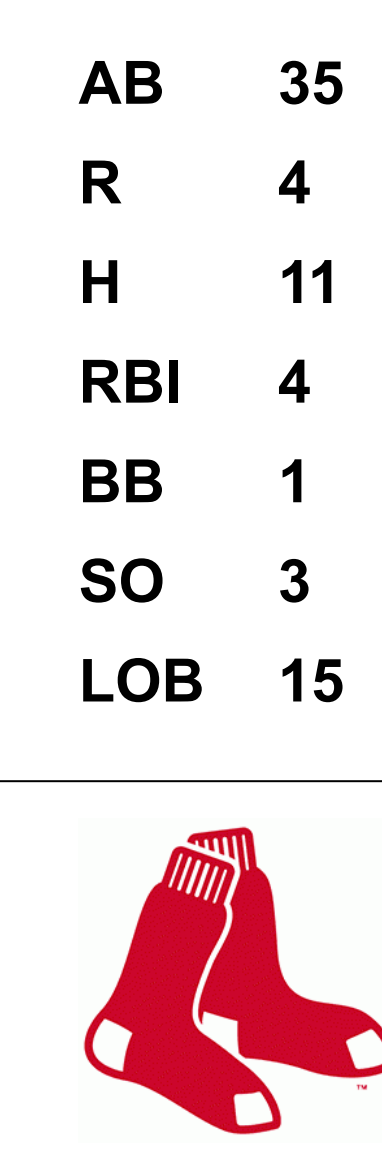
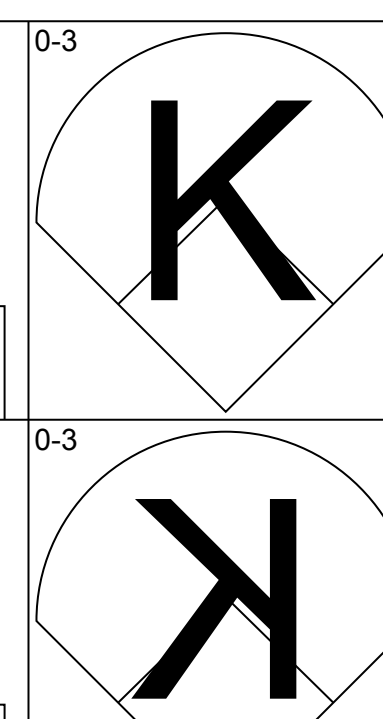
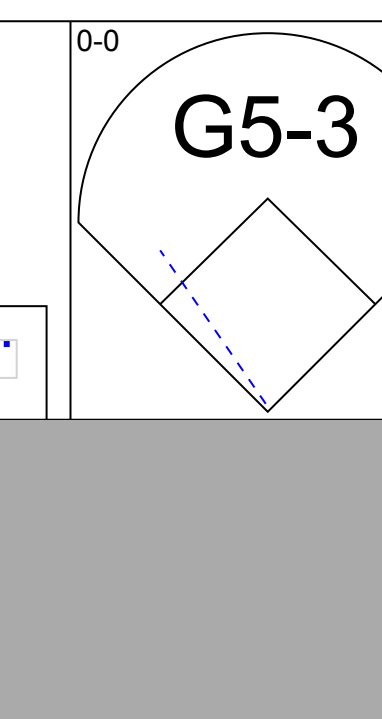
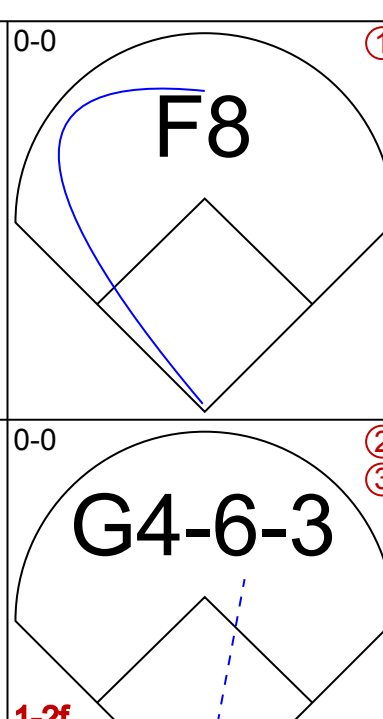
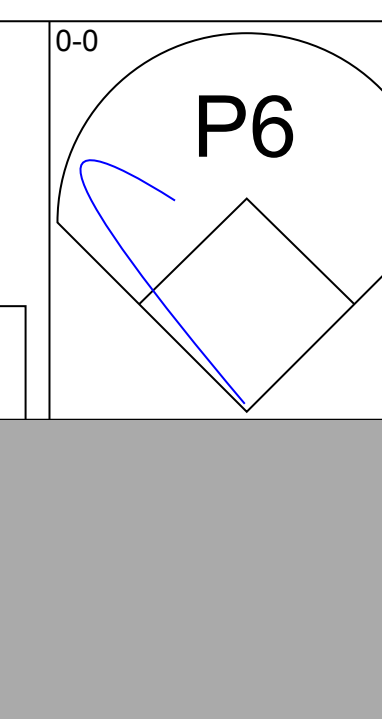
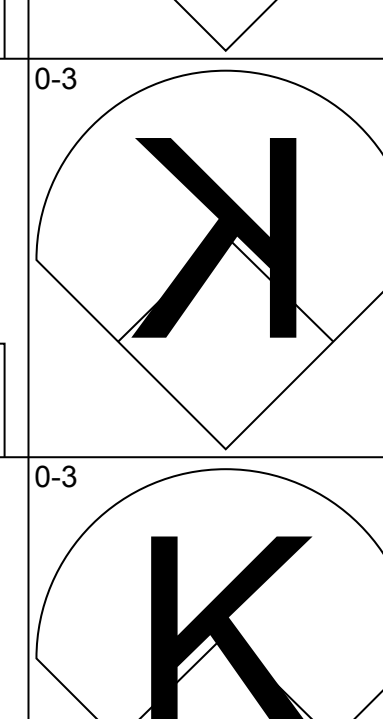
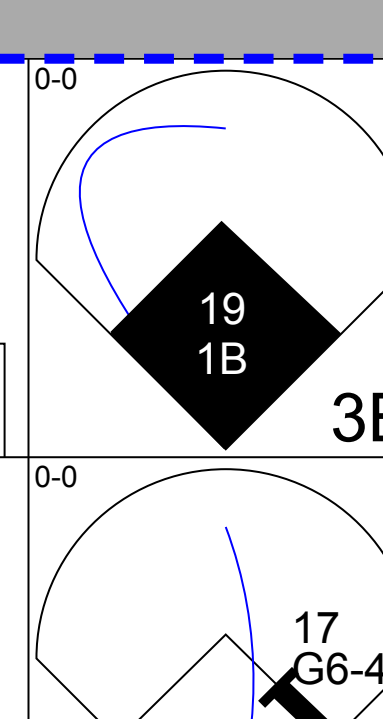
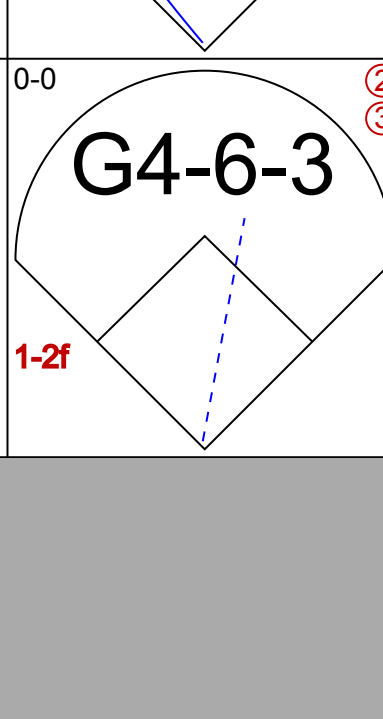
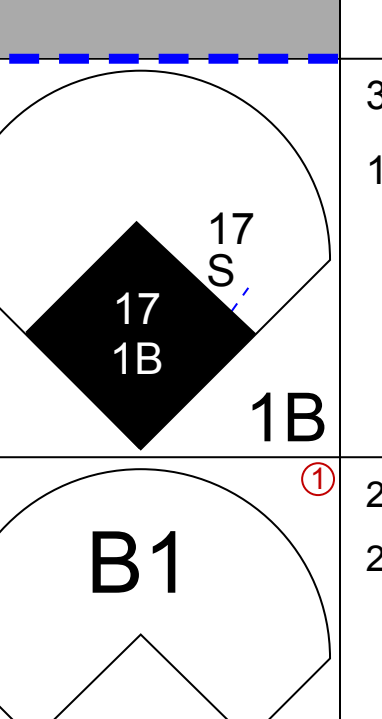
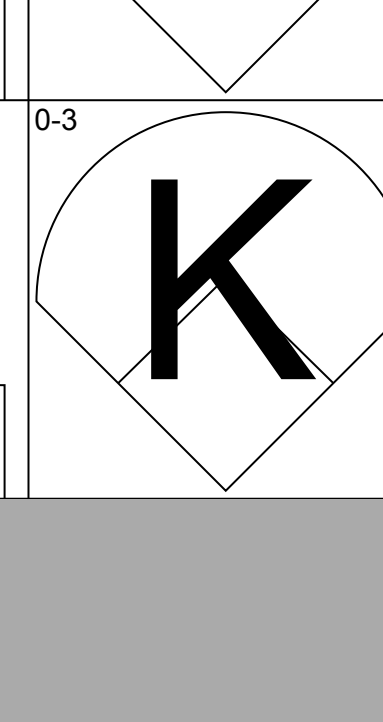
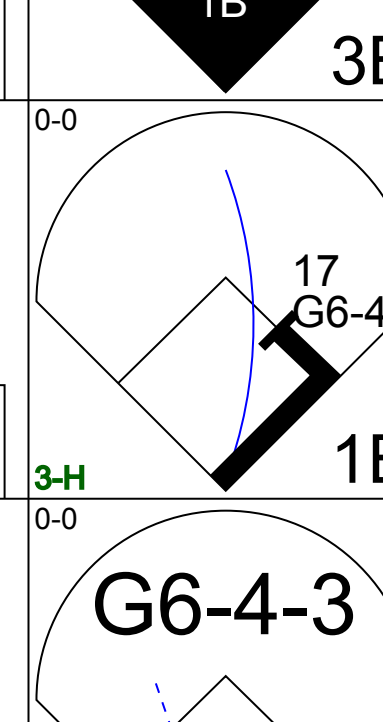
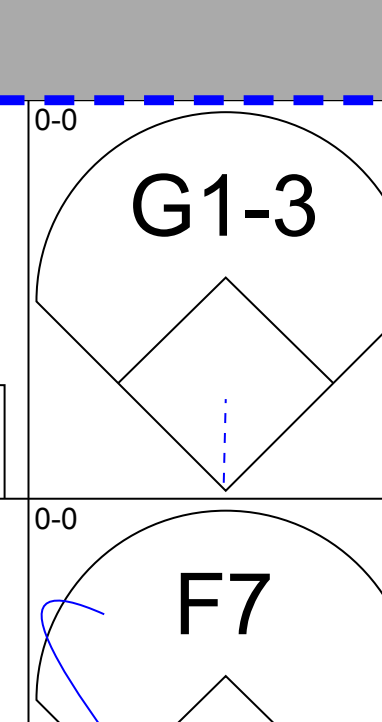
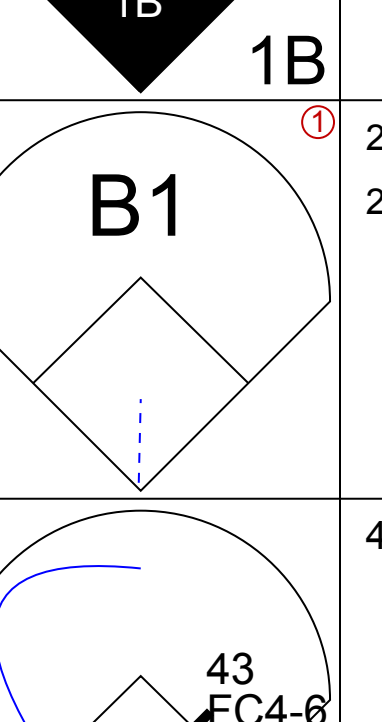
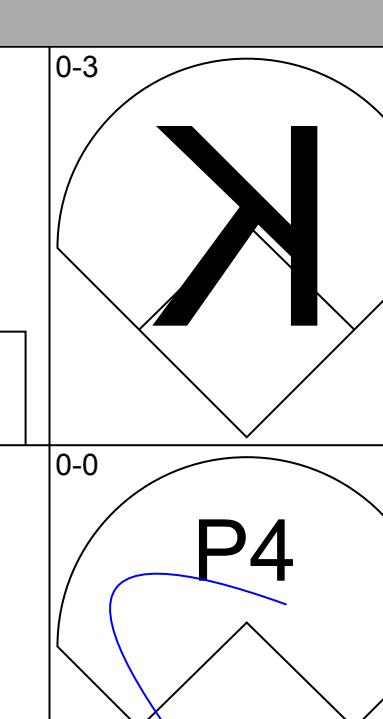
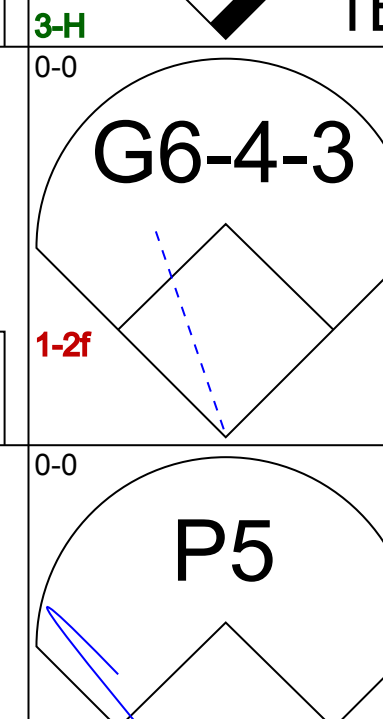
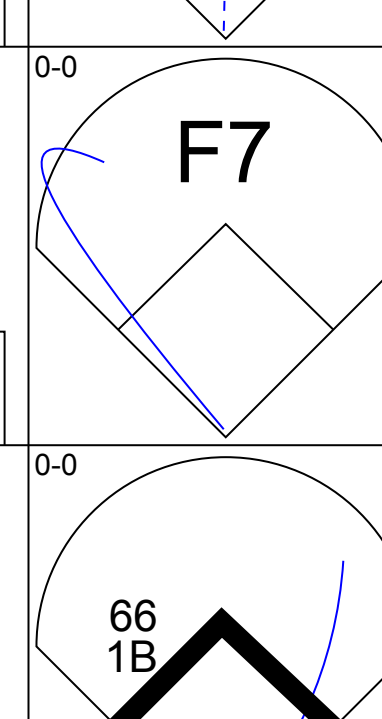
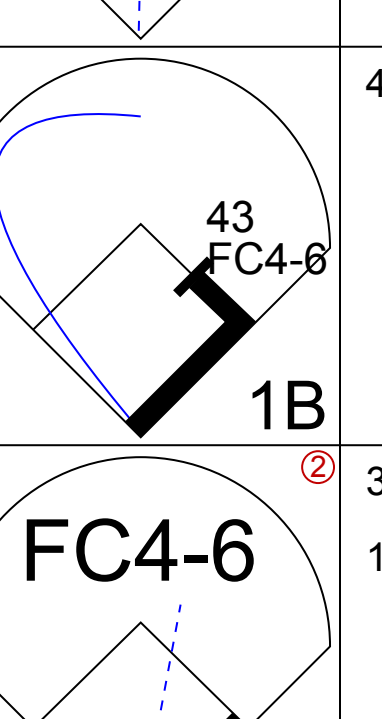
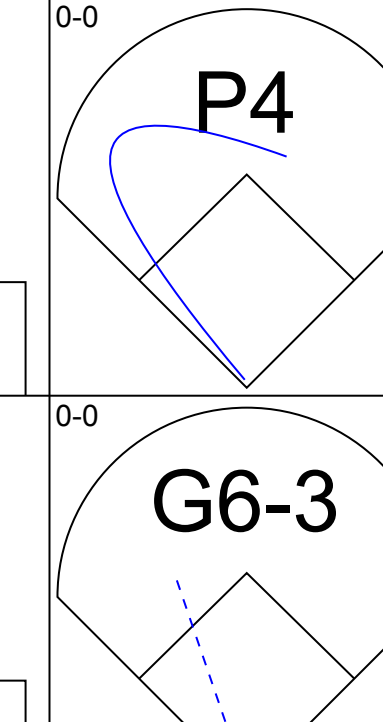
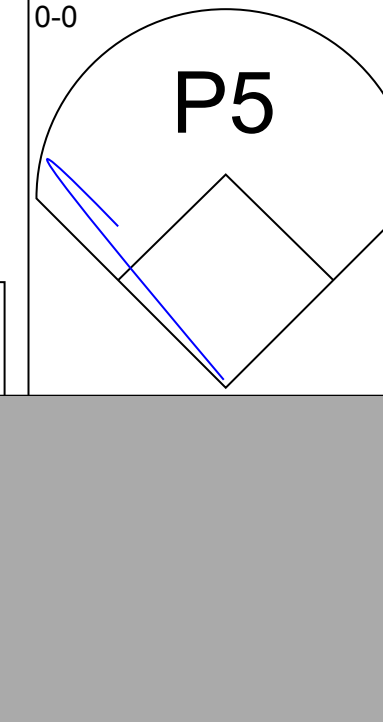
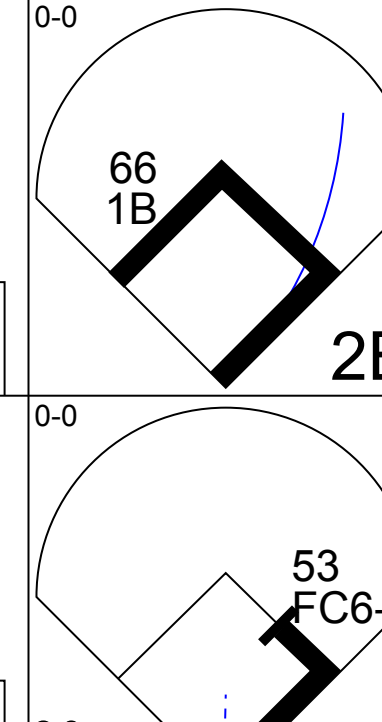
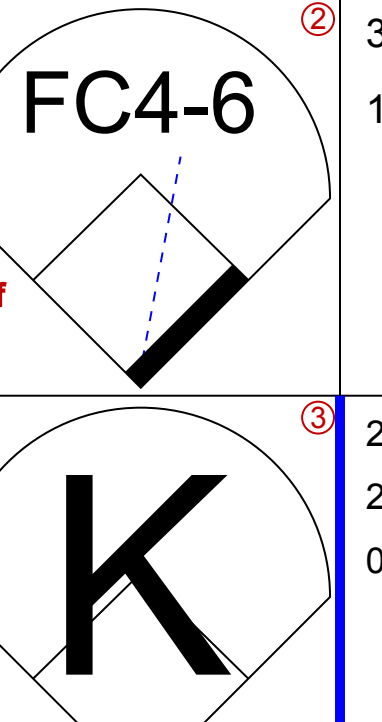
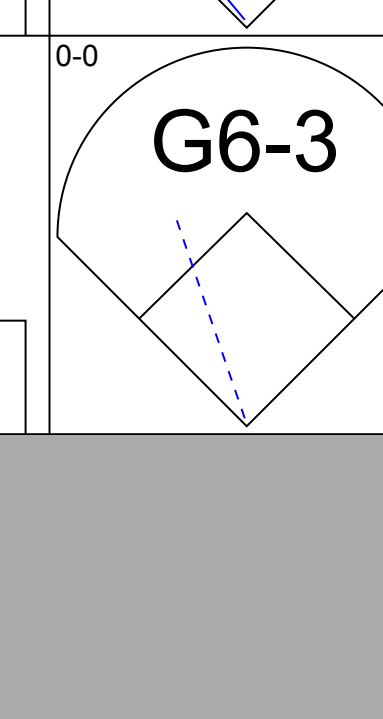
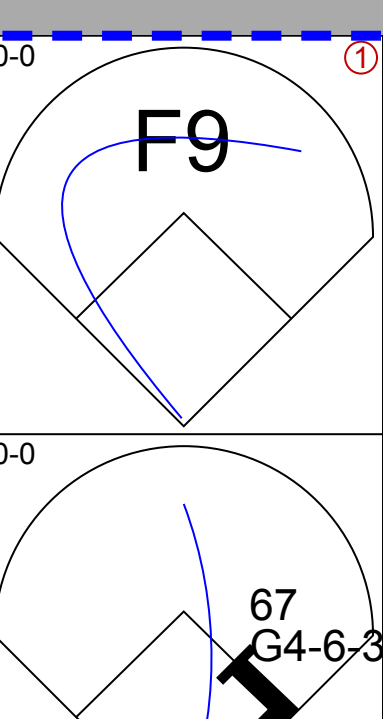
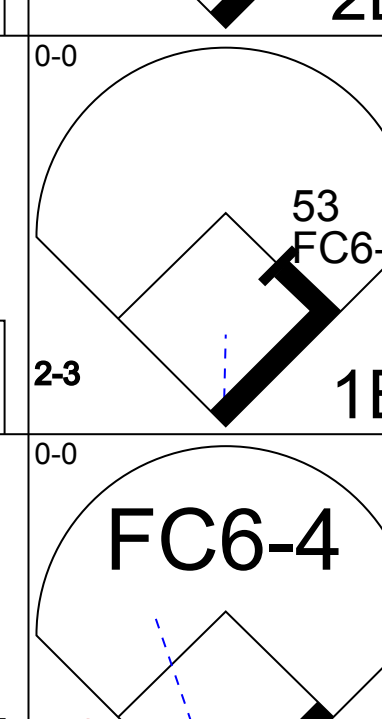
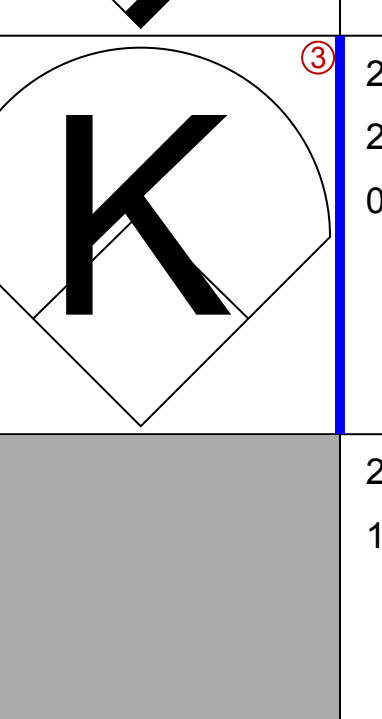
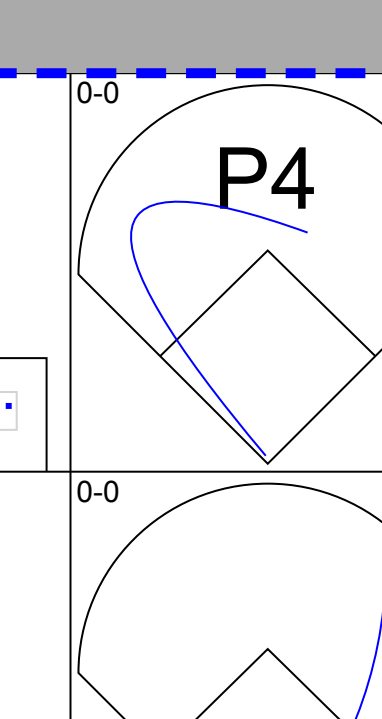
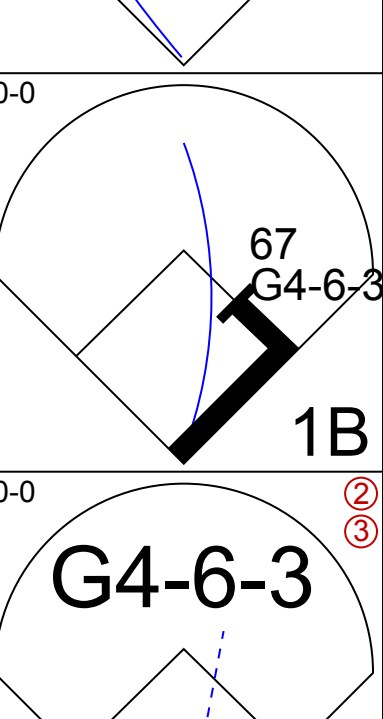
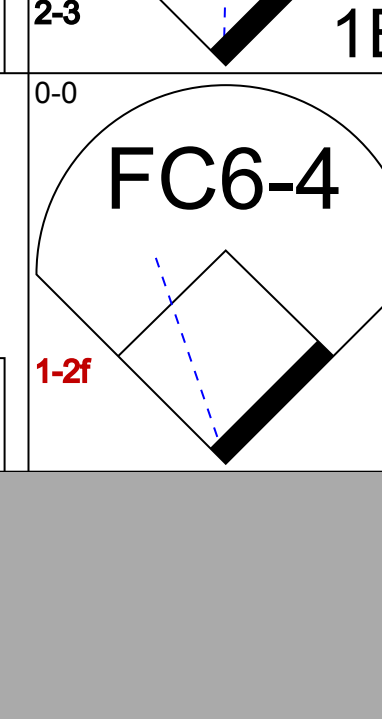
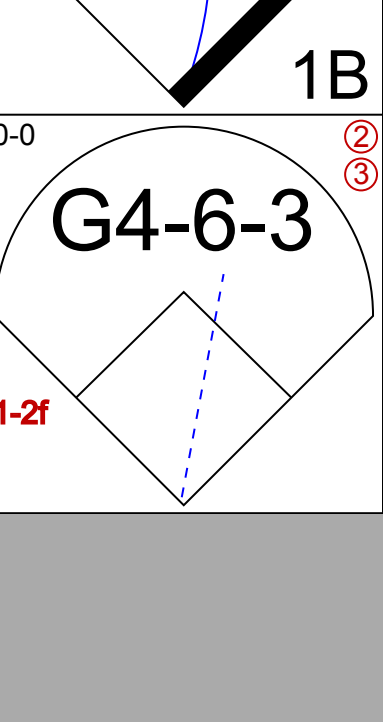
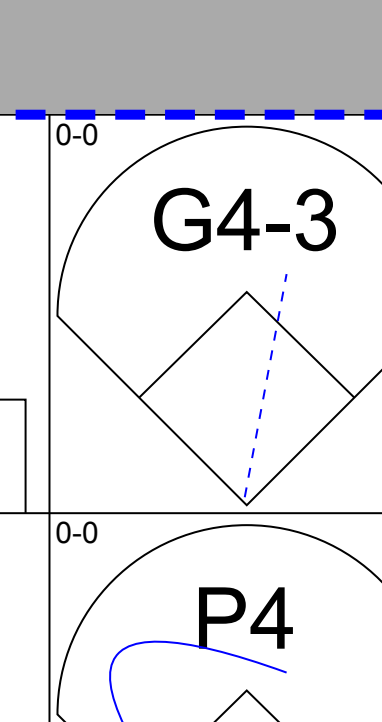
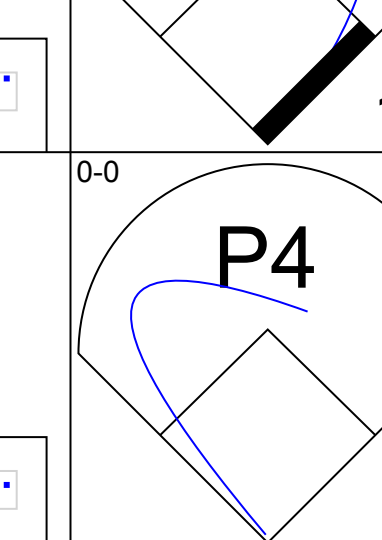
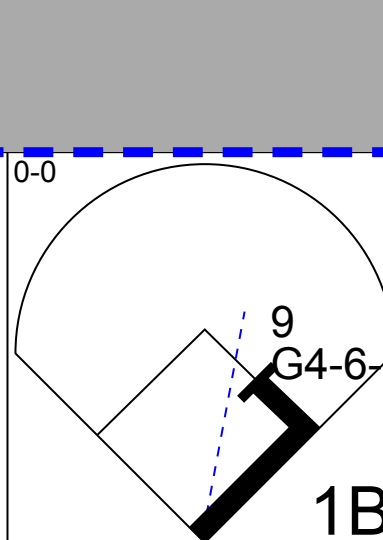
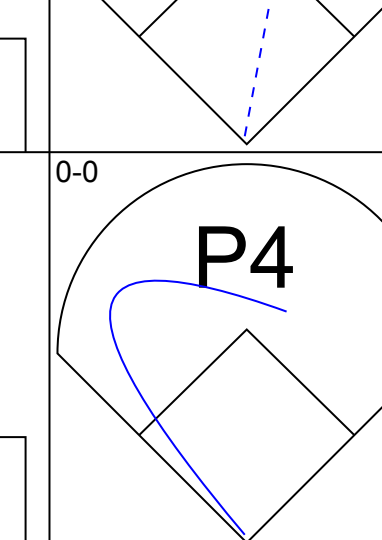


Minnesota Twins - 2016

Batter	1	2	3	4	5	6	7	8	9	AB	R	H	RBI	BB	SO	LOB	TOP					
25 Byron Buxton, R OBP: 0.333, SLG: 0.333 39 Danny Santana, S (5, 8)										3	0	1	1	0	2	1	Minnesota Twins @ Boston Red Sox JetBlue Park, Ft. Myers, FL Wed Mar 02 2016, 1:11 PM - 4:15 PM EST Att: 10,017 - Sunny - 80 F					
9 Eduardo Núñez, R OBP: 0.667, SLG: 2.000 32 Buck Britton, L (5, 5)										3	0	2	0	0	0	2						
19 Kennys Vargas, S 53 Reynaldo Rodríguez, R (5, 3)										2	0	0	0	1	0	3						
22 Miguel Sanó, R 67 Max Kepler, L (5, 9)										0	1	0	0	2	0	0						
31 Oswaldo Arcia, L 21 Darin Mastroianni, R (5, 7)										3	0	0	0	0	1	6						
52 ByungHo Park, R 73 Adam Brett Walker, R (7, PH) (7, 10)										3	0	0	0	0	3	6						
11 Jorge Polanco, S 30 James Beresford, L (5, 4)										3	1	2	2	0	1	0						
12 John Ryan Murphy, R 66 John Hicks, R (6, 2)										2	1	0	0	1	2	1						
36 Wilfredo Tovar, R 1 Engleb Vielma, S (6, 6)										3	0	1	0	0	0	1						
Inning Stats	R: 0 E: 0 K: 3 S: 10	H: 1 LOB: 3 BB: 2 P: 18	R: 0 E: 0 K: 2 S: 8	H: 1 LOB: 1 BB: 0 P: 8	R: 0 E: 0 K: 1 S: 6	H: 1 LOB: 2 BB: 1 P: 10	R: 1 E: 0 K: 1 S: 7	H: 2 LOB: 2 BB: 1 P: 11	R: 2 E: 0 K: 2 S: 10	H: 1 LOB: 0 BB: 0 P: 14	R: 0 E: 0 K: 0 S: 3	H: 0 LOB: 0 BB: 0 P: 3	R: 2 E: 1 K: 2 S: 9	H: 1 LOB: 1 BB: 1 P: 13	R: 1 E: 0 K: 0 S: 5	H: 2 LOB: 1 BB: 0 P: 5		R: 1 E: 0 K: 0 S: 4	H: 2 LOB: 1 BB: 0 P: 5	1B: 7 2B: 3 3B: 0 HR: 1	SF: 0 SAC: 0 DP: 1 HBP: 2	WP: 0 PB: 0 SB: 0 CS: 0
PITCHER	IP WLS BF H R ER SO BB IBB HBP BLK WP HR S P ERA WHIP	2.0 10 2 0 0 5 2 0 0 0 0 0 0 18 26 0.00 2.000	1.0 5 1 0 0 1 1 0 0 0 0 0 0 6 10 0.00 2.000	1.2 L 9 2 2 2 1 0 1 0 0 0 0 11 16 10.80 1.800	0.1 2 1 1 1 1 0 0 0 0 0 1 6 9 27.00 3.000	1.0 3 0 0 0 0 0 0 0 0 0 0 0 3 3 0.00 0.000	1.0 6 1 2 0 2 1 0 0 0 0 0 0 2 13 0.00 2.000	1.0 5 2 1 1 0 0 0 0 0 0 0 0 1 16 10.80 1.800	1.0 5 2 1 1 0 0 0 0 0 0 0 0 2 5 9.00 2.000	0.9 9 0 0 0 0 0 0 0 0 0 0 0 3 3 0.00 0.000	PITCHER	IP WLS BF H R ER SO BB IBB HBP BLK WP HR S P ERA WHIP	1.0 6 1 2 0 2 1 0 0 0 0 0 0 9 13 0.00 2.000	1.0 5 2 1 1 0 0 0 0 0 0 0 0 5 5 9.00 2.000	1.0 6 1 2 0 2 1 0 0 0 0 0 0 9 13 0.00 2.000	1.0 5 2 1 1 0 0 0 0 0 0 0 0 4 5 9.00 2.000	1.0 6 1 2 0 2 1 0 0 0 0 0 0 2 5 9.00 2.000	1.0 6 1 2 0 2 1 0 0 0 0 0 0 2 5 9.00 2.000	1B: 7 2B: 3 3B: 0 HR: 1	SF: 0 SAC: 0 DP: 1 HBP: 2	WP: 0 PB: 0 SB: 0 CS: 0	PA: 45
50 Mookie Betts, R 16 Deven Marrero, R (7, 5)										3	0	0	0	0	1	3	Minnesota Twins @ Boston Red Sox JetBlue Park, Ft. Myers, FL Wed Mar 02 2016, 1:11 PM - 4:15 PM EST Att: 10,017 - Sunny - 80 F					
15 Dustin Pedroia, R OBP: 0.333, SLG: 0.333 32 Josh Rutledge, R (6, FR) (7, 4)										3	0	1	0	0	0	2						
2 Xander Bogaerts, R 79 Marco Hernández, L (6, PR) (7, 6)										3	0	0	0	0	0	2						
13 Hanley Ramirez, R 65 Ryan LaMarre, R (7, 8)										3	0	1	0	0	0	2						
Pablo Sandoval, S 31 Brennan Boesch, L (7, 9)										2	0	0	0	0	0	1						
30 Chris Young, R 64 Bryce Brentz, R (6, 7)										2	0	0	0	0	0	1						
23 Blake Swihart, S 3 Sandy León, S (7, 2)										2	0	0	0	0	0	0						
5 Allen Craig, R 70 Chris Dominguez, R (8, PH) (9, 10)										2	1	1	0	0	0	0						
25 Jackie Bradley Jr., L 74 Sam Travis, R (7, 3)										2	0	2	0	0	0	0						
Inning Stats	R: 0 E: 0 K: 0 S: 3	H: 0 LOB: 0 BB: 0 P: 3	R: 0 E: 0 K: 0 S: 3	H: 1 LOB: 0 BB: 0 P: 3	R: 0 E: 0 K: 1 S: 7	H: 2 LOB: 2 BB: 0 P: 7	R: 0 E: 0 K: 0 S: 3	H: 0 LOB: 0 BB: 0 P: 3	R: 0 E: 0 K: 0 S: 5	H: 0 LOB: 0 BB: 0 P: 5	R: 0 E: 0 K: 0 S: 3	H: 0 LOB: 0 BB: 0 P: 3	R: 0 E: 0 K: 1 S: 7	H: 3 LOB: 1 BB: 1 P: 12	R: 2 E: 0 K: 1 S: 8	H: 3 LOB: 1 BB: 0 P: 8		1B: 10 2B: 1 3B: 0 HR: 0	SF: 1 SAC: 0 DP: 2 HBP: 0	WP: 0 PB: 0 SB: 0 CS: 0	PA: 37	
PITCHER	IP WLS BF H R ER SO BB IBB HBP BLK WP HR S P ERA WHIP	2.0 W 8 2 0 0 1 0 0 0 0 0 0 10 10 0.00 1.000	1.0 H 3 0 0 0 0 0 0 0 0 0 0 3 3 0.00 0.000	1.0 H 5 2 0 0 0 0 0 0 0 0 0 5 5 0.00 2.000	1.0 3 0 0 0 0 0 0 0 0 0 0 0 3 3 0.00 0.000	1.0 6 3 2 2 1 0 0 0 0 0 0 0 7 12 18.00 4.000	1.0 6 3 2 2 1 0 0 0 0 0 0 0 8 8 18.00 3.000	1.0 6 3 2 2 1 0 0 0 0 0 0 0 7 12 18.00 4.000	1.0 6 3 2 2 1 0 0 0 0 0 0 0 8 8 18.00 3.000	1.0 6 3 2 2 1 0 0 0 0 0 0 0 7 12 18.00 4.000	1.0 6 3 2 2 1 0 0 0 0 0 0 0 8 8 18.00 3.000	1.0 6 3 2 2 1 0 0 0 0 0 0 0 8 8 18.00 3.000	1.0 6 3 2 2 1 0 0 0 0 0 0 0 8 8 18.00 3.000	1.0 6 3 2 2 1 0 0 0 0 0 0 0 8 8 18.00 3.000	1.0 6 3 2 2 1 0 0 0 0 0 0 0 8 8 18.00 3.000	1.0 6 3 2 2 1 0 0 0 0 0 0 0 8 8 18.00 3.000	1.0 6 3 2 2 1 0 0 0 0 0 0 0 8 8 18.00 3.000	1B: 10 2B: 1 3B: 0 HR: 0	SF: 1 SAC: 0 DP: 2 HBP: 0	WP: 0 PB: 0 SB: 0 CS: 0	PA: 37	

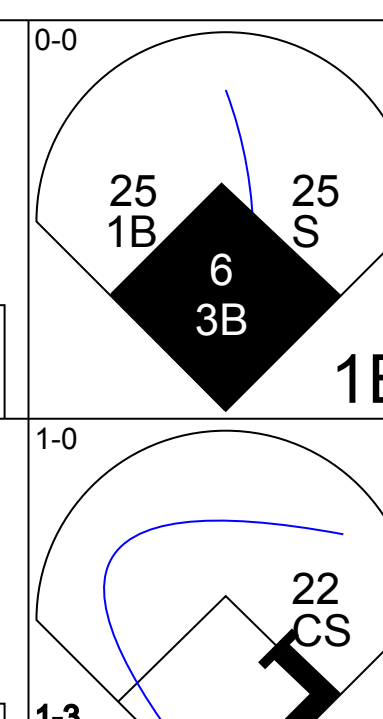
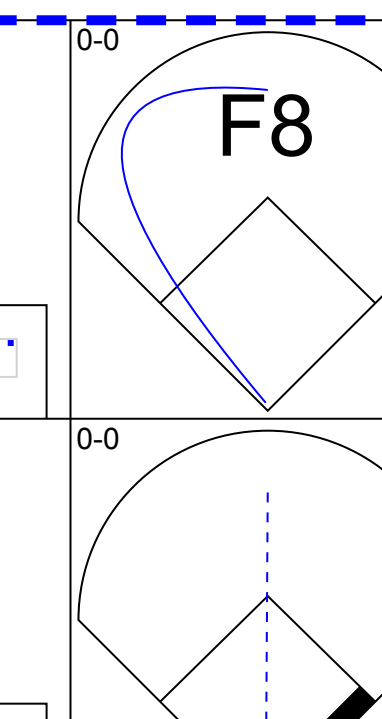
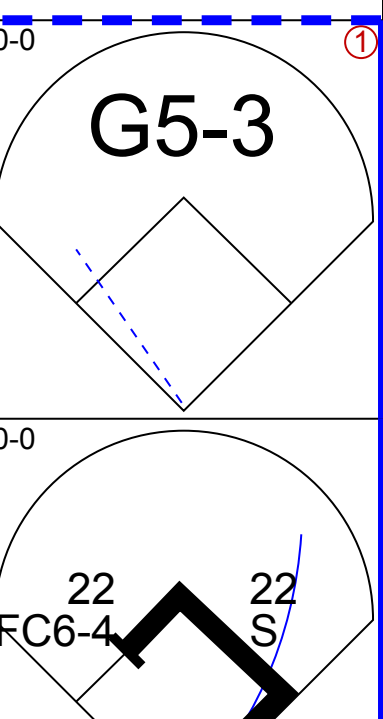
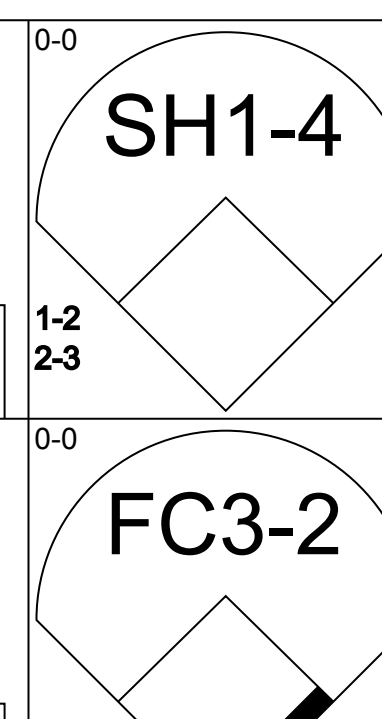
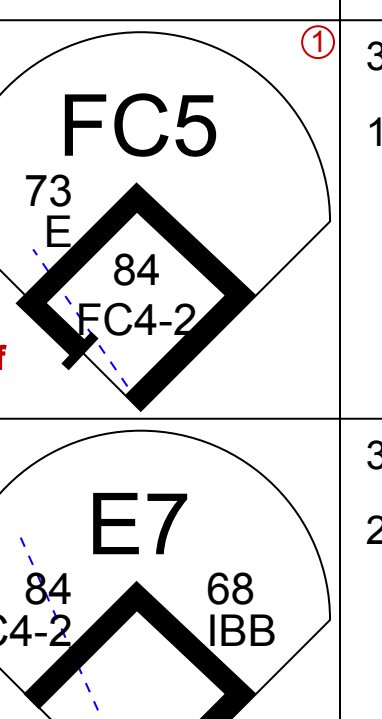
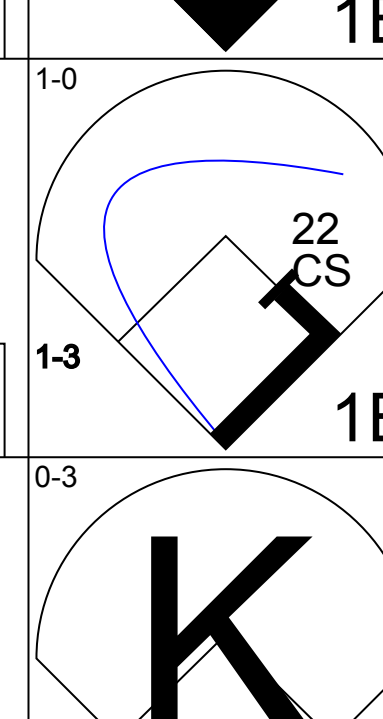
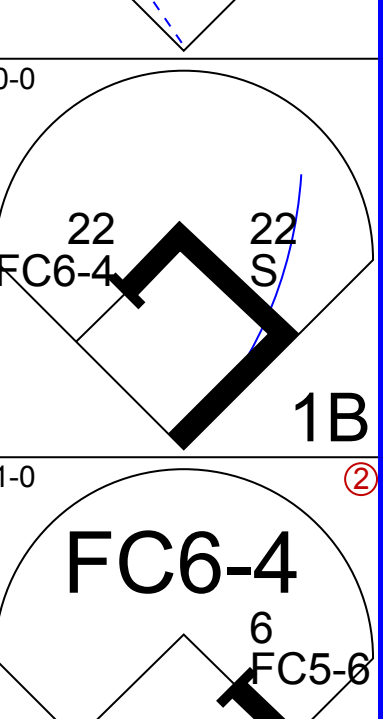
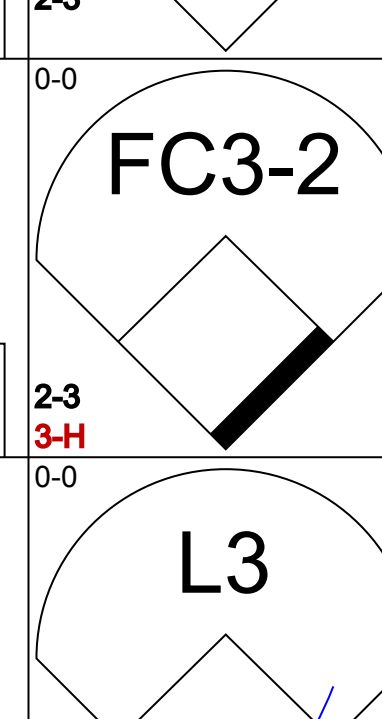
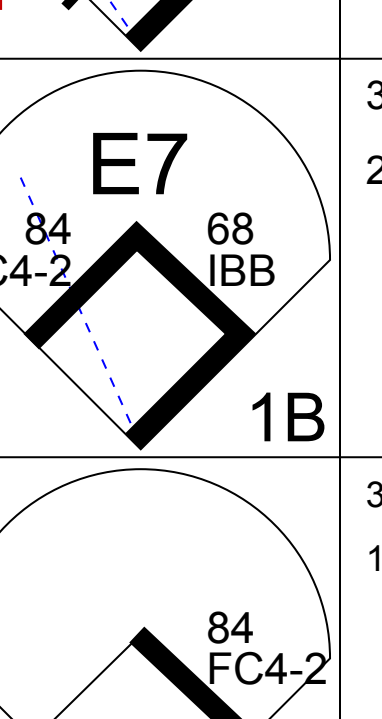
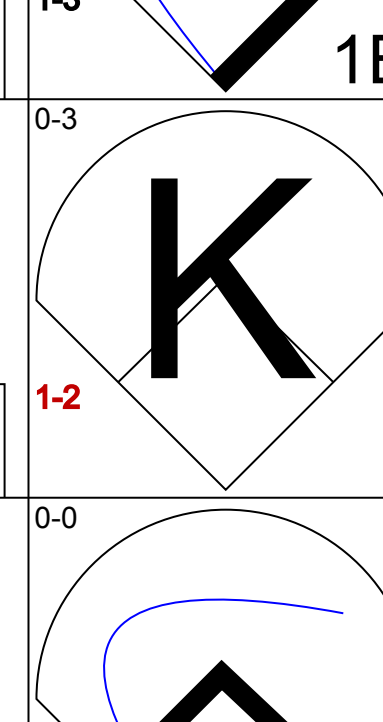
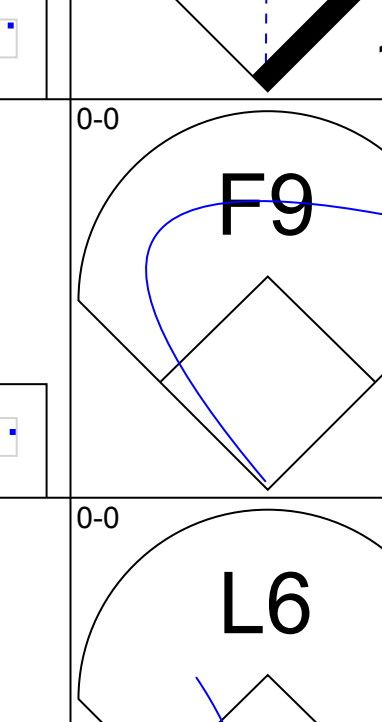
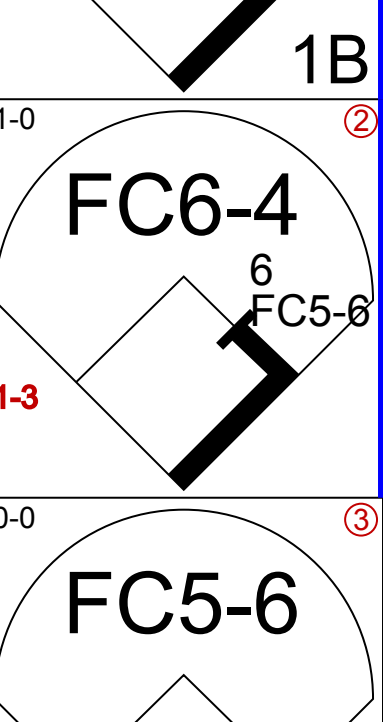
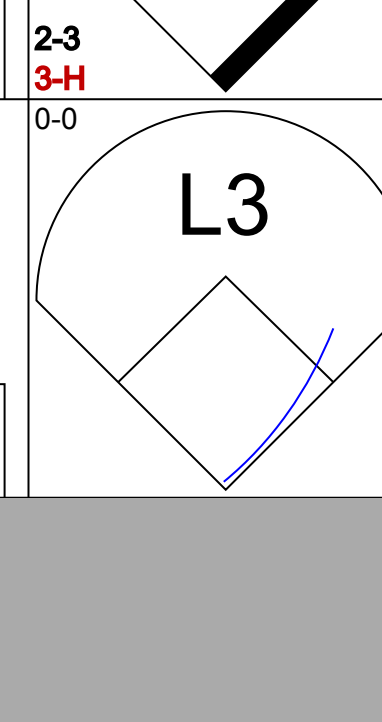
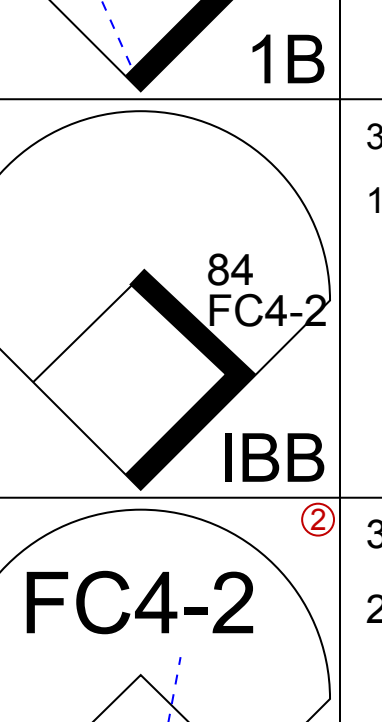
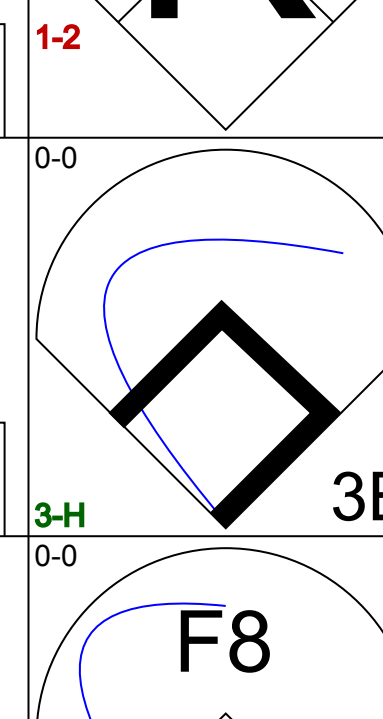
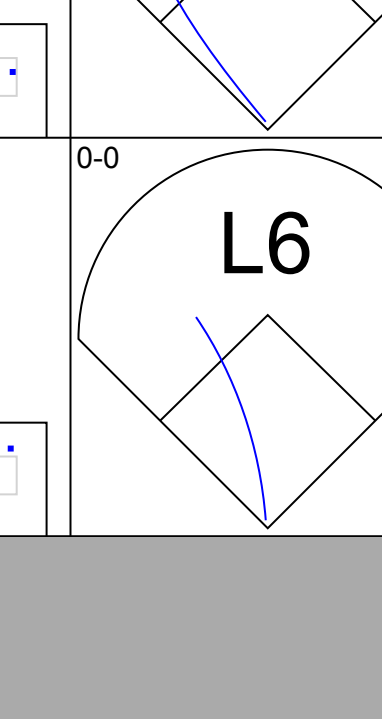
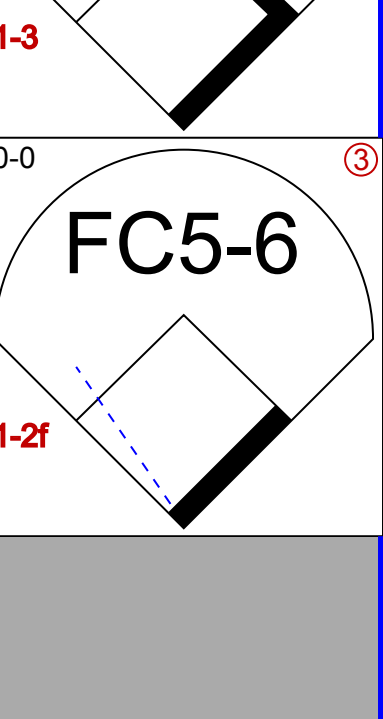
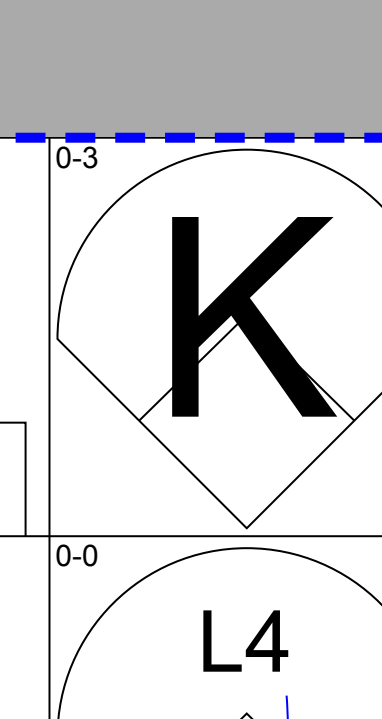
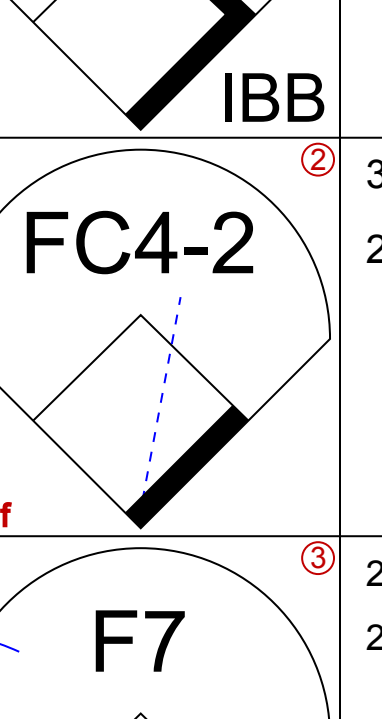
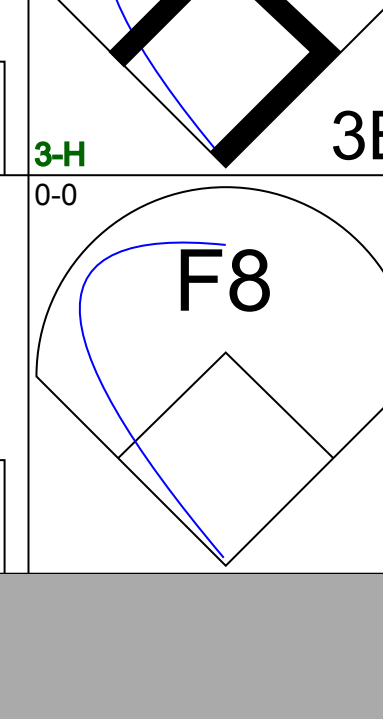
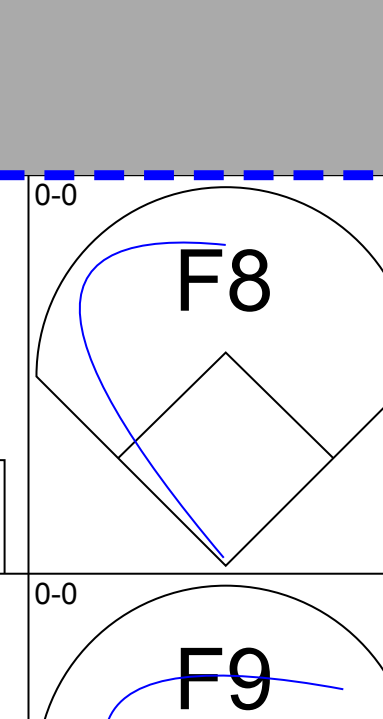
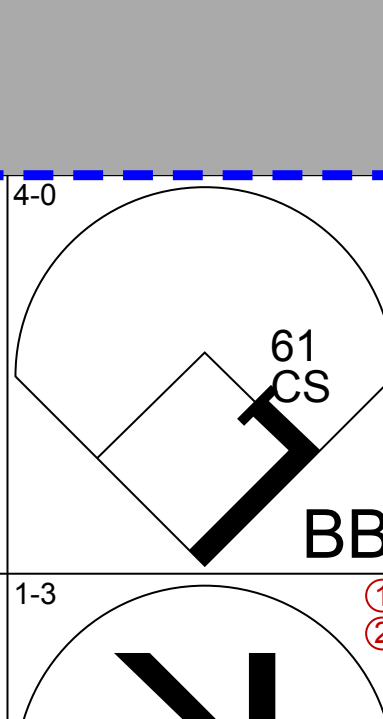
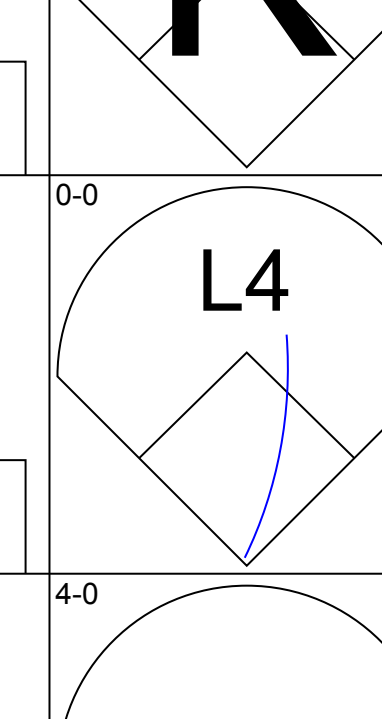
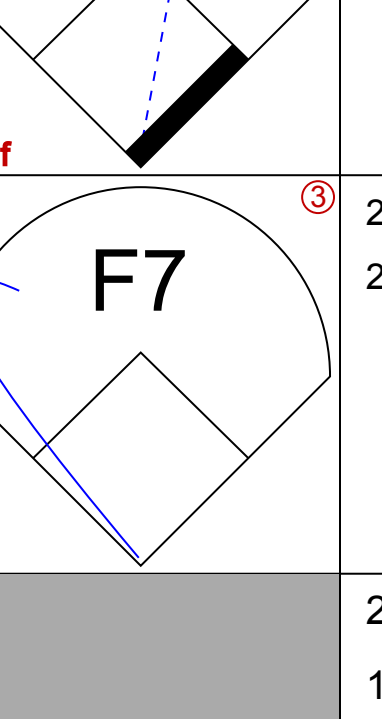
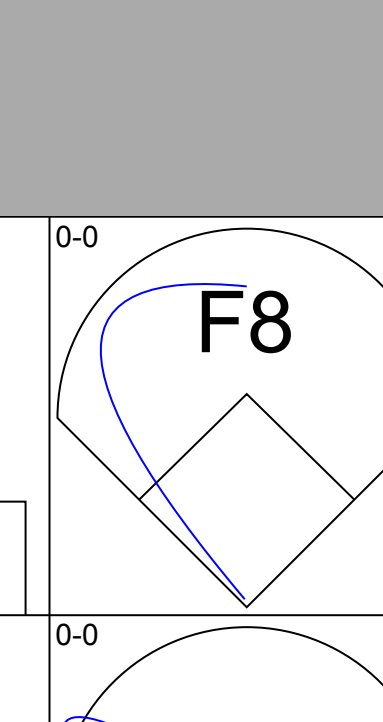
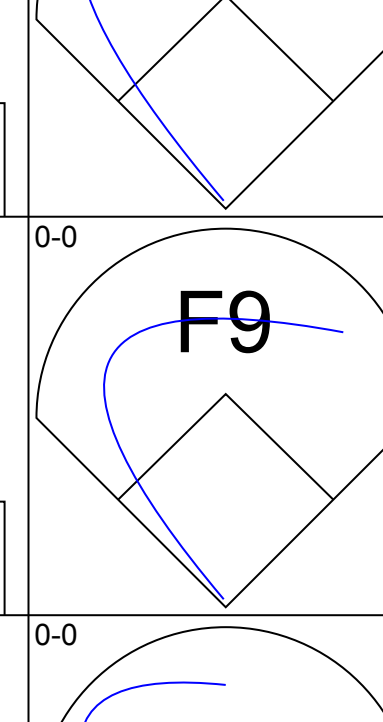
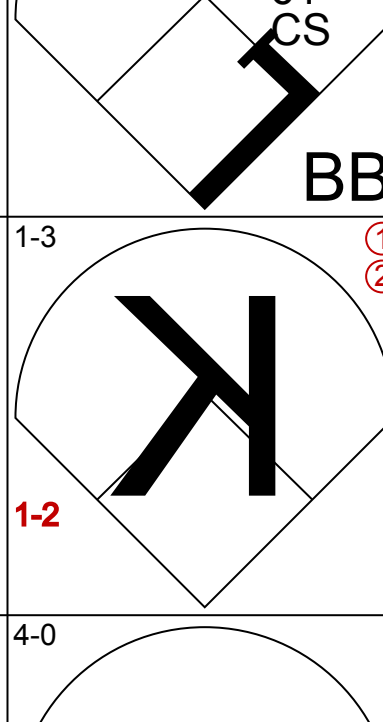
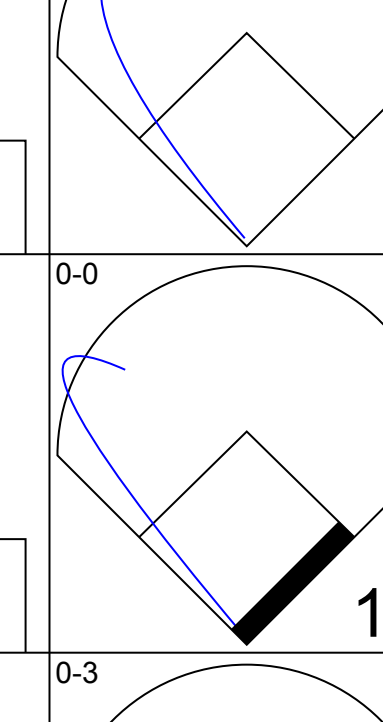
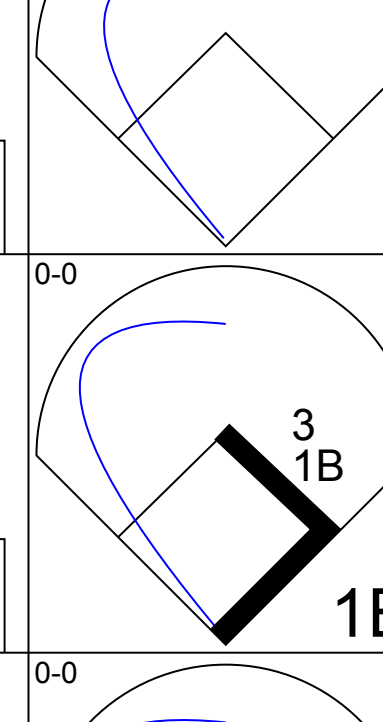
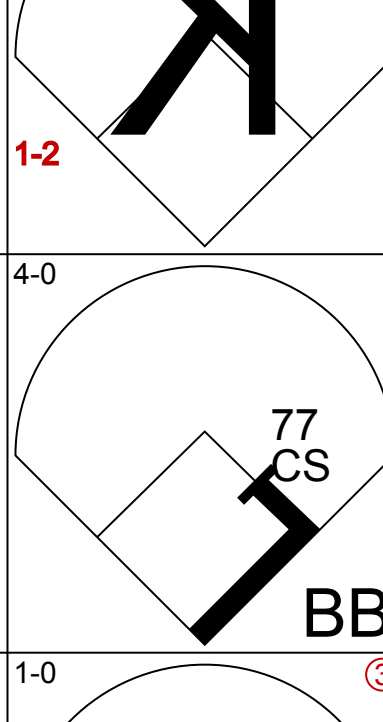
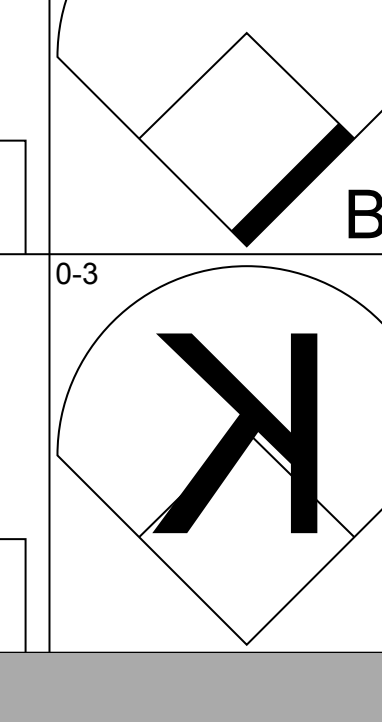
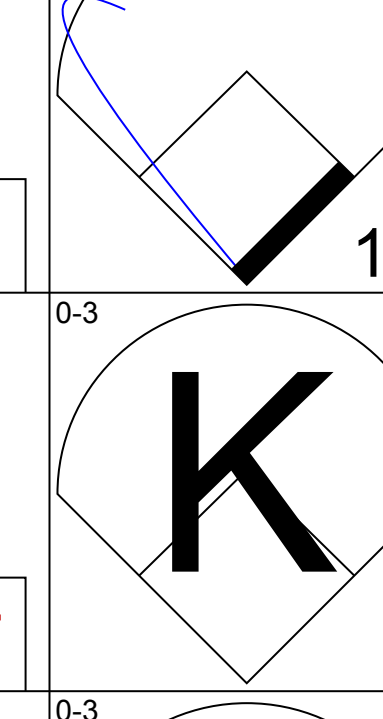
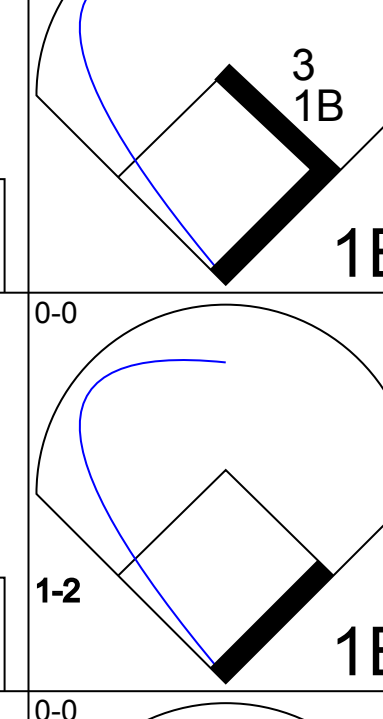
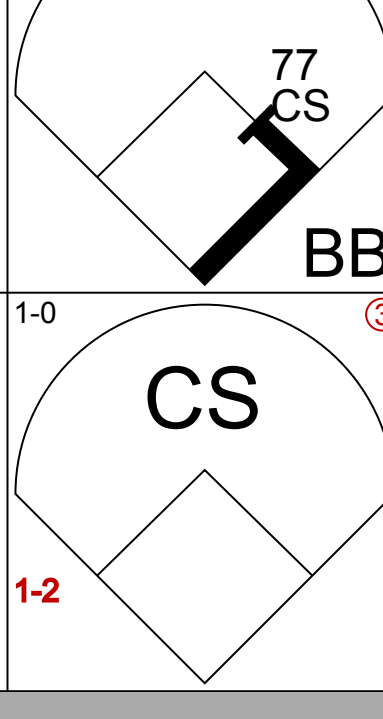
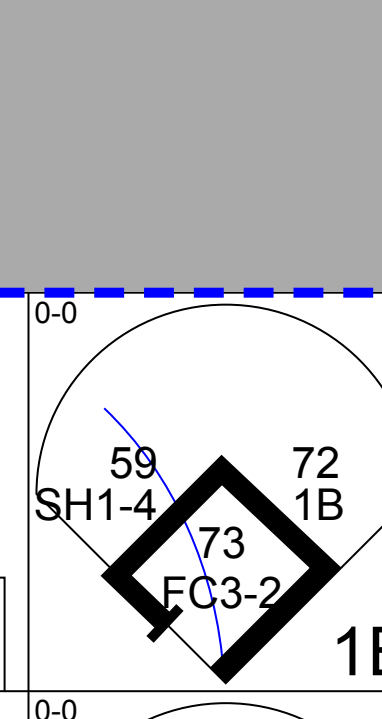
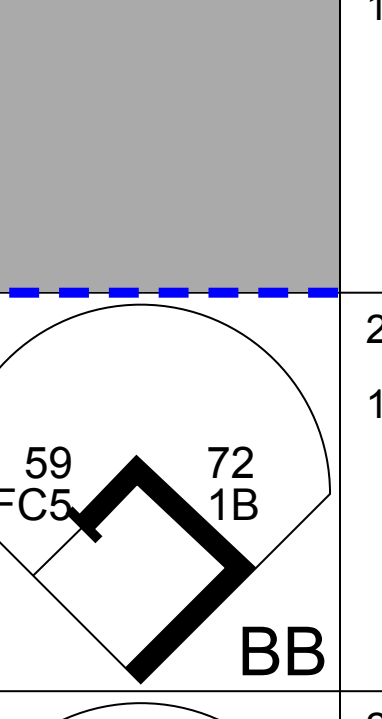
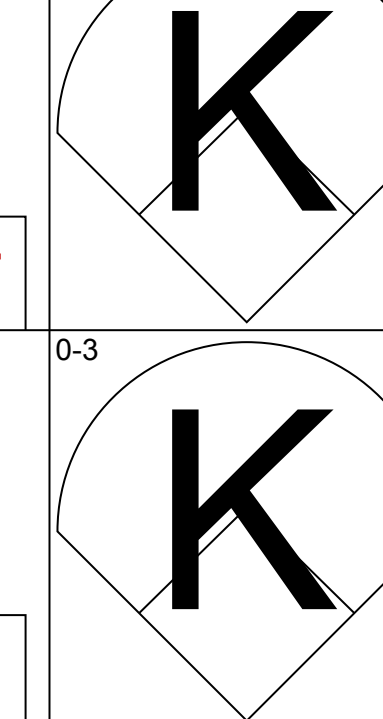
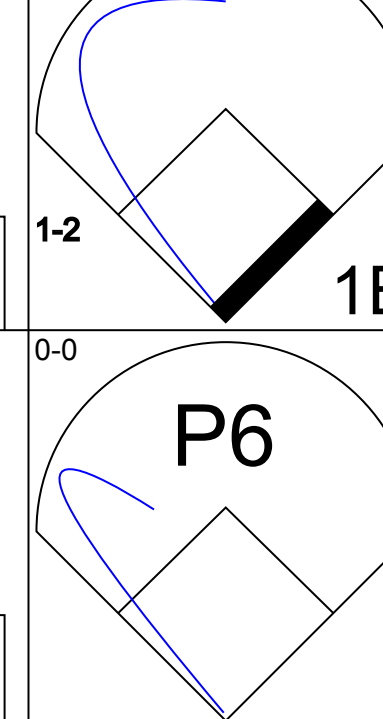
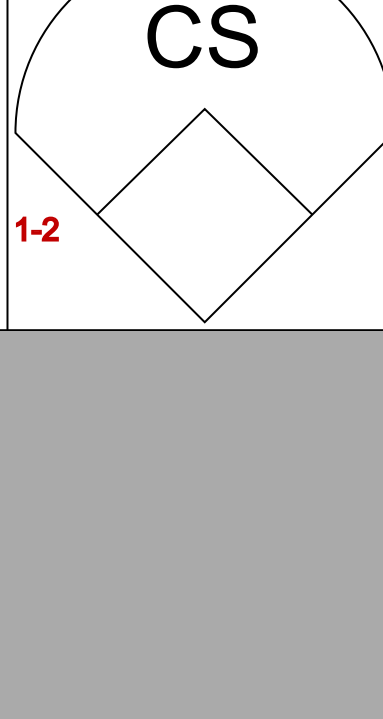
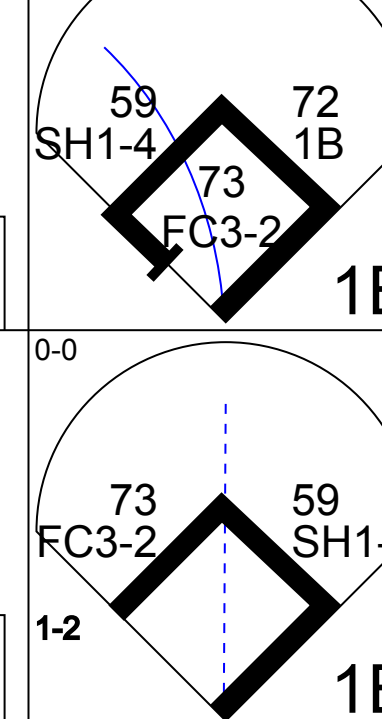
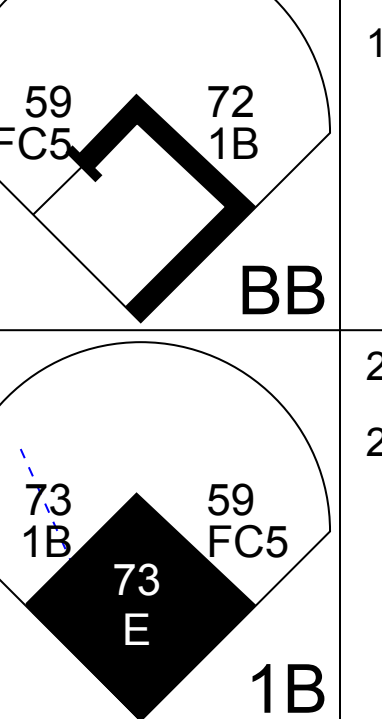
AB 38
R 7
H 11
RBI 5
BB 5
SO 11
LOB 30



Batter	1	2	3	4	5	6	7	8	9	AB	R	H	RBI	BB	SO	LOB	TOP					
39 Danny Santana, S OBP: 0.111, SLG: 0.500 (1, 5) (6, 4)										4	0	0	0	0	1	2	Minnesota Twins @ Pittsburgh Pirates McKechnie Field, Bradenton, FL Fri Mar 04 2016, 1:08 PM - 4:00 PM EST Att: 5,744 - Sunny - 76 F					
9 Eduardo Núñez, R OBP: 0.500, SLG: 0.833 36 Wilfredo Tovar, R OBP: 0.500, SLG: 0.500 (1, 6) (6, 6)										3	1	1	0	0	1	1						
19 Kennys Vargas, S OBP: 0.400, SLG: 0.250 21 Darin Mastroianni, R (1, 3) (6, 8)										2	0	1	1	0	1	0						
17 Carlos Quentin, R OBP: 0.571, SLG: 0.400 (1, 10)										4	0	1	1	0	1	1						
26 Ryan Sweeney, L OBP: 0.600, SLG: 0.667 43 Joe Benson, R OBP: 0.333, SLG: 0.333 (1, 9) (7, PR) (7, 9)										3	0	1	0	0	0	0						
12 John Ryan Murphy, R 66 John Hicks, R OBP: 0.500, SLG: 0.750 83 Carlos Paulino, R (1, 2) (6, 2) (9, 2)										2	0	0	0	0	0	0						
31 Oswaldo Arcia, L OBP: 0.200, SLG: 0.200 53 Reynaldo Rodríguez, R OBP: 0.667, SLG: 1.000 (1, 7) (6, 7)										2	0	1	0	0	0	0						
67 Max Kepler, L OBP: 0.400, SLG: 0.400 (1, 8) (6, 3)										3	0	1	0	0	0	1						
11 Jorge Polanco, S OBP: 0.429, SLG: 1.000 32 Buck Britton, L (1, 4) (6, 5)										2	0	1	0	0	0	1						
Inning Stats	R: 0 E: 0 K: 3 S: 9	H: 0 LOB: 0 BB: 0 P: 9	R: 0 E: 0 K: 1 S: 5	H: 0 LOB: 0 BB: 0 P: 5	R: 0 E: 0 K: 0 S: 4	H: 1 LOB: 1 BB: 0 P: 4	R: 1 E: 0 K: 0 S: 4	H: 2 LOB: 0 BB: 0 P: 4	R: 0 E: 0 K: 0 S: 3	H: 1 LOB: 0 BB: 0 P: 3	R: 0 E: 0 K: 0 S: 3	H: 2 LOB: 2 BB: 0 P: 5	R: 0 E: 0 K: 0 S: 3	H: 0 LOB: 0 BB: 0 P: 3	R: 1 E: 0 K: 1 S: 7	H: 2 LOB: 1 BB: 0 P: 8		1B: 7 2B: 1 3B: 1 HR: 0	SF: 0 SAC: 0 DP: 3 HBP: 0	WP: 0 PB: 0 SB: 1 CS: 0	PA: 33	
PITCHER	IP WLS BF H R ER SO BB IBB HBP BLK WP HR S P ERA WHIP	IP WLS BF H R ER SO BB IBB HBP BLK WP HR S P ERA WHIP	IP WLS BF H R ER SO BB IBB HBP BLK WP HR S P ERA WHIP	IP WLS BF H R ER SO BB IBB HBP BLK WP HR S P ERA WHIP	IP WLS BF H R ER SO BB IBB HBP BLK WP HR S P ERA WHIP	IP WLS BF H R ER SO BB IBB HBP BLK WP HR S P ERA WHIP	IP WLS BF H R ER SO BB IBB HBP BLK WP HR S P ERA WHIP	IP WLS BF H R ER SO BB IBB HBP BLK WP HR S P ERA WHIP	IP WLS BF H R ER SO BB IBB HBP BLK WP HR S P ERA WHIP	IP WLS BF H R ER SO BB IBB HBP BLK WP HR S P ERA WHIP	IP WLS BF H R ER SO BB IBB HBP BLK WP HR S P ERA WHIP	IP WLS BF H R ER SO BB IBB HBP BLK WP HR S P ERA WHIP	IP WLS BF H R ER SO BB IBB HBP BLK WP HR S P ERA WHIP	IP WLS BF H R ER SO BB IBB HBP BLK WP HR S P ERA WHIP	IP WLS BF H R ER SO BB IBB HBP BLK WP HR S P ERA WHIP	IP WLS BF H R ER SO BB IBB HBP BLK WP HR S P ERA WHIP	IP WLS BF H R ER SO BB IBB HBP BLK WP HR S P ERA WHIP	IP WLS BF H R ER SO BB IBB HBP BLK WP HR S P ERA WHIP	IP WLS BF H R ER SO BB IBB HBP BLK WP HR S P ERA WHIP	IP WLS BF H R ER SO BB IBB HBP BLK WP HR S P ERA WHIP	IP WLS BF H R ER SO BB IBB HBP BLK WP HR S P ERA WHIP	IP WLS BF H R ER SO BB IBB HBP BLK WP HR S P ERA WHIP

AB	33
R	2
H	9
RBI	2
BB	0
SO	5
LOB	12



Batter	1	2	3	4	5	6	7	8	9	AB	R	H	RBI	BB	SO	LOB	BOTTOM					
5 Josh Harrison, R OBP: 0.333, SLG: 0.375 59 Aïen Hanson, S OBP: 0.600, SLG: 0.500 (1, 4) (6, 4)										3	1	1	0	0	0	0	Minnesota Twins @ Pittsburgh Pirates McKechnie Field, Bradenton, FL Fri Mar 04 2016, 1:08 PM - 4:00 PM EST Att: 5,744 - Sunny - 76 F					
25 Gregory Polanco, L OBP: 0.500, SLG: 0.500 73 Adam Frazier, L OBP: 0.500, SLG: 0.714 (1, 9) (6, 9)										3	0	3	0	0	0	0						
22 Andrew McCutchen, R 68 Danny Ortiz, L OBP: 0.222, SLG: 0.125 (1, 8) (6, 8)										3	0	0	0	0	1	4						
6 Starling Marte, R OBP: 0.400, SLG: 0.800 84 Reese McGuire, L (8, PH) (9, 10)										3	0	1	1	0	0	2						
29 Francisco Cervelli, R OBP: 0.200, SLG: 0.800 70 Ed Easley, R (1, 2) (6, 2)										2	0	0	0	0	0	1						
10 Jordy Mercer, R OBP: 0.428, SLG: 0.857 61 Gift Ngoepe, R (1, 6) (6, 6)										2	0	0	0	0	0	0						
28 John Jaso, L OBP: 0.500, SLG: 0.667 74 Dan Gamache, L (1, 3) (6, 3)										2	0	2	0	0	0	0						
3 Sean Rodríguez, R OBP: 0.500, SLG: 0.500 77 Juan Díaz, L OBP: 0.600, SLG: 0.500 (1, 5) (6, 5)										2	0	1	0	0	1	1						
24 Cole Figueroa, L OBP: 0.143, SLG: 0.143 72 Harold Ramírez, R OBP: 0.714, SLG: 0.833 (1, 7) (6, 7)										2	1	2	0	0	0	0						
Inning Stats	R: 1 E: 0 K: 1 S: 7	H: 3 LOB: 1 BB: 0 P: 8	R: 0 E: 0 K: 2 S: 8	H: 1 LOB: 1 BB: 0 P: 8	R: 0 E: 0 K: 0 S: 4	H: 1 LOB: 1 BB: 0 P: 4	R: 0 E: 0 K: 0 S: 5	H: 2 LOB: 2 BB: 0 P: 5	R: 0 E: 0 K: 0 S: 4	H: 1 LOB: 1 BB: 0 P: 5	R: 0 E: 0 K: 1 S: 3	H: 0 LOB: 0 BB: 2 P: 13	R: 0 E: 0 K: 0 S: 5	H: 2 LOB: 2 BB: 0 P: 5	R: 0 E: 0 K: 2 S: 7	H: 0 LOB: 1 BB: 1 P: 11		R: 1 E: 1 K: 0 S: 5	H: 2 LOB: 3 BB: 2 P: 13	1B: 11 2B: 1 3B: 1 HR: 0	SF: 0 SAC: 1 DP: 1 HBP: 0	WP: 0 PB: 0 SB: 2 CS: 3
PITCHER	IP WLS BF H R ER SO BB IBB HBP BLK WP HR S P ERA WHIP	IP WLS BF H R ER SO BB IBB HBP BLK WP HR S P ERA WHIP	IP WLS BF H R ER SO BB IBB HBP BLK WP HR S P ERA WHIP	IP WLS BF H R ER SO BB IBB HBP BLK WP HR S P ERA WHIP	IP WLS BF H R ER SO BB IBB HBP BLK WP HR S P ERA WHIP	IP WLS BF H R ER SO BB IBB HBP BLK WP HR S P ERA WHIP	IP WLS BF H R ER SO BB IBB HBP BLK WP HR S P ERA WHIP	IP WLS BF H R ER SO BB IBB HBP BLK WP HR S P ERA WHIP	IP WLS BF H R ER SO BB IBB HBP BLK WP HR S P ERA WHIP	IP WLS BF H R ER SO BB IBB HBP BLK WP HR S P ERA WHIP	IP WLS BF H R ER SO BB IBB HBP BLK WP HR S P ERA WHIP	IP WLS BF H R ER SO BB IBB HBP BLK WP HR S P ERA WHIP	IP WLS BF H R ER SO BB IBB HBP BLK WP HR S P ERA WHIP	IP WLS BF H R ER SO BB IBB HBP BLK WP HR S P ERA WHIP	IP WLS BF H R ER SO BB IBB HBP BLK WP HR S P ERA WHIP	IP WLS BF H R ER SO BB IBB HBP BLK WP HR S P ERA WHIP	IP WLS BF H R ER SO BB IBB HBP BLK WP HR S P ERA WHIP	IP WLS BF H R ER SO BB IBB HBP BLK WP HR S P ERA WHIP	IP WLS BF H R ER SO BB IBB HBP BLK WP HR S P ERA WHIP	IP WLS BF H R ER SO BB IBB HBP BLK WP HR S P ERA WHIP	IP WLS BF H R ER SO BB IBB HBP BLK WP HR S P ERA WHIP	IP WLS BF H R ER SO BB IBB HBP BLK WP HR S P ERA WHIP

AB	35
R	2
H	12
RBI	1
BB	5
SO	6
LOB	25



Batter	1	2	3	4	5	6	7	8	9	AB	R	H	RBI	BB	SO	LOB	TOP
39 Danny Santana, S (1, 8) OBP: 0.083, SLG: 0.364 43 Joe Benson, R (6, 8) OBP: 0.429, SLG: 0.500										3	0	0	0	0	2	2	Minnesota Twins @ Tampa Bay Rays Charlotte Sports Park, Port Charlotte, FL Sun Mar 06 2016, 1:07 PM - 4:11 PM EST Att: 5,614 - Sunny - 72 F
2 Brian Dozier, R (1, 4) OBP: 0.596, SLG: 1.222 32 Buck Britton, L (6, 4)										3	0	1	0	0	1	1	
17 Carlos Quentin, R (1, 9) OBP: 0.500, SLG: 0.286 31 Oswaldo Arcia, L (6, 9) OBP: 0.143, SLG: 0.143										2	1	0	0	1	1	1	
19 Kennys Vargas, S (1, 10) OBP: 0.444, SLG: 0.167 83 Carlos Paulino, R (9, PH) (9, 10)										2	1	0	0	2	1	1	
20 Eddie Rosario, L (1, 7) OBP: 0.125, SLG: 0.500 21 Darin Mastroianni, R (6, 7) OBP: 0.429, SLG: 0.333										3	1	0	0	0	0	3	
52 ByungHo Park, R (1, 3) OBP: 0.182, SLG: 0.455 67 Max Kepler, L (6, 3) OBP: 0.333, SLG: 0.333										3	2	1	4	0	1	0	
5 Eduardo Escobar, S (1, 6) OBP: 0.375, SLG: 0.875										3	0	0	0	0	0	1	
12 John Ryan Murphy, R (1, 2) 82 Mitch Garver, R (6, 2) 84 Alex Swim, L (9, 2)										2	0	0	0	1	1	1	
9 Eduardo Núñez, R (1, 5) OBP: 0.636, SLG: 0.800 78 Heiker Meneses, R (6, 5) OBP: 0.500, SLG: 0.500										2	0	1	0	1	1	1	
Inning Stats	R: 4 H: 1 E: 1 K: 2 S: 10	H: 1 R: 0 ER: 0 LOB: 1 BB: 2 P: 19	H: 0 R: 0 ER: 0 LOB: 0 BB: 1 P: 9	H: 0 R: 0 ER: 0 LOB: 0 BB: 0 P: 5	H: 1 R: 1 ER: 2 LOB: 1 BB: 0 P: 7	H: 0 R: 0 ER: 0 LOB: 0 BB: 1 P: 6	H: 0 R: 0 ER: 0 LOB: 0 BB: 0 P: 11	H: 1 R: 0 ER: 0 LOB: 2 BB: 1 P: 8	H: 1 R: 0 ER: 0 LOB: 2 BB: 1 P: 12	1B: 3 2B: 1 3B: 0 HR: 1	SF: 0 SAC: 0 DP: 0 HBP: 0	WP: 0 PB: 0 CS: 0	PA: 40				
PITCHER	IP WLS BF H R ER SO BB IBB HBP BLK WP HR S P ERA WHIP	IP WLS BF H R ER SO BB IBB HBP BLK WP HR S P ERA WHIP	IP WLS BF H R ER SO BB IBB HBP BLK WP HR S P ERA WHIP	IP WLS BF H R ER SO BB IBB HBP BLK WP HR S P ERA WHIP	IP WLS BF H R ER SO BB IBB HBP BLK WP HR S P ERA WHIP	IP WLS BF H R ER SO BB IBB HBP BLK WP HR S P ERA WHIP	IP WLS BF H R ER SO BB IBB HBP BLK WP HR S P ERA WHIP	IP WLS BF H R ER SO BB IBB HBP BLK WP HR S P ERA WHIP	IP WLS BF H R ER SO BB IBB HBP BLK WP HR S P ERA WHIP								
23 Jake Odorizzi, R (1, 1) ERA: 9.0	1.1 L 9 1 4 0 2 3 0 0 0 0 0 0 1 11 24 0.00 3.000	1.2 5 0 0 0 2 0 0 0 0 0 0 0 9 9 0.00 0.000	1.0 5 1 1 0 1 0 0 0 0 0 0 0 7 7 0.00 1.000	1.0 4 1 0 0 1 0 0 0 0 0 0 0 6 6 0.00 1.000	1.0 4 0 0 0 2 1 0 0 0 0 0 0 7 11 0.00 1.000												
50 Blake Snell, L (7, 1) ERA: 9.0	2.0 8 1 0 0 2 1 0 0 0 0 0 0 11 15 0.00 1.000	1.0 5 1 0 0 2 1 0 0 0 0 0 0 8 12 0.00 2.000															

Batter	1	2	3	4	5	6	7	8	9	AB	R	H	RBI	BB	SO	LOB	BOTTOM
27 Mike Mahtook, R (1, 8) OBP: 0.200, SLG: 0.200 83 Dayron Varona, R (6, 8) OBP: 0.250, SLG: 0.375										3	0	0	0	0	2	2	Minnesota Twins @ Tampa Bay Rays Charlotte Sports Park, Port Charlotte, FL Sun Mar 06 2016, 1:07 PM - 4:11 PM EST Att: 5,614 - Sunny - 72 F
8 Desmond Jennings, R (1, 7) OBP: 0.500, SLG: 1.200 65 Johnny Field, R (5, 7) OBP: 0.371, SLG: 0.500										1	0	0	1	0	0	0	
3 Evan Longoria, R (1, 10) OBP: 0.250, SLG: 0.375 46 Luke Maile, R (9, PH) OBP: 0.286, SLG: 0.429										3	0	2	0	0	0	0	
21 James Loney, L (1, 3) OBP: 0.375, SLG: 0.625 61 Patrick Leonard, R (7, 3) OBP: 0.429, SLG: 0.667										3	0	0	0	0	0	2	
1 Tim Beckham, R (1, 10) OBP: 0.400, SLG: 0.900										1	1	1	1	0	0	0	
44 René Rivera, R (1, 2) OBP: 0.200, SLG: 0.200 24 Hank Conger, L (7, 2)										2	0	1	0	0	0	1	
2 Nick Franklin, S (1, 4) OBP: 0.333, SLG: 0.375 62 Juniel Querecuto, S (8, 5) OBP: 0.400, SLG: 0.400										2	0	0	0	1	0	1	
38 Taylor Motter, R (1, 5) OBP: 0.182, SLG: 0.100 73 Thomas Milone, L (8, 9)										3	0	0	0	0	1	2	
68 Jaff Decker, L (1, 9) OBP: 0.400, SLG: 0.600 29 Ryan Brett, R (8, 4)										2	1	1	0	0	0	0	
Inning Stats	R: 0 H: 1 E: 0 K: 0 S: 4	H: 1 R: 0 ER: 0 LOB: 0 BB: 0 P: 6	H: 1 R: 1 ER: 1 LOB: 1 BB: 0 P: 9	H: 0 R: 0 ER: 0 LOB: 1 BB: 1 P: 7	H: 1 R: 0 ER: 0 LOB: 0 BB: 0 P: 6	H: 0 R: 0 ER: 0 LOB: 0 BB: 1 P: 5	H: 0 R: 0 ER: 0 LOB: 0 BB: 0 P: 5	H: 0 R: 0 ER: 0 LOB: 0 BB: 0 P: 3	H: 3 R: 3 ER: 0 LOB: 1 BB: 1 P: 12	1B: 4 2B: 5 3B: 0 HR: 0	SF: 1 SAC: 0 DP: 2 HBP: 1	WP: 1 PB: 1 CS: 0	PA: 36				
PITCHER	IP WLS BF H R ER SO BB IBB HBP BLK WP HR S P ERA WHIP	IP WLS BF H R ER SO BB IBB HBP BLK WP HR S P ERA WHIP	IP WLS BF H R ER SO BB IBB HBP BLK WP HR S P ERA WHIP	IP WLS BF H R ER SO BB IBB HBP BLK WP HR S P ERA WHIP	IP WLS BF H R ER SO BB IBB HBP BLK WP HR S P ERA WHIP	IP WLS BF H R ER SO BB IBB HBP BLK WP HR S P ERA WHIP	IP WLS BF H R ER SO BB IBB HBP BLK WP HR S P ERA WHIP	IP WLS BF H R ER SO BB IBB HBP BLK WP HR S P ERA WHIP	IP WLS BF H R ER SO BB IBB HBP BLK WP HR S P ERA WHIP								
44 Kyle Gibson, R (1, 1) ERA: 9.0	2.0 W 8 2 0 0 1 0 0 0 0 0 0 1 10 10 0.00 1.000	1.0 5 1 1 0 1 0 0 0 0 0 0 0 7 9 0.00 1.000	1.0 4 0 0 0 0 1 0 0 0 0 0 0 3 7 0.00 1.000	1.0 3 1 0 0 1 0 0 0 0 0 0 0 5 6 0.00 1.000	1.0 3 0 0 0 1 0 0 0 0 0 0 0 5 5 0.00 0.000												
37 Mike Strong, L (7, 1) ERA: 9.0	1.0 3 0 0 0 0 0 0 0 0 0 0 0 8 12 0.00 2.000	1.0 5 1 0 0 2 1 0 0 0 0 0 0 8 12 0.00 2.000															

livebaseballscorecards.com

AB 34
R 5
H 5
RBI 4
BB 6
SO 12
LOB 23

livebaseballscorecards.com

AB 32
R 4
H 7
RBI 4
BB 2
SO 6
LOB 13

Batter	1	2	3	4	5	6	7	8	9	AB	R	H	RBI	BB	SO	LOB	TOP				
71 Roman Quinn, S OBP: 0.421, SLG: 0.750	F7		G6-3			13 2B		13 1B		4	2	2	0	1	0	0	Philadelphia Phillies @ Minnesota Twins CenturyLink Sports Complex, Fort Myers, FL Wed Mar 09 2016, 1:06 PM - 3:41 PM EST Att: 8,230 - Cloudy - 81 F livebaseballscorecards.com				
13 Freddy Galvis, S OBP: 0.238, SLG: 0.300	K			1B		2B		G6-3	F8	5	0	2	1	0	1	3					
4 Andrés Blanco, S OBP: 0.333, SLG: 0.500 15 Emmanuel Burriss, S OBP: 0.429, SLG: 0.500	G5-3			F7		F8		80 E 76 G1-3 1B		3	0	0	0	0	0	2					
7 Maikel Franco, R OBP: 0.381, SLG: 0.611 76 Angelys Nina, R OBP: 0.333, SLG: 0.364		G5-3		F9		G6-3		G1-3		3	0	0	0	0	0	2					
80 Andrew Knapp, S OBP: 0.400, SLG: 0.615		G4-3		K		F7		E4		4	0	0	0	0	1	3					
2 Tyler Goeddel, R OBP: 0.333, SLG: 0.364	K					L8		F8	P2	4	0	0	0	0	1	2					
78 Brock Stassi, L OBP: 0.368, SLG: 0.375			F8			G3			K	3	0	0	0	1	1	0					
29 Cameron Rupp, R OBP: 0.500, SLG: 1.200 68 Jorge Alfaro, R OBP: 0.333, SLG: 0.333				HR		HR		F8	P4	3	2	2	2	0	0	1					
64 Cedric Hunter, L OBP: 0.350, SLG: 0.563			K			F8		G4-3		4	0	1	0	0	1	1					
Inning Stats	R: 0 E: 0 K: 1 S: 6	H: 0 LOB: 0 BB: 0 P: 6	R: 0 E: 0 K: 1 S: 5	H: 0 LOB: 0 BB: 0 P: 5	R: 1 E: 0 K: 1 S: 6	H: 1 LOB: 0 BB: 0 P: 6	R: 0 E: 0 K: 1 S: 6	H: 1 LOB: 1 BB: 0 P: 6	R: 1 E: 0 K: 0 S: 5	H: 2 LOB: 1 BB: 0 P: 5	R: 0 E: 0 K: 0 S: 3	H: 0 LOB: 1 BB: 1 P: 7	R: 1 E: 1 K: 0 S: 6	H: 2 LOB: 2 BB: 0 P: 6	R: 0 E: 0 K: 1 S: 6	H: 1 LOB: 2 BB: 1 P: 10	1B: 3 2B: 2 3B: 1 HR: 2	SF: 0 SAC: 0 DP: 0 HBP: 0	WP: 0 PB: 0 SB: 1 CS: 0	PA: 38	
PITCHER	IP WLS BF H R ER SO BB IBB HBP BLK WP HR S P ERA WHIP	IP WLS BF H R ER SO BB IBB HBP BLK WP HR S P ERA WHIP	IP WLS BF H R ER SO BB IBB HBP BLK WP HR S P ERA WHIP	IP WLS BF H R ER SO BB IBB HBP BLK WP HR S P ERA WHIP	IP WLS BF H R ER SO BB IBB HBP BLK WP HR S P ERA WHIP	IP WLS BF H R ER SO BB IBB HBP BLK WP HR S P ERA WHIP	IP WLS BF H R ER SO BB IBB HBP BLK WP HR S P ERA WHIP	IP WLS BF H R ER SO BB IBB HBP BLK WP HR S P ERA WHIP	IP WLS BF H R ER SO BB IBB HBP BLK WP HR S P ERA WHIP	IP WLS BF H R ER SO BB IBB HBP BLK WP HR S P ERA WHIP	IP WLS BF H R ER SO BB IBB HBP BLK WP HR S P ERA WHIP	IP WLS BF H R ER SO BB IBB HBP BLK WP HR S P ERA WHIP	IP WLS BF H R ER SO BB IBB HBP BLK WP HR S P ERA WHIP	IP WLS BF H R ER SO BB IBB HBP BLK WP HR S P ERA WHIP	IP WLS BF H R ER SO BB IBB HBP BLK WP HR S P ERA WHIP	IP WLS BF H R ER SO BB IBB HBP BLK WP HR S P ERA WHIP	IP WLS BF H R ER SO BB IBB HBP BLK WP HR S P ERA WHIP	IP WLS BF H R ER SO BB IBB HBP BLK WP HR S P ERA WHIP	IP WLS BF H R ER SO BB IBB HBP BLK WP HR S P ERA WHIP	IP WLS BF H R ER SO BB IBB HBP BLK WP HR S P ERA WHIP	IP WLS BF H R ER SO BB IBB HBP BLK WP HR S P ERA WHIP

Batter	1	2	3	4	5	6	7	8	9	AB	R	H	RBI	BB	SO	LOB	BOTTOM					
11 Jorge Polanco, S OBP: 0.200, SLG: 0.467 32 Buck Britton, L OBP: 0.222, SLG: 0.125	P6		K			F8		G4-3		3	0	0	0	0	1	1	Philadelphia Phillies @ Minnesota Twins CenturyLink Sports Complex, Fort Myers, FL Wed Mar 09 2016, 1:06 PM - 3:41 PM EST Att: 8,230 - Cloudy - 81 F livebaseballscorecards.com					
9 Eduardo Núñez, R OBP: 0.529, SLG: 0.600 1 Engelb Vielma, S OBP: 0.500, SLG: 0.700	G6-3		G6-3				19 G4-6-3 1B	G4-3		3	0	1	0	0	0	0						
7 Joe Mauer, L OBP: 0.333, SLG: 0.444 19 Kennys Vargas, S OBP: 0.222, SLG: 0.071			F8			G4-6-3 1B		K		2	0	1	0	0	0	0						
52 ByungHo Park, R OBP: 0.313, SLG: 0.688 31 Oswaldo Arcia, L OBP: 0.364, SLG: 0.125					E5 20 L1-6 1B	26 1B		K		3	0	2	0	0	1	1						
20 Eddie Rosario, L OBP: 0.214, SLG: 0.571 26 Ryan Sweeney, L OBP: 0.500, SLG: 0.429		67 FC6-5 2B		L1-6 2B		43 FC5-4 1B		G3		2	0	1	0	0	0	1						
67 Max Kepler, L OBP: 0.273, SLG: 0.273 43 Joe Benson, R OBP: 0.231, SLG: 0.250		FC6-5 21 1B 80 1B		G3		FC5-4 1B		G5-3		2	1	0	0	0	0	1						
21 Darin Mastroianni, R OBP: 0.459, SLG: 0.400 53 Reynaldo Rodriguez, R OBP: 0.333, SLG: 0.300						F8		32 WP 32 E G4-3 1B		2	0	1	0	0	0	0						
80 Juan Centeno, L OBP: 0.571, SLG: 1.286 85 Stuart Turner, R OBP: 0.250, SLG: 0.250						K		E5 32 G4-3 32 WP 1B		2	0	1	1	0	1	0						
36 Wilfredo Tovar, R OBP: 0.417, SLG: 0.500 78 Heiker Meneses, R OBP: 0.250, SLG: 0.250								K		2	0	1	0	0	0	1						
Inning Stats	R: 0 E: 0 K: 1 S: 6	H: 1 LOB: 1 BB: 0 P: 6	R: 1 E: 0 K: 0 S: 5	H: 3 LOB: 1 BB: 0 P: 6	R: 0 E: 0 K: 1 S: 5	H: 0 LOB: 0 BB: 0 P: 5	R: 0 E: 1 K: 0 S: 3	H: 1 LOB: 0 BB: 0 P: 3	R: 0 E: 0 K: 1 S: 6	H: 1 LOB: 1 BB: 0 P: 6	R: 0 E: 0 K: 0 S: 5	H: 3 LOB: 2 BB: 0 P: 5	R: 1 E: 1 K: 1 S: 7	H: 1 LOB: 1 BB: 0 P: 8	R: 0 E: 0 K: 2 S: 7	H: 0 LOB: 0 BB: 0 P: 7	R: 0 E: 0 K: 1 S: 5	H: 0 LOB: 0 BB: 0 P: 5	1B: 8 2B: 3 3B: 0 HR: 0	SF: 0 SAC: 0 DP: 3 HBP: 0	WP: 1 PB: 0 SB: 1 CS: 0	PA: 35
PITCHER	IP WLS BF H R ER SO BB IBB HBP BLK WP HR S P ERA WHIP	IP WLS BF H R ER SO BB IBB HBP BLK WP HR S P ERA WHIP	IP WLS BF H R ER SO BB IBB HBP BLK WP HR S P ERA WHIP	IP WLS BF H R ER SO BB IBB HBP BLK WP HR S P ERA WHIP	IP WLS BF H R ER SO BB IBB HBP BLK WP HR S P ERA WHIP	IP WLS BF H R ER SO BB IBB HBP BLK WP HR S P ERA WHIP	IP WLS BF H R ER SO BB IBB HBP BLK WP HR S P ERA WHIP	IP WLS BF H R ER SO BB IBB HBP BLK WP HR S P ERA WHIP	IP WLS BF H R ER SO BB IBB HBP BLK WP HR S P ERA WHIP	IP WLS BF H R ER SO BB IBB HBP BLK WP HR S P ERA WHIP	IP WLS BF H R ER SO BB IBB HBP BLK WP HR S P ERA WHIP	IP WLS BF H R ER SO BB IBB HBP BLK WP HR S P ERA WHIP	IP WLS BF H R ER SO BB IBB HBP BLK WP HR S P ERA WHIP	IP WLS BF H R ER SO BB IBB HBP BLK WP HR S P ERA WHIP	IP WLS BF H R ER SO BB IBB HBP BLK WP HR S P ERA WHIP	IP WLS BF H R ER SO BB IBB HBP BLK WP HR S P ERA WHIP	IP WLS BF H R ER SO BB IBB HBP BLK WP HR S P ERA WHIP	IP WLS BF H R ER SO BB IBB HBP BLK WP HR S P ERA WHIP	IP WLS BF H R ER SO BB IBB HBP BLK WP HR S P ERA WHIP	IP WLS BF H R ER SO BB IBB HBP BLK WP HR S P ERA WHIP	IP WLS BF H R ER SO BB IBB HBP BLK WP HR S P ERA WHIP	



Batter	1	2	3	4	5	6	7	8	9	AB	R	H	RBI	BB	SO	LOB	TOP															
2 Brian Dozier, R (1,4) <small>OBP: 0.500, SLG: 0.938</small> 84 Alex Swin, L (6,7) <small>OBP: 0.333, SLG: 0.333</small>	 <small>2B</small>		 <small>F9</small>	 <small>1B</small>		 <small>F8</small>		 <small>1B</small>		4	1	2	1	0	0	0																
39 Danny Santana, S (1,7) <small>OBP: 0.125, SLG: 0.261</small>	 <small>G4-3</small>		 <small>F9</small>	 <small>G4-3</small>		 <small>K</small>		 <small>1B</small>		5	0	1	1	0	1	2																
24 Trevor Plouffe, R (1,5) <small>OBP: 0.308, SLG: 0.530</small> 30 James Beresford, L (4,5) <small>OBP: 0.308, SLG: 0.273</small>	 <small>K</small>		 <small>2B</small>	 <small>SF9</small>			 <small>K</small>	 <small>G5-3</small>		2	0	1	1	0	1	1																
22 Miguel Sanó, R (1,10) <small>OBP: 0.500, SLG: 0.583</small> 83 Carlos Paulino, R (9, PH) <small>(9, 10)</small>	 <small>G4-3</small>		 <small>2B</small>	 <small>K</small>			 <small>BB</small>		 <small>F9</small>	2	0	0	0	2	1	1																
19 Kennys Vargas, S (1,3) <small>OBP: 0.190, SLG: 0.059</small> 82 Mitch Garver, R (6,3)		 <small>K</small>	 <small>L9</small>		 <small>G3</small>		 <small>K</small>		 <small>F8</small>	3	0	0	0	0	1	2																
17 Carlos Quentin, R (1,9) <small>OBP: 0.467, SLG: 0.667</small> 31 Oswaldo Arcia, L (6,9) <small>OBP: 0.308, SLG: 0.100</small>	 <small>P2</small>			 <small>HR</small>	 <small>2B</small>		 <small>P6</small>		 <small>G6-3</small>	3	1	2	1	0	0	0																
5 Eduardo Escobar, S (1,6) <small>OBP: 0.286, SLG: 0.643</small> 78 Heiker Meneses, R (6,6) <small>OBP: 0.200, SLG: 0.200</small>	 <small>HR</small>		 <small>1B</small>	 <small>1B</small>	 <small>K2-3</small>			 <small>G5-3</small>		3	2	2	1	0	1	1																
8 Kurt Suzuki, R (1,2) <small>OBP: 0.444, SLG: 0.750</small> 66 John Hicks, R (7,2) <small>OBP: 0.400, SLG: 0.500</small>	 <small>HR</small>		 <small>1B</small>	 <small>1B</small>	 <small>P2</small>		 <small>P6</small>		 <small>P6</small>	3	2	2	1	0	0	1																
25 Byron Buxton, R (1,8) <small>OBP: 0.176, SLG: 0.200</small> 26 Ryan Sweeney, L (6,8) <small>OBP: 0.526, SLG: 0.533</small>	 <small>K</small>		 <small>1B</small>	 <small>L3</small>			 <small>2B</small>		 <small>2B</small>	2	1	0	0	1	1	0																
Inning Stats	R: 0 E: 0 K: 1 S: 6	H: 1 LOB: 1 P: 6	R: 2 E: 0 K: 2 S: 11	H: 2 LOB: 0 BB: 0 P: 13	R: 0 E: 0 K: 0 S: 4	H: 1 LOB: 2 BB: 1 P: 8	R: 5 E: 0 K: 1 S: 10	H: 4 LOB: 0 BB: 1 P: 16	R: 0 E: 0 K: 1 S: 6	H: 1 LOB: 1 BB: 0 P: 6	R: 0 E: 0 K: 2 S: 7	H: 0 LOB: 1 BB: 1 P: 11	R: 1 E: 0 K: 0 S: 6	H: 3 LOB: 2 BB: 0 P: 6	R: 0 E: 0 K: 0 S: 3	H: 0 LOB: 0 BB: 0 P: 3	1B: 5 2B: 4 3B: 0 HR: 3	SF: 1 SAC: 0 DP: 0 HBP: 0	WP: 1 PB: 0 SB: 0 CS: 0	PA: 42												
PITCHER	IP: 3.0 WLS: L BF: 14 ERA: 6.0	WLS: L BF: 14 ERA: 6.0	H: 4 R: 2 ER: 2 SO: 3 BB: 1 IBB: 0 HBP: 0 BLK: 0 WP: 0 HR: 2 S: 21 P: 27	H: 2 R: 2 ER: 2 SO: 3 BB: 1 IBB: 0 HBP: 0 BLK: 0 WP: 0 HR: 2 S: 21 P: 27	H: 4 R: 2 ER: 2 SO: 3 BB: 1 IBB: 0 HBP: 0 BLK: 0 WP: 0 HR: 2 S: 21 P: 27	H: 1 R: 1 ER: 1 SO: 16 BB: 0 IBB: 0 HBP: 0 BLK: 0 WP: 1 HR: 1 S: 10 P: 16	H: 0 R: 1 ER: 1 SO: 16 BB: 0 IBB: 0 HBP: 0 BLK: 0 WP: 1 HR: 1 S: 10 P: 16	H: 0 R: 1 ER: 1 SO: 16 BB: 0 IBB: 0 HBP: 0 BLK: 0 WP: 1 HR: 1 S: 10 P: 16	H: 0 R: 1 ER: 1 SO: 9 BB: 0 IBB: 0 HBP: 0 BLK: 0 WP: 0 HR: 0 S: 9 P: 9	H: 1 R: 1 ER: 1 SO: 9 BB: 0 IBB: 0 HBP: 0 BLK: 0 WP: 0 HR: 0 S: 9 P: 9	H: 0 R: 1 ER: 1 SO: 9 BB: 0 IBB: 0 HBP: 0 BLK: 0 WP: 0 HR: 0 S: 9 P: 9	H: 0 R: 1 ER: 1 SO: 9 BB: 0 IBB: 0 HBP: 0 BLK: 0 WP: 0 HR: 0 S: 9 P: 9	H: 0 R: 1 ER: 1 SO: 9 BB: 0 IBB: 0 HBP: 0 BLK: 0 WP: 0 HR: 0 S: 9 P: 9	H: 0 R: 1 ER: 1 SO: 9 BB: 0 IBB: 0 HBP: 0 BLK: 0 WP: 0 HR: 0 S: 9 P: 9	H: 0 R: 1 ER: 1 SO: 9 BB: 0 IBB: 0 HBP: 0 BLK: 0 WP: 0 HR: 0 S: 9 P: 9	H: 0 R: 1 ER: 1 SO: 9 BB: 0 IBB: 0 HBP: 0 BLK: 0 WP: 0 HR: 0 S: 9 P: 9	ERA: 4.50 WHIP: 1.500	ERA: 4.50 WHIP: 1.500	ERA: 4.50 WHIP: 1.500	ERA: 4.50 WHIP: 1.500	ERA: 4.50 WHIP: 1.500	ERA: 4.50 WHIP: 1.500	ERA: 4.50 WHIP: 1.500	ERA: 4.50 WHIP: 1.500	ERA: 4.50 WHIP: 1.500	ERA: 4.50 WHIP: 1.500	ERA: 4.50 WHIP: 1.500	ERA: 4.50 WHIP: 1.500	ERA: 4.50 WHIP: 1.500	ERA: 4.50 WHIP: 1.500	ERA: 4.50 WHIP: 1.500	ERA: 4.50 WHIP: 1.500
Batter	1	2	3	4	5	6	7	8	9	AB	R	H	RBI	BB	SO	LOB	BOTTOM															
50 Mookie Betts, R (1,9) <small>OBP: 0.222, SLG: 0.556</small> 70 Chris Dominguez, R (7,5) <small>OBP: 0.500, SLG: 0.556</small>	 <small>G6-3</small>		 <small>G5-3</small>			 <small>G6-3</small>		 <small>1B</small>		3	0	0	0	0	0	1																
15 Dustin Pedroia, R (1,4) <small>OBP: 0.083, SLG: 0.083</small> 12 Brock Holt, L (8,6) <small>OBP: 0.385, SLG: 0.545</small>	 <small>P2</small>		 <small>F9</small>			 <small>G5-3</small>		 <small>BB</small>		3	0	0	0	0	0	0																
2 Xander Bogaerts, R (1,6) <small>OBP: 0.365, SLG: 0.364</small> 79 Marco Hernández, L (8,4) <small>OBP: 0.643, SLG: 0.917</small>	 <small>F9</small>		 <small>P4</small>			 <small>P3</small>		 <small>1B</small>		3	0	0	0	0	0	0																
34 David Ortiz, L (1,10) <small>OBP: 0.111, SLG: 0.111</small> 7 Christian Vázquez, R (7, PH) <small>(8, 10)</small>		 <small>K</small>		 <small>F7</small>		 <small>K</small>		 <small>P3</small>		2	0	0	0	0	1	0																
13 Hanley Ramirez, R (1,3) <small>OBP: 0.385, SLG: 0.417</small> 5 Allen Craig, R (8, PR) <small>OBP: 0.267, SLG: 0.214</small>		 <small>K</small>		 <small>K</small>		 <small>K</small>		 <small>BB</small>		2	0	0	0	1	2	0																
Pablo Sandoval, S (1,5) <small>OBP: 0.071, SLG: 0.143</small> 30 Chris Young, R (7,9) <small>OBP: 0.308, SLG: 0.182</small>		 <small>K2-3</small>		 <small>K</small>		 <small>K</small>		 <small>1B</small>		2	0	0	0	0	2	0																
18 David Murphy, L (1,7) <small>OBP: 0.444, SLG: 0.556</small> 64 Bryce Brentz, R (8, PR) <small>(9, 7)</small>			 <small>G5-3</small>			 <small>G4-3</small>		 <small>1B</small>		3	0	1	2	0	0	0																
23 Blake Swihart, S (1,2) <small>OBP: 0.273, SLG: 0.455</small> 77 Dan Butler, R (6,2) <small>OBP: 0.143, SLG: 0.143</small>			 <small>G6-3</small>			 <small>1B</small>		 <small>K</small>		1	0	0	0	0	0	0																
25 Jackie Bradley Jr., L (1,8) <small>OBP: 0.643, SLG: 0.818</small> 65 Ryan LaMarre, R (7,8) <small>OBP: 0.154, SLG: 0.385</small>			 <small>G4-3</small>			 <small>L4</small>		 <small>K</small>		2	0	0	0	0	0	1																
Inning Stats	R: 0 E: 0 K: 0 S: 3	H: 0 LOB: 0 BB: 0 P: 3	R: 0 E: 0 K: 3 S: 9	H: 0 LOB: 0 BB: 0 P: 9	R: 0 E: 0 K: 0 S: 3	H: 0 LOB: 0 BB: 0 P: 3	R: 0 E: 0 K: 0 S: 3	H: 0 LOB: 0 BB: 0 P: 3	R: 0 E: 0 K: 2 S: 4	H: 1 LOB: 1 BB: 0 P: 4	R: 0 E: 0 K: 1 S: 5	H: 0 LOB: 0 BB: 0 P: 5	R: 2 E: 0 K: 2 S: 9	H: 3 LOB: 2 BB: 1 P: 14	R: 0 E: 0 K: 1 S: 6	H: 1 LOB: 2 BB: 1 P: 10	1B: 5 2B: 0 3B: 0 HR: 0	SF: 0 SAC: 0 DP: 0 HBP: 0	WP: 1 PB: 0 SB: 0 CS: 0	PA: 33												
PITCHER	IP: 3.0 WLS: W BF: 9 ERA: 0.00	WLS: H BF: 10 ERA: 0.00	H: 1 R: 0 ER: 0 SO: 2 BB: 0 IBB: 0 HBP: 0 BLK: 0 WP: 0 HR: 0 S: 15 P: 15	H: 0 R: 0 ER: 0 SO: 2 BB: 0 IBB: 0 HBP: 0 BLK: 0 WP: 0 HR: 0 S: 15 P: 15	H: 0 R: 0 ER: 0 SO: 2 BB: 0 IBB: 0 HBP: 0 BLK: 0 WP: 0 HR: 0 S: 15 P: 15	H: 0 R: 0 ER: 0 SO: 14 BB: 0 IBB: 0 HBP: 0 BLK: 0 WP: 0 HR: 0 S: 14 P: 14	H: 0 R: 0 ER: 0 SO: 14 BB: 0 IBB: 0 HBP: 0 BLK: 0 WP: 0 HR: 0 S: 14 P: 14	H: 0 R: 0 ER: 0 SO: 14 BB: 0 IBB: 0 HBP: 0 BLK: 0 WP: 0 HR: 0 S: 14 P: 14	H: 0 R: 0 ER: 0 SO: 10 BB: 1 IBB: 0 HBP: 0 BLK: 0 WP: 0 HR: 0 S: 6 P: 10	H: 1 R: 0 ER: 0 SO: 6 BB: 0 IBB: 0 HBP: 0 BLK: 0 WP: 0 HR: 0 S: 6 P: 10	H: 0 R: 0 ER: 0 SO: 6 BB: 0 IBB: 0 HBP: 0 BLK: 0 WP: 0 HR: 0 S: 6 P: 10	H: 0 R: 0 ER: 0 SO: 6 BB: 0 IBB: 0 HBP: 0 BLK: 0 WP: 0 HR: 0 S: 6 P: 10	H: 0 R: 0 ER: 0 SO: 6 BB: 0 IBB: 0 HBP: 0 BLK: 0 WP: 0 HR: 0 S: 6 P: 10	H: 0 R: 0 ER: 0 SO: 6 BB: 0 IBB: 0 HBP: 0 BLK: 0 WP: 0 HR: 0 S: 6 P: 10	H: 0 R: 0 ER: 0 SO: 6 BB: 0 IBB: 0 HBP: 0 BLK: 0 WP: 0 HR: 0 S: 6 P: 10	H: 0 R: 0 ER: 0 SO: 6 BB: 0 IBB: 0 HBP: 0 BLK: 0 WP: 0 HR: 0 S: 6 P: 10	ERA: 0.00 WHIP: 2.000	ERA: 0.00 WHIP: 2.000	ERA: 0.00 WHIP: 2.000	ERA: 0.00 WHIP: 2.000	ERA: 0.00 WHIP: 2.000	ERA: 0.00 WHIP: 2.000	ERA: 0.00 WHIP: 2.000	ERA: 0.00 WHIP: 2.000	ERA: 0.00 WHIP: 2.000	ERA: 0.00 WHIP: 2.000	ERA: 0.00 WHIP: 2.000	ERA: 0.00 WHIP: 2.000	ERA: 0.00 WHIP: 2.000	ERA: 0.00 WHIP: 2.000		

Minnesota Twins @ Boston Red Sox
 JetBlue Park, Ft. Myers, FL
 Thu Mar 10 2016, 1:06 PM - 3:46 PM EST
 Att: 10,103 - Partly Cloudy - 84 F

AB	38
R	8
H	12
RBI	7
BB	3
SO	8
LOB	12



Minnesota Twins @ Boston Red Sox
 JetBlue Park, Ft. Myers, FL
 Thu Mar 10 2016, 1:06 PM - 3:46 PM EST
 Att: 10,103 - Partly Cloudy - 84 F

AB	31
R	2
H	5
RBI	2
BB	2
SO	9
LOB	10



Batter	1	2	3	4	5	6	7	8	9	AB	R	H	RBI	BB	SO	LOB	TOP										
25 Byron Buxton, R OBP: 0.200, SLG: 0.222 21 Darn Mastroianni, R OBP: 0.533, SLG: 0.462	F8	K			17 S		E5 19 HBP		1B	3	0	1	0	0	1	0	Minnesota Twins @ Baltimore Orioles Ed Smith Stadium, Sarasota, FL Sat Mar 12 2016, 1:07 PM - 3:44 PM EST Att: 7,523 - Partly Cloudy - 82 F										
9 Eduardo Núñez, R OBP: 0.455, SLG: 0.500 11 Jorge Polanco, S OBP: 0.300, SLG: 0.412	17 S 2B		P4		F8		K		G6-3	3	1	1	0	0	0	1											
17 Carlos Quentin, R OBP: 0.444, SLG: 0.667 19 Kennys Vargas, S OBP: 0.227, SLG: 0.059	52 1B		F7		F7					3	0	1	1	0	0	1											
52 ByungHo Park, R OBP: 0.364, SLG: 0.773 82 Mitch Garver, R (7, PH)	8 BB					L8			F7	3	0	2	0	0	0	0											
31 Oswaldo Arcia, L OBP: 0.222, SLG: 0.067 43 Joe Benson, R OBP: 0.250, SLG: 0.214	K		G5-3			F8			K	3	0	0	0	0	1	3											
8 Kurt Suzuki, R OBP: 0.500, SLG: 0.667 66 John Hicks, R OBP: 0.364, SLG: 0.455	1-2 BB				G6-3				K	1	0	0	0	2	0	0											
26 Ryan Sweeney, L OBP: 0.455, SLG: 0.444 67 Max Kepler, L OBP: 0.267, SLG: 0.267	F9				G1-3				G4-3	3	0	0	0	0	0	4											
36 Wilfredo Tovar, R OBP: 0.333, SLG: 0.353			G3		F9				G5-3	4	0	0	0	0	0	0											
32 Buck Britton, L OBP: 0.214, SLG: 0.231 1 Engelb Vielma, S OBP: 0.455, SLG: 0.636	G3					F8			G4-3	3	0	1	0	0	0	0											
Inning Stats	R: 1 E: 0 K: 1 S: 8	H: 3 LOB: 3 BB: 1 P: 14	R: 0 E: 0 K: 1 S: 5	H: 0 LOB: 0 BB: 0 P: 5	R: 0 E: 0 K: 0 S: 4	H: 1 LOB: 1 BB: 0 P: 4	R: 0 E: 0 K: 0 S: 3	H: 0 LOB: 0 BB: 0 P: 3	R: 0 E: 0 K: 0 S: 5	H: 1 LOB: 1 BB: 0 P: 5	R: 0 E: 0 K: 0 S: 3	H: 0 LOB: 1 BB: 1 P: 7	R: 0 E: 1 K: 1 S: 7	H: 2 LOB: 2 BB: 0 P: 8	R: 0 E: 0 K: 2 S: 7	H: 0 LOB: 0 BB: 0 P: 7	R: 0 E: 0 K: 0 S: 4	H: 1 LOB: 1 BB: 0 P: 4	1B: 6 2B: 2 3B: 0 HR: 0	SF: 0 SAC: 0 DP: 0 HBP: 1	WP: 0 PB: 0 SB: 2 CS: 0	PA: 38					
PITCHER	IP	WLS	BF	H	R	ER	SO	BB	IBB	HBP	BLK	WP	HR	S	P	ERA	WHIP										
31 Ubaldo Jiménez, R ERA: 9.45	3.1	W	15	4	1	1	2	1	0	0	0	0	0	18	24	2.70	1.500										
65 Chaz Roe, R ERA: 4.5	1.2	H	6	1	0	0	0	0	0	0	0	0	0	7	7	0.00	0.600										
53 Zack Britton, L ERA: 2.25	1.0	H	4	0	0	0	0	1	0	0	0	0	0	3	7	0.00	1.000										
56 Darren O'Day, R ERA: 3.0	1.0		6	2	0	0	1	0	0	1	0	0	0	7	8	0.00	2.000										
58 Todd Redmond, R ERA: 8.44	1.0		3	0	0	0	2	0	0	0	0	0	0	7	7	0.00	0.000										
62 Chris Lee, L ERA: 15.0	1.0		4	1	0	0	0	0	0	0	0	0	0	4	4	0.00	1.000										

Batter	1	2	3	4	5	6	7	8	9	AB	R	H	RBI	BB	SO	LOB	BOTTOM										
14 Nolan Reimold, R OBP: 0.208, SLG: 0.182 67 Trey Mancini, R OBP: 0.154, SLG: 0.083	K	G5-3		G6-3		G5-3			K	4	0	0	0	0	1	3	Minnesota Twins @ Baltimore Orioles Ed Smith Stadium, Sarasota, FL Sat Mar 12 2016, 1:07 PM - 3:44 PM EST Att: 7,523 - Partly Cloudy - 82 F										
13 Manny Machado, R OBP: 0.333, SLG: 0.550 23 Joey Rickard, R OBP: 0.286, SLG: 0.333	19 1B 45 WP	2B				G1-3			4-0 18 HR	3	1	2	1	0	0	0											
10 Adam Jones, R OBP: 0.222, SLG: 0.353 18 Steve Tolleson, R OBP: 0.304, SLG: 0.316	45 WP 19 1B 45 E	HBP				G6-3			3-1 18 HR	2	1	0	0	0	0	1											
19 Chris Davis, L OBP: 0.286, SLG: 0.333 28 L.J. Hoes, R OBP: 0.176, SLG: 0.176	45 WP 45 E	1B				F9			G3-1	3	1	1	0	0	1	0											
45 Mark Trumbo, R OBP: 0.333, SLG: 0.458 70 Xavier Avery, L OBP: 0.375, SLG: 0.615	E7	1B				G4-3			K	3	0	2	2	0	0	0											
32 Matt Wieters, S OBP: 0.286, SLG: 0.167 51 Henry Urrutia, L OBP: 0.238, SLG: 0.211 75 Audry Pérez, R OBP: 0.429, SLG: 0.833	K								G6-3	0	0	0	0	0	0	0											
2 J.J. Hardy, R OBP: 0.438 3 Ryan Flaherty, L OBP: 0.542, SLG: 0.632	K					G1-3			K	1	0	1	0	0	0	0											
6 Jonathan Schoop, R OBP: 0.391, SLG: 0.609 87 Osvaldo Martínez, R (6, PR)		G6-3				G3			G6-3	3	0	1	0	0	0	0											
80 Alfredo Marte, R OBP: 0.375, SLG: 0.400 34 Christian Walker, R OBP: 0.217, SLG: 0.519	E5 14 G5-3 13 2B					G3			F7	3	1	0	0	0	0	2											
Inning Stats	R: 3 E: 1 K: 3 S: 12	H: 3 LOB: 1 BB: 0 P: 14	R: 1 E: 1 K: 0 S: 5	H: 1 LOB: 1 BB: 0 P: 5	R: 0 E: 0 K: 0 S: 4	H: 1 LOB: 1 BB: 0 P: 4	R: 0 E: 0 K: 0 S: 3	H: 0 LOB: 0 BB: 0 P: 3	R: 0 E: 0 K: 1 S: 5	H: 0 LOB: 0 BB: 0 P: 5	R: 2 E: 0 K: 1 S: 8	H: 3 LOB: 2 BB: 0 P: 8	R: 2 E: 0 K: 1 S: 7	H: 1 LOB: 0 BB: 0 P: 14	R: 0 E: 0 K: 1 S: 6	H: 1 LOB: 1 BB: 0 P: 6	1B: 4 2B: 4 3B: 0 HR: 2	SF: 0 SAC: 0 DP: 0 HBP: 1	WP: 1 PB: 0 SB: 0 CS: 0	PA: 37							
PITCHER	IP	WLS	BF	H	R	ER	SO	BB	IBB	HBP	BLK	WP	HR	S	P	ERA	WHIP										
65 Trevor May, R ERA: 3.86	2.2	L	14	4	4	3	3	0	0	0	0	0	0	5	5	0.00	0.750										
70 Dan Runzler, L ERA: 2.08	1.1		5	1	0	0	0	0	0	0	0	0	0	5	5	0.00	0.000										
55 Taylor Rogers, L ERA: 6.75	1.0		3	0	0	0	1	0	0	0	0	0	0	5	5	0.00	0.000										
59 Michael Tonkin, R ERA: 11.25	1.0		6	3	2	2	1	0	0	0	0	0	1	8	8	18.00	3.000										
72 Buddy Boshers, L ERA: 6.75	1.0		5	1	2	2	1	1	0	0	0	0	1	7	14	18.00	2.000										
62 J.R. Graham, R ERA:	0.1		4	1	0	0	1	0	0	0	0	0	0	6	6	0.00	1.000										



Batter	1	2	3	4	5	6	7	8	9	AB	R	H	RBI	BB	SO	LOB	TOP				
50 Mookie Betts, R OBP: 0.267, SLG: 0.567 31 Brennan Boesch, L OBP: 0.267, SLG: 0.500	2-1 HR		0-3 K		0-0 G4-3			0-0 E4 32 G6-4-3 2H 1B	0-0 F8	3	1	1	1	0	1	1					
15 Dustin Pedroia, R OBP: 0.333, SLG: 0.364 32 Josh Rutledge, R OBP: 0.375, SLG: 0.286	0-0 G5-3			0-0 13 1B 18 S 1B		0-3 K		0-0 G6-4-3	0-3 K	3	0	1	0	0	1	0					
18 David Murphy, L OBP: 0.200, SLG: 0.263	0-3 K			0-3 K		0-0 F8		0-0 G6-3		4	0	0	0	0	2	2					
2 Xander Bogaerts, R OBP: 0.320, SLG: 0.273 16 Deven Marrero, R OBP: 0.357, SLG: 0.250	0-3 K			4-0 13 1B BB		0-0 G6-3			0-0 5 2B 79 1B 1B	2	0	0	0	1	1	0					
13 Hanley Ramirez, R OBP: 0.360, SLG: 0.500 5 Allen Craig, R OBP: 0.385, SLG: 0.375		0-3 K		0-0 1-2 2-3 1B		0-0 G6-3			0-0 79 1B 74 1B 2B	3	0	1	0	0	1	0					
Pablo Sandoval, S OBP: 0.208, SLG: 0.458 79 Marco Hernández, L (7, PR) OBP: 0.579, SLG: 0.824		0-0 F7		0-0 1-2 2-3 1B		0-0 G5-4-3			0-0 65 HBP 74 1B 1B	3	0	1	0	0	0	3					
30 Chris Young, R OBP: 0.318, SLG: 0.421 74 Sam Travis, R OBP: 0.500, SLG: 0.842		0-3 K				0-0 23 F9 2B		4-0 3 G6-4-3 BB	0-0 65 HBP 1B	2	0	1	0	1	1	0					
23 Blake Swihart, S OBP: 0.267, SLG: 0.357 3 Sandy León, S OBP: 0.385, SLG: 0.500			0-0 F7		0-0 F9		0-0 G6-4-3		0-0 K	2	0	0	0	0	0	1					
25 Jackie Bradley Jr., L OBP: 0.462, SLG: 0.565 65 Ryan LaMarre, R OBP: 0.250, SLG: 0.350			0-3 K		0-3 K2-3			0-0 31 E 2B	1-0 HBP	3	0	1	0	0	2	1					
Inning Stats	R: 1 E: 0 K: 2 S: 9	H: 1 LOB: 0 BB: 0 P: 11	R: 0 E: 0 K: 2 S: 7	H: 0 LOB: 0 BB: 0 P: 7	R: 0 E: 0 K: 2 S: 7	H: 2 LOB: 2 BB: 1 P: 10	R: 0 E: 0 K: 1 S: 6	H: 1 LOB: 1 BB: 0 P: 6	R: 0 E: 0 K: 1 S: 5	H: 0 LOB: 2 BB: 1 P: 5	R: 0 E: 0 K: 0 S: 3	H: 1 LOB: 2 BB: 1 P: 7	R: 1 E: 1 K: 0 S: 4	H: 2 LOB: 1 BB: 0 P: 4	R: 2 E: 0 K: 2 S: 11	H: 4 LOB: 3 BB: 0 P: 12	1B: 6 2B: 4 3B: 0 HR: 1	SF: 0 SAC: 0 DP: 3 HBP: 1	WP: 0 PB: 0 SB: 1 CS: 0	PA: 38	
PITCHER	IP WLS BF H R ER SO BB IBB HBP BLK WP HR S P ERA WHIP	44 Kyle Gibson, R ERA: 3.88 64 Aaron Thompson, L ERA: 11.91 15 Glen Perkins, L ERA: 50 Casey Fien, R ERA: 2.25 72 Buddy Boshers, L ERA: 5.4	3.1 W 13 2 1 1 7 1 0 0 0 0 1 27 33 2.70 0.900	1.0 H 4 1 0 0 1 0 0 0 0 0 6 6 0.00 1.000	1.0 L 3 0 0 0 1 0 0 0 0 0 5 5 0.00 0.000	1.0 R 4 1 0 0 0 1 0 0 0 0 3 7 0.00 2.000	PITCHER	IP WLS BF H R ER SO BB IBB HBP BLK WP HR S P ERA WHIP	70 Dan Runzler, L ERA: 3.38 59 Michael Tonkin, R ERA: 12.6	1.0 L 4 2 1 1 0 0 0 0 0 0 4 4 9.00 2.000	1.0 R 8 4 2 2 2 0 0 1 0 0 0 11 12 18.00 4.000										

Boston Red Sox @ Minnesota Twins
CenturyLink Sports Complex, Fort Myers, FL
Wed Mar 16 2016, 7:06 PM - 10:04 PM EDT
Att: 8,840 - Partly Cloudy - 77 F

AB 35
R 4
H 11
RBI 3
BB 2
SO 11
LOB 20



Batter	1	2	3	4	5	6	7	8	9	AB	R	H	RBI	BB	SO	LOB	BOTTOM				
2 Brian Dozier, R OBP: 0.480, SLG: 0.870 32 Buck Britton, L OBP: 0.278, SLG: 0.250	0-0 F7		2-2 HR		0-0 20 HR 1B	0-0 26 FC6 1B		0-3 K		3	2	2	1	0	0	0					
20 Eddie Rosario, L OBP: 0.289, SLG: 0.654 26 Ryan Sweeney, L OBP: 0.429, SLG: 0.364	0-0 G4-3		0-0 G3		1-0 HR	0-0 FC6 1B		4-0 9 BB 30 BB BB		3	1	1	2	0	0	0					
7 Joe Mauer, L OBP: 0.389, SLG: 0.429 30 James Beresford, L OBP: 0.381, SLG: 0.333	4-0 22 2B BB		4-0 BB		0-0 G3-1		0-0 17 1B 36 1B 1B	4-0 9 BB BB		1	1	0	0	2	0	0					
22 Miguel Sanó, R OBP: 0.556, SLG: 0.750 67 Max Kepler, L OBP: 0.335, SLG: 0.300	0-0 24 1B 2B		0-0 P6		0-0 24 2B 1B		0-3 K	0-0 F8		3	1	2	1	0	0	1					
24 Trevor Plouffe, R OBP: 0.409, SLG: 0.632 9 Eduardo Núñez, R OBP: 0.458, SLG: 0.476	0-0 2H 1B		0-3 K		4-0 52 2B BB		1 SAFE 0-0 L8	4-0 1-2 2-3 BB		2	1	1	1	1	1	1					
52 ByungHo Park, R OBP: 0.357, SLG: 0.714 17 Carlos Quentin, R OBP: 0.435, SLG: 0.611		0-0 G6-3		0-0 G5-3		0-0 1H 2H 2B		0-0 80 1B 80 E 1B	0-0 P4	3	0	1	2	0	0	0					
5 Eduardo Escobar, S OBP: 0.200, SLG: 0.400 36 Wilfredo Tovar, R OBP: 0.368, SLG: 0.389		0-0 G4-3		0-0 B3		0-0 K		0-0 80 E 1B		3	0	0	0	0	1	2					
8 Kurt Suzuki, R OBP: 0.500, SLG: 0.600 80 Juan Centeno, L OBP: 0.645, SLG: 1.077		4-0 BB		0-3 K		0-0 G4-3		0-0 1-2 2H 1B	0-0 E5	1	0	0	0	1	1	0					
21 Darin Mastroianni, R OBP: 0.400, SLG: 0.333		0-0 L6		0-0 P6		0-0 G4-3		0-0 G5-3		4	0	0	0	0	0	3					
Inning Stats	R: 2 E: 0 K: 0 S: 4	H: 2 LOB: 1 BB: 1 P: 8	R: 0 E: 0 K: 0 S: 3	H: 0 LOB: 1 BB: 1 P: 7	R: 1 E: 0 K: 1 S: 8	H: 1 LOB: 1 BB: 1 P: 14	R: 0 E: 0 K: 1 S: 5	H: 0 LOB: 0 BB: 0 P: 5	R: 4 E: 0 K: 1 S: 9	H: 4 LOB: 2 BB: 1 P: 14	R: 0 E: 0 K: 0 S: 4	H: 1 LOB: 1 BB: 0 P: 4	R: 2 E: 1 K: 1 S: 9	H: 4 LOB: 2 BB: 0 P: 9	R: 0 E: 0 K: 1 S: 5	H: 0 LOB: 3 BB: 3 P: 17	1B: 8 2B: 2 3B: 0 HR: 2	SF: 0 SAC: 0 DP: 0 HBP: 0	WP: 0 PB: 0 SB: 0 CS: 0	PA: 42	
PITCHER	IP WLS BF H R ER SO BB IBB HBP BLK WP HR S P ERA WHIP	11 Clay Buchholz, R ERA: 6.75 19 Koji Uehara, R ERA: 27.0 43 Anthony Varvaro, R ERA: 9.82 35 Steven Wright, R ERA: 2.79 41 Carlos Marmol, R ERA:	4.0 L 17 3 3 3 0 1 0 0 0 0 1 6 11 54.00 7.500	0.1 R 1 0 0 0 1 0 0 0 0 0 3 3 0.00 0.000	2.2 L 15 5 2 1 2 2 0 0 0 0 0 17 25 3.38 2.625	0.1 R 2 0 0 0 0 1 0 0 0 0 0 1 5 0.00 3.000	PITCHER	IP WLS BF H R ER SO BB IBB HBP BLK WP HR S P ERA WHIP													

Boston Red Sox @ Minnesota Twins
CenturyLink Sports Complex, Fort Myers, FL
Wed Mar 16 2016, 7:06 PM - 10:04 PM EDT
Att: 8,840 - Partly Cloudy - 77 F


AB 35
R 9
H 12
RBI 8
BB 7
SO 5
LOB 15





Batter	1	2	3	4	5	6	7	8	9	AB	R	H	RBI	BB	SO	LOB	TOP										
11 Jorge Polanco, S (1,4) OBP: 0.355, SLG: 0.429 30 James Beresford, L (6,4) OBP: 0.364, SLG: 0.316	F9		K			9 BB 1B		G4-3		3	0	1	0	0	1	0	Minnesota Twins @ Baltimore Orioles Ed Smith Stadium, Sarasota, FL Thu Mar 17 2016, 7:07 PM - 9:25 PM EDT Att: 6,872 - Partly Cloudy - 73 F										
9 Eduardo Núñez, R (1,6) OBP: 0.481, SLG: 0.478 32 Buck Britton, L (7,5) OBP: 0.316, SLG: 0.294	22 1B 1B			G5-3		17 G5-4-3 BB		1B		2	0	1	0	1	0	0											
22 Miguel Sanó, R (1,9) OBP: 0.333, SLG: 0.696 21 Darin Mastroianni, R (7,9) OBP: 0.381, SLG: 0.316	17 G6-4-3 1B			F8		K		L3		3	0	1	0	0	1	2											
17 Carlos Quentin, R (1,10) OBP: 0.423, SLG: 0.571 97 Edgar Corcino, R (9,PH)	G6-4-3			20 1B 1B		G5-4-3		K		3	0	1	0	0	0	4											
20 Eddie Rosario, L (1,7) OBP: 0.276, SLG: 0.621 31 Oswaldo Arcia, L (7,7) OBP: 0.227, SLG: 0.105	G4-3			1-2 1B		F8		K		3	0	1	0	0	0	0											
52 ByungHo Park, R (1,3) OBP: 0.323, SLG: 0.645 19 Kennys Vargas, S (7,3) OBP: 0.258, SLG: 0.083	F8			P3		K		K		3	0	0	0	0	1	2											
67 Max Kepler, L (1,8) OBP: 0.292, SLG: 0.261	G5-3					F7		G4-3		3	0	0	0	0	0	0											
12 John Ryan Murphy, R (1,2) OBP: 0.294, SLG: 0.143 83 Carlos Paulino, R (7,2)	F9			K		K		G1-3		2	0	0	0	0	1	0											
36 Wilfredo Tovar, R (1,5) OBP: 0.364, SLG: 0.381 (7,6)	P3			G4-3		G4-3		30 G4-3 32 S 1B		3	1	1	0	0	0	0											
Inning Stats	R: 0 E: 0 K: 0 S: 5	H: 2 LOB: 1 BB: 0 P: 5	R: 0 E: 0 K: 0 S: 3	H: 0 LOB: 0 BB: 0 P: 3	R: 0 E: 0 K: 1 S: 5	H: 0 LOB: 0 BB: 0 P: 5	R: 0 E: 0 K: 0 S: 5	H: 2 LOB: 2 BB: 0 P: 5	R: 0 E: 0 K: 1 S: 5	H: 1 LOB: 1 BB: 1 P: 9	R: 0 E: 0 K: 1 S: 5	H: 0 LOB: 0 BB: 0 P: 5	R: 1 E: 0 K: 0 S: 5	H: 2 LOB: 1 BB: 0 P: 6	R: 0 E: 0 K: 3 S: 9	H: 0 LOB: 0 BB: 0 P: 9		1B: 7 2B: 0 3B: 0 HR: 0	SF: 0 SAC: 0 DP: 2 HBP: 0	WP: 0 PB: 0 SB: 1 CS: 0	PA: 33						
PITCHER	IP	WLS	BF	H	R	ER	SO	BB	IBB	HBP	BLK	WP	HR	S	P	ERA	WHIP										
59 Mike Wright Jr., R (1,1) ERA: 5.4	5.0	W	18	4	0	0	2	0	0	0	0	0	0	23	23	0.00	0.800										
35 Brad Brach, R (6,1) ERA: 3.0	1.0	H	4	1	0	0	1	1	0	0	0	0	0	5	9	0.00	2.000										
60 Mychal Givens, R (7,1) ERA: 1.35	1.0	H	3	0	0	0	1	0	0	0	0	0	0	5	5	0.00	0.000										
56 Darren O'Day, R (8,1) ERA: 3.6	1.0	S	5	2	1	1	0	0	0	0	0	0	0	5	6	9.00	2.000										
52 Dale Thayer, R (9,1) ERA: 4.5	1.0	S	3	0	0	0	3	0	0	0	0	0	0	9	9	0.00	0.000										


Batter	1	2	3	4	5	6	7	8	9	AB	R	H	RBI	BB	SO	LOB	BOTTOM										
13 Manny Machado, R (1,5) OBP: 0.333, SLG: 0.571 96 Michael Almanzar, R (7,5) OBP: 0.200, SLG: 0.200 (9,3)	F8		K			10 2B BB		1-3 3-H 1B		2	1	0	0	1	1	0	Minnesota Twins @ Baltimore Orioles Ed Smith Stadium, Sarasota, FL Thu Mar 17 2016, 7:07 PM - 9:25 PM EDT Att: 6,872 - Partly Cloudy - 73 F										
10 Adam Jones, R (1,8) OBP: 0.370, SLG: 0.731 70 Xavier Avery, L (6,PR) OBP: 0.409, SLG: 0.588 (7,8)	19 G3-4-1 1B			HR		19 G3-1 45 1B 2B		K		3	1	3	2	0	0	0											
19 Chris Davis, L (1,3) OBP: 0.226, SLG: 0.222 92 Drew Turbin, L (9,4)	G3-4-1			K		G3-1		G3		4	0	0	0	0	1	2											
45 Mark Trumbo, R (1,9) OBP: 0.273, SLG: 0.364 28 L.J. Hoes, R (6,PR) OBP: 0.236, SLG: 0.238 (7,9)	F8			K		K		1B		3	0	1	1	0	1	1											
24 Pedro Alvarez, L (1,10) OBP: 0.118, SLG: 0.176	K			K		K		K		4	0	0	0	0	4	3											
2 J.J. Hardy, R (1,6) OBP: 0.423, SLG: 0.500 89 Garabez Rosa, R (8,4) OBP: 0.833, SLG: 0.800 (9,5)	6 G4-6-3 1B			P3		G5-3				3	0	1	0	0	0	0											
6 Jonathan Schoop, R (1,4) OBP: 0.417, SLG: 0.659 87 Oswaldo Martinez, R (7,PR) OBP: 0.236, SLG: 0.238 (8,6)	G4-6-3			G6-3		36 LG 96 1B 1B		1B		3	0	1	0	0	0	1											
25 Hyun Soo Kim, L (1,7) OBP: 0.220, SLG: 0.162 92 Glynn Davis, R (7,PR) OBP: 0.236, SLG: 0.238 (8,7)	F7			K		K		96 1B 1B		3	0	1	0	0	1	0											
36 Caleb Joseph, R (1,2) OBP: 0.160, SLG: 0.167 96 Austin Wynns, R (8,2)	G6-3			G6-3		F9		L9		3	0	0	0	0	2	0											
Inning Stats	R: 0 E: 0 K: 0 S: 4	H: 1 LOB: 1 BB: 0 P: 4	R: 0 E: 0 K: 1 S: 5	H: 1 LOB: 0 BB: 0 P: 5	R: 0 E: 0 K: 1 S: 5	H: 0 LOB: 0 BB: 0 P: 5	R: 1 E: 0 K: 3 S: 12	H: 1 LOB: 0 BB: 0 P: 12	R: 0 E: 0 K: 1 S: 5	H: 0 LOB: 0 BB: 0 P: 5	R: 2 E: 0 K: 1 S: 7	H: 2 LOB: 2 BB: 1 P: 11	R: 1 E: 0 K: 0 S: 5	H: 3 LOB: 2 BB: 0 P: 5	R: 0 E: 0 K: 2 S: 8	H: 1 LOB: 1 BB: 0 P: 8		1B: 7 2B: 1 3B: 0 HR: 1	SF: 0 SAC: 0 DP: 1 HBP: 0	WP: 0 PB: 0 SB: 0 CS: 0	PA: 32						
PITCHER	IP	WLS	BF	H	R	ER	SO	BB	IBB	HBP	BLK	WP	HR	S	P	ERA	WHIP										
55 Taylor Rogers, L (1,1) ERA: 4.5	2.0	L	7	1	1	1	4	0	0	0	0	0	0	1	17	4.50	0.500										
57 Ryan Pressly, R (3,1) ERA: 1.5	1.1		4	0	0	0	1	0	0	0	0	0	0	6	6	0.00	0.000										
58 Fernando Abad, L (5,1) ERA: 1.69	0.2		5	2	2	2	1	1	0	0	0	0	0	6	10	27.00	4.500										
62 J.R. Graham, R (6,1) ERA: 3.86	1.0		5	3	1	1	0	0	0	0	0	0	0	5	5	9.00	3.000										



Batter	1	2	3	4	5	6	7	8	9	AB R H RBI BB SO LOB	TOP																								
												<p>Minnesota Twins @ Pittsburgh Pirates</p> <p>McKechnie Field, Bradenton, FL</p> <p>Sat Mar 19 2016, 1:05 PM EDT</p> <p>livebaseballscorecards.com</p> <p>AB 0</p> <p>R 0</p> <p>H 0</p> <p>RBI 0</p> <p>BB 0</p> <p>SO 0</p> <p>LOB 0</p> 																							
Inning Stats											1B: 0 SF: 0 WP: 0 PA: 0 2B: 0 SAC: 0 FB: 0 3B: 0 DP: 0 SB: 0 HR: 0 HBP: 0 CS: 0																								
PITCHER	IP	WLS	BF	H	R	ER	SO	BB	IBB	HBP	BLK	WP	HR	S	P	ERA	WHIP	PITCHER	IP	WLS	BF	H	R	ER	SO	BB	IBB	HBP	BLK	WP	HR	S	P	ERA	WHIP

Batter	1	2	3	4	5	6	7	8	9	AB R H RBI BB SO LOB	BOTTOM																								
												<p>Minnesota Twins @ Pittsburgh Pirates</p> <p>McKechnie Field, Bradenton, FL</p> <p>Sat Mar 19 2016, 1:05 PM EDT</p> <p>livebaseballscorecards.com</p> <p>AB 0</p> <p>R 0</p> <p>H 0</p> <p>RBI 0</p> <p>BB 0</p> <p>SO 0</p> <p>LOB 0</p> 																							
Inning Stats											1B: 0 SF: 0 WP: 0 PA: 0 2B: 0 SAC: 0 FB: 0 3B: 0 DP: 0 SB: 0 HR: 0 HBP: 0 CS: 0																								
PITCHER	IP	WLS	BF	H	R	ER	SO	BB	IBB	HBP	BLK	WP	HR	S	P	ERA	WHIP	PITCHER	IP	WLS	BF	H	R	ER	SO	BB	IBB	HBP	BLK	WP	HR	S	P	ERA	WHIP

Batter	1	2	3	4	5	6	7	8	9	AB	R	H	RBI	BB	SO	LOB	TOP										
11 Brett Gardner, L (1.7) 95 Dustin Fowler, L (7.8) OBP: 0.313, SLG: 0.333	L3		G3 34 G3 31 SF8 BB		G3		G6-3		1B	3	0	0	1	1	0	1	<p>New York Yankees @ Minnesota Twins CenturyLink Sports Complex, Fort Myers, FL Sun Mar 20 2016, 1:07 PM - 3:41 PM EDT Att: 9,109 - Overcast - 75 F</p> <p>livebaseballscores.com</p> <p>AB 33 R 6 H 6 RBI 5 BB 4 SO 3 LOB 13</p> 										
31 Aaron Hicks, S (1.8) 79 César Puello, R (7.7) OBP: 0.381, SLG: 0.500	G3		SF8		BB			HR	K	1	0	0	1	1	0	0											
34 Brian McCann, L (1.2) 72 Gary Sánchez, R (7.2) OBP: 0.238, SLG: 0.059	G5-3		G3		G4-1			G5-3		3	0	0	1	0	0	2											
12 Chase Headley, S (1.5) 97 Dablinson Romero, R (7.5) OBP: 0.158, SLG: 0.111		G1-3	G3					2B 29 G6-3 70 G4-3 2B		3	0	1	0	0	0	1											
29 Dustin Ackley, L (1.3) 24 Chris Parmelee, L (7.3) OBP: 0.280, SLG: 0.348	G3				P4			G4-3		3	0	0	0	0	0	1											
38 Chris Denorfia, R (1.10) 70 Eddy Rodríguez, R (8.10) OBP: 0.167, SLG: 0.333	K				G6-3			L8		3	0	0	0	0	1	1											
27 Pete Kozma, R (1.6) 94 Tyler Wade, L (7.6) OBP: 0.308, SLG: 0.308			BB 11 BB 17 1B		K			F8		2	1	0	0	1	1	1											
17 Ronald Torreyes, R (1.4) 87 Abiatal Avelino, R (7.4)			BB 11 BB 31 SF8 1B					F7		3	1	2	0	0	0	0											
Ben Gamel, L (1.9) 62 Juan Silva, L (7.9) OBP: 0.333, SLG: 0.333			E9 31 SF8 34 G3 11 BB		FC4-6 11 G3 31 BLK			L3		3	2	0	0	0	0	3											
Inning Stats	R: 0 E: 0 K: 0 S: 4	H: 0 LOB: 0 BB: 0 P: 4	R: 0 E: 0 K: 1 S: 5	H: 0 LOB: 0 BB: 0 P: 5	R: 3 E: 1 K: 0 S: 5	H: 1 LOB: 1 BB: 2 P: 13	R: 0 E: 0 K: 1 S: 5	H: 0 LOB: 0 BB: 0 P: 5	R: 1 E: 0 K: 0 S: 4	H: 1 LOB: 1 BB: 1 P: 9	R: 0 E: 0 K: 0 S: 4	H: 1 LOB: 1 BB: 0 P: 4	R: 0 E: 0 K: 0 S: 3	H: 0 LOB: 0 BB: 0 P: 3	R: 2 E: 0 K: 0 S: 5	H: 2 LOB: 1 BB: 1 P: 9	1B: 3 2B: 2 3B: 0 HR: 1	SF: 1 SAC: 0 DP: 0 HBP: 0	WP: 0 PB: 0 SB: 1 CS: 0	PA: 38							
PITCHER	IP	WLS	BF	H	R	ER	SO	BB	IBB	HBP	BLK	WP	HR	S	P	ERA	WHIP										
54 Ervin Santana, R (1.1) ERA: 1.8	5.0		21	2	4	2	2	3	0	0	1	0	0	23	36	3.60	1.000										
58 Fernando Abad, L (6.1) ERA: 1.42	1.0		4	1	0	0	0	0	0	0	0	0	0	4	4	0.00	1.000										
49 Kevin Jepsen, R (7.1) ERA: 6.35	1.0		3	0	0	0	0	0	0	0	0	0	0	3	3	0.00	0.000										
62 J.R. Graham, R (8.1) ERA: 1.29	1.0	L	6	2	2	2	0	1	0	0	0	0	1	5	9	18.00	3.000										
57 Ryan Pressly, R (9.1)	1.0		4	1	0	0	1	0	0	0	0	0	0	6	6	0.00	1.000										

Batter	1	2	3	4	5	6	7	8	9	AB	R	H	RBI	BB	SO	LOB	BOTTOM										
2 Brian Dozier, R (1.4) 9 Eduardo Núñez, R (7.4) OBP: 0.406, SLG: 0.700 OBP: 0.464, SLG: 0.458	P6		F7		P6		F8			3	0	0	0	0	0	2	<p>New York Yankees @ Minnesota Twins CenturyLink Sports Complex, Fort Myers, FL Sun Mar 20 2016, 1:07 PM - 3:41 PM EDT Att: 9,109 - Overcast - 75 F</p> <p>livebaseballscores.com</p> <p>AB 32 R 4 H 6 RBI 4 BB 3 SO 5 LOB 14</p> 										
7 Joe Mauer, L (1.3) 21 Darin Mastroianni, R (8.9) OBP: 0.360, SLG: 0.381 OBP: 0.391, SLG: 0.381	G4-3		G6-3		1B 2H 3H			2B		3	0	1	2	0	0	0											
22 Miguel Sanó, R (1.9) 30 James Beresford, L (8.5) OBP: 0.515, SLG: 0.640 OBP: 0.375, SLG: 0.300	G5-3				F9			G5-3		2	0	0	0	1	0	1											
24 Trevor Plouffe, R (1.5) 17 Carlos Quentin, R (8.3) OBP: 0.258, SLG: 0.400 OBP: 0.429, SLG: 0.696		BB 52 BB 5 FC4-6 1B	K		F8			P1		3	1	1	0	0	1	2											
20 Eddie Rosario, L (1.7) 26 Ryan Sweeney, L (8.7) OBP: 0.313, SLG: 0.625 OBP: 0.455, SLG: 0.481		FC4-6 5 FC4-6 12 BB 1B			F8-5 5 S			G4-3		3	1	2	0	0	0	0											
52 ByungHo Park, R (1.10) 31 Oswaldo Arcia, L (8.10) OBP: 0.324, SLG: 0.606 OBP: 0.296, SLG: 0.250		BB 5 FC4-6 BB			K			G2-3		2	0	0	0	1	1	1											
5 Eduardo Escobar, S (1.6) 36 Wilfredo Tovar, R (7.6) OBP: 0.282, SLG: 0.400 OBP: 0.360, SLG: 0.348		FC4-6 12 FC5-4 1B			F8-5 1-3			K		3	0	0	1	0	1	3											
12 John Ryan Murphy, R (1.2) 66 John Hicks, R (8.2) OBP: 0.292, SLG: 0.105 OBP: 0.316, SLG: 0.389		FC5-4 25 FC6-4 1B						K		2	1	0	1	1	1	1											
25 Byron Buxton, R (1.8) 39 Danny Santana, S (8.8) OBP: 0.269, SLG: 0.348 OBP: 0.107, SLG: 0.222		FC6-4						F7		3	1	1	0	0	0	1											
Inning Stats	R: 0 E: 0 K: 0 S: 3	H: 0 LOB: 0 BB: 0 P: 3	R: 2 E: 0 K: 0 S: 5	H: 2 LOB: 1 BB: 1 P: 9	R: 0 E: 0 K: 1 S: 5	H: 0 LOB: 1 BB: 1 P: 9	R: 0 E: 0 K: 1 S: 5	H: 1 LOB: 0 BB: 0 P: 6	R: 2 E: 0 K: 0 S: 5	H: 2 LOB: 1 BB: 1 P: 9	R: 0 E: 0 K: 1 S: 5	H: 0 LOB: 0 BB: 0 P: 5	R: 0 E: 0 K: 1 S: 4	H: 0 LOB: 0 BB: 0 P: 4	R: 0 E: 0 K: 1 S: 5	H: 0 LOB: 0 BB: 0 P: 5	1B: 4 2B: 3 3B: 0 HR: 0	SF: 0 SAC: 0 DP: 1 HBP: 0	WP: 0 PB: 0 SB: 1 CS: 0	PA: 35							
PITCHER	IP	WLS	BF	H	R	ER	SO	BB	IBB	HBP	BLK	WP	HR	S	P	ERA	WHIP										
47 Iván Nova, R (1.1) ERA: 4.05	4.1		20	5	4	4	2	3	0	0	0	0	0	21	34	8.31	1.846										
55 Bryan Mitchell, R (5.1) ERA: 0.84	2.2	W	8	0	0	0	2	0	0	0	0	0	0	12	12	0.00	0.000										
41 Anthony Swarzak, R (8.1) ERA: 3.0	1.0	H	4	1	0	0	0	0	0	0	0	0	0	4	4	0.00	1.000										
26 Johnny Barbato, R (9.1) ERA: 2.84	1.0	S	3	0	0	0	1	0	0	0	0	0	0	5	5	0.00	0.000										

Batter	1	2	3	4	5	6	7	8	9	AB	R	H	RBI	BB	SO	LOB	TOP				
28 John Jaso, L (1,3) OBP: 0.428, SLG: 0.238 56 Pablo Reyes, R (8,4)										3	0	0	0	0	1	2					
24 Cole Figueroa, L (1,4) OBP: 0.294, SLG: 0.300 78 Jim Fuller, L (8,1)										3	0	0	0	1	0	1					
23 David Fresse, R (1,5) OBP: 0.250, SLG: 0.273 86 Connor Joe, R (6,5)										3	0	1	0	0	0	1					
6 Starling Marte, R (1,8) OBP: 0.448, SLG: 0.607 30 Nefthali Feliz, R (6,1) 93 Anderson Feliz, S (8,6)										3	0	1	0	0	0	3					
23 Jake Goebbert, L (1,7) OBP: 0.346, SLG: 0.200 57 Elvis Escobar, L (8,7)										3	0	0	0	0	1	1					
3 Sean Rodriguez, R (1,6) OBP: 0.389, SLG: 0.333 80 Edwin Espinal, R (8,3)										2	0	0	0	1	0	1					
68 Danny Ortiz, L (1,9) OBP: 0.278, SLG: 0.235 80 Michael Suchy, R (8,9)										3	0	0	0	0	2	1	AB 33				
19 Chris Stewart, R (1,2) OBP: 0.333, SLG: 0.333 62 Anton Richardson, S (6,8)										2	1	1	0	0	0	1	R 2				
12 Juan Nicasio, R (1,1) OBP: 0.333, SLG: 0.333 83 Jacob Stallings, R (6,2)										2	0	1	0	0	0	0	H 7				
Inning Stats	R: 0 E: 0 K: 1 S: 6	H: 1 LOB: 1 BB: 0 P: 6	R: 0 E: 0 K: 1 S: 5	H: 0 LOB: 0 BB: 0 P: 5	R: 1 E: 1 K: 0 S: 5	H: 2 LOB: 2 BB: 1 P: 9	R: 0 E: 0 K: 0 S: 3	H: 0 LOB: 1 BB: 1 P: 7	R: 0 E: 0 K: 1 S: 2	H: 0 LOB: 0 BB: 0 P: 3	R: 0 E: 0 K: 0 S: 7	H: 0 LOB: 0 BB: 0 P: 7	R: 0 E: 0 K: 0 S: 3	H: 0 LOB: 0 BB: 0 P: 3	R: 1 E: 0 K: 1 S: 8	H: 3 LOB: 3 BB: 1 P: 12	1B: 5 2B: 2 3B: 0 HR: 0	SF: 0 SAC: 0 DP: 2 HBP: 1	WP: 0 PB: 0 SB: 1 CS: 0	PA: 37	
PITCHER	IP WLS BF H R ER SO BB IBB HBP BLK WP HR S P ERA WHIP	4.1 L 19 3 1 0 2 2 0 0 0 0 0 0 20 29 0.00 1.154	1.2 5 1 0 0 1 0 0 0 0 0 0 0 7 8 0.00 0.600	1.0 3 0 0 0 2 0 0 0 0 0 0 0 7 7 0.00 0.000	1.0 3 0 0 0 0 0 0 0 0 0 0 0 3 3 0.00 0.000	0.2 6 3 1 1 1 1 0 0 0 0 0 0 7 11 13.50 6.000	0.1 1 0 0 0 0 0 0 0 0 0 0 0 1 1 0.00 0.000														

Pittsburgh Pirates @ Minnesota Twins
CenturyLink Sports Complex, Fort Myers, FL
Mon Mar 21 2016, 1:06 PM - 3:57 PM EDT
Att: 8,956 - Sunny - 59 F

AB 33
R 2
H 7
RBI 1
BB 3
SO 6
LOB 17



Batter	1	2	3	4	5	6	7	8	9	AB	R	H	RBI	BB	SO	LOB	BOTTOM					
25 Byron Buxton, R (1,10) OBP: 0.267, SLG: 0.308										3	0	0	0	1	1	1						
39 Danny Santana, S (1,8) OBP: 0.156, SLG: 0.258										4	0	2	0	0	1	0						
2 Brian Dozier, R (1,4) OBP: 0.400, SLG: 0.667 36 Wilfredo Tovar, R (6,4)										3	0	1	0	0	2	2						
17 Carlos Quentin, R (1,3) OBP: 0.387, SLG: 0.615 30 James Beresford, L (7,3)										3	0	0	0	0	2	4						
31 Oswaldo Arcia, L (1,7) OBP: 0.258, SLG: 0.214										4	0	0	0	0	2	4						
26 Ryan Sweeney, L (1,9) OBP: 0.444, SLG: 0.467 67 Max Kepler, L (7,8)										3	0	1	0	0	0	0						
5 Eduardo Escobar, S (1,6) OBP: 0.273, SLG: 0.469 32 Buck Britton, L (7,5)										2	0	1	0	0	1	0	AB 32					
8 Kurt Suzuki, R (1,2) OBP: 0.471, SLG: 0.500 80 Juan Centeno, L (8,2)										2	0	0	0	1	1	2	R 0					
9 Eduardo Nunez, R (1,5) OBP: 0.419, SLG: 0.407										3	0	0	0	0	0	4	H 6					
Inning Stats	R: 0 E: 0 K: 3 S: 10	H: 1 LOB: 2 BB: 1 P: 16	R: 0 E: 0 K: 1 S: 6	H: 1 LOB: 1 BB: 0 P: 6	R: 0 E: 0 K: 2 S: 9	H: 2 LOB: 2 BB: 0 P: 10	R: 0 E: 0 K: 0 S: 3	H: 1 LOB: 1 BB: 1 P: 7	R: 0 E: 0 K: 2 S: 7	H: 0 LOB: 0 BB: 0 P: 3	R: 0 E: 0 K: 1 S: 6	H: 1 LOB: 1 BB: 0 P: 6	R: 0 E: 0 K: 1 S: 5	H: 0 LOB: 0 BB: 0 P: 5	R: 0 E: 0 K: 1 S: 5	H: 0 LOB: 0 BB: 0 P: 5	1B: 5 2B: 0 3B: 1 HR: 0	SF: 0 SAC: 0 DP: 1 HBP: 0	WP: 1 PB: 0 SB: 2 CS: 0	PA: 34		
PITCHER	IP WLS BF H R ER SO BB IBB HBP BLK WP HR S P ERA WHIP	5.0 W 21 5 1 0 0 8 2 0 0 0 0 0 35 46 0.00 1.400	2.0 H 7 1 0 0 1 0 0 0 0 0 0 0 9 9 0.00 0.500	2.0 S 6 0 0 0 2 0 0 0 0 0 0 0 10 10 0.00 0.000																		

Pittsburgh Pirates @ Minnesota Twins
CenturyLink Sports Complex, Fort Myers, FL
Mon Mar 21 2016, 1:06 PM - 3:57 PM EDT
Att: 8,956 - Sunny - 59 F

AB 32
R 0
H 6
RBI 0
BB 2
SO 11
LOB 18



Batter	1	2	3	4	5	6	7	8	9	AB	R	H	RBI	BB	SO	LOB	TOP										
23 Joey Rickard, R OBP: 0.420, SLG: 0.533 3 Ryan Flaherty, L OBP: 0.476, SLG: 0.515	L5							G4-3		3	0	1	1	0	0	2											
13 Manny Machado, R OBP: 0.369, SLG: 0.533 34 Christian Walker, R OBP: 0.299, SLG: 0.684	K		K					F7		3	0	0	0	0	2	2											
10 Adam Jones, R OBP: 0.294, SLG: 0.576 28 L.J. Hoes, R OBP: 0.200, SLG: 0.200	F7		G5-3					F7		3	0	0	0	0	0	2											
45 Mark Trumbo, R OBP: 0.279, SLG: 0.488 91 Julio Borbon, L		G5-3		P3				F7		3	0	0	0	0	0	0											
2 J.J. Hardy, R OBP: 0.375, SLG: 0.433 15 Paul Janish, R OBP: 0.351, SLG: 0.258	F8		G6-3					K		3	0	0	0	0	1	0											
6 Jonathan Schoop, R OBP: 0.391, SLG: 0.535 18 Steve Tolleson, R OBP: 0.273, SLG: 0.310	K		G6-3					P2		3	0	0	0	0	1	0											
14 Nolan Reimold, R OBP: 0.244, SLG: 0.216			G5-3					F8		3	0	0	0	0	1	0											
12 Dariel Álvarez, R OBP: 0.270, SLG: 0.294 90 Quincy Latimore, R OBP: 0.500, SLG: 2.000			36 1B 23 2B					G5-3		2	1	1	0	1	0	0											
36 Caleb Joseph, R OBP: 0.294, SLG: 0.303 27 Francisco Peña, R OBP: 0.300, SLG: 0.353			23 2B 2-3					F9		3	0	2	0	0	0	0											
Inning Stats	R: 0 E: 0 K: 1 S: 6	H: 0 LOB: 0 BB: 0 P: 6	R: 0 E: 0 K: 1 S: 5	H: 0 LOB: 0 BB: 0 P: 5	R: 1 E: 0 K: 1 S: 8	H: 3 LOB: 2 BB: 0 P: 8	R: 0 E: 0 K: 0 S: 3	H: 0 LOB: 0 BB: 0 P: 3	R: 0 E: 0 K: 1 S: 5	H: 1 LOB: 1 BB: 1 P: 9	R: 0 E: 0 K: 0 S: 3	H: 0 LOB: 0 BB: 0 P: 3	R: 0 E: 0 K: 1 S: 5	H: 0 LOB: 0 BB: 0 P: 5	R: 0 E: 0 K: 0 S: 3	H: 0 LOB: 0 BB: 0 P: 3	1B: 2 2B: 2 3B: 0 HR: 0	SF: 0 SAC: 0 DP: 1 HBP: 0	WP: 0 PB: 0 SB: 0 CS: 0	PA: 31							
PITCHER	IP	WLS	BF	H	R	ER	SO	BB	IBB	HBP	BLK	WP	HR	S	P	ERA	WHIP										
38 Logan Demell, L ERA: 3.38	2.0	W	6	0	0	0	2	0	0	0	0	0	0	11	11	0.00	0.000										
27 Brandon Kintzler, R ERA: 3.38	2.0	H	9	3	1	1	1	0	0	0	0	0	0	11	11	4.50	1.500										
72 Buddy Boshers, L ERA: 3.98	2.0	H	7	1	0	0	1	1	0	0	0	0	0	8	12	0.00	1.000										
59 Michael Tonkin, R ERA: 9.0	2.0		6	0	0	0	1	0	0	0	0	0	0	8	8	0.00	0.000										
64 Aaron Thompson, L ERA: 9.95	1.0		3	0	0	0	0	0	0	0	0	0	0	3	3	0.00	0.000										

Baltimore Orioles @ Minnesota Twins
CenturyLink Sports Complex, Fort Myers, FL
Tue Mar 22 2016, 1:07 PM - 3:48 PM EDT
Att: 6,461 - Sunny - 72 F

AB 30
R 1
H 4
RBI 1
BB 1
SO 5
LOB 6



Batter	1	2	3	4	5	6	7	8	9	AB	R	H	RBI	BB	SO	LOB	BOTTOM										
2 Brian Dozier, R OBP: 0.375, SLG: 0.595	G6-3							G5-3		4	0	0	0	1	1	0											
21 Darin Mastroianni, R OBP: 0.429, SLG: 0.400	7 HR							K		4	2	2	0	1	1	1											
7 Joe Mauer, L OBP: 0.379, SLG: 0.500 96 Zack Granite, L	1B							K		3	1	1	2	1	1	2											
24 Trevor Plouffe, R OBP: 0.394, SLG: 0.621	K							K		4	1	2	2	0	1	2											
17 Carlos Quentin, R OBP: 0.400, SLG: 0.621	F9							F7		3	1	1	0	1	0	1											
31 Oswaldo Arcia, L OBP: 0.286, SLG: 0.258	K							E3		3	0	1	1	1	1	1											
5 Eduardo Escobar, S OBP: 0.270, SLG: 0.444	F8							F9		4	0	1	0	0	0	3											
12 John Ryan Murphy, R OBP: 0.286, SLG: 0.691 80 Juan Centeno, L OBP: 0.600, SLG: 1.000	G5-3							F9		3	0	0	0	1	0	4											
26 Ryan Sweeney, L OBP: 0.400, SLG: 0.412	K							F9		4	0	0	0	0	2	4											
Inning Stats	R: 2 E: 0 K: 1 S: 9	H: 2 LOB: 0 BB: 0 P: 11	R: 0 E: 0 K: 1 S: 5	H: 0 LOB: 0 BB: 0 P: 5	R: 0 E: 0 K: 1 S: 6	H: 1 LOB: 2 BB: 1 P: 10	R: 1 E: 0 K: 0 S: 6	H: 2 LOB: 1 BB: 0 P: 6	R: 2 E: 0 K: 1 S: 9	H: 2 LOB: 3 BB: 3 P: 24	R: 0 E: 0 K: 1 S: 5	H: 0 LOB: 1 BB: 1 P: 9	R: 0 E: 1 K: 1 S: 7	H: 1 LOB: 3 BB: 1 P: 11	R: 0 E: 0 K: 2 S: 7	H: 0 LOB: 0 BB: 0 P: 7	1B: 4 2B: 2 3B: 0 HR: 2	SF: 0 SAC: 0 DP: 0 HBP: 0	WP: 1 PB: 0 SB: 1 CS: 0	PA: 39							
PITCHER	IP	WLS	BF	H	R	ER	SO	BB	IBB	HBP	BLK	WP	HR	S	P	ERA	WHIP										
59 Mike Wright Jr., R ERA: 5.74	4.0	L	18	5	3	3	3	1	0	0	0	0	0	26	32	6.75	1.500										
43 Odrismer Despaigne, R ERA: 7.15	0.2		7	2	2	2	1	3	0	0	0	0	1	8	23	27.00	7.500										
37 Dylan Bundy, R ERA: 9.24	1.1		5	0	0	0	1	1	0	0	0	0	0	6	10	0.00	0.750										
65 Chaz Roe, R ERA: 2.7	1.0		6	1	0	0	1	1	0	0	0	0	0	7	11	0.00	2.000										
71 Oliver Drake, R ERA:	1.0		3	0	0	0	2	0	0	0	0	0	0	7	7	0.00	0.000										

Baltimore Orioles @ Minnesota Twins
CenturyLink Sports Complex, Fort Myers, FL
Tue Mar 22 2016, 1:07 PM - 3:48 PM EDT
Att: 6,461 - Sunny - 72 F

AB 33
R 5
H 8
RBI 5
BB 6
SO 8
LOB 18



Batter	1	2	3	4	5	6	7	8	9	AB	R	H	RBI	BB	SO	LOB	TOP					
70 Braxton Lee, L (1, 8) OBP: 0.375, SLG: 0.429 73 Thomas Milone, L (7, PH) OBP: 0.200, SLG: 0.200	F7		G4-3			G3-1	F8		K	3	0	1	0	0	0	1						
76 Jake Hager, R (1, 4) OBP: 0.250, SLG: 0.500 70 Andrew Velazquez, S (7, PH) (7, 4)	K		G4-3			K	E6		K	3	0	0	0	0	2	2						
68 Jaff Decker, L (1, 9) OBP: 0.407, SLG: 0.577 89 Justin Williams, L (7, PH) OBP: 0.500, SLG: 0.500	F8				G3-1	G3-1	G4-3			2	0	0	0	1	0	0						
63 Kyle Roller, L (1, 10) OBP: 0.429, SLG: 0.611						K			K	4	0	0	0	1	3	3						
61 Patrick Leonard, R (1, 5) OBP: 0.300, SLG: 0.500 75 Alec Sole, L (7, 3)			G5-4-3						K	3	0	1	0	0	1	3						
81 Cameron Seitzer, L (1, 3) OBP: 0.697, SLG: 1.000 71 Cristian Toribio, R (7, PH) OBP: 0.250, SLG: 0.250										2	0	1	0	0	0	1						
60 Daniel Robertson, R (1, 6) OBP: 0.214, SLG: 0.309 62 Juniel Querecuto, S (7, PH) OBP: 0.563, SLG: 0.643						G5-3			F8	2	0	0	0	0	1	1						
65 Johnny Field, R (1, 7) OBP: 0.333, SLG: 0.450 83 Bralin Jackson, R (7, PH) OBP: 1.000, SLG: 1.333										2	0	0	0	0	1	0						
64 Jake DePew, R (1, 2) 69 Mayo Acosta, R (6, 2) OBP: 0.333, SLG: 0.667										2	2	2	3	0	0	0						
Inning Stats	R: 0 E: 0 K: 1 S: 5	H: 0 LOB: 0 BB: 0 P: 6	R: 0 E: 0 K: 1 S: 5	H: 1 LOB: 1 BB: 1 P: 9	R: 0 E: 1 K: 1 S: 6	H: 0 LOB: 1 BB: 0 P: 7	R: 0 E: 0 K: 1 S: 6	H: 1 LOB: 0 BB: 0 P: 6	R: 0 E: 0 K: 1 S: 5	H: 0 LOB: 0 BB: 0 P: 5	R: 0 E: 0 K: 2 S: 8	H: 1 LOB: 2 BB: 1 P: 12	R: 3 E: 1 K: 0 S: 6	H: 2 LOB: 1 BB: 1 P: 10	R: 0 E: 0 K: 2 S: 8	H: 1 LOB: 1 BB: 0 P: 8	R: 2 E: 0 K: 3 S: 12	H: 3 LOB: 1 BB: 0 P: 13	1B: 5 2B: 4 3B: 0 HR: 0	SF: 0 SAC: 0 DP: 1 HBP: 0	WP: 0 PB: 0 SB: 2 CS: 0	PA: 40
PITCHER	IP	WLS	BF	H	R	ER	SO	BB	IBB	HBP	BLK	WP	HR	S	P	ERA	WHIP					
47 Ricky Nolasco, R (1, 1) ERA: 4.05	6.0		23	3	0	0	7	2	0	0	0	0	0	35	45	0.00	0.833					
15 Glen Perkins, L (7, 1) ERA: 3.18	0.2	L	6	2	3	2	0	1	0	0	0	0	0	5	9	27.00	4.500					
61 Ryan O'Rourke, L (7, 1) ERA: 1.59	0.1		1	0	0	0	0	0	0	0	0	0	0	1	1	0.00	0.000					
49 Kevin Jepsen, R (8, 1) ERA: 6.23	1.0		4	1	0	0	2	0	0	0	0	0	0	8	8	0.00	1.000					
65 Trevor May, R (9, 1) ERA: 6.23	1.0		6	3	2	2	3	0	0	0	0	0	0	12	13	18.00	3.000					

Tampa Bay Rays @ Minnesota Twins
CenturyLink Sports Complex, Fort Myers, FL
Wed Mar 23, 2016, 1:06 PM - 3:34 PM EDT
Att: 7,165 - Sunny - 77 F

AB 37
R 5
H 9
RBI 4
BB 3
SO 12
LOB 17



Batter	1	2	3	4	5	6	7	8	9	AB	R	H	RBI	BB	SO	LOB	BOTTOM					
25 Byron Buxton, R (1, 8) OBP: 0.289, SLG: 0.324 21 Darn Mastroianni, R (7, 8) OBP: 0.446, SLG: 0.462			B1-3			G6-3				3	0	1	0	0	0	0						
7 Joe Mauer, L (1, 3) OBP: 0.375, SLG: 0.519 67 Max Kepler, L (6, PR) OBP: 0.259, SLG: 0.231										3	0	1	0	0	0	1						
22 Miguel Sanó, R (1, 9) OBP: 0.475, SLG: 0.533										4	0	0	0	0	3	3						
24 Trevor Plouffe, R (1, 5) OBP: 0.361, SLG: 0.563 30 James Beresford, L (8, 4) OBP: 0.333, SLG: 0.269										3	0	0	0	0	1	0						
20 Eddie Rosario, L (1, 7) OBP: 0.282, SLG: 0.538 31 Oswaldo Arcia, L (7, 7) OBP: 0.278, SLG: 0.250										2	0	0	0	0	0	0						
17 Carlos Quentin, R (1, 10) OBP: 0.368, SLG: 0.563										3	0	0	0	0	1	0						
9 Eduardo Núñez, R (1, 6) OBP: 0.378, SLG: 0.364										3	1	1	0	0	1	0						
8 Kurt Suzuki, R (1, 2) OBP: 0.400, SLG: 0.400 66 John Hicks, R (9, 2) OBP: 0.304, SLG: 0.364										3	0	0	0	0	2	1						
39 Danny Santana, S (1, 4) OBP: 0.200, SLG: 0.289										2	1	1	1	0	0	0						
Inning Stats	R: 0 E: 0 K: 0 S: 3	H: 1 LOB: 0 BB: 0 P: 3	R: 0 E: 0 K: 0 S: 3	H: 0 LOB: 0 BB: 0 P: 3	R: 1 E: 1 K: 0 S: 4	H: 1 LOB: 0 BB: 0 P: 4	R: 0 E: 0 K: 2 S: 7	H: 0 LOB: 0 BB: 0 P: 7	R: 0 E: 0 K: 2 S: 7	H: 0 LOB: 0 BB: 0 P: 7	R: 1 E: 0 K: 2 S: 9	H: 2 LOB: 2 BB: 0 P: 10	R: 0 E: 0 K: 0 S: 3	H: 0 LOB: 0 BB: 0 P: 3	R: 0 E: 0 K: 1 S: 5	H: 0 LOB: 0 BB: 0 P: 5	R: 0 E: 0 K: 1 S: 6	H: 1 LOB: 1 BB: 0 P: 6	1B: 3 2B: 2 3B: 0 HR: 0	SF: 1 SAC: 0 DP: 1 HBP: 0	WP: 0 PB: 0 SB: 0 CS: 0	PA: 31
PITCHER	IP	WLS	BF	H	R	ER	SO	BB	IBB	HBP	BLK	WP	HR	S	P	ERA	WHIP					
51 Dana Eveland, L (1, 1) ERA: 4.5	2.0		6	1	0	0	0	0	0	0	0	0	0	6	6	0.00	0.500					
David Carpenter, R (3, 1) ERA: 4.5	1.0		4	1	1	0	0	0	0	0	0	0	0	4	4	0.00	1.000					
30 Erasmo Ramírez, R (4, 1) ERA: 4.5	6.0	W	21	3	1	1	8	0	0	0	0	0	0	37	38	1.50	0.500					

Tampa Bay Rays @ Minnesota Twins
CenturyLink Sports Complex, Fort Myers, FL
Wed Mar 23, 2016, 1:06 PM - 3:34 PM EDT
Att: 7,165 - Sunny - 77 F

AB 30
R 2
H 5
RBI 1
BB 0
SO 8
LOB 7



Batter	1	2	3	4	5	6	7	8	9	AB	R	H	RBI	BB	SO	LOB	TOP					
25 Byron Buxton, R OBP: 0.286, SLG: 0.324										3	0	1	1	0	0	0	Minnesota Twins @ Tampa Bay Rays Charlotte Sports Park, Port Charlotte, FL Fri Mar 25 2016, 1:08 PM - 3:25 PM EDT Att: 5,524 - Sunny - 81 F					
7 Joe Mauer, L OBP: 0.343, SLG: 0.467										3	0	0	0	0	0	1						
78 Heiker Meneses, R OBP: 0.375, SLG: 0.375										1	0	0	0	0	0	0						
22 Miguel Sanó, R OBP: 0.459, SLG: 0.500										2	1	0	0	1	0	1						
21 Darin Mastroianni, R OBP: 0.484, SLG: 0.481										1	0	1	0	0	0	0						
24 Trevor Plouffe, R OBP: 0.400, SLG: 0.750										4	2	3	3	0	0	0						
17 Carlos Quentin, R OBP: 0.333, SLG: 0.500										4	0	0	0	0	1	2						
20 Eddie Rosario, L OBP: 0.286, SLG: 0.524										3	0	1	0	0	2	0						
31 Oswaldo Arcia, L OBP: 0.293, SLG: 0.432										1	0	0	0	0	0	0						
9 Eduardo Núñez, R OBP: 0.350, SLG: 0.333										3	0	0	0	0	1	0						
97 Niko Goodrum, S OBP: 0.293, SLG: 0.432										1	0	0	0	0	0	0						
8 Kurt Suzuki, R OBP: 0.476, SLG: 0.889										3	3	3	2	0	0	0						
66 John Hicks, R OBP: 0.292, SLG: 0.348										1	0	0	0	0	0	0						
82 Mitch Garver, R OBP: 0.125, SLG: 0.125										0	0	0	0	0	0	0						
30 James Beresford, L OBP: 0.297, SLG: 0.219										3	0	0	0	0	0	1						
Inning Stats	R: 0 E: 0 K: 0 S: 4	H: 1 LOB: 0 BB: 0 P: 4	R: 1 E: 0 K: 1 S: 6	H: 1 LOB: 0 BB: 0 P: 6	R: 1 E: 0 K: 0 S: 4	H: 1 LOB: 0 BB: 0 P: 4	R: 0 E: 0 K: 1 S: 5	H: 0 LOB: 0 BB: 0 P: 5	R: 1 E: 0 K: 2 S: 8	H: 1 LOB: 0 BB: 0 P: 8	R: 2 E: 0 K: 0 S: 4	H: 1 LOB: 0 BB: 0 P: 8	R: 1 E: 0 K: 0 S: 4	H: 2 LOB: 0 BB: 0 P: 4	R: 0 E: 0 K: 0 S: 5	H: 2 LOB: 0 BB: 0 P: 5	R: 0 E: 0 K: 0 S: 3	H: 0 LOB: 0 BB: 0 P: 3	1B: 4 2B: 2 3B: 0 HR: 4	SF: 1 SAC: 0 DP: 1 HBP: 0	WP: 0 PB: 0 SB: 0 CS: 0	PA: 35
PITCHER	IP WLS BF H R ER SO BB IBB HBP BLK WP HR S P ERA WHIP																					
33 Drew Smyly, L ERA: 3.38	(1, 1) 6.0 L 23 5 5 5 4 1 0 0 0 0 0 3 31 35 7.50 1.000																					
72 Jhan Maríñez, R ERA: 16.2	(7, 1) 1.0 4 2 1 1 0 0 0 0 0 0 0 1 4 4 9.00 2.000																					
79 Tyler Sturdevant, R ERA: 2.52	(8, 1) 1.0 5 2 0 0 0 0 0 0 0 0 0 0 5 5 0.00 2.000																					
80 Kyle McPherson, R ERA: 4.15	(9, 1) 1.0 3 0 0 0 0 0 0 0 0 0 0 0 3 3 0.00 0.000																					

Batter	1	2	3	4	5	6	7	8	9	AB	R	H	RBI	BB	SO	LOB	BOTTOM			
11 Logan Forsythe, R OBP: 0.400, SLG: 0.594										3	0	0	0	0	1	1	Minnesota Twins @ Tampa Bay Rays Charlotte Sports Park, Port Charlotte, FL Fri Mar 25 2016, 1:08 PM - 3:25 PM EDT Att: 5,524 - Sunny - 81 F			
76 Jake Hager, R OBP: 0.333, SLG: 0.500										1	0	1	0	0	0	0				
13 Brad Miller, L OBP: 0.393, SLG: 0.520										3	0	0	0	0	2	1				
62 Juniel Querecuto, S OBP: 0.529, SLG: 0.600										1	0	0	0	0	0	1				
3 Evan Longoria, R OBP: 0.286, SLG: 0.455										3	0	0	0	0	2	0				
69 Mayo Acosta, R OBP: 0.428, SLG: 0.714										1	0	1	0	0	0	0				
10 Corey Dickerson, L OBP: 0.263, SLG: 0.389										4	0	1	0	0	0	0				
5 Brandon Guyer, R OBP: 0.550, SLG: 0.944										3	1	2	1	0	0	0				
68 Jaff Decker, L OBP: 0.393, SLG: 0.556										1	0	0	0	0	1	2				
21 James Loney, L OBP: 0.303, SLG: 0.375										3	0	1	0	0	0	1				
98 Casey Gillaspie, S OBP: 0.182, SLG: 0.200										0	0	0	0	1	0	0				
20 Steven Souza Jr., R OBP: 0.125, SLG: 0.251										3	0	0	0	0	1	2				
75 Cade Gotta, R										1	0	0	0	0	0	3				
27 Mikie Mahtook, R OBP: 0.267, SLG: 0.379										3	0	0	0	0	1	1				
19 Curt Casali, R OBP: 0.476, SLG: 0.471										2	0	1	0	0	1	1				
38 Taylor Motter, R OBP: 0.333, SLG: 0.500										1	0	0	0	0	0	0				
Inning Stats	R: 0 E: 0 K: 0 S: 3	H: 0 LOB: 0 BB: 0 P: 3	R: 0 E: 0 K: 1 S: 6	H: 1 LOB: 1 BB: 0 P: 6	R: 0 E: 0 K: 2 S: 8	H: 1 LOB: 1 BB: 0 P: 8	R: 0 E: 0 K: 1 S: 5	H: 0 LOB: 0 BB: 0 P: 5	R: 0 E: 0 K: 2 S: 7	H: 0 LOB: 0 BB: 0 P: 7	R: 1 E: 0 K: 0 S: 4	H: 1 LOB: 0 BB: 0 P: 4	R: 0 E: 0 K: 0 S: 4	H: 1 LOB: 1 BB: 0 P: 4	R: 0 E: 0 K: 1 S: 6	H: 2 LOB: 2 BB: 1 P: 10	1B: 5 2B: 1 3B: 0 HR: 1	SF: 0 SAC: 0 DP: 1 HBP: 0	WP: 0 PB: 0 SB: 0 CS: 0	PA: 34
PITCHER	IP WLS BF H R ER SO BB IBB HBP BLK WP HR S P ERA WHIP																			
54 Ervin Santana, R ERA: 1.13	(1, 1) 6.0 W 21 3 0 0 8 3 0 0 0 0 0 1 4 4 0.00 0.500																			
49 Kevin Jepsen, R ERA: 1.5	(7, 1) 1.0 4 1 1 1 0 0 0 0 0 0 0 1 4 4 9.00 1.000																			
65 Trevor May, R ERA: 5.59	(8, 1) 1.0 4 1 0 0 0 0 0 0 0 0 0 0 4 4 0.00 1.000																			
70 Dan Runzler, L ERA: 2.0	(9, 1) 1.0 5 2 0 0 1 1 0 0 0 0 0 0 6 10 0.00 3.000																			

AB	33
R	6
H	9
RBI	6
BB	1
SO	4
LOB	5



livebaseballscores.com

livebaseballscores.com

Batter	1	2	3	4	5	6	7	8	9	AB	R	H	RBI	BB	SO	LOB	TOP					
39 Danny Santana, S OBP: 0.300, SLG: 0.447										4	1	3	2	0	0	0	Minnesota Twins @ New York Yankees George M. Steinbrenner Field, Tampa, FL Sun Mar 27 2016, 1:08 PM - 3:30 PM EDT Att: 10,418 - Partly Cloudy - 83 F					
9 Eduardo Núñez, R OBP: 0.356, SLG: 0.341										4	1	2	0	0	1	2						
2 Brian Dozier, R OBP: 0.392, SLG: 0.533 30 James Beresford, L OBP: 0.289, SLG: 0.212										3	1	1	1	1	0	2						
31 Oswaldo Arcia, L OBP: 0.261, SLG: 0.381 96 Zack Granite, L										4	0	0	0	0	2	3						
52 ByungHo Park, R OBP: 0.306, SLG: 0.543 99 D.J. Hicks, L										3	0	1	1	0	0	1						
5 Eduardo Escobar, S OBP: 0.261, SLG: 0.422 97 Niko Goodrum, S										3	0	1	1	0	0	0						
80 Juan Centeno, L OBP: 0.500, SLG: 0.789										4	0	0	0	0	2	2						
12 John Ryan Murphy, R OBP: 0.235, SLG: 0.071 83 Carlos Paulino, R										3	0	0	0	0	1	2						
21 Darin Mastroianni, R OBP: 0.500, SLG: 0.483 98 Travis Harrison, R OBP: 0.250, SLG: 0.250										2	2	1	0	1	0	0						
Inning Stats	R: 0 E: 0 K: 1 S: 5	H: 1 LOB: 0 BB: 0 P: 5	R: 0 E: 0 K: 1 S: 5	H: 0 LOB: 0 BB: 0 P: 5	R: 1 E: 0 K: 2 S: 9	H: 2 LOB: 1 BB: 0 P: 9	R: 0 E: 0 K: 1 S: 4	H: 0 LOB: 0 BB: 1 P: 8	R: 0 E: 0 K: 0 S: 3	H: 0 LOB: 0 BB: 0 P: 3	R: 4 E: 1 K: 1 S: 10	H: 5 LOB: 2 BB: 1 P: 15	R: 0 E: 0 K: 0 S: 4	H: 1 LOB: 1 BB: 0 P: 4	R: 0 E: 0 K: 0 S: 3	H: 0 LOB: 0 BB: 0 P: 3		R: 0 E: 0 K: 0 S: 3	H: 0 LOB: 0 BB: 0 P: 3	1B: 7 2B: 2 3B: 0 HR: 0	SF: 0 SAC: 0 DP: 1 HBP: 0	WP: 0 PB: 0 SB: 1 CS: 1
PITCHER	IP WLS BF H R ER SO BB IBB HBP BLK WP HR S P ERA WHIP																					
30 Nathan Eovaldi, R ERA: 3.86	5.1 L 23 7 5 4 5 2 0 0 0 0 0 0 0 0 0 0 6.75 1.688																					
68 Dellin Betances, R ERA:	0.2 3 1 0 0 1 0 0 0 0 0 0 0 0 0 0 0 0.00 1.500																					
48 Andrew Miller, L ERA: 3.18	1.1 5 1 0 0 0 0 0 0 0 0 0 0 0 0 0 0 0.00 0.750																					
45 Chasen Shreve, L ERA:	0.2 2 0 0 0 0 0 0 0 0 0 0 0 0 0 0 0 0.00 0.000																					
39 Kirby Yates, R ERA:	1.0 3 0 0 0 0 0 0 0 0 0 0 0 0 0 0 0 0.00 0.000																					

Batter	1	2	3	4	5	6	7	8	9	AB	R	H	RBI	BB	SO	LOB	BOTTOM					
22 Jacoby Ellsbury, L OBP: 0.299, SLG: 0.346 98 Lane Adams, R OBP: 0.389, SLG: 0.286										3	0	0	0	0	0	0	Minnesota Twins @ New York Yankees George M. Steinbrenner Field, Tampa, FL Sun Mar 27 2016, 1:08 PM - 3:30 PM EDT Att: 10,418 - Partly Cloudy - 83 F					
11 Brett Gardner, L OBP: 0.318, SLG: 0.524 84 Michael O'Neill, R										3	1	1	1	0	0	0						
13 Alex Rodriguez, R OBP: 0.350, SLG: 0.361 81 Dan Fiorito, R										3	0	0	0	0	0	1						
25 Mark Teixeira, S OBP: 0.227, SLG: 0.154 90 Tyler Austin, R OBP: 0.500, SLG: 0.500										3	0	1	0	0	0	0						
34 Brian McCann, L OBP: 0.400, SLG: 0.485 43 Austin Romine, R OBP: 0.299, SLG: 0.407										2	0	1	0	0	0	1						
36 Carlos Beltrán, S OBP: 0.276, SLG: 0.294 92 Jake Skole, L OBP: 0.500, SLG: 0.500										2	0	0	0	0	1	1						
12 Chase Headley, S OBP: 0.286, SLG: 0.333 97 Miguel Andujar, R										1	0	0	0	1	0	0						
14 Starlin Castro, R OBP: 0.385, SLG: 0.622 29 Dustin Ackley, L OBP: 0.308, SLG: 0.395										2	0	0	0	0	0	2						
18 Didi Gregorius, L OBP: 0.368, SLG: 0.400 87 Abialt Avelino, R										2	0	0	0	0	0	2						
Inning Stats	R: 0 E: 0 K: 0 S: 3	H: 0 LOB: 0 BB: 0 P: 3	R: 0 E: 0 K: 1 S: 5	H: 1 LOB: 0 BB: 0 P: 5	R: 0 E: 0 K: 0 S: 3	H: 0 LOB: 0 BB: 0 P: 3	R: 1 E: 0 K: 0 S: 5	H: 1 LOB: 0 BB: 0 P: 7	R: 0 E: 0 K: 0 S: 4	H: 1 LOB: 2 BB: 1 P: 8	R: 0 E: 0 K: 0 S: 3	H: 0 LOB: 0 BB: 0 P: 3	R: 0 E: 0 K: 1 S: 5	H: 0 LOB: 0 BB: 0 P: 5	R: 0 E: 0 K: 1 S: 5	H: 0 LOB: 0 BB: 0 P: 5		R: 1 E: 0 K: 0 S: 5	H: 2 LOB: 2 BB: 1 P: 9	1B: 4 2B: 0 3B: 0 HR: 1	SF: 0 SAC: 0 DP: 1 HBP: 0	WP: 0 PB: 0 SB: 0 CS: 0
PITCHER	IP WLS BF H R ER SO BB IBB HBP BLK WP HR S P ERA WHIP																					
45 Phil Hughes, R ERA: 2.76	6.0 W 21 3 1 1 1 0 1 0 0 0 0 0 0 0 0 0 1.50 0.667																					
56 Fernando Abad, L ERA: 2.16	1.0 3 0 0 0 1 0 0 0 0 0 0 0 0 0 0 0 0.00 0.000																					
57 Ryan Pressly, R ERA: 1.8	1.0 3 0 0 0 1 0 0 0 0 0 0 0 0 0 0 0 0.00 0.000																					
38 Logan Darnell, L ERA: 5.4	1.0 6 2 1 1 0 1 0 0 0 0 0 0 0 0 0 0 9.00 3.000																					

AB	34
R	5
H	9
RBI	5
BB	2
SO	6
LOB	12



AB	31
R	2
H	5
RBI	2
BB	2
SO	3
LOB	9



Batter	1	2	3	4	5	6	7	8	9	AB	R	H	RBI	BB	SO	LOB	TOP
25 Byron Buxton, R (1, 8) OBP: 0.286, SLG: 0.302 96 Tanner English, R (7, 8) OBP: 0.333, SLG: 0.333	2-0 HBP 39 CS		0-0 1B 31 2B	K2-3		0-3 K		0-0 E5 39 1B 99 HR	0-0 1B 1-2	3	1	1	0	0	2	5	
39 Danny Santana, S (1, 4) OBP: 0.339, SLG: 0.462	1-0 1B 22 F8 22 S		0-0 P5			0-0 1B 31 S		0-0 1B 99 HR	0-0 G1-3	5	1	3	0	1	0	3	
22 Miguel Sanó, R (1, 9) OBP: 0.500, SLG: 0.474 21 Darin Mastroianni, R (7, 9) OBP: 0.486, SLG: 0.467	0-1 F8 1-3		0-3 K			0-0 F8		0-0 F9		4	0	0	0	0	1	5	
31 Oswaldo Arcia, L (1, 10) OBP: 0.440, SLG: 0.391 99 Daniel Palka, L (8, PH) OBP: 0.600, SLG: 2.400	0-3 K		0-0 2B 1-H			1-0 F7 1-2		0-3 K	2-0 HR	4	0	1	1	0	2	2	
20 Eddie Rosario, L (1, 7) OBP: 0.327, SLG: 0.563 92 Stephen Wickens, R (7, 6) OBP: 0.667, SLG: 0.500		0-3 K	0-0 F8			4-0 BB		0-0 1B 12 BB 96 BB	0-0 F9	3	0	1	0	1	1	1	
9 Eduardo Núñez, R (1, 6) OBP: 0.340, SLG: 0.326	0-0 1B 99 2B					0-0 F9		0-2 K	0-0 G6-3	5	1	1	0	0	1	3	
99 D.J. Hicks, L (1, 3) OBP: 0.667 96 Trey Vavra, R (6, PR) (6, 3)	0-0 2B 1-H					0-0 G3		4-0 BB 30 G4-3 22 WP 12 BB	0-0 P6	2	0	1	1	1	0	0	
12 John Ryan Murphy, R (1, 2) OBP: 0.289, SLG: 0.100 80 Juan Centeno, L (7, 2) OBP: 0.476, SLG: 0.750	0-0 F9					0-0 1B 30 2B		4-0 BB 22 WP 30 G4-3	0-0 F7	2	0	1	0	2	0	1	
30 James Beresford, L (1, 5) OBP: 0.302, SLG: 0.263	0-0 F7					0-0 2B 1-3		0-0 G4-3	0-3 K	5	0	2	0	0	1	6	
Inning Stats	R: 0 E: 0 K: 1 S: 6	H: 1 LOB: 1 P: 9	R: 1 E: 0 K: 1 S: 7	H: 2 LOB: 1 BB: 0 P: 7	R: 1 E: 0 K: 1 S: 7	H: 2 LOB: 1 BB: 0 P: 7	R: 0 E: 0 K: 1 S: 7	H: 2 LOB: 2 BB: 1 P: 9	R: 0 E: 0 K: 3 S: 10	H: 1 LOB: 3 BB: 2 P: 18	R: 3 E: 1 K: 0 S: 6	H: 2 LOB: 0 BB: 0 P: 8	R: 0 E: 0 K: 0 S: 5	H: 2 LOB: 2 BB: 0 P: 5	1B: 9 2B: 3 3B: 0 HR: 1	SF: 0 SAC: 0 DP: 0 HBP: 1	WP: 1 PA: 47 PB: 0 SB: 2 CS: 1
PITCHER	IP WLS BF H R ER SO BB IBB HBP BLK WP HR S P ERA WHIP	IP WLS BF H R ER SO BB IBB HBP BLK WP HR S P ERA WHIP	PITCHER 46 Curtis Parth, R (8, 1) ERA: 3.6														

Minnesota Twins @ Pittsburgh Pirates
 McKechnie Field, Bradenton, FL
 Mon Mar 28 2016, 1:08 PM - 4:28 PM EDT
 Att: 5,310 - Cloudy - 81 F

AB	40
R	6
H	13
RBI	5
BB	6
SO	8
LOB	28



Batter	1	2	3	4	5	6	7	8	9	AB	R	H	RBI	BB	SO	LOB	BOTTOM		
28 John Jaso, L (1, 3) OBP: 0.419, SLG: 0.281 15 Jason Rogers, R (4, PH) OBP: 0.327, SLG: 0.244	0-0 P4		4-0 BB 67 2B	G4-3				0-0 F8	0-0 1B 23 DI	1	1	0	0	1	0	0			
67 Matt Joyce, L (1, 7) OBP: 0.391, SLG: 0.541 23 Jake Goebbert, L (5, FR) OBP: 0.342, SLG: 0.258	3-1 HR		0-0 2B 1-H			4-0 BB 23 BB 38 1B		0-0 2B	4-0 BB 93 FC6-4	2	1	2	2	1	0	0			
57 Elvis Escobar, L (9, PR) OBP: 0.571, SLG: 0.714			0-0 F8			4-0 BB 38 1B		4-0 BB	0-0 FC6-4	0	0	0	0	0	0	0			
23 David Freese, R (1, 5) OBP: 0.444, SLG: 0.474 93 Anderson Feliz, S (7, PR) (8, 4)	0-0 G6-3					0-0 BB 38 1B		4-0 BB	0-0 1-2	2	0	0	0	2	0	1			
38 Michael Morse, R (1, 10) OBP: 0.444, SLG: 0.531 94 Jerrick Suiter, R (5, PR) (6, 10)	0-0 G6-3					0-0 2B 19 BB 68 1B		0-0 1B 3 G6-4	0-3 K	3	1	2	0	0	0	0			
3 Sean Rodríguez, R (1, 6) OBP: 0.269, SLG: 0.217		0-0 G6-3				0-0 G6-3		0-0 G6-4-3	0-3 K	4	0	0	0	0	1	3			
24 Cole Figueroa, L (1, 4) OBP: 0.333, SLG: 0.349 17 Pedro Florimón, S (8, 5) OBP: 0.250, SLG: 0.444		0-0 G2-3				4-0 BB 19 BB 68 1B		0-0 1B 19 CS	0-0 G4-3	2	1	1	0	1	0	0			
19 Chris Stewart, R (1, 2) OBP: 0.296, SLG: 0.240		0-0 G6-3				4-0 BB 62 PB 68 1B		0-3 K 1-2	0-0 P3	3	0	0	0	1	1	1			
68 Danny Ortiz, L (1, 9) OBP: 0.205, SLG: 0.211 73 Adam Frazier, L (8, 9) OBP: 0.429, SLG: 0.526			0-0 G4-3			0-0 1B 62 PB		0-3 K	0-3 K	3	0	1	2	0	1	0			
62 Antwan Richardson, S (1, 8) OBP: 0.214, SLG: 0.308			0-3 K			0-3 K		0-0 G4-3	0-0 G4-3	4	0	0	0	0	2	2			
Inning Stats	R: 1 E: 0 K: 0 S: 5	H: 1 LOB: 0 BB: 0 P: 8	R: 0 E: 0 K: 0 S: 3	H: 0 LOB: 0 BB: 0 P: 3	R: 1 E: 0 K: 1 S: 6	H: 1 LOB: 1 BB: 1 P: 10	R: 2 E: 0 K: 1 S: 7	H: 2 LOB: 2 BB: 2 P: 15	R: 0 E: 0 K: 0 S: 2	H: 1 LOB: 2 BB: 2 P: 10	R: 0 E: 0 K: 2 S: 8	H: 1 LOB: 0 BB: 0 P: 8	R: 0 E: 0 K: 1 S: 5	H: 0 LOB: 0 BB: 0 P: 5	R: 0 E: 0 K: 1 S: 6	H: 1 LOB: 1 BB: 1 P: 10	1B: 4 2B: 3 3B: 0 HR: 1	SF: 0 SAC: 0 DP: 1 HBP: 0	WP: 0 PA: 39 PB: 1 SB: 0 CS: 1
PITCHER	IP WLS BF H R ER SO BB IBB HBP BLK WP HR S P ERA WHIP	IP WLS BF H R ER SO BB IBB HBP BLK WP HR S P ERA WHIP	PITCHER 56 Tyler Duffey, R (1, 1) ERA: 7.3 27 Brandon Kintzler, R (5, 1) ERA: 2.7 65 Trevor May, R (7, 1) ERA: 5.06 61 Ryan O'Rourke, L (8, 1) ERA: 1.35 96 Corey Williams, L (9, 1) ERA:																

Minnesota Twins @ Pittsburgh Pirates
 McKechnie Field, Bradenton, FL
 Mon Mar 28 2016, 1:08 PM - 4:28 PM EDT
 Att: 5,310 - Cloudy - 81 F

AB	32
R	4
H	8
RBI	4
BB	7
SO	7
LOB	13



Batter	1	2	3	4	5	6	7	8	9	AB	R	H	RBI	BB	SO	LOB	TOP
50 Mookie Betts, R (1, 9) OBP: 0.321, SLG: 0.607 46 Rainel Rosario, R (7, 9) OBP: 0.286, SLG: 0.286										3	1	1	0	0	1	0	Boston Red Sox @ Minnesota Twins CenturyLink Sports Complex, Fort Myers, FL Tue Mar 29 2016, 1:06 PM - 3:25 PM EDT Att. 7,572 - Overcast - 81 F
12 Brock Holt, L (1, 6) OBP: 0.373, SLG: 0.432 7 Mauricio Dubón, R (7, 6) OBP: 0.571, SLG: 0.667										2	1	1	0	1	0	0	
30 Chris Young, R (1, 7) OBP: 0.256, SLG: 0.513 5 Allen Craig, R (7, 7) OBP: 0.400, SLG: 0.375										2	0	0	1	0	0	0	
13 Hanley Ramirez, R (1, 10) OBP: 0.358, SLG: 0.404 38 Tim Lincecum, R (6, PR) OBP: 0.500, SLG: 1.000										2	0	2	1	1	0	0	
47 Travis Shaw, L (1, 3) OBP: 0.379, SLG: 0.519 70 Chris Dominguez, R (7, 3) OBP: 0.400, SLG: 0.385										3	0	0	0	0	0	3	
Pablo Sandoval, S (1, 5) OBP: 0.308, SLG: 0.541 7 Deiner Lopez, S (7, 5)										3	0	1	0	0	0	1	
38 Rusney Castillo, R (1, 8) OBP: 0.278, SLG: 0.224 41 Cole Sturgeon, L (7, 8) OBP: 0.200, SLG: 0.400										2	0	0	0	1	0	2	
23 Blake Swihart, S (1, 2) OBP: 0.286, SLG: 0.281 77 Dan Butler, R (7, 2) OBP: 0.222, SLG: 0.222										3	0	0	0	0	2	3	
32 Josh Rutledge, R (1, 4) OBP: 0.227, SLG: 0.150 11 Wendell Rijo, R (7, 4)										3	0	0	0	0	0	0	
Inning Stats	R: 0 E: 0 K: 0 S: 4	H: 0 LOB: 0 BB: 0 P: 4	R: 0 E: 0 K: 1 S: 6	H: 1 LOB: 2 BB: 1 P: 10	R: 2 E: 0 K: 0 S: 7	H: 3 LOB: 1 BB: 0 P: 8	R: 0 E: 0 K: 1 S: 5	H: 0 LOB: 0 BB: 1 P: 5	R: 0 E: 0 K: 1 S: 4	H: 0 LOB: 0 BB: 1 P: 9	R: 0 E: 0 K: 0 S: 2	H: 0 LOB: 0 BB: 1 P: 6					
PITCHER	IP WLS BF H R ER SO BB IBB HBP BLK WP HR S P ERA WHIP																
33 Tommy Milone, L (1, 1) ERA: 2.57 15 Glen Perkins, L (7, 1) ERA: 2.35	6.0 W 24 5 2 2 3 2 0 0 0 1 0 30 40 3.00 1.167																

AB	23
R	2
H	5
RBI	2
BB	3
SO	3
LOB	9



Batter	1	2	3	4	5	6	7	8	9	AB	R	H	RBI	BB	SO	LOB	BOTTOM	
2 Brian Dozier, R (1, 4) OBP: 0.400, SLG: 0.592 30 James Beresford, L (7, 4) OBP: 0.302, SLG: 0.263										4	2	2	1	0	1	2	Boston Red Sox @ Minnesota Twins CenturyLink Sports Complex, Fort Myers, FL Tue Mar 29 2016, 1:06 PM - 3:25 PM EDT Att. 7,572 - Overcast - 81 F	
7 Joe Mauer, L (1, 3) OBP: 0.357, SLG: 0.444 99 D.J. Hicks, L (7, 3) OBP: 0.500, SLG: 0.667										3	0	1	0	1	0	1		
22 Miguel Sanó, R (1, 9) OBP: 0.463, SLG: 0.571 39 Danny Santana, S (6, PR) OBP: 0.339, SLG: 0.462										4	1	3	3	0	0	1		
24 Trevor Plouffe, R (1, 5) OBP: 0.438, SLG: 0.721 9 Eduardo Núñez, R (6, PR) OBP: 0.340, SLG: 0.326										3	0	2	0	1	0	2		
20 Eddie Rosario, L (1, 7) OBP: 0.302, SLG: 0.519										4	0	0	0	0	1	5		
52 ByungHo Park, R (1, 10) OBP: 0.265, SLG: 0.417 21 Darin Mastroianni, R (7, PH) OBP: 0.500, SLG: 0.467										3	0	1	0	0	0	3		
5 Eduardo Escobar, S (1, 6) OBP: 0.265, SLG: 0.417 78 Heiker Meneses, R (7, 6) OBP: 0.444, SLG: 0.375										3	0	1	0	0	2	1		
8 Kurt Suzuki, R (1, 2) OBP: 0.414, SLG: 0.833 80 Juan Centeno, L (7, 2) OBP: 0.455, SLG: 0.714										3	1	1	1	0	0	2		
25 Byron Buxton, R (1, 8) OBP: 0.288, SLG: 0.304 31 Oswaldo Arcia, L (7, 7) OBP: 0.260, SLG: 0.391										0	0	0	0	0	0	0		
Inning Stats	R: 2 E: 0 K: 0 S: 6	H: 2 LOB: 1 BB: 1 P: 11	R: 0 E: 0 K: 2 S: 8	H: 1 LOB: 0 BB: 0 P: 8	R: 0 E: 0 K: 0 S: 5	H: 2 LOB: 2 BB: 0 P: 5	R: 2 E: 0 K: 2 S: 11	H: 3 LOB: 2 BB: 1 P: 16	R: 0 E: 0 K: 1 S: 6	H: 1 LOB: 1 BB: 0 P: 6	R: 1 E: 0 K: 0 S: 8	H: 3 LOB: 2 BB: 0 P: 8	R: 1 E: 0 K: 0 S: 1	H: 0 LOB: 2 BB: 2 P: 9				
PITCHER	IP WLS BF H R ER SO BB IBB HBP BLK WP HR S P ERA WHIP																	
56 Joe Kelly, R (1, 1) ERA: 2.63 43 Anthony Varvaro, R (5, 1) ERA: 6.43 46 Craig Kimbrel, R (6, 1) ERA: 1.5 36 Junichi Tazawa, R (7, 1) ERA: 4.15	4.0 L 22 8 4 0 0 1 0 0 0 0 1 0 0 6 6 9.00 2.500	1.0 4 1 0 0 1 0 0 0 0 0 0 0 6 6 0.00 1.000	1.0 6 3 1 1 1 0 0 0 0 0 0 0 8 8 9.00 3.000	0.1 3 0 1 1 0 2 0 0 0 0 1 0 1 9 27.00 6.000														

AB	31
R	6
H	12
RBI	6
BB	4
SO	6
LOB	19



Batter	1	2	3	4	5	6	7	8	9	AB	R	H	RBI	BB	SO	LOB	TOP										
67 Roemon Fields, L OBP: 0.318, SLG: 0.524	G1-3		FC5-4 1B		E6 13 1B 35 1B 1B	G1-3			F8	5	1	1	0	0	0	1											
1 Andy Burns, R OBP: 0.386, SLG: 0.538	F8		FC5-4 13 2B		1B		P4			4	1	1	1	1	0	0											
13 Domic Brown, L OBP: 0.350, SLG: 0.359	G4-3						L5			4	0	2	0	0	0	0											
74 David Harris, R										0	0	0	0	0	0	0											
35 Casey Kotchman, L OBP: 0.306, SLG: 0.400		G3-1	G4-3				G4-3			4	0	1	2	0	0	1											
8 Jason Leblebjian, R										0	0	0	0	0	0	0											
7 David Adams, R OBP: 0.459, SLG: 0.581		BB 46 BB 58 1B							F9	2	0	0	0	2	1	0											
36 Christian Lopes, R										0	0	0	0	0	0	0											
71 K.C. Hobson, L		K							K2-3	4	0	0	0	0	2	4											
58 Jio Mier, R OBP: 0.350, SLG: 0.513										4	0	1	0	0	2	3											
76 Jorge Flores, R OBP: 0.500, SLG: 0.500									K	0	0	0	0	0	0	0											
46 Humberto Quintero, R OBP: 0.200, SLG: 0.111										2	0	0	0	1	1	0											
51 Wilkin Castillo, S										1	0	0	0	0	0	0											
57 Melky Mesa, R OBP: 0.500, SLG: 0.333										3	1	1	0	0	0	3											
73 Derrick Loveless, L										1	0	0	0	0	0	0											
Inning Stats	R: 0 E: 0 K: 0 S: 3	H: 0 LOB: 0 BB: 0 P: 4	R: 0 E: 0 K: 1 S: 6	H: 1 LOB: 3 BB: 2 P: 14	R: 0 E: 0 K: 0 S: 4	H: 2 LOB: 1 BB: 0 P: 4	R: 0 E: 0 K: 2 S: 7	H: 0 LOB: 0 BB: 0 P: 7	R: 3 E: 1 K: 0 S: 8	H: 4 LOB: 3 BB: 1 P: 12	R: 0 E: 0 K: 1 S: 5	H: 0 LOB: 0 BB: 0 P: 5	R: 0 E: 0 K: 0 S: 3	H: 0 LOB: 0 BB: 0 P: 3	R: 0 E: 0 K: 2 S: 7	H: 0 LOB: 0 BB: 0 P: 7	R: 0 E: 0 K: 0 S: 3	H: 0 LOB: 0 BB: 0 P: 3	1B: 6 2B: 1 3B: 0 HR: 0	SF: 0 SAC: 0 DP: 0 HBP: 0	WP: 0 PB: 0 SB: 0 CS: 0	PA: 37					
PITCHER	IP	WLS	BF	H	R	ER	SO	BB	IBB	HBP	BLK	WP	HR	S	P	ERA	WHIP										
54 Ervin Santana, R ERA: 1.77	4.1		21	6	3	2	3	2	0	0	0	0	0	25	34	4.15	1.846										
98 Corey Williams, L ERA:	0.2	B	4	1	0	0	0	1	0	0	0	0	0	3	7	0.00	3.000										
50 Casey Fien, R ERA: 5.63	1.0		3	0	0	0	1	0	0	0	0	0	0	5	5	0.00	0.000										
65 Trevor May, R ERA: 4.63	1.0		3	0	0	0	0	0	0	0	0	0	0	3	3	0.00	0.000										
57 Ryan Pressly, R ERA: 1.64	1.0	W	3	0	0	0	2	0	0	0	0	0	0	7	7	0.00	0.000										

Toronto Blue Jays @ Minnesota Twins
CenturyLink Sports Complex, Fort Myers, FL
Wed Mar 30 2016, 1:10 PM - 3:46 PM EDT
Att: 7,876 - Sunny - 83 F

AB	34
R	3
H	7
RBI	3
BB	3
SO	6
LOB	13



Batter	1	2	3	4	5	6	7	8	9	AB	R	H	RBI	BB	SO	LOB	BOTTOM										
2 Brian Dozier, R OBP: 0.414, SLG: 0.596		F8								3	1	2	0	0	0	2											
95 Levi Michael, R										1	0	0	0	0	1	1											
39 Danny Santana, S OBP: 0.412, SLG: 0.536										4	1	3	2	0	0	1											
7 Joe Mauer, L OBP: 0.356, SLG: 0.436										3	0	1	1	0	1	1											
99 Daniel Palka, L OBP: 0.500, SLG: 2.000										1	0	0	0	0	1	1											
24 Trevor Plouffe, R OBP: 0.412, SLG: 0.674										3	0	0	0	0	2	2											
53 Reynaldo Rodriguez, R OBP: 0.400, SLG: 0.213										0	0	0	0	1	0	0											
31 Oswaldo Arcia, L OBP: 0.259, SLG: 0.380										4	0	1	1	0	2	2											
52 ByungHo Park, R OBP: 0.291, SLG: 0.500										3	0	0	0	0	1	2											
30 James Beresford, L OBP: 0.295, SLG: 0.256										1	0	0	0	0	1	2											
5 Eduardo Escobar, S OBP: 0.355, SLG: 0.400										2	0	0	0	0	0	0											
9 Eduardo Nunez, R OBP: 0.327, SLG: 0.313										2	0	0	0	0	2	2											
8 Kurt Suzuki, R OBP: 0.419, SLG: 0.808										2	1	1	0	0	1	0											
80 Juan Centeno, L OBP: 0.435, SLG: 0.682										1	0	0	0	0	0	0											
21 Darin Mastroianni, R OBP: 0.513, SLG: 0.485										3	1	2	0	0	0	0											
Inning Stats	R: 1 E: 0 K: 2 S: 10	H: 3 LOB: 2 BB: 0 P: 10	R: 2 E: 0 K: 0 S: 6	H: 3 LOB: 1 BB: 0 P: 6	R: 0 E: 0 K: 2 S: 7	H: 0 LOB: 0 BB: 0 P: 7	R: 0 E: 0 K: 1 S: 5	H: 0 LOB: 0 BB: 0 P: 5	R: 0 E: 0 K: 1 S: 5	H: 1 LOB: 0 BB: 0 P: 5	R: 0 E: 0 K: 1 S: 5	H: 0 LOB: 0 BB: 0 P: 5	R: 0 E: 0 K: 2 S: 8	H: 1 LOB: 1 BB: 0 P: 9	R: 1 E: 0 K: 3 S: 11	H: 2 LOB: 2 BB: 1 P: 16	1B: 8 2B: 2 3B: 1 HR: 0	SF: 0 SAC: 0 DP: 1 HBP: 0	WP: 0 PB: 0 SB: 3 CS: 0	PA: 34							
PITCHER	IP	WLS	BF	H	R	ER	SO	BB	IBB	HBP	BLK	WP	HR	S	P	ERA	WHIP										
52 Ryan Tepera, R ERA: 2.45	1.0		6	3	1	1	2	0	0	0	0	0	0	6	6	18.00	3.000										
45 Drew Storen, R ERA: 3.86	1.0		3	0	0	0	2	0	0	0	0	0	0	7	7	0.00	0.000										
27 Brett Cecil, L ERA: 7.71	1.0		3	0	0	0	2	0	0	0	0	0	0	7	7	0.00	0.600										
39 Gavin Floyd, R ERA: 1.93	1.2		5	1	0	0	1	0	0	0	0	0	0	7	7	0.00	0.600										
54 Roberto Osuna, R ERA: 2.45	1.1		4	0	0	0	2	0	0	0	0	0	0	8	8	0.00	0.000										
PITCHER	IP	WLS	BF	H	R	ER	SO	BB	IBB	HBP	BLK	WP	HR	S	P	ERA	WHIP										
51 Tim Lincecum, L ERA:	1.0		4	1	0	0	2	0	0	0	0	0	0	4	4	27.00	3.000										
9 Colt Hynes, L ERA: 27.0	0.1	L	2	1	1	1	1	0	0	0	0	0	0	4	4	27.00	3.000										
24 John Stilson, R ERA:	0.2		4	1	0	0	2	1	0	0	0	0	0	7	12	0.00	3.000										

Toronto Blue Jays @ Minnesota Twins
CenturyLink Sports Complex, Fort Myers, FL
Wed Mar 30 2016, 1:10 PM - 3:46 PM EDT
Att: 7,876 - Sunny - 83 F

AB	33
R	4
H	10
RBI	4
BB	1
SO	12
LOB	16



Batter	1	2	3	4	5	6	7	8	9	AB	R	H	RBI	BB	SO	LOB	TOP					
50 Mookie Betts, R (1, 9) OBP: 0.323, SLG: 0.597 38 Rusney Castillo, R (3, 9) OBP: 0.246, SLG: 0.196	F7		G6-4-3 1B	K		P3			G6-3	2	0	1	0	0	0	0	Boston Red Sox @ Minnesota Twins CenturyLink Sports Complex, Fort Myers, FL Thu Mar 31 2016, 1:06 PM - 4:03 PM EDT Att: 7,358 - Sunny - 86 F					
15 Dustin Pedroia, R (1, 4) OBP: 0.373, SLG: 0.417 32 Josh Rutledge, R (3, 4) OBP: 0.241, SLG: 0.222	G6-3		G6-4-3 1B		F8		K		G1-3	2	0	1	0	0	0	0						
2 Xander Bogaerts, R (1, 6) OBP: 0.316, SLG: 0.442 7 Mauricio Dubón, R (3, 6) OBP: 0.308, SLG: 0.333			G6-4-3		G1-3		K		F9	2	0	1	0	0	0	2						
34 David Ortiz, L (1, 10) OBP: 0.195, SLG: 0.275 41 Cole Sturgeon, L (7, PH) OBP: 0.333, SLG: 0.590			G3		HR					3	1	1	1	0	1	2						
13 Hanley Ramirez, R (1, 3) OBP: 0.397, SLG: 0.510 5 Allen Craig, R (4, 3) OBP: 0.350, SLG: 0.324					G6-3		K			1	1	1	1	0	0	0						
47 Travis Shaw, L (1, 5) OBP: 0.381, SLG: 0.508 Pablo Sandoval, S (4, 5) OBP: 0.267, SLG: 0.465		HBP			HR					2	1	1	0	0	0	1						
12 Brock Holt, L (1, 7) OBP: 0.396, SLG: 0.396 30 Nick Longhi, R (5, 7) OBP: 0.250, SLG: 0.250	F7				F7				F7	2	0	0	0	0	0	2						
23 Blake Swihart, S (1, 2) OBP: 0.286, SLG: 0.308 3 Sandy León, S (7, 2) OBP: 0.346, SLG: 0.400	F7				K				F7	3	0	0	0	0	2	3						
25 Jackie Bradley Jr., L (1, 8) OBP: 0.434, SLG: 0.604 65 Ryan LaMarre, R (6, 8) OBP: 0.269, SLG: 0.460			G6-4-3 1B							2	1	2	1	1	0	0						
										1	0	1	0	0	0	0						
Inning Stats	R: 0 E: 0 K: 1 S: 6	H: 1 LOB: 1 BB: 0 P: 7	R: 0 E: 0 K: 0 S: 3	H: 0 LOB: 1 BB: 0 P: 4	R: 1 E: 0 K: 0 S: 4	H: 2 LOB: 1 BB: 1 P: 8	R: 2 E: 0 K: 2 S: 10	H: 3 LOB: 1 BB: 0 P: 10	R: 1 E: 0 K: 0 S: 5	H: 1 LOB: 0 BB: 0 P: 8	R: 0 E: 0 K: 1 S: 7	H: 2 LOB: 2 BB: 0 P: 7	R: 0 E: 0 K: 3 S: 10	H: 1 LOB: 0 BB: 0 P: 10	R: 0 E: 0 K: 1 S: 5	H: 0 LOB: 0 BB: 0 P: 5	R: 0 E: 0 K: 0 S: 4	H: 1 LOB: 1 BB: 0 P: 4	1B: 8 2B: 1 3B: 0 HR: 2	SF: 0 SAC: 0 DP: 1 HBP: 1	WP: 0 PB: 0 SB: 1 CS: 0	PA: 39
PITCHER	IP WLS BF H R ER SO BB IBB HBP BLK WP HR S P ERA WHIP																					
44 Kyle Gibson, R (1, 1) ERA: 2.78	5.0	23	7	4	4	3	1	0	0	0	0	0	0	2	28	37	7.20	1.600				
65 Trevor May, R (6, 1) ERA: 4.29	1.0	5	2	0	0	1	0	0	0	0	0	0	0	0	7	7	0.00	2.000				
57 Ryan Pressly, R (7, 1) ERA: 1.5	1.0	W	4	1	0	3	0	0	0	0	0	0	0	10	10	0.00	1.000					
58 Fernando Abad, L (8, 1) ERA: 1.93	1.0	H	3	0	0	1	0	0	0	0	0	0	0	5	5	0.00	0.000					
94 Marcus Walden, R (9, 1) ERA:	1.0	S	4	1	0	0	0	0	0	0	0	0	0	4	4	0.00	1.000					

Batter	1	2	3	4	5	6	7	8	9	AB	R	H	RBI	BB	SO	LOB	BOTTOM			
25 Byron Buxton, R (1, 8) OBP: 0.291, SLG: 0.306 96 Tanner English, R (7, 8) OBP: 0.200, SLG: 0.200			G6-3				K			3	0	1	0	0	1	1	Boston Red Sox @ Minnesota Twins CenturyLink Sports Complex, Fort Myers, FL Thu Mar 31 2016, 1:06 PM - 4:03 PM EDT Att: 7,358 - Sunny - 86 F			
39 Danny Santana, S (1, 6) OBP: 0.385, SLG: 0.557			F8							5	1	3	2	0	0	1				
22 Miguel Sanó, R (1, 9) OBP: 0.439, SLG: 0.533 21 Darin Mastroianni, R (6, 9) OBP: 0.512, SLG: 0.486			G3-1							3	0	0	0	0	2	2				
31 Oswaldo Arcia, L (1, 10) OBP: 0.259, SLG: 0.370 78 Heiker Meneses, R (8, PH) OBP: 0.400, SLG: 0.333			G5-3							2	1	1	1	0	0	1				
20 Eddie Rosario, L (1, 7) OBP: 0.321, SLG: 0.574 98 Travis Harrison, R (6, PR) OBP: 0.333, SLG: 0.200										4	1	1	0	0	1	1				
9 Eduardo Núñez, R (1, 5) OBP: 0.327, SLG: 0.300 92 Stephen Wickens, R (6, PR) OBP: 0.500, SLG: 0.333										1	0	0	0	0	0	1				
99 D.J. Hicks, L (1, 3) OBP: 0.429, SLG: 0.400 53 Reynaldo Rodríguez, R (7, 3) OBP: 0.438, SLG: 0.500										2	0	0	0	1	0	1				
12 John Ryan Murphy, R (1, 2) OBP: 0.317, SLG: 0.125 80 Juan Centeno, L (7, 2) OBP: 0.458, SLG: 0.682										2	1	1	0	1	0	2				
30 James Beresford, L (1, 4) OBP: 0.313, SLG: 0.286										0	0	0	0	0	0	0				
										3	1	1	0	1	0	3				
Inning Stats	R: 0 E: 0 K: 2 S: 8	H: 1 LOB: 1 BB: 0 P: 8	R: 0 E: 0 K: 0 S: 3	H: 0 LOB: 2 BB: 2 P: 12	R: 0 E: 0 K: 0 S: 3	H: 0 LOB: 0 BB: 0 P: 3	R: 1 E: 0 K: 0 S: 4	H: 1 LOB: 0 BB: 0 P: 4	R: 1 E: 0 K: 2 S: 9	H: 2 LOB: 1 BB: 0 P: 9	R: 0 E: 0 K: 0 S: 3	H: 0 LOB: 2 BB: 2 P: 11	R: 5 E: 1 K: 3 S: 15	H: 5 LOB: 3 BB: 2 P: 27	R: 0 E: 0 K: 0 S: 4	H: 1 LOB: 1 BB: 0 P: 4	1B: 6 2B: 2 3B: 1 HR: 1	SF: 0 SAC: 0 DP: 0 HBP: 1	WP: 0 PB: 0 SB: 4 CS: 0	PA: 41
PITCHER	IP WLS BF H R ER SO BB IBB HBP BLK WP HR S P ERA WHIP																			
11 Clay Buchholz, R (1, 1) ERA: 3.86	4.0	16	2	1	1	2	2	0	0	0	0	0	0	0	9	9	9.00	2.000		
46 Craig Kimbrel, R (5, 1) ERA: 2.57	1.0	H	5	2	1	1	2	0	0	0	0	0	0	3	11	0.00	2.000			
36 Junichi Tazawa, R (6, 1) ERA: 3.38	1.0	H	5	0	0	0	0	2	0	0	0	0	0	8	12	135.00	15.000			
59 Tommy Layne, L (7, 1) ERA: 7.36	0.1	L	6	4	5	5	1	1	0	0	0	0	0	7	15	0.00	3.000			
43 Anthony Varvaro, R (7, 1) ERA: 5.87	0.2		5	1	0	0	2	1	0	1	0	0	0	7	15	0.00	3.000			

Batter	1	2	3	4	5	6	7	8	9	AB	R	H	RBI	BB	SO	LOB	TOP								
2 Brian Dozier, R (1,4)										4	0	0	0	0	1	1	Minnesota Twins @ Baltimore Orioles Oriole Park at Camden Yards, Baltimore, MD Mon Apr 04 2016, 4:46 PM - 8:44 PM EDT Att: 45,785 - Overcast - 58 F								
7 Joe Mauer, L (1,3)										4	0	2	0	0	1	0									
22 Miguel Sanó, R (1,9)										4	0	0	0	0	2	2									
24 Trevor Plouffe, R (1,5)										4	0	1	0	0	1	0									
20 Eddie Rosario, L (1,7)										4	1	1	0	0	1	2									
52 ByungHo Park, R (1,10)										3	1	1	0	0	1	0									
5 Eduardo Escobar, S (1,6)										4	0	2	1	0	0	1									
8 Kurt Suzuki, R (1,2)										3	0	0	1	0	0	2									
25 Byron Buxton, R (1,8)										3	0	0	0	0	3	2									
Inning Stats	R: 0 E: 0 K: 2 S: 7	H: 0 LOB: 0 BB: 0 P: 9	R: 0 E: 0 K: 3 S: 10	H: 0 LOB: 0 BB: 0 P: 13	R: 0 E: 0 K: 1 S: 13	H: 1 LOB: 1 BB: 0 P: 18	R: 0 E: 0 K: 0 S: 6	H: 0 LOB: 0 BB: 0 P: 12	R: 0 E: 0 K: 0 S: 7	H: 1 LOB: 1 BB: 0 P: 8	R: 0 E: 0 K: 2 S: 10	H: 1 LOB: 1 BB: 0 P: 12	R: 2 E: 0 K: 1 S: 14	H: 2 LOB: 1 BB: 0 P: 23	R: 0 E: 0 K: 1 S: 13	H: 2 LOB: 2 BB: 0 P: 16	R: 0 E: 0 K: 0 S: 12	H: 0 LOB: 0 BB: 0 P: 17	1B: 4 2B: 3 3B: 0 HR: 0	SF: 1 SAC: 0 DP: 0 HBP: 1	WP: 0 PB: 0 SB: 0 CS: 0	PA: 35			
PITCHER	IP WLS BF H R ER SO BB IBB HBP BLK WP HR S P ERA WHIP	IP WLS BF H R ER SO BB IBB HBP BLK WP HR S P ERA WHIP	IP WLS BF H R ER SO BB IBB HBP BLK WP HR S P ERA WHIP	IP WLS BF H R ER SO BB IBB HBP BLK WP HR S P ERA WHIP	IP WLS BF H R ER SO BB IBB HBP BLK WP HR S P ERA WHIP	IP WLS BF H R ER SO BB IBB HBP BLK WP HR S P ERA WHIP	IP WLS BF H R ER SO BB IBB HBP BLK WP HR S P ERA WHIP	IP WLS BF H R ER SO BB IBB HBP BLK WP HR S P ERA WHIP	IP WLS BF H R ER SO BB IBB HBP BLK WP HR S P ERA WHIP	IP WLS BF H R ER SO BB IBB HBP BLK WP HR S P ERA WHIP	IP WLS BF H R ER SO BB IBB HBP BLK WP HR S P ERA WHIP	IP WLS BF H R ER SO BB IBB HBP BLK WP HR S P ERA WHIP	IP WLS BF H R ER SO BB IBB HBP BLK WP HR S P ERA WHIP	IP WLS BF H R ER SO BB IBB HBP BLK WP HR S P ERA WHIP	IP WLS BF H R ER SO BB IBB HBP BLK WP HR S P ERA WHIP	IP WLS BF H R ER SO BB IBB HBP BLK WP HR S P ERA WHIP	IP WLS BF H R ER SO BB IBB HBP BLK WP HR S P ERA WHIP	IP WLS BF H R ER SO BB IBB HBP BLK WP HR S P ERA WHIP	IP WLS BF H R ER SO BB IBB HBP BLK WP HR S P ERA WHIP	IP WLS BF H R ER SO BB IBB HBP BLK WP HR S P ERA WHIP	IP WLS BF H R ER SO BB IBB HBP BLK WP HR S P ERA WHIP	IP WLS BF H R ER SO BB IBB HBP BLK WP HR S P ERA WHIP	IP WLS BF H R ER SO BB IBB HBP BLK WP HR S P ERA WHIP	IP WLS BF H R ER SO BB IBB HBP BLK WP HR S P ERA WHIP	IP WLS BF H R ER SO BB IBB HBP BLK WP HR S P ERA WHIP

AB	33
R	2
H	7
RBI	2
BB	0
SO	10
LOB	10



Batter	1	2	3	4	5	6	7	8	9	AB	R	H	RBI	BB	SO	LOB	BOTTOM								
13 Manny Machado, R (1,5)										5	1	1	0	0	1	3	Minnesota Twins @ Baltimore Orioles Oriole Park at Camden Yards, Baltimore, MD Mon Apr 04 2016, 4:46 PM - 8:44 PM EDT Att: 45,785 - Overcast - 58 F								
10 Adam Jones, R (1,8)										5	0	1	2	0	3	0									
19 Chris Davis, L (1,3)										3	1	0	0	2	1	1									
45 Mark Trumbo, R (1,9)										5	0	4	0	0	0	0									
32 Matt Wieters, S (1,2)										5	0	1	1	0	2	5									
24 Pedro Alvarez, L (1,10)										3	0	0	0	1	1	2									
2 J.J. Hardy, R (1,6)										3	0	0	0	1	1	1									
6 Jonathan Schoop, R (1,4)										3	0	1	0	1	0	2									
23 Joey Rickard, R (1,7)										4	1	2	0	0	1	2									
Inning Stats	R: 0 E: 0 K: 2 S: 14	H: 1 LOB: 2 BB: 1 P: 22	R: 0 E: 0 K: 1 S: 11	H: 1 LOB: 1 BB: 1 P: 17	R: 0 E: 0 K: 1 S: 8	H: 0 LOB: 0 BB: 0 P: 11	R: 0 E: 0 K: 1 S: 6	H: 0 LOB: 1 BB: 1 P: 14	R: 2 E: 0 K: 0 S: 15	H: 4 LOB: 2 BB: 0 P: 23	R: 0 E: 0 K: 0 S: 10	H: 0 LOB: 1 BB: 1 P: 19	R: 0 E: 0 K: 2 S: 14	H: 1 LOB: 1 BB: 0 P: 21	R: 0 E: 0 K: 2 S: 8	H: 1 LOB: 1 BB: 0 P: 10	R: 1 E: 0 K: 1 S: 8	H: 2 LOB: 2 BB: 1 P: 13	1B: 7 2B: 3 3B: 0 HR: 0	SF: 0 SAC: 0 DP: 0 HBP: 0	WP: 1 PB: 0 SB: 1 CS: 0	PA: 41			
PITCHER	IP WLS BF H R ER SO BB IBB HBP BLK WP HR S P ERA WHIP	IP WLS BF H R ER SO BB IBB HBP BLK WP HR S P ERA WHIP	IP WLS BF H R ER SO BB IBB HBP BLK WP HR S P ERA WHIP	IP WLS BF H R ER SO BB IBB HBP BLK WP HR S P ERA WHIP	IP WLS BF H R ER SO BB IBB HBP BLK WP HR S P ERA WHIP	IP WLS BF H R ER SO BB IBB HBP BLK WP HR S P ERA WHIP	IP WLS BF H R ER SO BB IBB HBP BLK WP HR S P ERA WHIP	IP WLS BF H R ER SO BB IBB HBP BLK WP HR S P ERA WHIP	IP WLS BF H R ER SO BB IBB HBP BLK WP HR S P ERA WHIP	IP WLS BF H R ER SO BB IBB HBP BLK WP HR S P ERA WHIP	IP WLS BF H R ER SO BB IBB HBP BLK WP HR S P ERA WHIP	IP WLS BF H R ER SO BB IBB HBP BLK WP HR S P ERA WHIP	IP WLS BF H R ER SO BB IBB HBP BLK WP HR S P ERA WHIP	IP WLS BF H R ER SO BB IBB HBP BLK WP HR S P ERA WHIP	IP WLS BF H R ER SO BB IBB HBP BLK WP HR S P ERA WHIP	IP WLS BF H R ER SO BB IBB HBP BLK WP HR S P ERA WHIP	IP WLS BF H R ER SO BB IBB HBP BLK WP HR S P ERA WHIP	IP WLS BF H R ER SO BB IBB HBP BLK WP HR S P ERA WHIP	IP WLS BF H R ER SO BB IBB HBP BLK WP HR S P ERA WHIP	IP WLS BF H R ER SO BB IBB HBP BLK WP HR S P ERA WHIP	IP WLS BF H R ER SO BB IBB HBP BLK WP HR S P ERA WHIP	IP WLS BF H R ER SO BB IBB HBP BLK WP HR S P ERA WHIP	IP WLS BF H R ER SO BB IBB HBP BLK WP HR S P ERA WHIP	IP WLS BF H R ER SO BB IBB HBP BLK WP HR S P ERA WHIP	IP WLS BF H R ER SO BB IBB HBP BLK WP HR S P ERA WHIP

AB	36
R	3
H	10
RBI	3
BB	5
SO	10
LOB	16



Batter	1	2	3	4	5	6	7	8	9	AB	R	H	RBI	BB	SO	LOB	TOP										
2 Brian Dozier, R 39 Danny Santana, S (9, FR)	F8		SH1-3		F8		K			3	0	0	0	1	1	2	Minnesota Twins @ Baltimore Orioles Oriole Park at Camden Yards, Baltimore, MD Wed Apr 06 2016, 7:08 PM - 10:18 PM EDT Att: 12,622 - Cloudy - 48 F										
7 Joe Mauer, L OBP: 0.333, SLG: 0.286	L9		SF8		L8					3	0	0	1	1	1	3											
22 Miguel Sanó, R (1, 9)						G1-3				2	0	0	0	2	1	2											
24 Trevor Plouffe, R OBP: 0.250, SLG: 0.625	K		FC5-4							4	1	1	1	0	1	2											
20 Eddie Rosario, L OBP: 0.250, SLG: 0.375					G3					4	0	1	0	0	2	0											
52 ByungHo Park, R OBP: 0.375, SLG: 0.167										3	0	0	0	1	3	1											
5 Eduardo Escobar, S OBP: 0.375, SLG: 0.750										4	0	1	0	0	1	2											
8 Kurt Suzuki, R (1, 2)										3	0	0	0	1	1	2											
25 Byron Buxton, R OBP: 0.286, SLG: 0.571										4	1	2	0	0	2	2											
Inning Stats	R: 0 H: 0 E: 0 K: 1 S: 9	H: 0 LOB: 1 BB: 1 P: 17	R: 0 H: 0 E: 0 K: 1 S: 10	H: 0 LOB: 1 BB: 1 P: 17	R: 1 H: 1 E: 0 K: 0 S: 8	H: 1 LOB: 1 BB: 1 P: 16	R: 0 H: 0 E: 0 K: 2 S: 11	H: 0 LOB: 0 BB: 0 P: 15	R: 0 H: 1 E: 0 K: 0 S: 14	H: 1 LOB: 1 BB: 0 P: 24	R: 1 H: 2 E: 0 K: 1 S: 17	H: 2 LOB: 1 BB: 0 P: 21	R: 0 H: 0 E: 0 K: 3 S: 14	H: 0 LOB: 2 BB: 2 P: 24	R: 0 H: 0 E: 0 K: 2 S: 10	H: 0 LOB: 0 BB: 0 P: 15	R: 0 H: 1 E: 0 K: 3 S: 14	H: 1 LOB: 2 BB: 1 P: 26	1B: 1 2B: 3 3B: 0 HR: 1	SF: 1 SAC: 1 DP: 0 HBP: 0	WP: 1 PB: 0 SB: 0 CS: 0	PA: 38					
PITCHER	IP	WLS	BF	H	R	ER	SO	BB	IBB	HBP	BLK	WP	HR	S	P	ERA	WHIP										
49 Yovani Gallardo, R ERA: 1.8	5.0	W	20	2	1	1	4	3	0	0	0	0	0	52	89	1.80	1.000										
60 Mychal Givens, R ERA: 13.5	0.2	H	4	2	1	1	1	0	0	0	0	0	1	10	13	13.50	3.000										
35 Brad Brach, R ERA:	1.1	H	6	0	0	0	3	2	0	0	0	0	0	21	32	0.00	1.500										
56 Darren O'Day, R ERA:	1.0	H	3	0	0	0	2	0	0	0	0	0	0	10	15	0.00	0.000										
53 Zack Britton, L ERA:	1.0	S	5	1	0	0	3	1	0	0	0	1	0	14	26	0.00	2.000										

Batter	1	2	3	4	5	6	7	8	9	AB	R	H	RBI	BB	SO	LOB	BOTTOM										
13 Manny Machado, R OBP: 0.300, SLG: 0.222										4	0	1	0	1	2	3	Minnesota Twins @ Baltimore Orioles Oriole Park at Camden Yards, Baltimore, MD Wed Apr 06 2016, 7:08 PM - 10:18 PM EDT Att: 12,622 - Cloudy - 48 F										
10 Adam Jones, R OBP: 0.200, SLG: 0.300										5	0	1	0	0	1	3											
19 Chris Davis, L OBP: 0.444, SLG: 0.714										4	1	2	1	0	0	1											
45 Mark Trumbo, R OBP: 0.556, SLG: 0.500										3	1	0	0	1	1	2											
32 Matt Wieters, S OBP: 0.333, SLG: 0.375										3	0	1	1	1	0	0											
24 Pedro Alvarez, L (1, 10)										2	0	0	0	2	1	1											
2 J.J. Hardy, R OBP: 0.375, SLG: 0.333										3	2	1	0	1	1	3											
6 Jonathan Schoop, R OBP: 0.375, SLG: 0.571										4	0	1	1	0	0	3											
23 Joey Rickard, R OBP: 0.500, SLG: 0.714										3	0	2	1	0	0	0											
Inning Stats	R: 0 H: 1 E: 0 K: 0 S: 9	H: 2 LOB: 2 BB: 1 P: 17	R: 1 H: 1 E: 0 K: 1 S: 15	H: 2 LOB: 1 BB: 1 P: 24	R: 1 H: 1 E: 0 K: 1 S: 10	H: 1 LOB: 1 BB: 1 P: 16	R: 1 H: 2 E: 0 K: 0 S: 11	H: 2 LOB: 0 BB: 0 P: 19	R: 1 H: 1 E: 0 K: 1 S: 13	H: 1 LOB: 1 BB: 2 P: 29	R: 0 H: 1 E: 0 K: 1 S: 9	H: 1 LOB: 1 BB: 0 P: 14	R: 0 H: 0 E: 0 K: 1 S: 9	H: 0 LOB: 1 BB: 1 P: 19	R: 0 H: 1 E: 0 K: 1 S: 8	H: 1 LOB: 0 BB: 0 P: 13	1B: 5 2B: 3 3B: 0 HR: 1	SF: 1 SAC: 0 DP: 1 HBP: 0	WP: 0 PB: 0 SB: 0 CS: 0	PA: 38							
PITCHER	IP	WLS	BF	H	R	ER	SO	BB	IBB	HBP	BLK	WP	HR	S	P	ERA	WHIP										
44 Kyle Gibson, R ERA: 7.2	5.0	L	26	7	4	4	3	4	1	0	0	0	0	9	14	0.00	1.000										
58 Fernando Abad, L ERA:	1.0		4	1	0	0	1	0	0	0	0	0	0	9	19	0.00	1.000										
50 Casey Fien, R ERA: 10.8	1.0		4	0	0	0	1	1	0	0	0	0	0	9	13	0.00	1.000										
57 Ryan Pressly, R ERA:	1.0		4	1	0	0	1	0	0	0	0	0	0	8	13	0.00	1.000										

AB 30
R 2
H 5
RBI 2
BB 6
SO 13
LOB 16



AB 31
R 4
H 9
RBI 4
BB 6
SO 6
LOB 16



Batter	1	2	3	4	5	6	7	8	9	AB	R	H	RBI	BB	SO	LOB	TOP										
2 Brian Dozier, R (1,4)										4	0	0	0	0	2	2	<p>Minnesota Twins @ Baltimore Orioles Oriole Park at Camden Yards, Baltimore, MD Thu Apr 07 2016, 7:09 PM - 10:00 PM EDT Att: 11,142 - Partly Cloudy - 51 F</p>										
39 Danny Santana, S (1,9) OBP: 0.500, SLG: 0.500									4	0	2	0	0	1	0												
7 Joe Mauer, L (1,3) OBP: 0.385, SLG: 0.636									4	1	2	1	0	0	0												
22 Miguel Sanó, R (1,10) OBP: 0.333, SLG: 0.200									4	0	2	0	0	1	2												
9 Eduardo Núñez, R (8,10) OBP: 0.385, SLG: 0.636									0	0	0	0	0	0	0												
24 Trevor Plouffe, R (1,5) OBP: 0.167, SLG: 0.417									4	0	0	0	0	2	3												
20 Eddie Rosario, L (1,7) OBP: 0.167, SLG: 0.250									4	0	0	0	0	3	0												
5 Eduardo Escobar, S (1,6) OBP: 0.417, SLG: 0.750									4	1	2	0	0	2	0												
12 John Ryan Murphy, R (1,2) OBP: 0.333, SLG: 0.667									3	0	1	0	0	0	2												
25 Byron Buxton, R (1,8) OBP: 0.200, SLG: 0.400									3	0	0	1	0	1	3												
Inning Stats	R: 1 H: 3 E: 0 K: 1 S: 16	H: 3 LOB: 1 BB: 0 P: 21	R: 1 H: 1 E: 1 K: 0 S: 11	H: 1 LOB: 1 BB: 0 P: 15	R: 0 H: 2 E: 0 K: 1 S: 10	H: 2 LOB: 1 BB: 0 P: 18	R: 0 H: 1 E: 0 K: 2 S: 12	H: 1 LOB: 0 BB: 0 P: 15	R: 0 H: 0 E: 0 K: 1 S: 6	H: 0 LOB: 0 BB: 0 P: 8	R: 0 H: 0 E: 0 K: 2 S: 10	H: 0 LOB: 0 BB: 0 P: 13	R: 0 H: 1 E: 0 K: 2 S: 12	H: 1 LOB: 1 BB: 0 P: 17	R: 0 H: 1 E: 0 K: 0 S: 6	H: 1 LOB: 1 BB: 0 P: 11	R: 0 H: 0 E: 0 K: 3 S: 10	H: 0 LOB: 0 BB: 0 P: 15	1B: 6 2B: 2 3B: 0 HR: 1	SF: 0 SAC: 0 DP: 1 HBP: 0	WP: 0 PB: 0 SB: 1 CS: 2	PA: 35					
PITCHER	IP	WLS	BF	H	R	ER	SO	BB	IBB	HBP	BLK	WP	HR	S	P	ERA	WHIP										
31 Ubaldo Jiménez, R (1,1) ERA: 1.29	7.0	W	28	8	2	1	9	0	0	0	0	0	1	77	107	1.29	1.143										
37 Dylan Bundy, R (8,1) ERA:	1.0	H	3	1	0	0	0	0	0	0	0	0	0	6	11	0.00	1.000										
56 Darren O'Day, R (9,1) ERA:	1.0	S	3	0	0	0	3	0	0	0	0	0	0	10	15	0.00	0.000										

Batter	1	2	3	4	5	6	7	8	9	AB	R	H	RBI	BB	SO	LOB	BOTTOM										
23 Joey Rickard, R (1,8) OBP: 0.417, SLG: 0.818										4	1	1	1	0	0	0	<p>Minnesota Twins @ Baltimore Orioles Oriole Park at Camden Yards, Baltimore, MD Thu Apr 07 2016, 7:09 PM - 10:00 PM EDT Att: 11,142 - Partly Cloudy - 51 F</p>										
14 Nolan Reimold, R (1,7) OBP: 0.500, SLG: 0.750									4	0	2	0	0	0	0												
13 Manny Machado, R (1,5) OBP: 0.357, SLG: 0.538									4	1	2	1	0	2	1												
19 Chris Davis, L (1,3) OBP: 0.308, SLG: 0.455									4	0	0	0	0	2	3												
45 Mark Trumbo, R (1,9) OBP: 0.500, SLG: 0.455									3	1	1	0	0	0	2												
2 J.J. Hardy, R (1,6) OBP: 0.364, SLG: 0.333									3	1	1	0	0	0	2												
24 Pedro Alvarez, L (1,10) OBP: 0.364, SLG: 0.500									3	0	0	0	0	2	1												
6 Jonathan Schoop, R (1,4) OBP: 0.364, SLG: 0.500									3	0	1	1	0	0	0												
36 Caleb Joseph, R (1,2) OBP: 0.364, SLG: 0.500									3	0	0	0	0	1	1												
Inning Stats	R: 0 H: 1 E: 0 K: 1 S: 12	H: 1 LOB: 1 BB: 0 P: 16	R: 0 H: 0 E: 0 K: 1 S: 7	H: 0 LOB: 0 BB: 0 P: 9	R: 0 H: 0 E: 0 K: 0 S: 6	H: 0 LOB: 0 BB: 0 P: 9	R: 0 H: 2 E: 0 K: 1 S: 13	H: 2 LOB: 0 BB: 0 P: 20	R: 0 H: 0 E: 0 K: 1 S: 8	H: 0 LOB: 0 BB: 0 P: 12	R: 1 H: 1 E: 0 K: 0 S: 11	H: 1 LOB: 0 BB: 0 P: 16	R: 2 H: 3 E: 0 K: 1 S: 17	H: 3 LOB: 0 BB: 0 P: 26	R: 1 H: 1 E: 0 K: 2 S: 10	H: 1 LOB: 0 BB: 0 P: 16		1B: 5 2B: 2 3B: 0 HR: 2	SF: 0 SAC: 0 DP: 1 HBP: 0	WP: 1 PB: 0 SB: 0 CS: 0	PA: 31						
PITCHER	IP	WLS	BF	H	R	ER	SO	BB	IBB	HBP	BLK	WP	HR	S	P	ERA	WHIP										
45 Phil Hughes, R (1,1) ERA: 4.5	6.0	L	24	6	3	3	4	0	0	0	0	0	1	63	93	4.50	1.000										
65 Trevor May, R (7,1) ERA: 2.25	2.0	B	7	2	1	1	3	0	0	0	0	1	1	21	31	4.50	1.000										

AB	34
R	2
H	9
RBI	2
BB	0
SO	12
LOB	12

AB	31
R	4
H	8
RBI	3
BB	0
SO	7
LOB	10



Batter	1	2	3	4	5	6	7	8	9	AB	R	H	RBI	BB	SO	LOB	TOP				
2 Brian Dozier, R OBP: 0.333, SLG: 0.235										3	0	1	0	1	1	1	Minnesota Twins @ Kansas City Royals Kauffman Stadium, Kansas City, MO Sat Apr 09 2016, 6:18 PM - 9:19 PM CDT Att: 31,001 - Clear - 60 F				
39 Danny Santana, S OBP: 0.167, SLG: 0.167										3	0	0	0	0	0	1					
25 Byron Buxton, R OBP: 0.133, SLG: 0.267										4	0	1	0	0	2	1					
7 Joe Mauer, L OBP: 0.409, SLG: 0.471										4	0	1	0	0	1	2					
24 Trevor Plouffe, R OBP: 0.150, SLG: 0.300										3	0	0	0	1	1	1					
31 Oswaldo Arcia, L OBP: 0.133, SLG: 0.267										4	0	1	0	0	2	1					
52 ByungHo Park, R OBP: 0.375, SLG: 0.462										3	0	2	0	0	0	0					
5 Eduardo Escobar, S OBP: 0.474, SLG: 0.667										2	0	1	0	0	0	1					
9 Eduardo Nuñez, R OBP: 0.278, SLG: 0.500										3	0	0	0	0	0	1					
20 Eddie Rosario, L OBP: 0.200, SLG: 0.333																					
22 Miguel Sanó, R OBP: 0.278, SLG: 0.500																					
8 Kurt Suzuki, R OBP: 0.200, SLG: 0.385																					
Inning Stats	R: 0 H: 0 E: 0 K: 2 S: 10	H: 0 LOB: 0 BB: 0 P: 16	R: 0 H: 0 E: 0 K: 1 S: 6	H: 0 LOB: 0 BB: 0 P: 9	R: 0 H: 1 E: 0 K: 0 S: 10	H: 1 LOB: 1 BB: 0 P: 13	R: 0 H: 1 E: 0 K: 2 S: 10	H: 1 LOB: 1 BB: 0 P: 17	R: 0 H: 0 E: 0 K: 0 S: 10	H: 0 LOB: 0 BB: 0 P: 15	R: 0 H: 2 E: 0 K: 1 S: 13	H: 2 LOB: 2 BB: 0 P: 22	R: 0 H: 2 E: 0 K: 1 S: 10	H: 2 LOB: 2 BB: 1 P: 17	R: 0 H: 0 E: 0 K: 1 S: 13	H: 0 LOB: 1 BB: 1 P: 22	1B: 6 2B: 1 3B: 0 HR: 0	SF: 0 SAC: 0 DP: 0 HBP: 0	WP: 1 PB: 0 SB: 0 CS: 1	PA: 35	
PITCHER	IP WLS BF ERA WHIP	IP WLS BF ERA WHIP	IP WLS BF ERA WHIP	IP WLS BF ERA WHIP	IP WLS BF ERA WHIP	IP WLS BF ERA WHIP	IP WLS BF ERA WHIP	IP WLS BF ERA WHIP	IP WLS BF ERA WHIP	IP WLS BF ERA WHIP	IP WLS BF ERA WHIP	IP WLS BF ERA WHIP	IP WLS BF ERA WHIP	IP WLS BF ERA WHIP	IP WLS BF ERA WHIP	IP WLS BF ERA WHIP	IP WLS BF ERA WHIP	IP WLS BF ERA WHIP	IP WLS BF ERA WHIP	IP WLS BF ERA WHIP	IP WLS BF ERA WHIP
31 Ian Kennedy, R ERA: 0.00	6.2 W 25 0.00 0.900	1.1 L 6 0.00 1.500	1.0 L 4 0.00 1.000	1.0 L 4 0.00 1.000	1.0 L 4 0.00 1.000	1.0 L 4 0.00 1.000	1.0 L 4 0.00 1.000	1.0 L 4 0.00 1.000	1.0 L 4 0.00 1.000	1.0 L 4 0.00 1.000	1.0 L 4 0.00 1.000	1.0 L 4 0.00 1.000	1.0 L 4 0.00 1.000	1.0 L 4 0.00 1.000	1.0 L 4 0.00 1.000	1.0 L 4 0.00 1.000	1.0 L 4 0.00 1.000	1.0 L 4 0.00 1.000	1.0 L 4 0.00 1.000	1.0 L 4 0.00 1.000	1.0 L 4 0.00 1.000
41 Danny Duffy, L ERA: 0.00	7.1 L 6 0.00 1.500	1.0 L 4 0.00 1.000	1.0 L 4 0.00 1.000	1.0 L 4 0.00 1.000	1.0 L 4 0.00 1.000	1.0 L 4 0.00 1.000	1.0 L 4 0.00 1.000	1.0 L 4 0.00 1.000	1.0 L 4 0.00 1.000	1.0 L 4 0.00 1.000	1.0 L 4 0.00 1.000	1.0 L 4 0.00 1.000	1.0 L 4 0.00 1.000	1.0 L 4 0.00 1.000	1.0 L 4 0.00 1.000	1.0 L 4 0.00 1.000	1.0 L 4 0.00 1.000	1.0 L 4 0.00 1.000	1.0 L 4 0.00 1.000	1.0 L 4 0.00 1.000	1.0 L 4 0.00 1.000
67 Chien-Ming Wang, R ERA: 0.00	1.0 L 4 0.00 1.000	1.0 L 4 0.00 1.000	1.0 L 4 0.00 1.000	1.0 L 4 0.00 1.000	1.0 L 4 0.00 1.000	1.0 L 4 0.00 1.000	1.0 L 4 0.00 1.000	1.0 L 4 0.00 1.000	1.0 L 4 0.00 1.000	1.0 L 4 0.00 1.000	1.0 L 4 0.00 1.000	1.0 L 4 0.00 1.000	1.0 L 4 0.00 1.000	1.0 L 4 0.00 1.000	1.0 L 4 0.00 1.000	1.0 L 4 0.00 1.000	1.0 L 4 0.00 1.000	1.0 L 4 0.00 1.000	1.0 L 4 0.00 1.000	1.0 L 4 0.00 1.000	1.0 L 4 0.00 1.000

Batter	1	2	3	4	5	6	7	8	9	AB	R	H	RBI	BB	SO	LOB	BOTTOM				
2 Alcides Escobar, R OBP: 0.278, SLG: 0.500										5	0	1	1	0	0	4	Minnesota Twins @ Kansas City Royals Kauffman Stadium, Kansas City, MO Sat Apr 09 2016, 6:18 PM - 9:19 PM CDT Att: 31,001 - Clear - 60 F				
8 Mike Moustakas, L OBP: 0.294, SLG: 0.500										5	1	2	2	0	1	3					
6 Lorenzo Cain, R OBP: 0.412, SLG: 0.462										3	1	1	1	2	0	0					
35 Eric Hosmer, L OBP: 0.353, SLG: 0.214										4	0	0	0	1	1	6					
25 Kendrys Morales, S OBP: 0.188, SLG: 0.429										4	1	1	1	0	3	1					
4 Alex Gordon, L OBP: 0.267, SLG: 0.154										3	0	0	0	1	2	0					
13 Salvador Perez, R OBP: 0.357, SLG: 0.538										3	2	1	0	1	0	2					
14 Omar Infante, R OBP: 0.286, SLG: 0.385										4	1	1	0	0	1	2					
16 Paulo Orlando, R OBP: 0.750, SLG: 0.750										4	1	3	1	0	0	0					
Inning Stats	R: 0 H: 0 E: 0 K: 0 S: 10	H: 0 LOB: 0 BB: 0 P: 18	R: 0 H: 0 E: 0 K: 2 S: 9	H: 0 LOB: 0 BB: 0 P: 14	R: 0 H: 0 E: 0 K: 1 S: 8	H: 0 LOB: 0 BB: 0 P: 11	R: 2 H: 2 E: 0 K: 1 S: 14	H: 2 LOB: 0 BB: 0 P: 23	R: 2 H: 2 E: 0 K: 0 S: 14	H: 2 LOB: 3 BB: 2 P: 27	R: 3 H: 4 E: 0 K: 1 S: 16	H: 4 LOB: 1 BB: 0 P: 20	R: 0 H: 0 E: 0 K: 1 S: 14	H: 0 LOB: 2 BB: 2 P: 30	R: 0 H: 2 E: 0 K: 2 S: 16	H: 2 LOB: 3 BB: 1 P: 27		1B: 5 2B: 1 3B: 1 HR: 3	SF: 0 SAC: 0 DP: 0 HBP: 0	WP: 2 PB: 0 SB: 0 CS: 0	PA: 40
PITCHER	IP WLS BF ERA WHIP	IP WLS BF ERA WHIP	IP WLS BF ERA WHIP	IP WLS BF ERA WHIP	IP WLS BF ERA WHIP	IP WLS BF ERA WHIP	IP WLS BF ERA WHIP	IP WLS BF ERA WHIP	IP WLS BF ERA WHIP	IP WLS BF ERA WHIP	IP WLS BF ERA WHIP	IP WLS BF ERA WHIP	IP WLS BF ERA WHIP	IP WLS BF ERA WHIP	IP WLS BF ERA WHIP	IP WLS BF ERA WHIP	IP WLS BF ERA WHIP	IP WLS BF ERA WHIP	IP WLS BF ERA WHIP	IP WLS BF ERA WHIP	IP WLS BF ERA WHIP
33 Tommy Milone, L ERA: 3.86	4.2 L 20 3.86 1.071	1.0 L 7 0.00 2.250	1.0 L 7 0.00 2.250	1.0 L 7 0.00 2.250	1.0 L 7 0.00 2.250	1.0 L 7 0.00 2.250	1.0 L 7 0.00 2.250	1.0 L 7 0.00 2.250	1.0 L 7 0.00 2.250	1.0 L 7 0.00 2.250	1.0 L 7 0.00 2.250	1.0 L 7 0.00 2.250	1.0 L 7 0.00 2.250	1.0 L 7 0.00 2.250	1.0 L 7 0.00 2.250	1.0 L 7 0.00 2.250	1.0 L 7 0.00 2.250	1.0 L 7 0.00 2.250	1.0 L 7 0.00 2.250	1.0 L 7 0.00 2.250	1.0 L 7 0.00 2.250
50 Casey Fien, R ERA: 16.98	1.0 L 7 0.00 2.250	1.0 L 7 0.00 2.250	1.0 L 7 0.00 2.250	1.0 L 7 0.00 2.250	1.0 L 7 0.00 2.250	1.0 L 7 0.00 2.250	1.0 L 7 0.00 2.250	1.0 L 7 0.00 2.250	1.0 L 7 0.00 2.250	1.0 L 7 0.00 2.250	1.0 L 7 0.00 2.250	1.0 L 7 0.00 2.250	1.0 L 7 0.00 2.250	1.0 L 7 0.00 2.250	1.0 L 7 0.00 2.250	1.0 L 7 0.00 2.250	1.0 L 7 0.00 2.250	1.0 L 7 0.00 2.250	1.0 L 7 0.00 2.250	1.0 L 7 0.00 2.250	1.0 L 7 0.00 2.250
59 Michael Tonkin, R ERA: 16.98	1.1 L 7 0.00 2.250	1.1 L 7 0.00 2.250	1.1 L 7 0.00 2.250	1.1 L 7 0.00 2.250	1.1 L 7 0.00 2.250	1.1 L 7 0.00 2.250	1.1 L 7 0.00 2.250	1.1 L 7 0.00 2.250	1.1 L 7 0.00 2.250	1.1 L 7 0.00 2.250	1.1 L 7 0.00 2.250	1.1 L 7 0.00 2.250	1.1 L 7 0.00 2.250	1.1 L 7 0.00 2.250	1.1 L 7 0.00 2.250	1.1 L 7 0.00 2.250	1.1 L 7 0.00 2.250	1.1 L 7 0.00 2.250	1.1 L 7 0.00 2.250	1.1 L 7 0.00 2.250	1.1 L 7 0.00 2.250
15 Glen Perkins, L ERA: 0.00	1.0 L 6 0.00 3.000	1.0 L 6 0.00 3.000	1.0 L 6 0.00 3.000	1.0 L 6 0.00 3.000	1.0 L 6 0.00 3.000	1.0 L 6 0.00 3.000	1.0 L 6 0.00 3.000	1.0 L 6 0.00 3.000	1.0 L 6 0.00 3.000	1.0 L 6 0.00 3.000	1.0 L 6 0.00 3.000	1.0 L 6 0.00 3.000	1.0 L 6 0.00 3.000	1.0 L 6 0.00 3.000	1.0 L 6 0.00 3.000	1.0 L 6 0.00 3.000	1.0 L 6 0.00 3.000	1.0 L 6 0.00 3.000	1.0 L 6 0.00 3.000	1.0 L 6 0.00 3.000	1.0 L 6 0.00 3.000

AB	33
R	0
H	7
RBI	0
BB	2
SO	9
LOB	14



AB	35
R	7
H	10
RBI	6
BB	5
SO	8
LOB	18



Batter	1	2	3	4	5	6	7	8	9	10	AB	R	H	RBI	BB	SO	LOB	TOP						
2 Brian Dozier, R OBP: 0.308, SLG: 0.364	F8		F7		L7		HR		K		5	1	1	1	0	1	2	Minnesota Twins @ Kansas City Royals Kauffman Stadium, Kansas City, MO Sun Apr 10 2016, 1:17 PM - 4:40 PM CDT Att: 35,317 - Overcast - 68 F						
20 Eddie Rosario, L OBP: 0.200, SLG: 0.300	K		F8			G4-3			K		5	1	1	0	0	2								
7 Joe Mauer, L OBP: 0.519, SLG: 0.550											3	1	3	0	1	0	0							
22 Miguel Sanó, R OBP: 0.273, SLG: 0.158											4	0	1	1	0	3	3							
26 Max Kepler, L	K										0	0	0	0	1	0	0							
52 ByungHo Park, R OBP: 0.296, SLG: 0.333											5	0	0	0	0	4	6							
5 Eduardo Escobar, S OBP: 0.375, SLG: 0.522											5	0	0	0	0	2	3							
9 Eduardo Núñez, R OBP: 0.833, SLG: 0.800											4	0	4	1	0	0	0							
24 Trevor Plouffe, R OBP: 0.150, SLG: 0.300											0	0	0	0	0	0	0							
12 John Ryan Murphy, R OBP: 0.125, SLG: 0.250											5	0	0	0	0	1	6							
25 Byron Buxton, R OBP: 0.158, SLG: 0.263											4	0	1	0	0	1	1							
Inning Stats	R: 0 E: 0 K: 2 S: 10	H: 1 LOB: 1 BB: 0 P: 13	R: 0 E: 0 K: 1 S: 14	H: 1 LOB: 1 BB: 0 P: 18	R: 0 E: 0 K: 1 S: 12	H: 0 LOB: 0 BB: 0 P: 17	R: 0 E: 0 K: 3 S: 12	H: 1 LOB: 1 BB: 0 P: 19	R: 0 E: 0 K: 1 S: 10	H: 1 LOB: 1 BB: 0 P: 14	R: 2 E: 1 K: 2 S: 15	H: 4 LOB: 2 BB: 0 P: 23	R: 1 E: 0 K: 1 S: 8	H: 1 LOB: 1 BB: 0 P: 10	R: 0 E: 0 K: 0 S: 8	H: 1 LOB: 1 BB: 0 P: 13	R: 0 E: 1 K: 3 S: 12	H: 1 LOB: 3 BB: 2 P: 23	R: 0 E: 0 K: 0 S: 8	H: 0 LOB: 0 BB: 0 P: 11	1B: 10 2B: 0 3B: 0 HR: 1	SF: 0 SAC: 0 DP: 0 HBP: 2	WP: 0 PB: 0 SB: 1 CS: 1	PA: 44
PITCHER	IP 5.2	WLS 25	BF 8	H 2	R 2	ER 2	SO 10	BB 0	IBB 0	HBP 0	BLK 0	WP 0	HR 0	S 72	P 103	ERA 3.18	WHIP 1.412							
36 Edinson Volquez, R ERA: 1.54	1.1	6	1	1	1	1	0	0	1	0	0	0	1	9	11	6.75	0.750							
44 Luke Hochevar, R ERA: 3.0	2.0	10	2	0	0	3	1	1	0	0	0	0	0	20	36	0.00	1.500							
53 Dillon Gee, R ERA:	1.0	W	3	0	0	0	0	0	1	0	0	0	0	8	11	0.00	0.000							
17 Wade Davis, R ERA:																								



Batter	1	2	3	4	5	6	7	8	9	10	AB	R	H	RBI	BB	SO	LOB	BOTTOM						
2 Alcides Escobar, R OBP: 0.217, SLG: 0.391	G5-3		G4-3			K2-3			G6-3		5	0	0	0	0	2	3	Minnesota Twins @ Kansas City Royals Kauffman Stadium, Kansas City, MO Sun Apr 10 2016, 1:17 PM - 4:40 PM CDT Att: 35,317 - Overcast - 68 F						
8 Mike Moustakas, L OBP: 0.318, SLG: 0.600	K				G3		HR		F7		4	1	1	1	1	1	0							
6 Lorenzo Cain, R OBP: 0.361, SLG: 0.412	G6-3										5	1	1	0	0	0	1							
35 Eric Hosmer, L OBP: 0.333, SLG: 0.333											4	1	1	1	0	0	0							
25 Kendrys Morales, S OBP: 0.200, SLG: 0.412											3	0	1	1	0	0	0							
4 Alex Gordon, L OBP: 0.263, SLG: 0.176											4	0	1	0	0	2	1							
13 Salvador Perez, R OBP: 0.333, SLG: 0.529											4	0	1	0	0	2	2							
24 Christian Colón, R OBP: 0.500, SLG: 0.333											3	0	1	0	1	0	1							
0 Terrance Gore, R (10, PR)											0	1	0	0	0	0	0							
16 Paulo Orlando, R OBP: 0.375, SLG: 0.375											4	0	0	0	0	1	2							
Inning Stats	R: 0 E: 0 K: 1 S: 5	H: 0 LOB: 0 BB: 0 P: 8	R: 0 E: 0 K: 1 S: 11	H: 1 LOB: 1 BB: 0 P: 17	R: 0 E: 0 K: 0 S: 12	H: 0 LOB: 0 BB: 0 P: 15	R: 0 E: 0 K: 0 S: 8	H: 0 LOB: 0 BB: 0 P: 12	R: 0 E: 0 K: 1 S: 10	H: 1 LOB: 1 BB: 0 P: 15	R: 1 E: 0 K: 2 S: 13	H: 1 LOB: 1 BB: 0 P: 19	R: 0 E: 0 K: 0 S: 8	H: 0 LOB: 0 BB: 0 P: 12	R: 0 E: 0 K: 1 S: 9	H: 3 LOB: 1 BB: 0 P: 14	R: 2 E: 0 K: 1 S: 15	H: 1 LOB: 1 BB: 0 P: 21	R: 1 E: 1 K: 1 S: 9	H: 0 LOB: 2 BB: 2 P: 22	1B: 4 2B: 1 3B: 1 HR: 1	SF: 1 SAC: 0 DP: 0 HBP: 0	WP: 2 PB: 0 SB: 0 CS: 0	PA: 39
PITCHER	IP 7.0	WLS 24	BF 3	H 1	R 1	ER 0	SO 5	BB 0	IBB 0	HBP 0	BLK 0	WP 1	HR 1	S 67	P 98	ERA 1.29	WHIP 0.429							
47 Ricky Nolasco, R ERA: 1.29	1.0	H	4	1	0	0	1	0	0	0	0	0	0	9	14	0.00	1.000							
49 Kevin Jepsen, R ERA: 10.13	1.0	B	6	3	2	2	1	0	0	0	0	0	0	15	21	18.00	3.000							
15 Glen Perkins, L ERA: 9.0	0.2	L	5	0	1	0	1	2	0	0	0	1	0	9	22	0.00	3.000							
65 Trevor May, R ERA: 1.93																								



Batter	1	2	3	4	5	6	7	8	9	AB	R	H	RBI	BB	SO	LOB	TOP			
1 Adam Eaton, L OBP: 0.491, SLG: 0.542	G4-3		G4-3	G6-3		BB		1B		4	0	1	0	1	0	2	Chicago White Sox @ Minnesota Twins Target Field, Minneapolis, MN Mon Apr 11 2016, 3:17 PM - 6:21 PM CDT Att: 40,638 - Partly Cloudy - 42 F			
7 Jimmy Rollins, S OBP: 0.195, SLG: 0.320	F9		1B		F7	BB		L1-3		4	0	1	0	1	0	1				
79 José Abreu, R OBP: 0.419, SLG: 0.583	F8		G5-3		BB	BB		BB		3	1	0	0	2	0	3				
21 Todd Frazier, R OBP: 0.258, SLG: 0.448		1B		E6	F8			F8		5	1	2	1	0	0	1				
53 Melky Cabrera, S OBP: 0.345, SLG: 0.269	G3		FC4-6	BB	BB			F8		5	0	2	0	0	0	3				
15 Brett Lawrie, R OBP: 0.286, SLG: 0.231	1B		BB	BB	BB			K		4	1	2	1	0	2	2				
26 Avisail García, R OBP: 0.250, SLG: 0.280	F8		BB	F7				K		4	1	0	0	1	1	6				
27 Dioner Navarro, S OBP: 0.083, SLG: 0.083	K		FC4-2		G3			K2-3		4	0	0	0	0	2	4				
10 Austin Jackson, R OBP: 0.304, SLG: 0.318			K		K			F7		4	0	1	2	0	2	0				
Inning Stats	R: 0 E: 0 K: 0 S: 7	H: 0 LOB: 0 BB: 0 P: 11	R: 1 E: 0 K: 1 S: 15	H: 2 LOB: 1 BB: 0 P: 21	R: 0 E: 0 K: 1 S: 8	H: 1 LOB: 1 BB: 0 P: 12	R: 2 E: 1 K: 0 S: 15	H: 2 LOB: 2 BB: 1 P: 26	R: 0 E: 0 K: 1 S: 11	H: 0 LOB: 2 BB: 2 P: 25	R: 0 E: 0 K: 1 S: 8	H: 1 LOB: 1 BB: 0 P: 13	R: 0 E: 0 K: 1 S: 9	H: 1 LOB: 1 BB: 0 P: 10	R: 1 E: 0 K: 2 S: 13	H: 1 LOB: 1 BB: 1 P: 23		1B: 8 2B: 1 3B: 0 HR: 0	SF: 0 SAC: 0 DP: 0 HBP: 1	WP: 1 PB: 0 CS: 0
PITCHER	IP WLS BF H R ER SO BB IBB HBP BLK WP HR S P ERA WHIP	IP WLS BF H R ER SO BB IBB HBP BLK WP HR S P ERA WHIP	IP WLS BF H R ER SO BB IBB HBP BLK WP HR S P ERA WHIP	IP WLS BF H R ER SO BB IBB HBP BLK WP HR S P ERA WHIP	IP WLS BF H R ER SO BB IBB HBP BLK WP HR S P ERA WHIP	IP WLS BF H R ER SO BB IBB HBP BLK WP HR S P ERA WHIP	IP WLS BF H R ER SO BB IBB HBP BLK WP HR S P ERA WHIP	IP WLS BF H R ER SO BB IBB HBP BLK WP HR S P ERA WHIP	IP WLS BF H R ER SO BB IBB HBP BLK WP HR S P ERA WHIP	IP WLS BF H R ER SO BB IBB HBP BLK WP HR S P ERA WHIP	IP WLS BF H R ER SO BB IBB HBP BLK WP HR S P ERA WHIP	IP WLS BF H R ER SO BB IBB HBP BLK WP HR S P ERA WHIP	IP WLS BF H R ER SO BB IBB HBP BLK WP HR S P ERA WHIP	IP WLS BF H R ER SO BB IBB HBP BLK WP HR S P ERA WHIP	IP WLS BF H R ER SO BB IBB HBP BLK WP HR S P ERA WHIP	IP WLS BF H R ER SO BB IBB HBP BLK WP HR S P ERA WHIP	IP WLS BF H R ER SO BB IBB HBP BLK WP HR S P ERA WHIP	IP WLS BF H R ER SO BB IBB HBP BLK WP HR S P ERA WHIP		
44 Kyle Gibson, R ERA: 4.22	5.2	L	28	6	3	1	3	3	0	1	0	64	107	1.59	1.588					
57 Ryan Pressly, R ERA:	2.1		10	2	0	0	2	1	0	0	0	18	32	0.00	1.286					
65 Trevor May, R ERA: 3.18	1.0		5	1	1	1	2	1	0	0	0	13	23	9.00	2.000					

Batter	1	2	3	4	5	6	7	8	9	AB	R	H	RBI	BB	SO	LOB	BOTTOM					
2 Brian Dozier, R OBP: 0.300, SLG: 0.346	G4-6-3		K		L7			FC6-4		4	0	1	0	0	1	1	Chicago White Sox @ Minnesota Twins Target Field, Minneapolis, MN Mon Apr 11 2016, 3:17 PM - 6:21 PM CDT Att: 40,638 - Partly Cloudy - 42 F					
7 Joe Mauer, L OBP: 0.494, SLG: 0.500	G4-6-3		G3		BB			G6-3		4	0	1	0	0	0	1						
22 Miguel Sanó, R OBP: 0.269, SLG: 0.136	L8			BB				K		3	1	0	0	1	2	1						
24 Trevor Plouffe, R OBP: 0.208, SLG: 0.348	F9		BB	BB				F8		3	0	1	0	1	0	0						
52 ByungHo Park, R OBP: 0.250, SLG: 0.286	K		P2		F8			K		3	0	0	0	0	1	4						
9 Eduardo Núñez, R OBP: 0.714, SLG: 0.667	K		G4-3		G6-3			G5-3		3	0	0	1	1	0	3						
20 Eddie Rosario, L OBP: 0.208, SLG: 0.261	BB									3	0	0	1	1	0	3						
5 Eduardo Escobar, S OBP: 0.393, SLG: 0.519	1B							P5		4	0	2	0	0	1	1						
8 Kurt Suzuki, R OBP: 0.167, SLG: 0.313	K							BB		3	0	0	0	0	1	3						
25 Byron Buxton, R OBP: 0.182, SLG: 0.273	L7				F9			BB		3	0	1	0	0	0	0						
Inning Stats	R: 0 E: 0 K: 0 S: 7	H: 1 LOB: 0 BB: 0 P: 12	R: 0 E: 0 K: 2 S: 11	H: 1 LOB: 2 BB: 1 P: 18	R: 0 E: 0 K: 1 S: 7	H: 0 LOB: 0 BB: 0 P: 10	R: 1 E: 0 K: 1 S: 17	H: 1 LOB: 1 BB: 1 P: 29	R: 0 E: 0 K: 0 S: 6	H: 0 LOB: 0 BB: 0 P: 9	R: 0 E: 0 K: 1 S: 12	H: 2 LOB: 1 BB: 1 P: 22	R: 0 E: 0 K: 0 S: 7	H: 0 LOB: 0 BB: 0 P: 10	R: 0 E: 0 K: 1 S: 9	H: 0 LOB: 0 BB: 0 P: 12	R: 0 E: 0 K: 1 S: 8	H: 0 LOB: 0 BB: 0 P: 11	1B: 5 2B: 2 3B: 0 HR: 0	SF: 0 SAC: 0 DP: 2 HBP: 0	WP: 1 PB: 0 CS: 0	PA: 34
PITCHER	IP WLS BF H R ER SO BB IBB HBP BLK WP HR S P ERA WHIP	IP WLS BF H R ER SO BB IBB HBP BLK WP HR S P ERA WHIP	IP WLS BF H R ER SO BB IBB HBP BLK WP HR S P ERA WHIP	IP WLS BF H R ER SO BB IBB HBP BLK WP HR S P ERA WHIP	IP WLS BF H R ER SO BB IBB HBP BLK WP HR S P ERA WHIP	IP WLS BF H R ER SO BB IBB HBP BLK WP HR S P ERA WHIP	IP WLS BF H R ER SO BB IBB HBP BLK WP HR S P ERA WHIP	IP WLS BF H R ER SO BB IBB HBP BLK WP HR S P ERA WHIP	IP WLS BF H R ER SO BB IBB HBP BLK WP HR S P ERA WHIP	IP WLS BF H R ER SO BB IBB HBP BLK WP HR S P ERA WHIP	IP WLS BF H R ER SO BB IBB HBP BLK WP HR S P ERA WHIP	IP WLS BF H R ER SO BB IBB HBP BLK WP HR S P ERA WHIP	IP WLS BF H R ER SO BB IBB HBP BLK WP HR S P ERA WHIP	IP WLS BF H R ER SO BB IBB HBP BLK WP HR S P ERA WHIP	IP WLS BF H R ER SO BB IBB HBP BLK WP HR S P ERA WHIP	IP WLS BF H R ER SO BB IBB HBP BLK WP HR S P ERA WHIP	IP WLS BF H R ER SO BB IBB HBP BLK WP HR S P ERA WHIP	IP WLS BF H R ER SO BB IBB HBP BLK WP HR S P ERA WHIP				
62 Jose Quintana, L ERA: 2.31	6.0	W	24	4	1	1	5	3	0	0	0	60	100	1.50	1.167							
34 Matt Albers, R ERA:	1.0	H	4	2	0	0	0	0	0	0	0	7	10	0.00	2.000							
33 Zach Duke, L ERA: 9.0	0.1	H	1	0	0	0	0	0	0	0	0	1	3	0.00	0.000							
65 Nate Jones, R ERA: 2.7	0.2	H	2	0	0	0	1	0	0	0	0	6	9	0.00	0.000							
30 David Robertson, R ERA:	1.0	S	3	0	0	0	1	0	0	0	0	8	11	0.00	0.000							

Batter	1	2	3	4	5	6	7	8	9	AB	R	H	RBI	BB	SO	LOB	TOP									
1 Adam Eaton, L (1,9) OBP: 0.452, SLG: 0.500	G6-3			G3-1		7 1B 79 G6-4-3		G6-3		4	1	1	0	0	0	0	Chicago White Sox @ Minnesota Twins Target Field, Minneapolis, MN Wed Apr 13 2016, 7:11 PM - 10:02 PM CDT Att: 21,008 - Clear - 68 F									
7 Jimmy Rollins, S (1,6) OBP: 0.226, SLG: 0.345	L3			1B		1B		G4-3		4	0	2	0	0	0	0										
79 José Abreu, R (1,3) OBP: 0.400, SLG: 0.536	K			K		G6-4-3		1B		4	0	1	0	0	2	2										
21 Todd Frazier, R (1,5) OBP: 0.229, SLG: 0.394	K			F7		G5-3		P4		4	0	0	0	0	1	2										
53 Melky Cabrera, S (1,7) OBP: 0.364, SLG: 0.333	K					15 2B		L3		4	0	2	0	0	1	0										
15 Brett Lawrie, R (1,4) OBP: 0.313, SLG: 0.300	F9					1B		2B		4	1	2	0	0	0	1										
41 Jerry Sands, R (1,10) OBP: 0.200, SLG: 0.800				K		2B		41 HR		4	1	1	2	0	3	3										
31 Alex Avila, L (1,2) OBP: 0.263, SLG: 0.176				G3		K		G5-3		4	0	0	0	0	1	3										
10 Austin Jackson, R (1,8) OBP: 0.269, SLG: 0.280				L8		G5-3		G4-3		3	0	0	0	0	0	2										
Inning Stats	R: 0 H: 0 E: 0 K: 1 S: 6	H: 0 LOB: 0 BB: 7	R: 0 H: 0 E: 0 K: 2 S: 8	H: 0 LOB: 0 BB: 12	R: 0 H: 0 E: 0 K: 1 S: 6	H: 0 LOB: 0 BB: 9	R: 0 H: 1 E: 0 K: 1 S: 13	H: 1 LOB: 1 BB: 17	R: 0 H: 2 E: 0 K: 2 S: 12	H: 2 LOB: 2 BB: 0 P: 18	R: 1 H: 2 E: 0 K: 0 S: 12	H: 2 LOB: 0 BB: 0 P: 17	R: 2 H: 2 E: 0 K: 0 S: 13	H: 2 LOB: 0 BB: 0 P: 16	R: 0 H: 1 E: 0 K: 0 S: 10	H: 1 LOB: 1 BB: 0 P: 15	R: 0 H: 1 E: 0 K: 1 S: 12	H: 1 LOB: 1 BB: 0 P: 19	1B: 6 2B: 2 HR: 1	SF: 0 SAC: 0 DP: 1 HBP: 0	WP: 0 PB: 0 SB: 0 CS: 0	PA: 35				
PITCHER	IP	WLS	BF	H	R	ER	SO	BB	IBB	HBP	BLK	WP	HR	S	P	ERA	WHIP									
45 Phil Hughes, R (1,1) ERA: 4.38	6.1	L	25	7	3	3	7	0	0	0	0	0	0	1	64	88	4.26	1.105								
58 Fernando Abad, L (7,1) ERA:	1.0		3	0	0	0	0	0	0	0	0	0	0	10	12	0.00	0.000									
57 Ryan Pressly, R (8,1) ERA:	0.2		3	1	0	0	0	0	0	0	0	0	0	6	11	0.00	1.500									
59 Michael Tonkin, R (9,1) ERA:	1.0		4	1	0	0	1	0	0	0	0	0	0	12	19	0.00	1.000									

Batter	1	2	3	4	5	6	7	8	9	AB	R	H	RBI	BB	SO	LOB	BOTTOM								
2 Brian Dozier, R (1,4) OBP: 0.294, SLG: 0.310	F9		7 1B		F9		K			3	0	0	0	1	1	1	Chicago White Sox @ Minnesota Twins Target Field, Minneapolis, MN Wed Apr 13 2016, 7:11 PM - 10:02 PM CDT Att: 21,008 - Clear - 68 F								
7 Joe Mauer, L (1,3) OBP: 0.486, SLG: 0.536	G4-3		BB		G3-1		1B			4	0	2	0	0	0	1									
22 Miguel Sanó, R (1,10) OBP: 0.300, SLG: 0.125	BB		F9			20 SH5-3 24 1B	F7			2	0	0	0	2	0	3									
24 Trevor Plouffe, R (1,5) OBP: 0.214, SLG: 0.333	K		L9		20 SH5-3 1B		F7			4	0	1	0	0	1	1									
20 Eddie Rosario, L (1,7) OBP: 0.185, SLG: 0.231	K		G3		SH5-3		G1-3			3	0	0	0	0	1	0									
5 Eduardo Escobar, S (1,6) OBP: 0.406, SLG: 0.500	K		1B		IBB		F9			3	0	1	0	1	1	0									
26 Max Kepler, L (1,9) OBP: 0.167, SLG: 0.250	K		G3		K					4	0	0	0	0	2	4									
8 Kurt Suzuki, R (1,2) OBP: 0.182, SLG: 0.263	P3		P3		25 SH2-4 BB		L6			3	0	0	0	1	0	3									
25 Byron Buxton, R (1,8) OBP: 0.167, SLG: 0.250	K		SH2-4				K			2	0	0	0	0	2	0									
31 Oswaldo Arcia, L (9,PH) ERA:							K			1	0	0	0	0	1	0									
Inning Stats	R: 0 H: 0 E: 0 K: 1 S: 9	H: 0 LOB: 1 BB: 1 P: 15	R: 0 H: 0 E: 0 K: 3 S: 11	H: 0 LOB: 0 BB: 0 P: 17	R: 0 H: 1 E: 0 K: 1 S: 15	H: 1 LOB: 2 BB: 1 P: 25	R: 0 H: 1 E: 0 K: 0 S: 10	H: 1 LOB: 1 BB: 0 P: 15	R: 0 H: 0 E: 0 K: 1 S: 6	H: 0 LOB: 1 BB: 1 P: 13	R: 0 H: 1 E: 0 K: 1 S: 13	H: 1 LOB: 3 BB: 2 P: 22	R: 0 H: 1 E: 0 K: 2 S: 14	H: 1 LOB: 1 BB: 0 P: 23	R: 0 H: 0 E: 0 K: 0 S: 4	H: 0 LOB: 0 BB: 0 P: 5	R: 0 H: 0 E: 0 K: 1 S: 13	H: 0 LOB: 0 BB: 0 P: 16	1B: 3 2B: 1 HR: 0	SF: 0 SAC: 2 DP: 0 HBP: 0	WP: 0 PB: 0 SB: 0 CS: 0	PA: 36			
PITCHER	IP	WLS	BF	H	R	ER	SO	BB	IBB	HBP	BLK	WP	HR	S	P	ERA	WHIP								
55 Carlos Rodón, L (1,1) ERA: 1.38	6.0	W	26	3	0	0	6	4	1	0	0	0	0	7	13	0.00	1.167								
52 Jake Petricka, R (7,1) ERA:	0.2	H	2	0	0	0	2	0	0	0	0	0	0	7	13	0.00	0.000								
33 Zach Duke, L (7,1) ERA: 9.0	0.0		1	1	0	0	0	0	0	0	0	0	0	6	9	∞	∞								
65 Nate Jones, R (7,1) ERA: 1.93	1.1	H	4	0	0	0	0	0	0	0	0	0	0	5	6	0.00	0.000								
30 David Robertson, R (9,1) ERA:	1.0	S	3	0	0	0	1	0	0	0	0	0	0	13	16	0.00	0.000								

Batter	1	2	3	4	5	6	7	8	9	AB	R	H	RBI	BB	SO	LOB	TOP			
1 Adam Eaton, L (1,8) OBP: 0.444, SLG: 0.515										5	1	2	0	0	2	1				
53 Melky Cabrera, S (1,7) OBP: 0.378, SLG: 0.353										4	0	2	0	0	1	1				
79 José Abreu, R (1,3) OBP: 0.410, SLG: 0.516										3	0	1	1	1	2	1				
21 Todd Frazier, R (1,5) OBP: 0.205, SLG: 0.351										4	0	0	0	0	1	4				
15 Brett Lawrie, R (1,4) OBP: 0.306, SLG: 0.294										4	0	1	0	0	0	2				
27 Dioner Navarro, S (1,2) OBP: 0.063, SLG: 0.063										4	0	0	0	0	1	2				
26 Avisail García, R (1,10) OBP: 0.281, SLG: 0.448										4	2	2	1	0	2	0				
20 JB Shuck, L (1,9)										2	0	0	0	0	0	0				
41 Jerry Sands, R (9,PH) OBP: 0.167, SLG: 0.667										1	0	0	0	0	0	0				
10 Austin Jackson, R (9,8) OBP: 0.269, SLG: 0.280										3	0	1	1	0	0	0				
18 Tyler Saladino, R (1,6) OBP: 0.375, SLG: 0.429										3	0	1	1	0	0	0				
Inning Stats	R: 1 E: 0 K: 1 S: 13	H: 3 LOB: 1 BB: 0 P: 18	R: 0 E: 0 K: 1 S: 12	H: 0 LOB: 0 BB: 0 P: 19	R: 0 E: 0 K: 0 S: 7	H: 1 LOB: 2 BB: 1 P: 15	R: 1 E: 0 K: 0 S: 10	H: 1 LOB: 0 BB: 0 P: 14	R: 0 E: 0 K: 1 S: 9	H: 0 LOB: 1 BB: 0 P: 12	R: 1 E: 0 K: 1 S: 7	H: 1 LOB: 0 BB: 0 P: 8	R: 0 E: 1 K: 2 S: 15	H: 1 LOB: 2 BB: 0 P: 22	R: 0 E: 0 K: 1 S: 9	H: 1 LOB: 1 BB: 0 P: 16	1B: 6 2B: 2 3B: 0 HR: 1	SF: 1 SAC: 1 DP: 1 HBP: 0	WP: 0 PB: 0 SB: 1 CS: 0	PA: 37
PITCHER	IP	WLS	BF	H	R	ER	SO	BB	IBB	HBP	BLK	WP	HR	S	P	ERA	WHIP			
54 Ervin Santana, R (1,1) ERA: 3.0	7.0	L	28	7	3	3	6	1	0	0	0	0	1	68	100	3.86	1.143			
58 Fernando Abad, L (8,1) ERA:	0.2		2	0	0	0	2	0	0	0	0	0	0	6	7	0.00	0.000			
65 Trevor May, R (8,1) ERA: 2.84	0.2		4	1	0	0	1	0	0	0	0	0	0	12	20	0.00	1.500			
55 Taylor Rogers, L (9,1) ERA:	0.2		3	1	0	0	0	0	0	0	0	0	0	6	11	0.00	1.500			

Chicago White Sox @ Minnesota Twins
Target Field, Minneapolis, MN
Thu Apr 14 2016, 12:13 PM - 3:11 PM CDT
Att: 19,736 - Partly Cloudy - 68 F

AB 34
R 3
H 9
RBI 3
BB 1
SO 9
LOB 11



Batter	1	2	3	4	5	6	7	8	9	AB	R	H	RBI	BB	SO	LOB	BOTTOM					
2 Brian Dozier, R (1,4) OBP: 0.263, SLG: 0.273										4	0	0	0	0	0	3						
20 Eddie Rosario, L (1,7) OBP: 0.194, SLG: 0.233										4	0	1	0	0	0	1						
7 Joe Mauer, L (1,10) OBP: 0.487, SLG: 0.581										3	1	1	0	1	0	1						
24 Trevor Plouffe, R (1,5) OBP: 0.188, SLG: 0.290										4	0	0	1	0	1	2						
22 Miguel Sanó, R (1,9) OBP: 0.294, SLG: 0.143										4	0	1	0	0	2	1						
5 Eduardo Escobar, S (1,6) OBP: 0.361, SLG: 0.441										4	0	0	0	0	2	1						
52 ByungHo Park, R (1,3) OBP: 0.250, SLG: 0.320										4	0	1	0	0	1	1						
12 John Ryan Murphy, R (1,2) OBP: 0.091, SLG: 0.162										3	0	0	0	0	0	1						
25 Byron Buxton, R (1,8) OBP: 0.200, SLG: 0.250																						
26 Max Kepler, L (4,8)																						
Inning Stats	R: 0 E: 0 K: 1 S: 13	H: 0 LOB: 1 BB: 1 P: 21	R: 0 E: 0 K: 2 S: 9	H: 0 LOB: 0 BB: 0 P: 15	R: 0 E: 0 K: 0 S: 6	H: 0 LOB: 1 BB: 0 P: 11	R: 1 E: 0 K: 1 S: 13	H: 2 LOB: 1 BB: 0 P: 21	R: 0 E: 0 K: 0 S: 10	H: 0 LOB: 0 BB: 0 P: 13	R: 0 E: 0 K: 0 S: 10	H: 1 LOB: 1 BB: 0 P: 14	R: 0 E: 1 K: 0 S: 13	H: 1 LOB: 2 BB: 1 P: 24	R: 0 E: 0 K: 0 S: 7	H: 0 LOB: 0 BB: 0 P: 11	R: 0 E: 0 K: 2 S: 8	H: 0 LOB: 0 BB: 0 P: 12	1B: 2 2B: 1 3B: 1 HR: 0	SF: 0 SAC: 0 DP: 0 HBP: 1	WP: 0 PB: 0 SB: 2 CS: 0	PA: 34
PITCHER	IP	WLS	BF	H	R	ER	SO	BB	IBB	HBP	BLK	WP	HR	S	P	ERA	WHIP					
38 Mat Latos, R (1,1) ERA: 0.75	6.0	W	23	3	1	1	4	1	0	1	0	0	0	13	24	0.00	2.000					
34 Matt Albers, R (7,1) ERA:	1.0	H	5	1	0	0	0	1	0	0	0	0	0	5	7	0.00	0.000					
33 Zach Duke, L (8,1) ERA: 5.4	0.2	H	2	0	0	0	0	0	0	0	0	0	0	2	4	0.00	0.000					
65 Nate Jones, R (8,1) ERA: 1.8	0.1	H	1	0	0	0	0	0	0	0	0	0	0	8	12	0.00	0.000					
30 David Robertson, R (9,1) ERA:	1.0	S	3	0	0	0	2	0	0	0	0	0	0	8	12	0.00	0.000					

Chicago White Sox @ Minnesota Twins
Target Field, Minneapolis, MN
Thu Apr 14 2016, 12:13 PM - 3:11 PM CDT
Att: 19,736 - Partly Cloudy - 68 F

AB 31
R 1
H 4
RBI 1
BB 2
SO 6
LOB 11



Batter	1	2	3	4	5	6	7	8	9	AB	R	H	RBI	BB	SO	LOB	TOP					
6 Yuliel Escobar, R OBP: 0.391, SLG: 0.537	G6-3			G6-3		G5-3			G4-3	5	0	2	1	0	0	3	Los Angeles Angels @ Minnesota Twins Target Field, Minneapolis, MN Fri Apr 15 20:16, 7:12 PM - 10:40 PM CDT Att: 22,461 - Cloudy - 73 F					
3 Craig Gentry, R OBP: 0.292, SLG: 0.238	G5-3			G6-3		P4			K	4	0	0	0	0	1	1						
25 Daniel Nava, S OBP: 0.333, SLG: 0.286	G5-3			G6-3					K	1	0	0	0	0	1	2						
27 Mike Trout, R OBP: 0.333, SLG: 0.371	G6-3			K		G6-3			BB	3	0	0	0	1	1							
5 Albert Pujols, R OBP: 0.293, SLG: 0.324		F8				56 1B			BB	3	1	2	1	1	0	0						
24 C.J. Cron, R OBP: 0.194, SLG: 0.125		F9				K			BB	3	1	0	0	1	1	3						
56 Kole Calhoun, L OBP: 0.474, SLG: 0.559						G6-3			BB	3	1	2	2	1	0	0						
2 Andrelton Simmons, R OBP: 0.297, SLG: 0.289				G1-3		G6-3			BB	4	0	1	0	0	0	5						
58 Carlos Pérez, R OBP: 0.296, SLG: 0.250				G5-4-3		1B			BB	3	1	2	0	1	0	1						
51 Ji Man Choi, L				G5-4-3		1B			BB	0	0	0	0	0	0	0						
12 Johnny Giavotella, R OBP: 0.154, SLG: 0.120				G5-4-3		G5-3			BB	2	0	0	0	0	0	2						
7 Cliff Pennington, S OBP: 0.444, SLG: 0.371				G5-4-3		G5-3			BB	1	0	0	0	0	0	1						
Inning Stats	R: 0 E: 0 K: 0 S: 7	H: 0 LOB: 0 BB: 0 P: 11	R: 0 E: 0 K: 0 S: 5	H: 0 LOB: 0 BB: 0 P: 5	R: 0 E: 0 K: 1 S: 9	H: 1 LOB: 0 BB: 0 P: 14	R: 0 E: 0 K: 1 S: 7	H: 1 LOB: 0 BB: 0 P: 10	R: 0 E: 0 K: 1 S: 10	H: 2 LOB: 1 BB: 0 P: 14	R: 1 E: 0 K: 0 S: 9	H: 2 LOB: 1 BB: 0 P: 14	R: 3 E: 0 K: 0 S: 15	H: 3 LOB: 1 BB: 1 P: 24	R: 0 E: 0 K: 1 S: 19	H: 0 LOB: 3 BB: 3 P: 35	R: 0 E: 0 K: 1 S: 10	H: 0 LOB: 2 BB: 1 P: 17	1B: 5 2B: 2 3B: 0 HR: 2	SF: 0 SAC: 1 DP: 2 HBP: 0	WP: 0 PB: 0 SB: 0 CS: 0	PA: 38
PITCHER	IP WLS BF H R ER SO BB IBB HBP BLK WP HR S P ERA WHIP	IP WLS BF H R ER SO BB IBB HBP BLK WP HR S P ERA WHIP	IP WLS BF H R ER SO BB IBB HBP BLK WP HR S P ERA WHIP	IP WLS BF H R ER SO BB IBB HBP BLK WP HR S P ERA WHIP	IP WLS BF H R ER SO BB IBB HBP BLK WP HR S P ERA WHIP	IP WLS BF H R ER SO BB IBB HBP BLK WP HR S P ERA WHIP	IP WLS BF H R ER SO BB IBB HBP BLK WP HR S P ERA WHIP	IP WLS BF H R ER SO BB IBB HBP BLK WP HR S P ERA WHIP	IP WLS BF H R ER SO BB IBB HBP BLK WP HR S P ERA WHIP	IP WLS BF H R ER SO BB IBB HBP BLK WP HR S P ERA WHIP	IP WLS BF H R ER SO BB IBB HBP BLK WP HR S P ERA WHIP	IP WLS BF H R ER SO BB IBB HBP BLK WP HR S P ERA WHIP	IP WLS BF H R ER SO BB IBB HBP BLK WP HR S P ERA WHIP	IP WLS BF H R ER SO BB IBB HBP BLK WP HR S P ERA WHIP	IP WLS BF H R ER SO BB IBB HBP BLK WP HR S P ERA WHIP	IP WLS BF H R ER SO BB IBB HBP BLK WP HR S P ERA WHIP	IP WLS BF H R ER SO BB IBB HBP BLK WP HR S P ERA WHIP					
33 Tommy Milone, L ERA: 5.06	6.0	24	8	4	4	2	1	0	0	0	0	0	0	0	0	0	6.00	1.500				
57 Ryan Pressly, R ERA:	1.0	4	1	0	0	0	0	0	0	0	0	0	0	0	0	9	11	0.00	1.000			
65 Trevor May, R ERA: 2.57	0.2	5	0	0	0	1	3	0	0	0	0	0	0	0	17	32	0.00	4.500				
50 Casey Fien, R ERA: 15.0	0.1	W	1	0	0	0	0	0	0	0	0	0	0	2	3	0.00	0.000					
49 Kevin Jepsen, R ERA: 7.35	1.0	S	4	0	0	0	1	1	0	0	0	0	0	10	17	0.00	1.000					
Batter	1	2	3	4	5	6	7	8	9	AB	R	H	RBI	BB	SO	LOB	BOTTOM					
9 Eduardo Núñez, R OBP: 0.818, SLG: 0.889	1B			1B		HBP			BB	3	2	3	1	0	0	0	Los Angeles Angels @ Minnesota Twins Target Field, Minneapolis, MN Fri Apr 15 20:16, 7:12 PM - 10:40 PM CDT Att: 22,461 - Cloudy - 73 F					
7 Joe Mauer, L	L7			F7		G4-3			BB	4	0	1	1	0	0	3						
22 Miguel Sanó, R	L4			G4-3		G6-3			BB	4	1	1	1	0	0	2						
26 Max Kepler, L	L4			G4-3		G6-3			BB	0	0	0	0	0	0	0						
24 Trevor Plouffe, R OBP: 0.222, SLG: 0.343	G5-3			G4-3		G6-3			BB	4	1	2	1	0	0	1						
31 Oswaldo Arcia, L	F8			K		G3			BB	4	0	0	0	0	1	2						
25 Byron Buxton, R OBP: 0.200, SLG: 0.250	F8			K		G3			BB	0	0	0	0	0	0	0						
52 ByungHo Park, R OBP: 0.281, SLG: 0.357	K			K		G6-3			BB	3	0	1	1	1	1	1						
5 Eduardo Escobar, S OBP: 0.325, SLG: 0.395	K			K		K			BB	4	0	0	0	0	3	2						
20 Eddie Rosario, L OBP: 0.229, SLG: 0.219	G3			K		K			BB	2	1	0	0	2	1	1						
8 Kurt Suzuki, R OBP: 0.154, SLG: 0.217	K			K		G6-3			BB	4	0	0	0	0	1	4						
Inning Stats	R: 0 E: 0 K: 0 S: 14	H: 1 LOB: 1 BB: 0 P: 20	R: 0 E: 0 K: 2 S: 8	H: 0 LOB: 0 BB: 0 P: 10	R: 0 E: 0 K: 1 S: 9	H: 1 LOB: 1 BB: 0 P: 15	R: 0 E: 0 K: 1 S: 7	H: 0 LOB: 0 BB: 0 P: 9	R: 0 E: 0 K: 2 S: 11	H: 0 LOB: 1 BB: 1 P: 19	R: 2 E: 0 K: 0 S: 19	H: 2 LOB: 1 BB: 0 P: 31	R: 2 E: 0 K: 1 S: 19	H: 2 LOB: 1 BB: 1 P: 31	R: 1 E: 0 K: 0 S: 14	H: 2 LOB: 2 BB: 1 P: 25	1B: 4 2B: 4 3B: 0 HR: 0	SF: 0 SAC: 0 DP: 0 HBP: 1	WP: 1 PB: 0 SB: 0 CS: 0	PA: 36		
PITCHER	IP WLS BF H R ER SO BB IBB HBP BLK WP HR S P ERA WHIP	IP WLS BF H R ER SO BB IBB HBP BLK WP HR S P ERA WHIP	IP WLS BF H R ER SO BB IBB HBP BLK WP HR S P ERA WHIP	IP WLS BF H R ER SO BB IBB HBP BLK WP HR S P ERA WHIP	IP WLS BF H R ER SO BB IBB HBP BLK WP HR S P ERA WHIP	IP WLS BF H R ER SO BB IBB HBP BLK WP HR S P ERA WHIP	IP WLS BF H R ER SO BB IBB HBP BLK WP HR S P ERA WHIP	IP WLS BF H R ER SO BB IBB HBP BLK WP HR S P ERA WHIP	IP WLS BF H R ER SO BB IBB HBP BLK WP HR S P ERA WHIP	IP WLS BF H R ER SO BB IBB HBP BLK WP HR S P ERA WHIP	IP WLS BF H R ER SO BB IBB HBP BLK WP HR S P ERA WHIP	IP WLS BF H R ER SO BB IBB HBP BLK WP HR S P ERA WHIP	IP WLS BF H R ER SO BB IBB HBP BLK WP HR S P ERA WHIP	IP WLS BF H R ER SO BB IBB HBP BLK WP HR S P ERA WHIP	IP WLS BF H R ER SO BB IBB HBP BLK WP HR S P ERA WHIP	IP WLS BF H R ER SO BB IBB HBP BLK WP HR S P ERA WHIP						
43 Garrett Richards, R ERA: 3.97	6.0	24	4	2	2	6	1	0	0	0	0	0	0	0	0	0	3.00	0.833				
65 Greg Mahle, L ERA: 6.75	0.1	H	2	0	1	1	1	0	0	0	0	0	0	0	7	11	27.00	3.000				
64 Mike Morin, R ERA: 0.23	0.1	B	2	1	0	0	0	0	0	0	0	0	0	6	10	0.00	3.000					
48 Jose Alvarez, L ERA:	0.0	H	1	1	1	0	0	0	0	0	0	0	0	3	4	=	=					
59 Fernando Salas, R ERA: 5.4	1.1	L	7	2	1	1	0	0	0	0	0	0	0	17	31	6.75	1.500					

Batter	1	2	3	4	5	6	7	8	9	AB	R	H	RBI	BB	SO	LOB	TOP			
6 Yuliel Escobar, R OBP: 0.431, SLG: 0.556										4	0	3	2	1	0	1	Los Angeles Angels @ Minnesota Twins Target Field, Minneapolis, MN Sat Apr 16 2016, 1:12 PM - 4:07 PM CDT Att: 27,464 - Partly Cloudy - 76 F livebaseballscorecards.com			
39 Rafael Ortega, L OBP: 0.500, SLG: 0.333										3	0	1	0	1	0	2				
27 Mike Trout, R OBP: 0.326, SLG: 0.359										4	0	1	0	0	1	4				
5 Albert Pujols, R OBP: 0.293, SLG: 0.293										4	0	0	0	0	0	2				
56 Kole Calhoun, L OBP: 0.292, SLG: 0.500										4	0	0	0	0	0	0				
24 C.J. Cron, R OBP: 0.200, SLG: 0.139										4	1	1	0	0	0	0				
2 Andreton Simmonds, R OBP: 0.239, SLG: 0.286										4	1	1	0	0	1	0				
18 Geovany Soto, R OBP: 0.400, SLG: 0.538										3	1	1	0	1	1	0				
7 Cliff Pennington, S OBP: 0.385, SLG: 0.545										4	1	1	2	0	1	1				
Inning Stats	R: 0 E: 0 K: 0 S: 8	H: 1 LOB: 1 BB: 0 P: 13	R: 4 E: 0 K: 1 S: 17	H: 5 LOB: 1 BB: 1 P: 29	R: 0 E: 0 K: 1 S: 5	H: 0 LOB: 0 BB: 0 P: 9	R: 0 E: 0 K: 0 S: 9	H: 2 LOB: 1 BB: 0 P: 13	R: 0 E: 0 K: 0 S: 4	H: 0 LOB: 0 BB: 0 P: 6	R: 0 E: 0 K: 1 S: 14	H: 1 LOB: 2 BB: 1 P: 21	R: 0 E: 0 K: 0 S: 7	H: 0 LOB: 0 BB: 0 P: 9	R: 0 E: 0 K: 1 S: 8	H: 0 LOB: 1 BB: 1 P: 13	1B: 8 2B: 1 3B: 0 HR: 0	SF: 0 SAC: 0 DP: 0 HBP: 0	WP: 0 PB: 0 SB: 1 CS: 1	PA: 37
PITCHER	IP WLS BF H R ER SO BB IBB HBP BLK WP HR S P ERA WHIP																			
47 Ricky Nolasco, R ERA: 3.21	(1, 1) 7.0 0 30 9 4 4 3 2 0 0 0 0 0 0 65 100 5.14 1.571																			
57 Ryan Pressly, R ERA: 5.79	(8, 1) 1.0 W 3 0 0 0 0 0 0 0 0 0 0 0 7 9 0.00 0.000																			
49 Kevin Jepsen, R ERA: 5.79	(9, 1) 1.0 S 4 0 0 0 0 1 1 0 0 0 0 0 0 8 13 0.00 1.000																			

Batter	1	2	3	4	5	6	7	8	9	AB	R	H	RBI	BB	SO	LOB	BOTTOM			
9 Eduardo Núñez, R OBP: 0.733, SLG: 0.923										4	1	2	0	0	1	0	Los Angeles Angels @ Minnesota Twins Target Field, Minneapolis, MN Sat Apr 16 2016, 1:12 PM - 4:07 PM CDT Att: 27,464 - Partly Cloudy - 76 F livebaseballscorecards.com			
2 Brian Dozier, R OBP: 0.286, SLG: 0.278										3	1	1	1	0	0	0				
7 Joe Mauer, L OBP: 0.447, SLG: 0.513										4	1	1	0	0	0	3				
22 Miguel Sanó, R OBP: 0.286, SLG: 0.171										3	0	0	0	1	2	1				
26 Max Kepler, L										0	0	0	0	0	0	0				
24 Trevor Plouffe, R OBP: 0.275, SLG: 0.487										4	1	3	2	0	0	0				
31 Oswaldo Arcia, L OBP: 0.231, SLG: 0.417										4	1	2	2	0	1	2				
25 Byron Buxton, R OBP: 0.200, SLG: 0.250										0	0	0	0	0	0	0				
52 ByungHo Park, R OBP: 0.306, SLG: 0.452										3	1	1	1	1	0	2				
20 Eddie Rosario, L OBP: 0.205, SLG: 0.194										4	0	0	0	0	0	3				
12 John Ryan Murphy, R OBP: 0.067, SLG: 0.133										4	0	0	0	0	0	0				
Inning Stats	R: 2 E: 0 K: 0 S: 21	H: 4 LOB: 3 BB: 1 P: 31	R: 0 E: 0 K: 0 S: 12	H: 1 LOB: 1 BB: 0 P: 21	R: 1 E: 0 K: 1 S: 11	H: 1 LOB: 0 BB: 0 P: 13	R: 0 E: 0 K: 0 S: 9	H: 0 LOB: 0 BB: 0 P: 14	R: 1 E: 0 K: 1 S: 17	H: 2 LOB: 2 BB: 1 P: 29	R: 0 E: 0 K: 1 S: 7	H: 0 LOB: 0 BB: 0 P: 10	R: 0 E: 0 K: 1 S: 10	H: 0 LOB: 0 BB: 0 P: 16	R: 2 E: 0 K: 0 S: 10	H: 2 LOB: 0 BB: 0 P: 19	1B: 5 2B: 2 3B: 1 HR: 3	SF: 0 SAC: 0 DP: 1 HBP: 1	WP: 0 PB: 0 SB: 2 CS: 0	PA: 36
PITCHER	IP WLS BF H R ER SO BB IBB HBP BLK WP HR S P ERA WHIP																			
36 Jared Weaver, R ERA: 4.35	(1, 1) 4.1 0 23 8 4 4 4 2 0 0 0 0 0 0 62 8.31 2.308																			
46 Cory Rasmus, R ERA: 5.69	(5, 1) 2.2 8 0 0 0 3 0 0 0 0 0 0 0 25 38 0.00 0.000																			
3B Joe Smith, R ERA: 5.4	(8, 1) 1.0 L 5 2 2 2 0 0 0 0 0 0 0 2 10 19 18.00 2.000																			

Batter	1	2	3	4	5	6	7	8	9	10	11	12	AB	R	H	RBI	BB	SO	LOB	TOP				
6 Yonel Escobar, R OBP: 0.411, SLG: 0.510														4	0	0	0	1	1	1				
39 Rafael Ortega, L OBP: 0.222, SLG: 0.125														5	0	0	0	0	1	1				
27 Mike Trout, R OBP: 0.333, SLG: 0.372														4	1	1	0	1	1	1				
5 Albert Pujols, R OBP: 0.280, SLG: 0.348														5	1	1	2	0	2	2				
56 Kole Calhoun, L OBP: 0.404, SLG: 0.488														5	0	1	0	0	1	1				
24 C.J. Cron, R OBP: 0.200, SLG: 0.125														4	0	0	0	1	1	1				
2 Andrelton Simmons, R OBP: 0.234, SLG: 0.277														5	0	1	0	0	2	0				
58 Carlos Pérez, R OBP: 0.250, SLG: 0.207														6	0	0	0	0	1	2				
12 Johnny Giavotella, R OBP: 0.139, SLG: 0.107														3	0	0	0	0	1	2				
7 Cliff Pennington, S OBP: 0.357, SLG: 0.500														1	0	0	0	0	0	0				
Inning Stats	R: 2 E: 0 K: 0 S: 11	H: 2 LOB: 1 BB: 1 P: 20	R: 0 E: 0 K: 0 S: 6	H: 0 LOB: 0 BB: 0 P: 9	R: 0 E: 0 K: 1 S: 12	H: 1 LOB: 1 BB: 0 P: 20	R: 0 E: 0 K: 1 S: 9	H: 1 LOB: 2 BB: 1 P: 15	R: 0 E: 0 K: 0 S: 7	H: 0 LOB: 0 BB: 0 P: 10	R: 0 E: 1 K: 0 S: 10	H: 0 LOB: 1 BB: 1 P: 13	R: 0 E: 0 K: 2 S: 10	H: 0 LOB: 0 BB: 0 P: 11	R: 0 E: 0 K: 2 S: 9	H: 0 LOB: 0 BB: 0 P: 14	R: 0 E: 0 K: 2 S: 8	H: 0 LOB: 0 BB: 0 P: 10	R: 0 E: 0 K: 2 S: 11	H: 0 LOB: 0 BB: 0 P: 14	1B: 1 2B: 2 3B: 0 HR: 1	SF: 0 SAC: 0 DP: 0 HBP: 0	WP: 0 PB: 0 SB: 0 CS: 0	PA: 44
PITCHER	IP WLS BF H R ER SO BB IBB HBP BLK WP HR S P ERA WHIP	44 Kyle Gibson, R ERA: 3.57	50 Casey Fien, R ERA: 12.27	61 Ryan O'Rourke, L ERA: 12.27	49 Kevin Jepsen, R ERA: 4.76	65 Trevor May, R ERA: 2.25	PITCHER	IP WLS BF H R ER SO BB IBB HBP BLK WP HR S P ERA WHIP	59 Michael Tonkin, R ERA: 4.15	46 Cory Rasmus, R ERA: 6.75	16 Huston Street, R ERA: 6.75													

Los Angeles Angels @ Minnesota Twins
Target Field, Minneapolis, MN
Sun Apr 17 2016, 1:13 PM - 5:14 PM CDT
Att. 25,932 - Partly Cloudy - 77 F

AB 41
R 2
H 4
RBI 2
BB 3
SO 11
LOB 11

Batter	1	2	3	4	5	6	7	8	9	10	11	12	AB	R	H	RBI	BB	SO	LOB	BOTTOM						
9 Eduardo Núñez, R OBP: 0.619, SLG: 0.722														5	0	1	0	0	1	1						
2 Brian Dozier, R OBP: 0.271, SLG: 0.262														6	0	1	0	0	1	3						
7 Joe Mauer, L OBP: 0.472, SLG: 0.512														4	0	2	0	2	0	0						
22 Miguel Sanó, R OBP: 0.304, SLG: 0.231														4	1	2	0	0	0	1						
25 Byron Buxton, R OBP: 0.185, SLG: 0.231														2	2	0	0	0	0	4						
24 Trevor Plouffe, R OBP: 0.333, SLG: 0.535														4	0	3	1	1	0	0						
5 Eduardo Escobar, S OBP: 0.317, SLG: 0.355														1	0	0	0	0	0	1						
31 Oswaldo Arcia, L OBP: 0.308, SLG: 0.471														5	0	3	1	1	1	2						
52 ByungHo Park, R OBP: 0.268, SLG: 0.389														5	0	0	0	0	1	6						
20 Eddie Rosario, L OBP: 0.205, SLG: 0.195															5	0	1	0	0	2	3					
12 John Ryan Murphy, R OBP: 0.105, SLG: 0.111															3	0	0	0	1	0	0					
Inning Stats	R: 0 E: 0 K: 0 S: 10	H: 1 LOB: 1 BB: 0 P: 14	R: 0 E: 0 K: 0 S: 7	H: 1 LOB: 0 BB: 0 P: 12	R: 0 E: 0 K: 0 S: 18	H: 0 LOB: 1 BB: 1 P: 18	R: 1 E: 0 K: 2 S: 13	H: 2 LOB: 2 BB: 1 P: 24	R: 0 E: 0 K: 1 S: 6	H: 0 LOB: 0 BB: 0 P: 7	R: 0 E: 0 K: 0 S: 15	H: 2 LOB: 2 BB: 0 P: 19	R: 0 E: 0 K: 1 S: 14	H: 3 LOB: 0 BB: 0 P: 17	R: 1 E: 0 K: 0 S: 4	H: 2 LOB: 1 BB: 0 P: 8	R: 0 E: 0 K: 0 S: 7	H: 1 LOB: 3 BB: 1 P: 15	R: 0 E: 0 K: 1 S: 8	H: 0 LOB: 1 BB: 1 P: 15	R: 0 E: 0 K: 0 S: 12	H: 1 LOB: 1 BB: 1 P: 21	1B: 11 2B: 2 3B: 0 HR: 0	SF: 0 SAC: 1 DP: 1 HBP: 1	WP: 1 PB: 0 SB: 1 CS: 0	PA: 51
PITCHER	IP WLS BF H R ER SO BB IBB HBP BLK WP HR S P ERA WHIP	35 Nick Tropeano, R ERA: 4.5	65 Greg Mahle, L ERA: 4.5	64 Mike Morin, R ERA: 5.79	48 Jose Alvarez, L ERA: 5.79	38 Joe Smith, R ERA: 5.74	PITCHER	IP WLS BF H R ER SO BB IBB HBP BLK WP HR S P ERA WHIP	59 Fernando Salas, R ERA: 4.15	46 Cory Rasmus, R ERA: 6.75	16 Huston Street, R ERA: 6.75															

Los Angeles Angels @ Minnesota Twins
Target Field, Minneapolis, MN
Sun Apr 17 2016, 1:13 PM - 5:14 PM CDT
Att. 25,932 - Partly Cloudy - 77 F

AB 44
R 3
H 13
RBI 2
BB 5
SO 6
LOB 21

Batter	1	2	3	4	5	6	7	8	9	AB	R	H	RBI	BB	SO	LOB	TOP								
9 Eduardo Núñez, R OBP: 0.514, SLG: 0.581	G3-1				K		F7		K	5	0	1	1	0	2	2	Minnesota Twins @ Milwaukee Brewers Miller Park, Milwaukee, WI Wed Apr 20 2016, 7:11 PM - 10:32 PM CDT Att: 21,087 - Roof Closed - 65 F								
2 Brian Dozier, R OBP: 0.290, SLG: 0.309	P2	G1-3			G6-4-3		2B		F9	5	0	1	0	0	0	4									
7 Joe Mauer, L OBP: 0.463, SLG: 0.472	2B				K		F8		2B	3	0	1	1	2	1	0									
22 Miguel Sanó, R OBP: 0.333, SLG: 0.314					F9				1B	4	1	2	0	1	1	1									
31 Oswaldo Arcia, L OBP: 0.355, SLG: 0.500					K				1B	4	1	1	2	0	3	5									
5 Eduardo Escobar, S OBP: 0.327, SLG: 0.367					K				2B	4	0	1	0	0	1	0									
20 Eddie Rosario, L OBP: 0.229, SLG: 0.356					1B					3	1	1	1	0	0	1									
57 Ryan Pressly, R					P6					0	0	0	0	0	0	0									
50 Casey Fien, R					P6					0	0	0	0	0	0	0									
11 Jorge Polanco, S					P6					1	0	0	0	0	0	0									
61 Ryan O'Rourke, R					HR					0	0	0	0	0	0	0									
8 Kurt Suzuki, R OBP: 0.212, SLG: 0.333					G6-4-3				L3	4	1	1	0	0	1	1									
33 Tommy Milone, L OBP: 1.000, SLG: 1.000					1B					2	0	2	0	0	0	0									
59 Michael Tonkin, R					1B					0	0	0	0	0	0	0									
26 Max Kepler, L OBP: 0.333, SLG: 0.286					1B				2B	2	1	1	0	0	0	0									
Inning Stats	R: 0 E: 0 K: 1 S: 12	H: 1 LOB: 2 BB: 1 P: 21	R: 1 E: 0 K: 1 S: 15	H: 3 LOB: 2 BB: 0 P: 21	R: 0 E: 0 K: 2 S: 11	H: 0 LOB: 0 BB: 0 P: 14	R: 0 E: 0 K: 0 S: 5	H: 1 LOB: 0 BB: 0 P: 7	R: 0 E: 0 K: 1 S: 6	H: 1 LOB: 0 BB: 0 P: 9	R: 3 E: 0 K: 1 S: 12	H: 3 LOB: 0 BB: 2 P: 16	R: 0 E: 0 K: 1 S: 9	H: 1 LOB: 3 BB: 2 P: 18	R: 0 E: 0 K: 0 S: 7	H: 0 LOB: 0 BB: 0 P: 10	R: 1 E: 0 K: 2 S: 14	H: 2 LOB: 1 BB: 0 P: 20	1B: 7 2B: 3 3B: 0 HR: 2	SF: 0 SAC: 0 DP: 2 HBP: 0	WP: 0 PB: 0 SB: 0 CS: 0	PA: 40			
PITCHER	IP	WLS	BF	H	R	ER	SO	BB	IBB	HBP	BLK	WP	HR	S	P	ERA	WHIP								
52 Jimmy Nelson, R ERA: 3.46	6.2	W	29	10	4	4	6	1	0	0	0	0	2	67	95	5.40	1.650								
59 Carlos Torres, R ERA: 5.14	0.1	H	3	0	0	0	1	2	0	0	0	0	0	3	11	0.00	6.000								
48 Blaine Boyer, R ERA: 2.84	1.0		3	0	0	0	0	0	0	0	0	0	0	7	10	0.00	0.000								
45 Tyler Cravy, R ERA: 3.18	1.0		5	2	1	1	2	0	0	0	0	0	0	14	20	9.00	2.000								

Batter	1	2	3	4	5	6	7	8	9	AB	R	H	RBI	BB	SO	LOB	BOTTOM								
16 Domingo Santana, R OBP: 0.365, SLG: 0.444					K					4	2	2	1	1	1	1	Minnesota Twins @ Milwaukee Brewers Miller Park, Milwaukee, WI Wed Apr 20 2016, 7:11 PM - 10:32 PM CDT Att: 21,087 - Roof Closed - 65 F								
5 Jonathan Villar, S OBP: 0.404, SLG: 0.395					G5-3				K	4	1	1	0	1	2	1									
8 Ryan Braun, R OBP: 0.421, SLG: 0.560					2B				2B	3	2	2	1	2	0	1									
20 Jonathan Lucroy, R OBP: 0.357, SLG: 0.373					1B				F7	4	1	2	2	1	0	2									
33 Chris Carter, R OBP: 0.339, SLG: 0.630					F9				E7	5	1	2	3	0	1	4									
9 Aaron Hill, R OBP: 0.236, SLG: 0.256					2B				3B	4	2	2	1	0	0	1									
29 Yadiel Rivera, R OBP: 0.273, SLG: 0.381					1B				G6-3	4	2	2	1	0	0	1									
18 Ramón Flores, L OBP: 0.242, SLG: 0.167					G6-3				1B	4	2	2	1	0	0	1									
52 Jimmy Nelson, R OBP: 0.111, SLG: 0.111					1B					4	0	0	0	0	2	1									
59 Carlos Torres, R ERA: 5.14					K					0	0	0	0	0	0	0									
10 Kirk Nieuwenhuis, L OBP: 0.319, SLG: 0.383					K					1	0	0	0	0	1	1									
48 Blaine Boyer, R					K					0	0	0	0	0	0	0									
45 Tyler Cravy, R					K					0	0	0	0	0	0	0									
Inning Stats	R: 0 E: 0 K: 1 S: 14	H: 2 LOB: 1 BB: 0 P: 22	R: 0 E: 0 K: 1 S: 9	H: 0 LOB: 0 BB: 0 P: 15	R: 0 E: 0 K: 3 S: 9	H: 0 LOB: 0 BB: 0 P: 12	R: 1 E: 0 K: 0 S: 15	H: 2 LOB: 1 BB: 0 P: 28	R: 3 E: 0 K: 2 S: 23	H: 2 LOB: 2 BB: 3 P: 43	R: 1 E: 0 K: 1 S: 8	H: 1 LOB: 1 BB: 1 P: 14	R: 4 E: 1 K: 2 S: 21	H: 4 LOB: 1 BB: 1 P: 32	R: 1 E: 0 K: 0 S: 11	H: 2 LOB: 1 BB: 1 P: 21	1B: 8 2B: 2 3B: 0 HR: 3	SF: 0 SAC: 1 DP: 1 HBP: 0	WP: 0 PB: 0 SB: 1 CS: 1	PA: 41					
PITCHER	IP	WLS	BF	H	R	ER	SO	BB	IBB	HBP	BLK	WP	HR	S	P	ERA	WHIP								
33 Tommy Milone, L ERA: 5.87	4.2		20	5	4	4	6	2	0	0	0	0	0	59	102	7.71	1.500								
59 Michael Tonkin, R	0.1		3	1	0	0	1	1	0	0	0	0	0	11	18	0.00	6.000								
57 Ryan Pressly, R ERA: 3.6	1.1	L	9	3	4	4	2	2	0	0	0	0	2	18	29	27.00	3.750								
50 Casey Fien, R ERA: 12.46	0.2		4	2	1	1	1	0	0	0	0	0	0	11	17	13.50	3.000								
61 Ryan O'Rourke, L ERA: 4.5	1.0		5	2	1	1	0	1	0	0	0	0	1	11	21	9.00	3.000								

AB 37
R 5
H 12
RBI 5
BB 3
SO 9
LOB 14



AB 34
R 10
H 13
RBI 9
BB 6
SO 10
LOB 13



Batter	1	2	3	4	5	6	7	8	9	AB	R	H	RBI	BB	SO	LOB	TOP			
11 Jorge Polanco, S OBP: 0.167, SLG: 0.400 65 Trevor May, R 50 Casey Fien, R										4	1	1	1	0	0	2	Minnesota Twins @ Milwaukee Brewers Miller Park, Milwaukee, WI Thu Apr 21 2016, 12:42 PM - 3:59 PM CDT Att: 30,107 - Roof Closed - 70 F			
2 Brian Dozier, R OBP: 0.299, SLG: 0.356										4	2	1	1	1	0	2				
7 Joe Mauer, L OBP: 0.472, SLG: 0.482										3	1	1	0	2	0					
22 Miguel Sanó, R OBP: 0.385, SLG: 0.396 26 Max Kepler, L OBP: 0.235, SLG: 0.286										2	1	2	2	3	0	0				
20 Eddie Rosario, L OBP: 0.288, SLG: 0.408										4	1	4	1	0	0	0				
5 Eduardo Escobar, S OBP: 0.333, SLG: 0.358										4	0	1	2	1	1	7				
12 John Ryan Murphy, R OBP: 0.111, SLG: 0.115										5	0	0	0	0	1	11				
47 Ricky Nolasco, R 58 Fernando Abad, L 9 Eduardo Núñez, R OBP: 0.486, SLG: 0.563										2	0	0	0	1	1	0				
25 Byron Buxton, R OBP: 0.205, SLG: 0.297										4	1	1	0	1	3	2				
Inning Stats	R: 2 H: 2 E: 0 K: 0 S: 16	H: 2 LOB: 2 BB: 2 P: 30	R: 0 H: 0 E: 0 K: 1 S: 9	H: 0 LOB: 0 BB: 0 P: 11	R: 1 H: 1 E: 0 K: 0 S: 12	H: 1 LOB: 2 BB: 2 P: 24	R: 0 H: 0 E: 0 K: 1 S: 10	H: 0 LOB: 1 BB: 1 P: 17	R: 0 H: 2 E: 0 K: 1 S: 10	H: 2 LOB: 2 BB: 1 P: 17	R: 1 H: 2 E: 0 K: 0 S: 13	H: 2 LOB: 2 BB: 1 P: 19	R: 2 H: 2 E: 1 K: 0 S: 12	H: 2 LOB: 1 BB: 1 P: 22	1B: 6 2B: 3 3B: 0 HR: 2	SF: 2 SAC: 1 DP: 2 HBP: 0		WP: 0 PA: 45 SB: 0 CS: 1		
PITCHER	IP WLS BF H R ER SO BB IBB HBP BLK WP HR S P ERA WHIP	4.0 L 22 4 3 3 2 6 0 0 0 0 0 49 88 6.75 2.500	2.0 6 1 0 0 2 1 0 0 0 0 0 14 24 0.00 1.000	1.0 6 2 1 1 0 2 1 0 0 0 0 1 13 19 9.00 3.000	2.0 11 4 4 4 2 1 0 0 0 0 1 24 40 18.00 2.500	PITCHER													IP WLS BF H R ER SO BB IBB HBP BLK WP HR S P ERA WHIP	
26 Taylor Jungmann, R ERA: 8.47 39 Chris Capuano, L ERA: 3.5 59 Carlos Torres, R ERA: 5.63 51 Sam Freeman, L ERA: 15.88																				
16 Domingo Santana, R OBP: 0.358, SLG: 0.448										4	1	1	0	0	3	2	Minnesota Twins @ Milwaukee Brewers Miller Park, Milwaukee, WI Thu Apr 21 2016, 12:42 PM - 3:59 PM CDT Att: 30,107 - Roof Closed - 70 F			
2 Scooter Gennett, L OBP: 0.373, SLG: 0.500										4	0	0	0	0	0	1				
8 Ryan Braun, R OBP: 0.410, SLG: 0.556										4	0	1	1	0	2	0				
20 Jonathan Lucroy, R OBP: 0.350, SLG: 0.364										4	0	1	0	0	1	1				
33 Chris Carter, R OBP: 0.317, SLG: 0.580										4	0	0	0	0	0	2				
9 Aaron Hill, R OBP: 0.220, SLG: 0.234										4	0	0	0	0	1	0				
18 Ramón Flores, L OBP: 0.257, SLG: 0.161 59 Carlos Torres, R										1	0	0	0	1	0	0				
15 Alex Presley, L OBP: 1.000, SLG: 1.000										1	0	1	0	0	0	0				
26 Taylor Jungmann, R ERA: 2.66 39 Chris Capuano, L 10 Kirk Nieuwenhuis, L 7 Colin Walsh, S 51 Sam Freeman, R										1	0	0	0	0	0	1				
5 Jonathan Villar, S OBP: 0.400, SLG: 0.391										3	0	1	0	0	0	1				
Inning Stats	R: 1 H: 2 E: 0 K: 1 S: 9	H: 1 LOB: 2 BB: 1 P: 19	R: 0 H: 0 E: 0 K: 2 S: 11	H: 1 LOB: 1 BB: 1 P: 19	R: 0 H: 0 E: 0 K: 1 S: 8	H: 0 LOB: 0 BB: 0 P: 11	R: 0 H: 0 E: 0 K: 1 S: 13	H: 0 LOB: 0 BB: 0 P: 20	R: 0 H: 1 E: 0 K: 1 S: 5	H: 1 LOB: 1 BB: 0 P: 15	R: 0 H: 1 E: 0 K: 1 S: 11	H: 1 LOB: 1 BB: 0 P: 18	R: 0 H: 0 E: 0 K: 1 S: 8	H: 0 LOB: 0 BB: 0 P: 11	1B: 3 2B: 2 3B: 0 HR: 0	SF: 0 SAC: 0 DP: 0 HBP: 0		WP: 0 PA: 33 SB: 0 CS: 0		
PITCHER	IP WLS BF H R ER SO BB IBB HBP BLK WP HR S P ERA WHIP	6.1 W 25 5 1 1 7 1 0 0 0 0 0 6 11 1.42 0.947	0.2 H 2 0 0 0 1 0 0 0 0 0 0 6 11 0.00 0.000	1.0 3 0 0 0 1 0 0 0 0 0 0 8 11 0.00 0.000	1.0 3 0 0 0 0 0 0 0 0 0 0 5 6 0.00 0.000	PITCHER													IP WLS BF H R ER SO BB IBB HBP BLK WP HR S P ERA WHIP	
47 Ricky Nolasco, R ERA: 2.66 58 Fernando Abad, L 65 Trevor May, R 50 Casey Fien, R																				

Batter	1	2	3	4	5	6	7	8	9	AB R H RBI BB SO LOB	TOP									
9 Eduardo Núñez, R OBP: 0.452, SLG: 0.514										5 0 1 2 0 1 2	Minnesota Twins @ Washington Nationals Nationals Park, Washington, DC Fri Apr 22 2016, 7:08 PM - 9:58 PM EDT Att: 27,684 - Overcast - 68 F									
2 Brian Dozier, R OBP: 0.278, SLG: 0.328									5 1 0 0 0 1 3											
7 Joe Mauer, L OBP: 0.461, SLG: 0.467									4 0 1 1 0 0 2											
22 Miguel Sanó, R OBP: 0.391, SLG: 0.456									4 1 2 1 0 2 1											
20 Eddie Rosario, L OBP: 0.286, SLG: 0.396									4 0 1 0 0 0 2											
5 Eduardo Escobar, S OBP: 0.328, SLG: 0.351									4 1 1 0 0 0 2											
8 Kurt Suzuki, R OBP: 0.243, SLG: 0.353									4 1 2 0 0 1 1											
44 Kyle Gibson, R 59 Michael Tonkin, R 52 ByungHo Park, R 57 Ryan Pressly, R 61 Ryan O'Rourke, R 11 Jorge Polanco, S									1 0 0 0 0 1 0 1 0 0 0 0 1 1 0 0 0 0 0 1 0 0 0 0 0 0 0 0 0 0 0 0 0 0 0 1 0 0 0 0 0 0											
25 Byron Buxton, R OBP: 0.209, SLG: 0.275									3 0 0 0 1 2 4											
Inning Stats	R: 0 H: 0 E: 0 K: 2 S: 9	H: 0 LOB: 0 BB: 0 P: 12	R: 0 H: 1 E: 0 K: 2 S: 10	H: 1 LOB: 1 BB: 0 P: 14	R: 0 H: 0 E: 0 K: 1 S: 6	H: 0 LOB: 0 BB: 0 P: 9	R: 1 H: 1 E: 1 K: 1 S: 12	H: 1 LOB: 1 BB: 0 P: 17	R: 0 H: 1 E: 0 K: 0 S: 10	H: 1 LOB: 1 BB: 0 P: 14		R: 2 H: 3 E: 0 K: 1 S: 11	H: 3 LOB: 2 BB: 1 P: 16	R: 1 H: 1 E: 0 K: 0 S: 8	H: 1 LOB: 0 BB: 0 P: 15	R: 0 H: 0 E: 0 K: 0 S: 8	H: 0 LOB: 1 BB: 1 P: 16	1B: 7 2B: 0 3B: 0 HR: 1	SF: 0 SAC: 0 DP: 0 HBP: 0	WP: 1 PB: 0 SB: 0 CS: 0
PITCHER	IP WLS BF H R ER SO BB IBB HBP BLK WP HR S P ERA WHIP											IP WLS BF H R ER SO BB IBB HBP BLK WP HR S P ERA WHIP								
47 Gio González, L ERA: 1.42	6.0 W 26 6 3 2 8 1 0 0 0 0 1 0 60 90 3.00 1.167																			
27 Shawn Kelley, R ERA: 1.08	0.2 3 1 0 0 1 0 0 0 0 0 0 1 10 17 0.00 1.500																			
73 Felipe Vázquez, L ERA: 2.08	1.1 5 1 1 1 0 0 0 0 0 0 0 1 10 7 6.75 0.750																			
45 Blake Treinen, R ERA: 1.35	1.0 4 0 0 0 0 1 0 0 0 0 0 0 8 16 0.00 1.000																			

Batter	1	2	3	4	5	6	7	8	9	AB R H RBI BB SO LOB	BOTTOM									
3 Michael Taylor, R OBP: 0.185, SLG: 0.290										5 0 0 0 0 2 3	Minnesota Twins @ Washington Nationals Nationals Park, Washington, DC Fri Apr 22 2016, 7:08 PM - 9:58 PM EDT Att: 27,684 - Overcast - 68 F									
6 Anthony Rendon, R OBP: 0.329, SLG: 0.317										5 0 2 0 0 1 1										
34 Bryce Harper, L OBP: 0.391, SLG: 0.789										4 1 0 0 1 1 3										
11 Ryan Zimmerman, R OBP: 0.308, SLG: 0.370										3 1 0 0 1 0 2										
20 Daniel Murphy, L OBP: 0.484, SLG: 0.679										4 2 2 1 0 0 0										
28 Jayson Werth, R OBP: 0.321, SLG: 0.467										2 2 1 1 1 0 1 0 0 0 0 1 0 0										
21 Matthew den Dekker, L OBP: 0.188, SLG: 0.143										3 1 2 2 0 0 1										
8 Danny Espinosa, S OBP: 0.321, SLG: 0.217										3 1 2 2 0 0 1										
59 Jose Lobaton, S OBP: 0.417, SLG: 0.500										3 1 2 3 1 0 1										
47 Gio González, R OBP: 0.200, SLG: 0.250										1 0 0 1 0 0 2 0										
Inning Stats	R: 4 H: 3 E: 0 K: 1 S: 16	H: 3 LOB: 2 BB: 2 P: 29	R: 0 H: 1 E: 0 K: 0 S: 11	H: 1 LOB: 1 BB: 0 P: 16	R: 3 H: 3 E: 0 K: 0 S: 16	H: 3 LOB: 0 BB: 0 P: 22	R: 0 H: 0 E: 0 K: 1 S: 9	H: 0 LOB: 0 BB: 0 P: 13	R: 1 H: 2 E: 0 K: 0 S: 13	H: 2 LOB: 2 BB: 1 P: 20	R: 0 H: 0 E: 0 K: 0 S: 3	H: 0 LOB: 1 BB: 1 P: 10	R: 0 H: 0 E: 0 K: 2 S: 8	H: 0 LOB: 1 BB: 0 P: 12	R: 0 H: 0 E: 0 K: 2 S: 8	H: 0 LOB: 1 BB: 0 P: 12	1B: 6 2B: 1 3B: 1 HR: 1	SF: 1 SAC: 1 DP: 1 HBP: 2	WP: 0 PB: 0 SB: 0 CS: 0	PA: 39
PITCHER	IP WLS BF H R ER SO BB IBB HBP BLK WP HR S P ERA WHIP											IP WLS BF H R ER SO BB IBB HBP BLK WP HR S P ERA WHIP								
44 Kyle Gibson, R ERA: 6.1	3.0 L 19 7 7 7 1 2 0 0 0 0 0 1 25 43 3.00 1.333																			
59 Michael Tonkin, R ERA: 1.08	3.0 12 2 1 1 1 2 0 0 0 0 0 1 25 43 3.00 1.333																			
57 Ryan Pressly, R ERA: 3.27	1.0 4 0 0 0 0 1 0 0 0 0 0 0 8 14 0.00 1.000																			
61 Ryan O'Rourke, L ERA: 3.0	1.0 4 0 0 0 2 0 0 1 0 0 0 0 8 12 0.00 0.000																			



Batter	1	2	3	4	5	6	7	8	9	AB	R	H	RBI	BB	SO	LOB	TOP										
2 Brian Dozier, R OBP: 0.276, SLG: 0.313										3	0	0	0	1	2	1	Minnesota Twins @ Washington Nationals Nationals Park, Washington, DC Sat Apr 23 2016, 1:06 PM - 3:45 PM EDT Att: 35,974 - Partly Cloudy - G3 F										
20 Eddie Rosario, L OBP: 0.287, SLG: 0.368										4	0	0	0	0	1	2											
7 Joe Mauer, L OBP: 0.450, SLG: 0.453										4	0	1	0	0	2	1											
22 Miguel Sanó, R OBP: 0.384, SLG: 0.433										3	0	0	0	1	3	0											
31 Oswaldo Arcia, L OBP: 0.343, SLG: 0.452										3	0	0	0	1	2	2											
5 Eduardo Escobar, S OBP: 0.308, SLG: 0.328										4	0	0	0	0	2	1											
26 Max Kepler, L OBP: 0.333, SLG: 0.400										3	0	1	0	0	2	1											
8 Kurt Suzuki, R OBP: 0.225, SLG: 0.324										3	0	0	0	0	2	1											
45 Phil Hughes, R (& PH)										2	0	0	0	0	2	1											
11 Jorge Polanco, S OBP: 0.250, SLG: 0.333										0	0	0	0	1	0	0											
50 Casey Fien, R (& PH)										0	0	0	0	0	0	0											
Inning Stats	R: 0 E: 0 K: 2 S: 12	H: 1 LOB: 2 BB: 1 P: 21	R: 0 E: 0 K: 3 S: 15	H: 1 LOB: 1 BB: 0 P: 21	R: 0 E: 0 K: 3 S: 9	H: 0 LOB: 0 BB: 0 P: 14	R: 0 E: 0 K: 3 S: 10	H: 0 LOB: 1 BB: 1 P: 17	R: 0 E: 0 K: 2 S: 15	H: 0 LOB: 0 BB: 0 P: 23	R: 0 E: 0 K: 2 S: 9	H: 0 LOB: 0 BB: 0 P: 12	R: 0 E: 0 K: 1 S: 8	H: 0 LOB: 0 BB: 0 P: 13	R: 0 E: 0 K: 2 S: 8	H: 0 LOB: 1 BB: 1 P: 15	R: 0 E: 0 K: 1 S: 8	H: 0 LOB: 0 BB: 0 P: 12	1B: 1 2B: 2 3B: 0 HR: 0	SF: 0 SAC: 0 DP: 0 HBP: 0	WP: 0 PB: 0 CS: 0	PA: 33					
PITCHER	IP	WLS	BF	H	R	ER	SO	BB	IBB	HBP	BLK	WP	HR	S	P	ERA	WHIP										
57 Tanner Roark, R ERA: 2.63	7.0	W	26	2	0	0	15	3	0	0	0	0	0	78	121	0.00	0.714										
45 Blake Treinen, R ERA: 1.29	0.1	H	2	0	0	0	1	1	0	0	0	0	0	4	11	0.00	3.000										
46 Oliver Pérez, L ERA: 2.08	0.2	H	2	0	0	0	1	0	0	0	0	0	0	4	4	0.00	0.000										
58 Jonathan Papelbon, R ERA: 3.52	1.0	S	3	0	0	0	1	0	0	0	0	0	0	8	12	0.00	0.000										

Batter	1	2	3	4	5	6	7	8	9	AB	R	H	RBI	BB	SO	LOB	BOTTOM										
14 Chris Heisey, R OBP: 0.300, SLG: 0.353										4	0	0	0	0	0	3	Minnesota Twins @ Washington Nationals Nationals Park, Washington, DC Sat Apr 23 2016, 1:06 PM - 3:45 PM EDT Att: 35,974 - Partly Cloudy - G3 F										
45 Blake Treinen, R (& PH)										0	0	0	0	0	0	0											
46 Oliver Pérez, L (& PH)										0	0	0	0	0	0	0											
58 Jonathan Papelbon, R (& PH)										0	0	0	0	0	0	0											
6 Anthony Rendon, R OBP: 0.324, SLG: 0.313										4	1	1	0	0	0	2											
34 Bryce Harper, L OBP: 0.397, SLG: 0.803										4	1	2	0	0	1	0											
11 Ryan Zimmerman, R OBP: 0.339, SLG: 0.388										3	0	2	2	1	0	1											
10 Stephen Drew, L OBP: 0.235, SLG: 0.375										4	0	0	0	0	2	3											
28 Jayson Werth, R OBP: 0.304, SLG: 0.438										3	0	0	0	0	1	2											
40 Wilson Ramos, R OBP: 0.315, SLG: 0.481										3	0	1	0	0	0	0											
8 Danny Espinosa, S OBP: 0.322, SLG: 0.208										2	0	0	0	1	0	0											
57 Tanner Roark, R (& PH)										2	0	0	0	0	0	2											
21 Matthew den Dekker, L OBP: 0.235, SLG: 0.250										1	0	1	0	0	0	0											
Inning Stats	R: 2 E: 0 K: 1 S: 12	H: 3 LOB: 0 BB: 0 P: 16	R: 0 E: 0 K: 0 S: 9	H: 0 LOB: 0 BB: 0 P: 12	R: 0 E: 0 K: 0 S: 10	H: 0 LOB: 0 BB: 0 P: 15	R: 0 E: 0 K: 0 S: 6	H: 0 LOB: 1 BB: 1 P: 13	R: 0 E: 0 K: 0 S: 12	H: 1 LOB: 2 BB: 1 P: 17	R: 0 E: 0 K: 1 S: 10	H: 1 LOB: 0 BB: 0 P: 12	R: 0 E: 0 K: 0 S: 7	H: 1 LOB: 1 BB: 0 P: 9	R: 0 E: 0 K: 2 S: 18	H: 1 LOB: 1 BB: 0 P: 23	1B: 5 2B: 2 3B: 0 HR: 0	SF: 0 SAC: 0 DP: 0 HBP: 0	WP: 0 PB: 0 CS: 0	PA: 32							
PITCHER	IP	WLS	BF	H	R	ER	SO	BB	IBB	HBP	BLK	WP	HR	S	P	ERA	WHIP										
45 Phil Hughes, R ERA: 3.91	7.0	L	28	6	2	2	2	2	0	0	0	0	0	66	94	2.57	1.143										
50 Casey Fien, R ERA: 6.53	1.0		4	1	0	0	2	0	0	0	0	0	0	18	23	0.00	1.000										

Batter	1	2	3	4	5	6	7	8	9	AB	R	H	RBI	BB	SO	LOB	TOP					
41 Carlos Santana, S OBP: 0.299, SLG: 0.426										4	1	1	1	0	1	1	Cleveland Indians @ Minnesota Twins Target Field, Minneapolis, MN Tue Apr 26 2016, 7:12 PM - 10:03 PM CDT Att: 17,493 - Overcast - 49 F					
22 Jason Kipnis, L OBP: 0.325, SLG: 0.423										4	1	1	1	0	1	2						
12 Francisco Lindor, S OBP: 0.372, SLG: 0.362										3	0	0	1	0	2	0						
23 Michael Brantley, L										4	0	0	0	0	1	0						
26 Mike Napoli, R OBP: 0.270, SLG: 0.449										4	1	1	1	0	2	0						
10 Yan Gomes, R OBP: 0.250, SLG: 0.439										4	0	0	0	0	1	0						
8 Lonnie Chisenhall, L 6 Marlon Byrd, R										2	0	0	0	0	2	0						
4 Juan Uribe, R										3	1	1	1	0	0	0						
30 Tyler Naquin, L										3	1	2	0	0	0	0						
Inning Stats	R: 1 H: 1 E: 0 K: 1 S: 10	H: 1 LOB: 0 BB: 0 P: 16	R: 0 H: 0 E: 0 K: 3 S: 10	H: 0 LOB: 0 BB: 0 P: 13	R: 1 H: 1 E: 0 K: 0 S: 6	H: 1 LOB: 0 BB: 0 P: 11	R: 0 H: 0 E: 0 K: 1 S: 6	H: 0 LOB: 0 BB: 0 P: 10	R: 0 H: 0 E: 0 K: 1 S: 13	H: 0 LOB: 2 BB: 0 P: 18	R: 2 H: 2 E: 0 K: 1 S: 16	H: 2 LOB: 0 BB: 0 P: 21	R: 0 H: 0 E: 0 K: 2 S: 8	H: 0 LOB: 0 BB: 0 P: 10	R: 0 H: 1 E: 0 K: 2 S: 9	H: 1 LOB: 1 BB: 0 P: 11		R: 1 H: 1 E: 0 K: 0 S: 8	H: 1 LOB: 0 BB: 0 P: 15	1B: 1 2B: 2 3B: 0 HR: 3	SF: 1 SAC: 0 DP: 0 HBP: 0	WP: 0 PB: 0 SB: 0 CS: 0
PITCHER	IP	WLS	BF	H	R	ER	SO	BB	IBB	HBP	BLK	WP	HR	S	P	ERA	WHIP					
47 Ricky Nolasco, R ERA: 3.25	7.1		27	5	4	4	9	0	0	0	0	0	2	71	102	4.91	0.682					
50 Casey Fien, R ERA: 6.75	0.2	H	2	0	0	0	2	0	0	0	0	0	0	7	8	0.00	0.000					
49 Kevin Jepsen, R ERA: 4.66	1.0	W	4	1	1	1	0	0	0	0	0	0	1	8	15	9.00	1.000					

Batter	1	2	3	4	5	6	7	8	9	AB	R	H	RBI	BB	SO	LOB	BOTTOM					
39 Danny Santana, S OBP: 0.300, SLG: 0.350										5	1	3	0	0	1	1	Cleveland Indians @ Minnesota Twins Target Field, Minneapolis, MN Tue Apr 26 2016, 7:12 PM - 10:03 PM CDT Att: 17,493 - Overcast - 49 F					
2 Brian Dozier, R OBP: 0.304, SLG: 0.390										5	2	3	1	0	1	0						
7 Joe Mauer, L OBP: 0.462, SLG: 0.466										3	0	1	1	2	0	1						
22 Miguel Sanó, R OBP: 0.371, SLG: 0.392										4	0	1	1	1	0	2						
31 Oswaldo Arcia, L OBP: 0.302, SLG: 0.462										4	0	0	0	0	3	4						
52 ByungHo Park, R OBP: 0.311, SLG: 0.527										4	2	2	0	0	1	2						
5 Eduardo Escobar, S OBP: 0.276, SLG: 0.297										4	0	1	0	0	0	2						
8 Kurt Suzuki, R OBP: 0.255, SLG: 0.326										4	0	2	2	0	0	1						
20 Eddie Rosario, L OBP: 0.239, SLG: 0.368										4	1	1	1	0	0	3						
Inning Stats	R: 1 H: 2 E: 0 K: 0 S: 11	H: 2 LOB: 1 BB: 0 P: 16	R: 1 H: 2 E: 0 K: 1 S: 12	H: 2 LOB: 1 BB: 0 P: 18	R: 0 H: 0 E: 0 K: 1 S: 8	H: 0 LOB: 0 BB: 0 P: 13	R: 1 H: 2 E: 0 K: 1 S: 14	H: 2 LOB: 1 BB: 0 P: 20	R: 1 H: 3 E: 0 K: 1 S: 14	H: 3 LOB: 2 BB: 1 P: 23	R: 1 H: 1 E: 0 K: 0 S: 9	H: 1 LOB: 0 BB: 0 P: 11	R: 0 H: 0 E: 0 K: 1 S: 8	H: 0 LOB: 1 BB: 1 P: 15	R: 0 H: 1 E: 0 K: 1 S: 10	H: 1 LOB: 1 BB: 0 P: 16		R: 1 H: 3 E: 0 K: 0 S: 9	H: 3 LOB: 2 BB: 1 P: 16	1B: 7 2B: 6 3B: 0 HR: 1	SF: 0 SAC: 0 DP: 0 HBP: 0	WP: 0 PB: 0 SB: 1 CS: 1
PITCHER	IP	WLS	BF	H	R	ER	SO	BB	IBB	HBP	BLK	WP	HR	S	P	ERA	WHIP					
56 Cody Anderson, R ERA: 7.65	5.2		27	10	5	5	4	1	0	0	0	0	0	66	98	7.94	1.941					
61 Dan Otero, R	1.1		5	0	0	0	1	1	0	0	0	0	0	10	18	0.00	0.750					
53 Jeff Manship, R	1.0		4	1	0	0	1	0	0	0	0	0	0	10	16	0.00	1.000					
37 Cody Allen, R ERA: 7.27	0.1	L	4	3	1	1	0	0	1	0	0	0	0	9	16	27.00	9.000					



Batter	1	2	3	4	5	6	7	8	9	AB	R	H	RBI	BB	SO	LOB	TOP							
41 Carlos Santana, S OBP: 0.329, SLG: 0.458										4	2	3	0	1	0	0	Cleveland Indians @ Minnesota Twins Target Field, Minneapolis, MN Wed Apr 27 2016, 7:46 PM - 11:17 PM CDT Att: 17,746 - Overcast - 44 F							
22 Jason Kipnis, L OBP: 0.321, SLG: 0.421										5	1	1	1	0	4	4								
12 Francisco Lindor, S OBP: 0.361, SLG: 0.364										5	0	1	3	0	1	2								
23 Michael Brantley, L OBP: 0.200, SLG: 0.125										3	1	1	1	1	1	2								
26 Mike Napoli, R OBP: 0.278, SLG: 0.438										4	0	1	1	0	2	4								
10 Yan Gomes, R OBP: 0.234, SLG: 0.410										4	0	0	0	0	0	2								
11 José Ramirez, S OBP: 0.310, SLG: 0.421										4	0	2	0	0	0	2								
6 Marlon Byrd, R OBP: 0.357, SLG: 0.438										4	0	0	0	0	1	2								
30 Tyler Naquin, L OBP: 0.350, SLG: 0.436										3	2	1	0	1	2	1								
Inning Stats	R: 0 E: 0 K: 1 S: 11	H: 1 LOB: 1 BB: 0 P: 16	R: 0 E: 0 K: 0 S: 10	H: 0 LOB: 1 BB: 0 P: 19	R: 2 E: 0 K: 3 S: 20	H: 2 LOB: 1 BB: 1 P: 29	R: 0 E: 0 K: 1 S: 9	H: 1 LOB: 0 BB: 0 P: 14	R: 4 E: 1 K: 0 S: 25	H: 3 LOB: 1 BB: 1 P: 39	R: 0 E: 0 K: 2 S: 16	H: 1 LOB: 1 BB: 0 P: 23	R: 0 E: 0 K: 1 S: 7	H: 1 LOB: 1 BB: 0 P: 12	R: 0 E: 0 K: 1 S: 7	H: 1 LOB: 1 BB: 0 P: 20		R: 0 E: 1 K: 2 S: 13	H: 0 LOB: 2 BB: 1 P: 21	1B: 7 2B: 3 3B: 0 HR: 0	SF: 1 SAC: 0 DP: 1 HBP: 1	WP: 1 PB: 0 SB: 2 CS: 0	PA: 41	
PITCHER	IP WLS BF H R ER SO BB IBB HBP BLK WP HR S P ERA WHIP	IP WLS BF H R ER SO BB IBB HBP BLK WP HR S P ERA WHIP	IP WLS BF H R ER SO BB IBB HBP BLK WP HR S P ERA WHIP	IP WLS BF H R ER SO BB IBB HBP BLK WP HR S P ERA WHIP	IP WLS BF H R ER SO BB IBB HBP BLK WP HR S P ERA WHIP	IP WLS BF H R ER SO BB IBB HBP BLK WP HR S P ERA WHIP	IP WLS BF H R ER SO BB IBB HBP BLK WP HR S P ERA WHIP	IP WLS BF H R ER SO BB IBB HBP BLK WP HR S P ERA WHIP	IP WLS BF H R ER SO BB IBB HBP BLK WP HR S P ERA WHIP	IP WLS BF H R ER SO BB IBB HBP BLK WP HR S P ERA WHIP	IP WLS BF H R ER SO BB IBB HBP BLK WP HR S P ERA WHIP	IP WLS BF H R ER SO BB IBB HBP BLK WP HR S P ERA WHIP	IP WLS BF H R ER SO BB IBB HBP BLK WP HR S P ERA WHIP	IP WLS BF H R ER SO BB IBB HBP BLK WP HR S P ERA WHIP	IP WLS BF H R ER SO BB IBB HBP BLK WP HR S P ERA WHIP	IP WLS BF H R ER SO BB IBB HBP BLK WP HR S P ERA WHIP	IP WLS BF H R ER SO BB IBB HBP BLK WP HR S P ERA WHIP	IP WLS BF H R ER SO BB IBB HBP BLK WP HR S P ERA WHIP	IP WLS BF H R ER SO BB IBB HBP BLK WP HR S P ERA WHIP	IP WLS BF H R ER SO BB IBB HBP BLK WP HR S P ERA WHIP	IP WLS BF H R ER SO BB IBB HBP BLK WP HR S P ERA WHIP	IP WLS BF H R ER SO BB IBB HBP BLK WP HR S P ERA WHIP	IP WLS BF H R ER SO BB IBB HBP BLK WP HR S P ERA WHIP	IP WLS BF H R ER SO BB IBB HBP BLK WP HR S P ERA WHIP
17 José Berrios, R ERA: 11.25	4.0	L	20	6	5	5	5	2	0	1	0	0	0	0	0	0	11.25	2.000						
58 Fernando Abad, L ERA:	0.1		2	0	0	0	0	0	0	0	0	0	0	0	0	0		0.000						
59 Michael Tonkin, R ERA: 1.74	1.2		7	2	1	0	2	0	0	0	0	0	0	0	0	0	1.74	1.200						
50 Casey Fien, R ERA: 5.4	2.0		7	2	0	0	2	0	0	0	0	1	0	14	24	0.00	1.000							
65 Trevor May, R ERA: 2.92	1.0		5	0	0	0	2	0	1	0	0	0	0	13	21	0.00	0.000							
Batter	1	2	3	4	5	6	7	8	9	AB	R	H	RBI	BB	SO	LOB	BOTTOM							
39 Danny Santana, S OBP: 0.360, SLG: 0.440										5	1	3	1	0	0	1	Cleveland Indians @ Minnesota Twins Target Field, Minneapolis, MN Wed Apr 27 2016, 7:46 PM - 11:17 PM CDT Att: 17,746 - Overcast - 44 F							
2 Brian Dozier, R OBP: 0.289, SLG: 0.368									5	0	0	0	0	1	4									
7 Joe Mauer, L OBP: 0.459, SLG: 0.447									3	1	0	0	2	0	2									
22 Miguel Sanó, R OBP: 0.376, SLG: 0.403									3	1	1	1	1	0	0									
52 ByungHo Park, R OBP: 0.308, SLG: 0.569									3	1	1	2	0	1	3									
31 Oswaldo Arcia, L OBP: 0.298, SLG: 0.442										4	0	1	1	0	2	0								
9 Eduardo Núñez, R OBP: 0.439, SLG: 0.471										4	0	1	0	0	1	1								
8 Kurt Suzuki, R OBP: 0.255, SLG: 0.319									4	0	1	0	0	0	1									
20 Eddie Rosario, L OBP: 0.240, SLG: 0.361										4	1	1	0	0	2	1								
Inning Stats	R: 3 E: 1 K: 0 S: 12	H: 3 LOB: 1 BB: 1 P: 21	R: 0 E: 0 K: 1 S: 5	H: 0 LOB: 0 BB: 0 P: 7	R: 0 E: 0 K: 0 S: 3	H: 0 LOB: 0 BB: 0 P: 5	R: 0 E: 0 K: 0 S: 8	H: 0 LOB: 0 BB: 0 P: 11	R: 1 E: 1 K: 0 S: 13	H: 2 LOB: 1 BB: 0 P: 18	R: 1 E: 0 K: 1 S: 10	H: 2 LOB: 1 BB: 0 P: 15	R: 0 E: 0 K: 1 S: 11	H: 1 LOB: 3 BB: 2 P: 23	R: 0 E: 0 K: 2 S: 10	H: 0 LOB: 0 BB: 0 P: 16		R: 0 E: 0 K: 2 S: 17	H: 1 LOB: 1 BB: 0 P: 26	1B: 6 2B: 2 3B: 0 HR: 1	SF: 1 SAC: 0 DP: 0 HBP: 0	WP: 0 PB: 0 SB: 2 CS: 0	PA: 39	
PITCHER	IP WLS BF H R ER SO BB IBB HBP BLK WP HR S P ERA WHIP	IP WLS BF H R ER SO BB IBB HBP BLK WP HR S P ERA WHIP	IP WLS BF H R ER SO BB IBB HBP BLK WP HR S P ERA WHIP	IP WLS BF H R ER SO BB IBB HBP BLK WP HR S P ERA WHIP	IP WLS BF H R ER SO BB IBB HBP BLK WP HR S P ERA WHIP	IP WLS BF H R ER SO BB IBB HBP BLK WP HR S P ERA WHIP	IP WLS BF H R ER SO BB IBB HBP BLK WP HR S P ERA WHIP	IP WLS BF H R ER SO BB IBB HBP BLK WP HR S P ERA WHIP	IP WLS BF H R ER SO BB IBB HBP BLK WP HR S P ERA WHIP	IP WLS BF H R ER SO BB IBB HBP BLK WP HR S P ERA WHIP	IP WLS BF H R ER SO BB IBB HBP BLK WP HR S P ERA WHIP	IP WLS BF H R ER SO BB IBB HBP BLK WP HR S P ERA WHIP	IP WLS BF H R ER SO BB IBB HBP BLK WP HR S P ERA WHIP	IP WLS BF H R ER SO BB IBB HBP BLK WP HR S P ERA WHIP	IP WLS BF H R ER SO BB IBB HBP BLK WP HR S P ERA WHIP	IP WLS BF H R ER SO BB IBB HBP BLK WP HR S P ERA WHIP	IP WLS BF H R ER SO BB IBB HBP BLK WP HR S P ERA WHIP	IP WLS BF H R ER SO BB IBB HBP BLK WP HR S P ERA WHIP	IP WLS BF H R ER SO BB IBB HBP BLK WP HR S P ERA WHIP	IP WLS BF H R ER SO BB IBB HBP BLK WP HR S P ERA WHIP	IP WLS BF H R ER SO BB IBB HBP BLK WP HR S P ERA WHIP	IP WLS BF H R ER SO BB IBB HBP BLK WP HR S P ERA WHIP	IP WLS BF H R ER SO BB IBB HBP BLK WP HR S P ERA WHIP	IP WLS BF H R ER SO BB IBB HBP BLK WP HR S P ERA WHIP
43 Josh Tomlin, R ERA: 3.18	5.1	W	23	6	5	4	1	1	0	0	0	0	0	0	0	0	3.18	6.75						
57 Kyle Crockett, L ERA:	0.1	H	1	0	0	0	1	0	0	0	0	0	0	3	5	0.00	0.000							
34 Zach McAllister, R ERA: 1.04	1.1	H	8	2	0	0	1	2	0	0	0	0	0	15	30	0.00	3.000							
27 Bryan Shaw, R ERA: 10.8	1.0	H	3	0	0	0	2	0	0	0	0	0	0	10	16	0.00	0.000							
37 Cody Allen, R ERA: 6.52	1.0	S	4	1	0	0	2	0	0	0	0	0	0	17	26	0.00	1.000							

livebaseballscores.com



livebaseballscores.com




Batter	1	2	3	4	5	6	7	8	9	AB	R	H	RBI	BB	SO	LOB	TOP	
3 Ian Kinsler, R OBP: 0.373, SLG: 0.500	P5		E5			P3	FC3-6			4	0	0	0	0	0	2	Detroit Tigers @ Minnesota Twins Target Field, Minneapolis, MN Sat Apr 30 2016, 1:11 PM - 4:02 PM CDT Att: 31,109 - Partly Cloudy - 57 F	
28 J.D. Martinez, R OBP: 0.360, SLG: 0.442	E5		L4			K		8 WP BB		3	1	0	0	1	1			
24 Miguel Cabrera, R OBP: 0.337, SLG: 0.472	F9		F8			41 2B		L7		4	1	1	0	0	2			
41 Victor Martinez, S OBP: 0.393, SLG: 0.645	8 HR					2B		K		4	1	2	1	0	2			
8 Justin Upton, R OBP: 0.242, SLG: 0.326	2B					2B		K		4	1	1	3	0	1	2		
9 Nick Castellanos, R OBP: 0.376, SLG: 0.563	K					2B		F9		4	0	2	0	0	2			
17 Andrew Romine, S OBP: 0.308, SLG: 0.100	K					1B		39 S		0	0	0	0	0	0			
39 Jarrod Saltalamacchia, R OBP: 0.352, SLG: 0.625	P6					K		K		4	0	0	0	0	3	2		
12 Anthony Gose, L OBP: 0.296, SLG: 0.317	G1-6-3 HBP					G6-3		3 FC3-6 BB		2	0	0	0	1	1	2		
1 Jose Iglesias, R OBP: 0.342, SLG: 0.282	G1-6-3					G5-3		L3		4	0	0	0	0	1	5		
Inning Stats	R: 3 H: 2 E: 1 K: 1 S: 16	WLS: 0 BF: 0 LOB: 0 P: 21	R: 0 H: 0 E: 0 K: 0 S: 7	R: 0 H: 0 E: 0 K: 0 S: 7	R: 0 H: 0 E: 0 K: 2 S: 10	R: 0 H: 0 E: 0 K: 1 S: 13	R: 1 H: 2 E: 0 K: 2 S: 13	R: 0 H: 1 E: 0 K: 1 S: 12	R: 0 H: 0 E: 0 K: 1 S: 10	R: 0 H: 1 E: 0 K: 3 S: 12	1B: 2 2B: 4 3B: 0 HR: 1	SF: 0 SAC: 0 DP: 2 HBP: 1	WP: 1 PB: 0 SB: 1 CS: 0	PA: 36				
PITCHER	IP WLS BF H R ER SO BB IBB HBP BLK WP HR S P ERA WHIP	IP WLS BF H R ER SO BB IBB HBP BLK WP HR S P ERA WHIP	IP WLS BF H R ER SO BB IBB HBP BLK WP HR S P ERA WHIP	IP WLS BF H R ER SO BB IBB HBP BLK WP HR S P ERA WHIP	IP WLS BF H R ER SO BB IBB HBP BLK WP HR S P ERA WHIP	IP WLS BF H R ER SO BB IBB HBP BLK WP HR S P ERA WHIP	IP WLS BF H R ER SO BB IBB HBP BLK WP HR S P ERA WHIP	IP WLS BF H R ER SO BB IBB HBP BLK WP HR S P ERA WHIP	IP WLS BF H R ER SO BB IBB HBP BLK WP HR S P ERA WHIP	IP WLS BF H R ER SO BB IBB HBP BLK WP HR S P ERA WHIP								
56 Tyler Duffey, R ERA: 1.74	6.1	L	25	5	4	1	7	0	0	1	0	0	0	0	0	106	1.42	0.789
61 Ryan O'Rourke, L ERA: 1.29	0.0		1	0	0	0	0	1	0	0	0	0	0	0	1	5	∞	∞
65 Trevor May, R ERA: 2.57	1.2		6	0	0	0	1	1	0	0	0	0	0	1	14	24	0.00	0.600
59 Michael Tonkin, R ERA: 1.5	1.0		4	1	0	0	3	0	0	0	0	0	0	0	12	15	0.00	1.000

Batter	1	2	3	4	5	6	7	8	9	AB	R	H	RBI	BB	SO	LOB	BOTTOM	
39 Danny Santana, S OBP: 0.333, SLG: 0.375	B3		K			K		2 CS BB		3	0	0	0	1	2	1	Detroit Tigers @ Minnesota Twins Target Field, Minneapolis, MN Sat Apr 30 2016, 1:11 PM - 4:02 PM CDT Att: 31,109 - Partly Cloudy - 57 F	
2 Brian Dozier, R OBP: 0.276, SLG: 0.340	F7		G5-3			K		K		4	0	0	0	0	2	2		
7 Joe Mauer, L OBP: 0.453, SLG: 0.440	1B					G3		G3-1		4	0	2	0	0	0	0		
22 Miguel Sanó, R OBP: 0.356, SLG: 0.388	K					F9		K		4	0	0	0	0	3	2		
52 ByungHo Park, R OBP: 0.288, SLG: 0.561	K					HR		F9		4	1	1	1	0	1	1		
5 Eduardo Escobar, S OBP: 0.299, SLG: 0.317	1B					1B		P5		4	0	3	0	0	0	1		
9 Eduardo Núñez, R OBP: 0.415, SLG: 0.441	P4					F9		20 G4-6-3 1B		4	0	1	0	0	1	3		
20 Eddie Rosario, L OBP: 0.231, SLG: 0.347	G4-3					F7		G4-6-3		3	0	0	0	0	0	2		
12 John Ryan Murphy, R OBP: 0.111, SLG: 0.114	L4					E9		K		3	0	0	0	0	1	0		
Inning Stats	R: 0 H: 1 E: 0 K: 1 S: 8	WLS: 0 BF: 0 LOB: 0 P: 13	R: 0 H: 1 E: 0 K: 1 S: 13	R: 0 H: 0 E: 0 K: 1 S: 8	R: 1 H: 2 E: 0 K: 0 S: 12	R: 0 H: 0 E: 0 K: 2 S: 11	R: 0 H: 1 E: 0 K: 1 S: 11	R: 0 H: 1 E: 0 K: 1 S: 7	R: 0 H: 0 E: 0 K: 1 S: 7	R: 0 H: 1 E: 0 K: 2 S: 13	1B: 6 2B: 1 3B: 0 HR: 1	SF: 0 SAC: 0 DP: 2 HBP: 0	WP: 0 PB: 0 SB: 0 CS: 1	PA: 34				
PITCHER	IP WLS BF H R ER SO BB IBB HBP BLK WP HR S P ERA WHIP	IP WLS BF H R ER SO BB IBB HBP BLK WP HR S P ERA WHIP	IP WLS BF H R ER SO BB IBB HBP BLK WP HR S P ERA WHIP	IP WLS BF H R ER SO BB IBB HBP BLK WP HR S P ERA WHIP	IP WLS BF H R ER SO BB IBB HBP BLK WP HR S P ERA WHIP	IP WLS BF H R ER SO BB IBB HBP BLK WP HR S P ERA WHIP	IP WLS BF H R ER SO BB IBB HBP BLK WP HR S P ERA WHIP	IP WLS BF H R ER SO BB IBB HBP BLK WP HR S P ERA WHIP	IP WLS BF H R ER SO BB IBB HBP BLK WP HR S P ERA WHIP	IP WLS BF H R ER SO BB IBB HBP BLK WP HR S P ERA WHIP								
27 Jordan Zimmermann, R ERA: 0.55	7.0	W	27	6	1	1	7	0	0	0	0	0	0	0	0	103	1.29	0.857
21 Mark Lowe, R ERA: 3.12	1.0	H	3	0	0	0	1	1	0	0	0	0	0	7	14	0.00	1.000	
57 Francisco Rodriguez, R ERA: 5.19	1.0	S	4	1	0	0	2	0	0	0	0	0	0	13	21	0.00	1.000	

Batter	1	2	3	4	5	6	7	8	9	AB	R	H	RBI	BB	SO	LOB	TOP				
3 Ian Kinsler, R OBP: 0.355, SLG: 0.475	L9		P4		F8		F8		L4	5	0	0	0	0	0	2					
28 J.D. Martinez, R OBP: 0.352, SLG: 0.429	F8		K			P2			F9	5	0	1	0	0	1	1					
24 Miguel Cabrera, R OBP: 0.330, SLG: 0.457	G1-3					K			G4-3	5	0	1	0	0	2	2					
41 Victor Martinez, S OBP: 0.409, SLG: 0.663 17 Andrew Romine, S OBP: 0.308, SLG: 0.100																					
8 Justin Upton, R OBP: 0.262, SLG: 0.343																					
9 Nick Castellanos, R OBP: 0.371, SLG: 0.590 14 Mike Aviles, R OBP: 0.273, SLG: 0.200																					
39 Jarrod Saltalamacchia, R OBP: 0.313, SLG: 0.633																					
12 Anthony Gose, L OBP: 0.298, SLG: 0.343																					
1 Jose Iglesias, R OBP: 0.349, SLG: 0.293																					
Inning Stats	R: 0 E: 0 K: 0 S: 7	H: 0 LOB: 0 BB: 0 P: 8	R: 1 E: 0 K: 1 S: 15	H: 2 LOB: 1 BB: 0 P: 23	R: 0 E: 0 K: 1 S: 11	H: 0 LOB: 0 BB: 0 P: 15	R: 0 E: 0 K: 1 S: 11	H: 1 LOB: 0 BB: 0 P: 16	R: 3 E: 0 K: 2 S: 18	H: 4 LOB: 1 BB: 0 P: 25	R: 0 E: 0 K: 2 S: 12	H: 1 LOB: 1 BB: 0 P: 17	R: 1 E: 0 K: 1 S: 15	H: 3 LOB: 1 BB: 0 P: 18	R: 0 E: 0 K: 0 S: 8	H: 1 LOB: 1 BB: 0 P: 11	1B: 10 2B: 3 HR: 1	SF: 1 SAC: 0 DP: 1 HBP: 0	WP: 0 PA: 39 ERA: 0.00 WHIP: 1.00		
PITCHER	IP WLS BF H R ER SO BB IBB HBP BLK WP HR S P ERA WHIP																				
47 Ricky Nolasco, R ERA: 4.05	(1, 1)	5.2	24	8	5	5	4	0	0	0	0	0	0	0	1	71	104	7.94	1.412		
58 Fernando Abad, L ERA: 2.4	(6, 1)	0.1	2	1	0	0	1	0	0	0	0	0	0	0	0	5	5	0.00	3.000		
65 Trevor May, R ERA: 3.52	(7, 1)	1.0	4	1	0	0	2	0	0	0	0	0	0	0	12	17	0.00	1.000			
57 Ryan Pressly, R ERA: 4.22	(8, 1)	1.0	L 5	3	1	1	1	0	0	0	0	0	0	0	15	18	9.00	3.000			
49 Kevin Jepsen, R ERA: 4.22	(9, 1)	1.0	4	1	0	0	0	0	0	0	0	0	0	0	8	11	0.00	1.000			
Batter	1	2	3	4	5	6	7	8	9	AB	R	H	RBI	BB	SO	LOB	BOTTOM				
39 Danny Santana, S OBP: 0.316, SLG: 0.351	K									5	0	1	0	0	2	1					
2 Brian Dozier, R OBP: 0.273, SLG: 0.327	G6-3									4	1	0	0	1	0	1					
7 Joe Mauer, L OBP: 0.459, SLG: 0.461																					
22 Miguel Sanó, R OBP: 0.377, SLG: 0.427																					
52 ByungHo Park, R OBP: 0.299, SLG: 0.551																					
31 Oswaldo Arcia, L OBP: 0.309, SLG: 0.431																					
5 Eduardo Escobar, S OBP: 0.297, SLG: 0.314																					
8 Kurt Suzuki, R OBP: 0.263, SLG: 0.314																					
20 Eddie Rosario, L OBP: 0.220, SLG: 0.329																					
Inning Stats	R: 2 E: 0 K: 1 S: 18	H: 3 LOB: 2 BB: 1 P: 31	R: 0 E: 0 K: 0 S: 9	H: 1 LOB: 1 BB: 0 P: 14	R: 0 E: 0 K: 2 S: 15	H: 2 LOB: 2 BB: 0 P: 22	R: 0 E: 0 K: 0 S: 11	H: 0 LOB: 0 BB: 0 P: 13	R: 3 E: 0 K: 1 S: 19	H: 3 LOB: 2 BB: 2 P: 36	R: 0 E: 0 K: 0 S: 5	H: 0 LOB: 0 BB: 0 P: 11	R: 0 E: 0 K: 0 S: 6	H: 0 LOB: 0 BB: 0 P: 8	R: 0 E: 0 K: 1 S: 12	H: 1 LOB: 1 BB: 0 P: 19	R: 0 E: 0 K: 0 S: 9	H: 1 LOB: 1 BB: 0 P: 14	1B: 8 2B: 3 HR: 0	SF: 1 SAC: 1 DP: 0 HBP: 0	WP: 0 PA: 40 ERA: 0.00 WHIP: 1.000
PITCHER	IP WLS BF H R ER SO BB IBB HBP BLK WP HR S P ERA WHIP																				
37 Mike Pelfrey, R ERA: 5.68	(1, 1)	4.0	23	8	5	5	3	0	0	0	0	0	0	0	8	10	0.00	3.000			
56 Kyle Ryan, L ERA: 2.13	(5, 1)	0.1	2	1	0	0	1	0	0	0	0	0	0	0	10	19	0.00	0.000			
30 Alex Wilson, R ERA: 2.79	(5, 1)	1.2	5	0	0	0	0	0	0	0	0	0	0	0	6	8	0.00	0.000			
21 Mark Lowe, R ERA: 2.79	(7, 1)	1.0	W 3	0	0	0	0	0	0	0	0	0	0	0	12	19	0.00	1.000			
38 Justin Wilson, L ERA: 2.79	(8, 1)	1.0	H 4	1	0	0	1	0	0	0	0	0	0	0	12	19	0.00	1.000			


Detroit Tigers @ Minnesota Twins
Target Field, Minneapolis, MN
Sun May 01 2016, 1:12 PM - 4:44 PM CDT
Att: 24,749 - Partly Cloudy - 58 F

AB 38
R 6
H 14
RBI 6
BB 0
SO 8
LOB 11



Detroit Tigers @ Minnesota Twins
Target Field, Minneapolis, MN
Sun May 01 2016, 1:12 PM - 4:44 PM CDT
Att: 24,749 - Partly Cloudy - 58 F

AB 35
R 5
H 11
RBI 5
BB 3
SO 5
LOB 16



AB 38
R 6
H 14
RBI 6
BB 0
SO 8
LOB 11

Batter	1	2	3	4	5	6	7	8	9	AB	R	H	RBI	BB	SO	LOB	TOP				
39 Danny Santana, S (1, 8) OBP: 0.298, SLG: 0.391										4	2	2	1	0	0	1	Minnesota Twins @ Houston Astros Minute Maid Park, Houston, TX Tue May 03 2016, 7:12 PM - 10:12 PM CDT Att: 21,153 - Partly Cloudy - 75 F				
2 Brian Dozier, R (1, 4) OBP: 0.303, SLG: 0.358										3	0	2	1	1	0	0					
7 Joe Mauer, L (1, 3) OBP: 0.445, SLG: 0.432										3	0	0	1	1	1	3					
22 Miguel Sanó, R (1, 9) OBP: 0.377, SLG: 0.417										4	0	1	0	0	2	4					
24 Trevor Plouffe, R (1, 5) OBP: 0.306, SLG: 0.489										4	0	0	0	0	1	3					
52 ByungHo Park, R (1, 10) OBP: 0.318, SLG: 0.605										4	1	1	1	0	1	0					
5 Eduardo Escobar, S (1, 6) OBP: 0.283, SLG: 0.298										4	0	0	0	0	1	0					
8 Kurt Suzuki, R (1, 2) OBP: 0.242, SLG: 0.286										3	0	0	0	0	1	0					
31 Oswaldo Arcia, L (9, PH) OBP: 0.304, SLG: 0.423										1	0	0	0	0	0	0					
20 Eddie Rosario, L (1, 7) OBP: 0.213, SLG: 0.318										3	1	1	0	0	1	0					
Inning Stats	R: 1 H: 1 E: 0 K: 0 S: 12	H: 1 LOB: 1 BB: 2 P: 21	R: 0 H: 0 E: 0 K: 1 S: 8	H: 0 LOB: 0 BB: 0 P: 12	R: 1 H: 2 E: 0 K: 1 S: 14	H: 2 LOB: 1 BB: 0 P: 21	R: 0 H: 0 E: 0 K: 2 S: 8	H: 0 LOB: 0 BB: 0 P: 13	R: 1 H: 2 E: 0 K: 2 S: 17	H: 2 LOB: 1 BB: 0 P: 29	R: 0 H: 0 E: 0 K: 0 S: 10	H: 0 LOB: 0 BB: 0 P: 14	R: 0 H: 0 E: 1 K: 1 S: 11	H: 0 LOB: 1 BB: 0 P: 17	R: 0 H: 0 E: 0 K: 1 S: 10	H: 0 LOB: 0 BB: 0 P: 12	1B: 5 2B: 0 3B: 0 HR: 2	SF: 0 SAC: 0 DP: 1 HBP: 0	WP: 0 PB: 0 SB: 1 CS: 0	PA: 35	
PITCHER	IP WLS BF H R ER SO	IP WLS BF H R ER SO	IP WLS BF H R ER SO	IP WLS BF H R ER SO	IP WLS BF H R ER SO	IP WLS BF H R ER SO	IP WLS BF H R ER SO	IP WLS BF H R ER SO	IP WLS BF H R ER SO	IP WLS BF H R ER SO	IP WLS BF H R ER SO	IP WLS BF H R ER SO	IP WLS BF H R ER SO	IP WLS BF H R ER SO	IP WLS BF H R ER SO	IP WLS BF H R ER SO	ERA WHIP	ERA WHIP	ERA WHIP	ERA WHIP	
31 Collin McHugh, R (1, 1) ERA: 6.59	5.2 W 24	7 4 4 6	2 0 0 0	0 0 0 0	0 0 0 0	0 0 3 4	0.00 0.000														
53 Ken Giles, R (6, 1) ERA: 7.94	0.1 H 1	0 0 0 0	0 0 0 0	0 0 0 0	0 0 0 0	0 0 7 12	0.00 0.000														
37 Pat Neshek, R (7, 1) ERA: 4.5	1.0 H 3	0 0 0 0	0 0 0 0	0 0 0 0	0 0 0 0	0 0 11 17	0.00 0.000														
36 Will Harris, R (8, 1) ERA: 0.71	1.0 S 3	0 0 0 0	0 0 0 0	0 0 0 0	0 0 0 0	0 0 10 12	0.00 0.000														
44 Luke Gregerson, R (9, 1) ERA: 1.64																					

Batter	1	2	3	4	5	6	7	8	9	AB	R	H	RBI	BB	SO	LOB	BOTTOM				
27 Jose Altuve, R (1, 4) OBP: 0.390, SLG: 0.604										3	1	0	0	1	0	1	Minnesota Twins @ Houston Astros Minute Maid Park, Houston, TX Tue May 03 2016, 7:12 PM - 10:12 PM CDT Att: 21,153 - Partly Cloudy - 75 F				
4 George Springer, R (1, 9) OBP: 0.347, SLG: 0.500										2	2	1	2	2	0	0					
1 Carlos Correa, R (1, 6) OBP: 0.378, SLG: 0.419										4	0	1	1	0	3	1					
28 Colby Rasmus, L (1, 7) OBP: 0.355, SLG: 0.506										4	0	0	0	0	0	2					
13 Tyler White, R (1, 3) OBP: 0.292, SLG: 0.447										4	0	0	0	0	1	1					
20 Preston Tucker, L (1, 10) OBP: 0.237, SLG: 0.429										1	0	0	0	0	1	0					
11 Evan Gattis, R (3, PH) OBP: 0.267, SLG: 0.333										3	0	0	0	0	0	1					
30 Carlos Gómez, R (1, 8) OBP: 0.256, SLG: 0.313										3	1	2	0	0	1	0					
18 Luis Valbuena, L (1, 5) OBP: 0.288, SLG: 0.238										2	0	0	0	0	1	1					
15 Jason Castro, L (1, 2) OBP: 0.314, SLG: 0.322										2	2	1	1	1	0	0					
Inning Stats	R: 0 H: 0 E: 0 K: 1 S: 9	H: 0 LOB: 1 BB: 1 P: 17	R: 0 H: 1 E: 0 K: 3 S: 12	H: 1 LOB: 0 BB: 0 P: 19	R: 3 H: 2 E: 0 K: 0 S: 15	H: 2 LOB: 1 BB: 2 P: 32	R: 3 H: 2 E: 0 K: 1 S: 18	H: 2 LOB: 0 BB: 1 P: 33	R: 0 H: 0 E: 0 K: 0 S: 6	H: 0 LOB: 0 BB: 0 P: 10	R: 0 H: 0 E: 0 K: 1 S: 7	H: 0 LOB: 0 BB: 0 P: 10	R: 0 H: 0 E: 0 K: 1 S: 9	H: 0 LOB: 0 BB: 0 P: 13	R: 0 H: 0 E: 0 K: 0 S: 6	H: 0 LOB: 0 BB: 0 P: 13	1B: 0 2B: 3 3B: 0 HR: 2	SF: 0 SAC: 1 DP: 0 HBP: 0	WP: 2 PB: 0 SB: 1 CS: 0	PA: 33	
PITCHER	IP WLS BF H R ER SO	IP WLS BF H R ER SO	IP WLS BF H R ER SO	IP WLS BF H R ER SO	IP WLS BF H R ER SO	IP WLS BF H R ER SO	IP WLS BF H R ER SO	IP WLS BF H R ER SO	IP WLS BF H R ER SO	IP WLS BF H R ER SO	IP WLS BF H R ER SO	IP WLS BF H R ER SO	IP WLS BF H R ER SO	IP WLS BF H R ER SO	IP WLS BF H R ER SO	IP WLS BF H R ER SO	ERA WHIP	ERA WHIP	ERA WHIP	ERA WHIP	
51 Alex Meyer, R (1, 1) ERA: 12.27	2.2 L 14	3 3 3 4	1 0 0 1	0 0 0 0	0 0 0 0	1 1 33 57	8.10 0.900														
33 Tommy Milone, L (3, 1) ERA: 5.79	3.1 H 13	2 3 3 2	0 0 0 0	0 0 0 0	0 0 0 0	0 0 15 26	0.00 0.000														
59 Michael Tonkin, R (7, 1) ERA: 1.29	2.0 S 6	0 0 0 0	0 0 0 0	0 0 0 0	0 0 0 0	0 0 0 0	0.00 0.000														

AB	33
R	4
H	7
RBI	4
BB	2
SO	8
LOB	11



AB	28
R	6
H	5
RBI	4
BB	4
SO	7
LOB	7



Batter	1	2	3	4	5	6	7	8	9	AB	R	H	RBI	BB	SO	LOB	TOP											
39 Danny Santana, S OBP: 0.288, SLG: 0.373										5	1	1	1	0	1	1	Minnesota Twins @ Houston Astros Minute Maid Park, Houston, TX Wed May 04 2016, 7:12 PM - 10:34 PM CDT Att: 20,847 - Clear - 81 F											
2 Brian Dozier, R OBP: 0.303, SLG: 0.385										3	1	1	3	0	0	1												
5 Eduardo Escobar, S OBP: 0.277, SLG: 0.292										2	0	0	0	0	0	0												
7 Joe Mauer, L OBP: 0.447, SLG: 0.434										4	0	2	0	0	1	0												
22 Miguel Sanó, R OBP: 0.364, SLG: 0.400										4	0	0	0	0	0	2												
24 Trevor Plouffe, R OBP: 0.283, SLG: 0.451										4	0	0	0	0	0	2												
52 ByungHo Park, R OBP: 0.272, SLG: 0.595										3	0	1	0	1	2	1												
31 Oswaldo Arcia, L OBP: 0.333, SLG: 0.436										3	1	2	0	1	0	0												
12 John Ryan Murphy, R OBP: 0.119, SLG: 0.100										4	0	0	0	0	2	6												
9 Eduardo Núñez, R OBP: 0.425, SLG: 0.515										4	1	2	0	0	0	0												
Inning Stats	R: 0 E: 0 K: 1 S: 6	H: 0 LOB: 0 BB: 0 P: 7	R: 0 E: 0 K: 1 S: 13	H: 2 LOB: 2 BB: 0 P: 22	R: 3 E: 0 K: 1 S: 16	H: 4 LOB: 1 BB: 0 P: 25	R: 1 E: 0 K: 1 S: 10	H: 2 LOB: 1 BB: 0 P: 12	R: 0 E: 0 K: 0 S: 21	H: 0 LOB: 3 BB: 2 P: 37	R: 0 E: 0 K: 0 S: 6	H: 0 LOB: 0 BB: 0 P: 7	R: 0 E: 0 K: 1 S: 7	H: 0 LOB: 0 BB: 0 P: 13	R: 0 E: 0 K: 1 S: 8	H: 0 LOB: 0 BB: 0 P: 14	R: 0 E: 0 K: 0 S: 8	H: 0 LOB: 0 BB: 0 P: 13	1B: 6 2B: 2 3B: 0 HR: 1	SF: 0 SAC: 0 DP: 0 HBP: 0	WP: 0 PB: 0 SB: 1 CS: 0	PA: 38						
PITCHER	IP	WLS	BF	H	R	ER	SO	BB	IBB	HBP	BLK	WP	HR	S	P	ERA	WHIP											
54 Mike Fiers, R ERA: 5.35	4.2		24	9	4	4	4	1	0	0	0	0	0	1	63	95	7.71	2.143										
35 Josh Fields, R ERA: 7.15	0.1		2	0	0	0	0	1	0	0	0	0	0	3	8	0.00	3.000											
46 Scott Feldman, R ERA: 3.65	2.0	W	6	0	0	0	1	0	0	0	0	0	0	13	20	0.00	0.000											
45 Michael Feliz, R ERA: 8.88	2.0		6	0	0	0	1	0	0	0	0	0	0	16	27	0.00	0.000											

Batter	1	2	3	4	5	6	7	8	9	AB	R	H	RBI	BB	SO	LOB	BOTTOM																		
27 Jose Altuve, R OBP: 0.398, SLG: 0.640										5	3	3	3	0	0	0	Minnesota Twins @ Houston Astros Minute Maid Park, Houston, TX Wed May 04 2016, 7:12 PM - 10:34 PM CDT Att: 20,847 - Clear - 81 F																		
13 Tyler White, R OBP: 0.289, SLG: 0.442										1	0	0	0	0	0	1																			
4 George Springer, R OBP: 0.250, SLG: 0.500										4	2	1	2	1	0	3																			
1 Carlos Correa, R OBP: 0.388, SLG: 0.469										5	3	3	3	0	0	2																			
28 Colby Rasmus, L OBP: 0.357, SLG: 0.495										4	0	1	2	1	1	1																			
30 Carlos Gómez, R OBP: 0.253, SLG: 0.318										5	0	1	2	0	3	1																			
20 Preston Tucker, L OBP: 0.246, SLG: 0.431										2	0	1	0	0	1	0																			
11 Evan Gattis, R OBP: 0.270, SLG: 0.333										3	1	1	0	0	2	2																			
9 Marwin Gonzalez, S OBP: 0.254, SLG: 0.315										3	2	0	0	2	0	1																			
18 Luis Valbuena, L OBP: 0.299, SLG: 0.242										3	2	1	0	1	1	0																			
15 Jason Castro, L OBP: 0.347, SLG: 0.403										3	3	2	4	2	0	0																			
Inning Stats	R: 3 E: 0 K: 1 S: 18	H: 3 LOB: 1 BB: 1 P: 28	R: 3 E: 0 K: 0 S: 18	H: 3 LOB: 1 BB: 1 P: 30	R: 2 E: 0 K: 1 S: 17	H: 2 LOB: 0 BB: 0 P: 22	R: 1 E: 0 K: 1 S: 11	H: 1 LOB: 0 BB: 0 P: 13	R: 5 E: 0 K: 1 S: 15	H: 4 LOB: 2 BB: 3 P: 30	R: 0 E: 0 K: 1 S: 5	H: 0 LOB: 0 BB: 0 P: 6	R: 0 E: 1 K: 1 S: 9	H: 0 LOB: 1 BB: 0 P: 9	R: 2 E: 0 K: 2 S: 19	H: 1 LOB: 1 BB: 2 P: 33	R: 2 E: 0 K: 2 S: 19	H: 1 LOB: 1 BB: 2 P: 33	1B: 6 2B: 5 3B: 0 HR: 3	SF: 0 SAC: 1 DP: 0 HBP: 0	WP: 0 PB: 1 SB: 0 CS: 0	PA: 46													
PITCHER	IP	WLS	BF	H	R	ER	SO	BB	IBB	HBP	BLK	WP	HR	S	P	ERA	WHIP																		
45 Phil Hughes, R ERA: 5.85	2.0	L	14	6	6	6	1	2	0	0	0	0	0	2	28	58	27.00	4.000																	
50 Casey Fien, R ERA: 4.91	2.0		9	3	3	3	2	0	0	0	0	0	0	2	28	35	13.50	1.500																	
61 Ryan O'Rourke, L ERA: 4.91	0.1		4	1	3	3	0	2	0	0	0	0	0	5	13	81.00	9.000																		
62 J.R. Graham, R ERA: 10.8	1.2		9	3	2	2	2	1	0	0	0	0	0	15	23	10.80	2.400																		
65 Trevor May, R ERA: 2.25	1.0		4	0	0	0	1	0	0	0	0	0	0	9	9	0.00	0.000																		
57 Ryan Pressly, R ERA: 4.24	0.2		5	1	2	2	2	2	0	0	0	0	0	0	0	0	0	0	0	0	0	1	2	0.00	0.000										
59 Michael Tonkin, R ERA: 1.26	0.1		1	0	0	0	0	0	0	0	0	0	0	0	0	0	0	0	0	0	0	0	0	0.00	0.000										

AB	36
R	4
H	9
RBI	4
BB	2
SO	6
LOB	13

AB	38
R	16
H	14
RBI	16
BB	7
SO	8
LOB	11

1B:	6	SF:	0
2B:	5	SAC:	1
3B:	0	DP:	0
HR:	3	HBP:	0

Batter	1	2	3	4	5	6	7	8	9	AB	R	H	RBI	BB	SO	LOB	TOP					
39 Danny Santana, S OBP: 0.281, SLG: 0.345	P4		9 CS BB	K2-3			G1-3		G4-3	4	0	0	0	1	1	2						
9 Eduardo Núñez, R OBP: 0.416, SLG: 0.514	G1-3		L9				K			4	1	1	0	0	0	1						
7 Joe Mauer, L OBP: 0.433, SLG: 0.417	G6-3		K				F7		G4-3	4	0	0	0	0	0	1						
22 Miguel Sanó, R OBP: 0.352, SLG: 0.388		K		K			SF9		G5-3	3	0	0	1	0	2	0						
24 Trevor Plouffe, R OBP: 0.263, SLG: 0.418	G5-3		B1-3				F9		G5-3	4	0	0	0	0	0	0						
52 ByungHo Park, R OBP: 0.344, SLG: 0.598		31 WP 8 1B		31 HR 1B			F8		31 S HBP	3	2	2	0	0	0	0						
31 Oswaldo Arcia, L OBP: 0.359, SLG: 0.491		8 BB		HR					K	2	1	1	2	2	1	1						
8 Kurt Suzuki, R OBP: 0.273, SLG: 0.305		20 1B		20 1B			B2		20 L-3 HBP	3	0	2	1	0	0	1						
5 Eduardo Escobar, S OBP: 0.275, SLG: 0.289	G6-3								L3	1	0	0	0	0	0	2						
20 Eddie Rosario, L OBP: 0.217, SLG: 0.318										3	0	1	0	0	1	2						
Inning Stats	R: 0 E: 0 K: 0 S: 9	H: 0 LOB: 0 BB: 0 P: 14	R: 1 E: 0 K: 1 S: 16	H: 2 LOB: 2 BB: 1 P: 32	R: 0 E: 0 K: 1 S: 8	H: 0 LOB: 0 BB: 1 P: 15	R: 2 E: 0 K: 2 S: 15	H: 4 LOB: 2 BB: 0 P: 23	R: 1 E: 0 K: 0 S: 7	H: 1 LOB: 0 BB: 0 P: 11	R: 0 E: 0 K: 1 S: 9	H: 0 LOB: 1 BB: 0 P: 16	R: 0 E: 0 K: 1 S: 6	H: 0 LOB: 0 BB: 0 P: 8	R: 0 E: 0 K: 1 S: 7	H: 0 LOB: 1 BB: 0 P: 12	R: 0 E: 0 K: 0 S: 6	H: 0 LOB: 0 BB: 0 P: 11	1B: 5 2B: 2 HR: 1	SF: 1 SAC: 0 DP: 2 HBP: 2	WP: 1 PB: 0 SB: 1 CS: 1	PA: 37
PITCHER	IP WLS BF H R ER SO BB IBB HBP BLK WP HR S P ERA WHIP																					
38 Mat Latos, R ERA: 2.62	5.0 W 23 7 4 4 4 2 0 0 0 0 1 1 55 95 7.20 1.800																					
57 Zach Putnam, R ERA: 3.65	1.0 H 4 0 0 0 1 1 0 0 0 0 0 0 9 16 0.00 1.000																					
33 Zach Duke, L ERA: 2.25	1.0 H 3 0 0 0 1 0 0 0 0 0 0 0 6 8 0.00 0.000																					
65 Nate Jones, R ERA: 0.69	1.0 4 0 0 0 1 0 0 0 1 0 0 0 7 12 0.00 0.000																					
Scott Carroll, R ERA:	1.0 3 0 0 0 0 0 0 0 1 0 0 0 6 11 0.00 0.000																					

Minnesota Twins @ Chicago White Sox
 U.S. Cellular Field, Chicago, IL
 Fri May 06 2016, 8:15 PM - 11:07 PM EDT
 Att: 23,054 - Partly Cloudy - 83 F

livebaseballscorecards.com

AB	31
R	4
H	7
RBI	4
BB	3
SO	7
LOB	10



Batter	1	2	3	4	5	6	7	8	9	AB	R	H	RBI	BB	SO	LOB	BOTTOM			
1 Adam Eaton, L OBP: 0.377, SLG: 0.395	G4-3						L8		FC5	5	0	2	2	0	0	2				
10 Austin Jackson, R OBP: 0.272, SLG: 0.313	21 E 53 2B BB						F9		K	4	2	1	0	1	1	0				
79 José Abreu, R OBP: 0.326, SLG: 0.426	K						G5-3		F8	4	1	1	1	0	1	3				
21 Todd Frazier, R OBP: 0.277, SLG: 0.400	FC6 53 2B						FC6-2 15 1B		G3	5	2	0	0	0	1	4				
53 Melky Cabrera, S OBP: 0.382, SLG: 0.423							26 BB 15 1B		26 BB 15 1B	5	1	4	3	0	1	0				
15 Brett Lawrie, R OBP: 0.393, SLG: 0.481	K						26 BB 18 1B		K	5	1	2	1	0	3	3				
26 Avisail García, R OBP: 0.322, SLG: 0.447							G5-3		27 1B 18 1B	2	2	1	0	2	0	0				
27 Dioner Navarro, S OBP: 0.214, SLG: 0.323	G4-3						K		G3	4	0	1	1	0	1	4				
18 Tyler Saladino, R OBP: 0.194, SLG: 0.300							F9		F9	4	1	2	2	0	0	0				
Inning Stats	R: 2 E: 1 K: 2 S: 13	H: 1 LOB: 1 BB: 1 P: 24	R: 2 E: 0 K: 0 S: 10	H: 3 LOB: 0 BB: 0 P: 16	R: 1 E: 0 K: 3 S: 12	H: 1 LOB: 0 BB: 0 P: 16	R: 0 E: 0 K: 1 S: 6	H: 0 LOB: 0 BB: 0 P: 8	R: 2 E: 0 K: 0 S: 16	H: 4 LOB: 3 BB: 1 P: 28	R: 0 E: 0 K: 0 S: 9	H: 0 LOB: 0 BB: 0 P: 12	R: 3 E: 0 K: 0 S: 17	H: 4 LOB: 2 BB: 1 P: 25	R: 0 E: 0 K: 2 S: 13	H: 1 LOB: 2 BB: 0 P: 20	1B: 11 2B: 1 3B: 1 HR: 1	SF: 0 SAC: 0 DP: 0 HBP: 1	WP: 0 PB: 0 SB: 0 CS: 0	PA: 42
PITCHER	IP WLS BF H R ER SO BB IBB HBP BLK WP HR S P ERA WHIP																			
47 Ricky Nolasco, R ERA: 4.7	5.0 L 26 7 2 2 2 0 0 0 0 0 0 0 17 22 10.80 1.200																			
59 Michael Tonkin, R ERA: 2.25	1.2 7 2 2 2 0 0 0 0 0 0 0 0 9 15 27.00 9.000																			
58 Fernando Abad, L ERA: 0.73	0.1 4 2 1 1 0 1 0 0 0 0 0 0 13 20 0.00 1.000																			
65 Trevor May, R ERA: 2.12	1.0 5 1 0 0 2 0 0 0 1 0 0 0 13 20 0.00 1.000																			

Minnesota Twins @ Chicago White Sox
 U.S. Cellular Field, Chicago, IL
 Fri May 06 2016, 8:15 PM - 11:07 PM EDT
 Att: 23,054 - Partly Cloudy - 83 F

livebaseballscorecards.com

AB	38
R	10
H	14
RBI	10
BB	3
SO	8
LOB	16



Batter	1	2	3	4	5	6	7	8	9	AB	R	H	RBI	BB	SO	LOB	TOP					
21 Darin Mastroianni, R (1.9)										4	0	0	0	0	2	0	Minnesota Twins @ Chicago White Sox U.S. Cellular Field, Chicago, IL Sat May 07 2016, 7:10 PM - 10:08 PM EDT Att: 28,049 - Clear - 60 F					
9 Eduardo Núñez, R (1.6)										4	0	1	0	0	1	0						
22 Miguel Sanó, R (1.10)										4	1	1	0	0	2	1						
24 Trevor Plouffe, R (1.5)										4	1	1	0	0	2	1						
52 ByungHo Park, R (1.3)										0	0	0	0	0	0	0						
7 Joe Mauer, L (1.3)										3	0	0	0	0	2	0						
31 Oswaldo Arcia, L (1.7)										2	0	0	1	2	0	0						
11 Jorge Polanco, S (1.4)										3	0	1	1	0	2	1						
8 Kurt Suzuki, R (1.2)										2	0	0	0	0	0	4						
37 Juan Centeno, L (5.2)										2	0	0	0	0	0	1						
39 Danny Santana, S (1.8)										3	0	0	0	0	1	1						
Inning Stats	R: 2 H: 2 E: 0 K: 1 S: 19	WLS: 2 BF: 27 LOB: 3 P: 36	R: 0 H: 0 E: 0 K: 1 S: 7	WLS: 0 BF: 27 LOB: 0 P: 10	R: 0 H: 0 E: 0 K: 2 S: 9	WLS: 0 BF: 27 LOB: 0 P: 13	R: 0 H: 1 E: 0 K: 0 S: 6	WLS: 1 BF: 10 LOB: 1 P: 0	R: 0 H: 0 E: 0 K: 3 S: 11	WLS: 0 BF: 10 LOB: 0 P: 18	R: 0 H: 0 E: 0 K: 1 S: 13	WLS: 0 BF: 19 LOB: 0 P: 19	R: 0 H: 0 E: 0 K: 1 S: 9	WLS: 0 BF: 14 LOB: 0 P: 14	R: 0 H: 1 E: 0 K: 1 S: 9	WLS: 1 BF: 11 LOB: 1 P: 0	R: 0 H: 0 E: 0 K: 2 S: 10	WLS: 0 BF: 17 LOB: 1 P: 17	1B: 2 2B: 2 3B: 0 HR: 0	SF: 0 SAC: 0 DP: 0 HBP: 2	WP: 0 PB: 0 SB: 0 CS: 0	PA: 35
PITCHER	IP: 7.0 WLS: 1 ERA: 1.79	WLS: 2 BF: 27 LOB: 3 P: 36	IP: 0 WLS: 0 ERA: 0.00	WLS: 0 BF: 27 LOB: 0 P: 10	IP: 0 WLS: 0 ERA: 0.00	WLS: 0 BF: 27 LOB: 0 P: 13	IP: 0 WLS: 0 ERA: 0.00	WLS: 1 BF: 10 LOB: 1 P: 0	IP: 0 WLS: 0 ERA: 0.00	WLS: 0 BF: 10 LOB: 0 P: 18	IP: 0 WLS: 0 ERA: 0.00	WLS: 0 BF: 19 LOB: 0 P: 19	IP: 0 WLS: 0 ERA: 0.00	WLS: 0 BF: 14 LOB: 0 P: 14	IP: 0 WLS: 1 ERA: 0.00	WLS: 1 BF: 11 LOB: 1 P: 0	IP: 0 WLS: 0 ERA: 0.00	WLS: 0 BF: 17 LOB: 1 P: 17	1B: 2 2B: 2 3B: 0 HR: 0	SF: 0 SAC: 0 DP: 0 HBP: 2	WP: 0 PB: 0 SB: 0 CS: 0	PA: 35
49 Chris Sale, L (1.1)	7.0	2	2	2	9	1	0	0	0	0	0	74	120	2.57	0.571							
34 Matt Albers, R (8.1)	1.0	4	1	0	0	1	0	0	0	0	0	9	11	0.00	1.000							
33 Zach Duke, L (9.1)	1.0	4	0	0	0	2	1	0	0	0	0	10	17	0.00	1.000							

Batter	1	2	3	4	5	6	7	8	9	AB	R	H	RBI	BB	SO	LOB	BOTTOM			
1 Adam Eaton, L (1.9)										4	0	1	0	1	0	5	Minnesota Twins @ Chicago White Sox U.S. Cellular Field, Chicago, IL Sat May 07 2016, 7:10 PM - 10:08 PM EDT Att: 28,049 - Clear - 60 F			
10 Austin Jackson, R (1.8)										3	2	1	1	2	2	2				
79 José Abreu, R (1.3)										4	1	2	1	1	1	3				
21 Todd Frazier, R (1.5)										5	2	2	2	0	0	6				
53 Melky Cabrera, S (1.7)										3	0	1	0	2	0	1				
15 Brett Lawrie, R (1.4)										5	0	1	1	0	3	5				
26 Avisail García, R (1.10)										3	1	1	1	0	0	1				
27 Dioner Navarro, S (1.2)										4	1	3	1	0	0	3				
18 Tyler Saladino, R (1.6)										4	0	1	0	0	0	5				
Inning Stats	R: 0 H: 2 E: 0 K: 2 S: 18	WLS: 2 BF: 27 LOB: 3 P: 28	R: 1 H: 2 E: 0 K: 1 S: 11	WLS: 2 BF: 27 LOB: 0 P: 19	R: 1 H: 1 E: 0 K: 1 S: 10	WLS: 1 BF: 14 LOB: 0 P: 14	R: 1 H: 2 E: 0 K: 1 S: 15	WLS: 2 BF: 31 LOB: 2 P: 31	R: 0 H: 1 E: 0 K: 0 S: 7	WLS: 1 BF: 12 LOB: 0 P: 12	R: 0 H: 1 E: 0 K: 0 S: 5	WLS: 1 BF: 8 LOB: 0 P: 8	R: 3 H: 2 E: 0 K: 0 S: 17	WLS: 2 BF: 36 LOB: 3 P: 36	R: 1 H: 2 E: 0 K: 1 S: 15	WLS: 2 BF: 25 LOB: 1 P: 25		1B: 8 2B: 4 3B: 0 HR: 1	SF: 0 SAC: 0 DP: 2 HBP: 1	WP: 1 PB: 0 SB: 0 CS: 0
PITCHER	IP: 3.1 WLS: 1 ERA: 3.96	WLS: 2 BF: 27 LOB: 3 P: 28	IP: 0 WLS: 0 ERA: 0.00	WLS: 2 BF: 27 LOB: 0 P: 19	IP: 0 WLS: 0 ERA: 0.00	WLS: 1 BF: 14 LOB: 0 P: 14	IP: 0 WLS: 0 ERA: 0.00	WLS: 2 BF: 31 LOB: 2 P: 31	IP: 0 WLS: 1 ERA: 2.2	WLS: 1 BF: 8 LOB: 0 P: 8	IP: 0 WLS: 0 ERA: 0.00	WLS: 1 BF: 8 LOB: 0 P: 8	IP: 0 WLS: 0 ERA: 0.00	WLS: 2 BF: 36 LOB: 3 P: 36	IP: 0 WLS: 1 ERA: 0.00	WLS: 2 BF: 25 LOB: 1 P: 25	1B: 8 2B: 4 3B: 0 HR: 1	SF: 0 SAC: 0 DP: 2 HBP: 1	WP: 1 PB: 0 SB: 0 CS: 0	PA: 42
54 Ervin Santana, R (1.1)	3.1	2	2	2	9	1	0	0	0	0	0	49	83	8.10	3.000					
27 Brandon Kintzler, R (4.1)	1.2	5	1	0	0	1	0	0	0	0	0	12	21	0.00	0.600					
57 Ryan Pressly, R (6.1)	1.0	9	3	3	3	0	2	1	1	0	1	0	17	37	27.00	5.000				
58 Fernando Abad, L (7.1)	1.0	3	0	0	0	0	0	0	0	0	0	5	7	0.00	0.000					
49 Kevin Jepsen, R (8.1)	0.2	4	2	1	1	0	0	0	0	0	0	12	19	13.50	3.000					

Batter	1	2	3	4	5	6	7	8	9	AB	R	H	RBI	BB	SO	LOB	TOP			
9 Eduardo Núñez, R OBP: 0.412, SLG: 0.513										4	0	2	0	0	2	0	Minnesota Twins @ Chicago White Sox U.S. Cellular Field, Chicago, IL Sun May 08 2016, 2:11 PM - 4:39 PM EDT Att: 23,801 - Sunny - 66 F			
11 Jorge Polanco, S OBP: 0.353, SLG: 0.333										2	0	0	1	2	0	1				
22 Miguel Sanó, R OBP: 0.338, SLG: 0.369										4	0	0	0	0	0	4				
24 Trevor Plouffe, R OBP: 0.277, SLG: 0.429										4	0	2	0	0	1	1				
52 ByungHo Park, R OBP: 0.337, SLG: 0.570										4	0	0	0	0	2	3				
31 Oswaldo Arcia, L OBP: 0.361, SLG: 0.460										4	0	1	0	0	0	0				
21 Darin Mastroianni, R OBP: 0.420, SLG: 0.402										3	0	0	0	0	2	2				
7 Joe Mauer, L OBP: 0.309, SLG: 0.385										1	0	0	0	0	1	0				
37 Juan Centeno, L OBP: 0.200, SLG: 0.200										3	0	1	0	0	0	2				
2 Brian Dozier, R OBP: 0.309, SLG: 0.385										0	0	0	0	1	0	0				
39 Danny Santana, S OBP: 0.267, SLG: 0.328										0	0	0	0	0	0	0				
20 Eddie Rosario, L OBP: 0.219, SLG: 0.315										4	1	1	0	0	1	2				
Inning Stats	R: 0 E: 0 K: 1 S: 9	H: 1 LOB: 1 BB: 1 P: 13	R: 0 E: 0 K: 1 S: 9	H: 0 LOB: 0 BB: 0 P: 16	R: 1 E: 0 K: 0 S: 11	H: 2 LOB: 1 BB: 0 P: 20	R: 0 E: 0 K: 1 S: 11	H: 2 LOB: 2 BB: 0 P: 17	R: 0 E: 0 K: 1 S: 12	H: 0 LOB: 0 BB: 0 P: 20	R: 0 E: 0 K: 1 S: 7	H: 1 LOB: 1 BB: 0 P: 9	R: 0 E: 0 K: 2 S: 11	H: 1 LOB: 2 BB: 1 P: 19	R: 0 E: 0 K: 1 S: 10	H: 0 LOB: 1 BB: 1 P: 18	1B: 6 2B: 2 3B: 0 HR: 0	SF: 0 SAC: 0 DP: 1 HBP: 0	WP: 1 PB: 0 SB: 0 CS: 0	PA: 36
PITCHER	IP WLS BF H R ER SO BB IBB HBP BLK WP HR S P ERA WHIP	7.0 W 27 6 1 1 5 1 0 0 0 1 0 66 104 1.29 1.000	1.0 H 5 1 0 0 2 1 0 0 0 0 0 11 19 0.00 2.000	1.0 S 4 0 0 0 2 1 0 0 0 0 0 10 18 0.00 1.000																

AB	33
R	1
H	7
RBI	1
BB	3
SO	9
LOB	15



Batter	1	2	3	4	5	6	7	8	9	AB	R	H	RBI	BB	SO	LOB	BOTTOM
1 Adam Eaton, L OBP: 0.381, SLG: 0.383										2	1	0	0	2	0	1	Minnesota Twins @ Chicago White Sox U.S. Cellular Field, Chicago, IL Sun May 08 2016, 2:11 PM - 4:39 PM EDT Att: 23,801 - Sunny - 66 F
7 Jimmy Rollins, S OBP: 0.299, SLG: 0.333										4	0	1	0	0	3	2	
79 José Abreu, R OBP: 0.333, SLG: 0.431										4	0	1	0	0	1	2	
21 Todd Frazier, R OBP: 0.273, SLG: 0.419										4	0	0	1	0	0	2	
53 Melky Cabrera, S OBP: 0.379, SLG: 0.407										4	0	0	0	0	2	2	
15 Brett Lawrie, R OBP: 0.377, SLG: 0.455										3	0	0	0	0	1	0	
26 Avisail García, R OBP: 0.340, SLG: 0.463										3	2	2	0	0	1	0	
27 Dioner Navarro, S OBP: 0.247, SLG: 0.389										3	0	1	1	0	0	2	
10 Austin Jackson, R OBP: 0.288, SLG: 0.333										3	0	1	1	0	1	1	
Inning Stats	R: 0 E: 0 K: 1 S: 6	H: 0 LOB: 0 BB: 0 P: 8	R: 0 E: 0 K: 1 S: 6	H: 0 LOB: 0 BB: 0 P: 11	R: 0 E: 0 K: 0 S: 6	H: 1 LOB: 0 BB: 0 P: 8	R: 1 E: 0 K: 2 S: 11	H: 1 LOB: 1 BB: 1 P: 19	R: 1 E: 0 K: 4 S: 16	H: 1 LOB: 2 BB: 1 P: 26	R: 0 E: 0 K: 0 S: 12	H: 0 LOB: 0 BB: 0 P: 16	1B: 2 2B: 4 3B: 0 HR: 0	SF: 0 SAC: 0 DP: 1 HBP: 0	WP: 1 PB: 0 SB: 1 CS: 0	PA: 32	
PITCHER	IP WLS BF H R ER SO BB IBB HBP BLK WP HR S P ERA WHIP	7.0 L 29 6 3 3 9 1 1 0 0 1 0 64 97 3.86 1.000	1.0 3 0 0 0 0 0 0 0 0 0 0 0 12 16 0.00 0.000														

AB	30
R	3
H	6
RBI	3
BB	2
SO	9
LOB	12



Batter	1	2	3	4	5	6	7	8	9	AB	R	H	RBI	BB	SO	LOB	TOP										
23 Joey Rickard, R OBP: 0.325, SLG: 0.414	F7		SH1-3				F8		10 WP 10 1B	4	1	1	0	0	1	0											
13 Manny Machado, R OBP: 0.424, SLG: 0.722	1B		19 CS BB				1B		10 WP 10 1B	3	2	3	1	2	0	0											
10 Adam Jones, R OBP: 0.275, SLG: 0.310	L9		K				K2-3		19 2B	5	1	2	3	0	2	4											
19 Chris Davis, L OBP: 0.333, SLG: 0.452	K		CS				F9		1-H 2-H	5	0	3	0	0	1	1											
45 Mark Trumbo, R OBP: 0.371, SLG: 0.590	F8						K			5	1	1	0	0	1	4											
14 Nolan Reimold, R OBP: 0.378, SLG: 0.619							K			0	0	0	0	0	0	0											
32 Matt Wieters, S OBP: 0.293, SLG: 0.293	F8		E2 24 G3				6 G5-4-3			4	0	2	1	0	1	1											
24 Pedro Alvarez, L OBP: 0.316, SLG: 0.373	1B		G3				L8			4	0	1	0	0	0	3											
6 Jonathan Schoop, R OBP: 0.274, SLG: 0.440	F9		K				G5-4-3			4	0	0	0	0	2	3											
3 Ryan Flaherty, L OBP: 0.313, SLG: 0.250			23 SH1-3				P4			4	0	1	0	0	1	0											
Inning Stats	R: 0 H: 1 E: 0 K: 1 S: 9	H: 1 LOB: 1 BB: 0 P: 14	R: 0 H: 1 E: 0 K: 0 S: 10	H: 1 LOB: 1 BB: 0 P: 18	R: 0 H: 1 E: 0 K: 1 S: 11	H: 1 LOB: 1 BB: 1 P: 15	R: 1 H: 2 E: 1 K: 1 S: 16	H: 2 LOB: 1 BB: 0 P: 22	R: 2 H: 3 E: 0 K: 3 S: 15	H: 3 LOB: 1 BB: 0 P: 24	R: 0 H: 1 E: 0 K: 0 S: 8	H: 1 LOB: 0 BB: 0 P: 12	R: 0 H: 1 E: 0 K: 1 S: 10	H: 1 LOB: 1 BB: 0 P: 15	R: 0 H: 1 E: 0 K: 1 S: 11	H: 1 LOB: 1 BB: 0 P: 13	R: 2 H: 3 E: 0 K: 1 S: 16	H: 3 LOB: 2 BB: 1 P: 30	1B: 8 2B: 4 3B: 0 HR: 2	SF: 0 SAC: 1 DP: 1 HBP: 0	WP: 1 PB: 0 SB: 0 CS: 1	PA: 42					
PITCHER	IP	WLS	BF	H	R	ER	SO	BB	IBB	HBP	BLK	WP	HR	S	P	ERA	WHIP										
17 José Berrios, R ERA: 6.28	5.0		23	8	3	3	6	1	0	0	0	0	2	61	93	5.40	1.800										
58 Fernando Abad, L ERA: 0.53	1.0		3	1	0	0	0	0	0	0	0	0	0	8	12	0.00	1.000										
57 Ryan Pressly, R ERA: 5.21	1.0		4	1	0	0	1	0	0	0	0	0	0	10	15	0.00	1.000										
65 Trevor May, R ERA: 1.89	1.0		4	1	0	0	1	0	0	0	0	0	0	11	13	0.00	1.000										
49 Kevin Jepsen, R ERA: 5.4	1.0	L	7	3	2	2	1	0	1	0	0	1	0	16	30	18.00	3.000										

Baltimore Orioles @ Minnesota Twins
Target Field, Minneapolis, MN
Tue May 10 2016, 7:12 PM - 10:13 PM CDT
Att: 21,586 - Overcast - 57 F

AB 38
R 5
H 14
RBI 5
BB 2
SO 9
LOB 16



Batter	1	2	3	4	5	6	7	8	9	AB	R	H	RBI	BB	SO	LOB	BOTTOM										
7 Joe Mauer, L OBP: 0.415, SLG: 0.391	G4-3		K				K			3	0	0	0	1	2	1											
9 Eduardo Núñez, R OBP: 0.416, SLG: 0.506	2 1B 24 SF8		BB				G3			3	1	1	0	1	1	2											
2 Brian Dozier, R OBP: 0.315, SLG: 0.389	1B		BB				24 HR			4	1	2	0	0	0	1											
24 Trevor Plouffe, R OBP: 0.290, SLG: 0.500	SF8		BB				1-H HR			3	1	2	3	0	0	0											
22 Miguel Sanó, R OBP: 0.328, SLG: 0.357	K2-3		G5-3				L9			4	0	0	0	0	2	2											
52 ByungHo Park, R OBP: 0.324, SLG: 0.544	K		G6-3				K			4	0	0	0	0	2	1											
31 Oswaldo Arcia, L OBP: 0.342, SLG: 0.433	K		K				K			4	0	0	0	0	3	1											
8 Kurt Suzuki, R OBP: 0.250, SLG: 0.277	F8						P4			4	0	0	0	0	0	0											
39 Danny Santana, S OBP: 0.270, SLG: 0.328	K		K				K			3	0	1	0	0	2	0											
Inning Stats	R: 1 H: 2 E: 0 K: 1 S: 12	H: 2 LOB: 1 BB: 0 P: 22	R: 0 H: 0 E: 0 K: 2 S: 8	H: 0 LOB: 0 BB: 0 P: 13	R: 0 H: 0 E: 0 K: 2 S: 10	H: 0 LOB: 1 BB: 1 P: 17	R: 0 H: 1 E: 0 K: 1 S: 12	H: 1 LOB: 0 BB: 0 P: 18	R: 0 H: 0 E: 0 K: 1 S: 12	H: 0 LOB: 1 BB: 1 P: 19	R: 2 H: 2 E: 0 K: 2 S: 15	H: 2 LOB: 0 BB: 0 P: 22	R: 0 H: 1 E: 0 K: 2 S: 12	H: 1 LOB: 0 BB: 0 P: 17	R: 0 H: 0 E: 0 K: 1 S: 6	H: 0 LOB: 0 BB: 0 P: 9	R: 0 H: 0 E: 0 K: 0 S: 7	H: 0 LOB: 0 BB: 0 P: 9	1B: 4 2B: 1 3B: 0 HR: 1	SF: 1 SAC: 0 DP: 0 HBP: 0	WP: 0 PB: 0 SB: 1 CS: 0	PA: 35					
PITCHER	IP	WLS	BF	H	R	ER	SO	BB	IBB	HBP	BLK	WP	HR	S	P	ERA	WHIP										
39 Kevin Gausman, R ERA: 2.16	6.0		25	5	3	3	9	2	0	0	0	0	0	69	111	4.50	1.167										
35 Brad Brach, R ERA: 1.0	1.0		4	1	0	0	2	0	0	0	0	0	0	12	17	0.00	1.000										
56 Darren O'Day, R ERA: 2.19	1.0	W	3	0	0	0	1	0	0	0	0	0	0	6	9	0.00	0.000										
53 Zack Britton, L ERA: 2.03	1.0	S	3	0	0	0	0	0	0	0	0	0	0	7	9	0.00	0.000										

Baltimore Orioles @ Minnesota Twins
Target Field, Minneapolis, MN
Tue May 10 2016, 7:12 PM - 10:13 PM CDT
Att: 21,586 - Overcast - 57 F

AB 32
R 3
H 6
RBI 3
BB 2
SO 12
LOB 8



Batter	1	2	3	4	5	6	7	8	9	AB	R	H	RBI	BB	SO	LOB	TOP						
23 Joey Rickard, R OBP: 0.321, SLG: 0.405	F7		K		K2-3		10 1B 19 FC3-6	K		5	1	1	0	0	3	2							
13 Manny Machado, R OBP: 0.417, SLG: 0.702	F9		F8		P4		F7		10 HR	5	1	1	0	0	0	1							
10 Adam Jones, R OBP: 0.298, SLG: 0.362	F9				19 HR		19 2B		19 FC3-6	5	3	4	2	0	0	0							
19 Chris Davis, L OBP: 0.350, SLG: 0.508		45 HR			1H		3 BB		FC3-6	5	2	4	4	0	0	1							
45 Mark Trumbo, R OBP: 0.372, SLG: 0.630		1H			HR		L7		F9	5	2	2	3	0	0	3							
14 Nolan Reimold, R OBP: 0.400, SLG: 0.609		G5-3			K		3 BB		G5-4-3	4	0	2	0	1	1	0							
6 Jonathan Schoop, R OBP: 0.430		K			K		K		G5-4-3	5	0	1	0	0	3	5							
3 Ryan Flaherty, L OBP: 0.306, SLG: 0.226		K			G3-6-3		G3-6-3		F7	3	0	0	0	1	1	2							
36 Caleb Joseph, R OBP: 0.292, SLG: 0.256		L9			L8		K		2B	4	0	1	0	0	1	3							
Inning Stats	R: 0 E: 0 K: 0 S: 8	H: 0 LOB: 0 BB: 0 P: 11	R: 2 E: 0 K: 2 S: 13	H: 2 LOB: 0 BB: 0 P: 22	R: 0 E: 0 K: 1 S: 9	H: 0 LOB: 0 BB: 0 P: 12	R: 3 E: 0 K: 1 S: 14	H: 4 LOB: 0 BB: 0 P: 22	R: 0 E: 0 K: 1 S: 6	H: 0 LOB: 0 BB: 0 P: 8	R: 1 E: 0 K: 2 S: 19	H: 2 LOB: 3 BB: 2 P: 30	R: 1 E: 0 K: 0 S: 13	H: 2 LOB: 1 BB: 0 P: 25	R: 0 E: 0 K: 2 S: 15	H: 2 LOB: 2 BB: 0 P: 19	R: 2 E: 0 K: 0 S: 11	H: 4 LOB: 1 BB: 0 P: 17	1B: 9 2B: 3 3B: 0 HR: 4	SF: 0 SAC: 0 DP: 2 HBP: 0	WP: 0 PB: 0 SB: 0 CS: 0	PA: 43	
PITCHER	IP	WLS	BF	H	R	ER	SO	BB	IBB	HBP	BLK	WP	HR	S	P	ERA	WHIP						
45 Phil Hughes, R ERA: 6.48	(1, 1)	4.0	L	17	6	5	5	4	0	0	0	0	0	3	44	67	11.25	1.500					
64 Pat Dean, L ERA: 6.75	(5, 1)	2.2		14	4	2	2	3	2	0	0	0	0	0	35	57	6.75	2.250					
59 Michael Tonkin, R ERA: 2.04	(7, 1)	1.1		6	2	0	0	2	0	0	0	0	0	18	25	0.00	1.500						
27 Brandon Kintzler, R ERA: 6.75	(9, 1)	1.0		6	4	2	2	0	0	0	0	0	1	11	17	18.00	4.000						

Baltimore Orioles @ Minnesota Twins
Target Field, Minneapolis, MN
Wed May 11 2016, 12:12 PM - 3:04 PM CDT
Att: 25,094 - Cloudy - 56 F

AB 41
R 9
H 16
RBI 9
BB 2
SO 9
LOB 17



Batter	1	2	3	4	5	6	7	8	9	AB	R	H	RBI	BB	SO	LOB	BOTTOM						
7 Joe Mauer, L OBP: 0.424, SLG: 0.398	1B		L7		9 G6-4-3		BB		24 1B	3	0	2	0	1	0	0							
9 Eduardo Núñez, R OBP: 0.393, SLG: 0.482	F9		F9		G6-4-3		G6-4-3		F9	4	0	0	0	0	0	4							
2 Brian Dozier, R OBP: 0.305, SLG: 0.376	F7		L7				P4		K	4	0	0	0	0	1	2							
24 Trevor Plouffe, R OBP: 0.288, SLG: 0.486	F8				F8		F7			4	0	1	0	0	0	1							
22 Miguel Sanó, R OBP: 0.326, SLG: 0.378		HR			F8		F9		F7	4	1	1	1	0	0	2							
52 ByungHo Park, R OBP: 0.321, SLG: 0.527		K			K		F9		11 G3	3	0	0	0	1	2	0							
20 Eddie Rosario, L OBP: 0.220, SLG: 0.323		G1-3					F7		L8	4	1	1	0	0	0	1							
37 Juan Centeno, L OBP: 0.375, SLG: 0.375					G4-3		F7		L8	3	0	2	0	0	0	1							
11 Jorge Polanco, S OBP: 0.353, SLG: 0.398					G4-3				G3	1	0	0	0	0	0	1							
39 Danny Santana, S OBP: 0.269, SLG: 0.323		G6-3					G4-3		F8	4	0	1	1	0	0	3							
Inning Stats	R: 0 E: 0 K: 0 S: 10	H: 1 LOB: 1 BB: 0 P: 12	R: 1 E: 0 K: 1 S: 12	H: 2 LOB: 1 BB: 0 P: 20	R: 0 E: 0 K: 0 S: 9	H: 0 LOB: 0 BB: 0 P: 13	R: 0 E: 0 K: 1 S: 6	H: 0 LOB: 0 BB: 0 P: 8	R: 1 E: 0 K: 0 S: 10	H: 2 LOB: 1 BB: 1 P: 18	R: 0 E: 0 K: 0 S: 5	H: 0 LOB: 0 BB: 0 P: 10	R: 0 E: 0 K: 0 S: 10	H: 1 LOB: 1 BB: 0 P: 14	R: 0 E: 0 K: 1 S: 15	H: 2 LOB: 2 BB: 0 P: 22	R: 0 E: 0 K: 0 S: 6	H: 0 LOB: 1 BB: 1 P: 14	1B: 6 2B: 1 3B: 0 HR: 1	SF: 0 SAC: 0 DP: 1 HBP: 0	WP: 0 PB: 0 SB: 1 CS: 0	PA: 36	
PITCHER	IP	WLS	BF	H	R	ER	SO	BB	IBB	HBP	BLK	WP	HR	S	P	ERA	WHIP						
63 Tyler Wilson, R ERA: 2.93	(1, 1)	7.0	W	27	6	2	2	2	1	0	0	0	0	0	62	95	2.57	1.000					
60 Mychal Givens, R ERA: 2.57	(8, 1)	1.0		5	2	0	0	1	0	0	0	0	0	15	22	0.00	2.000						
17 Brian Matusz, L ERA: 8.31	(9, 1)	1.0		4	0	0	0	0	1	0	0	0	0	6	14	0.00	1.000						

Baltimore Orioles @ Minnesota Twins
Target Field, Minneapolis, MN
Wed May 11 2016, 12:12 PM - 3:04 PM CDT
Att: 25,094 - Cloudy - 56 F

AB 34
R 2
H 8
RBI 2
BB 2
SO 3
LOB 15



Batter	1	2	3	4	5	6	7	8	9	AB	R	H	RBI	BB	SO	LOB	TOP				
7 Joe Mauer, L OBP: 0.416, SLG: 0.385										5	0	2	0	0	1	2					
9 Eduardo Núñez, R OBP: 0.379, SLG: 0.489										4	0	0	1	0	1	4					
22 Miguel Sanó, R OBP: 0.331, SLG: 0.398										4	0	1	1	1	2	1					
21 Darin Mastroianni, R (9, 9)										0	0	0	0	0	0	0					
24 Trevor Plouffe, R OBP: 0.301, SLG: 0.462										5	1	2	0	0	1	2					
52 ByungHo Park, R OBP: 0.336, SLG: 0.574										3	0	1	0	2	1	0					
2 Brian Dozier, R OBP: 0.307, SLG: 0.363										4	0	0	0	0	0	4					
20 Eddie Rosario, L OBP: 0.221, SLG: 0.320										4	1	1	1	0	1	2					
37 Juan Centeno, L OBP: 0.500, SLG: 0.818										3	2	2	2	1	0	2					
39 Danny Santana, S OBP: 0.280, SLG: 0.356										4	2	2	1	0	0	1					
Inning Stats	R: 0 H: 1 E: 0 K: 2 S: 10	H: 0 LOB: 1 BB: 0 P: 15	R: 0 H: 0 E: 0 K: 2 S: 9	H: 0 LOB: 0 BB: 0 P: 11	R: 0 H: 1 E: 0 K: 0 S: 7	H: 1 LOB: 1 BB: 1 P: 14	R: 0 H: 0 E: 0 K: 0 S: 9	H: 0 LOB: 1 BB: 1 P: 18	R: 2 H: 2 E: 0 K: 2 S: 14	H: 2 LOB: 0 BB: 0 P: 20	R: 1 H: 2 E: 0 K: 1 S: 10	H: 2 LOB: 2 BB: 0 P: 15	R: 1 H: 1 E: 0 K: 0 S: 11	H: 1 LOB: 1 BB: 1 P: 24	R: 0 H: 0 E: 0 K: 0 S: 8	H: 0 LOB: 0 BB: 0 P: 9	R: 2 H: 4 E: 0 K: 0 S: 20	H: 4 LOB: 3 BB: 1 P: 33	1B: 8 2B: 2 3B: 0 HR: 1	SF: 1 SAC: 0 DP: 1 HBP: 1	WP: 0 PA: 42 PB: 0 SB: 1 CS: 0
PITCHER	IP WLS BF H R ER SO BB IBB HBP BLK WP HR S P ERA WHIP	IP WLS BF H R ER SO BB IBB HBP BLK WP HR S P ERA WHIP	IP WLS BF H R ER SO BB IBB HBP BLK WP HR S P ERA WHIP	IP WLS BF H R ER SO BB IBB HBP BLK WP HR S P ERA WHIP	IP WLS BF H R ER SO BB IBB HBP BLK WP HR S P ERA WHIP	IP WLS BF H R ER SO BB IBB HBP BLK WP HR S P ERA WHIP	IP WLS BF H R ER SO BB IBB HBP BLK WP HR S P ERA WHIP	IP WLS BF H R ER SO BB IBB HBP BLK WP HR S P ERA WHIP	IP WLS BF H R ER SO BB IBB HBP BLK WP HR S P ERA WHIP	IP WLS BF H R ER SO BB IBB HBP BLK WP HR S P ERA WHIP	IP WLS BF H R ER SO BB IBB HBP BLK WP HR S P ERA WHIP	IP WLS BF H R ER SO BB IBB HBP BLK WP HR S P ERA WHIP	IP WLS BF H R ER SO BB IBB HBP BLK WP HR S P ERA WHIP	IP WLS BF H R ER SO BB IBB HBP BLK WP HR S P ERA WHIP	IP WLS BF H R ER SO BB IBB HBP BLK WP HR S P ERA WHIP	IP WLS BF H R ER SO BB IBB HBP BLK WP HR S P ERA WHIP	IP WLS BF H R ER SO BB IBB HBP BLK WP HR S P ERA WHIP	IP WLS BF H R ER SO BB IBB HBP BLK WP HR S P ERA WHIP	IP WLS BF H R ER SO BB IBB HBP BLK WP HR S P ERA WHIP	IP WLS BF H R ER SO BB IBB HBP BLK WP HR S P ERA WHIP	IP WLS BF H R ER SO BB IBB HBP BLK WP HR S P ERA WHIP
28 Corey Kluber, R ERA: 4.3	6.2	L	30	7	4	4	7	3	0	1	0	0	0	0	0	0	0	12	16	0.00	0.000
48 Tommy Hunter, R ERA: 3.38	1.1		4	0	0	0	0	0	0	0	0	0	0	0	0	0	0	11	14	54.00	6.000
57 Kyle Crockett, L ERA: 6.0	0.1		3	2	2	0	0	0	0	0	0	0	0	0	0	0	0	9	19	0.00	4.500
61 Dan Otero, R ERA: 1.5	0.2		5	2	0	0	0	1	0	0	0	0	0	0	0	0	0	9	19	0.00	4.500
Batter	1	2	3	4	5	6	7	8	9	AB	R	H	RBI	BB	SO	LOB	BOTTOM				
41 Carlos Santana, S OBP: 0.331, SLG: 0.424										3	0	0	0	1	0	3					
22 Jason Kipnis, L OBP: 0.325, SLG: 0.432										3	0	0	0	1	0	1					
12 Francisco Lindor, S OBP: 0.361, SLG: 0.399										4	0	2	1	0	1	0					
26 Mike Napoli, R OBP: 0.305, SLG: 0.492										4	1	1	0	0	2	3					
11 José Ramírez, S OBP: 0.359, SLG: 0.435										4	0	1	1	0	0	0					
6 Marlon Byrd, R OBP: 0.297, SLG: 0.372										4	0	0	0	0	3	1					
10 Yan Gomes, R OBP: 0.204, SLG: 0.353										4	1	1	1	0	2	0					
30 Tyler Naquin, L OBP: 0.356, SLG: 0.439										3	1	2	0	1	0	0					
20 Rajai Davis, R OBP: 0.248, SLG: 0.330										3	0	0	0	0	1	3					
Inning Stats	R: 0 H: 1 E: 0 K: 0 S: 12	H: 0 LOB: 1 BB: 1 P: 23	R: 0 H: 0 E: 0 K: 2 S: 11	H: 0 LOB: 0 BB: 0 P: 18	R: 0 H: 1 E: 0 K: 0 S: 4	H: 1 LOB: 0 BB: 0 P: 5	R: 1 H: 2 E: 0 K: 1 S: 16	H: 2 LOB: 1 BB: 0 P: 22	R: 0 H: 0 E: 0 K: 2 S: 8	H: 0 LOB: 0 BB: 0 P: 15	R: 0 H: 0 E: 0 K: 2 S: 8	H: 0 LOB: 0 BB: 0 P: 10	R: 1 H: 1 E: 0 K: 2 S: 16	H: 1 LOB: 2 BB: 2 P: 27	R: 1 H: 1 E: 0 K: 0 S: 12	H: 1 LOB: 0 BB: 0 P: 17	1B: 5 2B: 1 3B: 0 HR: 1	SF: 0 SAC: 0 DP: 2 HBP: 0	WP: 0 PA: 35 PB: 0 SB: 0 CS: 0		
PITCHER	IP WLS BF H R ER SO BB IBB HBP BLK WP HR S P ERA WHIP	IP WLS BF H R ER SO BB IBB HBP BLK WP HR S P ERA WHIP	IP WLS BF H R ER SO BB IBB HBP BLK WP HR S P ERA WHIP	IP WLS BF H R ER SO BB IBB HBP BLK WP HR S P ERA WHIP	IP WLS BF H R ER SO BB IBB HBP BLK WP HR S P ERA WHIP	IP WLS BF H R ER SO BB IBB HBP BLK WP HR S P ERA WHIP	IP WLS BF H R ER SO BB IBB HBP BLK WP HR S P ERA WHIP	IP WLS BF H R ER SO BB IBB HBP BLK WP HR S P ERA WHIP	IP WLS BF H R ER SO BB IBB HBP BLK WP HR S P ERA WHIP	IP WLS BF H R ER SO BB IBB HBP BLK WP HR S P ERA WHIP	IP WLS BF H R ER SO BB IBB HBP BLK WP HR S P ERA WHIP	IP WLS BF H R ER SO BB IBB HBP BLK WP HR S P ERA WHIP	IP WLS BF H R ER SO BB IBB HBP BLK WP HR S P ERA WHIP	IP WLS BF H R ER SO BB IBB HBP BLK WP HR S P ERA WHIP	IP WLS BF H R ER SO BB IBB HBP BLK WP HR S P ERA WHIP	IP WLS BF H R ER SO BB IBB HBP BLK WP HR S P ERA WHIP	IP WLS BF H R ER SO BB IBB HBP BLK WP HR S P ERA WHIP	IP WLS BF H R ER SO BB IBB HBP BLK WP HR S P ERA WHIP	IP WLS BF H R ER SO BB IBB HBP BLK WP HR S P ERA WHIP	IP WLS BF H R ER SO BB IBB HBP BLK WP HR S P ERA WHIP	IP WLS BF H R ER SO BB IBB HBP BLK WP HR S P ERA WHIP
54 Ervin Santana, R ERA: 3.38	6.0	W	22	5	1	1	5	1	0	0	0	0	0	0	0	0	0	8	10	0.00	0.000
59 Michael Tonkin, R ERA: 1.93	1.0	H	3	0	0	0	2	0	0	0	0	0	0	0	0	0	0	16	27	9.00	3.000
57 Ryan Pressly, R ERA: 5.23	1.0	H	6	1	1	1	2	2	0	0	0	0	0	0	0	0	0	1	12	9.00	1.000
49 Kevin Jepsen, R ERA: 5.65	1.0		4	1	1	1	0	0	0	0	0	0	0	0	0	0	0	1	12	9.00	1.000

Minnesota Twins @ Cleveland Indians
Progressive Field, Cleveland, OH
Sat May 14 2016, 4:12 PM - 7:10 PM EDT
Att: 15,428 - Overcast - 50 F

AB 36
R 6
H 11
RBI 6
BB 4
SO 7
LOB 18



Minnesota Twins @ Cleveland Indians
Progressive Field, Cleveland, OH
Sat May 14 2016, 4:12 PM - 7:10 PM EDT
Att: 15,428 - Overcast - 50 F

AB 32
R 3
H 7
RBI 3
BB 3
SO 9
LOB 11



Batter	1	2	3	4	5	6	7	8	9	AB	R	H	RBI	BB	SO	LOB	TOP								
7 Joe Mauer, L (1, 3) OBP: 0.392, SLG: 0.359	L7		K	K		G4-3			G6-3	5	0	0	0	0	2	2									
9 Eduardo Núñez, R (1, 6) OBP: 0.375, SLG: 0.471	1B		G3	1B			G6-3		G5-3	5	0	2	1	0	0	0									
22 Miguel Sanó, R (1, 9) OBP: 0.331, SLG: 0.412	K		HR	E4			K		K	5	1	2	2	0	3	1									
52 ByungHo Park, R (1, 10) OBP: 0.339, SLG: 0.578	G5-3		G5-3	1B			2B			4	1	1	0	0	1	3									
24 Trevor Plouffe, R (1, 5) OBP: 0.299, SLG: 0.451	K			1B	F8		E9			4	1	1	0	0	1	0									
2 Brian Dozier, R (1, 4) OBP: 0.306, SLG: 0.359	1B		G4-3	K			K			4	0	1	0	0	2	2									
20 Eddie Rosario, L (1, 7) (8, 8)	FC1-6		HR	2B	K		K			4	2	1	0	0	2	1									
8 Kurt Suzuki, R (1, 2) OBP: 0.263, SLG: 0.319	HR		1B	1B		G6-3			B1-3	4	2	2	2	0	0	0									
39 Danny Santana, S (1, 8) OBP: 0.268, SLG: 0.338	G3			1B		G6-3			K	3	1	1	1	0	0	0									
31 Oswaldo Arcia, L (8, PH) (8, 7)				1B		G6-3				1	0	0	0	0	1	0									
Inning Stats	R: 0 E: 0 K: 1 S: 9	H: 1 LOB: 1 BB: 0 P: 15	R: 2 E: 0 K: 1 S: 14	H: 2 LOB: 0 BB: 0 P: 17	R: 1 E: 0 K: 1 S: 9	H: 1 LOB: 0 BB: 0 P: 13	R: 4 E: 1 K: 2 S: 25	H: 6 LOB: 2 BB: 0 P: 31	R: 0 E: 0 K: 2 S: 8	H: 0 LOB: 0 BB: 0 P: 9	R: 0 E: 0 K: 0 S: 6	H: 0 LOB: 0 BB: 0 P: 8	R: 1 E: 1 K: 2 S: 13	H: 1 LOB: 1 BB: 0 P: 16	R: 0 E: 0 K: 2 S: 11	H: 0 LOB: 0 BB: 0 P: 15	R: 0 E: 0 K: 1 S: 8	H: 0 LOB: 0 BB: 0 P: 10	1B: 7 2B: 2 HR: 2	SF: 0 SAC: 0 DP: 0 HBP: 0	WP: 0 PB: 0 SB: 2 CS: 0	PA: 39			
PITCHER	IP	WLS	BF	H	R	ER	SO	BB	IBB	HBP	BLK	WP	HR	S	P	ERA	WHIP								
27 Jordan Zimmermann, R (1, 1) ERA: 2.45	7.0	W	33	11	8	7	9	0	0	0	0	0	2	84	109	9.00	1.571								
38 Justin Wilson, L (8, 1) ERA: 4.2	1.0	H	3	0	0	0	2	0	0	0	0	0	0	11	15	0.00	0.000								
57 Francisco Rodriguez, R (9, 1) ERA: 3.95	1.0	S	3	0	0	0	1	0	0	0	0	0	0	8	10	0.00	0.000								

Minnesota Twins @ Detroit Tigers
Comerica Park, Detroit, MI
Mon May 16 2016, 7:11 PM - 9:58 PM EDT
Att: 25,925 - Cloudy - 60 F

AB	39
R	8
H	11
RBI	6
BB	0
SO	12
LOB	9



Batter	1	2	3	4	5	6	7	8	9	AB	R	H	RBI	BB	SO	LOB	BOTTOM								
3 Ian Kinsler, R (1, 4) OBP: 0.357, SLG: 0.519	HR		1B		F7			L5-3		5	2	3	2	0	0	2									
28 J.D. Martinez, R (1, 9) OBP: 0.335, SLG: 0.448	2B		G5-4-3			1B		HR		4	2	3	2	1	0	1									
24 Miguel Cabrera, R (1, 3) OBP: 0.364, SLG: 0.458	2B		G6-3		G5-4-3			L9		4	1	1	0	1	0	1									
41 Victor Martinez, S (1, 10) OBP: 0.397, SLG: 0.534	G3		L7		F8			F7		5	0	0	0	0	0	4									
9 Nick Castellanos, R (1, 5) OBP: 0.378, SLG: 0.608	F8									4	2	2	2	0	1	0									
17 Andrew Romine, S (9, 5) OBP: 0.250, SLG: 0.063	1B		K		HR					0	0	0	0	0	0	0									
8 Justin Upton, R (1, 7) OBP: 0.255, SLG: 0.316	K		K		P3			1B		4	0	1	0	0	2	2									
4 Cameron Maybin, R (1, 8) OBP: 1.000, SLG: 1.000	2B		1B		SH1-3			SH1-3		2	1	2	0	1	0	0									
39 Jarrod Saltalamacchia, 3B (1, 2) OBP: 0.308, SLG: 0.556	2B		K		L9			L9		3	1	1	1	1	1	2									
1 Jose Iglesias, R (1, 6) OBP: 0.295, SLG: 0.292	2B		K		F8			G5-3		4	1	1	3	0	1	3									
Inning Stats	R: 8 E: 0 K: 1 S: 27	H: 6 LOB: 2 BB: 4 P: 53	R: 0 E: 0 K: 2 S: 13	H: 1 LOB: 1 BB: 0 P: 21	R: 0 E: 0 K: 1 S: 12	H: 1 LOB: 0 BB: 0 P: 15	R: 0 E: 0 K: 1 S: 10	H: 0 LOB: 0 BB: 0 P: 11	R: 0 E: 0 K: 0 S: 9	H: 2 LOB: 2 BB: 0 P: 15	R: 0 E: 0 K: 0 S: 6	H: 1 LOB: 0 BB: 0 P: 7	R: 1 E: 0 K: 0 S: 11	H: 2 LOB: 1 BB: 0 P: 14	R: 1 E: 0 K: 0 S: 6	H: 1 LOB: 0 BB: 0 P: 10	R: 1 E: 0 K: 0 S: 8	H: 1 LOB: 0 BB: 0 P: 10	1B: 8 2B: 3 HR: 3	SF: 0 SAC: 1 DP: 2 HBP: 0	WP: 0 PB: 0 SB: 1 CS: 0	PA: 40			
PITCHER	IP	WLS	BF	H	R	ER	SO	BB	IBB	HBP	BLK	WP	HR	S	P	ERA	WHIP								
17 José Berrios, R (1, 1) ERA: 10.2	0.2	L	24	10	2	2	4	0	0	0	0	0	1	66	91	3.38	1.875								
64 Pat Dean, L (1, 1) ERA: 4.5	5.1	L	24	10	2	2	4	0	0	0	0	0	1	66	91	3.38	1.875								
57 Ryan Pressly, R (7, 1) ERA: 5.16	2.0		7	1	1	1	0	0	0	0	0	0	1	10	16	4.50	0.500								

Minnesota Twins @ Detroit Tigers
Comerica Park, Detroit, MI
Mon May 16 2016, 7:11 PM - 9:58 PM EDT
Att: 25,925 - Cloudy - 60 F

AB	35
R	10
H	14
RBI	10
BB	4
SO	5
LOB	15



Batter	1	2	3	4	5	6	7	8	9	AB	R	H	RBI	BB	SO	LOB	TOP							
7 Joe Mauer, L (1, 10) OBP: 0.393, SLG: 0.367										4	0	0	0	1	2	3								
9 Eduardo Núñez, R (1, 6) OBP: 0.379, SLG: 0.481										4	1	2	0	0	0	1								
22 Miguel Sanó, R (1, 9) OBP: 0.333, SLG: 0.423										4	0	0	0	0	2	4								
52 ByungHo Park, R (1, 3) OBP: 0.218, SLG: 0.333										3	1	0	0	1	1	1								
24 Trevor Plouffe, R (1, 5) OBP: 0.316, SLG: 0.456										4	1	2	2	0	1	0								
2 Brian Dozier, R (1, 4) OBP: 0.303, SLG: 0.348										3	0	0	0	1	1	2								
20 Eddie Rosario, L (1, 7) 21 Darin Mastroianni, R (7, 7)										3	0	1	0	0	2	1								
8 Kurt Suzuki, R (1, 2) 11 Jorge Polanco, S (9, PH) OBP: 0.277, SLG: 0.333 OBP: 0.370, SLG: 0.476										3	0	2	0	0	0	0								
39 Danny Santana, S (1, 8) OBP: 0.256, SLG: 0.322										3	0	0	1	0	2	1								
Inning Stats	R: 0 H: 0 K: 2 S: 12	H: 0 LOB: 1 BB: 1 P: 19	R: 0 H: 0 K: 1 S: 7	H: 0 LOB: 0 BB: 0 P: 8	R: 0 H: 2 K: 2 S: 12	H: 2 LOB: 2 BB: 0 P: 16	R: 0 H: 0 K: 2 S: 11	H: 0 LOB: 1 BB: 1 P: 19	R: 0 H: 0 K: 0 S: 9	H: 0 LOB: 0 BB: 0 P: 12	R: 0 H: 3 K: 1 S: 14	H: 3 LOB: 2 BB: 0 P: 19	R: 2 H: 2 K: 1 S: 15	H: 2 LOB: 1 BB: 1 P: 25	R: 0 H: 0 K: 0 S: 9	H: 0 LOB: 0 BB: 0 P: 14	1B: 6 2B: 1 3B: 0 HR: 0	SF: 1 SAC: 0 DP: 0 HBP: 0	WP: 2 PB: 0 SB: 1 CS: 0	PA: 37				
PITCHER	IP WLS BF H R ER SO BB IBB HBP BLK WP HR S P ERA WHIP	IP WLS BF H R ER SO BB IBB HBP BLK WP HR S P ERA WHIP	IP WLS BF H R ER SO BB IBB HBP BLK WP HR S P ERA WHIP	IP WLS BF H R ER SO BB IBB HBP BLK WP HR S P ERA WHIP	IP WLS BF H R ER SO BB IBB HBP BLK WP HR S P ERA WHIP	IP WLS BF H R ER SO BB IBB HBP BLK WP HR S P ERA WHIP	IP WLS BF H R ER SO BB IBB HBP BLK WP HR S P ERA WHIP	IP WLS BF H R ER SO BB IBB HBP BLK WP HR S P ERA WHIP	IP WLS BF H R ER SO BB IBB HBP BLK WP HR S P ERA WHIP	IP WLS BF H R ER SO BB IBB HBP BLK WP HR S P ERA WHIP	IP WLS BF H R ER SO BB IBB HBP BLK WP HR S P ERA WHIP	IP WLS BF H R ER SO BB IBB HBP BLK WP HR S P ERA WHIP	IP WLS BF H R ER SO BB IBB HBP BLK WP HR S P ERA WHIP	IP WLS BF H R ER SO BB IBB HBP BLK WP HR S P ERA WHIP	IP WLS BF H R ER SO BB IBB HBP BLK WP HR S P ERA WHIP	IP WLS BF H R ER SO BB IBB HBP BLK WP HR S P ERA WHIP	IP WLS BF H R ER SO BB IBB HBP BLK WP HR S P ERA WHIP	IP WLS BF H R ER SO BB IBB HBP BLK WP HR S P ERA WHIP	IP WLS BF H R ER SO BB IBB HBP BLK WP HR S P ERA WHIP	IP WLS BF H R ER SO BB IBB HBP BLK WP HR S P ERA WHIP	IP WLS BF H R ER SO BB IBB HBP BLK WP HR S P ERA WHIP	IP WLS BF H R ER SO BB IBB HBP BLK WP HR S P ERA WHIP	IP WLS BF H R ER SO BB IBB HBP BLK WP HR S P ERA WHIP	
35 Justin Verlander, R (1, 1) ERA: 4.58	7.1 W 31 6 3 3 10 3 0 0 0 1 0 76 112 3.68 1.227		30 Alex Wilson, R (8, 1) ERA: 4.05	0.2 S 3 1 0 0 1 0 0 0 0 1 0 10 15 0.00 1.500		57 Francisco Rodriguez, R (9, 1) ERA: 3.68	1.0 S 3 0 0 0 0 0 0 0 0 0 0 9 14 0.00 0.000																	

Minnesota Twins @ Detroit Tigers
Comerica Park, Detroit, MI
Wed May 18 2016, 1:13 PM - 4:07 PM EDT
Att: 29,035 - Sunny - 62 F

AB 33
R 3
H 7
RBI 3
BB 3
SO 11
LOB 14



Batter	1	2	3	4	5	6	7	8	9	AB	R	H	RBI	BB	SO	LOB	BOTTOM							
3 Ian Kinsler, R (1, 4) OBP: 0.367, SLG: 0.554										4	2	3	2	0	0	0								
28 J.D. Martinez, R (1, 9) OBP: 0.343, SLG: 0.483										4	1	2	1	0	1	1								
24 Miguel Cabrera, R (1, 3) OBP: 0.371, SLG: 0.477										3	1	2	1	0	0	1								
9 Nick Castellanos, R (1, 5) 17 Andrew Romine, S (9, 5) OBP: 0.377, SLG: 0.660 OBP: 0.250, SLG: 0.063										4	1	2	0	0	1	2								
8 Justin Upton, R (1, 7) OBP: 0.260, SLG: 0.325										4	0	2	1	0	1	3								
33 Steven Moya, L (1, 10) OBP: 0.368, SLG: 0.579										4	0	1	1	0	2	3								
4 Cameron Maybin, R (1, 8) OBP: 0.636, SLG: 0.556										3	1	1	0	1	1	3								
39 Jarrod Saltalamacchia, 3B (1, 2) OBP: 0.295, SLG: 0.529										4	0	0	0	0	2	2								
1 Jose Iglesias, R (1, 6) OBP: 0.287, SLG: 0.283										4	0	0	0	1	2									
Inning Stats	R: 1 H: 2 K: 2 S: 13	H: 2 LOB: 1 BB: 0 P: 20	R: 0 H: 0 K: 3 S: 13	H: 0 LOB: 1 BB: 1 P: 24	R: 2 H: 3 K: 1 S: 16	H: 3 LOB: 0 BB: 0 P: 21	R: 1 H: 2 K: 0 S: 12	H: 2 LOB: 1 BB: 0 P: 19	R: 0 H: 2 K: 0 S: 11	H: 2 LOB: 2 BB: 0 P: 17	R: 1 H: 1 K: 1 S: 14	H: 1 LOB: 0 BB: 0 P: 21	R: 1 H: 3 K: 1 S: 11	H: 3 LOB: 0 BB: 0 P: 17	R: 0 H: 0 K: 1 S: 8	H: 0 LOB: 0 BB: 0 P: 12	1B: 10 2B: 1 3B: 1 HR: 1	SF: 1 SAC: 0 DP: 1 HBP: 1	WP: 1 PB: 0 SB: 1 CS: 1	PA: 38				
PITCHER	IP WLS BF H R ER SO BB IBB HBP BLK WP HR S P ERA WHIP	IP WLS BF H R ER SO BB IBB HBP BLK WP HR S P ERA WHIP	IP WLS BF H R ER SO BB IBB HBP BLK WP HR S P ERA WHIP	IP WLS BF H R ER SO BB IBB HBP BLK WP HR S P ERA WHIP	IP WLS BF H R ER SO BB IBB HBP BLK WP HR S P ERA WHIP	IP WLS BF H R ER SO BB IBB HBP BLK WP HR S P ERA WHIP	IP WLS BF H R ER SO BB IBB HBP BLK WP HR S P ERA WHIP	IP WLS BF H R ER SO BB IBB HBP BLK WP HR S P ERA WHIP	IP WLS BF H R ER SO BB IBB HBP BLK WP HR S P ERA WHIP	IP WLS BF H R ER SO BB IBB HBP BLK WP HR S P ERA WHIP	IP WLS BF H R ER SO BB IBB HBP BLK WP HR S P ERA WHIP	IP WLS BF H R ER SO BB IBB HBP BLK WP HR S P ERA WHIP	IP WLS BF H R ER SO BB IBB HBP BLK WP HR S P ERA WHIP	IP WLS BF H R ER SO BB IBB HBP BLK WP HR S P ERA WHIP	IP WLS BF H R ER SO BB IBB HBP BLK WP HR S P ERA WHIP	IP WLS BF H R ER SO BB IBB HBP BLK WP HR S P ERA WHIP	IP WLS BF H R ER SO BB IBB HBP BLK WP HR S P ERA WHIP	IP WLS BF H R ER SO BB IBB HBP BLK WP HR S P ERA WHIP	IP WLS BF H R ER SO BB IBB HBP BLK WP HR S P ERA WHIP	IP WLS BF H R ER SO BB IBB HBP BLK WP HR S P ERA WHIP	IP WLS BF H R ER SO BB IBB HBP BLK WP HR S P ERA WHIP	IP WLS BF H R ER SO BB IBB HBP BLK WP HR S P ERA WHIP	IP WLS BF H R ER SO BB IBB HBP BLK WP HR S P ERA WHIP	
47 Ricky Nolasco, R (1, 1) ERA: 4.74	5.0 L 25 9 4 2 2 2 0 0 0 0 0 1 25 38 9.00 2.000		55 Taylor Rogers, L (6, 1) ERA: 8.75	2.0 9 4 2 2 2 0 0 0 0 0 1 25 38 9.00 2.000		59 Michael Tonkin, R (8, 1) ERA: 3.15	1.0 3 0 0 0 1 0 0 0 1 0 0 8 12 0.00 0.000																	

Minnesota Twins @ Detroit Tigers
Comerica Park, Detroit, MI
Wed May 18 2016, 1:13 PM - 4:07 PM EDT
Att: 29,035 - Sunny - 62 F

AB 34
R 6
H 13
RBI 6
BB 1
SO 9
LOB 17



Batter	1	2	3	4	5	6	7	8	9	10	11	AB	R	H	RBI	BB	SO	LOB	TOP							
19 José Bautista, R OBP: 0.374, SLG: 0.453	(1, 9) 3-1 B FF 94 B FF 94 C FF 93 X FF 95 14 F8 10 1B		X FF 93 0-0 G1-3			X FF 94 0-0 L8		B SL 83 4-0 B SL 84 B SL 84 B SL 84		C SI 93 0-1 X SI 92 G6-3			4	0	1	0	1	0	1							
20 Josh Donaldson, R OBP: 0.351, SLG: 0.488	(1, 5) 1-0 1 SAFE B FF 93 X FF 92 F7		B SL 83 2-2 B SL 83 C SL 84 X SL 85 K			C SL 83 4-2 C SL 83 B SL 83 B SL 83 B CH 87 C SL 85		C FF 94 0-1 X SL 85 G6-4-3 1-2		S FF 96 0-3 C FF 95 B SL 91 S CU 84 K			4	1	0	0	1	2	2							
10 Edwin Encarnación, R OBP: 0.319, SLG: 0.473 3 Ezequiel Carrera, L OBP: 0.305, SLG: 0.449	(1, 10) 0-1 1 SAFE X SL 86 1-2 1B		C FF 92 2-3 B SL 84 F SL 93 S SL 94 K			X FF 91 0-0 1-H HR		B FF 95 3-3 B FF 95 C FF 94 B SL 94 S CU 84 S CU 83 K		B FF 97 3-2 B FF 96 B SL 90 B SL 90 F FF 96 X FF 97 14 1B			5	1	3	2	0	2	0							
14 Justin Smoak, S OBP: 0.413, SLG: 0.444	(1, 3) C FF 92 0-1 X SL 86 F8 2-3 1B		B FF 94 2-1 B CH 85 C FF 93 X CH 85 G4-3			C FF 93 3-2 B SL 82 B SL 82 B SL 82 X FF 94 G6-3		C FF 94 1-3 B CH 89 B CU 84 S CU 83 K		X KC 73 0-0 37 BB 2 1B 1-2 1B			5	0	1	0	0	1	2							
21 Michael Saunders, L OBP: 0.375, SLG: 0.526	(1, 7) S SL 85 3-2 B SL 86 D SL 84 D SL 86 X FF 95 G3-1		F SL 83 2-1 B SL 84 X FF 93 F7			B SL 82 3-3 B FF 92 B FF 92 B FF 92 X FF 93 K		B CH 87 3-2 T FF 95 B CH 87 B FF 96 X FF 96 2B		X SI 92 0-0 F8			5	0	1	0	0	1	4							
2 Troy Tulowitzki, R OBP: 0.294, SLG: 0.385	(1, 6) B SL 83 3-2 C SL 82 F SL 85 B SL 86 X FF 95 F8		X SL 84 0-0 G6-3			B SL 84 2-1 S SL 84 X FF 93 F8		B FF 95 3-1 B FF 95 C FF 94 X FF 95 F8		B SI 90 2-2 B SI 90 X SL 81 1-2 2H 37 BB 1B			5	0	1	1	0	0	1							
37 Jimmy Paredes, S OBP: 0.400, SLG: 0.778 17 Ryan Goins, L OBP: 0.205, SLG: 0.245	(1, 4) X FF 94 0-0 G4-3		C FF 91 2-2 C CH 85 B SL 83 F SL 82 X CH 86 G3-1			S SL 86 3-2 B SL 82 B SL 82 X SL 85 G3		B SL 82 1-3 F SL 83 F SL 83 S SL 83 K		B SI 92 3-2 S SI 91 B SI 93 X SI 92 55 G4-3 2B			4	0	1	0	1	0	0							
55 Russell Martin, R OBP: 0.236, SLG: 0.180	(1, 2) C FF 92 0-1 X SL 83 G5-3		C FF 94 1-2 X CH 85 1B			B SL 82 1-3 F SL 83 F SL 83 S SL 83 K		C FF 92 3-2 B FF 93 F SL 83 F SL 83 F SL 83 F SL 83 G4-3		S SI 90 1-3 C SI 90 C SI 90 SI 91 K			5	0	1	0	0	2	4							
11 Kevin Pillar, R OBP: 0.263, SLG: 0.372	(1, 8) C FF 92 2-2 F SL 83 B SL 84 X FF 93 L7		B FF 92 2-3 C SL 84 T SAFE F SL 83 S SL 84 K			B FF 92 1-0 X SL 81 P3		C SI 93 2-2 F SI 93 B SI 93 X SL 83 G5-3					4	0	0	0	0	1	2							
Inning Stats	R: 0 E: 0 K: 0 S: 10	H: 2 LOB: 2 BB: 0 P: 17	R: 0 E: 0 K: 0 S: 7	H: 0 LOB: 0 BB: 0 P: 10	R: 0 E: 0 K: 1 S: 7	H: 0 LOB: 0 BB: 0 P: 11	R: 0 E: 0 K: 1 S: 7	H: 0 LOB: 0 BB: 0 P: 13	R: 0 E: 0 K: 1 S: 11	H: 1 LOB: 1 BB: 0 P: 16	R: 2 E: 0 K: 1 S: 10	H: 1 LOB: 0 BB: 1 P: 20	R: 0 E: 0 K: 0 S: 3	H: 0 LOB: 0 BB: 1 P: 8	R: 0 E: 0 K: 2 S: 11	H: 1 LOB: 1 BB: 0 P: 21	R: 0 E: 0 K: 0 S: 17	H: 1 LOB: 1 BB: 0 P: 25	R: 1 E: 0 K: 2 S: 19	H: 3 LOB: 3 BB: 1 P: 29	1B: 6 2B: 2 3B: 0 HR: 1	SF: 0 SAC: 0 DP: 1 HBP: 0	WP: 0 PB: 0 SB: 0 CS: 0	PA: 44		
PITCHER	IP ERA WHIP	WLS BF H R ER SO	H R ER SO	BB IBB HBP BLK	WP HR S P	ERA WHIP	PITCHER	IP ERA WHIP	WLS BF H R ER SO	BB IBB HBP BLK	WP HR S P	ERA WHIP														
54 Ervin Santana, R ERA: 3.13	(1, 1) 8.0	29	4	2	5	2	0	0	0	0	0	0	0	0	11	21	0.00	1.000								
49 Kevin Jepsen, R ERA: 4.96	(9, 1) 1.0	4	1	0	0	2	0	0	0	0	0	0	0	0	17	25	0.00	1.000								
27 Brandon Kintzler, R ERA: 3.38	(10, 1) 1.0	4	1	0	0	0	0	0	0	0	0	0	0	0	6	9	27.00	3.000								
57 Ryan Pressly, R ERA: 5.48	(11, 1) 0.1	L	2	1	1	1	0	0	0	0	0	0	0	0	13	20	0.00	4.500								
58 Fernando Abad, L ERA: 0.59	(11, 1) 0.2	5	2	0	0	1	1	0	0	0	0	0	0	0	0	0	0	0	0	0	0	0	0	0	0	0

Toronto Blue Jays @ Minnesota Twins
Target Field, Minneapolis, MN
Thu May 19 2016, 7:12 PM - 10:18 PM CDT
Att: 25,435 - Party Cloudy - 72 F

livebaseballscorecards.com

AB 41
R 3
H 9
RBI 3
BB 3
SO 9
LOB 16



Batter	1	2	3	4	5	6	7	8	9	10	11	AB	R	H	RBI	BB	SO	LOB	BOTTOM							
2 Brian Dozier, R OBP: 0.299, SLG: 0.343	(1, 4) B FC 87 3-2 S FF 87 C CH 76 B CH 77 B FF 90 X CH 78 7 E 22 SF8 1B		1 SAFE B CH 78 C CU 78 S FF 89 S CU 79 1-2 K		B CU 77 3-2 C CH 78 C CH 78 F FC 89 B FF 90 X FF 89 1-2 F8		X FC 86 0-0 F7				B FF 84 2-3 1 SAFE B FF 94 S SL 86 S CU 82 1-2 K2-3			5	1	1	0	0	2	3						
9 Eduardo Núñez, R OBP: 0.307, SLG: 0.464	(1, 6) S FF 89 2-2 M FC 88 B CH 79 D FC 88 X FC 89 L7		C FF 89 0-3 F SL 89 S FC 90 K		C FF 89 1-3 C CH 79 F FC 89 B FF 90 X FF 89 K				F FF 96 1-2 B FF 96 B SL 84 X FF 96 K				4	0	0	0	0	3	2							
7 Joe Mauer, L OBP: 0.380, SLG: 0.364	(1, 3) C FC 88 0-1 X CH 77 E4 22 SF8 1-3 1B		B FC 89 1-2 C FC 89 C CH 79 X CH 79 2H 1B		C FF 90 1-2 C CH 78 B FC 87 X FF 90 L7				C FF 96 2-1 B CH 84 B SL 87 X FF 96 G6-3				4	0	1	1	0	0	1							
22 Miguel Sanó, R OBP: 0.325, SLG: 0.414	(1, 9) X CU 76 0-0 SF8		B FF 89 3-3 B FC 89 B FC 89 S FF 88 C FC 91 K		C CH 76 2-3 C CH 78 B FC 89 S CH 78 K				B SL 86 1-1 X SL 85 G3				3	0	0	1	0	2	0							
24 Trevor Plouffe, R OBP: 0.303, SLG: 0.436	(1, 5) F FC 87 0-1 X FC 89 F8		B FF 90 1-1 F FC 89 X FC 87 L8		X FF 88 0-0 F9				S SL 83 0-3 S SL 84 K				4	0	0	0	0	1	1							
52 ByungHo Park, R OBP: 0.316, SLG: 0.525	(1, 10) B CU 76 2-3 S CH 77 B CH 78 B CH 77 S CH 77 K		B CH 79 3-0 B FF 89 B CH 79 X FF 89 P6			B FF 90 1-3 C FF 89 S CU 79 K			F FF 94 2-1 B SL 84 B SL 85 X SL 86 L5				4	0	0	0	0	2	0							
31 Oswaldo Arcia, L OBP: 0.292, SLG: 0.363	(1, 7) F FF 89 0-2 F FF 89 X CH 77 G3-1		X CH 78 0-0 B2-3			C CH 77 2-3 B CH 78 B FC 87 S CH 78 K			B CH 83 1-2 S FF 85 S FF 96 X FF 96 F9				4	0	0	0	0	1	0							
8 Kurt Suzuki, R OBP: 0.279, SLG: 0.325 11 Jorge Polanco, S OBP: 0.357, SLG: 0.455	(1, 2) B FF 89 2-1 F FF 89 X FF 89 F8		B FF 89 4-1 B FC 89 B FC 89 D FC 87 39 FC4-6 BB			B FF 89 3-1 B CH 76 B FC 89 B FC 86 X FC 86 G4-3			B CU 76 2-1 B SL 87 X FF 93 G6-3				2	0	0	0	1	0	0							
39 Danny Santana, S OBP: 0.266, SLG: 0.330	(1, 8) X FF 87 0-0 7 S 1B		B FF 88 1-2 S CH 79 F FF 88 X CH 77 FC4-6 2 S 1-2			C FF 89 0-3 F FF 89 S CH 77 K			B FF 94 1-1 B FF 94 X SL 89 2 CS 1B				4	1	2	0	0	1	1							
Inning Stats	R: 1 E: 1 K: 0 S: 11	H: 1 LOB: 1 BB: 0 P: 16	R: 0 E: 0 K: 1 S: 8	H: 0 LOB: 0 BB: 0 P: 12	R: 1 E: 0 K: 2 S: 10	H: 2 LOB: 1 BB: 0 P: 12	R: 0 E: 0 K: 1 S: 6	H: 0 LOB: 0 BB: 0 P: 13	R: 0 E: 0 K: 2 S: 10	H: 0 LOB: 0 BB: 0 P: 14	R: 0 E: 0 K: 2 S: 8	H: 0 LOB: 0 BB: 0 P: 11	R: 0 E: 0 K: 1 S: 6	H: 0 LOB: 0 BB: 0 P: 9	R: 0 E: 0 K: 1 S: 7	H: 0 LOB: 0 BB: 0 P: 11	R: 0 E: 0 K: 1 S: 8	H: 0 LOB: 0 BB: 0 P: 11	R: 0 E: 0 K: 1 S: 7	H: 1 LOB: 0 BB: 0 P: 12	1B: 4 2B: 0 3B: 0 HR: 0	SF: 1 SAC: 0 DP: 0 HBP: 0	WP: 0 PB: 0 SB: 2 CS: 1	PA: 37		
PITCHER	IP ERA WHIP	WLS BF H R ER SO	H R ER SO	BB IBB HBP BLK	WP HR S P	ERA WHIP	PITCHER	IP ERA WHIP	WLS BF H R ER SO	BB IBB HBP BLK	WP HR S P	ERA WHIP														
25 Marco Estrada, R ERA: 2.61	(1, 1) 8.0	28	3	2	1	1	0	0	0	0	0	0	0	0	15	22	0.00	0.000								
54 Roberto Osuna, R ERA: 1.5	(9, 1) 2.0	W	6	0	0	2	0	0	0	0	0	0	0	0	7	12	0.00	1.000								
31 Joe Blaginski, R ERA: 0.59	(11, 1) 1.0	S	3	1	0	1	0	0	0	0	0	0	0	0	0	0	0	0	0	0	0	0	0	0	0	0

Toronto Blue Jays @ Minnesota Twins
Target Field, Minneapolis, MN
Thu May 19 2016, 7:12 PM - 10:18 PM CDT
Att: 25,435 - Party Cloudy - 72 F

livebaseballscorecards.com

AB 35
R 2
H 4
RBI 2
BB 1
SO 12
LOB 8



Batter	1	2	3	4	5	6	7	8	9	AB	R	H	RBI	BB	SO	LOB	TOP			
19 José Bautista, R OBP: 0.378, SLG: 0.487	P4		2H HR		G3			10 BB		3	1	2	1	0	1		Toronto Blue Jays @ Minnesota Twins Target Field, Minneapolis, MN Sat May 21 2016, 1:11 PM - 3:29 PM CDT Att: 30,460 - Partly Cloudy - 74 F			
20 Josh Donaldson, R OBP: 0.381, SLG: 0.506	G6-3		G4-3			K		K		1	0	0	0	0	0					
17 Ryan Goins, L OBP: 0.197, SLG: 0.235										3	0	0	0	0	2	1				
10 Edwin Encarnación, R OBP: 0.314, SLG: 0.457						K				3	0	1	0	1	2	0				
14 Justin Smoak, S OBP: 0.407, SLG: 0.429	P4							14 G6-4-3 1B		3	0	0	0	1	0	3				
2 Troy Tulowitzki, R OBP: 0.287, SLG: 0.389		55 G5-4-3 1B								4	0	1	0	0	0	1				
21 Michael Saunders, L OBP: 0.319, SLG: 0.362										4	1	1	1	0	1	1				
55 Russell Martin, R OBP: 0.244, SLG: 0.186										4	0	1	0	0	1	1				
11 Kevin Pillar, R OBP: 0.277, SLG: 0.363										4	0	0	0	0	1	1				
18 Darwin Barney, R OBP: 0.373, SLG: 0.460										2	1	1	0	1	0	1				
Inning Stats	R: 0 E: 0 K: 0 S: 10	H: 0 LOB: 1 BB: 1 P: 16	R: 0 E: 0 K: 1 S: 6	H: 1 LOB: 0 BB: 0 P: 9	R: 2 E: 0 K: 1 S: 16	H: 2 LOB: 0 BB: 0 P: 21	R: 0 E: 0 K: 0 S: 7	H: 0 LOB: 0 BB: 0 P: 11	R: 0 E: 0 K: 2 S: 10	H: 0 LOB: 1 BB: 1 P: 17	R: 0 E: 0 K: 1 S: 9	H: 1 LOB: 1 BB: 0 P: 12	R: 0 E: 0 K: 1 S: 9	H: 1 LOB: 0 BB: 1 P: 16	R: 1 E: 0 K: 0 S: 8	H: 1 LOB: 0 BB: 0 P: 10	1B: 3 2B: 1 3B: 0 HR: 2	SF: 0 SAC: 0 DP: 2 HBP: 0	WP: 0 PB: 0 SB: 0 CS: 0	PA: 35
PITCHER	IP WLS BF H R ER SO BB IBB HBP BLK WP HR S P ERA WHIP	IP WLS BF H R ER SO BB IBB HBP BLK WP HR S P ERA WHIP	IP WLS BF H R ER SO BB IBB HBP BLK WP HR S P ERA WHIP	IP WLS BF H R ER SO BB IBB HBP BLK WP HR S P ERA WHIP	IP WLS BF H R ER SO BB IBB HBP BLK WP HR S P ERA WHIP	IP WLS BF H R ER SO BB IBB HBP BLK WP HR S P ERA WHIP	IP WLS BF H R ER SO BB IBB HBP BLK WP HR S P ERA WHIP	IP WLS BF H R ER SO BB IBB HBP BLK WP HR S P ERA WHIP	IP WLS BF H R ER SO BB IBB HBP BLK WP HR S P ERA WHIP	IP WLS BF H R ER SO BB IBB HBP BLK WP HR S P ERA WHIP	IP WLS BF H R ER SO BB IBB HBP BLK WP HR S P ERA WHIP	IP WLS BF H R ER SO BB IBB HBP BLK WP HR S P ERA WHIP	IP WLS BF H R ER SO BB IBB HBP BLK WP HR S P ERA WHIP	IP WLS BF H R ER SO BB IBB HBP BLK WP HR S P ERA WHIP	IP WLS BF H R ER SO BB IBB HBP BLK WP HR S P ERA WHIP	IP WLS BF H R ER SO BB IBB HBP BLK WP HR S P ERA WHIP	IP WLS BF H R ER SO BB IBB HBP BLK WP HR S P ERA WHIP			
64 Pat Dean, L ERA: 3.86	6.0	23	3	2	2	5	3	0	0	0	0	0	0	0	1	58	95	3.00	1.000	
27 Brandon Kintzler, R ERA: 2.7	1.1	7	2	0	0	2	1	0	0	0	0	0	0	0	15	26	0.00	2.250		
58 Fernando Abad, L ERA: 0.56	0.2	W	1	0	0	0	0	0	0	0	0	0	0	2	2	0.00	0.000			
49 Kevin Jepsen, R ERA: 5.19	1.0	S	4	1	1	0	0	0	0	0	0	0	0	1	8	10	9.00	1.000		

Batter	1	2	3	4	5	6	7	8	9	AB	R	H	RBI	BB	SO	LOB	BOTTOM			
2 Brian Dozier, R OBP: 0.291, SLG: 0.327	F8		F7			F8		9 HR HBP		3	1	0	0	0	0		Toronto Blue Jays @ Minnesota Twins Target Field, Minneapolis, MN Sat May 21 2016, 1:11 PM - 3:29 PM CDT Att: 30,460 - Partly Cloudy - 74 F			
9 Eduardo Núñez, R OBP: 0.367, SLG: 0.492	P3					G1-3				4	1	2	3	0	0					
22 Miguel Sanó, R OBP: 0.328, SLG: 0.414										3	0	0	0	1	2	1				
24 Trevor Plouffe, R OBP: 0.280, SLG: 0.402										4	0	0	0	0	1	1				
52 ByungHo Park, R OBP: 0.309, SLG: 0.512										3	0	0	0	0	2	0				
36 Robbie Grossman, S OBP: 0.571, SLG: 1.143										3	1	1	0	0	0	0				
21 Darin Mastroianni, R OBP: 0.277, SLG: 0.367										1	1	0	0	2	0	0				
8 Kurt Suzuki, R OBP: 0.270, SLG: 0.313										3	0	0	0	0	0	3				
39 Danny Santana, S OBP: 0.277, SLG: 0.367										3	1	1	2	0	1	0				
Inning Stats	R: 0 E: 0 K: 1 S: 8	H: 0 LOB: 1 BB: 1 P: 13	R: 0 E: 0 K: 1 S: 6	H: 0 LOB: 0 BB: 0 P: 9	R: 0 E: 0 K: 0 S: 6	H: 0 LOB: 0 BB: 0 P: 8	R: 0 E: 0 K: 0 S: 7	H: 1 LOB: 0 BB: 0 P: 11	R: 0 E: 0 K: 0 S: 10	H: 0 LOB: 0 BB: 0 P: 18	R: 0 E: 0 K: 1 S: 9	H: 0 LOB: 0 BB: 0 P: 12	R: 0 E: 0 K: 2 S: 9	H: 0 LOB: 0 BB: 0 P: 13	R: 5 E: 0 K: 1 S: 15	H: 3 LOB: 0 BB: 1 P: 25	1B: 1 2B: 3 3B: 0 HR: 1	SF: 0 SAC: 0 DP: 1 HBP: 1	WP: 0 PB: 0 SB: 1 CS: 0	PA: 31
PITCHER	IP WLS BF H R ER SO BB IBB HBP BLK WP HR S P ERA WHIP	IP WLS BF H R ER SO BB IBB HBP BLK WP HR S P ERA WHIP	IP WLS BF H R ER SO BB IBB HBP BLK WP HR S P ERA WHIP	IP WLS BF H R ER SO BB IBB HBP BLK WP HR S P ERA WHIP	IP WLS BF H R ER SO BB IBB HBP BLK WP HR S P ERA WHIP	IP WLS BF H R ER SO BB IBB HBP BLK WP HR S P ERA WHIP	IP WLS BF H R ER SO BB IBB HBP BLK WP HR S P ERA WHIP	IP WLS BF H R ER SO BB IBB HBP BLK WP HR S P ERA WHIP	IP WLS BF H R ER SO BB IBB HBP BLK WP HR S P ERA WHIP	IP WLS BF H R ER SO BB IBB HBP BLK WP HR S P ERA WHIP	IP WLS BF H R ER SO BB IBB HBP BLK WP HR S P ERA WHIP	IP WLS BF H R ER SO BB IBB HBP BLK WP HR S P ERA WHIP	IP WLS BF H R ER SO BB IBB HBP BLK WP HR S P ERA WHIP	IP WLS BF H R ER SO BB IBB HBP BLK WP HR S P ERA WHIP	IP WLS BF H R ER SO BB IBB HBP BLK WP HR S P ERA WHIP	IP WLS BF H R ER SO BB IBB HBP BLK WP HR S P ERA WHIP	IP WLS BF H R ER SO BB IBB HBP BLK WP HR S P ERA WHIP			
33 J.A. Happ, L ERA: 3.43	7.1	L	27	3	3	3	3	0	0	0	0	0	0	0	1	95	3.68	0.818		
39 Gavin Floyd, R ERA: 3.05	0.2		4	1	2	2	1	0	0	1	0	0	0	1	9	14	27.00	1.500		

livebaseballscores.com




Batter	1	2	3	4	5	6	7	8	9	AB	R	H	RBI	BB	SO	LOB	TOP			
2 Alcides Escobar, R OBP: 0.289, SLG: 0.309	F8	K				G4-3		F8		5	0	1	1	0	1	2				
15 Whit Merrifield, R OBP: 0.333, SLG: 0.500	K2-3					F8				5	1	2	0	0	1	3				
6 Lorenzo Cain, R OBP: 0.348, SLG: 0.432										5	0	4	2	0	1	1				
35 Eric Hosmer, L OBP: 0.353, SLG: 0.497	P3									5	0	0	0	0	2	6				
25 Kendrys Morales, S OBP: 0.247, SLG: 0.313										4	1	0	0	1	2	1				
13 Salvador Perez, R OBP: 0.305, SLG: 0.500										4	1	2	2	0	1	0				
16 Paulo Orlando, R OBP: 0.417, SLG: 0.551										4	1	2	0	0	0	1				
19 Cheslor Cuthbert, R OBP: 0.268, SLG: 0.364										4	1	1	0	0	0	3				
1 Jarrod Dyson, L OBP: 0.300, SLG: 0.321										3	2	1	0	1	1	1				
Inning Stats	R: 0 E: 0 K: 1 S: 12	H: 1 LOB: 1 BB: 0 P: 19	R: 2 E: 0 K: 1 S: 12	H: 2 LOB: 1 BB: 1 P: 19	R: 1 E: 0 K: 1 S: 10	H: 2 LOB: 0 BB: 0 P: 16	R: 3 E: 0 K: 2 S: 20	H: 4 LOB: 2 BB: 1 P: 35	R: 0 E: 0 K: 1 S: 9	H: 1 LOB: 1 BB: 0 P: 16	R: 1 E: 0 K: 1 S: 13	H: 2 LOB: 1 BB: 0 P: 17	R: 0 E: 0 K: 1 S: 7	H: 0 LOB: 0 BB: 0 P: 10	R: 0 E: 0 K: 1 S: 7	H: 1 LOB: 0 BB: 0 P: 16	1B: 8 2B: 4 3B: 0 HR: 1	SF: 0 SAC: 0 DP: 2 HBP: 0	WP: 1 PB: 0 SB: 1 CS: 0	PA: 41
PITCHER	IP WLS BF H R ER SO BB IBB HBP BLK WP HR S P ERA WHIP																			
54 Ervin Santana, R ERA: 4.17	(1, 1) 3.2 L 21 9 6 6 4 2 0 0 0 0 1 1 50 82 14.73 3.000																			
59 Michael Tonkin, R ERA: 3.04	(4, 1) 1.1 5 1 0 0 1 0 0 0 0 0 0 13 23 0.00 0.750																			
57 Ryan Pressly, R ERA: 5.0	(6, 1) 2.0 8 2 1 1 2 0 0 0 0 0 0 20 27 4.50 1.000																			
27 Brandon Kintzler, R ERA: 2.0	(8, 1) 1.1 5 1 0 0 2 0 0 0 0 0 0 11 14 0.00 0.750																			
58 Fernando Abad, L ERA: 0.51	(9, 1) 0.2 2 0 0 0 0 0 0 0 0 0 0 7 11 0.00 0.000																			

Kansas City Royals @ Minnesota Twins
 Target Field, Minneapolis, MN
 Tue May 24 2016, 7:11 PM - 10:18 PM CDT
 Att: 23,541 - Partly Cloudy - 82 F

livebaseballscorecards.com

AB 39
 R 7
 H 13
 RBI 5
 BB 2
 SO 9
 LOB 18




Batter	1	2	3	4	5	6	7	8	9	AB	R	H	RBI	BB	SO	LOB	BOTTOM					
9 Eduardo Núñez, R OBP: 0.338, SLG: 0.447	G5-3									5	0	1	0	0	1	3						
7 Joe Mauer, L OBP: 0.381, SLG: 0.377	L6									4	0	1	1	1	1	3						
22 Miguel Sanó, R OBP: 0.321, SLG: 0.394	K									5	0	0	0	0	3	6						
24 Trevor Plouffe, R OBP: 0.275, SLG: 0.383										4	0	0	0	0	2	2						
36 Robbie Grossman, S OBP: 0.500, SLG: 0.733										3	1	0	0	1	1	2						
31 Oswaldo Arcia, L OBP: 0.313, SLG: 0.395										3	2	2	0	0	1	0						
5 Eduardo Escobar, S OBP: 0.300, SLG: 0.324										4	0	3	1	0	0	1						
37 Juan Centeno, L OBP: 0.296, SLG: 0.462										3	0	0	0	0	1	2						
2 Brian Dozier, R OBP: 0.288, SLG: 0.318										0	0	0	0	1	0	0						
39 Danny Santana, S OBP: 0.277, SLG: 0.346										2	1	0	0	2	0	0						
Inning Stats	R: 0 E: 0 K: 1 S: 8	H: 0 LOB: 0 BB: 0 P: 12	R: 1 E: 0 K: 1 S: 13	H: 2 LOB: 1 BB: 0 P: 18	R: 0 E: 0 K: 0 S: 4	H: 0 LOB: 0 BB: 0 P: 6	R: 2 E: 0 K: 3 S: 12	H: 1 LOB: 1 BB: 1 P: 21	R: 1 E: 0 K: 1 S: 16	H: 2 LOB: 2 BB: 1 P: 27	R: 0 E: 0 K: 0 S: 7	H: 1 LOB: 1 BB: 0 P: 10	R: 0 E: 0 K: 1 S: 8	H: 0 LOB: 0 BB: 1 P: 12	R: 0 E: 0 K: 1 S: 8	H: 0 LOB: 0 BB: 0 P: 13	R: 0 E: 0 K: 2 S: 19	H: 1 LOB: 3 BB: 2 P: 32	1B: 5 2B: 2 3B: 0 HR: 0	SF: 0 SAC: 0 DP: 1 HBP: 1	WP: 0 PB: 0 SB: 0 CS: 0	PA: 39
PITCHER	IP WLS BF H R ER SO BB IBB HBP BLK WP HR S P ERA WHIP																					
36 Edinson Volquez, R ERA: 3.67	(1, 1) 6.2 W 29 6 4 2 6 3 0 1 0 0 0 0 65 103 2.70 1.350																					
44 Luke Hochevar, R ERA: 2.75	(7, 1) 0.1 H 1 0 0 0 1 0 0 0 0 0 0 3 3 0.00 0.000																					
48 Joakim Soria, R ERA: 3.47	(8, 1) 1.0 H 3 0 0 0 1 0 0 0 0 0 0 8 13 0.00 0.000																					
17 Wade Davis, R ERA: 1.08	(9, 1) 1.0 S 6 1 0 0 2 2 0 0 0 0 0 0 19 32 0.00 3.000																					

Kansas City Royals @ Minnesota Twins
 Target Field, Minneapolis, MN
 Tue May 24 2016, 7:11 PM - 10:18 PM CDT
 Att: 23,541 - Partly Cloudy - 82 F

livebaseballscorecards.com

AB 33
 R 4
 H 7
 RBI 2
 BB 5
 SO 10
 LOB 19



Batter	1	2	3	4	5	6	7	8	9	AB	R	H	RBI	BB	SO	LOB	TOP										
2 Alcides Escobar, R OBP: 0.297, SLG: 0.317										5	0	3	0	0	1	1	Kansas City Royals @ Minnesota Twins Target Field, Minneapolis, MN Wed May 25 2016, 12:36 PM - 3:23 PM CDT Att: 27,233 - Cloudy - 69 F										
15 Whit Merrifield, R OBP: 0.345, SLG: 0.478										5	1	2	0	0	1	3											
6 Lorenzo Cain, R OBP: 0.346, SLG: 0.424										3	1	0	0	1	1	4											
35 Eric Hosmer, L OBP: 0.351, SLG: 0.497										4	1	1	2	0	2	1											
13 Salvador Perez, R OBP: 0.315, SLG: 0.509										3	1	2	1	1	0	0											
16 Paulo Orlando, R OBP: 0.348, SLG: 0.534										4	0	1	0	0	1	3											
19 Cheslor Cuthbert, R OBP: 0.250, SLG: 0.339										4	0	0	0	0	0	3											
14 Omar Infante, R OBP: 0.281, SLG: 0.336										4	1	1	1	0	1	0											
9 Drew Butera, R OBP: 0.250, SLG: 0.368										3	0	0	0	0	1	0											
1 Jarrod Dyson, L OBP: 0.306, SLG: 0.341										1	0	1	0	0	0	0											
Inning Stats	R: 0 H: 1 E: 0 K: 0 S: 10	H: 1 LOB: 1 BB: 0 P: 13	R: 0 H: 0 E: 0 K: 0 S: 7	H: 0 LOB: 0 BB: 1 P: 14	R: 0 H: 0 E: 0 K: 3 S: 9	H: 0 LOB: 0 BB: 0 P: 14	R: 5 H: 4 E: 0 K: 1 S: 17	H: 4 LOB: 0 BB: 1 P: 27	R: 0 H: 1 E: 0 K: 1 S: 8	H: 1 LOB: 1 BB: 0 P: 13	R: 0 H: 2 E: 0 K: 1 S: 13	H: 2 LOB: 2 BB: 0 P: 22	R: 0 H: 1 E: 0 K: 1 S: 7	H: 1 LOB: 1 BB: 0 P: 10	R: 0 H: 1 E: 0 K: 1 S: 11	H: 1 LOB: 1 BB: 18	1B: 7 2B: 3 3B: 1 HR: 0	SF: 0 SAC: 0 DP: 2 HBP: 0	WP: 1 PB: 0 SB: 0 CS: 0	PA: 38							
PITCHER	IP	WLS	BF	H	R	ER	SO	BB	IBB	HBP	BLK	WP	HR	S	P	ERA	WHIP										
56 Tyler Duffey, R ERA: 3.93	6.2	W	29	9	5	5	5	2	0	0	1	1	0	65	102	6.75	1.650										
65 Trevor May, R ERA: 5.59	0.1	H	1	0	0	0	1	0	0	0	0	0	0	3	6	0.00	0.000										
55 Taylor Rogers, L ERA: 3.68	1.0	H	4	1	0	0	1	0	0	0	0	0	0	7	10	0.00	1.000										
49 Kevin Jepsen, R ERA: 5.59	1.0	S	4	1	0	0	1	0	0	0	0	0	0	11	18	0.00	1.000										

AB	36
R	5
H	11
RBI	4
BB	2
SO	8
LOB	15



Batter	1	2	3	4	5	6	7	8	9	AB	R	H	RBI	BB	SO	LOB	BOTTOM										
9 Eduardo Núñez, R OBP: 0.347, SLG: 0.482										5	1	3	2	0	0	0	Kansas City Royals @ Minnesota Twins Target Field, Minneapolis, MN Wed May 25 2016, 12:36 PM - 3:23 PM CDT Att: 27,233 - Cloudy - 69 F										
2 Brian Dozier, R OBP: 0.287, SLG: 0.335										4	1	1	1	0	2	3											
7 Joe Mauer, L OBP: 0.383, SLG: 0.380										4	1	2	0	0	1	2											
22 Miguel Sanó, R OBP: 0.325, SLG: 0.411											3	0	2	0	1	0											
36 Robbie Grossman, S OBP: 0.545, SLG: 0.722											3	0	2	0	1	0											
52 ByungHo Park, R OBP: 0.305, SLG: 0.485											4	0	1	1	0	1		3									
5 Eduardo Escobar, S OBP: 0.298, SLG: 0.321										4	1	1	0	0	0	2											
8 Kurt Suzuki, R OBP: 0.270, SLG: 0.300										4	0	0	0	0	3	2											
39 Danny Santana, S OBP: 0.284, SLG: 0.345										3	1	1	1	1	1	0											
Inning Stats	R: 2 H: 3 E: 0 K: 1 S: 17	H: 3 LOB: 1 BB: 0 P: 27	R: 1 H: 2 E: 2 K: 3 S: 18	H: 2 LOB: 2 BB: 0 P: 28	R: 0 H: 1 E: 0 K: 1 S: 6	H: 1 LOB: 0 BB: 0 P: 9	R: 1 H: 2 E: 0 K: 1 S: 14	H: 2 LOB: 1 BB: 1 P: 22	R: 2 H: 3 E: 0 K: 0 S: 8	H: 3 LOB: 0 BB: 0 P: 13	R: 0 H: 0 E: 0 K: 1 S: 10	H: 0 LOB: 0 BB: 0 P: 14	R: 1 H: 1 E: 0 K: 1 S: 13	H: 1 LOB: 2 BB: 1 P: 22	R: 0 H: 0 E: 0 K: 1 S: 7	H: 0 LOB: 0 BB: 0 P: 11	1B: 8 2B: 1 3B: 0 HR: 3	SF: 0 SAC: 0 DP: 1 HBP: 1	WP: 0 PB: 0 SB: 0 CS: 1	PA: 37							
PITCHER	IP	WLS	BF	H	R	ER	SO	BB	IBB	HBP	BLK	WP	HR	S	P	ERA	WHIP										
53 Dillon Gee, R ERA: 3.86	4.0	L	22	10	6	5	6	1	0	0	0	0	3	58	90	11.25	2.750										
54 Scott Alexander, L ERA: 1.5	2.0		6	1	0	0	1	0	0	0	0	0	0	15	23	0.00	0.500										
47 Peter Moylan, R ERA: 2.84	1.0		6	1	1	1	1	1	0	1	0	0	0	13	22	9.00	2.000										
67 Chien-Ming Wang, R ERA: 2.7	1.0		3	0	0	0	1	0	0	0	0	0	0	7	11	0.00	0.000										



Batter	1	2	3	4	5	6	7	8	9	AB	R	H	RBI	BB	SO	LOB	TOP								
9 Eduardo Núñez, R OBP: 0.349, SLG: 0.479										5	1	2	0	0	2	0									
2 Brian Dozier, R OBP: 0.285, SLG: 0.338										5	1	1	1	0	1	1									
7 Joe Mauer, L OBP: 0.389, SLG: 0.401										4	2	2	2	1	1	0									
22 Miguel Sanó, R OBP: 0.332, SLG: 0.431										4	2	2	1	1	0	1									
24 Trevor Plouffe, R OBP: 0.270, SLG: 0.376										2	0	0	0	0	1	3									
5 Eduardo Escobar, S OBP: 0.293, SLG: 0.315										2	0	0	0	0	1										
36 Robbie Grossman, S OBP: 0.338, SLG: 0.714										3	0	1	2	1	1	0									
52 ByungHo Park, R OBP: 0.310, SLG: 0.482										3	0	1	1	0	1	2									
8 Kurt Suzuki, R OBP: 0.260, SLG: 0.287										4	0	0	0	0	1	4									
39 Danny Santana, S OBP: 0.283, SLG: 0.351										4	1	1	0	0	3	2									
Inning Stats	R: 0 E: 0 K: 1 S: 6	H: 1 LOB: 0 BB: 0 P: 8	R: 1 E: 0 K: 2 S: 13	H: 1 LOB: 1 BB: 0 P: 21	R: 5 E: 0 K: 0 S: 15	H: 5 LOB: 1 BB: 1 P: 27	R: 0 E: 0 K: 2 S: 8	H: 0 LOB: 0 BB: 0 P: 11	R: 0 E: 0 K: 0 S: 5	H: 0 LOB: 0 BB: 0 P: 6	R: 0 E: 0 K: 1 S: 14	H: 1 LOB: 1 BB: 0 P: 19	R: 1 E: 0 K: 0 S: 14	H: 2 LOB: 1 BB: 0 P: 21	R: 0 E: 0 K: 3 S: 12	H: 0 LOB: 1 BB: 1 P: 17	R: 0 E: 0 K: 2 S: 10	H: 0 LOB: 1 BB: 1 P: 21	1B: 5 2B: 3 3B: 0 HR: 2	SF: 0 SAC: 0 DP: 1 HBP: 1	WP: 0 PB: 0 SB: 0 CS: 0	PA: 40			
PITCHER	IP WLS BF H R ER SO BB IBB HBP BLK WP HR S P ERA WHIP	6.0 L 27 8 6 6 6 1 0 1 0 0 1 61 92 9.00 1.500	1.0 5 2 1 1 0 0 0 0 0 0 1 14 21 9.00 2.000	2.0 8 0 0 0 5 2 0 0 0 0 0 0 22 38 0.00 1.000																					

Minnesota Twins @ Seattle Mariners
Safeco Field, Seattle, WA
Fri May 27 2016, 7:11 PM - 9:47 PM PDT
Att. 40,921 - Roof Closed - 59 F

AB	36
R	7
H	10
RBI	7
BB	3
SO	11
LOB	14



Batter	1	2	3	4	5	6	7	8	9	AB	R	H	RBI	BB	SO	LOB	BOTTOM							
8 Norichika Aoki, L OBP: 0.321, SLG: 0.320										4	0	1	0	0	0	0								
21 Franklin Gutierrez, R OBP: 0.311, SLG: 0.400										4	1	1	1	0	2	1								
22 Robinson Canó, L OBP: 0.343, SLG: 0.588										4	1	1	0	0	0	0								
23 Nelson Cruz, R OBP: 0.390, SLG: 0.518										4	0	1	0	0	1	1								
10 Dae-Ho Lee, R OBP: 0.292, SLG: 0.515										4	0	1	1	0	1	1								
15 Kyle Seager, L OBP: 0.330, SLG: 0.480										3	0	0	0	0	0	1								
33 Chris Iannetta, R OBP: 0.310, SLG: 0.328										3	0	0	0	0	2	1								
17 Stefan Romero, R OBP: 0.292, SLG: 0.515										3	0	0	0	0	2	0								
16 Luis Sardinas, S OBP: 0.206, SLG: 0.273										3	0	0	0	0	3	0								
Inning Stats	R: 1 E: 0 K: 0 S: 9	H: 1 LOB: 0 BB: 0 P: 16	R: 0 E: 0 K: 1 S: 6	H: 0 LOB: 0 BB: 0 P: 9	R: 0 E: 0 K: 3 S: 16	H: 1 LOB: 0 BB: 0 P: 22	R: 1 E: 0 K: 1 S: 9	H: 2 LOB: 1 BB: 0 P: 16	R: 0 E: 0 K: 1 S: 8	H: 0 LOB: 0 BB: 0 P: 16	R: 0 E: 0 K: 2 S: 9	H: 0 LOB: 0 BB: 0 P: 14	R: 0 E: 0 K: 0 S: 4	H: 0 LOB: 0 BB: 0 P: 5	R: 0 E: 0 K: 2 S: 7	H: 0 LOB: 0 BB: 0 P: 10	R: 0 E: 0 K: 1 S: 14	H: 1 LOB: 1 BB: 0 P: 18	1B: 2 2B: 1 3B: 1 HR: 1	SF: 0 SAC: 0 DP: 0 HBP: 0	WP: 0 PB: 0 SB: 0 CS: 0	PA: 32		
PITCHER	IP WLS BF H R ER SO BB IBB HBP BLK WP HR S P ERA WHIP	7.0 W 25 4 2 2 8 0 0 0 0 0 0 7 10 0.00 0.000	1.0 3 0 0 0 2 0 0 0 0 0 0 7 10 0.00 0.000	1.0 4 1 0 0 1 0 0 0 0 0 0 14 18 0.00 1.000																				

Minnesota Twins @ Seattle Mariners
Safeco Field, Seattle, WA
Fri May 27 2016, 7:11 PM - 9:47 PM PDT
Att. 40,921 - Roof Closed - 59 F

AB	32
R	2
H	5
RBI	2
BB	0
SO	11
LOB	5



Batter	1	2	3	4	5	6	7	8	9	AB	R	H	RBI	BB	SO	LOB	TOP
9 Eduardo Núñez, R OBP: 0.363, SLG: 0.510	F7		1 SAFE B CH 84 S FF 91 X SL 87 T SL 87 X FF 91	1-2 7 G3 2 1B		X FF 89 0-0	7 1B 22 1B	1 SAFE D SL 87 T SL 86 F SL 90 X SL 86		5	2	4	1	0	0	0	
2 Brian Dozier, R OBP: 0.288, SLG: 0.335	K		1 SAFE B CH 82 S FF 91 X SL 86 T SL 87 X SL 84	2-2 7 G3		B CH 82 B SI 90 B SL 86 B CH 84	4-1 7 HR	1 SAFE C FF 91 X SL 88	1-2 P4	4	1	1	0	1	1	3	
7 Joe Mauer, L OBP: 0.394, SLG: 0.421	22 HR		L FF 91 B FF 92 X SL 86	1-1 G3		C FF 90 1 SAFE B CH 83 X FF 92	1-1 HR	C SL 87 B SL 88 B CH 85 B SI 90		4	2	2	2	1	1	2	
22 Miguel Sanó, R OBP: 0.338, SLG: 0.450	1H		B SI 91 B CH 84 C FF 90 X CU 78	1-2 HR		B FF 96 B SI 90 C FF 90 S CH 85	2-3 K	B SL 86 B CH 85 C SL 87 X SL 91	1-2 G1-3	4	1	2	3	1	1	0	
52 ByungHo Park, R OBP: 0.300, SLG: 0.465	K		B FF 91 B CH 84 B FF 92 T FF 93	3-2 HR		B SL 85 B CH 85 C SL 85 X SL 94	3-3 IBB	F SL 88 X FF 91	P3	5	0	0	0	0	2	5	
36 Robbie Grossman, S OBP: 0.500, SLG: 0.625	L8		B CH 80 X FF 90	1-0 L8		F FF 88 B FF 90 B CH 83 B CH 84 F FF 93	4-2 37 G3 BB	C FF 96 B FC 91 B CH 83 F FF 95 C CH 84 F FF 97	2-3 K	3	0	0	0	1	2	2	
5 Eduardo Escobar, S OBP: 0.292, SLG: 0.313	K		C SI 89 B FF 90 S SL 86 X SL 86	1-2 K		1 SAFE B SI 90 X CH 84	1-0 F9	X FF 93 0-0	37 G4-3 1B	4	0	1	0	0	1	1	
8 Kurt Suzuki, R OBP: 0.257, SLG: 0.284	K		C SI 88 C FF 91	0-3 K		B SL 86 B FF 91 F FF 93 X SL 86	3-2 G3	C FF 94 B FF 96 1 SAFE B FC 90 X FF 94	2-2 G4-3	1	0	0	0	0	1	0	
37 Juan Centeno, L OBP: 0.287, SLG: 0.414	K		C SI 88 C FF 91	0-3 K		1 SAFE B SI 90 X CH 84	1-2 G3	X FF 93 0-0	37 G4-3 1B	3	0	0	0	0	2		
39 Danny Santana, S OBP: 0.290, SLG: 0.350	9 CS		B SL 88 B CH 83 B FF 90	4-0 CS		S SL 89 S CH 85 T FF 92	0-3 K	B SI 90 B CH 85 X SL 86	3-2 9 1B	3	0	1	0	1	1		
Inning Stats	R: 2 H: 2 E: 0 K: 2 S: 15	WLS: 2 BF: 0 BB: 25	H: 2 R: 0 ER: 0 K: 2 S: 9	R: 0 H: 0 LOB: 0 BB: 11	R: 0 H: 2 ER: 0 K: 1 S: 12	R: 0 H: 0 LOB: 1 BB: 2 P: 27	R: 3 H: 2 E: 0 K: 2 S: 11	R: 0 H: 1 LOB: 0 BB: 0 P: 20	R: 1 H: 2 E: 0 K: 1 S: 15	R: 0 H: 2 LOB: 2 BB: 28	R: 0 H: 0 LOB: 0 BB: 13	1B: 8 2B: 0 3B: 0 HR: 3	SF: 0 SAC: 0 DP: 1 HBP: 0	WP: 0 PB: 0 SB: 0 CS: 1	PA: 41		
PITCHER	IP: 4.0 WLS: 1 BF: 21 ER: 4.95	WLS: 6 BF: 1 ER: 1.55	WLS: 1 BF: 11 ER: 2.45	WLS: 0 BF: 0 ER: 2.7	WLS: 0 BF: 0 ER: 0.00	WLS: 0 BF: 0 ER: 0.00	WLS: 0 BF: 0 ER: 11.25	WLS: 0 BF: 0 ER: 0.500	WLS: 0 BF: 0 ER: 4.50	WLS: 0 BF: 0 ER: 0.000	WLS: 0 BF: 0 ER: 0.000	WLS: 0 BF: 0 ER: 0.000	WLS: 0 BF: 0 ER: 0.000	WLS: 0 BF: 0 ER: 0.000	WLS: 0 BF: 0 ER: 0.000	WLS: 0 BF: 0 ER: 0.000	WLS: 0 BF: 0 ER: 0.000

Minnesota Twins @ Seattle Mariners
Safeco Field, Seattle, WA
Sat May 28 2016, 7:11 PM - 10:47 PM PDT
Att: 28,309 - Roof Closed - 59 F

AB	36
R	6
H	11
RBI	6
BB	5
SO	10
LOB	16



Batter	1	2	3	4	5	6	7	8	9	AB	R	H	RBI	BB	SO	LOB	BOTTOM
8 Norichika Aoki, L OBP: 0.328, SLG: 0.341	HR		B SI 91 B CH 84 X SL 86	2-0 HR		C SI 92 B FF 90 S SL 86 X SL 86	1-2 G4-3	B SI 94 B CH 84 X SL 86	2-2 L8	4	1	2	2	1	0	0	
7 Seth Smith, L OBP: 0.378, SLG: 0.375	K		C SI 92 B FF 90 S SL 86 X SL 86	2-3 K		B FF 89 B SI 90 X FF 99	1-2 22 BB	C SI 92 B FF 90 S SL 86 X SL 86	1-1 K	3	0	1	0	0	1	1	
17 Stefan Romero, R OBP: 0.250, SLG: 0.500	K		F SI 92 X FF 93	0-1 K		D KC 78 B FF 89 B SI 90 X FF 99	4-2 22 BB	B SI 92 B CH 84 X SL 86	3-1 2B	1	0	1	0	0	0	0	
22 Robinson Canó, L OBP: 0.344, SLG: 0.581	L8		F SI 92 X FF 93	0-1 L8		D KC 78 B FF 89 B SI 90 X FF 99	4-2 22 BB	B SI 92 B CH 84 X SL 86	3-1 G4-3	4	0	1	0	1	0	2	
23 Nelson Cruz, R OBP: 0.385, SLG: 0.506	K		F SI 92 S SI 92	0-3 K		X FF 89 0-0	F4	B FC 87 X FC 87	F8	4	0	0	0	1	1	5	
36 Shawn O'Malley, S OBP: 0.176, SLG: 0.225	K		C SI 92 B FF 90 S SL 86 X SL 86	1-2 K		C SI 90 X SL 87	0-1 P5	C SI 92 X SL 92	F7	0	0	0	0	0	0	0	
15 Kyle Seager, L OBP: 0.337, SLG: 0.483	21 1B 32 G6-4-3		C SI 92 B FF 90 S SL 86 X SL 86	1-2 21 1B 32 G6-4-3		X FF 90 0-0	P2	C SI 92 X SL 92	F7	5	1	3	0	0	0	3	
26 Adam Lind, L OBP: 0.279, SLG: 0.402	32 G6-4-3 21 1B		B SI 91 B CH 84 S SI 91 B FF 89	4-2 32 G6-4-3 21 1B		X FF 90 0-0	P2	F SI 93 B CH 86 B CH 86 X SL 92	F9	2	0	1	0	1	0	3	
10 Dae-Ho Lee, R OBP: 0.297, SLG: 0.514	32 G6-4-3 21 1B		B SI 91 B CH 84 S SI 91 B FF 89	4-2 32 G6-4-3 21 1B		X FF 90 0-0	P2	F SI 93 B CH 86 B CH 86 X SL 92	F9	2	0	1	0	0	2		
21 Franklin Gutierrez, R OBP: 0.321, SLG: 0.412	32 G6-4-3 1B		B FC 90 S FF 89 X SI 91	1-1 32 G6-4-3 1B		C SI 90 B FF 88 X SL 87	1-2 F8	C SI 92 X SL 92	F9	4	1	2	0	0	0	3	
32 Steve Clevenger, L OBP: 0.229, SLG: 0.244	G6-4-3		B KC 77 X SI 92	1-1 G6-4-3		B FF 88 B SI 90 X FF 88	1-1 E8	C SI 92 X SL 92	K	4	1	1	0	0	2	5	
16 Luis Sardinas, S OBP: 0.216, SLG: 0.361	K		S SI 92 B FF 90 S SL 86 X SL 86	2-3 K		L SI 91 X SL 90	0-1 SH1-3	C SI 92 X SL 92	K	3	1	1	1	0	2	1	
Inning Stats	R: 1 H: 1 E: 0 K: 2 S: 9	WLS: 1 BF: 0 BB: 0 P: 13	R: 1 H: 2 ER: 4 K: 1 S: 13	R: 1 H: 2 LOB: 1 BB: 1 P: 22	R: 0 H: 1 LOB: 3 BB: 2 P: 20	R: 2 H: 3 LOB: 1 BB: 0 P: 20	R: 0 H: 2 LOB: 2 BB: 0 P: 17	R: 1 H: 2 LOB: 1 BB: 0 P: 14	R: 0 H: 1 LOB: 1 BB: 0 P: 18	R: 0 H: 1 LOB: 0 BB: 0 P: 16	R: 0 H: 1 LOB: 1 BB: 1 P: 16	1B: 11 2B: 2 3B: 0 HR: 2	SF: 0 SAC: 1 DP: 2 HBP: 1	WP: 0 PB: 1 SB: 0 CS: 0	PA: 42		
PITCHER	IP: 4.2 WLS: 1 BF: 25 ERA: 5.74	WLS: 5 BF: 2 ER: 4.5	WLS: 1 BF: 11 ER: 4.71	WLS: 0 BF: 0 ER: 0.000	WLS: 0 BF: 0 ER: 0.000	WLS: 0 BF: 0 ER: 0.000	WLS: 0 BF: 0 ER: 7.71	WLS: 0 BF: 0 ER: 13.50	WLS: 0 BF: 0 ER: 0.000	WLS: 0 BF: 0 ER: 0.000	WLS: 0 BF: 0 ER: 0.000	WLS: 0 BF: 0 ER: 0.000	WLS: 0 BF: 0 ER: 0.000	WLS: 0 BF: 0 ER: 0.000	WLS: 0 BF: 0 ER: 0.000	WLS: 0 BF: 0 ER: 0.000	WLS: 0 BF: 0 ER: 0.000

Minnesota Twins @ Seattle Mariners
Safeco Field, Seattle, WA
Sat May 28 2016, 7:11 PM - 10:47 PM PDT
Att: 28,309 - Roof Closed - 59 F

AB	36
R	5
H	14
RBI	3
BB	4
SO	6
LOB	25



Batter	1	2	3	4	5	6	7	8	9	AB	R	H	RBI	BB	SO	LOB	TOP				
9 Eduardo Núñez, R OBP: 0.367, SLG: 0.509										5	1	2	0	0	1	2					
2 Brian Dozier, R OBP: 0.294, SLG: 0.329										4	0	0	0	0	1	3					
7 Joe Mauer, L OBP: 0.389, SLG: 0.426										5	0	2	0	0	0	0					
22 Miguel Sanó, R OBP: 0.341, SLG: 0.458										1	0	0	1	1	0	2					
31 Oswaldo Arcia, L OBP: 0.301, SLG: 0.370										3	0	0	0	0	2	1					
24 Trevor Plouffe, R OBP: 0.273, SLG: 0.369										4	1	1	0	0	1	2					
36 Robbie Grossman, S OBP: 0.452, SLG: 0.694										4	2	3	1	0	0	3					
52 ByungHo Park, R OBP: 0.298, SLG: 0.456										4	0	1	1	0	1	2					
8 Kurt Suzuki, R OBP: 0.266, SLG: 0.293										4	0	2	1	0	0	1					
25 Byron Buxton, R OBP: 0.212, SLG: 0.306										4	0	1	0	0	2	2					
Inning Stats	R: 0 E: 0 K: 1 S: 6	H: 0 LOB: 0 BB: 8 P: 8	R: 1 E: 0 K: 0 S: 11	H: 2 LOB: 1 BB: 21 P: 11	R: 1 E: 0 K: 1 S: 15	H: 2 LOB: 3 BB: 0 P: 23	R: 0 E: 0 K: 0 S: 7	H: 2 LOB: 1 BB: 0 P: 8	R: 1 E: 0 K: 1 S: 12	H: 2 LOB: 1 BB: 0 P: 18	R: 0 E: 0 K: 2 S: 8	H: 0 LOB: 0 BB: 0 P: 11	R: 1 E: 0 K: 2 S: 15	H: 2 LOB: 1 BB: 0 P: 22	R: 0 E: 0 K: 1 S: 10	H: 1 LOB: 1 BB: 0 P: 15	1B: 6 2B: 6 3B: 0 HR: 0	SF: 0 SAC: 0 DP: 1 HBP: 2	WP: 0 PB: 0 SB: 1 CS: 0	PA: 41	
PITCHER	IP WLS BF H R ER SO	IP WLS BF H R ER SO	IP WLS BF H R ER SO	IP WLS BF H R ER SO	IP WLS BF H R ER SO	IP WLS BF H R ER SO	IP WLS BF H R ER SO	IP WLS BF H R ER SO	IP WLS BF H R ER SO	IP WLS BF H R ER SO	IP WLS BF H R ER SO	IP WLS BF H R ER SO	IP WLS BF H R ER SO	IP WLS BF H R ER SO	IP WLS BF H R ER SO	IP WLS BF H R ER SO	ERA WHIP	ERA WHIP			
48 Eric Surkamp, L ERA: 6.41	4.2	24	8	3	3	2	1	0	0	47	71	5.79	1.929								
66 Ryan Dull, R ERA: 2.93	1.1	5	1	0	0	1	0	0	0	15	23	0.00	0.750								
35 Marc Rzepczynski, L ERA: 3.38	1.0	3	0	0	0	2	0	0	0	8	11	0.00	0.000								
33 Fernando Rodriguez Jr., R ERA: 2.28	1.0	5	2	1	1	2	0	0	0	15	22	9.00	2.000								
John Axford, R ERA: 3.46	1.0	4	1	0	0	1	0	0	0	10	15	0.00	1.000								

Minnesota Twins @ Oakland Athletics
Oakland Coliseum, Oakland, CA
Tue May 31 2016, 7:07 PM - 10:21 PM PDT
Att. 12,767 - Clear - 72 F

livebaseballscores.com

AB 38
R 4
H 12
RBI 4
BB 1
SO 8
LOB 18

Batter	1	2	3	4	5	6	7	8	9	AB	R	H	RBI	BB	SO	LOB	BOTTOM				
4 Coco Crisp, S OBP: 0.295, SLG: 0.422										5	0	0	0	0	2	3					
8 Jed Lowrie, S OBP: 0.351, SLG: 0.360										5	1	2	0	0	2	2					
21 Stephen Vogt, L OBP: 0.303, SLG: 0.402										5	2	3	2	0	1	1					
26 Danny Valencia, R OBP: 0.370, SLG: 0.558										4	2	2	3	1	0	1					
2 Khris Davis, R OBP: 0.273, SLG: 0.516										3	0	1	0	1	1	1					
17 Yonder Alonso, L OBP: 0.271, SLG: 0.281										3	0	0	0	1	1	4					
10 Marcus Semien, R OBP: 0.307, SLG: 0.439										4	0	2	1	0	2	2					
3 Chris Coghlan, L OBP: 0.229, SLG: 0.293										2	1	0	0	0	1	1					
5 Jake Smolinski, R OBP: 0.200, SLG: 0.348										2	0	0	0	0	1	1					
1 Billy Burns, S OBP: 0.301, SLG: 0.330										3	1	2	1	1	1	0					
Inning Stats	R: 0 E: 0 K: 0 S: 9	H: 2 LOB: 3 BB: 1 P: 20	R: 1 E: 1 K: 1 S: 13	H: 2 LOB: 1 BB: 0 P: 20	R: 2 E: 0 K: 2 S: 12	H: 2 LOB: 0 BB: 0 P: 19	R: 0 E: 0 K: 2 S: 13	H: 1 LOB: 1 BB: 0 P: 21	R: 2 E: 0 K: 1 S: 17	H: 3 LOB: 1 BB: 0 P: 26	R: 0 E: 0 K: 2 S: 8	H: 0 LOB: 0 BB: 2 P: 14	R: 0 E: 0 K: 2 S: 17	H: 0 LOB: 2 BB: 0 P: 30	R: 2 E: 0 K: 2 S: 16	H: 2 LOB: 1 BB: 1 P: 23	1B: 7 2B: 3 3B: 1 HR: 1	SF: 0 SAC: 0 DP: 0 HBP: 0	WP: 0 PB: 0 SB: 1 CS: 0	PA: 40	
PITCHER	IP WLS BF H R ER SO	IP WLS BF H R ER SO	IP WLS BF H R ER SO	IP WLS BF H R ER SO	IP WLS BF H R ER SO	IP WLS BF H R ER SO	IP WLS BF H R ER SO	IP WLS BF H R ER SO	IP WLS BF H R ER SO	IP WLS BF H R ER SO	IP WLS BF H R ER SO	IP WLS BF H R ER SO	IP WLS BF H R ER SO	IP WLS BF H R ER SO	IP WLS BF H R ER SO	IP WLS BF H R ER SO	ERA WHIP	ERA WHIP			
56 Tyler Duffey, R ERA: 4.57	4.2	25	10	5	5	6	1	0	0	62	103	9.64	2.357								
62 Buddy Boshers, L ERA: 2.96	1.2	5	0	0	0	3	0	0	0	13	20	0.00	0.000								
59 Michael Tonkin, R ERA: 2.96	0.2	4	0	0	0	1	2	0	0	14	27	0.00	3.000								
65 Trevor May, R ERA: 5.33	0.2	3	0	1	1	2	1	0	0	11	17	13.50	1.500								
58 Fernando Abad, L ERA: 0.93	0.0	2	2	1	1	0	0	0	0	3	4	∞	∞								

Minnesota Twins @ Oakland Athletics
Oakland Coliseum, Oakland, CA
Tue May 31 2016, 7:07 PM - 10:21 PM PDT
Att. 12,767 - Clear - 72 F

livebaseballscores.com

AB 36
R 7
H 12
RBI 7
BB 4
SO 12
LOB 16

Batter	1	2	3	4	5	6	7	8	9	AB	R	H	RBI	BB	SO	LOB	TOP		
9 Eduardo Núñez, R (1, 10) OBP: 0.356, SLG: 0.494	G3-1	FC6			K		P3		G5-4-3	5	0	0	0	0	1	4			
36 Robbie Grossman, S (1, 7) OBP: 0.457, SLG: 0.667	1B		F9		K2-3		FC6-4			3	0	1	0	1	1	0			
2 Brian Dozier, R (1, 4) OBP: 0.299, SLG: 0.335	P2		2B			5B BB 5 SF8 24 1B	FC6-4			3	1	1	0	1	0	3			
24 Trevor Plouffe, R (1, 5) OBP: 0.280, SLG: 0.368	BB		F9			5B BB	F9			3	0	1	0	1	0	3			
52 ByungHo Park, R (1, 3) OBP: 0.297, SLG: 0.447	K		F8							3	0	0	0	1	2	3			
5 Eduardo Escobar, S (1, 6) OBP: 0.280, SLG: 0.302			1B		K					3	0	1	1	0	1	0			
26 Max Kepler, L (1, 9) OBP: 0.222, SLG: 0.250		L8			L6					4	0	0	0	0	2	3			
37 Juan Centeno, L (1, 2) OBP: 0.293, SLG: 0.425										3	0	1	0	0	2	2			
7 Joe Mauer, L (9, PH) OBP: 0.392, SLG: 0.426										0	0	0	0	1	0	0			
25 Byron Buxton, R (1, 8) OBP: 0.214, SLG: 0.302										4	0	1	0	0	1	3			
Inning Stats	R: 0 E: 0 K: 1 S: 10	H: 1 LOB: 2 BB: 1 P: 16	R: 0 E: 0 K: 1 S: 9	H: 2 LOB: 2 BB: 0 P: 12	R: 0 E: 0 K: 0 S: 5	H: 1 LOB: 1 BB: 0 P: 7	R: 0 E: 0 K: 2 S: 10	H: 0 LOB: 0 BB: 0 P: 16	R: 0 E: 0 K: 2 S: 11	H: 1 LOB: 2 BB: 2 P: 20	R: 0 E: 0 K: 2 S: 9	H: 0 LOB: 0 BB: 1 P: 11	R: 0 E: 0 K: 0 S: 7	H: 0 LOB: 0 BB: 1 P: 13	1B: 5 2B: 1 3B: 0 HR: 0	SF: 1 SAC: 0 DP: 1 HBP: 0	WP: 0 PB: 0 SB: 0 CS: 0	PA: 37	
PITCHER	IP	WLS	BF	H	R	ER	SO	BB	IBB	HBP	BLK	WP	HR	S	P	ERA	WHIP		
55 Sean Manaea, L (1, 1) ERA: 6.16	6.0	W	26	5	1	1	8	3	0	0	0	0	0	55	87	1.50	1.333		
66 Ryan Dull, R (7, 1) ERA: 2.83	1.0		5	1	0	0	0	1	0	0	0	0	0	11	17	0.00	2.000		
62 Sean Doolittle, L (8, 1) ERA: 2.78	1.0		3	0	0	0	2	0	0	0	0	0	0	9	11	0.00	0.000		
44 Ryan Madson, R (9, 1) ERA: 2.31	1.0		3	0	0	0	0	1	0	0	0	0	0	7	13	0.00	1.000		

Minnesota Twins @ Oakland Athletics
Oakland Coliseum, Oakland, CA
Wed Jun 01 2016, 12:38 PM - 3:10 PM PDT
Att: 11,345 - Sunny - 69 F

AB 31
R 1
H 6
RBI 1
BB 5
SO 10
LOB 21



Batter	1	2	3	4	5	6	7	8	9	AB	R	H	RBI	BB	SO	LOB	BOTTOM		
4 Coco Crisp, S (1, 7) OBP: 0.294, SLG: 0.418	G1-3		G1-3		F8					4	0	1	1	0	0	0			
8 Jed Lowrie, S (1, 4) OBP: 0.355, SLG: 0.364	P3		1B			26 1B 2 SF9	K			4	2	2	0	0	1	1			
26 Danny Valencia, R (1, 5) OBP: 0.380, SLG: 0.579	2B		1B			2 SF9				4	0	3	0	0	1	0			
2 Khris Davis, R (1, 10) OBP: 0.267, SLG: 0.508	F8		K							3	0	0	1	0	2	3			
16 Billy Butler, R (1, 3) OBP: 0.274, SLG: 0.350			1B							3	1	2	1	1	1	0			
17 Yonder Alonso, L (8, 3) OBP: 0.271, SLG: 0.281			2B		1B					0	0	0	0	0	0	0			
19 Josh Phegley, R (1, 2) OBP: 0.319, SLG: 0.356			K		F9					4	0	0	0	0	1	5			
10 Marcus Semien, R (1, 6) OBP: 0.306, SLG: 0.434	L8				K					4	1	1	0	0	2	1			
5 Jake Smolinski, R (1, 9) OBP: 0.241, SLG: 0.462	1B									3	1	1	1	1	0	1			
1 Billy Burns, S (1, 8) OBP: 0.302, SLG: 0.330	1B									3	0	1	1	0	0	1			
Inning Stats	R: 0 E: 0 K: 0 S: 8	H: 1 LOB: 1 BB: 0 P: 10	R: 1 E: 0 K: 1 S: 14	H: 2 LOB: 1 BB: 1 P: 25	R: 1 E: 0 K: 1 S: 15	H: 3 LOB: 2 BB: 0 P: 23	R: 1 E: 0 K: 1 S: 7	H: 1 LOB: 0 BB: 0 P: 11	R: 1 E: 0 K: 0 S: 5	H: 2 LOB: 1 BB: 1 P: 12	R: 1 E: 0 K: 3 S: 10	H: 2 LOB: 0 BB: 0 P: 14	R: 0 E: 0 K: 1 S: 14	H: 0 LOB: 0 BB: 0 P: 21	1B: 7 2B: 3 3B: 0 HR: 1	SF: 1 SAC: 0 DP: 1 HBP: 0	WP: 1 PB: 0 SB: 1 CS: 0	PA: 35	
PITCHER	IP	WLS	BF	H	R	ER	SO	BB	IBB	HBP	BLK	WP	HR	S	P	ERA	WHIP		
64 Pat Dean, L (1, 1) ERA: 4.15	5.0	L	24	9	4	4	3	1	1	0	0	0	0	49	81	7.20	2.000		
57 Ryan Pressly, R (6, 1) ERA: 4.65	1.0		5	2	1	1	1	0	0	0	0	0	0	13	22	9.00	2.000		
65 Trevor May, R (7, 1) ERA: 5.13	1.0		3	0	0	0	3	0	0	0	0	0	0	10	14	0.00	0.000		
59 Michael Tonkin, R (8, 1) ERA: 2.84	1.0		3	0	0	0	1	0	0	0	0	0	0	14	21	0.00	0.000		

Minnesota Twins @ Oakland Athletics
Oakland Coliseum, Oakland, CA
Wed Jun 01 2016, 12:38 PM - 3:10 PM PDT
Att: 11,345 - Sunny - 69 F

AB 32
R 5
H 11
RBI 5
BB 2
SO 8
LOB 12



Batter	1	2	3	4	5	6	7	8	9	AB	R	H	RBI	BB	SO	LOB	TOP								
5 Brandon Guyer, R OBP: 0.374, SLG: 0.486										5	0	0	0	0	1	4									
13 Brad Miller, L OBP: 0.310, SLG: 0.450										4	2	2	0	0	0	0									
3 Evan Longoria, R OBP: 0.319, SLG: 0.493										4	1	2	3	0	1	0									
7 Logan Morrison, L OBP: 0.331, SLG: 0.333										3	0	1	1	1	1	0									
20 Steven Souza Jr., R OBP: 0.323, SLG: 0.449										3	0	0	0	0	1	3									
10 Corey Dickerson, L OBP: 0.242, SLG: 0.442										4	0	0	0	0	1	2									
27 Mikie Mahtook, R OBP: 0.133, SLG: 0.138										4	0	1	0	0	1	1									
38 Taylor Motter, R OBP: 0.310, SLG: 0.353										4	0	0	0	0	0	1									
19 Curt Casali, R OBP: 0.252, SLG: 0.394										3	1	2	0	0	0	0									
28 Steve Pearce, R OBP: 0.393, SLG: 0.536										1	0	1	0	0	0	0									
Inning Stats	R: 0 E: 0 K: 0 S: 7	H: 0 LOB: 0 BB: 0 P: 9	R: 0 E: 0 K: 1 S: 10	H: 0 LOB: 1 BB: 1 P: 17	R: 2 E: 0 K: 1 S: 17	H: 4 LOB: 2 BB: 0 P: 23	R: 0 E: 0 K: 0 S: 9	H: 2 LOB: 2 BB: 0 P: 11	R: 2 E: 1 K: 2 S: 12	H: 2 LOB: 0 BB: 0 P: 17	R: 0 E: 0 K: 0 S: 4	H: 0 LOB: 0 BB: 0 P: 5	R: 0 E: 0 K: 2 S: 7	H: 0 LOB: 0 BB: 0 P: 8	R: 0 E: 0 K: 0 S: 6	H: 0 LOB: 0 BB: 0 P: 10	R: 0 E: 0 K: 0 S: 6	H: 1 LOB: 1 BB: 0 P: 9	1B: 8 2B: 0 3B: 0 HR: 1	SF: 0 SAC: 0 DP: 1 HBP: 1	WP: 0 PB: 0 SB: 0 CS: 0	PA: 37			
PITCHER	IP	WLS	BF	H	R	ER	SO	BB	IBB	HBP	BLK	WP	HR	S	P	ERA	WHIP								
45 Phil Hughes, R ERA: 5.97	4.0		21	8	4	4	2	1	0	0	0	0	1	46	64	9.00	2.250								
55 Taylor Rogers, L ERA: 3.27	2.0	W	6	0	0	0	2	0	0	0	0	0	0	13	18	0.00	0.000								
57 Ryan Pressly, R ERA: 4.7	1.0	H	3	0	0	0	2	0	0	0	0	0	0	7	8	0.00	0.000								
27 Brandon Kintzler, R ERA: 1.59	1.0	H	3	0	0	0	0	0	0	1	0	0	0	6	10	0.00	0.000								
49 Kevin Jepsen, R ERA: 5.84	1.0	S	4	1	0	0	0	0	0	0	0	0	0	6	9	0.00	1.000								

Tampa Bay Rays @ Minnesota Twins
Target Field, Minneapolis, MN
Thu Jun 02 2016, 7:11 PM - 9:55 PM CDT
Att: 20,193 - Clear - 72 F

AB 35
R 4
H 9
RBI 4
BB 1
SO 6
LOB 11

Batter	1	2	3	4	5	6	7	8	9	AB	R	H	RBI	BB	SO	LOB	BOTTOM								
9 Eduardo Núñez, R OBP: 0.358, SLG: 0.509										5	1	2	1	0	0	5									
7 Joe Mauer, L OBP: 0.392, SLG: 0.422										4	0	1	0	1	1	1									
2 Brian Dozier, R OBP: 0.306, SLG: 0.352										3	1	1	2	1	0	1									
24 Trevor Plouffe, R OBP: 0.277, SLG: 0.362										5	0	1	0	0	1	5									
36 Robbie Grossman, S OBP: 0.451, SLG: 0.636										5	1	2	0	0	1	2									
52 ByungHo Park, R OBP: 0.313, SLG: 0.471										3	2	3	0	1	0	0									
26 Max Kepler, L OBP: 0.273, SLG: 0.350										4	0	2	2	0	1	3									
8 Kurt Suzuki, R OBP: 0.274, SLG: 0.301										4	1	2	0	0	0	3									
25 Byron Buxton, R OBP: 0.217, SLG: 0.304										3	0	1	1	0	1	2									
Inning Stats	R: 1 E: 0 K: 1 S: 12	H: 1 LOB: 0 BB: 0 P: 16	R: 0 E: 0 K: 1 S: 14	H: 1 LOB: 0 BB: 0 P: 21	R: 0 E: 0 K: 1 S: 8	H: 1 LOB: 2 BB: 1 P: 14	R: 2 E: 0 K: 0 S: 9	H: 2 LOB: 1 BB: 1 P: 18	R: 1 E: 0 K: 1 S: 18	H: 3 LOB: 2 BB: 0 P: 27	R: 1 E: 0 K: 0 S: 8	H: 2 LOB: 2 BB: 1 P: 17	R: 1 E: 0 K: 1 S: 16	H: 3 LOB: 2 BB: 0 P: 20	R: 0 E: 0 K: 0 S: 10	H: 2 LOB: 1 BB: 0 P: 11	1B: 10 2B: 3 3B: 0 HR: 2	SF: 1 SAC: 0 DP: 2 HBP: 1	WP: 0 PB: 0 SB: 0 CS: 0	PA: 41					
PITCHER	IP	WLS	BF	H	R	ER	SO	BB	IBB	HBP	BLK	WP	HR	S	P	ERA	WHIP								
55 Matt Moore, L ERA: 5.46	5.0		25	8	4	4	4	2	0	0	0	0	0	61	96	7.20	2.000								
30 Erasmo Ramírez, R ERA: 3.43	1.0	L	6	2	1	1	0	0	1	1	0	0	0	8	17	9.00	2.000								
31 Xavier Cedeño, L ERA: 3.6	1.0		6	3	1	1	1	0	0	0	0	0	0	16	20	9.00	3.000								
51 Dana Eveland, L ERA: 6.32	1.0		4	2	0	0	0	0	0	0	0	0	0	10	11	0.00	2.000								

Tampa Bay Rays @ Minnesota Twins
Target Field, Minneapolis, MN
Thu Jun 02 2016, 7:11 PM - 9:55 PM CDT
Att: 20,193 - Clear - 72 F

AB 36
R 6
H 15
RBI 6
BB 3
SO 5
LOB 22

Batter	1	2	3	4	5	6	7	8	9	AB	R	H	RBI	BB	SO	LOB	TOP			
5 Brandon Guyer, R (1, 10) OBP: 0.365, SLG: 0.472	F7		F9			P6		F8		4	0	0	0	0	0	2	<p>Tampa Bay Rays @ Minnesota Twins</p> <p>Target Field, Minneapolis, MN</p> <p>Fri Jun 03 2016, 7:11 PM - 10:14 PM CDT</p> <p>Att: 21,134 - Overcast - 67 F</p>			
13 Brad Miller, L (1, 6) OBP: 0.309, SLG: 0.445	F7		F9			F8		FC6-4		4	0	1	1	0	0	0				
3 Evan Longoria, R (1, 5) OBP: 0.317, SLG: 0.502	HR		G6-3			G6-3		FC6-4		4	1	1	1	0	0	2				
7 Logan Morrison, L (1, 3) OBP: 0.335, SLG: 0.366	G3		K							4	1	2	1	0	1	0				
20 Steven Souza Jr., R (1, 9) OBP: 0.322, SLG: 0.451	L7					K				4	1	1	0	0	2	1				
10 Corey Dickerson, L (1, 7) OBP: 0.238, SLG: 0.434	G3					K				3	0	0	0	0	1	2				
19 Curt Casali, R (8, 2) OBP: 0.250, SLG: 0.391						K				1	0	0	0	0	1	0				
27 Mikie Mahtook, R (1, 8) OBP: 0.118, SLG: 0.125	P3					SF8				3	0	0	1	0	1	0				
38 Taylor Motter, R (1, 4) OBP: 0.311, SLG: 0.351						K				3	1	1	0	0	2	0				
24 Hank Conger, L (1, 2) OBP: 0.233, SLG: 0.261						K				3	0	1	0	0	1	0				
8 Desmond Jennings, R (8, PR) OBP: 0.257, SLG: 0.255								E9		0	0	0	0	0	0	0				
Inning Stats	R: 1 E: 0 K: 0 S: 9	H: 1 LOB: 0 BB: 0 P: 12	R: 0 E: 0 K: 0 S: 8	H: 0 LOB: 0 BB: 0 P: 13	R: 0 E: 0 K: 2 S: 8	H: 0 LOB: 0 BB: 0 P: 12	R: 0 E: 0 K: 1 S: 9	H: 0 LOB: 0 BB: 0 P: 14	R: 1 E: 0 K: 1 S: 12	H: 1 LOB: 1 BB: 0 P: 13	R: 0 E: 0 K: 2 S: 12	H: 1 LOB: 1 BB: 0 P: 16	R: 1 E: 1 K: 1 S: 12	H: 3 LOB: 2 BB: 0 P: 18	R: 1 E: 0 K: 2 S: 15	H: 1 LOB: 0 BB: 0 P: 22	1B: 3 2B: 2 3B: 0 HR: 2	SF: 1 SAC: 0 DP: 0 HBP: 0	WP: 0 PB: 0 SB: 0 CS: 0	PA: 34
PITCHER	IP: 7.2 WLS: L BF: 29 H: 6 R: 3 ER: 2 SO: 7 BB: 0 IBB: 0 HBP: 0 BLK: 0 WP: 0 HR: 1 S: 76 P: 107 ERA: 2.35 WHIP: 0.783	IP: 1.1 WLS: S BF: 5 H: 1 R: 1 ER: 1 SO: 2 BB: 0 IBB: 0 HBP: 0 BLK: 0 WP: 0 HR: 1 S: 16 P: 25 ERA: 6.75 WHIP: 0.750	PITCHER																	

Batter	1	2	3	4	5	6	7	8	9	AB	R	H	RBI	BB	SO	LOB	BOTTOM					
9 Eduardo Núñez, R (1, 6) OBP: 0.353, SLG: 0.500	G6-3		P4			P5		G5-4-3		5	0	1	0	0	0	2	<p>Tampa Bay Rays @ Minnesota Twins</p> <p>Target Field, Minneapolis, MN</p> <p>Fri Jun 03 2016, 7:11 PM - 10:14 PM CDT</p> <p>Att: 21,134 - Overcast - 67 F</p>					
7 Joe Mauer, L (1, 3) OBP: 0.388, SLG: 0.414	K		24 BB			F7		F8		4	1	0	0	1	1	2						
2 Brian Dozier, R (1, 4) OBP: 0.303, SLG: 0.353	K		G6-3					K		5	0	1	1	0	2	3						
24 Trevor Plouffe, R (1, 5) OBP: 0.284, SLG: 0.373										4	0	2	1	0	1	1						
5 Eduardo Escobar, S (8, PR) OBP: 0.280, SLG: 0.392								36 PB		0	0	0	0	0	0	0						
36 Robbie Grossman, S (1, 7) OBP: 0.455, SLG: 0.609	G3									2	0	0	0	2	1	1						
52 ByungHo Park, R (1, 10) OBP: 0.317, SLG: 0.465	26 BB					P6		L6-3		2	0	0	0	2	0	1						
26 Max Kepler, L (1, 9) OBP: 0.269, SLG: 0.333						F7				4	0	1	0	0	2	3						
8 Kurt Suzuki, R (1, 2) OBP: 0.282, SLG: 0.302	K									3	0	1	0	0	2	2						
25 Byron Buxton, R (1, 8) OBP: 0.234, SLG: 0.350			2 G6-3			F9				4	1	2	0	0	1	2						
Inning Stats	R: 0 E: 0 K: 2 S: 12	H: 0 LOB: 0 BB: 0 P: 18	R: 0 E: 0 K: 2 S: 13	H: 1 LOB: 2 BB: 1 P: 24	R: 2 E: 0 K: 1 S: 18	H: 2 LOB: 1 BB: 1 P: 29	R: 0 E: 0 K: 0 S: 7	H: 1 LOB: 1 BB: 0 P: 12	R: 0 E: 0 K: 0 S: 12	H: 1 LOB: 0 BB: 0 P: 17	R: 0 E: 0 K: 1 S: 10	H: 0 LOB: 0 BB: 1 P: 20	R: 0 E: 0 K: 1 S: 9	H: 1 LOB: 0 BB: 0 P: 15	R: 0 E: 0 K: 2 S: 12	H: 1 LOB: 3 BB: 2 P: 24	R: 0 E: 0 K: 1 S: 10	H: 1 LOB: 2 BB: 0 P: 15	1B: 5 2B: 3 3B: 1 HR: 0	SF: 0 SAC: 0 DP: 2 HBP: 1	WP: 0 PB: 1 SB: 0 CS: 0	PA: 39
PITCHER	IP: 6.0 WLS: W BF: 25 H: 2 R: 2 ER: 2 SO: 6 BB: 3 IBB: 0 HBP: 0 BLK: 0 WP: 0 HR: 0 S: 72 P: 120 ERA: 3.00 WHIP: 1.333	IP: 1.0 WLS: H BF: 10 H: 2 R: 0 ER: 0 SO: 3 BB: 0 IBB: 0 HBP: 0 BLK: 0 WP: 0 HR: 0 S: 19 P: 34 ERA: 0.00 WHIP: 2.400	PITCHER																			

AB	33
R	4
H	7
RBI	4
BB	0
SO	9
LOB	7



AB	33
R	2
H	8
RBI	2
BB	5
SO	10
LOB	17



WP	0
PB	1
SB	0
CS	0


Batter	1	2	3	4	5	6	7	8	9	AB R H RBI BB SO LOB	TOP											
13 Brad Miller, L (1,6) OBP: 0.306, SLG: 0.444										5 1 1 0 0 1 1	<p>Tampa Bay Rays @ Minnesota Twins Target Field, Minneapolis, MN Sat Jun 04 2016, 3:12 PM - 7:30 PM CDT Att: 26,613 - Partly Cloudy - 69 F</p> <p>livebaseballscorecards.com</p> <p>AB 35 R 7 H 11 RBI 7 BB 4 SO 6 LOB 13</p>											
3 Evan Longoria, R (1,5) OBP: 0.319, SLG: 0.512										4 1 1 1 1 0 1												
7 Logan Morrison, L (1,3) OBP: 0.337, SLG: 0.387										5 2 2 2 0 1 2												
28 Steve Pearce, R (1,10) OBP: 0.389, SLG: 0.527										4 0 1 0 0 1 0												
10 Corey Dickerson, L (1,7) OBP: 0.238, SLG: 0.429										4 1 1 0 0 0 2												
20 Steven Souza Jr., R (1,9) OBP: 0.359, SLG: 0.465										3 1 1 3 1 2 1												
27 Mikie Mahtook, R (1,8) OBP: 0.158, SLG: 0.143										3 0 1 0 1 1 1												
24 Hank Conger, L (1,2) OBP: 0.260, SLG: 0.333										3 1 2 1 1 0 2												
1 Tim Beckham, R (1,4) OBP: 0.242, SLG: 0.345										4 0 1 0 0 0 3												
Inning Stats	R: 0 H: 0 E: 0 K: 1 S: 10	H: 0 LOB: 0 BB: 0 P: 14	R: 0 H: 0 E: 0 K: 2 S: 9	H: 0 LOB: 0 BB: 0 P: 14	R: 1 H: 1 E: 0 K: 1 S: 9	H: 1 LOB: 0 BB: 0 P: 12	R: 3 H: 4 E: 0 K: 0 S: 17	H: 4 LOB: 2 BB: 1 P: 27	R: 1 H: 1 E: 0 K: 0 S: 7	H: 1 LOB: 0 BB: 0 P: 12		R: 0 H: 0 E: 0 K: 0 S: 9	H: 0 LOB: 1 BB: 2 P: 20	R: 2 H: 3 E: 0 K: 0 S: 13	H: 3 LOB: 0 BB: 0 P: 19	R: 0 H: 1 E: 0 K: 1 S: 9	H: 1 LOB: 0 BB: 0 P: 13	R: 0 H: 1 E: 0 K: 1 S: 7	H: 1 LOB: 2 BB: 1 P: 15	1B: 5 2B: 3 3B: 0 HR: 4	SF: 0 SAC: 0 DP: 2 HBP: 0	WP: 2 PA: 39 PB: 0 SB: 1 CS: 0
PITCHER	IP WLS BF H R ER SO BB IBB HBP BLK WP HR S P ERA WHIP											IP WLS BF H R ER SO BB IBB HBP BLK WP HR S P ERA WHIP										
54 Ervin Santana, R (1,1) ERA: 4.5	6.0 L 26 6 5 5 4 3 0 0 0 0 2 3 61 99 7.50 1.500																					
59 Michael Tonkin, R (7,1) ERA: 3.29	2.0 8 4 2 2 1 0 0 0 0 0 1 22 32 9.00 2.000																					
62 Buddy Boshers, L (9,1) ERA:	1.0 5 1 0 0 1 0 1 0 0 0 0 0 7 15 0.00 1.000																					

Batter	1	2	3	4	5	6	7	8	9	AB R H RBI BB SO LOB	BOTTOM											
9 Eduardo Núñez, R (1,6) OBP: 0.360, SLG: 0.500										4 2 2 0 1 0 3	<p>Tampa Bay Rays @ Minnesota Twins Target Field, Minneapolis, MN Sat Jun 04 2016, 3:12 PM - 7:30 PM CDT Att: 26,613 - Partly Cloudy - 69 F</p> <p>livebaseballscorecards.com</p> <p>AB 36 R 4 H 11 RBI 4 BB 2 SO 10 LOB 13</p>											
7 Joe Mauer, L (1,10) OBP: 0.388, SLG: 0.415										4 0 2 2 0 1 0												
2 Brian Dozier, R (1,4) OBP: 0.306, SLG: 0.360										5 0 2 2 0 1 3												
24 Trevor Plouffe, R (1,5) OBP: 0.283, SLG: 0.370										4 0 1 0 0 0 3												
36 Robbie Grossman, S (1,7) OBP: 0.441, SLG: 0.571										3 0 0 0 1 2 3												
52 ByungHo Park, R (1,3) OBP: 0.310, SLG: 0.453										4 0 0 0 0 1 1												
26 Max Kepler, L (1,9) OBP: 0.267, SLG: 0.321										4 0 1 0 0 1 0												
37 Juan Centeno, L (1,2) OBP: 0.289, SLG: 0.409										4 0 1 0 0 3 0												
25 Byron Buxton, R (1,8) OBP: 0.250, SLG: 0.359										4 2 2 0 0 1 0												
Inning Stats	R: 1 H: 2 E: 0 K: 1 S: 12	H: 2 LOB: 1 BB: 0 P: 18	R: 0 H: 0 E: 0 K: 2 S: 10	H: 0 LOB: 0 BB: 0 P: 17	R: 2 H: 2 E: 1 K: 0 S: 16	H: 2 LOB: 1 BB: 0 P: 27	R: 0 H: 3 E: 0 K: 0 S: 13	H: 3 LOB: 2 BB: 0 P: 19	R: 0 H: 1 E: 1 K: 2 S: 8	H: 1 LOB: 0 BB: 1 P: 11		R: 0 H: 0 E: 0 K: 2 S: 12	H: 0 LOB: 0 BB: 0 P: 17	R: 0 H: 0 E: 0 K: 1 S: 8	H: 0 LOB: 0 BB: 0 P: 13	R: 0 H: 1 E: 0 K: 0 S: 6	H: 1 LOB: 1 BB: 1 P: 13	R: 1 H: 2 E: 0 K: 2 S: 21	H: 2 LOB: 2 BB: 1 P: 30	1B: 10 2B: 1 3B: 0 HR: 0	SF: 1 SAC: 0 DP: 1 HBP: 0	WP: 0 PA: 39 PB: 0 SB: 3 CS: 0
PITCHER	IP WLS BF H R ER SO BB IBB HBP BLK WP HR S P ERA WHIP											IP WLS BF H R ER SO BB IBB HBP BLK WP HR S P ERA WHIP										
35 Matt Andriese, R (1,1) ERA: 2.52	5.0 W 23 3 3 2 5 0 0 0 0 0 0 0 20 30 0.00 0.000																					
45 Enny Romero, L (6,1) ERA: 4.35	2.0 H 6 0 0 0 3 0 0 0 0 0 0 0 20 30 0.00 0.000																					
50 Tyler Sturdevant, R (8,1) ERA: 3.15	1.2 8 2 1 1 1 2 0 0 0 0 0 0 20 35 5.40 2.400																					
37 Alex Colomé, R (9,1) ERA: 1.13	0.1 S 2 1 0 0 1 0 0 0 0 0 0 0 7 8 0.00 3.000																					

Batter	1	2	3	4	5	6	7	8	9	AB	R	H	RBI	BB	SO	LOB	TOP							
27 Mike Mahtook, R OBP: 0.167, SLG: 0.154 2 Nick Franklin, S (9, PH) (9, 7)										4	0	1	0	0	3	2								
13 Brad Miller, L OBP: 0.298, SLG: 0.434										4	0	0	1	0	1	3								
3 Evan Longoria, R OBP: 0.329, SLG: 0.543										4	3	3	3	1	1	0								
7 Logan Morrison, L OBP: 0.339, SLG: 0.426											5	2	2	3	0	2								
28 Steve Pearce, R OBP: 0.399, SLG: 0.534											4	0	3	0	0	0								
10 Cory Dickerson, L OBP: 0.239, SLG: 0.422 8 Desmond Jennings, R OBP: 0.297, SLG: 0.288 (8, 7) (9, 8)											3	0	0	0	1	0	2							
20 Steven Souza Jr., R OBP: 0.324, SLG: 0.466										4	1	1	0	0	1	4								
24 Hank Conger, L OBP: 0.263, SLG: 0.324 38 Taylor Motter, R OBP: 0.311, SLG: 0.351 19 Curt Casali, R OBP: 0.256, SLG: 0.391 (7, PR) (7, 2)										2	0	0	0	1	1	1								
1 Tim Beckham, R OBP: 0.231, SLG: 0.328										3	0	0	0	0	3	2								
Inning Stats	R: 0 K: 2 S: 7	H: 0 LOB: 0 BB: 0 P: 11	R: 1 K: 1 S: 14	H: 2 LOB: 1 BB: 0 P: 21	R: 0 K: 2 S: 10	H: 1 LOB: 1 BB: 0 P: 14	R: 2 K: 0 S: 11	H: 2 LOB: 2 BB: 2 P: 23	R: 0 K: 3 S: 10	H: 0 LOB: 0 BB: 0 P: 15	R: 1 K: 0 S: 7	H: 2 LOB: 1 BB: 0 P: 14	R: 0 K: 1 S: 8	H: 0 LOB: 2 BB: 1 P: 15	R: 1 K: 0 S: 10	H: 1 LOB: 0 BB: 0 P: 17	R: 2 K: 1 S: 24	H: 2 LOB: 2 BB: 2 P: 42	1B: 5 2B: 2 3B: 0 HR: 4	SF: 1 SAC: 1 DP: 2 HBP: 0	WP: 1 PB: 0 SB: 0 CS: 1	PA: 40		
PITCHER	IP WLS BF H R ER SO BB IBB HBP BLK WP HR S P ERA WHIP	5.2 24 7 4 4 8 2 0 0 0 0 3 58 94 6.35 1.588	1.1 5 0 0 0 1 1 0 0 0 0 1 0 9 19 0.00 0.750	1.0 4 1 1 1 0 0 0 0 0 0 1 10 17 9.00 1.000	0.2 L 6 2 2 2 1 2 0 0 0 0 0 0 21 36 27.00 6.000	0.1 1 0 0 0 0 0 0 0 0 0 0 0 3 6 0.00 0.000																		

Tampa Bay Rays @ Minnesota Twins
Target Field, Minneapolis, MN
Sun Jun 05 2016, 1:13 PM - 4:31 PM CDT
Att: 25,510 - Partly Cloudy - 78 F


AB	33
R	7
H	10
RBI	7
BB	5
SO	10
LOB	16



Batter	1	2	3	4	5	6	7	8	9	AB	R	H	RBI	BB	SO	LOB	BOTTOM						
9 Eduardo Núñez, R OBP: 0.363, SLG: 0.516										4	2	2	1	0	0	3							
2 Brian Dozier, R OBP: 0.299, SLG: 0.351										5	0	0	0	0	2	5							
7 Joe Mauer, L OBP: 0.388, SLG: 0.412 (1, 10)										4	0	1	1	1	2	3							
52 ByungHo Park, R OBP: 0.307, SLG: 0.464										5	1	1	1	0	2	3							
36 Robbie Grossman, S OBP: 0.453, SLG: 0.615										3	1	1	1	2	1	0							
5 Eduardo Escobar, S OBP: 0.279, SLG: 0.295										3	0	0	0	1	2	2							
26 Max Kepler, L OBP: 0.286, SLG: 0.290										3	0	0	0	2	1	1							
8 Kurt Suzuki, R OBP: 0.281, SLG: 0.300										4	1	1	0	0	2	4							
25 Byron Buxton, R OBP: 0.278, SLG: 0.412										4	0	3	1	0	0	2							
Inning Stats	R: 1 K: 3 S: 17	H: 2 LOB: 2 BB: 1 P: 29	R: 0 K: 2 S: 10	H: 1 LOB: 3 BB: 1 P: 18	R: 3 K: 1 S: 15	H: 4 LOB: 1 BB: 0 P: 23	R: 0 K: 0 S: 13	H: 0 LOB: 0 BB: 0 P: 18	R: 0 K: 1 S: 7	H: 0 LOB: 0 BB: 1 P: 14	R: 0 K: 2 S: 11	H: 1 LOB: 2 BB: 1 P: 16	R: 0 K: 1 S: 8	H: 0 LOB: 2 BB: 2 P: 18	R: 1 K: 1 S: 11	H: 1 LOB: 0 BB: 0 P: 19	R: 0 K: 1 S: 6	H: 0 LOB: 0 BB: 0 P: 9	1B: 5 2B: 0 3B: 1 HR: 3	SF: 0 SAC: 2 DP: 0 HBP: 0	WP: 0 PB: 0 SB: 0 CS: 0	PA: 43	
PITCHER	IP WLS BF H R ER SO BB IBB HBP BLK WP HR S P ERA WHIP	5.0 26 7 4 4 3 3 0 0 0 0 2 62 102 7.20 2.000	2.0 10 1 0 0 3 1 2 0 0 0 0 0 19 34 0.00 1.000	1.0 W 4 1 1 1 1 0 0 0 0 0 1 11 19 9.00 1.000	1.0 S 3 0 0 0 1 0 0 0 0 0 0 6 9 0.00 0.000																		

Tampa Bay Rays @ Minnesota Twins
Target Field, Minneapolis, MN
Sun Jun 05 2016, 1:13 PM - 4:31 PM CDT
Att: 25,510 - Partly Cloudy - 78 F

AB	35
R	5
H	9
RBI	5
BB	6
SO	12
LOB	23



Batter	1	2	3	4	5	6	7	8	9	AB	R	H	RBI	BB	SO	LOB	TOP								
51 Ichiro Suzuki, L (1, 10) OBP: 0.397, SLG: 0.376	F8		14 1B			14 1B		G3-1		5	1	3	1	0	0	0	Miami Marlins @ Minnesota Twins Target Field, Minneapolis, MN Wed Jun 08 2016, 7:11 PM - 10:15 PM CDT Att: 21,527 - Clear - 77 F								
14 Martin Prado, R (1, 5) OBP: 0.353, SLG: 0.390	F9		21 G6-4-3		13 1B	21 1B		G4-3		4	1	2	1	1	0	0									
21 Christian Yelich, L (1, 7) OBP: 0.499, SLG: 0.495	K		G6-4-3		K	BB		G5-3		5	0	1	0	0	2	5									
13 Marcell Ozuna, R (1, 8) OBP: 0.361, SLG: 0.545		G6-3		K		27 1B		G6-3		5	0	2	2	0	1	3									
27 Giancarlo Stanton, R (1, 9) OBP: 0.313, SLG: 0.438				F8				G6-3		5	0	2	1	0	1	1									
41 Justin Bour, L (1, 3) OBP: 0.311, SLG: 0.454				G3		F8				4	0	1	0	0	1	2									
32 Derek Dietrich, L (1, 4) OBP: 0.382, SLG: 0.468				F8		G4-3		F8		4	0	0	0	0	0	2									
11 J.T. Realmuto, R (1, 2) OBP: 0.325, SLG: 0.396				F9		19 1B		F8		4	1	1	0	0	0	2									
19 Miquel Rojas, R (1, 6) OBP: 0.315, SLG: 0.328			F9			14 1B		G5-3		4	2	2	0	0	0	0									
Inning Stats	R: 0 E: 0 K: 1 S: 7	H: 0 LOB: 0 BB: 0 P: 8	R: 0 E: 0 K: 0 S: 9	H: 2 LOB: 2 BB: 0 P: 15	R: 0 E: 0 K: 0 S: 8	H: 2 LOB: 1 BB: 0 P: 11	R: 0 E: 0 K: 1 S: 7	H: 0 LOB: 0 BB: 0 P: 11	R: 4 E: 0 K: 1 S: 16	H: 5 LOB: 2 BB: 1 P: 27	R: 1 E: 0 K: 0 S: 22	H: 4 LOB: 3 BB: 0 P: 30	R: 0 E: 0 K: 1 S: 7	H: 0 LOB: 0 BB: 0 P: 10	R: 0 E: 0 K: 0 S: 6	H: 0 LOB: 0 BB: 0 P: 9		R: 0 E: 0 K: 1 S: 13	H: 1 LOB: 1 BB: 0 P: 21	1B: 13 2B: 1 3B: 0 HR: 0	SF: 0 SAC: 0 DP: 1 HBP: 0	WP: 0 PB: 0 SB: 0 CS: 0	PA: 41		
PITCHER	IP	WLS	BF	H	R	ER	SO	BB	IBB	HBP	BLK	WP	HR	S	P	ERA	WHIP								
47 Ricky Nolasco, R (1, 1) ERA: 5.17	5.2		28	11	5	5	3	1	0	0	0	0	0	64	96	7.94	2.118								
59 Michael Tonkin, R (6, 1) ERA: 3.1	0.0		1	1	0	0	0	0	0	0	0	0	0	3	3	∞	∞								
62 Buddy Boshers, L (6, 1) ERA:	0.0		1	1	0	0	0	0	0	0	0	0	0	1	1	∞	∞								
65 Trevor May, R (6, 1) ERA: 5.06	0.1		1	0	0	0	0	0	0	0	0	0	0	1	2	0.00	0.000								
55 Taylor Rogers, L (7, 1) ERA: 2.77	1.0	W	3	0	0	0	1	0	0	0	0	0	0	7	10	0.00	0.000								
PITCHER	IP	WLS	BF	H	R	ER	SO	BB	IBB	HBP	BLK	WP	HR	S	P	ERA	WHIP								
57 Ryan Pressly, R (6, 1) ERA: 4.24	1.0		3	0	0	0	0	0	0	0	0	0	0	6	9	0.00	0.000								
27 Brandon Kintzler, R (6, 1) ERA: 2.3	1.0	S	4	1	0	0	1	0	0	0	0	0	0	13	21	0.00	1.000								

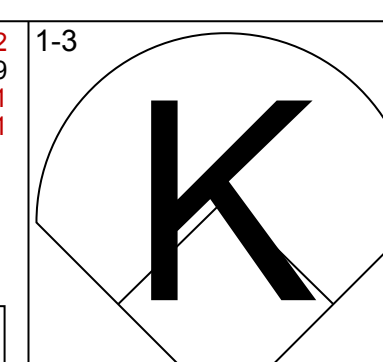
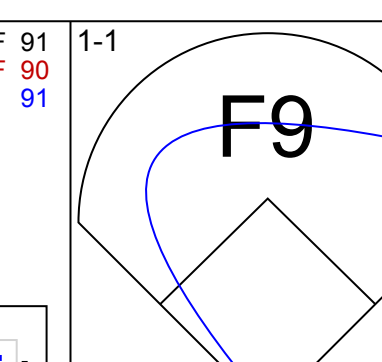
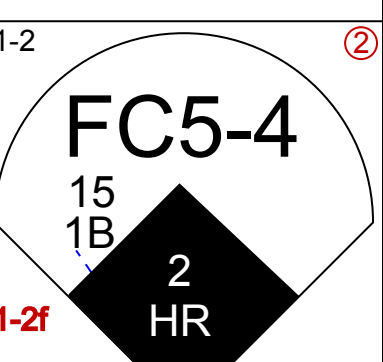
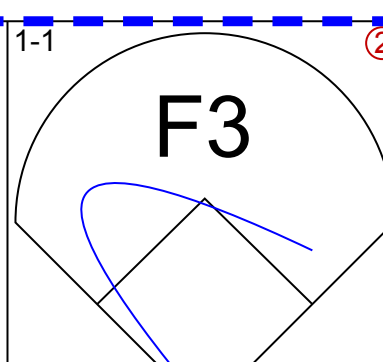
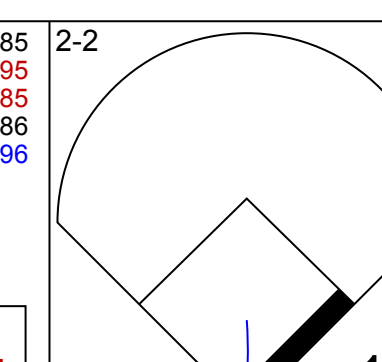
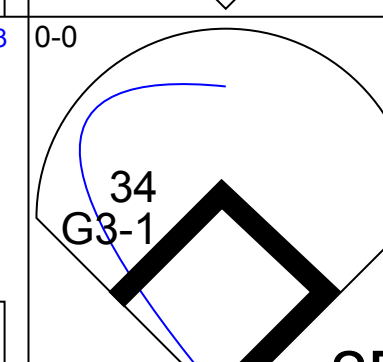
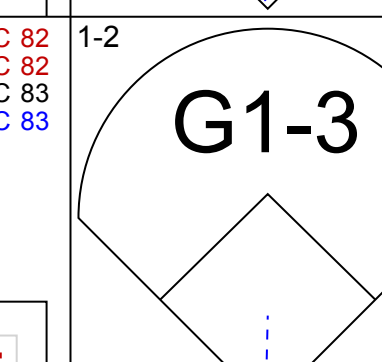
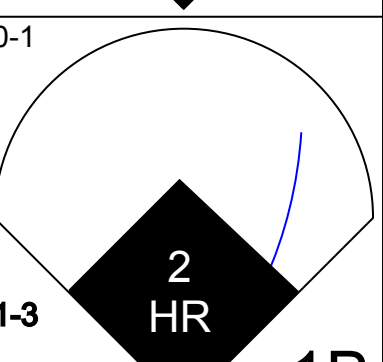
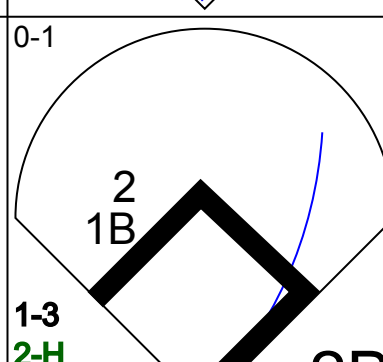
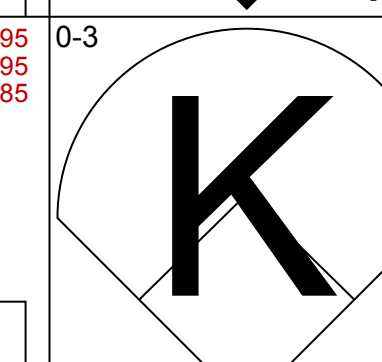
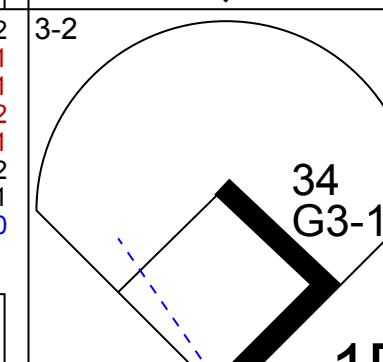
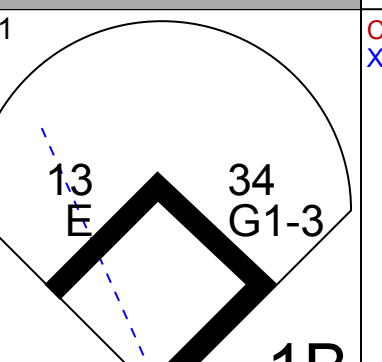
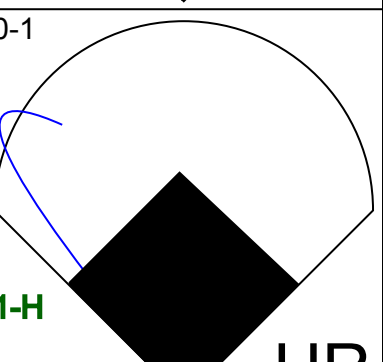
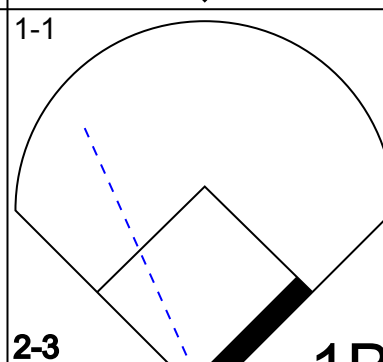
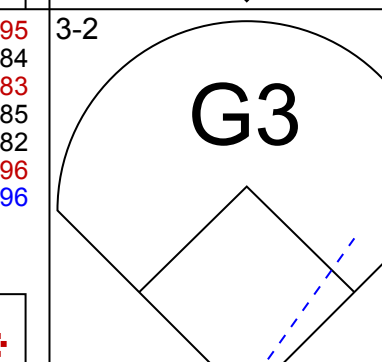
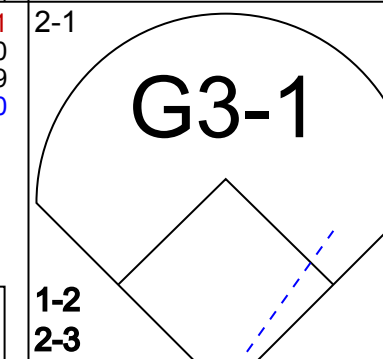

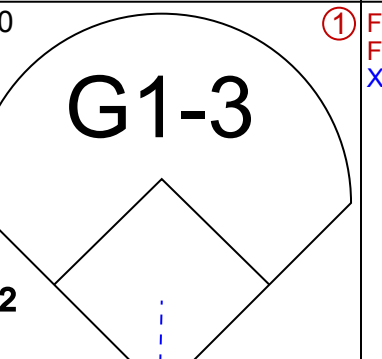
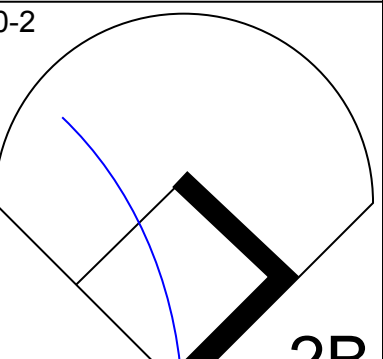
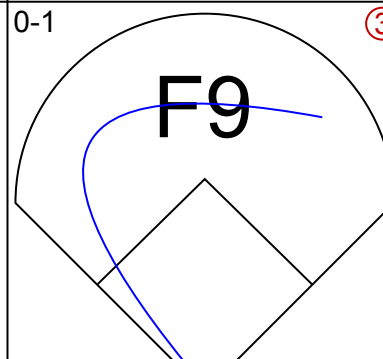
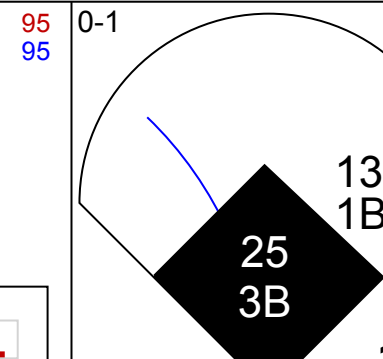
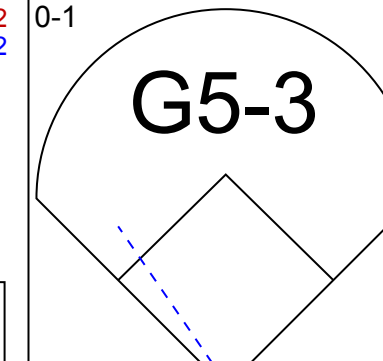
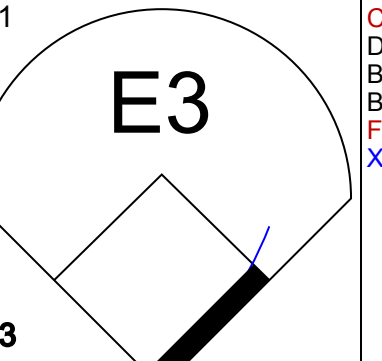
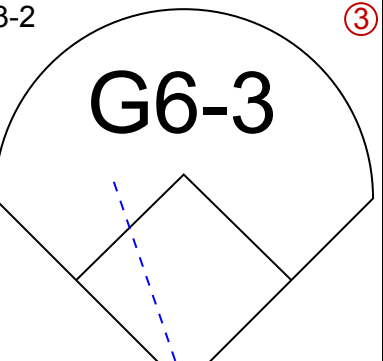
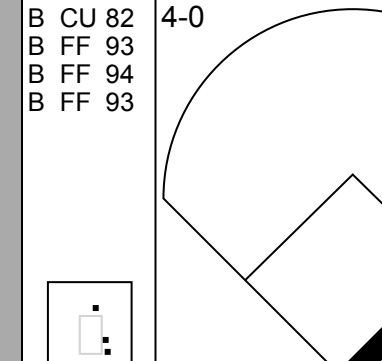
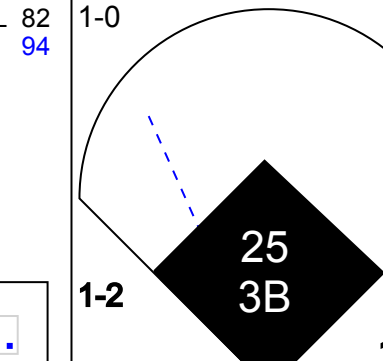

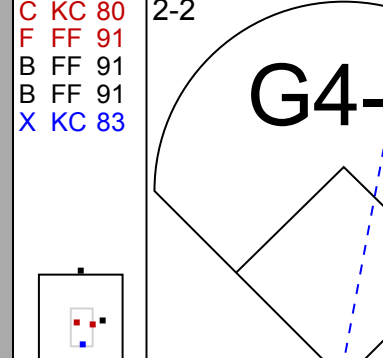

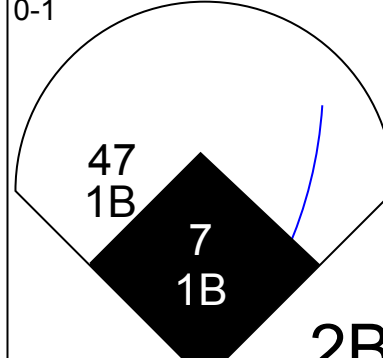
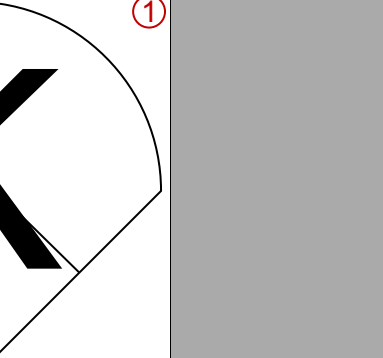
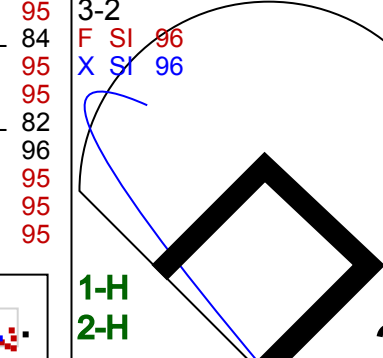


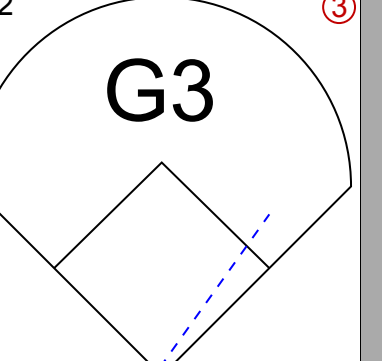
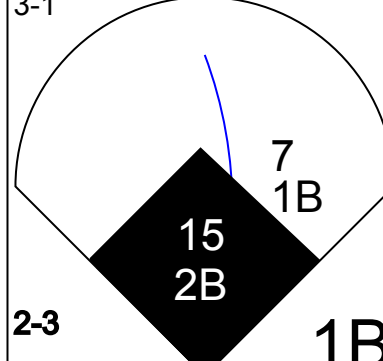
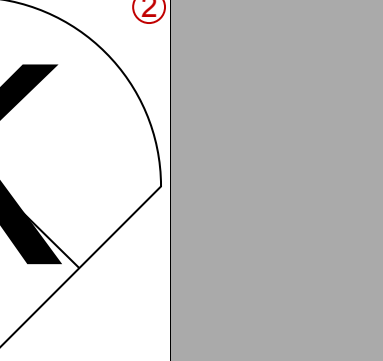
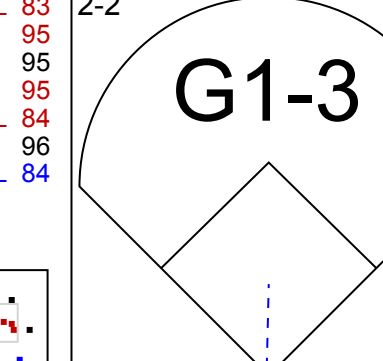


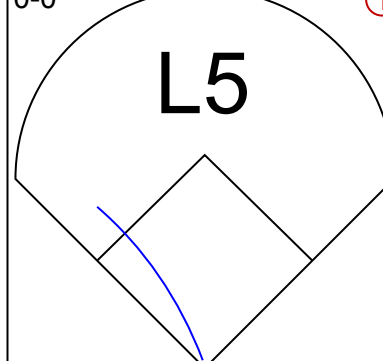
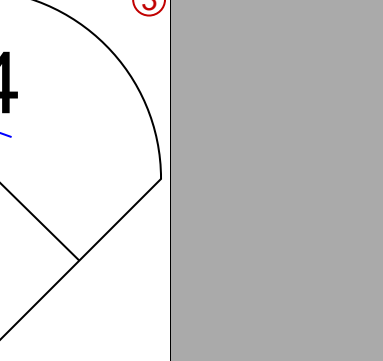
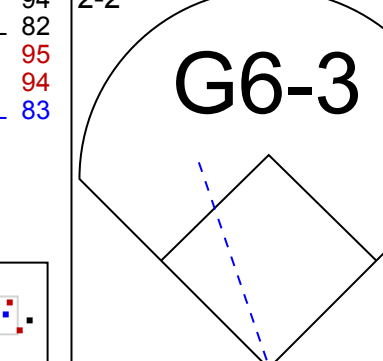
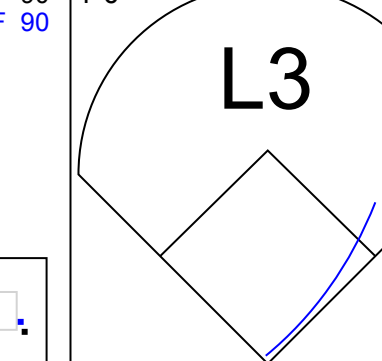
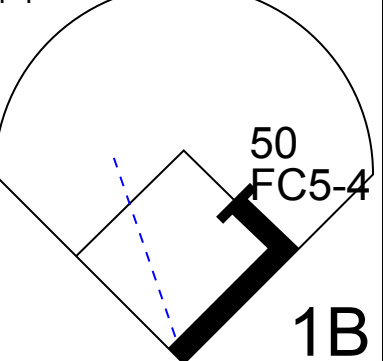
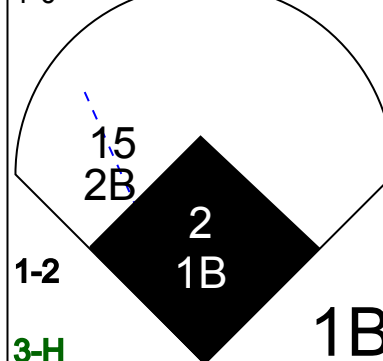
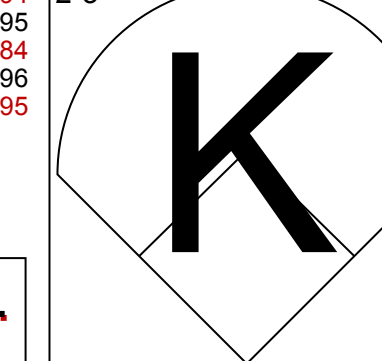
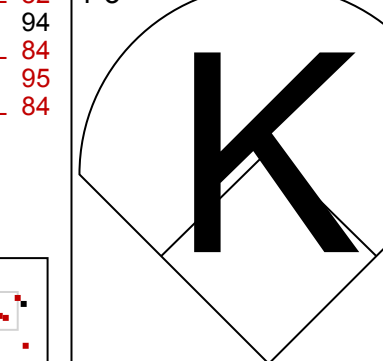
AB	40
R	5
H	14
RBI	5
BB	1
SO	5
LOB	15



Batter	1	2	3	4	5	6	7	8	9	AB	R	H	RBI	BB	SO	LOB	BOTTOM								
9 Eduardo Núñez, R (1, 6) OBP: 0.355, SLG: 0.531	G5-3	G3		G5-3			G5-3	P6		5	0	0	0	0	0	3	Miami Marlins @ Minnesota Twins Target Field, Minneapolis, MN Wed Jun 08 2016, 7:11 PM - 10:15 PM CDT Att: 21,527 - Clear - 77 F								
36 Robbie Grossman, S (1, 7) OBP: 0.459, SLG: 0.650	L8		7 FC4-6			G5-3				4	0	1	0	1	1	0									
7 Joe Mauer, L (1, 3) OBP: 0.389, SLG: 0.423			FC4-6			F8				5	3	2	1	0	1	3									
24 Trevor Plouffe, R (1, 5) OBP: 0.279, SLG: 0.388	F9		HR			G5-3				4	2	2	3	0	0	0									
2 Brian Dozier, R (1, 4) OBP: 0.309, SLG: 0.379			52 FC1-4			G5-3				4	0	3	1	0	0	0									
52 ByungHo Park, R (1, 10) OBP: 0.310, SLG: 0.474			31 2B			G5-3				4	2	2	1	0	0	2									
31 Oswaldo Arcia, L (1, 9) OBP: 0.398, SLG: 0.396			8 1B							4	0	2	0	0	2	3									
26 Max Kepler, L (6, 9) OBP: 0.256, SLG: 0.257			K							0	0	0	0	0	0	0									
8 Kurt Suzuki, R (1, 2) OBP: 0.279, SLG: 0.305						P4				4	0	2	1	0	0	1									
25 Byron Buxton, R (1, 8) OBP: 0.253, SLG: 0.373						G6-3				3	0	0	0	0	1	3									
Inning Stats	R: 1 E: 0 K: 0 S: 11	H: 1 LOB: 0 BB: 0 P: 19	R: 1 E: 0 K: 1 S: 13	H: 3 LOB: 0 BB: 0 P: 19	R: 2 E: 0 K: 1 S: 13	H: 3 LOB: 1 BB: 0 P: 19	R: 0 E: 0 K: 0 S: 7	H: 0 LOB: 0 BB: 0 P: 9	R: 0 E: 0 K: 0 S: 6	H: 0 LOB: 0 BB: 0 P: 8	R: 1 E: 0 K: 0 S: 12	H: 2 LOB: 1 BB: 0 P: 18	R: 2 E: 0 K: 2 S: 20	H: 4 LOB: 2 BB: 0 P: 28	R: 0 E: 0 K: 1 S: 13	H: 1 LOB: 2 BB: 1 P: 21	1B: 6 2B: 5 3B: 0 HR: 3	SF: 0 SAC: 1 DP: 0 HBP: 0	WP: 0 PB: 0 SB: 0 CS: 0	PA: 39					
PITCHER	IP	WLS	BF	H	R	ER	SO	BB	IBB	HBP	BLK	WP	HR	S	P	ERA	WHIP								
54 Wei-Yin Chen, L (1, 1) ERA: 4.56	5.1		25	9	5	5	2	0	0	0	0	0	0	59	85	8.44	1.688								
64 Nick Wittgren, R (6, 1) ERA: 2.84	1.1	L	8	4	2	2	1	0	0	0	0	0	0	19	31	13.50	3.000								
40 Mike Dunn, L (7, 1) ERA: 6.75	0.1		1	0	0	0	1	0	0	0	0	0	0	4	4	0.00	0.000								
49 Brian Ellington, R (6, 1) ERA:	1.0		5	1	0	0	1	1	0	0	0	0	0	13	21	0.00	2.000								

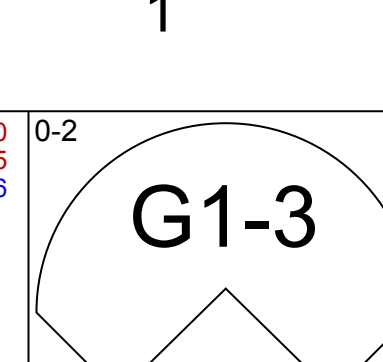
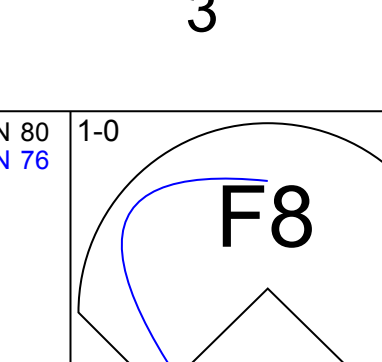
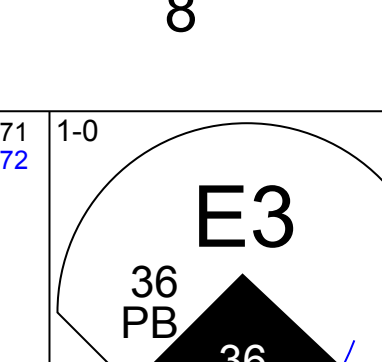
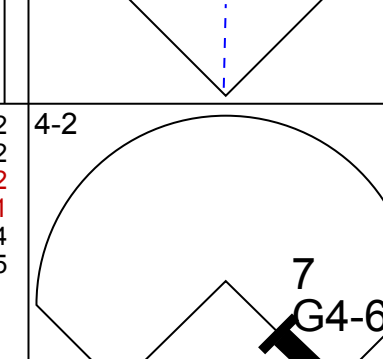
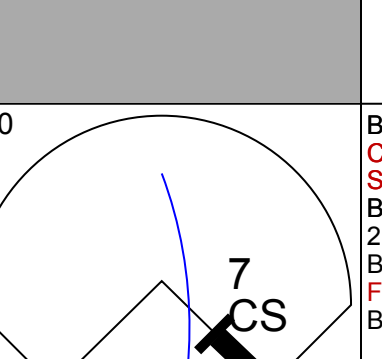
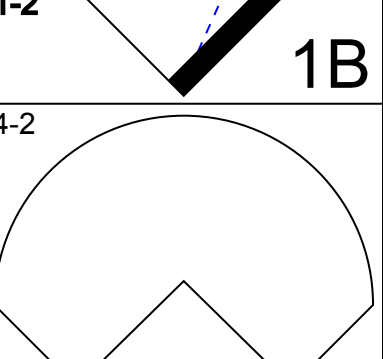
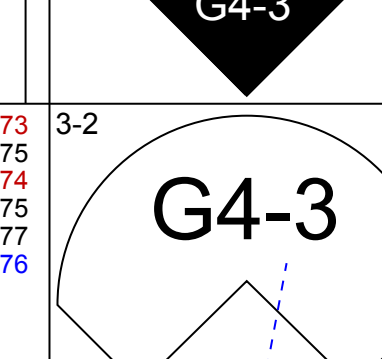
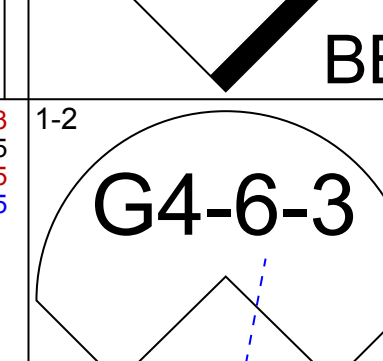
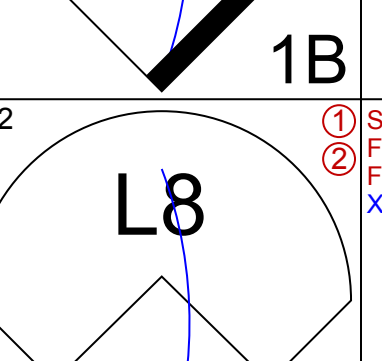
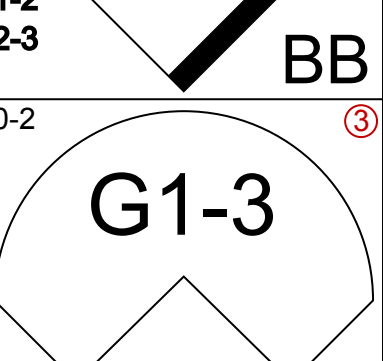
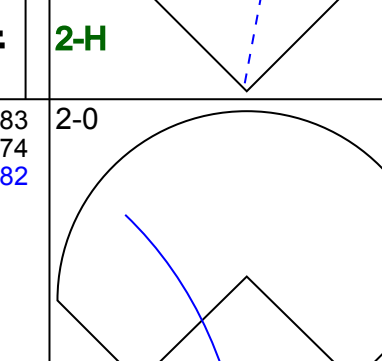
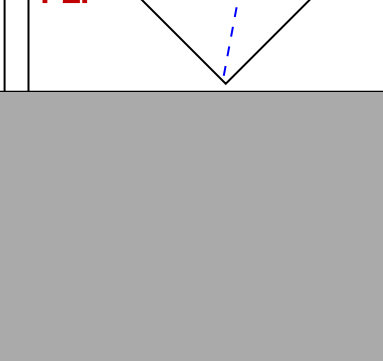
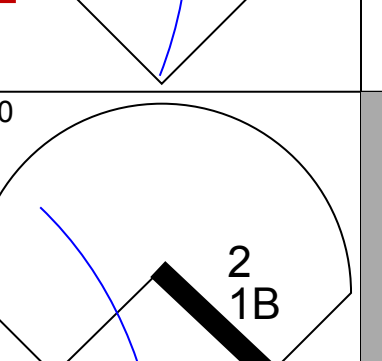
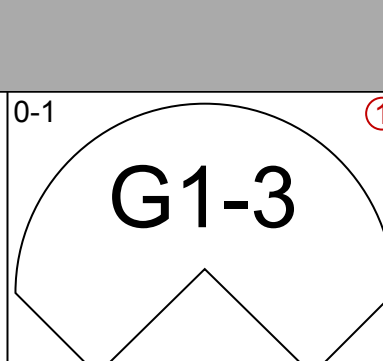
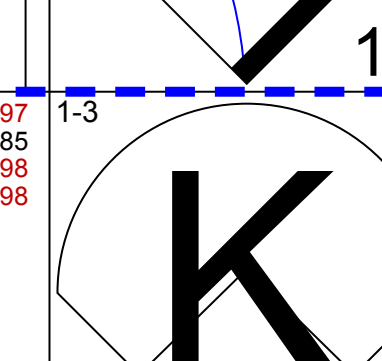

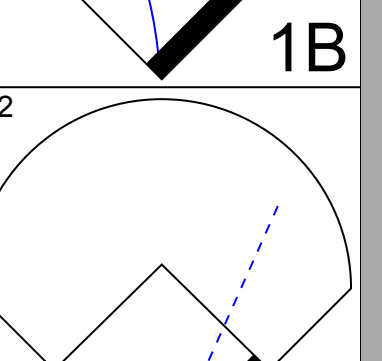
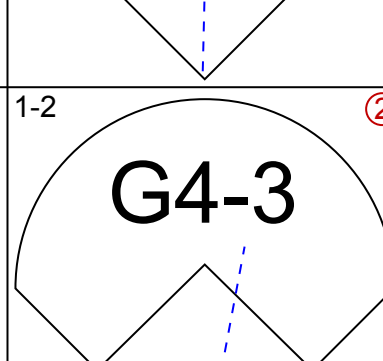
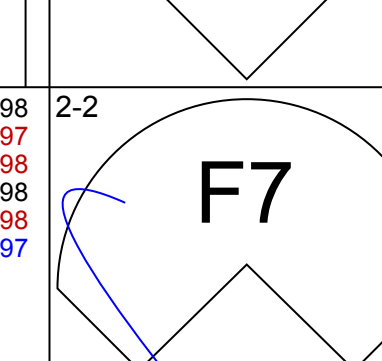

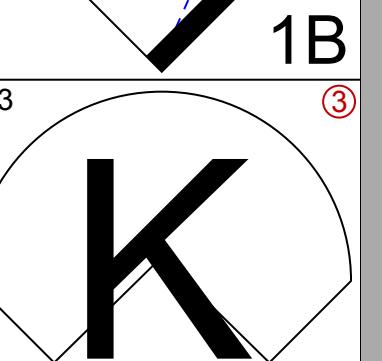
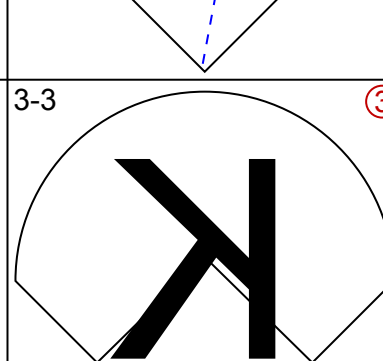
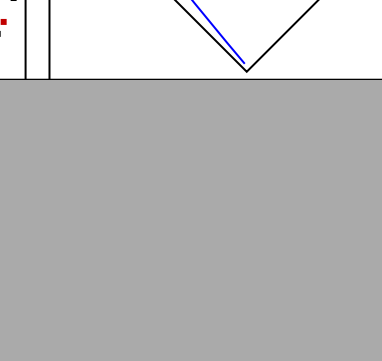
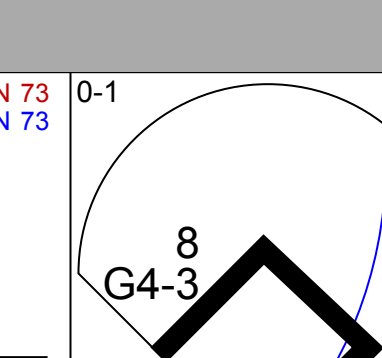
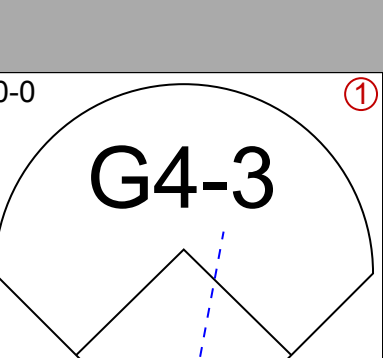
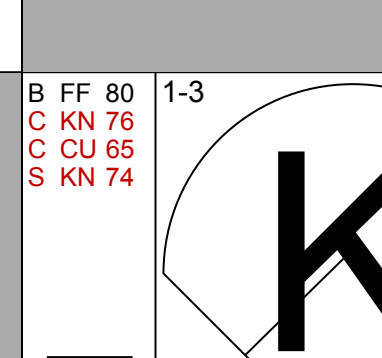
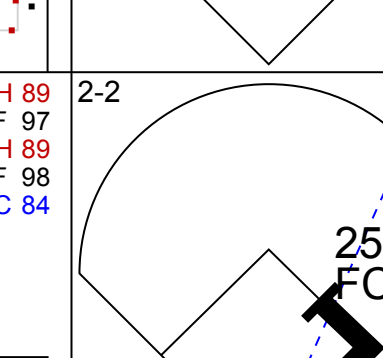
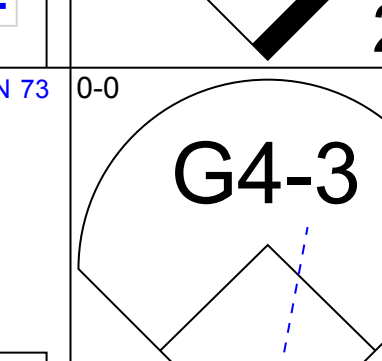
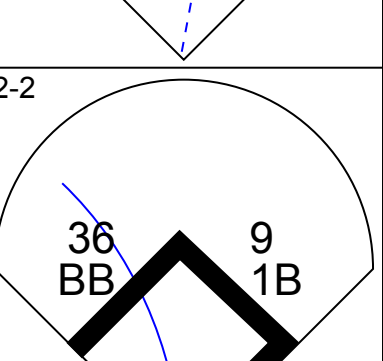


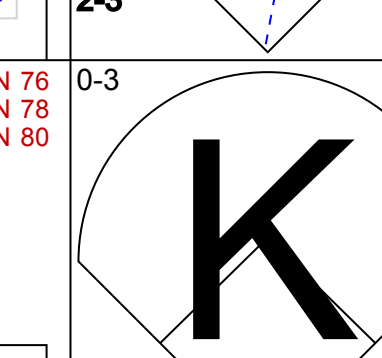
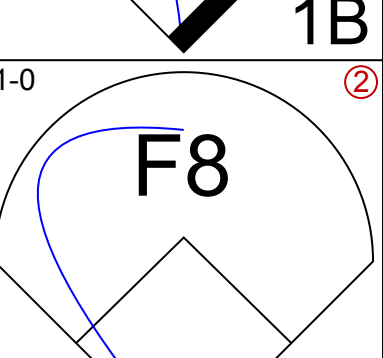
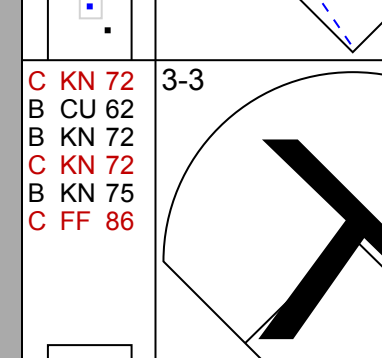
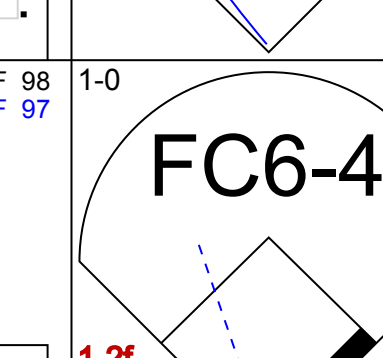
AB	37
R	7
H	14
RBI	7
BB	1
SO	5
LOB	15



Batter	1	2	3	4	5	6	7	8	9	AB R H RBI BB SO LOB	TOP											
50 Mookie Betts, R OBP: 0.338, SLG: 0.532										5 1 1 0 0 1 3	Boston Red Sox @ Minnesota Twins Target Field, Minneapolis, MN Fri Jun 10 2016, 7:11 PM - 10:10 PM CDT Att: 22,786 - Overcast - 81 F											
15 Dustin Pedroia, R OBP: 0.379, SLG: 0.490 41 Marco Hernández, L OBP: 0.300, SLG: 0.389										5 1 3 1 0 1 1 0 0 0 0 0 0 0												
2 Xander Bogaerts, R OBP: 0.398, SLG: 0.508										5 1 4 4 0 0 1												
34 David Ortiz, L OBP: 0.424, SLG: 0.725 38 Rusney Castillo, R OBP: 0.365, SLG: 0.750										5 0 2 0 0 0 5 0 1 0 0 0 0 0												
13 Hanley Ramirez, R OBP: 0.337, SLG: 0.380 32 Josh Rutledge, R OBP: 0.365, SLG: 0.413										4 1 1 0 1 0 4 0 0 0 0 0 0 0												
25 Jackie Bradley Jr., L OBP: 0.393, SLG: 0.579										5 1 2 2 0 2 3												
47 Travis Shaw, L OBP: 0.335, SLG: 0.467										5 1 1 0 0 1 5												
30 Chris Young, R OBP: 0.364, SLG: 0.584										5 0 0 0 0 1 5												
7 Christian Vázquez, R OBP: 0.285, SLG: 0.320										5 1 2 1 0 2 2												
Inning Stats	R: 0 E: 0 K: 1 S: 13	H: 2 LOB: 2 BB: 0 P: 19	R: 0 E: 0 K: 0 S: 8	H: 0 LOB: 0 BB: 0 P: 12	R: 0 E: 0 K: 0 S: 6	H: 0 LOB: 0 BB: 0 P: 9	R: 0 E: 1 K: 1 S: 12	H: 1 LOB: 2 BB: 0 P: 19	R: 3 E: 0 K: 1 S: 18	H: 4 LOB: 1 BB: 0 P: 24		R: 3 E: 0 K: 0 S: 14	H: 5 LOB: 2 BB: 0 P: 20	R: 0 E: 0 K: 2 S: 11	H: 0 LOB: 1 BB: 1 P: 17	R: 0 E: 0 K: 2 S: 13	H: 1 LOB: 1 BB: 0 P: 20	R: 2 E: 0 K: 1 S: 23	H: 3 LOB: 2 BB: 0 P: 32	1B: 10 2B: 4 3B: 1 HR: 1	SF: 0 SAC: 0 DP: 0 HBP: 0	WP: 0 PB: 0 SB: 0 CS: 0
PITCHER	IP WLS BF H R ER SO BB IBB HBP BLK WP HR S P ERA WHIP											IP WLS BF H R ER SO BB IBB HBP BLK WP HR S P ERA WHIP										
56 Tyler Duffey, R ERA: 5.33	5.1 L 27 10 6 6 3 0 0 0 0 0 0 1 63 93 10.12 1.875																					
49 Kevin Jepsen, R ERA: 5.75	1.2 8 2 0 0 2 1 0 0 0 0 0 0 19 27 0.00 1.800																					
59 Michael Tonkin, R ERA: 3.48	2.0 10 4 2 2 3 0 0 0 0 0 0 0 36 52 9.00 2.000																					

AB	44
R	8
H	16
RBI	8
BB	1
SO	8
LOB	29



Batter	1	2	3	4	5	6	7	8	9	AB R H RBI BB SO LOB	BOTTOM											
9 Eduardo Núñez, R OBP: 0.355, SLG: 0.525										4 1 1 0 0 0 1	Boston Red Sox @ Minnesota Twins Target Field, Minneapolis, MN Fri Jun 10 2016, 7:11 PM - 10:10 PM CDT Att: 22,786 - Overcast - 81 F											
36 Robbie Grossman, S OBP: 0.463, SLG: 0.635										2 0 1 1 2 0 0												
7 Joe Mauer, L OBP: 0.386, SLG: 0.416										4 0 1 0 0 0 5												
24 Trevor Plouffe, R OBP: 0.272, SLG: 0.374										4 0 1 0 0 1 1												
2 Brian Dozier, R OBP: 0.311, SLG: 0.376										4 0 1 0 0 0 1												
52 ByungHo Park, R OBP: 0.302, SLG: 0.459										4 0 0 0 0 4 2												
26 Max Kepler, L OBP: 0.289, SLG: 0.300										4 0 2 0 0 1 0												
8 Kurt Suzuki, R OBP: 0.278, SLG: 0.303										4 0 1 0 0 0 2												
25 Byron Buxton, R OBP: 0.244, SLG: 0.354										4 0 0 0 0 2 3												
Inning Stats	R: 0 E: 0 K: 0 S: 8	H: 0 LOB: 0 BB: 1 P: 13	R: 0 E: 0 K: 1 S: 7	H: 0 LOB: 0 BB: 0 P: 8	R: 0 E: 0 K: 1 S: 7	H: 1 LOB: 0 BB: 0 P: 8	R: 0 E: 0 K: 1 S: 12	H: 3 LOB: 2 BB: 0 P: 19	R: 0 E: 0 K: 0 S: 13	H: 2 LOB: 3 BB: 1 P: 20		R: 0 E: 0 K: 1 S: 9	H: 0 LOB: 0 BB: 0 P: 13	R: 0 E: 0 K: 2 S: 7	H: 0 LOB: 0 BB: 1 P: 13	R: 1 E: 1 K: 1 S: 12	H: 1 LOB: 1 BB: 0 P: 21	R: 0 E: 0 K: 1 S: 10	H: 1 LOB: 1 BB: 0 P: 17	1B: 7 2B: 1 3B: 0 HR: 0	SF: 0 SAC: 0 DP: 1 HBP: 0	WP: 0 PB: 1 SB: 0 CS: 1
PITCHER	IP WLS BF H R ER SO BB IBB HBP BLK WP HR S P ERA WHIP											IP WLS BF H R ER SO BB IBB HBP BLK WP HR S P ERA WHIP										
35 Steven Wright, R ERA: 2.09	7.1 W 30 7 1 0 6 2 0 0 0 0 0 0 17 105 0.00 1.227																					
68 Matt Barnes, R ERA: 2.76	1.2 6 1 0 0 2 0 0 0 0 0 0 0 17 27 0.00 0.600																					

AB	34
R	1
H	8
RBI	1
BB	2
SO	8
LOB	15



Batter	1	2	3	4	5	6	7	8	9	10	AB	R	H	RBI	BB	SO	LOB	TOP								
50 Mookie Betts, R OBP: 0.339, SLG: 0.524	(1, 9) C FF 88 C CH 86 B FF 88 T FF 90	1-2	K	X CH 84	0-0	G5-3	B FF 88 B FF 87 C CH 85 B FF 88	4-1	15 G5-4-3 BB	B SI 92 X SI 93	1-0	2 FC5 15 1B	X SI 97	0-0	G6-3	4	1	1	0	1	1	0				
15 Dustin Pedroia, R OBP: 0.371, SLG: 0.474	(1, 4) C FF 91 C CH 86 B FF 90 B CU 76 B FF 91 F FF 87 B FF 90	4-2	BB	C CU 76 B CH 86 B FF 88 X FF 89	3-1	G6-3	C CH 86 B FF 88 X FF 89	0-2	G5-4-3	C SI 93 B SI 94 X SI 94	1-1	34 G4-6-3 1B	C SI 96 B SI 95 X SI 95	1-3	K	4	1	1	0	1	1	1				
2 Xander Bogaerts, R OBP: 0.405, SLG: 0.527	(1, 6) C FF 89 X FF 89	0-1	P3	B FF 89 B FF 89 X FF 89	2-0	34 G3-6-3 1B	C CU 76 B CH 86 B FF 88 X FF 89	1-2	P3	C SI 94 B SI 94 X SI 94	0-2	34 FC5 34-6-3	B SI 84 B SI 84 X SI 95	2-1	34 1B	5	0	2	1	0	0	2				
34 David Ortiz, L OBP: 0.423, SLG: 0.708	(1, 10) B FF 88 T FF 88 C CH 84 B FF 89 D SL 87 S FF 89	3-3	K	B FF 89 B CH 84 B FF 89 X FF 89	3-1	G4-3	B FF 89 B FF 89 X FF 89	3-1	G4-3	C FF 88 C CH 83 B FF 89 X CU 76	1-2	25 BB	B SI 92 B SI 92 X SI 95	2-2	G4-6-3	4	0	0	0	1	2	4				
13 Hanley Ramirez, R OBP: 0.337, SLG: 0.379	(1, 3)	3-1	2B	B FF 89 C CH 84 B FF 89 X FF 89	3-1	G4-3	B FF 89 B FF 89 X FF 89	3-1	G4-3	C FF 88 C CH 83 B FF 89 X CU 76	1-2	25 BB	B SI 92 B SI 92 X SI 95	4-1	25 E 25 S BB	3	0	1	0	1	0	1				
25 Jackie Bradley Jr., L OBP: 0.391, SLG: 0.575	(1, 8)	0-0	P5	X CU 74	0-0	F7	C SL 83 X CH 84	0-1	F7	F CU 73 C FF 89 B CH 84 B FF 89 B SL 84	4-2	1-2	BB	B SI 92 B SI 92 X SI 95	1-3	K	3	0	0	0	1	1	2			
30 Chris Young, R OBP: 0.370, SLG: 0.598	(1, 7)	0-0	F8	X FF 88	0-0	HR	B CU 74 X FF 89	1-0	HR	B CU 81 D CU 81 C SI 94 X FF 84	2-1	P3	C KC 77 B SI 81 B CH 74 X KC 75	2-1	47 B1-6-4 1B	4	1	2	1	0	0	3				
32 Josh Rutledge, R OBP: 0.352, SLG: 0.396	(1, 5)	1-2	F8	B FF 89 C FF 89 F FF 89 X CU 77	1-2	F8	B FF 89 X CH 85	1-0	F8	C FF 88 C CH 83 B FF 89 X CU 76	2-3	K	B SI 91 1 SAFE X FC 83	1-0	B1-6-4	2	0	0	0	0	0	1	3			
47 Travis Shaw, L OBP: 0.329, SLG: 0.455	(7, PH) (7, 5)	1-2	F8	B FF 89 C FF 89 F FF 89 X CU 77	1-2	F8	B FF 89 X CH 85	1-0	F8	C FF 88 C CH 83 B FF 89 X CU 76	2-3	K	B SI 91 1 SAFE X FC 83	1-0	B1-6-4	2	0	0	0	0	0	1	3			
7 Christian Vázquez, R OBP: 0.261, SLG: 0.315	(1, 2)	2-3	K	C FF 88 F FF 88 F CH 84 B FF 89 S SL 86	2-3	G6-3	B FF 89 B FF 89 X CH 84	2-1	G6-3	B SI 92 B SI 92 X SI 94	4-2	15 1B 2 FC5 50 1B BB	B SI 91 X FF 89	2-0	F7	2	0	0	0	0	1	0				
41 Marlon Hernández, L OBP: 0.333, SLG: 0.386	(8, PH)	2-3	K	C FF 88 F FF 88 F CH 84 B FF 89 S SL 86	2-3	G6-3	B FF 89 B FF 89 X CH 84	2-1	G6-3	B SI 92 B SI 92 X SI 94	4-2	15 1B 2 FC5 50 1B BB	B SI 91 X FF 89	2-0	F7	0	1	0	0	1	0	0				
3 Sandy León, S OBP: 0.657, SLG: 1.167	(8, 2)	2-3	K	C FF 88 F FF 88 F CH 84 B FF 89 S SL 86	2-3	G6-3	B FF 89 B FF 89 X CH 84	2-1	G6-3	B SI 92 B SI 92 X SI 94	4-2	15 1B 2 FC5 50 1B BB	B SI 91 X FF 89	2-0	F7	1	0	0	0	0	0	0				
Inning Stats	R: 0 E: 0 K: 2 S: 12	H: 0 LOB: 1 BB: 1 P: 20	R: 0 E: 0 K: 0 S: 8	H: 1 LOB: 0 BB: 0 P: 12	R: 0 E: 0 K: 1 S: 7	H: 0 LOB: 0 BB: 0 P: 12	R: 0 E: 0 K: 0 S: 5	H: 1 LOB: 0 BB: 0 P: 10	R: 1 E: 0 K: 0 S: 6	H: 1 LOB: 0 BB: 0 P: 10	R: 0 E: 0 K: 0 S: 7	H: 0 LOB: 0 BB: 1 P: 12	R: 0 E: 0 K: 1 S: 12	H: 0 LOB: 2 BB: 2 P: 25	R: 3 E: 1 K: 1 S: 18	H: 2 LOB: 1 BB: 2 P: 31	R: 0 E: 0 K: 0 S: 4	H: 1 LOB: 0 BB: 0 P: 9	R: 0 E: 0 K: 2 S: 10	H: 1 LOB: 1 BB: 0 P: 15	1B: 5 2B: 1 3B: 0 HR: 1	SF: 0 SAC: 0 DP: 4 HBP: 0	WP: 0 PB: 0 SB: 2 CS: 0	PA: 40		
PITCHER	IP ERA WLS BF H R ER SO BB IBB HBP BLK WP HR S P ERA WHIP	64 Pat Dean, L ERA: 4.17	49 Kevin Jepsen, R ERA: 3.61	27 Brandon Kintzler, R ERA: 2.81	56 Fernando Abad, L ERA: 0.79	59 Michael Tonkin, R ERA: 3.38	64 Pat Dean, L ERA: 4.17	49 Kevin Jepsen, R ERA: 3.61	27 Brandon Kintzler, R ERA: 2.81	56 Fernando Abad, L ERA: 0.79	59 Michael Tonkin, R ERA: 3.38	64 Pat Dean, L ERA: 4.17	49 Kevin Jepsen, R ERA: 3.61	27 Brandon Kintzler, R ERA: 2.81	56 Fernando Abad, L ERA: 0.79	59 Michael Tonkin, R ERA: 3.38	64 Pat Dean, L ERA: 4.17	49 Kevin Jepsen, R ERA: 3.61	27 Brandon Kintzler, R ERA: 2.81	56 Fernando Abad, L ERA: 0.79	59 Michael Tonkin, R ERA: 3.38	64 Pat Dean, L ERA: 4.17	49 Kevin Jepsen, R ERA: 3.61	27 Brandon Kintzler, R ERA: 2.81	56 Fernando Abad, L ERA: 0.79	59 Michael Tonkin, R ERA: 3.38

Boston Red Sox @ Minnesota Twins
Target Field, Minneapolis, MN
Sun Jun 12 2016, 1:12 PM - 4:40 PM CDT
Att: 26,087 - Partly Cloudy - 73 F

AB	34
R	4
H	7
RBI	2
BB	6
SO	7
LOB	17



Batter	1	2	3	4	5	6	7	8	9	10	AB	R	H	RBI	BB	SO	LOB	BOTTOM							
9 Eduardo Núñez, R OBP: 0.357, SLG: 0.514	(1, 5) C SI 88 X SL 84	0-1	36 G6-3 7 G5-3 1B	C FF 90 1 SAFE S SI 90 X CU 71	0-2	G5-3	C CU 76 L FF 90 B SL 87 S SI 90	2-3	K	B SL 84 B SL 84 B SL 84 B SL 84 B SL 84 B SL 84 B SL 84 B SL 84	4-2	BB	B SI 78 C FO 88 F FF 85 F FF 84 B FF 84 B FF 84 B FF 84 B FF 84 B FF 84 B FF 84 B FF 84	4-2	36 S BB	3	1	1	0	2	1	1			
36 Robbie Grossman, Sr., L OBP: 0.457, SLG: 0.589	(1, 1) B SI 89 X FF 91	1-1	G6-3	X SI 90	0-0	F8	C CU 74 B SI 89 B SI 89 C SI 91 L SI 88 D CH 82 C FF 93	4-2	2 F7 26 E 7 1B BB	1 SAFE 1 SAFE C SI 89 B SI 89 L SI 88 D CH 82 C FF 93	2-3	BB	D FF 84 C FO 87 X FF 94	1-1	P5	4	1	0	0	1	1	3			
7 Joe Mauer, L OBP: 0.368, SLG: 0.412	(1, 3) B SI 92 X SI 91	1-0	G5-3	C SI 88 B SI 84 B SI 84 B SI 84 B SI 84 B SI 84 B SI 84 B SI 84	1-2	F7	B FF 92 B FF 92 C FF 89 X SI 92	2-1	26 E 5 1B 1B	C FF 90 D SL 85 1 SAFE F FF 91 1 SAFE X SI 90	1-2	F8	B SI 91 B SI 91 X SI 94	4-1	2 1B 24 SH2-4 26 HR BB	4	2	1	1	1	0	1			
24 Trevor Plouffe, R OBP: 0.263, SLG: 0.362	(1, 10) C SI 89 B CU 73 C FF 90 B FF 92 X SI 91	2-2	2 FC6-4 1B	C CU 74 B SL 86 S SI 91	0-3	K	X SL 88	0-0	F7	X FS 79	0-0	G4-3	B FF 94 X FF 94	1-0	SH2-4	4	0	1	0	0	1	2			
2 Brian Dozier, R OBP: 0.320, SLG: 0.376	(1, 4) C CU 73 X SL 88	0-1	FC6-4	B SI 86 B SI 84 X SL 87	2-1	F8	B FF 91 C SI 89 B SI 89 X FF 92	2-1	F7	B SI 83 B SI 83 F FS 77 B FF 88	4-2	26 S BB	B SI 81 C FF 98 X FF 98	2-1	26 DI 26 HR 1B	4	1	1	0	1	0	3			
26 Max Kepler, L OBP: 0.236, SLG: 0.354	(1, 9) C SI 89 X SI 90	0-1	G4-3	C SI 89 X SI 90	0-1	G4-3	D CH 83 C CU 74 B SI 88 C CH 82 X SI 94	2-1	5 E 1B 1B	S FS 79 B FS 78 F FS 77 S FF 86	0-3	K	C KC 80 C FF 98 X FF 98	0-2	HR	5	1	1	3	0	2	2			
5 Eduardo Escobar, S OBP: 0.296, SLG: 0.306	(1, 6)	0-0	37 E 25 FC6-4 1B	X SI 90	0-0	G1-3	B FF 90 C FF 90 F FF 91 X SI 92	2-2	G1-3	B SI 87 B SI 87 X SI 91	0-0	1B	C FF 87 B FS 79 X FS 79	1-1	F7	4	1	2	1	0	0	1			
37 Juan Centeno, L OBP: 0.245, SLG: 0.346	(1, 2)	0-1	FC6	C SI 89 X FF 91	0-1	FC6	C SI 89 B SI 90 X FF 91	1-2	G3	B CU 73 X CH 80	1-0	G3	B CU 75 X FO 87	1-1	F8	4	0	0	0	0	0	3			
25 Byron Buxton, R OBP: 0.245, SLG: 0.330	(1, 8)	2-2	FC6-4	L SI 82 B FF 84 D SI 90 S SI 90	2-2	FC6-4	S SL 87 C SI 88	0-3	K	C SI 87 B SI 87 X SI 91	1-2	P4	B FF 93 S FF 92 F FF 93 S FF 94	1-3	K	4	0	0	1	0	2	1			
Inning Stats	R: 1 E: 0 K: 0 S: 11	H: 2 LOB: 1 BB: 0 P: 15	R: 1 E: 1 K: 0 S: 11	H: 1 LOB: 1 BB: 0 P: 13	R: 0 E: 0 K: 1 S: 11	H: 0 LOB: 0 BB: 0 P: 12	R: 0 E: 0 K: 1 S: 8	H: 0 LOB: 0 BB: 0 P: 14	R: 0 E: 0 K: 2 S: 10	H: 0 LOB: 0 BB: 0 P: 13	R: 2 E: 1 K: 0 S: 12	H: 2 LOB: 2 BB: 1 P: 23	R: 0 E: 0 K: 1 S: 14	H: 0 LOB: 1 BB: 1 P: 22	R: 0 E: 0 K: 1 S: 9	H: 0 LOB: 1 BB: 1 P: 14	R: 0 E: 0 K: 1 S: 14	H: 0 LOB: 1 BB: 1 P: 21	R: 3 E: 0 K: 0 S: 7	H: 2 LOB: 0 BB: 1 P: 14	1B: 6 2B: 0 3B: 0 HR: 1	SF: 0 SAC: 1 DP: 0 HBP: 0	WP: 0 PB: 0 SB: 4 CS: 0	PA: 42	
PITCHER	IP ERA WLS BF H R ER SO BB IBB HBP BLK WP HR S P ERA WHIP	22 Rick Porcello, R ERA: 3.81	19 Koji Uehara, R ERA: 4.01	36 Junichi Tazawa, R ERA: 2.88	68 Matt Barnes, R ERA: 3.64	22 Rick Porcello, R ERA: 3.81	19 Koji Uehara, R ERA: 4.01	36 Junichi Tazawa, R ERA: 2.88	68 Matt Barnes, R ERA: 3.64	22 Rick Porcello, R ERA: 3.81	19 Koji Uehara, R ERA: 4.01	36 Junichi Tazawa, R ERA: 2.88	68 Matt Barnes, R ERA: 3.64	22 Rick Porcello, R ERA: 3.81	19 Koji Uehara, R ERA: 4.01	36 Junichi Tazawa, R ERA: 2.88	68 Matt Barnes, R ERA: 3.64	22 Rick Porcello, R ERA: 3.81	19 Koji Uehara, R ERA: 4.01	36 Junichi Tazawa, R ERA: 2.88	68 Matt Barnes, R ERA: 3.64	22 Rick Porcello, R ERA: 3.81	19 Koji Uehara, R ERA: 4.01	36 Junichi Tazawa, R ERA: 2.88	68 Matt Barnes, R ERA: 3.64

Boston Red Sox @ Minnesota Twins
Target Field, Minneapolis, MN
Sun Jun 12 2016, 1:12 PM - 4:40 PM CDT
Att: 26,087 - Partly Cloudy - 73 F

AB	36
R	7
H	7
RBI	6
BB	5
SO	7
LOB	17



Batter	1	2	3	4	5	6	7	8	9	AB	R	H	RBI	BB	SO	LOB	TOP						
9 Eduardo Núñez, R OBP: 0.354, SLG: 0.507										5	1	1	0	0	0	0							
36 Robbie Grossman, S OBP: 0.464, SLG: 0.623										4	3	2	1	1	1	1							
7 Joe Mauer, L OBP: 0.388, SLG: 0.412										5	2	2	1	0	0	1							
24 Trevor Plouffe, R OBP: 0.267, SLG: 0.377										4	1	1	3	1	1	3							
2 Brian Dozier, R OBP: 0.321, SLG: 0.380										4	1	1	0	1	1	2							
52 ByungHo Park, R OBP: 0.296, SLG: 0.441										4	0	0	0	1	2	4							
26 Max Kepler, L OBP: 0.271, SLG: 0.321										5	0	0	1	0	1	4							
8 Kurt Suzuki, R OBP: 0.284, SLG: 0.331										4	0	2	1	0	0	0							
25 Byron Buxton, R OBP: 0.245, SLG: 0.359										4	1	1	1	0	0	3							
Inning Stats	R: 1 H: 2 E: 0 K: 2 S: 16	H: 2 R: 1 ER: 0 LOB: 22	R: 0 H: 1 E: 0 K: 2 S: 11	H: 1 R: 0 ER: 0 LOB: 17	R: 3 H: 1 E: 1 K: 0 S: 16	H: 1 R: 0 ER: 0 LOB: 26	R: 0 H: 0 E: 0 K: 0 S: 6	H: 0 R: 0 ER: 0 LOB: 7	R: 1 H: 3 E: 0 K: 0 S: 13	H: 3 R: 0 ER: 0 LOB: 19	R: 1 H: 1 E: 0 K: 0 S: 11	H: 1 R: 0 ER: 0 LOB: 15	R: 3 H: 2 E: 2 K: 0 S: 19	H: 2 R: 0 ER: 0 LOB: 30	R: 0 H: 0 E: 0 K: 2 S: 5	H: 0 R: 0 ER: 0 LOB: 7	R: 0 H: 0 E: 0 K: 2 S: 8	H: 0 R: 0 ER: 0 LOB: 18	1B: 6 2B: 1 3B: 0 HR: 3	SF: 0 SAC: 0 DP: 1 HBP: 0	WP: 0 PB: 0 SB: 1 CS: 0	PA: 43	
PITCHER	IP WLS BF H R ER SO BB IBB HBP BLK WP HR S P ERA WHIP	IP WLS BF H R ER SO BB IBB HBP BLK WP HR S P ERA WHIP	IP WLS BF H R ER SO BB IBB HBP BLK WP HR S P ERA WHIP	IP WLS BF H R ER SO BB IBB HBP BLK WP HR S P ERA WHIP	IP WLS BF H R ER SO BB IBB HBP BLK WP HR S P ERA WHIP	IP WLS BF H R ER SO BB IBB HBP BLK WP HR S P ERA WHIP	IP WLS BF H R ER SO BB IBB HBP BLK WP HR S P ERA WHIP	IP WLS BF H R ER SO BB IBB HBP BLK WP HR S P ERA WHIP	IP WLS BF H R ER SO BB IBB HBP BLK WP HR S P ERA WHIP	IP WLS BF H R ER SO BB IBB HBP BLK WP HR S P ERA WHIP	IP WLS BF H R ER SO BB IBB HBP BLK WP HR S P ERA WHIP	IP WLS BF H R ER SO BB IBB HBP BLK WP HR S P ERA WHIP	IP WLS BF H R ER SO BB IBB HBP BLK WP HR S P ERA WHIP	IP WLS BF H R ER SO BB IBB HBP BLK WP HR S P ERA WHIP	IP WLS BF H R ER SO BB IBB HBP BLK WP HR S P ERA WHIP	IP WLS BF H R ER SO BB IBB HBP BLK WP HR S P ERA WHIP	IP WLS BF H R ER SO BB IBB HBP BLK WP HR S P ERA WHIP	IP WLS BF H R ER SO BB IBB HBP BLK WP HR S P ERA WHIP	IP WLS BF H R ER SO BB IBB HBP BLK WP HR S P ERA WHIP	IP WLS BF H R ER SO BB IBB HBP BLK WP HR S P ERA WHIP	IP WLS BF H R ER SO BB IBB HBP BLK WP HR S P ERA WHIP	IP WLS BF H R ER SO BB IBB HBP BLK WP HR S P ERA WHIP	IP WLS BF H R ER SO BB IBB HBP BLK WP HR S P ERA WHIP

Minnesota Twins @ Los Angeles Angels
Angel Stadium of Anaheim, Anaheim, CA
Mon Jun 13 2016, 7:09 PM - 9:58 PM PDT
Att: 36,424 - Clear - 67 F

AB	39
R	9
H	10
RBI	8
BB	4
SO	6
LOB	18



Batter	1	2	3	4	5	6	7	8	9	AB	R	H	RBI	BB	SO	LOB	BOTTOM						
6 Yuliel Escobar, R OBP: 0.355, SLG: 0.408										4	0	0	0	0	1	2							
56 Kole Calhoun, L OBP: 0.383, SLG: 0.441										4	0	0	0	0	3	0							
24 C.J. Cron, R OBP: 0.307, SLG: 0.396										0	0	0	0	0	0	0							
27 Mike Trout, R OBP: 0.412, SLG: 0.538										4	0	1	0	0	0	0							
5 Albert Pujols, R OBP: 0.309, SLG: 0.402										4	0	0	0	0	0	1							
23 Brendan Ryan, R OBP: 0.077, SLG: 0.077										0	0	0	0	0	0	0							
12 Johnny Giavotella, R OBP: 0.294, SLG: 0.378										4	2	4	1	0	0	0							
37 Todd Cunningham, S OBP: 0.167, SLG: 0.162										3	2	1	0	1	0	1							
8 Gregorio Petit, R OBP: 0.330, SLG: 0.404										2	0	1	1	0	0	2							
19 Jefry Marte, R OBP: 0.324, SLG: 0.750										1	0	0	0	0	1	0							
58 Carlos Pérez, R OBP: 0.229, SLG: 0.287										4	0	0	1	0	1	2							
17 Shane Robinson, R OBP: 0.350, SLG: 0.324										3	0	1	1	0	1	0							
Inning Stats	R: 0 H: 1 E: 0 K: 1 S: 11	H: 3 R: 3 ER: 0 LOB: 15	R: 1 H: 3 E: 1 K: 2 S: 19	H: 3 R: 0 ER: 0 LOB: 28	R: 0 H: 0 E: 0 K: 1 S: 12	H: 0 R: 0 ER: 0 LOB: 16	R: 2 H: 2 E: 0 K: 0 S: 13	H: 2 R: 0 ER: 0 LOB: 22	R: 0 H: 0 E: 0 K: 1 S: 9	H: 0 R: 0 ER: 0 LOB: 12	R: 0 H: 1 E: 0 K: 0 S: 5	H: 1 R: 0 ER: 0 LOB: 13	R: 0 H: 0 E: 0 K: 1 S: 8	H: 0 R: 0 ER: 0 LOB: 10	R: 0 H: 0 E: 0 K: 0 S: 9	H: 0 R: 0 ER: 0 LOB: 11	R: 1 H: 1 E: 0 K: 0 S: 14	H: 1 R: 0 ER: 0 LOB: 18	1B: 5 2B: 2 3B: 0 HR: 1	SF: 1 SAC: 0 DP: 1 HBP: 0	WP: 0 PB: 0 SB: 0 CS: 0	PA: 35	
PITCHER	IP WLS BF H R ER SO BB IBB HBP BLK WP HR S P ERA WHIP	IP WLS BF H R ER SO BB IBB HBP BLK WP HR S P ERA WHIP	IP WLS BF H R ER SO BB IBB HBP BLK WP HR S P ERA WHIP	IP WLS BF H R ER SO BB IBB HBP BLK WP HR S P ERA WHIP	IP WLS BF H R ER SO BB IBB HBP BLK WP HR S P ERA WHIP	IP WLS BF H R ER SO BB IBB HBP BLK WP HR S P ERA WHIP	IP WLS BF H R ER SO BB IBB HBP BLK WP HR S P ERA WHIP	IP WLS BF H R ER SO BB IBB HBP BLK WP HR S P ERA WHIP	IP WLS BF H R ER SO BB IBB HBP BLK WP HR S P ERA WHIP	IP WLS BF H R ER SO BB IBB HBP BLK WP HR S P ERA WHIP	IP WLS BF H R ER SO BB IBB HBP BLK WP HR S P ERA WHIP	IP WLS BF H R ER SO BB IBB HBP BLK WP HR S P ERA WHIP	IP WLS BF H R ER SO BB IBB HBP BLK WP HR S P ERA WHIP	IP WLS BF H R ER SO BB IBB HBP BLK WP HR S P ERA WHIP	IP WLS BF H R ER SO BB IBB HBP BLK WP HR S P ERA WHIP	IP WLS BF H R ER SO BB IBB HBP BLK WP HR S P ERA WHIP	IP WLS BF H R ER SO BB IBB HBP BLK WP HR S P ERA WHIP	IP WLS BF H R ER SO BB IBB HBP BLK WP HR S P ERA WHIP	IP WLS BF H R ER SO BB IBB HBP BLK WP HR S P ERA WHIP	IP WLS BF H R ER SO BB IBB HBP BLK WP HR S P ERA WHIP	IP WLS BF H R ER SO BB IBB HBP BLK WP HR S P ERA WHIP	IP WLS BF H R ER SO BB IBB HBP BLK WP HR S P ERA WHIP	IP WLS BF H R ER SO BB IBB HBP BLK WP HR S P ERA WHIP

Minnesota Twins @ Los Angeles Angels
Angel Stadium of Anaheim, Anaheim, CA
Mon Jun 13 2016, 7:09 PM - 9:58 PM PDT
Att: 36,424 - Clear - 67 F

AB	33
R	4
H	8
RBI	4
BB	1
SO	7
LOB	8



Batter	1	2	3	4	5	6	7	8	9	AB	R	H	RBI	BB	SO	LOB	TOP										
9 Eduardo Núñez, R (1,6) OBP: 0.346, SLG: 0.495									5	0	0	0	0	1	2		Minnesota Twins @ Los Angeles Angels Angel Stadium of Anaheim, Anaheim, CA Tue Jun 14 2016, 7:09 PM - 10:03 PM PDT Att: 36,272 - Clear - 67 F livebaseballscorecards.com										
36 Robbie Grossman, S (1,7) OBP: 0.471, SLG: 0.630								4	2	2	0	1	1	0													
7 Joe Mauer, L (1,3) OBP: 0.388, SLG: 0.420								5	0	2	1	0	0	2													
24 Trevor Plouffe, R (1,5) OBP: 0.267, SLG: 0.374								4	0	1	1	0	0	3													
2 Brian Dozier, R (1,4) OBP: 0.324, SLG: 0.379								3	1	1	0	1	1	2													
31 Oswaldo Arcia, L (1,10) OBP: 0.289, SLG: 0.369								4	0	0	0	0	2	2													
26 Max Kepler, L (1,9) OBP: 0.270, SLG: 0.316								4	1	1	0	0	0	2													
37 Juan Centeno, L (1,2) OBP: 0.263, SLG: 0.357								4	0	2	1	0	0	1													
25 Byron Buxton, R (1,8) OBP: 0.245, SLG: 0.365								4	0	1	1	0	1	2													
Inning Stats	R: 0 E: 0 K: 0 S: 10	H: 1 LOB: 1 BB: 0 P: 17	R: 1 E: 0 K: 0 S: 9	H: 2 LOB: 1 BB: 0 P: 12	R: 1 E: 0 K: 1 S: 13	H: 2 LOB: 1 BB: 0 P: 18	R: 0 E: 0 K: 0 S: 8	H: 0 LOB: 0 BB: 0 P: 15	R: 1 E: 0 K: 1 S: 7	H: 2 LOB: 1 BB: 0 P: 12	R: 1 E: 0 K: 1 S: 11	H: 2 LOB: 2 BB: 1 P: 20	R: 0 E: 0 K: 0 S: 12	H: 0 LOB: 1 BB: 1 P: 19	R: 0 E: 0 K: 2 S: 14	H: 1 LOB: 1 BB: 0 P: 18	R: 0 E: 0 K: 1 S: 8	H: 0 LOB: 0 BB: 0 P: 12	1B: 7 2B: 2 3B: 1 HR: 0	SF: 0 SAC: 0 DP: 0 HBP: 0	WP: 0 PB: 0 SB: 1 CS: 0	PA: 39					
PITCHER	IP	WLS	BF	H	R	ER	SO	BB	IBB	HBP	BLK	WP	HR	S	P	ERA	WHIP										
49 Jhoulys Chacin, R (1,1) ERA: 5.0	5.0	W	23	7	4	4	2	1	0	0	0	0	0	50	8	7.20	1.600										
48 Jose Alvarez, L (6,1) ERA: 4.73	0.2	H	3	1	0	0	1	0	0	0	0	0	0	6	8	0.00	1.500										
68 Cam Bedrosian, R (6,1) ERA: 1.61	0.1	H	2	1	0	0	0	0	0	0	0	0	0	2	5	0.00	3.000										
64 Mike Morin, R (7,1) ERA: 4.33	1.0	H	4	0	0	0	0	1	0	0	0	0	0	12	19	0.00	1.000										
59 Fernando Salas, R (8,1) ERA: 3.82	1.0	H	4	1	0	0	2	0	0	0	0	0	0	14	18	0.00	1.000										
16 Huston Street, R (9,1) ERA: 2.84	1.0	S	3	0	0	0	1	0	0	0	0	0	0	8	12	0.00	0.000										

Batter	1	2	3	4	5	6	7	8	9	AB	R	H	RBI	BB	SO	LOB	BOTTOM										
6 Yunel Escobar, R (1,5) OBP: 0.357, SLG: 0.409									4	1	2	0	0	0	2		Minnesota Twins @ Los Angeles Angels Angel Stadium of Anaheim, Anaheim, CA Tue Jun 14 2016, 7:09 PM - 10:03 PM PDT Att: 36,272 - Clear - 67 F livebaseballscorecards.com										
56 Kole Calhoun, L (1,9) OBP: 0.389, SLG: 0.461								3	1	2	2	1	0	1													
27 Mike Trout, R (1,8) OBP: 0.413, SLG: 0.540								3	0	1	0	1	0	1													
5 Albert Pujols, R (1,10) OBP: 0.308, SLG: 0.400								4	0	1	1	0	1	4													
24 C.J. Cron, R (1,3) OBP: 0.305, SLG: 0.389								3	0	0	0	1	0	4													
19 Jefry Marte, R (1,7) OBP: 0.350, SLG: 0.744								3	1	2	0	0	0	1													
17 Shane Robinson, R (7,7) OBP: 0.341, SLG: 0.314								1	0	0	0	0	0	0													
12 Johnny Giavotella, R (1,4) OBP: 0.268, SLG: 0.395								4	1	2	2	0	0	1													
23 Brendan Ryan, R (9,6) OBP: 0.077, SLG: 0.077								0	0	0	0	0	0	0													
58 Carlos Pérez, R (1,2) OBP: 0.223, SLG: 0.279								4	0	0	0	0	0	1													
8 Gregorio Petit, R (1,6) OBP: 0.340, SLG: 0.423								3	1	2	0	0	1	0													
Inning Stats	R: 1 E: 0 K: 0 S: 10	H: 3 LOB: 1 BB: 0 P: 14	R: 2 E: 0 K: 0 S: 9	H: 3 LOB: 0 BB: 0 P: 15	R: 1 E: 0 K: 0 S: 9	H: 1 LOB: 0 BB: 0 P: 15	R: 0 E: 0 K: 0 S: 7	H: 1 LOB: 0 BB: 0 P: 10	R: 1 E: 0 K: 1 S: 12	H: 2 LOB: 1 BB: 0 P: 18	R: 0 E: 0 K: 0 S: 9	H: 1 LOB: 3 BB: 1 P: 18	R: 0 E: 0 K: 1 S: 12	H: 1 LOB: 2 BB: 2 P: 23	R: 0 E: 0 K: 0 S: 4	H: 0 LOB: 0 BB: 0 P: 6	R: 0 E: 0 K: 0 S: 8	H: 0 LOB: 0 BB: 0 P: 12	1B: 7 2B: 4 3B: 0 HR: 2	SF: 0 SAC: 0 DP: 3 HBP: 0	WP: 0 PB: 0 SB: 1 CS: 0	PA: 35					
PITCHER	IP	WLS	BF	H	R	ER	SO	BB	IBB	HBP	BLK	WP	HR	S	P	ERA	WHIP										
54 Ervin Santana, R (1,1) ERA: 5.1	5.0	L	22	10	5	5	1	0	0	0	0	0	0	2	47	9.00	2.000										
59 Michael Tonkin, R (6,1) ERA: 3.27	1.0		4	1	0	0	0	1	0	0	0	0	0	9	18	0.00	2.000										
49 Kevin Jepsen, R (7,1) ERA: 5.4	1.0		6	1	0	0	1	2	0	0	0	0	0	12	23	0.00	3.000										
57 Ryan Pressly, R (8,1) ERA: 4.17	1.0		3	0	0	0	0	0	0	0	0	0	0	4	6	0.00	0.000										

Batter	1	2	3	4	5	6	7	8	9	AB	R	H	RBI	BB	SO	LOB	TOP							
9 Eduardo Núñez, R (1, 6) OBP: 0.346, SLG: 0.493										3	0	1	0	0	0	2	Minnesota Twins @ Los Angeles Angels Angel Stadium of Anaheim, Anaheim, CA Wed Jun 15 2016, 7:10 PM - 10:22 PM PDT Att: 36,717 - Clear - 69 F							
5 Eduardo Escobar, S (8, 6) OBP: 0.294, SLG: 0.304										1	0	0	0	0	1	1								
7 Joe Mauer, L (1, 10) OBP: 0.453, SLG: 0.600										4	0	1	1	0	1	1								
36 Robbie Grossman, S (1, 7) OBP: 0.453, SLG: 0.600										4	0	0	0	0	1	2								
24 Trevor Plouffe, R (1, 5) OBP: 0.261, SLG: 0.366										4	0	0	0	0	2	2								
2 Brian Dozier, R (1, 4) OBP: 0.327, SLG: 0.376										2	1	0	0	2	0	0								
52 ByungHo Park, R (1, 3) OBP: 0.290, SLG: 0.432										4	0	0	0	0	1	2								
26 Max Kepler, L (1, 9) OBP: 0.284, SLG: 0.333										3	0	1	0	1	0	1								
8 Kurt Suzuki, R (1, 2) OBP: 0.285, SLG: 0.331										3	0	1	1	0	0	1								
37 Juan Centeno, L (8, 2) OBP: 0.250, SLG: 0.351										1	0	0	0	0	1	1								
25 Byron Buxton, R (1, 8) OBP: 0.248, SLG: 0.374										3	1	1	0	0	1	2								
Inning Stats	R: 0 H: 0 E: 0 K: 0 S: 8	H: 0 LOB: 0 BB: 0 P: 15	R: 0 H: 0 E: 0 K: 1 S: 13	H: 0 LOB: 0 BB: 0 P: 19	R: 0 H: 0 E: 0 K: 1 S: 6	H: 0 LOB: 0 BB: 0 P: 7	R: 0 H: 1 E: 0 K: 1 S: 9	H: 1 LOB: 1 BB: 0 P: 12	R: 1 H: 1 E: 0 K: 0 S: 14	H: 1 LOB: 2 BB: 2 P: 28	R: 0 H: 0 E: 0 K: 2 S: 12	H: 0 LOB: 0 BB: 0 P: 18	R: 0 H: 1 E: 0 K: 1 S: 10	H: 1 LOB: 1 BB: 0 P: 14	R: 1 H: 2 E: 0 K: 1 S: 13	H: 2 LOB: 1 BB: 0 P: 22	R: 0 H: 0 E: 0 K: 1 S: 9	H: 0 LOB: 1 BB: 1 P: 18	1B: 3 2B: 2 3B: 0 HR: 0	SF: 0 SAC: 0 DP: 0 HBP: 0	WP: 0 PB: 0 SB: 1 CS: 0	PA: 35		
PITCHER	IP WLS BF H R ER SO BB IBB HBP BLK WP HR S P ERA WHIP	IP WLS BF H R ER SO BB IBB HBP BLK WP HR S P ERA WHIP	IP WLS BF H R ER SO BB IBB HBP BLK WP HR S P ERA WHIP	IP WLS BF H R ER SO BB IBB HBP BLK WP HR S P ERA WHIP	IP WLS BF H R ER SO BB IBB HBP BLK WP HR S P ERA WHIP	IP WLS BF H R ER SO BB IBB HBP BLK WP HR S P ERA WHIP	IP WLS BF H R ER SO BB IBB HBP BLK WP HR S P ERA WHIP	IP WLS BF H R ER SO BB IBB HBP BLK WP HR S P ERA WHIP	IP WLS BF H R ER SO BB IBB HBP BLK WP HR S P ERA WHIP	IP WLS BF H R ER SO BB IBB HBP BLK WP HR S P ERA WHIP	IP WLS BF H R ER SO BB IBB HBP BLK WP HR S P ERA WHIP	IP WLS BF H R ER SO BB IBB HBP BLK WP HR S P ERA WHIP	IP WLS BF H R ER SO BB IBB HBP BLK WP HR S P ERA WHIP	IP WLS BF H R ER SO BB IBB HBP BLK WP HR S P ERA WHIP	IP WLS BF H R ER SO BB IBB HBP BLK WP HR S P ERA WHIP	IP WLS BF H R ER SO BB IBB HBP BLK WP HR S P ERA WHIP	IP WLS BF H R ER SO BB IBB HBP BLK WP HR S P ERA WHIP	IP WLS BF H R ER SO BB IBB HBP BLK WP HR S P ERA WHIP	IP WLS BF H R ER SO BB IBB HBP BLK WP HR S P ERA WHIP	IP WLS BF H R ER SO BB IBB HBP BLK WP HR S P ERA WHIP	IP WLS BF H R ER SO BB IBB HBP BLK WP HR S P ERA WHIP	IP WLS BF H R ER SO BB IBB HBP BLK WP HR S P ERA WHIP	IP WLS BF H R ER SO BB IBB HBP BLK WP HR S P ERA WHIP	IP WLS BF H R ER SO BB IBB HBP BLK WP HR S P ERA WHIP
53 Héctor Santiago, L (1, 1) ERA: 5.3	6.0	W	22	2	1	1	5	2	0	0	0	0	0	0	0	0	0	0	0	62	99	1.50	0.667	
54 Deolis Guerra, R (7, 1) ERA: 3.21	2.0		9	3	1	1	2	0	0	0	0	0	0	0	0	0	0	0	0	23	36	4.50	1.500	
62 Alburquerque, R (9, 1) ERA: 4.5	1.0		4	0	0	0	1	1	0	0	0	0	0	0	0	0	0	0	0	9	18	0.00	1.000	

AB	32
R	2
H	5
RBI	2
BB	3
SO	8
LOB	15



Batter	1	2	3	4	5	6	7	8	9	AB	R	H	RBI	BB	SO	LOB	BOTTOM						
6 Yunel Escobar, R (1, 5) OBP: 0.362, SLG: 0.412										3	1	1	0	2	0	2	Minnesota Twins @ Los Angeles Angels Angel Stadium of Anaheim, Anaheim, CA Wed Jun 15 2016, 7:10 PM - 10:22 PM PDT Att: 36,717 - Clear - 69 F						
56 Kole Calhoun, L (1, 9) OBP: 0.386, SLG: 0.455										5	1	1	0	0	1	5							
27 Mike Trout, R (1, 8) OBP: 0.415, SLG: 0.536										2	3	0	0	2	0	0							
37 Todd Cunningham, S (7, 7) OBP: 0.154, SLG: 0.167										1	0	0	0	0	0	2							
5 Albert Pujols, R (1, 10) OBP: 0.310, SLG: 0.400										5	2	2	1	0	1	3							
24 C.J. Cron, R (1, 3) OBP: 0.313, SLG: 0.400										5	2	3	3	0	0	0							
19 Jeffy Marte, R (1, 7) OBP: 0.384, SLG: 0.714										3	1	1	2	1	1	1							
17 Shane Robinson, R (7, 8) OBP: 0.333, SLG: 0.306										1	0	0	0	0	0	0							
12 Johnny Giavotella, R (1, 4) OBP: 0.295, SLG: 0.391										5	0	1	0	0	2	4							
47 Jett Bandy, R (1, 2) OBP: 0.304, SLG: 0.381										4	0	1	3	0	0	3							
2 Andrelton Simmons, R (1, 6) OBP: 0.262, SLG: 0.291										3	0	2	1	1	0	2							
Inning Stats	R: 0 H: 0 E: 0 K: 0 S: 8	H: 0 LOB: 0 BB: 0 P: 15	R: 0 H: 0 E: 0 K: 1 S: 7	H: 0 LOB: 0 BB: 0 P: 11	R: 0 H: 0 E: 0 K: 1 S: 16	H: 0 LOB: 2 BB: 2 P: 27	R: 2 H: 3 E: 1 K: 0 S: 22	H: 3 LOB: 2 BB: 0 P: 26	R: 5 H: 5 E: 0 K: 1 S: 22	H: 5 LOB: 2 BB: 2 P: 36	R: 3 H: 3 E: 0 K: 1 S: 13	H: 3 LOB: 1 BB: 1 P: 24	R: 0 H: 1 E: 0 K: 1 S: 19	H: 1 LOB: 2 BB: 1 P: 29	R: 0 H: 0 E: 0 K: 0 S: 5	H: 0 LOB: 0 BB: 0 P: 8	1B: 10 2B: 2 3B: 0 HR: 0	SF: 0 SAC: 0 DP: 0 HBP: 0	WP: 1 PB: 0 SB: 0 CS: 0	PA: 43			
PITCHER	IP WLS BF H R ER SO BB IBB HBP BLK WP HR S P ERA WHIP	IP WLS BF H R ER SO BB IBB HBP BLK WP HR S P ERA WHIP	IP WLS BF H R ER SO BB IBB HBP BLK WP HR S P ERA WHIP	IP WLS BF H R ER SO BB IBB HBP BLK WP HR S P ERA WHIP	IP WLS BF H R ER SO BB IBB HBP BLK WP HR S P ERA WHIP	IP WLS BF H R ER SO BB IBB HBP BLK WP HR S P ERA WHIP	IP WLS BF H R ER SO BB IBB HBP BLK WP HR S P ERA WHIP	IP WLS BF H R ER SO BB IBB HBP BLK WP HR S P ERA WHIP	IP WLS BF H R ER SO BB IBB HBP BLK WP HR S P ERA WHIP	IP WLS BF H R ER SO BB IBB HBP BLK WP HR S P ERA WHIP	IP WLS BF H R ER SO BB IBB HBP BLK WP HR S P ERA WHIP	IP WLS BF H R ER SO BB IBB HBP BLK WP HR S P ERA WHIP	IP WLS BF H R ER SO BB IBB HBP BLK WP HR S P ERA WHIP	IP WLS BF H R ER SO BB IBB HBP BLK WP HR S P ERA WHIP	IP WLS BF H R ER SO BB IBB HBP BLK WP HR S P ERA WHIP	IP WLS BF H R ER SO BB IBB HBP BLK WP HR S P ERA WHIP	IP WLS BF H R ER SO BB IBB HBP BLK WP HR S P ERA WHIP	IP WLS BF H R ER SO BB IBB HBP BLK WP HR S P ERA WHIP	IP WLS BF H R ER SO BB IBB HBP BLK WP HR S P ERA WHIP	IP WLS BF H R ER SO BB IBB HBP BLK WP HR S P ERA WHIP	IP WLS BF H R ER SO BB IBB HBP BLK WP HR S P ERA WHIP	IP WLS BF H R ER SO BB IBB HBP BLK WP HR S P ERA WHIP	IP WLS BF H R ER SO BB IBB HBP BLK WP HR S P ERA WHIP
56 Tyler Duffey, R (1, 1) ERA: 5.56	4.1	L	23	6	6	4	2	2	1	0	0	0	0	0	0	0	0	0	0	65	99	8.31	1.846
55 Taylor Rogers, L (5, 1) ERA: 5.28	0.2		9	5	4	4	1	2	0	0	0	0	0	0	0	0	0	0	0	17	30	54.00	10.500
50 Neil Ramirez, R (6, 1) ERA: 5.11	2.0		8	1	0	0	2	1	0	0	0	0	0	0	0	0	0	0	0	25	39	0.00	1.000
27 Brandon Kintzler, R (8, 1) ERA: 2.65	1.0		3	0	0	0	0	0	0	0	0	0	0	0	0	0	0	0	0	5	8	0.00	0.000



Batter	1	2	3	4	5	6	7	8	9	AB	R	H	RBI	BB	SO	LOB	TOP					
22 Jacoby Ellsbury, L (1.8) OBP: 0.349, SLG: 0.419	G6-3			F8		G6-4-3		G3-1		4	0	1	1	0	0	0	New York Yankees @ Minnesota Twins Target Field, Minneapolis, MN Thu Jun 16 2016, 7:11 PM - 10:10 PM CDT Att: 23,751 - Clear - 78 F					
11 Brett Gardner, L (1.7) OBP: 0.363, SLG: 0.357	K			G4-3		F4		L7		4	0	0	0	0	1	3						
36 Carlos Beltrán, S (1.9) OBP: 0.309, SLG: 0.546	F8			L4		G6-4-3		K		3	0	0	0	0	0	3						
31 Aaron Hicks, S (7.9)	F8									1	0	0	0	0	1	0						
13 Alex Rodriguez, R (1.10) OBP: 0.264, SLG: 0.406										4	1	2	0	0	1	0						
34 Brian McCann, L (1.2) OBP: 0.320, SLG: 0.383										3	1	0	0	1	2	0						
14 Starlin Castro, R (1.4) OBP: 0.282, SLG: 0.415										3	0	0	0	0	1	0						
18 Didi Gregorius, L (1.6) OBP: 0.314, SLG: 0.411										3	2	2	3	0	1	0						
12 Chase Headley, S (1.5) OBP: 0.321, SLG: 0.344										3	0	2	0	0	0	0						
24 Ike Davis, L (1.3) OBP: 0.250, SLG: 0.143										2	0	0	0	1	1	1						
Inning Stats	R: 0 E: 0 K: 1 S: 9	H: 0 LOB: 0 BB: 0 P: 14	R: 0 E: 0 K: 0 S: 7	H: 1 LOB: 0 BB: 0 P: 11	R: 0 E: 0 K: 1 S: 9	H: 1 LOB: 0 BB: 0 P: 13	R: 0 E: 0 K: 0 S: 8	H: 0 LOB: 0 BB: 0 P: 13	R: 0 E: 0 K: 2 S: 8	H: 0 LOB: 0 BB: 0 P: 13	R: 1 E: 0 K: 0 S: 14	H: 3 LOB: 2 BB: 1 P: 24	R: 3 E: 0 K: 1 S: 10	H: 2 LOB: 0 BB: 1 P: 15	R: 0 E: 0 K: 1 S: 6	H: 0 LOB: 0 BB: 0 P: 12	R: 0 E: 0 K: 2 S: 14	H: 0 LOB: 0 BB: 0 P: 20	1B: 5 2B: 1 HR: 1	SF: 0 SAC: 1 HBP: 0	WP: 0 PB: 0 CS: 0	PA: 33
PITCHER	IP WLS BF H R ER SO BB IBB HBP BLK WP HR S P ERA WHIP	IP WLS BF H R ER SO BB IBB HBP BLK WP HR S P ERA WHIP	IP WLS BF H R ER SO BB IBB HBP BLK WP HR S P ERA WHIP	IP WLS BF H R ER SO BB IBB HBP BLK WP HR S P ERA WHIP	IP WLS BF H R ER SO BB IBB HBP BLK WP HR S P ERA WHIP	IP WLS BF H R ER SO BB IBB HBP BLK WP HR S P ERA WHIP	IP WLS BF H R ER SO BB IBB HBP BLK WP HR S P ERA WHIP	IP WLS BF H R ER SO BB IBB HBP BLK WP HR S P ERA WHIP	IP WLS BF H R ER SO BB IBB HBP BLK WP HR S P ERA WHIP	IP WLS BF H R ER SO BB IBB HBP BLK WP HR S P ERA WHIP	IP WLS BF H R ER SO BB IBB HBP BLK WP HR S P ERA WHIP	IP WLS BF H R ER SO BB IBB HBP BLK WP HR S P ERA WHIP	IP WLS BF H R ER SO BB IBB HBP BLK WP HR S P ERA WHIP	IP WLS BF H R ER SO BB IBB HBP BLK WP HR S P ERA WHIP	IP WLS BF H R ER SO BB IBB HBP BLK WP HR S P ERA WHIP	IP WLS BF H R ER SO BB IBB HBP BLK WP HR S P ERA WHIP	IP WLS BF H R ER SO BB IBB HBP BLK WP HR S P ERA WHIP					
44 Kyle Gibson, R (1.1) ERA: 6.06	6.1	L	24	6	3	3	4	2	0	0	0	0	0	0	0	0	0	1	6	7	13.50	1.500
58 Fernando Abad, L (7.1) ERA: 1.16	0.2		3	1	1	1	1	0	0	0	0	0	0	0	0	0	0	0	6	12	0.00	0.000
62 Buddy Boshers, L (8.1) ERA:	1.0		3	0	0	0	1	0	0	0	0	0	0	0	0	0	0	0	6	12	0.00	0.000
59 Michael Tonkin, R (9.1) ERA: 3.18	1.0		3	0	0	0	2	0	0	0	0	0	0	0	0	0	0	0	14	20	0.00	0.000

Batter	1	2	3	4	5	6	7	8	9	AB	R	H	RBI	BB	SO	LOB	BOTTOM					
9 Eduardo Núñez, R (1.5) OBP: 0.347, SLG: 0.489	K									4	0	1	1	1	1	0	New York Yankees @ Minnesota Twins Target Field, Minneapolis, MN Thu Jun 16 2016, 7:11 PM - 10:10 PM CDT Att: 23,751 - Clear - 78 F					
36 Robbie Grossman, S (1.7) OBP: 0.441, SLG: 0.573										4	0	0	0	1	3	5						
2 Brian Dozier, R (1.4) OBP: 0.326, SLG: 0.371										3	0	0	0	1	0	0						
24 Trevor Plouffe, R (1.10) OBP: 0.266, SLG: 0.369										4	0	2	0	0	2	2						
52 ByungHo Park, R (1.3) OBP: 0.290, SLG: 0.429										4	0	1	0	0	0	3						
5 Eduardo Escobar, S (1.6) OBP: 0.286, SLG: 0.295										4	0	0	0	0	1	2						
26 Max Kepler, L (1.9) OBP: 0.296, SLG: 0.349										3	1	1	0	0	0	2						
8 Kurt Suzuki, R (1.2) OBP: 0.291, SLG: 0.343										4	0	2	0	0	1	0						
25 Byron Buxton, R (1.8) OBP: 0.239, SLG: 0.359										4	0	0	0	0	3	4						
Inning Stats	R: 0 E: 0 K: 2 S: 12	H: 0 LOB: 2 BB: 2 P: 25	R: 0 E: 0 K: 1 S: 13	H: 1 LOB: 3 BB: 1 P: 21	R: 0 E: 0 K: 1 S: 7	H: 0 LOB: 0 BB: 0 P: 11	R: 1 E: 0 K: 2 S: 17	H: 3 LOB: 2 BB: 0 P: 26	R: 0 E: 0 K: 0 S: 16	H: 2 LOB: 2 BB: 0 P: 21	R: 0 E: 0 K: 1 S: 9	H: 0 LOB: 0 BB: 0 P: 12	R: 0 E: 0 K: 1 S: 13	H: 1 LOB: 1 BB: 0 P: 19	R: 0 E: 0 K: 2 S: 12	H: 0 LOB: 0 BB: 0 P: 16		R: 0 E: 0 K: 1 S: 6	H: 0 LOB: 0 BB: 0 P: 10	1B: 5 2B: 2 HR: 0	SF: 0 SAC: 0 HBP: 1	WP: 0 PB: 0 CS: 0
PITCHER	IP WLS BF H R ER SO BB IBB HBP BLK WP HR S P ERA WHIP	IP WLS BF H R ER SO BB IBB HBP BLK WP HR S P ERA WHIP	IP WLS BF H R ER SO BB IBB HBP BLK WP HR S P ERA WHIP	IP WLS BF H R ER SO BB IBB HBP BLK WP HR S P ERA WHIP	IP WLS BF H R ER SO BB IBB HBP BLK WP HR S P ERA WHIP	IP WLS BF H R ER SO BB IBB HBP BLK WP HR S P ERA WHIP	IP WLS BF H R ER SO BB IBB HBP BLK WP HR S P ERA WHIP	IP WLS BF H R ER SO BB IBB HBP BLK WP HR S P ERA WHIP	IP WLS BF H R ER SO BB IBB HBP BLK WP HR S P ERA WHIP	IP WLS BF H R ER SO BB IBB HBP BLK WP HR S P ERA WHIP	IP WLS BF H R ER SO BB IBB HBP BLK WP HR S P ERA WHIP	IP WLS BF H R ER SO BB IBB HBP BLK WP HR S P ERA WHIP	IP WLS BF H R ER SO BB IBB HBP BLK WP HR S P ERA WHIP	IP WLS BF H R ER SO BB IBB HBP BLK WP HR S P ERA WHIP	IP WLS BF H R ER SO BB IBB HBP BLK WP HR S P ERA WHIP	IP WLS BF H R ER SO BB IBB HBP BLK WP HR S P ERA WHIP						
52 CC Sabathia, L (1.1) ERA: 2.2	6.0	W	28	6	1	1	7	3	0	0	0	0	0	0	0	0	0	0	13	19	0.00	1.000
68 Dellin Betances, R (7.1) ERA: 3.03	1.0	H	4	1	0	0	1	0	0	0	0	0	0	0	0	0	0	0	12	16	0.00	0.000
48 Andrew Miller, L (8.1) ERA: 1.26	1.0	H	3	0	0	0	2	0	0	0	0	0	0	0	0	0	0	0	6	10	0.00	0.000
54 Aroldis Chapman, L (9.1) ERA: 2.25	1.0	S	3	0	0	0	1	0	0	0	0	0	0	0	0	0	0	0	6	10	0.00	0.000

Batter	1	2	3	4	5	6	7	8	9	AB	R	H	RBI	BB	SO	LOB	TOP							
22 Jacoby Ellsbury, L (1,8) OBP: 0.346, SLG: 0.414										5	1	1	0	0	0	2	New York Yankees @ Minnesota Twins Target Field, Minneapolis, MN Fri Jun 17 2016, 7:46 PM - 10:48 PM CDT Att: 23,161 - Overcast - 77 F							
38 Rob Refsnyder, R (1,3) (6,9) OBP: 0.319, SLG: 0.395										4	2	2	1	1	0	0								
36 Carlos Beltrán, S (1,9) OBP: 0.316, SLG: 0.563										4	1	3	2	0	0	1								
24 Ike Davis, L (6,PR) (6,3) OBP: 0.333, SLG: 0.250										1	0	1	0	0	0	0								
13 Alex Rodriguez, R (1,10) OBP: 0.268, SLG: 0.401										4	1	1	0	1	1	3								
14 Starlin Castro, R (1,4) OBP: 0.291, SLG: 0.414										3	2	1	1	1	0	3								
12 Chase Headley, S (1,5) (8,5)										2	0	2	0	2	0	0								
17 Ronald Torreyes, R (8,5) OBP: 0.306, SLG: 0.333										0	0	0	0	1	0	0								
18 Didi Gregorius, L (1,6)										5	1	1	2	0	1	8								
27 Austin Romine, R (1,2) OBP: 0.286, SLG: 0.432										5	0	1	2	0	0	6								
31 Aaron Hicks, S (1,7) OBP: 0.273, SLG: 0.316										4	0	1	0	0	0	1								
Inning Stats	R: 4 H: 5 E: 0 K: 0 S: 17	H: 1 LOB: 1 BB: 1 P: 30	R: 0 H: 1 E: 0 K: 0 S: 11	H: 1 LOB: 1 BB: 1 P: 21	R: 3 H: 3 E: 0 K: 0 S: 20	H: 3 LOB: 1 BB: 1 P: 34	R: 1 H: 2 E: 0 K: 1 S: 14	H: 2 LOB: 2 BB: 1 P: 24	R: 0 H: 0 E: 0 K: 0 S: 9	H: 0 LOB: 0 BB: 0 P: 9	R: 0 H: 1 E: 0 K: 0 S: 8	H: 1 LOB: 0 BB: 0 P: 14	R: 0 H: 1 E: 0 K: 0 S: 7	H: 1 LOB: 0 BB: 0 P: 10	R: 0 H: 0 E: 0 K: 0 S: 5	H: 0 LOB: 0 BB: 0 P: 8	R: 0 H: 1 E: 0 K: 1 S: 14	H: 1 LOB: 3 BB: 2 P: 25	1B: 10 SF: 1 2B: 3 HR: 1	SF: 1 SAC: 0 DP: 3 HBP: 0	WP: 0 PB: 0 SB: 1 CS: 1	PA: 44		
PITCHER	IP WLS BF H R ER SO BB IBB HBP BLK WP HR S P ERA WHIP	IP WLS BF H R ER SO BB IBB HBP BLK WP HR S P ERA WHIP	IP WLS BF H R ER SO BB IBB HBP BLK WP HR S P ERA WHIP	IP WLS BF H R ER SO BB IBB HBP BLK WP HR S P ERA WHIP	IP WLS BF H R ER SO BB IBB HBP BLK WP HR S P ERA WHIP	IP WLS BF H R ER SO BB IBB HBP BLK WP HR S P ERA WHIP	IP WLS BF H R ER SO BB IBB HBP BLK WP HR S P ERA WHIP	IP WLS BF H R ER SO BB IBB HBP BLK WP HR S P ERA WHIP	IP WLS BF H R ER SO BB IBB HBP BLK WP HR S P ERA WHIP	IP WLS BF H R ER SO BB IBB HBP BLK WP HR S P ERA WHIP	IP WLS BF H R ER SO BB IBB HBP BLK WP HR S P ERA WHIP	IP WLS BF H R ER SO BB IBB HBP BLK WP HR S P ERA WHIP	IP WLS BF H R ER SO BB IBB HBP BLK WP HR S P ERA WHIP	IP WLS BF H R ER SO BB IBB HBP BLK WP HR S P ERA WHIP	IP WLS BF H R ER SO BB IBB HBP BLK WP HR S P ERA WHIP	IP WLS BF H R ER SO BB IBB HBP BLK WP HR S P ERA WHIP	IP WLS BF H R ER SO BB IBB HBP BLK WP HR S P ERA WHIP	IP WLS BF H R ER SO BB IBB HBP BLK WP HR S P ERA WHIP	IP WLS BF H R ER SO BB IBB HBP BLK WP HR S P ERA WHIP	IP WLS BF H R ER SO BB IBB HBP BLK WP HR S P ERA WHIP	IP WLS BF H R ER SO BB IBB HBP BLK WP HR S P ERA WHIP	IP WLS BF H R ER SO BB IBB HBP BLK WP HR S P ERA WHIP	IP WLS BF H R ER SO BB IBB HBP BLK WP HR S P ERA WHIP	
64 Pat Dean, L (1,1) ERA: 5.54	2.1 L 16 8 7 7 0 3 0 0 0 0 1 38 68 27.00 4.714																							
50 Neil Ramirez, R (3,1) ERA: 5.14	1.2 9 3 1 1 1 1 0 0 0 0 0 0 24 41 5.40 2.400																							
55 Taylor Rogers, L (5,1) ERA: 4.67	2.0 7 1 0 0 0 0 0 0 0 0 0 0 17 23 0.00 0.500																							
49 Kevin Jepsen, R (7,1) ERA: 5.2	1.0 3 1 0 0 0 0 0 0 0 0 0 0 7 10 0.00 1.000																							
62 Buddy Bosher, L (8,1) ERA:	1.0 3 0 0 0 0 0 0 0 0 0 0 0 5 8 0.00 0.000																							

Batter	1	2	3	4	5	6	7	8	9	AB	R	H	RBI	BB	SO	LOB	BOTTOM							
9 Eduardo Núñez, R (1,10) OBP: 0.346, SLG: 0.485										4	0	1	0	0	0	0	New York Yankees @ Minnesota Twins Target Field, Minneapolis, MN Fri Jun 17 2016, 7:46 PM - 10:48 PM CDT Att: 23,161 - Overcast - 77 F							
7 Joe Mauer, L (1,3) OBP: 0.348, SLG: 0.414										4	0	1	0	0	1	0								
36 Robbie Grossman, S (1,7) OBP: 0.435, SLG: 0.559										4	0	1	0	0	0	3								
2 Brian Dozier, R (1,4) OBP: 0.325, SLG: 0.369										4	0	1	0	0	1	3								
24 Trevor Plouffe, R (1,5) OBP: 0.266, SLG: 0.366										4	1	1	0	0	0	1								
5 Eduardo Escobar, S (1,6) OBP: 0.288, SLG: 0.336										4	1	3	1	0	0	0								
26 Max Kepler, L (1,9) OBP: 0.293, SLG: 0.343										4	0	1	1	0	0	2								
8 Kurt Suzuki, R (1,2) OBP: 0.283, SLG: 0.333										4	0	0	0	0	1	2								
25 Byron Buxton, R (1,8) OBP: 0.234, SLG: 0.352										2	0	0	0	0	1	1								
39 Danny Santana, S (8,PH) (8,8) OBP: 0.288, SLG: 0.344										1	0	0	0	0	1	0								
Inning Stats	R: 0 H: 1 E: 0 K: 1 S: 10	H: 2 LOB: 1 BB: 0 P: 16	R: 1 H: 2 E: 0 K: 0 S: 16	H: 2 LOB: 0 BB: 0 P: 20	R: 0 H: 0 E: 0 K: 0 S: 8	H: 0 LOB: 0 BB: 0 P: 9	R: 0 H: 1 E: 0 K: 0 S: 8	H: 1 LOB: 1 BB: 0 P: 11	R: 0 H: 0 E: 0 K: 1 S: 7	H: 0 LOB: 0 BB: 0 P: 12	R: 0 H: 1 E: 0 K: 0 S: 8	H: 1 LOB: 1 BB: 0 P: 13	R: 0 H: 0 E: 0 K: 0 S: 4	H: 0 LOB: 0 BB: 0 P: 6	R: 0 H: 2 E: 0 K: 2 S: 14	H: 2 LOB: 2 BB: 0 P: 23	R: 1 H: 2 E: 0 K: 0 S: 18	H: 2 LOB: 0 BB: 0 P: 27	1B: 7 SF: 0 2B: 1 HR: 1	SF: 0 SAC: 0 DP: 2 HBP: 0	WP: 0 PB: 0 SB: 0 CS: 0	PA: 35		
PITCHER	IP WLS BF H R ER SO BB IBB HBP BLK WP HR S P ERA WHIP	IP WLS BF H R ER SO BB IBB HBP BLK WP HR S P ERA WHIP	IP WLS BF H R ER SO BB IBB HBP BLK WP HR S P ERA WHIP	IP WLS BF H R ER SO BB IBB HBP BLK WP HR S P ERA WHIP	IP WLS BF H R ER SO BB IBB HBP BLK WP HR S P ERA WHIP	IP WLS BF H R ER SO BB IBB HBP BLK WP HR S P ERA WHIP	IP WLS BF H R ER SO BB IBB HBP BLK WP HR S P ERA WHIP	IP WLS BF H R ER SO BB IBB HBP BLK WP HR S P ERA WHIP	IP WLS BF H R ER SO BB IBB HBP BLK WP HR S P ERA WHIP	IP WLS BF H R ER SO BB IBB HBP BLK WP HR S P ERA WHIP	IP WLS BF H R ER SO BB IBB HBP BLK WP HR S P ERA WHIP	IP WLS BF H R ER SO BB IBB HBP BLK WP HR S P ERA WHIP	IP WLS BF H R ER SO BB IBB HBP BLK WP HR S P ERA WHIP	IP WLS BF H R ER SO BB IBB HBP BLK WP HR S P ERA WHIP	IP WLS BF H R ER SO BB IBB HBP BLK WP HR S P ERA WHIP	IP WLS BF H R ER SO BB IBB HBP BLK WP HR S P ERA WHIP	IP WLS BF H R ER SO BB IBB HBP BLK WP HR S P ERA WHIP	IP WLS BF H R ER SO BB IBB HBP BLK WP HR S P ERA WHIP	IP WLS BF H R ER SO BB IBB HBP BLK WP HR S P ERA WHIP	IP WLS BF H R ER SO BB IBB HBP BLK WP HR S P ERA WHIP	IP WLS BF H R ER SO BB IBB HBP BLK WP HR S P ERA WHIP	IP WLS BF H R ER SO BB IBB HBP BLK WP HR S P ERA WHIP	IP WLS BF H R ER SO BB IBB HBP BLK WP HR S P ERA WHIP	
19 Masahiro Tanaka, R (1,1) ERA: 2.91	8.0 W 31 7 1 1 0 0 0 0 0 0 1 75 110 1.12 0.875																							
41 Nick Goody, R (9,1) ERA: 4.12	1.0 4 2 1 1 0 0 0 0 0 0 0 0 1 18 27 9.00 2.000																							

AB	37
R	8
H	14
RBI	8
BB	6
SO	2
LOB	24



Batter	1	2	3	4	5	6	7	8	9	AB	R	H	RBI	BB	SO	LOB	TOP										
22 Jacoby Ellsbury, L (1, 8) OBP: 0.347, SLG: 0.413										5	0	2	2	0	0	0	New York Yankees @ Minnesota Twins Target Field, Minneapolis, MN Sat Jun 18 2016, 1:11 PM - 4:21 PM CDT Att: 30,760 - Partly Cloudy - 81 F										
11 Brett Gardner, L (1, 7) OBP: 0.360, SLG: 0.355										4	1	1	1	0	1												
36 Carlos Beltrán, S (1, 9) OBP: 0.273, SLG: 0.316										5	2	3	2	0	1												
31 Aaron Hicks, S (9, 9)										0	0	0	0	0	0												
13 Alex Rodriguez, R (1, 10)										4	1	1	2	0	1												
34 Brian McCann, L (1, 2)										4	0	0	0	0	1												
12 Chase Headley, S (1, 5)										3	1	1	0	1	1												
18 Didi Gregorius, L (1, 6)										4	1	3	0	0	1												
38 Rob Refsnyder, R (1, 4) (9, 3)										3	1	1	0	1	0												
24 Ike Davis, L (1, 3) OBP: 0.250, SLG: 0.182										3	0	0	0	0	2												
14 Starlin Castro, R (9, PH) OBP: 0.289, SLG: 0.413										1	0	0	0	0	1												
Inning Stats	R: 0 E: 0 K: 1 S: 6	H: 1 LOB: 0 BB: 0 P: 10	R: 0 E: 0 K: 0 S: 6	H: 0 LOB: 0 BB: 0 P: 9	R: 0 E: 0 K: 1 S: 9	H: 1 LOB: 0 BB: 0 P: 12	R: 0 E: 0 K: 0 S: 15	H: 1 LOB: 1 BB: 0 P: 24	R: 0 E: 0 K: 1 S: 11	H: 0 LOB: 0 BB: 0 P: 13	R: 0 E: 0 K: 1 S: 7	H: 0 LOB: 0 BB: 0 P: 8	R: 2 E: 0 K: 1 S: 13	H: 4 LOB: 2 BB: 0 P: 17	R: 2 E: 0 K: 1 S: 14	H: 2 LOB: 0 BB: 0 P: 21	R: 3 E: 0 K: 2 S: 18	H: 2 LOB: 1 BB: 2 P: 33	1B: 10 HR: 2	SF: 1 SAC: 0 DP: 2 HBP: 0	WP: 1 PB: 1 CS: 0	PA: 39					
PITCHER	IP	WLS	BF	H	R	ER	SO	BB	IBB	HBP	BLK	WP	HR	S	P	ERA	WHIP										
47 Ricky Nolasco, R (1, 1) ERA: 4.91	7.0		27	8	2	2	5	0	0	0	0	0	1	67	93	2.57	1.143										
62 Buddy Boshers, L (8, 1) ERA: 1.13	0.1	H	2	1	1	1	0	0	0	0	0	0	0	5	7	27.00	3.000										
49 Kevin Jepsen, R (8, 1) ERA: 5.46	0.1	B	2	1	1	1	1	0	0	0	0	0	1	7	10	27.00	3.000										
58 Fernando Abad, L (8, 1) ERA: 2.28	0.1	L	4	1	3	3	0	1	1	0	0	0	0	5	15	81.00	6.000										
57 Ryan Pressly, R (9, 1) ERA: 4.09	1.0		4	1	0	0	2	0	0	0	0	1	0	15	22	0.00	1.000										

AB	36
R	7
H	12
RBI	7
BB	2
SO	8
LOB	12



Batter	1	2	3	4	5	6	7	8	9	AB	R	H	RBI	BB	SO	LOB	BOTTOM										
9 Eduardo Núñez, R (1, 5) OBP: 0.348, SLG: 0.485										4	0	2	0	0	0	0	New York Yankees @ Minnesota Twins Target Field, Minneapolis, MN Sat Jun 18 2016, 1:11 PM - 4:21 PM CDT Att: 30,760 - Partly Cloudy - 81 F										
39 Danny Santana, S (1, 7) OBP: 0.281, SLG: 0.336										3	0	0	0	0	1												
7 Joe Mauer, L (1, 3) OBP: 0.379, SLG: 0.407										4	0	0	0	0	3												
2 Brian Dozier, R (1, 4) OBP: 0.327, SLG: 0.380										4	2	2	0	0	2												
26 Max Kepler, L (1, 9) OBP: 0.295, SLG: 0.357										3	1	1	0	0	1												
36 Robbie Grossman, R (9, PH) OBP: 0.431, SLG: 0.553										1	0	0	0	0	1												
52 ByungHo Park, R (1, 10) OBP: 0.288, SLG: 0.442										3	1	1	3	0	1												
5 Eduardo Escobar, S (1, 6) OBP: 0.303, SLG: 0.361										4	1	2	2	0	2												
37 Juan Centeno, L (1, 2) OBP: 0.246, SLG: 0.333										3	0	0	0	0	2												
8 Kurt Suzuki, R (9, PH) OBP: 0.288, SLG: 0.359										1	1	1	1	0	0												
25 Byron Buxton, R (1, 8) OBP: 0.228, SLG: 0.343										3	0	0	0	0	3												
24 Trevor Plouffe, R (9, PH) OBP: 0.264, SLG: 0.364										1	0	0	0	0	0												
Inning Stats	R: 0 E: 0 K: 0 S: 6	H: 0 LOB: 0 BB: 0 P: 7	R: 1 E: 0 K: 2 S: 16	H: 2 LOB: 1 BB: 0 P: 25	R: 0 E: 0 K: 1 S: 7	H: 0 LOB: 0 BB: 0 P: 10	R: 2 E: 0 K: 3 S: 17	H: 2 LOB: 0 BB: 0 P: 23	R: 0 E: 0 K: 2 S: 13	H: 1 LOB: 1 BB: 0 P: 16	R: 1 E: 1 K: 1 S: 15	H: 1 LOB: 0 BB: 0 P: 20	R: 0 E: 0 K: 2 S: 9	H: 0 LOB: 0 BB: 0 P: 13	R: 0 E: 0 K: 2 S: 11	H: 1 LOB: 1 BB: 0 P: 16	R: 2 E: 0 K: 2 S: 20	H: 2 LOB: 0 BB: 0 P: 28	1B: 4 HR: 3	SF: 1 SAC: 1 DP: 1 HBP: 0	WP: 0 PB: 0 CS: 0	PA: 36					
PITCHER	IP	WLS	BF	H	R	ER	SO	BB	IBB	HBP	BLK	WP	HR	S	P	ERA	WHIP										
35 Michael Pineda, R (1, 1) ERA: 5.82	5.1		23	6	4	3	9	0	0	0	0	0	1	70	96	5.06	1.125										
43 Anthony Swarzak, R (6, 1) ERA: 2.94	1.2		4	0	0	0	2	0	0	0	0	0	0	13	18	0.00	0.000										
48 Andrew Miller, L (8, 1) ERA: 1.21	1.0	W	4	1	0	0	2	0	0	0	0	0	0	11	16	0.00	1.000										
54 Aroldis Chapman, L (9, 1) ERA: 3.18	1.0	S	5	2	2	2	2	0	0	0	0	0	2	20	28	18.00	2.000										

AB	34
R	6
H	9
RBI	6
BB	0
SO	15
LOB	7



Batter	1	2	3	4	5	6	7	8	9	AB	R	H	RBI	BB	SO	LOB	TOP			
37 Odúbel Herrera, L OBP: 0.401, SLG: 0.426										4	2	2	0	1	1	1	Philadelphia Phillies @ Minnesota Twins Target Field, Minneapolis, MN Tue Jun 21 2016, 7:11 PM - 10:34 PM CDT Att: 25,714 - Partly Cloudy - 79 F			
4 Andrés Blanco, S OBP: 0.284, SLG: 0.417										5	0	0	0	0	1	5				
7 Maikel Franco, R OBP: 0.284, SLG: 0.421										5	2	2	4	0	0	2				
6 Ryan Howard, L OBP: 0.198, SLG: 0.333										5	0	0	0	0	2	2				
19 Tommy Joseph, R OBP: 0.255, SLG: 0.495										5	1	2	2	0	0	1				
29 Cameron Rupp, R OBP: 0.292, SLG: 0.445										5	1	1	1	0	3	1				
25 Cody Asche, L OBP: 0.306, SLG: 0.448										5	1	3	0	0	0	0				
13 Freddy Galvis, S OBP: 0.244, SLG: 0.337										4	1	1	0	0	0	4				
17 Peter Bourjos, R OBP: 0.260, SLG: 0.347										4	2	3	3	0	0	0				
Inning Stats	R: 1 E: 1 K: 0 S: 15	H: 1 LOB: 1 BB: 0 P: 21	R: 2 E: 0 K: 0 S: 9	H: 2 LOB: 2 BB: 0 P: 12	R: 3 E: 0 K: 0 S: 12	H: 4 LOB: 1 BB: 0 P: 20	R: 0 E: 0 K: 0 S: 14	H: 1 LOB: 1 BB: 0 P: 21	R: 0 E: 0 K: 1 S: 12	H: 2 LOB: 2 BB: 0 P: 18	R: 0 E: 0 K: 1 S: 12	H: 0 LOB: 0 BB: 0 P: 9	R: 4 E: 0 K: 2 S: 18	H: 3 LOB: 0 BB: 1 P: 29	R: 0 E: 0 K: 1 S: 9	H: 0 LOB: 0 BB: 0 P: 11		1B: 9 2B: 1 3B: 0 HR: 4	SF: 0 SAC: 0 DP: 0 HBP: 0	WP: 1 PB: 0 SB: 2 CS: 0
PITCHER	IP WLS BF H R ER SO BB IBB HBP BLK WP HR S P ERA WHIP																			
56 Tyler Duffey, R ERA: 6.18	(1, 1)	3.0	17	7	6	6	0	0	0	0	0	0	0	0	3	36	53	18.00	2.333	
62 Buddy Boshers, L ERA: 0.9	(4, 1)	2.0	W	9	3	0	0	2	0	0	0	0	1	0	24	39	0.00	1.500		
55 Taylor Rogers, L ERA: 4.34	(6, 1)	1.0		4	1	0	0	1	0	0	0	0	0	0	12	14	0.00	1.000		
59 Michael Tonkin, R ERA: 3.93	(7, 1)	1.2		9	3	4	4	2	1	0	0	0	0	1	20	34	21.60	2.400		
27 Brandon Kintzler, R ERA: 2.75	(8, 1)	1.1	S	4	0	0	0	2	0	0	0	0	0	0	12	15	0.00	0.000		

Batter	1	2	3	4	5	6	7	8	9	AB	R	H	RBI	BB	SO	LOB	BOTTOM			
9 Eduardo Núñez, R OBP: 0.348, SLG: 0.477										4	0	0	0	1	0	1	Philadelphia Phillies @ Minnesota Twins Target Field, Minneapolis, MN Tue Jun 21 2016, 7:11 PM - 10:34 PM CDT Att: 25,714 - Partly Cloudy - 79 F			
36 Robbie Grossman, S OBP: 0.342, SLG: 0.540										3	2	1	0	2	0	3				
7 Joe Mauer, L OBP: 0.378, SLG: 0.406										5	2	2	0	0	1	3				
2 Brian Dozier, R OBP: 0.335, SLG: 0.407										5	2	3	2	0	0	1				
24 Trevor Plouffe, R OBP: 0.267, SLG: 0.373										5	2	2	2	0	0	2				
26 Max Kepler, L OBP: 0.322, SLG: 0.423										4	2	1	1	1	1	1				
52 ByungHo Park, R ERA: 4.11	(1, 10)									3	1	0	0	1	1	3				
5 Eduardo Escobar, S OBP: 0.306, SLG: 0.375	(6, PH) (9, 10)									1	1	1	1	0	0	0				
8 Kurt Suzuki, R OBP: 0.302, SLG: 0.411	(1, 2)									5	2	4	6	0	1	0				
25 Byron Buxton, R OBP: 0.227, SLG: 0.333	(1, 8)									3	0	0	1	1	2	2				
Inning Stats	R: 4 E: 0 K: 0 S: 16	H: 3 LOB: 0 BB: 1 P: 24	R: 0 E: 0 K: 1 S: 11	H: 0 LOB: 2 BB: 2 P: 21	R: 4 E: 1 K: 1 S: 17	H: 4 LOB: 1 BB: 0 P: 26	R: 0 E: 0 K: 1 S: 11	H: 0 LOB: 0 BB: 0 P: 15	R: 2 E: 0 K: 1 S: 10	H: 1 LOB: 1 BB: 1 P: 19	R: 1 E: 0 K: 0 S: 9	H: 2 LOB: 1 BB: 0 P: 16	R: 0 E: 0 K: 1 S: 21	H: 1 LOB: 2 BB: 1 P: 32	R: 3 E: 0 K: 1 S: 21	H: 3 LOB: 1 BB: 1 P: 32	1B: 7 2B: 4 3B: 2 HR: 1	SF: 1 SAC: 0 DP: 0 HBP: 0	WP: 0 PB: 0 SB: 1 CS: 0	PA: 45
PITCHER	IP WLS BF H R ER SO BB IBB HBP BLK WP HR S P ERA WHIP																			
27 Aaron Nola, R ERA: 4.11	(1, 1)	3.0	L	20	7	8	7	2	3	0	0	0	0	0	44	71	21.00	3.333		
34 Brett Oberholzer, L ERA: 5.5	(4, 1)	2.1		11	3	3	3	2	1	0	0	0	0	1	27	45	11.57	1.714		
52 Severino González, R ERA: 1.69	(6, 1)	1.2		7	1	0	0	1	1	0	0	0	0	0	24	37	0.00	1.200		
30 David Hernandez, R ERA: 4.28	(8, 1)	1.0		7	3	3	3	1	0	1	0	0	0	0	21	32	27.00	3.000		

Batter	1	2	3	4	5	6	7	8	9	AB	R	H	RBI	BB	SO	LOB	TOP					
37 Odiel Herrera, L (1, 8) OBP: 0.395, SLG: 0.417	G6-3		G5-3				K	P6		5	0	1	1	0	1	1	Philadelphia Phillies @ Minnesota Twins Target Field, Minneapolis, MN Thu Jun 23 2016, 12:11 PM - 3:18 PM CDT Att: 30,012 - Overcast - 69 F					
4 Andrés Blanco, S (1, 3) OBP: 0.331, SLG: 0.474	P4			PO	P5		2B			4	0	2	0	1	0	0						
7 Maikel Franco, R (1, 5) OBP: 0.292, SLG: 0.414	F8		FC6-4							2	0	0	0	3	0	1						
6 Ryan Howard, L (1, 10)		HR								5	1	2	1	0	1	5						
51 Carlos Ruiz, R (1, 2) OBP: 0.310, SLG: 0.333	G6-3									4	0	1	0	1	0	0						
25 Cody Asche, L (1, 7) OBP: 0.319, SLG: 0.477 2 Tyler Goeddel, R (8, PR) OBP: 0.282, SLG: 0.373										4	1	2	0	0	0	4						
16 César Hernández, S (1, 4) OBP: 0.308, SLG: 0.357										1	1	0	0	0	0	0						
13 Freddy Galvis, S (1, 6) OBP: 0.248, SLG: 0.358										4	3	4	0	1	0	0						
17 Peter Bourjos, R (1, 9) OBP: 0.259, SLG: 0.343										3	1	2	5	0	1	1						
Inning Stats	R: 0 E: 0 K: 0 S: 6	H: 0 LOB: 0 BB: 0 P: 10	R: 2 E: 0 K: 0 S: 17	H: 3 LOB: 1 BB: 2 P: 24	R: 0 E: 0 K: 0 S: 10	H: 1 LOB: 3 BB: 2 P: 22	R: 1 E: 0 K: 0 S: 9	H: 2 LOB: 0 BB: 0 P: 13	R: 0 E: 0 K: 0 S: 4	H: 0 LOB: 0 BB: 1 P: 9	R: 1 E: 0 K: 0 S: 10	H: 3 LOB: 1 BB: 0 P: 12	R: 0 E: 0 K: 1 S: 8	H: 1 LOB: 1 BB: 1 P: 17	R: 3 E: 0 K: 1 S: 18	H: 4 LOB: 3 BB: 2 P: 35		R: 0 E: 0 K: 1 S: 10	H: 1 LOB: 1 BB: 0 P: 15	1B: 8 2B: 4 3B: 2 HR: 2	SF: 0 SAC: 2 DP: 3 HBP: 0	WP: 0 PB: 0 SB: 0 CS: 0
PITCHER	IP	WLS	BF	H	R	ER	SO	BB	IBB	HBP	BLK	WP	HR	S	P	ERA	WHIP					
47 Ricky Nolasco, R (1, 1) ERA: 4.95	6.2	L	30	10	4	4	1	4	0	0	0	0	1	63	106	5.40	2.100					
49 Kevin Jepsen, R (7, 1) ERA: 6.23	0.2		5	2	3	3	0	1	0	0	0	0	1	9	19	40.50	4.500					
55 Taylor Rogers, L (8, 1) ERA: 3.98	0.2		5	2	0	0	1	0	1	0	0	0	0	10	17	0.00	3.000					
59 Michael Tonkin, R (9, 1) ERA: 3.82	1.0		4	1	0	0	1	0	0	0	0	0	0	10	15	0.00	1.000					

AB	36
R	7
H	15
RBI	7
BB	6
SO	3
LOB	16



Batter	1	2	3	4	5	6	7	8	9	AB	R	H	RBI	BB	SO	LOB	BOTTOM					
36 Robbie Grossman, S (1, 7) OBP: 0.425, SLG: 0.523			F7					F8		4	0	1	0	0	0	2	Philadelphia Phillies @ Minnesota Twins Target Field, Minneapolis, MN Thu Jun 23 2016, 12:11 PM - 3:18 PM CDT Att: 30,012 - Overcast - 69 F					
5 Eduardo Escobar, S (1, 6) OBP: 0.310, SLG: 0.388	FC3-6		L7					F8		4	1	1	1	0	0	2						
7 Joe Mauer, L (1, 10) OBP: 0.373, SLG: 0.400	F8									4	0	1	0	0	1	3						
2 Brian Dozier, R (1, 4) OBP: 0.332, SLG: 0.409										4	0	1	1	0	0	1						
24 Trevor Plouffe, R (1, 5) OBP: 0.273, SLG: 0.380 9 Eduardo Núñez, R (7, 5) OBP: 0.347, SLG: 0.474										3	0	0	0	0	0	1						
26 Max Kepler, L (1, 9) OBP: 0.326, SLG: 0.435										1	1	1	0	0	0	0						
52 ByungHo Park, R (1, 3) OBP: 0.283, SLG: 0.429										3	0	0	1	0	2	1						
37 Juan Centeno, L (1, 2) OBP: 0.246, SLG: 0.317										3	1	0	0	1	1	1						
25 Byron Buxton, R (1, 8) OBP: 0.236, SLG: 0.331										4	0	1	0	0	1	2						
Inning Stats	R: 1 E: 0 K: 0 S: 13	H: 2 LOB: 1 BB: 0 P: 20	R: 0 E: 0 K: 2 S: 10	H: 0 LOB: 0 BB: 0 P: 17	R: 0 E: 0 K: 1 S: 12	H: 1 LOB: 1 BB: 0 P: 20	R: 0 E: 0 K: 0 S: 10	H: 1 LOB: 1 BB: 0 P: 17	R: 1 E: 1 K: 0 S: 14	H: 1 LOB: 1 BB: 1 P: 20	R: 0 E: 0 K: 1 S: 10	H: 0 LOB: 0 BB: 0 P: 13	R: 0 E: 0 K: 2 S: 7	H: 0 LOB: 0 BB: 0 P: 11	R: 0 E: 0 K: 0 S: 10	H: 1 LOB: 1 BB: 0 P: 13		R: 1 E: 0 K: 0 S: 14	H: 2 LOB: 1 BB: 0 P: 20	1B: 6 2B: 2 3B: 0 HR: 0	SF: 1 SAC: 0 DP: 0 HBP: 0	WP: 0 PB: 0 SB: 1 CS: 0
PITCHER	IP	WLS	BF	H	R	ER	SO	BB	IBB	HBP	BLK	WP	HR	S	P	ERA	WHIP					
48 Jerad Eickhoff, R (1, 1) ERA: 3.38	6.0	W	24	5	2	1	4	1	0	0	0	0	0	69	107	1.50	1.000					
52 Severino González, R (7, 1) ERA: 1.42	1.0	H	3	0	0	0	2	0	0	0	0	0	0	7	11	0.00	0.000					
50 Héctor Neris, R (8, 1) ERA: 2.75	1.0		4	1	0	0	0	0	0	0	0	0	0	10	13	0.00	1.000					
46 Jeanmar Gómez, R (9, 1) ERA: 3.18	1.0		5	2	1	1	0	0	0	0	0	0	0	14	20	9.00	2.000					

AB	34
R	3
H	8
RBI	3
BB	1
SO	6
LOB	13



Batter	1	2	3	4	5	6	7	8	9	AB	R	H	RBI	BB	SO	LOB	TOP			
9 Eduardo Núñez, R (1, 5) OBP: 0.346, SLG: 0.470	F8		G1-3	G4-3			G4-3			4	0	1	2	0	0	1	Minnesota Twins @ New York Yankees Yankee Stadium, Bronx, NY Fri Jun 24 2016, 7:11 PM - 10:08 PM EDT Att: 44,808 - Clear - 77 F			
36 Robbie Grossman, S (1, 7) OBP: 0.413, SLG: 0.594	K		G1-3		L9		K2-3			4	0	0	0	0	2	1				
7 Joe Mauer, L (1, 3) OBP: 0.371, SLG: 0.395	F7							G6-3		3	0	0	0	1	1	0				
2 Brian Dozier, R (1, 4) OBP: 0.334, SLG: 0.415									K	4	0	2	0	0	2	2				
26 Max Kepler, L (1, 9) OBP: 0.313, SLG: 0.416										4	0	0	0	0	2	4				
5 Eduardo Escobar, S (1, 6) OBP: 0.308, SLG: 0.384										4	0	1	0	0	1	1				
52 ByungHo Park, R (1, 10) OBP: 0.283, SLG: 0.423										3	1	0	0	1	3	2				
8 Kurt Suzuki, R (1, 2) OBP: 0.312, SLG: 0.418										4	1	2	0	0	1	1				
25 Byron Buxton, R (1, 8) OBP: 0.238, SLG: 0.339										3	1	1	1	0	0	1				
Inning Stats	R: 0 E: 0 K: 1 S: 7	H: 0 LOB: 0 BB: 0 P: 11	R: 0 E: 0 K: 2 S: 9	H: 1 LOB: 1 BB: 0 P: 13	R: 2 E: 0 K: 2 S: 16	H: 3 LOB: 2 BB: 1 P: 29	R: 0 E: 0 K: 0 S: 13	H: 1 LOB: 1 BB: 0 P: 20	R: 0 E: 0 K: 1 S: 10	H: 1 LOB: 1 BB: 0 P: 11	R: 0 E: 0 K: 1 S: 7	H: 0 LOB: 0 BB: 0 P: 10	R: 0 E: 0 K: 1 S: 8	H: 0 LOB: 0 BB: 0 P: 14	R: 0 E: 0 K: 3 S: 11	H: 0 LOB: 0 BB: 0 P: 11	1B: 4 2B: 3 HR: 0	SF: 0 SAC: 0 DP: 1 HBP: 0	WP: 0 PB: 0 SB: 0 CS: 0	PA: 35
PITCHER	IP WLS BF H R ER SO BB IBB HBP BLK WP HR S P ERA WHIP																			
19 Masahiro Tanaka, R (1, 1) ERA: 3.01	6.0 W 26 7 3 3 7 2 0 0 0 0 0 0 62 95 4.50 1.500																			
68 Dellin Betances, R (7, 1) ERA: 3.05	1.0 H 3 0 0 0 1 0 0 0 0 0 0 0 6 10 0.00 0.000																			
48 Andrew Miller, L (8, 1) ERA: 1.14	1.0 H 3 0 0 0 1 0 0 0 0 0 0 0 8 14 0.00 0.000																			
54 Aroldis Chapman, L (9, 1) ERA: 2.84	1.0 S 3 0 0 0 3 0 0 0 0 0 0 0 11 11 0.00 0.000																			

Batter	1	2	3	4	5	6	7	8	9	AB	R	H	RBI	BB	SO	LOB	BOTTOM
11 Brett Gardner, L (1, 7) OBP: 0.368, SLG: 0.358	G4-3		FC5-4	FC6-4			L5			5	1	0	0	0	1	3	Minnesota Twins @ New York Yankees Yankee Stadium, Bronx, NY Fri Jun 24 2016, 7:11 PM - 10:08 PM EDT Att: 44,808 - Clear - 77 F
38 Rob Refsnyder, R (1, 3) OBP: 0.338, SLG: 0.393	K		L8				F8			4	0	1	1	0	1	1	
24 Ike Davis, L (7, 3) OBP: 0.267, SLG: 0.214										0	0	0	0	0	0	0	
36 Carlos Beltrán, S (1, 9) OBP: 0.326, SLG: 0.574	G6-3									3	1	1	1	1	0	0	
22 Jacoby Ellsbury, L (8, 8) OBP: 0.339, SLG: 0.406										0	0	0	0	0	0	0	
13 Alex Rodriguez, R (1, 10) OBP: 0.264, SLG: 0.401										4	0	2	1	0	1	3	
14 Starlin Castro, R (1, 4) OBP: 0.290, SLG: 0.416										4	0	1	0	0	0	2	
12 Chase Headley, S (1, 5) OBP: 0.331, SLG: 0.355										3	1	1	0	1	2	1	
18 Didi Gregorius, L (1, 6) OBP: 0.319, SLG: 0.416										4	1	1	0	0	0	3	
31 Aaron Hicks, S (8, 9) OBP: 0.272, SLG: 0.329										3	1	1	1	1	0	4	
27 Austin Romine, R (1, 2) OBP: 0.273, SLG: 0.417										3	0	0	1	0	1	2	
Inning Stats	R: 0 E: 0 K: 1 S: 9	H: 2 LOB: 2 BB: 0 P: 17	R: 2 E: 0 K: 0 S: 11	H: 2 LOB: 1 BB: 0 P: 23	R: 2 E: 1 K: 1 S: 14	H: 2 LOB: 3 BB: 2 P: 29	R: 0 E: 0 K: 1 S: 9	H: 0 LOB: 0 BB: 0 P: 12	R: 0 E: 0 K: 1 S: 11	H: 0 LOB: 0 BB: 0 P: 15	R: 1 E: 0 K: 2 S: 12	H: 1 LOB: 0 BB: 0 P: 19	1B: 6 2B: 1 3B: 0 HR: 1	SF: 1 SAC: 0 DP: 0 HBP: 0	WP: 0 PB: 0 SB: 0 CS: 0	PA: 37	
PITCHER	IP WLS BF H R ER SO BB IBB HBP BLK WP HR S P ERA WHIP																
33 Tommy Milone, L (1, 1) ERA: 5.33	3.2 L 21 6 4 1 1 2 1 0 0 0 0 0 26 38 0.00 0.857																
50 Neil Ramírez, R (4, 1) ERA: 4.41	2.1 9 1 0 0 2 1 0 0 0 0 0 0 11 15 0.00 0.000																
57 Ryan Pressly, R (7, 1) ERA: 3.89	1.0 3 0 0 0 1 0 0 0 0 0 0 0 12 19 9.00 1.000																
62 Buddy Boshers, L (8, 1) ERA: 1.64	1.0 4 1 1 1 2 0 0 0 0 0 0 1 12 19 9.00 1.000																

Batter	1	2	3	4	5	6	7	8	9	AB	R	H	RBI	BB	SO	LOB	TOP										
9 Eduardo Núñez, R (1, 5) OBP: 0.341, SLG: 0.463	F8		F8			G5-3			L7	4	0	0	0	0	0	1	Minnesota Twins @ New York Yankees Yankee Stadium, Bronx, NY Sat Jun 25 2016, 1:09 PM - 3:52 PM EDT Att: 40,075 - Sunny - 81°F										
36 Robbie Grossman, S (1, 7) OBP: 0.401, SLG: 0.487	K		F7			G5-3			G6-3	4	0	0	0	0	1												
7 Joe Mauer, L (1, 10) OBP: 0.370, SLG: 0.393 39 Danny Santana, S (9, PR) OBP: 0.281, SLG: 0.333	K					K			K	4	0	1	0	0	3	0											
2 Brian Dozier, R (1, 4) OBP: 0.333, SLG: 0.424		HR				L7			K	4	1	1	1	0	1	1											
26 Max Kepler, L (1, 9) OBP: 0.314, SLG: 0.407		K								2	0	0	0	1	1	0											
5 Eduardo Escobar, S (1, 6) OBP: 0.303, SLG: 0.377			F7							3	0	0	0	0	2	1											
52 ByungHo Park, R (1, 3) OBP: 0.279, SLG: 0.417			L9							3	0	0	0	0	2	0											
8 Kurt Suzuki, R (1, 2) OBP: 0.312, SLG: 0.416						G6-3			G5-3	3	0	1	0	0	0	0											
25 Byron Buxton, R (1, 8) OBP: 0.233, SLG: 0.331			L7			K			K	3	0	0	0	0	2	1											
Inning Stats	R: 0 H: 0 K: 2 S: 9	H: 0 LOB: 0 BB: 13	R: 1 H: 1 K: 1 S: 10	H: 1 LOB: 0 BB: 18	R: 0 H: 1 K: 0 S: 10	H: 1 LOB: 1 BB: 0 P: 16	R: 0 H: 0 K: 2 S: 12	H: 0 LOB: 1 BB: 1 P: 18	R: 0 H: 0 K: 1 S: 10	H: 0 LOB: 0 BB: 0 P: 17	R: 0 H: 0 K: 1 S: 9	H: 0 LOB: 0 BB: 0 P: 12	R: 0 H: 0 K: 1 S: 9	H: 0 LOB: 0 BB: 0 P: 9	R: 0 H: 0 K: 2 S: 9	H: 1 LOB: 0 BB: 0 P: 11	1B: 2 2B: 0 3B: 0 HR: 1	SF: 0 SAC: 0 DP: 0 HBP: 0	WP: 0 PB: 0 CS: 0	PA: 31							
PITCHER	IP	WLS	BF	H	R	ER	SO	BB	IBB	HBP	BLK	WP	HR	S	P	ERA	WHIP										
35 Michael Pineda, R (1, 1) ERA: 5.51	6.0		21	2	1	1	8	1	0	0	0	0	1	60	94	1.50	0.500										
68 Dellin Betances, R (7, 1) ERA: 2.97	1.0		3	0	0	0	1	0	0	0	0	0	0	9	9	0.00	0.000										
48 Andrew Miller, L (8, 1) ERA: 1.1	1.0	W	3	0	0	0	2	0	0	0	0	0	0	9	12	0.00	0.000										
54 Aroldis Chapman, L (9, 1) ERA: 2.7	1.0	S	4	1	0	0	1	0	0	0	0	0	0	7	11	0.00	1.000										

Batter	1	2	3	4	5	6	7	8	9	AB	R	H	RBI	BB	SO	LOB	BOTTOM										
22 Jacoby Ellsbury, L (1, 8) OBP: 0.341, SLG: 0.405	1B BB		F7			1B 36 1B			K	3	1	1	0	1	1	0	Minnesota Twins @ New York Yankees Yankee Stadium, Bronx, NY Sat Jun 25 2016, 1:09 PM - 3:52 PM EDT Att: 40,075 - Sunny - 81°F										
11 Brett Gardner, L (1, 7) OBP: 0.373, SLG: 0.365			G3-1			1B 36 1B			K	4	0	3	0	0	0	0											
36 Carlos Beltrán, S (1, 9) 54 Aroldis Chapman, L (9, 1)	L7					1B 25 BB			FC6-4	4	0	2	1	0	0	3											
13 Alex Rodriguez, R (1, 10) OBP: 0.264, SLG: 0.398 31 Aaron Hicks, S (8, PR) OBP: 0.272, SLG: 0.329	K					1B			F9	4	0	1	0	0	2	5											
34 Brian McCann, L (1, 2) OBP: 0.326, SLG: 0.415	F9					1B			FC6-4	4	0	2	0	0	0	3											
25 Mark Teixeira, S (1, 3) OBP: 0.271, SLG: 0.259	G3-1					1B			K	3	0	0	0	1	1	3											
14 Starlin Castro, R (1, 4) OBP: 0.286, SLG: 0.410	L9					1B			FC5-4	4	0	0	1	0	0	5											
18 Didi Gregorius, L (1, 6) OBP: 0.318, SLG: 0.413	G4-3					1B			E6	4	0	1	0	0	1	1											
12 Chase Headley, S (1, 5) OBP: 0.325, SLG: 0.349	P5					1B			F7-2	4	0	0	0	0	0	3											
Inning Stats	R: 0 H: 1 K: 1 S: 18	H: 0 LOB: 2 BB: 1 P: 29	R: 0 H: 0 K: 0 S: 9	H: 0 LOB: 0 BB: 0 P: 13	R: 0 H: 0 K: 0 S: 8	H: 0 LOB: 0 BB: 0 P: 12	R: 0 H: 1 K: 1 S: 13	H: 1 LOB: 2 BB: 1 P: 23	R: 1 H: 3 K: 0 S: 11	H: 3 LOB: 2 BB: 0 P: 22	R: 0 H: 1 K: 1 S: 8	H: 1 LOB: 1 BB: 0 P: 11	R: 0 H: 1 K: 1 S: 11	H: 1 LOB: 1 BB: 0 P: 15	R: 1 H: 3 K: 1 S: 15	H: 3 LOB: 2 BB: 0 P: 22	1B: 10 2B: 1 3B: 0 HR: 0	SF: 0 SAC: 0 DP: 2 HBP: 0	WP: 0 PB: 0 CS: 0	PA: 36							
PITCHER	IP	WLS	BF	H	R	ER	SO	BB	IBB	HBP	BLK	WP	HR	S	P	ERA	WHIP										
54 Ervin Santana, R (1, 1) ERA: 4.64	5.0		23	6	1	1	2	2	0	0	0	0	0	61	102	1.80	1.600										
55 Taylor Rogers, L (6, 1) ERA: 3.53	2.0		7	1	0	0	2	0	0	0	0	0	0	17	23	0.00	0.500										
57 Ryan Pressly, R (8, 1) ERA: 4.02	1.0	L	6	3	1	1	1	0	0	0	0	0	0	15	22	9.00	3.000										

AB	30
R	1
H	3
RBI	1
BB	1
SO	12
LOB	5



AB	34
R	2
H	10
RBI	2
BB	2
SO	5
LOB	23




Batter	1	2	3	4	5	6	7	8	9	AB	R	H	RBI	BB	SO	LOB	TOP								
9 Eduardo Núñez, R OBP: 0.341, SLG: 0.470	G5-3		G6-3			2-2 36 PB 2 HR 36 S 1B		G5-3		4	1	1	0	0	0	1	Minnesota Twins @ Chicago White Sox U.S. Cellular Field, Chicago, IL Tue Jun 28 2016, 8:10 PM - 11:01 PM EDT Att: 22,072 - Clear - 70 F								
36 Robbie Grossman, S OBP: 0.400, SLG: 0.467	K		G6-3			2-3 1 SAFE B CH 87 S SI 93 B CU 81 B CH 84 S CU 84		2B		3	0	0	0	1	2										
7 Joe Mauer, L OBP: 0.367, SLG: 0.385	K			2-2 F7		4-0 2 HR BB		K		3	1	0	0	1	2	1									
2 Brian Dozier, R OBP: 0.341, SLG: 0.463		2-2 HR		1-1 G5-3		2-1 1 HR BB				4	2	3	4	0	0	0									
24 Trevor Plouffe, R OBP: 0.267, SLG: 0.385		1-2 K		2-3 K		3-3 1 HR BB		1B		4	0	0	0	0	3	2									
26 Max Kepler, L OBP: 0.327, SLG: 0.433		1-1 F7			0-0 F9			1B		3	0	1	0	1	0	0									
52 ByungHo Park, R OBP: 0.275, SLG: 0.409		1-3 K			0-2 P6			K		4	0	0	0	0	2	2									
8 Kurt Suzuki, R OBP: 0.316, SLG: 0.424			0-1 2B		1-0 P3			1B		4	0	2	0	0	0	1									
25 Byron Buxton, R OBP: 0.226, SLG: 0.320			2-0 P3			3-2 F9		G6-4-3		4	0	0	0	0	1	4									
Inning Stats	R: 0 E: 0 K: 2 S: 8	H: 0 LOB: 0 BB: 0 P: 13	R: 1 E: 0 K: 2 S: 12	H: 1 LOB: 0 BB: 0 P: 17	R: 0 E: 0 K: 0 S: 6	H: 1 LOB: 1 BB: 0 P: 9	R: 0 E: 0 K: 1 S: 8	H: 0 LOB: 0 BB: 0 P: 13	R: 0 E: 0 K: 0 S: 5	H: 0 LOB: 0 BB: 0 P: 6	R: 3 E: 0 K: 2 S: 15	H: 2 LOB: 0 BB: 1 P: 31	R: 0 E: 0 K: 1 S: 9	H: 2 LOB: 1 BB: 0 P: 11	R: 0 E: 0 K: 1 S: 12	H: 1 LOB: 2 BB: 1 P: 21	R: 0 E: 0 K: 1 S: 8	H: 0 LOB: 1 BB: 1 P: 17	1B: 4 2B: 1 3B: 0 HR: 2	SF: 0 SAC: 0 DP: 1 HBP: 0	WP: 0 PB: 1 SB: 1 CS: 0	PA: 36			
PITCHER	IP	WLS	BF	H	R	ER	SO	BB	IBB	HBP	BLK	WP	HR	S	P	ERA	WHIP								
62 Jose Quintana, L ERA: 3.18	7.0	L	27	6	4	4	8	1	0	0	0	0	2	63	100	5.14	1.000								
54 Chris Beck, R ERA: 2.45	1.0		5	1	0	0	1	1	0	0	0	0	0	12	21	0.00	2.000								
64 Matt Purke, L ERA: 5.0	1.0		4	0	0	0	1	1	0	0	0	0	0	8	17	0.00	1.000								

Batter	1	2	3	4	5	6	7	8	9	AB	R	H	RBI	BB	SO	LOB	BOTTOM								
12 Tim Anderson, R OBP: 0.286, SLG: 0.494	G5-3		1-2 1B		1-0 1S 1B			FC5		4	0	2	0	0	0	2	Minnesota Twins @ Chicago White Sox U.S. Cellular Field, Chicago, IL Tue Jun 28 2016, 8:10 PM - 11:01 PM EDT Att: 22,072 - Clear - 70 F								
1 Adam Eaton, L OBP: 0.362, SLG: 0.403	K		1-1 F8		3-2 F8			K		4	0	0	0	0	2	3									
79 José Abreu, R OBP: 0.322, SLG: 0.434		4-2 BB		3-2 F8		0-1 F8		1B		3	0	1	0	1	0	2									
53 Melky Cabrera, S OBP: 0.344, SLG: 0.462		2-2 G4-3		1-0 P4		0-2 F7		K		3	0	0	0	0	0	3									
36 Jason Coats, R OBP: 0.296, SLG: 0.125								K		1	0	0	0	0	1	1									
21 Todd Frazier, R OBP: 0.298, SLG: 0.442		1-3 K		3-3 K		1-0 P3		FC6-4		4	0	0	0	0	2	1									
15 Brett Lawrie, R OBP: 0.316, SLG: 0.416		0-0 1B		1-3 K		1-1 K		G6-3		4	0	2	0	0	1	0									
31 Alex Avila, L OBP: 0.343, SLG: 0.360		2-3 K		1-1 G4-3		0-3 K		K		4	0	0	0	0	3	2									
26 Avisail García, R OBP: 0.304, SLG: 0.352		1-3 K			1-2 G2-3			G1-3		4	0	0	0	0	1	2									
20 JB Shuck, L OBP: 0.238, SLG: 0.333			0-1 1B		1-1 G4-3			F8		3	0	1	0	0	0	2									
Inning Stats	R: 0 E: 0 K: 1 S: 13	H: 0 LOB: 1 BB: 1 P: 21	R: 0 E: 0 K: 3 S: 11	H: 1 LOB: 0 BB: 0 P: 15	R: 0 E: 0 K: 0 S: 13	H: 2 LOB: 2 BB: 0 P: 19	R: 0 E: 0 K: 2 S: 8	H: 0 LOB: 0 BB: 0 P: 13	R: 0 E: 0 K: 0 S: 9	H: 1 LOB: 1 BB: 0 P: 15	R: 0 E: 0 K: 0 S: 6	H: 0 LOB: 0 BB: 0 P: 7	R: 0 E: 1 K: 1 S: 12	H: 1 LOB: 2 BB: 0 P: 17	R: 0 E: 0 K: 2 S: 14	H: 1 LOB: 1 BB: 0 P: 20	R: 0 E: 0 K: 1 S: 7	H: 0 LOB: 0 BB: 0 P: 10	1B: 6 2B: 0 3B: 0 HR: 0	SF: 0 SAC: 0 DP: 0 HBP: 0	WP: 0 PB: 0 SB: 3 CS: 0	PA: 35			
PITCHER	IP	WLS	BF	H	R	ER	SO	BB	IBB	HBP	BLK	WP	HR	S	P	ERA	WHIP								
44 Kyle Gibson, R ERA: 5.12	7.0	W	28	5	0	0	7	1	0	0	0	0	0	72	107	0.00	0.857								
57 Ryan Pressly, R ERA: 3.92	1.0		4	1	0	0	2	0	0	0	0	0	0	14	20	0.00	1.000								
27 Brandon Kintzler, R ERA: 2.49	1.0		3	0	0	0	1	0	0	0	0	0	0	7	10	0.00	0.000								

AB	33
R	4
H	7
RBI	4
BB	3
SO	10
LOB	13

AB	34
R	0
H	6
RBI	0
BB	1
SO	10
LOB	18



Batter	1	2	3	4	5	6	7	8	9	AB	R	H	RBI	BB	SO	LOB	TOP					
9 Eduardo Núñez, R OBP: 0.345, SLG: 0.487										5	2	3	1	0	0	3						
36 Robbie Grossman, S (1, 7) OBP: 0.400, SLG: 0.465										5	1	2	1	0	2	1						
7 Joe Mauer, L OBP: 0.362, SLG: 0.379										4	0	0	0	0	1	2						
37 Juan Centeno, L (9, PH) OBP: 0.243, SLG: 0.353										1	0	0	1	0	0	2						
2 Brian Dozier, R OBP: 0.344, SLG: 0.467										2	0	1	0	1	0	1						
39 Danny Santana, S (8, PH) OBP: 0.290, SLG: 0.355										0	1	0	0	1	0	0						
24 Trevor Plouffe, R OBP: 0.275, SLG: 0.384										3	0	1	1	1	0	1						
26 Max Kepler, L OBP: 0.322, SLG: 0.431										5	0	1	2	0	3	5						
5 Eduardo Escobar, S OBP: 0.293, SLG: 0.369										5	1	1	0	0	1	2						
8 Kurt Suzuki, R OBP: 0.320, SLG: 0.423										3	1	1	0	1	0	0						
25 Byron Buxton, R OBP: 0.227, SLG: 0.326										4	0	1	0	0	1	3						
Inning Stats	R: 1 H: 2 E: 0 K: 1 S: 12	H: 2 LOB: 2 BB: 1 P: 17	R: 0 H: 0 E: 0 K: 0 S: 5	H: 0 LOB: 0 BB: 0 P: 9	R: 0 H: 2 E: 0 K: 0 S: 11	H: 2 LOB: 1 BB: 0 P: 16	R: 0 H: 0 E: 0 K: 1 S: 6	H: 0 LOB: 0 BB: 0 P: 12	R: 0 H: 2 E: 0 K: 0 S: 8	H: 2 LOB: 1 BB: 0 P: 13	R: 0 H: 1 E: 0 K: 2 S: 11	H: 1 LOB: 1 BB: 0 P: 16	R: 0 H: 1 E: 0 K: 1 S: 10	H: 1 LOB: 1 BB: 0 P: 13	R: 0 H: 0 E: 2 K: 2 S: 9	H: 0 LOB: 2 BB: 1 P: 20	R: 5 H: 3 E: 1 K: 1 S: 24	H: 3 LOB: 2 BB: 2 P: 45	1B: 5 2B: 5 3B: 0 HR: 1	SF: 0 SAC: 0 DP: 1 HBP: 2	WP: 0 PB: 0 SB: 0 CS: 0	PA: 43
PITCHER	IP: 6.2 WLS: W BF: 27 ERA: 5.85	H: 8 R: 1 ER: 1 SO: 5	BB: 1 IBB: 0 HBP: 0 BLK: 0	WP: 0 HR: 1 S: 61 P: 93	ERA: 1.35 WHIP: 1.350	IP: 0.1 WLS: S BF: 1 ERA: 2.86	H: 0 R: 0 ER: 0 SO: 0	BB: 0 IBB: 0 HBP: 0 BLK: 0	WP: 0 HR: 0 S: 3 P: 4	ERA: 0.00 WHIP: 0.000												
25 James Shields, R (1, 1)	34 Matt Albers, R (7, 1)	66 Michael Ynoa, R (8, 1)	64 Matt Purke, L (9, 1)	43 Dan Jennings, L (9, 1)	65 Nate Jones, R (9, 1)																	
12 Tim Anderson, R OBP: 0.293, SLG: 0.500										5	1	2	2	0	3	0						
1 Adam Eaton, L OBP: 0.359, SLG: 0.400										5	0	1	1	0	2	1						
79 José Abreu, R OBP: 0.321, SLG: 0.432										4	0	1	0	0	1	2						
21 Todd Frazier, R OBP: 0.301, SLG: 0.457										4	2	2	1	0	0	1						
27 Dioner Navarro, S OBP: 0.276, SLG: 0.376										4	1	2	0	0	0	0						
15 Brett Lawrie, R OBP: 0.316, SLG: 0.424										4	1	1	1	0	2	3						
20 JB Shuck, L OBP: 0.239, SLG: 0.333										3	1	1	1	0	0	1						
26 Avisail García, R OBP: 0.307, SLG: 0.351										3	1	1	1	1	0	1						
18 Tyler Saladino, R OBP: 0.293, SLG: 0.426										4	2	2	2	0	0	1						
Inning Stats	R: 0 H: 0 E: 0 K: 2 S: 9	H: 3 LOB: 0 BB: 0 P: 12	R: 2 H: 1 E: 1 K: 0 S: 14	H: 3 LOB: 1 BB: 0 P: 20	R: 0 H: 1 E: 0 K: 2 S: 10	H: 1 LOB: 1 BB: 0 P: 14	R: 0 H: 0 E: 0 K: 0 S: 6	H: 0 LOB: 0 BB: 0 P: 10	R: 1 H: 2 E: 0 K: 0 S: 10	H: 2 LOB: 1 BB: 0 P: 17	R: 5 H: 5 E: 0 K: 2 S: 26	H: 5 LOB: 1 BB: 1 P: 39	R: 1 H: 2 E: 0 K: 1 S: 12	H: 2 LOB: 1 BB: 0 P: 20	R: 0 H: 0 E: 0 K: 1 S: 10	H: 0 LOB: 0 BB: 0 P: 11	1B: 7 2B: 3 3B: 0 HR: 3	SF: 1 SAC: 0 DP: 0 HBP: 0	WP: 0 PB: 0 SB: 2 CS: 0	PA: 38		
PITCHER	IP: 5.2 WLS: L BF: 27 ERA: 5.31	H: 9 R: 7 ER: 7 SO: 7	BB: 1 IBB: 0 HBP: 0 BLK: 0	WP: 0 HR: 3 S: 62 P: 95	ERA: 11.12 WHIP: 1.765	IP: 0.0 WLS: 0 BF: 0 ERA: 0.00	H: 0 R: 0 ER: 0 SO: 0	BB: 0 IBB: 0 HBP: 0 BLK: 0	WP: 0 HR: 0 S: 13 P: 17	ERA: 27.00 WHIP: 6.000	IP: 1.0 WLS: 0 BF: 5 ERA: 6.37	H: 2 R: 1 ER: 1 SO: 1	BB: 0 IBB: 0 HBP: 0 BLK: 0	WP: 0 HR: 0 S: 12 P: 20	ERA: 9.00 WHIP: 2.000	IP: 1.0 WLS: 0 BF: 3 ERA: 1.5	H: 0 R: 0 ER: 0 SO: 1	BB: 0 IBB: 0 HBP: 0 BLK: 0	WP: 0 HR: 0 S: 10 P: 11	ERA: 0.00 WHIP: 0.000		
47 Ricky Nolasco, R (1, 1)	59 Michael Tonkin, R (6, 1)	49 Kevin Jepsen, R (7, 1)	62 Buddy Boshers, L (8, 1)																			

Minnesota Twins @ Chicago White Sox
U.S. Cellular Field, Chicago, IL
Wed Jun 29 2016, 8:11 PM - 11:13 PM EDT
Att: 18,571 - Partly Cloudy - 76 F

AB	37
R	6
H	11
RBI	6
BB	4
SO	8
LOB	20



Minnesota Twins @ Chicago White Sox
U.S. Cellular Field, Chicago, IL
Wed Jun 29 2016, 8:11 PM - 11:13 PM EDT
Att: 18,571 - Partly Cloudy - 76 F

AB	36
R	9
H	13
RBI	9
BB	1
SO	8
LOB	10



Batter	1	2	3	4	5	6	7	8	9	AB	R	H	RBI	BB	SO	LOB	TOP																	
9 Eduardo Núñez, R (1, 5) OBP: 0.347, SLG: 0.487										4	1	2	2	0	1	0	Minnesota Twins @ Chicago White Sox U.S. Cellular Field, Chicago, IL Thu Jun 30 2016, 2:11 PM - 5:13 PM EDT Att: 26,158 - Cloudy - 77 F																	
5 Eduardo Escobar, S (1, 6) OBP: 0.287, SLG: 0.361										4	0	0	0	0	2	1																		
36 Robbie Grossman, S (1, 10) OBP: 0.403, SLG: 0.485										3	1	1	1	1	2	0																		
2 Brian Dozier, R (1, 4) OBP: 0.346, SLG: 0.478										4	1	2	2	0	0	0																		
24 Trevor Plouffe, R (1, 3) OBP: 0.274, SLG: 0.379										3	0	0	0	1	1	0																		
8 Kurt Suzuki, R (1, 2) OBP: 0.319, SLG: 0.419										4	0	1	0	0	0	2																		
26 Max Kepler, L (1, 9) OBP: 0.319, SLG: 0.434										4	1	1	0	0	2	1																		
39 Danny Santana, S (1, 7) OBP: 0.282, SLG: 0.343										4	0	0	0	0	2	2																		
25 Byron Buxton, R (1, 8) OBP: 0.229, SLG: 0.333										3	1	1	0	0	2	1																		
Inning Stats	R: 0 E: 0 K: 2 S: 9	H: 0 LOB: 0 BB: 0 P: 13	R: 0 E: 0 K: 0 S: 10	H: 0 LOB: 0 BB: 0 P: 13	R: 0 E: 0 K: 2 S: 7	H: 0 LOB: 0 BB: 0 P: 8	R: 2 E: 0 K: 1 S: 12	H: 2 LOB: 0 BB: 0 P: 19	R: 0 E: 0 K: 1 S: 9	H: 0 LOB: 0 BB: 0 P: 13	R: 2 E: 0 K: 0 S: 19	H: 3 LOB: 2 BB: 2 P: 34	R: 1 E: 0 K: 1 S: 13	H: 2 LOB: 1 BB: 0 P: 20	R: 0 E: 0 K: 2 S: 10	H: 0 LOB: 0 BB: 0 P: 17	R: 0 E: 0 K: 3 S: 12	H: 1 LOB: 1 BB: 0 P: 13	1B: 4 2B: 2 3B: 0 HR: 2	SF: 0 SAC: 0 DP: 0 HBP: 0	WP: 0 PB: 1 SB: 0 CS: 0	PA: 35												
PITCHER	IP WLS BF H R ER SO BB IBB HBP BLK WP HR S P ERA WHIP																																	
55 Carlos Rodón, L (1, 1) ERA: 4.24	5.2	22	5	4	4	6	1	0	0	0	0	0	0	2	59	87	6.35	1.059																
34 Matt Albers, R (6, 1) ERA: 5.17	0.1	H	2	0	0	0	1	0	0	0	0	0	0	0	7	13	0.00	3.000																
33 Zach Duke, L (7, 1) ERA: 3.08	0.2	H	3	1	1	1	0	0	0	0	0	0	0	10	14	13.50	1.500																	
65 Nate Jones, R (7, 1) ERA: 2.75	1.1	W	4	1	0	0	2	0	0	0	0	0	0	13	23	0.00	0.750																	
30 David Robertson, R (9, 1) ERA: 3.21	1.0	S	4	1	0	0	3	0	0	0	0	0	0	12	13	0.00	1.000																	
Batter	1	2	3	4	5	6	7	8	9	AB	R	H	RBI	BB	SO	LOB	BOTTOM																	
12 Tim Anderson, R (1, 6) OBP: 0.322, SLG: 0.512										4	0	3	0	1	1	2	Minnesota Twins @ Chicago White Sox U.S. Cellular Field, Chicago, IL Thu Jun 30 2016, 2:11 PM - 5:13 PM EDT Att: 26,158 - Cloudy - 77 F																	
1 Adam Eaton, L (1, 9) OBP: 0.359, SLG: 0.397									2	1	0	1	0	0	2																			
79 José Abreu, R (1, 3) OBP: 0.321, SLG: 0.430									4	0	1	1	0	1	5																			
21 Todd Frazier, R (1, 5) OBP: 0.300, SLG: 0.465									4	1	1	1	0	1	2																			
15 Brett Lawrie, R (1, 4) OBP: 0.318, SLG: 0.429										4	1	2	0	0	1	0																		
27 Dioner Navarro, S (1, 2) OBP: 0.289, SLG: 0.366										4	0	0	0	0	2	2																		
26 Avisail García, R (1, 7) OBP: 0.310, SLG: 0.351										3	2	1	1	1	0	1																		
22 Matt Davidson, R (1, 10) OBP: 0.500, SLG: 0.500										2	1	1	1	0	1	1																		
36 Jason Coats, R (6, PH) (7, 10) OBP: 0.294, SLG: 0.118										1	0	0	0	1	0	0																		
20 JB Shuck, L (1, 8) OBP: 0.261, SLG: 0.364									4	0	3	1	0	0	0																			
Inning Stats	R: 0 E: 0 K: 0 S: 12	H: 1 LOB: 0 BB: 0 P: 17	R: 1 E: 0 K: 2 S: 12	H: 2 LOB: 1 BB: 0 P: 19	R: 1 E: 0 K: 0 S: 12	H: 2 LOB: 1 BB: 0 P: 16	R: 3 E: 0 K: 1 S: 19	H: 4 LOB: 2 BB: 1 P: 29	R: 0 E: 0 K: 2 S: 7	H: 0 LOB: 0 BB: 0 P: 12	R: 0 E: 0 K: 0 S: 9	H: 1 LOB: 0 BB: 0 P: 13	R: 0 E: 0 K: 1 S: 8	H: 1 LOB: 1 BB: 0 P: 11	R: 1 E: 1 K: 1 S: 11	H: 1 LOB: 2 BB: 2 P: 27	1B: 9 2B: 2 3B: 0 HR: 1	SF: 0 SAC: 1 DP: 2 HBP: 1	WP: 0 PB: 0 SB: 2 CS: 1	PA: 38														
PITCHER	IP WLS BF H R ER SO BB IBB HBP BLK WP HR S P ERA WHIP																																	
33 Tommy Milone, L (1, 1) ERA: 6.23	3.1	20	9	5	5	3	1	0	1	0	0	0	0	0	19	28	0.00	0.375																
50 Neil Ramírez, R (4, 1) ERA: 3.79	2.2	7	1	0	0	2	0	0	0	0	0	0	0	8	11	0.00	1.000																	
57 Ryan Pressly, R (7, 1) ERA: 3.83	1.0	4	1	0	0	1	0	0	0	0	0	0	0	11	27	9.00	3.000																	
58 Fernando Abad, L (8, 1) ERA: 2.42	1.0	L	6	1	1	1	2	0	0	0	0	0	0	11	27	9.00	3.000																	

Batter	1	2	3	4	5	6	7	8	9	AB	R	H	RBI	BB	SO	LOB	TOP										
17 Shin-Soo Choo, L OBP: 0.380, SLG: 0.456	F8	K		G4-3			HR		L7	5	1	1	1	0	1	2											
20 Ian Desmond, R OBP: 0.372, SLG: 0.530	G5-3		G5-3		P3					3	0	0	0	0	0	0											
30 Nomar Mazara, L OBP: 0.338, SLG: 0.435							2B			1	0	1	0	0	0	0											
84 Prince Fielder, L OBP: 0.293, SLG: 0.346	2B		G3-1		G4-3		K			4	0	1	0	0	1	1											
29 Adrian Beltré, R OBP: 0.350, SLG: 0.453	L5		K		G6-3		K			3	0	0	0	0	1	1											
19 Jurickson Proffar, S OBP: 0.377, SLG: 0.490										1	0	0	0	0	1	1											
12 Rougned Odor, L OBP: 0.293, SLG: 0.468		G4-3		F8					G4-3	4	0	1	0	0	0	0											
16 Ryan Rua, R OBP: 0.293, SLG: 0.486		1B		HR		FC5-4			G6-3	4	2	2	1	0	0	1											
18 Mitch Moreland, L OBP: 0.294, SLG: 0.410		1B		G3		F7			G4-3	4	0	1	0	0	0	1											
1 Elvis Andrus, R OBP: 0.337, SLG: 0.393	SF8			HR		G5-3			F9	3	1	1	1	0	0	1											
61 Robinson Chirinos, R OBP: 0.308, SLG: 0.509				HR		K			L5	4	1	2	2	0	1	0											
Inning Stats	R: 0 H: 1 E: 0 K: 0 S: 9	H: 1 LOB: 1 BB: 0 P: 14	R: 1 H: 3 E: 0 K: 1 S: 11	H: 3 LOB: 2 BB: 0 P: 15	R: 0 H: 0 E: 0 K: 1 S: 8	H: 0 LOB: 0 BB: 0 P: 9	R: 3 H: 3 E: 0 K: 0 S: 15	H: 3 LOB: 0 BB: 0 P: 23	R: 0 H: 0 E: 0 K: 0 S: 10	H: 1 LOB: 1 BB: 0 P: 18	R: 1 H: 2 E: 0 K: 3 S: 18	H: 2 LOB: 1 BB: 0 P: 24	R: 0 H: 0 E: 0 K: 0 S: 11	H: 0 LOB: 0 BB: 0 P: 15	R: 0 H: 0 E: 0 K: 0 S: 5	H: 0 LOB: 0 BB: 0 P: 5	1B: 4 2B: 3 3B: 0 HR: 3	SF: 1 SAC: 0 DP: 0 HBP: 0	WP: 0 PB: 0 SB: 0 CS: 0	PA: 37							
PITCHER	IP	WLS	BF	H	R	ER	SO	BB	IBB	HBP	BLK	WP	HR	S	P	ERA	WHIP										
56 Tyler Duffey, R ERA: 5.62	6.0	W	26	8	4	4	2	0	0	0	0	0	2	64	96	6.00	1.333										
59 Michael Tonkin, R ERA: 4.15	1.0		5	2	1	1	3	0	0	0	0	0	1	18	24	9.00	2.000										
62 Buddy Boshers, L ERA: 1.38	1.0		3	0	0	0	0	0	0	0	0	0	0	11	15	0.00	0.000										
49 Kevin Jepsen, R ERA: 6.16	1.0		3	0	0	0	0	0	0	0	0	0	0	5	5	0.00	0.000										

Texas Rangers @ Minnesota Twins
Target Field, Minneapolis, MN
Sat Jul 02 2016, 1:11 PM - 4:16 PM CDT
Att: 21,466 - Partly Cloudy - 76 F

AB	36
R	5
H	10
RBI	5
BB	0
SO	5
LOB	8



Batter	1	2	3	4	5	6	7	8	9	AB	R	H	RBI	BB	SO	LOB	BOTTOM											
9 Eduardo Núñez, R OBP: 0.348, SLG: 0.491	FC3	G4-3	SF8		SF8			F9		5	3	4	2	0	0	0												
7 Joe Mauer, L OBP: 0.397, SLG: 0.376	FC3	G4-3	HR		HR		K			3	3	1	0	2	1	2												
22 Miguel Sanó, R OBP: 0.341, SLG: 0.462	F8	K	HR		HR		FC6-4			4	2	1	3	1	1	4												
2 Brian Dozier, R OBP: 0.343, SLG: 0.470	FC1	HR	K		SF8		G5-3			3	2	0	1	1	1	2												
26 Max Kepler, L OBP: 0.323, SLG: 0.482	FC3	HR			F7		F8			5	2	2	7	0	0	2												
5 Eduardo Escobar, S OBP: 0.284, SLG: 0.357	FC4-6	F8			F8					2	1	0	1	0	0	2												
36 Robbie Grossman, S OBP: 0.404, SLG: 0.478	FC4-6	F8			F8					2	0	1	0	1	0	0												
39 Danny Santana, S OBP: 0.279, SLG: 0.333	BB		P4		G3		F8			4	0	0	0	1	0	2												
37 Juan Centeno, L OBP: 0.267, SLG: 0.361		1B			K			F8		4	2	2	2	0	1	1												
25 Byron Buxton, R OBP: 0.235, SLG: 0.347	L7		HBP		SF8		K2-3			5	2	2	1	0	1	2												
Inning Stats	R: 4 H: 2 E: 1 K: 0 S: 25	H: 2 LOB: 2 BB: 1 P: 44	R: 3 H: 2 E: 0 K: 1 S: 13	H: 2 LOB: 1 BB: 1 P: 21	R: 4 H: 3 E: 0 K: 1 S: 19	H: 3 LOB: 0 BB: 0 P: 33	R: 0 H: 0 E: 0 K: 0 S: 5	H: 0 LOB: 0 BB: 0 P: 7	R: 6 H: 5 E: 0 K: 1 S: 21	H: 5 LOB: 1 BB: 2 P: 37	R: 0 H: 1 E: 0 K: 2 S: 11	H: 1 LOB: 1 BB: 0 P: 12	R: 0 H: 0 E: 0 K: 0 S: 9	H: 0 LOB: 1 BB: 1 P: 17	R: 0 H: 0 E: 0 K: 0 S: 10	H: 0 LOB: 0 BB: 0 P: 14	1B: 7 2B: 2 3B: 1 HR: 3	SF: 2 SAC: 0 DP: 0 HBP: 1	WP: 0 PB: 0 SB: 1 CS: 0	PA: 46								
PITCHER	IP	WLS	BF	H	R	ER	SO	BB	IBB	HBP	BLK	WP	HR	S	P	ERA	WHIP											
21 Chi Chi González, R ERA: 9.53	0.2	L	8	2	4	1	0	2	0	0	0	0	2	38	60	13.50	6.000											
55 César Ramos, L ERA: 5.61	2.1		14	5	7	7	2	1	0	1	0	0	2	35	60	27.00	2.571											
77 Luke Jackson, R ERA: 10.5	1.2		12	5	6	6	0	2	0	0	0	0	1	23	41	32.40	4.200											
37 Shawn Tolleson, R ERA: 5.9	1.1		5	1	0	0	3	0	0	0	0	0	0	14	15	0.00	0.750											
43 Tony Bernette, R ERA: 2.88	0.2		3	0	0	0	0	1	0	0	0	0	0	7	13	0.00	1.500											
PITCHER	IP	WLS	BF	H	R	ER	SO	BB	IBB	HBP	BLK	WP	HR	S	P	ERA	WHIP											
8 Bryan Holaday, R ERA: 1.1	1.1		4	0	0	0	0	0	0	0	0	0	0	0	12	18	0.00	0.000										

Texas Rangers @ Minnesota Twins
Target Field, Minneapolis, MN
Sat Jul 02 2016, 1:11 PM - 4:16 PM CDT
Att: 21,466 - Partly Cloudy - 76 F

AB	37
R	17
H	13
RBI	17
BB	6
SO	5
LOB	17



Batter	1	2	3	4	5	6	7	8	9	AB	R	H	RBI	BB	SO	LOB	TOP			
4 Coco Crisp, S OBP: 0.311, SLG: 0.425										4	0	1	2	1	0	3				
8 Jed Lowrie, S OBP: 0.342, SLG: 0.356										4	0	0	0	0	1	4				
22 Josh Reddick, L OBP: 0.385, SLG: 0.438										3	0	0	0	1	1	0				
26 Danny Valencia, R OBP: 0.357, SLG: 0.500										4	1	1	0	0	2	1				
2 Khris Davis, R OBP: 0.298, SLG: 0.507										4	0	2	0	0	1	1				
21 Stephen Vogt, L OBP: 0.308, SLG: 0.417										4	1	2	1	0	0	2				
10 Marcus Semien, R OBP: 0.304, SLG: 0.469										4	0	0	0	0	3	3				
17 Yonder Alonso, L OBP: 0.310, SLG: 0.337										1	0	0	0	1	0	0				
16 Billy Butler, R OBP: 0.308, SLG: 0.378										2	1	1	0	0	0	1				
1 Billy Burns, S OBP: 0.274, SLG: 0.311										2	0	0	0	0	1	1				
5 Jake Smolinski, R OBP: 0.346, SLG: 0.528										2	0	0	0	0	0	5				
Inning Stats	R: 0 H: 0 E: 0 K: 0 S: 9	H: 0 LOB: 1 BB: 2 P: 21	R: 0 H: 1 E: 0 K: 0 S: 5	H: 0 LOB: 0 BB: 6 P: 6	R: 0 H: 0 E: 0 K: 1 S: 10	H: 0 LOB: 1 BB: 1 P: 18	R: 0 H: 1 E: 0 K: 1 S: 12	H: 0 LOB: 0 BB: 0 P: 18	R: 0 H: 0 E: 0 K: 1 S: 7	H: 0 LOB: 0 BB: 0 P: 12	R: 3 H: 4 E: 0 K: 2 S: 28	H: 4 LOB: 2 BB: 0 P: 38	R: 0 H: 0 E: 0 K: 2 S: 8	H: 0 LOB: 0 BB: 0 P: 12	R: 0 H: 1 E: 1 K: 1 S: 12	H: 1 LOB: 2 BB: 0 P: 19	1B: 6 2B: 1 3B: 0 HR: 0	SF: 0 SAC: 0 DP: 2 HBP: 0	WP: 0 PB: 0 SB: 0 CS: 0	PA: 37
PITCHER	IP WLS BF H R ER SO BB IBB HBP BLK WP HR S P ERA WHIP	IP WLS BF H R ER SO BB IBB HBP BLK WP HR S P ERA WHIP	IP WLS BF H R ER SO BB IBB HBP BLK WP HR S P ERA WHIP	IP WLS BF H R ER SO BB IBB HBP BLK WP HR S P ERA WHIP	IP WLS BF H R ER SO BB IBB HBP BLK WP HR S P ERA WHIP	IP WLS BF H R ER SO BB IBB HBP BLK WP HR S P ERA WHIP	IP WLS BF H R ER SO BB IBB HBP BLK WP HR S P ERA WHIP	IP WLS BF H R ER SO BB IBB HBP BLK WP HR S P ERA WHIP	IP WLS BF H R ER SO BB IBB HBP BLK WP HR S P ERA WHIP	IP WLS BF H R ER SO BB IBB HBP BLK WP HR S P ERA WHIP	IP WLS BF H R ER SO BB IBB HBP BLK WP HR S P ERA WHIP	IP WLS BF H R ER SO BB IBB HBP BLK WP HR S P ERA WHIP	IP WLS BF H R ER SO BB IBB HBP BLK WP HR S P ERA WHIP	IP WLS BF H R ER SO BB IBB HBP BLK WP HR S P ERA WHIP	IP WLS BF H R ER SO BB IBB HBP BLK WP HR S P ERA WHIP	IP WLS BF H R ER SO BB IBB HBP BLK WP HR S P ERA WHIP	IP WLS BF H R ER SO BB IBB HBP BLK WP HR S P ERA WHIP	IP WLS BF H R ER SO BB IBB HBP BLK WP HR S P ERA WHIP	IP WLS BF H R ER SO BB IBB HBP BLK WP HR S P ERA WHIP	IP WLS BF H R ER SO BB IBB HBP BLK WP HR S P ERA WHIP

Oakland Athletics @ Minnesota Twins
Target Field, Minneapolis, MN
Mon Jul 04 2016, 1:11 PM - 4:00 PM CDT
Att: 23,100 - Partly Cloudy - 75 F

AB 34
R 3
H 7
RBI 3
BB 3
SO 9
LOB 21



Batter	1	2	3	4	5	6	7	8	9	AB	R	H	RBI	BB	SO	LOB	BOTTOM			
9 Eduardo Núñez, R OBP: 0.341, SLG: 0.479										4	0	0	0	0	0	2				
7 Joe Mauer, L OBP: 0.397, SLG: 0.376										3	1	2	0	1	1	0				
22 Miguel Sanó, R OBP: 0.346, SLG: 0.455										3	0	0	0	1	1	2				
2 Brian Dozier, R OBP: 0.340, SLG: 0.469										4	0	0	0	0	2	4				
19 Kennys Vargas, S										3	0	0	0	1	0	1				
26 Max Kepler, L OBP: 0.319, SLG: 0.463										4	0	0	1	0	1	2				
20 Eddie Rosario, L OBP: 0.220, SLG: 0.333										4	0	1	0	0	0	2				
37 Juan Centeno, L OBP: 0.269, SLG: 0.351										2	0	0	0	1	0	0				
36 Robbie Grossman, PH										0	0	0	0	1	0	0				
39 Danny Santana, S OBP: 0.284, SLG: 0.336										4	0	1	0	0	0	2				
Inning Stats	R: 0 H: 0 E: 0 K: 2 S: 12	H: 0 LOB: 0 BB: 1 P: 20	R: 0 H: 0 E: 0 K: 1 S: 8	H: 0 LOB: 0 BB: 0 P: 12	R: 0 H: 0 E: 0 K: 0 S: 6	H: 0 LOB: 0 BB: 0 P: 10	R: 1 H: 1 E: 0 K: 0 S: 9	H: 1 LOB: 2 BB: 2 P: 24	R: 0 H: 0 E: 0 K: 0 S: 7	H: 0 LOB: 0 BB: 0 P: 8	R: 0 H: 1 E: 0 K: 0 S: 10	H: 1 LOB: 1 BB: 0 P: 15	R: 0 H: 1 E: 0 K: 0 S: 12	H: 1 LOB: 2 BB: 1 P: 12	R: 0 H: 1 E: 0 K: 0 S: 8	H: 1 LOB: 2 BB: 1 P: 15	1B: 2 2B: 1 3B: 1 HR: 0	SF: 0 SAC: 0 DP: 0 HBP: 0	WP: 0 PB: 0 SB: 1 CS: 0	PA: 36
PITCHER	IP WLS BF H R ER SO BB IBB HBP BLK WP HR S P ERA WHIP	IP WLS BF H R ER SO BB IBB HBP BLK WP HR S P ERA WHIP	IP WLS BF H R ER SO BB IBB HBP BLK WP HR S P ERA WHIP	IP WLS BF H R ER SO BB IBB HBP BLK WP HR S P ERA WHIP	IP WLS BF H R ER SO BB IBB HBP BLK WP HR S P ERA WHIP	IP WLS BF H R ER SO BB IBB HBP BLK WP HR S P ERA WHIP	IP WLS BF H R ER SO BB IBB HBP BLK WP HR S P ERA WHIP	IP WLS BF H R ER SO BB IBB HBP BLK WP HR S P ERA WHIP	IP WLS BF H R ER SO BB IBB HBP BLK WP HR S P ERA WHIP	IP WLS BF H R ER SO BB IBB HBP BLK WP HR S P ERA WHIP	IP WLS BF H R ER SO BB IBB HBP BLK WP HR S P ERA WHIP	IP WLS BF H R ER SO BB IBB HBP BLK WP HR S P ERA WHIP	IP WLS BF H R ER SO BB IBB HBP BLK WP HR S P ERA WHIP	IP WLS BF H R ER SO BB IBB HBP BLK WP HR S P ERA WHIP	IP WLS BF H R ER SO BB IBB HBP BLK WP HR S P ERA WHIP	IP WLS BF H R ER SO BB IBB HBP BLK WP HR S P ERA WHIP	IP WLS BF H R ER SO BB IBB HBP BLK WP HR S P ERA WHIP	IP WLS BF H R ER SO BB IBB HBP BLK WP HR S P ERA WHIP	IP WLS BF H R ER SO BB IBB HBP BLK WP HR S P ERA WHIP	IP WLS BF H R ER SO BB IBB HBP BLK WP HR S P ERA WHIP

Oakland Athletics @ Minnesota Twins
Target Field, Minneapolis, MN
Mon Jul 04 2016, 1:11 PM - 4:00 PM CDT
Att: 23,100 - Partly Cloudy - 75 F

AB 31
R 1
H 4
RBI 1
BB 5
SO 5
LOB 15



Batter	1	2	3	4	5	6	7	8	9	AB	R	H	RBI	BB	SO	LOB	TOP										
4 Coco Crisp, S OBP: 0.309, SLG: 0.420	G5-3		G5-3		1B		K		G4-3	5	0	1	0	0	1	2											
8 Jed Lowrie, S OBP: 0.345, SLG: 0.355	1B		G1-3			K		26 HR	G4-3	4	1	1	0	1	1	0											
22 Josh Reddick, L OBP: 0.388, SLG: 0.442	F8			BB		F7		26 HR		3	1	1	0	1	0	1											
26 Danny Valencia, R OBP: 0.359, SLG: 0.512	FC6-4		FC5-4	1B		1B		HR		4	1	2	3	0	0	2											
2 Khris Davis, R OBP: 0.297, SLG: 0.502	L8		F9			G1-3		BB		3	0	0	0	1	0	2											
16 Billy Butler, R OBP: 0.291, SLG: 0.370	G1-3		FC6-4					BB		3	0	0	0	0	0	1											
17 Yonder Alonso, L OBP: 0.309, SLG: 0.336										1	0	0	0	0	0	1											
10 Marcus Semien, R OBP: 0.308, SLG: 0.483										4	1	2	1	0	1	1											
5 Jake Smolinski, R OBP: 0.341, SLG: 0.513										4	0	1	0	0	0	2											
29 Matt McBride, R OBP: 0.240, SLG: 0.292										4	0	0	0	0	0	2											
Inning Stats	R: 0 E: 0 K: 0 S: 11	H: 1 LOB: 1 BB: 0 P: 16	R: 1 E: 0 K: 0 S: 8	H: 1 LOB: 0 BB: 0 P: 13	R: 0 E: 0 K: 0 S: 8	H: 0 LOB: 0 BB: 0 P: 13	R: 0 E: 0 K: 0 S: 11	H: 0 LOB: 1 BB: 1 P: 17	R: 0 E: 0 K: 1 S: 12	H: 2 LOB: 2 BB: 0 P: 19	R: 0 E: 0 K: 1 S: 10	H: 1 LOB: 1 BB: 0 P: 17	R: 0 E: 1 K: 1 S: 19	H: 1 LOB: 2 BB: 0 P: 29	R: 3 E: 0 K: 0 S: 21	H: 2 LOB: 1 BB: 2 P: 35	R: 0 E: 0 K: 0 S: 5	H: 0 LOB: 0 BB: 0 P: 6	1B: 4 2B: 2 3B: 0 HR: 2	SF: 0 SAC: 0 DP: 0 HBP: 0	WP: 0 PB: 0 SB: 1 CS: 0	PA: 38					
PITCHER	IP	WLS	BF	H	R	ER	SO	BB	IBB	HBP	BLK	WP	HR	S	P	ERA	WHIP										
33 Tommy Milone, L ERA: 5.45	6.0	W	23	5	1	1	2	1	0	0	0	0	1	60	29	1.50	1.000										
65 Trevor May, R ERA: 5.86	1.0		5	1	0	0	1	0	0	0	0	0	0	19	25	0.00	1.000										
50 Neil Ramirez, R ERA: 5.21	0.0		4	2	3	3	0	2	0	0	0	0	1	14	25	∞	∞										
57 Ryan Pressly, R ERA: 3.65	1.0	H	3	0	0	0	0	0	0	0	0	0	0	7	10	0.00	0.000										
27 Brandon Kintzler, R ERA: 2.19	1.0		3	0	0	0	0	0	0	0	0	0	0	5	6	0.00	0.000										

Oakland Athletics @ Minnesota Twins
Target Field, Minneapolis, MN
Tue Jul 05 2016, 9:53 PM - 1:00 AM CDT
Att: 16,938 - Overcast - 69 F

AB 35
R 4
H 8
RBI 4
BB 3
SO 3
LOB 14



Batter	1	2	3	4	5	6	7	8	9	AB	R	H	RBI	BB	SO	LOB	BOTTOM										
9 Eduardo Núñez, R OBP: 0.342, SLG: 0.481	L9			L8		F9		36 BB		5	1	2	1	0	4												
36 Robbie Grossman, R OBP: 0.415, SLG: 0.475	K		F7		19 HR	1B		22 HR		3	2	1	1	2	1	1											
22 Miguel Sanó, R OBP: 0.344, SLG: 0.464	F9		K		K	K		22 HR		5	1	1	3	0	3	3											
2 Brian Dozier, R OBP: 0.335, SLG: 0.461	P3		P4		K			HR		5	0	0	0	0	1	2											
19 Kennys Vargas, S OBP: 0.375, SLG: 0.857		39 HR		L6		HR				4	2	2	2	0	1	0											
26 Max Kepler, L OBP: 0.324, SLG: 0.484	L9			39 WP		HR				3	2	1	1	1	1	1											
39 Danny Santana, S OBP: 0.283, SLG: 0.333				K		L7		G4-3		4	0	1	0	0	1	1											
8 Kurt Suzuki, R OBP: 0.320, SLG: 0.413	G3-1			25 HR		G4-3		25 HR		4	2	2	2	0	0	1											
25 Byron Buxton, R OBP: 0.248, SLG: 0.367				9 HR		G4-3		G4-3		3	1	2	1	1	0	1											
Inning Stats	R: 0 E: 0 K: 1 S: 12	H: 1 LOB: 1 BB: 0 P: 18	R: 1 E: 0 K: 0 S: 14	H: 2 LOB: 2 BB: 1 P: 22	R: 0 E: 0 K: 1 S: 6	H: 0 LOB: 0 BB: 0 P: 8	R: 2 E: 0 K: 1 S: 10	H: 2 LOB: 1 BB: 1 P: 20	R: 3 E: 0 K: 2 S: 13	H: 2 LOB: 0 BB: 1 P: 20	R: 1 E: 0 K: 1 S: 13	H: 2 LOB: 1 BB: 0 P: 18	R: 0 E: 0 K: 2 S: 8	H: 0 LOB: 0 BB: 0 P: 11	R: 4 E: 0 K: 0 S: 19	H: 3 LOB: 0 BB: 1 P: 30	R: 4 E: 0 K: 0 S: 19	H: 3 LOB: 0 BB: 1 P: 30	1B: 5 2B: 4 3B: 0 HR: 3	SF: 0 SAC: 0 DP: 0 HBP: 0	WP: 1 PB: 1 SB: 0 CS: 0	PA: 40					
PITCHER	IP	WLS	BF	H	R	ER	SO	BB	IBB	HBP	BLK	WP	HR	S	P	ERA	WHIP										
55 Sean Manaea, L ERA: 5.85	5.0	L	25	7	6	6	5	3	0	0	0	0	0	18	26	5.40	1.200										
60 Andrew Triggs, R ERA: 6.15	1.2		7	2	1	1	2	0	0	0	0	0	0	14	22	27.00	3.000										
68 Patrick Schuster, L ERA: 27.0	1.0		6	2	3	3	1	1	0	0	0	0	0	8	11	27.00	3.000										
31 Liam Hendriks, R ERA: 6.15	0.1		2	1	1	1	0	0	0	0	0	0	1	8	11	27.00	3.000										

Oakland Athletics @ Minnesota Twins
Target Field, Minneapolis, MN
Tue Jul 05 2016, 9:53 PM - 1:00 AM CDT
Att: 16,938 - Overcast - 69 F

AB 36
R 11
H 12
RBI 11
BB 4
SO 8
LOB 14



Batter	1	2	3	4	5	6	7	8	9	AB	R	H	RBI	BB	SO	LOB	TOP					
1 Billy Burns, S OBP: 0.270, SLG: 0.306										4	0	0	0	0	0	0	Oakland Athletics @ Minnesota Twins Target Field, Minneapolis, MN Wed Jul 06 2016, 12:11 PM - 2:55 PM CDT Att: 27,657 - Partly Cloudy - 80 F					
8 Jed Lowrie, S OBP: 0.335, SLG: 0.350										3	0	0	0	0	2	0						
22 Josh Reddick, L OBP: 0.382, SLG: 0.434										3	0	0	0	0	0	0						
2 Khris Davis, R OBP: 0.294, SLG: 0.497										3	0	0	0	0	2	0						
21 Stephen Vogt, L OBP: 0.309, SLG: 0.416										3	0	1	0	0	1	0						
16 Billy Butler, R OBP: 0.291, SLG: 0.376										3	0	1	0	0	0	1						
17 Yonder Alonso, L OBP: 0.306, SLG: 0.332										3	0	0	0	0	1	1						
10 Marcus Semien, R OBP: 0.303, SLG: 0.478										3	0	0	0	0	2	0						
25 Tyler Ladendorf, R OBP: 0.121, SLG: 0.094										3	0	0	0	0	0	0						
Inning Stats	R: 0 E: 0 K: 0 S: 5	H: 0 LOB: 0 BB: 0 P: 9	R: 0 E: 0 K: 2 S: 9	H: 0 LOB: 0 BB: 0 P: 17	R: 0 E: 0 K: 1 S: 8	H: 0 LOB: 0 BB: 0 P: 11	R: 0 E: 0 K: 1 S: 9	H: 0 LOB: 0 BB: 0 P: 13	R: 0 E: 0 K: 1 S: 9	H: 1 LOB: 1 BB: 0 P: 16	R: 0 E: 0 K: 1 S: 6	H: 0 LOB: 0 BB: 0 P: 7	R: 0 E: 0 K: 2 S: 7	H: 0 LOB: 0 BB: 0 P: 9	R: 0 E: 0 K: 1 S: 8	H: 1 LOB: 1 BB: 0 P: 11	R: 0 E: 0 K: 0 S: 5	H: 0 LOB: 0 BB: 0 P: 7	1B: 1 2B: 1 3B: 0 HR: 0	SF: 0 SAC: 0 DP: 1 HBP: 0	WP: 0 PB: 0 SB: 0 CS: 0	PA: 28
PITCHER 54 Ervin Santana, R ERA: 4.06	IP: 9.0 WLS: W BF: 28	H: 2 R: 0 ER: 0 SO: 8	BB: 0 IBB: 0 HBP: 0 BLK: 0	WP: 0 HR: 0 S: 66 P: 100	ERA: 0.00 WHIP: 0.222	PITCHER																

AB	28
R	0
H	2
RBI	0
BB	0
SO	8
LOB	2



Batter	1	2	3	4	5	6	7	8	9	AB	R	H	RBI	BB	SO	LOB	BOTTOM			
9 Eduardo Núñez, R OBP: 0.340, SLG: 0.478										4	0	1	1	0	0	2	Oakland Athletics @ Minnesota Twins Target Field, Minneapolis, MN Wed Jul 06 2016, 12:11 PM - 2:55 PM CDT Att: 27,657 - Partly Cloudy - 80 F			
36 Robbie Grossman, S OBP: 0.420, SLG: 0.473										3	1	1	0	2	2	1				
7 Joe Mauer, L OBP: 0.370, SLG: 0.383										5	1	3	1	0	0	2				
2 Brian Dozier, R OBP: 0.336, SLG: 0.456										3	1	0	0	2	0	4				
22 Miguel Sanó, R OBP: 0.346, SLG: 0.462										3	0	1	0	1	1	3				
26 Max Kepler, L OBP: 0.322, SLG: 0.472										3	0	0	1	1	1	4				
20 Eddie Rosario, L OBP: 0.214, SLG: 0.325										3	0	0	1	0	0	0				
37 Juan Centeno, L OBP: 0.268, SLG: 0.359										4	0	1	0	0	0	2				
39 Danny Santana, S OBP: 0.294, SLG: 0.363										4	1	3	0	0	1	1				
Inning Stats	R: 0 E: 0 K: 2 S: 11	H: 1 LOB: 2 BB: 1 P: 22	R: 0 E: 0 K: 1 S: 18	H: 1 LOB: 1 BB: 0 P: 24	R: 0 E: 0 K: 1 S: 15	H: 1 LOB: 3 BB: 2 P: 30	R: 0 E: 0 K: 0 S: 7	H: 1 LOB: 1 BB: 0 P: 12	R: 1 E: 0 K: 1 S: 8	H: 1 LOB: 1 BB: 1 P: 16	R: 0 E: 0 K: 0 S: 7	H: 1 LOB: 1 BB: 0 P: 9	R: 2 E: 0 K: 0 S: 16	H: 2 LOB: 2 BB: 2 P: 33	R: 1 E: 0 K: 0 S: 13	H: 2 LOB: 1 BB: 0 P: 19	1B: 6 2B: 3 3B: 1 HR: 0	SF: 2 SAC: 0 DP: 0 HBP: 0	WP: 0 PB: 0 SB: 1 CS: 0	PA: 40
PITCHER 54 Sonny Gray, R ERA: 3.18	IP: 6.0 WLS: L BF: 28	H: 6 R: 1 ER: 1 SO: 5	BB: 4 IBB: 0 HBP: 0 BLK: 0	WP: 0 HR: 0 S: 66 P: 113	ERA: 1.50 WHIP: 1.667	PITCHER														
35 Marc Rzepczynski, L ERA: 3.62	IP: 0.0 WLS: L BF: 2	H: 1 R: 2 ER: 2 SO: 0	BB: 1 IBB: 0 HBP: 0 BLK: 0	WP: 0 HR: 0 S: 9 P: 9	ERA: - WHIP: -	PITCHER														
John Axford, R ERA: 5.4	IP: 0.2 WLS: L BF: 4	H: 1 R: 0 ER: 0 SO: 0	BB: 1 IBB: 0 HBP: 0 BLK: 0	WP: 0 HR: 0 S: 10 P: 20	ERA: 0.00 WHIP: 3.000	PITCHER														
68 Patrick Schuster, L ERA: 15.43	IP: 1.1 WLS: L BF: 6	H: 2 R: 1 ER: 1 SO: 0	BB: 1 IBB: 0 HBP: 0 BLK: 0	WP: 0 HR: 0 S: 16 P: 23	ERA: 6.75 WHIP: 1.500	PITCHER														

AB	32
R	4
H	10
RBI	4
BB	6
SO	5
LOB	19



Batter	1	2	3	4	5	6	7	8	9	AB	R	H	RBI	BB	SO	LOB	TOP	
41 Carlos Santana, S OBP: 0.349, SLG: 0.492										5	0	1	0	0	4	0	Cleveland Indians @ Minnesota Twins Target Field, Minneapolis, MN Fri Jul 15 2016, 7:14 PM - 10:05 PM CDT Att: 27,074 - Partly Cloudy - 75 F	
22 Jason Kipnis, L OBP: 0.332, SLG: 0.470										4	0	0	0	0	1	2		
12 Francisco Lindor, S OBP: 0.365, SLG: 0.459										3	2	1	0	1	0	0		
26 Mike Napoli, R OBP: 0.331, SLG: 0.479										4	3	3	1	0	0	1		
11 José Ramírez, S OBP: 0.354, SLG: 0.418										4	0	2	2	0	0	0		
8 Lonnie Chisenhall, L OBP: 0.348, SLG: 0.472										3	0	1	1	1	0	1		
10 Yan Gomes, R OBP: 0.198, SLG: 0.310										4	0	0	0	0	0	4		
72 Tyler Naquin, L OBP: 0.371, SLG: 0.580										3	0	0	0	1	2	2		
20 Rajai Davis, R OBP: 0.322, SLG: 0.427										4	0	0	0	0	1	1		
Inning Stats	R: 0 E: 0 K: 2 S: 11	H: 0 LOB: 0 BB: 0 P: 16	R: 0 E: 0 K: 0 S: 8	H: 1 LOB: 0 BB: 0 P: 13	R: 0 E: 0 K: 1 S: 13	H: 1 LOB: 2 BB: 1 P: 23	R: 2 E: 1 K: 0 S: 12	H: 3 LOB: 0 BB: 1 P: 30	R: 0 E: 0 K: 1 S: 10	H: 0 LOB: 0 BB: 0 P: 14	R: 1 E: 0 K: 0 S: 11	H: 2 LOB: 1 BB: 0 P: 17	R: 0 E: 0 K: 1 S: 7	H: 0 LOB: 0 BB: 0 P: 11	1B: 7 2B: 1 3B: 0 HR: 1	SF: 0 SAC: 0 DP: 1 HBP: 0		WP: 1 PB: 0 SB: 0 CS: 0
PITCHER	IP WLS BF H R ER SO BB IBB HBP BLK WP HR S P ERA WHIP																	
54 Ervin Santana, R ERA: 4.12	(1, 1) 5.1 L 23 6 4 3 5 2 0 0 0 0 0 0 60 99 5.06 1.500																	
65 Trevor May, R ERA: 5.34	(6, 1) 0.2 3 0 0 0 1 1 0 0 0 0 1 0 9 16 0.00 1.500																	
55 Taylor Rogers, L ERA: 2.83	(7, 1) 1.0 3 0 0 0 1 0 0 0 0 0 0 10 14 0.00 0.000																	
57 Ryan Pressly, R ERA: 3.99	(8, 1) 1.0 5 2 1 1 0 0 0 0 0 0 1 11 17 9.00 2.000																	
59 Michael Tonkin, R ERA: 3.92	(9, 1) 1.0 3 0 0 0 1 0 0 0 0 0 0 7 11 0.00 0.000																	

Batter	1	2	3	4	5	6	7	8	9	AB	R	H	RBI	BB	SO	LOB	BOTTOM					
9 Eduardo Núñez, R OBP: 0.343, SLG: 0.483										4	0	0	0	0	2	1	Cleveland Indians @ Minnesota Twins Target Field, Minneapolis, MN Fri Jul 15 2016, 7:14 PM - 10:05 PM CDT Att: 27,074 - Partly Cloudy - 75 F					
7 Joe Mauer, L OBP: 0.371, SLG: 0.379										4	1	1	0	0	1	0						
22 Miguel Sanó, R OBP: 0.349, SLG: 0.468										4	0	1	0	0	1	0						
2 Brian Dozier, R OBP: 0.334, SLG: 0.459										3	1	1	2	0	1	0						
26 Max Kepler, L OBP: 0.311, SLG: 0.469										4	0	0	0	0	0	1						
19 Kennys Vargas, S OBP: 0.538, SLG: 1.100										3	0	0	0	0	1	0						
36 Robbie Grossman, S OBP: 0.424, SLG: 0.472										2	0	1	0	1	0	0						
8 Kurt Suzuki, R OBP: 0.327, SLG: 0.440										3	0	0	0	0	0	2						
25 Byron Buxton, R OBP: 0.255, SLG: 0.359										2	0	0	0	0	1	0						
Inning Stats	R: 1 E: 0 K: 0 S: 14	H: 2 LOB: 1 BB: 0 P: 19	R: 0 E: 0 K: 1 S: 8	H: 0 LOB: 0 BB: 0 P: 11	R: 0 E: 0 K: 1 S: 8	H: 0 LOB: 0 BB: 0 P: 13	R: 1 E: 0 K: 0 S: 8	H: 1 LOB: 0 BB: 0 P: 16	R: 0 E: 0 K: 1 S: 13	H: 0 LOB: 1 BB: 1 P: 22	R: 0 E: 0 K: 0 S: 7	H: 0 LOB: 0 BB: 0 P: 12	R: 0 E: 0 K: 2 S: 8	H: 0 LOB: 0 BB: 0 P: 12	R: 0 E: 0 K: 2 S: 11	H: 0 LOB: 0 BB: 0 P: 16		R: 0 E: 0 K: 2 S: 9	H: 0 LOB: 0 BB: 0 P: 15	1B: 2 2B: 1 3B: 0 HR: 1	SF: 1 SAC: 0 DP: 0 HBP: 1	WP: 1 PB: 0 SB: 0 CS: 0
PITCHER	IP WLS BF H R ER SO BB IBB HBP BLK WP HR S P ERA WHIP																					
59 Carlos Carrasco, R ERA: 2.49	(1, 1) 6.2 W 25 4 2 2 3 1 0 1 0 0 0 0 64 101 2.70 0.750																					
53 Jeff Manship, R ERA: 2.03	(7, 1) 0.1 H 1 0 0 0 0 0 0 0 0 0 0 2 4 0.00 0.000																					
27 Bryan Shaw, R ERA: 3.93	(8, 1) 1.0 H 3 0 0 0 2 0 0 0 0 0 0 11 16 0.00 0.000																					
37 Cody Allen, R ERA: 2.72	(9, 1) 1.0 S 3 0 0 0 2 0 0 0 0 0 0 9 15 0.00 0.000																					



Batter	1	2	3	4	5	6	7	8	9	10	11	AB	R	H	RBI	BB	SO	LOB	TOP										
41 Carlos Santana, S OBP: 0.352, SLG: 0.497			G4-3						F7			5	1	3	2	0	0	0											
22 Jason Kipnis, L OBP: 0.335, SLG: 0.470									K			4	0	2	1	1	2	1											
12 Francisco Lindor, S OBP: 0.360, SLG: 0.452	L9		G6-4-3							G6-3		5	0	0	0	0	2	6											
26 Mike Napoli, R OBP: 0.335, SLG: 0.478				G6-3								3	0	1	0	2	0	2											
11 José Ramírez, S OBP: 0.352, SLG: 0.414	SF8											3	0	0	1	1	0	1											
8 Lonnie Chisenhall, L OBP: 0.343, SLG: 0.465												3	0	0	0	0	0	3											
20 Rajai Davis, R OBP: 0.320, SLG: 0.423												2	0	0	0	0	0	2											
4 Juan Uribe, R OBP: 0.271, SLG: 0.356												5	1	1	0	0	0	2											
72 Tyler Naquin, L OBP: 0.376, SLG: 0.588												3	2	2	0	0	0	0											
9 Erik Gonzalez, R												1	0	0	0	0	1	1											
35 Abraham Almonte, G												1	0	0	0	0	0	0											
38 Chris Gimenez, R OBP: 0.225, SLG: 0.295												2	0	0	0	0	0	1											
10 Yan Gomes, R OBP: 0.196, SLG: 0.308												2	0	0	0	0	0	0											
Inning Stats	R: 1 E: 0 K: 0 S: 13	H: 1 LOB: 2 BB: 2 P: 23	R: 0 E: 0 K: 0 S: 9	H: 0 LOB: 0 BB: 0 P: 13	R: 0 E: 0 K: 0 S: 7	H: 1 LOB: 0 BB: 0 P: 10	R: 0 E: 0 K: 2 S: 14	H: 0 LOB: 1 BB: 0 P: 11	R: 0 E: 0 K: 1 S: 4	H: 0 LOB: 1 BB: 0 P: 12	R: 1 E: 0 K: 1 S: 18	H: 3 LOB: 2 BB: 0 P: 25	R: 0 E: 1 K: 1 S: 7	H: 0 LOB: 0 BB: 0 P: 15	R: 0 E: 0 K: 1 S: 11	H: 1 LOB: 1 BB: 1 P: 18	R: 0 E: 0 K: 0 S: 7	H: 0 LOB: 0 BB: 0 P: 8	1B: 7 2B: 2 3B: 0 HR: 0	SF: 1 SAC: 1 DP: 2 HBP: 0	WP: 3 PB: 0 SB: 0 CS: 0	PA: 45							
PITCHER	IP WLS BF H R ER SO BB IBB HBP BLK WP HR S P ERA WHIP	6.1 2.7 27 6 4 0 2 3 0 0 0 1 0 0 62 97 0.00 1.421	59 Michael Tonkin, R ERA: 3.86	57 Ryan Pressly, R ERA: 3.91	55 Taylor Rogers, L ERA: 2.76	58 Fernando Abad, L ERA: 2.73	27 Brandon Kintzler, R ERA: 2.33	57 Ryan Pressly, R ERA: 3.91	59 Michael Tonkin, R ERA: 3.86	65 Trevor May, R ERA: 5.28	56 Tyler Duffey, R ERA: 5.23	55 Taylor Rogers, L ERA: 2.76	58 Fernando Abad, L ERA: 2.73	27 Brandon Kintzler, R ERA: 2.33	57 Ryan Pressly, R ERA: 3.91	59 Michael Tonkin, R ERA: 3.86	65 Trevor May, R ERA: 5.28	56 Tyler Duffey, R ERA: 5.23	55 Taylor Rogers, L ERA: 2.76	58 Fernando Abad, L ERA: 2.73	27 Brandon Kintzler, R ERA: 2.33	57 Ryan Pressly, R ERA: 3.91	59 Michael Tonkin, R ERA: 3.86	65 Trevor May, R ERA: 5.28	56 Tyler Duffey, R ERA: 5.23	55 Taylor Rogers, L ERA: 2.76	58 Fernando Abad, L ERA: 2.73	27 Brandon Kintzler, R ERA: 2.33	57 Ryan Pressly, R ERA: 3.91

Cleveland Indians @ Minnesota Twins
Target Field, Minneapolis, MN
Sat Jul 16 2016, 6:40 PM - 12:36 AM CDT
Att. 29,447 - Party Cloudy - 78 F

AB 39
R 4
H 9
RBI 4
BB 4
SO 5
LOB 19



Batter	1	2	3	4	5	6	7	8	9	10	11	AB	R	H	RBI	BB	SO	LOB	BOTTOM							
9 Eduardo Núñez, R OBP: 0.343, SLG: 0.480	G3			G3					G5-3			6	1	2	0	0	0	2								
7 Joe Mauer, L OBP: 0.379, SLG: 0.375												3	2	0	0	3	0	0								
22 Miguel Sanó, R OBP: 0.345, SLG: 0.465												6	0	1	0	0	3	4								
2 Brian Dozier, R OBP: 0.334, SLG: 0.456												4	0	1	2	1	0	1								
26 Max Kepler, L OBP: 0.306, SLG: 0.464												6	0	1	0	0	1	6								
19 Kennesha Vargas, S OBP: 0.516, SLG: 1.000												5	0	2	0	0	2	3								
20 Eddie Rosario, L OBP: 0.263, SLG: 0.393												4	1	2	0	1	0	1								
37 Juan Centeno, L OBP: 0.275, SLG: 0.360												3	0	1	1	0	1	3								
5 Eduardo Escobar, S OBP: 0.284, SLG: 0.370												1	0	0	0	0	1	3								
8 Kurt Suzuki, R OBP: 0.326, SLG: 0.438												1	0	0	0	0	1	0								
25 Byron Buxton, R OBP: 0.293, SLG: 0.350												4	1	0	0	1	3	3								
Inning Stats	R: 0 E: 1 K: 0 S: 11	H: 0 LOB: 1 BB: 0 P: 16	R: 0 E: 0 K: 0 S: 7	H: 1 LOB: 1 BB: 0 P: 13	R: 1 E: 0 K: 2 S: 11	H: 1 LOB: 2 BB: 2 P: 24	R: 0 E: 0 K: 1 S: 13	H: 2 LOB: 2 BB: 0 P: 17	R: 0 E: 0 K: 1 S: 7	H: 0 LOB: 0 BB: 0 P: 8	R: 2 E: 1 K: 2 S: 23	H: 2 LOB: 3 BB: 2 P: 37	R: 0 E: 0 K: 1 S: 10	H: 1 LOB: 1 BB: 0 P: 17	R: 0 E: 0 K: 2 S: 12	H: 0 LOB: 0 BB: 0 P: 15	R: 1 E: 1 K: 0 S: 9	H: 1 LOB: 3 BB: 2 P: 21	1B: 5 2B: 5 3B: 0 HR: 0	SF: 1 SAC: 0 DP: 0 HBP: 0	WP: 0 PB: 0 SB: 1 CS: 0	PA: 50				
PITCHER	IP WLS BF H R ER SO BB IBB HBP BLK WP HR S P ERA WHIP	6.0 0 2 1 0 0 0 3 0 0 0 0 0 0 72 116 4.50 1.667	65 Joe Colón, R ERA: 2.45	47 Trevor Bauer, R ERA: 3.36	53 Jeff Manship, R ERA: 2.03	61 Dan Otero, R ERA: 1.24	27 Bryan Shaw, R ERA: 3.72	37 Cody Allen, R ERA: 2.66	65 Joe Colón, R ERA: 2.45	47 Trevor Bauer, R ERA: 3.36	53 Jeff Manship, R ERA: 2.03	61 Dan Otero, R ERA: 1.24	27 Bryan Shaw, R ERA: 3.72	37 Cody Allen, R ERA: 2.66	65 Joe Colón, R ERA: 2.45	47 Trevor Bauer, R ERA: 3.36	53 Jeff Manship, R ERA: 2.03	61 Dan Otero, R ERA: 1.24	27 Bryan Shaw, R ERA: 3.72	37 Cody Allen, R ERA: 2.66	65 Joe Colón, R ERA: 2.45	47 Trevor Bauer, R ERA: 3.36	53 Jeff Manship, R ERA: 2.03	61 Dan Otero, R ERA: 1.24	27 Bryan Shaw, R ERA: 3.72	37 Cody Allen, R ERA: 2.66

Cleveland Indians @ Minnesota Twins
Target Field, Minneapolis, MN
Sat Jul 16 2016, 6:40 PM - 12:36 AM CDT
Att. 29,447 - Party Cloudy - 78 F


AB 43
R 5
H 10
RBI 3
BB 6
SO 12
LOB 26



Batter	1	2	3	4	5	6	7	8	9	AB	R	H	RBI	BB	SO	LOB	TOP					
41 Carlos Santana, S OBP: 0.350, SLG: 0.493	F7		G3			P5			G4-3	5	1	1	0	0	0	2						
22 Jason Kipnis, L OBP: 0.341, SLG: 0.482										4	1	3	1	1	0	0						
9 Enk González, R										0	0	0	0	0	0	0						
12 Francisco Lindor, S OBP: 0.360, SLG: 0.450	G4-6-3		G1-3						HR	4	0	1	1	1	0	3						
26 Mike Napoli, R OBP: 0.333, SLG: 0.483										5	1	1	1	0	0	3						
11 José Ramírez, S OBP: 0.351, SLG: 0.415										4	0	1	0	0	1	0						
8 Lonnie Chisenhall, L OBP: 0.346, SLG: 0.466										4	0	2	0	0	0	1						
72 Tyler Naquin, L OBP: 0.373, SLG: 0.598										4	2	1	1	0	2	2						
35 Abraham Almonte, S OBP: 0.200, SLG: 0.316										3	1	1	0	1	1	0						
10 Yan Gomes, R OBP: 0.198, SLG: 0.313										2	0	1	0	0	0	0						
38 Chris Gimenez, R OBP: 0.231, SLG: 0.271										2	0	1	2	0	0	1						
Inning Stats	R: 0 E: 0 K: 0 S: 7	H: 1 LOB: 0 BB: 0 P: 11	R: 1 E: 0 K: 2 S: 11	H: 1 LOB: 0 BB: 0 P: 12	R: 0 E: 0 K: 1 S: 11	H: 1 LOB: 2 BB: 1 P: 22	R: 0 E: 0 K: 1 S: 9	H: 1 LOB: 1 BB: 0 P: 14	R: 1 E: 0 K: 0 S: 10	H: 3 LOB: 2 BB: 0 P: 12	R: 2 E: 0 K: 0 S: 16	H: 3 LOB: 1 BB: 0 P: 26	R: 0 E: 0 K: 0 S: 12	H: 0 LOB: 0 BB: 1 P: 14	R: 1 E: 0 K: 0 S: 12	H: 2 LOB: 1 BB: 1 P: 18	R: 1 E: 0 K: 0 S: 17	H: 1 LOB: 0 BB: 0 P: 24	1B: 7 2B: 3 3B: 0 HR: 3	SF: 0 SAC: 0 DP: 1 HBP: 0	WP: 0 PB: 0 SB: 2 CS: 2	PA: 40
PITCHER	IP WLS BF H R ER SO BB IBB HBP BLK WP HR S P ERA WHIP	IP WLS BF H R ER SO BB IBB HBP BLK WP HR S P ERA WHIP															IP WLS BF H R ER SO BB IBB HBP BLK WP HR S P ERA WHIP					
44 Kyle Gibson, R ERA: 5.12	6.0	L	28	10	4	4	4	1	0	0	0	0	0	0	0	0	6.00	1.833				
50 Neil Ramírez, R ERA: 6.0	3.0		12	3	2	2	0	2	0	0	0	0	0	2	36	56	6.00	1.667				

Cleveland Indians @ Minnesota Twins
Target Field, Minneapolis, MN
Sun Jul 17 2016, 1:41 PM - 4:26 PM CDT
Att: 25,692 - Partly Cloudy - 81 F

AB 37
R 6
H 13
RBI 6
BB 3
SO 4
LOB 12



Batter	1	2	3	4	5	6	7	8	9	AB	R	H	RBI	BB	SO	LOB	BOTTOM					
9 Eduardo Núñez, R OBP: 0.339, SLG: 0.474	G6-3									4	0	0	0	0	0	2						
36 Robbie Grossman, S OBP: 0.421, SLG: 0.463										3	0	0	0	1	1	0						
19 Kennys Vargas, S OBP: 0.486, SLG: 0.897										4	0	1	0	0	2	1						
2 Brian Dozier, R OBP: 0.336, SLG: 0.460										4	0	2	0	0	0	1						
26 Max Kepler, L OBP: 0.305, SLG: 0.478										4	1	1	1	0	1	4						
20 Eddie Rosario, L OBP: 0.283, SLG: 0.390										4	0	1	0	0	0	0						
5 Eduardo Escobar, S OBP: 0.284, SLG: 0.368										4	0	1	0	0	1	1						
8 Kurt Suzuki, R OBP: 0.324, SLG: 0.431										3	0	0	0	0	0	0						
39 Danny Santana, S OBP: 0.286, SLG: 0.351										3	0	0	0	0	0	2						
Inning Stats	R: 0 E: 0 K: 0 S: 8	H: 2 LOB: 2 BB: 0 P: 12	R: 0 E: 0 K: 0 S: 8	H: 1 LOB: 2 BB: 0 P: 11	R: 0 E: 0 K: 0 S: 11	H: 0 LOB: 1 BB: 1 P: 19	R: 0 E: 0 K: 1 S: 8	H: 0 LOB: 0 BB: 0 P: 9	R: 0 E: 0 K: 0 S: 9	H: 0 LOB: 0 BB: 0 P: 15	R: 1 E: 0 K: 1 S: 12	H: 2 LOB: 1 BB: 0 P: 15	R: 0 E: 0 K: 0 S: 6	H: 0 LOB: 0 BB: 0 P: 10	R: 0 E: 0 K: 3 S: 15	H: 1 LOB: 0 BB: 0 P: 21	R: 0 E: 0 K: 0 S: 7	H: 0 LOB: 0 BB: 0 P: 11	1B: 4 2B: 1 3B: 0 HR: 1	SF: 0 SAC: 0 DP: 0 HBP: 1	WP: 0 PB: 0 SB: 0 CS: 0	PA: 35
PITCHER	IP WLS BF H R ER SO BB IBB HBP BLK WP HR S P ERA WHIP	IP WLS BF H R ER SO BB IBB HBP BLK WP HR S P ERA WHIP															IP WLS BF H R ER SO BB IBB HBP BLK WP HR S P ERA WHIP					
43 Josh Tomlin, R ERA: 3.34	7.2	W	31	6	1	1	4	1	0	0	0	0	0	0	0	0	1.17	0.913				
49 Austin Adams, R ERA: 3.96	1.1		4	0	0	0	1	0	0	0	0	0	0	0	0	0	0.00	0.000				

Cleveland Indians @ Minnesota Twins
Target Field, Minneapolis, MN
Sun Jul 17 2016, 1:41 PM - 4:26 PM CDT
Att: 25,692 - Partly Cloudy - 81 F

AB 33
R 1
H 6
RBI 1
BB 1
SO 5
LOB 11



Batter	1	2	3	4	5	6	7	8	9	AB	R	H	RBI	BB	SO	LOB	TOP					
9 Eduardo Núñez, R OBP: 0.335, SLG: 0.468	L1-4-3		K		K			K		4	0	0	0	0	3	1						
7 Joe Mauer, L OBP: 0.369, SLG: 0.371	G4-3		G6-3			L1		G3		4	0	0	0	0	0	1						
22 Miguel Sano, R OBP: 0.347, SLG: 0.463	K									3	0	1	0	1	2	0						
39 Danny Santana, S OBP: 0.286, SLG: 0.351										0	0	0	0	0	0	0						
2 Brian Dozier, R OBP: 0.332, SLG: 0.454	K									4	0	0	0	0	3	2						
26 Max Kepler, L OBP: 0.306, SLG: 0.481	G4-3									3	0	1	0	0	0	0						
36 Robbie Grossman, 3B OBP: 0.242, SLG: 0.461										1	0	0	0	1	0	0						
20 Eddie Rosario, L OBP: 0.258, SLG: 0.382										3	0	0	0	0	1	3						
8 Kurt Suzuki, R OBP: 0.324, SLG: 0.430										3	0	1	0	0	0	0						
25 Byron Buxton, R OBP: 0.249, SLG: 0.344										3	0	0	0	0	1	1						
Inning Stats	R: 0 E: 0 K: 1 S: 13	H: 0 LOB: 0 BB: 0 P: 20	R: 0 E: 0 K: 2 S: 13	H: 0 LOB: 1 BB: 1 P: 21	R: 0 E: 0 K: 1 S: 14	H: 1 LOB: 0 BB: 0 P: 16	R: 0 E: 0 K: 0 S: 11	H: 2 LOB: 2 BB: 0 P: 18	R: 0 E: 0 K: 1 S: 8	H: 0 LOB: 0 BB: 0 P: 10	R: 0 E: 0 K: 2 S: 9	H: 0 LOB: 0 BB: 0 P: 16	R: 0 E: 0 K: 0 S: 8	H: 0 LOB: 0 BB: 0 P: 10	R: 0 E: 0 K: 2 S: 12	H: 0 LOB: 0 BB: 0 P: 13	R: 0 E: 0 K: 1 S: 7	H: 0 LOB: 1 BB: 1 P: 16	1B: 2 2B: 2 3B: 0 HR: 0	SF: 0 SAC: 0 DP: 2 HBP: 1	WP: 0 PB: 0 SB: 0 CS: 1	PA: 31
PITCHER	IP	WLS	BF	H	R	ER	SO	BB	IBB	HBP	BLK	WP	HR	S	P	ERA	WHIP					
48 Matthew Boyd, L ERA: 4.91	6.0	W	22	3	0	0	7	1	0	1	0	0	0	68	101	0.00	0.667					
38 Justin Wilson, L ERA: 3.31	1.0	H	3	0	0	0	0	0	0	0	0	0	0	8	10	0.00	0.000					
61 Shane Greene, R ERA: 4.64	1.0	H	3	0	0	0	2	0	0	0	0	0	0	12	13	0.00	0.000					
57 Francisco Rodríguez, R ERA: 2.67	1.0	S	3	0	0	0	1	1	0	0	0	0	0	7	16	0.00	1.000					

Minnesota Twins @ Detroit Tigers
Comerica Park, Detroit, MI
Mon Jul 18 2016, 7:12 PM - 9:36 PM EDT
Att: 29,290 - Partly Cloudy - 84 F

AB	28
R	0
H	3
RBI	0
BB	2
SO	10
LOB	8



Batter	1	2	3	4	5	6	7	8	9	AB	R	H	RBI	BB	SO	LOB	BOTTOM				
3 Ian Kinsler, R OBP: 0.349, SLG: 0.503	G6-3		F4		P3			F8		4	0	0	0	0	2						
4 Cameron Maybin, R OBP: 0.402, SLG: 0.406	L9		FC5-4 24 BB							2	0	0	0	1	0	2					
24 Miguel Cabrera, R OBP: 0.366, SLG: 0.497	F9									2	0	0	0	1	0	1					
41 Victor Martínez, S OBP: 0.341, SLG: 0.494	F7		F7							3	0	0	0	0	3						
9 Nick Castellanos, R OBP: 0.341, SLG: 0.535	F8									3	0	0	0	0	1	0					
17 Andrew Romine, S OBP: 0.310, SLG: 0.210										0	0	0	0	0	0	0					
8 Justin Upton, R OBP: 0.289, SLG: 0.388										3	1	2	1	0	0	0					
14 Mike Aviles, R OBP: 0.260, SLG: 0.262	L3									3	0	0	0	0	1	1					
39 Jarrod Saltalamacchia, 3B OBP: 0.329, SLG: 0.441										2	0	0	0	1	0	0					
1 Jose Iglesias, R OBP: 0.315, SLG: 0.338										3	0	1	0	0	0	0					
Inning Stats	R: 0 E: 0 K: 0 S: 9	H: 0 LOB: 0 BB: 0 P: 13	R: 1 E: 0 K: 0 S: 18	H: 1 LOB: 0 BB: 0 P: 26	R: 0 E: 0 K: 0 S: 6	H: 1 LOB: 0 BB: 0 P: 10	R: 0 E: 0 K: 0 S: 9	H: 0 LOB: 0 BB: 0 P: 12	R: 0 E: 0 K: 2 S: 11	H: 0 LOB: 0 BB: 1 P: 13	R: 0 E: 0 K: 0 S: 5	H: 0 LOB: 0 BB: 0 P: 12	R: 0 E: 0 K: 0 S: 5	H: 0 LOB: 0 BB: 0 P: 6	R: 0 E: 0 K: 0 S: 5	H: 0 LOB: 0 BB: 0 P: 6	1B: 2 2B: 0 3B: 0 HR: 1	SF: 0 SAC: 0 DP: 2 HBP: 0	WP: 0 PB: 0 SB: 0 CS: 0	PA: 28	
PITCHER	IP	WLS	BF	H	R	ER	SO	BB	IBB	HBP	BLK	WP	HR	S	P	ERA	WHIP				
47 Ricky Nolasco, R ERA: 5.02	6.0	L	22	3	1	1	0	3	0	0	0	0	0	60	100	1.50	1.000				
55 Taylor Rogers, L ERA: 2.99	2.0		6	0	0	0	2	0	0	0	0	0	0	16	19	0.00	0.000				

Minnesota Twins @ Detroit Tigers
Comerica Park, Detroit, MI
Mon Jul 18 2016, 7:12 PM - 9:36 PM EDT
Att: 29,290 - Partly Cloudy - 84 F

AB	25
R	1
H	3
RBI	1
BB	3
SO	2
LOB	9



Batter	1	2	3	4	5	6	7	8	9	AB	R	H	RBI	BB	SO	LOB	TOP				
9 Eduardo Núñez, R (1, 6) OBP: 0.336, SLG: 0.469										4	1	2	3	0	2	0	Minnesota Twins @ Detroit Tigers Comerica Park, Detroit, MI Tue Jul 19 2016, 7:11 PM - 10:05 PM EDT Att: 32,030 - Partly Cloudy - 80 F				
36 Robbie Grossman, S (1, 7) OBP: 0.419, SLG: 0.453										5	0	1	0	0	4	2					
7 Joe Mauer, L (1, 3) OBP: 0.370, SLG: 0.372										4	1	2	1	0	0	2					
2 Brian Dozier, R (1, 4) OBP: 0.332, SLG: 0.461										4	1	1	2	0	2	1					
22 Miguel Sanó, R (1, 5) OBP: 0.345, SLG: 0.464										4	0	1	0	0	2	1					
26 Max Kepler, L (1, 9) OBP: 0.304, SLG: 0.472										3	0	0	0	1	1	1					
19 Kennys Vargas, S (1, 10) OBP: 0.462, SLG: 0.813										3	1	0	0	1	1	2					
8 Kurt Suzuki, R (1, 2) OBP: 0.327, SLG: 0.431										4	2	2	0	0	0	2					
25 Byron Buxton, R (1, 8) OBP: 0.250, SLG: 0.344										3	0	1	0	0	1	0					
Inning Stats	R: 0 E: 0 K: 1 S: 8	H: 1 LOB: 0 BB: 0 P: 11	R: 0 E: 0 K: 2 S: 9	H: 0 LOB: 0 BB: 0 P: 12	R: 1 E: 0 K: 1 S: 17	H: 3 LOB: 2 BB: 0 P: 22	R: 0 E: 0 K: 0 S: 10	H: 1 LOB: 2 BB: 1 P: 16	R: 0 E: 0 K: 3 S: 13	H: 1 LOB: 1 BB: 0 P: 19	R: 5 E: 0 K: 1 S: 23	H: 4 LOB: 0 BB: 1 P: 34	R: 0 E: 0 K: 0 S: 7	H: 0 LOB: 0 BB: 0 P: 14	R: 0 E: 0 K: 2 S: 9	H: 0 LOB: 0 BB: 0 P: 12		1B: 8 2B: 1 3B: 0 HR: 1	SF: 1 SAC: 1 DP: 0 HBP: 0	WP: 0 PA: 38 PB: 0 SB: 2 CS: 1	
PITCHER	IP WLS BF H R ER SO BB IBB HBP BLK WP HR S P ERA WHIP	6.0 L 26 7 3 3 10 2 0 0 0 0 0 69 100 4.50 1.500	7.1 0.2 5 3 3 3 1 0 0 0 0 0 1 17 24 40.50 4.500	7.1 0.1 1 0 0 0 0 0 0 0 0 0 3 3 0.00 0.000	8.1 1.0 3 0 0 0 0 0 0 0 0 0 7 14 0.00 0.000	9.1 1.0 3 0 0 0 2 0 0 0 0 0 9 12 0.00 0.000	PITCHER										IP WLS BF H R ER SO BB IBB HBP BLK WP HR S P ERA WHIP	IP WLS BF H R ER SO BB IBB HBP BLK WP HR S P ERA WHIP			
19 Anibal Sánchez, R (1, 1) ERA: 6.6	43 Bruce Rondón, R (7, 1) ERA: 5.56	30 Alex Wilson, R (7, 1) ERA: 3.49	56 Kyle Ryan, L (8, 1) ERA: 3.55	21 Mark Lowe, R (9, 1) ERA: 9.39																	
3 Ian Kinsler, R (1, 4) OBP: 0.345, SLG: 0.497										4	0	0	0	0	1	1	Minnesota Twins @ Detroit Tigers Comerica Park, Detroit, MI Tue Jul 19 2016, 7:11 PM - 10:05 PM EDT Att: 32,030 - Partly Cloudy - 80 F				
4 Cameron Maybin, R (1, 8) OBP: 0.399, SLG: 0.403										4	1	1	0	0	0	1					
24 Miguel Cabrera, R (1, 3) OBP: 0.365, SLG: 0.494										4	1	1	0	0	0	1					
41 Victor Martínez, S (1, 10) OBP: 0.343, SLG: 0.492										3	0	1	1	1	0	1					
9 Nick Castellanos, R (1, 5) OBP: 0.338, SLG: 0.530										3	0	0	1	0	1	1					
8 Justin Upton, R (1, 7) OBP: 0.292, SLG: 0.388										3	0	1	0	1	0	1					
14 Mike Aviles, R (1, 9) OBP: 0.261, SLG: 0.264										3	0	1	0	0	1	1					
34 James McCann, R (1, 2) OBP: 0.249, SLG: 0.308										4	0	1	0	0	2	4					
1 Jose Iglesias, R (1, 6) OBP: 0.311, SLG: 0.333										4	0	0	0	0	1	5					
Inning Stats	R: 0 E: 1 K: 0 S: 8	H: 0 LOB: 1 BB: 0 P: 11	R: 0 E: 0 K: 1 S: 6	H: 0 LOB: 0 BB: 0 P: 9	R: 0 E: 0 K: 1 S: 14	H: 1 LOB: 1 BB: 0 P: 19	R: 0 E: 0 K: 0 S: 6	H: 0 LOB: 0 BB: 0 P: 7	R: 0 E: 0 K: 0 S: 5	H: 0 LOB: 1 BB: 1 P: 10	R: 0 E: 0 K: 0 S: 7	H: 0 LOB: 0 BB: 0 P: 12	R: 0 E: 0 K: 1 S: 10	H: 0 LOB: 1 BB: 1 P: 18	R: 0 E: 0 K: 1 S: 9	H: 0 LOB: 0 BB: 0 P: 11		R: 2 E: 0 K: 2 S: 21	H: 5 LOB: 3 BB: 0 P: 28	1B: 6 2B: 0 3B: 0 HR: 0	SF: 1 SAC: 1 DP: 0 HBP: 0
PITCHER	IP WLS BF H R ER SO BB IBB HBP BLK WP HR S P ERA WHIP	8.1 W 32 4 2 2 4 2 0 0 0 0 0 109 169 2.16 0.720	8.1 0.2 4 2 0 0 2 0 0 0 0 0 0 12 16 0.00 3.000	PITCHER										IP WLS BF H R ER SO BB IBB HBP BLK WP HR S P ERA WHIP	IP WLS BF H R ER SO BB IBB HBP BLK WP HR S P ERA WHIP						
33 Tommy Milone, L (1, 1) ERA: 4.71	27 Brandon Kintzler, R (9, 1) ERA: 2.28																				

Batter	1	2	3	4	5	6	7	8	9	AB	R	H	RBI	BB	SO	LOB	TOP								
9 Eduardo Núñez, R OBP: 0.335, SLG: 0.465	G1-3		G5-3			L4		BB		3	0	0	0	1	0	1									
7 Joe Mauer, L OBP: 0.369, SLG: 0.380	HR		G4-3			G4-3		G4-3		4	1	1	1	0	0	2									
22 Miguel Sanó, R OBP: 0.341, SLG: 0.456	G6-3					F7				4	0	0	0	0	2	0									
2 Brian Dozier, R OBP: 0.331, SLG: 0.457	F7									3	0	0	0	0	1	0									
26 Max Kepler, L OBP: 0.309, SLG: 0.488	F9									3	1	1	1	1	1	1									
19 Kennys Vargas, S OBP: 0.419, SLG: 0.722										3	0	0	0	0	1	0									
39 Danny Santana, S OBP: 0.286, SLG: 0.351										4	0	0	0	0	3	2									
20 Eddie Rosario, L OBP: 0.257, SLG: 0.398	L3									4	1	1	2	0	0	1									
8 Kurt Suzuki, R OBP: 0.326, SLG: 0.428										4	0	1	0	0	0	1									
25 Byron Buxton, R OBP: 0.246, SLG: 0.337										3	0	0	0	0	3	1									
Inning Stats	R: 1 H: 1 E: 0 K: 0 S: 12	H: 1 LOB: 0 BB: 0 P: 18	R: 0 H: 0 E: 0 K: 1 S: 10	H: 0 LOB: 0 BB: 0 P: 10	R: 0 H: 1 E: 0 K: 1 S: 13	H: 1 LOB: 1 BB: 0 P: 17	R: 0 H: 0 E: 0 K: 3 S: 12	H: 0 LOB: 1 BB: 1 P: 20	R: 0 H: 0 E: 0 K: 1 S: 8	H: 0 LOB: 0 BB: 0 P: 10	R: 0 H: 0 E: 0 K: 0 S: 5	H: 0 LOB: 1 BB: 0 P: 8	R: 0 H: 0 E: 0 K: 2 S: 11	H: 0 LOB: 1 BB: 0 P: 13	R: 0 H: 0 E: 0 K: 1 S: 10	H: 0 LOB: 1 BB: 1 P: 16	R: 3 H: 2 E: 1 K: 1 S: 18	H: 2 LOB: 1 BB: 0 P: 30	1B: 1 2B: 0 3B: 0 HR: 3	SF: 0 SAC: 0 DP: 0 HBP: 1	WP: 0 PB: 0 SB: 0 CS: 0	PA: 35			
PITCHER	IP	WLS	BF	H	R	ER	SO	BB	IBB	HBP	BLK	WP	HR	S	P	ERA	WHIP								
35 Justin Verlander, R ERA: 3.74	8.0		29	2	1	1	9	2	0	1	0	0	1	81	112	1.12	0.500								
57 Francisco Rodríguez, R ERA: 2.88	0.2	L	5	2	3	1	1	0	0	0	0	0	2	17	28	13.50	3.000								
61 Shane Greene, R ERA: 4.59	0.1		1	0	0	0	0	0	0	0	0	0	0	1	2	0.00	0.000								

Minnesota Twins @ Detroit Tigers
Comerica Park, Detroit, MI
Wed Jul 20 2016, 1:12 PM - 4:15 PM EDT
Att: 35,020 - Partly Cloudy - 75 F

AB 32
R 4
H 4
RBI 4
BB 2
SO 10
LOB 9



Batter	1	2	3	4	5	6	7	8	9	AB	R	H	RBI	BB	SO	LOB	BOTTOM								
3 Ian Kinsler, R OBP: 0.347, SLG: 0.505	HR		F9							4	1	2	1	0	1	1									
4 Cameron Maybin, R OBP: 0.392, SLG: 0.395	F8									4	0	0	0	0	0	3									
24 Miguel Cabrera, R OBP: 0.366, SLG: 0.494	G6-3									4	0	2	0	0	0	1									
41 Victor Martínez, S OBP: 0.339, SLG: 0.486	F7									4	0	0	0	0	1	3									
9 Nick Castellanos, R OBP: 0.337, SLG: 0.527	L6									4	0	1	0	0	0	1									
8 Justin Upton, R OBP: 0.291, SLG: 0.386	L7									4	0	1	0	0	1	1									
14 Mike Aviles, R OBP: 0.268, SLG: 0.279	G6-3									4	0	2	0	0	0	0									
34 James McCann, R OBP: 0.240, SLG: 0.303										3	0	0	0	0	0	2									
39 Jarrod Saltalamacchia, R OBP: 0.329, SLG: 0.438										1	0	0	0	0	1	2									
17 Andrew Romine, S OBP: 0.320, SLG: 0.273	L6									3	0	1	0	1	0	2									
Inning Stats	R: 1 H: 1 E: 0 K: 0 S: 8	H: 1 LOB: 0 BB: 0 P: 10	R: 0 H: 0 E: 0 K: 0 S: 6	H: 0 LOB: 0 BB: 0 P: 8	R: 0 H: 0 E: 0 K: 1 S: 7	H: 0 LOB: 0 BB: 0 P: 12	R: 0 H: 1 E: 0 K: 1 S: 14	H: 1 LOB: 1 BB: 0 P: 20	R: 0 H: 0 E: 0 K: 0 S: 10	H: 0 LOB: 0 BB: 0 P: 8	R: 0 H: 2 E: 0 K: 1 S: 14	H: 2 LOB: 2 BB: 0 P: 22	R: 0 H: 2 E: 0 K: 1 S: 17	H: 2 LOB: 2 BB: 0 P: 24	R: 0 H: 2 E: 0 K: 1 S: 15	H: 2 LOB: 2 BB: 0 P: 25	1B: 7 2B: 1 3B: 0 HR: 1	SF: 0 SAC: 0 DP: 1 HBP: 0	WP: 0 PB: 0 SB: 0 CS: 0	PA: 36					
PITCHER	IP	WLS	BF	H	R	ER	SO	BB	IBB	HBP	BLK	WP	HR	S	P	ERA	WHIP								
54 Ervin Santana, R ERA: 3.92	7.0		27	6	1	1	2	1	0	0	0	0	1	71	129	1.29	1.000								
57 Ryan Pressly, R ERA: 3.83	1.0	W	4	1	0	0	1	0	0	0	0	0	0	10	14	0.00	1.000								
27 Brandon Kintzler, R ERA: 2.2	1.0	S	5	2	0	0	1	0	0	0	0	0	0	15	25	0.00	2.000								

Minnesota Twins @ Detroit Tigers
Comerica Park, Detroit, MI
Wed Jul 20 2016, 1:12 PM - 4:15 PM EDT
Att: 35,020 - Partly Cloudy - 75 F

AB 35
R 1
H 9
RBI 1
BB 1
SO 4
LOB 16



Batter	1	2	3	4	5	6	7	8	9	AB	R	H	RBI	BB	SO	LOB	TOP										
9 Eduardo Núñez, R (1, 10) OBP: 0.328, SLG: 0.454	F9		G5-3		K		G4-6-3			4	0	0	0	0	1	2											
36 Robbie Grossman, S (1, 7) 20 Eddie Rosario, L (8, 7) OBP: 0.259, SLG: 0.402	1B		F8		K		L9			4	0	1	0	0	1	0											
7 Joe Mauer, L (1, 3) OBP: 0.364, SLG: 0.372	K				K		G4-3			3	1	0	0	1	2	1											
2 Brian Dozier, R (1, 4) OBP: 0.335, SLG: 0.466	CS		HR		1B		BB			3	1	3	1	1	0	0											
22 Miguel Sanó, R (1, 5) OBP: 0.343, SLG: 0.459	K		K		1B		BB			4	0	3	1	0	1	0											
26 Max Kepler, L (1, 9) OBP: 0.311, SLG: 0.483	1B		K		1B		2B			4	0	1	0	0	2	5											
5 Eduardo Escobar, S (1, 6) OBP: 0.274, SLG: 0.356	FC5-4		K		L8		F9			4	0	0	0	0	0	3											
37 Juan Centeno, L (1, 2) OBP: 0.274, SLG: 0.356	K		K		L1		G4-6-3			4	0	1	0	0	1	1											
25 Byron Buxton, R (1, 8) OBP: 0.246, SLG: 0.335	K		K		E5		B1			4	0	1	0	0	1	1											
Inning Stats	R: 0 H: 1 E: 0 K: 1 S: 10	H: 1 LOB: 0 BB: 0 P: 16	R: 1 H: 2 E: 0 K: 2 S: 14	H: 2 LOB: 1 BB: 0 P: 21	R: 0 H: 0 E: 0 K: 1 S: 8	H: 0 LOB: 0 BB: 0 P: 9	R: 0 H: 2 E: 0 K: 2 S: 13	H: 2 LOB: 1 BB: 0 P: 23	R: 0 H: 1 E: 1 K: 1 S: 13	H: 1 LOB: 1 BB: 0 P: 18	R: 1 H: 1 E: 0 K: 2 S: 13	H: 1 LOB: 2 BB: 2 P: 28	R: 0 H: 1 E: 0 K: 0 S: 5	H: 1 LOB: 0 BB: 0 P: 7	R: 0 H: 2 E: 0 K: 0 S: 11	H: 2 LOB: 2 BB: 0 P: 18	R: 0 H: 0 E: 0 K: 0 S: 4	H: 0 LOB: 0 BB: 0 P: 6	1B: 8 2B: 1 3B: 0 HR: 1	SF: 0 SAC: 0 DP: 1 HBP: 0	WP: 0 PB: 0 SB: 0 CS: 1	PA: 37					
PITCHER	IP	WLS	BF	H	R	ER	SO	BB	IBB	HBP	BLK	WP	HR	S	P	ERA	WHIP										
52 Eduardo Rodríguez, L (1, 1) ERA: 6.7	5.1	L	21	6	2	2	8	1	0	0	0	0	1	62	95	3.38	1.312										
37 Heath Hembree, R (6, 1) ERA: 2.19	0.0		2	1	0	0	1	0	0	0	0	0	0	4	11	∞	∞										
28 Robbie Ross Jr., L (6, 1) ERA: 4.15	1.2		5	1	0	0	1	0	0	0	0	0	0	10	16	0.00	0.600										
36 Junichi Tazawa, R (8, 1) ERA: 3.51	1.0		5	2	0	0	0	0	0	0	0	0	0	11	18	0.00	2.000										
59 Tommy Layne, L (9, 1) ERA: 3.28	1.0		3	0	0	0	0	0	0	0	0	0	0	4	6	0.00	0.000										

Minnesota Twins @ Boston Red Sox
Fenway Park, Boston, MA
Fri Jul 22 2016, 7:10 PM - 10:10 PM EDT
Att: 37,001 - Partly Cloudy - 92 F

AB	34
R	2
H	10
RBI	2
BB	2
SO	9
LOB	13



Batter	1	2	3	4	5	6	7	8	9	AB	R	H	RBI	BB	SO	LOB	BOTTOM										
50 Mookie Betts, R (1, 9) 40 Michael Martínez, S (5, 9) OBP: 0.345, SLG: 0.534 OBP: 0.309, SLG: 0.361	HR		G5-3			FC4			BB	2	1	1	1	0	0	0											
15 Dustin Pedroia, R (1, 4) OBP: 0.371, SLG: 0.441	K		F8		G6-4-3		G6-4-3		BB	4	0	1	0	0	1	1											
2 Xander Bogaerts, R (1, 6) OBP: 0.361, SLG: 0.469	1B		K		K		F8		BB	3	0	1	0	1	1	0											
34 David Ortiz, L (1, 10) OBP: 0.418, SLG: 0.665	G3-6-1		G5-3		G5-3		L8		G4-2-3	4	0	0	0	0	5												
13 Hanley Ramirez, R (1, 3) OBP: 0.357, SLG: 0.441	L9		G5-3		G5-3		K		L9	4	0	0	0	0	1	3											
25 Jackie Bradley Jr., L (1, 8) OBP: 0.373, SLG: 0.543	G6-3		F9		F9		K2-3			3	0	0	0	0	1	0											
47 Travis Shaw, L (1, 5) OBP: 0.326, SLG: 0.455	F9		F9		K		G4-3			3	0	0	0	0	1	0											
3 Sandy León, S (1, 2) OBP: 0.455, SLG: 0.694	F9		P5				E5			3	0	0	0	0	0	0											
12 Brock Holt, L (1, 7) OBP: 0.335, SLG: 0.423	K		K				G6-3			2	0	0	0	1	1	1											
Inning Stats	R: 1 H: 2 E: 0 K: 1 S: 13	H: 2 LOB: 1 BB: 0 P: 19	R: 0 H: 0 E: 0 K: 0 S: 6	H: 0 LOB: 0 BB: 0 P: 9	R: 0 H: 0 E: 0 K: 1 S: 7	H: 0 LOB: 0 BB: 0 P: 10	R: 0 H: 0 E: 0 K: 1 S: 7	H: 0 LOB: 0 BB: 0 P: 14	R: 0 H: 0 E: 0 K: 1 S: 10	H: 0 LOB: 0 BB: 0 P: 14	R: 0 H: 0 E: 0 K: 0 S: 6	H: 0 LOB: 0 BB: 1 P: 12	R: 0 H: 0 E: 0 K: 1 S: 6	H: 0 LOB: 0 BB: 0 P: 9	R: 0 H: 0 E: 1 K: 1 S: 8	H: 0 LOB: 1 BB: 0 P: 9	R: 0 H: 2 E: 0 K: 0 S: 18	H: 2 LOB: 2 BB: 1 P: 24	1B: 3 2B: 0 3B: 0 HR: 1	SF: 0 SAC: 0 DP: 3 HBP: 0	WP: 1 PB: 0 SB: 0 CS: 0	PA: 32					
PITCHER	IP	WLS	BF	H	R	ER	SO	BB	IBB	HBP	BLK	WP	HR	S	P	ERA	WHIP										
44 Kyle Gibson, R (1, 1) ERA: 4.97	8.0		27	2	1	1	6	1	0	0	0	0	1	63	96	1.12	0.375										
27 Brandon Kintzler, R (9, 1) ERA: 2.12	1.0	S	5	2	0	0	0	1	0	0	0	0	0	18	24	0.00	3.000										

Minnesota Twins @ Boston Red Sox
Fenway Park, Boston, MA
Fri Jul 22 2016, 7:10 PM - 10:10 PM EDT
Att: 37,001 - Partly Cloudy - 92 F

AB	30
R	1
H	4
RBI	1
BB	2
SO	6
LOB	11



Batter	1	2	3	4	5	6	7	8	9	AB	R	H	RBI	BB	SO	LOB	TOP			
9 Eduardo Núñez, R OBP: 0.324, SLG: 0.446										5	0	0	0	0	3	2				
7 Joe Mauer, L OBP: 0.362, SLG: 0.370										5	0	1	0	0	0	1				
22 Miguel Sanó, R OBP: 0.347, SLG: 0.469										5	1	1	0	0	2	1				
2 Brian Dozier, R OBP: 0.333, SLG: 0.464										4	1	1	0	0	2	1				
26 Max Kepler, L OBP: 0.317, SLG: 0.500										3	2	1	0	1	0	0				
19 Kennys Vargas, S OBP: 0.242, SLG: 0.717										2	1	1	2	1	0	0				
20 Eddie Rosario, L OBP: 0.274, SLG: 0.407										4	1	0	0	0	2	5				
37 Juan Centeno, L OBP: 0.301, SLG: 0.398										4	1	3	3	0	1	0				
25 Byron Buxton, R OBP: 0.250, SLG: 0.333										4	0	1	2	0	2	3				
Inning Stats	R: 0 H: 1 E: 0 K: 1 S: 13	H: 1 LOB: 1 BB: 0 P: 18	R: 2 H: 1 E: 1 K: 1 S: 11	H: 1 LOB: 1 BB: 1 P: 19	R: 0 H: 0 E: 0 K: 2 S: 10	LOB: 0 BB: 0 P: 13	R: 1 H: 1 E: 0 K: 2 S: 10	H: 1 LOB: 0 BB: 0 P: 14	R: 0 H: 0 E: 0 K: 1 S: 7	LOB: 0 BB: 0 P: 9	R: 2 H: 3 E: 0 K: 1 S: 16	H: 3 LOB: 1 BB: 0 P: 23	R: 2 H: 3 E: 0 K: 2 S: 19	H: 3 LOB: 2 BB: 1 P: 34	R: 0 H: 0 E: 0 K: 2 S: 8	LOB: 0 BB: 0 P: 12	1B: 5 2B: 3 3B: 1 HR: 0	SF: 1 SAC: 0 DP: 0 HBP: 0	WP: 0 PA: 39 PB: 1 SB: 0 CS: 0	
PITCHER	IP: 6.2 WLS: W BF: 28 ERA: 3.57	WLS: H BF: 4 ERA: 3.23	H: 6 R: 5 ER: 4 SO: 8	R: 5 ER: 2 SO: 2	BB: 1 IBB: 0 HBP: 0 BLK: 0	IBB: 0 HBP: 0 BLK: 0	WP: 0 HR: 0 S: 69 P: 99	HR: 0 S: 8 P: 17	ERA: 5.40 WHIP: 1.050	PITCHER	IP: 7.1 WLS: L BF: 33 ERA: 3.41	WLS: H BF: 4 ERA: 3.41	H: 2 R: 2 ER: 2 SO: 2	R: 2 ER: 2 SO: 2	BB: 0 IBB: 0 HBP: 0 BLK: 0	WP: 0 HR: 0 S: 14 P: 21	HR: 1 S: 12	ERA: 0.00 WHIP: 0.000	ERA: 2.44	WHIP: 0.000

Minnesota Twins @ Boston Red Sox
Fenway Park, Boston, MA
Sun Jul 24 2016, 1:36 PM - 4:50 PM EDT
Att: 36,806 - Partly Cloudy - 88 F

AB	36
R	7
H	9
RBI	7
BB	2
SO	12
LOB	13



Batter	1	2	3	4	5	6	7	8	9	AB	R	H	RBI	BB	SO	LOB	BOTTOM			
12 Brock Holt, L OBP: 0.333, SLG: 0.411										3	0	0	0	1	2	0				
15 Dustin Pedroia, R OBP: 0.371, SLG: 0.451										4	2	2	1	0	1	1				
2 Xander Bogaerts, R OBP: 0.389, SLG: 0.477										4	2	3	0	0	0	0				
13 Hanley Ramirez, R OBP: 0.362, SLG: 0.459										4	2	2	3	0	1	1				
25 Jackie Bradley Jr., L OBP: 0.377, SLG: 0.545										4	0	1	0	0	1	2				
18 Aaron Hill, R OBP: 0.345, SLG: 0.398										4	1	0	0	0	0	2				
47 Travis Shaw, L OBP: 0.325, SLG: 0.462										4	1	1	3	0	1	1				
64 Bryce Brentz, R OBP: 0.320, SLG: 0.396										4	0	1	0	0	0	1				
10 Ryan Hanigan, R OBP: 0.231, SLG: 0.247										3	0	0	0	0	1	1				
Inning Stats	R: 0 H: 1 E: 0 K: 1 S: 11	H: 1 LOB: 1 BB: 0 P: 12	R: 0 H: 1 E: 0 K: 0 S: 7	H: 1 LOB: 0 BB: 0 P: 9	R: 3 H: 3 E: 0 K: 1 S: 17	H: 3 LOB: 0 BB: 0 P: 24	R: 0 H: 1 E: 0 K: 0 S: 9	H: 1 LOB: 1 BB: 0 P: 17	R: 5 H: 4 E: 1 K: 2 S: 24	H: 4 LOB: 0 BB: 0 P: 35	R: 0 H: 0 E: 0 K: 1 S: 9	LOB: 0 BB: 1 P: 14	R: 0 H: 0 E: 0 K: 1 S: 9	LOB: 0 BB: 0 P: 17	R: 0 H: 0 E: 0 K: 1 S: 13	LOB: 0 BB: 0 P: 18	1B: 7 2B: 0 3B: 0 HR: 3	SF: 0 SAC: 0 DP: 0 HBP: 0	WP: 0 PA: 35 PB: 0 SB: 1 CS: 1	
PITCHER	IP: 4.2 WLS: L BF: 25 ERA: 4.97	WLS: L BF: 7 ERA: 5.69	H: 10 R: 8 ER: 4 SO: 4	R: 4 ER: 0 SO: 2	BB: 0 IBB: 0 HBP: 0 BLK: 0	IBB: 0 HBP: 0 BLK: 0	WP: 0 HR: 3 S: 64 P: 92	HR: 0 S: 22 P: 36	ERA: 7.71 WHIP: 2.143	PITCHER	IP: 5.1 WLS: L BF: 22 ERA: 5.69	WLS: L BF: 3 ERA: 2.67	H: 8 R: 0 ER: 0 SO: 2	R: 1 ER: 0 SO: 1	BB: 0 IBB: 0 HBP: 0 BLK: 0	WP: 0 HR: 0 S: 22 P: 36	HR: 0 S: 13 P: 18	ERA: 0.00 WHIP: 0.000	ERA: 2.67	WHIP: 0.000

Minnesota Twins @ Boston Red Sox
Fenway Park, Boston, MA
Sun Jul 24 2016, 1:36 PM - 4:50 PM EDT
Att: 36,806 - Partly Cloudy - 88 F

AB	34
R	8
H	10
RBI	7
BB	1
SO	7
LOB	9



Batter	1	2	3	4	5	6	7	8	9	AB	R	H	RBI	BB	SO	LOB	TOP			
8 Jace Peterson, L OBP: 0.351, SLG: 0.388	L7		G6-4-3					L4		4	0	1	0	0	0	1	<p>Atlanta Braves @ Minnesota Twins</p> <p>Target Field, Minneapolis, MN</p> <p>Tue Jul 26 2016, 7:11 PM - 9:34 PM CDT</p> <p>Att: 26,690 - Partly Cloudy - 88 F</p>			
7 Gordon Beckham, R OBP: 0.321, SLG: 0.389	K		F7				K	K		4	0	0	0	0	3	1				
5 Freddie Freeman, L OBP: 0.356, SLG: 0.501	F7						P5			4	0	0	0	0	1	1				
22 Nick Markakis, L OBP: 0.338, SLG: 0.364		F8						F7		4	0	0	0	0	1	1				
13 Adonis Garcia, R OBP: 0.300, SLG: 0.389										4	1	2	1	0	0	0				
11 Ender Inciarte, L OBP: 0.311, SLG: 0.318										4	0	1	0	0	0	2				
18 Jeff Francoeur, R OBP: 0.288, SLG: 0.372										3	0	1	0	0	0	0				
15 A.J. Pierzynski, L OBP: 0.234, SLG: 0.285										3	1	1	0	0	0	2				
1 Erick Aybar, S OBP: 0.277, SLG: 0.268										3	0	1	0	0	0	0				
Inning Stats	R: 0 E: 0 K: 1 S: 7	H: 0 LOB: 0 BB: 0 P: 12	R: 1 E: 0 K: 0 S: 6	H: 1 LOB: 0 BB: 0 P: 6	R: 1 E: 0 K: 0 S: 5	H: 2 LOB: 0 BB: 0 P: 6	R: 0 E: 0 K: 1 S: 6	H: 0 LOB: 0 BB: 0 P: 10	R: 0 E: 0 K: 1 S: 12	H: 1 LOB: 1 BB: 0 P: 17	R: 0 E: 0 K: 1 S: 10	H: 2 LOB: 2 BB: 0 P: 20	R: 0 E: 0 K: 1 S: 6	H: 0 LOB: 0 BB: 0 P: 12	R: 0 E: 1 K: 0 S: 7	H: 1 LOB: 1 BB: 0 P: 9	1B: 5 2B: 1 3B: 0 HR: 1	SF: 0 SAC: 0 DP: 2 HBP: 0	WP: 0 PB: 0 CS: 0	PA: 33
PITCHER 54 Ervin Santana, R ERA: 3.78	IP: 9.0 WLS: L BF: 33 H: 7 R: 2 ER: 2 SO: 5	BB: 0 IBB: 0 HBP: 0 BLK: 0	WP: 0 HR: 1 S: 63 P: 97	ERA: 2.00 WHIP: 0.778	PITCHER										IP: 9.0 WLS: L BF: 33 H: 7 R: 2 ER: 2 SO: 5	BB: 0 IBB: 0 HBP: 0 BLK: 0	WP: 0 HR: 1 S: 63 P: 97	ERA: 2.00 WHIP: 0.778		

AB	33
R	2
H	7
RBI	1
BB	0
SO	5
LOB	8



Batter	1	2	3	4	5	6	7	8	9	AB	R	H	RBI	BB	SO	LOB	BOTTOM					
9 Eduardo Núñez, R OBP: 0.326, SLG: 0.445										3	0	1	0	1	0	2	<p>Atlanta Braves @ Minnesota Twins</p> <p>Target Field, Minneapolis, MN</p> <p>Tue Jul 26 2016, 7:11 PM - 9:34 PM CDT</p> <p>Att: 26,690 - Partly Cloudy - 88 F</p>					
7 Joe Mauer, L OBP: 0.358, SLG: 0.365	L7									4	0	0	0	0	1	4						
22 Miguel Sanó, R OBP: 0.342, SLG: 0.462										4	0	0	0	0	3	4						
2 Brian Dozier, R OBP: 0.332, SLG: 0.462										4	0	1	0	0	0	1						
26 Max Kepler, L OBP: 0.311, SLG: 0.489										4	0	0	0	0	0	1						
19 Kennys Vargas, S OBP: 0.433, SLG: 0.694										3	0	1	0	1	0	0						
20 Eddie Rosario, L OBP: 0.268, SLG: 0.398										4	0	0	0	0	3	3						
8 Kurt Suzuki, R OBP: 0.325, SLG: 0.432										3	0	1	0	0	0	3						
25 Byron Buxton, R OBP: 0.256, SLG: 0.335										2	0	1	0	1	1	1						
Inning Stats	R: 0 E: 0 K: 1 S: 9	H: 0 LOB: 1 BB: 1 P: 18	R: 0 E: 0 K: 0 S: 13	H: 1 LOB: 1 BB: 0 P: 18	R: 0 E: 0 K: 2 S: 8	H: 1 LOB: 1 BB: 1 P: 17	R: 0 E: 0 K: 1 S: 10	H: 1 LOB: 2 BB: 1 P: 17	R: 0 E: 0 K: 0 S: 11	H: 1 LOB: 1 BB: 0 P: 20	R: 0 E: 0 K: 0 S: 9	H: 0 LOB: 0 BB: 0 P: 15	R: 0 E: 0 K: 2 S: 11	H: 1 LOB: 1 BB: 0 P: 16	R: 0 E: 0 K: 1 S: 6	H: 0 LOB: 0 BB: 0 P: 8	R: 0 E: 0 K: 1 S: 8	H: 0 LOB: 0 BB: 0 P: 13	1B: 4 2B: 1 3B: 0 HR: 0	SF: 0 SAC: 0 DP: 0 HBP: 0	WP: 1 PB: 0 CS: 2	PA: 34
PITCHER Lucas Harrell, R ERA: 3.38	IP: 6.0 WLS: W BF: 24 H: 4 R: 0 ER: 0 SO: 4	BB: 3 IBB: 0 HBP: 0 BLK: 0	WP: 1 HR: 0 S: 10 P: 105	ERA: 0.00 WHIP: 1.167	PITCHER										IP: 6.0 WLS: H BF: 24 H: 4 R: 0 ER: 0 SO: 4	BB: 3 IBB: 0 HBP: 0 BLK: 0	WP: 1 HR: 0 S: 10 P: 105	ERA: 0.00 WHIP: 1.167				



Batter	1	2	3	4	5	6	7	8	9	AB R H RBI BB SO LOB	TOP																
10 Adam Jones, R OBP: 0.317, SLG: 0.455			L6		K					4 1 2 1 0 1 0	<p>Baltimore Orioles @ Minnesota Twins Target Field, Minneapolis, MN Thu Jul 28 2016, 6:10 PM - 9:10 PM CDT Att: 22,569 - Partly Cloudy - 75 F</p> <p>livebaseballscores.com</p>																
25 Hyun Soo Kim, L OBP: 0.411, SLG: 0.444	G3-1									3 0 1 0 1 1 0																	
13 Manny Machado, R OBP: 0.366, SLG: 0.546	L8		K		G6-4-3		K			4 0 0 0 0 2 3																	
19 Chris Davis, L OBP: 0.340, SLG: 0.462	K2-3							G4-3		4 0 2 0 0 1 0																	
45 Mark Trumbo, R OBP: 0.327, SLG: 0.549	G6-3						FC5-4 24 WP		G6-3	4 0 1 0 0 0 1																	
6 Jonathan Schoop, R OBP: 0.317, SLG: 0.497	K		FC5-2 24 1B		K			P3		4 1 0 0 0 2 3																	
24 Pedro Alvarez, L OBP: 0.303, SLG: 0.465					G4-3					4 0 3 0 0 0 1																	
2 J.J. Hardy, R OBP: 0.318, SLG: 0.413							G6-3		F8	4 0 2 1 0 0 1																	
36 Caleb Joseph, R OBP: 0.250, SLG: 0.218 32 Matt Wieters, S OBP: 0.299, SLG: 0.394	G5-3		FC6-4				F9		G4-6-3	3 0 0 0 0 0 4 1 0 0 0 0 0 1																	
Inning Stats	R: 1 H: 1 E: 0 K: 1 S: 9	H: 1 LOB: 0 BB: 0 P: 13	R: 0 H: 2 E: 0 K: 1 S: 16	H: 2 LOB: 2 BB: 0 P: 26	R: 0 H: 0 E: 0 K: 2 S: 7	H: 0 LOB: 0 BB: 0 P: 12	R: 1 H: 4 E: 0 K: 0 S: 14	H: 4 LOB: 2 BB: 0 P: 23	R: 0 H: 1 E: 0 K: 1 S: 10	H: 1 LOB: 1 BB: 0 P: 15	R: 0 H: 1 E: 0 K: 1 S: 10	H: 1 LOB: 2 BB: 1 P: 20	R: 0 H: 0 E: 0 K: 0 S: 8	H: 0 LOB: 0 BB: 0 P: 13	R: 0 H: 1 E: 0 K: 0 S: 8	H: 1 LOB: 0 BB: 0 P: 12	1B: 8 2B: 2 3B: 0 HR: 1	SF: 0 SAC: 0 DP: 2 HBP: 0	WP: 1 PB: 0 CS: 0	PA: 36							
PITCHER	IP WLS BF H R ER SO BB IBB HBP BLK WP HR S P ERA WHIP											PITCHER	IP WLS BF H R ER SO BB IBB HBP BLK WP HR S P ERA WHIP														
44 Kyle Gibson, R ERA: 4.54	6.0	25	9	2	2	6	0	0	0	0	0	1	1	66	105	3.00	1.500										
57 Ryan Pressly, R ERA: 3.74	1.0	W 5	1	0	0	1	1	0	0	0	0	0	0	12	20	0.00	2.000										
58 Fernando Abad, L ERA: 2.53	1.0	3	0	0	0	0	0	0	0	0	0	0	0	8	13	0.00	0.000										
27 Brandon Kintzler, R ERA: 1.99	1.0	3	1	0	0	0	0	0	0	0	0	0	0	8	12	0.00	1.000										

Batter	1	2	3	4	5	6	7	8	9	AB R H RBI BB SO LOB	BOTTOM																
Eduardo Núñez, R OBP: 0.325, SLG: 0.439	K		K		K		L8			4 0 0 0 1 3 1	<p>Baltimore Orioles @ Minnesota Twins Target Field, Minneapolis, MN Thu Jul 28 2016, 6:10 PM - 9:10 PM CDT Att: 22,569 - Partly Cloudy - 75 F</p> <p>livebaseballscores.com</p>																
36 Robbie Grossman, S OBP: 0.414, SLG: 0.450									G3	3 2 2 0 2 0 1																	
7 Joe Mauer, L OBP: 0.362, SLG: 0.376			G4-6-3						K	4 1 2 1 1 1 2																	
2 Brian Dozier, R OBP: 0.332, SLG: 0.464	P3				K					4 1 2 1 0 1 3																	
26 Max Kepler, L OBP: 0.319, SLG: 0.508			G1-3							3 2 2 2 1 0 1																	
20 Eddie Rosario, L OBP: 0.271, SLG: 0.411	K		K		K		G3			4 0 1 2 0 2 2																	
5 Eduardo Escobar, S OBP: 0.286, SLG: 0.376									K	4 0 2 0 0 1 1																	
37 Juan Centeno, L OBP: 0.299, SLG: 0.392	G4-3						G4-3			4 0 1 0 0 0 2																	
25 Byron Buxton, R OBP: 0.251, SLG: 0.328	K		K		K		G6-3			4 0 0 0 0 2 3																	
Inning Stats	R: 1 H: 2 E: 0 K: 2 S: 18	H: 1 LOB: 1 BB: 0 P: 18	R: 0 H: 1 E: 0 K: 0 S: 13	H: 1 LOB: 1 BB: 1 P: 22	R: 0 H: 0 E: 0 K: 1 S: 7	H: 0 LOB: 0 BB: 0 P: 7	R: 0 H: 1 E: 0 K: 3 S: 15	H: 1 LOB: 2 BB: 1 P: 24	R: 1 H: 3 E: 0 K: 0 S: 11	H: 3 LOB: 1 BB: 0 P: 15	R: 4 H: 4 E: 0 K: 1 S: 21	H: 4 LOB: 1 BB: 1 P: 37	R: 0 H: 0 E: 0 K: 1 S: 8	H: 0 LOB: 1 BB: 1 P: 16	1B: 6 2B: 3 3B: 2 HR: 1	SF: 0 SAC: 0 DP: 2 HBP: 0	WP: 0 PB: 1 CS: 0	PA: 39									
PITCHER	IP WLS BF H R ER SO BB IBB HBP BLK WP HR S P ERA WHIP											PITCHER	IP WLS BF H R ER SO BB IBB HBP BLK WP HR S P ERA WHIP														
31 Ubaldo Jiménez, R ERA: 7.08	5.0	L 22	5	1	1	8	3	0	0	0	0	0	0	66	104	1.80	1.600										
43 Odrisamer Despaigne, R ERA: 4.43	1.1	L 9	5	4	4	0	0	1	0	0	0	0	1	19	34	27.00	3.750										
65 Chaz Roe, R ERA: 3.72	1.2	8	2	1	1	2	1	0	0	0	0	0	0	21	34	5.40	1.800										

Baltimore Orioles @ Minnesota Twins
Target Field, Minneapolis, MN
Thu Jul 28 2016, 6:10 PM - 9:10 PM CDT
Att: 22,569 - Partly Cloudy - 75 F

AB 35
R 2
H 11
RBI 2
BB 1
SO 7
LOB 14

Baltimore Orioles @ Minnesota Twins
Target Field, Minneapolis, MN
Thu Jul 28 2016, 6:10 PM - 9:10 PM CDT
Att: 22,569 - Partly Cloudy - 75 F

AB 34
R 6
H 12
RBI 6
BB 5
SO 10
LOB 16

Batter	1	2	3	4	5	6	7	8	9	10	11	12	AB	R	H	RBI	BB	SO	LOB	TOP				
1 Adam Eaton, L (1.9) OBP: 0.397, SLG: 0.409			G3			HBP			G5-3		K			4	1	1	1	0	1	0				
12 Tim Anderson, R (1.6) OBP: 0.272, SLG: 0.407	K			G5-3		FC6-4			L9		G1-3			5	0	0	0	0	1	1				
53 Melky Cabrera, S (1.7) OBP: 0.350, SLG: 0.463	F9			L4		CS			CS		1B			5	0	2	0	0	0	0				
79 José Abreu, R (1.3) OBP: 0.329, SLG: 0.418	G5-3			G6-3					2B		K			5	0	1	0	0	1	1				
44 Justin Morneau, L (1.10) 26 Avisail García, R (10, PH) OBP: 0.306, SLG: 0.341						F8			G5-3					3	0	1	0	0	0	1				
27 Dioner Navarro, S (1.2) OBP: 0.261, SLG: 0.341														4	0	1	0	0	1	2				
20 JB Shuck, L (1.8) OBP: 0.259, SLG: 0.333														3	0	0	0	1	0	1				
18 Tyler Saladino, R (1.5) OBP: 0.288, SLG: 0.400														4	0	0	0	0	2	2				
5 Yolmer Sánchez, S (1.4) OBP: 0.159, SLG: 0.167														4	0	0	0	0	1	0				
Inning Stats	R: 1 E: 0 K: 10	H: 1 LOB: 0 BB: 15	R: 0 E: 0 K: 6	H: 1 LOB: 0 BB: 8	R: 0 E: 0 K: 7	H: 0 LOB: 0 BB: 9	R: 0 E: 0 K: 6	H: 0 LOB: 0 BB: 12	R: 0 E: 0 K: 2	H: 0 LOB: 1 BB: 16	R: 0 E: 0 K: 13	H: 1 LOB: 1 BB: 19	R: 0 E: 0 K: 10	H: 0 LOB: 0 BB: 14	R: 0 E: 0 K: 15	H: 1 LOB: 1 BB: 23	R: 0 E: 0 K: 7	H: 0 LOB: 0 BB: 8	R: 0 E: 0 K: 6	H: 0 LOB: 0 BB: 12	1B: 3 2B: 2 3B: 0 HR: 1	SF: 0 SAC: 0 DP: 1 HBP: 1	WP: 0 PB: 0 SB: 0 CS: 1	PA: 42
PITCHER	IP WLS BF H R ER SO BB IBB HBP BLK WP HR S P ERA WHIP	47 Ricky Nolasco, R (1.1) ERA: 5.13	27 Brandon Kintzler, R (9.1) ERA: 1.93	58 Fernando Abad, L (10.1) ERA: 2.45	55 Taylor Rogers, L (11.1) ERA: 2.72	65 Trevor May, R (12.1) ERA: 5.3	PITCHER	IP WLS BF H R ER SO BB IBB HBP BLK WP HR S P ERA WHIP	43 Dan Jennings, L (12.1) ERA: 1.81	48 Tommy Kahnle, R (12.1) ERA: 3.86														

Chicago White Sox @ Minnesota Twins

Target Field, Minneapolis, MN

Fri Jul 29 2016, 7:13 PM - 10:53 PM CDT

Att: 23,983 - Clear - 75 F

livebaseballscorecards.com

AB 39
R 1
H 6
RBI 1
BB 1
SO 8
LOB 8



Batter	1	2	3	4	5	6	7	8	9	10	11	12	AB	R	H	RBI	BB	SO	LOB	BOTTOM				
2 Brian Dozier, R (1.4) OBP: 0.334, SLG: 0.466			P3			2B			P3		K			5	1	2	0	1	1	2				
36 Robbie Grossman, R (1.10) OBP: 0.409, SLG: 0.448														5	0	1	0	0	1	3				
7 Joe Mauer, L (12, PH) OBP: 0.363, SLG: 0.376	E5		F9			K					F7			0	0	0	1	1	0	0				
22 Miguel Sanó, R (1.5) OBP: 0.338, SLG: 0.456	K													5	0	1	0	0	3	3				
19 Kennys Vargas, S (1.3) OBP: 0.414, SLG: 0.621														4	0	1	1	1	1	2				
26 Max Kepler, L (1.9) OBP: 0.321, SLG: 0.503														4	0	1	0	1	1	3				
5 Eduardo Escobar, S (1.6) OBP: 0.284, SLG: 0.372														5	0	1	0	0	1	3				
20 Eddie Rosario, L (1.7) OBP: 0.289, SLG: 0.402														4	1	0	0	0	2	1				
8 Kurt Suzuki, R (1.2) OBP: 0.327, SLG: 0.441														3	0	0	0	1	1	1				
34 Matt Albers, R (9.1) ERA: 4.89														0	0	0	0	0	0	0				
33 Zach Duke, L (7.1) ERA: 2.63														0	0	0	0	0	0	0				
37 Juan Centeno, L (11.2) OBP: 0.299, SLG: 0.392														0	0	0	0	0	0	0				
25 Byron Buxton, R (1.8) OBP: 0.285, SLG: 0.332														4	0	1	0	1	0	2				
Inning Stats	R: 0 E: 1 K: 13	H: 1 LOB: 2 BB: 0 P: 21	R: 0 E: 0 K: 11	H: 1 LOB: 1 BB: 17	R: 0 E: 0 K: 8	H: 0 LOB: 0 BB: 14	R: 0 E: 0 K: 6	H: 0 LOB: 1 BB: 1	R: 0 E: 0 K: 2	H: 0 LOB: 0 BB: 13	R: 0 E: 0 K: 15	H: 1 LOB: 1 BB: 19	R: 0 E: 0 K: 10	H: 0 LOB: 0 BB: 14	R: 0 E: 0 K: 7	H: 0 LOB: 1 BB: 23	R: 0 E: 0 K: 15	H: 0 LOB: 0 BB: 8	R: 0 E: 0 K: 6	H: 0 LOB: 0 BB: 12	1B: 4 2B: 5 3B: 0 HR: 0	SF: 0 SAC: 1 DP: 2 HBP: 1	WP: 1 PB: 0 SB: 0 CS: 0	PA: 47
PITCHER	IP WLS BF H R ER SO BB IBB HBP BLK WP HR S P ERA WHIP	62 Jose Quintana, L (1.1) ERA: 2.29	34 Matt Albers, R (9.1) ERA: 4.89	33 Zach Duke, L (7.1) ERA: 2.63	65 Nate Jones, R (10.1) ERA: 2.44	30 David Robertson, R (11.1) ERA: 4.29	PITCHER	IP WLS BF H R ER SO BB IBB HBP BLK WP HR S P ERA WHIP	43 Dan Jennings, L (12.1) ERA: 1.81	48 Tommy Kahnle, R (12.1) ERA: 3.86														

Chicago White Sox @ Minnesota Twins

Target Field, Minneapolis, MN

Fri Jul 29 2016, 7:13 PM - 10:53 PM CDT

Att: 23,983 - Clear - 75 F

livebaseballscorecards.com

AB 39
R 2
H 8
RBI 2
BB 6
SO 11
LOB 20



Batter	1	2	3	4	5	6	7	8	9	AB	R	H	RBI	BB	SO	LOB	TOP										
1 Adam Eaton, L (1, 8) OBP: 0.355, SLG: 0.406										5	1	1	0	0	1	0											
12 Tim Anderson, R (1, 6) OBP: 0.294, SLG: 0.417										5	0	2	0	0	1	0											
53 Melky Cabrera, S (1, 7) OBP: 0.359, SLG: 0.473										4	1	3	1	1	0	0											
44 Justin Morneau, L (1, 10) OBP: 0.319, SLG: 0.442										5	0	1	0	0	2	3											
21 Todd Frazier, R (1, 3) OBP: 0.300, SLG: 0.471										2	1	0	0	2	2	2											
26 Avisail Garcia, R (1, 9) OBP: 0.294, SLG: 0.344										4	0	0	0	0	0	3											
18 Tyler Saladino, R (1, 5) OBP: 0.294, SLG: 0.389										4	1	0	0	0	1	5											
38 Omar Narváez, L (1, 2) OBP: 0.500, SLG: 0.556										4	0	2	1	0	0	1											
5 Yolmer Sánchez, S (1, 4) OBP: 0.132, SLG: 0.137										4	0	0	0	0	1	4											
Inning Stats	R: 0 H: 0 E: 0 K: 1 S: 7	H: 0 LOB: 0 BB: 0 P: 10	R: 0 H: 0 E: 0 K: 3 S: 13	H: 0 LOB: 1 BB: 0 P: 19	R: 1 H: 3 E: 0 K: 1 S: 13	H: 3 LOB: 2 BB: 0 P: 20	R: 2 H: 1 E: 2 K: 0 S: 9	H: 1 LOB: 1 BB: 0 P: 17	R: 0 H: 2 E: 0 K: 0 S: 10	H: 0 LOB: 1 BB: 0 P: 19	R: 0 H: 0 E: 0 K: 1 S: 7	H: 0 LOB: 0 BB: 0 P: 12	R: 1 H: 2 E: 1 K: 1 S: 13	H: 2 LOB: 3 BB: 1 P: 25	R: 0 H: 1 E: 0 K: 1 S: 8	H: 1 LOB: 0 BB: 0 P: 14	1B: 8 2B: 1 3B: 0 HR: 0	SF: 0 SAC: 0 DP: 1 HBP: 0	WP: 1 PB: 0 SB: 0 CS: 0	PA: 40							
PITCHER	IP	WLS	BF	H	R	ER	SO	BB	IBB	HBP	BLK	WP	HR	S	P	ERA	WHIP										
54 Ervin Santana, R (1, 1) ERA: 3.66	6.0	W	26	6	3	1	5	2	0	0	0	0	0	60	97	1.50	1.333										
65 Trevor May, R (7, 1) ERA: 5.17	1.0	H	3	0	0	0	1	0	0	0	0	0	0	7	12	0.00	0.000										
55 Taylor Rogers, L (8, 1) ERA: 2.7	0.1	H	4	1	1	0	1	1	0	0	0	0	0	8	17	0.00	6.000										
59 Michael Tonkin, R (8, 1) ERA: 3.83	0.2	H	3	1	0	0	0	0	0	0	0	0	0	5	8	0.00	1.500										
57 Ryan Pressly, R (9, 1) ERA: 3.67	1.0	S	4	1	0	0	1	0	0	0	0	1	0	8	14	0.00	1.000										

Chicago White Sox @ Minnesota Twins
Target Field, Minneapolis, MN
Sun Jul 31 2016, 1:13 PM - 3:51 PM CDT
Att: 29,670 - Partly Cloudy - 80 F

AB 37
R 4
H 9
RBI 2
BB 3
SO 8
LOB 18



Batter	1	2	3	4	5	6	7	8	9	AB	R	H	RBI	BB	SO	LOB	BOTTOM										
2 Brian Dozier, R (1, 10) OBP: 0.339, SLG: 0.485										4	3	3	2	0	0	1											
36 Robbie Grossman, S (1, 7) OBP: 0.402, SLG: 0.435										4	1	1	1	0	1	1											
7 Joe Mauer, L (9, 3) OBP: 0.364, SLG: 0.373										4	0	0	0	0	2	1											
22 Miguel Sanó, R (1, 5) OBP: 0.333, SLG: 0.449										2	2	2	2	2	0	0											
19 Kennys Vargas, S (1, 3) OBP: 0.446, SLG: 0.683										0	0	0	0	0	0	0											
26 Max Kepler, L (8, PR) OBP: 0.325, SLG: 0.497										4	0	1	0	0	1	3											
5 Eduardo Escobar, S (1, 6) OBP: 0.290, SLG: 0.394										4	0	1	1	0	1	2											
11 Jorge Polanco, S (1, 4) OBP: 0.341, SLG: 0.457										4	0	1	0	0	0	2											
39 Danny Santana, S (1, 9) OBP: 0.287, SLG: 0.350										3	0	0	0	0	1	1											
37 Juan Centeno, L (1, 2) OBP: 0.291, SLG: 0.381										0	0	0	0	1	0	0											
25 Byron Buxton, R (1, 8) OBP: 0.254, SLG: 0.325										2	0	0	0	0	2	0											
20 Eddie Rosario, L (3, 8) OBP: 0.266, SLG: 0.398										1B: 4 2B: 2 3B: 0 HR: 3	SF: 0 SAC: 0 DP: 1 HBP: 0	WP: 1 PB: 0 SB: 1 CS: 0	PA: 34														
Inning Stats	R: 3 H: 4 E: 0 K: 1 S: 20	H: 4 LOB: 1 BB: 0 P: 27	R: 0 H: 0 E: 0 K: 0 S: 6	H: 0 LOB: 1 BB: 1 P: 15	R: 1 H: 2 E: 0 K: 2 S: 12	H: 2 LOB: 1 BB: 0 P: 14	R: 0 H: 0 E: 0 K: 2 S: 10	H: 0 LOB: 0 BB: 0 P: 11	R: 1 H: 1 E: 0 K: 0 S: 9	H: 1 LOB: 1 BB: 1 P: 17	R: 0 H: 1 E: 0 K: 1 S: 5	H: 1 LOB: 0 BB: 0 P: 6	R: 1 H: 1 E: 0 K: 2 S: 15	H: 1 LOB: 0 BB: 0 P: 25	R: 0 H: 0 E: 0 K: 0 S: 7	H: 0 LOB: 1 BB: 1 P: 13	1B: 4 2B: 2 3B: 0 HR: 3	SF: 0 SAC: 0 DP: 1 HBP: 0	WP: 1 PB: 0 SB: 1 CS: 0	PA: 34							
PITCHER	IP	WLS	BF	H	R	ER	SO	BB	IBB	HBP	BLK	WP	HR	S	P	ERA	WHIP										
55 Carlos Rodón, L (1, 1) ERA: 4.67	6.1	L	27	8	5	1	1	1	0	0	0	0	1	68	99	7.11	1.579										
51 Carson Fulmer, R (7, 1) ERA: 13.5	1.2		7	1	1	1	1	1	0	0	0	0	1	16	29	5.40	1.200										

Chicago White Sox @ Minnesota Twins
Target Field, Minneapolis, MN
Sun Jul 31 2016, 1:13 PM - 3:51 PM CDT
Att: 29,670 - Partly Cloudy - 80 F

AB 31
R 6
H 9
RBI 6
BB 3
SO 8
LOB 11




Batter	1	2	3	4	5	6	7	8	9	AB	R	H	RBI	BB	SO	LOB	TOP							
2 Brian Dozier, R OBP: 0.336, SLG: 0.480	 FF 91, SL 88, CH 87, FF 92, SL 88, CH 87	 SL 88, CH 87, FF 92, SL 88, CH 87	 SL 88, CH 87, FF 92, SL 88, CH 87		 FF 94, SL 88, CH 87, FF 92, SL 88, CH 87		 FC 92, SL 88, CH 87, FF 94, SL 88, CH 87		 FF 93, SL 88, CH 87, FF 94, SL 88, CH 87	6	0	1	0	0	2	5								
7 Joe Mauer, L OBP: 0.370, SLG: 0.390	 FF 92, SL 88, CH 87, FF 93, SL 88, CH 87		 FF 90, SL 88, CH 87, FF 91, SL 88, CH 87		 FF 90, SL 88, CH 87, FF 91, SL 88, CH 87		 FF 94, SL 88, CH 87, FF 92, SL 88, CH 87	 FF 94, SL 88, CH 87, FF 92, SL 88, CH 87	 FF 94, SL 88, CH 87, FF 93, SL 88, CH 87	5	4	4	1	1	0	1								
26 Max Kepler, L OBP: 0.332, SLG: 0.547	 FF 94, SL 88, CH 87, FF 94, SL 88, CH 87		 FF 94, SL 88, CH 87, FF 94, SL 88, CH 87		 FF 94, SL 88, CH 87, FF 94, SL 88, CH 87		 FF 94, SL 88, CH 87, FF 94, SL 88, CH 87	 FF 94, SL 88, CH 87, FF 94, SL 88, CH 87	 SL 88, CH 87, FF 94, SL 88, CH 87	6	3	4	6	0	0	1								
19 Kennys Vargas, S OBP: 0.425, SLG: 0.631	 FF 94, SL 88, CH 87, FF 94, SL 88, CH 87		 FF 94, SL 88, CH 87, FF 94, SL 88, CH 87		 FF 94, SL 88, CH 87, FF 94, SL 88, CH 87		 FF 94, SL 88, CH 87, FF 94, SL 88, CH 87	 FF 94, SL 88, CH 87, FF 94, SL 88, CH 87	 FF 94, SL 88, CH 87, FF 94, SL 88, CH 87	5	1	0	0	1	3	3								
8 Kurt Suzuki, R OBP: 0.322, SLG: 0.439	 FF 94, SL 88, CH 87, FF 94, SL 88, CH 87		 FF 94, SL 88, CH 87, FF 94, SL 88, CH 87		 FF 94, SL 88, CH 87, FF 94, SL 88, CH 87		 FF 94, SL 88, CH 87, FF 94, SL 88, CH 87	 FF 94, SL 88, CH 87, FF 94, SL 88, CH 87		5	1	2	0	0	1	2								
5 Eduardo Escobar, S OBP: 0.293, SLG: 0.394	 SL 88, CH 87, FF 94, SL 88, CH 87		 FF 94, SL 88, CH 87, FF 94, SL 88, CH 87		 FF 94, SL 88, CH 87, FF 94, SL 88, CH 87		 FF 94, SL 88, CH 87, FF 94, SL 88, CH 87	 FF 94, SL 88, CH 87, FF 94, SL 88, CH 87		5	1	2	1	0	1	1								
20 Eddie Rosario, L OBP: 0.275, SLG: 0.415		 FF 94, SL 88, CH 87, FF 94, SL 88, CH 87	 FF 94, SL 88, CH 87, FF 94, SL 88, CH 87		 FF 94, SL 88, CH 87, FF 94, SL 88, CH 87		 FF 94, SL 88, CH 87, FF 94, SL 88, CH 87	 FF 94, SL 88, CH 87, FF 94, SL 88, CH 87		4	2	2	1	1	0	0								
11 Jorge Polanco, S OBP: 0.348, SLG: 0.550		 FF 94, SL 88, CH 87, FF 94, SL 88, CH 87	 FF 94, SL 88, CH 87, FF 94, SL 88, CH 87		 FF 94, SL 88, CH 87, FF 94, SL 88, CH 87		 FF 94, SL 88, CH 87, FF 94, SL 88, CH 87	 FF 94, SL 88, CH 87, FF 94, SL 88, CH 87		5	0	2	3	0	1	2								
39 Danny Santana, S OBP: 0.295, SLG: 0.353		 FF 94, SL 88, CH 87, FF 94, SL 88, CH 87	 FF 94, SL 88, CH 87, FF 94, SL 88, CH 87		 FF 94, SL 88, CH 87, FF 94, SL 88, CH 87		 FF 94, SL 88, CH 87, FF 94, SL 88, CH 87	 FF 94, SL 88, CH 87, FF 94, SL 88, CH 87		4	0	2	0	1	1	1								
Inning Stats	R: 2 E: 0 K: 1 S: 11	H: 3 LOB: 1 BB: 1 P: 22	R: 1 E: 0 K: 2 S: 12	H: 1 LOB: 0 BB: 0 P: 18	R: 5 E: 0 K: 0 S: 18	H: 4 LOB: 1 BB: 2 P: 31	R: 0 E: 0 K: 1 S: 11	H: 1 LOB: 1 BB: 0 P: 20	R: 0 E: 0 K: 0 S: 7	H: 1 LOB: 2 BB: 1 P: 14	R: 2 E: 0 K: 1 S: 10	H: 2 LOB: 0 BB: 0 P: 15	R: 0 E: 0 K: 2 S: 13	H: 1 LOB: 1 BB: 0 P: 18	R: 2 E: 0 K: 1 S: 15	H: 4 LOB: 2 BB: 0 P: 19	R: 0 E: 0 K: 1 S: 15	H: 2 LOB: 2 BB: 0 P: 22	1B: 9 2B: 3 HR: 5	SF: 0 SAC: 0 DP: 0 HBP: 0	WP: 0 PB: 0 SB: 0 CS: 1	PA: 49		
PITCHER	IP WLS BF H R ER SO BB IBB HBP BLK WP HR S P ERA WHIP	2.0 L 13 6 6 6 3 2 0 0 0 0 3 31 55 27.00 4.000	3.1 1.0 6 2 2 2 0 1 0 0 0 0 10 16 18.00 3.000	4.1 1.2 8 2 0 0 1 1 0 0 0 0 17 33 0.00 1.800	5.1 2.1 10 3 2 2 3 0 0 0 0 1 24 34 7.71 1.286	8.1 0.1 2 1 1 1 0 0 0 0 0 1 6 8 27.00 3.000																		
31 Danny Salazar, R ERA: 3.38																								
49 Austin Adams, R ERA: 5.29																								
57 Kyle Crockett, L ERA: 5.79																								
56 Cody Anderson, R ERA: 7.13																								
24 Andrew Miller, L ERA: 1.59																								

Minnesota Twins @ Cleveland Indians
 Progressive Field, Cleveland, OH
 Mon Aug 01 2016, 7:12 PM - 10:22 PM EDT
 Att: 15,018 - Clear - 79 F

AB 45
R 12
H 19
RBI 12
BB 4
SO 9
LOB 16

livebaseballscores.com



Batter	1	2	3	4	5	6	7	8	9	AB	R	H	RBI	BB	SO	LOB	BOTTOM							
41 Carlos Santana, S OBP: 0.342, SLG: 0.471	 FF 94, SL 88, CH 87, FF 94, SL 88, CH 87		 CH 86, SL 88, CH 87, SL 88, CH 87		 SL 88, CH 87, FF 94, SL 88, CH 87			 CH 89, SL 88, CH 87, SL 88, CH 87		4	1	1	0	0	1	0								
22 Jason Kipnis, L OBP: 0.342, SLG: 0.489	 FF 96, SL 88, CH 87, FF 96, SL 88, CH 87		 SL 94, CH 85, CH 84		 SL 92, FF 93, SL 88, CH 87, FF 94, SL 88, CH 87		 SL 92, FF 93, SL 88, CH 87, FF 94, SL 88, CH 87	 SL 88, CH 87, FF 94, SL 88, CH 87		4	0	0	0	0	1	1								
12 Francisco Lindor, S OBP: 0.359, SLG: 0.452	 SL 95, CH 87, SL 94		 SL 92, FF 93, SL 88, CH 87, FF 94, SL 88, CH 87		 SL 94, CH 85, CH 84		 SL 90, FF 93, SL 88, CH 87, FF 94, SL 88, CH 87	 SL 90, FF 93, SL 88, CH 87, FF 94, SL 88, CH 87		3	1	1	0	0	0	0								
9 Erik González, R OBP: 0.222, SLG: 0.125	 SL 95, CH 87, SL 94		 SL 95, CH 87, SL 94		 SL 95, CH 87, SL 94		 SL 95, CH 87, SL 94	 SL 95, CH 87, SL 94		1	0	0	0	0	1	1								
26 Mike Napoli, R OBP: 0.335, SLG: 0.503	 SL 95, CH 87, SL 94		 SL 95, CH 87, SL 94		 SL 92, FF 93, SL 88, CH 87, FF 94, SL 88, CH 87		 SL 92, FF 93, SL 88, CH 87, FF 94, SL 88, CH 87	 SL 92, FF 93, SL 88, CH 87, FF 94, SL 88, CH 87		3	2	2	2	0	0	0								
38 Chris Gimenez, R OBP: 0.236, SLG: 0.273	 SL 95, CH 87, SL 94		 SL 95, CH 87, SL 94		 SL 92, FF 93, SL 88, CH 87, FF 94, SL 88, CH 87		 SL 92, FF 93, SL 88, CH 87, FF 94, SL 88, CH 87	 SL 92, FF 93, SL 88, CH 87, FF 94, SL 88, CH 87		0	0	0	0	0	0	0								
11 José Ramírez, S OBP: 0.355, SLG: 0.415	 SL 93, CH 84, SL 94		 SL 92, FF 93, SL 88, CH 87, FF 94, SL 88, CH 87		 SL 92, FF 93, SL 88, CH 87, FF 94, SL 88, CH 87		 SL 92, FF 93, SL 88, CH 87, FF 94, SL 88, CH 87	 SL 92, FF 93, SL 88, CH 87, FF 94, SL 88, CH 87		4	1	2	1	0	0	0								
8 Lonnie Chisenhall, L OBP: 0.349, SLG: 0.462	 SL 94, CH 87, SL 94		 SL 94, CH 87, SL 94		 SL 94, CH 87, SL 94		 SL 94, CH 87, SL 94	 SL 94, CH 87, SL 94		3	0	1	2	1	1	2								
20 Rajai Davis, R OBP: 0.317, SLG: 0.403	 FF 92, SL 88, CH 87, FF 93, SL 88, CH 87		 FF 92, SL 88, CH 87, FF 93, SL 88, CH 87		 FF 92, SL 88, CH 87, FF 93, SL 88, CH 87		 FF 92, SL 88, CH 87, FF 93, SL 88, CH 87	 FF 92, SL 88, CH 87, FF 93, SL 88, CH 87		4	0	0	0	0	3	2								
72 Tyler Naquin, L OBP: 0.392, SLG: 0.617		 SL 93, CH 85, SL 94		 SL 91, FF 93, SL 88, CH 87, FF 94, SL 88, CH 87		 SL 91, FF 93, SL 88, CH 87, FF 94, SL 88, CH 87		 SL 91, FF 93, SL 88, CH 87, FF 94, SL 88, CH 87		4	0	0	0	0	2	1								
55 Roberto Pérez, R OBP: 0.293, SLG: 0.069		 FF 94, SL 88, CH 87, FF 94, SL 88, CH 87		 FF 94, SL 88, CH 87, FF 94, SL 88, CH 87		 FF 94, SL 88, CH 87, FF 94, SL 88, CH 87		 FF 94, SL 88, CH 87, FF 94, SL 88, CH 87		4	0	0	0	0	1	1								
Inning Stats	R: 3 E: 0 K: 1 S: 16	H: 3 LOB: 1 BB: 0 P: 28	R: 0 E: 0 K: 0 S: 9	H: 0 LOB: 0 BB: 0 P: 11	R: 0 E: 0 K: 0 S: 8	H: 0 LOB: 0 BB: 0 P: 14	R: 0 E: 0 K: 2 S: 8	H: 0 LOB: 0 BB: 0 P: 13	R: 0 E: 0 K: 1 S: 6	H: 2 LOB: 2 BB: 0 P: 10	R: 0 E: 0 K: 1 S: 15	H: 2 LOB: 0 BB: 0 P: 23	R: 0 E: 0 K: 1 S: 8	H: 0 LOB: 0 BB: 0 P: 13	R: 2 E: 0 K: 1 S: 13	H: 2 LOB: 0 BB: 0 P: 16	R: 0 E: 0 K: 3 S: 12	H: 0 LOB: 1 BB: 1 P: 21	1B: 5 2B: 1 3B: 0 HR: 1	SF: 0 SAC: 0 DP: 0 HBP: 1	WP: 0 PB: 0 SB: 0 CS: 0	PA: 36		
PITCHER	IP WLS BF H R ER SO BB IBB HBP BLK WP HR S P ERA WHIP	6.0 W 24 8 2 2 2 2 0 0 0 0 1 21 29 9.00 1.000	3.0 2.0 8 2 2 2 0 0 0 0 0 1 21 29 9.00 1.000	4.0 1.0 4 0 0 0 3 1 0 0 0 0 12 21 0.00 1.000																				
17 José Berrios, R ERA: 8.57																								
62 Buddy Bosher, L ERA: 3.6																								
65 Trevor May, R ERA: 5.03																								

Minnesota Twins @ Cleveland Indians
 Progressive Field, Cleveland, OH
 Mon Aug 01 2016, 7:12 PM - 10:22 PM EDT
 Att: 15,018 - Clear - 79 F

AB 34
R 5
H 7
RBI 5
BB 1
SO 10
LOB 8



Batter	1	2	3	4	5	6	7	8	9	AB	R	H	RBI	BB	SO	LOB	TOP			
2 Brian Dozier, R OBP: 0.340, SLG: 0.509										4	0	1	1	0	0	0				
7 Joe Mauer, L OBP: 0.383, SLG: 0.417										4	0	2	2	1	1	0				
26 Max Kepler, L OBP: 0.343, SLG: 0.544										4	0	0	0	1	3	4				
22 Miguel Sanó, R OBP: 0.341, SLG: 0.460										5	1	3	1	0	2	3				
8 Kurt Suzuki, R OBP: 0.316, SLG: 0.425										5	0	0	0	0	0	4				
36 Robbie Grossman, S OBP: 0.394, SLG: 0.423										4	0	1	0	0	2	2				
5 Eduardo Escobar, S OBP: 0.287, SLG: 0.392										3	1	0	0	1	0	1				
11 Jorge Polanco, S OBP: 0.368, SLG: 0.560										3	2	1	0	0	0	0				
25 Byron Buxton, R OBP: 0.247, SLG: 0.315										2	0	0	0	0	2	1				
20 Eddie Rosario, L OBP: 0.287, SLG: 0.440										2	2	2	2	0	0	0				
Inning Stats	R: 0 H: 1 E: 0 K: 2 S: 13	H: 1 LOB: 1 BB: 0 P: 21	R: 0 H: 0 E: 0 K: 1 S: 8	H: 0 LOB: 0 BB: 0 P: 11	R: 1 H: 2 E: 0 K: 3 S: 18	H: 2 LOB: 2 BB: 1 P: 28	R: 0 H: 0 E: 0 K: 0 S: 6	H: 0 LOB: 0 BB: 0 P: 11	R: 0 H: 1 E: 0 K: 1 S: 14	H: 2 LOB: 2 BB: 1 P: 24	R: 2 H: 1 E: 0 K: 1 S: 8	H: 1 LOB: 0 BB: 1 P: 14	R: 1 H: 2 E: 0 K: 0 S: 10	H: 2 LOB: 1 BB: 0 P: 16	R: 2 H: 3 E: 1 K: 1 S: 11	H: 3 LOB: 2 BB: 0 P: 21	1B: 5 2B: 2 3B: 1 HR: 2	SF: 0 SAC: 2 DP: 0 HBP: 0	WP: 0 PB: 0 SB: 1 CS: 0	PA: 41
PITCHER	IP	WLS	BF	H	R	ER	SO	BB	IBB	HBP	BLK	WP	HR	S	P	ERA	WHIP			
4 Blake Snell, L ERA: 2.95	5.1		22	4	1	1	7	2	0	0	0	0	0	60	97	1.69	1.125			
30 Erasmo Ramírez, R ERA: 4.09	2.2	L	12	3	3	3	2	1	0	0	0	0	2	24	39	10.12	1.500			
52 Ryan Garton, R ERA: 4.82	1.0		7	3	2	1	1	0	0	0	0	0	0	11	21	9.00	3.000			

Minnesota Twins @ Tampa Bay Rays
Tropicana Field, St. Petersburg, FL
Fri Aug 05 2016, 7:11 PM - 10:07 PM EDT
Att: 12,161 - Dome - 72 F

AB 36
R 6
H 10
RBI 6
BB 3
SO 10
LOB 15

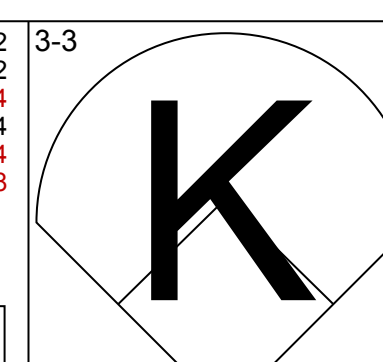
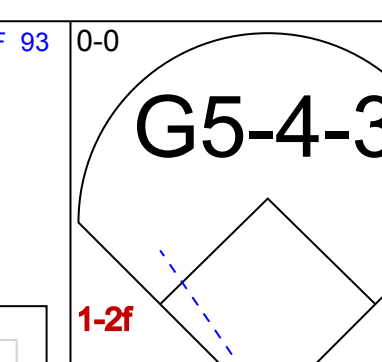
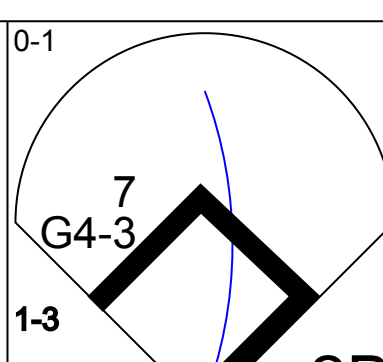
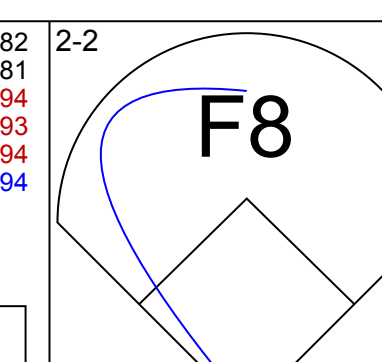
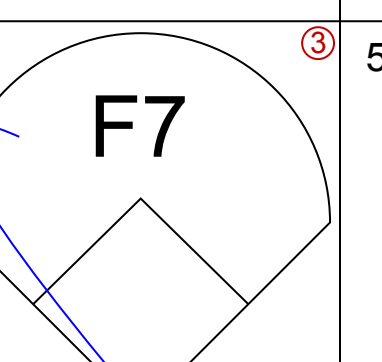
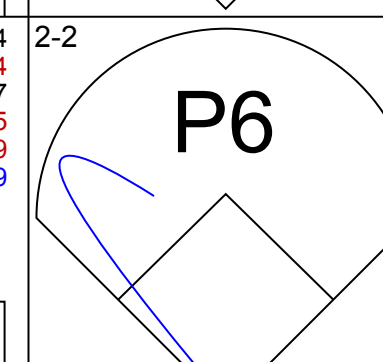
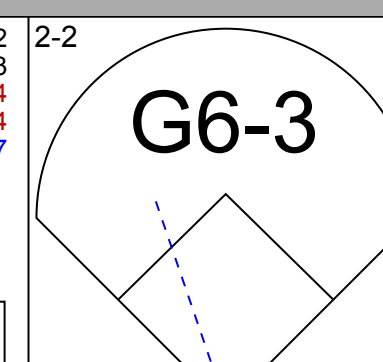
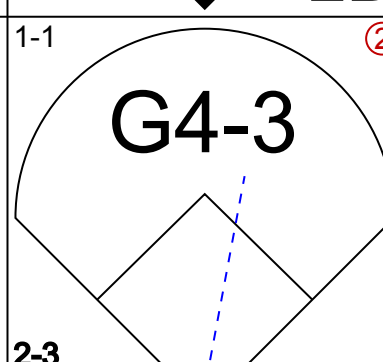
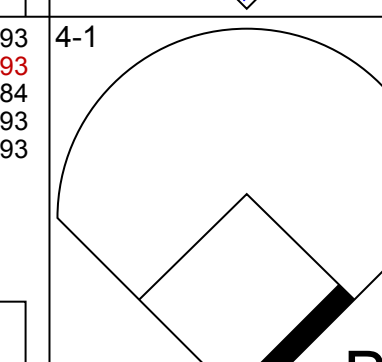
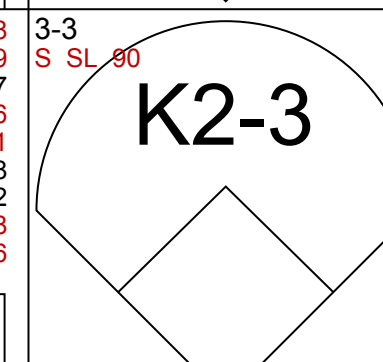
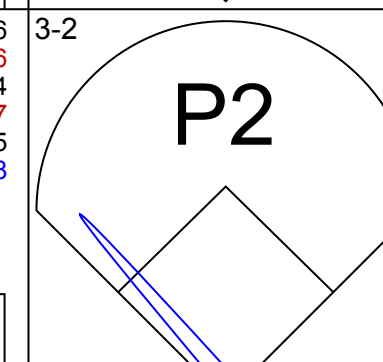
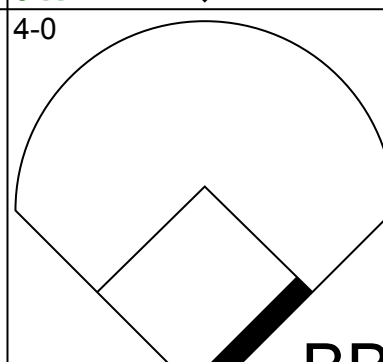
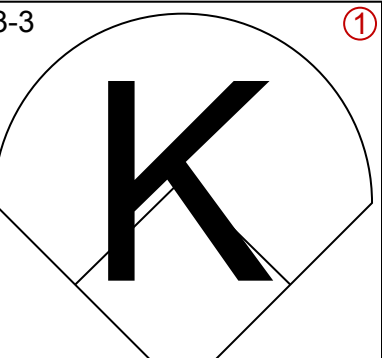
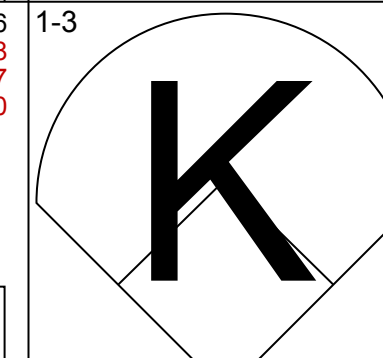
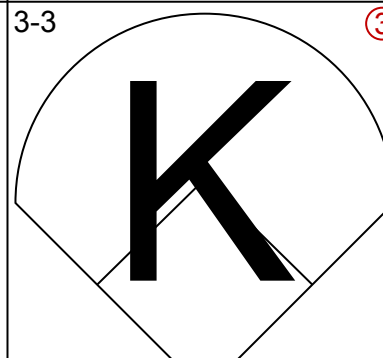
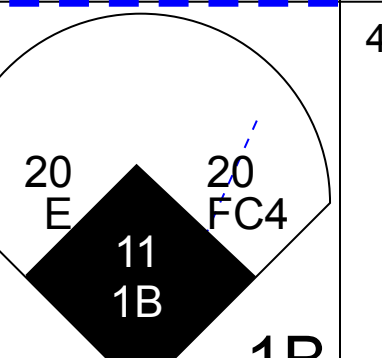
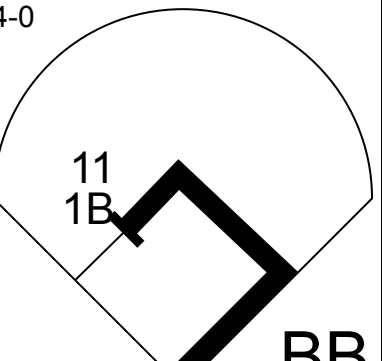
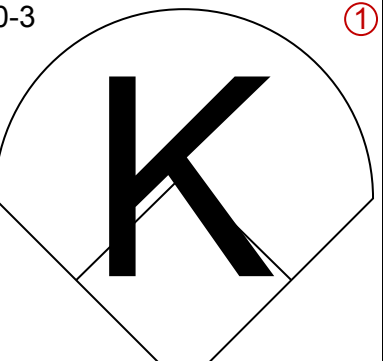
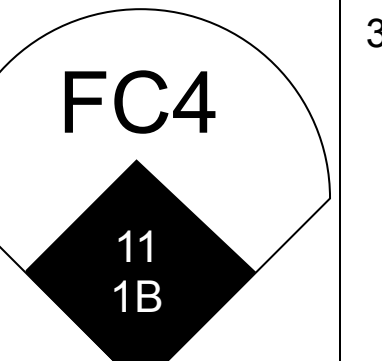
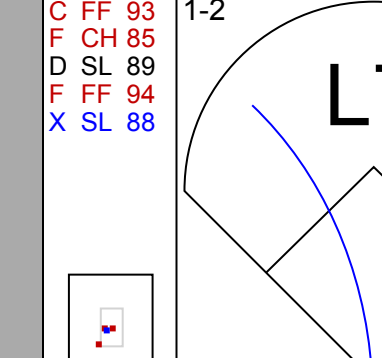
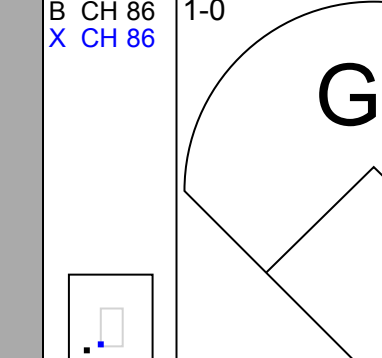
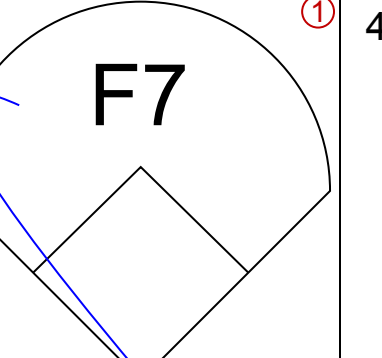
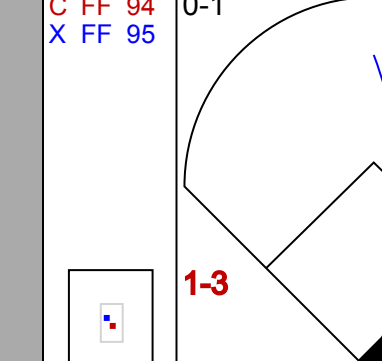
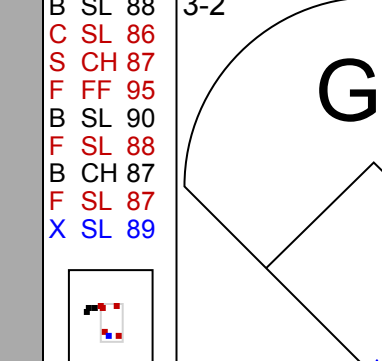
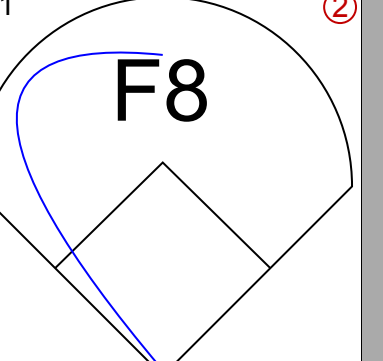
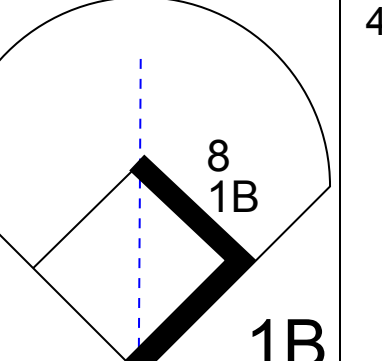
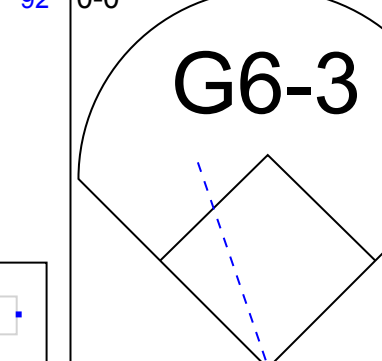
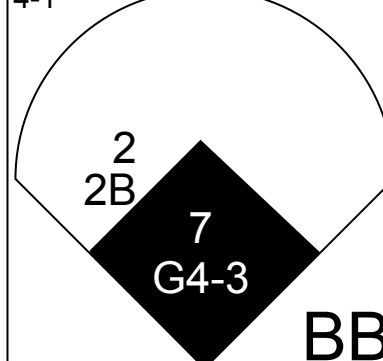

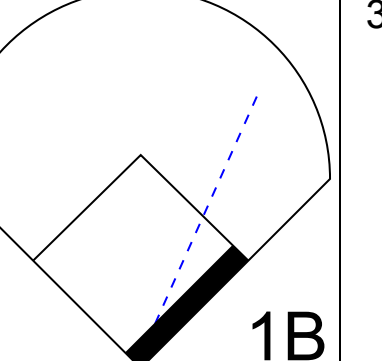
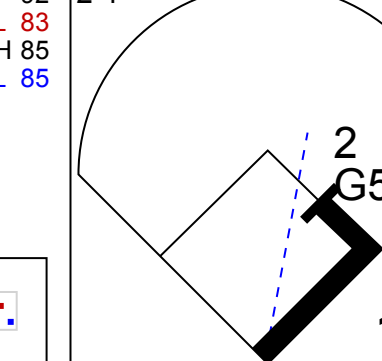

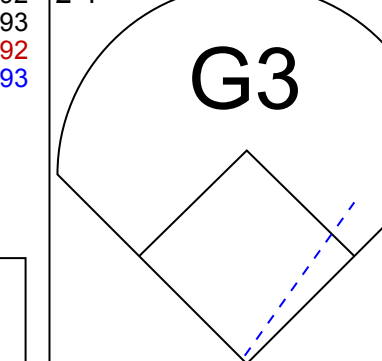
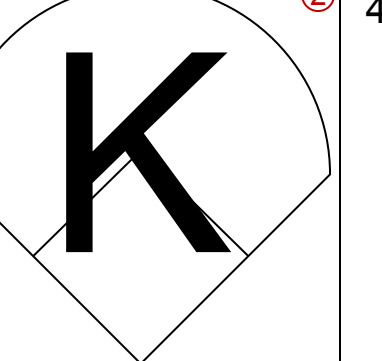


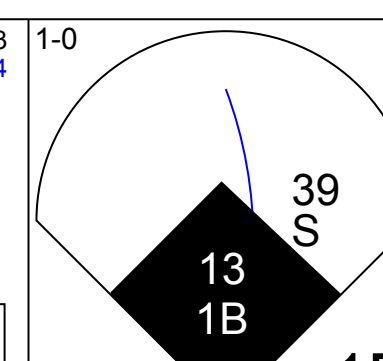
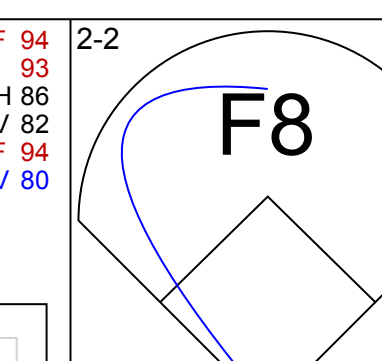
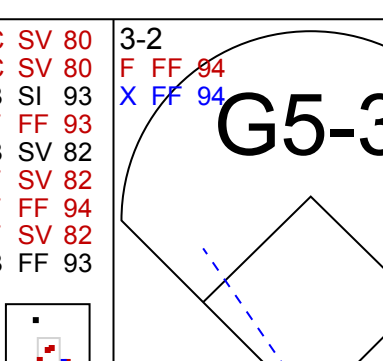
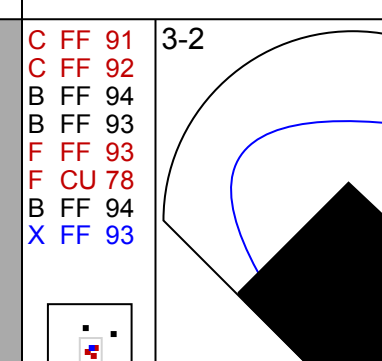
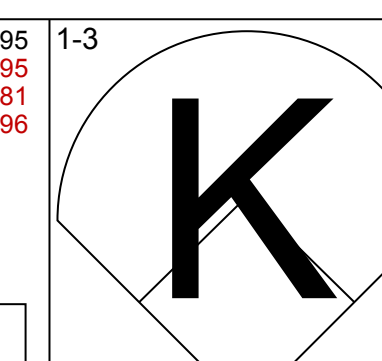
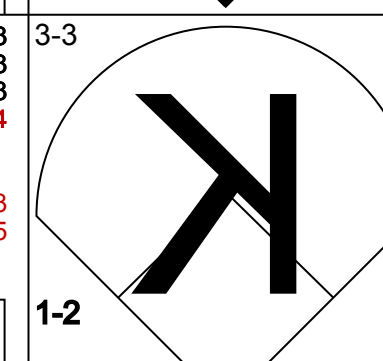
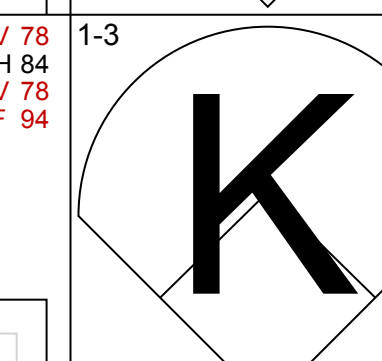
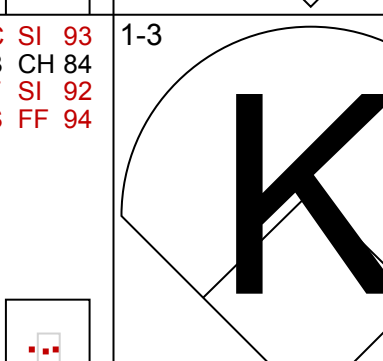
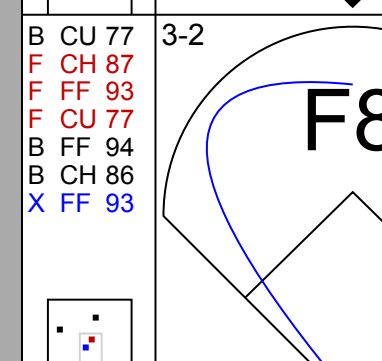
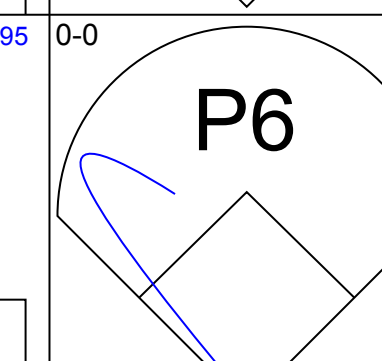
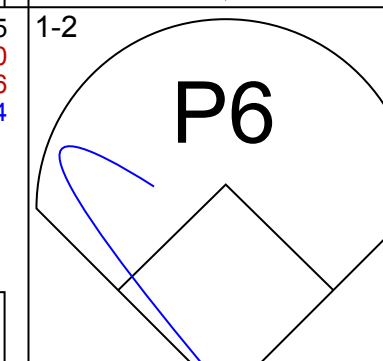
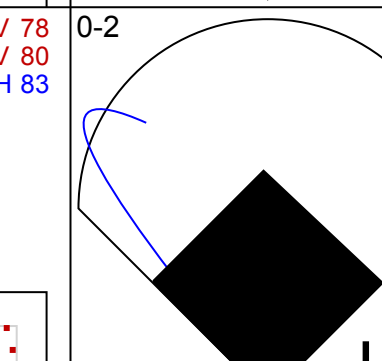
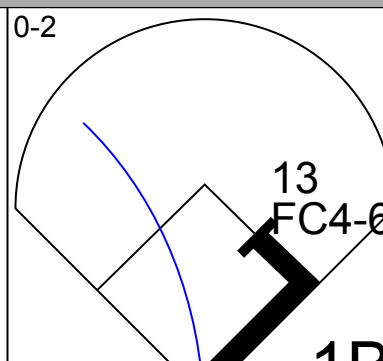

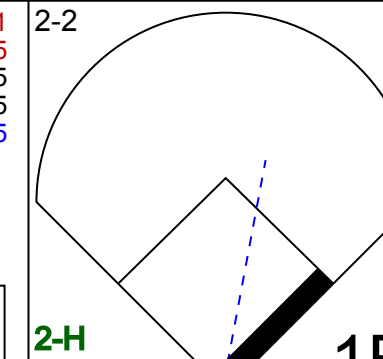
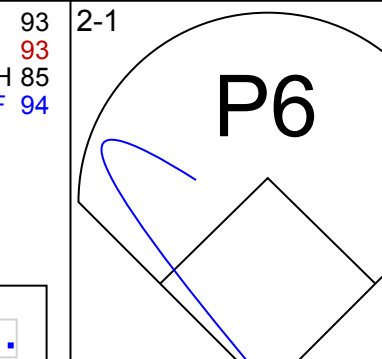
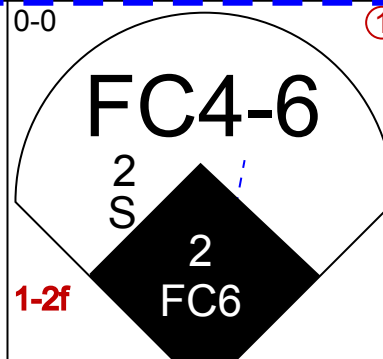

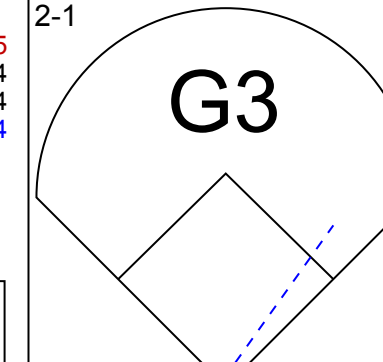
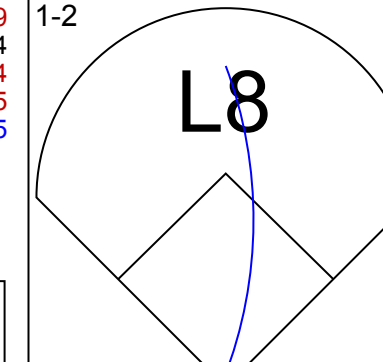
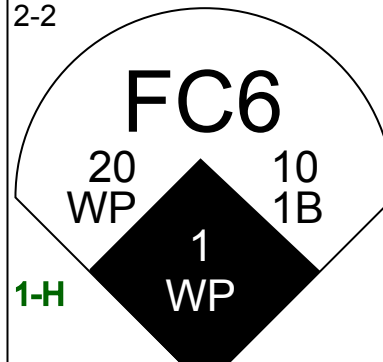

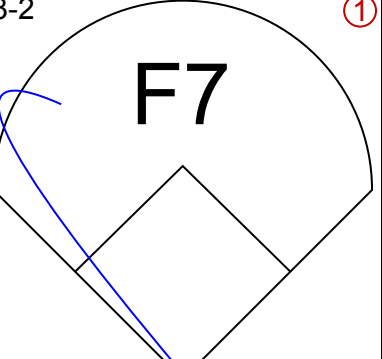
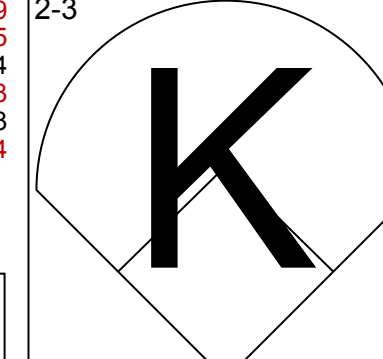
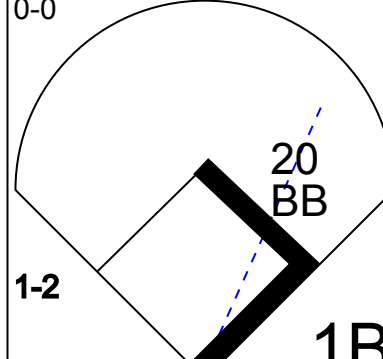
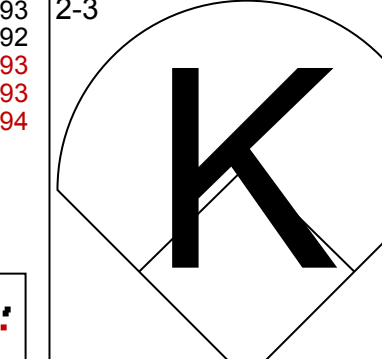
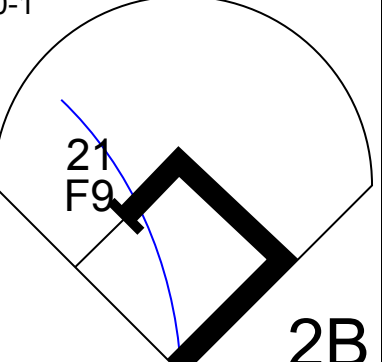
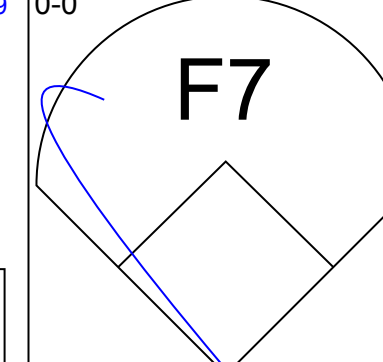
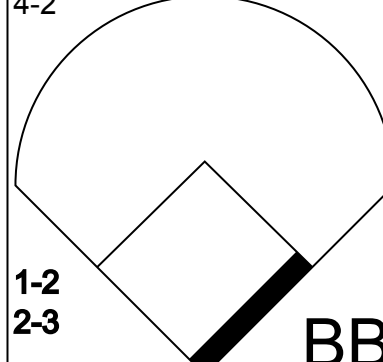
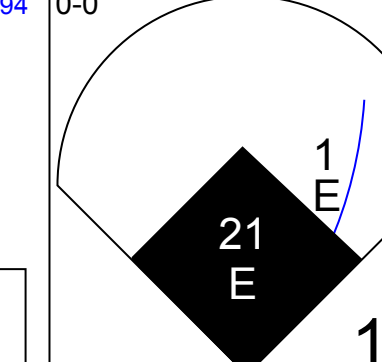
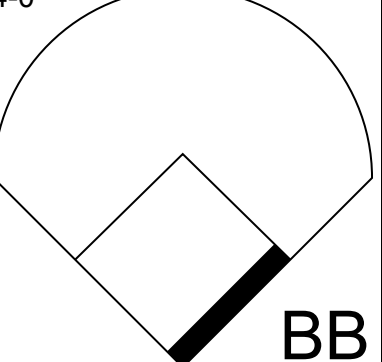
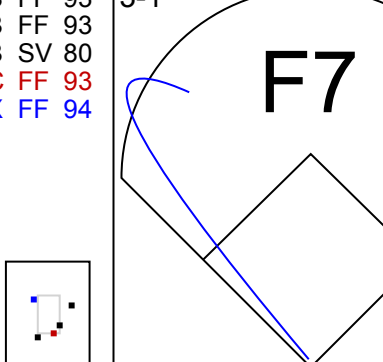
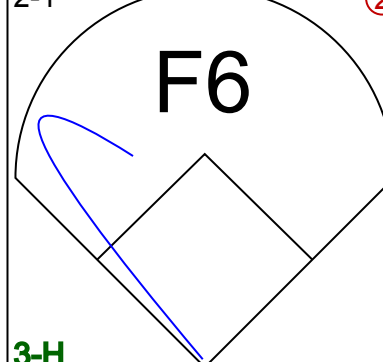
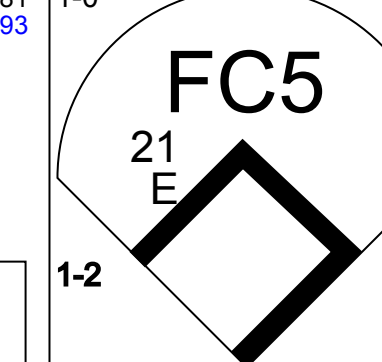
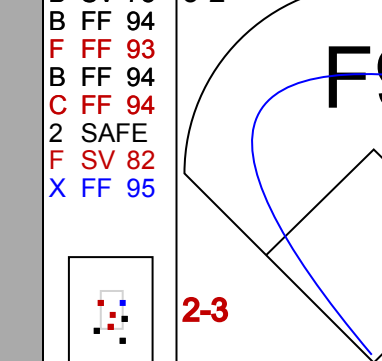
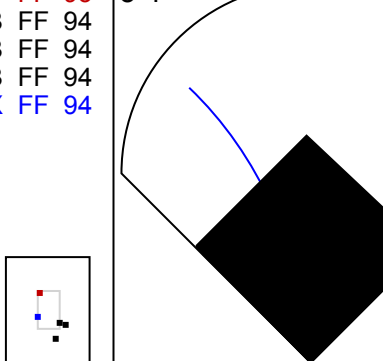
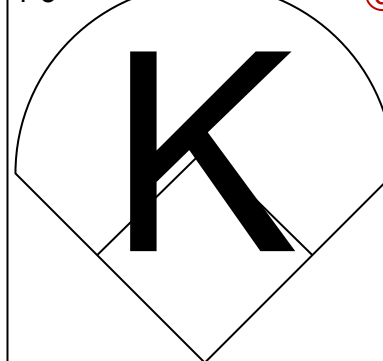
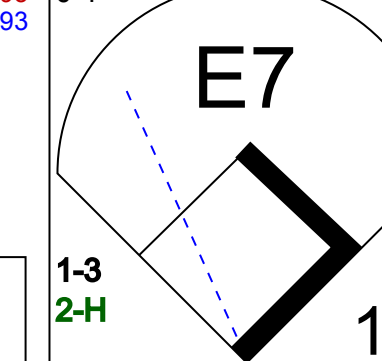
Batter	1	2	3	4	5	6	7	8	9	AB	R	H	RBI	BB	SO	LOB	BOTTOM			
11 Logan Forsythe, R OBP: 0.339, SLG: 0.444										4	1	1	0	0	2	3				
39 Kevin Kiermaier, L OBP: 0.319, SLG: 0.388										4	0	0	0	0	2	3				
3 Evan Longoria, R OBP: 0.327, SLG: 0.519										4	0	0	0	0	1	1				
13 Brad Miller, L OBP: 0.307, SLG: 0.501										4	1	2	1	0	0	0				
2 Nick Franklin, S OBP: 0.364, SLG: 0.420										4	0	1	1	0	0	0				
10 Corey Dickerson, L OBP: 0.283, SLG: 0.451										4	0	0	0	0	1	2				
20 Steven Souza Jr., R OBP: 0.294, SLG: 0.400										3	0	1	0	0	1	0				
1 Tim Beckham, R OBP: 0.275, SLG: 0.432										4	0	2	0	0	0	1				
46 Luke Maile, R OBP: 0.227, SLG: 0.220										3	0	0	0	0	2	3				
Inning Stats	R: 1 H: 3 E: 0 K: 2 S: 15	H: 3 LOB: 2 BB: 0 P: 20	R: 0 H: 0 E: 0 K: 2 S: 9	H: 0 LOB: 0 BB: 0 P: 14	R: 0 H: 0 E: 0 K: 1 S: 10	H: 0 LOB: 0 BB: 0 P: 19	R: 0 H: 1 E: 0 K: 3 S: 14	H: 1 LOB: 2 BB: 0 P: 23	R: 1 H: 1 E: 0 K: 0 S: 5	H: 1 LOB: 0 BB: 0 P: 10	R: 0 H: 1 E: 0 K: 0 S: 13	H: 1 LOB: 1 BB: 0 P: 22	R: 0 H: 0 E: 0 K: 1 S: 7	H: 0 LOB: 0 BB: 0 P: 11	R: 0 H: 1 E: 0 K: 0 S: 8	H: 1 LOB: 1 BB: 0 P: 11	1B: 4 2B: 2 3B: 0 HR: 1	SF: 0 SAC: 0 DP: 0 HBP: 1	WP: 0 PB: 0 SB: 0 CS: 0	PA: 35
PITCHER	IP	WLS	BF	H	R	ER	SO	BB	IBB	HBP	BLK	WP	HR	S	P	ERA	WHIP			
54 Ervin Santana, R ERA: 3.62	6.1	W	26	6	2	2	8	0	0	1	0	0	0	67	108	2.84	0.947			
57 Ryan Pressly, R ERA: 3.49	1.1	H	4	0	0	0	1	0	0	0	0	0	0	11	18	0.00	0.000			
55 Taylor Rogers, R ERA: 2.54	0.1	H	1	0	0	0	0	0	0	0	0	0	0	2	3	0.00	0.000			
27 Brandon Kintzler, R ERA: 2.02	1.0		4	1	0	0	0	0	0	0	0	0	0	8	11	0.00	1.000			

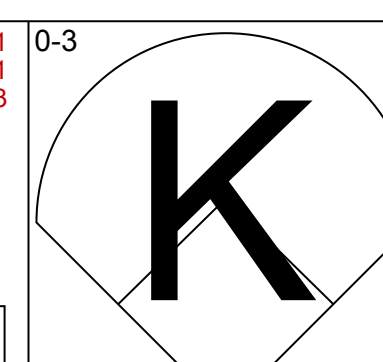
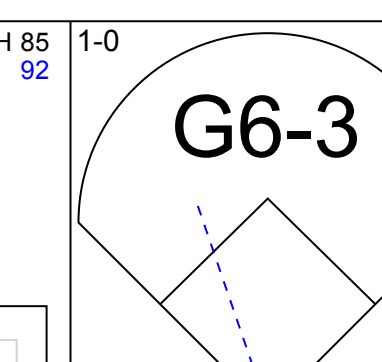
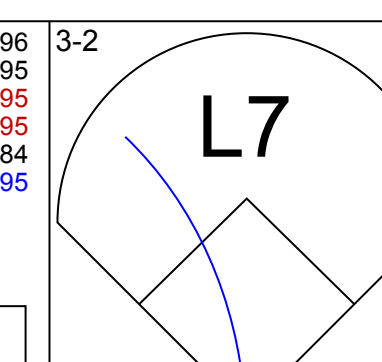
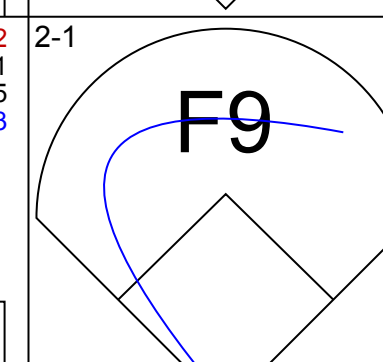
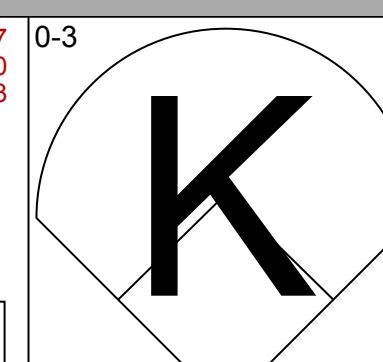
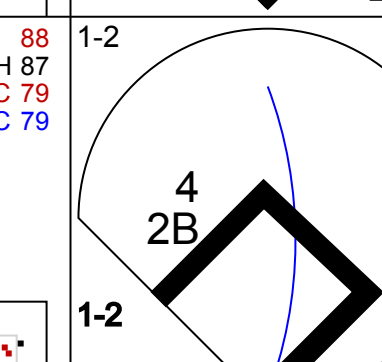
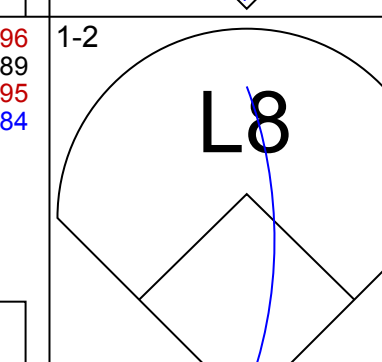
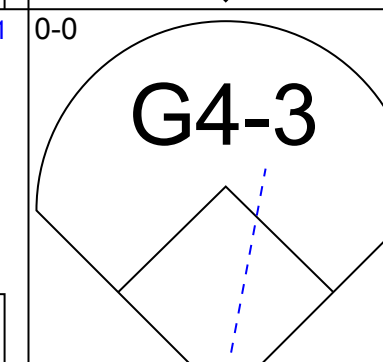
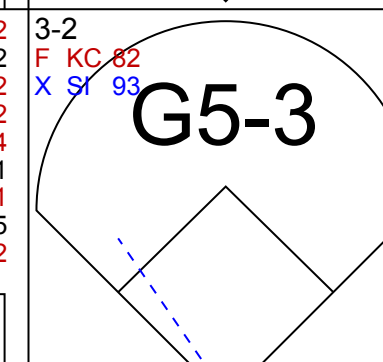
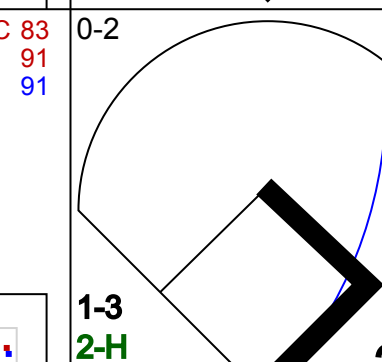
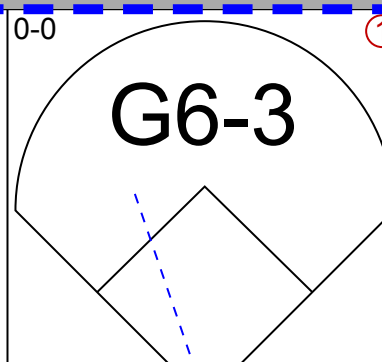
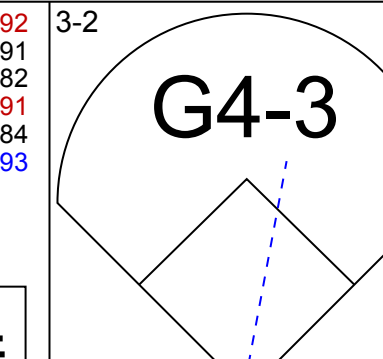
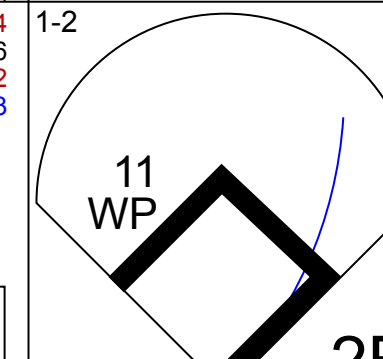
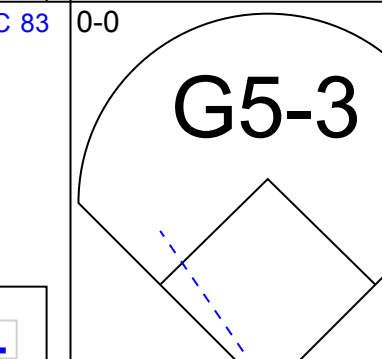
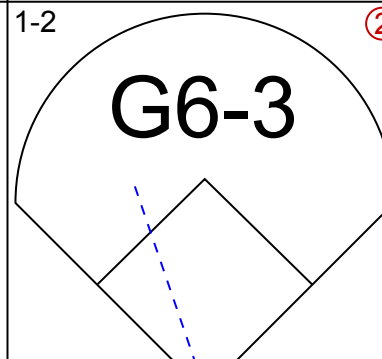
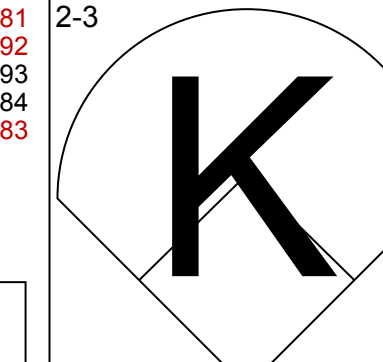
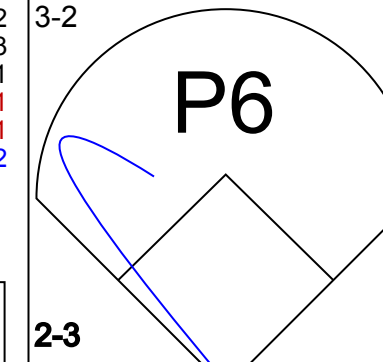
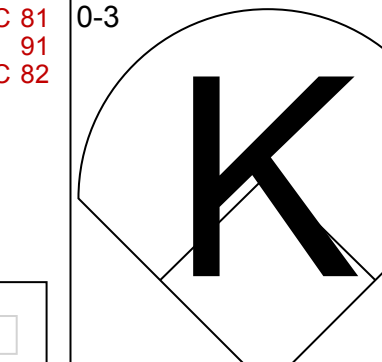
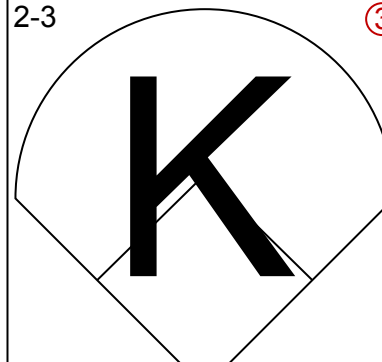
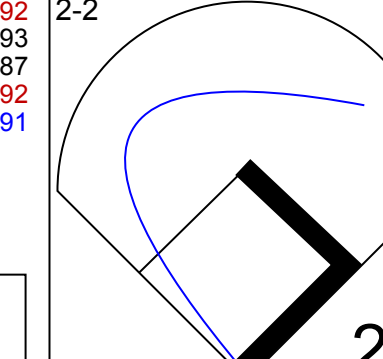
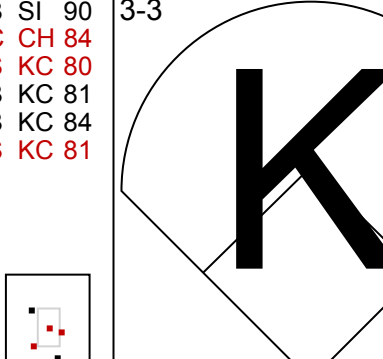
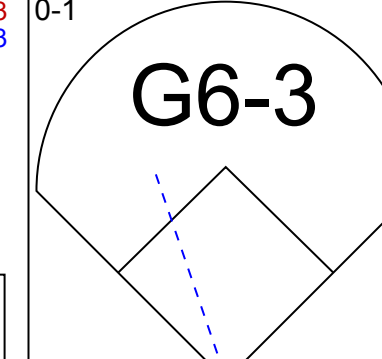
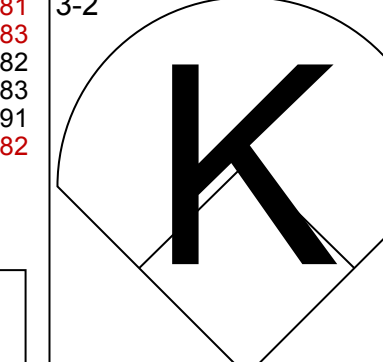
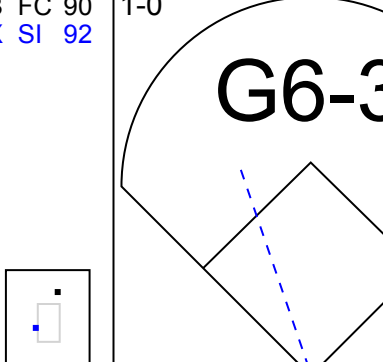
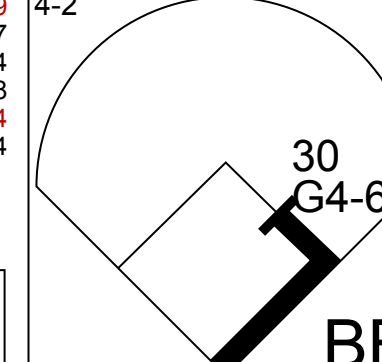
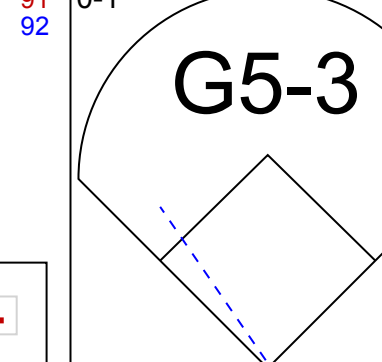
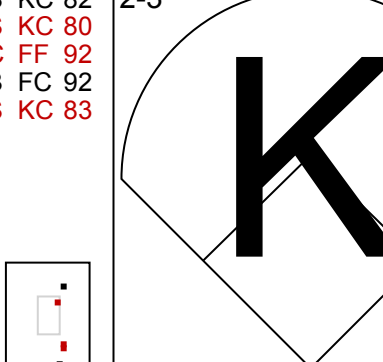
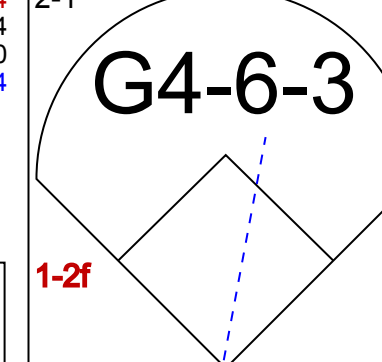
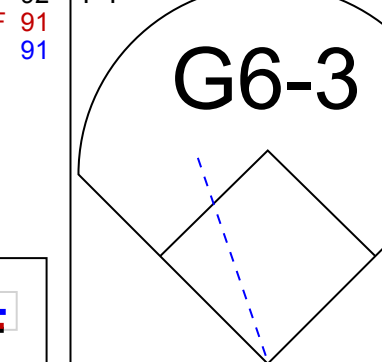
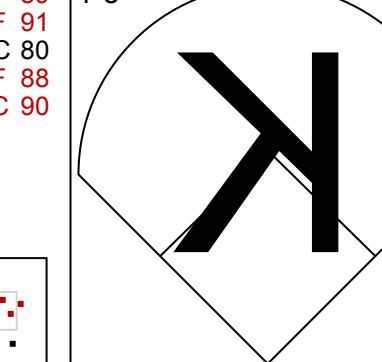
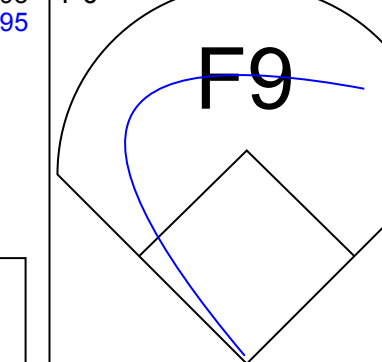
Minnesota Twins @ Tampa Bay Rays
Tropicana Field, St. Petersburg, FL
Fri Aug 05 2016, 7:11 PM - 10:07 PM EDT
Att: 12,161 - Dome - 72 F

AB 34
R 2
H 7
RBI 2
BB 0
SO 9
LOB 13



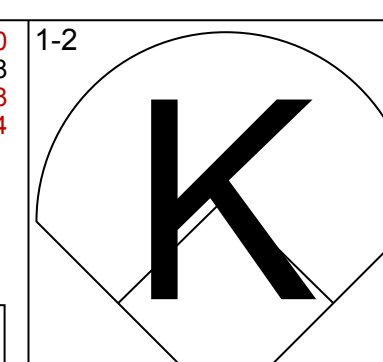
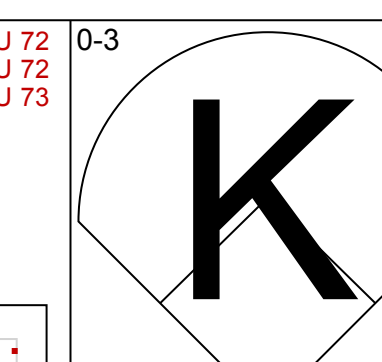
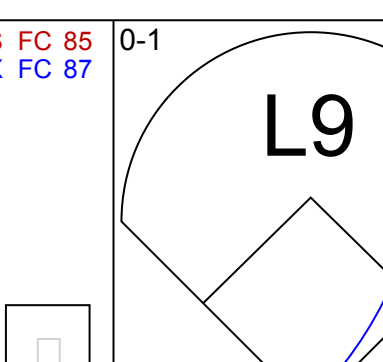
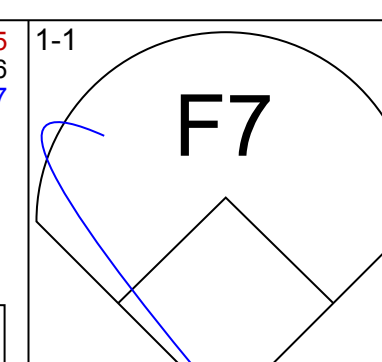
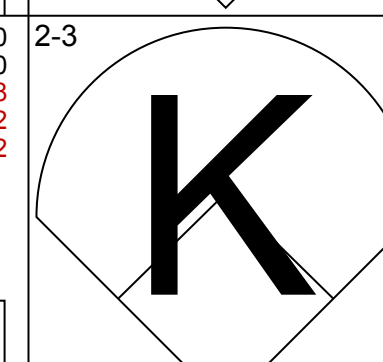
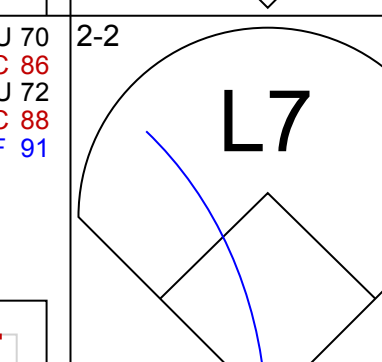
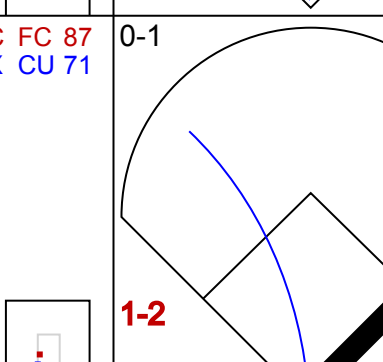
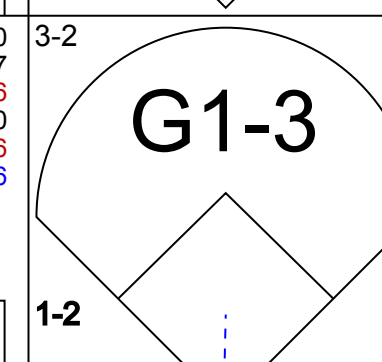

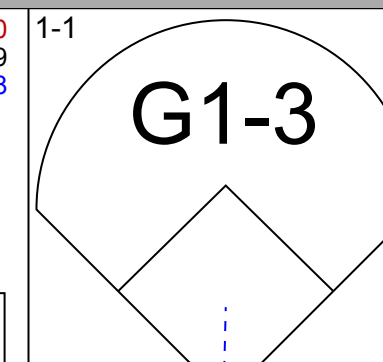
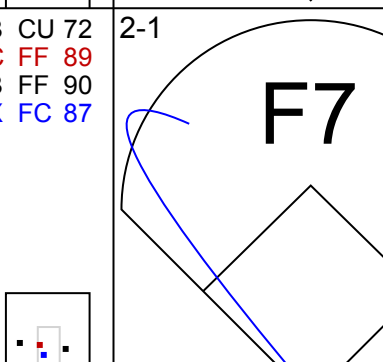
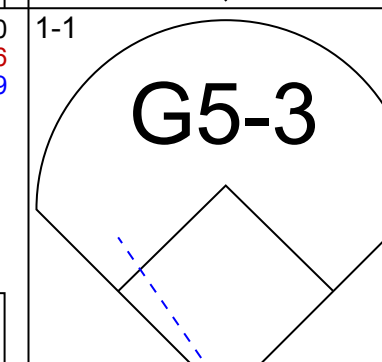
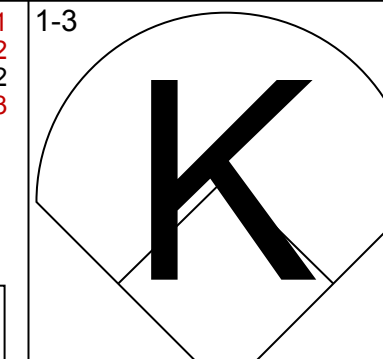
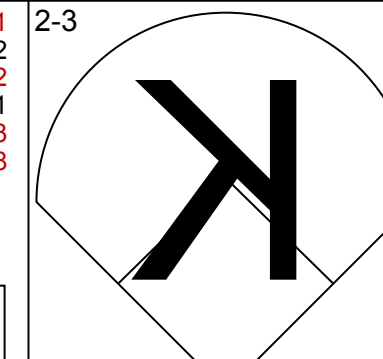
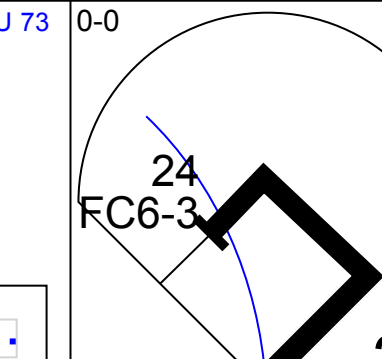
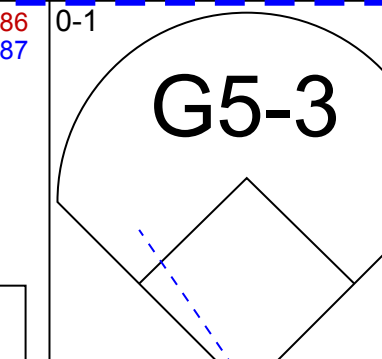
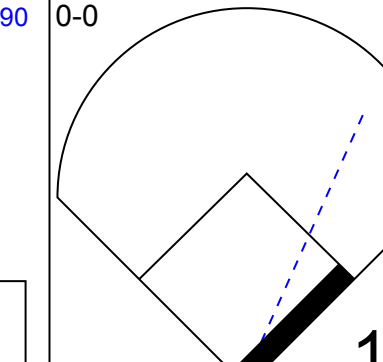
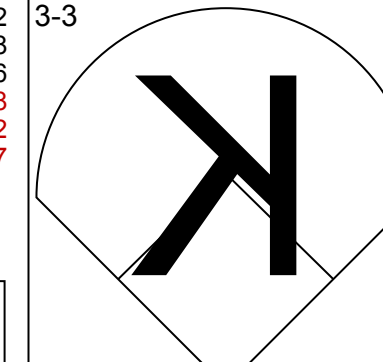
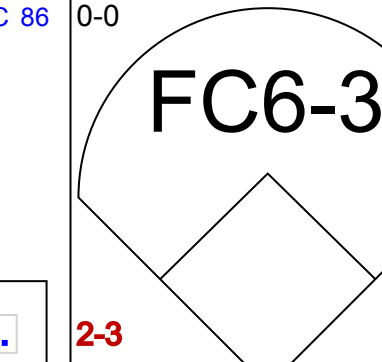
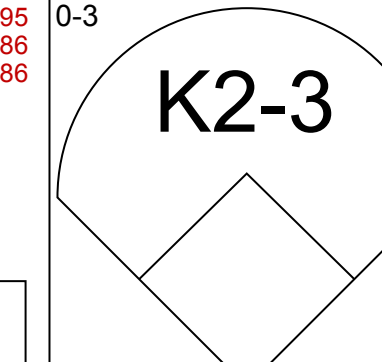
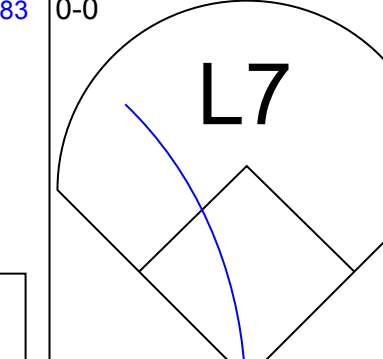
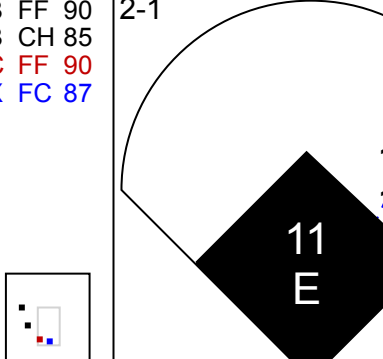
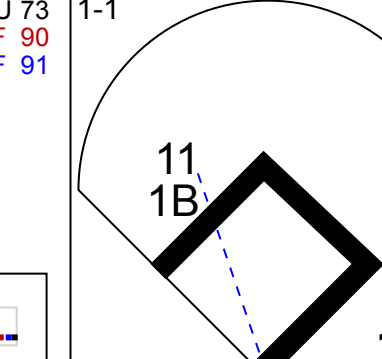

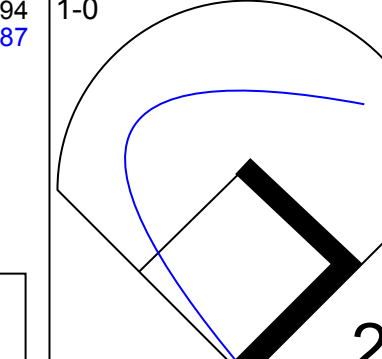
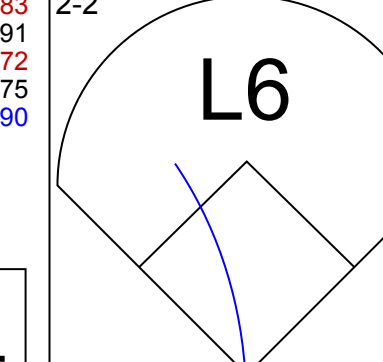
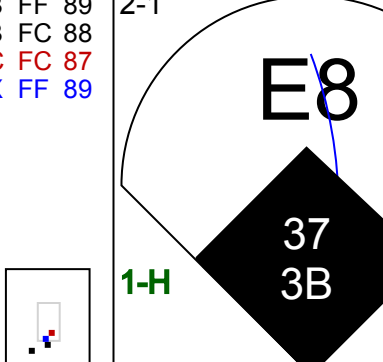
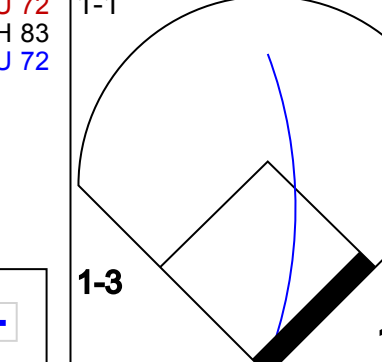

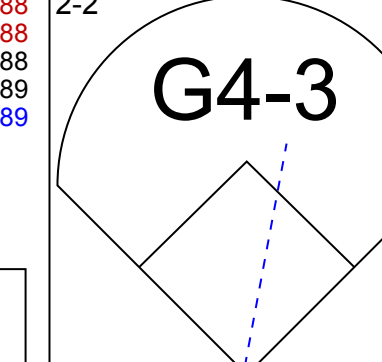
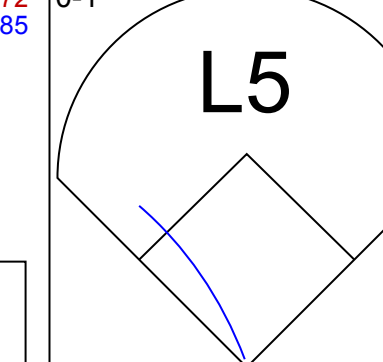
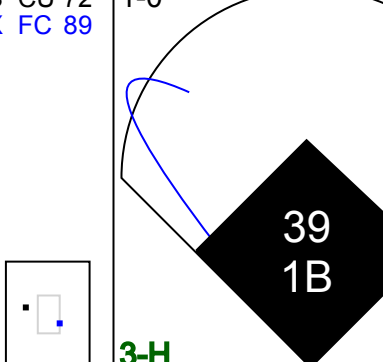
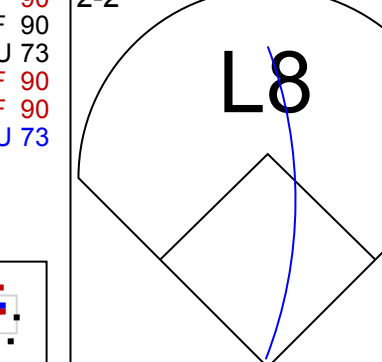

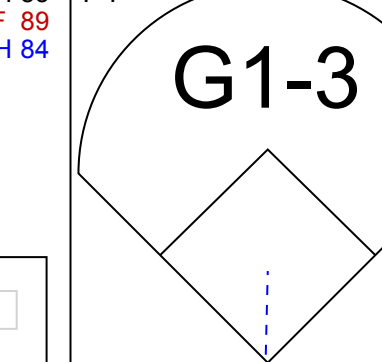
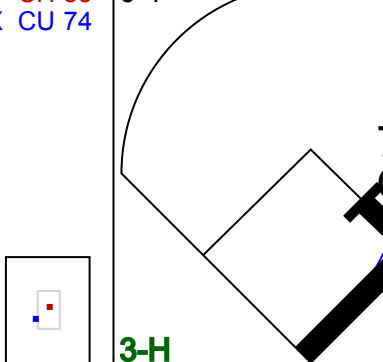

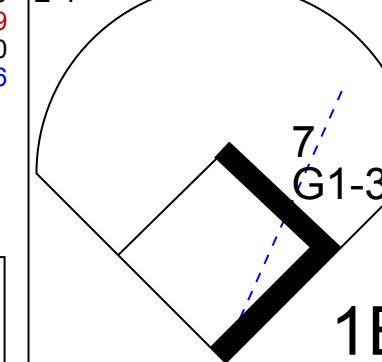
Batter	1	2	3	4	5	6	7	8	9	AB R H RBI BB SO LOB	TOP											
2 Brian Dozier, R OBP: 0.338, SLG: 0.507										5 0 1 0 0 1 3	Minnesota Twins @ Tampa Bay Rays Tropicana Field, St. Petersburg, FL Sat Aug 06 2016, 6:12 PM - 9:01 PM EDT Att: 15,603 - Dome - 72 F											
7 Joe Mauer, L OBP: 0.382, SLG: 0.414										3 0 0 1 1 0 1												
26 Max Kepler, L OBP: 0.341, SLG: 0.536										3 0 0 0 1 1 1												
22 Miguel Sanó, R OBP: 0.340, SLG: 0.457										4 1 1 0 0 3 2												
20 Eddie Rosario, L OBP: 0.291, SLG: 0.438										3 1 1 0 1 1 1												
5 Eduardo Escobar, S OBP: 0.283, SLG: 0.386										4 0 0 0 0 1 4												
11 Jorge Polanco, S OBP: 0.377, SLG: 0.556										4 0 2 2 0 0 1												
8 Kurt Suzuki, R OBP: 0.319, SLG: 0.424										3 1 1 0 1 1 1												
39 Danny Santana, S OBP: 0.300, SLG: 0.360										4 0 1 0 0 2 3												
Inning Stats	R: 0 E: 0 K: 2 S: 14	H: 0 LOB: 0 BB: 0 P: 22	R: 0 E: 0 K: 1 S: 10	H: 1 LOB: 2 BB: 1 P: 18	R: 0 E: 0 K: 0 S: 4	H: 1 LOB: 0 BB: 0 P: 6	R: 0 E: 0 K: 1 S: 9	H: 0 LOB: 0 BB: 0 P: 15	R: 0 E: 0 K: 1 S: 10	H: 0 LOB: 0 BB: 0 P: 14		R: 1 E: 0 K: 2 S: 12	H: 1 LOB: 2 BB: 2 P: 24	R: 0 E: 0 K: 2 S: 9	H: 1 LOB: 1 BB: 0 P: 13	R: 0 E: 0 K: 0 S: 10	H: 0 LOB: 1 BB: 0 P: 19	R: 2 E: 1 K: 1 S: 20	H: 3 LOB: 2 BB: 0 P: 29	1B: 6 2B: 1 3B: 0 HR: 0	SF: 0 SAC: 0 DP: 1 HBP: 0	WP: 0 PB: 0 SB: 0 CS: 0
PITCHER	IP WLS BF H R ER SO BB IBB HBP BLK WP HR S P ERA WHIP											IP WLS BF H R ER SO BB IBB HBP BLK WP HR S P ERA WHIP										
22 Chris Archer, R ERA: 4.26	6.0 W 22 3 1 1 7 3 0 0 0 0 0 0 59 99 1.50 1.000																					
31 Xavier Cedeño, L ERA: 3.89	1.0 4 1 0 0 2 0 0 0 0 0 0 9 13 0.00 1.000																					
40 Kevin Jepsen, R ERA: 5.4	1.0 4 0 0 0 0 1 0 0 0 0 0 0 10 19 0.00 1.000																					
49 Dylan Floro, R ERA: 5.06	0.1 5 3 2 1 0 0 0 0 0 0 0 10 16 27.00 9.000																					
37 Alex Colomé, R ERA: 2.03	0.2 S 2 0 0 0 1 0 0 0 0 0 0 10 13 0.00 0.000																					

Batter	1	2	3	4	5	6	7	8	9	AB R H RBI BB SO LOB	BOTTOM									
11 Logan Forsythe, R OBP: 0.340, SLG: 0.452										5 2 2 1 0 1 2	Minnesota Twins @ Tampa Bay Rays Tropicana Field, St. Petersburg, FL Sat Aug 06 2016, 6:12 PM - 9:01 PM EDT Att: 15,603 - Dome - 72 F									
39 Kevin Kiermaier, L OBP: 0.312, SLG: 0.378										5 0 0 0 0 3 3										
3 Evan Longoria, R OBP: 0.330, SLG: 0.527										3 1 2 1 1 0 1										
13 Brad Miller, L OBP: 0.306, SLG: 0.499										4 1 1 1 0 0 2										
2 Nick Franklin, S OBP: 0.346, SLG: 0.397										4 1 0 1 0 0 2										
10 Corey Dickerson, L OBP: 0.282, SLG: 0.448										4 0 1 0 0 2 0										
20 Steven Souza Jr., R OBP: 0.299, SLG: 0.406										3 1 2 0 1 0 0										
1 Tim Beckham, R OBP: 0.275, SLG: 0.423										3 0 0 0 1 0 3										
21 Bobby Wilson, R OBP: 0.276, SLG: 0.359										4 1 2 2 0 1 4										
Inning Stats	R: 1 E: 0 K: 1 S: 12	H: 2 LOB: 1 BB: 0 P: 21	R: 0 E: 0 K: 0 S: 9	H: 1 LOB: 1 BB: 1 P: 19	R: 1 E: 0 K: 1 S: 12	H: 1 LOB: 0 BB: 0 P: 17	R: 0 E: 0 K: 1 S: 9	H: 0 LOB: 0 BB: 0 P: 12	R: 1 E: 0 K: 1 S: 15	H: 1 LOB: 2 BB: 1 P: 25		R: 2 E: 0 K: 1 S: 17	H: 2 LOB: 2 BB: 1 P: 26	R: 1 E: 0 K: 0 S: 15	H: 1 LOB: 1 BB: 1 P: 28	R: 1 E: 2 K: 2 S: 11	H: 2 LOB: 2 BB: 0 P: 15	1B: 6 2B: 1 3B: 0 HR: 3	SF: 0 SAC: 0 DP: 0 HBP: 0	WP: 2 PB: 0 SB: 3 CS: 0
PITCHER	IP WLS BF H R ER SO BB IBB HBP BLK WP HR S P ERA WHIP											IP WLS BF H R ER SO BB IBB HBP BLK WP HR S P ERA WHIP								
17 José Berrios, R ERA: 8.31	5.0 L 21 6 4 4 4 1 0 0 0 0 0 0 5 7 0.00 3.000																			
62 Buddy Boshers, L ERA: 3.5	0.1 3 1 0 0 0 0 0 0 0 0 0 5 7 0.00 3.000																			
65 Trevor May, R ERA: 4.89	1.0 6 1 2 2 1 2 0 0 0 2 1 19 36 18.00 3.000																			
59 Michael Tonkin, R ERA: 4.09	1.2 8 2 1 0 2 0 0 0 0 0 0 16 23 0.00 1.200																			

Batter	1	2	3	4	5	6	7	8	9	AB	R	H	RBI	BB	SO	LOB	TOP							
16 Tony Kemp, L (1, 10) OBP: 0.368, SLG: 0.375										3	1	0	0	1	1	0	Houston Astros @ Minnesota Twins Target Field, Minneapolis, MN Mon Aug 08 2016, 7:11 PM - 9:28 PM CDT Att: 20,978 - Partly Cloudy - 80 F							
2 Alex Bregman, R (1, 5) OBP: 0.195, SLG: 0.173										4	0	1	0	0	1	0								
4 George Springer, R (1, 9) OBP: 0.347, SLG: 0.453										4	0	1	1	0	0	0								
1 Carlos Correa, R (1, 6) OBP: 0.363, SLG: 0.457										4	0	1	0	0	0	2								
11 Evan Gattis, R (1, 2) OBP: 0.287, SLG: 0.443										4	0	0	0	0	3	3								
9 Marwin Gonzalez, S (1, 4) OBP: 0.289, SLG: 0.420										3	0	1	0	0	1	0								
23 AJ Reed, L (1, 3) OBP: 0.243, SLG: 0.233										2	0	0	0	1	1	1								
30 Carlos Gómez, R (1, 8) OBP: 0.272, SLG: 0.322										3	0	0	0	0	1	1								
6 Jake Marisnick, R (1, 7) OBP: 0.265, SLG: 0.328										3	0	0	0	0	1	0								
Inning Stats	R: 0 H: 0 E: 0 K: 1 S: 6	H: 0 LOB: 0 BB: 0 P: 8	R: 0 H: 1 E: 0 K: 2 S: 12	H: 1 LOB: 1 BB: 0 P: 22	R: 0 H: 0 E: 0 K: 1 S: 5	H: 0 LOB: 0 BB: 0 P: 7	R: 0 H: 1 E: 0 K: 1 S: 17	H: 1 LOB: 1 BB: 0 P: 24	R: 0 H: 0 E: 0 K: 2 S: 7	H: 0 LOB: 0 BB: 0 P: 13	R: 1 H: 2 E: 0 K: 2 S: 15	H: 2 LOB: 2 BB: 1 P: 21	R: 0 H: 0 E: 0 K: 0 S: 6	H: 0 LOB: 0 BB: 1 P: 12	R: 0 H: 0 E: 0 K: 1 S: 7	H: 0 LOB: 0 BB: 0 P: 11		R: 0 H: 0 E: 0 K: 1 S: 8	H: 0 LOB: 0 BB: 0 P: 11	1B: 1 2B: 3 3B: 0 HR: 0	SF: 0 SAC: 0 DP: 1 HBP: 0	WP: 1 PB: 0 SB: 0 CS: 0	PA: 32	
PITCHER	IP WLS BF H R ER SO BB IBB HBP BLK WP HR S P ERA WHIP	IP WLS BF H R ER SO BB IBB HBP BLK WP HR S P ERA WHIP	IP WLS BF H R ER SO BB IBB HBP BLK WP HR S P ERA WHIP	IP WLS BF H R ER SO BB IBB HBP BLK WP HR S P ERA WHIP	IP WLS BF H R ER SO BB IBB HBP BLK WP HR S P ERA WHIP	IP WLS BF H R ER SO BB IBB HBP BLK WP HR S P ERA WHIP	IP WLS BF H R ER SO BB IBB HBP BLK WP HR S P ERA WHIP	IP WLS BF H R ER SO BB IBB HBP BLK WP HR S P ERA WHIP	IP WLS BF H R ER SO BB IBB HBP BLK WP HR S P ERA WHIP	IP WLS BF H R ER SO BB IBB HBP BLK WP HR S P ERA WHIP	IP WLS BF H R ER SO BB IBB HBP BLK WP HR S P ERA WHIP	IP WLS BF H R ER SO BB IBB HBP BLK WP HR S P ERA WHIP	IP WLS BF H R ER SO BB IBB HBP BLK WP HR S P ERA WHIP	IP WLS BF H R ER SO BB IBB HBP BLK WP HR S P ERA WHIP	IP WLS BF H R ER SO BB IBB HBP BLK WP HR S P ERA WHIP	IP WLS BF H R ER SO BB IBB HBP BLK WP HR S P ERA WHIP	IP WLS BF H R ER SO BB IBB HBP BLK WP HR S P ERA WHIP	IP WLS BF H R ER SO BB IBB HBP BLK WP HR S P ERA WHIP	IP WLS BF H R ER SO BB IBB HBP BLK WP HR S P ERA WHIP	IP WLS BF H R ER SO BB IBB HBP BLK WP HR S P ERA WHIP	IP WLS BF H R ER SO BB IBB HBP BLK WP HR S P ERA WHIP	IP WLS BF H R ER SO BB IBB HBP BLK WP HR S P ERA WHIP	IP WLS BF H R ER SO BB IBB HBP BLK WP HR S P ERA WHIP	IP WLS BF H R ER SO BB IBB HBP BLK WP HR S P ERA WHIP

AB	30
R	1
H	4
RBI	1
BB	2
SO	9
LOB	7



Batter	1	2	3	4	5	6	7	8	9	AB	R	H	RBI	BB	SO	LOB	BOTTOM							
2 Brian Dozier, R (1, 4) OBP: 0.336, SLG: 0.504										4	0	0	0	0	2	2	Houston Astros @ Minnesota Twins Target Field, Minneapolis, MN Mon Aug 08 2016, 7:11 PM - 9:28 PM CDT Att: 20,978 - Partly Cloudy - 80 F							
7 Joe Mauer, L (1, 3) OBP: 0.381, SLG: 0.412										4	0	1	0	0	1	1								
26 Max Kepler, L (1, 9) OBP: 0.341, SLG: 0.529										3	0	0	0	1	0	2								
22 Miguel Sanó, R (1, 10) OBP: 0.343, SLG: 0.478										4	0	1	0	0	2	1								
24 Trevor Plouffe, R (1, 5) OBP: 0.282, SLG: 0.396										4	0	1	0	0	2	1								
20 Eddie Rosario, L (1, 8) OBP: 0.301, SLG: 0.452										4	1	3	0	0	0	1								
11 Jorge Polanco, S (1, 6) OBP: 0.371, SLG: 0.524										4	1	2	0	0	0	2								
37 Juan Centeno, L (1, 2) OBP: 0.303, SLG: 0.397										3	1	1	1	0	0	3								
39 Danny Santana, S (1, 7) OBP: 0.300, SLG: 0.357										3	0	2	1	0	0	0								
Inning Stats	R: 0 H: 0 E: 0 K: 3 S: 11	H: 0 LOB: 1 BB: 1 P: 19	R: 0 H: 1 E: 0 K: 0 S: 7	H: 1 LOB: 1 BB: 0 P: 9	R: 0 H: 0 E: 0 K: 1 S: 8	H: 0 LOB: 0 BB: 0 P: 11	R: 0 H: 0 E: 0 K: 2 S: 9	H: 0 LOB: 0 BB: 0 P: 15	R: 3 H: 5 E: 1 K: 0 S: 13	H: 5 LOB: 1 BB: 0 P: 20	R: 0 H: 3 E: 0 K: 0 S: 10	H: 3 LOB: 2 BB: 0 P: 14	R: 0 H: 1 E: 0 K: 0 S: 9	H: 1 LOB: 1 BB: 0 P: 16	R: 0 H: 1 E: 0 K: 1 S: 9	H: 1 LOB: 1 BB: 0 P: 12		1B: 8 2B: 3 3B: 1 HR: 0	SF: 0 SAC: 0 DP: 1 HBP: 0	WP: 0 PB: 0 SB: 0 CS: 1	PA: 34			
PITCHER	IP WLS BF H R ER SO BB IBB HBP BLK WP HR S P ERA WHIP	IP WLS BF H R ER SO BB IBB HBP BLK WP HR S P ERA WHIP	IP WLS BF H R ER SO BB IBB HBP BLK WP HR S P ERA WHIP	IP WLS BF H R ER SO BB IBB HBP BLK WP HR S P ERA WHIP	IP WLS BF H R ER SO BB IBB HBP BLK WP HR S P ERA WHIP	IP WLS BF H R ER SO BB IBB HBP BLK WP HR S P ERA WHIP	IP WLS BF H R ER SO BB IBB HBP BLK WP HR S P ERA WHIP	IP WLS BF H R ER SO BB IBB HBP BLK WP HR S P ERA WHIP	IP WLS BF H R ER SO BB IBB HBP BLK WP HR S P ERA WHIP	IP WLS BF H R ER SO BB IBB HBP BLK WP HR S P ERA WHIP	IP WLS BF H R ER SO BB IBB HBP BLK WP HR S P ERA WHIP	IP WLS BF H R ER SO BB IBB HBP BLK WP HR S P ERA WHIP	IP WLS BF H R ER SO BB IBB HBP BLK WP HR S P ERA WHIP	IP WLS BF H R ER SO BB IBB HBP BLK WP HR S P ERA WHIP	IP WLS BF H R ER SO BB IBB HBP BLK WP HR S P ERA WHIP	IP WLS BF H R ER SO BB IBB HBP BLK WP HR S P ERA WHIP	IP WLS BF H R ER SO BB IBB HBP BLK WP HR S P ERA WHIP	IP WLS BF H R ER SO BB IBB HBP BLK WP HR S P ERA WHIP	IP WLS BF H R ER SO BB IBB HBP BLK WP HR S P ERA WHIP	IP WLS BF H R ER SO BB IBB HBP BLK WP HR S P ERA WHIP	IP WLS BF H R ER SO BB IBB HBP BLK WP HR S P ERA WHIP	IP WLS BF H R ER SO BB IBB HBP BLK WP HR S P ERA WHIP	IP WLS BF H R ER SO BB IBB HBP BLK WP HR S P ERA WHIP	IP WLS BF H R ER SO BB IBB HBP BLK WP HR S P ERA WHIP

AB	33
R	3
H	11
RBI	2
BB	1
SO	7
LOB	13



Batter	1	2	3	4	5	6	7	8	9	AB	R	H	RBI	BB	SO	LOB	TOP			
16 Paulo Orlando, R OBP: 0.347, SLG: 0.426	G5-3					L6		K		5	1	2	1	0	1	1				
19 Cheslor Cuthbert, R OBP: 0.337, SLG: 0.452	P3	K				G6-3		K		5	0	1	0	0	2	3				
6 Lorenzo Cain, R OBP: 0.317, SLG: 0.392	E5	P3			FC6-4	K		K		5	2	0	0	0	2	4				
35 Eric Hosmer, L OBP: 0.335, SLG: 0.432				G1-3		K		G1-3		5	0	1	1	0	2	2				
25 Kendrys Morales, S OBP: 0.319, SLG: 0.434										2	1	2	1	2	0	0				
13 Salvador Perez, R OBP: 0.296, SLG: 0.459	F8			G5-4-3		BB		HR		4	0	1	2	0	0	3				
4 Alex Gordon, L OBP: 0.305, SLG: 0.330						F7		K		4	1	1	0	0	2	2				
2 Alcides Escobar, R OBP: 0.280, SLG: 0.307						F8				4	1	2	0	0	0	0				
27 Adalberto Mondesi, S OBP: 0.226, SLG: 0.269										3	1	1	1	0	2	0				
Inning Stats	R: 1 E: 1 K: 0 S: 13	H: 1 LOB: 2 BB: 1 P: 22	R: 1 E: 0 K: 1 S: 14	H: 3 LOB: 2 BB: 0 P: 20	R: 0 E: 0 K: 1 S: 6	H: 1 LOB: 0 BB: 0 P: 7	R: 0 E: 0 K: 1 S: 8	H: 0 LOB: 0 BB: 0 P: 12	R: 2 E: 0 K: 2 S: 16	H: 3 LOB: 2 BB: 1 P: 29	R: 1 E: 0 K: 1 S: 7	H: 1 LOB: 0 BB: 0 P: 13	R: 0 E: 0 K: 2 S: 9	H: 0 LOB: 0 BB: 0 P: 12	R: 0 E: 0 K: 3 S: 11	H: 0 LOB: 0 BB: 0 P: 14	1B: 8 2B: 2 3B: 0 HR: 1	SF: 0 SAC: 1 DP: 1 HBP: 0	WP: 1 PB: 0 SB: 3 CS: 0	PA: 40
PITCHER	IP WLS BF H R ER SO BB IBB HBP BLK WP HR S P ERA WHIP																			
44 Kyle Gibson, R ERA: 5.09	5.0 L 27 10 6 5 4 2 0 0 0 0 0 0 60 96 9.00 2.400																			
60 JT Chargois, R ERA: 10.36	1.0 3 0 0 0 1 0 0 0 0 1 0 9 15 0.00 0.000																			
64 Pat Dean, L ERA: 5.36	3.0 10 1 1 1 6 0 0 0 0 0 1 27 39 3.00 0.333																			

Kansas City Royals @ Minnesota Twins
Target Field, Minneapolis, MN
Fri Aug 12 2016, 8:00 PM - 10:48 PM CDT
Att: 24,617 - Cloudy - 70 F

AB	37
R	7
H	11
RBI	6
BB	2
SO	11
LOB	15



Batter	1	2	3	4	5	6	7	8	9	AB	R	H	RBI	BB	SO	LOB	BOTTOM			
2 Brian Dozier, R OBP: 0.339, SLG: 0.516	K							F7		4	1	2	2	0	1	0				
7 Joe Mauer, L OBP: 0.375, SLG: 0.405	G6-3							K		4	0	0	0	0	1	1				
26 Max Kepler, L OBP: 0.337, SLG: 0.516	G1-3									4	0	1	0	0	1	1				
22 Miguel Sanó, R OBP: 0.345, SLG: 0.497										3	1	1	1	1	1	1				
20 Eddie Rosario, L OBP: 0.286, SLG: 0.426										4	0	0	0	0	4	3				
24 Trevor Plouffe, R OBP: 0.279, SLG: 0.382										4	0	0	0	0	1	1				
11 Jorge Polanco, S OBP: 0.365, SLG: 0.487										3	0	0	0	0	2	0				
8 Kurt Suzuki, R OBP: 0.324, SLG: 0.438										3	1	1	0	0	0	0				
36 Robbie Grossman, S OBP: 0.385, SLG: 0.427										3	0	0	0	0	1	1				
Inning Stats	R: 0 E: 0 K: 1 S: 8	H: 0 LOB: 0 BB: 0 P: 11	R: 1 E: 0 K: 1 S: 11	H: 1 LOB: 0 BB: 0 P: 17	R: 2 E: 0 K: 1 S: 12	H: 2 LOB: 0 BB: 0 P: 19	R: 0 E: 0 K: 2 S: 7	H: 0 LOB: 0 BB: 0 P: 10	R: 0 E: 0 K: 1 S: 11	H: 1 LOB: 2 BB: 1 P: 20	R: 0 E: 0 K: 1 S: 6	H: 0 LOB: 0 BB: 0 P: 12	R: 0 E: 0 K: 1 S: 12	H: 0 LOB: 0 BB: 0 P: 17	R: 0 E: 0 K: 2 S: 10	H: 1 LOB: 1 BB: 0 P: 15	1B: 2 2B: 1 3B: 0 HR: 2	SF: 0 SAC: 0 DP: 0 HBP: 0	WP: 0 PB: 0 SB: 0 CS: 0	PA: 33
PITCHER	IP WLS BF H R ER SO BB IBB HBP BLK WP HR S P ERA WHIP																			
30 Yordano Ventura, R ERA: 4.6	7.0 W 26 4 3 3 3 1 0 0 0 0 0 0 64 105 3.86 0.714																			
64 Matt Strahm, L ERA: 1.8	1.0 4 1 0 0 1 0 0 0 0 0 0 14 20 0.00 1.000																			
4B Joakim Soria, R ERA: 4.14	1.0 3 0 0 0 2 0 0 0 0 0 0 8 12 0.00 0.000																			

Kansas City Royals @ Minnesota Twins
Target Field, Minneapolis, MN
Fri Aug 12 2016, 8:00 PM - 10:48 PM CDT
Att: 24,617 - Cloudy - 70 F


AB	32
R	3
H	5
RBI	3
BB	1
SO	12
LOB	8



Batter	1	2	3	4	5	6	7	8	9	AB	R	H	RBI	BB	SO	LOB	TOP								
16 Paulo Orlando, R OBP: 0.358, SLG: 0.449										5	3	4	3	1	0	1									
19 Cheslor Outhbert, R OBP: 0.330, SLG: 0.450										6	1	0	0	0	2	8									
6 Lorenzo Cain, R OBP: 0.321, SLG: 0.397										4	2	4	3	0	0	0									
35 Eric Hosmer, L OBP: 0.331, SLG: 0.426										5	0	1	0	0	0	4									
25 Kendrys Morales, S OBP: 0.317, SLG: 0.428										4	0	1	0	1	0	1									
13 Salvador Perez, R OBP: 0.295, SLG: 0.456										5	1	1	1	0	2	5									
9 Drew Butera, R OBP: 0.333, SLG: 0.513										0	0	0	0	0	0	0									
4 Alex Gordon, L OBP: 0.312, SLG: 0.334										5	1	2	0	0	1	3									
2 Alcides Escobar, R OBP: 0.285, SLG: 0.318										5	1	3	2	0	0	1									
24 Christian Colón, R OBP: 0.303, SLG: 0.270										3	2	0	0	0	1	2									
Inning Stats	R: 1 H: 1 E: 0 K: 0 S: 11	H: 1 LOB: 0 BB: 0 P: 15	R: 0 H: 0 E: 0 K: 1 S: 8	H: 0 LOB: 0 BB: 0 P: 11	R: 0 H: 1 E: 0 K: 1 S: 8	H: 1 LOB: 1 BB: 0 P: 12	R: 6 H: 5 E: 1 K: 1 S: 20	H: 5 LOB: 0 BB: 0 P: 31	R: 0 H: 3 E: 0 K: 1 S: 17	H: 3 LOB: 2 BB: 0 P: 27	R: 4 H: 1 E: 3 K: 1 S: 15	H: 1 LOB: 1 BB: 1 P: 28	R: 0 H: 2 E: 0 K: 1 S: 12	H: 2 LOB: 2 BB: 0 P: 14	R: 0 H: 1 E: 0 K: 0 S: 8	H: 1 LOB: 1 BB: 1 P: 16	R: 0 H: 2 E: 0 K: 1 S: 12	H: 2 LOB: 2 BB: 0 P: 15	1B: 12 SF: 1 2B: 1 3B: 2 HR: 1	SF: 1 SAC: 1 DP: 2 HBP: 1	WP: 0 PB: 0 SB: 1 CS: 0	PA: 47			
PITCHER	IP: 4.0 WLS: L BF: 22 ERA: 4.8	H: 9 R: 7 ER: 7 SO: 2	BB: 0 IBB: 0 HBP: 1 BLK: 0	WP: 0 HR: 1 S: 53 P: 78	ERA: 15.75 WHIP: 2.250	IP: 5.1 WLS: L BF: 23 ERA: 0.00	H: 1 R: 1 ER: 0 SO: 1	BB: 0 IBB: 0 HBP: 0 BLK: 0	WP: 0 HR: 14 S: 23 P: 78	ERA: 0.00 WHIP: 0.750	IP: 6.1 WLS: L BF: 25 ERA: 3.99	H: 3 R: 1 ER: 0 SO: 1	BB: 0 IBB: 0 HBP: 0 BLK: 0	WP: 0 HR: 5 S: 12 P: 25	ERA: 0.00 WHIP: 1.200	IP: 8.1 WLS: L BF: 4 ERA: 2.74	H: 1 R: 0 ER: 0 SO: 0	BB: 1 IBB: 0 HBP: 0 BLK: 0	WP: 0 HR: 8 S: 16 P: 16	ERA: 0.00 WHIP: 2.000	IP: 1.0 WLS: L BF: 5 ERA: 3.41	H: 2 R: 0 ER: 0 SO: 1	BB: 0 IBB: 0 HBP: 0 BLK: 0	WP: 0 HR: 0 S: 12 P: 15	ERA: 0.00 WHIP: 2.000
66 Héctor Santiago, L ERA: 4.8	61 Ryan O'Rourke, L ERA: 4.15	59 Michael Tonkin, R ERA: 3.99	55 Taylor Rogers, L ERA: 2.74	60 JT Chargois, R ERA: 8.44	57 Ryan Pressly, R ERA: 3.41																				
Batter	1	2	3	4	5	6	7	8	9	AB	R	H	RBI	BB	SO	LOB	BOTTOM								
2 Brian Dozier, R OBP: 0.341, SLG: 0.530										4	1	1	1	0	0	2									
36 Robbie Grossman, S OBP: 0.394, SLG: 0.435										4	0	0	0	0	2	1									
7 Joe Mauer, L OBP: 0.379, SLG: 0.407										3	1	2	1	1	1	0									
19 Kennys Vargas, S OBP: 0.388, SLG: 0.605										4	0	0	0	0	1	3									
26 Max Kepler, L OBP: 0.334, SLG: 0.508										4	1	1	0	0	0	1									
11 Jorge Polanco, S OBP: 0.344, SLG: 0.453										4	0	0	0	0	1	3									
5 Eduardo Escobar, S OBP: 0.283, SLG: 0.380										4	0	1	2	0	0	1									
37 Juan Centeno, L OBP: 0.310, SLG: 0.393										2	0	0	0	1	0	1									
20 Eddie Rosario, L OBP: 0.290, SLG: 0.438										3	1	1	0	0	1	1									
Inning Stats	R: 0 H: 1 E: 0 K: 0 S: 7	H: 0 LOB: 0 BB: 0 P: 14	R: 0 H: 0 E: 0 K: 1 S: 7	H: 0 LOB: 0 BB: 0 P: 7	R: 1 H: 1 E: 0 K: 0 S: 8	H: 1 LOB: 1 BB: 0 P: 13	R: 2 H: 1 E: 0 K: 1 S: 19	H: 1 LOB: 1 BB: 1 P: 28	R: 1 H: 2 E: 0 K: 1 S: 17	H: 2 LOB: 1 BB: 0 P: 26	R: 0 H: 0 E: 0 K: 0 S: 7	H: 0 LOB: 0 BB: 0 P: 9	R: 0 H: 0 E: 0 K: 1 S: 11	H: 0 LOB: 1 BB: 1 P: 20	R: 0 H: 0 E: 0 K: 2 S: 11	H: 0 LOB: 0 BB: 0 P: 14	R: 0 H: 1 E: 0 K: 0 S: 7	H: 1 LOB: 0 BB: 0 P: 11	1B: 5 SF: 0 2B: 0 3B: 0 HR: 1	SF: 0 SAC: 0 DP: 2 HBP: 0	WP: 0 PB: 0 SB: 1 CS: 0	PA: 34			
PITCHER	IP: 6.0 WLS: W BF: 25 ERA: 4.95	H: 5 R: 4 ER: 2 SO: 3	BB: 1 IBB: 0 HBP: 0 BLK: 0	WP: 0 HR: 1 S: 65 P: 97	ERA: 3.00 WHIP: 1.000	IP: 7.1 WLS: S BF: 9 ERA: 0.00	H: 1 R: 0 ER: 0 SO: 3	BB: 0 IBB: 0 HBP: 0 BLK: 0	WP: 0 HR: 29 S: 45 P: 45	ERA: 0.00 WHIP: 0.667	IP: 3.0 WLS: S BF: 11 ERA: 6.07	H: 1 R: 0 ER: 0 SO: 0	BB: 0 IBB: 0 HBP: 0 BLK: 0	WP: 0 HR: 1 S: 29 P: 45	ERA: 0.00 WHIP: 0.667	IP: 1.0 WLS: S BF: 5 ERA: 3.41	H: 2 R: 0 ER: 0 SO: 1	BB: 0 IBB: 0 HBP: 0 BLK: 0	WP: 0 HR: 0 S: 12 P: 15	ERA: 0.00 WHIP: 2.000					


Kansas City Royals @ Minnesota Twins
Target Field, Minneapolis, MN
Sun Aug 14 2016, 1:13 PM - 4:20 PM CDT
Att: 31,730 - Partly Cloudy - 78 F

AB 42
R 11
H 16
RBI 9
BB 2
SO 6
LOB 25



Kansas City Royals @ Minnesota Twins
Target Field, Minneapolis, MN
Sun Aug 14 2016, 1:13 PM - 4:20 PM CDT
Att: 31,730 - Partly Cloudy - 78 F

AB 32
R 4
H 6
RBI 4
BB 2
SO 6
LOB 13



livebaseballscores.com

Batter	1	2	3	4	5	6	7	8	9	AB	R	H	RBI	BB	SO	LOB	TOP
2 Brian Dozier, R OBP: 0.339, SLG: 0.526	G6-3		F8		F9			F8	K	5	0	1	0	0	1	2	Minnesota Twins @ Atlanta Braves Turner Field, Atlanta, GA Tue Aug 16 2016, 7:11 PM - 10:38 PM EDT Att: 17,611 - Overcast - 83 F
11 Jorge Polanco, S OBP: 0.347, SLG: 0.451	F8		P4			G6-3		F8	1B	5	0	2	0	0	0	1	
7 Joe Mauer, L OBP: 0.384, SLG: 0.417	24 2B		G6-3					HR	1B	4	2	3	1	1	0	0	
24 Trevor Plouffe, R OBP: 0.286, SLG: 0.391	2B					G4-3		26 HBP	1B	5	1	3	2	0	0	2	
26 Max Kepler, L OBP: 0.339, SLG: 0.504	BB					L7		20 PB	1B	2	0	0	0	0	2	0	
8 Kurt Suzuki, R OBP: 0.321, SLG: 0.431	K					G5-3		20 PB	1B	5	0	1	1	0	1	5	
20 Eddie Rosario, L OBP: 0.293, SLG: 0.434						G6-3				2	0	0	0	2	1	0	
36 Robbie Grossman, S OBP: 0.352, SLG: 0.433										4	0	1	0	0	2	4	
55 Taylor Rogers, L										0	0	0	0	0	0	0	
57 Ryan Pressly, R										0	0	0	0	0	0	0	
27 Brandon Kintzler, R										0	0	0	0	0	0	0	
54 Ervin Santana, R										3	0	0	0	0	2	2	
39 Danny Santana, S OBP: 0.298, SLG: 0.351										0	1	0	0	1	0	0	
Inning Stats	R: 1 H: 1 E: 0 K: 1 S: 15	H: 1 LOB: 2 BB: 2 P: 29	R: 0 H: 0 E: 0 K: 2 S: 10	H: 0 LOB: 0 BB: 0 P: 14	R: 0 H: 0 E: 0 K: 0 S: 11	H: 0 LOB: 0 BB: 0 P: 16	R: 0 H: 0 E: 0 K: 1 S: 9	H: 1 LOB: 1 BB: 0 P: 15	R: 0 H: 2 E: 0 K: 0 S: 9	H: 4 LOB: 3 BB: 2 P: 37	R: 2 H: 3 E: 0 K: 1 S: 20	H: 3 LOB: 3 BB: 2 P: 34	1B: 9 2B: 1 3B: 0 HR: 1	SF: 0 SAC: 0 DP: 1 HBP: 1	WP: 0 PB: 1 SB: 0 CS: 1	PA: 42	
PITCHER	IP WLS BF H R ER SO BB IBB HBP BLK WP HR S P ERA WHIP	IP WLS BF H R ER SO BB IBB HBP BLK WP HR S P ERA WHIP	IP WLS BF H R ER SO BB IBB HBP BLK WP HR S P ERA WHIP	IP WLS BF H R ER SO BB IBB HBP BLK WP HR S P ERA WHIP	IP WLS BF H R ER SO BB IBB HBP BLK WP HR S P ERA WHIP	IP WLS BF H R ER SO BB IBB HBP BLK WP HR S P ERA WHIP	IP WLS BF H R ER SO BB IBB HBP BLK WP HR S P ERA WHIP	IP WLS BF H R ER SO BB IBB HBP BLK WP HR S P ERA WHIP	IP WLS BF H R ER SO BB IBB HBP BLK WP HR S P ERA WHIP	IP WLS BF H R ER SO BB IBB HBP BLK WP HR S P ERA WHIP	IP WLS BF H R ER SO BB IBB HBP BLK WP HR S P ERA WHIP	IP WLS BF H R ER SO BB IBB HBP BLK WP HR S P ERA WHIP	IP WLS BF H R ER SO BB IBB HBP BLK WP HR S P ERA WHIP	IP WLS BF H R ER SO BB IBB HBP BLK WP HR S P ERA WHIP	IP WLS BF H R ER SO BB IBB HBP BLK WP HR S P ERA WHIP	IP WLS BF H R ER SO BB IBB HBP BLK WP HR S P ERA WHIP	IP WLS BF H R ER SO BB IBB HBP BLK WP HR S P ERA WHIP
60 Joel De La Cruz, R ERA: 3.72	5.2 L 22 4 1 1 4 2 0 0 0 0 0 0 58 97 1.59 1.059	5.2 L 22 4 1 1 4 2 0 0 0 0 0 0 58 97 1.59 1.059	5.2 L 22 4 1 1 4 2 0 0 0 0 0 0 58 97 1.59 1.059	5.2 L 22 4 1 1 4 2 0 0 0 0 0 0 58 97 1.59 1.059	5.2 L 22 4 1 1 4 2 0 0 0 0 0 0 58 97 1.59 1.059	5.2 L 22 4 1 1 4 2 0 0 0 0 0 0 58 97 1.59 1.059	5.2 L 22 4 1 1 4 2 0 0 0 0 0 0 58 97 1.59 1.059	5.2 L 22 4 1 1 4 2 0 0 0 0 0 0 58 97 1.59 1.059	5.2 L 22 4 1 1 4 2 0 0 0 0 0 0 58 97 1.59 1.059	5.2 L 22 4 1 1 4 2 0 0 0 0 0 0 58 97 1.59 1.059	5.2 L 22 4 1 1 4 2 0 0 0 0 0 0 58 97 1.59 1.059	5.2 L 22 4 1 1 4 2 0 0 0 0 0 0 58 97 1.59 1.059	5.2 L 22 4 1 1 4 2 0 0 0 0 0 0 58 97 1.59 1.059	5.2 L 22 4 1 1 4 2 0 0 0 0 0 0 58 97 1.59 1.059	5.2 L 22 4 1 1 4 2 0 0 0 0 0 0 58 97 1.59 1.059	5.2 L 22 4 1 1 4 2 0 0 0 0 0 0 58 97 1.59 1.059	5.2 L 22 4 1 1 4 2 0 0 0 0 0 0 58 97 1.59 1.059
46 Ian Krol, L ERA: 2.55	1.1 5 0 0 0 2 1 0 0 0 0 0 0 12 20 0.00 0.750	1.1 5 0 0 0 2 1 0 0 0 0 0 0 12 20 0.00 0.750	1.1 5 0 0 0 2 1 0 0 0 0 0 0 12 20 0.00 0.750	1.1 5 0 0 0 2 1 0 0 0 0 0 0 12 20 0.00 0.750	1.1 5 0 0 0 2 1 0 0 0 0 0 0 12 20 0.00 0.750	1.1 5 0 0 0 2 1 0 0 0 0 0 0 12 20 0.00 0.750	1.1 5 0 0 0 2 1 0 0 0 0 0 0 12 20 0.00 0.750	1.1 5 0 0 0 2 1 0 0 0 0 0 0 12 20 0.00 0.750	1.1 5 0 0 0 2 1 0 0 0 0 0 0 12 20 0.00 0.750	1.1 5 0 0 0 2 1 0 0 0 0 0 0 12 20 0.00 0.750	1.1 5 0 0 0 2 1 0 0 0 0 0 0 12 20 0.00 0.750	1.1 5 0 0 0 2 1 0 0 0 0 0 0 12 20 0.00 0.750	1.1 5 0 0 0 2 1 0 0 0 0 0 0 12 20 0.00 0.750	1.1 5 0 0 0 2 1 0 0 0 0 0 0 12 20 0.00 0.750	1.1 5 0 0 0 2 1 0 0 0 0 0 0 12 20 0.00 0.750	1.1 5 0 0 0 2 1 0 0 0 0 0 0 12 20 0.00 0.750	
40 José Ramirez, R ERA: 6.0	0.2 4 3 2 2 0 0 0 0 0 0 1 15 20 27.00 4.500	0.2 4 3 2 2 0 0 0 0 0 0 1 15 20 27.00 4.500	0.2 4 3 2 2 0 0 0 0 0 0 1 15 20 27.00 4.500	0.2 4 3 2 2 0 0 0 0 0 0 1 15 20 27.00 4.500	0.2 4 3 2 2 0 0 0 0 0 0 1 15 20 27.00 4.500	0.2 4 3 2 2 0 0 0 0 0 0 1 15 20 27.00 4.500	0.2 4 3 2 2 0 0 0 0 0 0 1 15 20 27.00 4.500	0.2 4 3 2 2 0 0 0 0 0 0 1 15 20 27.00 4.500	0.2 4 3 2 2 0 0 0 0 0 0 1 15 20 27.00 4.500	0.2 4 3 2 2 0 0 0 0 0 0 1 15 20 27.00 4.500	0.2 4 3 2 2 0 0 0 0 0 0 1 15 20 27.00 4.500	0.2 4 3 2 2 0 0 0 0 0 0 1 15 20 27.00 4.500	0.2 4 3 2 2 0 0 0 0 0 0 1 15 20 27.00 4.500	0.2 4 3 2 2 0 0 0 0 0 0 1 15 20 27.00 4.500	0.2 4 3 2 2 0 0 0 0 0 0 1 15 20 27.00 4.500	0.2 4 3 2 2 0 0 0 0 0 0 1 15 20 27.00 4.500	0.2 4 3 2 2 0 0 0 0 0 0 1 15 20 27.00 4.500
34 Eric O'Flaherty, L ERA: 6.18	0.0 1 0 0 0 0 0 0 0 1 0 0 0 1 3 ∞ ∞	0.0 1 0 0 0 0 0 0 0 1 0 0 0 1 3 ∞ ∞	0.0 1 0 0 0 0 0 0 0 1 0 0 0 1 3 ∞ ∞	0.0 1 0 0 0 0 0 0 0 1 0 0 0 1 3 ∞ ∞	0.0 1 0 0 0 0 0 0 0 1 0 0 0 1 3 ∞ ∞	0.0 1 0 0 0 0 0 0 0 1 0 0 0 1 3 ∞ ∞	0.0 1 0 0 0 0 0 0 0 1 0 0 0 1 3 ∞ ∞	0.0 1 0 0 0 0 0 0 0 1 0 0 0 1 3 ∞ ∞	0.0 1 0 0 0 0 0 0 0 1 0 0 0 1 3 ∞ ∞	0.0 1 0 0 0 0 0 0 0 1 0 0 0 1 3 ∞ ∞	0.0 1 0 0 0 0 0 0 0 1 0 0 0 1 3 ∞ ∞	0.0 1 0 0 0 0 0 0 0 1 0 0 0 1 3 ∞ ∞	0.0 1 0 0 0 0 0 0 0 1 0 0 0 1 3 ∞ ∞	0.0 1 0 0 0 0 0 0 0 1 0 0 0 1 3 ∞ ∞	0.0 1 0 0 0 0 0 0 0 1 0 0 0 1 3 ∞ ∞	0.0 1 0 0 0 0 0 0 0 1 0 0 0 1 3 ∞ ∞	
50 Chaz Roe, R ERA: 2.63	0.1 3 1 0 0 0 1 0 0 0 0 0 0 9 14 0.00 6.000	0.1 3 1 0 0 0 1 0 0 0 0 0 0 9 14 0.00 6.000	0.1 3 1 0 0 0 1 0 0 0 0 0 0 9 14 0.00 6.000	0.1 3 1 0 0 0 1 0 0 0 0 0 0 9 14 0.00 6.000	0.1 3 1 0 0 0 1 0 0 0 0 0 0 9 14 0.00 6.000	0.1 3 1 0 0 0 1 0 0 0 0 0 0 9 14 0.00 6.000	0.1 3 1 0 0 0 1 0 0 0 0 0 0 9 14 0.00 6.000	0.1 3 1 0 0 0 1 0 0 0 0 0 0 9 14 0.00 6.000	0.1 3 1 0 0 0 1 0 0 0 0 0 0 9 14 0.00 6.000	0.1 3 1 0 0 0 1 0 0 0 0 0 0 9 14 0.00 6.000	0.1 3 1 0 0 0 1 0 0 0 0 0 0 9 14 0.00 6.000	0.1 3 1 0 0 0 1 0 0 0 0 0 0 9 14 0.00 6.000	0.1 3 1 0 0 0 1 0 0 0 0 0 0 9 14 0.00 6.000	0.1 3 1 0 0 0 1 0 0 0 0 0 0 9 14 0.00 6.000	0.1 3 1 0 0 0 1 0 0 0 0 0 0 9 14 0.00 6.000	0.1 3 1 0 0 0 1 0 0 0 0 0 0 9 14 0.00 6.000	

AB	35
R	4
H	11
RBI	4
BB	6
SO	7
LOB	17



Batter	1	2	3	4	5	6	7	8	9	AB	R	H	RBI	BB	SO	LOB	BOTTOM	
11 Ender Inciarte, L OBP: 0.325, SLG: 0.339	G6-3		23 WP			G4-3		K	F8	5	0	1	0	0	1	1	Minnesota Twins @ Atlanta Braves Turner Field, Atlanta, GA Tue Aug 16 2016, 7:11 PM - 10:38 PM EDT Att: 17,611 - Overcast - 83 F	
23 Chase d'Araud, R OBP: 0.314, SLG: 0.346	F7		K			G6-3		5 BB		3	1	0	0	0	1	1		
5 Freddie Freeman, L OBP: 0.381, SLG: 0.536	F9					F7		27 BB	22 G4-3	3	1	1	0	1	0	0		
27 Matt Kemp, R OBP: 0.288, SLG: 0.475	P3					K		22 G4-3	2B	4	0	1	1	0	1	1		
22 Nick Markakis, L OBP: 0.342, SLG: 0.381	F8					L7		8 G1-3	1B	4	0	1	1	0	0	1		
13 Adonis Garcia, R OBP: 0.307, SLG: 0.395						G6-3			L7	4	0	1	0	0	0	2		
8 Jace Peterson, L OBP: 0.343, SLG: 0.379	K								G1-3	3	0	0	0	1	1	2		
15 A.J. Pierzynski, L OBP: 0.237, SLG: 0.305									G1-3	3	0	1	0	1	1	1		
46 Joel De La Cruz, R ERA: 3.72										2	0	0	0	0	0	1		
46 Ian Krol, L ERA: 2.55										2	0	0	0	0	0	1		
40 José Ramirez, R ERA: 6.0										2	0	0	0	0	0	1		
34 Eric O'Flaherty, L ERA: 6.18										2	0	0	0	0	0	1		
50 Chaz Roe, R ERA: 2.63										2	0	0	0	0	0	1		
Inning Stats	R: 0 H: 0 E: 0 K: 0 S: 5	H: 1 LOB: 0 BB: 0 P: 7	R: 0 H: 1 E: 0 K: 1 S: 10	H: 1 LOB: 0 BB: 0 P: 15	R: 0 H: 1 E: 0 K: 1 S: 10	H: 1 LOB: 0 BB: 0 P: 18	R: 0 H: 0 E: 0 K: 1 S: 9	H: 0 LOB: 0 BB: 0 P: 15	R: 0 H: 1 E: 0 K: 2 S: 9	H: 1 LOB: 1 BB: 1 P: 18	R: 2 H: 1 E: 0 K: 1 S: 14	H: 1 LOB: 1 BB: 1 P: 25	R: 0 H: 1 E: 0 K: 0 S: 9	H: 1 LOB: 1 BB: 0 P: 15	1B: 3 2B: 3 3B: 0 HR: 0	SF: 0 SAC: 0 DP: 0 HBP: 1	WP: 1 PB: 0 SB: 0 CS: 0	PA: 37
PITCHER	IP WLS BF H R ER SO BB IBB HBP BLK WP HR S P ERA WHIP	IP WLS BF H R ER SO BB IBB HBP BLK WP HR S P ERA WHIP	IP WLS BF H R ER SO BB IBB HBP BLK WP HR S P ERA WHIP	IP WLS BF H R ER SO BB IBB HBP BLK WP HR S P ERA WHIP	IP WLS BF H R ER SO BB IBB HBP BLK WP HR S P ERA WHIP	IP WLS BF H R ER SO BB IBB HBP BLK WP HR S P ERA WHIP	IP WLS BF H R ER SO BB IBB HBP BLK WP HR S P ERA WHIP	IP WLS BF H R ER SO BB IBB HBP BLK WP HR S P ERA WHIP	IP WLS BF H R ER SO BB IBB HBP BLK WP HR S P ERA WHIP	IP WLS BF H R ER SO BB IBB HBP BLK WP HR S P ERA WHIP	IP WLS BF H R ER SO BB IBB HBP BLK WP HR S P ERA WHIP	IP WLS BF H R ER SO BB IBB HBP BLK WP HR S P ERA WHIP	IP WLS BF H R ER SO BB IBB HBP BLK WP HR S P ERA WHIP	IP WLS BF H R ER SO BB IBB HBP BLK WP HR S P ERA WHIP	IP WLS BF H R ER SO BB IBB HBP BLK WP HR S P ERA WHIP	IP WLS BF H R ER SO BB IBB HBP BLK WP HR S P ERA WHIP	IP WLS BF H R ER SO BB IBB HBP BLK WP HR S P ERA WHIP	
54 Ervin Santana, R ERA: 3.43	7.0 W 27 4 0 0 6 2 0 0 0 0 0 0 5 12 54.00 3.000	7.0 W 27 4 0 0 6 2 0 0 0 0 0 0 5 12 54.00 3.000	7.0 W 27 4 0 0 6 2 0 0 0 0 0 0 5 12 54.00 3.000	7.0 W 27 4 0 0 6 2 0 0 0 0 0 0 5 12 54.00 3.000	7.0 W 27 4 0 0 6 2 0 0 0 0 0 0 5 12 54.00 3.000	7.0 W 27 4 0 0 6 2 0 0 0 0 0 0 5 12 54.00 3.000	7.0 W 27 4 0 0 6 2 0 0 0 0 0 0 5 12 54.00 3.000	7.0 W 27 4 0 0 6 2 0 0 0 0 0 0 5 12 54.00 3.000	7.0 W 27 4 0 0 6 2 0 0 0 0 0 0 5 12 54.00 3.000	7.0 W 27 4 0 0 6 2 0 0 0 0 0 0 5 12 54.00 3.000	7.0 W 27 4 0 0 6 2 0 0 0 0 0 0 5 12 54.00 3.000	7.0 W 27 4 0 0 6 2 0 0 0 0 0 0 5 12 54.00 3.000	7.0 W 27 4 0 0 6 2 0 0 0 0 0 0 5 12 54.00 3.000	7.0 W 27 4 0 0 6 2 0 0 0 0 0 0 5 12 54.00 3.000	7.0 W 27 4 0 0 6 2 0 0 0 0 0 0 5 12 54.00 3.000	7.0 W 27 4 0 0 6 2 0 0 0 0 0 0 5 12 54.00 3.000	7.0 W 27 4 0 0 6 2 0 0 0 0 0 0 5 12 54.00 3.000	
55 Taylor Rogers, L ERA: 3.14	0.1 H 3 0 2 2 1 1 0 1 0 0 0 0 9 13 0.00 1.500	0.1 H 3 0 2 2 1 1 0 1 0 0 0 0 9 13 0.00 1.500	0.1 H 3 0 2 2 1 1 0 1 0 0 0 0 9 13 0.00 1.500	0.1 H 3 0 2 2 1 1 0 1 0 0 0 0 9 13 0.00 1.500	0.1 H 3 0 2 2 1 1 0 1 0 0 0 0 9 13 0.00 1.500	0.1 H 3 0 2 2 1 1 0 1 0 0 0 0 9 13 0.00 1.500	0.1 H 3 0 2 2 1 1 0 1 0 0 0 0 9 13 0.00 1.500	0.1 H 3 0 2 2 1 1 0 1 0 0 0 0 9 13 0.00 1.500	0.1 H 3 0 2 2 1 1 0 1 0 0 0 0 9 13 0.00 1.500	0.1 H 3 0 2 2 1 1 0 1 0 0 0 0 9 13 0.00 1.500	0.1 H 3 0 2 2 1 1 0 1 0 0 0 0 9 13 0.00 1.500	0.1 H 3 0 2 2 1 1 0 1 0 0 0 0 9 13 0.00 1.500	0.1 H 3 0 2 2 1 1 0 1 0 0 0 0 9 13 0.00 1.500	0.1 H 3 0 2 2 1 1 0 1 0 0 0 0 9 13 0.00 1.500	0.1 H 3 0 2 2 1 1 0 1 0 0 0 0 9 13 0.00 1.500	0.1 H 3 0 2 2 1 1 0 1 0 0 0 0 9 13 0.00 1.500	0.1 H 3 0 2 2 1 1 0 1 0 0 0 0 9 13 0.00 1.500	
57 Ryan Pressly, R ERA: 3.36	0.2 H 3 1 0 0 0 0 0 0 0 0 0 0 9 13 0.00 1.500	0.2 H 3 1 0 0 0 0 0 0 0 0 0 0 9 13 0.00 1.500	0.2 H 3 1 0 0 0 0 0 0 0 0 0 0 9 13 0.00 1.500	0.2 H 3 1 0 0 0 0 0 0 0 0 0														

Batter	1	2	3	4	5	6	7	8	9	AB	R	H	RBI	BB	SO	LOB	TOP										
2 Brian Dozier, R OBP: 0.341, SLG: 0.527										5	2	2	2	1	2	4											
11 Jorge Polanco, S OBP: 0.356, SLG: 0.454										6	0	3	0	0	0	2	3										
26 Max Kepler, L OBP: 0.379, SLG: 0.502										5	2	2	1	1	2	4											
24 Trevor Plouffe, R OBP: 0.295, SLG: 0.399										5	1	3	3	1	0	3											
19 Kennys Vargas, S OBP: 0.379, SLG: 0.576										4	1	0	0	1	2	5											
20 Eddie Rosario, L OBP: 0.295, SLG: 0.438										5	1	2	1	0	1	3											
37 Juan Centeno, L OBP: 0.321, SLG: 0.400										3	1	1	2	2	0	2											
36 Robbie Grossman, S (1, 7)										3	1	1	1	2	1	2											
44 Kyle Gibson, R (1, 1)										4	1	0	0	1	3	5											
Inning Stats	R: 2 H: 3 E: 0 K: 1 S: 17	H: 3 LOB: 1 BB: 0 P: 18	R: 0 H: 0 E: 0 K: 1 S: 10	H: 0 LOB: 1 BB: 1 P: 20	R: 0 H: 1 E: 0 K: 1 S: 13	H: 1 LOB: 2 BB: 1 P: 24	R: 0 H: 0 E: 0 K: 2 S: 13	H: 0 LOB: 1 BB: 1 P: 22	R: 0 H: 1 E: 0 K: 2 S: 10	H: 1 LOB: 2 BB: 1 P: 16	R: 1 H: 2 E: 0 K: 2 S: 14	H: 2 LOB: 2 BB: 1 P: 22	R: 3 H: 3 E: 0 K: 2 S: 18	H: 3 LOB: 2 BB: 2 P: 37	R: 0 H: 1 E: 0 K: 2 S: 12	H: 1 LOB: 1 BB: 0 P: 18	R: 4 H: 3 E: 0 K: 0 S: 16	H: 3 LOB: 2 BB: 3 P: 36	1B: 10 2B: 4 3B: 0 HR: 0	SF: 0 SAC: 0 DP: 0 HBP: 0	WP: 3 PB: 1 SB: 1 CS: 0	PA: 49					
PITCHER	IP: 5.0 WLS: 1.0 BF: 23 H: 5 R: 3 ER: 3 SO: 7	IP: 1.0 WLS: 0 BF: 8 H: 3 R: 3 ER: 3 SO: 2	IP: 6.1 WLS: 0.2 BF: 5 H: 2 R: 1 ER: 1 SO: 1	IP: 7.1 WLS: 1.1 BF: 5 H: 1 R: 0 ER: 0 SO: 3	IP: 9.1 WLS: 0.1 BF: 5 H: 1 R: 4 ER: 4 SO: 0	IP: 1.2 WLS: 0 BF: 3 H: 2 R: 2 ER: 2 SO: 7	IP: 3.0 WLS: 0 BF: 3 H: 3 R: 3 ER: 3 SO: 7	IP: 3.0 WLS: 0 BF: 3 H: 3 R: 3 ER: 3 SO: 7	IP: 0.2 WLS: 0 BF: 3 H: 2 R: 0 ER: 0 SO: 0	IP: 9.1 WLS: 0.2 BF: 3 H: 2 R: 0 ER: 0 SO: 0	ERA: 3.60 WHIP: 1.600	ERA: 7.2 WHIP: 3.000	ERA: 6.91 WHIP: 3.000	ERA: 2.84 WHIP: 0.750	ERA: 2.4 WHIP: 12.000	ERA: 4.45 WHIP: 1.000	ERA: 0.00 WHIP: 3.000	ERA: 0.00 WHIP: 3.000	ERA: 0.00 WHIP: 3.000	ERA: 0.00 WHIP: 3.000	ERA: 0.00 WHIP: 3.000	ERA: 0.00 WHIP: 3.000	ERA: 0.00 WHIP: 3.000	ERA: 0.00 WHIP: 3.000	ERA: 0.00 WHIP: 3.000	ERA: 0.00 WHIP: 3.000	
26 Mike Foltyniewicz, R ERA: 4.45	34 Eric O'Flaherty, L ERA: 6.91	46 Ian Krol, L ERA: 2.84	50 Chaz Roe, R ERA: 2.4	67 Jason Hursh, R ERA: 33.75	48 Ryan Weber, R ERA: 7.2																						
Batter	1	2	3	4	5	6	7	8	9	AB	R	H	RBI	BB	SO	LOB	BOTTOM										
11 Ender Inciarte, L OBP: 0.327, SLG: 0.344										4	0	2	0	0	1	0											
13 Adonis Garcia, R OBP: 0.306, SLG: 0.394										4	1	1	0	0	0	2											
5 Freddie Freeman, L OBP: 0.384, SLG: 0.543										2	1	1	2	2	0	0											
27 Matt Kemp, R OBP: 0.288, SLG: 0.475										4	0	1	0	0	0	3											
22 Nick Markakis, L OBP: 0.343, SLG: 0.388										3	1	1	1	1	1	1											
20 Anthony Recker, R OBP: 0.390, SLG: 0.460										4	0	0	0	0	1	1											
8 Jace Peterson, L OBP: 0.339, SLG: 0.374										3	0	0	0	0	0	1											
50 Chaz Roe, R (7, 1)										0	0	0	0	0	0	0											
67 Jason Hursh, R (9, 1)										0	0	0	0	0	0	0											
48 Ryan Weber, R (9, 1)										0	0	0	0	0	0	0											
18 Jeff Francoeur, R (9, PH)										1	0	0	0	0	1	0											
2 Dansby Swanson, R OBP: 0.500, SLG: 0.500										4	0	2	0	0	1	1											
26 Mike Foltyniewicz, R OBP: 0.200, SLG: 0.208										2	0	0	0	0	0	1											
34 Eric O'Flaherty, L (6, 1)										0	0	0	0	0	0	0											
46 Ian Krol, L (7, 1)										0	0	0	0	0	0	0											
7 Gordon Beckham, R OBP: 0.306, SLG: 0.348										0	0	0	0	0	0	0											
Inning Stats	R: 0 H: 1 E: 0 K: 0 S: 8	H: 0 LOB: 1 BB: 1 P: 15	R: 0 H: 0 E: 0 K: 0 S: 8	H: 0 LOB: 1 BB: 1 P: 18	R: 2 H: 3 E: 0 K: 0 S: 10	H: 3 LOB: 1 BB: 0 P: 13	R: 0 H: 1 E: 0 K: 0 S: 7	H: 1 LOB: 1 BB: 0 P: 10	R: 0 H: 1 E: 0 K: 1 S: 5	H: 0 LOB: 0 BB: 0 P: 8	R: 0 H: 0 E: 0 K: 2 S: 8	H: 0 LOB: 0 BB: 0 P: 11	R: 0 H: 0 E: 0 K: 0 S: 4	H: 0 LOB: 0 BB: 0 P: 6	R: 1 H: 2 E: 0 K: 3 S: 18	H: 2 LOB: 1 BB: 0 P: 25	1B: 4 2B: 2 3B: 0 HR: 2	SF: 0 SAC: 0 DP: 2 HBP: 0	WP: 1 PB: 0 SB: 0 CS: 0	PA: 36							
PITCHER	IP: 9.0 WLS: 9 BF: 36 H: 8 R: 3 ER: 3 SO: 6	IP: 9.0 WLS: 9 BF: 36 H: 8 R: 3 ER: 3 SO: 6	IP: 9.0 WLS: 9 BF: 36 H: 8 R: 3 ER: 3 SO: 6	IP: 9.0 WLS: 9 BF: 36 H: 8 R: 3 ER: 3 SO: 6	IP: 9.0 WLS: 9 BF: 36 H: 8 R: 3 ER: 3 SO: 6	IP: 9.0 WLS: 9 BF: 36 H: 8 R: 3 ER: 3 SO: 6	IP: 9.0 WLS: 9 BF: 36 H: 8 R: 3 ER: 3 SO: 6	IP: 9.0 WLS: 9 BF: 36 H: 8 R: 3 ER: 3 SO: 6	IP: 9.0 WLS: 9 BF: 36 H: 8 R: 3 ER: 3 SO: 6	IP: 9.0 WLS: 9 BF: 36 H: 8 R: 3 ER: 3 SO: 6	IP: 9.0 WLS: 9 BF: 36 H: 8 R: 3 ER: 3 SO: 6	IP: 9.0 WLS: 9 BF: 36 H: 8 R: 3 ER: 3 SO: 6	IP: 9.0 WLS: 9 BF: 36 H: 8 R: 3 ER: 3 SO: 6	IP: 9.0 WLS: 9 BF: 36 H: 8 R: 3 ER: 3 SO: 6	IP: 9.0 WLS: 9 BF: 36 H: 8 R: 3 ER: 3 SO: 6	IP: 9.0 WLS: 9 BF: 36 H: 8 R: 3 ER: 3 SO: 6	IP: 9.0 WLS: 9 BF: 36 H: 8 R: 3 ER: 3 SO: 6	ERA: 4.9 WHIP: 1.111	ERA: 4.9 WHIP: 1.111	ERA: 4.9 WHIP: 1.111	ERA: 4.9 WHIP: 1.111	ERA: 4.9 WHIP: 1.111	ERA: 4.9 WHIP: 1.111	ERA: 4.9 WHIP: 1.111	ERA: 4.9 WHIP: 1.111	ERA: 4.9 WHIP: 1.111	ERA: 4.9 WHIP: 1.111

Minnesota Twins @ Atlanta Braves
Turner Field, Atlanta, GA
Wed Aug 17 2016, 7:11 PM - 10:34 PM EDT
Att: 19,304 - Partly Cloudy - 89 F

AB	40
R	10
H	14
RBI	10
BB	9
SO	13
LOB	31



Minnesota Twins @ Atlanta Braves
Turner Field, Atlanta, GA
Wed Aug 17 2016, 7:11 PM - 10:34 PM EDT
Att: 19,304 - Partly Cloudy - 89 F

AB	33
R	3
H	8
RBI	3
BB	3
SO	6
LOB	11



Batter	1	2	3	4	5	6	7	8	9	AB	R	H	RBI	BB	SO	LOB	TOP									
2 Brian Dozier, R OBP: 0.341, SLG: 0.531	 2-1		 1-1		 1-3			 2-2		4	1	1	1	0	1	1	Minnesota Twins @ Kansas City Royals Kauffman Stadium, Kansas City, MO Thu Aug 18 2016, 7:16 PM - 9:30 PM CDT Att: 30,599 - Clear - 87 F									
11 Jorge Polanco, S OBP: 0.352, SLG: 0.446	 0-1		 3-2		 1-3			 1-1		4	0	1	0	0	1	0										
7 Joe Mauer, L OBP: 0.381, SLG: 0.413	 2-3		 0-0		 0-0				 3-3	4	0	0	0	0	2	1										
24 Trevor Plouffe, R OBP: 0.290, SLG: 0.393	 0-1			 2-1		 2-0			 3-2	4	0	0	0	0	0	0										
26 Max Kepler, L OBP: 0.341, SLG: 0.498		 1-2		 0-0			 0-1		 1-3	4	0	1	0	0	1	0										
22 Miguel Sanó, R OBP: 0.339, SLG: 0.486		 3-3		 2-3			 2-0			3	0	0	0	0	2	1										
20 Eddie Rosario, L OBP: 0.299, SLG: 0.438		 1-0			 3-3		 1-0			2	0	1	0	1	1	0										
8 Kurt Suzuki, R OBP: 0.321, SLG: 0.430		 0-1			 0-0		 0-0			3	0	1	0	0	0	3										
36 Robbie Grossman, S OBP: 0.381, SLG: 0.426		 1-0			 1-3			 0-0		3	0	0	0	0	1	3										
Inning Stats	R: 1 E: 0 K: 1 S: 9	H: 1 LOB: 0 BB: 0 P: 13	R: 0 E: 0 K: 1 S: 10	H: 1 LOB: 2 BB: 1 P: 19	R: 0 E: 0 K: 1 S: 7	H: 0 LOB: 0 BB: 0 P: 11	R: 0 E: 0 K: 1 S: 6	H: 0 LOB: 0 BB: 0 P: 10	R: 0 E: 0 K: 3 S: 10	H: 1 LOB: 1 BB: 0 P: 15	R: 0 E: 0 K: 1 S: 5	H: 0 LOB: 0 BB: 0 P: 8	R: 0 E: 0 K: 0 S: 5	H: 1 LOB: 1 BB: 0 P: 8	R: 0 E: 0 K: 0 S: 6	H: 0 LOB: 0 BB: 0 P: 9	R: 0 E: 0 K: 2 S: 10	H: 0 LOB: 0 BB: 0 P: 17	1B: 4 2B: 0 3B: 0 HR: 1	SF: 0 SAC: 0 DP: 1 HBP: 0	WP: 0 PB: 0 SB: 1 CS: 0	PA: 32				
PITCHER	IP	WLS	BF	H	R	ER	SO	BB	IBB	HBP	BLK	WP	HR	S	P	ERA	WHIP									
53 Dillon Gee, R ERA: 4.52	(1, 1)	7.0	W	26	5	1	1	7	1	0	0	0	0	1	52	84	1.29	0.857								
32 Chris Young, R ERA: 5.91	(8, 1)	2.0		6	0	0	0	2	0	0	0	0	0	0	16	26	0.00	0.000								

Batter	1	2	3	4	5	6	7	8	9	AB	R	H	RBI	BB	SO	LOB	BOTTOM									
16 Paulo Orlando, R OBP: 0.343, SLG: 0.427	 1-0			 0-3	 0-1			 3-3		4	0	0	0	0	2	0	Minnesota Twins @ Kansas City Royals Kauffman Stadium, Kansas City, MO Thu Aug 18 2016, 7:16 PM - 9:30 PM CDT Att: 30,599 - Clear - 87 F									
19 Cheslor Cuthbert, R OBP: 0.331, SLG: 0.450	 0-3			 1-1	 1-1			 0-0		4	2	3	0	0	1	0										
6 Lorenzo Cain, R OBP: 0.327, SLG: 0.398	 1-2			 4-1	 0-0			 0-2		3	1	1	0	1	0	1										
35 Eric Hosmer, L OBP: 0.329, SLG: 0.436		 0-3		 3-2	 0-1		 1-1		 2-1	4	2	1	1	0	1	2										
25 Kendrys Morales, S OBP: 0.314, SLG: 0.432		 2-2		 4-1	 0-0		 3-2		 1-1	3	1	1	1	1	1	0										
13 Salvador Perez, R OBP: 0.289, SLG: 0.443		 2-2		 1-2	 1-2		 0-0		 2-3	3	1	0	1	0	0	1										
4 Alex Gordon, L OBP: 0.320, SLG: 0.369			 0-3	 3-1	 0-1		 3-1	 1-2		4	1	1	4	0	1	1										
2 Alcides Escobar, R OBP: 0.286, SLG: 0.316			 1-0	 1-0	 1-2		 1-2			2	0	0	0	1	0	0										
27 Adalberto Mondesi, S OBP: 0.229, SLG: 0.324			 1-1	 0-3	 1-3		 1-3			3	0	0	0	0	2	1										
Inning Stats	R: 0 E: 0 K: 1 S: 7	H: 0 LOB: 0 BB: 0 P: 9	R: 0 E: 0 K: 1 S: 9	H: 0 LOB: 0 BB: 0 P: 13	R: 0 E: 0 K: 1 S: 6	H: 0 LOB: 0 BB: 0 P: 8	R: 5 E: 0 K: 2 S: 16	H: 2 LOB: 1 BB: 3 P: 36	R: 0 E: 0 K: 0 S: 5	H: 0 LOB: 0 BB: 0 P: 6	R: 0 E: 0 K: 1 S: 7	H: 0 LOB: 0 BB: 0 P: 11	R: 0 E: 0 K: 1 S: 11	H: 0 LOB: 0 BB: 0 P: 16	R: 3 E: 1 K: 1 S: 19	H: 4 LOB: 1 BB: 0 P: 25	1B: 4 2B: 2 3B: 0 HR: 1	SF: 0 SAC: 0 DP: 1 HBP: 1	WP: 0 PB: 0 SB: 0 CS: 0	PA: 34						
PITCHER	IP	WLS	BF	H	R	ER	SO	BB	IBB	HBP	BLK	WP	HR	S	P	ERA	WHIP									
56 Tyler Duffey, R ERA: 5.93	(1, 1)	3.2	L	17	2	5	5	4	3	0	0	0	0	1	35	63	12.27	1.364								
59 Michael Tonkin, R ERA: 3.9	(4, 1)	1.1		4	1	0	0	1	0	0	0	0	0	8	9	0.00	0.750									
64 Pat Dean, L ERA: 5.6	(6, 1)	3.0		13	4	3	3	3	0	0	0	0	0	37	52	9.00	1.333									

AB	31
R	1
H	5
RBI	1
BB	1
SO	9
LOB	9

AB	30
R	8
H	7
RBI	7
BB	3
SO	8
LOB	6

Batter	1	2	3	4	5	6	7	8	9	10	11	AB	R	H	RBI	BB	SO	LOB	TOP			
2 Brian Dozier, R OBP: 0.343, SLG: 0.537	F9		HR		11 S 2B		24 BB 11 BB		F7			4	2	2	1	1	0	0				
11 Jorge Polanco, S OBP: 0.364, SLG: 0.448	K		L8		2B		24 BB		K			4	0	1	2	1	2	0				
7 Joe Mauer, L OBP: 0.379, SLG: 0.410	G4-3		G4-3		2B		24 BB		K			4	0	0	0	1	1	2				
24 Trevor Plouffe, R OBP: 0.292, SLG: 0.390		20 F8 22 BB	G5-3		F4		26 FC6-4					4	0	1	0	1	0	2				
26 Max Kepler, L OBP: 0.336, SLG: 0.489		F7		K		K	FC6-4					5	0	0	0	0	2	6				
22 Miguel Sanó, R OBP: 0.337, SLG: 0.480		BB	P4		K				K			4	0	0	0	1	2	0				
20 Eddie Rosario, L OBP: 0.301, SLG: 0.441		BB			K				L4			5	1	2	0	0	1	2				
37 Juan Centeno, L OBP: 0.317, SLG: 0.400					2B							5	1	1	1	0	2	3				
39 Danny Santana, S OBP: 0.291, SLG: 0.343					2B							5	0	0	0	0	2	2				
Inning Stats	R: 0 E: 0 K: 1 S: 7	H: 0 LOB: 0 BB: 0 P: 10	R: 0 E: 0 K: 1 S: 13	H: 1 LOB: 2 BB: 1 P: 19	R: 1 E: 0 K: 1 S: 12	H: 1 LOB: 0 BB: 0 P: 17	R: 0 E: 0 K: 1 S: 7	H: 0 LOB: 0 BB: 0 P: 9	R: 3 E: 0 K: 2 S: 19	H: 4 LOB: 2 BB: 1 P: 32	R: 0 E: 0 K: 2 S: 11	H: 0 LOB: 3 BB: 3 P: 17	R: 0 E: 0 K: 1 S: 9	H: 0 LOB: 0 BB: 0 P: 11	R: 0 E: 0 K: 0 S: 9	H: 0 LOB: 0 BB: 0 P: 10	R: 0 E: 0 K: 0 S: 11	H: 1 LOB: 1 BB: 0 P: 18	1B: 3 2B: 3 3B: 0 HR: 1	SF: 0 SAC: 0 DP: 0 HBP: 0	WP: 0 PB: 0 SB: 1 CS: 0	PA: 45
PITCHER	IP	WLS	BF	H	R	ER	SO	BB	IBB	HBP	BLK	WP	HR	S	P	ERA	WHIP					
36 Edinson Vólquez, R ERA: 5.04	1.1		6	4	4	4	5	6	0	0	0	0	0	17	31	8.31	1.615					
64 Matt Strahm, L ERA: 1.08	(5.1)	1.2	6	0	0	0	3	1	0	0	0	0	0	5	13	0.00	0.600					
47 Peter Moylan, R ERA: 3.66	(7.1)	0.1	3	0	0	0	0	2	0	0	0	0	0	4	9	0.00	1.500					
33 Brian Flynn, L ERA: 2.79	(7.1)	0.2	3	0	0	0	1	1	0	0	0	0	0	4	9	0.00	1.500					
48 Joakim Soria, R ERA: 3.36	(8.1)	1.0	3	0	0	0	2	0	0	0	0	0	0	11	17	0.00	0.000					
PITCHER	IP	WLS	BF	H	R	ER	SO	BB	IBB	HBP	BLK	WP	HR	S	P	ERA	WHIP					
40 Kelvin Herrera, R ERA: 1.98	(9.1)	1.0	7	1	0	0	0	0	0	0	0	0	0	20	28	0.00	0.500					
67 Chien-Ming Wang, R ERA: 4.66	(10.1)	2.0	7	1	0	0	0	0	0	0	0	0	0	20	28	0.00	0.500					

Minnesota Twins @ Kansas City Royals
Kauffman Stadium, Kansas City, MO
Fri Aug 19 2016, 7:16 PM - 2:16 AM CDT
Att: 28,463 - Party Cloudy - 84 F

livebaseballscorecards.com

AB 40
R 4
H 7
RBI 4
BB 5
SO 12
LOB 17



Batter	1	2	3	4	5	6	7	8	9	10	11	AB	R	H	RBI	BB	SO	LOB	BOTTOM			
1 Jarrod Dyson, L OBP: 0.324, SLG: 0.357	K					P3			G6-3		G1-3	5	0	1	2	1	1	3				
19 Cheslor Cuthbert, R OBP: 0.332, SLG: 0.446	G5-3			F2		K			F9			5	1	1	1	1	1	3				
6 Lorenzo Cain, R OBP: 0.330, SLG: 0.398		G6-4-3		F9				F9				5	0	2	0	1	0	5				
35 Eric Hosmer, L OBP: 0.329, SLG: 0.433	F7		G4-3		K			G4-3				5	0	1	1	1	1	1				
25 Kendrys Morales, S OBP: 0.313, SLG: 0.429		K1-3		F9				F9				5	0	1	0	0	1	2				
13 Salvador Perez, R OBP: 0.291, SLG: 0.446												4	1	2	0	0	0	1				
14 Billy Burns, S OBP: 0.266, SLG: 0.298												0	0	0	0	0	0	0				
9 Drew Butera, R OBP: 0.326, SLG: 0.494		2 BB 1B										1	0	0	0	0	0	0				
4 Alex Gordon, L OBP: 0.324, SLG: 0.369		2 BB 1B										3	2	1	0	2	1	2				
2 Alcides Escobar, R OBP: 0.289, SLG: 0.317		2 BB 1B		F7								4	1	2	1	1	0	2				
27 Adalberto Mondesi, S OBP: 0.243, SLG: 0.324		1 BB 1B										3	0	1	0	0	2	4				
Inning Stats	R: 0 E: 0 K: 1 S: 13	H: 1 LOB: 1 BB: 0 P: 20	R: 3 E: 0 K: 1 S: 11	H: 2 LOB: 2 BB: 3 P: 30	R: 0 E: 0 K: 0 S: 6	H: 0 LOB: 0 BB: 0 P: 9	R: 1 E: 0 K: 0 S: 11	H: 2 LOB: 2 BB: 1 P: 18	R: 0 E: 0 K: 2 S: 10	H: 1 LOB: 1 BB: 1 P: 18	R: 0 E: 0 K: 0 S: 4	H: 0 LOB: 0 BB: 0 P: 7	R: 0 E: 0 K: 1 S: 10	H: 1 LOB: 2 BB: 1 P: 20	R: 0 E: 0 K: 1 S: 17	H: 2 LOB: 2 BB: 0 P: 25	R: 1 E: 0 K: 0 S: 8	H: 2 LOB: 2 BB: 1 P: 15	1B: 11 2B: 1 3B: 0 HR: 0	SF: 0 SAC: 1 DP: 1 HBP: 1	WP: 0 PB: 1 SB: 1 CS: 0	PA: 49
PITCHER	IP	WLS	BF	H	R	ER	SO	BB	IBB	HBP	BLK	WP	HR	S	P	ERA	WHIP					
17 José Berríos, R ERA: 9.26	(1.1)		21	5	4	4	2	4	0	0	0	0	0	17	26	9.00	2.250					
61 Ryan O'Rourke, L ERA: 3.48	(5.1)	1.2	7	1	0	0	2	1	0	0	0	0	0	4	6	0.00	0.000					
59 Michael Tonkin, R ERA: 3.86	(6.1)	0.2	2	0	0	0	1	0	0	0	0	0	0	13	23	0.00	0.600					
55 Taylor Rogers, L ERA: 3.02	(7.1)	1.2	6	1	0	0	1	0	0	0	0	0	0	27	45	0.00	1.500					
57 Ryan Pressly, R ERA: 3.27	(9.1)	2.0	10	3	0	0	1	0	1	0	0	0	0	27	45	0.00	1.500					
PITCHER	IP	WLS	BF	H	R	ER	SO	BB	IBB	HBP	BLK	WP	HR	S	P	ERA	WHIP					
60 JT Chargois, R ERA: 10.13	(11.1)	0.0	3	2	1	1	0	1	0	0	0	0	0	8	15	∞	∞					

Minnesota Twins @ Kansas City Royals
Kauffman Stadium, Kansas City, MO
Fri Aug 19 2016, 7:16 PM - 2:16 AM CDT
Att: 28,463 - Party Cloudy - 84 F

livebaseballscorecards.com

AB 40
R 5
H 12
RBI 5
BB 7
SO 7
LOB 23



Batter	1	2	3	4	5	6	7	8	9	AB	R	H	RBI	BB	SO	LOB	TOP				
2 Brian Dozier, R OBP: 0.340, SLG: 0.530										4	0	1	0	0	0	2	Minnesota Twins @ Kansas City Royals Kauffman Stadium, Kansas City, MO Sun Aug 21 2016, 1:16 PM - 3:40 PM CDT Att: 32,996 - Sunny - 79 F livebaseballscorecards.com				
36 Robbie Grossman, S (1, 7) OBP: 0.376, SLG: 0.426										4	1	2	0	0	0	1					
22 Miguel Sanó, R (1, 10) OBP: 0.332, SLG: 0.473										4	0	0	0	0	1	3					
24 Trevor Plouffe, R (1, 3) OBP: 0.291, SLG: 0.394										4	0	2	1	0	0	0					
11 Jorge Polanco, S (1, 6) OBP: 0.347, SLG: 0.429										4	0	1	0	0	0	1					
5 Eduardo Escobar, S (1, 5) OBP: 0.294, SLG: 0.385										2	0	1	0	2	0	0					
20 Eddie Rosario, L (1, 8) OBP: 0.297, SLG: 0.433										4	0	0	0	0	3	5					
8 Kurt Suzuki, R (1, 2) OBP: 0.321, SLG: 0.428										3	0	1	0	0	0	4					
7 Joe Mauer, L (9, PH) OBP: 0.376, SLG: 0.406										1	0	0	0	0	0	0					
39 Danny Santana, S (1, 9) OBP: 0.284, SLG: 0.333										3	0	0	0	0	1	5					
26 Max Kepler, L (9, PH) OBP: 0.334, SLG: 0.487										1	0	0	0	0	0	0					
Inning Stats	R: 0 E: 0 K: 0 S: 3	H: 0 LOB: 0 BB: 0 P: 6	R: 0 E: 0 K: 1 S: 13	H: 2 LOB: 3 BB: 1 P: 20	R: 1 E: 0 K: 1 S: 11	H: 2 LOB: 1 BB: 0 P: 17	R: 0 E: 1 K: 1 S: 10	H: 2 LOB: 2 BB: 0 P: 13	R: 0 E: 0 K: 0 S: 10	H: 0 LOB: 0 BB: 0 P: 14	R: 0 E: 0 K: 1 S: 11	H: 0 LOB: 1 BB: 1 P: 15	R: 0 E: 0 K: 0 S: 10	H: 0 LOB: 0 BB: 0 P: 15	R: 0 E: 0 K: 1 S: 8	H: 0 LOB: 0 BB: 0 P: 12	1B: 5 2B: 3 3B: 0 HR: 0	SF: 0 SAC: 0 DP: 1 HBP: 0	WP: 0 PB: 0 SB: 0 CS: 0	PA: 36	
PITCHER	IP	WLS	BF	H	R	ER	SO	BB	IBB	HBP	BLK	WP	HR	S	P	ERA	WHIP				
41 Danny Duffy, L (1, 1) ERA: 2.66	6.2	W	29	8	1	1	4	2	0	0	0	0	0	66	95	1.35	1.500				
47 Peter Moynlan, R (7, 1) ERA: 3.52	0.1	H	1	0	0	0	0	0	0	0	0	0	0	3	3	0.00	0.000				
48 Joakim Soria, R (8, 1) ERA: 3.88	1.0	H	3	0	0	0	0	0	0	0	0	0	0	10	15	0.00	0.000				
40 Kelvin Herrera, R (9, 1) ERA: 1.94	1.0	S	3	0	0	0	1	0	0	0	0	0	0	8	12	0.00	0.000				

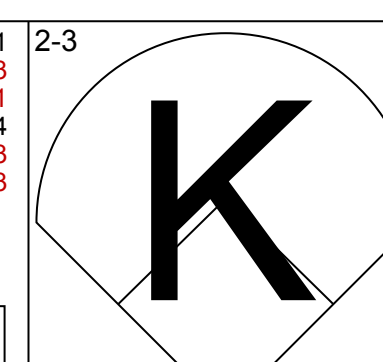
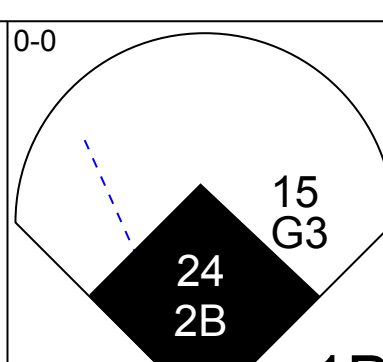
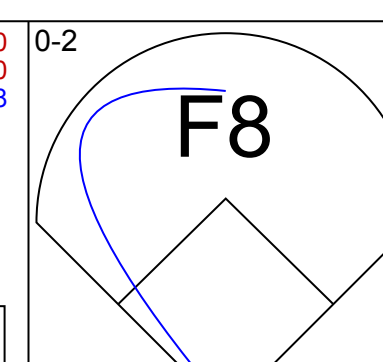
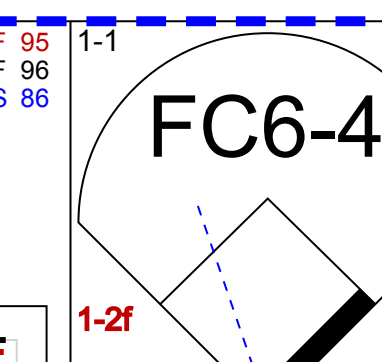
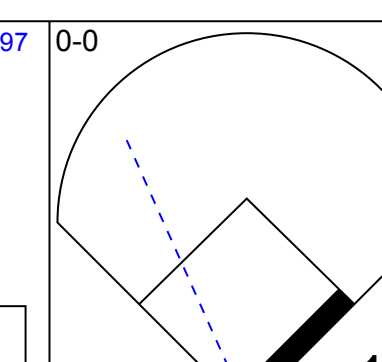
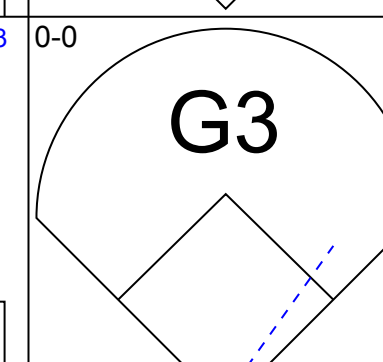
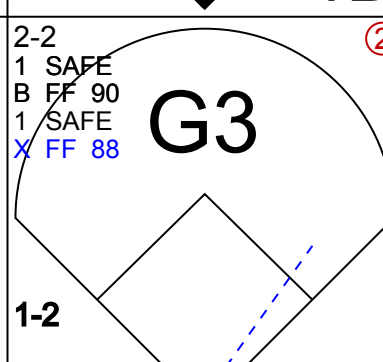
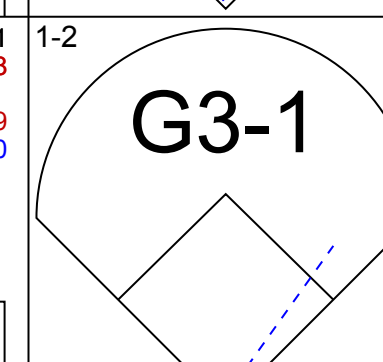
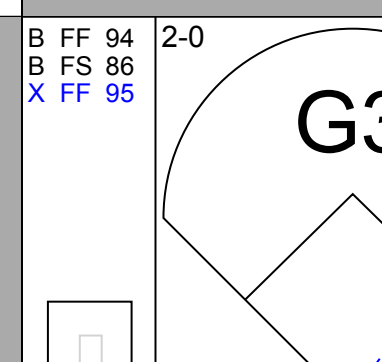
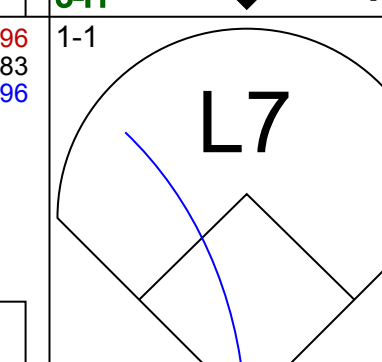
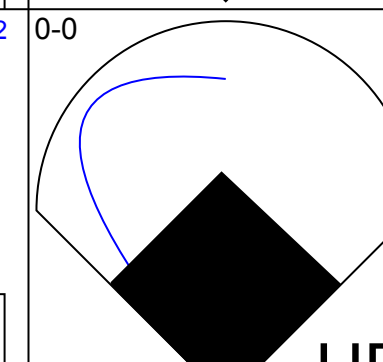
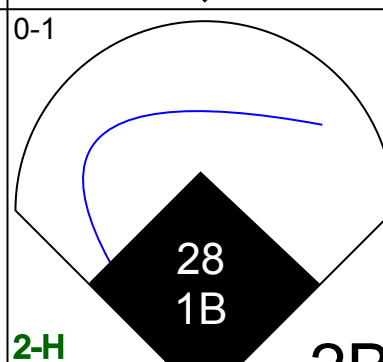
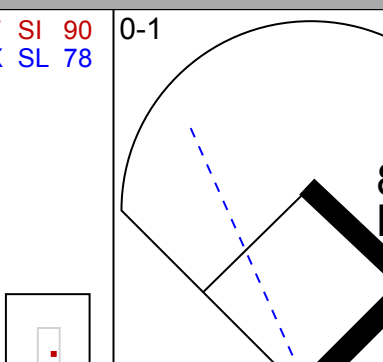
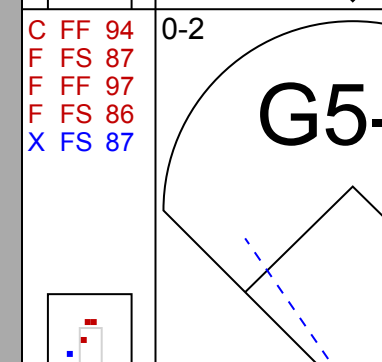
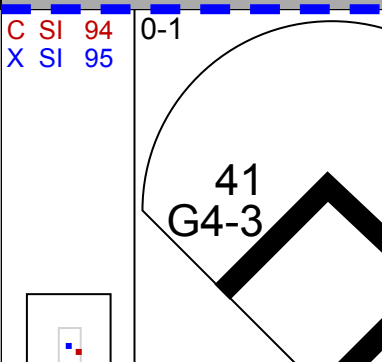
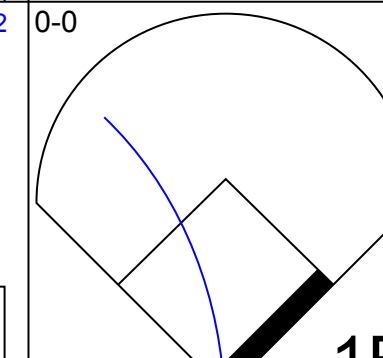
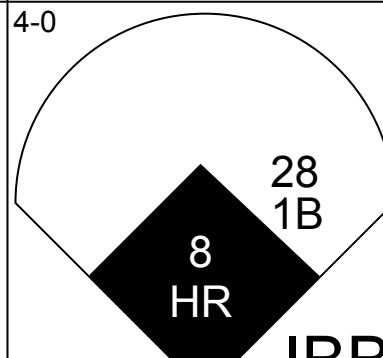

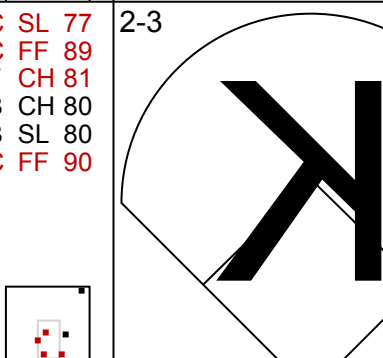
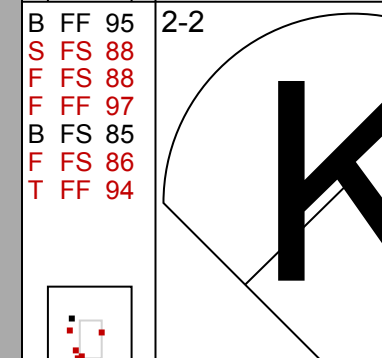
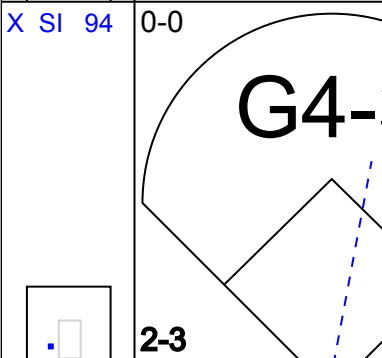
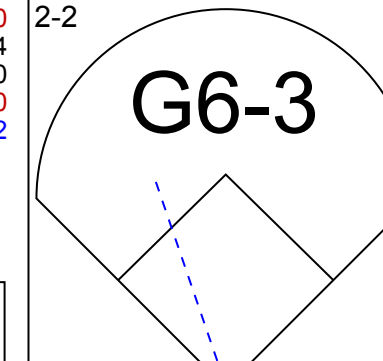
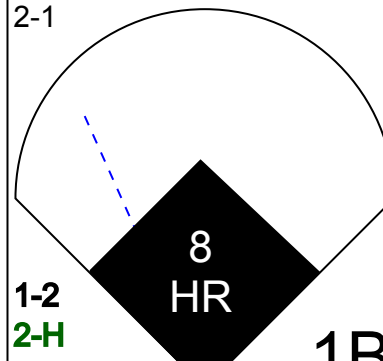

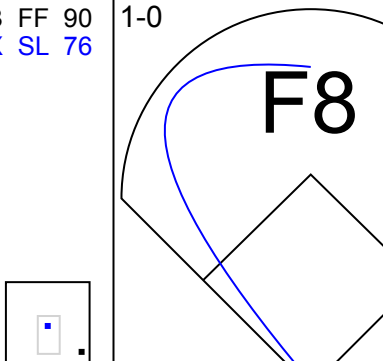
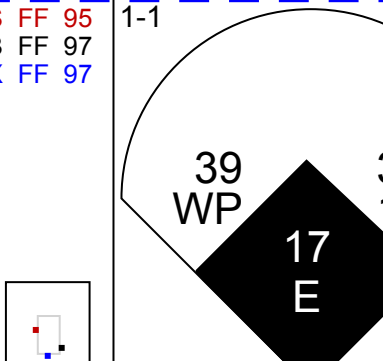
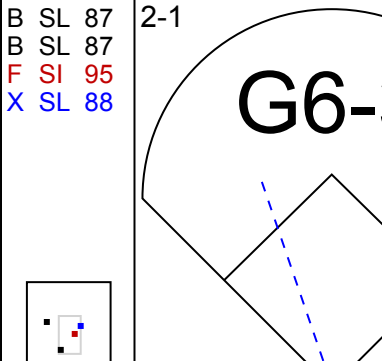
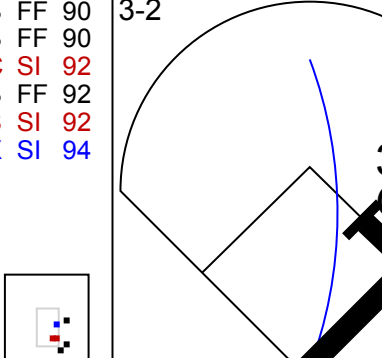
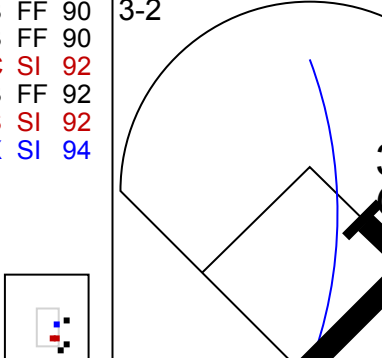
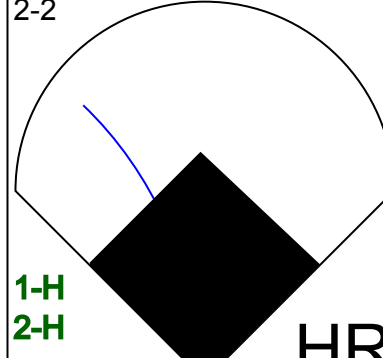
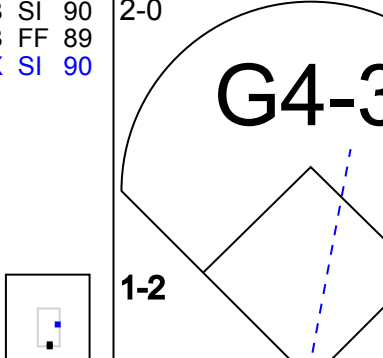
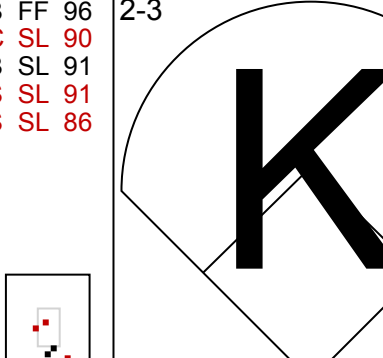
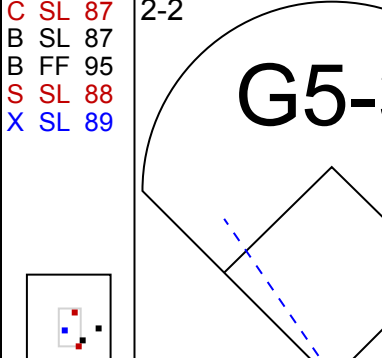
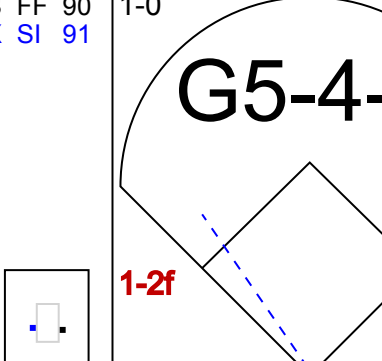
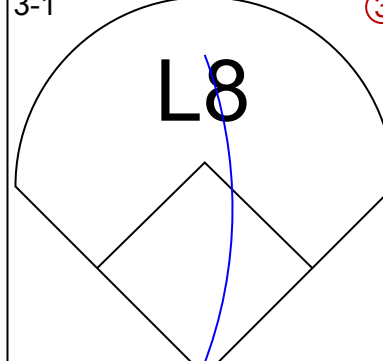
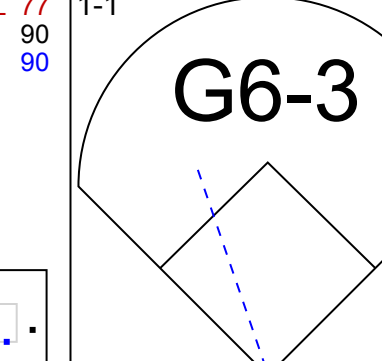
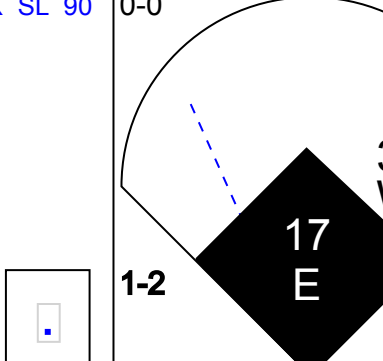
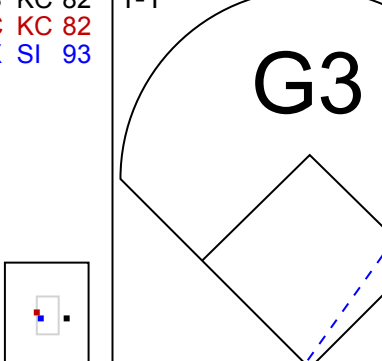
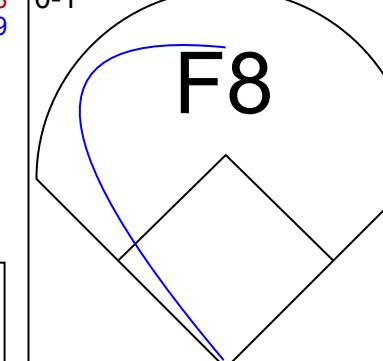
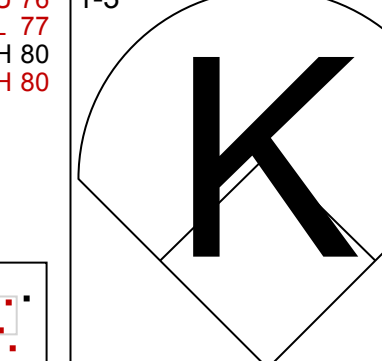
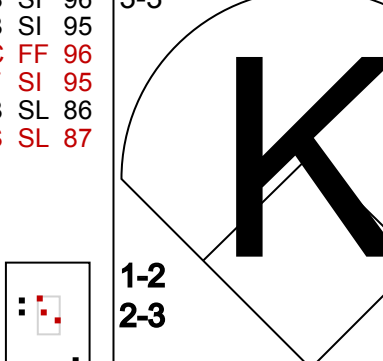
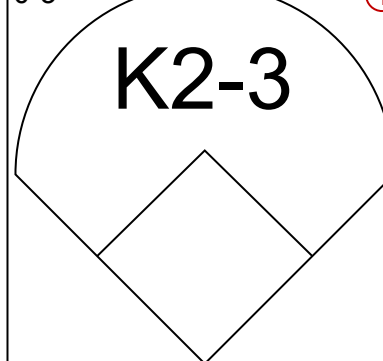
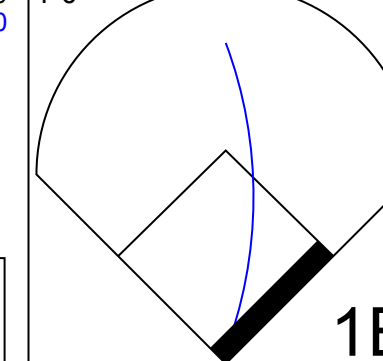
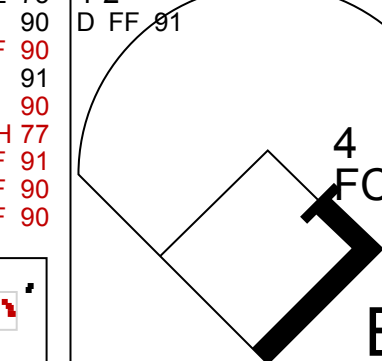
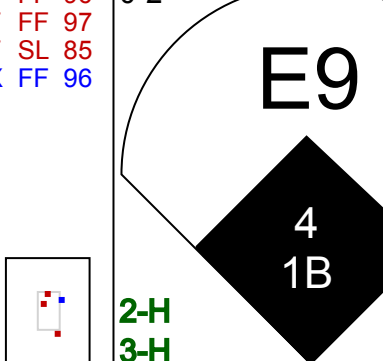
Batter	1	2	3	4	5	6	7	8	9	AB	R	H	RBI	BB	SO	LOB	BOTTOM				
1 Jarrod Dyson, L (1, 8) OBP: 0.316, SLG: 0.350										4	0	0	0	0	1	0	Minnesota Twins @ Kansas City Royals Kauffman Stadium, Kansas City, MO Sun Aug 21 2016, 1:16 PM - 3:40 PM CDT Att: 32,996 - Sunny - 79 F livebaseballscorecards.com				
19 Cheslor Cuthbert, R (1, 5) OBP: 0.329, SLG: 0.443										4	0	0	0	0	2	0					
6 Lorenzo Cain, R (1, 9) OBP: 0.333, SLG: 0.410										3	1	1	0	0	0	0					
35 Eric Hosmer, L (1, 3) OBP: 0.334, SLG: 0.438										2	1	2	1	1	0	0					
25 Kendrys Morales, S (1, 10) OBP: 0.316, SLG: 0.430										3	0	1	0	0	1	3					
4 Alex Gordon, L (1, 7) OBP: 0.326, SLG: 0.392										3	0	0	0	0	1	3					
2 Alcides Escobar, R (1, 6) OBP: 0.289, SLG: 0.319										3	0	0	1	0	1	1					
9 Drew Butera, R (1, 2) OBP: 0.312, SLG: 0.471										3	0	0	0	0	2	1					
27 Adalberto Mondesi, S (1, 4) OBP: 0.234, SLG: 0.311										3	0	0	0	0	3	0					
Inning Stats	R: 0 E: 0 K: 1 S: 9	H: 0 LOB: 0 BB: 0 P: 11	R: 1 E: 0 K: 1 S: 17	H: 2 LOB: 1 BB: 0 P: 27	R: 0 E: 0 K: 2 S: 10	H: 0 LOB: 0 BB: 0 P: 13	R: 0 E: 0 K: 0 S: 8	H: 1 LOB: 1 BB: 1 P: 17	R: 0 E: 0 K: 2 S: 9	H: 0 LOB: 0 BB: 0 P: 11	R: 1 E: 1 K: 2 S: 11	H: 1 LOB: 1 BB: 0 P: 19	R: 0 E: 0 K: 2 S: 13	H: 0 LOB: 0 BB: 0 P: 18	R: 0 E: 0 K: 1 S: 8	H: 0 LOB: 0 BB: 0 P: 13	1B: 1 2B: 3 3B: 0 HR: 0	SF: 0 SAC: 0 DP: 1 HBP: 0	WP: 1 PB: 0 SB: 0 CS: 0	PA: 29	
PITCHER	IP	WLS	BF	H	R	ER	SO	BB	IBB	HBP	BLK	WP	HR	S	P	ERA	WHIP				
54 Ervin Santana, R (1, 1) ERA: 3.33	7.0	L	26	4	2	1	10	1	0	0	0	0	0	77	116	1.29	0.714				
27 Brandon Kintzler, R (8, 1) ERA: 1.77	1.0		3	0	0	0	1	0	0	0	0	0	0	8	13	0.00	0.000				

AB 34
R 1
H 8
RBI 1
BB 2
SO 5
LOB 21




AB 28
R 2
H 4
RBI 2
BB 1
SO 11
LOB 8

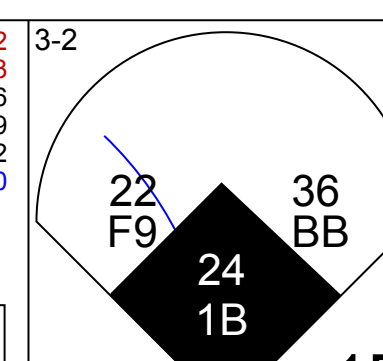
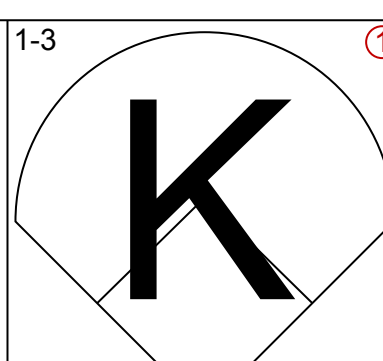
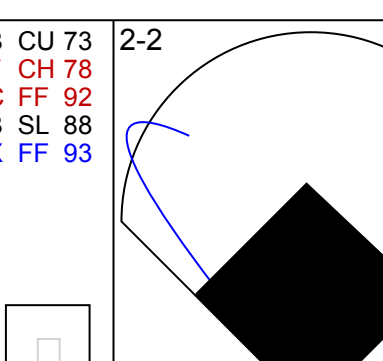
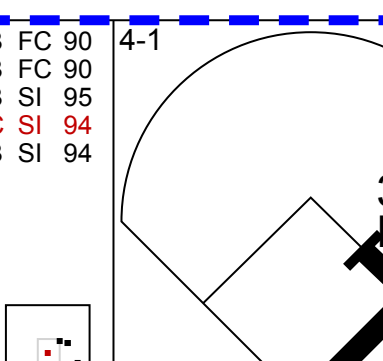
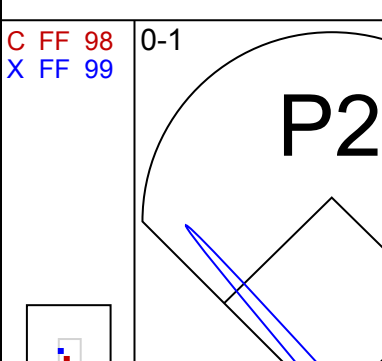
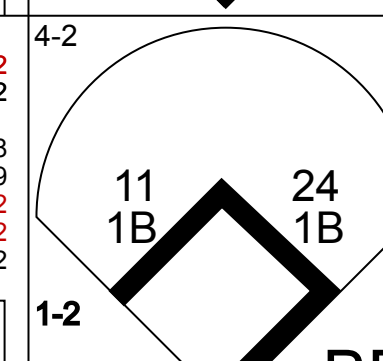
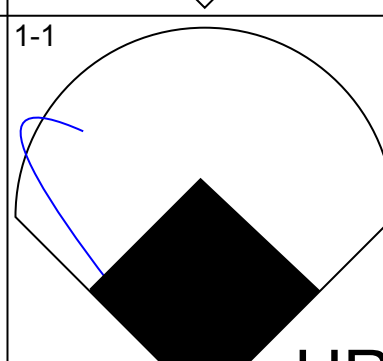
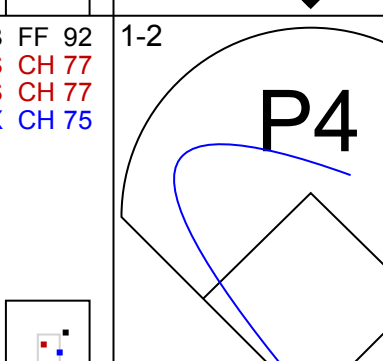
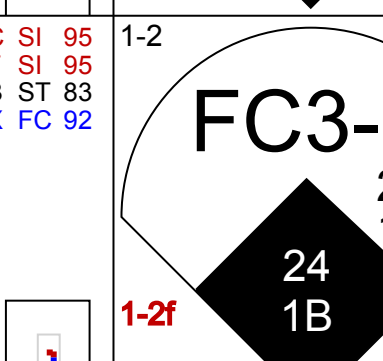
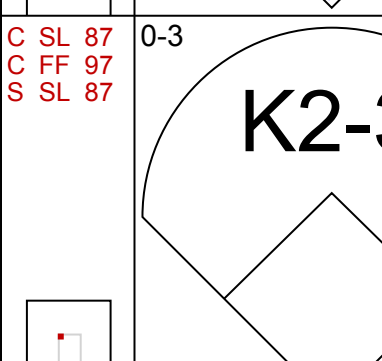
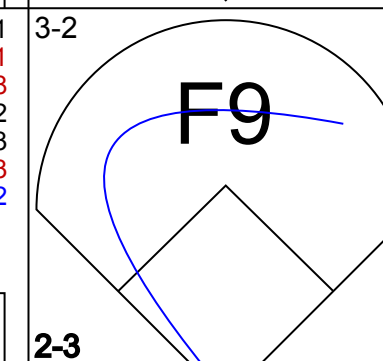
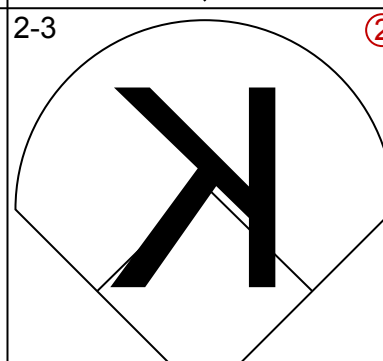
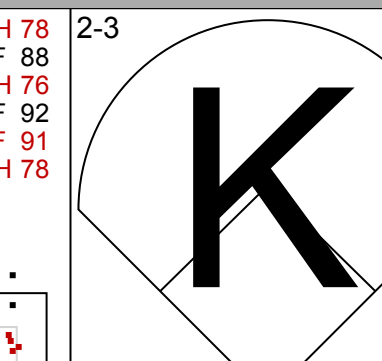
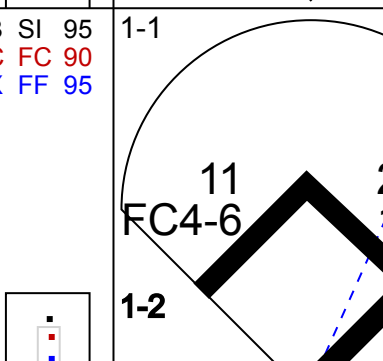
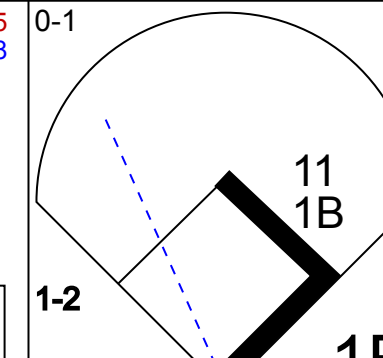
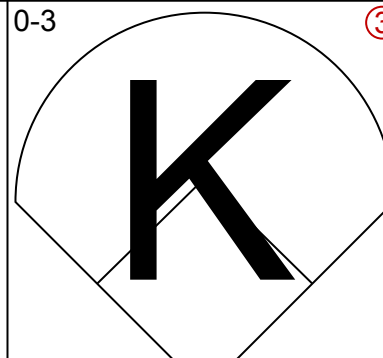
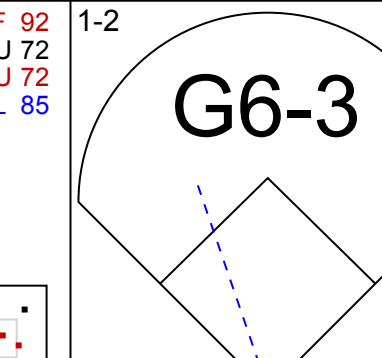
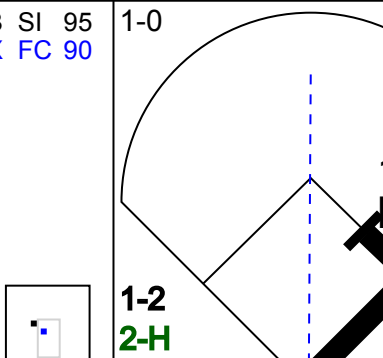

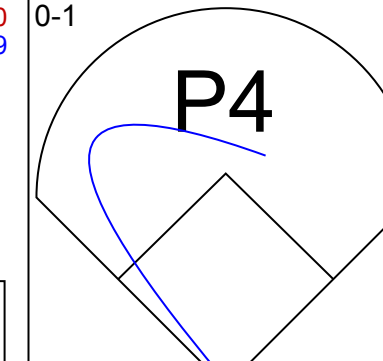
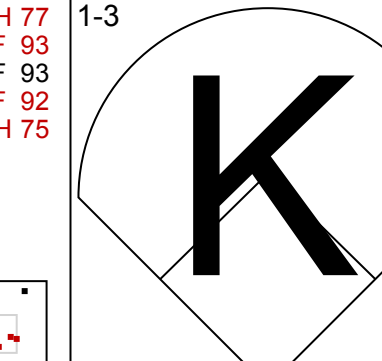
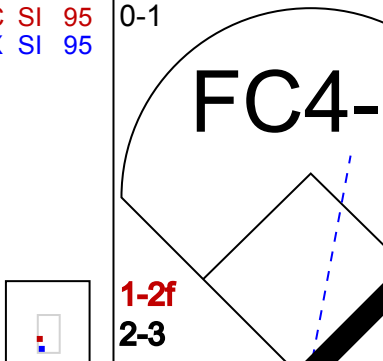
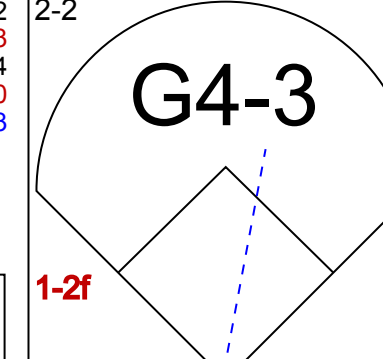
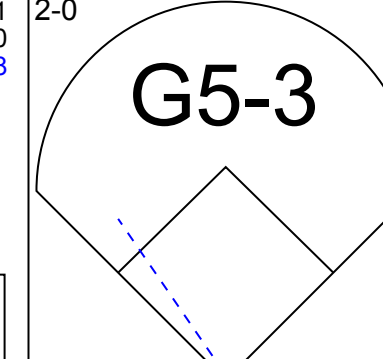
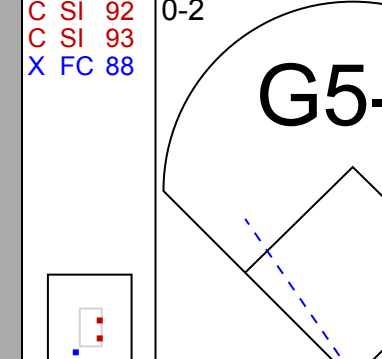
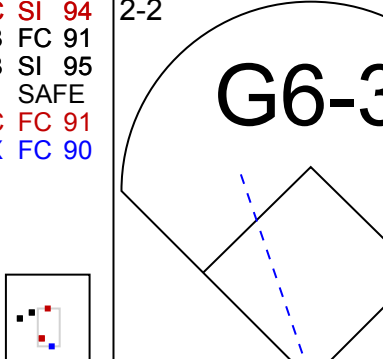
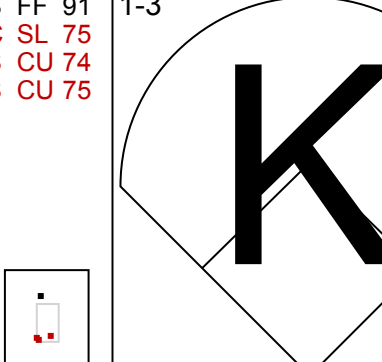
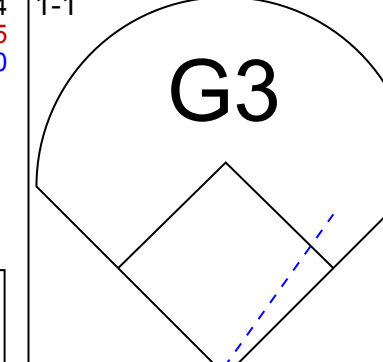
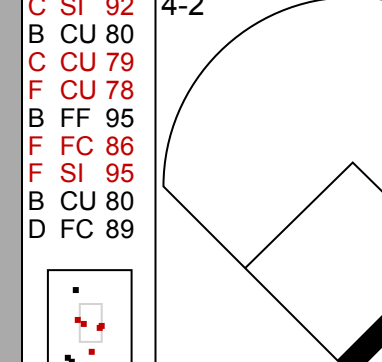
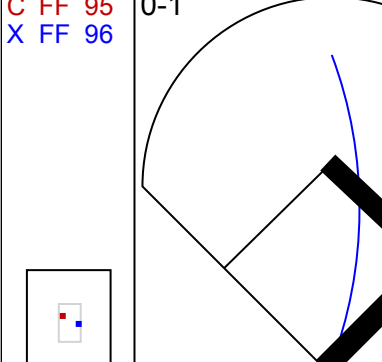

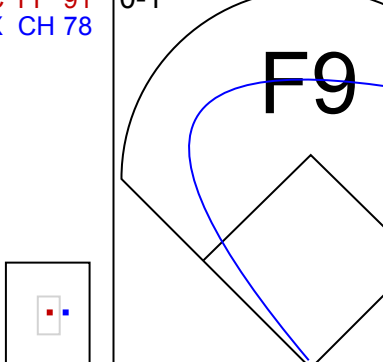
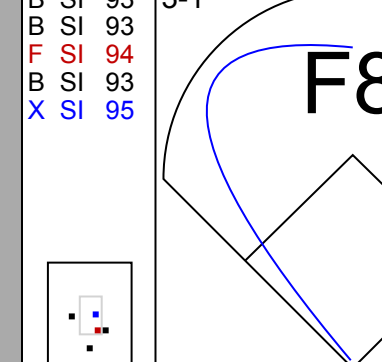
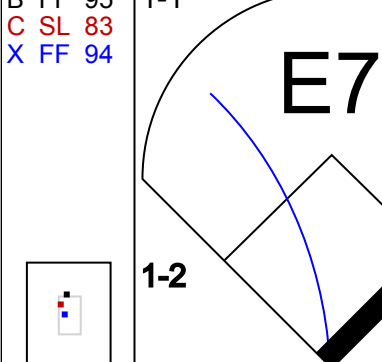

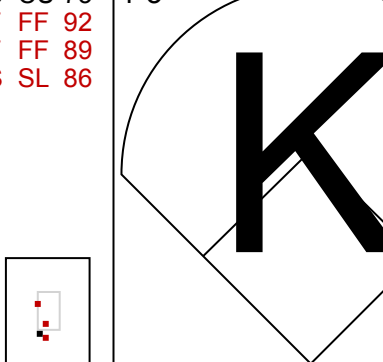
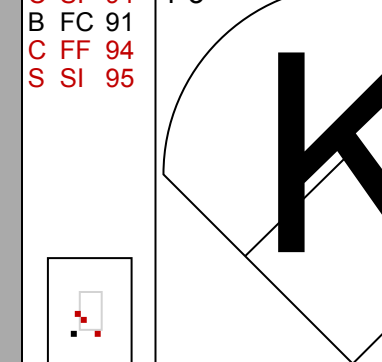
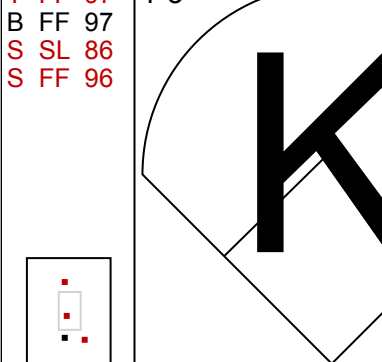


Batter	1	2	3	4	5	6	7	8	9	AB	R	H	RBI	BB	SO	LOB	TOP			
4 Cameron Maybin, R OBP: 0.397, SLG: 0.397										5	1	2	1	0	1	2				
15 Erick Aybar, S OBP: 0.291, SLG: 0.321										5	0	0	0	0	0	3				
24 Miguel Cabrera, R OBP: 0.386, SLG: 0.552										5	2	4	2	0	0	0				
41 Victor Martinez, S OBP: 0.353, SLG: 0.494										4	1	1	0	1	2	2				
28 J.D. Martinez, R OBP: 0.385, SLG: 0.576										5	2	2	1	0	0	3				
8 Justin Upton, R OBP: 0.328, SLG: 0.400										5	1	2	3	0	1	3				
31 Casey McGehee, R OBP: 0.258, SLG: 0.250										4	1	1	0	0	0	1				
39 Jarrod Saltalamacchia, S OBP: 0.308, SLG: 0.394										4	0	0	0	0	2	2				
17 Andrew Romine, S OBP: 0.306, SLG: 0.297										3	1	2	2	1	1	0				
Inning Stats	R: 1 H: 2 E: 0 K: 1 S: 10	H: 2 LOB: 1 BB: 0 P: 14	R: 0 H: 1 E: 0 K: 0 S: 6	H: 1 LOB: 0 BB: 11 P: 11	R: 5 H: 4 E: 0 K: 1 S: 19	H: 4 LOB: 0 BB: 1 P: 32	R: 0 H: 1 E: 0 K: 0 S: 9	H: 1 LOB: 1 BB: 0 P: 11	R: 0 H: 1 E: 0 K: 1 S: 13	H: 0 LOB: 1 BB: 1 P: 20	R: 0 H: 0 E: 0 K: 1 S: 11	H: 0 LOB: 0 BB: 15 P: 15	R: 3 H: 4 E: 1 K: 2 S: 16	H: 4 LOB: 1 BB: 0 P: 23	R: 0 H: 1 E: 0 K: 0 S: 8	H: 1 LOB: 0 BB: 12 P: 12	1B: 10 2B: 2 3B: 0 HR: 2	SF: 0 SAC: 0 DP: 1 HBP: 0	WP: 1 PB: 0 SB: 0 CS: 0	PA: 42
PITCHER	IP	WLS	BF	H	R	ER	SO	BB	IBB	HBP	BLK	WP	HR	S	P	ERA	WHIP			
56 Tyler Duffey, R ERA: 6.24	3.0	L	16	7	6	6	2	0	1	0	0	0	2	35	57	18.00	2.333			
61 Ryan O'Rourke, L ERA: 2.77	2.2		11	2	0	0	2	1	0	0	1	0	0	28	41	0.00	1.125			
53 Pat Light, R ERA: 13.5	1.1		4	0	0	0	1	0	0	0	0	0	0	13	18	0.00	0.000			
57 Ryan Pressly, R ERA: 3.5	1.0		7	4	3	2	2	0	0	0	0	1	0	16	23	18.00	4.000			
60 JT Chargois, R ERA: 6.49	1.0		4	1	0	0	0	0	0	0	0	0	0	8	12	0.00	1.000			

Detroit Tigers @ Minnesota Twins
Target Field, Minneapolis, MN
Wed Aug 24 2016, 7:12 PM - 10:15 PM CDT
Att: 24,309 - Overcast - 75 F


AB 40
R 9
H 14
RBI 9
BB 2
SO 7
LOB 16



Batter	1	2	3	4	5	6	7	8	9	AB	R	H	RBI	BB	SO	LOB	BOTTOM					
2 Brian Dozier, R OBP: 0.343, SLG: 0.543										4	2	2	1	1	1	2						
36 Robbie Grossman, S OBP: 0.380, SLG: 0.435										4	2	1	1	1	1	3						
22 Miguel Sanó, R OBP: 0.329, SLG: 0.466										4	0	1	0	0	2	2						
24 Trevor Plouffe, R OBP: 0.290, SLG: 0.390										4	0	2	2	0	1	0						
11 Jorge Polanco, S OBP: 0.341, SLG: 0.433										4	0	1	0	0	1	2						
5 Eduardo Escobar, S OBP: 0.290, SLG: 0.379										4	0	0	0	0	0	5						
26 Max Kepler, L OBP: 0.335, SLG: 0.482										3	0	1	0	1	1	0						
8 Kurt Suzuki, R OBP: 0.317, SLG: 0.422										4	0	0	0	0	0	2						
20 Eddie Rosario, L OBP: 0.290, SLG: 0.422										4	0	0	0	0	3	3						
Inning Stats	R: 1 H: 3 E: 0 K: 0 S: 16	H: 3 LOB: 2 BB: 1 P: 28	R: 0 H: 0 E: 0 K: 1 S: 11	H: 0 LOB: 0 BB: 0 P: 16	R: 1 H: 1 E: 0 K: 3 S: 11	H: 1 LOB: 0 BB: 0 P: 15	R: 0 H: 0 E: 0 K: 0 S: 5	H: 0 LOB: 0 BB: 0 P: 8	R: 1 H: 1 E: 0 K: 1 S: 11	H: 1 LOB: 0 BB: 0 P: 15	R: 0 H: 0 E: 0 K: 2 S: 11	H: 0 LOB: 0 BB: 1 P: 15	R: 0 H: 0 E: 0 K: 1 S: 13	H: 0 LOB: 1 BB: 21 P: 21	R: 1 H: 2 E: 1 K: 0 S: 12	H: 2 LOB: 2 BB: 1 P: 21	R: 0 H: 1 E: 0 K: 2 S: 12	H: 1 LOB: 0 BB: 14 P: 14	1B: 6 2B: 0 3B: 0 HR: 2	SF: 0 SAC: 0 DP: 1 HBP: 0	WP: 0 PB: 0 SB: 0 CS: 0	PA: 38
PITCHER	IP	WLS	BF	H	R	ER	SO	BB	IBB	HBP	BLK	WP	HR	S	P	ERA	WHIP					
48 Matthew Boyd, L ERA: 3.98	6.0	W	23	5	3	3	7	1	0	0	0	0	0	13	21	0.00	1.000					
38 Justin Wilson, L ERA: 4.29	1.0	H	4	0	0	0	1	1	0	0	0	0	0	12	21	9.00	3.000					
61 Shane Greene, R ERA: 5.24	1.0		6	2	1	1	0	1	0	0	0	0	0	12	14	0.00	1.000					
43 Bruce Rondón, R ERA: 4.35	1.0		5	1	0	0	2	0	0	0	0	0	0	12	14	0.00	1.000					

Detroit Tigers @ Minnesota Twins
Target Field, Minneapolis, MN
Wed Aug 24 2016, 7:12 PM - 10:15 PM CDT
Att: 24,309 - Overcast - 75 F

AB 35
R 4
H 8
RBI 4
BB 3
SO 10
LOB 19



Batter	1	2	3	4	5	6	7	8	9	AB	R	H	RBI	BB	SO	LOB	TOP			
3 Ian Kinsler, R (1,4) OBP: 0.336, SLG: 0.465	L8			G6-3		HBP	F8			4	1	1	2	0	0	1	Detroit Tigers @ Minnesota Twins Target Field, Minneapolis, MN Thu Aug 25 2016, 12:11 PM - 2:59 PM CDT Att: 26,437 - Overcast - 72 F			
18 Tyler Collins, L (1,8) OBP: 0.294, SLG: 0.371		F8						G4-3		2	1	0	0	3	0	1				
24 Miguel Cabrera, R (1,3) OBP: 0.365, SLG: 0.549										3	0	0	0	1	0	4				
15 Erick Aybar, S (6,6) OBP: 0.290, SLG: 0.321				L7				K		1	0	0	0	0	1	0				
41 Victor Martinez, S (1,10) OBP: 0.358, SLG: 0.501	F7									4	1	3	2	1	0	2				
28 J.D. Martinez, R (1,9) OBP: 0.380, SLG: 0.567										5	0	0	0	0	1	7				
8 Justin Upton, R (1,7) OBP: 0.289, SLG: 0.396										4	1	0	0	1	2	2				
31 Casey McGehee, R (1,5) OBP: 0.282, SLG: 0.265										4	1	2	0	0	1	1				
34 James McCann, R (1,2) OBP: 0.277, SLG: 0.384										5	2	4	3	0	0	1				
17 Andrew Romine, S (1,6) OBP: 0.302, SLG: 0.302										5	1	1	1	0	0	4				
Inning Stats	R: 0 E: 0 K: 1 S: 9	H: 0 LOB: 2 BB: 2 P: 19	R: 3 E: 1 K: 0 S: 13	H: 2 LOB: 1 BB: 1 P: 22	R: 3 E: 0 K: 0 S: 12	H: 3 LOB: 0 BB: 0 P: 21	R: 0 E: 0 K: 0 S: 10	H: 0 LOB: 2 BB: 2 P: 20	R: 0 E: 0 K: 2 S: 11	H: 1 LOB: 1 BB: 0 P: 15	R: 2 E: 0 K: 0 S: 13	H: 1 LOB: 1 BB: 1 P: 23	R: 0 E: 0 K: 1 S: 8	H: 1 LOB: 1 BB: 0 P: 9	R: 0 E: 0 K: 1 S: 8	H: 2 LOB: 1 BB: 0 P: 10	1B: 5 2B: 5 3B: 0 HR: 1	SF: 0 SAC: 0 DP: 2 HBP: 2	WP: 0 PB: 1 SB: 1 CS: 0	PA: 45
PITCHER	IP WLS BF H R ER SO BB IBB HBP BLK WP HR S P ERA WHIP																			
17 José Berrios, R (1,1) ERA: 9.24	5.0 L 27 6 6 5 3 5 0 0 0 0 0 1 55 97 9.00 2.200																			
59 Michael Tonkin, R (6,1) ERA: 4.43	1.0 6 1 2 2 0 0 1 0 1 0 0 0 13 23 18.00 2.000																			
55 Taylor Rogers, L (7,1) ERA: 2.95	1.0 4 1 0 0 0 0 0 0 1 0 0 0 6 9 0.00 1.000																			
27 Brandon Kintzler, R (8,1) ERA: 1.73	1.0 4 1 0 0 1 0 0 0 0 0 0 0 8 10 0.00 1.000																			
60 JT Chargois, R (9,1) ERA: 5.78	1.0 4 2 0 0 1 0 0 0 0 0 0 0 7 10 0.00 2.000																			

Batter	1	2	3	4	5	6	7	8	9	AB	R	H	RBI	BB	SO	LOB	BOTTOM					
2 Brian Dozier, R (1,4) OBP: 0.342, SLG: 0.541	G5-3							G6-3		5	1	1	0	0	2	0	Detroit Tigers @ Minnesota Twins Target Field, Minneapolis, MN Thu Aug 25 2016, 12:11 PM - 2:59 PM CDT Att: 26,437 - Overcast - 72 F					
11 Jorge Polanco, S (1,6) OBP: 0.338, SLG: 0.444										4	1	1	0	0	1	1						
36 Robbie Grossman, S (1,7) OBP: 0.381, SLG: 0.436										4	0	2	2	0	0	0						
24 Trevor Plouffe, R (1,3) OBP: 0.289, SLG: 0.385										3	1	0	0	1	1	2						
22 Miguel Sanó, R (1,10) OBP: 0.331, SLG: 0.472										4	2	2	0	0	1	0						
26 Max Kepler, L (1,9) OBP: 0.334, SLG: 0.482										4	0	1	2	0	0	1						
5 Eduardo Escobar, S (1,5) OBP: 0.293, SLG: 0.381										4	0	2	1	0	0	1						
37 Juan Centeno, L (1,2) OBP: 0.303, SLG: 0.382										3	0	0	0	0	1	2						
20 Eddie Rosario, L (9,PH) OBP: 0.269, SLG: 0.421										1	0	0	0	0	1	0						
39 Danny Santana, S (1,8) OBP: 0.280, SLG: 0.328										4	0	0	0	0	0	1						
Inning Stats	R: 0 E: 0 K: 1 S: 10	H: 1 LOB: 1 BB: 0 P: 15	R: 0 E: 0 K: 0 S: 11	H: 1 LOB: 0 BB: 0 P: 20	R: 0 E: 0 K: 1 S: 9	H: 0 LOB: 0 BB: 0 P: 12	R: 0 E: 0 K: 1 S: 6	H: 0 LOB: 0 BB: 0 P: 7	R: 0 E: 0 K: 1 S: 7	H: 0 LOB: 0 BB: 0 P: 10	R: 1 E: 0 K: 1 S: 14	H: 2 LOB: 1 BB: 0 P: 23	R: 1 E: 0 K: 0 S: 9	H: 2 LOB: 1 BB: 0 P: 11	R: 3 E: 0 K: 0 S: 13	H: 3 LOB: 1 BB: 1 P: 26	R: 0 E: 0 K: 2 S: 8	H: 0 LOB: 0 BB: 0 P: 14	1B: 4 2B: 4 3B: 1 HR: 0	SF: 0 SAC: 0 DP: 0 HBP: 0	WP: 0 PB: 0 SB: 0 CS: 0	PA: 37
PITCHER	IP WLS BF H R ER SO BB IBB HBP BLK WP HR S P ERA WHIP																					
44 Daniel Norris, L (1,1) ERA: 3.63	6.1 W 25 6 2 2 5 0 1 0 0 0 0 0 0 61 93 2.84 0.947																					
56 Kyle Ryan, L (7,1) ERA: 3.33	1.1 7 2 3 3 0 1 0 0 0 0 0 0 12 21 20.25 2.250																					
38 Justin Wilson, L (8,1) ERA: 4.25	0.1 2 1 0 0 0 0 0 0 0 0 0 0 6 10 0.00 3.000																					
57 Francisco Rodríguez, R (9,1) ERA: 3.02	1.0 S 3 0 0 0 2 0 0 0 0 0 0 0 8 14 0.00 0.000																					



Batter	1	2	3	4	5	6	7	8	9	AB	R	H	RBI	BB	SO	LOB	TOP											
2 Brian Dozier, R OBP: 0.342, SLG: 0.538										4	2	1	0	1	1	2	Minnesota Twins @ Toronto Blue Jays Rogers Centre, Toronto, ON Sun Aug 28 2016, 1:09 PM - 4:08 PM EDT Att: 47,444 - Partly Cloudy - 77 F											
7 Joe Mauer, L OBP: 0.375, SLG: 0.401										3	1	2	1	2	0	0												
26 Max Kepler, L OBP: 0.331, SLG: 0.473										5	0	0	2	0	2	6												
24 Trevor Plouffe, R OBP: 0.299, SLG: 0.409										5	1	2	1	0	1	3												
22 Miguel Sanó, R OBP: 0.329, SLG: 0.465										5	0	2	2	0	2	2												
11 Jorge Polanco, S OBP: 0.324, SLG: 0.421										4	0	0	0	0	2	2												
36 Robbie Grossman, S OBP: 0.386, SLG: 0.440										3	0	1	0	1	0	1												
8 Kurt Suzuki, R OBP: 0.318, SLG: 0.421										4	0	0	0	0	1	2												
39 Danny Santana, S OBP: 0.279, SLG: 0.326										0	0	0	0	0	0	0												
20 Eddie Rosario, L OBP: 0.291, SLG: 0.418										4	2	2	0	0	0	1												
Inning Stats	R: 0 E: 0 K: 1 S: 7	H: 0 LOB: 0 BB: 0 P: 8	R: 0 E: 0 K: 1 S: 9	H: 1 LOB: 1 BB: 0 P: 11	R: 1 E: 0 K: 0 S: 11	H: 1 LOB: 2 BB: 1 P: 19	R: 0 E: 0 K: 1 S: 7	H: 0 LOB: 0 BB: 0 P: 11	R: 4 E: 0 K: 0 S: 21	H: 3 LOB: 1 BB: 2 P: 34	R: 0 E: 0 K: 2 S: 9	H: 1 LOB: 1 BB: 0 P: 13	R: 0 E: 0 K: 1 S: 7	H: 1 LOB: 0 BB: 0 P: 14	R: 0 E: 0 K: 2 S: 9	H: 0 LOB: 1 BB: 0 P: 18	R: 1 E: 0 K: 1 S: 16	H: 3 LOB: 2 BB: 0 P: 21	1B: 9 2B: 1 3B: 0 HR: 0	SF: 0 SAC: 0 DP: 1 HBP: 0	WP: 1 PB: 1 SB: 0 CS: 0	PA: 41						
PITCHER	IP	WLS	BF	H	R	ER	SO	BB	IBB	HBP	BLK	WP	HR	S	P	ERA	WHIP	PITCHER										
43 R.A. Dickey, R ERA: 4.43	6.0		28	6	5	3	5	3	0	0	0	1	0	64	96	4.50	1.500											
27 Brett Cecil, L ERA: 4.89	0.1		2	1	0	0	1	0	0	0	0	0	0	5	10	0.00	3.000											
46 Scott Feldman, R ERA: 3.68	0.2	W	1	0	0	0	0	0	0	0	0	0	0	2	4	0.00	0.000											
37 Jason Grilli, R ERA: 2.77	1.0	H	4	0	0	0	2	1	0	0	0	0	0	9	18	0.00	1.000											
54 Roberto Osuna, R ERA: 2.21	1.0		6	3	1	1	1	0	0	0	0	0	0	16	21	9.00	3.000											
Batter	1	2	3	4	5	6	7	8	9	AB	R	H	RBI	BB	SO	LOB	BOTTOM											
19 José Bautista, R OBP: 0.352, SLG: 0.448										5	2	3	0	0	0	0	Minnesota Twins @ Toronto Blue Jays Rogers Centre, Toronto, ON Sun Aug 28 2016, 1:09 PM - 4:08 PM EDT Att: 47,444 - Partly Cloudy - 77 F											
3 Ezequiel Carrera, L OBP: 0.317, SLG: 0.335										0	0	0	0	0	0	0												
20 Josh Donaldson, R OBP: 0.407, SLG: 0.576										4	3	3	4	1	0	1												
10 Edwin Encarnación, R OBP: 0.360, SLG: 0.554										3	0	0	1	1	0	2												
14 Justin Smoak, S OBP: 0.316, SLG: 0.415										0	0	0	0	0	0	0												
55 Russell Martin, R OBP: 0.343, SLG: 0.416										3	0	0	0	1	1	3												
2 Troy Tulowitzki, R OBP: 0.324, SLG: 0.465										4	2	2	1	0	0	1												
11 Kevin Pillar, R OBP: 0.294, SLG: 0.389										3	2	2	0	1	0	0												
7 B.J. Upton, R OBP: 0.295, SLG: 0.425										4	0	1	2	0	0	2												
29 Devon Travis, R OBP: 0.333, SLG: 0.474										4	0	2	1	0	1	2												
22 Josh Thole, L OBP: 0.246, SLG: 0.211										4	0	0	0	0	0	2												
Inning Stats	R: 1 E: 0 K: 0 S: 11	H: 1 LOB: 1 BB: 1 P: 21	R: 0 E: 0 K: 0 S: 8	H: 1 LOB: 1 BB: 0 P: 14	R: 1 E: 0 K: 0 S: 9	H: 1 LOB: 0 BB: 1 P: 14	R: 0 E: 0 K: 0 S: 8	H: 1 LOB: 0 BB: 0 P: 11	R: 2 E: 0 K: 0 S: 9	H: 3 LOB: 0 BB: 0 P: 14	R: 4 E: 0 K: 1 S: 20	H: 4 LOB: 1 BB: 1 P: 36	R: 1 E: 0 K: 0 S: 12	H: 1 LOB: 0 BB: 0 P: 18	1B: 5 2B: 4 3B: 0 HR: 4	SF: 1 SAC: 0 DP: 2 HBP: 0	WP: 1 PB: 0 SB: 0 CS: 0	PA: 39										
PITCHER	IP	WLS	BF	H	R	ER	SO	BB	IBB	HBP	BLK	WP	HR	S	P	ERA	WHIP	PITCHER										
44 Kyle Gibson, R ERA: 5.17	5.1		26	8	4	4	1	3	0	0	0	0	0	1	16	26	20.25	2.250										
53 Pat Light, R ERA: 17.05	1.1	L	6	3	3	3	0	0	0	0	0	0	0	1	6	14	27.00	6.000										
60 JT Chargois, R ERA: 6.52	0.1		3	1	1	1	1	1	0	0	0	1	0	6	14	27.00	6.000											
51 Alex Wimmers, R ERA: 4.5	1.0		4	1	1	1	0	0	0	0	0	0	0	1	12	18	9.00	1.000										

Batter	1	2	3	4	5	6	7	8	9	10	AB	R	H	RBI	BB	SO	LOB	TOP								
2 Brian Dozier, R OBP: 0.342, SLG: 0.535	(1,4) P3		4-1 BB		2-2 1B		2-3 K			2-1 L7	4	0	1	0	1	1	2	Minnesota Twins @ Cleveland Indians Progressive Field, Cleveland, OH Mon Aug 29 2016, 7:11 PM - 10:30 PM EDT Att: 11,327 - Clear - 78 F								
7 Joe Mauer, L OBP: 0.375, SLG: 0.402	(1,3) 2B		3-2 L9			3-2 G4-3		1-1 G4-3		4-2 BB	4	0	1	0	1	0	2									
24 Trevor Plouffe, R OBP: 0.301, SLG: 0.409	(1,10) K		1-3 K			2-1 26 FC6 1B		1-1 F9		1-0 22 BB 1B	5	0	2	0	0	2	3									
22 Miguel Sanó, R OBP: 0.328, SLG: 0.459	(1,5) F9				2-1 G6-3		0-0 F9		0-0 L8		4	0	0	0	1	0	2									
26 Max Kepler, L OBP: 0.326, SLG: 0.465	(1,9) K		2-3 G4-3		0-2 G4-3		2-2 FC6			2-2 K	5	0	0	0	0	2	4									
11 Jorge Polanco, S OBP: 0.329, SLG: 0.431	(1,6) G4-3		0-2 G4-3		2-1 2B		0-2 37 1B		2-1 F8		4	0	2	0	0	0	0									
20 Eddie Rosario, L OBP: 0.290, SLG: 0.420	(1,7) G4-3		1-1 G4-3		1-3 K		2-3 K		0-0 2B		4	0	1	0	0	2	2									
37 Juan Centeno, L OBP: 0.301, SLG: 0.375	(1,2) 2' BB 1B		2-2 G4-3		1-2 G4-3		1-1 1B		2-3 K2-3		4	0	2	0	0	1	1									
32 Logan Schafer, L	(1,8) L8		0-0 G4-3		0-0 G4-3		0-3 K		0-3 K		2	0	0	0	0	0	1									
36 Robbie Grossman, PH OBP: 0.384, SLG: 0.437	(7,7) K										2	0	0	0	0	2	2									
Inning Stats	R: 0 E: 0 K: 1 S: 8	H: 1 LOB: 1 BB: 0 P: 16	R: 0 E: 0 K: 1 S: 9	H: 0 LOB: 0 BB: 0 P: 12	R: 0 E: 0 K: 1 S: 12	H: 1 LOB: 2 BB: 1 P: 22	R: 0 E: 0 K: 0 S: 11	H: 1 LOB: 1 BB: 0 P: 16	R: 0 E: 0 K: 0 S: 9	H: 1 LOB: 1 BB: 0 P: 12	R: 0 E: 0 K: 3 S: 15	H: 2 LOB: 2 BB: 0 P: 20	R: 0 E: 0 K: 0 S: 5	H: 0 LOB: 0 BB: 0 P: 7	R: 0 E: 0 K: 2 S: 9	H: 1 LOB: 1 BB: 0 P: 14	R: 0 E: 0 K: 1 S: 17	H: 1 LOB: 3 BB: 2 P: 30	1B: 6 2B: 3 3B: 0 HR: 0	SF: 0 SAC: 0 DP: 0 HBP: 0	WP: 0 PB: 0 SB: 0 CS: 0	PA: 41				
PITCHER	IP WLS BF H R ER SO BB IBB HBP BLK WP HR S P ERA WHIP	PITCHER										IP WLS BF H R ER SO BB IBB HBP BLK WP HR S P ERA WHIP														
47 Trevor Bauer, R ERA: 3.73	(1,1) 6.0	23	5	0	0	4	BB: 1	IBB: 0	HBP: 0	BLK: 0	WP: 0	HR: 0	S: 61	P: 97	0.00	1.000										
24 Andrew Miller, L ERA: 1.39	(7,1) 1.1	6	2	0	0	3	BB: 0	IBB: 0	HBP: 0	BLK: 0	WP: 0	HR: 0	S: 17	P: 23	0.00	1.500										
27 Bryan Shaw, R ERA: 3.31	(8,1) 0.2	2	0	0	0	0	BB: 0	IBB: 0	HBP: 0	BLK: 0	WP: 0	HR: 0	S: 3	P: 4	0.00	0.000										
37 Cody Allen, R ERA: 2.95	(9,1) 1.2	9	2	0	0	3	BB: 2	IBB: 0	HBP: 0	BLK: 0	WP: 0	HR: 0	S: 21	P: 37	0.00	2.400										
34 Zach McAllister, R ERA: 4.17	(10,1) 0.1	W	1	0	0	0	BB: 0	IBB: 0	HBP: 0	BLK: 0	WP: 0	HR: 0	S: 5	P: 7	0.00	0.000										

AB	38
R	0
H	9
RBI	0
BB	3
SO	10
LOB	19



Batter	1	2	3	4	5	6	7	8	9	10	AB	R	H	RBI	BB	SO	LOB	BOTTOM								
20 Rajai Davis, R OBP: 0.316, SLG: 0.399	(1,8) F7		1-0 P2			0-1 L8		0-1 FC4-6 1B		2-2 FC5 22 BB 1B	5	0	1	0	0	0	2	Minnesota Twins @ Cleveland Indians Progressive Field, Cleveland, OH Mon Aug 29 2016, 7:11 PM - 10:30 PM EDT Att: 11,327 - Clear - 78 F								
22 Jason Kipnis, L OBP: 0.343, SLG: 0.480	(1,4) G4-3 BB		1-1 12 36-4-3 1B		0-1 L9		0-1 FC4-6 12 FC4-6		1-2 1B		4	0	2	1	1	0	1									
12 Francisco Lindor, S OBP: 0.355, SLG: 0.448	(1,6) G4-3		1-0 G6-4-3		1-1 26 BB 1B		0-0 FC4-6 26 BB 1B		1-2 1B		4	0	1	0	0	0	3									
26 Mike Napoli, R OBP: 0.340, SLG: 0.493	(1,3) P3		4-2 BB		4-0 BB		1-1 SAFE 1B		1-3 1B		2	0	1	0	2	0	1									
41 Carlos Santana, S OBP: 0.344, SLG: 0.456	(1,10) G6-3		3-2 G6-3		2-0 P4		2-2 P3		0-1 L3		4	0	0	0	0	0	3									
11 José Ramírez, S OBP: 0.362, SLG: 0.458	(1,5) 6 CS BB		4-1 BB		0-1 2B		0-2 G4-3		1-3 K		3	0	1	0	1	1	0									
6 Brandon Guyer, R OBP: 0.363, SLG: 0.415	(1,7) L9		1-2 L9		0-2 K		1-0 E6		0-0 G1-3		4	0	0	0	0	1	2									
35 Abraham Almonte, S OBP: 0.296, SLG: 0.412	(1,9) K		0-3 K		1-1 P4		0-3 K		1-0 20 FC5 38 BB 1B		4	0	1	0	0	2	2									
55 Roberto Pérez, R OBP: 0.280, SLG: 0.216	(1,2) F9		2-2 F9		1-2 G4-3		2-3 K2-3		1-2 20 FC5 22 BB 1B		2	0	0	0	0	0	1									
8 Lonnie Chisenhall, L OBP: 0.335, SLG: 0.463	(7,PH) K										1	0	0	0	0	1	1									
38 Chris Gimenez, R OBP: 0.294, SLG: 0.347	(8,2) K										1	1	1	0	0	0	0									
Inning Stats	R: 0 E: 0 K: 7 S: 7	H: 0 LOB: 1 BB: 1 P: 18	R: 0 E: 0 K: 0 S: 9	H: 0 LOB: 0 BB: 1 P: 17	R: 0 E: 0 K: 1 S: 8	H: 0 LOB: 0 BB: 0 P: 11	R: 0 E: 0 K: 0 S: 6	H: 1 LOB: 1 BB: 1 P: 14	R: 0 E: 0 K: 1 S: 10	H: 1 LOB: 1 BB: 0 P: 12	R: 0 E: 1 K: 2 S: 10	H: 0 LOB: 1 BB: 0 P: 13	R: 0 E: 0 K: 0 S: 7	H: 2 LOB: 2 BB: 0 P: 8	R: 0 E: 0 K: 1 S: 6	H: 0 LOB: 0 BB: 0 P: 7	R: 1 E: 0 K: 0 S: 13	H: 3 LOB: 2 BB: 0 P: 18	1B: 7 2B: 1 3B: 0 HR: 0	SF: 0 SAC: 0 DP: 1 HBP: 0	WP: 0 PB: 0 SB: 0 CS: 1	PA: 38				
PITCHER	IP WLS BF H R ER SO BB IBB HBP BLK WP HR S P ERA WHIP	PITCHER										IP WLS BF H R ER SO BB IBB HBP BLK WP HR S P ERA WHIP														
66 Héctor Santiago, L ERA: 4.93	(1,1) 6.1	25	3	0	0	2	BB: 4	IBB: 0	HBP: 0	BLK: 0	WP: 0	HR: 0	S: 53	P: 93	0.00	1.105										
57 Ryan Pressly, R ERA: 3.65	(7,1) 1.1	5	1	0	0	2	BB: 0	IBB: 0	HBP: 0	BLK: 0	WP: 0	HR: 0	S: 11	P: 13	0.00	0.750										
27 Brandon Kintzler, R ERA: 1.87	(8,1) 1.2	L	8	4	1	1	BB: 0	IBB: 0	HBP: 0	BLK: 0	WP: 0	HR: 0	S: 21	P: 28	5.40	2.400										

AB	34
R	1
H	8
RBI	1
BB	4
SO	5
LOB	16



Batter	1	2	3	4	5	6	7	8	9	AB R H RBI BB SO LOB	TOP										
2 Brian Dozier, R OBP: 0.343, SLG: 0.543										4 1 1 2 1 2 2	Minnesota Twins @ Cleveland Indians Progressive Field, Cleveland, OH Wed Aug 31 2016, 7:13 PM - 9:56 PM EDT Att: 11,811 - Overcast - 75 F										
7 Joe Mauer, L OBP: 0.375, SLG: 0.405										4 0 1 0 0 1 1											
24 Trevor Plouffe, R OBP: 0.298, SLG: 0.403										4 0 0 0 0 1 1											
22 Miguel Sanó, R OBP: 0.324, SLG: 0.452										4 0 0 0 0 3 0											
20 Eddie Rosario, L OBP: 0.292, SLG: 0.418										4 1 1 0 0 2 0											
11 Jorge Polanco, S OBP: 0.340, SLG: 0.447										4 0 3 0 0 0 0											
26 Max Kepler, L OBP: 0.325, SLG: 0.467										3 1 1 1 1 1 3											
37 Juan Centeno, L OBP: 0.295, SLG: 0.367										3 0 0 0 0 2 2											
5 Eduardo Escobar, S (9, PH) OBP: 0.340, SLG: 0.384										1 0 0 0 0 0 2											
32 Logan Schafer, L OBP: 0.400, SLG: 0.333										3 1 1 0 1 1 0											
Inning Stats	R: 0 E: 0 K: 2 S: 7	H: 0 LOB: 0 BB: 0 P: 10	R: 0 E: 0 K: 2 S: 7	H: 0 LOB: 0 BB: 0 P: 10	R: 1 E: 0 K: 0 S: 9	H: 1 LOB: 1 BB: 1 P: 18	R: 0 E: 0 K: 0 S: 7	H: 0 LOB: 0 BB: 0 P: 10	R: 0 E: 0 K: 1 S: 6	H: 1 LOB: 0 BB: 0 P: 10	R: 0 E: 0 K: 1 S: 8	H: 1 LOB: 1 BB: 0 P: 11	R: 0 E: 0 K: 3 S: 15	H: 1 LOB: 2 BB: 1 P: 24	R: 2 E: 0 K: 2 S: 13	H: 2 LOB: 0 BB: 0 P: 16	R: 1 E: 0 K: 2 S: 17	H: 2 LOB: 2 BB: 1 P: 27	1B: 4 2B: 3 3B: 0 HR: 2	SF: 0 SAC: 0 DP: 1 HBP: 0	WP: 1 PA: 37 PB: 0 SB: 0 CS: 0
PITCHER	IP WLS BF H R ER SO BB IBB HBP BLK WP HR S P ERA WHIP																				
28 Corey Kluber, R ERA: 3.09	8.0 W 31 6 3 3 11 2 0 0 0 0 2 72 109 3.38 1.000																				
66 Percy Garner, R ERA: 13.5	0.2 5 2 1 1 1 1 0 0 0 0 0 14 22 13.50 4.500																				
27 Bryan Shaw, R ERA: 3.21	0.1 S 1 0 0 0 1 0 0 0 0 0 1 0 3 5 0.00 0.000																				

AB 34
R 4
H 8
RBI 3
BB 3
SO 13
LOB 11



Batter	1	2	3	4	5	6	7	8	9	AB R H RBI BB SO LOB	BOTTOM									
20 Rajai Davis, R OBP: 0.320, SLG: 0.414										5 1 2 0 0 0 3	Minnesota Twins @ Cleveland Indians Progressive Field, Cleveland, OH Wed Aug 31 2016, 7:13 PM - 9:56 PM EDT Att: 11,811 - Overcast - 75 F									
22 Jason Kipnis, L OBP: 0.342, SLG: 0.481										3 1 0 1 1 1 1										
1 Michael Martínez, S OBP: 0.281, SLG: 0.329										0 0 0 0 0 0 0										
12 Francisco Lindor, S OBP: 0.397, SLG: 0.453										5 1 2 0 0 0 0										
26 Mike Napoli, R OBP: 0.345, SLG: 0.494										3 2 2 0 1 0 0										
41 Carlos Santana, S OBP: 0.346, SLG: 0.471										4 2 2 2 0 0 3										
11 José Ramírez, S OBP: 0.382, SLG: 0.457										3 0 2 2 1 1 0										
6 Brandon Guyer, R OBP: 0.362, SLG: 0.408										2 0 0 0 0 0 3										
8 Lonnie Chisenhall, L OBP: 0.333, SLG: 0.461										1 0 0 1 0 0 0										
35 Abraham Almonte, S OBP: 0.301, SLG: 0.421										3 0 1 1 1 0 1										
55 Roberto Pérez, R OBP: 0.288, SLG: 0.253										3 1 1 1 1 1 2										
Inning Stats	R: 0 E: 0 K: 0 S: 4	H: 1 LOB: 0 BB: 0 P: 6	R: 1 E: 0 K: 0 S: 13	H: 3 LOB: 2 BB: 0 P: 18	R: 0 E: 0 K: 0 S: 7	H: 0 LOB: 0 BB: 0 P: 8	R: 1 E: 0 K: 0 S: 7	H: 1 LOB: 1 BB: 1 P: 13	R: 5 E: 0 K: 0 S: 21	H: 4 LOB: 3 BB: 4 P: 42	R: 0 E: 0 K: 1 S: 7	H: 2 LOB: 1 BB: 0 P: 14	R: 0 E: 0 K: 1 S: 8	H: 0 LOB: 0 BB: 0 P: 12	R: 1 E: 0 K: 1 S: 15	H: 1 LOB: 0 BB: 0 P: 20	1B: 7 2B: 3 3B: 0 HR: 2	SF: 2 SAC: 0 DP: 2 HBP: 0	WP: 0 PA: 39 PB: 0 SB: 1 CS: 0	
PITCHER	IP WLS BF H R ER SO BB IBB HBP BLK WP HR S P ERA WHIP																			
64 Pat Dean, L ERA: 6.75	4.1 L 22 7 2 1 1 0 2 0 0 0 0 0 40 64 12.46 2.308																			
60 JT Chargois, R ERA: 6.97	0.2 6 2 1 1 0 2 0 0 0 0 0 12 23 13.50 6.000																			
61 Ryan O'Rourke, L ERA: 3.24	3.0 11 3 1 1 3 0 0 0 0 0 0 30 46 3.00 1.000																			

AB 32
R 8
H 12
RBI 8
BB 5
SO 3
LOB 13



Batter	1	2	3	4	5	6	7	8	9	AB	R	H	RBI	BB	SO	LOB	TOP	
1 Adam Eaton, L (1,8) OBP: 0.361, SLG: 0.410	F7	1B		G5-3		53 HR 1B		5 2B BB		4	2	2	0	1	0	0	Chicago White Sox @ Minnesota Twins Target Field, Minneapolis, MN Thu Sep 01 2016, 7:11 PM - 10:23 PM CDT Att: 20,329 - Partly Cloudy - 72 F	
12 Tim Anderson, R (1,6) OBP: 0.300, SLG: 0.429		G4-3				F8		53 G4-3 1-H 2B		2	0	1	0	0	0	2		
5 Yolmer Sánchez, S (3,4) OBP: 0.193, SLG: 0.215	53 1B			53 2B						3	1	2	1	0	0	1		
53 Melky Cabrera, S (1,7) OBP: 0.346, SLG: 0.438	79 1B					G3		G4-3		5	0	2	1	0	1	2		
79 José Abreu, R (1,3) OBP: 0.346, SLG: 0.469				44 1B				G1-3		5	1	3	2	0	1	2		
44 Justin Morneau, L (1,10) OBP: 0.296, SLG: 0.455	K			21 WP		18 WP 21 BB 1B		G5-3		5	0	2	0	0	2	3		
21 Todd Frazier, R (1,5) OBP: 0.296, SLG: 0.456										4	1	2	1	1	2	2		
26 Avisail García, R (1,9) OBP: 0.310, SLG: 0.386		HR				18 WP BB				4	0	0	0	1	3	3		
31 Alex Avila, L (1,2) OBP: 0.364, SLG: 0.390		G6-3								3	0	0	0	1	1	5		
61 Kevan Smith, R (8,2)										1	0	0	0	0	0	1		
18 Tyler Saladino, R (1,4) (3,6)										5	0	1	0	0	1	4		
Inning Stats	R: 0 H: 3 E: 0 K: 1 S: 12	H: 3 LOB: 2 BB: 0 P: 19	R: 1 H: 3 E: 0 K: 0 S: 12	H: 3 LOB: 2 BB: 0 P: 21	R: 0 H: 2 E: 0 K: 2 S: 12	H: 2 LOB: 1 BB: 0 P: 22	R: 1 H: 2 E: 0 K: 1 S: 13	H: 2 LOB: 1 BB: 0 P: 20	R: 0 H: 0 E: 0 K: 3 S: 11	H: 1 LOB: 1 BB: 1 P: 20	R: 1 H: 1 E: 0 K: 1 S: 15	H: 1 LOB: 1 BB: 0 P: 25	R: 0 H: 1 E: 0 K: 1 S: 10	H: 1 LOB: 1 BB: 0 P: 14	1B: 10 2B: 3 3B: 0 HR: 2	SF: 0 SAC: 0 DP: 0 HBP: 0	WP: 2 PB: 0 SB: 0 CS: 0	PA: 45
PITCHER	IP WLS BF H R ER SO BB IBB HBP BLK WP HR S P ERA WHIP	IP WLS BF H R ER SO BB IBB HBP BLK WP HR S P ERA WHIP	IP WLS BF H R ER SO BB IBB HBP BLK WP HR S P ERA WHIP	IP WLS BF H R ER SO BB IBB HBP BLK WP HR S P ERA WHIP	IP WLS BF H R ER SO BB IBB HBP BLK WP HR S P ERA WHIP	IP WLS BF H R ER SO BB IBB HBP BLK WP HR S P ERA WHIP	IP WLS BF H R ER SO BB IBB HBP BLK WP HR S P ERA WHIP	IP WLS BF H R ER SO BB IBB HBP BLK WP HR S P ERA WHIP	IP WLS BF H R ER SO BB IBB HBP BLK WP HR S P ERA WHIP	IP WLS BF H R ER SO BB IBB HBP BLK WP HR S P ERA WHIP	IP WLS BF H R ER SO BB IBB HBP BLK WP HR S P ERA WHIP	IP WLS BF H R ER SO BB IBB HBP BLK WP HR S P ERA WHIP	IP WLS BF H R ER SO BB IBB HBP BLK WP HR S P ERA WHIP	IP WLS BF H R ER SO BB IBB HBP BLK WP HR S P ERA WHIP	IP WLS BF H R ER SO BB IBB HBP BLK WP HR S P ERA WHIP	IP WLS BF H R ER SO BB IBB HBP BLK WP HR S P ERA WHIP	ERA WHIP	ERA WHIP

Batter	1	2	3	4	5	6	7	8	9	AB	R	H	RBI	BB	SO	LOB	BOTTOM	
2 Brian Dozier, R (1,4) OBP: 0.343, SLG: 0.541	K	K			K					4	0	1	0	0	3	0	Chicago White Sox @ Minnesota Twins Target Field, Minneapolis, MN Thu Sep 01 2016, 7:11 PM - 10:23 PM CDT Att: 20,329 - Partly Cloudy - 72 F	
7 Joe Mauer, L (1,3) OBP: 0.374, SLG: 0.404	G6-3					24 HR 1B				4	1	1	0	0	1	1		
24 Trevor Plouffe, R (1,5) OBP: 0.298, SLG: 0.411										4	1	1	2	0	2	1		
22 Miguel Sanó, R (1,10)										4	0	0	0	0	2	1		
11 Jorge Polanco, S (1,6) OBP: 0.351, SLG: 0.448										2	2	1	0	2	0	0		
26 Max Kepler, L (1,9) OBP: 0.324, SLG: 0.464										4	1	1	0	0	2	2		
8 Kurt Suzuki, R (1,2) OBP: 0.320, SLG: 0.421										4	1	2	2	0	1	1		
20 Eddie Rosario, L (1,7) OBP: 0.293, SLG: 0.418										3	1	1	0	0	1	1		
25 Byron Buxton, R (1,8) OBP: 0.248, SLG: 0.330										3	1	1	3	0	0	1		
Inning Stats	R: 0 H: 0 E: 0 K: 2 S: 7	H: 5 LOB: 0 BB: 0 P: 37	R: 0 H: 0 E: 0 K: 2 S: 7	H: 0 LOB: 0 BB: 0 P: 12	R: 0 H: 0 E: 0 K: 1 S: 8	H: 0 LOB: 0 BB: 0 P: 11	R: 2 H: 2 E: 0 K: 1 S: 10	H: 2 LOB: 0 BB: 0 P: 17	R: 1 H: 1 E: 0 K: 2 S: 14	H: 1 LOB: 1 BB: 1 P: 26	R: 0 H: 1 E: 0 K: 1 S: 12	H: 1 LOB: 1 BB: 0 P: 15	R: 0 H: 0 E: 0 K: 1 S: 7	H: 0 LOB: 1 BB: 1 P: 12	1B: 6 2B: 2 3B: 0 HR: 2	SF: 0 SAC: 0 DP: 1 HBP: 0		WP: 2 PB: 0 SB: 0 CS: 1
PITCHER	IP WLS BF H R ER SO BB IBB HBP BLK WP HR S P ERA WHIP	IP WLS BF H R ER SO BB IBB HBP BLK WP HR S P ERA WHIP	IP WLS BF H R ER SO BB IBB HBP BLK WP HR S P ERA WHIP	IP WLS BF H R ER SO BB IBB HBP BLK WP HR S P ERA WHIP	IP WLS BF H R ER SO BB IBB HBP BLK WP HR S P ERA WHIP	IP WLS BF H R ER SO BB IBB HBP BLK WP HR S P ERA WHIP	IP WLS BF H R ER SO BB IBB HBP BLK WP HR S P ERA WHIP	IP WLS BF H R ER SO BB IBB HBP BLK WP HR S P ERA WHIP	IP WLS BF H R ER SO BB IBB HBP BLK WP HR S P ERA WHIP	IP WLS BF H R ER SO BB IBB HBP BLK WP HR S P ERA WHIP	IP WLS BF H R ER SO BB IBB HBP BLK WP HR S P ERA WHIP	IP WLS BF H R ER SO BB IBB HBP BLK WP HR S P ERA WHIP	IP WLS BF H R ER SO BB IBB HBP BLK WP HR S P ERA WHIP	IP WLS BF H R ER SO BB IBB HBP BLK WP HR S P ERA WHIP	IP WLS BF H R ER SO BB IBB HBP BLK WP HR S P ERA WHIP	IP WLS BF H R ER SO BB IBB HBP BLK WP HR S P ERA WHIP	ERA WHIP	ERA WHIP

AB	41
R	5
H	15
RBI	5
BB	4
SO	11
LOB	25



AB	32
R	8
H	9
RBI	7
BB	2
SO	12
LOB	8



Batter	1	2	3	4	5	6	7	8	9	AB	R	H	RBI	BB	SO	LOB	TOP		
1 Adam Eaton, L (1.8) OBP: 0.365, SLG: 0.415										5	4	4	1	1	1	2			
18 Tyler Saladino, R (1.4) OBP: 0.298, SLG: 0.407										4	0	1	1	0	1	4			
53 Melky Cabrera, S (1.7) OBP: 0.344, SLG: 0.438										6	0	3	3	0	1	4			
79 José Abreu, R (1.3) OBP: 0.347, SLG: 0.469										6	0	3	3	0	1	4			
44 Justin Morneau, L (1.10) OBP: 0.301, SLG: 0.445										3	1	0	0	3	2	3			
21 Todd Frazier, R (1.5) OBP: 0.297, SLG: 0.461										4	1	1	2	1	2	4			
26 Avisail García, R (1.9) OBP: 0.306, SLG: 0.380										5	1	0	0	0	3	7			
38 Omar Narváez, L (1.2) OBP: 0.441, SLG: 0.388										4	2	2	0	1	0	0			
5 Yolmer Sánchez, S (1.6) OBP: 0.216, SLG: 0.250										5	2	3	1	0	1	0			
Inning Stats	R: 1 H: 2 E: 0 K: 2 S: 14	H: 2 LOB: 1 BB: 0 P: 21	R: 0 H: 0 E: 0 K: 1 S: 8	H: 0 LOB: 0 BB: 0 P: 14	R: 0 H: 1 E: 0 K: 1 S: 7	H: 1 LOB: 0 BB: 0 P: 11	R: 2 H: 2 E: 0 K: 1 S: 11	H: 2 LOB: 0 BB: 0 P: 17	R: 1 H: 2 E: 0 K: 1 S: 13	H: 2 LOB: 2 BB: 1 P: 22	R: 0 H: 2 E: 0 K: 2 S: 13	H: 2 LOB: 3 BB: 1 P: 21	R: 3 H: 3 E: 1 K: 1 S: 23	H: 3 LOB: 3 BB: 3 P: 42	R: 3 H: 3 E: 0 K: 2 S: 21	H: 3 LOB: 1 BB: 1 P: 32	1B: 14 2B: 2 3B: 0 HR: 1	SF: 1 SAC: 1 DP: 0 HBP: 0	WP: 1 PA: 50 PB: 0 CS: 0
PITCHER	IP WLS BF H R ER SO BB IBB HBP BLK WP HR S P ERA WHIP	IP WLS BF H R ER SO BB IBB HBP BLK WP HR S P ERA WHIP	IP WLS BF H R ER SO BB IBB HBP BLK WP HR S P ERA WHIP	IP WLS BF H R ER SO BB IBB HBP BLK WP HR S P ERA WHIP	IP WLS BF H R ER SO BB IBB HBP BLK WP HR S P ERA WHIP	IP WLS BF H R ER SO BB IBB HBP BLK WP HR S P ERA WHIP	IP WLS BF H R ER SO BB IBB HBP BLK WP HR S P ERA WHIP	IP WLS BF H R ER SO BB IBB HBP BLK WP HR S P ERA WHIP	IP WLS BF H R ER SO BB IBB HBP BLK WP HR S P ERA WHIP	IP WLS BF H R ER SO BB IBB HBP BLK WP HR S P ERA WHIP	IP WLS BF H R ER SO BB IBB HBP BLK WP HR S P ERA WHIP	IP WLS BF H R ER SO BB IBB HBP BLK WP HR S P ERA WHIP	IP WLS BF H R ER SO BB IBB HBP BLK WP HR S P ERA WHIP	IP WLS BF H R ER SO BB IBB HBP BLK WP HR S P ERA WHIP	IP WLS BF H R ER SO BB IBB HBP BLK WP HR S P ERA WHIP	IP WLS BF H R ER SO BB IBB HBP BLK WP HR S P ERA WHIP	IP WLS BF H R ER SO BB IBB HBP BLK WP HR S P ERA WHIP	IP WLS BF H R ER SO BB IBB HBP BLK WP HR S P ERA WHIP	IP WLS BF H R ER SO BB IBB HBP BLK WP HR S P ERA WHIP

Chicago White Sox @ Minnesota Twins
Target Field, Minneapolis, MN
Fri Sep 02 2016, 7:11 PM - 10:10 PM CDT
Att: 20,806 - Partly Cloudy - 72 F

AB 42
R 11
H 17
RBI 11
BB 6
SO 12
LOB 28



Batter	1	2	3	4	5	6	7	8	9	AB	R	H	RBI	BB	SO	LOB	BOTTOM				
2 Brian Dozier, R (1.4) OBP: 0.344, SLG: 0.546										4	1	2	3	0	1	0					
11 Jorge Polanco, S (1.6) OBP: 0.350, SLG: 0.448										2	0	1	1	0	1	0					
24 Trevor Plouffe, R (1.3) OBP: 0.297, SLG: 0.407										3	0	0	0	1	0	2					
22 Miguel Sanó, R (1.10) OBP: 0.318, SLG: 0.442										4	0	0	0	0	2	2					
5 Eduardo Escobar, S (1.5) OBP: 0.296, SLG: 0.382										4	0	1	0	0	1	1					
26 Max Kepler, L (1.9) OBP: 0.320, SLG: 0.458										4	0	0	0	0	0	2					
8 Kurt Suzuki, R (1.2) OBP: 0.319, SLG: 0.419										4	0	1	0	0	1	2					
32 Logan Schafer, L (1.7) OBP: 0.385, SLG: 0.417										3	1	1	0	0	0	1					
25 Byron Buxton, R (1.8) OBP: 0.253, SLG: 0.335										3	2	2	0	0	0	0					
Inning Stats	R: 0 H: 0 E: 0 K: 1 S: 7	H: 0 LOB: 0 BB: 0 P: 12	R: 0 H: 0 E: 0 K: 2 S: 8	H: 0 LOB: 0 BB: 0 P: 12	R: 3 H: 4 E: 0 K: 1 S: 12	H: 4 LOB: 0 BB: 0 P: 15	R: 0 H: 1 E: 0 K: 0 S: 8	H: 1 LOB: 1 BB: 0 P: 9	R: 1 H: 2 E: 0 K: 0 S: 7	H: 2 LOB: 1 BB: 1 P: 13	R: 0 H: 0 E: 0 K: 1 S: 5	H: 0 LOB: 0 BB: 0 P: 7	R: 0 H: 0 E: 0 K: 1 S: 7	H: 0 LOB: 0 BB: 0 P: 11	R: 0 H: 0 E: 0 K: 1 S: 10	H: 0 LOB: 0 BB: 0 P: 14	R: 0 H: 1 E: 0 K: 0 S: 7	H: 1 LOB: 0 BB: 0 P: 11	1B: 6 2B: 2 3B: 0 HR: 1	SF: 1 SAC: 0 DP: 3 HBP: 1	WP: 1 PA: 34 PB: 0 CS: 1
PITCHER	IP WLS BF H R ER SO BB IBB HBP BLK WP HR S P ERA WHIP	IP WLS BF H R ER SO BB IBB HBP BLK WP HR S P ERA WHIP	IP WLS BF H R ER SO BB IBB HBP BLK WP HR S P ERA WHIP	IP WLS BF H R ER SO BB IBB HBP BLK WP HR S P ERA WHIP	IP WLS BF H R ER SO BB IBB HBP BLK WP HR S P ERA WHIP	IP WLS BF H R ER SO BB IBB HBP BLK WP HR S P ERA WHIP	IP WLS BF H R ER SO BB IBB HBP BLK WP HR S P ERA WHIP	IP WLS BF H R ER SO BB IBB HBP BLK WP HR S P ERA WHIP	IP WLS BF H R ER SO BB IBB HBP BLK WP HR S P ERA WHIP	IP WLS BF H R ER SO BB IBB HBP BLK WP HR S P ERA WHIP	IP WLS BF H R ER SO BB IBB HBP BLK WP HR S P ERA WHIP	IP WLS BF H R ER SO BB IBB HBP BLK WP HR S P ERA WHIP	IP WLS BF H R ER SO BB IBB HBP BLK WP HR S P ERA WHIP	IP WLS BF H R ER SO BB IBB HBP BLK WP HR S P ERA WHIP	IP WLS BF H R ER SO BB IBB HBP BLK WP HR S P ERA WHIP	IP WLS BF H R ER SO BB IBB HBP BLK WP HR S P ERA WHIP	IP WLS BF H R ER SO BB IBB HBP BLK WP HR S P ERA WHIP	IP WLS BF H R ER SO BB IBB HBP BLK WP HR S P ERA WHIP	IP WLS BF H R ER SO BB IBB HBP BLK WP HR S P ERA WHIP		

Chicago White Sox @ Minnesota Twins
Target Field, Minneapolis, MN
Fri Sep 02 2016, 7:11 PM - 10:10 PM CDT
Att: 20,806 - Partly Cloudy - 72 F

AB 31
R 4
H 8
RBI 4
BB 1
SO 6
LOB 10



Batter	1	2	3	4	5	6	7	8	9	AB	R	H	RBI	BB	SO	LOB	TOP			
1 Adam Eaton, L (1,8) OBP: 0.365, SLG: 0.420										4	1	1	1	0	1	2				
12 Tim Anderson, R (1,6) OBP: 0.300, SLG: 0.430										4	0	1	0	0	1	0				
53 Melky Cabrera, S (1,7) OBP: 0.345, SLG: 0.444										3	1	1	1	1	0	1				
79 José Abreu, R (1,3) OBP: 0.345, SLG: 0.466										4	0	0	0	0	1	2				
21 Todd Frazier, R (1,5) OBP: 0.298, SLG: 0.459										2	0	0	0	2	1	2				
26 Avisail García, R (1,9) OBP: 0.302, SLG: 0.375										4	1	0	0	0	2	2				
61 Kevan Smith, R (1,10)										4	0	0	0	0	2	2				
31 Alex Avila, L (1,2) OBP: 0.361, SLG: 0.381										3	0	0	0	1	1	0				
5 Yolmer Sánchez, S (1,4) OBP: 0.220, SLG: 0.253										3	0	1	1	0	0	0				
Inning Stats	R: 1 E: 0 K: 2 S: 14	H: 1 LOB: 0 BB: 0 P: 20	R: 1 E: 0 K: 0 S: 21	H: 1 LOB: 2 BB: 2 P: 33	R: 0 E: 0 K: 0 S: 12	H: 0 LOB: 0 BB: 0 P: 14	R: 0 E: 0 K: 2 S: 9	H: 0 LOB: 0 BB: 0 P: 13	R: 0 E: 0 K: 1 S: 5	H: 1 LOB: 1 BB: 1 P: 23	R: 0 E: 0 K: 1 S: 6	H: 0 LOB: 1 BB: 0 P: 7	R: 0 E: 0 K: 1 S: 9	H: 0 LOB: 1 BB: 1 P: 17	R: 0 E: 0 K: 1 S: 7	H: 0 LOB: 0 BB: 0 P: 10	1B: 1 2B: 1 3B: 0 HR: 2	SF: 0 SAC: 0 DP: 0 HBP: 0	WP: 0 PB: 0 SB: 0 CS: 0	PA: 35
PITCHER	IP WLS BF H R ER SO BB IBB HBP BLK WP HR S P ERA WHIP																			
66 Héctor Santiago, L (1,1) ERA: 4.91	6.0 W 25 4 3 3 6 3 0 0 0 0 2 75 110 4.50 1.167																			
62 Buddy Boskers, L (7,1) ERA: 5.61	1.0 3 0 0 0 1 0 0 0 0 0 0 6 7 0.00 0.000																			
53 Pat Light, R (8,1) ERA: 10.8	1.0 4 0 0 0 1 1 0 0 0 0 0 9 17 0.00 1.000																			
61 Ryan O'Rourke, L (9,1) ERA: 3.0	1.0 3 0 0 0 1 0 0 0 0 0 0 7 10 0.00 0.000																			

Chicago White Sox @ Minnesota Twins
Target Field, Minneapolis, MN
Sat Sep 03 2016, 6:12 PM - 9:23 PM CDT
Att: 22,274 - Partly Cloudy - 74 F

AB 31
R 3
H 4
RBI 3
BB 4
SO 9
LOB 11



Batter	1	2	3	4	5	6	7	8	9	AB	R	H	RBI	BB	SO	LOB	BOTTOM	
2 Brian Dozier, R (1,4) OBP: 0.345, SLG: 0.552										4	2	2	1	0	1	1		
5 Eduardo Escobar, S (7, FH) OBP: 0.295, SLG: 0.380										1	0	0	0	0	1	1		
11 Jorge Polanco, S (1,6) OBP: 0.350, SLG: 0.447										5	1	1	2	0	1	2		
7 Joe Mauer, L (1,3) OBP: 0.373, SLG: 0.401										3	1	0	0	1	1	1		
32 Logan Schafer, L (7, FH) OBP: 0.357, SLG: 0.385										1	0	0	0	0	0	1		
24 Trevor Plouffe, R (1,10) OBP: 0.302, SLG: 0.416										3	2	1	3	2	2	0		
26 Max Kepler, L (1,9) OBP: 0.324, SLG: 0.467										5	0	3	0	0	0	1		
22 Miguel Sanó, R (1,5) OBP: 0.319, SLG: 0.448										4	1	1	2	1	2	3		
20 Eddie Rosario, L (1,7) OBP: 0.295, SLG: 0.415										2	1	0	0	2	0	3		
37 Juan Centeno, L (1,2) OBP: 0.294, SLG: 0.364										4	1	1	0	0	2	2		
25 Byron Buxton, R (1,8) OBP: 0.262, SLG: 0.367										4	2	3	2	0	0	0		
Inning Stats	R: 1 E: 0 K: 2 S: 14	H: 2 LOB: 2 BB: 1 P: 28	R: 2 E: 0 K: 0 S: 15	H: 2 LOB: 1 BB: 1 P: 28	R: 3 E: 1 K: 0 S: 20	H: 6 LOB: 4 BB: 2 P: 48	R: 0 E: 0 K: 2 S: 9	H: 0 LOB: 0 BB: 0 P: 15	R: 0 E: 0 K: 1 S: 9	H: 1 LOB: 1 BB: 0 P: 13	R: 0 E: 0 K: 1 S: 12	H: 1 LOB: 1 BB: 0 P: 16	R: 0 E: 0 K: 2 S: 10	H: 0 LOB: 0 BB: 0 P: 17	1B: 3 2B: 5 3B: 0 HR: 4	SF: 0 SAC: 0 DP: 0 HBP: 0	WP: 1 PB: 0 SB: 2 CS: 0	PA: 42
PITCHER	IP WLS BF H R ER SO BB IBB HBP BLK WP HR S P ERA WHIP																	
25 James Shields, R (1,1) ERA: 6.07	2.1 L 16 5 6 5 2 4 0 0 0 0 1 1 15 26 0.00 18.000																	
29 Jacob Turner, R (3,1) ERA: 7.59	0.1 7 5 5 0 0 1 0 0 0 0 1 1 15 26 0.00 18.000																	
66 Michael Ynoa, R (3,1) ERA: 3.52	2.1 8 0 0 0 4 1 0 0 0 0 0 0 22 37 0.00 0.429																	
67 Juan Minaya, R (6,1) ERA: 3.52	2.0 8 2 0 0 2 0 0 0 0 0 0 0 21 29 0.00 1.000																	
48 Tommy Kahnle, R (8,1) ERA: 3.79	1.0 3 0 0 0 2 0 0 0 0 0 0 0 10 17 0.00 0.000																	

Chicago White Sox @ Minnesota Twins
Target Field, Minneapolis, MN
Sat Sep 03 2016, 6:12 PM - 9:23 PM CDT
Att: 22,274 - Partly Cloudy - 74 F

AB 36
R 11
H 12
RBI 10
BB 6
SO 10
LOB 15



Batter	1	2	3	4	5	6	7	8	9	10	11	12	AB	R	H	RBI	BB	SO	LOB	TOP								
1 Adam Eaton, L OBP: 0.362, SLG: 0.416													7	1	1	2	0	3	1									
12 Tim Anderson, R OBP: 0.303, SLG: 0.433													7	2	3	2	0	2	2									
53 Melky Cabrera, S OBP: 0.348, SLG: 0.447													6	4	3	0	1	1	2									
79 José Abreu, R OBP: 0.346, SLG: 0.476													7	2	3	7	0	1	3									
21 Todd Frazier, R OBP: 0.301, SLG: 0.459													6	1	3	0	0	0	0									
18 Tyler Saladino, R OBP: 0.287, SLG: 0.402													3	0	0	0	1	0	2									
44 Justin Momeau, L OBP: 0.306, SLG: 0.445													0	0	0	0	1	0	0									
20 JB Shuck, L OBP: 0.250, SLG: 0.307													1	0	0	0	0	0	0									
26 Avisail García, R OBP: 0.303, SLG: 0.378													6	1	2	2	0	2	2									
61 Kevan Smith, R													3	1	0	0	0	1	1									
38 Omar Narváez, L OBP: 0.452, SLG: 0.392													2	1	1	0	1	1	2									
5 Yolmer Sánchez, S OBP: 0.206, SLG: 0.239													5	0	0	0	0	2	6									
Inning Stats	R: 3 E: 1 K: 2 S: 18	H: 3 LOB: 1 BB: 1 P: 28	R: 1 E: 1 K: 1 S: 11	H: 0 LOB: 0 BB: 0 P: 20	R: 0 E: 0 K: 1 S: 7	H: 0 LOB: 0 BB: 0 P: 10	R: 0 E: 1 K: 1 S: 10	H: 0 LOB: 1 BB: 0 P: 13	R: 1 E: 0 K: 1 S: 16	H: 3 LOB: 2 BB: 0 P: 20	R: 0 E: 0 K: 0 S: 8	H: 0 LOB: 0 BB: 0 P: 13	R: 3 E: 0 K: 0 S: 12	H: 3 LOB: 0 BB: 0 P: 17	R: 1 E: 0 K: 1 S: 10	H: 1 LOB: 1 BB: 0 P: 17	R: 2 E: 0 K: 2 S: 15	H: 2 LOB: 2 BB: 2 P: 32	R: 0 E: 0 K: 2 S: 12	H: 1 LOB: 1 BB: 0 P: 18	R: 0 E: 0 K: 0 S: 5	H: 0 LOB: 0 BB: 0 P: 7	R: 2 E: 0 K: 0 S: 14	H: 3 LOB: 1 BB: 0 P: 24	1B: 11 2B: 3 3B: 0 HR: 2	SF: 0 SAC: 1 DP: 0 HBP: 0	WP: 1 PB: 0 SB: 0 CS: 1	PA: 59
PITCHER	IP WLS BF H R ER SO BB IBB HBP BLK WP HR S P ERA WHIP	4.2 1.1 5.1 1.0 0.2 1.1	23 4 0 6 4 2	5 0 0 3 1 2	6 0 0 3 0 2	3 0 0 3 0 2	6 0 0 3 0 2	1 1 1 1 1 2	59 11 16 12 7 18	8 0 0 27 14 35	1.500 0.000 3.000 13.500 13.500	1.000	1.000	0.000	1.500													
58 Andrew Albers, L ERA: 5.33	(1, 1)																											
62 Buddy Bosher, L ERA: 5.33	(5, 1)																											
55 Taylor Rogers, L ERA: 3.51	(7, 1)																											
57 Ryan Pressly, R ERA: 3.5	(8, 1)																											
27 Brandon Kintzler, R ERA: 2.17	(8, 1)																											

Chicago White Sox @ Minnesota Twins
Target Field, Minneapolis, MN
Sun Sep 04 2016, 1:12 PM - 5:58 PM CDT
Alt. 22,595 - Cloudy - 77 F

AB 53
R 13
H 16
RBI 13
BB 4
SO 13
LOB 21



Batter	1	2	3	4	5	6	7	8	9	10	11	12	AB	R	H	RBI	BB	SO	LOB	BOTTOM								
2 Brian Dozier, R OBP: 0.346, SLG: 0.559													6	1	3	2	1	1	3									
11 Jorge Polanco, S OBP: 0.341, SLG: 0.429													6	0	0	0	1	0	6									
7 Joe Mauer, L OBP: 0.374, SLG: 0.405													6	1	2	0	1	2	0									
36 Robbie Grossman, R OBP: 0.384, SLG: 0.437													0	0	0	0	0	0	0									
24 Trevor Plouffe, R OBP: 0.301, SLG: 0.412													6	1	1	0	1	0	4									
26 Max Kepler, L OBP: 0.321, SLG: 0.460													7	2	1	0	0	5	5									
22 Miguel Sanó, R OBP: 0.324, SLG: 0.459													4	2	3	2	1	1	0									
32 Logan Schafer, L OBP: 0.387, SLG: 0.385													0	1	0	0	0	0	0									
5 Eduardo Escobar, S OBP: 0.297, SLG: 0.379													1	0	0	0	1	1	1									
20 Eddie Rosario, L OBP: 0.289, SLG: 0.405													7	0	0	0	0	2	9									
12 John Ryan Murphy, R OBP: 0.174, SLG: 0.227													4	1	3	2	0	0	3									
8 Kurt Suzuki, R OBP: 0.323, SLG: 0.426													2	0	2	1	0	0	0									
25 Byron Buxton, R OBP: 0.266, SLG: 0.390													6	2	3	4	0	1	5									
Inning Stats	R: 0 E: 0 K: 0 S: 9	H: 0 LOB: 0 BB: 0 P: 13	R: 4 E: 0 K: 1 S: 18	H: 4 LOB: 1 BB: 1 P: 26	R: 2 E: 0 K: 1 S: 11	H: 3 LOB: 2 BB: 0 P: 18	R: 1 E: 0 K: 0 S: 16	H: 2 LOB: 1 BB: 0 P: 25	R: 2 E: 0 K: 1 S: 18	H: 3 LOB: 1 BB: 0 P: 26	R: 0 E: 0 K: 1 S: 6	H: 0 LOB: 0 BB: 0 P: 10	R: 1 E: 0 K: 1 S: 12	H: 3 LOB: 2 BB: 0 P: 22	R: 0 E: 0 K: 2 S: 8	H: 0 LOB: 0 BB: 0 P: 12	R: 1 E: 0 K: 1 S: 13	H: 1 LOB: 1 BB: 2 P: 29	R: 0 E: 0 K: 3 S: 14	H: 1 LOB: 1 BB: 0 P: 19	R: 0 E: 0 K: 1 S: 14	H: 1 LOB: 1 BB: 0 P: 22	R: 0 E: 0 K: 1 S: 11	H: 0 LOB: 3 BB: 3 P: 27	1B: 9 2B: 5 3B: 0 HR: 4	SF: 0 SAC: 0 DP: 0 HBP: 0	WP: 3 PB: 0 SB: 0 CS: 0	PA: 61
PITCHER	IP WLS BF H R ER SO BB IBB HBP BLK WP HR S P ERA WHIP	4.2 1.1 5.1 1.0 1.0 1.0	27 6 2 0 3	11 9 1 0 0	9 1 0 0 0	3 1 0 0 0	64 17 9 8 12	97 27 16 0 0	17.36 6.75 0.00 0.00	2.571 1.500 2.000 0.000	1.000	1.000	0.000	3.000	0.000	2.000												
45 Anthony Ranaudo, R ERA: 6.2	(1, 1)																											
34 Matt Albers, R ERA: 6.2	(5, 1)																											
54 Chris Beck, R ERA: 1.83	(8, 1)																											
43 Dan Jennings, L ERA: 1.83	(8, 1)																											
30 David Robertson, R ERA: 3.88	(9, 1)																											
65 Nate Jones, R ERA: 2.56	(10, 1)																											
67 Juan Minaya, R ERA: 3.6	(11, 1)																											
48 Tommy Kahnle, R ERA: 3.6	(12, 1)																											

Chicago White Sox @ Minnesota Twins
Target Field, Minneapolis, MN
Sun Sep 04 2016, 1:12 PM - 5:58 PM CDT
Alt. 22,595 - Cloudy - 77 F

AB 55
R 11
H 18
RBI 11
BB 6
SO 13
LOB 36




Batter	1	2	3	4	5	6	7	8	9	AB	R	H	RBI	BB	SO	LOB	TOP					
1 Jarrod Dyson, L (1,8) OBP: 0.323, SLG: 0.363 14 Billy Burns, S (9,PH) OBP: 0.264, SLG: 0.296										5	3	3	0	0	0	1						
16 Paulo Orlando, R (1,9) OBP: 0.331, SLG: 0.404										4	1	2	1	0	1	2						
35 Eric Hosmer, L (1,3) OBP: 0.337, SLG: 0.442										3	2	2	4	1	0	1						
25 Kendrys Morales, S (1,10) OBP: 0.321, SLG: 0.442										3	1	1	3	2	1	1						
13 Salvador Perez, R (1,2) OBP: 0.296, SLG: 0.456 9 Drew Butera, R (9,2) OBP: 0.306, SLG: 0.457										5	1	2	1	0	2	1						
4 Alex Gordon, L (1,7) OBP: 0.323, SLG: 0.385										5	1	2	1	0	1	3						
19 Cheslor Cuthbert, R (1,5) OBP: 0.326, SLG: 0.430										4	0	1	0	1	1	4						
2 Alcides Escobar, R (1,6) OBP: 0.298, SLG: 0.352										5	1	2	1	0	1	3						
15 Whit Merrifield, R (1,4) OBP: 0.304, SLG: 0.376										4	1	1	0	1	2	3						
Inning Stats	R: 0 E: 0 K: 0 S: 6	H: 1 LOB: 0 BB: 0 P: 10	R: 2 E: 0 K: 2 S: 14	H: 3 LOB: 1 BB: 0 P: 26	R: 0 E: 0 K: 0 S: 8	H: 2 LOB: 1 BB: 0 P: 10	R: 0 E: 0 K: 3 S: 15	H: 1 LOB: 1 BB: 0 P: 26	R: 3 E: 0 K: 1 S: 13	H: 2 LOB: 0 BB: 1 P: 23	R: 0 E: 0 K: 1 S: 11	H: 1 LOB: 2 BB: 1 P: 14	R: 2 E: 0 K: 0 S: 15	H: 3 LOB: 2 BB: 1 P: 29	R: 4 E: 0 K: 1 S: 17	H: 3 LOB: 1 BB: 2 P: 27	R: 0 E: 0 K: 1 S: 11	H: 0 LOB: 1 BB: 1 P: 15	1B: 10 2B: 4 3B: 0 HR: 2	SF: 2 SAC: 0 DP: 1 HBP: 0	WP: 0 PB: 0 SB: 1 CS: 0	PA: 46
PITCHER	IP WLS BF H R ER SO BB IBB HBP BLK WP HR S P ERA WHIP	5.0 L 23 9 5 5 6 1 0 0 0 0 1 56 95 9.00 2.000	17 José Berrios, R (1,1) ERA: 9.21	6.1 1.0 4 1 0 0 1 0 0 0 0 0 0 6 14 0.00 1.000	51 Alex Wimmers, R (6,1) ERA: 8.44	7.1 0.1 3 2 2 2 0 0 0 0 0 0 6 13 54.00 6.000	55 Taylor Rogers, L (7,1) ERA: 3.83	7.1 0.2 6 2 2 2 0 2 0 0 0 0 0 13 25 27.00 6.000	53 Pat Light, R (7,1) ERA: 11.81	8.1 1.0 6 2 2 2 1 1 0 0 0 0 1 13 18.00 3.000	64 Pat Dean, L (8,1) ERA: 7.93	60 JT Chargois, R (9,1) ERA: 7.82	1.0 4 0 0 0 0 1 0 0 0 0 0 11 15 0.00 1.000	60 JT Chargois, R (9,1) ERA: 7.82								
Batter	1	2	3	4	5	6	7	8	9	AB	R	H	RBI	BB	SO	LOB	BOTTOM					
2 Brian Dozier, R (1,4) OBP: 0.350, SLG: 0.576										5	3	3	4	0	2	4						
7 Joe Mauer, L (1,3) OBP: 0.372, SLG: 0.401										4	0	0	0	1	1	0						
24 Trevor Plouffe, R (1,5) OBP: 0.300, SLG: 0.408										5	0	1	0	0	0	3						
22 Miguel Sanó, R (1,10) OBP: 0.325, SLG: 0.460										4	0	1	0	1	2	1						
20 Eddie Rosario, L (1,7) OBP: 0.294, SLG: 0.412										5	1	3	0	0	0	2						
5 Eduardo Escobar, S (1,6) OBP: 0.293, SLG: 0.374										4	0	0	1	0	2	4						
32 Logan Schafer, L (1,9) OBP: 0.412, SLG: 0.500 36 Robbie Grossman, R (7,PH) OBP: 0.386, SLG: 0.437										3	0	2	0	0	0	0						
37 Juan Centeno, L (1,2) OBP: 0.294, SLG: 0.364 8 Kurt Suzuki, R (7,PH) OBP: 0.322, SLG: 0.425										3	0	1	0	0	1	1						
25 Byron Buxton, R (1,8) OBP: 0.272, SLG: 0.389										3	1	1	0	1	2	2						
Inning Stats	R: 1 E: 0 K: 0 S: 9	H: 2 LOB: 1 BB: 0 P: 13	R: 0 E: 0 K: 2 S: 8	H: 0 LOB: 0 BB: 0 P: 10	R: 2 E: 0 K: 1 S: 15	H: 2 LOB: 0 BB: 1 P: 20	R: 1 E: 0 K: 1 S: 11	H: 2 LOB: 2 BB: 1 P: 18	R: 0 E: 0 K: 2 S: 13	H: 2 LOB: 3 BB: 1 P: 21	R: 0 E: 0 K: 0 S: 9	H: 1 LOB: 2 BB: 0 P: 14	R: 1 E: 0 K: 2 S: 11	H: 1 LOB: 0 BB: 0 P: 16	R: 0 E: 0 K: 1 S: 6	H: 1 LOB: 0 BB: 0 P: 10	1B: 6 2B: 3 3B: 0 HR: 3	SF: 0 SAC: 1 DP: 1 HBP: 1	WP: 0 PB: 0 SB: 0 CS: 0	PA: 42		
PITCHER	IP WLS BF H R ER SO BB IBB HBP BLK WP HR S P ERA WHIP	5.1 W 27 9 4 4 4 2 0 0 0 0 3 4 0.00 0.000	31 Ian Kennedy, R (1,1) ERA: 3.76	6.1 0.1 H 1 0 0 0 1 0 0 0 0 3 4 0.00 0.000	47 Peter Moylan, R (6,1) ERA: 3.53	6.1 1.0 H 6 1 0 0 0 1 0 1 0 9 18 0.00 2.000	33 Brian Flynn, L (6,1) ERA: 2.42	7.1 1.1 H 5 1 1 1 2 0 0 0 0 1 14 21 6.75 0.750	62 Brooks Pounders, R (7,1) ERA: 9.72	9.1 1.0 3 1 0 0 1 0 0 0 0 6 10 0.00 1.000	54 Scott Alexander, L (9,1) ERA: 4.11	1.0 4 0 0 0 0 1 0 0 0 0 11 15 0.00 1.000	60 JT Chargois, R (9,1) ERA: 7.82									

Kansas City Royals @ Minnesota Twins
Target Field, Minneapolis, MN
Mon Sep 05 2016, 1:11 PM - 4:35 PM CDT
Att: 20,992 - Cloudy - 79 F

livebaseballscorecards.com

AB 39
R 11
H 16
RBI 11
BB 5
SO 9
LOB 20



Kansas City Royals @ Minnesota Twins
Target Field, Minneapolis, MN
Mon Sep 05 2016, 1:11 PM - 4:35 PM CDT
Att: 20,992 - Cloudy - 79 F

livebaseballscorecards.com

AB 37
R 5
H 12
RBI 5
BB 3
SO 10
LOB 19



Batter	1	2	3	4	5	6	7	8	9	AB	R	H	RBI	BB	SO	LOB	TOP					
1 Jarrod Dyson, L (1,8) OBP: 0.326, SLG: 0.361			B2-3		G1		BB		1B	4	0	2	1	1	0	1	Kansas City Royals @ Minnesota Twins Target Field, Minneapolis, MN Wed Sep 07 2016, 7:10 PM - 10:18 PM CDT Att: 17,972 - Partly Cloudy - 74 F					
16 Paulo Orlando, R (1,9) OBP: 0.328, SLG: 0.398			K		K		B1		P3	5	0	1	0	0	2	3						
35 Eric Hosmer, L (1,3) OBP: 0.328, SLG: 0.443					G4-6-3				G4-3	4	1	1	0	0	0	2						
25 Kendrys Morales, S (1,10) OBP: 0.325, SLG: 0.463		G3		E8		HR			1B	4	2	3	2	0	0	0						
0 Terrance Gore, R (8,10)				15 1B						0	0	0	0	0	0	0						
4 Alex Gordon, L (1,7) OBP: 0.323, SLG: 0.380		G4-3		K		F7			K	4	0	0	0	0	2	2						
19 Cheslor Cuthbert, R (1,5) OBP: 0.325, SLG: 0.424				G5-3		G5-3			F9	3	0	0	0	1	0	3						
2 Alcides Escobar, R (1,6) OBP: 0.298, SLG: 0.349		FC5-4		15 1B		K			G6-3	3	0	0	0	1	1	1						
15 Whit Merrifield, R (1,4) OBP: 0.314, SLG: 0.386				G4-3		K			1B	4	1	2	1	0	1	0						
9 Drew Butera, R (1,2) OBP: 0.324, SLG: 0.500				1B		HR			F7	3	1	2	1	0	1	0						
12 Daniel Nava, S (9,PH) OBP: 0.304, SLG: 0.298										1	0	0	0	0	0	1						
Inning Stats	R: 0 E: 0 K: 0 S: 6	H: 2 LOB: 0 BB: 0 P: 11	R: 0 E: 0 K: 0 S: 11	H: 0 LOB: 1 BB: 1 P: 22	R: 0 E: 0 K: 1 S: 12	H: 1 LOB: 1 BB: 0 P: 14	R: 2 E: 1 K: 1 S: 15	H: 3 LOB: 2 BB: 1 P: 26	R: 1 E: 0 K: 1 S: 10	H: 1 LOB: 0 BB: 0 P: 14	R: 1 E: 0 K: 1 S: 7	H: 1 LOB: 0 BB: 0 P: 11	R: 0 E: 0 K: 2 S: 14	H: 0 LOB: 1 BB: 1 P: 24	R: 0 E: 0 K: 1 S: 13	H: 1 LOB: 2 BB: 0 P: 17	R: 1 E: 0 K: 0 S: 11	H: 2 LOB: 1 BB: 0 P: 19	1B: 7 2B: 2 3B: 0 HR: 2	SF: 0 SAC: 0 DP: 1 HBP: 0	WP: 1 PB: 0 SB: 2 CS: 0	PA: 38
PITCHER	IP WLS BF H R ER SO BB IBB HBP BLK WP HR S P ERA WHIP																					
44 Kyle Gibson, R (1,1) ERA: 5.34	6.0	25	8	4	4	4	2	0	0	0	1	2	61	98	6.00	1.667						
51 Alex Wimmers, R (7,1) ERA: 7.11	1.0	W	4	0	0	2	1	0	0	0	0	0	14	24	0.00	1.000						
55 Taylor Rogers, L (8,1) ERA: 3.75	0.2	H	3	1	0	0	1	0	0	0	0	0	8	10	0.00	1.500						
57 Ryan Pressly, R (8,1) ERA: 3.75	0.1	H	1	0	0	0	0	0	0	0	0	0	5	7	0.00	0.000						
27 Brandon Kintzler, R (9,1) ERA: 3.04	1.0	S	5	2	1	1	0	0	0	0	0	0	11	19	9.00	2.000						

Batter	1	2	3	4	5	6	7	8	9	AB	R	H	RBI	BB	SO	LOB	BOTTOM			
2 Brian Dozier, R (1,4) OBP: 0.348, SLG: 0.576			G1-3		F8		22 2B		K	5	1	1	0	0	2	1	Kansas City Royals @ Minnesota Twins Target Field, Minneapolis, MN Wed Sep 07 2016, 7:10 PM - 10:18 PM CDT Att: 17,972 - Partly Cloudy - 74 F			
11 Jorge Polanco, S (1,6) OBP: 0.341, SLG: 0.430			2B		K		B5		G4-3	5	0	2	0	0	1	2				
22 Miguel Sanó, R (1,10) OBP: 0.324, SLG: 0.460			K		E6		36 1B		2B	4	2	1	1	0	1	2				
19 Kennys Vargas, S (1,3) OBP: 0.380, SLG: 0.562			G6-3		F9		36 FC3-6		BB	3	0	1	0	1	0	2				
36 Robbie Grossman, S (1,7) OBP: 0.389, SLG: 0.454				32 WP		HR		FC3-6		4	1	3	2	0	0	2				
26 Max Kepler, L (8,9) OBP: 0.320, SLG: 0.457							HR		1B	0	0	0	0	0	0	0				
5 Eduardo Escobar, S (1,5) OBP: 0.295, SLG: 0.374					G6-3		F8		1B	4	0	1	1	0	1	3				
32 Logan Schafer, L (1,9) OBP: 0.350, SLG: 0.421					K		K		G6-3	3	0	0	0	0	2	1				
8 Kurt Suzuki, R (7,PH) OBP: 0.318, SLG: 0.419					K		K			1	0	0	0	0	0	2				
20 Eddie Rosario, L (8,7) OBP: 0.294, SLG: 0.420					K2-3				P6	4	0	1	0	0	2	1				
12 John Ryan Murphy, R (1,2) OBP: 0.176, SLG: 0.224										4	2	2	1	0	2	1				
25 Byron Buxton, R (1,8) OBP: 0.273, SLG: 0.404					22 E		K2-3		HR	4	2	2	1	0	2	1				
Inning Stats	R: 1 E: 0 K: 2 S: 16	H: 3 LOB: 0 BB: 0 P: 18	R: 0 E: 0 K: 2 S: 9	H: 0 LOB: 0 BB: 0 P: 14	R: 0 E: 0 K: 1 S: 10	H: 1 LOB: 1 BB: 0 P: 17	R: 0 E: 0 K: 2 S: 8	H: 1 LOB: 1 BB: 0 P: 14	R: 1 E: 0 K: 1 S: 11	H: 1 LOB: 1 BB: 0 P: 18	R: 1 E: 0 K: 2 S: 10	H: 2 LOB: 1 BB: 0 P: 15	R: 2 E: 0 K: 0 S: 14	H: 3 LOB: 2 BB: 1 P: 27	R: 1 E: 0 K: 1 S: 12	H: 1 LOB: 0 BB: 0 P: 18	1B: 6 2B: 4 3B: 0 HR: 2	SF: 0 SAC: 0 DP: 0 HBP: 0	WP: 1 PB: 1 SB: 1 CS: 0	PA: 38
PITCHER	IP WLS BF H R ER SO BB IBB HBP BLK WP HR S P ERA WHIP																			
41 Danny Duffy, L (1,1) ERA: 3.13	6.0	L	5	2	2	2	0	1	0	0	0	0	0	7	15	27.00	4.500			
48 Joakim Soria, R (7,1) ERA: 4.13	0.2	L	5	2	2	2	0	1	0	0	0	0	0	7	15	27.00	4.500			
64 Matt Strahm, L (7,1) ERA: 0.56	0.1		2	1	0	0	0	0	0	0	0	0	0	7	12	0.00	3.000			
40 Kelvin Herrera, R (8,1) ERA: 1.83	1.0		4	1	1	1	1	0	0	0	0	1	12	18	9.00	1.000				

AB	35
R	5
H	11
RBI	5
BB	3
SO	7
LOB	13

AB	37
R	6
H	12
RBI	5
BB	1
SO	11
LOB	17



Batter	1	2	3	4	5	6	7	8	9	AB	R	H	RBI	BB	SO	LOB	TOP											
41 Carlos Santana, S OBP: 0.352, SLG: 0.471	L8	F7		L9		BB		P5		4	0	0	0	1	0	3	Cleveland Indians @ Minnesota Twins Target Field, Minneapolis, MN Fri Sep 09 2016, 7:11 PM - 10:17 PM CDT Att: 20,173 - Cloudy - 72 F											
22 Jason Kipnis, L OBP: 0.347, SLG: 0.477	P5		HBP	K2-3		B2		BB		3	1	0	0	1	1	2												
12 Francisco Lindor, S OBP: 0.369, SLG: 0.490	1B		FC1	K		F9		1B		5	1	2	0	0	1	3												
26 Mike Napoli, R OBP: 0.340, SLG: 0.492	G5-3		L8			HR		F8		4	1	1	1	1	0	5												
11 José Ramírez, S OBP: 0.365, SLG: 0.457		1B		G3-1		BB		G6-3		5	1	3	0	0	0	5												
8 Lonnie Chisenhall, L OBP: 0.337, SLG: 0.457		L8		1B		1B		G4-3		3	1	1	2	0	1	2												
20 Rajai Davis, R OBP: 0.317, SLG: 0.409		L8		2B		K		K		2	0	0	0	0	1	0												
35 Abraham Almonte, S OBP: 0.290, SLG: 0.429		FC4		G4-3		F8		G5-3		5	0	0	1	0	0	3												
72 Tyler Naquin, L OBP: 0.366, SLG: 0.552		BB		1B		K		BB		3	0	1	1	2	1	1												
55 Roberto Pérez, R OBP: 0.275, SLG: 0.261		K		K		1B		K		4	0	1	0	0	3	5												
Inning Stats	R: 0 H: 1 E: 0 K: 0 S: 9	H: 1 LOB: 1 BB: 0 P: 12	R: 0 H: 1 E: 1 K: 1 S: 18	H: 1 LOB: 3 BB: 1 P: 27	R: 4 H: 3 E: 1 K: 1 S: 16	H: 3 LOB: 1 BB: 0 P: 20	R: 0 H: 0 E: 0 K: 2 S: 10	H: 0 LOB: 0 BB: 0 P: 18	R: 1 H: 2 E: 0 K: 2 S: 10	H: 2 LOB: 1 BB: 0 P: 13	R: 0 H: 1 E: 0 K: 0 S: 11	H: 0 LOB: 3 BB: 2 P: 25	R: 0 H: 0 E: 0 K: 2 S: 11	H: 0 LOB: 1 BB: 1 P: 18	R: 0 H: 1 E: 0 K: 0 S: 6	H: 1 LOB: 2 BB: 1 P: 12	R: 0 H: 0 E: 0 K: 0 S: 7	H: 0 LOB: 0 BB: 0 P: 7	1B: 7 2B: 1 3B: 0 HR: 1	SF: 0 SAC: 0 DP: 0 HBP: 1	WP: 0 PB: 0 SB: 0 CS: 0	PA: 44						
PITCHER	IP	WLS	BF	H	R	ER	SO	BB	IBB	HBP	BLK	WP	HR	S	P	ERA	WHIP											
21 Tyler Duffey, R ERA: 6.13	5.0	L	26	7	5	2	6	1	0	1	0	0	0	1	63	90	3.60	1.600										
62 Buddy Boshers, L ERA: 5.02	0.2		4	1	0	0	0	1	0	0	0	0	0	7	16	0.00	3.000											
51 Alex Wimmers, R ERA: 6.75	0.1		2	0	0	0	0	1	0	0	0	0	0	4	9	0.00	3.000											
55 Taylor Rogers, L ERA: 3.71	1.0		4	0	0	0	2	1	0	0	0	0	0	11	18	0.00	1.000											
57 Ryan Pressly, R ERA: 3.69	1.0		5	1	0	0	0	1	0	0	0	0	0	6	12	0.00	2.000											
60 JT Chargois, R ERA: 7.07	1.0		3	0	0	0	0	0	0	0	0	0	0	7	7	0.00	0.000											

Batter	1	2	3	4	5	6	7	8	9	AB	R	H	RBI	BB	SO	LOB	BOTTOM											
2 Brian Dozier, R OBP: 0.347, SLG: 0.575	K	2B		K				G4-3		4	0	1	1	0	2	0	Cleveland Indians @ Minnesota Twins Target Field, Minneapolis, MN Fri Sep 09 2016, 7:11 PM - 10:17 PM CDT Att: 20,173 - Cloudy - 72 F											
11 Jorge Polanco, S OBP: 0.339, SLG: 0.426	G3-1	F7		G3		G6-3		1B		4	0	1	0	0	1	1												
7 Joe Mauer, L OBP: 0.370, SLG: 0.404	HR		G3-1	G4-3		G6-3		1B		4	1	1	1	0	0	1												
22 Miguel Sanó, R OBP: 0.324, SLG: 0.457	BB		K	P3		K		K		3	0	0	0	1	2	0												
26 Max Kepler, L OBP: 0.322, SLG: 0.456	1B		G4-3	G4-3		BB		F7		3	0	1	0	1	0	0												
8 Kurt Suzuki, R OBP: 0.315, SLG: 0.414	FC6-4		F8	F8		FC5-4		G6-3		4	0	0	0	0	3	3												
32 Logan Schafer, L OBP: 0.375, SLG: 0.381		BB		K		BB		F7		2	0	0	0	2	1	0												
12 John Ryan Murphy, R OBP: 0.185, SLG: 0.231		G6-4-3		K		BB		K2-3		3	1	1	0	0	1	3												
20 Eddie Rosario, L OBP: 0.293, SLG: 0.419		1B		HR		K		K2-3		1	0	0	0	0	1	0												
25 Byron Buxton, R OBP: 0.272, SLG: 0.414		E4		HR		FC6-4		K2-3		4	2	1	2	0	1	2												
Inning Stats	R: 1 H: 2 E: 0 K: 1 S: 14	H: 2 LOB: 2 BB: 1 P: 24	R: 1 H: 1 E: 1 K: 0 S: 12	H: 1 LOB: 1 BB: 1 P: 24	R: 0 H: 0 E: 0 K: 1 S: 9	H: 0 LOB: 0 BB: 0 P: 11	R: 2 H: 2 E: 0 K: 2 S: 13	H: 2 LOB: 0 BB: 0 P: 17	R: 0 H: 0 E: 0 K: 0 S: 5	H: 0 LOB: 0 BB: 0 P: 7	R: 0 H: 0 E: 0 K: 1 S: 13	H: 0 LOB: 2 BB: 2 P: 24	R: 0 H: 1 E: 0 K: 0 S: 11	H: 0 LOB: 0 BB: 0 P: 16	R: 0 H: 0 E: 0 K: 1 S: 6	H: 0 LOB: 0 BB: 0 P: 10	R: 0 H: 0 E: 0 K: 2 S: 11	H: 0 LOB: 0 BB: 0 P: 15	1B: 3 2B: 1 3B: 0 HR: 2	SF: 0 SAC: 0 DP: 2 HBP: 0	WP: 0 PB: 0 SB: 0 CS: 0	PA: 36						
PITCHER	IP	WLS	BF	H	R	ER	SO	BB	IBB	HBP	BLK	WP	HR	S	P	ERA	WHIP											
31 Danny Salazar, R ERA: 3.87	4.0		19	5	4	3	4	2	0	0	0	0	0	2	48	76	6.75	1.750										
65 Joe Colón, R ERA: 1.69	1.0	W	4	0	0	0	0	1	0	0	0	0	0	7	13	0.00	1.000											
34 Zach McAllister, R ERA: 3.89	1.0	H	4	0	0	0	1	1	0	0	0	0	0	11	18	0.00	1.000											
61 Dan Otero, R ERA: 1.32	1.0	H	3	1	0	0	0	0	0	0	0	0	0	11	16	0.00	1.000											
27 Bryan Shaw, R ERA: 3.24	1.0	H	3	0	0	0	1	0	0	0	0	0	0	6	10	0.00	0.000											
37 Cody Allen, R ERA: 2.7	1.0	S	3	0	0	0	2	0	0	0	0	0	0	7	15	0.00	0.000											

AB	38
R	5
H	9
RBI	5
BB	5
SO	8
LOB	29



Batter	1	2	3	4	5	6	7	8	9	10	11	12	AB	R	H	RBI	BB	SO	LOB	TOP						
20 Rajai Davis, R OBP: 0.315, SLG: 0.408													6	1	1	0	0	1	4							
22 Jason Kipnis, L OBP: 0.347, SLG: 0.474													5	0	1	0	1	2	0							
12 Francisco Lindor, S OBP: 0.365, SLG: 0.456													4	0	0	1	0	0	2							
26 Mike Napoli, R OBP: 0.340, SLG: 0.490													4	0	1	0	1	1	0							
41 Carlos Santana, S OBP: 0.351, SLG: 0.469													5	0	1	0	0	0	1							
11 José Ramírez, S OBP: 0.363, SLG: 0.456													5	0	1	0	0	0	3							
6 Brandon Guyer, R OBP: 0.364, SLG: 0.410													3	0	1	0	0	0	4							
8 Lonnie Chisenhall, L OBP: 0.339, SLG: 0.458													1	0	0	0	0	0	0							
35 Abraham Almonte, S OBP: 0.288, SLG: 0.426													4	0	0	0	1	0	2							
4 Coco Crisp, S OBP: 0.299, SLG: 0.394													4	0	0	0	1	0	2							
55 Roberto Pérez, R OBP: 0.276, SLG: 0.257													2	0	0	0	1	0	0							
72 Tyler Naquin, L OBP: 0.368, SLG: 0.552													0	0	0	0	1	0	0							
38 Chris Gimenez, R OBP: 0.279, SLG: 0.349													1	0	0	0	0	1	0							
Inning Stats	R: 1 E: 0 K: 0 S: 12	H: 3 LOB: 3 BB: 1 P: 20	R: 0 E: 0 K: 0 S: 7	H: 0 LOB: 2 BB: 3 P: 21	R: 0 E: 0 K: 0 S: 11	H: 1 LOB: 1 BB: 0 P: 16	R: 0 E: 0 K: 1 S: 7	H: 0 LOB: 0 BB: 0 P: 10	R: 0 E: 0 K: 0 S: 7	H: 0 LOB: 0 BB: 0 P: 9	R: 0 E: 0 K: 1 S: 11	H: 0 LOB: 0 BB: 0 P: 13	R: 0 E: 0 K: 1 S: 6	H: 1 LOB: 2 BB: 1 P: 7	R: 0 E: 0 K: 0 S: 9	H: 1 LOB: 1 BB: 0 P: 11	R: 0 E: 0 K: 0 S: 6	H: 0 LOB: 0 BB: 0 P: 9	R: 0 E: 0 K: 1 S: 8	H: 0 LOB: 0 BB: 0 P: 11	1B: 5 2B: 2 3B: 0 HR: 0	SF: 1 SAC: 0 DP: 1 HBP: 0	WP: 0 PB: 0 SB: 0 CS: 0	PA: 47		
PITCHER	IP WLS BF H R ER SO BB IBB HBP BLK WP HR S P ERA WHIP	7.0 0 29 5 1 0 1 0 0 0 0 0 0 6 1.29 1.286	7.0 0 29 5 1 0 1 0 0 0 0 0 0 6 1.29 1.286	7.0 0 29 5 1 0 1 0 0 0 0 0 0 6 1.29 1.286	7.0 0 29 5 1 0 1 0 0 0 0 0 0 6 1.29 1.286	7.0 0 29 5 1 0 1 0 0 0 0 0 0 6 1.29 1.286	7.0 0 29 5 1 0 1 0 0 0 0 0 0 6 1.29 1.286	7.0 0 29 5 1 0 1 0 0 0 0 0 0 6 1.29 1.286	7.0 0 29 5 1 0 1 0 0 0 0 0 0 6 1.29 1.286	7.0 0 29 5 1 0 1 0 0 0 0 0 6 1.29 1.286	7.0 0 29 5 1 0 1 0 0 0 0 0 6 1.29 1.286	7.0 0 29 5 1 0 1 0 0 0 0 0 6 1.29 1.286	7.0 0 29 5 1 0 1 0 0 0 0 0 6 1.29 1.286	7.0 0 29 5 1 0 1 0 0 0 0 0 6 1.29 1.286	7.0 0 29 5 1 0 1 0 0 0 0 0 6 1.29 1.286	7.0 0 29 5 1 0 1 0 0 0 0 0 6 1.29 1.286	7.0 0 29 5 1 0 1 0 0 0 0 0 6 1.29 1.286	7.0 0 29 5 1 0 1 0 0 0 0 0 6 1.29 1.286	7.0 0 29 5 1 0 1 0 0 0 0 0 6 1.29 1.286	7.0 0 29 5 1 0 1 0 0 0 0 0 6 1.29 1.286	7.0 0 29 5 1 0 1 0 0 0 0 0 6 1.29 1.286	7.0 0 29 5 1 0 1 0 0 0 0 0 6 1.29 1.286	7.0 0 29 5 1 0 1 0 0 0 0 0 6 1.29 1.286	7.0 0 29 5 1 0 1 0 0 0 0 0 6 1.29 1.286	7.0 0 29 5 1 0 1 0 0 0 0 0 6 1.29 1.286	7.0 0 29 5 1 0 1 0 0 0 0 0 6 1.29 1.286

Cleveland Indians @ Minnesota Twins
Target Field, Minneapolis, MN
Sat Sep 10 2016, 6:11 PM - 9:48 PM CDT
Att. 23,584 - Partly Cloudy - 70 F

AB 41
R 1
H 7
RBI 1
BB 5
SO 5
LOB 16

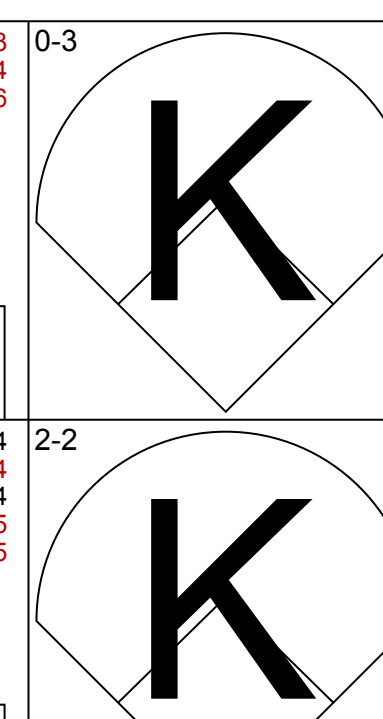
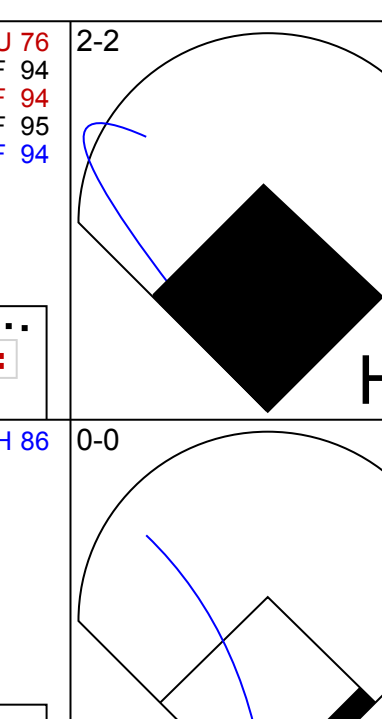
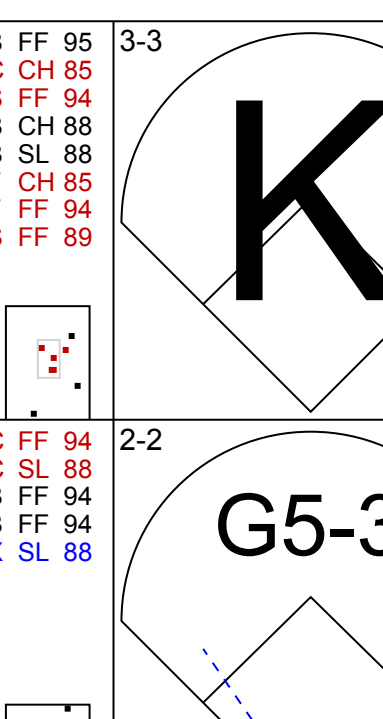
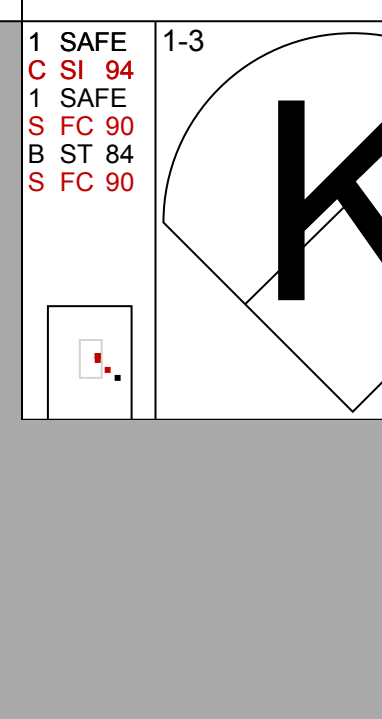
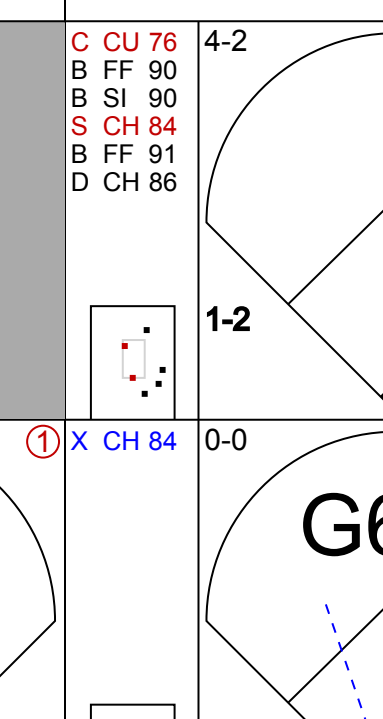
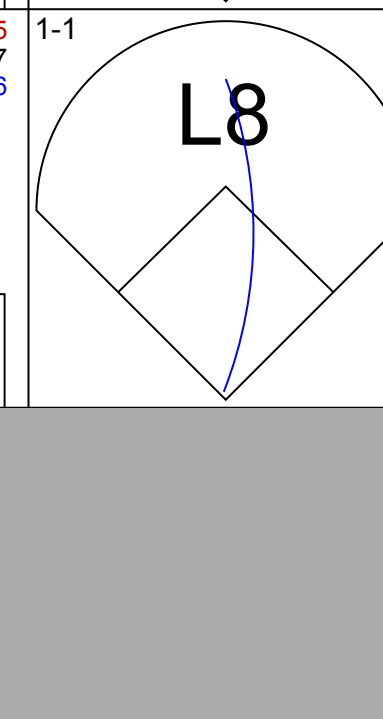
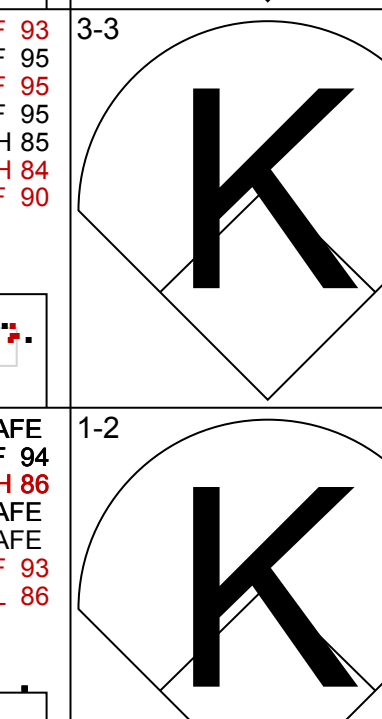

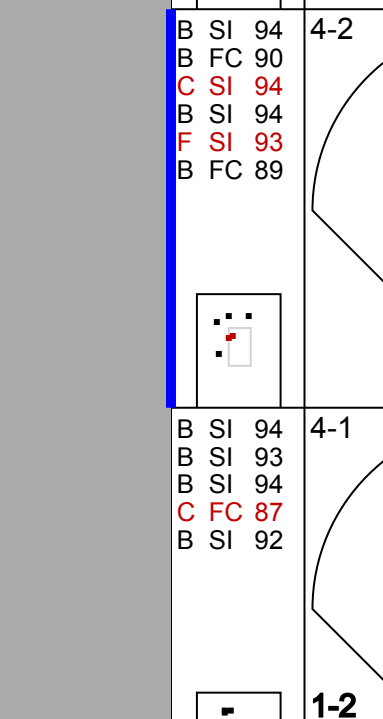
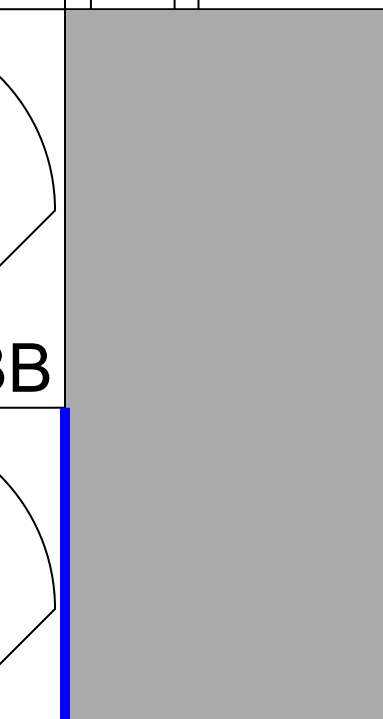



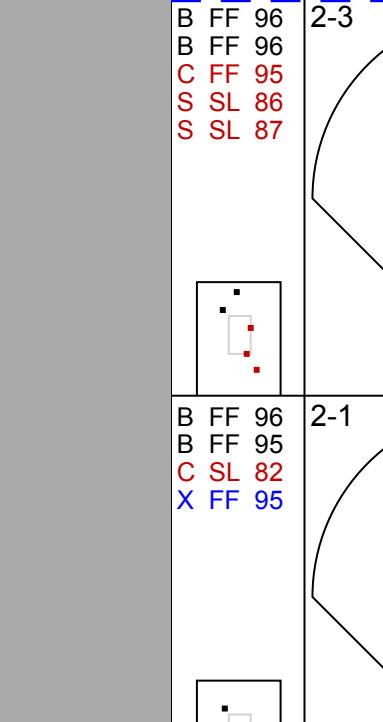
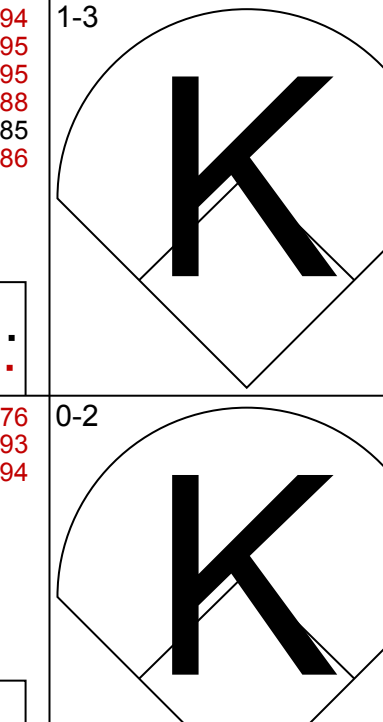

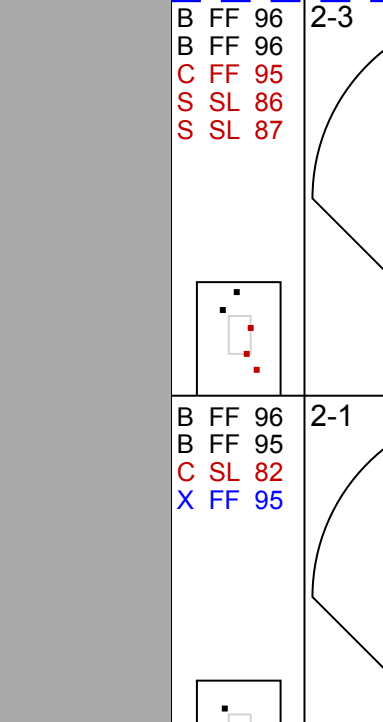
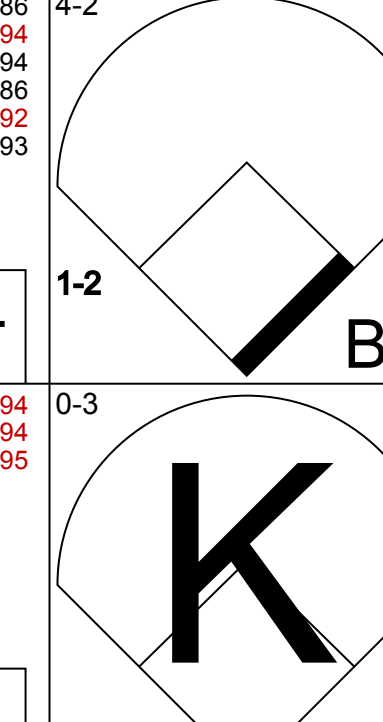

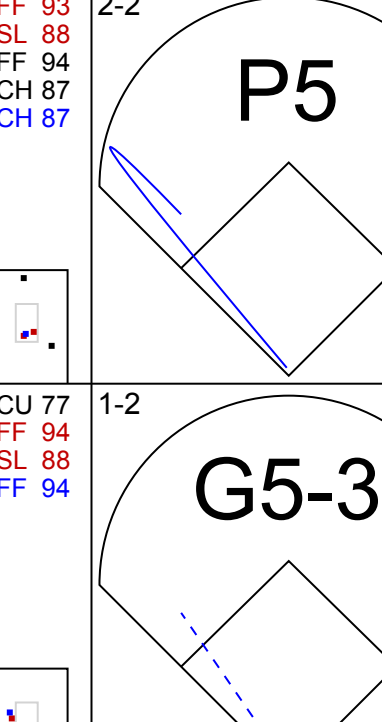
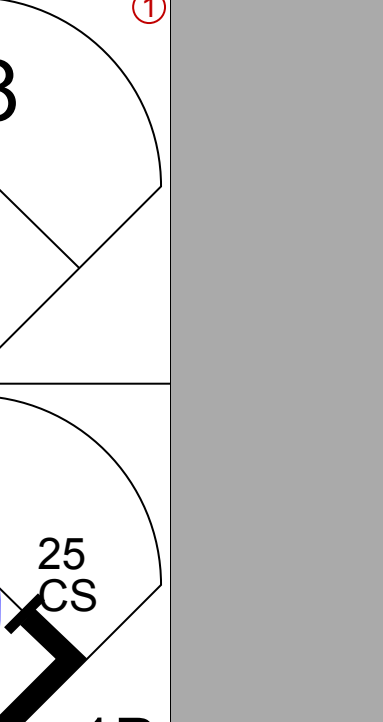
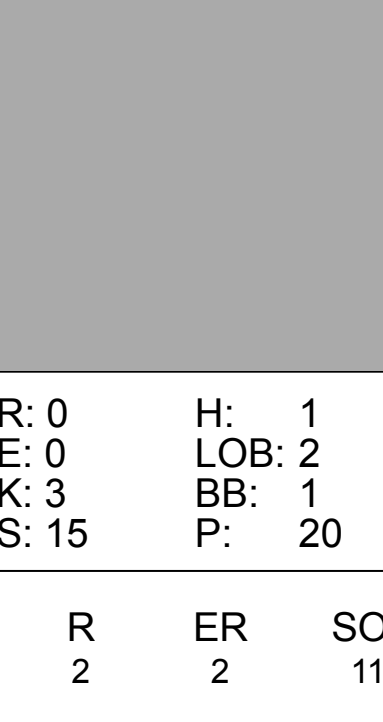
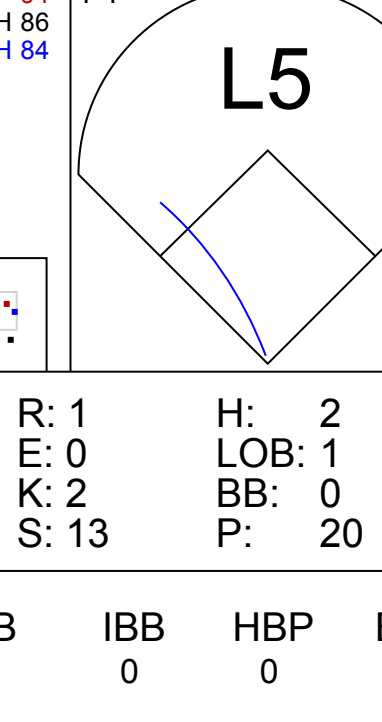

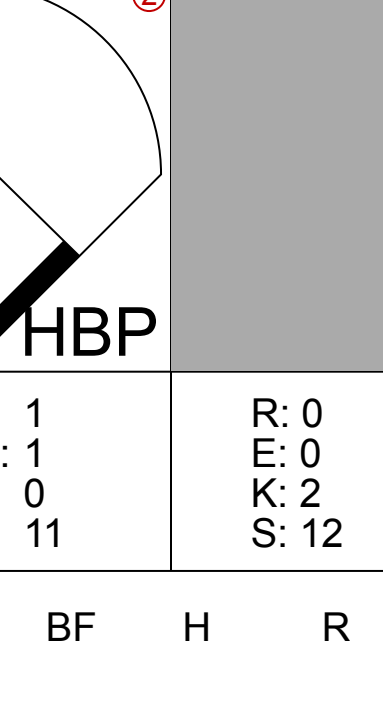
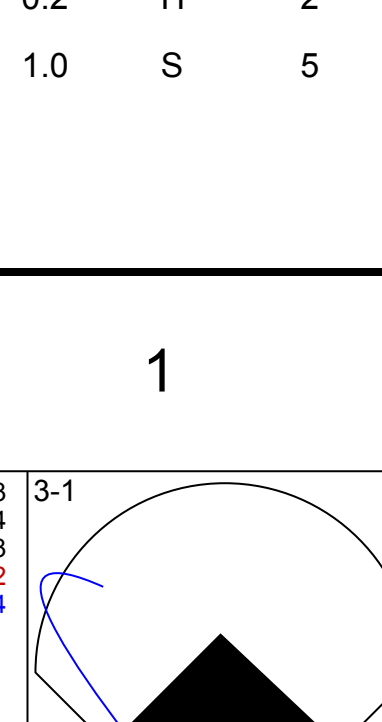
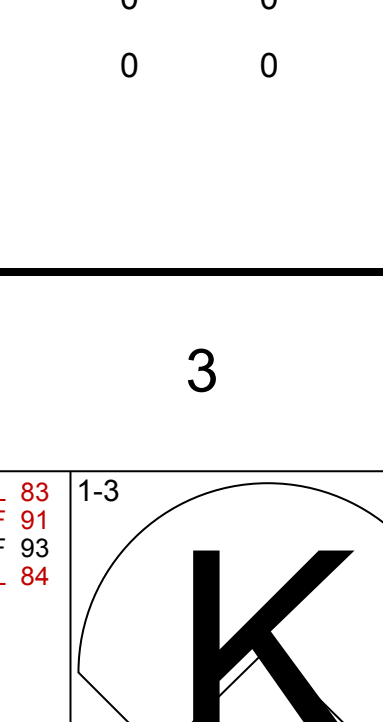
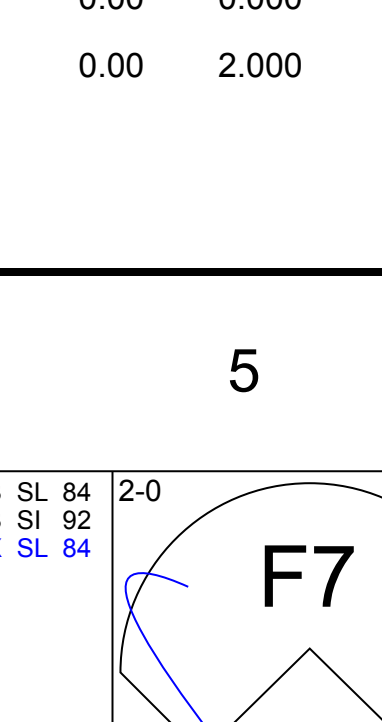
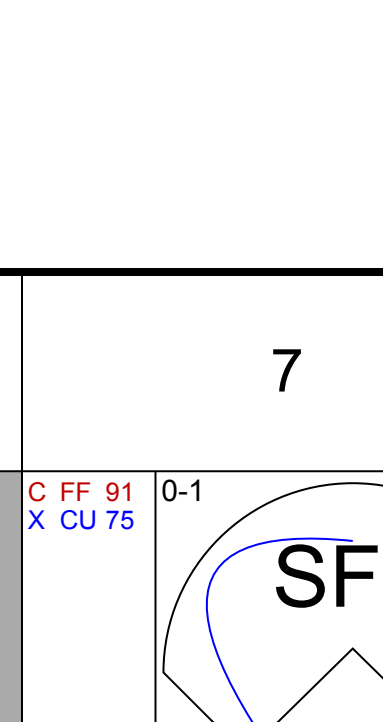
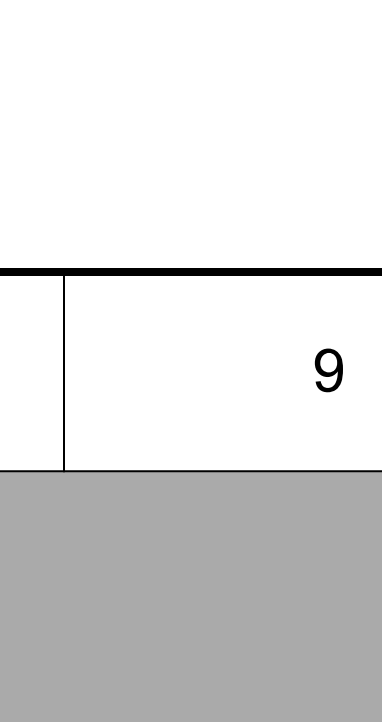
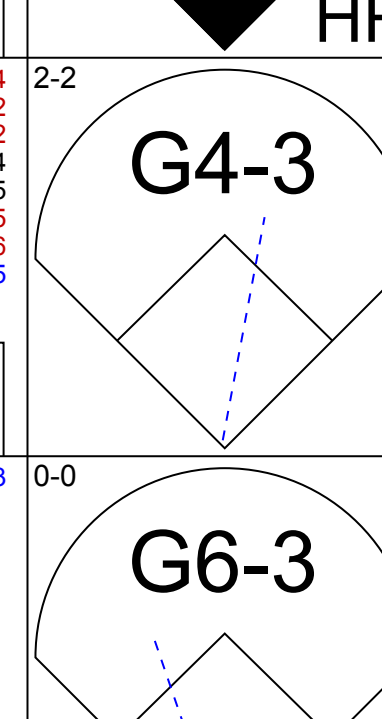
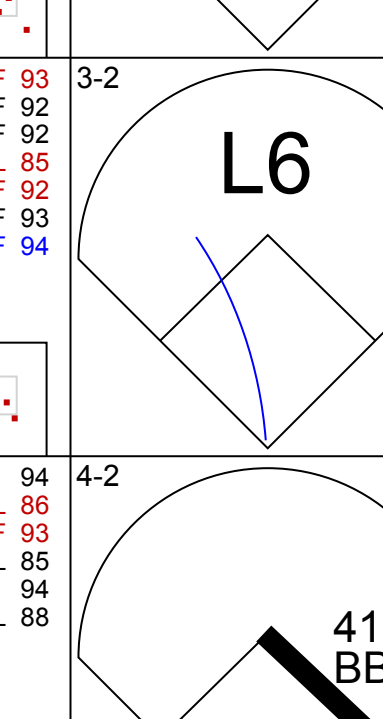
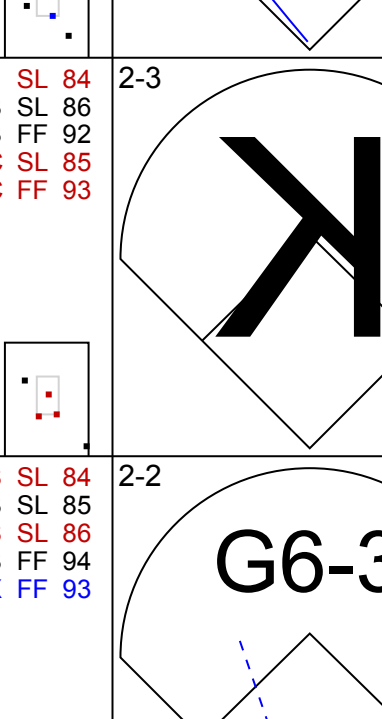
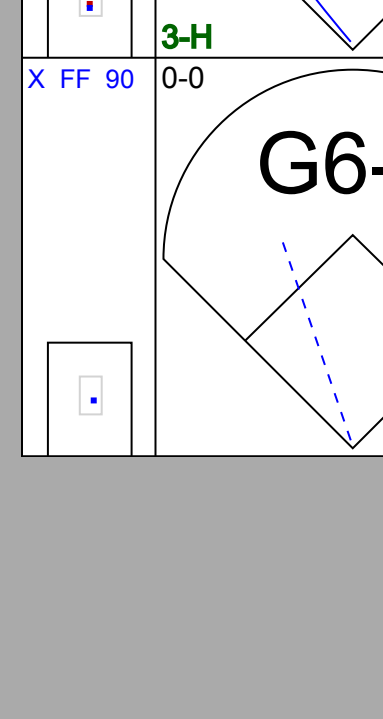

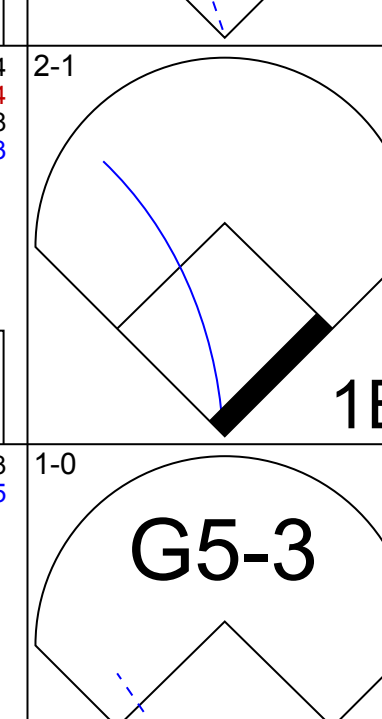
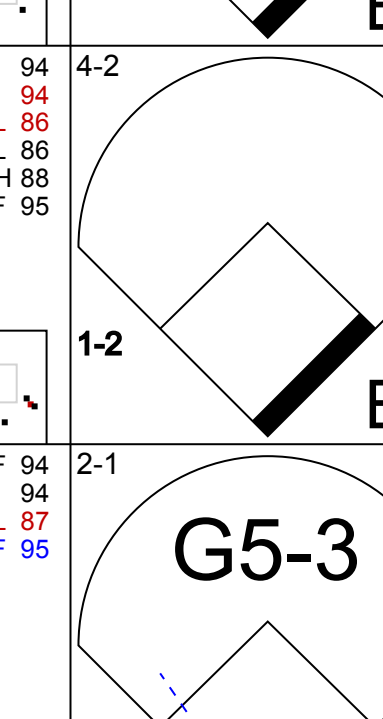

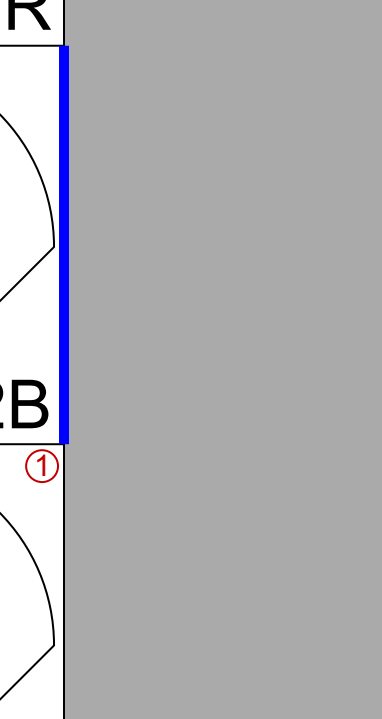


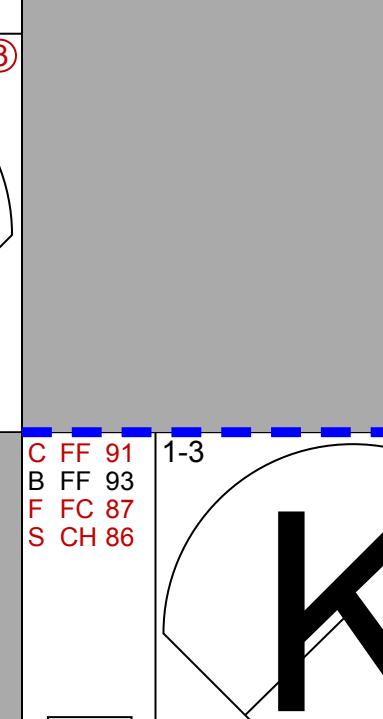
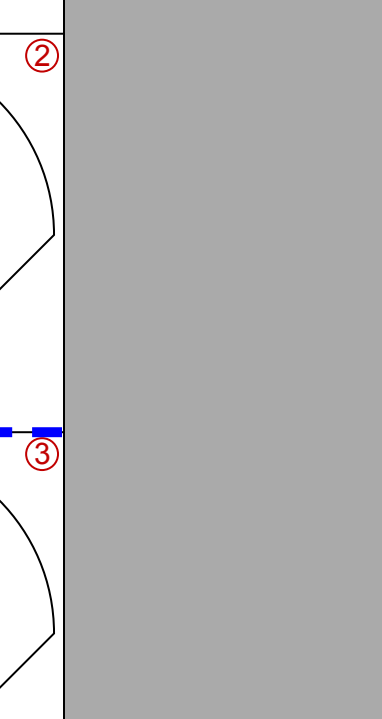


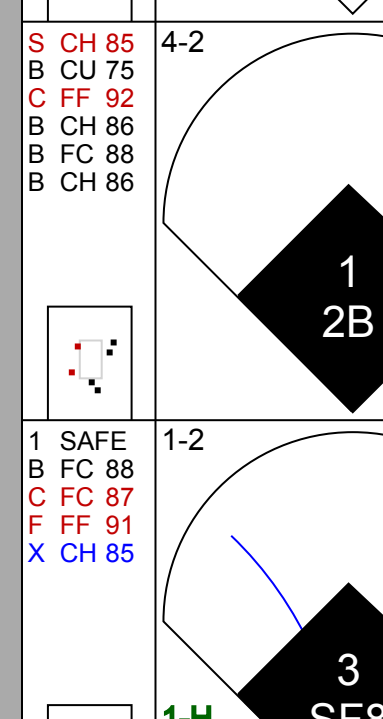



Batter	1	2	3	4	5	6	7	8	9	10	11	12	AB	R	H	RBI	BB	SO	LOB	BOTTOM								
2 Brian Dozier, R OBP: 0.347, SLG: 0.572													5	1	1	0	1	2	4									
7 Joe Mauer, L OBP: 0.368, SLG: 0.401													6	0	1	1	0	1	2									
11 Jorge Polanco, S OBP: 0.340, SLG: 0.422													4	0	1	0	1	1	2									
26 Max Kepler, L OBP: 0.320, SLG: 0.452													5	0	1	0	0	1	1									
22 Miguel Sanó, R OBP: 0.324, SLG: 0.462													4	1	1	1	1	2	0									
20 Eddie Rosario, L OBP: 0.292, SLG: 0.416													5	0	1	0	0	1	3									
8 Kurt Suzuki, R OBP: 0.314, SLG: 0.410													3	0	0	0	1	0	4									
32 Logan Schafer, L OBP: 0.375, SLG: 0.381													4	0	1	0	0	0	1									
12 John Ryan Murphy, R OBP: 0.182, SLG: 0.228													3	0	0	0	1	1	2									
30 James Beresford, L OBP: 0.250, SLG: 0.250													3	0	0	0	1	1	2									
25 Byron Buxton, R OBP: 0.272, SLG: 0.409													3	0	0	0	1	1	2									
Inning Stats	R: 0 E: 0 K: 0 S: 7	H: 0 LOB: 1 BB: 1 P: 15	R: 1 E: 0 K: 1 S: 14	H: 2 LOB: 2 BB: 1 P: 24	R: 0 E: 0 K: 2 S: 8	H: 0 LOB: 0 BB: 0 P: 11	R: 0 E: 0 K: 2 S: 6	H: 0 LOB: 0 BB: 0 P: 12	R: 0 E: 0 K: 2 S: 9	H: 0 LOB: 0 BB: 0 P: 16	R: 0 E: 0 K: 0 S: 10	H: 2 LOB: 3 BB: 1 P: 19	R: 0 E: 0 K: 1 S: 12	H: 1 LOB: 2 BB: 1 P: 20	R: 0 E: 0 K: 1 S: 7	H: 0 LOB: 0 BB: 0 P: 9	R: 0 E: 0 K: 0 S: 6	H: 0 LOB: 2 BB: 1 P: 11	R: 0 E: 0 K: 0 S: 9	H: 0 LOB: 0 BB: 0 P: 10	R: 1 E: 0 K: 0 S: 10	H: 2 LOB: 1 BB: 0 P: 16	1B: 6 2B: 0 3B: 0 HR: 1	SF: 0 SAC: 2 DP: 0 HBP: 0	WP: 0 PB: 0 SB: 0 CS: 0	PA: 47		
PITCHER	IP WLS BF H R ER SO BB IBB HBP BLK WP HR S P ERA WHIP	4.0 1 6 2 0 0 2 0 0 0 0 0 5 12 0.00 1.500	4.0 1 6 2 0 0 2 0 0 0 0 0 5 12 0.00 1.500	4.0 1 6 2 0 0 2 0 0 0 0 0 5 12 0.00 1.500	4.0 1 6 2 0 0 2 0 0 0 0 0 5 12 0.00 1.500	4.0 1 6 2 0 0 2 0 0 0 0 0 5 12 0.00 1.500	4.0 1 6 2 0 0 2 0 0 0 0 0 5 12 0.00 1.500	4.0 1 6 2 0 0 2 0 0 0 0 0 5 12 0.00 1.500	4.0 1 6 2 0 0 2 0 0 0 0 0 5 12 0.00 1.500	4.0 1 6 2 0 0 2 0 0 0 0 0 5 12 0.00 1.500	4.0 1 6 2 0 0 2 0 0 0 0 0 5 12 0.00 1.500	4.0 1 6 2 0 0 2 0 0 0 0 0 5 12 0.00 1.500	4.0 1 6 2 0 0 2 0 0 0 0 0 5 12 0.00 1.500	4.0 1 6 2 0 0 2 0 0 0 0 0 5 12 0.00 1.500	4.0 1 6 2 0 0 2 0 0 0 0 0 5 12 0.00 1.500	4.0 1 6 2 0 0 2 0 0 0 0 0 5 12 0.00 1.500	4.0 1 6 2 0 0 2 0 0 0 0 0 5 12 0.00 1.500	4.0 1 6 2 0 0 2 0 0 0 0 0 5 12 0.00 1.500	4.0 1 6 2 0 0 2 0 0 0 0 0 5 12 0.00 1.500	4.0 1 6 2 0 0 2 0 0 0 0 0 5 12 0.00 1.500	4.0 1 6 2 0 0 2 0 0 0 0 0 5 12 0.00 1.500	4.0 1 6 2 0 0 2 0 0 0 0 0 5 12 0.00 1.500	4.0 1 6 2 0 0 2 0 0 0 0 0 5 12 0.00 1.500	4.0 1 6 2 0 0 2 0 0 0 0 0 5 12 0.00 1.500	4.0 1 6 2 0 0 2 0 0 0 0 0 5 12 0.00 1.500	4.0 1 6 2 0 0 2 0 0 0 0 0 5 12 0.00 1.500	4.0 1 6 2 0 0 2 0 0 0 0 0 5 12 0.00 1.500	4.0 1 6 2 0 0 2 0 0 0 0 0 5 12 0.00 1.500

Cleveland Indians @ Minnesota Twins
Target Field, Minneapolis, MN
Sat Sep 10 2016, 6:11 PM - 9:48 PM CDT
Att. 23,584 - Partly Cloudy - 70 F

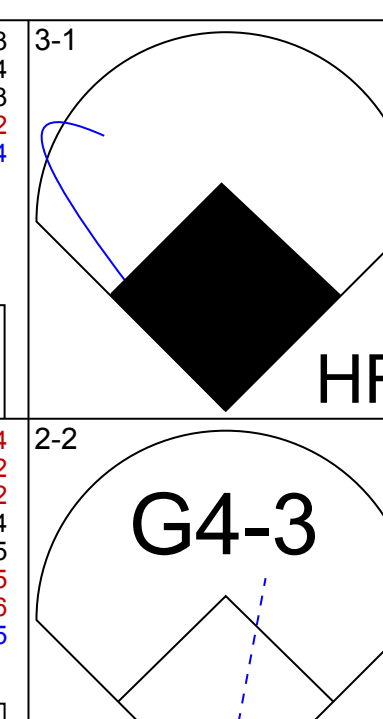
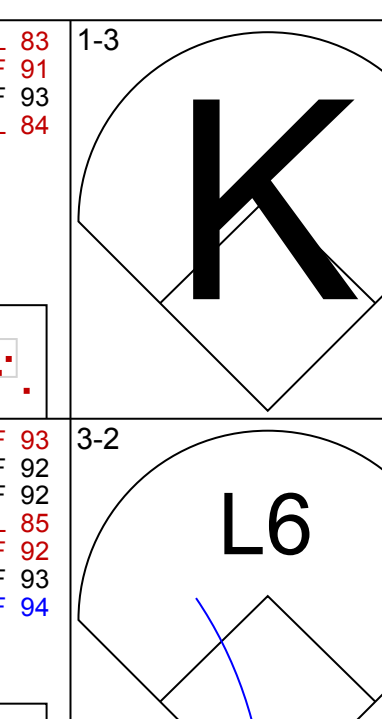
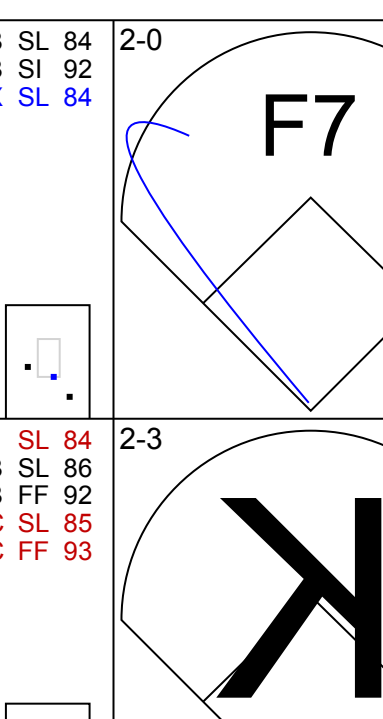
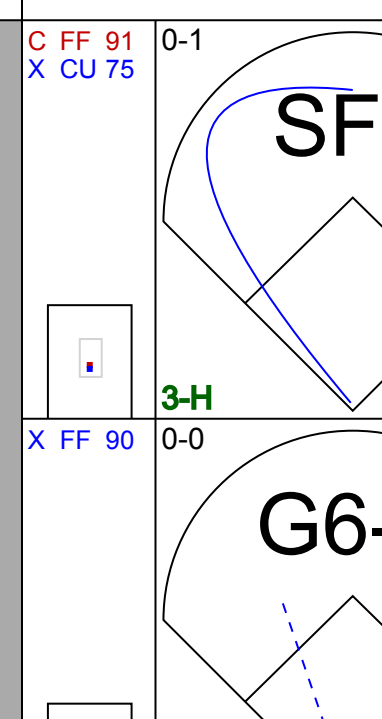
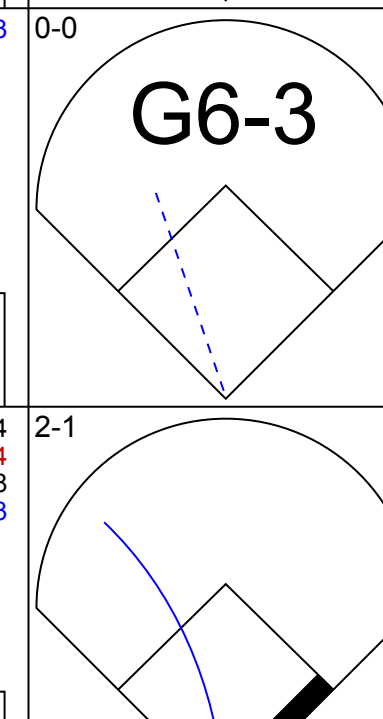
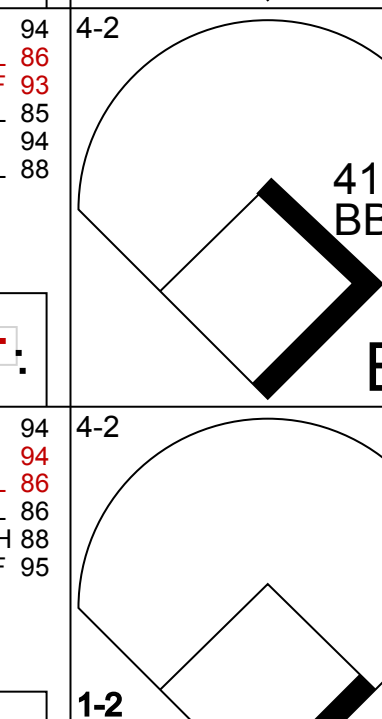
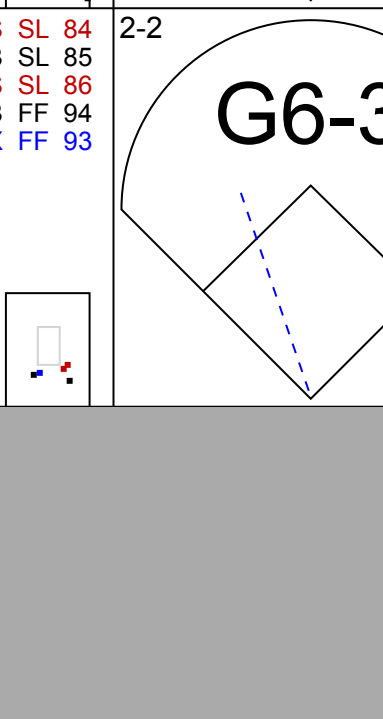

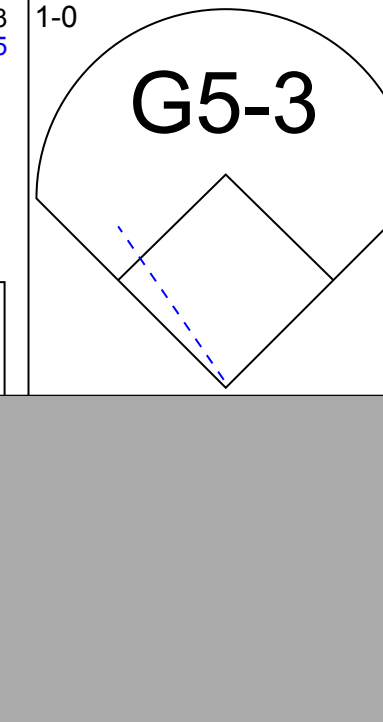
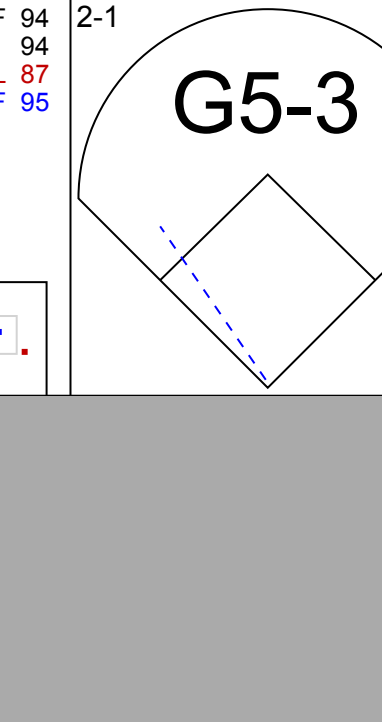

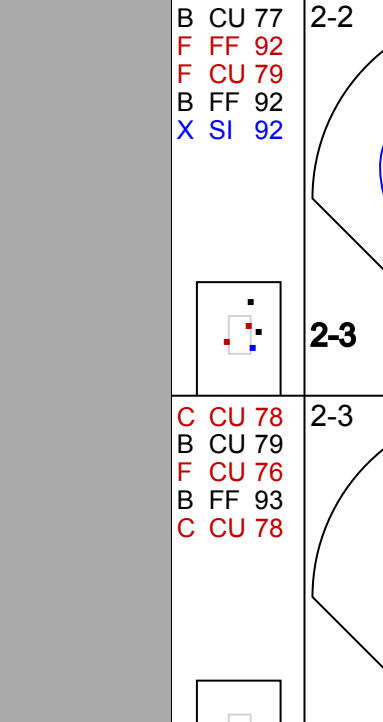



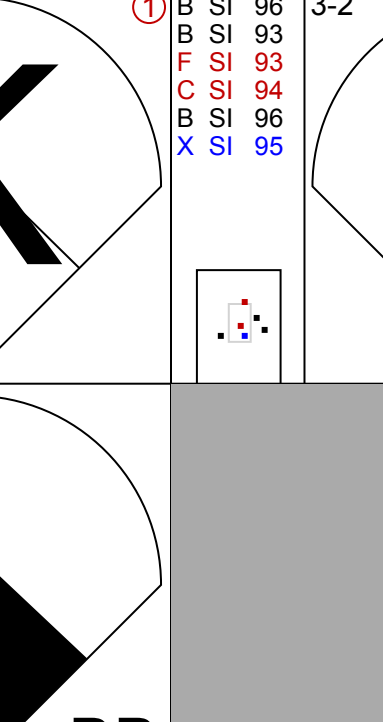

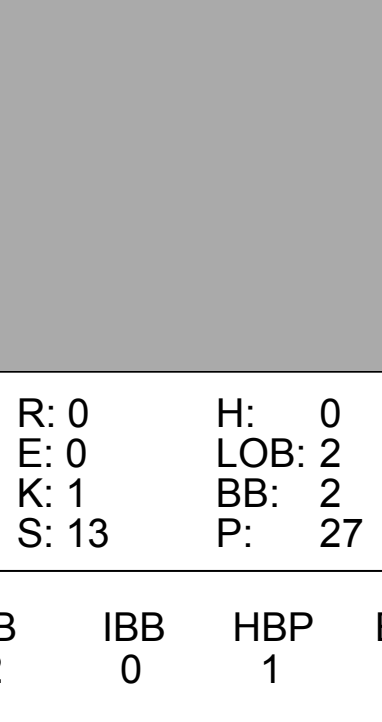
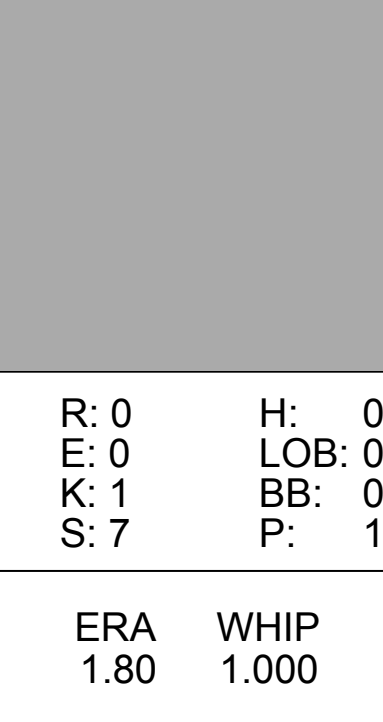
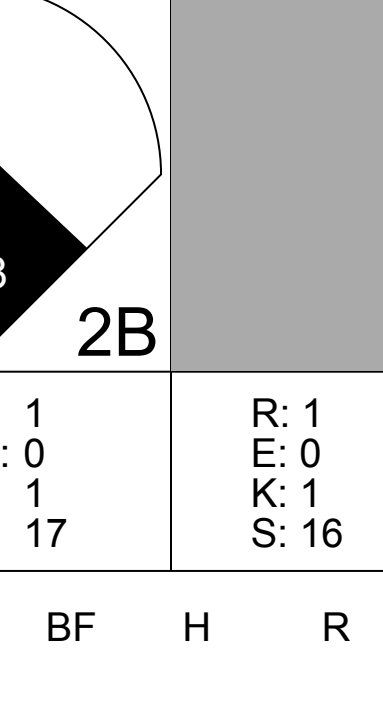
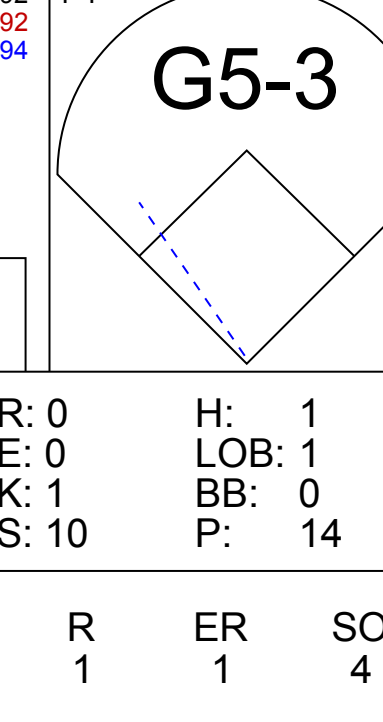
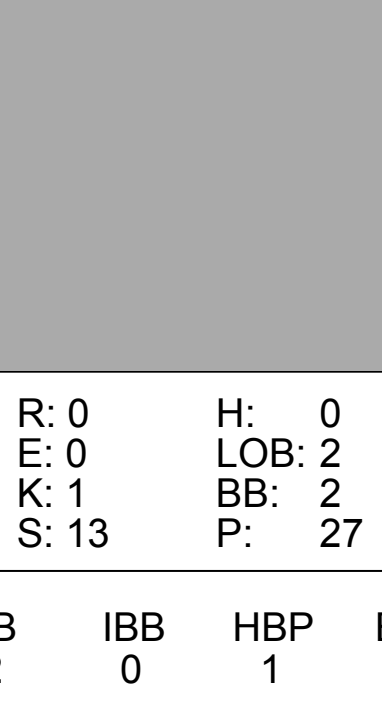
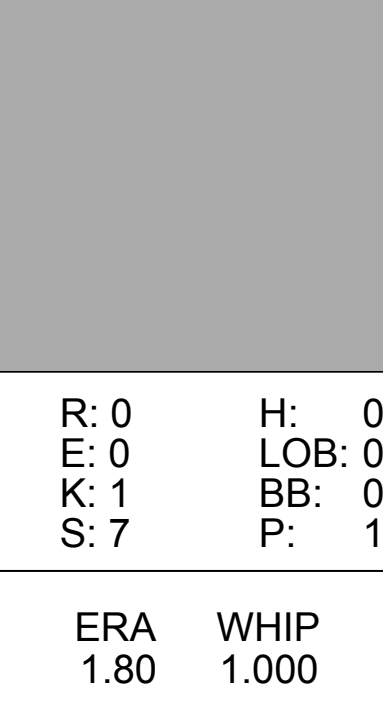
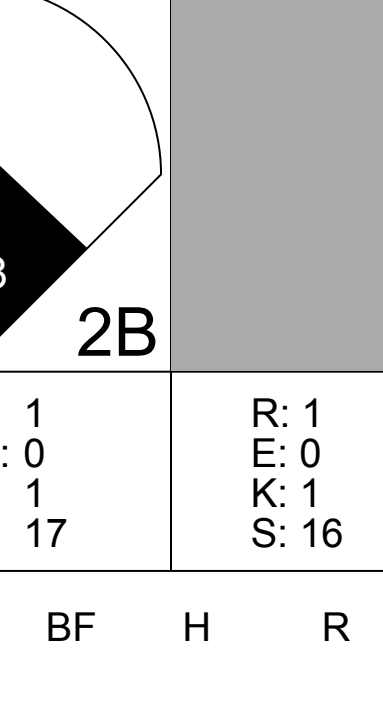
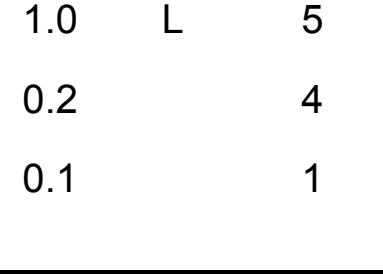






AB 40
R 2
H 7
RBI 2
BB 5
SO 9
LOB 19



Batter	1	2	3	4	5	6	7	8	9	AB	R	H	RBI	BB	SO	LOB	TOP			
2 Brian Dozier, R OBP: 0.348, SLG: 0.574										4	1	1	1	1	3	1	Minnesota Twins @ Detroit Tigers Comerica Park, Detroit, MI Mon Sep 12 2016, 7:11 PM - 10:14 PM EDT Att: 28,093 - Clear - 73 F			
36 Robbie Grossman, R OBP: 0.385, SLG: 0.445										5	0	1	0	0	2	2				
22 Miguel Sano, R OBP: 0.322, SLG: 0.459										3	0	0	0	0	2	1				
11 Jorge Polanco, S OBP: 0.337, SLG: 0.412										0	0	0	0	1	0	0				
19 Kennys Vargas, S OBP: 0.388, SLG: 0.543										2	0	1	0	2	1	1				
30 James Beresford, L (8, PR) OBP: 0.250, SLG: 0.375										0	0	0	0	0	0	0				
8 Kurt Suzuki, R OBP: 0.313, SLG: 0.417										4	1	1	1	0	2	4				
26 Max Kepler, L OBP: 0.314, SLG: 0.442										4	0	0	0	0	2	4				
5 Eduardo Escobar, S OBP: 0.294, SLG: 0.366										3	0	0	0	1	0	0				
20 Eddie Rosario, L OBP: 0.291, SLG: 0.414										4	0	1	0	0	1	2				
25 Byron Buxton, R OBP: 0.279, SLG: 0.407										2	0	0	0	1	1	0				
Inning Stats	R: 0 E: 0 K: 2 S: 8	H: 0 LOB: 0 BB: 0 P: 11	R: 0 E: 0 K: 3 S: 15	H: 1 LOB: 2 BB: 1 P: 20	R: 1 E: 0 K: 2 S: 13	H: 2 LOB: 1 BB: 0 P: 20	R: 1 E: 0 K: 0 S: 9	H: 1 LOB: 0 BB: 0 P: 14	R: 0 E: 0 K: 2 S: 12	H: 0 LOB: 1 BB: 1 P: 17	R: 0 E: 0 K: 1 S: 8	H: 1 LOB: 0 BB: 0 P: 11	R: 0 E: 0 K: 2 S: 12	H: 0 LOB: 2 BB: 2 P: 27	R: 0 E: 0 K: 0 S: 9	H: 0 LOB: 2 BB: 2 P: 19	1B: 3 2B: 0 3B: 0 HR: 2	SF: 0 SAC: 0 DP: 0 HBP: 1	WP: 0 PB: 0 SB: 0 CS: 1	PA: 38
PITCHER	IP WLS BF H R ER SO BB IBB HBP BLK WP HR S P ERA WHIP	IP WLS BF H R ER SO BB IBB HBP BLK WP HR S P ERA WHIP	IP WLS BF H R ER SO BB IBB HBP BLK WP HR S P ERA WHIP	IP WLS BF H R ER SO BB IBB HBP BLK WP HR S P ERA WHIP	IP WLS BF H R ER SO BB IBB HBP BLK WP HR S P ERA WHIP	IP WLS BF H R ER SO BB IBB HBP BLK WP HR S P ERA WHIP	IP WLS BF H R ER SO BB IBB HBP BLK WP HR S P ERA WHIP	IP WLS BF H R ER SO BB IBB HBP BLK WP HR S P ERA WHIP	IP WLS BF H R ER SO BB IBB HBP BLK WP HR S P ERA WHIP	IP WLS BF H R ER SO BB IBB HBP BLK WP HR S P ERA WHIP	IP WLS BF H R ER SO BB IBB HBP BLK WP HR S P ERA WHIP	IP WLS BF H R ER SO BB IBB HBP BLK WP HR S P ERA WHIP	IP WLS BF H R ER SO BB IBB HBP BLK WP HR S P ERA WHIP	IP WLS BF H R ER SO BB IBB HBP BLK WP HR S P ERA WHIP	IP WLS BF H R ER SO BB IBB HBP BLK WP HR S P ERA WHIP	IP WLS BF H R ER SO BB IBB HBP BLK WP HR S P ERA WHIP	IP WLS BF H R ER SO BB IBB HBP BLK WP HR S P ERA WHIP	IP WLS BF H R ER SO BB IBB HBP BLK WP HR S P ERA WHIP	IP WLS BF H R ER SO BB IBB HBP BLK WP HR S P ERA WHIP	IP WLS BF H R ER SO BB IBB HBP BLK WP HR S P ERA WHIP

AB	31
R	2
H	5
RBI	2
BB	6
SO	14
LOB	15



Batter	1	2	3	4	5	6	7	8	9	AB	R	H	RBI	BB	SO	LOB	BOTTOM			
3 Ian Kinsler, R OBP: 0.338, SLG: 0.474										3	1	1	2	0	1	0	Minnesota Twins @ Detroit Tigers Comerica Park, Detroit, MI Mon Sep 12 2016, 7:11 PM - 10:14 PM EDT Att: 28,093 - Clear - 73 F			
4 Cameron Maybin, R OBP: 0.386, SLG: 0.397										4	0	0	0	0	1	0				
24 Miguel Cabrera, R OBP: 0.386, SLG: 0.548										3	1	1	1	1	0	0				
41 Victor Martinez, S OBP: 0.349, SLG: 0.479										3	0	2	0	1	0	0				
40 Jacob Jones, R OBP: 0.222, SLG: 0.389										4	0	0	0	0	1	4				
28 J.D. Martinez, R OBP: 0.387, SLG: 0.564										1	0	0	0	0	0	0				
8 Justin Upton, R OBP: 0.297, SLG: 0.423										3	0	0	0	0	1	2				
18 Tyler Collins, L OBP: 0.300, SLG: 0.378										4	0	0	0	0	3	2				
34 James McCann, R OBP: 0.273, SLG: 0.357										4	0	0	0	0	3	2				
17 Andrew Romine, S OBP: 0.322, SLG: 0.319										1	1	1	0	1	0	0				
1 Jose Iglesias, R OBP: 0.297, SLG: 0.325										3	1	1	1	0	0	2				
Inning Stats	R: 1 E: 0 K: 0 S: 12	H: 2 LOB: 1 BB: 0 P: 20	R: 0 E: 0 K: 1 S: 10	H: 1 LOB: 1 BB: 0 P: 14	R: 0 E: 0 K: 1 S: 13	H: 0 LOB: 2 BB: 2 P: 27	R: 0 E: 0 K: 1 S: 14	H: 0 LOB: 1 BB: 0 P: 21	R: 0 E: 0 K: 1 S: 7	H: 0 LOB: 0 BB: 0 P: 13	R: 2 E: 0 K: 1 S: 11	H: 1 LOB: 0 BB: 1 P: 17	R: 1 E: 0 K: 0 S: 16	H: 2 LOB: 2 BB: 0 P: 28	R: 1 E: 0 K: 1 S: 16	H: 2 LOB: 2 BB: 0 P: 28	1B: 1 2B: 3 3B: 0 HR: 2	SF: 1 SAC: 0 DP: 0 HBP: 1	WP: 0 PB: 0 SB: 0 CS: 0	PA: 34
PITCHER	IP WLS BF H R ER SO BB IBB HBP BLK WP HR S P ERA WHIP	IP WLS BF H R ER SO BB IBB HBP BLK WP HR S P ERA WHIP	IP WLS BF H R ER SO BB IBB HBP BLK WP HR S P ERA WHIP	IP WLS BF H R ER SO BB IBB HBP BLK WP HR S P ERA WHIP	IP WLS BF H R ER SO BB IBB HBP BLK WP HR S P ERA WHIP	IP WLS BF H R ER SO BB IBB HBP BLK WP HR S P ERA WHIP	IP WLS BF H R ER SO BB IBB HBP BLK WP HR S P ERA WHIP	IP WLS BF H R ER SO BB IBB HBP BLK WP HR S P ERA WHIP	IP WLS BF H R ER SO BB IBB HBP BLK WP HR S P ERA WHIP	IP WLS BF H R ER SO BB IBB HBP BLK WP HR S P ERA WHIP	IP WLS BF H R ER SO BB IBB HBP BLK WP HR S P ERA WHIP	IP WLS BF H R ER SO BB IBB HBP BLK WP HR S P ERA WHIP	IP WLS BF H R ER SO BB IBB HBP BLK WP HR S P ERA WHIP	IP WLS BF H R ER SO BB IBB HBP BLK WP HR S P ERA WHIP	IP WLS BF H R ER SO BB IBB HBP BLK WP HR S P ERA WHIP	IP WLS BF H R ER SO BB IBB HBP BLK WP HR S P ERA WHIP	IP WLS BF H R ER SO BB IBB HBP BLK WP HR S P ERA WHIP	IP WLS BF H R ER SO BB IBB HBP BLK WP HR S P ERA WHIP	IP WLS BF H R ER SO BB IBB HBP BLK WP HR S P ERA WHIP	IP WLS BF H R ER SO BB IBB HBP BLK WP HR S P ERA WHIP

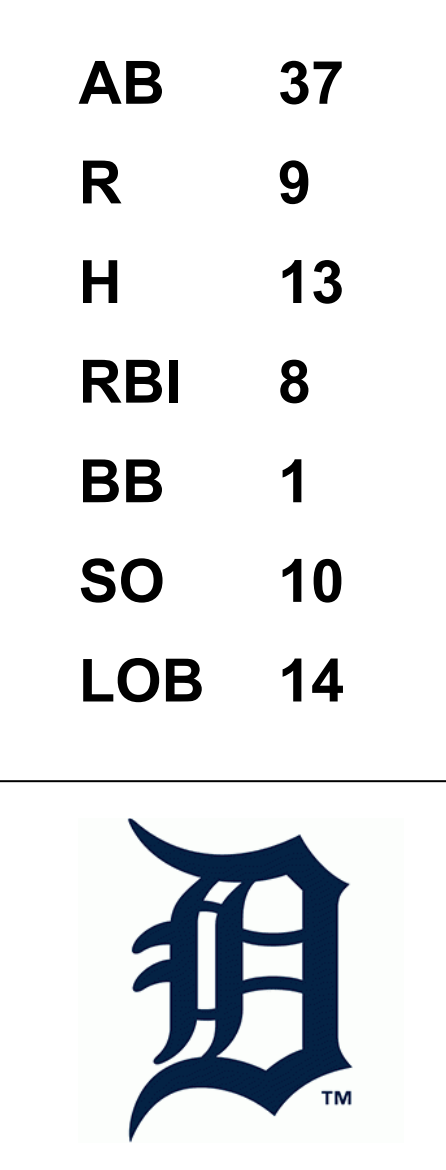
AB	29
R	4
H	6
RBI	4
BB	3
SO	7
LOB	10



Batter	1	2	3	4	5	6	7	8	9	AB	R	H	RBI	BB	SO	LOB	TOP										
2 Brian Dozier, R OBP: 0.353, SLG: 0.583										4	1	2	2	0	1	0	Minnesota Twins @ Detroit Tigers Comerica Park, Detroit, MI Wed Sep 14 2016, 7:12 PM - 10:04 PM EDT Att: 27,953 - Cloudy - 71 F										
11 Jorge Polanco, S OBP: 0.347, SLG: 0.438										4	1	1	0	0	1	1											
26 Max Kepler, L OBP: 0.316, SLG: 0.441										3	1	1	0	1	1	1											
19 Kennys Vargas, S OBP: 0.392, SLG: 0.563										4	1	1	1	0	2	2											
8 Kurt Suzuki, R OBP: 0.311, SLG: 0.422										4	1	1	3	0	0	1											
12 John Ryan Murphy, R OBP: 0.260, SLG: 0.214										0	0	0	0	0	0	0											
5 Eduardo Escobar, S OBP: 0.286, SLG: 0.356										4	0	0	0	0	0	0											
36 Robbie Grossman, S OBP: 0.381, SLG: 0.444										4	0	0	0	0	2	0											
32 Logan Schafer, L OBP: 0.361, SLG: 0.387										4	0	0	0	0	1	0											
25 Byron Buxton, R OBP: 0.275, SLG: 0.397										2	1	0	0	1	2	0											
Inning Stats	R: 0 E: 0 K: 3 S: 10	H: 0 LOB: 0 BB: 0 P: 13	R: 0 E: 0 K: 1 S: 6	H: 0 LOB: 0 BB: 0 P: 7	R: 0 E: 0 K: 1 S: 9	H: 0 LOB: 0 BB: 0 P: 12	R: 5 E: 0 K: 2 S: 17	H: 4 LOB: 0 BB: 1 P: 24	R: 1 E: 0 K: 0 S: 12	H: 1 LOB: 1 BB: 1 P: 23	R: 0 E: 0 K: 1 S: 8	H: 0 LOB: 0 BB: 0 P: 11	R: 0 E: 0 K: 1 S: 8	H: 0 LOB: 0 BB: 0 P: 10	R: 0 E: 0 K: 1 S: 9	H: 1 LOB: 1 BB: 0 P: 13	R: 0 E: 0 K: 0 S: 6	H: 0 LOB: 0 BB: 0 P: 11	1B: 3 2B: 1 3B: 0 HR: 2	SF: 0 SAC: 0 DP: 0 HBP: 0	WP: 0 PB: 0 SB: 0 CS: 0	PA: 35					
PITCHER	IP	WLS	BF	H	R	ER	SO	BB	IBB	HBP	BLK	WP	HR	S	P	ERA	WHIP										
19 Anibal Sánchez, R ERA: 5.9	4.0		19	5	6	6	7	2	0	0	0	0	2	47	65	13.50	1.750										
30 Alex Wilson, R ERA: 2.86	2.0		6	0	0	0	1	0	0	0	0	0	0	15	25	0.00	0.000										
61 Shane Greene, R ERA: 5.43	1.0	W	3	0	0	0	1	0	0	0	0	0	0	8	10	0.00	0.000										
43 Bruce Rondón, R ERA: 3.03	1.0	H	4	1	0	0	1	0	0	0	0	0	0	9	13	0.00	1.000										
57 Francisco Rodríguez, R ERA: 2.68	1.0	S	3	0	0	0	0	0	0	0	0	0	0	6	11	0.00	0.000										

Batter	1	2	3	4	5	6	7	8	9	AB	R	H	RBI	BB	SO	LOB	BOTTOM										
3 Ian Kinsler, R OBP: 0.339, SLG: 0.479										5	2	4	3	0	0	0	Minnesota Twins @ Detroit Tigers Comerica Park, Detroit, MI Wed Sep 14 2016, 7:12 PM - 10:04 PM EDT Att: 27,953 - Cloudy - 71 F										
4 Cameron Maybin, R OBP: 0.383, SLG: 0.409										5	1	2	2	0	2	4											
24 Miguel Cabrera, R OBP: 0.385, SLG: 0.550										5	1	2	2	0	1	2											
41 Victor Martínez, S OBP: 0.348, SLG: 0.476										4	0	1	0	0	2	2											
28 J.D. Martínez, R OBP: 0.380, SLG: 0.553										4	0	0	0	0	1	2											
8 Justin Upton, R OBP: 0.286, SLG: 0.421										3	1	0	0	1	2	1											
34 James McCann, R OBP: 0.273, SLG: 0.355										4	2	1	0	0	2	1											
17 Andrew Romine, S OBP: 0.323, SLG: 0.319										3	1	1	1	0	0	1											
1 Jose Iglesias, R OBP: 0.299, SLG: 0.325										4	1	2	0	0	0	1											
Inning Stats	R: 1 E: 0 K: 1 S: 16	H: 2 LOB: 1 BB: 0 P: 22	R: 1 E: 0 K: 2 S: 21	H: 3 LOB: 0 BB: 0 P: 29	R: 0 E: 0 K: 1 S: 8	H: 0 LOB: 0 BB: 0 P: 10	R: 4 E: 0 K: 0 S: 16	H: 4 LOB: 1 BB: 1 P: 30	R: 0 E: 0 K: 2 S: 9	H: 0 LOB: 0 BB: 0 P: 15	R: 0 E: 0 K: 0 S: 8	H: 0 LOB: 0 BB: 0 P: 11	R: 1 E: 0 K: 1 S: 13	H: 2 LOB: 1 BB: 0 P: 19	R: 2 E: 0 K: 3 S: 14	H: 2 LOB: 1 BB: 0 P: 20		1B: 8 2B: 2 3B: 2 HR: 1	SF: 0 SAC: 1 DP: 0 HBP: 0	WP: 1 PB: 1 SB: 0 CS: 0	PA: 39						
PITCHER	IP	WLS	BF	H	R	ER	SO	BB	IBB	HBP	BLK	WP	HR	S	P	ERA	WHIP										
21 Tyler Duffey, R ERA: 6.39	3.2		20	8	6	6	4	1	0	0	0	0	0	57	84	14.73	2.455										
60 JT Chargois, R ERA: 5.71	1.1		5	1	0	0	2	0	0	0	0	0	0	13	22	0.00	0.750										
53 Pat Light, R ERA: 11.77	1.0		3	0	0	0	0	0	0	0	0	0	0	8	11	0.00	0.000										
57 Ryan Pressly, R ERA: 3.72	1.0	L	5	2	1	1	1	0	0	0	0	0	1	13	19	9.00	2.000										
59 Michael Tonkin, R ERA: 4.8	1.0		6	2	2	0	3	0	0	0	0	1	0	14	20	0.00	2.000										

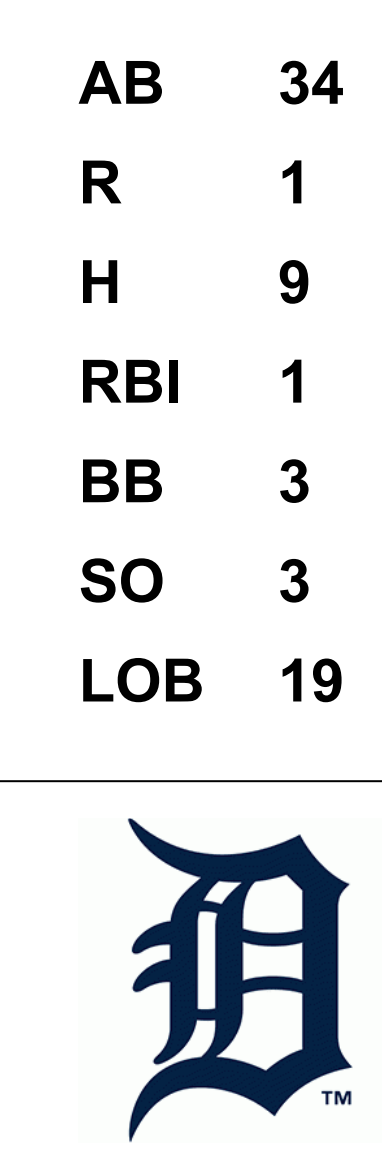
AB	33
R	6
H	6
RBI	6
BB	2
SO	10
LOB	5



Batter	1	2	3	4	5	6	7	8	9	AB	R	H	RBI	BB	SO	LOB	TOP			
2 Brian Dozier, R OBP: 0.355, SLG: 0.582	G6-3								F7	3	0	1	2	2	0	1	Minnesota Twins @ Detroit Tigers Comerica Park, Detroit, MI Thu Sep 15 2016, 1:11 PM - 4:14 PM EDT Att: 26,932 - Partly Cloudy - 70 F			
11 Jorge Polanco, S OBP: 0.338, SLG: 0.426	K	F8			G1-4-3				G6-3	5	0	0	0	0	2	5				
7 Joe Mauer, L OBP: 0.365, SLG: 0.398	F7				G6-3				K	4	0	0	0	0	1	0				
19 Kennys Vargas, S OBP: 0.395, SLG: 0.570									K	4	1	2	0	0	1	0				
26 Max Kepler, L OBP: 0.317, SLG: 0.442									K	4	1	2	1	0	1	1				
5 Eduardo Escobar, S OBP: 0.285, SLG: 0.354									G5-3	4	1	1	1	0	0	2				
20 Eddie Rosario, L OBP: 0.297, SLG: 0.418									K	4	2	3	0	0	1	0				
37 Juan Centeno, L OBP: 0.284, SLG: 0.350									K	2	0	0	0	0	0	1				
25 Byron Buxton, R OBP: 0.279, SLG: 0.407									K	4	0	2	1	0	1	2				
Inning Stats	R: 0 H: 0 E: 0 K: 1 S: 11	H: 0 LOB: 0 BB: 0 P: 14	R: 4 H: 5 E: 1 K: 0 S: 18	H: 5 LOB: 1 BB: 0 P: 28	R: 0 H: 1 E: 0 K: 0 S: 9	H: 1 LOB: 0 BB: 0 P: 14	R: 0 H: 1 E: 0 K: 1 S: 7	H: 1 LOB: 0 BB: 0 P: 12	R: 0 H: 0 E: 0 K: 0 S: 4	H: 0 LOB: 0 BB: 1 P: 10	R: 0 H: 1 E: 0 K: 2 S: 12	H: 1 LOB: 2 BB: 1 P: 21	R: 0 H: 1 E: 0 K: 2 S: 13	H: 1 LOB: 1 BB: 0 P: 23	R: 1 H: 2 E: 0 K: 0 S: 12	H: 2 LOB: 1 BB: 0 P: 18	1B: 9 2B: 1 3B: 1 HR: 0	SF: 0 SAC: 2 DP: 2 HBP: 0	WP: 1 PB: 0 SB: 1 CS: 0	PA: 38
PITCHER	IP	WLS	BF	H	R	ER	SO	BB	IBB	HBP	BLK	WP	HR	S	P	ERA	WHIP			
37 Mike Pelfrey, R ERA: 5.0	1.2	L	10	5	4	4	1	0	0	0	0	0	0	25	36	21.60	3.000			
65 Blaine Hardy, L ERA: 4.15	3.1		11	2	0	0	1	1	0	0	0	0	0	24	42	0.00	0.900			
56 Kyle Ryan, L ERA: 3.27	2.0		8	1	0	0	3	0	1	0	0	0	0	18	29	0.00	0.500			
38 Justin Wilson, L ERA: 4.17	1.0		4	1	0	0	2	0	0	0	0	1	0	13	23	0.00	1.000			
46 Joe Mantiply, L ERA: 6.75	0.1		2	1	1	1	0	0	0	0	0	0	0	4	7	27.00	3.000			
PITCHER	IP	WLS	BF	H	R	ER	SO	BB	IBB	HBP	BLK	WP	HR	S	P	ERA	WHIP			
21 Mark Lowe, R ERA: 7.29	0.2		3	1	0	0	0	0	0	0	0	0	0	8	11	0.00	1.500			

Batter	1	2	3	4	5	6	7	8	9	AB	R	H	RBI	BB	SO	LOB	BOTTOM					
3 Ian Kinsler, R OBP: 0.338, SLG: 0.476	L7								G6-4-3	4	0	0	0	1	1	4	Minnesota Twins @ Detroit Tigers Comerica Park, Detroit, MI Thu Sep 15 2016, 1:11 PM - 4:14 PM EDT Att: 26,932 - Partly Cloudy - 70 F					
1 Jose Iglesias, R OBP: 0.298, SLG: 0.325	F9								F7	4	0	1	0	0	0	4						
24 Miguel Cabrera, R OBP: 0.382, SLG: 0.545	F8								F8	4	0	0	0	0	0	3						
41 Victor Martinez, S OBP: 0.345, SLG: 0.472									P4	4	0	0	0	0	0	0						
28 J.D. Martinez, R OBP: 0.381, SLG: 0.552									P4	4	0	2	0	0	1	0						
8 Justin Upton, R OBP: 0.326, SLG: 0.418									K	4	0	2	0	0	1	0						
34 James McCann, R OBP: 0.276, SLG: 0.362									K	3	1	0	0	1	0	1						
4 Cameron Maybin, R OBP: 0.385, SLG: 0.411									F8	3	1	0	0	1	0	1						
40 JaCoby Jones, R OBP: 0.250, SLG: 0.400									F8	3	0	2	1	0	0	2						
18 Tyler Collins, L OBP: 0.308, SLG: 0.374									F9	1	0	1	0	0	0	0						
17 Andrew Romine, S OBP: 0.327, SLG: 0.324									F8	2	0	1	0	0	0	1						
Inning Stats	R: 0 H: 0 E: 0 K: 0 S: 8	H: 0 LOB: 0 BB: 0 P: 13	R: 0 H: 0 E: 0 K: 1 S: 7	H: 0 LOB: 0 BB: 0 P: 10	R: 0 H: 2 E: 0 K: 1 S: 9	H: 2 LOB: 2 BB: 0 P: 14	R: 0 H: 1 E: 0 K: 0 S: 12	H: 1 LOB: 1 BB: 1 P: 19	R: 0 H: 1 E: 0 K: 0 S: 17	H: 1 LOB: 2 BB: 1 P: 27	R: 1 H: 2 E: 0 K: 0 S: 18	H: 2 LOB: 2 BB: 1 P: 29	R: 0 H: 1 E: 0 K: 0 S: 9	H: 1 LOB: 0 BB: 0 P: 14	R: 0 H: 0 E: 0 K: 0 S: 8	H: 0 LOB: 0 BB: 0 P: 11	R: 0 H: 2 E: 0 K: 0 S: 11	H: 2 LOB: 1 BB: 0 P: 14	1B: 8 2B: 1 3B: 0 HR: 0	SF: 0 SAC: 0 DP: 2 HBP: 0	WP: 0 PB: 0 SB: 0 CS: 0	PA: 37
PITCHER	IP	WLS	BF	H	R	ER	SO	BB	IBB	HBP	BLK	WP	HR	S	P	ERA	WHIP					
66 Hector Santiago, L ERA: 4.65	5.2	W	25	6	1	1	3	2	0	0	0	0	0	67	103	1.59	1.412					
60 JT Chargois, R ERA: 5.6	0.1	H	2	0	0	0	0	1	0	0	0	0	0	4	9	0.00	3.000					
51 Alex Wimmers, R ERA: 6.1	2.0	H	6	1	0	0	0	0	0	0	0	0	0	17	25	0.00	0.500					
27 Brandon Kintzler, R ERA: 2.92	1.0		4	2	0	0	0	0	0	0	0	0	0	11	14	0.00	2.000					

AB	34
R	5
H	11
RBI	5
BB	2
SO	7
LOB	12



Batter	1	2	3	4	5	6	7	8	9	AB	R	H	RBI	BB	SO	LOB	TOP																						
2 Brian Dozier, R OBP: 0.354, SLG: 0.580										4	0	1	0	0	2	0	Minnesota Twins @ New York Mets Citi Field, Flushing, NY Fri Sep 16 2016, 7:11 PM - 9:51 PM EDT Att: 33,338 - Partly Cloudy - 68 F																						
7 Joe Mauer, L OBP: 0.398, SLG: 0.397										1	0	0	0	3	0																								
11 Jorge Polanco, S OBP: 0.336, SLG: 0.423										4	0	1	0	0	5																								
26 Max Kepler, L OBP: 0.314, SLG: 0.437										4	0	0	0	0	12																								
8 Kurt Suzuki, R OBP: 0.310, SLG: 0.419										3	0	0	0	1	1																								
5 Eduardo Escobar, S OBP: 0.283, SLG: 0.351										3	0	0	0	0	0																								
19 Kennys Vargas, S OBP: 0.392, SLG: 0.565										1	0	0	0	0	2																								
20 Eddie Rosario, L OBP: 0.394, SLG: 0.414										3	0	0	0	0	1																								
25 Byron Buxton, R OBP: 0.276, SLG: 0.402										3	0	0	0	0	2																								
17 José Berrios, R OBP: 1.000, SLG: 1.000										1	0	1	0	0	0																								
32 Logan Schafer, L OBP: 0.307, SLG: 0.392										1	0	0	0	0	0																								
64 Pat Dean, L ERA: 6.71										0	0	0	0	0	0																								
53 Pat Light, R ERA: 12.15										0	0	0	0	0	0																								
61 Ryan O'Rourke, L ERA: 2.57										0	0	0	0	0	0																								
36 Robbie Grossman, S ERA: 2.97										0	0	0	0	0	0																								
62 Buddy Boshers, L ERA: 4.6										0	0	0	0	0	0																								
Inning Stats	R: 0 E: 0 K: 1 S: 9	H: 0 LOB: 1 BB: 1 P: 14	R: 0 E: 0 K: 2 S: 10	H: 0 LOB: 0 BB: 0 P: 11	R: 0 E: 0 K: 1 S: 19	H: 2 LOB: 3 BB: 1 P: 29	R: 0 E: 1 K: 0 S: 6	H: 0 LOB: 0 BB: 0 P: 7	R: 0 E: 0 K: 2 S: 9	H: 0 LOB: 0 BB: 0 P: 12	R: 0 E: 0 K: 0 S: 11	H: 1 LOB: 1 BB: 0 P: 16	R: 0 E: 0 K: 0 S: 3	H: 0 LOB: 0 BB: 0 P: 5	R: 0 E: 0 K: 2 S: 7	H: 0 LOB: 0 BB: 2 P: 9	R: 0 E: 0 K: 0 S: 10	H: 0 LOB: 2 BB: 2 P: 21	1B: 3 2B: 0 3B: 0 HR: 0	SF: 0 SAC: 0 DP: 1 HBP: 0	WP: 0 PB: 0 SB: 0 CS: 0	PA: 33																	
PITCHER	IP	WLS	BF	H	R	ER	SO	BB	IBB	HBP	BLK	WP	HR	S	P	ERA	WHIP	PITCHER					IP	WLS	BF	H	R	ER	SO	BB	IBB	HBP	BLK	WP	HR	S	P	ERA	WHIP
40 Bartolo Colon, R ERA: 3.14	7.0	W	25	3	0	0	6	2	0	0	0	0	0	67	94	0.00	0.714																						
43 Addison Reed, R ERA: 1.73	1.0	H	3	0	0	0	2	0	0	0	0	0	0	7	9	0.00	0.000																						
27 Jeury Familia, R ERA: 2.47	1.0	S	5	0	0	0	0	2	0	0	0	0	0	10	21	0.00	2.000																						

AB	29
R	0
H	3
RBI	0
BB	4
SO	8
LOB	10




Batter	1	2	3	4	5	6	7	8	9	AB	R	H	RBI	BB	SO	LOB	BOTTOM																						
7 José Reyes, S OBP: 0.332, SLG: 0.464										3	1	1	1	1	1	3	Minnesota Twins @ New York Mets Citi Field, Flushing, NY Fri Sep 16 2016, 7:11 PM - 9:51 PM EDT Att: 33,338 - Partly Cloudy - 68 F																						
13 Adriel Cabera, S OBP: 0.309, SLG: 0.411										2	1	1	1	2	1																								
15 Matt Reynolds, R OBP: 0.271, SLG: 0.432										0	0	0	0	0	0																								
52 Yoanis Cespedes, R OBP: 0.357, SLG: 0.554										4	0	1	1	0	2																								
3 Curtis Granderson, L OBP: 0.316, SLG: 0.440										3	0	0	0	1	2																								
19 Jay Bruce, L OBP: 0.304, SLG: 0.493										3	0	0	0	1	1																								
43 Addison Reed, L ERA: 1.73										0	0	0	0	0	0																								
27 Jeury Familia, R ERA: 2.47										0	0	0	0	0	0																								
54 T.J. Rivera, R OBP: 0.309, SLG: 0.404										4	0	1	0	0	1																								
28 James Loney, L OBP: 0.305, SLG: 0.382										4	0	2	0	0	1																								
18 Travis d'Arnaud, R OBP: 0.304, SLG: 0.326										4	0	0	0	0	1																								
40 Bartolo Colon, R OBP: 0.105, SLG: 0.179										2	0	0	0	0	2																								
16 Alejandro De Aza, L OBP: 0.297, SLG: 0.332										1	1	1	0	0	0																								
Inning Stats	R: 0 E: 0 K: 1 S: 16	H: 0 LOB: 3 BB: 3 P: 31	R: 0 E: 0 K: 1 S: 7	H: 0 LOB: 0 BB: 0 P: 10	R: 2 E: 0 K: 1 S: 15	H: 2 LOB: 0 BB: 0 P: 25	R: 0 E: 0 K: 1 S: 8	H: 2 LOB: 2 BB: 0 P: 14	R: 0 E: 0 K: 0 S: 5	H: 0 LOB: 0 BB: 1 P: 13	R: 0 E: 0 K: 1 S: 9	H: 1 LOB: 1 BB: 0 P: 13	R: 1 E: 0 K: 1 S: 13	H: 2 LOB: 2 BB: 1 P: 21	R: 0 E: 0 K: 2 S: 8	H: 0 LOB: 0 BB: 0 P: 10	1B: 4 2B: 1 3B: 0 HR: 2	SF: 0 SAC: 0 DP: 1 HBP: 0	WP: 0 PB: 0 SB: 0 CS: 0	PA: 35																			
PITCHER	IP	WLS	BF	H	R	ER	SO	BB	IBB	HBP	BLK	WP	HR	S	P	ERA	WHIP	PITCHER					IP	WLS	BF	H	R	ER	SO	BB	IBB	HBP	BLK	WP	HR	S	P	ERA	WHIP
17 José Berrios, R ERA: 8.88	4.0	L	19	4	2	2	4	3	0	0	0	0	0	5	13	0.00	1.000																						
59 Michael Tonkin, R ERA: 4.73	1.0		3	0	0	0	0	1	0	0	0	0	0	5	13	0.00	1.000																						
64 Pat Dean, L ERA: 6.71	1.0		4	1	0	0	1	0	0	0	0	0	0	9	13	0.00	1.000																						
53 Pat Light, R ERA: 12.15	0.1		4	2	1	1	1	1	0	0	0	0	0	9	16	27.00	9.000																						
61 Ryan O'Rourke, L ERA: 2.57	0.2		2	0	0	0	0	0	0	0	0	0	0	4	5	0.00	0.000																						



Batter	1	2	3	4	5	6	7	8	9	AB	R	H	RBI	BB	SO	LOB	TOP					
4 Cameron Maybin, R (1,8) OBP: 0.385, SLG: 0.410										4	1	2	1	1	0	1						
1 Jose Iglesias, R (1,6) OBP: 0.297, SLG: 0.321										5	1	1	0	0	1	4						
24 Miguel Cabrera, R (1,3) OBP: 0.387, SLG: 0.551										5	2	2	2	0	0	1						
28 J.D. Martinez, R (1,9) OBP: 0.384, SLG: 0.556										3	1	1	0	2	1	1						
8 Justin Upton, R (1,7) OBP: 0.297, SLG: 0.430										5	1	1	2	0	2	2						
34 James McCann, R (1,10) OBP: 0.274, SLG: 0.366										4	1	1	3	0	2	2						
40 JaCoby Jones, R (1,5) OBP: 0.250, SLG: 0.375										4	0	1	0	0	2	0	AB 38					
39 Jarrod Saltalamacchia, S (1,2) OBP: 0.294, SLG: 0.367										4	0	1	0	0	2	1	R 8					
17 Andrew Romine, S (1,4) OBP: 0.314, SLG: 0.316										4	1	1	0	0	1	2	H 11					
Inning Stats	R: 0 H: 0 E: 0 K: 1 S: 10	H: 0 LOB: 0 BB: 0 P: 15	R: 0 H: 0 E: 0 K: 2 S: 11	H: 0 LOB: 0 BB: 1 P: 17	R: 1 H: 2 E: 0 K: 2 S: 10	H: 2 LOB: 1 BB: 0 P: 15	R: 1 H: 1 E: 0 K: 0 S: 11	H: 1 LOB: 1 BB: 0 P: 16	R: 0 H: 1 E: 0 K: 0 S: 5	H: 1 LOB: 1 BB: 0 P: 10	R: 4 H: 4 E: 0 K: 0 S: 19	H: 4 LOB: 1 BB: 1 P: 26	R: 2 H: 3 E: 0 K: 2 S: 15	H: 3 LOB: 0 BB: 0 P: 20	R: 0 H: 0 E: 0 K: 3 S: 19	H: 0 LOB: 2 BB: 1 P: 29	R: 0 H: 0 E: 0 K: 1 S: 7	H: 0 LOB: 0 BB: 0 P: 11	1B: 6 2B: 2 3B: 1 HR: 2	SF: 0 SAC: 0 DP: 0 HBP: 0	WP: 1 PB: 1 SB: 1 CS: 1	PA: 42
PITCHER	IP WLS BF H R ER SO BB IBB HBP BLK WP HR S P ERA WHIP																					
66 Héctor Santiago, L (1,1) ERA: 4.82	5.1 L 24 7 6 6 5 2 0 0 0 0 0 1 63 95 10.12 1.688																					
59 Michael Tonkin, R (6,1) ERA: 4.83	1.2 9 4 2 2 2 0 0 0 0 0 1 18 24 10.80 2.400																					
53 Pat Light, R (8,1) ERA: 11.3	1.0 5 0 0 0 3 1 0 0 0 0 1 0 19 29 0.00 1.000																					
33 Tommy Milone, L (9,1) ERA: 5.51	1.0 3 0 0 0 1 0 0 0 0 0 0 0 7 11 0.00 0.000																					

Detroit Tigers @ Minnesota Twins
Target Field, Minneapolis, MN
Tue Sep 20 2016, 7:13 PM - 9:58 PM CDT
Att: 23,395 - Partly Cloudy - 73 F


AB 38
R 8
H 11
RBI 8
BB 3
SO 11
LOB 14



Batter	1	2	3	4	5	6	7	8	9	AB	R	H	RBI	BB	SO	LOB	BOTTOM					
2 Brian Dozier, R (1,4) OBP: 0.353, SLG: 0.572										3	0	1	0	0	1	0						
30 James Beresford, L (9,PH) OBP: 0.250, SLG: 0.333										1	0	0	0	0	0	0						
11 Jorge Polanco, S (1,6) OBP: 0.338, SLG: 0.415										4	0	0	0	0	3	1						
36 Robbie Grossman, S (1,7) OBP: 0.388, SLG: 0.459										3	1	1	1	1	2	1						
19 Kennys Vargas, S (1,3) OBP: 0.381, SLG: 0.560										4	0	0	0	0	2	2						
8 Kurt Suzuki, R (1,10) OBP: 0.307, SLG: 0.414										3	0	0	0	0	1	0						
26 Max Kepler, L (1,9) OBP: 0.312, SLG: 0.430										2	0	0	0	1	0	0						
5 Eduardo Escobar, S (1,5) OBP: 0.275, SLG: 0.340										3	0	0	0	0	0	1	AB 29					
12 John Ryan Murphy, R (1,2) OBP: 0.194, SLG: 0.210										3	0	1	0	0	0	0	R 1					
25 Byron Buxton, R (1,8) OBP: 0.271, SLG: 0.402										3	0	0	0	0	0	1	H 3					
Inning Stats	R: 0 H: 1 E: 0 K: 2 S: 11	H: 0 LOB: 0 BB: 1 P: 14	R: 0 H: 0 E: 0 K: 0 S: 4	H: 0 LOB: 0 BB: 1 P: 9	R: 0 H: 0 E: 0 K: 1 S: 7	H: 0 LOB: 0 BB: 0 P: 9	R: 0 H: 0 E: 0 K: 3 S: 11	H: 0 LOB: 0 BB: 0 P: 15	R: 0 H: 0 E: 0 K: 1 S: 7	H: 0 LOB: 0 BB: 0 P: 8	R: 0 H: 0 E: 0 K: 0 S: 9	H: 0 LOB: 0 BB: 0 P: 14	R: 1 H: 1 E: 0 K: 0 S: 9	H: 1 LOB: 0 BB: 0 P: 15	R: 0 H: 1 E: 0 K: 0 S: 10	H: 1 LOB: 1 BB: 0 P: 15	R: 0 H: 0 E: 0 K: 2 S: 11	H: 0 LOB: 1 BB: 1 P: 19	1B: 2 2B: 0 3B: 0 HR: 1	SF: 0 SAC: 0 DP: 0 HBP: 0	WP: 1 PB: 0 SB: 1 CS: 1	PA: 31
PITCHER	IP WLS BF H R ER SO BB IBB HBP BLK WP HR S P ERA WHIP																					
48 Matthew Boyd, L (1,1) ERA: 4.16	8.0 W 27 3 1 1 7 1 0 0 0 0 0 0 68 99 1.12 0.500																					
21 Mark Lowe, R (9,1) ERA: 6.99	1.0 4 0 0 0 2 1 0 0 0 0 0 0 11 19 0.00 1.000																					

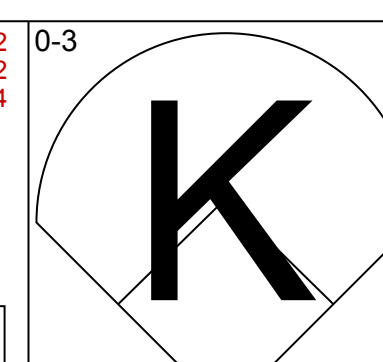
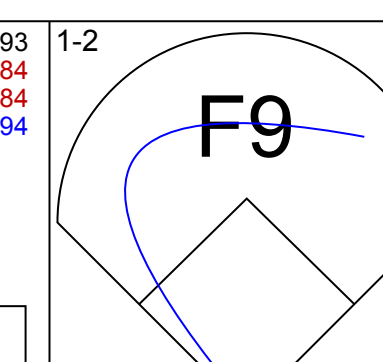
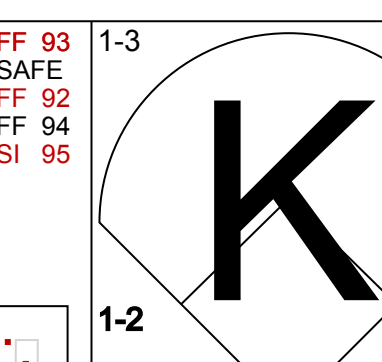
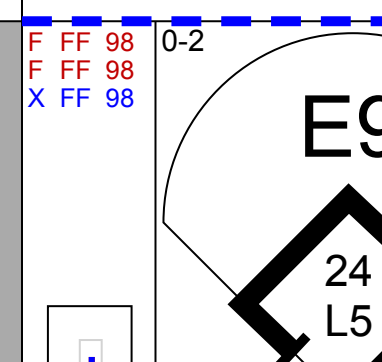
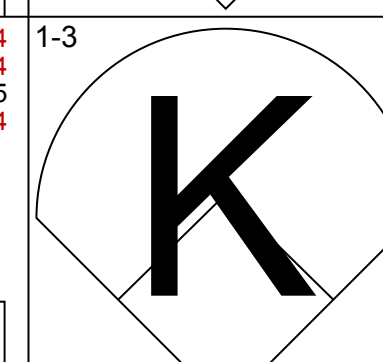
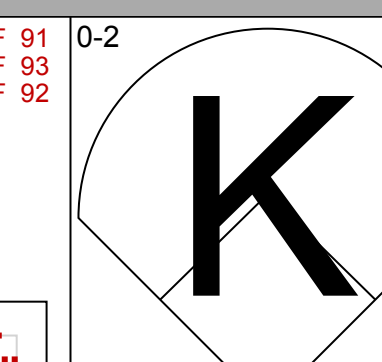
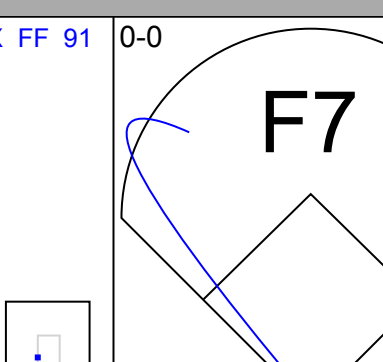
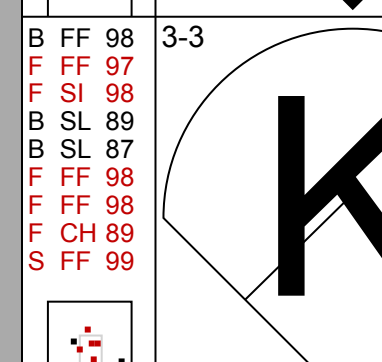
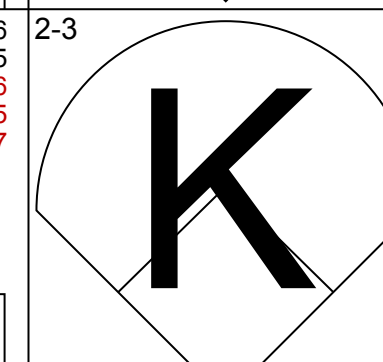
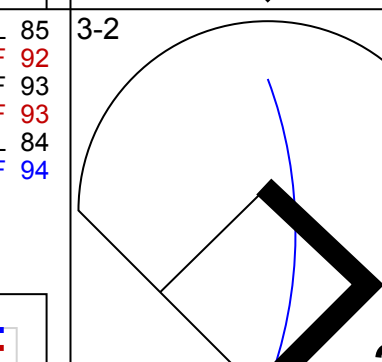
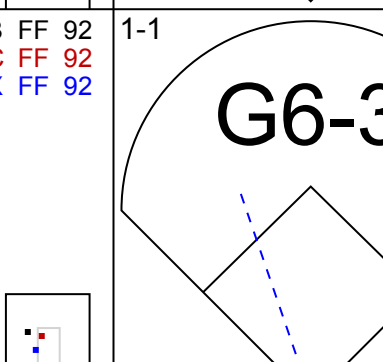
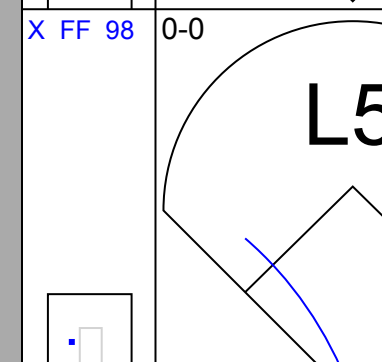
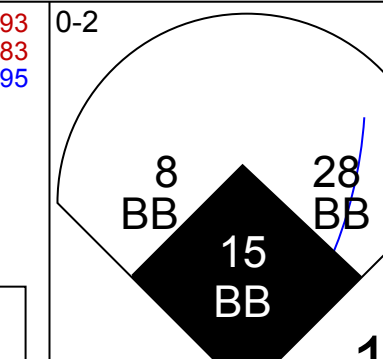

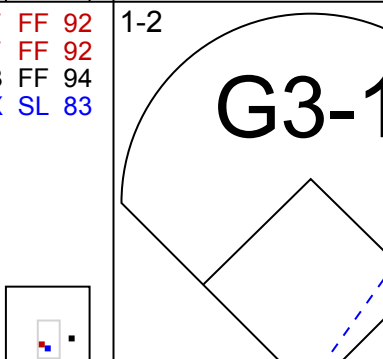

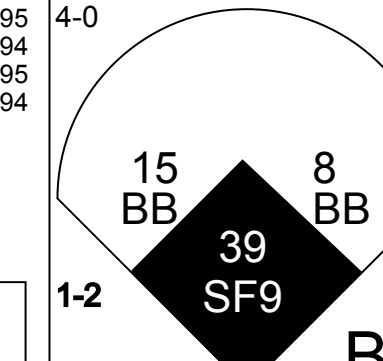
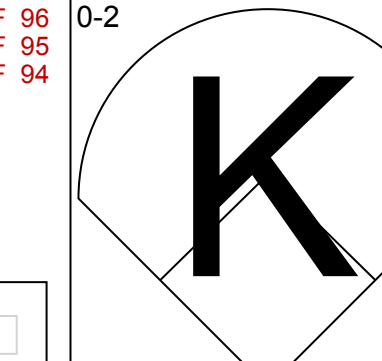


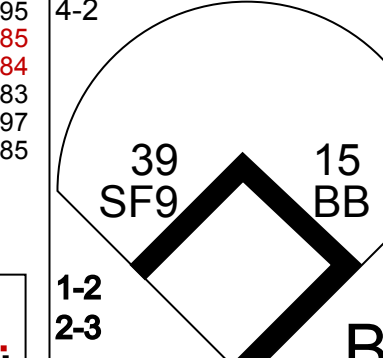
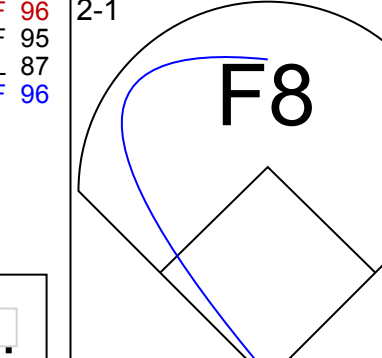


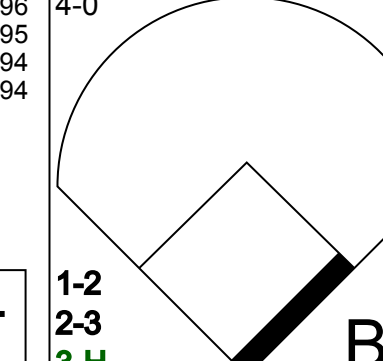
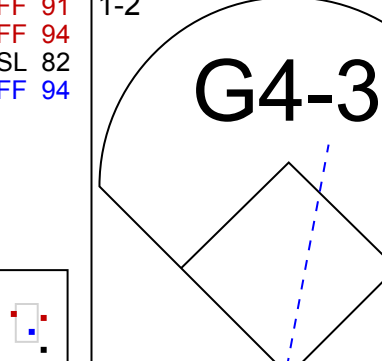


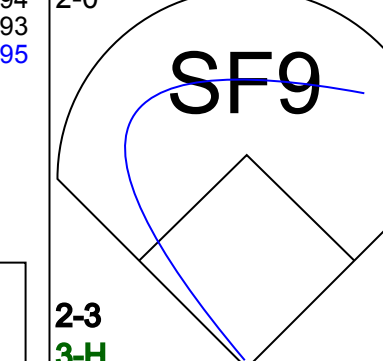
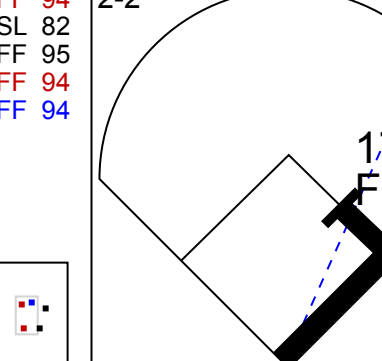


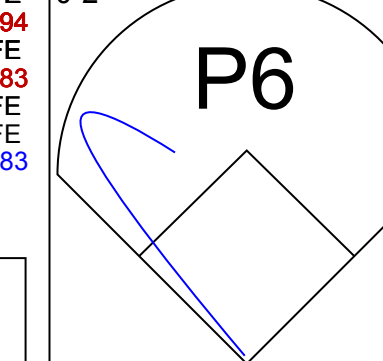
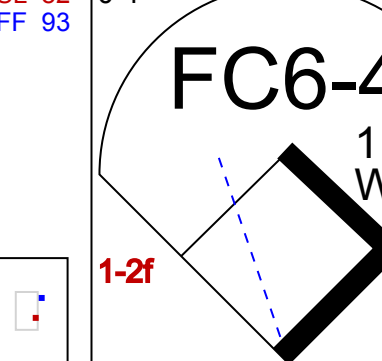


Detroit Tigers @ Minnesota Twins
Target Field, Minneapolis, MN
Tue Sep 20 2016, 7:13 PM - 9:58 PM CDT
Att: 23,395 - Partly Cloudy - 73 F

AB 29
R 1
H 3
RBI 1
BB 2
SO 9
LOB 6




Batter	1	2	3	4	5	6	7	8	9	AB R H RBI BB SO LOB	TOP																	
4 Cameron Maybin, R OBP: 0.388, SLG: 0.415										4 2 2 0 1 0 1	<p>Detroit Tigers @ Minnesota Twins Target Field, Minneapolis, MN Thu Sep 22 2016, 1:11 PM - 4:19 PM CDT Att: 18,374 - Partly Cloudy - 66 F</p> <p>livebaseballscores.com</p> <p>AB 33 R 9 H 9 RBI 6 BB 7 SO 8 LOB 11</p>																	
1 Jose Iglesias, R OBP: 0.300, SLG: 0.323										3 0 2 1 1 0 1																		
24 Miguel Cabrera, R OBP: 0.386, SLG: 0.547										4 0 0 1 1 1 3																		
28 J.D. Martinez, R OBP: 0.382, SLG: 0.551										4 0 0 0 1 2 2																		
8 Justin Upton, R OBP: 0.300, SLG: 0.435										4 1 0 0 0 1 2																		
34 James McCann, R OBP: 0.271, SLG: 0.361										3 0 0 0 0 2 0																		
40 JaCoby Jones, R OBP: 0.222, SLG: 0.333										0 1 0 0 1 0 0																		
15 Erick Aybar, S OBP: 0.299, SLG: 0.322										3 0 0 0 0 2 0																		
39 Jarrod Saltalamacchia, C OBP: 0.291, SLG: 0.362										0 0 0 0 0 0 0																		
31 Casey McGehee, R OBP: 0.260, SLG: 0.239										1 1 1 3 0 0 0																		
41 Victor Martinez, S OBP: 0.347, SLG: 0.472										0 0 0 0 0 0 0																		
49 Dixon Machado, R OBP: 0.333, SLG: 0.111										0 0 0 0 0 0 0																		
17 Andrew Romine, S OBP: 0.324, SLG: 0.327										4 2 3 0 0 0 0																		
Inning Stats	R: 1 H: 2 E: 0 K: 0 S: 8	H: 2 LOB: 0 BB: 0 P: 13	R: 0 H: 0 E: 0 K: 2 S: 9	H: 0 LOB: 0 BB: 0 P: 16	R: 0 H: 1 E: 0 K: 1 S: 13	H: 1 LOB: 1 BB: 0 P: 19	R: 0 H: 0 E: 0 K: 1 S: 8	H: 0 LOB: 0 BB: 1 P: 12	R: 0 H: 0 E: 0 K: 1 S: 12	H: 1 LOB: 0 BB: 0 P: 18		R: 0 H: 1 E: 0 K: 1 S: 8	H: 1 LOB: 0 BB: 0 P: 8	R: 1 H: 1 E: 0 K: 0 S: 9	H: 1 LOB: 0 BB: 0 P: 17	R: 1 H: 1 E: 0 K: 1 S: 10	H: 1 LOB: 1 BB: 1 P: 18	R: 6 H: 3 E: 0 K: 1 S: 17	H: 3 LOB: 2 BB: 5 P: 44	1B: 6 2B: 1 3B: 0 HR: 2	SF: 1 SAC: 0 DP: 1 HBP: 0	WP: 3 PB: 0 SB: 1 CS: 1	PA: 42					
PITCHER	IP WLS BF H R ER SO BB IBB HBP BLK WP HR S P ERA WHIP											IP WLS BF H R ER SO BB IBB HBP BLK WP HR S P ERA WHIP																
64 Pat Dean, L ERA: 6.33	5.0	17	3	1	1	5	1	0	0	0	0	0	0	0	50	78	1.80	0.800										
51 Alex Wimmers, R ERA: 5.4	2.0	L 8	2	1	1	1	0	0	0	0	0	0	1	17	25	4.50	1.000											
62 Buddy Bosher, L ERA: 4.36	0.2	4	1	1	0	1	1	0	0	0	0	0	0	9	15	0.00	3.000											
53 Pat Light, R ERA: 12.6	0.2	5	0	3	3	0	2	1	0	0	1	0	5	20	40.50	3.000												
59 Michael Tonkin, R ERA: 5.17	0.2	7	3	3	3	1	2	0	0	0	1	1	13	27	40.50	7.500												

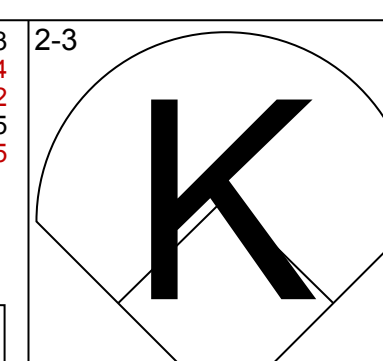
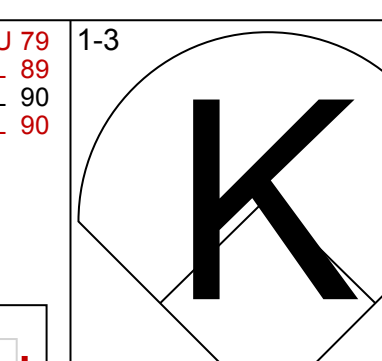
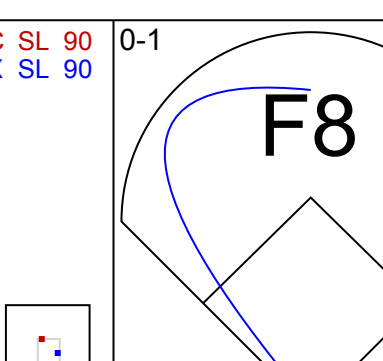
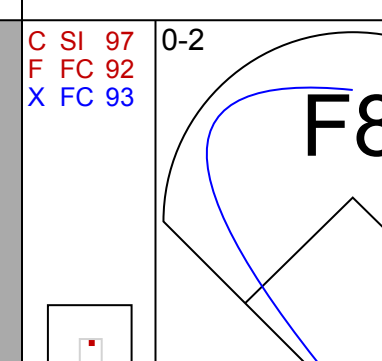
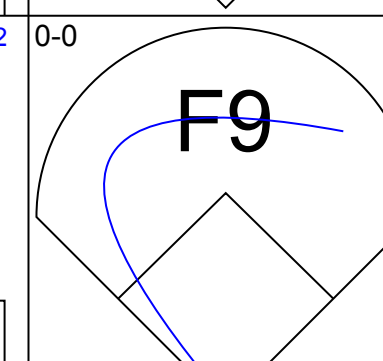
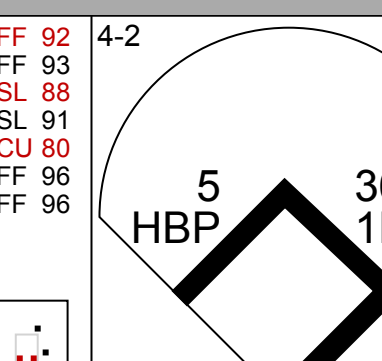
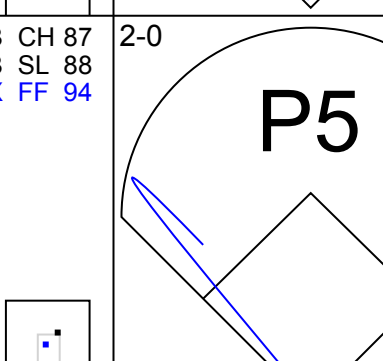

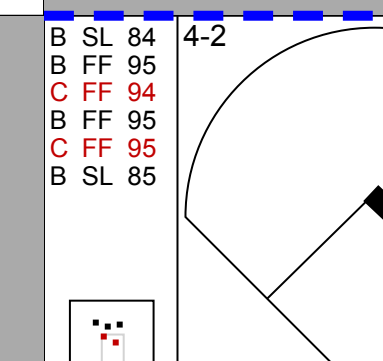
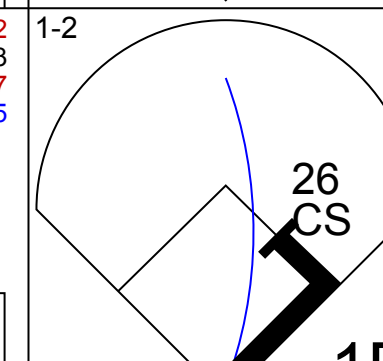
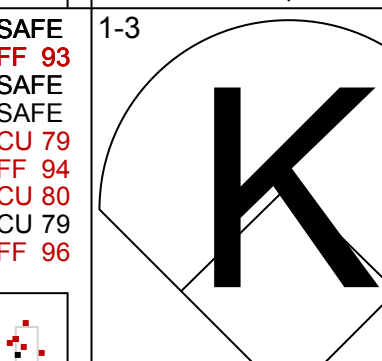


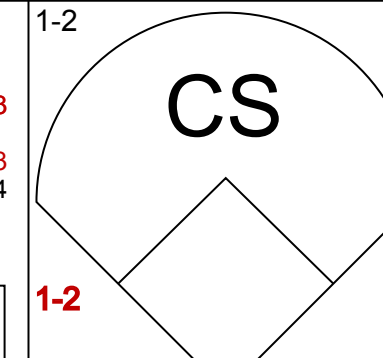
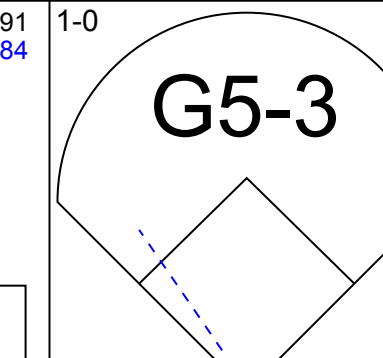
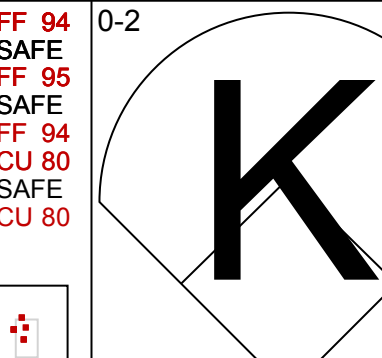


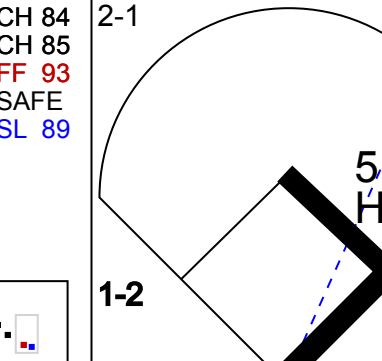


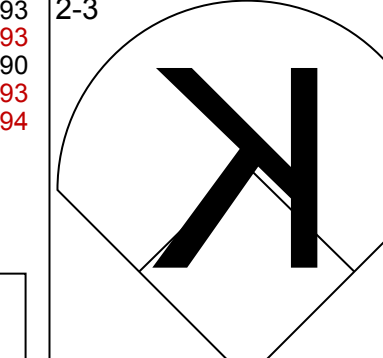
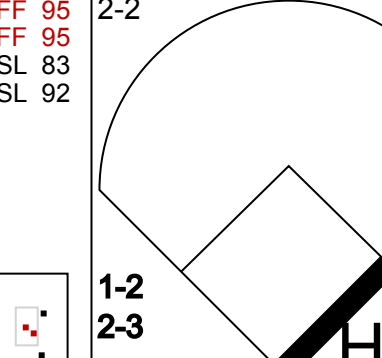




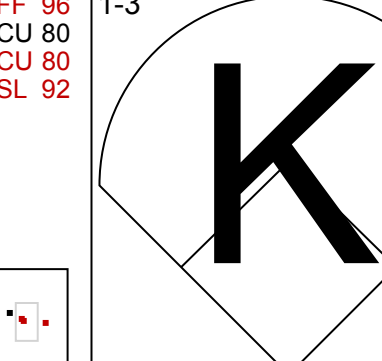

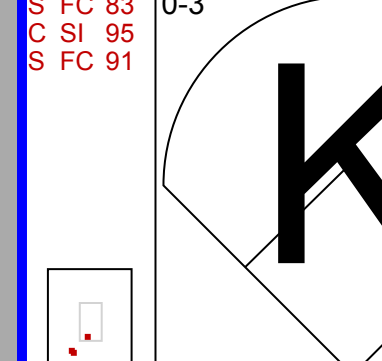
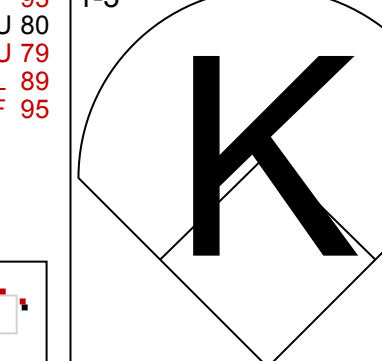

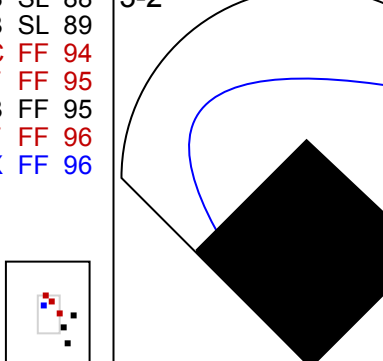
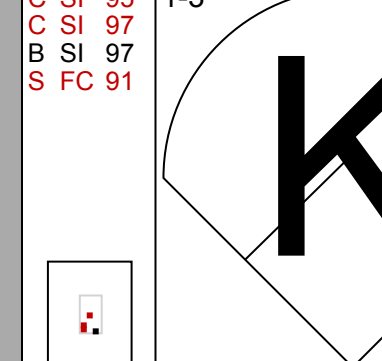

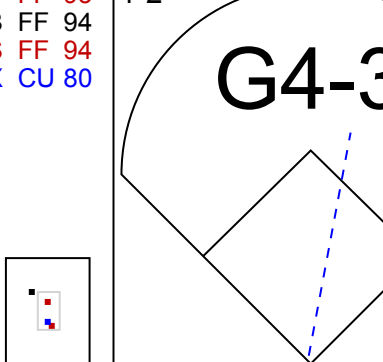
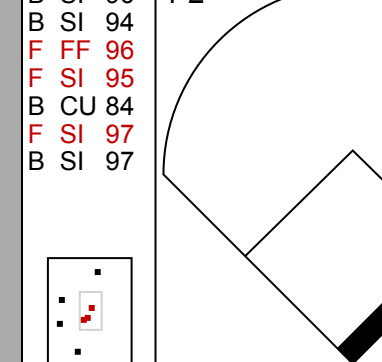
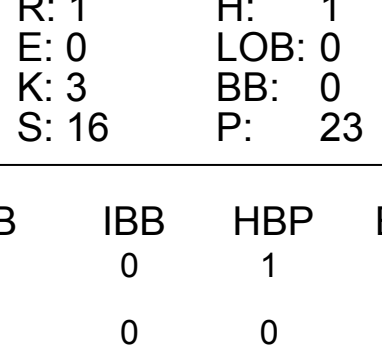
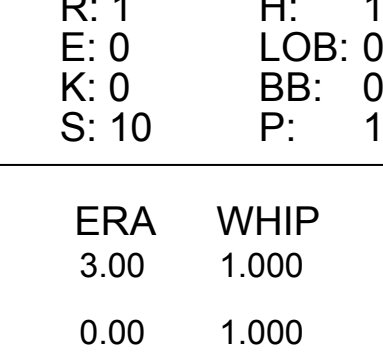
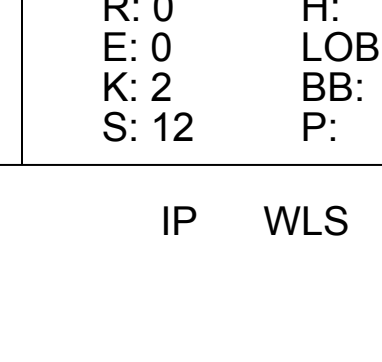
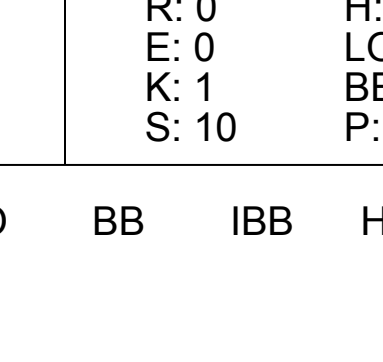



Batter	1	2	3	4	5	6	7	8	9	AB R H RBI BB SO LOB	BOTTOM																	
2 Brian Dozier, R OBP: 0.352, SLG: 0.575										4 1 1 1 0 0 2	<p>Detroit Tigers @ Minnesota Twins Target Field, Minneapolis, MN Thu Sep 22 2016, 1:11 PM - 4:19 PM CDT Att: 18,374 - Partly Cloudy - 66 F</p> <p>livebaseballscores.com</p> <p>AB 31 R 2 H 5 RBI 2 BB 3 SO 8 LOB 12</p>																	
11 Jorge Polanco, S OBP: 0.341, SLG: 0.426										4 0 2 1 0 0 1																		
26 Max Kepler, L OBP: 0.309, SLG: 0.425										4 0 0 0 0 0 2																		
22 Miguel Sanó, R OBP: 0.322, SLG: 0.459										4 0 1 0 0 3 2																		
19 Kennys Vargas, S OBP: 0.371, SLG: 0.542										4 0 0 0 0 2 1																		
8 Kurt Suzuki, R OBP: 0.367, SLG: 0.459										3 0 0 0 1 0 0																		
36 Robbie Grossman, S OBP: 0.291, SLG: 0.348										2 0 0 0 1 0 0																		
37 Juan Centeno, L OBP: 0.291, SLG: 0.348										1 0 0 0 0 1 0																		
12 John Ryan Murphy, R OBP: 0.188, SLG: 0.203										2 0 0 0 0 1 1																		
32 Logan Schafer, L OBP: 0.326, SLG: 0.342										1 0 0 0 0 0 3																		
25 Byron Buxton, R OBP: 0.275, SLG: 0.403										2 1 1 0 1 1 0																		
Inning Stats	R: 1 H: 2 E: 0 K: 1 S: 9	H: 2 LOB: 1 BB: 0 P: 16	R: 0 H: 0 E: 1 K: 2 S: 14	H: 0 LOB: 1 BB: 0 P: 18	R: 0 H: 0 E: 0 K: 2 S: 15	H: 0 LOB: 0 BB: 1 P: 11	R: 0 H: 0 E: 0 K: 1 S: 15	H: 0 LOB: 0 BB: 0 P: 22	R: 0 H: 0 E: 0 K: 1 S: 15	H: 0 LOB: 0 BB: 0 P: 22		R: 0 H: 0 E: 0 K: 1 S: 9	H: 0 LOB: 0 BB: 0 P: 13	R: 0 H: 1 E: 0 K: 0 S: 13	H: 1 LOB: 3 BB: 2 P: 27	R: 1 H: 2 E: 0 K: 1 S: 10	H: 2 LOB: 1 BB: 0 P: 14	R: 0 H: 0 E: 0 K: 2 S: 10	H: 0 LOB: 0 BB: 0 P: 13	1B: 1 2B: 4 3B: 0 HR: 1	SF: 0 SAC: 0 DP: 1 HBP: 0	WP: 0 PB: 0 SB: 0 CS: 2	PA: 34					
PITCHER	IP WLS BF H R ER SO BB IBB HBP BLK WP HR S P ERA WHIP											IP WLS BF H R ER SO BB IBB HBP BLK WP HR S P ERA WHIP																
19 Anibal Sanchez, R ERA: 5.77	5.0	17	2	1	1	4	1	0	0	0		0	0	0	51	81	1.80	0.600										
30 Alex Wilson, R ERA: 2.94	1.2	W 7	1	0	0	1	1	0	0	0		0	0	19	32	0.00	1.200											
61 Shane Greene, R ERA: 5.37	1.1	H 7	2	1	1	1	1	0	0	0	0	0	13	22	6.75	2.250												
21 Mark Lowe, R ERA: 6.84	1.0	3	0	0	0	2	0	0	0	0	0	0	10	13	0.00	0.000												

Batter	1	2	3	4	5	6	7	8	9	AB	R	H	RBI	BB	SO	LOB	TOP					
1 Jose Iglesias, R (1, 6) OBP: 0.300, SLG: 0.325							 24 L5 2B			4	0	1	0	0	2	3						
18 Tyler Collins, L (1, 8) OBP: 0.300, SLG: 0.363										4	0	0	0	0	3	1						
24 Miguel Cabrera, R (1, 3) OBP: 0.385, SLG: 0.546										4	0	1	0	0	1	1						
41 Victor Martinez, S (1, 10) OBP: 0.348, SLG: 0.472										3	1	1	0	1	0	0						
28 J.D. Martinez, R (1, 9) OBP: 0.381, SLG: 0.547										3	1	0	0	1	2	2						
8 Justin Upton, R (1, 7) OBP: 0.301, SLG: 0.435										3	1	1	0	1	0	2						
15 Erick Aybar, S (1, 5) OBP: 0.300, SLG: 0.322										3	1	1	2	1	1	0						
39 Jarrod Saltalamacchia, S (1, 2) OBP: 0.290, SLG: 0.362										3	0	1	1	0	2	0						
17 Andrew Romine, S (1, 4) OBP: 0.317, SLG: 0.319										4	0	0	0	0	1	3						
Inning Stats	R: 0 E: 0 K: 3 S: 9	H: 0 LOB: 0 BB: 0 P: 12	R: 2 E: 0 K: 0 S: 12	H: 1 LOB: 2 BB: 3 P: 27	R: 0 E: 0 K: 2 S: 16	H: 1 LOB: 2 BB: 1 P: 25	R: 0 E: 0 K: 1 S: 11	H: 1 LOB: 0 BB: 0 P: 15	R: 0 E: 0 K: 0 S: 6	H: 0 LOB: 0 BB: 0 P: 8	R: 2 E: 1 K: 2 S: 10	H: 2 LOB: 0 BB: 0 P: 15	R: 0 E: 1 K: 1 S: 10	H: 1 LOB: 0 BB: 0 P: 13	R: 0 E: 0 K: 1 S: 8	H: 0 LOB: 0 BB: 0 P: 12	R: 0 E: 0 K: 2 S: 17	H: 0 LOB: 0 BB: 0 P: 22	1B: 4 2B: 3 3B: 0 HR: 0	SF: 1 SAC: 0 DP: 1 HBP: 0	WP: 2 PB: 1 SB: 0 CS: 0	PA: 36
PITCHER	IP	WLS	BF	H	R	ER	SO	BB	IBB	HBP	BLK	WP	HR	S	P	ERA	WHIP					
54 Ervin Santana, R (1, 1) ERA: 3.37	6.0	L	27	5	4	2	8	4	0	0	0	2	0	64	102	3.00	1.500					
60 JT Chargois, R (7, 1) ERA: 4.79	2.0		6	1	0	0	2	0	0	0	0	0	0	18	25	0.00	0.500					
55 Taylor Rogers, L (9, 1) ERA: 3.59	1.0		3	0	0	0	2	0	0	0	0	0	0	17	22	0.00	0.000					

Detroit Tigers @ Minnesota Twins
Target Field, Minneapolis, MN
Thu Sep 22 2016, 7:11 PM - 10:21 PM CDT
Att: 21,599 - Overcast - 64 F


AB 31
R 4
H 6
RBI 3
BB 4
SO 12
LOB 12



Batter	1	2	3	4	5	6	7	8	9	AB	R	H	RBI	BB	SO	LOB	BOTTOM					
2 Brian Dozier, R (1, 4) OBP: 0.350, SLG: 0.571										4	0	0	0	0	2	1						
32 Logan Schafer, L (1, 7) OBP: 0.340, SLG: 0.325										2	0	0	0	2	0	0						
11 Jorge Polanco, S (1, 6) OBP: 0.343, SLG: 0.425										3	0	1	0	1	2	2						
26 Max Kepler, L (1, 9) OBP: 0.307, SLG: 0.422										3	0	0	0	0	2	2						
19 Kennys Vargas, S (8, 3) OBP: 0.368, SLG: 0.537										1	0	0	0	0	1	1						
36 Robbie Grossman, S (1, 10) OBP: 0.386, SLG: 0.454										4	0	1	0	0	2	2						
5 Eduardo Escobar, S (1, 5) OBP: 0.274, SLG: 0.337										3	0	0	0	0	2	1						
37 Juan Centeno, L (1, 2) ERA: 3.21										2	1	1	1	0	1	3						
8 Kurt Suzuki, R (7, PH) OBP: 0.304, SLG: 0.408										2	0	0	0	0	1	0						
25 Byron Buxton, R (1, 8) OBP: 0.275, SLG: 0.412										4	1	1	1	0	3	0						
30 James Beresford, L (1, 3) OBP: 0.267, SLG: 0.286										2	0	0	0	1	1	0						
Inning Stats	R: 0 E: 0 K: 1 S: 9	H: 1 LOB: 0 BB: 0 P: 13	R: 0 E: 0 K: 1 S: 7	H: 0 LOB: 0 BB: 0 P: 13	R: 1 E: 0 K: 3 S: 16	H: 1 LOB: 0 BB: 0 P: 23	R: 0 E: 0 K: 3 S: 20	H: 1 LOB: 3 BB: 1 P: 30	R: 1 E: 0 K: 0 S: 10	H: 1 LOB: 0 BB: 0 P: 16	R: 0 E: 0 K: 3 S: 11	H: 0 LOB: 1 BB: 1 P: 20	R: 0 E: 0 K: 2 S: 12	H: 0 LOB: 1 BB: 1 P: 17	R: 0 E: 0 K: 3 S: 14	H: 0 LOB: 0 BB: 1 P: 24	R: 0 E: 0 K: 1 S: 10	H: 0 LOB: 0 BB: 0 P: 11	1B: 2 2B: 0 3B: 0 HR: 2	SF: 0 SAC: 0 DP: 0 HBP: 1	WP: 1 PB: 0 SB: 0 CS: 1	PA: 36
PITCHER	IP	WLS	BF	H	R	ER	SO	BB	IBB	HBP	BLK	WP	HR	S	P	ERA	WHIP					
35 Justin Verlander, R (1, 1) ERA: 4.2	6.0	W	24	4	2	2	10	2	0	1	0	0	0	73	115	3.00	1.000					
38 Justin Wilson, L (7, 1) ERA: 4.2	1.0	H	4	0	0	0	2	1	0	0	0	0	0	12	17	0.00	1.000					
43 Bruce Rondon, R (8, 1) ERA: 3.06	1.0	H	4	0	0	0	3	1	0	0	0	1	0	14	24	0.00	1.000					
57 Francisco Rodriguez, R (9, 1) ERA: 2.54	1.0	S	3	0	0	0	1	0	0	0	0	0	0	10	11	0.00	0.000					

Detroit Tigers @ Minnesota Twins
Target Field, Minneapolis, MN
Thu Sep 22 2016, 7:11 PM - 10:21 PM CDT
Att: 21,599 - Overcast - 64 F

AB 30
R 2
H 4
RBI 2
BB 4
SO 17
LOB 12



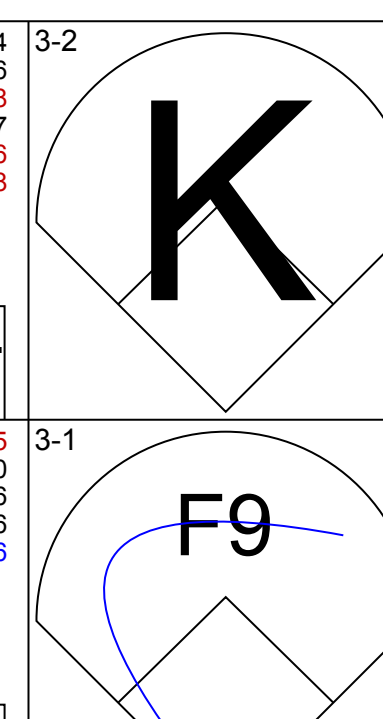
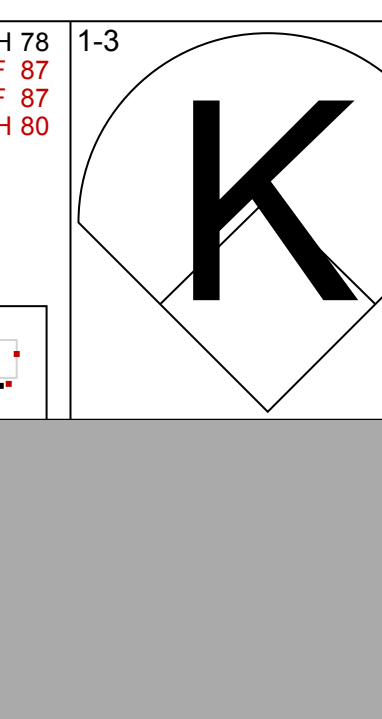
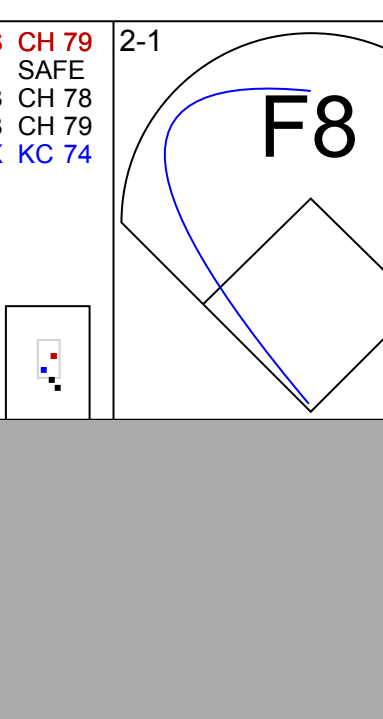
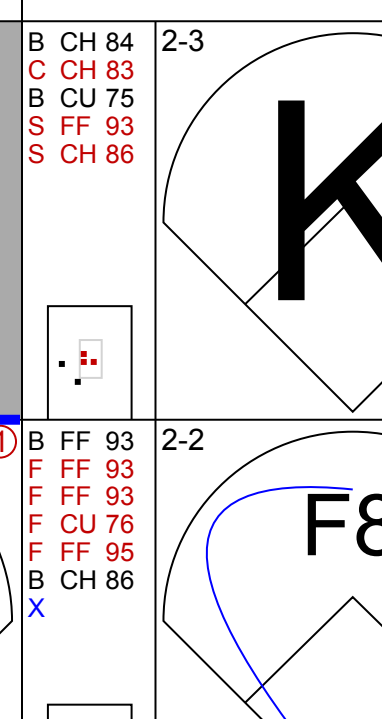
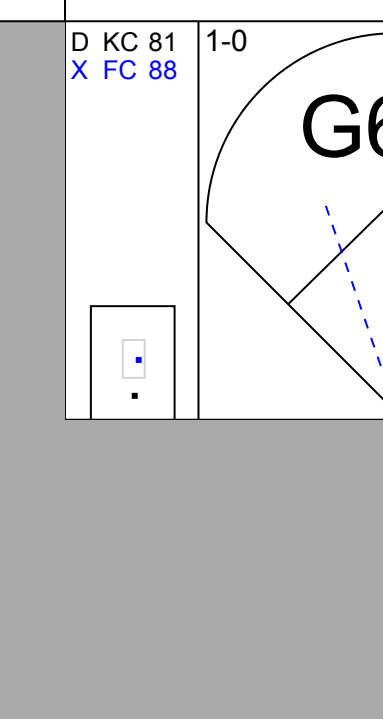
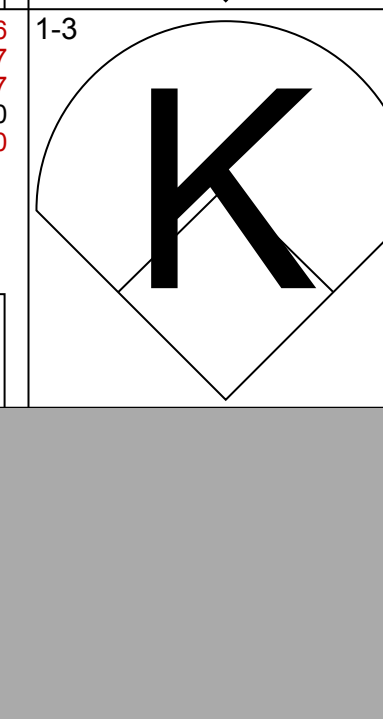
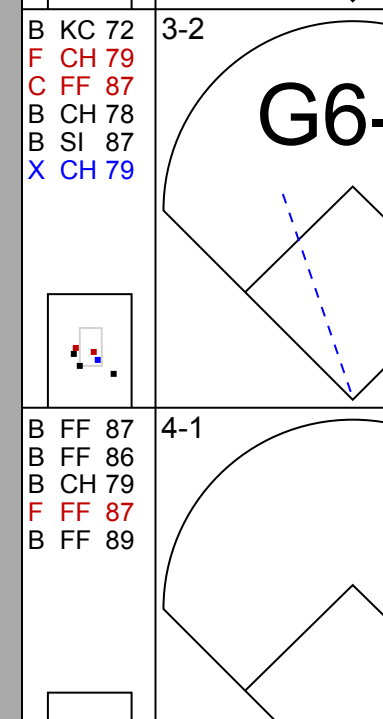
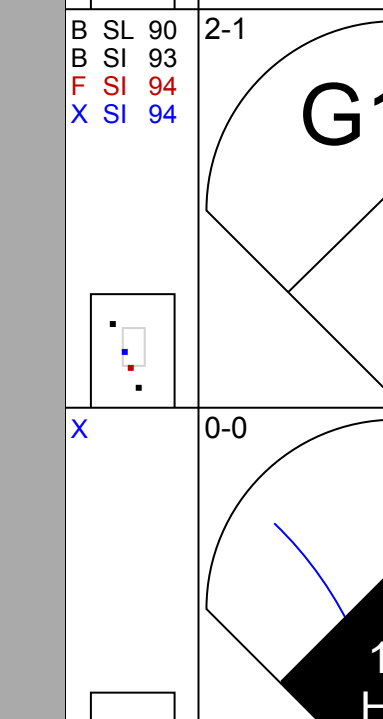



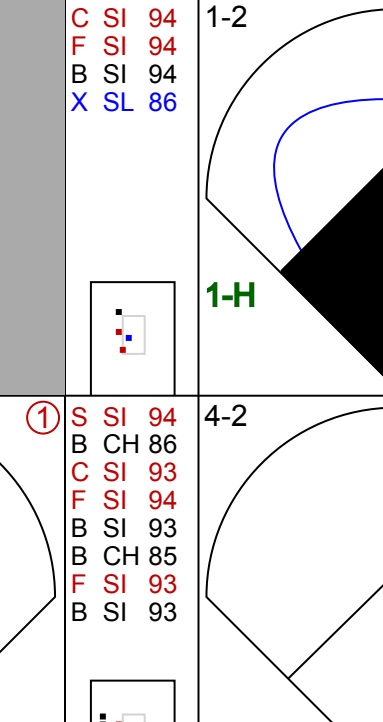
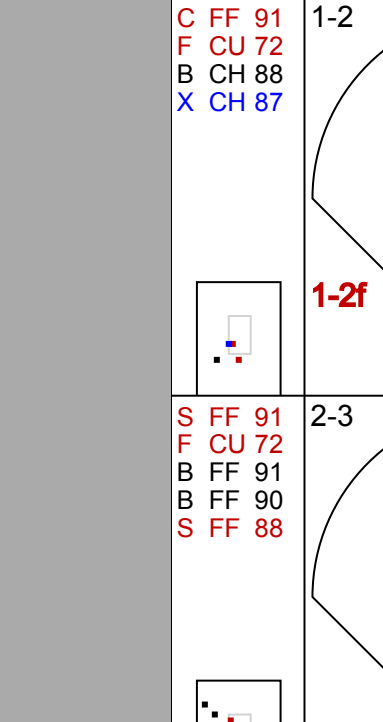
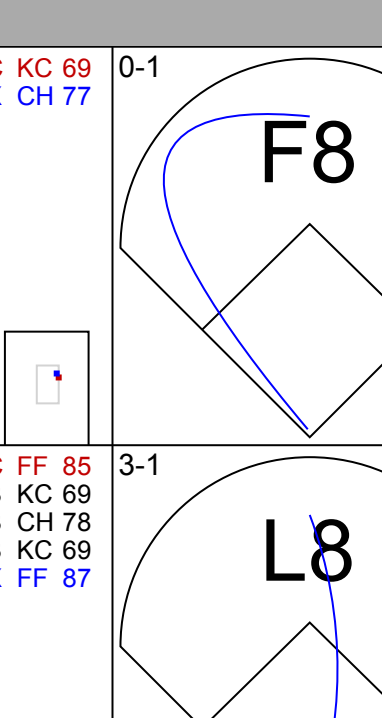

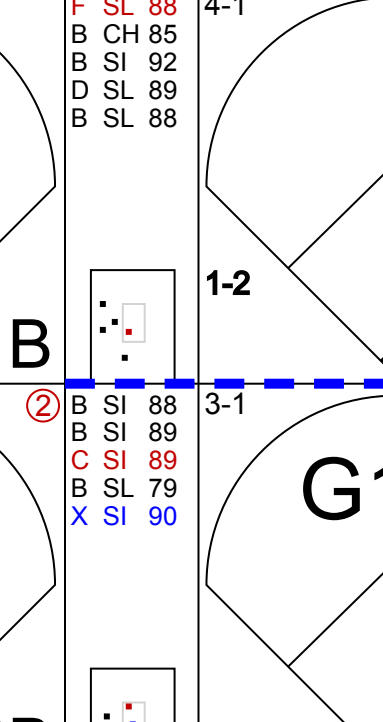

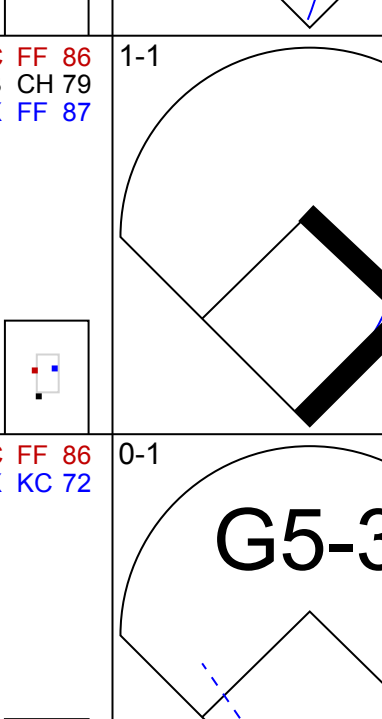
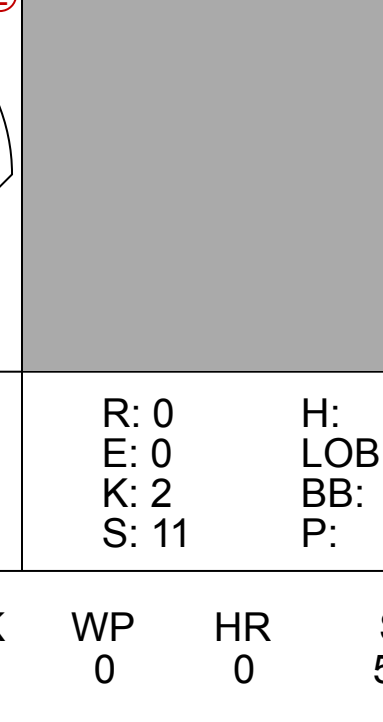
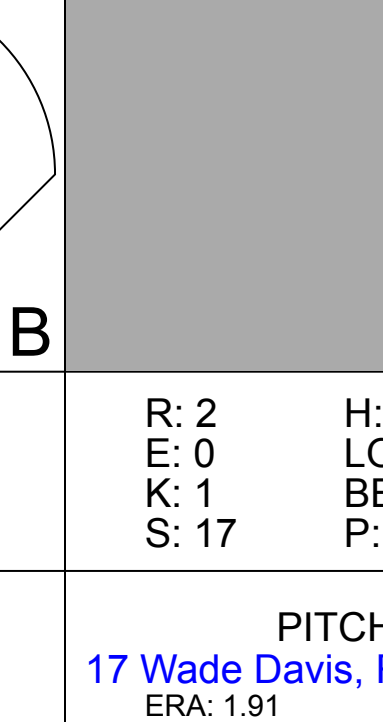
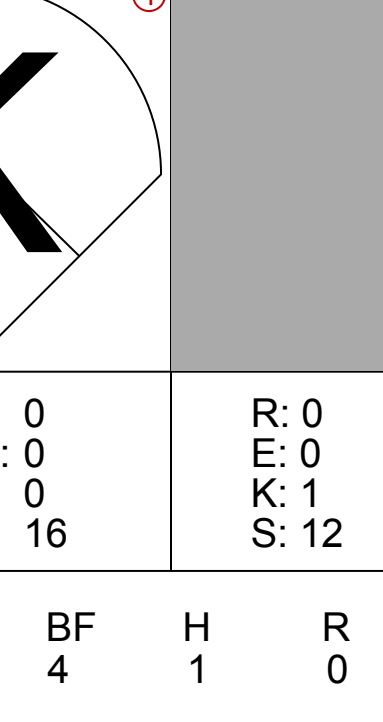
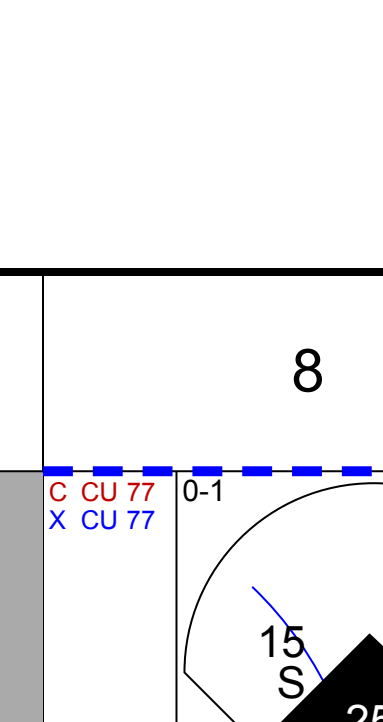
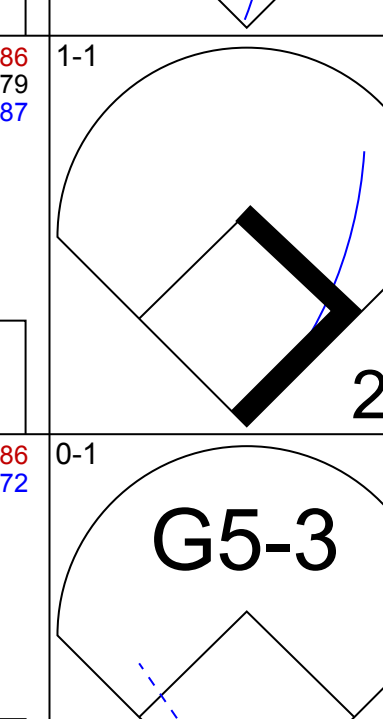
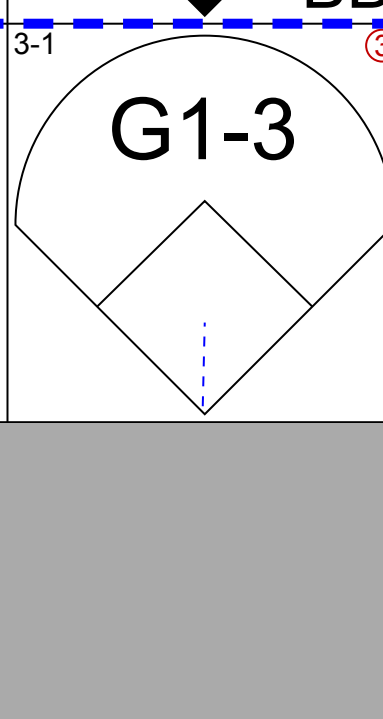
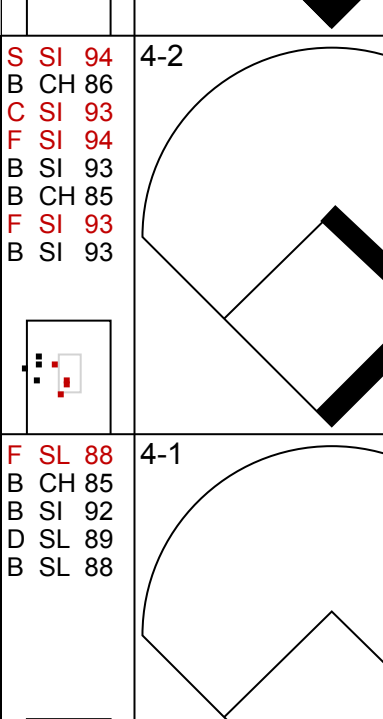

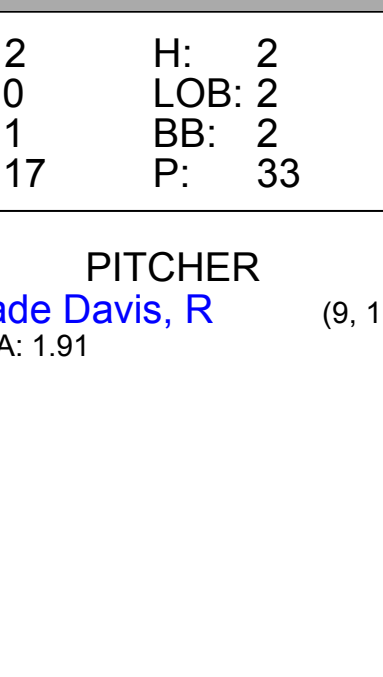
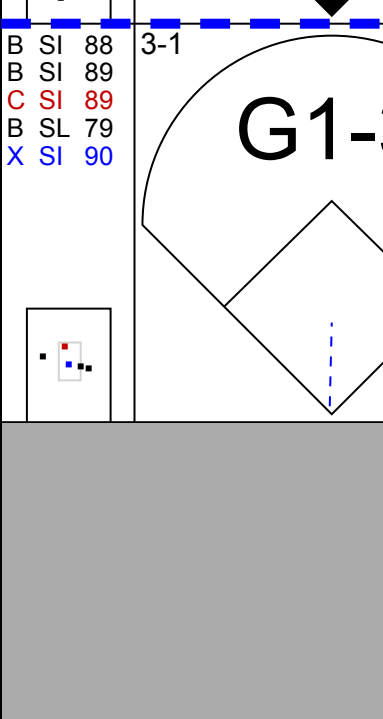
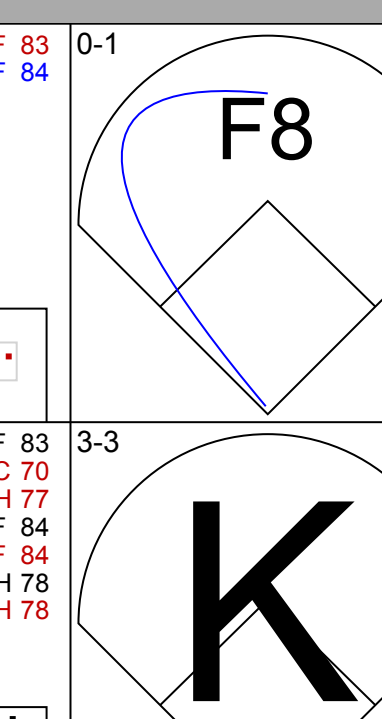
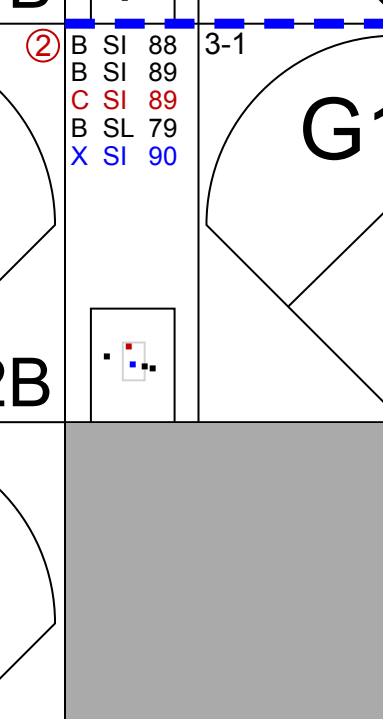
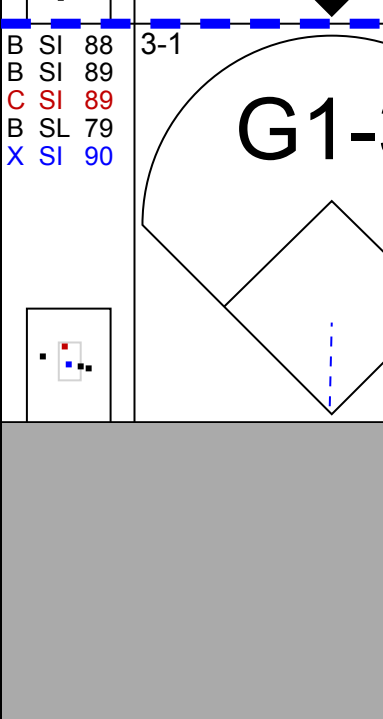
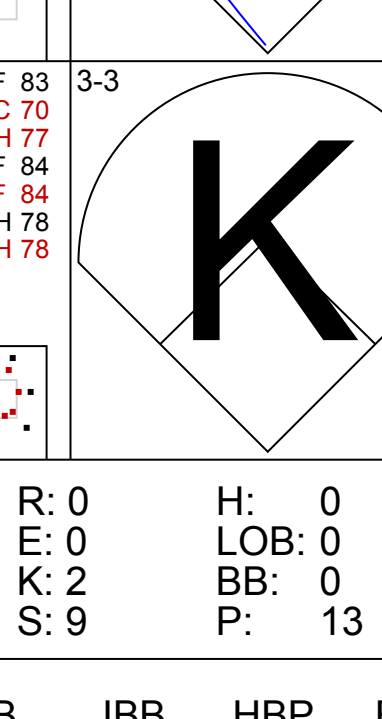
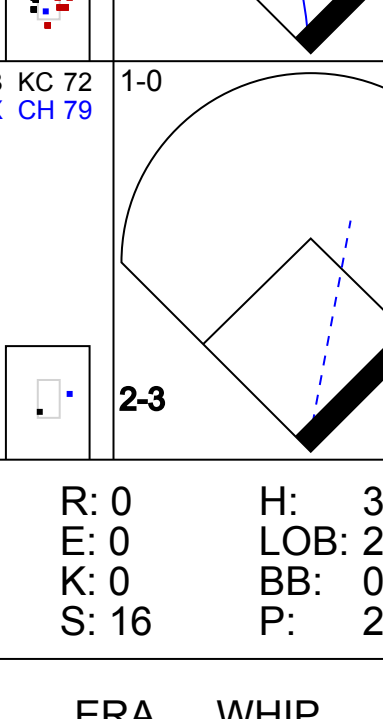
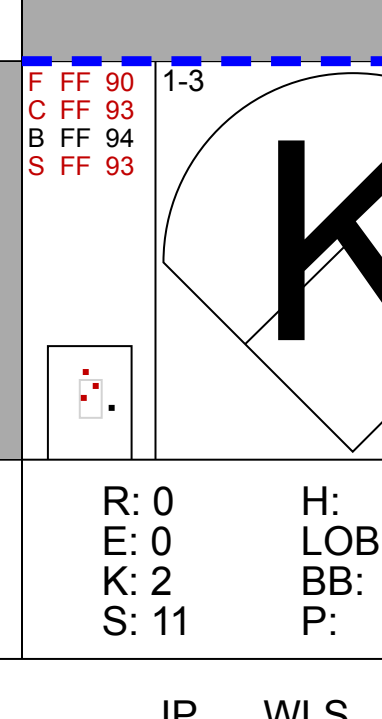
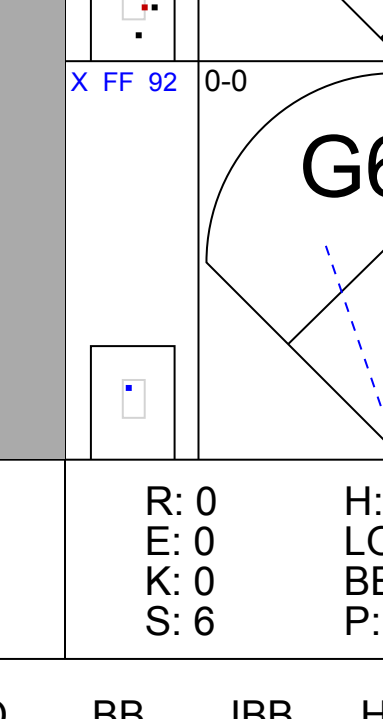
Batter	1	2	3	4	5	6	7	8	9	AB	R	H	RBI	BB	SO	LOB	TOP								
8 Norichika Aoki, L (1,7) OBP: 0.339, SLG: 0.370 21 Franklin Gutierrez, R (8, PH) OBP: 0.341, SLG: 0.471 5 Guillermo Heredia, R (8,7) OBP: 0.344, SLG: 0.291	F9		G4-3		G3			K		3	0	0	0	0	0	1	Seattle Mariners @ Minnesota Twins Target Field, Minneapolis, MN Sat Sep 24 2016, 6:12 PM - 8:17 PM CDT Att: 24,749 - Overcast - 70 F								
7 Seth Smith, L (1,9) OBP: 0.346, SLG: 0.431 10 Dae-Ho Lee, R (8, PH) OBP: 0.317, SLG: 0.437 16 Ben Gamel, L (8,9) OBP: 0.273, SLG: 0.263	G3				F8			K		3	0	0	0	0	1										
22 Robinson Cano, L (1,4) OBP: 0.348, SLG: 0.511 6 Mike Freeman, L (9, PR) OBP: 0.211, SLG: 0.118	G1-3				23 HR			G1-3		4	1	2	0	0	0										
23 Nelson Cruz, R (1,10) OBP: 0.357, SLG: 0.545					26 G3-1			G6-3		4	1	2	2	0	0										
15 Kyle Seager, L (1,5) OBP: 0.363, SLG: 0.508	F7				HR			G6-3		4	0	0	0	0	1										
26 Adam Lind, L (1,3) OBP: 0.282, SLG: 0.434	G3-1				12 WP			G5-3		4	0	1	0	0	3										
12 Leonys Martin, L (1,8) OBP: 0.301, SLG: 0.381	K				L7			B5-3		3	0	0	0	0	1										
3 Mike Zunino, R (1,2) OBP: 0.327, SLG: 0.483					G5-3			K		3	0	0	0	0	1										
4 Ketel Marte, S (1,6) OBP: 0.287, SLG: 0.326 36 Shawn O'Malley, S (8, PH) OBP: 0.303, SLG: 0.320	L6				SH1-3			K2-3		1	0	0	0	0	0										
										1	0	0	0	0	1										
Inning Stats	R: 0 E: 0 K: 0 S: 4	H: 0 LOB: 0 BB: 0 P: 5	R: 0 E: 0 K: 1 S: 12	H: 1 LOB: 1 BB: 0 P: 20	R: 0 E: 0 K: 0 S: 9	H: 0 LOB: 0 BB: 0 P: 12	R: 2 E: 0 K: 2 S: 16	H: 3 LOB: 1 BB: 0 P: 23	R: 0 E: 1 K: 0 S: 5	H: 0 LOB: 1 BB: 0 P: 6	R: 0 E: 0 K: 0 S: 6	H: 0 LOB: 0 BB: 0 P: 8	R: 0 E: 0 K: 1 S: 8	H: 0 LOB: 0 BB: 0 P: 11	R: 0 E: 0 K: 3 S: 9	H: 0 LOB: 0 BB: 0 P: 14	R: 0 E: 1 K: 0 S: 9	H: 1 LOB: 2 BB: 0 P: 11	1B: 3 2B: 1 3B: 0 HR: 1	SF: 0 SAC: 1 DP: 1 HBP: 0	WP: 1 PB: 0 SB: 0 CS: 0	PA: 33			
PITCHER	IP WLS BF H R ER SO BB IBB HBP BLK WP HR S P ERA WHIP	IP WLS BF H R ER SO BB IBB HBP BLK WP HR S P ERA WHIP	IP WLS BF H R ER SO BB IBB HBP BLK WP HR S P ERA WHIP	IP WLS BF H R ER SO BB IBB HBP BLK WP HR S P ERA WHIP	IP WLS BF H R ER SO BB IBB HBP BLK WP HR S P ERA WHIP	IP WLS BF H R ER SO BB IBB HBP BLK WP HR S P ERA WHIP	IP WLS BF H R ER SO BB IBB HBP BLK WP HR S P ERA WHIP	IP WLS BF H R ER SO BB IBB HBP BLK WP HR S P ERA WHIP	IP WLS BF H R ER SO BB IBB HBP BLK WP HR S P ERA WHIP	IP WLS BF H R ER SO BB IBB HBP BLK WP HR S P ERA WHIP	IP WLS BF H R ER SO BB IBB HBP BLK WP HR S P ERA WHIP	IP WLS BF H R ER SO BB IBB HBP BLK WP HR S P ERA WHIP	IP WLS BF H R ER SO BB IBB HBP BLK WP HR S P ERA WHIP	IP WLS BF H R ER SO BB IBB HBP BLK WP HR S P ERA WHIP	IP WLS BF H R ER SO BB IBB HBP BLK WP HR S P ERA WHIP	IP WLS BF H R ER SO BB IBB HBP BLK WP HR S P ERA WHIP	IP WLS BF H R ER SO BB IBB HBP BLK WP HR S P ERA WHIP	IP WLS BF H R ER SO BB IBB HBP BLK WP HR S P ERA WHIP	IP WLS BF H R ER SO BB IBB HBP BLK WP HR S P ERA WHIP	IP WLS BF H R ER SO BB IBB HBP BLK WP HR S P ERA WHIP	IP WLS BF H R ER SO BB IBB HBP BLK WP HR S P ERA WHIP	IP WLS BF H R ER SO BB IBB HBP BLK WP HR S P ERA WHIP	IP WLS BF H R ER SO BB IBB HBP BLK WP HR S P ERA WHIP	IP WLS BF H R ER SO BB IBB HBP BLK WP HR S P ERA WHIP	IP WLS BF H R ER SO BB IBB HBP BLK WP HR S P ERA WHIP

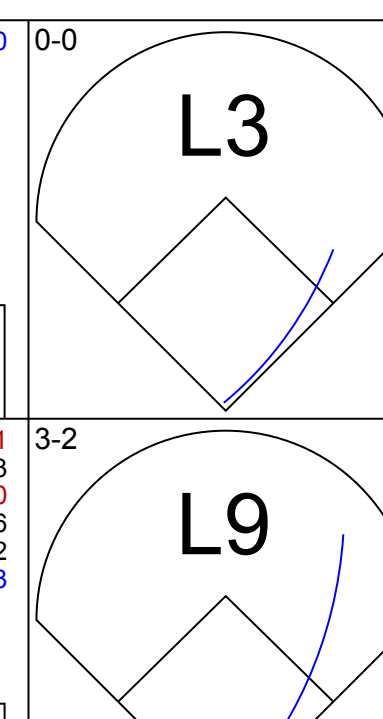
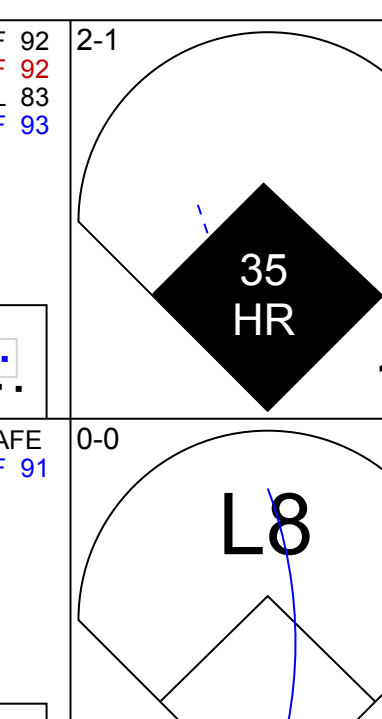
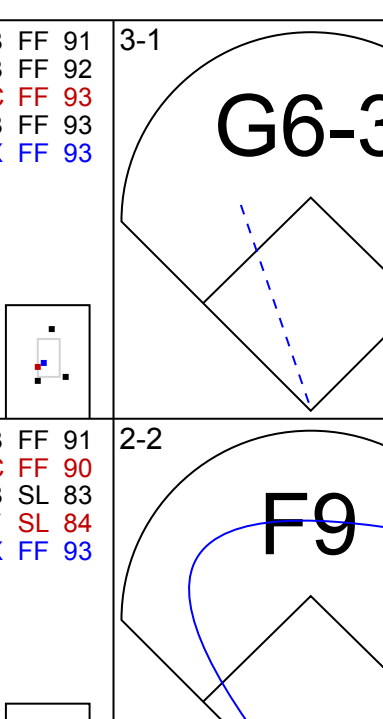
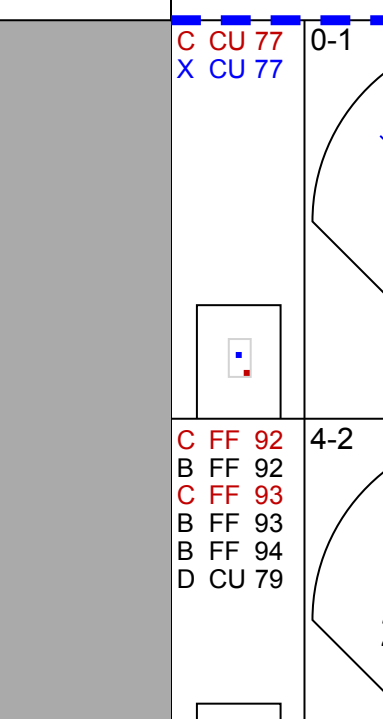
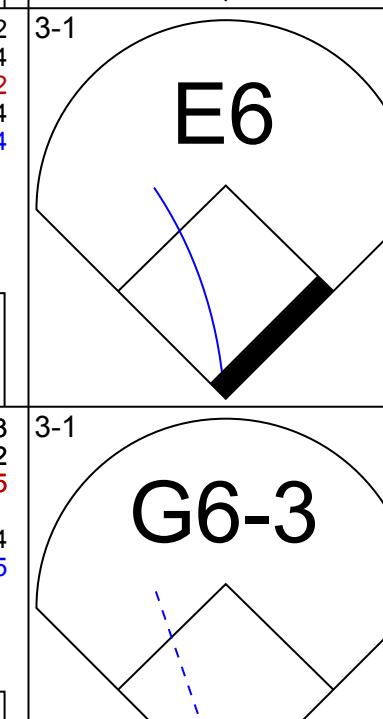
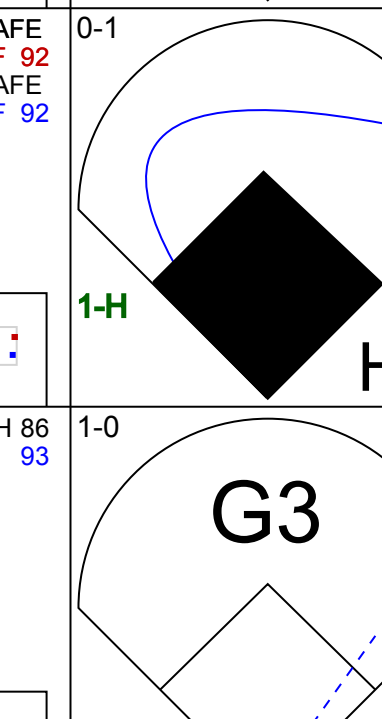

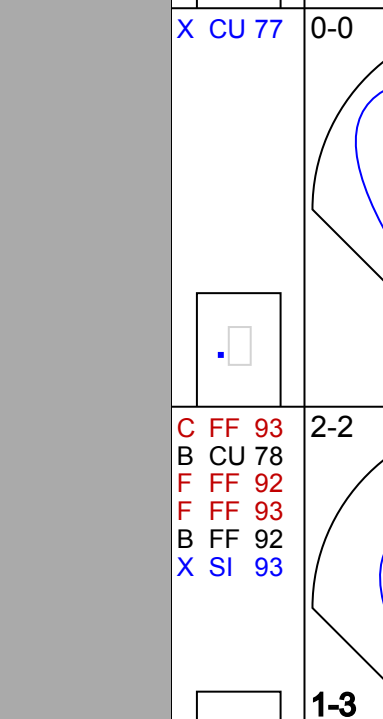



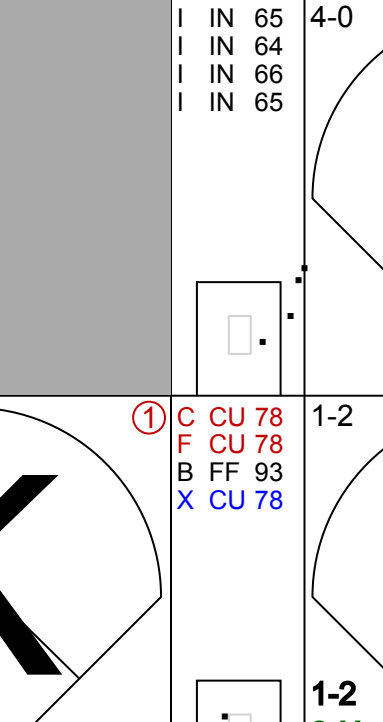



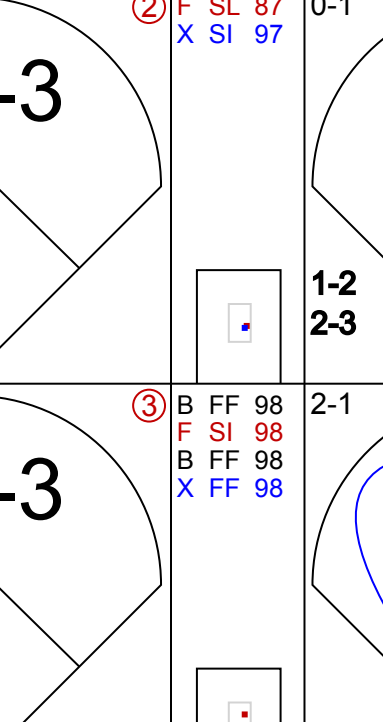
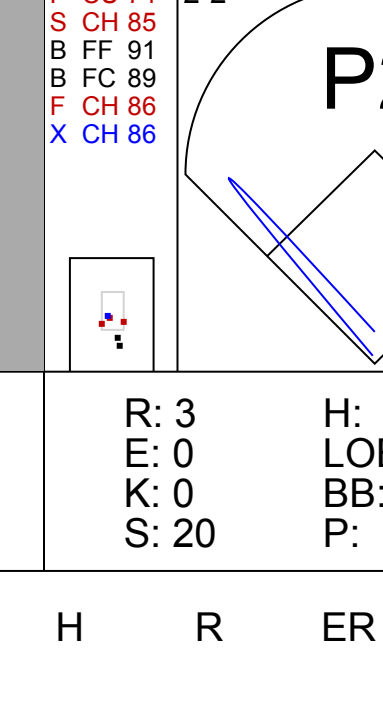
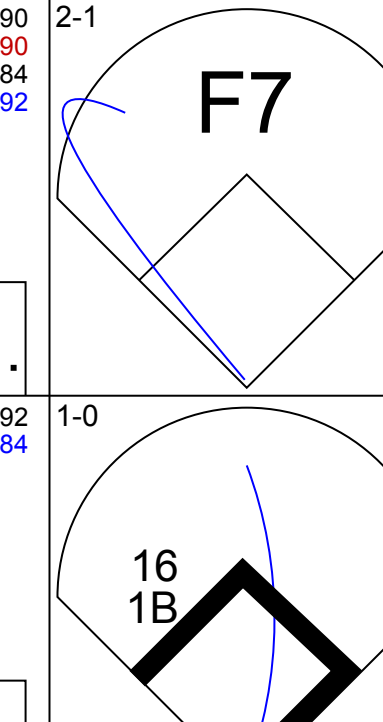
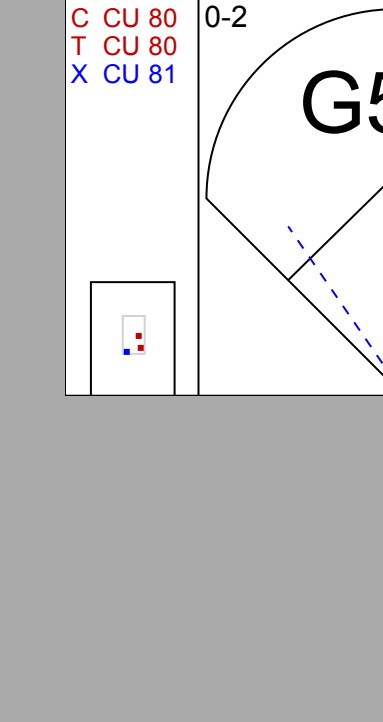
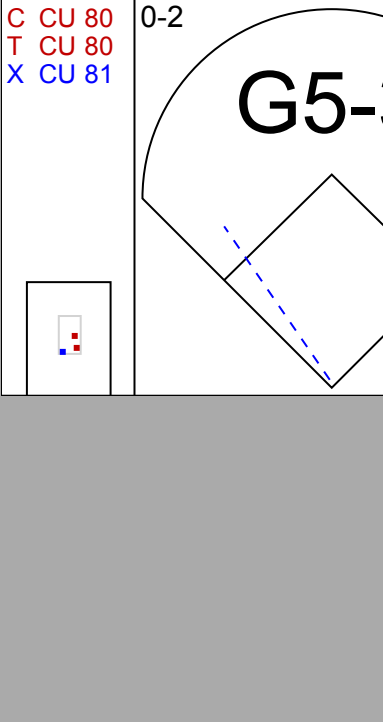
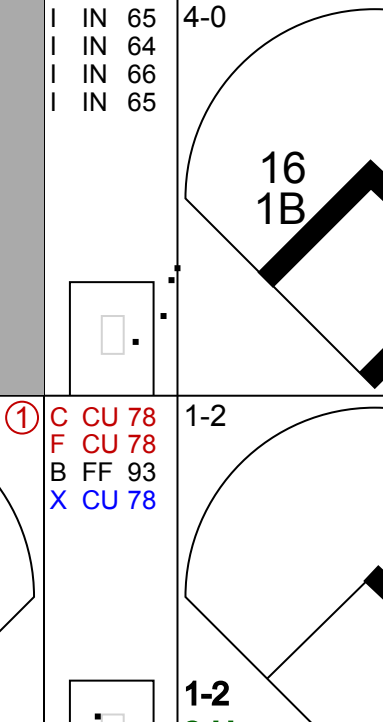
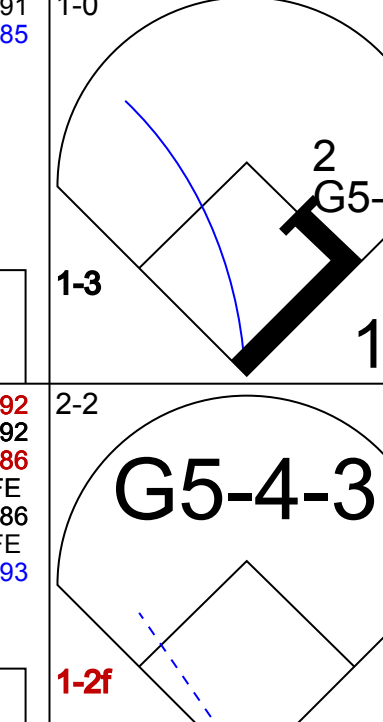
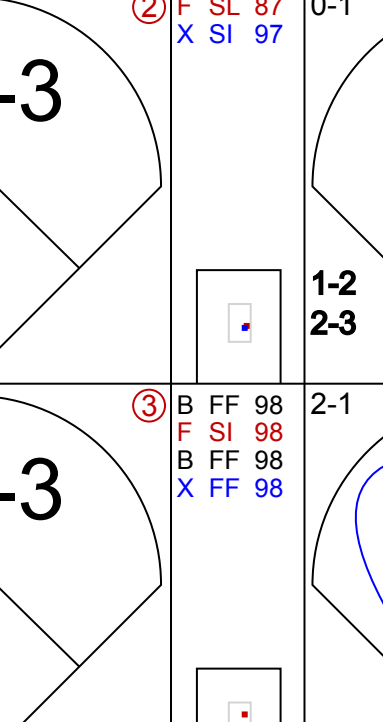
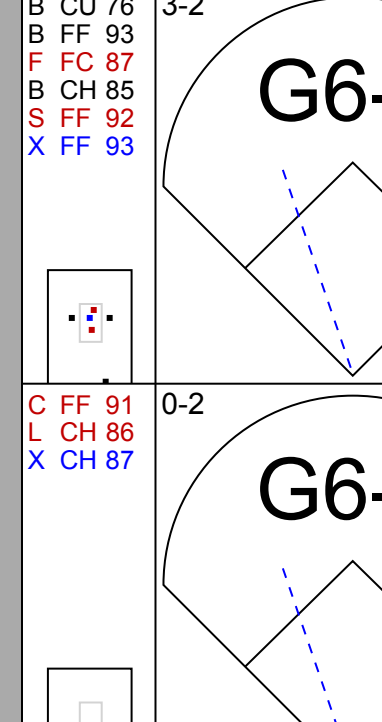
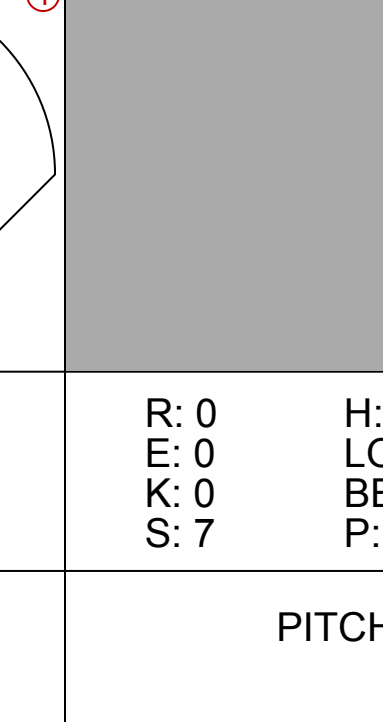



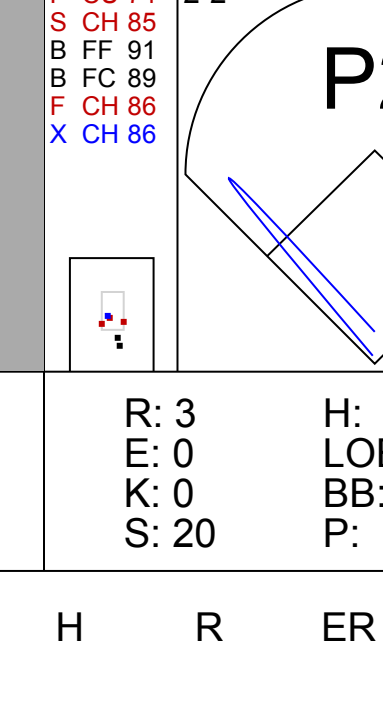




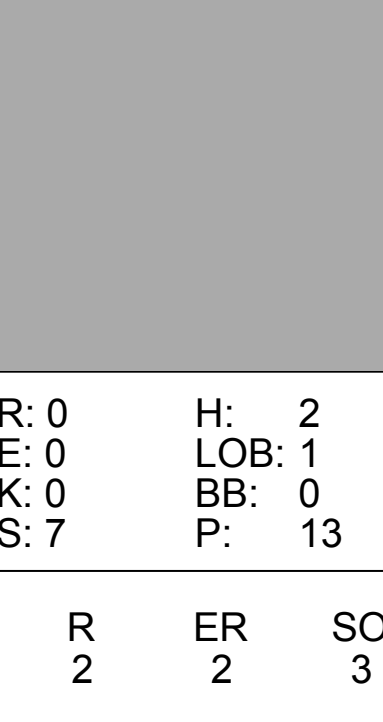
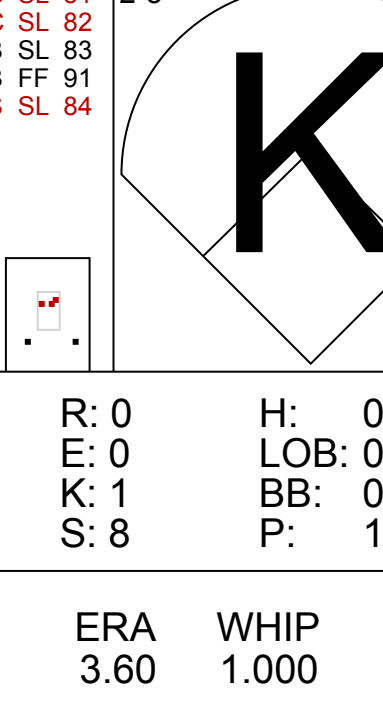
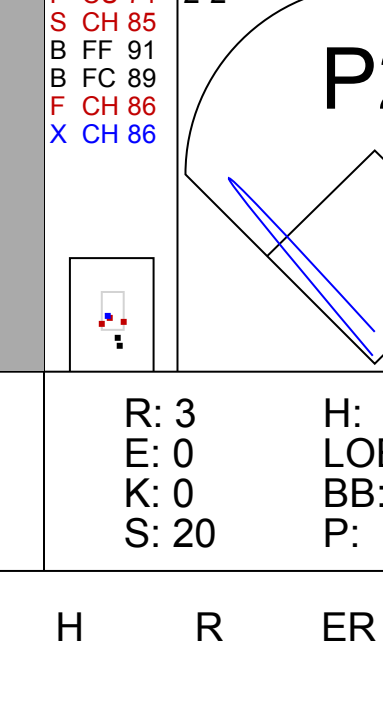
AB	32
R	2
H	5
RBI	2
BB	0
SO	7
LOB	11



Batter	1	2	3	4	5	6	7	8	9	AB	R	H	RBI	BB	SO	LOB	BOTTOM								
2 Brian Dozier, R (1,4) OBP: 0.346, SLG: 0.563	G3		P5		F8			L7		4	0	0	0	0	0	Seattle Mariners @ Minnesota Twins Target Field, Minneapolis, MN Sat Sep 24 2016, 6:12 PM - 8:17 PM CDT Att: 24,749 - Overcast - 70 F									
11 Jorge Polanco, S (1,6) OBP: 0.338, SLG: 0.429	HR		G5-3		F9					3	1	1	1	0	0										
36 Robbie Grossman, S (1,10) OBP: 0.378, SLG: 0.443	P3		G6-3		G4-3					3	0	0	0	0	0										
22 Miguel Sanó, R (1,5) OBP: 0.325, SLG: 0.472	G5-3				HR			K		3	1	1	1	0	1										
19 Kennys Vargas, S (1,3) OBP: 0.364, SLG: 0.520					F9			K		2	1	0	0	1	1										
26 Max Kepler, L (1,9) OBP: 0.307, SLG: 0.421					G3			F9		3	0	1	0	0	0										
12 John Ryan Murphy, R (1,2) OBP: 0.181, SLG: 0.194	L5				P2			K		3	0	0	0	0	1										
32 Logan Schafer, L (1,7) OBP: 0.321, SLG: 0.394	FC4-6				K			K		3	0	0	1	0	2										
25 Byron Buxton, R (1,8) OBP: 0.273, SLG: 0.407	P6				K			G5-3		3	0	0	0	0	1										
Inning Stats	R: 1 E: 0 K: 0 S: 7	H: 1 LOB: 0 BB: 0 P: 10	R: 1 E: 0 K: 0 S: 11	H: 1 LOB: 1 BB: 1 P: 20	R: 0 E: 0 K: 0 S: 6	H: 0 LOB: 0 BB: 0 P: 9	R: 1 E: 0 K: 0 S: 9	H: 1 LOB: 0 BB: 0 P: 13	R: 0 E: 0 K: 2 S: 7	H: 0 LOB: 0 BB: 0 P: 9	R: 0 E: 0 K: 1 S: 7	H: 0 LOB: 0 BB: 0 P: 7	R: 0 E: 0 K: 2 S: 8	H: 0 LOB: 0 BB: 0 P: 9	R: 0 E: 0 K: 1 S: 7	H: 0 LOB: 0 BB: 0 P: 10	R: 0 E: 0 K: 3 S: 9	H: 0 LOB: 0 BB: 0 P: 11	1B: 1 2B: 0 3B: 0 HR: 2	SF: 0 SAC: 0 DP: 0 HBP: 0	WP: 1 PB: 0 SB: 0 CS: 0	PA: 28			
PITCHER	IP WLS BF H R ER SO BB IBB HBP BLK WP HR S P ERA WHIP	IP WLS BF H R ER SO BB IBB HBP BLK WP HR S P ERA WHIP	IP WLS BF H R ER SO BB IBB HBP BLK WP HR S P ERA WHIP	IP WLS BF H R ER SO BB IBB HBP BLK WP HR S P ERA WHIP	IP WLS BF H R ER SO BB IBB HBP BLK WP HR S P ERA WHIP	IP WLS BF H R ER SO BB IBB HBP BLK WP HR S P ERA WHIP	IP WLS BF H R ER SO BB IBB HBP BLK WP HR S P ERA WHIP	IP WLS BF H R ER SO BB IBB HBP BLK WP HR S P ERA WHIP	IP WLS BF H R ER SO BB IBB HBP BLK WP HR S P ERA WHIP	IP WLS BF H R ER SO BB IBB HBP BLK WP HR S P ERA WHIP	IP WLS BF H R ER SO BB IBB HBP BLK WP HR S P ERA WHIP	IP WLS BF H R ER SO BB IBB HBP BLK WP HR S P ERA WHIP	IP WLS BF H R ER SO BB IBB HBP BLK WP HR S P ERA WHIP	IP WLS BF H R ER SO BB IBB HBP BLK WP HR S P ERA WHIP	IP WLS BF H R ER SO BB IBB HBP BLK WP HR S P ERA WHIP	IP WLS BF H R ER SO BB IBB HBP BLK WP HR S P ERA WHIP	IP WLS BF H R ER SO BB IBB HBP BLK WP HR S P ERA WHIP	IP WLS BF H R ER SO BB IBB HBP BLK WP HR S P ERA WHIP	IP WLS BF H R ER SO BB IBB HBP BLK WP HR S P ERA WHIP	IP WLS BF H R ER SO BB IBB HBP BLK WP HR S P ERA WHIP	IP WLS BF H R ER SO BB IBB HBP BLK WP HR S P ERA WHIP	IP WLS BF H R ER SO BB IBB HBP BLK WP HR S P ERA WHIP	IP WLS BF H R ER SO BB IBB HBP BLK WP HR S P ERA WHIP	IP WLS BF H R ER SO BB IBB HBP BLK WP HR S P ERA WHIP	IP WLS BF H R ER SO BB IBB HBP BLK WP HR S P ERA WHIP



Batter	1	2	3	4	5	6	7	8	9	AB	R	H	RBI	BB	SO	LOB	TOP					
2 Brian Dozier, R (1,4) OBP: 0.341, SLG: 0.551										5	0	0	0	0	3	3	Minnesota Twins @ Kansas City Royals Kauffman Stadium, Kansas City, MO Wed Sep 28 2016, 6:16 PM - 9:12 PM CDT Att: 23,437 - Clear - 64 F					
11 Jorge Polanco, S (1,6) OBP: 0.328, SLG: 0.415										4	0	0	0	0	2	0						
36 Robbie Grossman, S (1,7) OBP: 0.387, SLG: 0.448										4	0	1	0	0	1	0						
22 Miguel Sanó, R (1,10) OBP: 0.323, SLG: 0.466										3	1	1	0	1	0	1						
19 Kennys Vargas, S (1,3) OBP: 0.352, SLG: 0.519										4	1	1	2	0	1	2						
30 James Beresford, L (8, PR) OBP: 0.263, SLG: 0.278										0	0	0	0	0	0	0						
26 Max Kepler, L (1,9) OBP: 0.305, SLG: 0.427										3	0	1	0	1	1	1						
5 Eduardo Escobar, S (1,5) OBP: 0.279, SLG: 0.345										3	0	1	0	1	0	1						
12 John Ryan Murphy, R (1,2) OBP: 0.197, SLG: 0.239										4	0	2	0	0	0	2						
25 Byron Buxton, R (1,8) OBP: 0.271, SLG: 0.396										4	0	1	0	0	2	1						
Inning Stats	R: 0 E: 0 K: 2 S: 9	H: 0 LOB: 0 BB: 0 P: 16	R: 0 E: 0 K: 0 S: 8	H: 1 LOB: 1 BB: 0 P: 12	R: 0 E: 0 K: 2 S: 9	H: 0 LOB: 0 BB: 0 P: 13	R: 0 E: 0 K: 2 S: 11	H: 0 LOB: 1 BB: 1 P: 23	R: 0 E: 0 K: 1 S: 16	H: 3 LOB: 2 BB: 0 P: 23	R: 2 E: 0 K: 1 S: 17	H: 2 LOB: 2 BB: 2 P: 33	R: 0 E: 0 K: 2 S: 11	H: 0 LOB: 0 BB: 0 P: 16	R: 0 E: 0 K: 1 S: 12	H: 1 LOB: 1 BB: 0 P: 18	R: 0 E: 0 K: 0 S: 6	H: 1 LOB: 1 BB: 0 P: 10	1B: 4 2B: 3 3B: 0 HR: 1	SF: 0 SAC: 0 DP: 0 HBP: 0	WP: 0 PB: 0 SB: 1 CS: 1	PA: 37
PITCHER	IP	WLS	BF	H	R	ER	SO	BB	IBB	HBP	BLK	WP	HR	S	P	ERA	WHIP					
51 Jason Vargas, L (1,1) ERA: 2.25	5.0		19	4	0	0	6	1	0	0	0	0	0	53	87	0.00	1.000					
61 Kevin McCarthy, R (6,1) ERA: 7.04	0.2	B	6	2	2	2	1	2	0	0	0	0	1	15	28	27.00	6.000					
47 Peter Moylan, R (6,1) ERA: 3.43	0.1		1	0	0	0	0	0	0	0	0	0	0	2	5	0.00	0.000					
64 Matt Strahm, L (7,1) ERA: 1.31	1.0		3	0	0	0	2	0	0	0	0	0	0	11	16	0.00	0.000					
48 Joskim Soria, R (8,1) ERA: 4.07	1.0	W	4	1	0	0	1	0	0	0	0	0	0	12	18	0.00	1.000					

Batter	1	2	3	4	5	6	7	8	9	AB	R	H	RBI	BB	SO	LOB	BOTTOM					
1 Jarrod Dyson, L (1,8) OBP: 0.332, SLG: 0.369										4	2	2	0	0	0	0	Minnesota Twins @ Kansas City Royals Kauffman Stadium, Kansas City, MO Wed Sep 28 2016, 6:16 PM - 9:12 PM CDT Att: 23,437 - Clear - 64 F					
15 Whit Merrifield, R (1,4) OBP: 0.322, SLG: 0.395										3	1	0	0	1	0	1						
35 Eric Hosmer, L (1,3) OBP: 0.329, SLG: 0.436										4	1	1	2	0	0	2						
25 Kendrys Morales, S (1,10) OBP: 0.331, SLG: 0.473										4	0	1	1	0	0	1						
14 Billy Burns, S (8, PR) OBP: 0.272, SLG: 0.297										0	1	0	0	0	0	0						
13 Salvador Perez, R (1,2) OBP: 0.285, SLG: 0.437										3	0	0	0	1	0	0						
4 Alex Gordon, L (1,7) OBP: 0.317, SLG: 0.387										4	0	2	2	0	2	0						
16 Paulo Orlando, R (1,9) OBP: 0.329, SLG: 0.490										3	0	2	0	1	0	0						
2 Alcides Escobar, R (1,6) OBP: 0.294, SLG: 0.354										4	0	0	0	0	1	6						
19 Cheslor Cuthbert, R (1,5) OBP: 0.322, SLG: 0.414										3	0	0	0	0	1	0						
Inning Stats	R: 0 E: 1 K: 0 S: 8	H: 2 LOB: 1 BB: 0 P: 17	R: 0 E: 0 K: 0 S: 7	H: 2 LOB: 0 BB: 0 P: 13	R: 2 E: 0 K: 0 S: 10	H: 2 LOB: 0 BB: 0 P: 15	R: 0 E: 0 K: 2 S: 11	H: 0 LOB: 1 BB: 1 P: 17	R: 0 E: 0 K: 1 S: 8	H: 0 LOB: 0 BB: 0 P: 15	R: 0 E: 0 K: 0 S: 7	H: 0 LOB: 0 BB: 0 P: 8	R: 0 E: 0 K: 1 S: 9	H: 0 LOB: 0 BB: 0 P: 13	R: 3 E: 0 K: 0 S: 20	H: 4 LOB: 3 BB: 2 P: 35	R: 0 E: 0 K: 0 S: 6	H: 1 LOB: 1 BB: 0 P: 10	1B: 5 2B: 2 3B: 0 HR: 1	SF: 0 SAC: 0 DP: 1 HBP: 0	WP: 0 PB: 0 SB: 1 CS: 0	PA: 35
PITCHER	IP	WLS	BF	H	R	ER	SO	BB	IBB	HBP	BLK	WP	HR	S	P	ERA	WHIP					
54 Ervin Santana, R (1,1) ERA: 3.38	5.0		20	4	2	2	3	1	0	0	0	0	0	10	12	0.00	0.000					
62 Buddy Boshers, L (6,1) ERA: 4.33	1.1		4	0	0	0	1	0	0	0	0	0	0	10	15	0.00	0.000					
51 Alex Wimmers, R (7,1) ERA: 4.32	1.0		3	0	0	0	0	0	0	0	0	0	0	10	23	81.00	12.000					
55 Taylor Rogers, L (8,1) ERA: 3.88	0.1	L	6	3	3	3	0	1	1	0	0	0	0	4	6	0.00	3.000					
60 JT Chargois, R (8,1) ERA: 4.91	0.1		2	1	0	0	0	0	0	0	0	0	0	4	6	0.00	3.000					

AB	34
R	2
H	8
RBI	2
BB	3
SO	10
LOB	11



AB	32
R	5
H	8
RBI	5
BB	3
SO	4
LOB	10



Batter	1	2	3	4	5	6	7	8	9	AB R H RBI BB SO LOB	TOP											
11 Jorge Polanco, S OBP: 0.333, SLG: 0.416										4 1 2 1 1 1 2	Minnesota Twins @ Kansas City Royals Kauffman Stadium, Kansas City, MO Thu Sep 29 2016, 6:18 PM - 9:30 PM CDT Att: 29,566 - Clear - 69 F											
36 Robbie Grossman, 3B OBP: 0.387, SLG: 0.445										5 1 2 1 0 0 2												
22 Miguel Sanó, R OBP: 0.322, SLG: 0.462										5 0 1 1 0 1 3												
19 Kennys Vargas, S OBP: 0.354, SLG: 0.543										5 1 2 1 0 2 4												
26 Max Kepler, L OBP: 0.308, SLG: 0.424										5 0 1 1 0 1 3												
5 Eduardo Escobar, S OBP: 0.281, SLG: 0.344										4 1 1 0 1 0 3												
12 John Ryan Murphy, R OBP: 0.290, SLG: 0.240										4 1 1 0 0 2 1												
32 Logan Schafer, L OBP: 0.328, SLG: 0.302										3 0 1 0 0 0 0												
25 Byron Buxton, R OBP: 0.277, SLG: 0.410										3 2 2 2 1 0 1												
Inning Stats	R: 0 E: 0 K: 1 S: 15	H: 1 LOB: 2 BB: 1 P: 25	R: 0 E: 0 K: 1 S: 6	H: 0 LOB: 0 BB: 0 P: 8	R: 0 E: 0 K: 0 S: 6	H: 0 LOB: 0 BB: 1 P: 12	R: 0 E: 0 K: 0 S: 11	H: 1 LOB: 1 BB: 0 P: 17	R: 0 E: 0 K: 1 S: 8	H: 1 LOB: 0 BB: 0 P: 11	R: 1 E: 0 K: 0 S: 8	H: 1 LOB: 0 BB: 0 P: 10	R: 3 E: 1 K: 1 S: 15	H: 4 LOB: 1 BB: 0 P: 24	R: 0 E: 0 K: 2 S: 14	H: 0 LOB: 1 BB: 1 P: 24	R: 3 E: 1 K: 1 S: 21	H: 5 LOB: 2 BB: 0 P: 31	1B: 9 2B: 2 3B: 1 HR: 1	SF: 0 SAC: 1 DP: 1 HBP: 0	WP: 1 PB: 0 SB: 0 CS: 0	PA: 42
PITCHER	IP WLS BF H R ER SO BB IBB HBP BLK WP HR S P ERA WHIP											IP WLS BF H R ER SO BB IBB HBP BLK WP HR S P ERA WHIP										
41 Danny Duffy, L ERA: 3.51	6.1 28 8 4 4 3 2 0 0 0 0 1 63 96 5.68 1.579																					
32 Chris Young, R ERA: 6.19	1.2 6 0 0 0 3 1 0 0 0 0 0 20 35 0.00 0.600																					
40 Kelvin Herrera, R ERA: 2.75	0.2 L 7 5 3 3 1 0 0 0 0 0 0 18 26 40.50 7.500																					
62 Brooks Ponder, R ERA: 10.97	0.1 1 0 0 0 0 0 0 0 0 0 0 3 5 0.00 0.000																					

Batter	1	2	3	4	5	6	7	8	9	AB R H RBI BB SO LOB	BOTTOM											
1 Jarrod Dyson, L OBP: 0.336, SLG: 0.378										4 2 2 1 0 1 0	Minnesota Twins @ Kansas City Royals Kauffman Stadium, Kansas City, MO Thu Sep 29 2016, 6:18 PM - 9:30 PM CDT Att: 29,566 - Clear - 69 F											
15 Whit Merrifield, R OBP: 0.323, SLG: 0.393										4 0 1 1 1 1 3												
35 Eric Hosmer, L OBP: 0.328, SLG: 0.434										4 0 0 0 1 2 3												
25 Kendrys Morales, S OBP: 0.329, SLG: 0.472										2 0 0 0 0 1 0												
Hunter Dozier, R OBP: 0.276, SLG: 0.250										2 0 0 0 0 1 2												
13 Salvador Perez, R OBP: 0.286, SLG: 0.438										1 0 1 1 0 0 0												
0 Terrance Gore, R OBP: 0.286, SLG: 0.438										0 0 0 0 0 0 0												
16 Paulo Orlando, R OBP: 0.335, SLG: 0.410										4 1 4 0 0 0 0												
4 Alex Gordon, L OBP: 0.317, SLG: 0.386										4 1 1 0 0 2 3												
2 Alcides Escobar, R OBP: 0.294, SLG: 0.354										4 0 1 1 0 0 1												
19 Cheslor Cuthbert, R OBP: 0.319, SLG: 0.410										4 0 0 0 0 2 3												
9 Drew Butera, R OBP: 0.322, SLG: 0.474										4 2 3 1 0 1 0												
Inning Stats	R: 0 E: 0 K: 1 S: 7	H: 0 LOB: 0 BB: 0 P: 7	R: 2 E: 0 K: 1 S: 16	H: 4 LOB: 3 BB: 0 P: 29	R: 0 E: 0 K: 1 S: 9	H: 1 LOB: 1 BB: 0 P: 12	R: 0 E: 0 K: 2 S: 10	H: 0 LOB: 0 BB: 0 P: 13	R: 0 E: 0 K: 2 S: 11	H: 0 LOB: 1 BB: 1 P: 17	R: 0 E: 0 K: 1 S: 8	H: 1 LOB: 0 BB: 0 P: 13	R: 2 E: 0 K: 2 S: 15	H: 3 LOB: 1 BB: 0 P: 20	R: 0 E: 0 K: 1 S: 7	H: 1 LOB: 0 BB: 0 P: 13	R: 2 E: 0 K: 0 S: 8	H: 3 LOB: 1 BB: 1 P: 13	1B: 10 2B: 2 3B: 1 HR: 0	SF: 0 SAC: 0 DP: 1 HBP: 1	WP: 1 PB: 0 SB: 0 CS: 1	PA: 41
PITCHER	IP WLS BF H R ER SO BB IBB HBP BLK WP HR S P ERA WHIP											IP WLS BF H R ER SO BB IBB HBP BLK WP HR S P ERA WHIP										
44 Kyle Gibson, R ERA: 5.07	6.1 29 8 4 4 8 1 0 1 0 0 0 70 103 5.68 1.579																					
61 Ryan O'Rourke, L ERA: 3.97	0.1 1 0 0 0 1 0 0 0 0 0 0 3 4 0.00 0.000																					
59 Michael Tonkin, R ERA: 5.02	1.1 W 5 1 0 0 2 0 0 0 0 0 0 10 17 0.00 0.750																					
27 Brandon Kintzler, R ERA: 3.27	1.0 S 5 3 2 2 0 1 0 0 0 0 0 8 13 18.00 4.000																					

AB 38
R 7
H 13
RBI 7
BB 3
SO 7
LOB 19



livebaseballscorecards.com

AB 37
R 6
H 13
RBI 5
SO 11
LOB 15



livebaseballscorecards.com

Batter	1	2	3	4	5	6	7	8	9	AB	R	H	RBI	BB	SO	LOB	TOP					
2 Brian Dozier, R (1,4) OBP: 0.340, SLG: 0.546										3	1	0	0	1	2	2	Minnesota Twins @ Chicago White Sox U.S. Cellular Field, Chicago, IL Sat Oct 01 2016, 7:12 PM - 9:43 PM EDT Att: 25,730 - Partly Cloudy - 61 F					
5 Eduardo Escobar, S (7,4) OBP: 0.280, SLG: 0.341										4	1	1	2	0	0							
11 Jorge Polanco, S (1,6) OBP: 0.335, SLG: 0.427										4	0	0	0	0	0							
26 Max Kepler, L (1,9) OBP: 0.305, SLG: 0.420										4	0	0	0	0	2							
22 Miguel Sanó, R (1,5) OBP: 0.316, SLG: 0.455										4	0	0	0	0	0							
19 Kennys Vargas, S (1,10) OBP: 0.343, SLG: 0.517										3	1	0	0	1	2							
32 Logan Schafer, L (1,7) OBP: 0.348, SLG: 0.322										3	3	1	2	1	2							
25 Byron Buxton, R (1,8) OBP: 0.280, SLG: 0.415										4	0	2	2	0	1							
37 Juan Centeno, L (1,2) OBP: 0.312, SLG: 0.392										4	0	2	2	0	1							
30 James Beresford, L (1,3) OBP: 0.281, SLG: 0.273										4	0	1	0	0	1							
Inning Stats	R: 0 E: 0 K: 1 S: 9	H: 0 LOB: 0 BB: 0 P: 12	R: 0 E: 0 K: 1 S: 7	H: 0 LOB: 0 BB: 0 P: 11	R: 0 E: 0 K: 2 S: 8	H: 0 LOB: 0 BB: 0 P: 12	R: 2 E: 0 K: 0 S: 10	H: 1 LOB: 0 BB: 1 P: 15	R: 2 E: 0 K: 0 S: 9	H: 1 LOB: 0 BB: 1 P: 17	R: 0 E: 0 K: 1 S: 8	H: 0 LOB: 0 BB: 0 P: 13	R: 1 E: 0 K: 2 S: 13	H: 2 LOB: 2 BB: 1 P: 23	R: 0 E: 0 K: 0 S: 6	H: 0 LOB: 0 BB: 0 P: 12	R: 1 E: 0 K: 3 S: 15	H: 1 LOB: 1 BB: 0 P: 23	1B: 1 2B: 2 3B: 0 HR: 2	SF: 0 SAC: 0 DP: 0 HBP: 0	WP: 1 PB: 0 SB: 0 CS: 0	PA: 36
PITCHER	IP WLS BF H R ER SO BB IBB HBP BLK WP HR S P ERA WHIP																					
25 James Shields, R (1,1) ERA: 5.85	7.0 L 28 4 5 5 7 3 0 0 0 0 0 2 64 103 6.43 1.000																					
66 Michael Ynoa, R (8,1) ERA: 3.0	2.0 8 1 1 1 3 0 0 0 0 0 1 0 21 35 4.50 0.500																					

Batter	1	2	3	4	5	6	7	8	9	AB	R	H	RBI	BB	SO	LOB	BOTTOM					
1 Adam Eaton, L (1,9) OBP: 0.362, SLG: 0.429										4	0	1	0	0	1	1	Minnesota Twins @ Chicago White Sox U.S. Cellular Field, Chicago, IL Sat Oct 01 2016, 7:12 PM - 9:43 PM EDT Att: 25,730 - Partly Cloudy - 61 F					
12 Tim Anderson, R (1,6) OBP: 0.307, SLG: 0.432										3	0	1	0	1	1	2						
79 José Abreu, R (1,3) OBP: 0.350, SLG: 0.468										2	0	0	0	2	0	1						
53 Melky Cabrera, S (1,7) OBP: 0.344, SLG: 0.456										4	0	0	0	0	0	4						
21 Todd Frazier, R (1,5) OBP: 0.303, SLG: 0.466										4	0	0	0	0	2	2						
26 Avisail García, R (1,10) OBP: 0.305, SLG: 0.381										4	0	0	0	0	3	0						
5 Yolmer Sánchez, S (1,4) OBP: 0.242, SLG: 0.367										3	0	1	0	0	0	0						
38 Omar Narváez, L (1,2) OBP: 0.353, SLG: 0.340										3	0	1	0	0	0	1						
28 Leury García, S (1,8) OBP: 0.260, SLG: 0.354										3	0	0	0	0	2	2						
Inning Stats	R: 0 E: 0 K: 0 S: 9	H: 0 LOB: 2 BB: 2 P: 19	R: 0 E: 0 K: 1 S: 12	H: 0 LOB: 0 BB: 0 P: 18	R: 0 E: 0 K: 1 S: 8	H: 1 LOB: 2 BB: 1 P: 15	R: 0 E: 0 K: 0 S: 8	H: 0 LOB: 0 BB: 0 P: 10	R: 0 E: 0 K: 2 S: 15	H: 1 LOB: 1 BB: 0 P: 20	R: 0 E: 0 K: 1 S: 9	H: 0 LOB: 0 BB: 0 P: 13	R: 0 E: 0 K: 1 S: 13	H: 1 LOB: 1 BB: 0 P: 20	R: 0 E: 0 K: 1 S: 8	H: 1 LOB: 0 BB: 0 P: 14		R: 0 E: 0 K: 2 S: 8	H: 0 LOB: 0 BB: 0 P: 12	1B: 4 2B: 0 3B: 0 HR: 0	SF: 0 SAC: 0 DP: 1 HBP: 0	WP: 0 PB: 0 SB: 0 CS: 0
PITCHER	IP WLS BF H R ER SO BB IBB HBP BLK WP HR S P ERA WHIP																					
66 Héctor Santiago, L (1,1) ERA: 4.7	6.1 W 25 3 0 0 0 0 3 0 0 0 0 0 0 4 7 0.00 0.000																					
62 Buddy Boshers, L (7,1) ERA: 4.25	0.2 2 0 0 0 0 0 0 0 0 0 0 0 0 4 7 0.00 0.000																					
60 JT Chargois, R (8,1) ERA: 4.7	1.0 3 1 0 0 1 0 0 0 0 0 0 0 0 8 14 0.00 1.000																					
27 Brandon Kintzler, R (9,1) ERA: 3.21	1.0 3 0 0 0 2 0 0 0 0 0 0 0 0 8 12 0.00 0.000																					

livebaseballscorecards.com

Batter	1	2	3	4	5	6	7	8	9	AB	R	H	RBI	BB	SO	LOB	TOP										
25 Byron Buxton, R OBP: 0.284, SLG: 0.430										4	2	2	2	1	1	0	Minnesota Twins @ Chicago White Sox U.S. Cellular Field, Chicago, IL Sun Oct 02 2016, 3:11 PM - 6:12 PM EDT Att: 21,904 - Cloudy - 65 F										
11 Jorge Polanco, S OBP: 0.332, SLG: 0.424										4	0	1	1	0	1	3											
36 Robbie Grossman, S OBP: 0.386, SLG: 0.443										5	1	1	0	0	2	1											
22 Miguel Sanó, R OBP: 0.319, SLG: 0.462										4	1	2	3	1	1	0											
19 Kennys Vargas, S OBP: 0.333, SLG: 0.500										5	0	0	0	0	2	3											
26 Max Kepler, L OBP: 0.280, SLG: 0.424										3	1	2	0	0	1	0											
5 Eduardo Escobar, S OBP: 0.280, SLG: 0.338										3	0	0	0	1	0	2											
12 John Ryan Murphy, R OBP: 0.193, SLG: 0.220										3	0	0	0	1	1	1											
32 Logan Schafer, L OBP: 0.342, SLG: 0.317										4	1	1	0	0	2	4											
Inning Stats	R: 1 E: 0 K: 2 S: 12	H: 1 LOB: 1 BB: 1 P: 19	R: 0 E: 0 K: 1 S: 9	H: 0 LOB: 0 BB: 0 P: 13	R: 4 E: 0 K: 0 S: 17	H: 5 LOB: 1 BB: 0 P: 32	R: 0 E: 0 K: 1 S: 5	H: 0 LOB: 0 BB: 0 P: 9	R: 0 E: 0 K: 2 S: 11	H: 0 LOB: 0 BB: 0 P: 18	R: 1 E: 0 K: 1 S: 14	H: 0 LOB: 3 BB: 3 P: 30	R: 0 E: 0 K: 0 S: 4	H: 0 LOB: 0 BB: 0 P: 6	R: 0 E: 0 K: 1 S: 9	H: 1 LOB: 1 BB: 0 P: 12	R: 0 E: 0 K: 3 S: 16	H: 2 LOB: 2 BB: 0 P: 24	1B: 5 2B: 2 3B: 0 HR: 2	SF: 1 SAC: 0 DP: 0 HBP: 1	WP: 0 PB: 0 SB: 0 CS: 0	PA: 41					
PITCHER	IP	WLS	BF	H	R	ER	SO	BB	IBB	HBP	BLK	WP	HR	S	P	ERA	WHIP										
49 Chris Sale, L ERA: 3.34	5.0	L	22	6	5	5	6	1	0	0	0	0	1	54	91	9.00	1.400										
67 Juan Minaya, R ERA: 4.35	0.1		4	0	1	1	0	2	0	1	0	0	0	7	17	27.00	6.000										
29 Jacob Turner, R ERA: 6.57	2.2		10	1	0	0	2	1	0	0	0	0	0	20	31	0.00	0.750										
54 Chris Beck, R ERA: 6.39	1.0		5	2	0	0	3	0	0	0	0	0	0	16	24	0.00	2.000										

Batter	1	2	3	4	5	6	7	8	9	AB	R	H	RBI	BB	SO	LOB	BOTTOM										
1 Adam Eaton, L OBP: 0.362, SLG: 0.428										4	2	1	0	1	0	0	Minnesota Twins @ Chicago White Sox U.S. Cellular Field, Chicago, IL Sun Oct 02 2016, 3:11 PM - 6:12 PM EDT Att: 21,904 - Cloudy - 65 F										
12 Tim Anderson, R OBP: 0.306, SLG: 0.432										5	0	1	0	0	3	1											
53 Melky Cabrera, S OBP: 0.345, SLG: 0.455										3	0	1	1	1	0	1											
79 José Abreu, R OBP: 0.353, SLG: 0.468										2	0	1	1	1	1	1											
44 Justin Morneau, L OBP: 0.303, SLG: 0.429										2	0	0	0	1	0	4											
26 Avisail García, R OBP: 0.307, SLG: 0.385										1	1	1	0	0	0	0											
21 Todd Frazier, R OBP: 0.302, SLG: 0.464										4	0	1	0	0	1	3											
31 Alex Avila, L OBP: 0.260, SLG: 0.373										3	0	0	0	0	2	3											
38 Omar Narváez, L OBP: 0.350, SLG: 0.337										1	0	0	1	0	0	0											
5 Yolmer Sánchez, S OBP: 0.236, SLG: 0.357										4	0	0	0	0	1	3											
28 Leury García, S OBP: 0.260, SLG: 0.354										0	0	0	0	0	0	0											
20 JB Shuck, L OBP: 0.248, SLG: 0.299										4	0	0	0	0	1	1											
Inning Stats	R: 0 E: 0 K: 1 S: 6	H: 0 LOB: 0 BB: 0 P: 11	R: 0 E: 0 K: 1 S: 10	H: 0 LOB: 2 BB: 1 P: 20	R: 1 E: 0 K: 0 S: 11	H: 2 LOB: 1 BB: 1 P: 23	R: 0 E: 0 K: 0 S: 11	H: 1 LOB: 1 BB: 0 P: 16	R: 0 E: 0 K: 1 S: 14	H: 1 LOB: 2 BB: 1 P: 23	R: 0 E: 0 K: 3 S: 10	H: 0 LOB: 0 BB: 0 P: 15	R: 1 E: 0 K: 2 S: 12	H: 1 LOB: 1 BB: 1 P: 22	R: 1 E: 0 K: 0 S: 8	H: 1 LOB: 0 BB: 0 P: 10	R: 0 E: 0 K: 1 S: 9	H: 0 LOB: 0 BB: 0 P: 15	1B: 4 2B: 2 3B: 0 HR: 0	SF: 0 SAC: 0 DP: 0 HBP: 1	WP: 0 PB: 0 SB: 0 CS: 0	PA: 38					
PITCHER	IP	WLS	BF	H	R	ER	SO	BB	IBB	HBP	BLK	WP	HR	S	P	ERA	WHIP										
17 José Berrios, R ERA: 6.02	5.0	W	23	4	1	1	3	3	0	1	0	0	0	15	24	6.75	0.750										
61 Ryan O'Rourke, L ERA: 3.96	1.1		5	0	1	1	4	1	0	0	0	0	0	7	13	0.00	1.500										
51 Alex Wimmers, R ERA: 4.15	0.2		3	1	0	0	1	0	0	0	0	0	0	8	10	9.00	1.000										
55 Taylor Rogers, L ERA: 3.96	1.0		4	1	1	1	0	0	0	0	0	0	0	9	15	0.00	0.000										
27 Brandon Kintzler, R ERA: 3.15	1.0	S	3	0	0	0	1	0	0	0	0	0	0	9	15	0.00	0.000										

AB	35
R	6
H	9
RBI	6
BB	4
SO	11
LOB	14



AB	33
R	3
H	6
RBI	3
BB	4
SO	9
LOB	17

