Minnesota Twins - 2018

Batter	1	2	3	4	5	6	7	8	9	AB	R	H	RBI	BB	SO	LOB
13 Luke Pettersen, L (1, 4) OBP: 0.400, SLG: 0.400	B X 1-0 1B		X 0-0 7 S 2-3 1B		X 0-0 ③ G1-3		X 0-0 ③ F7		S S S 0-3 ③ K	5	0	2	0	0	1	4
8 Micah Coffey, L (1, 3)	X 0-0 ① F8		X 0-0 ② SF8 3-H			C C C 0-3 ① K		X 0-0 ① F7		3	0	0	1	0	1	1
7 Jordan Kozicky, R (1, 5)	X 0-0 ② P4		B X 1-0 ③ F8 1-2			C C C 0-3 ② K		X 0-0 ② P2		4	0	0	0	0	1	2
20 Toby Hanson, L (1, 9) OBP: 0.333, SLG: 0.333 15 Jacob Hitz, R (8, PH) (8, 9)	X 0-0 ③ F7			S S S 0-3 ① K		X 0-0 4 S 4 WP 1B		X 0-0 ③ G1-3		3 1	0 0	1 0	0 0	0 0	1 0	1 0
10 Cole McDevitt, R (1, 2) 4 Eli Wilson, R (5, 2)		X 0-0 ① F7		X 0-0 ② G5-3		B B C B B 4-1 1-3 BB			X 0-0 ① F9	2 1	0 0	0 0	0 1	0 0	0 0	0 0
6 Terrin Vavra, L (1, 6) OBP: 0.500, SLG: 0.333		S S S 0-3 ② K		X 0-0 1B		X 0-0 ③ F7			H 1-0 23 HBP 1 WP HBP	3	0	1	0	0	1	2
18 Riley Smith, R (1, 7) 1 Ben Mezzenga, L (5, 8)		X 0-0 ③ G5-3		S S S 0-3 ③ K			X 0-0 ① G5-3		B B B B 4-0 23 HBP 1-2 BB	2 1	0 0	0 0	0 1	0 0	1 0	1 0
2 Alex Boxwell, L (1, 8) OBP: 0.500, SLG: 0.500 9 Eduardo Estrada, L (5, 7)			X 0-0 13 1B 19 G4-3 8 SF8 1B		X 0-0 ① P6		X 0-0 ② G6-3		S S S 0-3 ② K	2 2	1 0	1 0	0 0	0 0	0 1	0 2
19 Gabe Knowles, L (1, 10) 23 Max Meyer, L (5, PH) (5, 10)			X 0-0 ① G4-3 1-2		X 0-0 ② G6-3		H 1-0 HBP		H 1-0 1-2 2-3 HBP	1 1	0 0	0 0	0 0	0 0	0 0	1 0
Inning Stats	R: 0 E: 0 K: 0 S: 4 H: 1 LOB: 1 BB: 0 P: 5	R: 0 E: 0 K: 1 S: 5 H: 0 LOB: 0 BB: 0 P: 5	R: 1 E: 0 K: 0 S: 5 H: 2 LOB: 1 BB: 0 P: 6	R: 0 E: 0 K: 2 S: 8 H: 1 LOB: 1 BB: 0 P: 8	R: 0 E: 0 K: 0 S: 3 H: 0 LOB: 0 BB: 0 P: 3	R: 0 E: 0 K: 2 S: 9 H: 1 LOB: 2 BB: 1 P: 13	R: 0 E: 0 K: 0 S: 3 H: 0 LOB: 1 BB: 0 P: 4	R: 0 E: 0 K: 0 S: 3 H: 0 LOB: 0 BB: 0 P: 3	R: 0 E: 0 K: 2 S: 7 H: 0 LOB: 3 BB: 1 P: 13	1B: 5 2B: 0 3B: 0 HR: 0 SF: 1 SAC: 0 DP: 0 HBP: 3						

PITCHER		IP	WLS	BF	H	R	ER	SO	BB	IBB	HBP	BLK	WP	HR	S	P	ERA	WHIP
59 Stephen Gonsalves, L ERA:	(1, 1)	2.0		7	1	0	0	1	0	0	0	0	0	0	9	10	0.00	0.500
53 Michael Kohn, R ERA: 9.0	(3, 1)	1.0	B	5	2	1	1	0	0	0	0	0	0	0	5	6	9.00	2.000
66 Myles Jaye, R ERA:	(4, 1)	1.0		4	1	0	0	2	0	0	0	0	0	0	8	8	0.00	1.000
70 Jake Reed, R ERA:	(5, 1)	1.0		3	0	0	0	0	0	0	0	0	0	0	3	3	0.00	0.000
71 Lewis Thorpe, L ERA:	(6, 1)	1.0		5	1	0	0	2	1	0	0	0	1	0	9	13	0.00	2.000
52 Zack Littell, R ERA:	(7, 1)	1.0		4	0	0	0	0	0	0	1	0	0	0	3	4	0.00	0.000
66 Matt Magill, R ERA:	(8, 1)	1.0		3	0	0	0	0	0	0	0	0	0	0	3	3	0.00	0.000
22 Casey Crosby, L ERA:	(9, 1)	1.0	W	6	0	0	0	2	1	0	2	0	1	0	7	13	0.00	1.000

TOP

Minnesota Golden Gophers @ Minnesota Twins

CenturyLink Sports Complex, Fort Myers, FL

Thu Feb 22 2018, 6:05 PM - 8:44 PM EST

Att. 4,377 - Clear - 84 F

livebaseballscorecards.com

AB	31
R	1
H	5
RBI	1
BB	2
SO	7
LOB	14



WP: 2 PB: 0 SB: 2 CS: 0 PA: 37

BOTTOM

Batter	1	2	3	4	5	6	7	8	9	AB	R	H	RBI	BB	SO	LOB
8 Zack Granite, L (1, 8)	F8	P5			G3			37 L5-3 BB	WP 3-H	3	0	0	0	0	0	1
24 James Ramsey, L (6, 8)										1	0	0	0	1	0	2
40 Gregorio Petit, R (1, 4)	1 HBP 51 1B BB		F9		G3-1			L5-3 1-1		2	1	0	0	1	0	0
37 Sean Miller, R (6, 4)										1	0	0	0	0	0	1
1 Nick Gordon, L (1, 6)	51 1B HBP 1-2		G3			F8		11 BB 81 BB 1B		2	0	0	0	0	0	0
33 Ryan Walker, L (7, 6) OBP: 1.000, SLG: 1.000										1	0	1	0	0	0	0
24 Chris Heisey, R (1, 10)	P6		G6-3			F7		11 BB 1-2 BB		3	0	0	0	0	0	2
81 Wynston Sawyer, R (8, PH) (9, 10)										0	0	0	0	1	0	0
51 Brock Stassi, L (1, 3) OBP: 0.333, SLG: 0.333	1-3 2-H 1B			L7		G3-1		1-2 2-3 BB		3	0	1	1	0	0	0
11 Lewin Díaz, L (7, 3)										0	0	0	0	1	0	0
64 Nick Buss, L (1, 7)	K			K			K	L5-3		2	0	0	0	0	2	2
16 Chris Paul, R (6, 7)										2	0	0	0	0	1	3
72 Ryan LaMarre, R (1, 9) OBP: 1.000, SLG: 1.000		38 S HBP		62 WP 1B			K		91 HBP 79 1B 24 WP BB	1	0	1	0	0	0	0
73 LaMonte Wade Jr., L (6, 9)										1	1	0	0	1	1	0
62 Jordan Pacheco, R (1, 2)	F9			F9 1-2			1B		91 HBP 1-2 1B	2	0	0	0	0	0	2
79 Brian Navarreto, R (6, 2) OBP: 1.000, SLG: 1.000										2	0	2	0	0	0	0
38 Taylor Featherston, R (1, 5)	K 1-2				K		G4-3		1-2 2-3 HBP	2	0	0	0	0	2	1
91 Nelson Molina, L (6, 5)										1	0	0	0	0	0	1
Inning Stats	R: 1 E: 0 K: 1 S: 6 H: 1 LOB: 2 BB: 1 P: 11	R: 0 E: 0 K: 1 S: 5 H: 0 LOB: 1 BB: 0 P: 6	R: 0 E: 0 K: 0 S: 3 H: 0 LOB: 0 BB: 0 P: 3	R: 0 E: 0 K: 1 S: 6 H: 1 LOB: 1 BB: 0 P: 7	R: 0 E: 0 K: 1 S: 5 H: 0 LOB: 0 BB: 0 P: 5	R: 0 E: 0 K: 0 S: 3 H: 0 LOB: 0 BB: 0 P: 3	R: 0 E: 0 K: 2 S: 8 H: 1 LOB: 1 BB: 0 P: 8	R: 0 E: 0 K: 0 S: 3 H: 1 LOB: 3 BB: 3 P: 15	R: 1 E: 0 K: 0 S: 1 H: 1 LOB: 2 BB: 1 P: 7	1B: 5 2B: 1 3B: 0 HR: 0	SF: 0 SAC: 0 DP: 1 HBP: 3						

PITCHER		IP	WLS	BF	H	R	ER	SO	BB	IBB	HBP	BLK	WP	HR	S	P	ERA	WHIP
41 Jeff Fasching, L	(1, 1)	1.0		6	1	1	1	1	1	0	1	0	0	0	6	11	9.00	2.000
ERA: 9.0																		
36 Josh Culliver, R	(2, 1)	3.0		11	1	0	0	2	0	0	1	0	1	0	14	16	0.00	0.333
ERA:																		
32 Bubba Horton, L	(5, 1)	2.0		6	0	0	0	1	0	0	0	0	0	0	8	8	0.00	0.000
ERA:																		
29 Sam Bridges, L	(7, 1)	1.0		5	1	0	0	2	1	0	0	0	0	0	8	12	0.00	2.000
ERA:																		
38 Jake Stevenson, R	(8, 1)	1.0		5	1	0	0	0	2	0	0	0	0	0	3	11	0.00	3.000
ERA:																		

PITCHER		IP	WLS	BF	H	R	ER	SO	BB	IBB	HBP	BLK	WP	HR	S	P	ERA	WHIP
43 Ryan Duffy, L	(9, 1)	0.0	L	4	1	1	1	0	1	0	1	0	1	0	1	7	∞	∞
ERA:																		

Minnesota Golden Gophers @ Minnesota Twins

CenturyLink Sports Complex, Fort Myers, FL

Thu Feb 22 2018, 6:05 PM - 8:44 PM EST

Att. 4,377 - Clear - 84 F

livebaseballscorecards.com

AB	29
R	2
H	5
RBI	1
BB	5
SO	6
LOB	15

WP: 2 PB: 0 SB: 1 CS: 0 PA: 37

Batter	1	2	3	4	5	6	7	8	9	AB	R	H	RBI	BB	SO	LOB
25 Byron Buxton, R (1, 8) 72 Ryan LaMarre, R (6, 8) OBP: 1.000, SLG: 1.000	K2-3		FC6-4 1-2f		K		BB 1-2 2-3 3-H		1B 40 2-H 3-H	3 1	0 0	0 1	0 3	0 1	2 0	2 0
11 Jorge Polanco, S (1, 6) OBP: 0.333, SLG: 0.333 40 Gregorio Petit, R (6, 6) OBP: 0.500, SLG: 0.500	1B 26 G5-3		F8			G4-3	K		1B 24 G3-6 1-3	3 2	0 0	1 1	0 0	0 0	0 1	1 3
26 Max Kepler, L (1, 9) OBP: 0.333, SLG: 0.333 24 James Ramsey, L (6, 9)	G5-3 1-2			F9		1B 20 WP	G6-3		G3-6 1-2f	3 2	0 0	1 0	0 0	0 0	0 0	1 5
20 Eddie Rosario, L (1, 7) OBP: 0.333, SLG: 0.333 73 LaMonte Wade Jr., L (6, 7)	F7			1B 30 S 5 G3		F7 1-2		F7		3 1	0 0	1 0	0 0	0 0	0 0	2 0
5 Eduardo Escobar, S (1, 5) 38 Taylor Featherston, R (6, 5)		F8		G3 1-2		P6		G6-3		3 1	0 0	0 0	0 0	0 0	0 0	2 0
30 Kennys Vargas, S (1, 3) 51 Brock Stassi, L (7, 3)		G5-3		K 2-3			BB 1 HBP 81 BB 72 BB	L4		2 1	1 0	0 0	0 0	1 0	1 0	1 0
36 Robbie Grossman, S (1, 10) 37 Sean Miller, R (9, PH)		G4-3			F9	L6			1B 1 2B 72 1B HBP	3 0	0 1	0 0	0 0	0 0	0 0	1 0
23 Mitch Garver, R (1, 2) 81 Wynston Sawyer, R (6, 2)			P3		BB 16 G6-3	BB 72 BB 1 HBP 1-2			K	1 1	0 0	0 0	0 1	1 1	0 1	0 1
16 Ehire Adrianza, S (1, 4) 1 Nick Gordon, L (6, 4) OBP: 1.000, SLG: 2.000			BB 25 FC6-4		G6-3 1-2		HBP 72 BB 1-2 2-3		2B 72 1B 1-3	1 1	0 1	0 1	0 1	1 0	0 0	1 0
Inning Stats	R: 0 E: 0 K: 1 S: 6 H: 1 LOB: 1 BB: 0 P: 6	R: 0 E: 0 K: 0 S: 3 H: 0 LOB: 0 BB: 0 P: 3	R: 0 E: 0 K: 0 S: 3 H: 0 LOB: 1 BB: 1 P: 7	R: 0 E: 0 K: 1 S: 6 H: 1 LOB: 1 BB: 0 P: 6	R: 0 E: 0 K: 1 S: 5 H: 0 LOB: 1 BB: 1 P: 9	R: 0 E: 0 K: 0 S: 4 H: 1 LOB: 1 BB: 0 P: 5	R: 1 E: 0 K: 1 S: 5 H: 0 LOB: 3 BB: 3 P: 18	R: 0 E: 0 K: 0 S: 3 H: 0 LOB: 0 BB: 0 P: 3	R: 2 E: 0 K: 1 S: 7 H: 3 LOB: 1 BB: 0 P: 8	1B: 5 2B: 1 3B: 0 HR: 0 SF: 0 SAC: 0 DP: 1 HBP: 2						

PITCHER		IP	WLS	BF	H	R	ER	SO	BB	IBB	HBP	BLK	WP	HR	S	P	ERA	WHIP
76 Hector Velázquez, R ERA:	(1, 1)	2.0		7	1	0	0	1	0	0	0	0	0	0	9	9	0.00	0.500
43 Fernando Rodriguez Jr., R ERA:	(3, 1)	2.0	W	8	1	0	0	1	1	0	0	0	0	0	9	13	0.00	1.000
52 Kyle Hart, L ERA:	(5, 1)	1.0	H	4	0	0	0	1	1	0	0	0	0	0	5	9	0.00	1.000
71 Matthew Gorst, R ERA:	(6, 1)	1.0	H	4	1	0	0	0	0	0	0	0	1	0	4	5	0.00	1.000
61 Logan Boyd, L ERA: 27.0	(7, 1)	0.1	H	5	0	1	1	0	3	0	1	0	0	0	1	14	27.00	9.000
50 Daniel McGrath, L ERA:	(7, 1)	0.2	H	2	0	0	0	1	0	0	0	0	0	0	4	4	0.00	0.000
54 Trevor Kelley, R ERA:	(8, 1)	1.0	H	3	0	0	0	0	0	0	0	0	0	0	3	3	0.00	0.000
52 Josh Smith, L ERA: 18.0	(9, 1)	1.0	S	6	3	2	2	1	0	0	1	0	0	0	7	8	18.00	3.000

TOP

Minnesota Twins @ Boston Red Sox

JetBlue Park, Ft. Myers, FL

Fri Feb 23 2018, 1:10 PM - 3:55 PM EST

Att. 9,446 - Overcast - 80 F

livebaseballscorecards.com

AB	32
R	3
H	6
RBI	3
BB	5
SO	5
LOB	20

WP: 1 PB: 0 SB: 1 CS: 0 PA: 39

BOTTOM

Batter	1	2	3	4	5	6	7	8	9	AB	R	H	RBI	BB	SO	LOB
50 Mookie Betts, R (1, 9)	G4-3		F9		G4-3			G5-3		2	0	0	0	0	0	1
83 Aneury Tavárez, L (5, 8)										2	0	0	0	0	0	0
2 Xander Bogaerts, R (1, 6)	K		PO 1-2	23 2B 75 2B BB	K			59 2B BB		1	1	0	0	1	1	0
5 Tzu-Wei Lin, L (5, 6)			SAFE							1	1	0	0	1	1	0
13 Hanley Ramirez, R (1, 3)	K			F9	F9			1-H 2B		3	0	0	0	0	1	1
59 Sam Travis, R (6, 3) OBP: 1.000, SLG: 2.000										1	0	1	1	0	0	0
7 Christian Vázquez, R (1, 2)		G6-3		P5		F8		P5		1	0	0	0	0	0	0
89 Austin Rei, R (3, 2)										2	0	0	0	0	0	1
77 Óscar Hernández, R (7, 2)										1	0	0	0	0	0	1
23 Blake Swihart, S (1, 10) OBP: 0.500, SLG: 0.667		BB 38 FC5-4		2B 75 2B 1-3		K		F7		3	1	1	0	1	1	1
75 Jeremy Barfield, R (1, 7) OBP: 0.500, SLG: 1.000		P4		2B 55 1B 2-H 3-H		K				2	1	1	2	0	0	1
68 Steve Selsky, R (6, 7)										1	0	0	0	0	1	0
38 Rusney Castillo, R (1, 8)		FC5-4 1-2f		BB 55 1B			K			1	0	0	0	1	0	1
(5, 9)																
65 Esteban Quiroz, L (6, 4)										1	0	0	0	0	1	0
55 Iván De Jesús Jr., R (1, 4) OBP: 0.500, SLG: 0.500			G6-3	1B 1-2 2-H			P5			2	0	1	1	0	0	0
40 Tyler Hill, R (6, 9)										1	0	0	0	0	0	0
80 Chad De La Guerra, L (1, 5) OBP: 0.500, SLG: 0.500			PO 2 1B	K			F8			2	0	1	0	0	1	2
19 Jantzen Witte, R (6, 5)										1	0	0	0	0	0	0
Inning Stats	R: 0 E: 0 K: 2 S: 7 H: 0 LOB: 0 BB: 0 P: 7	R: 0 E: 0 K: 0 S: 3 H: 0 LOB: 1 BB: 1 P: 7	R: 0 E: 0 K: 0 S: 3 H: 1 LOB: 0 BB: 0 P: 3	R: 3 E: 0 K: 1 S: 8 H: 3 LOB: 2 BB: 2 P: 16	R: 0 E: 0 K: 1 S: 5 H: 0 LOB: 0 BB: 0 P: 5	R: 0 E: 0 K: 2 S: 7 H: 0 LOB: 0 BB: 0 P: 7	R: 0 E: 0 K: 1 S: 5 H: 0 LOB: 0 BB: 0 P: 5	R: 1 E: 0 K: 0 S: 4 H: 1 LOB: 1 BB: 1 P: 8		1B: 2 2B: 3 3B: 0 HR: 0 SF: 0 SAC: 0 DP: 0 HBP: 0						

PITCHER		IP	WLS	BF	H	R	ER	SO	BB	IBB	HBP	BLK	WP	HR	S	P	ERA	WHIP
50 Aaron Slegers, R	(1, 1)	2.0		7	0	0	0	2	1	0	0	0	0	0	10	14	0.00	0.500
ERA:																		
47 Dietrich Enns, L	(3, 1)	1.2	L	9	3	3	3	0	2	0	0	0	0	0	7	15	16.20	3.000
ERA: 16.2																		
22 DJ Baxendale, R	(4, 1)	0.1		2	1	0	0	1	0	0	0	0	0	0	4	4	0.00	3.000
ERA:																		
67 Alan Busenitz, R	(5, 1)	1.0		3	0	0	0	1	0	0	0	0	0	0	5	5	0.00	0.000
ERA:																		
61 Tyler Kinley, R	(6, 1)	1.0		3	0	0	0	2	0	0	0	0	0	0	7	7	0.00	0.000
ERA:																		

PITCHER		IP	WLS	BF	H	R	ER	SO	BB	IBB	HBP	BLK	WP	HR	S	P	ERA	WHIP
76 Felix Jorge, R	(7, 1)	1.0		3	0	0	0	1	0	0	0	0	0	0	5	5	0.00	0.000
ERA:																		
27 John Curtiss, R	(8, 1)	1.0		5	1	1	1	0	1	0	0	0	0	0	4	8	9.00	2.000
ERA: 9.0																		

Minnesota Twins @ Boston Red Sox

JetBlue Park, Ft. Myers, FL

Fri Feb 23 2018, 1:10 PM - 3:55 PM EST

Att. 9,446 - Overcast - 80 F

livebaseballscorecards.com

AB	28
R	4
H	5
RBI	4
BB	4
SO	7
LOB	9

Batter	1	2	3	4	5	6	7	8	9	AB	R	H	RBI	BB	SO	LOB
36 Robbie Grossman, S (1, 7) 64 Nick Buss, L (6, 7)	B X 1-0 ① G6-3		X 0-0 E3		B B B 4-0 BB			X 0-0 ① F8		2 0 0 0 1 0 0 1 0 0 0 0 0 0						
16 Ehire Adrianza, S (1, 6) 62 Jordan Pacheco, R (6, 3)	X 0-0 ② G6-3		X 0-0 ③ F9		X 0-0 ③ G3			B B B B 4-0 73 1B BB		3 0 0 0 0 0 3 0 0 0 0 1 0 0						
24 Chris Heisey, R (1, 9) 73 LaMonte Wade Jr., L (6, 9) OBP: 0.500, SLG: 0.500	X 0-0 ③ F7			X 0-0 ① F7		X 0-0 ① F8		X 0-0 1-2 24 G4-6-3 1B		3 0 0 0 0 0 0 1 0 1 0 0 0 0						
30 Kennys Vargas, S (1, 10) OBP: 0.333, SLG: 0.400 24 James Ramsey, L (8, PH) (8, 10)		X 0-0 51 F7 40 SF7 2B		S S S 0-3 ② K		C C C 0-3 ② K		X 0-0 ② ③ G4-6-3 1-2f		3 1 1 0 0 2 0 1 0 0 0 0 0 2						
51 Brock Stassi, L (1, 3) OBP: 0.500, SLG: 0.500 37 Sean Miller, R (6, 6)		X 0-0 ① F7 2-3		X 0-0 1B		X 0-0 1B			X 0-0 ① G6-3	3 0 2 0 0 0 1 1 0 0 0 0 0 0						
40 Gregorio Petit, R (1, 5) OBP: 0.200, SLG: 0.250 16 Chris Paul, R (6, 5)		X 0-0 ② SF7 3-H		S S C 0-3 ③ K		X 0-0 ③ G5-3			X 0-0 ② G3-1	2 0 0 1 0 1 2 1 0 0 0 0 0 0						
8 Zack Granite, L (1, 8) 72 Ryan LaMarre, R (7, 8) OBP: 0.667, SLG: 0.500		X 0-0 ③ G3			C S C 0-3 ① K		X 0-0 ① F9		X 0-0 ③ P6	3 0 0 0 0 1 0 1 0 0 0 0 0 0						
46 Bobby Wilson, R (1, 2) 79 Brian Navarreto, R (7, 2)			S C C 0-3 ① K		S S C 0-3 ② K		S S S 0-3 ② K			3 0 0 0 0 3 0 0 0 0 0 0 0 0						
38 Taylor Featherston, R (1, 4) OBP: 0.250, SLG: 0.500 91 Nelson Molina, L (7, 4)			S S S 0-3 ② K		X 0-0 2B		X 0-0 ③ F9			3 0 1 0 0 1 0 0 0 0 0 0 0 0						
Inning Stats	R: 0 E: 0 K: 0 S: 3 H: 0 LOB: 0 BB: 0 P: 4	R: 1 E: 0 K: 0 S: 4 H: 1 LOB: 0 BB: 0 P: 4	R: 0 E: 1 K: 2 S: 8 H: 0 LOB: 1 BB: 0 P: 8	R: 0 E: 0 K: 2 S: 8 H: 1 LOB: 1 BB: 0 P: 8	R: 0 E: 0 K: 2 S: 8 H: 1 LOB: 2 BB: 1 P: 12	R: 0 E: 0 K: 1 S: 6 H: 1 LOB: 1 BB: 0 P: 6	R: 0 E: 0 K: 1 S: 5 H: 0 LOB: 0 BB: 0 P: 5	R: 0 E: 0 K: 0 S: 3 H: 1 LOB: 1 BB: 1 P: 7	R: 0 E: 0 K: 0 S: 3 H: 0 LOB: 0 BB: 0 P: 3	1B: 3 2B: 2 3B: 0 HR: 0 SF: 1 SAC: 0 DP: 1 HBP: 0						

PITCHER	IP	WLS	BF	H	R	ER	SO	BB	IBB	HBP	BLK	WP	HR	S	P	ERA	WHIP
51 Nestor Cortes, L (1, 1) ERA: 4.5	2.0		7	1	1	1	0	0	0	0	0	0	0	7	8	4.50	0.500
51 Alec Asher, R (3, 1) ERA:	2.0		8	1	0	0	4	0	0	0	0	0	0	16	16	0.00	0.500
61 Tim Melville, R (5, 1) ERA:	2.0		9	2	0	0	3	1	0	0	0	0	0	14	18	0.00	1.500
66 Tanner Scott, L (7, 1) ERA:	1.0		3	0	0	0	1	0	0	0	0	0	0	5	5	0.00	0.000
43 Stefan Crichton, R (8, 1) ERA:	1.0		4	1	0	0	0	1	0	0	0	0	0	3	7	0.00	2.000

PITCHER	IP	WLS	BF	H	R	ER	SO	BB	IBB	HBP	BLK	WP	HR	S	P	ERA	WHIP
55 Josh Edgin, L (9, 1) ERA:	1.0		3	0	0	0	0	0	0	0	0	0	0	3	3	0.00	0.000

TOP

Minnesota Twins @ Baltimore Orioles

Ed Smith Stadium, Sarasota, FL

Sat Feb 24 2018, 6:07 PM - 8:54 PM EST

Att. 6,118 - Partly Cloudy - 79 F

livebaseballscorecards.com

AB	31
R	1
H	5
RBI	1
BB	2
SO	8
LOB	8

Batter	1	2	3	4	5	6	7	8	9	AB	R	H	RBI	BB	SO	LOB
1 Tim Beckham, R (1, 5) OBP: 0.333, SLG: 0.333 29 Austin Wynns, R (7, 2) OBP: 0.500, SLG: 2.000	G1-3		K		1-2 2-3 1B		HR	K		3 2	0 1	1 1	0 1	0 0	1 1	0 3
6 Jonathan Schoop, R (1, 4) 97 Jomar Reyes, R (7, 5) OBP: 0.500, SLG: 0.500	G5-3		G6-3		K		96 E 1B		K	3 2	0 0	0 1	0 0	0 0	1 1	3 0
13 Manny Machado, R (1, 6) OBP: 0.600, SLG: 0.750 91 Ryan McKenna, R (6, PR) OBP: 0.333, SLG: 0.333 (7, 8)	2B			L9		16 F9 10 1B 1B	P3	90 WP 91 1B 1B		3 2	0 0	2 1	0 0	0 0	0 0	0 1
10 Adam Jones, R (1, 10) OBP: 0.200, SLG: 0.200 96 Aderlin Rodríguez, R (7, PH) (8, 10) 91 Ademar Rifaela, L (9, PH) OBP: 1.000, SLG: 1.000	F8			K		14 BB 1-2 1B	1 SAFE 1 SAFE G3 1-2		90 WP 1-2 1B	3 1 1	0 0 0	1 0 1	0 0 0	0 0 0	1 0 0	1 1 0
16 Trey Mancini, R (1, 7) 84 T.J. Nichting, S (7, 7) OBP: 0.667, SLG: 1.000		14 G6-3 45 1B BB	G4-3		F9 2-3			86 BB 90 1B 78 FC6-2 1B	K	2 2	0 0	0 1	0 0	0 0	1 1	0 2
45 Mark Trumbo, R (1, 3) OBP: 0.400, SLG: 0.250 90 Jake Ring, L (7, 9) OBP: 0.333, SLG: 0.333		14 G6-3 1-2 1B			1 1B 23 BB BB	K		78 FC6-2 86 BB 1-2 1B	1-3 1-2 2-3 K	2 2	0 0	1 1	0 0	1 0	1 1	3 2
14 Craig Gentry, R (1, 8) 86 Mason McCoy, R (7, 6)		G6-3 1-2f 2-3			K	1-2 BB		78 FC6-2 1-2 2-3 BB		2 0	0 0	0 0	0 0	0 0	1 1	3 0
23 Joey Rickard, R (1, 9) 78 Erick Salcedo, S (7, 4) OBP: 0.333, SLG: 0.667		G4-3			1 1B 1-2 BB	K		FC6-2 1-2 2-3 3-Hf		2 1	0 0	0 0	0 0	0 0	1 0	4 3
36 Caleb Joseph, R (1, 2) 76 Garabez Rosa, R (7, 3)			K		F9		F7	K		2 2	0 0	0 0	0 0	0 0	1 1	2 3
Inning Stats	R: 0 E: 0 K: 0 S: 4 H: 1 LOB: 1 BB: 0 P: 4	R: 0 E: 0 K: 0 S: 3 H: 1 LOB: 1 BB: 1 P: 7	R: 0 E: 0 K: 2 S: 7 H: 0 LOB: 0 BB: 0 P: 7	R: 0 E: 0 K: 1 S: 5 H: 0 LOB: 0 BB: 0 P: 5	R: 0 E: 0 K: 2 S: 8 H: 1 LOB: 3 BB: 2 P: 16	R: 0 E: 0 K: 2 S: 9 H: 2 LOB: 3 BB: 1 P: 13	R: 1 E: 1 K: 0 S: 5 H: 2 LOB: 1 BB: 0 P: 5	R: 0 E: 0 K: 2 S: 9 H: 2 LOB: 3 BB: 1 P: 13	R: 0 E: 0 K: 3 S: 11 H: 2 LOB: 2 BB: 0 P: 12	1B: 9 2B: 1 3B: 0 HR: 1 SF: 0 SAC: 0 DP: 1 HBP: 0						

PITCHER		IP	WLS	BF	H	R	ER	SO	BB	IBB	HBP	BLK	WP	HR	S	P	ERA	WHIP
49 Adalberto Mejía, L ERA:	(1, 1)	2.0		8	2	0	0	0	1	0	0	0	0	0	7	11	0.00	1.500
77 Fernando Romero, R ERA:	(3, 1)	2.0	H	6	0	0	0	3	0	0	0	0	0	0	12	12	0.00	0.000
39 Trevor Hildenberger, R ERA:	(5, 1)	0.2	H	5	1	0	0	1	2	0	0	0	0	0	5	13	0.00	4.500
59 Tom Hackimer, R ERA:	(5, 1)	0.1	H	1	0	0	0	1	0	0	0	0	0	0	3	3	0.00	0.000
55 Taylor Rogers, L ERA:	(6, 1)	1.0	H	6	2	0	0	2	1	0	0	0	0	0	9	13	0.00	3.000

PITCHER		IP	WLS	BF	H	R	ER	SO	BB	IBB	HBP	BLK	WP	HR	S	P	ERA	WHIP
58 Gabriel Moya, L ERA: 9.0	(7, 1)	1.0	B	5	2	1	1	0	0	0	0	0	0	1	5	5	9.00	2.000
70 Jake Reed, R ERA:	(8, 1)	1.0		6	2	0	0	2	1	0	0	0	0	0	9	13	0.00	3.000
66 Matt Magill, R ERA:	(9, 1)	1.0		5	2	0	0	3	0	0	0	0	1	0	11	12	0.00	2.000

BOTTOM

Minnesota Twins @ Baltimore Orioles

Ed Smith Stadium, Sarasota, FL

Sat Feb 24 2018, 6:07 PM - 8:54 PM EST

Att. 6,118 - Partly Cloudy - 79 F

livebaseballscorecards.com

AB	37
R	1
H	11
RBI	1
BB	5
SO	12
LOB	33

WP: 1 PA: 42
PB: 0
SB: 0
CS: 0

Batter	1	2	3	4	5	6	7	8	9	AB	R	H	RBI	BB	SO	LOB
39 Kevin Kiermaier, L (1, 10) OBP: 0.200, SLG: 0.200 72 Nick Ciuffo, L (7, PH) OBP: 0.667, SLG: 0.500 (7, 10)	F X 0-1 G3-1 ①		X 0-0 G1-3 ③		X 0-0 G3 ② 1-2 2-3		X 0-0 G1-6-3 ②③ 1-2f			3 0 0 0 0 0 3 1 0 0 0 0 0 1						
2 Denard Span, L (1, 7) OBP: 0.667, SLG: 0.600 82 Ryan Boldt, L (5, 7)	X 0-0 P6 ②			B B B B 4-0 44 2B 18 1B BB	X 0-0 2-H 3-H 1B ③			S S S 0-3 K ①		2 1 1 2 1 0 0 1 0 0 0 0 1 0						
44 C.J. Cron, R (1, 3) OBP: 0.667, SLG: 2.000 74 Peter Maris, L (6, 3)	X 0-0 F9 ③			X 0-0 18 1B 71 2-1 1-3 2B		B X 1-0 HR		X 0-0 P2 ②		3 1 2 1 0 0 0 1 0 0 0 0 0 0						
40 Wilson Ramos, R (1, 2) 75 Nathan Lukes, L (6, PR) OBP: 0.333, SLG: 1.000 (6, 9)		X 0-0 G5-3 ①		C C C 0-3 K ①		B B B 4-0 18 FC1-6 BB		X 0-0 F7 ③		2 0 0 0 1 1 2 1 0 0 0 0 0 0						
18 Joey Wendle, L (1, 4) OBP: 0.333, SLG: 0.333 85 Nick Solak, R (6, 4)		X 0-0 G4-3 ②		X 0-0 2-3 3-H 1B		X 0-0 FC1-6 11 FC5-4 1-2f ①			X 0-0 G6-3 ①	3 0 1 1 0 0 1 1 0 0 0 0 0 0						
11 Adeiny Hechavarría, R (1, 6) OBP: 0.167, SLG: 0.667 1 Willy Adames, R (6, 6) OBP: 0.250, SLG: 0.333		X 0-0 G4-3 ③		S S S 0-3 K ②		X 0-0 FC5-4 31 FC4-6 1-2f ②			S S S 0-3 K ②	3 0 0 0 0 1 3 1 0 0 0 0 1 0						
71 Justin Williams, L (1, 9) OBP: 0.250, SLG: 0.250 31 Adam Moore, R (6, PH) OBP: 0.250, SLG: 0.250 (6, 2)			X 0-0 21 BLK 1B D 1-0 2-1 3-H ③	S S S 0-3 K ①		X 0-0 FC4-6 1-2f ③			S S S 0-3 K ③	2 0 1 0 0 1 0 2 0 0 0 0 1 1						
21 Christian Arroyo, R (1, 5) OBP: 0.333, SLG: 0.333 73 Kean Wong, L (7, 5)			X 0-0 G6-3 ① 1-2		X 0-0 39 G3 74 1B 2 1B 1B		X 0-0 G4-3 ①			3 1 1 0 0 0 1 0 0 0 0 0 0 0						
74 Johnny Field, R (1, 8) OBP: 0.500, SLG: 0.750 86 Thomas Milone, L (6, 8) OBP: 0.500, SLG: 0.500			X 0-0 F9 ②		X 0-0 39 G3 2 1B 1-2 1B		X 0-0 72 G1-6-3 1B			2 1 1 0 0 0 1 1 0 1 0 0 0 0						
Inning Stats	R: 0 H: 0 E: 0 LOB: 0 K: 0 BB: 0 S: 4 P: 4	R: 0 H: 0 E: 0 LOB: 0 K: 0 BB: 0 S: 3 P: 3	R: 0 H: 1 E: 0 LOB: 1 K: 0 BB: 0 S: 4 P: 4	R: 1 H: 2 E: 0 LOB: 2 K: 2 BB: 1 S: 8 P: 13	R: 2 H: 3 E: 0 LOB: 1 K: 1 BB: 0 S: 7 P: 7	R: 1 H: 1 E: 0 LOB: 1 K: 0 BB: 1 S: 4 P: 9	R: 0 H: 1 E: 0 LOB: 0 K: 0 BB: 0 S: 3 P: 3	R: 0 H: 0 E: 0 LOB: 0 K: 1 BB: 0 S: 5 P: 5	R: 0 H: 0 E: 0 LOB: 0 K: 2 BB: 0 S: 7 P: 7	1B: 6 SF: 0 2B: 1 SAC: 0 3B: 0 DP: 1 HR: 1 HBP: 0						

TOP

Tampa Bay Rays @ Minnesota Twins

CenturyLink Sports Complex, Fort Myers, FL

Sun Feb 25 2018, 1:06 PM - 3:42 PM EST

Att. 5,461 - Partly Cloudy - 84 F

livebaseballscorecards.com

AB	32
R	4
H	8
RBI	4
BB	2
SO	6
LOB	13

PITCHER		IP	WLS	BF	H	R	ER	SO	BB	IBB	HBP	BLK	WP	HR	S	P	ERA	WHIP
44 Kyle Gibson, R ERA:	(1, 1)	2.0		6	0	0	0	0	0	0	0	0	0	0	7	7	0.00	0.000
43 Addison Reed, R ERA:	(3, 1)	1.0		4	1	0	0	0	0	0	0	1	0	0	4	4	0.00	1.000
57 Ryan Pressly, R ERA: 13.5	(4, 1)	0.2		5	2	1	1	2	1	0	0	0	0	0	8	12	13.50	4.500
22 Casey Crosby, L ERA:	(4, 1)	0.1		1	0	0	0	0	0	0	0	0	0	0	0	1	0.00	0.000
53 Michael Kohn, R ERA: 18.0	(5, 1)	1.0	H	5	3	2	2	1	0	0	0	0	0	0	7	7	18.00	3.000

PITCHER		IP	WLS	BF	H	R	ER	SO	BB	IBB	HBP	BLK	WP	HR	S	P	ERA	WHIP
66 Myles Jaye, R ERA: 4.5	(6, 1)	2.0	W	8	2	1	1	0	1	0	0	0	0	1	7	12	4.50	1.500
52 Zack Littell, R ERA:	(8, 1)	2.0	S	6	0	0	0	3	0	0	0	0	0	0	12	12	0.00	0.000

WP: 0 PB: 0 SB: 0 CS: 0 PA: 34

BOTTOM

Tampa Bay Rays @ Minnesota Twins

CenturyLink Sports Complex, Fort Myers, FL

Sun Feb 25 2018, 1:06 PM - 3:42 PM EST

Att. 5,461 - Partly Cloudy - 84 F

livebaseballscorecards.com

Batter	1	2	3	4	5	6	7	8	9	AB	R	H	RBI	BB	SO	LOB
16 Ehire Adrianza, S (1, 7) 73 LaMonte Wade Jr., L (6, 8) OBP: 0.667, SLG: 1.000	G4-3			BB 11 FC5-4	F8		2B 3-H			2 1	0 0	0 1	0 1	1 0	0 0	0 0
11 Jorge Polanco, S (1, 6) OBP: 0.167, SLG: 0.167 33 Ryan Walker, L (6, 5)	K			FC5-4 5 2B 1-2f	G4-3		F8			3 1	1 0	0 0	0 0	0 0	1 0	1 1
25 Byron Buxton, R (1, 8) 91 Nelson Molina, L (6, 6)	G4-3			P4	F9			G6-3		3 1	0 0	0 0	0 0	0 0	0 0	1 0
5 Eduardo Escobar, S (1, 5) OBP: 0.200, SLG: 0.400 8 Zack Granite, L (6, 7)		K		2B 15 E 2-H		G4-3		L6		2 2	1 0	1 0	1 0	0 0	1 0	0 0
15 Jason Castro, L (1, 2) OBP: 0.500, SLG: 0.500 62 Jordan Pacheco, R (6, 2)		K		E4 23 HR 2-H		BB 46 G5-4-3		F9		2 1	1 0	1 0	1 0	0 0	1 1	0 0
23 Mitch Garver, R (1, 3) OBP: 0.500, SLG: 1.333 46 Bobby Wilson, R (6, 3)		K		HR 1-H		G5-4-3 1-2f				2 1	1 0	1 0	2 0	0 0	1 0	0 1
26 Max Kepler, L (1, 9) OBP: 0.400, SLG: 0.400 64 Nick Buss, L (7, 9) OBP: 0.500, SLG: 0.500			F8	1B 72 1B			1B 40 G4-3 40 S 73 2B			2 1	0 1	1 1	0 0	0 0	0 0	0 0
72 Ryan LaMarre, R (1, 10) OBP: 0.500, SLG: 0.400			F9	1-2 1B			L5			3	0	1	0	0	0	1
1 Nick Gordon, L (1, 4) OBP: 0.500, SLG: 0.667 40 Gregorio Petit, R (7, 4) OBP: 0.167, SLG: 0.200			G3	G4-3			G4-3 1-3			2 1	0 0	0 0	0 0	0 0	0 0	2 1
Inning Stats	R: 0 E: 0 K: 1 S: 5 H: 0 LOB: 0 BB: 0 P: 5	R: 0 E: 0 K: 3 S: 9 H: 0 LOB: 0 BB: 0 P: 9	R: 0 E: 0 K: 0 S: 3 H: 0 LOB: 0 BB: 0 P: 3	R: 4 E: 2 K: 0 S: 9 H: 5 LOB: 2 BB: 1 P: 15	R: 0 E: 0 K: 0 S: 3 H: 0 LOB: 0 BB: 0 P: 3	R: 0 E: 0 K: 0 S: 2 H: 0 LOB: 0 BB: 1 P: 6	R: 1 E: 0 K: 0 S: 5 H: 2 LOB: 1 BB: 0 P: 6	R: 0 E: 0 K: 0 S: 3 H: 0 LOB: 0 BB: 0 P: 3		1B: 4 2B: 2 3B: 0 HR: 1 SF: 0 SAC: 0 DP: 1 HBP: 0						

	AB	30
	R	5
	H	7
	RBI	4
	BB	2
	SO	4
	LOB	8

WP: 0 PB: 0 SB: 1 CS: 0 PA: 32

PITCHER		IP	WLS	BF	H	R	ER	SO	BB	IBB	HBP	BLK	WP	HR	S	P	ERA	WHIP
4 Blake Snell, L ERA:	(1, 1)	2.0		6	0	0	0	4	0	0	0	0	0	0	3	3	0.00	0.000
58 Chih-Wei Hu, R ERA:	(3, 1)	1.0		3	0	0	0	0	0	0	0	0	0	0	3	3	0.00	0.000
43 Dan Jennings, L ERA: 54.0	(4, 1)	0.2	B	6	3	4	4	0	1	0	0	0	0	1	6	12	54.00	6.000
67 Edwin Fierro, R ERA:	(4, 1)	0.1		3	2	0	0	0	0	0	0	0	0	0	3	3	0.00	6.000
26 Evan Scribner, R ERA:	(5, 1)	1.0		3	0	0	0	0	0	0	0	0	0	0	3	3	0.00	0.000

PITCHER		IP	WLS	BF	H	R	ER	SO	BB	IBB	HBP	BLK	WP	HR	S	P	ERA	WHIP
49 Jonny Venters, L ERA:	(6, 1)	1.0		3	0	0	0	0	1	0	0	0	0	0	2	6	0.00	1.000
57 Jaime Schultz, R ERA: 9.0	(7, 1)	1.0	L	5	2	1	1	0	0	0	0	0	0	0	5	6	9.00	2.000
78 R.J. Alaniz, R ERA:	(8, 1)	1.0		3	0	0	0	0	0	0	0	0	0	0	3	3	0.00	0.000

Batter	1	2	3	4	5	6	7	8	9	AB	R	H	RBI	BB	SO	LOB
48 Harrison Bader, R (1, 8) OBP: 0.182, SLG: 0.273	F X 0-1 P4		X 0-0 G6-4-3 1-2f		B C C C 1-3 K 1-2 2-3		X 0-0 G4-3		X 0-0 E4 40 F9	3	0	0	0	0	1	3
54 Alex Mejía, R (6, 5) OBP: 0.286, SLG: 0.429										1	0	0	0	0	0	0
41 Breyvic Valera, S (9, PH) OBP: 0.375, SLG: 0.286										1	0	0	0	0	0	0
35 Greg Garcia, L (1, 4) OBP: 0.375, SLG: 0.286	X 0-0 G3-1			X 0-0 F8	B B B B 4-0 BB		X 0-0 G4-3		D X 1-0 F9 1-2	2	0	0	0	1	0	0
82 Tommy Edman, S (5, PR) (5, 4)										1	0	0	0	0	0	0
40 Luke Voit, R (9, PH) OBP: 0.636, SLG: 0.800										1	0	0	0	0	0	1
12 Paul DeJong, R (1, 6) OBP: 0.167, SLG: 0.333	S S S 0-3 K			X 0-0 F8	S S S 0-3 K		X 0-0 1B			3	0	0	0	0	2	3
66 Wilfredo Tovar, R (5, 6) OBP: 0.600, SLG: 0.600										1	0	1	0	0	0	0
38 José Martínez, R (1, 3)		X 0-0 G4-3		X 0-0 L6		X 0-0 P3	X 0-0 G6-3			3	0	0	0	0	0	0
61 Steven Baron, R (6, 2)										1	0	0	0	0	0	1
63 Tyler O'Neill, R (1, 7) OBP: 0.364, SLG: 0.222		X 0-0 1B			S S S 0-3 K	H 1-0 19 S 19 2B HBP		B B B B 4-0 74 FC5-4 BB		2	1	1	0	1	1	0
19 Carson Kelly, R (1, 2) OBP: 0.429, SLG: 0.667		X 0-0 L7			X 0-0 E5 73 2B 81 1B	B X 1-0 73 S 81 2B 1-H 2B		X 0-0 FC5-4 81 S 1-2f		3	1	1	1	0	0	1
74 Óscar Mercado, R (6, PR) OBP: 0.429, SLG: 0.333										1	1	0	0	0	0	1
(6, 8)																
73 Patrick Wisdom, R (1, 5) OBP: 0.222, SLG: 0.333		X 0-0 G4-3			X 0-0 81 1B 75 1B 1-3 2B	C S S 0-3 K 2-3		X 0-0 F7		4	1	1	0	0	1	3
(6, 3)																
81 Rangel Ravelo, R (1, 10) OBP: 0.250, SLG: 0.375			S S S 0-3 K		X 0-0 48 WP 75 1B 2-3 3-H 1B	X 0-0 3-H 2B		B X 1-0 G4-3 1-2		4	0	2	2	0	1	1
75 Adolis García, R (1, 9) OBP: 0.636, SLG: 1.000			X 0-0 48 G6-4-3 1B		X 0-0 48 WP 1-2 3-H 1B	X 0-0 G6-3			X 0-0 G6-3	4	0	2	1	0	0	1
Inning Stats	R: 0 H: 0 E: 0 LOB: 0 K: 1 BB: 0 S: 6 P: 6	R: 0 H: 1 E: 0 LOB: 1 K: 0 BB: 0 S: 4 P: 4	R: 0 H: 1 E: 0 LOB: 0 K: 1 BB: 0 S: 5 P: 5	R: 0 H: 0 E: 0 LOB: 0 K: 0 BB: 0 S: 3 P: 3	R: 2 H: 3 E: 1 LOB: 3 K: 3 BB: 1 S: 13 P: 18	R: 2 H: 2 E: 0 LOB: 1 K: 1 BB: 0 S: 7 P: 9	R: 0 H: 1 E: 0 LOB: 1 K: 0 BB: 0 S: 4 P: 4	R: 0 H: 0 E: 0 LOB: 1 K: 0 BB: 1 S: 3 P: 8	R: 0 H: 0 E: 1 LOB: 1 K: 0 BB: 0 S: 3 P: 4	1B: 5 SF: 0 2B: 3 SAC: 0 3B: 0 DP: 1 HR: 0 HBP: 1						

TOP

St. Louis Cardinals @ Minnesota Twins

CenturyLink Sports Complex, Fort Myers, FL

Mon Feb 26 2018, 1:06 PM - 4:16 PM EST

Att. 7,788 - Partly Cloudy - 82 F

livebaseballscorecards.com

AB	35
R	4
H	8
RBI	4
BB	2
SO	6
LOB	15

WP: 1 PA: 38
PB: 0
SB: 3
CS: 0

PITCHER		IP	WLS	BF	H	R	ER	SO	BB	IBB	HBP	BLK	WP	HR	S	P	ERA	WHIP
45 Phil Hughes, R ERA:	(1, 1)	2.0		7	1	0	0	1	0	0	0	0	0	0	10	10	0.00	0.500
21 Tyler Duffey, R ERA:	(3, 1)	2.0		6	1	0	0	1	0	0	0	0	0	0	8	8	0.00	0.500
67 Alan Busenitz, R ERA: 5.4	(5, 1)	0.2	B	6	3	2	1	2	0	0	0	0	1	0	10	11	13.50	4.500
95 Brady Anderson, R ERA:	(5, 1)	0.1		2	0	0	0	1	1	0	0	0	0	0	3	7	0.00	3.000
61 Tyler Kinley, R ERA: 10.8	(6, 1)	0.2	B	5	2	2	2	1	0	0	1	0	0	0	6	8	27.00	3.000

PITCHER		IP	WLS	BF	H	R	ER	SO	BB	IBB	HBP	BLK	WP	HR	S	P	ERA	WHIP
22 DJ Baxendale, R ERA:	(6, 1)	0.1		1	0	0	0	0	0	0	0	0	0	0	1	1	0.00	0.000
71 Lewis Thorpe, L ERA:	(7, 1)	2.0	W	8	1	0	0	0	1	0	0	0	0	0	7	12	0.00	1.000
76 Felix Jorge, R ERA:	(9, 1)	1.0	S	3	0	0	0	0	0	0	0	0	0	0	3	4	0.00	0.000

Batter	1	2	3	4	5	6	7	8	9	AB	R	H	RBI	BB	SO	LOB
2 Brian Dozier, R (1, 4) OBP: 0.667, SLG: 1.000	G5-3		1-H: 0 1B 2B		0 E 0 1B BB	K		K		2	0	1	1	1	0	0
91 Nelson Molina, L (5, PR) (6, 4)										2	1	0	0	0	2	0
0 Erick Aybar, S (1, 5) OBP: 0.667, SLG: 0.667	G1-3		2-H: 1B		1-H: 5 2B 24 G6-3 1B		73 1B 72 1B 2B	G5-3		3	0	2	1	0	0	0
37 Sean Miller, R (5, PR) OBP: 0.500, SLG: 0.667 (6, 5)										2	2	1	0	0	0	0
36 Robbie Grossman, S (1, 9)	G4-1		BB		L9		72 1B 40 FC3-2 2-3: 1B	F8		2	0	0	0	1	0	1
73 LaMonte Wade Jr., L (6, 9) OBP: 0.600, SLG: 0.800										2	0	1	0	0	0	0
5 Eduardo Escobar, S (1, 6) OBP: 0.250, SLG: 0.500		F8	G1-3		24 G6-3 1-3: 2B		40 FC3-2 64 WP 78 1B 1-3 3-H: 1B			3	0	1	0	0	0	2
72 Ryan LaMarre, R (5, PR) OBP: 0.571, SLG: 0.500 (6, 8)										1	1	1	1	0	0	0
30 Kennys Vargas, S (1, 3) OBP: 0.556, SLG: 0.500		BB		8 FC4-6 24 BB 1B	24 G6-3 BB		K 1-2			1	0	1	0	2	0	0
64 Nick Buss, L (5, PR) OBP: 0.333, SLG: 0.333 (6, 7)										1	0	0	0	0	1	2
24 Chris Heisey, R (1, 7)	P4			8 FC4-6 1-2: BB	G6-3 1-2 2-3 3-H		FC3-2 78 1B 16 S 2-3 3-H			2	0	0	1	1	0	3
40 Gregorio Petit, R (6, 6) OBP: 0.143, SLG: 0.167										1	0	0	0	0	0	2
23 Mitch Garver, R (1, 2) OBP: 0.286, SLG: 0.667	F7			K	P6		78 1B 1-2: BB			3	0	0	0	0	1	6
16 Chris Paul, R (6, 3)										0	0	0	0	1	0	0
8 Zack Granite, L (1, 8)		G4-3	FC4-6 1-2f 2-3			P4	1-2 2-3 3-H: 1B			2	0	0	0	0	0	2
78 Willians Astudillo, R (6, 2) OBP: 0.500, SLG: 0.500										2	0	1	1	0	0	0
38 Taylor Featherston, R (1, 10) OBP: 0.286, SLG: 0.429		2 PB 2 2B 1B	G1-3			K	G1-3			3	1	1	0	0	1	2
79 Brian Navarreto, R (7, PH) (8, 10)										1	0	0	0	0	0	3
Inning Stats	R: 0 E: 0 K: 0 S: 3 H: 0 LOB: 0 BB: 0 P: 3	R: 0 E: 0 K: 0 S: 3 H: 0 LOB: 1 BB: 1 P: 7	R: 1 E: 0 K: 0 S: 5 H: 3 LOB: 2 BB: 1 P: 10	R: 0 E: 0 K: 1 S: 6 H: 1 LOB: 2 BB: 1 P: 10	R: 2 E: 1 K: 0 S: 5 H: 2 LOB: 3 BB: 2 P: 14	R: 0 E: 0 K: 2 S: 7 H: 0 LOB: 0 BB: 0 P: 7	R: 2 E: 0 K: 1 S: 9 H: 4 LOB: 3 BB: 1 P: 14	R: 0 E: 0 K: 1 S: 5 H: 0 LOB: 0 BB: 0 P: 5		1B: 7 2B: 3 3B: 0 HR: 0	SF: 0 SAC: 0 DP: 0 HBP: 0					

PITCHER		IP	WLS	BF	H	R	ER	SO	BB	IBB	HBP	BLK	WP	HR	S	P	ERA	WHIP
52 Michael Wacha, R ERA:	(1, 1)	2.0		7	0	0	0	0	1	0	0	0	0	0	6	10	0.00	0.500
91 Dakota Hudson, R ERA: 9.0	(3, 1)	1.0		8	4	1	1	0	2	0	0	0	0	0	6	15	9.00	6.000
67 Matt Bowman, R ERA:	(4, 1)	1.0		3	0	0	0	1	0	0	0	0	0	0	5	5	0.00	0.000
21 Jordan Schafer, L ERA: 94.5	(5, 1)	0.1	B	5	2	2	2	0	2	0	0	0	0	0	3	12	54.00	12.000
77 Josh Lucas, R ERA:	(5, 1)	1.2		5	0	0	0	2	0	0	0	0	0	0	9	9	0.00	0.000
90 Conner Greene, R ERA: 16.2	(7, 1)	0.2	L	6	3	2	2	1	1	0	0	0	1	0	7	12	27.00	6.000
65 Ryan Sherriff, L ERA:	(7, 1)	1.1		5	1	0	0	1	0	0	0	0	0	0	7	7	0.00	0.750

BOTTOM

St. Louis Cardinals @ Minnesota Twins

CenturyLink Sports Complex, Fort Myers, FL

Mon Feb 26 2018, 1:06 PM - 4:16 PM EST

Att. 7,788 - Partly Cloudy - 82 F

livebaseballscorecards.com

AB	33
R	5
H	10
RBI	5
BB	6
SO	5
LOB	23

1B: 7 2B: 3 3B: 0 HR: 0 | SF: 0 SAC: 0 DP: 0 HBP: 0

WP: 1 PB: 1 SB: 1 CS: 0 PA: 39

Boston Red Sox @ Minnesota Twins

CenturyLink Sports Complex, Fort Myers, FL

Tue Feb 27 2018, 6:06 PM - 9:05 PM EST

Att. 6,371 - Partly Cloudy - 83 F

TOP

livebaseballscorecards.com

Batter	1	2	3	4	5	6	7	8	9	AB	R	H	RBI	BB	SO	LOB
38 Rusney Castillo, R (1, 9) OBP: 0.462, SLG: 0.667	B X 1-0 11 E 1B		X 0-0 ② G6-3		X 0-0 ② G4-3			X 0-0 ① F8		3	0	1	0	0	0	0
32 Ryan Scott, L (6, 9)										1	0	0	0	0	0	0
11 Rafael Devers, L (1, 5) OBP: 0.333, SLG: 0.444	X 0-0 E6 1-2		X 0-0 ③ P6		X 0-0 E6			X 0-0 ② G3-1		3	0	0	0	0	0	1
19 Jordan Betts, R (6, 5)										1	0	0	0	0	0	0
13 Hanley Ramirez, R (1, 3) OBP: 0.250, SLG: 0.286	X 0-0 ① P3			X 0-0 68 F8 59 E 2B	X 0-0 ③ G3			S S S 0-3 ③ K		3	1	1	0	0	0	3
30 Jerry Downs, L (6, 3)										1	0	0	0	0	1	0
68 Steve Selsky, R (1, 7) OBP: 0.222, SLG: 0.125	X 0-0 ② P6			X 0-0 ① F8 2-3		C C C 0-3 ① K			B B B 4-0 59 2B BB	3	0	0	0	0	1	3
35 Kyri Washington, R (6, 7)										0	1	0	0	1	0	0
59 Sam Travis, R (1, 10) OBP: 0.333, SLG: 0.500	S S S 0-3 ③ K			X 0-0 E3 55 2B 3-H		C C C 0-3 ② K			X 0-0 11 G6-3 1-H 2B	4	1	1	1	0	2	2
17 Deven Marrero, R (1, 6) OBP: 0.222, SLG: 0.125		S S S 0-3 ① K		X 0-0 ② G5-3		X 0-0 ③ P3			X 0-0 ① G6-3 2-3	3	0	0	0	0	1	1
11 Jeremy Rivera, S (6, 6)										1	0	0	0	0	0	1
55 Iván De Jesús Jr., R (1, 4) OBP: 0.333, SLG: 0.444		X 0-0 ② L4		X 0-0 2-H 2B			X 0-0 70 CS 1B		S S S 0-3 ② K	3	0	2	1	0	0	0
10 Santiago Espinal, R (7, 4)										1	0	0	0	0	1	1
70 Dan Butler, R (1, 2)		X 0-0 ③ F9		S S S 0-3 ③ K2-3			S S S 0-3 ① ② K 1-2		X 0-0 ③ F7	3	0	0	0	0	2	2
77 Óscar Hernández, R (7, 2) OBP: 0.500, SLG: 0.750										1	0	0	0	0	0	1
83 Aneury Tavárez, L (1, 8) OBP: 0.308, SLG: 0.462			X 0-0 ① F7		S S S 0-3 ① K		X 0-0 ③ G6-3			3	0	0	0	0	1	0
41 Cole Sturgeon, L (7, 8) OBP: 0.500, SLG: 2.000										0	0	0	0	0	0	0

Inning Stats									
	R: 0 E: 1 K: 1 S: 7	H: 1 LOB: 2 BB: 0 P: 8	R: 0 E: 0 K: 1 S: 5	H: 0 LOB: 0 BB: 0 P: 5	R: 0 E: 0 K: 0 S: 3	H: 0 LOB: 0 BB: 0 P: 3	R: 2 E: 1 K: 1 S: 8	H: 2 LOB: 1 BB: 0 P: 8	R: 0 E: 1 K: 1 S: 6	H: 0 LOB: 1 BB: 0 P: 6
	R: 0 E: 0 K: 2 S: 7	H: 0 LOB: 0 BB: 0 P: 7	R: 0 E: 0 K: 1 S: 5	H: 1 LOB: 0 BB: 0 P: 5	R: 0 E: 0 K: 1 S: 5	H: 0 LOB: 0 BB: 0 P: 5	R: 1 E: 0 K: 1 S: 6	H: 1 LOB: 1 BB: 1 P: 10	1B: 2 2B: 4 3B: 0 HR: 0	SF: 0 SAC: 0 DP: 1 HBP: 0

	WP: 0	PA: 35
	PB: 0	
	SB: 0	
	CS: 1	

	AB	34
	R	3
	H	5
	RBI	2
	BB	1
	SO	9
	LOB	15

PITCHER		IP	WLS	BF	H	R	ER	SO	BB	IBB	HBP	BLK	WP	HR	S	P	ERA	WHIP
17 José Berríos, R ERA:	(1, 1)	1.0		5	1	0	0	1	0	0	0	0	0	0	7	8	0.00	1.000
19 Aníbal Sánchez, R ERA:	(2, 1)	2.0		6	0	0	0	1	0	0	0	0	0	0	8	8	0.00	0.000
39 Trevor Hildenberger, R ERA:	(4, 1)	1.0	B	6	2	2	0	1	0	0	0	0	0	0	8	8	0.00	2.000
55 Taylor Rogers, L ERA:	(5, 1)	1.0		4	0	0	0	1	0	0	0	0	0	0	6	6	0.00	0.000
58 Gabriel Moya, L ERA: 4.5	(6, 1)	1.0		3	0	0	0	2	0	0	0	0	0	0	7	7	0.00	0.000

PITCHER		IP	WLS	BF	H	R	ER	SO	BB	IBB	HBP	BLK	WP	HR	S	P	ERA	WHIP
70 Jake Reed, R ERA:	(7, 1)	1.0		3	1	0	0	1	0	0	0	0	0	0	5	5	0.00	1.000
27 John Curtiss, R ERA: 4.5	(8, 1)	1.0		3	0	0	0	1	0	0	0	0	0	0	5	5	0.00	0.000
87 Williams Ramirez, R ERA: 9.0	(9, 1)	1.0	L	5	1	1	1	1	1	0	0	0	0	0	6	10	9.00	2.000

BOTTOM

Boston Red Sox @ Minnesota Twins

CenturyLink Sports Complex, Fort Myers, FL

Tue Feb 27 2018, 6:06 PM - 9:05 PM EST

Att. 6,371 - Partly Cloudy - 83 F

livebaseballscorecards.com

Batter	1	2	3	4	5	6	7	8	9	AB	R	H	RBI	BB	SO	LOB
25 Byron Buxton, R (1, 8) OBP: 0.222, SLG: 0.333	C C C 0-3 K		X 0-0 11 FC6-5, 11 BLK, 2-3 1B		X 0-0 26 F8 2B		X 0-0 G5-3		X 0-0 16 FC6, 1-2 1B	3	0	2	0	0	1	0
81 Wynston Sawyer, R (6, 2) OBP: 0.500, SLG: 0.333										2	0	1	0	0	0	0
11 Jorge Polanco, S (1, 6) OBP: 0.111, SLG: 0.111	X 0-0 F8		1 SAFE X 0-0 FC6-5, 26 HBP, 1-3, 3-H		C C C 0-3 K		H 1-0 16 1B HBP		X 0-0 F8	3	0	0	0	0	1	2
24 James Ramsey, L (6, 8)										1	0	0	0	0	0	2
26 Max Kepler, L (1, 9) OBP: 0.375, SLG: 0.286	C C C 0-3 K		H 1-0 1-2 HBP		X 0-0 F8, 2-3		X 0-0 37 FC6-4, 1-2 1B		X 0-0 FC6, 1-2, 2-3	2	0	0	0	0	1	1
16 Chris Paul, R (6, 3) OBP: 0.500, SLG: 0.333										2	0	1	0	0	0	2
20 Eddie Rosario, L (1, 7) OBP: 0.333, SLG: 0.333		X 0-0 16 FC4-6 1B	X 0-0 F9		S S S 0-3 K		X 0-0 FC6-4, 1-2f		X 0-0 F9	3	0	1	0	0	1	3
37 Sean Miller, R (6, 4) OBP: 0.333, SLG: 0.400										2	0	0	0	0	0	5
36 Robbie Grossman, S (1, 10)		X 0-0 F8		X 0-0 G4-3		X 0-0 G4-3		X 0-0 P6		2	0	0	0	0	0	1
64 Nick Buss, L (6, PH) OBP: 0.200, SLG: 0.200 (7, 10)										2	0	0	0	0	0	0
16 Ehire Adrianza, S (1, 5) OBP: 0.300, SLG: 0.250		X 0-0 FC4-6, 1-2f		X 0-0 1 3B 2B		X 0-0 G5-3		X 0-0 P3		2	1	1	0	0	0	1
38 Taylor Featherston, R (5, 5) OBP: 0.222, SLG: 0.333										2	0	0	0	0	0	0
1 Nick Gordon, L (1, 4) OBP: 0.500, SLG: 1.000		X 0-0 F8		X 0-0 2-H 3B		X 0-0 72 WP 2B		X 0-0 F7		2	0	1	1	0	0	1
73 LaMonte Wade Jr., L (6, 7) OBP: 0.571, SLG: 0.857										2	0	1	0	0	0	0
62 Jordan Pacheco, R (1, 3)			B B B B 4-0 25 1B, 46 BLK, 11 BLK BB	X 0-0 G6-3		D X 1-0 L4, 2-3			X 0-0 16 FC6, 81 1B 1B	1	1	0	0	1	0	1
72 Ryan LaMarre, R (6, 9) OBP: 0.556, SLG: 0.500										2	0	1	0	0	0	1
46 Bobby Wilson, R (1, 2)			X 0-0 G1-3, 1-2	X 0-0 G1-3			X 0-0 F8		S S S 0-3 K	2	0	0	0	0	0	2
40 Gregorio Petit, R (6, 6) OBP: 0.111, SLG: 0.125										2	0	0	0	0	1	1

	AB	37
	R	2
	H	9
	RBI	1
	BB	1
	SO	5
	LOB	23

Inning Stats	1	2	3	4	5	6	7	8	9
	R: 0 E: 0 K: 2 S: 7	H: 0 LOB: 0 BB: 0 P: 7	R: 0 E: 0 K: 0 S: 4	H: 1 LOB: 1 BB: 0 P: 4	R: 1 E: 0 K: 0 S: 4	H: 1 LOB: 2 BB: 1 P: 9	R: 1 E: 0 K: 0 S: 5	H: 2 LOB: 1 BB: 0 P: 5	R: 0 E: 0 K: 2 S: 8	H: 1 LOB: 1 BB: 0 P: 8
	R: 0 E: 0 K: 0 S: 4	H: 1 LOB: 1 BB: 0 P: 5	R: 0 E: 0 K: 0 S: 4	H: 1 LOB: 2 BB: 0 P: 5	R: 0 E: 0 K: 0 S: 3	H: 0 LOB: 0 BB: 0 P: 3	R: 0 E: 0 K: 1 S: 8	H: 2 LOB: 3 BB: 0 P: 8		

	1B: 5	SF: 0	WP: 1	PA: 40
	2B: 3	SAC: 0	PB: 0	
	3B: 1	DP: 0	SB: 0	
	HR: 0	HBP: 2	CS: 0	

PITCHER		IP	WLS	BF	H	R	ER	SO	BB	IBB	HBP	BLK	WP	HR	S	P	ERA	WHIP
67 Chandler Shepherd, R ERA:	(1, 1)	2.0		7	1	0	0	2	0	0	0	0	0	0	11	11	0.00	0.500
29 Roenis Elías, L ERA:	(3, 1)	1.0		6	1	1	0	0	1	0	1	2	0	0	4	9	0.00	2.000
79 Ty Buttrey, R ERA: 4.5	(4, 1)	1.0	B	5	2	1	1	0	0	0	0	0	0	0	5	5	9.00	2.000
51 Teddy Stankiewicz, R ERA:	(5, 1)	3.0		13	3	0	0	2	0	0	1	0	1	0	16	18	0.00	1.000
81 Dedgar Jimenez, L ERA:	(8, 1)	2.0	W	9	2	0	0	1	0	0	0	0	0	0	11	11	0.00	1.000

PITCHER		IP	WLS	BF	H	R	ER	SO	BB	IBB	HBP	BLK	WP	HR	S	P	ERA	WHIP

Minnesota Twins @ Houston Astros

ITTEAM Ballpark of the Palm Beaches, West Palm Beach, FL

Wed Feb 28 2018, 1:06 PM - 4:04 PM EST

Att. 2,292 - Partly Cloudy - 81 F

livebaseballscorecards.com

TOP

Batter	1	2	3	4	5	6	7	8	9	AB	R	H	RBI	BB	SO	LOB
8 Zack Granite, L (1, 8)	L4		SH 16 2B; 1-2	F8		BBB 4-0 36 BB; 1-2 2-3 3-H		CCC 0-3 K		2	1	0	1	1	0	3
24 James Ramsey, L (8, PH) (8, 8)										1	0	0	0	0	1	0
16 Ehire Adrianza, S (1, 4) OBP: 0.357, SLG: 0.417	CCC 0-3 K		0-0 36 G3-1; 1-H 2-H 2B		0-0 5 BB 1B	0-0 F9			SSS 0-3 K	4	0	2	2	0	1	3
17 Travis Blankenhorn, L (6, 4)										1	0	0	0	0	1	0
36 Robbie Grossman, S (1, 7)	G4-3		G3-1; 2-3		SSS 0-3 K	BBB 4-0 1-2 2-3 3-H BB			BBB 4-0 BB	3	0	0	1	1	1	2
62 Jordan Pacheco, R (6, 7)										0	0	0	0	1	0	0
5 Eduardo Escobar, S (1, 5) OBP: 0.250, SLG: 0.364		SSS 0-3 K	P4		BBB 4-0 30 G6-4-3; 1-2 BB	F9			P5	3	0	0	0	1	1	4
40 Gregorio Petit, R (6, 5) OBP: 0.100, SLG: 0.111										1	0	0	0	0	0	1
30 Kennys Vargas, S (1, 3) OBP: 0.500, SLG: 0.444		CCC 0-3 K		64 FC3-6 1B	G6-4-3; 1-2f		CCC 0-3 K		SSS 0-3 K	3	0	1	0	0	1	2
46 Bobby Wilson, R (6, 3)										2	0	0	0	0	2	1
64 Nick Buss, L (1, 10) OBP: 0.333, SLG: 0.444		0 1B 2B		FC3-6 73 BB 0 1B; 1-2f		23 BB 0 E 8 BB 1B	L7			4	1	2	0	0	0	1
0 Erick Aybar, S (1, 6) OBP: 0.667, SLG: 0.667		2-H 1B		73 BB; 1-2 1B		FC1 8 BB 23 BB 36 BB; 1-2	L5			3	1	2	0	0	0	1
38 Taylor Featherston, R (6, 6) OBP: 0.200, SLG: 0.300										1	0	0	0	0	0	0
23 Mitch Garver, R (1, 2) OBP: 0.300, SLG: 0.500			F8	L5		BBB 4-0 36 BB 8 BB; 1-2 2-3 BB			P5	2	0	0	0	1	0	2
79 Brian Navarreto, R (6, 2)										1	0	0	0	0	0	0
72 Ryan LaMarre, R (1, 9) OBP: 0.500, SLG: 0.444			E5 8 SH 16 2B	BBB 4-0 1-2 2-3 BB		F4			G3-1	1	1	0	0	0	0	0
73 LaMonte Wade Jr., L (4, PH) (4, 9) OBP: 0.500, SLG: 0.667										2	0	0	0	1	0	3

	AB	34
	R	4
	H	7
	RBI	4
	BB	6
	SO	8
	LOB	23

Inning Stats																						
	R: 0	H: 0	R: 0	H: 2	R: 2	H: 1	R: 0	H: 2	R: 0	H: 1	R: 2	H: 1	R: 0	H: 0	R: 0	H: 0	R: 0	H: 0	1B: 5	SF: 0	WP: 0	PA: 41
	E: 0	LOB: 0	E: 0	LOB: 2	E: 2	LOB: 1	E: 0	LOB: 3	E: 0	LOB: 1	E: 1	LOB: 3	E: 0	LOB: 0	E: 0	LOB: 1	E: 0	LOB: 1	2B: 2	SAC: 1	PB: 0	
	K: 1	BB: 0	K: 2	BB: 0	K: 0	BB: 1	K: 0	BB: 1	K: 1	BB: 1	K: 0	BB: 3	K: 1	BB: 0	K: 1	BB: 0	K: 2	BB: 1	3B: 0	DP: 1	SB: 0	
	S: 5	P: 5	S: 8	P: 8	S: 6	P: 6	S: 5	P: 9	S: 5	P: 9	S: 5	P: 17	S: 5	P: 5	S: 5	P: 5	S: 7	P: 11	HR: 0	HBP: 0	CS: 0	

PITCHER		IP	WLS	BF	H	R	ER	SO	BB	IBB	HBP	BLK	WP	HR	S	P	ERA	WHIP
43 Lance McCullers Jr., R	(1, 1)	2.0		7	2	0	0	3	0	0	0	0	0	0	13	13	0.00	1.000
ERA:																		
38 Joe Smith, R	(3, 1)	1.0		6	1	2	0	0	0	0	0	0	0	0	6	6	0.00	1.000
ERA:																		
72 Framber Valdez, L	(4, 1)	2.0		10	3	0	0	1	2	0	0	0	0	0	10	18	0.00	2.500
ERA:																		
52 Buddy Boshers, L	(6, 1)	0.1	L	4	1	2	0	0	1	0	0	0	0	0	3	7	0.00	6.000
ERA:																		
63 David Paulino, R	(6, 1)	2.2		10	0	0	0	2	2	0	0	0	0	0	12	20	0.00	0.750
ERA:																		

PITCHER		IP	WLS	BF	H	R	ER	SO	BB	IBB	HBP	BLK	WP	HR	S	P	ERA	WHIP
71 Matt Ramsey, R	(9, 1)	1.0		4	0	0	0	2	1	0	0	0	0	0	7	11	0.00	1.000
ERA: 6.75																		

BOTTOM

Minnesota Twins @ Houston Astros

MINUTEMAID Ballpark of the Palm Beaches, West Palm Beach, FL

Wed Feb 28 2018, 1:06 PM - 4:04 PM EST
Att. 2,292 - Partly Cloudy - 81 F

livebaseballscorecards.com

Batter	1	2	3	4	5	6	7	8	9	AB	R	H	RBI	BB	SO	LOB
4 George Springer, R (1, 8) OBP: 0.500, SLG: 0.875 78 Drew Ferguson, R (5, 8)	0-0 27 1B 1 FC3-2 2B		0-0 27 1B 22 G5-3 1 1B	SSS 0-3 ③ K			BBBB 4-0 75 G4-6-3 BB			3 0	1 0	2 0	0 0	0 1	1 0	1 0
22 Josh Reddick, L (1, 9) OBP: 0.400, SLG: 0.250 75 Alejandro Garcia, R (5, PR) OBP: 0.111, SLG: 0.111 (6, 9)	0-0 ① F7		0-0 ② G5-3 1-2		0-0 27 1B 1B		0-0 ①② G4-6-3 1-2f			3 1	0 0	1 0	0 0	0 0	0 0	2 1
27 Jose Altuve, R (1, 4) OBP: 0.500, SLG: 0.500 81 Nick Tanielu, R (5, PR) OBP: 0.250, SLG: 0.250 (6, 4)	0-0 1 FC3-2 2-3 1B		0-0 1 1B 2-3 1B		0-0 1-2 1B		0-0 ③ P6			3 1	0 0	3 0	0 0	0 0	0 0	0 0
1 Carlos Correa, R (1, 6) OBP: 0.375, SLG: 0.286 76 Jack Mayfield, R (6, 6)	0-0 ②③ FC3-2 1-3 3-H		0-0 1-2 3-H 1B		BFFS 1-3 ① K			0-0 ① F8		3 1	0 0	1 0	1 0	0 0	1 0	4 0
9 Marwin Gonzalez, S (1, 7) OBP: 0.375, SLG: 0.500 18 Tony Kemp, L (6, 7)		0-0 ① F7	0-0 ③ F7		0-0 ② F7			0-0 ② G4-3		3 1	0 0	0 0	0 0	0 0	0 0	4 0
2 Alex Bregman, R (1, 5) OBP: 0.182, SLG: 0.455 92 Alex De Goti, R (6, 5) OBP: 0.200, SLG: 0.400	0-0 ② F7		BBBCX 3-1 HR	0-0 ③ L6				0-0 ③ P4		3 1	1 0	1 0	1 0	0 0	0 0	2 0
16 Brian McCann, L (1, 10) 74 Jon Kemmer, L (9, PH)	BBBB 4-0 44 PB BB		SSS 0-3 ① K		X 0-0 ① G5-3				CCC 0-3 ① K	2 1	0 0	0 0	0 0	1 1	1 0	0 0
44 Tim Federowicz, R (1, 2) OBP: 0.333, SLG: 0.250 80 Jamie Ritchie, R (6, 2) OBP: 0.400, SLG: 0.400	BX 1-0 ③ P2 1-2		BBBB 4-0 BB		SSS 0-3 ② K				X 0-0 ② L9	1 2	0 0	0 0	0 0	1 1	0 0	1 0
23 AJ Reed, L (1, 3) OBP: 0.231, SLG: 0.091			SSS 0-3 ① K	X 0-0 ② F9		SSS 0-3 ③ K			SSS 0-3 ③ K	4	0	0	0	0	3	1

	AB	33
	R	2
	H	8
	RBI	2
	BB	3
	SO	8
	LOB	16

Inning Stats	1	2	3	4	5	6	7	8	9
	R: 0 E: 0 K: 0 S: 4	H: 2 LOB: 1 BB: 0 P: 4	R: 0 E: 0 K: 0 S: 3	H: 0 LOB: 1 BB: 1 P: 8	R: 1 E: 0 K: 1 S: 8	H: 3 LOB: 2 BB: 0 P: 8	R: 1 E: 0 K: 2 S: 9	H: 1 LOB: 1 BB: 1 P: 16	R: 0 E: 0 K: 1 S: 7	H: 2 LOB: 2 BB: 0 P: 8
	R: 0 E: 0 K: 2 S: 7	H: 0 LOB: 0 BB: 0 P: 7	R: 0 E: 0 K: 0 S: 2	H: 0 LOB: 0 BB: 1 P: 6	R: 0 E: 0 K: 0 S: 3	H: 0 LOB: 0 BB: 0 P: 3	R: 0 E: 0 K: 2 S: 7	H: 0 LOB: 0 BB: 0 P: 7		

	1B: 6	SF: 0	WP: 0	PA: 36
	2B: 2	SAC: 0	PB: 1	
	3B: 0	DP: 2	SB: 0	
	HR: 1	HBP: 0	CS: 0	

PITCHER		IP	WLS	BF	H	R	ER	SO	BB	IBB	HBP	BLK	WP	HR	S	P	ERA	WHIP
59 Stephen Gonsalves, L ERA: 3.38	(1, 1)	2.2		12	4	1	1	1	1	0	0	0	0	0	13	18	3.38	1.875
66 Matt Magill, R ERA:	(3, 1)	0.1	H	2	1	0	0	0	0	0	0	0	0	0	2	2	0.00	3.000
53 Michael Kohn, R ERA: 13.5	(4, 1)	1.0	B	7	3	1	1	2	1	0	0	0	0	1	11	18	9.00	4.000
60 Nick Anderson, R ERA:	(5, 1)	1.0	W	3	0	0	0	1	0	0	0	0	0	0	5	6	0.00	0.000
57 Ryan Pressly, R ERA: 5.4	(6, 1)	1.0	H	3	0	0	0	2	0	0	0	0	0	0	7	7	0.00	0.000

PITCHER		IP	WLS	BF	H	R	ER	SO	BB	IBB	HBP	BLK	WP	HR	S	P	ERA	WHIP
77 Fernando Romero, R ERA:	(7, 1)	2.0	H	6	0	0	0	0	1	0	0	0	0	0	5	9	0.00	0.500
52 Zack Littell, R ERA:	(9, 1)	1.0	S	3	0	0	0	2	0	0	0	0	0	0	7	7	0.00	0.000

Tampa Bay Rays @ Minnesota Twins

CenturyLink Sports Complex, Fort Myers, FL

Wed Feb 28 2018, 1:05 PM - 3:33 PM EST

Att. 3,689 - Sunny - 83 F

TOP

livebaseballscorecards.com

Batter	1	2	3	4	5	6	7	8	9	AB	R	H	RBI	BB	SO	LOB
7 Micah Johnson, L (1, 8) OBP: 0.600, SLG: 0.714	0-0 14 F9 21 1B 1 1B 1B		0-0 ① G4-3	CCC 0-3 ③ K			0-0 76 G3 1B	CCC 0-3 ③ K		3	1	1	0	0	1	1
75 Joe McCarthy, L (5, 8) OBP: 0.625, SLG: 1.167										2	0	1	0	0	1	2
21 Christian Arroyo, R (1, 6) OBP: 0.444, SLG: 0.444	0-0 1 1B 1-2 1B		0-0 44 WP 1B		0-0 1B		0-0 ① L4		0-0 ① F9	3	0	3	0	0	0	0
84 Jermaine Palacios, R (5, 6)										2	0	0	0	0	0	1
44 C.J. Cron, R (1, 3) OBP: 0.333, SLG: 0.778	0-0 ① F7		BSSS 1-3 ② K 1-2		0-0 ① F8		0-0 ② G3 1-2		0-0 ② P5	3	0	0	0	0	1	4
76 Johnny Monell, L (5, 3) OBP: 0.333, SLG: 0.500										2	0	0	0	0	0	1
14 Ryan Schimpf, L (1, 5)	0-0 ② F9 2-3		BBBB 4-0 BB		SSS 0-3 ② K		0-0 ③ F7		BBBB 4-0 BB	3	0	0	0	1	1	4
73 Kean Wong, L (7, 5)										0	0	0	0	1	0	0
1 Willy Adames, R (1, 10) OBP: 0.400, SLG: 0.750	0-0 1-2 3-H 1B		0-0 ③ G6-3		CCC 0-3 ③ K			0-0 89 FC4-6 31 1B 71 1B 1B	0-0 ③ G3	3	0	1	1	0	1	3
72 Nick Ciuffo, L (8, PH) OBP: 0.600, SLG: 0.500										2	1	1	0	0	0	1
(8, 10)																
45 Jesús Sucre, R (1, 2) OBP: 0.143, SLG: 0.143	0-0 ③ P3			0-0 ① P4		0-0 ① P3		0-0 89 FC4-6 1-2 1B		2	0	0	0	0	0	2
31 Adam Moore, R (4, 2) OBP: 0.286, SLG: 0.286										2	0	1	0	0	0	0
80 Roberto Alvarez, R (9, 2)										0	0	0	0	0	0	0
28 Daniel Robertson, R (1, 7) OBP: 0.400, SLG: 0.143		0-0 ① G4-3		BBBB 4-0 17 1B 85 G5-3 BB		0-0 85 G5-3 17 BB 1B		0-0 ① FC4-6 71 1B 1-2f 2-3		2	1	1	0	1	0	0
89 Jesús Sánchez, L (6, 7) OBP: 0.600, SLG: 1.200										1	0	0	0	0	0	2
17 Jason Coats, R (1, 9) OBP: 0.500, SLG: 0.778		SSS 0-3 ② K		0-0 85 G5-3 1-3 1B		BBBB 4-0 1-2 BB		0-0 1-2 3-H 1B		2	0	1	0	1	1	0
71 Justin Williams, L (6, 9) OBP: 0.375, SLG: 0.286										1	0	1	1	0	0	0
85 Nick Solak, R (1, 4)		0-0 ③ G6-3		0-0 ② G5-3 1-2 3-H		0-0 ②③ G5-3 2-3f		0-0 ② F7		3	0	0	1	0	0	3
77 Andrew Velazquez, S (6, 4) OBP: 0.333, SLG: 0.200										1	0	0	0	0	0	2

	AB	37
	R	3
	H	11
	RBI	3
	BB	4
	SO	6
	LOB	26

Inning Stats																												
	R: 1	H: 3	R: 0	H: 0	R: 0	H: 1	R: 1	H: 1	R: 0	H: 1	R: 0	H: 1	R: 0	H: 1	R: 1	H: 3	R: 0	H: 0	1B: 11	SF: 0	WP: 1	PA: 41
	E: 0	LOB: 2	E: 0	LOB: 0	E: 0	LOB: 2	E: 0	LOB: 1	E: 0	LOB: 1	E: 0	LOB: 1	E: 0	LOB: 1	E: 0	LOB: 2	E: 0	LOB: 1	2B: 0	SAC: 0	PB: 0	
	K: 0	BB: 0	K: 1	BB: 0	K: 1	BB: 1	K: 1	BB: 1	K: 2	BB: 0	K: 0	BB: 1	K: 0	BB: 0	K: 1	BB: 0	K: 0	BB: 1	3B: 0	DP: 1	SB: 0	
	S: 6	P: 6	S: 5	P: 5	S: 6	P: 11	S: 6	P: 10	S: 8	P: 8	S: 3	P: 7	S: 4	P: 4	S: 8	P: 8	S: 3	P: 7	HR: 0	HBP: 0	CS: 0	

PITCHER		IP	WLS	BF	H	R	ER	SO	BB	IBB	HBP	BLK	WP	HR	S	P	ERA	WHIP
50 Aaron Slegers, R ERA: 1.8	(1, 1)	3.0	L	14	4	1	1	2	1	0	0	0	1	0	17	22	3.00	1.667
56 Fernando Rodney, R ERA: 9.0	(4, 1)	1.0		5	1	1	1	1	1	0	0	0	0	0	6	10	9.00	2.000
43 Addison Reed, R ERA:	(5, 1)	1.0		4	1	0	0	2	0	0	0	0	0	0	8	8	0.00	1.000
32 Zach Duke, L ERA:	(6, 1)	1.0		4	1	0	0	0	1	0	0	0	0	0	3	7	0.00	2.000
47 Dietrich Enns, L ERA: 9.82	(7, 1)	2.0		10	4	1	1	1	0	0	0	0	0	0	12	12	4.50	2.000

PITCHER		IP	WLS	BF	H	R	ER	SO	BB	IBB	HBP	BLK	WP	HR	S	P	ERA	WHIP
67 Hector Lujan, R ERA:	(9, 1)	1.0		4	0	0	0	0	1	0	0	0	0	0	3	7	0.00	1.000

Batter	1	2	3	4	5	6	7	8	9	AB	R	H	RBI	BB	SO	LOB
2 Brian Dozier, R (1, 4) OBP: 0.400, SLG: 0.500	P3		G5-3			K			G6-3	2	0	0	0	0	0	0
91 Nelson Molina, L (6, 4)										2	0	0	0	0	1	0
7 Joe Mauer, L (1, 3)	G4-3			G3		K			K2-3	2	0	0	0	0	0	0
11 Lewin Díaz, L (6, 3)										2	0	0	0	0	2	0
11 Jorge Polanco, S (1, 6) OBP: 0.091, SLG: 0.091	L5			K			G6-3			2	0	0	0	0	1	0
37 Sean Miller, R (6, 6) OBP: 0.286, SLG: 0.333										1	0	0	0	0	0	0
22 Miguel Sanó, R (1, 5)		F7		F9			G4-3			2	0	0	0	0	0	0
33 Ryan Walker, L (6, 5)										1	0	0	0	0	0	0
20 Eddie Rosario, L (1, 7) OBP: 0.250, SLG: 0.250		L8			K		G5-3			2	0	0	0	0	1	0
16 Chris Paul, R (6, 7) OBP: 0.400, SLG: 0.250										1	0	0	0	0	0	0
25 Byron Buxton, R (1, 8) OBP: 0.364, SLG: 0.727		1B			HR			K		2	1	2	1	0	0	0
20 Tanner English, R (6, 8)										1	0	0	0	0	1	0
26 Max Kepler, L (1, 9) OBP: 0.300, SLG: 0.222	K				K			K		2	0	0	0	0	2	1
27 Edgar Corcino, R (6, 9)										1	0	0	0	0	1	0
24 Chris Heisey, R (1, 10)			BB		P2			K		2	0	0	0	1	1	0
15 Jason Castro, L (1, 2) OBP: 0.250, SLG: 0.250			G5-6-3			G1			G5-3	2	0	0	0	0	0	1
78 Willians Astudillo, R (7, 2) OBP: 0.333, SLG: 0.333										1	0	0	0	0	0	0
Inning Stats	R: 0 E: 0 K: 0 S: 3 H: 0 LOB: 0 BB: 0 P: 3	R: 0 E: 0 K: 1 S: 6 H: 1 LOB: 1 BB: 0 P: 6	R: 0 E: 0 K: 0 S: 2 H: 0 LOB: 0 BB: 1 P: 6	R: 0 E: 0 K: 1 S: 5 H: 0 LOB: 0 BB: 0 P: 5	R: 1 E: 0 K: 2 S: 9 H: 1 LOB: 0 BB: 0 P: 11	R: 0 E: 0 K: 2 S: 7 H: 0 LOB: 0 BB: 0 P: 7	R: 0 E: 0 K: 0 S: 3 H: 0 LOB: 0 BB: 0 P: 3	R: 0 E: 0 K: 3 S: 9 H: 0 LOB: 0 BB: 0 P: 9	R: 0 E: 0 K: 1 S: 5 H: 0 LOB: 0 BB: 0 P: 5	1B: 1 2B: 0 3B: 0 HR: 1	SF: 0 SAC: 0 DP: 1 HBP: 0					

BOTTOM

Tampa Bay Rays @ Minnesota Twins

CenturyLink Sports Complex, Fort Myers, FL

Wed Feb 28 2018, 1:05 PM - 3:33 PM EST

Att. 3,689 - Sunny - 83 F

livebaseballscorecards.com

AB	28
R	1
H	2
RBI	1
BB	1
SO	10
LOB	2

WP: 0 PA: 29
PB: 0
SB: 0
CS: 0

PITCHER		IP	WLS	BF	H	R	ER	SO	BB	IBB	HBP	BLK	WP	HR	S	P	ERA	WHIP
48 Ryan Yarbrough, L ERA:	(1, 1)	2.0	W	7	1	0	0	1	0	0	0	0	0	0	9	9	0.00	0.500
72 Yonny Chirinos, R ERA:	(3, 1)	1.2	H	5	0	0	0	1	1	0	0	0	0	0	6	10	0.00	0.600
35 Matt Andriese, R ERA: 3.86	(4, 1)	1.1	H	5	1	1	1	2	0	0	0	0	0	1	10	12	6.75	0.750
52 Chaz Roe, R ERA: 4.5	(6, 1)	1.0	H	3	0	0	0	2	0	0	0	0	0	0	7	7	0.00	0.000
65 José Mujica, R ERA:	(7, 1)	1.0	H	3	0	0	0	0	0	0	0	0	0	0	3	3	0.00	0.000

PITCHER		IP	WLS	BF	H	R	ER	SO	BB	IBB	HBP	BLK	WP	HR	S	P	ERA	WHIP
38 Vidal Nuño, L ERA: 3.38	(8, 1)	1.0	H	3	0	0	0	3	0	0	0	0	0	0	5	5	0.00	0.000
68 Forrest Snow, R ERA:	(9, 1)	1.0	S	3	0	0	0	1	0	0	0	0	0	0	9	9	0.00	0.000

Minnesota Twins @ St. Louis Cardinals

Roger Dean Chevrolet Stadium, Jupiter, FL

Thu Mar 01 2018, 1:10 PM - 3:49 PM EST

Att. 4,352 - Sunny - 84 F

TOP

livebaseballscorecards.com

Batter	1	2	3	4	5	6	7	8	9	AB	R	H	RBI	BB	SO	LOB
8 Zack Granite, L (1, 8) OBP: 0.231, SLG: 0.182 40 Gregorio Petit, R (5, 7) OBP: 0.167, SLG: 0.182	0-0 36 G4-6-3 2B	0-0 P5		4-0 0 G6-3 BB		0-0 38 G6-4-3 1-2 1B			0-0 G5-3	2 0 1 0 1 0 2 2 0 1 0 0 0 0						
0 Erick Aybar, S (1, 4) OBP: 0.556, SLG: 0.500 38 Taylor Featherston, R (5, 5) OBP: 0.250, SLG: 0.333	4-0 36 G4-6-3 BB		0-0 G6-3	0-0 G6-3 1-2f		0-0 G6-4-3 1-2f			0-0 27 G6-4-3 1B	2 0 0 0 1 0 3 2 0 1 0 0 0 2						
36 Robbie Grossman, S (1, 10) 16 Chris Paul, R (5, PR) OBP: 0.333, SLG: 0.200 (5, 10) 27 Edgar Corcino, R (9, PH) (9, 10)	0-0 G4-6-3 1-2f 2-3	0-2 K			4-0 16 HR BB		0-3 K		0-0 G6-4-3 1-2f	2 0 0 0 1 1 2 1 1 0 0 0 1 0 1 0 0 0 0 0 1						
5 Eduardo Escobar, S (1, 6) OBP: 0.333, SLG: 0.462 81 Wynston Sawyer, R (5, 3) OBP: 0.600, SLG: 0.500	4-0 BB	0-0 2B			0-0 F8		0-3 33 WP 1B			2 0 1 0 1 0 1 1 0 1 0 0 0 0						
30 Kennys Vargas, S (1, 3) OBP: 0.400, SLG: 0.333 33 Ryan Walker, L (5, 4)	0-3 K		0-0 G4-3		0-3 K		0-3 K 1-2			3 0 0 0 0 2 4 1 0 0 0 0 1 1						
16 Ehire Adrianza, S (1, 5) OBP: 0.412, SLG: 0.667 20 Tanner English, R (5, 8)		0-0 73 BB 1B		0-0 F8	0-0 1-H HR		0-3 K			3 1 2 2 0 0 0 1 0 0 0 0 1 1						
64 Nick Buss, L (1, 7) OBP: 0.333, SLG: 0.417 91 Nelson Molina, L (5, 6)	0-3 K			0-0 73 1B 46 2B 1B	0-0 L4			0-3 K		3 1 1 0 0 1 2 1 0 0 0 0 1 0						
73 LaMonte Wade Jr., L (1, 9) OBP: 0.615, SLG: 0.700 24 James Ramsey, L (6, 9)	4-0 1-2 BB			0-0 46 2B 1-2 1B		4-0 40 1B BB		0-0 G1-3		1 0 1 0 2 0 0 1 0 0 0 0 0 0						
46 Bobby Wilson, R (1, 2) OBP: 0.100, SLG: 0.200 79 Brian Navarreto, R (6, PH) (6, 2)	0-3 K			0-0 1-3 2-H 2B		0-0 F9		0-0 G6-3		2 0 1 1 0 1 2 2 0 0 0 0 0 1						

Inning Stats																						
	R: 0	H: 1	R: 0	H: 1	R: 0	H: 1	R: 1	H: 3	R: 2	H: 1	R: 0	H: 1	R: 0	H: 1	R: 0	H: 0	R: 0	H: 1	1B: 6	SF: 0	WP: 1	PA: 39
	E: 0	LOB: 2	E: 0	LOB: 2	E: 0	LOB: 1	E: 0	LOB: 2	E: 0	LOB: 1	E: 0	LOB: 1	E: 0	LOB: 1	E: 0	LOB: 0	E: 0	LOB: 0	2B: 3	SAC: 0	PB: 0	
	K: 1	BB: 2	K: 2	BB: 1	K: 1	BB: 0	K: 0	BB: 1	K: 1	BB: 1	K: 0	BB: 1	K: 3	BB: 0	K: 1	BB: 0	K: 0	BB: 0	3B: 0	DP: 4	SB: 0	
	S: 5	P: 13	S: 8	P: 12	S: 6	P: 6	S: 5	P: 9	S: 6	P: 10	S: 3	P: 7	S: 10	P: 10	S: 5	P: 5	S: 3	P: 3	HR: 1	HBP: 0	CS: 0	

PITCHER		IP	WLS	BF	H	R	ER	SO	BB	IBB	HBP	BLK	WP	HR	S	P	ERA	WHIP
50 Adam Wainwright, R (1, 1) ERA:		2.0		10	2	0	0	3	3	0	0	0	0	0	13	25	0.00	2.500
88 Ryan Helsley, R (3, 1) ERA: 7.36		2.0	H	10	4	1	1	1	1	0	0	0	0	0	11	15	4.50	2.500
70 Tyler Lyons, L (5, 1) ERA: 18.0		1.0	B	5	1	2	2	1	1	0	0	0	0	1	6	10	18.00	2.000
77 Josh Lucas, R (6, 1) ERA:		2.0		8	2	0	0	3	1	0	0	0	1	0	13	17	0.00	1.500
90 Conner Greene, R (8, 1) ERA: 10.13		1.0		3	0	0	0	1	0	0	0	0	0	0	5	5	0.00	0.000

PITCHER		IP	WLS	BF	H	R	ER	SO	BB	IBB	HBP	BLK	WP	HR	S	P	ERA	WHIP
65 Ryan Sherriff, L (9, 1) ERA:		1.0		3	1	0	0	0	0	0	0	0	0	0	3	3	0.00	1.000

AB	33
R	3
H	10
RBI	3
BB	6
SO	9
LOB	22

BOTTOM

Batter	1	2	3	4	5	6	7	8	9	AB	R	H	RBI	BB	SO	LOB
25 Dexter Fowler, S (1, 9) OBP: 0.375, SLG: 0.333	F8		G5-3		BB			80 WP 38 2B 1B		2	0	0	0	1	0	0
75 Adolis García, R (6, 9) OBP: 0.563, SLG: 0.769										1	1	1	0	0	0	0
3 Jedd Gyorko, R (1, 5)	G6-3		F7		F9			38 2B 40 FC6-2 1-2 BB		2	0	0	0	0	0	0
80 Edmundo Sosa, R (5, 5) OBP: 0.444, SLG: 0.200										1	0	0	0	1	0	2
4 Yadier Molina, R (1, 2) OBP: 0.143, SLG: 0.571	G6-3		K			P6		B5		3	0	0	0	0	1	0
61 Steven Baron, R (7, 2)										1	0	0	0	0	0	2
23 Marcell Ozuna, R (1, 10) OBP: 0.273, SLG: 0.667		HR		78 G6-3 BB		K		40 FC6-2 78 CS 1-3 2-H 2B		2	1	1	1	1	1	0
95 Jeremy Martinez, R (8, PH)										0	0	0	0	0	0	0
(9, 10)																
40 Luke Voit, R (1, 3) OBP: 0.474, SLG: 0.529		41 G4-6-3 78 1B 74 1B 1B		F9		G5-3		FC6-2 2-3 3-H		4	1	1	0	0	0	3
73 Patrick Wisdom, R (9, 3) OBP: 0.133, SLG: 0.200										0	0	0	0	0	0	0
78 Randy Arozarena, R (1, 7) OBP: 0.412, SLG: 0.563		41 G4-6-3 1-2 1B		G6-3 1-2f			82 FC4-6 1B	CS 3-H	F8	4	0	2	0	0	0	1
41 Breyvic Valera, S (1, 4) OBP: 0.286, SLG: 0.167		G4-6-3 1-2f 2-3			P5		FC4-6 74 BB 1-2f		G5-3	2	0	0	0	0	0	2
82 Tommy Edman, S (6, 4)										1	0	0	0	0	0	1
34 Yairo Muñoz, R (9, PH) OBP: 0.438, SLG: 0.875										1	0	0	0	0	0	0
74 Óscar Mercado, R (1, 8) OBP: 0.500, SLG: 0.417		3-H 1B			54 S 1B		54 G5-4-3 1-2 BB		1B	3	0	3	1	1	0	0
54 Alex Mejia, R (1, 6) OBP: 0.333, SLG: 0.417		F7			P5 1-2		G5-4-3 1-2f		F8	3	0	0	0	0	0	4
93 Andrew Knizner, R (9, PH) OBP: 0.636, SLG: 1.167										1	0	0	0	0	0	1

Inning Stats	1	2	3	4	5	6	7	8	9
	R: 0 H: 0 E: 0 LOB: 0 K: 0 BB: 0 S: 3 P: 3	R: 2 H: 4 E: 0 LOB: 1 K: 0 BB: 0 S: 6 P: 8	R: 0 H: 0 E: 0 LOB: 0 K: 1 BB: 0 S: 5 P: 5	R: 0 H: 0 E: 0 LOB: 0 K: 0 BB: 1 S: 2 P: 6	R: 0 H: 1 E: 0 LOB: 2 K: 0 BB: 1 S: 5 P: 9	R: 0 H: 0 E: 0 LOB: 0 K: 1 BB: 0 S: 5 P: 5	R: 0 H: 1 E: 0 LOB: 1 K: 0 BB: 1 S: 3 P: 7	R: 1 H: 2 E: 0 LOB: 1 K: 0 BB: 1 S: 5 P: 10	R: 0 H: 1 E: 0 LOB: 1 K: 0 BB: 0 S: 4 P: 4

1B: 7 SF: 0
2B: 1 SAC: 0
3B: 0 DP: 3
HR: 1 HBP: 0

WP: 1 PA: 37
PB: 0
SB: 1
CS: 1

PITCHER		IP	WLS	BF	H	R	ER	SO	BB	IBB	HBP	BLK	WP	HR	S	P	ERA	WHIP
49 Adalberto Mejía, L ERA: 3.6	(1, 1)	3.0		12	4	2	2	1	0	0	0	0	0	1	14	16	6.00	1.333
67 Alan Busenitz, R ERA: 3.38	(4, 1)	1.0		3	0	0	0	0	1	0	0	0	0	0	2	6	0.00	1.000
66 Myles Jaye, R ERA: 2.25	(5, 1)	2.0	H	8	1	0	0	1	1	0	0	0	0	0	10	14	0.00	1.000
61 Tyler Kinley, R ERA: 6.0	(7, 1)	1.1	B	8	3	1	0	0	2	0	0	0	1	0	7	15	0.00	3.750
22 DJ Baxendale, R ERA:	(8, 1)	0.2		1	0	0	0	0	0	0	0	0	0	0	1	2	0.00	0.000

PITCHER		IP	WLS	BF	H	R	ER	SO	BB	IBB	HBP	BLK	WP	HR	S	P	ERA	WHIP
27 John Curtiss, R ERA: 3.0	(9, 1)	1.0		4	1	0	0	0	0	0	0	0	0	0	4	4	0.00	1.000

Minnesota Twins @ St. Louis Cardinals

Roger Dean Chevrolet Stadium, Jupiter, FL

Thu Mar 01 2018, 1:10 PM - 3:49 PM EST

Att. 4,352 - Sunny - 84 F

livebaseballscorecards.com

AB	31
R	3
H	8
RBI	2
BB	4
SO	2
LOB	16

Toronto Blue Jays @ Minnesota Twins

CenturyLink Sports Complex, Fort Myers, FL

Fri Mar 02 2018, 1:08 PM - 3:36 PM EST

Att. 7,408 - Sunny - 84 F

TOP

livebaseballscorecards.com

Batter	1	2	3	4	5	6	7	8	9	AB	R	H	RBI	BB	SO	LOB
23 Dalton Pompey, S (1, 7) OBP: 0.222, SLG: 0.250	C X 0-1 E6 7 S	S S S 0-3 ② K	B X 1-0 ③ G6-3 1-2	X 0-0 F7						3	0	0	0	0	1	2
65 Kacy Clemens, L (5, 3)										1	0	0	0	0	0	0
7 Richard Urena, S (1, 6) OBP: 0.167, SLG: 0.091	B X 1-0 ① P6 1-2	S S S 0-3 ③ K	X 0-0 ① G4-3	X 0-0 3B						3	0	0	0	0	1	2
56 Cavan Biggio, L (6, 4) OBP: 0.500, SLG: 1.500										1	0	1	0	0	0	0
30 Anthony Alford, R (1, 8) OBP: 0.333, SLG: 0.786	S S S 0-3 ② K2-3		X 0-0 13 S 1B	X 0-0 ② F8				C C C 0-3 ③ K		3	0	1	0	0	1	1
(5, 9)																
88 Kevin Smith, R (6, 5)										1	0	0	0	0	1	1
37 Teoscar Hernández, R (1, 9) OBP: 0.167, SLG: 0.250	S S S 0-3 ③ K		C C C 0-3 ① K	X 0-0 ③ F7					S S S 0-3 ① K2-3	3	0	0	0	0	2	2
(5, 8)																
89 Reggie Pruitt, R (6, 7)										1	0	0	0	0	1	0
13 Lourdes Gurriel Jr., R (1, 4) OBP: 0.231, SLG: 0.231		X 0-0 ① L7	C S S 0-3 ② K 1-2				X 0-0 ① G5-3		X 0-0 49 2B 2B	3	0	0	0	0	1	1
(6, 6)																
84 Kevin Vicuña, R (7, 6) OBP: 0.500, SLG: 1.000										1	1	1	0	0	0	0
9 Danny Jansen, R (1, 2) OBP: 0.125, SLG: 0.143		X 0-0 ② F8		X 0-0 ③ F8			S S S 0-3 ② K		X 0-0 78 1B 39 FC1-2 2-H 2B	2	0	0	0	0	0	1
49 Max Pentecost, R (5, 2) OBP: 0.273, SLG: 0.222										2	0	1	1	0	1	0
27 Dwight Smith Jr., L (1, 10) OBP: 0.182, SLG: 0.455		X 0-0 ③ F7			X 0-0 ① F7		X 0-0 2B		X 0-0 39 FC1-2 2-3 1B	2	0	0	0	0	0	0
78 Nash Knight, S (7, PH) OBP: 0.500, SLG: 0.750										2	0	2	0	0	0	0
(7, 10)																
64 Jason Leblebijian, R (1, 3) OBP: 0.375, SLG: 0.571			X 0-0 ① F9		B B B B 4-0 23 S BB		S S S 0-3 ③ K		X 0-0 ② FC1-2 2-3 3-H	1	0	0	0	1	0	0
39 Jonathan Davis, R (5, 7) OBP: 0.200, SLG: 0.222										2	0	0	0	0	1	3
(6, 8)																
66 Tim Lopes, R (1, 5) OBP: 0.200, SLG: 0.500			X 0-0 E9		X 0-0 ② P4			X 0-0 ① G6-3	C C C 0-3 ③ K	2	0	0	0	0	0	1
45 Andrew Guillotte, R (5, 5) OBP: 0.250, SLG: 0.250										2	0	0	0	0	1	2
(6, 9)																

	AB	35
	R	1
	H	6
	RBI	1
	BB	1
	SO	11
	LOB	16

Inning Stats										
	R: 0	H: 0	R: 0	H: 0	R: 0	H: 0	R: 0	H: 1	R: 0	H: 0
	E: 1	LOB: 1	E: 0	LOB: 0	E: 1	LOB: 1	E: 0	LOB: 1	E: 0	LOB: 1
	K: 2	BB: 0	K: 0	BB: 0	K: 2	BB: 0	K: 2	BB: 0	K: 0	BB: 1
	S: 9	P: 10	S: 3	P: 3	S: 8	P: 8	S: 8	P: 8	S: 3	P: 8

Inning Stats										
	R: 0	H: 0	R: 0	H: 1	R: 0	H: 1	R: 1	H: 3	1B: 2	SF: 0
	E: 0	LOB: 0	E: 0	LOB: 1	E: 0	LOB: 2	E: 0	LOB: 2	2B: 3	SAC: 0
	K: 0	BB: 0	K: 2	BB: 0	K: 1	BB: 0	K: 2	BB: 0	3B: 1	DP: 0
	S: 3	P: 3	S: 8	P: 8	S: 6	P: 6	S: 10	P: 10	HR: 0	HBP: 0

Inning Stats		
	WP: 0	PA: 36
	PB: 0	
	SB: 3	
	CS: 0	

PITCHER		IP	WLS	BF	H	R	ER	SO	BB	IBB	HBP	BLK	WP	HR	S	P	ERA	WHIP
12 Jake Odorizzi, R ERA:	(1, 1)	2.2	W	10	0	0	0	3	0	0	0	0	0	0	17	18	0.00	0.000
55 Taylor Rogers, L ERA:	(3, 1)	1.1	H	5	1	0	0	3	0	0	0	0	0	0	11	11	0.00	0.750
39 Trevor Hildenberger, R ERA:	(5, 1)	1.0	H	4	0	0	0	0	1	0	0	0	0	0	3	8	0.00	1.000
58 Gabriel Moya, L ERA: 2.25	(6, 1)	2.0	H	7	1	0	0	2	0	0	0	0	0	0	11	11	0.00	0.500
70 Jake Reed, R ERA:	(8, 1)	1.0	H	4	1	0	0	1	0	0	0	0	0	0	6	6	0.00	1.000

PITCHER		IP	WLS	BF	H	R	ER	SO	BB	IBB	HBP	BLK	WP	HR	S	P	ERA	WHIP
76 Felix Jorge, R ERA: 3.0	(9, 1)	1.0	S	6	3	1	1	2	0	0	0	0	0	0	10	10	9.00	3.000

Batter	1	2	3	4	5	6	7	8	9	AB	R	H	RBI	BB	SO	LOB
2 Brian Dozier, R (1, 4) OBP: 0.250, SLG: 0.286	G4-3		G5-3 1-3		F8			G1-3		3	0	0	0	0	0	1
33 Ryan Walker, L (6, 4)										1	0	0	0	0	0	0
7 Joe Mauer, L (1, 3) OBP: 0.200, SLG: 0.200	K		G4-3 3-H			22 G4-6-3 1B				3	0	1	1	0	1	0
62 Jordan Pacheco, R (6, PR)										0	0	0	0	0	0	0
(7, 3)																
22 Miguel Sanó, R (1, 5)	G3-1		K			G4-6-3 1-2f				3	0	0	0	0	1	1
37 Sean Miller, R (7, 5) OBP: 0.286, SLG: 0.333										0	0	0	0	0	0	0
20 Eddie Rosario, L (1, 7) OBP: 0.273, SLG: 0.545		HR		F9		K				3	1	1	1	0	1	1
24 Chris Heisey, R (7, 7)										0	0	0	0	0	0	0
99 Logan Morrison, L (1, 10) OBP: 0.333, SLG: 1.000		K		3B			P3			3	0	1	0	0	1	0
25 Byron Buxton, R (1, 8) OBP: 0.286, SLG: 0.571		K		K2-3			G6-3			3	0	0	0	0	2	1
20 Tanner English, R (8, 8)										0	0	0	0	0	0	0
26 Max Kepler, L (1, 9) OBP: 0.308, SLG: 0.250	1B			G4-3			G3-1			3	0	1	0	0	0	1
24 James Ramsey, L (8, 9)										0	0	0	0	0	0	0
11 Jorge Polanco, S (1, 6) OBP: 0.154, SLG: 0.154	F7				78 G4-6-3 1B			F8		2	0	1	0	0	0	1
40 Gregorio Petit, R (6, 6) OBP: 0.154, SLG: 0.167										1	0	0	0	0	0	0
78 Willians Astudillo, R (1, 2) OBP: 0.400, SLG: 0.250			BB 2 G5-3, 2 PB, 7 G4-6-3		G4-6-3 1-2f			G5-3		1	1	0	0	1	0	1
81 Wynston Sawyer, R (6, 2) OBP: 0.500, SLG: 0.400										1	0	0	0	0	0	0
Inning Stats	R: 0 E: 0 K: 1 S: 5 H: 0 LOB: 0 BB: 0 P: 5	R: 1 E: 0 K: 2 S: 10 H: 2 LOB: 1 BB: 0 P: 10	R: 1 E: 0 K: 1 S: 5 H: 0 LOB: 0 BB: 1 P: 10	R: 0 E: 0 K: 1 S: 6 H: 1 LOB: 1 BB: 0 P: 6	R: 0 E: 0 K: 0 S: 3 H: 1 LOB: 0 BB: 0 P: 3	R: 0 E: 0 K: 1 S: 5 H: 1 LOB: 1 BB: 0 P: 5	R: 0 E: 0 K: 0 S: 3 H: 0 LOB: 0 BB: 0 P: 3	R: 0 E: 0 K: 0 S: 3 H: 0 LOB: 0 BB: 0 P: 3		1B: 3 2B: 0 3B: 1 HR: 1	SF: 0 SAC: 0 DP: 2 HBP: 0						

BOTTOM

Toronto Blue Jays @ Minnesota Twins

CenturyLink Sports Complex, Fort Myers, FL

Fri Mar 02 2018, 1:08 PM - 3:36 PM EST

Att. 7,408 - Sunny - 84 F

livebaseballscorecards.com

AB	27
R	2
H	5
RBI	2
BB	1
SO	6
LOB	7

WP: 0 PA: 28
PB: 1
SB: 0
CS: 0

PITCHER		IP	WLS	BF	H	R	ER	SO	BB	IBB	HBP	BLK	WP	HR	S	P	ERA	WHIP
45 Thomas Pannone, L ERA: 6.0	(1, 1)	2.0	L	8	2	1	1	3	0	0	0	0	0	1	15	15	4.50	1.000
57 Jon Harris, R ERA:	(3, 1)	2.0		8	1	1	0	2	1	0	0	0	0	0	11	16	0.00	1.000
58 Tim Mayza, L ERA:	(5, 1)	1.0		3	1	0	0	0	0	0	0	0	0	0	3	3	0.00	1.000
50 Matt Dermody, L ERA: 15.0	(6, 1)	1.1		4	1	0	0	1	0	0	0	0	0	0	6	6	0.00	0.750
69 Justin Shafer, R ERA: 3.86	(7, 1)	0.2		2	0	0	0	0	0	0	0	0	0	0	2	2	0.00	0.000

PITCHER		IP	WLS	BF	H	R	ER	SO	BB	IBB	HBP	BLK	WP	HR	S	P	ERA	WHIP
46 Chad Girodo, L ERA:	(8, 1)	1.0		3	0	0	0	0	0	0	0	0	0	0	3	3	0.00	0.000

Batter	1	2	3	4	5	6	7	8	9	AB	R	H	RBI	BB	SO	LOB
8 Zack Granite, L (1, 7) OBP: 0.235, SLG: 0.200	B X 1-0 G3-1 ①		2 SAFE 0-0 PO ③ 2-3	X 0-0 G6-3 ①	X 0-0 16 CS 1B		X 0-0 G3-1 ②			4	0	1	0	0	0	0
20 Tanner English, R (7, 7)										0	0	0	0	0	0	0
16 Ehire Adrianza, S (1, 6) OBP: 0.350, SLG: 0.556	X 0-0 F7 ②			X 0-0 G6-3 ②	B X 1-0 L8 ②③ 1-2		X 0-0 G1-3 ③			3	0	0	0	0	0	1
40 Gregorio Petit, R (6, 5) OBP: 0.143, SLG: 0.154										1	0	0	0	0	0	0
5 Eduardo Escobar, S (1, 4) OBP: 0.333, SLG: 0.438	X 0-0 G1-3 ③			X 0-0 F9 ③		X 0-0 64 BB 72 HR 1B		X 0-0 G4-3 ①		3	1	1	0	0	0	0
24 James Ramsey, L (6, 8)										1	0	0	0	0	0	0
30 Kennys Vargas, S (1, 3) OBP: 0.389, SLG: 0.400		X 0-0 G3 ①			X 0-0 24 2B 2B	S F T 0-2 K ①		S F C 0-3 K ②		3	1	1	0	0	1	1
16 Chris Paul, R (6, 3) OBP: 0.286, SLG: 0.167										1	0	0	0	0	1	0
24 Chris Heisey, R (1, 10) OBP: 0.231, SLG: 0.182		C F C 0-3 K ②			X 0-0 72 1B 78 SF8 2B 2-H	S F T 0-2 K ②		S C C 0-3 K ③		4	1	1	1	0	3	1
64 Nick Buss, L (1, 9) OBP: 0.400, SLG: 0.385	X 0-0 G4-3 ③				B B B B 4-0 78 SF8 72 1B 38 HR BB	B B B B 4-0 1-2 72 HR BB			H 1-0 62 G6-4-3 37 1B HBP	1	2	0	0	2	0	0
33 Ryan Walker, L (6, 6)										0	0	0	0	0	0	0
72 Ryan LaMarre, R (1, 8) OBP: 0.538, SLG: 0.750			S S S 0-3 K ①	X 0-0 1-2 2-3 38 HR 1B	X 0-0 1-H 2-H HR				X 0-0 62 G6-4-3 1-2 1B	3	2	2	3	0	1	0
37 Sean Miller, R (6, 4) OBP: 0.375, SLG: 0.429										1	0	1	0	0	0	0
78 Willians Astudillo, R (1, 2) OBP: 0.250, SLG: 0.167			X 0-0 F9 ②	X 0-0 SF8 ① 2-3 3-H	X 0-0 F8 ③				X 0-0 ①② G6-4-3 1-2f 2-3	2	0	0	1	0	0	0
62 Jordan Pacheco, R (8, 2)										1	0	0	0	0	0	2
38 Taylor Featherston, R (1, 5) OBP: 0.357, SLG: 0.714			X 0-0 8 PO 2B	B S B B X 3-1 1-H 3-H HR			X 0-0 G3-1 ①		X 0-0 P6 ③	2	1	2	3	0	0	0
73 LaMonte Wade Jr., L (6, 9) OBP: 0.533, SLG: 0.583										2	0	0	0	0	0	1
Inning Stats	R: 0 E: 0 K: 0 S: 3 H: 0 LOB: 0 BB: 0 P: 4	R: 0 E: 0 K: 1 S: 5 H: 0 LOB: 0 BB: 0 P: 5	R: 0 E: 0 K: 1 S: 5 H: 1 LOB: 0 BB: 0 P: 5	R: 0 E: 0 K: 0 S: 3 H: 0 LOB: 0 BB: 0 P: 3	R: 5 E: 0 K: 0 S: 8 H: 5 LOB: 0 BB: 1 P: 16	R: 3 E: 0 K: 2 S: 9 H: 2 LOB: 0 BB: 1 P: 13	R: 0 E: 0 K: 0 S: 3 H: 0 LOB: 0 BB: 0 P: 3	R: 0 E: 0 K: 2 S: 7 H: 0 LOB: 0 BB: 0 P: 7	R: 0 E: 0 K: 0 S: 3 H: 1 LOB: 1 BB: 0 P: 4	1B: 4 2B: 3 3B: 0 HR: 2	SF: 1 SAC: 0 DP: 1 HBP: 1						

TOP

Minnesota Twins @ Toronto Blue Jays

Dunedin Stadium, Dunedin, FL

Sat Mar 03 2018, 1:08 PM - 4:00 PM EST

Att. 4,668 - Sunny - 71 F

livebaseballscorecards.com

AB	32
R	8
H	9
RBI	8
BB	2
SO	6
LOB	6

WP: 0 PB: 0 SB: 0 CS: 1 PA: 37

PITCHER		IP	WLS	BF	H	R	ER	SO	BB	IBB	HBP	BLK	WP	HR	S	P	ERA	WHIP
41 Aaron Sanchez, R ERA: 4.5	(1, 1)	3.0		9	1	0	0	2	0	0	0	0	0	0	13	14	0.00	0.333
56 Ryan Borucki, L ERA: 13.5	(4, 1)	1.1		10	5	5	5	0	1	0	0	0	0	1	10	17	33.75	4.500
59 Rhiner Cruz, R ERA:	(5, 1)	0.2		1	0	0	0	0	0	0	0	0	0	0	1	2	0.00	0.000
24 Danny Barnes, R ERA: 9.0	(6, 1)	1.0	B	6	2	3	3	2	1	0	0	0	0	1	9	13	27.00	3.000
72 John Axford, R ERA:	(7, 1)	1.0		3	0	0	0	0	0	0	0	0	0	0	3	3	0.00	0.000
48 Deck McGuire, R ERA:	(8, 1)	1.0	W	3	0	0	0	2	0	0	0	0	0	0	7	7	0.00	0.000
38 Sean Reid-Foley, R ERA: 10.8	(9, 1)	1.0		4	1	0	0	0	0	0	1	0	0	0	3	4	0.00	1.000

Batter	1	2	3	4	5	6	7	8	9	AB	R	H	RBI	BB	SO	LOB
29 Devon Travis, R (1, 4) OBP: 0.385, SLG: 0.273 79 Jon Berti, R (6, PR) OBP: 0.333, SLG: 0.667 (7, 4)	G1-3	P5			P4	1B		66 HBP; 64 E; 1-3 2-H 3-H; 2B		4 1	0 1	1 1	0 1	0 0	0 0	1 0
18 Curtis Granderson, L (1, 7) OBP: 0.417, SLG: 1.100 28 Steve Pearce, R (5, 7) OBP: 0.364, SLG: 0.556 45 Andrew Guillotte, R (8, PR) OBP: 0.250, SLG: 0.250 (9, 7)	26 G3; 3B		F7		14 1B; 8 1B; 1B	F9		64 E; 66 HBP; 27 BB; BB		2 2 0	1 1 1	1 1 0	0 1 0	0 0 0	0 1 0	0 1 0
26 Yangervis Solarte, S (1, 5) OBP: 0.167, SLG: 0.417 66 Tim Lopes, R (7, 5) OBP: 0.333, SLG: 0.500	G3; 3-H		HR		L6		8 G4-3; 64 S; BB	27 BB; 64 E; 77 SF7; 1-2 2-3 3-H; HBP		3 0	1 1	1 0	2 1	0 1	0 0	1 0
14 Justin Smoak, S (1, 3) OBP: 0.300, SLG: 0.222 64 Jason Leblebijian, R (7, 3) OBP: 0.333, SLG: 0.500	F9		8 G3-6-3; BB		8 1B; 55 HR; 1-3; 1B		K; 1-2	E2; 27 BB; 1-2 2-3 3-H		2 2	1 0	1 0	0 0	1 0	0 1	0 3
8 Kendrys Morales, S (1, 10) OBP: 0.385, SLG: 0.364 27 Dwight Smith Jr., L (8, PH) OBP: 0.250, SLG: 0.455 (9, 10)		K; S S S	G3-6-3; 1-2f		55 HR; 1-2 3-H; 1B		G4-3; 2-3	1-2 2-3 3-H; BB		4 0	1 0	1 0	1 1	0 1	1 0	2 0
55 Russell Martin, R (1, 2) OBP: 0.364, SLG: 0.889 77 Reese McGuire, L (8, 2) OBP: 0.571, SLG: 1.200	G6-3			15 WP; BB	1-H 2-H; HR		G6-3	SF7; 3-H		3 0	1 0	1 0	3 1	1 0	0 0	1 0
15 Randal Grichuk, R (1, 9) OBP: 0.400, SLG: 0.556 3 Ezequiel Carrera, L (7, 9) OBP: 0.143, SLG: 0.143	11 HR; 2B		K; 1-2		F7			61 BB; 43 BB; 79 2B; 1B	K	3 2	1 1	1 1	0 0	0 0	1 1	1 2
11 Kevin Pillar, R (1, 8) OBP: 0.700, SLG: 1.100 43 Roemon Fields, L (7, 8) OBP: 0.364, SLG: 0.300	2-H; HR		F8			G6-3		61 BB; 79 2B; 1-2; BB		3 0	1 0	1 0	2 0	0 1	0 0	1 0
1 Aledmys Díaz, R (1, 6) OBP: 0.250, SLG: 0.250 61 Gift Ngoepe, R (7, 6) OBP: 0.538, SLG: 0.625	E5; 1B		F8			G5-3		79 2B; 66 HBP; 1-2 2-3; BB		3 0	0 1	1 0	0 0	0 1	0 0	1 0
Inning Stats	R: 1 H: 1 E: 0 LOB: 0 K: 0 BB: 0 S: 4 P: 4	R: 2 H: 3 E: 1 LOB: 1 K: 1 BB: 0 S: 8 P: 8	R: 1 H: 1 E: 0 LOB: 0 K: 0 BB: 1 S: 4 P: 9	R: 0 H: 0 E: 0 LOB: 1 K: 1 BB: 1 S: 5 P: 9	R: 4 H: 4 E: 0 LOB: 0 K: 0 BB: 0 S: 8 P: 9	R: 0 H: 1 E: 0 LOB: 1 K: 0 BB: 0 S: 4 P: 4	R: 0 H: 0 E: 0 LOB: 1 K: 1 BB: 1 S: 5 P: 10	R: 5 H: 2 E: 1 LOB: 2 K: 1 BB: 4 S: 7 P: 24		1B: 6 SF: 1 2B: 2 SAC: 0 3B: 1 DP: 1 HR: 3 HBP: 1						

PITCHER		IP	WLS	BF	H	R	ER	SO	BB	IBB	HBP	BLK	WP	HR	S	P	ERA	WHIP
45 Phil Hughes, R ERA: 8.31	(1, 1)	2.1		13	5	4	4	1	1	0	0	0	0	2	15	20	15.43	2.571
57 Ryan Pressly, R ERA: 2.7	(3, 1)	1.2		5	0	0	0	1	1	0	0	0	1	0	6	10	0.00	0.600
21 Tyler Duffey, R ERA: 7.71	(5, 1)	2.2	B	14	5	4	4	1	1	0	0	0	0	1	16	22	13.50	2.250
66 Matt Magill, R ERA:	(7, 1)	0.1		1	0	0	0	0	0	0	0	0	0	0	1	1	0.00	0.000
71 Lewis Thorpe, L ERA: 11.57	(8, 1)	0.1	L	5	2	4	3	0	3	0	0	0	0	0	2	14	81.00	15.000

PITCHER		IP	WLS	BF	H	R	ER	SO	BB	IBB	HBP	BLK	WP	HR	S	P	ERA	WHIP
59 Tom Hackimer, R ERA:	(8, 1)	0.2		5	0	1	0	1	1	0	1	0	0	0	5	10	0.00	1.500

BOTTOM

Minnesota Twins @ Toronto Blue Jays

Dunedin Stadium, Dunedin, FL

Sat Mar 03 2018, 1:08 PM - 4:00 PM EST

Att. 4,668 - Sunny - 71 F

livebaseballscorecards.com

AB	34
R	13
H	12
RBI	12
BB	7
SO	4
LOB	14

WP: 1	PA: 43		
PB: 0			
SB: 1			
CS: 0			

TOP

Pittsburgh Pirates @ Minnesota Twins

CenturyLink Sports Complex, Fort Myers, FL

Sun Mar 04 2018, 1:08 PM - 4:13 PM EST

Att. 8,386 - Sunny - 73 F

livebaseballscorecards.com

Batter	1	2	3	4	5	6	7	8	9	AB	R	H	RBI	BB	SO	LOB
26 Adam Frazier, L (1, 8) OBP: 0.500, SLG: 0.571	CSS 0-3 ① K		X 0-0 1-2 1B		X 0-0 5 CS 1B		X 0-0 ② G4-3		X 0-0 38 1B 27 2B 1B	3	0	2	0	0	1	0
17 Austin Meadows, L (6, 8) OBP: 0.636, SLG: 1.300										2	1	1	0	0	0	0
5 Josh Harrison, R (1, 4) OBP: 0.231, SLG: 0.250	X 0-0 2B		SCSS 0-3 ② K		S 0-1 ③ CS 1-2	X 0-0 25 1B 19 1B 1B	CCC 0-3 ③ K		X 0-0 27 2B 61 1B 1-3 1B	3	1	2	0	0	1	2
38 Max Moroff, S (6, 4) OBP: 0.417, SLG: 0.545										2	1	1	0	0	1	0
25 Gregory Polanco, L (1, 9) OBP: 0.364, SLG: 0.727	X 0-0 ② P2		SSS 0-3 ③ K			X 0-0 19 1B 32 HR 1-3 1B		X 0-0 72 BB 61 S 83 WP 1B	X 0-0 61 1B 1-3 3-H 2B	3	0	1	0	0	1	3
27 Todd Cunningham, S (6, PR) OBP: 0.200, SLG: 0.231										2	2	2	1	0	0	0
19 Colin Moran, L (1, 5) OBP: 0.389, SLG: 0.471	X 0-0 ③ G4-3			X 0-0 ① P5		X 0-0 32 HR 1-2 3-H 1B		SBBBB 4-1 83 WP 72 BB 90 G4-6-3 1-2 BB	X 0-0 72 HBP 2-3 3-H 1B	3	1	1	1	0	0	1
61 Eric Wood, R (6, 5) OBP: 0.429, SLG: 0.538										1	1	1	1	1	0	0
10 Jordy Mercer, R (1, 6) OBP: 0.182, SLG: 0.182		X 0-0 ① F8		X 0-0 ② G4-3		SCC 0-3 ① K		BBBBB 4-0 90 G4-6-3 83 WP 1-2 2-3 BB	H 1-0 1-2 HBP	3	0	0	0	0	1	2
72 Kevin Kramer, L (6, 6) OBP: 0.643, SLG: 1.222										0	0	0	0	1	0	0
32 Elias Díaz, R (1, 2) OBP: 0.200, SLG: 0.444		X 0-0 ② F7		X 0-0 ③ L9		BBSSSX 2-2 1-H 2-H HR		BBBB 4-0 90 G4-6-3 1-2 2-3 3-H BB	X 0-0 ② P4	3	1	1	3	0	0	0
83 Christian Kelley, R (6, 2)										1	0	0	0	1	0	3
44 Christopher Bostick, R (1, 7) OBP: 0.308, SLG: 0.500		X 0-0 ③ G6-3			X 0-0 62 WP 62 SF9 2B	X 0-0 ② F7		X 0-0 ① ② G4-6-3 1-2f 2-3 3-H	X 0-0 ③ F9	3	1	1	0	0	0	1
90 Jason Martin, L (6, 7) OBP: 0.100, SLG: 0.100										2	0	0	0	0	0	5
62 Erich Weiss, L (1, 3) OBP: 0.091, SLG: 0.100			CSC 0-3 ① K		B X 1-0 ① SF9 2-H	CSC 0-3 ③ K		SSS 0-3 ③ K2-3		2	0	0	1	0	2	1
83 Jerrick Suiter, R (6, 3) OBP: 0.333, SLG: 0.667										1	0	0	0	0	1	1
50 Jameson Taillon, R (1, 1) OBP: 1.000, SLG: 1.000			X 0-0 26 1B 1B		SSS 0-3 ② K		SSS 0-3 ① K		SSS 0-3 ① K	1	0	1	0	0	0	0
48 Richard Rodríguez, R (0, 1)										0	0	0	0	0	0	0
45 Michael Feliz, R (4, 1)										0	0	0	0	0	0	0
81 Pablo Reyes, R (5, PH) OBP: 0.250 SLG: 0.250										0	0	0	0	0	1	0
43 Steven Brault, L (5, 1)										0	0	0	0	0	0	0
88 Cole Tucker, S (7, PH) OBP: 1.000, SLG: 2.000										1	0	0	0	0	0	0
64 Tyler Eppler, R (7, 1)										0	0	0	0	0	0	0
79 Jackson Williams, R (8, PH) OBP: 0.333, SLG: 0.500										1	0	0	0	0	0	0
84 Alex McRae, R (8, 1)										0	0	0	0	0	0	0
Inning Stats	R: 0 E: 0 K: 1 S: 6 H: 1 LOB: 1 BB: 0 P: 6	R: 0 E: 0 K: 0 S: 3 H: 0 LOB: 0 BB: 0 P: 3	R: 0 E: 0 K: 3 S: 11 H: 2 LOB: 2 BB: 0 P: 11	R: 0 E: 0 K: 0 S: 3 H: 0 LOB: 0 BB: 0 P: 3	R: 1 E: 0 K: 1 S: 7 H: 2 LOB: 0 BB: 0 P: 8	R: 4 E: 0 K: 2 S: 13 H: 4 LOB: 1 BB: 0 P: 15	R: 0 E: 0 K: 2 S: 7 H: 0 LOB: 0 BB: 0 P: 7	R: 2 E: 0 K: 1 S: 6 H: 1 LOB: 1 BB: 3 P: 18	R: 2 E: 0 K: 1 S: 9 H: 4 LOB: 3 BB: 0 P: 10	1B: 10 2B: 3 3B: 0 HR: 1 SF: 1 SAC: 0 DP: 1 HBP: 1	WP: 2 PB: 0 SB: 1 CS: 1 PA: 44					

	AB	38
	R	9
	H	14
	RBI	7
	BB	3
	SO	11
	LOB	19

PITCHER		IP	WLS	BF	H	R	ER	SO	BB	IBB	HBP	BLK	WP	HR	S	P	ERA	WHIP
17 José Berríos, R ERA:	(1, 1)	2.1		10	3	0	0	2	0	0	0	0	0	0	14	14	0.00	1.286
22 DJ Baxendale, R ERA: 4.5	(3, 1)	0.2	H	2	0	0	0	2	0	0	0	0	0	0	6	6	0.00	0.000
56 Fernando Rodney, R ERA: 3.0	(4, 1)	1.0	H	3	0	0	0	0	0	0	0	0	0	0	3	3	0.00	0.000
43 Addison Reed, R ERA: 13.5	(5, 1)	1.0	H	4	2	1	1	1	0	0	0	0	1	0	7	8	9.00	2.000
19 Aníbal Sánchez, R	(6, 1)	2.0	L	12	5	6	6	4	1	0	0	0	0	1	22	28	27.00	3.000

PITCHER		IP	WLS	BF	H	R	ER	SO	BB	IBB	HBP	BLK	WP	HR	S	P	ERA	WHIP
27 John Curtiss, R ERA: 2.25	(8, 1)	1.0		4	0	0	0	1	2	0	0	0	1	0	4	12	0.00	2.000
67 Alan Busenitz, R ERA: 9.0	(9, 1)	0.1		6	4	2	2	1	0	0	1	0	0	0	7	8	54.00	12.000
67 Hector Lujan, R ERA:	(9, 1)	0.2		2	0	0	0	0	0	0	0	0	0	0	2	2	0.00	0.000

BOTTOM

Pittsburgh Pirates @ Minnesota Twins

CenturyLink Sports Complex, Fort Myers, FL

Sun Mar 04 2018, 1:08 PM - 4:13 PM EST

Att. 8,386 - Sunny - 73 F

livebaseballscorecards.com

Batter	1	2	3	4	5	6	7	8	9	AB	R	H	RBI	BB	SO	LOB
2 Brian Dozier, R (1, 4) OBP: 0.364, SLG: 0.600 79 Brian Navarreto, R (6, 2)	0-0 7 WP 7 SF7 2B		0-0 7 G3 1-3 2B		0-0 F8 ②			0-0 F9 ②		3	1	2	0	0	0	0
										1	0	0	0	0	0	0
7 Joe Mauer, L (1, 10) OBP: 0.125, SLG: 0.143 64 Nick Buss, L (8, PH) OBP: 0.375, SLG: 0.357 (9, 10)	1-0 SF7 ① 2-H		0-0 G3 ② 2-3 3-H		0-0 G3-1 ③			0-0 G4-3 ③		2	0	0	2	0	0	1
										1	0	0	0	0	0	0
22 Miguel Sanó, R (1, 5) 38 Taylor Featherston, R (7, 5) OBP: 0.333, SLG: 0.667	0-0 F9 ②		0-3 K ③			0-3 K ①			0-0 F8 ①	3	0	0	0	0	2	1
										1	0	0	0	0	0	0
20 Eddie Rosario, L (1, 7) OBP: 0.231, SLG: 0.462 73 LaMonte Wade Jr., L (5, 7) OBP: 0.529, SLG: 0.571	0-0 P4 ③			0-0 F9 ①		0-0 G5-3 ②			0-0 1 DI 1B	2	0	0	0	0	0	0
										2	0	1	0	0	0	0
99 Logan Morrison, L (1, 3) OBP: 0.167, SLG: 0.500 24 James Ramsey, L (7, 8)		0-0 G3-1 ①		0-0 G1-3 ②		0-0 L6 ③			0-3 K ②	3	0	0	0	0	0	0
										1	0	0	0	0	1	1
25 Byron Buxton, R (1, 8) OBP: 0.313, SLG: 0.533 1 Nick Gordon, L (7, 4) OBP: 0.375, SLG: 0.714		0-0 L4 ②		4-0 26 S 26 1B BB			0-3 K ①		1-3 K ③ 1-2	1	1	0	0	1	0	0
										2	0	0	0	0	2	1
26 Max Kepler, L (1, 9) OBP: 0.333, SLG: 0.286 72 Ryan LaMarre, R (7, 9) OBP: 0.500, SLG: 0.692		0-0 F7 ③		0-1 1-H 1B			0-3 K ②			2	0	1	1	0	0	0
										1	0	0	0	0	1	0
11 Jorge Polanco, S (1, 6) OBP: 0.133, SLG: 0.133 51 Brock Stassi, L (7, 3) OBP: 0.400, SLG: 0.400			0-0 G6-3 ①	0-3 K ③			0-0 F9 ③			2	0	0	0	0	1	1
										1	0	0	0	0	0	0
23 Mitch Garver, R (1, 2) OBP: 0.333, SLG: 0.444 0 Erick Aybar, S (6, 4) OBP: 0.500, SLG: 0.444 (7, 6)			4-0 2 2B 7 G3 BB		0-0 F9 ①			0-0 G4-3 ①		1	1	0	0	1	0	0
										1	0	0	0	0	0	0
Inning Stats	R: 1 E: 0 K: 0 S: 4 H: 1 LOB: 0 BB: 0 P: 5	R: 0 E: 0 K: 0 S: 3 H: 0 LOB: 0 BB: 0 P: 3	R: 1 E: 0 K: 1 S: 6 H: 1 LOB: 1 BB: 1 P: 10	R: 1 E: 0 K: 1 S: 7 H: 1 LOB: 1 BB: 1 P: 11	R: 0 E: 0 K: 0 S: 3 H: 0 LOB: 0 BB: 0 P: 3	R: 0 E: 0 K: 1 S: 5 H: 0 LOB: 0 BB: 0 P: 5	R: 0 E: 0 K: 2 S: 7 H: 0 LOB: 0 BB: 0 P: 7	R: 0 E: 0 K: 0 S: 3 H: 0 LOB: 0 BB: 0 P: 3	R: 0 E: 0 K: 2 S: 8 H: 1 LOB: 1 BB: 0 P: 9	1B: 2 2B: 2 3B: 0 HR: 0	SF: 1 SAC: 0 DP: 0 HBP: 0						

	AB	30
	R	3
	H	4
	RBI	3
	BB	2
	SO	7
	LOB	5

WP: 1 PB: 0 SB: 1 CS: 0 PA: 33

PITCHER		IP	WLS	BF	H	R	ER	SO	BB	IBB	HBP	BLK	WP	HR	S	P	ERA	WHIP
50 Jameson Taillon, R ERA: 3.86	(1, 1)	2.2		11	2	2	2	0	1	0	0	0	1	0	10	15	6.75	1.125
48 Richard Rodríguez, R ERA: 8.1	(3, 1)	0.1		1	0	0	0	1	0	0	0	0	0	0	3	3	0.00	0.000
45 Michael Feliz, R ERA: 3.0	(4, 1)	1.0		5	1	1	1	1	1	0	0	0	0	0	7	11	9.00	2.000
43 Steven Brault, L ERA:	(5, 1)	2.0	W	6	0	0	0	1	0	0	0	0	0	0	8	8	0.00	0.000
64 Tyler Eppler, R ERA:	(7, 1)	2.0	H	6	0	0	0	2	0	0	0	0	0	0	10	10	0.00	0.000

PITCHER		IP	WLS	BF	H	R	ER	SO	BB	IBB	HBP	BLK	WP	HR	S	P	ERA	WHIP
84 Alex McRae, R ERA: 9.0	(9, 1)	1.0		4	1	0	0	2	0	0	0	0	0	0	8	9	0.00	1.000

Batter	1	2	3	4	5	6	7	8	9	AB	R	H	RBI	BB	SO	LOB
8 Zack Granite, L (1, 8) OBP: 0.250, SLG: 0.222	S S S 0-3 ① K		X 0-0 16 SH1-3 1-2 1B		X 0-0 ③ G6-3		S S S 0-3 ③ K		X 0-0 40 G3 3B	3	0	1	0	0	1	0
72 Ryan LaMarre, R (6, 9) OBP: 0.500, SLG: 0.800										2	1	1	0	0	1	2
16 Ehire Adrianza, S (1, 5) OBP: 0.364, SLG: 0.550	X 0-0 30 CS 1B		X 0-0 ① SH1-3 1-2 2-3			X 0-0 ① L4		B X 1-0 HR	X 0-0 ② G3 3-H	2	0	1	0	0	0	0
40 Gregorio Petit, R (6, 6) OBP: 0.188, SLG: 0.400										2	1	1	2	0	0	0
36 Robbie Grossman, S (1, 7) OBP: 0.333, SLG: 0.313	X 0-0 ② P4		C C C 0-3 ② K			X 0-0 ② G3		S S S 0-3 ① K2-3	S S S 0-3 ③ K	3	0	0	0	0	1	3
64 Nick Buss, L (6, 7)										2	0	0	0	0	2	0
30 Kennys Vargas, S (1, 3) OBP: 0.429, SLG: 0.471	S 0-1 ③ CS 1-2	X 0-0 2B	X 0-0 G5-3			H 1-0 HBP		X 0-0 ② L6		2	0	1	0	0	0	2
37 Sean Miller, R (6, 5) OBP: 0.333, SLG: 0.375										1	0	0	0	0	0	0
24 Chris Heisey, R (1, 9) OBP: 0.313, SLG: 0.167		B B B B 4-0 BB		H 1-0 1 CS HBP		X 0-0 ③ P3		B B B B 4-0 38 1B 51 1B BB		1	0	0	0	1	0	1
20 Tanner English, R (6, 8)										0	1	0	0	1	0	0
0 Erick Aybar, S (1, 4) OBP: 0.385, SLG: 0.333		X 0-0 ① P5		X 0-0 ① F9			X 0-0 ① G4-3	X 0-0 51 1B 1-3 1B		3	0	0	0	0	0	3
38 Taylor Featherston, R (7, 4) OBP: 0.375, SLG: 0.688										1	0	1	0	0	0	0
1 Nick Gordon, L (1, 6) OBP: 0.300, SLG: 0.556		S S S 0-3 ② K		S S S 0-3 ② ③ K 1-2			X 0-0 73 FC4-6 46 1B 1B	X 0-0 1-2 3-H 1B		2	0	0	0	0	2	3
51 Brock Stassi, L (6, 3) OBP: 0.571, SLG: 0.571										2	0	2	1	0	0	0
46 Bobby Wilson, R (1, 2) OBP: 0.154, SLG: 0.231		S S S 0-3 ③ K			X 0-0 ① L4		X 0-0 73 FC4-6 1-2 1B	X 0-0 ③ L9		3	0	1	0	0	1	2
78 Willians Astudillo, R (7, 2) OBP: 0.222, SLG: 0.143										1	0	0	0	0	0	2
73 LaMonte Wade Jr., L (1, 10) OBP: 0.500, SLG: 0.500			B B B B 4-0 16 SH1-3 8 1B BB		S S S 0-3 ② K2-3		X 0-0 ② FC4-6 1-2f 2-3		S S S 0-3 ① K	2	0	0	0	1	1	2
24 James Ramsey, L (9, PH)										1	0	0	0	0	1	0
Inning Stats	R: 0 H: 1 E: 0 LOB: 0 K: 1 BB: 0 S: 6 P: 6	R: 0 H: 1 E: 0 LOB: 2 K: 2 BB: 1 S: 8 P: 12	R: 0 H: 1 E: 0 LOB: 2 K: 1 BB: 1 S: 6 P: 10	R: 0 H: 0 E: 0 LOB: 1 K: 1 BB: 0 S: 4 P: 5	R: 0 H: 0 E: 0 LOB: 0 K: 1 BB: 0 S: 5 P: 5	R: 0 H: 0 E: 0 LOB: 1 K: 0 BB: 0 S: 3 P: 4	R: 0 H: 2 E: 0 LOB: 2 K: 1 BB: 0 S: 7 P: 7	R: 2 H: 3 E: 0 LOB: 2 K: 1 BB: 1 S: 8 P: 13	R: 1 H: 1 E: 0 LOB: 0 K: 2 BB: 0 S: 8 P: 8	1B: 6 SF: 0 2B: 2 SAC: 1 3B: 1 DP: 1 HR: 1 HBP: 2						

TOP

Minnesota Twins @ Philadelphia Phillies

Spectrum Field, Clearwater, FL

Mon Mar 05 2018, 1:10 PM - 3:58 PM EST

Att. 5,967 - Sunny - 74 F

livebaseballscorecards.com

AB	33
R	3
H	9
RBI	3
BB	3
SO	10
LOB	20

WP: 0 PA: 40
PB: 0
SB: 0
CS: 2

PITCHER		IP	WLS	BF	H	R	ER	SO	BB	IBB	HBP	BLK	WP	HR	S	P	ERA	WHIP
28 Vince Velasquez, R ERA: 7.36	(1, 1)	2.0	W	8	2	0	0	3	1	0	0	0	0	0	14	18	0.00	1.500
52 Zac Curtis, L ERA: 3.0	(3, 1)	0.0		2	1	0	0	0	1	0	0	0	0	0	1	5	∞	∞
53 Yacksel Ríos, R ERA:	(3, 1)	1.0	H	3	0	0	0	1	0	0	0	0	0	0	5	5	0.00	0.000
31 Mark Leiter Jr., R ERA:	(4, 1)	3.0	H	10	0	0	0	2	0	0	2	0	0	0	12	14	0.00	0.000
50 Héctor Neris, R ERA:	(7, 1)	1.0		5	2	0	0	1	0	0	0	0	0	0	7	7	0.00	2.000

PITCHER		IP	WLS	BF	H	R	ER	SO	BB	IBB	HBP	BLK	WP	HR	S	P	ERA	WHIP
61 Edubray Ramos, R ERA: 11.25	(8, 1)	0.2		5	2	2	2	1	1	0	0	0	0	1	6	11	27.00	4.500
51 Ricardo Pinto, R ERA: 8.1	(8, 1)	1.0	H	5	2	1	1	1	0	0	0	0	0	0	7	7	9.00	2.000
95 Garrett Cleavinger, L ERA:	(9, 1)	0.1	S	1	0	0	0	1	0	0	0	0	0	0	3	3	0.00	0.000

BOTTOM

Minnesota Twins @ Philadelphia Phillies

Spectrum Field, Clearwater, FL

Mon Mar 05 2018, 1:10 PM - 3:58 PM EST

Att. 5,967 - Sunny - 74 F

livebaseballscorecards.com

Batter	1	2	3	4	5	6	7	8	9	AB	R	H	RBI	BB	SO	LOB
16 César Hernández, S (1, 4) OBP: 0.176, SLG: 0.235 18 Pedro Florimón, S (6, 4) OBP: 0.278, SLG: 0.353	G4-3		2B		41 S 41 2B 1B		K			3 1	1 0	2 0	0 0	0 0	0 1	0 0
41 Carlos Santana, S (1, 10) OBP: 0.300, SLG: 0.250 67 Eliezer Álvarez, L (8, PH) OBP: 0.267, SLG: 0.400 (9, 10)	K		G4-3		1-H 7 2B			76 CS 2B		3 1	1 0	1 1	1 0	0 0	1 0	1 0
7 Maikel Franco, R (1, 5) OBP: 0.111, SLG: 0.333 76 Jesmuel Valentín, S (6, 7) OBP: 0.333, SLG: 0.588	L8			K	2-H 2B			G4-3 2-3		3 1	0 0	1 0	1 0	0 0	1 0	0 1
17 Rhys Hoskins, R (1, 7) OBP: 0.300, SLG: 0.529 83 Mitch Walding, L (6, 5) OBP: 0.556, SLG: 0.429		HR		E6 19 BB 2 E 15 SF8-6-4	F9			9 BB 1B		3 1	2 0	1 1	1 0	0 0	0 0	1 0
2 J.P. Crawford, L (1, 6) OBP: 0.385, SLG: 0.333 9 Adam Rosales, R (7, 6) OBP: 0.400, SLG: 0.667	G4-3			FC4 19 BB 1-2		G3		1-2 BB		3 0	0 0	0 0	0 0	0 1	0 0	1 0
19 Tommy Joseph, R (1, 3) OBP: 0.529, SLG: 0.667 73 Heiker Meneses, R (7, 3) OBP: 0.300, SLG: 0.333	G1-3			15 SF8-6-4 1-2 2-3 BB		G6-3		L8		2 1	0 0	0 0	0 0	1 0	0 0	0 2
15 Andrew Knapp, S (1, 2) OBP: 0.167, SLG: 0.400 68 Logan Moore, L (7, 2)	G4-3			SF8-6-4 1-2 3-H		G6-3				2 0	0 0	0 0	1 0	0 0	0 0	0 0
77 Dylan Cozens, L (1, 9) OBP: 0.190, SLG: 0.200 85 Andrew Pullin, L (8, 9) OBP: 0.273, SLG: 0.125		K	F9				K			3 0	0 0	0 0	0 0	0 0	2 0	0 0
24 Roman Quinn, S (1, 8) OBP: 0.467, SLG: 0.545 60 Danny Ortiz, L (8, 8) OBP: 0.182, SLG: 0.455		F7	P6				K			3 0	0 0	0 0	0 0	0 0	1 0	0 0
Inning Stats	R: 0 E: 0 K: 1 S: 5 H: 0 LOB: 0 BB: 0 P: 5	R: 1 E: 0 K: 0 S: 6 H: 1 LOB: 0 BB: 0 P: 9	R: 0 E: 0 K: 1 S: 6 H: 1 LOB: 1 BB: 0 P: 6	R: 1 E: 2 K: 1 S: 6 H: 0 LOB: 1 BB: 1 P: 10	R: 2 E: 0 K: 0 S: 6 H: 3 LOB: 1 BB: 0 P: 7	R: 0 E: 0 K: 0 S: 3 H: 0 LOB: 0 BB: 0 P: 3	R: 0 E: 0 K: 3 S: 9 H: 0 LOB: 0 BB: 0 P: 9	R: 0 E: 0 K: 0 S: 4 H: 2 LOB: 2 BB: 1 P: 9		1B: 2 2B: 5 3B: 0 HR: 1	SF: 1 SAC: 0 DP: 1 HBP: 0		WP: 0 PB: 0 SB: 1 CS: 1	PA: 33		

	AB	30
	R	4
	H	7
	RBI	4
	BB	2
	SO	6
	LOB	6

PITCHER		IP	WLS	BF	H	R	ER	SO	BB	IBB	HBP	BLK	WP	HR	S	P	ERA	WHIP
44 Kyle Gibson, R ERA: 1.8	(1, 1)	3.0	L	11	2	1	1	2	0	0	0	0	0	1	17	20	3.00	0.667
61 Tyler Kinley, R ERA: 4.5	(4, 1)	1.0		5	0	1	0	1	1	0	0	0	0	0	6	10	0.00	1.000
50 Aaron Slegers, R ERA: 3.86	(5, 1)	2.0		9	3	2	2	0	0	0	0	0	0	0	9	10	9.00	1.500
77 Fernando Romero, R ERA:	(7, 1)	1.0		3	0	0	0	3	0	0	0	0	0	0	9	9	0.00	0.000
59 Stephen Gonsalves, L ERA: 2.45	(8, 1)	1.0		5	2	0	0	0	1	0	0	0	0	0	4	9	0.00	3.000

PITCHER		IP	WLS	BF	H	R	ER	SO	BB	IBB	HBP	BLK	WP	HR	S	P	ERA	WHIP

Batter	1	2	3	4	5	6	7	8	9	AB	R	H	RBI	BB	SO	LOB
14 Craig Gentry, R (1, 8) OBP: 0.444, SLG: 0.375	P2		F8	1-2 1B		2-H 16 1B		G3-1		4	0	2	1	0	0	1
47 Alex Presley, L (6, 7) OBP: 0.435, SLG: 0.368										1	0	0	0	0	0	0
16 Trey Mancini, R (1, 3) OBP: 0.455, SLG: 0.737	P3		1-3 13 1B 2B	F9		1-2 1B		SSS K		4	1	2	0	0	0	2
3 Luis Sardinas, S (6, PR) OBP: 0.409, SLG: 0.400 (6, 4)										1	0	0	0	0	1	0
13 Manny Machado, R (1, 6) OBP: 0.619, SLG: 1.056	F7		2-H 3-H 47 G1-4-3 1B		SSS K	F9			F8	4	0	1	2	0	1	2
80 DJ Stewart, L (6, 9) OBP: 0.313, SLG: 0.214										1	0	0	0	0	0	0
47 Danny Valencia, R (1, 5) OBP: 0.333, SLG: 1.000	B HR		1-2f G1-4-3		G4-3		2 2B 3B		F8	3	1	1	1	0	0	1
70 Cedric Mullins, L (6, 8) OBP: 0.261, SLG: 0.263										2	1	1	0	0	0	0
45 Mark Trumbo, R (1, 10) OBP: 0.190, SLG: 0.150	G5-3			G6-3	P6		P4		G4-3	4	0	0	0	0	0	1
87 Corban Joseph, L (9, PH)										1	0	0	0	0	0	0
25 Anthony Santander, S (1, 9) OBP: 0.320, SLG: 0.625	F7			B SSS B HR		36 2B 1B	3-H 2B			3	2	2	1	0	0	0
2 Pedro Alvarez, L (6, 3) OBP: 0.417, SLG: 0.778										1	0	1	1	0	0	0
23 Joey Rickard, R (1, 7) OBP: 0.240, SLG: 0.143	B B B 17 E BB			G6-3	CSC K	P6				2	0	0	0	1	1	1
79 Ryan Mountcastle, R (6, 5) OBP: 0.300, SLG: 0.579										1	0	0	0	0	0	1
17 Rubén Tejada, R (1, 4) OBP: 0.250, SLG: 0.261	1 SAFE SSS K 1-3			36 1B 2B		F9	SSS K			3	1	1	0	0	1	2
15 Chance Sisco, L (6, 2) OBP: 0.400, SLG: 0.643										1	0	0	0	0	1	1
36 Caleb Joseph, R (1, 2) OBP: 0.563, SLG: 0.615			16 2B 13 1B 1B	2-H 14 1B		1-H 14 1B 2B		SSS K		3	1	3	2	0	0	0
12 Engelb Vielma, S (6, PR) (6, 6)										1	1	0	0	0	1	0

TOP

Baltimore Orioles @ Minnesota Twins

CenturyLink Sports Complex, Fort Myers, FL

Tue Mar 06 2018, 1:06 PM - 4:09 PM EST

Att. 7,103 - Sunny - 76 F

livebaseballscorecards.com

AB	40
R	8
H	14
RBI	8
BB	1
SO	6
LOB	12

Inning Stats	1	2	3	4	5	6	7	8	9
	R: 0 E: 0 K: 0 S: 3 H: 0 LOB: 0 BB: 0 P: 3	R: 1 E: 1 K: 1 S: 6 H: 1 LOB: 1 BB: 1 P: 11	R: 2 E: 0 K: 0 S: 5 H: 3 LOB: 0 BB: 0 P: 5	R: 2 E: 0 K: 0 S: 9 H: 4 LOB: 2 BB: 0 P: 11	R: 0 E: 0 K: 1 S: 5 H: 0 LOB: 0 BB: 0 P: 5	R: 2 E: 0 K: 1 S: 9 H: 4 LOB: 2 BB: 0 P: 9	R: 1 E: 0 K: 1 S: 7 H: 2 LOB: 1 BB: 0 P: 7	R: 0 E: 0 K: 2 S: 7 H: 0 LOB: 0 BB: 0 P: 7	R: 0 E: 0 K: 0 S: 3 H: 0 LOB: 0 BB: 0 P: 3

	1B	2B	3B	HR	SF	SAC	DP	HBP	WP	PB	SB	CS	PA
	7	4	1	2	0	0	1	0	0	0	0	0	41

PITCHER		IP	WLS	BF	H	R	ER	SO	BB	IBB	HBP	BLK	WP	HR	S	P	ERA	WHIP
49 Adalberto Mejía, L ERA: 5.63	(1, 1)	3.0		13	4	3	3	1	1	0	0	0	0	1	14	19	9.00	1.667
39 Trevor Hildenberger, R ERA: 4.91	(4, 1)	1.0		7	4	2	2	0	0	0	0	0	0	1	9	11	18.00	4.000
58 Gabriel Moya, L ERA: 1.8	(5, 1)	1.0		3	0	0	0	1	0	0	0	0	0	0	5	5	0.00	0.000
55 Taylor Rogers, L ERA: 4.15	(6, 1)	1.0	B	7	4	2	2	1	0	0	0	0	0	0	9	9	18.00	4.000
52 Zack Littell, R ERA: 1.8	(7, 1)	2.0	W	8	2	1	1	3	0	0	0	0	0	0	14	14	4.50	1.000
66 Myles Jaye, R ERA: 1.8	(9, 1)	1.0	S	3	0	0	0	0	0	0	0	0	0	0	3	3	0.00	0.000

BOTTOM

Baltimore Orioles @ Minnesota Twins

CenturyLink Sports Complex, Fort Myers, FL

Tue Mar 06 2018, 1:06 PM - 4:09 PM EST

Att. 7,103 - Sunny - 76 F

Batter	1	2	3	4	5	6	7	8	9	AB	R	H	RBI	BB	SO	LOB
2 Brian Dozier, R (1, 4) OBP: 0.333, SLG: 0.462 38 Taylor Featherston, R (6, 5) OBP: 0.353, SLG: 0.647	SCC 0-3 ① K	x 0-0 ③ F9		SSS 0-3 ② K	H 1-0 7 2B 1-2 HBP		x 0-0 ① ② G6-4-3 1-2f 2-3 3-H			3 1	1 0	0 0	0 0	0 0	2 0	2 2
7 Joe Mauer, L (1, 3) OBP: 0.250, SLG: 0.455 64 Nick Buss, L (6, 7) OBP: 0.368, SLG: 0.353	x 0-0 ② G6-3		x 0-0 ① F7	x 0-0 1-3 2B	x 0-0 1-H 2-H 3-H 2B		x 0-0 79 FC6-4 3-H 1B			4 1	0 0	2 1	3 1	0 0	0 0	0 0
22 Miguel Sanó, R (1, 10) OBP: 0.167, SLG: 0.182 79 Brian Navarreto, R (7, PH) (8, 10)	x 0-0 5 WP 2B		BBB 4-0 26 BB 25 2B BB	x 0-0 ③ F9	x 0-0 ③ F8		x 0-0 ③ FC6-4 1-2f			3 1	1 0	1 0	0 0	1 0	0 0	3 1
5 Eduardo Escobar, S (1, 5) OBP: 0.333, SLG: 0.389 8 Zack Granite, L (6, 9) OBP: 0.227, SLG: 0.200	BBBB 4-0 2-3 BB	x 0-0 ② P6		x 0-0 ① G3	x 0-0 ① G3			x 0-0 ① L6		2 2	0 0	0 0	0 0	1 0	0 0	1 0
26 Max Kepler, L (1, 9) OBP: 0.389, SLG: 0.375 23 Mitch Garver, R (6, 2) OBP: 0.286, SLG: 0.364	x 0-0 ③ G1-3		BBBB 4-0 25 2B 1-2 BB	x 0-0 11 1B 15 SF7 2B	x 0-0 ② G6-3			x 0-0 E6 0 FC5-4		2 2	1 0	1 0	0 0	1 0	0 0	2 0
25 Byron Buxton, R (1, 8) OBP: 0.368, SLG: 0.588 0 Erick Aybar, S (6, 6) OBP: 0.333, SLG: 0.286		x 0-0 ① F7	x 0-0 1-3 2-H 2B	H 1-0 11 1B 16 1B HBP	x 0-0 ③ G6-3			x 0-0 ② FC5-4 1-2f		2 2	1 0	1 0	1 0	0 0	0 0	0 1
11 Jorge Polanco, S (1, 6) OBP: 0.222, SLG: 0.389 51 Brock Stassi, L (6, 3) OBP: 0.556, SLG: 0.556		B x 1-0 HR	x 0-0 ③ F7	x 0-0 16 1B 7 2B 1-2 2-3 1B			x 0-0 40 HBP 72 1B 38 G6-4-3 1B	x 0-0 ③ G4-3		3 2	2 1	2 1	1 1	0 0	0 0	2 1
15 Jason Castro, L (1, 2) OBP: 0.286, SLG: 0.200 72 Ryan LaMarre, R (6, 8) OBP: 0.529, SLG: 0.813		BBBB 4-0 BB	x 0-0 ① G3	x 0-0 ② SF7 3-H			x 0-0 38 G6-4-3 40 HBP 64 1B 1-2 1B			1 1	0 1	0 1	1 1	1 0	0 0	0 0
16 Ehire Adrianza, S (1, 7) OBP: 0.400, SLG: 0.565 40 Gregorio Petit, R (6, 4) OBP: 0.235, SLG: 0.400		x 0-0 ② F7		x 0-0 7 2B 1B	x 0-0 2 HBP 7 2B 1-3 2-H 1B		H 1-0 38 G6-4-3 1-2 2-3 HBP			3 0	1 0	2 0	1 0	0 0	0 0	1 0
Inning Stats	R: 0 E: 0 K: 1 S: 6 H: 1 LOB: 2 BB: 1 P: 10	R: 1 E: 0 K: 0 S: 4 H: 1 LOB: 1 BB: 1 P: 9	R: 1 E: 0 K: 0 S: 4 H: 1 LOB: 2 BB: 2 P: 12	R: 0 E: 0 K: 1 S: 7 H: 2 LOB: 2 BB: 0 P: 7	R: 5 E: 0 K: 0 S: 7 H: 4 LOB: 1 BB: 0 P: 9	R: 0 E: 0 K: 0 S: 3 H: 0 LOB: 0 BB: 0 P: 3	R: 2 E: 0 K: 0 S: 5 H: 3 LOB: 1 BB: 0 P: 6	R: 0 E: 1 K: 0 S: 4 H: 0 LOB: 1 BB: 0 P: 4		1B: 6 2B: 5 3B: 0 HR: 1	SF: 1 SAC: 0 DP: 1 HBP: 3				WP: 1 PB: 0 SB: 0 CS: 0	PA: 43	

	AB	35
	R	9
	H	12
	RBI	8
	BB	4
	SO	2
	LOB	16

livebaseballscorecards.com

PITCHER		IP	WLS	BF	H	R	ER	SO	BB	IBB	HBP	BLK	WP	HR	S	P	ERA	WHIP
39 Hunter Harvey, R ERA: 4.5	(1, 1)	2.0		10	2	1	1	1	2	0	0	0	1	1	10	19	4.50	2.000
41 David Hess, R ERA: 2.45	(3, 1)	1.2	H	10	3	1	1	1	2	0	0	0	0	0	10	18	5.40	3.000
65 Jesús Liranzo, R ERA: 22.5	(4, 1)	1.0	H	8	3	5	5	0	0	0	2	0	0	0	6	8	45.00	3.000
63 Joely Rodríguez, L ERA:	(5, 1)	1.1	B	5	1	0	0	0	0	0	0	0	0	0	5	5	0.00	0.750
67 Jeff Ferrell, R ERA: 11.25	(7, 1)	1.0	L	6	3	2	2	0	0	0	1	0	0	0	5	6	18.00	3.000

PITCHER		IP	WLS	BF	H	R	ER	SO	BB	IBB	HBP	BLK	WP	HR	S	P	ERA	WHIP
48 Richard Bleier, L ERA:	(8, 1)	1.0		4	0	0	0	0	0	0	0	0	0	0	4	4	0.00	0.000

Minnesota Twins @ Boston Red Sox

JetBlue Park, Ft. Myers, FL

Wed Mar 07 2018, 1:07 PM - 4:25 PM EST

Att. 9,772 - Overcast - 74 F

TOP

livebaseballscorecards.com

Batter	1	2	3	4	5	6	7	8	9	AB	R	H	RBI	BB	SO	LOB
2 Brian Dozier, R (1, 4) OBP: 0.263, SLG: 0.353	C S C 0-3 ① K	B X 1-0 ① F7 1-2		S S S 0-3 ① K	X 0-0 ③ L5		X 0-0 62 BB 1B		X 0-0 62 G5-4-3 1B	4	0	0	0	0	2	4
1 Nick Gordon, L (5, 4) OBP: 0.417, SLG: 0.636										2	0	2	0	0	0	0
7 Joe Mauer, L (1, 10) OBP: 0.250, SLG: 0.400	X 0-0 22 BB 99 1B 1B	S S S 0-3 ② K		X 0-0 ② F7		X 0-0 ① G5-3	B B B B 4-0 1-2 BB		X 0-0 ② ③ G5-4-3 1-2f	4	1	1	0	0	1	2
62 Jordan Pacheco, R (7, PH) (7, 10)										1	0	0	0	1	0	1
22 Miguel Sanó, R (1, 5) OBP: 0.313, SLG: 0.308	B B B B 4-0 99 1B 11 1B 1-2 BB	X 0-0 99 1B 2-H 2B		B B B 4-0 30 1B 1-2 BB		X 0-0 E5 30 G6-3 5 HR	S S S 0-3 K2-3			2	1	1	1	2	0	0
40 Gregorio Petit, R (6, PR) OBP: 0.222, SLG: 0.375										1	1	0	0	0	1	2
(6, 5)																
99 Logan Morrison, L (1, 3) OBP: 0.375, SLG: 0.625	X 0-0 11 1B 26 1B 1-3 2-H 1B	X 0-0 2-3 1B		X 0-0 1-2 2-3 1B		X 0-0 ② G6-3 1-3		X 0-0 ① G4-3		2	1	2	1	0	0	0
30 Kennys Vargas, S (3, 3) OBP: 0.417, SLG: 0.450										3	0	1	0	0	0	1
11 Jorge Polanco, S (1, 6) OBP: 0.238, SLG: 0.381	X 0-0 26 E 26 1B 25 SF8 1-2 3-H 1B	X 0-0 ③ F9		X 0-0 ③ G1-3		B B S S X 2-2 3-H HR		B B B B 4-0 BB		3	1	1	1	0	0	5
5 Eduardo Escobar, S (6, PH) OBP: 0.391, SLG: 0.579										1	1	1	2	1	0	0
(6, 6)																
26 Max Kepler, L (1, 9) OBP: 0.429, SLG: 0.421	X 0-0 E8 1-3 2-H 1B		S T C 0-3 ① K		X 0-0 15 BB 1B	X 0-0 8 FC6 1B		X 0-0 ② P4		3	0	2	1	0	1	0
24 Chris Heisey, R (6, PH) OBP: 0.333, SLG: 0.214										2	0	1	0	0	0	1
(6, 7)																
25 Byron Buxton, R (1, 8) OBP: 0.318, SLG: 0.526	X 0-0 ② SF8 3-H	X 0-0 ② P2			X 0-0 ① F9	X 0-0 ③ FC6 1-2f		X 0-0 ③ F9		2	0	0	1	0	0	1
8 Zack Granite, L (6, PH) OBP: 0.208, SLG: 0.182										2	0	0	0	0	0	2
(6, 8)																
15 Jason Castro, L (1, 2) OBP: 0.300, SLG: 0.143	X 0-0 ③ F7	S S S 0-3 ③ K2-3			B B B B 4-0 1-2 BB		X 0-0 ① G1-3		X 0-0 ① G5-3	2	0	0	0	1	1	1
46 Bobby Wilson, R (6, 2) OBP: 0.133, SLG: 0.200										2	0	0	0	0	0	0
36 Robbie Grossman, S (1, 7) OBP: 0.250, SLG: 0.100		X 0-0 2 WP 22 2B 1B		X 0-0 30 1B 22 BB 1B	X 0-0 ② F9		S S S 0-3 ② K		B X 1-0 HR	3	1	2	0	0	0	2
72 Ryan LaMarre, R (6, 9) OBP: 0.526, SLG: 0.944										2	1	1	1	0	1	0

AB	41
R	8
H	15
RBI	8
BB	5
SO	7
LOB	22

Inning Stats																								
	R: 4	H: 4		R: 1	H: 3		R: 0	H: 0		R: 0	H: 2		R: 0	H: 1		R: 2	H: 2		R: 0	H: 1		R: 0	H: 0	
	E: 1	LOB: 1		E: 0	LOB: 2		E: 0	LOB: 0		E: 0	LOB: 3		E: 0	LOB: 2		E: 1	LOB: 1		E: 0	LOB: 2		E: 0	LOB: 1	
	K: 1	BB: 1		K: 1	BB: 0		K: 2	BB: 0		K: 1	BB: 1		K: 0	BB: 1		K: 0	BB: 0		K: 2	BB: 1		K: 0	BB: 1	
	S: 9	P: 13		S: 8	P: 9		S: 7	P: 7		S: 7	P: 11		S: 4	P: 8		S: 8	P: 10		S: 8	P: 12		S: 3	P: 7	

	R: 1	H: 2		1B: 12	SF: 1		WP: 1	PA: 47
	E: 0	LOB: 0		2B: 1	SAC: 0		PB: 0	
	K: 0	BB: 0		3B: 0	DP: 1		SB: 0	
	S: 4	P: 5		HR: 2	HBP: 0		CS: 0	

PITCHER		IP	WLS	BF	H	R	ER	SO	BB	IBB	HBP	BLK	WP	HR	S	P	ERA	WHIP
67 Chandler Shepherd, R ERA: 21.0	(1, 1)	0.2	L	7	4	4	3	1	1	0	0	0	0	0	8	12	40.50	7.500
81 Dedgar Jimenez, L ERA: 2.08	(1, 1)	1.1		7	3	1	1	1	0	0	0	0	1	0	9	10	6.75	2.250
37 Heath Hembree, R ERA: 2.08	(3, 1)	1.2		8	2	0	0	3	1	0	0	0	0	0	13	17	0.00	1.800
86 Adam Lau, R ERA: 6.75	(4, 1)	0.1		1	0	0	0	0	0	0	0	0	0	0	1	1	0.00	0.000
63 Robby Scott, L ERA: 8.1	(5, 1)	1.0		5	1	0	0	0	1	0	0	0	0	0	4	8	0.00	2.000

PITCHER		IP	WLS	BF	H	R	ER	SO	BB	IBB	HBP	BLK	WP	HR	S	P	ERA	WHIP
79 Ty Buttrey, R ERA: 1.93	(6, 1)	1.2		10	3	2	0	1	1	0	0	0	0	1	13	19	0.00	2.400
71 Matthew Gorst, R ERA: 1.93	(7, 1)	1.1		5	0	0	0	1	1	0	0	0	0	0	6	10	0.00	0.750
51 Teddy Stankiewicz, R ERA: 1.93	(9, 1)	1.0		4	2	1	1	0	0	0	0	0	0	1	4	5	9.00	2.000

Minnesota Twins @ Boston Red Sox

JetBlue Park, Ft. Myers, FL

Wed Mar 07 2018, 1:07 PM - 4:25 PM EST

Att. 9,772 - Overcast - 74 F

livebaseballscorecards.com

BOTTOM

Batter	1	2	3	4	5	6	7	8	9	AB	R	H	RBI	BB	SO	LOB
50 Mookie Betts, R (1, 9)	BBBB 4-0 19 FC3-6 BB		x 0-0 ② G5-3 1-2		x 0-0 ③ G6-3			SSS 0-3 ② K		2	0	0	0	1	0	1
38 Tate Matheny, R (6, 9)										1	0	0	0	0	1	0
19 Jackie Bradley Jr., L (1, 8) OBP: 0.278, SLG: 0.250	x 0-0 ① FC3-6 13 G6-3 1-2f		x 0-0 ③ G3			x 0-0 ① G3-1		x 0-0 ③ G4-3		3	0	0	0	0	0	2
40 Tyler Hill, R (7, 7)										1	0	0	0	0	0	0
13 Hanley Ramirez, R (1, 10) OBP: 0.200, SLG: 0.368	x 0-0 ② G6-3 1-2			x 0-0 2 1B 18 SF7 1B		x 0-0 ② F9			x 0-0 ① G3	3	1	1	0	0	0	1
40 Danny Mars, S (9, PH) OBP: 0.250, SLG: 0.750										1	0	0	0	0	0	0
28 J.D. Martinez, R (1, 7)	x 0-0 ③ F9			x 0-0 ① F8		x 0-0 ③ G1-3			BBBB 4-0 19 WP BB	2	0	0	0	0	0	2
83 Aneury Tavárez, L (5, 7) OBP: 0.304, SLG: 0.364										1	0	0	0	1	0	0
(7, 8)																
2 Xander Bogaerts, R (1, 6) OBP: 0.529, SLG: 0.800		x 0-0 ① F8		x 0-0 1-3 1B			x 0-0 ① F8		SSS 0-3 ② K	3	0	1	0	0	0	0
7 Brett Netzer, L (8, 4) OBP: 0.333, SLG: 0.667										1	0	0	0	0	1	1
18 Mitch Moreland, L (1, 3) OBP: 0.167, SLG: 0.182		x 0-0 ② G6-3		x 0-0 ② SF7			x 0-0 1B		B x 1-0 ③ G6-3 1-2	2	0	1	1	0	0	0
19 Jantzen Witte, R (7, PR)				3-H						1	0	0	0	0	0	1
(8, 3)																
55 Iván De Jesús Jr., R (1, 4) OBP: 0.370, SLG: 0.423		x 0-0 ③ F9		CCC 0-3 ③ K			SSS 0-3 ② K			3	0	0	0	0	2	2
11 Jeremy Rivera, S (8, 6)										0	0	0	0	0	0	0
7 Christian Vázquez, R (1, 2) OBP: 0.167, SLG: 0.182			x 0-0 ① F9		x 0-0 ① G4-3		x 0-0 ③ G5-3			2	0	0	0	0	0	0
77 Óscar Hernández, R (6, 2) OBP: 0.500, SLG: 0.750										1	0	0	0	0	0	1
80 Chad De La Guerra, L (1, 5) OBP: 0.294, SLG: 0.500			x 0-0 50 G5-3 1B		CCC 0-3 ② K			x 0-0 ① F8		2	0	1	0	0	1	0
19 Bobby Dalbec, R (8, PH)										1	0	0	0	0	0	0
(9, 5)																
Inning Stats	R: 0 E: 0 K: 0 S: 3 H: 0 LOB: 1 BB: 1 P: 7	R: 0 E: 0 K: 0 S: 3 H: 0 LOB: 0 BB: 0 P: 3	R: 0 E: 0 K: 0 S: 4 H: 1 LOB: 1 BB: 0 P: 4	R: 1 E: 0 K: 1 S: 7 H: 2 LOB: 1 BB: 0 P: 7	R: 0 E: 0 K: 1 S: 5 H: 0 LOB: 0 BB: 0 P: 5	R: 0 E: 0 K: 0 S: 3 H: 0 LOB: 0 BB: 0 P: 3	R: 0 E: 0 K: 1 S: 6 H: 1 LOB: 1 BB: 0 P: 6	R: 0 E: 0 K: 1 S: 5 H: 0 LOB: 0 BB: 0 P: 5	R: 0 E: 0 K: 1 S: 5 H: 0 LOB: 1 BB: 1 P: 10	1B: 4 2B: 0 3B: 0 HR: 0 SF: 1 SAC: 0 DP: 0 HBP: 0							

	AB	30
	R	1
	H	4
	RBI	1
	BB	2
	SO	5
	LOB	11

WP: 1 PB: 0 SB: 0 CS: 0 PA: 33

PITCHER	IP	WLS	BF	H	R	ER	SO	BB	IBB	HBP	BLK	WP	HR	S	P	ERA	WHIP
12 Jake Odorizzi, R (1, 1) ERA: 1.42	3.2	W	15	3	1	1	0	1	0	0	0	0	0	14	18	2.46	1.091
70 Jake Reed, R (4, 1) ERA:	0.1		1	0	0	0	1	0	0	0	0	0	0	3	3	0.00	0.000
32 Zach Duke, L (5, 1) ERA:	1.0		3	0	0	0	1	0	0	0	0	0	0	5	5	0.00	0.000
43 Addison Reed, R (6, 1) ERA: 2.25	1.0		3	0	0	0	0	0	0	0	0	0	0	3	3	0.00	0.000
57 Ryan Pressly, R (7, 1) ERA: 2.08	1.0		4	1	0	0	1	0	0	0	0	0	0	6	6	0.00	1.000

PITCHER	IP	WLS	BF	H	R	ER	SO	BB	IBB	HBP	BLK	WP	HR	S	P	ERA	WHIP
67 Alan Busenitz, R (8, 1) ERA: 6.75	1.0		3	0	0	0	1	0	0	0	0	0	0	5	5	0.00	0.000
27 John Curtiss, R (9, 1) ERA: 1.8	1.0		4	0	0	0	1	1	0	0	0	1	0	5	10	0.00	1.000

Batter	1	2	3	4	5	6	7	8	9	AB	R	H	RBI	BB	SO	LOB
2 Brian Dozier, R (1, 4) OBP: 0.227, SLG: 0.300	C X 0-1 ① F9	B S S S 1-3 ③ K 1-2 3-H		X 0-0 ③ F8			X 0-0 ① G1-3		X 0-0 FC6 51 BB 1-2	3	0	0	0	0	1	2
8 Zack Granite, L (6, 8) OBP: 0.192, SLG: 0.167										2	0	0	0	0	0	1
11 Jorge Polanco, S (1, 6) OBP: 0.208, SLG: 0.333	X 0-0 ② G6-3		S S S 0-3 ① K		S S S 0-3 ① K		X 0-0 ② G6-3		X 0-0 ② F8 2-3	3	0	0	0	0	2	0
23 Mitch Garver, R (6, 2) OBP: 0.250, SLG: 0.308										2	0	0	0	0	0	2
26 Max Kepler, L (1, 9) OBP: 0.417, SLG: 0.381	X 0-0 ③ G3		S S S 0-3 ② K		B B B B 4-0 BB		X 0-0 ③ F7		B B B B 4-0 BB 1-2	2	0	0	0	1	1	0
51 Brock Stassi, L (6, 3) OBP: 0.545, SLG: 0.500										1	0	0	0	1	0	0
22 Miguel Sanó, R (1, 5) OBP: 0.368, SLG: 0.750		B B S S X 2-2 HR	B B B F X 3-1 HR		S S S 0-3 ② K			X 0-0 ① F9	X 0-0 ③ G5-3	3	2	2	2	0	1	1
40 Gregorio Petit, R (6, 6) OBP: 0.200, SLG: 0.333										2	0	0	0	0	0	3
15 Jason Castro, L (1, 2) OBP: 0.308, SLG: 0.300	S S S 0-3 ① K	X 0-0 2B			X 0-0 ③ G3			B B B B 4-0 64 S BB		3	0	1	0	0	1	1
73 LaMonte Wade Jr., L (6, 9) OBP: 0.524, SLG: 0.500										0	0	0	0	1	0	0
25 Byron Buxton, R (1, 8) OBP: 0.360, SLG: 0.545	X 0-0 24 F8 30 S 36 1B 1B	X 0-0 ③ G5-3			X 0-0 30 S 1B			S S S 0-3 ② K		3	1	2	0	0	0	1
38 Taylor Featherston, R (6, 5) OBP: 0.333, SLG: 0.611										1	0	0	0	0	1	1
30 Kennys Vargas, S (1, 3) OBP: 0.444, SLG: 0.455	S B B B B 4-1 36 1B 2 WP 1-2 BB			X 0-0 36 F8 24 S 1B	S S S 0-3 ① K 1-2			B S S S 1-3 ③ K 1-2		2	1	1	0	1	1	1
64 Nick Buss, L (6, 7) OBP: 0.350, SLG: 0.333										1	0	0	0	0	1	1
24 Chris Heisey, R (1, 10) OBP: 0.273, SLG: 0.167		X 0-0 ② F8 2-3		S S S 0-3 ① K 1-2		X 0-0 ② L4			X 0-0 ① P5	4	0	0	0	0	1	4
36 Robbie Grossman, S (1, 7) OBP: 0.259, SLG: 0.130		X 0-0 2 WP 1-3 3-H 1B		X 0-0 ② F8 2-3		X 0-0 ③ G3-1			X 0-0 23 F8 8 FC6 1B	3	0	1	1	0	0	2
1 Nick Gordon, L (6, 4) OBP: 0.462, SLG: 0.667										1	0	1	0	0	0	0

Inning Stats	1	2	3	4	5	6	7	8	9	1B: 5	SF: 0	WP: 1	PA: 40
R:	0	3	1	0	0	0	0	0	0	2B: 1	SAC: 0	PB: 0	
E:	0	0	0	0	0	0	0	0	0	3B: 0	DP: 0	SB: 4	
K:	0	2	2	1	2	1	3	2	5	HR: 2	HBP: 0	CS: 0	
S:	4	13	10	6	7	6	6	7	5				
H:	0	3	2	1	1	1	0	0	1				
LOB:	0	1	1	1	1	1	0	1	3				
BB:	0	1	0	0	0	0	0	1	1				
P:	4	20	13	6	11	6	3	12	9				

PITCHER		IP	WLS	BF	H	R	ER	SO	BB	IBB	HBP	BLK	WP	HR	S	P	ERA	WHIP
36 Andrew Kittredge, R ERA: 8.1	(1, 1)	1.1	L	7	2	3	3	1	1	0	0	0	0	1	12	18	20.25	2.250
38 Vidal Nuño, L ERA: 3.38	(2, 1)	1.2		8	3	1	1	3	0	0	0	0	1	1	15	19	5.40	1.800
54 Sergio Romo, R ERA:	(4, 1)	1.0		4	1	0	0	1	0	0	0	0	0	0	6	6	0.00	1.000
41 Daniel Hudson, R ERA: 15.43	(5, 1)	1.0		4	0	0	0	2	1	0	0	0	0	0	7	11	0.00	1.000
49 Jonny Venters, L ERA:	(6, 1)	1.0		4	1	0	0	1	0	0	0	0	0	0	6	6	0.00	1.000

PITCHER		IP	WLS	BF	H	R	ER	SO	BB	IBB	HBP	BLK	WP	HR	S	P	ERA	WHIP
63 Diego Castillo, R ERA:	(7, 1)	1.0		3	0	0	0	0	0	0	0	0	0	0	3	3	0.00	0.000
55 Ryne Stanek, R ERA: 6.75	(8, 1)	1.0		4	0	0	0	2	1	0	0	0	0	0	7	12	0.00	1.000
69 Ryan Weber, R ERA:	(9, 1)	1.0		6	1	0	0	0	1	0	0	0	0	0	5	9	0.00	2.000

TOP

Minnesota Twins @ Tampa Bay Rays

Charlotte Sports Park, Port Charlotte, FL

Fri Mar 09 2018, 1:08 PM - 3:57 PM EST

Att. 3,643 - Sunny - 68 F

livebaseballscorecards.com

AB	36
R	4
H	8
RBI	3
BB	4
SO	10
LOB	20

BOTTOM

Batter	1	2	3	4	5	6	7	8	9	AB	R	H	RBI	BB	SO	LOB
2 Denard Span, L (1, 7) OBP: 0.333, SLG: 0.286	F8		F9		39 S 1B 3-H			G4-3 2-3		3	0	1	1	0	0	0
71 Justin Williams, L (6, 7) OBP: 0.308, SLG: 0.333										1	0	0	0	0	0	1
39 Kevin Kiermaier, L (1, 8) OBP: 0.217, SLG: 0.261	G4-3			44 2B 1B	G6-3 1-2			28 G6-4-3 1B 3-H		3	1	1	0	0	0	1
7 Micah Johnson, L (6, 8) OBP: 0.526, SLG: 0.667										1	0	1	1	0	0	0
5 Matt Duffy, R (1, 5) OBP: 0.375, SLG: 0.333	1B			F8		F9		G6-4-3 1-2f		2	0	1	0	0	0	1
28 Daniel Robertson, R (5, 5) OBP: 0.429, SLG: 0.313										2	0	0	0	0	0	1
44 C.J. Cron, R (1, 3) OBP: 0.292, SLG: 0.522	P6			27 WP 2B 1-H		P6			K	3	0	1	1	0	0	1
76 Johnny Monell, L (7, 3) OBP: 0.267, SLG: 0.357										1	0	0	0	0	1	0
40 Wilson Ramos, R (1, 10) OBP: 0.250, SLG: 0.222		G6-3		G6-3		G5-3			74 FC6-4 1B	3	0	0	0	0	0	1
29 Brandon Snyder, R (9, PH) OBP: 0.400, SLG: 0.500										1	0	1	0	0	0	0
86 Thomas Milone, L (9, PR) OBP: 0.500, SLG: 0.500										0	0	0	0	0	0	0
27 Carlos Gómez, R (1, 9) OBP: 0.167, SLG: 0.167		K		G6-3 2-3			G6-3		FC6-4 1-2f	3	0	0	0	0	1	1
74 Johnny Field, R (8, 9) OBP: 0.462, SLG: 0.692										1	0	0	0	0	0	1
11 Adeiny Hechavarría, R (1, 6) OBP: 0.500, SLG: 0.786	L4				1 G1-4-3 45 1B 2 1B 1B		K		K	2	0	1	0	0	0	0
77 Lucius Fox, S (5, PR) (6, 6)										2	1	0	0	0	2	1
45 Jesús Sucre, R (1, 2) OBP: 0.313, SLG: 0.467			F8		1 G1-4-3 1-2 1B		G5-3			2	0	1	0	0	0	0
84 Xorge Carrillo, R (6, 2) OBP: 0.429, SLG: 0.500										1	0	0	0	0	0	0
1 Willy Adames, R (1, 4) OBP: 0.435, SLG: 0.800			G6-3		G1-4-3 1-2f 2-3			71 G4-3 7 1B 2B		3	1	1	0	0	0	2
81 Jake Cronenworth, L (9, 4)										0	0	0	0	0	0	0
Inning Stats	R: 0 E: 0 K: 0 S: 4 H: 1 LOB: 1 BB: 0 P: 4	R: 0 E: 0 K: 1 S: 5 H: 0 LOB: 0 BB: 0 P: 5	R: 0 E: 0 K: 0 S: 3 H: 0 LOB: 0 BB: 0 P: 3	R: 1 E: 0 K: 0 S: 7 H: 2 LOB: 1 BB: 0 P: 8	R: 1 E: 0 K: 0 S: 5 H: 3 LOB: 2 BB: 0 P: 6	R: 0 E: 0 K: 0 S: 3 H: 0 LOB: 0 BB: 0 P: 3	R: 0 E: 0 K: 1 S: 5 H: 0 LOB: 0 BB: 0 P: 5	R: 1 E: 0 K: 0 S: 4 H: 2 LOB: 0 BB: 0 P: 4	R: 0 E: 0 K: 2 S: 8 H: 1 LOB: 1 BB: 0 P: 8	1B: 7 2B: 2 3B: 0 HR: 0	SF: 0 SAC: 0 DP: 2 HBP: 0						

PITCHER	IP	WLS	BF	H	R	ER	SO	BB	IBB	HBP	BLK	WP	HR	S	P	ERA	WHIP
17 José Berríos, R (1, 1) ERA: 1.23	4.0	W	15	3	1	1	1	0	0	0	0	1	0	19	20	2.25	0.750
55 Taylor Rogers, L (5, 1) ERA: 5.06	1.0	H	5	3	1	1	0	0	0	0	0	0	0	5	6	9.00	3.000
21 Tyler Duffey, R (6, 1) ERA: 5.4	2.0	H	6	0	0	0	1	0	0	0	0	0	0	8	8	0.00	0.000
39 Trevor Hildenberger, R (8, 1) ERA: 5.79	1.0	H	4	2	1	1	0	0	0	0	0	0	0	4	4	9.00	2.000
61 Tyler Kinley, R (9, 1) ERA: 3.6	1.0	S	4	1	0	0	2	0	0	0	0	0	0	8	8	0.00	1.000

PITCHER	IP	WLS	BF	H	R	ER	SO	BB	IBB	HBP	BLK	WP	HR	S	P	ERA	WHIP

Minnesota Twins @ Tampa Bay Rays

Charlotte Sports Park, Port Charlotte, FL

Fri Mar 09 2018, 1:08 PM - 3:57 PM EST

Att. 3,643 - Sunny - 68 F

livebaseballscorecards.com

AB	34
R	3
H	9
RBI	3
BB	0
SO	4
LOB	11

WP: 1	PA: 34		
PB: 0			
SB: 1			
CS: 0			

Batter	1	2	3	4	5	6	7	8	9	AB	R	H	RBI	BB	SO	LOB
Inning Stats										1B: 0 2B: 0 3B: 0 HR: 0		SF: 0 SAC: 0 DP: 0 HBP: 0		WP: 0 PB: 0 SB: 0 CS: 0		PA: 0	

TOP

Boston Red Sox @ Minnesota Twins

CenturyLink Sports Complex, Fort Myers, FL

Sat Mar 10 2018, 1:05 PM EST

livebaseballscorecards.com

AB	**0**
R	**0**
H	**0**
RBI	**0**
BB	**0**
SO	**0**
LOB	**0**

PITCHER	IP	WLS	BF	H	R	ER	SO	BB	IBB	HBP	BLK	WP	HR	S	P	ERA	WHIP

PITCHER	IP	WLS	BF	H	R	ER	SO	BB	IBB	HBP	BLK	WP	HR	S	P	ERA	WHIP

Batter	1	2	3	4	5	6	7	8	9	AB	R	H	RBI	BB	SO	LOB
Inning Stats										1B: 0 2B: 0 3B: 0 HR: 0		SF: 0 SAC: 0 DP: 0 HBP: 0					

PITCHER	IP	WLS	BF	H	R	ER	SO	BB	IBB	HBP	BLK	WP	HR	S	P	ERA	WHIP

PITCHER	IP	WLS	BF	H	R	ER	SO	BB	IBB	HBP	BLK	WP	HR	S	P	ERA	WHIP

BOTTOM

Boston Red Sox @ Minnesota Twins

CenturyLink Sports Complex, Fort Myers, FL

Sat Mar 10 2018, 1:05 PM EST

livebaseballscorecards.com

AB	**0**
R	**0**
H	**0**
RBI	**0**
BB	**0**
SO	**0**
LOB	**0**

WP: 0 PA: 0
PB: 0
SB: 0
CS: 0

Minnesota Twins @ Tampa Bay Rays

Charlotte Sports Park, Port Charlotte, FL

Sun Mar 11 2018, 1:08 PM - 3:52 PM EDT

Att. 4,417 - Cloudy - 74 F

TOP

livebaseballscorecards.com

Batter	1	2	3	4	5	6	7	8	9	AB	R	H	RBI	BB	SO	LOB
7 Joe Mauer, L (1, 10) OBP: 0.316, SLG: 0.471	F7	BB		2B		P3		BB		2	1	1	1	1	0	0
46 Bobby Wilson, R (6, PH) OBP: 0.176, SLG: 0.188 (6, 10)										1	0	0	0	1	0	1
0 Erick Aybar, S (1, 6) OBP: 0.412, SLG: 0.438	2B	1B		SH1-3		CS	G5-3	F7		2	1	2	2	0	0	0
40 Gregorio Petit, R (6, PH) OBP: 0.182, SLG: 0.300 (6, 5)										2	0	0	0	0	0	2
5 Eduardo Escobar, S (1, 4) OBP: 0.423, SLG: 0.571	F7	1B		HBP			38 F8, 38 WP		K	2	0	1	0	0	0	1
51 Brock Stassi, L (6, 3) OBP: 0.538, SLG: 0.500										2	0	1	0	0	1	0
22 Miguel Sanó, R (1, 5) OBP: 0.409, SLG: 0.722	BB	E7		G4-3		F8			L7	2	0	1	1	1	0	2
38 Taylor Featherston, R (6, 4) OBP: 0.300, SLG: 0.550		1B		1-2f						2	0	0	0	0	0	1
30 Kennys Vargas, S (1, 3) OBP: 0.400, SLG: 0.400	G4-3	F8			G6-3		K		F9	3	0	0	0	0	0	4
73 LaMonte Wade Jr., L (6, 9) OBP: 0.478, SLG: 0.444										2	0	0	0	0	1	1
24 Chris Heisey, R (1, 7) OBP: 0.280, SLG: 0.190		1B			G3-1			P6		3	1	1	0	0	0	2
78 Willians Astudillo, R (6, 2) OBP: 0.200, SLG: 0.125		P6								1	0	0	0	0	0	0
8 Zack Granite, L (1, 8) OBP: 0.207, SLG: 0.185		1B	G6-3		G3			1B		3	1	1	0	0	0	0
1 Nick Gordon, L (6, 6) OBP: 0.500, SLG: 0.692										1	1	1	0	0	0	0
23 Mitch Garver, R (1, 2) OBP: 0.211, SLG: 0.250	P3	K				F8		F7		3	0	0	0	0	1	2
64 Nick Buss, L (6, 7) OBP: 0.333, SLG: 0.316										1	0	0	0	0	0	1
72 Ryan LaMarre, R (1, 9) OBP: 0.545, SLG: 0.905	1B	K				1B		3B		3	1	2	0	0	1	0
24 James Ramsey, L (6, 8) OBP: 0.182, SLG: 0.300										1	0	1	1	0	0	0

	AB	36
	R	6
	H	12
	RBI	5
	BB	3
	SO	4
	LOB	17

Inning Stats	1	2	3	4	5	6	7	8	9
	R: 0 E: 0 K: 0 S: 4	H: 1 LOB: 2 BB: 1 P: 9	R: 5 E: 1 K: 0 S: 9	H: 6 LOB: 2 BB: 1 P: 13	R: 0 E: 0 K: 2 S: 7	H: 0 LOB: 0 BB: 0 P: 7	R: 0 E: 0 K: 0 S: 3	H: 1 LOB: 1 BB: 0 P: 4	R: 0 E: 0 K: 0 S: 3	H: 0 LOB: 0 BB: 0 P: 3	R: 0 E: 0 K: 0 S: 3	H: 1 LOB: 0 BB: 0 P: 4	R: 0 E: 0 K: 1 S: 6	H: 1 LOB: 1 BB: 0 P: 7	R: 1 E: 0 K: 0 S: 5	H: 2 LOB: 2 BB: 1 P: 9	R: 0 E: 0 K: 1 S: 5	H: 0 LOB: 0 BB: 0 P: 5

1B: 9	SF: 0	WP: 1	PA: 42
2B: 2	SAC: 1	PB: 0	
3B: 1	DP: 1	SB: 0	
HR: 0	HBP: 1	CS: 1	

PITCHER		IP	WLS	BF	H	R	ER	SO	BB	IBB	HBP	BLK	WP	HR	S	P	ERA	WHIP
34 Jake Faria, R ERA: 16.62	(1, 1)	1.2	L	14	7	5	4	0	2	0	0	0	0	0	12	21	21.60	5.400
62 Cody Hall, R ERA: 2.08	(2, 1)	0.1		1	0	0	0	0	0	0	0	0	0	0	1	1	0.00	0.000
37 Alex Colomé, R ERA: 4.5	(3, 1)	1.0		3	0	0	0	2	0	0	0	0	0	0	7	7	0.00	0.000
53 Anthony Banda, L ERA: 9.0	(4, 1)	2.0		7	1	0	0	0	0	0	1	0	0	0	6	7	0.00	0.500
48 Ryan Yarbrough, L ERA: 3.52	(6, 1)	2.0		7	2	0	0	1	0	0	0	0	1	0	9	11	0.00	1.000

PITCHER		IP	WLS	BF	H	R	ER	SO	BB	IBB	HBP	BLK	WP	HR	S	P	ERA	WHIP
58 Chih-Wei Hu, R ERA: 6.0	(8, 1)	1.0		6	2	1	1	0	1	0	0	0	0	0	5	9	9.00	3.000
56 Adam Kolarek, L ERA:	(9, 1)	1.0		3	0	0	0	1	0	0	0	0	0	0	5	5	0.00	0.000

Batter	1	2	3	4	5	6	7	8	9	AB	R	H	RBI	BB	SO	LOB
7 Micah Johnson, L (1, 8) OBP: 0.500, SLG: 0.611	27 1B / 5 G1-4-3 / 1B	G3		L3			F8		G1-3	3	1	1	0	0	0	2
74 Johnny Field, R (7, 8) OBP: 0.400, SLG: 0.600										2	0	0	0	0	0	0
27 Carlos Gómez, R (1, 9) OBP: 0.333, SLG: 0.333	44 2B / 5 G1-4-3 / 1-3 / 1B		5 G6-4-3 / 1B		L7		F9			3	1	2	0	0	0	0
17 Jason Coats, R (7, 9) OBP: 0.200, SLG: 0.292										1	0	0	0	0	0	0
5 Matt Duffy, R (1, 5) OBP: 0.300, SLG: 0.263	G1-4-3 / 1-2 / 3-H		G6-4-3 / 1-2f		G4-3		F8			4	0	0	1	0	0	2
85 Kevin Padlo, R (8, 5) OBP: 0.500, SLG: 2.000										0	0	0	0	0	0	0
44 C.J. Cron, R (1, 3) OBP: 0.333, SLG: 0.560	40 P3 / 11 WP / 2-H / 2B		P3		B B B B / 4-0 / 40 1B / BB			S S S / 0-3 / K		2	1	1	1	1	0	0
71 Nathaniel Lowe, L (7, 3)										1	0	0	0	0	1	0
40 Wilson Ramos, R (1, 2) OBP: 0.261, SLG: 0.238	P3 / 2-3			G6-3					G4-3	3	0	1	0	0	0	1
76 Johnny Monell, L (7, 2) OBP: 0.278, SLG: 0.353					1-2 / 1B					1	0	0	0	0	0	0
11 Adeiny Hechavarría, R (1, 6) OBP: 0.529, SLG: 0.765	B / 1-0 / 3-H / 1B			18 1B / 45 1B / 1B	F8				G4-3	3	1	2	0	0	0	2
77 Andrew Velazquez, S (7, 6) OBP: 0.167, SLG: 0.091										1	0	0	0	0	0	0
18 Joey Wendle, L (1, 4) OBP: 0.440, SLG: 0.478	F8			45 1B / 1-2 / 1B			S S S / 0-3 / K		0-0 / HR	3	0	1	0	0	1	1
73 Kean Wong, L (7, 4) OBP: 0.400, SLG: 0.533										1	1	1	1	0	0	0
45 Jesús Sucre, R (1, 10) OBP: 0.316, SLG: 0.444		G4-3		1-3 / 2-H / 1B			F8		S S S / 0-3 / K	3	0	1	1	0	0	0
81 Garrett Whitley, R (9, PH)										1	0	0	0	0	1	0
29 Brandon Snyder, R (1, 7) OBP: 0.348, SLG: 0.429		F8		F9			F8		C C C / 0-3 / K	3	0	0	0	0	0	2
76 Jake Fraley, L (7, 7)										1	0	0	0	0	1	0
Inning Stats	R: 3 E: 0 K: 0 S: 7 H: 4 LOB: 1 BB: 0 P: 8	R: 0 E: 0 K: 0 S: 3 H: 0 LOB: 0 BB: 0 P: 3	R: 0 E: 0 K: 0 S: 3 H: 1 LOB: 0 BB: 0 P: 3	R: 1 E: 0 K: 0 S: 6 H: 3 LOB: 2 BB: 0 P: 6	R: 0 E: 0 K: 0 S: 4 H: 1 LOB: 2 BB: 1 P: 8		R: 0 E: 0 K: 1 S: 5 H: 0 LOB: 0 BB: 0 P: 5	R: 0 E: 0 K: 0 S: 3 H: 0 LOB: 0 BB: 0 P: 3	R: 0 E: 0 K: 1 S: 5 H: 0 LOB: 0 BB: 0 P: 5	R: 1 E: 0 K: 2 S: 8 H: 1 LOB: 0 BB: 0 P: 8	1B: 8 2B: 1 3B: 0 HR: 1	SF: 0 SAC: 0 DP: 1 HBP: 0					

PITCHER	IP	WLS	BF	H	R	ER	SO	BB	IBB	HBP	BLK	WP	HR	S	P	ERA	WHIP
50 Aaron Slegers, R (1, 1) ERA: 5.4	3.0	W	13	5	3	3	0	0	0	0	0	1	0	13	14	9.00	1.667
43 Addison Reed, R (4, 1) ERA: 3.6	1.0	H	6	3	1	1	0	0	0	0	0	0	0	6	6	9.00	3.000
32 Zach Duke, L (5, 1) ERA:	1.0	H	5	1	0	0	0	1	0	0	0	0	0	4	8	0.00	2.000
77 Fernando Romero, R (6, 1) ERA:	3.0	H	9	0	0	0	2	0	0	0	0	0	0	13	13	0.00	0.000
67 Alan Busenitz, R (9, 1) ERA: 7.2	1.0	S	4	1	1	1	2	0	0	0	0	0	1	8	8	9.00	1.000

PITCHER	IP	WLS	BF	H	R	ER	SO	BB	IBB	HBP	BLK	WP	HR	S	P	ERA	WHIP

BOTTOM

Minnesota Twins @ Tampa Bay Rays

Charlotte Sports Park, Port Charlotte, FL

Sun Mar 11 2018, 1:08 PM - 3:52 PM EDT

Att. 4,417 - Cloudy - 74 F

livebaseballscorecards.com

AB	36
R	5
H	10
RBI	4
BB	1
SO	4
LOB	10

WP: 1 PA: 37
PB: 0
SB: 0
CS: 0

Batter	1	2	3	4	5	6	7	8	9	AB	R	H	RBI	BB	SO	LOB
25 Byron Buxton, R (1, 8) OBP: 0.310, SLG: 0.462 24 James Ramsey, L (8, 8) OBP: 0.182, SLG: 0.300	C S S 0-3 ① K	S S S 0-3 ③ K			S S C 0-3 ② K			S S S 0-3 ① K		4 0 0 0 0 4 2 0 0 0 0 0 0 0						
0 Erick Aybar, S (1, 5) OBP: 0.333, SLG: 0.350 91 Nelson Molina, L (8, 5)	X 0-0 ② G1-3	X 0-0 ① G4-3			X 0-0 ③ G3			X 0-0 ② G4-3		4 0 0 0 0 0 0 0 0 0 0 0 0 0						
26 Max Kepler, L (1, 9) OBP: 0.393, SLG: 0.333 20 Tanner English, R (8, PR) (8, 9)	S S S 0-3 ③ K	X 0-0 ② F7				X 0-0 ① G4-3		H 1-0 HBP		3 0 0 0 0 1 0 0 0 0 0 0 0 0						
30 Kennys Vargas, S (1, 3) OBP: 0.353, SLG: 0.345 16 Chris Paul, R (8, 3) OBP: 0.286, SLG: 0.167		S S S 0-3 ① K	X 0-0 ③ G3			X 0-0 ② F9		S S S 0-3 ③ K		4 0 0 0 0 2 1 0 0 0 0 0 0 0						
36 Robbie Grossman, S (1, 7) OBP: 0.300, SLG: 0.231 27 Edgar Corcino, R (8, 7)		X 0-0 46 HR 2B		X 0-0 1 G4-3 46 G5-3 1B		S S C 0-3 ③ K			S S S 0-3 ① K	3 1 2 0 0 1 0 1 0 0 0 0 1 0						
46 Bobby Wilson, R (1, 2) OBP: 0.211, SLG: 0.389 78 Willians Astudillo, R (6, 2) OBP: 0.250, SLG: 0.200	B X 1-0 2-H HR			X 0-0 ① G5-3 1-2			X 0-0 ① L8		X 0-0 37 G1-3 1B	2 1 1 2 0 0 1 2 0 1 0 0 0 0						
1 Nick Gordon, L (1, 4) OBP: 0.529, SLG: 0.688 37 Sean Miller, R (7, 4) OBP: 0.300, SLG: 0.333	X 0-0 40 WP 1B			X 0-0 ② G4-3 2-3			X 0-0 40 E 1B		X 0-0 ② G1-3 1-2	3 0 2 0 0 0 1 1 0 0 0 0 0 1						
40 Gregorio Petit, R (1, 6) OBP: 0.200, SLG: 0.273 33 Ryan Walker, L (7, 6)	B B B 4-0 1-2 BB			S S T 0-2 ③ K			X 0-0 E6 62 G5-4-3 1-2		X 0-0 ③ G5-3	2 0 0 0 1 1 2 1 0 0 0 0 0 1						
62 Jordan Pacheco, R (1, 10)		S S S 0-3 ② K			S S S 0-3 ① K		X 0-0 ② ③ G5-4-3 1-2f			3 0 0 0 0 2 4						
Inning Stats	R: 0 H: 0 E: 0 LOB: 0 K: 2 BB: 0 S: 7 P: 7	R: 2 H: 3 E: 0 LOB: 2 K: 3 BB: 1 S: 12 P: 17	R: 0 H: 0 E: 0 LOB: 0 K: 0 BB: 0 S: 3 P: 3	R: 0 H: 1 E: 0 LOB: 1 K: 1 BB: 0 S: 6 P: 6	R: 0 H: 0 E: 0 LOB: 0 K: 2 BB: 0 S: 7 P: 7	R: 0 H: 0 E: 0 LOB: 0 K: 1 BB: 0 S: 5 P: 5	R: 0 H: 1 E: 1 LOB: 1 K: 0 BB: 0 S: 4 P: 4	R: 0 H: 0 E: 0 LOB: 1 K: 2 BB: 0 S: 7 P: 8	R: 0 H: 1 E: 0 LOB: 1 K: 1 BB: 0 S: 6 P: 6	1B: 4 SF: 0 2B: 1 SAC: 0 3B: 0 DP: 1 HR: 1 HBP: 1						

PITCHER	IP	WLS	BF	H	R	ER	SO	BB	IBB	HBP	BLK	WP	HR	S	P	ERA	WHIP
19 Masahiro Tanaka, R (1, 1) ERA: 10.13	4.0	L	17	4	2	2	6	1	0	0	0	1	1	28	33	4.50	1.250
68 Dellin Betances, R (5, 1) ERA: 7.71	0.2		2	0	0	0	2	0	0	0	0	0	0	6	6	0.00	0.000
45 Chasen Shreve, L (5, 1) ERA:	0.1		1	0	0	0	0	0	0	0	0	0	0	1	1	0.00	0.000
63 Domingo Germán, R (6, 1) ERA: 0.84	3.0		11	1	0	0	3	0	0	1	0	0	0	16	17	0.00	0.333
48 Tommy Kahnle, R (9, 1) ERA: 3.38	1.0		4	1	0	0	1	0	0	0	0	0	0	6	6	0.00	1.000

PITCHER	IP	WLS	BF	H	R	ER	SO	BB	IBB	HBP	BLK	WP	HR	S	P	ERA	WHIP

TOP

Minnesota Twins @ New York Yankees

George M. Steinbrenner Field, Tampa, FL

Mon Mar 12 2018, 6:35 PM - 9:10 PM EDT

Att. 9,864 - Clear - 61 F

livebaseballscorecards.com

AB	33
R	2
H	6
RBI	2
BB	1
SO	12
LOB	13

1B: 4	SF: 0	WP: 1	PA: 35
2B: 1	SAC: 0	PB: 0	
3B: 0	DP: 1	SB: 0	
HR: 1	HBP: 1	CS: 0	

BOTTOM

Minnesota Twins @ New York Yankees

George M. Steinbrenner Field, Tampa, FL

Mon Mar 12 2018, 6:35 PM - 9:10 PM EDT

Att. 9,864 - Clear - 61 F

livebaseballscorecards.com

Batter	1	2	3	4	5	6	7	8	9	AB	R	H	RBI	BB	SO	LOB
11 Brett Gardner, L (1, 8) OBP: 0.333, SLG: 0.263	S S C 0-3 ① K		X 0-0 ② P2		S 0-1 ③ CS 1-2	X 0-0 ① F8		B B B B 4-0 33 F8 25 WP BB		3	0	0	0	0	1	1
92 Estevan Florial, L (7, 8) OBP: 0.417, SLG: 0.600										0	0	0	0	1	0	0
27 Giancarlo Stanton, R (1, 7) OBP: 0.346, SLG: 0.583	X 0-0 ② G6-3		X 0-0 ③ P3			X 0-0 E5 33 1B		B B B B 4-0 29 S 1-2 BB		3	0	0	0	0	0	1
25 Shane Robinson, R (6, PR) (7, 7) OBP: 0.304, SLG: 0.176										0	0	0	0	1	0	0
33 Greg Bird, L (1, 10) OBP: 0.303, SLG: 0.148	X 0-0 ③ P2			S S C 0-3 ① K		S 1 SAFE X 0-1 ② 1-2 1B		X 0-0 ② F8 2-3		4	0	1	0	0	1	2
29 Brandon Drury, R (1, 5) OBP: 0.367, SLG: 0.556		X 0-0 71 G4-3 26 G4-3 1B		X 0-0 ② G6-3		X 0-0 ③ P4		S X 0-1 ③ G2-3 1-2		4	0	1	0	0	0	3
66 Abiatal Avelino, R (9, 5) OBP: 0.667, SLG: 0.600										0	0	0	0	0	0	0
26 Tyler Austin, R (1, 3) OBP: 0.345, SLG: 0.625		X 0-0 ① G4-3 1-2		C X 0-1 HR			B B B B 4-0 BB		S S S 0-3 ① K	2	1	1	1	1	0	1
56 Ryan McBroom, R (7, PR) (8, 3) OBP: 0.200, SLG: 0.444										1	0	0	0	0	1	0
71 Billy McKinney, L (1, 9) OBP: 0.438, SLG: 0.739		X 0-0 ② G4-3 2-3		S S S 0-3 ③ K			C C C 0-3 ① K		B B B B 4-0 74 1B BB	3	0	0	0	1	2	2
28 Austin Romine, R (1, 2) OBP: 0.600, SLG: 0.778		X 0-0 ③ F9			X 0-0 74 G6-3 1B		X 0-0 ② F9		X 0-0 ② P6	2	0	1	0	0	0	1
36 Erik Kratz, R (7, PH) (8, 2) OBP: 0.438, SLG: 0.308										2	0	0	0	0	0	2
74 Ronald Torreyes, R (1, 6) OBP: 0.370, SLG: 0.478			X 0-0 39 2B 2B		X 0-0 ① ② G6-3 1-2f		X 0-0 ③ F9		X 0-0 1-2 1B	4	0	2	0	0	0	2
39 Tyler Wade, L (1, 4) OBP: 0.387, SLG: 0.407			X 0-0 ① 2-H 2B		X 0-0 11 CS 1B			X 0-0 ① G1-3	X 0-0 ③ L7	3	0	2	0	0	0	0
12 Jace Peterson, L (9, 4) OBP: 0.409, SLG: 0.133										1	0	0	0	0	0	2
Inning Stats	R: 0 H: 0 E: 0 LOB: 0 K: 1 BB: 0 S: 5 P: 5	R: 0 H: 1 E: 0 LOB: 1 K: 0 BB: 0 S: 4 P: 4	R: 0 H: 2 E: 0 LOB: 1 K: 0 BB: 0 S: 4 P: 4	R: 1 H: 1 E: 0 LOB: 0 K: 2 BB: 0 S: 9 P: 9	R: 0 H: 2 E: 0 LOB: 0 K: 0 BB: 0 S: 4 P: 4	R: 0 H: 1 E: 1 LOB: 1 K: 0 BB: 1 S: 5 P: 5	R: 0 H: 0 E: 0 LOB: 1 K: 1 BB: 1 S: 5 P: 9	R: 0 H: 0 E: 0 LOB: 2 K: 0 BB: 2 S: 4 P: 12	R: 0 H: 1 E: 0 LOB: 2 K: 1 BB: 1 S: 6 P: 10	1B: 5 SF: 0 2B: 2 SAC: 0 3B: 0 DP: 1 HR: 1 HBP: 0						

	AB	32
	R	1
	H	8
	RBI	1
	BB	4
	SO	5
	LOB	17

WP: 1 PA: 37
PB: 0
SB: 1
CS: 1

PITCHER		IP	WLS	BF	H	R	ER	SO	BB	IBB	HBP	BLK	WP	HR	S	P	ERA	WHIP
45 Phil Hughes, R ERA: 5.4	(1, 1)	4.0	W	15	4	1	1	3	0	0	0	0	0	1	22	22	2.25	1.000
57 Ryan Pressly, R ERA: 1.69	(5, 1)	1.0	H	3	2	0	0	0	0	0	0	0	0	0	4	4	0.00	2.000
49 Adalberto Mejía, L ERA: 4.5	(6, 1)	2.0	H	8	1	0	0	1	1	0	0	0	0	0	10	14	0.00	1.000
61 Tyler Kinley, R ERA: 3.0	(8, 1)	1.0	H	5	0	0	0	0	2	0	0	0	1	0	4	12	0.00	2.000
58 Gabriel Moya, L ERA: 1.5	(9, 1)	1.0	S	5	1	0	0	1	1	0	0	0	0	0	6	10	0.00	2.000

PITCHER	IP	WLS	BF	H	R	ER	SO	BB	IBB	HBP	BLK	WP	HR	S	P	ERA	WHIP

Batter	1	2	3	4	5	6	7	8	9	AB	R	H	RBI	BB	SO	LOB
1 Tim Beckham, R (1, 5) OBP: 0.279, SLG: 0.410	S S S 0-3 ① K		S S S 0-3 ③ K 1-2		X 0-0 ② G1-4-3		H 1-0 25 HR HBP	S S S 0-3 ③ K		3	0	0	0	0	2	1
23 Joey Rickard, R (6, 8) OBP: 0.282, SLG: 0.182										1	1	0	0	0	1	2
16 Trey Mancini, R (1, 7) OBP: 0.342, SLG: 0.545	S S S 0-3 ② K			S C C 0-3 ① K	X 0-0 E6 13 1B 13 1B		S S S X 0-2 1-H HR		X 0-0 ① G3-1	3	1	0	0	0	2	0
25 Anthony Santander, S (6, 9) OBP: 0.357, SLG: 0.600										2	1	1	2	0	0	0
13 Manny Machado, R (1, 6) OBP: 0.500, SLG: 0.871	X 0-0 ③ G5-3			X 0-0 2 WP 2 1B 2B	X 0-0 1-H 2 S 1B		X 0-0 ② G6-3		X 0-0 ② P3	3	1	2	1	0	0	0
96 Aderlin Rodríguez, R (6, 3) OBP: 0.222, SLG: 0.222										2	0	0	0	0	0	0
2 Pedro Alvarez, L (1, 10) OBP: 0.324, SLG: 0.406		X 0-0 ① P6		B X 1-0 2-H 14 FC5-4 1B	B X 1-0 1-2 ③ G4-3		S S S 0-3 ③ K		B B B B 4-0 97 S BB	4	0	1	1	1	1	1
70 Cedric Mullins, L (9, PR) OBP: 0.290, SLG: 0.444 (9, 10)										0	0	0	0	0	0	0
47 Danny Valencia, R (1, 3) OBP: 0.304, SLG: 0.524		C C C 0-3 ② K		X 0-0 ② F7		X 0-0 14 G5-3 14 S 1B		X 0-0 ① G1-3	S S S 0-3 ③ K 1-2	3	0	1	0	0	1	1
97 Jomar Reyes, R (6, 5) OBP: 0.200, SLG: 0.200										2	0	0	0	0	1	1
14 Craig Gentry, R (1, 8) OBP: 0.318, SLG: 0.381		X 0-0 ③ G1-3		X 0-0 ③ FC5-4 1-2f		1 SAFE X 0-0 ① G5-3 1-3		X 0-0 ② G3-1		3	0	0	0	0	0	2
15 Chance Sisco, L (6, 2) OBP: 0.458, SLG: 0.667										1	0	0	0	0	0	0
18 Austin Hays, R (1, 9) OBP: 0.217, SLG: 0.150			S S S 0-3 ① K2-3		X 0-0 29 HR 1B	S S S 0-3 ② K		B B B B 4-0 3 1B 17 1B BB		3	1	1	0	0	2	1
47 Alex Presley, L (6, 7) OBP: 0.432, SLG: 0.387										0	1	0	0	1	0	0
29 Austin Wynns, R (1, 2) OBP: 0.450, SLG: 0.667			B B B B 4-0 12 FC6-4 BB		B B S S B X 3-2 1-H HR	X 0-0 ③ L3		X 0-0 17 1B 1-3 1B		2	1	1	2	1	0	1
3 Luis Sardinas, S (6, 6) OBP: 0.394, SLG: 0.419										1	0	1	0	0	0	0
12 Engelb Vielma, S (1, 4) OBP: 0.222, SLG: 0.200			X 0-0 ② FC6-4 1 S 1-2f		X 0-0 ① L4		X 0-0 ① L4	X 0-0 1-2 3-H 1B		3	0	0	0	0	0	1
17 Rubén Tejada, R (7, 4) OBP: 0.216, SLG: 0.200										1	0	1	1	0	0	0
Inning Stats	R: 0 E: 0 K: 2 S: 7 H: 0 LOB: 0 BB: 0 P: 7	R: 0 E: 0 K: 1 S: 5 H: 0 LOB: 0 BB: 0 P: 5	R: 0 E: 0 K: 2 S: 7 H: 0 LOB: 1 BB: 1 P: 11	R: 1 E: 0 K: 1 S: 7 H: 2 LOB: 1 BB: 0 P: 8	R: 3 E: 1 K: 0 S: 9 H: 3 LOB: 1 BB: 0 P: 13	R: 0 E: 0 K: 1 S: 6 H: 1 LOB: 1 BB: 0 P: 6	R: 2 E: 0 K: 1 S: 8 H: 1 LOB: 0 BB: 0 P: 9	R: 1 E: 0 K: 1 S: 7 H: 2 LOB: 2 BB: 1 P: 11	R: 0 E: 0 K: 1 S: 5 H: 0 LOB: 2 BB: 1 P: 9	1B: 6 2B: 1 3B: 0 HR: 2	SF: 0 SAC: 0 DP: 0 HBP: 1						

TOP

Baltimore Orioles @ Minnesota Twins

CenturyLink Sports Complex, Fort Myers, FL

Tue Mar 13 2018, 1:08 PM - 4:26 PM EDT

Att. 8,245 - Sunny - 62 F

livebaseballscorecards.com

AB	37
R	7
H	9
RBI	7
BB	3
SO	10
LOB	11

WP: 1 PA: 41
PB: 0
SB: 4
CS: 0

PITCHER	IP	WLS	BF	H	R	ER	SO	BB	IBB	HBP	BLK	WP	HR	S	P	ERA	WHIP
31 Lance Lynn, R (1, 1) ERA:	3.0		10	0	0	0	5	1	0	0	0	0	0	19	23	0.00	0.333
56 Fernando Rodney, R (4, 1) ERA: 6.0	1.0		5	2	1	1	1	0	0	0	0	1	0	7	8	9.00	2.000
39 Trevor Hildenberger, R (5, 1) ERA: 7.5	1.1	B	9	4	3	2	0	0	0	0	0	0	1	11	15	13.50	3.000
55 Taylor Rogers, L (6, 1) ERA: 6.43	1.2	L	7	1	2	2	2	0	0	1	0	0	1	12	13	10.80	0.600
66 Myles Jaye, R (8, 1) ERA: 2.57	2.0		10	2	1	1	2	2	0	0	0	0	0	12	20	4.50	2.000

PITCHER	IP	WLS	BF	H	R	ER	SO	BB	IBB	HBP	BLK	WP	HR	S	P	ERA	WHIP

Baltimore Orioles @ Minnesota Twins

CenturyLink Sports Complex, Fort Myers, FL

Tue Mar 13 2018, 1:08 PM - 4:26 PM EDT

Att. 8,245 - Sunny - 62 F

BOTTOM

Batter	1	2	3	4	5	6	7	8	9	AB	R	H	RBI	BB	SO	LOB
2 Brian Dozier, R (1, 4) OBP: 0.240, SLG: 0.273	BBBB 4-0 7 G4-6-3 BB	x 0-0 ③ G5	SSS 0-3 ③ K		SSS 0-3 ③ K		x 0-0 ③ G5-3			2	0	0	0	1	1	5
5 Eduardo Escobar, S (5, PH) OBP: 0.393, SLG: 0.522 (6, 4)										2	0	0	0	0	1	2
7 Joe Mauer, L (1, 3) OBP: 0.364, SLG: 0.500	x 0-0 ① ② G4-6-3 1-2f		x 0-0 22 2B 11 BB 1B	x 0-0 22 G6-4-3 1B		x 0-0 ① F9		x 0-0 ① F9		3	1	2	0	0	0	1
16 Ehire Adrianza, S (6, 6) OBP: 0.370, SLG: 0.520										2	0	0	0	0	0	0
22 Miguel Sanó, R (1, 5) OBP: 0.440, SLG: 0.750	BBBB 4-0 BB		x 0-0 11 BB 51 BB 1-3 2B	x 0-0 ① ② G6-4-3 1-2f		H 1-0 24 F7 99 BB HBP		BBBB 4-0 BB		2	1	1	0	1	0	1
23 Mitch Garver, R (6, 2) OBP: 0.286, SLG: 0.250										0	0	0	0	1	0	0
99 Logan Morrison, L (1, 10) OBP: 0.500, SLG: 0.600	x 0-0 ③ F7		BBBB 4-0 51 BB 11 BB 72 SF8 BB	x 0-0 1B		BBBB 4-0 78 FC5-4 1-2 BB		x 0-0 ② F7		2	1	1	0	2	0	1
1 Nick Gordon, L (8, PH) OBP: 0.500, SLG: 0.647 (9, 10)										1	0	0	0	0	0	1
11 Jorge Polanco, S (1, 6) OBP: 0.259, SLG: 0.346		x 0-0 72 FC5 15 S 1B	BBBB 4-0 72 SF8 51 BB 8 1B 1-2 2-3 3-H BB	x 0-0 ③ F8		x 0-0 ② F7 2-3		SSS 0-3 ③ K		2	1	1	1	1	0	1
24 Chris Heisey, R (6, 7) OBP: 0.259, SLG: 0.174										2	0	0	0	0	1	3
15 Jason Castro, L (1, 2) OBP: 0.250, SLG: 0.231	SCC 0-3 ① K 1-2	SSS 0-3 ① K			x 0-0 ① ② L3	x 0-0 ③ FC5-4 1-2f			x 0-0 ① F9	3	0	0	0	0	2	4
78 Willians Astudillo, R (6, 3) OBP: 0.214, SLG: 0.167										2	0	0	0	0	0	2
51 Brock Stassi, L (1, 7) OBP: 0.625, SLG: 0.615	BBBB 4-0 8 BB 72 FC5 BB	BBBB 4-0 8 1B 1-2 2-3 3-H BB			x 0-0 72 2B 2B		SSS 0-3 ① K		x 0-0 2B	1	1	1	1	2	0	0
64 Nick Buss, L (6, 9) OBP: 0.348, SLG: 0.381										2	0	1	0	0	1	0
72 Ryan LaMarre, R (1, 9) OBP: 0.520, SLG: 0.913	x 0-0 ② FC5 8 BB 1-2 2-3f	x 0-0 ② SF8 2-3 3-H			x 0-0 2-H 2B		x 0-0 ② G6-3		SSS 0-3 ② K	2	0	1	2	0	0	2
38 Taylor Featherston, R (6, 5) OBP: 0.273, SLG: 0.500										2	0	0	0	0	1	1
8 Zack Granite, L (1, 8) OBP: 0.250, SLG: 0.207	BBBB 4-0 1-2 2-3 BB	x 0-0 1-2 3-H 1B			x 0-0 ② P6		BBBB 4-0 BB		x 0-0 ③ G4-3	2	0	1	1	1	0	1
73 LaMonte Wade Jr., L (7, 8) OBP: 0.480, SLG: 0.421										1	0	0	0	1	0	1
Inning Stats	R: 0 E: 0 K: 0 S: 2 H: 0 LOB: 1 BB: 2 P: 10	R: 0 E: 0 K: 1 S: 6 H: 1 LOB: 3 BB: 2 P: 14	R: 4 E: 0 K: 2 S: 10 H: 3 LOB: 2 BB: 3 P: 22	R: 0 E: 0 K: 0 S: 4 H: 2 LOB: 1 BB: 0 P: 4	R: 1 E: 0 K: 1 S: 7 H: 2 LOB: 1 BB: 0 P: 7	R: 0 E: 0 K: 0 S: 3 H: 0 LOB: 2 BB: 1 P: 8	R: 0 E: 0 K: 1 S: 5 H: 0 LOB: 1 BB: 1 P: 9	R: 0 E: 0 K: 1 S: 5 H: 0 LOB: 1 BB: 1 P: 9	R: 0 E: 0 K: 1 S: 6 H: 1 LOB: 1 BB: 0 P: 6	1B: 5 2B: 4 3B: 0 HR: 0 SF: 1 SAC: 0 DP: 2 HBP: 1						

livebaseballscorecards.com

AB	33
R	5
H	9
RBI	5
BB	10
SO	7
LOB	26

WP: 0 PA: 45
PB: 0
SB: 1
CS: 0

PITCHER		IP	WLS	BF	H	R	ER	SO	BB	IBB	HBP	BLK	WP	HR	S	P	ERA	WHIP
30 Chris Tillman, R ERA: 18.0	(1, 1)	2.0		14	3	4	4	1	6	0	0	0	0	0	10	34	18.00	4.500
57 Donnie Hart, L ERA: 2.57	(3, 1)	2.0		9	3	0	0	2	1	0	0	0	0	0	12	16	0.00	2.000
55 Josh Edgin, L ERA: 2.25	(5, 1)	1.0		5	2	1	1	1	0	0	0	0	0	0	7	7	9.00	2.000
74 José Mesa Jr., R ERA: 7.94	(6, 1)	2.0	W	9	0	0	0	1	2	0	1	0	0	0	8	17	0.00	1.000
31 Jimmy Yacabonis, R ERA: 4.5	(8, 1)	1.0	H	4	0	0	0	1	1	0	0	0	0	0	5	9	0.00	1.000

PITCHER		IP	WLS	BF	H	R	ER	SO	BB	IBB	HBP	BLK	WP	HR	S	P	ERA	WHIP
94 James Teague, R ERA:	(9, 1)	1.0	S	4	1	0	0	1	0	0	0	0	0	0	6	6	0.00	1.000

Batter	1	2	3	4	5	6	7	8	9	AB	R	H	RBI	BB	SO	LOB
50 Mookie Betts, R (1, 9) OBP: 0.333, SLG: 0.261	CBBBB 4-1 13 1B BB	0-0 19 P5 2-3 3-H 1B		0-0 ② G6-3		0-0 ③ F9			0-0 ② F7	3	0	1	1	1	0	1
83 Aneury Tavárez, L (6, 8) OBP: 0.303, SLG: 0.419										1	0	0	0	0	0	0
19 Jackie Bradley Jr., L (1, 8) OBP: 0.296, SLG: 0.292	0-0 ① F8	0-0 ② P5 1-2		0-0 ③ G4-3			SSS 0-3 ① K		SSS 0-3 ③ K	3	0	0	0	0	0	3
5 Tzu-Wei Lin, L (6, 4) OBP: 0.303, SLG: 0.148										2	0	0	0	0	2	0
13 Hanley Ramirez, R (1, 10) OBP: 0.267, SLG: 0.379	0-0 28 BB 1-3 1B	0-0 ③ F9			0-0 ① F9		0-0 ② F7			4	0	1	0	0	0	2
28 J.D. Martinez, R (1, 7) OBP: 0.455, SLG: 0.500	BBBB 4-0 1-2 BB		0-0 ① F8		0-0 1B		SSS 0-3 ③ K			2	0	1	0	1	0	0
17 Deven Marrero, R (6, 6) OBP: 0.229, SLG: 0.250										1	0	0	0	0	1	0
2 Xander Bogaerts, R (1, 6) OBP: 0.423, SLG: 0.625	SS 0-3 ② K		0-0 ② G6-3		0-0 ② F9			0-0 ① F7		3	0	0	0	0	1	4
23 Blake Swihart, S (6, 7) OBP: 0.425, SLG: 0.722										1	0	0	0	0	0	0
18 Mitch Moreland, L (1, 3) OBP: 0.143, SLG: 0.300	SCC 0-3 ③ K		B 1-0 HR		0-0 ③ G1-3			0-0 ② G4-3		3	1	1	1	0	1	4
55 Iván De Jesús Jr., R (6, 5) OBP: 0.400, SLG: 0.406										1	0	0	0	0	0	0
36 Eduardo Núñez, R (1, 4) OBP: 0.286, SLG: 0.167		0-0 E5 12 WP 3 1B 50 1B	H 1-0 HBP			0-0 1B		0-0 E5		2	1	1	0	0	0	0
59 Sam Travis, R (6, 3) OBP: 0.256, SLG: 0.548										1	0	0	0	0	0	0
3 Sandy León, S (1, 2) OBP: 0.438, SLG: 0.786		0-0 50 1B 12 WP 1-2 1B	0-0 ③ F7			0-0 ① L6		0-0 ③ F7		3	0	1	0	0	0	2
70 Dan Butler, R (7, 2)										1	0	0	0	0	0	1
12 Brock Holt, L (1, 5) OBP: 0.368, SLG: 0.353	B 1-0 ① G3 1-2 2-3			0-0 ① F8		SSS 0-3 ② K			0-0 ① G6-3	3	0	0	0	0	1	3
38 Rusney Castillo, R (6, 9) OBP: 0.333, SLG: 0.429										1	0	0	0	0	0	0
Inning Stats	R: 0 H: 1 E: 0 LOB: 3 K: 2 BB: 2 S: 9 P: 17	R: 1 H: 2 E: 1 LOB: 2 K: 0 BB: 0 S: 6 P: 7	R: 1 H: 1 E: 0 LOB: 1 K: 0 BB: 0 S: 4 P: 6	R: 0 H: 0 E: 0 LOB: 0 K: 0 BB: 0 S: 3 P: 3	R: 0 H: 1 E: 0 LOB: 1 K: 0 BB: 0 S: 4 P: 4	R: 0 H: 1 E: 0 LOB: 1 K: 1 BB: 0 S: 6 P: 6	R: 0 H: 0 E: 0 LOB: 0 K: 2 BB: 0 S: 7 P: 7	R: 0 H: 0 E: 1 LOB: 1 K: 0 BB: 0 S: 4 P: 4	R: 0 H: 0 E: 0 LOB: 0 K: 1 BB: 0 S: 5 P: 5	1B: 5 SF: 0 2B: 0 SAC: 0 3B: 0 DP: 0 HR: 1 HBP: 1						

PITCHER		IP	WLS	BF	H	R	ER	SO	BB	IBB	HBP	BLK	WP	HR	S	P	ERA	WHIP
21 Tyler Duffey, R ERA: 4.66	(1, 1)	3.0	L	17	4	2	1	2	2	0	1	0	1	1	19	30	3.00	2.000
43 Addison Reed, R ERA: 2.7	(4, 1)	1.2		6	1	0	0	0	0	0	0	0	0	0	6	6	0.00	0.600
32 Zach Duke, L ERA:	(5, 1)	1.1		5	1	0	0	1	0	0	0	0	0	0	7	7	0.00	0.750
67 Alan Busenitz, R ERA: 5.14	(7, 1)	2.0		7	0	0	0	2	0	0	0	0	0	0	11	11	0.00	0.000
60 Nick Anderson, R ERA:	(9, 1)	1.0		3	0	0	0	1	0	0	0	0	0	0	5	5	0.00	0.000

PITCHER	IP	WLS	BF	H	R	ER	SO	BB	IBB	HBP	BLK	WP	HR	S	P	ERA	WHIP

TOP

Boston Red Sox @ Minnesota Twins

CenturyLink Sports Complex, Fort Myers, FL

Wed Mar 14 2018, 1:06 PM - 3:38 PM EDT

Att. 8,595 - Sunny - 67 F

livebaseballscorecards.com

AB	35
R	2
H	6
RBI	2
BB	2
SO	6
LOB	20

WP: 1 PA: 38
PB: 0
SB: 0
CS: 0

BOTTOM

Boston Red Sox @ Minnesota Twins

CenturyLink Sports Complex, Fort Myers, FL

Wed Mar 14 2018, 1:06 PM - 3:38 PM EDT

Att. 8,595 - Sunny - 67 F

Batter	1	2	3	4	5	6	7	8	9	AB	R	H	RBI	BB	SO	LOB
2 Brian Dozier, R (1, 4) OBP: 0.250, SLG: 0.280	G6-3		F7			7 G6-3 1B		G6-3 2-3		3	0	1	0	0	0	0
0 Erick Aybar, S (7, 4) OBP: 0.318, SLG: 0.333										1	0	0	0	0	0	1
7 Joe Mauer, L (1, 3) OBP: 0.320, SLG: 0.435	G3-1			G4-3		G6-3 1-2f		K		3	0	0	0	0	0	1
51 Brock Stassi, L (7, 3) OBP: 0.588, SLG: 0.571										1	0	0	0	0	1	1
11 Jorge Polanco, S (1, 6) OBP: 0.276, SLG: 0.429	K			3B			G3-1		F7	2	0	1	0	0	1	0
5 Eduardo Escobar, S (7, 6) OBP: 0.367, SLG: 0.480										2	0	0	0	0	0	0
22 Miguel Sanó, R (1, 5) OBP: 0.429, SLG: 0.739		K		K			36 G3-1 99 1B 2B		62 G3 2B	3	0	1	0	0	2	1
40 Gregorio Petit, R (7, PR) OBP: 0.231, SLG: 0.348 (8, 5)										1	1	1	0	0	0	0
36 Robbie Grossman, S (1, 7) OBP: 0.303, SLG: 0.310		3B		G6-3			G3-1 2-3		G3 2-3	3	0	1	0	0	0	2
62 Jordan Pacheco, R (8, 7)										1	0	0	0	0	0	1
99 Logan Morrison, L (1, 10) OBP: 0.467, SLG: 0.538		K			K				G4-3	3	0	1	1	0	2	1
73 LaMonte Wade Jr., L (9, PH) OBP: 0.462, SLG: 0.400							3-H 1B			1	0	0	0	0	0	1
26 Max Kepler, L (1, 9) OBP: 0.355, SLG: 0.296		K			K		F9			3	0	0	0	0	2	3
64 Nick Buss, L (8, 9) OBP: 0.348, SLG: 0.381										0	0	0	0	0	0	0
25 Byron Buxton, R (1, 8) OBP: 0.313, SLG: 0.429			F7		P6			0 G6-3 46 S HBP		2	0	0	0	0	0	0
72 Ryan LaMarre, R (9, 8) OBP: 0.520, SLG: 0.913										0	0	0	0	0	0	0
15 Jason Castro, L (1, 2) OBP: 0.222, SLG: 0.200			G6-3			K		K 1-2		2	0	0	0	0	1	0
46 Bobby Wilson, R (7, 2) OBP: 0.200, SLG: 0.368										1	0	0	0	0	1	1
Inning Stats	R: 0 E: 0 K: 1 S: 5 H: 0 LOB: 0 BB: 0 P: 5	R: 0 E: 0 K: 3 S: 10 H: 1 LOB: 1 BB: 0 P: 10	R: 0 E: 0 K: 0 S: 3 H: 0 LOB: 0 BB: 0 P: 3	R: 0 E: 0 K: 1 S: 6 H: 1 LOB: 1 BB: 0 P: 6	R: 0 E: 0 K: 2 S: 7 H: 0 LOB: 0 BB: 0 P: 7	R: 0 E: 0 K: 1 S: 5 H: 1 LOB: 0 BB: 0 P: 5	R: 1 E: 0 K: 0 S: 5 H: 2 LOB: 2 BB: 0 P: 5	R: 0 E: 0 K: 2 S: 7 H: 0 LOB: 1 BB: 0 P: 8	R: 0 E: 0 K: 0 S: 4 H: 1 LOB: 1 BB: 0 P: 4	1B: 2 2B: 2 3B: 2 HR: 0	SF: 0 SAC: 0 DP: 1 HBP: 1						

	AB	32
	R	1
	H	6
	RBI	1
	BB	0
	SO	10
	LOB	13

WP: 0 PB: 0 SB: 1 CS: 0 PA: 33

livebaseballscorecards.com

PITCHER	IP	WLS	BF	H	R	ER	SO	BB	IBB	HBP	BLK	WP	HR	S	P	ERA	WHIP
41 Chris Sale, L (1, 1) ERA: 1.0	5.0	W	17	2	0	0	7	0	0	0	0	0	0	31	31	0.00	0.400
81 Bobby Poyner, L (6, 1) ERA: 1.29	1.0	H	3	1	0	0	1	0	0	0	0	0	0	5	5	0.00	1.000
44 Brandon Workman, R (7, 1) ERA: 6.0	0.2	H	3	1	1	1	0	0	0	0	0	0	0	3	3	13.50	1.500
63 Robby Scott, L (7, 1) ERA: 5.79	0.1	H	2	1	0	0	0	0	0	0	0	0	0	2	2	0.00	3.000
32 Matt Barnes, R (8, 1) ERA:	1.0	H	4	0	0	0	2	0	0	1	0	0	0	7	8	0.00	0.000

PITCHER	IP	WLS	BF	H	R	ER	SO	BB	IBB	HBP	BLK	WP	HR	S	P	ERA	WHIP
62 Ryan Brasier, R (9, 1) ERA:	1.0	S	4	1	0	0	0	0	0	0	0	0	0	4	4	0.00	1.000

Batter	1	2	3	4	5	6	7	8	9	AB	R	H	RBI	BB	SO	LOB
8 Zack Granite, L (1, 8) OBP: 0.229, SLG: 0.188	B X 1-0 ① F7	1 SAFE 0-0 ③ CS 1-2	X 0-0 ① G3		X 0-0 ③ L6		X 0-0 ③ 40 FC6-4 2-H 1B		X 0-0 ① F7	3	0	0	0	0	0	1
51 Brock Stassi, L (6, 3) OBP: 0.579, SLG: 0.563										2	0	1	1	0	0	0
16 Ehire Adrianza, S (1, 4) OBP: 0.333, SLG: 0.464	S S S 0-3 ② K		X 0-0 ② G5-3			X 0-0 ① F7	X 0-0 ③ FC6-4 1-2f		X 0-0 ② F8	3	0	0	0	0	1	0
40 Gregorio Petit, R (6, 5) OBP: 0.214, SLG: 0.320										2	0	0	0	0	0	1
5 Eduardo Escobar, S (1, 5) OBP: 0.364, SLG: 0.500	X 0-0 ③ G4-3		X 0-0 ③ F7			X 0-0 23 E 2B		B B B B 4-0 27 E 27 PB 64 E BB	S S S 0-3 ③ K	3	1	1	0	0	0	0
73 LaMonte Wade Jr., L (6, 8) OBP: 0.464, SLG: 0.381										1	1	0	0	1	1	0
20 Eddie Rosario, L (1, 10) OBP: 0.188, SLG: 0.375		S S S 0-3 ① K		X 0-0 ① P5		X 0-0 ② F8		B X 1-0 E6 64 E 1-3		3	0	0	0	0	1	1
27 Edgar Corcino, R (8, PH) (8, 10)										1	1	0	0	0	0	1
23 Mitch Garver, R (1, 2) OBP: 0.292, SLG: 0.263		X 0-0 19 1B 0 3B 1B		C C C 0-3 ② K		X 0-0 E5 2-H		X 0-0 ① G6-3		3	1	1	0	0	1	0
78 Willians Astudillo, R (7, 2) OBP: 0.200, SLG: 0.154										1	0	0	0	0	0	2
19 Kennys Vargas, S (1, 3) OBP: 0.378, SLG: 0.375		X 0-0 0 3B 1-2 1B		X 0-0 ③ 1B		X 0-0 ③ G4-3		X 0-0 ② P2		3	1	2	0	0	0	1
38 Taylor Featherston, R (6, 4) OBP: 0.261, SLG: 0.478										1	0	0	0	0	0	2
0 Erick Aybar, S (1, 6) OBP: 0.320, SLG: 0.417		X 0-0 24 SF8 3B 1-H 2-H			X 0-0 ① F7		X 0-0 ① G6-3 2-H 3-H	X 0-0 E6 62 2B		3	1	1	2	0	0	0
64 Nick Buss, L (7, 9) OBP: 0.333, SLG: 0.364										1	1	0	0	0	0	0
24 Chris Heisey, R (1, 7) OBP: 0.267, SLG: 0.200		X 0-0 ② SF8 3-H			X 0-0 1B		S S S 0-3 ② K	X 0-0 2-H 2B		2	0	1	1	0	1	0
62 Jordan Pacheco, R (7, 7) OBP: 0.429, SLG: 0.222										1	0	1	1	0	0	0
72 Ryan LaMarre, R (1, 9) OBP: 0.536, SLG: 0.923		X 0-0 8 CS 1B			S S S 0-3 ② K		X 0-0 51 1B 2B	X 0-0 ③ G6-3		3	1	2	0	0	1	1
1 Nick Gordon, L (7, 6) OBP: 0.474, SLG: 0.611										1	0	0	0	0	0	1
Inning Stats	R: 0 H: 0 E: 0 LOB: 0 K: 1 BB: 0 S: 5 P: 6	R: 3 H: 4 E: 0 LOB: 0 K: 1 BB: 0 S: 8 P: 8	R: 0 H: 0 E: 0 LOB: 0 K: 0 BB: 0 S: 3 P: 3	R: 0 H: 1 E: 0 LOB: 1 K: 1 BB: 0 S: 5 P: 5	R: 0 H: 1 E: 0 LOB: 1 K: 1 BB: 0 S: 6 P: 6	R: 1 H: 1 E: 1 LOB: 1 K: 0 BB: 0 S: 5 P: 5	R: 1 H: 2 E: 0 LOB: 1 K: 1 BB: 0 S: 7 P: 7	R: 3 H: 1 E: 2 LOB: 1 K: 0 BB: 1 S: 6 P: 11	R: 0 H: 0 E: 0 LOB: 0 K: 1 BB: 0 S: 5 P: 5	1B: 6 2B: 3 3B: 1 HR: 0	SF: 1 SAC: 0 DP: 0 HBP: 0						

PITCHER		IP	WLS	BF	H	R	ER	SO	BB	IBB	HBP	BLK	WP	HR	S	P	ERA	WHIP
24 Nathan Eovaldi, R ERA: 3.38	(1, 1)	4.1	L	17	6	3	3	3	0	0	0	0	0	0	23	24	6.23	1.385
54 Sergio Romo, R ERA:	(5, 1)	0.2		2	0	0	0	1	0	0	0	0	0	0	4	4	0.00	0.000
35 Matt Andriese, R ERA: 2.57	(6, 1)	2.0		10	3	2	1	1	0	0	0	0	0	0	12	12	4.50	1.500
53 Anthony Banda, L ERA: 6.0	(8, 1)	2.0		10	1	3	0	1	1	0	0	0	0	0	11	16	0.00	1.000

PITCHER	IP	WLS	BF	H	R	ER	SO	BB	IBB	HBP	BLK	WP	HR	S	P	ERA	WHIP

TOP

Minnesota Twins @ Tampa Bay Rays

Charlotte Sports Park, Port Charlotte, FL

Thu Mar 15 2018, 1:09 PM - 3:38 PM EDT

Att. 4,547 - Sunny - 68 F

livebaseballscorecards.com

AB	37
R	8
H	10
RBI	5
BB	1
SO	6
LOB	11

WP: 0	PA: 40		
PB: 1			
SB: 0			
CS: 1			

BOTTOM

Minnesota Twins @ Tampa Bay Rays

Charlotte Sports Park, Port Charlotte, FL

Thu Mar 15 2018, 1:09 PM - 3:38 PM EDT

Att. 4,547 - Sunny - 68 F

livebaseballscorecards.com

Batter	1	2	3	4	5	6	7	8	9	AB	R	H	RBI	BB	SO	LOB
39 Kevin Kiermaier, L (1, 8) OBP: 0.313, SLG: 0.323	G5-3		27 G6-4-3 1B		F8			G6-3		3	0	1	0	0	0	0
7 Micah Johnson, L (6, 8) OBP: 0.462, SLG: 0.682 (8, 4)										1	0	0	0	0	0	0
27 Carlos Gómez, R (1, 9) OBP: 0.313, SLG: 0.333	K		G6-4-3 1-2f			K			71 G1-6-3 91 1B BB	3	0	0	0	0	2	1
17 Jason Coats, R (7, 9) OBP: 0.207, SLG: 0.259										0	0	0	0	1	0	0
2 Denard Span, L (1, 7) OBP: 0.333, SLG: 0.414	2B			18 2B HBP		G3-1			1-2 71 G1-6-3 1B	2	1	1	0	0	0	0
91 Cade Gotta, R (7, 7) OBP: 1.000, SLG: 1.000										1	0	1	0	0	0	0
44 C.J. Cron, R (1, 3) OBP: 0.273, SLG: 0.452	G5-3			F8		F8			G1-6-3 1-2f 2-3	3	0	0	0	0	0	2
71 Nathaniel Lowe, L (7, 3)										1	0	0	0	0	0	2
18 Joey Wendle, L (1, 4) OBP: 0.452, SLG: 0.536		F9		1-H 2B			G1-3		BB	3	0	1	1	0	0	0
77 Andrew Velazquez, S (8, 8) OBP: 0.353, SLG: 0.231										0	0	0	0	1	0	0
5 Matt Duffy, R (1, 5) OBP: 0.269, SLG: 0.240		45 FC5-4 1B		K			L3		K	3	0	1	0	0	1	1
73 Kean Wong, L (8, 5) OBP: 0.429, SLG: 0.545										1	0	0	0	0	1	2
11 Adeiny Hechavarría, R (1, 10) OBP: 0.409, SLG: 0.591		F8		K			G4-3			2	0	0	0	0	1	2
82 Emilio Gustave, R (7, PH) (8, 10)										1	0	0	0	0	0	0
45 Jesús Sucre, R (1, 2) OBP: 0.250, SLG: 0.348		FC5-4 1-2f			K			F9		2	0	0	0	0	1	1
84 Xorge Carrillo, R (7, 2) OBP: 0.333, SLG: 0.375										1	0	0	0	0	0	0
28 Daniel Robertson, R (1, 6) OBP: 0.393, SLG: 0.478			G5-3		K			G4-3		3	0	0	0	0	1	0
73 Zach Rutherford, R (9, 6)										0	0	0	0	0	0	0
Inning Stats	R: 0 H: 1 E: 0 LOB: 1 K: 1 BB: 0 S: 6 P: 6	R: 0 H: 1 E: 0 LOB: 1 K: 0 BB: 0 S: 4 P: 4	R: 0 H: 1 E: 0 LOB: 0 K: 0 BB: 0 S: 3 P: 3	R: 1 H: 1 E: 0 LOB: 1 K: 2 BB: 0 S: 8 P: 9	R: 0 H: 0 E: 0 LOB: 0 K: 2 BB: 0 S: 7 P: 7	R: 0 H: 0 E: 0 LOB: 0 K: 1 BB: 0 S: 5 P: 5	R: 0 H: 0 E: 0 LOB: 0 K: 0 BB: 0 S: 3 P: 3	R: 0 H: 0 E: 0 LOB: 0 K: 0 BB: 0 S: 3 P: 3	R: 0 H: 1 E: 0 LOB: 2 K: 1 BB: 2 S: 5 P: 13	1B: 3 SF: 0 2B: 2 SAC: 0 3B: 0 DP: 2 HR: 0 HBP: 1						

	AB	30
	R	1
	H	5
	RBI	1
	BB	2
	SO	7
	LOB	11

WP: 0 PA: 33
PB: 0
SB: 0
CS: 0

PITCHER		IP	WLS	BF	H	R	ER	SO	BB	IBB	HBP	BLK	WP	HR	S	P	ERA	WHIP
44 Kyle Gibson, R ERA: 1.8	(1, 1)	5.0	W	19	4	1	1	5	0	0	1	0	0	0	28	29	1.80	0.800
61 Tyler Kinley, R ERA: 2.57	(6, 1)	1.0	H	3	0	0	0	1	0	0	0	0	0	0	5	5	0.00	0.000
57 Ryan Pressly, R ERA: 1.23	(7, 1)	2.0		6	0	0	0	0	0	0	0	0	0	0	6	6	0.00	0.000
70 Jake Reed, R ERA:	(9, 1)	1.0		5	1	0	0	1	2	0	0	0	0	0	5	13	0.00	3.000

PITCHER	IP	WLS	BF	H	R	ER	SO	BB	IBB	HBP	BLK	WP	HR	S	P	ERA	WHIP

Minnesota Twins @ Boston Red Sox

JetBlue Park, Ft. Myers, FL

Fri Mar 16 2018, 6:07 PM - 9:22 PM EDT

Att. 9,845 - Clear - 76 F

TOP

livebaseballscorecards.com

Batter	1	2	3	4	5	6	7	8	9	AB	R	H	RBI	BB	SO	LOB
25 Byron Buxton, R (1, 8) OBP: 0.286, SLG: 0.387	G6-3	P2-1-4 2-3f 3-H			G1-3			G1		3	0	0	1	0	0	2
8 Royce Lewis, R (7, 6)										1	0	0	0	0	0	0
26 Max Kepler, L (1, 9) OBP: 0.353, SLG: 0.333	5 G3 20 2B 2B		G3-1		K			K		3	1	1	0	0	1	0
27 Alex Kirilloff, L (7, 7)										1	0	0	0	0	1	0
5 Eduardo Escobar, S (1, 6) OBP: 0.333, SLG: 0.452	G3 2-3		K			F7			F9	3	0	0	0	0	1	1
35 Leonardo Reginatto, R (7, 5)										1	0	0	0	0	0	0
20 Eddie Rosario, L (1, 10) OBP: 0.200, SLG: 0.400	3-H 2B		G3-1			K			G3-1	4	0	1	1	0	1	0
16 Ehire Adrianza, S (1, 5) OBP: 0.333, SLG: 0.484	G3			2B		K	G4-3		G3-1	3	0	1	0	0	1	1
36 Akil Baddoo, L (7, 9)										1	0	0	0	0	0	0
0 Erick Aybar, S (1, 4) OBP: 0.321, SLG: 0.407		8 BB 46 BB 25 P2-1-4 1B		K			G5-3			3	1	1	0	0	1	1
16 Chris Paul, R (7, 3) OBP: 0.286, SLG: 0.167										0	0	0	0	0	0	0
46 Bobby Wilson, R (1, 2) OBP: 0.217, SLG: 0.333		BBBB 4-0 25 P2-1-4 8 BB 1-2 BB		L4						2	0	0	0	1	0	1
33 Ryan Walker, L (7, 4)										0	0	0	0	0	0	0
8 Zack Granite, L (1, 7) OBP: 0.237, SLG: 0.176		BBBB 4-0 1-2 2-3 BB		G4-3			K			2	0	0	0	1	1	1
20 Tanner English, R (7, 8)										0	0	0	0	0	0	0
62 Jordan Pacheco, R (1, 3) OBP: 0.353, SLG: 0.167					K			F8		3	0	0	0	0	2	3
(7, 2)																

Inning Stats	1	2	3	4	5	6	7	8	9
	R: 1 E: 0 K: 0 S: 5	R: 1 E: 0 K: 1 S: 5	R: 0 E: 0 K: 1 S: 5	R: 0 E: 0 K: 1 S: 6	R: 0 E: 0 K: 2 S: 7	R: 0 E: 0 K: 2 S: 7	R: 0 E: 0 K: 1 S: 5	R: 0 E: 0 K: 1 S: 5	R: 0 E: 0 K: 0 S: 3
	H: 2 LOB: 1 BB: 0 P: 5	H: 1 LOB: 1 BB: 2 P: 13	H: 0 LOB: 0 BB: 0 P: 5	H: 1 LOB: 1 BB: 0 P: 6	H: 0 LOB: 0 BB: 0 P: 7	H: 0 LOB: 0 BB: 0 P: 7	H: 0 LOB: 0 BB: 0 P: 5	H: 0 LOB: 0 BB: 0 P: 5	H: 0 LOB: 0 BB: 0 P: 3

	AB	R	H	RBI	BB	SO	LOB
AB	30						
R	2						
H	4						
RBI	2						
BB	2						
SO	9						
LOB	10						

	1B: 1	SF: 0	WP: 0	PA: 32
	2B: 4	SAC: 0	PB: 0	
	3B: 0	DP: 1	SB: 0	
	HR: 0	HBP: 0	CS: 0	

PITCHER		IP	WLS	BF	H	R	ER	SO	BB	IBB	HBP	BLK	WP	HR	S	P	ERA	WHIP
22 Rick Porcello, R ERA: 4.91	(1, 1)	5.0	W	20	4	2	2	5	2	0	0	0	0	0	28	36	3.60	1.200
37 Heath Hembree, R ERA: 1.23	(6, 1)	2.0	H	6	0	0	0	3	0	0	0	0	0	0	12	12	0.00	0.000
62 Ryan Brasier, R ERA:	(8, 1)	0.2	H	2	0	0	0	0	0	0	0	0	0	0	2	2	0.00	0.000
63 Robby Scott, L ERA: 5.4	(8, 1)	0.1	H	1	0	0	0	1	0	0	0	0	0	0	3	3	0.00	0.000
86 Adam Lau, R ERA: 5.06	(9, 1)	1.0	S	3	0	0	0	0	0	0	0	0	0	0	3	3	0.00	0.000

PITCHER	IP	WLS	BF	H	R	ER	SO	BB	IBB	HBP	BLK	WP	HR	S	P	ERA	WHIP

BOTTOM

Minnesota Twins @ Boston Red Sox

JetBlue Park, Ft. Myers, FL

Fri Mar 16 2018, 6:07 PM - 9:22 PM EDT

Att. 9,845 - Clear - 76 F

livebaseballscorecards.com

Batter	1	2	3	4	5	6	7	8	9	AB	R	H	RBI	BB	SO	LOB
50 Mookie Betts, R (1, 9) OBP: 0.361, SLG: 0.321	x 0-0 16 S 13 2B 1B	x 0-0 ② G6-3		C C C 0-3 ③ K			1 SAFE x 0-0 ① G1-3 1-2			3	1	1	0	0	1	1
38 Rusney Castillo, R (6, 9) OBP: 0.325, SLG: 0.417										1	0	0	0	0	0	1
16 Andrew Benintendi, L (1, 8) OBP: 0.469, SLG: 0.821	C B B B B 4-1 13 2B 1-2 BB	x 0-0 ③ G3			S S S 0-3 ① K		x 0-0 80 G3 2-H 1B			2	1	0	0	1	1	0
59 Sam Travis, R (6, 3) OBP: 0.289, SLG: 0.558										1	0	1	1	0	0	0
13 Hanley Ramirez, R (1, 10) OBP: 0.306, SLG: 0.412	x 0-0 28 2B 1-H 2-H 2B		C C C 0-3 ① K		x 0-0 1B		x 0-0 ② G3 1-2			3	1	2	2	0	1	0
80 Chad De La Guerra, L (7, PH) OBP: 0.269, SLG: 0.391 (8, 10)										1	0	0	0	0	0	1
28 J.D. Martinez, R (1, 7) OBP: 0.412, SLG: 0.563	x 0-0 18 F8 2-H 2B		x 0-0 ② G3-1		x 0-0 ② F8		S S S 0-3 ③ K			3	0	1	1	0	0	1
38 Tate Matheny, R (6, 8)										1	0	0	0	0	1	1
18 Mitch Moreland, L (1, 3) OBP: 0.167, SLG: 0.273	x 0-0 ① F8 2-3		B B B B 4-0 BB		S S S 0-3 ③ K			x 0-0 ① F7		2	0	0	0	1	1	2
40 Danny Mars, S (6, 7) OBP: 0.200, SLG: 0.600										1	0	0	0	0	0	0
11 Rafael Devers, L (1, 5) OBP: 0.342, SLG: 0.632	x 0-0 ② F8		x 0-0 ③ F8			S S S 0-3 ① K		x 0-0 ② L6		3	0	0	0	0	1	2
5 Tzu-Wei Lin, L (7, 5) OBP: 0.286, SLG: 0.138										1	0	0	0	0	0	0
12 Brock Holt, L (1, 4) OBP: 0.417, SLG: 0.429	B B B B 4-0 BB			x 0-0 23 G6-3 2B		x 0-0 ② G3		x 0-0 ③ G5-3		2	0	1	0	1	0	0
55 Iván De Jesús Jr., R (7, 4) OBP: 0.378, SLG: 0.382										1	0	0	0	0	0	0
23 Blake Swihart, S (1, 2) OBP: 0.378, SLG: 0.634	x 0-0 ③ G1-3			x 0-0 ① G6-3 2-3		x 0-0 ③ G4-3				3	0	0	0	0	0	3
11 Jeremy Rivera, S (8, 6)										0	0	0	0	0	0	0
17 Deven Marrero, R (1, 6) OBP: 0.256, SLG: 0.278		S S S 0-3 ① K		S S S 0-3 ② K			x 0-0 38 E 59 1B 1B			3	1	1	0	0	2	1
39 Jordan Procyshen, L (8, 2)										0	0	0	0	0	0	0
Inning Stats	R: 3 H: 3 E: 0 LOB: 2 K: 0 BB: 2 S: 7 P: 15	R: 0 H: 0 E: 0 LOB: 0 K: 1 BB: 0 S: 5 P: 5	R: 0 H: 0 E: 0 LOB: 1 K: 1 BB: 1 S: 5 P: 9	R: 0 H: 1 E: 0 LOB: 1 K: 2 BB: 0 S: 8 P: 8	R: 0 H: 1 E: 0 LOB: 1 K: 2 BB: 0 S: 8 P: 8	R: 0 H: 0 E: 0 LOB: 0 K: 1 BB: 0 S: 5 P: 5	R: 1 H: 2 E: 1 LOB: 1 K: 1 BB: 0 S: 7 P: 7	R: 0 H: 0 E: 0 LOB: 0 K: 0 BB: 0 S: 3 P: 3		1B: 4 SF: 0 2B: 3 SAC: 0 3B: 0 DP: 0 HR: 0 HBP: 0						

PITCHER		IP	WLS	BF	H	R	ER	SO	BB	IBB	HBP	BLK	WP	HR	S	P	ERA	WHIP	PITCHER		IP	WLS	BF	H	R	ER	SO	BB	IBB	HBP	BLK	WP	HR	S	P	ERA	WHIP
66 Myles Jaye, R (1, 1) ERA: 5.63		1.0	L	8	3	3	3	0	2	0	0	0	0	0	7	15	27.00	5.000	78 Ryan Mason, R (7, 1) ERA:		1.2		6	1	0	0	1	0	0	0	0	0	0	8	8	0.00	0.600
22 Casey Crosby, L (2, 1) ERA:		2.0		7	0	0	0	2	1	0	0	0	0	0	10	14	0.00	0.500																		
61 Tyler Kinley, R (4, 1) ERA: 2.25		1.0		4	1	0	0	2	0	0	0	0	0	0	8	8	0.00	1.000																		
58 Gabriel Moya, L (5, 1) ERA: 1.13		2.0		7	1	0	0	3	0	0	0	0	0	0	13	13	0.00	0.500																		
60 Nick Anderson, R (7, 1) ERA: 3.86		0.1		2	1	1	1	0	0	0	0	0	0	0	2	2	27.00	3.000																		

AB	31
R	4
H	7
RBI	4
BB	3
SO	8
LOB	13

WP: 0	PA: 34		
PB: 0			
SB: 1			
CS: 0			

Batter	1	2	3	4	5	6	7	8	9	AB	R	H	RBI	BB	SO	LOB
2 Denard Span, L (1, 7) OBP: 0.378, SLG: 0.531 77 Andrew Velazquez, S (6, 7) OBP: 0.421, SLG: 0.400	C X 0-1 F9	B B B B 4-0 BB		X 0-0 1-H 2B		X 0-0 86 FC3 1-H 3-H 3B	X 0-0 5 G6-4-3 1B		X 0-0 1-3 3-H 2B	3 1 2 3 1 0 0 2 0 2 1 0 0 0						
5 Matt Duffy, R (1, 5) OBP: 0.258, SLG: 0.233 74 Peter Maris, L (7, 5) OBP: 0.286, SLG: 0.857	X 0-0 F9	S S S 0-3 K		X 0-0 L8		X 0-0 76 FC4-6 86 FC3 1B	X 0-0 G6-4-3 1-2f		S S S 0-3 K	5 0 1 0 0 1 5 1 0 0 0 0 1 2						
39 Kevin Kiermaier, L (1, 8) OBP: 0.343, SLG: 0.353 86 Thomas Milone, L (6, PH) OBP: 0.250, SLG: 0.250 (6, 8)	X 0-0 40 S 1B		X 0-0 F7		X 0-0 18 F7 18 S 1B	X 0-0 FC3 76 FC4-6 1-2 3-H		X 0-0 P5	S S S 0-3 K	3 0 2 0 0 0 0 3 0 0 1 0 1 3						
40 Wilson Ramos, R (1, 2) OBP: 0.207, SLG: 0.185 76 Johnny Monell, L (6, PH) OBP: 0.227, SLG: 0.286 (6, 2)	B S S S 1-3 K 1-2		S S S 0-3 K		S S S 0-3 K	X 0-0 FC4-6 1-2f 2-3		X 0-0 G6-3		3 0 0 0 0 3 2 2 0 0 0 0 0 2						
18 Joey Wendle, L (1, 6) OBP: 0.400, SLG: 0.469 78 Taylor Walls, S (6, 6)		X 0-0 G3	X 0-0 F9		B X 1-0 F7 1-3	X 0-0 P4		X 0-0 F7		4 0 0 0 0 0 3 1 0 0 0 0 0 0						
29 Brandon Snyder, R (1, 3) OBP: 0.294, SLG: 0.406		S S S 0-3 K		X 0-0 7 1B 3B	S S S 0-3 K		S S S 0-3 K		X 0-0 81 2B 17 1B 1B	5 2 2 0 0 3 1						
7 Micah Johnson, L (1, 4) OBP: 0.467, SLG: 0.692 81 Michael Russell, R (7, 4) OBP: 0.571, SLG: 0.500		X 0-0 E7 74 1B		X 0-0 17 G6-4-3 3-H 1B		X 0-0 G4-3	X 0-0 74 HR 2B		X 0-0 17 1B 77 2B 1-3 2B	4 2 2 1 0 0 0 1 1 1 0 0 0 0						
17 Jason Coats, R (1, 10) OBP: 0.265, SLG: 0.267		B B B B 4-0 74 1B BB		X 0-0 G6-4-3 1-2f		X 0-0 E6 74 1B 74 WP 2 3B	B B B B 4-0 74 HR BB		X 0-0 77 2B 2-3 3-H 1B	3 2 1 1 2 0 1						
74 Johnny Field, R (1, 9) OBP: 0.417, SLG: 0.652 75 Nathan Lukes, L (7, 9) OBP: 0.286, SLG: 0.714		X 0-0 1-3 2-H 1B		X 0-0 E6 2 2B		B X 1-0 2 3B 1-3 1B	C X 0-1 1-H 2-H HR		S S S 0-3 K	4 3 3 4 0 0 0 1 0 0 0 0 1 2						
Inning Stats	R: 0 H: 1 E: 0 LOB: 1 K: 1 BB: 0 S: 7 P: 8	R: 1 H: 1 E: 1 LOB: 3 K: 2 BB: 2 S: 9 P: 17	R: 0 H: 0 E: 0 LOB: 0 K: 1 BB: 0 S: 5 P: 5	R: 2 H: 3 E: 1 LOB: 1 K: 0 BB: 0 S: 6 P: 6	R: 0 H: 1 E: 0 LOB: 1 K: 2 BB: 0 S: 8 P: 9	R: 3 H: 3 E: 1 LOB: 2 K: 0 BB: 0 S: 8 P: 9	R: 3 H: 3 E: 0 LOB: 0 K: 1 BB: 1 S: 8 P: 12	R: 0 H: 0 E: 0 LOB: 0 K: 0 BB: 0 S: 3 P: 3	R: 2 H: 4 E: 0 LOB: 2 K: 3 BB: 0 S: 13 P: 13	1B: 9 SF: 0 2B: 4 SAC: 0 3B: 2 DP: 2 HR: 1 HBP: 0							WP: 1 PA: 48 PB: 0 SB: 2 CS: 0

PITCHER		IP	WLS	BF	H	R	ER	SO	BB	IBB	HBP	BLK	WP	HR	S	P	ERA	WHIP
17 José Berríos, R ERA: 1.64	(1, 1)	3.2	L	18	4	3	1	4	2	0	0	0	0	0	25	34	2.46	1.636
66 Matt Magill, R ERA:	(4, 1)	0.1		2	1	0	0	0	0	0	0	0	0	0	2	2	0.00	3.000
56 Fernando Rodney, R ERA: 4.5	(5, 1)	1.0		4	1	0	0	2	0	0	0	0	0	0	8	9	0.00	1.000
55 Taylor Rogers, L ERA: 7.88	(6, 1)	1.0		8	3	3	2	0	0	0	0	0	1	0	8	9	18.00	3.000
39 Trevor Hildenberger, R ERA: 10.29	(7, 1)	1.0		6	3	3	3	1	1	0	0	0	0	1	8	12	27.00	4.000

PITCHER		IP	WLS	BF	H	R	ER	SO	BB	IBB	HBP	BLK	WP	HR	S	P	ERA	WHIP
22 DJ Baxendale, R ERA:	(8, 1)	1.0		3	0	0	0	0	0	0	0	0	0	0	3	3	0.00	0.000
65 Tyler Jay, L ERA: 18.0	(9, 1)	1.0		7	4	2	2	3	0	0	0	0	0	0	13	13	18.00	4.000

TOP

Tampa Bay Rays @ Minnesota Twins

CenturyLink Sports Complex, Fort Myers, FL

Fri Mar 16 2018, 1:06 PM - 4:00 PM EDT

Att. 5,702 - Sunny - 77 F

livebaseballscorecards.com

AB	45
R	11
H	16
RBI	11
BB	3
SO	10
LOB	21

BOTTOM

Tampa Bay Rays @ Minnesota Twins

CenturyLink Sports Complex, Fort Myers, FL

Fri Mar 16 2018, 1:06 PM - 4:00 PM EDT

Att. 5,702 - Sunny - 77 F

livebaseballscorecards.com

Batter	1	2	3	4	5	6	7	8	9	AB	R	H	RBI	BB	SO	LOB
2 Brian Dozier, R (1, 4) OBP: 0.226, SLG: 0.250 38 Taylor Featherston, R (7, 6) OBP: 0.250, SLG: 0.458	G5-3		F7		F8			K		3 1	0 0	0 0	0 0	0 0	0 1	0 0
7 Joe Mauer, L (1, 10) OBP: 0.357, SLG: 0.480 91 Nelson Molina, L (8, PH) (9, 10)	BB 99 1B 11 1B		11 E 2B			K		K		2 1	1 0	1 0	0 0	1 0	1 1	0 0
11 Jorge Polanco, S (1, 6) OBP: 0.281, SLG: 0.419 64 Nick Buss, L (7, 9) OBP: 0.320, SLG: 0.348	1B 99 1B 1-2		E1 2-H			G4-3		G5-3		3 1	0 0	1 0	0 0	0 0	0 0	0 0
99 Logan Morrison, L (1, 3) OBP: 0.500, SLG: 0.533 1 Nick Gordon, L (6, PR) OBP: 0.450, SLG: 0.579 (7, 4)	1B 36 G4-6-3 1-2 2-3		F9			BB			K2-3	2 1	0 0	1 0	0 0	1 0	0 1	1 0
36 Robbie Grossman, S (1, 9) OBP: 0.278, SLG: 0.281 78 Willians Astudillo, R (7, 2) OBP: 0.188, SLG: 0.143	G4-6-3 1-2f			P5		G6-3			K2-3	3 1	0 0	0 0	0 0	0 0	0 1	4 0
15 Jason Castro, L (1, 2) OBP: 0.200, SLG: 0.176 51 Brock Stassi, L (7, 7) OBP: 0.524, SLG: 0.500		G4-3		G6-3			G3		G4-3	2 2	0 0	0 0	0 0	0 0	0 0	0 0
72 Ryan LaMarre, R (1, 8) OBP: 0.500, SLG: 0.857 23 Mitch Garver, R (7, 3) OBP: 0.280, SLG: 0.250		K		K			F8			2 1	0 0	0 0	0 0	0 0	2 0	0 0
24 Chris Heisey, R (1, 7) OBP: 0.250, SLG: 0.185 73 LaMonte Wade Jr., L (7, 8) OBP: 0.483, SLG: 0.409		K			F7		40 FC6-4 1B			2 1	0 0	0 1	0 0	0 0	1 0	0 0
40 Gregorio Petit, R (1, 5) OBP: 0.194, SLG: 0.286			G4-3		G6-3		FC6-4 1-2f			3	0	0	0	0	0	1
Inning Stats	R: 0 E: 0 K: 0 S: 4 H: 2 LOB: 2 BB: 1 P: 8	R: 0 E: 0 K: 2 S: 7 H: 0 LOB: 0 BB: 0 P: 7	R: 1 E: 1 K: 0 S: 5 H: 1 LOB: 1 BB: 0 P: 5	R: 0 E: 0 K: 1 S: 5 H: 0 LOB: 0 BB: 0 P: 5	R: 0 E: 0 K: 0 S: 3 H: 0 LOB: 0 BB: 0 P: 3	R: 0 E: 0 K: 1 S: 5 H: 0 LOB: 1 BB: 1 P: 9	R: 0 E: 0 K: 0 S: 4 H: 1 LOB: 1 BB: 0 P: 4	R: 0 E: 0 K: 2 S: 7 H: 0 LOB: 0 BB: 0 P: 7	R: 0 E: 0 K: 2 S: 7 H: 0 LOB: 0 BB: 0 P: 7	1B: 3 2B: 1 3B: 0 HR: 0 SF: 0 SAC: 0 DP: 1 HBP: 0						

	AB	31
	R	1
	H	4
	RBI	0
	BB	2
	SO	8
	LOB	6

WP: 0 PB: 0 SB: 0 CS: 0 PA: 33

PITCHER		IP	WLS	BF	H	R	ER	SO	BB	IBB	HBP	BLK	WP	HR	S	P	ERA	WHIP
34 Jake Faria, R ERA: 8.64	(1, 1)	4.0	W	16	3	1	0	3	1	0	0	0	0	0	21	25	0.00	1.000
48 Ryan Yarbrough, L ERA: 2.53	(5, 1)	3.0	H	11	1	0	0	1	1	0	0	0	0	0	12	16	0.00	0.667
41 Daniel Hudson, R ERA: 8.31	(8, 1)	1.0		3	0	0	0	2	0	0	0	0	0	0	7	7	0.00	0.000
46 José Alvarado, L ERA: 1.29	(9, 1)	1.0		3	0	0	0	2	0	0	0	0	0	0	7	7	0.00	0.000

PITCHER	IP	WLS	BF	H	R	ER	SO	BB	IBB	HBP	BLK	WP	HR	S	P	ERA	WHIP

Batter	1	2	3	4	5	6	7	8	9	AB	R	H	RBI	BB	SO	LOB
36 Robbie Grossman, S (1, 9) OBP: 0.308, SLG: 0.314	C C T 0-2 ① K		x 0-0 1B		x 0-0 11 FC5-4 1-3 2-H 1B		x 0-0 ② L7		x 0-0 ① G3-1	3	0	2	1	0	1	0
64 Nick Buss, L (6, 9) OBP: 0.296, SLG: 0.320										2	0	0	0	0	0	0
11 Jorge Polanco, S (1, 6) OBP: 0.286, SLG: 0.412	x 0-0 1B		x 0-0 ② F8		x 0-0 ② FC5-4 1-2f 3-H		x 0-0 ③ G6-3		x 0-0 1B	3	0	1	1	0	0	2
40 Gregorio Petit, R (6, 6) OBP: 0.212, SLG: 0.300										2	0	1	0	0	0	0
22 Miguel Sanó, R (1, 5) OBP: 0.387, SLG: 0.654	x 0-0 ② F7		x 0-0 ③ F8		x 0-0 ③ P3			F C C 0-3 ① K	x 0-0 ② F8	3	0	0	0	0	0	3
38 Taylor Featherston, R (6, 5) OBP: 0.231, SLG: 0.423										2	0	0	0	0	1	1
51 Brock Stassi, L (1, 3) OBP: 0.500, SLG: 0.476	x 0-0 ③ F8			x 0-0 ① F8		x 0-0 23 1B 1B		x 0-0 40 WP 11 2B 2B	x 0-0 ③ G6-3	3	0	1	0	0	0	1
78 Willians Astudillo, R (6, 2) OBP: 0.222, SLG: 0.250										2	1	1	0	0	0	1
23 Mitch Garver, R (1, 2) OBP: 0.286, SLG: 0.261		x 0-0 ① G6-3		S S S 0-3 ② K		x 0-0 1-2 1B		S S S 0-3 K 11 2B 17 SF9 2-3		3	0	1	0	0	1	0
40 Levi Michael, R (6, 8)										1	1	0	0	0	1	1
60 Jake Cave, L (1, 8) OBP: 0.269, SLG: 0.182		x 0-0 ② F7		x 0-0 ③ G4-3		S S C 0-3 ① K		x 0-0 17 SF9 1-3 3-H 2B		3	0	0	0	0	1	2
11 Lewin Díaz, L (6, 3) OBP: 0.333, SLG: 0.667										1	0	1	1	0	0	0
24 Chris Heisey, R (1, 10) OBP: 0.257, SLG: 0.200		x 0-0 ③ G6-3			x 0-0 1 G3 36 1B 1B	x 0-0 ② F7		B B B B 4-0 BB		3	1	1	0	0	0	2
33 Zander Wiel, R (8, PH) (8, 10)										0	0	0	0	1	0	0
1 Nick Gordon, L (1, 4) OBP: 0.435, SLG: 0.636			x 0-0 73 SF9 3B		x 0-0 ① G3 1-2	S S S 0-3 ③ K		x 0-0 ② SF9 2-3 3-H		3	1	1	0	0	1	3
17 Travis Blankenhorn, L (6, 4)										0	0	0	1	0	0	0
73 LaMonte Wade Jr., L (1, 7) OBP: 0.469, SLG: 0.391			x 0-0 ① SF9 3-H		B B B B 4-0 36 1B 11 FC5-4 BB		x 0-0 ① S S S F7	0-3 ③ K		1	1	0	1	1	0	0
24 James Ramsey, L (7, 7) OBP: 0.167, SLG: 0.273										1	0	0	0	0	1	2
Inning Stats	R: 0 E: 0 K: 1 S: 6 H: 1 LOB: 1 BB: 0 P: 6	R: 0 E: 0 K: 0 S: 3 H: 0 LOB: 0 BB: 0 P: 3	R: 1 E: 0 K: 0 S: 5 H: 2 LOB: 0 BB: 0 P: 5	R: 0 E: 0 K: 1 S: 5 H: 0 LOB: 0 BB: 0 P: 5	R: 2 E: 0 K: 0 S: 5 H: 2 LOB: 1 BB: 1 P: 9	R: 0 E: 0 K: 2 S: 9 H: 2 LOB: 2 BB: 0 P: 9	R: 0 E: 0 K: 0 S: 3 H: 0 LOB: 0 BB: 0 P: 3	R: 2 E: 0 K: 3 S: 12 H: 2 LOB: 2 BB: 1 P: 16	R: 0 E: 0 K: 0 S: 4 H: 1 LOB: 1 BB: 0 P: 4	1B: 7 2B: 2 3B: 1 HR: 0	SF: 2 SAC: 0 DP: 0 HBP: 0						

TOP

Minnesota Twins @ Pittsburgh Pirates

LECOM Park, Bradenton, FL

Sat Mar 17 2018, 1:13 PM - 4:33 PM EDT

Att. 5,868 - Sunny - 75 F

livebaseballscorecards.com

AB	36
R	5
H	10
RBI	5
BB	2
SO	7
LOB	18

WP: 1 PB: 0 SB: 0 CS: 0 PA: 40

PITCHER		IP	WLS	BF	H	R	ER	SO	BB	IBB	HBP	BLK	WP	HR	S	P	ERA	WHIP
39 Chad Kuhl, R ERA: 11.45	(1, 1)	4.1	W	19	5	3	3	2	1	0	0	0	0	0	22	26	6.23	1.385
78 Brett McKinney, R ERA: 4.26	(5, 1)	0.2		2	0	0	0	0	0	0	0	0	0	0	2	2	0.00	0.000
41 Kevin Siegrist, L ERA:	(6, 1)	1.0		5	2	0	0	2	0	0	0	0	0	0	9	9	0.00	2.000
37 Edgar Santana, R ERA: 4.32	(7, 1)	1.2		9	2	2	2	2	1	0	0	0	1	0	12	16	10.80	1.800
96 Logan Sendelbach, R ERA:	(8, 1)	0.1		1	0	0	0	1	0	0	0	0	0	0	3	3	0.00	0.000

PITCHER		IP	WLS	BF	H	R	ER	SO	BB	IBB	HBP	BLK	WP	HR	S	P	ERA	WHIP
67 Tyler Jones, R ERA:	(9, 1)	1.0		4	1	0	0	0	0	0	0	0	0	0	4	4	0.00	1.000

BOTTOM

Minnesota Twins @ Pittsburgh Pirates

LECOM Park, Bradenton, FL

Sat Mar 17 2018, 1:13 PM - 4:33 PM EDT

Att. 5,868 - Sunny - 75 F

livebaseballscorecards.com

Batter	1	2	3	4	5	6	7	8	9	AB	R	H	RBI	BB	SO	LOB
26 Adam Frazier, L (1, 4) OBP: 0.472, SLG: 0.677 44 Christopher Bostick, R (6, PH) OBP: 0.212, SLG: 0.267 (7, 4)	G3-1		1-3: 36 1B 2B	1-2 2-H: FC3 29 1B 23 2B	G4-3	1-2f: FC4				4 1	2 0	1 0	1 0	0 0	0 0	1 2
29 Francisco Cervelli, R (1, 2) OBP: 0.520, SLG: 0.850 58 Jacob Stallings, R (7, 2) OBP: 0.471, SLG: 0.500	HR		F9	1-2 2-3: 23 2B 36 1B 1B	BB: 23 E		62 WP 1B			3 1	2 0	2 1	1 0	1 0	0 0	2 0
23 David Freese, R (1, 5) OBP: 0.292, SLG: 0.476 62 Erich Weiss, L (7, 5) OBP: 0.105, SLG: 0.167	G6-3		G6-3	1-3 2-H 3-H: 36 E 2B	1-2: E5 36 FC6-4		1-2: K			4 1	1 0	1 0	2 0	0 0	0 1	3 1
36 José Osuna, R (1, 3) OBP: 0.400, SLG: 0.677 61 Eric Wood, R (7, 3) OBP: 0.423, SLG: 0.609	P2		2-H 3-H: 1B	2-H 3-H: E6 3 BB 47 2B 1B	1-2f: FC6-4		K			4 1	1 0	2 0	3 0	0 0	0 1	2 1
3 Sean Rodríguez, R (1, 6) OBP: 0.344, SLG: 0.733 38 Max Moroff, S (7, 6) OBP: 0.308, SLG: 0.500		K	HR: 47 HR 1B 1-2: 47 2B 92 G5-3 BB			HR	K			3 1	3 0	2 0	1 0	1 0	1 1	0 1
47 Jordan Luplow, R (1, 7) OBP: 0.188, SLG: 0.533 90 Elvis Escobar, L (7, 7)		K	1-H: HR 1-3 2-H: 92 G5-3 2B			F8	BB: 80 WP			4 0	1 0	2 0	3 0	0 1	1 0	0 0
92 Bryce Brentz, R (1, 9) OBP: 0.325, SLG: 0.314 91 Chris Sharpe, R (7, 9)	1B		F8 2-3 3-H: G5-3			E4 27 BB	F8			4 1	0 0	1 0	1 0	0 0	0 0	1 1
27 Todd Cunningham, S (1, 8) OBP: 0.233, SLG: 0.222 37 Edgar Santana, R (7, 1) 96 Logan Sendelbach, R (8, 1) 80 Adrian Valerio, S (8, PH) 67 Tyler Jones, R (9, 1)	K2-3		26 WP 39 SH 26 FC3 1B K			BB: 44 FC4 1-2	1-2: K			3 0 0 1 0	1 0 0 0 0	1 0 0 0 0	0 0 0 0 0	1 0 0 0 0	2 0 0 1 0	2 0 0 1 0
39 Chad Kuhl, R (1, 1) OBP: 0.667, SLG: 0.500 78 Brett McKinney, R (5, 1) 63 Ryan Lavarnway, R (5, PH) OBP: 0.333, SLG: 0.647 41 Kevin Siegrist, L (6, 1) 81 Pablo Reyes, R (6, PH) OBP: 0.286, SLG: 0.368 (7, 8)			BB: 26 2B 36 1B	1-2: SH 29 1B 26 WP 23 2B	K	F7	G5-3			0 0 1 0 2	2 0 0 0 0	0 0 0 0 0	0 0 0 0 3	1 0 0 0 0	0 0 1 0 0	0 0 0 0 0
Inning Stats	R: 1 E: 0 K: 0 S: 5 H: 1 LOB: 0 BB: 0 P: 5	R: 0 E: 0 K: 3 S: 10 H: 1 LOB: 1 BB: 0 P: 10	R: 2 E: 0 K: 0 S: 4 H: 2 LOB: 1 BB: 1 P: 8	R: 9 E: 2 K: 1 S: 14 H: 7 LOB: 1 BB: 1 P: 19	R: 0 E: 1 K: 1 S: 6 H: 0 LOB: 2 BB: 1 P: 10	R: 1 E: 1 K: 0 S: 5 H: 1 LOB: 2 BB: 1 P: 9	R: 0 E: 0 K: 3 S: 10 H: 1 LOB: 1 BB: 0 P: 11	R: 0 E: 0 K: 1 S: 5 H: 0 LOB: 1 BB: 1 P: 10		1B: 7 2B: 3 3B: 0 HR: 3	SF: 0 SAC: 1 DP: 0 HBP: 0			WP: 3 PB: 0 SB: 0 CS: 0	PA: 45	

	AB	R	H	RBI	BB	SO	LOB
AB	39						
R	13						
H	13						
RBI	12						
BB	5						
SO	9						
LOB	21						

PITCHER		IP	WLS	BF	H	R	ER	SO	BB	IBB	HBP	BLK	WP	HR	S	P	ERA	WHIP
45 Phil Hughes, R ERA: 7.71	(1, 1)	3.1	L	20	8	9	8	3	1	0	0	0	1	2	26	31	21.60	2.700
67 Alan Busenitz, R ERA: 8.22	(4, 1)	0.2		6	3	3	0	1	1	0	0	0	0	0	7	11	0.00	6.000
97 Anthony McIver, L ERA:	(5, 1)	1.0		5	0	0	0	1	1	0	0	0	0	0	6	10	0.00	1.000
70 Jake Reed, R ERA: 1.5	(6, 1)	1.2		9	2	1	1	2	1	0	0	0	1	1	12	17	5.40	1.800
55 Colton Davis, R ERA:	(7, 1)	1.1		5	0	0	0	2	1	0	0	0	1	0	8	13	0.00	0.750

PITCHER	IP	WLS	BF	H	R	ER	SO	BB	IBB	HBP	BLK	WP	HR	S	P	ERA	WHIP

Batter	1	2	3	4	5	6	7	8	9	AB	R	H	RBI	BB	SO	LOB
16 César Hernández, S (1, 4) OBP: 0.275, SLG: 0.368	F7		BB			G5-3	80 S 1B			2	0	0	0	1	0	0
24 Roman Quinn, S (6, 6) OBP: 0.393, SLG: 0.364										1	0	1	0	0	0	0
80 Scott Kingery, R (1, 5) OBP: 0.410, SLG: 0.676	4 CS 1B		P6			4 G1-3 1B	K 1-2			4	0	2	0	0	1	2
(6, 4)																
4 Ryan Flaherty, L (1, 3) OBP: 0.378, SLG: 0.515	1-2 1B		F8			G1-3 1-2		K		3	0	1	0	0	0	2
9 Adam Rosales, R (6, 3) OBP: 0.306, SLG: 0.375										1	0	0	0	0	1	0
37 Odúbel Herrera, L (1, 8) OBP: 0.205, SLG: 0.194	G3-1			G6-3		K		F8		4	0	0	0	0	1	2
38 Jorge Alfaro, R (1, 2) OBP: 0.382, SLG: 0.517		18 BB BB		F8			E6 18 76 HR	K		2	1	0	0	1	0	0
29 Cameron Rupp, R (7, 2) OBP: 0.290, SLG: 0.357										1	0	0	0	0	1	0
2 J.P. Crawford, L (1, 6) OBP: 0.289, SLG: 0.405		F7		K			K		K	4	0	0	0	0	3	2
(6, 5)																
18 Pedro Florimón, S (1, 7) OBP: 0.410, SLG: 0.515		76 L3-6 1-2 BB			G3		4-0 1-2 76 HR BB		G6-3 1B	2	1	1	0	2	0	0
76 Jesmuel Valentín, S (1, 9) OBP: 0.361, SLG: 0.625		L3-6 1-2			K2-3		2-2 1-H 2-H HR		G6-3 1-2	4	1	1	3	0	1	3
27 Aaron Nola, R (1, 1)			G4-3		K		F8		G5-3	2	0	0	0	0	1	0
55 Hoby Milner, L (6, 1)										0	0	0	0	0	0	0
83 Mitch Walding, L (7, PH) OBP: 0.455, SLG: 0.611										1	0	0	0	0	0	0
61 Edubray Ramos, R (7, 1)										0	0	0	0	0	0	0
44 Jake Thompson, R (8, 1)										0	0	0	0	0	0	0
21 Collin Cowgill, R (9, PH) OBP: 0.226, SLG: 0.250										1	0	0	0	0	0	1
Inning Stats	R: 0 E: 0 K: 0 S: 5 H: 2 LOB: 1 BB: 0 P: 5	R: 0 E: 0 K: 0 S: 2 H: 0 LOB: 1 BB: 2 P: 10	R: 0 E: 0 K: 0 S: 3 H: 0 LOB: 1 BB: 1 P: 7	R: 0 E: 0 K: 1 S: 5 H: 0 LOB: 0 BB: 0 P: 5	R: 0 E: 0 K: 2 S: 7 H: 0 LOB: 0 BB: 0 P: 7	R: 0 E: 0 K: 1 S: 6 H: 1 LOB: 1 BB: 0 P: 6	R: 3 E: 1 K: 2 S: 12 H: 2 LOB: 1 BB: 1 P: 18	R: 0 E: 0 K: 2 S: 7 H: 0 LOB: 0 BB: 0 P: 7	R: 0 E: 0 K: 1 S: 6 H: 1 LOB: 1 BB: 0 P: 6	1B: 5 2B: 1 3B: 0 HR: 1 SF: 0 SAC: 0 DP: 1 HBP: 0	WP: 0 PB: 0 SB: 1 CS: 1 PA: 36					

PITCHER		IP	WLS	BF	H	R	ER	SO	BB	IBB	HBP	BLK	WP	HR	S	P	ERA	WHIP
12 Jake Odorizzi, R ERA: 0.87	(1, 1)	4.0		15	2	0	0	1	3	0	0	0	0	0	15	27	0.00	1.250
43 Addison Reed, R ERA: 2.35	(5, 1)	1.0	H	3	0	0	0	2	0	0	0	0	0	0	7	7	0.00	0.000
32 Zach Duke, L ERA:	(6, 1)	1.0	H	4	1	0	0	1	0	0	0	0	0	0	6	6	0.00	1.000
57 Ryan Pressly, R ERA: 3.24	(7, 1)	1.0	B	7	2	3	2	2	1	0	0	0	0	1	12	18	18.00	3.000
39 Trevor Hildenberger, R ERA: 9.0	(8, 1)	1.0	W	3	0	0	0	2	0	0	0	0	0	0	7	7	0.00	0.000

PITCHER		IP	WLS	BF	H	R	ER	SO	BB	IBB	HBP	BLK	WP	HR	S	P	ERA	WHIP
55 Taylor Rogers, L ERA: 7.0	(9, 1)	1.0	S	4	1	0	0	1	0	0	0	0	0	0	6	6	0.00	1.000

TOP

Philadelphia Phillies @ Minnesota Twins

CenturyLink Sports Complex, Fort Myers, FL

Sun Mar 18 2018, 1:07 PM - 3:55 PM EDT

Att. 8,226 - Sunny - 80 F

livebaseballscorecards.com

AB	32
R	3
H	6
RBI	3
BB	4
SO	9
LOB	12

Batter	1	2	3	4	5	6	7	8	9	AB	R	H	RBI	BB	SO	LOB
2 Brian Dozier, R (1, 4) OBP: 0.235, SLG: 0.258	0-0 5 G3 7 G4-3 1B	0-0 F9 ③			0-0 F9 ②		1-0 HBP			3	0	1	0	0	0	2
60 Jake Cave, L (7, 9) OBP: 0.296, SLG: 0.182										0	0	0	0	0	0	0
7 Joe Mauer, L (1, 3) OBP: 0.355, SLG: 0.444	0-0 G4-3 ① 1-2		0-3 K ① SCC		4-0 BB BBB		0-0 F8 ③			2	0	0	0	1	1	1
72 Ryan LaMarre, R (7, 8) OBP: 0.484, SLG: 0.828										1	0	0	0	0	0	1
5 Eduardo Escobar, S (1, 6) OBP: 0.308, SLG: 0.412	0-0 G3 ② 2-3		0-0 P2 ②		0-0 P6 ③			0-0 G6-3 ①		3	0	0	0	0	0	3
51 Brock Stassi, L (7, 3) OBP: 0.480, SLG: 0.455										1	0	0	0	0	0	0
99 Logan Morrison, L (1, 10) OBP: 0.429, SLG: 0.444	0-3 K ③ SCC		0-0 G4-3 ③			SSS 0-3 K ①		0-0 L6 ②		3	0	0	0	0	2	1
24 Chris Heisey, R (8, PH) (9, 10) OBP: 0.250, SLG: 0.194										1	0	0	0	0	0	0
25 Byron Buxton, R (1, 8) OBP: 0.316, SLG: 0.471		0-0 26 S 16 3B 1B		0-0 F7 ①		0-0 26 G3-4 3B		B X 2-0 HR		3	2	2	0	0	0	0
40 Gregorio Petit, R (7, 4) OBP: 0.235, SLG: 0.419										1	1	1	1	0	0	0
26 Max Kepler, L (1, 9) OBP: 0.351, SLG: 0.313	BBBBB 4-0 16 3B 1-2 BB			0-0 G5-3 ②		0-0 G3-4 ② 3-H		0-0 F8 ③		2	1	0	1	1	0	0
38 Taylor Featherston, R (7, 5) OBP: 0.222, SLG: 0.407										1	0	0	0	0	0	0
16 Ehire Adrianza, S (1, 5) OBP: 0.333, SLG: 0.529	0-0 1-H 2-H 3B			0-0 F7 ③		0-0 G5-3 ③				3	0	1	2	0	0	0
78 Willians Astudillo, R (7, 2) OBP: 0.222, SLG: 0.250										0	0	0	0	0	0	0
15 Jason Castro, L (1, 2) OBP: 0.227, SLG: 0.211	SSS 0-3 K ①				0-0 8 SH5-3 1B		SSS 0-3 K ①			2	0	1	0	0	1	1
0 Erick Aybar, S (7, 6) OBP: 0.310, SLG: 0.393										1	0	0	0	0	1	0
8 Zack Granite, L (1, 7) OBP: 0.231, SLG: 0.171	0-0 G3 ②				0-0 SH5-3 ① 1-2		CCC 0-3 K ②			1	0	0	0	0	0	1
23 Mitch Garver, R (7, 7) OBP: 0.276, SLG: 0.250										1	0	0	0	0	1	0
Inning Stats	R: 0 H: 1 E: 0 LOB: 1 K: 1 BB: 0 S: 6 P: 6	R: 2 H: 2 E: 0 LOB: 1 K: 1 BB: 1 S: 7 P: 11	R: 0 H: 0 E: 0 LOB: 0 K: 1 BB: 0 S: 5 P: 5	R: 0 H: 0 E: 0 LOB: 0 K: 0 BB: 0 S: 3 P: 3	R: 0 H: 1 E: 0 LOB: 2 K: 0 BB: 1 S: 4 P: 8	R: 1 H: 1 E: 0 LOB: 0 K: 1 BB: 0 S: 6 P: 6	R: 0 H: 0 E: 0 LOB: 1 K: 2 BB: 0 S: 7 P: 8	R: 1 H: 1 E: 0 LOB: 0 K: 0 BB: 0 S: 4 P: 6		1B: 3 SF: 0 2B: 0 SAC: 1 3B: 2 DP: 0 HR: 1 HBP: 1						

PITCHER		IP	WLS	BF	H	R	ER	SO	BB	IBB	HBP	BLK	WP	HR	S	P	ERA	WHIP
27 Aaron Nola, R ERA: 4.5	(1, 1)	5.0		21	4	2	2	3	2	0	0	0	0	0	25	33	3.60	1.200
55 Hoby Milner, L ERA: 2.7	(6, 1)	1.0		4	1	1	1	1	0	0	0	0	0	0	6	6	9.00	1.000
61 Edubray Ramos, R ERA: 7.5	(7, 1)	1.0		4	0	0	0	2	0	0	1	0	0	0	7	8	0.00	0.000
44 Jake Thompson, R ERA: 1.74	(8, 1)	1.0	L	4	1	1	1	0	0	0	0	0	0	1	4	6	9.00	1.000

PITCHER	IP	WLS	BF	H	R	ER	SO	BB	IBB	HBP	BLK	WP	HR	S	P	ERA	WHIP

BOTTOM

Philadelphia Phillies @ Minnesota Twins

CenturyLink Sports Complex, Fort Myers, FL

Sun Mar 18 2018, 1:07 PM - 3:55 PM EDT

Att. 8,226 - Sunny - 80 F

livebaseballscorecards.com

AB	29
R	4
H	6
RBI	4
BB	2
SO	6
LOB	10

WP: 0 PA: 33
PB: 0
SB: 1
CS: 0

Batter	1	2	3	4	5	6	7	8	9	AB	R	H	RBI	BB	SO	LOB
2 Brian Dozier, R (1, 4) OBP: 0.263, SLG: 0.353	P4		HR	BB		P6		1B	G1-6-3	3	1	1	1	1	0	2
40 Gregorio Petit, R (6, 5) OBP: 0.250, SLG: 0.424										2	0	1	0	0	0	2
26 Max Kepler, L (1, 9) OBP: 0.366, SLG: 0.333	22 HR 1B		22 1B 20 WP 1B	F8		G3-1		FC4-6		4	2	2	0	0	0	3
51 Brock Stassi, L (6, 3) OBP: 0.462, SLG: 0.435										1	0	0	0	0	0	2
22 Miguel Sanó, R (1, 3) OBP: 0.441, SLG: 0.793	HR		20 G3 20 WP 5 1B 1B		1B		23 2B 23 E 2B	BB		3	2	3	2	0	0	0
72 Ryan LaMarre, R (6, 9) OBP: 0.515, SLG: 0.867										1	1	1	0	1	0	0
20 Eddie Rosario, L (1, 10) OBP: 0.208, SLG: 0.375	5 S 25 1B 1B		G3		K		K	F7		4	1	1	0	0	2	3
78 Willians Astudillo, R (8, PH) OBP: 0.211, SLG: 0.235										1	0	0	0	0	0	3
5 Eduardo Escobar, S (1, 5) OBP: 0.310, SLG: 0.405	K		1B	F9		E4			G5-3	3	0	1	1	0	1	2
23 Mitch Garver, R (6, 2) OBP: 0.290, SLG: 0.308						2B				2	0	1	0	0	0	0
25 Byron Buxton, R (1, 8) OBP: 0.317, SLG: 0.459	36 CS 1B		F8	F8		P4			F8	3	0	1	1	0	0	2
0 Erick Aybar, S (6, 6) OBP: 0.290, SLG: 0.367										2	0	0	0	0	0	1
36 Robbie Grossman, S (1, 7) OBP: 0.310, SLG: 0.342	CS	G4-3	F9			2B	F7		38 DI 38 2B BB	3	0	1	0	0	0	1
8 Zack Granite, L (6, 8) OBP: 0.244, SLG: 0.167										1	1	0	0	1	0	1
15 Jason Castro, L (1, 2) OBP: 0.200, SLG: 0.182		L7		G6-3		F8		51 FC4-6 40 1B BB	2B	3	0	0	0	0	0	1
38 Taylor Featherston, R (6, 4) OBP: 0.276, SLG: 0.464										1	0	1	1	1	0	0
16 Ehire Adrianza, S (1, 6) OBP: 0.333, SLG: 0.500		F8		G3-1		BB	K		BB	2	0	0	0	1	0	0
60 Jake Cave, L (6, 7) OBP: 0.310, SLG: 0.174										1	0	0	0	1	1	1
Inning Stats	R: 3 H: 4 E: 0 LOB: 0 K: 1 BB: 0 S: 8 P: 11	R: 0 H: 0 E: 0 LOB: 0 K: 0 BB: 0 S: 3 P: 3	R: 3 H: 4 E: 0 LOB: 0 K: 0 BB: 0 S: 9 P: 12	R: 0 H: 0 E: 0 LOB: 1 K: 0 BB: 1 S: 3 P: 8	R: 0 H: 1 E: 0 LOB: 1 K: 1 BB: 0 S: 6 P: 6	R: 0 H: 1 E: 0 LOB: 2 K: 0 BB: 1 S: 4 P: 8	R: 1 H: 2 E: 1 LOB: 1 K: 1 BB: 0 S: 7 P: 7	R: 0 H: 1 E: 0 LOB: 3 K: 1 BB: 2 S: 6 P: 14	R: 1 H: 1 E: 0 LOB: 2 K: 0 BB: 2 S: 4 P: 13	1B: 8 SF: 0 2B: 4 SAC: 0 3B: 0 DP: 0 HR: 2 HBP: 0						

PITCHER		IP	WLS	BF	H	R	ER	SO	BB	IBB	HBP	BLK	WP	HR	S	P	ERA	WHIP
49 Nick Kingham, R ERA: 8.76	(1, 1)	3.2		19	8	6	6	1	1	0	0	0	1	2	22	32	14.73	2.455
95 Sam Street, R ERA: 13.5	(4, 1)	0.1		1	0	0	0	0	0	0	0	0	0	0	1	2	0.00	0.000
45 Michael Feliz, R ERA: 3.6	(5, 1)	2.0		9	2	0	0	1	1	0	0	0	0	0	10	14	0.00	1.500
53 Josh Smoker, L ERA: 4.32	(7, 1)	1.2		10	3	1	0	2	2	0	0	0	0	0	12	20	0.00	3.000
80 Bret Helton, R ERA:	(8, 1)	0.1	W	1	0	0	0	0	0	0	0	0	0	0	1	1	0.00	0.000

PITCHER		IP	WLS	BF	H	R	ER	SO	BB	IBB	HBP	BLK	WP	HR	S	P	ERA	WHIP
84 Ricky Eusebio, R ERA: 9.0	(9, 1)	1.0		6	1	1	1	0	2	0	0	0	0	0	4	13	9.00	3.000

TOP

Minnesota Twins @ Pittsburgh Pirates

LECOM Park, Bradenton, FL

Mon Mar 19 2018, 1:09 PM - 4:23 PM EDT

Att. 5,107 - Overcast - 76 F

livebaseballscorecards.com

AB	40
R	8
H	14
RBI	6
BB	6
SO	4
LOB	24

WP: 1 PA: 47
PB: 0
SB: 3
CS: 1

BOTTOM

Minnesota Twins @ Pittsburgh Pirates

LECOM Park, Bradenton, FL

Mon Mar 19 2018, 1:09 PM - 4:23 PM EDT

Att. 5,107 - Overcast - 76 F

livebaseballscorecards.com

Batter	1	2	3	4	5	6	7	8	9	AB	R	H	RBI	BB	SO	LOB
3 Sean Rodríguez, R (1, 4) OBP: 0.371, SLG: 0.710 44 Christopher Bostick, R (7, 4) OBP: 0.237, SLG: 0.371	H 1-0 6 G6-4-3 HBP		CTC 0-3 ① K		BBBB 4-0 25 1B BB		BSX 1-1 HR	B X 1-0 27 S 1B 1-H 2-H 3-H		1 0 0 0 1 1 0 2 1 2 3 0 0 0						
6 Starling Marte, R (1, 8) OBP: 0.421, SLG: 0.757 27 Todd Cunningham, S (8, 8) OBP: 0.219, SLG: 0.207	X 0-0 ①② G6-4-3 1-2f		X 0-0 ② F8		X 0-0 ① F9 2-3		X 0-0 E1 25 2B 1B	B X 1-0 ② F7 1-2		4 1 1 0 0 0 3 1 0 0 0 0 0 2						
25 Gregory Polanco, L (1, 9) OBP: 0.421, SLG: 0.778 99 Jared Oliva, R (7, PR) (8, 9)	X 0-0 55 WP 55 HR 1B		X 0-0 ③ G6-3		X 0-0 55 G5-4-3 1-3 3-H 1B		X 0-0 2-H 2B	SSS 0-3 ③ K		4 1 3 2 0 0 0 1 0 0 0 0 1 1						
55 Josh Bell, S (1, 10) OBP: 0.286, SLG: 0.526 62 Erich Weiss, L (7, PH) OBP: 0.095, SLG: 0.150 (8, 10)	BBSX 2-1 1-H HR			SSS 0-3 ① K	X 0-0 ②③ G5-4-3 1-2f		CCC 0-3 ③ K			3 1 1 2 0 1 2 1 0 0 0 0 1 1						
12 Corey Dickerson, L (1, 7) OBP: 0.345, SLG: 0.552 90 Elvis Escobar, L (8, PR) (9, 7)	X 0-0 29 FC5-4 1B			X 0-0 ② G4-3		X 0-0 ① G4-3		X 0-0 81 E 2B		4 0 2 0 0 0 0 0 1 0 0 0 0 0						
29 Francisco Cervelli, R (1, 2) OBP: 0.500, SLG: 0.783 79 Jackson Williams, R (7, 2) OBP: 0.333, SLG: 0.500	X 0-0 ③ FC5-4 1-2f			X 0-0 ③ G6-3		X 0-0 36 G5-4-3 1B		X 0-0 ① L5		3 0 1 0 0 0 1 1 0 0 0 0 0 1						
36 José Osuna, R (1, 3) OBP: 0.366, SLG: 0.676 63 Ryan Lavarnway, R (7, 3) OBP: 0.350, SLG: 0.611		SSS 0-3 ① K			X 0-0 HR	X 0-0 ②③ G5-4-3 1-2f		B B B 4-0 61 1B 81 E 44 WP BB		3 1 1 1 0 1 1 0 1 0 0 1 0 0						
38 Max Moroff, S (1, 6) OBP: 0.313, SLG: 0.429 81 Pablo Reyes, R (8, PH) OBP: 0.304, SLG: 0.381 (9, 6)		SSS 0-3 ② K			B B B 4-0 61 2B BB		X 0-0 ① G3-1	X 0-0 E3 44 WP 61 1B 44 1B 1-2 2-H		2 1 0 0 1 1 0 1 1 0 0 0 0 1						
61 Eric Wood, R (1, 5) OBP: 0.419, SLG: 0.607		X 0-0 ③ G5-3			X 0-0 6 F9 25 1B 1-H 2B		X 0-0 ② F9	X 0-0 44 WP 44 1B 1B 1-2 2-3		4 2 2 1 0 0 0						
Inning Stats	R: 2 E: 0 K: 0 S: 6 H: 3 LOB: 1 BB: 0 P: 9	R: 0 E: 0 K: 2 S: 7 H: 0 LOB: 0 BB: 0 P: 7	R: 0 E: 0 K: 1 S: 5 H: 0 LOB: 0 BB: 0 P: 5	R: 0 E: 0 K: 1 S: 5 H: 0 LOB: 0 BB: 0 P: 5	R: 3 E: 0 K: 0 S: 5 H: 3 LOB: 1 BB: 2 P: 13	R: 0 E: 0 K: 0 S: 3 H: 1 LOB: 0 BB: 0 P: 3	R: 2 E: 1 K: 1 S: 9 H: 3 LOB: 1 BB: 0 P: 10	R: 4 E: 1 K: 1 S: 9 H: 3 LOB: 1 BB: 1 P: 15		1B: 7 2B: 3 3B: 0 HR: 3 SF: 0 SAC: 0 DP: 3 HBP: 1						

	AB	35
	R	11
	H	13
	RBI	9
	BB	3
	SO	6
	LOB	13

WP: 2 PB: 0 SB: 1 CS: 0 PA: 39

PITCHER		IP	WLS	BF	H	R	ER	SO	BB	IBB	HBP	BLK	WP	HR	S	P	ERA	WHIP
55 Taylor Rogers, L ERA: 8.1	(1, 1)	1.0		6	3	2	2	0	0	0	1	0	1	1	6	9	18.00	3.000
39 Trevor Hildenberger, R ERA: 8.0	(2, 1)	1.0	H	3	0	0	0	2	0	0	0	0	0	0	7	7	0.00	0.000
61 Tyler Kinley, R ERA: 4.5	(3, 1)	2.0		9	2	3	3	2	1	0	0	0	0	1	12	16	13.50	1.500
58 Gabriel Moya, L ERA: 1.0	(5, 1)	1.0	H	4	1	0	0	0	1	0	0	0	0	0	3	7	0.00	2.000
21 Tyler Duffey, R ERA: 7.11	(6, 1)	3.0	L	17	7	6	5	2	1	0	0	0	1	1	21	28	15.00	2.667

PITCHER	IP	WLS	BF	H	R	ER	SO	BB	IBB	HBP	BLK	WP	HR	S	P	ERA	WHIP

Batter	1	2	3	4	5	6	7	8	9	AB	R	H	RBI	BB	SO	LOB
12 Corey Dickerson, L (1, 7) OBP: 0.303, SLG: 0.485 48 Richard Rodríguez, R (8, 1)	G6-3		L4		F8		F9 1-2			4 0	0 0	0 0	0 0	0 0	0 0	1 0
6 Starling Marte, R (1, 8) OBP: 0.439, SLG: 0.769 94 Casey Hughston, L (8, PH) (8, 8)	25 S 55 E BB		2B		G6-3			K		2 1	1 0	1 0	0 0	1 0	0 1	0 0
25 Gregory Polanco, L (1, 9) OBP: 0.415, SLG: 0.737 97 Logan Hill, R (8, PH) (8, 9)	55 G4-3 55 S 1-2 BB		F9		K			G5-3		2 1	0 0	0 0	0 0	1 0	1 0	1 0
55 Josh Bell, S (1, 3) OBP: 0.289, SLG: 0.512 63 Ryan Lavarnway, R (8, PH) OBP: 0.391, SLG: 0.650 (8, 3)	G4-3 1-3 2-H			1B BB 1B		G3-1		83 FC6-4 BB		3 0	0 0	1 0	0 0	0 1	0 0	1 0
36 José Osuna, R (1, 5) OBP: 0.341, SLG: 0.625 83 Jerrick Suiter, R (8, PH) OBP: 0.250, SLG: 0.500 (8, 5)	K			F8		G4-3		FC6-4 1-2f		3 1	0 0	0 0	0 0	0 0	1 0	2 1
32 Elias Díaz, R (1, 2) OBP: 0.290, SLG: 0.519 30 Kyle Crick, L (6, 1) 90 Elvis Escobar, L (8, 7)		G5-3		F8		K			L4	3 0 1	0 0 0	0 0 0	0 0 0	0 0 0	1 0 0	1 0 0
Kevin Kramer, L (1, 4) OBP: 0.500, SLG: 0.895 96 Trae Arbet, R (8, 4)		K		1B 1-2 BB			K		K	2 1	0 0	0 0	0 0	1 0	2 1	0 0
Kevin Newman, R (1, 6) OBP: 0.320, SLG: 0.364 85 Brett Pope, L (8, 6)	K			1-2 2-3 1B			G5-3		P4-3	3 1	0 0	1 0	0 0	0 0	1 0	0 0
34 Trevor Williams, R (1, 1) 58 Jacob Stallings, R (6, 2) OBP: 0.455, SLG: 0.474		K	G4-3				12 WP 1B			2 1	0 0	0 1	0 0	0 0	1 0	3 0
Inning Stats	R: 1 E: 0 K: 1 S: 6 H: 0 LOB: 1 BB: 2 P: 15	R: 0 E: 0 K: 2 S: 7 H: 0 LOB: 0 BB: 0 P: 7	R: 0 E: 0 K: 1 S: 6 H: 1 LOB: 1 BB: 0 P: 6	R: 0 E: 0 K: 0 S: 5 H: 2 LOB: 3 BB: 1 P: 9	R: 0 E: 0 K: 1 S: 5 H: 0 LOB: 0 BB: 0 P: 5	R: 0 E: 0 K: 1 S: 5 H: 0 LOB: 0 BB: 0 P: 5	R: 0 E: 0 K: 1 S: 6 H: 1 LOB: 1 BB: 0 P: 7	R: 0 E: 0 K: 1 S: 5 H: 0 LOB: 1 BB: 1 P: 9	R: 0 E: 0 K: 1 S: 5 H: 0 LOB: 0 BB: 0 P: 5	1B: 3 2B: 1 3B: 0 HR: 0 SF: 0 SAC: 0 DP: 0 HBP: 0						

PITCHER	IP	WLS	BF	H	R	ER	SO	BB	IBB	HBP	BLK	WP	HR	S	P	ERA	WHIP
17 José Berríos, R (1, 1) ERA: 1.69	5.0	W	21	3	1	1	5	3	0	0	0	0	0	29	42	1.80	1.200
56 Fernando Rodney, R (6, 1) ERA: 3.6	1.0	H	3	0	0	0	1	0	0	0	0	0	0	5	5	0.00	0.000
43 Addison Reed, R (7, 1) ERA: 2.08	1.0	H	4	1	0	0	1	0	0	0	0	1	0	6	7	0.00	1.000
32 Zach Duke, L (8, 1) ERA:	1.0	H	4	0	0	0	1	1	0	0	0	0	0	5	9	0.00	1.000
67 Alan Busenitz, R (9, 1) ERA: 7.27	1.0	S	3	0	0	0	1	0	0	0	0	0	0	5	5	0.00	0.000

PITCHER	IP	WLS	BF	H	R	ER	SO	BB	IBB	HBP	BLK	WP	HR	S	P	ERA	WHIP

TOP

Pittsburgh Pirates @ Minnesota Twins

CenturyLink Sports Complex, Fort Myers, FL

Wed Mar 21 2018, 6:06 PM - 8:45 PM EDT

Att. 7,584 - Clear - 68 F

livebaseballscorecards.com

AB	31
R	1
H	4
RBI	0
BB	4
SO	9
LOB	10

PA: 35

WP: 1
PB: 0
SB: 2
CS: 0

BOTTOM

Pittsburgh Pirates @ Minnesota Twins

CenturyLink Sports Complex, Fort Myers, FL

Wed Mar 21 2018, 6:06 PM - 8:45 PM EDT

Att. 7,584 - Clear - 68 F

livebaseballscorecards.com

Batter	1	2	3	4	5	6	7	8	9	AB	R	H	RBI	BB	SO	LOB
2 Brian Dozier, R (1, 4)	K	K		F9		E6 1-3 3-H				3	0	0	0	0	2	2
36 Robbie Grossman, S (6, 7) OBP: 0.302, SLG: 0.333										1	0	0	0	0	0	1
7 Joe Mauer, L (1, 3) OBP: 0.324, SLG: 0.400	K	G6-3			L7		P6			3	0	0	0	0	1	1
0 Erick Aybar, S (6, 5) OBP: 0.281, SLG: 0.355										1	0	0	0	0	0	0
22 Miguel Sanó, R (1, 5) OBP: 0.432, SLG: 0.742	20 1B 99 1B BB		K		K		K			2	1	0	0	1	2	0
46 Bobby Wilson, R (6, 3) OBP: 0.208, SLG: 0.318										1	0	0	0	0	1	0
20 Eddie Rosario, L (1, 7) OBP: 0.259, SLG: 0.385	99 1B 1-2 1B		F9		BB		G4-3			2	0	1	0	1	0	0
40 Gregorio Petit, R (6, 4) OBP: 0.243, SLG: 0.412										1	0	0	0	0	0	0
99 Logan Morrison, L (1, 10) OBP: 0.458, SLG: 0.524	1-3 2-H 1B		2B		F7			K		3	0	2	1	0	0	1
23 Mitch Garver, R (8, PH) (9, 10) OBP: 0.281, SLG: 0.296										1	0	0	0	0	1	0
5 Eduardo Escobar, S (1, 6) OBP: 0.311, SLG: 0.400	K	F7				1B		P3		3	0	1	0	0	1	3
8 Zack Granite, L (7, 9) OBP: 0.238, SLG: 0.162										1	0	0	0	0	0	0
26 Max Kepler, L (1, 9) OBP: 0.364, SLG: 0.333		K		15 WP 1B		F7		K2-3		3	0	1	0	0	1	0
72 Ryan LaMarre, R (7, 8) OBP: 0.500, SLG: 0.839										1	0	0	0	0	1	0
25 Byron Buxton, R (1, 8) OBP: 0.318, SLG: 0.450		E9 15 1B		K		15 1B 36 E 1B				3	2	1	0	0	1	1
38 Taylor Featherston, R (7, 6) OBP: 0.276, SLG: 0.464										0	0	0	0	0	0	0
15 Jason Castro, L (1, 2) OBP: 0.250, SLG: 0.240	3-H 1B			F7 1-2		36 E 1-3 1B				3	0	2	1	0	0	1
78 Willians Astudillo, R (8, 2) OBP: 0.211, SLG: 0.235										0	0	0	0	0	0	0
Inning Stats	R: 1 E: 0 K: 3 S: 11 H: 2 LOB: 2 BB: 1 P: 15	R: 1 E: 1 K: 2 S: 9 H: 1 LOB: 1 BB: 0 P: 9	R: 0 E: 0 K: 1 S: 6 H: 1 LOB: 1 BB: 0 P: 6	R: 0 E: 0 K: 1 S: 6 H: 1 LOB: 1 BB: 0 P: 7	R: 0 E: 0 K: 1 S: 5 H: 0 LOB: 1 BB: 1 P: 9	R: 1 E: 1 K: 0 S: 5 H: 3 LOB: 2 BB: 0 P: 5	R: 0 E: 0 K: 1 S: 5 H: 0 LOB: 0 BB: 0 P: 5	R: 0 E: 0 K: 2 S: 7 H: 0 LOB: 0 BB: 0 P: 7		1B: 7 2B: 1 3B: 0 HR: 0	SF: 0 SAC: 0 DP: 0 HBP: 0						

	AB	32
	R	3
	H	8
	RBI	2
	BB	2
	SO	11
	LOB	10

WP: 1 PB: 0 SB: 0 CS: 0 PA: 34

PITCHER		IP	WLS	BF	H	R	ER	SO	BB	IBB	HBP	BLK	WP	HR	S	P	ERA	WHIP
34 Trevor Williams, R ERA: 5.54	(1, 1)	5.1	L	24	6	2	1	8	2	0	0	0	1	0	38	47	1.69	1.500
30 Kyle Crick, R ERA: 4.35	(6, 1)	1.2		7	2	1	0	1	0	0	0	0	0	0	9	9	0.00	1.200
48 Richard Rodríguez, R ERA: 4.26	(8, 1)	1.0		3	0	0	0	2	0	0	0	0	0	0	7	7	0.00	0.000

PITCHER	IP	WLS	BF	H	R	ER	SO	BB	IBB	HBP	BLK	WP	HR	S	P	ERA	WHIP

Batter	1	2	3	4	5	6	7	8	9	AB	R	H	RBI	BB	SO	LOB
22 Jacoby Ellsbury, L (1, 8) OBP: 0.214, SLG: 0.083	BBBB 4-0 74 FC5-4 BB	CCC 0-3 ① K	X 0-0 ② P4	X 0-0 ③ F7						2	0	0	0	1	1	1
Estevan Florial, L (5, 8) OBP: 0.294, SLG: 0.400										1	0	0	0	0	0	0
74 Ronald Torreyes, R (1, 6) OBP: 0.311, SLG: 0.350	X 0-0 ① FC5-4 1-2f	X 0-0 ② F9			BSCC 1-3 ③ K 1-2			X 0-0 3B		3	0	0	0	0	1	2
66 Abiatal Avelino, R (6, 6) OBP: 0.538, SLG: 0.636										1	0	1	0	0	0	0
39 Tyler Wade, L (1, 4) OBP: 0.404, SLG: 0.405	X 0-0 ② F9	X 0-0 ③ G4-3				SSS 0-3 ① K		SSS 0-3 ① K2-3		4	0	0	0	0	2	2
29 Brandon Drury, R (1, 5) OBP: 0.333, SLG: 0.422	SSS 0-3 ③ K		CSC 0-3 ① K			X 0-0 ② G5-3		X 0-0 ② F8		4	0	0	0	0	2	2
Tyler Austin, R (1, 3) OBP: 0.372, SLG: 0.649		X 0-0 ① F8	X 0-0 1B			X 0-0 28 1B 2B		BBBB 4-0 BB		3	1	2	0	1	0	0
28 Austin Romine, R (1, 2) OBP: 0.469, SLG: 0.571		X 0-0 ② G4-3	X 0-0 ② P4			X 0-0 2-H 1B		X 0-0 ③ G3		4	0	1	1	0	0	3
Billy McKinney, L (1, 7) OBP: 0.370, SLG: 0.600		BSSX 1-1 HR	SSS 0-3 ③ K			X 0-0 ③ P6			X 0-0 ① F7	4	1	1	1	0	1	2
25 Shane Robinson, R (1, 9) OBP: 0.324, SLG: 0.233		X 0-0 1B			X 0-0 74 S 1B		X 0-0 ① F8		X 0-0 ② F7	4	0	2	0	0	0	0
12 Jace Peterson, L (1, 10) OBP: 0.343, SLG: 0.115		X 0-0 ③ G3			X 0-0 ① F9		X 0-0 ② F8		SSS 0-3 ③ K	4	0	0	0	0	1	2
Inning Stats	R: 0 H: 0 E: 0 LOB: 1 K: 1 BB: 1 S: 5 P: 9	R: 1 H: 2 E: 0 LOB: 1 K: 0 BB: 0 S: 6 P: 7	R: 0 H: 0 E: 0 LOB: 0 K: 1 BB: 0 S: 5 P: 5	R: 0 H: 1 E: 0 LOB: 1 K: 2 BB: 0 S: 8 P: 8	R: 0 H: 1 E: 0 LOB: 1 K: 1 BB: 0 S: 6 P: 7	R: 1 H: 2 E: 0 LOB: 1 K: 1 BB: 0 S: 7 P: 7	R: 0 H: 0 E: 0 LOB: 0 K: 0 BB: 0 S: 3 P: 3	R: 0 H: 1 E: 0 LOB: 2 K: 1 BB: 1 S: 6 P: 10	R: 0 H: 0 E: 0 LOB: 0 K: 1 BB: 0 S: 5 P: 5	1B: 4 SF: 0 2B: 1 SAC: 0 3B: 1 DP: 0 HR: 1 HBP: 0						

PITCHER		IP	WLS	BF	H	R	ER	SO	BB	IBB	HBP	BLK	WP	HR	S	P	ERA	WHIP
45 Phil Hughes, R ERA: 6.06	(1, 1)	4.2		19	4	1	1	4	1	0	0	0	0	1	27	32	1.93	1.071
32 Zach Duke, L ERA:	(5, 1)	0.1		1	0	0	0	1	0	0	0	0	0	0	3	4	0.00	0.000
56 Fernando Rodney, R ERA: 4.5	(6, 1)	1.0	L	5	2	1	1	1	0	0	0	0	0	0	7	7	9.00	2.000
43 Addison Reed, R ERA: 1.86	(7, 1)	1.0		3	0	0	0	0	0	0	0	0	0	0	3	3	0.00	0.000
57 Ryan Pressly, R ERA: 2.89	(8, 1)	1.0		5	1	0	0	1	1	0	0	0	0	0	6	10	0.00	2.000

PITCHER		IP	WLS	BF	H	R	ER	SO	BB	IBB	HBP	BLK	WP	HR	S	P	ERA	WHIP
58 Gabriel Moya, L ERA: 0.9	(9, 1)	1.0		3	0	0	0	1	0	0	0	0	0	0	5	5	0.00	0.000

TOP

New York Yankees @ Minnesota Twins

CenturyLink Sports Complex, Fort Myers, FL

Thu Mar 22 2018, 1:09 PM - 3:55 PM EDT

Att. 9,284 - Sunny - 64 F

livebaseballscorecards.com

AB	34
R	2
H	7
RBI	2
BB	2
SO	8
LOB	14

WP: 0 PA: 36
PB: 0
SB: 1
CS: 0

BOTTOM

New York Yankees @ Minnesota Twins

CenturyLink Sports Complex, Fort Myers, FL

Thu Mar 22 2018, 1:09 PM - 3:55 PM EDT

Att. 9,284 - Sunny - 64 F

livebaseballscorecards.com

Batter	1	2	3	4	5	6	7	8	9	AB	R	H	RBI	BB	SO	LOB
16 Ehire Adrianza, S (1, 6) OBP: 0.333, SLG: 0.500 38 Taylor Featherston, R (7, 4) OBP: 0.267, SLG: 0.448	0-0 0 G5-4-3 1B			0-3 K2-3	0-0 SF9 1-2 2-3 3-H			0-0 E6 0 F9 0 S		2 0 1 1 0 1 0 1 0 0 0 0 0 0						
0 Erick Aybar, S (1, 4) (7, 6) OBP: 0.278, SLG: 0.343	0-0 G5-4-3 1-2f			0-0 36 F9 5 1B 1B	0-0 F8			1-0 F9 1-3		4 0 1 0 0 0 4						
5 Eduardo Escobar, S (1, 5) OBP: 0.313, SLG: 0.395 40 Gregorio Petit, R (7, 5) OBP: 0.237, SLG: 0.400	0-3 K2-3			0-0 1-2 1B		0-0 P6		0-0 G5-3		3 0 1 0 0 1 0 1 0 0 0 0 0 1						
36 Robbie Grossman, S (1, 10) OBP: 0.277, SLG: 0.302		0-0 F9		0-0 F9 2-3		0-0 F9		0-0 F8		4 0 0 0 0 0 3						
99 Logan Morrison, L (1, 3) OBP: 0.423, SLG: 0.478 Brock Stassi, L (6, 3) OBP: 0.464, SLG: 0.417		0-0 F9		0-0 P4		B B B B 4-0 BB			0-0 G4-3	2 0 0 0 0 0 2 1 0 0 0 1 0 0						
23 Mitch Garver, R (1, 2) OBP: 0.286, SLG: 0.300 46 Bobby Wilson, R (8, 2) OBP: 0.200, SLG: 0.304		0-0 F7			0-0 72 1B 1B 16 SF9 1B	0-0 F8			0-0 P2	3 1 1 0 0 0 1 1 0 0 0 0 0 0						
Jake Cave, L (1, 9) OBP: 0.303, SLG: 0.185			0-0 G6-3		0-0 16 SF9 72 1B 1-2 1B		0-0 G3-1		S S S 0-3 K	4 0 1 0 0 1 0						
72 Ryan LaMarre, R (1, 7) OBP: 0.486, SLG: 0.794			0-0 F9		0-0 16 SF9 1-2 2-3 1B		S S S 0-3 K			3 0 1 0 0 1 0						
8 Zack Granite, L (1, 8) OBP: 0.222, SLG: 0.150			0-0 G4-3		0-0 F8		0-0 G3			3 0 0 0 0 0 3						
Inning Stats	R: 0 H: 1 E: 0 LOB: 0 K: 1 BB: 0 S: 5 P: 5	R: 0 H: 0 E: 0 LOB: 0 K: 0 BB: 0 S: 3 P: 3	R: 0 H: 0 E: 0 LOB: 0 K: 0 BB: 0 S: 3 P: 3	R: 0 H: 2 E: 0 LOB: 2 K: 1 BB: 0 S: 7 P: 7	R: 1 H: 3 E: 0 LOB: 2 K: 0 BB: 0 S: 6 P: 6	R: 0 H: 0 E: 0 LOB: 1 K: 0 BB: 1 S: 3 P: 7	R: 0 H: 0 E: 0 LOB: 0 K: 1 BB: 0 S: 5 P: 5	R: 0 H: 0 E: 1 LOB: 1 K: 0 BB: 0 S: 4 P: 5	R: 0 H: 0 E: 0 LOB: 0 K: 1 BB: 0 S: 5 P: 5	1B: 6 SF: 1 2B: 0 SAC: 0 3B: 0 DP: 1 HR: 0 HBP: 0						

	AB	32
	R	1
	H	6
	RBI	1
	BB	1
	SO	4
	LOB	14

WP: 0 PA: 34
PB: 0
SB: 1
CS: 0

PITCHER		IP	WLS	BF	H	R	ER	SO	BB	IBB	HBP	BLK	WP	HR	S	P	ERA	WHIP
47 Jordan Montgomery, L ERA: 3.43	(1, 1)	6.0	W	24	6	1	1	2	1	0	0	0	0	0	27	31	1.50	1.167
63 Domingo Germán, R ERA: 2.3	(7, 1)	3.0	S	10	0	0	0	2	0	0	0	0	0	0	14	15	0.00	0.000

PITCHER	IP	WLS	BF	H	R	ER	SO	BB	IBB	HBP	BLK	WP	HR	S	P	ERA	WHIP

Houston Astros @ Minnesota Twins

CenturyLink Sports Complex, Fort Myers, FL

Fri Mar 23 2018, 1:07 PM - 3:53 PM EDT

Att. 7,857 - Sunny - 69 F

TOP

livebaseballscorecards.com

Batter	1	2	3	4	5	6	7	8	9	AB	R	H	RBI	BB	SO	LOB
4 George Springer, R (1, 10) OBP: 0.385, SLG: 0.467	B S S S 1-3 ① K		H 1-0 1-2 HBP		X 0-0 ① P3		X 0-0 ③ F9			3	0	0	0	0	1	1
6 Jake Marisnick, R (1, 8) OBP: 0.278, SLG: 0.277	S S S 0-3 ② K		S S S 0-3 ② K		X 0-0 ② F8			X 0-0 ① G6-3		4	0	0	0	0	2	3
2 Alex Bregman, R (1, 5) OBP: 0.393, SLG: 0.444 96 Antonio Nunez, R (8, 6) OBP: 0.357, SLG: 0.182	B B B B 4-0 28 CS BB		S S S 0-3 ③ K		X 0-0 ③ G6-3			S C C 0-3 ② K		3 0	0 0	0 0	0 0	1 0	2 0	3 0
28 J.D. Davis, R (1, 3) OBP: 0.393, SLG: 0.712 94 Dexture McCall, R (7, 3) OBP: 1.000, SLG: 2.000	S 0-1 ③ CS 1-2	X 0-0 HR		X 0-0 ① G6-3		B S X 1-1 HR		X 0-0 2B		3 1	2 0	2 1	2 0	0 0	0 0	0 0
13 Tyler White, R (1, 4) OBP: 0.346, SLG: 0.475 93 Arturo Michelena, R (7, 4)		X 0-0 ① F9		X 0-0 ② G3-1		X 0-0 ① F8		C C C 0-3 ③ K		3 1	0 0	0 0	0 0	0 0	0 1	0 1
21 Derek Fisher, L (1, 9) OBP: 0.386, SLG: 0.435 95 Luis Payano, R (9, PR) OBP: 1.000, SLG: 1.000 (9, 9)		S S S 0-3 ② K		X 0-0 18 E 1B		X 0-0 18 CS 1B			X 0-0 2B	4 0	0 0	3 0	0 0	0 0	1 0	0 0
18 Tony Kemp, L (1, 7) OBP: 0.286, SLG: 0.232 95 Stephen Wrenn, R (9, 7)		X 0-0 ③ F7		X 0-0 E6 1-2		S X 0-1 ②③ G6-3 1-2			S S S 0-3 ① K	4 0	0 0	0 0	0 0	0 0	1 0	3 0
12 Max Stassi, R (1, 2) OBP: 0.286, SLG: 0.343 95 Chuckie Robinson, R (7, 2)			X 0-0 ① G6-3	X 0-0 ③ L6			X 0-0 ① F9		B B B B 4-0 92 G5-4-3 BB	3 0	0 0	0 0	0 0	0 1	0 0	2 0
92 Alex De Goti, R (1, 6) OBP: 0.333, SLG: 0.500 (8, 5)			X 0-0 E5 4 HBP		X 0-0 1B		S S S 0-3 ② K		X 0-0 ②③ G5-4-3 1-2f	4	0	1	0	0	1	2

	AB	33
	R	2
	H	7
	RBI	2
	BB	2
	SO	9
	LOB	15

Inning Stats																				
	R: 0	H: 0	R: 1	H: 1	R: 0	H: 0	R: 0	H: 1	R: 0	H: 1	R: 1	H: 2	R: 0	H: 0	R: 0	H: 1	R: 0	H: 1	1B: 3	SF: 0	WP: 0	PA: 37
	E: 0	LOB: 0	E: 0	LOB: 0	E: 1	LOB: 2	E: 1	LOB: 0	E: 0	LOB: 1	E: 0	LOB: 0	E: 0	LOB: 0	E: 0	LOB: 1	E: 0	LOB: 1	2B: 2	SAC: 0	PB: 0	
	K: 2	BB: 1	K: 1	BB: 0	K: 2	BB: 0	K: 0	BB: 0	K: 0	BB: 0	K: 0	BB: 0	K: 1	BB: 0	K: 2	BB: 0	K: 1	BB: 1	3B: 0	DP: 1	SB: 0	
	S: 7	P: 12	S: 6	P: 6	S: 8	P: 9	S: 5	P: 4	S: 4	P: 4	S: 6	P: 7	S: 5	P: 5	S: 8	P: 8	S: 5	P: 9	HR: 2	HBP: 1	CS: 2	

PITCHER		IP	WLS	BF	H	R	ER	SO	BB	IBB	HBP	BLK	WP	HR	S	P	ERA	WHIP
31 Lance Lynn, R ERA: 1.29	(1, 1)	4.0		17	2	1	1	5	1	0	1	0	0	1	26	32	2.25	0.750
57 Ryan Pressly, R ERA: 2.61	(5, 1)	1.0		4	1	0	0	0	0	0	0	0	0	0	4	4	0.00	1.000
39 Trevor Hildenberger, R ERA: 7.36	(6, 1)	2.0		7	2	1	1	1	0	0	0	0	0	1	11	12	4.50	1.000
55 Taylor Rogers, L ERA: 7.15	(8, 1)	1.1		7	2	0	0	3	1	0	0	0	0	0	12	16	0.00	2.250
87 Williams Ramirez, R ERA: 5.4	(9, 1)	0.2		1	0	0	0	0	0	0	0	0	0	0	1	1	0.00	0.000

PITCHER	IP	WLS	BF	H	R	ER	SO	BB	IBB	HBP	BLK	WP	HR	S	P	ERA	WHIP

BOTTOM

Houston Astros @ Minnesota Twins

CenturyLink Sports Complex, Fort Myers, FL

Fri Mar 23 2018, 1:07 PM - 3:53 PM EDT

Att. 7,857 - Sunny - 69 F

livebaseballscorecards.com

Batter	1	2	3	4	5	6	7	8	9	AB	R	H	RBI	BB	SO	LOB
2 Brian Dozier, R (1, 4) OBP: 0.227, SLG: 0.300 72 Ryan LaMarre, R (8, 9) OBP: 0.500, SLG: 0.829	F8		K			P5			20 HR 2B	3 1	0 1	0 1	0 0	0 0	1 0	0 0
7 Joe Mauer, L (1, 3) OBP: 0.324, SLG: 0.375 38 Taylor Featherston, R (8, 4) OBP: 0.258, SLG: 0.433	K			G6-3			20 F9 22 E BB		K	2 1	0 0	0 0	0 0	1 0	1 1	0 1
22 Miguel Sanó, R (1, 5) OBP: 0.425, SLG: 0.697 20 Tanner English, R (7, PR) OBP: 0.500, SLG: 1.333 (8, 8)	BB			K			E6 1-2		2-H HR	2 1	0 1	0 1	0 2	1 0	1 0	1 0
20 Eddie Rosario, L (1, 7) OBP: 0.233, SLG: 0.345 78 Willians Astudillo, R (8, 5) OBP: 0.200, SLG: 0.222	K			K			F9 2-3		G5-3	3 1	0 0	0 0	0 0	0 0	2 0	3 0
5 Eduardo Escobar, S (1, 6) OBP: 0.294, SLG: 0.370 40 Gregorio Petit, R (8, 6) OBP: 0.231, SLG: 0.389		P6			F8		K		G5-3	3 1	0 0	0 0	0 0	0 0	1 0	2 0
99 Logan Morrison, L (1, 10) OBP: 0.379, SLG: 0.423		G4-3			K		P6			3	0	0	0	0	1	2
26 Max Kepler, L (1, 9) OBP: 0.348, SLG: 0.317 36 Robbie Grossman, S (8, 7) OBP: 0.271, SLG: 0.295		F7			K			K		2 1	0 0	0 0	0 0	0 0	1 1	0 0
25 Byron Buxton, R (1, 8) OBP: 0.304, SLG: 0.429 16 Ehire Adrianza, S (8, 3) OBP: 0.326, SLG: 0.487			G4-3			K		K		2 1	0 0	0 0	0 0	0 0	1 1	0 0
23 Mitch Garver, R (1, 2) OBP: 0.270, SLG: 0.281 46 Bobby Wilson, R (8, 2) OBP: 0.192, SLG: 0.292			K			F9		F8		2 1	0 0	0 0	0 0	0 0	1 0	0 0
Inning Stats	R: 0 E: 0 K: 2 S: 7 H: 0 LOB: 1 BB: 1 P: 11	R: 0 E: 0 K: 0 S: 3 H: 0 LOB: 0 BB: 0 P: 3	R: 0 E: 0 K: 2 S: 7 H: 0 LOB: 0 BB: 0 P: 7	R: 0 E: 0 K: 2 S: 7 H: 0 LOB: 0 BB: 0 P: 7	R: 0 E: 0 K: 2 S: 7 H: 0 LOB: 0 BB: 0 P: 7	R: 0 E: 0 K: 1 S: 5 H: 0 LOB: 0 BB: 0 P: 5	R: 0 E: 1 K: 1 S: 6 H: 0 LOB: 2 BB: 1 P: 10	R: 0 E: 0 K: 2 S: 7 H: 0 LOB: 0 BB: 0 P: 7	R: 2 E: 0 K: 1 S: 9 H: 2 LOB: 0 BB: 0 P: 11	1B: 0 2B: 1 3B: 0 HR: 1 SF: 0 SAC: 0 DP: 0 HBP: 0						

	AB	30
	R	2
	H	2
	RBI	2
	BB	2
	SO	13
	LOB	9

PITCHER	IP	WLS	BF	H	R	ER	SO	BB	IBB	HBP	BLK	WP	HR	S	P	ERA	WHIP
Rogelio Armenteros, R (1, 1) ERA: 3.77	3.0		10	0	0	0	4	1	0	0	0	0	0	17	21	0.00	0.333
Reymin Guduan, L (4, 1) ERA: 1.08	2.0	H	6	0	0	0	4	0	0	0	0	0	0	14	14	0.00	0.000
38 Joe Smith, R (6, 1) ERA: 1.23	1.0	H	3	0	0	0	1	0	0	0	0	0	0	5	5	0.00	0.000
67 Trent Thornton, R (7, 1) ERA: 3.97	3.0	B	13	2	2	2	4	1	0	0	0	0	1	22	28	6.00	1.000

PITCHER	IP	WLS	BF	H	R	ER	SO	BB	IBB	HBP	BLK	WP	HR	S	P	ERA	WHIP

WP: 0 PA: 32
PB: 0
SB: 0
CS: 0

Batter	1	2	3	4	5	6	7	8	9	AB	R	H	RBI	BB	SO	LOB
25 Byron Buxton, R (1, 8) OBP: 0.300, SLG: 0.413 27 Edgar Corcino, R (6, 7) OBP: 0.200, SLG: 0.800	F9	16 2B 2-3 3-H 1B		B5-3		G6-3		HR		4 1	1 1	1 1	1 1	0 0	0 0	0 0
16 Ehire Adrianza, S (1, 6) OBP: 0.333, SLG: 0.568 37 Sean Miller, R (9, 6) OBP: 0.300, SLG: 0.333	HR	36 WP 26 1B 1-H 3-H 2B		G5-3			G3-1	P5		5 0	2 0	2 0	3 0	0 0	0 0	0 0
36 Robbie Grossman, S (1, 9) OBP: 0.264, SLG: 0.271	F8	K 72 1B 26 1B 2-3		G4-3			G4-3		78 HR BB	4	1	0	0	1	1	1
26 Max Kepler, L (1, 10) OBP: 0.340, SLG: 0.311 Jordan Pacheco, R (9, PH) OBP: 0.333, SLG: 0.154 (9, 10)	F7	72 1B 1-2 3-H 1B			P6		G3		F8	4 1	0 0	1 0	1 0	0 0	0 0	0 1
72 Ryan LaMarre, R (1, 7) OBP: 0.512, SLG: 0.795 (6, 8)	46 1B 11 G3-1 BB 1-2 2-3 1B				1B			F8	K	4	1	2	0	1	1	1
46 Bobby Wilson, R (1, 2) OBP: 0.207, SLG: 0.296 78 Willians Astudillo, R (7, 2) OBP: 0.227, SLG: 0.400	11 G3-1 40 BB 1-3 25 1B 1B K				F8			E6 11 WP 38 BB 11 HR	1-H HR	3 2	1 2	1 1	0 2	0 0	1 0	4 0
40 Gregorio Petit, R (1, 4) OBP: 0.227, SLG: 0.350	25 1B 11 G3-1 16 2B 1-2 BB	F7			F9			L9	L4	4	1	0	0	1	0	2
38 Taylor Featherston, R (1, 5) OBP: 0.257, SLG: 0.394	K	L8				P3		11 HR 1-2 BB		3	1	0	0	1	1	3
11 Lewin Díaz, L (1, 3) OBP: 0.286, SLG: 0.857	G3-1 1-2 2-3 3-H	G4-3				F9		1-H 2-H HR		4	1	1	4	0	0	2
Inning Stats	R: 1 E: 0 K: 0 S: 5 H: 1 LOB: 0 BB: 0 P: 5	R: 5 E: 0 K: 3 S: 15 H: 5 LOB: 3 BB: 2 P: 23	R: 0 E: 0 K: 0 S: 3 H: 0 LOB: 0 BB: 0 P: 3	R: 0 E: 0 K: 0 S: 3 H: 0 LOB: 0 BB: 0 P: 3	R: 0 E: 0 K: 0 S: 4 H: 1 LOB: 1 BB: 0 P: 4	R: 0 E: 0 K: 0 S: 3 H: 0 LOB: 0 BB: 0 P: 3	R: 0 E: 0 K: 0 S: 3 H: 0 LOB: 0 BB: 0 P: 3	R: 4 E: 1 K: 0 S: 9 H: 2 LOB: 0 BB: 1 P: 15	R: 2 E: 0 K: 1 S: 6 H: 1 LOB: 0 BB: 1 P: 10	1B: 5 2B: 1 3B: 0 HR: 4 SF: 0 SAC: 0 DP: 0 HBP: 0						

TOP

Minnesota Twins @ Baltimore Orioles

Ed Smith Stadium, Sarasota, FL

Sat Mar 24 2018, 6:06 PM - 9:01 PM EDT

Att. 7,769 - Clear - 73 F

livebaseballscorecards.com

AB	39
R	12
H	10
RBI	12
BB	4
SO	4
LOB	14

WP: 2 PB: 0 SB: 0 CS: 0 PA: 43

PITCHER		IP	WLS	BF	H	R	ER	SO	BB	IBB	HBP	BLK	WP	HR	S	P	ERA	WHIP
30 Chris Tillman, R ERA: 8.03	(1, 1)	5.1	L	26	7	6	6	3	2	0	0	0	1	1	31	39	10.12	1.688
63 Joely Rodríguez, L ERA: 0.87	(6, 1)	1.2		5	0	0	0	0	0	0	0	0	0	0	5	5	0.00	0.000
60 Mychal Givens, R ERA: 1.69	(8, 1)	1.0		7	2	4	0	0	1	0	0	0	1	2	9	15	0.00	3.000
38 Pedro Araújo, R ERA: 3.72	(9, 1)	1.0		5	1	2	2	1	1	0	0	0	0	1	6	10	18.00	2.000

PITCHER	IP	WLS	BF	H	R	ER	SO	BB	IBB	HBP	BLK	WP	HR	S	P	ERA	WHIP

BOTTOM

Minnesota Twins @ Baltimore Orioles

Ed Smith Stadium, Sarasota, FL

Sat Mar 24 2018, 6:06 PM - 9:01 PM EDT

Att. 7,769 - Clear - 73 F

livebaseballscorecards.com

Batter	1	2	3	4	5	6	7	8	9	AB	R	H	RBI	BB	SO	LOB
19 Chris Davis, L (1, 3) OBP: 0.313, SLG: 0.464 96 Aderlin Rodriguez, R (9, PR) OBP: 0.231, SLG: 0.231	FC6-5 13 2B	K		G3-6 1-2f		K			92 1B HBP	4 0	0 0	1 0	0 0	0 0	2 0	3 0
13 Manny Machado, R (1, 10) OBP: 0.390, SLG: 0.625	FC6-5 47 BB 16 1B 2-3	6 FC6-4 1B 2-H			K	E5 2-H			F8	5	0	1	1	0	1	2
6 Jonathan Schoop, R (1, 4) OBP: 0.383, SLG: 0.698 92 Sharlon Schoop, R (8, 4) OBP: 0.250, SLG: 0.250	K	FC6-4 1-2f			G1-3	K			1B 1-2	4 1	0 0	0 1	0 0	0 0	2 0	3 0
16 Trey Mancini, R (1, 7) OBP: 0.359, SLG: 0.544 28 Colby Rasmus, L (5, PH) OBP: 0.362, SLG: 0.439 (6, 9)	47 BB 1B 1-2		K		47 1B 2B		P4		F8	2 3	0 1	1 1	0 0	0 0	1 0	0 2
47 Danny Valencia, R (1, 5) OBP: 0.364, SLG: 0.526 97 Jomar Reyes, R (8, 5) OBP: 0.167, SLG: 0.417	BB 1-2 2-3		1B		25 BB 1B 2-H		K		G1-3	3 1	0 0	2 0	1 0	1 0	1 0	0 2
25 Anthony Santander, S (1, 9) OBP: 0.308, SLG: 0.532 (6, 7) 84 T.J. Nichting, S (8, 7) OBP: 0.500, SLG: 0.750	K	K	K		14 FC6-4 BB 1-2		G3			3 0	0 0	0 0	0 0	1 0	2 0	4 0
14 Craig Gentry, R (1, 8) OBP: 0.349, SLG: 0.342 70 Cedric Mullins, L (8, 8) OBP: 0.293, SLG: 0.405		3 G4-3 3 S 36 2B BB	K		FC6-4 1-2f			G6-3		2 1	1 0	0 0	0 0	1 0	1 0	3 0
3 Luis Sardinas, S (1, 6) OBP: 0.352, SLG: 0.373 Erick Salcedo, S (9, 6) OBP: 0.400, SLG: 0.500		G4-3 1-3		19 G3-6 1B		G4-3		G1-3		4 0	0 0	1 0	0 0	0 0	0 0	1 0
36 Caleb Joseph, R (1, 2) OBP: 0.390, SLG: 0.514		13 1B 2B 3-H		F9		13 E 2B		K		4	2	2	1	0	1	1
Inning Stats	R: 0 E: 0 K: 2 S: 9 H: 2 LOB: 3 BB: 1 P: 13	R: 2 E: 0 K: 1 S: 7 H: 2 LOB: 1 BB: 1 P: 12	R: 0 E: 0 K: 3 S: 10 H: 1 LOB: 1 BB: 0 P: 10	R: 0 E: 0 K: 0 S: 3 H: 1 LOB: 0 BB: 0 P: 3	R: 1 E: 0 K: 1 S: 7 H: 2 LOB: 2 BB: 1 P: 11	R: 1 E: 1 K: 2 S: 9 H: 1 LOB: 1 BB: 0 P: 9	R: 0 E: 0 K: 1 S: 5 H: 0 LOB: 0 BB: 0 P: 5	R: 0 E: 0 K: 1 S: 5 H: 0 LOB: 0 BB: 0 P: 5	R: 0 E: 0 K: 0 S: 4 H: 1 LOB: 2 BB: 0 P: 5	1B: 6 2B: 4 3B: 0 HR: 0	SF: 0 SAC: 0 DP: 1 HBP: 1					

	AB	37
	R	4
	H	10
	RBI	3
	BB	3
	SO	11
	LOB	21

WP: 0 PB: 0 SB: 1 CS: 0 PA: 41

PITCHER	IP	WLS	BF	H	R	ER	SO	BB	IBB	HBP	BLK	WP	HR	S	P	ERA	WHIP
58 Gabriel Moya, L (1, 1) ERA: 0.82	1.0	W	6	2	0	0	2	1	0	0	0	0	0	9	13	0.00	3.000
61 Tyler Kinley, R (2, 1) ERA: 5.73	1.0		6	2	2	2	1	1	0	0	0	0	0	7	12	18.00	3.000
22 DJ Baxendale, R (3, 1) ERA:	2.0		7	2	0	0	3	0	0	0	0	0	0	13	13	0.00	1.000
66 Matt Magill, R (5, 1) ERA: 2.25	2.0		11	3	2	1	3	1	0	0	0	0	0	16	20	4.50	2.000
21 Keaton Steele, R (7, 1) ERA:	1.0	H	3	0	0	0	1	0	0	0	0	0	0	5	5	0.00	0.000

PITCHER	IP	WLS	BF	H	R	ER	SO	BB	IBB	HBP	BLK	WP	HR	S	P	ERA	WHIP
12 Todd Van Steensel, R (8, 1) ERA:	1.0		3	0	0	0	1	0	0	0	0	0	0	5	5	0.00	0.000
59 Tom Hackimer, R (9, 1) ERA:	1.0		5	1	0	0	0	0	0	1	0	0	0	4	5	0.00	1.000

Boston Red Sox @ Minnesota Twins

CenturyLink Sports Complex, Fort Myers, FL

Sun Mar 25 2018, 1:07 PM - 3:48 PM EDT

Att. 9,071 - Sunny - 78 F

TOP

livebaseballscorecards.com

Batter	1	2	3	4	5	6	7	8	9	AB	R	H	RBI	BB	SO	LOB
50 Mookie Betts, R (1, 9) OBP: 0.446, SLG: 0.660	2-2 HR	4-0 28 1B / 13 1B / 2-3 BB		2-0 1-H HR		0-0 ① F7			0-3 ① K	2	3	2	3	1	0	0
12 Brock Holt, L (5, 9)										2	0	0	0	0	1	0
OBP: 0.452, SLG: 0.429 (7, 4)																
10 Santiago Espinal, R (9, 4) OBP: 0.333, SLG: 0.800										0	0	0	0	0	0	0
28 J.D. Martinez, R (1, 7) OBP: 0.326, SLG: 0.452	0-0 2 1B 1B	0-0 13 1B / 1-3 3-H 1B		0-0 ① G5-3		0-0 ② L6			0-0 1B	5	0	3	1	0	0	0
32 Ryan Scott, L (9, PR) OBP: 0.250, SLG: 0.375 (9, 7)										0	0	0	0	0	0	0
13 Hanley Ramirez, R (1, 3) OBP: 0.302, SLG: 0.380	0-3 ① K	0-0 1-3 3-H 1B		0-0 ② L5		0-3 ③ K			0-3 ② K	4	0	1	1	0	2	1
59 Sam Travis, R (6, 3) OBP: 0.313, SLG: 0.635										1	0	0	0	0	1	1
16 Andrew Benintendi, L (1, 8) OBP: 0.429, SLG: 0.795	0-0 ② F7	0-0 ③ G3		1-1 HR			0-0 ① F9		0-0 ③ F7	4	1	1	1	0	0	3
Jeremy Barfield, R (7, 9) OBP: 0.321, SLG: 0.458										1	0	0	0	0	0	1
2 Xander Bogaerts, R (1, 6) OBP: 0.396, SLG: 0.651	0-0 1-2 1B		0-0 ① G5-3	4-0 BB			0-0 ② L5			3	0	1	0	1	0	0
3 Chris Madera, R (7, 8) OBP: 0.500, SLG: 0.500										0	0	0	0	0	0	0
18 Mitch Moreland, L (1, 10) OBP: 0.302, SLG: 0.525	0-0 ③ F9		0-0 36 FC4-6 1B	0-3 ③ K			0-0 ③ G3-1			4	0	1	0	0	1	3
36 Eduardo Núñez, R (1, 4) OBP: 0.357, SLG: 0.280		0-0 ① F8	0-0 ② FC4-6 1-2f		0-0 ① F7			0-3 ① K		3	0	0	0	0	0	1
Iván De Jesús Jr., R (7, 6) OBP: 0.423, SLG: 0.551										1	0	0	0	0	1	0
11 Rafael Devers, L (1, 5) OBP: 0.333, SLG: 0.600	0-3 ② K		0-0 ③ P5		0-0 ② G3			0-0 ② P4		4	0	0	0	0	1	1
19 Jordan Betts, R (8, 5) OBP: 0.333, SLG: 0.333										0	0	0	0	0	0	0
7 Christian Vázquez, R (1, 2) OBP: 0.368, SLG: 0.639	0-0 50 S / 28 1B 2B			4-0 50 HR BB	0-0 ③ L7			0-3 ③ K		2	2	1	0	1	0	0
23 Blake Swihart, S (8, PH) OBP: 0.308, SLG: 0.525 (8, 2)										1	0	0	0	0	1	0
Inning Stats	R: 1 E: 0 K: 1 S: 10 / H: 3 LOB: 2 BB: 0 P: 12	R: 2 E: 0 K: 1 S: 8 / H: 3 LOB: 2 BB: 1 P: 12	R: 0 E: 0 K: 0 S: 4 / H: 1 LOB: 1 BB: 0 P: 4	R: 3 E: 0 K: 1 S: 8 / H: 2 LOB: 1 BB: 2 P: 19	R: 0 E: 0 K: 0 S: 3 / H: 0 LOB: 0 BB: 0 P: 3	R: 0 E: 0 K: 1 S: 5 / H: 0 LOB: 0 BB: 0 P: 5	R: 0 E: 0 K: 0 S: 3 / H: 0 LOB: 0 BB: 0 P: 3	R: 0 E: 0 K: 2 S: 7 / H: 0 LOB: 0 BB: 0 P: 7	R: 0 E: 0 K: 2 S: 8 / H: 1 LOB: 1 BB: 0 P: 8	1B: 6 2B: 1 3B: 0 HR: 3 / SF: 0 SAC: 0 DP: 0 HBP: 0							

	AB	37
	R	6
	H	10
	RBI	6
	BB	3
	SO	8
	LOB	11

WP: 0 PB: 0 SB: 1 CS: 0 / PA: 40

PITCHER	IP	WLS	BF	H	R	ER	SO	BB	IBB	HBP	BLK	WP	HR	S	P	ERA	WHIP
44 Kyle Gibson, R (1, 1) ERA: 3.55	2.2	L	16	7	3	3	2	1	0	0	0	0	1	21	27	10.12	3.000
96 Logan Lombana, R (3, 1) ERA:	0.1		1	0	0	0	0	0	0	0	0	0	0	1	1	0.00	0.000
56 Fernando Rodney, R (4, 1) ERA: 7.71	1.0		7	2	3	3	1	2	0	0	0	0	2	8	19	27.00	4.000
32 Zach Duke, L (5, 1) ERA:	1.0		3	0	0	0	0	0	0	0	0	0	0	3	3	0.00	0.000
43 Addison Reed, R (6, 1) ERA: 1.69	1.0		3	0	0	0	1	0	0	0	0	0	0	5	5	0.00	0.000

PITCHER	IP	WLS	BF	H	R	ER	SO	BB	IBB	HBP	BLK	WP	HR	S	P	ERA	WHIP
87 Williams Ramirez, R (7, 1) ERA: 2.45	2.0		6	0	0	0	2	0	0	0	0	0	0	10	10	0.00	0.000
39 Ryne Harper, R (9, 1) ERA:	1.0		4	1	0	0	2	0	0	0	0	0	0	8	8	0.00	1.000

BOTTOM

Batter	1	2	3	4	5	6	7	8	9	AB	R	H	RBI	BB	SO	LOB
2 Brian Dozier, R (1, 4) OBP: 0.277, SLG: 0.405 16 Ehire Adrianza, S (8, 6) OBP: 0.327, SLG: 0.556	HR		BB 22 FC5 7 BB		1B			G5-3		2 1	1 0	2 0	1 0	1 0	0 0	0 0
7 Joe Mauer, L (1, 3) OBP: 0.325, SLG: 0.353 40 Gregorio Petit, R (8, 5) OBP: 0.222, SLG: 0.341	G6-3		BB 22 FC5 1-2		F7			K		2 1	0 0	0 0	0 0	1 0	0 1	1 0
22 Miguel Sanó, R (1, 5) OBP: 0.395, SLG: 0.639 38 Taylor Featherston, R (8, 4) OBP: 0.278, SLG: 0.394	P4		FC5 1-2 2-3f			G5-3			BB G4-3 78 G5-3	3 0	0 0	0 0	0 0	0 1	0 0	2 0
20 Eddie Rosario, L (1, 7) OBP: 0.212, SLG: 0.313 78 Willians Astudillo, R (8, 3) OBP: 0.217, SLG: 0.381	K			P5		P3			G5-3 1-2	3 1	0 0	0 0	0 0	0 0	1 0	0 1
5 Eduardo Escobar, S (1, 6) OBP: 0.278, SLG: 0.347 LaMonte Wade Jr., L (8, 7) OBP: 0.455, SLG: 0.375		L4		F7		K			G4-3 2-3	3 1	0 0	0 0	0 0	0 0	1 0	0 1
99 Logan Morrison, L (1, 10) OBP: 0.375, SLG: 0.448 Nick Gordon, L (9, PH) OBP: 0.417, SLG: 0.609		F9		2B			G4-3		K	3 1	0 0	1 0	0 0	0 0	0 1	0 1
26 Max Kepler, L (1, 9) OBP: 0.327, SLG: 0.298 72 Ryan LaMarre, R (6, 9) OBP: 0.500, SLG: 0.775		K2-3		L7			P3			2 1	0 0	0 0	0 0	0 0	1 0	1 0
25 Byron Buxton, R (1, 8) OBP: 0.288, SLG: 0.396 8 Zack Granite, L (6, 8) OBP: 0.217, SLG: 0.146			K	F8			P6			2 1	0 0	0 0	0 0	0 0	1 0	0 0
15 Jason Castro, L (1, 2) OBP: 0.233, SLG: 0.222 23 Mitch Garver, R (6, 2) OBP: 0.263, SLG: 0.273			K	F7				F9		2 1	0 0	0 0	0 0	0 0	1 0	0 0
Inning Stats	R: 1 E: 0 K: 1 S: 7 H: 1 LOB: 0 BB: 0 P: 8	R: 0 E: 0 K: 1 S: 5 H: 0 LOB: 0 BB: 0 P: 5	R: 0 E: 0 K: 2 S: 7 H: 0 LOB: 2 BB: 2 P: 15	R: 0 E: 0 K: 0 S: 4 H: 1 LOB: 1 BB: 0 P: 4	R: 0 E: 0 K: 0 S: 4 H: 1 LOB: 1 BB: 0 P: 4	R: 0 E: 0 K: 1 S: 5 H: 0 LOB: 0 BB: 0 P: 5	R: 0 E: 0 K: 0 S: 3 H: 0 LOB: 0 BB: 0 P: 3	R: 0 E: 0 K: 1 S: 5 H: 0 LOB: 0 BB: 0 P: 5	R: 0 E: 0 K: 1 S: 5 H: 0 LOB: 1 BB: 1 P: 9	1B: 1 2B: 1 3B: 0 HR: 1 SF: 0 SAC: 0 DP: 0 HBP: 0						

PITCHER	IP	WLS	BF	H	R	ER	SO	BB	IBB	HBP	BLK	WP	HR	S	P	ERA	WHIP
24 David Price, L (1, 1) ERA: 2.25	3.0	W	12	1	1	1	4	2	0	0	0	0	1	19	28	3.00	1.000
81 Bobby Poyner, L (4, 1) ERA: 0.87	1.0		4	1	0	0	0	0	0	0	0	0	0	4	4	0.00	1.000
46 Craig Kimbrel, R (5, 1) ERA:	1.0		4	1	0	0	0	0	0	0	0	0	0	4	4	0.00	1.000
32 Matt Barnes, R (6, 1) ERA: 1.13	1.0		3	0	0	0	1	0	0	0	0	0	0	5	5	0.00	0.000
81 Dedgar Jimenez, L (7, 1) ERA: 4.0	3.0	S	10	0	0	0	2	1	0	0	0	0	0	13	17	0.00	0.333

PITCHER	IP	WLS	BF	H	R	ER	SO	BB	IBB	HBP	BLK	WP	HR	S	P	ERA	WHIP

Boston Red Sox @ Minnesota Twins

CenturyLink Sports Complex, Fort Myers, FL

Sun Mar 25 2018, 1:07 PM - 3:48 PM EDT

Att. 9,071 - Sunny - 78 F

livebaseballscorecards.com

AB	30
R	1
H	3
RBI	1
BB	3
SO	7
LOB	7

WP: 0 PB: 0 SB: 0 CS: 0 PA: 33

Minnesota Twins @ Washington Nationals

Nationals Park, Washington, DC

Tue Mar 27 2018, 4:08 PM - 6:50 PM EDT

Att. 23,877 - Overcast - 46 F

livebaseballscorecards.com

TOP

Batter	1	2	3	4	5	6	7	8	9	AB	R	H	RBI	BB	SO	LOB
2 Brian Dozier, R (1, 4) OBP: 0.300, SLG: 0.444	C SI 87 X CU 74 0-1 20 G6-3 22 BB 1B		C SI 89 F SI 90 C SI 89 0-3 ② K			B SL 82 S FS 83 C FS 84 X FS 84 1-2 7 G4-3 2B		1 SAFE B SI 92 X SI 94 1-0 ② 1-2 2B		3	0	2	0	0	1	0
40 Gregorio Petit, R (6, PR) OBP: 0.239, SLG: 0.381 (6, 4)										1	0	1	0	0	0	0
7 Joe Mauer, L (1, 10) OBP: 0.302, SLG: 0.324	B FF 88 C SI 88 1 SAFE B SI 87 F CH 80 S SI 89 2-3 K ① 1B		C CU 75 X CH 83 0-1 G3 ③			C FF 91 X FF 92 0-1 ② G4-3 2-3		S KC 76 B SI 93 F SI 93 B SI 94 X CH 84 2-2 F8 ③		3	0	0	0	0	1	2
78 Willians Astudillo, R (8, PH) OBP: 0.208, SLG: 0.364 (8, 10)										1	0	0	0	0	0	1
22 Miguel Sanó, R (1, 5) OBP: 0.391, SLG: 0.605	B FF 89 C CH 80 C FF 90 B SI 88 F SI 89 B CH 82 F CH 81 B SI 89 4-2 1-2 20 G6-3 BB			B SI 90 S CH 84 B SL 82 X SL 81 2-1 ① F9		F FF 93 B FF 93 X FF 93 1-1 ③ L8			B SI 95 X SI 95 1-0 WP 72 BB 23 1B 1B	2	0	0	0	1	0	2
Nick Gordon, L (6, 6) OBP: 0.440, SLG: 0.625										1	1	1	0	0	0	0
20 Eddie Rosario, L (1, 7) OBP: 0.194, SLG: 0.286	C FF 87 F SI 86 X CH 82 0-2 ② G6-3 1-2 2-3			B SL 81 F SI 90 S SI 90 S SL 83 1-3 ② K			X FF 88 0-0 F9 ①		1 SAFE 1 SAFE B SI 94 B SI 95 1 SAFE B SI 95 B SI 95 4-0 1-2 23 1B WP BB	3	0	0	0	0	1	2
72 Ryan LaMarre, R (7, 9) OBP: 0.511, SLG: 0.775										0	1	0	0	1	0	0
99 Logan Morrison, L (1, 3) OBP: 0.353, SLG: 0.419	X CU 73 0-0 ③ F9			B SI 90 B SI 90 S SI 90 S SL 82 B SI 89 X SI 91 3-2 ③ G4-3			C FF 89 B SL 78 B SL 78 B SL 77 X FF 88 3-1 ② F7		F SI 95 C SI 94 B CU 81 X CU 82 1-2 ① 1-2 2-3 G3	2	0	0	0	0	0	2
36 Robbie Grossman, S (6, 9) OBP: 0.259, SLG: 0.265 (7, 7)										1	0	0	0	0	0	0
LaMonte Wade Jr., L (9, PH) OBP: 0.441, SLG: 0.360 (9, 7)										1	0	0	0	0	0	2
5 Eduardo Escobar, S (1, 6) OBP: 0.268, SLG: 0.333		B CU 75 B SI 88 B SI 88 C SI 88 F FF 89 X SI 89 3-2 ① P3			B SI 89 B SL 84 B SI 90 C SI 90 C SI 91 X SI 91 3-2 ① G5-3		C SL 76 X FF 89 0-1 HR		S D B SI 95 B CU 79 3-1 23 1B IBB	2	0	0	0	0	0	0
16 Ehire Adrianza, S (6, 5) OBP: 0.353, SLG: 0.630										1	1	1	1	1	0	0
26 Max Kepler, L (1, 9) OBP: 0.315, SLG: 0.286		X FF 90 0-0 ② F8			B C SI 91 B B CH 85 X SI 91 3-1 ② G4-1		B FF 90 C SL 78 C SL 79 X SL 81 1-2 ③ F8		B SI 94 B SI 95 C SI 94 B SI 95 X SI 94 3-1 1-2 2-H 3-H 1B	2	0	0	0	0	0	0
23 Mitch Garver, R (6, 2) OBP: 0.275, SLG: 0.286										2	0	1	2	0	0	0
25 Byron Buxton, R (1, 8) OBP: 0.278, SLG: 0.380		X SI 89 0-0 ③ F9			B SL 84 S SI 91 X SL 85 1-1 ③ F9			L SI 92 C KC 78 B KC 78 B SI 94 X SI 93 2-2 40 CS 1B	B CU 80 D SI 96 C SI 94 F SI 94 B CU 81 C SI 94 3-3 ② K	2	0	0	0	0	0	0
8 Zack Granite, L (6, 8) OBP: 0.229, SLG: 0.163										2	0	1	0	0	1	2
15 Jason Castro, L (1, 2) OBP: 0.219, SLG: 0.207			C FF 88 B CU 74 B CH 82 S SI 89 X SI 90 2-2 ① G1-3			S FF 92 B F SL 81 B FF 92 F FS 84 S FF 93 2-3 ① K		B SI 93 1 SAFE 1 SAFE B SI 92 1 SAFE S SI 92 F CH 84 F SI 93 C SI 94 2-3 ① K	S SL 84 B SL 84 X FF 95 1-1 ③ P3	2	0	0	0	0	1	0
46 Bobby Wilson, R (6, 3) OBP: 0.194, SLG: 0.276										2	0	0	0	0	1	3
Inning Stats	R: 0 E: 0 K: 1 S: 13 H: 1 LOB: 2 BB: 1 P: 19	R: 0 E: 0 K: 0 S: 5 H: 0 LOB: 0 BB: 0 P: 8	R: 0 E: 0 K: 1 S: 8 H: 0 LOB: 0 BB: 0 P: 10	R: 0 E: 0 K: 1 S: 8 H: 0 LOB: 0 BB: 0 P: 14	R: 0 E: 0 K: 0 S: 7 H: 0 LOB: 0 BB: 0 P: 14	R: 0 E: 0 K: 1 S: 11 H: 1 LOB: 2 BB: 0 P: 15	R: 1 E: 0 K: 0 S: 8 H: 1 LOB: 0 BB: 0 P: 12	R: 0 E: 0 K: 1 S: 11 H: 2 LOB: 1 BB: 0 P: 18	R: 2 E: 0 K: 1 S: 12 H: 2 LOB: 2 BB: 2 P: 28	1B: 4 2B: 2 3B: 0 HR: 1 SF: 0 SAC: 0 DP: 0 HBP: 0						

AB	33
R	3
H	7
RBI	3
BB	3
SO	6
LOB	16

WP: 1 PB: 0 SB: 0 CS: 1 PA: 36

PITCHER		IP	WLS	BF	H	R	ER	SO	BB	IBB	HBP	BLK	WP	HR	S	P	ERA	WHIP
47 Gio González, L ERA: 3.57	(1, 1)	3.0		11	1	0	0	2	1	0	0	0	0	0	26	37	0.00	0.667
33 Matt Grace, L ERA: 3.29	(4, 1)	1.0		3	0	0	0	1	0	0	0	0	0	0	8	14	0.00	0.000
21 Brandon Kintzler, R ERA: 5.0	(5, 1)	1.0		3	0	0	0	0	0	0	0	0	0	0	7	14	0.00	0.000
62 Sean Doolittle, L ERA:	(6, 1)	1.0	H	4	1	0	0	1	0	0	0	0	0	0	11	15	0.00	1.000
27 Shawn Kelley, R ERA: 8.0	(7, 1)	1.0	B	4	1	1	1	0	0	0	0	0	0	1	8	12	9.00	1.000

PITCHER		IP	WLS	BF	H	R	ER	SO	BB	IBB	HBP	BLK	WP	HR	S	P	ERA	WHIP
36 Sammy Solís, L ERA: 1.8	(8, 1)	1.0		4	2	0	0	1	0	0	0	0	0	0	11	18	0.00	2.000
26 Trevor Gott, R ERA: 1.54	(9, 1)	0.2	L	6	2	2	2	1	1	1	0	0	1	0	10	25	27.00	4.500
Chris Smith, R ERA: 1.13	(9, 1)	0.1		1	0	0	0	0	0	0	0	0	0	0	2	3	0.00	0.000

BOTTOM

Minnesota Twins @ Washington Nationals

Nationals Park, Washington, DC

Tue Mar 27 2018, 4:08 PM - 6:50 PM EDT

Att. 23,877 - Overcast - 46 F

livebaseballscorecards.com

Batter	1	2	3	4	5	6	7	8	9	AB	R	H	RBI	BB	SO	LOB
2 Adam Eaton, L (1, 10) OBP: 0.286, SLG: 0.400	B FF 93 X FF 93 1-0 P6		C SV 79 B CH 83 F FF 93 B SV 83 X CH 85 2-2 G6-3			C SI 91 B CU 79 1 SAFE 1 SAFE S CU 77 C CU 76 1-3 K		L FF 88 X SL 79 0-1 L9		4	0	0	0	0	1	2
6 Anthony Rendon, R (1, 5) OBP: 0.426, SLG: 0.410 25 Juan Soto, L (7, 9) OBP: 0.455, SLG: 0.778	C FF 93 F FF 94 B SV 83 B FF 93 F SI 93 T SV 82 2-2 K			C FF 94 B FF 94 B SL 88 B FF 95 X FF 94 3-1 L8		C SI 91 D CH 87 1 SAFE B B SI 91 B SI 91 4-1 1-2 BB		X SL 82 0-0 1-2f G4-6-3		2 1	0 0	0 0	0 0	1 0	1 0	0 1
34 Bryce Harper, L (1, 9) OBP: 0.375, SLG: 0.458 Matt Reynolds, R (7, 5) OBP: 0.452, SLG: 0.447	B FF 94 B CH 85 C SI 94 B FF 94 B CH 84 4-1 12 FC6-4 BB			B FF 95 S SI 93 B SI 95 T FF 96 B S CU 82 3-3 K		S CU 78 B CU 77 B CU 76 F SI 91 S CU 77 2-3 K			B FF 93 B B SI 93 C FF 93 B FF 92 4-1 9 DI BB	2 0	0 0	0 0	0 0	1 1	2 0	1 0
12 Howie Kendrick, R (1, 4) OBP: 0.317, SLG: 0.351 1 Wilmer Difo, S (8, 4) OBP: 0.233, SLG: 0.263	F FF 92 F SV 81 B SV 83 1 SAFE B FF 94 1 SAFE X SI 94 2-2 1-2f FC6-4			C CU 80 S SL 89 S CU 82 0-3 K			S SL 86 X FF 95 0-1 G4-3		B SI 92 B SI 93 X FF 93 2-0 F8	3 1	0 0	0 0	0 0	0 0	1 0	1 1
15 Matt Adams, L (1, 3) (8, 7) OBP: 0.340, SLG: 0.511 Moisés Sierra, R (9, 7) OBP: 0.383, SLG: 0.491		B FF 93 C FF 92 C CH 85 F FF 93 X CH 85 1-2 G4-3			B SI 86 X SI 86 1-0 G4-3		B FF 96 F FF 96 F FF 96 B FF 95 B FF 96 B SL 87 4-2 3 WP 7 BB		C FC 86 F FF 93 B FC 84 B FF 92 F FF 92 F FC 84 S FC 86 2-3 K	2 1	0 0	0 0	0 0	0 0	1 1	0 1
7 Trea Turner, R (1, 6) OBP: 0.393, SLG: 0.375 9 Carter Kieboom, R (8, 6) OBP: 0.167, SLG: 0.333		C FF 93 B CH 85 C SV 82 S SV 81 1-3 K			B SI 89 X SI 88 1-0 HR		B SL 87 B SL 87 B FF 97 D FF 96 4-0 3 WP 1-2 BB		F FF 93 S FF 93 F FF 93 B FF 93 B FC 84 C FC 85 2-3 1-2 K	2 1	1 0	1 0	1 0	1 0	1 1	0 1
3 Michael Taylor, R (1, 8) OBP: 0.303, SLG: 0.419 Chris Dominguez, R (8, 3) OBP: 0.333, SLG: 0.660		C FF 94 F SV 82 S FF 93 0-3 K			B SL 76 B SI 89 C SI 88 B SI 86 C SI 87 S SI 86 3-3 K		B FF 97 B C FF 95 F FF 96 B FF 97 C SL 86 3-3 1-2 2-3 K			3 0	0 0	0 0	0 0	0 0	3 0	2 0
Miguel Montero, L (1, 2) OBP: 0.308, SLG: 0.313 Spencer Kieboom, R (8, 2) OBP: 0.405, SLG: 0.324			C FF 93 X FF 93 0-1 G4-3		C CH 78 F SI 89 B FF 90 T CH 76 1-2 K		S SL 88 X FF 94 0-1 F8			3 0	0 0	0 0	0 0	0 0	1 0	2 0
8 Brian Goodwin, L (1, 7) (8, 8) OBP: 0.291, SLG: 0.188			C SI 93 B CH 86 B CH 85 F FF 94 X FF 94 2-2 F7			B SI 91 X SI 91 1-0 6 CS 1B		B FF 87 B FF 86 B FF 87 B FF 87 4-0 25 G4-6-3 BB		2	0	1	0	1	0	0
Inning Stats	R: 0 E: 0 K: 1 S: 9 H: 0 LOB: 1 BB: 1 P: 18	R: 0 E: 0 K: 2 S: 10 H: 0 LOB: 0 BB: 0 P: 12	R: 0 E: 0 K: 0 S: 8 H: 0 LOB: 0 BB: 0 P: 12	R: 0 E: 0 K: 2 S: 8 H: 0 LOB: 0 BB: 0 P: 14	R: 1 E: 0 K: 2 S: 8 H: 1 LOB: 0 BB: 0 P: 14	R: 0 E: 0 K: 2 S: 8 H: 1 LOB: 1 BB: 1 P: 16	R: 0 E: 0 K: 1 S: 9 H: 0 LOB: 2 BB: 2 P: 20	R: 0 E: 0 K: 0 S: 3 H: 0 LOB: 0 BB: 1 P: 7	R: 0 E: 0 K: 2 S: 11 H: 0 LOB: 1 BB: 0 P: 21	1B: 1 2B: 0 3B: 0 HR: 1 SF: 0 SAC: 0 DP: 1 HBP: 0						

	AB	27
	R	1
	H	2
	RBI	1
	BB	6
	SO	12
	LOB	12

PITCHER		IP	WLS	BF	H	R	ER	SO	BB	IBB	HBP	BLK	WP	HR	S	P	ERA	WHIP
17 José Berríos, R ERA: 1.42	(1, 1)	3.0		10	0	0	0	3	1	0	0	0	0	0	27	42	0.00	0.333
57 Ryan Pressly, R ERA: 2.38	(4, 1)	1.0		3	0	0	0	2	0	0	0	0	0	0	8	14	0.00	0.000
39 Trevor Hildenberger, R ERA: 7.5	(5, 1)	1.0		4	1	1	1	2	0	0	0	0	0	1	8	14	9.00	1.000
55 Taylor Rogers, L ERA: 6.57	(6, 1)	1.0		4	1	0	0	2	1	0	0	0	0	0	8	16	0.00	2.000
61 Tyler Kinley, R ERA: 5.25	(7, 1)	1.0		5	0	0	0	1	2	0	0	0	1	0	9	20	0.00	2.000

PITCHER		IP	WLS	BF	H	R	ER	SO	BB	IBB	HBP	BLK	WP	HR	S	P	ERA	WHIP
58 Gabriel Moya, L ERA: 0.75	(8, 1)	1.0	W	3	0	0	0	0	1	0	0	0	0	0	3	7	0.00	1.000
66 Matt Magill, R ERA: 1.8	(9, 1)	1.0	S	4	0	0	0	2	1	0	0	0	0	0	11	21	0.00	1.000

Batter	1	2	3	4	5	6	7	8	9	10	11	AB	R	H	RBI	BB	SO	LOB
2 Brian Dozier, R (1, 4) OBP: 0.200, SLG: 0.200	F FF 91 X 0-1 F9 ①		D FF 92 C SL 83 X SL 82 1-1 1-2 1B		S SL 84 F SL 81 C SL 82 0-3 K ③			B SL 80 X SL 79 1-0 P3 ②		C FF 96 X FF 96 0-1 G5-3 ①		5	0	1	0	0	1	1
7 Joe Mauer, L (1, 3) OBP: 0.200, SLG: 0.200	B FF 92 F FF 92 B FF 92 X FF 92 2-1 F7 ②		X FF 92 0-0 G6-3 ③			C SI 90 B CU 74 C CU 75 X CU 76 1-2 22 G5-4-3 1B		B SI 87 B FF 86 F SL 80 S SL 80 X SL 80 2-2 G4-3 ③		C FF 96 X CH 86 0-1 G1-3 ②		5	0	1	0	0	0	2
22 Miguel Sanó, R (1, 5)	C SI 94 B FF 92 B SI 93 B SL 84 F FF 92 X FF 93 3-2 F9 ③			F SL 83 F FF 93 F SI 92 S SL 83 1-3 K ①		B FF 91 C FF 92 X SI 91 1-1 1-2f G5-4-3 ①②			B FF 95 F FF 94 S SL 87 B FF 94 S FF 94 2-3 K ①	F FF 96 S FF 96 B FF 96 F FF 97 S FF 96 1-3 K ③		5	0	0	0	0	3	1
20 Eddie Rosario, L (1, 7) OBP: 0.400, SLG: 0.250 (9, 8)		C CU 73 X FF 91 0-1 F9 ①		F CH 85 B SL 83 B FF 93 B CH 85 B FF 92 4-1 5 S BB		C SL 82 F CH 85 X FF 93 0-2 G4-1 ③			C CH 87 X SI 94 0-1 26 BB 99 PB 36 1B 1B		C SI 88 M B SL 79 F SI 88 X SI 89 1-2 F7 ①	4	1	1	0	1	0	0
99 Logan Morrison, L (1, 10) 24 Ryan LaMarre, R (9, PR) OBP: 1.000, SLG: 1.000 (9, 10)		B FF 91 X SI 92 1-0 L7 ②		F SI 92 S FF 93 X SI 93 0-2 F9 ②			S SL 80 F SL 82 F FF 92 S SL 82 0-3 K ①		B SI 93 B SI 92 B FF 94 B FF 93 4-0 26 BB 36 1B 1-2 BB		B SI 90 S FC 87 F SI 89 X FC 85 1-2 5 G4-3 5 WP 1B	3 1	0 1	0 1	0 1	1 0	1 0	1 0
5 Eduardo Escobar, S (1, 6) OBP: 0.200, SLG: 0.200		B SI 92 F SI 92 F CU 75 C SL 81 1-3 K ③		C FF 92 D 2 SAFE X CH 85 1-1 G4-3 ③ 1-2			S CH 86 S SL 82 F SL 82 X FF 93 0-2 1B		D CH 86 C SI 93 F CH 86 F CH 86 B FF 95 B SI 92 S CH 86 3-3 K ②		1 SAFE F SI 89 B FC 85 S SI 88 X FC 85 1-2 G4-3 ② 1-3	5	0	1	0	0	2	4
26 Max Kepler, L (1, 9) OBP: 0.400, SLG: 0.250			C SI 91 F CU 74 F CU 76 B SL 82 B FF 93 X CU 76 2-2 2 1B 1B		B SI 90 B SI 93 X CH 85 2-0 P2 ①		B FF 92 F CH 84 X FF 92 1-1 P6 ②		S CH 86 S CH 85 B CH 84 F FF 95 F CH 84 F FF 94 F CH 83 D CH 85 F FF 93 4-2 D SL 85 B CH 84 36 1B 1-2 2-3 BB		X SI 88 0-0 G5-3 ③	4	0	1	0	1	0	2
25 Byron Buxton, R (1, 8) OBP: 0.333, SLG: 0.333 36 Robbie Grossman, S (9, PH) OBP: 1.000, SLG: 1.000 (9, 7)			B SI 91 1 SAFE S SL 81 S SL 82 S SL 83 1-3 K ①		X FF 91 0-0 15 S 1B		S SL 81 S SL 80 S SL 82 0-3 K ③		B CH 85 C FF 93 B FF 93 B CH 86 X FF 93 3-1 1-2 2-H 3-H 1B			3 1	0 0	1 1	0 2	0 0	2 0	2 0
15 Jason Castro, L (1, 2)			B SI 93 L FF 92 B FF 93 X FF 94 2-1 P6 ②		1 SAFE 1 SAFE S FF 92 F FF 93 S SL 82 0-3 K ② 1-2			B SI 86 C SL 80 F FF 88 F SL 79 S FF 88 1-3 K ①	B CH 85 B CH 84 S FF 96 F FF 95 X FF 96 2-2 G5-3 ③			4	0	0	0	0	2	4
Inning Stats	R: 0 E: 0 K: 0 S: 7 H: 0 LOB: 0 BB: 0 P: 12	R: 0 E: 0 K: 1 S: 6 H: 0 LOB: 0 BB: 0 P: 8	R: 0 E: 0 K: 1 S: 12 H: 2 LOB: 2 BB: 0 P: 18	R: 0 E: 0 K: 1 S: 10 H: 0 LOB: 1 BB: 1 P: 16	R: 0 E: 0 K: 2 S: 8 H: 1 LOB: 1 BB: 0 P: 10	R: 0 E: 0 K: 0 S: 8 H: 1 LOB: 0 BB: 0 P: 10	R: 0 E: 0 K: 2 S: 13 H: 1 LOB: 1 BB: 0 P: 14	R: 0 E: 0 K: 1 S: 8 H: 0 LOB: 0 BB: 0 P: 12	R: 2 E: 0 K: 2 S: 21 H: 2 LOB: 2 BB: 2 P: 39	R: 0 E: 0 K: 1 S: 8 H: 0 LOB: 0 BB: 0 P: 9	R: 0 E: 0 K: 0 S: 11 H: 1 LOB: 1 BB: 0 P: 14	1B: 8 2B: 0 3B: 0 HR: 0	SF: 0 SAC: 0 DP: 1 HBP: 0	WP: 1 PB: 1 SB: 2 CS: 0	PA: 43				

PITCHER		IP	WLS	BF	H	R	ER	SO	BB	IBB	HBP	BLK	WP	HR	S	P	ERA	WHIP
37 Dylan Bundy, R ERA:	(1, 1)	7.0		26	5	0	0	7	1	0	0	0	0	0	64	88	0.00	0.857
56 Darren O'Day, R ERA:	(8, 1)	1.0	H	3	0	0	0	1	0	0	0	0	0	0	8	12	0.00	0.000
35 Brad Brach, R ERA: 27.0	(9, 1)	0.2	B	6	2	2	2	2	2	0	0	0	0	0	18	34	27.00	6.000
60 Mychal Givens, R ERA:	(9, 1)	1.1		4	0	0	0	1	0	0	0	0	0	0	11	14	0.00	0.000
48 Richard Bleier, L ERA:	(11, 1)	1.0	W	4	1	0	0	0	0	0	0	0	1	0	11	14	0.00	1.000

PITCHER	IP	WLS	BF	H	R	ER	SO	BB	IBB	HBP	BLK	WP	HR	S	P	ERA	WHIP

TOP

Minnesota Twins @ Baltimore Orioles

Oriole Park at Camden Yards, Baltimore, MD

Thu Mar 29 2018, 3:09 PM - 6:39 PM EDT
Att. 45,469 - Partly Cloudy - 65 F

livebaseballscorecards.com

AB	40
R	2
H	8
RBI	2
BB	3
SO	11
LOB	17

Minnesota Twins @ Baltimore Orioles

Oriole Park at Camden Yards, Baltimore, MD

Thu Mar 29 2018, 3:09 PM - 6:39 PM EDT

Att. 45,469 - Partly Cloudy - 65 F

livebaseballscorecards.com

Batter	1	2	3	4	5	6	7	8	9	10	11	AB	R	H	RBI	BB	SO	LOB
19 Chris Davis, L (1, 3)	C FF 90 F FF 90 B FS 86 B FS 86 B FF 91 X FF 92 3-2 F7 ①		B FS 86 B FF 91 S FS 85 X FF 91 2-1 G3-1 ②		F FF 92 X FS 86 0-1 G4-3 ③		C SL 80 F SI 90 D SI 88 D CU 76 B SI 89 F SI 90 C CU 76 3-3 K ③			0-0 13 1B IBB		4	0	0	0	1	1	2
13 Manny Machado, R (1, 6) OBP: 0.600, SLG: 0.750	X FF 91 0-0 2B		B FS 87 B FF 92 B FS 86 B FF 91 4-0 6 S BB			X FS 85 0-0 F9 ①		C FF 92 S FF 92 S FF 93 0-3 K ①		X SL 85 0-0 1-2 2-3 1B		4	0	2	0	1	1	0
6 Jonathan Schoop, R (1, 4)	B SL 85 B FF 91 B SL 85 S FF 91 S FF 90 T FF 90 3-2 K ②		1 SAFE B CU 74 B FS 85 D FS 86 C FF 90 F FF 90 X FF 91 3-2 G5-3 ③ 1-2			B FS 85 B SL 81 S CU 73 F FS 86 F FS 87 B SL 85 F CU 74 C FF 93 3-3 K ②		S FF 93 F FF 93 F FF 93 X FF 92 0-2 F9 ②		S CH 82 D CH 83 S SI 95 B FF 95 X SI 95 2-2 G6-2-3 ②③ 3-H#		5	0	0	0	0	2	5
10 Adam Jones, R (1, 8) OBP: 0.200, SLG: 0.800	C SL 86 B SL 83 C FF 91 D FS 85 S CU 75 2-3 K ③			B FS 84 S FS 85 S SL 83 B FS 85 S FF 91 2-3 K ①		B FS 85 B SL 82 C SL 80 F FS 86 B SL 85 F FF 93 X FF 92 3-2 F9 ③		T FF 93 F FF 93 X FF 93 0-2 F8 ③			X SI 92 0-0 HR	5	1	1	1	0	2	1
16 Trey Mancini, R (1, 7) OBP: 0.250, SLG: 0.250		B CU 72 B FF 91 C FF 91 F SL 85 F CU 74 B FF 92 X SL 86 3-2 1B		S CU 74 X CU 74 0-1 G5-3 ②			C SI 90 B CH 84 F SI 90 B CH 85 S CU 75 2-3 K 1 WP 36 3B			C FF 90 S FF 90 F FF 90 X SL 84 0-2 G6-3 ①		4	1	1	0	0	1	0
1 Tim Beckham, R (1, 5)		C CU 74 B FF 90 F FS 86 S FF 91 1-3 K ①		F CU 73 B FS 86 X CU 73 1-1 G6-3 ③			C SI 90 F CH 84 B CU 75 F CH 84 S FF 89 1-3 K ① 1-2			B SL 84 F FF 89 B FF 90 F FF 90 X FF 89 2-2 F8 ②		4	0	0	0	0	2	2
24 Pedro Alvarez, L (1, 10) 2 Danny Valencia, R (7, PH) (8, 10)		S CU 72 B FF 91 X FF 90 1-1 F8 ②		B FS 84 B CU 72 B FF 92 C FF 91 F FS 86 D FC 88 4-2 BB			0-0 36 3B IBB		B FF 92 C FF 90 F FF 91 T SL 85 1-2 K ③			1 1	0 1	0 1	0 0	1 1	0 1	1 0
14 Craig Gentry, R (1, 9) 28 Colby Rasmus, L (10, PH) (11, 9)		C FF 92 S CU 74 D CU 73 S FF 91 1-3 K ③		C FF 92 B CU 74 X CU 73 1-1 P5 ①			B SI 88 L SI 89 D CH 84 F SI 90 O CU 75 S SI 89 3-3 K ②			B CH 75 B SI 88 B SI 86 F SI 87 B CH 76 4-1 13 1B 36 SH1-3 6 G6-2-3 BB		3 0	0 0	0 0	0 0	0 1	2 0	4 0
36 Caleb Joseph, R (1, 2) OBP: 0.333, SLG: 1.000			C FF 90 X FF 90 0-1 F9 ①		B SL 85 F FF 91 F SL 84 S FF 91 1-3 K ②		X SI 89 0-0 1-H 2-H 3B			B SL 76 B SI 87 L SI 88 1 SAFE X SI 86 2-1 SH1-3 ① 1-2		3	0	1	2	0	1	1
Inning Stats	R: 0 E: 0 K: 2 S: 10 H: 1 LOB: 1 BB: 0 P: 18	R: 0 E: 0 K: 2 S: 12 H: 1 LOB: 1 BB: 0 P: 18	R: 0 E: 0 K: 0 S: 7 H: 0 LOB: 1 BB: 1 P: 16	R: 0 E: 0 K: 1 S: 7 H: 0 LOB: 0 BB: 0 P: 10	R: 0 E: 0 K: 1 S: 9 H: 0 LOB: 1 BB: 1 P: 15	R: 0 E: 0 K: 1 S: 10 H: 0 LOB: 0 BB: 0 P: 16	R: 2 E: 0 K: 4 S: 15 H: 1 LOB: 1 BB: 1 P: 24	R: 0 E: 0 K: 1 S: 10 H: 0 LOB: 0 BB: 0 P: 10	R: 0 E: 0 K: 1 S: 10 H: 0 LOB: 0 BB: 0 P: 13	R: 0 E: 0 K: 0 S: 7 H: 1 LOB: 2 BB: 2 P: 15	R: 1 E: 0 K: 0 S: 1 H: 1 LOB: 0 BB: 0 P: 1	1B: 2 2B: 1 3B: 1 HR: 1 SF: 0 SAC: 1 DP: 1 HBP: 0	WP: 2 PB: 0 SB: 1 CS: 0 PA: 40						

PITCHER		IP	WLS	BF	H	R	ER	SO	BB	IBB	HBP	BLK	WP	HR	S	P	ERA	WHIP
12 Jake Odorizzi, R ERA:	(1, 1)	6.0		22	2	0	0	7	2	0	0	0	0	0	55	93	0.00	0.667
32 Zach Duke, L ERA: 18.0	(7, 1)	1.0		6	1	2	2	4	0	1	0	0	2	0	15	24	18.00	1.000
43 Addison Reed, R ERA:	(8, 1)	2.0		6	0	0	0	2	0	0	0	0	0	0	20	23	0.00	0.000
39 Trevor Hildenberger, R ERA:	(10, 1)	0.1		3	0	0	0	0	1	1	0	0	0	0	3	9	0.00	3.000
56 Fernando Rodney, R ERA: 13.5	(10, 1)	0.2	L	3	2	1	1	0	0	0	0	0	0	1	5	7	13.50	3.000

PITCHER	IP	WLS	BF	H	R	ER	SO	BB	IBB	HBP	BLK	WP	HR	S	P	ERA	WHIP

Minnesota Twins @ Baltimore Orioles

Oriole Park at Camden Yards, Baltimore, MD

Sat Mar 31 2018, 7:08 PM - 9:58 PM EDT

Att. 17,763 - Clear - 55 F

TOP

livebaseballscorecards.com

Batter	1	2	3	4	5	6	7	8	9	AB	R	H	RBI	BB	SO	LOB
2 Brian Dozier, R (1, 4) OBP: 0.400, SLG: 0.444	C SI 91 F SI 90 S SL 88 0-3 K		C SI 91 S SL 86 B SL 87 F SI 92 F SL 88 F SI 95 F CH 84 X SL 89 1-2 7 2B 22 G4-3 1B		B FF 91 B SI 89 C CH 83 B SI 92 B FF 93 4-1 7 E 7 BB 22 G6-4-3 BB		X CU 68 0-0 7 1B 2B		C SL 86 B SL 83 B SI 99 X SI 97 2-1 G5-3	4	3	2	0	1	1	0
7 Joe Mauer, L (1, 3) OBP: 0.400, SLG: 0.444	B SI 91 C FF 92 X SI 91 1-1 F7		C FF 93 X SI 91 0-1 22 G4-3 1-3 2B		C FF 92 B CH 84 D CH 84 B SI 91 C FF 93 B SI 92 4-2 E2 22 G6-4-3 1-3 BB		C FF 84 B FF 86 B CU 74 F FF 88 F FF 87 X CU 71 2-2 2-H 1B		C SI 97 B CH 90 S CH 87 S CH 89 1-3 K	4	0	2	1	1	1	0
22 Miguel Sanó, R (1, 5) OBP: 0.111, SLG: 0.444	F SI 92 C SI 92 B FF 95 F FF 94 B SL 88 X SI 93 2-2 HR		B SI 94 C SI 93 D SI 94 X SL 90 2-1 G4-3 2-3 3-H		X SI 93 0-0 G6-4-3 1-2f 3-H		S FF 86 B FF 85 B CH 80 S CH 80 T FF 88 2-2 K			4	1	1	2	0	1	3
20 Eddie Rosario, L (1, 7) OBP: 0.222, SLG: 0.125	B CU 82 S FF 94 F CH 84 T SL 87 1-2 K		D CH 84 S FF 94 S FF 93 S FF 94 1-3 K		F CH 84 X FF 93 0-1 P3		B CU 70 X CU 76 1-0 F9			4	0	0	0	0	2	2
99 Logan Morrison, L (1, 10)		F SI 89 B CU 80 S CU 81 C SI 93 1-3 K	S CU 82 F FF 94 B FF 95 S CU 83 1-3 K			C FF 86 B CU 77 B CU 75 B FF 88 C FF 87 B CU 71 4-2 26 BB 16 1B 15 G1-2-3 BB	B FF 89 S FF 88 S FF 88 X FF 89 1-2 P6			3	0	0	0	1	2	2
16 Ehire Adrianza, S (1, 6) OBP: 0.250, SLG: 0.250		B CU 81 F SI 89 B CU 81 C SI 90 X CU 83 2-2 G3		X FF 90 0-0 F8		C FF 86 X CH 80 0-1 26 BB 1-2 1B		B FF 93 S CH 86 B CH 88 B CH 87 X FF 92 3-1 G1-3		4	0	1	0	0	0	0
26 Max Kepler, L (1, 9) OBP: 0.556, SLG: 1.000		B SI 89 X SI 89 1-0 2B	C FF 91 B CU 80 X CU 81 1-1 HR			B FF 86 B FF 85 B CU 74 C FF 86 C FF 86 F FF 86 B FF 87 4-2 1-2 2-3 BB		B FF 92 X CH 87 1-0 G5-3		3	1	2	1	1	0	0
25 Byron Buxton, R (1, 8) OBP: 0.143, SLG: 0.143		C SL 87 X SL 85 0-1 G5-3	C SI 93 X SI 93 0-1 G6-3			B CU 72 F FF 88 C FF 87 C FF 90 1-3 K		C SL 81 B CH 87 F CH 88 S SL 82 1-3 K		4	0	0	0	0	2	4
15 Jason Castro, L (1, 2) OBP: 0.125, SLG: 0.500			B SI 88 X SI 89 1-0 HR	S FF 94 B FF 94 B CU 83 B SI 92 C SI 92 X CH 85 3-2 L4		C FF 88 X FF 88 0-1 G1-2-3 3-Hf			S SI 97 B SI 97 B SI 98 C FF 95 X CH 87 2-2 G1-3	4	1	1	1	0	0	3

| Inning Stats | | |

BOTTOM

Batter	1	2	3	4	5	6	7	8	9	AB	R	H	RBI	BB	SO	LOB
19 Chris Davis, L (1, 3)	B FF 92 X SI 91 1-0 ① G1-3		B CH 85 S CH 85 B FF 92 X FF 92 2-1 ② P5		X FF 90 0-0 ③ F8			B SI 93 F FF 93 S SL 88 F CU 81 B CU 83 F SL 88 X SL 89 2-2 ② P5	X SL 81 0-0 ③ F8	5	0	0	0	0	0	1
13 Manny Machado, R (1, 6) OBP: 0.667, SLG: 0.600	C FF 93 B SL 85 B FF 94 B SI 93 F FF 94 B SI 92 4-2 BB		B CU 80 F FF 93 B CH 85 B SI 92 S CH 84 F SI 93 B SI 92 4-2 BB			S CU 81 B CU 80 B CU 80 C SI 91 X CH 84 2-2 ① G5-3		B FF 94 C FF 93 B FF 93 B SL 88 C SI 94 D CU 83 4-2 6 1B BB		1	0	0	0	3	0	0
6 Jonathan Schoop, R (1, 4) OBP: 0.111, SLG: 0.111	C SI 92 F CU 80 X FF 89 0-2 ② P6		S CU 80 B FF 94 D FF 93 S CU 80 T SI 92 2-2 ③ K			B SI 91 C SI 91 B CU 81 B CH 84 F FF 92 S SI 90 3-3 ② K		X SL 89 0-0 1-2 1B		4	0	1	0	0	2	2
10 Adam Jones, R (1, 8) OBP: 0.222, SLG: 0.500	1 SAFE 1 SAFE B CU 80 B FF 93 F SI 93 F FF 93 S CU 81 2-3 ③ K2-3			S SL 85 X SI 92 0-1 ① G4-3		B CU 80 B FF 92 B CH 85 C FF 91 B SI 90 4-1 BB		F CU 82 D SL 89 C FF 93 S SL 90 1-3 ③ K		3	0	0	0	1	2	3
16 Trey Mancini, R (1, 7) OBP: 0.375, SLG: 0.167		B FF 92 B SI 91 F CH 84 B FF 93 B FF 92 4-1 BB		C CU 80 F CH 85 B SI 91 F CH 84 B SI 91 B CU 80 B FF 94 4-2 BB		C CU 79 S CU 79 B SL 83 B SI 92 X CH 83 2-2 ③ L7			B CH 79 B FF 90 F CH 77 C FF 88 S CH 79 2-3 ① K	2	0	0	0	2	1	1
28 Colby Rasmus, L (1, 9) 2 Danny Valencia, R (9, PH) OBP: 0.667, SLG: 1.000		F FF 91 B CH 83 C CU 79 D CU 79 C FF 91 2-3 ① K		B FF 92 F CU 78 B FF 91 F CH 84 S CH 84 2-3 ② K			X FF 92 0-0 ① L8	X CH 80 0-0 1 HR 2B		3 1	0 1	0 1	0 0	0 0	2 0	2 0
1 Tim Beckham, R (1, 5) OBP: 0.125, SLG: 0.500		B SI 91 S CH 84 S CH 84 D CU 79 F SI 92 S SI 92 2-3 ② K		B SI 92 B SI 91 F FF 92 S CH 84 D CU 82 F SI 91 X SI 92 3-2 ③ G6-3			B FF 93 F FF 93 F FF 94 S CU 86 1-3 ② K2-3	B FF 89 X CH 81 1-0 2-H HR		4	1	1	2	0	2	2
25 Anthony Santander, S (1, 10)	B FF 91 B FF 92 X CH 84 2-0 ③ P5				C FF 90 S CU 79 X SI 89 0-2 ① F9		B FF 93 S SL 89 X SI 93 1-1 ③ G3		C CH 82 B SL 79 B CH 82 C FF 90 B SL 79 D CH 80 4-2 BB	3	0	0	0	1	0	1
36 Caleb Joseph, R (1, 2) OBP: 0.200, SLG: 0.600 15 Chance Sisco, L (8, PH) (9, 2)			C FF 89 S CU 79 B CU 81 X FF 88 1-2 ① G5-3		X FF 91 0-0 ② F9			C CU 78 S SL 88 B CU 82 S CU 80 1-3 ① K	B FF 90 S FF 88 B SL 82 C FF 88 F CU 74 B FF 90 S FF 88 3-3 ② K	2 2	0 0	0 0	0 0	0 0	0 2	0 1
Inning Stats	R: 0 E: 0 K: 1 S: 9 H: 0 LOB: 1 BB: 1 P: 16	R: 0 E: 0 K: 2 S: 9 H: 0 LOB: 1 BB: 1 P: 19	R: 0 E: 0 K: 1 S: 11 H: 0 LOB: 1 BB: 1 P: 20	R: 0 E: 0 K: 1 S: 12 H: 0 LOB: 1 BB: 1 P: 21	R: 0 E: 0 K: 0 S: 5 H: 0 LOB: 0 BB: 0 P: 5	R: 0 E: 0 K: 1 S: 10 H: 0 LOB: 1 BB: 1 P: 21	R: 0 E: 0 K: 1 S: 6 H: 0 LOB: 0 BB: 0 P: 8	R: 0 E: 0 K: 2 S: 14 H: 1 LOB: 2 BB: 1 P: 22	R: 2 E: 0 K: 2 S: 12 H: 2 LOB: 1 BB: 1 P: 22	1B: 1 2B: 1 3B: 0 HR: 1 SF: 0 SAC: 0 DP: 0 HBP: 0						

PITCHER		IP	WLS	BF	H	R	ER	SO	BB	IBB	HBP	BLK	WP	HR	S	P	ERA	WHIP
44 Kyle Gibson, R	(1, 1)	6.0	W	23	0	0	0	6	5	0	0	0	0	0	56	102	0.00	0.833
ERA:																		
57 Ryan Pressly, R	(7, 1)	2.0		8	1	0	0	3	1	0	0	0	0	0	20	30	0.00	1.000
ERA:																		
58 Gabriel Moya, L	(9, 1)	1.0		6	2	2	2	2	1	0	0	0	0	1	12	22	18.00	3.000
ERA: 18.0																		

PITCHER	IP	WLS	BF	H	R	ER	SO	BB	IBB	HBP	BLK	WP	HR	S	P	ERA	WHIP

Minnesota Twins @ Baltimore Orioles

Oriole Park at Camden Yards, Baltimore, MD

Sat Mar 31 2018, 7:08 PM - 9:58 PM EDT

Att. 17,763 - Clear - 55 F

livebaseballscorecards.com

AB	30
R	2
H	3
RBI	2
BB	7
SO	11
LOB	13

WP: 0 PB: 0 SB: 0 CS: 0 PA: 37

Minnesota Twins @ Baltimore Orioles

Oriole Park at Camden Yards, Baltimore, MD

Sun Apr 01 2018, 1:09 PM - 3:43 PM EDT

Att. 17,212 - Overcast - 61 F

TOP

livebaseballscorecards.com

Batter	1	2	3	4	5	6	7	8	9	AB	R	H	RBI	BB	SO	LOB
2 Brian Dozier, R (1, 4) OBP: 0.400, SLG: 0.857	X FF 91 0-0 HR	X FF 93 0-0 ② P6		C SL 78 B FF 91 B FF 92 B FF 92 S FF 89 S FS 82 3-3 ① K2-3		B SL 83 B SL 81 F FF 91 X FF 92 2-1 HR		F SL 83 X SL 84 0-1 ③ G5-3		5	2	2	2	0	1	0
7 Joe Mauer, L (1, 10) OBP: 0.500, SLG: 0.545 36 Robbie Grossman, S (9, PH) OBP: 0.500, SLG: 0.500 (9, 10)	B FF 91 B FF 92 C FF 92 B SL 81 B FF 91 4-1 20 1B 5 2B BB	B FF 92 C FF 92 X FF 92 1-1 ③ L4		C SL 79 X FF 94 0-1 2B		B CH 87 B FF 92 B FF 91 B FF 90 4-0 BB			B FF 93 B FF 94 C FF 95 C FF 94 F FF 95 F FF 96 F FF 96 S CH 86 2-3 ① K	2 1	1 0	1 0	0 0	2 0	0 1	0 0
22 Miguel Sanó, R (1, 5) OBP: 0.143, SLG: 0.571	B FF 92 C FF 91 C SL 81 D FS 83 S SL 82 2-3 ① K	B SL 82 X FF 93 1-0 HR	D SL 82 S FS 83 S FS 83 S FS 84 1-3 ② K		B SL 81 B FF 92 B FF 91 C FF 91 F FF 91 S CH 86 3-3 ② K			B FF 97 S FF 96 B FF 96 F FF 96 S FF 96 2-3 ② K	5	1	1	1	0	4	3
20 Eddie Rosario, L (1, 7) OBP: 0.231, SLG: 0.167 24 Ryan LaMarre, R (9, PH) OBP: 1.000, SLG: 1.000 (9, 7)	S FF 92 X FF 89 0-1 5 2B 25 WP 1-2 1B	S FF 94 F FF 93 F FF 95 C FF 93 0-3 ① K	B FF 91 C FS 82 F FF 92 F FS 83 F FF 95 F FF 94 X FS 83 1-2 ③ P5		S SI 88 F SL 76 B FF 90 B SI 87 F SI 87 X SI 87 2-2 ③ F7			C FF 94 X FF 95 0-1 1B	4 1	1 0	1 1	0 0	0 0	1 0	2 0
99 Logan Morrison, L (1, 3)	C FF 93 F FF 92 B FF 92 F CH 83 S FF 92 1-3 ② K	B FS 82 X FF 93 1-0 ② F7		B FF 90 S CH 83 B FF 89 B CH 85 X FF 90 3-1 ① G4-3		B SI 87 F SI 87 B SL 76 X SI 88 2-1 ① F7			S CH 84 D CH 86 B FF 95 C FF 95 X CH 86 2-2 ③ G4-3	5	0	0	0	0	1	3
5 Eduardo Escobar, S (1, 6) OBP: 0.333, SLG: 0.778	B FF 92 X FS 82 1-0 25 WP 25 1B 1-3 2-H 2B	S FF 94 B FF 94 X FS 84 1-1 HR		B FF 92 B FF 90 B FF 89 C FF 90 C FF 88 S CH 86 3-3 ② K		F SI 89 F FC 87 B CH 82 X FC 86 1-2 ② G5-3				4	2	2	2	0	1	0
25 Byron Buxton, R (1, 8) OBP: 0.273, SLG: 0.273	B SL 81 B SL 81 X FF 92 2-0 2-H 3-H 1B	B SL 82 F FF 94 X FF 93 1-1 E5 26 WP		C FF 92 X SL 82 0-1 26 S 1B		X SI 89 0-0 ③ G6-3				4	0	2	1	0	0	0
26 Max Kepler, L (1, 9) OBP: 0.462, SLG: 0.700	1 SAFE F FF 92 1 SAFE X FF 92 0-1 ③ F8	B FF 92 B CH 81 S FF 91 B FF 92 B SL 81 4-1 1-2 BB		C FF 90 1 SAFE S CH 85 B CH 86 X CH 87 1-2 ③ G4-3 1-2				X SI 91 0-0 ① G5-3		3	0	0	0	1	0	2
23 Mitch Garver, R (1, 2)		C FF 92 B SL 81 B FF 92 X FF 92 2-1 ① G6-3	B FF 92 X FF 92 1-0 ③ F7			C FF 93 B FF 92 B FF 91 C CH 85 X CH 87 2-2 ① G5-3		C FF 92 F FF 92 C FF 92 0-3 ② K		4	0	0	0	0	1	2
Inning Stats	R: 4 E: 0 K: 2 S: 15 H: 4 LOB: 1 BB: 1 P: 25	R: 0 E: 0 K: 0 S: 5 H: 0 LOB: 0 BB: 0 P: 8	R: 2 E: 1 K: 1 S: 12 H: 2 LOB: 2 BB: 1 P: 21	R: 0 E: 0 K: 2 S: 14 H: 1 LOB: 1 BB: 0 P: 19	R: 0 E: 0 K: 1 S: 10 H: 1 LOB: 1 BB: 0 P: 17	R: 1 E: 0 K: 1 S: 12 H: 1 LOB: 1 BB: 1 P: 25	R: 0 E: 0 K: 0 S: 6 H: 0 LOB: 0 BB: 0 P: 9	R: 0 E: 0 K: 1 S: 6 H: 0 LOB: 0 BB: 0 P: 6	R: 0 E: 0 K: 2 S: 14 H: 1 LOB: 1 BB: 0 P: 20	1B: 4 2B: 2 3B: 0 HR: 4 SF: 0 SAC: 0 DP: 0 HBP: 0	WP: 2 PB: 0 SB: 1 CS: 0 PA: 41					

	AB	38
	R	7
	H	10
	RBI	6
	BB	3
	SO	10
	LOB	12

PITCHER		IP	WLS	BF	H	R	ER	SO	BB	IBB	HBP	BLK	WP	HR	S	P	ERA	WHIP
34 Kevin Gausman, R ERA: 13.5	(1, 1)	4.0	L	22	7	6	6	5	2	0	0	0	2	3	46	73	13.50	2.250
38 Pedro Araújo, R ERA: 3.38	(5, 1)	1.2		8	2	1	1	2	1	0	0	0	0	1	18	36	5.40	1.800
48 Richard Bleier, L ERA:	(6, 1)	1.1		4	0	0	0	0	0	0	0	0	0	0	10	15	0.00	0.000
35 Brad Brach, R ERA: 10.8	(8, 1)	1.0		3	0	0	0	1	0	0	0	0	0	0	6	6	0.00	0.000
60 Mychal Givens, R ERA:	(9, 1)	1.0		4	1	0	0	2	0	0	0	0	0	0	14	20	0.00	1.000

PITCHER	IP	WLS	BF	H	R	ER	SO	BB	IBB	HBP	BLK	WP	HR	S	P	ERA	WHIP

Minnesota Twins @ Baltimore Orioles

Oriole Park at Camden Yards, Baltimore, MD

Sun Apr 01 2018, 1:09 PM - 3:43 PM EDT

Att. 17,212 - Overcast - 61 F

BOTTOM

Batter	1	2	3	4	5	6	7	8	9	AB	R	H	RBI	BB	SO	LOB
19 Chris Davis, L (1, 3)	F7		G3			G4-3			BB	3	0	0	0	1	0	1
13 Manny Machado, R (1, 6) OBP: 0.538, SLG: 0.444	F8			K			G6-3		1B	4	0	1	0	0	1	0
6 Jonathan Schoop, R (1, 4) OBP: 0.077, SLG: 0.077	G6-3			F8			G5-3		P2	4	0	0	0	0	0	3
10 Adam Jones, R (1, 8) OBP: 0.154, SLG: 0.333		G4-3		K			P4		K	4	0	0	0	0	2	3
16 Trey Mancini, R (1, 7) OBP: 0.273, SLG: 0.111		G6-3			P3			F8		3	0	0	0	0	0	0
28 Colby Rasmus, L (1, 9)		K			G4-3			K		3	0	0	0	0	2	0
1 Tim Beckham, R (1, 5) OBP: 0.091, SLG: 0.364			G5-3		P1			L9		3	0	0	0	0	0	0
24 Pedro Alvarez, L (1, 10)			K			P5			P6	3	0	0	0	0	1	0
15 Chance Sisco, L (1, 2) OBP: 0.400, SLG: 0.600			2B			G5-3			1B	3	0	2	0	0	0	0

Inning Stats									
	R: 0 E: 0 K: 0 S: 7	H: 0 LOB: 0 BB: 0 P: 11	R: 0 E: 0 K: 1 S: 5	H: 0 LOB: 0 BB: 0 P: 7	R: 0 E: 0 K: 1 S: 7	H: 1 LOB: 1 BB: 0 P: 9	R: 0 E: 0 K: 2 S: 9	H: 0 LOB: 0 BB: 0 P: 11	R: 0 E: 0 K: 0 S: 7	H: 0 LOB: 0 BB: 0 P: 11
	R: 0 E: 0 K: 0 S: 6	H: 0 LOB: 0 BB: 0 P: 8	R: 0 E: 0 K: 0 S: 8	H: 0 LOB: 0 BB: 0 P: 14	R: 0 E: 0 K: 1 S: 9	H: 0 LOB: 0 BB: 0 P: 15	R: 0 E: 0 K: 1 S: 13	H: 2 LOB: 3 BB: 1 P: 21	1B: 2 2B: 1 3B: 0 HR: 0	SF: 0 SAC: 0 DP: 0 HBP: 0	WP: 0 PB: 0 SB: 0 CS: 0	PA: 31

livebaseballscorecards.com

AB	30
R	0
H	3
RBI	0
BB	1
SO	6
LOB	7

PITCHER	IP	WLS	BF	H	R	ER	SO	BB	IBB	HBP	BLK	WP	HR	S	P	ERA	WHIP
17 José Berríos, R (1, 1) ERA:	9.0	W	31	3	0	0	6	1	0	0	0	0	0	71	107	0.00	0.444

PITCHER	IP	WLS	BF	H	R	ER	SO	BB	IBB	HBP	BLK	WP	HR	S	P	ERA	WHIP

Minnesota Twins @ Pittsburgh Pirates

PNC Park, Pittsburgh, PA

Sun Apr 01 2018, 10:36 PM - 4:35 PM EDT

Att. 30,186 - Cloudy - 40 F

livebaseballscorecards.com

Batter	1	2	3	4	5	6	7	8	9	AB	R	H	RBI	BB	SO	LOB
2 Brian Dozier, R (1, 4) OBP: 0.350, SLG: 0.842	C FF 95 B SI 96 B CH 88 F SI 95 B SI 96 F SI 96 F FF 96 X FF 96 3-2 ① L6		C B X 1-1 ③ F9			F FF 96 F SI 94 X FF 95 0-2 HR	C SI 95 F FF 96 B CU 84 F SI 97 B FC 92 X FF 97 2-2 ①② G5-4-3 1-2f 2-3		B SL 84 B FC 86 C FC 86 T SI 88 X SI 90 2-2 ③ F8	5	1	1	1	0	0	2
7 Joe Mauer, L (1, 3) OBP: 0.444, SLG: 0.467	C FF 95 S FF 95 X FF 95 0-2 ② G4-3			B FF 94 C FF 94 C CU 80 X FF 94 1-2 ① L7		B FF 95 B SI 94 C FF 95 X FF 95 2-1 22 2B 20 WP 1B	B SI 97 B SI 96 C SI 96 X SI 95 2-1 ③ F9			4	1	1	0	0	0	1
22 Miguel Sanó, R (1, 5) OBP: 0.222, SLG: 0.588	B FF 96 C CU 81 F SI 95 S FF 97 1-3 ③ K			S SI 95 S CU 82 B FF 95 B SI 94 B CH 88 F FF 95 C SI 95 3-3 ② K		B SL 84 D SI 94 F SI 92 B SI 94 X SI 93 3-1 20 WP 5 2B 2B 1-3		B SL 86 B SI 94 S FF 95 B SL 85 F SL 84 F FF 95 B FF 95 4-2 25 FC5 26 BLK BB		3	1	1	0	1	2	0
20 Eddie Rosario, L (1, 7) OBP: 0.235, SLG: 0.188		C FF 94 B CU 81 F SI 94 B FF 95 S CH 86 2-3 ① K		S CH 88 B CH 87 X CH 88 1-1 5 WP 1B		F FF 94 B CH 90 S SL 86 X FF 96 1-2 ② P6 2-3 3-H		X FF 96 0-0 ① P4		4	0	1	0	0	1	2
5 Eduardo Escobar, S (1, 6) OBP: 0.385, SLG: 0.769		C CU 80 F CH 87 B FF 95 F SI 94 B CU 79 X CU 80 2-2 1B		C FF 95 B FF 94 F FF 94 B CU 82 F FF 95 S FF 95 2-3 ③ K 1-2		B CH 90 B SI 94 C SI 94 X SI 95 2-1 26 2B 2B 3-H		C FF 98 B SL 86 S FF 96 S FF 96 1-3 ② K		4	1	2	1	0	2	2
26 Max Kepler, L (1, 9) OBP: 0.471, SLG: 0.692		F FF 94 B SI 95 C FF 95 S CU 81 1-3 ② K			B CU 82 C FF 94 B CU 80 X SI 94 2-1 ① G6-3	X SL 77 0-0 2-H 2B		F FF 96 C FF 97 B FF 97 D SL 86 F FF 97 F FF 96 B FF 97 B FF 98 4-2 25 FC5 1-2 BB		3	0	1	1	1	1	1
25 Byron Buxton, R (1, 8) OBP: 0.200, SLG: 0.200		C CU 80 S FF 95 S CU 81 0-3 ③ K			B CU 80 F SI 93 F SI 94 B CU 80 F SI 94 S FF 95 2-3 ② K	F SI 96 D FC 91 F SI 97 F FF 96 X CU 83 1-2 ③ L7		X SI 96 0-0 ③ FC5 1-2 2-3f		4	0	0	0	0	2	4
15 Jason Castro, L (1, 2) OBP: 0.167, SLG: 0.364			B T B S B X 3-2 ① L7		B SI 94 C CU 81 B FF 94 T FF 95 C FF 95 2-3 ③ K		F SI 97 B FC 91 B FC 89 B SI 96 B SI 96 4-1 2 G5-4-3 99 HBP BB		F FC 86 B FC 87 B SL 82 B FC 86 X SI 88 3-1 ① F9	3	0	0	0	1	1	0
31 Lance Lynn, S (1, 1) 55 Taylor Rogers, L (5, 1) 36 Robbie Grossman, S (6, PH) OBP: 0.333, SLG: 0.333 39 Trevor Hildenberger, R (6, 1) 99 Logan Morrison, L (7, PH) 32 Zach Duke, L (7, 1) 43 Addison Reed, L (7, 1) 16 Ehire Adrianza, S (9, PH) OBP: 0.200, SLG: 0.200			B F B X 2-1 ② P6			B FF 95 C CU 81 F FF 95 C SI 95 1-3 ① K	H CH 90 1-0 2 G5-4-3 HBP 1-2		C SI 89 F FC 87 F SL 85 X SL 84 0-2 ② G2	1 0 1 0 0 0 0 0 1	0 0 0 0 0 0 0 0 0	0 0 0 0 0 0 0 0 0	0 0 0 0 0 0 0 0 0	0 0 1 0 0 0 0 0 0	0 0 0 0 0 0 0 0 0	0 0 0 0 0 0 0 0 0
Inning Stats	R: 0 E: 0 K: 1 S: 11 H: 0 LOB: 0 BB: 0 P: 15	R: 0 E: 0 K: 3 S: 13 H: 1 LOB: 1 BB: 0 P: 18	R: 0 E: 0 K: 0 S: 7 H: 0 LOB: 0 BB: 0 P: 13	R: 0 E: 0 K: 2 S: 13 H: 1 LOB: 1 BB: 0 P: 20	R: 0 E: 0 K: 2 S: 9 H: 0 LOB: 0 BB: 0 P: 15	R: 4 E: 0 K: 1 S: 20 H: 5 LOB: 1 BB: 0 P: 30	R: 0 E: 0 K: 0 S: 7 H: 0 LOB: 1 BB: 1 P: 16	R: 0 E: 0 K: 1 S: 12 H: 0 LOB: 2 BB: 2 P: 21	R: 0 E: 0 K: 0 S: 9 H: 0 LOB: 0 BB: 0 P: 14	1B: 3 2B: 3 3B: 0 HR: 1 SF: 0 SAC: 0 DP: 1 HBP: 1						

TOP	
AB	33
R	4
H	7
RBI	3
BB	3
SO	10
LOB	12

WP: 2	PA: 37
PB: 0	
SB: 0	
CS: 0	

PITCHER		IP	WLS	BF	H	R	ER	SO	BB	IBB	HBP	BLK	WP	HR	S	P	ERA	WHIP
50 Jameson Taillon, R ERA: 3.38	(1, 1)	5.1	W	20	4	2	2	9	0	0	0	0	1	1	61	92	3.38	0.750
37 Edgar Santana, R ERA: 10.8	(6, 1)	0.1		3	2	1	1	0	0	0	0	0	1	0	7	13	27.00	6.000
53 Josh Smoker, L ERA:	(6, 1)	0.0		1	1	1	1	0	0	0	0	0	0	0	1	1	∞	∞
66 Dovydas Neverauskas, R ERA: 7.71	(6, 1)	1.1	H	5	0	0	0	0	1	0	1	0	0	0	11	21	0.00	0.750
45 Michael Feliz, R ERA: 18.0	(8, 1)	1.0	H	5	0	0	0	1	2	0	0	1	0	0	12	21	0.00	2.000

PITCHER		IP	WLS	BF	H	R	ER	SO	BB	IBB	HBP	BLK	WP	HR	S	P	ERA	WHIP
70 George Kontos, R ERA:	(9, 1)	1.0	S	3	0	0	0	0	0	0	0	0	0	0	9	14	0.00	0.000

Batter	1	2	3	4	5	6	7	8	9	AB	R	H	RBI	BB	SO	LOB
5 Josh Harrison, R (1, 4) OBP: 0.381, SLG: 0.500	B FF 92 B FF 92 C FF 92 B FF 93 B FF 94 4-1 25 2B BB	B FF 92 B CU 80 F FF 92 X FF 92 2-1 ② F9		F SI 92 1 SAFE B FC 85 X FF 92 1-1 ② L7			B SI 89 F SI 87 B CH 84 F SL 79 F CU 73 B SI 88 F SI 90 S CU 74 3-3 ① K	F SL 85 S FF 92 F FF 90 D SL 85 S FF 91 1-3 ② K		4	1	0	0	1	2	3
25 Gregory Polanco, L (1, 9) OBP: 0.579, SLG: 0.846	F X 0-1 12 G3 19 HR 1-H 2B	B SI 90 B CU 80 S FF 93 B CU 79 B SI 91 4-1 6 FC6-4 BB		D CU 80 B SI 91 B SI 90 F FF 92 B SI 90 4-1 1-2 BB			C SL 78 B SI 88 B SL 78 S SI 89 B CU 74 D CU 76 4-2 23 BB 55 BB BB	D SL 86 B FF 90 2-0 IBB		1	1	1	1	4	0	0
6 Starling Marte, R (1, 8) OBP: 0.368, SLG: 0.563	D CU 82 S FF 95 B SI 92 B CU 81 S FF 95 B FF 94 4-2 12 G3 19 HR BB	C SI 90 B X 1-1 ③ FC6-4 1-2f		B FF 92 C SI 90 B FF 92 B SI 90 F SI 90 X SI 93 3-2 ③ L5			B CU 72 1 SAFE B SI 87 F SI 90 C SL 79 S CU 74 2-3 ② K	B FF 91 F FF 90 C FF 90 X FF 92 1-2 ③ G6-3		4	1	0	0	1	1	7
55 Josh Bell, S (1, 3) OBP: 0.474, SLG: 0.500	C SI 94 F FF 94 S CU 82 0-3 ① K	T FF 90 B SI 89 F FF 91 F FF 91 B CU 80 X SI 92 2-2 ① G6-3			B CU 77 B SI 91 X FF 91 2-0 12 G4-6-3 1B		1 SAFE B CU 73 D SI 88 F SI 89 B CH 84 B SI 88 4-1 23 BB 1-2 BB			3	0	1	0	1	1	2
12 Corey Dickerson, L (1, 7) OBP: 0.077, SLG: 0.077 53 Josh Smoker, L (6, 1) 66 Dovydas Neverauskas, R (6, 1) 23 David Freese, R (7, PH) OBP: 0.600, SLG: 1.250 45 Michael Feliz, R (8, 1) 70 George Kontos, R (9, 1)	X CU 82 0-0 ② G3 1-2 2-3	C FF 91 F CU 79 S FF 93 0-3 ② K		C SI 91 S CU 77 F CU 77 X SI 92 0-2 ① ② G4-6-3 1-2f			B FF 90 F FF 90 B FF 91 D SL 86 B FF 90 4-1 1-2 2-3 BB			3 0 0 0 0 0	0 0 0 0 0 0	0 0 0 0 0 0	0 0 0 0 1 0	0 0 0 0 0 0	1 0 0 0 0 0	3 0 0 0 0 0
29 Francisco Cervelli, R (1, 2) OBP: 0.294, SLG: 0.267	S SI 94 D CU 82 B FC 86 B FF 95 F FF 95 F SI 95 F SI 94 B FF 95 4-2 19 HR BB	C FF 92 B FC 88 S FC 85 F FF 93 B SI 91 B CU 80 B SI 92 4-2 BB		C SI 92 B CU 76 F SI 91 X SI 91 1-2 ③ F9			B FF 91 S SL 84 X FF 90 1-1 ③ F7			2	1	0	0	2	0	3
19 Colin Moran, L (1, 5) OBP: 0.231, SLG: 0.500	B SI 93 D CU 82 B SI 93 C SI 93 C FF 94 X FF 95 3-2 1-H 2-H 3-H HR	S SI 91 C SI 90 D CU 80 F SI 91 D CH 86 X SI 91 2-2 ③ G5-3				B SI 89 X SI 88 1-0 ① G4-3		B FF 90 B FF 90 B FF 89 C FF 90 B FF 90 4-1 26 SH1-3 3 1B BB		3	1	1	4	1	0	1
10 Jordy Mercer, R (1, 6) OBP: 0.250, SLG: 0.154 3 Sean Rodríguez, R (6, 6) OBP: 0.167, SLG: 0.167	S FF 93 B FC 87 F FF 93 X CU 80 1-2 ③ G5-3			C FF 89 B FF 90 B FC 85 X SI 91 2-1 25 BB 1B		F SI 88 B SL 78 X SL 76 1-1 ② F9		C FF 90 B SL 82 1 SAFE C FF 90 X FF 90 1-2 26 SH1-3 1B		2 2	0 0	1 1	0 0	0 0	0 0	0 0
50 Jameson Taillon, R (1, 1) 37 Edgar Santana, R (6, 1) 26 Adam Frazier, L (6, 7) OBP: 0.417, SLG: 0.455		B SI 90 B SI 90 C FF 90 X FF 91 2-1 ① G4-3		L SI 90 B SI 91 L SI 91 S CU 80 1-3 ① K		B SI 89 B CH 78 X SI 86 2-0 ③ F8		X FF 89 0-0 ① SH1-3 1-2 2-3		2 0 1	0 0 0	0 0 0	0 0 0	1 0 0	0 0 0	1 0 0
Inning Stats	R: 5 E: 0 K: 1 S: 19 H: 2 LOB: 0 BB: 3 P: 35	R: 0 E: 0 K: 0 S: 7 H: 0 LOB: 1 BB: 1 P: 16	R: 0 E: 0 K: 1 S: 14 H: 0 LOB: 1 BB: 1 P: 22	R: 0 E: 0 K: 1 S: 11 H: 1 LOB: 2 BB: 1 P: 22	R: 0 E: 0 K: 0 S: 8 H: 1 LOB: 0 BB: 0 P: 11	R: 0 E: 0 K: 0 S: 4 H: 0 LOB: 0 BB: 0 P: 8	R: 0 E: 0 K: 2 S: 14 H: 0 LOB: 3 BB: 3 P: 32	R: 0 E: 0 K: 1 S: 12 H: 1 LOB: 3 BB: 2 P: 21		1B: 3 2B: 1 3B: 0 HR: 1		SF: 0 SAC: 1 DP: 1 HBP: 0		WP: 0 PB: 0 SB: 0 CS: 0		PA: 39

PITCHER		IP	WLS	BF	H	R	ER	SO	BB	IBB	HBP	BLK	WP	HR	S	P	ERA	WHIP
31 Lance Lynn, R ERA: 11.25	(1, 1)	4.0	L	21	3	5	5	3	6	0	0	0	0	1	51	95	11.25	2.250
55 Taylor Rogers, L ERA:	(5, 1)	1.0		3	1	0	0	0	0	0	0	0	0	0	8	11	0.00	1.000
39 Trevor Hildenberger, R ERA:	(6, 1)	1.0		3	0	0	0	0	0	0	0	0	0	0	4	8	0.00	0.000
32 Zach Duke, L ERA: 10.8	(7, 1)	0.2		4	0	0	0	2	2	0	0	0	0	0	11	24	0.00	3.000
43 Addison Reed, R ERA:	(7, 1)	1.1		8	1	0	0	1	2	1	0	0	0	0	15	29	0.00	2.250

PITCHER	IP	WLS	BF	H	R	ER	SO	BB	IBB	HBP	BLK	WP	HR	S	P	ERA	WHIP

BOTTOM

Minnesota Twins @ Pittsburgh Pirates

PNC Park, Pittsburgh, PA

Sun Apr 01 2018, 10:36 PM - 4:35 PM EDT

Att. 30,186 - Cloudy - 40 F

livebaseballscorecards.com

AB	27
R	5
H	5
RBI	5
BB	11
SO	6
LOB	20

Batter	1	2	3	4	5	6	7	8	9	AB	R	H	RBI	BB	SO	LOB
2 Brian Dozier, R (1, 4) OBP: 0.400, SLG: 0.909	C SI 90 F FF 92 X CU 78 0-2 ① G5-3		C FF 93 C CU 76 F SI 93 B FF 94 X CH 85 1-2 HR			C CU 77 B SI 91 B SI 91 F SI 92 B FF 93 B SI 92 4-2 20 G3-4 20 WP 22 1B BB	C FF 94 X CU 80 0-1 ① F8		B CU 80 C FF 96 B FF 95 B FF 94 C FF 93 F FF 95 D FF 95 4-2 22 S BB	3	2	1	1	2	0	0
20 Eddie Rosario, L (1, 7) OBP: 0.227, SLG: 0.150	B SI 91 X CH 85 1-0 ② P4		B CU 80 C SI 92 B FF 92 X SI 91 2-1 ③ G3-1			B SI 91 X SI 91 1-0 ① G3-4 1-3	B FF 96 F FF 96 S CU 81 B CU 80 B CU 82 B FF 97 4-2 22 1B 22 1B BB		X FF 94 0-0 ② L9	4	1	0	0	1	0	2
22 Miguel Sanó, R (1, 5) OBP: 0.304, SLG: 0.636	C SI 91 C CU 78 C FF 93 0-3 ③ K			S SI 91 X FF 92 0-1 99 G6-3 5 SF7 2B		X SI 93 0-0 99 2B 1B 3-H	D FF 95 B FF 96 B FF 95 C FF 94 F FF 95 1 SAFE F FF 96 F FF 95 1 SAFE 3-2 X FF 94 99 G6-3 1B 1-H		C FF 96 D CU 82 B CU 81 S FF 96 S FF 96 2-3 ③ K 1-2	5	2	3	2	0	2	1
99 Logan Morrison, L (1, 3) OBP: 0.222, SLG: 0.133		F SI 91 B FF 90 X CU 76 1-1 ① G3		B FF 91 X SI 92 1-0 ① G6-3 2-3		B SI 93 F SI 92 S SI 92 B FF 93 X SI 93 2-2 5 2B 2B 1-H	F FF 95 X CU 80 0-1 ②③ G6-3 1-2f			4	1	1	1	0	0	2
5 Eduardo Escobar, S (1, 6) OBP: 0.412, SLG: 0.875		C SI 91 B CH 84 X CU 76 1-1 2B		B FF 92 X SI 92 1-0 ② SF7 3-H		B FC 89 D FC 93 F FC 89 X SI 95 2-1 26 F8 25 2B 2B 2-H		C CU 80 F FF 96 B FF 95 C CU 80 1-3 ① K		3	1	2	2	0	1	0
26 Max Kepler, L (1, 9) OBP: 0.429, SLG: 0.588		B FF 91 X SI 92 1-0 ② L7		C CH 86 F CH 85 X CU 81 0-2 ③ F9		B FC 87 X FC 89 1-0 ② F8 2-3		B FF 95 B CU 80 X FF 95 2-0 1B		4	0	1	0	0	0	2
25 Byron Buxton, R (1, 8) OBP: 0.211, SLG: 0.263		F SI 92 C SI 93 F FF 91 B SI 91 F CU 78 F FF 94 B FF 92 T SI 92 2-2 ③ K			B SI 91 F SI 90 X CU 78 1-1 ① L7	B FF 96 D FC 89 X FF 96 2-0 2B 3-H		F FF 96 1 SAFE 1 SAFE F FF 93 1 SAFE S FF 95 0-3 ② K		4	0	1	1	0	2	2
15 Jason Castro, L (1, 2) OBP: 0.188, SLG: 0.286			B SI 89 B SI 91 B SI 91 C FF 90 X FF 91 3-1 ① G3		B CH 86 B SI 93 C SI 92 B SI 92 X SI 92 3-1 ② G3	B FF 90 B FF 91 C FF 90 B SL 76 B FF 90 4-1 BB		1 SAFE C FF 96 F FF 96 B FF 94 B FF 95 F FF 96 1 SAFE F CU 81 F FF 95 2-3 ③ C CU 82 K		3	0	0	0	1	1	1
12 Jake Odorizzi, R (1, 1) 55 Taylor Rogers, L (5, 1) 36 Robbie Grossman, S (6, PH) OBP: 0.250, SLG: 0.250 39 Trevor Hildenberger, R (6, 1) 43 Addison Reed, L (8, 1) 24 Ryan LaMarre, R (9, PH) OBP: 0.667, SLG: 0.667 56 Fernando Rodney, R (9, 1)			B FF 90 F SI 90 C SI 90 B SI 91 B FF 92 X FF 91 3-2 ② G6-3		B FF 91 F FF 91 S SI 90 B SI 91 B FF 90 T FF 92 3-2 ③ K	B FF 91 B FS 80 X FF 90 2-0 ③ P3			B FF 95 C FF 94 S CU 80 F CU 82 B FF 96 S CU 81 2-3 ① K2-3	2 0 1 0 0 0 1 0	0 0 0 0 0 0 0 0	0 0 0 0 0 0 0 0	0 0 0 0 0 0 0 0	1 0 0 0 0 0 1 0	0 0 2 0 0 0 0 0	0 0 0 0 0 0 0 0

TOP

Minnesota Twins @ Pittsburgh Pirates

PNC Park, Pittsburgh, PA

Wed Apr 04 2018, 6:08 PM - 9:33 PM EDT

Att. 20,690 - Cloudy - 37 F

livebaseballscorecards.com

AB	34
R	7
H	9
RBI	7
BB	4
SO	8
LOB	12

Inning Stats	1	2	3	4	5	6	7	8	9
	R: 0 E: 0 K: 1 S: 7	H: 0 LOB: 0 BB: 0 P: 8	R: 0 E: 0 K: 1 S: 11	H: 1 LOB: 1 BB: 0 P: 16	R: 1 E: 0 K: 0 S: 11	H: 1 LOB: 0 BB: 0 P: 20	R: 1 E: 0 K: 0 S: 7	H: 1 LOB: 0 BB: 0 P: 9	R: 0 E: 0 K: 1 S: 7	H: 0 LOB: 0 BB: 0 P: 14	R: 4 E: 0 K: 0 S: 13	H: 4 LOB: 2 BB: 2 P: 31	R: 1 E: 0 K: 0 S: 11	H: 1 LOB: 0 BB: 1 P: 18	R: 0 E: 0 K: 3 S: 13	H: 1 LOB: 1 BB: 0 P: 18	R: 0 E: 0 K: 2 S: 11	H: 0 LOB: 1 BB: 1 P: 19

| | | |

Minnesota Twins @ Pittsburgh Pirates

PNC Park, Pittsburgh, PA

Wed Apr 04 2018, 6:08 PM - 9:33 PM EDT

Att. 20,690 - Cloudy - 37 F

BOTTOM

Batter	1	2	3	4	5	6	7	8	9	AB	R	H	RBI	BB	SO	LOB
5 Josh Harrison, R (1, 4) OBP: 0.385, SLG: 0.522	F FF 89 X FF 89 0-1 55 HR 2B		X SL 82 0-0 ① G5-3		B SL 82 B FS 84 B SL 83 F FF 89 F SL 83 X FF 89 3-2 ① G5-3		C SI 89 X SL 79 0-1 ① G6-3		F SI 94 S CH 85 F FF 96 X SI 95 0-2 25 DI 1-3 1B	5	1	2	0	0	0	0
25 Gregory Polanco, L (1, 9) OBP: 0.500, SLG: 0.647	F CU 71 B FF 90 C FF 91 S CU 73 1-3 ① K		B FF 90 B FS 83 B FS 84 X FF 90 3-0 ② G4-3		C SL 84 B FS 84 B FS 84 F FF 89 B SL 84 D CU 72 4-2 6 BB 12 1B BB		B SI 89 C CH 78 F CH 77 B FF 91 F FF 91 F CH 78 X SI 89 2-2 ② G4-3		C CH 84 B CH 85 X SI 95 1-1 ③ G5-3 1-2	4	0	0	0	1	1	3
6 Starling Marte, R (1, 8) OBP: 0.391, SLG: 0.526	C FF 90 D CU 73 X CU 72 1-1 ② P4		B SL 81 B FF 90 X FF 90 2-0 1B		C SL 82 B FF 89 B FF 88 B FF 89 B SL 83 4-1 12 1B 1-2 BB		C SI 86 B SL 78 F SL 78 X SL 78 1-2 ③ G5-3			3	0	1	0	1	0	1
55 Josh Bell, S (1, 3) OBP: 0.435, SLG: 0.600	B FF 90 C FF 90 B FS 83 X FF 91 2-1 2-H HR		1 SAFE B FF 89 1 SAFE S FS 84 B SL 86 1 SAFE X FC 86 2-1 ③ F7		B CU 76 B SI 91 T SI 90 S SI 92 S SI 91 2-3 ② K			F FF 89 B FF 90 F FF 90 B SL 84 S SL 84 2-3 ① K		4	1	1	2	0	2	3
12 Corey Dickerson, L (1, 7) OBP: 0.176, SLG: 0.176	B FF 90 F FF 91 B FS 85 S FS 85 F FF 92 X FS 86 2-2 ③ G4-3			S FF 88 X FS 83 0-1 29 F9 29 S 19 1B 1B	S CU 78 X SI 93 0-1 ③ 1-2 2-H 1B			C FF 90 F SL 85 F FF 90 B FF 90 F SL 85 F FF 91 X SL 83 1-2 ② P6		4	1	2	0	0	0	0
29 Francisco Cervelli, R (1, 2) OBP: 0.286, SLG: 0.222		B FF 89 F FF 90 S CU 71 B FF 90 B FS 86 F FF 90 F FF 91 B CU 73 4-2 BB		S SL 83 B SL 82 1 SAFE B SL 83 S FF 90 B CU 74 X FF 90 3-2 ① F9 1-3		C SI 88 X SL 77 0-1 ① G5-3		B FF 91 F FF 90 C FF 90 B FF 90 B FF 89 X FF 88 3-2 ③ F7		3	0	0	0	1	0	1
19 Colin Moran, L (1, 5) OBP: 0.235, SLG: 0.438		B FS 84 F FF 90 C FS 84 B CU 73 S FF 90 2-3 ① K		C FS 84 X CU 74 0-1 3-H 1B	C SI 88 B SI 88 B CH 78 S CH 77 X CH 76 2-2 ② L4				C FF 92 B SI 94 B CH 83 F SI 93 F FF 95 F CH 83 F CH 83 C SI 94 2-3 ① K	4	0	1	1	0	2	1
3 Sean Rodríguez, R (1, 6) OBP: 0.300, SLG: 0.222		C SL 82 T SL 80 B FF 89 X SL 81 1-2 ② F7		C FC 85 D CU 74 B FF 89 X SL 82 2-1 ② F7		L SI 88 F SL 78 B SL 78 B CH 76 B CH 78 B SI 87 4-2 BB			B SI 93 S SI 93 B SI 94 X SI 94 2-1 5 1B 5 DI 1B	3	0	1	0	1	0	2
46 Iván Nova, R (1, 1) 66 Dovydas Neverauskas, R (6, 1) 53 Josh Smoker, L (6, 1) 32 Elias Díaz, R (6, PH) OBP: 0.400, SLG: 0.400 24 Tyler Glasnow, L (7, 1) 23 David Freese, R (9, PH) OBP: 0.500, SLG: 1.000		B FF 90 B FF 90 C FF 90 C FF 90 X FF 92 2-2 ③ G4-3		C FF 90 B FF 89 X FF 90 1-1 ③ P3	C SL 77 C SI 88 B SL 76 X SI 88 1-2 ③ L8		C F SI 94 D FF 94 F SL 88 D SI 95 S CH 85 2-3 ② K		2 0 0 0 1 0 1	0 0 0 0 0 0 0	0 0 0 0 0 0 0	0 0 0 0 0 0 0	0 0 0 0 0 0 0	0 0 0 0 1 0 0	2 0 0 1 0 0 0
Inning Stats	R: 2 E: 0 K: 1 S: 13 H: 2 LOB: 0 BB: 0 P: 19	R: 0 E: 0 K: 1 S: 13 H: 0 LOB: 1 BB: 1 P: 22	R: 0 E: 0 K: 0 S: 5 H: 1 LOB: 1 BB: 0 P: 12	R: 1 E: 0 K: 0 S: 11 H: 2 LOB: 1 BB: 0 P: 17	R: 0 E: 0 K: 1 S: 11 H: 1 LOB: 2 BB: 2 P: 24	R: 0 E: 0 K: 0 S: 10 H: 0 LOB: 1 BB: 1 P: 17	R: 0 E: 0 K: 0 S: 10 H: 0 LOB: 0 BB: 0 P: 13	R: 0 E: 0 K: 1 S: 12 H: 0 LOB: 0 BB: 0 P: 18	R: 0 E: 0 K: 2 S: 18 H: 2 LOB: 2 BB: 0 P: 25	1B: 6 2B: 1 3B: 0 HR: 1 SF: 0 SAC: 0 DP: 0 HBP: 0						

livebaseballscorecards.com

AB	34
R	3
H	8
RBI	3
BB	4
SO	6
LOB	15

WP: 0 PA: 38
PB: 0
SB: 1
CS: 0

PITCHER		IP	WLS	BF	H	R	ER	SO	BB	IBB	HBP	BLK	WP	HR	S	P	ERA	WHIP
12 Jake Odorizzi, R ERA: 2.61	(1, 1)	4.1		21	5	3	3	2	3	0	0	0	0	1	48	87	6.23	1.846
55 Taylor Rogers, L ERA:	(5, 1)	0.2	W	2	1	0	0	1	0	0	0	0	0	0	5	7	0.00	1.500
39 Trevor Hildenberger, R ERA:	(6, 1)	2.0	H	7	0	0	0	0	1	0	0	0	0	0	20	30	0.00	0.500
43 Addison Reed, R ERA:	(8, 1)	1.0		3	0	0	0	1	0	0	0	0	0	0	12	18	0.00	0.000
56 Fernando Rodney, R ERA: 5.4	(9, 1)	1.0		5	2	0	0	2	0	0	0	0	0	0	18	25	0.00	2.000

PITCHER	IP	WLS	BF	H	R	ER	SO	BB	IBB	HBP	BLK	WP	HR	S	P	ERA	WHIP

Seattle Mariners @ Minnesota Twins

Target Field, Minneapolis, MN

Thu Apr 05 2018, 3:16 PM - 6:24 PM CDT

Att. 39,214 - Partly Cloudy - 38 F

TOP

livebaseballscorecards.com

Batter	1	2	3	4	5	6	7	8	9	AB	R	H	RBI	BB	SO	LOB
9 Dee Strange-Gordon, L (1, 8) OBP: 0.444, SLG: 0.520	T X SI 92 0-1 2 1B 17 FC5 1B	B FF 92 F SI 91 B SL 84 L FF 92 C SI 91 2-3 ① K	X CH 84 0-0 ② G3	C SI 93 X SI 93 0-1 ③ G1-3			B SI 92 B SI 92 B FF 92 B FF 93 4-0 22 G6-3 2 S BB	4	1	1	0	1	1	2
2 Jean Segura, R (1, 6) OBP: 0.444, SLG: 0.458	C FF 92 1 SAFE B SI 92 1 SAFE 1 SAFE F SI 93 X SI 92 1-2 17 E 17 FC5 20 1B 1-3 1B	C SL 83 B SL 84 C SI 93 X CH 84 1-2 ② FC6-4 1-2f 2-3	B CH 84 L CU 80 F CH 85 B CH 86 F X SI 94 2-2 1B				B CU 80 B FF 95 S SL 89 S FF 95 F CU 83 B CU 84 B SI 95 4-2 22 1B 22 S 15 FC3-2 BB		C SI 93 C SI 94 F CH 84 B FF 95 S 1-3 ① K 1-2	4	1	2	0	1	1	3
22 Robinson Canó, L (1, 4) OBP: 0.480, SLG: 0.565	F B FF 92 B SI 93 X FF 93 2-1 ① P5	F FF 92 D CU 80 S CU 80 B SL 83 F FF 93 F FF 93 S CH 85 2-3 ③ K	B CH 85 C FF 92 1 SAFE 1 SAFE B FF 93 F SI 89 B SI 92 F CU 80 X CH 83 3-2 ③ G3-1				C CU 82 D SL 91 X CU 83 1-1 15 FC3-2 1-3 1B		B FF 93 C SI 94 X SI 94 1-1 ② G6-3 2-3	5	0	1	0	0	1	6
17 Mitch Haniger, R (1, 9) OBP: 0.480, SLG: 0.700	C SI 93 X SI 92 0-1 FC5 20 1B 1-3 3-H	B CU 78 X FF 92 1-0 E6 20 1B	X FF 91 0-0 ① F8				F FF 97 C FF 96 F FF 96 B CU 85 F CU 83 F CU 84 F CU 83 S SL 90 1-3 ① K		B S SI 94 X SI 95 1-1 ③ L7	5	0	0	1	0	1	4
15 Kyle Seager, L (1, 5) OBP: 0.250, SLG: 0.190	C F CU 78 B SI 92 X SL 83 1-2 ② P5	X CU 78 0-0 ① F7	B FF 92 B CH 85 B SI 90 B FF 91 4-0 20 BB BB				D SI 88 C SI 89 X CU 74 1-1 ② FC3-2 1-2 3-H			3	0	0	0	1	0	5
20 Daniel Vogelbach, L (1, 10) OBP: 0.385, SLG: 0.417	B FF 93 B X CH 83 2-0 1-2 3-H 1B	1 SAFE B FF 92 B B SI 92 C F SI 89 1 SAFE X SI 90 3-2 1-2 1B	B SI 92 B SI 92 C SI 91 B SI 93 B SI 92 4-1 27 G6-4-3 1-2 BB				B FF 88 B SI 88 X SI 90 2-0 ③ G4-3			3	0	2	1	1	0	2
27 Ryon Healy, R (1, 3) OBP: 0.105, SLG: 0.056	C FF 93 B X SL 84 1-1 ③ G5-3	S SL 83 X FF 92 0-1 ② L5	B SI 92 B CU 79 C SI 93 X SI 93 2-1 ② ③ G6-4-3 1-2f					C FF 90 C FF 91 S FF 92 0-3 ① K		4	0	0	0	0	1	6
51 Ichiro Suzuki, L (1, 7) OBP: 0.188, SLG: 0.188		X FF 93 0-0 2 FC6-4 36 1B 1B	B CH 84 X CH 83 1-0 ③ G3			C SI 92 B CU 78 S CU 77 B CU 78 F CU 76 F CU 78 F SI 93 X CU 76 2-2 ① P4		C FF 91 F FF 90 X SL 84 0-2 ② G1-4-3		4	0	1	0	0	0	2
36 David Freitas, R (1, 2) OBP: 0.333, SLG: 0.300 10 Mike Marjama, R (8, PH) OBP: 0.091, SLG: 0.182 (8, 2)		B SI 91 F SI 90 B CH 84 X SI 93 2-1 2 FC6-4 1-2 1B	C SI 91 B FF 91 F CH 84 B SL 84 C SI 92 2-3 ① K			B CU 76 X SI 93 1-0 ② F9		B SL 84 C FF 91 S FF 91 S FF 92 1-3 ③ K		3 1	0 0	1 0	0 0	0 0	1 1	0 0
Inning Stats	R: 2 E: 1 K: 0 S: 15 H: 3 LOB: 2 BB: 0 P: 22	R: 0 E: 0 K: 2 S: 14 H: 2 LOB: 2 BB: 0 P: 21	R: 0 E: 1 K: 0 S: 8 H: 1 LOB: 2 BB: 0 P: 13	R: 0 E: 0 K: 1 S: 12 H: 1 LOB: 1 BB: 0 P: 19	R: 0 E: 0 K: 0 S: 4 H: 0 LOB: 1 BB: 2 P: 14	R: 0 E: 0 K: 0 S: 9 H: 0 LOB: 0 BB: 0 P: 12	R: 0 E: 0 K: 1 S: 15 H: 1 LOB: 2 BB: 1 P: 24	R: 0 E: 0 K: 2 S: 9 H: 0 LOB: 0 BB: 0 P: 10	R: 0 E: 0 K: 1 S: 8 H: 0 LOB: 1 BB: 1 P: 15	1B: 8 2B: 0 3B: 0 HR: 0 SF: 0 SAC: 0 DP: 1 HBP: 0						

	AB	36
	R	2
	H	8
	RBI	2
	BB	4
	SO	7
	LOB	30

WP: 0 PA: 40
PB: 0
SB: 2
CS: 0

PITCHER		IP	WLS	BF	H	R	ER	SO	BB	IBB	HBP	BLK	WP	HR	S	P	ERA	WHIP
44 Kyle Gibson, R ERA: 0.87	(1, 1)	4.1		23	7	2	1	3	1	0	0	0	0	0	50	80	2.08	1.846
55 Taylor Rogers, L ERA:	(5, 1)	1.2		5	0	0	0	0	1	0	0	0	0	0	12	21	0.00	0.600
57 Ryan Pressly, R ERA:	(7, 1)	0.1		3	1	0	0	1	1	0	0	0	0	0	12	18	0.00	6.000
32 Zach Duke, L ERA: 7.71	(7, 1)	0.2	W	2	0	0	0	0	0	0	0	0	0	0	3	6	0.00	0.000
43 Addison Reed, R ERA:	(8, 1)	1.0	H	3	0	0	0	2	0	0	0	0	0	0	9	10	0.00	0.000

PITCHER		IP	WLS	BF	H	R	ER	SO	BB	IBB	HBP	BLK	WP	HR	S	P	ERA	WHIP
56 Fernando Rodney, R ERA: 3.38	(9, 1)	1.0	S	4	0	0	0	1	1	0	0	0	0	0	8	15	0.00	1.000

BOTTOM

Seattle Mariners @ Minnesota Twins

Target Field, Minneapolis, MN

Thu Apr 05 2018, 3:16 PM - 6:24 PM CDT

Att. 39,214 - Partly Cloudy - 38 F

livebaseballscorecards.com

Batter	1	2	3	4	5	6	7	8	9	AB	R	H	RBI	BB	SO	LOB
2 Brian Dozier, R (1, 4) OBP: 0.379, SLG: 0.808	B B C FF 94 F FF 95 X FF 95 2-2 P3 ①		D KC 80 S FF 95 D FC 88 D FF 95 C FF 96 S FF 97 3-3 K ①		F KC 78 X FF 96 0-1 L9 ③		B F S FF 97 B FF 98 F X FF 96 2-2 22 F9 7 BB 1B			4	0	1	0	0	1	1
7 Joe Mauer, L (1, 3) OBP: 0.455, SLG: 0.444	B FF 94 C FF 95 F KC 81 F FF 98 B FF 97 X FF 97 2-2 G1-3 ②		B KC 81 S FC 89 S FC 89 B FC 90 S FC 89 2-3 K ② 2-3			C FF 94 S FF 95 B FC 90 B FC 88 X FF 97 2-2 22 HR 1B	1 SAFE C SL 83 B SI 91 B SI 91 C SL 84 1 SAFE B SL 85 D SI 91 4-2 BB 1-2			3	1	1	0	1	1	1
22 Miguel Sanó, R (1, 5) OBP: 0.333, SLG: 0.720	B FF 96 F FF 96 S FC 90 B FC 91 F FF 98 S FC 91 2-3 K ③		B KC 81 B KC 83 B FF 96 B FF 97 4-1 BB			C KC 82 F FC 88 F FC 89 B FF 96 X KC 80 1-2 HR 1-H	B FC 85 S FF 88 X FC 86 1-1 F9 ② 2-3			3	1	1	2	1	1	2
36 Robbie Grossman, S (1, 10) OBP: 0.125, SLG: 0.125		B FF 93 F F FF 95 B FF 96 X KC 80 2-2 P4 ①	T FC 91 D FC 90 B FF 97 B FC 89 F FF 97 S FF 98 3-3 K ③			F FF 96 X FF 94 0-1 F7 ①	B FC 86 X FC 87 1-0 L9 ③			4	0	0	0	0	1	4
25 Byron Buxton, R (1, 8) OBP: 0.217, SLG: 0.261		C FF 95 B FF 96 B KC 80 F FF 96 X FF 96 2-2 24 1B 1B		B KC 79 B FF 94 B FF 93 C FF 95 X FF 95 3-1 F8 ①		S SL 89 B SL 90 S SL 89 S SL 90 1-3 K ②		B B FC 85 X FC 86 2-0 G6-3 ①		4	0	1	0	0	1	0
26 Max Kepler, L (1, 9) OBP: 0.400, SLG: 0.524		B FF 94 C KC 78 X FC 86 1-1 F8 ②		X FF 95 0-0 L7 ②		X FF 96 0-0 1B		X FC 86 0-0 P5 ②		4	0	1	0	0	0	1
24 Ryan LaMarre, R (1, 7) OBP: 0.600, SLG: 0.600 20 Eddie Rosario, L (6, PH) OBP: 0.250, SLG: 0.318 (7, 7)		C FF 93 S FF 94 X FF 96 0-2 16 WP 1-3 1B		B FF 93 C FF 94 B FF 94 T FF 95 B FC 89 T FF 97 3-2 K ③		B SL 86 C FF 96 F FF 97 S SL 90 1-3 K ③		C FF 89 F FC 86 B FF 90 X FC 87 1-2 HR		2 2	0 1	1 1	0 1	0 0	1 1	0 1
16 Ehire Adrianza, S (1, 6) OBP: 0.111, SLG: 0.111		C FF 96 B FC 87 S FF 96 B KC 82 S FC 88 2-3 K ③ 1-2			X FF 92 0-0 L9 ①		F F SL 87 S FF 95 0-3 K ① C FC 86 F FC 87 B FF 89 S FF 89 1-3 K ③			4	0	0	0	0	3	2
23 Mitch Garver, R (1, 2) OBP: 0.143, SLG: 0.571			C B KC 79 X FF 96 1-1 E9 7 PB		C FF 92 B CH 86 F FF 94 F FC 89 F FC 90 B KC 80 F FF 97 F FC 90 F FC 90 2-3 K ②		C FF 95 C SL 90 X SL 88 0-2 HR			3	1	1	1	0	1	0
Inning Stats	R: 0 E: 0 K: 1 S: 11 H: 0 LOB: 0 BB: 0 P: 17	R: 0 E: 0 K: 1 S: 14 H: 2 LOB: 2 BB: 0 P: 21	R: 0 E: 1 K: 3 S: 12 H: 0 LOB: 2 BB: 1 P: 25	R: 0 E: 0 K: 1 S: 6 H: 0 LOB: 0 BB: 0 P: 12	R: 0 E: 0 K: 1 S: 11 H: 0 LOB: 0 BB: 0 P: 13	R: 2 E: 0 K: 2 S: 16 H: 3 LOB: 1 BB: 0 P: 21	R: 1 E: 0 K: 1 S: 15 H: 2 LOB: 2 BB: 1 P: 23	R: 1 E: 0 K: 1 S: 8 H: 1 LOB: 0 BB: 0 P: 12		1B: 5 2B: 0 3B: 0 HR: 3 SF: 0 SAC: 0 DP: 0 HBP: 0			WP: 1 PB: 1 SB: 0 CS: 0 PA: 35	

	AB	33
	R	4
	H	8
	RBI	4
	BB	2
	SO	11
	LOB	12

PITCHER		IP	WLS	BF	H	R	ER	SO	BB	IBB	HBP	BLK	WP	HR	S	P	ERA	WHIP
65 James Paxton, L ERA: 7.45	(1, 1)	5.0		21	4	2	2	7	1	0	0	0	1	1	61	98	3.60	1.000
53 Dan Altavilla, R ERA: 3.0	(6, 1)	1.1	L	7	3	1	1	3	0	0	0	0	0	1	19	23	6.75	2.250
25 Marc Rzepczynski, L ERA:	(7, 1)	0.0		1	0	0	0	0	1	0	0	0	0	0	2	6	∞	∞
50 Nick Vincent, R ERA: 6.0	(7, 1)	1.2		6	1	1	1	1	0	0	0	0	0	1	11	17	5.40	0.600

PITCHER	IP	WLS	BF	H	R	ER	SO	BB	IBB	HBP	BLK	WP	HR	S	P	ERA	WHIP

Seattle Mariners @ Minnesota Twins

Target Field, Minneapolis, MN

Sat Apr 07 2018, 1:11 PM - 4:47 PM CDT

Att. 18,416 - Sunny - 27 F

TOP

livebaseballscorecards.com

Batter	1	2	3	4	5	6	7	8	9	AB	R	H	RBI	BB	SO	LOB
9 Dee Strange-Gordon, L (1, 8) OBP: 0.406, SLG: 0.467	C FF 93 X FF 93 0-1 G4-3 ①			C SI 92 B CH 82 X FF 93 1-1 L6 ① 1B	B FF 92 B FF 93 T SI 93 S SI 93 X FF 93 2-2 22 BB 2-H 3-H 1B		B FF 95 S SL 90 C FF 93 B CU 82 X SI 95 2-2 FC6 ② 1-2f	F SI 88 X CH 77 0-1 L8 ③		5	0	1	2	0	0	1
2 Jean Segura, R (1, 6) OBP: 0.438, SLG: 0.483	C FF 93 S FF 94 B FF 94 B SV 84 C SV 82 2-3 K ②			B FF 93 B FF 94 F SI 92 C SI 93 F SI 94 X SI 94 2-2 E5 22 1B 1B	C FF 92 B SI 91 1 SAFE 1 SAFE F FF 92 F SV 82 1 SAFE F SV 80 B FF 94 2-3 S SI 92 K ②		B FF 95 1 SAFE C FF 94 F FF 95 1 SAFE F FF 96 X FF 94 1-2 F8 ③		T FF 95 F FF 96 B SL 88 X FF 94 1-2 E7 17 WP 2B	5	2	2	0	0	2	2
22 Robinson Canó, L (1, 4) OBP: 0.517, SLG: 0.560 7 Andrew Romine, S (8, 4)	C FF 94 F FF 94 S FF 94 0-3 K ③			B CH 85 F SI 93 X FF 94 1-1 15 HR 2-H 1B	B FF 90 S SL 76 B FF 91 B SL 79 1 SAFE F FF 89 B SL 79 4-2 1-2 BB			C SI 88 B CU 74 B CU 74 L SI 88 B CU 74 B CU 73 4-2 15 1B 17 1B 27 2B BB	B FF 96 C FF 95 F FF 95 B FF 96 D SL 87 S FF 96 3-3 K ①	2 1	2 0	1 0	1 0	2 0	1 1	0 1
17 Mitch Haniger, R (1, 9) OBP: 0.467, SLG: 0.625		B FF 93 B FF 93 C FF 93 X FF 93 2-1 L8 ①		X FF 93 0-0 P4 ② P3 ③	B CH 80 B CH 78 F FF 90 S CH 80 X FF 89 2-2			C SI 88 D SI 88 X SI 89 1-1 15 1B 27 2B 1-2 1B	S FF 96 T FF 96 B FF 97 D SL 88 F FF 97 B FF 97 B FF 97 4-2 15 G3 3-H BB	4	1	1	0	1	0	3
15 Kyle Seager, L (1, 5) OBP: 0.276, SLG: 0.346		C SI 92 B SI 93 X SV 81 1-1 G4-3 ②		F SI 93 B FF 94 D SV 81 B CH 83 X FF 93 3-1 1-H HR		C SL 78 B FF 92 B SL 81 X FF 90 2-1 G4-3 ①		F SI 88 X CU 73 0-1 27 2B 1-2 2-3 1B	X FF 96 0-0 G3 ② 1-2	5	2	2	2	0	0	1
20 Daniel Vogelbach, L (1, 10) OBP: 0.313, SLG: 0.333 21 Taylor Motter, R (8, PH) OBP: 0.250, SLG: 0.250 (8, 10)		F FF 93 B SV 82 C FF 94 B SV 83 C FF 95 2-3 K ③		B FF 93 B FF 92 C SV 81 C SV 80 F FF 94 S SV 81 2-3 K ③		B SL 79 C FF 90 S SL 79 F FF 90 F FF 89 B FF 90 F FF 90 S SL 79 3-3 K ②		C CH 82 B SI 86 B CH 83 F SI 88 C CU 73 2-3 K ①	B FF 97 F FF 96 C SL 89 C SL 88 1-3 K ③	3 2	0 0	0 0	0 0	0 0	3 2	0 4
27 Ryon Healy, R (1, 3) OBP: 0.130, SLG: 0.136			B FF 93 B FF 93 X FF 94 2-0 F8 ①		B FF 93 C FF 94 C SV 82 B SV 83 S SV 83 2-3 K ①	B FF 90 B CH 81 S CH 78 S FF 89 B FF 89 X CH 78 3-2 P3 ③		B SI 87 X SI 85 1-0 5 HR 1-H 2-H 3-H 2B		4	1	1	3	0	1	0
51 Ichiro Suzuki, L (1, 7) OBP: 0.263, SLG: 0.263 5 Guillermo Heredia, R (7, 7) OBP: 0.333, SLG: 0.714			X FF 93 0-0 B1-3 ②		B SI 93 X SI 92 1-0 10 2B 9 1B 1B		B SI 93 X FF 94 1-0 10 FC6-4 1B	B SI 88 X SI 86 1-0 2-H HR		3 1	1 1	2 1	0 2	0 0	0 0	0 0
10 Mike Marjama, R (1, 2) OBP: 0.133, SLG: 0.267			C FF 94 B SI 93 F FF 94 B SV 83 C SV 81 2-3 K ③		1 SAFE B SV 80 B SI 93 1 SAFE X SI 92 2-0 9 1B 1-3 2B		B FF 95 X FF 94 1-0 FC6-4 ① 9 FC6 1-2f	B SL 77 S SL 77 S SL 76 B SL 76 F SL 77 S SI 89 2-3 K2-3 ②		4	1	1	0	0	2	1
Inning Stats	R: 0 E: 0 K: 2 S: 8 H: 0 LOB: 0 BB: 0 P: 10	R: 0 E: 0 K: 1 S: 7 H: 0 LOB: 0 BB: 0 P: 12	R: 0 E: 0 K: 1 S: 5 H: 0 LOB: 0 BB: 0 P: 9	R: 3 E: 1 K: 1 S: 15 H: 3 LOB: 0 BB: 0 P: 24	R: 2 E: 0 K: 2 S: 18 H: 3 LOB: 2 BB: 1 P: 33	R: 0 E: 0 K: 1 S: 11 H: 0 LOB: 0 BB: 0 P: 19	R: 0 E: 0 K: 0 S: 9 H: 1 LOB: 1 BB: 0 P: 14	R: 5 E: 0 K: 2 S: 17 H: 4 LOB: 0 BB: 1 P: 28	R: 1 E: 1 K: 2 S: 13 H: 1 LOB: 1 BB: 1 P: 22	1B: 7 2B: 3 3B: 0 HR: 2 SF: 0 SAC: 0 DP: 0 HBP: 0						

AB	39
R	11
H	12
RBI	10
BB	3
SO	12
LOB	13

WP: 1 PA: 42
PB: 0
SB: 0
CS: 0

PITCHER		IP	WLS	BF	H	R	ER	SO	BB	IBB	HBP	BLK	WP	HR	S	P	ERA	WHIP
17 José Berríos, R ERA: 3.29	(1, 1)	4.2	L	20	6	5	5	7	0	0	0	0	0	1	48	77	9.64	1.286
58 Gabriel Moya, L ERA: 7.71	(5, 1)	1.1		5	0	0	0	1	1	0	0	0	0	0	16	30	0.00	0.750
57 Ryan Pressly, R ERA:	(7, 1)	1.0		4	1	0	0	0	0	0	0	0	0	0	9	14	0.00	1.000
32 Zach Duke, L ERA: 16.88	(8, 1)	0.1		4	2	3	3	1	1	0	0	0	0	0	9	16	81.00	9.000
39 Trevor Hildenberger, R ERA: 4.5	(8, 1)	0.2		4	2	2	2	1	0	0	0	0	0	1	8	12	27.00	3.000

PITCHER		IP	WLS	BF	H	R	ER	SO	BB	IBB	HBP	BLK	WP	HR	S	P	ERA	WHIP
61 Tyler Kinley, R ERA: 9.0	(9, 1)	1.0		5	1	1	1	2	1	0	0	0	1	0	13	22	9.00	2.000

Batter	1	2	3	4	5	6	7	8	9	AB	R	H	RBI	BB	SO	LOB
2 Brian Dozier, R (1, 4) OBP: 0.353, SLG: 0.710	B CH 85 C SI 87 X KC 77 1-1 ① F8		C SI 87 X SL 80 0-1 ② G5-3		C SI 88 B SL 80 X FC 86 1-1 ③ FC5-4 1-2f		F FC 85 F FF 89 F FF 89 B SI 89 X FC 87 1-2 22 BB 7 1B 1B		B SI 94 B SI 95 C SI 95 C SI 93 F SI 94 B SL 79 X SI 95 3-2 ① G6-3 2-3	5	0	1	0	0	0	2
7 Joe Mauer, L (1, 3) OBP: 0.462, SLG: 0.500 24 Ryan LaMarre, R (9, PH) OBP: 0.667, SLG: 0.667	C SI 87 B FC 86 B FC 86 X CH 82 2-1 ② G4-3		B KC 77 B KC 76 C SI 88 B FC 87 C SI 90 X FC 87 3-2 ③ G4-3			C CH 86 C FC 86 B KC 78 X FC 86 1-2 22 2B 2B	C FC 86 B FF 88 C FC 87 X FF 90 1-2 22 BB 1B		X SI 94 0-0 23 DI 1B 3-H	4	1	2	0	0	0	0
										1	0	1	1	0	0	0
22 Miguel Sanó, R (1, 5) OBP: 0.406, SLG: 0.741	F FC 87 B SI 90 F FC 87 B SL 81 F SL 79 B CH 82 B SI 89 4-2 20 2B BB			C CH 80 F SI 87 B SL 80 B FF 89 B FC 88 F FC 87 B CH 83 4-2 BB		C FC 86 B SI 89 B FC 86 F FC 88 F FC 89 X FC 88 2-2 20 1B 2B 2-H	B FC 88 F FC 86 C SI 90 B FC 87 B FF 90 B FC 88 4-2 BB 1-2 2-3		S SI 95 B SI 95 T SI 95 B SI 96 S SI 95 2-3 ② K	2	1	1	1	3	1	1
20 Eddie Rosario, L (1, 7) OBP: 0.286, SLG: 0.385 23 Mitch Garver, R (9, PH) OBP: 0.125, SLG: 0.500	B SI 88 S SI 88 D SI 89 F FC 88 X SI 90 2-2 1-3 2B			X SI 90 0-0 ① F9		C SI 90 B SL 85 X SI 91 1-1 5 S 5 1B 1B 2-H	B SI 90 F CH 89 F FF 92 F FF 93 S FF 94 1-3 ② K		B SI 93 C SI 94 C SI 94 S SI 95 1-3 ③ K 1-2	4	1	2	1	0	1	4
										1	0	0	0	0	1	1
99 Logan Morrison, L (1, 10) OBP: 0.182, SLG: 0.105	B FC 88 F SI 89 S FC 88 B FF 90 F FC 89 X FC 88 2-2 ③ F9			B FC 88 D SI 89 X SI 89 2-0 ② P5		C SL 84 S SL 85 S SL 86 0-3 ① K	S FF 92 B FF 94 F FF 95 B SI 94 F FF 95 B FF 95 F FF 94 X FF 94 3-2 ③ P5			4	0	0	0	0	1	7
5 Eduardo Escobar, S (1, 6) OBP: 0.381, SLG: 0.750		B SI 86 F FC 84 X CH 80 1-1 ① L3		B CH 81 X SI 89 1-0 ③ L9		B SI 91 B SI 91 F SI 91 S SL 86 1 SAFE B SL 85 F SL 85 F SI 93 F SI 93 3-2 X SL 86 1-H 1B		F FF 90 X SL 84 0-1 ① F9		4	0	1	1	0	0	1
26 Max Kepler, L (1, 9) OBP: 0.407, SLG: 0.500 36 Robbie Grossman, S (6, PH) OBP: 0.100, SLG: 0.100 (7, 9)		C SI 88 F SI 87 B KC 78 B FC 88 F CH 82 B SI 89 B SI 89 4-2 25 G6-3 BB			C SI 86 X KC 76 0-1 ① F8	F FF 96 F FF 94 B FF 97 C SL 87 1-3 ② K		C SI 92 C SI 92 S FF 94 0-3 ② K		1	0	0	0	1	0	0
										2	0	0	0	0	2	1
25 Byron Buxton, R (1, 8) OBP: 0.185, SLG: 0.222		B FC 86 C SI 89 1 SAFE B FC 88 F SI 90 X FC 88 2-2 ② ③ G6-3 1-2			B FC 85 C FC 86 S SL 80 B SL 81 F FC 87 B SI 89 X FC 88 3-2 ② L9	S SL 89 X SL 87 0-1 ③ F8		B FF 93 X FF 93 1-0 ③ F9		4	0	0	0	0	0	2
15 Jason Castro, L (1, 2) OBP: 0.211, SLG: 0.250 16 Ehire Adrianza, S (9, PH) OBP: 0.200, SLG: 0.300			F FC 84 B CH 81 B SI 89 X SI 88 2-1 ① G3-1		B KC 77 B FC 87 B SI 88 C SI 88 B SI 88 4-1 2 FC5-4 BB		B FC 86 C FF 88 S FF 89 T FF 89 1-2 ① K		F SI 95 B SI 95 B SI 95 F SI 94 F SI 95 F SI 96 X SI 95 2-2 2 G6-3 24 1B 2B	2	0	0	0	1	1	0
										1	1	1	0	0	0	0
Inning Stats	R: 0 E: 0 K: 0 S: 14 H: 1 LOB: 2 BB: 1 P: 25	R: 0 E: 0 K: 0 S: 8 H: 0 LOB: 0 BB: 1 P: 15	R: 0 E: 0 K: 0 S: 7 H: 0 LOB: 0 BB: 0 P: 12	R: 0 E: 0 K: 0 S: 6 H: 0 LOB: 1 BB: 1 P: 13	R: 0 E: 0 K: 0 S: 9 H: 0 LOB: 1 BB: 1 P: 17	R: 3 E: 0 K: 2 S: 23 H: 4 LOB: 1 BB: 0 P: 31	R: 0 E: 0 K: 2 S: 22 H: 2 LOB: 3 BB: 1 P: 33	R: 0 E: 0 K: 1 S: 6 H: 0 LOB: 0 BB: 0 P: 7	R: 1 E: 0 K: 2 S: 16 H: 2 LOB: 1 BB: 0 P: 24	1B: 5 2B: 4 3B: 0 HR: 0 SF: 0 SAC: 0 DP: 0 HBP: 0						

PITCHER		IP	WLS	BF	H	R	ER	SO	BB	IBB	HBP	BLK	WP	HR	S	P	ERA	WHIP
8 Mike Leake, R ERA: 3.0	(1, 1)	5.0	W	21	3	2	2	0	4	0	0	0	0	0	51	92	3.60	1.400
25 Marc Rzepczynski, L ERA: 6.75	(6, 1)	0.1		3	2	1	1	1	0	0	0	0	0	0	11	15	27.00	6.000
53 Dan Altavilla, R ERA: 2.45	(6, 1)	0.2	H	2	0	0	0	1	0	0	0	0	0	0	5	6	0.00	0.000
50 Nick Vincent, R ERA: 5.4	(7, 1)	0.1	H	4	2	0	0	1	1	0	0	0	0	0	13	20	0.00	9.000
12 Juan Nicasio, R ERA: 5.79	(7, 1)	1.2	H	5	0	0	0	2	0	0	0	0	0	0	15	20	0.00	0.000

PITCHER		IP	WLS	BF	H	R	ER	SO	BB	IBB	HBP	BLK	WP	HR	S	P	ERA	WHIP
47 James Pazos, L ERA: 9.0	(9, 1)	1.0		5	2	1	1	2	0	0	0	0	0	0	16	24	9.00	2.000

BOTTOM

Seattle Mariners @ Minnesota Twins

Target Field, Minneapolis, MN

Sat Apr 07 2018, 1:11 PM - 4:47 PM CDT

Att. 18,416 - Sunny - 27 F

livebaseballscorecards.com

AB	35
R	4
H	9
RBI	4
BB	5
SO	7
LOB	19

1B: 5	SF: 0	WP: 0	PA: 40
2B: 4	SAC: 0	PB: 0	
3B: 0	DP: 0	SB: 1	
HR: 0	HBP: 0	CS: 0	

Batter	1	2	3	4	5	6	7	8	9	AB	R	H	RBI	BB	SO	LOB
4 George Springer, R (1, 10) OBP: 0.260, SLG: 0.318	B FF 93 F SI 93 B SI 92 F FF 93 C SI 94 2-3 ① K		S FF 91 B CU 78 B SI 90 S SI 90 F CU 79 F SI 92 S FF 93 2-3 ① K		B CH 87 X FC 89 1-0 ① F9		S SL 78 F SL 78 F FF 92 X CH 74 0-2 ② P2		B FF 97 S SL 88 F CU 81 X FF 97 1-2 ③ G3-1	5	0	0	0	0	2	0
2 Alex Bregman, R (1, 5) OBP: 0.327, SLG: 0.225	B FF 94 C FF 94 B FF 94 B CU 80 B FF 95 4-1 BB		C CU 80 B CU 78 B FF 92 F FF 92 X FF 92 2-2 ② F8		C FC 89 S FC 89 B FF 91 B FF 91 F FF 90 B CU 79 B SI 91 4-2 27 CS BB		C CH 74 B FF 91 B SI 88 X CH 74 2-1 ③ G1-3			2	0	0	0	2	0	0
27 Jose Altuve, R (1, 4) OBP: 0.404, SLG: 0.405	B CU 80 B SI 92 B SI 92 C FF 93 X SI 92 3-1 ② L8		B CU 78 X SI 91 1-0 1B		C FF 92 1 SAFE 1 SAFE B FF 91 C FF 92 B FF 92 B FF 92 C FF 92 3-3 ②③ K 1-2			X SL 85 0-0 ① F9		4	0	1	0	0	1	2
1 Carlos Correa, R (1, 6) OBP: 0.368, SLG: 0.636	1 SAFE S FF 94 B FF 94 S FF 94 F CU 80 F FF 94 B FF 94 S FF 95 2-3 ③ K		F FF 93 1 SAFE B SI 92 B SI 92 F FF 93 B FF 93 S CU 80 3-3 ③ K			B SI 93 X SI 92 1-0 16 G4-3 28 E 2B		B FF 90 B FF 91 F FF 90 F FF 91 B FF 90 X FF 91 3-2 9 2B 1B		4	2	2	0	0	2	2
9 Marwin Gonzalez, S (1, 7) OBP: 0.326, SLG: 0.371		B SI 91 C CH 86 C CU 78 B CU 80 F FF 94 F FF 94 B CU 81 B SI 94 4-2 16 1B BB		B CH 88 B SI 88 S SI 90 S CH 86 B CU 80 X SI 91 3-2 ① G3		B CU 77 C CU 78 X SI 93 1-1 ① G5-3		C FF 91 X FF 91 0-1 1-H 2B		3	0	1	1	1	0	1
16 Brian McCann, L (1, 2) OBP: 0.481, SLG: 0.364		X SI 92 0-0 1-2 1B		B SI 90 B FF 91 B SI 89 C SI 91 B FF 91 4-1 6 1B BB		B SI 94 X SI 93 1-0 ② G4-3 2-3		C FF 90 S FF 91 F FF 91 D SL 85 B FF 91 B FF 91 S FF 90 3-3 ② K		3	0	1	0	1	1	2
28 J.D. Davis, R (1, 3) OBP: 0.158, SLG: 0.111		C SI 92 B SI 93 B D F S 3-3 ① K	B SI 91 F SI 90 B SI 90 S FF 91 C SI 90 2-3 ② K	B SI 91 F SI 90 B SI 90 S FF 91 C SI 90 2-3 ② K		C SI 85 X SI 84 0-1 E7 3-H 1B		D FF 87 S FF 90 S FF 89 S FF 91 1-3 ③ K		4	0	1	1	0	3	4
6 Jake Marisnick, R (1, 8) OBP: 0.179, SLG: 0.393		F CU 78 C FF 93 S FF 94 0-3 ② K	S FF 90 S FF 92 B FF 92 F FF 93 F FF 93 D CU 79 X FF 92 2-2 1-2 1B			B SI 88 F SL 75 B SL 76 B SI 87 C SI 87 X SI 87 3-2 ③ G6-3			L FF 95 B FF 95 S SL 89 S FF 96 1-3 ① K	4	0	1	0	0	2	3
21 Derek Fisher, L (1, 9) OBP: 0.192, SLG: 0.333		S FF 94 D CU 79 B SI 93 F FF 94 B FF 93 C FF 93 3-3 ③ K		X FF 93 0-0 ③ G3			L SI 86 B CH 77 S CH 75 X CH 76 1-2 ① G3		B SI 95 C CU 80 B SL 90 C SI 95 S CU 82 2-3 ② K	4	0	0	0	0	2	4
Inning Stats	R: 0 E: 0 K: 2 S: 11 H: 0 LOB: 1 BB: 1 P: 22	R: 0 E: 0 K: 3 S: 14 H: 1 LOB: 2 BB: 1 P: 24	R: 0 E: 0 K: 2 S: 12 H: 1 LOB: 1 BB: 0 P: 20	R: 0 E: 0 K: 1 S: 13 H: 1 LOB: 2 BB: 1 P: 24	R: 0 E: 0 K: 1 S: 7 H: 0 LOB: 0 BB: 1 P: 15	R: 1 E: 1 K: 0 S: 9 H: 2 LOB: 1 BB: 0 P: 15	R: 0 E: 0 K: 0 S: 9 H: 0 LOB: 0 BB: 0 P: 12	R: 1 E: 0 K: 2 S: 13 H: 2 LOB: 1 BB: 0 P: 20	R: 0 E: 0 K: 2 S: 9 H: 0 LOB: 0 BB: 0 P: 13	1B: 5 2B: 2 3B: 0 HR: 0 SF: 0 SAC: 0 DP: 0 HBP: 0						

TOP

Houston Astros @ Minnesota Twins

Target Field, Minneapolis, MN

Mon Apr 09 2018, 7:12 PM - 10:38 PM CDT

Att. 15,521 - Cloudy - 35 F

livebaseballscorecards.com

AB	33
R	2
H	7
RBI	2
BB	4
SO	13
LOB	18

PITCHER		IP	WLS	BF	H	R	ER	SO	BB	IBB	HBP	BLK	WP	HR	S	P	ERA	WHIP
31 Lance Lynn, R ERA: 5.0	(1, 1)	5.0		21	3	0	0	9	4	0	0	0	0	0	57	105	0.00	1.400
55 Taylor Rogers, L ERA: 2.25	(6, 1)	0.2	L	3	1	1	1	0	0	0	0	0	0	0	4	7	13.50	1.500
39 Trevor Hildenberger, R ERA: 3.38	(6, 1)	1.1		5	1	0	0	0	0	0	0	0	0	0	14	20	0.00	0.750
43 Addison Reed, R ERA: 1.42	(8, 1)	1.0		5	2	1	1	2	0	0	0	0	0	0	13	20	9.00	2.000
57 Ryan Pressly, R ERA:	(9, 1)	1.0		3	0	0	0	2	0	0	0	0	0	0	9	13	0.00	0.000

PITCHER	IP	WLS	BF	H	R	ER	SO	BB	IBB	HBP	BLK	WP	HR	S	P	ERA	WHIP

WP: 0	PA: 37																
PB: 0																	
SB: 0																	
CS: 1																	

Houston Astros @ Minnesota Twins

Target Field, Minneapolis, MN

Mon Apr 09 2018, 7:12 PM - 10:38 PM CDT

Att. 15,521 - Cloudy - 35 F

livebaseballscorecards.com

BOTTOM

Batter	1	2	3	4	5	6	7	8	9	AB	R	H	RBI	BB	SO	LOB
2 Brian Dozier, R (1, 4) OBP: 0.342, SLG: 0.657	F FF 93 X SL 86 0-1 ① G5-3		B FF 94 F FF 94 B FF 94 X CU 79 2-1 ③ F8			S FF 94 D SL 87 B SL 88 F SL 87 X SL 88 2-2 2-3 1B		C SI 93 B ST 82 B ST 82 F SI 92 S ST 82 2-3 ① K		4	0	1	0	0	1	1
7 Joe Mauer, L (1, 3) OBP: 0.500, SLG: 0.542	C FF 92 X FF 93 0-1 2B			B FF 92 C FF 93 F FF 93 B FC 90 B SL 87 B SL 87 4-2 20 FC5-6 BB		B SL 83 C FF 95 B FF 94 F FF 94 D CH 87 S FF 96 3-3 ① K		B ST 83 C ST 81 B KC 79 C ST 84 B ST 83 B SI 93 4-2 1-2 22 FC5 BB		2	0	1	0	2	1	2
22 Miguel Sanó, R (1, 5) OBP: 0.361, SLG: 0.645 16 Ehire Adrianza, S (8, PR) OBP: 0.200, SLG: 0.300 (9, 6)	B SL 84 B SL 86 C FF 94 F FF 95 B SL 87 S CU 79 3-3 ② K			B SL 86 C SL 85 D SL 86 1 SAFE F FF 93 B FF 96 C FF 95 3-3 ① K		B SL 88 C FF 96 C FF 96 S FF 96 1-3 ② K		C ST 82 B ST 82 S ST 83 B ST 84 B SI 93 F ST 81 X SI 93 3-2 1-2 2-3 FC5 20 G6-3		4 0	0 0	0 0	0 0	0 0	3 0	6 0
20 Eddie Rosario, L (1, 7) OBP: 0.250, SLG: 0.333	S SL 84 X FF 94 0-1 ③ G4-3			C SL 86 B FF 94 F FF 95 X FF 95 1-2 ② FC5-6 99 WP 1-2f		X FF 95 0-0 ③ P4		X CH 83 0-0 ② ③ G6-3 1-2f		4	0	0	0	0	0	7
99 Logan Morrison, L (1, 10) OBP: 0.154, SLG: 0.087		F FF 92 S FF 93 B SL 86 S SL 85 1-3 ① K		1 SAFE 1 SAFE 1 SAFE D SL 86 B CU 78 B FF 94 F FF 94 X FF 94 3-1 ③ P5 1-2			B FF 94 F FF 94 X SL 86 1-1 ① P6		B FF 92 F FF 92 B FF 94 F CH 80 X FF 94 2-2 ① P5	4	0	0	0	0	1	1
5 Eduardo Escobar, S (1, 6) OBP: 0.360, SLG: 0.708 (9, 5)		F FF 93 C FF 94 F SL 87 F FF 94 X FF 94 0-2 ② P5			C FF 92 B FF 93 S FF 95 B FF 96 F FF 94 B FF 96 F FF 95 C FF 96 3-3 ① K		B FF 93 X FF 93 1-0 ② L9		B FF 94 C FF 94 B CH 81 F CH 81 X FF 95 2-2 26 G3-1 2B	4	0	1	0	0	1	0
26 Max Kepler, L (1, 9) OBP: 0.387, SLG: 0.462		S FF 92 B FF 94 B FF 94 F FF 94 S CH 87 2-3 ③ K			S FF 94 F FF 95 B CU 79 B CU 80 B CU 78 S SL 86 3-3 ② K		C CU 78 B FF 95 X FF 94 1-1 1B		S CH 82 B FF 94 X CH 82 1-1 ② 2-3 G3-1	4	0	1	0	0	2	1
25 Byron Buxton, R (1, 8) OBP: 0.161, SLG: 0.194			B FF 93 B FF 93 C FF 93 F FF 94 X FF 96 2-2 ① G3-1		X FF 94 0-0 ③ F9		F SL 86 1 SAFE F SL 85 X SL 87 0-2 ③ L6		B SL 85 F SL 85 S FF 98 D FF 98 X FF 98 2-2 ③ G4-3	4	0	0	0	0	0	2
15 Jason Castro, L (1, 2) OBP: 0.273, SLG: 0.368			S FF 94 B SL 87 B SL 86 B FF 94 F FF 94 F FF 96 C FF 95 3-3 ② K			F FF 92 B FF 93 C SL 85 X SL 88 1-2 2 1B 2B		F FF 94 F FF 94 X SI 93 0-2 22 FC5 7 BB 1B		3	0	2	0	0	1	0

Inning Stats	1	2	3	4	5	6	7	8	9
	R: 0 E: 0 K: 1 S: 9 H: 1 LOB: 1 BB: 0 P: 12	R: 0 E: 0 K: 2 S: 11 H: 0 LOB: 0 BB: 0 P: 14	R: 0 E: 0 K: 1 S: 9 H: 0 LOB: 0 BB: 0 P: 16	R: 0 E: 0 K: 1 S: 10 H: 0 LOB: 1 BB: 1 P: 21	R: 0 E: 0 K: 2 S: 9 H: 0 LOB: 0 BB: 0 P: 15	R: 0 E: 0 K: 2 S: 13 H: 2 LOB: 2 BB: 0 P: 20	R: 0 E: 0 K: 0 S: 8 H: 1 LOB: 1 BB: 0 P: 11	R: 0 E: 0 K: 1 S: 13 H: 1 LOB: 3 BB: 1 P: 22	R: 0 E: 0 K: 0 S: 11 H: 1 LOB: 1 BB: 0 P: 18

	AB	33
	R	0
	H	6
	RBI	0
	BB	2
	SO	10
	LOB	20

	1B: 3	SF: 0	WP: 1	PA: 35
	2B: 3	SAC: 0	PB: 0	
	3B: 0	DP: 1	SB: 0	
	HR: 0	HBP: 0	CS: 0	

PITCHER		IP	WLS	BF	H	R	ER	SO	BB	IBB	HBP	BLK	WP	HR	S	P	ERA	WHIP
35 Justin Verlander, R ERA: 1.45	(1, 1)	7.0	W	26	4	0	0	9	1	0	0	0	1	0	69	109	0.00	0.714
41 Brad Peacock, R ERA:	(8, 1)	0.1	H	4	1	0	0	1	1	0	0	0	0	0	12	21	0.00	6.000
47 Chris Devenski, R ERA: 1.8	(8, 1)	1.1	H	4	1	0	0	0	0	0	0	0	0	0	9	14	0.00	0.750
53 Ken Giles, R ERA: 4.5	(9, 1)	0.1	S	1	0	0	0	0	0	0	0	0	0	0	3	5	0.00	0.000

PITCHER		IP	WLS	BF	H	R	ER	SO	BB	IBB	HBP	BLK	WP	HR	S	P	ERA	WHIP

Batter	1	2	3	4	5	6	7	8	9	AB	R	H	RBI	BB	SO	LOB
4 George Springer, R (1, 9) OBP: 0.273, SLG: 0.313	C SL 84 B FF 90 B FF 90 B FF 90 S FF 90 F FF 90 B FF 90 4-2 27 1B BB	S FF 92 1 SAFE T FF 92 F FF 91 F SL 84 S FS 86 0-3 ③ K	C FS 86 C CU 74 X FS 86 0-2 ③ G5-3	X FF 96 0-0 1B	F SI 94 C CH 82 D CH 83 F SI 95 X FF 96 1-2 ③ F8 1-2	4	0	1	0	1	1	4
2 Alex Bregman, R (1, 5) OBP: 0.340, SLG: 0.233	C SL 85 B SL 84 1 SAFE B FF 90 S SL 84 F FF 90 T CU 72 2-2 ① K	B SL 82 B FF 90 B FF 90 C FF 89 B FF 89 4-1 27 G5-3 BB	B SL 80 C SL 80 F FS 85 F SL 82 X FF 90 1-2 27 1B 1B	B SL 89 C CU 79 B SL 89 B SL 88 C FF 96 X CU 81 3-2 ③ F8		3	0	1	0	1	1	2
27 Jose Altuve, R (1, 10) OBP: 0.412, SLG: 0.413	1 SAFE C FF 89 B FS 84 S SL 84 D FS 84 X FF 90 2-2 1 G6-4-3 1-2 1B	X FS 86 0-0 ① G5-3 1-2	B SL 84 1 SAFE B SL 82 C FF 90 X FF 90 2-1 ① 1 G6-4-3 1-2 1B	C SI 87 L CH 83 F CU 73 B SL 78 X SI 88 1-2 ① F8		4	0	2	0	0	0	1
1 Carlos Correa, R (1, 6) OBP: 0.333, SLG: 0.568	X FF 91 0-0 G6-4-3 1-2f	C CU 72 B SL 81 T FS 85 X CU 73 1-2 ② P3	1 SAFE C SL 84 B SL 82 F SL 81 B FS 85 X FS 86 2-2 ②③ G6-4-3 1-2f	B CH 83 C CH 82 B SI 88 X SI 87 2-1 ② G1-3		4	0	0	0	0	0	4
22 Josh Reddick, L (1, 7) OBP: 0.471, SLG: 0.667 11 Evan Gattis, R (8, PH) OBP: 0.316, SLG: 0.333 21 Derek Fisher, L (8, 7) OBP: 0.192, SLG: 0.333	B FF 88 B FS 84 B FF 89 C FF 89 F FF 89 B FF 90 4-2 28 BB 6 1B BB	B CU 71 C CU 72 B FS 85 B FS 85 B FF 91 4-1 BB	F FF 90 X FF 90 0-1 ① G3-1	B SI 88 B CH 84 C SL 78 B CH 83 F SI 88 H CU 75 4-2 HBP		1 0 0	1 0 0	0 0 0	0 0 0	2 0 0	0 0 0	0 0 0
9 Marwin Gonzalez, S (1, 4) OBP: 0.298, SLG: 0.333	B FS 85 C FF 91 B FS 84 X FF 91 2-1 ① F8	C CU 72 C FF 92 X FF 91 0-2 ③ P6	B CU 70 C FF 90 C CU 72 X FF 91 1-2 ② L4	C SI 88 X SI 88 0-1 ③ G2-3		4	0	0	0	0	0	4
16 Brian McCann, L (1, 2) OBP: 0.419, SLG: 0.308	C CU 73 1 SAFE X FS 84 0-1 ② F9	C FF 91 X FF 90 0-1 ① P6	C CU 70 C CU 72 B FF 91 S FF 91 1-3 ③ K	C SI 90 C SI 91 B FF 94 C SI 93 1-3 ① K		4	0	0	0	0	2	1
28 J.D. Davis, R (1, 3) OBP: 0.261, SLG: 0.190	C SL 84 B FF 89 D SL 82 B FF 91 F FF 91 B FS 85 4-2 6 1B 1-2 BB	X FF 91 0-0 1B	X FF 96 0-0 ① F9	C SI 92 F SI 93 F FF 96 X SI 94 0-2 6 FC4-6 1B		3	0	2	0	1	0	0
6 Jake Marisnick, R (1, 8) OBP: 0.188, SLG: 0.375	B SL 83 B SL 84 B FF 90 C FF 90 X FF 92 3-1 1-3 2-H 1B	L FS 84 S FS 85 D FS 86 S FS 86 1-3 ② K	C FF 96 X SI 94 0-1 ② F8	B SI 94 B SI 93 C SI 93 F SI 94 D CH 84 X SI 94 3-2 ② FC4-6 4 DI 1-2f		4	0	1	1	0	1	2
Inning Stats	R: 0 E: 0 K: 1 S: 11 H: 1 LOB: 1 BB: 1 P: 19	R: 1 E: 0 K: 1 S: 15 H: 1 LOB: 2 BB: 2 P: 28	R: 0 E: 0 K: 0 S: 9 H: 0 LOB: 2 BB: 2 P: 18	R: 0 E: 0 K: 1 S: 9 H: 1 LOB: 1 BB: 0 P: 10	R: 0 E: 0 K: 0 S: 9 H: 2 LOB: 0 BB: 0 P: 14	R: 0 E: 0 K: 1 S: 8 H: 0 LOB: 0 BB: 0 P: 10	R: 0 E: 0 K: 0 S: 7 H: 1 LOB: 1 BB: 0 P: 10	R: 0 E: 0 K: 0 S: 10 H: 0 LOB: 1 BB: 0 P: 17	R: 0 E: 0 K: 1 S: 14 H: 1 LOB: 1 BB: 0 P: 19	1B: 7 2B: 0 3B: 0 HR: 0 SF: 0 SAC: 0 DP: 2 HBP: 1							

PITCHER	IP	WLS	BF	H	R	ER	SO	BB	IBB	HBP	BLK	WP	HR	S	P	ERA	WHIP
12 Jake Odorizzi, R (1, 1) ERA: 2.2	6.0	W	25	5	1	1	4	5	0	0	0	0	0	61	99	1.50	1.667
57 Ryan Pressly, R (7, 1) ERA:	1.0	H	4	1	0	0	0	0	0	0	0	0	0	7	10	0.00	1.000
32 Zach Duke, L (8, 1) ERA: 12.27	1.0	H	4	0	0	0	0	0	0	1	0	0	0	10	17	0.00	0.000
56 Fernando Rodney, R (9, 1) ERA: 2.45	1.0	S	4	1	0	0	1	0	0	0	0	0	0	14	19	0.00	1.000

PITCHER	IP	WLS	BF	H	R	ER	SO	BB	IBB	HBP	BLK	WP	HR	S	P	ERA	WHIP

TOP

Houston Astros @ Minnesota Twins

Target Field, Minneapolis, MN

Tue Apr 10 2018, 7:13 PM - 10:32 PM CDT

Att. 15,500 - Partly Cloudy - 39 F

livebaseballscorecards.com

AB	31
R	1
H	7
RBI	1
BB	5
SO	5
LOB	18

WP: 0 PA: 37
PB: 0
SB: 0
CS: 0

BOTTOM

Houston Astros @ Minnesota Twins

Target Field, Minneapolis, MN

Tue Apr 10 2018, 7:13 PM - 10:32 PM CDT

Att. 15,500 - Partly Cloudy - 39 F

livebaseballscorecards.com

Batter	1	2	3	4	5	6	7	8	9	AB	R	H	RBI	BB	SO	LOB
2 Brian Dozier, R (1, 4) OBP: 0.419, SLG: 0.667	C SI 89 X CH 80 0-1 22 G4-3 7 BB 5 SF9 1B	B SL 78 B SL 78 D SI 89 B SI 88 4-0 7 BB 1-2 2-3 BB		F SI 89 S FC 86 F CH 81 B SL 81 B FC 86 F CH 80 B SL 80 B SI 89 4-2 22 1B BB		B CU 75 B CU 74 B FC 88 C FF 91 B ST 80 4-1 7 1B BB		B SL 80 B SL 79 B SI 87 B SI 87 4-0 7 1B 1-2 BB		1	1	1	0	4	0	0
7 Joe Mauer, L (1, 3) OBP: 0.543, SLG: 0.556	B SI 88 B SI 88 C SI 89 B SI 89 B SI 89 4-1 5 SF9 22 G4-3 36 2B 1-2 BB	C SL 78 B SL 80 B SL 80 B SI 89 B SI 88 4-1 5 FC5-4 1-2 2-3 3-H BB		C SI 90 B SI 88 B SL 79 F SI 88 F SI 89 C SL 80 2-3 K ②		B FF 92 B ST 80 X FF 92 2-0 1-2 1B		C SI 79 X SL 79 0-1 1-3 2-H 1B		3	1	2	2	2	1	1
22 Miguel Sanó, R (1, 5) OBP: 0.341, SLG: 0.583	B CH 80 S FC 84 B CH 79 C FC 86 F FF 91 D SL 81 F FF 88 X SI 89 3-2 G4-3 ① 1-2 2-3	S CH 80 F FC 87 B FF 90 F SI 90 D CH 80 S SL 82 2-3 K ②		T CH 80 B SI 89 B FC 86 X SI 87 2-1 1-2 1B		B ST 82 C ST 80 D CU 77 C FF 92 S ST 80 2-3 K ③		F FF 88 S SL 79 F SL 78 S SL 79 0-3 K ③		5	0	1	0	0	3	9
5 Eduardo Escobar, S (1, 6) OBP: 0.310, SLG: 0.630	X FC 87 0-0 SF9 ② 2-3 3-H	C SL 78 C FF 89 X FC 86 0-2 FC5-4 ③ 1-2f		F SI 89 B SL 80 T FC 87 D SI 90 F FC 86 S SL 81 2-3 K2-3 ③			C FF 96 F SI 96 X SL 83 0-2 L9 ①			3	0	0	1	0	1	5
36 Robbie Grossman, S (1, 9) OBP: 0.143, SLG: 0.214 (7, 7) 20 Eddie Rosario, L (8, 7) OBP: 0.250, SLG: 0.333	C SI 89 B SI 89 S SL 80 F FF 90 B CH 81 F FC 87 X SL 80 2-2 3-H 2B	X SI 86 0-0 G5-3 ①			C FF 93 B CU 74 F CU 76 B FF 93 S FF 93 2-3 K ①		F SL 84 F SL 82 B FF 96 F FF 95 C FF 96 1-3 K ②			4 0	0 0	1 0	1 0	0 0	2 0	0 0
99 Logan Morrison, L (1, 10) OBP: 0.167, SLG: 0.111	B SI 90 B SI 90 C SI 90 F SL 80 D SI 91 X SI 90 3-2 G6-3 ③	X SI 88 0-0 25 FC6-4 1B			S CU 77 B FF 93 B CU 79 S CU 77 F FF 93 F FF 93 F CU 78 F ST 83 F ST 80 2-2 T FF 93 K ②		B FF 96 C FF 96 B FF 96 X SL 84 2-1 G1-3 ③			4	0	1	0	0	1	1
23 Mitch Garver, R (1, 2) OBP: 0.250, SLG: 0.455		B SI 87 C SI 87 X SI 88 1-1 2 BB 25 1B 7 BB 1B	C SI 87 F FC 85 D SL 80 F CH 79 B SI 89 F SL 79 C SI 89 2-3 K ②		C FF 93 B FF 94 B ST 83 C ST 81 B FF 94 C ST 81 3-3 K ③			B SI 86 B SI 86 B SI 87 C FF 87 F SI 86 B SI 88 4-2 2 BB 7 1B BB		3	2	1	0	1	2	1
25 Byron Buxton, R (1, 8) OBP: 0.171, SLG: 0.200		B FC 85 B SI 88 C CH 80 F SL 79 F SI 89 B CH 80 F FC 86 X FF 91 3-2 7 BB 2 BB 1-2 1B	X SI 88 0-0 FC6-4 ③ 1-2f			F FF 91 F FF 93 F ST 82 C FF 92 0-3 K ①		B SL 78 S SL 78 X FF 88 1-1 L9 ①		4	0	1	0	0	1	2
24 Ryan LaMarre, R (1, 7) OBP: 0.500, SLG: 0.500 26 Max Kepler, L (6, PH) OBP: 0.364, SLG: 0.429 (7, 9)		B SI 88 S SI 88 C SL 79 S SL 80 1-3 K ①		F SI 86 B SI 89 S SL 78 B SL 81 S CH 80 2-3 K ①		F CU 76 B FF 93 X FF 92 1-1 F7 ②		C SL 78 S FF 88 X FF 88 0-2 F9 ②		2 2	0 0	0 0	0 0	0 0	2 0	2 1
Inning Stats	R: 2 E: 0 K: 0 S: 17 H: 2 LOB: 1 BB: 1 P: 29	R: 1 E: 0 K: 2 S: 18 H: 2 LOB: 3 BB: 2 P: 33	R: 0 E: 0 K: 1 S: 8 H: 1 LOB: 1 BB: 0 P: 10	R: 0 E: 0 K: 3 S: 17 H: 1 LOB: 2 BB: 1 P: 29	R: 0 E: 0 K: 3 S: 14 H: 0 LOB: 0 BB: 0 P: 21	R: 0 E: 0 K: 2 S: 11 H: 1 LOB: 2 BB: 1 P: 20	R: 0 E: 0 K: 1 S: 9 H: 0 LOB: 0 BB: 0 P: 12	R: 1 E: 0 K: 1 S: 13 H: 1 LOB: 2 BB: 2 P: 22		1B: 7 2B: 1 3B: 0 HR: 0 SF: 1 SAC: 0 DP: 0 HBP: 0						

	AB	31
	R	4
	H	8
	RBI	4
	BB	7
	SO	13
	LOB	22

	WP: 0	PA: 39
	PB: 0	
	SB: 0	
	CS: 0	

PITCHER		IP	WLS	BF	H	R	ER	SO	BB	IBB	HBP	BLK	WP	HR	S	P	ERA	WHIP
60 Dallas Keuchel, L ERA: 4.2	(1, 1)	4.0	L	22	6	3	3	6	4	0	0	0	0	0	60	101	6.75	2.500
31 Collin McHugh, R ERA: 1.35	(5, 1)	2.0		8	1	0	0	5	1	0	0	0	0	0	25	41	0.00	1.000
30 Héctor Rondón, R ERA:	(7, 1)	1.0		3	0	0	0	1	0	0	0	0	0	0	9	12	0.00	0.000
38 Joe Smith, R ERA: 6.75	(8, 1)	1.0		6	1	1	1	1	2	0	0	0	0	0	13	22	9.00	3.000

PITCHER	IP	WLS	BF	H	R	ER	SO	BB	IBB	HBP	BLK	WP	HR	S	P	ERA	WHIP

Houston Astros @ Minnesota Twins

Target Field, Minneapolis, MN

Wed Apr 11 2018, 12:12 PM - 3:45 PM CDT

Att. 15,438 - Partly Cloudy - 44 F

livebaseballscorecards.com

Batter	1	2	3	4	5	6	7	8	9	AB	R	H	RBI	BB	SO	LOB
4 George Springer, R (1, 8) OBP: 0.279, SLG: 0.288	B FF 92 T SI 92 B SL 85 B SI 93 S SI 93 B SI 92 4-2 2 1B 1 SF8 BB	B SI 93 B SI 93 C SI 93 B FF 94 B SI 94 4-1 1-2 2-3 BB			C CU 81 F SL 83 B SI 92 S CH 85 1-3 ① K	C SL 77 X SL 78 0-1 ① G5-3	D SL 84 B FF 90 F FF 89 F SL 82 B FF 90 X FF 89 3-2 ③ F7		X SI 95 0-0 ② FC3-4 1-2f 2-H 3-H	4	1	0	1	2	1	4
2 Alex Bregman, R (1, 5) OBP: 0.373, SLG: 0.367	B SI 91 C SI 91 X CU 78 1-1 1 SF8 27 G1-3 1-3 1B	C SI 92 C SI 93 D CU 81 S SI 93 1-3 ③ K			C FF 91 C SI 93 B SL 85 F CH 86 B FF 93 B SI 93 X SI 92 3-2 27 1B 2B	C SL 78 C SL 79 X CH 75 0-2 HR		X FF 88 0-0 1B	F SI 95 B SI 96 C SI 95 B SI 96 B SI 95 X SI 95 3-2 ③ L7	6	2	4	1	0	1	4
27 Jose Altuve, R (1, 4) OBP: 0.393, SLG: 0.392	X SI 92 0-0 ① G1-3 1-2		C SI 91 X SI 91 0-1 ① F8		X CU 79 0-0 22 1B 1 1B 11 1B 2-H 1B	F SI 88 X SL 79 0-1 ② G6-3		X FF 85 0-0 F9	5	1	1	1	0	0	3
1 Carlos Correa, R (1, 6) OBP: 0.340, SLG: 0.561	C FF 92 B FF 93 X CH 84 1-1 ② SF8 2-3 3-H		B FF 93 C SI 91 C SI 93 B FF 91 X SI 93 2-2 22 G3-6-1 1B		B SI 91 C SI 92 B SI 92 B SI 92 X FF 92 3-1 22 1B 11 1B 1-2 1B	B SL 80 F SI 89 F SL 77 T FF 92 1-2 ③ K		B SI 89 S FF 89 F SI 89 X FF 89 1-2 ② P4	4	1	2	1	0	1	1
22 Josh Reddick, L (1, 9) OBP: 0.462, SLG: 0.613	B FF 92 X FF 92 1-0 ③ P5		B FF 89 B FF 91 C CH 84 X SI 91 2-1 ② ③ G3-6-1 1-2f		B FF 93 B CH 84 F FF 92 X FF 92 2-1 11 1B 12 1B 1-2 2-3 1B		B SI 87 B SI 86 F SI 87 B CU 73 C SI 87 B SI 87 4-2 28 BB 12 HBP BB	C FF 90 D SL 85 F SL 82 X FF 90 1-2 ③ P4	4	1	1	0	1	0	3
11 Evan Gattis, R (1, 10) OBP: 0.326, SLG: 0.342		C SI 91 B CU 80 B SL 84 X SI 92 2-1 ① F9		B SI 91 F SI 91 X SI 92 1-1 ① F7	X SI 87 0-0 12 1B 1-3 2-H 3-H 1B		C FF 87 F CH 82 F CU 73 D SL 77 C CU 72 1-3 ① K		F SI 92 C CH 80 X FF 94 0-2 9 BB 28 1B 4 FC3-4 1B	5	1	2	2	0	1	1
12 Max Stassi, R (1, 2) OBP: 0.455, SLG: 0.632		F SI 92 C SI 92 B SI 92 S CU 80 1-3 ② K		C CU 79 B CU 80 F SI 91 S SL 84 1-3 ② K	B SL 76 F SI 86 B SL 77 X SL 76 2-1 1-2 3-H 1B		C FF 86 D CU 72 C FF 86 H CU 74 2-2 28 BB 1-2 HBP		S SI 92 F SI 92 C SI 95 0-3 ① K	4	0	1	1	0	3	1
28 J.D. Davis, R (1, 3) OBP: 0.357, SLG: 0.250		B FF 92 F SI 92 B SI 93 F SI 92 X SI 93 2-2 4 BB 21 BB 1B		B FF 93 S SL 84 S SI 93 B CH 85 B CU 80 B FF 92 4-2 BB	C SI 86 X SI 86 0-1 ② F7		F FF 86 F FF 86 B FF 87 B SI 88 D CU 74 F SI 88 D SL 78 4-2 1-2 2-3 BB		B SI 92 X CH 82 1-0 9 BB 4 E 1-2 1B	3	1	2	0	2	0	2
21 Derek Fisher, L (1, 7) OBP: 0.207, SLG: 0.308 6 Jake Marisnick, R (7, PH) OBP: 0.188, SLG: 0.375 9 Marwin Gonzalez, S (7, PH) OBP: 0.306, SLG: 0.325 (7, 7)		C FF 91 D CU 80 B FF 92 B FF 91 F FF 92 B SI 91 4-2 4 BB 1-2 BB		B FF 92 X CU 79 1-0 ③ G3	S SI 88 B CH 75 B SI 88 X CH 75 2-1 ③ G6-3		F FF 88 T SL 83 S SL 82 0-3 ② K		C CH 83 S CH 84 B CH 84 B FF 96 B CH 83 B SI 96 4-2 4 FC3-4 1-2 2-3 BB	2 0 1	0 0 0	0 0 0	0 0 0	1 0 1	0 0 1	3 0 3

Inning Stats																								
	R: 1	H: 1	R: 0	H: 1	R: 0	H: 1	R: 0	H: 0	R: 4	H: 6	R: 1	H: 1	R: 0	H: 0	R: 0	H: 1	R: 2	H: 2	1B: 11	SF: 1	WP: 0	PA: 47
	E: 0	LOB: 1	E: 0	LOB: 3	E: 0	LOB: 0	K: 1	LOB: 1	E: 0	LOB: 2	E: 0	LOB: 0	E: 0	LOB: 3	E: 0	LOB: 1	E: 1	LOB: 1	2B: 1	SAC: 0	PB: 0	
	K: 0	BB: 1	K: 2	BB: 2	K: 1	BB: 1	S: 8	P: 15	S: 19	P: 32	K: 1	BB: 0	K: 2	BB: 2	K: 0	BB: 0	K: 1	BB: 1	3B: 0	DP: 1	SB: 0	
	S: 8	P: 15	S: 14	P: 28	S: 7	P: 11					S: 10	P: 11	S: 17	P: 31	S: 8	P: 10	S: 13	P: 21	HR: 1	HBP: 1	CS: 0	

PITCHER		IP	WLS	BF	H	R	ER	SO	BB	IBB	HBP	BLK	WP	HR	S	P	ERA	WHIP
44 Kyle Gibson, R ERA: 3.68	(1, 1)	4.1		23	7	5	5	4	4	0	0	0	0	0	49	90	10.38	2.538
39 Trevor Hildenberger, R ERA: 3.86	(5, 1)	1.2		8	3	1	1	1	0	0	0	0	0	1	17	22	5.40	1.800
32 Zach Duke, L ERA: 11.25	(7, 1)	0.1	H	4	0	0	0	1	2	0	1	0	0	0	11	22	0.00	6.000
43 Addison Reed, R ERA: 1.13	(7, 1)	1.2	H	6	1	0	0	1	0	0	0	0	0	0	14	19	0.00	0.600
56 Fernando Rodney, R ERA: 3.86	(9, 1)	1.0	W	6	2	2	1	1	1	0	0	0	0	0	13	21	9.00	3.000

PITCHER	IP	WLS	BF	H	R	ER	SO	BB	IBB	HBP	BLK	WP	HR	S	P	ERA	WHIP

AB	38
R	8
H	13
RBI	7
BB	7
SO	8
LOB	25

Houston Astros @ Minnesota Twins

Target Field, Minneapolis, MN

Wed Apr 11 2018, 12:12 PM - 3:45 PM CDT

Att. 15,438 - Partly Cloudy - 44 F

BOTTOM

livebaseballscorecards.com

Batter	1	2	3	4	5	6	7	8	9	AB	R	H	RBI	BB	SO	LOB
2 Brian Dozier, R (1, 4) OBP: 0.396, SLG: 0.610	C SI 93 B SI 94 X KC 87 1-1 G4-3 ① L SI 96 B SI 96 B SI 96 C KC 88 S KC 92 2-3 K ③			B KC 89 C SI 94 X SI 95 1-1 7 BB, 20 3B, 1B 1-3 3-H	C CH 80 D CH 81 B FF 92 X SL 80 2-1 G2-3 ① 1-2 2-3			C SI 93 B ST 80 B ST 82 F SI 93 C SI 93 2-3 K ①		5	1	1	1	0	2	3
7 Joe Mauer, L (1, 10) OBP: 0.525, SLG: 0.516	B SI 94 F SI 95 B SI 96 X KC 87 2-1 5 BB, 20 BB, 1B		C SI 93 B CH 88 S CH 88 S KC 89 1-3 K ① C KC 86 B CH 88 F KC 88 B CH 87 B KC 90 F KC 89 X KC 89 3-2 G3-1 ②	C KC 89 D CH 87 D CH 88 B KC 88 B KC 87 4-1 20 3B, BB 1-2	B FF 92 C CH 80 F CH 81 S SL 81 1-3 K ② C CH 81 B FF 94 F SL 81 D CH 82 S FF 95 2-3 K ③			B KC 79 B FF 93 C FF 94 X FF 93 2-1 G3-1 ② B SI 94 B ST 82 X FF 93 2-0 F7 ③		4	1	1	0	1	2	2
20 Eddie Rosario, L (1, 7) OBP: 0.270, SLG: 0.382	B KC 86 B KC 86 B KC 87 B FF 93 4-0 5 BB, BB 1-2			B KC 90 F KC 88 F KC 90 B KC 89 X KC 89 2-2 99 1B, 3B 1-H 2-H 3-H						4	1	1	3	1	1	2
99 Logan Morrison, L (1, 3) OBP: 0.200, SLG: 0.129	X KC 87 0-0 L3 ②		B SI 96 B SI 96 B KC 87 B SI 93 4-0 BB	B SI 93 F SI 94 F KC 90 F SI 95 X KC 90 1-2 26 HR, 1B 3-H		S FC 92 F CU 81 F FC 92 X FC 93 0-2 G4-3 ①			B FF 94 F FF 93 F ST 82 B ST 83 F FF 93 F FF 94 F ST 83 S ST 81 2-3 K ①	4	1	1	1	1	1	2
5 Eduardo Escobar, S (1, 5) OBP: 0.294, SLG: 0.548	C SI 95 B SI 95 B SI 96 B KC 89 B SI 95 4-1 1-2, 2-3, BB		B SI 93 F SI 93 C KC 88 S KC 88 1-3 K ③	X KC 88 0-0 F7 ②		B CU 81 C FC 92 X FC 92 1-1 F7 ②			B FF 94 F FF 93 S ST 82 B FF 93 F ST 80 X FF 93 2-2 G4-3 ②	4	0	0	0	1	1	2
26 Max Kepler, L (1, 9) OBP: 0.395, SLG: 0.625	S KC 90 D KC 89 X KC 88 1-1 G6-3 ③			16 1B, 25 BB, BB 2-1 1-H, HR		C FC 92 F FC 91 B FC 91 B FC 92 S CU 81 2-3 K ③			S FF 94 B FF 94 B ST 82 F FF 94 B FF 95 F ST 82 X ST 83 3-2 HR	4	3	2	3	1	1	3
25 Byron Buxton, R (1, 8) OBP: 0.205, SLG: 0.237		F SI 93 X SI 94 0-1 15 WP, 2B		16 1B, 2 1B, BB 1-2 G6-3			B SL 86 S FF 95 F FF 96 C FF 96 1-3 K ①			3	1	1	0	1	1	0
15 Jason Castro, L (1, 2) OBP: 0.269, SLG: 0.348		B SI 93 B SI 93 C KC 86 F KC 88 B KC 88 C KC 88 3-3 K ① 2-3		F KC 87 S KC 88 S KC 88 0-3 K ①	C FF 92 B SL 85 X FF 92 1-1 2 G2-3, 16 BB, 1B		X FF 96 0-0 G6-3 ②			4	0	1	0	0	2	3
16 Ehire Adrianza, S (1, 6) OBP: 0.286, SLG: 0.308		B SI 96 B SI 95 C KC 88 S KC 88 F KC 87 F SI 95 S KC 90 2-3 K ②		B SI 95 X KC 87 1-0 2 1B, 20 3B, 1B 1-3 2-H	B FF 92 D CH 87 C FF 93 B SI 92 C FF 94 B FF 93 4-2 2 G2-3, BB 1-2		B FF 96 X FF 95 1-0 L8 ③			3	1	1	1	1	1	1

Inning Stats	1	2	3	4	5	6	7	8	9
	R: 0 E: 0 K: 0 S: 8	R: 0 E: 0 K: 3 S: 13	R: 0 E: 0 K: 2 S: 10	R: 8 E: 0 K: 1 S: 21	R: 0 E: 0 K: 2 S: 12	R: 0 E: 0 K: 1 S: 9	R: 0 E: 0 K: 1 S: 5	R: 0 E: 0 K: 1 S: 6	R: 1 E: 0 K: 1 S: 14
	H: 1 LOB: 3 BB: 2 P: 20	H: 1 LOB: 1 BB: 0 P: 20	H: 0 LOB: 1 BB: 1 P: 19	H: 5 LOB: 0 BB: 3 P: 42	H: 1 LOB: 2 BB: 1 P: 22	H: 0 LOB: 0 BB: 0 P: 12	H: 0 LOB: 0 BB: 0 P: 7	H: 0 LOB: 0 BB: 0 P: 12	H: 1 LOB: 0 BB: 0 P: 21

1B: 5	SF: 0
2B: 1	SAC: 0
3B: 1	DP: 0
HR: 2	HBP: 0
WP: 1	PA: 42
PB: 0	
SB: 0	
CS: 0	

AB	35
R	9
H	9
RBI	9
BB	7
SO	12
LOB	18

PITCHER		IP	WLS	BF	H	R	ER	SO	BB	IBB	HBP	BLK	WP	HR	S	P	ERA	WHIP
43 Lance McCullers Jr., R ERA: 7.71	(1, 1)	3.2		24	7	8	8	6	6	0	0	0	1	1	48	95	19.64	3.545
51 James Hoyt, R ERA:	(4, 1)	0.1		3	1	0	0	0	1	0	0	0	0	0	8	15	0.00	6.000
47 Chris Devenski, R ERA: 1.5	(5, 1)	1.0		3	0	0	0	2	0	0	0	0	0	0	8	13	0.00	0.000
36 Will Harris, R ERA: 1.59	(6, 1)	1.0		3	0	0	0	1	0	0	0	0	0	0	9	12	0.00	0.000
30 Héctor Rondón, R ERA:	(7, 1)	1.0		3	0	0	0	1	0	0	0	0	0	0	5	7	0.00	0.000

PITCHER		IP	WLS	BF	H	R	ER	SO	BB	IBB	HBP	BLK	WP	HR	S	P	ERA	WHIP
41 Brad Peacock, R ERA: 1.13	(8, 1)	1.2	L	6	1	1	1	2	0	0	0	0	0	1	20	33	5.40	0.600

Batter	1	2	3	4	5	6	7	8	9	AB	R	H	RBI	BB	SO	LOB
10 Yoán Moncada, S (1, 4) OBP: 0.298, SLG: 0.306	F FF 93 C FF 94 F FF 94 C SV 83 0-3 ① K		F SI 95 B CH 86 F CH 85 S SI 94 1-3 ③ K			F SV 84 X SI 94 0-1 ② F7			C FF 90 C CH 81 C FF 91 0-3 ① K	4	0	0	0	0	3	0
26 Avisaíl García, R (1, 9) OBP: 0.273, SLG: 0.365	C SI 93 F SV 82 F SV 83 F SI 94 F SV 84 B SV 84 B SV 85 B SI 95 X SI 95 3-2 ② G6-3			S SV 82 F SI 93 H FF 94 1-2 79 G6-4-3 HBP		F SV 82 B CH 85 B SI 92 S SV 83 B FF 94 C SI 94 3-3 ③ K			C FF 91 S CH 82 X FF 92 0-2 ② L1	3	0	0	0	0	1	0
79 José Abreu, R (1, 3) OBP: 0.333, SLG: 0.479	C FF 94 S SV 84 F SI 94 B SV 83 F FF 94 S SV 84 1-3 ③ K			S FF 94 X SI 94 0-1 ①② G6-4-3 1-2f C SV 83 X SV 83 0-1 ③ F8			C SV 82 F SI 93 B SV 83 S SV 84 1-3 ① K C FF 95 F SV 83 S FF 93 0-3 ② K		F FF 91 X CH 86 0-1 E5 24 DI B FF 90 C CH 79 D SL 78 X CH 80 2-1 ③ P3 1-2	4	0	0	0	0	2	1
24 Matt Davidson, R (1, 10) OBP: 0.375, SLG: 0.632		C FF 94 T FF 94 B SV 83 S SV 84 1-3 ① K								4	0	0	0	0	2	1
30 Nicky Delmonico, L (1, 7) OBP: 0.410, SLG: 0.406		B FF 93 F FF 94 X FF 95 1-1 ② P5			C FF 93 S SV 82 S SV 83 0-3 ① K		F FF 94 B CH 86 C SV 82 F SV 83 F SV 83 B FF 94 X SV 83 2-2 5 FC4-6 1B			3	0	1	0	0	1	0
5 Yolmer Sánchez, S (1, 5) OBP: 0.341, SLG: 0.500		S FF 95 B FF 95 F CH 87 B FF 96 X SV 84 2-2 1B			C SV 81 F CH 85 F SI 95 B FF 94 B CH 86 F FF 95 F SI 95 X CH 85 2-2 ② G4-3		B CH 84 X CH 83 1-0 ③ FC4-6 1-2f			3	0	1	0	0	0	1
7 Tim Anderson, R (1, 6) OBP: 0.327, SLG: 0.489		1 SAFE X SV 82 0-0 ③ F9			B FF 94 B FF 95 C SI 94 B SV 84 X SI 94 3-1 1B			S FF 95 X SL 90 0-1 ① G6-3		3	0	1	0	0	0	1
38 Omar Narváez, L (1, 2) OBP: 0.316, SLG: 0.313			F FF 94 C SV 83 C FF 95 0-3 ① K		T SI 92 1 SAFE 1 SAFE B SI 94 F CH 84 X SI 94 1-2 ③ G1-3			B FF 96 S CU 81 C SL 90 F CU 83 F SL 87 X FF 96 1-2 ② G6-3		3	0	0	0	0	1	1
15 Adam Engel, R (1, 8) OBP: 0.278, SLG: 0.172			B FF 94 C FF 94 T SV 83 S SV 84 1-3 ② K			L FF 92 S SV 83 B SV 84 B SV 82 C FF 94 2-3 ① K		C FF 96 B SI 95 C CU 82 F FF 98 F SL 87 B FF 97 F FF 96 T SL 91 2-2 ③ K		3	0	0	0	0	3	0
Inning Stats	R: 0 E: 0 K: 2 S: 15 H: 0 LOB: 0 BB: 0 P: 19	R: 0 E: 0 K: 1 S: 9 H: 1 LOB: 1 BB: 0 P: 13	R: 0 E: 0 K: 3 S: 9 H: 0 LOB: 0 BB: 0 P: 11	R: 0 E: 0 K: 0 S: 6 H: 0 LOB: 0 BB: 0 P: 7	R: 0 E: 0 K: 1 S: 14 H: 1 LOB: 1 BB: 0 P: 20	R: 0 E: 0 K: 2 S: 8 H: 0 LOB: 0 BB: 0 P: 13	R: 0 E: 0 K: 2 S: 12 H: 1 LOB: 1 BB: 0 P: 16	R: 0 E: 0 K: 1 S: 13 H: 0 LOB: 0 BB: 0 P: 16	R: 0 E: 1 K: 1 S: 10 H: 0 LOB: 1 BB: 0 P: 12	1B: 3 2B: 0 3B: 0 HR: 0 SF: 0 SAC: 0 DP: 1 HBP: 1						

TOP

Chicago White Sox @ Minnesota Twins

Target Field, Minneapolis, MN

Thu Apr 12 2018, 7:12 PM - 10:06 PM CDT

Att. 15,474 - Cloudy - 47 F

livebaseballscorecards.com

AB	30
R	0
H	3
RBI	0
BB	0
SO	13
LOB	5

PITCHER		IP	WLS	BF	H	R	ER	SO	BB	IBB	HBP	BLK	WP	HR	S	P	ERA	WHIP	PITCHER	IP	WLS	BF	H	R	ER	SO	BB	IBB	HBP	BLK	WP	HR	S	P	ERA	WHIP
17 José Berríos, R ERA: 2.18	(1, 1)	7.0	W	24	3	0	0	11	0	0	1	0	0	0	73	99	0.00	0.429																	
57 Ryan Pressly, R ERA:	(8, 1)	1.0		3	0	0	0	1	0	0	0	0	0	0	13	16	0.00	0.000																	
58 Gabriel Moya, L ERA: 5.4	(9, 1)	1.0		4	0	0	0	1	0	0	0	0	0	0	10	12	0.00	0.000																	

Batter	1	2	3	4	5	6	7	8	9	AB	R	H	RBI	BB	SO	LOB
2 Brian Dozier, R (1, 4) OBP: 0.385, SLG: 0.600	C FF 90 B SI 91 B SL 81 F FF 92 F FF 92 X SL 83 2-2 ① P3		F SL 85 B SL 84 X FF 92 1-1 FC6 7 1B 3-H		B FF 89 C SL 80 X SL 80 1-1 ① G6-3		C SL 81 X SL 82 0-1 7 1B 1-3 2B			4	2	1	1	0	0	0
7 Joe Mauer, L (1, 3) OBP: 0.545, SLG: 0.529	B FF 91 C SI 91 B CH 81 B FF 92 B FF 90 4-1 22 2B BB		B FF 90 B FF 89 C FF 92 X CH 80 2-1 2-H 1B		B FF 91 C FF 89 C FF 90 S CU 78 1-3 ② K		B SI 94 F SI 94 F FF 93 F SI 95 D SL 85 X SI 94 2-2 2-H 3-H 1B			3	0	2	3	1	1	0
22 Miguel Sanó, R (1, 5) OBP: 0.333, SLG: 0.575	B FF 92 B CH 80 F FF 91 X FF 92 2-1 20 G3-6 1-3 2B		C SL 84 F CU 79 B FF 91 S SL 83 1-3 ② K		C SL 81 B CU 77 S SL 82 B SL 81 X FF 88 2-2 ③ P6		B SI 94 C SI 94 F SI 93 B SL 85 T SI 94 2-2 ② K			4	0	1	0	0	2	2
20 Eddie Rosario, L (1, 7) OBP: 0.268, SLG: 0.395	F SL 84 X FF 92 0-1 ② ③ G3-6 2-3f		B FF 92 X FF 91 1-0 ③ G4-3			B FF 88 X CH 81 1-0 5 WP 2B	B SI 94 S SI 94 F SI 94 B SL 84 S SI 93 2-3 ③ K			4	0	1	0	0	1	4
99 Logan Morrison, L (1, 10) OBP: 0.205, SLG: 0.118		C CH 80 X FF 91 0-1 ① P2		B SL 82 F FF 91 B FF 92 B FF 90 T FF 91 B FF 89 4-2 26 BB BB		X FF 89 0-0 ① F7		C SI 90 B CU 80 F FF 90 B CH 84 X CU 81 2-2 ① G6-3		3	0	0	0	1	0	1
5 Eduardo Escobar, S (1, 6) OBP: 0.316, SLG: 0.529		B FF 90 C SL 82 B FF 90 F FF 90 B SL 82 B FF 91 4-2 26 G6-3 BB		C FF 90 S SL 84 F SL 82 X FF 91 0-2 ① F7		C FF 90 S SL 81 B FF 92 S CU 77 1-3 ② K2-3 2-3		X CU 81 0-0 25 E 25 S 1B		3	0	1	0	1	1	2
26 Max Kepler, L (1, 9) OBP: 0.381, SLG: 0.571		B FF 91 F CH 81 B CH 81 X FF 91 2-1 ② ③ G6-3 1-2f		C FF 91 B CH 81 B FF 89 F CH 80 D CH 81 B FF 90 4-2 1-2 BB		X FF 90 0-0 ③ L8		C FF 92 1 SAFE B CH 84 1 SAFE F SI 92 1 SAFE X CU 81 1-2 ② F7		3	0	0	0	1	0	3
25 Byron Buxton, R (1, 8) OBP: 0.233, SLG: 0.244			C FF 91 B CU 78 X FF 92 1-1 15 F8 15 S 2 FC6 1B	D SL 83 B FF 90 X FF 91 2-0 ② F8			S SL 83 T SL 81 B CU 78 X FF 92 1-2 ① P6	B SI 92 D CU 81 B SI 91 F SI 92 C SI 92 F SI 94 B CU 83 4-2 15 S 1-3 BB		3	1	1	0	1	0	2
15 Jason Castro, L (1, 2) OBP: 0.267, SLG: 0.308			1 SAFE B FF 90 S FF 91 C FF 91 D CU 80 B FF 92 X FF 92 3-2 ① F8 1-3	X FF 90 0-0 ③ G4-3			B FF 91 B CH 80 B FF 90 C FF 90 C FF 91 D FF 92 4-2 2 2B 7 1B BB	1 SAFE 1 SAFE B FF 91 1 SAFE C SI 93 F CH 85 D CU 83 B SI 92 F SI 93 3-2 T SI 93 ③ K 1-2		3	1	0	0	1	1	5
Inning Stats	R: 0 E: 0 K: 0 S: 9 H: 1 LOB: 1 BB: 1 P: 17	R: 0 E: 0 K: 0 S: 6 H: 0 LOB: 0 BB: 1 P: 12	R: 2 E: 1 K: 1 S: 13 H: 2 LOB: 1 BB: 0 P: 22	R: 0 E: 0 K: 0 S: 10 H: 0 LOB: 2 BB: 2 P: 20	R: 0 E: 0 K: 1 S: 8 H: 0 LOB: 0 BB: 0 P: 12	R: 0 E: 0 K: 1 S: 6 H: 1 LOB: 1 BB: 0 P: 8	R: 2 E: 0 K: 2 S: 17 H: 2 LOB: 1 BB: 1 P: 28	R: 0 E: 0 K: 1 S: 14 H: 1 LOB: 2 BB: 1 P: 24		1B: 4 2B: 4 3B: 0 HR: 0	SF: 0 SAC: 0 DP: 2 HBP: 0			WP: 1 PB: 0 SB: 3 CS: 0	PA: 36	

PITCHER		IP	WLS	BF	H	R	ER	SO	BB	IBB	HBP	BLK	WP	HR	S	P	ERA	WHIP
27 Lucas Giolito, R ERA: 5.5	(1, 1)	6.1	L	28	5	4	3	3	5	0	0	0	1	0	59	103	4.26	1.579
39 Aaron Bummer, L ERA: 2.25	(7, 1)	0.2		3	1	0	0	2	0	0	0	0	0	0	10	16	0.00	1.500
66 Chris Volstad, R ERA:	(8, 1)	1.0		5	1	0	0	1	1	0	0	0	0	0	14	24	0.00	2.000

PITCHER	IP	WLS	BF	H	R	ER	SO	BB	IBB	HBP	BLK	WP	HR	S	P	ERA	WHIP

BOTTOM

Chicago White Sox @ Minnesota Twins

Target Field, Minneapolis, MN

Thu Apr 12 2018, 7:12 PM - 10:06 PM CDT

Att. 15,474 - Cloudy - 47 F

livebaseballscorecards.com

AB	30
R	4
H	7
RBI	4
BB	6
SO	6
LOB	19

Cleveland Indians @ Minnesota Twins

Hiram Bithorn Stadium, San Juan, PR

Tue Apr 17 2018, 7:12 PM - 10:34 PM EDT

Att. 19,516 - Partly Cloudy - 78 F

livebaseballscorecards.com

Batter	1	2	3	4	5	6	7	8	9	AB	R	H	RBI	BB	SO	LOB
12 Francisco Lindor, S (1, 6) OBP: 0.294, SLG: 0.413	F8		K		2-H HR		L8		F7	5	1	1	2	0	1	1
22 Jason Kipnis, L (1, 4) OBP: 0.246, SLG: 0.237	11 G3 BB		G4-3		P6		11 1B 23 1B 1B		K	4	1	1	0	1	1	1
11 José Ramírez, S (1, 5) OBP: 0.323, SLG: 0.418	G3 1-2			F9		HR	23 1B 1-2 1B		1B	5	1	3	1	0	0	1
23 Michael Brantley, L (1, 7) OBP: 0.393, SLG: 0.538 53 Greg Allen, S (9, 7)	F7			2B		HR	1-3 2-H 1B		G1-3	5 0	1 0	3 0	2 0	0 0	0 0	2 0
10 Edwin Encarnación, R (1, 10) OBP: 0.237, SLG: 0.308		P3		K		L8	F9			4	0	0	0	0	1	3
17 Yonder Alonso, L (1, 3) OBP: 0.281, SLG: 0.392		G4-3		G4-3		G1-3			HR	4	1	1	1	0	0	1
7 Yan Gomes, R (1, 2) OBP: 0.282, SLG: 0.371		K			K	1B			K	4	0	1	0	0	3	0
30 Tyler Naquin, L (1, 9) OBP: 0.310, SLG: 0.370 6 Brandon Guyer, R (6, PH) OBP: 0.125, SLG: 0.208 (6, 9)			K		K	G5-3			K	2 2	0 0	0 0	0 0	0 0	2 1	0 1
4 Bradley Zimmer, L (1, 8) OBP: 0.304, SLG: 0.386			2B		12 PB 12 HR 2B		F7		F7	4	1	2	0	0	0	0

Inning Stats	R: 0 E: 0 K: 0 S: 9	H: 0 LOB: 1 BB: 1 P: 18	R: 0 E: 0 K: 1 S: 6	H: 0 LOB: 0 BB: 0 P: 9	R: 0 E: 0 K: 2 S: 14	H: 1 LOB: 1 BB: 0 P: 20	R: 0 E: 0 K: 1 S: 10	H: 1 LOB: 1 BB: 0 P: 18	R: 2 E: 0 K: 2 S: 15	H: 2 LOB: 0 BB: 0 P: 25	R: 2 E: 0 K: 0 S: 14	H: 3 LOB: 1 BB: 0 P: 21	R: 1 E: 0 K: 0 S: 13	H: 3 LOB: 2 BB: 0 P: 19	R: 1 E: 0 K: 2 S: 13	H: 1 LOB: 0 BB: 0 P: 18	R: 0 E: 0 K: 1 S: 13	H: 1 LOB: 1 BB: 0 P: 21	1B: 5 2B: 3 3B: 0 HR: 4	SF: 0 SAC: 0 DP: 0 HBP: 0	WP: 0 PB: 1 SB: 0 CS: 0	PA: 40

PITCHER	IP	WLS	BF	H	R	ER	SO	BB	IBB	HBP	BLK	WP	HR	S	P	ERA	WHIP
12 Jake Odorizzi, R (1, 1) ERA: 3.38	5.0	L	22	6	4	4	6	1	0	0	0	0	3	58	97	7.20	1.400
55 Taylor Rogers, L (6, 1) ERA: 3.18	1.2		7	2	1	1	0	0	0	0	0	0	0	18	25	5.40	1.200
67 Alan Busenitz, R (7, 1) ERA:	0.1		3	2	0	0	0	0	0	0	0	0	0	5	8	0.00	6.000
58 Gabriel Moya, L (8, 1) ERA: 6.23	1.0		4	1	1	1	2	0	0	0	0	0	1	13	18	9.00	1.000
61 Tyler Kinley, R (9, 1) ERA: 4.5	1.0		4	1	0	0	1	0	0	0	0	0	0	13	21	0.00	1.000

PITCHER	IP	WLS	BF	H	R	ER	SO	BB	IBB	HBP	BLK	WP	HR	S	P	ERA	WHIP

TOP

AB	39
R	6
H	12
RBI	6
BB	1
SO	9
LOB	10

Cleveland Indians @ Minnesota Twins

Hiram Bithorn Stadium, San Juan, PR

Tue Apr 17 2018, 7:12 PM - 10:34 PM EDT

Att. 19,516 - Partly Cloudy - 78 F

livebaseballscorecards.com

BOTTOM

Batter	1	2	3	4	5	6	7	8	9	AB	R	H	RBI	BB	SO	LOB
2 Brian Dozier, R (1, 4) OBP: 0.386, SLG: 0.600	BFST 1-2 K ①		C X 0-1 F8 ②		S C D B X 2-2 F8 ①		B D C C F D F F X 3-2 2B 3-H		D X 1-0 7 DI 1-3 1B	5	0	2	1	0	1	2
7 Joe Mauer, L (1, 3) OBP: 0.531, SLG: 0.486	C B F X 1-2 P6 ②		B B C B D 4-1 1-2 BB		C C F X 0-2 P5 ②		C B B C B B 4-2 BB		B B S B F X 3-2 G4-3 ③ 1-2	3	0	0	0	2	0	3
22 Miguel Sanó, R (1, 5) OBP: 0.327, SLG: 0.545	C B X 1-1 1B		B X 1-0 F8 ③		F X 0-1 L9 ③		C C S 0-3 K ③			4	0	1	0	0	1	5
20 Eddie Rosario, L (1, 7) OBP: 0.267, SLG: 0.381	B S F D S 2-3 K ③			X 0-0 26 G1-3 99 BB 1B		B F X 1-1 L4 ①		C B X 1-1 G3 ①		4	0	1	0	0	1	1
99 Logan Morrison, L (1, 10) OBP: 0.209, SLG: 0.108		C S S 0-3 K ①		B F F B B 1 SAFE 4-2 1-2 26 G1-3 BB		C C B C 1-3 K ②		B C S X 1-2 G1-3 ②		3	0	0	0	1	2	0
5 Eduardo Escobar, S (1, 6) OBP: 0.286, SLG: 0.474		X 0-0 F8 ②		C S C 0-3 K ①		F B X 1-1 G4-3 ③		C S T 0-2 K ③		4	0	0	0	0	2	2
26 Max Kepler, L (1, 8) OBP: 0.391, SLG: 0.579		C B X 1-1 L9 ③		C X 0-1 G1-3 ② 1-2 2-3			B F B F X 2-2 15 G3 2 2B 2B		B S S B F B F F B 4-2 2 1B BB	3	1	1	0	1	0	2
36 Robbie Grossman, S (1, 9) OBP: 0.111, SLG: 0.167			C B B X 2-1 E3 7 BB	C B B X 2-1 G3 ③			C S B S 1-3 K ①		B C C B F X 2-2 F8 ①	4	0	0	0	0	1	4
15 Jason Castro, L (1, 2) OBP: 0.265, SLG: 0.300			B C B X 2-1 F7 ①		B C C X 1-2 1B		C B F B X 2-2 G3 ② 2-3		S B F F F D S 2-3 K ②	4	0	1	0	0	1	3
Inning Stats	R: 0 H: 1 E: 0 LOB: 1 K: 2 BB: 0 S: 11 P: 16	R: 0 H: 0 E: 0 LOB: 0 K: 1 BB: 0 S: 6 P: 7	R: 0 H: 0 E: 1 LOB: 2 K: 0 BB: 1 S: 8 P: 17	R: 0 H: 1 E: 0 LOB: 2 K: 1 BB: 1 S: 10 P: 16	R: 0 H: 1 E: 0 LOB: 1 K: 0 BB: 0 S: 12 P: 15	R: 0 H: 0 E: 0 LOB: 0 K: 1 BB: 0 S: 7 P: 10	R: 1 H: 2 E: 0 LOB: 2 K: 2 BB: 1 S: 20 P: 32	R: 0 H: 0 E: 0 LOB: 0 K: 1 BB: 0 S: 8 P: 10	R: 0 H: 1 E: 0 LOB: 2 K: 1 BB: 1 S: 18 P: 30	1B: 4 SF: 0 2B: 2 SAC: 0 3B: 0 DP: 0 HR: 0 HBP: 0						WP: 0 PA: 38 PB: 0 SB: 0 CS: 0	

	AB	34
	R	1
	H	6
	RBI	1
	BB	4
	SO	9
	LOB	22

PITCHER		IP	WLS	BF	H	R	ER	SO	BB	IBB	HBP	BLK	WP	HR	S	P	ERA	WHIP
28 Corey Kluber, R ERA: 1.52	(1, 1)	6.2	W	28	5	1	1	6	2	0	0	0	0	0	69	104	1.35	1.050
24 Andrew Miller, L ERA:	(7, 1)	1.1		5	0	0	0	2	1	0	0	0	0	0	13	19	0.00	0.750
37 Cody Allen, R ERA:	(9, 1)	1.0		5	1	0	0	1	1	0	0	0	0	0	18	30	0.00	2.000

PITCHER	IP	WLS	BF	H	R	ER	SO	BB	IBB	HBP	BLK	WP	HR	S	P	ERA	WHIP

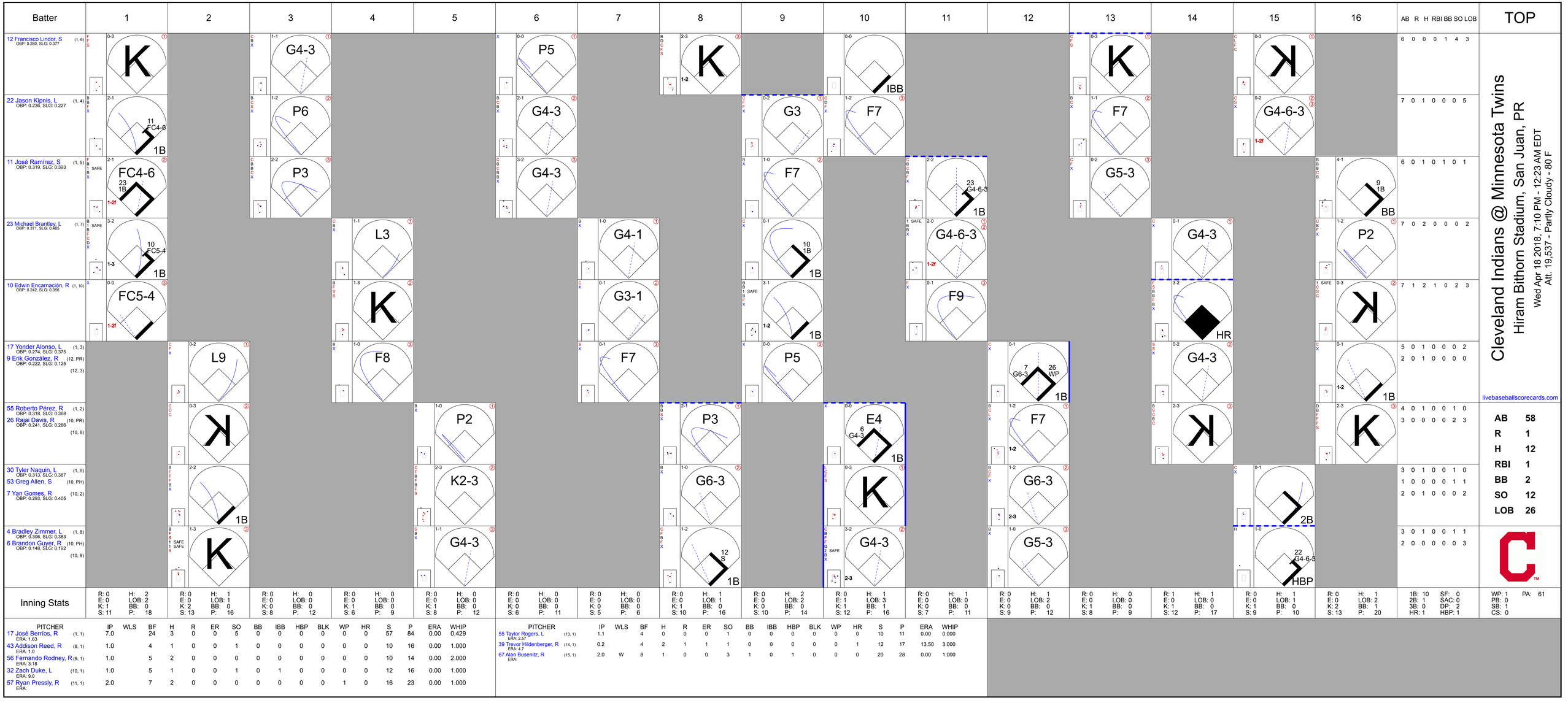
Batter
1
2
3
4
5
6
7
8
9
10
11
12
13
14
15
16
AB R H RBI BB SO LOB
TOP
12 Francisco Lindor, S (1, 6)
OBP: 0.280, SLG: 0.377
6 0 0 0 1 4 3
22 Jason Kipnis, L (1, 4)
OBP: 0.236, SLG: 0.227
7 0 1 0 0 0 5
11 José Ramírez, S (1, 5)
OBP: 0.319, SLG: 0.393
6 0 1 0 1 0 1
23 Michael Brantley, L (1, 7)
OBP: 0.371, SLG: 0.485
7 0 2 0 0 0 2
10 Edwin Encarnación, R (1, 10)
OBP: 0.242, SLG: 0.356
7 1 2 1 0 2 3
17 Yonder Alonso, L (1, 3)
OBP: 0.274, SLG: 0.375
9 Erik González, R (12, PR)
OBP: 0.222, SLG: 0.125
(12, 3)
5 0 1 0 0 0 2
2 0 1 0 0 0 0
55 Roberto Pérez, R (1, 2)
OBP: 0.318, SLG: 0.368
26 Rajai Davis, R (10, PR)
OBP: 0.241, SLG: 0.286
(10, 8)
4 0 1 0 0 1 0
3 0 0 0 0 2 3
30 Tyler Naquin, L (1, 9)
OBP: 0.313, SLG: 0.367
53 Greg Allen, S (10, PH)
7 Yan Gomes, R (10, 2)
OBP: 0.293, SLG: 0.405
3 0 1 0 0 1 0
1 0 0 0 0 1 1
2 0 1 0 0 0 2
4 Bradley Zimmer, L (1, 8)
OBP: 0.306, SLG: 0.383
6 Brandon Guyer, R (10, PH)
OBP: 0.148, SLG: 0.192
(10, 9)
3 0 1 0 0 1 1
2 0 0 0 0 0 3
AB 58
R 1
H 12
RBI 1
BB 2
SO 12
LOB 26
Inning Stats
R: 0 H: 2
E: 0 LOB: 2
K: 1 BB: 0
S: 11 P: 18
R: 0 H: 1
E: 0 LOB: 1
K: 2 BB: 0
S: 13 P: 16
R: 0 H: 0
E: 0 LOB: 0
K: 0 BB: 0
S: 8 P: 12
R: 0 H: 0
E: 0 LOB: 0
K: 1 BB: 0
S: 6 P: 9
R: 0 H: 0
E: 0 LOB: 0
K: 1 BB: 0
S: 8 P: 12
R: 0 H: 0
E: 0 LOB: 0
K: 0 BB: 0
S: 6 P: 11
R: 0 H: 0
E: 0 LOB: 0
K: 0 BB: 0
S: 5 P: 6
R: 0 H: 1
E: 0 LOB: 1
K: 1 BB: 0
S: 10 P: 16
R: 0 H: 2
E: 0 LOB: 2
K: 0 BB: 0
S: 10 P: 14
R: 0 H: 1
E: 1 LOB: 3
K: 1 BB: 1
S: 12 P: 16
R: 0 H: 1
E: 0 LOB: 0
K: 0 BB: 0
S: 7 P: 11
R: 0 H: 1
E: 0 LOB: 0
K: 0 BB: 0
S: 9 P: 12
R: 0 H: 0
E: 0 LOB: 0
K: 1 BB: 0
S: 8 P: 9
R: 1 H: 1
E: 0 LOB: 0
K: 1 BB: 0
S: 12 P: 17
R: 0 H: 1
E: 0 LOB: 1
K: 1 BB: 0
S: 9 P: 10
R: 0 H: 1
E: 0 LOB: 2
K: 2 BB: 1
S: 13 P: 20
1B: 10 SF: 0
2B: 1 SAC: 0
3B: 0 DP: 2
HR: 1 HBP: 1
WP: 1 PA: 61
PB: 0
SB: 1
CS: 0
PITCHER IP WLS BF H R ER SO BB IBB HBP BLK WP HR S P ERA WHIP
17 José Berríos, R (1, 1) 7.0 24 3 0 0 5 0 0 0 0 0 0 57 84 0.00 0.429
ERA: 1.63
43 Addison Reed, R (8, 1) 1.0 4 1 0 0 1 0 0 0 0 0 0 10 16 0.00 1.000
ERA: 1.0
56 Fernando Rodney, R (9, 1) 1.0 5 2 0 0 0 0 0 0 0 0 0 10 14 0.00 2.000
ERA: 3.18
32 Zach Duke, L (10, 1) 1.0 5 1 0 0 1 0 1 0 0 0 0 12 16 0.00 1.000
ERA: 9.0
57 Ryan Pressly, R (11, 1) 2.0 7 2 0 0 0 0 0 0 0 1 0 16 23 0.00 1.000
ERA:
PITCHER IP WLS BF H R ER SO BB IBB HBP BLK WP HR S P ERA WHIP
55 Taylor Rogers, L (13, 1) 1.1 4 0 0 0 1 0 0 0 0 0 0 10 11 0.00 0.000
ERA: 2.57
39 Trevor Hildenberger, R (14, 1) 0.2 4 2 1 1 1 0 0 0 0 0 1 12 17 13.50 3.000
ERA: 4.7
67 Alan Busenitz, R (15, 1) 2.0 W 8 1 0 0 3 1 0 1 0 0 0 20 28 0.00 1.000
ERA:
Cleveland Indians @ Minnesota Twins
Hiram Bithorn Stadium, San Juan, PR
Wed Apr 18 2018, 7:10 PM - 12:23 AM EDT
Att. 19,537 - Partly Cloudy - 80 F
livebaseballscorecards.com

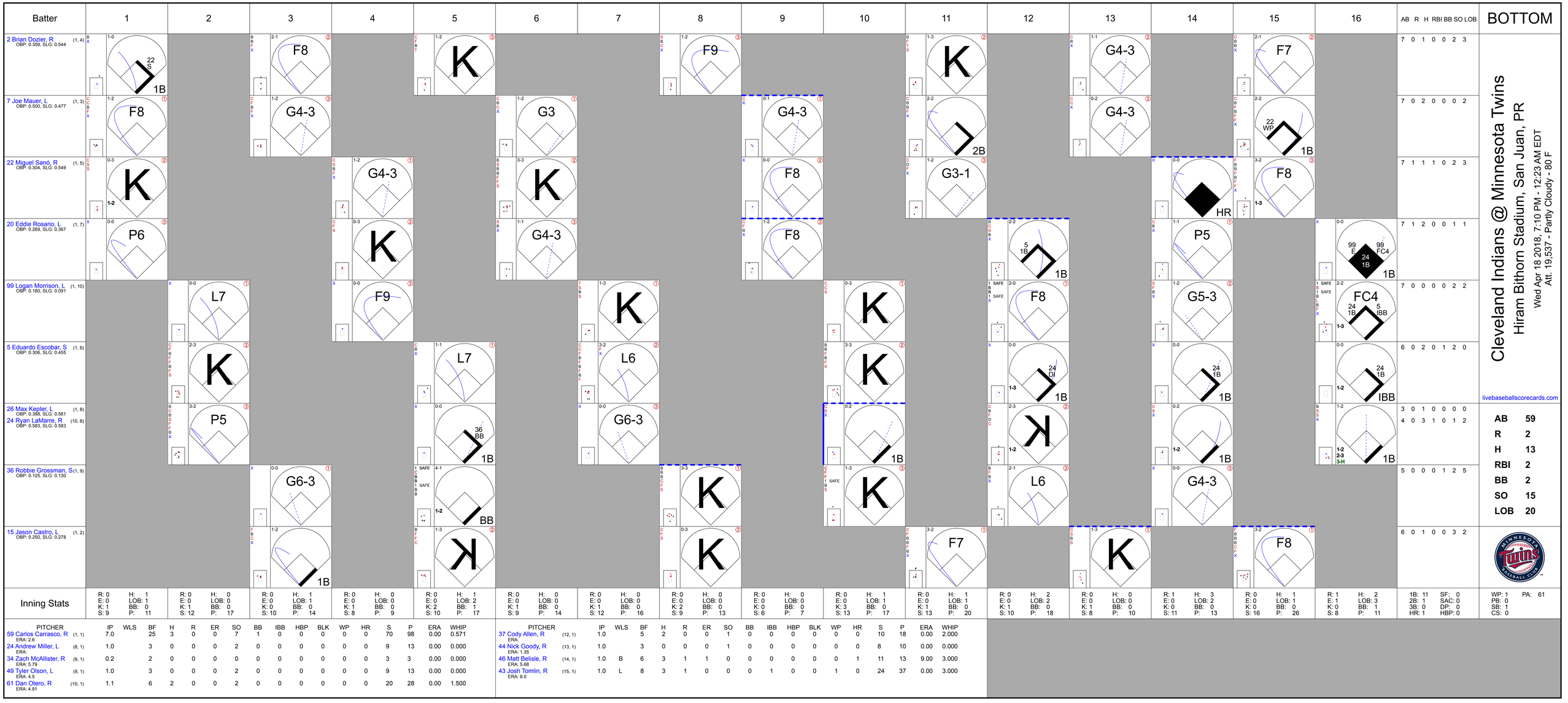
Batter
1
2
3
4
5
6
7
8
9
10
11
12
13
14
15
16
AB R H RBI BB SO LOB
BOTTOM
2 Brian Dozier, R (1, 4) OBP: 0.359, SLG: 0.544
7 Joe Mauer, L (1, 3) OBP: 0.500, SLG: 0.477
22 Miguel Sanó, R (1, 5) OBP: 0.304, SLG: 0.549
20 Eddie Rosario, L (1, 7) OBP: 0.269, SLG: 0.367
99 Logan Morrison, L (1, 10) OBP: 0.180, SLG: 0.091
5 Eduardo Escobar, S (1, 6) OBP: 0.306, SLG: 0.455
26 Max Kepler, L (1, 8) OBP: 0.368, SLG: 0.561
24 Ryan LaMarre, R (10, 8) OBP: 0.583, SLG: 0.583
36 Robbie Grossman, S (1, 9) OBP: 0.125, SLG: 0.130
15 Jason Castro, L (1, 2) OBP: 0.250, SLG: 0.278
Cleveland Indians @ Minnesota Twins
Hiram Bithorn Stadium, San Juan, PR
Wed Apr 18 2018, 7:10 PM - 12:23 AM EDT
Att. 19,537 - Partly Cloudy - 80 F
livebaseballscorecards.com
AB 59
R 2
H 13
RBI 2
BB 2
SO 15
LOB 20
Inning Stats
PITCHER IP WLS BF H R ER SO BB IBB HBP BLK WP HR S P ERA WHIP
59 Carlos Carrasco, R (1, 1) ERA: 2.6 7.0 25 3 0 0 7 1 0 0 0 0 0 70 98 0.00 0.571
24 Andrew Miller, L (8, 1) ERA: 1.0 3 0 0 0 2 0 0 0 0 0 0 9 13 0.00 0.000
34 Zach McAllister, R (9, 1) ERA: 5.79 0.2 2 0 0 0 0 0 0 0 0 0 0 3 3 0.00 0.000
49 Tyler Olson, L (9, 1) ERA: 4.5 1.0 3 0 0 0 2 0 0 0 0 0 0 9 13 0.00 0.000
61 Dan Otero, R (10, 1) ERA: 4.91 1.1 6 2 0 0 2 0 0 0 0 0 0 20 28 0.00 1.500
37 Cody Allen, R (12, 1) ERA: 1.0 5 2 0 0 1 0 0 0 0 0 0 8 10 0.00 2.000
44 Nick Goody, R (13, 1) ERA: 1.35 1.0 3 0 0 0 1 0 0 0 0 0 0 8 10 0.00 0.000
46 Matt Belisle, R (14, 1) ERA: 5.68 1.0 B 6 3 1 1 0 0 0 0 0 0 1 11 13 9.00 3.000
43 Josh Tomlin, R (15, 1) ERA: 8.0 1.0 L 8 3 1 0 0 0 1 0 0 1 0 24 37 0.00 3.000
1B: 11 SF: 0
2B: 1 SAC: 0
3B: 0 DP: 0
HR: 1 HBP: 0
WP: 1 PA: 61
PB: 0
SB: 1
CS: 0

Batter	1	2	3	4	5	6	7	8	9	10	AB	R	H	RBI	BB	SO	LOB
2 Brian Dozier, R (1, 4) OBP: 0.362, SLG: 0.532	F FF 95 F FF 96 B SL 89 F FF 96 B SL 90 B SL 91 C FF 96 3-3 K ①		B SL 88 B SL 88 X FF 96 2-0 F8 ③			B FF 94 F SL 87 B FF 96 C FF 94 F SL 88 X FF 95 2-2 22 CS 1B		C FF 87 B SL 76 B SL 76 1 SAFE S FF 87 1 SAFE F FF 86 X SL 75 2-2 7 BB 20 HR 1B 1-2		C FF 95 F FF 95 F FC 91 X FF 95 0-2 G5-3 ①	5	1	2	0	0	1	0
7 Joe Mauer, L (1, 3) OBP: 0.475, SLG: 0.438	C FF 96 F FF 96 B SL 90 S SL 90 1-3 K ②			C SL 84 B FF 95 C SL 88 X FF 96 1-2 G6-3 ①		C SL 85 1 SAFE B CH 86 1 SAFE S CH 86 D SL 87 X FF 94 2-2 F8 ①		C SI 85 B CH 80 B CH 79 B SI 86 B SI 85 4-1 20 HR BB 1-2 2-3		C FF 95 B FF 96 F FF 95 F FC 90 X FF 96 1-2 G6-3 ②	4	1	0	0	1	1	1
22 Miguel Sanó, R (1, 5) OBP: 0.279, SLG: 0.500	F FF 97 X FF 97 0-1 G4-3 ③			B FF 96 C SL 89 C SL 90 S FF 96 1-3 K ②		C FF 95 S SL 89 F SL 88 1 SAFE S SL 91 0-3 K ②③ 1-2		B SL 77 S SL 76 S FF 85 D SL 73 S SL 74 2-3 K ②		C FC 91 X FF 95 0-1 G5-3 ③	5	0	0	0	0	3	4
20 Eddie Rosario, L (1, 7) OBP: 0.268, SLG: 0.415		C FF 95 S SL 88 X SL 90 0-2 G3 ①		S FF 96 B CH 90 S CH 89 F FF 97 B SL 90 X FF 97 2-2 G4-3 ③			B CH 85 S CH 87 B FF 95 F SL 89 X SL 89 2-2 G4-3 ①	F CH 79 F SI 85 X SL 74 0-2 HR 1-H 2-H 3-H			4	1	1	4	0	0	0
99 Logan Morrison, L (1, 10) OBP: 0.185, SLG: 0.167		B FF 96 B SL 88 C FF 95 F CH 90 F FF 96 F SL 90 X SL 90 2-2 HR			S FF 94 B CH 87 X FF 95 1-1 F9 ①		B FF 96 B CH 89 X CH 89 2-0 G3 ②	F FC 84 C CU 77 S CU 78 0-3 K ③			4	1	1	1	0	1	0
5 Eduardo Escobar, S (1, 6) OBP: 0.321, SLG: 0.468		F FF 96 F FF 97 F SL 89 X CH 90 0-2 G3 ②			B FF 95 X FF 95 1-0 26 1B 36 G6-3 2B		C SL 88 F FF 96 B CH 90 B FF 96 B CH 89 B SL 90 4-2 BB		B FF 85 X CH 80 1-0 P3 ①		3	1	1	0	1	0	0
26 Max Kepler, L (1, 8) OBP: 0.396, SLG: 0.622 (9, 9)		B SL 88 X CH 87 1-0 G3 ③			D FF 94 X CH 86 1-0 36 G6-3 1B 2-3		B CU 87 C CU 84 S SI 97 F CU 87 S CU 88 1-3 K ③		X CU 75 0-0 HR		4	1	2	1	0	1	1
36 Robbie Grossman, S (1, 9) OBP: 0.143, SLG: 0.115 24 Ryan LaMarre, R (9, 8) OBP: 0.583, SLG: 0.583			C FF 94 X CH 89 0-1 G4-3 ①		B SL 87 X CH 86 1-0 G6-3 ② 1-2 3-H			B SI 97 C SI 96 B FC 87 S SI 98 B CU 83 B CU 87 4-2 7 BB 2 1B 20 HR BB	S CH 80 C CH 80 C FC 86 0-3 K ②		3 0	1 0	0 0	1 0	1 0	1 0	1 0
15 Jason Castro, L (1, 2) OBP: 0.227, SLG: 0.250			C CH 88 S FF 96 F SL 89 B FF 96 S SL 89 1-3 K ②		X FF 94 0-0 F7 ③			S SI 100 C SI 98 S SI 99 0-3 K ①	S FF 89 B CU 77 X CU 77 1-1 P4 ③		4	0	0	0	0	2	2
Inning Stats	R: 0 H: 0 E: 0 LOB: 0 K: 2 BB: 0 S: 9 P: 13	R: 1 H: 1 E: 0 LOB: 0 K: 0 BB: 0 S: 13 P: 16	R: 0 H: 0 E: 0 LOB: 0 K: 1 BB: 0 S: 7 P: 10	R: 0 H: 0 E: 0 LOB: 0 K: 1 BB: 0 S: 10 P: 14	R: 1 H: 2 E: 0 LOB: 1 K: 0 BB: 0 S: 6 P: 10	R: 0 H: 1 E: 0 LOB: 0 K: 1 BB: 0 S: 11 P: 15	R: 0 H: 0 E: 0 LOB: 1 K: 1 BB: 1 S: 10 P: 19	R: 4 H: 2 E: 0 LOB: 0 K: 3 BB: 2 S: 19 P: 31	R: 1 H: 1 E: 0 LOB: 0 K: 1 BB: 0 S: 7 P: 9	R: 0 H: 0 E: 0 LOB: 0 K: 0 BB: 0 S: 10 P: 11	1B: 3 2B: 1 3B: 0 HR: 3	SF: 0 SAC: 0 DP: 0 HBP: 0						

PITCHER		IP	WLS	BF	H	R	ER	SO	BB	IBB	HBP	BLK	WP	HR	S	P	ERA	WHIP
22 Chris Archer, R ERA: 6.59	(1, 1)	6.2		24	4	2	2	5	1	0	0	0	0	1	62	92	2.70	0.750
46 José Alvarado, L ERA: 2.08	(7, 1)	0.2	H	3	0	1	1	2	1	0	0	0	0	0	9	14	13.50	1.500
54 Sergio Romo, R ERA: 6.35	(8, 1)	0.1		4	2	3	3	1	1	0	0	0	0	1	11	19	81.00	9.000
48 Ryan Yarbrough, L ERA: 3.21	(8, 1)	1.1		5	1	1	1	2	0	0	0	0	0	1	10	12	6.75	0.750
37 Alex Colomé, R ERA: 7.88	(10, 1)	1.0	W	3	0	0	0	0	0	0	0	0	0	0	10	11	0.00	0.000

PITCHER	IP	WLS	BF	H	R	ER	SO	BB	IBB	HBP	BLK	WP	HR	S	P	ERA	WHIP

TOP

Minnesota Twins @ Tampa Bay Rays

Tropicana Field, St. Petersburg, FL

Fri Apr 20 2018, 7:12 PM - 10:37 PM EDT

Att. 9,786 - Dome - 72 F

livebaseballscorecards.com

AB	36
R	7
H	7
RBI	7
BB	3
SO	10
LOB	9

WP: 0 PA: 39
PB: 0
SB: 0
CS: 1

Minnesota Twins @ Tampa Bay Rays

Tropicana Field, St. Petersburg, FL

Fri Apr 20 2018, 7:12 PM - 10:37 PM EDT

Att. 9,786 - Dome - 72 F

BOTTOM

livebaseballscorecards.com

Batter	1	2	3	4	5	6	7	8	9	10	AB	R	H	RBI	BB	SO	LOB
2 Denard Span, L (1, 7) OBP: 0.367, SLG: 0.408	C FF 91 X SI 91 0-1 G4-3		B FF 93 B FF 93 B SI 92 B SI 90 4-0 27 G4-6-3 BB		F FF 92 B CH 85 D SI 93 C SI 92 B SI 92 X SI 92 3-2 27 1B 1-H 2-H 2B		B CU 77 C CU 77 B SI 92 S CU 76 B CU 77 X CU 76 3-2 E9 13 S 28 1B 2-H 3-H 1B		B SI 91 C SI 92 F CH 82 C FF 94 1-3 K	X CU 72 0-0 E1 1-2 2-H	5	1	2	3	1	1	1
44 C.J. Cron, R (1, 10) OBP: 0.297, SLG: 0.382	F FF 92 S SI 92 F FF 94 T SI 91 0-2 K		X SI 92 0-0 P4		C SI 92 D CU 80 S SI 91 S FF 93 1-3 K		X FF 94 0-0 F9		B FF 93 F SL 86 S SI 93 S FF 96 1-3 K		5	0	0	0	0	3	5
27 Carlos Gómez, R (1, 9) OBP: 0.241, SLG: 0.292	C SI 91 X CU 78 0-1 F7		X SI 92 0-0 G4-6-3 1-2f		X SI 92 0-0 2-H 1B		S FF 96 D SL 91 F CU 80 S SL 87 1-3 K		F SI 94 H FF 94 1-1 13 S 13 1B HBP		4	1	1	0	0	1	4
13 Brad Miller, L (1, 3) OBP: 0.314, SLG: 0.355		F FF 91 B CH 83 B CH 84 F FF 92 F FF 93 S CU 79 2-3 K		B SI 90 C FF 91 B CH 84 B FF 92 X FF 91 3-1 F8		B FF 90 C CU 77 F CH 84 T FF 92 1-2 K	1 SAFE F SL 89 B FF 93 C CU 80 B FF 95 D FF 94 F CU 81 D FF 95 4-2 28 1B 1-2 BB		B CH 85 C SI 94 B SI 94 X SI 96 2-1 1-H 1B		4	0	1	1	1	2	0
28 Daniel Robertson, R (1, 5) OBP: 0.449, SLG: 0.389		B FF 92 C FF 92 S FC 86 B CU 78 S FF 93 2-3 K		C FF 93 S SI 92 B SI 92 B FF 93 B SI 92 C FF 93 3-3 K		S FF 92 B CU 77 C FF 92 B SI 90 B CU 77 F FF 92 F SI 91 F FF 92 B FF 92 4-2 18 1B BB	B FF 95 F FF 95 F FF 94 F CU 82 D SL 89 D SL 88 X SL 87 3-2 1-2 2-H 1B		C SI 96 B SI 95 B SI 95 B SI 95 S SI 94 C SI 95 3-3 K		4	0	1	1	1	3	1
18 Joey Wendle, L (1, 4) OBP: 0.351, SLG: 0.417		C FF 92 B CU 79 X SI 92 1-1 G6-3		C SI 91 S CH 87 X CH 86 0-2 G1-3		X SI 91 0-0 40 CS 1-3 1B	C CU 80 F FF 94 S CU 81 0-3 K			X FF 85 0-0 F8	5	0	1	0	0	1	2
40 Wilson Ramos, R (1, 2) OBP: 0.293, SLG: 0.333 10 Johnny Field, R (10, PR) OBP: 0.263, SLG: 0.235			B FF 91 B SI 90 S SI 91 B FF 93 B SI 92 4-1 0 1B 11 1B BB		X SI 90 0-0 11 BB 2 2B 1B	F SI 91 D SI 91 1 SAFE F SI 92 F FF 93 B FF 93 S SI 92 2-3 K 1-2		F SL 84 B FF 91 X FF 91 1-1 G5-3	B CH 81 X CH 82 1-0 2 E 2B	4 0	2 1	2 0	0 0	1 0	1 0	2 0
0 Mallex Smith, L (1, 8) OBP: 0.417, SLG: 0.491			X SI 91 0-0 11 1B 1-2 1B		B SI 90 X SI 91 1-0 L5		B SI 89 B FF 89 S FF 90 B FF 91 B FF 90 4-1 11 2B 2 1B BB	X SL 84 0-0 F9	B CU 72 C CU 71 F SI 87 S CU 72 1-3 K		4	1	1	0	1	1	2
11 Adeiny Hechavarría, R (1, 6) OBP: 0.290, SLG: 0.274			F SI 91 X SI 92 0-1 1-3 2-H 1B		D SI 91 B SI 91 F SI 91 B CU 78 B FF 91 4-1 2 2B 1-2 BB		1 SAFE 1 SAFE X SI 91 0-0 2 E 1-3 2B	C SI 90 F SL 85 B SL 86 B SL 84 X FF 91 2-2 F9	0-0 2 E IBB		3	2	2	1	2	0	0
Inning Stats	R: 0 E: 0 K: 1 S: 8 H: 0 LOB: 0 BB: 0 P: 8	R: 0 E: 0 K: 2 S: 9 H: 0 LOB: 0 BB: 0 P: 14	R: 1 E: 0 K: 0 S: 6 H: 2 LOB: 2 BB: 2 P: 14	R: 0 E: 0 K: 1 S: 8 H: 0 LOB: 0 BB: 0 P: 14	R: 2 E: 0 K: 1 S: 10 H: 3 LOB: 2 BB: 1 P: 19	R: 0 E: 0 K: 2 S: 13 H: 1 LOB: 2 BB: 1 P: 20	R: 3 E: 1 K: 2 S: 19 H: 3 LOB: 2 BB: 2 P: 34	R: 0 E: 0 K: 0 S: 6 H: 0 LOB: 0 BB: 0 P: 9	R: 1 E: 0 K: 3 S: 12 H: 1 LOB: 1 BB: 0 P: 20	R: 1 E: 1 K: 1 S: 6 H: 1 LOB: 2 BB: 1 P: 8	1B: 8 2B: 4 3B: 0 HR: 0 SF: 0 SAC: 0 DP: 2 HBP: 1						

	AB	38
	R	8
	H	11
	RBI	6
	BB	7
	SO	13
	LOB	17

WP: 0 PB: 0 SB: 2 CS: 1 PA: 46

PITCHER	IP	WLS	BF	H	R	ER	SO	BB	IBB	HBP	BLK	WP	HR	S	P	ERA	WHIP
31 Lance Lynn, R (1, 1) ERA: 6.0	6.0		27	7	5	5	7	5	0	0	0	0	0	56	95	7.50	2.000
55 Taylor Rogers, L (7, 1) ERA: 3.86	0.0		1	1	0	0	0	0	0	0	0	0	0	3	6	∞	∞
57 Ryan Pressly, R (7, 1) ERA:	1.0		5	1	1	1	2	1	0	0	0	0	0	14	22	9.00	2.000
43 Addison Reed, R (8, 1) ERA: 0.9	1.0		3	0	0	0	0	0	0	0	0	0	0	6	9	0.00	0.000
56 Fernando Rodney, R (9, 1) ERA: 4.05	1.0	B	5	1	1	1	3	0	0	1	0	0	0	12	20	9.00	1.000

PITCHER	IP	WLS	BF	H	R	ER	SO	BB	IBB	HBP	BLK	WP	HR	S	P	ERA	WHIP
32 Zach Duke, L (10, 1) ERA: 7.94	0.2	L	5	1	1	0	1	0	1	0	0	0	0	6	8	0.00	1.500

Batter	1	2	3	4	5	6	7	8	9	AB	R	H	RBI	BB	SO	LOB
2 Brian Dozier, R (1, 4) OBP: 0.370, SLG: 0.545	C FF 97 B CH 90 B FF 97 X FF 97 2-1 7 G6-3 22 SF9 2B		B CU 79 B CH 88 B CH 88 C FF 96 C CH 89 X FF 96 3-2 1B			B FF 94 C FF 94 B FF 95 S FF 94 X CU 81 2-2 ① P4		B CH 87 C FF 93 B CH 87 T FF 93 S FF 93 2-3 ① K		4	1	2	0	0	1	2
7 Joe Mauer, L (1, 3) OBP: 0.446, SLG: 0.404	C FF 97 B SL 88 X FF 97 1-1 ① G6-3 2-3		B FF 95 B FF 93 C FF 93 X FF 93 2-1 ③ G4-3			C FF 96 B CU 80 C FF 96 X CU 80 1-2 ② F7		B CU 82 C CU 81 C CH 86 B CH 87 F FF 93 X CU 81 2-2 ②③ G6-4-3 1-2f		4	0	0	0	0	0	4
22 Miguel Sanó, R (1, 5) OBP: 0.262, SLG: 0.475	B CU 80 S SL 88 F CU 81 F SL 88 F FF 96 X SL 88 1-2 ② SF9 3-H			C CH 86 B CU 82 S CH 87 C FF 96 1-3 ① K		S FF 95 B FF 96 S CU 81 B CU 80 X CU 80 2-2 ③ P3			C CH 84 B FF 91 F CH 85 B FF 93 X CH 85 2-2 ① F8	3	0	0	1	0	1	0
36 Robbie Grossman, S (1, 10) OBP: 0.188, SLG: 0.200	B FF 96 C FF 97 B CU 82 F CH 89 B FF 96 F FF 97 F FF 96 X FF 96 3-2 ③ F9			B FF 95 B CH 87 C FF 95 F FF 96 F FF 96 S CU 81 2-3 ② K2-3			B FF 94 C FF 94 B CU 79 C CH 86 B FF 96 F FF 95 X FF 96 3-2 20 SH2-3 2B		C FF 92 B CU 81 F CH 86 B FF 92 X CH 87 2-2 20 1B 1B	4	0	2	0	0	1	0
20 Eddie Rosario, L (1, 7) OBP: 0.288, SLG: 0.446		B FF 95 C FF 95 B FF 96 S FF 96 S CU 81 2-3 ① K		B FF 95 X SL 86 1-0 ① 2B			X FF 96 0-0 ① SH2-3 2-3		S FF 91 F FF 92 X FF 92 0-2 23 G5-4-3 1-2 1B	3	0	2	0	0	1	0
23 Mitch Garver, R (1, 2) OBP: 0.188, SLG: 0.333		B FF 94 B FF 95 C FF 96 F FF 96 B CU 80 X FF 96 3-2 ② F8		B FF 96 C FF 94 F CH 87 S SL 88 1-3 ③ K			S SL 88 F SL 88 X CU 81 0-2 ② P4		C CU 82 S FF 93 B CH 87 B FF 93 X CU 83 2-2 ②③ G5-4-3 1-2f	4	0	0	0	0	1	4
16 Ehire Adrianza, S (1, 6) OBP: 0.294, SLG: 0.313		F FF 96 X CH 88 0-1 ③ G5-3			X CH 86 0-0 24 G6-4-3 1B		C CU 80 S SL 87 S SL 86 0-3 ③ K			3	0	1	0	0	1	1
26 Max Kepler, L (1, 9) OBP: 0.393, SLG: 0.604			B FF 95 X FF 95 1-0 ① F7		C FF 94 B FF 93 X SL 87 1-1 ① F8			B FF 92 F FF 91 F CH 86 B FF 93 X CH 86 2-2 24 1B 1B		3	0	1	0	0	0	1
24 Ryan LaMarre, R (1, 8) OBP: 0.533, SLG: 0.533			C FF 95 C FF 96 S SL 87 0-3 ② K		C FF 95 S CU 80 X FF 94 0-2 ②③ G6-4-3 1-2f			B FF 93 S FF 92 B CH 87 B SL 86 S FF 93 F FF 94 X FF 94 3-2 7 G6-4-3 1-2 1B		3	0	1	0	0	1	1
Inning Stats	R: 1 E: 0 K: 0 S: 14 H: 1 LOB: 0 BB: 0 P: 21	R: 0 E: 0 K: 1 S: 8 H: 0 LOB: 0 BB: 0 P: 13	R: 0 E: 0 K: 1 S: 9 H: 1 LOB: 1 BB: 0 P: 15	R: 0 E: 0 K: 3 S: 11 H: 1 LOB: 1 BB: 0 P: 16	R: 0 E: 0 K: 0 S: 6 H: 1 LOB: 0 BB: 0 P: 7	R: 0 E: 0 K: 0 S: 9 H: 0 LOB: 0 BB: 0 P: 14	R: 0 E: 0 K: 1 S: 11 H: 1 LOB: 1 BB: 0 P: 14	R: 0 E: 0 K: 1 S: 14 H: 2 LOB: 1 BB: 0 P: 23	R: 0 E: 0 K: 0 S: 12 H: 2 LOB: 1 BB: 0 P: 18	1B: 6 2B: 3 3B: 0 HR: 0 SF: 1 SAC: 1 DP: 3 HBP: 0						

TOP

Minnesota Twins @ Tampa Bay Rays

Tropicana Field, St. Petersburg, FL

Sat Apr 21 2018, 6:11 PM - 9:04 PM EDT

Att. 10,106 - Dome - 72 F

livebaseballscorecards.com

AB	31
R	1
H	9
RBI	1
BB	0
SO	7
LOB	13

PITCHER		IP	WLS	BF	H	R	ER	SO	BB	IBB	HBP	BLK	WP	HR	S	P	ERA	WHIP
4 Blake Snell, L ERA: 2.54	(1, 1)	7.0	W	25	5	1	1	6	0	0	0	0	0	0	68	100	1.29	0.714
35 Matt Andriese, R ERA: 6.75	(8, 1)	2.0		8	4	0	0	1	0	0	0	0	0	0	26	41	0.00	2.000

PITCHER	IP	WLS	BF	H	R	ER	SO	BB	IBB	HBP	BLK	WP	HR	S	P	ERA	WHIP

Batter	1	2	3	4	5	6	7	8	9	AB	R	H	RBI	BB	SO	LOB
2 Denard Span, L (1, 7) OBP: 0.369, SLG: 0.407 10 Johnny Field, R (9, 7) OBP: 0.263, SLG: 0.235	C FF 93 B FF 92 B SI 92 X CH 85 2-1 ① G6-3		1 SAFE B FF 93 L CH 85 1 SAFE X CH 84 1-1 ② G6-3 1-2		B SI 92 1 SAFE D CH 85 C SI 91 C SI 92 X SI 92 2-2 ②③ G6-3 1-2f		C SL 82 B SL 83 C FF 90 F FF 90 F FF 91 D SL 84 F FF 90 X SL 84 2-2 44 HR 1B 2-H 3-H	B FF 96 X FF 95 1-0 1B 1-2 2-H	5 1 2 3 0 0 2 0 0 0 0 0 0 0						
44 C.J. Cron, R (1, 10) OBP: 0.316, SLG: 0.472	C FF 94 F FF 94 B SL 86 H CH 86 2-2 HBP		C SI 92 F CH 85 X CH 85 0-2 HR 2-H			C FF 90 B FF 92 F SL 84 S SI 91 1-3 ① K	C CH 80 B CH 81 B FF 89 B CH 80 S CH 76 F FF 89 X CH 79 3-2 HR 2-H	S SL 89 X FF 96 0-1 ③ F9		4 2 2 4 0 1 2						
27 Carlos Gómez, R (1, 9) OBP: 0.229, SLG: 0.276	S SI 94 F SI 93 S SL 85 0-3 ② K		T SL 85 B SL 86 S SL 86 S SL 86 1-3 ③ K			S SL 84 S CU 79 S FF 90 0-3 ② K	C FF 90 F FF 90 B FF 89 B CH 83 X CH 83 2-2 ③ F9			4 0 0 0 0 3 1						
13 Brad Miller, L (1, 3) OBP: 0.282, SLG: 0.314	X SI 93 0-0 ③ G6-3			B CH 84 X SI 92 1-0 ① G4-3		C FF 92 B SI 91 S FF 91 X CU 82 1-2 ③ F9		F FF 95 F FF 96 S SL 90 0-3 ① K		4 0 0 0 0 1 1						
28 Daniel Robertson, R (1, 5) OBP: 0.434, SLG: 0.450		X FF 93 0-0 ① F9		B SI 92 C SL 84 B SI 92 C SI 92 B FF 94 X SI 91 3-2 ② G5-3			C SI 90 B SI 91 B CH 84 X SI 91 2-1 ① G5-3	B FF 97 B FF 96 C FF 95 B FF 96 X FF 97 3-1 HR		4 1 1 1 0 0 0						
18 Joey Wendle, L (1, 4) OBP: 0.377, SLG: 0.481		C SI 92 B FF 92 S CU 82 C SI 92 1-3 ② K		C FF 93 X SI 91 0-1 1B			X FF 92 0-0 40 2B 3B	C FF 97 B SL 89 B SI 96 S FF 97 X FF 96 2-2 0 WP 11 1B 1B		4 2 3 0 0 1 0						
40 Wilson Ramos, R (1, 2) OBP: 0.290, SLG: 0.345		C CU 81 F CH 86 B SL 86 B SL 85 X SI 94 2-2 ③ G1-3		S CU 80 X SI 93 0-1 ③ G3			S SL 86 C SL 85 X FF 91 0-2 0 1B 2 1B 2B 3-H	S SL 87 S SL 87 D SL 90 B SL 88 X FF 97 2-2 ② F7		4 1 1 1 0 0 2						
0 Mallex Smith, L (1, 8) OBP: 0.422, SLG: 0.483			B FF 92 F SI 92 F SI 93 B SL 85 C SI 92 2-3 ① K		S CH 84 S CU 81 B FF 90 F SL 85 S CH 85 1-3 ① K		B SL 81 T SL 81 F FF 89 F FF 90 X FF 89 1-2 11 G5-3 2 1B 1B 2-3	S SL 86 B FF 96 B FF 96 C FF 96 B SL 88 F SL 89 B SL 88 4-2 11 1B 2 1B BB 1-2		3 2 1 0 1 2 0						
11 Adeiny Hechavarría, R (1, 6) OBP: 0.315, SLG: 0.292			B CU 82 F SI 94 X SI 94 1-1 2 G6-3 44 HR 1B		B FF 93 B CU 81 B SL 83 B FF 93 4-0 2 G6-3 BB		1 SAFE X CH 80 0-0 ② G5-3 1-2	X FF 95 0-0 2 1B 1B 1-2 2-H		3 1 2 1 1 0 2						
Inning Stats	R: 0 E: 0 K: 1 S: 8 H: 0 LOB: 1 BB: 0 P: 12	R: 0 E: 0 K: 1 S: 7 H: 0 LOB: 0 BB: 0 P: 10	R: 2 E: 0 K: 2 S: 13 H: 2 LOB: 0 BB: 0 P: 18	R: 0 E: 0 K: 0 S: 8 H: 1 LOB: 1 BB: 0 P: 12	R: 0 E: 0 K: 1 S: 7 H: 0 LOB: 0 BB: 1 P: 14	R: 0 E: 0 K: 2 S: 9 H: 0 LOB: 0 BB: 0 P: 11	R: 5 E: 0 K: 0 S: 24 H: 5 LOB: 0 BB: 0 P: 34	R: 3 E: 0 K: 1 S: 18 H: 4 LOB: 2 BB: 1 P: 30		1B: 7 2B: 1 3B: 1 HR: 3 SF: 0 SAC: 0 DP: 1 HBP: 1				WP: 1 PB: 0 SB: 0 CS: 0 PA: 38		

PITCHER		IP	WLS	BF	H	R	ER	SO	BB	IBB	HBP	BLK	WP	HR	S	P	ERA	WHIP
44 Kyle Gibson, R ERA: 4.29	(1, 1)	6.1	L	25	5	4	4	7	1	0	1	0	0	1	58	85	5.68	0.947
58 Gabriel Moya, L ERA: 10.8	(7, 1)	0.2		5	3	3	3	0	0	0	0	0	0	1	18	26	40.50	4.500
61 Tyler Kinley, R ERA: 12.0	(8, 1)	1.0		8	4	3	3	1	1	0	0	0	1	1	18	30	27.00	5.000

PITCHER	IP	WLS	BF	H	R	ER	SO	BB	IBB	HBP	BLK	WP	HR	S	P	ERA	WHIP

BOTTOM

Minnesota Twins @ Tampa Bay Rays

Tropicana Field, St. Petersburg, FL

Sat Apr 21 2018, 6:11 PM - 9:04 PM EDT

Att. 10,106 - Dome - 72 F

livebaseballscorecards.com

AB	35
R	10
H	12
RBI	10
BB	2
SO	8
LOB	10

Minnesota Twins @ Tampa Bay Rays

Tropicana Field, St. Petersburg, FL

Sun Apr 22 2018, 1:11 PM - 4:49 PM EDT

Att. 12,515 - Dome - 72 F

livebaseballscorecards.com

Batter	1	2	3	4	5	6	7	8	9	AB	R	H	RBI	BB	SO	LOB
2 Brian Dozier, R (1, 4) OBP: 0.372, SLG: 0.535	F SI 92 X SI 93 0-1 P6 ①		C SL 87 C SI 95 F FS 87 X SI 95 0-2 7 BB 20 1B 1B		B SL 85 F FS 81 X SI 93 1-1 F8 ②		C ST 81 C ST 82 B ST 82 B ST 81 D ST 81 X ST 81 3-2 P5 ①	B SL 79 B SL 77 C SL 78 X FF 86 2-1 1-2 2-H 3-H 1B		5	1	2	2	0	0	1
7 Joe Mauer, L (1, 10) OBP: 0.471, SLG: 0.407	B SI 91 B SI 91 B SI 90 C FF 90 F SI 91 B SI 93 4-2 BB		B FF 92 B FF 91 C SI 91 B SI 93 B SI 93 4-1 20 1B 1-2 BB		B SI 93 B FS 83 C FS 80 X SI 91 2-1 1B		B SI 94 C SI 93 C ST 80 B FF 92 B ST 81 B ST 80 4-2 22 1B 1-2 BB	B CH 79 B SI 85 C SL 80 B SI 85 X 3-1 F7 ③		2	0	1	0	3	0	2
36 Robbie Grossman, S (1, 9) OBP: 0.171, SLG: 0.182 22 Miguel Sanó, R (7, PH) OBP: 0.269, SLG: 0.475 (7, 5)	B SI 92 C SI 91 B SI 92 S SI 92 S SI 93 2-3 K ②		S SI 91 C SI 95 B SI 94 F FS 86 S SI 94 1-3 K ②		C FF 89 X FC 88 0-1 F9 ③		C ST 81 F ST 81 X ST 80 0-2 20 G4-6-3 1-3 2-H 1B		B FC 90 S FC 90 C FC 91 F FC 90 C FF 95 1-3 K ①	3 2	0 0	0 1	0 1	0 0	2 1	4 0
20 Eddie Rosario, L (1, 7) OBP: 0.281, SLG: 0.426 (7, 8)	B SI 91 B SI 90 F SI 91 S FS 82 F SI 92 X FS 86 2-2 F9 ③		C SI 92 B SI 93 F FS 84 X FF 95 1-2 1-2 2-H 1B		X SI 94 0-0 G4-3 ③	C FC 86 B CU 81 F CU 80 F CU 80 F FF 90 B CU 82 F CH 83 F FF 91 B FF 91 3-2 X FC 87 P5 ①	F SI 98 B CU 89 X SI 99 1-1 G4-6-3 ②③ 1-2f		C FF 95 C FC 90 B FF 95 B FF 96 F FC 90 S FC 89 2-3 K ②	5	0	1	1	0	1	3
99 Logan Morrison, L (1, 3) OBP: 0.203, SLG: 0.173		B SI 91 B SI 89 F SI 90 B SI 91 C SI 91 X FS 85 3-2 F8 ①				H FF 90 1-0 26 2B HBP		B SI 99 B SI 100 F FF 99 X SI 98 2-1 5 FC6-4 1B	F FC 90 F FF 94 B FC 90 B FC 90 F FC 90 S FC 90 2-3 K ③	4	1	1	0	0	1	2
5 Eduardo Escobar, S (1, 5) OBP: 0.316, SLG: 0.510 (7, 6)		C SI 90 X FS 85 0-1 HR		S SI 93 F SI 93 B SL 86 X SI 94 1-2 F8 ①		C FF 90 S FF 91 B FF 90 X CH 82 1-2 P6 ②		C SI 98 X SI 100 0-1 FC6-4 23 BB 16 1B 2 1B 1-2f		4	2	1	1	0	0	2
26 Max Kepler, L (1, 8) OBP: 0.383, SLG: 0.596 (7, 9)	C SI 93 F SI 94 X FS 87 0-2 G4-3 ②		C SL 86 F SL 86 B FS 82 B SI 92 F FS 86 C SI 94 2-3 K ②			F FC 87 X FF 90 0-1 1-H 2B		S SI 99 S SI 98 D CU 85 S SI 99 1-3 K ②		4	0	1	1	0	2	1
16 Ehire Adrianza, S (1, 6) OBP: 0.286, SLG: 0.300 (7, 7)	C SI 93 C SI 93 B SI 95 B FS 85 F SL 88 C SI 95 2-3 K ③		C SL 86 B SL 84 X SI 93 1-1 L7 ③			X CH 82 0-0 F7 ③		X SI 98 0-0 23 BB 2 1B 1-2 1B		4	1	1	0	0	1	1
15 Jason Castro, L (1, 2) OBP: 0.234, SLG: 0.238 23 Mitch Garver, R (8, PH) OBP: 0.235, SLG: 0.333 (8, 2)			F SI 92 B FS 84 F SI 93 B FF 94 S FS 84 2-3 K ①		C FS 82 F SI 91 S FS 85 0-3 K ①		B FC 84 B FC 86 B FF 88 C FF 88 F FF 88 B FF 88 4-2 7 BB 22 1B BB	B SL 78 B SL 77 C SL 78 B SL 78 B SL 78 4-1 2 1B 1-2 2-3 BB		2 0	1 0	0 0	0 0	1 1	2 0	0 0
Inning Stats	R: 0 E: 0 K: 1 S: 11 H: 0 LOB: 1 BB: 1 P: 19	R: 1 E: 0 K: 1 S: 12 H: 1 LOB: 0 BB: 0 P: 17	R: 1 E: 0 K: 2 S: 16 H: 2 LOB: 2 BB: 1 P: 24	R: 0 E: 0 K: 1 S: 9 H: 0 LOB: 0 BB: 0 P: 13	R: 0 E: 0 K: 1 S: 9 H: 1 LOB: 1 BB: 0 P: 12	R: 1 E: 0 K: 0 S: 13 H: 1 LOB: 1 BB: 0 P: 18	R: 1 E: 0 K: 0 S: 12 H: 1 LOB: 1 BB: 2 P: 24	R: 2 E: 0 K: 1 S: 13 H: 3 LOB: 2 BB: 1 P: 25	R: 0 E: 0 K: 3 S: 12 H: 0 LOB: 0 BB: 0 P: 17	1B: 7 2B: 1 3B: 0 HR: 1 SF: 0 SAC: 0 DP: 1 HBP: 1						

	AB	35
	R	6
	H	9
	RBI	6
	BB	5
	SO	10
	LOB	16

WP: 0 PB: 0 SB: 0 CS: 0 PA: 41

PITCHER		IP	WLS	BF	H	R	ER	SO	BB	IBB	HBP	BLK	WP	HR	S	P	ERA	WHIP
72 Yonny Chirinos, R ERA: 2.92	(1, 1)	4.2		20	4	2	2	6	2	0	0	0	0	1	55	83	3.86	1.286
48 Ryan Yarbrough, L ERA: 4.11	(5, 1)	1.1		7	1	2	2	0	1	0	1	0	0	0	17	26	13.50	1.500
52 Chaz Roe, R ERA: 3.24	(7, 1)	0.1	H	3	1	0	0	0	1	0	0	0	0	0	8	15	0.00	6.000
46 José Alvarado, L ERA: 3.6	(7, 1)	1.1	H	5	2	2	2	1	0	0	0	0	0	0	10	14	13.50	1.500
54 Sergio Romo, R ERA: 6.0	(8, 1)	0.1	B	3	1	0	0	0	1	0	0	0	0	0	5	14	0.00	6.000

PITCHER		IP	WLS	BF	H	R	ER	SO	BB	IBB	HBP	BLK	WP	HR	S	P	ERA	WHIP
37 Alex Colomé, R ERA: 7.0	(9, 1)	1.0	W	3	0	0	0	3	0	0	0	0	0	0	12	17	0.00	0.000

Batter	1	2	3	4	5	6	7	8	9	AB	R	H	RBI	BB	SO	LOB
2 Denard Span, L (1, 7) OBP: 0.371, SLG: 0.397	B FF 90 L FF 90 B KC 80 B FF 90 F SI 90 F SI 90 B FF 91 4-2 44 HR BB	B FF 90 F SI 89 B FF 90 B SI 89 X FF 90 3-1 ③ F7			F SI 91 C FF 94 B SL 88 C FF 94 1-3 ① K	B FF 95 X FF 93 1-0 1B		F FF 91 B FF 90 X FF 92 1-1 ②③ G4-6-3 1-2f		4	1	1	0	1	1	2
44 C.J. Cron, R (1, 10) OBP: 0.321, SLG: 0.506 8 Rob Refsnyder, R (9, PR) OBP: 0.360, SLG: 0.111	B FF 90 C FC 88 X FF 90 1-1 1-H HR		C FF 89 B KC 78 X FF 88 1-1 ① P4		B SL 89 F FF 95 S FF 94 X FF 95 1-2 ② F8	B FF 94 C FF 94 B FF 93 S FF 93 1 SAFE S FF 92 2-3 ③ K			B FF 89 B FF 90 C FF 89 F FF 89 X FF 91 2-2 27 HR 1B	5 0	1 1	2 0	2 0	0 0	1 0	1 0
27 Carlos Gómez, R (1, 9) OBP: 0.227, SLG: 0.309	C KC 79 B FF 91 F KC 79 B FF 90 X KC 80 2-2 ① F9		C KC 77 B KC 78 B FC 83 C FC 87 B KC 80 T FC 86 3-2 ② K		C FF 94 S SL 90 S SL 88 0-3 ③ K		F CU 80 S FF 93 B FF 92 B FF 92 F FF 92 F CU 84 S FF 94 2-3 ① K		X FF 91 0-0 1-H HR	5	1	1	2	0	3	0
13 Brad Miller, L (1, 3) OBP: 0.279, SLG: 0.289	C FF 91 B FF 91 S FC 82 B KC 81 B FF 90 F FF 91 B FF 91 4-2 28 1B 45 1B BB		B KC 78 X FF 89 1-0 ③ L8			X SI 92 0-0 ① F7	B FF 93 B CH 88 S FF 93 C FF 92 S FF 94 2-3 ② K			3	0	0	0	1	1	0
28 Daniel Robertson, R (1, 5) OBP: 0.474, SLG: 0.523	C FF 91 D KC 81 F FF 91 X KC 79 1-2 45 1B 1-2 1B			S FF 89 B FF 90 B FF 89 C FF 89 B FF 90 X FF 89 3-2 45 FC6-4 18 1B 1B		B SI 93 C SI 92 F SI 92 B CU 78 B SI 93 X SI 93 3-2 18 1B 2B	B CU 82 C FF 94 X CU 80 1-1 1B			4	1	4	0	0	0	0
18 Joey Wendle, L (1, 4) OBP: 0.385, SLG: 0.482	C SI 90 S KC 80 S KC 80 0-3 ② K			1 SAFE F KC 76 C SI 88 X KC 77 0-2 45 FC6-4 1-2 1B		C CU 78 B SI 92 F SI 93 X CU 76 1-2 45 E 11 HR 2-H 1B	B CH 76 F SI 87 B CH 76 F SI 87 1 SAFE B CH 77 F SI 88 S SL 77 3-3 ③ K			4	1	2	1	0	2	3
45 Jesús Sucre, R (1, 2) OBP: 0.346, SLG: 0.333 10 Johnny Field, R (8, PR) OBP: 0.263, SLG: 0.235 40 Wilson Ramos, R (9, 2) OBP: 0.290, SLG: 0.345	C FF 91 S FF 92 F FF 91 D KC 80 F KC 81 X FF 92 1-2 ③ 1-2 2-H 1B			M FC 86 F FC 86 X FC 84 0-2 ① FC6-4 1-2f 2-3		1 SAFE C SI 92 F SI 92 X FF 92 0-2 E7 11 HR 1-3 1B		B FF 90 X FF 89 1-0 0 HBP 1B	4 0 0	1 0 0	3 0 0	0 0 0	0 0 0	0 0 0	2 0 0
0 Mallex Smith, L (1, 8) OBP: 0.412, SLG: 0.459		B FF 89 X SI 88 1-0 ① G5-3		B FF 93 L FF 93 B CU 79 F FF 94 D CU 80 1 SAFE S SL 86 3-3 ② K		B CU 77 C CU 76 C CU 77 B SI 92 S CU 78 2-3 ② K		C FF 90 C FF 90 F SL 84 H SL 84 1-2 2 G4-6-3 1-2 HBP	3	0	0	0	0	2	4
11 Adeiny Hechavarría, R (1, 6) OBP: 0.312, SLG: 0.333		C KC 80 C KC 80 B FF 90 F FF 90 X KC 79 1-2 ② L9		C CU 80 B SL 87 S CU 80 S FF 95 1-3 ③ K		C CU 81 S FF 94 X CU 82 0-2 2-H 3-H HR		B SL 83 L FF 90 L FF 89 F FF 92 C FF 91 1-3 ① K	4	1	1	3	0	2	4
Inning Stats	R: 2 E: 0 K: 1 S: 22 H: 3 LOB: 2 BB: 2 P: 35	R: 0 E: 0 K: 0 S: 7 H: 0 LOB: 0 BB: 0 P: 12	R: 0 E: 0 K: 1 S: 6 H: 0 LOB: 0 BB: 0 P: 11	R: 0 E: 0 K: 2 S: 15 H: 2 LOB: 2 BB: 0 P: 22	R: 0 E: 0 K: 2 S: 9 H: 0 LOB: 0 BB: 0 P: 11	R: 4 E: 1 K: 2 S: 20 H: 5 LOB: 1 BB: 0 P: 29	R: 0 E: 0 K: 3 S: 14 H: 1 LOB: 1 BB: 0 P: 22	R: 0 E: 0 K: 1 S: 10 H: 1 LOB: 2 BB: 0 P: 14	R: 2 E: 0 K: 0 S: 4 H: 2 LOB: 1 BB: 0 P: 6	1B: 10 2B: 1 3B: 0 HR: 3 SF: 0 SAC: 0 DP: 1 HBP: 1						

PITCHER		IP	WLS	BF	H	R	ER	SO	BB	IBB	HBP	BLK	WP	HR	S	P	ERA	WHIP
45 Phil Hughes, R ERA: 5.4	(1, 1)	3.1		16	5	2	2	2	2	0	0	0	0	1	44	70	5.40	2.100
57 Ryan Pressly, R ERA:	(4, 1)	1.2		5	0	0	0	4	0	0	0	0	0	0	15	21	0.00	0.000
55 Taylor Rogers, L ERA: 7.04	(6, 1)	0.2	B	5	3	3	3	1	0	0	0	0	0	0	13	19	40.50	4.500
67 Alan Busenitz, R ERA: 2.7	(6, 1)	1.0		6	3	1	1	3	0	0	0	0	0	1	17	25	9.00	3.000
39 Trevor Hildenberger, R ERA: 4.5	(7, 1)	0.1		1	0	0	0	1	0	0	0	0	0	0	4	7	0.00	0.000

PITCHER		IP	WLS	BF	H	R	ER	SO	BB	IBB	HBP	BLK	WP	HR	S	P	ERA	WHIP
43 Addison Reed, R ERA: 2.45	(8, 1)	1.0	L	6	3	2	2	1	0	0	1	0	0	1	14	20	18.00	3.000

BOTTOM

Minnesota Twins @ Tampa Bay Rays

Tropicana Field, St. Petersburg, FL

Sun Apr 22 2018, 1:11 PM - 4:49 PM EDT

Att. 12,515 - Dome - 72 F

livebaseballscorecards.com

AB	36
R	8
H	14
RBI	8
BB	2
SO	12
LOB	16

Batter	1	2	3	4	5	6	7	8	9	AB	R	H	RBI	BB	SO	LOB
2 Brian Dozier, R (1, 4) OBP: 0.373, SLG: 0.520	C SL 82 B SL 83 B FS 86 C FS 86 B SL 84 B FS 87 4-2 7 SH1-3 BB		X FF 92 0-0 ② L9		D SL 84 D FS 87 S SL 84 B FF 93 X FS 88 3-1 1-2 2-H 1B		B FF 95 C FF 96 X FF 96 1-1 ③ P4		C CH 80 B SI 91 F CH 80 B CH 78 F FF 94 F FF 94 X CH 79 2-2 ③ G6-3	4	0	1	1	1	0	3
7 Joe Mauer, L (1, 3) OBP: 0.452, SLG: 0.386 16 Ehire Adrianza, S (8, 3) OBP: 0.286, SLG: 0.300	C FF 92 X SL 82 0-1 ① SH1-3 1-2		C FF 91 C SL 82 F FF 92 B SL 84 S FS 86 1-3 ③ K		X FF 92 0-0 ③ F7			B FF 92 C SI 91 B CH 79 S CH 80 B CH 79 T SI 93 3-2 ① K		3 0	0 0	0 0	0 0	2 0	2 0
22 Miguel Sanó, R (1, 5) OBP: 0.254, SLG: 0.446	B SL 84 C FS 87 S FF 93 X FS 87 1-2 ② G5-3			C SL 83 B SI 91 S SL 83 B SL 85 F FF 93 S FS 86 2-3 ① K		S FF 92 B FF 90 X SL 82 1-1 ① F8		B SI 91 B CU 81 X CH 78 2-0 ② G1-3		4	0	0	0	0	1	1
20 Eddie Rosario, L (1, 7) OBP: 0.279, SLG: 0.415 (8, 8)	S SL 83 S FF 92 X FS 88 0-2 ③ G4-3			B FS 86 C SL 83 S SL 84 B FF 92 B FS 87 S SL 86 3-3 ② K		F SL 83 S FF 91 B SL 84 B FF 91 S FS 85 2-3 ② K		S SI 92 S CH 79 B CH 79 X FF 92 1-2 99 1B 1B		4	0	1	0	0	2	1
99 Logan Morrison, L (1, 10) OBP: 0.206, SLG: 0.179 36 Robbie Grossman, S (8, 7) OBP: 0.171, SLG: 0.182		C SL 80 B FF 92 S FS 87 S FS 87 1-3 ① K		B CU 78 X SL 83 1-0 ③ P4		X FF 91 0-0 ③ F7		C SI 93 B SI 93 D CH 79 X CH 80 2-1 1-2 1B		4 0	0 0	1 0	0 0	0 0	1 0	0 0
5 Eduardo Escobar, S (1, 6) OBP: 0.295, SLG: 0.473		C SI 91 B FF 91 B SL 83 S FS 86 X FS 87 2-2 ② G3			B SL 83 S FS 85 X FF 91 1-1 ① F7		B FS 85 C SI 91 X FF 91 1-1 ① P5	B FF 92 S CH 80 F CH 80 F CH 78 F CH 79 S CH 80 1-3 ③ K		4	0	0	0	0	1	2
26 Max Kepler, L (1, 9) OBP: 0.375, SLG: 0.589		F CU 76 B FF 92 X FS 86 1-1 2B			F SL 83 B SI 91 X SI 90 1-1 ② F7		F FS 85 B FF 91 X FS 86 1-1 ② F8		F SI 90 S CH 80 X CH 78 0-2 ① F9	4	0	1	0	0	0	0
24 Ryan LaMarre, R (1, 8) OBP: 0.526, SLG: 0.471 (8, 1)		B FF 92 B SL 83 X SL 83 2-0 ③ G6-3			F FF 91 H SI 90 1-1 15 1B 2 1B HBP		C FF 92 S FS 85 B FS 86 B SL 85 B FS 87 B FF 94 4-2 15 BB BB		C FF 93 B CU 82 F SI 91 B CU 81 S CH 80 2-3 ② K	2	1	0	0	1	1	1
15 Jason Castro, L (1, 2) OBP: 0.260, SLG: 0.250 23 Mitch Garver, R (9, PH) OBP: 0.278, SLG: 0.438			C FF 91 B SL 81 B FS 85 X SI 91 2-1 ① G4-3		B CU 76 1 SAFE 1 SAFE X SL 82 1-0 2 1B 1-2 1B		B FF 96 F FF 95 B FF 96 1 SAFE F FF 95 F FF 96 F FF 96 B SL 87 F FF 95 4-2 B FF 96 1-2 BB		B FF 92 B FF 92 X FF 92 2-0 2B	2 1	0 0	1 1	0 0	1 0	0 0	0 0

livebaseballscorecards.com

TOP

Minnesota Twins @ New York Yankees

Yankee Stadium, Bronx, NY

Mon Apr 23 2018, 7:12 PM - 10:48 PM EDT

Att. 39,249 - Clear - 56 F

AB	32
R	1
H	6
RBI	1
BB	3
SO	8
LOB	10

Inning Stats	1	2	3	4	5	6	7	8	9
	R: 0 E: 0 K: 0 S: 10	H: 0 LOB: 1 BB: 1 P: 15	R: 0 E: 0 K: 1 S: 9	H: 1 LOB: 1 BB: 0 P: 15	R: 0 E: 0 K: 1 S: 7	H: 0 LOB: 0 BB: 0 P: 10	R: 0 E: 0 K: 2 S: 8	H: 0 LOB: 0 BB: 0 P: 14	R: 1 E: 0 K: 0 S: 9	H: 2 LOB: 2 BB: 0 P: 16	R: 0 E: 0 K: 1 S: 6	H: 0 LOB: 0 BB: 0 P: 9	R: 0 E: 0 K: 0 S: 13	H: 0 LOB: 2 BB: 2 P: 24	R: 0 E: 0 K: 2 S: 14	H: 2 LOB: 2 BB: 0 P: 23	R: 0 E: 0 K: 1 S: 12	H: 1 LOB: 1 BB: 0 P: 18

| | | |

BOTTOM

Minnesota Twins @ New York Yankees

Yankee Stadium, Bronx, NY

Mon Apr 23 2018, 7:12 PM - 10:48 PM EDT

Att. 39,249 - Clear - 56 F

livebaseballscorecards.com

Batter	1	2	3	4	5	6	7	8	9	AB	R	H	RBI	BB	SO	LOB
11 Brett Gardner, L (1, 7) OBP: 0.366, SLG: 0.316	B FF 90 B FF 90 B FF 90 B FF 90 4-0 99 S 24 2B BB	B FF 91 C FS 83 B FS 84 C FS 82 B FF 91 F FF 91 X FF 91 3-2 ② L7		B FS 85 B FF 90 C FF 89 X FF 89 3-1 ③ F9		C SI 88 F CH 78 B CH 75 X SL 77 1-2 ③ P5		B FF 97 C FF 96 B FF 96 C FF 97 F FF 98 F FF 97 F FF 96 B SL 88 B FF 96 4-2 99 BB 18 HR 1-2 BB		3	2	0	0	2	0	1
99 Aaron Judge, R (1, 9) OBP: 0.469, SLG: 0.610	C FF 91 1 SAFE B SL 81 B SL 81 T SL 81 B SL 80 F FF 90 S FF 91 3-3 ① K 1-2	B SL 82 B CU 71 B SL 80 F FF 90 B SL 83 4-1 BB			C SL 80 T FF 88 F SL 79 B CU 72 X FF 90 1-2 ① F9		B SL 79 X SI 89 1-0 27 1B 2B	C FF 97 D SL 88 S SL 88 B FC 93 B FF 98 B SL 89 4-2 18 HR 1-2 2-3 BB		3	2	1	0	2	1	1
18 Didi Gregorius, L (1, 6) OBP: 0.429, SLG: 0.746 74 Ronald Torreyes, R (9, 6) OBP: 0.432, SLG: 0.528	F FF 91 B FS 85 F FS 83 S FF 92 1-3 ② K	B FF 90 B FS 83 B FS 83 S FF 91 X FF 91 3-1 ③ F7			F FF 90 S FF 90 B FS 82 F FF 90 X FF 91 1-2 ② L3		B CH 76 S CH 76 C CH 77 F FF 92 X CH 76 1-2 ① P6	X FF 95 0-0 1-H 2-H 3-H HR		5 0	1 0	1 0	4 0	0 0	1 0	3 0
27 Giancarlo Stanton, R (1, 10) OBP: 0.330, SLG: 0.471	C SL 80 C FF 90 B FF 89 D SL 81 B FF 91 B FF 90 4-2 24 2B BB	X SL 80 0-0 1B			S CU 71 F FS 83 B FS 83 B FF 90 X CU 72 2-2 HR		C FF 94 F FF 96 D CU 84 B FF 96 X CU 82 2-2 31 BB 26 2B 2-H 1B	C SL 89 B FF 97 B FF 97 X FF 96 2-1 24 FC5-4 1B		4	3	4	2	1	0	0
24 Gary Sánchez, R (1, 2) OBP: 0.234, SLG: 0.397	C CU 73 X FF 90 0-1 31 1B 1-H 2-H 2B	B SL 78 B FS 83 T FF 90 F FF 90 S CU 74 2-3 ① K			B SI 88 B SL 77 B CH 76 B SI 88 4-0 BB		B FF 95 F FF 95 F FF 95 X CU 82 1-2 ② F8	D FF 96 F FF 95 S SL 88 X SL 88 1-2 ① FC5-4 31 FC2-4 1-2f		4	1	1	2	1	1	3
31 Aaron Hicks, S (1, 8) OBP: 0.419, SLG: 0.486	F FF 90 S FS 85 F FS 83 F FF 90 F CU 74 B SL 84 B FS 84 B FS 84 X FF 92 3-2 2-H 1B	C FS 82 F FF 89 B FS 83 F FF 90 D CU 74 S FS 84 2-3 ② K			B CH 78 B SI 88 C SI 88 F SI 88 S CH 76 2-3 ③ K		B CH 88 B FF 93 B SI 94 C FF 94 B CH 89 4-1 1-2 26 2B BB	X FF 72 0-0 FC2-4 1-2f 26 HR		4	2	1	1	1	2	3
26 Tyler Austin, R (1, 3) OBP: 0.377, SLG: 0.611	B SL 79 1 SAFE X FF 90 1-0 ③ G4-3	S SL 78 B SL 80 D CU 72 F FF 90 S FS 82 2-3 ③ K				B SI 88 C SI 88 C SL 78 S SL 78 1-3 ① K	S SI 94 D CU 84 S FF 94 D CU 84 F FF 94 F FF 94 X FF 94 2-2 1-H 2-H 2B	X FF 72 0-0 1-H HR		5	1	2	4	0	2	2
41 Miguel Andujar, R (1, 5) OBP: 0.333, SLG: 0.649		X FF 89 0-0 HR		C CU 69 B CU 72 B FS 83 B SL 81 C FF 90 X FF 91 3-2 ① L7		C SL 78 F SL 79 B SL 80 X SL 80 1-2 2B	C FF 94 D CU 84 S FF 93 F CU 83 B FF 94 D CU 85 T FF 94 3-2 ③ K	C FF 75 B FF 72 X FF 73 1-1 ③ G4-3		5	1	2	1	0	1	1
25 Gleyber Torres, R (1, 4) OBP: 0.125, SLG: 0.125		C SL 81 B SL 82 B SL 76 B SL 80 X SL 80 3-1 ① G6-3		B SL 84 B CU 71 S FF 90 F FF 91 F CU 73 X FS 82 2-2 ② P4		X SL 78 0-0 ② P3		C FF 97 C FF 98 B SL 87 F FF 97 X SL 88 1-2 99 BB 11 BB 18 HR 1B		4	1	1	0	0	0	1
Inning Stats	R: 3 E: 0 K: 2 S: 18 H: 2 LOB: 1 BB: 2 P: 34	R: 1 E: 0 K: 0 S: 10 H: 1 LOB: 1 BB: 1 P: 23	R: 0 E: 0 K: 3 S: 11 H: 1 LOB: 1 BB: 0 P: 17	R: 0 E: 0 K: 0 S: 9 H: 0 LOB: 0 BB: 0 P: 17	R: 1 E: 0 K: 1 S: 14 H: 1 LOB: 1 BB: 1 P: 24	R: 0 E: 0 K: 1 S: 10 H: 1 LOB: 1 BB: 0 P: 13	R: 3 E: 0 K: 1 S: 21 H: 3 LOB: 1 BB: 1 P: 35	R: 6 E: 0 K: 0 S: 21 H: 4 LOB: 0 BB: 2 P: 34		1B: 5 2B: 4 3B: 0 HR: 4 SF: 0 SAC: 0 DP: 0 HBP: 0					WP: 0 PB: 0 SB: 1 CS: 0 PA: 44	

AB	37
R	14
H	13
RBI	14
BB	7
SO	8
LOB	15

PITCHER		IP	WLS	BF	H	R	ER	SO	BB	IBB	HBP	BLK	WP	HR	S	P	ERA	WHIP
12 Jake Odorizzi, R ERA: 4.5	(1, 1)	4.2	L	22	5	5	5	5	3	0	0	0	0	2	59	106	9.64	1.714
39 Trevor Hildenberger, R ERA: 4.66	(5, 1)	1.2		8	2	1	1	2	1	0	0	0	0	0	18	29	5.40	1.800
67 Alan Busenitz, R ERA: 6.75	(7, 1)	0.2		5	2	2	2	1	1	0	0	0	0	0	16	28	27.00	4.500
61 Tyler Kinley, R ERA: 24.3	(8, 1)	0.1		6	3	5	5	0	2	0	0	0	0	1	17	29	135.00	15.000
24 Ryan LaMarre, L ERA: 13.5	(8, 1)	0.2		3	1	1	1	0	0	0	0	0	0	1	4	5	13.50	1.500

PITCHER		IP	WLS	BF	H	R	ER	SO	BB	IBB	HBP	BLK	WP	HR	S	P	ERA	WHIP

Batter	1	2	3	4	5	6	7	8	9	AB	R	H	RBI	BB	SO	LOB
2 Brian Dozier, R (1, 4) OBP: 0.356, SLG: 0.494	X SI 88 0-0 G6-3		C SI 91 B FC 90 S SL 80 F SL 80 B FF 89 X FC 89 2-2 F9			B SL 78 X CH 83 1-0 G5-3		C FF 92 B SL 84 B FF 92 S FS 84 X FS 84 2-2 G6-3		4	0	0	0	0	0	0
26 Max Kepler, L (1, 9) (7, 8) OBP: 0.368, SLG: 0.583	B FC 88 F FC 90 B SI 90 S SL 81 F SL 81 X FC 92 2-2 P6		B SL 79 F SL 80 S SI 91 X SI 91 1-2 G3			B SI 89 X SL 80 1-0 P4		C FF 92 B FS 87 S FS 84 B FS 84 X FF 93 2-2 5 2B 2B		4	1	1	0	0	0	0
22 Miguel Sanó, R (1, 10) OBP: 0.253, SLG: 0.426	B FC 89 F FC 88 B CH 84 B SL 81 D CH 84 4-1 5 2B 5 E BB			C SL 77 X FC 87 0-1 P3		B FC 89 X CH 83 1-0 F7		D FS 85 S FS 84 F FF 93 S FS 85 1-3 K		3	1	0	0	1	1	1
5 Eduardo Escobar, S (1, 5) OBP: 0.338, SLG: 0.534	C SL 79 C FC 89 B SL 80 X FC 88 1-2 E9 1-H 2B			B FC 87 F CH 81 F FC 89 X FC 90 1-2 23 CS 1B			B FF 96 B KC 84 F FF 97 B KC 84 B FF 97 4-1 20 E 23 E BB	X FS 84 0-0 2-H 2B		3	1	3	1	1	0	0
20 Eddie Rosario, L (1, 7) OBP: 0.264, SLG: 0.391	B SI 89 F FF 91 F SL 82 F SL 82 B SI 91 B SL 82 X SL 82 3-2 G3			B SI 90 S SL 80 F SI 90 S SI 91 1-3 K			B KC 84 B KC 84 1 SAFE C FF 98 F KC 84 B SV 86 C KC 84 3-3 K 1-2	B FF 91 B FS 84 X FS 83 2-0 G4-3		4	0	0	0	0	2	4
23 Mitch Garver, R (1, 2) OBP: 0.273, SLG: 0.400		B FC 86 X FC 88 1-0 P5		B FC 91 C CH 84 C SL 81 1-2 CS 1-2	B SI 89 X SI 89 1-0 E3 99 G6-3		B KC 84 C KC 84 B KC 84 X KC 83 2-1 E4 2-H 1B		B FF 92 C FC 87 C FF 93 B CU 76 S FF 92 2-3 K	4	0	1	0	0	1	0
99 Logan Morrison, L (1, 3) OBP: 0.212, SLG: 0.172 36 Robbie Grossman, S (7, 9) OBP: 0.167, SLG: 0.176		C SI 90 B SL 81 B SI 90 S SL 81 F FC 93 S SL 80 2-3 K			F SI 90 X SI 90 0-1 G6-3 1-2		C KC 84 B FF 98 B KC 84 F KC 84 D SV 87 B SV 88 4-2 BB		C FF 92 B CU 76 C CH 86 B FF 93 B FC 86 F FF 93 F CH 87 X FF 92 3-2 G4-3	2 1	0 0	0 0	0 0	1 0	1 0	1 0
16 Ehire Adrianza, S (1, 6) OBP: 0.240, SLG: 0.250		F SI 91 X CH 84 0-1 F7			C SL 79 C SL 80 C SL 80 0-3 K		S KC 84 B KC 86 C SL 83 S KC 87 1-3 K		C FF 92 C FF 92 F FF 93 B CH 86 B CU 77 C FF 93 2-3 K	4	0	0	0	0	3	3
24 Ryan LaMarre, R (1, 8) OBP: 0.476, SLG: 0.421 7 Joe Mauer, L (7, PH) OBP: 0.446, SLG: 0.379 (7, 3)			C SI 88 B SL 79 B FC 87 S CH 82 B SL 81 C SL 80 3-3 K		C SL 80 B SL 80 C SL 79 F SL 81 B FC 91 B SL 81 X SL 80 3-2 P2		D KC 83 B FC 93 X KC 84 2-0 G1-3			2 1	0 0	0 0	0 0	0 0	1 0	1 2
Inning Stats	R: 1 E: 1 K: 0 S: 13 H: 1 LOB: 1 BB: 1 P: 23	R: 0 E: 0 K: 1 S: 7 H: 0 LOB: 0 BB: 0 P: 10	R: 0 E: 0 K: 1 S: 10 H: 0 LOB: 0 BB: 0 P: 16	R: 0 E: 0 K: 1 S: 10 H: 1 LOB: 0 BB: 0 P: 13	R: 0 E: 1 K: 1 S: 10 H: 0 LOB: 1 BB: 0 P: 14	R: 0 E: 0 K: 0 S: 3 H: 0 LOB: 0 BB: 0 P: 6	R: 1 E: 2 K: 2 S: 12 H: 1 LOB: 2 BB: 2 P: 28	R: 1 E: 0 K: 1 S: 11 H: 2 LOB: 1 BB: 0 P: 18	R: 0 E: 0 K: 2 S: 12 H: 0 LOB: 0 BB: 0 P: 19	1B: 2 2B: 3 3B: 0 HR: 0 SF: 0 SAC: 0 DP: 0 HBP: 0						

TOP

Minnesota Twins @ New York Yankees

Yankee Stadium, Bronx, NY

Tue Apr 24 2018, 6:38 PM - 9:49 PM EDT

Att. 39,025 - Cloudy - 61 F

livebaseballscorecards.com

AB	32
R	3
H	5
RBI	1
BB	3
SO	9
LOB	12

WP: 0 PB: 0 SB: 0 CS: 1 PA: 36

PITCHER		IP	WLS	BF	H	R	ER	SO	BB	IBB	HBP	BLK	WP	HR	S	P	ERA	WHIP
52 CC Sabathia, L ERA: 1.86	(1, 1)	6.0	W	21	2	1	0	4	1	0	0	0	0	0	53	82	0.00	0.500
68 Dellin Betances, R ERA: 6.0	(7, 1)	0.1		4	1	1	0	1	2	0	0	0	0	0	8	21	0.00	9.000
30 David Robertson, R ERA: 3.65	(7, 1)	0.2	H	2	0	0	0	1	0	0	0	0	0	0	4	7	0.00	0.000
45 Chasen Shreve, L ERA: 0.93	(8, 1)	1.0		5	2	1	1	1	0	0	0	0	0	0	11	18	9.00	2.000
56 Jonathan Holder, R ERA: 9.53	(9, 1)	1.0		3	0	0	0	2	0	0	0	0	0	0	12	19	0.00	0.000

PITCHER	IP	WLS	BF	H	R	ER	SO	BB	IBB	HBP	BLK	WP	HR	S	P	ERA	WHIP

Batter	1	2	3	4	5	6	7	8	9	AB	R	H	RBI	BB	SO	LOB
11 Brett Gardner, L (1, 7) OBP: 0.357, SLG: 0.300	C FF 92 B FF 93 B SI 93 C FF 94 X FF 94 2-2 ① L7		B FF 94 B SI 92 B FF 93 C FF 92 B FF 92 4-1 99 2B 18 1B BB	B SI 92 S SI 92 B FF 92 C SI 92 F SV 82 F CH 84 X SI 93 2-2 ②③ G6-3 1-2f		1 SAFE C SI 91 B SI 91 X SI 92 1-1 ③ G4-3		C SI 92 C SI 93 B CU 79 B CU 78 B CU 77 C SI 93 3-3 ② K		4	1	0	0	1	1	3
99 Aaron Judge, R (1, 9) OBP: 0.476, SLG: 0.659	C FF 93 B FF 93 B SV 84 F SI 94 B SV 84 S FF 95 3-3 ② K		B FF 93 1 SAFE C SV 82 1 SAFE B SI 93 D FF 94 X FF 94 3-1 18 1B 1-3 2B		C FF 93 B FF 93 B CH 85 B SV 83 X SI 93 3-1 18 HR 1B		C FF 91 F SI 92 B KC 83 X FF 92 1-2 HR	C SI 94 B SI 94 B CU 81 C SI 93 S CU 80 2-3 ③ K		5	2	3	1	0	2	0
18 Didi Gregorius, L (1, 6) OBP: 0.442, SLG: 0.787	C FF 95 F FF 94 B SV 84 B SV 84 F FF 95 B CH 86 T FF 94 3-2 ③ K		B CH 84 B SI 93 F CH 83 X FF 93 2-1 24 FC6-4 2-3 3-H 1B		X CH 83 0-0 1-H HR		B SI 91 C KC 76 B SI 93 X SI 91 2-1 27 FC5-4 1B			4	1	3	3	0	1	0
27 Giancarlo Stanton, R (1, 10) OBP: 0.317, SLG: 0.449		C FF 94 S SI 91 F FF 94 S FF 94 0-3 ① K	S FF 93 S SV 83 S SV 83 0-3 ② K		C FF 94 B FF 96 S SL 88 B F SL 90 S FF 95 2-3 ① K		B FF 91 B SI 93 S SI 93 X KC 82 2-1 ① FC5-4 24 HR 1-2f			4	1	0	0	0	3	3
24 Gary Sánchez, R (1, 2) OBP: 0.247, SLG: 0.481		S SV 84 X FF 94 0-1 HR	F SI 92 X SI 92 0-1 ③ FC6-4 1-2f		B SL 89 B SL 88 S SL 87 B CU 81 T FF 96 F FF 95 C FF 96 3-3 ② K		B SI 91 C SI 92 X SI 92 1-1 1-H HR			4	2	2	3	0	1	2
31 Aaron Hicks, S (1, 8) OBP: 0.426, SLG: 0.459		B SI 94 B CH 84 B CH 84 B SI 93 4-0 BB	X FF 93 0-0 ① F9		B FF 95 B SI 94 C FF 94 S SL 88 F CU 83 S SL 89 2-3 ③ K		B KC 79 B SI 92 S SI 92 B SI 92 F SI 93 B SI 93 4-2 41 WP BB			2	0	0	0	2	1	0
14 Neil Walker, S (1, 3) OBP: 0.232, SLG: 0.203		F FF 93 1 SAFE 1 SAFE F FF 93 S FF 93 0-3 ② K	B FF 93 B CH 83 C SI 93 F FF 92 F CH 84 S SV 84 2-3 K 41 E 25 1B			B FF 90 X SI 92 1-0 ① F8	B SI 91 X SI 92 1-0 ② F7			4	1	0	0	0	2	2
41 Miguel Andujar, R (1, 5) OBP: 0.313, SLG: 0.607		1 SAFE C SV 83 F SV 82 S SV 84 0-3 ③ K	B SV 80 S SV 81 F SI 92 B SV 83 1 SAFE D SV 84 F SV 84 X SI 95 3-2 E2 25 1B 1-2			X FF 92 0-0 ② L9	C KC 80 1 SAFE F SI 90 B KC 83 D KC 83 F SI 91 S 2-3 ③ K 1-2			4	0	0	0	0	2	3
25 Gleyber Torres, R (1, 4) OBP: 0.250, SLG: 0.250			C SV 80 B SI 92 F FF 92 B SV 84 F SV 82 X SI 94 2-2 ① G5-3	B SI 92 B SI 93 B FF 95 C FF 93 S SI 92 X SI 94 3-2 11 G6-3 1-2 2-H 1B		C FF 92 B KC 78 B KC 80 C SI 92 B KC 83 X FF 93 3-2 1B		X SI 93 0-0 ① G4-3		4	0	2	1	0	0	0
Inning Stats	R: 0 E: 0 K: 2 S: 10 H: 0 LOB: 0 BB: 0 P: 18	R: 1 E: 0 K: 3 S: 12 H: 1 LOB: 1 BB: 1 P: 16	R: 1 E: 0 K: 1 S: 15 H: 2 LOB: 2 BB: 1 P: 26	R: 1 E: 1 K: 1 S: 17 H: 1 LOB: 1 BB: 1 P: 27	R: 2 E: 0 K: 3 S: 15 H: 2 LOB: 0 BB: 0 P: 25	R: 0 E: 0 K: 0 S: 7 H: 1 LOB: 1 BB: 0 P: 12	R: 3 E: 0 K: 1 S: 16 H: 3 LOB: 1 BB: 1 P: 29	R: 0 E: 0 K: 2 S: 7 H: 0 LOB: 0 BB: 0 P: 12		1B: 5 2B: 1 3B: 0 HR: 4 SF: 0 SAC: 0 DP: 1 HBP: 0						

PITCHER		IP	WLS	BF	H	R	ER	SO	BB	IBB	HBP	BLK	WP	HR	S	P	ERA	WHIP
17 José Berríos, R ERA: 2.84	(1, 1)	4.0	L	21	6	5	5	7	2	0	0	0	1	2	57	93	11.25	2.000
57 Ryan Pressly, R ERA:	(5, 1)	1.0		3	0	0	0	3	0	0	0	0	0	0	12	19	0.00	0.000
21 Tyler Duffey, R ERA: 13.5	(6, 1)	2.0		11	4	3	3	1	1	0	0	0	1	2	23	41	13.50	2.500
55 Taylor Rogers, L ERA: 6.23	(8, 1)	1.0		3	0	0	0	2	0	0	0	0	0	0	7	12	0.00	0.000

PITCHER	IP	WLS	BF	H	R	ER	SO	BB	IBB	HBP	BLK	WP	HR	S	P	ERA	WHIP

BOTTOM

Minnesota Twins @ New York Yankees

Yankee Stadium, Bronx, NY

Tue Apr 24 2018, 6:38 PM - 9:49 PM EDT

Att. 39,025 - Cloudy - 61 F

livebaseballscorecards.com

AB	35
R	8
H	10
RBI	8
BB	3
SO	13
LOB	13

Batter	1	2	3	4	5	6	7	8	9	AB	R	H	RBI	BB	SO	LOB
2 Brian Dozier, R (1, 4) OBP: 0.348, SLG: 0.470	C SI 93 C SI 93 B SL 84 X SI 95 1-2 G4-3		B FF 91 B FF 93 B SI 93 C FF 93 B FF 92 4-1 22 CS BB	B FF 93 C FF 92 X SI 92 1-1 P4		S SL 88 B SL 85 B FF 96 F FF 95 X FF 96 2-2 F8		B SL 86 C FC 92 F KC 81 X SL 88 1-2 G4-3		4	0	0	0	1	0	2
7 Joe Mauer, L (1, 3) OBP: 0.456, SLG: 0.403	B CU 81 B FF 93 F FF 93 B FF 95 C FF 94 B FF 94 4-2 22 HR BB		B FF 92 B FF 92 C FF 92 1 SAFE B FF 93 X FF 93 3-1 F9		C FF 92 B FF 92 X CU 79 1-1 26 L8 22 1B 1B		C FF 94 X FF 95 0-1 26 1B 2B	B FC 94 C FC 94 S KC 85 B KC 85 B KC 86 X KC 85 3-2 G4-3		4	2	2	0	1	0	1
22 Miguel Sanó, R (1, 5) OBP: 0.288, SLG: 0.479	B CU 82 X CH 89 1-0 1-H HR		B FF 92 C FF 92 B SL 86 B SL 84 F FF 93 D SL 86 4-2 1-2 BB		D FF 92 B FF 92 S FF 91 X FF 91 2-1 5 BB 1-2 1B		B SL 87 B FF 96 B FF 96 C FF 95 B FF 96 4-1 5 1B 26 1B BB		X FF 97 0-0 P4	3	1	2	2	2	0	0
20 Eddie Rosario, L (1, 7) OBP: 0.247, SLG: 0.365	S FF 95 B SI 91 S FF 94 B SL 84 F ST 85 X SL 86 2-2 G3-1		X FF 92 0-0 L9		F SL 82 B CH 89 F FF 92 B SI 93 S SL 85 2-3 K		S FF 95 F FF 96 F FF 96 S FF 96 0-3 K		L FF 97 F FF 98 S SL 85 0-3 K	5	0	0	0	0	3	5
26 Max Kepler, L (1, 8) OBP: 0.384, SLG: 0.585	B FF 93 C FF 91 S SL 85 F SL 84 F FF 93 B SL 86 C SI 93 2-3 K			C SI 90 C CH 88 B SL 85 X 1-2 99 1B 5 1B 36 FC4-6 1B	C FF 93 D SI 91 F SI 91 X SL 83 1-2 L8 2-3		B SL 87 X FF 96 1-0 5 1B 1-2 2-H 1B		B SL 83 S FF 97 X FF 99 1-1 1B	5	1	3	1	0	1	2
5 Eduardo Escobar, S (1, 6) OBP: 0.357, SLG: 0.532		C SL 82 F FF 93 X SL 85 0-2 P6		C SI 82 X SI 91 0-1 36 FC4-6 99 1B 1-2 1B	C SL 85 F SL 84 D SL 86 D SI 94 D SL 87 F FF 93 F SL 84 F SI 94 B SL 85 4-2 1-2 BB		B FF 95 B FF 95 F FF 96 B FF 96 X FF 95 3-1 1-2 2-3 1B		S FF 99 S FF 100 B SI 100 X FF 101 1-2 G6-3	4	0	2	0	1	0	1
99 Logan Morrison, L (1, 10) OBP: 0.214, SLG: 0.177		C SL 82 B SI 93 C CH 88 B SL 85 B FF 95 S SL 85 3-3 K		F SL 84 D FF 92 F FF 92 X SL 85 1-2 36 FC4-6 1-2 2-3 1B	C FF 97 S FF 97 B FF 96 X FF 96 1-2 P5		D FS 84 T FF 92 F FS 84 S FS 84 1-3 K			4	0	1	0	0	2	6
36 Robbie Grossman, S (1, 9) OBP: 0.175, SLG: 0.162		B SI 93 B ST 81 B ST 83 B FF 92 4-0 BB		S SL 81 C FF 93 X SI 93 0-2 FC4-6 1-2f 2-3 3-H		C FF 95 X FF 95 0-1 F8	C FF 92 X FS 83 0-1 P3			3	0	0	1	1	0	5
15 Jason Castro, L (1, 2) OBP: 0.241, SLG: 0.229		B FF 92 1 SAFE C FF 93 X CH 90 1-1 F7		S SL 82 D CU 82 B SI 90 C SI 92 S SL 83 2-3 K		S FF 96 F FF 96 B FF 96 B FF 96 S FF 96 2-3 K		F SL 82 F KC 85 B FC 94 S KC 84 1-3 K		4	0	0	0	0	3	3
Inning Stats	R: 2 E: 0 K: 1 S: 15 H: 1 LOB: 0 BB: 1 P: 25	R: 0 E: 0 K: 1 S: 8 H: 0 LOB: 1 BB: 1 P: 16	R: 0 E: 0 K: 0 S: 6 H: 0 LOB: 1 BB: 2 P: 17	R: 1 E: 0 K: 1 S: 16 H: 3 LOB: 2 BB: 0 P: 21	R: 0 E: 0 K: 1 S: 18 H: 2 LOB: 3 BB: 1 P: 29	R: 0 E: 0 K: 1 S: 8 H: 0 LOB: 0 BB: 0 P: 12	R: 1 E: 0 K: 2 S: 15 H: 3 LOB: 3 BB: 1 P: 24	R: 0 E: 0 K: 1 S: 9 H: 0 LOB: 0 BB: 0 P: 14	R: 0 E: 0 K: 1 S: 9 H: 1 LOB: 1 BB: 0 P: 11	1B: 8 2B: 1 3B: 0 HR: 1 SF: 0 SAC: 0 DP: 0 HBP: 0	WP: 0 PB: 0 SB: 0 CS: 1 PA: 42					

PITCHER	IP	WLS	BF	H	R	ER	SO	BB	IBB	HBP	BLK	WP	HR	S	P	ERA	WHIP
55 Sonny Gray, R (1, 1) ERA: 7.71	4.2		24	6	3	3	4	5	0	0	0	0	1	60	104	5.79	2.357
57 Chad Green, R (5, 1) ERA: 2.25	1.2	W	9	3	1	1	2	1	0	0	0	0	0	21	34	5.40	2.400
45 Chasen Shreve, L (7, 1) ERA: 0.87	0.2	H	2	0	0	0	1	0	0	0	0	0	0	5	6	0.00	0.000
30 David Robertson, R (8, 1) ERA: 3.38	1.0	H	3	0	0	0	1	0	0	0	0	0	0	9	14	0.00	0.000
54 Aroldis Chapman, L (9, 1) ERA: 1.8	1.0	S	4	1	0	0	1	0	0	0	0	0	0	9	11	0.00	1.000

PITCHER	IP	WLS	BF	H	R	ER	SO	BB	IBB	HBP	BLK	WP	HR	S	P	ERA	WHIP

TOP

Minnesota Twins @ New York Yankees

Yankee Stadium, Bronx, NY

Wed Apr 25 2018, 6:39 PM - 10:17 PM EDT

Att. 39,243 - Cloudy - 53 F

livebaseballscorecards.com

AB	36
R	4
H	10
RBI	4
BB	6
SO	9
LOB	25

Batter	1	2	3	4	5	6	7	8	9	AB	R	H	RBI	BB	SO	LOB
11 Brett Gardner, L (1, 8) OBP: 0.353, SLG: 0.298	C FF 92 B FF 93 B SI 92 B FF 94 F FF 92 X FF 94 3-2 99 1B 18 1B 1B		C SI 92 C FF 92 B FF 92 X FF 94 1-2 ① G1-3	B SI 92 F SI 91 X SI 91 1-1 ① FC1-2 99 SF9 2-3 3-H		F SI 86 F SI 88 B CU 74 B CU 73 B SL 78 S SL 78 3-3 ② K		B SI 92 1 SAFE B SI 93 X SI 92 2-0 ① SH1 1-2		4	1	1	0	0	1	2
99 Aaron Judge, R (1, 9) OBP: 0.481, SLG: 0.655	C FF 94 B FF 95 D FC 89 1 SAFE F FF 95 B FF 94 F FF 94 X FF 94 3-2 18 1B 1-3 1B		B FC 88 C FF 94 F FF 94 B SI 93 S FC 89 2-3 ② K	B FF 92 B FF 93 X FF 92 2-0 ② SF9 1-2 3-H		C SI 88 B SL 79 B CH 81 B CH 83 S SI 88 B CU 75 4-2 18 1B BB			0-0 24 BB 18 BB IBB	2	0	1	1	2	1	0
18 Didi Gregorius, L (1, 6) OBP: 0.470, SLG: 0.833	X SI 93 0-0 1-2 3-H 1B		B FF 94 S FF 94 X FF 93 1-1 HR	B FF 93 D CU 81 B SI 91 3-0 IBB		C SL 78 X SI 88 0-1 1-2 1B		S CU 78 B CU 78 B SI 93 F CU 78 B CU 80 F SI 93 B CU 79 4-2 24 BB 1-2 2-3 BB		3	1	3	2	2	0	0
27 Giancarlo Stanton, R (1, 7) OBP: 0.311, SLG: 0.441	S SI 93 B SI 93 S SI 93 F FF 95 B SI 92 S FC 87 2-3 ① K		B FC 87 X SI 92 1-0 24 BB 26 HR 1B	B SI 88 C SI 90 F SL 78 B SL 79 B SL 78 F SI 89 F CH 77 F CH 78 X SI 90 3-2 ③ F8		C SI 86 D CH 81 S CH 82 D CH 82 S SI 86 2-3 ③ K		F SI 94 B SI 94 X SI 93 1-1 ② SF9 3-H		4	1	1	1	0	2	6
24 Gary Sánchez, R (1, 10) OBP: 0.256, SLG: 0.463	B SI 92 X SI 92 1-0 ② F4		B SI 92 D FC 88 B SI 92 C FF 94 S FC 87 F SI 93 D FF 94 4-2 26 HR 1-2 BB		X FF 95 0-0 ① F7		C SL 85 B SL 84 C FF 90 F SL 84 F FF 90 F SL 83 B SL 85 B FF 90 F FF 90 3-2 ① X FF 91 P3	B SI 94 B SI 92 B SI 93 B SI 92 4-0 1-2 2-3 BB		3	1	0	0	2	0	2
26 Tyler Austin, R (1, 3) OBP: 0.379, SLG: 0.661	C FF 94 F FC 87 B FC 86 S FF 95 1-3 ③ K		S FF 93 S FF 95 F FF 95 B FC 88 B FC 87 X FF 94 2-2 1-H 2-H HR		C FF 96 C CU 81 F FF 96 S SL 89 0-3 ② K		S SL 84 B FF 91 X FF 90 1-1 2B	C CU 78 B SI 92 T SI 92 X CU 78 1-2 ③ F9		5	1	2	3	0	2	5
41 Miguel Andujar, R (1, 5) OBP: 0.309, SLG: 0.600 74 Ronald Torreyes, R (8, 5) OBP: 0.432, SLG: 0.528		B FF 93 B FC 88 F FF 93 B SI 92 F FF 93 X FF 94 3-2 ① F8	X FC 85 0-0 ③ G4-3		X SI 94 0-0 2B		C FF 92 B FF 86 B SL 85 S FF 91 B SL 86 S FF 91 3-3 ② K			4 0	0 0	1 0	0 0	0 0	1 0	1 0
28 Austin Romine, R (1, 2) OBP: 0.355, SLG: 0.296		C FF 93 X SI 92 0-1 ② G3-1		C FF 90 S FF 92 B SI 90 B SI 90 F FF 92 B FF 93 F FF 92 D SI 92 4-2 25 2B 11 FC1-2 BB	F FF 95 D FF 96 S FF 96 C FF 97 1-3 ③ K		F FF 92 B FF 91 X FF 91 1-1 ③ L8			3	0	0	0	1	1	2
25 Gleyber Torres, R (1, 4) OBP: 0.313, SLG: 0.375		C FF 94 C FF 94 X FC 89 0-2 ③ G1-3		S FF 92 S FF 92 F FF 93 F FF 93 B SI 92 X CU 79 1-2 11 FC1-2 99 SF9 1-3 2B		C SI 86 S CH 81 B CU 72 B SI 86 B CU 73 X SI 88 3-2 ① G5-3		C SI 92 F SI 92 F FF 93 X FF 93 0-2 18 BB 11 SH1 27 SF9 1B		4	2	2	0	0	0	0
Inning Stats	R: 1 E: 0 K: 2 S: 16 H: 3 LOB: 2 BB: 0 P: 26	R: 0 E: 0 K: 0 S: 8 H: 0 LOB: 0 BB: 0 P: 11	R: 4 E: 0 K: 1 S: 17 H: 3 LOB: 0 BB: 1 P: 28	R: 1 E: 0 K: 0 S: 18 H: 1 LOB: 2 BB: 2 P: 32	R: 0 E: 0 K: 2 S: 9 H: 1 LOB: 1 BB: 0 P: 10	R: 0 E: 0 K: 2 S: 13 H: 1 LOB: 2 BB: 1 P: 25	R: 0 E: 0 K: 1 S: 14 H: 1 LOB: 1 BB: 0 P: 22	R: 1 E: 0 K: 0 S: 13 H: 1 LOB: 3 BB: 3 P: 25		1B: 6 2B: 3 3B: 0 HR: 2 SF: 2 SAC: 1 DP: 0 HBP: 0					

BOTTOM

Minnesota Twins @ New York Yankees

Yankee Stadium, Bronx, NY

Wed Apr 25 2018, 6:39 PM - 10:17 PM EDT

Att. 39,243 - Cloudy - 53 F

livebaseballscorecards.com

AB	32
R	7
H	11
RBI	7
BB	7
SO	8
LOB	18

WP: 0 PA: 42
PB: 0
SB: 0
CS: 0

PITCHER		IP	WLS	BF	H	R	ER	SO	BB	IBB	HBP	BLK	WP	HR	S	P	ERA	WHIP
31 Lance Lynn, R ERA: 7.71	(1, 1)	3.2	L	21	7	6	6	3	2	1	0	0	0	2	53	88	14.73	2.455
39 Trevor Hildenberger, R ERA: 4.5	(4, 1)	0.1		1	0	0	0	0	0	0	0	0	0	0	6	9	0.00	0.000
57 Ryan Pressly, R ERA:	(5, 1)	1.0		4	1	0	0	2	0	0	0	0	0	0	9	10	0.00	1.000
32 Zach Duke, L ERA: 6.75	(6, 1)	1.0		5	1	0	0	2	1	0	0	0	0	0	13	25	0.00	2.000
43 Addison Reed, R ERA: 2.25	(7, 1)	1.0		4	1	0	0	1	0	0	0	0	0	0	14	22	0.00	1.000

PITCHER		IP	WLS	BF	H	R	ER	SO	BB	IBB	HBP	BLK	WP	HR	S	P	ERA	WHIP
55 Taylor Rogers, L ERA: 6.52	(8, 1)	1.0		7	1	1	1	0	2	1	0	0	0	0	13	25	9.00	3.000

Batter	1	2	3	4	5	6	7	8	9	AB	R	H	RBI	BB	SO	LOB
2 Brian Dozier, R (1, 4) OBP: 0.340, SLG: 0.448	B FF 89 S CH 82 B SI 90 B SI 90 F CH 83 B CH 83 4-2 7 FC6-5 BB		C CU 78 B FF 91 F SL 86 F CU 81 X FF 91 1-2 ① G5-3		C SI 88 F CU 83 B SI 87 X CU 79 1-2 ① P4		**C CU 82** **1 SAFE** **B SI 96** **1 SAFE** **B CU 82** **C FF 96** 1 SAFE 1 SAFE X CU 82 2-2 ① L9		C KC 82 L FF 98 S FF 99 0-3 ① K	4	0	0	0	1	1	1
7 Joe Mauer, L (1, 10) OBP: 0.440, SLG: 0.388	D SI 89 C FF 89 C CU 80 X CU 82 1-2 ① FC6-5 **1-2f**		B FF 91 B FF 91 B CU 79 C FF 91 F FF 90 X SI 90 3-2 ② L6		X SI 89 0-0 ② G4-3		C FF 96 B SI 96 1 SAFE C CH 87 X CU 82 1-2 **1-2** 1B		C FF 98 B KC 83 C FF 98 F SV 86 F SV 87 S FF 98 1-3 ② K	5	0	1	0	0	1	1
22 Miguel Sanó, R (1, 3) (8, 5) OBP: 0.294, SLG: 0.467	C CH 82 B SI 89 B CU 81 T CH 83 D CU 82 C CU 80 3-3 ② K		B CU 81 F CH 83 B FF 91 C CU 79 B CU 82 B CH 84 4-2 5 HR BB		C CH 81 B SI 88 B SI 89 X CH 82 2-1 1B		C CU 82 B SI 95 F CU 80 F SI 97 F FF 97 S CU 84 1-3 ② K		C KC 84 B FF 98 S FF 98 C SV 86 1-3 ③ K	4	1	1	0	1	3	3
5 Eduardo Escobar, S (1, 5) OBP: 0.351, SLG: 0.561 20 Eddie Rosario, L (8, 7) OBP: 0.247, SLG: 0.365	B SI 89 C CH 83 F CU 80 S CU 81 1-3 ③ K		**F SI 91** B FF 91 S CU 80 F CU 81 F CU 82 B FF 90 B CH 84 F CU 80 1 SAFE **1-H** 3-2 X FF 82 HR		C CU 76 B SL 86 F SL 85 X CU 79 1-2 ③ F9		S CH 88 X CH 90 0-1 ③ F8			4 0	1 0	1 0	2 0	0 0	1 0	4 0
23 Mitch Garver, R (1, 2) OBP: 0.269, SLG: 0.375		C FF 90 B CH 84 B SI 90 C CH 83 S CU 81 2-3 ① K	C FF 91 B CU 80 S FF 91 B CU 82 X SI 91 2-2 1B			B FF 95 C FF 95 C CU 84 B CU 84 F SI 96 C FF 97 2-3 ① K		C CU 82 C FF 94 S CU 83 0-3 ① K		4	0	1	0	0	3	0
26 Max Kepler, L (1, 9) OBP: 0.364, SLG: 0.551		C FF 91 X FF 89 0-1 ② G4-3	B SI 90 D CU 79 B SL 87 C SI 90 F SI 90 S SL 87 3-3 ③ K			C CH 89 B SI 96 F CH 89 F SI 91 X CU 85 1-2 ② G1-3		F FF 95 X CH 89 0-1 ② G4-3		4	0	0	0	0	1	1
36 Robbie Grossman, S (1, 7) OBP: 0.227, SLG: 0.317 99 Logan Morrison, L (8, 3) OBP: 0.214, SLG: 0.177		C CU 79 B SI 92 X CH 84 1-1 2B		T SI 89 X SI 90 0-1 ① F9	C CH 88 X FF 97 0-1 HR	C CH 88 X FF 97 0-1 HR		F CH 89 S CH 88 F SI 96 F CU 83 X FF 96 0-2 16 E 1B		4 0	1 0	3 0	1 0	0 0	0 0	0 0
16 Ehire Adrianza, S (1, 6) OBP: 0.276, SLG: 0.259		B CU 78 B CU 79 B FF 90 C SI 91 B CH 82 2 SAFE 4-1 BB	B SI 90 F SI 89 F FF 91 X FF 91 1-2 ② P5		B FF 96 S FF 96 X SI 95 1-1 ③ L8		S CH 88 X CH 86 0-1 E8 **1-3** 1B		3	0	1	0	1	0	0
24 Ryan LaMarre, R (1, 8) OBP: 0.440, SLG: 0.364		C CH 83 S CU 79 F CU 81 S CU 81 0-3 ③ K	F SI 89 F FF 90 C CH 83 0-3 ③ K			C CU 82 B CU 83 B CU 83 F FF 95 B CU 83 B FF 96 4-2 7 1B BB		B CU 83 S CU 82 B FF 95 2 SAFE X CU 82 2-1 ③ G6-3		3	0	0	0	1	2	4
Inning Stats	R: 0 E: 0 K: 2 S: 11 H: 0 LOB: 1 BB: 1 P: 20	R: 0 E: 0 K: 2 S: 12 H: 1 LOB: 2 BB: 1 P: 19	R: 2 E: 0 K: 1 S: 21 H: 2 LOB: 1 BB: 1 P: 37	R: 0 E: 0 K: 1 S: 8 H: 0 LOB: 0 BB: 0 P: 9	R: 0 E: 0 K: 0 S: 9 H: 1 LOB: 1 BB: 0 P: 13	R: 1 E: 0 K: 1 S: 12 H: 1 LOB: 0 BB: 0 P: 16	R: 0 E: 0 K: 1 S: 15 H: 1 LOB: 2 BB: 1 P: 23	R: 0 E: 1 K: 1 S: 14 H: 2 LOB: 2 BB: 0 P: 16	R: 0 E: 0 K: 3 S: 11 H: 0 LOB: 0 BB: 0 P: 13	1B: 5 2B: 1 3B: 0 HR: 2 SF: 0 SAC: 0 DP: 0 HBP: 0						

PITCHER		IP	WLS	BF	H	R	ER	SO	BB	IBB	HBP	BLK	WP	HR	S	P	ERA	WHIP
47 Jordan Montgomery, L ERA: 3.76	(1, 1)	5.0		22	4	2	2	6	3	0	0	0	0	1	61	98	3.60	1.400
65 Domingo Germán, R ERA: 5.23	(6, 1)	3.0		14	4	1	1	3	1	0	0	0	0	1	41	55	3.00	1.667
68 Dellin Betances, R ERA: 5.4	(9, 1)	1.0	W	3	0	0	0	3	0	0	0	0	0	0	11	13	0.00	0.000

PITCHER	IP	WLS	BF	H	R	ER	SO	BB	IBB	HBP	BLK	WP	HR	S	P	ERA	WHIP

TOP

Minnesota Twins @ New York Yankees

Yankee Stadium, Bronx, NY

Thu Apr 26 2018, 1:10 PM - 4:13 PM EDT

Att. 40,758 - Sunny - 62 F

livebaseballscorecards.com

AB	35
R	3
H	8
RBI	3
BB	4
SO	12
LOB	14



BOTTOM

Batter	1	2	3	4	5	6	7	8	9	AB	R	H	RBI	BB	SO	LOB
11 Brett Gardner, L (1, 7) OBP: 0.358, SLG: 0.299	C FF 92 B SI 92 X SI 93 1-1 ① G6-3			B FF 92 B CH 83 B FF 93 B FF 91 4-0 99 BB 1 BB		B CU 80 C CH 85 B SL 84 B SI 93 X SI 92 3-1 99 BB 1B		D SL 78 B SI 87 X SI 88 2-0 ② L8		3	0	1	0	1	0	1
99 Aaron Judge, R (1, 10) OBP: 0.482, SLG: 0.640	B FF 94 C SI 94 B SL 87 C SI 94 S SL 86 2-3 ② K			C SL 83 B SI 92 1 SAFE B SI 94 T SI 94 B SI 93 B CH 86 4-2 ① 1-2 BB		C FF 94 B SL 85 D SL 86 S SL 86 D SL 87 B SI 94 4-2 1-2 BB		C CH 83 D CH 83 C SI 88 S CU 74 1-3 ③ K		2	0	0	0	2	2	1
18 Didi Gregorius, L (1, 6) OBP: 0.452, SLG: 0.793	B SI 89 S CH 86 S SL 85 S FF 93 1-3 ③ K			B SI 93 X SI 90 1-0 ② F8		B FF 94 F FF 94 D CU 82 X CH 85 2-1 ③ F8			C SI 94 S CH 83 X FF 97 0-2 E5 24 HR	4	1	0	0	0	1	3
27 Giancarlo Stanton, R (1, 9) OBP: 0.318, SLG: 0.454		B CU 83 X SI 93 1-0 ① G5-3		C SL 85 F SL 84 B FF 92 S CH 85 1-3 ③ K			C SL 85 T SL 84 F FF 92 B FF 89 X SL 83 1-2 31 WP 31 SF8 2B		C SI 96 B SI 96 X CH 84 1-1 24 HR 1B	4	2	2	0	0	1	1
24 Gary Sánchez, R (1, 2) OBP: 0.256, SLG: 0.488		S CU 80 F SI 92 B SL 86 S CU 82 1-3 ② K			B SI 92 C SI 92 B SI 92 F SI 93 B SI 94 X SI 93 3-2 ① L7		C FF 91 D SL 87 X FF 93 1-1 ① P3		C SI 95 X SI 96 0-1 1-H 2-H HR	4	1	1	3	0	1	1
31 Aaron Hicks, S (1, 8) OBP: 0.400, SLG: 0.436		B SI 94 B SI 90 F SI 94 S SL 85 B CU 82 F CH 86 X SI 93 3-2 ③ F8			S CU 80 B CH 86 B CH 85 B SI 91 F FF 94 S SL 85 3-3 ② K		B SL 86 F SL 85 X FF 92 1-1 ② SF8 2-H			2	0	0	1	0	1	0
26 Tyler Austin, R (1, 3) OBP: 0.362, SLG: 0.629			B SI 90 F SI 92 F SI 93 S SL 86 1-3 ① K		S SL 84 F SI 94 F SL 84 S SL 86 1-3 ③ K		B SL 86 B SL 85 F FF 91 C FF 92 C FF 92 2-3 ③ K			3	0	0	0	0	3	0
41 Miguel Andujar, R (1, 5) OBP: 0.296, SLG: 0.574			B SI 94 B CU 80 B SI 93 C SI 93 F SI 94 F SL 85 F SI 95 F SI 94 S CU 81 3-3 ② K			C CU 80 S SL 84 B SL 84 F SI 93 S CH 86 1-3 ① K		B SI 87 C SL 78 B CU 72 X SI 89 2-1 ① G5-3		3	0	0	0	0	2	0
25 Gleyber Torres, R (1, 4) OBP: 0.316, SLG: 0.368			C CU 79 C SL 84 S SL 86 0-3 ③ K			X SI 93 0-0 ② G5-3		C SI 88 X CH 83 0-1 E4 1B		3	0	1	0	0	1	0
Inning Stats	R: 0 E: 0 K: 2 S: 8 H: 0 LOB: 0 BB: 0 P: 12	R: 0 E: 0 K: 1 S: 8 H: 0 LOB: 0 BB: 0 P: 13	R: 0 E: 0 K: 3 S: 12 H: 0 LOB: 0 BB: 0 P: 16	R: 0 E: 0 K: 1 S: 6 H: 0 LOB: 1 BB: 2 P: 16	R: 0 E: 0 K: 2 S: 10 H: 0 LOB: 0 BB: 0 P: 17	R: 0 E: 0 K: 1 S: 11 H: 1 LOB: 2 BB: 1 P: 21	R: 1 E: 0 K: 1 S: 11 H: 1 LOB: 0 BB: 0 P: 16	R: 0 E: 1 K: 1 S: 8 H: 1 LOB: 1 BB: 0 P: 13	R: 3 E: 1 K: 0 S: 7 H: 2 LOB: 0 BB: 0 P: 8	1B: 3 2B: 1 3B: 0 HR: 1 SF: 1 SAC: 0 DP: 0 HBP: 0						

PITCHER		IP	WLS	BF	H	R	ER	SO	BB	IBB	HBP	BLK	WP	HR	S	P	ERA	WHIP
44 Kyle Gibson, R ERA: 3.33	(1, 1)	6.0		21	1	0	0	10	3	0	0	0	0	0	55	95	0.00	0.667
43 Addison Reed, R ERA: 2.77	(7, 1)	1.0	H	4	1	1	1	1	0	0	0	0	1	0	11	16	9.00	1.000
32 Zach Duke, L ERA: 5.87	(8, 1)	1.0	H	4	1	0	0	1	0	0	0	0	0	0	8	13	0.00	1.000
56 Fernando Rodney, R ERA: 6.75	(9, 1)	0.0	L	3	2	3	2	0	0	0	0	0	0	1	7	8	∞	∞

PITCHER	IP	WLS	BF	H	R	ER	SO	BB	IBB	HBP	BLK	WP	HR	S	P	ERA	WHIP

Minnesota Twins @ New York Yankees

Yankee Stadium, Bronx, NY

Thu Apr 26 2018, 1:10 PM - 4:13 PM EDT

Att. 40,758 - Sunny - 62 F

livebaseballscorecards.com

AB	28
R	4
H	5
RBI	4
BB	3
SO	12
LOB	7

WP: 1 PA: 32
PB: 0
SB: 0
CS: 0

Cincinnati Reds @ Minnesota Twins

Target Field, Minneapolis, MN

Fri Apr 27 2018, 7:13 PM - 11:12 PM CDT

Att. 25,002 - Cloudy - 53 F

livebaseballscorecards.com

Batter	1	2	3	4	5	6	7	8	9	AB	R	H	RBI	BB	SO	LOB
33 Jesse Winker, L (1, 10) OBP: 0.429, SLG: 0.382	C FF 90 F FF 91 B FF 91 B FC 86 X FF 91 2-2 ① F7		C FF 89 1 SAFE 1 SAFE X SI 88 0-1 ① L7	X FF 88 0-0 3-H 2B	C CU 80 S SL 89 B FF 96 B CU 81 B SL 88 C CU 81 3-3 ② K 3-H	X FF 92 0-0 ③ P5		C CU 80 F SL 83 B FF 90 X CH 78 1-2 ③ L8		6	0	1	1	0	1	3
9 José Peraza, R (1, 6) OBP: 0.311, SLG: 0.408	X FF 91 0-0 HR		1 SAFE 1 SAFE X FC 86 0-0 ② B2-3 1-2	D KC 77 S FF 90 D KC 81 X SI 92 2-1 ③ G5-3	S SL 88 B CU 82 B FF 96 X FF 96 2-1 3 1B 19 1B 1B		C FF 92 X CU 80 0-1 7 1B 19 BB 43 BB 1B		B CU 78 F FF 90 X CU 78 1-1 HR	6	3	4	2	0	0	2
19 Joey Votto, L (1, 3) OBP: 0.393, SLG: 0.430	B FF 92 H FF 91 2-0 HBP		B FC 88 B FC 87 B CH 80 B SI 89 4-0 3 1B 7 1B BB		X FF 90 0-0 HR 1 SAFE C SI 92 X SI 91 0-1 3 1B 1-2 1B		1 SAFE S CH 78 B SI 92 D CH 79 1 SAFE B SI 92 B CH 79 4-1 43 BB 7 1B 23 G1-2-3 1-2 BB		X CH 80 0-0 7 1B 43 FC4-2 2B	3	2	3	1	2	0	0
3 Scooter Gennett, L (1, 4) OBP: 0.348, SLG: 0.413	X FF 90 0-0 ② F7		B CH 80 S SI 89 B SI 89 F SI 89 D FC 88 X FC 88 3-2 7 1B 1-3 2-H 1B		B CH 86 X SI 92 1-0 7 2B 43 1B 1B B CU 79 S SI 92 B CU 79 X SI 91 3-1 1-2 2-3 1B		S CH 79 F CH 78 X CH 80 0-2 ① F8		B CH 79 B SI 91 F CH 79 D SI 92 D CH 79 4-1 43 FC4-2 7 1B 23 2B BB	5	2	3	1	1	0	3
7 Eugenio Suárez, R (1, 5) OBP: 0.419, SLG: 0.595	B KC 79 X FC 88 1-0 ③ F7		B KC 79 B FF 90 X SI 89 2-0 1-2 3-H 1B		X FF 92 0-0 43 1B 1-3 2B C SI 92 F SI 92 D CU 79 S SI 91 1-3 ③ K		X CU 80 0-0 43 BB 1-2 2-3 1B		C SL 75 S SL 76 B SL 75 B SL 77 X SI 89 2-2 43 FC4-2 23 2B 1-2 2-3 1B	6	2	4	1	0	1	4
43 Scott Schebler, L (1, 9) OBP: 0.366, SLG: 0.526		B FF 88 S KC 78 S FF 89 F FF 90 C FF 90 1-3 ① K	D KC 79 C FF 90 F FF 90 S FF 91 1-3 ③ K		B KC 79 X KC 79 1-0 23 E 16 SF8 2-H 3-H 1B	C SI 92 C CU 78 X CU 80 0-2 6 BB 1B	B FF 92 B CU 78 B FF 92 B FF 92 4-0 1-2 2-3 3-H BB		X SI 88 0-0 ① FC4-2 23 2B 16 SF8 1-2 2-3 3-Hf	5	2	2	3	1	2	5
23 Adam Duvall, R (1, 7) OBP: 0.253, SLG: 0.352		C KC 78 B FC 83 B FF 89 X FF 90 2-1 ② F9		X FF 87 0-0 16 G4-3 33 2B 2B	D KC 80 B SI 91 X SI 91 2-0 E1 16 SF8 1-3 6 3B	B CU 80 C SI 91 S CU 80 F CU 81 C SI 91 1-3 ① K	F SI 90 T SI 91 F CU 81 D SI 93 F CH 80 X SI 92 1-2 ②③ G1-2-3 3-Hf		X SL 77 0-0 16 SF8 1-3 2-H 3-H 2B	6	2	2	2	0	1	5
16 Tucker Barnhart, L (1, 2) OBP: 0.318, SLG: 0.384		B FF 89 B FF 90 F SI 88 X CH 82 2-1 ③ F7		B FF 88 F SI 87 X SI 88 1-1 ① G4-3 2-3	B FF 94 B FF 94 X FF 93 2-0 ① SF8 2-3 3-H	S CH 80 F CH 80 T SI 92 0-2 ② K		B SI 91 C CH 80 F SI 91 X SI 91 1-2 ① G5-3	B CH 77 F SI 89 B SI 89 X CH 78 2-1 ② SF8 2-3 3-H	4	0	0	2	0	1	2
6 Billy Hamilton, S (1, 8) OBP: 0.290, SLG: 0.250			B FF 89 B FF 89 L FF 89 B FF 89 L FF 89 B FF 90 4-2 9 B2-3 3 1B BB	F FF 88 B SI 89 C FF 88 D KC 78 B KC 78 T FF 89 3-2 ② K	F FF 95 D CU 81 X FF 96 1-1 33 WP 3-H 3B	C SI 92 1 SAFE 1 SAFE B CH 79 F SI 90 B CH 80 B SI 93 B CH 80 4-2 1-2 BB		L SI 92 B CH 77 C CH 80 X FF 90 1-2 ② L9	S CH 77 B CH 78 F SI 88 S CH 77 1-3 ③ K	4	2	1	1	2	2	2

	AB	R	H	RBI	BB	SO	LOB
AB	45						
R		15					
H			20				
RBI				14			
BB					6		
SO						8	
LOB							26

Inning Stats	1	2	3	4	5	6	7	8	9
R	1	0	2	1	6	0	1	0	4
E	0	0	0	0	1	0	0	0	0
K	0	1	1	1	2	2	0	0	1
S	6	8	12	9	20	13	12	9	14
H	1	0	2	2	8	1	2	0	4
LOB	1	0	2	1	3	2	2	0	1
BB	0	0	2	0	0	1	2	0	1
P	11	13	26	15	36	18	21	12	24

1B	11
2B	5
3B	1
HR	3
SF	2
SAC	0
DP	1
HBP	1

WP	1
PB	0
SB	0
CS	0
PA	54

PITCHER		IP	WLS	BF	H	R	ER	SO	BB	IBB	HBP	BLK	WP	HR	S	P	ERA	WHIP
45 Phil Hughes, R ERA: 7.71	(1, 1)	3.2		19	5	4	4	3	2	0	1	0	0	1	33	61	9.82	1.909
21 Tyler Duffey, R ERA: 27.0	(4, 1)	0.1	L	6	4	5	5	0	0	0	0	0	0	1	7	13	135.00	12.000
57 Ryan Pressly, R ERA: 0.66	(5, 1)	0.2		4	2	1	0	1	0	0	0	0	1	0	8	16	0.00	3.000
55 Taylor Rogers, L ERA: 6.3	(5, 1)	0.1		4	3	0	0	1	0	0	0	0	0	0	10	14	0.00	9.000
53 David Hale, R ERA: 7.2	(6, 1)	3.0		16	4	4	4	2	4	0	0	0	0	1	35	57	12.00	2.667

PITCHER		IP	WLS	BF	H	R	ER	SO	BB	IBB	HBP	BLK	WP	HR	S	P	ERA	WHIP
39 Trevor Hildenberger, R ERA: 4.91	(9, 1)	1.0		5	2	1	1	1	0	0	0	0	0	0	10	15	9.00	2.000

Batter	1	2	3	4	5	6	7	8	9	AB	R	H	RBI	BB	SO	LOB
2 Brian Dozier, R (1, 4) OBP: 0.353, SLG: 0.462	C FF 95 S FF 96 B SL 83 B SL 83 X SI 96 2-2 7 BB 22 1B 1B	B FF 94 T FF 94 X SI 94 1-1 22 G5-4-3 2B	B SL 86 C SL 87 X SI 93 1-1 ③ F9		B SI 92 C SI 92 B CU 82 D CU 81 B SI 92 4-1 7 FC4 1-2 BB			B SI 90 C SI 90 C SI 90 B SI 90 S SL 84 2-3 ① K		4	1	2	0	1	1	1
7 Joe Mauer, L (1, 3) OBP: 0.449, SLG: 0.377	1 SAFE B SI 95 B SI 96 B FF 96 C FF 97 C FF 97 B FF 97 4-2 22 1B 20 2B 1-2 BB	B FF 95 B CH 85 C FF 96 B FF 95 B SI 95 4-1 22 G5-4-3 BB		B SI 92 B SI 92 B SI 92 B SL 90 4-0 26 2B 26 E BB	C SI 93 C SI 94 X SI 94 0-2 ③ FC4 1-2f			C SI 91 X CH 88 0-1 ② G3		2	2	0	0	3	0	2
22 Miguel Sanó, R (1, 5) OBP: 0.289, SLG: 0.450	B SL 82 B SI 96 F SI 96 X SI 97 2-1 20 2B 26 G3 1-2 2-H 1B	B SI 93 X SI 94 1-0 ①② G5-4-3 1-2f 2-3		C SL 85 C SL 86 S SI 93 0-3 ① K		B FF 94 B FF 94 X FF 93 2-0 ① F8		B SL 84 X SI 91 1-0 ③ G5-3		5	1	1	1	0	1	3
20 Eddie Rosario, L (1, 7) OBP: 0.256, SLG: 0.418	S CH 86 F CH 86 X FF 96 0-2 ③ 26 G3 99 HR 1-3 2-H 2B	B FF 94 C FF 93 S SL 87 D SL 87 F FF 92 F SL 87 X FF 94 2-2 P6		B SL 86 S FF 91 F SL 85 X SL 86 1-2 ② F9		B SL 83 C FF 94 B SL 84 B SL 83 S FF 95 S FF 94 3-3 ② K			F SI 91 F SL 80 X SL 82 0-2 HR	5	2	2	2	0	1	2
26 Max Kepler, L (1, 8) OBP: 0.378, SLG: 0.568	T SI 96 F FF 96 F FF 96 X CH 87 0-2 ① G3 2-3 3-H		C SI 91 C FF 92 B FF 93 F SL 86 F FF 92 B FF 92 F FF 92 B SL 87 X FF 92 3-2 ① L4	B FF 91 C SL 86 X SL 85 1-1 E9 1-H 2B		B FF 95 C FF 96 X FF 96 1-1 1B			B SI 93 F FF 90 X CH 84 1-1 36 FC5-4 5 BB 1B	5	0	3	1	0	0	1
5 Eduardo Escobar, S (1, 6) OBP: 0.354, SLG: 0.557	X CH 88 0-0 ② P2		C FF 91 B FF 92 S FF 92 F SI 94 B SL 87 F SL 86 X FF 92 2-2 99 1B 2B	B SI 92 B SI 93 F SI 92 B CU 80 C SI 93 S CU 82 3-3 ③ K		B FF 94 F FF 93 F CH 84 S SL 84 1-3 ③ K			B CH 87 C CH 87 B CH 83 F CH 83 D SL 79 F SI 94 D CH 87 4-2 36 FC5-4 1-2 BB	4	1	1	0	1	2	3
99 Logan Morrison, L (1, 10) OBP: 0.227, SLG: 0.239	S FF 95 B FF 96 F CH 87 B FF 96 B CH 85 F FF 97 F FF 96 F FF 97 X CH 87 3-2 3-H HR		B SI 94 B FF 92 X SI 93 2-0 36 2B 2-H 1B		C SI 91 B SI 92 F CU 80 C SI 92 1-3 ① K		C SI 90 B SI 91 S SI 91 B SI 91 B SI 92 S SI 91 3-3 ① K		B SI 93 B FF 94 C SI 93 B SI 94 F SI 94 X SI 94 3-2 ① F7	5	2	2	3	0	2	2
36 Robbie Grossman, S (1, 9) OBP: 0.286, SLG: 0.378	C SI 96 F CH 87 X SI 95 0-2 1B		C FF 93 B FF 92 F SI 94 B FF 93 B SL 87 X FF 92 3-2 15 G3-1 1-H 2B		B CU 80 C SI 92 B SI 92 B SI 91 X SI 92 3-1 2 BB 1B		B SI 91 S SI 91 B SI 91 B FF 92 4-1 15 G6-3 BB		C SI 93 B CH 84 S SI 92 D SI 94 F SI 93 F SL 82 X CH 85 2-2 ② FC5-4 16 DI 1-2f 2-3	4	0	3	1	1	0	2
15 Jason Castro, L (1, 2) OBP: 0.224, SLG: 0.212 16 Ehire Adrianza, S (9, PH) OBP: 0.267, SLG: 0.250	S FF 95 F FF 95 D CH 87 B CH 87 B FF 97 X FF 96 3-2 ③ G3-1		C FF 92 C SL 87 X SL 87 0-2 ② G3-1 2-3		C SI 92 F CU 80 B SI 93 B FF 92 S CU 81 2-3 ② K		B SI 92 F SI 92 X SI 92 1-1 ②③ G6-3 1-2f		B CH 87 B SI 92 B SI 91 C SI 93 C SI 94 S SI 92 3-3 ③ K 1-2	4 1	0 0	0 0	0 0	0 0	1 1	4 2
Inning Stats	R: 5 E: 0 K: 0 S: 27 H: 5 LOB: 1 BB: 1 P: 41	R: 0 E: 0 K: 0 S: 9 H: 1 LOB: 1 BB: 1 P: 17	R: 2 E: 0 K: 0 S: 20 H: 3 LOB: 1 BB: 0 P: 31	R: 1 E: 1 K: 2 S: 11 H: 1 LOB: 1 BB: 1 P: 20	R: 0 E: 0 K: 2 S: 12 H: 1 LOB: 2 BB: 1 P: 22	R: 0 E: 0 K: 2 S: 9 H: 1 LOB: 1 BB: 0 P: 16	R: 0 E: 0 K: 1 S: 6 H: 0 LOB: 0 BB: 1 P: 14	R: 0 E: 0 K: 1 S: 6 H: 0 LOB: 0 BB: 0 P: 9	R: 1 E: 0 K: 1 S: 19 H: 2 LOB: 2 BB: 1 P: 32	1B: 7 2B: 5 3B: 0 HR: 2 SF: 0 SAC: 0 DP: 2 HBP: 0						

PITCHER		IP	WLS	BF	H	R	ER	SO	BB	IBB	HBP	BLK	WP	HR	S	P	ERA	WHIP
58 Luis Castillo, R ERA: 7.85	(1, 1)	1.0		11	6	5	5	0	2	0	0	0	0	1	30	49	45.00	8.000
41 Kevin Shackelford, R ERA: 9.82	(2, 1)	2.2		12	4	3	2	1	1	0	0	0	0	0	34	54	6.75	1.875
37 David Hernandez, R ERA:	(4, 1)	1.1	W	6	1	0	0	3	1	0	0	0	0	0	15	28	0.00	1.500
50 Amir Garrett, L ERA: 1.84	(6, 1)	1.0	H	4	1	0	0	2	0	0	0	0	0	0	9	16	0.00	1.000
48 Jared Hughes, R ERA: 1.84	(7, 1)	2.0	H	6	0	0	0	2	1	0	0	0	0	0	12	23	0.00	0.500

PITCHER		IP	WLS	BF	H	R	ER	SO	BB	IBB	HBP	BLK	WP	HR	S	P	ERA	WHIP
26 Raisel Iglesias, R ERA: 2.38	(9, 1)	1.0		6	2	1	1	1	1	0	0	0	0	1	19	32	9.00	3.000

BOTTOM

Cincinnati Reds @ Minnesota Twins

Target Field, Minneapolis, MN

Fri Apr 27 2018, 7:13 PM - 11:12 PM CDT

Att. 25,002 - Cloudy - 53 F

livebaseballscorecards.com

AB	39
R	9
H	14
RBI	8
BB	6
SO	9
LOB	22

Batter	1	2	3	4	5	6	7	8	9	AB	R	H	RBI	BB	SO	LOB
33 Jesse Winker, L (1, 9) OBP: 0.416, SLG: 0.361	C FF 91 F FF 91 S FF 92 0-3 ① K		C FF 92 F FC 87 F FF 92 X FF 93 0-2 ③ L8		B FF 92 B FF 91 2-0 IBB		B SL 80 C SL 79 F SI 89 T CU 74 1-2 ② K		X SI 96 0-0 ③ P5	4	0	0	0	1	2	4
9 José Peraza, R (1, 6) OBP: 0.308, SLG: 0.402	B FF 89 F FF 90 F FF 91 S SL 86 1-3 ② K			X FC 84 0-0 1B	F FF 92 F FC 86 F SL 83 B FF 92 B FF 92 X FS 85 2-2 ③ P6		B SI 87 X SI 89 1-0 ③ F9			4	0	1	0	0	1	5
19 Joey Votto, L (1, 3) OBP: 0.388, SLG: 0.417	X FF 91 0-0 ③ F7			X FS 85 0-0 ① L8		B FF 89 B FF 90 T FF 90 S FF 90 F FF 92 B FF 92 X FF 92 3-2 ① F9		S SL 84 B FF 90 C SL 83 B SL 84 B FF 90 B FF 91 4-2 3 G3-6 BB		3	0	0	0	1	0	1
3 Scooter Gennett, L (1, 4) OBP: 0.345, SLG: 0.407		C FF 91 B FF 91 B FS 83 F FF 91 X FS 85 2-2 ① P4		1 SAFE B FS 84 X FS 85 1-0 ② P6		B FF 92 B FF 90 F FF 91 B FF 92 X FF 90 3-1 7 FC5-4 1B		C FF 91 B FF 91 C FF 91 F SL 84 F SL 83 B SL 84 F FF 92 B FF 92 X FF 90 1-2f 3-2 ①② G3-6		4	0	1	0	0	0	2
7 Eugenio Suárez, R (1, 5) OBP: 0.383, SLG: 0.537		B FF 92 B FF 91 X FF 91 2-0 ② G5-3		B FC 86 X SL 84 1-0 ③ F8		B SL 86 S SL 83 X SL 84 1-1 ② FC5-4 1-2f		C FF 92 X FF 91 1-1 ③ F7		4	0	0	0	0	0	2
43 Scott Schebler, L (1, 10) OBP: 0.378, SLG: 0.585		X CU 72 0-0 HR			F FC 88 F FF 90 F FF 92 S FC 86 0-3 ① K	S SL 85 D FS 84 S FS 84 X FS 83 1-2 ③ F8			B SI 93 B SI 93 B SI 93 B FF 93 4-0 39 BB BB	3	1	1	1	1	1	1
23 Adam Duvall, R (1, 7) OBP: 0.262, SLG: 0.363		B FF 92 F FF 92 X FF 91 1-1 ③ F9			F FF 91 B FF 92 B FF 91 B FF 92 C FF 92 F FF 93 D SL 86 4-2 39 2B BB	B SL 83 C SL 81 S FS 84 B FS 84 B FF 91 F FF 91 X FF 90 3-2 39 1B 2B			S SI 94 F CH 83 B FF 96 X SI 94 1-2 ① F8	3	0	1	0	1	0	1
39 Devin Mesoraco, R (1, 2) OBP: 0.306, SLG: 0.364 12 Rosell Herrera, S (9, PR)			B FF 89 F SL 84 X FF 91 1-1 ① P3		B SL 84 F SL 84 B SL 81 F FF 92 F FS 86 X FF 93 2-2 1-3 2B	X CH 83 0-0 2-3 1B			D CH 82 B SI 95 C FF 94 B SI 94 D SI 95 4-1 1-2 BB	3 0	0 0	2 0	0 0	1 0	0 0	0 0
6 Billy Hamilton, S (1, 8) OBP: 0.281, SLG: 0.241 16 Tucker Barnhart, L (9, PH) OBP: 0.314, SLG: 0.378			B FF 92 T FF 91 X FF 91 1-1 ② B2		S FF 92 F FF 92 F FF 93 X FF 92 0-2 ② P6		B SI 89 X SI 89 1-0 ① P3		B CH 84 B CH 84 C SI 95 F SI 94 X FF 97 2-2 ② P4	3 1	0 0	0 0	0 0	0 0	0 0	4 2
Inning Stats	R: 0 H: 0 E: 0 LOB: 0 K: 2 BB: 0 S: 7 P: 8	R: 1 H: 1 E: 0 LOB: 0 K: 0 BB: 0 S: 7 P: 12	R: 0 H: 0 E: 0 LOB: 0 K: 0 BB: 0 S: 8 P: 10	R: 0 H: 1 E: 0 LOB: 1 K: 0 BB: 0 S: 4 P: 6	R: 0 H: 1 E: 0 LOB: 3 K: 1 BB: 2 S: 19 P: 29	R: 0 H: 1 E: 0 LOB: 1 K: 0 BB: 0 S: 11 P: 19	R: 0 H: 2 E: 0 LOB: 2 K: 1 BB: 0 S: 10 P: 16	R: 0 H: 0 E: 0 LOB: 0 K: 0 BB: 1 S: 10 P: 18	R: 0 H: 0 E: 0 LOB: 2 K: 0 BB: 2 S: 8 P: 19	1B: 3 SF: 0 2B: 2 SAC: 0 3B: 0 DP: 1 HR: 1 HBP: 0					WP: 0 PA: 37 PB: 0 SB: 0 CS: 0	

PITCHER	IP	WLS	BF	H	R	ER	SO	BB	IBB	HBP	BLK	WP	HR	S	P	ERA	WHIP
12 Jake Odorizzi, R (1, 1) ERA: 3.94	6.0	W	25	5	1	1	3	1	1	0	0	0	1	60	91	1.50	1.000
32 Zach Duke, L (7, 1) ERA: 5.19	1.0	H	4	1	0	0	1	0	0	0	0	0	0	6	9	0.00	1.000
43 Addison Reed, R (8, 1) ERA: 2.57	1.0	H	3	0	0	0	0	1	0	0	0	0	0	10	18	0.00	1.000
56 Fernando Rodney, R (9, 1) ERA: 5.87	1.0	S	5	0	0	0	0	2	0	0	0	0	0	8	19	0.00	2.000

PITCHER	IP	WLS	BF	H	R	ER	SO	BB	IBB	HBP	BLK	WP	HR	S	P	ERA	WHIP

TOP

Cincinnati Reds @ Minnesota Twins

Target Field, Minneapolis, MN

Sat Apr 28 2018, 1:12 PM - 4:09 PM CDT

Att. 27,115 - Sunny - 53 F

livebaseballscorecards.com

AB	32
R	1
H	6
RBI	1
BB	5
SO	4
LOB	22

Cincinnati Reds @ Minnesota Twins

Target Field, Minneapolis, MN

Sat Apr 28 2018, 1:12 PM - 4:09 PM CDT

Att. 27,115 - Sunny - 53 F

BOTTOM

livebaseballscorecards.com

Batter	1	2	3	4	5	6	7	8	9	AB	R	H	RBI	BB	SO	LOB
2 Brian Dozier, R (1, 4) OBP: 0.340, SLG: 0.442	C SI 95 X SL 83 0-1 F7		C SI 95 B SI 94 X SI 94 1-1 P3		B SI 92 L SI 92 X SI 92 1-1 L6-4 2-2		B SI 92 C SI 93 B SL 87 F SL 86 X SI 93 2-2 E4 7 1B			4	0	0	0	0	0	3
7 Joe Mauer, L (1, 10) OBP: 0.452, SLG: 0.375	C SI 95 B SI 95 X SI 95 1-1 G4-3		C SI 95 B SI 95 B SI 95 B SI 95 F SI 95 X SI 95 3-2 G4-3		B SI 94 B SI 93 B SI 93 B SI 92 4-0 20 1B BB		B SI 92 C SI 91 B SI 92 C SI 92 1 SAFE B SI 93 F SI 91 1 SAFE F SI 92 3-2 X SI 91 1-2 1B			3	0	1	0	1	0	2
20 Eddie Rosario, L (1, 7) OBP: 0.267, SLG: 0.422	F SI 95 X SL 86 0-1 F8			B SI 93 F SI 94 X CH 87 1-1 5 E 1B	F SI 93 X SI 92 0-1 1-2 1B		C CH 85 C SI 93 S FF 92 0-3 K			4	1	2	0	0	1	2
5 Eduardo Escobar, S (1, 5) OBP: 0.349, SLG: 0.554		B SL 83 F SI 95 C SI 94 B SL 86 B SI 95 F SI 95 F SI 95 C SI 96 3-3 K		C SI 94 B SI 94 B SI 93 1 SAFE S SI 94 F SI 94 F SI 94 F SI 95 B SI 95 3-2 X SI 84 E9 36 SF9 1-H 2B	C CU 86 F FF 94 F SI 94 B CU 82 S CU 82 1-3 K		F CH 86 C SI 94 B FF 94 F SI 94 S SL 87 1-3 K			4	1	1	1	0	3	4
26 Max Kepler, L (1, 8) (8, 9) OBP: 0.360, SLG: 0.538		C SI 96 B SI 96 B SI 95 F SI 96 B SI 96 X SI 95 3-2 G1-3		B SI 95 F SI 94 B SI 93 X SI 94 2-1 F8		B SI 95 C CH 87 B CH 88 B SI 93 F FF 94 X SI 94 3-2 L3		C SI 91 X CH 84 0-1 G3-1		4	0	0	0	0	0	1
36 Robbie Grossman, S (1, 9) OBP: 0.269, SLG: 0.362 24 Ryan LaMarre, R (8, 8) OBP: 0.423, SLG: 0.348		B SI 95 F SI 96 B SI 96 B SI 96 X SI 95 3-1 G4-3		B SI 93 B SI 94 F SI 94 X SI 93 2-1 SF9 3-H		C SI 94 X CU 83 0-1 G4-3		F SL 86 B SI 92 X SI 92 1-1 G1-3		2 1	0 0	0 0	1 0	0 0	0 0	0 0
99 Logan Morrison, L (1, 3) OBP: 0.241, SLG: 0.243			X SI 94 0-0 F7	B SI 94 F SI 93 B SI 95 B SI 93 F SI 93 F SI 93 X SI 94 3-2 G4-3		C CU 82 B FF 94 B SI 94 B CU 82 F SI 94 B FF 95 4-2 BB		X SI 92 0-0 1B		3	0	1	0	1	0	0
23 Mitch Garver, R (1, 2) OBP: 0.300, SLG: 0.536			B SI 95 B SI 95 C SI 94 B SI 95 C SI 94 X SI 95 3-2 2B		C SI 92 X SI 91 0-1 HR		B SI 94 B CU 81 C SI 94 C CU 81 B CU 82 F CU 81 S CU 83 3-3 K		C SL 86 B SL 87 F CH 85 1 SAFE C SI 93 1-3 K	4	1	2	1	0	2	2
16 Ehire Adrianza, S (1, 6) OBP: 0.303, SLG: 0.300			B SL 85 F SI 95 F SI 95 F SL 88 B SI 95 F SI 95 D SL 87 B SI 95 4-2 BB		X SI 93 0-0 2 L6-4 2B		B CH 85 B SI 92 C SI 92 F CH 85 B SI 93 X SI 92 3-2 G1-4-3			2	0	1	0	1	0	0
Inning Stats	R: 0 E: 0 K: 0 S: 6 H: 0 LOB: 0 BB: 0 P: 7	R: 0 E: 0 K: 1 S: 10 H: 0 LOB: 0 BB: 0 P: 19	R: 0 E: 0 K: 0 S: 13 H: 1 LOB: 2 BB: 1 P: 24	R: 2 E: 1 K: 0 S: 16 H: 2 LOB: 0 BB: 0 P: 27	R: 1 E: 0 K: 1 S: 11 H: 3 LOB: 2 BB: 1 P: 17	R: 0 E: 0 K: 1 S: 11 H: 0 LOB: 1 BB: 1 P: 21	R: 0 E: 1 K: 2 S: 18 H: 1 LOB: 2 BB: 0 P: 27	R: 0 E: 0 K: 1 S: 8 H: 1 LOB: 1 BB: 0 P: 10		1B: 4 2B: 4 3B: 0 HR: 1 SF: 1 SAC: 0 DP: 1 HBP: 0				WP: 0 PB: 0 SB: 0 CS: 0 PA: 35		

	AB	31
	R	3
	H	8
	RBI	3
	BB	3
	SO	6
	LOB	14

PITCHER		IP	WLS	BF	H	R	ER	SO	BB	IBB	HBP	BLK	WP	HR	S	P	ERA	WHIP
47 Sal Romano, R ERA: 4.65	(1, 1)	4.2	L	21	6	3	2	1	2	0	0	0	0	1	52	89	3.86	1.714
40 Austin Brice, R ERA: 3.45	(5, 1)	1.1		5	0	0	0	2	1	0	0	0	0	0	15	26	0.00	0.750
63 Dylan Floro, R ERA: 0.9	(7, 1)	2.0		9	2	0	0	3	0	0	0	0	0	0	26	37	0.00	1.000

PITCHER	IP	WLS	BF	H	R	ER	SO	BB	IBB	HBP	BLK	WP	HR	S	P	ERA	WHIP

Cincinnati Reds @ Minnesota Twins

Target Field, Minneapolis, MN

Sun Apr 29 2018, 1:11 PM - 4:18 PM CDT

Att. 25,677 - Sunny - 61 F

TOP

livebaseballscorecards.com

Batter	1	2	3	4	5	6	7	8	9	AB	R	H	RBI	BB	SO	LOB
33 Jesse Winker, L (1, 9) OBP: 0.415, SLG: 0.377 6 Billy Hamilton, S (7, 8) OBP: 0.281, SLG: 0.241	X FF 93 0-0 ① F7	C FF 92 B FF 93 C SV 80 F FF 93 1 SAFE D SV 82 X FF 93 2-2 1-H 2B		L CU 76 1 SAFE 1 SAFE X CU 77 0-1 FC6-4 3 9 1B 7 1B 1-3 1B	F B SL 87 B CH 88 X FF 95 2-1 ③ P6		C KC 81 S D KC 84 T SI 93 1-2 ② K			5 1 2 1 0 1 1 0 0 0 0 0 0 0						
9 José Peraza, R (1, 6) OBP: 0.321, SLG: 0.411	B FF 93 F FF 94 X SV 81 1-1 FC4-6 3 19 BB 7 2B 1B	C SV 79 D SV 80 B FF 93 X FF 92 2-1 ③ F9		F SI 92 D CH 88 X SI 92 1-1 3 FC6-4 1-2 3-H 1B		F FF 93 B FF 95 X FF 95 1-1 7 FC6-4 19 BB 1B	X FF 94 0-0 ③ P4			5 1 3 1 0 0 2						
19 Joey Votto, L (1, 3) OBP: 0.397, SLG: 0.414	1 SAFE B SI 93 B SI 92 B CH 83 B FF 93 4-0 3 FC4-6 1-2 BB	X CH 83 0-0 3 2B 43 FC3-6 1B	B SI 92 C CU 76 B CU 78 C SI 92 S SI 92 2-3 ① K		F FF 94 S CH 88 B FF 94 B FF 94 D FF 93 F SL 90 B SI 94 4-2 7 FC6-4 1-2 BB			C FF 93 B CH 88 B FF 94 F SI 93 X KC 82 2-2 ① G1-3		3 1 1 0 2 1 2						
3 Scooter Gennett, L (1, 10) OBP: 0.347, SLG: 0.416	F SI 92 S CH 84 B FF 94 X CH 82 1-2 ② FC4-6 7 2B 1-2f 2-3	B SI 92 X SI 92 1-0 43 FC3-6 23 FC6-4 2B 1-3	C CU 76 S CU 78 B SI 92 F B SI 93 F SI 92 B CU 76 X SI 93 3-2 ② FC6-4 7 1B 43 1B 1-2f 2-3		F CH 87 F FF 94 S FF 93 0-3 ① K			C FF 93 B CH 87 X CH 89 1-1 1B		5 2 2 0 0 1 6						
7 Eugenio Suárez, R (1, 5) OBP: 0.404, SLG: 0.556	X SV 81 0-0 1-3 3-H 2B	S SV 83 B SV 82 D SI 92 B SV 82 B FF 93 4-1 43 FC3-6 BB	C SL 87 1 SAFE B SL 86 C FF 96 X SL 87 1-2 43 1B 1-2 3-H 1B		F FF 94 X FF 93 0-1 ② FC6-4 1-2f 2-3			B FF 94 X SI 94 1-0 ② L8		4 0 2 2 1 0 3						
43 Scott Schebler, L (1, 8) OBP: 0.360, SLG: 0.543 (7, 9)	X SV 81 0-0 ③ G4-3	C FF 93 X SV 83 0-1 ① FC3-6 23 FC6-4 1-2f 2-3 3-H	B F FF 95 B FF 96 X FF 94 2-1 1-3 2-H 1B		S FF 94 X FF 94 0-1 ③ F8			B KC 80 C KC 79 X SI 93 1-1 ③ G3		5 0 1 2 0 0 7						
23 Adam Duvall, R (1, 7) OBP: 0.259, SLG: 0.385		B SV 81 B SI 92 F SI 93 B SV 80 F FF 92 X FF 94 3-2 ① L4	B SV 82 D SI 92 S SV 82 F SI 92 X SV 82 2-2 ② FC6-4 16 S 1-2f 3-H	C F FF 95 C FF 94 0-3 ③ K			C SI 93 C KC 82 B X SI 94 1-2 HR		C KC 81 C KC 81 S KC 84 0-3 ① K	5 1 1 2 0 2 3						
16 Tucker Barnhart, L (1, 2) OBP: 0.319, SLG: 0.372		B SI 92 F FF 92 S CH 84 B CH 85 B CH 84 B FF 92 4-2 ③ 2 FC4-6 BB	B CH 83 C FF 92 B CH 82 X SI 92 2-1 ③ G4-3 1-2		B SI 94 B SI 94 C FF 94 B CH 87 X FF 95 3-1 ① L3		B SI 92 X SI 94 1-0 1B	C FF 93 B CH 88 B CH 88 S FF 94 S KC 84 2-3 ② K		4 0 1 0 1 1 1						
2 Alex Blandino, R (1, 4) OBP: 0.304, SLG: 0.256		C FF 92 D SV 81 1 SAFE 1 SAFE B SV 79 F FF 92 X FF 93 2-2 ② FC4-6 33 2B 1-2f		B SI 92 F SI 91 C SI 93 B SI 92 X SI 92 2-2 33 1B 9 1B 1B	X FF 95 0-0 ② F9		C SI 93 B D KC 81 C SI 94 X FF 94 2-2 ① F9		C KC 80 C FF 94 B KC 82 B KC 84 X FF 94 2-2 ③ L9	5 2 1 0 0 0 2						

Inning Stats																						
	R: 1	H: 2	R: 1	H: 1	R: 2	H: 2	R: 3	H: 5	R: 0	H: 0	R: 0	H: 1	R: 1	H: 2	R: 0	H: 1	R: 0	H: 0	1B: 10	SF: 0	WP: 0	PA: 45
	E: 0	LOB: 2	E: 0	LOB: 1	E: 0	LOB: 1	E: 0	LOB: 2	E: 0	LOB: 0	E: 0	LOB: 2	E: 0	LOB: 1	E: 0	LOB: 1	E: 0	LOB: 0	2B: 3	SAC: 0	PB: 0	
	K: 0	BB: 1	K: 0	BB: 1	K: 0	BB: 1	K: 2	BB: 0	K: 0	BB: 0	K: 1	BB: 1	K: 1	BB: 0	K: 0	BB: 0	K: 2	BB: 0	3B: 0	DP: 0	SB: 1	
	S: 8	P: 14	S: 14	P: 27	S: 10	P: 19	S: 23	P: 34	S: 5	P: 10	S: 12	P: 17	S: 11	P: 16	S: 8	P: 13	S: 9	P: 13	HR: 1	HBP: 0	CS: 0	

PITCHER		IP	WLS	BF	H	R	ER	SO	BB	IBB	HBP	BLK	WP	HR	S	P	ERA	WHIP
17 José Berríos, R ERA: 3.63	(1, 1)	3.0	L	17	5	4	4	0	3	0	0	0	0	0	32	60	12.00	2.667
55 Taylor Rogers, L ERA: 8.44	(4, 1)	0.2		5	3	3	3	1	0	0	0	0	0	0	15	23	40.50	4.500
68 Matt Magill, R ERA:	(4, 1)	2.1		11	3	0	0	2	1	0	0	0	0	0	25	38	0.00	1.714
21 Tyler Duffey, R ERA: 13.5	(7, 1)	3.0		12	3	1	1	3	0	0	0	0	0	1	28	42	3.00	1.000

PITCHER	IP	WLS	BF	H	R	ER	SO	BB	IBB	HBP	BLK	WP	HR	S	P	ERA	WHIP

AB	41
R	8
H	14
RBI	8
BB	4
SO	6
LOB	27

Cincinnati Reds @ Minnesota Twins

Target Field, Minneapolis, MN

Sun Apr 29 2018, 1:11 PM - 4:18 PM CDT

Att. 25,677 - Sunny - 61 F

BOTTOM

livebaseballscorecards.com

Batter	1	2	3	4	5	6	7	8	9	AB	R	H	RBI	BB	SO	LOB
2 Brian Dozier, R (1, 4) OBP: 0.333, SLG: 0.430	T F B SL 85 S FF 92 / 1-3 ① K		C SL 83 B SL 84 B FF 92 F FF 93 S FF 94 / 2-3 ② K			C FF 91 B FF 90 B SL 86 T F FF 94 S FF 95 / 2-3 ① K		C FF 94 B FF 94 B CH 85 F FF 95 X FF 96 / 2-2 5 FC5-4, 7 BB, 1B	X SI 91 / 0-0 ③ F7	5	0	1	0	0	3	2
7 Joe Mauer, L (1, 3) 23 Mitch Garver, R (9, 3) OBP: 0.454, SLG: 0.373 OBP: 0.300, SLG: 0.536	B FF 90 F FF 92 B CH 83 B FF 92 X FF 91 / 3-1 ② L7		B FF 91 F FF 93 C FF 92 B FF 94 X FF 94 / 2-2 ③ F8			C FF 92 F CH 85 X FF 95 / 0-2 2-H 1B		B FF 95 B FF 94 B FF 94 C FF 95 B FF 95 / 4-1 1-2 5 FC5-4, BB		3 0	0 0	1 0	1 0	1 0	0 0	0 0
20 Eddie Rosario, L (1, 7) OBP: 0.256, SLG: 0.402	B FF 91 X CH 83 / 1-0 ③ F7			X FF 88 / 0-0 ① L7		B FF 92 S FF 93 X CH 84 / 1-1 ② F7		C FF 94 B SL 86 F SI 96 S CH 85 / 1-3 ① K		4	0	0	0	0	1	3
5 Eduardo Escobar, S (1, 5) OBP: 0.356, SLG: 0.564		B FF 88 F FF 88 X SL 84 / 1-1 2B		C X CH 83 / 0-1 26 G4-6-3, 1B		F FF 91 X FF 92 / 0-1 ③ F7		B FF 95 X CH 85 / 1-0 ② FC5-4 1-2f 2-3		4	0	2	0	0	0	3
26 Max Kepler, L (1, 8) OBP: 0.344, SLG: 0.512		B FF 91 B FF 91 C FF 92 X CH 86 / 2-1 ① F8		B FF 90 X FF 89 / 1-0 ② ③ G4-6-3 1-2f			B CU 74 C FF 90 B CH 84 X FF 92 / 2-1 ① G4-3	X FF 95 / 0-0 ③ G3		4	0	0	0	0	0	4
36 Robbie Grossman, S (1, 9) OBP: 0.268, SLG: 0.340		C FF 93 B FF 92 C FF 93 S SL 85 / 1-3 ② K			C CU 74 F FF 90 X FF 93 / 0-2 ① F8		F FF 92 B FF 88 F CH 84 B CH 84 B CH 83 F B FF 93 / 4-2 16 2B, BB		B SI 92 F SI 92 B CH 85 X SI 91 / 2-1 ① G3-1	3	0	0	0	1	1	1
99 Logan Morrison, L (1, 10) OBP: 0.253, SLG: 0.260		B FF 92 B FF 94 B FF 91 C FF 93 B FF 94 / 4-1 BB			F B FF 91 F X FF 90 / 1-2 ② G4-3		C FF 96 B F FF 95 F FF 95 X FF 96 / 1-2 ② F8		X FF 91 / 0-0 15 2B, 2B	3	1	1	0	1	0	1
16 Ehire Adrianza, S (1, 6) OBP: 0.297, SLG: 0.324		C FF 92 C FF 93 S FF 95 / 0-3 ③ K			B CU 76 B FF 88 F FF 91 C FF 92 F FF 94 F FF 94 S / 2-3 ③ K		S FF 95 D CH 87 B FF 96 F FF 96 F F SL 84 X FF 96 / 2-2 1-3 2B		B SI 92 B SI 92 C FF 92 B SI 91 F SI 92 F SI 92 X FF 92 / 3-2 ② L8	4	0	1	0	0	2	3
15 Jason Castro, L (1, 2) OBP: 0.242, SLG: 0.268			B FF 89 C FF 90 F CU 75 C FF 94 / 1-3 ① K			S FF 89 F FF 89 B FF 92 B CU 76 X FF 89 / 2-2 7 1B, 2B	S SL 83 B SL 83 B FF 96 F FF 96 D FF 95 F SL 84 T FF 96 / 3-2 ③ K		B SI 92 F FF 91 X CU 80 / 1-1 2-H 2B	4	1	2	1	0	2	2
Inning Stats	R: 0 E: 0 K: 1 S: 6 / H: 0 LOB: 0 BB: 0 P: 11	R: 0 E: 0 K: 2 S: 11 / H: 1 LOB: 2 BB: 1 P: 19	R: 0 E: 0 K: 2 S: 9 / H: 0 LOB: 0 BB: 0 P: 14	R: 0 E: 0 K: 0 S: 4 / H: 1 LOB: 0 BB: 0 P: 5	R: 0 E: 0 K: 1 S: 11 / H: 0 LOB: 0 BB: 0 P: 14	R: 1 E: 0 K: 1 S: 14 / H: 2 LOB: 1 BB: 0 P: 19	R: 0 E: 0 K: 1 S: 18 / H: 1 LOB: 2 BB: 1 P: 30	R: 0 E: 0 K: 1 S: 9 / H: 1 LOB: 2 BB: 1 P: 17	R: 1 E: 0 K: 0 S: 10 / H: 2 LOB: 1 BB: 0 P: 16	1B: 3 2B: 5 3B: 0 HR: 0	SF: 0 SAC: 0 DP: 1 HBP: 0						

	AB	34
	R	2
	H	8
	RBI	2
	BB	3
	SO	9
	LOB	19

WP: 0 PB: 0 SB: 0 CS: 0 — PA: 37

PITCHER		IP	WLS	BF	H	R	ER	SO	BB	IBB	HBP	BLK	WP	HR	S	P	ERA	WHIP
30 Tyler Mahle, R ERA: 4.32	(1, 1)	6.1	W	24	4	1	1	7	2	0	0	0	0	0	60	93	1.42	0.947
50 Amir Garrett, L ERA: 1.76	(7, 1)	0.2		5	2	0	0	1	1	0	0	0	0	0	17	29	0.00	4.500
53 Wandy Peralta, L ERA: 2.63	(8, 1)	1.0		3	0	0	0	1	0	0	0	0	0	0	5	7	0.00	0.000
37 David Hernandez, R ERA: 3.86	(9, 1)	1.0		5	2	1	1	0	0	0	0	0	0	0	10	16	9.00	2.000

PITCHER	IP	WLS	BF	H	R	ER	SO	BB	IBB	HBP	BLK	WP	HR	S	P	ERA	WHIP

Toronto Blue Jays @ Minnesota Twins

Target Field, Minneapolis, MN

Mon Apr 30 2018, 7:12 PM - 10:24 PM CDT

Att. 16,456 - Clear - 83 F

livebaseballscorecards.com

TOP

Batter	1	2	3	4	5	6	7	8	9	AB	R	H	RBI	BB	SO	LOB
18 Curtis Granderson, L (1, 7) OBP: 0.434, SLG: 0.548	B FF 91 C FF 92 C FF 94 C FF 94 1-3 ① K	C FF 94 B SI 88 B FF 94 F SI 92 B FF 95 B FF 95 4-2 1-2 2-3 3-H BB		B SI 89 B SI 89 F FF 92 B SI 91 B SI 89 4-1 37 2B 14 PB BB		C SI 89 F CH 78 S CH 78 0-3 ① K		B FF 96 B FF 94 S SL 90 D CU 83 1 SAFE C SL 89 B CU 84 4-2 1-2 BB		2	1	0	1	3	2	0
37 Teoscar Hernández, R (1, 9) OBP: 0.377, SLG: 0.677	X FF 93 0-0 ② G5-3	C FF 95 B FF 95 X FF 94 1-1 ③ F8		B SI 91 B FC 86 F SI 91 1 SAFE X FF 92 2-1 14 PB 14 HR 1-3 2B		C SI 90 X SI 91 0-1 ② G1-3		D SL 90 B FF 96 B FF 97 X FF 96 3-0 ③ F7		5	1	1	0	0	0	5
14 Justin Smoak, S (1, 3) OBP: 0.355, SLG: 0.441	B SI 93 B SI 91 X SI 92 2-0 ③ G4-3		C FF 92 B FC 86 F SI 90 B CU 81 F FF 94 X FF 94 2-2 ① G4-3	B SI 92 S SI 92 S FF 93 F FF 93 X FF 94 1-2 2-H 3-H HR		X SI 91 0-0 ③ G4-3			B FF 94 B SL 88 X FF 94 2-0 26 1B E7	5	2	1	2	0	0	0
26 Yangervis Solarte, S (1, 5) OBP: 0.348, SLG: 0.500		B SI 91 C FF 93 F FF 93 X FF 94 1-2 11 2B 13 1B 1B	B FF 93 X FC 88 1-0 8 BB 55 BB 1B	C FC 88 B FC 86 F SI 91 B CU 82 X FF 93 2-2 ② G3			B SI 89 X SI 89 1-0 ① L8		X FF 94 0-0 11 E 2-H 1B	5	1	3	1	0	0	0
11 Kevin Pillar, R (1, 8) OBP: 0.351, SLG: 0.552		B FC 88 X FF 95 1-0 13 1B 18 BB 1-3 2B	C FF 94 B SI 92 1 SAFE X FC 84 1-1 ② L5	B CU 78 B FC 85 C SI 91 F FF 92 X SI 91 2-2 ③ G4-1			X SI 90 0-0 ② G6-3		C SL 90 X CU 81 0-1 1-2 FC4	5	1	1	0	0	0	2
55 Russell Martin, R (1, 2) OBP: 0.299, SLG: 0.328		B FC 88 B FC 88 F SI 94 F SI 93 D CU 82 S FC 86 3-3 ① K	B FF 94 B FF 93 B FF 93 B FF 92 4-0 8 BB 1-2 BB		B FC 83 B FC 85 B FF 92 X FF 90 3-0 HR		B SI 90 C SI 89 C SL 79 F SL 79 F CH 78 F SL 79 B FF 94 S CH 77 2-3 ③ K		C FF 95 X FF 95 0-1 ① L8	4	1	1	1	1	2	4
8 Kendrys Morales, S (1, 10) OBP: 0.259, SLG: 0.240		B CU 79 D CU 81 B FF 94 3-0 18 BB 13 1B IBB	B SI 91 B SI 92 B SI 92 B SI 92 4-0 1-2 2-3 BB		X SI 90 0-0 ① G6-3			F FF 95 F FF 95 X FF 95 0-2 ① G3-1	B CU 81 B FF 95 S SL 89 S FF 96 C CU 83 2-3 ② K	3	0	0	0	2	1	2
13 Lourdes Gurriel Jr., R (1, 4) OBP: 0.290, SLG: 0.367		F FC 88 X SI 94 0-1 18 BB 1-2 2-3 3-H 1B	D FF 94 C FF 93 F FF 95 T FF 94 1-2 ③ K		C FF 92 B CU 78 X CU 79 1-1 ② G4-3			B SL 90 C CU 81 B SL 90 X FF 95 2-1 1 CS 1B	B SL 83 C SL 84 F FF 95 B FF 98 B SL 87 F FF 96 X SL 86 3-2 ③ F7	5	0	2	1	0	1	5
1 Aledmys Díaz, R (1, 6) OBP: 0.230, SLG: 0.354		B FF 95 T FF 94 B FF 94 S FF 95 F FF 96 S FF 94 2-3 ② K		X FC 86 0-0 ① F8	B FF 93 X FF 92 1-0 ③ G4-3			1 SAFE B SL 89 B FF 96 X FF 96 2-0 ② 18 BB 1-2 1B		4	0	1	0	0	1	3
Inning Stats	R: 0 E: 0 K: 1 S: 5 H: 0 LOB: 0 BB: 0 P: 8	R: 2 E: 0 K: 2 S: 17 H: 3 LOB: 3 BB: 2 P: 32	R: 0 E: 0 K: 1 S: 10 H: 1 LOB: 3 BB: 2 P: 23	R: 3 E: 0 K: 0 S: 14 H: 2 LOB: 0 BB: 1 P: 25	R: 1 E: 0 K: 0 S: 5 H: 1 LOB: 0 BB: 0 P: 10	R: 0 E: 0 K: 1 S: 6 H: 0 LOB: 0 BB: 0 P: 6	R: 0 E: 0 K: 1 S: 8 H: 0 LOB: 0 BB: 0 P: 11	R: 0 E: 0 K: 0 S: 9 H: 2 LOB: 2 BB: 1 P: 20	R: 1 E: 2 K: 1 S: 13 H: 1 LOB: 2 BB: 0 P: 20	1B: 6 2B: 2 3B: 0 HR: 2 SF: 0 SAC: 0 DP: 0 HBP: 0						

	AB	38
	R	7
	H	10
	RBI	6
	BB	6
	SO	7
	LOB	21

WP: 0 PB: 1 SB: 0 CS: 1 PA: 44

PITCHER		IP	WLS	BF	H	R	ER	SO	BB	IBB	HBP	BLK	WP	HR	S	P	ERA	WHIP
31 Lance Lynn, R ERA: 8.37	(1, 1)	5.0	L	27	7	6	6	4	4	1	0	0	0	2	51	98	10.80	2.200
39 Trevor Hildenberger, R ERA: 4.15	(6, 1)	2.0		6	0	0	0	2	0	0	0	0	0	0	14	17	0.00	0.000
57 Ryan Pressly, R ERA: 0.59	(8, 1)	1.2		10	3	1	0	1	1	0	0	0	0	0	18	33	0.00	2.400
27 John Curtiss, R ERA:	(9, 1)	0.1		1	0	0	0	0	0	0	0	0	0	0	4	7	0.00	0.000

PITCHER	IP	WLS	BF	H	R	ER	SO	BB	IBB	HBP	BLK	WP	HR	S	P	ERA	WHIP

Batter	1	2	3	4	5	6	7	8	9	AB	R	H	RBI	BB	SO	LOB
2 Brian Dozier, R (1, 4) OBP: 0.319, SLG: 0.410	X FF 94 0-0 ① L4		C SI 93 S SI 94 X CH 90 0-2 ① G4-3		B SI 93 F CH 88 C CU 79 F SI 94 S SI 94 1-3 ① K	B SI 93 C FF 93 C CH 87 B FF 94 D CH 89 S SI 94 3-3 ③ K 1-2		B FF 90 S FF 91 C CH 78 B SL 82 B FS 81 F FF 90 S FF 92 3-3 ③ K		5	0	0	0	0	3	1
7 Joe Mauer, L (1, 3) OBP: 0.451, SLG: 0.367	C FF 94 X SI 96 0-1 ② G1-3		B FF 94 B SI 96 B CH 90 C FF 94 B FF 95 4-1 BB		C FF 92 F CH 89 B SI 94 B FF 93 X CH 89 2-2 ② G1-4-3		B SI 91 C SI 91 C FC 83 X CU 76 1-2 26 2B 1B		C FF 94 B FF 96 X FC 91 1-1 ① P5	4	1	1	0	1	0	0
20 Eddie Rosario, L (1, 7) OBP: 0.263, SLG: 0.396	B FF 95 B SI 91 X FF 95 2-0 ③ L7		X SI 94 0-0 ② L7		B FF 93 S CH 89 B CH 90 B SI 94 B FF 93 4-1 5 HR BB		B SI 91 C SI 93 F SI 92 X FC 83 1-2 ① P2		X SI 96 0-0 26 2B 1B	4	1	1	0	1	0	2
5 Eduardo Escobar, S (1, 5) OBP: 0.348, SLG: 0.578		L FF 94 X CH 90 0-1 ① G4-3	C SI 94 B FF 94 F SI 93 X FF 94 1-2 ③ F8		X SI 92 0-0 1-H HR		F FF 92 F FF 93 B CH 78 X CH 80 1-2 ② P2		B FC 92 X FF 96 1-0 ② P5	5	1	1	2	0	0	3
26 Max Kepler, L (1, 8) OBP: 0.358, SLG: 0.563		C FF 95 F SI 91 F SI 92 X SI 92 0-2 ② G4-3		C SI 93 X CU 79 0-1 99 G4-3 3B	X FF 94 0-0 ③ L8		B CH 79 B FF 92 C FF 91 B FF 92 F FF 91 F FF 94 X CH 79 3-2 1-H 2B		C FC 91 D FF 95 X FF 95 1-1 1-3 2B	5	1	3	1	0	0	0
36 Robbie Grossman, S (1, 9) OBP: 0.295, SLG: 0.370		F FF 96 B SI 96 B SI 92 B FF 96 X SI 96 3-1 23 1B 99 HBP 1B		F CH 89 B SI 95 B FF 94 F CH 89 B FF 95 X CH 89 3-2 ① L9		F CH 88 B FF 93 B SI 93 B SI 94 X SI 95 3-1 99 G3 23 G6-3 2B	B FF 92 B FF 92 B FF 91 C FF 92 B FF 93 4-1 BB		B FC 92 F FC 92 X FF 96 1-1 ③ F8	4	1	2	0	1	0	3
99 Logan Morrison, L (1, 10) OBP: 0.253, SLG: 0.250	H FF 95 1-0 23 1B 1-2 HBP			C SI 96 B FF 94 B CU 78 B FF 95 X CH 90 3-1 ② G4-3 3-H		F SI 93 X FF 93 0-1 ① G3 2-3	F FF 93 F FF 94 X FF 94 0-2 ③ P5			3	0	0	1	0	0	3
23 Mitch Garver, R (1, 2) OBP: 0.324, SLG: 0.531		B SI 95 D CH 88 B SI 95 C SI 94 X SI 95 3-1 16 FC6 1-2 2-3 1B		X FF 95 0-0 1B		B SI 92 C CH 89 X SI 93 1-1 ② G6-3 3-H		B CH 77 C CH 78 B FF 91 S FF 90 B FF 91 S CH 78 3-3 ① K		4	0	2	1	0	1	0
16 Ehire Adrianza, S (1, 6) OBP: 0.293, SLG: 0.297		F CH 89 X SI 95 0-1 ③ FC6 1-2f		F SI 95 C SI 94 X CH 91 0-2 ③ G4-3		B CH 87 B SI 93 B CH 88 C FF 93 B FF 93 4-1 2 S BB		C FF 91 C CH 80 B FS 83 F FF 92 B SL 82 F CH 79 S CH 79 2-3 ② K		3	0	0	0	1	1	4
Inning Stats	R: 0 E: 0 K: 0 S: 4 H: 0 LOB: 0 BB: 0 P: 6	R: 0 E: 0 K: 0 S: 12 H: 2 LOB: 3 BB: 0 P: 19	R: 0 E: 0 K: 0 S: 8 H: 0 LOB: 1 BB: 1 P: 13	R: 1 E: 0 K: 0 S: 11 H: 2 LOB: 1 BB: 0 P: 17	R: 2 E: 0 K: 1 S: 10 H: 1 LOB: 0 BB: 1 P: 17	R: 1 E: 0 K: 1 S: 10 H: 1 LOB: 1 BB: 1 P: 21	R: 1 E: 0 K: 0 S: 17 H: 2 LOB: 2 BB: 1 P: 27	R: 0 E: 0 K: 3 S: 12 H: 0 LOB: 0 BB: 0 P: 20	R: 0 E: 0 K: 0 S: 8 H: 2 LOB: 2 BB: 0 P: 12	1B: 5 2B: 3 3B: 1 HR: 1 SF: 0 SAC: 0 DP: 0 HBP: 1						

PITCHER		IP	WLS	BF	H	R	ER	SO	BB	IBB	HBP	BLK	WP	HR	S	P	ERA	WHIP
41 Aaron Sanchez, R ERA: 4.06	(1, 1)	6.0	W	28	6	4	4	2	3	0	1	0	0	1	55	93	6.00	1.500
62 Aaron Loup, L ERA: 4.22	(7, 1)	0.1	H	2	1	1	1	0	0	0	0	0	0	0	6	8	27.00	3.000
24 Danny Barnes, R ERA: 1.98	(7, 1)	0.2	H	4	1	0	0	0	1	0	0	0	0	0	11	19	0.00	3.000
36 Tyler Clippard, R ERA: 1.88	(8, 1)	1.0	H	3	0	0	0	3	0	0	0	0	0	0	12	20	0.00	0.000
54 Roberto Osuna, R ERA: 2.19	(9, 1)	1.0	S	5	2	0	0	0	0	0	0	0	0	0	8	12	0.00	2.000

PITCHER	IP	WLS	BF	H	R	ER	SO	BB	IBB	HBP	BLK	WP	HR	S	P	ERA	WHIP

BOTTOM

Toronto Blue Jays @ Minnesota Twins

Target Field, Minneapolis, MN

Mon Apr 30 2018, 7:12 PM - 10:24 PM CDT

Att. 16,456 - Clear - 83 F

livebaseballscorecards.com

AB	37
R	5
H	10
RBI	5
BB	4
SO	5
LOB	16

WP: 0 PA: 42
PB: 0
SB: 1
CS: 0

Batter	1	2	3	4	5	6	7	8	9	10	AB	R	H	RBI	BB	SO	LOB
18 Curtis Granderson, L (1, 7) OBP: 0.427, SLG: 0.515	C FF 92 B SI 92 C SI 90 S SL 86 1-3 **K** ①		B FF 92 H SL 86 2-0 37 G6-4-3 HBP		B FF 92 B CH 84 B CH 84 F FF 93 C SL 85 B SI 92 4-2 37 FC5-4 BB		B SL 78 C SL 78 F CU 73 B SI 89 X CU 75 2-2 G3 ②		C SI 93 B CH 83 C SI 94 B FF 96 F FF 94 S FF 96 2-3 **K** ②	B FF 92 X FF 94 1-0 F8 ② 1-3 3-H	4	0	0	0	1	2	1
37 Teoscar Hernández, R (1, 9) OBP: 0.360, SLG: 0.632	C SI 94 B FF 94 B SI 93 X FF 94 2-1 F8 ②		B SI 92 B SI 92 X SI 92 2-0 G6-4-3 ② ③ 1-2f		C CU 79 T SI 92 X CU 80 0-2 FC5-4 ② 1-2f 2-3		B CH 83 F CH 83 S SI 90 B CU 73 S CU 73 2-3 **K** ③		S CH 84 X SI 95 0-1 14 S 1B	B FF 96 B FF 95 X FF 95 2-0 F9 ③	6	0	1	0	0	1	4
14 Justin Smoak, S (1, 3) OBP: 0.365, SLG: 0.438	L SI 90 F FF 93 B CU 81 B SL 87 T CH 87 2-2 **K** ③			C CH 84 X CH 84 0-1 G4-3 ①	B FF 92 C FF 93 X FF 92 1-1 1-3 3-H 1B			B SL 83 B SL 80 B FF 90 C FF 90 C FF 92 B SL 84 4-2 26 2B 11 SF7 BB	1 SAFE B SI 96 B CH 85 B SI 94 C SI 95 B FF 96 4-1 1-2 BB		3	1	1	1	2	1	0
26 Yangervis Solarte, S (1, 5) OBP: 0.342, SLG: 0.495		C CH 84 B SL 84 B FF 92 X FF 93 2-1 G3 ①		B FF 93 F FF 92 B SL 86 S SI 94 F SL 85 F CU 81 C SI 92 2-3 **K** ②	F CU 80 F FF 92 S SL 84 0-3 K2-3 ③			B FF 90 B FF 91 B FF 91 C FF 91 X FF 91 3-1 1-3 2B	C SI 96 X SI 97 0-1 G6-3 ③		5	0	1	0	0	2	4
11 Kevin Pillar, R (1, 8) OBP: 0.361, SLG: 0.574		B FF 93 B SI 92 B FF 94 B FF 91 4-0 8 1B BB		B FF 93 B SI 91 C FF 93 F CH 85 B CH 86 X SL 86 3-2 2B		C FF 94 X SI 92 0-1 L9 ① X FF 95 0-0 L8 ②		X SL 84 0-0 SF7 ① 3-H		B FF 94 X FF 94 1-0 21 S 1 WP 2B	3	1	2	1	1	0	0
13 Lourdes Gurriel Jr., R (1, 4) OBP: 0.250, SLG: 0.314		B CU 82 1 SAFE F SI 93 X SI 93 1-1 L8 ②		F CU 80 F SI 92 S CH 85 0-3 **K** ③				C SL 83 S FF 91 B SL 84 B FF 90 C FF 90 2-3 **K** ②		B SL 83 F SL 81 S FF 94 B FF 96 F FF 95 B SL 86 2 SAFE F FF 95 F FF 95 3-3 S FF 85 **K** ①	5	0	0	0	0	3	4
8 Kendrys Morales, S (1, 10) OBP: 0.317, SLG: 0.396 61 Gift Ngoepe, R (10, PR) OBP: 0.105, SLG: 0.056 (10, 10)		1 SAFE 1 SAFE B SI 92 B FF 93 C CH 85 S SI 93 B FF 94 X SI 91 3-2 1-3 1B		B FF 92 B FF 92 B SI 88 C FF 92 X SI 89 3-1 HR	C FF 94 B SI 92 B CU 81 X FF 95 2-1 HR			0-0 IBB		0-0 21 S 1 1B IBB	3 0	2 1	3 0	2 0	2 0	0 0	0 0
21 Luke Maile, R (1, 2) OBP: 0.413, SLG: 0.439		B SL 85 C SI 94 B SI 94 B SL 85 F SI 94 F SI 93 3 SAFE X SI 93 3-2 G6-3 ③		B SI 92 F FF 93 B CH 86 B SI 93 C SI 93 F SI 93 X SI 92 3-2 37 FC5-4 14 1B 1 G5-4-3 1B	C SL 90 C CU 81 S SL 87 0-3 **K** ③			S SL 84 B SL 84 B SL 82 B FF 89 S FF 89 S FF 89 3-3 **K** ③		B SL 84 B SL 85 F FF 93 B FF 94 4-1 1 1B 1 WP 18 WP 1-2 2-3 BB	4	2	1	0	1	2	4
1 Aledmys Díaz, R (1, 6) OBP: 0.228, SLG: 0.345			C CU 78 B CU 80 F SI 93 B SI 93 B SI 93 S SI 93 3-3 **K** ①		C SL 84 D CU 80 X SI 92 1-1 G5-4-3 ① 1-2		F CH 83 C CH 82 X CU 73 0-2 F9 ①		S CH 82 X SI 94 0-1 G6-3 ①	B SL 84 X SL 84 1-0 18 F8 18 WP 3-H 1-3 2-3 3-H 1B	5	0	1	1	0	1	1
Inning Stats	R: 0 E: 0 K: 2 S: 8 H: 0 LOB: 0 BB: 0 P: 13	R: 0 E: 0 K: 0 S: 11 H: 1 LOB: 2 BB: 1 P: 24	R: 0 E: 0 K: 1 S: 4 H: 0 LOB: 0 BB: 0 P: 11	R: 0 E: 0 K: 2 S: 13 H: 1 LOB: 1 BB: 0 P: 18	R: 2 E: 0 K: 1 S: 18 H: 3 LOB: 2 BB: 1 P: 30	R: 1 E: 0 K: 1 S: 8 H: 1 LOB: 0 BB: 0 P: 10	R: 0 E: 0 K: 1 S: 9 H: 0 LOB: 0 BB: 0 P: 13	R: 1 E: 0 K: 2 S: 11 H: 1 LOB: 2 BB: 2 P: 23	R: 0 E: 0 K: 1 S: 11 H: 1 LOB: 2 BB: 1 P: 17	R: 3 E: 0 K: 1 S: 11 H: 2 LOB: 1 BB: 2 P: 23	1B: 5 2B: 3 3B: 0 HR: 2		SF: 1 SAC: 0 DP: 1 HBP: 1				

PITCHER		IP	WLS	BF	H	R	ER	SO	BB	IBB	HBP	BLK	WP	HR	S	P	ERA	WHIP
44 Kyle Gibson, R ERA: 3.38	(1, 1)	5.0		22	5	2	2	6	2	0	1	0	0	1	54	96	3.60	1.400
57 Ryan Pressly, R ERA: 1.1	(6, 1)	1.0		4	1	1	1	1	0	0	0	0	0	1	8	10	9.00	1.000
32 Zach Duke, L ERA: 4.66	(7, 1)	1.0	H	3	0	0	0	1	0	0	0	0	0	0	9	13	0.00	0.000
43 Addison Reed, R ERA: 3.0	(8, 1)	1.0	B	6	1	1	1	2	1	1	0	0	0	0	11	23	9.00	2.000
56 Fernando Rodney, R ERA: 5.19	(9, 1)	1.0		5	1	0	0	1	1	0	0	0	0	0	11	17	0.00	2.000

PITCHER		IP	WLS	BF	H	R	ER	SO	BB	IBB	HBP	BLK	WP	HR	S	P	ERA	WHIP
27 John Curtiss, R ERA: 40.5	(10, 1)	0.1	L	5	2	3	3	1	1	1	0	0	1	0	9	18	81.00	9.000
68 Matt Magill, R ERA:	(10, 1)	0.2		2	0	0	0	0	0	0	0	0	1	0	2	5	0.00	0.000

TOP

Toronto Blue Jays @ Minnesota Twins

Target Field, Minneapolis, MN

Tue May 01 2018, 7:11 PM - 10:42 PM CDT

Att. 16,245 - Cloudy - 69 F

livebaseballscorecards.com

AB	38
R	7
H	10
RBI	5
BB	7
SO	12
LOB	18

1B: 5	SF: 1	WP: 2	PA: 47
2B: 3	SAC: 0	PB: 0	
3B: 0	DP: 1	SB: 3	
HR: 2	HBP: 1	CS: 0	

Batter	1	2	3	4	5	6	7	8	9	10	AB	R	H	RBI	BB	SO	LOB
36 Robbie Grossman, S (1, 9) OBP: 0.277, SLG: 0.345	B FF 88 B FF 88 C FF 88 B CH 76 F FF 90 X FF 90 3-2 L6	B CH 77 D CH 78 1 SAFE X CH 78 2-0 P2			C CU 76 F FF 89 B CH 77 B CH 77 B CH 76 X FF 90 3-2 L9		B SI 93 F SI 93 1 SAFE C CU 79 B SI 96 C SI 95 2-3 K			F FF 95 X FF 94 0-1 G3	4	0	0	0	0	1	3
24 Ryan LaMarre, R (8, 8) OBP: 0.407, SLG: 0.333											1	0	0	0	0	0	0
7 Joe Mauer, L (1, 3) OBP: 0.439, SLG: 0.393	B FF 90 F FF 89 B FF 89 B FF 89 X FF 89 3-1 HR	B FF 90 B FF 90 C FF 88 S FF 90 F CH 79 B FF 91 X CH 78 3-2 F8			C FF 89 S FC 85 B FF 90 X FF 90 1-2 L6		C CU 80 C SI 95 D SI 96 X SI 96 1-2 1-2f G6-4-3			C FF 94 F FC 89 X FF 96 0-2 L8	5	1	1	1	0	0	3
26 Max Kepler, L (1, 8) OBP: 0.364, SLG: 0.556 (8, 9)	C FF 89 F CU 77 B CH 77 B CU 78 B CH 78 F FF 90 B FF 90 4-2 5 G6-3 20 2B BB	X CH 78 0-0 1B			S CH 78 F FF 90 C CU 78 0-3 K			C SI 96 C FF 96 B FC 91 B FC 90 X FF 96 2-2 G2-3			3	1	1	0	1	1	0
5 Eduardo Escobar, S (1, 5) OBP: 0.344, SLG: 0.575	B CH 78 X CH 77 1-0 G6-3 1-2	C FF 90 B CH 78 S CH 77 F F FF 90 D CU 79 1 SAFE X CH 78 2-2 P6				C CH 77 B CU 78 X CH 76 1-1 20 HR 2B		C FC 90 B FC 89 B FF 96 F SI 97 X SL 80 2-2 F9			4	1	1	0	0	0	2
20 Eddie Rosario, L (1, 7) OBP: 0.273, SLG: 0.442	C CU 77 B FF 89 B FC 85 F FF 90 X FF 90 2-2 2-H 2B	C CU 77 1 SAFE X CH 78 0-1 F9				F FF 89 X FC 86 0-1 2-H HR		S FC 90 F FC 92 X FF 96 0-2 G4-3			4	1	2	3	0	0	1
23 Mitch Garver, R (1, 2) OBP: 0.289, SLG: 0.472	C FF 90 D CH 79 S FF 90 B CU 78 B FF 90 X CH 78 3-2 P3		B FF 90 C CH 79 C FF 90 F FF 90 F CH 78 B FF 90 S FF 90 2-3 K			B FF 93 C FC 83 C FF 92 B CH 85 B FC 86 T FC 82 3-2 K			C FF 89 B SL 83 X CH 78 1-1 P3		4	0	0	0	0	2	2
99 Logan Morrison, L (1, 10) OBP: 0.253, SLG: 0.250		C FF 88 C CH 77 F FF 89 X CH 76 0-2 40 1B 1B		S CH 77 F FF 89 B FF 90 X CH 77 1-2 G4-3		B SI 93 S FC 83 T FF 92 F FC 86 F FF 93 B CU 76 X CH 84 2-2 G5-3			C FF 91 B FF 92 B FS 86 X FF 92 2-1 G4-3		4	0	1	0	0	0	0
16 Ehire Adrianza, S (1, 6) OBP: 0.273, SLG: 0.275		B CH 76 S CH 76 D CH 76 B FF 89 C FF 89 S CH 78 3-3 K		C FF 89 C FF 89 X CH 78 0-2 G6-3		F SI 92 C CU 74 B FF 93 B FC 86 S FF 92 2-3 K			B CH 80 X CH 78 1-0 G1-3		3	0	0	0	0	2	1
2 Brian Dozier, R (9, PH) OBP: 0.316, SLG: 0.406 (10, 4)											1	0	0	0	0	0	0
40 Gregorio Petit, R (1, 4) OBP: 0.500, SLG: 0.500 (10, 6)		C FF 90 B CH 78 X FF 89 1-1 1-3 1B		B FF 90 S CH 79 X FF 90 1-1 F8			B SI 94 S SI 95 C SI 95 B SI 95 X SL 92 2-2 7 G6-4-3 1B			X FF 94 0-0 F9	4	0	2	0	0	0	0
Inning Stats	R: 2 E: 0 K: 0 S: 15 H: 2 LOB: 1 BB: 1 P: 31	R: 0 E: 0 K: 1 S: 14 H: 2 LOB: 2 BB: 0 P: 23	R: 0 E: 0 K: 1 S: 13 H: 1 LOB: 1 BB: 0 P: 17	R: 0 E: 0 K: 0 S: 8 H: 0 LOB: 0 BB: 0 P: 10	R: 0 E: 0 K: 1 S: 9 H: 0 LOB: 0 BB: 0 P: 13	R: 2 E: 0 K: 2 S: 15 H: 2 LOB: 0 BB: 0 P: 23	R: 0 E: 0 K: 1 S: 9 H: 1 LOB: 0 BB: 0 P: 14	R: 0 E: 0 K: 0 S: 9 H: 0 LOB: 0 BB: 0 P: 13	R: 0 E: 0 K: 0 S: 5 H: 0 LOB: 0 BB: 0 P: 9	R: 0 E: 0 K: 0 S: 6 H: 0 LOB: 0 BB: 0 P: 6	1B: 4 2B: 2 3B: 0 HR: 2	SF: 0 SAC: 0 DP: 1 HBP: 0			WP: 0 PB: 0 SB: 0 CS: 0	PA: 38		

PITCHER		IP	WLS	BF	H	R	ER	SO	BB	IBB	HBP	BLK	WP	HR	S	P	ERA	WHIP
25 Marco Estrada, R ERA: 6.19	(1, 1)	5.0		23	7	4	4	3	1	0	0	0	0	2	63	99	7.20	1.600
22 Seunghwan Oh, R ERA: 2.19	(6, 1)	1.0		3	0	0	0	2	0	0	0	0	0	0	11	18	0.00	0.000
77 John Axford, R ERA: 1.93	(7, 1)	1.0		3	1	0	0	1	0	0	0	0	0	0	9	14	0.00	1.000
52 Ryan Tepera, R ERA: 1.84	(8, 1)	1.0		3	0	0	0	0	0	0	0	0	0	0	9	13	0.00	0.000
36 Tyler Clippard, R ERA: 1.76	(9, 1)	1.0	W	3	0	0	0	0	0	0	0	0	0	0	5	9	0.00	0.000

PITCHER		IP	WLS	BF	H	R	ER	SO	BB	IBB	HBP	BLK	WP	HR	S	P	ERA	WHIP
54 Roberto Osuna, R ERA: 2.03	(10, 1)	1.0	S	3	0	0	0	0	0	0	0	0	0	0	6	6	0.00	0.000

Toronto Blue Jays @ Minnesota Twins

Target Field, Minneapolis, MN

Tue May 01 2018, 7:11 PM - 10:42 PM CDT
Att. 16,245 - Cloudy - 69 F

BOTTOM

livebaseballscorecards.com

AB	37
R	4
H	8
RBI	4
BB	1
SO	6
LOB	12

Batter	1	2	3	4	5	6	7	8	9	AB	R	H	RBI	BB	SO	LOB
18 Curtis Granderson, L (1, 7) OBP: 0.419, SLG: 0.493	C FF 95 B FF 96 B CH 91 C SI 96 F FF 97 S SL 88 2-3 K ①		C SI 96 B CH 91 B SL 86 C CH 89 F SI 96 S SL 87 2-3 K ①		C FF 95 F FF 97 H SL 88 1-2 37 G5-4-3 HBP		C SI 91 D SL 80 S SI 89 D SL 79 F SI 90 S SL 80 2-3 K ③			3	0	0	0	0	3	2
37 Teoscar Hernández, R (1, 9) OBP: 0.354, SLG: 0.611	S FF 96 S FF 96 F FF 98 B SI 98 X SL 88 1-2 L6 ②		B SL 86 S SI 95 1 SAFE D SL 84 B SI 96 S SI 96 F SI 96 S SI 96 3-3 K ② ③ 1-2		T SI 95 C SI 95 X SL 85 0-2 G5-4-3 ② ③ 1-2f			C FF 90 X SL 83 0-1 11 CS 1B		4	0	1	0	0	1	3
14 Justin Smoak, S (1, 3) OBP: 0.362, SLG: 0.431	B FF 96 B SI 93 X SI 97 2-0 G6-3 ③			B SI 94 C SL 86 B CH 92 B SL 86 X SI 96 3-1 55 G1-3 11 1B 1B		B FF 94 B SI 96 X FF 96 2-0 F7 ①		C FF 91 C FF 90 S SL 84 0-3 K ①		4	0	1	0	0	1	1
26 Yangervis Solarte, S (1, 5) OBP: 0.331, SLG: 0.476		C FF 95 B CH 90 S CH 92 X SI 97 1-2 G4-3 ①		X FF 96 0-0 P6 ①		C FF 96 S CH 92 X SL 89 0-2 G4-3 ②		B FF 90 B FF 91 X FF 91 2-0 F7 ②		4	0	0	0	0	0	2
11 Kevin Pillar, R (1, 8) OBP: 0.374, SLG: 0.577		C FF 97 C SL 87 F FF 97 X SL 89 0-2 55 BB 1B		B SL 87 F SI 96 X SI 97 1-1 55 G1-3 1-2 1B		F FF 96 B CH 90 B SI 96 B SL 86 F SI 96 B SI 97 4-2 BB		S SL 85 0-1 CS ③ 1-2	C FF 92 S CH 83 B FF 94 B SI 94 S SI 94 2-3 K ①	3	0	2	0	1	1	0
55 Russell Martin, R (1, 2) OBP: 0.296, SLG: 0.313		1 SAFE B SI 95 C FF 94 B SI 96 C SI 95 B SI 95 B SI 95 4-2 13 FC6-4 1-2 BB		C SL 87 B SI 97 C SI 96 B SL 88 D SL 88 F SI 94 X SI 96 3-2 G1-3 ② 1-2 2-3		B SI 90 1 SAFE X SL 77 1-0 L5 ③			F FF 95 B SI 95 F CH 84 X SI 96 1-2 G1-3 ②	3	0	0	0	1	0	3
8 Kendrys Morales, S (1, 10) OBP: 0.313, SLG: 0.386		B FF 96 B SI 95 F SI 96 C SL 87 F SI 97 S SL 89 2-3 K ②		C SL 88 D CH 90 F FF 96 S SL 87 1-3 K ③			B SI 89 B CH 84 F CH 84 X SI 89 2-1 1B		B SI 95 B CH 83 B SI 94 C SI 95 X SI 95 3-1 G3 ③	4	0	1	0	0	2	4
13 Lourdes Gurriel Jr., R (1, 4) OBP: 0.231, SLG: 0.289		B SL 85 X SI 95 1-0 FC6-4 ③ 1-2f			B SI 95 X SI 96 1-0 G6-3 ①		F FF 88 B SI 89 X FF 87 1-1 L8 ①			3	0	0	0	0	0	3
1 Aledmys Díaz, R (1, 6) OBP: 0.242, SLG: 0.360			F FF 94 B SI 97 F CH 90 B SL 88 B SL 87 F SI 98 B SI 96 4-2 37 CS BB		X FF 96 0-0 2B		S CH 84 D CH 82 S SL 79 D SL 79 S CU 75 2-3 K ②			2	0	1	0	1	1	1
Inning Stats	R: 0 E: 0 K: 1 S: 9 H: 0 LOB: 0 BB: 0 P: 14	R: 0 E: 0 K: 1 S: 14 H: 1 LOB: 2 BB: 1 P: 22	R: 0 E: 0 K: 2 S: 11 H: 0 LOB: 1 BB: 1 P: 20	R: 0 E: 0 K: 1 S: 12 H: 2 LOB: 2 BB: 0 P: 20	R: 0 E: 0 K: 0 S: 7 H: 1 LOB: 1 BB: 0 P: 9	R: 0 E: 0 K: 0 S: 7 H: 0 LOB: 1 BB: 1 P: 14	R: 0 E: 0 K: 2 S: 11 H: 1 LOB: 1 BB: 0 P: 18	R: 0 E: 0 K: 1 S: 7 H: 1 LOB: 0 BB: 0 P: 9	R: 0 E: 0 K: 1 S: 8 H: 0 LOB: 0 BB: 0 P: 14	1B: 5 2B: 2 3B: 0 HR: 0 SF: 0 SAC: 0 DP: 2 HBP: 1				WP: 0 PB: 0 SB: 0 CS: 2 PA: 35		

PITCHER		IP	WLS	BF	H	R	ER	SO	BB	IBB	HBP	BLK	WP	HR	S	P	ERA	WHIP
77 Fernando Romero, R ERA:	(1, 1)	5.2	W	23	4	0	0	5	3	0	1	0	0	0	59	97	0.00	1.235
39 Trevor Hildenberger, R ERA: 4.05	(6, 1)	0.1	H	1	0	0	0	0	0	0	0	0	0	0	1	2	0.00	0.000
32 Zach Duke, L ERA: 4.22	(7, 1)	1.0	H	4	1	0	0	2	0	0	0	0	0	0	11	18	0.00	1.000
43 Addison Reed, R ERA: 2.81	(8, 1)	1.0	H	3	1	0	0	1	0	0	0	0	0	0	7	9	0.00	1.000
56 Fernando Rodney, R ERA: 4.66	(9, 1)	1.0		3	0	0	0	1	0	0	0	0	0	0	8	14	0.00	0.000

PITCHER	IP	WLS	BF	H	R	ER	SO	BB	IBB	HBP	BLK	WP	HR	S	P	ERA	WHIP

TOP

Toronto Blue Jays @ Minnesota Twins

Target Field, Minneapolis, MN

Wed May 02 2018, 12:11 PM - 2:57 PM CDT

Att. 16,420 - Sunny - 58 F

livebaseballscorecards.com

AB	30
R	0
H	6
RBI	0
BB	3
SO	9
LOB	19

Batter	1	2	3	4	5	6	7	8	9	AB	R	H	RBI	BB	SO	LOB
2 Brian Dozier, R (1, 4) OBP: 0.306, SLG: 0.391	S SI 93 B SV 84 B SI 93 X SI 92 2-1 ① L8		D SV 86 B SI 92 C FC 91 F SI 92 S SV 88 2-3 ① K		S SI 92 X SI 93 0-1 ①② G5-4-3 1-2f		C FC 91 S SV 90 B SV 90 X SV 89 1-2 ③ L8			4	0	0	0	0	1	3
7 Joe Mauer, L (1, 10) OBP: 0.441, SLG: 0.398	C SI 93 X FC 91 0-1 ② G1-3		B SI 93 C FC 91 C FC 91 X CH 84 1-2 26 G3 1B 1-2 2-3		B SI 94 B SI 92 C FC 92 X SI 93 2-1 26 WP 1B			B SI 91 C SI 91 S FC 83 C SI 92 1-3 ① K		4	0	2	0	0	1	0
26 Max Kepler, L (1, 8) OBP: 0.359, SLG: 0.543 (9, 9)	B SI 94 C SI 93 F FC 91 C SI 92 1-3 ③ K		X SI 92 0-0 ② G3 1-2 2-3 3-H		D FC 92 F SI 93 F FC 91 B SV 88 S SI 92 2-3 ③ K 1-2			B FC 83 F SI 92 B FC 83 X FC 84 2-1 20 1B 5 1B 36 SF9 1B		4	1	1	1	0	2	3
5 Eduardo Escobar, S (1, 5) OBP: 0.350, SLG: 0.582		B SV 82 C SV 80 X SI 92 1-1 ① F8	B FC 91 C SV 84 X FC 90 1-1 ③ L6			X CH 82 0-0 20 G4-3 2B		C SI 92 S SI 92 B SI 92 X SI 93 1-2 36 SF9 20 1B 40 BB 1-2 1B		4	1	2	0	0	0	2
20 Eddie Rosario, L (1, 7) OBP: 0.282, SLG: 0.475		X SI 93 0-0 HR		B FC 91 C FC 90 C SV 84 F SV 86 F FC 90 X SI 92 1-2 ① G3		C FC 91 F FC 90 B SV 88 D SV 83 X SI 92 2-2 ① G4-3 2-3		B SI 92 X SI 92 1-0 40 BB 99 S 1-2 2-3 1B		4	1	2	1	0	0	1
36 Robbie Grossman, S (1, 9) OBP: 0.261, SLG: 0.328 24 Ryan LaMarre, R (9, 8) OBP: 0.407, SLG: 0.333		C FC 92 C CH 85 B FF 93 X SV 87 1-2 ② F8		C SV 84 C FC 90 S SI 91 0-3 ② K		C FC 91 B FC 91 X SV 85 1-1 ② G6-3		C SI 92 D CH 80 B SI 92 B SI 92 X SI 92 3-1 ② SF9 2-3 3-H		3 0	0 0	0 0	1 0	0 0	1 0	1 0
99 Logan Morrison, L (1, 3) OBP: 0.263, SLG: 0.253		B FC 91 X SV 83 1-0 ③ G3		B SV 84 S FC 91 F FC 90 B FC 92 X SV 84 2-2 40 FC6 1B		F FC 91 S SV 90 S SV 90 0-3 ③ K		B FC 82 F SI 92 C FC 82 B SI 93 F FC 83 B SI 93 B SI 92 4-2 40 BB 1-2 BB		3	0	1	0	1	1	1
40 Gregorio Petit, R (1, 6) OBP: 0.500, SLG: 0.429			C SI 92 X SI 92 0-1 7 1B 15 S 26 G3 1B	C FC 91 B SV 85 B SI 92 F SI 92 X SV 87 2-2 ③ FC6 1-2f			C SV 83 F FC 90 F SV 90 B SV 88 X SV 89 1-2 ① F9	B SL 82 B SI 94 F FF 93 B SL 81 S SL 82 B SL 80 4-2 1-2 2-3 3-H BB		3	1	1	1	1	0	1
15 Jason Castro, L (1, 2) OBP: 0.242, SLG: 0.254			B FC 90 B SV 83 B SI 93 B SI 92 4-0 26 G3 7 1B 1-2 BB	S SI 92 B FC 91 B SI 92 C SV 83 B SV 87 F FC 92 F FC 92 X SI 93 3-2 E6 2 G5-4-3			X SI 92 0-0 ② L8	B SL 83 C SI 94 F SI 92 F SL 85 C SL 82 1-3 ③ K		3	0	0	0	1	1	3
Inning Stats	R: 0 E: 0 K: 1 S: 7 H: 0 LOB: 0 BB: 0 P: 10	R: 1 E: 0 K: 0 S: 7 H: 1 LOB: 0 BB: 0 P: 10	R: 1 E: 0 K: 1 S: 11 H: 2 LOB: 2 BB: 1 P: 19	R: 0 E: 0 K: 1 S: 14 H: 1 LOB: 1 BB: 0 P: 19	R: 0 E: 1 K: 1 S: 12 H: 1 LOB: 1 BB: 0 P: 19	R: 0 E: 0 K: 1 S: 9 H: 1 LOB: 1 BB: 0 P: 12	R: 0 E: 0 K: 0 S: 8 H: 0 LOB: 0 BB: 0 P: 10	R: 2 E: 0 K: 2 S: 20 H: 3 LOB: 3 BB: 2 P: 37		1B: 7 2B: 1 3B: 0 HR: 1 SF: 1 SAC: 0 DP: 1 HBP: 0				WP: 1 PB: 0 SB: 2 CS: 0 PA: 36		

PITCHER		IP	WLS	BF	H	R	ER	SO	BB	IBB	HBP	BLK	WP	HR	S	P	ERA	WHIP
6 Marcus Stroman, R ERA: 7.52	(1, 1)	7.0	L	28	6	2	2	5	1	0	0	0	1	1	68	99	2.57	1.000
62 Aaron Loup, L ERA: 5.56	(8, 1)	0.2		6	3	2	2	1	1	0	0	0	0	0	14	26	27.00	6.000
38 Carlos Ramirez, R ERA:	(8, 1)	0.1		2	0	0	0	1	1	0	0	0	0	0	6	11	0.00	3.000

PITCHER	IP	WLS	BF	H	R	ER	SO	BB	IBB	HBP	BLK	WP	HR	S	P	ERA	WHIP

BOTTOM

Toronto Blue Jays @ Minnesota Twins

Target Field, Minneapolis, MN

Wed May 02 2018, 12:11 PM - 2:57 PM CDT

Att. 16,420 - Sunny - 58 F

livebaseballscorecards.com

AB	32
R	4
H	9
RBI	4
BB	3
SO	7
LOB	15

Batter	1	2	3	4	5	6	7	8	9	AB	R	H	RBI	BB	SO	LOB
2 Brian Dozier, R (1, 4) OBP: 0.294, SLG: 0.374	C FF 93 X FF 95 0-1 ① P5		X FF 93 0-0 ② G5-3	B SL 83 C FF 92 B SL 84 X FF 93 2-1 ③ P2			B CU 77 X FF 90 1-0 ② L8		B SL 88 F SI 97 X SL 89 1-1 ③ G6-3	5	0	0	0	0	0	3
7 Joe Mauer, L (1, 3) OBP: 0.435, SLG: 0.391	C FF 96 B FF 95 B CH 84 X FF 95 2-1 ② G3-1		B FF 94 C CH 82 B FF 95 X CH 82 2-1 ③ G6-3		C FF 91 F FF 92 X SL 82 0-2 ① L8		B SI 90 B SI 90 C CH 82 B CH 83 X SI 91 3-1 1B			4	0	1	0	0	0	0
26 Max Kepler, L (1, 8) OBP: 0.346, SLG: 0.520	S FF 94 B FF 94 B CH 84 X FF 95 2-1 ③ F8			B CU 74 X FF 91 1-0 ① F9	B CH 80 F CH 79 X FF 91 1-1 ② F9		C SI 92 B CH 84 F CU 71 S CH 85 1-3 ③ K			4	0	0	0	0	1	1
5 Eduardo Escobar, S (1, 5) OBP: 0.346, SLG: 0.564		F FF 91 F FF 93 X FF 96 0-2 ① F8		B CH 80 B CH 79 B FF 92 B FF 92 4-0 20 2B BB	C CH 80 X FF 92 0-1 ③ G5-3			B CU 70 F SI 91 B SI 91 X CH 82 2-1 ① L5		3	1	0	0	1	0	0
20 Eddie Rosario, L (1, 7) OBP: 0.280, SLG: 0.476		B CU 77 X FF 95 1-0 ② G3		X FF 92 0-0 99 HR 1-H 2B		C CH 88 X CH 81 0-1 ① P5		B CU 71 F SI 91 B CH 84 F SI 92 B CH 84 S CH 84 3-3 ② K		4	1	1	1	0	1	0
36 Robbie Grossman, S (1, 9) OBP: 0.247, SLG: 0.308		C SL 81 X FF 96 0-1 ③ G3-1		B FF 93 2 SAFE 2 SAFE D CH 81 F FF 94 X FF 94 2-1 ② P6		C CU 75 F FF 93 B SL 82 X FF 92 1-2 ② F7		B FF 94 B FF 95 F FF 94 F FF 95 B FF 95 X FF 94 3-2 ③ G1-6-3		4	0	0	0	0	0	1
99 Logan Morrison, L (1, 10) OBP: 0.283, SLG: 0.322			B FF 92 S CH 80 B FF 93 B FF 93 X FF 93 3-1 40 1B 15 PB 2B	B FF 94 X CH 81 1-0 2-H HR		B FF 94 F FF 92 B SL 82 F FF 93 X SL 82 2-2 1B			B SI 92 B SI 94 X SI 91 2-0 ① P5	4	2	3	2	0	0	0
40 Gregorio Petit, R (1, 6) OBP: 0.500, SLG: 0.455			C FF 95 X FF 93 0-1 15 PB 15 SF9 2-3 1B	C FF 92 B SL 82 S SL 82 X SL 84 1-2 15 BB 1B		X FF 94 0-0 ③ L9			C SL 84 C SI 92 B SL 83 B SI 92 F SI 93 C SI 93 2-3 ② K	4	1	2	0	0	1	1
15 Jason Castro, L (1, 2) OBP: 0.257, SLG: 0.250			C CH 82 1 SAFE B FF 94 B CH 81 X FF 94 2-1 ① SF9 1-H 3-H	C FF 93 B FF 92 B CH 83 B FF 93 1 SAFE C FF 92 B FF 93 4-2 1-2 BB			X SL 88 0-0 ① L4		B SL 84 C SI 93 F SI 92 B SL 84 H SI 91 3-2 HBP	1	0	0	1	1	0	0
Inning Stats	R: 0 E: 0 K: 0 S: 6 H: 0 LOB: 0 BB: 0 P: 10	R: 0 E: 0 K: 0 S: 6 H: 0 LOB: 0 BB: 0 P: 7	R: 2 E: 0 K: 0 S: 9 H: 2 LOB: 0 BB: 0 P: 16	R: 3 E: 0 K: 0 S: 12 H: 3 LOB: 2 BB: 2 P: 27	R: 0 E: 0 K: 0 S: 7 H: 0 LOB: 0 BB: 0 P: 8	R: 0 E: 0 K: 0 S: 9 H: 1 LOB: 1 BB: 0 P: 12	R: 0 E: 0 K: 1 S: 7 H: 1 LOB: 1 BB: 0 P: 12	R: 0 E: 0 K: 1 S: 8 H: 0 LOB: 0 BB: 0 P: 16	R: 0 E: 0 K: 1 S: 9 H: 0 LOB: 1 BB: 0 P: 17	1B: 4 2B: 2 3B: 0 HR: 1 SF: 1 SAC: 0 DP: 0 HBP: 1				WP: 0 PB: 2 SB: 0 CS: 0	PA: 37	

PITCHER		IP	WLS	BF	H	R	ER	SO	BB	IBB	HBP	BLK	WP	HR	S	P	ERA	WHIP
40 Reynaldo López, R ERA: 2.43	(1, 1)	6.2		28	6	5	4	0	2	0	0	0	0	1	51	83	5.40	1.200
70 Luis Avilán, L ERA: 3.72	(7, 1)	1.0		4	1	0	0	2	0	0	0	0	0	0	10	19	0.00	1.000
37 Juan Minaya, R ERA: 10.8	(8, 1)	0.1		1	0	0	0	0	0	0	0	0	0	0	3	6	0.00	0.000
39 Aaron Bummer, L ERA: 5.19	(9, 1)	0.2		3	0	0	0	1	0	0	1	0	0	0	7	14	0.00	0.000
65 Nate Jones, R ERA: 1.46	(9, 1)	0.1	W	1	0	0	0	0	0	0	0	0	0	0	2	3	0.00	0.000

PITCHER	IP	WLS	BF	H	R	ER	SO	BB	IBB	HBP	BLK	WP	HR	S	P	ERA	WHIP

TOP

Minnesota Twins @ Chicago White Sox

Guaranteed Rate Field, Chicago, IL

Thu May 03 2018, 7:11 PM - 10:06 PM CDT

Att. 13,260 - Cloudy - 57 F

livebaseballscorecards.com

AB	33
R	5
H	7
RBI	4
BB	2
SO	3
LOB	6

Batter	1	2	3	4	5	6	7	8	9	AB	R	H	RBI	BB	SO	LOB
5 Yolmer Sánchez, S (1, 4) OBP: 0.319, SLG: 0.388	C FF 90 B FF 90 X FS 85 1-1 F7 ①		B FF 91 1 SAFE 1 SAFE B FF 90 B FS 84 C FF 90 X FF 91 3-1 G6-3 ② 1-H		B FF 91 C FF 92 B FS 86 X FS 85 2-1 7 CS 1B 3-H		C SI 91 F CH 88 S FF 92 0-3 K ③			4	0	1	2	0	1	0
7 Tim Anderson, R (1, 6) OBP: 0.303, SLG: 0.405	S FF 90 C FF 90 B FF 91 F FF 92 S FC 86 1-3 K ②		B SL 84 B FF 90 F FF 91 S FF 91 C FF 91 2-3 K ③		1 SAFE F FF 91 1 SAFE B FF 91 C SL 84 1 SAFE F FF 92 T SL 83 1-2 K ②③ 1-2			B CU 80 S FF 95 S SL 89 S CU 82 1-3 K2-3 ①		4	0	0	0	0	4	1
79 José Abreu, R (1, 3) OBP: 0.333, SLG: 0.468	C FF 90 B FF 90 B CU 75 X FS 85 2-1 P6 ③			C FF 89 X SL 82 0-1 F8 ①		B FF 89 C FF 90 B FF 90 B FF 90 B FS 86 4-1 24 2B 24 E BB		B SI 95 F FF 96 B FF 96 S SL 90 S SL 92 2-3 K2-3 ②		3	1	0	0	1	1	0
30 Nicky Delmonico, L (1, 7) OBP: 0.340, SLG: 0.317		S FF 90 F FF 90 B FF 90 F CU 74 B FS 85 S FF 92 2-3 K ①		S FF 90 S CU 74 B CU 73 X FF 90 1-2 18 HR 1B		B FF 90 C FF 92 B FC 86 D FS 85 F FF 92 X FF 91 3-2 P5 ①		C FF 96 H SL 89 1-1 24 CS HBP		3	1	1	0	0	1	1
24 Matt Davidson, R (1, 5) OBP: 0.381, SLG: 0.600		F FF 90 S FF 91 B FF 91 B FF 91 X SL 85 2-2 1B		C FF 90 B FF 91 S FF 91 B FF 91 S FF 91 2-3 K ②		F FF 92 S FF 93 F FF 92 B SL 83 F FF 92 B FS 86 X FF 92 2-2 E9 1-H 2B		B FF 96 C CU 82 B SL 91 2-1 CS ③ 1-2	B FF 91 F FF 91 F SL 84 C FF 93 1-3 K ①	4	0	2	0	0	2	1
18 Daniel Palka, L (1, 10) OBP: 0.292, SLG: 0.708		B FF 91 B FS 85 S FF 92 C FS 86 F FF 92 F FF 92 F SL 86 1 SAFE S FS 85 2-3 K ②		X FS 84 0-0 1-H HR		C CU 78 S CU 76 D CU 78 C SI 93 1-3 K ②			S SL 85 B FF 92 X FF 91 1-1 F8 ②	4	1	1	2	0	2	2
32 Trayce Thompson, R (1, 9) OBP: 0.178, SLG: 0.372		C SL 84 B FF 89 B FF 91 C FF 91 X SL 84 2-2 F7 ③		S FF 91 S SL 85 B SL 83 F FF 91 F CU 74 S FS 85 1-3 K ③		B SI 93 S SI 93 C SI 93 F SI 93 B SI 93 F SI 93 T CH 88 2-2 K ③			B SL 85 S FF 92 B FF 91 B FF 92 X FF 92 3-1 HR	4	1	1	1	0	2	2
38 Omar Narváez, L (1, 2) OBP: 0.306, SLG: 0.279			B FF 89 B FS 86 B FF 89 C FF 89 C FF 88 C FF 89 3-3 K ①		X CU 73 0-0 15 SH5-3 5 1B 2B		F SI 92 X CU 76 0-1 G6-3 ①			3	1	1	0	0	1	0
15 Adam Engel, R (1, 8) OBP: 0.250, SLG: 0.209			B SL 83 B FF 90 C FF 90 B FF 90 F FF 90 B FS 86 4-2 5 E 5 S 5 G6-3 BB		B FF 90 X FF 90 1-0 SH5-3 ① 2-3		X FF 92 0-0 F7 ②			1	1	0	0	1	0	0
Inning Stats	R: 0 H: 0 E: 0 LOB: 0 K: 1 BB: 0 S: 8 P: 12	R: 0 H: 1 E: 0 LOB: 1 K: 2 BB: 0 S: 16 P: 24	R: 1 H: 0 E: 0 LOB: 0 K: 2 BB: 1 S: 10 P: 22	R: 2 H: 2 E: 0 LOB: 0 K: 2 BB: 0 S: 14 P: 18	R: 1 H: 2 E: 0 LOB: 1 K: 1 BB: 0 S: 8 P: 12	R: 1 H: 1 E: 1 LOB: 1 K: 2 BB: 1 S: 17 P: 29	R: 0 H: 0 E: 0 LOB: 0 K: 1 BB: 0 S: 6 P: 6	R: 0 H: 0 E: 0 LOB: 0 K: 2 BB: 0 S: 8 P: 14	R: 1 H: 1 E: 0 LOB: 0 K: 1 BB: 0 S: 7 P: 12	1B: 3 SF: 0 2B: 3 SAC: 1 3B: 0 DP: 1 HR: 2 HBP: 1					WP: 0 PA: 35 PB: 0 SB: 1 CS: 2	

PITCHER		IP	WLS	BF	H	R	ER	SO	BB	IBB	HBP	BLK	WP	HR	S	P	ERA	WHIP
12 Jake Odorizzi, R ERA: 4.1	(1, 1)	5.1		23	6	5	3	8	2	0	0	0	0	1	65	106	5.06	1.500
55 Taylor Rogers, L ERA: 7.3	(6, 1)	1.2		5	0	0	0	3	0	0	0	0	0	0	14	17	0.00	0.000
57 Ryan Pressly, R ERA: 1.04	(8, 1)	1.0		3	0	0	0	2	0	0	1	0	0	0	8	14	0.00	0.000
43 Addison Reed, R ERA: 3.24	(9, 1)	0.2	L	3	1	1	1	1	0	0	0	0	0	1	7	12	13.50	1.500

PITCHER	IP	WLS	BF	H	R	ER	SO	BB	IBB	HBP	BLK	WP	HR	S	P	ERA	WHIP

BOTTOM

Minnesota Twins @ Chicago White Sox

Guaranteed Rate Field, Chicago, IL

Thu May 03 2018, 7:11 PM - 10:06 PM CDT

Att. 13,260 - Cloudy - 57 F

livebaseballscorecards.com

AB	30
R	6
H	7
RBI	5
BB	2
SO	14
LOB	7

Minnesota Twins @ Chicago White Sox

Guaranteed Rate Field, Chicago, IL

Fri May 04 2018, 7:10 PM - 10:29 PM CDT

Att. 15,935 - Partly Cloudy - 74 F

livebaseballscorecards.com

TOP

Batter	1	2	3	4	5	6	7	8	9	AB	R	H	RBI	BB	SO	LOB
7 Joe Mauer, L (1, 3) OBP: 0.425, SLG: 0.392	C FF 93 X FF 94 0-1 ① G6-3	C FF 93 F FF 93 S CU 81 0-3 ③ K		B FF 92 B CU 81 B FF 91 C FF 92 C FF 91 S FF 92 3-3 ① K		C SI 92 C SL 87 X CU 82 0-2 ③ G6-3			B SL 82 B FF 94 X FF 93 2-0 2B	5	0	1	0	0	2	3
2 Brian Dozier, R (1, 4) OBP: 0.305, SLG: 0.425	C FF 94 S FC 88 B FC 88 B FC 89 F FF 94 F FC 88 F FF 95 X CH 88 2-2 3B		B CU 78 B FC 88 C FF 92 X FF 92 2-1 HR	C CU 81 C CU 81 D CU 81 B FF 94 S CU 80 2-3 ② K			B CU 80 F SI 91 L CU 80 B CU 82 X SI 92 2-2 26 FC4-6 1B		C SL 84 S SL 87 X SL 85 0-2 ① F8	5	1	3	1	0	1	3
26 Max Kepler, L (1, 9) OBP: 0.348, SLG: 0.510	B FF 94 F FF 94 X CH 88 1-1 ② G3		C FF 93 B CH 87 B FF 92 F FF 93 F FF 93 S FF 93 2-3 ① K	F SL 81 X SI 92 0-1 ③ 1-2 2-H 1B			B CU 77 B FC 86 X SI 93 2-0 ① FC4-6 99 WP 5 WP 1-2f		T FF 94 B FF 95 B CH 85 B CH 87 B FF 94 4-1 BB	4	0	1	0	1	1	2
20 Eddie Rosario, L (1, 7) OBP: 0.277, SLG: 0.472	F FF 94 B FF 93 S FC 89 F FF 94 F FC 88 X FF 94 1-2 ③ P5		C CU 82 B CU 81 F FF 93 X CU 82 1-2 ② L6		X SI 91 0-0 5 2B 2B		C FC 87 F SI 92 1 SAFE S CU 78 0-3 ② K		B CH 85 S FF 95 X FF 95 1-1 ② F8	5	1	1	0	0	1	4
5 Eduardo Escobar, S (1, 5) OBP: 0.367, SLG: 0.643		C FF 92 B FF 92 X FC 87 1-1 HR	F FF 94 F FF 93 X FF 93 0-2 HR		C SL 82 B FF 92 B FF 94 S SL 82 D SL 83 X SL 82 3-2 99 G6-3 16 CS 2-H 2B		1 SAFE B SI 92 B FF 93 B FF 94 B FF 92 4-0 99 WP 1-2 BB		C FF 94 B FF 94 S FF 95 T SL 87 1-2 ③ K	4	2	3	3	1	1	2
99 Logan Morrison, L (1, 10) OBP: 0.282, SLG: 0.352		C CU 82 F FF 93 X FF 94 0-2 ① F9	B CU 82 S FC 88 X FC 88 1-1 HR		X SI 93 0-0 ① G6-3 2-3		C CU 78 D CU 78 B SI 93 X CU 77 2-1 ③ G3-1 1-2 2-3			4	1	1	1	0	0	3
16 Ehire Adrianza, S (1, 6) OBP: 0.271, SLG: 0.273		B FF 94 B CH 87 X FF 92 2-0 24 PB 24 1B 1B	B FF 93 B FF 92 F FF 92 F FF 93 S CH 86 2-3 ③ K		C SI 94 B SL 85 M FF 93 B SL 84 F SI 93 B CH 89 F SI 94 F SI 93 S SI 93 3-3 ② ③ K 3-H			B FF 89 B FF 90 F FF 91 B FF 92 F FF 92 X CH 86 3-2 ① F7		4	1	1	0	0	2	1
15 Jason Castro, L (1, 2) OBP: 0.257, SLG: 0.238		C FF 91 1 SAFE 1 SAFE F FF 93 F FF 93 B CU 82 S FF 93 1-3 ② K		B CU 80 B CH 86 B FF 92 B FF 92 4-0 24 BB 26 1B BB		C SI 92 B SL 88 X SI 91 1-1 ① G6-3		B FF 93 F FF 92 S FF 92 B FF 91 B FF 94 C CH 87 3-3 ② K		3	0	0	0	1	2	1
24 Ryan LaMarre, R (1, 8) OBP: 0.419, SLG: 0.333		1 SAFE F FF 93 1 SAFE B FC 89 B FF 93 D FC 89 X FF 92 3-1 1-H 1B		C FF 93 B FC 87 D FC 88 B FF 92 B FF 92 4-1 26 1B 1-2 BB		B CU 80 X SI 92 1-0 ② G1-6-3		B CU 72 C FF 91 C CU 70 S CH 87 1-3 ③ K		3	0	1	1	1	1	0
Inning Stats	R: 0 E: 0 K: 0 S: 15 H: 1 LOB: 1 BB: 0 P: 19	R: 2 E: 0 K: 2 S: 15 H: 3 LOB: 1 BB: 0 P: 22	R: 3 E: 0 K: 2 S: 17 H: 3 LOB: 0 BB: 0 P: 25	R: 0 E: 0 K: 2 S: 9 H: 1 LOB: 2 BB: 2 P: 22	R: 1 E: 0 K: 1 S: 11 H: 2 LOB: 0 BB: 0 P: 17	R: 0 E: 0 K: 0 S: 6 H: 0 LOB: 0 BB: 0 P: 8	R: 0 E: 0 K: 1 S: 9 H: 1 LOB: 2 BB: 1 P: 19	R: 0 E: 0 K: 2 S: 9 H: 0 LOB: 0 BB: 0 P: 16	R: 0 E: 0 K: 1 S: 10 H: 1 LOB: 2 BB: 1 P: 18	1B: 4 2B: 3 3B: 1 HR: 4 SF: 0 SAC: 0 DP: 0 HBP: 0						

	AB	37
	R	6
	H	12
	RBI	6
	BB	4
	SO	11
	LOB	19

WP: 2 PB: 1 SB: 0 CS: 1 PA: 41

PITCHER		IP	WLS	BF	H	R	ER	SO	BB	IBB	HBP	BLK	WP	HR	S	P	ERA	WHIP
51 Carson Fulmer, R ERA: 5.02	(1, 1)	3.2	L	20	7	5	4	6	2	0	0	0	0	4	54	86	9.82	2.455
39 Aaron Bummer, L ERA: 5.4	(4, 1)	1.1		5	3	1	1	1	0	0	0	0	0	0	13	19	6.75	2.250
66 Chris Volstad, R ERA: 4.3	(6, 1)	1.0		4	1	0	0	0	0	0	0	0	0	0	9	13	0.00	1.000
57 Jace Fry, L ERA:	(7, 1)	1.0		4	0	0	0	1	1	0	0	0	2	0	6	14	0.00	1.000
48 Joakim Soria, R ERA: 3.97	(8, 1)	1.0		3	0	0	0	2	0	0	0	0	0	0	9	16	0.00	0.000

PITCHER		IP	WLS	BF	H	R	ER	SO	BB	IBB	HBP	BLK	WP	HR	S	P	ERA	WHIP
54 Chris Beck, R ERA: 2.57	(9, 1)	1.0		5	1	0	0	1	1	0	0	0	0	0	10	18	0.00	2.000

BOTTOM

Minnesota Twins @ Chicago White Sox

Guaranteed Rate Field, Chicago, IL

Fri May 04 2018, 7:10 PM - 10:29 PM CDT

Att. 15,935 - Partly Cloudy - 74 F

livebaseballscorecards.com

Batter	1	2	3	4	5	6	7	8	9	AB	R	H	RBI	BB	SO	LOB
10 Yoán Moncada, S (1, 4) OBP: 0.359, SLG: 0.509 15 Adam Engel, R (5, PR) (6, 8) OBP: 0.244, SLG: 0.203	X FF 93 0-0 ① F7		B FF 94 F FF 94 F FF 93 S FF 94 1-3 ① K		B FF 94 B CH 87 F FF 95 B FF 95 B SI 94 4-1 79 1B BB		X SI 89 0-0 ② G4-3		C CH 82 B SI 93 F CH 82 F FF 94 B SL 87 F SI 94 X SI 94 2-2 ① G4-3	2 2	0 0	0 0	0 0	1 0	1 0	0 0
5 Yolmer Sánchez, S (1, 5) OBP: 0.331, SLG: 0.417	C FF 92 C FF 94 F FF 95 X FF 94 0-2 79 HR 1B		C FF 94 S CH 85 F FF 94 X SV 83 0-2 79 G4-3 3B		B FF 94 S CH 85 1 SAFE X SI 94 1-1 ② F8		B SI 86 C SI 87 B CH 80 C CH 83 X SI 89 2-2 79 E 79 1B 1B		C SI 93 F FF 95 F SI 94 B FF 93 S CH 84 1-3 ② K	5	2	3	0	0	1	1
79 José Abreu, R (1, 3) OBP: 0.344, SLG: 0.500	F SI 93 1 SAFE 1 SAFE F SI 92 F SV 84 P PO 93 1 SAFE 1 SAFE D SV 84 2-2 X SV 82 1-H HR		B SI 93 F SI 94 X SI 94 1-1 ② G4-3 3-H		F SV 84 F FF 93 F FF 95 1 SAFE X FF 94 0-2 30 BB 1-3 1B		D CU 82 S FF 95 F FF 96 X FF 96 1-2 E6 1-3 1B		C SI 95 X SI 94 0-1 ③ G4-3	5	1	3	3	0	0	0
30 Nicky Delmonico, L (1, 7) OBP: 0.347, SLG: 0.310	C FF 94 B FF 93 B CH 85 S CH 85 X FF 95 2-2 ② P6		F FF 93 S CH 84 X CH 84 0-2 ③ G6-3		B CH 85 B FF 93 B FF 93 B FF 94 4-0 1-2 BB		B FF 96 S FF 95 D CU 83 B FF 95 B FF 94 4-1 BB			2	0	0	0	2	0	0
24 Matt Davidson, R (1, 10) OBP: 0.376, SLG: 0.586	B SV 83 F FF 92 X SI 94 1-1 1B			C FF 93 B FF 95 S SV 83 B FF 94 F FF 94 X SI 94 2-2 ① G4-3	S FF 94 D SV 84 C FF 95 F FF 95 X SV 84 1-2 ③ G5-3		T FF 95 S FF 96 S SL 91 0-3 ③ K			4	0	1	0	0	1	6
18 Daniel Palka, L (1, 9) OBP: 0.250, SLG: 0.607	C FF 94 C FF 94 S FF 94 0-3 ③ K			F FF 95 S CH 85 B FF 95 X CH 86 1-2 ② G3		B FF 94 B FF 94 X CH 85 2-0 ① P4		S CH 76 S CH 78 F FF 93 B FF 93 S CH 78 1-3 ① K		4	0	0	0	0	2	1
28 Leury García, S (1, 8) (6, 4) OBP: 0.324, SLG: 0.394		F FF 93 X CH 84 0-1 ① G4-1		S FF 94 B CH 86 X CH 85 1-1 HR		S FF 94 F FF 94 X 0-2 ② F7		X SI 89 0-0 7 FC3-6 1B		4	1	2	1	0	0	0
7 Tim Anderson, R (1, 6) OBP: 0.293, SLG: 0.391		C SV 82 B SV 80 F FF 93 B SV 84 F FF 94 X SI 95 2-2 ② L3		F SV 83 B FF 94 X SV 81 1-1 ③ G5-3		B FF 95 F FF 94 F SV 84 B SV 85 X SV 85 2-2 ③ F7		C SL 79 1 SAFE X SL 79 0-1 ② FC3-6 38 S 1-2f		4	0	0	0	0	0	1
38 Omar Narváez, L (1, 2) OBP: 0.283, SLG: 0.255		B SI 93 B FF 93 F SI 92 X SI 92 2-1 ③ P5			C FF 94 T FF 95 X FF 95 0-2 ① L8		C SI 88 X SI 86 0-1 ① F8	B CH 77 S CH 77 X CH 77 1-1 ③ P6 1-2		4	0	0	0	0	0	1

Inning Stats	1	2	3	4	5	6	7	8	9
	R: 2 E: 0 K: 1 S: 18	R: 0 E: 0 K: 0 S: 8	R: 1 E: 0 K: 1 S: 12	R: 1 E: 0 K: 0 S: 11	R: 0 E: 0 K: 0 S: 14	R: 0 E: 0 K: 0 S: 7	R: 0 E: 1 K: 1 S: 13	R: 0 E: 0 K: 1 S: 9	R: 0 E: 0 K: 1 S: 11
	H: 3 LOB: 1 BB: 0 P: 22	H: 0 LOB: 0 BB: 0 P: 12	H: 1 LOB: 0 BB: 0 P: 14	H: 1 LOB: 0 BB: 0 P: 16	H: 1 LOB: 3 BB: 2 P: 24	H: 0 LOB: 0 BB: 0 P: 11	H: 2 LOB: 3 BB: 1 P: 20	H: 1 LOB: 1 BB: 0 P: 11	H: 0 LOB: 0 BB: 0 P: 14

	AB	36
	R	4
	H	9
	RBI	4
	BB	3
	SO	5
	LOB	10

1B: 6	SF: 0
2B: 0	SAC: 0
3B: 1	DP: 0
HR: 2	HBP: 0

WP: 0 PA: 39
PB: 0
SB: 1
CS: 0

PITCHER		IP	WLS	BF	H	R	ER	SO	BB	IBB	HBP	BLK	WP	HR	S	P	ERA	WHIP
17 José Berríos, R ERA: 3.98	(1, 1)	6.0	W	26	6	4	4	2	2	0	0	0	0	2	70	99	6.00	1.333
32 Zach Duke, L ERA: 3.97	(7, 1)	0.2	H	3	1	0	0	0	0	0	0	0	0	0	6	8	0.00	1.500
57 Ryan Pressly, R ERA: 1.02	(7, 1)	0.1	H	3	1	0	0	1	1	0	0	0	0	0	7	12	0.00	6.000
39 Trevor Hildenberger, R ERA: 3.77	(8, 1)	1.0	H	4	1	0	0	1	0	0	0	0	0	0	9	11	0.00	1.000
56 Fernando Rodney, R ERA: 4.22	(9, 1)	1.0	S	3	0	0	0	1	0	0	0	0	0	0	11	14	0.00	0.000

PITCHER	IP	WLS	BF	H	R	ER	SO	BB	IBB	HBP	BLK	WP	HR	S	P	ERA	WHIP

Batter	1	2	3	4	5	6	7	8	9	AB	R	H	RBI	BB	SO	LOB
7 Joe Mauer, L (1, 10) OBP: 0.440, SLG: 0.400	B FF 92 B FF 92 C FF 93 X FF 92 2-1 5 2B 2 G5-3 1B	B FF 92 B FF 92 B FF 90 C FF 90 B FF 90 4-1 BB		B FF 88 C FF 88 B FF 90 B SL 80 B FF 91 4-1 26 BB 20 2B BB	C SI 91 F CH 84 B FF 90 C SI 91 1-3 ③ K			C FF 92 F FF 94 B CH 89 X SL 86 1-2 ① 26 BB 1-2 1B		3	2	2	0	2	1	0
2 Brian Dozier, R (1, 4) OBP: 0.301, SLG: 0.416	B FF 94 B CH 86 1 SAFE S FF 93 B FF 92 F FF 93 X FF 93 3-2 ① G5-3 1-2	B FF 93 C CH 85 X CH 85 1-1 ② P6		B FF 90 F CH 83 X FF 92 1-1 ① F7		B SI 90 S SL 85 X SI 90 1-1 1B		C SL 84 F SL 86 F FF 94 F SL 87 C FF 94 0-3 ② K		5	0	1	0	0	1	4
26 Max Kepler, L (1, 9) OBP: 0.359, SLG: 0.500	C CU 75 B SL 86 B CH 85 B FF 93 B FF 93 4-1 5 2B 20 1B BB	B FF 93 X CH 83 1-0 ③ G4-3		F CU 77 B FF 91 F SL 81 B FF 92 F CH 84 B FF 92 1 SAFE B CH 83 4-2 20 2B 1-2 BB		B FC 87 C FC 88 B SI 90 C FC 87 X FC 85 2-2 ① F9		C CH 87 B FF 94 B CH 88 D CH 88 C FF 95 B FF 96 4-2 1-2 BB		2	2	0	0	3	0	2
5 Eduardo Escobar, S (1, 5) OBP: 0.368, SLG: 0.637	C CH 85 X SL 86 0-1 20 1B 23 1B 1-3 2-H 2B		B FF 91 B CH 83 S FF 92 B FF 92 F FF 91 B FF 91 4-2 20 HR BB	X FF 91 0-0 ② P2		C SI 90 X CH 84 0-1 ② F8		B CH 85 X FF 93 1-0 ③ F8		4	2	1	1	1	0	5
20 Eddie Rosario, L (1, 7) OBP: 0.299, SLG: 0.522	B FF 93 C FF 93 F FF 91 X FF 93 1-2 23 1B 2-3 3-H 1B		C FF 88 1 SAFE 1 SAFE B FF 89 S CH 82 B FF 86 X CH 82 2-2 1-H HR	C FF 90 F SI 92 F CU 82 B FF 91 F CU 82 B SI 92 F SI 91 X CU 81 2-2 1-H 2-H 2B		B FC 89 1 SAFE S FC 88 B FC 88 C FF 92 X FF 92 2-2 ③ G4-3		B CH 86 C CH 87 X FF 94 1-1 99 G3 1B		5	1	4	5	0	0	1
23 Mitch Garver, R (1, 2) OBP: 0.302, SLG: 0.450	B FF 91 B FF 90 C CH 84 X CH 83 2-1 1-3 3-H 1B		B FF 94 C FF 94 C FF 94 X FF 93 1-2 ① G6-3	B SI 92 B SI 92 C SI 92 B FF 92 C SI 91 B FF 92 4-2 BB			C FF 90 B FF 91 X FF 92 1-1 ① P4	B SL 85 C SL 84 F FF 94 D SL 86 1 SAFE 1 SAFE T FF 95 2-2 ① K		4	0	1	1	1	1	1
99 Logan Morrison, L (1, 3) OBP: 0.278, SLG: 0.337	B FF 92 C FF 91 S FF 90 F FF 90 S FF 90 1-3 ② K		B FF 94 B FF 93 C CH 85 B FF 93 F FF 92 B FF 92 4-2 16 2B BB	C CU 79 S SI 92 D CU 81 B SI 92 C SI 92 2-3 ③ K			C CU 78 S FC 87 B FC 86 S FC 87 1-3 ② K	B CH 86 C CH 87 X CH 89 1-1 ② G3 1-2		4	1	0	0	1	3	5
16 Ehire Adrianza, S (1, 6) OBP: 0.264, SLG: 0.286	C FF 92 B FF 93 F FF 92 F FF 90 X FF 93 1-2 ③ P4		B CH 84 1 SAFE X CH 83 1-0 ② 1-H 2B	X SI 90 0-0 ① F7			F SI 91 S FC 87 S FC 86 0-3 ③ K2-3	C FF 94 X CH 89 0-1 ③ G4-3		5	0	1	1	0	1	3
24 Ryan LaMarre, R (1, 8) OBP: 0.400, SLG: 0.323		B FF 90 X FF 90 1-0 ① P5	C CH 84 B FF 93 F FF 91 C FF 93 1-3 ③ K	C SI 90 B SL 86 F SL 86 X SI 92 1-2 ② L9				X FF 93 0-0 7 CS 1B		4	0	1	0	0	1	0
Inning Stats	R: 3 H: 4 E: 0 LOB: 2 K: 1 BB: 1 S: 21 P: 35	R: 0 H: 0 E: 0 LOB: 1 K: 0 BB: 1 S: 5 P: 12	R: 3 H: 2 E: 0 LOB: 0 K: 1 BB: 2 S: 14 P: 27	R: 2 H: 1 E: 0 LOB: 2 K: 1 BB: 3 S: 18 P: 35	R: 0 H: 0 E: 0 LOB: 0 K: 1 BB: 0 S: 7 P: 9	R: 0 H: 1 E: 0 LOB: 1 K: 0 BB: 0 S: 10 P: 15	R: 0 H: 0 E: 0 LOB: 0 K: 2 BB: 0 S: 8 P: 10	R: 0 H: 2 E: 0 LOB: 2 K: 1 BB: 1 S: 12 P: 18	R: 0 H: 1 E: 0 LOB: 1 K: 1 BB: 0 S: 9 P: 13	1B: 7 SF: 0 2B: 3 SAC: 0 3B: 0 DP: 0 HR: 1 HBP: 0						WP: 0 PA: 44 PB: 0 SB: 0 CS: 1	

TOP

Minnesota Twins @ Chicago White Sox

Guaranteed Rate Field, Chicago, IL

Sat May 05 2018, 6:11 PM - 9:33 PM CDT

Att. 23,765 - Partly Cloudy - 80 F

livebaseballscorecards.com

AB	36
R	8
H	11
RBI	8
BB	8
SO	8
LOB	21

PITCHER		IP	WLS	BF	H	R	ER	SO	BB	IBB	HBP	BLK	WP	HR	S	P	ERA	WHIP
53 Héctor Santiago, L ERA: 6.0	(1, 1)	3.1	L	21	6	8	8	2	6	0	0	0	0	1	46	89	21.60	3.600
66 Chris Volstad, R ERA: 3.86	(4, 1)	1.2		8	2	0	0	2	1	0	0	0	0	0	21	32	0.00	1.800
57 Jace Fry, L ERA:	(6, 1)	2.0		6	0	0	0	2	0	0	0	0	0	0	16	22	0.00	0.000
54 Chris Beck, R ERA: 2.0	(8, 1)	2.0		9	3	0	0	2	1	0	0	0	0	0	21	31	0.00	2.000

PITCHER	IP	WLS	BF	H	R	ER	SO	BB	IBB	HBP	BLK	WP	HR	S	P	ERA	WHIP

Minnesota Twins @ Chicago White Sox

Guaranteed Rate Field, Chicago, IL

Sat May 05 2018, 6:11 PM - 9:33 PM CDT

Att. 23,765 - Partly Cloudy - 80 F

livebaseballscorecards.com

BOTTOM

Batter	1	2	3	4	5	6	7	8	9	AB	R	H	RBI	BB	SO	LOB
28 Leury García, S (1, 4) OBP: 0.320, SLG: 0.386	B FF 90 C FF 90 F FF 92 F FF 93 S FF 93 1-3 ① K		B SI 91 F SI 91 X CH 86 1-1 ① G6-3		F SI 92 B FF 94 X FF 93 1-1 ①② G6-4-3 1-2f 3-H		B FF 95 F SL 86 S SL 85 B FF 94 B SL 84 X FF 95 3-2 5 S 1B			4	0	1	0	0	1	1
5 Yolmer Sánchez, S (1, 5) OBP: 0.336, SLG: 0.438	C FF 92 X FF 93 0-1 79 1B 2B		C SI 92 B CH 86 B FF 93 C SI 92 F FF 94 X FF 94 2-2 ② G4-3		F FF 93 X FF 94 0-1 2B		C FF 96 F FF 94 X SL 85 0-2 ③ G4-3 1-2			4	1	2	0	0	0	1
79 José Abreu, R (1, 3) OBP: 0.341, SLG: 0.492	B SI 93 F SI 93 X SI 93 1-1 21 1B 30 1B 2-H 1B		C FF 94 S FF 94 F FF 95 B CU 81 F SI 94 F FF 95 X FC 89 1-2 ③ F8		F FF 94 B FF 92 B SI 92 X FF 94 2-1 ③ F8			B FF 94 C FF 94 X FF 94 1-1 ① G4-3		4	0	1	1	0	0	1
30 Nicky Delmonico, L (1, 7) OBP: 0.353, SLG: 0.330	B FF 94 F SI 92 B CH 87 X SI 92 2-1 21 1B 1-2 1B			C FF 91 F CH 86 X FF 94 0-2 2B		S FF 91 F FF 92 B FF 93 B FC 89 X FF 95 2-2 ① G5-3		B FF 94 S FF 94 C SL 85 B SI 94 B FF 93 C FF 94 3-3 ② K		4	0	2	0	0	1	0
21 Welington Castillo, R (1, 2) OBP: 0.282, SLG: 0.389	B FF 94 C FC 88 X FF 94 1-1 18 G6-3 1-2 2-3 1B			C SI 92 B SI 93 F FC 89 F SI 93 B FF 95 F SI 93 C CU 80 2-3 ① K		C FF 94 S CU 80 S SI 93 0-3 ② K		C SL 84 C SL 84 B SL 85 C FF 94 1-3 ③ K		4	0	1	0	0	3	1
18 Daniel Palka, L (1, 10) OBP: 0.219, SLG: 0.531	D SI 94 B SI 94 C FF 96 B FF 96 X SI 94 3-1 ②③ G6-3 1-2f			S FF 95 D CU 81 D CH 87 T FF 95 S FF 95 2-3 ② K		S FF 94 C FC 88 S CU 80 0-3 ③ K			B FF 92 C FF 91 T FF 92 X FF 92 1-2 ① F8	4	0	0	0	0	2	4
32 Trayce Thompson, R (1, 9) OBP: 0.167, SLG: 0.348 20 José Rondón, R (9, PH)		C FF 92 C FF 93 F FF 93 F FF 94 F FC 87 B FF 95 S FF 95 1-3 ① K		C FF 95 C FF 95 S FF 95 0-3 ③ K			B FF 95 B FF 95 B FF 95 C FF 94 F FF 94 F FF 95 F FF 95 C FF 96 3-3 ① K		B FF 91 B FF 92 F FF 92 S FF 92 F FF 92 F FC 85 F FF 91 F FF 93 F KC 80 2-2 ② L5 F FF 93 F FF 92 X FC 85	3 1	0 0	0 0	0 0	0 0	3 0	1 0
7 Tim Anderson, R (1, 6) OBP: 0.307, SLG: 0.462		F FF 93 B FF 93 X FC 88 1-1 ② P4			B FC 86 F FF 92 S FF 92 F FF 94 F SI 92 F FC 88 X FF 94 1-2 15 1B 28 G6-4-3 2B		S SL 86 B FF 95 X FF 96 1-1 HR		B FF 92 X FF 91 1-0 HR	4	3	3	2	0	0	0
15 Adam Engel, R (1, 8) OBP: 0.244, SLG: 0.205		X FF 94 0-0 ③ F7			D FC 88 B FC 86 X SI 93 2-0 28 G6-4-3 2-3 1B		X FF 95 0-0 ② P4		C FF 92 S FF 91 S FF 91 0-3 ③ K	4	0	1	0	0	1	0
Inning Stats	R: 1 E: 0 K: 1 S: 14 H: 4 LOB: 2 BB: 0 P: 22	R: 0 E: 0 K: 1 S: 9 H: 0 LOB: 0 BB: 0 P: 11	R: 0 E: 0 K: 0 S: 12 H: 0 LOB: 0 BB: 0 P: 16	R: 0 E: 0 K: 3 S: 14 H: 1 LOB: 1 BB: 0 P: 18	R: 1 E: 0 K: 0 S: 13 H: 3 LOB: 1 BB: 0 P: 19	R: 0 E: 0 K: 2 S: 9 H: 0 LOB: 0 BB: 0 P: 11	R: 1 E: 0 K: 1 S: 14 H: 2 LOB: 1 BB: 0 P: 21	R: 0 E: 0 K: 2 S: 8 H: 0 LOB: 0 BB: 0 P: 13	R: 1 E: 0 K: 1 S: 17 H: 1 LOB: 0 BB: 0 P: 21	1B: 5 2B: 4 3B: 0 HR: 2 SF: 0 SAC: 0 DP: 2 HBP: 0			WP: 0 PB: 0 SB: 1 CS: 0	PA: 36		

PITCHER		IP	WLS	BF	H	R	ER	SO	BB	IBB	HBP	BLK	WP	HR	S	P	ERA	WHIP
31 Lance Lynn, R ERA: 7.28	(1, 1)	6.0	W	24	8	2	2	7	0	0	0	0	0	0	71	97	3.00	1.333
68 Matt Magill, R ERA: 1.8	(7, 1)	2.0		8	2	1	1	3	0	0	0	0	0	1	22	34	4.50	1.000
45 Phil Hughes, R ERA: 7.88	(9, 1)	1.0		4	1	1	1	1	0	0	0	0	0	1	17	21	9.00	1.000

PITCHER	IP	WLS	BF	H	R	ER	SO	BB	IBB	HBP	BLK	WP	HR	S	P	ERA	WHIP

Batter	1	2	3	4	5	6	7	8	9	AB	R	H	RBI	BB	SO	LOB
7 Joe Mauer, L (1, 10) OBP: 0.434, SLG: 0.388	C FF 88 B FC 87 B SI 89 C FF 90 X CH 83 2-2 G4-3			C FF 88 B FC 85 X CH 82 1-1 G4-3		B FF 88 C FF 89 B KC 78 B KC 78 X FF 90 3-1 P5 1-2		B FF 96 B FF 96 B FF 96 B FF 95 4-0 2 E 2 FC6 26 G5-3 BB		3	1	0	0	1	0	1
2 Brian Dozier, R (1, 4) OBP: 0.300, SLG: 0.406	C FF 90 B KC 80 B KC 80 S FC 88 C FC 86 2-3 K			B KC 78 C FC 85 X KC 79 1-1 L5			B FF 89 B FC 86 C FF 88 C FC 87 B KC 78 F FC 85 B CH 84 4-2 5 1B 20 1B BB	C SL 85 1 SAFE X SI 97 0-1 FC6 26 G5-3 1-3		3	1	0	0	1	1	1
26 Max Kepler, L (1, 8) (8, 9) OBP: 0.347, SLG: 0.481	B FC 88 S CH 84 X CH 85 1-1 F7			C FF 90 F KC 79 B EP 69 F SI 89 B EP 68 S CH 83 2-3 K			F SI 88 C CH 82 D CH 82 S CH 83 1-3 K	1 SAFE B FF 94 B SL 84 B SI 94 C SI 93 X SL 84 3-1 G5-3 1-2 3-H		4	0	0	1	0	2	2
5 Eduardo Escobar, S (1, 5) OBP: 0.364, SLG: 0.623		B CH 83 C SI 90 X FC 87 1-1 G3			S CH 83 X CH 83 0-1 G5-3		B SI 89 C CH 84 S CH 82 X EP 68 1-2 36 F8 20 1B 99 2B 1-3 1B	B FF 95 F FF 94 F FF 94 B FF 94 X SL 85 2-2 F7		4	1	1	0	0	0	1
20 Eddie Rosario, L (1, 7) OBP: 0.306, SLG: 0.547		F FF 90 F CH 84 B SI 90 X SI 90 1-2 G5-3			B SI 89 B CH 83 X FC 87 2-0 F8		F CH 83 X FC 84 0-1 99 S 99 2B 1-2 3-H 1B		B SI 97 S SI 96 F SL 89 F SI 97 F SL 89 B SL 89 X SL 88 2-2 HR	4	2	2	2	0	0	0
36 Robbie Grossman, S (1, 9) OBP: 0.237, SLG: 0.294 24 Ryan LaMarre, R (8, 8) OBP: 0.389, SLG: 0.313		B FF 90 B CH 85 C FC 87 B CH 84 C FC 86 X CH 85 3-2 F7			X KC 78 0-0 F8		D CH 84 F FC 86 X SI 89 1-1 F8 2-3		B SI 97 C SI 96 S SL 87 S SL 89 1-3 K	3 1	0 0	0 0	0 0	0 0	0 1	2 0
99 Logan Morrison, L (1, 3) OBP: 0.277, SLG: 0.343		B FF 89 C FF 90 X KC 79 1-1 L8				B FF 88 B CH 82 S FC 86 X SI 89 2-1 F8	F SI 92 1 SAFE F SI 91 D SI 86 X CH 85 1-2 1-H 3-H 2B		F SI 97 S SL 88 B SL 89 B SI 96 X SL 89 2-2 G3	4	0	1	2	0	0	0
16 Ehire Adrianza, S (1, 6) OBP: 0.263, SLG: 0.269		B FF 90 S FC 88 M CH 84 S CH 83 1-3 K				S FC 86 B CH 81 B KC 79 B FC 83 B FF 88 4-1 7 WP BB	C CH 84 F SI 90 F CH 84 D CH 86 X SI 91 1-2 F8		F SI 96 B SI 97 B SL 87 B SL 87 T SI 96 F SI 96 X SI 96 3-2 F8	3	0	0	0	1	1	1
46 Bobby Wilson, R (1, 2)		X FF 90 0-0 F9				C FC 85 1 SAFE F KC 78 B EP 68 D KC 76 1 SAFE S KC 78 2-3 K		X FF 96 0-0 G1-3		3	0	0	0	0	1	1
Inning Stats	R: 0 H: 0 E: 0 LOB: 0 K: 1 BB: 0 S: 8 P: 13	R: 0 H: 0 E: 0 LOB: 0 K: 0 BB: 0 S: 8 P: 13	R: 0 H: 0 E: 0 LOB: 0 K: 1 BB: 0 S: 6 P: 8	R: 0 H: 0 E: 0 LOB: 0 K: 1 BB: 0 S: 8 P: 12	R: 0 H: 0 E: 0 LOB: 0 K: 0 BB: 0 S: 4 P: 6	R: 0 H: 0 E: 0 LOB: 1 K: 1 BB: 1 S: 8 P: 19	R: 3 H: 3 E: 0 LOB: 1 K: 1 BB: 1 S: 20 P: 29	R: 1 H: 0 E: 1 LOB: 1 K: 0 BB: 1 S: 8 P: 17	R: 1 H: 1 E: 0 LOB: 0 K: 1 BB: 0 S: 15 P: 23	1B: 2 SF: 0 2B: 1 SAC: 0 3B: 0 DP: 0 HR: 1 HBP: 0				WP: 1 PA: 35 PB: 0 SB: 1 CS: 0		

TOP

Minnesota Twins @ Chicago White Sox

Guaranteed Rate Field, Chicago, IL

Sun May 06 2018, 1:12 PM - 4:06 PM CDT

Att. 17,424 - Partly Cloudy - 60 F

livebaseballscorecards.com

AB	32
R	5
H	4
RBI	5
BB	3
SO	6
LOB	9

PITCHER		IP	WLS	BF	H	R	ER	SO	BB	IBB	HBP	BLK	WP	HR	S	P	ERA	WHIP
33 James Shields, R ERA: 5.14	(1, 1)	6.2		24	2	3	3	5	2	0	0	0	1	0	55	91	4.05	0.600
70 Luis Avilán, L ERA: 3.6	(7, 1)	0.1	B	2	1	0	0	0	0	0	0	0	0	0	7	9	0.00	3.000
44 Bruce Rondón, R ERA: 4.91	(8, 1)	0.1	L	3	0	1	0	0	1	0	0	0	0	0	3	7	0.00	3.000
39 Aaron Bummer, L ERA: 5.06	(8, 1)	0.2		2	0	0	0	0	0	0	0	0	0	0	5	10	0.00	0.000
65 Nate Jones, R ERA: 2.03	(9, 1)	1.0		4	1	1	1	1	0	0	0	0	0	1	15	23	9.00	1.000

PITCHER	IP	WLS	BF	H	R	ER	SO	BB	IBB	HBP	BLK	WP	HR	S	P	ERA	WHIP

Batter	1	2	3	4	5	6	7	8	9	AB	R	H	RBI	BB	SO	LOB
28 Leury García, S (1, 9) OBP: 0.321, SLG: 0.384	X FF 92 0-0 ① L7		L FF 94 X SI 90 0-1 ① SH5-3 2-3		C CU 80 B CH 86 B SI 93 F FF 94 S SL 86 2-3 ③ K		B SI 89 B CH 84 S SI 89 X CH 84 2-1 2-H 1B			3	0	1	1	0	1	0
5 Yolmer Sánchez, S (1, 5) OBP: 0.333, SLG: 0.440	C FF 92 F FF 91 F SL 85 X SI 92 0-2 ② F9		D SL 86 S CU 82 B SI 92 F CU 82 F SL 86 S FF 93 2-3 ② K			S CH 83 X CH 84 0-1 79 F9 24 SF9 2B	1 SAFE 1 SAFE C SI 88 B SI 87 1 SAFE B SI 89 F SI 89 1 SAFE S CU 74 2-3 ③ K			4	1	1	0	0	2	2
79 José Abreu, R (1, 3) OBP: 0.331, SLG: 0.475	B SI 93 X SI 93 1-0 ③ G5-3		F SI 94 B SI 94 F CH 86 D CU 82 B SI 95 F SI 95 S SL 86 3-3 ③ K 3-H			B SI 91 B SI 91 F SI 90 X SL 85 2-1 ① F9 2-3		C FF 90 B FF 92 F SL 85 S FF 93 1-3 ① K		4	0	0	0	0	2	1
30 Nicky Delmonico, L (1, 7) OBP: 0.349, SLG: 0.319		B FF 93 F FF 93 C SL 84 F SL 86 S CU 82 1-3 ① K2-3		X CU 80 0-0 ① G3		C FF 91 B SI 92 B FF 92 S CH 85 B FF 92 B FF 94 4-2 BB		S SL 84 B SL 85 C FF 92 B SL 85 X FF 93 2-2 ② P5		3	0	0	0	1	1	0
24 Matt Davidson, R (1, 10) OBP: 0.372, SLG: 0.574		C CU 80 B SI 95 B CU 82 F SI 95 S SL 85 2-3 ② K		B FF 93 B SI 93 C FF 95 T SI 94 B CU 82 B SI 95 4-2 BB		F SI 94 B SI 93 C SI 82 T SI 94 X SI 94 2-2 ② 3-H SF9		C FF 93 B FF 93 F FF 93 S FF 91 1-3 ③ K		2	0	0	1	1	2	0
38 Omar Narváez, L (1, 2) OBP: 0.263, SLG: 0.235		C FF 93 B CU 82 X CH 86 1-1 20 E6 1B		X FF 93 0-0 ② F8		1 SAFE B FF 93 C FF 93 C CU 79 1 SAFE D SL 85 X SI 92 2-2 ③ F9			C SI 94 X SI 95 0-1 ① P5	4	0	0	0	0	0	2
20 José Rondón, R (1, 4) OBP: 0.400, SLG: 0.400		C SI 94 B SI 93 X SI 94 1-1 1-2 1B		F SI 94 F SI 92 D SL 85 1 SAFE X SI 94 1-2 ③ G4-3			C FF 91 B SI 92 X CU 80 1-1 7 28 SH1-3 1B		C SI 94 B SI 95 F SI 94 B FF 96 B SI 94 X SI 95 3-2 ② F8	4	1	2	0	0	0	1
7 Tim Anderson, R (1, 6) OBP: 0.300, SLG: 0.451		S SL 86 X SL 85 0-1 ③ L8			B FF 94 S SI 92 F SI 92 S SI 93 1-3 ① K		B SI 93 1 SAFE 1 SAFE B SI 93 X SI 90 2-0 ① 1-2 SH1-3		C SI 95 F CH 85 F CH 85 S CH 84 0-3 ③ K	3	0	0	0	0	2	2
15 Adam Engel, R (1, 8) OBP: 0.247, SLG: 0.224			B FF 92 X SI 93 1-0 28 SH5-3 79 WP 2B		C SL 85 B SL 85 B FF 94 S SL 86 F SI 94 S CH 86 2-3 ② K		D SL 87 B FF 94 C FF 94 C SI 93 C FF 95 2-3 ② K			3	1	1	0	0	2	1
Inning Stats	R: 0 E: 0 K: 0 S: 6 H: 0 LOB: 0 BB: 0 P: 7	R: 0 E: 1 K: 2 S: 13 H: 1 LOB: 2 BB: 0 P: 18	R: 1 E: 0 K: 2 S: 11 H: 1 LOB: 0 BB: 0 P: 17	R: 0 E: 0 K: 0 S: 7 H: 0 LOB: 1 BB: 1 P: 12	R: 0 E: 0 K: 3 S: 10 H: 0 LOB: 0 BB: 0 P: 15	R: 1 E: 0 K: 0 S: 12 H: 1 LOB: 1 BB: 1 P: 22	R: 1 E: 0 K: 2 S: 11 H: 2 LOB: 1 BB: 0 P: 20	R: 0 E: 0 K: 2 S: 9 H: 0 LOB: 0 BB: 0 P: 13	R: 0 E: 0 K: 1 S: 9 H: 0 LOB: 0 BB: 0 P: 12	1B: 3 2B: 2 3B: 0 HR: 0 SF: 1 SAC: 2 DP: 0 HBP: 0						

BOTTOM

Minnesota Twins @ Chicago White Sox

Guaranteed Rate Field, Chicago, IL

Sun May 06 2018, 1:12 PM - 4:06 PM CDT

Att. 17,424 - Partly Cloudy - 60 F

livebaseballscorecards.com

AB	30
R	3
H	5
RBI	2
BB	2
SO	12
LOB	9

PITCHER		IP	WLS	BF	H	R	ER	SO	BB	IBB	HBP	BLK	WP	HR	S	P	ERA	WHIP
44 Kyle Gibson, R ERA: 3.49	(1, 1)	6.2		27	4	3	3	8	2	0	0	0	1	0	65	102	4.05	0.900
32 Zach Duke, L ERA: 3.86	(7, 1)	0.1	W	2	1	0	0	1	0	0	0	0	0	0	5	9	0.00	3.000
43 Addison Reed, R ERA: 3.06	(8, 1)	1.0	H	3	0	0	0	2	0	0	0	0	0	0	9	13	0.00	0.000
56 Fernando Rodney, R ERA: 3.86	(9, 1)	1.0	S	3	0	0	0	1	0	0	0	0	0	0	9	12	0.00	0.000

PITCHER	IP	WLS	BF	H	R	ER	SO	BB	IBB	HBP	BLK	WP	HR	S	P	ERA	WHIP

TOP

Minnesota Twins @ St. Louis Cardinals

Busch Stadium, St. Louis, MO

Mon May 07 2018, 7:14 PM - 10:07 PM CDT

Att. 40,182 - Clear - 75 F

livebaseballscorecards.com

Batter	1	2	3	4	5	6	7	8	9	AB	R	H	RBI	BB	SO	LOB
7 Joe Mauer, L (1, 3) OBP: 0.425, SLG: 0.374	C SI 91 B SI 93 C CH 81 B CH 82 B SI 94 B SI 93 4-2 2 WP 26 2B BB		C SI 90 B CU 76 S FF 92 X FF 94 1-2 ① G4-3		C SI 91 B CH 80 F CH 81 X SI 93 1-2 ① G6-3		B SI 91 C SI 90 C FF 93 X FF 93 1-2 ① G4-3	C SI 91 B SI 91 B SL 82 B SI 91 C SI 91 C SI 91 3-3 ② K		4	1	0	0	1	1	2
2 Brian Dozier, R (1, 4) OBP: 0.290, SLG: 0.391	F SI 93 B FF 93 S CH 80 X CH 81 1-2 ① F9 1-2		C SI 93 B CU 77 F SI 93 B CH 82 F CH 82 S SI 93 2-3 ② K		C SI 93 F SI 94 B CU 77 X FF 92 1-2 ② F8		X FF 93 0-0 ② G4-3	C SI 91 C SI 90 X SI 90 0-2 ③ F9		5	0	0	0	0	1	3
26 Max Kepler, L (1, 8) OBP: 0.349, SLG: 0.487	D SI 92 B CH 79 C FF 93 X CH 80 2-1 20 2B 2-H 2B		F SI 94 X SI 93 0-1 ③ F8		B SI 92 F SI 92 B SI 93 B CH 82 X SI 92 3-1 ③ F8		C SI 92 B SI 90 F FF 93 X FS 80 1-2 1B		C SI 88 B SI 88 B SL 80 X FF 88 2-1 ① G3	5	1	2	1	0	0	0
5 Eduardo Escobar, S (1, 5) OBP: 0.366, SLG: 0.609	B FF 92 B FF 92 C CH 81 F FF 93 F SI 94 F CU 77 S CH 81 2-3 ② K			C CU 75 X CU 76 0-1 36 1B 46 SF8 1B		B FF 90 B SI 91 S CH 81 B SI 93 B SI 92 4-1 36 2B BB	B SI 91 F SI 90 F SI 91 C SI 92 1-3 ③ K		S SI 88 B SI 89 S SL 80 F FF 88 S SL 78 1-3 ② K2-3	4	2	1	0	1	3	2
20 Eddie Rosario, L (1, 7) OBP: 0.310, SLG: 0.557	B CU 75 B SI 93 C SI 92 D CH 82 X SI 92 3-1 2-H 2B			1 SAFE F SI 92 B SI 92 1 SAFE X FF 92 1-1 ① P5		F SI 91 F SI 92 P PO 91 X CU 78 1-2 ① F8		B SL 80 B SL 89 B SL 82 F SI 90 F SI 91 B SL 84 X SI 91 3-2 36 1B 2B	S SI 88 B FF 88 X SL 80 1-1 ③ F9	5	1	2	1	0	0	2
36 Robbie Grossman, S (1, 9) OBP: 0.263, SLG: 0.333	F FF 91 C SI 92 F CH 82 B SI 94 B FF 92 X CH 82 2-2 ③ G3-1			B SI 92 B FF 92 X CH 81 2-0 16 1B 1-3 1B		1 SAFE B FF 91 X SI 91 1-0 1-H 2B		X SI 91 0-0 46 2B 2-H 1B		4	1	3	2	0	0	1
46 Bobby Wilson, R (1, 2) OBP: 0.143, SLG: 0.333		C SI 91 F CH 81 F CH 80 B SI 94 B CH 81 B FF 92 X SI 92 3-2 ① G6-3		X FF 92 0-0 ② SF8 3-H		B SL 84 F FF 93 F SL 85 B SI 91 C SI 92 2-3 ② K		B SI 91 B SI 90 B SI 91 C SI 90 F SI 90 X SI 92 3-2 24 1B 1-H 2B		3	0	1	2	0	1	1
16 Ehire Adrianza, S (1, 6) OBP: 0.295, SLG: 0.278		C FF 92 F FF 91 F SI 94 C CU 76 0-3 ② K		X FF 92 0-0 1-2 1B		0-0 IBB	C SI 92 H SL 84 1-1 24 1B HBP			2	0	1	0	1	1	0
77 Fernando Romero, R (1, 1) 39 Trevor Hildenberger, R (7, 1) 24 Ryan LaMarre, R (8, PH) OBP: 0.405, SLG: 0.333 68 Matt Magill, R (8, 1)		F SI 91 F SI 93 S CH 81 0-3 ③ K		F SI 92 B CU 75 C SI 92 D CH 80 C FF 93 2-3 ③ K		F SI 91 S SL 85 S SL 84 0-3 ③ K		C SI 91 F SI 91 B FF 90 B SL 83 X SI 90 2-2 ① 1-2 2-H 1B		3 0 1 0	0 0 0 0	0 0 1 0	0 0 0 0	0 0 0 0	3 0 0 0	4 0 0 0
Inning Stats	R: 2 E: 0 K: 1 S: 18 H: 2 LOB: 1 BB: 1 P: 32	R: 0 E: 0 K: 2 S: 11 H: 0 LOB: 0 BB: 0 P: 14	R: 0 E: 0 K: 1 S: 9 H: 0 LOB: 0 BB: 0 P: 12	R: 1 E: 0 K: 1 S: 10 H: 3 LOB: 2 BB: 0 P: 15	R: 0 E: 0 K: 0 S: 8 H: 0 LOB: 0 BB: 0 P: 13	R: 1 E: 0 K: 2 S: 12 H: 1 LOB: 2 BB: 2 P: 19	R: 0 E: 0 K: 1 S: 10 H: 1 LOB: 1 BB: 0 P: 13	R: 2 E: 0 K: 1 S: 18 H: 4 LOB: 2 BB: 0 P: 30	R: 0 E: 0 K: 1 S: 8 H: 0 LOB: 0 BB: 0 P: 12	1B: 6 2B: 5 3B: 0 HR: 0 SF: 1 SAC: 0 DP: 0 HBP: 1						

PITCHER	IP	WLS	BF	H	R	ER	SO	BB	IBB	HBP	BLK	WP	HR	S	P	ERA	WHIP
53 John Gant, R (1, 1) ERA: 4.32	5.1	L	24	6	4	4	5	2	0	0	0	1	0	62	97	6.75	1.500
67 Matt Bowman, R (6, 1) ERA: 5.14	1.2		7	1	0	0	3	0	1	0	0	0	0	16	21	0.00	0.600
65 Ryan Sherriff, L (8, 1) ERA: 6.35	1.0		7	4	2	2	1	0	0	1	0	0	0	18	30	18.00	4.000
44 Luke Gregerson, R (9, 1) ERA: 5.14	1.0		3	0	0	0	1	0	0	0	0	0	0	8	12	0.00	0.000

PITCHER	IP	WLS	BF	H	R	ER	SO	BB	IBB	HBP	BLK	WP	HR	S	P	ERA	WHIP

AB	36
R	6
H	11
RBI	6
BB	3
SO	10
LOB	15

WP: 1 PA: 41
PB: 0
SB: 0
CS: 0

Minnesota Twins @ St. Louis Cardinals

Busch Stadium, St. Louis, MO

Mon May 07 2018, 7:14 PM - 10:07 PM CDT

Att. 40,182 - Clear - 75 F

BOTTOM

Batter	1	2	3	4	5	6	7	8	9	AB	R	H	RBI	BB	SO	LOB
13 Matt Carpenter, L (1, 3) OBP: 0.315, SLG: 0.307	B FF 95 B FF 96 C FF 96 B FF 96 B FF 97 4-1 BB		B SI 96 C CH 89 S CH 92 B FF 97 C SL 87 2-3 ② K		C SI 94 F SI 96 S FF 95 0-3 ② K			C FF 95 F FF 95 F FF 95 B FF 95 F SL 87 X FF 96 1-2 ① F8		3	0	0	0	1	2	1
48 Harrison Bader, R (1, 8) OBP: 0.400, SLG: 0.327	B FF 95 S SL 85 F SI 96 C SI 96 1-3 ① K		X SI 98 0-0 1B		B FF 96 B SI 95 C SI 95 B SI 96 C SI 96 B SI 96 4-2 BB			C FF 96 B FF 96 C FF 95 B FF 95 F FF 94 F FF 94 B FF 95 F FF 96 X FF 96 3-2 ② G4-3		3	0	1	0	1	1	1
25 Dexter Fowler, S (1, 9) OBP: 0.270, SLG: 0.310	C FF 96 B CH 91 X SI 95 1-1 ② F7		B SI 95 B FF 96 X FF 97 2-0 ③ G1-3		B SL 86 C SL 86 S SL 86 B SL 88 F SL 88 X FF 96 2-2 ③ F9			C CH 88 S CH 88 X FF 96 0-2 ③ F8		4	0	0	0	0	0	4
23 Marcell Ozuna, R (1, 7) OBP: 0.283, SLG: 0.336	B SL 86 D SL 87 C FF 97 F SI 97 C SL 88 2-3 ③ K			S SL 85 S SL 88 B SL 88 B SL 89 B SI 98 C SI 97 3-3 ① K		C SL 85 B SI 96 B SL 86 B SI 96 B SI 96 4-1 3 G4-3 BB			C FF 94 C FF 94 C FF 94 0-3 ① K	3	0	0	0	1	3	1
3 Jedd Gyorko, R (1, 5) OBP: 0.457, SLG: 0.639		F FF 96 S SI 95 S SL 89 0-3 ① K		B SL 87 C SL 86 F SI 97 X SI 98 1-2 ② G4-3		C SI 94 B SI 94 D SL 85 F FF 94 B SI 96 X SI 96 3-2 ①② G4-3 1-2f			S SL 86 F SL 85 B FF 95 B SL 86 C FF 95 2-3 ② K	4	0	0	0	0	2	1
12 Paul DeJong, R (1, 6) OBP: 0.341, SLG: 0.492		C FF 96 F CH 91 X SL 89 0-2 2B		S FF 97 B FF 97 B SI 97 X CH 91 2-1 1B		B FF 96 B SI 96 S FF 97 F FF 96 C FF 96 2-3 ③ K			B FF 96 X FF 95 1-0 16 DI 1B	4	0	3	0	0	1	0
16 Kolten Wong, L (1, 4) OBP: 0.313, SLG: 0.341	C SI 96 F FF 97 F SL 88 B FF 97 B SL 89 S SL 89 2-3 ② K			S SI 95 B CH 90 X CH 91 1-1 ③ G3			C CH 77 C FF 92 S CH 78 0-3 ① K		B CH 88 B FF 95 C FF 94 X FF 94 2-1 ③ G1-4-3 1-2	4	0	0	0	0	2	3
19 Carson Kelly, R (1, 2)	B FF 96 X SI 96 1-0 ③ G6-3				C SI 96 B SI 96 H SI 96 2-1 53 SH1-4 HBP		C SI 90 X SI 92 0-1 ② G6-3			2	0	0	0	0	0	1
53 John Gant, R (1, 1)		C FF 96 S FF 97 B FF 96 S SI 97 1-3 ① K			L FF 94 X FF 96 0-1 ① SH1-4 1-2		C CH 79 S CH 79 X CH 78 0-2 ③ G5-3			1	0	0	0	0	1	0
67 Matt Bowman, R (6, 1)										0	0	0	0	0	0	0
35 Greg Garcia, L (7, PH) OBP: 0.293, SLG: 0.472										1	0	0	0	0	0	0
65 Ryan Sherriff, L (8, 1)										0	0	0	0	0	0	0
44 Luke Gregerson, L (9, 1)										0	0	0	0	0	0	0
Inning Stats	R: 0 E: 0 K: 2 S: 9 H: 0 LOB: 1 BB: 1 P: 17	R: 0 E: 0 K: 2 S: 11 H: 1 LOB: 1 BB: 0 P: 14	R: 0 E: 0 K: 2 S: 8 H: 1 LOB: 1 BB: 0 P: 13	R: 0 E: 0 K: 1 S: 10 H: 1 LOB: 1 BB: 0 P: 17	R: 0 E: 0 K: 1 S: 12 H: 0 LOB: 2 BB: 1 P: 20	R: 0 E: 0 K: 1 S: 7 H: 0 LOB: 0 BB: 1 P: 16	R: 0 E: 0 K: 1 S: 8 H: 0 LOB: 0 BB: 0 P: 8	R: 0 E: 0 K: 0 S: 14 H: 0 LOB: 0 BB: 0 P: 18	R: 0 E: 0 K: 2 S: 9 H: 1 LOB: 1 BB: 0 P: 14	1B: 3 2B: 1 3B: 0 HR: 0 SF: 0 SAC: 1 DP: 1 HBP: 1						

livebaseballscorecards.com

AB	29
R	0
H	4
RBI	0
BB	3
SO	12
LOB	12

WP: 0 PB: 0 SB: 0 CS: 0 PA: 34

PITCHER		IP	WLS	BF	H	R	ER	SO	BB	IBB	HBP	BLK	WP	HR	S	P	ERA	WHIP
77 Fernando Romero, R ERA:	(1, 1)	6.0	W	24	3	0	0	9	3	0	1	0	0	0	57	97	0.00	1.000
39 Trevor Hildenberger, R ERA: 3.52	(7, 1)	1.0		3	0	0	0	1	0	0	0	0	0	0	8	8	0.00	0.000
68 Matt Magill, R ERA: 1.29	(8, 1)	2.0		7	1	0	0	2	0	0	0	0	0	0	23	32	0.00	0.500

PITCHER		IP	WLS	BF	H	R	ER	SO	BB	IBB	HBP	BLK	WP	HR	S	P	ERA	WHIP

Batter	1	2	3	4	5	6	7	8	9	AB	R	H	RBI	BB	SO	LOB
99 Logan Morrison, L (1, 3) OBP: 0.274, SLG: 0.337	B SI 89 C SI 90 X FC 89 1-1 ① P5		B CU 78 X FC 87 1-0 ① P3	C FC 91 B FF 94 F FC 90 B FF 95 B CH 85 X CH 84 3-2 ③ G4-3		B FF 93 T FF 95 X SI 95 1-1 2 G5-4-3 3-H 1B		B FF 94 F SL 82 X SL 80 1-1 ③ P6		5	0	1	1	0	0	2
2 Brian Dozier, R (1, 4) OBP: 0.287, SLG: 0.384	B FF 93 B SL 82 X FC 89 2-0 ② G5-3		C CU 78 F SL 81 B CH 85 B FF 94 B SI 91 C SL 82 3-3 ② K		L FC 84 X CH 87 0-1 20 E 36 2B E5	B SL 87 F SL 88 B SI 92 C SL 86 X FF 93 2-2 ②③ G5-4-3 1-2f			C FF 93 B FF 94 B SL 80 F SL 80 X FF 94 2-2 5 1B 1B	5	1	1	0	0	1	1
26 Max Kepler, L (1, 8) OBP: 0.351, SLG: 0.487	C SI 91 C SI 93 X FF 95 0-2 ③ F7		B FC 91 F FC 90 B SI 91 C CH 84 B CU 79 B SL 82 4-2 BB		B FC 89 1 SAFE X FC 86 1-0 ① F9		B SL 78 S SL 79 X SI 88 1-1 5 HR 2B		C FF 92 F SL 82 F FF 93 B SL 82 S FF 94 1-3 ① K	4	1	1	0	1	1	2
5 Eduardo Escobar, S (1, 5) OBP: 0.367, SLG: 0.626		B CH 85 C CH 82 F FC 87 B SL 81 X FF 94 2-2 ① G3-1	F FC 90 1 SAFE X FC 88 0-1 ③ F9		B FC 88 C SI 89 1 SAFE B SI 89 X FC 87 2-1 ② P6		B SL 80 X CH 85 1-0 2-H HR		F FF 93 B FF 93 X SL 78 1-1 1-2 1B	5	1	2	2	0	0	2
20 Eddie Rosario, L (1, 7) OBP: 0.313, SLG: 0.551		B SI 89 F FC 88 X SI 92 1-1 23 HBP 36 BB 16 SF8 1B		S CU 74 X FC 86 0-1 23 1B 36 BB 23 E 1B	F FC 89 S CH 82 X CH 83 0-2 E3 36 2B 1-3		F SL 81 T SL 79 T SL 79 F FF 90 X SL 80 0-2 ① F7		X SL 79 0-0 ② F7	5	3	2	0	0	0	3
36 Robbie Grossman, S (1, 9) OBP: 0.282, SLG: 0.347		1 SAFE B SI 89 B SI 90 B FC 90 B FC 90 4-0 16 SF8 23 HBP 1-2 BB		B CH 88 B FC 86 1 SAFE B SI 89 B SI 89 4-0 12 SH5-4 23 E 1-2 BB	X FC 90 0-0 2-H 3-H 2B		X SI 90 0-0 ② F9		X FF 92 0-0 ③ L7	3	0	1	2	2	0	2
23 Mitch Garver, R (1, 2) OBP: 0.319, SLG: 0.442		C SL 81 B SL 82 H SI 92 2-1 1-2 2-3 HBP		X SI 91 0-0 E7 12 SH5-4 1-2 2-H 1B	B SL 81 F CU 82 C SL 81 X CH 85 1-2 ③ F9		C SL 80 X FF 91 0-1 ③ G6-3			3	0	1	0	0	0	1
16 Ehire Adrianza, S (1, 6) OBP: 0.292, SLG: 0.281		S FC 91 F SI 94 X SL 84 0-2 ② SF8 2-3 3-H		B FC 90 B SI 91 S SI 90 F SI 91 F FC 89 B FF 93 X FC 90 3-2 ① F7		B SI 94 F SI 95 B SL 86 C SI 95 B FF 96 F SI 95 X SI 94 3-2 12 SH2-4 12 S 99 1B 1B		X FF 94 0-0 ① P6		3	1	1	1	0	0	2
12 Jake Odorizzi, R (1, 1) 57 Ryan Pressly, R (6, 1) 24 Ryan LaMarre, R (8, PH) OBP: 0.395, SLG: 0.324 55 Taylor Rogers, L (8, 1) 45 Phil Hughes, R (9, 1)		T FF 95 C SI 90 S SL 81 0-3 ③ K		2 SAFE B SI 90 M SI 89 X SI 89 1-1 ② SH5-4 1-2 2-3		B FF 93 1 SAFE B FF 94 X FF 92 2-0 ① SH2-4 1-3		B FF 94 C SL 83 B FF 92 C FF 94 B SL 82 T SL 82 3-2 ② K		1	0	0	0	0	1	2
										0	0	0	0	0	0	0
										1	0	0	0	0	1	0
										0	0	0	0	0	0	0
										0	0	0	0	0	0	0

TOP

Minnesota Twins @ St. Louis Cardinals

Busch Stadium, St. Louis, MO

Tue May 08 2018, 12:16 PM - 3:09 PM CDT

Att. 39,253 - Sunny - 77 F

livebaseballscorecards.com

AB	35
R	7
H	10
RBI	6
BB	3
SO	4
LOB	17

Inning Stats	1	2	3	4	5	6	7	8	9	1B: 7 SF: 1	WP: 0 PA: 42
	R: 0 H: 0 E: 0 LOB: 0 K: 0 BB: 0 S: 6 P: 9	R: 1 H: 1 E: 0 LOB: 2 K: 1 BB: 1 S: 12 P: 21	R: 0 H: 0 E: 0 LOB: 1 K: 1 BB: 1 S: 8 P: 16	R: 1 H: 2 E: 1 LOB: 2 K: 0 BB: 1 S: 12 P: 23	R: 2 H: 1 E: 2 LOB: 1 K: 0 BB: 0 S: 12 P: 16	R: 1 H: 2 E: 0 LOB: 0 K: 0 BB: 0 S: 10 P: 18	R: 2 H: 2 E: 0 LOB: 0 K: 0 BB: 0 S: 11 P: 13	R: 0 H: 0 E: 0 LOB: 0 K: 1 BB: 0 S: 6 P: 10	R: 0 H: 2 E: 0 LOB: 2 K: 1 BB: 0 S: 11 P: 15	2B: 2 SAC: 2 3B: 0 DP: 1 HR: 1 HBP: 1	PB: 0 SB: 1 CS: 0

PITCHER		IP	WLS	BF	H	R	ER	SO	BB	IBB	HBP	BLK	WP	HR	S	P	ERA	WHIP
18 Carlos Martinez, R ERA: 1.62	(1, 1)	5.0	L	25	4	4	2	2	3	0	1	0	0	0	50	85	3.60	1.400
64 Sam Tuivailala, R ERA: 3.86	(6, 1)	1.0		4	2	1	1	0	0	0	0	0	0	0	10	18	9.00	2.000
70 Tyler Lyons, L ERA: 6.17	(7, 1)	1.0		5	2	2	2	0	0	0	0	0	0	1	11	13	18.00	2.000
60 John Brebbia, R ERA:	(8, 1)	2.0		8	2	0	0	2	0	0	0	0	0	0	17	25	0.00	1.000

PITCHER	IP	WLS	BF	H	R	ER	SO	BB	IBB	HBP	BLK	WP	HR	S	P	ERA	WHIP

BOTTOM

Minnesota Twins @ St. Louis Cardinals

Busch Stadium, St. Louis, MO

Tue May 08 2018, 12:16 PM - 3:09 PM CDT

Att. 39,253 - Sunny - 77 F

livebaseballscorecards.com

Batter	1	2	3	4	5	6	7	8	9	AB	R	H	RBI	BB	SO	LOB
13 Matt Carpenter, L (1, 4) OBP: 0.305, SLG: 0.295	G2-3		F8			L6			G4-3	4	0	0	0	0	0	1
12 Paul DeJong, R (1, 6) OBP: 0.331, SLG: 0.476	K		K			F8			F9	4	0	0	0	0	2	1
38 José Martínez, R (1, 3) OBP: 0.362, SLG: 0.459 (8, 9)	HR			48 FC5-4 BB		G6-3			G6-3	3	1	1	1	1	0	0
23 Marcell Ozuna, R (1, 7) OBP: 0.277, SLG: 0.328	P3			P3			G6-3			3	0	0	0	0	0	1
25 Dexter Fowler, S (1, 9) OBP: 0.264, SLG: 0.303 60 John Brebbia, L (8, 1)		K		L4			K			3 0	0 0	0 0	0 0	0 0	2 0	1 0
48 Harrison Bader, R (1, 8) OBP: 0.381, SLG: 0.308		P3		FC5-4 1-2f			K			3	0	0	0	0	1	1
35 Greg Garcia, L (1, 5) OBP: 0.295, SLG: 0.447		46 CS BB		F7				K		2	0	0	0	1	1	0
46 Francisco Peña, R (1, 2) OBP: 0.263, SLG: 0.176 (8, 3)		CS 1-2		18 SH2-4 1B		G6-3		G1-3		3	0	1	0	0	0	0
18 Carlos Martinez, R (1, 1) OBP: 0.200, SLG: 0.400										0	0	0	0	0	0	0
3 Jedd Gyorko, R (5, PH) OBP: 0.447, SLG: 0.622										1	0	0	0	0	0	0
64 Sam Tuivailala, R (6, 1)										0	0	0	0	0	0	0
70 Tyler Lyons, L (7, 1)										0	0	0	0	0	0	0
19 Carson Kelly, R (8, 2)										1	0	0	0	0	1	0
Inning Stats	R: 1 E: 0 K: 1 S: 16 H: 1 LOB: 0 BB: 0 P: 24	R: 0 E: 0 K: 1 S: 10 H: 0 LOB: 0 BB: 1 P: 18	R: 0 E: 0 K: 1 S: 10 H: 1 LOB: 1 BB: 0 P: 15	R: 0 E: 0 K: 0 S: 16 H: 0 LOB: 1 BB: 1 P: 23	R: 0 E: 0 K: 0 S: 9 H: 0 LOB: 0 BB: 0 P: 13	R: 0 E: 0 K: 0 S: 7 H: 0 LOB: 0 BB: 0 P: 9	R: 0 E: 0 K: 2 S: 11 H: 0 LOB: 0 BB: 0 P: 16	R: 0 E: 0 K: 2 S: 8 H: 0 LOB: 0 BB: 0 P: 11	R: 0 E: 0 K: 0 S: 7 H: 0 LOB: 0 BB: 0 P: 8	1B: 1 2B: 0 3B: 0 HR: 1 SF: 0 SAC: 1 DP: 0 HBP: 0	WP: 0 PB: 0 SB: 0 CS: 1 PA: 31					

	AB	27
	R	1
	H	2
	RBI	1
	BB	2
	SO	7
	LOB	5

PITCHER		IP	WLS	BF	H	R	ER	SO	BB	IBB	HBP	BLK	WP	HR	S	P	ERA	WHIP
12 Jake Odorizzi, R ERA: 3.83	(1, 1)	5.0	W	18	2	1	1	3	2	0	0	0	0	1	61	93	1.80	0.800
57 Ryan Pressly, R ERA: 0.92	(6, 1)	2.0		6	0	0	0	2	0	0	0	0	0	0	18	25	0.00	0.000
55 Taylor Rogers, L ERA: 6.75	(8, 1)	1.0		3	0	0	0	2	0	0	0	0	0	0	8	11	0.00	0.000
45 Phil Hughes, R ERA: 7.0	(9, 1)	1.0		3	0	0	0	0	0	0	0	0	0	0	7	8	0.00	0.000

PITCHER	IP	WLS	BF	H	R	ER	SO	BB	IBB	HBP	BLK	WP	HR	S	P	ERA	WHIP

Minnesota Twins @ Los Angeles Angels

Angel Stadium, Anaheim, CA

Thu May 10 2018, 7:11 PM - 10:16 PM PDT

Att. 30,127 - Clear - 68 F

TOP

livebaseballscorecards.com

Batter	1	2	3	4	5	6	7	8	9	AB	R	H	RBI	BB	SO	LOB
7 Joe Mauer, L (1, 3) OBP: 0.420, SLG: 0.369	G4-3			G4-3		2 WP, 2 HR, 1-3, 1B		G4-6-3, 1-2f		4	1	1	0	0	0	1
2 Brian Dozier, R (1, 4) OBP: 0.305, SLG: 0.430	26 G4-3-6, 1B			1B		1-H, 3-H, HR		2B		4	1	4	3	0	0	0
26 Max Kepler, L (1, 9) OBP: 0.356, SLG: 0.508	G4-3-6, 1-2f			K		HR		BB		3	1	1	1	1	1	2
5 Eduardo Escobar, S (1, 5) OBP: 0.356, SLG: 0.605		L8		F9		K		F7		4	0	0	0	0	1	3
20 Eddie Rosario, L (1, 7) OBP: 0.304, SLG: 0.534		G6-3			G4-3	K			K	4	0	0	0	0	2	0
99 Logan Morrison, L (1, 10) OBP: 0.273, SLG: 0.327		K2-3			L7		K, 3-3		BB	3	0	0	0	1	2	0
23 Mitch Garver, R (1, 2) OBP: 0.314, SLG: 0.426			G5-3		G3-1		16 G3-6-3, 1B		F9	4	0	1	0	0	0	1
16 Ehire Adrianza, S (1, 6) 36 Robbie Grossman, R (8, PH) OBP: 0.279, SLG: 0.342			G4-3			7 1B, 2 HR, 1B	G3-6-3, 1-2f		K	3 1	1 0	1 0	0 0	0 0	0 1	1 1
25 Byron Buxton, R (1, 8) OBP: 0.239, SLG: 0.233			K			K		7 G4-6-3, BB		2	0	0	0	1	2	1

	AB	32
	R	4
	H	8
	RBI	4
	BB	3
	SO	9
	LOB	10

Inning Stats	1	2	3	4	5	6	7	8	9
	R: 0 E: 0 K: 0 S: 9	H: 1 LOB: 0 BB: 0 P: 15	R: 0 E: 0 K: 1 S: 13	H: 0 LOB: 0 BB: 0 P: 17	R: 0 E: 0 K: 1 S: 7	H: 0 LOB: 0 BB: 0 P: 10	R: 0 E: 0 K: 1 S: 14	H: 1 LOB: 1 BB: 0 P: 20	R: 0 E: 0 K: 0 S: 9	H: 0 LOB: 0 BB: 0 P: 16	R: 4 E: 0 K: 3 S: 22	H: 4 LOB: 0 BB: 0 P: 32	R: 0 E: 0 K: 1 S: 6	H: 1 LOB: 0 BB: 0 P: 10	R: 0 E: 0 K: 0 S: 12	H: 1 LOB: 2 BB: 2 P: 22	R: 0 E: 0 K: 2 S: 10	H: 0 LOB: 1 BB: 1 P: 17

	1B: 5	SF: 0
	2B: 1	SAC: 0
	3B: 0	DP: 3
	HR: 2	HBP: 0

	WP: 1	PA: 35
	PB: 0	
	SB: 0	
	CS: 0	

PITCHER		IP	WLS	BF	H	R	ER	SO	BB	IBB	HBP	BLK	WP	HR	S	P	ERA	WHIP
43 Garrett Richards, R ERA: 4.08	(1, 1)	5.1		20	5	3	3	4	0	0	0	0	1	1	63	94	5.06	0.938
48 Jose Alvarez, L ERA: 1.47	(6, 1)	1.0	W	4	1	1	1	3	0	0	0	0	0	1	14	22	9.00	1.000
32 Cam Bedrosian, R ERA: 3.86	(7, 1)	0.2	H	2	1	0	0	0	0	0	0	0	0	0	3	4	0.00	1.500
39 Keynan Middleton, R ERA: 2.25	(8, 1)	1.0	H	5	1	0	0	0	2	0	0	0	0	0	12	22	0.00	3.000
33 Jim Johnson, R ERA: 3.6	(9, 1)	1.0	S	4	0	0	0	2	1	0	0	0	0	0	10	17	0.00	1.000

PITCHER		IP	WLS	BF	H	R	ER	SO	BB	IBB	HBP	BLK	WP	HR	S	P	ERA	WHIP

BOTTOM

Minnesota Twins @ Los Angeles Angels

Angel Stadium, Anaheim, CA

Thu May 10 2018, 7:11 PM - 10:16 PM PDT

Att. 30,127 - Clear - 68 F

livebaseballscorecards.com

Batter	1	2	3	4	5	6	7	8	9	AB	R	H	RBI	BB	SO	LOB
7 Zack Cozart, R (1, 5) OBP: 0.308, SLG: 0.457	C FF 94 F FF 93 B FF 94 B SV 83 H SI 94 3-2 8 G5-4-3 27 BB HBP		B SV 81 F SI 92 F CH 84 X SV 82 1-2 ① F8		B SV 80 B SV 81 X FF 93 2-0 ① F7	B SL 90 B SL 91 D SL 89 C FF 96 B CU 83 4-1 BB		B FF 94 C FF 93 B FF 93 S SL 87 X SL 87 2-2 ②③ G5-4-3 1-2f		3	0	0	0	1	0	1
27 Mike Trout, R (1, 8) OBP: 0.452, SLG: 0.681	B FF 93 B FF 94 B FF 95 B FF 94 4-0 8 G5-4-3 1-2 BB		C FF 93 X SI 92 0-1 ② G4-3		C SI 92 C FF 93 H FF 93 1-2 5 FC6-4 HBP	B FF 96 F FF 95 F FF 94 F CU 83 D CU 84 X SL 90 2-2 ③ G5-3				2	0	0	0	1	0	2
8 Justin Upton, R (1, 7) OBP: 0.313, SLG: 0.480	F SV 83 X SI 93 0-1 ①② G5-4-3 1-2f 2-3		C FF 94 B CH 87 X SV 82 1-1 HR		1 SAFE 1 SAFE C FF 93 F SI 92 X FF 93 0-2 ② F9		B SI 90 B SL 78 B SI 90 C SI 89 X SI 88 3-1 ① G5-3			4	1	1	1	0	0	3
5 Albert Pujols, R (1, 3) OBP: 0.283, SLG: 0.441	C FF 93 C SI 94 X FF 94 0-2 ③ G6-3		C FF 93 X SI 94 0-1 17 2B 2B		1 SAFE F SI 92 B SV 82 C SV 81 F FF 93 B SV 83 X SI 93 2-2 ③ FC6-4 1-2f		C SI 90 F CH 79 X CH 78 0-2 ② G6-3			4	1	1	0	0	0	2
17 Shohei Ohtani, L (1, 10) OBP: 0.400, SLG: 0.677		C SI 92 B CH 85 S FF 94 S FF 94 1-3 ① K	C SI 93 B FF 93 X CH 85 1-1 2-H 2B			B SI 92 S FF 94 X SI 93 1-1 ① F7	X SI 91 0-0 HR			4	1	2	2	0	1	0
2 Andrelton Simmons, R (1, 6) OBP: 0.410, SLG: 0.511		B FF 94 X FF 94 1-0 3 HR 1B	X SI 92 0-0 ③ F9			C SV 82 B SV 83 C SV 82 X FF 94 1-2 56 WP 3 1B 56 SF9 1B	C SL 79 L FF 93 X CH 78 0-2 2B			4	2	3	0	0	0	1
3 Ian Kinsler, R (1, 4) OBP: 0.284, SLG: 0.306		F FF 93 1 SAFE C FF 92 B FF 93 1 SAFE X SV 83 1-2 1-H HR	B SI 91 X SI 92 1-0 56 G6-4-3 1B			C SL 87 X CU 83 0-1 56 SF9 56 WP 12 2B 1-2 1B	C SL 78 X SI 88 0-1 ③ F7			4	2	3	2	0	0	1
56 Kole Calhoun, L (1, 9) OBP: 0.187, SLG: 0.203		B FF 94 F SI 92 B CH 85 F FF 94 X SV 83 2-2 ② L9	C SI 91 X SI 92 0-1 ①② G6-4-3 1-2f			B SI 95 B FF 96 S SL 90 X FF 96 2-1 ② SF9 1-3 2-H		C FF 94 B CH 88 B FF 94 B FF 95 X FF 94 3-1 ① F8		3	0	0	1	0	0	1
12 Martín Maldonado, R (1, 2) OBP: 0.315, SLG: 0.329		B SV 83 B FF 92 C FF 92 S SI 93 B FF 95 F SI 93 S SI 92 3-3 ③ K	X SV 81 0-0 ③ P6			C FF 96 X SL 90 0-1 3-H 2B		B SL 87 F FF 94 S SL 86 X SL 85 1-2 7 G5-4-3 1B		4	0	2	1	0	1	0

Inning Stats	R: 0 E: 0 K: 0 S: 7	H: 0 LOB: 1 BB: 1 P: 14	R: 2 E: 0 K: 2 S: 14	H: 2 LOB: 0 BB: 0 P: 22	R: 2 E: 0 K: 0 S: 12	H: 3 LOB: 1 BB: 0 P: 15	R: 0 E: 0 K: 0 S: 4	H: 1 LOB: 0 BB: 0 P: 5	R: 0 E: 0 K: 0 S: 10	H: 0 LOB: 1 BB: 0 P: 15
	R: 2 E: 0 K: 0 S: 16	H: 3 LOB: 2 BB: 1 P: 26	R: 1 E: 0 K: 0 S: 11	H: 2 LOB: 1 BB: 0 P: 14	R: 0 E: 0 K: 0 S: 8	H: 1 LOB: 0 BB: 0 P: 14				

	1B: 5	SF: 1	WP: 1	PA: 37
	2B: 4	SAC: 0	PB: 0	
	3B: 0	DP: 3	SB: 0	
	HR: 3	HBP: 2	CS: 0	

	AB	32
	R	7
	H	12
	RBI	7
	BB	2
	SO	2
	LOB	11

PITCHER		IP	WLS	BF	H	R	ER	SO	BB	IBB	HBP	BLK	WP	HR	S	P	ERA	WHIP
17 José Berríos, R ERA: 4.5	(1, 1)	5.1	L	24	7	5	5	2	1	0	2	0	0	2	52	78	8.44	1.500
57 Ryan Pressly, R ERA: 1.33	(6, 1)	0.2		5	2	1	1	0	1	0	0	0	1	0	11	19	13.50	4.500
39 Trevor Hildenberger, R ERA: 3.86	(7, 1)	1.0		5	2	1	1	0	0	0	0	0	0	1	11	14	9.00	2.000
68 Matt Magill, R ERA: 1.13	(8, 1)	1.0		3	1	0	0	0	0	0	0	0	0	0	8	14	0.00	1.000

PITCHER		IP	WLS	BF	H	R	ER	SO	BB	IBB	HBP	BLK	WP	HR	S	P	ERA	WHIP

Minnesota Twins @ Los Angeles Angels

Angel Stadium, Anaheim, CA

Fri May 11 2018, 7:10 PM - 10:32 PM PDT

Att. 43,521 - Cloudy - 61 F

livebaseballscorecards.com

TOP

Batter	1	2	3	4	5	6	7	8	9	AB	R	H	RBI	BB	SO	LOB
7 Joe Mauer, L (1, 3) OBP: 0.413, SLG: 0.362	B FF 89 C FF 90 F FF 92 X CU 77 1-2 ① G4-1		F FF 91 B FF 92 X CU 74 1-1 5 BB 2 BB 1B		B FF 89 C FF 89 X FF 90 1-1 ③ G5-3			C FF 97 B FF 98 S SL 87 C SL 87 1-3 ① K	C SI 92 D CU 79 S FF 93 X CU 81 1-2 ③ L4	5	0	1	0	0	1	1
2 Brian Dozier, R (1, 4) OBP: 0.316, SLG: 0.455	B FF 92 C SI 92 B CU 74 B SI 92 X FF 93 3-1 HR		B CU 74 B CH 84 B CH 86 B FF 93 4-0 5 BB 1-2 BB			C FF 87 B FF 88 B CH 83 X SI 89 2-1 20 HR 1B		C SL 87 B SL 87 B SL 85 F SI 99 B SL 88 X SI 98 3-2 ② F7		3	1	2	1	1	0	0
5 Eduardo Escobar, S (1, 5) OBP: 0.353, SLG: 0.590	B CU 74 F CU 75 B SI 93 F CH 85 B FF 93 S SI 93 3-3 ② K		D CU 75 B SI 92 T SI 92 B SI 92 B SI 94 4-1 1-2 2-3 BB			C CH 82 S FF 88 D CU 74 S CH 84 1-3 ① K		B SL 88 F SI 96 B FF 97 F SL 87 S SL 88 2-3 ③ K		3	0	0	0	1	3	1
20 Eddie Rosario, L (1, 7) OBP: 0.309, SLG: 0.578	X CU 76 0-0 ③ G4-3		C FF 94 X FF 94 0-1 ③ F7			B CU 72 S CU 73 D CU 73 X FF 89 2-1 ② 1-2 HR			B FF 96 C FF 97 S SL 85 B SL 89 F SL 86 B FF 97 F SL 89 X SL 87 3-2 HR	4	2	2	2	0	0	3
36 Robbie Grossman, S (1, 9) OBP: 0.289, SLG: 0.350		C SI 90 B CU 75 C CU 75 F FF 92 S CU 77 1-3 ① K2-3		C FF 90 C CH 83 B FF 91 B FF 92 B FF 93 X SI 91 3-2 25 G5-4-3 1B		B CH 84 S SI 90 F SI 89 X CU 75 1-2 1B			C FF 98 F FF 98 B SL 88 F FF 96 S SL 84 1-3 ① K	4	0	2	0	0	2	0
99 Logan Morrison, L (1, 10) OBP: 0.272, SLG: 0.333		B FF 92 C FF 92 S FF 92 B CU 79 S FF 93 2-3 ② K		D CU 73 F FF 90 C FF 91 F FF 92 F CU 75 B CU 77 F FF 92 T FF 93 2-2 ① K		F FF 89 B FF 89 F CU 75 X CU 74 1-2 ③ G4-3			B FF 97 F FF 97 B FF 97 C FF 97 X FF 97 2-2 23 1B 2B	4	1	1	0	0	2	2
25 Byron Buxton, R (1, 8) OBP: 0.224, SLG: 0.217 26 Max Kepler, L (9, PH) OBP: 0.360, SLG: 0.508 (9, 8)		C CU 74 B SI 91 F FF 93 B FF 93 F CU 75 F CU 75 S FF 93 2-3 ③ K		C CH 84 B SI 90 1 SAFE F FF 92 X CU 74 1-2 ② ③ G5-4-3 1-2f			C FF 89 F CU 77 S CU 78 0-3 ① K		0-0 23 1B 46 SF7 IBB	3 0	0 1	0 0	0 1	0 0	2 0	1 0
16 Ehire Adrianza, S (1, 6) OBP: 0.282, SLG: 0.270 23 Mitch Garver, R (9, PH) OBP: 0.327, SLG: 0.438 40 Gregorio Petit, R (9, PR) OBP: 0.500, SLG: 0.455 (9, 6)			C CU 71 F SI 89 S FF 91 0-3 ① K		B CH 82 X FF 88 1-0 ① F7		B CH 84 C FF 90 B CH 83 X FF 89 2-1 ② F7		B SI 93 C SI 92 C SI 93 X CU 80 1-2 1-3 2-H 1B	3 1 0	0 0 0	0 1 0	0 1 0	0 0 0	1 0 0	0 0 0
46 Bobby Wilson, R (1, 2) OBP: 0.091, SLG: 0.222			C SI 92 B CU 74 B CH 84 X SI 92 2-1 ② G6-3		X FF 88 0-0 ② F8		B CU 78 C FF 90 F CU 79 B CU 78 F CH 84 X FF 89 2-2 ③ F9		B SI 93 S SI 93 B SI 94 X SI 93 2-1 ② SF7 3-H	3	0	0	1	0	0	0
Inning Stats	R: 1 E: 0 K: 1 S: 9 H: 1 LOB: 0 BB: 0 P: 16	R: 0 E: 0 K: 3 S: 12 H: 0 LOB: 0 BB: 0 P: 17	R: 0 E: 0 K: 1 S: 10 H: 1 LOB: 3 BB: 2 P: 21	R: 0 E: 0 K: 1 S: 12 H: 1 LOB: 0 BB: 0 P: 18	R: 0 E: 0 K: 0 S: 4 H: 0 LOB: 0 BB: 0 P: 6	R: 1 E: 0 K: 1 S: 13 H: 3 LOB: 1 BB: 0 P: 20	R: 0 E: 0 K: 1 S: 9 H: 0 LOB: 0 BB: 0 P: 13	R: 0 E: 0 K: 2 S: 9 H: 0 LOB: 0 BB: 0 P: 15	R: 3 E: 0 K: 1 S: 20 H: 3 LOB: 1 BB: 1 P: 30	1B: 5 2B: 1 3B: 0 HR: 3 SF: 1 SAC: 0 DP: 1 HBP: 0						

PITCHER		IP	WLS	BF	H	R	ER	SO	BB	IBB	HBP	BLK	WP	HR	S	P	ERA	WHIP
45 Tyler Skaggs, L ERA: 3.07	(1, 1)	6.0		24	6	2	2	7	2	0	0	0	0	2	60	98	3.00	1.333
25 Noé Ramirez, R ERA: 3.66	(7, 1)	1.0	H	3	0	0	0	1	0	0	0	0	0	0	9	13	0.00	0.000
38 Justin Anderson, R ERA: 5.79	(8, 1)	1.1	L	7	2	3	3	3	0	1	0	0	0	1	21	33	20.25	1.500
33 Jim Johnson, R ERA: 3.48	(9, 1)	0.2	B	3	1	0	0	0	0	0	0	0	0	0	8	12	0.00	1.500

PITCHER	IP	WLS	BF	H	R	ER	SO	BB	IBB	HBP	BLK	WP	HR	S	P	ERA	WHIP

AB	33
R	5
H	9
RBI	5
BB	3
SO	11
LOB	8

WP: 0 PA: 37
PB: 0
SB: 0
CS: 0

BOTTOM

Batter	1	2	3	4	5	6	7	8	9	AB	R	H	RBI	BB	SO	LOB
7 Zack Cozart, R (1, 5) OBP: 0.297, SLG: 0.440	B FF 91 B FF 92 X FF 92 2-0 ① L7		B FF 94 C SI 92 D FC 88 B SI 92 X SI 93 3-1 ① FC6-4 27 FC5-4 1-2f 3-H		C SI 92 D FC 88 B SI 92 F SI 92 B FC 88 F SI 92 F SI 92 S SI 92 3-3 ① K	B SI 90 S CH 77 B CH 78 X SI 88 2-1 ③ G4-3			C FF 92 C SI 92 X FF 94 0-2 ② L8	5	0	0	1	0	1	4
27 Mike Trout, R (1, 8) OBP: 0.445, SLG: 0.664	B FF 93 B SI 92 F FF 93 X SI 93 2-1 1B		S SI 92 X SI 93 0-1 ② FC5-4 8 HR 1-2f		B FC 88 F SI 92 C FF 94 F FF 93 F FC 88 B FF 93 B SI 92 X SI 93 3-2 ② L5		C SI 89 B FF 90 C SL 78 C FF 91 1-3 ① K		C CH 82 D CH 82 X SI 93 1-1 ③ L6	5	1	1	0	0	1	3
8 Justin Upton, R (1, 7) OBP: 0.318, SLG: 0.497	B FF 93 C FF 93 F FF 93 S FF 94 1-3 ② K		1 SAFE T FF 94 C SI 93 F SI 94 1 SAFE B SI 92 X FF 93 1-2 1-H HR		B FC 86 S SI 92 B SI 92 C FF 94 F SI 92 B SI 93 F SI 93 B FF 93 4-2 2 BB 17 1B 1-2 BB		S CH 79 B SI 91 S CH 80 S CH 78 1-3 ② K			3	1	1	2	1	2	1
17 Shohei Ohtani, L (1, 10) OBP: 0.392, SLG: 0.652	B SI 93 X SI 90 1-0 ③ G3		B CU 78 B SI 92 B SI 91 C SI 90 X SI 91 3-1 ③ F7		B SI 90 X SI 91 1-0 2 BB 1-2 2-3 1B		C SI 86 F SL 78 B CU 72 B CU 73 B CH 85 S SI 87 3-3 ③ K			4	0	1	0	0	1	1
2 Andrelton Simmons, R (1, 6) OBP: 0.412, SLG: 0.507		C FF 92 B FC 87 F FC 85 X FF 94 1-2 18 G4-6-3 1B		C FC 84 X FC 84 0-1 ① F7	B FF 93 B FF 93 C SI 93 F FF 93 B FF 93 B SI 93 4-2 1-2 2-3 3-H BB			C SL 84 B SL 83 X FF 93 1-1 ① P4		3	0	1	1	1	0	0
18 Luis Valbuena, L (1, 3) OBP: 0.300, SLG: 0.388		B CU 78 C SI 90 S FF 93 F FF 93 B FF 93 X FF 89 2-2 ①② G4-6-3 1-2f		X CU 78 0-0 ② F8	C CU 77 F SI 92 X CU 76 0-2 ③ G1-3			C FF 93 B SL 84 F FF 93 S FF 92 1-3 ② K		4	0	0	0	0	1	4
3 Ian Kinsler, R (1, 4) OBP: 0.283, SLG: 0.314		B FF 93 C FC 87 T FF 93 B FF 94 S FF 94 2-3 ③ K		C FF 92 B FC 88 B FC 88 F FF 93 B FF 93 X FF 94 3-2 2B		B SI 92 C CU 76 F CU 77 X CU 77 1-2 ① G6-3		B FF 93 B SL 85 B FF 93 F FF 92 C FF 92 X FF 93 3-2 ③ F8		4	0	1	0	0	1	0
56 Kole Calhoun, L (1, 9) OBP: 0.197, SLG: 0.213			B SI 90 B SI 90 B SI 90 C SI 92 F SI 92 F FF 94 X FF 93 3-2 12 1B 7 FC6-4 1B	X FC 88 0-0 ③ G3-1		C SI 92 X SI 91 0-1 12 S 1B			B CH 76 C SI 90 S CH 81 F CH 81 X FF 93 1-2 ① G3-1	4	1	2	0	0	0	1
12 Martín Maldonado, R (1, 2) OBP: 0.333, SLG: 0.349 24 Chris Young, R (9, PR) OBP: 0.238, SLG: 0.342			B FF 94 X FF 95 1-0 1-3 7 FC6-4 1B		C FC 83 B FC 86 X SI 90 1-1 17 1B 8 BB 2 BB 1B		1 SAFE C SI 87 B SI 88 S CH 77 F CH 77 1 SAFE S CH 77 1-3 ② K 1-2		C SI 91 S CH 82 F CH 83 X FF 94 0-2 1B	4 0	1 0	3 0	0 0	0 0	1 0	1 0
Inning Stats	R: 0 E: 0 K: 1 S: 7 H: 1 LOB: 1 BB: 0 P: 13	R: 0 E: 0 K: 1 S: 10 H: 1 LOB: 0 BB: 0 P: 15	R: 3 E: 0 K: 0 S: 15 H: 3 LOB: 0 BB: 0 P: 26	R: 0 E: 0 K: 0 S: 7 H: 1 LOB: 1 BB: 0 P: 10	R: 1 E: 0 K: 1 S: 22 H: 2 LOB: 3 BB: 2 P: 38	R: 0 E: 0 K: 1 S: 11 H: 1 LOB: 1 BB: 0 P: 15	R: 0 E: 0 K: 3 S: 9 H: 0 LOB: 0 BB: 0 P: 14	R: 0 E: 0 K: 1 S: 8 H: 0 LOB: 0 BB: 0 P: 13	R: 0 E: 0 K: 0 S: 13 H: 1 LOB: 1 BB: 0 P: 15	1B: 8 2B: 1 3B: 0 HR: 1	SF: 0 SAC: 0 DP: 1 HBP: 0					

PITCHER		IP	WLS	BF	H	R	ER	SO	BB	IBB	HBP	BLK	WP	HR	S	P	ERA	WHIP
31 Lance Lynn, R ERA: 7.34	(1, 1)	4.2		23	8	4	4	3	2	0	0	0	0	1	58	99	7.71	2.143
55 Taylor Rogers, L ERA: 6.43	(5, 1)	0.2		3	1	0	0	0	0	0	0	0	0	0	8	9	0.00	1.500
39 Trevor Hildenberger, R ERA: 3.57	(6, 1)	1.1		4	0	0	0	3	0	0	0	0	0	0	12	17	0.00	0.000
32 Zach Duke, L ERA: 3.75	(7, 1)	0.1		1	0	0	0	1	0	0	0	0	0	0	3	6	0.00	0.000
68 Matt Magill, R ERA: 1.0	(8, 1)	1.0	W	3	0	0	0	1	0	0	0	0	0	0	8	13	0.00	0.000

PITCHER		IP	WLS	BF	H	R	ER	SO	BB	IBB	HBP	BLK	WP	HR	S	P	ERA	WHIP
56 Fernando Rodney, R ERA: 3.55	(9, 1)	1.0	S	4	1	0	0	0	0	0	0	0	0	0	13	15	0.00	1.000

Minnesota Twins @ Los Angeles Angels

Angel Stadium, Anaheim, CA

Fri May 11 2018, 7:10 PM - 10:32 PM PDT

Att. 43,521 - Cloudy - 61 F

livebaseballscorecards.com

AB	36
R	4
H	10
RBI	4
BB	2
SO	8
LOB	15

Minnesota Twins @ Los Angeles Angels

Angel Stadium, Anaheim, CA

Sat May 12 2018, 6:11 PM - 10:29 PM PDT

Att. 40,117 - Cloudy - 66 F

livebaseballscorecards.com

TOP

Batter	1	2	3	4	5	6	7	8	9	10	11	12	AB	R	H	RBI	BB	SO	LOB
7 Joe Mauer, L (1, 3) OBP: 0.409, SLG: 0.361	C FF 89 B CH 82 F FS 81 B FS 82 F FF 91 C SL 78 2-3 **K** ①		B SI 92 B FF 92 C FF 92 X CH 83 2-1 26 G3-6 1B 2-3 3-H		B SI 89 C SI 89 X SL 78 1-1 1B ③		C FF 92 B FS 79 B FS 81 C FF 93 S FF 93 2-3 **K** ③			B FF 92 B FF 91 B CH 83 X FF 90 3-0 G4-3 ③		C FF 89 B FF 88 S CH 83 S CH 85 1-3 **K** ③	6	0	2	1	0	3	2
2 Brian Dozier, R (1, 4) OBP: 0.313, SLG: 0.450	X FF 91 0-0 G6-3 ②		B FF 91 B SL 81 X SI 90 2-0 SF8 ① 3-H			C SI 89 B SL 79 B FS 79 F SI 89 B SI 90 F FF 89 X SI 89 3-2 G5-3 ①		B SL 83 C SL 83 B SL 83 S FF 94 X FF 94 2-2 5 G4-6-3 1B			C CU 77 X CH 84 0-1 P3 ①		4	0	1	1	0	0	0
26 Max Kepler, L (1, 9) OBP: 0.348, SLG: 0.488	B SI 90 X SI 90 1-0 F8 ③		B CH 81 C CH 83 C FS 82 F FS 83 X SL 80 1-2 G3-6 ②③ 1-2f			X FF 90 0-0 L7 ②		C FF 94 X SL 83 0-1 F9 ①			C CH 84 B CH 85 S CH 85 B FF 92 X FF 90 2-2 G6-3 ②		5	0	0	0	0	0	2
5 Eduardo Escobar, S (1, 5) OBP: 0.348, SLG: 0.583		X SI 89 0-0 G4-3 ①		C SL 77 X SL 78 0-1 F9 ①		C SI 89 X FS 82 0-1 2B		B FF 94 C FF 94 B FF 95 X SL 85 2-1 G4-6-3 ②③ 1-2f			B FF 91 F CH 85 B CH 86 X CH 84 2-1 G3-1 ③		5	0	1	0	0	0	1
20 Eddie Rosario, L (1, 7) OBP: 0.319, SLG: 0.576		C SI 90 B FS 82 F SL 79 F FS 83 B FF 91 S CH 83 2-3 **K** ②		B SI 89 C FF 90 F FF 90 X SL 80 1-2 P4 ②					S SL 83 X FF 97 0-1 99 CS 1B			S CH 85 C FF 91 B CH 84 X FF 90 1-2 23 2B 1B	4	1	2	0	1	1	0
23 Mitch Garver, R (1, 2) OBP: 0.333, SLG: 0.442		C SL 78 B SL 80 B FF 92 B FF 91 C FF 90 X FF 91 3-2 P5 ③		B FF 90 B SI 89 S FF 90 F FF 90 B SL 78 4-2 BB		C SI 90 X SL 80 0-1 G5-3 ③			1 SAFE B FF 96 C SL 83 B FF 96 1 SAFE C FF 97 X SL 86 2-2 F8 ①			1 SAFE C CU 78 F CU 78 B FF 90 1 SAFE X CH 85 1-2 40 1B 2B 1-H	4	1	1	1	1	0	3
99 Logan Morrison, L (1, 10) OBP: 0.277, SLG: 0.325			B SI 89 B SL 78 B SI 90 B FF 89 4-0 16 1B 25 2B BB	B SL 80 B SI 90 S SI 90 X SI 90 2-1 P6 ③			B FF 92 F FF 92 B FS 81 B FF 92 B FF 91 4-1 BB		C FF 96 1 SAFE F CH 86 F FF 96 F FF 97 S FF 97 0-3 **K** ②③ 1-2			S CH 85 B FF 90 C FF 90 F FF 90 T CH 85 1-2 **K** ①	3	1	0	0	2	2	3
16 Ehire Adrianza, S (1, 6) 36 Robbie Grossman, (S, PH) OBP: 0.286, SLG: 0.346 40 Gregorio Petit, R (10, 6) OBP: 0.538, SLG: 0.500			B FF 91 1 SAFE B CH 81 C FF 89 L SI 89 X FS 83 2-2 25 2B 7 1B 1B 1-2		C SI 88 B SI 89 X FF 89 1-1 L9 ①		B CU 77 L FF 92 F FS 79 S FS 78 1-3 **K** ①			C CU 77 B CH 84 B CH 83 C CU 76 C FF 92 2-3 **K** ①		C CU 77 F CU 77 F FF 90 F FF 90 X FF 90 0-2 2-H 1B	3 1 1	1 0 0	1 0 1	0 0 1	0 1 0	1 0 0	1 0 0
25 Byron Buxton, R (1, 8) OBP: 0.222, SLG: 0.235			B FF 92 B CH 82 S FF 92 L FF 92 X SL 81 2-2 7 1B 2 SF8 2B 1-3 2-H		B SL 79 B SL 78 C FF 88 C SI 88 X FS 82 2-2 P4 ②		B FF 93 B FF 93 X FF 92 2-0 L7 ②			C CU 77 S CH 85 X CH 85 0-2 P4 ②		B CU 76 F CH 84 S CU 77 S CU 78 1-3 **K** ②	5	1	1	1	0	1	2
Inning Stats	R: 0 E: 0 K: 1 S: 6 H: 0 LOB: 0 BB: 0 P: 9	R: 0 E: 0 K: 1 S: 8 H: 0 LOB: 0 BB: 0 P: 13	R: 3 E: 0 K: 0 S: 13 H: 3 LOB: 0 BB: 1 P: 26	R: 0 E: 0 K: 0 S: 9 H: 0 LOB: 1 BB: 1 P: 16	R: 0 E: 0 K: 0 S: 7 H: 1 LOB: 1 BB: 0 P: 11	R: 0 E: 0 K: 0 S: 9 H: 1 LOB: 2 BB: 1 P: 12	R: 0 E: 0 K: 2 S: 8 H: 0 LOB: 1 BB: 1 P: 17	R: 0 E: 0 K: 0 S: 7 H: 1 LOB: 0 BB: 0 P: 11	R: 0 E: 0 K: 1 S: 10 H: 1 LOB: 1 BB: 0 P: 12	R: 0 E: 0 K: 1 S: 7 H: 0 LOB: 0 BB: 0 P: 12	R: 0 E: 0 K: 0 S: 7 H: 0 LOB: 0 BB: 0 P: 11	R: 2 E: 0 K: 3 S: 21 H: 3 LOB: 1 BB: 0 P: 26	1B: 7 2B: 4 3B: 0 HR: 0 SF: 1 SAC: 0 DP: 3 HBP: 0	WP: 0 PB: 0 SB: 0 CS: 1 PA: 46					

PITCHER		IP	WLS	BF	H	R	ER	SO	BB	IBB	HBP	BLK	WP	HR	S	P	ERA	WHIP
35 Nick Tropeano, R ERA: 3.64	(1, 1)	6.0		24	5	3	3	2	2	1	0	0	0	0	52	87	4.50	1.167
53 Blake Parker, R ERA: 3.32	(7, 1)	1.0		4	0	0	0	2	1	0	0	0	0	0	8	17	0.00	1.000
32 Cam Bedrosian, R ERA: 3.63	(8, 1)	1.0		3	1	0	0	0	0	0	0	0	0	0	7	11	0.00	1.000
39 Keynan Middleton, R ERA: 2.12	(9, 1)	1.0		3	1	0	0	1	0	0	0	0	0	0	10	12	0.00	1.000
25 Noé Ramirez, R ERA: 3.97	(10, 1)	3.0	L	12	3	2	2	4	0	0	0	0	0	0	35	49	6.00	1.000

PITCHER		IP	WLS	BF	H	R	ER	SO	BB	IBB	HBP	BLK	WP	HR	S	P	ERA	WHIP

AB	41
R	5
H	10
RBI	5
BB	4
SO	9
LOB	14

Batter	1	2	3	4	5	6	7	8	9	10	11	12	AB	R	H	RBI	BB	SO	LOB
7 Zack Cozart, R (1, 5) OBP: 0.297, SLG: 0.436	B FF 92 F SI 92 F SI 93 S CH 86 1-3 K ①		X FF 92 0-0 27 WP 8 FC5-4 2B		B FF 93 C SI 92 C SI 93 B SL 87 T CH 85 2-2 K ②		1 SAFE C FF 96 B SI 95 F FF 97 B FF 96 D SL 89 S CU 84 3-3 K ② 1-2		C FF 91 F FF 91 B FF 92 X FF 91 1-2 P3 ②		H SI 88 1-0 27 FC5-4 HBP ③	C SI 92 S SI 93 X CH 84 0-2 F7 ③	6	1	1	0	0	3	2
27 Mike Trout, R (1, 8) OBP: 0.453, SLG: 0.655	C FF 94 B CU 81 C SL 86 B SL 87 B SI 90 S CH 87 3-3 K ②		B FF 91 F FF 93 B FF 93 D CU 80 S SL 85 B SI 94 4-2 8 FC5-4 2-3 BB		C FF 93 B SI 93 B SI 91 B CU 82 B SI 94 4-1 BB		D FF 96 B FF 96 B SL 88 B SL 89 4-0 8 1B BB		B FF 91 B FF 92 C FF 91 B FF 92 B FF 91 4-1 8 1B BB		B SL 77 C SI 89 1 SAFE B SI 89 X SI 89 2-1 FC5-4 8 F9 8 S 1-2f ①		2	0	0	0	4	1	1
8 Justin Upton, R (1, 7) OBP: 0.324, SLG: 0.494	B CU 82 B SL 87 F SI 93 B SI 95 B FF 94 4-1 BB		B SI 93 C SI 92 S SL 85 X SI 93 1-2 FC5-4 5 1B 1-2f 3-H ②		C SI 92 B SL 86 1 SAFE X SI 92 1-1 F7 ③		C FF 95 B FF 96 B CU 81 B FF 96 X SL 88 3-1 1-3 2-H 1B		B FF 91 X FF 92 1-0 1-3 1B		1 SAFE 1 SAFE C SL 78 S SL 78 F CH 77 D CH 77 B CH 76 X SL 79 2-2 F9 ② 1-3		5	0	2	2	1	0	3
5 Albert Pujols, R (1, 10) OBP: 0.285, SLG: 0.433	F SI 92 D SI 92 B SL 85 X FF 93 2-1 P3 ③		B CU 80 B SL 84 S SL 84 B SI 93 X SI 93 3-1 1-2 1B			C SL 82 B SL 84 B CH 85 X FF 93 2-1 L8 ① B CH 85 X CH 84 1-0 18 SF7 3B	C FF 97 S CU 83 S SL 91 0-3 K ③		X FF 92 0-0 L8 ③		0-0 2 IBB IBB		5	0	1	0	1	1	5
2 Andrelton Simmons, R (1, 6) OBP: 0.409, SLG: 0.511		S SL 85 B CU 80 B SI 92 X SI 92 2-1 G3-1 ①	B FF 93 X SI 92 1-0 L7 ③			B FF 92 X CH 85 1-0 SF7 ② 3-H		F SL 82 B SL 86 B FF 90 X FF 90 2-1 F8 ① S SL 85 C FF 91 F FF 91 B SL 87 F SL 83 F FF 91 X FF 92 1-2 1B		B SI 87 B SI 87 X SI 88 2-0 G5-3 ① B CH 83 B SI 88 F SI 88 F SI 86 B CU 72 B SL 77 4-2 3 1B BB	B SL 77 S SL 77 B CH 75 S CH 77 F CH 76 X CH 77 0-0 1-2 IBB 2-2 G1-3 ③		5	1	1	0	1	0	2
18 Luis Valbuena, L (1, 3) OBP: 0.298, SLG: 0.387 24 Chris Young, R (8, PR) OBP: 0.238, SLG: 0.342 19 Jefry Marte, R (9, 3) OBP: 0.397, SLG: 0.558		X CH 85 0-0 G3 ②	C FF 91 B FF 90 F SL 85 S SL 85 1-3 K ①										3 0 1	0 0 0	1 0 0	1 0 0	0 0 1	1 0 0	0 0 3
3 Ian Kinsler, R (1, 4) OBP: 0.294, SLG: 0.311		C FF 92 B CU 81 S CH 86 B SL 86 B SI 94 B FF 95 4-2 BB	X FF 93 0-0 F8 ②						C FF 91 F FF 91 X FF 91 0-2 F9 ②		F SI 88 B SI 87 F CH 83 F CU 73 X CU 73 1-2 1-2 1B		C SI 91 C SI 93 B FF 93 F CH 83 B FF 93 B FF 92 F FF 93 B FF 92 4-2 56 G3-6-3 BB		4	0	1	0	2	0	1
56 Kole Calhoun, L (1, 9) OBP: 0.195, SLG: 0.205	D FF 93 1 SAFE C FF 86 X FF 94 1-1 G4-3 ③		C CU 80 S SL 84 B CU 82 S SL 86 1-3 K ③				B CU 80 B SL 89 B SI 95 B FF 95 4-0 7 PB 8 1B BB		1 SAFE F FF 92 X FF 92 0-1 G4-3 ③		B SI 87 F SI 89 D SL 78 S SI 88 X SL 78 2-2 F7 ②		B CH 82 F SI 93 X CH 83 1-1 G3-6-3 ①② 1-2f		5	1	0	0	1	1	5
44 René Rivera, R (1, 2) OBP: 0.321, SLG: 0.431			C FF 91 F SI 91 X SI 91 0-2 G5-3 ①		B SL 84 S SL 85 F SI 92 B CU 83 S SL 86 2-3 K ①		B SL 88 C FF 95 L SL 89 C CU 83 1-3 K ①		C SL 84 B FF 90 F FF 90 C FF 91 1-3 K ①		S CH 83 F SL 79 F CU 74 X CU 72 0-2 F9 ③		B SI 92 B FF 92 B SI 93 C SI 92 B FF 93 4-1 BB		5	0	0	0	1	3	3
Inning Stats	R: 0 E: 0 K: 2 S: 9 H: 0 LOB: 1 BB: 1 P: 19	R: 0 E: 0 K: 0 S: 7 H: 0 LOB: 1 BB: 1 P: 14	R: 1 E: 0 K: 0 S: 12 H: 2 LOB: 2 BB: 1 P: 21	R: 0 E: 0 K: 2 S: 7 H: 0 LOB: 0 BB: 0 P: 9	R: 0 E: 0 K: 2 S: 9 H: 0 LOB: 1 BB: 1 P: 18	R: 1 E: 0 K: 0 S: 5 H: 1 LOB: 0 BB: 0 P: 11	R: 1 E: 0 K: 3 S: 11 H: 1 LOB: 2 BB: 2 P: 26	R: 0 E: 0 K: 0 S: 13 H: 1 LOB: 1 BB: 0 P: 16	R: 0 E: 0 K: 1 S: 9 H: 1 LOB: 2 BB: 1 P: 16	R: 0 E: 0 K: 0 S: 14 H: 1 LOB: 2 BB: 1 P: 23	R: 0 E: 0 K: 0 S: 10 H: 0 LOB: 3 BB: 2 P: 17	R: 0 E: 0 K: 0 S: 10 H: 0 LOB: 1 BB: 2 P: 19	1B: 5 2B: 1 3B: 1 HR: 0	SF: 1 SAC: 0 DP: 1 HBP: 1	WP: 1 PB: 1 SB: 1 CS: 0	PA: 55						

PITCHER	IP	WLS	BF	H	R	ER	SO	BB	IBB	HBP	BLK	WP	HR	S	P	ERA	WHIP
44 Kyle Gibson, R (1, 1) ERA: 3.43	6.0		25	3	2	2	6	4	0	0	0	1	0	49	92	3.00	1.167
57 Ryan Pressly, R (7, 1) ERA: 1.69	1.0	B	6	1	1	1	3	2	0	0	0	0	0	11	26	9.00	3.000
43 Addison Reed, R (8, 1) ERA: 2.75	2.0		9	2	0	0	1	1	0	0	0	0	0	22	32	0.00	1.500
32 Zach Duke, L (10, 1) ERA: 3.46	1.0		5	1	0	0	0	1	0	0	0	0	0	14	23	0.00	2.000
39 Trevor Hildenberger, R (11, 1) ERA: 3.38	1.0	W	6	0	0	0	0	0	2	1	0	0	0	10	17	0.00	0.000

PITCHER	IP	WLS	BF	H	R	ER	SO	BB	IBB	HBP	BLK	WP	HR	S	P	ERA	WHIP
56 Fernando Rodney, R (12, 1) ERA: 3.29	1.0	S	4	0	0	0	0	2	0	0	0	0	0	10	19	0.00	2.000

BOTTOM

Minnesota Twins @ Los Angeles Angels

Angel Stadium, Anaheim, CA

Sat May 12 2018, 6:11 PM - 10:29 PM PDT

Att. 40,117 - Cloudy - 66 F

livebaseballscorecards.com

AB	41
R	3
H	7
RBI	3
BB	12
SO	10
LOB	25

Batter	1	2	3	4	5	6	7	8	9	AB	R	H	RBI	BB	SO	LOB
2 Brian Dozier, R (1, 4) OBP: 0.315, SLG: 0.444	B FF 95 X FF 95 1-0 26 G4-3 1B		C ST 82 S FS 88 S FS 88 0-3 ② K			F FF 94 B ST 80 B ST 80 B ST 78 B FF 96 4-1 5 G4-3 26 WP BB	C FF 95 B FF 94 S SL 85 B SL 85 X FF 95 2-2 ③ G4-3 1-2 2-3		X FF 92 0-0 ③ P5	4	0	1	0	1	1	6
26 Max Kepler, L (1, 8) OBP: 0.338, SLG: 0.473	C FF 95 B CU 73 C CU 73 D FS 85 B FF 96 1 SAFE X FF 95 3-2 ① G4-3 1-2		B FS 86 C FF 98 B CU 75 S ST 80 S CU 77 2-3 ③ K			B FS 86 D FF 99 B FF 97 C FF 94 X FF 95 3-1 ① F9 1-2		F FF 98 B CH 86 F CH 84 F FF 97 B FF 95 X FF 97 2-2 ① F7		4	0	0	0	0	1	2
5 Eduardo Escobar, S (1, 5) OBP: 0.338, SLG: 0.565	B FF 97 B FF 96 C FF 96 F CU 74 F ST 82 F ST 82 B FF 97 S ST 82 3-3 ② K			C CU 72 F FS 86 F FF 97 B FS 89 X FS 86 1-2 ① L9		B CU 74 S FF 98 F FS 88 X ST 84 1-2 ② G4-3 2-3		S SL 82 B FF 96 B CH 87 X CH 84 2-1 ② G5-3		4	0	0	0	0	1	2
20 Eddie Rosario, L (1, 7) OBP: 0.311, SLG: 0.559	C FS 87 X FS 87 0-1 ③ G4-3			B CU 73 C FF 97 F FF 97 F CU 80 S FF 99 1-3 ② K		B FS 86 C CU 76 F FF 99 S FS 90 1-3 ③ K		C CH 88 B FF 93 B CU 78 S SI 93 X SI 94 2-2 ③ F7		4	0	0	0	0	2	2
23 Mitch Garver, R (1, 10) OBP: 0.311, SLG: 0.411		C FF 93 F FF 95 S FS 88 0-3 ① K		C ST 80 C ST 83 S FS 89 0-3 ③ K			S FF 96 B FF 97 X ST 81 1-1 ① P3		C SI 92 B SI 92 C CU 79 F SI 94 S CU 80 1-3 ① K	4	0	0	0	0	3	0
99 Logan Morrison, L (1, 3) OBP: 0.293, SLG: 0.336 16 Ehire Adrianza, S (7, PR) OBP: 0.293, SLG: 0.284 (7, 6)		B FF 98 S CU 74 B FF 98 X FF 98 2-1 1B			B FF 95 B FF 95 C FF 95 F FF 95 X ST 81 2-2 40 FC4-6 1B		B CU 75 T CU 73 F FS 86 F FF 98 B FS 88 B FS 87 F CU 75 F FF 98 B FF 98 4-2 36 1B 7 1B BB		C CU 79 F SI 95 B CU 81 X CH 89 1-2 36 2B 1B	2 1	0 1	2 1	0 1	1 0	0 0	0 0
36 Robbie Grossman, S (1, 9) OBP: 0.295, SLG: 0.365		F FF 97 C FS 87 B FF 98 1 SAFE B CU 80 C ST 81 2-3 ② K			M CU 71 B FF 96 X FF 94 1-1 ① F7		C SL 82 S FF 92 F SL 85 X SL 86 0-2 2 WP 7 1B 1-3 1B		1 SAFE C SI 93 C CU 78 1 SAFE 1 SAFE F FF 93 F SI 94 B SI 95 1 SAFE 1-2 X CU 80 46 BB 1-H 2B	4	0	2	0	0	1	2
40 Gregorio Petit, R (1, 6) OBP: 0.467, SLG: 0.429 7 Joe Mauer, L (7, PH) OBP: 0.417, SLG: 0.366 (7, 3)		C ST 78 S ST 83 S FS 88 0-3 ③ K			B ST 79 S ST 81 C FF 96 X ST 84 1-2 ② FC4-6 1-2f		D FF 94 C FF 94 S SL 87 X SL 85 1-2 2 WP 1-2 3-H 1B		0-0 46 BB IBB	2 1	0 0	0 1	0 1	0 1	1 0	2 0
46 Bobby Wilson, R (1, 2) OBP: 0.133, SLG: 0.167			C FF 94 B ST 81 S ST 80 C FF 98 1-3 ① K		S ST 82 S ST 82 S ST 82 0-3 ③ K		D SL 84 F SL 82 F FF 95 T SL 86 1-2 ② K		B CU 78 D SI 94 D SI 94 C SI 95 B SI 95 4-1 1-2 2-3 BB	3	0	0	0	1	3	4
Inning Stats	R: 0 E: 0 K: 1 S: 11 H: 1 LOB: 1 BB: 0 P: 18	R: 0 E: 0 K: 3 S: 11 H: 1 LOB: 1 BB: 0 P: 15	R: 0 E: 0 K: 3 S: 9 H: 0 LOB: 0 BB: 0 P: 12	R: 0 E: 0 K: 2 S: 11 H: 0 LOB: 0 BB: 0 P: 13	R: 0 E: 0 K: 1 S: 11 H: 1 LOB: 1 BB: 0 P: 15	R: 0 E: 0 K: 1 S: 9 H: 0 LOB: 1 BB: 1 P: 18	R: 1 E: 0 K: 1 S: 20 H: 2 LOB: 2 BB: 1 P: 29	R: 0 E: 0 K: 0 S: 9 H: 0 LOB: 0 BB: 0 P: 15	R: 0 E: 0 K: 1 S: 14 H: 2 LOB: 3 BB: 2 P: 21	1B: 6 2B: 1 3B: 0 HR: 0 SF: 0 SAC: 0 DP: 0 HBP: 0						

PITCHER		IP	WLS	BF	H	R	ER	SO	BB	IBB	HBP	BLK	WP	HR	S	P	ERA	WHIP
17 Shohei Ohtani, R ERA: 3.58	(1, 1)	6.1		24	3	1	1	11	2	0	0	0	1	0	69	103	1.42	0.789
32 Cam Bedrosian, R ERA: 3.5	(7, 1)	0.2	B	4	2	0	0	1	0	0	0	0	1	0	13	17	0.00	3.000
39 Keynan Middleton, R ERA: 2.04	(8, 1)	0.2		2	0	0	0	0	0	0	0	0	0	0	6	10	0.00	0.000
33 Jim Johnson, R ERA: 3.32	(8, 1)	1.0		6	2	0	0	1	1	1	0	0	0	0	16	25	0.00	3.000
53 Blake Parker, R ERA: 3.26	(9, 1)	0.1	W	1	0	0	0	0	0	0	0	0	0	0	1	1	0.00	0.000

PITCHER	IP	WLS	BF	H	R	ER	SO	BB	IBB	HBP	BLK	WP	HR	S	P	ERA	WHIP

TOP

Minnesota Twins @ Los Angeles Angels

Angel Stadium, Anaheim, CA

Sun May 13 2018, 1:08 PM - 4:36 PM PDT

Att. 38,029 - Cloudy - 67 F

livebaseballscorecards.com

AB	33
R	1
H	7
RBI	1
BB	4
SO	13
LOB	20

WP: 2 PA: 37
PB: 0
SB: 0
CS: 0

Minnesota Twins @ Los Angeles Angels

Angel Stadium, Anaheim, CA

Sun May 13 2018, 1:08 PM - 4:36 PM PDT

Att. 38,029 - Cloudy - 67 F

livebaseballscorecards.com

BOTTOM

Batter	1	2	3	4	5	6	7	8	9	AB	R	H	RBI	BB	SO	LOB
7 Zack Cozart, R (1, 5) OBP: 0.306, SLG: 0.441	X FF 94 0-0 ① L9		B SI 94 C SI 95 B SL 84 S SI 94 B SI 95 X SI 95 3-2 ① G1 1-3		B FF 95 X SI 93 1-0 8 FC5-4 2-3 1B		B CU 76 C SI 93 B CU 79 X SI 93 2-1 1-2 1B		X FF 88 0-0 2-H 1B	5	0	3	1	0	0	1
56 Kole Calhoun, L (1, 9) OBP: 0.191, SLG: 0.200 27 Mike Trout, R (7, PH) OBP: 0.450, SLG: 0.650 (8, 8)	C FF 94 F FF 96 X SL 87 0-2 ② G6-3		B FF 95 C FF 94 F FF 94 B SL 88 S SL 88 2-3 ② K		B FF 93 S CH 92 D SL 85 F FF 94 S FF 95 2-3 ① K		C FF 95 D CU 83 F FF 96 C FF 96 1-3 ① K			3 1	0 0	0 0	0 0	0 0	2 1	3 2
8 Justin Upton, R (1, 7) OBP: 0.317, SLG: 0.481	C FF 95 B CH 91 F CH 91 S FF 96 1-3 ③ K		B SI 94 F SI 95 B SI 95 T SI 95 F SI 96 C SL 87 2-3 ③ K		B SI 94 X SI 94 1-0 ② FC5-4 5 E 1-2f 3-H		D SL 92 X SL 89 1-0 ②③ G5-3 2-3f			4	0	0	1	0	2	4
5 Albert Pujols, R (1, 10) OBP: 0.290, SLG: 0.431		S SL 85 F SI 95 B SL 89 B SL 87 F FF 97 B FF 97 F SI 97 F SI 98 F SI 97 4-2 B SI 87 18 1B BB		C SI 94 X SL 86 0-1 ① G6-3	1 SAFE 1 SAFE C SL 86 S SL 85 D SL 88 B FF 95 X SL 88 2-2 ③ F8 1-2			C FF 91 X FF 91 0-1 1B		3	0	1	0	1	0	1
2 Andrelton Simmons, R (1, 6) OBP: 0.405, SLG: 0.500		B FF 96 B SI 95 F FF 95 F SI 94 B SI 96 X SI 95 3-2 ① L8		S SL 86 F SI 94 B FF 95 B SL 87 B SI 95 B SL 85 4-2 18 S BB		C SI 94 X SI 93 0-1 ① P4		X FF 91 0-0 ① F8		3	0	0	0	1	0	2
18 Luis Valbuena, L (1, 3) OBP: 0.297, SLG: 0.382		C FF 95 X CH 90 0-1 1-2 1B		B FF 94 F FF 94 1 SAFE S SL 85 B SL 89 S FF 92 2-3 ② K 1-2		C CU 78 F CU 79 B CU 78 B SI 94 C SI 94 2-3 ② K		C FF 92 F FF 92 X FF 92 0-2 ② F7		4	0	1	0	0	2	2
3 Ian Kinsler, R (1, 4) OBP: 0.301, SLG: 0.306		C SL 86 B SI 96 B SL 86 X SI 94 2-1 ② F7		C SL 86 B SI 95 B SL 84 B CH 92 B FF 95 4-1 BB		F FF 93 C SI 93 B SI 94 B SI 94 B CU 76 F SI 93 B SI 94 4-2 24 FC5-4 BB		B FF 91 B FF 92 F FF 91 X FF 92 2-1 ③ F8		2	0	0	0	2	0	3
24 Chris Young, R (1, 8) OBP: 0.239, SLG: 0.317 (8, 9)		C SL 85 C SL 85 F FF 96 S SL 87 0-3 ③ K		S SL 82 X SL 83 0-1 ③ P4	B SI 95 1 SAFE X SI 93 1-0 ③ FC5-4 1-2f				S SI 87 C SI 87 H CU 74 1-2 12 SH1-3 7 1B HBP	3	1	0	0	0	1	5
12 Martín Maldonado, R (1, 2) OBP: 0.354, SLG: 0.375			C SI 94 B SI 95 B SL 85 B SI 95 C SI 95 X SI 96 3-2 7 G1 7 WP 1B		X SL 84 0-0 7 1B 8 FC5-4 2B		B CU 78 B CU 77 B SI 93 C SI 91 F SI 93 B SI 93 4-2 8 G5-3 7 1B BB		X SI 88 0-0 ① SH1-3 1-2	2	1	2	0	1	0	0
Inning Stats	R: 0 E: 0 K: 1 S: 7 H: 0 LOB: 0 BB: 0 P: 8	R: 0 E: 0 K: 1 S: 17 H: 1 LOB: 2 BB: 1 P: 26	R: 0 E: 0 K: 2 S: 13 H: 1 LOB: 1 BB: 0 P: 23	R: 0 E: 0 K: 1 S: 10 H: 0 LOB: 2 BB: 2 P: 20	R: 1 E: 1 K: 1 S: 9 H: 2 LOB: 1 BB: 0 P: 15	R: 0 E: 0 K: 1 S: 9 H: 0 LOB: 1 BB: 1 P: 16	R: 0 E: 0 K: 1 S: 8 H: 1 LOB: 1 BB: 1 P: 16	R: 0 E: 0 K: 0 S: 8 H: 1 LOB: 1 BB: 0 P: 10	R: 1 E: 0 K: 0 S: 4 H: 1 LOB: 1 BB: 0 P: 5	1B: 6 2B: 1 3B: 0 HR: 0	SF: 0 SAC: 1 DP: 1 HBP: 1	WP: 1 PB: 0 SB: 1 CS: 0	PA: 37				

PITCHER	IP	WLS	BF	H	R	ER	SO	BB	IBB	HBP	BLK	WP	HR	S	P	ERA	WHIP
77 Fernando Romero, R (1, 1) ERA: 0.54	5.0		22	4	1	1	6	3	0	0	0	1	0	56	92	1.80	1.400
55 Taylor Rogers, L (6, 1) ERA: 6.0	1.0		6	1	0	0	1	2	0	0	0	0	0	13	26	0.00	3.000
57 Ryan Pressly, R (7, 1) ERA: 1.61	1.0		2	0	0	0	1	0	0	0	0	0	0	4	6	0.00	0.000
43 Addison Reed, R (8, 1) ERA: 2.61	1.0		4	1	0	0	0	0	0	0	0	0	0	8	10	0.00	1.000
32 Zach Duke, L (9, 1) ERA: 4.05	0.1	L	3	1	1	1	0	0	0	1	0	0	0	4	5	27.00	3.000

PITCHER	IP	WLS	BF	H	R	ER	SO	BB	IBB	HBP	BLK	WP	HR	S	P	ERA	WHIP

Seattle Mariners @ Minnesota Twins

Target Field, Minneapolis, MN

Mon May 14 2018, 7:53 PM - 10:45 PM CDT

Att. 16,581 - Rain - 63 F

TOP

livebaseballscorecards.com

Batter	1	2	3	4	5	6	7	8	9	AB	R	H	RBI	BB	SO	LOB
9 Dee Strange-Gordon, L (1, 8) OBP: 0.359, SLG: 0.421	C FF 90 F FF 90 T FF 91 0-2 ① **K**		B FF 92 X FF 92 1-0 ② **G6-3** **2-3**		X FF 92 0-0 ③ **P6**			X SI 89 0-0 **2 SH** 2B		4	1	1	0	0	1	3
2 Jean Segura, R (1, 6) OBP: 0.328, SLG: 0.434	C FF 91 B FF 91 B FF 91 B FF 91 F FF 91 X FF 91 3-2 **17 FC5-4** 1B		B SL 83 C FF 91 F FS 86 F FF 93 B FF 92 X FF 92 2-2 ③ **G3**			C FF 90 X FF 91 0-1 **15 FC1-6** 2B		L CH 77 X SI 88 0-1 **SH 23 1B** **2-H**		3	0	2	0	0	0	1
17 Mitch Haniger, R (1, 9) OBP: 0.373, SLG: 0.563	B FF 91 B SL 83 1 SAFE F FF 91 F FF 92 X FS 83 2-2 ② **FC5-4** **1-2f**			X SL 83 0-0 ① **G5-3**		B FF 91 X FS 85 1-0 ① **F7**		C SI 90 X CH 77 0-1 ① **G1-3**		4	0	0	0	0	0	3
23 Nelson Cruz, R (1, 10) OBP: 0.316, SLG: 0.467	S SL 83 D SL 83 1 SAFE F FF 90 X FS 84 1-2 ③ **L7**			C SL 81 X SL 85 0-1 ② **P3**		B SL 83 B SL 83 S SL 82 C FS 84 H FF 93 3-2 **15 FC1-6** HBP		B SI 90 X SI 90 1-0 **2-3** 1B		3	0	1	0	0	0	1
15 Kyle Seager, L (1, 5) OBP: 0.302, SLG: 0.446		C FF 89 B FF 90 B FF 91 F FF 90 F FS 84 S CU 76 2-3 ① **K2-3**		B FF 90 C FF 91 B FF 91 F FF 92 X FF 92 2-2 ③ **G5-3**		X FF 91 0-0 ② **FC1-6** **1-2f** **2-3**		C SI 89 B CH 79 S CH 79 S CH 77 1-3 ② **K**		4	0	0	0	0	2	4
27 Ryon Healy, R (1, 3) OBP: 0.312, SLG: 0.584		B FF 91 B SL 81 C FF 91 X FF 90 2-1 ② **F9**			B FS 84 B FF 91 X FF 92 2-0 **2B**	S FS 85 F FS 85 B FS 83 F FF 92 B FF 93 S FS 86 2-3 ③ **K**		C CH 76 B SL 78 D CH 78 B SI 92 C CH 77 X CH 77 3-2 **F8**		4	0	1	0	0	1	4
3 Mike Zunino, R (1, 2) OBP: 0.253, SLG: 0.473		B SL 84 B FF 91 T SL 83 B FS 84 C FF 92 S FF 92 3-3 ③ **K**			B SL 82 S FS 85 S SL 83 F FS 84 B FF 92 S FF 93 2-3 ① **K**		B SL 85 B FF 95 F FF 95 F FF 95 B FF 93 X FF 95 3-2 ① **G6-3**		S FF 92 F FF 92 B FF 91 X FF 91 1-2 ① **G6-3**	4	0	0	0	0	2	1
16 Ben Gamel, L (1, 7) OBP: 0.274, SLG: 0.255 5 Guillermo Heredia, R (9, 7) OBP: 0.397, SLG: 0.400			C FF 90 B FF 90 X FS 84 1-1 **9 G6-3** 2B		B FF 92 B FF 92 B FF 91 C FF 91 B CU 74 4-1 **BB**		F SI 95 B FF 95 B FF 95 X CH 89 2-1 ② **F8**		C FF 92 F FF 91 B KC 80 X KC 79 1-2 ② **F8**	3 0	0 0	1 0	0 0	1 0	0 0	0 0
1 Gordon Beckham, R (1, 4)			F SL 83 F CU 74 B SL 83 B FF 91 F FF 91 F FS 86 T FF 92 2-2 ① **K**		S FF 91 S FF 92 B FF 93 B FF 92 B SL 85 T FF 92 3-2 ② **K**		B FF 95 F FF 96 X CU 83 1-1 ③ **F8**		X FF 92 0-0 ③ **G5-3**	4	0	0	0	0	2	3

Inning Stats																																			
	R: 0	E: 0	K: 1	S: 12	H: 1	LOB: 1	BB: 0	P: 18	R: 0	E: 0	K: 2	S: 9	H: 0	LOB: 0	BB: 0	P: 16	R: 0	E: 0	K: 1	S: 12	H: 1	LOB: 1	BB: 0	P: 18	R: 0	E: 0	K: 0	S: 6	H: 0	LOB: 0	BB: 0	P: 8	R: 0	E: 0	K: 2	S: 10	H: 1	LOB: 2	BB: 1	P: 21
	R: 0	E: 0	K: 1	S: 10	H: 1	LOB: 2	BB: 0	P: 16	R: 0	E: 0	K: 0	S: 7	H: 0	LOB: 0	BB: 0	P: 13	R: 1	E: 1	K: 1	S: 12	H: 2	LOB: 2	BB: 0	P: 17	R: 0	E: 0	K: 0	S: 7	H: 0	LOB: 0	BB: 0	P: 9								

	1B: 2	SF: 0
	2B: 4	SAC: 1
	3B: 0	DP: 0
	HR: 0	HBP: 1

	WP: 0	PA: 36
	PB: 0	
	SB: 0	
	CS: 0	

	AB	33
	R	1
	H	6
	RBI	0
	BB	1
	SO	8
	LOB	20

PITCHER		IP	WLS	BF	H	R	ER	SO	BB	IBB	HBP	BLK	WP	HR	S	P	ERA	WHIP
12 Jake Odorizzi, R ERA: 3.35	(1, 1)	6.0		24	4	0	0	7	1	0	1	0	0	0	59	97	0.00	0.833
68 Matt Magill, R ERA: 0.9	(7, 1)	1.0		3	0	0	0	0	0	0	0	0	0	0	7	13	0.00	0.000
39 Trevor Hildenberger, R ERA: 3.66	(8, 1)	1.0	L	6	2	1	1	1	0	0	0	0	0	0	12	17	9.00	2.000
45 Phil Hughes, R ERA: 6.3	(9, 1)	1.0		3	0	0	0	0	0	0	0	0	0	0	7	9	0.00	0.000

PITCHER		IP	WLS	BF	H	R	ER	SO	BB	IBB	HBP	BLK	WP	HR	S	P	ERA	WHIP

BOTTOM

Seattle Mariners @ Minnesota Twins

Target Field, Minneapolis, MN

Mon May 14 2018, 7:53 PM - 10:45 PM CDT

Att. 16,581 - Rain - 63 F

livebaseballscorecards.com

Batter	1	2	3	4	5	6	7	8	9	AB	R	H	RBI	BB	SO	LOB
7 Joe Mauer, L (1, 10) OBP: 0.413, SLG: 0.362	C FF 86 B SI 86 B CH 77 B SI 86 S FF 87 S SI 87 3-3 ① **K**		X SI 86 0-0 ③ **F8**			B FC 81 C FC 83 X CH 76 1-1 **1B**		C FF 90 F FC 88 B FC 87 F FF 90 X FC 88 1-2 ③ **G4-3**		4	0	1	0	0	1	1
2 Brian Dozier, R (1, 4) OBP: 0.308, SLG: 0.433	C SI 88 B SI 87 C CH 81 B CH 80 F FC 84 F FC 85 B SI 88 X SI 87 3-2 ② **P6**			C CU 73 X CH 80 0-1 ① **G6-3**		1 SAFE 1 SAFE B SI 87 C SI 87 F CH 79 S FC 85 1-3 ② **K**			B FF 97 B SL 91 F FF 98 C SL 91 S FF 98 2-3 ① **K**	4	0	0	0	0	2	1
26 Max Kepler, L (1, 9) OBP: 0.329, SLG: 0.459	B FC 83 C FF 88 F CU 73 B CH 80 F CU 73 B SI 88 X FF 88 3-2 ③ **F7**			B CU 73 B CU 72 X FF 87 2-0 ② **F8**		B CU 74 S FC 83 C FC 82 X SI 87 1-2 ③ **G3**			C FF 97 F FF 100 S FF 99 0-3 ② **K**	4	0	0	0	0	1	1
5 Eduardo Escobar, S (1, 5) OBP: 0.329, SLG: 0.548		B SI 87 B SI 87 B FC 84 C SI 86 X FC 83 3-1 ① **F8**		F CU 74 F CH 79 B CH 78 B SI 88 F CH 77 B CH 78 X SI 87 3-2 ③ **F9**			C SI 95 X SI 95 0-1 ① **G4-3**		F FF 98 B FF 99 B SL 92 S FF 99 S FF 98 2-3 ③ **K**	4	0	0	0	0	1	0
23 Mitch Garver, R (1, 2) OBP: 0.313, SLG: 0.424		B SI 87 X FC 85 1-0 ② **P3**			C CH 78 B FC 85 X CH 78 1-1 ① **G1-3**		X SI 95 0-0 99 G3 **2B**			3	0	1	0	0	0	0
99 Logan Morrison, L (1, 3) OBP: 0.294, SLG: 0.336		F FC 84 C FF 87 B SI 87 X CH 79 1-2 ③ **P5**			B FF 86 B CU 74 S FC 82 X CH 77 2-1 **1B**		B SI 96 B SI 96 F SI 96 B SI 96 S SI 97 X SI 98 3-2 ② **G3** 2-3			3	0	1	0	0	0	1
36 Robbie Grossman, S (1, 7) OBP: 0.289, SLG: 0.356 20 Eddie Rosario, L (6, 7) OBP: 0.309, SLG: 0.556			B SI 86 F SI 86 S CH 78 B CH 79 B FC 85 F SI 87 F FC 84 X SI 87 3-2 ① **F9**		C FC 82 B CH 79 C CH 78 B FC 85 1 SAFE C FC 83 2-3 ② **K**		F SI 97 B SI 97 B SL 83 F SI 96 X SI 97 2-2 ③ **P4**			2 1	0 0	0 0	0 0	0 0	1 0	1 1
25 Byron Buxton, R (1, 8) OBP: 0.211, SLG: 0.222			X FC 84 0-0 ② **L7**		C CH 80 F SI 86 F CH 78 B FC 85 B SI 87 T FC 83 2-2 ③ **K**			B FC 86 F FF 89 S FC 86 X FC 86 1-2 ① **F9**		3	0	0	0	0	1	1
16 Ehire Adrianza, S (1, 6) OBP: 0.295, SLG: 0.286			C SI 88 X CH 81 0-1 **1B**			C F FC 84 F SI 86 F SI 86 X CH 78 0-2 ① **F7**		B FF 88 S FC 86 F FC 88 F FF 90 B FC 87 F FC 88 X FF 90 2-2 ② **L9**		3	0	1	0	0	0	0
Inning Stats	R: 0 E: 0 K: 1 S: 12 H: 0 LOB: 0 BB: 0 P: 21	R: 0 E: 0 K: 0 S: 6 H: 0 LOB: 0 BB: 0 P: 11	R: 0 E: 0 K: 0 S: 9 H: 1 LOB: 1 BB: 0 P: 12	R: 0 E: 0 K: 0 S: 7 H: 0 LOB: 0 BB: 0 P: 12	R: 0 E: 0 K: 2 S: 11 H: 1 LOB: 1 BB: 0 P: 18	R: 0 E: 0 K: 1 S: 13 H: 1 LOB: 1 BB: 0 P: 16	R: 0 E: 0 K: 0 S: 9 H: 1 LOB: 1 BB: 0 P: 14	R: 0 E: 0 K: 0 S: 12 H: 0 LOB: 0 BB: 0 P: 16	R: 0 E: 0 K: 3 S: 9 H: 0 LOB: 0 BB: 0 P: 13	1B: 3 2B: 1 3B: 0 HR: 0	SF: 0 SAC: 0 DP: 0 HBP: 0			WP: 0 PB: 0 SB: 0 CS: 0	PA: 31		

	AB	31
	R	0
	H	4
	RBI	0
	BB	0
	SO	7
	LOB	7

PITCHER		IP	WLS	BF	H	R	ER	SO	BB	IBB	HBP	BLK	WP	HR	S	P	ERA	WHIP
49 Wade LeBlanc, L ERA: 2.51	(1, 1)	6.0		21	3	0	0	4	0	0	0	0	0	0	58	90	0.00	0.500
47 James Pazos, L ERA: 1.17	(7, 1)	1.0	W	4	1	0	0	0	0	0	0	0	0	0	9	14	0.00	1.000
50 Nick Vincent, R ERA: 3.78	(8, 1)	1.0	H	3	0	0	0	0	0	0	0	0	0	0	12	16	0.00	0.000
39 Edwin Díaz, R ERA: 1.77	(9, 1)	1.0	S	3	0	0	0	3	0	0	0	0	0	0	9	13	0.00	0.000

PITCHER	IP	WLS	BF	H	R	ER	SO	BB	IBB	HBP	BLK	WP	HR	S	P	ERA	WHIP

St. Louis Cardinals @ Minnesota Twins

Target Field, Minneapolis, MN

Tue May 15 2018, 7:11 PM - 9:55 PM CDT

Att. 24,259 - Clear - 76 F

TOP

livebaseballscorecards.com

Batter	1	2	3	4	5	6	7	8	9	AB	R	H	RBI	BB	SO	LOB
28 Tommy Pham, R (1, 8) OBP: 0.420, SLG: 0.533	B FF 94 B FF 94 X FF 95 2-0 G5-3		C SV 82 S SI 92 D SV 83 S SV 82 1-3 K			C FF 92 F SV 82 S SV 83 0-3 K		F FF 92 F FF 93 C FF 94 0-3 K		4	0	0	0	0	3	2
13 Matt Carpenter, L (1, 3) OBP: 0.286, SLG: 0.272	C FF 94 S FF 95 S FF 95 0-3 K		C FF 94 F FF 94 X FF 94 0-2 F7			F SI 92 C SV 82 B SV 83 B FF 94 S CH 84 2-3 K			B SI 90 C SI 90 S CH 82 F FF 93 X CH 83 1-2 F8	4	0	0	0	0	2	1
38 José Martínez, R (1, 10) OBP: 0.363, SLG: 0.443	B FF 95 C FF 95 B SI 94 B FF 95 X FF 94 3-1 G6-3			C SV 81 B CH 82 B SI 92 C FF 93 F SV 81 F FF 94 S SV 84 2-3 K		S SV 82 B SI 92 B SV 83 X FF 95 2-1 L9			C SI 93 X CH 84 0-1 G5-3	4	0	0	0	0	1	0
23 Marcell Ozuna, R (1, 7) OBP: 0.293, SLG: 0.348		C FF 92 C SI 92 X FF 94 0-2 F8		S SV 81 F SI 92 B SV 82 S SV 82 1-3 K			S SV 82 B SI 92 B SV 82 X SV 82 2-1 G5-3		C SI 94 B FF 96 F CH 84 B CH 84 X FF 96 2-2 G6-3	4	0	0	0	0	1	0
3 Jedd Gyorko, R (1, 5) OBP: 0.431, SLG: 0.577		C SV 82 S SV 82 B SV 82 B FF 94 B FF 95 F FF 96 F SI 94 S FF 94 3-3 K		B SV 81 X SV 80 1-0 G5-3			C SV 83 B SV 80 F FF 93 S SV 82 1-3 K			3	0	0	0	0	2	0
12 Paul DeJong, R (1, 6) OBP: 0.342, SLG: 0.476		B SI 93 B SV 83 X SI 94 2-0 G3			B SV 81 F SI 91 B SV 83 B FF 93 S FF 93 B FF 94 4-2 BB		B SV 82 F FF 94 X SI 93 1-1 L8			2	0	0	0	1	0	0
48 Harrison Bader, R (1, 9) OBP: 0.368, SLG: 0.431			C FF 93 X SV 82 0-1 16 G1-3 19 1B 1B		C FF 93 F FF 93 S FF 94 0-3 K			F FF 93 B FF 93 B FF 93 F FF 93 C FF 95 2-3 K		3	1	1	0	0	2	1
16 Kolten Wong, L (1, 4) OBP: 0.293, SLG: 0.293			1 SAFE B FF 92 F FF 93 B FF 94 1 SAFE X SI 93 2-1 G1-3 1-2		1 SAFE F X FF 93 0-1 P5			F FF 93 B SI 92 F SV 82 H FF 93 2-2 HBP		2	0	0	0	0	0	2
19 Carson Kelly, R (1, 2) OBP: 0.158, SLG: 0.111 35 Greg Garcia, L (8, PH) OBP: 0.308, SLG: 0.435 46 Francisco Peña, R (8, 2) OBP: 0.240, SLG: 0.174			B FF 94 F FF 93 B FF 94 B FF 94 X SI 94 3-1 2-H 1B		C FF 93 D SV 83 X FF 93 1-1 L8			B FF 91 C FF 91 C FF 92 F FF 92 F FF 92 D SL 86 C FF 93 2-3 K		2 1 0	0 0 0	1 0 0	1 0 0	0 0 0	0 1 0	1 1 0
Inning Stats	R: 0 E: 0 K: 1 S: 6 H: 0 LOB: 0 BB: 0 P: 11	R: 0 E: 0 K: 1 S: 9 H: 0 LOB: 0 BB: 0 P: 14	R: 1 E: 0 K: 1 S: 12 H: 2 LOB: 1 BB: 0 P: 18	R: 0 E: 0 K: 2 S: 9 H: 0 LOB: 0 BB: 0 P: 13	R: 0 E: 0 K: 1 S: 9 H: 0 LOB: 1 BB: 1 P: 14	R: 0 E: 0 K: 2 S: 8 H: 0 LOB: 0 BB: 0 P: 12	R: 0 E: 0 K: 1 S: 7 H: 0 LOB: 0 BB: 0 P: 11	R: 0 E: 0 K: 3 S: 13 H: 0 LOB: 1 BB: 0 P: 19	R: 0 E: 0 K: 0 S: 9 H: 0 LOB: 0 BB: 0 P: 12	1B: 2 2B: 0 3B: 0 HR: 0		SF: 0 SAC: 0 DP: 0 HBP: 1				WP: 0 PB: 0 SB: 0 CS: 0	PA: 31

	AB	29
	R	1
	H	2
	RBI	1
	BB	1
	SO	12
	LOB	8

PITCHER	IP	WLS	BF	H	R	ER	SO	BB	IBB	HBP	BLK	WP	HR	S	P	ERA	WHIP
17 José Berríos, R (1, 1) ERA: 4.05	7.1	W	26	2	1	1	10	1	0	1	0	0	0	65	102	1.23	0.409
43 Addison Reed, R (8, 1) ERA: 2.53	0.2	H	2	0	0	0	2	0	0	0	0	0	0	8	10	0.00	0.000
56 Fernando Rodney, R (9, 1) ERA: 3.07	1.0	S	3	0	0	0	0	0	0	0	0	0	0	9	12	0.00	0.000

PITCHER	IP	WLS	BF	H	R	ER	SO	BB	IBB	HBP	BLK	WP	HR	S	P	ERA	WHIP

Batter	1	2	3	4	5	6	7	8	9	AB	R	H	RBI	BB	SO	LOB
7 Joe Mauer, L (1, 3) OBP: 0.409, SLG: 0.359	B FF 93 B FF 93 C FF 94 F FF 94 B FF 97 X FF 95 3-2 G4-3 ①		C FF 93 C SI 92 F FF 95 B SL 84 T SI 93 1-2 K ③			B FF 91 B FF 93 B FF 92 C FF 92 C SL 81 X FF 93 3-2 G6-3 ② B SI 95 B FF 95 C FF 96 X SI 96 2-1 1B			4	0	1	0	0	1	0
2 Brian Dozier, R (1, 4) OBP: 0.313, SLG: 0.431	B FF 95 B FF 95 C FF 94 B SL 84 B FF 94 4-1 BB			C SL 81 C FF 94 X SL 82 0-2 F8 ①		B FF 94 C SL 83 B SI 91 C FF 93 B SL 84 F SL 83 X FF 94 3-2 20 1B 5 1B 1B C SL 90 C FF 95 D CU 80 X CU 80 1-2 L7 ②			3	1	1	0	1	0	1
20 Eddie Rosario, L (1, 7) OBP: 0.307, SLG: 0.547	B FF 94 F FF 94 1 SAFE 1 SAFE F FF 92 S KC 78 1-3 K ②			X FF 93 0-0 G1-3 ②		B SI 88 B FF 93 F FF 92 F FF 91 X FF 92 2-2 5 1B 1-3 1B B CU 80 S FF 95 F FF 98 F FF 96 F CU 79 F FF 97 S FF 95 1-3 K ③			4	0	1	0	0	2	2
5 Eduardo Escobar, S (1, 5) OBP: 0.333, SLG: 0.547	F FF 94 B FF 94 B KC 78 B FF 93 F FF 93 X FF 92 3-2 F8 ③			B KC 75 B SI 93 C SI 92 X SI 93 2-1 1B		C SI 90 S SI 91 B FF 92 F KC 78 D KC 79 X SI 92 2-2 1-2 3-H 1B		C SI 89 F CU 82 B FF 93 F FF 94 S FF 95 1-3 K ①		4	0	2	1	0	1	1
26 Max Kepler, L (1, 9) OBP: 0.320, SLG: 0.445		B FF 92 X FF 92 1-0 L8 ①		B FF 93 B FF 93 F FF 92 1 SAFE F FF 92 B FF 93 F FF 93 F FF 93 F FF 93 3-2 P3 ③ F SI 91 X FF 93		C KC 82 C KC 82 F KC 81 B SI 90 X KC 82 1-2 F9 ③		B SI 96 F FF 96 X FF 95 1-1 L8 ②		4	0	0	0	0	0	3
99 Logan Morrison, L (1, 10) OBP: 0.293, SLG: 0.341		B FF 93 C FF 93 X CH 88 1-1 P5 ②			B FF 93 S FF 92 X CH 86 1-1 P5 ①		B SI 89 F SI 89 B KC 81 X SI 88 2-1 25 E 2B B CU 81 S CU 80 B FF 95 X CU 80 2-1 G4-3 ③		4	1	1	0	0	0	0
25 Byron Buxton, R (1, 8) OBP: 0.217, SLG: 0.228		C SL 82 C FF 94 B KC 77 B SL 84 X FF 96 2-2 L9 ③			X KC 76 0-0 F8 ②		C SL 80 B SL 81 X SI 88 1-1 E1 16 WP 46 HR 2-H 1B		3	1	1	0	0	0	0
16 Ehire Adrianza, S (1, 6) OBP: 0.296, SLG: 0.288			B SI 90 B FF 93 X FF 92 2-0 46 K 1B		X SI 91 0-0 G4-3 ③		B SI 89 F SI 88 F SL 81 B SL 80 X SL 81 2-2 G3 ① 2-3		3	0	1	0	0	0	1
46 Bobby Wilson, R (1, 2) OBP: 0.167, SLG: 0.400			C FF 90 1 SAFE B SI 91 B SL 83 S SL 83 B FF 95 S SL 83 3-3 K ① ② 1-2			F SL 81 C FF 93 B FF 91 F FF 94 F SL 82 X FF 93 1-2 P3 ① L SL 80 X SL 80 0-1 3-H HR			3	1	1	2	0	1	1
Inning Stats	R: 0 E: 0 K: 1 S: 10 H: 0 LOB: 1 BB: 1 P: 21	R: 0 E: 0 K: 0 S: 6 H: 0 LOB: 0 BB: 0 P: 10	R: 0 E: 0 K: 2 S: 8 H: 1 LOB: 0 BB: 0 P: 14	R: 0 E: 0 K: 0 S: 13 H: 1 LOB: 1 BB: 0 P: 18	R: 0 E: 0 K: 0 S: 4 H: 0 LOB: 0 BB: 0 P: 5	R: 1 E: 0 K: 0 S: 23 H: 3 LOB: 2 BB: 0 P: 35	R: 3 E: 1 K: 1 S: 20 H: 4 LOB: 1 BB: 0 P: 29	R: 0 E: 0 K: 1 S: 8 H: 0 LOB: 0 BB: 0 P: 12		1B: 7 2B: 1 3B: 0 HR: 1 SF: 0 SAC: 0 DP: 0 HBP: 0				WP: 1 PB: 0 SB: 0 CS: 0 PA: 33		

PITCHER		IP	WLS	BF	H	R	ER	SO	BB	IBB	HBP	BLK	WP	HR	S	P	ERA	WHIP
32 Jack Flaherty, R ERA: 2.87	(1, 1)	5.2		22	5	1	1	3	1	0	0	0	0	0	60	98	1.59	1.059
27 Brett Cecil, L ERA: 3.86	(6, 1)	0.1	L	2	1	1	1	0	0	0	0	0	0	0	6	9	27.00	3.000
44 Luke Gregerson, R ERA: 8.64	(7, 1)	0.1		3	2	2	2	0	0	0	0	0	1	1	7	10	54.00	6.000
64 Sam Tuivailala, R ERA: 3.0	(7, 1)	1.2		6	1	0	0	2	0	0	0	0	0	0	19	27	0.00	0.600

PITCHER	IP	WLS	BF	H	R	ER	SO	BB	IBB	HBP	BLK	WP	HR	S	P	ERA	WHIP

BOTTOM

St. Louis Cardinals @ Minnesota Twins

Target Field, Minneapolis, MN

Tue May 15 2018, 7:11 PM - 9:55 PM CDT

Att. 24,259 - Clear - 76 F

livebaseballscorecards.com

AB	32
R	4
H	9
RBI	3
BB	1
SO	5
LOB	9

St. Louis Cardinals @ Minnesota Twins

Target Field, Minneapolis, MN

Wed May 16 2018, 12:14 PM - 4:01 PM CDT

Att. 25,180 - Sunny - 80 F

TOP

livebaseballscorecards.com

Batter	1	2	3	4	5	6	7	8	9	AB	R	H	RBI	BB	SO	LOB
28 Tommy Pham, R (1, 8) OBP: 0.419, SLG: 0.552	C FF 92 F FF 93 F FF 94 B SI 94 B FF 94 B SI 93 X FF 94 3-2 12 WP 38 BB 25 1B 1B	B FC 88 D FC 86 C SI 94 S SI 94 C SI 94 2-3 ② K		C SI 94 C CU 78 X SL 83 0-2 ③ P6		B FF 97 F FF 96 F SL 89 S FF 97 1-3 ② K		B FF 92 S FF 91 X FF 92 1-1 HR		5	2	2	1	0	2	4
38 José Martínez, R (1, 10) OBP: 0.370, SLG: 0.451	B FF 95 B SI 92 B FF 94 C FF 94 F SI 93 B SI 94 4-2 12 WP 25 1B 1-2 BB	C FC 87 B CU 80 X FC 86 1-1 1-3 2-H 1B			C SI 94 B SI 94 B SI 90 B SI 94 X SI 94 3-1 12 2B 2B	C CU 82 D SL 90 C FF 97 X FF 97 1-2 ③ G4-3		B KC 78 F FF 93 B FC 84 F FF 92 S FF 93 2-3 ① K		4	2	2	1	1	1	2
12 Paul DeJong, R (1, 6) OBP: 0.349, SLG: 0.479	C FC 88 S FF 94 F CU 79 B FC 90 B FF 95 S SI 94 2-3 ① K 1-2 2-3	B SI 93 B SI 92 B FC 86 B FF 94 4-0 BB			F SI 94 X SI 95 0-1 25 G1-3 2-H 2B		B FF 95 F FF 95 B FF 96 B FF 96 B SL 88 4-1 25 BB 3 1B BB	B FC 85 C FF 92 C FF 92 X KC 80 1-2 ② P4		3	1	1	1	2	1	2
23 Marcell Ozuna, R (1, 7) OBP: 0.284, SLG: 0.338	C FF 96 C FC 88 B FF 96 D CU 81 C FF 96 2-3 ② K	F FF 94 B FF 95 B FF 94 X FF 94 2-1 ③ F8			C CU 79 B SI 94 F CU 78 X CU 80 1-2 ① F7		F FF 96 F FF 96 X FF 96 0-2 ① L8	B FF 92 X FF 92 1-0 ③ L8		5	0	0	0	0	1	7
25 Dexter Fowler, S (1, 9) OBP: 0.274, SLG: 0.293	B SI 94 B SI 93 C SI 90 X FF 96 2-1 2-H 3-H 1B		B CU 76 C SI 90 B SI 89 F SI 91 F FC 88 F FF 94 B CH 84 B SI 93 4-2 3 CS BB		C CU 79 X SI 93 0-1 ② G1-3 2-3		B CU 82 1 SAFE C CU 83 B SL 89 B CU 82 B FF 96 4-1 3 1B 13 2B 1-2 BB		F SL 86 B SL 86 S SL 86 F FF 92 X FF 92 1-2 3 G4-6-3 1B	3	1	2	2	2	0	1
3 Jedd Gyorko, R (1, 5) OBP: 0.414, SLG: 0.544	C FF 95 B FF 95 1 SAFE F FF 96 B FF 94 F SI 94 X FC 88 2-2 ③ L4		F SI 92 1 SAFE C SI 91 S CU 81 0-3 ① ② K 1-2		B SL 87 C FF 96 D SL 88 B SL 86 C SL 86 X FF 95 3-2 ③ P3		C FF 95 X FF 98 0-1 13 2B 46 FC6-2 1-3 2-H 1B		1 SAFE F FF 93 B FF 93 S FF 93 X FF 93 1-2 ① ② G4-6-3 1-2f	5	0	1	1	0	1	4
13 Matt Carpenter, L (1, 3) OBP: 0.297, SLG: 0.303		B SI 89 X SI 89 1-0 ① F7	C FF 93 B CU 80 F SI 92 B FF 95 S FC 87 2-3 ③ K			C SI 94 S FF 96 B SL 88 X CH 89 1-2 46 1B 1B	B SL 79 S SL 80 X CU 75 1-1 46 FC6-2 1-3 3-H 2B		B SI 93 B SL 87 C FF 94 X FF 93 2-1 46 WP 2B	5	0	3	1	0	1	0
46 Francisco Peña, R (1, 2) OBP: 0.267, SLG: 0.185		B FF 91 F FF 91 F SI 92 F CU 79 B CU 80 B SI 92 F FF 94 F FF 93 F FF 94 4-2 B SI 93 35 1B 38 1B BB		F SI 93 C SI 93 B SI 94 F SI 93 X SI 94 1-2 ① G5-3		1 SAFE 1 SAFE F SL 87 B FF 95 X FF 95 1-1 1-3 1B	X SI 89 0-0 ② FC6-2 2-3 3-H		C FF 93 B SL 86 F FF 93 S FF 93 1-3 ③ K 2-3	4	1	1	0	1	1	3
35 Greg Garcia, L (1, 4) OBP: 0.309, SLG: 0.429 48 Harrison Bader, R (7, PH) OBP: 0.364, SLG: 0.424 16 Kolten Wong, L (7, 4) OBP: 0.293, SLG: 0.293		C SI 92 C SI 92 B FF 94 X CH 87 1-2 38 1B 1-2 1B		X SI 93 0-0 ② B3-1		B FF 96 S FF 96 L FF 95 C SI 95 1-3 ① K	C SI 88 S CH 84 S CU 74 0-3 ③ K			3 1 0	0 0 0	1 0 0	0 0 0	0 0 0	1 1 0	2 2 0

Inning Stats	1	2	3	4	5	6	7	8	9
	R: 2 E: 0 K: 2 S: 19 H: 2 LOB: 1 BB: 1 P: 34	R: 1 E: 0 K: 1 S: 17 H: 2 LOB: 3 BB: 2 P: 32	R: 0 E: 0 K: 2 S: 10 H: 0 LOB: 0 BB: 1 P: 16	R: 0 E: 0 K: 0 S: 8 H: 0 LOB: 0 BB: 0 P: 9	R: 1 E: 0 K: 0 S: 12 H: 2 LOB: 1 BB: 0 P: 19	R: 0 E: 0 K: 2 S: 14 H: 2 LOB: 2 BB: 0 P: 19	R: 2 E: 0 K: 1 S: 13 H: 2 LOB: 2 BB: 2 P: 22	R: 1 E: 0 K: 1 S: 9 H: 1 LOB: 0 BB: 0 P: 14	R: 0 E: 0 K: 1 S: 12 H: 2 LOB: 1 BB: 0 P: 17

1B: 8	SF: 0
2B: 4	SAC: 0
3B: 0	DP: 1
HR: 1	HBP: 0
WP: 2	PA: 44
PB: 0	
SB: 0	
CS: 1	

AB	38
R	7
H	13
RBI	7
BB	6
SO	10
LOB	27

PITCHER		IP	WLS	BF	H	R	ER	SO	BB	IBB	HBP	BLK	WP	HR	S	P	ERA	WHIP
31 Lance Lynn, R ERA: 7.47	(1, 1)	3.0	L	16	4	3	3	5	4	0	0	0	1	0	46	82	9.00	2.667
55 Taylor Rogers, L ERA: 5.94	(4, 1)	1.2		7	2	1	1	0	0	0	0	0	0	0	17	22	5.40	1.200
68 Matt Magill, R ERA: 0.84	(5, 1)	0.2		4	2	0	0	1	0	0	0	0	0	0	11	17	0.00	3.000
57 Ryan Pressly, R ERA: 2.31	(6, 1)	1.0		6	1	2	2	1	2	0	0	0	0	0	13	23	18.00	3.000
32 Zach Duke, L ERA: 3.86	(7, 1)	0.2		3	1	0	0	1	0	0	0	0	0	0	6	7	0.00	1.500

PITCHER		IP	WLS	BF	H	R	ER	SO	BB	IBB	HBP	BLK	WP	HR	S	P	ERA	WHIP
45 Phil Hughes, R ERA: 6.55	(8, 1)	1.0		4	1	1	1	1	0	0	0	0	0	1	9	14	9.00	1.000
43 Addison Reed, R ERA: 2.42	(9, 1)	1.0		4	2	0	0	1	0	0	0	0	1	0	12	17	0.00	2.000

BOTTOM

St. Louis Cardinals @ Minnesota Twins

Target Field, Minneapolis, MN

Wed May 16 2018, 12:14 PM - 4:01 PM CDT

Att. 25,180 - Sunny - 80 F

livebaseballscorecards.com

Batter	1	2	3	4	5	6	7	8	9	AB	R	H	RBI	BB	SO	LOB
7 Joe Mauer, L (1, 10) OBP: 0.409, SLG: 0.360	C SI 91 C FF 92 X CU 79 0-2 2 FC6-4 1B	C FF 93 X SL 89 0-1 1-2 3-H 1B			C SI 93 B SI 94 X FF 93 1-1 ① F7		C SI 99 C SI 99 F SL 87 D SL 87 F SI 100 B SI 101 D SL 85 X SI 102 3-2 ① ② G5-4-3 1-2f		C SI 96 C SI 96 X FC 92 0-2 ① G1-3	5	0	2	1	0	0	2
2 Brian Dozier, R (1, 4) OBP: 0.304, SLG: 0.418	F FF 92 C SL 87 B SL 88 B FF 95 B FF 95 X SL 87 3-2 ① FC6-4 20 1B 26 1B 1-2f	C SL 87 S FF 95 F CU 78 B FF 95 B CU 78 F FF 95 F SI 96 F SL 88 B SI 94 3-3 ③ K			S SL 88 F SL 87 D CU 78 F FF 95 1 SAFE 1 SAFE X CU 77 1-2 ② FC5-4 20 1B 1-2f		C SI 91 C SI 91 B SL 89 X SI 99 1-2 ③ F8		B SL 86 S FF 95 B FF 96 B FF 96 C FF 95 S FF 95 3-3 ② K	5	1	0	0	0	2	4
20 Eddie Rosario, L (1, 7) OBP: 0.323, SLG: 0.553	C FF 93 1 SAFE X FF 93 0-1 26 E 26 1B 1-3 1B		C CU 79 B FF 94 B CH 89 F CH 88 X CU 78 2-2 23 G6-4-3 1B		X CH 87 0-0 1-3 1B			C SL 86 B FF 94 B SL 86 B FF 94 B FF 93 4-1 23 1B 99 1B BB	F SI 96 C SI 98 X SI 98 0-2 ③ F7	4	1	3	0	1	0	0
26 Max Kepler, L (1, 9) (9, 8) OBP: 0.318, SLG: 0.440	C SL 87 1 SAFE B SI 92 B SL 87 1 SAFE X SL 87 2-1 E9 23 G5-4-3 1-3 3-H 1B		C FF 94 B FF 93 F SI 93 X FF 94 1-2 ① F8		F SI 96 B SI 91 F KC 81 B FF 91 S KC 83 2-3 ③ K			X FF 94 0-0 ① P6		4	0	1	1	0	1	4
23 Mitch Garver, R (1, 2) OBP: 0.309, SLG: 0.413	B SI 91 C SL 87 C SL 86 X CU 78 1-2 ② ③ G5-4-3 1-2f		X SL 88 0-0 ② ③ G6-4-3 1-2f			C SI 93 C SL 84 F FF 95 B SL 84 F FF 93 B FS 83 X SI 94 2-2 ① F8		C SL 87 C SL 86 D SL 86 X FF 92 1-2 99 1B 40 WP 1-2 1B		4	1	1	0	0	0	3
99 Logan Morrison, L (1, 3) OBP: 0.306, SLG: 0.373		S FF 93 F FF 94 B CU 78 B FF 95 B CH 88 B FF 96 4-2 25 FC1-5-4 BB		X FF 93 0-0 ① B1-3		B SI 93 B FS 82 B SI 93 C SI 92 X SI 92 3-1 HR		X FF 94 0-0 40 WP 36 BB 1-3 2-H 1B		3	1	2	2	1	0	0
25 Byron Buxton, R (1, 8) OBP: 0.206, SLG: 0.217 36 Robbie Grossman, S (8, PH) OBP: 0.296, SLG: 0.356 (9, 9)		C SL 86 S FF 93 B CU 79 F SL 86 B FF 95 B CU 78 X SL 87 3-2 ① FC1-5-4 40 1B 7 1B 1-2f	C FF 94 F SL 89 B CU 79 S FF 96 1-3 ② K		B SL 84 C SL 84 C SL 84 B SI 93 F SL 83 F SI 92 F FS 82 B FF 95 X SL 84 3-2 ② P2			B SL 88 B SL 88 B FF 94 C FF 94 B FF 94 4-1 40 WP 1-2 BB		3 0	1 0	0 0	0 0	1 1	0 0	1 0
16 Ehire Adrianza, S (1, 6) OBP: 0.286, SLG: 0.276 5 Eduardo Escobar, S (8, PH) OBP: 0.331, SLG: 0.543 (9, 5)		1 SAFE B FF 91 1 SAFE C SI 93 X SI 94 1-1 ② F7	B CU 78 F SI 94 S SL 90 B SL 89 B FF 96 X SL 90 3-2 ③ L7			C SL 83 S FS 83 B SI 92 B FS 82 B FF 94 F FS 83 F SL 84 C SI 94 3-3 ③ K		S SI 96 B FF 95 B SI 96 F SI 97 S FF 96 2-3 ② K		3 1	0 0	0 0	0 0	1 1	1 3	1 3
40 Gregorio Petit, R (1, 5) OBP: 0.526, SLG: 0.438 (9, 6)		B FF 91 B SL 88 X FF 93 2-0 7 1B 1-3 1B			B FF 94 B SL 88 B SI 93 C SI 93 B FF 93 4-1 2 FC5-4 BB		B SI 100 B SI 98 B SI 98 B SI 100 4-0 7 G5-4-3 BB	B FC 91 C FC 92 B FF 95 F FF 95 X SL 85 2-2 ③ G6-3 1-2 2-3 3-H		2	0	1	0	2	0	2
Inning Stats	R: 1 E: 1 K: 0 S: 13 H: 3 LOB: 1 BB: 0 P: 19	R: 1 E: 0 K: 1 S: 18 H: 2 LOB: 2 BB: 1 P: 31	R: 0 E: 0 K: 0 S: 7 H: 1 LOB: 0 BB: 0 P: 10	R: 0 E: 0 K: 1 S: 7 H: 0 LOB: 0 BB: 0 P: 11	R: 0 E: 0 K: 1 S: 11 H: 1 LOB: 2 BB: 1 P: 19	R: 1 E: 0 K: 1 S: 18 H: 1 LOB: 0 BB: 0 P: 29	R: 0 E: 0 K: 0 S: 8 H: 0 LOB: 0 BB: 1 P: 16	R: 2 E: 0 K: 1 S: 13 H: 2 LOB: 2 BB: 2 P: 26	R: 0 E: 0 K: 1 S: 9 H: 0 LOB: 0 BB: 0 P: 12	1B: 9 2B: 0 3B: 0 HR: 1 SF: 0 SAC: 0 DP: 3 HBP: 0						

	AB	34
	R	5
	H	10
	RBI	4
	BB	5
	SO	6
	LOB	20

WP: 1 PB: 0 SB: 0 CS: 0 PA: 39

PITCHER		IP	WLS	BF	H	R	ER	SO	BB	IBB	HBP	BLK	WP	HR	S	P	ERA	WHIP
39 Miles Mikolas, R ERA: 2.63	(1, 1)	4.2		21	7	2	2	2	2	0	0	0	0	0	53	85	3.86	1.929
27 Brett Cecil, L ERA: 3.38	(5, 1)	0.1		1	0	0	0	1	0	0	0	0	0	0	3	5	0.00	0.000
67 Matt Bowman, R ERA: 5.82	(6, 1)	1.0	H	4	1	1	1	1	0	0	0	0	0	1	18	29	9.00	1.000
49 Jordan Hicks, R ERA: 0.92	(7, 1)	1.0	W	3	0	0	0	0	1	0	0	0	0	0	8	16	0.00	1.000
56 Greg Holland, R ERA: 6.17	(8, 1)	0.1		5	2	2	2	0	2	0	0	0	0	0	7	16	54.00	12.000

PITCHER		IP	WLS	BF	H	R	ER	SO	BB	IBB	HBP	BLK	WP	HR	S	P	ERA	WHIP
26 Bud Norris, R ERA: 2.14	(8, 1)	1.2	S	5	0	0	0	2	0	0	0	0	1	0	15	22	0.00	0.000

Batter	1	2	3	4	5	6	7	8	9	AB	R	H	RBI	BB	SO	LOB
6 Lorenzo Cain, R (1, 8) OBP: 0.381, SLG: 0.438	B FF 93 C FF 94 C SL 87 B SL 87 C SI 94 2-3 K ①		F SL 84 B SI 92 X SI 93 1-1 G5-3 ① 2-3	C SL 85 C SL 86 B SL 86 X FF 93 1-2 G1-3 ③		X SI 88 0-0 G4-3 ③		F SL 85 X FF 95 0-1 22 1B 2B 3-H		5	0	1	1	0	1	2
22 Christian Yelich, L (1, 7) OBP: 0.366, SLG: 0.454	F SI 95 F FF 94 B FF 94 B SL 87 B FF 94 B CH 88 4-2 BB		F FF 93 F FF 94 B FF 92 B SL 86 B SI 93 X FF 94 3-2 24 HR 1B 3-H		C CH 84 B CH 84 F FF 93 X SL 86 1-2 P2 ①		B CH 78 S CH 78 X CH 77 1-1 L8 ①	B FF 96 C FF 95 F CH 87 X FF 94 1-2 ③ 2-H 1B		4	1	2	1	1	0	0
24 Jesús Aguilar, R (1, 3) OBP: 0.396, SLG: 0.558	C SI 93 X SI 94 0-1 F8 ②		S SL 85 F SL 83 B SI 94 1 SAFE X SI 93 1-2 ① 1-H HR		C FF 93 B SL 86 S SL 85 B SL 86 F SL 85 B SI 93 B SI 94 4-2 16 1B BB		B SI 91 S CH 78 F CH 78 F FF 93 B CH 78 F SI 90 X CH 77 2-2 HR		B FF 91 B FF 91 X FF 91 2-0 16 2B 5 SF8 1B	4	3	3	3	1	0	1
21 Travis Shaw, L (1, 5) OBP: 0.322, SLG: 0.506	C CU 80 B FF 93 C CH 86 B FF 92 S SL 86 2-3 K ③		C CU 80 F CU 82 S FF 94 0-3 K ②		C SI 94 S CH 86 B FF 92 X CH 86 1-2 F7 ②		F CH 78 B SI 91 C SI 92 X FF 94 1-2 1B		C FF 90 B KC 77 F FF 90 S FC 84 1-3 K ①	5	0	1	0	0	3	3
16 Domingo Santana, R (1, 9) OBP: 0.342, SLG: 0.353		C SL 83 F SI 92 B SL 86 B SI 94 B SL 87 S SI 95 3-3 K ①	B FF 94 B SL 86 B SI 94 B FF 94 4-0 BB		S SL 85 X FF 93 0-1 1-2 1B		B SI 90 C SI 90 B SI 90 S CH 79 F CH 76 D CH 77 F SI 89 S SL 78 3-3 K ②		S FF 90 F FF 91 X FC 85 0-2 1-3 2B	4	0	2	0	1	2	1
25 Ji Man Choi, L (1, 10) OBP: 0.500, SLG: 1.200		B CU 79 B CH 87 X SI 95 2-0 HR	X FF 93 0-0 P2 ③		B FF 93 S CH 86 F FF 93 B FF 92 S CH 85 2-3 K ③		C CH 80 B CH 78 F SI 89 S CH 78 1-3 K ③		0-0 IBB	4	1	1	1	1	2	4
5 Jonathan Villar, S (1, 4) OBP: 0.336, SLG: 0.385		C CU 81 B FF 94 F FF 94 X FF 95 1-2 9 G6-4-3 1B		X CU 80 0-0 9 1B 3 G6-4-3 1B		X FF 92 0-0 P6 ①		B FF 94 B FF 95 C FF 95 B FF 95 F FF 96 X FF 95 3-2 9 F9 6 2B 2B	B FF 91 F FC 86 F FF 91 X FC 86 1-2 SF8 ② 3-H	4	2	3	1	0	0	0
9 Manny Piña, R (1, 2) OBP: 0.286, SLG: 0.379		1 SAFE B SI 92 C SI 93 1 SAFE F SI 92 X SI 93 1-2 ② ③ G6-4-3 1-2f		X SI 90 0-0 3 G6-4-3 1-3 1B		C FF 92 B SL 88 B SL 86 B SL 85 B SI 93 4-1 3 G1-3 BB		B SL 87 C FF 94 X SL 85 1-1 F9 ① 2-3	F FC 85 B FF 90 F FC 84 F FF 92 X FC 85 1-2 L5 ③	4	0	1	0	1	0	4
3 Orlando Arcia, R (1, 6) OBP: 0.254, SLG: 0.299			B SI 91 B SI 91 X SI 92 2-0 6 G5-3 22 1B 2B	B SL 84 S SL 84 B SL 86 X SI 94 2-1 ① ② G6-4-3 1-2f 3-H		C SL 77 X SI 88 0-1 ② G1-3 1-2		F SL 85 S FF 94 S SL 85 0-3 ② K2-3		4	1	1	0	0	1	3
Inning Stats	R: 0 E: 0 K: 2 S: 10 H: 0 LOB: 1 BB: 1 P: 18	R: 1 E: 0 K: 1 S: 10 H: 2 LOB: 0 BB: 0 P: 17	R: 3 E: 0 K: 1 S: 13 H: 3 LOB: 1 BB: 1 P: 24	R: 1 E: 0 K: 0 S: 7 H: 2 LOB: 0 BB: 0 P: 10	R: 0 E: 0 K: 1 S: 14 H: 1 LOB: 2 BB: 1 P: 22	R: 0 E: 0 K: 0 S: 5 H: 0 LOB: 1 BB: 1 P: 9	R: 1 E: 0 K: 2 S: 18 H: 2 LOB: 1 BB: 0 P: 26	R: 1 E: 0 K: 1 S: 13 H: 3 LOB: 2 BB: 0 P: 18	R: 1 E: 0 K: 1 S: 14 H: 2 LOB: 2 BB: 1 P: 19	1B: 8 2B: 4 3B: 0 HR: 3 SF: 1 SAC: 0 DP: 2 HBP: 0						

TOP

Milwaukee Brewers @ Minnesota Twins

Target Field, Minneapolis, MN

Fri May 18 2018, 7:12 PM - 10:02 PM CDT

Att. 29,349 - Partly Cloudy - 83 F

livebaseballscorecards.com

AB	38
R	8
H	15
RBI	7
BB	5
SO	9
LOB	18

WP: 0 PB: 0 SB: 0 CS: 0 PA: 44

PITCHER		IP	WLS	BF	H	R	ER	SO	BB	IBB	HBP	BLK	WP	HR	S	P	ERA	WHIP
44 Kyle Gibson, R ERA: 3.96	(1, 1)	5.1	L	26	8	5	5	5	4	0	0	0	0	2	56	97	8.44	2.250
39 Trevor Hildenberger, R ERA: 3.8	(6, 1)	1.2		7	2	1	1	2	0	0	0	0	0	1	21	29	5.40	1.200
68 Matt Magill, R ERA: 1.54	(8, 1)	1.0		5	3	1	1	1	0	0	0	0	0	0	13	18	9.00	3.000
45 Phil Hughes, R ERA: 6.75	(9, 1)	1.0		6	2	1	1	1	0	1	0	0	0	0	14	19	9.00	2.000

PITCHER	IP	WLS	BF	H	R	ER	SO	BB	IBB	HBP	BLK	WP	HR	S	P	ERA	WHIP

Batter	1	2	3	4	5	6	7	8	9	AB	R	H	RBI	BB	SO	LOB
7 Joe Mauer, L (1, 3) OBP: 0.404, SLG: 0.355	C FF 85 B FF 88 C FF 88 X SL 80 1-2 ① G4-3		B FF 87 C FF 88 B FF 87 B SL 78 X FF 86 3-1 ② G3		C FF 86 B FF 86 C SL 78 T FF 87 1-2 ③ K		C SI 95 B SI 96 C FS 90 B FF 96 B SI 96 X SI 95 3-2 ③ L8			2	0	0	0	0	0	0
99 Logan Morrison, L (5, PH) OBP: 0.301, SLG: 0.367 (6, 3)										2	0	0	0	0	1	1
2 Brian Dozier, R (1, 4) OBP: 0.297, SLG: 0.408	C FF 87 S CU 75 B FF 89 B FF 90 S FF 88 2-3 ② K		B FF 87 C FF 88 C FF 88 F FF 89 B CH 79 X FF 89 2-2 ③ G5-3			C CU 75 C FF 87 B FF 87 B FF 88 S FF 86 2-3 ① K		B FF 94 F SI 93 F SL 85 B SI 94 T SI 94 2-2 ① K		4	0	0	0	0	3	0
20 Eddie Rosario, L (1, 7) OBP: 0.321, SLG: 0.551	F FF 87 X SL 80 0-1 ③ L8			F SL 77 B SL 78 B SL 80 C FF 88 X FF 88 2-2 ① G5-3		F SL 77 F SL 80 X FF 87 0-2 5 1B 26 SF7 2B		C FF 94 F SL 94 B SL 86 X SI 95 1-2 ② F7		4	1	1	0	0	0	0
5 Eduardo Escobar, S (1, 5) OBP: 0.342, SLG: 0.549		C FF 87 X CU 74 0-1 26 2B 1B		F FF 88 B FF 87 B FF 88 B FF 87 S FF 87 S FF 87 3-3 ② K		C FF 86 B FF 87 B FF 86 X FF 85 2-1 2-3 1B		B FF 93 X SI 94 1-0 26 HR 1B		4	1	3	0	0	1	0
26 Max Kepler, L (1, 9) OBP: 0.329, SLG: 0.476		1 SAFE F FF 87 1 SAFE B FF 88 B FF 87 L SL 78 1 SAFE F FF 88 F FF 88 2-2 1 SAFE X FF 88 1-3 2B		C FF 87 F CU 75 F FF 90 B CU 76 F FF 88 B SL 79 B FF 89 B SL 79 4-2 36 E 36 1B BB		D SL 82 F SL 79 F FF 87 B FF 89 F FF 88 B FF 88 X FF 88 3-2 ② SF7 3-H		C SL 86 D SL 84 D SL 84 B FF 94 X FF 93 3-1 1-H HR		2	1	2	3	1	0	0
36 Robbie Grossman, S (1, 10) OBP: 0.294, SLG: 0.352		B CH 83 X FF 89 1-0 ① G1-3		B FF 87 B FF 87 B FF 88 C FF 86 X FF 87 3-1 E4 1-3 1B		X SI 96 0-0 ③ F7		B FF 91 F FF 93 B SL 84 X SI 93 2-1 ③ L8		4	0	1	0	0	0	3
25 Byron Buxton, R (1, 8) OBP: 0.194, SLG: 0.203		S CU 74 D CU 74 L FF 88 S FF 88 1-3 ② K		C FF 88 B FF 87 F FF 87 S FF 88 1-3 ③ K			B FF 96 X FF 95 1-0 ① P6		B FF 97 C FF 97 B KC 80 X FF 98 2-1 ① G6-3	4	0	0	0	0	2	4
16 Ehire Adrianza, S (1, 6) OBP: 0.273, SLG: 0.263		C FF 88 C FF 88 X FF 88 0-2 ③ P3			C FF 86 X CU 74 0-1 ① G1-3		C SI 96 F SI 96 C KC 82 0-3 ② K		F FF 98 C KC 80 F FF 97 C FF 97 0-3 ② K	4	0	0	0	0	2	2
46 Bobby Wilson, R (1, 2) OBP: 0.182, SLG: 0.368			C FF 88 B FF 89 X FF 87 1-1 ① G1-3		X FF 86 0-0 ② P5		B FF 97 X FF 96 1-0 1B		C FF 98 F FF 98 F FF 97 T FF 98 0-2 ③ K	4	0	1	0	0	1	0
Inning Stats	R: 0 E: 0 K: 1 S: 8 H: 0 LOB: 0 BB: 0 P: 11	R: 0 E: 0 K: 1 S: 14 H: 2 LOB: 2 BB: 0 P: 18	R: 0 E: 0 K: 0 S: 8 H: 0 LOB: 0 BB: 0 P: 14	R: 0 E: 1 K: 2 S: 15 H: 1 LOB: 2 BB: 1 P: 28	R: 0 E: 0 K: 1 S: 6 H: 0 LOB: 0 BB: 0 P: 7	R: 1 E: 0 K: 1 S: 13 H: 2 LOB: 1 BB: 0 P: 20	R: 0 E: 0 K: 1 S: 8 H: 1 LOB: 1 BB: 0 P: 13	R: 2 E: 0 K: 1 S: 11 H: 2 LOB: 0 BB: 0 P: 20	R: 0 E: 0 K: 2 S: 10 H: 0 LOB: 0 BB: 0 P: 12	1B: 5 2B: 2 3B: 0 HR: 1	SF: 1 SAC: 0 DP: 0 HBP: 0					

PITCHER		IP	WLS	BF	H	R	ER	SO	BB	IBB	HBP	BLK	WP	HR	S	P	ERA	WHIP
35 Brent Suter, L ERA: 4.72	(1, 1)	5.2	W	23	5	1	1	6	1	0	0	0	0	0	63	97	1.59	1.059
32 Jeremy Jeffress, R ERA: 0.38	(6, 1)	1.1		5	1	0	0	1	0	0	0	0	0	0	9	14	0.00	0.750
48 Boone Logan, L ERA: 7.71	(8, 1)	1.0		5	2	2	2	1	0	0	0	0	0	1	11	20	18.00	2.000
46 Corey Knebel, R ERA: 5.4	(9, 1)	1.0		3	0	0	0	2	0	0	0	0	0	0	10	12	0.00	0.000

PITCHER	IP	WLS	BF	H	R	ER	SO	BB	IBB	HBP	BLK	WP	HR	S	P	ERA	WHIP

BOTTOM

Milwaukee Brewers @ Minnesota Twins

Target Field, Minneapolis, MN

Fri May 18 2018, 7:12 PM - 10:02 PM CDT

Att. 29,349 - Partly Cloudy - 83 F

livebaseballscorecards.com

AB	34
R	3
H	8
RBI	3
BB	1
SO	10
LOB	10



Batter	1	2	3	4	5	6	7	8	9	AB	R	H	RBI	BB	SO	LOB
6 Lorenzo Cain, R (1, 8) OBP: 0.384, SLG: 0.432	B FF 94 F FF 95 B SL 87 B FF 96 F SI 95 B FF 96 4-2 24 WP 24 SF8 BB		B SL 86 X SI 96 1-0 ② G4-3		H SI 95 1-0 24 WP 22 G1 HBP			S FF 91 B FF 92 B FF 91 C FF 92 S FF 92 2-3 ① K		2	1	0	0	1	1	0
22 Christian Yelich, L (1, 7) OBP: 0.362, SLG: 0.470	C FF 95 F SI 95 1 SAFE F SL 86 X SL 87 0-2 ① F8		B CH 90 B FF 96 C SI 96 S CH 91 X SL 88 2-2 ③ F8		B SI 95 X SI 95 1-0 ② G1 1-2 2-3			B SL 86 C FF 92 B SL 84 X FF 93 2-1 HR		4	1	1	1	0	0	3
24 Jesús Aguilar, R (1, 10) OBP: 0.391, SLG: 0.582	1 SAFE S SL 84 D SL 84 F FF 95 F FF 96 D SL 88 1 SAFE 1 SAFE F SL 85 3-2 ② F FF 86 B SL 86 X FF 87 SF8 1-H			C SL 87 B SL 89 S CH 90 X SL 87 1-2 HR	D SL 88 F SL 86 B FF 96 B FF 95 C SI 94 F SI 96 X SI 96 3-2 ③ P3 2-3 3-H			B SL 86 B FF 92 F FF 91 X SI 92 2-1 ② G1-3		3	1	1	2	0	0	1
21 Travis Shaw, L (1, 5) OBP: 0.326, SLG: 0.503	B FF 96 F CH 91 B CH 92 F FF 97 F SL 87 B SL 88 B FF 97 4-2 16 FC6-4 BB			X CH 90 0-0 ① G3		F CU 77 B CU 79 F SI 93 F SI 92 X CU 78 1-2 25 G4-6-3 1B		B SL 86 B SL 85 X FF 91 2-0 ③ F9		3	0	1	0	1	0	0
16 Domingo Santana, R (1, 9) OBP: 0.333, SLG: 0.343	B FF 96 1 SAFE C SI 93 F FF 96 X SI 96 1-2 ③ FC6-4 1-2f			X SI 96 0-0 ② G4-3	B SI 94 B SI 93 C SI 93 C SI 93 D SI 92 C SI 92 3-3 ① K				S CU 72 B CU 72 X SI 88 1-1 ① G6-3	4	0	0	0	0	1	2
25 Ji Man Choi, L (1, 3) OBP: 0.400, SLG: 0.778		X FF 95 0-0 ① F7		B FF 96 F CH 90 C CH 91 C SL 89 1-3 ③ K	1 SAFE B CU 78 X SI 93 1-0 ②③ G4-6-3 1-2f				B SL 77 X SI 88 1-0 5 BB 1B	4	0	1	0	0	1	1
5 Jonathan Villar, S (1, 4) OBP: 0.341, SLG: 0.384		B FF 94 B FF 95 B FF 95 C FF 95 S FF 95 X FF 95 3-2 ② L7			C SL 85 B CH 91 B CH 91 S SI 96 F SL 87 F SL 86 B SI 97 F SI 96 X SI 96 3-2 9 2B 1B		S CU 78 S CU 78 B CU 78 B CU 79 S SI 92 2-3 ① K		C CU 74 B FF 85 B SI 88 B SI 89 B SI 87 4-1 9 G5-4-3 1-2 BB	3	1	1	0	1	1	0
9 Manny Piña, R (1, 2) OBP: 0.284, SLG: 0.384		C FF 96 F CH 89 B FF 95 B SL 86 F SL 87 B FF 96 S SL 85 3-3 ③ K			B SI 94 1 SAFE S SI 95 B SI 94 F SI 94 1 SAFE X SI 94 2-2 22 G1 24 WP 1-H 2B		C SL 88 S CU 82 F CU 83 X CU 82 0-2 ② G6-3		B SI 89 X SI 90 1-0 ②③ G5-4-3 1-2f	4	1	1	1	0	1	2
3 Orlando Arcia, R (1, 6) OBP: 0.248, SLG: 0.292			S SL 83 B SI 95 B SL 85 B SI 95 F SI 96 X SI 96 3-2 ① G4-3		C SL 86 C SL 86 X SL 88 0-2 ① G1-3		S FF 96 C CU 82 F FF 98 S SL 88 0-3 ③ K			3	0	0	0	0	1	1

Inning Stats																				
	R: 1 E: 0 K: 0 S: 18	H: 0 LOB: 1 BB: 2 P: 30	R: 0 E: 0 K: 1 S: 8	H: 0 LOB: 0 BB: 0 P: 14	R: 0 E: 0 K: 0 S: 7	H: 0 LOB: 0 BB: 0 P: 13	R: 1 E: 0 K: 1 S: 8	H: 1 LOB: 0 BB: 0 P: 10	R: 2 E: 0 K: 0 S: 17	H: 2 LOB: 1 BB: 0 P: 27	R: 0 E: 0 K: 1 S: 8	H: 1 LOB: 0 BB: 0 P: 13	R: 0 E: 0 K: 2 S: 11	H: 0 LOB: 0 BB: 0 P: 13	R: 1 E: 0 K: 1 S: 8	H: 1 LOB: 0 BB: 0 P: 16	R: 0 E: 0 K: 0 S: 5	H: 1 LOB: 1 BB: 1 P: 12	1B: 3 2B: 1 3B: 0 HR: 2	SF: 1 SAC: 0 DP: 2 HBP: 1	WP: 2 PB: 0 SB: 0 CS: 0	PA: 35

PITCHER		IP	WLS	BF	H	R	ER	SO	BB	IBB	HBP	BLK	WP	HR	S	P	ERA	WHIP
77 Fernando Romero, R ERA: 1.66	(1, 1)	5.0		21	3	4	3	2	2	0	1	0	2	1	58	94	5.40	1.000
55 Taylor Rogers, L ERA: 5.5	(6, 1)	1.1		4	1	0	0	2	0	0	0	0	0	0	11	18	0.00	0.750
57 Ryan Pressly, R ERA: 2.25	(7, 1)	0.2		2	0	0	0	1	0	0	0	0	0	0	8	8	0.00	0.000
43 Addison Reed, R ERA: 2.7	(8, 1)	1.0	L	4	1	1	1	1	0	0	0	0	0	1	8	16	9.00	1.000
32 Zach Duke, L ERA: 3.6	(9, 1)	1.0		4	1	0	0	0	1	0	0	0	0	0	5	12	0.00	2.000

PITCHER	IP	WLS	BF	H	R	ER	SO	BB	IBB	HBP	BLK	WP	HR	S	P	ERA	WHIP

TOP

Milwaukee Brewers @ Minnesota Twins

Target Field, Minneapolis, MN

Sat May 19 2018, 6:12 PM - 9:13 PM CDT

Att. 30,182 - Overcast - 57 F

livebaseballscorecards.com

AB	30
R	5
H	6
RBI	4
BB	3
SO	6
LOB	10

BOTTOM

Milwaukee Brewers @ Minnesota Twins

Target Field, Minneapolis, MN

Sat May 19 2018, 6:12 PM - 9:13 PM CDT

Att. 30,182 - Overcast - 57 F

livebaseballscorecards.com

Batter	1	2	3	4	5	6	7	8	9	AB	R	H	RBI	BB	SO	LOB
2 Brian Dozier, R (1, 4) OBP: 0.302, SLG: 0.404	C FF 87 B FF 91 B FF 90 B FF 90 B FF 89 4-1 20 G6-3 26 BB BB	S FF 92 F CU 78 X FF 92 0-2 ③ G6-3			B FF 87 F FF 87 B CU 76 C CU 75 B CU 78 B FF 89 4-2 26 FC5-4 BB		C FF 94 F FF 96 C FF 96 0-3 ② K			2	0	0	0	2	1	1
26 Max Kepler, L (1, 9) OBP: 0.327, SLG: 0.466	B FF 90 S FF 89 B FF 92 F FF 90 B FF 92 B FF 91 4-2 20 G6-3 1-2 BB		C FF 88 S CU 76 S CU 77 0-3 ① K		C SI 91 X SL 81 0-1 ① FC5-4 20 1B 1-2f		F SI 93 X SL 83 0-1 ③ G3-1			3	0	0	0	1	1	1
20 Eddie Rosario, L (1, 7) OBP: 0.319, SLG: 0.544	C FF 90 X CU 77 0-1 ① ② G6-3 1-2f 2-3		S CU 76 B CU 77 F FF 89 B CU 78 C FF 92 2-3 ② K		X SL 82 0-0 5 G6-4-3 1-2 1B			B SL 80 C SI 93 F SI 93 F SI 82 S SI 94 1-3 ① K		4	0	1	0	0	2	2
5 Eduardo Escobar, S (1, 5) OBP: 0.333, SLG: 0.534	B FF 90 B FF 92 C FF 91 B FF 91 S CU 77 S FF 90 3-3 ③ K		S FF 89 B FF 92 C FF 92 S FF 93 1-3 ③ K		B SI 90 X SI 91 1-0 ② ③ G6-4-3 1-2f			C SI 94 B SI 94 B SI 93 S SI 94 S SI 94 2-3 ② K		4	0	0	0	0	3	3
99 Logan Morrison, L (1, 3) OBP: 0.313, SLG: 0.377		B FF 89 C FF 90 B CU 76 B FF 91 B FF 90 4-1 60 FC 36 1B 46 2B BB		B CU 77 B FF 89 F B FF 89 D FF 90 4-1 60 HR BB	C SI 92 X SI 91 0-1 36 BB 2B			S SI 95 B SL 80 S SI 95 S SI 94 1-3 ③ K		2	2	1	0	2	1	0
36 Robbie Grossman, S (1, 10) OBP: 0.311, SLG: 0.355 25 Byron Buxton, R (9, PR) OBP: 0.194, SLG: 0.203		C FF 90 1 SAFE B FF 90 B FF 91 X FF 91 2-1 60 FC 1-2 1B		B FF 88 C CH 86 X FF 89 1-1 ① P5	B FF 92 F FF 91 2 SAFE B SI 92 B SL 83 S SI 91 B SI 91 4-2 ① 16 FC4-6 2-3 BB				B SI 92 B SI 92 B SI 93 C SI 93 B SI 94 4-1 BB	2 0	0 0	1 0	0 0	2 0	0 0	1 0
60 Jake Cave, L (1, 8) OBP: 0.333, SLG: 1.333 23 Mitch Garver, R (9, PH) OBP: 0.304, SLG: 0.406		B FF 90 S FF 90 C FF 91 F FF 91 X FF 91 1-2 ① FC 16 S 46 2B 1-2f 2-3		X FF 90 0-0 1-H HR	B SL 84 B SL 82 C SI 91 F SI 91 S SL 84 2-3 ② K			1 SAFE 1 SAFE B SI 94 1 SAFE S SI 93 S SI 93 1 SAFE S SI 95 1-3 ① K		3 1	2 0	1 0	2 0	0 0	1 1	3 1
16 Ehire Adrianza, S (1, 6) OBP: 0.272, SLG: 0.253		B FF 91 B FF 90 D FF 90 F FF 90 F FF 88 F FF 90 S FF 91 3-3 ② K 1-2		B FF 90 B CH 86 B FF 90 C FF 87 F FF 89 B FF 88 4-2 46 G6-4-3 BB	F SI 96 B KC 81 X FS 91 1-1 ③ FC4-6 1-2f			1 SAFE S SI 94 B SI 94 1 SAFE 1 SAFE S SI 94 S SI 95 1-3 ② K		3	0	0	0	1	2	4
46 Bobby Wilson, R (1, 2) OBP: 0.192, SLG: 0.391		S FF 91 F FF 92 F FF 92 B FF 94 X FF 92 1-2 2-H 3-H 2B		X FF 88 0-0 ② ③ G6-4-3 1-2f			C FF 95 B KC 81 C KC 80 S KC 80 1-3 ① K		S SI 94 S SI 95 S SI 96 0-3 ③ K	4	0	1	2	0	2	2

	AB	R	H	RBI	BB	SO	LOB
	28	4	5	4	8	14	18

Inning Stats	1	2	3	4	5	6	7	8	9	1B	SF	WP	PA
	R: 0 E: 0 K: 1 S: 8 H: 0 LOB: 1 BB: 2 P: 19	R: 2 E: 0 K: 1 S: 18 H: 2 LOB: 1 BB: 1 P: 29	R: 0 E: 0 K: 3 S: 9 H: 0 LOB: 0 BB: 0 P: 12	R: 2 E: 0 K: 0 S: 7 H: 1 LOB: 0 BB: 2 P: 16	R: 0 E: 0 K: 0 S: 6 H: 1 LOB: 1 BB: 1 P: 11	R: 0 E: 0 K: 1 S: 9 H: 1 LOB: 1 BB: 1 P: 16	R: 0 E: 0 K: 2 S: 8 H: 0 LOB: 0 BB: 0 P: 9	R: 0 E: 0 K: 3 S: 10 H: 0 LOB: 0 BB: 0 P: 14	R: 0 E: 0 K: 3 S: 10 H: 0 LOB: 1 BB: 1 P: 16	1B: 2 2B: 2 3B: 0 HR: 1	SF: 0 SAC: 0 DP: 3 HBP: 0	WP: 0 PB: 0 SB: 1 CS: 0	PA: 36

PITCHER	IP	WLS	BF	H	R	ER	SO	BB	IBB	HBP	BLK	WP	HR	S	P	ERA	WHIP
51 Freddy Peralta, R (1, 1) ERA: 3.72	4.0		19	3	4	4	5	6	0	0	0	0	1	44	82	9.00	2.250
38 Dan Jennings, L (5, 1) ERA: 2.21	1.2		6	2	0	0	1	1	0	0	0	0	0	11	18	0.00	1.800
32 Jeremy Jeffress, R (6, 1) ERA: 0.36	1.0		3	0	0	0	2	0	0	0	0	0	0	8	10	0.00	0.000
71 Josh Hader, L (7, 1) ERA: 1.32	2.1	W	8	0	0	0	6	1	0	0	0	0	0	22	32	0.00	0.429

PITCHER	IP	WLS	BF	H	R	ER	SO	BB	IBB	HBP	BLK	WP	HR	S	P	ERA	WHIP

Batter	1	2	3	4	5	6	7	8	9	AB	R	H	RBI	BB	SO	LOB
6 Lorenzo Cain, R (1, 8) OBP: 0.381, SLG: 0.428	F FF 90 F FF 91 F SL 86 C FF 91 0-3 ① K		1 SAFE B SL 86 B SL 84 X FF 91 2-0 ②③ F8 1-2			C FF 91 B SL 84 F SL 84 F FF 92 S FF 92 1-3 ① K	X FF 97 0-0 1-2 1B			4	0	1	0	0	2	1
22 Christian Yelich, L (1, 7) OBP: 0.353, SLG: 0.457	B FF 91 B FS 86 F FF 90 X FF 90 2-1 ② L8			C FF 91 S FC 86 X FF 91 0-2 ① P5		B CU 71 F FF 92 F SL 86 S FC 87 1-3 ② K	C CU 83 S SL 90 B FF 98 F FF 97 S SL 90 1-3 ③ K			4	0	0	0	0	2	2
24 Jesús Aguilar, R (1, 3) OBP: 0.395, SLG: 0.608	B FF 91 X SL 85 1-0 1B			B FF 92 B FS 85 F SL 84 X FS 85 2-1 ② F7		C SL 85 F SL 85 X FF 93 0-2 HR		C FF 92 F FF 92 F SL 87 F SL 86 S SL 87 0-3 ① K		4	1	2	1	0	1	0
21 Travis Shaw, L (1, 5) OBP: 0.324, SLG: 0.494	C FF 91 F FF 90 B FF 91 B FF 91 B FS 84 F SL 84 F FF 92 S FS 84 3-3 ③ K			C FF 93 F FC 87 B FF 92 F FF 92 B CU 72 F CU 72 F FS 85 B FF 93 S FF 93 3-3 ③ K		S FF 92 B FF 92 B FF 92 C FC 87 F SL 85 B FF 92 B FC 86 4-2 14 1B BB		X FF 92 0-0 ② G3-1		3	0	0	0	1	2	1
14 Hernán Pérez, R (1, 9) OBP: 0.278, SLG: 0.386		C SL 83 X SL 84 0-1 ① F9			C SL 83 F SL 84 B SL 82 S FF 92 1-3 ① K	S SL 83 B SL 83 F SL 81 X SL 82 1-2 1-3 1B		C SL 85 B SL 85 C FF 94 F FF 94 B SL 85 F FF 93 X FF 93 2-2 ③ F9		4	0	1	0	0	1	0
25 Ji Man Choi, L (1, 10) OBP: 0.417, SLG: 0.700 16 Domingo Santana, R (6, PH) OBP: 0.329, SLG: 0.338 (6, 10)		B CU 71 B SL 84 C FF 90 B FF 91 S FF 90 S FF 90 3-3 ② K			C FC 86 B FF 91 B FF 92 S FF 92 B FF 91 F FF 91 B FF 93 4-2 13 1B BB	C SI 92 F CU 79 B FF 93 1 SAFE 1 SAFE S CU 79 1-3 ③ K			S SI 92 B FF 94 C FF 94 B CH 83 T SI 93 2-2 ① K	1 2	0 0	0 0	0 0	1 0	1 2	0 2
5 Jonathan Villar, S (1, 4) OBP: 0.331, SLG: 0.372		B FF 91 C FF 90 C FS 85 X FF 91 1-2 ③ F7			B SL 86 F FS 85 C FF 93 S FF 92 1 SAFE 1-3 ② K		C SI 93 C SI 93 S CU 81 0-3 ① K		S SI 95 S FF 94 B FF 96 S CH 84 1-3 ② K	4	0	0	0	0	3	1
13 Tyler Saladino, R (1, 6) OBP: 0.375, SLG: 0.708			B SL 83 C FF 91 S SL 84 F SL 84 B FF 92 X FF 92 2-2 6 F8 1B		B SL 83 B SL 83 C SL 82 1 SAFE S FF 92 X FS 85 2-2 1-2 1B		B FF 96 S SL 90 X FF 98 1-1 ② F8		B FF 96 C SI 93 F SI 95 S FF 95 1-3 ③ K	4	0	2	0	0	1	0
47 Jett Bandy, R (1, 2) OBP: 0.254, SLG: 0.262			B SL 83 1 SAFE F SL 83 S FF 92 S FF 92 1-3 ① K		C SL 83 B SL 83 F SL 84 B FF 92 F FF 93 S FF 92 2-3 ③ K		S FF 99 B CU 85 S SL 90 F FF 98 X CU 84 1-2 6 1B 1B			3	0	1	0	0	2	3
Inning Stats	R: 0 E: 0 K: 2 S: 12 H: 1 LOB: 1 BB: 0 P: 18	R: 0 E: 0 K: 1 S: 8 H: 0 LOB: 0 BB: 0 P: 12	R: 0 E: 0 K: 1 S: 8 H: 1 LOB: 0 BB: 0 P: 13	R: 0 E: 0 K: 1 S: 11 H: 0 LOB: 0 BB: 0 P: 16	R: 0 E: 0 K: 3 S: 16 H: 1 LOB: 2 BB: 1 P: 26	R: 1 E: 0 K: 3 S: 19 H: 2 LOB: 2 BB: 1 P: 27	R: 0 E: 0 K: 2 S: 14 H: 2 LOB: 2 BB: 0 P: 17	R: 0 E: 0 K: 1 S: 11 H: 0 LOB: 0 BB: 0 P: 13	R: 0 E: 0 K: 3 S: 9 H: 0 LOB: 0 BB: 0 P: 13	1B: 6 2B: 0 3B: 0 HR: 1	SF: 0 SAC: 0 DP: 0 HBP: 0			WP: 0 PB: 0 SB: 0 CS: 0	PA: 35		

TOP

Milwaukee Brewers @ Minnesota Twins

Target Field, Minneapolis, MN

Sun May 20 2018, 1:14 PM - 4:36 PM CDT

Att. 28,577 - Sunny - 65 F

livebaseballscorecards.com

AB	33
R	1
H	7
RBI	1
BB	2
SO	17
LOB	10

PITCHER		IP	WLS	BF	H	R	ER	SO	BB	IBB	HBP	BLK	WP	HR	S	P	ERA	WHIP
12 Jake Odorizzi, R ERA: 3.17	(1, 1)	5.2		23	5	1	1	10	2	0	0	0	0	1	71	108	1.59	1.235
55 Taylor Rogers, L ERA: 5.3	(6, 1)	0.2		2	0	0	0	2	0	0	0	0	0	0	6	7	0.00	0.000
57 Ryan Pressly, R ERA: 2.19	(7, 1)	0.2		4	2	0	0	1	0	0	0	0	0	0	11	14	0.00	3.000
43 Addison Reed, R ERA: 2.59	(8, 1)	1.0	W	3	0	0	0	1	0	0	0	0	0	0	11	13	0.00	0.000
56 Fernando Rodney, R ERA: 2.87	(9, 1)	1.0	S	3	0	0	0	3	0	0	0	0	0	0	9	13	0.00	0.000

PITCHER	IP	WLS	BF	H	R	ER	SO	BB	IBB	HBP	BLK	WP	HR	S	P	ERA	WHIP

BOTTOM

Milwaukee Brewers @ Minnesota Twins

Target Field, Minneapolis, MN

Sun May 20 2018, 1:14 PM - 4:36 PM CDT

Att. 28,577 - Sunny - 65 F

livebaseballscorecards.com

Batter	1	2	3	4	5	6	7	8	9	AB	R	H	RBI	BB	SO	LOB
2 Brian Dozier, R (1, 4) OBP: 0.301, SLG: 0.397	B FF 94 C SL 83 B SL 83 B FF 94 X FF 93 3-1 ① F8		C SL 84 B SI 94 F SL 83 X FF 95 1-2 ② F9		1 SAFE B FF 92 1 SAFE 1 SAFE F FF 92 B FF 94 F FF 93 1 SAFE B FF 93 3-3 ① S SL 83 1-3 K			C FF 95 F SL 87 B SL 88 B FF 97 B SL 87 B FF 97 4-2 20 G5-3 26 WP 99 1B BB		3	1	0	0	1	1	1
26 Max Kepler, L (1, 9) OBP: 0.337, SLG: 0.466	B FF 93 B SI 94 X FF 94 2-0 ② G4-3		C FF 93 B FS 86 F SL 85 B FF 92 F FS 86 F FF 93 B FS 86 D SL 84 4-2 BB		S SL 82 D SL 83 X SI 91 1-1 20 CS 3-H 1B			1 SAFE F FF 93 B SL 85 B SL 85 B SL 85 B FF 95 4-1 20 G5-3 99 1B 1-2 BB		2	1	1	1	2	0	0
20 Eddie Rosario, L (1, 7) OBP: 0.318, SLG: 0.543	C SL 84 B FF 94 B FS 87 B FS 86 X SI 94 3-1 5 PB 2B		B FF 93 B SI 94 B SL 84 F FF 94 S FF 94 X FF 93 3-2 ③ G6-3		C SI 91 S SI 91 D SL 83 B SI 91 B SI 92 1 SAFE F SL 82 S SI 92 3-3 ②③ K 1-2			B FF 94 B SL 85 X SL 84 2-0 ① G5-3 1-2 2-3		4	0	1	0	0	1	4
5 Eduardo Escobar, S (1, 5) OBP: 0.337, SLG: 0.536	B FF 94 X FF 94 1-0 ③ P6 2-3			B FF 92 C FF 93 B FS 84 X FF 92 2-1 60 L8 2B		C SI 90 S SL 82 B SL 82 X SL 82 1-2 ① G6-3		0-0 99 1B IBB		3	0	1	0	1	0	1
99 Logan Morrison, L (1, 3) OBP: 0.318, SLG: 0.376		B FF 93 C FF 93 B FF 94 S FF 93 S FS 87 2-3 ① K		B FF 94 D SL 85 B FF 93 B FF 93 4-0 BB		B SL 82 X SL 83 1-0 ② G3-1		S FF 95 X FF 96 0-1 1-3 2-H 3-H 1B		3	0	1	2	1	1	0
23 Mitch Garver, R (1, 2) OBP: 0.301, SLG: 0.397		B FF 93 C SL 82 F FF 94 X FS 87 1-2 1B		B FF 94 B SL 82 C FF 94 S FF 94 B FF 92 X FF 94 3-2 ① L7		C SI 90 B SI 90 C SL 83 S SI 91 1-3 ③ K		C SL 84 C FF 94 S FF 94 0-3 ② K		4	0	1	0	0	2	4
60 Jake Cave, L (1, 10) OBP: 0.200, SLG: 0.800 36 Robbie Grossman, R (7, PH) OBP: 0.306, SLG: 0.347 (8, 10)		D FF 93 F FF 92 F FF 94 D FS 87 S FF 95 2-3 ② K		F FF 94 F FF 94 B FF 94 B SI 94 B FF 94 F FS 87 X FF 93 3-2 ② L8 2-3			B SL 82 C SL 82 C SI 90 F SI 91 F SL 84 B SL 84 B SI 91 X SI 91 3-2 ① G6-3 F FF 96 S SL 87 B FF 97 C FF 97 1-3 ② K	F FF 92 C SL 83 F FF 93 B FF 93 D SL 84 C SL 84 2-3 ③ K	2 0 0 0 0 1 3 2 0 0 0 0 1 2						
40 Gregorio Petit, R (1, 6) OBP: 0.455, SLG: 0.368		B FF 92 B SI 94 F FF 94 X FF 94 2-1 ③ P4		C SL 84 S SL 85 F FF 95 F FF 95 X FF 95 0-2 ③ P4					3	0	0	0	0	1	3
25 Byron Buxton, R (1, 8) OBP: 0.200, SLG: 0.209			C FF 94 B SL 84 C SL 83 B FF 93 B FS 86 C FF 94 3-3 ① K		S SL 81 X SL 83 0-1 2 E 2 S 26 1B 1B			S SL 86 F FF 97 X FF 96 0-2 ③ F8		3	1	1	0	0	1	0
Inning Stats	R: 0 H: 1 E: 0 LOB: 1 K: 0 BB: 0 S: 6 P: 15	R: 0 H: 1 E: 0 LOB: 1 K: 2 BB: 0 S: 11 P: 18	R: 0 H: 0 E: 0 LOB: 1 K: 1 BB: 1 S: 13 P: 24	R: 0 H: 1 K: 0 LOB: 2 S: 14 BB: 1 P: 26	R: 1 H: 2 E: 1 LOB: 0 K: 2 BB: 0 S: 11 P: 18	R: 0 H: 0 E: 0 LOB: 0 K: 1 BB: 0 S: 7 P: 10	R: 0 H: 0 E: 0 LOB: 0 K: 1 BB: 0 S: 11 P: 15	R: 2 H: 1 E: 0 LOB: 2 K: 2 BB: 3 S: 13 P: 25		1B: 4 SF: 0 2B: 2 SAC: 0 3B: 0 DP: 0 HR: 0 HBP: 0				WP: 1 PA: 34 PB: 1 SB: 1 CS: 1		

PITCHER	IP	WLS	BF	H	R	ER	SO	BB	IBB	HBP	BLK	WP	HR	S	P	ERA	WHIP
41 Junior Guerra, R (1, 1) ERA: 2.98	4.1		19	4	1	1	4	2	0	0	0	0	0	49	91	2.08	1.385
38 Dan Jennings, L (5, 1) ERA: 2.01	2.0		6	1	0	0	2	0	0	0	0	0	0	18	28	0.00	0.500
54 Taylor Williams, R (7, 1) ERA: 3.6	0.2	L	3	0	1	1	1	1	0	0	0	0	0	8	13	13.50	1.500
48 Boone Logan, L (8, 1) ERA: 8.1	1.0		6	1	1	1	2	1	1	0	0	1	0	11	19	9.00	2.000

PITCHER	IP	WLS	BF	H	R	ER	SO	BB	IBB	HBP	BLK	WP	HR	S	P	ERA	WHIP

Batter	1	2	3	4	5	6	7	8	9	AB	R	H	RBI	BB	SO	LOB
12 Leonys Martin, L (1, 8) OBP: 0.323, SLG: 0.451	S FF 93 T SI 94 S FF 96 0-3 K		L SI 92 2 SAFE X SI 93 0-1 G6-4-3 1-2f 2-3			B SV 81 T FF 94 B FF 93 T FF 94 B CH 85 X SI 95 3-2 G4-3		1 SAFE F SI 92 1 SAFE S FF 94 B FF 94 X SI 95 1-2 P6		4	0	0	0	0	1	3
9 Nick Castellanos, R (1, 9) OBP: 0.367, SLG: 0.500	X FF 94 0-0 HR		X SI 93 0-0 3-H 1B			B SV 83 S SV 82 B SV 84 B FF 95 S SI 95 X SV 84 3-2 F8			B CH 82 C SI 92 X CH 83 1-1 F8	4	1	2	2	0	0	0
41 Victor Martinez, S (1, 10) OBP: 0.304, SLG: 0.369	C FF 94 F FF 94 B SV 85 B SV 84 B SI 96 X SI 95 3-2 L8		B CH 84 B CH 86 F SI 93 F SV 81 X SI 94 2-2 L3			T SI 94 B CH 85 F CH 83 S FF 96 1-3 K			C SI 94 B SI 95 C CH 83 F CH 84 F FF 95 B CH 84 X SI 96 2-2 F7	4	0	0	0	0	1	1
55 John Hicks, R (1, 3) OBP: 0.339, SLG: 0.520	C SV 83 S SV 82 C FF 94 0-3 K			X SV 82 0-0 P6			M SV 83 X SV 83 0-1 F7		S CH 84 X CH 84 0-1 F7	4	0	0	0	0	1	0
28 Niko Goodrum, S (1, 5) OBP: 0.303, SLG: 0.451		B SI 92 F SI 92 F FF 93 B FF 95 F SV 82 B FF 94 C FF 95 3-3 K		C CH 83 F CH 83 F SI 94 S FF 94 0-3 K			B CH 81 F SI 93 B FF 94 X CH 83 2-1 F8			3	0	0	0	0	2	0
34 James McCann, R (1, 2) OBP: 0.323, SLG: 0.386		B SV 81 C FF 94 S SV 81 X SI 94 1-2 P4		B FF 94 C FF 93 X CH 84 1-1 L5			B SV 82 S SV 80 F SI 92 S SV 84 1-3 K			3	0	0	0	0	1	0
21 JaCoby Jones, R (1, 7) OBP: 0.273, SLG: 0.382		C SI 93 B SI 94 F SI 91 S SV 81 1-3 K			B FF 93 B SV 80 B FF 92 C FF 92 F SI 92 S SV 82 3-3 K			F FF 94 B SI 92 F SI 91 B SV 84 F SV 83 F SV 83 X SV 85 2-2 G5-3		3	0	0	0	0	2	0
1 Jose Iglesias, R (1, 6) OBP: 0.297, SLG: 0.369			X FF 93 0-0 12 G6-4-3 9 1B 2B		C FF 94 F SI 91 B SV 82 X SV 82 1-2 F7			B SV 80 X SI 92 1-0 G6-3		3	1	1	0	0	0	0
49 Dixon Machado, R (1, 4) OBP: 0.269, SLG: 0.292			B SI 90 D SV 80 B SI 91 B FF 92 4-0 12 G6-4-3 BB		F SI 92 B CH 84 C SV 82 B SV 81 S SI 92 2-3 K			B FF 95 B SI 93 B FF 92 B FF 92 4-0 BB		1	0	0	0	2	1	0
Inning Stats	R: 1 E: 0 K: 2 S: 10 H: 1 LOB: 0 BB: 0 P: 13	R: 0 E: 0 K: 2 S: 10 H: 0 LOB: 0 BB: 0 P: 15	R: 1 E: 0 K: 0 S: 7 H: 2 LOB: 1 BB: 1 P: 13	R: 0 E: 0 K: 1 S: 7 H: 0 LOB: 0 BB: 0 P: 8	R: 0 E: 0 K: 2 S: 9 H: 0 LOB: 0 BB: 0 P: 15	R: 0 E: 0 K: 1 S: 9 H: 0 LOB: 0 BB: 0 P: 16	R: 0 E: 0 K: 1 S: 7 H: 0 LOB: 0 BB: 0 P: 10	R: 0 E: 0 K: 0 S: 9 H: 0 LOB: 1 BB: 1 P: 17	R: 0 E: 0 K: 0 S: 9 H: 0 LOB: 0 BB: 0 P: 12	1B: 1 2B: 1 3B: 0 HR: 1	SF: 0 SAC: 0 DP: 1 HBP: 0					

TOP

Detroit Tigers @ Minnesota Twins

Target Field, Minneapolis, MN

Mon May 21 2018, 7:11 PM - 9:45 PM CDT

Att. 17,161 - Cloudy - 66 F

livebaseballscorecards.com

AB	29
R	2
H	3
RBI	2
BB	2
SO	9
LOB	4

PITCHER		IP	WLS	BF	H	R	ER	SO	BB	IBB	HBP	BLK	WP	HR	S	P	ERA	WHIP
17 José Berríos, R ERA: 3.82	(1, 1)	8.0	W	28	3	2	2	9	2	0	0	0	0	1	68	107	2.25	0.625
56 Fernando Rodney, R ERA: 2.7	(9, 1)	1.0	S	3	0	0	0	0	0	0	0	0	0	0	9	12	0.00	0.000

PITCHER		IP	WLS	BF	H	R	ER	SO	BB	IBB	HBP	BLK	WP	HR	S	P	ERA	WHIP

Detroit Tigers @ Minnesota Twins

Target Field, Minneapolis, MN

Mon May 21 2018, 7:11 PM - 9:45 PM CDT

Att. 17,161 - Cloudy - 66 F

livebaseballscorecards.com

BOTTOM

Batter	1	2	3	4	5	6	7	8	9	AB	R	H	RBI	BB	SO	LOB
2 Brian Dozier, R (1, 4) OBP: 0.299, SLG: 0.399	C FF 89 B FC 82 B FC 84 C FC 82 B CH 81 F FF 90 X CH 81 3-2 P4 ①		C FC 84 B FC 84 F FC 82 B CH 81 B CH 82 S FC 84 3-3 K ③		B FF 87 1 SAFE C FF 87 C FF 88 B FC 83 X CH 80 2-2 26 2B 1-3 2B		B FF 90 B FF 90 C SL 82 C SL 84 B SL 81 X SL 82 3-2 G5-3 ③			4	1	1	0	0	1	2
26 Max Kepler, L (1, 9) OBP: 0.335, SLG: 0.467	B FF 89 X FF 89 1-0 P1 ②			C FC 81 B FF 88 C FF 88 B FF 88 X FF 88 2-2 L7 ①	B FF 88 X FF 88 1-0 5 1B 2-H 3-H 2B			C SL 86 C SI 95 B FF 94 B FF 96 T SI 95 2-2 K ①		4	0	1	2	0	1	0
5 Eduardo Escobar, S (1, 5) OBP: 0.347, SLG: 0.539	C FF 89 B CH 80 S FC 84 B FF 90 X CH 80 2-2 F9 ③			S FC 82 F CU 77 X FF 88 0-2 23 1B 1B	X FC 82 0-0 2-H 1B ③			B FF 95 S SL 88 S SL 87 F SL 88 B FF 95 B FF 95 F SL 87 B SI 95 4-2 20 2B 99 BB BB		3	1	2	0	1	0	0
20 Eddie Rosario, L (1, 7) OBP: 0.316, SLG: 0.542		C FC 81 X FF 88 0-1 F8 ①		C FF 87 1 SAFE C FC 82 1 SAFE X CU 76 0-2 F8 ②		B FF 90 F FF 90 B CH 84 X SL 83 2-1 L4 ①		S SL 85 1 SAFE F SL 86 B FF 94 X SI 95 1-2 99 BB 36 SF8 1-3 2B		4	1	1	0	0	0	1
23 Mitch Garver, R (1, 2) OBP: 0.312, SLG: 0.394		C FF 87 B CH 80 B CH 80 X CH 79 2-1 P5 ②		C FC 82 X FF 88 0-1 1-3 1B		X FF 90 0-0 L5 ②		0-0 99 BB IBB		3	0	1	0	1	0	0
99 Logan Morrison, L (1, 3) OBP: 0.316, SLG: 0.368		C FF 89 B FF 89 F FF 89 C FC 83 1-3 K ③		B FF 89 F FF 89 C FC 82 F FC 82 B FC 83 B FF 89 F FC 83 T FF 88 3-2 K ③		B FF 90 S SL 84 T FF 91 B FF 90 F FF 91 S SL 83 2-3 K ③		B SL 87 B SL 86 B SI 94 B SI 94 4-0 1-2 2-3 3-H BB		3	0	0	1	1	3	2
36 Robbie Grossman, S (1, 10) OBP: 0.313, SLG: 0.351			C FF 86 X FF 87 0-1 F9 ①		C CH 79 F FC 81 B FF 88 B FC 82 F FC 82 X FF 88 2-2 2 2B 26 2B 1B		C FF 91 B FF 89 C SL 82 B FF 91 F SL 84 B SL 82 F FF 90 F SL 83 F SL 84 4-2 B SL 80 25 F9 16 SH1-3 BB	C FF 92 B FF 92 B SL 88 F FF 92 D CU 81 X FF 92 3-2 SF8 ② 3-H		2	1	1	1	1	0	0
16 Ehire Adrianza, S (1, 6) OBP: 0.274, SLG: 0.267			X FF 87 0-0 2B		X FF 88 0-0 B1 ①		X FF 89 0-0 SH1-3 ① 1-2	F SL 88 F FF 92 D CU 81 S SL 88 1-3 K ③		3	0	1	0	0	1	3
25 Byron Buxton, R (1, 8) OBP: 0.192, SLG: 0.200			C FF 88 S CH 81 D CH 79 F CH 79 B FF 88 F FF 89 S CH 81 2-3 K ②		X FF 87 0-0 F7 ②		D SL 82 X SL 80 1-0 F9 ② 2-3			3	0	0	0	0	1	3

Inning Stats	1	2	3	4	5	6	7	8	9
R:	0	0	0	0	2	0	0	2	
E:	0	0	0	0	0	0	0	0	
K:	0	1	2	1	0	1	0	2	
S:	8	7	11	16	11	7	11	16	
H:	0	0	1	2	4	0	0	1	
LOB:	0	0	1	2	2	0	1	2	
BB:	0	0	0	0	0	0	0	3	
P:	14	10	16	21	16	11	19	31	

1B:	4
2B:	4
3B:	0
HR:	0
SF:	1
SAC:	1
DP:	0
HBP:	0
WP:	0
PB:	0
SB:	0
CS:	0
PA:	35

PITCHER		IP	WLS	BF	H	R	ER	SO	BB	IBB	HBP	BLK	WP	HR	S	P	ERA	WHIP
36 Blaine Hardy, L ERA: 3.46	(1, 1)	5.0		21	7	2	2	4	0	0	0	0	0	0	53	77	3.60	1.400
19 Louis Coleman, R ERA:	(6, 1)	2.0		7	0	0	0	1	1	0	0	0	0	0	18	30	0.00	0.500
68 Daniel Stumpf, L ERA: 6.32	(8, 1)	0.1	L	5	1	2	2	1	2	1	0	0	0	0	10	21	54.00	9.000
53 Warwick Saupold, R ERA: 2.16	(8, 1)	0.2		2	0	0	0	1	0	0	0	0	0	0	6	10	0.00	0.000

PITCHER	IP	WLS	BF	H	R	ER	SO	BB	IBB	HBP	BLK	WP	HR	S	P	ERA	WHIP

Detroit Tigers @ Minnesota Twins

Target Field, Minneapolis, MN

Tue May 22 2018, 7:13 PM - 10:11 PM CDT

Att. 25,559 - Clear - 75 F

TOP

livebaseballscorecards.com

Batter	1	2	3	4	5	6	7	8	9	AB	R	H	RBI	BB	SO	LOB
12 Leonys Martin, L (1, 8) OBP: 0.314, SLG: 0.438	C FF 92 F SI 92 F FF 93 B FF 94 F FF 94 S FF 95 1-3 K		S SI 92 F SI 94 B FF 94 X CU 81 1-2 E1 9 G6-4-3		F FF 92 B CH 85 F SI 93 X SI 94 1-2 G3-1			C SI 87 X SI 88 0-1 G3-1		4	0	0	0	0	1	1
9 Nick Castellanos, R (1, 9) OBP: 0.370, SLG: 0.500	C FF 96 X SI 94 0-1 41 G4-6-3 1B		1 SAFE D FC 87 B FF 94 F FF 94 1 SAFE B FF 94 X SI 94 3-1 G6-4-3 1-2			X SI 90 0-0 41 G4-6-3 1B		S CH 84 B CH 82 B SL 79 F SI 89 B CU 73 S CU 73 3-3 K		4	0	2	0	0	1	1
41 Victor Martinez, S (1, 10) OBP: 0.302, SLG: 0.366	B SI 93 B SI 93 X SI 93 2-0 G4-6-3 1-2f		B CH 86 D SI 94 F CH 87 F FF 95 F FF 95 X CU 79 2-2 G4-3			B SI 90 X SI 89 1-0 G4-6-3 1-2f		B CH 85 F SI 89 B SL 76 X SL 78 2-1 1B		4	0	1	0	0	0	3
55 John Hicks, R (1, 3) OBP: 0.327, SLG: 0.500		F FF 92 C FF 93 B FF 94 S FC 87 1-3 K		F FC 85 S FC 83 X FC 83 0-2 G6-3		X SI 91 0-0 G5-3		B CH 85 S CH 84 B CH 85 F SI 88 F CU 75 X CU 74 2-2 G6-3		4	0	0	0	0	1	1
28 Niko Goodrum, S (1, 5) OBP: 0.291, SLG: 0.432		F SI 93 B CH 86 F FF 94 X CU 81 1-2 G3-1		C FC 86 S CH 84 F FF 94 B SI 94 B CU 80 C FF 94 2-3 K			B SI 89 X SI 90 1-0 G6-3		B SI 94 B FF 96 C FF 95 F FF 96 F FF 95 S FF 96 2-3 K	4	0	0	0	0	2	0
34 James McCann, R (1, 2) OBP: 0.327, SLG: 0.389		C FF 95 F FC 87 F FF 94 B FF 94 B FC 85 F FF 93 B FF 96 X FF 95 3-2 21 2B 1B		C FF 94 B FF 94 F FF 94 B FC 86 T SI 94 2-2 K			B FF 91 B FF 92 C SI 92 F SI 93 F FF 93 B SI 95 F FF 94 F SI 93 X SI 93 3-2 P3		B FF 96 X FF 95 1-0 1 DI 1B	4	0	2	0	0	1	0
21 JaCoby Jones, R (1, 7) OBP: 0.285, SLG: 0.395		B FF 94 F FF 94 B SI 93 S SI 93 X SI 94 2-2 1-3 2B			C FC 84 C FF 91 B FF 90 B CU 79 X FC 86 2-2 1 G4-3 1B		H CU 77 1-0 1 BB HBP		B FF 96 S SL 88 D FF 96 C FF 95 C FF 95 2-3 K	3	0	2	0	0	1	1
1 Jose Iglesias, R (1, 6) OBP: 0.295, SLG: 0.362		X FC 88 0-0 F8			1 SAFE X SI 92 0-0 G4-3 1-2		B SI 93 B SI 93 B SI 93 B FF 93 4-0 1-2 BB		C SL 88 S SL 88 X FF 95 1-2 G6-3 1-2	3	0	0	0	1	0	4
49 Dixon Machado, R (1, 4) OBP: 0.266, SLG: 0.288 8 Mikie Mahtook, R (7, PH) OBP: 0.227, SLG: 0.261 33 Pete Kozma, R (7, 4) OBP: 0.194, SLG: 0.355			C FF 92 B FF 93 F FF 93 B FC 85 F SI 92 X SI 93 2-2 G5-3		B SI 91 X SI 91 1-0 G5-3		S SL 89 B FF 96 S FF 96 F FF 97 F SL 90 D SL 93 S CU 84 2-3 K			2 1 0	0 0 0	0 0 0	0 0 0	0 0 0	0 1 0	1 2 0
Inning Stats	R: 0 E: 0 K: 1 S: 8 H: 1 LOB: 0 BB: 0 P: 11	R: 0 E: 0 K: 1 S: 15 H: 2 LOB: 2 BB: 0 P: 22	R: 0 E: 1 K: 0 S: 13 H: 0 LOB: 1 BB: 0 P: 21	R: 0 E: 0 K: 2 S: 10 H: 0 LOB: 0 BB: 0 P: 14	R: 0 E: 0 K: 0 S: 8 H: 1 LOB: 1 BB: 0 P: 12	R: 0 E: 0 K: 0 S: 3 H: 1 LOB: 0 BB: 0 P: 4	R: 0 E: 0 K: 1 S: 12 H: 0 LOB: 2 BB: 1 P: 23	R: 0 E: 0 K: 1 S: 11 H: 1 LOB: 1 BB: 0 P: 18	R: 0 E: 0 K: 2 S: 11 H: 1 LOB: 1 BB: 0 P: 17	1B: 6 2B: 1 3B: 0 HR: 0 SF: 0 SAC: 0 DP: 2 HBP: 1						

	AB	33
	R	0
	H	7
	RBI	0
	BB	1
	SO	8
	LOB	14

WP: 0 PB: 0 SB: 0 CS: 0 PA: 35

PITCHER		IP	WLS	BF	H	R	ER	SO	BB	IBB	HBP	BLK	WP	HR	S	P	ERA	WHIP
31 Lance Lynn, R ERA: 6.34	(1, 1)	6.2	W	26	5	0	0	4	1	0	1	0	0	0	64	100	0.00	0.900
57 Ryan Pressly, R ERA: 2.16	(7, 1)	0.1	H	1	0	0	0	1	0	0	0	0	0	0	5	7	0.00	0.000
32 Zach Duke, L ERA: 3.38	(8, 1)	1.0		4	1	0	0	1	0	0	0	0	0	0	11	18	0.00	1.000
68 Matt Magill, R ERA: 1.42	(9, 1)	1.0		4	1	0	0	2	0	0	0	0	0	0	11	17	0.00	1.000

PITCHER		IP	WLS	BF	H	R	ER	SO	BB	IBB	HBP	BLK	WP	HR	S	P	ERA	WHIP

Batter	1	2	3	4	5	6	7	8	9	AB	R	H	RBI	BB	SO	LOB
2 Brian Dozier, R (1, 4) OBP: 0.303, SLG: 0.412	X FF 88 0-0 ① F7		C SL 83 B FF 90 F CH 83 D SL 82 X FF 90 2-2 ② G6-3 2-3		B SL 88 1 SAFE C SL 89 S FF 91 1 SAFE X FF 92 1-2 1-H 3-H 2B		B FF 95 C CH 88 S FF 95 B SL 82 F CH 88 X SL 82 2-2 2-H 2B			4	0	2	3	0	0	1
36 Robbie Grossman, S (1, 10) OBP: 0.310, SLG: 0.340	C FF 89 B SI 88 X SL 81 1-1 ② L9		B CU 73 1-0 ③ 2-1 3-H	C CH 75 B FF 89 B FF 88 C SL 80 B FF 90 B SL 81 4-2 20 FC4-6 BB	B FF 92 B SL 89 X FF 93 2-0 ③ L7		C FF 94 F FF 95 B FF 95 C CH 87 1-3 ② K			3	0	0	0	1	1	2
20 Eddie Rosario, L (1, 7) OBP: 0.309, SLG: 0.529	B FF 92 F SL 79 X CU 73 1-1 ③ F8			C FF 92 F SI 86 D SL 78 X SL 82 1-2 ① FC4-6 5 G5-4-3 1-2f		S FF 95 X CH 87 0-1 ① F8	B CH 87 F CH 87 C SL 81 X FF 95 1-2 ③ G5-3			4	0	0	0	0	0	2
5 Eduardo Escobar, S (1, 5) OBP: 0.339, SLG: 0.525		B CU 70 F FF 89 B SL 81 C SL 82 B SI 89 X CH 76 3-2 ① F9		1 SAFE B CH 79 1 SAFE C SI 89 B SI 90 S SL 82 1 SAFE X FF 90 2-2 ②③ G5-4-3 1-2f		B FF 96 C CH 86 S FF 94 C FF 96 1-3 ② K		X FF 93 0-0 ① L8		4	0	0	0	0	1	1
23 Mitch Garver, R (1, 2) OBP: 0.309, SLG: 0.378		C CU 72 F CH 83 F SI 91 X SL 82 0-2 ② L5			B SI 86 B FF 88 C SL 80 B FF 88 B CH 82 4-1 99 BB 16 2B BB	C FF 95 S SL 81 B SL 82 B SL 81 B FF 95 C FF 96 3-3 ③ K		C FF 94 B SL 87 X FF 93 1-1 ② F8		3	1	0	0	1	1	0
99 Logan Morrison, L (1, 3) OBP: 0.321, SLG: 0.367		B FF 90 C FF 91 S CU 74 X SL 81 1-2 1B			B SL 82 B FF 89 F SL 82 B SL 82 B FF 89 4-1 16 2B 25 FC5-2 1-2 BB		C FF 93 C FF 94 B FF 94 T FF 95 1-2 ① K	C FF 94 C SI 94 F SI 94 X SL 87 0-2 ③ G2-3		3	0	1	0	1	1	0
24 Ryan LaMarre, R (1, 9) OBP: 0.385, SLG: 0.314 26 Max Kepler, L (5, PH) OBP: 0.337, SLG: 0.474 (6, 9)		C SL 81 B SL 81 X SL 82 1-1 ③ F9			B FF 91 C FF 91 B CU 79 X FF 92 2-1 ① P5		B CH 87 F CH 87 B FF 96 X FF 94 2-1 16 2B			1 2	0 1	0 1	0 0	0 0	0 0	1 2
16 Ehire Adrianza, S (1, 6) OBP: 0.296, SLG: 0.307			B SL 79 B FF 88 B SI 86 C FF 89 B FF 87 4-1 2 G6-3 25 SH3 36 2-1 BB		F FF 91 B CU 81 B SL 90 B FF 92 X FF 92 3-1 25 FC5-2 2 2B 1-3 2-H 2B		B CH 86 X CH 87 1-0 25 1B 2-H 2B			2	2	2	2	1	0	0
25 Byron Buxton, R (1, 8) OBP: 0.200, SLG: 0.208			1 SAFE X SL 82 0-0 ① SH3 1-2		F SL 89 B CU 80 B SL 89 C SL 89 X FF 92 2-2 ② FC5-2 2 2B 2-3 3-H		F SL 81 C FF 94 F FF 95 X SL 82 0-2 2 2B 2-H 1B			2	2	1	1	0	0	2
Inning Stats	R: 0 E: 0 K: 0 S: 5 H: 0 LOB: 0 BB: 0 P: 7	R: 0 E: 0 K: 0 S: 12 H: 1 LOB: 1 BB: 0 P: 17	R: 0 E: 0 K: 0 S: 5 H: 0 LOB: 1 BB: 1 P: 12	R: 0 E: 0 K: 0 S: 8 H: 0 LOB: 0 BB: 1 P: 15	R: 3 E: 0 K: 0 S: 13 H: 2 LOB: 1 BB: 2 P: 31	R: 0 E: 0 K: 2 S: 8 H: 0 LOB: 0 BB: 0 P: 12	R: 3 E: 0 K: 2 S: 20 H: 4 LOB: 1 BB: 0 P: 28	R: 0 E: 0 K: 0 S: 7 H: 0 LOB: 0 BB: 0 P: 8		1B: 2 2B: 5 3B: 0 HR: 0 SF: 0 SAC: 1 DP: 1 HBP: 0				WP: 0 PB: 0 SB: 0 CS: 0 PA: 33		

PITCHER		IP	WLS	BF	H	R	ER	SO	BB	IBB	HBP	BLK	WP	HR	S	P	ERA	WHIP
48 Matthew Boyd, L ERA: 3.29	(1, 1)	4.0	L	16	1	2	2	0	4	0	0	0	0	0	32	61	4.50	1.250
53 Warwick Saupold, R ERA: 2.55	(5, 1)	1.0		5	2	1	1	0	0	0	0	0	0	0	11	21	9.00	2.000
45 Buck Farmer, R ERA: 5.56	(6, 1)	2.0		10	4	3	3	4	0	0	0	0	0	0	28	40	13.50	2.000
68 Daniel Stumpf, L ERA: 5.94	(8, 1)	1.0		3	0	0	0	0	0	0	0	0	0	0	7	8	0.00	0.000

PITCHER	IP	WLS	BF	H	R	ER	SO	BB	IBB	HBP	BLK	WP	HR	S	P	ERA	WHIP

BOTTOM

Detroit Tigers @ Minnesota Twins

Target Field, Minneapolis, MN

Tue May 22 2018, 7:13 PM - 10:11 PM CDT

Att. 25,559 - Clear - 75 F

livebaseballscorecards.com

AB	28
R	6
H	7
RBI	6
BB	4
SO	4
LOB	11

Detroit Tigers @ Minnesota Twins

Target Field, Minneapolis, MN

Wed May 23 2018, 12:11 PM - 3:09 PM CDT

Att. 23,891 - Cloudy - 73 F

livebaseballscorecards.com

Batter	1	2	3	4	5	6	7	8	9	AB	R	H	RBI	BB	SO	LOB
12 Leonys Martin, L (1, 8) OBP: 0.311, SLG: 0.430	B SI 93 M SI 90 S CH 85 B FF 92 X FF 92 2-2 9 2B 41 SF9 1B		B CH 86 X CH 86 1-0 ② G2-3		B SI 94 B CH 87 C FF 95 X CH 87 2-1 ② P2			B CH 78 S CH 79 S CH 80 B CH 80 S CH 79 2-3 ① K	F FF 97 B SL 89 S FF 97 F FF 97 X FF 98 1-2 ③ G4-3	5	1	1	0	0	1	3
9 Nick Castellanos, R (1, 9) OBP: 0.372, SLG: 0.505	X SL 84 0-0 41 SF9 1-3 2B		B CU 82 F SI 94 B CH 87 X SI 95 2-1 ③ G6-3		X CU 82 0-0 ③ F8			B CH 79 B CH 79 B SI 90 C SI 90 X SI 90 3-1 41 G6-4-3 1B		4	0	2	0	0	0	0
41 Victor Martinez, S (1, 10) OBP: 0.307, SLG: 0.372	F SI 94 X CH 86 0-1 ① SF9 2-3 3-H			B SI 92 X FF 93 1-0 28 HR 1B		C CH 85 S CH 85 B CH 86 B CU 80 X CH 85 2-2 55 G6-4-3 28 BB 1B		1 SAFE B SI 93 X SI 93 1-0 ②③ G6-4-3 1-2f		3	1	2	1	0	0	1
28 Niko Goodrum, S (1, 5) OBP: 0.308, SLG: 0.480	B SI 94 F SI 95 S SL 86 B SL 85 F FF 93 S SL 87 2-3 ② K			F SI 93 F SL 85 B FF 90 D SL 86 X FF 93 2-2 1-H HR		B SI 92 B SI 92 B SI 94 B FF 94 4-0 55 G6-4-3 1-2 BB			C CU 78 F CU 78 B CU 79 X FF 94 1-2 55 1B 21 1B 2B	3	2	2	2	1	1	1
55 John Hicks, R (1, 3) OBP: 0.325, SLG: 0.491	B SL 87 X SL 86 1-0 ③ G4-3			S SL 87 B FF 93 F SI 93 B SL 86 B SI 94 S SL 87 3-3 ① K		X SI 93 0-0 ①② G6-4-3 1-2f 2-3			F SL 90 D SL 90 F FF 96 F FF 97 F SL 88 F CU 83 X CU 83 1-2 17 BB 21 1B 1 FC4-2 2-3 1B	4	0	1	0	0	1	3
21 JaCoby Jones, R (1, 7) OBP: 0.284, SLG: 0.391		C SI 93 L SL 86 B FF 91 S SL 87 1-3 ① K		B SL 87 F SI 95 S SL 87 B SL 87 B SI 95 X SI 95 3-2 ② G6-3		C SI 94 B SL 86 X SI 93 1-1 ③ G3			B SL 92 C CU 82 F SL 87 X CU 83 1-2 1 FC4-2 17 BB 1-2 3-H 1B	4	0	1	1	0	1	1
17 Grayson Greiner, R (1, 2) OBP: 0.304, SLG: 0.333		X SI 93 0-0 ② G5-3		C SI 95 C SI 94 B SL 87 F SL 86 B SI 94 B SL 87 X SI 93 3-2 1B			C SL 78 F SL 79 B CH 75 X CH 77 1-2 ① F8		F FF 97 B FF 97 B CU 84 S SL 90 D SL 91 B FF 97 4-2 1 FC4-2 1-2 2-3 BB	3	0	1	0	1	0	0
1 Jose Iglesias, R (1, 6) OBP: 0.289, SLG: 0.353		B SI 93 X SI 93 1-0 ③ G5-3		C SI 93 S SI 93 F SI 93 F CU 82 F SI 93 F SI 92 F CH 86 F SI 93 X SL 86 0-2 ③ L8			C SL 79 X SL 81 0-1 ② G6-3		C FF 98 X SL 90 0-1 ① FC4-2 1-2 2-3 3-Hf	4	0	0	0	0	0	4
49 Dixon Machado, R (1, 4) OBP: 0.260, SLG: 0.281			C SI 92 B SI 91 B SI 93 F SI 92 F SI 93 B SL 87 F SI 93 X SI 93 3-2 ① F8		F SI 92 B SI 93 B SI 92 C SI 94 F SI 93 B SL 86 X SI 95 3-2 ① G5-3		B SI 91 F SI 90 C SL 80 F CH 77 B FF 94 F CH 78 S CH 79 2-3 ③ K		C FF 97 C FF 97 S FF 96 0-3 ② K	4	0	0	0	0	2	3

TOP	
AB	34
R	4
H	10
RBI	4
BB	2
SO	6
LOB	16

| Inning Stats | | |

BOTTOM

Batter	1	2	3	4	5	6	7	8	9	AB	R	H	RBI	BB	SO	LOB
2 Brian Dozier, R (1, 4) OBP: 0.307, SLG: 0.416	B FF 95 F FF 93 X SI 96 1-1 20 1B 2B		B SL 85 C SI 95 B CH 88 B SL 85 X SI 95 3-1 ① G6-3		B SI 95 C SL 84 X SI 96 1-1 ② F8 2-3			B FF 96 C FF 97 F SL 86 B SL 87 B FF 98 F FF 99 B FF 98 4-2 26 G6-3 BB		3	1	1	0	1	0	1
26 Max Kepler, L (1, 9) OBP: 0.335, SLG: 0.465	C FF 94 C SL+ 83 F SI 94 C SI 94 0-3 ① K		S SL 85 B SI 97 F SL 86 B FF 96 F SI 96 F SL 86 F SL 85 B CH 88 B SI 96 4-2 BB		C SL 84 B CH 84 F SL 85 S SL 82 1-3 ③ K2-3			B FF 97 D CH 91 F FF 97 C CH 89 X CH 91 2-2 ①② G6-3 1-2f		3	0	0	0	1	2	3
20 Eddie Rosario, L (1, 10) OBP: 0.319, SLG: 0.534	B FF 95 B CH 85 C SI 95 S SI 95 X SI 95 2-2 2-H 1B		B SI 92 S CH 86 X SI 95 1-1 ② F7			B CH 87 S SI 95 T CH 88 F CH 87 F SL 84 X CH 87 1-2 5 S3-6-3-4 1B		B CH 92 F FF 98 X CH 92 1-1 1B		4	0	3	1	0	0	1
5 Eduardo Escobar, S (1, 5) OBP: 0.331, SLG: 0.512	F SL 83 S FF 95 D SL 82 S SI 96 1-3 ② K		B FF 95 C SI 94 S CH 85 F SL 82 F SL 84 B FF 91 F CH 86 X SI 94 2-2 ③ L8			C SI 95 X CH 86 0-1 ①② G3-6-3-4 1-2f		S FF 97 S FF 96 B FF 98 S FF 96 1-3 ③ K		4	0	0	0	0	2	4
99 Logan Morrison, L (1, 3) OBP: 0.319, SLG: 0.359	C FF 93 F CH 87 B SI 96 X SI 94 1-2 ③ F7			B FF 92 F CH 87 F FF 95 B SL 82 B SI 96 F SI 96 X SI 96 3-2 ① G3-1		B CH 87 B SI 96 B FF 96 C FF 96 S FF 97 F SI 96 B FF 95 4-2 BB			C FC 89 X SI 95 0-1 ① F7	3	0	0	0	1	0	1
60 Jake Cave, L (1, 7) OBP: 0.111, SLG: 0.444		F SI 95 B SL 85 B SL 84 X FF 94 2-1 ① F8		C SI 94 C SL 83 B SI 95 S FF 97 1-3 ② K		B SL 82 X FF 90 1-0 ③ F7			X SI 95 0-0 ② G6-3	4	0	0	0	0	1	1
16 Ehire Adrianza, S (1, 6) OBP: 0.287, SLG: 0.297 36 Robbie Grossman, S (8, PH) OBP: 0.308, SLG: 0.337		B FF 96 C FF 96 B SI 95 C FF 95 B SL 86 X SI 96 3-2 ② F9		C SL 84 B CH 87 X CH 87 1-1 ③ G4-3			C FF 90 B SI 87 C SL 82 B FF 90 F SL 83 B CU 74 X FF 90 3-2 ① F9		C ST 81 F FF 95 B ST 83 B FF 96 X FC 91 2-2 ③ F9	3 1	0 0	0 0	0 0	0 0	0 0	0 0
46 Bobby Wilson, R (1, 2) OBP: 0.207, SLG: 0.360		C SL 86 S FF 96 B SL 83 B FF 95 B SI 96 B FF 96 4-2 BB			B FF 96 S FF 95 F FF 96 F FF 95 F SL 83 F SL 85 X SL 83 1-2 ① G5-3		B FF 92 B SL 84 C FF 91 S SL 84 S SL 82 2-3 ② K			2	0	0	0	1	1	0
25 Byron Buxton, R (1, 8) OBP: 0.205, SLG: 0.227		S SL 83 F SI 94 B FF 95 F SL 83 S SL 83 1-3 ③ K			B FF 96 S CH 88 X SL 84 1-1 2 F8 2B		C SL 83 F FF 91 S FF 91 0-3 ③ K			3	0	1	0	0	2	1
Inning Stats	R: 1 H: 2 E: 0 LOB: 1 K: 2 BB: 0 S: 15 P: 20	R: 0 H: 0 E: 0 LOB: 1 K: 1 BB: 1 S: 11 P: 21	R: 0 H: 0 E: 0 LOB: 1 K: 0 BB: 1 S: 15 P: 25	R: 0 H: 0 E: 0 LOB: 0 K: 1 BB: 0 S: 9 P: 14	R: 0 H: 1 E: 0 LOB: 1 K: 1 BB: 0 S: 13 P: 17	R: 0 H: 1 E: 0 LOB: 1 K: 0 BB: 1 S: 11 P: 17	R: 0 H: 0 E: 0 LOB: 0 K: 2 BB: 0 S: 11 P: 16	R: 0 H: 1 E: 0 LOB: 1 K: 1 BB: 1 S: 11 P: 19	R: 0 H: 0 E: 0 LOB: 0 K: 0 BB: 0 S: 6 P: 8	1B: 3 SF: 0 2B: 2 SAC: 0 3B: 0 DP: 2 HR: 0 HBP: 0						WP: 0 PA: 34 PB: 0 SB: 0 CS: 0

PITCHER		IP	WLS	BF	H	R	ER	SO	BB	IBB	HBP	BLK	WP	HR	S	P	ERA	WHIP
32 Michael Fulmer, R ERA: 4.08	(1, 1)	5.2	W	23	4	1	1	5	3	0	0	0	0	0	73	112	1.59	1.235
19 Louis Coleman, R ERA:	(6, 1)	1.1	H	4	0	0	0	2	0	0	0	0	0	0	12	18	0.00	0.000
77 Joe Jiménez, R ERA: 2.66	(8, 1)	1.0	H	4	1	0	0	1	1	0	0	0	0	0	11	19	0.00	2.000
61 Shane Greene, R ERA: 4.03	(9, 1)	1.0	S	3	0	0	0	0	0	0	0	0	0	0	6	8	0.00	0.000

PITCHER	IP	WLS	BF	H	R	ER	SO	BB	IBB	HBP	BLK	WP	HR	S	P	ERA	WHIP

Detroit Tigers @ Minnesota Twins

Target Field, Minneapolis, MN

Wed May 23 2018, 12:11 PM - 3:09 PM CDT

Att. 23,891 - Cloudy - 73 F

livebaseballscorecards.com

AB	30
R	1
H	5
RBI	1
BB	4
SO	8
LOB	12

Batter	1	2	3	4	5	6	7	8	9	AB	R	H	RBI	BB	SO	LOB
2 Brian Dozier, R (1, 4) OBP: 0.306, SLG: 0.413	C FF 94 X FF 94 0-1 20 FC3-6 1B		B FF 97 C KC 81 B FF 97 C KC 81 S KC 82 2-3 ③ K2-3			F FF 97 B FC 89 B KC 80 X FF 96 2-1 ② F9		F FC 89 X FC 89 0-1 ③ G5-3		4	0	1	0	0	1	1
20 Eddie Rosario, L (1, 7) OBP: 0.312, SLG: 0.522	C FF 93 X KC 78 0-1 ① FC3-6 5 FC6-4 1-2f			B KC 80 X FF 94 1-0 ① G4-3		B KC 80 C KC 80 F FC 87 B FF 96 F KC 82 F FF 97 F FF 97 B KC 82 S FC 90 3-3 ③ K			B FF 98 B FF 96 B SL 90 B SL 87 X FF 96 3-0 ① F9	4	0	0	0	0	1	1
22 Miguel Sanó, R (1, 3) OBP: 0.277, SLG: 0.429	B FF 94 C FF 95 C FF 94 D FC 88 F FF 96 S FC 89 2-3 ② K			C FF 94 F FF 96 B KC 81 S KC 82 1-3 ② K2-3			B KC 79 B FF 95 X FF 94 2-0 ① F9		C SL 90 F FF 98 B SL 90 S SL 90 1-3 ② K	4	0	0	0	0	3	1
5 Eduardo Escobar, S (1, 5) OBP: 0.324, SLG: 0.500	F FF 95 1 SAFE F KC 80 F FF 96 D KC 81 X FC 88 1-2 ③ FC6-4 1-2f			C FF 95 F FF 96 B FF 97 B KC 81 F FC 89 B FF 97 F FF 97 F FF 97 S FF 97 3-3 ③ K			C KC 79 F FF 95 F FC 89 B FF 98 X KC 82 1-2 ② F9		B SL 89 T FF 98 B SL 90 S SL 89 X SL 90 2-2 ③ L8	4	0	0	0	0	1	1
26 Max Kepler, L (1, 9) OBP: 0.341, SLG: 0.488		C FF 93 X FF 95 0-1 ① G6-3			B FF 94 X FC 87 1-0 HR		X FF 97 0-0 23 FC6-4 1B			3	1	2	1	0	0	0
23 Mitch Garver, R (1, 2) OBP: 0.298, SLG: 0.364		B FF 94 T FF 95 B KC 80 X FF 96 2-1 ② G4-3			C FF 96 B FF 96 F FF 96 B KC 81 S KC 82 2-3 ① K		C KC 80 X FF 96 0-1 ③ FC6-4 1-2f			3	0	0	0	0	1	1
36 Robbie Grossman, S (1, 10) OBP: 0.300, SLG: 0.327		B FF 96 F FF 94 B KC 81 F FF 96 X FC 90 2-2 ③ G4-3			F FF 96 B FF 96 S KC 82 B FC 90 B FF 97 S FC 91 3-3 ② K			C FF 90 X FC 88 0-1 ① P5		3	0	0	0	0	1	0
16 Ehire Adrianza, S (1, 6) OBP: 0.288, SLG: 0.298			F FF 94 C KC 80 F FF 95 F FC 89 F FF 98 B KC 83 S FF 98 1-3 ① K		F FF 96 F FF 97 C FC 90 0-3 ③ K			L FF 90 B FF 91 F SI 91 B FC 89 X FF 91 2-2 1B		3	0	1	0	0	2	0
25 Byron Buxton, R (1, 8) OBP: 0.198, SLG: 0.218			S FF 97 S KC 81 B FF 97 S FF 97 1-3 ② K			C FF 94 B KC 80 C KC 80 F FF 97 S FF 97 1-3 ① K		B FC 88 C FC 89 1 SAFE X FC 89 1-1 ② F8		3	0	0	0	0	2	1
Inning Stats	R: 0 E: 0 K: 1 S: 12 H: 1 LOB: 1 BB: 0 P: 15	R: 0 E: 0 K: 0 S: 7 H: 0 LOB: 0 BB: 0 P: 11	R: 0 E: 0 K: 3 S: 12 H: 0 LOB: 0 BB: 0 P: 16	R: 0 E: 0 K: 2 S: 10 H: 0 LOB: 0 BB: 0 P: 15	R: 1 E: 0 K: 3 S: 10 H: 1 LOB: 0 BB: 0 P: 16	R: 0 E: 0 K: 2 S: 12 H: 0 LOB: 0 BB: 0 P: 18	R: 0 E: 0 K: 0 S: 9 H: 1 LOB: 1 BB: 0 P: 12	R: 0 E: 0 K: 0 S: 9 H: 1 LOB: 1 BB: 0 P: 12	R: 0 E: 0 K: 1 S: 7 H: 0 LOB: 0 BB: 0 P: 13	1B: 3 2B: 0 3B: 0 HR: 1 SF: 0 SAC: 0 DP: 0 HBP: 0						

TOP

Minnesota Twins @ Seattle Mariners

Safeco Field, Seattle, WA

Fri May 25 2018, 7:11 PM - 9:24 PM PDT

Att. 19,924 - Cloudy - 64 F

livebaseballscorecards.com

AB	31
R	1
H	4
RBI	1
BB	0
SO	12
LOB	6

PITCHER		IP	WLS	BF	H	R	ER	SO	BB	IBB	HBP	BLK	WP	HR	S	P	ERA	WHIP
65 James Paxton, L ERA: 3.1	(1, 1)	7.0	W	24	3	1	1	11	0	0	0	0	0	1	72	103	1.29	0.429
50 Nick Vincent, R ERA: 3.8	(8, 1)	1.0	H	4	1	0	0	0	0	0	0	0	0	0	9	12	0.00	1.000
39 Edwin Díaz, R ERA: 1.71	(9, 1)	1.0	S	3	0	0	0	1	0	0	0	0	0	0	7	13	0.00	0.000

PITCHER	IP	WLS	BF	H	R	ER	SO	BB	IBB	HBP	BLK	WP	HR	S	P	ERA	WHIP

WP: 0 PB: 0 SB: 0 CS: 0 PA: 31

BOTTOM

Minnesota Twins @ Seattle Mariners

Safeco Field, Seattle, WA

Fri May 25 2018, 7:11 PM - 9:24 PM PDT

Att. 19,924 - Cloudy - 64 F

livebaseballscorecards.com

Batter	1	2	3	4	5	6	7	8	9	AB	R	H	RBI	BB	SO	LOB
2 Jean Segura, R (1, 6) OBP: 0.333, SLG: 0.445	C FF 96 X SI 95 0-1 17 S 23 1B 1B		B SI 97 B SI 97 F FF 97 X SI 96 2-1 ② G6-3			B SL 87 B SL 84 C SI 96 X CH 88 2-1 ② G3-1		C FF 92 B FF 92 T FF 91 F FF 88 S FF 94 1-3 ② K		4	1	1	0	0	1	0
5 Guillermo Heredia, R (1, 8) OBP: 0.436, SLG: 0.452	C FF 95 B SI 94 1 SAFE F FF 94 S CH 89 1-3 ① K		B SL 87 F SI 97 C CH 91 F SL 88 S SL 89 1-3 ③ K			B FF 95 T SI 95 C SI 95 B SL 89 F SL 89 B CH 92 B SI 96 4-2 17 WP 17 1B BB		C FF 93 F FF 93 B FF 94 F FF 93 C FF 92 1-3 ③ K		3	1	0	0	1	3	1
17 Mitch Haniger, R (1, 9) OBP: 0.377, SLG: 0.554	1 SAFE C SI 96 B SL 87 F FF 96 D CH 92 S SL 87 2-3 ② K2-3 1-2			B SL 86 X SI 96 1-0 ① G4-3		B FF 94 F SI 96 B CH 89 F CH 88 B SL 88 X SI 96 3-2 1-H 1B				3	0	1	1	0	1	1
23 Nelson Cruz, R (1, 10) OBP: 0.310, SLG: 0.420	X SL 86 0-0 2-H 1B			B FF 96 F SI 96 F CH 91 F CH 92 X SL 88 1-2 ② F9		F SI 94 F SI 95 B SL 88 X CH 90 1-2 ③ F9				3	0	1	1	0	0	1
15 Kyle Seager, L (1, 5) OBP: 0.285, SLG: 0.418	B FF 96 X SI 95 1-0 ③ G4-3			B FF 96 X FF 96 1-0 ③ L6			B CH 88 C CH 88 F FF 94 F SL 88 F SL 87 F CH 91 X CH 91 1-2 ① P3			3	0	0	0	0	0	1
27 Ryon Healy, R (1, 3) OBP: 0.282, SLG: 0.488		B FF 95 B FF 97 C FF 96 X FF 96 2-1 ① F9			C SL 84 X FF 96 0-1 16 1B 1B		B FF 95 S FF 95 F FF 96 S SL 87 1-3 ② K			3	0	1	0	0	1	0
16 Ben Gamel, L (1, 7) OBP: 0.320, SLG: 0.337		B FF 97 B FF 97 X FF 96 2-0 ② G6-3			B SI 94 X CH 88 1-0 ① 3 G6-4-3 1-3 1B		C SL 87 B FF 95 B CH 91 B SI 94 B FF 96 4-1 BB			2	0	1	0	1	0	0
3 Mike Zunino, R (1, 2) OBP: 0.241, SLG: 0.415		C FF 97 C FF 96 B CH 92 B SL 89 B SL 88 C SI 97 3-3 ③ K			1 SAFE X SI 93 0-0 ②③ G6-4-3 1-2f		D SL 86 1 SAFE B CH 92 S FF 94 S FF 94 B FF 96 S FF 95 3-3 ③ K			3	0	0	0	0	2	2
1 Gordon Beckham, R (1, 4) OBP: 0.217, SLG: 0.190			F FF 96 B SI 96 S CH 91 X FF 97 1-2 ① F9			C SI 94 B SI 94 C SI 96 S CH 91 1-3 ① K		X FF 91 0-0 ① F8		3	0	0	0	0	1	0
Inning Stats	R: 1 E: 0 K: 2 S: 10 H: 2 LOB: 1 BB: 0 P: 14	R: 0 E: 0 K: 1 S: 6 H: 0 LOB: 0 BB: 0 P: 13	R: 0 E: 0 K: 1 S: 9 H: 0 LOB: 0 BB: 0 P: 13	R: 0 E: 0 K: 0 S: 6 H: 0 LOB: 0 BB: 0 P: 9	R: 0 E: 0 K: 0 S: 4 H: 2 LOB: 0 BB: 0 P: 5	R: 1 E: 0 K: 1 S: 14 H: 1 LOB: 1 BB: 1 P: 25	R: 0 E: 0 K: 2 S: 13 H: 0 LOB: 1 BB: 1 P: 22	R: 0 E: 0 K: 2 S: 9 H: 0 LOB: 0 BB: 0 P: 11		1B: 5 2B: 0 3B: 0 HR: 0 SF: 0 SAC: 0 DP: 1 HBP: 0						

	AB	27
	R	2
	H	5
	RBI	2
	BB	2
	SO	9
	LOB	6

WP: 1 PA: 29
PB: 0
SB: 1
CS: 0

PITCHER	IP	WLS	BF	H	R	ER	SO	BB	IBB	HBP	BLK	WP	HR	S	P	ERA	WHIP
77 Fernando Romero, R (1, 1) ERA: 1.88	7.0	L	26	5	2	2	7	2	0	0	0	1	0	62	101	2.57	1.000
43 Addison Reed, R (8, 1) ERA: 2.49	1.0		3	0	0	0	2	0	0	0	0	0	0	9	11	0.00	0.000

PITCHER	IP	WLS	BF	H	R	ER	SO	BB	IBB	HBP	BLK	WP	HR	S	P	ERA	WHIP

Batter	1	2	3	4	5	6	7	8	9	10	11	12	AB	R	H	RBI	BB	SO	LOB
2 Brian Dozier, R (1, 4) OBP: 0.308, SLG: 0.409	G5-3		BB			1B							4	1	1	0	1	2	0
26 Max Kepler, L (1, 9) (6, 8) OBP: 0.342, SLG: 0.491	K		1B			2B				K	L8		5	1	2	1	0	1	0
22 Miguel Sanó, R (1, 3) OBP: 0.286, SLG: 0.419	BB		F7			F9		BB			K		2	0	0	0	2	0	3
16 Ehire Adrianza, S (8, PR) (8, 3) OBP: 0.286, SLG: 0.295													1	1	0	0	0	1	0
20 Eddie Rosario, L (1, 7) OBP: 0.314, SLG: 0.524	F7			L4		F9		1B			K		5	0	2	1	0	1	1
5 Eduardo Escobar, S (1, 5) OBP: 0.321, SLG: 0.491		L5		G6-3		F9		1B			K		5	0	1	1	0	1	1
23 Mitch Garver, R (1, 2) OBP: 0.281, SLG: 0.341		G5-3		F9		G5-3			G6-3			K	5	0	0	0	0	1	1
99 Logan Morrison, L (1, 10) OBP: 0.316, SLG: 0.354		K			G6-3		G6-3		1B			F7	5	0	1	0	0	1	0
40 Gregorio Petit, R (1, 6) OBP: 0.407, SLG: 0.333			K		K		K		G4-3			36 CS 1B	5	0	1	0	0	3	0
25 Byron Buxton, R (1, 8) OBP: 0.193, SLG: 0.213			F8		L9		G3			K		CS 1-2	2	0	0	0	0	0	0
36 Robbie Grossman, S (6, 9) OBP: 0.295, SLG: 0.321													2	0	0	0	0	1	0
Inning Stats	R: 0 E: 0 K: 1 S: 8	R: 0 E: 0 K: 1 S: 6	R: 0 E: 0 K: 1 S: 7	R: 0 E: 0 K: 0 S: 7	R: 0 E: 0 K: 1 S: 9	R: 2 E: 0 K: 0 S: 13	R: 0 E: 0 K: 1 S: 9	R: 1 E: 0 K: 1 S: 16	R: 0 E: 0 K: 0 S: 7	R: 0 E: 0 K: 2 S: 8	R: 0 E: 0 K: 3 S: 10	R: 0 E: 0 K: 1 S: 8							
	H: 0 LOB: 1 BB: 1 P: 13	H: 0 LOB: 0 BB: 0 P: 7	H: 1 LOB: 2 BB: 1 P: 14	H: 0 LOB: 0 BB: 0 P: 11	H: 0 LOB: 0 BB: 0 P: 12	H: 3 LOB: 1 BB: 0 P: 20	H: 0 LOB: 0 BB: 0 P: 12	H: 2 LOB: 3 BB: 1 P: 24	H: 1 LOB: 0 BB: 0 P: 10	H: 0 LOB: 0 BB: 0 P: 13	H: 0 LOB: 0 BB: 0 P: 16	H: 1 LOB: 0 BB: 0 P: 13	1B: 6 2B: 2 3B: 0 HR: 0	SF: 0 SAC: 0 DP: 0 HBP: 0					

PITCHER		IP	WLS	BF	H	R	ER	SO	BB	IBB	HBP	BLK	WP	HR	S	P	ERA	WHIP
49 Wade LeBlanc, L ERA: 2.7	(1, 1)	6.0		24	4	2	2	4	2	0	0	0	0	0	50	77	3.00	1.000
46 Ryan Cook, R ERA:	(7, 1)	1.0	H	3	0	0	0	1	0	0	0	0	0	0	9	12	0.00	0.000
50 Nick Vincent, R ERA: 4.09	(8, 1)	0.2	H	2	0	0	0	1	0	0	0	0	0	0	7	10	0.00	0.000
47 James Pazos, L ERA: 1.45	(8, 1)	0.1	B	3	2	1	1	0	1	0	0	0	0	0	9	14	27.00	9.000
39 Edwin Díaz, R ERA: 1.65	(9, 1)	1.0		3	1	0	0	0	0	0	0	0	0	0	7	10	0.00	1.000
12 Juan Nicasio, R ERA: 5.11	(10, 1)	2.0		6	0	0	0	5	0	0	0	0	0	0	18	29	0.00	0.000
60 Chasen Bradford, R ERA: 2.37	(12, 1)	1.0	W	3	1	0	0	1	0	0	0	0	0	0	8	13	0.00	1.000

TOP

Minnesota Twins @ Seattle Mariners

Safeco Field, Seattle, WA

Sat May 26 2018, 7:10 PM - 10:50 PM PDT

Att. 23,986 - Cloudy - 64 F

livebaseballscorecards.com

AB	41
R	3
H	8
RBI	3
BB	3
SO	12
LOB	6

Batter	1	2	3	4	5	6	7	8	9	10	11	12	AB	R	H	RBI	BB	SO	LOB
2 Jean Segura, R (1, 6) OBP: 0.341, SLG: 0.465 1 Gordon Beckham, R (9, 4) OBP: 0.250, SLG: 0.227	C FF 90 B FF 90 X FF 91 1-1 ① F9		X SL 84 0-0 1-2 1B			B SL 82 X FS 84 1-0 HR		C SI 90 X FF 91 0-1 17 G4-6-3 1B			C SL 84 B FF 94 B FF 93 F FF 94 F FF 94 B SI 94 X FF 95 3-2 17 F8 5 SH1-4 1B		4	1	3	1	0	0	0
													1	0	1	0	0	0	0
5 Guillermo Heredia, R (1, 8) OBP: 0.439, SLG: 0.455	B FF 90 X FF 89 1-0 17 G6-4-3 1B		F SL 85 B FS 84 B SL 82 X SL 83 2-1 ③ F9			B SL 83 F SL 86 F SL 83 X SL 79 1-2 23 HR E6 1B		X FF 90 0-0 ① B3			X FF 94 0-0 ① SH1-4 1-2		4	0	2	0	0	0	3
17 Mitch Haniger, R (1, 9) OBP: 0.373, SLG: 0.542	1 SAFE C SL 86 X SL 82 0-1 ② ③ G6-4-3 1-2f	C SL 79 B FS 83 F FS 83 X FS 83 1-2 ① F7				B FF 91 F FS 86 B SL 82 B SL 83 F SL 85 B FF 91 4-2 23 HR BB		X SI 91 0-0 ② ③ G4-6-3 1-2f			B SL 87 B SL 86 B SL 86 C FF 94 X FF 94 3-1 ② F8 2-3		4	1	0	0	1	0	3
23 Nelson Cruz, R (1, 10) OBP: 0.313, SLG: 0.437		C FC 84 S FC 85 B SL 84 X FF 91 1-2 ① F8		B SL 83 S SL 84 B SL 81 X SL 84 2-1 ② F8		S SL 82 B SL 84 1 SAFE B SL 83 1 SAFE X SL 84 2-1 ① 1-H 2-3 HR			B CH 77 C SI 90 X CH 78 1-1 ① L6		H FF 93 1-0 HBP		4	1	1	2	0	0	0
15 Kyle Seager, L (1, 5) OBP: 0.279, SLG: 0.408		S FF 91 B FC 87 B FC 88 B FF 90 S FF 91 X FF 89 3-2 ② P5		B FF 92 C SL 86 B FF 92 F FC 87 B CU 73 X FS 85 3-2 ③ G4-3		S FF 85 X SI 88 0-1 ② F8			C CH 78 F CH 78 C FF 94 0-3 ② K		B FF 94 F FF 94 X FF 94 1-1 ③ P6		5	0	0	0	0	1	2
27 Ryon Healy, R (1, 3) OBP: 0.272, SLG: 0.469		B FF 91 B FF 90 C FS 84 F SL 82 F FS 84 B FF 91 F SL 84 S FS 84 3-3 ③ K	B FS 85 X SL 81 1-0 ① F8			C CH 83 B CH 81 B SI 89 F SI 89 B CU 74 S CU 73 3-3 ③ K			B SI 91 S SI 90 B CH 79 X SL 79 2-1 ③ G5-3		C SL 83 B FF 93 X FF 93 1-1 ① F8		5	0	0	0	0	2	0
16 Ben Gamel, L (1, 7) OBP: 0.324, SLG: 0.341			C FF 89 B FF 90 B FF 90 X FC 87 2-1 2 1B 1B	B FS 83 B FF 91 F FF 91 X FS 84 2-1 3 S 1B			B FF 87 F SI 89 C SI 88 B CU 74 S CU 74 2-3 ① K			C SI 88 X CH 80 0-1 ① F7		B SI 94 X FF 93 1-0 ② G6-3		5	0	2	0	0	1	0
3 Mike Zunino, R (1, 2) OBP: 0.239, SLG: 0.432	B FF 91 1 SAFE 1 SAFE C FF 92 B SL 85 F SL 85 1 SAFE S FF 91 2-3 ① K		C FF 87 S SL 82 1 SAFE F SL 80 B FF 90 1 SAFE B FF 92 T FF 92 2-2 ② K 1-2				F FF 96 S SL 91 B CU 84 S FF 85 1-3 ② K			F SL 78 B FF 92 S SL 78 B CH 77 F CH 78 X SL 79 2-2 ② G6-3		S SL 85 B FF 94 C SI 92 B SI 93 F FF 94 X SL 84 2-2 HR	5	1	1	1	0	3	2
7 Andrew Romine, S (1, 4) (9, 6) OBP: 0.229, SLG: 0.163			F FF 91 1 SAFE B FF 91 C FS 84 X FS 84 1-2 ② P6	F FS 84 S FF 91 F FF 92 X FS 84 0-2 ③ F8			B CU 82 X FF 97 1-0 ③ P6			C CH 78 X SI 91 0-1 ③ G4-3			4	0	0	0	0	0	2
Inning Stats	R: 0 E: 0 K: 0 S: 5 H: 1 LOB: 0 BB: 0 P: 7	R: 0 E: 0 K: 1 S: 11 H: 0 LOB: 0 BB: 0 P: 18	R: 0 E: 0 K: 1 S: 11 H: 2 LOB: 2 BB: 0 P: 18	R: 0 E: 0 K: 0 S: 8 H: 0 LOB: 0 BB: 0 P: 14	R: 0 E: 0 K: 1 S: 11 H: 1 LOB: 1 BB: 0 P: 16	R: 3 E: 1 K: 1 S: 13 H: 3 LOB: 0 BB: 1 P: 24	R: 0 E: 0 K: 2 S: 7 H: 0 LOB: 0 BB: 0 P: 11	R: 0 E: 0 K: 0 S: 4 H: 1 LOB: 0 BB: 0 P: 4	R: 0 E: 0 K: 1 S: 7 H: 0 LOB: 0 BB: 0 P: 10	R: 0 E: 0 K: 0 S: 8 H: 0 LOB: 0 BB: 0 P: 10	R: 0 E: 0 K: 0 S: 9 H: 1 LOB: 2 BB: 0 P: 17	R: 1 E: 0 K: 0 S: 7 H: 1 LOB: 0 BB: 0 P: 11	1B: 7 2B: 0 3B: 0 HR: 3 SF: 0 SAC: 1 DP: 2 HBP: 1	WP: 0 PB: 0 SB: 1 CS: 0 PA: 44						

PITCHER		IP	WLS	BF	H	R	ER	SO	BB	IBB	HBP	BLK	WP	HR	S	P	ERA	WHIP
12 Jake Odorizzi, R ERA: 3.34	(1, 1)	5.1		22	7	3	3	3	1	0	0	0	0	2	54	89	5.06	1.500
32 Zach Duke, L ERA: 3.18	(6, 1)	1.0		3	0	0	0	2	0	0	0	0	0	0	8	13	0.00	0.000
57 Ryan Pressly, R ERA: 2.03	(7, 1)	0.2		2	0	0	0	1	0	0	0	0	0	0	4	6	0.00	0.000
43 Addison Reed, R ERA: 2.39	(8, 1)	1.0		3	1	0	0	0	0	0	0	0	0	0	4	4	0.00	1.000
39 Trevor Hildenberger, R ERA: 3.28	(9, 1)	2.0		6	0	0	0	1	0	0	0	0	0	0	15	20	0.00	0.000

PITCHER		IP	WLS	BF	H	R	ER	SO	BB	IBB	HBP	BLK	WP	HR	S	P	ERA	WHIP
68 Matt Magill, R ERA: 1.88	(11, 1)	1.2	L	8	2	1	1	0	0	0	1	0	0	1	16	28	5.40	1.200

BOTTOM

Minnesota Twins @ Seattle Mariners

Safeco Field, Seattle, WA

Sat May 26 2018, 7:10 PM - 10:50 PM PDT

Att. 23,986 - Cloudy - 64 F

livebaseballscorecards.com

AB	41
R	4
H	10
RBI	4
BB	1
SO	7
LOB	12

Batter	1	2	3	4	5	6	7	8	9	AB	R	H	RBI	BB	SO	LOB
2 Brian Dozier, R (1, 4) OBP: 0.303, SLG: 0.401	X SI 87 0-0 ① L8		C FC 88 S FC 89 F FC 89 B KC 80 B SI 91 X CH 86 2-2 ② G5-3			B KC 76 B SI 87 X CH 84 2-0 ① G5-3			X FF 97 0-0 ① L7	4	0	0	0	0	0	0
26 Max Kepler, L (1, 9) OBP: 0.335, SLG: 0.479	C SI 86 B CH 84 X CH 83 1-1 ② G1-3		X FC 88 0-0 ③ F9			F KC 78 B KC 79 X SI 90 1-1 ② L7			C FF 96 X FC 92 0-1 ② G4-3	4	0	0	0	0	0	0
22 Miguel Sanó, R (1, 10) OBP: 0.284, SLG: 0.422	C SI 89 X SL 80 0-1 ③ G4-3			B KC 76 C FC 85 X CH 84 1-1 2B		B SI 90 B FC 87 F SI 90 F FC 89 C SI 90 2-3 ③ K			S FC 92 B FC 93 B FC 93 B FF 97 F FF 97 X FF 96 3-2 ③ G6-3	4	0	1	0	0	1	0
20 Eddie Rosario, L (1, 7) OBP: 0.320, SLG: 0.527		F SI 87 C SL 80 X CH 84 0-2 5 2B 1B		C FF 87 F CH 83 S FC 88 0-3 ① K			B KC 76 X SI 89 1-0 99 G4-6-3 1B			3	1	2	0	0	1	1
5 Eduardo Escobar, S (1, 5) OBP: 0.321, SLG: 0.494		F SI 89 1 SAFE X SI 88 0-1 1-H 2B		C KC 78 X KC 77 0-1 ② G4-3			F CH 84 1 SAFE F SI 90 F FC 89 1 SAFE X SI 90 0-2 ① L6			3	0	1	1	0	0	2
99 Logan Morrison, L (1, 3) OBP: 0.310, SLG: 0.347		B KC 78 X SI 89 1-0 ① L7		F CH 84 B FC 89 X SI 90 1-1 ③ L8			1 SAFE D CH 85 B FC 88 X SI 90 2-0 ②③ G4-6-3 1-2f			3	0	0	0	0	0	3
16 Ehire Adrianza, S (1, 6) OBP: 0.278, SLG: 0.286		F SI 89 F CH 84 X CH 83 0-2 ② F8			C KC 76 B FF 86 F SI 88 B CH 84 F CH 84 F FC 89 X SI 90 2-2 ① G4-3			B CH 82 B SI 89 F SI 88 B SI 90 C SI 90 F SI 91 X CH 86 3-2 ① G3		3	0	0	0	0	0	1
46 Bobby Wilson, R (1, 2) OBP: 0.188, SLG: 0.321		C SL 80 X KC 80 0-1 ③ P6			X KC 78 0-0 ② G1-3			B KC 79 C SI 90 X SI 90 1-1 ② G3-1		3	0	0	0	0	0	1
25 Byron Buxton, R (1, 8) OBP: 0.186, SLG: 0.205			C SL 78 C SI 87 B SI 89 F SI 90 X FC 88 1-2 ① G5-3		B SI 88 X FC 87 1-0 ③ G5-3			B FC 88 S FF 90 F FF 91 B FC 90 X SI 90 2-2 ③ G5-3		3	0	0	0	0	0	0
Inning Stats	R: 0 E: 0 K: 0 S: 5 H: 0 LOB: 0 BB: 0 P: 6	R: 1 E: 0 K: 0 S: 11 H: 2 LOB: 1 BB: 0 P: 12	R: 0 E: 0 K: 0 S: 9 H: 0 LOB: 0 BB: 0 P: 12	R: 0 E: 0 K: 1 S: 9 H: 1 LOB: 1 BB: 0 P: 11	R: 0 E: 0 K: 0 S: 7 H: 0 LOB: 0 BB: 0 P: 10	R: 0 E: 0 K: 1 S: 6 H: 0 LOB: 0 BB: 0 P: 11	R: 0 E: 0 K: 0 S: 6 H: 1 LOB: 0 BB: 0 P: 9	R: 0 E: 0 K: 0 S: 9 H: 0 LOB: 0 BB: 0 P: 15	R: 0 E: 0 K: 0 S: 6 H: 0 LOB: 0 BB: 0 P: 9	1B: 2 2B: 2 3B: 0 HR: 0	SF: 0 SAC: 0 DP: 1 HBP: 0			WP: 0 PB: 0 SB: 0 CS: 0	PA: 30	

PITCHER		IP	WLS	BF	H	R	ER	SO	BB	IBB	HBP	BLK	WP	HR	S	P	ERA	WHIP
8 Mike Leake, R ERA: 4.93	(1, 1)	8.0	W	27	4	1	1	2	0	0	0	0	0	0	62	86	1.12	0.500
48 Alex Colomé, R ERA: 3.97	(9, 1)	1.0	S	3	0	0	0	0	0	0	0	0	0	0	6	9	0.00	0.000

PITCHER	IP	WLS	BF	H	R	ER	SO	BB	IBB	HBP	BLK	WP	HR	S	P	ERA	WHIP

TOP

Minnesota Twins @ Seattle Mariners

Safeco Field, Seattle, WA

Sun May 27 2018, 1:10 PM - 3:28 PM PDT

Att. 31,340 - Partly Cloudy - 63 F

livebaseballscorecards.com

AB	30
R	1
H	4
RBI	1
BB	0
SO	2
LOB	8

BOTTOM

Minnesota Twins @ Seattle Mariners

Safeco Field, Seattle, WA

Sun May 27 2018, 1:10 PM - 3:28 PM PDT

Att. 31,340 - Partly Cloudy - 63 F

livebaseballscorecards.com

Batter	1	2	3	4	5	6	7	8	9	AB	R	H	RBI	BB	SO	LOB
5 Guillermo Heredia, R (1, 8) OBP: 0.431, SLG: 0.444	C FF 92 B FF 92 X FF 92 1-1 ① F9		X SI 91 0-0 16 1B 1-2 1B		X SV 79 0-0 ① L8		B SV 83 B SV 81 C SI 92 X SI 92 2-1 ③ F9			4	0	1	0	0	0	0
16 Ben Gamel, L (1, 7) OBP: 0.340, SLG: 0.358	C SI 92 B CH 83 X CH 84 1-1 ② G5-3		B CH 83 X SI 92 1-0 1-2 2-3 1B		B SI 92 B CH 84 S FF 93 B FF 93 S SI 92 X FF 94 3-2 23 S 1B			B CH 83 C SV 80 S SV 82 X FF 93 1-2 17 CS 1B		4	0	3	0	0	0	0
17 Mitch Haniger, R (1, 9) OBP: 0.371, SLG: 0.533	B FF 93 C FF 92 S CH 85 S FF 94 1-3 ③ K		S SV 82 S SV 82 S SV 82 0-3 ② K		1 SAFE F FF 92 S SV 83 1 SAFE B SV 82 F SI 93 F SV 83 1 SAFE 1 SAFE 1-3 ② K			C FF 93 1 SAFE B SI 94 B SV 83 F SV 81 B SV 82 D SV 83 4-2 ① 15 1B 27 2B BB 1-2		3	1	0	0	1	3	4
23 Nelson Cruz, R (1, 10) OBP: 0.305, SLG: 0.425		F FF 92 X SI 91 0-1 ① G6-3	C SV 82 X SI 92 0-1 ③ P3		F SV 80 S SV 81 B SV 82 1 SAFE B FF 93 S SV 82 2-3 ③ K 1-2			S SL 91 1 SAFE B CU 82 S FF 97 S FF 98 1-3 ② K		4	0	0	0	0	2	5
15 Kyle Seager, L (1, 5) OBP: 0.283, SLG: 0.424		C SI 91 B FF 92 B CH 84 X SI 93 2-1 ② F7		C CH 84 B CH 84 B FF 92 X CH 84 2-1 HR		C SI 92 B FF 93 B SV 82 F SI 93 X SV 82 2-2 ① F9		F SL 79 X FF 88 0-1 27 2B 1B 1-2		4	2	2	1	0	0	0
27 Ryon Healy, R (1, 3) OBP: 0.286, SLG: 0.485		B FF 92 B FF 91 X FF 92 2-0 1B		S SV 79 B CH 84 F FF 92 X SV 80 1-2 1B		B SI 92 C CH 85 F CH 84 B FF 93 S SV 83 2-3 ② K		S FF 91 X SI 92 0-1 1-H 2-H 1B 2B		4	0	3	2	0	1	0
Chris Herrmann, L (1, 2) OBP: 0.250, SLG: 0.250		F FF 91 C SI 91 S SI 92 0-3 ③ K		F SI 91 C SI 92 B SI 93 F FF 93 1 SAFE F FF 93 D SV 81 S SV 82 2-3 ① K		B SI 92 C SI 92 F SV 82 X FF 92 1-2 ③ F9		X FF 92 0-0 ③ 2-H 1B		4	0	1	0	0	2	2
1 Gordon Beckham, R (1, 4) OBP: 0.259, SLG: 0.240			X FF 91 0-0 16 1B 5 1B 1B	C SV 80 X SI 91 0-1 ② L8			C SV 81 X SV 80 0-1 ① F7			3	0	1	0	0	0	1
7 Andrew Romine, S (1, 6) OBP: 0.216, SLG: 0.152			F SI 91 1 SAFE B CH 82 1 SAFE F CH 83 S FF 92 1-3 ① K	B SI 92 B FF 92 X FF 91 2-0 ③ G4-3			C FF 92 C CH 84 X FF 92 0-2 ② G5-3			3	0	0	0	0	1	2
Inning Stats	R: 0 E: 0 K: 1 S: 7 H: 0 LOB: 0 BB: 0 P: 10	R: 0 E: 0 K: 1 S: 8 H: 1 LOB: 1 BB: 0 P: 12	R: 0 E: 0 K: 2 S: 11 H: 3 LOB: 3 BB: 0 P: 13	R: 1 E: 0 K: 1 S: 13 H: 2 LOB: 1 BB: 0 P: 20	R: 0 E: 0 K: 2 S: 12 H: 1 LOB: 1 BB: 0 P: 18	R: 0 E: 0 K: 1 S: 9 H: 0 LOB: 0 BB: 0 P: 14	R: 0 E: 0 K: 0 S: 7 H: 0 LOB: 0 BB: 0 P: 9	R: 2 E: 0 K: 1 S: 13 H: 4 LOB: 2 BB: 1 P: 19		1B: 9 2B: 1 3B: 0 HR: 1	SF: 0 SAC: 0 DP: 0 HBP: 0		WP: 0 PB: 0 SB: 1 CS: 1	PA: 34		

	AB	33
	R	3
	H	11
	RBI	3
	BB	1
	SO	9
	LOB	14

PITCHER		IP	WLS	BF	H	R	ER	SO	BB	IBB	HBP	BLK	WP	HR	S	P	ERA	WHIP
17 José Berríos, R ERA: 3.67	(1, 1)	7.1	L	30	8	2	2	8	1	0	0	0	0	1	72	106	2.46	1.227
57 Ryan Pressly, R ERA: 2.0	(8, 1)	0.1		1	0	0	0	1	0	0	0	0	0	0	3	4	0.00	0.000
32 Zach Duke, L ERA: 3.71	(8, 1)	0.0		1	1	0	0	0	0	0	0	0	0	0	2	2	∞	∞
43 Addison Reed, R ERA: 2.36	(8, 1)	0.1		2	2	1	1	0	0	0	0	0	0	0	3	3	27.00	6.000

PITCHER	IP	WLS	BF	H	R	ER	SO	BB	IBB	HBP	BLK	WP	HR	S	P	ERA	WHIP

Minnesota Twins @ Kansas City Royals

Kauffman Stadium, Kansas City, MO

Mon May 28 2018, 6:16 PM - 9:28 PM CDT

Att. 18,572 - Partly Cloudy - 89 F

TOP

livebaseballscorecards.com

Batter	1	2	3	4	5	6	7	8	9	AB	R	H	RBI	BB	SO	LOB
2 Brian Dozier, R (1, 4) OBP: 0.309, SLG: 0.406	S FF 88 S SI 90 B SL 83 C SL 81 1-3 ① K		F SI 90 X SL 82 0-1 ① P4		C CU 79 F FF 90 X SL 81 0-2 22 HR 1B	X FF 92 0-0 2-H 1B		C FF 95 B FF 94 X FF 94 1-1 1-2 2-3 20 2B 1B		5	2	3	1	0	1	1
20 Eddie Rosario, L (1, 7) OBP: 0.322, SLG: 0.526	B SI 90 F FF 90 B FF 91 F FF 90 C CU 80 2-3 ② K		B SI 89 1 SAFE B SL 81 B SL 81 1 SAFE B FF 91 4-0 1-2 99 BB BB		C SI 90 B FF 90 S SL 81 1 SAFE S SL 83 1-3 ① K	X SL 81 0-0 ③ F8		S FF 92 F FF 94 X CH 83 0-2 1-H 2-H 3-H 22 S 2B		4	0	1	3	1	2	2
22 Miguel Sanó, R (1, 5) OBP: 0.280, SLG: 0.442	C CU 78 F SI 91 S SL 82 0-3 ③ K		F SL 82 S SL 82 S SL 83 0-3 ② K		C FF 91 B FF 92 X FF 93 1-1 1-H HR		B CU 77 X FF 94 1-0 ① L8	C CU 78 C CU 80 B FF 96 F CH 83 S FF 95 1-3 ③ 2-3 K		5	1	1	2	0	3	3
99 Logan Morrison, L (1, 3) OBP: 0.313, SLG: 0.340		B FF 90 X FF 89 1-0 ① P5	B SL 82 B FF 92 S SL 81 B FF 92 F FF 93 B SL 82 4-2 1-2 2-3 BB		B CU 76 F CH 82 B CU 79 F FF 90 B SL 82 D SI 89 4-2 BB		B FF 95 X CH 83 1-0 ② P4		B FF 91 F FF 91 B SL 87 X FF 92 2-1 ① G4-3	3	0	0	0	2	0	0
5 Eduardo Escobar, S (1, 6) OBP: 0.313, SLG: 0.480		X SI 89 0-0 ② G4-3	C FF 92 X SL 83 0-1 ③ L7		C CU 80 B FF 92 S SL 80 B SI 92 F SL 81 S SL 83 2-3 ② K		X FF 96 0-0 ③ G6-3		B SI 92 C FF 92 F CU 77 S FF 93 1-3 ② K	5	0	0	0	0	2	4
26 Max Kepler, L (1, 9) OBP: 0.337, SLG: 0.494		B SI 89 B CU 78 S FF 90 X FF 89 2-1 3B	C SI 89 X FF 90 0-1 ① F8		C SI 92 X SI 92 0-1 ③ F7			C FF 93 B FF 93 X CU 78 1-1 ① P6	C FF 93 X FF 93 0-1 36 1B 23 2B 2B	5	1	2	0	0	0	1
36 Robbie Grossman, S (1, 10) OBP: 0.307, SLG: 0.327		B FF 92 C CU 80 C SL 82 B FF 91 D SL 83 B SL 82 4-2 BB	X SI 90 0-0 ② F8			B CH 87 B CU 78 X FF 89 2-0 ① G3		C FF 95 F FF 96 X CH 84 0-2 2 1B 23 BB 20 2B 1B	C CU 77 S FF 93 B FF 91 X FF 94 1-2 2-3 23 2B 1B	4	2	2	0	1	0	0
23 Mitch Garver, R (1, 2) OBP: 0.309, SLG: 0.365		C FF 93 C SL 82 B SI 92 B SL 83 S SL 82 2-3 ③ K	C FF 91 B CU 80 F FF 92 B SI 91 H SL 81 3-2 25 FC6-4 HBP			B CU 77 X FF 90 1-0 25 B3 2 1B 1B		B CH 78 1 SAFE B FF 93 S FF 94 1 SAFE F FF 93 B FF 94 B CH 79 4-2 1-2 2 1B 20 2B BB	D FF 92 X FF 92 1-0 2-H 3-H 2B	3	2	2	2	1	1	2
25 Byron Buxton, R (1, 8) OBP: 0.187, SLG: 0.205			S FF 91 B SI 89 X SI 90 1-1 99 BB 20 BB 1B	X CU 80 0-0 ③ FC6-4 1-2f		B CU 79 C CU 80 X FF 91 1-1 ② B3 1-2		C CU 75 S FF 95 B FF 96 F FF 94 D CH 80 F CU 79 F CH 80 B FF 94 F FF 93 3-3 F FF 94 S FF 95 ② K	X FF 91 0-0 ③ L8	5	0	1	0	0	1	5

Inning Stats																								
	R: 0	H: 0	R: 0	H: 1	R: 0	H: 1	R: 0	H: 0	R: 2	H: 2	R: 1	H: 2	R: 0	H: 0	R: 3	H: 3	R: 2	H: 3	1B: 7	SF: 0	WP: 0	PA: 45		
	E: 0	LOB: 0	E: 0	LOB: 2	E: 0	LOB: 1	E: 0	LOB: 1	E: 0	LOB: 1	E: 0	LOB: 1	E: 0	LOB: 0	E: 0	LOB: 1	E: 0	LOB: 1	2B: 3	SAC: 0	PB: 0			
	K: 3	BB: 0	K: 1	BB: 1	K: 1	BB: 2	K: 0	BB: 0	K: 2	BB: 1	K: 0	BB: 0	K: 0	BB: 0	K: 2	BB: 1	K: 1	BB: 0	3B: 1	DP: 0	SB: 1			
	S: 9	P: 12	S: 9	P: 18	S: 11	P: 20	S: 6	P: 9	S: 16	P: 24	S: 6	P: 10	S: 3	P: 5	S: 24	P: 34	S: 12	P: 17	HR: 1	HBP: 1	CS: 0			

PITCHER	IP	WLS	BF	H	R	ER	SO	BB	IBB	HBP	BLK	WP	HR	S	P	ERA	WHIP
65 Jakob Junis, R (1, 1) ERA: 3.61	6.0	L	29	6	3	3	7	4	0	1	0	0	1	57	93	4.50	1.667
64 Burch Smith, R (7, 1) ERA: 4.88	2.0		10	3	3	3	2	1	0	0	0	0	0	27	39	13.50	2.000
51 Blaine Boyer, R (9, 1) ERA: 11.76	1.0		6	3	2	2	1	0	0	0	0	0	0	12	17	18.00	3.000

PITCHER	IP	WLS	BF	H	R	ER	SO	BB	IBB	HBP	BLK	WP	HR	S	P	ERA	WHIP

AB	39
R	8
H	12
RBI	8
BB	5
SO	10
LOB	18

Batter	1	2	3	4	5	6	7	8	9	AB	R	H	RBI	BB	SO	LOB
25 Jon Jay, L (1, 8) OBP: 0.361, SLG: 0.362	C FF 90 X SI 90 0-1 G4-3 ①		C SI 89 B FF 91 B FF 91 X SI 92 2-1 8 G6-3 2B		B FC 85 X SI 89 1-0 8 2B 2B		C CH 78 X SI 89 0-1 15 FC6-5 2B	X CH 85 0-0 E1 15 1B 1-3 2-H 1B		5	1	4	0	0	0	0
15 Whit Merrifield, R (1, 4) OBP: 0.363, SLG: 0.420	C FF 92 C FF 92 B FF 94 S SI 91 1-3 K ②		X SI 94 0-0 G5-3 ①		B FC 85 B FC 86 B FF 93 B FF 94 4-0 8 2B BB		C SL 78 S SL 78 X CH 74 0-2 FC6-5 ① 13 1B 2-3	B CH 80 X SI 91 1-0 1-2 3-H 1B		4	1	1	1	1	1	2
8 Mike Moustakas, L (1, 10) OBP: 0.329, SLG: 0.502	B SI 91 B SI 91 F SI 92 F SI 92 B CH 85 F FF 94 S FF 94 3-3 K ③		B FF 94 B CH 88 X SI 91 2-0 G6-3 ② 2-3		B SI 92 B SI 92 F SI 93 X SI 92 2-1 1-H 2-H 2B		1 SAFE B SI 92 B SI 91 C SI 92 1 SAFE X SI 92 2-1 L7 ②	C SI 92 B SI 93 B CH 81 F SI 92 C SI 94 2-3 K ③		5	0	1	2	0	2	4
13 Salvador Perez, R (1, 2) OBP: 0.288, SLG: 0.493		F FF 91 F FF 89 B CU 80 B CU 79 X SI 92 2-2 4 1B 12 BB 1B	X SI 94 0-0 F8 ③		X SI 93 0-0 G5-3 ①		X FF 96 0-0 12 FC6-4 1-3 1B		B CH 81 B CH 71 B SI 92 C SI 91 X SI 92 3-1 F8 ①	5	0	2	0	0	0	2
12 Jorge Soler, R (1, 9) OBP: 0.367, SLG: 0.463		B FC 88 D FC 86 B SI 93 B FF 94 4-0 4 1B 1-2 BB		S FF 91 B FF 92 X FF 92 1-1 F9 ①	B FF 93 X FC 86 1-0 P3 ②		X FF 97 0-0 FC6-4 ③ 1-2f		B SI 93 B SI 93 X FF 94 2-0 HR	4	1	1	1	1	0	3
17 Hunter Dozier, R (1, 3) OBP: 0.327, SLG: 0.318		F SI 93 C SI 93 B FF 94 C SI 93 1-3 K ①		B FC 85 C SI 92 T FF 92 B FF 94 F SI 92 B SI 93 F FF 94 F FF 94 B SI 92 4-2 4 1B BB	X FC 85 0-0 F7 ③			C SI 87 B CH 84 F SI 86 F CU 73 B FF 87 X CU 74 2-2 F9 ①	S CH 83 S CH 84 B FF 96 S CH 84 1-3 K ②	4	0	0	0	1	2	3
4 Alex Gordon, L (1, 7) OBP: 0.340, SLG: 0.399		X SI 92 0-0 1-2 2-3 1B		X FF 94 0-0 1-2 1B		X CU 77 0-0 F7 ①		B SL 78 C SI 89 F SI 87 B SL 78 X SL 78 2-2 F7 ②	X SI 94 0-0 2 DI 1B	5	0	3	0	0	0	0
2 Alcides Escobar, R (1, 6) OBP: 0.284, SLG: 0.302		F FC 87 S FF 94 B FF 95 C SI 93 1-3 K ②		D SI 94 B FC 87 X SI 93 2-0 F9 ②		B FF 90 B FF 91 C FF 91 L SI 92 F SI 92 B CU 79 X FF 93 3-2 F9 ②		C SI 87 F SI 88 B CH 81 B CU 73 H CU 74 3-2 25 1B 46 1B 25 E HBP	B SI 95 F SI 94 B CH 84 F SI 95 S FF 97 2-3 K ③ 1-2	4	1	0	0	0	2	6
46 Ramón Torres, S (1, 5) OBP: 0.313, SLG: 0.333		C FF 95 F FF 95 F FF 95 X CU 82 0-2 G6-3 ③		B FF 94 B SI 92 F SI 92 B SI 92 X SI 93 3-1 G4-3 ③		C FF 91 B CU 79 F FF 94 S FC 89 1-3 K ③		B SI 88 F SI 87 X SI 88 1-1 25 E 15 1B 1-2 1B		4	1	1	0	0	1	5
Inning Stats	R: 0 E: 0 K: 2 S: 9 H: 0 LOB: 0 BB: 0 P: 13	R: 0 E: 0 K: 2 S: 14 H: 2 LOB: 3 BB: 1 P: 22	R: 0 E: 0 K: 0 S: 5 H: 1 LOB: 1 BB: 0 P: 9	R: 0 E: 0 K: 0 S: 11 H: 1 LOB: 2 BB: 1 P: 21	R: 2 E: 0 K: 0 S: 6 H: 2 LOB: 1 BB: 1 P: 14	R: 0 E: 0 K: 1 S: 8 H: 0 LOB: 0 BB: 0 P: 12	R: 0 E: 0 K: 0 S: 9 H: 2 LOB: 2 BB: 0 P: 11	R: 2 E: 1 K: 1 S: 16 H: 3 LOB: 2 BB: 0 P: 27	R: 1 E: 0 K: 2 S: 10 H: 2 LOB: 1 BB: 0 P: 18	1B: 8 2B: 4 3B: 0 HR: 1 SF: 0 SAC: 0 DP: 0 HBP: 1						WP: 0 PB: 0 SB: 0 CS: 0 PA: 44

PITCHER		IP	WLS	BF	H	R	ER	SO	BB	IBB	HBP	BLK	WP	HR	S	P	ERA	WHIP
31 Lance Lynn, R ERA: 5.94	(1, 1)	6.0	W	27	6	2	2	5	3	0	0	0	0	0	53	91	3.00	1.500
39 Trevor Hildenberger, R ERA: 3.24	(7, 1)	0.1	H	2	1	0	0	0	0	0	0	0	0	0	5	5	0.00	3.000
55 Taylor Rogers, L ERA: 5.49	(7, 1)	0.1	H	1	0	0	0	0	0	0	0	0	0	0	2	4	0.00	0.000
57 Ryan Pressly, R ERA: 1.98	(7, 1)	0.1	H	2	1	0	0	0	0	0	0	0	0	0	2	2	0.00	3.000
32 Zach Duke, L ERA: 4.08	(8, 1)	0.2		5	2	2	1	0	0	0	1	0	0	0	12	20	13.50	3.000

PITCHER		IP	WLS	BF	H	R	ER	SO	BB	IBB	HBP	BLK	WP	HR	S	P	ERA	WHIP
56 Fernando Rodney, R ERA: 3.0	(8, 1)	1.1	S	7	3	1	1	3	0	0	0	0	0	1	14	25	6.75	2.250

BOTTOM

Minnesota Twins @ Kansas City Royals

Kauffman Stadium, Kansas City, MO

Mon May 28 2018, 6:16 PM - 9:28 PM CDT

Att. 18,572 - Partly Cloudy - 89 F

livebaseballscorecards.com

AB	40
R	5
H	13
RBI	4
BB	3
SO	8
LOB	25

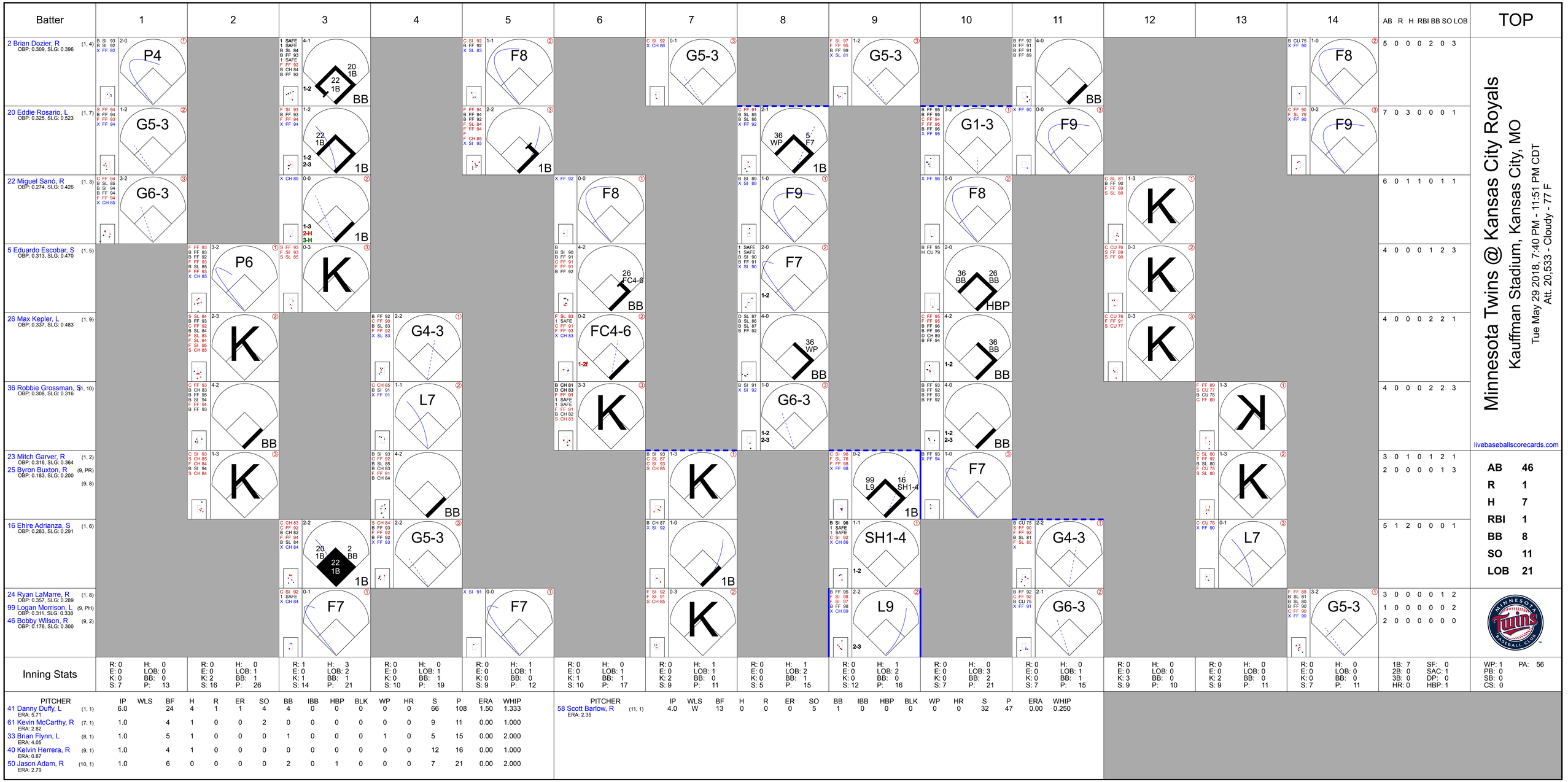
Batter
1
2
3
4
5
6
7
8
9
10
11
12
13
14
AB R H RBI BB SO LOB
TOP
2 Brian Dozier, R (1, 4) OBP: 0.309, SLG: 0.396
P4
F8
G5-3
BB
20 1B
22 1B
5 0 0 0 2 0 3
20 Eddie Rosario, L (1, 7) OBP: 0.325, SLG: 0.523
G5-3
F8
F9
36 WP
5 F7
1B
7 0 3 0 0 0 1
22 Miguel Sanó, R (1, 3) OBP: 0.274, SLG: 0.426
G6-3
F9
F8
G1-3
1-3
2-H
3-H
6 0 1 1 0 1 1
5 Eduardo Escobar, S (1, 5) OBP: 0.313, SLG: 0.470
P6
K
F7
HBP
36 BB
26 BB
4 0 0 0 1 2 3
26 Max Kepler, L (1, 9) OBP: 0.337, SLG: 0.483
K
G4-3
FC4-6
26 FC4-6
36 WP
36 BB
4 0 0 0 2 2 1
36 Robbie Grossman, S (1, 10) OBP: 0.308, SLG: 0.316
BB
L7
G6-3
4 0 0 0 2 2 3
23 Mitch Garver, R (1, 2) OBP: 0.316, SLG: 0.364
25 Byron Buxton, R (9, PR) OBP: 0.183, SLG: 0.200
(9, 8)
K
BB
F7
99 L9
16 SH1-4
3 0 1 0 1 2 1
2 0 0 0 0 1 3
16 Ehire Adrianza, S (1, 6) OBP: 0.283, SLG: 0.291
G5-3
G4-3
L7
20 1B
2 BB
22 1B
5 1 2 0 0 0 1
24 Ryan LaMarre, R (1, 8) OBP: 0.357, SLG: 0.289
99 Logan Morrison, L (9, PH) OBP: 0.311, SLG: 0.338
46 Bobby Wilson, R (9, 2) OBP: 0.176, SLG: 0.300
F7
K
SH1-4
L9
G6-3
G5-3
3 0 0 0 0 1 2
1 0 0 0 0 0 2
2 0 0 0 0 0 0
Minnesota Twins @ Kansas City Royals
Kauffman Stadium, Kansas City, MO
Tue May 29 2018, 7:40 PM - 11:51 PM CDT
Att. 20,533 - Cloudy - 77 F
livebaseballscorecards.com
AB 46
R 1
H 7
RBI 1
BB 8
SO 11
LOB 21
Inning Stats
R: 0 E: 0 K: 0 S: 7
H: 0 LOB: 0 BB: 0 P: 13
R: 0 E: 0 K: 2 S: 16
H: 0 LOB: 1 BB: 1 P: 26
R: 1 E: 0 K: 1 S: 14
H: 3 LOB: 2 BB: 1 P: 21
R: 0 E: 0 K: 0 S: 10
H: 0 LOB: 1 BB: 1 P: 19
R: 0 E: 0 K: 0 S: 9
H: 1 LOB: 1 BB: 0 P: 12
R: 0 E: 0 K: 1 S: 10
H: 0 LOB: 1 BB: 1 P: 17
R: 0 E: 0 K: 2 S: 9
H: 1 LOB: 1 BB: 0 P: 11
R: 0 E: 0 K: 0 S: 5
H: 1 LOB: 2 BB: 1 P: 15
R: 0 E: 0 K: 0 S: 12
H: 1 LOB: 2 BB: 0 P: 16
R: 0 E: 0 K: 0 S: 7
H: 0 LOB: 3 BB: 2 P: 21
R: 0 E: 0 K: 0 S: 7
H: 0 LOB: 1 BB: 1 P: 15
R: 0 E: 0 K: 3 S: 9
H: 0 LOB: 0 BB: 0 P: 10
R: 0 E: 0 K: 2 S: 9
H: 0 LOB: 0 BB: 0 P: 11
R: 0 E: 0 K: 0 S: 7
H: 0 LOB: 0 BB: 0 P: 11
1B: 7 2B: 0 3B: 0 HR: 0
SF: 0 SAC: 1 DP: 0 HBP: 1
WP: 1 PB: 0 SB: 0 CS: 0
PA: 56
PITCHER IP WLS BF H R ER SO BB IBB HBP BLK WP HR S P ERA WHIP
41 Danny Duffy, L (1, 1) ERA: 5.71 6.0 24 4 1 1 4 4 0 0 0 0 0 66 108 1.50 1.333
61 Kevin McCarthy, R (7, 1) ERA: 2.82 1.0 4 1 0 0 2 0 0 0 0 0 0 9 11 0.00 1.000
33 Brian Flynn, L (8, 1) ERA: 4.05 1.0 5 1 0 0 0 1 0 0 0 1 0 5 15 0.00 2.000
40 Kelvin Herrera, R (9, 1) ERA: 0.87 1.0 4 1 0 0 0 0 0 0 0 0 0 12 16 0.00 1.000
50 Jason Adam, R (10, 1) ERA: 2.79 1.0 6 0 0 0 0 2 0 1 0 0 0 7 21 0.00 2.000
PITCHER IP WLS BF H R ER SO BB IBB HBP BLK WP HR S P ERA WHIP
58 Scott Barlow, R (11, 1) ERA: 2.35 4.0 W 13 0 0 0 5 1 0 0 0 0 0 32 47 0.00 0.250

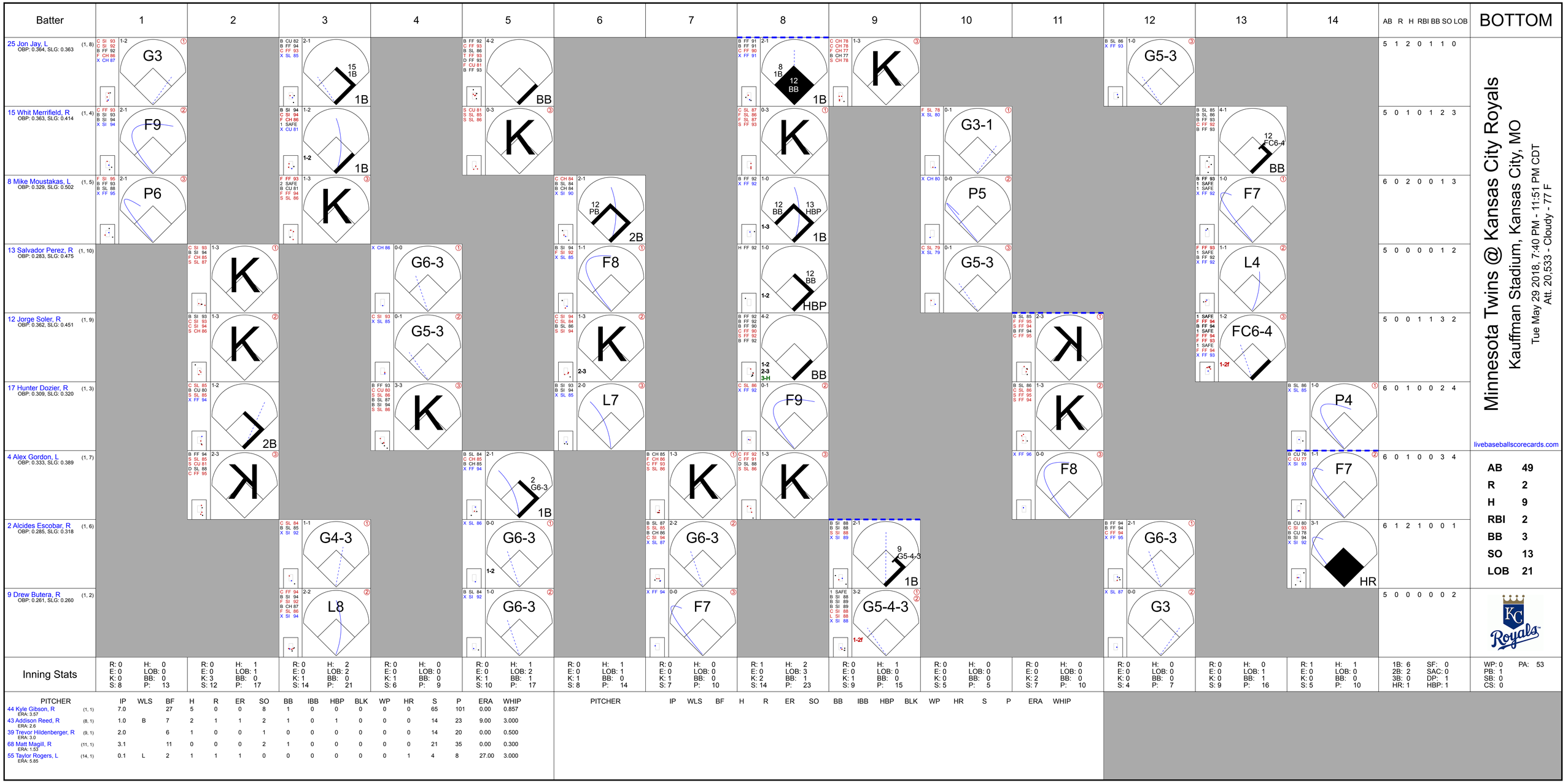

Minnesota Twins @ Kansas City Royals

Kauffman Stadium, Kansas City, MO

Tue May 29 2018, 7:40 PM - 11:51 PM CDT
Att. 20,533 - Cloudy - 77 F

livebaseballscorecards.com

Batter	1	2	3	4	5	6	7	8	9	10	11	12	13	14	AB R H RBI BB SO LOB
25 Jon Jay, L (1, 8) OBP: 0.364, SLG: 0.363	C SI 93 C SI 92 B FF 92 F CH 86 X CH 87 1-2 G3 ①		B CU 82 B FF 94 C FF 93 X SL 85 2-1 15 1B 1B		B FF 92 C FF 93 B SL 86 T FF 93 D FF 93 F CU 81 B FF 93 4-2 BB			B FF 91 B FF 91 C FF 90 X FF 91 2-1 8 1B 12 BB 1B	C CH 78 C CH 78 F CH 77 B CH 77 S CH 78 1-3 K ③			B SL 86 X FF 93 1-0 G5-3 ③			5 1 2 0 1 1 0
15 Whit Merrifield, R (1, 4) OBP: 0.363, SLG: 0.414	C FF 93 B SI 93 B SI 94 X SI 94 2-1 F9 ②		B SI 94 C SI 94 F CH 86 1 SAFE X CU 81 1-2 1-2 1B		S CU 81 S SL 85 S SL 86 0-3 K ③			C SL 87 F SL 86 F SL 87 S FF 93 0-3 K ①		F SL 78 X SL 80 0-1 G3-1 ①			B SL 85 B SL 86 B FF 93 C FF 92 B FF 93 4-1 12 FC6-4 BB		5 0 1 0 1 2 3
8 Mike Moustakas, L (1, 5) OBP: 0.329, SLG: 0.502	F SI 95 B FF 93 B SL 88 X FF 95 2-1 P6 ③		F FF 93 2 SAFE B CU 81 F FF 94 S SL 86 1-3 K ③			C CH 84 B SL 84 B CH 84 X SI 90 2-1 12 PB 2B		B FF 92 X FF 92 1-0 12 BB 13 HBP 1-3 1B		X CH 80 0-0 P5 ②			B FF 93 1 SAFE 1 SAFE X FF 92 1-0 F7 ①		6 0 2 0 0 1 3
13 Salvador Perez, R (1, 10) OBP: 0.283, SLG: 0.475		C SI 93 B SI 94 F CH 85 S SL 87 1-3 K ①		X CH 86 0-0 G6-3 ①		B SI 94 F SI 92 X SL 85 1-1 F8 ①		H FF 92 1-0 12 BB 1-2 HBP		C SL 79 X SL 79 0-1 G5-3 ③			F FF 93 1 SAFE B FF 92 X FF 92 1-1 L4 ②		5 0 0 0 0 1 2
12 Jorge Soler, R (1, 9) OBP: 0.362, SLG: 0.451		B SI 93 C SI 93 C SI 94 S CH 86 1-3 K ②		C SI 93 X SL 85 0-1 G5-3 ②		C SI 94 C SL 84 B SL 86 S SI 94 1-3 K ② 2-3		B FF 92 B FF 92 B FF 90 C FF 90 S FF 92 B FF 92 4-2 1-2 2-3 3-H BB			B SL 85 F FF 95 S FF 94 B FF 94 C FF 95 2-3 K ①		1 SAFE F FF 94 B FF 94 1 SAFE F FF 94 F FF 93 1 SAFE F FF 94 X FF 93 1-2 FC6-4 ③ 1-2f		5 0 0 1 1 3 2
17 Hunter Dozier, R (1, 3) OBP: 0.309, SLG: 0.320		C SL 85 B CU 80 S SL 85 X FF 94 1-2 2B		B FF 93 C CU 80 S SL 86 B SL 87 B SI 94 S SL 86 3-3 K ③		B SI 93 B SI 94 X SL 85 2-0 L7 ③		C SL 86 X FF 92 0-1 F9 ②			B SL 86 C SL 86 S FF 95 S FF 94 1-3 K ②			B SL 86 X SL 85 1-0 P4 ①	6 0 1 0 0 2 4
4 Alex Gordon, L (1, 7) OBP: 0.333, SLG: 0.389		B FF 94 S SL 85 S CU 81 D SL 88 C FF 95 2-3 K ③			B SL 84 C CH 85 B CH 85 X FF 94 2-1 2 G6-3 1B		B CH 85 F CH 86 C FF 93 S SL 86 1-3 K ①	C FF 92 C FF 91 D SL 88 S SL 86 1-3 K ③			X FF 96 0-0 F8 ③			B CU 76 C CU 77 X SI 93 1-1 F7 ②	6 0 1 0 0 3 4
2 Alcides Escobar, R (1, 6) OBP: 0.285, SLG: 0.318			C SL 84 B SL 85 X SI 92 1-1 G4-3 ①		X SL 86 0-0 G6-3 ① 1-2		B SL 87 S SL 85 B CH 86 C SI 94 X SL 87 2-2 G6-3 ②		B SI 88 B SI 88 S SI 88 X SI 89 2-1 9 G5-4-3 1B			B FF 94 B FF 94 C FF 94 X FF 95 2-1 G6-3 ①		B CU 80 C SI 93 B CU 78 B SI 94 X SI 92 3-1 HR	6 1 2 1 0 0 1
9 Drew Butera, R (1, 2) OBP: 0.261, SLG: 0.260			C FF 94 B SI 94 F SI 92 B CH 87 F SL 86 X SI 94 2-2 L8 ②		B SL 84 X SI 92 1-0 G6-3 ②		X FF 94 0-0 F7 ③		1 SAFE B SI 88 B SI 89 B SI 89 C SI 88 L SI 88 X SI 88 3-2 G5-4-3 ① 1-2f			X SL 87 0-0 G3 ②			5 0 0 0 0 0 2

Inning Stats	1	2	3	4	5	6	7	8	9	10	11	12	13	14	AB R H RBI BB SO LOB
	R: 0 E: 0 K: 0 S: 8	H: 0 LOB: 0 BB: 0 P: 13	R: 0 E: 0 K: 3 S: 12	H: 1 LOB: 1 BB: 0 P: 17	R: 0 E: 0 K: 1 S: 14	H: 2 LOB: 2 BB: 0 P: 21	R: 0 E: 0 K: 1 S: 6	H: 0 LOB: 0 BB: 0 P: 9	R: 0 E: 0 K: 1 S: 10	H: 1 LOB: 2 BB: 1 P: 17	R: 0 E: 0 K: 1 S: 8	H: 1 LOB: 1 BB: 0 P: 14	R: 0 E: 0 K: 1 S: 7	H: 0 LOB: 0 BB: 0 P: 10	R: 1 E: 0 K: 2 S: 14	H: 2 LOB: 3 BB: 1 P: 23	R: 0 E: 0 K: 1 S: 9	H: 1 LOB: 0 BB: 0 P: 15	R: 0 E: 0 K: 0 S: 5	H: 0 LOB: 0 BB: 0 P: 5	R: 0 E: 0 K: 2 S: 7	H: 0 LOB: 0 BB: 0 P: 10	R: 0 E: 0 K: 0 S: 4	H: 0 LOB: 0 BB: 0 P: 7	R: 0 E: 0 K: 0 S: 9	H: 0 LOB: 1 BB: 1 P: 16	R: 1 E: 0 K: 0 S: 5	H: 1 LOB: 0 BB: 0 P: 10	1B: 6 2B: 2 3B: 0 HR: 1	SF: 0 SAC: 0 DP: 1 HBP: 1	WP: 0 PB: 1 SB: 0 CS: 0	PA: 53

PITCHER		IP	WLS	BF	H	R	ER	SO	BB	IBB	HBP	BLK	WP	HR	S	P	ERA	WHIP
44 Kyle Gibson, R ERA: 3.57	(1, 1)	7.0		27	5	0	0	8	1	0	0	0	0	0	65	101	0.00	0.857
43 Addison Reed, R ERA: 2.6	(8, 1)	1.0	B	7	2	1	1	2	1	0	1	0	0	0	14	23	9.00	3.000
39 Trevor Hildenberger, R ERA: 3.0	(9, 1)	2.0		6	1	0	0	1	0	0	0	0	0	0	14	20	0.00	0.500
68 Matt Magill, R ERA: 1.53	(11, 1)	3.1		11	0	0	0	2	1	0	0	0	0	0	21	35	0.00	0.300
55 Taylor Rogers, L ERA: 5.85	(14, 1)	0.1	L	2	1	1	1	0	0	0	0	0	0	1	4	8	27.00	3.000

PITCHER	IP	WLS	BF	H	R	ER	SO	BB	IBB	HBP	BLK	WP	HR	S	P	ERA	WHIP

	AB	R	H	RBI	BB	SO	LOB
AB	49						
R	2						
H	9						
RBI	2						
BB	3						
SO	13						
LOB	21						

Batter	1	2	3	4	5	6	7	8	9	AB	R	H	RBI	BB	SO	LOB
2 Brian Dozier, R (1, 4) OBP: 0.311, SLG: 0.408	C FF 94 X SL 85 0-1 G5-3		B FF 93 X FF 92 1-0 P4		B SI 89 X SI 89 1-0 HR	B FF 96 B CH 82 S FF 94 B CH 82 B FF 95 4-1 20 BB 22 2B BB		B SI 91 X SI 91 1-0 G6-3		4	2	1	1	1	0	1
20 Eddie Rosario, L (1, 7) OBP: 0.332, SLG: 0.522	B FF 96 S SI 95 B SL 88 S FF 95 X SL 85 2-2 22 WP 1B		B SI 94 S FF 94 F SI 94 B FF 96 B FF 95 X FF 94 3-2 G4-3 2-3		F SI 89 S FF 91 F FF 91 F F CH 84 F FF 91 X SI 92 0-2 22 G5-4-3 1B	C CH 81 B FF 94 1 SAFE B FF 90 B CU 77 B FF 92 4-1 22 2B 1-2 BB		X SI 90 0-0 G1-3		4	1	2	0	1	0	1
22 Miguel Sanó, R (1, 10) OBP: 0.280, SLG: 0.434	B FF 95 B SI 92 S SI 94 B SL 85 F SI 95 F FF 97 S SI 95 3-3 K 1-2		B FF 95 B SI 93 X FF 95 2-0 3-H 1B		B SI 89 C FC 86 B SI 90 B SI 91 X SI 91 3-1 G5-4-3 1-2f	X CU 76 0-0 5 1B 1-H 2-H 2B		B SI 91 S FF 93 F FF 93 S SI 91 1-3 K		5	1	2	3	0	2	2
99 Logan Morrison, L (1, 3) OBP: 0.319, SLG: 0.344	B FF 95 B FF 96 B FF 96 B SI 96 4-0 BB		B FF 95 F SI 94 F FF 94 B FF 97 X FF 96 2-2 G6-3		C SI 90 C SI 90 B FF 91 B CH 82 B SI 91 X SI 91 3-2 5 1B 2B	B SI 92 B FF 94 B SI 92 B FF 94 4-0 5 1B BB		X FF 96 0-0 F7		3	1	1	0	2	0	1
5 Eduardo Escobar, S (1, 5) OBP: 0.316, SLG: 0.468	X FF 95 0-0 G1-3			C SI 90 F SI 88 F FC 85 B SI 90 B SI 90 X FC 85 2-2 F7	B SI 89 F FC 87 B SI 90 X SI 90 2-1 26 BLK 2-H 1B	C SI 92 F SI 93 X FF 94 0-2 1-3 2-H 1B		C SI 97 B SL 80 S FF 96 S FF 98 1-3 K		5	0	2	2	0	1	2
26 Max Kepler, L (1, 9) OBP: 0.333, SLG: 0.473		X FF 94 0-0 G4-3	C SI 89 B FF 90 B SI 90 B FC 87 C SI 90 B SI 91		S FF 92 B FF 94 1 SAFE B FF 96 F FF 94 F FF 94 B FF 95 C CH 82 3-3 K 1-2	C FF 94 F SI 94 B FF 94 B SL 86 B SL 86 C SI 93 3-3 K		B FF 96 C SL 80 S CH 89 X FF 99 1-2 F8		4	1	0	0	1	2	3
24 Ryan LaMarre, R (1, 8) OBP: 0.326, SLG: 0.262		C FF 94 C FF 94 F FF 96 B SL 88 B FF 95 F SL 87 S SI 94 2-3 K	F SI 90 F SI 90 B SI 90 C FC 86 1-3 K			X FF 95 0-0 F8	F SI 91 F SI 90 S CH 85 0-3 K			4	0	0	0	0	3	1
16 Ehire Adrianza, S (1, 6) OBP: 0.291, SLG: 0.336		C FF 94 B CH 89 S CH 88 B FF 95 B FF 95 S FF 94 3-3 K	C SI 90 X SI 91 0-1 1-H 2B			C FF 96 B FF 97 C CU 81 B CH 84 F CH 82 B FF 97 F FF 94 X FF 95 3-2 HR	B SI 91 X SI 91 1-0 F7			4	1	2	2	0	1	0
46 Bobby Wilson, R (1, 2) OBP: 0.184, SLG: 0.324			C FF 93 X FF 94 0-1 20 G4-3 22 1B 2B	C SI 90 B SL 84 S FC 86 X SI 90 1-2 G6-3		B FF 97 C CH 82 C CU 79 F CU 81 X CU 81 1-2 G5-3	S SL 87 B SL 88 B SL 88 F SI 90 X SI 92 2-2 G5-3			4	1	1	0	0	0	1
Inning Stats	R: 0 E: 0 K: 1 S: 10 H: 1 LOB: 2 BB: 1 P: 19	R: 0 E: 0 K: 2 S: 9 H: 0 LOB: 0 BB: 0 P: 14	R: 1 E: 0 K: 0 S: 10 H: 2 LOB: 1 BB: 0 P: 18	R: 1 E: 0 K: 1 S: 14 H: 1 LOB: 1 BB: 1 P: 22	R: 2 E: 0 K: 1 S: 20 H: 4 LOB: 1 BB: 0 P: 32	R: 4 E: 0 K: 1 S: 19 H: 3 LOB: 2 BB: 3 P: 38	R: 0 E: 0 K: 1 S: 7 H: 0 LOB: 0 BB: 0 P: 10	R: 0 E: 0 K: 1 S: 5 H: 0 LOB: 0 BB: 0 P: 7	R: 0 E: 0 K: 1 S: 7 H: 0 LOB: 0 BB: 0 P: 9	1B: 5 2B: 4 3B: 0 HR: 2 SF: 0 SAC: 0 DP: 1 HBP: 0						

TOP

Minnesota Twins @ Kansas City Royals

Kauffman Stadium, Kansas City, MO

Wed May 30 2018, 7:15 PM - 10:16 PM CDT

Att. 21,343 - Clear - 87 F

livebaseballscorecards.com

AB	37
R	8
H	11
RBI	8
BB	5
SO	9
LOB	12

WP: 1 PA: 42
PB: 0
SB: 0
CS: 0

PITCHER		IP	WLS	BF	H	R	ER	SO	BB	IBB	HBP	BLK	WP	HR	S	P	ERA	WHIP
56 Brad Keller, R ERA: 2.13	(1, 1)	3.0		13	3	1	1	3	1	0	0	0	1	0	29	51	3.00	1.333
34 Trevor Oaks, R ERA: 10.8	(4, 1)	1.2		10	5	3	3	1	1	0	0	0	0	1	29	46	16.20	3.600
64 Burch Smith, R ERA: 6.12	(5, 1)	1.0		7	2	4	4	1	2	0	0	1	0	1	18	33	36.00	4.000
33 Brian Flynn, L ERA: 4.0	(6, 1)	0.1	H	3	1	0	0	1	1	0	0	0	0	0	6	13	0.00	6.000
61 Kevin McCarthy, R ERA: 2.66	(7, 1)	1.1	W	4	0	0	0	1	0	0	0	0	0	0	8	12	0.00	0.000

PITCHER		IP	WLS	BF	H	R	ER	SO	BB	IBB	HBP	BLK	WP	HR	S	P	ERA	WHIP
54 Tim Hill, L ERA: 2.6	(8, 1)	0.2	H	2	0	0	0	1	0	0	0	0	0	0	4	5	0.00	0.000
40 Kelvin Herrera, R ERA: 0.83	(9, 1)	1.0	S	3	0	0	0	1	0	0	0	0	0	0	7	9	0.00	0.000

Batter	1	2	3	4	5	6	7	8	9	AB	R	H	RBI	BB	SO	LOB
25 Jon Jay, L (1, 10) OBP: 0.365, SLG: 0.362	B FF 94 B FF 94 B FF 94 B FF 94 4-0 2 1B 8 2B BB	C SI 95 X FF 94 0-1 ① SF8 3-H	C FF 89 F CH 84 F FF 90 B FF 89 X FF 90 1-2 ① F7		C FF 90 S CH 83 F FF 90 F FF 90 B CH 85 F FF 91 X CH 85 1-2 ② G1-3		F FF 90 B CH 84 F FF 90 F FF 90 F FF 91 F FF 90 B FF 90 X CH 84 2-2 1B			3	1	1	1	1	0	0
2 Alcides Escobar, R (1, 6) OBP: 0.283, SLG: 0.315	C FF 95 S SI 94 F SI 95 B SI 96 F SI 96 X SI 96 1-2 8 2B 1B	1 SAFE B SI 94 X SI 94 1-0 ② G5-3 1-2	C FF 91 F FF 92 B FF 91 S FF 91 1-3 ② K		B FF 91 F FF 91 F CH 85 X FF 92 1-2 ③ F9		1 SAFE X SI 88 0-0 ③ G5-3			5	1	1	0	0	1	2
8 Mike Moustakas, L (1, 5) OBP: 0.331, SLG: 0.518	F FF 94 B SL 86 F CH 91 X FF 96 1-2 13 1B 1-H 2-H 2B	S SL 87 B SL 86 C CH 89 X SL 87 1-2 2-H HR	C FF 91 B CH 85 X CH 85 1-1 ③ G3			B SI 89 B FF 89 C FF 89 S SI 90 B FF 90 X FF 90 3-2 ① P2		C CU 81 B SL 88 S FF 96 S SL 90 1-3 ① K		5	1	2	4	0	1	0
13 Salvador Perez, R (1, 2) OBP: 0.287, SLG: 0.473	C SL 84 B SI 95 C SL 85 X SL 86 1-2 12 G2-3 2-3 1B	C SL 86 X CH 92 0-1 12 2B 1B		B FF 90 F SL 82 B SI 91 X FF 90 2-1 ① F9		X SL 83 0-0 ② P3		S FF 96 S SL 91 X SL 91 0-2 ② G6-3		5	1	2	0	0	0	0
12 Jorge Soler, R (1, 9) OBP: 0.372, SLG: 0.481	B FF 96 F FF 95 C CH 90 B FF 94 F CH 90 X SI 96 2-2 ① G2-3 1-2	X FF 96 0-0 4 1B 1-H 2B		X SL 83 0-0 17 1B 1B		X SI 90 0-0 1B		X FF 97 0-0 HR		5	2	4	2	0	0	2
4 Alex Gordon, L (1, 7) OBP: 0.329, SLG: 0.383	X FF 96 0-0 ② G3	B FF 93 S SL 85 X SL 86 1-1 17 S 1 3B 2-H 1B		B FF 90 C FF 90 B FF 91 F FF 91 B FF 90 X FF 89 3-2 ② L8		B FF 89 F FF 89 F FF 89 B FF 90 1 SAFE X FF 90 2-2 ③ G3		C SL 91 B CU 84 B SL 90 C CU 83 S CU 84 2-3 ③ K		5	1	1	1	0	1	4
17 Hunter Dozier, R (1, 3) OBP: 0.339, SLG: 0.396	B SL 87 S SL 86 F SI 94 B FF 96 F SL 86 C SL 86 2-3 ③ K	D SL 84 B FF 91 C FF 90 F FF 90 D SI 91 B FF 91 4-2 1 3B 1-2 BB		X SL 84 0-0 1-2 1B			X FF 89 0-0 HR			3	2	2	1	1	1	2
1 Ryan Goins, L (1, 4) OBP: 0.289, SLG: 0.342	B FF 95 S FF 95 B FF 96 F FF 96 X FF 96 2-2 45 1B 25 SF8 1B B CH 85 C CH 84 C FF 92 X CH 85 1-2 1-H 2-H 3B			B SI 89 X SI 89 1-0 ③ G6-3			B FF 90 C FF 89 F FF 89 S FF 89 1-3 ① K			4	1	2	2	0	1	2
45 Abraham Almonte, S (1, 8) OBP: 0.260, SLG: 0.322	B FF 96 1 SAFE X CH 89 1-0 2 S 8 HR 1-3 1B C FF 92 F CH 86 S SI 91 0-3 ③ K				X FF 89 0-0 ① P5		F CH 84 B FF 90 F SL 84 B FF 90 X FF 90 2-2 ② G4-3			4	1	1	0	0	1	1
Inning Stats	R: 2 E: 0 K: 1 S: 20 H: 3 LOB: 2 BB: 1 P: 31	R: 7 E: 0 K: 1 S: 23 H: 7 LOB: 1 BB: 1 P: 34	R: 0 E: 0 K: 1 S: 9 H: 0 LOB: 0 BB: 0 P: 12	R: 0 E: 0 K: 0 S: 8 H: 2 LOB: 2 BB: 0 P: 14	R: 0 E: 0 K: 0 S: 10 H: 0 LOB: 0 BB: 0 P: 12	R: 0 E: 0 K: 0 S: 8 H: 1 LOB: 1 BB: 0 P: 13	R: 1 E: 0 K: 1 S: 14 H: 2 LOB: 1 BB: 0 P: 19	R: 1 E: 0 K: 2 S: 10 H: 1 LOB: 0 BB: 0 P: 13		1B: 10 2B: 2 3B: 1 HR: 3 SF: 1 SAC: 0 DP: 0 HBP: 0					WP: 0 PB: 0 SB: 2 CS: 0 PA: 42	

PITCHER		IP	WLS	BF	H	R	ER	SO	BB	IBB	HBP	BLK	WP	HR	S	P	ERA	WHIP
77 Fernando Romero, R ERA: 4.15	(1, 1)	1.2	L	15	9	8	8	1	1	0	0	0	0	1	35	52	43.20	6.000
50 Aaron Slegers, R ERA: 3.38	(2, 1)	5.1		23	6	2	2	3	1	0	0	0	0	1	57	83	3.38	1.312
57 Ryan Pressly, R ERA: 2.22	(8, 1)	1.0		4	1	1	1	2	0	0	0	0	0	1	10	13	9.00	1.000

PITCHER	IP	WLS	BF	H	R	ER	SO	BB	IBB	HBP	BLK	WP	HR	S	P	ERA	WHIP

BOTTOM

Minnesota Twins @ Kansas City Royals

Kauffman Stadium, Kansas City, MO

Wed May 30 2018, 7:15 PM - 10:16 PM CDT

Att. 21,343 - Clear - 87 F

livebaseballscorecards.com

AB	39
R	11
H	16
RBI	11
BB	2
SO	6
LOB	13

Cleveland Indians @ Minnesota Twins

Target Field, Minneapolis, MN

Thu May 31 2018, 7:12 PM - 10:40 PM CDT

Att. 19,148 - Partly Cloudy - 82 F

TOP

livebaseballscorecards.com

Batter	1	2	3	4	5	6	7	8	9	AB	R	H	RBI	BB	SO	LOB
12 Francisco Lindor, S (1, 6) OBP: 0.383, SLG: 0.579	B FF 90 C FF 90 B FF 90 X FF 90 2-1 10 2B 2B	C CU 72 X FS 84 0-1 2B		B FC 89 C SL 86 X SL 87 1-1 1-H 2-H HR	C CU 79 F SL 85 F SL 87 B FF 94 F SL 85 X SI 90 1-2 G1-3 1-2 ②			B SL 87 C SL 84 S SL 86 B SL 86 F SL 86 X SL 86 2-2 HR		5	3	4	4	0	0	2
23 Michael Brantley, L (1, 7) OBP: 0.383, SLG: 0.560	B FF 91 B FF 90 B FF 90 F FF 90 B FF 91 4-1 10 2B 17 1B BB	F FS 83 B FF 91 B FS 83 F FC 86 D CU 74 S FS 84 3-3 ② K		F FS 84 C FC 86 F FS 84 X FF 92 0-2 ② F8	C CU 79 S CU 81 F SL 83 S SI 94 0-3 ③ K			B SL 85 B FF 93 B FF 92 S FF 92 B FF 92 4-1 11 1B 10 FC BB		3	1	0	0	2	2	3
11 José Ramírez, S (1, 5) OBP: 0.393, SLG: 0.637	C FS 83 B FF 91 X SL 86 1-1 ① F9	B CU 73 B CU 72 S FS 83 X FS 83 2-1 ③ P6		C FS 84 X FF 92 0-1 HR		X SI 93 0-0 ① G4-3		1 SAFE C FF 93 B FF 91 B FF 93 F FF 92 1 SAFE F SL 86 F FF 92 F FF 91 2-2 X FF 91 10 FC 1-3 1B		5	1	2	1	0	0	3
10 Edwin Encarnación, R (1, 10) OBP: 0.307, SLG: 0.474	D SL 85 F FF 91 B SL 84 B SL 83 X SL 83 3-1 17 1B 53 SF9 1-3 2-H 2B	X FF 89 0-0 ① P6		C CU 74 B SL 86 X FC 87 1-1 E4 17 BB 53 1B		C FF 95 B SI 94 B SI 94 X SI 93 2-1 ② L7		B FF 93 X SL 86 1-0 ② ③ FC 1-2 3-H		5	2	1	1	0	0	2
17 Yonder Alonso, L (1, 3) OBP: 0.322, SLG: 0.473	S FF 90 F FF 90 X FF 92 0-2 22 HBP 2-3 3-H 1B	B FS 84 F FS 84 B FS 84 F FF 90 X FS 84 2-2 ② F9		B FS 83 C FS 82 B FC 86 B FC 85 B FS 84 4-1 53 1B 1-2 BB		S SI 96 B CH 89 F SI 95 B KC 80 F FF 95 F KC 82 X SI 95 2-2 ③ G5-3			X CU 74 0-0 ① G3-1	4	0	1	1	1	0	0
53 Melky Cabrera, S (1, 9) OBP: 0.209, SLG: 0.282 26 Rajai Davis, R (9, 8) OBP: 0.270, SLG: 0.250	B SL 85 B FS 83 F FS 84 S FC 87 X FC 87 2-2 ② SF9 3-H	B FF 91 B FF 90 B FF 90 C FF 90 C FF 91 C FF 91 3-3 ③ K		B CU 79 F SI 93 X SI 94 1-1 ③ 1-2 2-H 1B			C KC 79 F FF 92 S KC 84 0-3 ① K		C SI 87 B SI 88 B CH 83 B SL 79 X SI 89 3-1 ② F9	4 0	0 0	1 0	2 0	0 0	2 0	0 0
22 Jason Kipnis, L (1, 4) OBP: 0.283, SLG: 0.303	F FF 91 C FF 91 F FS 84 B FF 91 H SL 84 2-2 1-2 HBP			X FF 90 0-0 12 HR 2B	C SI 94 B SI 93 C SI 94 B CU 78 F SI 95 X CU 79 2-2 1 1B 1B		F FF 92 C SI 93 F FF 94 F KC 82 B FF 95 B KC 83 X KC 82 2-2 ② G4-3		B SL 78 C SI 89 X SI 90 1-1 ③ G6-3	4	1	2	0	0	0	0
7 Yan Gomes, R (1, 2) OBP: 0.291, SLG: 0.406	F FF 91 B FF 92 S FF 91 X FF 91 1-2 ③ F9			B SL 84 S SL 84 S FF 90 B FF 91 F FS 84 X FS 84 2-2 ① G6-3	C SI 94 B CU 80 B CU 80 B SI 94 F SI 93 X SI 94 3-2 ① F8		B KC 79 F SI 94 F SI 93 F KC 86 X FF 95 1-2 ③ P6			4	0	0	0	0	0	4
1 Greg Allen, S (1, 8) (9, 9) OBP: 0.310, SLG: 0.373		C FF 90 S FS 84 B FS 82 B FS 83 S FF 91 2-3 ① K		C FS 83 C FF 90 F FF 91 F FS 83 H FF 91 1-2 12 HR HBP	C SI 94 X SI 93 0-1 12 G1-3 1-3 1B			C FF 92 B FF 93 B FF 92 C FF 90 F FF 93 F FF 93 B SL 86 F FF 93 F FF 92 3-2 ① X FF 92 F7		3	1	1	0	0	1	0
Inning Stats	R: 3 E: 0 K: 0 S: 19 H: 3 LOB: 2 BB: 1 P: 34	R: 0 E: 0 K: 2 S: 10 H: 1 LOB: 1 BB: 0 P: 17	R: 0 E: 0 K: 1 S: 7 H: 0 LOB: 0 BB: 0 P: 12	R: 5 E: 1 K: 0 S: 22 H: 4 LOB: 2 BB: 1 P: 32	R: 0 E: 0 K: 1 S: 19 H: 2 LOB: 2 BB: 0 P: 25	R: 0 E: 0 K: 0 S: 8 H: 0 LOB: 0 BB: 0 P: 12	R: 0 E: 0 K: 1 S: 12 H: 0 LOB: 0 BB: 0 P: 15	R: 1 E: 0 K: 0 S: 19 H: 2 LOB: 1 BB: 1 P: 31	R: 0 E: 0 K: 0 S: 5 H: 0 LOB: 0 BB: 0 P: 9	1B: 5 2B: 5 3B: 0 HR: 3	SF: 1 SAC: 0 DP: 1 HBP: 2					

PITCHER		IP	WLS	BF	H	R	ER	SO	BB	IBB	HBP	BLK	WP	HR	S	P	ERA	WHIP
12 Jake Odorizzi, R ERA: 4.14	(1, 1)	3.2		23	7	8	7	3	2	0	2	0	0	2	56	92	17.18	2.455
55 Taylor Rogers, L ERA: 5.48	(4, 1)	1.1		6	3	0	0	1	0	0	0	0	0	0	21	28	0.00	2.250
21 Tyler Duffey, R ERA: 9.82	(6, 1)	2.0		6	0	0	0	1	0	0	0	0	0	0	20	27	0.00	0.000
43 Addison Reed, R ERA: 2.83	(8, 1)	1.0	L	5	2	1	1	0	1	0	0	0	0	1	19	31	9.00	3.000
32 Zach Duke, L ERA: 3.86	(9, 1)	1.0		3	0	0	0	0	0	0	0	0	0	0	5	9	0.00	0.000

PITCHER	IP	WLS	BF	H	R	ER	SO	BB	IBB	HBP	BLK	WP	HR	S	P	ERA	WHIP

AB	37
R	9
H	12
RBI	9
BB	3
SO	5
LOB	14

1B: 5 SF: 1 WP: 0 PA: 43
2B: 5 SAC: 0 PB: 0
3B: 0 DP: 1 SB: 0
HR: 3 HBP: 2 CS: 0

Batter	1	2	3	4	5	6	7	8	9	AB	R	H	RBI	BB	SO	LOB
2 Brian Dozier, R (1, 4) OBP: 0.308, SLG: 0.400	C FF 93 F FF 94 B FF 94 B SL 84 T FF 94 2-2 ① K			C FF 93 F KC 80 B FF 93 B SL 82 S SL 83 2-3 ① K	C FF 93 B FF 94 X KC 80 1-1 ②③ G5-3 2-3f		S SI 92 B SL 82 C SI 92 B SI 92 F SI 91 F SL 80 F SI 91 B SI 93 H SI 89 4-2 20 1B 22 HR 1-2 HBP	B FF 94 B KC 83 B FF 94 C FF 94 T FF 94 X FF 94 3-2 ③ P4		4	1	0	0	0	2	3
20 Eddie Rosario, L (1, 7) OBP: 0.333, SLG: 0.519	X FF 94 0-0 22 K2-3-2 1B			C KC 80 B FF 93 B CH 88 F FF 93 B FF 93 X FF 93 3-2 ② F8		C KC 79 S CH 88 C FF 94 0-3 ① K	X CU 76 0-0 22 HR 1-2 2-H 1B		B KC 83 B KC 84 X FF 95 2-0 ① P6	5	1	2	1	0	1	0
22 Miguel Sanó, R (1, 5) OBP: 0.285, SLG: 0.459	C SL 84 B FF 94 C FF 94 S SL 84 1 SAFE 1-3 ②③ K2-3-2 1-1			F SL 83 X FF 93 0-1 1B		F SL 83 B KC 79 X FF 94 1-1 ② G6-3	S FF 97 X FF 97 0-1 1-H 2-H HR		C KC 84 S FF 94 B KC 85 C KC 85 1-3 ② K	5	1	2	3	0	2	1
99 Logan Morrison, L (1, 3) OBP: 0.316, SLG: 0.358		F FF 93 B SL 82 X CH 88 1-1 ① F7		C FF 93 S KC 81 B FF 93 B FF 93 S KC 81 2-3 ③ K		B FF 92 B KC 81 X FF 92 2-0 HR	B CU 75 F FF 90 X CU 75 1-1 ② F7		S FF 94 S FF 94 F KC 85 B FF 95 B FF 94 T KC 85 2-2 ③ K	5	1	1	1	0	2	1
5 Eduardo Escobar, S (1, 6) OBP: 0.324, SLG: 0.492		X CH 88 0-0 ② G4-3			C FF 92 S FF 93 X FF 94 0-2 23 G5-3 36 1B 2B	X CH 88 0-0 HR	F FF 90 B CH 86 S CU 75 B CH 86 B CH 84 B CU 74 4-2 BB			3	2	2	1	1	0	0
26 Max Kepler, L (1, 9) OBP: 0.336, SLG: 0.470		B FF 94 B FF 94 B FF 94 C FF 93 X FF 93 3-1 ③ G4-3			B FF 93 B CH 88 B FF 92 B FF 92 4-0 36 1B 23 G5-3 24 1B BB	B FF 93 C KC 80 B FF 93 B FF 92 X FF 93 3-1 1B	C CU 73 B CU 74 F CU 74 S FF 89 1-3 ③ K			3	1	1	0	1	1	1
23 Mitch Garver, R (1, 2) OBP: 0.304, SLG: 0.348			B FF 94 C FF 93 S SL 85 X FF 95 1-2 ① G3		C SL 83 X FF 93 0-1 ① G5-3 1-2 2-3	B SI 90 C SI 90 F SI 90 X SI 90 1-2 ③ P3		B CU 83 C FF 93 F FF 94 B CU 86 B SI 93 X SI 93 3-2 ① G5-3		4	0	0	0	0	0	3
36 Robbie Grossman, S (1, 10) OBP: 0.314, SLG: 0.322			B FF 94 B FF 94 C FF 94 C FF 94 C FF 95 2-3 ② K		B KC 81 F FF 93 B FF 93 B FF 92 X FF 93 3-1 2 G5-3 24 1B 2-3 3-H 1B		B SI 91 S CH 82 X CH 82 1-1 2 HBP 20 1B 1B	F FF 92 B CU 84 B SI 93 T CH 87 S CH 87 2-3 ② K2-3		4	1	2	1	0	2	0
24 Ryan LaMarre, R (1, 8) OBP: 0.340, SLG: 0.283			C SL 84 B FF 94 B FF 95 F FF 93 X SL 83 2-2 ③ G6-3		B SL 81 C FF 92 F KC 79 F SL 82 X FF 92 1-2 3-H 1B		L SI 90 X SI 90 0-1 ① P4	C FF 94 X SI 93 0-1 1B		4	0	2	1	0	0	1
Inning Stats	R: 0 E: 0 K: 2 S: 7 H: 1 LOB: 1 BB: 0 P: 10	R: 0 E: 0 K: 0 S: 5 H: 0 LOB: 0 BB: 0 P: 9	R: 0 E: 0 K: 1 S: 9 H: 0 LOB: 0 BB: 0 P: 14	R: 0 E: 0 K: 2 S: 11 H: 1 LOB: 1 BB: 0 P: 18	R: 2 E: 0 K: 0 S: 13 H: 3 LOB: 1 BB: 1 P: 22	R: 2 E: 0 K: 1 S: 12 H: 3 LOB: 1 BB: 0 P: 19	R: 4 E: 0 K: 1 S: 19 H: 3 LOB: 1 BB: 1 P: 30	R: 0 E: 0 K: 1 S: 11 H: 1 LOB: 1 BB: 0 P: 19	R: 0 E: 0 K: 2 S: 8 H: 0 LOB: 0 BB: 0 P: 13	1B: 8 2B: 2 3B: 0 HR: 3 SF: 0 SAC: 0 DP: 2 HBP: 1				WP: 0 PB: 0 SB: 0 CS: 0 PA: 40		

BOTTOM

Cleveland Indians @ Minnesota Twins

Target Field, Minneapolis, MN

Thu May 31 2018, 7:12 PM - 10:40 PM CDT

Att. 19,148 - Partly Cloudy - 82 F

livebaseballscorecards.com

AB	37
R	8
H	12
RBI	8
BB	2
SO	10
LOB	10

PITCHER		IP	WLS	BF	H	R	ER	SO	BB	IBB	HBP	BLK	WP	HR	S	P	ERA	WHIP
57 Shane Bieber, R ERA: 6.35	(1, 1)	5.2		24	8	4	4	6	1	0	0	0	0	2	54	88	6.35	1.588
61 Dan Otero, R ERA: 6.97	(6, 1)	0.2		4	1	2	2	0	0	0	1	0	0	0	12	18	27.00	1.500
38 Jeff Beliveau, L ERA: 12.46	(7, 1)	0.0		1	1	0	0	0	0	0	0	0	0	0	1	1	∞	∞
34 Zach McAllister, R ERA: 6.65	(7, 1)	0.0	B	1	1	2	2	0	0	0	0	0	0	1	2	2	∞	∞
49 Tyler Olson, L ERA: 5.63	(7, 1)	0.2	W	3	0	0	0	1	1	0	0	0	0	0	7	13	0.00	1.500

PITCHER		IP	WLS	BF	H	R	ER	SO	BB	IBB	HBP	BLK	WP	HR	S	P	ERA	WHIP
50 Evan Marshall, R ERA: 7.94	(8, 1)	0.2	H	3	1	0	0	1	0	0	0	0	0	0	8	13	0.00	1.500
37 Cody Allen, R ERA: 3.0	(8, 1)	1.1	S	4	0	0	0	2	0	0	0	0	0	0	11	19	0.00	0.000

Batter	1	2	3	4	5	6	7	8	9	AB	R	H	RBI	BB	SO	LOB
12 Francisco Lindor, S (1, 6) OBP: 0.381, SLG: 0.571	B FF 95 F SI 94 B FF 94 C FF 94 B SI 94 F FF 95 F SV 85 F SI 94 F SV 85 4-2 F SI 85 B SV 84 BB		C SV 81 B SI 93 X SV 82 1-1 ① G4-3 2-3 3-H		X SV 82 0-0 ③ G3		B CH 77 S CH 78 X CH 79 1-1 ③ G1-3			3	0	0	1	1	0	2
23 Michael Brantley, L (1, 7) OBP: 0.376, SLG: 0.551	X SI 93 0-0 ① F7		B SV 81 B CH 84 X SI 93 2-0 ② SF8 3-H			B SI 92 B CH 83 C SI 92 X SV 81 2-1 ① G4-3		C CU 73 B SI 87 X SI 88 1-1 ① G3-1		3	0	0	1	0	0	1
11 José Ramírez, S (1, 5) OBP: 0.391, SLG: 0.634	1 SAFE 1 SAFE C FF 93 1 SAFE F FF 94 S FF 94 0-3 ② K		B SV 80 X SV 80 1-0 ③ G3			C SV 81 B FF 92 F FF 93 X FF 94 1-2 10 HR 2B		C SI 88 B CH 83 B CU 74 X SI 89 2-1 ② G6-3		4	1	1	0	0	1	1
10 Edwin Encarnación, R (1, 10) OBP: 0.310, SLG: 0.490	F FF 94 1 SAFE S SI 93 B SV 83 1 SAFE F SI 95 D SV 84 F SV 84 X SI 94 2-2 ③ P6			B SV 82 B SI 92 C FF 94 C SV 82 B FF 96 S SV 84 3-3 ① K		B SI 92 X SV 81 1-0 2-H HR		B SI 88 C SI 89 B CU 73 X SI 89 2-1 1B		4	1	2	2	0	1	1
17 Yonder Alonso, L (1, 3) OBP: 0.316, SLG: 0.462		B SI 93 C SI 92 S SV 83 S FF 92 1-3 ① K		C SV 81 T FF 93 S SV 82 0-3 ② K		C SV 82 X SI 93 0-1 ② G4-3		X SI 90 0-0 ③ G5-3		4	0	0	0	0	2	1
53 Melky Cabrera, S (1, 9) OBP: 0.213, SLG: 0.279		B SI 93 B FF 92 C SI 93 X 2-1 ② F7		C SI 92 B CH 85 F CH 83 F SI 94 B SV 84 X FF 93 2-2 1B		C CH 84 B CH 84 C SV 81 B SV 82 B SV 82 F SI 94 X SI 93 3-2 ③ G4-3			B SI 90 C SI 93 B SI 93 X SI 91 2-1 ① G1-3	4	0	1	0	0	0	0
22 Jason Kipnis, L (1, 4) OBP: 0.278, SLG: 0.298		C SI 94 C FF 93 F SI 94 F FF 94 F SV 83 B SI 94 F SV 84 F SI 94 B CH 87 2-3 C SI 95 K		C SI 93 C FF 94 S FF 94 0-3 ③ K			C SI 87 F CH 77 X CH 77 0-2 ① G5-3		S CH 83 B CH 84 X CH 83 1-1 ② P6	4	0	0	0	0	2	1
7 Yan Gomes, R (1, 2) OBP: 0.290, SLG: 0.401			C FF 92 X SI 91 0-1 1 2B 12 G4-3 1B		C SI 92 S FF 92 S FF 94 0-3 ① K		C SI 89 B SL 78 F SI 89 S CH 77 1-3 ② K		B SI 95 B SI 94 F SI 94 S SI 95 X CH 85 2-2 ③ P3	4	1	1	0	0	2	0
1 Greg Allen, S (1, 8) OBP: 0.324, SLG: 0.429			B FF 91 T SI 92 C SI 92 X FF 93 1-2 12 G4-3 23 SF8 1-3 2B		B SI 91 S SI 92 B CH 82 X SI 92 2-1 ② L7		X SI 89 0-0 3B			3	1	2	0	0	0	0
Inning Stats	R: 0 E: 0 K: 1 S: 16 H: 0 LOB: 1 BB: 1 P: 22	R: 0 E: 0 K: 2 S: 13 H: 0 LOB: 0 BB: 0 P: 18	R: 2 E: 0 K: 0 S: 9 H: 2 LOB: 0 BB: 0 P: 14	R: 0 E: 0 K: 3 S: 13 H: 1 LOB: 1 BB: 0 P: 18	R: 0 E: 0 K: 1 S: 6 H: 0 LOB: 0 BB: 0 P: 8	R: 2 E: 0 K: 0 S: 12 H: 2 LOB: 0 BB: 0 P: 19	R: 0 E: 0 K: 1 S: 9 H: 1 LOB: 1 BB: 0 P: 11	R: 0 E: 0 K: 0 S: 7 H: 1 LOB: 1 BB: 0 P: 12	R: 0 E: 0 K: 0 S: 7 H: 0 LOB: 0 BB: 0 P: 12	1B: 3 2B: 2 3B: 1 HR: 1 SF: 1 SAC: 0 DP: 0 HBP: 0						

TOP

Cleveland Indians @ Minnesota Twins

Target Field, Minneapolis, MN

Fri Jun 01 2018, 7:14 PM - 9:49 PM CDT

Att. 30,171 - Partly Cloudy - 79 F

livebaseballscorecards.com

AB	33
R	4
H	7
RBI	4
BB	1
SO	8
LOB	7

PITCHER		IP	WLS	BF	H	R	ER	SO	BB	IBB	HBP	BLK	WP	HR	S	P	ERA	WHIP
17 José Berríos, R ERA: 3.86	(1, 1)	6.0	W	24	5	4	4	7	1	0	0	0	0	1	69	99	6.00	1.000
39 Trevor Hildenberger, R ERA: 2.89	(7, 1)	1.0	H	4	1	0	0	1	0	0	0	0	0	0	9	11	0.00	1.000
32 Zach Duke, L ERA: 3.66	(8, 1)	1.0	H	4	1	0	0	0	0	0	0	0	0	0	7	12	0.00	1.000
56 Fernando Rodney, R ERA: 2.84	(9, 1)	1.0	S	3	0	0	0	0	0	0	0	0	0	0	7	12	0.00	0.000

PITCHER		IP	WLS	BF	H	R	ER	SO	BB	IBB	HBP	BLK	WP	HR	S	P	ERA	WHIP

WP: 0 PA: 35
PB: 0
SB: 0
CS: 0

Cleveland Indians @ Minnesota Twins

Target Field, Minneapolis, MN

Fri Jun 01 2018, 7:14 PM - 9:49 PM CDT

Att. 30,171 - Partly Cloudy - 79 F

livebaseballscorecards.com

BOTTOM

Batter	1	2	3	4	5	6	7	8	9	AB	R	H	RBI	BB	SO	LOB
2 Brian Dozier, R (1, 4) OBP: 0.310, SLG: 0.405	B FF 93 S FF 93 X FF 95 1-1 5 HR 2B	C SL 82 B FF 93 B SL 81 S SL 84 F FF 93 F FF 93 1 SAFE 1 SAFE X SL 81 2-2 20 1B 1-2 1B		X SL 81 0-0 ② G6-3 2-3		C SL 85 C SL 85 B SI 96 X SL 83 1-2 ② F8 2-3		C FF 89 X CU 76 0-1 ② G5-3		5	1	2	0	0	0	2
20 Eddie Rosario, L (1, 7) OBP: 0.339, SLG: 0.517	C SL 81 X SI 94 0-1 ① F7	C SI 92 X CH 85 0-1 1-3 2-H 1B		D SL 80 B SI 91 2-0 22 2B IBB		0-0 IBB		B CH 84 S FC 86 S FC 87 B CU 74 S FC 87 2-3 ③ K		3	0	1	1	2	1	1
22 Miguel Sanó, R (1, 5) OBP: 0.283, SLG: 0.461	C SL 83 S SL 84 B SL 85 B SL 84 S CU 82 2-3 ② K	B CH 89 S SL 85 S SL 83 S SL 84 1-3 ③ K		C FF 92 X SL 82 0-1 1-3 3-H 2B		X FF 95 0-0 ③ F9				4	0	1	1	0	2	5
99 Logan Morrison, L (1, 3) OBP: 0.314, SLG: 0.352	C SI 94 B CH 89 B SI 94 B FF 94 B SI 94 4-1 5 HR BB		B CU 79 F FF 92 F SL 83 F CU 79 X SI 92 1-2 ① G6-3	B FF 91 F CU 74 F CU 74 F FF 90 X FF 90 1-2 ③ G3			F FF 88 C FC 87 X FF 89 0-2 ① P2			3	1	0	0	1	0	2
5 Eduardo Escobar, S (1, 6) OBP: 0.327, SLG: 0.523	S SL 83 X SL 82 0-1 1-H 2-H HR		F SI 93 B CH 88 X SI 92 1-1 ② F7		C FF 95 S FF 96 X SI 96 0-2 ① L7		F FC 87 X FF 90 0-1 HR			4	2	2	4	0	0	0
26 Max Kepler, L (1, 9) OBP: 0.330, SLG: 0.460	X SI 91 0-0 ③ F7		C CU 79 X SI 92 0-1 ③ P5		B SL 86 F FF 96 B FF 97 X SI 96 2-1 ② F9		C CU 76 B FC 88 B FF 89 X FC 88 2-1 ② G4-3			4	0	0	0	0	0	0
36 Robbie Grossman, S (1, 10) OBP: 0.326, SLG: 0.325		F FF 92 B SI 92 C FF 93 B SL 84 F CH 87 B SI 92 B FF 92 4-2 2 1B 20 1B BB		C SL 82 F FF 92 B CH 88 X SI 93 1-2 24 2B 1B	C SI 97 S SI 97 F SL 85 S FF 96 0-3 ③ K		C SI 88 B CU 75 C FC 87 B FC 88 F FF 89 B FC 88 F FF 89 B FF 89 4-2 24 WP BB			2	2	1	0	2	1	0
24 Ryan LaMarre, R (1, 8) OBP: 0.333, SLG: 0.300		C SL 82 X FF 92 0-1 ① F9		1 SAFE B SL 81 B FF 93 C FF 92 1 SAFE F SL 82 F FF 92 X SL 81 2-2 2 G6-3 22 2B 1-H 2B		T FF 95 S FF 96 S SI 96 0-3 ① K		C CU 76 1 SAFE B FC 88 S FC 87 D CU 77 B CU 76 F FC 86 X FC 84 3-2 ③ F9 1-2		4	1	1	1	0	1	2
46 Bobby Wilson, R (1, 2) OBP: 0.190, SLG: 0.342		B FF 92 B SL 81 X FF 93 2-0 ② P4		L SL 82 C FF 91 X CH 91 0-2 ① G6-3		S SI 96 F SI 96 X SI 96 0-2 2 F8 2B		X FF 88 0-0 ① P4		4	0	1	0	0	0	2
Inning Stats	R: 3 E: 0 K: 1 S: 11 H: 2 LOB: 0 BB: 1 P: 18	R: 1 E: 0 K: 1 S: 16 H: 2 LOB: 2 BB: 1 P: 25	R: 0 E: 0 K: 0 S: 8 H: 0 LOB: 0 BB: 0 P: 10	R: 2 E: 0 K: 0 S: 17 H: 3 LOB: 2 BB: 1 P: 23	R: 0 E: 0 K: 1 S: 9 H: 0 LOB: 0 BB: 0 P: 11	R: 0 E: 0 K: 1 S: 10 H: 1 LOB: 2 BB: 1 P: 11	R: 1 E: 0 K: 0 S: 15 H: 1 LOB: 1 BB: 1 P: 24	R: 0 E: 0 K: 1 S: 6 H: 0 LOB: 0 BB: 0 P: 8		1B: 3 2B: 4 3B: 0 HR: 2 SF: 0 SAC: 0 DP: 0 HBP: 0						

	AB	33
	R	7
	H	9
	RBI	7
	BB	5
	SO	5
	LOB	14

PITCHER		IP	WLS	BF	H	R	ER	SO	BB	IBB	HBP	BLK	WP	HR	S	P	ERA	WHIP
59 Carlos Carrasco, R ERA: 4.5	(1, 1)	3.2	L	21	7	6	6	2	2	1	0	0	0	1	48	71	14.73	2.455
38 Jeff Beliveau, L ERA: 11.57	(4, 1)	0.1		1	0	0	0	0	0	0	0	0	0	0	4	5	0.00	0.000
58 Neil Ramírez, R ERA: 6.35	(5, 1)	2.0		8	1	0	0	2	0	1	0	0	0	0	19	22	0.00	0.500
43 Josh Tomlin, R ERA: 7.43	(7, 1)	2.0		8	1	1	1	1	1	0	0	0	1	1	21	32	4.50	1.000

PITCHER	IP	WLS	BF	H	R	ER	SO	BB	IBB	HBP	BLK	WP	HR	S	P	ERA	WHIP

Cleveland Indians @ Minnesota Twins

Target Field, Minneapolis, MN

Sat Jun 02 2018, 3:13 PM - 6:23 PM CDT

Att. 23,476 - Overcast - 62 F

TOP

livebaseballscorecards.com

Batter	1	2	3	4	5	6	7	8	9	AB	R	H	RBI	BB	SO	LOB
12 Francisco Lindor, S (1, 6) OBP: 0.381, SLG: 0.572	G3		G4-3		11 BB 1B		K		1-3 2B	5	0	2	0	0	1	1
23 Michael Brantley, L (1, 7) OBP: 0.371, SLG: 0.539	G4-3		11 FC4-5 BB		L9		F9		L3	4	0	0	0	1	0	4
11 José Ramírez, S (1, 5) OBP: 0.395, SLG: 0.630	BB		FC4-5 17 HBP 10 BB 1-2f		10 G5-4-3 BB 1-2			10 1B 1B	F8	3	0	1	0	2	0	3
10 Edwin Encarnación, R (1, 10) OBP: 0.314, SLG: 0.487	F8		17 HBP BB 1-2		G5-4-3 1-2f			1-2 1B		3	0	1	0	1	0	3
17 Yonder Alonso, L (1, 3) OBP: 0.314, SLG: 0.455		F8	HBP 1-2 2-3			K		K		3	0	0	0	0	2	2
1 Greg Allen, S (1, 9) OBP: 0.321, SLG: 0.411		22 1B 55 S BB	F7			L9		K		3	1	0	0	1	1	5
22 Jason Kipnis, L (1, 4) OBP: 0.278, SLG: 0.297		55 S 1B 1-3		G4-3		G6-3		G1-3		4	0	1	0	0	0	2
55 Roberto Pérez, R (1, 2) OBP: 0.232, SLG: 0.222		K 1-2 3-H	K	K			G5-3		G6-3	3	0	0	0	0	2	1
53 Melky Cabrera, S (9, PH) OBP: 0.208, SLG: 0.273										1	0	0	0	0	0	0
4 Bradley Zimmer, L (1, 8) OBP: 0.291, SLG: 0.343		K	K	K			2-1 1B		12 2B 1B 0-2	4	0	2	0	0	2	1

	AB	33
	R	1
	H	7
	RBI	0
	BB	5
	SO	8
	LOB	22

Inning Stats										
	R: 0 E: 0 K: 0 S: 8	H: 0 LOB: 1 BB: 1 P: 17	R: 1 E: 0 K: 2 S: 11	H: 1 LOB: 1 BB: 1 P: 21	R: 0 E: 0 K: 0 S: 14	H: 0 LOB: 3 BB: 2 P: 31	R: 0 E: 0 K: 2 S: 11	H: 0 LOB: 0 BB: 0 P: 13	R: 0 E: 0 K: 0 S: 11	H: 1 LOB: 1 BB: 1 P: 17
	R: 0 E: 0 K: 1 S: 10	H: 0 LOB: 0 BB: 0 P: 14	R: 0 E: 0 K: 1 S: 11	H: 1 LOB: 1 BB: 0 P: 18	R: 0 E: 0 K: 2 S: 21	H: 2 LOB: 2 BB: 0 P: 26	R: 0 E: 0 K: 0 S: 13	H: 2 LOB: 2 BB: 0 P: 17	1B: 6 2B: 1 3B: 0 HR: 0	SF: 0 SAC: 0 DP: 1 HBP: 1

	WP: 0	PA: 39
	PB: 0	
	SB: 2	
	CS: 0	

PITCHER		IP	WLS	BF	H	R	ER	SO	BB	IBB	HBP	BLK	WP	HR	S	P	ERA	WHIP
31 Lance Lynn, R ERA: 5.46	(1, 1)	6.0	W	25	2	1	1	5	5	0	1	0	0	0	65	113	1.50	1.167
39 Trevor Hildenberger, R ERA: 2.79	(7, 1)	1.0		4	1	0	0	1	0	0	0	0	0	0	11	18	0.00	1.000
57 Ryan Pressly, R ERA: 2.15	(8, 1)	1.0		5	2	0	0	2	0	0	0	0	0	0	21	26	0.00	2.000
21 Tyler Duffey, R ERA: 8.64	(9, 1)	1.0		5	2	0	0	0	0	0	0	0	0	0	13	17	0.00	2.000

PITCHER		IP	WLS	BF	H	R	ER	SO	BB	IBB	HBP	BLK	WP	HR	S	P	ERA	WHIP

BOTTOM

Cleveland Indians @ Minnesota Twins

Target Field, Minneapolis, MN

Sat Jun 02 2018, 3:13 PM - 6:23 PM CDT

Att. 23,476 - Overcast - 62 F

livebaseballscorecards.com

Batter	1	2	3	4	5	6	7	8	9	AB	R	H	RBI	BB	SO	LOB
2 Brian Dozier, R (1, 4) OBP: 0.313, SLG: 0.420	F FF 94 C FC 86 B ST 84 S ST 83 1-3 ① K		D FC 87 F KC 79 X FC 87 1-1 20 HR 3B 2-H		B KC 79 C ST 82 C KC 81 S ST 83 1-3 ② K	C FF 90 B FF 90 X SI 89 1-1 20 PB 2B 1-3 2-H				4	1	2	2	0	2	0
20 Eddie Rosario, L (1, 7) OBP: 0.347, SLG: 0.531	B FF 94 B FC 90 B CH 89 B FF 94 4-0 99 WP BB		X FC 89 0-0 3-H HR		S KC 81 B FF 95 B KC 81 B KC 80 F FF 96 B KC 81 4-2 BB	B SI 94 X SL 79 1-0 ③ G4-3 2-3 3-H				2	1	1	2	2	0	1
5 Eduardo Escobar, S (1, 5) OBP: 0.321, SLG: 0.513	X FF 95 0-0 ② F7		C FF 97 C KC 80 B KC 81 C SI 95 1-3 ② K		1 SAFE F FF 96 D KC 81 T FF 96 1 SAFE 1 SAFE S KC 81 1-3 ③ K		S FF 92 S SI 93 S SL 79 0-3 ① K			4	0	0	0	0	3	2
99 Logan Morrison, L (1, 3) OBP: 0.318, SLG: 0.355	S FF 94 B FF 94 F FF 94 B KC 81 S KC 80 2-3 ③ K 1-2		X FF 96 0-0 ③ P6			C KC 77 C KC 79 B KC 80 X KC 80 1-2 36 E 26 1B 1B	C SL 80 B SL 80 F FF 91 X SL 80 1-2 26 WP 1B			4	1	2	0	0	1	1
36 Robbie Grossman, S (1, 10) OBP: 0.324, SLG: 0.331		F FF 94 B CH 87 C CH 86 X ST 83 1-2 ① F9		C FF 95 B CH 88 B FF 94 B FF 94 X FF 96 3-1 26 G3 23 FC5-2 2B		C KC 78 X KC 79 0-1 FC4 26 1B 23 FC3-2 1-2	C SI 93 T FF 92 S SI 94 0-3 ② K			4	0	1	0	0	1	2
26 Max Kepler, L (1, 9) OBP: 0.329, SLG: 0.456		F FF 95 B CH 87 S FC 89 F KC 81 F KC 81 C FC 86 1-3 ② K		C KC 78 B KC 79 2 SAFE S KC 80 X KC 81 1-2 ① G3 2-3		S KC 80 F KC 80 D KC 81 X SI 95 1-2 23 FC3-2 24 1B 1B 1-3 2-H	C SI 94 S FF 93 D SL 81 B SL 80 B SL 79 C SI 94 3-3 ③ K 1-2			4	1	1	1	0	2	2
23 Mitch Garver, R (1, 2) OBP: 0.292, SLG: 0.333		F FF 96 C KC 78 B ST 84 S ST 82 1-3 ③ K		B KC 80 X KC 80 1-0 ② FC5-2 3-H		D KC 81 C FF 96 B KC 80 X SI 95 2-1 ① FC3-2 24 1B 2 2B 1-2 3-H		B CU 84 S FF 93 F FF 93 B CU 86 B SI 93 F FF 94 X SI 94 3-2 ① L9		4	1	0	0	0	1	3
16 Ehire Adrianza, S (1, 6) OBP: 0.289, SLG: 0.327			B FF 94 B CH 87 B FF 94 C FF 95 B FF 95 4-1 24 E 2 3B BB	D KC 80 B KC 79 F FF 95 F FF 96 S KC 81 2-3 ③ K		D KC 80 D FF 96 S FC 90 S KC 81 2-3 ② K		B CH 86 C SI 94 F CH 87 X FF 94 1-2 ② F7		3	1	0	0	1	2	3
24 Ryan LaMarre, R (1, 8) OBP: 0.328, SLG: 0.296			S FC 86 B KC 78 1 SAFE S KC 79 F KC 80 B ST 83 C ST 82 2-3 ① K 1-2		S FF 94 B KC 79 C KC 80 F ST 82 B ST 83 C SI 94 2-3 ① K	X KC 79 0-0 2 2B 20 PB 1B 1-2 2-H		B CU 85 C FF 94 B CU 84 S FF 94 S FF 95 2-3 ③ K		4	1	1	1	0	3	1
Inning Stats	R: 0 E: 0 K: 2 S: 7 H: 0 LOB: 1 BB: 1 P: 14	R: 0 E: 0 K: 2 S: 11 H: 0 LOB: 0 BB: 0 P: 14	R: 3 E: 0 K: 2 S: 12 H: 2 LOB: 0 BB: 1 P: 20	R: 0 E: 0 K: 1 S: 9 H: 1 LOB: 1 BB: 0 P: 16	R: 0 E: 0 K: 3 S: 12 H: 0 LOB: 1 BB: 1 P: 20	R: 4 E: 1 K: 1 S: 17 H: 4 LOB: 1 BB: 0 P: 25	R: 0 E: 0 K: 3 S: 12 H: 1 LOB: 1 BB: 0 P: 16	R: 0 E: 0 K: 1 S: 10 H: 0 LOB: 0 BB: 0 P: 16		1B: 4 2B: 2 3B: 1 HR: 1 SF: 0 SAC: 0 DP: 0 HBP: 0				WP: 2 PB: 1 SB: 0 CS: 0 PA: 36	

	AB	33
	R	7
	H	8
	RBI	6
	BB	3
	SO	15
	LOB	15

PITCHER		IP	WLS	BF	H	R	ER	SO	BB	IBB	HBP	BLK	WP	HR	S	P	ERA	WHIP
47 Trevor Bauer, R ERA: 2.77	(1, 1)	5.2	L	27	6	7	3	11	3	0	0	0	1	1	65	104	4.76	1.588
61 Dan Otero, R ERA: 6.97	(6, 1)	0.0		1	1	0	0	0	0	0	0	0	0	0	2	3	∞	∞
39 Oliver Pérez, L ERA:	(6, 1)	1.1		5	1	0	0	3	0	0	0	0	1	0	13	18	0.00	0.750
50 Evan Marshall, R ERA: 6.75	(8, 1)	1.0		3	0	0	0	1	0	0	0	0	0	0	10	16	0.00	0.000

PITCHER	IP	WLS	BF	H	R	ER	SO	BB	IBB	HBP	BLK	WP	HR	S	P	ERA	WHIP

Cleveland Indians @ Minnesota Twins

Target Field, Minneapolis, MN

Sun Jun 03 2018, 1:12 PM - 4:26 PM CDT

Att. 26,096 - Cloudy - 60 F

livebaseballscorecards.com

Batter	1	2	3	4	5	6	7	8	9	AB	R	H	RBI	BB	SO	LOB
12 Francisco Lindor, S (1, 6) OBP: 0.379, SLG: 0.565	F8			K		BB		F8		3	1	0	0	1	1	0
23 Michael Brantley, L (1, 7) OBP: 0.369, SLG: 0.549	F8			G4-3		G5-3		HR		4	1	1	1	0	0	1
11 José Ramírez, S (1, 10) OBP: 0.397, SLG: 0.624	K			K2-3		BB		BB		2	1	0	0	2	2	0
10 Edwin Encarnación, R (1, 3) OBP: 0.317, SLG: 0.517		G1-3			HR	HR		G4-3		4	2	2	4	0	0	1
22 Jason Kipnis, L (1, 4) OBP: 0.281, SLG: 0.300		G4-3			1B	K			1B	4	0	2	0	0	1	0
7 Yan Gomes, R (1, 2) OBP: 0.289, SLG: 0.404		K			G6-3		2B		L8	4	0	1	0	0	1	2
1 Greg Allen, S (1, 9) OBP: 0.317, SLG: 0.395			K		BB		FC2-6		L6	3	0	0	0	1	1	2
4 Bradley Zimmer, L (1, 8) OBP: 0.281, SLG: 0.330			G6-3		K		K		K	4	0	0	0	0	3	3
9 Erik González, R (1, 5) OBP: 0.388, SLG: 0.543			K			G3-1	G4-3			3	0	0	0	0	1	1

	AB	31
	R	5
	H	6
	RBI	5
	BB	4
	SO	10
	LOB	10

Inning Stats	1	2	3	4	5	6	7	8	9
	R: 0 E: 0 K: 1 S: 7	H: 0 LOB: 0 BB: 0 P: 10	R: 0 E: 0 K: 1 S: 10	H: 0 LOB: 0 BB: 0 P: 15	R: 0 E: 0 K: 2 S: 7	H: 0 LOB: 0 BB: 0 P: 11	R: 0 E: 0 K: 2 S: 12	H: 0 LOB: 0 BB: 0 P: 20	R: 1 E: 0 K: 1 S: 14	H: 2 LOB: 1 BB: 1 P: 24
	R: 3 E: 0 K: 1 S: 17	H: 1 LOB: 0 BB: 2 P: 28	R: 0 E: 0 K: 1 S: 11	H: 1 LOB: 1 BB: 0 P: 14	R: 1 E: 0 K: 0 S: 8	H: 1 LOB: 0 BB: 1 P: 14	R: 0 E: 0 K: 1 S: 15	H: 1 LOB: 1 BB: 0 P: 22	1B: 2 2B: 1 3B: 0 HR: 3	SF: 0 SAC: 0 DP: 2 HBP: 0
	WP: 0 PB: 0 SB: 2 CS: 0	PA: 35								

PITCHER		IP	WLS	BF	H	R	ER	SO	BB	IBB	HBP	BLK	WP	HR	S	P	ERA	WHIP
44 Kyle Gibson, R ERA: 3.54	(1, 1)	5.2		20	2	2	2	7	2	0	0	0	0	1	63	99	3.18	0.706
57 Ryan Pressly, R ERA: 2.76	(6, 1)	0.0	B	2	1	2	2	0	1	0	0	0	0	1	1	5	∞	∞
55 Taylor Rogers, L ERA: 5.16	(6, 1)	1.1		5	1	0	0	2	0	0	0	0	0	0	14	18	0.00	0.750
43 Addison Reed, R ERA: 3.03	(8, 1)	1.0	B	4	1	1	1	0	1	0	0	0	0	1	8	14	9.00	2.000
56 Fernando Rodney, R ERA: 2.7	(9, 1)	1.0	W	4	1	0	0	1	0	0	0	0	0	0	15	22	0.00	1.000

PITCHER	IP	WLS	BF	H	R	ER	SO	BB	IBB	HBP	BLK	WP	HR	S	P	ERA	WHIP

Batter	1	2	3	4	5	6	7	8	9	AB	R	H	RBI	BB	SO	LOB
2 Brian Dozier, R (1, 4) OBP: 0.319, SLG: 0.434	F FF 92 X FF 94 0-1 ① G6-3	B FF 95 B SL 81 S FF 96 F SL 80 X FF 95 2-2 20 FC3-6 1B 1-2 2-H		B SL 80 1 SAFE C FF 94 1 SAFE D SL 80 F SL 79 X FF 93 2-2 ② F9 1-2			B FF 94 B FF 93 X FF 93 2-0 HR		B KC 84 C KC 84 F KC 84 F FF 94 B KC 84 B KC 84 F FF 95 F FF 94 B FF 94 4-2 20 HR BB	4	2	2	2	1	0	1
20 Eddie Rosario, L (1, 7) OBP: 0.352, SLG: 0.573	B FF 94 S FF 94 B CU 77 B FF 94 C FF 93 X FF 94 3-2 HR	X CH 87 0-0 ② FC3-6 1-2f 2-3		B FF 94 F CH 88 X FF 94 1-1 ③ L7			S CU 75 X CU 76 0-1 HR		S FF 95 B FF 94 D KC 84 X FF 94 2-1 1-H HR	5	3	3	4	0	0	3
22 Miguel Sanó, R (1, 5) OBP: 0.282, SLG: 0.449	B SL 80 B FF 94 B FF 94 D FF 92 4-0 5 2B BB	B FF 93 S SL 79 B FF 93 X FF 94 2-1 ③ F9			S SL 78 S SL 81 B SL 81 S SL 81 1-3 ① K		C FF 95 F FF 95 B SI 96 B SL 88 S SL 86 2-3 ① K			3	1	0	0	1	2	2
99 Logan Morrison, L (1, 3) OBP: 0.312, SLG: 0.347	C FF 93 C FF 94 F FF 94 B CU 73 S FF 93 1-3 ② K		F CH 89 F FF 94 F FF 94 B SL 80 X CH 88 1-2 ① L6		B FF 93 F FF 94 B FF 94 C FF 94 F CU 77 X FF 95 2-2 ② P5		B SL 79 C SI 92 X SL 79 1-1 ② G4-3			4	0	0	0	0	1	1
5 Eduardo Escobar, S (1, 6) OBP: 0.320, SLG: 0.512	F FF 94 X FF 93 0-1 1-H 2B		S FF 93 B CH 89 X CH 87 1-1 ② L8		B FF 93 B SL 80 B FF 94 X FF 94 3-0 ③ P4		C FF 92 B FF 93 F SI 92 F FF 94 B SL 78 F SI 94 X SL 80 2-2 ③ F8			4	0	1	1	0	0	0
26 Max Kepler, L (1, 9) OBP: 0.327, SLG: 0.449	B CH 88 X FF 93 1-0 ③ L8		B CU 74 B FF 93 C FF 92 B FF 95 C FF 94 B FF 93 4-2 BB			T FF 93 B CH 86 B FF 93 X CH 86 2-1 ① G4-3		C SL 78 B SL 79 B SL 79 X SL 79 2-1 ① F8		3	0	0	0	1	0	1
36 Robbie Grossman, S (1, 10) OBP: 0.329, SLG: 0.331 16 Ehire Adrianza, S (8, PR) OBP: 0.289, SLG: 0.327 (9, 10)		T FF 93 C FF 92 B FF 95 F CH 89 F CH 88 B FF 94 F FF 95 B CU 78 B FF 93 4-2 46 1B 2 1B BB	X CH 89 0-0 ③ G5-3			S FF 94 S FF 94 B FF 92 B FF 94 X CH 89 2-2 ② G4-3		B SL 76 B FF 91 S SL 80 F SI 94 B SL 79 F SI 93 X SI 93 3-2 24 2B 1B		3	1	1	0	1	0	1
										0	0	0	0	0	0	0
24 Ryan LaMarre, R (1, 8) OBP: 0.355, SLG: 0.362		X FF 94 0-0 ① L8		X FF 92 0-0 2 S 1B		B SL 79 S FF 94 C FF 95 F SL 81 X FF 95 1-2 2B		X FF 94 0-0 ② 1-H 2B		4	0	3	0	0	0	1
46 Bobby Wilson, R (1, 2) OBP: 0.196, SLG: 0.333		C CU 77 F FF 94 X SL 80 0-2 20 FC3-6 2 1B 1B 1-2		F FF 95 C FF 94 B FF 93 S SL 80 1-3 ① K		S SL 78 F FF 94 X SL 80 0-2 ③ F8		F FF 96 F FF 96 F FF 96 F CU 83 B FF 96 F FF 95 D CU 82 X FF 95 2-2 ③ G4-3		4	0	1	0	0	1	4
Inning Stats	R: 2 E: 0 K: 1 S: 12 H: 2 LOB: 1 BB: 1 P: 21	R: 1 E: 0 K: 0 S: 15 H: 2 LOB: 2 BB: 1 P: 23	R: 0 E: 0 K: 0 S: 9 H: 0 LOB: 1 BB: 1 P: 15	R: 0 E: 0 K: 1 S: 9 H: 1 LOB: 1 BB: 0 P: 13	R: 0 E: 0 K: 1 S: 8 H: 0 LOB: 0 BB: 0 P: 14	R: 0 E: 0 K: 0 S: 12 H: 1 LOB: 1 BB: 0 P: 17	R: 2 E: 0 K: 1 S: 13 H: 2 LOB: 0 BB: 0 P: 20	R: 0 E: 0 K: 0 S: 13 H: 2 LOB: 2 BB: 0 P: 20	R: 2 E: 0 K: 0 S: 7 H: 1 LOB: 0 BB: 1 P: 13	1B: 4 2B: 3 3B: 0 HR: 4 SF: 0 SAC: 0 DP: 0 HBP: 0						

PITCHER		IP	WLS	BF	H	R	ER	SO	BB	IBB	HBP	BLK	WP	HR	S	P	ERA	WHIP
52 Mike Clevinger, R ERA: 3.36	(1, 1)	6.0		28	7	4	4	3	3	0	0	0	0	2	66	106	6.00	1.667
49 Tyler Olson, L ERA: 6.19	(7, 1)	0.0		1	1	1	1	0	0	0	0	0	0	1	2	2	∞	∞
58 Neil Ramírez, R ERA: 6.0	(7, 1)	0.1		1	0	0	0	1	0	0	0	0	0	0	3	5	0.00	0.000
39 Oliver Pérez, L ERA:	(7, 1)	1.0		4	1	0	0	0	0	0	0	0	0	0	13	21	0.00	1.000
34 Zach McAllister, R ERA: 6.45	(8, 1)	0.2		2	1	0	0	0	0	0	0	0	0	0	7	9	0.00	1.500

PITCHER		IP	WLS	BF	H	R	ER	SO	BB	IBB	HBP	BLK	WP	HR	S	P	ERA	WHIP
37 Cody Allen, R ERA: 3.75	(9, 1)	0.0	L	2	1	2	2	0	1	0	0	0	0	1	7	13	∞	∞

BOTTOM

Cleveland Indians @ Minnesota Twins

Target Field, Minneapolis, MN

Sun Jun 03 2018, 1:12 PM - 4:26 PM CDT

Att. 26,096 - Cloudy - 60 F

livebaseballscorecards.com

AB	34
R	7
H	11
RBI	7
BB	4
SO	4
LOB	14

WP: 0 PB: 0 SB: 1 CS: 0

PA: 38

Batter	1	2	3	4	5	6	7	8	9	AB	R	H	RBI	BB	SO	LOB
10 Yoán Moncada, S (1, 4) OBP: 0.326, SLG: 0.448	B X FF 94 1-0 HR		B CH 90 B CH 90 B FF 96 C SI 96 X FF 96 3-1 ① F8		B SL 87 B FF 95 X FF 96 2-0 5 S 79 2B 1B		C KC 77 B CH 87 B FF 92 X SI 93 2-1 ① G4-3		C CH 84 S CH 84 F CH 86 B FF 96 B SI 94 F CH 85 S SI 95 2-3 ③ K	5	2	2	1	0	1	0
5 Yolmer Sánchez, S (1, 5) OBP: 0.314, SLG: 0.415	S FF 96 B CH 91 S FF 96 B FF 97 X FF 96 2-2 ① G4-3		C CH 91 B CH 91 B FF 96 X FF 96 2-1 ② L8		F FF 94 1 SAFE B CH 89 F CH 89 1 SAFE B CH 89 S SL 87 2-3 ② K 1-2		B KC 78 X CH 87 1-0 1B			4	0	1	0	0	1	1
79 José Abreu, R (1, 3) OBP: 0.357, SLG: 0.520	C SL 85 B SI 95 F FF 95 S SL 89 1-3 ② K		B SL 88 X SI 96 1-0 ③ G4-3		C SI 94 B SI 95 X SL 88 1-1 2-H 2B		C FF 93 B SI 93 F SI 92 F FF 94 F SI 92 X SI 92 1-2 ② F8			4	0	1	1	0	1	1
18 Daniel Palka, L (1, 10) OBP: 0.313, SLG: 0.555	X FF 97 0-0 2B			B SL 87 S FF 95 C CH 89 B SL 87 F SL 88 B SL 88 X SI 96 3-2 ① G4-3	B SL 87 F FF 95 X FF 94 1-1 ③ P6		1 SAFE S KC 79 1 SAFE B KC 78 B FF 91 F FF 92 B FF 92 F FF 93 S KC 78 3-3 ③ K			4	0	1	0	0	1	2
7 Tim Anderson, R (1, 6) OBP: 0.297, SLG: 0.446	T FF 96 B FF 96 S SL 87 X SL 87 1-2 ③ F8			B SL 87 B FF 96 H SI 96 3-0 15 F7 38 E HBP		C SL 84 S SL 84 S FF 93 0-3 ① K		B KC 77 F FF 91 F KC 80 B FF 92 T SI 92 2-2 ① K		3	0	0	0	0	2	1
38 Omar Narváez, L (1, 2) OBP: 0.270, SLG: 0.227		B FF 94 B FF 95 X FF 95 2-0 ① F7		B SI 95 C CH 89 X SI 93 1-1 FC4 15 F7 1-2		B FF 94 X CH 91 1-0 ② G5-3		C FF 94 B CH 87 B CH 86 F FF 93 X FF 93 2-2 ② G4-3		4	0	0	0	0	0	1
15 Adam Engel, R (1, 8) OBP: 0.289, SLG: 0.329		B SL 88 C SL 86 B FF 95 X SI 97 2-1 22 G6-3 22 WP 1B		S FF 95 C FF 96 X SL 86 0-2 ② F7 1-2 2-3		S SL 86 B SL 86 S SI 94 B SL 87 F SL 88 X SL 87 2-2 22 1B 1B		B KC 80 T FF 92 B KC 81 F FF 91 F FF 94 X KC 82 2-2 ③ G5-3		4	0	2	0	0	0	2
22 Charles Tilson, L (1, 7) OBP: 0.296, SLG: 0.250		B SI 95 1 SAFE 1 SAFE F SI 95 P PO 89 B SI 96 F FF 94 X FF 96 3-2 ② G6-3 1-3		X FF 95 0-0 ③ F7		X FF 94 0-0 1-3 1B			B FF 93 B SI 92 C SI 92 F SI 93 B FF 95 X SI 94 3-2 ① G4-3	4	0	1	0	0	0	3
32 Trayce Thompson, R (1, 9) OBP: 0.180, SLG: 0.255		C SI 96 S FF 97 B FF 95 C FF 96 1-3 ③ K			S SL 88 B SL 88 X FF 95 1-1 ① L9	F FF 94 B FF 95 X SL 86 1-1 ③ F8			B CH 84 C SI 95 X SI 94 1-1 ② G6-3	4	0	0	0	0	1	3
Inning Stats	R: 1 E: 0 K: 1 S: 11 H: 2 LOB: 1 BB: 0 P: 16	R: 0 E: 0 K: 1 S: 10 H: 1 LOB: 1 BB: 0 P: 17	R: 0 E: 0 K: 0 S: 5 H: 0 LOB: 0 BB: 0 P: 11	R: 0 E: 1 K: 0 S: 10 H: 0 LOB: 0 BB: 0 P: 17	R: 1 E: 0 K: 1 S: 10 H: 2 LOB: 1 BB: 0 P: 17	R: 0 E: 0 K: 1 S: 11 H: 2 LOB: 2 BB: 0 P: 15	R: 0 E: 0 K: 1 S: 12 H: 1 LOB: 1 BB: 0 P: 19	R: 0 E: 0 K: 1 S: 10 H: 0 LOB: 0 BB: 0 P: 16	R: 0 E: 0 K: 1 S: 10 H: 0 LOB: 0 BB: 0 P: 16	1B: 5 2B: 2 3B: 0 HR: 1 SF: 0 SAC: 0 DP: 0 HBP: 1						

PITCHER	IP	WLS	BF	H	R	ER	SO	BB	IBB	HBP	BLK	WP	HR	S	P	ERA	WHIP
77 Fernando Romero, R (1, 1) ERA: 3.96	6.0		27	7	2	2	4	0	0	1	0	1	1	57	93	3.00	1.167
21 Tyler Duffey, R (7, 1) ERA: 6.97	2.0	W	7	1	0	0	2	0	0	0	0	0	0	22	35	0.00	0.500
56 Fernando Rodney, R (9, 1) ERA: 2.57	1.0	S	3	0	0	0	1	0	0	0	0	0	0	10	16	0.00	0.000

PITCHER	IP	WLS	BF	H	R	ER	SO	BB	IBB	HBP	BLK	WP	HR	S	P	ERA	WHIP

TOP

Chicago White Sox @ Minnesota Twins

Target Field, Minneapolis, MN

Tue Jun 05 2018, 3:11 PM - 5:47 PM CDT

Sunny - 77 F

livebaseballscorecards.com

AB	36
R	2
H	8
RBI	2
BB	0
SO	7
LOB	14

BOTTOM

Chicago White Sox @ Minnesota Twins

Target Field, Minneapolis, MN

Tue Jun 05 2018, 3:11 PM - 5:47 PM CDT

Sunny - 77 F

livebaseballscorecards.com

Batter	1	2	3	4	5	6	7	8	9	AB	R	H	RBI	BB	SO	LOB
2 Brian Dozier, R (1, 4) OBP: 0.318, SLG: 0.429	C FF 95 X SL 84 0-1 ① F9		C FF 97 B CH 85 C SL 85 B FF 98 X FF 97 2-2 ③ G6-3			B FF 94 B FF 93 B FF 94 C FF 94 B FF 95 4-1 22 S BB		B SL 88 X SI 98 1-0 E5 20 BB 22 1B		3	1	0	0	1	0	0
20 Eddie Rosario, L (1, 10) OBP: 0.350, SLG: 0.566	X FF 97 0-0 ② F7			C FF 95 B SL 85 F FF 95 B FF 95 B SL 85 X FF 96 3-2 ① P3		B CH 83 B CH 83 S FF 94 B FF 96 X FF 96 3-1 ① P5		B SI 98 F SI 99 B SI 98 F SI 100 D SL 90 D SI 100 4-2 22 1B 5 HR 1-2 BB		3	1	0	0	1	0	1
22 Miguel Sanó, R (1, 3) OBP: 0.289, SLG: 0.446 40 Gregorio Petit, R (8, PR) OBP: 0.407, SLG: 0.333 (9, 3)	C FF 97 C FF 97 B FF 96 F SL 86 B FF 96 B SL 86 B FF 97 4-2 BB			C SL 83 F FF 96 F FF 96 F SL 86 B FF 97 S SL 86 1-3 ② K		T SL 84 S SL 85 B FF 96 F SL 85 B FF 98 S SL 84 3-3 ② K 1-2		C SL 89 D SL 91 B SI 99 S SL 88 B SL 90 X SL 88 3-2 5 HR 1-3 2-H 1B		3 0	0 1	1 0	1 0	1 0	2 0	1 0
5 Eduardo Escobar, S (1, 5) OBP: 0.323, SLG: 0.531	F FF 97 S FF 97 F FF 97 B SL 86 F FF 99 F SL 86 F SL 85 S FF 98 1-3 ③ K			F FF 98 F FF 96 X FF 97 0-2 2B		B FF 98 F FF 96 F FF 96 S FF 98 1-3 ③ K		S SI 98 B SI 98 S SL 89 F SL 90 X SI 97 1-2 1-H 3-H HR		4	1	2	3	0	2	2
26 Max Kepler, L (1, 9) OBP: 0.322, SLG: 0.440		C CU 78 X FF 96 0-1 ① L5		B FF 97 X CH 86 1-0 ③ G1-3			C CH 83 F FF 94 B FF 94 X CH 82 1-2 ① F9	F CU 71 B CH 84 X SI 92 1-1 ③ G1-3		4	0	0	0	0	0	2
36 Robbie Grossman, S (1, 7) OBP: 0.322, SLG: 0.323		B CH 84 X CH 85 1-0 ② G3			C FF 95 S FF 96 F FF 95 X SL 84 0-2 ① P5		C CU 76 B CH 82 F FF 93 F SL 85 B FF 95 B CH 83 X FF 95 3-2 ② L8			3	0	0	0	0	0	0
24 Ryan LaMarre, R (1, 8) OBP: 0.369, SLG: 0.356		B FF 97 B FF 95 B FF 96 B FF 96 4-0 16 PO BB			B CU 77 F FF 96 B SL 83 S FF 96 B FF 96 F FF 95 B FF 95 4-2 46 BLK BB		F FF 93 S FF 94 B FF 96 F SL 84 B SL 85 X FF 92 2-2 ③ L7			1	0	0	0	2	0	0
16 Ehire Adrianza, S (1, 6) OBP: 0.282, SLG: 0.319		C FF 97 1 SAFE 0-1 ③ PO 1-2	B CU 76 F FF 95 X FF 96 1-1 ① P5		C CH 84 X FF 98 0-1 ② F8			C SI 99 F SI 98 B SI 97 X SL 89 1-2 ① L7		3	0	0	0	0	0	1
46 Bobby Wilson, R (1, 2) OBP: 0.188, SLG: 0.318 23 Mitch Garver, R (8, PH) OBP: 0.290, SLG: 0.330 (9, 2)			X FF 96 0-0 ② G1-3		X FF 97 0-0 ③ G1-3 1-2			C SI 98 B SL 90 C SL 88 S SI 98 1-3 ② K		2 1	0 0	0 0	0 0	0 1	0 0	1 0
Inning Stats	R: 0 E: 0 K: 1 S: 13 H: 0 LOB: 1 BB: 1 P: 18	R: 0 E: 0 K: 0 S: 4 H: 0 LOB: 0 BB: 1 P: 9	R: 0 E: 0 K: 0 S: 6 H: 0 LOB: 0 BB: 0 P: 9	R: 0 E: 0 K: 1 S: 12 H: 1 LOB: 1 BB: 0 P: 17	R: 0 E: 0 K: 0 S: 10 H: 0 LOB: 1 BB: 1 P: 14	R: 0 E: 0 K: 2 S: 11 H: 0 LOB: 1 BB: 1 P: 22	R: 0 E: 0 K: 0 S: 11 H: 0 LOB: 0 BB: 0 P: 17	R: 4 E: 1 K: 1 S: 18 H: 2 LOB: 1 BB: 1 P: 30		1B: 1 2B: 1 3B: 0 HR: 1 SF: 0 SAC: 0 DP: 0 HBP: 0				WP: 0 PB: 0 SB: 1 CS: 0 PA: 33		

	AB	27
	R	4
	H	3
	RBI	4
	BB	5
	SO	5
	LOB	8

PITCHER		IP	WLS	BF	H	R	ER	SO	BB	IBB	HBP	BLK	WP	HR	S	P	ERA	WHIP
40 Reynaldo López, R ERA: 3.42	(1, 1)	7.0		25	1	0	0	4	4	0	0	1	0	0	67	106	0.00	0.714
65 Nate Jones, R ERA: 2.86	(8, 1)	0.2	L	6	2	4	0	1	1	0	0	0	0	1	16	27	0.00	4.500
70 Luis Avilán, L ERA: 3.63	(8, 1)	0.1		1	0	0	0	0	0	0	0	0	0	0	2	3	0.00	0.000

PITCHER		IP	WLS	BF	H	R	ER	SO	BB	IBB	HBP	BLK	WP	HR	S	P	ERA	WHIP

Chicago White Sox @ Minnesota Twins

Target Field, Minneapolis, MN

Tue Jun 05 2018, 6:36 PM - 9:42 PM CDT

Att. 26,261 - Sunny - 79 F

TOP

livebaseballscorecards.com

Batter	1	2	3	4	5	6	7	8	9	AB	R	H	RBI	BB	SO	LOB
10 Yoán Moncada, S (1, 4) OBP: 0.327, SLG: 0.444	C FF 93 B FF 93 B CU 78 F FF 93 C FF 95 2-3 ① K	B CU 75 B SL 89 B SI 92 C FF 91 F FF 92 X FF 93 3-2 5 E 1B		1 SAFE 1 SAFE B CH 84 B SL 88 1 SAFE B FF 90 C FF 90 B FF 90 4-1 5 2B 1-2 BB		C SL 84 S CH 88 B SL 86 S FF 95 1-3 ② K			B SI 86 F SI 87 X CH 82 1-1 ① G1-3	4	1	1	0	1	2	0
5 Yolmer Sánchez, S (1, 5) OBP: 0.320, SLG: 0.426	B FF 93 C SI 93 B FF 94 X FF 92 2-1 79 HR 2B	1 SAFE X CH 86 0-0 FC3 79 G4-3 1-2		L SL 86 X FF 94 0-1 1-H 2-H 2B		C FF 94 B CH 88 B SL 84 B FF 94 B FF 94 4-1 BB			C SL 78 F SI 88 B CU 72 B CU 73 X SI 89 2-2 ② L9	4	1	2	2	1	0	1
79 José Abreu, R (1, 3) OBP: 0.357, SLG: 0.531	X SL 90 0-0 2-H HR	F SI 89 F SI 91 X FF 91 0-2 ② ③ G4-3 1-2f		F FF 95 X SL 87 0-1 ① F7		S SL 84 S SL 85 X FF 94 0-2 ③ G4-3			B CH 82 X CH 83 1-0 24 1B 1B	5	1	2	2	0	0	4
24 Matt Davidson, R (1, 10) OBP: 0.369, SLG: 0.514	B FF 93 S FF 93 S FF 93 B FF 94 X FF 95 2-2 ② G4-3		B FF 89 B CH 86 B FF 90 F FF 91 B FF 91 4-1 7 BB	C SL 87 B FF 96 S FF 96 F SI 95 F FF 95 S SL 87 1-3 ② K			C SL 77 C SL 78 B SL 78 X FF 93 1-2 ① F8		X SI 89 0-0 ③ 1-3 1B	4	0	1	0	1	1	1
7 Tim Anderson, R (1, 6) OBP: 0.301, SLG: 0.449	C FF 93 B CU 77 S FF 92 X FF 93 1-2 36 1B 2B		C CU 73 B FF 89 B CU 73 B FF 89 T FF 89 B FF 91 4-2 1-2 BB	B SL 85 S SL 85 S SL 86 S SL 86 1-3 ③ K			C SI 91 C SL 79 S CH 77 0-3 ② K2-3			3	1	1	0	1	2	1
36 Kevan Smith, R (1, 2) OBP: 0.250, SLG: 0.250	F SI 92 S FF 93 B FF 92 B SI 92 X SL 89 2-2 15 2B 2-H 1B		C CU 72 B CU 73 F SI 88 F FF 90 D CU 75 F SI 90 D CH 85 X FF 90 3-2 ① L9		C FF 95 S SL 87 X FF 94 0-2 ① G6-3		X SI 91 0-0 ③ G6-3			4	1	1	1	0	0	2
15 Adam Engel, R (1, 8) OBP: 0.288, SLG: 0.333	B FF 91 S FF 91 B FF 92 F FF 92 B FF 93 F FF 92 X FF 93 3-2 1-H 2B		D CU 75 B FF 91 F FF 90 S SL 87 F SL 89 X FF 90 2-2 ② P3		M SL 85 F FF 96 B SL 84 B FF 95 X FF 95 2-2 ② L9			B SI 93 C SI 93 C CU 78 S SL 84 1-3 ① K2-3		4	0	1	1	0	1	2
22 Charles Tilson, L (1, 7) OBP: 0.258, SLG: 0.214	F FF 92 F FF 92 F FF 92 X FF 93 0-2 ③ G4-3		D CU 74 X SL 86 1-0 ③ G6-3		C FF 95 B FF 95 X FF 95 1-1 ③ G3			B CU 77 B SI 93 X SI 94 2-0 ② G3-1		4	0	0	0	0	0	3
32 Trayce Thompson, R (1, 9) OBP: 0.183, SLG: 0.247		B FF 90 B FF 90 F FF 91 X FF 92 2-1 ① F9		B SL 87 F SL 88 B CH 85 B FF 90 B FF 89 4-1 10 BB 5 2B BB		B FF 94 S SL 84 X FF 94 1-1 ① F9		B SI 95 F SI 94 C SL 83 C SL 81 1-3 ③ K		3	1	0	0	1	1	0
Inning Stats	R: 4 E: 0 K: 1 S: 23 H: 5 LOB: 1 BB: 0 P: 35	R: 0 E: 1 K: 0 S: 9 H: 1 LOB: 1 BB: 0 P: 14	R: 0 E: 0 K: 0 S: 13 H: 0 LOB: 2 BB: 2 P: 27	R: 2 E: 0 K: 2 S: 14 H: 1 LOB: 1 BB: 2 P: 24	R: 0 E: 0 K: 0 S: 8 H: 0 LOB: 0 BB: 0 P: 11	R: 0 E: 0 K: 1 S: 9 H: 0 LOB: 1 BB: 1 P: 15	R: 0 E: 0 K: 1 S: 7 H: 0 LOB: 0 BB: 0 P: 8	R: 0 E: 0 K: 2 S: 7 H: 0 LOB: 0 BB: 0 P: 11	R: 0 E: 0 K: 0 S: 7 H: 2 LOB: 2 BB: 0 P: 11	1B: 4 2B: 4 3B: 0 HR: 1 SF: 0 SAC: 0 DP: 1 HBP: 0						

	AB	35
	R	6
	H	9
	RBI	6
	BB	5
	SO	7
	LOB	14

WP: 0 PB: 0 SB: 0 CS: 0 PA: 40

PITCHER		IP	WLS	BF	H	R	ER	SO	BB	IBB	HBP	BLK	WP	HR	S	P	ERA	WHIP
52 Zack Littell, R ERA: 18.0	(1, 1)	3.0	L	19	6	6	6	1	4	0	0	0	0	1	47	86	18.00	3.333
68 Matt Magill, R ERA: 1.31	(4, 1)	3.0		11	1	0	0	3	1	0	0	0	0	0	29	40	0.00	0.667
39 Trevor Hildenberger, R ERA: 2.7	(7, 1)	1.0		3	0	0	0	1	0	0	0	0	0	0	7	8	0.00	0.000
55 Taylor Rogers, L ERA: 4.94	(8, 1)	1.0		3	0	0	0	2	0	0	0	0	0	0	7	11	0.00	0.000
32 Zach Duke, L ERA: 3.48	(9, 1)	1.0		4	2	0	0	0	0	0	0	0	0	0	7	11	0.00	2.000

PITCHER	IP	WLS	BF	H	R	ER	SO	BB	IBB	HBP	BLK	WP	HR	S	P	ERA	WHIP

Batter	1	2	3	4	5	6	7	8	9	AB	R	H	RBI	BB	SO	LOB
36 Robbie Grossman, S (1, 10) OBP: 0.331, SLG: 0.323	C SI 91 B SL 82 X CH 81 1-1 ① P6		B FF 92 B SI 92 C FF 92 B SI 91 B FF 92 4-1 22 20 1B G6-4-3 5 2B 1-2 BB		B CH 82 B SI 92 X FF 92 2-0 ① F8			B SI 91 C SI 92 B CU 77 C CH 83 B FC 89 F SI 94 B SI 93 4-2 20 1B 5 2B BB	X FF 93 0-0 1-3 1B	3	2	1	0	2	0	0
20 Eddie Rosario, L (1, 7) OBP: 0.351, SLG: 0.562	C FF 93 B SI 91 F FF 92 F CU 79 F FF 94 X CH 82 1-2 ② G3		B SL 84 B FF 91 C FF 93 X SL 84 2-1 22 G6-4-3 1-2 2-3 1B		C CU 78 F FF 93 B CU 79 B CU 78 B CH 82 X FF 93 3-2 ② F7			C SI 93 B CU 79 X CU 77 1-1 5 2B 1-2 1B	C FF 94 F FF 92 X FF 95 0-2 ③ G4-3	5	0	2	0	0	0	2
22 Miguel Sanó, R (1, 3) OBP: 0.281, SLG: 0.432	F FF 92 B SL 83 B CU 79 X FF 94 2-1 ③ G6-3		X FF 92 0-0 ① ② G6-4-3 1-2f 2-3 3-H		C CU 79 C CH 80 B CU 80 B FF 92 X SL 84 2-2 ③ F8			C FF 96 C FF 97 B FF 98 D SL 87 S SL 89 2-3 ① K		4	0	0	0	0	1	4
5 Eduardo Escobar, S (1, 5) OBP: 0.330, SLG: 0.545		X SI 90 0-0 26 1B 1B	C FF 92 F FF 93 B FF 92 X FF 92 1-2 3-H 2B			B FF 90 F SI 91 F SI 93 S CU 78 1-3 ① K		F FF 97 F SI 98 D CH 91 X FF 99 1-2 1-3 2-H 2B		4	0	3	2	0	1	0
26 Max Kepler, L (1, 9) OBP: 0.325, SLG: 0.441		B FF 91 C SI 91 B CH 82 X SI 91 2-1 1-2 1B	T CU 78 B FF 93 B CH 81 F CH 82 F CU 80 X SI 93 2-2 ③ G3			B SL 84 X SI 91 1-0 23 G4-6-3 1B		B SI 92 B SI 91 F SI 90 C CH 83 S SI 92 2-3 ② K		4	0	2	0	0	1	3
23 Mitch Garver, R (1, 2) OBP: 0.288, SLG: 0.327		C FF 93 B FF 92 S FF 92 B CU 79 X FF 93 2-2 ① L5		C FF 91 B CU 76 B CU 78 B SI 91 X FF 93 3-1 24 FC6-4 1B		C FF 91 C FF 90 X FF 91 0-2 ② ③ G4-6-3 1-2f		S FF 93 C SL 74 S FF 92 0-3 ③ K		4	0	1	0	0	1	5
24 Ryan LaMarre, R (1, 8) OBP: 0.348, SLG: 0.333		F SL 84 S SI 92 F FF 93 X FF 93 0-2 ② L9		B SI 90 F FF 91 B FF 93 T FF 93 X SI 92 2-2 ① FC6-4 1-2f			B SI 91 B SI 91 C SI 91 C SI 91 B CU 81 F SI 92 F SI 91 F SI 92 X SI 92 3-2 ① G5-3		B FF 92 S FF 91 C FF 92 B CH 86 B FF 92 X FF 91 3-2 ① P3	4	0	0	0	0	0	3
16 Ehire Adrianza, S (1, 6) OBP: 0.281, SLG: 0.325		B CH 80 B FF 92 C SL 84 X SI 92 2-1 ③ G6-3		D FF 91 C SL 84 X SI 91 1-1 ② F7			X SI 93 0-0 40 F9 2B		B FF 94 S FF 94 X FF 92 1-1 ② L8	4	0	1	0	0	0	3
40 Gregorio Petit, R (1, 4) OBP: 0.400, SLG: 0.308 2 Brian Dozier, R (9, PH) OBP: 0.320, SLG: 0.429			C FF 91 B FF 91 B CU 78 B SI 92 B FF 92 4-1 20 36 1B BB 22 G6-4-3 BB	B SL 84 C FF 91 X SL 82 1-1 ③ G5-3			B SI 93 2 SAFE L SI 92 S CU 81 F FF 92 X CU 82 1-2 ② ③ F9 2-3		S FF 93 S FF 94 H SL 76 1-2 36 1B HBP	2 0	1 0	0 0	0 0	1 0	0 0	2 0
Inning Stats	R: 0 E: 0 K: 0 S: 9 H: 0 LOB: 0 BB: 0 P: 13	R: 0 E: 0 K: 0 S: 12 H: 2 LOB: 2 BB: 0 P: 18	R: 2 E: 0 K: 0 S: 12 H: 2 LOB: 1 BB: 2 P: 25	R: 0 E: 0 K: 0 S: 9 H: 1 LOB: 1 BB: 0 P: 16	R: 0 E: 0 K: 0 S: 7 H: 0 LOB: 0 BB: 0 P: 14	R: 0 E: 0 K: 1 S: 7 H: 1 LOB: 0 BB: 0 P: 9	R: 0 E: 0 K: 0 S: 11 H: 1 LOB: 0 BB: 0 P: 15	R: 1 E: 0 K: 3 S: 17 H: 2 LOB: 2 BB: 1 P: 27	R: 0 E: 0 K: 0 S: 11 H: 1 LOB: 2 BB: 0 P: 16	1B: 7 2B: 3 3B: 0 HR: 0	SF: 0 SAC: 0 DP: 2 HBP: 1	PA: 38 WP: 0 PB: 0 SB: 0 CS: 0					

BOTTOM

Chicago White Sox @ Minnesota Twins

Target Field, Minneapolis, MN

Tue Jun 05 2018, 6:36 PM - 9:42 PM CDT

Att. 26,261 - Sunny - 79 F

livebaseballscorecards.com

AB	34
R	3
H	10
RBI	2
BB	3
SO	4
LOB	22

PITCHER		IP	WLS	BF	H	R	ER	SO	BB	IBB	HBP	BLK	WP	HR	S	P	ERA	WHIP
27 Lucas Giolito, R ERA: 7.08	(1, 1)	6.0	W	24	6	2	2	1	2	0	0	0	0	0	56	95	3.00	1.333
66 Chris Volstad, R ERA: 4.06	(7, 1)	1.0		3	1	0	0	0	0	0	0	0	0	0	11	15	0.00	1.000
57 Jace Fry, L ERA: 2.57	(8, 1)	0.0		2	1	1	1	0	1	0	0	0	0	0	5	10	∞	∞
44 Bruce Rondón, R ERA: 4.19	(8, 1)	0.1	H	2	1	0	0	1	0	0	0	0	0	0	6	9	0.00	3.000
70 Luis Avilán, L ERA: 3.57	(8, 1)	0.1	H	1	0	0	0	1	0	0	0	0	0	0	3	5	0.00	0.000

PITCHER		IP	WLS	BF	H	R	ER	SO	BB	IBB	HBP	BLK	WP	HR	S	P	ERA	WHIP
48 Joakim Soria, R ERA: 3.74	(8, 1)	1.1	S	6	1	0	0	1	0	0	1	0	0	0	14	19	0.00	0.750

Batter	1	2	3	4	5	6	7	8	9	AB	R	H	RBI	BB	SO	LOB
10 Yoán Moncada, S (1, 4) OBP: 0.320, SLG: 0.433	F FF 90 S FF 91 S FF 91 0-3 K ①		S FS 84 S FS 84 1 SAFE B FF 92 B FF 92 F FF 91 C FF 92 2-3 K ③ 1-2		F FS 83 B FF 91 B FF 92 T FF 92 C FF 92 2-3 K ③		C CU 78 B SL 82 S CU 78 C FF 94 1-3 K ②		F FF 92 X FF 92 0-1 G5-3 ②	5	0	0	0	0	4	2
5 Yolmer Sánchez, S (1, 5) OBP: 0.318, SLG: 0.421	B FF 92 C FF 91 F FS 85 B FS 84 X FS 82 2-2 G4-3 ②			F FS 83 F FS 84 B FS 84 B FF 92 F FF 91 F FF 92 F FF 93 S SL 87 2-3 K ①		C FC 89 B FC 88 F FS 85 B FF 92 X FC 88 2-2 36 1B 79 1B 7 WP 1B	C CU 80 C SL 84 B SI 95 X SL 84 1-2 F9 ③		S SL 86 B FF 94 F SL 82 F SL 85 B SL 84 F SL 84 B FF 91 X FF 91 3-2 G1-3 ③	5	1	1	0	0	1	0
79 José Abreu, R (1, 3) OBP: 0.356, SLG: 0.526	C SL 82 B SL 85 C SL 82 B FF 91 F FS 82 S FF 91 2-3 K ③			S FF 92 F SL 83 B SL 83 B FS 86 X FF 93 2-2 G4-3 ②		S SL 84 S SL 82 X SL 82 0-2 7 WP 36 1B 7 1B 1-2 1B		C SL 78 S CH 78 X SL 79 0-2 F9 ①		4	1	1	0	0	1	0
24 Matt Davidson, R (1, 10) OBP: 0.372, SLG: 0.517 20 José Rondón, R (8, PR) OBP: 0.289, SLG: 0.583 (8, 10)		B SL 82 B FF 90 T FF 90 C FF 90 X SL 80 2-2 G6-3 ①		B SL 82 B CU 74 C SL 83 B FS 85 B FF 93 4-1 36 1B 7 1B BB		S FF 96 S FF 97 C FF 97 0-3 K ①		C SI 92 B FF 94 F CH 79 B CH 77 F CH 80 B CH 78 X SI 92 3-2 36 E 2B		3	1	1	0	1	1	2
										0	0	0	0	0	0	0
36 Kevan Smith, R (1, 2) OBP: 0.375, SLG: 0.375		X FF 91 0-0 F9 ②		B FF 90 C SL 80 C SL 84 B FF 92 B FF 92 X SL 82 3-2 7 1B 1-3 1B		C CU 82 X SL 90 0-1 7 WP 7 1B 1-2 2-3 1B		S SL 80 X SL 78 0-1 E7 2-3		4	1	2	0	0	0	1
7 Tim Anderson, R (1, 6) OBP: 0.304, SLG: 0.450		C FF 91 B SL 81 F SL 81 S SL 82 1-3 K ③		F SL 86 B SL 83 S FS 85 B FF 92 B FS 85 X FS 85 3-2 1-3 3-H 1B		F FF 97 S FF 98 B SL 92 D SL 92 X CU 84 2-2 15 S 15 SH3-4 1-H 2-H 3-H 1B		F SL 79 S SL 78 S SL 78 0-3 K ②		4	1	2	3	0	2	2
15 Adam Engel, R (1, 8) OBP: 0.289, SLG: 0.329			C SL 82 C SL 82 B SL 81 B FS 86 B FF 91 F FF 91 X FF 91 3-2 G1-3 ①		F FF 91 F FF 91 B FS 84 B FF 91 S FS 86 2-3 K ①	B FF 98 D SL 90 S SL 92 X FF 98 2-1 SH3-4 ② 2-H		S CH 78 B CH 78 B FF 94 F SL 77 B FF 95 B CH 79 4-2 BB		2	0	0	1	1	1	0
22 Charles Tilson, L (1, 7) OBP: 0.257, SLG: 0.250			C FS 85 F FF 92 X FF 92 0-2 P5 ②		X FF 92 0-0 2B	C FF 96 B CU 84 B CU 83 S SL 91 C FF 97 2-3 K ③		S CH 81 X CH 79 0-1 G3-1 ③		4	0	1	0	0	1	3
32 Trayce Thompson, R (1, 9) OBP: 0.185, SLG: 0.248			C FF 92 B CU 73 C SL 81 B SL 81 B SL 80 X FF 92 3-2 10 S 1B		B FF 92 B SL 81 C FS 85 X FS 84 2-1 F7 ②		B SI 94 C SI 93 S SL 82 B SL 85 F CU 79 F SI 95 S SI 95 2-3 K ①		C FF 91 B FF 91 C FF 91 B FF 93 S FF 92 2-3 K ①	4	0	1	0	0	2	1

Inning Stats																								
	R: 0 E: 0 K: 2 S: 10	H: 0 LOB: 0 BB: 0 P: 14		R: 0 E: 0 K: 1 S: 7	H: 0 LOB: 0 BB: 0 P: 10		R: 0 E: 0 K: 1 S: 14	H: 1 LOB: 1 BB: 0 P: 22		R: 1 E: 0 K: 1 S: 16	H: 2 LOB: 2 BB: 1 P: 30		R: 0 E: 0 K: 2 S: 9	H: 1 LOB: 1 BB: 0 P: 15		R: 4 E: 0 K: 2 S: 19	H: 4 LOB: 0 BB: 0 P: 27		R: 0 E: 0 K: 2 S: 11	H: 0 LOB: 0 BB: 0 P: 15		R: 0 E: 1 K: 1 S: 16	H: 1 LOB: 3 BB: 1 P: 23		R: 0 E: 0 K: 1 S: 10	H: 0 LOB: 0 BB: 0 P: 15

	1B: 7	SF: 0	WP: 1	PA: 38
	2B: 2	SAC: 1	PB: 0	
	3B: 0	DP: 0	SB: 2	
	HR: 0	HBP: 0	CS: 0	

PITCHER		IP	WLS	BF	H	R	ER	SO	BB	IBB	HBP	BLK	WP	HR	S	P	ERA	WHIP
12 Jake Odorizzi, R ERA: 4.24	(1, 1)	5.0	L	21	6	3	3	7	1	0	0	0	0	0	62	99	5.40	1.400
57 Ryan Pressly, R ERA: 3.26	(6, 1)	1.0	B	5	2	2	2	2	0	0	0	0	1	0	13	19	18.00	2.000
55 Taylor Rogers, L ERA: 4.74	(7, 1)	1.0		3	0	0	0	2	0	0	0	0	0	0	11	15	0.00	0.000
39 Trevor Hildenberger, R ERA: 2.61	(8, 1)	1.0		6	1	0	0	1	1	0	0	0	0	0	16	23	0.00	2.000
43 Addison Reed, R ERA: 2.93	(9, 1)	1.0		3	0	0	0	1	0	0	0	0	0	0	10	15	0.00	0.000

PITCHER	IP	WLS	BF	H	R	ER	SO	BB	IBB	HBP	BLK	WP	HR	S	P	ERA	WHIP

TOP

Chicago White Sox @ Minnesota Twins

Target Field, Minneapolis, MN

Wed Jun 06 2018, 7:11 PM - 10:37 PM CDT

Att. 20,393 - Clear - 77 F

livebaseballscorecards.com

AB	35
R	5
H	9
RBI	4
BB	2
SO	13
LOB	11

Batter	1	2	3	4	5	6	7	8	9	AB	R	H	RBI	BB	SO	LOB
2 Brian Dozier, R (1, 4) OBP: 0.322, SLG: 0.426	B FF 89 C FF 91 T CH 84 F CH 83 F CH 86 B SI 89 C FF 93 2-3 K ①	B CH 82 F CU 76 X CU 77 1-1 FC1-5-2 ② 2-3 3-H		C CH 84 B FF 92 C FF 87 X SC 74 1-2 P6 ③			B FF 97 B SL 86 B FF 97 C FF 96 C SL 87 B SL 86 4-2 5 BB BB		B FF 93 S FF 93 F SL 77 X SL 79 1-2 1B	4	0	1	0	1	1	3
20 Eddie Rosario, L (1, 7) OBP: 0.344, SLG: 0.550	X CU 75 0-0 G3-1 ②	C CU 76 S FF 91 B FF 91 B FF 92 X FF 92 2-2 F8 ③			C SI 86 B CU 76 X SI 90 1-1 F8 ①		C CU 77 F SI 92 B FC 89 D FC 88 X CU 78 2-2 F8 ②		X FF 95 0-0 P5 ③	5	0	0	0	0	0	4
5 Eduardo Escobar, S (1, 5) OBP: 0.338, SLG: 0.549	B FF 91 F SI 89 B SC 77 F CH 84 B FF 92 X FF 92 3-2 2B		F FF 90 B CU 74 F CH 83 B FF 91 X FF 92 2-2 L8 ①		S CH 82 B CH 83 B CU 74 C CU 77 B CH 85 D CH 84 4-2 26 G4-6-3 BB		C CU 76 B FF 94 B CH 84 F CH 85 D FC 89 F CH 84 D SI 94 4-2 1-2 BB			2	0	1	0	2	0	0
26 Max Kepler, L (1, 9) OBP: 0.328, SLG: 0.437	B FF 91 F SI 89 B CU 72 C CH 82 B FF 92 F SI 89 B CH 83 4-2 BB		B CU 75 B CU 76 C FF 91 B FF 92 C FF 92 B FF 92 4-2 22 G6-4-3 BB		C SI 88 1 SAFE 1 SAFE B FF 89 C CH 85 B CU 72 X FF 92 2-2 G4-6-3 ②③ 1-2f		C CU 77 B FC 90 F SI 94 S FC 88 1-3 K ③			2	0	0	0	2	1	3
22 Miguel Sanó, R (1, 3) OBP: 0.273, SLG: 0.419	C CU 74 C FF 93 C FF 93 0-3 K ③		X CH 83 0-0 G6-4-3 ②③ 1-2f			F SL 86 X SI 97 0-1 F9 ①		B SI 98 C SI 96 B SI 97 B SI 98 F SI 98 S SL 89 3-3 K ①		4	0	0	0	0	2	3
36 Robbie Grossman, S (1, 10) OBP: 0.329, SLG: 0.321		F FF 89 C FF 91 B SI 89 B FF 92 F CH 84 B FF 93 X FF 92 3-2 23 2B 16 2B 1B		B CU 72 B FF 88 F FF 90 F FF 91 F CH 85 X FF 92 2-2 F7 ①		B CH 90 F SI 96 C SL 87 C SL 86 1-3 K ②		B SI 98 B SI 98 C SI 98 C SI 98 S SL 89 2-3 K ②		4	1	1	0	0	2	0
23 Mitch Garver, R (1, 2) OBP: 0.296, SLG: 0.343		C FF 89 B FF 92 1 SAFE X FF 91 1-1 16 2B 2 FC1-5-2 1-3 2B		C FF 91 B CU 76 B CH 84 F FF 91 B FF 93 F FF 92 X FF 93 3-2 F7 ②		C FF 98 B SL 88 X SI 97 1-1 1B		B SI 98 X SI 98 1-0 F9 ③		4	0	2	0	0	0	0
16 Ehire Adrianza, S (1, 6) OBP: 0.290, SLG: 0.350 99 Logan Morrison, L (9, PH) OBP: 0.310, SLG: 0.345		B CH 82 F FF 91 B FF 92 S CH 83 F FF 92 B CU 77 X FF 93 3-2 2 FC1-5-2 2-3 3-H 2B		X FF 86 0-0 24 1B 2B		B SI 95 C SL 86 S SL 87 B FF 98 S SL 87 2-3 K ③			S FF 92 F FF 92 B CH 88 B CH 85 F FF 93 S CH 88 2-3 K ①	3 1	1 0	2 0	1 0	0 0	1 1	1 0
24 Ryan LaMarre, R (1, 8) OBP: 0.342, SLG: 0.328		B CU 77 F FF 92 B SI 89 B CH 83 S FF 92 F FF 92 F FF 92 F CH 84 X CH 82 3-2 G5-3 ①		F FF 92 X FF 93 0-1 2-H 1B			C SI 95 B SI 95 S SL 85 T SL 87 1-2 K ①		F FF 93 F FF 94 B CH 87 F FF 95 B CH 88 S SL 76 2-3 K ②	4	0	1	1	0	2	2
Inning Stats	R: 0 E: 0 K: 2 S: 15 H: 1 LOB: 2 BB: 1 P: 24	R: 1 E: 0 K: 0 S: 21 H: 3 LOB: 2 BB: 0 P: 34	R: 0 E: 0 K: 0 S: 6 H: 0 LOB: 0 BB: 1 P: 12	R: 1 E: 0 K: 0 S: 14 H: 2 LOB: 1 BB: 0 P: 20	R: 0 E: 0 K: 0 S: 7 H: 0 LOB: 0 BB: 1 P: 14	R: 0 E: 0 K: 2 S: 10 H: 1 LOB: 1 BB: 0 P: 14	R: 0 E: 0 K: 2 S: 14 H: 0 LOB: 2 BB: 2 P: 26	R: 0 E: 0 K: 2 S: 7 H: 0 LOB: 0 BB: 0 P: 13	R: 0 E: 0 K: 2 S: 12 H: 1 LOB: 1 BB: 0 P: 17	1B: 4 2B: 4 3B: 0 HR: 0 SF: 0 SAC: 0 DP: 2 HBP: 0				WP: 0 PB: 0 SB: 0 CS: 0		PA: 38	

PITCHER		IP	WLS	BF	H	R	ER	SO	BB	IBB	HBP	BLK	WP	HR	S	P	ERA	WHIP
53 Héctor Santiago, L ERA: 4.96	(1, 1)	5.0	W	22	6	2	2	2	3	0	0	0	0	0	63	104	3.60	1.800
44 Bruce Rondón, R ERA: 3.92	(6, 1)	1.1	H	6	1	0	0	3	1	0	0	0	0	0	15	24	0.00	1.500
57 Jace Fry, L ERA: 2.45	(7, 1)	0.2	H	3	0	0	0	1	1	0	0	0	0	0	9	16	0.00	1.500
65 Nate Jones, R ERA: 2.74	(8, 1)	1.0	H	3	0	0	0	2	0	0	0	0	0	0	7	13	0.00	0.000
48 Joakim Soria, R ERA: 3.57	(9, 1)	1.0	S	4	1	0	0	2	0	0	0	0	0	0	12	17	0.00	1.000

PITCHER	IP	WLS	BF	H	R	ER	SO	BB	IBB	HBP	BLK	WP	HR	S	P	ERA	WHIP

BOTTOM

Chicago White Sox @ Minnesota Twins

Target Field, Minneapolis, MN

Wed Jun 06 2018, 7:11 PM - 10:37 PM CDT

Att. 20,393 - Clear - 77 F

livebaseballscorecards.com

AB	33
R	2
H	8
RBI	2
BB	5
SO	10
LOB	16

Batter	1	2	3	4	5	6	7	8	9	AB	R	H	RBI	BB	SO	LOB
10 Yoán Moncada, S (1, 4) OBP: 0.319, SLG: 0.435	B FF 93 X FF 93 1-0 P5 ①			B SV 80 C SV 79 B FF 92 F CH 83 B SI 94 X SI 94 3-2 P4 ①		S SV 81 B CH 79 C SI 93 X FF 94 1-2 79 2B 1-H 2B		C CH 83 B SV 82 X CH 82 1-1 F8 ③		4	1	1	1	0	0	0
5 Yolmer Sánchez, S (1, 5) OBP: 0.313, SLG: 0.413	B SI 92 C SI 91 F SI 91 F SI 94 B SV 82 X FF 94 2-2 G4-3 ②			C SV 78 X CH 78 0-1 G4-3 ②		S SV 80 C SV 80 S SV 81 0-3 K ②			S SV 81 F CH 84 X SV 84 0-2 G4-3 ①	4	0	0	0	0	1	1
79 José Abreu, R (1, 3) OBP: 0.354, SLG: 0.526	B SI 92 C FF 92 X SI 92 1-1 L4 ③			C SI 92 F SI 92 F FF 94 B SV 80 S SV 81 1-3 K ③		S SV 80 X SV 77 0-1 2-H 2B			S SV 83 S SI 92 S FF 95 0-3 K ②	4	0	1	1	0	2	0
18 Daniel Palka, L (1, 9) OBP: 0.303, SLG: 0.535		C FF 93 B FF 93 C SV 80 B FF 93 F SV 82 S FF 93 2-3 K ①			C SV 78 C CU 72 B SI 92 F SV 82 S SI 93 1-3 K ①	C SV 81 F FF 93 B SV 82 C SV 82 1-3 K ③			B SV 84 X SV 82 1-0 F9 ③	4	0	0	0	0	3	1
24 Matt Davidson, R (1, 10) OBP: 0.366, SLG: 0.507		C FF 93 X SI 91 0-1 P6 ②			F FF 92 X SV 76 0-1 F9 ②		C FF 92 S SI 92 B SV 83 B SV 82 B SI 92 C FF 95 3-3 K ①			3	0	0	0	0	1	0
38 Omar Narváez, L (1, 2) OBP: 0.282, SLG: 0.253		C SI 91 B CH 84 B CH 83 S SI 93 F FF 94 C SI 94 2-3 K ③			C SV 79 B CH 79 B SI 92 F SI 91 B FF 94 X SI 93 3-2 2B		F SI 93 X SI 93 0-1 1B ②			3	0	2	0	0	1	0
20 José Rondón, R (1, 6) OBP: 0.293, SLG: 0.564			B SI 90 C SI 90 C SI 92 S FF 92 1-3 K ①		X SI 91 0-0 2-3 1B ③		B SV 80 X FF 92 1-0 F9 ③			3	0	1	0	0	1	0
22 Charles Tilson, L (1, 7) OBP: 0.263, SLG: 0.257			X FF 90 0-0 B1-3 ②			B FF 90 X SI 91 1-0 10 2B 1B		C FF 92 F FF 92 X SI 93 0-2 G3-1 ①		3	1	1	0	0	0	0
32 Trayce Thompson, R (1, 8) OBP: 0.180, SLG: 0.240			C FF 92 C SI 92 B SV 82 F FF 95 B FF 93 F SV 80 S SI 94 2-3 K ③			B FF 92 1 SAFE X FF 92 1-0 F9 ①		C SV 80 B SI 91 B SV 79 X SI 93 2-1 G6-3 ②		3	0	0	0	0	1	1
Inning Stats	R: 0 E: 0 K: 0 S: 7 H: 0 LOB: 0 BB: 0 P: 11	R: 0 E: 0 K: 2 S: 10 H: 0 LOB: 0 BB: 0 P: 14	R: 0 E: 0 K: 2 S: 9 H: 0 LOB: 0 BB: 0 P: 12	R: 0 E: 0 K: 1 S: 9 H: 0 LOB: 0 BB: 0 P: 13	R: 0 E: 0 K: 1 S: 10 H: 2 LOB: 2 BB: 0 P: 14	R: 2 E: 0 K: 2 S: 13 H: 3 LOB: 1 BB: 0 P: 17	R: 0 E: 0 K: 1 S: 6 H: 1 LOB: 0 BB: 0 P: 10	R: 0 E: 0 K: 0 S: 7 H: 0 LOB: 0 BB: 0 P: 10	R: 0 E: 0 K: 1 S: 7 H: 0 LOB: 0 BB: 0 P: 8	1B: 3 2B: 3 3B: 0 HR: 0 SF: 0 SAC: 0 DP: 0 HBP: 0						

PITCHER	IP	WLS	BF	H	R	ER	SO	BB	IBB	HBP	BLK	WP	HR	S	P	ERA	WHIP
17 José Berríos, R (1, 1) ERA: 3.66	9.0	W	31	6	2	2	10	0	0	0	0	0	0	78	109	2.00	0.667

PITCHER	IP	WLS	BF	H	R	ER	SO	BB	IBB	HBP	BLK	WP	HR	S	P	ERA	WHIP

TOP

Chicago White Sox @ Minnesota Twins

Target Field, Minneapolis, MN

Thu Jun 07 2018, 12:11 PM - 2:24 PM CDT

Att. 21,469 - Partly Cloudy - 73 F

livebaseballscorecards.com

AB	31
R	2
H	6
RBI	2
BB	0
SO	10
LOB	3

Batter	1	2	3	4	5	6	7	8	9	AB	R	H	RBI	BB	SO	LOB
2 Brian Dozier, R (1, 4) OBP: 0.321, SLG: 0.423	X FF 90 0-0 ① F8	C FC 85 C FC 86 D EP 68 B FC 87 X FC 84 2-2 ② L9		D KC 78 C FF 90 D CH 84 C FF 90 D CH 83 X FC 87 3-2 20 HR 1-3 3-H 1B		B KC 77 C KC 76 X KC 76 1-1 ③ G5-3				4	1	1	1	0	0	1
20 Eddie Rosario, L (1, 7) OBP: 0.351, SLG: 0.568	C FF 89 B CH 84 F SI 89 B CH 84 X CH 84 2-2 5 HR 2B	B FC 86 D CH 86 F FC 86 X FF 89 2-1 ③ F8		F CH 84 X FC 86 0-1 1-H 3-H HR			B FC 87 B FC 87 S FC 88 B FC 88 B FC 88 4-1 5 G4-3 BB			3	2	2	3	1	0	1
5 Eduardo Escobar, S (1, 5) OBP: 0.340, SLG: 0.562	B SI 91 B SI 91 C FF 90 X KC 78 2-1 2-H HR	B SI 87 S CH 82 F CH 82 F KC 77 C SI 88 1-3 ① K	C FF 89 B CH 82 X CH 82 1-1 1B				C FC 87 B FC 86 X FC 87 1-1 ①② 1-2f G4-3			4	1	2	2	0	1	1
99 Logan Morrison, L (1, 3) OBP: 0.309, SLG: 0.348	F FF 89 X SI 89 0-1 36 G4-3 2B	C KC 78 B CH 83 B CH 84 S FC 86 S CH 84 2-3 ② K	S KC 77 F FC 86 X EP 70 0-2 ③ L3			B CU 79 X CU 80 1-0 ③ G4-3				4	0	1	0	0	1	1
36 Robbie Grossman, S (1, 9) OBP: 0.321, SLG: 0.312	D CH 85 F CH 83 B FC 89 B SI 91 C CH 84 X CH 84 3-2 ② G4-3 2-3	X FF 89 0-0 ③ L4		B SI 87 X CH 82 1-0 ① F7				B SL 85 B FF 96 X FF 96 2-0 ① F7		4	0	0	0	0	0	1
23 Mitch Garver, R (1, 10) OBP: 0.286, SLG: 0.330	S FC 87 B FF 91 C FF 92 S FF 92 1-3 ③ K			C FC 85 C KC 76 S EP 68 0-3 ① K C FF 89 X KC 78 0-1 ② P3				B SL 87 C FF 97 S SL 88 X SL 86 1-2 ② G5-3		4	0	0	0	0	2	1
24 Ryan LaMarre, R (1, 8) OBP: 0.338, SLG: 0.338		X FF 90 0-0 ① P6		C FF 89 C FC 84 F EP 69 F FC 85 B CH 84 S CH 83 1-3 ② K X FF 88 0-0 ③ F8				C FF 98 X CH 90 0-1 2B		4	0	1	0	0	1	0
16 Ehire Adrianza, S (1, 6) OBP: 0.296, SLG: 0.374		B FF 88 X FF 90 1-0 HR		B FC 87 B CH 84 B FC 86 C SI 89 S CH 83 B CH 83 4-2 46 1B 2 1B BB		C KC 75 X CH 81 0-1 ① G6-3		B FF 96 X FF 97 1-0 ③ G3-1		3	2	1	1	1	0	1
46 Bobby Wilson, R (1, 2) OBP: 0.216, SLG: 0.326		C FF 91 B FC 86 S KC 79 B FF 89 F KC 79 F KC 79 B FC 87 B FF 89 4-2 BB		1 SAFE X FC 86 0-0 2 1B 20 HR 1-3 1B		B FF 88 B FC 84 F FF 89 F FC 85 F CH 83 S EP 70 2-3 ② K				2	1	1	0	1	1	0
Inning Stats	R: 2 E: 0 K: 1 S: 14 H: 3 LOB: 1 BB: 0 P: 22	R: 1 E: 0 K: 0 S: 11 H: 1 LOB: 1 BB: 1 P: 20	R: 0 E: 0 K: 2 S: 8 H: 0 LOB: 0 BB: 0 P: 11	R: 4 E: 0 K: 2 S: 21 H: 4 LOB: 1 BB: 1 P: 30	R: 0 E: 0 K: 0 S: 4 H: 0 LOB: 0 BB: 0 P: 5	R: 0 E: 0 K: 1 S: 8 H: 0 LOB: 0 BB: 0 P: 11	R: 0 E: 0 K: 0 S: 4 H: 0 LOB: 0 BB: 1 P: 10	R: 0 E: 0 K: 0 S: 7 H: 1 LOB: 1 BB: 0 P: 11		1B: 3 2B: 3 3B: 0 HR: 3 SF: 0 SAC: 0 DP: 1 HBP: 0				WP: 0 PB: 0 SB: 0 CS: 0 PA: 35	

PITCHER		IP	WLS	BF	H	R	ER	SO	BB	IBB	HBP	BLK	WP	HR	S	P	ERA	WHIP
33 James Shields, R ERA: 4.92	(1, 1)	6.0	L	28	8	7	7	6	2	0	0	0	0	3	66	99	10.50	1.667
52 Xavier Cedeño, L ERA:	(7, 1)	1.0		3	0	0	0	0	1	0	0	0	0	0	4	10	0.00	1.000
54 Chris Beck, R ERA: 4.18	(8, 1)	1.0		4	1	0	0	0	0	0	0	0	0	0	7	11	0.00	1.000

PITCHER	IP	WLS	BF	H	R	ER	SO	BB	IBB	HBP	BLK	WP	HR	S	P	ERA	WHIP

BOTTOM

Chicago White Sox @ Minnesota Twins

Target Field, Minneapolis, MN

Thu Jun 07 2018, 12:11 PM - 2:24 PM CDT

Att. 21,469 - Partly Cloudy - 73 F

livebaseballscorecards.com

AB	32
R	7
H	9
RBI	7
BB	3
SO	6
LOB	7

Batter	1	2	3	4	5	6	7	8	9	AB	R	H	RBI	BB	SO	LOB
3 Ian Kinsler, R (1, 4) OBP: 0.281, SLG: 0.381	B FF 92 X FF 92 1-0 ① F8	F SI 94 B SI 93 B FC 89 X SI 94 0-2 1-2 2-3 1B			C CU 77 B FC 86 X SI 92 1-1 ① G6-3		B CU 84 F SL 91 C CU 83 F FF 98 X CU 85 1-2 2-H HR			4	1	2	2	0	0	0
27 Mike Trout, R (1, 8) OBP: 0.438, SLG: 0.650	B FF 92 C FF 93 F FF 92 B SI 93 S FF 95 2-3 ② K	F SI 93 B FC 89 S FF 95 B FF 96 B FF 96 F FF 96 S FF 95 3-3 ③ K			C FF 94 F FF 94 B FF 95 B CU 81 X CU 81 2-2 ② F9		S FF 97 C FF 97 F FF 98 X FF 98 0-2 ③ F9			4	0	0	0	0	2	3
8 Justin Upton, R (1, 7) OBP: 0.336, SLG: 0.481	C FF 95 B SI 94 B FF 95 B SI 94 B FF 94 4-1 BB		B SI 90 C FF 91 C CU 80 B FF 94 S SI 94 2-3 ① K		C FF 94 F FF 94 B SI 95 C SI 95 1-3 ③ K			S SL 84 B SL 84 X FF 90 1-1 HR		3	1	1	1	1	2	0
5 Albert Pujols, R (1, 10) OBP: 0.284, SLG: 0.396	C FF 95 B FF 94 F SI 94 1 SAFE B FC 87 F FF 96 S FC 88 2-3 ③ K		F FF 94 F FF 94 B FF 95 X FC 88 1-2 ② G4-3			C CU 77 C CU 78 B FC 86 B FC 87 F FF 95 X SI 94 2-2 ① G5-3		C FF 92 B FF 91 X FF 91 1-1 ① F7		4	0	0	0	0	1	1
18 Luis Valbuena, L (1, 5) (8, 3) OBP: 0.292, SLG: 0.376		B SI 89 F SI 91 S SI 92 B FF 94 X FC 88 2-2 ① G4-3	C FF 95 B CH 84 B SI 93 F SI 92 F FF 95 B CU 80 B FF 96 4-2 BB			B SI 92 S SI 92 C FC 89 S CU 81 1-3 ② K		X FF 90 0-0 ② F7		3	0	0	0	1	1	0
7 Zack Cozart, R (1, 6) OBP: 0.302, SLG: 0.383		F FF 94 C FC 88 X FC 89 0-2 20 1B 12 1B 1B	F SI 94 B SI 93 B FC 88 X SI 93 2-1 ③ L8			B FF 94 C FF 94 B SI 94 S FF 94 B SI 95 X SI 95 3-2 ③ G6-3		B SL 85 B SL 84 X FF 90 2-0 ③ G6-3		4	1	1	0	0	0	1
20 José Miguel Fernández, L (1, 3) OBP: 0.333, SLG: 0.333 16 Nolan Fontana, L (8, 5)		B FF 93 X FF 94 1-0 3 1B 12 1B 1-3 1B	C FF 93 X FF 93 0-1 ① F8				B CU 82 C CU 82 S CU 83 S SL 90 1-3 ① K2-3		C KC 78 X SI 94 0-1 ① F9	3 1	0 0	1 0	0 0	0 0	1 0	0 0
12 Martín Maldonado, R (1, 2) OBP: 0.308, SLG: 0.367		X SI 93 0-0 3 1B 1-2 3-H 1B	B FF 93 C FF 94 F FC 87 F CU 80 S FF 95 1-3 ② K				B FF 97 F SL 89 B CU 83 B FF 97 F FF 97 X SL 89 3-2 3 HR 2B		B KC 80 C FF 92 X SI 93 1-1 ② L9	4	1	2	1	0	1	0
24 Chris Young, R (1, 9) OBP: 0.256, SLG: 0.263		B FF 95 B SI 94 S SI 94 X FC 89 2-1 ② F4			C FF 94 F CU 80 B FF 96 B FF 96 F CU 81 X FC 88 2-2 ③ P3		C CU 84 F CU 83 S CU 89 0-3 ② K		C KC 81 C KC 82 B KC 84 F KC 82 C FF 92 1-3 ③ K	4	0	0	0	0	2	3
Inning Stats	R: 0 E: 0 K: 2 S: 9 H: 0 LOB: 1 BB: 1 P: 18	R: 1 E: 0 K: 1 S: 16 H: 4 LOB: 3 BB: 0 P: 26	R: 0 E: 0 K: 1 S: 11 H: 0 LOB: 1 BB: 1 P: 20		R: 0 E: 0 K: 1 S: 10 H: 0 LOB: 0 BB: 0 P: 13	R: 0 E: 0 K: 1 S: 10 H: 0 LOB: 0 BB: 0 P: 16	R: 2 E: 0 K: 2 S: 17 H: 2 LOB: 0 BB: 0 P: 22	R: 1 E: 0 K: 0 S: 6 H: 1 LOB: 0 BB: 0 P: 10	R: 0 E: 0 K: 1 S: 8 H: 0 LOB: 0 BB: 0 P: 10	1B: 4 2B: 1 3B: 0 HR: 2 SF: 0 SAC: 0 DP: 0 HBP: 0						

PITCHER		IP	WLS	BF	H	R	ER	SO	BB	IBB	HBP	BLK	WP	HR	S	P	ERA	WHIP
31 Lance Lynn, R ERA: 5.08	(1, 1)	6.0		24	4	1	1	7	2	0	0	0	0	0	64	105	1.50	1.000
57 Ryan Pressly, R ERA: 3.73	(7, 1)	1.0	L	5	2	2	2	2	0	0	0	0	0	1	17	22	18.00	2.000
43 Addison Reed, R ERA: 3.13	(8, 1)	1.0		4	1	1	1	0	0	0	0	0	0	1	6	10	9.00	1.000
21 Tyler Duffey, R ERA: 6.35	(9, 1)	1.0		3	0	0	0	1	0	0	0	0	0	0	8	10	0.00	0.000

PITCHER	IP	WLS	BF	H	R	ER	SO	BB	IBB	HBP	BLK	WP	HR	S	P	ERA	WHIP

TOP

Los Angeles Angels @ Minnesota Twins

Target Field, Minneapolis, MN

Fri Jun 08 2018, 7:12 PM - 10:32 PM CDT

Att. 28,383 - Partly Cloudy - 73 F

livebaseballscorecards.com

AB	34
R	4
H	7
RBI	4
BB	2
SO	10
LOB	8

BOTTOM

Los Angeles Angels @ Minnesota Twins

Target Field, Minneapolis, MN

Fri Jun 08 2018, 7:12 PM - 10:32 PM CDT

Att. 28,383 - Partly Cloudy - 73 F

livebaseballscorecards.com

Batter	1	2	3	4	5	6	7	8	9	AB	R	H	RBI	BB	SO	LOB
2 Brian Dozier, R (1, 4) OBP: 0.316, SLG: 0.416	B SI 97 F FF 97 X FF 97 1-1 F8 ①		C SL 89 B FF 96 B FF 96 C FF 96 B SL 90 S SL 91 3-3 K ①		C FF 96 C FF 97 S FF 96 0-3 K ②		F CU 79 B CU 80 B CU 79 S FF 90 X CH 87 2-2 G5-3 ②			4	0	0	0	0	2	1
20 Eddie Rosario, L (1, 7) OBP: 0.353, SLG: 0.567	S FF 97 B CU 82 X CU 82 1-1 L8 ②		B SI 97 X SI 96 1-0 G6-3 ②		C CU 82 F SI 97 X SI 97 0-2 1-3 1B		B FF 92 F FF 93 S SL 85 X FC 86 1-2 1B			4	0	2	0	0	0	0
5 Eduardo Escobar, S (1, 6) OBP: 0.343, SLG: 0.570	X SI 98 0-0 1B		B FF 96 S SI 98 X CU 80 1-1 3B		C SL 90 X SL 90 0-1 P5 ③		B CH 80 B CH 81 S SI 92 1 SAFE 1 SAFE B SI 93 X CH 82 3-1 F8 ③			4	0	2	0	0	0	3
99 Logan Morrison, L (1, 3) OBP: 0.303, SLG: 0.341	B SI 98 X SI 97 1-0 L9 ③		F SL 90 S FF 96 B FF 96 C CU 83 1-3 K ③			C SI 95 B SI 94 X SI 96 1-1 P5 ①		F FF 92 B FF 93 F SL 85 X FC 87 1-2 F8 ①		4	0	0	0	0	1	2
36 Robbie Grossman, S (1, 10) OBP: 0.320, SLG: 0.331		C SI 97 B SL 90 S SL 91 B CU 82 B SI 97 F SI 97 X SI 98 3-2 G4-3 ①		C SI 96 F CU 82 B FF 94 B SL 89 C SL 89 2-3 K ①		S SL 90 S SL 89 B CU 81 B SL 90 F SI 95 X SL 88 2-2 HR		C FF 92 X FC 89 0-1 G6-3 ②		4	1	1	1	0	1	0
26 Max Kepler, L (1, 9) OBP: 0.331, SLG: 0.435		B SL 90 C SL 90 X SI 97 1-1 22 2B 1B		F SI 97 B FF 96 B CU 82 F SL 91 F FF 96 F CU 83 F CU 82 F FF 97 B SI 99 3-2 F SL 90 X SL 90 G5-3 ②		B CU 82 B SL 88 B SI 96 B SI 95 4-0 BB		B FC 87 F FF 92 C SL 83 B SI 92 F FF 93 C SI 90 2-3 K ③		3	1	1	0	1	1	0
22 Miguel Sanó, R (1, 5) OBP: 0.272, SLG: 0.421		S SL 89 D SL 91 C SL 88 X SL 89 1-2 24 K 1-H 2B		B FF 98 S FF 97 S FF 96 B SL 92 S FF 96 2-3 K ③		C CU 79 B CU 80 B FF 92 1 SAFE S CH 86 C CU 80 2-3 K ②			F FF 93 B FF 94 B FF 94 F FF 94 F FF 94 S FS 83 2-3 K2-3 ①	4	0	1	1	0	3	1
23 Mitch Garver, R (1, 2) OBP: 0.293, SLG: 0.324		F FF 97 D FF 98 F SL 89 D SL 90 B FF 97 B FF 98 4-2 24 K BB			B FF 96 F FF 95 B SL 89 F SL 90 B SL 90 B FF 95 4-2 20 1B BB	C CU 79 1 SAFE B CU 79 B CH 86 C FF 92 1 SAFE F CU 79 S CU 78 2-3 K ③			C FF 93 B FF 92 C FF 93 F FF 93 B FS 82 B FF 94 X FF 94 3-2 G5-3 ②	2	0	0	0	2	1	1
24 Ryan LaMarre, R (1, 8) 16 Ehire Adrianza, S (9, PH) OBP: 0.325, SLG: 0.324 OBP: 0.294, SLG: 0.371		C FF 98 C FF 98 D SL 91 B SL 90 F FF 97 F FF 98 S SL 91 2-3 1-2 2-3 K ②③			L SL 88 B SL 88 B SL 89 F FF 96 F SI 96 S SL 90 2-3 K ①		C FF 91 B FF 91 B CU 79 B FF 91 C FF 91 S FF 91 3-3 K ①		B FF 94 C FF 93 B CU 80 X FF 93 2-1 L7 ③	3 1	0 0	0 0	0 0	0 0	3 0	3 0
Inning Stats	R: 0 E: 0 K: 0 S: 6 H: 1 LOB: 1 BB: 0 P: 9	R: 1 E: 0 K: 1 S: 16 H: 2 LOB: 2 BB: 1 P: 27	R: 0 E: 0 K: 2 S: 9 H: 1 LOB: 1 BB: 0 P: 15	R: 0 E: 0 K: 2 S: 14 H: 0 LOB: 0 BB: 0 P: 21	R: 0 E: 0 K: 2 S: 14 H: 1 LOB: 2 BB: 1 P: 20	R: 1 E: 0 K: 2 S: 13 H: 1 LOB: 1 BB: 1 P: 24	R: 0 E: 0 K: 1 S: 11 H: 1 LOB: 1 BB: 0 P: 20	R: 0 E: 0 K: 1 S: 9 H: 0 LOB: 0 BB: 0 P: 12	R: 0 E: 0 K: 1 S: 10 H: 0 LOB: 0 BB: 0 P: 17	1B: 4 2B: 1 3B: 1 HR: 1 SF: 0 SAC: 0 DP: 0 HBP: 0	WP: 0 PB: 0 SB: 0 CS: 0 PA: 36					

PITCHER	IP	WLS	BF	H	R	ER	SO	BB	IBB	HBP	BLK	WP	HR	S	P	ERA	WHIP
43 Garrett Richards, R (1, 1) ERA: 3.26	5.1		24	6	2	2	7	3	0	0	0	0	1	65	105	3.38	1.688
25 Noé Ramirez, R (6, 1) ERA: 3.53	1.1	W	4	0	0	0	3	0	0	0	0	0	0	13	22	0.00	0.000
48 Jose Alvarez, L (7, 1) ERA: 2.22	1.1	H	5	1	0	0	1	0	0	0	0	0	0	14	21	0.00	0.750
53 Blake Parker, R (9, 1) ERA: 2.64	1.0	S	3	0	0	0	1	0	0	0	0	0	0	10	17	0.00	0.000

PITCHER	IP	WLS	BF	H	R	ER	SO	BB	IBB	HBP	BLK	WP	HR	S	P	ERA	WHIP

AB	33
R	2
H	7
RBI	2
BB	3
SO	12
LOB	11

Los Angeles Angels @ Minnesota Twins

Target Field, Minneapolis, MN

Sat Jun 09 2018, 5:11 PM - 8:04 PM CDT

Att. 24,061 - Overcast - 69 F

TOP

livebaseballscorecards.com

Batter	1	2	3	4	5	6	7	8	9	AB	R	H	RBI	BB	SO	LOB
3 Ian Kinsler, R (1, 4) OBP: 0.281, SLG: 0.393	C SI 92 F SI 92 X FF 91 0-2 G6-3		C SL 85 B SL 86 F CH 86 B CU 82 X SL 86 2-2 HR		B CU 80 B CH 87 B SI 93 C FF 93 X SI 92 3-1 G6-3			B SL 78 C SL 79 C SI 90 X CH 77 1-2 G5-3		4	1	1	1	0	0	0
27 Mike Trout, R (1, 8) OBP: 0.439, SLG: 0.646	B FF 95 B SI 91 X FF 94 2-0 1B		B FF 94 C SL 87 S SI 92 B FF 93 B FF 94 D SL 89 4-2 8 BB BB		F SI 94 X CH 86 0-1 G5-3			C SI 90 F CH 78 X SL 79 0-2 F8		3	0	1	0	1	0	0
8 Justin Upton, R (1, 7) OBP: 0.338, SLG: 0.477	C FF 93 F SI 90 B SI 93 1 SAFE B SL 87 C SI 94 2-3 K		C SL 84 C FF 94 D SL 86 B FF 94 1 SAFE B SL 86 F SI 94 F SI 94 B SL 86 4-2 1-2 BB			F SI 91 X SI 91 0-1 G5-3		B SL 81 F SL 81 H FF 94 2-1 5 S 5 1B HBP		2	0	0	0	1	1	1
5 Albert Pujols, R (1, 10) OBP: 0.287, SLG: 0.410	1 SAFE S SL 86 F SI 93 B SL 87 X SI 94 1-2 G4-3		D SL 86 B SI 94 S SL 84 S FF 94 B SL 86 C FF 94 3-3			B SI 92 F CH 85 X SI 92 1-1 HR		1 SAFE B SI 89 C SI 89 B SL 80 C SI 90 X SI 91 2-2 1-H 1B		4	1	2	1	0	1	3
18 Luis Valbuena, L (1, 5) (7, 3) OBP: 0.286, SLG: 0.366		C CU 80 B FF 92 S CU 82 B FF 92 F CU 82 F FF 94 F SL 86 F FF 95 F SL 87 3-3	F FF 91 B SI 92 S SL 86 B SL 86 F SI 91 C FF 93 3-3		C CU 80 B SL 85 S SL 86 B SL 85 X FF 93 2-1 G3-1			B SL 78 S SI 89 S SI 88 X CU 73 1-2 F9		4	0	0	0	0	2	0
7 Zack Cozart, R (1, 6) OBP: 0.301, SLG: 0.380		C SI 94 B SL 87 X FF 95 1-1 F9	B FF 94 B CH 86 X SI 93 2-0 10 FC5-4 1B		C SL 85 X SI 93 0-1 G6-3			F SI 89 B SI 88 X SI 89 1-1 G5-3		4	0	1	0	0	0	0
20 José Miguel Fernández, L (1, 3) OBP: 0.333, SLG: 0.333 16 Nolan Fontana, L (7, PR) (7, 5)		B CU 82 B CU 82 C FF 93 X FF 93 2-1 G3	B FF 92 X FF 93 1-0 P4				B CU 80 F FF 91 B CH 84 F FF 93 B SI 93 X FF 93 3-2 10 G4-6-3 1B		C FF 88 B CU 72 B SI 88 C SI 89 S CU 73 2-3 K	3 1	0 0	1 0	0 0	0 0	0 1	1 0
10 José Briceño, R (1, 2) OBP: 0.313, SLG: 0.667			B FF 91 S SL 84 F SI 92 X SL 86 1-2 F9	B FF 94 C SI 92 X SI 93 1-1 FC5-4 1-2f			1 SAFE 1 SAFE X SI 93 0-0 G4-6-3 1-2f			3	0	0	0	0	0	2
59 Michael Hermosillo, R (1, 9) OBP: 0.250, SLG: 0.238			B SI 94 C SI 92 B SL 86 F SI 93 B SL 86 C SI 94 3-3		C FF 91 X SL 83 0-1 G6-3		B SI 93 B SI 95 C FF 94 F SL 86 B SI 95 F SI 94 X SI 94 3-2 G4-3			3	0	0	0	0	1	1

	AB	31
	R	2
	H	6
	RBI	2
	BB	2
	SO	6
	LOB	8

Inning Stats																		
	R: 0	H: 1	R: 0	H: 0	R: 1	H: 1	R: 0	H: 1	R: 0	H: 0	R: 1	H: 1	R: 0	H: 1	R: 0	H: 0	1B: 4	SF: 0	WP: 0	PA: 34
	E: 0	LOB: 1	E: 0	LOB: 0	E: 0	LOB: 1	E: 0	LOB: 0	E: 0	LOB: 0	E: 0	LOB: 0	E: 0	LOB: 2	E: 0	LOB: 0	2B: 0	SAC: 0	PB: 0	
	K: 1	BB: 1	K: 1	BB: 0	K: 2	BB: 2	K: 1	BB: 0	K: 0	BB: 0	K: 0	BB: 0	K: 0	BB: 1	K: 0	BB: 0	3B: 0	DP: 1	SB: 1	
	S: 10	P: 15	S: 13	P: 19	S: 18	P: 35	S: 8	P: 15	S: 6	P: 9	S: 8	P: 11	S: 8	P: 14	S: 10	P: 15	HR: 2	HBP: 1	CS: 0	

PITCHER		IP	WLS	BF	H	R	ER	SO	BB	IBB	HBP	BLK	WP	HR	S	P	ERA	WHIP
44 Kyle Gibson, R ERA: 3.45	(1, 1)	7.0	L	27	5	2	2	5	2	0	0	0	0	2	71	118	2.57	1.000
39 Trevor Hildenberger, R ERA: 2.53	(8, 1)	1.0		4	1	0	0	0	0	0	1	0	0	0	10	15	0.00	1.000
32 Zach Duke, L ERA: 3.32	(9, 1)	1.0		3	0	0	0	1	0	0	0	0	0	0	8	12	0.00	0.000

PITCHER	IP	WLS	BF	H	R	ER	SO	BB	IBB	HBP	BLK	WP	HR	S	P	ERA	WHIP

Batter	1	2	3	4	5	6	7	8	9	AB	R	H	RBI	BB	SO	LOB
2 Brian Dozier, R (1, 4) OBP: 0.312, SLG: 0.409	B FF 91 B FF 91 S CH 86 X FF 93 2-1 P2		B SI 89 C FF 91 F FF 91 B FF 92 X CH 84 2-2 G6-3		B CU 73 C FF 92 S FF 92 D CU 76 S CU 77 2-3 K			B SL 87 B SL 86 B FF 98 C FF 97 F SI 98 C FF 98 3-3 K		4	0	0	0	0	2	1
20 Eddie Rosario, L (1, 7) OBP: 0.355, SLG: 0.566	C FF 92 B FF 91 F FF 93 F CU 76 B CU 76 S FF 93 2-3 K		B CU 70 F FF 92 B CU 73 S CU 75 F FF 93 X CU 78 2-2 F8			C FF 90 X CU 73 0-1 36 1B 26 G3-6-3-4-6 1B		F FF 98 B FF 98 B SL 88 F FF 98 F SL 86 F FF 98 F SL 88 B SL 87 X FF 98 3-2 1B		4	1	2	0	0	1	0
5 Eduardo Escobar, S (1, 5) OBP: 0.337, SLG: 0.560	B FF 91 F CH 84 S FF 90 B FF 92 X CU 77 2-2 G3			X SI 89 0-0 F8		C CU 72 S FF 91 1 SAFE S FF 91 0-3 K		X FF 98 0-0 F8		4	0	0	0	0	1	2
36 Robbie Grossman, S (1, 10) OBP: 0.318, SLG: 0.329		X FF 90 0-0 L6		C CU 71 C FF 91 B FF 92 C FF 93 1-3		F CH 83 B FF 92 F CU 74 B FF 92 1 SAFE X CU 77 2-2 26 G3-6-3-4-6 1-3 1B			B FF 92 X FF 93 1-0 P6	4	0	1	0	0	1	0
26 Max Kepler, L (1, 9) OBP: 0.329, SLG: 0.432		B FF 90 B FF 91 F FF 92 S CU 73 B FF 93 X CU 78 3-2 L7		X FF 91 0-0 1B		S CU 74 F FF 92 B FF 92 X CU 78 1-2 G3-6-3-4-6 1-2f 3-H			C CU 78 B FS 81 S FS 81 X FF 93 1-2 P5	4	0	1	0	0	0	1
22 Miguel Sanó, R (1, 3) OBP: 0.278, SLG: 0.431 40 Gregorio Petit, R (9, PR) OBP: 0.400, SLG: 0.308		C FF 93 B CH 85 F FF 93 X CU 77 1-2 2B		1 SAFE B SI 91 C FF 91 B FF 91 B FF 91 F CH 84 C FF 94 3-3 K			F FF 89 B FF 91 B FF 91 F CU 74 F FF 93 F FF 93 S CU 75 2-3 K2-3		C FF 93 B FF 93 B FS 81 B FF 94 X FF 93 3-1 1B	4 0	0 0	2 0	0 0	0 0	2 0	1 0
16 Ehire Adrianza, S (1, 6) OBP: 0.302, SLG: 0.381 60 Jake Cave, L (9, PH) OBP: 0.100, SLG: 0.400		B CH 85 C FF 92 F CH 85 B FF 93 F FF 92 B FF 94 B CH 86 4-2 24 FC6-4 BB			C FF 90 B FF 90 B CU 73 X FF 92 2-1 2B		B CU 70 F CH 83 C FF 91 B CU 75 F CH 83 F FF 92 B FF 92 C CU 75 3-3 K		C FF 93 C FF 93 S FF 93 0-3 K	2 1	0 0	1 0	0 0	1 0	1 1	0 1
24 Ryan LaMarre, R (1, 8) OBP: 0.313, SLG: 0.312		B FF 93 F FF 92 F CH 84 F FF 95 F CU 76 B CU 78 F FF 93 X SI 92 2-2 FC6-4 1-2f			C FF 90 X CU 72 0-1 G1-3		C FF 89 C CH 83 B CU 74 S FF 92 1-3 K			3	0	0	0	0	1	3
46 Bobby Wilson, R (1, 2) OBP: 0.208, SLG: 0.313 99 Logan Morrison, L (8, PH) OBP: 0.302, SLG: 0.339 23 Mitch Garver, R (9, 2) OBP: 0.293, SLG: 0.324			B SI 88 C FF 90 X SI 90 1-1 L8		X FF 90 0-0 F9			X FF 97 0-0 F9		2 1 0	0 0 0	0 0 0	0 0 0	0 0 0	0 0 0	1 0 0
Inning Stats	R: 0 E: 0 K: 1 S: 9 H: 0 LOB: 0 BB: 0 P: 15	R: 0 E: 0 K: 0 S: 16 H: 1 LOB: 2 BB: 1 P: 26	R: 0 E: 0 K: 0 S: 9 H: 0 LOB: 0 BB: 0 P: 14	R: 0 E: 0 K: 2 S: 8 H: 1 LOB: 1 BB: 0 P: 12	R: 0 E: 0 K: 1 S: 8 H: 1 LOB: 1 BB: 0 P: 12	R: 1 E: 0 K: 1 S: 11 H: 2 LOB: 0 BB: 0 P: 14	R: 0 E: 0 K: 3 S: 13 H: 0 LOB: 0 BB: 0 P: 19	R: 0 E: 0 K: 1 S: 11 H: 1 LOB: 1 BB: 0 P: 17	R: 0 E: 0 K: 1 S: 9 H: 1 LOB: 1 BB: 0 P: 14	1B: 5 2B: 2 3B: 0 HR: 0 SF: 0 SAC: 0 DP: 1 HBP: 0						

PITCHER	IP	WLS	BF	H	R	ER	SO	BB	IBB	HBP	BLK	WP	HR	S	P	ERA	WHIP
45 Tyler Skaggs, L (1, 1) ERA: 3.08	7.0	W	26	5	1	1	8	1	0	0	0	0	0	74	112	1.29	0.857
38 Justin Anderson, R (8, 1) ERA: 3.54	1.0	H	4	1	0	0	1	0	0	0	0	0	0	11	17	0.00	1.000
53 Blake Parker, R (9, 1) ERA: 2.56	1.0	S	4	1	0	0	1	0	0	0	0	0	0	9	14	0.00	1.000

PITCHER	IP	WLS	BF	H	R	ER	SO	BB	IBB	HBP	BLK	WP	HR	S	P	ERA	WHIP

BOTTOM

Los Angeles Angels @ Minnesota Twins

Target Field, Minneapolis, MN

Sat Jun 09 2018, 5:11 PM - 8:04 PM CDT

Att. 24,061 - Overcast - 69 F

livebaseballscorecards.com

AB	33
R	1
H	7
RBI	0
BB	1
SO	10
LOB	10

WP: 0 PA: 34
PB: 0
SB: 0
CS: 0

Los Angeles Angels @ Minnesota Twins

Target Field, Minneapolis, MN

Sun Jun 10 2018, 1:12 PM - 4:20 PM CDT

Att. 28,656 - Overcast - 69 F

livebaseballscorecards.com

Batter	1	2	3	4	5	6	7	8	9	AB	R	H	RBI	BB	SO	LOB
3 Ian Kinsler, R (1, 4) OBP: 0.292, SLG: 0.400	B FF 94 B FF 94 B FF 94 C FF 94 B FF 94 4-1 27 PB 27 WP 5 1B BB	C SI 94 B SI 94 X SI 94 1-1 ② P2		C FF 94 B SI 95 X SI 93 1-1 1-2 1B			X FF 91 0-0 5 BB 1B		B SI 93 C SI 94 F SI 94 X SI 95 1-2 27 G4-3 5 1B 1-2 1B	4	2	3	0	1	0	2
27 Mike Trout, R (1, 8) OBP: 0.431, SLG: 0.632	C FF 94 B SI 93 1 SAFE F CH 88 B FF 95 B SI 95 S FF 96 3-3 ① K 1-3	B SI 94 X SI 95 1-0 ③ L3		C FF 94 F CH 88 F FF 96 B FF 95 B CH 90 F FF 96 F FF 95 F SI 96 F CH 90 2-3 ② F FF 96 S FF 97 K			F FF 91 X FF 92 0-1 ① L9		C SI 94 S SI 94 X FF 98 0-2 ① G4-3 1-2 2-3	5	0	0	0	0	2	8
8 Justin Upton, R (1, 7) OBP: 0.336, SLG: 0.469	B FF 96 B SI 94 B SI 94 3-0 5 1B IBB	F CH 88 F FF 96 F CH 89 B FF 98 S FF 96 1-3 ① K		B FF 96 S FF 96 F FF 95 X FF 96 1-2 ③ G4-3			B FF 92 X FF 92 1-0 ② F9		F SI 96 C CH 84 D SI 96 X SI 95 1-2 ② P4	4	0	0	0	1	1	5
5 Albert Pujols, R (1, 10) OBP: 0.294, SLG: 0.412	C SL 85 X SL 85 0-1 1-2 3-H 1B	C FF 95 S FF 95 F SL 88 X FF 97 0-2 ② F9			C SL 86 F FF 96 B CH 90 B SL 89 X FF 96 2-2 ① F9		B FF 91 S SL 86 B FF 92 F FF 92 D SL 86 D SL 86 4-2 1-2 BB		B SI 96 B CH 85 F SI 97 X SI 95 2-1 18 BB 2-H 3-H 1B	4	0	2	3	1	0	0
18 Luis Valbuena, L (1, 5) OBP: 0.283, SLG: 0.358 16 Nolan Fontana, L (9, PR)	C FF 95 B SI 92 F FF 95 F FF 95 F SL 88 F SI 96 S CH 91 1-3 ② K	S FF 96 B SI 96 F FF 96 B SL 87 B SI 93 S CH 91 3-3 ③ K			C FF 96 S SI 96 B FF 95 F SL 89 X FF 97 1-2 ② F9		B SL 85 F FF 90 C FF 91 S SL 85 1-3 ③ K		B CH 84 C CH 85 D CH 80 S SI 95 B CH 85 B SI 96 4-2 1-2 BB	4 0	0 0	0 0	0 0	1 0	3 0	4 0
7 Zack Cozart, R (1, 6) OBP: 0.299, SLG: 0.373	F SI 94 S SI 95 X SI 96 0-2 ③ F8			S SL 86 F FF 95 B SL 88 H SL 86 2-2 20 2B HBP	B FF 96 X FF 96 1-0 ③ G4-3			B SI 88 X SI 88 1-0 ① G5-3	B SI 96 B SI 96 C SI 96 C SI 96 F SI 96 B FF 98 X FF 97 3-2 ③ P4	4	1	0	0	0	0	4
20 José Miguel Fernández, L (1, 3) OBP: 0.444, SLG: 0.667 19 Jefry Marte, R (8, PH) OBP: 0.315, SLG: 0.446 (8, 3)		C FF 94 S CH 90 F FF 96 X CH 91 0-2 24 WP 2B		X SI 95 0-0 12 1B 24 SF8 1-H 2B		B SI 95 C SI 94 S CU 79 F SL 84 S SL 83 1-3 ① K		B CH 83 B SI 88 X SI 88 2-0 ② P4		3 1	1 0	2 0	1 0	0 0	1 0	0 0
12 Martín Maldonado, R (1, 2) OBP: 0.313, SLG: 0.366		H SI 93 1-0 24 WP HBP		B FF 95 X SI 95 1-0 3 1B 2-3 1B		X SI 95 0-0 ② F9		C CU 73 B CH 82 X CH 83 1-1 ③ G6-3		3	0	1	0	0	0	0
24 Chris Young, R (1, 9) OBP: 0.256, SLG: 0.256		B SL 87 B SL 86 X SI 93 2-0 ① P4 1-2 2-3		B SI 93 B SL 85 X SI 94 2-0 ① SF8 3-H		F SI 96 F SI 95 B SL 84 X FF 94 1-2 ③ L8			B SI 92 B FF 93 B FF 93 C FF 93 B SI 92 4-1 27 G4-3 3 1B 5 1B BB	2	1	0	1	1	0	2
Inning Stats	R: 1 E: 0 K: 2 S: 15 H: 1 LOB: 2 BB: 2 P: 26	R: 0 E: 0 K: 0 S: 8 H: 1 LOB: 2 BB: 0 P: 13	R: 0 E: 0 K: 2 S: 11 H: 0 LOB: 0 BB: 0 P: 15	R: 2 E: 0 K: 1 S: 19 H: 3 LOB: 2 BB: 0 P: 28	R: 0 E: 0 K: 0 S: 8 H: 0 LOB: 0 BB: 0 P: 12	R: 0 E: 0 K: 1 S: 8 H: 0 LOB: 0 BB: 0 P: 10	R: 0 E: 0 K: 1 S: 9 H: 1 LOB: 2 BB: 1 P: 15	R: 0 E: 0 K: 0 S: 4 H: 0 LOB: 0 BB: 0 P: 8	R: 2 E: 0 K: 0 S: 18 H: 2 LOB: 2 BB: 2 P: 33	1B: 6 2B: 2 3B: 0 HR: 0 SF: 1 SAC: 0 DP: 0 HBP: 2						

	AB	R	H	RBI	BB	SO	LOB
TOP	34	5	8	5	5	7	25

PITCHER	IP	WLS	BF	H	R	ER	SO	BB	IBB	HBP	BLK	WP	HR	S	P	ERA	WHIP
77 Fernando Romero, R (1, 1) ERA: 3.92	5.0	W	24	5	3	2	5	1	1	2	0	2	0	61	94	3.60	1.200
55 Taylor Rogers, L (6, 1) ERA: 4.56	1.0	H	3	0	0	0	1	0	0	0	0	0	0	8	10	0.00	0.000
43 Addison Reed, R (7, 1) ERA: 3.03	1.0		5	1	0	0	1	1	0	0	0	0	0	9	15	0.00	2.000
32 Zach Duke, L (8, 1) ERA: 3.18	1.0		3	0	0	0	0	0	0	0	0	0	0	4	8	0.00	0.000
56 Fernando Rodney, R (9, 1) ERA: 3.27	1.0		7	2	2	2	0	2	0	0	0	0	0	18	33	18.00	4.000

PITCHER	IP	WLS	BF	H	R	ER	SO	BB	IBB	HBP	BLK	WP	HR	S	P	ERA	WHIP

WP: 2 PA: 42
PB: 1
SB: 0
CS: 0

Batter	1	2	3	4	5	6	7	8	9	AB	R	H	RBI	BB	SO	LOB
36 Robbie Grossman, S (1, 10) OBP: 0.320, SLG: 0.327	C SI 89 X SI 90 0-1 ① F7		C FF 91 X FS 84 0-1 ② F7		B FF 91 B SI 92 B SI 91 F FF 91 D FS 83 4-1 5 2B BB		B FF 93 C FF 94 F FS 85 B FS 85 B FF 94 X FS 84 3-2 5 2B 1B	F FF 94 C FF 95 F FF 95 X SL 82 0-2 ② FC3-2 1-2 2-3 3-Hf		4	0	1	0	1	0	3
20 Eddie Rosario, L (1, 7) OBP: 0.352, SLG: 0.557	B SI 91 C SI 90 B CH 82 B CH 82 B SI 90 4-1 99 HR BB		B FS 83 X CH 82 1-0 ③ L3		B SL 83 F SL 82 F SL 84 D SL 84 C FF 96 2-3 ② K		S FS 84 C FF 94 F FF 94 X FF 94 0-2 ① P4	B CH 83 F FF 92 C FF 95 S FF 94 1-3 ③ K		4	1	0	0	1	2	6
5 Eduardo Escobar, S (1, 4) OBP: 0.340, SLG: 0.568	B SI 89 F CH 81 1 SAFE 1 SAFE X SI 90 1-1 ② F7			C FF 90 B FF 91 C FS 83 X FF 91 1-2 ① L7	X SL 83 0-0 1-3 3-H 2B		B FS 84 S FS 84 F FS 84 F FF 94 X FS 85 1-2 1-3 2B			4	0	2	1	0	0	1
99 Logan Morrison, L (1, 3) OBP: 0.301, SLG: 0.353	1 SAFE X FF 92 0-0 1-H HR			F FF 92 B FS 84 B CH 83 X CH 82 2-1 ② G4-3	X SL 81 0-0 ③ G5-3		F FS 85 F FF 93 S FS 85 0-3 ② K			4	1	1	2	0	1	4
22 Miguel Sanó, R (1, 5) OBP: 0.271, SLG: 0.418	B SL 80 B SL 80 B FF 92 X FF 91 3-0 ③ P3			B FF 92 S FS 84 X FF 91 1-1 ③ F9		C SI 92 F SI 92 S CU 79 0-3 ① K	X FF 94 0-0 ③ F9			4	0	0	0	0	1	2
26 Max Kepler, L (1, 9) OBP: 0.332, SLG: 0.428		S CH 81 X CH 82 0-1 ① G6-3			B SL 79 B CH 82 B CH 82 C SI 90 B FF 90 4-1 23 CS BB	B CU 78 B CU 78 B SI 93 C FF 92 B FF 93 4-1 60 S 60 HR BB		C FF 93 B CH 82 B CH 84 X FF 94 2-1 ① F7		2	1	0	0	2	0	0
23 Mitch Garver, R (1, 2) OBP: 0.299, SLG: 0.339		C FF 91 B SL 80 F FS 82 B FS 84 B SL 80 C FF 91 3-3 ② K			B FF 91 1 SAFE B FF 92 F FF 90 1 SAFE 1 SAFE 1 SAFE S SL 82 X FF 92 2-2 ① 60 1B 1-2 2B	F SI 92 X SI 93 0-1 ② F7		C SL 82 B SL 84 X FF 94 1-1 60 2B 36 FC3-2 1B		4	1	2	0	0	1	1
60 Jake Cave, L (1, 8) OBP: 0.286, SLG: 0.786		B CH 83 S SI 91 S SI 91 C FS 84 1-3 ③ K			X CH 82 0-0 2-H 16 3B 1B	F SI 93 B CU 78 C CU 77 1 SAFE B FF 92 D CU 79 X FF 93 3-2 1-H HR		S SL 82 X SL 82 0-1 36 FC3-2 1-3 2B		4	2	3	3	0	1	0
16 Ehire Adrianza, S (1, 6) OBP: 0.308, SLG: 0.395			C SI 90 F CH 82 B FF 91 B SL 79 B CH 83 X SI 91 3-2 ① F7		D CH 82 X CH 83 1-0 1-H 5 2B 3B	C SI 93 F SI 93 B FF 92 X CU 79 1-2 ③ G1-3		F FF 94 B FF 95 B FF 95 B CH 84 B FF 95 4-1 36 FC3-2 BB		3	1	1	1	1	0	0
Inning Stats	R: 2 E: 0 K: 0 S: 7 H: 1 LOB: 0 BB: 1 P: 15	R: 0 E: 0 K: 2 S: 8 H: 0 LOB: 0 BB: 0 P: 12	R: 0 E: 0 K: 0 S: 6 H: 0 LOB: 0 BB: 0 P: 10	R: 0 E: 0 K: 0 S: 7 H: 0 LOB: 0 BB: 0 P: 11	R: 3 E: 0 K: 1 S: 12 H: 4 LOB: 2 BB: 2 P: 25	R: 2 E: 0 K: 1 S: 12 H: 1 LOB: 0 BB: 1 P: 20	R: 0 E: 0 K: 1 S: 15 H: 2 LOB: 2 BB: 0 P: 19	R: 0 E: 0 K: 1 S: 14 H: 2 LOB: 3 BB: 1 P: 22		1B: 3 2B: 4 3B: 1 HR: 2	SF: 0 SAC: 0 DP: 0 HBP: 0		WP: 0 PB: 0 SB: 1 CS: 1	PA: 38		

PITCHER	IP	WLS	BF	H	R	ER	SO	BB	IBB	HBP	BLK	WP	HR	S	P	ERA	WHIP
35 Nick Tropeano, R (1, 1) ERA: 4.83	4.1	L	19	4	5	5	2	3	0	0	0	0	1	35	66	10.38	1.615
32 Cam Bedrosian, R (5, 1) ERA: 4.33	0.2		3	1	0	0	1	0	0	0	0	0	0	5	7	0.00	1.500
33 Jim Johnson, R (6, 1) ERA: 4.05	1.0		5	1	2	2	1	1	0	0	0	0	1	12	20	18.00	2.000
36 Oliver Drake, R (7, 1) ERA: 7.36	1.0		5	2	0	0	1	0	0	0	0	0	0	15	19	0.00	2.000
60 Eduardo Paredes, R (8, 1) ERA: 6.97	1.0		6	2	0	0	1	1	0	0	0	0	0	14	22	0.00	3.000

PITCHER	IP	WLS	BF	H	R	ER	SO	BB	IBB	HBP	BLK	WP	HR	S	P	ERA	WHIP

BOTTOM

Los Angeles Angels @ Minnesota Twins

Target Field, Minneapolis, MN

Sun Jun 10 2018, 1:12 PM - 4:20 PM CDT

Att. 28,656 - Overcast - 69 F

livebaseballscorecards.com

AB	33
R	7
H	10
RBI	7
BB	5
SO	6
LOB	17

Minnesota Twins @ Detroit Tigers

Comerica Park, Detroit, MI

Tue Jun 12 2018, 7:10 PM - 10:34 PM EDT

Att. 20,340 - Overcast - 74 F

TOP

livebaseballscorecards.com

Batter	1	2	3	4	5	6	7	8	9	AB	R	H	RBI	BB	SO	LOB
2 Brian Dozier, R (1, 4) OBP: 0.307, SLG: 0.402	C FC 82 B FF 87 X CU 76 1-1 G5-3		B FF 88 C CH 80 C FC 83 B CH 80 F FC 83 B CU 77 X FC 85 3-2 P2			1 SAFE 1 SAFE C FC 82 S CH 78 S FC 82 0-3 K		B SL 86 X FF 90 1-0 F8		4	0	0	0	0	1	1
20 Eddie Rosario, L (1, 7) OBP: 0.351, SLG: 0.552	B CU 76 X FC 82 1-0 G1-3			B FC 81 C FC 79 F CU 74 B FC 82 B FF 87 F FC 84 S FC 85 3-3 K		B FC 83 1 SAFE X FF 86 1-0 F7 1-2		B FF 92 B CU 79 B CU 79 X FF 92 3-0 5 G4-3 22 1B 1B		4	1	1	0	0	1	1
5 Eduardo Escobar, S (1, 5) OBP: 0.339, SLG: 0.562	B FF 87 C CH 79 B CH 79 C FC 83 X CU 74 2-2 G5-3			X CH 79 0-0 G5-3			C CH 78 B FC 82 F CH 78 F FC 83 B FF 87 X CU 76 2-2 99 BB 22 BB 16 HR 1B	1 SAFE C CH 84 F FF 90 B FF 90 F SL 88 X CU 79 1-2 G4-3 1-2		4	1	1	0	0	0	1
22 Miguel Sanó, R (1, 10) OBP: 0.277, SLG: 0.417		C FF 86 C CH 79 B FC 82 B CH 79 B CH 79 C FC 83 3-3 K		B FC 84 C CH 79 X CH 79 1-1 G6-3			1 SAFE B FF 91 B SL 83 C SL 83 B FF 90 S SL 84 F SL 84 B SL 83 4-2 1-2 99 BB 16 HR BB	F SL 87 D SL 89 X FF 93 1-1 2-H 1B		3	1	1	1	1	1	0
26 Max Kepler, L (1, 9) OBP: 0.327, SLG: 0.420		C FF 88 F FC 82 C FC 83 0-3 K			B FF 85 S FC 81 X CH 79 1-1 G4-3		B FF 89 B SL 84 D SL 84 C FF 89 F SL 84 C SL 84 3-3 K	B SI 93 C SI 92 B SL 87 F SL 87 X SL 87 2-2 F8		4	0	0	0	0	2	3
23 Mitch Garver, R (1, 2) OBP: 0.302, SLG: 0.336 60 Jake Cave, L (7, PH) OBP: 0.267, SLG: 0.733 46 Bobby Wilson, R (7, 2) OBP: 0.204, SLG: 0.306		F FF 88 B CU 76 C CU 75 X CH 80 1-2 G6-3			C CU 74 B FF 85 B CU 75 C CH 79 F FC 83 B CH 80 F CH 80 B FC 84 4-2 BB		B FF 90 S SL 83 D SL 82 B FF 90 X FF 90 3-1 F7		C SL 86 B FF 92 B SL 87 F SL 86 B FF 93 X SL 87 3-2 F9	1 1 1	0 0 0	0 0 0	0 0 0	1 0 0	0 0 0	0 2 0
99 Logan Morrison, L (1, 3) OBP: 0.300, SLG: 0.347			F FF 85 B CU 75 F FC 83 B FF 88 X FC 81 2-2 G3		X FC 83 0-0 F8		C FF 90 B FF 90 B FF 90 B SL 83 B FF 90 4-1 16 HR 1-2 2-3 BB		B SI 92 F SI 92 B CH 90 C SL 86 F SL 87 F SI 93 F SL 86 F CH 88 B FF 92 3-2 X SL 85 F8	3	1	0	0	1	0	1
16 Ehire Adrianza, S (1, 6) OBP: 0.320, SLG: 0.429			C CU 75 F CH 80 X CH 80 0-2 24 WP 24 S 24 SF7 1B		C CH 79 F FC 83 B FF 88 C CU 75 1-3 K		B SL 89 C FF 92 B SL 89 B FF 93 X FF 92 3-1 1-H 2-H 3-H HR		B SL 86 C SL 86 B CH 89 X SL 87 2-1 1B	4	2	3	4	0	1	1
24 Ryan LaMarre, R (1, 8) OBP: 0.310, SLG: 0.313			C CU 74 1 SAFE D CH 77 B FC 84 S CH 80 F CH 78 B FC 86 F FC 84 X CH 80 3-2 SF7 1-H			X FC 80 0-0 20 F7 1B	B FF 93 C CU 80 B CU 80 B FF 92 X FF 92 3-1 G5-3		B FF 93 C FF 92 1 SAFE S SL 88 B SL 87 F SL 87 S FF 92 2-3 K	3	0	1	1	0	1	1

	AB	32
	R	6
	H	7
	RBI	6
	BB	3
	SO	7
	LOB	11

Inning Stats										
	R: 0 E: 0 K: 0 S: 6	H: 0 LOB: 0 BB: 0 P: 10	R: 0 E: 0 K: 2 S: 9	H: 0 LOB: 0 BB: 0 P: 13	R: 1 E: 0 K: 0 S: 15	H: 1 LOB: 0 BB: 0 P: 23	R: 0 E: 0 K: 1 S: 7	H: 0 LOB: 0 BB: 0 P: 11	R: 0 E: 0 K: 1 S: 10	H: 0 LOB: 1 BB: 1 P: 16
	R: 0 E: 0 K: 1 S: 5	H: 1 LOB: 0 BB: 0 P: 6	R: 4 E: 0 K: 1 S: 17	H: 2 LOB: 0 BB: 2 P: 39	R: 1 E: 0 K: 0 S: 11	H: 2 LOB: 1 BB: 0 P: 19	R: 0 E: 0 K: 1 S: 16	H: 1 LOB: 1 BB: 0 P: 26	1B: 6 2B: 0 3B: 0 HR: 1	SF: 1 SAC: 0 DP: 0 HBP: 0	WP: 1 PB: 0 SB: 1 CS: 0	PA: 36

PITCHER		IP	WLS	BF	H	R	ER	SO	BB	IBB	HBP	BLK	WP	HR	S	P	ERA	WHIP
36 Blaine Hardy, L ERA: 3.55	(1, 1)	6.0		21	3	2	2	5	1	0	0	0	1	0	56	85	3.00	0.667
19 Louis Coleman, R ERA: 2.76	(7, 1)	0.2	L	4	0	0	0	1	2	0	0	0	0	0	9	23	0.00	3.000
53 Warwick Saupold, R ERA: 3.77	(7, 1)	1.0	B	5	2	4	4	0	0	0	0	0	0	1	10	21	36.00	2.000
30 Alex Wilson, R ERA: 4.03	(8, 1)	1.1		6	2	0	0	1	0	0	0	0	0	0	21	34	0.00	1.500

PITCHER	IP	WLS	BF	H	R	ER	SO	BB	IBB	HBP	BLK	WP	HR	S	P	ERA	WHIP

Batter	1	2	3	4	5	6	7	8	9	AB	R	H	RBI	BB	SO	LOB
12 Leonys Martin, L (1, 8) OBP: 0.326, SLG: 0.469	B FF 90 X FF 90 1-0 ① F8	B FF 92 F FS 85 X FS 84 1-1 ③ G4-3		F FF 91 X FF 91 0-1 ② SF8 3-H		1 SAFE B FF 98 B FF 96 F SL 89 S CU 85 B SL 91 F CU 84 B FF 98 4-2 1-2 BB		B CH 81 B CH 78 C SI 90 X CH 79 2-1 ② F7		3	0	0	1	1	0	2
9 Nick Castellanos, R (1, 9) OBP: 0.357, SLG: 0.489	B SL 83 B FF 90 F FF 90 B FF 90 S FF 89 B FF 90 4-2 24 BB BB		C SL 82 B SL 81 S SL 81 F FF 91 B FS 84 X SL 83 2-2 ① P3	F SL 85 B SL 84 S SL 82 1 SAFE S FF 92 1-3 ③ K		S SL 92 X FF 98 0-1 ③ F9		X SL 81 0-0 ③ F7		4	0	0	0	1	1	3
24 Miguel Cabrera, R (1, 3) OBP: 0.395, SLG: 0.448 28 Niko Goodrum, S (3, PH) OBP: 0.316, SLG: 0.433 (4, 3)	B FF 90 B FF 90 C FF 90 C SL 82 B SL 82 F FF 90 B FF 92 4-2 1-2 BB		B FF 90 S FF 89 S SL 81 S FF 91 1-3 ② K		S FS 84 B CU 72 F FF 91 X FF 92 1-2 46 G3 2B		C SI 87 C CU 73 F CU 73 B CU 73 X CH 83 1-2 E6 55 G6-3 41 1B 21 1B		B CH 82 C SI 91 S CH 82 B CH 84 B CH 82 S CH 84 3-3 ① K	0 4	0 1	0 1	0 0	1 0	0 2	0 0
46 Jeimer Candelario, S (1, 5) OBP: 0.347, SLG: 0.498	B FF 91 B FF 90 F FF 91 F FF 90 F FF 92 X FS 84 2-2 ② F5		B FF 91 B FF 90 B FS 84 C FF 91 C FS 84 F FF 92 B FF 91 4-2 BB		B FF 92 B FS 83 X FS 84 2-0 ① G3 2-3		B SI 88 C CH 83 B CH 81 C SI 91 F SI 87 S CU 74 2-3 ① K		B SI 92 B CH 81 C FF 93 C SI 93 C CH 83 2-3 ② K	4	0	0	0	1	2	4
41 Victor Martinez, S (1, 10) OBP: 0.306, SLG: 0.345	X FS 85 0-0 ③ G4-3		C FF 91 B FF 91 1 SAFE B FF 91 F FS 85 B FF 92 X FS 86 3-2 ③ F8		B FC 88 B FC 88 X FF 92 2-0 ② L3		F SI 90 B CH 82 X SI 88 1-1 55 G6-3 21 E 1-2 1B		C CH 82 B SI 93 C CH 84 X CH 84 1-2 ③ F8	5	1	1	0	0	0	4
55 John Hicks, R (1, 2) OBP: 0.327, SLG: 0.437		C SL 82 B CU 73 B FF 91 B FF 90 B FF 90 4-1 49 1B BB		F FF 90 B FF 90 F FF 91 B SL 82 F FS 85 X SL 81 2-2 1 3B 1B	C FF 92 F FF 93 S SL 84 0-3 ③ K		S SL 78 B SL 79 B SI 90 X SI 90 2-1 ② G6-3 1-2 2-3			3	1	1	0	1	1	3
21 JaCoby Jones, R (1, 7) OBP: 0.266, SLG: 0.376		X SL 82 0-0 ① P3		1 SAFE L SL 83 1 SAFE S FF 92 S FF 91 0-3 ① K		S FF 95 C CU 82 F FF 97 C FF 97 0-3 ① K	B SL 81 S SL 80 S SL 80 F SL 78 X SL 79 1-2 E5 2-H 3-H 1B			4	0	1	1	0	2	2
1 Jose Iglesias, R (1, 6) OBP: 0.309, SLG: 0.394		C FF 91 1 SAFE X FF 91 0-1 ② F9		1 SAFE C FF 91 S FF 92 X FF 91 0-2 12 SF8 1-H 3B		C SL 89 X FF 98 0-1 12 S 1B	C SI 91 C SI 91 S CH 76 0-3 ③ K			4	1	2	1	0	1	2
49 Dixon Machado, R (1, 4) OBP: 0.264, SLG: 0.291		B SL 82 C FF 91 S FF 90 F FF 91 B SL 84 F FF 91 F FF 92 F FS 84 F FF 91 2-2 F FS 85 F CU 73 X FF 91 1-2 1B		B SL 84 F FS 85 H FS 83 2-1 HBP		B FF 96 C SL 89 F SL 91 X CU 82 1-2 ② F8		C SI 89 B SI 92 C CH 79 B CH 77 F CH 78 S CH 78 2-3 ① K		3	0	1	0	0	1	1
Inning Stats	R: 0 E: 0 K: 0 S: 11 H: 0 LOB: 2 BB: 2 P: 22	R: 0 E: 0 K: 0 S: 16 H: 1 LOB: 2 BB: 1 P: 23	R: 0 E: 0 K: 1 S: 13 H: 0 LOB: 1 BB: 1 P: 23	R: 2 E: 0 K: 2 S: 16 H: 2 LOB: 1 BB: 0 P: 21	R: 0 E: 0 K: 1 S: 8 H: 1 LOB: 1 BB: 0 P: 13	R: 0 E: 0 K: 1 S: 14 H: 1 LOB: 2 BB: 1 P: 19	R: 2 E: 2 K: 2 S: 19 H: 2 LOB: 1 BB: 0 P: 26	R: 0 E: 0 K: 1 S: 7 H: 0 LOB: 0 BB: 0 P: 11	R: 0 E: 0 K: 2 S: 9 H: 0 LOB: 0 BB: 0 P: 15	1B: 5 2B: 1 3B: 1 HR: 0	SF: 1 SAC: 0 DP: 0 HBP: 1	WP: 0 PB: 0 SB: 1 CS: 0	PA: 41			

PITCHER		IP	WLS	BF	H	R	ER	SO	BB	IBB	HBP	BLK	WP	HR	S	P	ERA	WHIP
12 Jake Odorizzi, R ERA: 4.19	(1, 1)	5.0		24	4	2	2	4	4	0	1	0	0	0	64	102	3.60	1.600
57 Ryan Pressly, R ERA: 3.62	(6, 1)	1.0	W	5	1	0	0	1	1	0	0	0	0	0	14	19	0.00	2.000
32 Zach Duke, L ERA: 3.13	(7, 1)	0.1	H	3	1	2	0	1	0	0	0	0	0	0	10	14	0.00	3.000
39 Trevor Hildenberger, R ERA: 2.41	(7, 1)	1.2	H	6	1	0	0	2	0	0	0	0	0	0	16	23	0.00	0.600
56 Fernando Rodney, R ERA: 3.13	(9, 1)	1.0	S	3	0	0	0	2	0	0	0	0	0	0	9	15	0.00	0.000

PITCHER	IP	WLS	BF	H	R	ER	SO	BB	IBB	HBP	BLK	WP	HR	S	P	ERA	WHIP

BOTTOM

Minnesota Twins @ Detroit Tigers

Comerica Park, Detroit, MI

Tue Jun 12 2018, 7:10 PM - 10:34 PM EDT

Att. 20,340 - Overcast - 74 F

livebaseballscorecards.com

AB	34
R	4
H	7
RBI	3
BB	5
SO	10
LOB	21

Batter	1	2	3	4	5	6	7	8	9	AB	R	H	RBI	BB	SO	LOB
2 Brian Dozier, R (1, 4) OBP: 0.310, SLG: 0.399	B SI 90 C SI 86 H SL 82 2-1 20 2B 5 1B HBP	B CU 70 C SL 79 B CU 70 C FF 89 B SL 79 F FF 90 B SL 81 4-2 BB			B SL 80 X FF 88 1-0 P5 ①		C SL 86 B SI 93 X SL 86 1-1 F8 ③			2	1	0	0	1	0	1
20 Eddie Rosario, L (1, 7) OBP: 0.349, SLG: 0.551	**B SL 81** **B FF 91** **C SI 87** **1 SAFE** 1 SAFE S CH 84 1 SAFE F CH 85 B SI 91 3-2 X SI 91 **1-3** 5 1B 2B	B SL 79 C SL 80 F CU 71 F FF 91 F SL 79 X CU 74 1-2 P4 ③			B SI 88 F SL 82 F SI 89 B SL 82 B CU 72 X SL 82 3-2 FC6-4 ② 1-2f			X FF 96 0-0 F8 ①		4	1	1	0	0	0	2
5 Eduardo Escobar, S (1, 5) OBP: 0.341, SLG: 0.570	B CU 70 S FF 93 F SL 82 B CU 72 X SL 80 2-2 99 1B 2-H 3-H 1B		C FF 90 B SI 89 F SL 77 X CU 71 1-2 L6 ①		**S FF 91** **F SL 82** **B FF 90** **F CH 78** 1 SAFE 1 SAFE B FF 91 S CH 78 2-3 K ③			C FF 96 X SL 85 0-1 3B		4	0	2	2	0	1	1
22 Miguel Sanó, R (1, 10) OBP: 0.270, SLG: 0.405	B SI 91 F CH 77 B CU 73 X FF 92 2-1 F9 ①		B CH 77 B FF 90 F CH 76 B SL 80 F FF 89 F CH 75 F CH 77 C SL 81 3-3 K ②			T FF 94 B SL 80 S CH 88 S FF 96 1-3 K ①		X SL 87 0-0 G1-6-3 ②		4	0	0	0	0	2	2
36 Robbie Grossman, S (1, 9) OBP: 0.319, SLG: 0.321	1 SAFE B SI 90 C SL 83 F SL 80 S CU 72 1-3 K ②		B CU 70 C FF 88 B CH 77 B SL 80 X FF 88 3-1 L9 ③			B FF 96 F CH 88 C CH 88 F FF 95 B FF 95 B FF 96 B FF 96 4-2 BB		C FF 96 B FF 97 B FF 98 F FF 97 F FF 97 B FF 96 F FF 96 F FF 97 F FF 97 3-3 S SL 88 K ③		3	0	0	0	1	2	2
99 Logan Morrison, L (1, 3) OBP: 0.299, SLG: 0.345	B FF 91 F FF 91 C CU 71 X SL 81 1-2 16 S **1-3** 1B			B FF 87 F FF 87 B CU 72 C CU 72 F FF 89 F SL 79 B SL 81 X SL 82 3-2 G4-1 ①		B FF 96 X CH 89 1-0 P5 ②			S FC 89 B SI 95 B SI 95 C SI 95 F FC 92 B FC 88 X SI 96 3-2 F7 ①	4	0	1	0	0	0	1
16 Ehire Adrianza, S (1, 6) OBP: 0.311, SLG: 0.416	B SL 81 C SL 79 C CU 70 1 SAFE F FF 90 F SL 80 F SL 80 F FF 91 B CU 71 2-2 X SL 80 **1-2** P6 ③			X SL 80 0-0 G5-3 ②		B FF 95 C CH 88 B FF 95 B CH 89 F FF 96 C FF 96 3-3 K ③			C SI 95 F ST 84 B SI 96 B ST 82 S FC 88 2-3 K ②	4	0	0	0	0	2	3
24 Ryan LaMarre, R (1, 8) OBP: 0.300, SLG: 0.301 26 Max Kepler, L (9, PH) OBP: 0.325, SLG: 0.418		B FF 87 F CH 84 F CH 75 C CU 72 1-3 K ①		C FF 88 X CH 76 0-1 L8 ③			C SI 94 B SL 88 F SL 86 F FF 94 B CU 80 X SL 87 2-2 G1-3 ①		B SI 94 C FC 89 B SI 96 S FC 88 F FC 90 S SI 94 2-3 K2-3 ③	3 1	0 0	0 0	0 0	0 0	1 1	0 0
46 Bobby Wilson, R (1, 2) OBP: 0.211, SLG: 0.294		B SI 87 B FF 88 C CH 77 C FF 87 S CU 73 2-3 K ②			B SL 79 F FF 88 S CH 78 B CH 77 B CU 70 B FF 89 4-2 20 FC6-4 BB		B SL 87 F SI 94 X SL 86 1-1 G4-3 ②			2	0	0	0	1	1	0
Inning Stats	R: 2 E: 0 K: 1 S: 23 H: 3 LOB: 2 BB: 0 P: 36	R: 0 E: 0 K: 2 S: 14 H: 0 LOB: 1 BB: 1 P: 22	R: 0 E: 0 K: 1 S: 10 H: 0 LOB: 0 BB: 0 P: 17	R: 0 E: 0 K: 0 S: 8 H: 0 LOB: 0 BB: 0 P: 11	R: 0 E: 0 K: 1 S: 10 H: 0 LOB: 1 BB: 1 P: 20	R: 0 E: 0 K: 2 S: 10 H: 0 LOB: 1 BB: 1 P: 19	R: 0 E: 0 K: 0 S: 8 H: 0 LOB: 0 BB: 0 P: 12	R: 0 E: 0 K: 1 S: 11 H: 1 LOB: 1 BB: 0 P: 14	R: 0 E: 0 K: 2 S: 11 H: 0 LOB: 0 BB: 0 P: 18	1B: 2 2B: 1 3B: 1 HR: 0	SF: 0 SAC: 0 DP: 0 HBP: 1					

PITCHER		IP	WLS	BF	H	R	ER	SO	BB	IBB	HBP	BLK	WP	HR	S	P	ERA	WHIP
48 Matthew Boyd, L ERA: 3.23	(1, 1)	5.0		21	3	2	2	5	2	0	1	0	0	0	65	106	3.60	1.000
45 Buck Farmer, R ERA: 5.74	(6, 1)	1.0		4	0	0	0	2	1	0	0	0	0	0	10	19	0.00	1.000
54 Drew VerHagen, R ERA: 9.18	(7, 1)	1.0		3	0	0	0	0	0	0	0	0	0	0	8	12	0.00	0.000
77 Joe Jiménez, R ERA: 2.23	(8, 1)	1.0	W	4	1	0	0	1	0	0	0	0	0	0	11	14	0.00	1.000
61 Shane Greene, R ERA: 3.9	(9, 1)	1.0	S	3	0	0	0	2	0	0	0	0	0	0	11	18	0.00	0.000

PITCHER	IP	WLS	BF	H	R	ER	SO	BB	IBB	HBP	BLK	WP	HR	S	P	ERA	WHIP

TOP

Minnesota Twins @ Detroit Tigers

Comerica Park, Detroit, MI

Wed Jun 13 2018, 7:11 PM - 10:18 PM EDT

Att. 19,206 - Clear - 84 F

livebaseballscorecards.com

AB	31
R	2
H	4
RBI	2
BB	3
SO	10
LOB	12

BOTTOM

Minnesota Twins @ Detroit Tigers

Comerica Park, Detroit, MI

Wed Jun 13 2018, 7:11 PM - 10:18 PM EDT

Att. 19,206 - Clear - 84 F

livebaseballscorecards.com

Batter	1	2	3	4	5	6	7	8	9	AB	R	H	RBI	BB	SO	LOB
12 Leonys Martin, L (1, 8) OBP: 0.332, SLG: 0.470	B FF 93 B SI 93 C SI 92 F SI 93 F FF 94 S FF 94 2-3 K ①		B SI 94 B CH 83 F SI 94 F FF 94 B FF 95 B SI 96 4-2 9 S BB		F SI 92 1 SAFE X CH 82 0-1 1-2 46 HBP 1B		B CU 84 B FF 96 S FF 95 X FF 96 2-1 F8 ①	D SL 85 X FF 89 1-0 E9 1-H 2-H 1B		4	0	2	1	1	1	0
9 Nick Castellanos, R (1, 9) OBP: 0.351, SLG: 0.480	X FF 94 0-0 L8 ②		B SI 94 1 SAFE B SI 95 B FF 94 C SI 94 1 SAFE S SV 83 S SV 83 3-3 K2-3 ② 1-2		F SV 81 B SI 92 X SV 82 1-1 F3 ②		S FF 97 B FF 98 B SL 89 S SL 90 X FF 98 2-2 L8 ②	X SL 83 0-0 F9 ③		5	0	0	0	0	1	6
46 Jeimer Candelario, S (1, 5) OBP: 0.346, SLG: 0.491	F FF 92 B FF 93 F FF 93 X FF 94 1-2 L7 ③		B FF 93 F FF 93 F SI 94 F FF 94 D SV 84 F SI 94 T FF 95 2-2 K ③		F FF 93 C SV 82 B FF 94 H FF 94 2-2 1-2 2-3 HBP		B SL 90 S SL 90 B CU 84 F FF 96 F CU 85 S CU 85 2-3 K ③			3	0	0	0	0	2	2
41 Victor Martinez, S (1, 10) OBP: 0.300, SLG: 0.338		B SI 92 C CH 84 X CH 84 1-1 G5-3 ①		F SI 93 X SV 81 0-1 G3 ①	C SV 81 F FF 94 X FF 94 0-2 G3-1 ③			F FF 90 F FF 90 X SL 84 0-2 G3-1 ①		4	0	0	0	0	0	3
55 John Hicks, R (1, 3) OBP: 0.337, SLG: 0.445 60 Ronny Rodríguez, R (8, PR) OBP: 0.100, SLG: 0.105 (9, 4)		C FF 93 X SV 79 0-1 F8 ②		X SV 79 0-0 1B		C FF 92 T SI 93 B SV 83 X SV 82 1-2 28 2B 1B		F FF 91 C FF 91 X FF 90 0-2 28 1B 17 1B 1B		4 0	0 1	3 0	0 0	0 0	0 0	0 0
28 Niko Goodrum, S (1, 4) OBP: 0.327, SLG: 0.469 (9, 3)		C SI 92 B FF 93 C SV 81 X SV 82 1-2 HR		B SI 93 B SI 92 S SI 93 C FF 94 B FF 95 C SI 94 3-3 K ②		F SI 93 D CH 85 S CH 83 X FF 95 1-2 1-3 2B		C FF 91 F FF 92 X SL 86 0-2 17 1B 22 1B 1-2 1B		4	2	3	1	0	1	1
17 Grayson Greiner, R (1, 2) OBP: 0.324, SLG: 0.333		S FF 93 C FF 93 X SI 94 0-2 G3-1 ③		1 SAFE C SV 81 B SV 78 C SV 82 1 SAFE D SV 83 S FF 94 2-3 K ③		C SV 81 S SV 81 S SV 83 0-3 K2-3 ①		B FF 90 D FF 92 X FF 91 2-0 22 1B 12 1B 1-3 2-H 1B		4	1	1	1	0	2	3
1 Jose Iglesias, R (1, 6) OBP: 0.308, SLG: 0.396			C FF 93 X SI 92 0-1 22 G6-3 2B		S FF 92 F SV 81 B SV 81 X SV 82 1-2 L7 ①	C SI 93 F SI 93 F FF 94 S SV 84 0-3 K ②		S FF 91 F FF 91 X SL 84 0-2 F9 ②		4	0	1	0	0	1	4
22 Victor Reyes, S (1, 7) OBP: 0.220, SLG: 0.320			T SI 93 C FF 93 F FF 94 F SI 94 D SV 83 X SI 93 1-2 G6-3 ① 2-3		X SI 93 0-0 46 HBP 12 1B 1B	B SI 94 X SI 94 1-0 F7 ③		C FF 91 S FF 91 F FF 90 X FF 91 0-2 12 1B 12 E 1-2 3-H 1B		4	1	2	1	0	0	3
Inning Stats	R: 0 E: 0 K: 1 S: 8 H: 0 LOB: 0 BB: 0 P: 11	R: 1 E: 0 K: 0 S: 10 H: 1 LOB: 0 BB: 0 P: 12	R: 0 E: 0 K: 2 S: 17 H: 1 LOB: 2 BB: 1 P: 27	R: 0 E: 0 K: 2 S: 9 H: 1 LOB: 1 BB: 0 P: 14	R: 0 E: 0 K: 0 S: 13 H: 2 LOB: 3 BB: 0 P: 17	R: 0 E: 0 K: 2 S: 14 H: 2 LOB: 2 BB: 0 P: 17	R: 0 E: 0 K: 1 S: 9 H: 0 LOB: 0 BB: 0 P: 15	R: 4 E: 1 K: 0 S: 19 H: 5 LOB: 2 BB: 0 P: 22		1B: 9 2B: 2 3B: 0 HR: 1 SF: 0 SAC: 0 DP: 0 HBP: 1						

	AB	36
	R	5
	H	12
	RBI	4
	BB	1
	SO	8
	LOB	22

PITCHER		IP	WLS	BF	H	R	ER	SO	BB	IBB	HBP	BLK	WP	HR	S	P	ERA	WHIP
17 José Berríos, R ERA: 3.51	(1, 1)	6.0		27	7	1	1	7	1	0	1	0	0	1	71	98	1.50	1.333
57 Ryan Pressly, R ERA: 3.51	(7, 1)	1.0	H	3	0	0	0	1	0	0	0	0	0	0	9	15	0.00	0.000
43 Addison Reed, R ERA: 3.78	(8, 1)	0.2	L	7	5	4	3	0	0	0	0	0	0	0	18	21	40.50	7.500
38 Matt Belisle, R ERA: 4.91	(8, 1)	0.1		1	0	0	0	0	0	0	0	0	0	0	1	1	0.00	0.000

PITCHER	IP	WLS	BF	H	R	ER	SO	BB	IBB	HBP	BLK	WP	HR	S	P	ERA	WHIP

Minnesota Twins @ Detroit Tigers

Comerica Park, Detroit, MI

Thu Jun 14 2018, 1:11 PM - 3:43 PM EDT

Att. 27,573 - Partly Cloudy - 81 F

livebaseballscorecards.com

Batter	1	2	3	4	5	6	7	8	9	AB	R	H	RBI	BB	SO	LOB
2 Brian Dozier, R (1, 4) OBP: 0.306, SLG: 0.393	B SL 85 X FF 96 1-0 ① F8		B FF 98 C FF 96 C SL 87 B FF 97 X SI 96 2-2 ② G6-3		C SI 96 B SL 87 C SI 96 X SL 86 1-2 ② L7			C FF 96 B SL 85 S SL 86 X FF 96 1-2 ① L8		4	0	0	0	0	0	2
20 Eddie Rosario, L (1, 10) OBP: 0.348, SLG: 0.550	C SI 95 S FF 96 X SI 97 0-2 ③ 5 1B 2B		F SI 98 S SL 88 B FF 99 B SL 86 S SL 87 2-3 ③ K		F SL 86 X FF 97 0-1 ③ P5			C FF 96 C SL 87 B SL 88 F FF 97 B SL 88 X SL 87 2-2 ② G4-3		4	1	1	0	0	1	2
5 Eduardo Escobar, S (1, 5) OBP: 0.340, SLG: 0.564	S SI 96 B CH 88 X CH 88 1-1 ① 2-H 1B			F SI 97 B FF 96 X FF 97 1-1 ① P6		B FF 96 C SL 86 X FF 97 1-1 ① F7		B FF 97 S FF 96 F FF 96 B SL 88 B FF 97 F FF 96 S CH 90 3-3 ③ K		4	0	1	1	0	1	0
99 Logan Morrison, L (1, 3) OBP: 0.294, SLG: 0.338	F SI 95 S SI 97 X SI 96 0-2 ② L8			B CH 89 B SI 97 B SI 97 C FF 97 X FF 98 3-1 ② P3		F FF 96 C SI 97 F SL 85 S SL 86 0-3 ② K			B SI 93 C SI 94 C SI 94 F FC 89 C SI 93 1-3 ① K	4	0	0	0	0	2	1
26 Max Kepler, L (1, 9) OBP: 0.324, SLG: 0.413	C SL 85 C FF 96 F SL 84 B FF 95 X FF 97 1-2 ③ G4-3			B FF 97 S SI 97 B SI 98 B FF 97 4-0 BB		C CH 89 S FF 98 S SL 87 0-3 ③ K			B SI 92 F SI 92 B FC 91 C SI 93 C SI 93 2-3 ② K	3	0	0	0	1	2	1
36 Robbie Grossman, S (1, 7) OBP: 0.317, SLG: 0.319		C SI 95 C FF 96 B SL 87 F SL 86 C FF 97 1-3 ① K		C SL 87 B SI 97 B SL 86 X FF 97 2-1 ③ F7			F SI 97 X SI 97 0-1 ① G6-3		X SI 93 0-0 ① FC6-4 1B	4	0	1	0	0	1	1
Jake Cave, L (1, 8) OBP: 0.211, SLG: 0.579		B FF 97 F FF 98 X CH 90 1-1 ② L8			B FF 96 X FF 97 1-0 ① L7		C SL 86 B SI 98 X FF 96 1-1 ② G4-3		X SI 94 0-0 ③ FC6-4 1-2f	4	0	0	0	0	0	1
23 Mitch Garver, R (1, 2) OBP: 0.311, SLG: 0.353		B FF 97 F SI 96 B FF 97 S FF 97 F FF 98 B FF 99 X SI 97 3-2 ③ F9			B FF 96 X SI 98 1-0 16 1B 1B		B FF 97 S SI 97 B SL 86 B SI 98 X SI 96 3-1 2B			3	0	2	0	0	0	0
16 Ehire Adrianza, S (1, 6) OBP: 0.312, SLG: 0.414			X SI 95 0-0 ① G4-3		F SI 98 X SI 98 0-1 1-2 1B		L SI 96 X SL 86 0-1 ③ P6			3	0	1	0	0	0	1
Inning Stats	R: 1 E: 0 K: 0 S: 13 H: 2 LOB: 1 BB: 0 P: 16	R: 0 E: 0 K: 1 S: 10 H: 0 LOB: 0 BB: 0 P: 15	R: 0 E: 0 K: 1 S: 7 H: 0 LOB: 0 BB: 0 P: 11	R: 0 E: 0 K: 0 S: 6 H: 0 LOB: 1 BB: 1 P: 16	R: 0 E: 0 K: 0 S: 9 H: 2 LOB: 2 BB: 0 P: 12	R: 0 E: 0 K: 2 S: 9 H: 0 LOB: 0 BB: 0 P: 10	R: 0 E: 0 K: 0 S: 8 H: 1 LOB: 1 BB: 0 P: 12	R: 0 E: 0 K: 1 S: 11 H: 0 LOB: 0 BB: 0 P: 17	R: 0 E: 0 K: 2 S: 9 H: 1 LOB: 1 BB: 0 P: 12	1B: 4 2B: 2 3B: 0 HR: 0 SF: 0 SAC: 0 DP: 0 HBP: 0						

AB	33
R	1
H	6
RBI	1
BB	1
SO	7
LOB	9

WP: 0	PA: 34
PB: 0	
SB: 0	
CS: 0	

PITCHER		IP	WLS	BF	H	R	ER	SO	BB	IBB	HBP	BLK	WP	HR	S	P	ERA	WHIP
32 Michael Fulmer, R ERA: 4.13	(1, 1)	7.0	W	27	5	1	1	4	1	0	0	0	0	0	62	92	1.29	0.857
77 Joe Jiménez, R ERA: 2.16	(8, 1)	1.0	H	3	0	0	0	1	0	0	0	0	0	0	11	17	0.00	0.000
61 Shane Greene, R ERA: 3.78	(9, 1)	1.0	S	4	1	0	0	2	0	0	0	0	0	0	9	12	0.00	1.000

PITCHER	IP	WLS	BF	H	R	ER	SO	BB	IBB	HBP	BLK	WP	HR	S	P	ERA	WHIP

Batter	1	2	3	4	5	6	7	8	9	AB	R	H	RBI	BB	SO	LOB
12 Leonys Martin, L (1, 8) OBP: 0.327, SLG: 0.462	M FF 91 F SI 91 F CU 80 L FF 94 0-3 ① K		B SI 91 B FF 94 F SI 92 B SI 91 F SI 92 F SI 94 X SI 95 3-2 ② G5-3		B FF 94 B CH 86 X FF 95 2-0 ③ G4-3		B SI 87 L SI 89 X CU 74 1-1 ③ G3			4	0	0	0	0	1	1
46 Jeimer Candelario, S (1, 5) OBP: 0.348, SLG: 0.489	C SI 92 B SI 91 B FF 94 B FF 94 C SI 92 B SI 93 4-2 41 1B BB		X FF 94 0-0 1B			B SI 89 C CH 84 F CH 84 F FF 93 S CU 80 1-3 ① K		C SI 88 B CH 84 C CU 73 T CU 73 1-2 ① K		3	0	1	0	1	2	0
9 Nick Castellanos, R (1, 9) OBP: 0.346, SLG: 0.473	S SI 93 C FF 94 F FC 88 S FF 95 0-3 ② K		B FC 88 S SI 94 F FF 95 1 SAFE S FF 95 1-3 ③ K			S FC 88 S FF 94 B FF 94 B FC 88 X FF 95 2-2 ② G4-3		B CH 82 X CH 84 1-0 E6 41 1B		4	0	0	0	0	2	2
41 Victor Martinez, S (1, 10) OBP: 0.304, SLG: 0.341 22 Victor Reyes, S (8, PR) (9, 10) OBP: 0.220, SLG: 0.320	B SI 91 C SI 91 F SI 90 B FF 95 X FF 94 2-2 1-3 1B			B FF 92 X CH 84 1-0 ① G6-3		B CH 83 B SI 92 B SI 90 F SI 93 X SI 92 3-1 ③ G4-3		C SL 78 S CH 84 X SI 88 0-2 1-3 55 G6-4-3 1B		4 0	0 0	2 0	0 0	0 0	0 0	0 0
55 John Hicks, R (1, 3) OBP: 0.335, SLG: 0.453	S FF 95 S FF 95 F FF 96 B FF 96 F FF 96 F FC 88 F FF 96 F SI 93 S FF 96 1-3 ③ K			F SI 93 X SI 93 0-1 ② L4			F FC 85 B FF 91 B SI 91 X FF 93 2-1 28 SF8 3B	X SI 89 0-0 ②③ G6-4-3 1-2f		4	1	1	0	0	1	4
28 Niko Goodrum, S (1, 4) OBP: 0.321, SLG: 0.463		S SI 89 S SI 91 B CU 79 F FF 94 F FF 94 X CH 85 1-2 ① G4-3		B CU 80 F SI 93 S FF 95 S FF 95 1-3 ③ K			B SI 92 S SI 92 F FF 94 F FF 95 X CU 79 1-2 ① SF8 3-H			2	0	0	1	0	1	0
34 James McCann, R (1, 2) OBP: 0.295, SLG: 0.349		B FF 93 C FF 93 B FF 93 F FF 94 X CU 81 2-2 ② G6-3			B FC 87 B FC 87 F FF 92 C FF 94 X FF 94 2-2 ① F9		S SI 92 F FF 94 C FF 94 0-3 ② K			3	0	0	0	0	1	0
1 Jose Iglesias, R (1, 6) OBP: 0.312, SLG: 0.397		B FF 93 X SI 92 1-0 ③ F7			C FF 94 X CU 80 0-1 21 S 1B		H SI 92 1-0 21 HR HBP			2	1	1	0	0	0	0
21 JaCoby Jones, R (1, 7) OBP: 0.267, SLG: 0.389			B FC 87 S FF 93 C FF 92 S FF 94 1-3 ① K		B FF 94 B SI 92 F SI 93 1 SAFE 1 SAFE F SI 92 B FF 95 S FF 95 3-3 ② K 1-2		1 SAFE S FF 93 B FF 94 B SI 91 1 SAFE B FF 94 X FF 93 3-1 1-H HR			3	1	1	2	0	2	1
Inning Stats	R: 0 E: 0 K: 3 S: 21 H: 1 LOB: 2 BB: 1 P: 28	R: 0 E: 0 K: 0 S: 9 H: 0 LOB: 0 BB: 0 P: 13	R: 0 E: 0 K: 2 S: 11 H: 1 LOB: 1 BB: 0 P: 16	R: 0 E: 0 K: 1 S: 6 H: 0 LOB: 0 BB: 0 P: 8	R: 0 E: 0 K: 1 S: 9 H: 1 LOB: 1 BB: 0 P: 16	R: 0 E: 0 K: 1 S: 9 H: 0 LOB: 0 BB: 0 P: 15	R: 3 E: 0 K: 1 S: 13 H: 2 LOB: 0 BB: 0 P: 21	R: 0 E: 1 K: 1 S: 8 H: 1 LOB: 2 BB: 0 P: 10		1B: 4 2B: 0 3B: 1 HR: 1 SF: 1 SAC: 0 DP: 1 HBP: 1				WP: 0 PB: 0 SB: 1 CS: 0 PA: 32		

PITCHER		IP	WLS	BF	H	R	ER	SO	BB	IBB	HBP	BLK	WP	HR	S	P	ERA	WHIP
31 Lance Lynn, R ERA: 4.98	(1, 1)	6.2	L	27	5	3	3	9	1	0	1	0	0	1	76	114	4.05	0.900
32 Zach Duke, L ERA: 2.96	(7, 1)	1.1		5	1	0	0	1	0	0	0	0	0	0	10	13	0.00	0.750

PITCHER	IP	WLS	BF	H	R	ER	SO	BB	IBB	HBP	BLK	WP	HR	S	P	ERA	WHIP

BOTTOM

Minnesota Twins @ Detroit Tigers

Comerica Park, Detroit, MI

Thu Jun 14 2018, 1:11 PM - 3:43 PM EDT

Att. 27,573 - Partly Cloudy - 81 F

livebaseballscorecards.com

AB	29
R	3
H	6
RBI	3
BB	1
SO	10
LOB	8

Batter	1	2	3	4	5	6	7	8	9	AB	R	H	RBI	BB	SO	LOB
7 Joe Mauer, L (1, 3) OBP: 0.394, SLG: 0.345	C SI 93 B FC 89 X SI 93 1-1 G3-1		B FF 92 B CH 86 B FC 89 C SI 92 C FC 89 X FC 91 3-2 G3-1		B CU 82 C FC 89 B SI 90 B FC 89 X SI 92 3-1 G4-3		C SI 90 X CH 83 0-1 G4-3			4	0	0	0	0	0	0
20 Eddie Rosario, L (1, 7) OBP: 0.350, SLG: 0.565	X SI 92 0-0 HR			C FC 88 X CH 85 0-1 99 E 2B		B FF 89 X FF 88 1-0 L6		B FC 87 B CU 76 B FC 86 C FF 88 S FC 86 X FC 86 3-2 P6		4	2	2	1	0	0	0
5 Eduardo Escobar, S (1, 5) OBP: 0.342, SLG: 0.561	S CU 83 F CU 84 B CH 87 B SI 93 T FC 90 2-2 K			B FC 89 B SI 92 F FC 90 B SI 92 B FC 90 4-1 99 FC3-6 BB		C FF 89 X SI 90 0-1 99 1B 2 E 1B		C FC 88 B SI 90 B FC 88 F FF 89 B FC 87 S FC 88 3-3 K		3	1	1	0	1	2	0
99 Logan Morrison, L (1, 10) OBP: 0.293, SLG: 0.337	B FC 90 X CH 86 1-0 G4-3			B SI 92 X FC 90 1-0 FC3-6 2 HR 1-2f 2-H		F FF 90 F CU 76 F CU 75 B FF 88 F CU 75 B SI 88 F CU 74 1 SAFE X FF 88 2-2 26 G4-3 2 E 23 BLK 1-3 1B		B CU 76 S FC 88 F FC 87 B FC 86 X FF 90 2-2 L4		4	2	1	0	0	0	1
2 Brian Dozier, R (1, 4) OBP: 0.305, SLG: 0.402		C SI 91 X CU 84 0-1 L8		B FC 89 X FC 89 1-0 1-H HR		B SL 82 X SI 90 1-0 E6 23 BLK 26 G4-3 1-2 3-H			C FF 88 B FF 89 B FC 86 B CU 75 C FF 90 X FF 90 3-2 G5-3	4	1	1	3	0	0	1
26 Max Kepler, L (1, 9) OBP: 0.319, SLG: 0.405		C FC 88 B SI 91 X FC 90 1-1 G3		C SI 92 F CU 84 X FC 90 0-2 F9		C FF 91 B CH 84 X SI 91 1-1 G4-3 1-2 2-3			C CU 77 X FF 90 0-1 F7	4	0	0	0	0	0	2
23 Mitch Garver, R (1, 2) OBP: 0.301, SLG: 0.341		B SI 90 X FC 88 1-0 P6		C SI 91 C SI 92 C CU 84 0-3 K		C SI 91 B SL 82 C SI 91 X SI 92 1-2 G4-3 2-3 3-H			F FC 87 B FF 90 C CU 77 X FC 87 1-2 P3	4	0	0	0	0	1	1
16 Ehire Adrianza, S (1, 6) OBP: 0.312, SLG: 0.413			B FC 87 B SI 90 B SI 91 C SI 91 F FC 90 X FC 90 3-2 24 G6-4-3 1B		C SI 90 F FC 90 F CU 83 X FF 91 0-2 L7		C FF 90 B FF 89 F FF 89 X FF 91 1-2 G4-3			3	0	1	0	0	0	0
24 Ryan LaMarre, R (1, 8) OBP: 0.290, SLG: 0.291			M SI 92 X FC 88 0-1 G6-4-3 1-2f		C SI 91 F CU 84 F FF 91 B SI 91 B CU 83 B CU 82 S FC 88 3-3 K		B SI 91 B SI 90 C SI 89 S SI 90 X SI 90 2-2 L4			3	0	0	0	0	1	1
Inning Stats	R: 1 E: 0 K: 1 S: 7 H: 1 LOB: 0 BB: 0 P: 11	R: 0 E: 0 K: 0 S: 5 H: 0 LOB: 0 BB: 0 P: 7	R: 0 E: 0 K: 0 S: 8 H: 1 LOB: 0 BB: 0 P: 14	R: 3 E: 1 K: 1 S: 11 H: 2 LOB: 0 BB: 1 P: 17	R: 0 E: 0 K: 1 S: 10 H: 0 LOB: 0 BB: 0 P: 16	R: 2 E: 1 K: 0 S: 15 H: 2 LOB: 1 BB: 0 P: 21	R: 0 E: 0 K: 0 S: 8 H: 0 LOB: 0 BB: 0 P: 11	R: 0 E: 0 K: 1 S: 9 H: 0 LOB: 0 BB: 0 P: 17	R: 0 E: 0 K: 0 S: 8 H: 0 LOB: 0 BB: 0 P: 12	1B: 3 2B: 1 3B: 0 HR: 2 SF: 0 SAC: 0 DP: 1 HBP: 0						

TOP

Minnesota Twins @ Cleveland Indians

Progressive Field, Cleveland, OH

Fri Jun 15 2018, 7:12 PM - 9:53 PM EDT

Att. 32,637 - Cloudy - 75 F

livebaseballscorecards.com

AB	33
R	6
H	6
RBI	4
BB	1
SO	4
LOB	6

PITCHER		IP	WLS	BF	H	R	ER	SO	BB	IBB	HBP	BLK	WP	HR	S	P	ERA	WHIP
28 Corey Kluber, R ERA: 2.24	(1, 1)	5.0	L	19	4	4	4	3	1	0	0	0	0	2	41	65	7.20	1.000
49 Tyler Olson, L ERA: 6.35	(6, 1)	0.1		3	2	2	1	0	0	0	0	0	0	0	9	12	27.00	6.000
61 Dan Otero, R ERA: 6.08	(6, 1)	1.2		6	0	0	0	0	0	0	0	1	0	0	14	20	0.00	0.000
43 Josh Tomlin, R ERA: 6.81	(8, 1)	2.0		6	0	0	0	1	0	0	0	0	0	0	17	29	0.00	0.000

PITCHER	IP	WLS	BF	H	R	ER	SO	BB	IBB	HBP	BLK	WP	HR	S	P	ERA	WHIP

Minnesota Twins @ Cleveland Indians

Progressive Field, Cleveland, OH

Fri Jun 15 2018, 7:12 PM - 9:53 PM EDT

Att. 32,637 - Cloudy - 75 F

livebaseballscorecards.com

BOTTOM

Batter	1	2	3	4	5	6	7	8	9	AB	R	H	RBI	BB	SO	LOB
12 Francisco Lindor, S (1, 6) OBP: 0.361, SLG: 0.530	C SI 92 X SI 92 0-1 G4-3 ①		B FF 94 S FF 93 B CU 82 X SI 90 2-1 G4-3 ①		D CH 86 S CH 85 X CH 86 1-1 G4-3 ③		C FF 93 B SI 91 C SI 92 B CU 82 X SL 84 2-2 P5 ③		D SI 91 F SI 91 F SI 94 B FF 94 S CH 82 2-3 K ③	5	0	0	0	0	1	2
23 Michael Brantley, L (1, 7) OBP: 0.362, SLG: 0.524	C SI 94 B SI 92 F FF 93 B FF 92 B SI 93 B SI 94 4-2 BB		B SI 92 C SI 93 F SL 86 F SL 86 X FF 94 1-2 L8 ②			C FF 90 X FF 92 0-1 F9 ①		B SI 88 C SI 89 C FF 92 B CH 80 X CH 80 2-2 L9 ①		3	0	0	0	1	0	0
11 José Ramírez, S (1, 5) OBP: 0.385, SLG: 0.608	F FF 92 X FF 93 0-1 L9 ②		C CU 82 B SL 86 B SL 87 B SI 91 F FF 94 X FF 95 3-2 G6-3 ③			B CU 81 C SL 85 B CH 85 F FF 93 B SL 87 F FF 94 B SI 92 4-2 10 G3 7 1B BB		C CH 81 B CH 80 B SI 89 X SI 91 2-1 1B ②		3	1	1	0	1	0	1
10 Edwin Encarnación, R (1, 10) OBP: 0.304, SLG: 0.476	T SI 94 B SI 94 X SI 93 1-1 P5 ③			C SL 84 B SL 86 F SL 85 C SL 86 1-3 K ①		F SI 94 B FF 93 D SI 93 S FF 95 X FF 94 2-2 G3 ② 1-2		B SL 81 C SL 80 F FF 93 F CH 79 B CH 78 C SL 81 2-3 K ③		4	0	0	0	0	2	2
22 Jason Kipnis, L (1, 4) OBP: 0.274, SLG: 0.301		F FF 93 B FF 93 X SI 94 1-1 G3-1 ①		C SI 92 X SL 86 0-1 F8 ②		D CU 82 B SL 85 C FF 95 F FF 94 B FF 94 F CH 86 B CH 85 4-2 7 1B BB			C SI 93 F SI 94 B SI 93 F CU 79 F SI 93 X SL 83 1-2 F7 ①	3	0	0	0	1	0	0
7 Yan Gomes, R (1, 2) OBP: 0.309, SLG: 0.462		C FF 95 S FF 94 F FF 94 B FF 94 C SI 94 1-3 K ②		B SL 86 X SL 85 1-0 F7 ③		X FF 94 0-0 1-2 2-H 1B			C SI 94 X SI 94 0-1 HR	4	1	2	2	0	1	0
8 Lonnie Chisenhall, L (1, 9) OBP: 0.396, SLG: 0.383 6 Brandon Guyer, R (9, PH) OBP: 0.253, SLG: 0.321		B FF 94 X SI 94 1-0 30 1B 1B			B FF 92 F CH 84 B CH 85 B FF 93 B SI 90 4-1 30 FC4-5 BB	C CU 80 S SL 86 S SL 86 0-3 K ③			B SI 94 B SI 94 X SI 94 2-0 G5-3 ②	2 1	0 0	1 0	0 0	1 0	1 0	2 0
30 Tyler Naquin, L (1, 8) OBP: 0.366, SLG: 0.449 26 Rajai Davis, R (9, PH) OBP: 0.287, SLG: 0.286		B FF 94 B CH 86 X FF 94 2-0 1-2 1B			B SI 91 C FF 93 B SL 85 F SI 94 X FF 94 2-2 FC4-5 ① 9 G4-3 1-2f		B FF 91 X CH 88 1-0 L9 ①		B SI 94 B SI 93 B CU 79 C SI 94 F SI 94 X SI 94 3-2 9 2B 1B	3 1	0 1	1 1	0 0	0 0	0 0	1 0
9 Erik González, R (1, 3) OBP: 0.369, SLG: 0.525		S SL 85 X SL 86 0-1 L6 ③			B SL 85 B SI 93 F SI 93 F SI 93 X SI 94 2-2 G4-3 ② 1-2		C FF 92 X CH 85 0-1 G1-3 ②		C CU 79 X SI 94 0-1 1-H 2B	4	0	1	1	0	0	3

	AB	33
	R	3
	H	7
	RBI	3
	BB	4
	SO	5
	LOB	11

Inning Stats	1	2	3	4	5	6	7	8	9
	R: 0 E: 0 K: 0 S: 8	H: 0 LOB: 1 BB: 1 P: 13	R: 0 E: 0 K: 1 S: 10	H: 2 LOB: 2 BB: 0 P: 15	R: 0 E: 0 K: 0 S: 9	H: 0 LOB: 0 BB: 0 P: 15	R: 0 E: 0 K: 1 S: 6	H: 0 LOB: 0 BB: 0 P: 8	R: 0 E: 0 K: 0 S: 9	H: 0 LOB: 1 BB: 1 P: 18	R: 1 E: 0 K: 1 S: 15	H: 1 LOB: 2 BB: 2 P: 25	R: 0 E: 0 K: 0 S: 6	H: 0 LOB: 0 BB: 0 P: 9	R: 0 E: 0 K: 1 S: 9	H: 1 LOB: 0 BB: 0 P: 15	R: 2 E: 0 K: 1 S: 16	H: 3 LOB: 1 BB: 0 P: 24

1B: 5	SF: 0	WP: 0	PA: 37
2B: 1	SAC: 0	PB: 0	
3B: 0	DP: 0	SB: 0	
HR: 1	HBP: 0	CS: 0	

PITCHER		IP	WLS	BF	H	R	ER	SO	BB	IBB	HBP	BLK	WP	HR	S	P	ERA	WHIP
44 Kyle Gibson, R ERA: 3.27	(1, 1)	7.0	W	28	3	1	1	3	4	0	0	0	0	0	63	103	1.29	1.000
39 Trevor Hildenberger, R ERA: 2.34	(8, 1)	1.0		3	1	0	0	1	0	0	0	0	0	0	9	15	0.00	1.000
55 Taylor Rogers, L ERA: 5.13	(9, 1)	0.2		5	3	2	2	0	0	0	0	0	0	1	13	19	27.00	4.500
56 Fernando Rodney, R ERA: 3.09	(9, 1)	0.1	S	1	0	0	0	1	0	0	0	0	0	0	3	5	0.00	0.000

PITCHER	IP	WLS	BF	H	R	ER	SO	BB	IBB	HBP	BLK	WP	HR	S	P	ERA	WHIP

Batter	1	2	3	4	5	6	7	8	9	AB	R	H	RBI	BB	SO	LOB
7 Joe Mauer, L (1, 10) OBP: 0.400, SLG: 0.349	C FF 94 B FF 94 X CH 88 1-1 20 BB 5 2B 1B	C FF 93 X SL 82 0-1 ① L1-3		B FF 94 B FF 94 C FF 94 F FF 95 X CU 82 2-2 20 2B 99 F9-3-5 1B		B FF 89 B FF 88 B FF 89 B FF 89 4-0 20 1B 99 E BB		C FF 92 F FF 93 X FF 92 0-2 ② P5		4	2	2	0	1	0	0
20 Eddie Rosario, L (1, 7) OBP: 0.362, SLG: 0.586	B FF 94 B CH 88 S CH 88 B SI 93 F CH 88 B CH 89 4-2 5 2B 1-2 BB	X SI 89 0-0 5 S 99 2B 1B		X CU 82 0-0 1-3 2B		X CU 75 0-0 99 E 1-2 3-H 1B		X FF 92 0-0 HR		4	4	4	2	1	0	0
5 Eduardo Escobar, S (1, 5) OBP: 0.347, SLG: 0.565	C SI 93 D CU 82 B CH 87 B SI 92 X SI 92 3-1 36 1B 26 2B 1-H 2-H 2B	B SI 87 F SI 89 1 SAFE B SL 76 X SI 89 2-1 ② L8 1-2		0-0 IBB		D FF 89 T FF 90 B FF 89 F CH 84 B FF 90 T FF 89 3-2 ② K		C CU 76 X CH 87 0-1 1B		4	1	2	2	1	1	3
99 Logan Morrison, L (1, 3) OBP: 0.300, SLG: 0.350	H CU 82 1-0 36 1B 26 2B HBP	B SL 79 C SI 91 X SI 90 1-1 2-H 2B		B FF 95 F FF 96 F FF 95 X FF 96 1-2 ② ③ F9-3-5 3-3		F FF 89 B CU 73 B CU 73 B FF 88 F FF 89 F CU 75 X FF 89 3-2 E9 1-H 2-H 2B		F FF 91 C CU 75 D CU 77 X FF 92 1-2 ③ G4-3		4	1	2	3	0	0	4
2 Brian Dozier, R (1, 4) OBP: 0.301, SLG: 0.396 45 Taylor Motter, R (9, PH) OBP: 0.333, SLG: 0.438 (9, 4)	C SL 82 F FF 92 F SL 80 S SL 82 0-3 ① K	C SI 90 X SL 76 0-1 ③ G5-3			C CU 80 B CU 81 B CU 81 B FF 96 F FF 96 F FF 96 F FF 95 C CU 82 3-3 ① K	F SI 91 C SI 90 X SI 91 0-2 ③ G5-3			F CU 77 B CU 78 B CU 78 X CU 77 2-1 ① G5-3	4 1	0 0	0 0	0 0	0 0	2 0	4 0
36 Robbie Grossman, S (1, 9) OBP: 0.316, SLG: 0.317 24 Ryan LaMarre, R (8, 8) OBP: 0.287, SLG: 0.287	C FF 92 B FF 92 B FF 93 C CH 87 F SL 83 B FF 92 F FF 93 X FF 91 3-2 26 2B 16 FC3-2 1-2 2-3 1B	C FF 87 X FF 90 0-1 ① F9		F FF 95 B FF 95 X FF 95 1-1 ② L7		C FF 91 B FF 92 S B FF 91 S FF 92 2-3 ① K		X CU 78 0-0 ② F7		4 1	0 0	1 0	0 0	0 0	1 0	0 0
26 Max Kepler, L (1, 8) OBP: 0.317, SLG: 0.405 (8, 9)	B CU 80 C FF 91 F CH 86 X SL 82 1-2 16 FC3-2 1-3 2-H 3-H 2B	C SL 76 B SL 79 F SL 79 B SL 76 X SI 92 2-2 ② G4-3		C FF 95 B CH 87 B FF 95 B FF 95 X FF 93 3-1 ③ P6		B CU 76 S FF 92 B FF 92 F FF 92 X FF 93 2-2 ② L8		C CU 79 B CU 79 X CU 78 1-1 ③ F8		5	0	1	2	0	0	0
16 Ehire Adrianza, S (1, 6) OBP: 0.311, SLG: 0.415	F FF 92 D SL 80 X CH 86 1-1 ② FC3-2 2-3 3-H	B SL 78 X FF 88 1-0 ③ L4			C FF 94 B CU 81 X CU 81 1-1 46 SH5-3 20 1B 2B	X FF 92 0-0 ③ F7				4	1	1	0	0	0	2
46 Bobby Wilson, R (1, 2) OBP: 0.200, SLG: 0.278	C SL 80 F SL 83 C FF 92 0-3 ③ K			F FF 94 F FF 94 B FF 96 X CU 82 1-2 ① G6-3		X FF 94 0-0 ① SH5-3 2-3		X FF 92 0-0 ① F8		3	0	0	0	0	1	2
Inning Stats	R: 4 E: 0 K: 2 S: 23 H: 4 LOB: 2 BB: 1 P: 37	R: 1 E: 0 K: 0 S: 9 H: 2 LOB: 1 BB: 0 P: 12	R: 0 E: 0 K: 0 S: 6 H: 0 LOB: 0 BB: 0 P: 9	R: 0 E: 0 K: 0 S: 10 H: 2 LOB: 2 BB: 1 P: 14	R: 0 E: 0 K: 1 S: 9 H: 0 LOB: 0 BB: 0 P: 16	R: 3 E: 1 K: 1 S: 14 H: 3 LOB: 1 BB: 1 P: 25	R: 0 E: 0 K: 1 S: 7 H: 0 LOB: 0 BB: 0 P: 11	R: 1 E: 0 K: 0 S: 10 H: 2 LOB: 1 BB: 0 P: 11	R: 0 E: 0 K: 0 S: 5 H: 0 LOB: 0 BB: 0 P: 8	1B: 6 2B: 7 3B: 0 HR: 1	SF: 0 SAC: 1 DP: 1 HBP: 1					

PITCHER		IP	WLS	BF	H	R	ER	SO	BB	IBB	HBP	BLK	WP	HR	S	P	ERA	WHIP
59 Carlos Carrasco, R ERA: 4.24	(1, 1)	1.1	L	10	4	4	4	2	1	0	1	0	0	0	25	39	27.00	3.750
39 Oliver Pérez, L ERA: 1.59	(2, 1)	1.2		7	2	1	1	0	0	0	0	0	0	0	13	19	5.40	1.200
34 Zach McAllister, R ERA: 5.4	(4, 1)	2.1		10	3	1	1	1	0	1	0	0	0	0	22	34	3.86	1.286
49 Tyler Olson, L ERA: 7.27	(6, 1)	0.1		4	2	2	2	1	1	0	0	0	0	0	8	18	54.00	9.000
61 Dan Otero, R ERA: 6.0	(6, 1)	0.1		1	0	0	0	0	0	0	0	0	0	0	3	3	0.00	0.000

PITCHER		IP	WLS	BF	H	R	ER	SO	BB	IBB	HBP	BLK	WP	HR	S	P	ERA	WHIP
45 Adam Plutko, R ERA: 5.04	(7, 1)	2.0		8	2	1	1	1	0	0	0	0	0	1	17	22	4.50	1.000
6 Brandon Guyer, R ERA:	(9, 1)	1.0		3	0	0	0	0	0	0	0	0	0	0	5	8	0.00	0.000

Minnesota Twins @ Cleveland Indians

Progressive Field, Cleveland, OH

Sat Jun 16 2018, 4:11 PM - 7:05 PM EDT

Att. 30,282 - Cloudy - 79 F

TOP

livebaseballscorecards.com

AB	38
R	9
H	13
RBI	9
BB	3
SO	5
LOB	15

WP: 0 PB: 0 SB: 1 CS: 0 PA: 43

BOTTOM

Minnesota Twins @ Cleveland Indians

Progressive Field, Cleveland, OH

Sat Jun 16 2018, 4:11 PM - 7:05 PM EDT

Att. 30,282 - Cloudy - 79 F

livebaseballscorecards.com

Batter	1	2	3	4	5	6	7	8	9	AB	R	H	RBI	BB	SO	LOB
12 Francisco Lindor, S (1, 10) OBP: 0.361, SLG: 0.538	B FF 94 C SI 94 F CH 87 X CH 91 1-2 HR		C SI 96 X SI 96 0-1 11 FC3-6 23 1B 1B		B SL 82 B FF 93 F FF 94 X FF 95 2-1 ① F8		X SL 84 0-0 ③ F9		S SL 90 B FF 96 F SL 89 S CU 85 1-3 ② K	5	1	2	1	0	1	2
23 Michael Brantley, L (1, 7) OBP: 0.360, SLG: 0.519 1 Greg Allen, S (9, 7) OBP: 0.248, SLG: 0.301	C SI 94 X SI 95 0-1 ① G3		1 SAFE C SI 94 X SI 95 0-1 11 FC3-6 1-2 1B		F FF 95 B SL 85 C CH 88 X FF 95 1-2 ② L7			C FF 90 X FF 90 0-1 ① G5-3	C FF 96 C FF 97 F SL 90 B FF 96 S CU 84 1-3 ③ K2-3	4 1	0 0	1 0	0 0	0 0	0 1	0 1
11 José Ramírez, S (1, 5) OBP: 0.384, SLG: 0.614	C FF 94 B FF 95 B SI 95 F SI 95 F SI 97 F SL 88 F SL 88 X FF 96 2-2 HR		C SL 87 S SL 88 X SL 89 0-2 ② FC3-6 1-2f 2-3		B SL 85 C SL 85 F FF 95 B SL 86 X FF 96 2-2 ③ F8			C FF 91 F CU 77 B FF 92 C FF 92 1-3 ② K		4	1	1	1	0	1	2
10 Edwin Encarnación, R (1, 3) OBP: 0.304, SLG: 0.472	C SI 96 X SI 96 0-1 ② G5-3		F FF 95 D SI 94 B SI 95 X SI 94 2-1 ③ L8			C SL 82 B SL 83 X FF 93 1-1 ① L1-3		B SL 86 C SL 86 S SL 86 F FF 91 B SL 88 X FF 92 2-2 7 1B 22 1B 1B		4	0	1	0	0	0	2
22 Jason Kipnis, L (1, 4) OBP: 0.278, SLG: 0.302	B SI 96 C SI 96 X SI 92 1-1 ③ G3			B SI 95 B CH 89 B SI 94 C FF 95 B SI 94 4-1 8 2B 30 SF7 BB		C FF 93 B CH 86 S FF 93 B FF 93 F FF 93 F SL 83 B FF 94 X FF 94 3-2 ② L8		F FF 92 X FF 92 0-1 7 1B 1-2 1B		3	1	1	0	1	0	0
7 Yan Gomes, R (1, 2) OBP: 0.313, SLG: 0.463		B SI 94 C FF 95 B FF 95 X SI 96 2-1 8 FC6-5 1B		C FF 95 F SI 94 B FF 95 S FF 96 1-3 ① K		X FF 94 0-0 ③ P3		F FF 91 F FF 92 B SL 87 X FF 91 1-2 1-2 2-3 1B		4	0	2	0	0	1	1
8 Lonnie Chisenhall, L (1, 9) OBP: 0.404, SLG: 0.400		F SI 95 F SI 93 B SI 94 F FF 95 F FF 95 X FF 95 1-2 ① FC6-5 30 G4-6-3 1-2f	B SI 93 F FF 95 D FF 95 X SI 94 2-1 30 SF7 1-3 2B			H SL 84 1-0 HBP	X SL 88 0-0 ③ F8		3	0	1	0	0	0	4
30 Tyler Naquin, L (1, 8) OBP: 0.360, SLG: 0.457		B SI 94 F SI 95 X FF 95 1-1 ②③ G4-6-3 1-2f	B CH 87 X FF 93 1-0 ② SF7 2-3 3-H				B FF 91 X FF 92 1-0 ① F7		B FF 95 X FF 94 1-0 2B	3	0	1	1	0	0	2
9 Erik González, R (1, 6) OBP: 0.348, SLG: 0.492			B SL 87 C FF 96 X SL 88 1-1 ① F7	B SL 87 X SL 86 1-0 ③ L5			B FF 93 F FF 94 F FF 92 B FF 94 S SL 84 2-3 ② K		F SL 90 S SL 90 S SL 90 0-3 ① K	4	0	0	0	0	2	3
Inning Stats	R: 2 E: 0 K: 0 S: 15 H: 2 LOB: 0 BB: 0 P: 19	R: 0 E: 0 K: 0 S: 9 H: 1 LOB: 0 BB: 0 P: 13	R: 0 E: 0 K: 0 S: 11 H: 2 LOB: 2 BB: 0 P: 14	R: 1 E: 0 K: 1 S: 8 H: 1 LOB: 1 BB: 1 P: 17	R: 0 E: 0 K: 0 S: 8 H: 0 LOB: 0 BB: 0 P: 13	R: 0 E: 0 K: 0 S: 8 H: 0 LOB: 0 BB: 0 P: 12	R: 0 E: 0 K: 1 S: 5 H: 0 LOB: 1 BB: 0 P: 9	R: 0 E: 0 K: 1 S: 15 H: 3 LOB: 3 BB: 0 P: 19	R: 0 E: 0 K: 3 S: 11 H: 1 LOB: 1 BB: 0 P: 14	1B: 6 2B: 2 3B: 0 HR: 2 SF: 1 SAC: 0 DP: 1 HBP: 1						

	AB	R	H	RBI	BB	SO	LOB
	35	3	10	3	1	6	17

	WP: 0	PA: 38
	PB: 0	
	SB: 0	
	CS: 0	

PITCHER	IP	WLS	BF	H	R	ER	SO	BB	IBB	HBP	BLK	WP	HR	S	P	ERA	WHIP
77 Fernando Romero, R (1, 1) ERA: 4.17	4.0		18	6	3	3	1	1	0	0	0	0	2	43	63	6.75	1.750
68 Matt Magill, R (5, 1) ERA: 1.14	3.0	W	10	0	0	0	1	0	0	1	0	0	0	21	34	0.00	0.000
38 Matt Belisle, R (8, 1) ERA: 4.5	1.0		6	3	0	0	1	0	0	0	0	0	0	15	19	0.00	3.000
57 Ryan Pressly, R (9, 1) ERA: 3.41	1.0		4	1	0	0	3	0	0	0	0	0	0	11	14	0.00	1.000

PITCHER	IP	WLS	BF	H	R	ER	SO	BB	IBB	HBP	BLK	WP	HR	S	P	ERA	WHIP

Minnesota Twins @ Cleveland Indians

Progressive Field, Cleveland, OH

Sun Jun 17 2018, 1:12 PM - 4:14 PM EDT

Att. 27,128 - Sunny - 88 F

TOP

livebaseballscorecards.com

Batter	1	2	3	4	5	6	7	8	9	AB	R	H	RBI	BB	SO	LOB
7 Joe Mauer, L (1, 3) OBP: 0.394, SLG: 0.351	B FF 92 B FF 91 C FF 92 B FF 93 X FF 92 3-1 5 2B 2B		C FF 92 B SL 84 B FF 93 B CH 86 F FF 91 X FF 92 3-2 ① G4-3		B SL 83 X CH 86 1-0 ① G4-3	B SI 92 C SL 80 C SI 91 C SL 81 1-3 ③ K			C FF 95 X FF 93 0-1 ①② G4-6-3 1-2f	5	1	1	0	0	1	3
20 Eddie Rosario, L (1, 7) OBP: 0.359, SLG: 0.579	F SL 83 F FF 94 B KC 80 S FF 94 1-3 ① K		C SL 84 C CH 87 X FF 94 0-2 ② P2		B CH 87 C FF 93 B SL 84 X SL 84 2-1 5 2B 1B		F SL 77 F SL 79 F SL 81 X SL 80 0-2 ① F8		F KC 85 S FF 94 F KC 84 S KC 84 0-3 ③ K	5	0	1	0	0	2	1
5 Eduardo Escobar, S (1, 5) OBP: 0.353, SLG: 0.579	C FF 93 X KC 80 0-1 2-H 2B		F CH 87 S SL 84 B SL 84 X FF 94 1-2 2B		C FF 93 X FF 94 0-1 1-3 2B		B SI 92 S FF 92 T SI 92 S SL 80 1-3 ② K			4	0	3	1	0	1	0
99 Logan Morrison, L (1, 10) OBP: 0.299, SLG: 0.344	C FF 93 B FF 93 F FF 94 C FF 93 1-3 ② K		B SL 82 F FF 93 B FF 94 D CH 88 B FF 93 4-1 BB		B KC 80 F FF 93 F FF 94 B FF 94 S KC 81 2-3 ② K		C SL 79 S SL 80 X SL 80 0-2 ③ G3			3	0	0	0	1	2	3
2 Brian Dozier, R (1, 4) OBP: 0.297, SLG: 0.390	C FF 92 B SL 84 B FF 94 S SL 84 C FF 94 2-3 ③ K		B SL 81 X FF 92 1-0 ③ F9		F FF 93 X KC 79 0-1 ③ G6-3			B SL 84 C SL 86 C SL 85 B SL 85 S SL 84 2-3 ① K		4	0	0	0	0	2	5
36 Robbie Grossman, S (1, 9) OBP: 0.321, SLG: 0.323 45 Taylor Motter, R (6, PR) OBP: 0.368, SLG: 0.438 (6, 9)		X FF 92 0-0 ① P5		B FF 91 X FF 92 1-0 1B		B FF 92 F FF 92 X SL 83 1-1 23 WP 26 1B 1B		B SL 84 C SL 86 C SL 85 B SL 85 S SL 84 2-3 ① K		3 0	0 0	2 0	0 0	0 1	0 0	0 0
26 Max Kepler, L (1, 8) OBP: 0.316, SLG: 0.403		C FF 92 B CH 87 X FF 93 1-1 ② L7		C FF 92 C FF 93 X FF 93 0-2 ① F8		X CH 86 0-0 23 WP 1-2 1B		B SI 95 F SI 94 F SL 84 F SI 96 D SL 85 X FF 95 2-2 ② P2		4	0	1	0	0	0	2
23 Mitch Garver, R (1, 2) OBP: 0.300, SLG: 0.339		C FF 93 S SL 84 X SL 84 0-2 16 1B 16 1B 1B		C SL 82 1 SAFE C FF 92 C FF 93 0-3 ② K		C FF 92 B KC 80 S FF 93 D KC 80 F FF 93 S SL 83 2-3 ① K 1-2 2-3			C FF 95 X SL 85 0-1 ③ G5-3	4	0	1	0	0	2	4
16 Ehire Adrianza, S (1, 6) OBP: 0.315, SLG: 0.413		B CH 87 T FF 93 X FF 93 1-1 ③ 1-H 1B		B FF 93 C SL 83 X CH 87 1-1 ③ F9		F FF 94 F SL 84 S FF 94 0-3 ② K			B FF 94 B FF 94 C FF 94 B FF 95 B FF 95 4-1 7 G4-6-3 BB	3	0	1	0	1	1	3
Inning Stats	R: 1 E: 0 K: 3 S: 13 H: 2 LOB: 1 BB: 0 P: 20	R: 0 E: 0 K: 0 S: 8 H: 2 LOB: 2 BB: 0 P: 10	R: 0 E: 0 K: 0 S: 11 H: 1 LOB: 2 BB: 1 P: 20	R: 0 E: 0 K: 1 S: 9 H: 1 LOB: 1 BB: 0 P: 11	R: 0 E: 0 K: 1 S: 10 H: 2 LOB: 2 BB: 0 P: 15	R: 0 E: 0 K: 3 S: 13 H: 2 LOB: 2 BB: 0 P: 17	R: 0 E: 0 K: 1 S: 10 H: 0 LOB: 0 BB: 0 P: 11	R: 0 E: 0 K: 1 S: 11 H: 0 LOB: 1 BB: 1 P: 19	R: 0 E: 0 K: 1 S: 7 H: 0 LOB: 0 BB: 1 P: 11	1B: 6 2B: 4 3B: 0 HR: 0 SF: 0 SAC: 0 DP: 1 HBP: 0						

	AB	35
	R	1
	H	10
	RBI	1
	BB	3
	SO	11
	LOB	21

WP: 1 PA: 38
PB: 0
SB: 0
CS: 0

PITCHER		IP	WLS	BF	H	R	ER	SO	BB	IBB	HBP	BLK	WP	HR	S	P	ERA	WHIP
57 Shane Bieber, R ERA: 3.97	(1, 1)	5.2	W	27	10	1	1	7	1	0	0	0	1	0	61	89	1.59	1.941
39 Oliver Pérez, L ERA: 1.29	(6, 1)	1.1	H	4	0	0	0	2	0	0	0	0	0	0	13	15	0.00	0.000
58 Neil Ramírez, R ERA: 3.0	(8, 1)	1.0	H	4	0	0	0	1	1	0	0	0	0	0	11	19	0.00	1.000
37 Cody Allen, R ERA: 3.9	(9, 1)	1.0	S	3	0	0	0	1	1	0	0	0	0	0	7	11	0.00	1.000

PITCHER	IP	WLS	BF	H	R	ER	SO	BB	IBB	HBP	BLK	WP	HR	S	P	ERA	WHIP

Minnesota Twins @ Cleveland Indians

Progressive Field, Cleveland, OH

Sun Jun 17 2018, 1:12 PM - 4:14 PM EDT

Att. 27,128 - Sunny - 88 F

livebaseballscorecards.com

BOTTOM

Batter	1	2	3	4	5	6	7	8	9	AB	R	H	RBI	BB	SO	LOB
12 Francisco Lindor, S (1, 6) OBP: 0.360, SLG: 0.533	C FF 90 B CU 71 X FS 83 1-1 G5-3 ①	B CU 71 B FS 84 C FF 91 B FS 84 S FF 91 S FF 91 3-3 K ③		B FS 82 B FF 89 B FF 89 B FF 88 4-0 23 G6-4-3 BB			C CU 78 S SL 84 F SL 83 B SL 86 B CU 76 X SI 94 2-2 G4-3 ①			3	0	0	0	1	1	2
23 Michael Brantley, L (1, 10) OBP: 0.363, SLG: 0.523	C FF 90 B FS 84 X FS 84 1-1 L1 ②		X FF 90 0-0 11 G3-1 7 2B 2B	F FS 85 B FS 83 B FF 91 X FS 85 2-1 G6-4-3 ②③ 1-2f			C SI 94 X SI 94 0-1 11 S 1B			4	1	2	0	0	0	1
11 José Ramírez, S (1, 5) OBP: 0.382, SLG: 0.607	B FF 90 B FF 90 B FF 90 C FF 89 S FS 85 B FF 91 4-2 BB		D FS 84 X FS 83 1-0 G3-1 ① 2-3		B CU 68 F FS 82 C FF 89 B FS 84 B FF 89 X FF 90 3-2 P5 ①		B FF 91 1 SAFE C SL 88 B SL 87 1 SAFE F FF 89 F SL 88 B CU 74 F SL 88 3-3 F FF 93 S SL 88 K ② 1-2			3	0	0	0	1	1	2
10 Edwin Encarnación, R (1, 3) OBP: 0.303, SLG: 0.466	1 SAFE B SL 82 S SL 80 1 SAFE F FF 91 B SL 83 X FF 90 2-2 F8 ③		B FF 91 B SL 83 F SL 81 F FF 92 B FS 84 B FF 92 4-2 8 BB 7 2B BB		B FF 91 B FS 83 F FF 90 F FF 90 C SL 83 2-3 K ②		S SL 88 F FF 94 F SL 86 B FF 92 X CU 76 1-2 F7 ③			3	1	0	0	1	1	2
8 Lonnie Chisenhall, L (1, 9) OBP: 0.426, SLG: 0.453		B FF 90 X FF 89 1-0 30 1B 3B	S FF 92 B FF 92 B FF 92 B FF 92 S FF 91 F FF 92 F FF 92 F FS 85 4-2 B FF 92 7 2B 1-2 BB		C FF 91 B FF 91 F FS 83 F FF 91 X FF 90 1-2 1B			C SL 77 S CU 72 S CU 72 0-3 K ①		3	2	2	0	1	1	0
7 Yan Gomes, R (1, 2) OBP: 0.311, SLG: 0.464		B CU 71 B SL 82 C SL 82 F FS 84 B FF 92 S FF 91 3-3 K ①	B SL 85 B FF 92 B FF 92 C FF 91 S FF 92 X FF 92 3-2 30 WP 1-H 2-H 3-H 2B		B SL 82 B SL 82 B FF 91 X FF 90 3-0 G4-3 ③			X CH 83 0-0 E5		4	0	1	3	0	1	2
30 Tyler Naquin, L (1, 8) 6 Brandon Guyer, R (8, PH) 1 Greg Allen, S (9, 8) OBP: 0.360, SLG: 0.452 OBP: 0.250, SLG: 0.318 OBP: 0.248, SLG: 0.301		B FS 84 X FS 84 1-0 26 1B 3-H 1B	F FS 86 F FF 91 B FF 92 B CU 73 F FF 91 B FC 82 X FF 90 3-2 G6-3 ② 2-3			C SI 92 F SL 82 B SL 85 F SL 82 F SI 94 S CU 79 1-3 K ①		B CH 82 C SI 87 B CH 81 C CU 73 X CU 72 2-2 P6 ②	3 1 0	0 0 0	1 0 0	1 0 0	0 0 0	1 1 0	1 1 0
9 Erik González, R (1, 4) OBP: 0.329, SLG: 0.464		C SL 86 C FF 92 B FF 92 S FF 92 1-3 K ②	F SL 79 T SL 81 F FF 91 F FF 91 S SL 79 0-3 K ③				S CU 79 B SI 94 S SL 82 S SL 82 1-3 K ②		C CU 72 S CU 72 S CU 72 0-3 K ③	4	0	0	0	0	4	3
26 Rajai Davis, R (1, 7) OBP: 0.288, SLG: 0.287		B FF 92 X FF 91 1-0 1-2 1B		B FF 88 X FF 89 1-0 G3-1 ①			B SI 95 F CU 79 F SL 84 S SL 85 1-3 K ③			3	0	1	0	0	1	0
Inning Stats	R: 0 E: 0 K: 0 S: 9 H: 0 LOB: 1 BB: 1 P: 17	R: 1 E: 0 K: 3 S: 12 H: 3 LOB: 2 BB: 0 P: 22	R: 3 E: 0 K: 1 S: 22 H: 2 LOB: 1 BB: 2 P: 37	R: 0 E: 0 K: 0 S: 3 H: 0 LOB: 0 BB: 1 P: 10	R: 0 E: 0 K: 1 S: 11 H: 1 LOB: 1 BB: 0 P: 20	R: 0 E: 0 K: 3 S: 11 H: 0 LOB: 0 BB: 0 P: 14	R: 0 E: 0 K: 1 S: 16 H: 1 LOB: 1 BB: 0 P: 22	R: 0 E: 1 K: 2 S: 10 H: 0 LOB: 1 BB: 0 P: 12		1B: 4 2B: 2 3B: 1 HR: 0 SF: 0 SAC: 0 DP: 1 HBP: 0				WP: 1 PB: 0 SB: 1 CS: 0 PA: 35		

| | | | |

Boston Red Sox @ Minnesota Twins

Target Field, Minneapolis, MN

Tue Jun 19 2018, 7:12 PM - 10:25 PM CDT

Att. 28,550 - Overcast - 69 F

livebaseballscorecards.com

TOP

Batter	1	2	3	4	5	6	7	8	9	AB	R	H	RBI	BB	SO	LOB
50 Mookie Betts, R (1, 9) OBP: 0.423, SLG: 0.692	B FF 94 B FF 95 B SI 94 C FF 94 B SI 94 4-1 28 1B 16 G1-3 BB		C FF 94 B SI 94 B SV 82 B CH 85 F SI 93 X SV 83 3-2 ① L7 1-2		B FF 94 B CH 84 B FF 95 C FF 93 B SV 83 4-1 BB		H SI 93 1-0 2 G5-3 16 S HBP		B FF 92 B SI 91 C FF 93 F SI 92 B CH 82 F FF 94 S SI 93 3-3 ① K	2	0	0	0	2	1	1
16 Andrew Benintendi, L (1, 7) OBP: 0.380, SLG: 0.534	S SI 93 1 SAFE 1 SAFE 1 SAFE 1 SAFE B FF 92 X CH 86 1-1 ① G1-3 1-2		B FF 93 2 SAFE S SI 94 B CH 86 F SI 94 B SV 84 F SV 83 S SI 96 3-3 ② K 2-3		1 SAFE C SI 92 B CH 81 S SI 94 B SI 94 1 SAFE X SV 85 2-2 ② L7		B CH 79 B CH 80 B CH 81 B CH 79 4-0 2 G5-3 1-2 BB		B CH 82 C SI 94 S FF 95 B CH 84 B FF 95 C SI 96 3-3 ② K	4	0	0	0	1	2	3
2 Xander Bogaerts, R (1, 6) OBP: 0.336, SLG: 0.511	B SV 82 C SI 94 D SV 83 F SI 93 T FF 95 2-2 ② K		X SI 93 0-0 ③ G6-3		C SV 82 F SV 80 X SI 95 0-2 ③ G5-3		B SI 90 C SL 78 B SL 79 F SL 78 B CH 79 X SI 91 3-2 ② G5-3 1-2 2-3		F SI 94 B CH 85 B CH 84 X SI 94 2-1 28 DI 1B	5	0	1	0	0	1	5
28 J.D. Martinez, R (1, 10) OBP: 0.388, SLG: 0.630	C FF 94 B SI 95 X SV 82 1-1 2-3 1B			B FF 93 X SI 94 1-0 18 1B 1B		B SV 83 X SI 93 1-0 ① L9	S CH 79 B SL 82 C CH 80 S CH 78 1-3 ③ K		S CH 84 S CH 84 F FF 97 B SI 95 S CH 86 1-3 ③ K 1-2	5	0	2	0	0	2	3
18 Mitch Moreland, L (1, 3) OBP: 0.350, SLG: 0.535	B SI 94 F FF 93 C SI 95 S SV 84 1-3 ③ K			F SI 93 B CH 86 B FF 95 S SI 92 X FF 96 2-2 1-2 1B		X CH 85 0-0 ② F8		B CU 74 C SI 88 F SI 90 B CU 74 X CU 74 2-2 ① F7		4	0	1	0	0	1	2
11 Rafael Devers, L (1, 5) OBP: 0.287, SLG: 0.426		S FF 93 B FF 93 B CH 86 X CH 86 2-1 ① G4-3		F SI 93 B FF 93 S SI 94 S FF 94 1-3 ① K		C FF 93 B SI 93 B CH 83 X CH 81 2-1 HR		C SI 88 X CU 74 0-1 36 G5-3 3 1B 1B		4	2	2	1	0	1	2
36 Eduardo Núñez, R (1, 4) OBP: 0.277, SLG: 0.348		B FF 94 C FF 94 F SI 93 X FF 95 1-2 ② P5		B SV 83 X SV 83 1-0 ② P3		X FF 94 0-0 1B		B SI 90 X SI 90 1-0 ② G5-3 1-2		4	0	1	0	0	0	3
3 Sandy León, S (1, 2) OBP: 0.262, SLG: 0.327		X SI 93 0-0 ③ B1-3		F FF 94 X CH 85 0-1 ③ F9		S SI 93 F SI 94 1 SAFE B FF 95 F SV 84 B FF 93 S SI 94 2-3 ③ K		B CH 84 F CH 84 B CH 82 X SI 90 2-1 2-H 1B		4	0	1	1	0	1	3
19 Jackie Bradley Jr., L (1, 8) OBP: 0.279, SLG: 0.297			C CH 85 B CH 81 B FF 94 B SI 92 B SI 93 4-1 16 E 50 WP BB		C SI 92 X SV 82 0-1 ① F9		B SI 93 C SI 93 C FF 93 F SV 84 B SV 83 B CH 84 F SI 95 S SI 94 3-3 ① K		S SI 88 B SI 89 B SI 89 B SL 80 X SI 89 3-1 ③ G4-3	3	0	0	0	1	1	1
Inning Stats	R: 0 E: 0 K: 2 S: 11 H: 1 LOB: 2 BB: 1 P: 20	R: 0 E: 0 K: 0 S: 6 H: 0 LOB: 0 BB: 0 P: 9	R: 0 E: 1 K: 1 S: 9 H: 0 LOB: 1 BB: 1 P: 19	R: 0 E: 0 K: 1 S: 10 H: 2 LOB: 2 BB: 0 P: 15	R: 0 E: 0 K: 0 S: 9 H: 0 LOB: 1 BB: 1 P: 15	R: 1 E: 0 K: 1 S: 9 H: 2 LOB: 1 BB: 0 P: 14	R: 0 E: 0 K: 2 S: 11 H: 0 LOB: 2 BB: 1 P: 23	R: 1 E: 0 K: 0 S: 10 H: 2 LOB: 1 BB: 0 P: 18	R: 0 E: 0 K: 3 S: 13 H: 1 LOB: 1 BB: 0 P: 22	1B: 7 2B: 0 3B: 0 HR: 1 SF: 0 SAC: 0 DP: 0 HBP: 1						

AB	35
R	2
H	8
RBI	2
BB	4
SO	10
LOB	23

WP: 1 PB: 0 SB: 1 CS: 0 PA: 40

PITCHER		IP	WLS	BF	H	R	ER	SO	BB	IBB	HBP	BLK	WP	HR	S	P	ERA	WHIP
17 José Berríos, R ERA: 3.38	(1, 1)	6.1		28	5	1	1	6	3	0	1	0	1	1	59	101	1.42	1.263
39 Trevor Hildenberger, R ERA: 2.29	(7, 1)	0.2	H	3	0	0	0	1	1	0	0	0	0	0	6	14	0.00	1.500
32 Zach Duke, L ERA: 3.08	(8, 1)	1.0	W	5	2	1	1	0	0	0	0	0	0	0	10	18	9.00	2.000
56 Fernando Rodney, R ERA: 2.96	(9, 1)	1.0		4	1	0	0	3	0	0	0	0	0	0	13	22	0.00	1.000

PITCHER	IP	WLS	BF	H	R	ER	SO	BB	IBB	HBP	BLK	WP	HR	S	P	ERA	WHIP

BOTTOM

Boston Red Sox @ Minnesota Twins

Target Field, Minneapolis, MN

Tue Jun 19 2018, 7:12 PM - 10:25 PM CDT

Att. 28,550 - Overcast - 69 F

Batter	1	2	3	4	5	6	7	8	9	AB	R	H	RBI	BB	SO	LOB
7 Joe Mauer, L (1, 3) OBP: 0.397, SLG: 0.346	C FF 94 B CH 91 B SI 95 S FF 95 B SL 78 F FF 97 F FF 95 F FF 97 S FF 98 3-3 K ①			B FF 93 C FF 94 F SI 94 C SL 82 1-3 K ①		H SI 95 1-0 20 FC3-6 1-2 HBP		C SI 89 L SL 77 F SI 88 B SL 77 B SL 75 1 SAFE H SI 88 3-2 5 2B 5 E 1-2 HBP		2	1	0	0	0	2	0
20 Eddie Rosario, L (1, 7) OBP: 0.354, SLG: 0.571	X SL 77 0-0 F8 ②			C FF 98 C FF 98 B SL 82 F SL 78 C FF 99 1-3 K ②		S FF 97 S FF 99 F FF 97 X SL 80 0-2 FC3-6 ① 5 2B 1-2f 2-3		S SL 76 B SI 88 B SI 88 C SI 90 F SL 76 X SI 89 2-2 F8 ①		4	1	0	0	0	1	4
5 Eduardo Escobar, S (1, 5) OBP: 0.355, SLG: 0.586	C CH 90 F SL 77 B FF 96 B FF 96 C FF 96 2-3 K ③			X SL 79 0-0 G1-3 ③		B FF 98 F FF 96 X SL 82 1-1 1-H 3-H 2B		F FF 98 B FF 99 B FF 98 F FF 98 X FF 98 2-2 E8 36 3B 1-H 2-H 2B		4	1	2	3	0	1	0
2 Brian Dozier, R (1, 4) OBP: 0.296, SLG: 0.386		X CH 85 0-0 G5-3 ①			C SI 94 X SL 78 0-1 F9 ①	S CH 89 F SI 96 B FF 98 B SI 95 X SL 82 2-2 G5-3 ②		C KC 86 D SL 90 B FF 100 F SL 89 B FF 100 B FF 98 4-2 36 3B BB		3	1	0	0	1	0	1
36 Robbie Grossman, S (1, 10) OBP: 0.320, SLG: 0.333		C CH 87 C SL 78 F SL 78 S FF 97 0-3 K ②			B CH 86 C SL 78 C SL 78 B FF 96 F FF 97 C SL 81 2-3 K ②	C SL 79 F SL 79 F FF 97 F FF 97 T FF 97 0-2 K ③		B KC 85 C KC 83 X FF 99 1-1 16 F 1-H 3-H 3B		4	0	1	2	0	3	1
16 Ehire Adrianza, S (1, 6) OBP: 0.314, SLG: 0.409		F CH 86 F FF 93 B SL 78 S SL 79 1-3 K ③			F SL 77 C SL 76 B FF 95 X SL 78 1-2 45 S 1B		C SL 76 F FF 93 B FF 95 F SL 78 B FF 98 C FF 96 2-3 K ①	B SI 90 F CH 85 B CH 86 D CH 86 X CH 86 3-1 F 3-H ② ③		4	0	1	0	0	2	1
45 Taylor Motter, R (1, 9) OBP: 0.364, SLG: 0.389			X SI 91 0-0 G3 ①		C CH 86 B FF 95 C SL 80 1 SAFE F FF 98 F SL 80 F SL 80 B FF 98 1 SAFE 4-2 B CH 87 F SL 78 B SL 80 1-2 BB		C CH 86 C SI 94 B SL 79 B FF 96 S SL 78 2-3 K ②			2	0	0	0	1	1	0
23 Mitch Garver, R (1, 2) OBP: 0.294, SLG: 0.331			C CH 90 B SL 79 C CH 87 C SL 80 1-3 K ②		C SL 79 X FF 97 0-1 F9 ③		C SL 78 S CH 85 X CH 88 0-2 G6-3 ③			3	0	0	0	0	1	2
24 Ryan LaMarre, R (1, 8) OBP: 0.299, SLG: 0.292			C CH 86 B SL 78 B SL 79 X CH 86 2-1 F9 ③			F CH 84 F FF 94 F FF 96 B SL 80 F SL 80 X SL 79 1-2 20 FC3-6 7 HBP 5 2B 1B		B CU 74 B CH 86 F FF 90 F SI 87 B SI 90 B FF 91 4-2 7 HBP 5 2B BB		2	2	1	0	1	0	0
Inning Stats	R: 0 E: 0 K: 2 S: 10 H: 0 LOB: 0 BB: 0 P: 15	R: 0 E: 0 K: 2 S: 8 H: 0 LOB: 0 BB: 0 P: 9	R: 0 E: 0 K: 1 S: 6 H: 0 LOB: 0 BB: 0 P: 9	R: 0 E: 0 K: 2 S: 8 H: 0 LOB: 0 BB: 0 P: 10	R: 0 E: 0 K: 1 S: 17 H: 1 LOB: 2 BB: 1 P: 24	R: 2 E: 0 K: 1 S: 19 H: 2 LOB: 1 BB: 0 P: 24	R: 0 E: 0 K: 2 S: 10 H: 0 LOB: 0 BB: 0 P: 14	R: 4 E: 1 K: 0 S: 18 H: 2 LOB: 0 BB: 2 P: 37		1B: 2 2B: 3 3B: 1 HR: 0 SF: 0 SAC: 0 DP: 1 HBP: 2	WP: 0 PB: 0 SB: 1 CS: 0 PA: 33					

PITCHER		IP	WLS	BF	H	R	ER	SO	BB	IBB	HBP	BLK	WP	HR	S	P	ERA	WHIP
41 Chris Sale, L ERA: 2.74	(1, 1)	7.0		26	3	2	2	11	1	0	1	0	0	0	78	105	2.57	0.571
63 Robby Scott, L ERA: 54.0	(8, 1)	0.1	L	3	0	2	2	0	1	0	1	0	0	0	9	18	54.00	3.000
56 Joe Kelly, R ERA: 3.19	(8, 1)	0.0		3	2	2	2	0	1	0	0	0	0	0	7	14	∞	∞
76 Hector Velázquez, R ERA: 1.82	(8, 1)	0.2		1	0	0	0	0	0	0	0	0	0	0	2	5	0.00	0.000

PITCHER	IP	WLS	BF	H	R	ER	SO	BB	IBB	HBP	BLK	WP	HR	S	P	ERA	WHIP

AB	28
R	6
H	5
RBI	5
BB	3
SO	11
LOB	9

livebaseballscorecards.com

Batter	1	2	3	4	5	6	7	8	9	AB	R	H	RBI	BB	SO	LOB
50 Mookie Betts, R (1, 9) OBP: 0.424, SLG: 0.688	C FF 90 B FF 92 X FF 91 1-1 ① F9	C FC 89 B FF 96 B FF 95 S FF 95 F FF 96 F FF 96 B FC 90 3 SAFE 3-2 ③ CS 3-H	B SI 89 S FF 92 B SI 91 X SI 92 2-1 16 G5-3 1B		X SI 92 0-0 ① G4-3 1-2		C FF 93 S FF 92 F FF 92 F FF 93 B FF 92 X FF 92 1-2 1B			4	0	2	0	0	0	1
16 Andrew Benintendi, L (1, 7) OBP: 0.379, SLG: 0.528	B SI 90 C FF 93 X SI 92 1-1 ② G6-3		B FF 93 X FF 93 1-0 ① G5-3 1-2		S SI 93 C SI 93 B FF 95 B CU 79 B CU 79 B SI 95 4-2 2 FC5-4 BB		X SL 86 0-0 ③ F9			3	0	0	0	1	0	2
2 Xander Bogaerts, R (1, 6) OBP: 0.335, SLG: 0.511	B FF 93 X FF 93 1-0 2B		C SI 93 B FC 88 B SI 93 B SI 94 F SI 94 X SI 94 3-2 ② G5-3		C FF 96 S FC 87 B FF 96 B SI 95 F FF 96 X SI 94 2-2 ② FC5-4 1-2f 2-3			B SI 88 C SI 90 C SL 79 F CH 78 F CH 78 X FF 94 1-2 ① G4-3		4	0	1	0	0	0	3
28 J.D. Martinez, R (1, 10) OBP: 0.383, SLG: 0.621	B FF 93 C FF 94 S SI 93 F FF 96 B FC 88 S SI 94 2-3 ③ K		F FC 89 B FC 88 B SI 94 B SI 94 S FF 95 F FF 95 X SI 95 3-2 ③ G6-3		B FF 96 B FC 88 F SI 94 X FF 94 2-1 ③ G4-3			B SL 81 B SI 91 C SI 91 X FF 94 2-1 ② L9		4	0	0	0	0	1	4
18 Mitch Moreland, L (1, 3) OBP: 0.352, SLG: 0.532		C SI 90 F SI 90 B FF 94 B FF 94 B SI 94 F SI 94 B FF 95 4-2 12 19 E 12 BB BB	B CH 81 F SI 91 X CH 83 1-1 12 G4-6-3 11 BB 1B			C SI 95 B SL 85 B CU 80 C SI 94 F SL 83 S SI 94 2-3 ① K		B CH 81 F CH 81 S CH 80 B CH 80 F FF 93 F FF 94 S CH 80 2-3 ③ K		3	1	1	0	1	2	0
11 Rafael Devers, L (1, 5) OBP: 0.286, SLG: 0.422		S FF 94 X FF 94 0-1 ① P3	B FF 93 B SI 91 B SI 92 B SI 94 4-0 12 G4-6-3 1-2 BB			B CU 78 C SI 94 X SL 82 1-1 ② F9			B SI 94 X FF 94 1-0 ① F8	3	0	0	0	1	0	1
12 Brock Holt, L (1, 4) OBP: 0.373, SLG: 0.407		B SI 92 B SI 92 B SI 92 C SI 93 B SI 93 4-1 19 E 50 CS 1-2 BB	B SI 94 X SI 94 1-0 ① ② G4-6-3 1-2f 2-3			C SI 94 B SI 94 B SI 95 B SI 94 C SI 94 C SI 95 3-3 ③ K			C FF 93 S CH 84 B FF 96 B FF 95 B FF 94 X FF 94 3-2 ② G3-1	3	0	0	0	1	1	2
7 Christian Vázquez, R (1, 2) OBP: 0.253, SLG: 0.284		B FF 94 C SI 93 X SI 93 1-1 ② L3	F FC 88 B FC 86 S SI 93 S FF 96 1-3 ③ K				B FF 91 F FF 90 F FF 92 B SL 86 F FF 91 B FF 92 X FF 91 3-2 ① G6-3		B SI 95 C SI 93 X CH 84 1-1 ③ G5-3	4	0	0	0	0	1	3
19 Jackie Bradley Jr., L (1, 8) OBP: 0.280, SLG: 0.294		C FF 94 B FF 95 D SI 94 F SI 95 X FF 95 2-2 E3 1-3 2-H			B CU 78 F SI 90 B FF 93 B SI 91 B SI 93 4-1 2 FC5-4 50 G4-3 BB		X FF 92 0-0 ② F8			2	0	0	0	1	0	1
Inning Stats	R: 0 H: 1 E: 0 LOB: 1 K: 1 BB: 0 S: 9 P: 14	R: 1 H: 0 E: 1 LOB: 1 K: 0 BB: 2 S: 15 P: 29	R: 0 H: 1 E: 0 LOB: 1 K: 0 BB: 0 S: 10 P: 19	R: 0 H: 1 E: 0 LOB: 1 K: 1 BB: 1 S: 6 P: 13	R: 0 H: 0 E: 0 LOB: 2 K: 0 BB: 2 S: 10 P: 22	R: 0 H: 0 E: 0 LOB: 0 K: 2 BB: 0 S: 9 P: 15	R: 0 H: 1 E: 0 LOB: 1 K: 0 BB: 0 S: 11 P: 15	R: 0 H: 0 E: 0 LOB: 0 K: 1 BB: 0 S: 12 P: 17	R: 0 H: 0 E: 0 LOB: 0 K: 0 BB: 0 S: 6 P: 11	1B: 3 SF: 0 2B: 1 SAC: 0 3B: 0 DP: 1 HR: 0 HBP: 0						

TOP

Boston Red Sox @ Minnesota Twins

Target Field, Minneapolis, MN

Wed Jun 20 2018, 7:12 PM - 10:24 PM CDT

Att. 33,153 - Partly Cloudy - 77 F

livebaseballscorecards.com

AB	30
R	1
H	4
RBI	0
BB	5
SO	5
LOB	17

PITCHER		IP	WLS	BF	H	R	ER	SO	BB	IBB	HBP	BLK	WP	HR	S	P	ERA	WHIP
31 Lance Lynn, R ERA: 4.64	(1, 1)	5.0	W	22	3	1	0	2	5	0	0	0	0	0	50	97	0.00	1.600
55 Taylor Rogers, L ERA: 4.71	(6, 1)	1.0	H	3	0	0	0	2	0	0	0	0	0	0	9	15	0.00	0.000
43 Addison Reed, R ERA: 3.67	(7, 1)	1.0	H	4	1	0	0	0	0	0	0	0	0	0	11	15	0.00	1.000
39 Trevor Hildenberger, R ERA: 2.23	(8, 1)	1.0	H	3	0	0	0	1	0	0	0	0	0	0	12	17	0.00	0.000
56 Fernando Rodney, R ERA: 2.84	(9, 1)	1.0	S	3	0	0	0	0	0	0	0	0	0	0	6	11	0.00	0.000

PITCHER	IP	WLS	BF	H	R	ER	SO	BB	IBB	HBP	BLK	WP	HR	S	P	ERA	WHIP

Batter	1	2	3	4	5	6	7	8	9	AB	R	H	RBI	BB	SO	LOB
36 Robbie Grossman, S (1, 10) OBP: 0.318, SLG: 0.349	C SI 89 C SI 90 B SI 91 B SI 90 X FC 88 2-2 HR		X KC 79 0-0 ② F7		L FF 92 B FC 90 X CH 84 1-1 ① F8		C CU 80 F FF 96 X SL 89 0-2 ③ F9			4	1	1	1	0	0	1
20 Eddie Rosario, L (1, 7) OBP: 0.359, SLG: 0.579	X SI 90 0-0 2 CS 1B		B SI 92 B CH 85 S CH 86 C SI 93 X CH 86 2-2 3B		B FF 92 F FF 93 F SI 93 S FF 92 1 SAFE 1-3 ② K			B FF 89 B FF 89 B SL 81 B FF 90 4-0 2 2B BB		3	1	2	0	1	1	1
5 Eduardo Escobar, S (1, 5) OBP: 0.350, SLG: 0.577	F FF 91 C SI 91 X SI 92 0-2 ① F9		B SI 94 X FF 94 1-0 ③ G1-3		B FF 93 B CH 86 S FF 93 S FF 94 F SI 94 F FF 94 X FF 95 2-2 FC5 1-2			C FF 89 F FF 90 B FF 88 F SL 80 S CU 77 1-3 ① K		4	0	0	0	0	1	4
2 Brian Dozier, R (1, 4) OBP: 0.299, SLG: 0.395	B CH 83 B CH 85 S FF 92 B FF 93 1 SAFE C FF 92 C SI 93 3-3 ②③ K 1-2			C CH 83 B FF 93 B SI 93 S FC 88 B FC 89 X FF 94 3-2 16 G5-4-3 26 HR 2B	B KC 79 C FF 94 F FC 88 X SI 94 1-2 ③ L8			C CU 76 B SL 82 1 SAFE 1 SAFE D CU 75 B CU 76 C SL 79 1 SAFE X SL 80 3-2 99 S 1-H 2B		4	1	2	1	0	1	3
99 Logan Morrison, L (1, 3) OBP: 0.298, SLG: 0.340		B CH 82 B FF 91 S SI 90 B SI 92 X FF 93 3-1 ① F9		B SI 93 C SI 93 B FF 94 S CH 86 B SI 94 B SI 94 4-2 16 G5-4-3 BB		F SI 91 F SI 91 B SI 92 B FC 88 B FF 93 X FF 93 3-2 ① G3		D SI 89 C FF 89 C FF 89 B CU 77 B FF 91 F SL 81 F SL 80 F FF 90 F FF 89 3-2 X SL 79 G3 2-3		3	0	0	0	1	0	1
16 Ehire Adrianza, S (1, 6) OBP: 0.312, SLG: 0.405		C KC 78 B FC 89 F CH 84 B SI 93 X SI 93 2-2 1B		S CH 86 X FC 92 0-1 ①② G5-4-3 1-2f 2-3		C KC 79 B FC 88 F CH 86 S FC 88 1-3 ② K		F SL 79 B FF 89 C CU 76 F CU 76 S FF 90 1-3 ③ K		4	0	1	0	0	2	3
26 Max Kepler, L (1, 9) OBP: 0.316, SLG: 0.414		D SI 92 X SI 92 1-0 ② L6		F SI 94 B SI 95 F SI 94 X CH 87 1-2 3-H HR		B SI 92 B KC 79 X FF 92 2-0 ③ L4				3	1	1	2	0	0	1
23 Mitch Garver, R (1, 2) OBP: 0.288, SLG: 0.323		C SI 93 X CH 85 0-1 ③ L4		B CH 85 B CH 85 X FF 94 2-0 ③ F9			S FF 96 X FF 96 0-1 ① F8			3	0	0	0	0	0	1
24 Ryan LaMarre, R (1, 8) OBP: 0.300, SLG: 0.293			C CH 82 B SI 91 S CH 83 B SI 92 B SI 93 X CH 85 3-2 ① F9		B CH 82 F FC 87 F FC 87 B SI 92 X FC 89 2-2 5 E 1B		B FF 96 S FF 94 C FF 95 B FF 95 C SL 89 2-3 ② K			3	0	1	0	0	1	0
Inning Stats	R: 1 H: 2 E: 0 LOB: 0 K: 1 BB: 0 S: 10 P: 15	R: 0 H: 1 E: 0 LOB: 1 K: 0 BB: 0 S: 8 P: 14	R: 0 H: 1 E: 0 LOB: 1 K: 0 BB: 0 S: 8 P: 14	R: 2 H: 2 E: 0 LOB: 0 K: 0 BB: 1 S: 11 P: 21	R: 0 H: 1 E: 1 LOB: 2 K: 1 BB: 0 S: 16 P: 23	R: 0 H: 0 E: 0 LOB: 0 K: 1 BB: 0 S: 7 P: 13	R: 0 H: 0 E: 0 LOB: 0 K: 1 BB: 0 S: 8 P: 10	R: 1 H: 1 E: 0 LOB: 1 K: 2 BB: 1 S: 18 P: 30		1B: 3 SF: 0 2B: 2 SAC: 0 3B: 1 DP: 1 HR: 2 HBP: 0				WP: 0 PA: 33 PB: 0 SB: 1 CS: 1		

BOTTOM

Boston Red Sox @ Minnesota Twins

Target Field, Minneapolis, MN

Wed Jun 20 2018, 7:12 PM - 10:24 PM CDT

Att. 33,153 - Partly Cloudy - 77 F

livebaseballscorecards.com

AB	31
R	4
H	8
RBI	4
BB	2
SO	6
LOB	15

PITCHER		IP	WLS	BF	H	R	ER	SO	BB	IBB	HBP	BLK	WP	HR	S	P	ERA	WHIP
24 David Price, L ERA: 3.81	(1, 1)	6.0	L	25	7	3	3	3	1	0	0	0	0	2	60	100	4.50	1.333
37 Heath Hembree, R ERA: 3.98	(7, 1)	1.0		3	0	0	0	1	0	0	0	0	0	0	8	10	0.00	0.000
61 Brian Johnson, L ERA: 4.86	(8, 1)	1.0		5	1	1	1	2	1	0	0	0	0	0	18	30	9.00	2.000

PITCHER	IP	WLS	BF	H	R	ER	SO	BB	IBB	HBP	BLK	WP	HR	S	P	ERA	WHIP

Boston Red Sox @ Minnesota Twins

Target Field, Minneapolis, MN

Thu Jun 21 2018, 12:11 PM - 3:09 PM CDT

Att. 32,631 - Partly Cloudy - 72 F

livebaseballscorecards.com

TOP

Batter	1	2	3	4	5	6	7	8	9	AB	R	H	RBI	BB	SO	LOB
50 Mookie Betts, R (1, 9) OBP: 0.426, SLG: 0.697	B FF 93 F SI 92 B SI 95 X SI 95 2-1 28 BB 1B		C SI 94 B CH 86 X CH 86 1-1 ① P6		X FF 93 0-0 HR	B CH 86 B CH 85 X SI 95 2-0 ③ F9		C SL 87 X FF 89 0-1 ② L7	B FF 96 S SL 88 B SL 87 F FF 95 X FF 96 2-2 1-2 1B	6	1	3	1	0	0	1
16 Andrew Benintendi, L (1, 7) OBP: 0.378, SLG: 0.534	B FF 93 X SI 90 1-0 ① L7		S SL 87 S SL 86 S SL 87 0-3 ② K		C SL 85 C FF 94 X SL 87 0-2 2 1B 18 1B 1B		S SL 89 C CU 83 F SL 90 B SL 90 B FF 98 F CU 84 B SL 92 C FF 98 3-3 ① K	C FF 90 C FF 91 B FF 92 X CU 77 1-2 1-H HR	F FF 94 B CH 88 C CH 88 B FF 94 F FF 94 C FF 94 2-3 ③ K	6	1	2	2	0	3	3
28 J.D. Martinez, R (1, 10) OBP: 0.386, SLG: 0.623	1 SAFE B SI 94 S SL 94 B SI 94 B SI 93 B FF 94 4-0 1-2 BB		B SI 94 S SL 86 S SL 87 B SL 87 C FF 96 2-3 ③ K		1 SAFE X SI 93 0-0 ① F9		B CU 83 X SL 92 1-0 18 BB 2 2B 1B	B FF 91 B FF 88 C FF 91 X SL 87 2-1 18 2B 2B		4	2	2	0	1	1	1
18 Mitch Moreland, L (1, 3) OBP: 0.363, SLG: 0.539	S SL 86 B SL 87 F FF 93 F SL 86 F SL 86 B FF 93 B SL 87 C FF 94 3-3 ② K			C SL 84 S SL 86 B SL 87 B SL 86 B FF 95 B SI 92 4-2 12 1B 3 1B BB	C SI 92 B SI 91 1 SAFE B SI 92 X SI 92 2-1 2 1B 1-2 1B		B SL 90 C FF 98 B SL 92 B FF 98 B FF 97 4-1 1-2 2 2B BB	F SL 88 X SL 87 0-1 2-H 2B		3	2	2	1	2	1	2
2 Xander Bogaerts, R (1, 6) OBP: 0.336, SLG: 0.513	D SI 94 B SI 94 C SI 94 F SI 94 F SI 94 X SL 88 2-2 ③ L8			F SI 93 B SI 94 F SI 94 X SI 94 1-2 ① L8	B SI 93 C SI 92 B CU 81 F SI 92 X SI 94 2-2 1-2 2-3 1B		C FF 98 S FF 97 F FF 97 X FF 97 0-2 1-H 2-H 11 G4-3 2B	X FF 91 0-0 ③ P3		5	1	2	2	0	0	4
11 Rafael Devers, L (1, 5) OBP: 0.281, SLG: 0.414		S FF 93 T FF 93 C SI 93 0-3 ① K		F FF 94 F FF 93 S FF 91 0-3 ② K	F FF 93 F FF 92 B FF 91 B FF 92 F FF 93 X SL 86 2-2 ② F4		C SI 94 F CU 78 B SL 84 D SL 86 B SI 95 X SI 94 3-2 ② G4-3 3-H		B FF 95 X FF 95 1-0 ① L9	5	0	0	1	0	2	4
12 Brock Holt, L (1, 4) OBP: 0.374, SLG: 0.414		X FF 95 0-0 ② G3		B FF 94 C FF 93 X FF 93 1-1 3 1B 1-2 1B	C FF 94 D SL 85 F FF 95 D SL 87 F FF 94 F SL 86 X FF 93 2-2 ③ G4-3		B SI 94 X SI 94 1-0 ③ G1-3		C FF 94 S SL 85 B SL 85 B FF 96 B FF 95 X FF 96 3-2 19 1B 2B	5	1	2	0	0	0	3
3 Sandy León, S (1, 2) OBP: 0.290, SLG: 0.340 23 Blake Swihart, S (9, PH) OBP: 0.216, SLG: 0.176 (9, 2)		C FF 93 F SI 94 F SL 88 B SL 88 B FF 96 B SI 94 F FF 95 B SI 94 4-2 BB		X SL 86 0-0 1-3 2-H 1B		B FF 94 H FF 94 2-0 19 G6-4-3 HBP		B CU 72 C FF 89 X FF 87 1-1 16 HR 1B	B FF 97 B FF 97 C FF 96 F FF 95 S SL 86 2-3 ② K	2 1	1 0	2 0	1 0	1 0	0 1	0 1
19 Jackie Bradley Jr., L (1, 8) OBP: 0.278, SLG: 0.292		C SL 86 B SL 86 F FF 93 B SL 88 X FF 94 2-2 ③ L4		C SL 85 B SL 86 X FF 94 1-1 ③ P6		X SI 94 0-0 ① ② G6-4-3 1-2f		F FF 90 C FF 91 B FF 91 D CU 75 F FF 91 B SL 88 S FF 89 3-3 ① K	B FF 96 S FF 95 X FF 95 1-1 50 1B 2-H 1B	5	0	1	1	0	1	5

Inning Stats	1	2	3	4	5	6	7	8	9
	R: 0 E: 0 K: 1 S: 12 H: 1 LOB: 2 BB: 1 P: 24	R: 0 E: 0 K: 1 S: 11 H: 0 LOB: 1 BB: 1 P: 17	R: 0 E: 0 K: 2 S: 8 H: 0 LOB: 0 BB: 0 P: 11	R: 1 E: 0 K: 1 S: 13 H: 2 LOB: 2 BB: 1 P: 20	R: 1 E: 0 K: 0 S: 19 H: 4 LOB: 3 BB: 0 P: 27	R: 0 E: 0 K: 0 S: 2 H: 0 LOB: 0 BB: 0 P: 6	R: 3 E: 0 K: 1 S: 15 H: 2 LOB: 0 BB: 1 P: 27	R: 3 E: 0 K: 1 S: 16 H: 4 LOB: 1 BB: 0 P: 23	R: 1 E: 0 K: 2 S: 16 H: 3 LOB: 2 BB: 0 P: 27

1B: 10 SF: 0
2B: 4 SAC: 0
3B: 0 DP: 1
HR: 2 HBP: 1

WP: 0 PA: 47
PB: 0
SB: 0
CS: 0

AB	42
R	9
H	16
RBI	9
BB	4
SO	9
LOB	24

PITCHER		IP	WLS	BF	H	R	ER	SO	BB	IBB	HBP	BLK	WP	HR	S	P	ERA	WHIP
44 Kyle Gibson, R ERA: 3.25	(1, 1)	6.0	L	28	7	2	2	5	3	0	1	0	0	1	65	105	3.00	1.667
57 Ryan Pressly, R ERA: 4.15	(7, 1)	0.1		4	2	3	3	1	1	0	0	0	0	0	11	19	81.00	9.000
55 Taylor Rogers, L ERA: 4.6	(7, 1)	0.2		2	0	0	0	0	0	0	0	0	0	0	4	8	0.00	0.000
38 Matt Belisle, R ERA: 5.93	(8, 1)	1.0		7	4	3	3	1	0	0	0	0	0	1	16	23	27.00	4.000
68 Matt Magill, R ERA: 1.46	(9, 1)	1.0		6	3	1	1	2	0	0	0	0	0	0	16	27	9.00	3.000

PITCHER	IP	WLS	BF	H	R	ER	SO	BB	IBB	HBP	BLK	WP	HR	S	P	ERA	WHIP

Batter	1	2	3	4	5	6	7	8	9	AB	R	H	RBI	BB	SO	LOB
7 Joe Mauer, L (1, 3) OBP: 0.390, SLG: 0.340	C SI 88 F SL 85 B SL 87 X SL 88 1-2 ① G4-3		F FF 89 B SL 87 F CH 82 X SL 88 1-2 ① G6-3			C FF 88 S SL 85 X SL 86 0-2 ① L9			C SI 90 B SL 84 B SI 90 B SI 89 X SI 90 3-1 2 2B 45 G4-3 1B	3	0	0	0	0	0	0
23 Mitch Garver, R (9, 3) OBP: 0.293, SLG: 0.328										1	1	1	0	0	0	0
2 Brian Dozier, R (1, 4) OBP: 0.298, SLG: 0.396	C SI 89 B CU 75 B FF 92 T FF 90 X SL 86 2-2 ② G5-3		C CH 82 S CU 74 B SI 91 B CU 74 X CU 74 2-2 ② L7			B SI 88 X FF 91 1-0 ② F8			C SI 89 F SI 90 X FF 90 0-2 45 G4-3 99 SF8 1-3 2B	4	1	1	0	0	0	0
5 Eduardo Escobar, S (1, 5) OBP: 0.351, SLG: 0.575	H FF 92 1-0 99 1B HBP		B FF 92 F SL 88 S FF 91 F FF 92 T FF 92 1-2 ③ K			C SI 88 C CU 69 B SL 85 B SI 88 X SL 86 2-2 ③ P4			X SI 91 0-0 ① G4-3 2-3 3-H	1	0	0	0	0	1	0
45 Taylor Motter, R (4, 5) OBP: 0.333, SLG: 0.350										2	0	0	1	0	0	1
99 Logan Morrison, L (1, 10) OBP: 0.297, SLG: 0.340	C FF 91 X SL 88 0-1 1-2 1B			F CU 74 B SL 84 S FF 89 X FF 91 1-2 ① P5			B CU 73 F SI 88 X SL 84 1-1 ① F9		B FF 92 X FF 92 1-0 ② SF8 3-H	3	0	1	1	0	0	0
36 Robbie Grossman, S (1, 7) OBP: 0.312, SLG: 0.341	F SL 87 F FF 91 F FF 93 X SL 87 0-2 ③ G4-3			C CH 82 B FF 91 F FF 91 C SI 90 1-3 ② K			C FF 89 F CH 80 B SL 85 B SI 88 X CH 80 2-2 ② F9		B CU 76 B CH 86 C SI 91 X CH 84 2-1 ③ G4-3	4	0	0	0	0	1	2
26 Max Kepler, L (1, 9) OBP: 0.313, SLG: 0.409		F SI 90 B SI 92 B SL 87 B CH 81 C SI 90 X CH 82 3-2 ① F8		C CU 74 B SL 86 F FF 91 C SI 91 1-3 ③ K			X CH 79 0-0 ③ F9			3	0	0	0	0	1	0
16 Ehire Adrianza, S (1, 6) OBP: 0.307, SLG: 0.398		F FF 92 B CU 77 B SL 88 S CH 82 B SI 91 F CH 82 F FF 92 F SL 86 S CH 82 3-3 ② K		C CU 74 F SL 85 B FF 90 F SI 90 F SI 90 S SL 87 1-3 ① K				C FF 90 B FF 91 X SI 91 1-1 ① F8		3	0	0	0	0	2	0
24 Ryan LaMarre, R (1, 8) OBP: 0.311, SLG: 0.298		C SI 89 B CU 77 B CU 77 B FF 91 B SI 90 4-1 BB		B SI 88 S SI 88 C SI 91 B CU 75 F FF 91 B CU 76 X SL 84 3-2 ② L5				F SI 90 B SL 84 B FF 91 X SI 90 2-1 46 G5-4-3 1B		2	0	1	0	1	0	0
46 Bobby Wilson, R (1, 2) OBP: 0.190, SLG: 0.263		X SL 85 0-0 ③ F8		B SI 88 X SI 88 1-0 ③ L7				D SL 82 C SI 89 D CH 85 S CH 84 X CH 85 2-2 ②③ G5-4-3 1-2f		3	0	0	0	0	0	2
Inning Stats	R: 0 H: 1 E: 0 LOB: 2 K: 0 BB: 0 S: 12 P: 16	R: 0 H: 0 E: 0 LOB: 1 K: 1 BB: 1 S: 11 P: 21	R: 0 H: 0 E: 0 LOB: 0 K: 1 BB: 0 S: 10 P: 14	R: 0 H: 0 E: 0 LOB: 0 K: 2 BB: 0 S: 9 P: 12	R: 0 H: 0 E: 0 LOB: 0 K: 1 BB: 0 S: 10 P: 15	R: 0 H: 0 E: 0 LOB: 0 K: 0 BB: 0 S: 7 P: 10	R: 0 H: 0 E: 0 LOB: 0 K: 0 BB: 0 S: 6 P: 9	R: 0 H: 1 E: 0 LOB: 0 K: 0 BB: 0 S: 7 P: 12	R: 2 H: 2 E: 0 LOB: 0 K: 0 BB: 0 S: 9 P: 15	1B: 3 SF: 1 2B: 1 SAC: 0 3B: 0 DP: 1 HR: 0 HBP: 1						WP: 0 PA: 32 PB: 0 SB: 0 CS: 0

PITCHER		IP	WLS	BF	H	R	ER	SO	BB	IBB	HBP	BLK	WP	HR	S	P	ERA	WHIP
22 Rick Porcello, R ERA: 3.44	(1, 1)	7.0	W	24	1	0	0	5	1	0	1	0	0	0	65	97	0.00	0.286
76 Hector Velázquez, R ERA: 2.21	(8, 1)	2.0		8	3	2	2	0	0	0	0	0	0	0	16	27	9.00	1.500

PITCHER	IP	WLS	BF	H	R	ER	SO	BB	IBB	HBP	BLK	WP	HR	S	P	ERA	WHIP

BOTTOM

Boston Red Sox @ Minnesota Twins

Target Field, Minneapolis, MN

Thu Jun 21 2018, 12:11 PM - 3:09 PM CDT

Att. 32,631 - Partly Cloudy - 72 F

livebaseballscorecards.com

AB	29
R	2
H	4
RBI	2
BB	1
SO	5
LOB	5

Texas Rangers @ Minnesota Twins

Target Field, Minneapolis, MN

Fri Jun 22 2018, 7:13 PM - 10:11 PM CDT

Att. 28,004 - Partly Cloudy - 81 F

TOP

livebaseballscorecards.com

Batter	1	2	3	4	5	6	7	8	9	AB	R	H	RBI	BB	SO	LOB
17 Shin-Soo Choo, L (1, 10) OBP: 0.391, SLG: 0.479	B FF 95 F FF 96 F FF 97 F SL 87 F SL 88 F FF 97 B SL 89 B SI 98 S SI 97 3-3 K ①		B SL 87 B FF 96 L FF 96 F SI 96 B SI 96 F SI 97 S SI 97 3-3 K ③		C SL 85 X FF 93 0-1 2-H HR		0-0 IBB		C SL 88 B SL 90 F SL 88 B FF 92 B SL 86 X SL 88 3-2 1-3 2-H 30 1B 1B	4	2	2	3	1	2	0
1 Elvis Andrus, R (1, 6) OBP: 0.395, SLG: 0.412	B SL 88 B SL 87 B FF 97 C FF 96 T SI 96 F SI 98 F SI 97 F SI 98 B SI 98 4-2 30 G3 BB			C SL 88 B SI 95 F SI 96 B SL 89 X SL 88 2-2 30 1B 29 1B 1B	C SI 96 C SL 86 B SL 88 F SL 85 S SI 95 1-3 K ②	X SL 85 0-0 L4-6 ② ③ 2-3		F SL 87 B FF 95 F FF 91 S CU 77 1-3 K ②	4	1	1	0	1	2	5
30 Nomar Mazara, L (1, 9) OBP: 0.344, SLG: 0.486	C SI 96 D CH 90 X SI 94 1-1 G3 1-2 ②			B SI 94 X CH 88 1-0 29 1B 12 FC1-4 1-2 1B	C SI 95 F CH 90 F SL 88 S SL 88 0-3 K ③			S CU 80 B CU 79 S CU 78 B CU 80 C SI 94 2-3 K ①	B FF 89 X SL 87 1-0 29 2B 2-H 3-H 1B	5	2	2	2	0	2	1
29 Adrián Beltré, R (1, 5) OBP: 0.358, SLG: 0.433	C FF 96 C SL 88 X SL 89 0-2 G4-3 ③			C SI 95 X SI 95 0-1 12 FC1-4 1-3 2-H 1B		B SL 85 B SI 94 X FF 95 2-0 L7 ①		C CU 79 C SL 82 X SL 84 0-2 G5-3 ②	B FF 91 B SF 93 B SL 89 X FF 91 2-1 1-H 2B	5	0	2	2	0	0	1
12 Rougned Odor, L (1, 4) OBP: 0.300, SLG: 0.331		C SL 86 F CH 91 X FF 96 0-2 P6 ①		B SI 94 F SI 95 B SL 86 X SL 86 2-1 FC1-4 1-2f 3-H ①		B SL 88 C SL 85 L SI 94 F SL 87 B SL 87 B SL 86 X SI 95 3-2 F7 ②		F SI 95 F CU 79 X SL 84 0-2 1B	D CU 73 X SL 86 1-0 F9 ③	5	0	1	1	0	0	2
13 Joey Gallo, L (1, 7) OBP: 0.292, SLG: 0.437		C SL 86 X FF 97 0-1 P5 ②		1 SAFE B SI 93 B SL 85 S SI 94 X SI 94 2-1 F7 ②		X SL 84 0-0 F8 ③		L CU 77 1 SAFE C CU 79 D CU 79 1 SAFE F CU 79 B SI 93 X CU 78 2-2 G6-3 ③		4	0	0	0	0	0	2
61 Robinson Chirinos, R (1, 2) OBP: 0.308, SLG: 0.378		B SI 96 F SI 96 B SI 97 X SI 96 2-1 P4 ③		B SI 94 1 SAFE D SI 94 T SI 95 X SI 95 2-1 G6-3 ③			C FF 89 F FF 90 B SL 85 B SL 84 X FF 91 2-2 3 SH5-3 67 BB 1B		B FF 91 B FF 92 X FF 91 2-0 67 1B 3 FC1 2B	4	0	2	0	0	0	1
67 Ronald Guzmán, L (1, 3) OBP: 0.318, SLG: 0.416			F FF 95 B CH 90 S CH 90 F FF 97 X SL 89 1-2 F7 ①		B FF 94 B CH 89 S SI 94 B SI 95 B SI 93 4-1 3 SH1-3 17 HR BB		C FF 91 D SL 85 B SL 84 D SL 85 F FF 91 F FF 90 B SL 85 4-2 1 L4-6 3 SH5-3 1-2 BB		C FF 92 B FF 93 X SL 87 1-1 3 FC1 17 1B 2-3 1B	2	2	1	0	2	0	0
3 Delino DeShields, R (1, 8) OBP: 0.329, SLG: 0.305			C SI 97 B FF 96 B SI 96 S FF 96 B FF 97 X SI 96 3-2 G5-3 ②		X SI 94 0-0 SH1-3 ① 1-2		B FF 90 L FF 89 X FF 90 1-1 SH5-3 ① 1-2 2-3		X SL 88 0-0 FC1 ① 17 1B 30 1B 1-2 3-H	2	1	0	0	0	0	2

| Inning Stats | | |

Batter	1	2	3	4	5	6	7	8	9	AB	R	H	RBI	BB	SO	LOB
7 Joe Mauer, L (1, 3) OBP: 0.387, SLG: 0.344	C FF 93 B FF 94 F FF 94 X FF 95 1-2 ① G6-3			B FF 93 C FF 92 F SL 88 B FF 95 B SL 88 S SL 88 3-3 ① K		C SL 89 C SL 89 B SL 88 B SL 89 F SL 88 F FF 93 X SL 87 2-2 1-3 3-H 2B			C SI 94 F CH 87 F SL 84 B FF 93 F FC 93 F SI 94 B CH 87 X FF 94 2-2 ① L7	4	0	1	1	0	1	0
20 Eddie Rosario, L (1, 7) OBP: 0.355, SLG: 0.571	B FF 94 B FF 94 S SL 88 X SL 88 2-1 ② G1-3			C SL 88 F FF 94 F SL 89 X KC 82 0-2 ② P5		B SL 87 F FF 92 F SL 87 F FF 92 X KC 82 1-2 ② P4			F SI 94 B FC 93 B FF 94 X CH 88 2-1 ② G5-3	4	0	0	0	0	0	2
2 Brian Dozier, R (1, 4) OBP: 0.297, SLG: 0.394	X FF 94 0-0 ③ 1B			C FF 94 B FF 93 X SL 88 1-1 ③ P2		F CH 86 C FF 92 X SL 88 0-2 ③ P3			B SI 95 B FF 94 C FC 93 X FC 92 2-1 ③ F7	4	0	1	0	0	0	2
36 Robbie Grossman, S (1, 10) OBP: 0.308, SLG: 0.335		X FF 92 0-0 ① G5-3			C FF 92 B SL 88 C FF 93 B KC 82 B SL 88 X FF 94 3-2 ① G5-3		B FF 96 C FF 95 B FS 88 X FF 97 2-1 ① F8			3	0	0	0	0	0	0
16 Ehire Adrianza, S (1, 6) OBP: 0.302, SLG: 0.390		C FF 92 S SL 87 B KC 83 F FF 94 B SL 89 F FF 95 S SL 90 2-3 ② K			C FF 94 C FF 94 B SL 89 B FF 94 X SL 88 2-2 ② G1-3		F FF 97 B FF 96 B FC 92 S FF 96 F FF 96 F SL 85 C FC 92 2-3 ② K			3	0	0	0	0	2	0
45 Taylor Motter, R (1, 5) OBP: 0.296, SLG: 0.304 (9, 9)		B FF 94 C FF 94 C FF 94 B SL 90 X FF 96 2-2 ③ L8			B FF 93 C FF 93 B FF 93 F FF 94 X FF 94 2-2 ③ F9		B FC 92 F FF 97 B FF 96 F FF 96 F FF 96 F SI 93 F FC 91 X SL 86 2-2 ③ G6-3			3	0	0	0	0	0	0
26 Max Kepler, L (1, 9) OBP: 0.313, SLG: 0.412 (9, 8)			X FF 92 0-0 ① F9			C FF 92 B SL 88 X FF 93 1-1 ① 46 BB 7 2B 2B		X SI 94 0-0 ① G4-3		3	1	1	0	0	0	0
24 Ryan LaMarre, R (1, 8) OBP: 0.314, SLG: 0.295 5 Eduardo Escobar, S (8, PH) OBP: 0.350, SLG: 0.573 (9, 5)			C FF 92 X FF 93 0-1 ② L8			B FF 92 C FF 92 S FF 93 B SL 89 D KC 83 F FF 93 F SL 87 F FF 93 D SL 88 4-2 ② 46 BB BB			C SI 94 F FF 93 F FC 92 F SL 87 S SI 94 0-3 ② K	1 1	0 0	0 0	0 0	1 0	0 1	0 0
46 Bobby Wilson, R (1, 2) OBP: 0.200, SLG: 0.259 99 Logan Morrison, L (8, PH) OBP: 0.296, SLG: 0.338 23 Mitch Garver, R (9, 2) OBP: 0.293, SLG: 0.328			C FF 93 B FF 93 F FF 93 S FF 95 1-3 ③ K			B FF 92 B KC 81 D CH 86 C FF 92 F FF 92 F FF 93 F SL 87 B SL 89 4-2 ① 7 2B 1-2 2-3 BB			C SI 94 S FC 93 F FC 93 B FC 93 B SI 94 B FC 92 X SI 95 3-2 ③ F8	1 1 0	0 0 0	0 0 0	0 0 0	1 0 0	1 0 0	0 0 0
Inning Stats	R: 0 E: 0 K: 0 S: 6 H: 1 LOB: 1 BB: 0 P: 9	R: 0 E: 0 K: 1 S: 9 H: 0 LOB: 0 BB: 0 P: 13	R: 0 E: 0 K: 1 S: 6 H: 0 LOB: 0 BB: 0 P: 7	R: 0 E: 0 K: 1 S: 9 H: 0 LOB: 0 BB: 0 P: 13	R: 0 E: 0 K: 0 S: 9 H: 0 LOB: 0 BB: 0 P: 16	R: 1 E: 0 K: 0 S: 23 H: 2 LOB: 2 BB: 2 P: 35	R: 0 E: 0 K: 1 S: 13 H: 0 LOB: 0 BB: 0 P: 19	R: 0 E: 0 K: 1 S: 10 H: 0 LOB: 0 BB: 0 P: 13	R: 0 E: 0 K: 0 S: 10 H: 0 LOB: 0 BB: 0 P: 16	1B: 1 2B: 2 3B: 0 HR: 0 SF: 0 SAC: 0 DP: 0 HBP: 0						

PITCHER		IP	WLS	BF	H	R	ER	SO	BB	IBB	HBP	BLK	WP	HR	S	P	ERA	WHIP
36 Mike Minor, L ERA: 5.06	(1, 1)	6.0	W	21	3	1	1	3	2	0	0	0	0	0	62	93	1.50	0.833
31 Chris Martin, R ERA: 3.74	(7, 1)	1.0	H	3	0	0	0	1	0	0	0	0	0	0	13	19	0.00	0.000
53 Jesse Chavez, R ERA: 3.33	(8, 1)	2.0	S	6	0	0	0	1	0	0	0	0	0	0	20	29	0.00	0.000

PITCHER	IP	WLS	BF	H	R	ER	SO	BB	IBB	HBP	BLK	WP	HR	S	P	ERA	WHIP

BOTTOM

Texas Rangers @ Minnesota Twins

Target Field, Minneapolis, MN

Fri Jun 22 2018, 7:13 PM - 10:11 PM CDT

Att. 28,004 - Partly Cloudy - 81 F

livebaseballscorecards.com

AB	28
R	1
H	3
RBI	1
BB	2
SO	5
LOB	4

WP: 0 PA: 30
PB: 0
SB: 0
CS: 0

Texas Rangers @ Minnesota Twins

Target Field, Minneapolis, MN

Sat Jun 23 2018, 1:12 PM - 4:46 PM CDT

Att. 23,230 - Cloudy - 78 F

livebaseballscorecards.com

Batter	1	2	3	4	5	6	7	8	9	AB	R	H	RBI	BB	SO	LOB
17 Shin-Soo Choo, L (1, 7) OBP: 0.391, SLG: 0.479 15 Carlos Tocci, R (9, 7) OBP: 0.188, SLG: 0.071	T FF 90 S FF 91 B FF 91 B FF 91 F FF 91 S FF 92 2-3 K ①	C FS 85 X FS 85 0-1 30 1B 1-3 2-H 2B	B FF 95 B SL 85 B FF 94 C FF 94 B FF 94 4-1 BB		X FF 94 0-0 G3-1 ③			C CU 74 B SI 89 B SL 79 B SI 89 X SI 90 3-1 L7 ①		4 0	1 0	1 0	1 0	1 0	1 0	1 0
1 Elvis Andrus, R (1, 6) OBP: 0.372, SLG: 0.384	B SL 83 B SL 85 F FF 92 X FF 91 2-1 G6-3 ②	B SL 83 B CU 72 B SL 81 C FF 92 S FS 84 C FS 84 3-3 K ②	C FF 94 F SL 83 S SL 85 0-3 K ③			C FF 96 C CU 81 B SL 90 B SL 90 X CU 83 2-2 G1-3 ①		B SI 86 D CH 84 C SL 79 B CU 74 S CU 74 X CU 74 3-2 G6-3 ②		5	0	0	0	0	2	4
30 Nomar Mazara, L (1, 9) OBP: 0.342, SLG: 0.481	C FF 91 S FS 85 F FF 92 B FF 92 F FS 85 F FF 92 C CU 74 1-3 K ③	T FF 93 S FF 91 X FF 92 0-2 29 1B 2-H 3-H 1B		B CH 87 F FF 94 C FF 94 S FF 93 1-3 K ①		S CU 83 F SL 88 X CU 84 0-2 G6-3 ②		B CU 74 C SI 89 S CU 75 B CU 74 F SI 90 S CU 73 2-3 K ③		5	0	1	2	0	3	1
29 Adrian Beltré, R (1, 10) OBP: 0.365, SLG: 0.456	19 HBP 12 1B 61 BB 1B 2-2 1B			C SL 83 B FF 94 X FF 94 1-1 HR		B FF 96 F FF 96 F FF 97 B SL 89 F CU 83 S SL 92 2-3 K ③			C SL 79 B FF 94 F CH 79 X CH 78 1-2 G6-3 ①	5	2	3	1	0	1	0
12 Rougned Odor, L (1, 4) OBP: 0.297, SLG: 0.327	61 BB 19 HBP 3 1B 1-2 1B 3-3 K			X CH 87 0-0 G4-3 ②			B FF 92 C FF 91 C SL 85 B SL 85 B FF 92 F FF 92 X FF 93 3-2 F7 ①		C CH 80 B CH 80 F SI 91 S CH 79 1-3 K ②	5	1	1	0	0	2	2
19 Jurickson Profar, S (1, 5) OBP: 0.322, SLG: 0.440	H FF 88 1-0 61 BB 3 1B 1-2 2-3 HBP	B SL 82 F FF 95 C FF 95 B FF 94 B SL 84 F FF 94 X FF 96 3-2 G3-1 ①	H FF 94 1-0 67 S HBP				B FF 92 B FF 92 H FF 92 3-0 HBP		B SI 92 C CH 80 S FF 94 F CH 78 S CH 79 1-3 K ③	2	1	0	0	0	1	0
13 Joey Gallo, L (1, 3) OBP: 0.293, SLG: 0.441 67 Ronald Guzmán, L (3, 3) OBP: 0.315, SLG: 0.411	B FF 92 F FF 92 B FF 92 X FS 86 2-1 F8 ①	F FF 95 S CH 88 B FF 94 F FF 95 B SL 85 X FF 95 2-2 61 PB 61 HR 2B	C SL 83 S CH 86 D SL 82 F FF 94 S FF 93 1-3 K ③ 1-2				C FF 93 B FF 93 C FF 93 F FF 93 B SL 87 B FF 93 X FF 93 3-2 L8 ②			2 2	1 0	1 0	0 0	0 1	0 2	3 2
61 Robinson Chirinos, R (1, 2) OBP: 0.312, SLG: 0.393	B SL 84 B SL 80 C FF 92 S FF 91 F FF 93 F SL 84 B FF 93 D FS 86 4-2 3 1B 17 2B 1-2 2-3 3-H BB	B FF 95 S FF 95 B SL 85 S SL 87 B FF 96 X FF 96 3-2 2-H HR	F SL 83 C FF 93 B SL 84 S SL 84 1-3 K ①				S FF 93 B FF 93 F FF 93 B SL 86 X FF 93 2-2 G4-3 ③			3	2	1	3	1	1	1
3 Delino DeShields, R (1, 8) OBP: 0.332, SLG: 0.314	S FF 92 B FF 92 F FF 92 F FF 93 B SL 84 X FF 92 2-2 17 2B 30 1B 1-2 2-H 3-H 1B	B FF 95 F FF 94 X FF 95 1-1 F9 ②	B SL 84 C FF 93 X FF 93 1-1 L6 ②					B SI 90 F SI 89 X CH 84 1-1 2B		4	1	2	2	0	0	0
Inning Stats	R: 0 E: 0 K: 2 S: 13 H: 0 LOB: 0 BB: 0 P: 18	R: 6 E: 0 K: 2 S: 31 H: 6 LOB: 2 BB: 1 P: 50	R: 2 E: 0 K: 1 S: 17 H: 2 LOB: 1 BB: 1 P: 30	R: 1 E: 0 K: 2 S: 10 H: 1 LOB: 1 BB: 0 P: 14	R: 0 E: 0 K: 1 S: 6 H: 0 LOB: 0 BB: 0 P: 8	R: 0 E: 0 K: 1 S: 10 H: 0 LOB: 0 BB: 0 P: 14	R: 0 E: 0 K: 0 S: 11 H: 0 LOB: 1 BB: 0 P: 22	R: 0 E: 0 K: 1 S: 11 H: 1 LOB: 1 BB: 0 P: 20	R: 0 E: 0 K: 2 S: 10 H: 0 LOB: 0 BB: 0 P: 13	1B: 5 2B: 3 3B: 0 HR: 2 SF: 0 SAC: 0 DP: 0 HBP: 3						

TOP	
AB	37
R	9
H	10
RBI	9
BB	2
SO	12
LOB	14

		WP: 0	PA: 42
		PB: 1	
		SB: 1	
		CS: 0	

PITCHER		IP	WLS	BF	H	R	ER	SO	BB	IBB	HBP	BLK	WP	HR	S	P	ERA	WHIP
12 Jake Odorizzi, R ERA: 4.97	(1, 1)	1.2	L	13	6	6	6	3	1	0	1	0	0	0	39	60	32.40	4.200
68 Matt Magill, R ERA: 2.25	(2, 1)	3.1		15	3	3	3	5	1	0	1	0	0	2	38	60	8.10	1.200
57 Ryan Pressly, R ERA: 4.04	(6, 1)	1.0		3	0	0	0	1	0	0	0	0	0	0	10	14	0.00	0.000
43 Addison Reed, R ERA: 3.47	(7, 1)	1.0		4	0	0	0	0	0	0	1	0	0	0	11	22	0.00	0.000
32 Zach Duke, L ERA: 2.96	(8, 1)	1.0		4	1	0	0	1	0	0	0	0	0	0	11	20	0.00	1.000

PITCHER		IP	WLS	BF	H	R	ER	SO	BB	IBB	HBP	BLK	WP	HR	S	P	ERA	WHIP
39 Trevor Hildenberger, R ERA: 2.17	(9, 1)	1.0		3	0	0	0	2	0	0	0	0	0	0	10	13	0.00	0.000

Batter	1	2	3	4	5	6	7	8	9	AB	R	H	RBI	BB	SO	LOB
7 Joe Mauer, L (1, 10) OBP: 0.388, SLG: 0.345	C FF 88 B SI 90 B CH 85 X SI 91 2-1 20 HR 1B	C CH 86 S SL 90 B SL 90 F SL 91 F FF 92 D CU 82 F CH 89 F FF 92 X SL 92 2-2 ③ L8			C SI 93 B FF 93 C FF 93 B FF 93 B CH 86 C FF 93 3-3 ② K		C FF 95 B FC 92 B FF 94 B FC 92 C FF 93 X FF 96 3-2 ① L8		B FF 94 C FF 94 B FF 94 B FF 93 C FF 94 X FF 95 3-2 20 2B 1B 1-2 2-3	5	1	2	0	0	1	3
20 Eddie Rosario, L (1, 7) OBP: 0.355, SLG: 0.582	X CU 78 0-0 1-H HR	C FF 89 B FF 92 S SI 92 F SI 93 B SI 93 T CH 87 2-2 ① K			B SI 93 B SI 94 F SI 94 X SI 94 2-2 ③ G1-3		X FC 92 0-0 ② L7		C FF 97 S CU 83 D FF 98 F CU 83 X FF 96 1-2 1-3 2-H 3-H 2B	5	1	2	4	0	1	2
5 Eduardo Escobar, S (1, 5) OBP: 0.344, SLG: 0.562	C FF 92 F FF 92 B SL 90 B CH 85 X FF 92 2-2 ① P5		S CH 87 X CH 87 0-1 ② G1-3			C FF 91 X SL 88 0-1 ① P6	C FF 95 F FC 91 B FC 93 S KC 82 1-3 ③ K		C CU 81 F CU 82 F FF 98 F FF 98 S CU 84 0-3 ② K	5	0	0	0	0	2	3
2 Brian Dozier, R (1, 4) OBP: 0.302, SLG: 0.392	S CU 79 S SL 89 B SL 89 B SL 90 B CU 80 B SL 90 4-2 BB		C CU 80 C FF 93 B SL 91 X SI 93 1-2 ③ P6			B SI 92 B FF 92 B SI 91 D FF 90 4-0 99 HR BB		T FF 94 S FF 95 B FF 95 F KC 83 X KC 83 1-2 ① L3	D CU 82 C CU 82 B CU 83 B FF 98 B FF 98 4-1 BB	2	1	0	0	3	0	0
99 Logan Morrison, L (1, 3) OBP: 0.294, SLG: 0.348	X FF 92 0-0 ② P3			C SI 92 B CH 87 S CH 86 B FF 92 F FF 92 B CH 86 X FF 93 3-2 ① F8		C SI 92 B FF 93 F SI 93 B SI 94 F FF 93 F FF 93 B FF 93 F FF 93 X FF 94 3-2 1-H HR		C KC 84 F FF 94 C FF 95 0-3 ② K	F FF 97 S FF 98 D CU 84 S CU 84 1-3 ③ K	5	1	1	2	0	2	4
45 Taylor Motter, R (1, 6) OBP: 0.258, SLG: 0.259	1 SAFE C FF 91 B FF 91 B FF 91 X SL 89 2-1 ③ F9			C FF 94 B CU 79 F FF 93 T FF 93 1-2 ② K		B FF 94 S FC 90 X CU 80 1-1 ② G1-3		C FF 96 F FF 95 C FF 96 0-3 ③ K		4	0	0	0	0	2	1
26 Max Kepler, L (1, 9) OBP: 0.316, SLG: 0.411		B FF 89 C FF 89 X CH 84 1-1 24 23 1B G4-6-3 1B		B CH 87 X FF 93 1-0 ③ F7		C SI 93 B FS 89 S FS 88 B FS 88 B FF 94 B FC 90 4-2 BB			C FF 94 C KC 81 X FC 92 0-2 ① G4-3	3	0	1	0	1	0	0
23 Mitch Garver, R (1, 2) OBP: 0.305, SLG: 0.341		C FF 92 X SL 88 0-1 24 G4-6-3 1-2 1B			C CU 77 B CH 85 B CU 80 C SL 88 F SI 93 X SL 88 2-2 1B	C CU 81 B FC 92 C CU 80 B CU 82 F FF 95 B FS 88 C FF 94 3-3 ③ K			B FF 94 C CH 84 B FC 92 X FF 95 2-1 7 1B 24 1B 20 2B 1B	4	1	3	0	0	1	1
24 Ryan LaMarre, R (1, 8) OBP: 0.321, SLG: 0.313		C FF 92 B FF 92 C SL 90 X SI 92 1-2 ① ② G4-6-3 1-2f 2-3			B SL 89 F SL 88 F SI 93 B FF 94 B SI 93 X SI 92 3-2 ① P4		X FF 93 0-0 2B		B FC 92 X FF 94 1-0 7 1B 20 2B 1-2 1B	4	1	2	0	0	0	3
Inning Stats	R: 2 H: 2 E: 0 LOB: 1 K: 0 BB: 1 S: 11 P: 21	R: 0 H: 2 E: 0 LOB: 1 K: 0 BB: 0 S: 14 P: 18	R: 0 H: 0 E: 0 LOB: 0 K: 1 BB: 0 S: 9 P: 12	R: 0 H: 0 E: 0 LOB: 0 K: 1 BB: 0 S: 8 P: 13	R: 0 H: 1 E: 0 LOB: 1 K: 1 BB: 0 S: 13 P: 23	R: 2 H: 1 E: 0 LOB: 1 K: 1 BB: 2 S: 16 P: 31	R: 0 H: 1 E: 0 LOB: 1 K: 1 BB: 0 S: 8 P: 12	R: 0 H: 0 E: 0 LOB: 0 K: 2 BB: 0 S: 10 P: 11	R: 2 H: 4 E: 0 LOB: 3 K: 2 BB: 1 S: 22 P: 34	1B: 7 SF: 0 2B: 2 SAC: 0 3B: 0 DP: 1 HR: 2 HBP: 0						

PITCHER		IP	WLS	BF	H	R	ER	SO	BB	IBB	HBP	BLK	WP	HR	S	P	ERA	WHIP
49 Yovani Gallardo, R ERA: 12.08	(1, 1)	5.1	W	23	6	4	4	3	2	0	0	0	0	2	63	102	6.75	1.500
43 Tony Barnette, R ERA: 2.7	(6, 1)	0.2		3	0	0	0	1	1	0	0	0	0	0	8	16	0.00	1.500
55 Matt Moore, L ERA: 7.63	(7, 1)	2.1		11	4	2	2	3	0	0	0	0	0	0	27	38	7.71	1.714
50 Keone Kela, R ERA: 3.67	(9, 1)	0.2	S	4	1	0	0	2	1	0	0	0	0	0	13	19	0.00	3.000

PITCHER	IP	WLS	BF	H	R	ER	SO	BB	IBB	HBP	BLK	WP	HR	S	P	ERA	WHIP

BOTTOM

Texas Rangers @ Minnesota Twins

Target Field, Minneapolis, MN

Sat Jun 23 2018, 1:12 PM - 4:46 PM CDT

Att. 23,230 - Cloudy - 78 F

livebaseballscorecards.com

AB	37
R	6
H	11
RBI	6
BB	4
SO	9
LOB	17

1B: 7	SF: 0	WP: 0	PA: 41
2B: 2	SAC: 0	PB: 0	
3B: 0	DP: 1	SB: 0	
HR: 2	HBP: 0	CS: 0	

Batter	1	2	3	4	5	6	7	8	9	AB	R	H	RBI	BB	SO	LOB
17 Shin-Soo Choo, L (1, 7) OBP: 0.393, SLG: 0.481	X FF 93 0-0 29 1B 2B		B CH 84 B CH 84 B SI 94 C SI 92 C SI 93 B FF 95 4-2 BB		B SV 80 X SI 93 1-0 ③ L3			S CH 79 B CH 80 S CH 79 B CH 78 X CH 80 2-2 ③ G1-3		3	0	1	0	1	0	0
19 Jurickson Profar, S (1, 6) OBP: 0.317, SLG: 0.434	S FF 93 S FF 94 B FF 95 C SI 94 1-3 ① K		B FF 93 1 SAFE F FF 93 1 SAFE F CH 84 F SI 94 D SV 84 S SV 84 2-3 ② K			C SV 82 X FF 94 0-1 ① G4-3			S SI 94 S CH 83 B CH 82 B CH 84 B CH 82 S CH 84 3-3 ① K	4	0	0	0	0	3	2
30 Nomar Mazara, L (1, 9) OBP: 0.338, SLG: 0.474	C SV 82 2 SAFE B FF 94 F SV 84 X FF 95 1-2 ② F7		1 SAFE F SV 82 B CH 84 S CH 84 S FF 95 1-3 ③ K			F CH 84 F FF 93 B SV 83 B SV 84 B SV 84 X SI 96 3-2 ② G5-3			C CH 83 F FF 96 B CH 84 S FF 96 1-3 ② K	4	0	0	0	0	2	2
29 Adrián Beltré, R (1, 5) OBP: 0.367, SLG: 0.453	B SV 82 B SV 82 C SI 94 B SI 94 X SI 93 3-1 2-3 1B			C SV 81 S SI 93 B SV 83 F SI 93 B SV 84 F FF 95 F SV 82 B SI 93 B SV 84 4-2 BB		C SV 81 F SI 93 B SV 78 F SI 92 S CH 86 1-3 ③ K			B SI 96 B FF 95 B SI 96 C FF 95 F FF 96 S CH 86 3-3 ③ K	3	0	1	0	1	2	0
12 Rougned Odor, L (1, 4) OBP: 0.293, SLG: 0.321	B SV 83 D SV 83 C SI 95 S SI 94 S SV 84 2-3 ③ K			F SI 93 F SV 81 D SV 84 B FF 94 F SV 82 B SI 94 X SI 94 3-2 ① F8			X SV 81 0-0 E3 9 G1-6-3			3	0	0	0	0	1	3
13 Joey Gallo, L (1, 10) OBP: 0.290, SLG: 0.436		B FF 93 X FF 93 1-0 ① P3		S SV 83 F SV 82 B SI 94 C SI 94 1-3 ② K			S SV 82 1 SAFE S SV 84 F SV 83 S SV 84 0-3 ① K			3	0	0	0	0	2	2
9 Isiah Kiner-Falefa, R (1, 2) OBP: 0.328, SLG: 0.357		C FF 92 C SI 93 B FF 94 S SV 82 1-3 ② K		C FF 93 D SV 82 C SI 93 D SV 82 S SV 83 2-3 ③ K			C SV 82 X FF 94 0-1 ②③ G1-6-3 1-2f			3	0	0	0	0	2	2
67 Ronald Guzmán, L (1, 3) OBP: 0.311, SLG: 0.404		C FF 93 S CH 85 B FF 94 B SV 82 F FF 94 F SV 83 S SV 84 2-3 ③ K			F SV 81 B CH 83 X FF 92 1-1 ① P2			C SI 89 X CH 78 0-1 ① G4-3		3	0	0	0	0	1	0
3 Delino DeShields, R (1, 8) OBP: 0.328, SLG: 0.310			C FF 92 C SI 92 B SV 81 S SI 93 1-3 ① K		C FF 94 F SI 93 B SV 81 B FF 93 C SV 81 2-3 ② K			B SI 90 X SI 89 1-0 ② G6-3		3	0	0	0	0	2	0
Inning Stats	R: 0 E: 0 K: 2 S: 12 H: 2 LOB: 2 BB: 0 P: 19	R: 0 E: 0 K: 2 S: 9 H: 0 LOB: 0 BB: 0 P: 13	R: 0 E: 0 K: 3 S: 12 H: 0 LOB: 1 BB: 1 P: 20	R: 0 E: 0 K: 2 S: 15 H: 0 LOB: 1 BB: 1 P: 25	R: 0 E: 0 K: 1 S: 6 H: 0 LOB: 0 BB: 0 P: 10	R: 0 E: 0 K: 1 S: 9 H: 0 LOB: 0 BB: 0 P: 13	R: 0 E: 1 K: 1 S: 7 H: 0 LOB: 0 BB: 0 P: 7	R: 0 E: 0 K: 0 S: 6 H: 0 LOB: 0 BB: 0 P: 9	R: 0 E: 0 K: 3 S: 9 H: 0 LOB: 0 BB: 0 P: 16	1B: 1 2B: 1 3B: 0 HR: 0 SF: 0 SAC: 0 DP: 1 HBP: 0						

PITCHER		IP	WLS	BF	H	R	ER	SO	BB	IBB	HBP	BLK	WP	HR	S	P	ERA	WHIP
17 José Berríos, R ERA: 3.15	(1, 1)	7.0	W	25	2	0	0	12	2	0	0	0	0	0	70	107	0.00	0.571
39 Trevor Hildenberger, R ERA: 2.11	(8, 1)	1.0	H	3	0	0	0	0	0	0	0	0	0	0	6	9	0.00	0.000
56 Fernando Rodney, R ERA: 2.73	(9, 1)	1.0	S	3	0	0	0	3	0	0	0	0	0	0	9	16	0.00	0.000

PITCHER	IP	WLS	BF	H	R	ER	SO	BB	IBB	HBP	BLK	WP	HR	S	P	ERA	WHIP

TOP

Texas Rangers @ Minnesota Twins

Target Field, Minneapolis, MN

Sun Jun 24 2018, 1:11 PM - 3:32 PM CDT

Att. 23,633 - Cloudy - 77 F

livebaseballscorecards.com

AB	29
R	0
H	2
RBI	0
BB	2
SO	15
LOB	11

PA:	31
WP:	0
PB:	0
SB:	0
CS:	0

Texas Rangers @ Minnesota Twins

Target Field, Minneapolis, MN

Sun Jun 24 2018, 1:11 PM - 3:32 PM CDT

Att. 23,633 - Cloudy - 77 F

livebaseballscorecards.com

Batter	1	2	3	4	5	6	7	8	9	AB	R	H	RBI	BB	SO	LOB
7 Joe Mauer, L (1, 3) OBP: 0.380, SLG: 0.337	C FF 85 F FF 87 X FF 89 0-2 ① G4-3		B FF 88 B FF 88 C SI 86 B SI 87 X SI 87 3-1 ③ L4		C CH 80 X SI 87 0-1 ③ L7		C SL 79 F FF 90 B FF 91 X SI 88 1-2 ③ G5-3			4	0	0	0	0	0	1
20 Eddie Rosario, L (1, 7) OBP: 0.357, SLG: 0.581	C FF 87 X SI 86 0-1 ② G3			B SI 85 X SI 85 1-0 5 2B 1B		X SI 86 0-0 5 WP 36 1B 1B		B SL 77 F SI 86 F SL 77 F CH 71 S SI 86 1-3 ① K		4	1	2	0	0	1	0
5 Eduardo Escobar, S (1, 5) OBP: 0.346, SLG: 0.563	F FF 86 F SI 85 F FF 90 F SI 86 S CH 82 0-3 ③ K			1 SAFE B SI 84 1 SAFE S SI 84 F SI 84 D CH 81 1 SAFE X SI 86 2-2 ① 1-2 2B		B SI 85 B FF 89 B CH 80 D CH 81 4-0 36 1B 1-2 BB		F CH 71 B SI 88 S CH 72 F CH 68 F SI 88 X SL 77 1-2 ② P6		3	0	1	0	1	1	0
2 Brian Dozier, R (1, 4) OBP: 0.302, SLG: 0.390		B SI 85 F SI 86 B SI 86 X FF 89 2-1 ① F9		X SI 87 0-0 ② G5-3		C SI 88 F SI 87 X SI 88 0-2 ① L7		C SI 88 B CH 72 B CH 71 F CH 71 X SI 87 2-2 1B		4	0	1	0	0	0	3
99 Logan Morrison, L (1, 10) OBP: 0.293, SLG: 0.347		X FF 88 0-0 1B		X CH 81 0-0 ③ F7		B SI 87 F SI 86 S CH 82 B FF 91 B CH 81 F SI 88 C SI 89 3-3 ② K		B SI 88 1 SAFE B SI 86 S SI 87 S SI 87 1 SAFE S SL 79 2-3 ③ K		4	0	1	0	0	2	4
36 Robbie Grossman, S (1, 9) OBP: 0.313, SLG: 0.346 24 Ryan LaMarre, R (9, 8) OBP: 0.321, SLG: 0.313		B SI 84 S SI 84 B SI 87 1 SAFE C SI 86 C SI 86 2-3 ② K			X SI 85 0-0 16 F8 46 1B 2B	X FF 90 0-0 1-3 2-H 1B				3 0	1 0	2 0	1 0	0 0	1 0	1 0
26 Max Kepler, L (1, 8) OBP: 0.312, SLG: 0.406 (9, 9)		B CH 80 C SI 86 1 SAFE 1 SAFE F CH 80 B SI 86 C SI 85 2-3 ③ K			B FF 87 F SI 87 X SI 87 1-1 ① P5	X CH 80 0-0 ③ P5				3	0	0	0	0	1	4
16 Ehire Adrianza, S (1, 6) OBP: 0.297, SLG: 0.383			C SI 84 B SI 85 C SI 85 F FF 90 F SI 88 S CH 81 1-3 ① K		X SI 88 0-0 ② F8 2-3		X SI 84 0-0 ① F8			3	0	0	0	0	1	1
46 Bobby Wilson, R (1, 2) OBP: 0.206, SLG: 0.262			X SI 86 0-0 ② L5		C SI 88 X SI 88 0-1 3-H 1B		C SI 85 C FF 89 F SI 88 F SL 82 X SL 81 0-2 ② P3			3	0	1	1	0	0	0

Inning Stats	1	2	3	4	5	6	7	8	9
	R: 0 E: 0 K: 1 S: 10	R: 0 E: 0 K: 2 S: 9	R: 0 E: 0 K: 1 S: 8	R: 0 E: 0 K: 0 S: 6	R: 1 E: 0 K: 0 S: 8	R: 1 E: 0 K: 1 S: 10	R: 0 E: 0 K: 0 S: 9	R: 0 E: 0 K: 2 S: 16	
	H: 0 LOB: 0 BB: 0 P: 10	H: 1 LOB: 1 BB: 0 P: 15	H: 0 LOB: 0 BB: 0 P: 12	H: 2 LOB: 1 BB: 0 P: 9	H: 2 LOB: 1 BB: 1 P: 9	H: 2 LOB: 2 BB: 1 P: 17	H: 0 LOB: 0 BB: 0 P: 10	H: 1 LOB: 1 BB: 0 P: 22	

	AB	R	H	RBI	BB	SO	LOB
AB	31						
R		2					
H			8				
RBI				2			
BB					1		
SO						7	
LOB							14

		1B: 6 2B: 2 3B: 0 HR: 0	SF: 0 SAC: 0 DP: 0 HBP: 0	WP: 1 PB: 0 SB: 0 CS: 0	PA: 32

PITCHER		IP	WLS	BF	H	R	ER	SO	BB	IBB	HBP	BLK	WP	HR	S	P	ERA	WHIP
40 Bartolo Colon, R ERA: 4.72	(1, 1)	7.0	L	28	7	2	2	5	1	0	0	0	1	0	60	82	2.57	1.143
58 Alex Claudio, L ERA: 5.08	(8, 1)	1.0		4	1	0	0	2	0	0	0	0	0	0	16	22	0.00	1.000

PITCHER	IP	WLS	BF	H	R	ER	SO	BB	IBB	HBP	BLK	WP	HR	S	P	ERA	WHIP

Minnesota Twins @ Chicago White Sox

Guaranteed Rate Field, Chicago, IL

Tue Jun 26 2018, 9:01 PM - 12:14 AM CDT

Att. 16,276 - Cloudy - 73 F

livebaseballscorecards.com

Batter	1	2	3	4	5	6	7	8	9	AB	R	H	RBI	BB	SO	LOB
7 Joe Mauer, L (1, 3) OBP: 0.373, SLG: 0.331	C FF 95 B CU 77 C FF 96 B SL 83 F FF 97 B FF 98 X FF 97 3-2 ① G3-1		B CH 80 B FF 95 C SI 93 B CH 82 X FF 96 3-1 ① F7		1 SAFE B FF 94 C FF 96 1 SAFE F FF 97 F SL 83 X FF 97 1-2 ① SF9 3-H			B CU 76 B SI 92 C SI 91 F FF 93 B FC 88 X SI 92 3-2 ① F7		3	0	0	1	0	0	0
20 Eddie Rosario, L (1, 7) OBP: 0.353, SLG: 0.573	X FF 96 0-0 ② F9		B CU 78 S CU 75 B FF 95 F CU 76 F FF 96 X CU 77 2-2 ② F8		1 SAFE B CU 74 B FF 96 1 SAFE X FF 97 2-0 ② F7			C CU 77 S FC 86 B FC 87 F SI 91 S CU 78 1-3 ② K		4	0	0	0	0	1	1
5 Eduardo Escobar, S (1, 5) OBP: 0.344, SLG: 0.558	C FF 97 F FF 96 B FF 97 F SL 82 F FF 97 F FF 96 F FF 99 X CU 79 1-2 ③ L4		B FF 95 F FF 94 B CU 76 S CH 84 X FF 96 2-2 ③ 1B		C CU 76 B SL 84 F FF 96 T FF 95 1-2 ③ K			B FF 92 S SI 91 F CH 86 F CU 79 B FC 89 S CH 86 2-3 ③ K		4	0	1	0	0	2	1
99 Logan Morrison, L (1, 10) OBP: 0.289, SLG: 0.341		X FF 95 0-0 ① F8		B CU 72 F FF 92 F CH 80 X FF 92 1-2 ① F8		B CU 74 S SL 81 F FF 92 X SL 83 1-2 ① F9			X FF 91 0-0 ① L4	4	0	0	0	0	0	0
2 Brian Dozier, R (1, 4) OBP: 0.301, SLG: 0.398		B FF 96 X FF 96 1-0 HR		C SL 81 C FF 94 S SL 84 0-3 ② K		C SL 82 B FF 94 B SL 85 T FF 95 F SL 86 S FF 95 2-3 ② K			C FF 92 F CU 72 B FF 94 B FF 91 F CH 88 X FF 94 2-2 ② F9	4	1	1	1	0	2	0
26 Max Kepler, L (1, 8) OBP: 0.308, SLG: 0.400		F FF 96 F FF 96 B CU 78 B SL 81 B FF 96 X FF 97 3-2 ② G4-3		C SL 85 B FF 96 B CU 78 C FF 97 X FF 97 2-2 ③ P5		B FF 96 B FF 96 C FF 95 X FF 96 2-1 ③ F8			X FF 94 0-0 ③ G4-3	4	0	0	0	0	0	0
23 Mitch Garver, R (1, 2) OBP: 0.312, SLG: 0.343		B FF 96 S SL 83 F FF 96 B SL 85 B SL 85 B FF 97 4-2 BB			B SL 80 C FF 93 X SL 82 1-1 1B		C FF 93 C SL 84 S FF 95 0-3 ① K			2	1	1	0	1	1	0
60 Jake Cave, L (1, 9) OBP: 0.227, SLG: 0.545		X FF 96 0-0 ③ F7			C FF 94 X CU 77 0-1 1B 1-2		C CU 71 B SI 90 S CH 82 B CU 74 F CH 82 B SI 90 F CH 82 F SI 92 S CH 82 3-3 ② K			3	1	1	0	0	1	1
16 Ehire Adrianza, S (1, 6) OBP: 0.303, SLG: 0.406			X FF 93 0-0 HR		B SL 82 B FF 96 X CH 83 2-0 1B 1-3 2-H		X CU 85 0-0 ③ G3-1			3	1	2	2	0	0	0
Inning Stats	R: 0 E: 0 K: 0 S: 12 H: 0 LOB: 0 BB: 0 P: 16	R: 1 E: 0 K: 0 S: 8 H: 1 LOB: 1 BB: 1 P: 16	R: 1 E: 0 K: 0 S: 10 H: 2 LOB: 1 BB: 0 P: 17	R: 0 E: 0 K: 1 S: 9 H: 0 LOB: 0 BB: 0 P: 12	R: 2 E: 0 K: 1 S: 13 H: 3 LOB: 1 BB: 0 P: 20	R: 0 E: 0 K: 1 S: 9 H: 0 LOB: 0 BB: 0 P: 14	R: 0 E: 0 K: 2 S: 10 H: 0 LOB: 0 BB: 0 P: 13	R: 0 E: 0 K: 2 S: 11 H: 0 LOB: 0 BB: 0 P: 17	R: 0 E: 0 K: 0 S: 6 H: 0 LOB: 0 BB: 0 P: 8	1B: 4 2B: 0 3B: 0 HR: 2 SF: 1 SAC: 0 DP: 0 HBP: 0						

	AB	31
	R	4
	H	6
	RBI	4
	BB	1
	SO	7
	LOB	3

WP: 0 PB: 0 SB: 0 CS: 0 PA: 33

PITCHER		IP	WLS	BF	H	R	ER	SO	BB	IBB	HBP	BLK	WP	HR	S	P	ERA	WHIP
40 Reynaldo López, R ERA: 3.73	(1, 1)	6.1	W	25	6	4	4	4	1	0	0	0	0	2	64	98	5.68	1.105
70 Luis Avilán, L ERA: 4.03	(7, 1)	0.1	H	1	0	0	0	1	0	0	0	0	0	0	6	9	0.00	0.000
37 Juan Minaya, R ERA: 4.5	(7, 1)	0.1	H	1	0	0	0	0	0	0	0	0	0	0	1	1	0.00	0.000
57 Jace Fry, L ERA: 1.96	(8, 1)	1.0	H	3	0	0	0	2	0	0	0	0	0	0	11	17	0.00	0.000
48 Joakim Soria, R ERA: 2.79	(9, 1)	1.0		3	0	0	0	0	0	0	0	0	0	0	6	8	0.00	0.000

PITCHER	IP	WLS	BF	H	R	ER	SO	BB	IBB	HBP	BLK	WP	HR	S	P	ERA	WHIP

BOTTOM

Batter	1	2	3	4	5	6	7	8	9	AB	R	H	RBI	BB	SO	LOB
10 Yoán Moncada, S (1, 4) OBP: 0.297, SLG: 0.412	C FF 91 B SI 91 B SI 90 F FF 93 C FF 95 2-3 ① K		X SI 92 0-0 5 G4-3 3B 1-H	S CU 81 C FF 95 D CU 82 D CU 82 X FF 96 2-2 ③ F9		B SI 94 C SI 93 X CU 79 1-1 ② F6		T FF 93 B FF 93 X CU 84 1-1 FC4 79 BB 5 1B 1-2 2-3		5	1	1	1	0	1	7
5 Yolmer Sánchez, S (1, 5) OBP: 0.304, SLG: 0.411	C SI 92 S SI 93 B CU 81 X SI 95 1-2 ② G4-3		X SI 93 0-0 ① G4-3 3-H		C CU 78 B CU 80 S SI 91 B CU 81 S SI 93 2-3 ① K	B SI 95 B SI 94 F SI 94 F SI 94 F CU 80 F CU 79 B SI 94 X SI 94 3-2 1-3 2-H 3-H 1B		B FF 95 F CU 85 X FF 94 1-1 79 BB 1B 1-2 2-3 3-H		5	0	2	4	0	1	0
79 José Abreu, R (1, 3) OBP: 0.324, SLG: 0.468	C FF 94 S FF 94 B FF 95 T FF 96 1-2 ③ K		B FC 86 B SI 92 H SI 92 3-0 HBP		C CU 80 F FC 88 S CU 81 0-3 ② K	B CU 81 C CU 82 F FF 95 C CU 82 1-3 ③ K		B SL 88 F SL 83 C SL 82 F SL 85 B FF 91 F FF 91 B CU 74 B SL 86 4-2 1-2 2-3 3-H BB		3	0	0	1	1	3	2
26 Avisaíl García, R (1, 9) OBP: 0.245, SLG: 0.330		C SI 91 F CU 80 B FF 94 B FF 94 X SI 93 2-2 ① L4	B SI 93 D FC 88 B FF 94 C FF 94 F SI 94 F SI 95 S FF 95 3-3 ② K		X SI 93 0-0 ③ G6-3		B FF 95 F FF 94 X CU 82 1-1 HR	D SL 84 S SL 83 X SL 88 1-1 ① P2		5	1	1	1	0	1	4
24 Matt Davidson, R (1, 10) OBP: 0.336, SLG: 0.460		B FF 94 B FF 95 S FF 95 F FF 95 F SI 94 F FF 95 S FF 96 2-3 ② K	F FF 94 F SI 92 S CU 81 0-3 ③ K			S FF 90 X CU 80 0-1 36 1B 28 1B 7 BB 1B	S CU 83 B FF 94 C CU 83 B CU 82 C FF 95 2-3 ① K	S SL 86 S SL 86 B FF 89 F FF 90 D SL 85 F SL 85 S SL 85 2-3 ② K		5	1	1	0	0	4	4
28 Leury García, S (1, 7) OBP: 0.322, SLG: 0.378		X FF 95 0-0 36 BB 1B		F SI 89 B SI 89 X CH 85 1-1 36 G6-4-3 1B		X SI 91 0-0 7 BB 36 1B 5 1B 1-2 1B	B FF 95 T FF 95 T FF 96 C CU 84 1-3 ② K	B CU 71 S SL 85 F SL 85 F FF 90 S SL 85 1-3 ③ K		5	1	3	0	0	2	3
36 Kevan Smith, R (1, 2) OBP: 0.400, SLG: 0.417		B FF 94 B SI 93 B FF 94 B FF 93 4-0 1-2 BB	1 SAFE S FF 93 B SI 91 B SI 92 X SI 92 2-1 ① ② G6-4-3 1-2f			X SI 93 0-0 7 BB 5 1B 1-2 2-3 1B	B CU 83 B CU 83 C FF 95 X FF 94 2-1 ③ F8			3	1	1	0	1	0	1
7 Tim Anderson, R (1, 6) OBP: 0.307, SLG: 0.435		C FC 88 B FC 88 S FC 89 F SI 94 F FF 96 B FC 90 S CU 82 2-3 ③ K2-3		B FF 93 C FF 93 X FC 89 1-1 15 1B 1B		B FF 97 B FF 96 B FF 96 C FF 96 B FF 96 4-1 1-2 2-3 3-H 5 1B BB		B CU 81 F FF 94 X FF 94 1-1 10 E 15 HBP 5 1B 1B		3	1	2	1	1	1	2
15 Adam Engel, R (1, 8) OBP: 0.278, SLG: 0.295			C FC 85 B FC 88 X FF 92 1-1 E6 10 3B	C FF 93 B FF 93 F FF 94 1 SAFE F CU 80 B FF 94 1 SAFE F FF 94 X FF 96 2-2 1-2 1B		C SL 90 S CU 86 F CU 84 C FF 96 0-3 ① K		B FF 94 L FF 94 1 SAFE 1 SAFE H CU 82 2-1 1-2 5 1B 10 E 79 BB HBP		3	2	1	0	0	1	3
Inning Stats	R: 0 E: 0 K: 2 S: 9 H: 0 LOB: 0 BB: 0 P: 13	R: 0 E: 0 K: 2 S: 14 H: 1 LOB: 2 BB: 1 P: 24	R: 2 E: 1 K: 2 S: 11 H: 1 LOB: 1 BB: 0 P: 18	R: 0 E: 0 K: 0 S: 14 H: 3 LOB: 2 BB: 0 P: 22	R: 0 E: 0 K: 2 S: 7 H: 0 LOB: 0 BB: 0 P: 9	R: 3 E: 0 K: 2 S: 19 H: 4 LOB: 2 BB: 1 P: 28	R: 1 E: 0 K: 2 S: 10 H: 1 LOB: 0 BB: 0 P: 16	R: 2 E: 1 K: 2 S: 22 H: 2 LOB: 3 BB: 1 P: 35		1B: 10 2B: 0 3B: 1 HR: 1 SF: 0 SAC: 0 DP: 1 HBP: 2						

PITCHER		IP	WLS	BF	H	R	ER	SO	BB	IBB	HBP	BLK	WP	HR	S	P	ERA	WHIP
31 Lance Lynn, R ERA: 4.81	(1, 1)	5.0	L	25	8	5	4	8	1	0	1	0	0	0	59	90	7.20	1.800
57 Ryan Pressly, R ERA: 4.0	(6, 1)	0.1	H	2	0	0	0	1	1	0	0	0	0	0	5	9	0.00	3.000
55 Taylor Rogers, L ERA: 4.4	(6, 1)	0.1	B	2	1	0	0	0	0	0	0	0	0	0	7	11	0.00	3.000
67 Alan Busenitz, R ERA: 8.44	(6, 1)	1.1		9	3	3	2	3	0	0	1	0	0	1	20	32	13.50	2.250
38 Matt Belisle, R ERA: 7.47	(8, 1)	1.0		4	0	0	0	2	1	0	0	0	0	0	15	23	0.00	1.000

PITCHER		IP	WLS	BF	H	R	ER	SO	BB	IBB	HBP	BLK	WP	HR	S	P	ERA	WHIP

Minnesota Twins @ Chicago White Sox

Guaranteed Rate Field, Chicago, IL

Tue Jun 26 2018, 9:01 PM - 12:14 AM CDT

Att. 16,276 - Cloudy - 73 F

livebaseballscorecards.com

AB	37
R	8
H	12
RBI	8
BB	3
SO	14
LOB	26

WP: 0 PA: 42
PB: 0
SB: 0
CS: 0

Batter	1	2	3	4	5	6	7	8	9	AB	R	H	RBI	BB	SO	LOB
7 Joe Mauer, L (1, 3) OBP: 0.365, SLG: 0.324	B FF 91 C FF 89 X CH 84 1-1 G2-3		C FF 88 B SI 88 X CH 84 1-1 G3			C FF 88 X FC 85 0-1 G5-3		B FC 86 C FC 86 F CU 79 F FC 87 F CU 79 F FC 86 X FC 87 1-2 G1-3		4	0	0	0	0	0	0
5 Eduardo Escobar, S (1, 5) OBP: 0.340, SLG: 0.550	C FF 91 F CH 85 B CH 85 B FF 90 X CH 84 2-2 G3		C CH 84 X FC 88 0-1 F8			X SI 88 0-0 G4-3		B CU 79 C FC 87 S FC 86 S FC 86 1-3 K		4	0	0	0	0	1	0
20 Eddie Rosario, L (1, 7) OBP: 0.351, SLG: 0.567	S SI 90 X CH 84 0-1 G4-3		C SI 90 F CH 84 S KC 81 0-3 K			B CH 82 B SI 88 C FF 88 B FC 83 B CH 83 4-1 2 1B BB		S FC 86 B CU 79 B CU 80 F FC 87 F FC 87 B CU 79 F CU 79 F FC 86 X CU 79 3-2 L7		3	0	0	0	1	1	0
2 Brian Dozier, R (1, 4) OBP: 0.300, SLG: 0.396		B FF 90 B FF 89 C FF 90 X FC 85 2-1 L8		C FF 88 B FC 85 S KC 80 B FC 85 C FF 89 2-3 K		C SI 88 F SI 88 D KC 78 F EP 69 B FF 89 X FF 89 2-2 1-3 1B			C FF 94 B FF 95 B CH 89 F FF 95 B FF 96 F FF 96 X FF 95 3-2 G6-3	4	0	1	0	0	1	0
26 Max Kepler, L (1, 8) OBP: 0.304, SLG: 0.394		B FF 91 C CH 83 S FC 87 B FC 86 T FC 86 2-2 K		C KC 79 B FC 85 X CH 83 1-1 F9		F FC 82 3 SAFE D KC 78 F KC 80 C EP 71 1-3 K			C FF 95 B CH 90 B CH 89 F FF 96 F FF 95 X FF 96 2-2 L7	4	0	0	0	0	2	2
36 Robbie Grossman, S (1, 10) OBP: 0.316, SLG: 0.342		B SI 90 S CH 84 B FC 86 F FC 86 F SI 89 B CH 85 B CH 84 4-2 16 1B 60 E BB		C FF 90 T KC 80 S EP 70 0-3 K			B FC 84 B CH 81 C FF 88 F FC 84 F KC 78 X SI 88 2-2 G4-3		B FF 95 B FF 95 B FF 96 C FF 94 B FF 94 4-1 60 BB 16 1B BB	2	1	0	0	2	1	0
60 Jake Cave, L (1, 9) OBP: 0.231, SLG: 0.480		X SI 90 0-0 E4 46 FC5 16 1B 1-2			B SI 88 B CH 82 B FF 88 C FF 87 X FC 86 3-1 G4-3	B KC 76 F FC 85 F KC 78 F EP 68 B CH 84 X SI 88 2-2 G6-3			C FF 95 F CH 90 B CH 91 F CH 90 B FF 96 B CH 88 B FF 95 4-2 16 1B 1-2 BB	3	0	0	0	1	0	1
16 Ehire Adrianza, S (1, 6) OBP: 0.317, SLG: 0.425		B SI 90 X CH 84 1-0 46 FC5 1-2 2-3 1B			C KC 77 X CH 82 0-1 46 G5-4-3 1B	T FF 87 B FC 84 X KC 80 1-1 2B			C SL 84 F FF 95 X FF 95 0-2 1-3 2-H 1B	4	0	4	1	0	0	0
46 Bobby Wilson, R (1, 2) OBP: 0.197, SLG: 0.250 99 Logan Morrison, L (9, PH) OBP: 0.288, SLG: 0.339		B FC 86 B FC 87 F FF 90 C FF 91 X KC 81 2-2 FC5 1-2 2-3f			B FC 85 C FC 84 B KC 79 F SI 88 X KC 78 2-2 G5-4-3 1-2f	B KC 79 X FC 84 1-0 G5-3			C CU 71 D SI 89 S SI 90 S CH 80 1-3 K	3 1	0 0	0 0	0 0	0 0	0 1	5 2
Inning Stats	R: 0 E: 0 K: 0 S: 7 H: 0 LOB: 0 BB: 0 P: 10	R: 0 E: 1 K: 1 S: 13 H: 1 LOB: 3 BB: 1 P: 24	R: 0 E: 0 K: 1 S: 7 H: 0 LOB: 0 BB: 0 P: 8	R: 0 E: 0 K: 2 S: 8 H: 0 LOB: 0 BB: 0 P: 11	R: 0 E: 0 K: 0 S: 7 H: 1 LOB: 0 BB: 0 P: 12	R: 0 E: 0 K: 1 S: 11 H: 1 LOB: 2 BB: 1 P: 18	R: 0 E: 0 K: 0 S: 11 H: 1 LOB: 1 BB: 0 P: 17	R: 0 E: 0 K: 1 S: 15 H: 0 LOB: 0 BB: 0 P: 20	R: 1 E: 0 K: 1 S: 18 H: 1 LOB: 2 BB: 2 P: 32	1B: 4 2B: 1 3B: 0 HR: 0 SF: 0 SAC: 0 DP: 1 HBP: 0						

PITCHER		IP	WLS	BF	H	R	ER	SO	BB	IBB	HBP	BLK	WP	HR	S	P	ERA	WHIP
33 James Shields, R ERA: 4.29	(1, 1)	7.0	W	27	4	0	0	5	2	0	0	0	0	0	64	100	0.00	0.857
52 Xavier Cedeño, L ERA:	(8, 1)	1.0		3	0	0	0	1	0	0	0	0	0	0	15	20	0.00	0.000
37 Juan Minaya, R ERA: 4.97	(9, 1)	0.2		5	1	1	1	0	2	0	0	0	0	0	15	28	13.50	4.500
70 Luis Avilán, L ERA: 3.97	(9, 1)	0.1		1	0	0	0	1	0	0	0	0	0	0	3	4	0.00	0.000

PITCHER	IP	WLS	BF	H	R	ER	SO	BB	IBB	HBP	BLK	WP	HR	S	P	ERA	WHIP

TOP

Minnesota Twins @ Chicago White Sox

Guaranteed Rate Field, Chicago, IL

Wed Jun 27 2018, 7:12 PM - 10:07 PM CDT

Att. 19,466 - Partly Cloudy - 73 F

livebaseballscorecards.com

AB	32
R	1
H	5
RBI	1
BB	4
SO	7
LOB	10

WP: 0	PA: 36		
PB: 0			
SB: 0			
CS: 0			

BOTTOM

Minnesota Twins @ Chicago White Sox

Guaranteed Rate Field, Chicago, IL

Wed Jun 27 2018, 7:12 PM - 10:07 PM CDT

Att. 19,466 - Partly Cloudy - 73 F

livebaseballscorecards.com

Batter	1	2	3	4	5	6	7	8	9	AB	R	H	RBI	BB	SO	LOB
10 Yoán Moncada, S (1, 4) OBP: 0.297, SLG: 0.409	X FF 93 0-0 ① G3-1		B SL 85 S SL 86 1 SAFE B SI 93 B SL 86 X FF 93 3-1 5 K2-3 1-3 1B		S CU 81 C SL 86 B SL 85 S SL 85 1-3 ① K	D SL 88 F SL 86 B SL 87 F FF 93 1 SAFE B SL 87 F SL 86 S SL 85 3-3 ③ K				4	0	1	0	0	2	2
5 Yolmer Sánchez, S (1, 5) OBP: 0.304, SLG: 0.407	B FF 92 C FF 93 B CH 86 B SI 94 B FF 93 4-1 BB		S FF 93 F SI 93 D SL 88 S SL 86 1-3 ②③ K2-3 1-2 3-H		B CH 86 B CH 87 X FF 93 2-0 ② G3-1		B CU 80 F CH 84 F FF 92 X SL 86 1-2 ① F8			3	0	0	0	1	1	2
79 José Abreu, R (1, 3) OBP: 0.326, SLG: 0.479	B SI 93 B SI 93 X FF 94 2-0 ② L9			C SL 85 B SI 93 F CH 87 B SL 87 X SL 87 2-2 18 1B 28 2B 1B	B SL 86 C SI 93 B SI 94 X SL 87 2-1 HR		C SI 93 B SI 92 B CH 86 X SI 93 2-1 ② G1-6-3			4	2	2	1	0	0	1
18 Daniel Palka, L (1, 10) OBP: 0.285, SLG: 0.450	S CU 80 B CU 81 1 SAFE F FF 94 B FF 91 1 SAFE S SL 86 2-3 ③ K			B SL 87 X FF 93 1-0 28 2B 7 1B 1-2 1B	F CU 82 S FF 94 F FF 93 B SL 87 F SL 87 S SL 87 1-3 ③ K		F SL 88 B SL 86 X SL 85 1-1 ③ G4-3			4	1	1	0	0	2	1
26 Avisaíl García, R (1, 9) OBP: 0.245, SLG: 0.358		C SI 93 F SI 93 B FF 93 B SL 86 S SL 88 2-3 ① K		B SI 94 B SI 93 C SI 94 T SI 94 F SI 94 F SI 94 S SL 86 2-3 ① K	C SI 92 B SI 92 S SL 86 F SI 91 F SL 86 B FF 92 X SL 86 2-2 ① G6-3			F FF 95 B FF 96 B FF 96 F SL 89 F FF 96 F FF 97 F CU 84 X CU 83 2-2 HR		4	1	1	1	0	2	2
28 Leury García, S (1, 7) OBP: 0.327, SLG: 0.388 15 Adam Engel, R (9, 8) OBP: 0.278, SLG: 0.295		X CU 82 0-0 ② L4		B SI 93 F SI 94 X SI 92 1-1 7 1B 38 G6-3 1-3 2-H 2B	X FF 94 0-0 7 FC5-4 1B			C CU 82 S CU 83 S CU 82 0-3 ① K		4 0	1 0	2 0	1 0	0 0	1 0	0 0
7 Tim Anderson, R (1, 6) OBP: 0.310, SLG: 0.436		C FF 94 B SL 88 X FF 95 1-1 38 CS 1B		X SL 88 0-0 38 G6-3 2-3 3-H 1B	1 SAFE B SI 93 F SI 92 S SI 93 1 SAFE X SI 91 1-2 ② FC5-4 38 1B 22 1B 1-2f			B FF 97 S CU 83 S CU 84 S SL 89 1-3 ② K		4	1	2	1	0	1	1
38 Omar Narváez, L (1, 2) OBP: 0.331, SLG: 0.345		C FF 93 F CH 86 1 SAFE 0-2 ③ CS 1-2	C CH 85 F CH 87 F FF 93 B SL 87 X CH 87 1-2 ① G3	1 SAFE X CH 86 0-0 ② G6-3 1-2 3-H	B SI 93 X SI 93 1-0 22 1B 1-3 1B			B SL 90 X CU 83 1-0 ③ G4-3		4	0	1	1	0	0	1
22 Charles Tilson, L (1, 8) OBP: 0.351, SLG: 0.329 (9, 7)			X FF 94 0-0 10 1B 5 K2-3 1B	B FF 92 X FF 93 1-0 ③ G3-1	C FF 94 B FF 93 X FF 93 1-1 1-3 3-H 1B					3	0	2	1	0	0	1
Inning Stats	R: 0 E: 0 K: 1 S: 6 H: 0 LOB: 1 BB: 1 P: 14	R: 0 E: 0 K: 1 S: 8 H: 1 LOB: 0 BB: 0 P: 11	R: 0 E: 0 K: 1 S: 10 H: 2 LOB: 2 BB: 0 P: 15	R: 3 E: 0 K: 1 S: 14 H: 4 LOB: 1 BB: 0 P: 21	R: 1 E: 0 K: 2 S: 11 H: 1 LOB: 0 BB: 0 P: 17	R: 1 E: 0 K: 1 S: 16 H: 3 LOB: 2 BB: 0 P: 24	R: 0 E: 0 K: 0 S: 7 H: 0 LOB: 0 BB: 0 P: 11	R: 1 E: 0 K: 2 S: 13 H: 1 LOB: 0 BB: 0 P: 17		1B: 9 2B: 1 3B: 0 HR: 2 SF: 0 SAC: 0 DP: 0 HBP: 0					

	AB	34
	R	6
	H	12
	RBI	6
	BB	1
	SO	9
	LOB	11

PITCHER		IP	WLS	BF	H	R	ER	SO	BB	IBB	HBP	BLK	WP	HR	S	P	ERA	WHIP
44 Kyle Gibson, R ERA: 3.48	(1, 1)	7.0	L	31	11	5	5	7	1	0	0	0	0	1	72	113	6.43	1.714
57 Ryan Pressly, R ERA: 4.14	(8, 1)	1.0		4	1	1	1	2	0	0	0	0	0	1	13	17	9.00	1.000

PITCHER	IP	WLS	BF	H	R	ER	SO	BB	IBB	HBP	BLK	WP	HR	S	P	ERA	WHIP

Batter	1	2	3	4	5	6	7	8	9	10	11	12	13	AB	R	H	RBI	BB	SO	LOB
36 Robbie Grossman, S (1, 10) OBP: 0.312, SLG: 0.333	B FF 92 F FF 94 B CH 82 B CH 83 B FF 94 4-1 5 G3-1 20 G1-3 BB		X SI 92 0-0 ① P6			C FF 92 B CU 77 B CH 81 F SI 92 C CU 77 2-3 ① K	C SI 91 B CH 83 C CH 82 B SI 91 X CH 84 2-2 ②③ L4 2-2			C FF 93 B FF 94 D CH 88 S FF 94 B CH 86 X CH 87 3-2 E3 5 IBB 2-3		C CU 75 F FF 90 B FF 91 X FF 92 1-2 ② G4-3		5	0	0	0	1	1	4
20 Eddie Rosario, L (1, 7) OBP: 0.348, SLG: 0.563	C CH 82 C FF 94 X CU 80 0-2 ① G1-3 1-2		C FF 94 F CU 79 X CU 78 0-2 ② F7			B CU 77 X CU 77 1-0 2B	X 0-0 ① F9			B FF 93 X FF 91 1-0 ② P3		B FF 92 C FF 91 F CU 76 B FF 92 B CU 74 X CU 76 3-2 ③ F8		6	0	1	0	0	0	3
5 Eduardo Escobar, S (1, 5) OBP: 0.337, SLG: 0.541	X SL 85 0-0 ② G3-1 2-3		C SI 92 X SL 82 0-1 ③ F9			C FF 93 B FF 92 B CU 78 X SI 92 2-1 ② F7		C SI 90 F CU 72 B SI 91 B SI 90 B SI 91 F CU 72 S CU 71 3-3 ② K		F FF 94 0-1 1-2 IBB			C CU 73 S FF 89 B FF 90 F FF 91 B CU 76 X FF 91 2-2 ① P4	5	0	0	0	1	1	2
2 Brian Dozier, R (1, 4) OBP: 0.298, SLG: 0.389	B SL 84 D SL 82 B CH 82 C FF 94 B SI 94 4-1 99 S BB			C FF 92 S SL 82 B FF 93 S SL 83 1-3 ① K		B SL 83 X SL 83 1-0 ③ L8		C FF 97 C SL 86 X FF 98 0-2 ③ F9		F FF 93 S FF 94 B FF 94 S FF 94 1-3 ③ K			B CU 76 F FF 91 F FF 92 X CU 77 1-2 ② F7	5	0	0	0	1	2	4
99 Logan Morrison, L (1, 3) OBP: 0.293, SLG: 0.357	F FF 94 B CU 79 B SL 86 D CH 83 B FF 93 4-1 1-2 BB			B CH 83 B SI 92 F SL 93 B SI 93 X SI 92 3-1 ② L5			T SI 91 B CU 77 B SL 82 B FF 92 F SI 91 X SI 92 3-2 HR	F CU 75 C FC 86 X FC 87 0-2 ① P5		F FC 84 X CU 77 0-1 ① F7			B FF 91 F FF 91 C CU 76 F FF 92 B FF 93 X CU 77 2-2 60 BB 26 BB 2B	5	2	2	1	1	0	0
16 Ehire Adrianza, S (1, 6) OBP: 0.318, SLG: 0.419	B SL 84 B FF 95 B FF 94 C FF 95 F FF 96 F FF 96 X FF 95 3-2 ③ P6			C CU 79 B FF 94 S CU 79 X SI 94 1-2 ③ L7			X CH 81 0-0 ① B2-3	X CH 85 0-0 ② G6-3		B FC 85 C FC 85 B FC 85 B FC 84 C FC 86 X FC 86 3-2 1B			B CU 75 C FF 92 1-1 26 BB 60 BB IBB	5	0	1	0	1	0	3
60 Jake Cave, L (1, 8) OBP: 0.250, SLG: 0.433		C FF 92 X SI 93 0-1 ① G5-3			C SI 92 B CU 78 C CU 75 X FF 92 1-2 ① G4-3		F SI 92 F CU 78 B FF 93 X CU 77 1-2 26 1B 1B	B CU 77 F CU 78 F SI 92 S FC 88 1-3 ③ K		1 SAFE C FC 85 B FC 84 T FC 86 C FC 85 1-3 ② K			D CU 77 S FF 91 B FF 90 B FF 91 F FF 92 B FF 91 4-2 26 BB 1-2 2-3 BB	5	0	1	0	1	2	1
45 Taylor Motter, R (1, 9) OBP: 0.242, SLG: 0.241 26 Max Kepler, L (7, PH) OBP: 0.310, SLG: 0.397 (7, 9)		C FF 94 C FF 93 B FF 95 F SL 84 X SL 85 1-2 ② G4-3			X CH 82 0-0 ② G6-3		1 SAFE 1 SAFE B CH 82 B FF 93 1 SAFE X SI 90 2-0 36 L4 46 S 1-3 1B			B FF 92 C FF 93 X FF 92 1-1 36 E 46 SH3 1B	F FC 84 X FC 84 0-1 ③ F8			B FF 93 C FF 92 F FF 92 B FF 92 B FF 92 B FF 91 4-2 1-2 2-3 3-H BB	2 3	0 0	0 2	0 1	0 1	0 0	0 1
46 Bobby Wilson, R (1, 2) OBP: 0.200, SLG: 0.239 7 Joe Mauer, L (13, PH) OBP: 0.364, SLG: 0.322 23 Mitch Garver, R (13, 2) OBP: 0.312, SLG: 0.343		C FF 94 F SI 93 B CU 79 B FF 95 X SL 84 2-2 ③ F7			C FF 93 F CU 78 B SL 83 B SL 82 C FF 94 2-3 ③ K		1 SAFE F SI 92 B SI 91 1 SAFE F SL 83 F SI 91 D SL 83 F CU 78 B FF 94 4-2 1-2 BB			1 SAFE C FF 92 B SL 76 X FF 91 1-1 ① SH3 1-2		B FF 90 C FF 89 C CU 75 X FF 90 1-2 ① F8	B FF 93 X FF 91 1-0 ③ F7	3 1 0	0 0 0	0 0 0	0 0 0	1 0 0	1 0 0	0 3 0
Inning Stats	R: 0 H: 0 E: 0 LOB: 3 K: 0 BB: 3 S: 11 P: 26	R: 0 H: 0 E: 0 LOB: 0 K: 0 BB: 0 S: 9 P: 12	R: 0 H: 0 E: 0 LOB: 0 K: 0 BB: 0 S: 6 P: 6	R: 0 H: 0 E: 0 LOB: 0 K: 1 BB: 0 S: 8 P: 13	R: 0 H: 0 E: 0 LOB: 0 K: 1 BB: 0 S: 7 P: 10	R: 0 H: 1 E: 0 LOB: 1 K: 1 BB: 0 S: 7 P: 13	R: 1 H: 3 E: 0 LOB: 2 K: 0 BB: 1 S: 17 P: 29	R: 0 H: 0 E: 0 LOB: 0 K: 1 BB: 0 S: 8 P: 11	R: 0 H: 0 E: 0 LOB: 0 K: 1 BB: 0 S: 7 P: 8	R: 0 H: 1 E: 1 LOB: 3 K: 1 BB: 1 S: 12 P: 19	R: 0 H: 1 E: 0 LOB: 1 K: 1 BB: 0 S: 10 P: 14	R: 0 H: 0 E: 0 LOB: 0 K: 0 BB: 0 S: 9 P: 14	R: 1 H: 1 E: 0 LOB: 3 K: 0 BB: 3 S: 17 P: 32	1B: 4 SF: 0 2B: 3 SAC: 1 3B: 0 DP: 1 HR: 1 HBP: 0						

PITCHER		IP	WLS	BF	H	R	ER	SO	BB	IBB	HBP	BLK	WP	HR	S	P	ERA	WHIP
27 Lucas Giolito, R ERA: 6.59	(1, 1)	6.1		27	4	1	1	3	4	0	0	0	0	1	62	104	1.42	1.263
70 Luis Avilán, L ERA: 3.75	(7, 1)	1.1		3	0	0	0	1	0	0	0	0	0	0	8	13	0.00	0.000
44 Bruce Rondón, R ERA: 6.66	(8, 1)	0.1		1	0	0	0	0	0	0	0	0	0	0	3	3	0.00	0.000
57 Jace Fry, L ERA: 1.88	(9, 1)	1.0		3	0	0	0	1	0	0	0	0	0	0	7	8	0.00	0.000
48 Joakim Soria, R ERA: 2.7	(10, 1)	1.0		6	1	0	0	1	0	1	0	0	0	0	12	19	0.00	1.000

PITCHER		IP	WLS	BF	H	R	ER	SO	BB	IBB	HBP	BLK	WP	HR	S	P	ERA	WHIP
52 Xavier Cedeño, L ERA:	(11, 1)	1.0		4	1	0	0	1	0	0	0	0	0	0	10	14	0.00	1.000
53 Héctor Santiago, L ERA: 4.7	(12, 1)	2.0	L	10	1	1	1	0	2	1	0	0	0	0	26	46	4.50	1.500

TOP

Minnesota Twins @ Chicago White Sox

Guaranteed Rate Field, Chicago, IL

Thu Jun 28 2018, 1:12 PM - 6:01 PM CDT

Att. 21,610 - Sunny - 83 F

livebaseballscorecards.com

AB	45
R	2
H	7
RBI	2
BB	8
SO	7
LOB	21

WP: 0 PA: 54
PB: 0
SB: 2
CS: 0

BOTTOM

Batter	1	2	3	4	5	6	7	8	9	10	11	12	13	AB	R	H	RBI	BB	SO	LOB
10 Yoán Moncada, S (1, 4) OBP: 0.294, SLG: 0.408	C FF 90 B FS 85 B FS 84 X FF 89 2-1 F8 ①		B CU 72 C FS 83 F FF 92 S FF 92 1-3 K ③			B CU 72 B FS 83 S FS 86 X FS 86 2-1 24 BB 2B ①		B CH 80 S CH 80 F CH 80 S FF 93 1-3 K ①	B SI 97 B CH 85 C FF 96 S FF 96 F FF 97 C SI 97 2-3 K ③			C SI 94 L SI 92 B SL 85 1 SAFE B SL 84 B SI 94 S SI 94 3-3 K ①		6	0	1	0	0	4	5
26 Avisail García, R (1, 9) OBP: 0.250, SLG: 0.356	B FF 92 F FF 91 S FF 91 B FF 92 S FF 92 2-3 K ②			B SL 83 F FF 91 F FF 92 B FC 86 F FF 93 X FF 92 2-2 P4 ①		F FF 93 B SL 84 B FS 85 B FF 93 F FC 86 S FS 86 3-3 K ②		X SL 79 0-0 L5 ②		S FF 90 F FF 91 X FF 92 0-2 79 F9 1B		B FF 85 X FF 94 1-0 1-2 1B		6	0	2	0	0	2	1
79 José Abreu, R (1, 3) OBP: 0.326, SLG: 0.474	C FF 91 F FS 86 B FF 92 B FF 91 F FS 85 S FF 92 2-3 K ③			F FS 86 S FF 92 X FF 92 0-2 24 BB 1B		0-0 24 BB IBB		B CH 80 F CH 81 X SI 91 1-1 G4-3 ③		S FF 92 X FF 92 0-1 1-2 F9 ①		X CU 81 0-0 F9 ②		5	0	1	0	1	1	3
24 Matt Davidson, R (1, 10) OBP: 0.336, SLG: 0.451 (12, 5)		T SL 83 F FS 85 F FF 92 S FF 92 0-3 K ①		B SL 85 C FF 92 B FS 85 B FF 92 B FF 92 4-1 1-2 36 G1-4-3 BB		B SL 83 B FF 93 B SL 85 B FF 93 4-0 1-2 2-3 BB			C CH 80 B CH 82 F SI 94 B FF 96 B CH 84 F FF 95 C CH 84 3-3 K ①	F FF 92 B SL 88 X FF 91 1-1 P2 ②		F CU 82 F FF 95 F FF 96 F FF 95 S CU 84 0-3 K ③		4	0	0	0	2	3	3
36 Kevan Smith, R (1, 2) OBP: 0.375, SLG: 0.389		B FF 92 C FF 92 B SL 83 F FF 91 X FF 90 2-2 G4-3 ②		B SL 85 B FF 92 X FF 92 2-0 1-2f G1-4-3 ②③		C FF 93 F FF 93 B FF 94 B FF 93 F FF 94 F FF 92 F FF 93 F FF 93 F FS 86 3-2 F FF 93 F FF 93 B FF 93 F FF 94 X FF 93 F9 ③			B FF 96 B SI 95 X FF 95 2-0 G5-3 ②	S FF 92 S FF 92 C FF 93 0-3 K ③			X FF 94 0-0 5 S 1B	6	0	1	0	0	1	6
5 Yolmer Sánchez, S (1, 5) OBP: 0.304, SLG: 0.405 (12, 6)		B FS 84 F FF 90 F FS 84 F FF 92 F FS 86 C CU 73 1-3 K ③			X FF 91 0-0 G4-3 ①		C CU 73 C CU 73 B CU 72 X SL 78 1-2 7 FC4-6 1B		B SI 95 X SI 94 1-0 22 S 7 HBP 18 BB 1B		B SI 93 X SI 93 1-0 G6-3 ①		D CU 83 X CU 85 1-0 1-2 G6-3 ①	6	1	2	0	0	1	1
7 Tim Anderson, R (1, 6) OBP: 0.315, SLG: 0.437 53 Héctor Santiago, R (12, 1) 38 Omar Narváez, L (13, PH) OBP: 0.328, SLG: 0.342			B FF 91 C FF 90 S FS 84 B FF 92 F FS 83 X FF 91 2-2 22 S 1B		C FF 92 B SL 84 F FF 92 X SL 84 1-2 L6 ②		S SI 89 F SI 87 B CU 73 1 SAFE F CU 72 F SI 90 1 SAFE F SL 78 X CH 82 1-2 FC4-6 22 PB 1-2f ①		B CH 83 F CH 84 1 SAFE H CH 84 2-1 18 BB 22 S 1-2 HBP		C SI 94 X SI 94 0-1 22 CS 1B		D CU 82 B CU 84 C CU 85 B FF 95 S FF 95 S FF 95 3-3 K ②	4 0 1	0 0 0	2 0 0	0 0 0	0 0 0	0 0 1	1 0 1
22 Charles Tilson, L (1, 7) OBP: 0.340, SLG: 0.311	1 SAFE 1 SAFE 1 SAFE L FF 91 S FF 92 1 SAFE B FF 92 C FF 91 1-3 1-2 K ①					S SI 88 B SI 87 F SI 88 F SL 79 B SI 87 X CU 74 2-2 G4-3 ②		C SI 96 B SI 95 S CH 86 F CH 86 D FF 97 B CH 85 F CH 86 F CH 85 F FF 96 4-2 18 BB 1-2 2-3 BB		C SI 93 F SI 94 1 SAFE 1 SAFE 1 SAFE F CU 81 P PO 87 F SL 86 1 SAFE 1-3 1-2 K ②③		X FF 96 0-0 G6-3 ③	5	0	0	0	1	2	4
15 Adam Engel, R (1, 8) OBP: 0.274, SLG: 0.290 18 Daniel Palka, L (9, PH) OBP: 0.289, SLG: 0.450 28 Leury García, S (10, 8) OBP: 0.331, SLG: 0.393			F FF 92 B FF 92 S FF 92 B FF 92 B FF 91 C FF 93 3-3 K ②			B SL 84 X FF 92 1-0 L8 ①	B SI 90 X SI 90 1-0 G6-3 ③		B CH 86 B SI 98 B SI 96 B FF 96 4-0 1-2 2-3 3-H BB			C SL 84 S SL 84 X SL 83 0-2 26 1B 1B		3 0 1	0 0 0	0 1 1	0 1 0	0 0 0	1 0 0	2 0 0
Inning Stats	R: 0 E: 0 K: 2 S: 9 H: 0 LOB: 0 BB: 0 P: 15	R: 0 E: 0 K: 2 S: 12 H: 0 LOB: 0 BB: 0 P: 15	R: 0 E: 0 K: 3 S: 13 H: 1 LOB: 1 BB: 0 P: 20	R: 0 E: 0 K: 0 S: 9 H: 1 LOB: 1 BB: 1 P: 17	R: 0 E: 0 K: 0 S: 11 H: 0 LOB: 0 BB: 0 P: 15	R: 0 E: 0 K: 1 S: 17 H: 1 LOB: 3 BB: 2 P: 30	R: 0 E: 0 K: 0 S: 14 H: 1 LOB: 1 BB: 0 P: 19	R: 0 E: 0 K: 1 S: 6 H: 0 LOB: 0 BB: 0 P: 8	R: 1 E: 0 K: 2 S: 17 H: 1 LOB: 3 BB: 2 P: 35	R: 0 E: 0 K: 1 S: 10 H: 1 LOB: 1 BB: 0 P: 11	R: 0 E: 0 K: 1 S: 9 H: 1 LOB: 1 BB: 0 P: 10	R: 0 E: 0 K: 2 S: 13 H: 2 LOB: 2 BB: 0 P: 17	R: 0 E: 0 K: 1 S: 6 H: 1 LOB: 1 BB: 0 P: 10	1B: 9 2B: 2 3B: 0 HR: 0 SF: 0 SAC: 0 DP: 2 HBP: 1	WP: 0 PB: 1 SB: 4 CS: 1 PA: 53						

PITCHER		IP	WLS	BF	H	R	ER	SO	BB	IBB	HBP	BLK	WP	HR	P	ERA	WHIP
12 Jake Odorizzi, R ERA: 4.62	(1, 1)	6.0		23	3	0	0	8	2	1	0	0	0	0	71	0.00	0.833
32 Zach Duke, L ERA: 2.86	(7, 1)	1.0	H	4	1	0	0	0	0	0	0	0	0	0	14	0.00	1.000
39 Trevor Hildenberger, R ERA: 2.06	(8, 1)	1.0	H	3	0	0	0	1	0	0	0	0	0	0	6	0.00	0.000
56 Fernando Rodney, R ERA: 2.96	(9, 1)	1.0	B	7	1	1	1	2	2	0	1	0	0	0	17	9.00	3.000
43 Addison Reed, R ERA: 3.38	(10, 1)	1.0		4	1	0	0	1	0	0	0	0	0	0	10	0.00	1.000

PITCHER		IP	WLS	BF	H	R	ER	SO	BB	IBB	HBP	BLK	WP	HR	S	P	ERA	WHIP
55 Taylor Rogers, L ERA: 4.22	(11, 1)	1.1		5	2	0	0	2	0	0	0	0	0	0	15	19	0.00	1.500
67 Alan Busenitz, R ERA: 6.43	(12, 1)	1.2	W	7	2	0	0	2	0	0	0	0	0	0	13	18	0.00	1.200

Minnesota Twins @ Chicago White Sox

Guaranteed Rate Field, Chicago, IL

Thu Jun 28 2018, 1:12 PM - 6:01 PM CDT

Att. 21,610 - Sunny - 83 F

livebaseballscorecards.com

AB	47
R	1
H	10
RBI	1
BB	5
SO	16
LOB	27

Batter	1	2	3	4	5	6	7	8	9	AB	R	H	RBI	BB	SO	LOB
7 Joe Mauer, L (1, 3) OBP: 0.369, SLG: 0.352	C FF 91 B SI 92 B FC 87 X SI 92 2-1 L7 ①	B FC 86 B FC 85 X FF 91 2-0 1-H 3-H HR		C SI 92 B FC 86 B SI 92 X FC 85 2-1 2-H 3-H 2B		C FF 94 B SL 84 X SL 84 1-1 G1-3 ②			C FF 95 B FC 92 X FC 92 1-1 5 G5-4-3 1B	5	1	3	5	0	0	0
5 Eduardo Escobar, S (1, 5) OBP: 0.334, SLG: 0.533	S FF 92 S CU 78 B SI 91 B CH 85 B FF 92 F FF 92 B FC 92 4-2 20 1B BB	B CU 77 B SI 92 B SI 91 C SI 91 S FC 90 X SI 90 3-2 G5-3 ③		C FF 91 X CU 78 0-1 G4-3 ③		X SI 94 0-0 F9 ③			B FF 96 C FF 94 X FF 95 1-1 G5-4-3 ① ② 1-2f	4	0	0	0	1	0	2
20 Eddie Rosario, L (1, 7) OBP: 0.352, SLG: 0.565	X FC 88 0-0 1-2 1B		B FC 83 X FC 84 1-0 L8 ①		B CU 76 C FF 89 F CU 76 S CH 83 1-3 K ①		B SL 87 B SL 87 B FF 93 B FF 94 4-0 BB		B FF 95 X FF 94 1-0 36 1B 2B	4	1	2	0	1	1	0
2 Brian Dozier, R (1, 4) OBP: 0.302, SLG: 0.389	C SI 92 D CH 85 S CH 85 F FC 88 S FC 86 1-3 K ②		B SI 89 X SI 90 1-0 36 CS 1B		B CU 76 B CU 75 B CH 82 C FF 89 B FF 89 4-1 36 E 36 FC5 26 FC3-5 BB		B FF 94 1 SAFE D SL 88 F FF 95 F FF 94 B SL 87 F FF 95 F FF 93 S FF 93 3-3 K ①		B FF 96 B FC 93 B FF 96 B FF 96 4-0 36 1B BB	3	0	1	0	2	2	3
36 Robbie Grossman, S (1, 9) OBP: 0.310, SLG: 0.330	C SI 93 B CH 85 X CH 84 1-1 G3-1 ③		B CU 76 S CH 82 C SI 91 1 SAFE D CU 77 B SI 91 S SI 91 3-3 K ② ③ 1-2		C CH 82 1 SAFE B CU 77 C CH 83 1 SAFE X CU 77 1-2 FC5 26 FC3-5 1-3		B FF 94 C FF 92 B FS 82 B FF 93 T FF 94 C SI 93 3-3 K ②		B SL 85 B FF 95 C FF 94 X FF 95 2-1 1-2 2-H 1B	5	0	1	1	0	2	5
26 Max Kepler, L (1, 8) OBP: 0.308, SLG: 0.393		C CU 77 X FF 92 0-1 23 1B 7 HR 1B		C CU 76 F CU 76 S CH 82 0-3 K ①	S CU 76 D CU 78 X CH 82 1-1 FC3-5 ② 1-3 3-H		C FF 95 B SI 93 F FF 94 C SI 95 1-3 K ③		X FF 98 0-0 F8 ③	5	1	1	0	0	2	5
23 Mitch Garver, R (1, 2) OBP: 0.323, SLG: 0.350		B SI 92 B SI 92 F SI 91 X CH 84 2-1 7 HR 1-3 1B		X SI 91 0-0 16 SH 7 2B 1B	D CU 76 B CH 83 2-0 IBB			C SL 84 C SL 84 F SL 84 X FC 90 0-2 F9 ①		3	2	2	0	1	0	0
16 Ehire Adrianza, S (1, 6) OBP: 0.313, SLG: 0.412		1 SAFE F CU 78 F FC 86 B FF 91 D CU 78 B SI 92 F SI 92 X FC 91 3-2 P4 ①		X CU 76 0-0 SH 7 2B 1-3	B SI 91 C CU 75 T FC 86 B FC 90 F FC 84 B SI 90 X FF 89 3-2 P4 ③			B FC 91 X SI 96 1-0 L3 ②	3	1	0	0	0	0	5
17 José Berríos, R (1, 1) 57 Ryan Pressly, R (5, 1) 99 Logan Morrison, L (6, PH) OBP: 0.292, SLG: 0.356 68 Matt Magill, R (6, 1) 60 Jake Cave, L (8, PH) OBP: 0.242, SLG: 0.419 38 Matt Belisle, R (8, 1)		D CH 84 M CH 84 S FC 87 S CU 77 1-3 K ②		B SI 90 B CH 81 F SI 92 B SI 91 S SI 91 X FF 92 3-2 G4-3 ②		B FF 94 B FF 94 X FF 93 2-0 L7 ①		C SL 83 S SL 84 S SL 85 0-3 K ③	2 0 0 0 0 1 4 0 0 0 0 0 0 0 1 0 0 0 0 0 0 0 0 0 0 0 0 0 1 0 0 0 0 1 0 0 0 0 0 0 0 0						
Inning Stats	R: 0 H: 1 E: 0 LOB: 2 K: 1 BB: 1 S: 12 P: 20	R: 3 H: 3 E: 0 LOB: 0 K: 1 BB: 0 S: 15 P: 26	R: 0 H: 1 E: 0 LOB: 1 K: 1 BB: 0 S: 5 P: 10	R: 2 H: 2 E: 1 LOB: 1 K: 1 BB: 0 S: 12 P: 17	R: 0 H: 0 E: 1 LOB: 3 K: 1 BB: 2 S: 13 P: 25	R: 0 H: 0 E: 0 LOB: 0 K: 0 BB: 0 S: 4 P: 7	R: 0 H: 0 E: 0 LOB: 1 K: 3 BB: 1 S: 11 P: 22	R: 0 H: 0 E: 0 LOB: 0 K: 1 BB: 0 S: 8 P: 9	R: 1 H: 3 E: 0 LOB: 2 K: 0 BB: 1 S: 8 P: 17	1B: 7 SF: 0 2B: 3 SAC: 1 3B: 0 DP: 2 HR: 1 HBP: 0						

PITCHER		IP	WLS	BF	H	R	ER	SO	BB	IBB	HBP	BLK	WP	HR	S	P	ERA	WHIP
38 Mike Montgomery, L ERA: 3.55	(1, 1)	5.0	W	26	7	5	3	5	2	1	0	0	0	1	0	57	98	5.40	1.800
47 Randy Rosario, L ERA: 1.8	(6, 1)	1.0	H	4	0	0	0	0	1	0	0	0	0	0	0	4	11	0.00	1.000
45 Anthony Bass, R ERA: 0.75	(7, 1)	1.0	H	3	0	0	0	3	0	0	0	0	0	0	0	11	18	0.00	0.000
46 Pedro Strop, R ERA: 2.76	(8, 1)	1.0		3	0	0	0	1	0	0	0	0	0	0	0	8	9	0.00	0.000
37 Justin Wilson, L ERA: 3.27	(9, 1)	0.2		5	3	1	1	0	1	0	0	0	0	0	0	7	16	13.50	6.000

PITCHER		IP	WLS	BF	H	R	ER	SO	BB	IBB	HBP	BLK	WP	HR	S	P	ERA	WHIP
15 Brandon Morrow, R ERA: 1.54	(9, 1)	0.1	S	1	0	0	0	0	0	0	0	0	0	0	1	1	0.00	0.000

TOP

Minnesota Twins @ Chicago Cubs

Wrigley Field, Chicago, IL

Fri Jun 29 2018, 4:09 PM - 7:35 PM CDT

Att. 41,492 - Sunny - 96 F

livebaseballscorecards.com

AB	36
R	6
H	10
RBI	6
BB	5
SO	9
LOB	24

WP: 0	PA: 42	1B: 7	SF: 0															
PB: 0		2B: 3	SAC: 1															
SB: 0		3B: 0	DP: 2															
CS: 1		HR: 1	HBP: 0															

Batter	1	2	3	4	5	6	7	8	9	AB	R	H	RBI	BB	SO	LOB
5 Albert Almora Jr., R (1, 8) OBP: 0.363, SLG: 0.454	B FF 94 B FF 94 B SI 93 C FF 93 X SI 94 3-1 G4-3 ①		C SV 79 X SI 92 0-1 22 HR 1B		S SV 81 C SV 80 X SV 78 0-2 L5 ①	B FF 94 X SL 84 1-0 22 FC3-6 1B		S SL 83 X SL 82 0-1 22 SH1-3 44 1B 2B		5	2	3	0	0	0	0
22 Jason Heyward, L (1, 9) OBP: 0.341, SLG: 0.434	B SI 93 C SI 93 B FF 93 X SI 93 2-1 G6-3 ②		X SI 90 0-0 1-H HR		C SV 79 X FF 92 0-1 44 1B 18 HBP 27 HR 1B	X FF 95 0-0 FC3-6 ① 1-2f 18 HR		X CU 71 0-0 SH1-3 ① 2-3		4	3	2	2	0	0	1
18 Ben Zobrist, S (1, 4) (8, 7) OBP: 0.385, SLG: 0.433	X SI 92 0-0 F7 ③		F SI 90 X CH 81 0-1 G1-4-3 ①		C SV 79 F FF 92 H SV 81 1-2 44 1B 27 HR 1-2 HBP	C FF 94 B FF 95 1 SAFE X SL 85 1-1 1-H HR		B SL 84 B SL 87 B SL 84 B FF 90 4-0 44 1B BB		3	2	1	2	1	0	0
44 Anthony Rizzo, L (1, 3) OBP: 0.343, SLG: 0.422		B FF 92 X FF 92 1-0 L9 ① B CH 84 C CH 82 B FF 92 X FF 92 2-1 G6-3 ②			B FF 93 X FF 92 1-0 27 HR 1-2 2-3 1B	X FF 95 0-0 G4-3 ②		C SL 87 B SL 86 X SL 88 1-1 1-2 3-H 1B		5	1	2	1	0	0	0
27 Addison Russell, R (1, 6) OBP: 0.354, SLG: 0.407		B FF 92 B FF 92 C SI 92 B SI 91 S FF 92 B SI 95 4-2 53 1B 8 BB BB B FF 93 B FF 93 B SI 92 C FF 93 X SV 79 3-1 F8 ③			X SV 79 0-0 1-H 2-H 3-H HR	B SL 84 C FF 95 B FF 95 F FF 94 F SL 82 S SL 84 2-3 K ③		C SL 82 X SL 81 0-1 F3 ②		4	1	1	4	1	1	2
12 Kyle Schwarber, L (1, 7) OBP: 0.370, SLG: 0.487 46 Pedro Strop, R (8, 1) 13 David Bote, R (8, PH) OBP: 0.250, SLG: 0.308 37 Justin Wilson, L (9, 1) 15 Brandon Morrow, R (9, 1)		X SI 94 0-0 P2 ② 1 SAFE B SV 78 B CH 82 B FF 92 B SI 90 4-0 53 1B 1-2 BB	C SV 81 B SV 80 B FF 92 B CH 82 B SI 93 4-1 53 G5-4-3 8 BB BB F FF 91 F SV 80 B FF 92 D SV 80 B SV 82 B SV 80 4-2 53 G5-4-3 1-2 BB	B SI 96 S SI 95 B CU 82 B SI 95 S FF 96 B SL 90 4-2 2 WP 8 1B 2 FC3-2 BB S CU 83 S SL 91 B SL 90 X CU 84 1-2 2 FC3-2 2 WP 1-2 1B		C SL 83 B CH 87 B FF 92 B FF 93 X FF 94 3-1 HR C FF 94 B SL 86 F SL 85 B SL 84 C FF 94 2-3 K ①	X SL 82 0-0 G1-3 ③		2 0 1 0 2 1 0	1 0 0 0 0 0 0	1 0 0 0 0 0 0	1 0 2 0 0 0 0	2 0 1 0 2 1 0
53 Chris Gimenez, R (1, 2) OBP: 0.219, SLG: 0.143 2 Tommy La Stella, L (5, PH) OBP: 0.327, SLG: 0.286 47 Randy Rosario, L (6, 1) 45 Anthony Bass, R (7, 1) 9 Javier Báez, R (7, PH) OBP: 0.321, SLG: 0.560 (8, 4)		C SV 80 B SV 79 B FF 90 F FF 92 X SV 80 2-2 1-2 2-3 1B	C FF 90 B FF 89 D FF 89 L SI 89 F SV 77 X SI 90 2-2 G5-4-3 ①② 1-2f 2-3	B FF 97 C CU 82 B SL 92 X FF 96 2-1 FC3-2 ② 1-3 2-H		C FF 94 S FF 93 B FF 94 S SL 85 1-3 K ②		2 1 0 0 0 1	0 0 0 0 0 0	1 0 0 0 0 0	0 0 0 0 0 1	0 0 0 0 0 0	2 2 0 0 0 0
38 Mike Montgomery, L (1, 1) OBP: 0.125, SLG: 0.067 40 Willson Contreras, R (5, PH) OBP: 0.355, SLG: 0.436 (6, 2)		F FF 91 C SI 90 S SV 80 0-3 K ③	F FF 90 C FF 90 F FF 92 B SV 80 S SV 80 1-3 K ③	C SL 89 F SL 91 X CU 84 0-2 G5-3 ③		B SL 84 C FF 94 F SL 84 B FF 93 F FF 94 S FF 93 2-3 K ③		2 2	0 0	0 0	0 0	2 1	4 2
Inning Stats	R: 0 E: 0 K: 0 S: 5 H: 0 LOB: 0 BB: 0 P: 10	R: 0 E: 0 K: 1 S: 10 H: 1 LOB: 3 BB: 2 P: 21	R: 2 E: 0 K: 0 S: 9 H: 2 LOB: 0 BB: 0 P: 14	R: 0 E: 0 K: 1 S: 11 H: 0 LOB: 1 BB: 2 P: 22	R: 4 E: 0 K: 0 S: 19 H: 4 LOB: 2 BB: 1 P: 28	R: 2 E: 0 K: 1 S: 9 H: 2 LOB: 0 BB: 0 P: 13	R: 1 E: 0 K: 3 S: 12 H: 1 LOB: 0 BB: 0 P: 20	R: 1 E: 0 K: 0 S: 8 H: 2 LOB: 2 BB: 1 P: 13		1B: 7 2B: 1 3B: 0 HR: 4 SF: 0 SAC: 1 DP: 1 HBP: 1					

BOTTOM

Minnesota Twins @ Chicago Cubs

Wrigley Field, Chicago, IL

Fri Jun 29 2018, 4:09 PM - 7:35 PM CDT

Att. 41,492 - Sunny - 96 F

livebaseballscorecards.com

AB	34
R	10
H	12
RBI	10
BB	6
SO	6
LOB	16

WP: 1 PA: 42
PB: 0
SB: 0
CS: 0

PITCHER		IP	WLS	BF	H	R	ER	SO	BB	IBB	HBP	BLK	WP	HR	S	P	ERA	WHIP
17 José Berríos, R ERA: 3.52	(1, 1)	4.1	L	23	6	6	6	2	4	0	1	0	0	2	44	78	12.46	2.308
57 Ryan Pressly, R ERA: 4.06	(5, 1)	0.2		4	1	0	0	0	1	0	0	0	1	0	10	17	0.00	3.000
68 Matt Magill, R ERA: 3.0	(6, 1)	2.0		9	3	3	3	4	0	0	0	0	0	2	21	33	13.50	1.500
38 Matt Belisle, R ERA: 7.56	(8, 1)	1.0		6	2	1	1	0	1	0	0	0	0	0	8	13	9.00	3.000

PITCHER		IP	WLS	BF	H	R	ER	SO	BB	IBB	HBP	BLK	WP	HR	S	P	ERA	WHIP

Minnesota Twins @ Chicago Cubs

Wrigley Field, Chicago, IL

Sat Jun 30 2018, 1:22 PM - 5:05 PM CDT

Att. 40,950 - Partly Cloudy - 91 F

TOP

livebaseballscorecards.com

Batter	1	2	3	4	5	6	7	8	9	AB	R	H	RBI	BB	SO	LOB
7 Joe Mauer, L (1, 3) OBP: 0.370, SLG: 0.358	G1-3	2B			K	F8		2 FC5 1B		5	0	2	3	0	1	2
5 Eduardo Escobar, S (1, 5) OBP: 0.332, SLG: 0.528	K	P6			20 HR BB	SF8		P4		3	1	0	1	1	1	3
20 Eddie Rosario, L (1, 7) OBP: 0.355, SLG: 0.576	1B		G6-3		HR	2 BB 1B		F8		3	1	2	2	0	0	0
64 Willians Astudillo, R (5, 7) OBP: 0.500, SLG: 0.500										2	0	1	1	0	0	2
2 Brian Dozier, R (8, 8) OBP: 0.304, SLG: 0.385	K		K		26 1B 16 1B BB	BB		FC5		3	1	0	0	2	2	3
26 Max Kepler, L (1, 4) OBP: 0.307, SLG: 0.391		L8	F8		16 S 16 1B 1B	F8			K	4	1	1	0	0	0	2
99 Logan Morrison, L (5, 8) OBP: 0.290, SLG: 0.354										1	0	0	0	0	1	0
16 Ehire Adrianza, S (8, 7) OBP: 0.315, SLG: 0.412		46 BB 7 2B 60 1B 1B	G3-1		1B	G3-1			K	5	1	2	2	0	1	0
60 Jake Cave, L (1, 8) OBP: 0.250, SLG: 0.412		46 BB 7 2B 1B	K		G4-3	K			G1-3	3	1	1	0	0	1	1
43 Addison Reed, L (5, 1)										0	0	0	0	0	0	0
32 Zach Duke, L (5, 1)										1	0	0	0	0	1	0
39 Trevor Hildenberger, R (7, 1)										0	0	0	0	0	0	0
38 Matt Belisle, R (7, 1)										0	0	0	0	0	0	0
12 Jake Odorizzi, R (9, PH)										1	0	0	0	0	0	0
46 Bobby Wilson, R (1, 2) OBP: 0.218, SLG: 0.235		7 2B BB	G5-3			7 F8 36 1B 5 SF8 BB	G5-3			1	2	0	0	2	0	0
23 Mitch Garver, R (6, 2) OBP: 0.321, SLG: 0.347										1	0	0	0	0	0	0
49 Adalberto Mejía, R (1, 1)		K			G6-3	5 SF8 64 1B 1B		2 FC5 7 1B 1B		1	0	0	0	0	1	3
36 Robbie Grossman, S (5, PH) OBP: 0.314, SLG: 0.335 (5, 9)										3	1	2	0	0	0	0

Inning Stats	R: 0 E: 0 K: 2 S: 13	H: 1 LOB: 1 BB: 0 P: 19	R: 3 E: 0 K: 1 S: 19	H: 3 LOB: 1 BB: 1 P: 31	R: 0 E: 0 K: 1 S: 8	H: 0 LOB: 0 BB: 0 P: 11	R: 0 E: 0 K: 1 S: 9	H: 0 LOB: 0 BB: 0 P: 12	R: 4 E: 0 K: 1 S: 15	H: 3 LOB: 1 BB: 2 P: 30	R: 2 E: 0 K: 0 S: 13	H: 2 LOB: 2 BB: 2 P: 25	R: 0 E: 0 K: 1 S: 7	H: 0 LOB: 0 BB: 0 P: 8	R: 0 E: 0 K: 0 S: 11	H: 2 LOB: 2 BB: 0 P: 14	R: 0 E: 0 K: 2 S: 8	H: 0 LOB: 0 BB: 0 P: 10

| | | | | | | | | | | | | | | | |

Batter	1	2	3	4	5	6	7	8	9	AB	R	H	RBI	BB	SO	LOB
5 Albert Almora Jr., R OBP: 0.306, SLG: 0.447 38 Mike Montgomery, L OBP: 0.125, SLG: 0.167 32 Brian Duensing, L 37 Justin Wilson, L 12 Kyle Schwarber, L OBP: 0.313, SLG: 0.467 45 Anthony Bass, R 2 Tommy La Stella, L OBP: 0.333, SLG: 0.333	B SI 91 S SI 89 S CH 81 X CH 84 1-2 22 FC1-6 1B		C SI 89 B FF 92 F SL 84 F FF 94 F FF 95 F SL 87 B CH 84 X CH 82 2-2 9 1B 22 1B 44 1B 1B	S FF 94 T FF 94 B FF 94 F FF 95 B SL 88 F FF 94 F FF 96 X SL 88 2-2 ② SF8 2-H	B CU 72 B SI 89 B SI 88 C SI 89 C SI 88 F SL 78 X SL 79 3-2 22 1B 1-3 3-H 1B		B SI 89 F SI 89 S CH 78 X CH 78 0-0 22 1B 9 2B IBB	X FF 87 0-0 9 FC4-6 2B		3 1 3 2 0 0 0 0 0 0 0 0 0 0 0 0 0 0 0 0 0 0 0 0 0 0 0 0 0 1 0 0 1 0 0 0 0 0 0 0 0 0 1 0 1 0 0 0 0		
22 Jason Heyward, L (1, 9) OBP: 0.349, SLG: 0.440	B SI 92 B FF 94 C FF 93 X SI 92 2-1 ① FC1-6 9 G1-3 1-2f		1 SAFE B SI 91 S SI 91 S SL 86 X SL 88 1-2 44 1B 9 1B 18 1B 1-2 1B	C FF 95 B CH 83 S CH 85 B FF 97 X FF 97 2-2 ③ L4	B SI 90 B SI 87 C SI 89 X SI 89 2-1 1-2 3-H 1B		B SI 89 F SI 89 S CH 78 X CH 78 1-2 9 2B 40 SF8 1-2 2-3 3-H 1B	F CU 69 X FF 89 0-1 9 FC4-6 1B		6 2 4 2 0 0 1		
9 Javier Báez, R (1, 4) OBP: 0.321, SLG: 0.559 (8, 5) (9, 4)	X SI 93 0-0 ② G1-3 1-2		X SI 93 0-0 44 1B 18 1B 1-2 2-3 1B		S SL 85 S FF 88 2-3 ① K F CU 72 F CU 72 F CU 71 F CU 86 B SL 85 B FF 86 B SI 86 S SL 79 2-3 ③ K		X SL 80 0-0 40 SF8 27 1B 1-3 2-H 3-H 2B	S SL 84 X FF 90 0-1 ① FC4-6 44 G5-4-3 1-2f 2-3		6 2 2 2 0 2 5		
44 Anthony Rizzo, L (1, 3) OBP: 0.346, SLG: 0.421	B SI 93 C SI 92 X SI 93 1-1 ③ G3		C SI 93 D SI 94 X SI 93 1-1 27 L8-4 18 1B 1-2 2-3 3-H 1B		B SL 82 C FF 89 B SL 84 S SL 83 B FF 89 X FF 90 3-2 40 1B 18 SF7 1B	B CU 72 C SI 86 X CU 73 1-1 ① G1-3	0-0 27 1B 18 BB IBB	F SL 85 C SL 86 X FF 92 0-2 ②③ G5-4-3 1-2f		5 1 2 1 1 0 3		
40 Willson Contreras, R (1, 2) OBP: 0.356, SLG: 0.435		C SI 90 B FF 92 B FF 93 B SI 90 B FF 91 4-1 13 G1-3 18 BB BB	B SI 92 F SI 94 F FF 94 X FF 95 1-2 ① F7		C FF 89 T FF 90 F SL 86 B FF 89 B FF 89 F FF 90 X FF 90 2-2 27 1B 13 1B 1-3 1B	B SI 86 X CH 84 1-0 ② G5-3	B SL 79 B SL 80 C SI 89 X SI 89 2-1 ① SF8 2-3 3-H			3 1 1 1 1 0 3		
18 Ben Zobrist, S (1, 7) OBP: 0.394, SLG: 0.439		B SI 90 B FF 92 C FF 92 B SI 91 B FF 92 4-1 13 G1-3 1-2 BB	X SI 93 0-0 1-2 2-H 3-H 1B		C FF 90 B FF 90 C FF 90 B SL 85 X FF 91 2-2 ② SF7 3-H	C SI 88 X CU 73 0-1 1B	B CH 80 B CH 80 C SI 89 F SI 88 B SL 80 B CH 78 4-2 27 1B 1-2 BB			2 0 2 3 2 0 0		
27 Addison Russell, R (1, 6) OBP: 0.355, SLG: 0.407		B SL 84 F FF 92 B FF 92 X FF 92 2-1 ① L9	B SL 85 S FF 94 D CH 82 X FF 95 2-1 ②③ L8-4 2-2		S FF 90 X FF 90 0-1 13 1B 8 1B 1-3 1B	1 SAFE B SI 86 F SI 88 D CH 83 S CH 82 B CU 73 X SL 78 3-2 ③ L7	C SI 90 X SI 90 0-1 1-2 2-3 3-H 1B			5 1 2 1 0 0 5		
13 David Bote, R (1, 5) OBP: 0.303, SLG: 0.310 46 Pedro Strop, R (8, 1)		B SI 91 T FF 92 C SL 84 X SL 84 1-2 ② G1-3 1-2 2-3		F FF 90 B CH 83 B CH 82 B FF 92 B FF 93 4-1 5 WP 21 SH2-4 5 SF8 BB	D SL 84 S FF 89 X SL 83 1-1 8 1B 5 1B 1-3 3-H 1B		1-0 8 2B 22 1B BB 2-3 K			3 3 1 1 2 1 5 0 0 0 0 0 0 0		
21 Tyler Chatwood, R (1, 1) OBP: 0.158, SLG: 0.158 8 Ian Happ, S (5, PH) OBP: 0.369, SLG: 0.441 (6, 8)		B FF 91 C FF 92 F FF 93 F FF 92 C SL 85 1-3 ③ K	X FF 88 0-0 ① SH2-4 1-2		C SI 88 B SI 88 D CH 84 B SI 89 X SI 90 3-1 5 1B 22 1B 1-3 3-H 1B		C SI 90 X SW 90 B FF 92 1 SAFE X CH 80 1-1 22 1B 9 2B 1-3 2B 2-3 K			1 0 0 0 0 1 2 3 2 2 1 0 1 3		
Inning Stats	R: 0 E: 0 K: 0 S: 8 H: 1 LOB: 1 BB: 0 P: 12	R: 0 E: 0 K: 1 S: 11 H: 0 LOB: 2 BB: 2 P: 23	R: 3 E: 0 K: 0 S: 18 H: 5 LOB: 1 BB: 0 P: 25	R: 1 E: 0 K: 0 S: 11 H: 0 LOB: 0 BB: 1 P: 19	R: 5 E: 0 K: 2 S: 32 H: 7 LOB: 2 BB: 0 P: 50	R: 0 E: 0 K: 0 S: 8 H: 1 LOB: 1 BB: 0 P: 13	R: 5 E: 0 K: 2 S: 18 H: 4 LOB: 3 BB: 4 P: 32	R: 0 E: 0 K: 0 S: 8 H: 2 LOB: 1 BB: 0 P: 8		1B: 17 2B: 4 3B: 0 HR: 0 SF: 3 SAC: 1 DP: 2 HBP: 0	WP: 1 PB: 0 SB: 0 CS: 0 PA: 49	

BOTTOM

Minnesota Twins @ Chicago Cubs

Wrigley Field, Chicago, IL

Sat Jun 30 2018, 1:22 PM - 5:05 PM CDT

Att. 40,950 - Partly Cloudy - 91 F

livebaseballscorecards.com

AB	38
R	14
H	20
RBI	14
BB	7
SO	5
LOB	27

PITCHER		IP	WLS	BF	H	R	ER	SO	BB	IBB	HBP	BLK	WP	HR	S	P	ERA	WHIP
49 Adalberto Mejía, L ERA: 9.0	(1, 1)	4.0		20	6	4	4	1	3	0	0	0	1	0	48	79	9.00	2.250
43 Addison Reed, R ERA: 4.26	(5, 1)	0.2		6	4	4	4	1	0	0	0	0	0	0	18	26	54.00	6.000
32 Zach Duke, L ERA: 3.03	(5, 1)	1.1		8	4	1	1	1	0	0	0	0	0	0	22	37	6.75	3.000
39 Trevor Hildenberger, R ERA: 3.18	(7, 1)	0.1	L	9	4	5	5	0	2	2	0	0	0	0	12	24	135.00	18.000
38 Matt Belisle, R ERA: 6.87	(7, 1)	1.2		6	2	0	0	2	0	0	0	0	0	0	14	16	0.00	1.200

PITCHER		IP	WLS	BF	H	R	ER	SO	BB	IBB	HBP	BLK	WP	HR	S	P	ERA	WHIP

Minnesota Twins @ Chicago Cubs

Wrigley Field, Chicago, IL

Sun Jul 01 2018, 1:22 PM - 5:05 PM CDT

Att. 40,051 - Partly Cloudy - 93 F

TOP

livebaseballscorecards.com

Batter	1	2	3	4	5	6	7	8	9	AB	R	H	RBI	BB	SO	LOB
36 Robbie Grossman, S (1, 9) OBP: 0.319, SLG: 0.337	B FF 91 X FF 90 1-0 2 BB 5 1B 1B	B CU 75 L FC 89 F CH 85 X FF 92 1-2 20 BB 1B		B FF 92 X FF 91 1-0 ② G6-3		C FF 91 B CU 74 B FF 90 B FC 88 F FC 88 B FF 91 4-2 2 HR BB		B FF 96 B SL 86 C FF 96 X FF 97 2-1 ① G1	F FF 98 B FC 93 B FF 98 X FF 93 2-1 ② P5	5	1	2	0	1	0	0
20 Eddie Rosario, L (1, 7) OBP: 0.354, SLG: 0.570	B FF 91 B FF 90 F FC 88 F FC 88 X FF 91 2-2 ① P6	B FC 89 F FC 90 B SI 89 B FC 89 F FC 89 F FC 88 F FF 93 F FC 88 D CU 78 4-2 1-2 BB		X FC 86 0-0 ③ P5		S SI 91 B SI 91 S FF 92 S SL 78 1-3 ① K		B FF 97 B CU 81 F FF 96 F SL 87 C SL 87 2-3 ② K	S SL 90 X FC 94 0-1 5 WP 1B	5	0	1	0	1	2	2
5 Eduardo Escobar, S (1, 6) OBP: 0.332, SLG: 0.527	S FF 90 F FF 91 B FF 92 X FC 89 1-2 2 BB 1-2 1B	S CU 76 F FC 88 S CH 86 0-3 ③ K			C FF 90 X FC 88 0-1 E5 2 1B 23 1B	B SI 92 X SI 92 1-0 ② P6		C FF 96 F CU 83 F SL 86 X FF 96 0-2 99 1B 2B	B FF 97 F FF 99 S FC 92 B FF 99 F FF 100 X SL 91 2-2 ③ G3-1 1-2	6	2	2	0	0	1	4
2 Brian Dozier, R (1, 4) OBP: 0.311, SLG: 0.397	B FC 87 B CU 74 F FC 89 C FF 91 F CH 86 B CH 84 B FC 87 4-2 1-2 2-3 BB		C FF 90 B FC 89 F FC 88 S CU 77 1-3 ① K		C FF 92 B FC 90 X FC 90 1-1 23 1B 60 2B 1-2 1B	B SI 91 C SL 78 B SL 76 C SI 91 X SI 90 2-2 1-H HR		D SL 87 B SL 86 B FF 96 B FF 97 4-0 99 1B 64 3B BB		3	3	2	2	2	1	0
99 Logan Morrison, L (1, 3) OBP: 0.292, SLG: 0.353	C FF 92 S FC 90 B FF 92 C FC 89 1-3 ② K		B FF 91 X FF 90 1-0 ② F8		C FC 88 B FC 90 F FC 89 X FC 90 1-2 ① F8	B SI 91 S FF 89 H SL 79 2-1 HBP		C FF 97 B SL 89 X FF 98 1-1 64 3B 1-2 2-H 1B		4	1	1	1	0	1	5
64 Willians Astudillo, R (1, 5) OBP: 0.429, SLG: 0.714	B FC 88 B FF 92 X FF 91 2-0 ③ F9		C FF 91 X FC 87 0-1 23 1B 1B		B FC 87 C CU 74 X FF 91 1-1 ② F9	F SI 90 B SL 79 1 SAFE X SL 77 1-1 ③ P4		X FF 97 0-0 23 HR 1-H 2-H 3B		5	1	2	2	0	0	6
23 Mitch Garver, R (1, 2) OBP: 0.329, SLG: 0.376		B FF 89 C FF 89 B CU 74 B FC 88 C FC 87 F FC 87 S FC 86 3-3 ① K	C CU 73 X FC 89 0-1 1-2 1B		B FF 92 C FC 87 X CU 76 1-1 60 2B 1-2 2-H 1B		C SI 90 B SL 79 C SL 78 X SI 90 1-2 ① G6-3	B SL 88 B SL 88 C SL 88 C SL 88 D SL 88 F SL 87 X SL 86 3-2 3-H HR		5	1	3	3	0	1	0
60 Jake Cave, L (1, 8) OBP: 0.293, SLG: 0.538		X FF 90 0-0 HR	C FC 89 X CU 76 0-1 L5		C CU 77 B FC 89 B FC 89 C FC 88 X FC 90 2-2 1-3 2-H 2B		C SL 78 X SL 78 0-1 16 G4-6-3 1B	C FC 92 X FF 97 0-1 ③ F8		5	1	3	2	0	0	2
31 Lance Lynn, S (1, 1) 68 Matt Magill, R (2, 1) 7 Joe Mauer, L (5, PH) OBP: 0.368, SLG: 0.356 55 Taylor Rogers, L (5, 1) 16 Ehire Adrianza, S (7, PH) OBP: 0.314, SLG: 0.410 57 Ryan Pressly, R (7, 1) 26 Max Kepler, L (9, PH) OBP: 0.306, SLG: 0.390		C FF 91 B FC 89 X FF 91 1-1 ② L7	C FF 90 B FC 91 F FF 90 S CU 74 1-3 ① K		F FF 92 B FC 91 X FF 92 1-1 ③ G4-3		B SI 90 B SI 91 B SI 91 C SI 91 C SI 91 X SI 90 3-2 ② ③ G4-6-3 1-2f		C FF 96 F FF 98 B SL 89 X FF 98 2-2 ① L8	1 1 1 0 1 0 0	0 0 0 0 0 0 0	0 0 0 0 0 0 0	0 0 0 0 0 0 0	0 1 0 0 1 0 0	0 0 2 0 0 0 0	0 0 0 0 1 0 0
Inning Stats	R: 0 E: 0 K: 1 S: 14 H: 2 LOB: 3 BB: 1 P: 25	R: 1 E: 0 K: 2 S: 18 H: 2 LOB: 2 BB: 1 P: 27	R: 0 E: 0 K: 1 S: 10 H: 2 LOB: 2 BB: 0 P: 12	R: 0 E: 0 K: 1 S: 5 H: 0 LOB: 0 BB: 0 P: 7	R: 2 E: 1 K: 0 S: 16 H: 3 LOB: 2 BB: 0 P: 23	R: 2 E: 0 K: 1 S: 12 H: 1 LOB: 1 BB: 1 P: 23	R: 0 E: 0 K: 0 S: 8 H: 1 LOB: 0 BB: 0 P: 12	R: 5 E: 0 K: 1 S: 19 H: 4 LOB: 0 BB: 1 P: 31	R: 0 E: 0 K: 0 S: 11 H: 1 LOB: 1 BB: 0 P: 17	1B: 10 2B: 2 3B: 1 HR: 3 SF: 0 SAC: 0 DP: 1 HBP: 1						

AB	43
R	10
H	16
RBI	10
BB	4
SO	7
LOB	22

WP: 1 PA: 48
PB: 0
SB: 0
CS: 0

PITCHER		IP	WLS	BF	H	R	ER	SO	BB	IBB	HBP	BLK	WP	HR	S	P	ERA	WHIP
34 Jon Lester, L ERA: 2.25	(1, 1)	5.0	W	28	9	4	2	5	3	0	0	0	0	1	65	100	3.60	2.400
41 Steve Cishek, R ERA: 1.89	(6, 1)	2.0		8	2	1	1	1	0	0	1	0	0	1	18	29	4.50	1.000
36 Dillon Maples, R ERA: 16.88	(8, 1)	0.2		7	4	5	5	1	1	0	0	0	0	1	17	29	67.50	7.500
15 Brandon Morrow, R ERA: 1.46	(8, 1)	1.1	S	5	1	0	0	0	0	0	0	0	1	0	13	19	0.00	0.750

PITCHER		IP	WLS	BF	H	R	ER	SO	BB	IBB	HBP	BLK	WP	HR	S	P	ERA	WHIP

Minnesota Twins @ Chicago Cubs

Wrigley Field, Chicago, IL

Sun Jul 01 2018, 1:22 PM - 5:05 PM CDT

Att. 40,051 - Partly Cloudy - 93 F

livebaseballscorecards.com

BOTTOM

Batter	1	2	3	4	5	6	7	8	9	AB	R	H	RBI	BB	SO	LOB
8 Ian Happ, S (1, 8) (8, 5) OBP: 0.378, SLG: 0.461	S FF 92 B SI 92 C FF 93 B CU 80 B FF 94 X SI 93 3-2 E6 22 G4-3	B FC 90 F FF 94 S FF 95 X FC 92 1-2 22 G6-3 44 2B 1B	C CU 82 B CU 83 B FF 94 B SL 85 F SL 85 F FF 94 B FF 94 4-2 BB		C SI 93 B CU 79 X SI 94 1-1 HR		X CU 80 0-0 5 G1-3 22 G1-6-3 1B			4	2	3	1	1	0	0
22 Jason Heyward, L (1, 9) OBP: 0.342, SLG: 0.431	B SI 93 X SI 91 1-0 ① G4-3 2-3	B SI 94 B FC 89 F SI 94 1 SAFE B FC 90 X SI 93 3-1 ② G6-3 1-2	B SL 86 C FF 92 X CU 83 1-1 ② F8		C SI 94 C SL 84 S CU 79 0-3 ① K		B SI 95 B SI 95 F SL 90 X SI 94 2-1 ① G1-6-3 1-2			5	0	0	0	0	1	4
18 Ben Zobrist, S (1, 4) OBP: 0.391, SLG: 0.433 5 Albert Almora Jr., R (7, PH) OBP: 0.368, SLG: 0.459 (8, 8)	C SI 93 S SI 93 X FF 96 0-2 ② P6	C FF 95 B FF 95 B CU 82 B SI 93 B FC 88 4-1 44 2B 9 2B BB	C CU 83 B CU 82 X FF 94 1-1 ③ F7		C CU 78 C SL 83 B SL 86 X SL 82 1-2 ② G5-3		X SL 89 0-0 ② G1-3 2-3			3 1	1 0	0 0	0 0	1 0	0 0	2 1
44 Anthony Rizzo, L (1, 3) OBP: 0.350, SLG: 0.424	B CU 81 B FC 89 B FF 96 B SI 94 4-0 BB	B CU 81 F FF 96 X SI 94 1-1 9 2B 1-3 2-H 2B		X FF 91 0-0 ① L8	B CU 79 B SL 84 B SI 94 C SI 94 B SI 94 4-1 BB		C FF 97 X SI 96 0-1 ③ G4-3			3	1	1	1	2	0	1
9 Javier Báez, R (1, 5) (6, 6) OBP: 0.326, SLG: 0.567	S FF 96 X FF 96 0-1 ③ F9	B FC 89 S FF 96 T FF 95 X CU 82 1-2 12 2B 2-H 3-H 2B		C SL 84 B CU 82 C FF 93 B FF 92 X SL 84 2-2 40 1B 27 1B 1B	C SI 94 B CU 79 X SI 94 1-1 ③ G5-3			X SL 88 0-0 12 WP 2B		5	2	3	2	0	0	3
12 Kyle Schwarber, L (1, 7) OBP: 0.372, SLG: 0.490		B FF 91 C SI 91 C FF 93 B FF 96 X SI 95 2-2 27 BB 34 HR 1B X SI 88 1-0 40 1B 2-H 2B		X FF 92 0-0 ② P4	C CU 78 F SI 92 F CU 79 C SI 93 0-3 ① K			D SI 95 B SI 96 F FF 97 X SI 95 2-1 ① G3 2-3		5	2	2	1	0	1	2
40 Willson Contreras, R (1, 2) OBP: 0.360, SLG: 0.445		B FC 89 S SI 93 B FF 96 F FF 96 S SI 93 2-3 ① K S SL 85 F FF 94 X FF 94 0-2 2-H 1B		B CU 82 C SL 83 S SL 84 X CU 82 1-2 27 1B 1-2 1B	F CU 79 B SL 86 B SI 94 F CU 79 X SL 84 2-2 13 SF8 3B			B FF 97 F FF 96 S CU 85 T FF 97 1-2 ② K		5	1	3	1	0	2	2
27 Addison Russell, R (1, 6) OBP: 0.358, SLG: 0.407 13 David Bote, R (6, 5) OBP: 0.314, SLG: 0.310 (8, 4)		B FC 89 B SI 93 B FF 96 B SI 95 4-1 1-2 34 HR BB B FF 94 S SL 84 B SL 85 F FF 94 X FF 95 3-2 G4-3		B FF 93 X FF 92 1-0 1-3 2-H 1B	C CU 78 T SI 94 D CU 80 X SL 85 1-2 ② SF8 3-H			0-0 15 S IBB		2 0	1 0	1 0	1 1	1 0	0 0	1 0
34 Jon Lester, L (1, 1) OBP: 0.139, SLG: 0.222 41 Steve Cishek, R (6, 1) OBP: 0.200, SLG: 0.200 36 Dillon Maples, R (8, 1) 15 Brandon Morrow, R (8, 1)	C SI 95 B FF 95 F SI 95 B FF 96 B FF 96 F SI 95 X SI 96 3-2 1-H 2-H HR	B FF 93 F FF 93 F SL 84 B SL 85 X FF 94 2-2 ① G4-3	F FF 93 C CU 81 S CU 82 0-3 ③ K		C SI 94 S SI 94 S CU 79 0-3 ③ K			C FF 96 S FF 96 S FF 97 0-3 ③ K 1-2		3 1 0 1	1 0 0 0	1 0 0 0	3 0 0 0	0 0 0 0	1 1 0 1	2 0 0 2
Inning Stats	R: 0 E: 1 K: 0 S: 9 H: 0 LOB: 2 BB: 1 P: 17	R: 8 E: 0 K: 1 S: 31 H: 7 LOB: 1 BB: 2 P: 56	R: 0 E: 0 K: 0 S: 10 H: 0 LOB: 1 BB: 1 P: 18	R: 1 E: 0 K: 1 S: 12 H: 3 LOB: 2 BB: 0 P: 16	R: 1 E: 0 K: 1 S: 11 H: 1 LOB: 1 BB: 1 P: 18	R: 1 E: 0 K: 2 S: 13 H: 1 LOB: 0 BB: 0 P: 16	R: 0 E: 0 K: 0 S: 6 H: 1 LOB: 1 BB: 0 P: 8	R: 0 E: 0 K: 2 S: 9 H: 1 LOB: 2 BB: 1 P: 12		1B: 7 2B: 4 3B: 1 HR: 2 SF: 1 SAC: 0 DP: 0 HBP: 0						

PITCHER		IP	WLS	BF	H	R	ER	SO	BB	IBB	HBP	BLK	WP	HR	S	P	ERA	WHIP
31 Lance Lynn, R ERA: 5.49	(1, 1)	1.2	L	14	5	7	7	1	3	0	0	0	0	1	33	62	37.80	4.800
68 Matt Magill, R ERA: 3.34	(2, 1)	2.1		13	5	2	2	1	1	0	0	0	0	0	29	45	7.71	2.571
55 Taylor Rogers, L ERA: 4.5	(5, 1)	2.0		9	2	2	2	3	1	0	0	0	0	1	24	34	9.00	1.500
57 Ryan Pressly, R ERA: 3.86	(7, 1)	2.0		9	2	0	0	2	0	1	0	0	1	0	15	20	0.00	1.000

PITCHER	IP	WLS	BF	H	R	ER	SO	BB	IBB	HBP	BLK	WP	HR	S	P	ERA	WHIP

AB	38
R	11
H	14
RBI	11
BB	6
SO	7
LOB	20

WP: 1 PA: 45
PB: 0
SB: 1
CS: 0

Batter	1	2	3	4	5	6	7	8	9	10	AB	R	H	RBI	BB	SO	LOB
7 Joe Mauer, L (1, 3) OBP: 0.364, SLG: 0.358	C FF 86 F FF 88 X FF 88 0-2 G4-3		B FF 86 X FF 85 1-0 1-3 2B		C FF 85 C FF 86 B FF 86 B FF 86 D CU 75 X FF 85 3-2 L8		B SL 80 C SI 91 X SI 91 1-1 F8		B FF 94 C FC 88 B FF 93 F FC 90 X FF 94 2-2 E6 2-H		5	0	1	0	0	0	2
20 Eddie Rosario, L (1, 7) OBP: 0.352, SLG: 0.564	C FF 86 F SL 78 B SL 77 S FF 88 1-3 K		C FF 87 F FF 87 S FF 86 0-3 K		B FF 85 F SL 77 F FF 84 D CU 75 X FF 85 2-2 2 1B 36 HR 1-2 1B		B SL 84 B SL 82 X SI 90 2-0 G1-3			F KC 81 C KC 80 F FF 97 F KC 81 B FF 97 F FF 98 F FF 98 F KC 82 S KC 81 1-3 K	5	1	1	0	0	3	2
2 Brian Dozier, R (1, 4) OBP: 0.309, SLG: 0.394	S FF 86 B FF 87 B CH 82 F FF 87 C FF 88 2-3 K		F FF 86 S FF 86 B FF 87 B FF 87 F FF 87 F CU 75 X FF 86 2-2 G6-3 3-H		B FF 86 B FF 87 B CU 76 C FF 86 X FF 84 3-1 36 HR 1-2 2-3 1B		C SI 92 B SL 82 B SI 91 C SL 83 S SI 91 2-3 K			C KC 80 B KC 81 X FF 97 1-1 G4-3	5	1	1	1	0	2	1
36 Robbie Grossman, S (1, 9) OBP: 0.321, SLG: 0.352 52 Zack Littell, R (10, 1)		B FF 85 C FF 86 F FF 86 B FF 88 F FF 89 F FF 87 B FF 88 X FF 86 3-2 64 1B 1B	B CH 81 F FF 86 X FF 87 1-1 F9		X FF 84 0-0 1-H 2-H 3-H HR			C SL 80 B SI 90 B SL 82 C SL 82 B FF 91 S SL 83 3-3 K		S FF 97 C FF 96 S FF 97 0-3 K	5 0	1 0	2 0	4 0	0 0	2 0	1 0
11 Jorge Polanco, S (1, 6)		B FF 86 X FF 86 1-0 L7	C CU 76 C FF 85 X FF 87 0-2 F9	C FF 86 F SL 77 X FF 87 0-2 G5-3				L FF 91 X SL 82 0-1 F8			4	0	0	0	0	0	1
64 Willians Astudillo, R (1, 5) 56 Fernando Rodney, R (9, 1) 60 Jake Cave, L (10, 8) OBP: 0.293, SLG: 0.538		D CH 82 1 SAFE B FF 86 F CH 81 S FF 86 X FF 86 2-2 1-2 1B	C CU 75 B CU 75 B FF 85 S CU 76 F CU 75 X FF 86 2-2 46 PO 1B			B FF 94 C FF 94 S SL 86 X SL 85 1-2 G4-3 B FF 95 X FF 96 1-0 1B		F SI 91 X SI 91 0-1 G6-3			4 0 0	0 0 0	2 0 0	0 0 0	0 0 0	0 0 0	0 0 0
26 Max Kepler, L (1, 8) OBP: 0.309, SLG: 0.391 (10, 9)		S FF 87 F FF 87 F FF 87 D CU 75 F FF 88 B SL 78 C FF 87 2-3 K	X FF 86 0-0 F7						B SL 82 B SL 82 X SL 81 2-0 5 FC1-6 1B		4	0	2	0	0	1	3
46 Bobby Wilson, R (1, 2) OBP: 0.207, SLG: 0.222		C FF 87 B CH 82 S FF 87 F FF 87 S FF 88 1-3 K	1 SAFE 0-0 PO 1-2	C CU 75 S FF 86 F FF 86 B CU 73 X FF 87 1-2 F7	B FF 95 X SL 84 1-0 L4			C FF 94 B FC 92 X FF 94 1-1 P5		4	0	0	0	0	1	4
44 Kyle Gibson, R (1, 1) OBP: 1.000, SLG: 1.000 99 Logan Morrison, L (6, PH) OBP: 0.291, SLG: 0.351 43 Addison Reed, L (6, 1) 55 Taylor Rogers, L (6, 1) 32 Zach Duke, L (7, 1) 39 Trevor Hildenberger, R (7, 1) 5 Eduardo Escobar, S (9, PH) OBP: 0.331, SLG: 0.525 (9, 5)			C FF 85 X FF 86 0-1 7 2B 2 G6-3 1B		B FF 86 X FF 85 1-0 2 1B 20 1B 36 HR 1B	S FF 95 1 SAFE X FF 94 0-1 G4-3			B FC 91 D FC 91 X FF 95 2-0 FC1-6 1-2f 7 E6	2 1 0 0 0 0 1	2 0 0 0 0 0 0	2 0 0 0 0 0 0	0 0 0 0 0 0 0	0 0 0 0 0 0 0	0 0 0 0 0 0 0	0 1 0 0 0 0 1
Inning Stats	R: 0 E: 0 K: 2 S: 9 H: 0 LOB: 0 BB: 0 P: 12	R: 0 E: 0 K: 2 S: 18 H: 2 LOB: 2 BB: 0 P: 27	R: 1 E: 0 K: 1 S: 13 H: 2 LOB: 1 BB: 0 P: 17	R: 0 E: 0 K: 0 S: 8 H: 1 LOB: 0 BB: 0 P: 10	R: 4 E: 0 K: 0 S: 17 H: 4 LOB: 0 BB: 0 P: 27	R: 0 E: 0 K: 0 S: 7 H: 1 LOB: 1 BB: 0 P: 10	R: 0 E: 0 K: 1 S: 6 H: 0 LOB: 0 BB: 0 P: 11	R: 0 E: 0 K: 1 S: 7 H: 0 LOB: 0 BB: 0 P: 10	R: 0 E: 2 K: 0 S: 7 H: 1 LOB: 2 BB: 0 P: 14	R: 0 E: 0 K: 2 S: 13 H: 0 LOB: 0 BB: 0 P: 15	1B: 9 2B: 1 3B: 0 HR: 1	SF: 0 SAC: 0 DP: 0 HBP: 0	WP: 0 PB: 0 SB: 0 CS: 0	PA: 41			

PITCHER		IP	WLS	BF	H	R	ER	SO	BB	IBB	HBP	BLK	WP	HR	S	P	ERA	WHIP
35 Brent Suter, L ERA: 4.53	(1, 1)	5.0		23	9	5	5	5	0	0	0	0	0	1	65	93	9.00	1.800
54 Taylor Williams, R ERA: 2.84	(6, 1)	1.0		4	1	0	0	0	0	0	0	0	0	0	7	10	0.00	1.000
38 Dan Jennings, L ERA: 3.54	(7, 1)	2.0		7	1	0	0	2	0	0	0	0	0	0	14	24	0.00	0.500
50 Jacob Barnes, R ERA: 2.45	(9, 1)	1.0		3	0	0	0	0	0	0	0	0	0	0	6	11	0.00	0.000
46 Corey Knebel, R ERA: 3.2	(10, 1)	1.0	W	3	0	0	0	2	0	0	0	0	0	0	13	15	0.00	0.000

PITCHER	IP	WLS	BF	H	R	ER	SO	BB	IBB	HBP	BLK	WP	HR	S	P	ERA	WHIP

TOP

Minnesota Twins @ Milwaukee Brewers

Miller Park, Milwaukee, WI

Mon Jul 02 2018, 7:11 PM - 10:38 PM CDT

Att. 31,353 - Clear - 83 F

livebaseballscorecards.com

AB	40
R	5
H	11
RBI	5
BB	0
SO	9
LOB	16

Minnesota Twins @ Milwaukee Brewers

Miller Park, Milwaukee, WI

Mon Jul 02 2018, 7:11 PM - 10:38 PM CDT

Att. 31,353 - Clear - 83 F

livebaseballscorecards.com

BOTTOM

Batter	1	2	3	4	5	6	7	8	9	10	AB	R	H	RBI	BB	SO	LOB
10 Brad Miller, L (1, 6) OBP: 0.338, SLG: 0.443	X SI 93 0-0 7 1B 24 FC6-4 1B		B FF 93 S FF 94 S CU 81 S CU 81 1-3 ② K		D CU 79 X FF 92 1-0 8 E 24 BB 1-2 3-H 1B	C CU 78 B CU 77 D CU 79 C SI 94 X CU 77 2-2 ③ F8			F CH 80 X CH 81 0-1 24 1B 7 1B 21 SF8 1B	B FF 90 B FF 91 B FF 91 B FF 91 4-0 1-2 2-3 3-H BB	5	2	3	2	1	1	2
7 Eric Thames, L (1, 9) OBP: 0.338, SLG: 0.548	C FF 93 X FF 92 0-1 24 FC6-4 1-3 1B		B FF 92 S CH 85 S CH 86 B FF 91 F SL 86 B SI 93 F CH 85 B FF 94 4-2 1-2 BB		X SI 92 0-0 ① L6		C SL 78 F SI 88 C CU 73 0-3 ① K		X CH 82 0-0 21 SF8 24 1B 1-2 1B		4	0	2	0	1	1	2
24 Jesús Aguilar, R (1, 3) OBP: 0.373, SLG: 0.625	C SI 95 D SL 87 S SL 86 F SL 86 X SL 86 1-2 ① FC6-4 21 E 21 G4-3 21 G4-3 1-2f 3-H		C SL 87 S SL 84 F SL 86 D SL 86 B SI 95 X SL 86 2-2 ③ F9		B SI 93 D SL 84 B SI 94 C SL 84 B SL 87 4-1 8 E 1-2 2-3 BB		B CU 74 B CH 85 C CU 74 X CU 73 2-1 21 FC3-6 1B		C SI 94 B SI 92 D CH 84 F SI 94 X CH 83 2-2 1-2 2-3 1B		4	0	2	1	1	0	3
21 Travis Shaw, L (1, 5) OBP: 0.341, SLG: 0.463	X FF 94 0-0 ② ③ G4-3 1-H			B SL 83 B FF 93 F FF 94 X FF 94 2-1 ① F9	C SI 94 S SL 85 B SL 85 B FF 94 F SL 85 C SI 92 2-3 ② K		D SL 78 B SL 78 C SI 89 X SI 89 2-1 ② FC3-6 1-2f		S CH 84 D CH 83 F SI 94 B FF 95 F SI 97 X CH 85 2-2 ② SF8 2-3 3-H		4	0	0	1	0	1	5
8 Ryan Braun, R (1, 7) OBP: 0.295, SLG: 0.448		C SI 93 B SI 94 F CU 80 X SL 86 1-2 ① G5-3		B SI 92 C SI 84 C SI 94 B SI 92 X SL 84 2-2 2 G6-4-3 1B	D SL 85 C SI 94 X SI 94 1-1 E5 1-2 2-3 3-H		X SL 78 0-0 ③ P3		B FF 96 X SI 96 1-0 ③ G1-3		5	0	1	0	0	0	5
2 Nate Orf, R (1, 4)		B SI 94 C SL 85 B SI 94 C SI 95 X SL 86 2-2 ② P6		1 SAFE B SI 91 F SI 93 B SI 92 1 SAFE X SI 93 2-1 ② ③ G6-4-3 1-2f	D SI 93 B SL 84 F FF 93 F SI 92 F SL 84 X SI 93 2-2 ③ F8			B SI 89 B SI 90 F SI 89 F SI 89 S CH 77 2-3 ① K2-3		C CU 74 S CU 76 H CU 76 1-2 23 BB 9 1B 14 FC6-2 HBP	4	0	0	0	0	1	4
9 Manny Piña, R (1, 2) OBP: 0.293, SLG: 0.381	X SI 94 0-0 ③ F8				B FF 92 B SI 90 X SI 93 2-0 HR	C SL 80 F SL 82 S SL 82 0-3 ① K		B SL 80 C SL 79 B CH 79 S CH 79 F CH 78 F SL 80 C SL 80 2-3 ② K		B FF 90 L FF 91 L FF 91 D CU 75 F FF 91 1 SAFE D SL 86 1 SAFE F FF 90 3-2 1 SAFE X FF 90 14 FC6-2 23 BB 10 BB 1-2 1B	5	2	2	1	0	2	0
23 Keon Broxton, R (1, 8) OBP: 0.348, SLG: 0.600			S SL 85 B SL 84 F SL 84 S SL 86 1-3 ① K		B SL 83 S SL 83 X SL 83 1-1 5 1B 10 1B 2B	B SL 81 S FF 89 B SL 81 F FF 91 C SL 82 2-3 ② K		B SL 80 X SL 79 1-0 ③ G4-3		L FF 90 L FF 91 B FF 90 D SL 86 D CU 75 B FF 91 4-2 10 BB 14 FC6-2 1-2 2-3 BB	4	1	1	0	1	2	0
35 Brent Suter, L (1, 1) OBP: 0.357, SLG: 0.381 5 Jonathan Villar, S (5, PH) OBP: 0.304, SLG: 0.378 54 Taylor Williams, S (6, 1) OBP: 0.500, SLG: 0.500 38 Dan Jennings, L (7, 1) OBP: 0.667, SLG: 1.000 50 Jacob Barnes, R (9, 1) 18 Eric Sogard, L (9, PH) OBP: 0.283, SLG: 0.167 46 Corey Knebel, R (10, 1) 14 Hernán Pérez, R (10, PH) OBP: 0.266, SLG: 0.359			X FF 95 0-0 7 BB 1B		D CU 78 X SI 91 1-0 24 BB 10 1B 8 E 2-3 1B	C FF 90 X FF 90 0-1 1B		C SI 90 B CH 81 X CH 81 1-1 ① G6-3		F SL 86 D SL 88 B FF 90 F FF 90 X CU 74 2-2 ① FC6-2 10 BB 1-2 2-3 3-Hf	1 1 1 0 0 0 1 0 0 1	0 1 0 0 0 0 0 0 0 0	1 1 1 0 0 0 0 0 0 0	0 0 0 0 0 0 0 0 0 0	0 0 0 0 0 0 0 0 0 0	0 0 0 0 0 0 0 0 0 0	0 0 0 0 0 0 0 0 0 3
Inning Stats	R: 1 E: 1 K: 0 S: 8 H: 2 LOB: 1 BB: 0 P: 9	R: 0 E: 0 K: 0 S: 7 H: 0 LOB: 0 BB: 0 P: 10	R: 0 E: 0 K: 2 S: 15 H: 1 LOB: 2 BB: 1 P: 23	R: 0 E: 0 K: 0 S: 7 H: 1 LOB: 0 BB: 0 P: 13	R: 3 E: 1 K: 1 S: 17 H: 4 LOB: 3 BB: 1 P: 31	R: 0 E: 0 K: 2 S: 11 H: 1 LOB: 1 BB: 0 P: 15	R: 0 E: 0 K: 1 S: 8 H: 1 LOB: 1 BB: 0 P: 12	R: 0 E: 0 K: 2 S: 9 H: 0 LOB: 0 BB: 0 P: 14	R: 1 E: 0 K: 0 S: 13 H: 3 LOB: 2 BB: 0 P: 19	R: 1 E: 0 K: 0 S: 12 H: 1 LOB: 3 BB: 2 P: 26	1B: 12 2B: 1 3B: 0 HR: 1 SF: 1 SAC: 0 DP: 1 HBP: 1						

AB	40
R	6
H	14
RBI	5
BB	4
SO	8
LOB	24

WP: 0 PA: 46
PB: 0
SB: 0
CS: 0

PITCHER		IP	WLS	BF	H	R	ER	SO	BB	IBB	HBP	BLK	WP	HR	S	P	ERA	WHIP
44 Kyle Gibson, R ERA: 3.58	(1, 1)	5.0		24	8	4	3	3	2	0	0	0	0	1	54	86	5.40	2.000
43 Addison Reed, R ERA: 4.19	(6, 1)	0.2	H	3	1	0	0	2	0	0	0	0	0	0	8	10	0.00	1.500
55 Taylor Rogers, L ERA: 4.46	(6, 1)	0.1	H	1	0	0	0	0	0	0	0	0	0	0	3	5	0.00	0.000
32 Zach Duke, L ERA: 2.97	(7, 1)	0.2	H	3	1	0	0	1	0	0	0	0	0	0	7	11	0.00	1.500
39 Trevor Hildenberger, R ERA: 3.07	(7, 1)	1.1	H	4	0	0	0	2	0	0	0	0	0	0	10	15	0.00	0.000

PITCHER		IP	WLS	BF	H	R	ER	SO	BB	IBB	HBP	BLK	WP	HR	S	P	ERA	WHIP
56 Fernando Rodney, R ERA: 3.18	(9, 1)	1.0	B	6	3	1	1	0	0	0	0	0	0	0	13	19	9.00	3.000
52 Zack Littell, R ERA: 18.9	(10, 1)	0.1	L	5	1	1	1	0	2	0	1	0	0	0	12	26	27.00	9.000

Batter	1	2	3	4	5	6	7	8	9	AB	R	H	RBI	BB	SO	LOB
7 Joe Mauer, L (1, 3) OBP: 0.358, SLG: 0.350	C FF 94 B SI 94 F FF 94 C FS 88 1-3 ① K		F FF 92 B FF 92 X FF 92 1-1 ① F7		C FF 93 F SI 94 S FS 87 0-3 ② K		B SI 93 X SI 93 1-0 ③ G4-3			4	0	0	0	0	2	0
11 Jorge Polanco, S (1, 6) OBP: 0.125, SLG: 0.250	B FF 93 X SI 93 1-0 5 BB 2B		C FF 93 F SI 94 B FS 88 S FS 88 1-3 ② K		F FS 87 C FS 88 B SI 94 F SI 94 B FS 88 S FS 87 2-3 K 20 1B			B SI 92 C SI 92 X SI 93 1-1 ① P4		4	0	1	0	0	2	0
20 Eddie Rosario, L (1, 7) OBP: 0.354, SLG: 0.562	B FF 93 B FF 93 F FS 87 D FS 88 D FS 89 4-1 5 BB BB		X FF 94 0-0 ③ P5		B FF 93 1 SAFE B FS 86 F FF 93 F FF 92 F FS 87 X FF 93 2-2 1-2 1B			B SL 82 X SI 92 1-0 ② F7		3	0	1	0	1	0	0
5 Eduardo Escobar, S (1, 5) OBP: 0.333, SLG: 0.522	B FF 93 B FF 93 B SI 94 C FF 93 B SI 94 4-1 1-2 2-3 BB			C FF 92 F SI 93 F SI 93 B FS 88 S FS 88 1-3 ① K	B FF 94 S FF 93 B SI 94 F SI 93 F FS 89 S FS 88 2-3 ③ K			S SI 93 B SL 81 B SI 94 B SI 93 B SI 94 4-1 BB		2	0	0	0	2	2	2
26 Max Kepler, L (1, 9) OBP: 0.308, SLG: 0.387	X FF 94 0-0 ② F6			B FF 93 B SI 92 B FF 92 B FF 92 4-0 64 E BB		S SI 94 B SI 95 F SI 95 B SI 94 F SI 95 S SI 96 2-3 ① K		S SI 94 C SI 94 F SI 95 X SI 95 0-2 ③ F8		3	0	0	0	1	1	4
64 Willians Astudillo, R (1, 4) OBP: 0.357, SLG: 0.500 58 Gabriel Moya, L (7, 1) 36 Robbie Grossman, S (9, PH) OBP: 0.320, SLG: 0.351	C SI 95 F SI 94 D SI 95 F FF 94 X FF 94 1-2 ③ F8			B SI 94 F SI 94 1 SAFE 1 SAFE C SI 94 F SI 91 B SI 95 X SI 95 2-2 1-2 FC4		X SI 94 0-0 ② G6-3			B FF 97 C KC 81 S FF 97 C FF 96 1-3 ① K	3 0 1	0 0 0	0 0 0	0 0 0	0 0 0	0 0 1	4 0 0
60 Jake Cave, L (1, 8) OBP: 0.267, SLG: 0.488		C FF 91 B SI 94 F FF 92 B FS 88 S FS 87 2-3 ① K		F FF 94 C SI 95 C SI 95 0-3 ② K	C SI 94 F SI 94 S SI 95 0-3 ③ K				C KC 81 F FF 96 B FF 96 C FF 97 1-3 ② K	4	0	0	0	0	4	2
46 Bobby Wilson, R (1, 2) OBP: 0.200, SLG: 0.213 99 Logan Morrison, L (9, PH) OBP: 0.290, SLG: 0.350		B SL 83 S FF 92 F FF 94 B FS 88 X FS 87 2-2 ② P6		F SI 96 B SI 95 F SI 95 B FF 95 F SI 95 X SI 95 2-2 ③ G3			B SI 93 B SI 94 C SI 94 B SI 94 X SI 93 3-1 ① G5-3		B FF 96 C FF 97 B FF 97 C KC 80 B FF 97 C KC 82 3-3 ③ K	3 1	0 0	0 0	0 0	0 0	0 1	2 0
12 Jake Odorizzi, R (1, 1) 57 Ryan Pressly, R (6, 1) 2 Brian Dozier, R (7, PH) OBP: 0.308, SLG: 0.393 (7, 4)		B FF 94 X FF 92 1-0 ③ L9			C FF 91 X SI 93 0-1 ① G5-3		B SI 94 C SI 94 F SI 93 F SI 95 X SI 95 1-2 ② P4			2 0 1	0 0 0	0 0 0	0 0 0	0 0 0	0 0 0	0 0 0
Inning Stats	R: 0 E: 0 K: 1 S: 11 H: 1 LOB: 3 BB: 2 P: 22	R: 0 E: 0 K: 1 S: 7 H: 0 LOB: 0 BB: 0 P: 12	R: 0 E: 0 K: 1 S: 6 H: 0 LOB: 0 BB: 0 P: 8	R: 0 E: 1 K: 2 S: 15 H: 0 LOB: 2 BB: 1 P: 24	R: 0 E: 0 K: 3 S: 17 H: 1 LOB: 2 BB: 0 P: 23	R: 0 E: 0 K: 2 S: 8 H: 0 LOB: 0 BB: 0 P: 10	R: 0 E: 0 K: 0 S: 7 H: 0 LOB: 0 BB: 0 P: 12	R: 0 E: 0 K: 0 S: 8 H: 0 LOB: 1 BB: 1 P: 14	R: 0 E: 0 K: 3 S: 9 H: 0 LOB: 0 BB: 0 P: 14	1B: 1 2B: 1 3B: 0 HR: 0	SF: 0 SAC: 0 DP: 0 HBP: 0			WP: 1 PB: 0 SB: 0 CS: 0	PA: 35	

PITCHER		IP	WLS	BF	H	R	ER	SO	BB	IBB	HBP	BLK	WP	HR	S	P	ERA	WHIP
41 Junior Guerra, R ERA: 2.87	(1, 1)	5.0	W	22	2	0	0	8	3	0	0	0	1	0	56	89	0.00	1.000
71 Josh Hader, L ERA: 1.21	(6, 1)	3.0	H	10	0	0	0	2	1	0	0	0	0	0	23	36	0.00	0.333
46 Corey Knebel, R ERA: 3.05	(9, 1)	1.0	S	3	0	0	0	3	0	0	0	0	0	0	9	14	0.00	0.000

PITCHER	IP	WLS	BF	H	R	ER	SO	BB	IBB	HBP	BLK	WP	HR	S	P	ERA	WHIP

TOP

Minnesota Twins @ Milwaukee Brewers

Miller Park, Milwaukee, WI

Tue Jul 03 2018, 3:12 PM - 6:06 PM CDT

Att. 32,375 - Sunny - 85 F

livebaseballscorecards.com

AB	31
R	0
H	2
RBI	0
BB	4
SO	13
LOB	14

Batter	1	2	3	4	5	6	7	8	9	AB	R	H	RBI	BB	SO	LOB
10 Brad Miller, L (1, 6) OBP: 0.338, SLG: 0.447	C FF 88 F FF 88 F FF 89 F FF 89 X CU 71 0-2 ① F8		X SL 84 0-0 7 1B 2B		B FF 92 1 SAFE 1 SAFE B FF 90 C FC 87 S FF 92 B FF 92 1 SAFE S FF 92 3-3 ① K 1-2		B CH 80 F CH 81 X FF 90 1-1 ② F9			3	0	1	0	0	1	1
14 Hernán Pérez, R (6, 7) OBP: 0.264, SLG: 0.357 (9, 9)										1	0	0	0	0	0	0
7 Eric Thames, L (1, 9) OBP: 0.349, SLG: 0.574	B FF 89 F FS 82 B FF 89 B FS 82 F FF 88 B FS 87 4-2 24 BB BB		B FF 90 D FS 82 F FF 90 F FF 90 X FF 91 2-2 2-3 1B		F FF 90 X SL 86 0-1 2-H HR		B SL 79 B SI 90 F FF 90 F SI 90 B CH 82 S CH 82 3-3 ③ K			3	1	2	2	1	1	0
22 Christian Yelich, L (9, 7) OBP: 0.364, SLG: 0.471										0	0	0	0	0	0	0
24 Jesús Aguilar, R (1, 3) OBP: 0.371, SLG: 0.617	B FF 88 C SL 78 1 SAFE C FF 88 B FS 87 B FF 88 1 SAFE F FF 90 F SL 82 4-2 F FF 90 B FF 89 1-2 BB		C SL 84 F FF 90 F SL 81 S FF 90 0-3 ① K		B SL 81 S FF 92 F SL 84 S SL 83 1-3 ② K			C CH 80 F FF 92 B CH 84 S CH 83 1-3 ① K		3	0	0	0	1	3	2
21 Travis Shaw, L (1, 5) OBP: 0.340, SLG: 0.460	C FF 90 F SL 84 B FF 89 B FF 90 F FS 83 S FF 91 2-3 ② K		B FF 90 B FF 90 B FF 91 X FF 90 3-0 ② F7		C CU 68 B FF 91 B FF 91 C FF 92 F FF 93 B FF 92 X FF 93 3-2 E7 1B			L SL 80 B SI 91 X FF 91 1-1 ② L5		4	0	1	0	0	1	4
8 Ryan Braun, R (1, 7) OBP: 0.291, SLG: 0.442	D SL 82 T FF 90 B SL 81 F FF 91 S FF 92 2-3 ③ K		S SL 82 S SL 84 1 SAFE S SL 83 0-3 ③ K		C SL 83 B SL 84 F FF 92 B SL 84 X SL 84 2-2 ③ L7			T FF 92 F SL 82 B FF 92 C FF 92 1-3 ③ K		3	0	0	0	0	2	5
71 Josh Hader, L (6, 1) OBP: 1.000, SLG: 1.000										0	0	0	0	0	0	0
18 Eric Sogard, L (8, PH) OBP: 0.241, SLG: 0.165										1	0	0	0	0	1	0
46 Corey Knebel, R (9, 1)										0	0	0	0	0	0	0
5 Jonathan Villar, S (1, 4) OBP: 0.300, SLG: 0.373		B FF 89 C FF 89 C SL 84 B FF 90 S FF 89 2-3 ① K		L SL 83 C CU 68 B FF 89 T FF 91 1-2 ① K		C SI 94 B CU 83 C CU 81 S SL 88 1-3 ① K				3	0	0	0	0	3	0
15 Erik Kratz, R (1, 2) OBP: 0.308, SLG: 0.458		B SL 81 C SL 81 F FF 90 F FF 90 X SL 83 1-2 ② F9		C SL 80 B FF 90 F SL 82 B FF 91 F FF 91 B FF 91 X FF 90 3-2 ② F9		C FF 96 S SL 89 S FF 96 0-3 ② K				3	0	0	0	0	1	0
23 Keon Broxton, R (1, 8) OBP: 0.346, SLG: 0.545		B SL 81 B FF 91 B SL 80 C FF 90 B SL 81 4-1 BB		F SL 80 B FF 92 X SL 82 1-1 ③ F9		S CU 83 B SL 92 C FF 96 F FF 97 C FF 97 1-3 ③ K				2	0	0	0	1	1	0
41 Junior Guerra, R (1, 1)		T FF 90 F FF 90 S FF 91 0-3 ③ K			C SL 80 B FF 91 B SL 83 B FF 91 B FF 91 4-1 10 S 7 HR BB		C FF 89 S CH 82 C FF 90 0-3 ① K			1	0	0	0	0	1	1
2 Nate Orf, R (5, PH) (6, 6)										1	1	0	0	1	1	0
Inning Stats	R: 0 E: 0 K: 2 S: 19 H: 0 LOB: 2 BB: 2 P: 31	R: 0 E: 0 K: 2 S: 11 H: 0 LOB: 1 BB: 1 P: 18	R: 0 E: 0 K: 2 S: 12 H: 2 LOB: 2 BB: 0 P: 17	R: 0 E: 0 K: 1 S: 9 H: 0 LOB: 0 BB: 0 P: 14	R: 2 E: 1 K: 2 S: 16 H: 2 LOB: 1 BB: 1 P: 29	R: 0 E: 0 K: 3 S: 10 H: 0 LOB: 0 BB: 0 P: 12	R: 0 E: 0 K: 2 S: 8 H: 0 LOB: 0 BB: 0 P: 12	R: 0 E: 0 K: 2 S: 8 H: 0 LOB: 0 BB: 0 P: 11		1B: 2 2B: 1 3B: 0 HR: 1	SF: 0 SAC: 0 DP: 0 HBP: 0					

PITCHER	IP	WLS	BF	H	R	ER	SO	BB	IBB	HBP	BLK	WP	HR	S	P	ERA	WHIP
12 Jake Odorizzi, R (1, 1) ERA: 4.57	5.0	L	23	4	2	2	9	4	0	0	0	0	1	67	109	3.60	1.600
57 Ryan Pressly, R (6, 1) ERA: 3.76	1.0		3	0	0	0	3	0	0	0	0	0	0	10	12	0.00	0.000
58 Gabriel Moya, L (7, 1) ERA: 7.71	2.0		6	0	0	0	4	0	0	0	0	0	0	16	23	0.00	0.000

PITCHER	IP	WLS	BF	H	R	ER	SO	BB	IBB	HBP	BLK	WP	HR	S	P	ERA	WHIP

BOTTOM

Minnesota Twins @ Milwaukee Brewers

Miller Park, Milwaukee, WI

Tue Jul 03 2018, 3:12 PM - 6:06 PM CDT

Att. 32,375 - Sunny - 85 F

livebaseballscorecards.com

AB	28
R	2
H	4
RBI	2
BB	4
SO	16
LOB	13

1B: 2	SF: 0	WP: 0	PA: 32
2B: 1	SAC: 0	PB: 0	
3B: 0	DP: 0	SB: 1	
HR: 1	HBP: 0	CS: 0	

Batter	1	2	3	4	5	6	7	8	9	AB	R	H	RBI	BB	SO	LOB
7 Joe Mauer, L (1, 3) OBP: 0.356, SLG: 0.353	B SI 93 B FF 94 B FF 94 C SI 93 X FF 94 3-1 ① G3-1			B CU 76 C FF 92 S CH 82 B FC 90 X CH 82 2-2 20 G6-3 2B		C SI 93 C CU 79 B FF 94 F FF 94 B FF 94 X FF 95 2-2 ② L7		B SI 97 B SI 96 C SI 96 B FF 96 X SI 97 3-1 ③ G4-3		4	0	1	0	0	0	0
20 Eddie Rosario, L (1, 7) OBP: 0.350, SLG: 0.555	B SI 94 X CH 83 1-0 ② P5			C SI 94 S FF 93 B SI 94 X CH 82 1-2 ① G6-3 2-3		C CH 82 X FF 94 0-1 ③ P5			X KC 80 0-0 ① F7	4	0	0	0	0	0	1
2 Brian Dozier, R (1, 4) OBP: 0.308, SLG: 0.394	C FF 94 X FF 96 0-1 ③ L8			B FF 94 C CU 79 B FF 95 B CH 84 F FF 95 X FF 95 3-2 ② F8			C CU 76 X FF 93 0-1 5 G3 11 1B 2B		B FF 96 X FF 96 1-0 ② F8	4	1	1	0	0	0	1
5 Eduardo Escobar, S (1, 5) OBP: 0.335, SLG: 0.531		S SI 93 S FF 93 X CU 78 0-2 26 CS 1B		F FF 94 B FF 95 F CH 84 F FF 95 S FF 96 1-3 ③ K			C CH 81 B FF 93 F FF 93 X CH 82 1-2 ① G3 2-3		F FF 96 X KC 82 0-1 HR	4	1	2	1	0	1	2
11 Jorge Polanco, S (1, 6) OBP: 0.333, SLG: 0.364		B SI 93 1 SAFE X FF 94 1-0 ① L9			C CH 81 B CH 82 C SI 92 B FF 93 B CU 78 B FF 94 4-2 23 F9 26 S BB		C KC 81 X FF 96 0-1 26 FC3-6 1B 3-H		B KC 82 B FF 97 C FF 97 F FF 96 F FF 97 X FF 97 2-2 1B	3	0	2	1	1	0	1
26 Max Kepler, L (1, 9) OBP: 0.304, SLG: 0.382		B FF 88 C CH 82 F FF 93 1 SAFE B SI 94 B CH 81 S FF 95 3-3 ②③ K 1-2			B FF 94 S CH 82 B FF 94 C SI 93 B CH 83 F CH 83 C FF 95 3-3 ① K 1-2		B FS 92 C SI 96 D FS 91 X FS 92 2-1 ② FC3-6 23 FC4 1-2f		X FF 97 0-0 ③ F7	4	0	0	0	0	2	4
23 Mitch Garver, R (1, 2) OBP: 0.323, SLG: 0.368			C FF 93 X FF 92 0-1 ① F9		C FF 93 C CU 78 X FF 94 0-2 ② F9 2-3		C KC 82 1 SAFE X SI 95 0-1 ③ FC4 1-2f			3	0	0	0	0	0	2
60 Jake Cave, L (1, 8) OBP: 0.250, SLG: 0.457			F SI 93 F CH 82 F FF 94 B FC 92 B CH 83 S FF 95 2-3 ② K		S FF 93 B FF 94 X FF 95 1-2 ③ G4-3			B SI 97 F SI 97 X FS 90 1-1 ① G4-3		3	0	0	0	0	1	1
17 José Berríos, R (1, 1) 36 Robbie Grossman, R (8, PH) OBP: 0.318, SLG: 0.349 32 Zach Duke, L (8, 1) 43 Addison Reed, L (8, 1)			B FF 92 X FF 92 1-0 ③ L8			C FF 92 C CU 76 S CU 78 0-3 ① K		B SI 96 F SI 95 C KC 83 F KC 82 B FF 96 F FS 91 C KC 82 2-3 ② K		2 1 0 0	0 0 0 0	0 0 0 0	0 0 0 0	1 1 0 0	0 0 0 0	0 0 0 0
Inning Stats	R: 0 E: 0 K: 0 S: 5 H: 0 LOB: 0 BB: 0 P: 9	R: 0 E: 0 K: 1 S: 7 H: 1 LOB: 1 BB: 0 P: 11	R: 0 E: 0 K: 1 S: 7 H: 0 LOB: 0 BB: 0 P: 10	R: 0 E: 0 K: 1 S: 13 H: 1 LOB: 1 BB: 0 P: 20	R: 0 E: 0 K: 1 S: 12 H: 0 LOB: 1 BB: 1 P: 20	R: 0 E: 0 K: 1 S: 9 H: 0 LOB: 0 BB: 0 P: 11	R: 1 E: 0 K: 0 S: 11 H: 2 LOB: 1 BB: 0 P: 14	R: 0 E: 0 K: 1 S: 9 H: 0 LOB: 0 BB: 0 P: 15	R: 1 E: 0 K: 0 S: 9 H: 2 LOB: 1 BB: 0 P: 12	1B: 3 2B: 3 3B: 0 HR: 1 SF: 0 SAC: 0 DP: 1 HBP: 0						

PITCHER	IP	WLS	BF	H	R	ER	SO	BB	IBB	HBP	BLK	WP	HR	S	P	ERA	WHIP
57 Chase Anderson, R (1, 1) ERA: 3.99	6.1		22	3	1	1	5	1	0	0	0	0	0	58	87	1.42	0.632
32 Jeremy Jeffress, R (7, 1) ERA: 1.07	1.2	W	6	1	0	0	1	0	0	0	0	0	0	15	23	0.00	0.600
46 Corey Knebel, R (9, 1) ERA: 3.32	1.0	S	5	2	1	1	0	0	0	0	0	0	1	9	12	9.00	2.000

PITCHER	IP	WLS	BF	H	R	ER	SO	BB	IBB	HBP	BLK	WP	HR	S	P	ERA	WHIP

TOP

Minnesota Twins @ Milwaukee Brewers

Miller Park, Milwaukee, WI

Wed Jul 04 2018, 3:11 PM - 5:45 PM CDT

Att. 36,700 - Sunny - 87 F

livebaseballscorecards.com

AB	32
R	2
H	6
RBI	2
BB	1
SO	6
LOB	12

BOTTOM

Minnesota Twins @ Milwaukee Brewers

Miller Park, Milwaukee, WI

Wed Jul 04 2018, 3:11 PM - 5:45 PM CDT

Att. 36,700 - Sunny - 87 F

livebaseballscorecards.com

Batter	1	2	3	4	5	6	7	8	9	AB	R	H	RBI	BB	SO	LOB
7 Eric Thames, L (1, 9) OBP: 0.346, SLG: 0.561	C FF 92 X SI 92 0-1 ① F7		1 SAFE B FF 91 S FF 91 B FF 91 B CH 80 D SV 79 4-1 22 F9-6 BB 1-2		C SI 92 B SI 92 B SI 92 X SI 93 2-1 ③ L7			C SI 87 X SI 89 0-1 ① G3-1		3	0	0	0	1	0	2
46 Corey Knebel, R (9, 1)										0	0	0	0	0	0	0
22 Christian Yelich, L (1, 7) OBP: 0.362, SLG: 0.468	B SI 91 F FF 91 B FF 92 C FF 93 F SV 81 F FF 93 F FF 93 B CH 84 X SI 93 3-2 ② G4-3		X FF 91 0-0 ② ③ F9-6 1-2 2-3			B SI 92 B SI 91 X SI 92 2-0 ① F7		C CU 72 B CU 73 X SI 88 1-1 1B		4	0	1	0	0	0	2
(9, 9)																
24 Jesús Aguilar, R (1, 3) OBP: 0.365, SLG: 0.606	C FF 93 B FF 93 X SI 92 1-1 ③ G1-3			F FF 92 B SI 91 B CH 76 F SI 92 S SV 80 2-3 ① K		C SV 81 X SV 80 0-1 ② G5-3		1 SAFE B SI 87 B SI 89 B SL 78 S SI 90 F SI 90 S CU 73 3-3 ② K		4	0	0	0	0	2	1
21 Travis Shaw, L (1, 5) OBP: 0.343, SLG: 0.473		B SI 92 X SI 92 1-0 HR		B CH 83 S FF 92 C FF 92 B FF 93 B SV 81 X SI 93 3-2 10 G6-4-3 1B		B SV 79 C SV 80 C SI 91 B CH 82 X FF 94 2-2 ③ P5		B SL 79 B SL 82 B FF 88 C FF 89 S FF 90 S SL 82 3-3 ③ K		3	1	2	1	0	0	0
32 Jeremy Jeffress, R (7, 1)										0	0	0	0	0	0	0
8 Ryan Braun, R (8, PH) OBP: 0.290, SLG: 0.440										1	0	0	0	0	1	1
(9, 7)																
10 Brad Miller, L (1, 4) OBP: 0.338, SLG: 0.461		T FF 92 B CH 84 C CH 83 X FF 94 1-2 ① F7		X FF 92 0-0 ② ③ G6-4-3 1-2f			B SV 79 B CH 80 X SI 92 2-0 HR			3	1	1	1	0	0	1
9 Manny Piña, R (1, 2) OBP: 0.294, SLG: 0.377		B SV 81 B SV 80 B SI 92 C FF 91 C SI 92 X SI 92 3-2 ② P4			B FF 92 B FF 93 B SI 91 C FF 92 C SI 91 B SI 93 4-2 57 1B BB		C FF 92 X SI 90 0-1 ① F8			2	0	0	0	1	0	0
2 Nate Orf, R (1, 6) OBP: 0.300, SLG: 0.500		F FF 92 S SI 91 B FF 92 X SV 78 1-2 ③ P3			F SI 90 B SI 89 1 SAFE X SV 78 1-1 ① F7		B SV 81 C SI 89 C SI 90 B SV 80 X SV 81 2-2 HR			3	1	1	1	0	0	1
18 Eric Sogard, L (9, 6) OBP: 0.241, SLG: 0.165										0	0	0	0	0	0	0
23 Keon Broxton, R (1, 8) OBP: 0.310, SLG: 0.480			X SV 78 0-0 E4 22 F9-6 7 S		F SI 91 C FF 91 B SV 79 D SV 81 S SI 92 2-3 ② K		C SI 92 B FF 92 F SV 80 X SV 80 1-2 ② G5-3			3	0	0	0	0	1	1
57 Chase Anderson, R (1, 1) OBP: 0.130, SLG: 0.130			L FF 87 F SI 88 1 SAFE L FF 90 0-3 ① K		X FF 92 0-0 1-2 1B		C SV 79 X SI 90 0-1 ③ F7			2	0	1	0	0	1	1
14 Hernán Pérez, R (7, 5) OBP: 0.263, SLG: 0.355										1	0	0	0	0	0	0
Inning Stats	R: 0 E: 0 K: 0 S: 10 H: 0 LOB: 0 BB: 0 P: 14	R: 1 E: 0 K: 0 S: 10 H: 1 LOB: 0 BB: 0 P: 16	R: 0 E: 1 K: 1 S: 6 H: 0 LOB: 1 BB: 1 P: 10	R: 0 E: 0 K: 1 S: 7 H: 1 LOB: 0 BB: 0 P: 12	R: 0 E: 0 K: 1 S: 10 H: 1 LOB: 2 BB: 1 P: 19	R: 0 E: 0 K: 0 S: 6 H: 0 LOB: 0 BB: 0 P: 10	R: 2 E: 0 K: 0 S: 11 H: 2 LOB: 0 BB: 0 P: 16	R: 0 E: 0 K: 2 S: 10 H: 1 LOB: 1 BB: 0 P: 17		1B: 3 2B: 1 3B: 0 HR: 3 SF: 0 SAC: 0 DP: 2 HBP: 0						

	AB	29
	R	3
	H	6
	RBI	3
	BB	2
	SO	5
	LOB	10

WP: 0 PA: 31
PB: 0
SB: 1
CS: 0

PITCHER		IP	WLS	BF	H	R	ER	SO	BB	IBB	HBP	BLK	WP	HR	S	P	ERA	WHIP
17 José Berríos, R ERA: 3.54	(1, 1)	7.0	L	27	5	3	3	3	2	0	0	0	0	3	60	97	3.86	1.000
32 Zach Duke, L ERA: 2.9	(8, 1)	0.2		3	1	0	0	1	0	0	0	0	0	0	7	11	0.00	1.500
43 Addison Reed, R ERA: 4.15	(8, 1)	0.1		1	0	0	0	1	0	0	0	0	0	0	3	6	0.00	0.000

PITCHER		IP	WLS	BF	H	R	ER	SO	BB	IBB	HBP	BLK	WP	HR	S	P	ERA	WHIP

Batter	1	2	3	4	5	6	7	8	9	AB	R	H	RBI	BB	SO	LOB
1 Tim Beckham, R (1, 5) OBP: 0.264, SLG: 0.277	B SI 90 B SI 90 F FF 90 F FF 91 X SI 91 2-2 G5-3		S SI 90 B SI 90 S SL 84 B SI 90 S SI 90 2-3 K		C SI 90 X SL 84 0-1 G4-6-3 1-2f			C SI 90 C SL 79 F CH 78 S CH 78 0-3 K		4	0	0	0	0	2	2
10 Adam Jones, R (1, 8) OBP: 0.314, SLG: 0.438	B SL 86 C SI 91 X SL 84 1-1 G6-3		B SI 90 S SI 90 S SL 85 B SL 85 B SI 91 B SL 85 4-2 1-2 BB			X SI 89 0-0 G4-3		B CH 80 B SI 92 S CH 80 F CH 79 F FF 93 X CH 76 2-2 2B		3	0	1	0	1	0	0
13 Manny Machado, R (1, 6) OBP: 0.378, SLG: 0.561	B SI 92 X FF 90 1-0 2B		C SL 85 X SI 90 0-1 G3-1			C SI 89 C CH 83 B CH 85 B FF 91 X SL 85 2-2 G1-3		B SI 90 B SI 90 2-0 IBB		3	0	1	0	1	0	2
45 Mark Trumbo, R (1, 10) OBP: 0.313, SLG: 0.477	B SL 83 C SI 91 S FF 90 F FF 91 X FF 91 1-2 L8			C SL 83 F SI 90 B SL 85 S FF 91 1-3 K		B CH 83 S CH 84 B FF 90 X SL 82 2-1 F8		C CH 78 S CH 76 S CH 74 0-3 K		4	0	0	0	0	2	3
19 Chris Davis, L (1, 3) OBP: 0.225, SLG: 0.257		C FF 90 X CH 84 0-1 G5-3		B FF 90 X FF 90 1-0 F8			S SL 82 C SL 81 F SL 81 X SL 82 0-2 L3		C SI 92 B FF 94 S CH 82 F FF 96 S CH 83 1-3 K	4	0	0	0	0	1	0
2 Danny Valencia, R (1, 9) OBP: 0.329, SLG: 0.444		C SL 84 C SI 91 B SL 86 X SI 92 1-2 L4		B SL 85 B SI 90 C FF 91 X SI 91 2-1 G5-3			B FF 91 F FF 90 C FF 91 X SL 85 1-2 P4		B SI 94 X SI 94 1-0 G5-3	4	0	0	0	0	0	0
6 Jonathan Schoop, R (1, 4) OBP: 0.249, SLG: 0.375		X SL 85 0-0 F9			C SL 82 X SI 89 0-1 HR		B SL 84 S SL 84 S SL 84 B SL 84 B SL 84 F SL 84 F SL 85 X SL 84 3-2 HR		B FF 96 B SI 95 B FF 95 C FF 93 F SI 95 S CH 85 3-3 K	4	2	2	2	0	1	0
16 Trey Mancini, R (1, 7) OBP: 0.300, SLG: 0.376			B SI 89 C SL 83 S SI 90 H FF 91 2-2 10 BB HBP		B SL 84 B SI 90 B SI 90 C FF 90 F FF 90 X FF 91 3-2 1 G4-6-3 1B		B FF 91 C FF 90 B SL 83 X FF 90 2-1 F9			2	0	1	0	0	0	0
36 Caleb Joseph, R (1, 2) OBP: 0.195, SLG: 0.300			C SI 89 X SI 90 0-1 L9		X SL 84 0-0 F8			X SI 89 0-0 G4-3		2	0	0	0	0	0	2
15 Chance Sisco, L (8, PH) OBP: 0.321, SLG: 0.304 (8, 2)										1	0	0	0	0	0	0
Inning Stats	R: 0 E: 0 K: 0 S: 10 H: 1 LOB: 1 BB: 0 P: 15	R: 0 E: 0 K: 0 S: 6 H: 0 LOB: 0 BB: 0 P: 7	R: 0 E: 0 K: 1 S: 11 H: 0 LOB: 2 BB: 1 P: 19	R: 0 E: 0 K: 1 S: 6 H: 0 LOB: 0 BB: 0 P: 10	R: 1 E: 0 K: 0 S: 8 H: 2 LOB: 0 BB: 0 P: 11	R: 0 E: 0 K: 0 S: 6 H: 0 LOB: 0 BB: 0 P: 10	R: 1 E: 0 K: 0 S: 14 H: 1 LOB: 0 BB: 0 P: 20	R: 0 E: 0 K: 2 S: 12 H: 1 LOB: 2 BB: 1 P: 16	R: 0 E: 0 K: 2 S: 8 H: 0 LOB: 0 BB: 0 P: 13	1B: 1 2B: 2 3B: 0 HR: 2 SF: 0 SAC: 0 DP: 1 HBP: 1						

PITCHER		IP	WLS	BF	H	R	ER	SO	BB	IBB	HBP	BLK	WP	HR	S	P	ERA	WHIP
50 Aaron Slegers, R ERA: 2.38	(1, 1)	6.0	W	22	3	1	1	2	1	0	1	0	0	1	47	72	1.50	0.667
43 Addison Reed, R ERA: 4.28	(7, 1)	1.0	H	4	1	1	1	0	0	0	0	0	0	1	14	20	9.00	1.000
39 Trevor Hildenberger, R ERA: 3.0	(8, 1)	1.0	H	5	1	0	0	2	0	1	0	0	0	0	12	16	0.00	1.000
56 Fernando Rodney, R ERA: 3.07	(9, 1)	1.0	S	3	0	0	0	2	0	0	0	0	0	0	8	13	0.00	0.000

PITCHER	IP	WLS	BF	H	R	ER	SO	BB	IBB	HBP	BLK	WP	HR	S	P	ERA	WHIP

TOP

Baltimore Orioles @ Minnesota Twins

Target Field, Minneapolis, MN

Thu Jul 05 2018, 7:12 PM - 9:39 PM CDT

Att. 23,895 - Clear - 80 F

livebaseballscorecards.com

AB	31
R	2
H	5
RBI	2
BB	2
SO	6
LOB	9

WP: 0	PA: 34		
PB: 0			
SB: 0			
CS: 0			

Baltimore Orioles @ Minnesota Twins

Target Field, Minneapolis, MN

Thu Jul 05 2018, 7:12 PM - 9:39 PM CDT

Att. 23,895 - Clear - 80 F

livebaseballscorecards.com

Batter	1	2	3	4	5	6	7	8	9	AB	R	H	RBI	BB	SO	LOB
7 Joe Mauer, L (1, 10) OBP: 0.350, SLG: 0.346	B SI 89 C FF 90 F FF 92 X FF 92 1-2 ① G4-3		C CU 81 C FF 92 B SL 84 X FF 94 1-2 ① L8		C SI 90 F SL 82 B SI 92 X SI 91 1-2 ① L7		C FF 98 C SL 92 S SL 92 0-3 ① K			4	0	0	0	0	1	1
20 Eddie Rosario, L (1, 7) OBP: 0.348, SLG: 0.551	X SI 89 0-0 ② G1-3		B CH 84 B CH 84 C SI 92 F CU 82 F FF 95 F FF 95 X CU 81 2-2 ② 2-H 1B		C FF 90 B SI 93 B CH 84 B CU 82 F SI 93 F CH 84 F FF 94 F SL 84 F SL 84 3-2 ② X SI 84 F8		M SL 91 C SL 91 S SL 91 0-3 ② K			4	0	1	1	0	1	0
2 Brian Dozier, R (1, 4) OBP: 0.304, SLG: 0.390	C SI 90 C SI 90 B SI 93 S SL 84 1-3 ③ K		B SL 84 1 SAFE C SL 84 B SI 92 X SI 92 2-1 ② F7		B CU 82 C SI 91 S SL 85 B SL 84 C SI 94 2-3 ③ K		B FF 100 F FF 99 F FF 100 S SL 91 1-3 ③ K			4	0	0	0	0	3	1
5 Eduardo Escobar, S (1, 5) OBP: 0.331, SLG: 0.524		F CU 79 T FF 91 B FF 92 B CU 80 F FF 94 B SI 92 X CH 84 3-2 ① G4-3	F CH 83 B SI 93 X CU 81 1-1 ③ F8			F CU 80 X FF 91 0-1 ① F9		C FF 94 B SI 93 X CH 87 1-1 ① G1-3		4	0	0	0	0	0	1
99 Logan Morrison, L (1, 3) OBP: 0.293, SLG: 0.364		B FF 91 B CU 82 X SI 91 2-0 ② L9		X SI 92 0-0 HR		C FF 93 S FF 93 F FF 94 B FF 94 T FF 94 1-2 ② K		F SI 93 F CH 87 B FF 95 B FF 96 X CH 88 2-2 11 G2-3 26 1B 1B		4	2	2	1	0	1	0
11 Jorge Polanco, S (1, 6) OBP: 0.375, SLG: 0.429		B SI 92 F SI 89 X FF 93 1-1 2B		C CU 80 B CH 84 C CU 82 X FF 95 1-2 ① G4-3		C SI 95 F CU 81 B SI 93 B CH 83 F CH 84 B FF 94 B CU 83 4-2 26 2B BB		B CH 86 L FF 96 X CH 88 1-1 ② G2-3 1-2		3	0	1	0	1	0	1
26 Max Kepler, L (1, 9) OBP: 0.307, SLG: 0.387		C CU 81 B SI 91 B SI 92 B SI 93 C CU 82 X SL 84 3-2 ③ G4-3		C SI 92 F FF 93 B SI 94 X SL 85 1-2 ② L8		1 SAFE C SI 91 1 SAFE F CH 83 1 SAFE 1 SAFE X SI 93 0-2 1-3 2B		S CH 87 D CH 86 C FF 95 X CH 87 1-2 2-H 60 2B 1B		4	1	2	1	0	0	1
60 Jake Cave, L (1, 8) OBP: 0.308, SLG: 0.531			C CU 79 F FF 91 X CU 80 0-2 46 E 2B	S CH 84 X CH 84 0-1 1B		0-0 IBB		B FF 96 F CH 88 X CH 87 1-1 1-H 2B		3	1	3	1	1	0	0
46 Bobby Wilson, R (1, 2) OBP: 0.191, SLG: 0.203			C SI 90 X SI 91 0-1 2-H E1 20 1B	C SI 91 1 SAFE X SI 92 0-1 ③ L9		C SI 92 S SL 85 D SL 86 B SI 94 F SL 84 D SL 84 X SI 94 3-2 ③ G4-3		C FF 95 S FF 94 F FF 95 C FF 94 0-3 ③ K		4	1	0	0	0	1	5
Inning Stats	R: 0 E: 0 K: 1 S: 7 H: 0 LOB: 0 BB: 0 P: 9	R: 0 E: 0 K: 0 S: 10 H: 1 LOB: 1 BB: 0 P: 19	R: 2 E: 1 K: 0 S: 17 H: 2 LOB: 1 BB: 0 P: 23	R: 1 E: 0 K: 0 S: 11 H: 2 LOB: 1 BB: 0 P: 13	R: 0 E: 0 K: 1 S: 13 H: 0 LOB: 0 BB: 0 P: 19	R: 0 E: 0 K: 1 S: 16 H: 1 LOB: 3 BB: 2 P: 24	R: 0 E: 0 K: 3 S: 9 H: 0 LOB: 0 BB: 0 P: 10	R: 2 E: 0 K: 1 S: 16 H: 3 LOB: 1 BB: 0 P: 22		1B: 4 2B: 4 3B: 0 HR: 1 SF: 0 SAC: 0 DP: 0 HBP: 0					WP: 0 PB: 0 SB: 0 CS: 0 PA: 36	

	AB	34
	R	5
	H	9
	RBI	4
	BB	2
	SO	7
	LOB	10

PITCHER		IP	WLS	BF	H	R	ER	SO	BB	IBB	HBP	BLK	WP	HR	S	P	ERA	WHIP
54 Andrew Cashner, R ERA: 4.39	(1, 1)	6.0	L	27	6	3	2	3	1	1	0	0	0	1	74	107	3.00	1.167
66 Tanner Scott, L ERA: 6.04	(7, 1)	1.0		3	0	0	0	3	0	0	0	0	0	0	9	10	0.00	0.000
35 Brad Brach, R ERA: 4.05	(8, 1)	1.0		6	3	2	2	1	0	0	0	0	0	0	16	22	18.00	3.000

PITCHER	IP	WLS	BF	H	R	ER	SO	BB	IBB	HBP	BLK	WP	HR	S	P	ERA	WHIP

Baltimore Orioles @ Minnesota Twins

Target Field, Minneapolis, MN

Fri Jul 06 2018, 7:12 PM - 10:03 PM CDT

Att. 27,570 - Clear - 81 F

TOP

livebaseballscorecards.com

Batter	1	2	3	4	5	6	7	8	9	AB	R	H	RBI	BB	SO	LOB
1 Tim Beckham, R (1, 5) OBP: 0.269, SLG: 0.282	X FF 91 0-0 ① F8		B FF 93 B FF 94 C SI 94 B SI 94 F SI 94 F SI 95 X FF 95 3-2 ② P3		B FF 94 B FF 95 C SI 94 C SI 95 S SI 95 2-3 ② K		S CU 83 B SL 90 X SL 90 1-1 10 E 13 1B 1-2 1B		X SI 93 0-0 1-2 1B	5	0	2	0	0	1	1
10 Adam Jones, R (1, 8) OBP: 0.309, SLG: 0.431	C FF 93 B SI 92 X SI 92 1-1 ② G5-3		X CU 81 0-0 ③ FC5-4 1-2f		B FF 95 B FF 95 B SI 95 C FF 95 X SI 95 3-1 ③ G6-3		B FF 97 F SL 90 C CU 83 B CU 84 X SL 90 2-2 13 1B 1-2 2-H FC3		B SI 95 F FF 94 X CH 82 1-1 ② F6	5	0	0	0	0	0	4
13 Manny Machado, R (1, 6) OBP: 0.381, SLG: 0.560	C FF 94 B FF 94 X SI 93 1-1 1B			B FF 93 B FF 94 F SI 94 C FF 95 B CU 81 X SI 95 3-2 ① G4-3		B SI 91 F SI 92 B CU 78 F CU 78 B CU 80 B FF 96 4-2 45 1B 19 1B BB	B FF 95 S SL 89 X CU 85 1-1 ② 1-3 2-H 1B		F CH 82 F SI 96 X FF 96 0-2 ③ P3	4	1	2	0	1	0	2
45 Mark Trumbo, R (1, 10) OBP: 0.316, SLG: 0.477	B FF 93 F FF 95 B FF 95 F FF 95 B FF 96 F FF 96 X FC 89 3-2 ③ G6-3			C CU 81 B FF 95 X SI 94 1-1 6 1B 1B		B FF 96 X SI 94 1-0 6 19 G6-4-3 1B 1-3 1B	B FF 96 X CU 83 1-0 ③ F9			4	0	2	0	0	0	3
19 Chris Davis, L (1, 3) OBP: 0.226, SLG: 0.257		C FF 93 X FC 86 0-1 ① G5-3		B FF 95 S FF 95 B FF 95 S FF 95 D CU 82 X CU 82 3-2 ② L8		B FF 94 B SI 93 B SI 93 C SI 94 F FF 95 X FF 96 3-2 6 G6-4-3 1-2 3-H 1B		B SL 86 S FF 90 B SL 86 B SL 86 X FF 92 3-1 ① G5-3		4	0	1	1	0	0	1
6 Jonathan Schoop, R (1, 4) OBP: 0.249, SLG: 0.374		B FF 94 C FF 94 F FF 94 B CU 82 S CU 82 2-3 ② K2-3		X FC 89 0-0 16 BB 1-3 1B		C SI 94 F SI 94 F FF 96 D CU 82 D CU 81 B SI 94 F SI 95 F FF 95 F SI 96 3-2 ①② X SI 96 G6-4-3 1-2f 2-3		X SL 84 0-0 ② G4-3		4	0	1	0	0	1	2
16 Trey Mancini, R (1, 7) OBP: 0.299, SLG: 0.372		C FF 95 S SI 93 F FC 86 X CU 82 0-2 ③ G5-3		B FF 96 B FF 96 B SI 96 B FF 96 4-0 1-2 BB		D CU 82 C FC 88 X SI 94 1-1 ③ G5-3		S SL 85 B SL 86 F FF 90 X CU 77 1-2 ③ G5-3		3	0	0	0	1	0	1
23 Joey Rickard, R (1, 9) OBP: 0.261, SLG: 0.381			B FF 94 F FF 94 X SI 92 1-1 ① F7	C FF 96 F FF 97 B FF 97 D CU 83 X FF 96 2-2 ③ G4-3			C FF 95 B FF 94 X FF 95 1-1 ① G4-3		C SI 88 F SI 92 F FF 92 B FF 93 B SI 95 S SI 92 2-3 ① K	4	0	0	0	0	1	3
36 Caleb Joseph, R (1, 2) OBP: 0.214, SLG: 0.316			B FF 93 S FC 88 X FC 86 1-1 10 FC5-4 1B		C FF 92 B CH 86 F SI 92 S SI 93 1-3 ① K		X FF 96 0-0 10 FC3 1 1B 10 E 1B		C FF 93 F SI 92 B CH 82 B FF 95 X SI 94 2-2 1 1B	4	1	3	0	0	1	0
Inning Stats	R: 0 E: 0 K: 0 S: 9 H: 1 LOB: 1 BB: 0 P: 14	R: 0 E: 0 K: 1 S: 9 H: 0 LOB: 0 BB: 0 P: 11	R: 0 E: 0 K: 0 S: 9 H: 1 LOB: 1 BB: 0 P: 14	R: 0 E: 0 K: 0 S: 12 H: 2 LOB: 3 BB: 1 P: 25	R: 0 E: 0 K: 2 S: 8 H: 0 LOB: 0 BB: 0 P: 14	R: 1 E: 0 K: 0 S: 15 H: 2 LOB: 1 BB: 1 P: 27	R: 1 E: 1 K: 0 S: 11 H: 3 LOB: 2 BB: 0 P: 17	R: 0 E: 0 K: 0 S: 6 H: 0 LOB: 0 BB: 0 P: 10	R: 0 E: 0 K: 1 S: 13 H: 2 LOB: 2 BB: 0 P: 18	1B: 11 2B: 0 3B: 0 HR: 0 SF: 0 SAC: 0 DP: 1 HBP: 0						

AB	37
R	2
H	11
RBI	1
BB	2
SO	4
LOB	17

WP: 0 PA: 39
PB: 0
SB: 0
CS: 0

PITCHER		IP	WLS	BF	H	R	ER	SO	BB	IBB	HBP	BLK	WP	HR	S	P	ERA	WHIP
31 Lance Lynn, R ERA: 5.21	(1, 1)	6.0	W	25	6	1	1	3	2	0	0	0	0	0	62	105	1.50	1.333
57 Ryan Pressly, R ERA: 3.89	(7, 1)	1.0		6	3	1	1	0	0	0	0	0	0	0	11	17	9.00	3.000
38 Matt Belisle, R ERA: 6.52	(8, 1)	1.0		3	0	0	0	0	0	0	0	0	0	0	6	10	0.00	0.000
56 Fernando Rodney, R ERA: 2.97	(9, 1)	1.0		5	2	0	0	1	0	0	0	0	0	0	13	18	0.00	2.000

Baltimore Orioles @ Minnesota Twins

Target Field, Minneapolis, MN

Fri Jul 06 2018, 7:12 PM - 10:03 PM CDT

Att. 27,570 - Clear - 81 F

livebaseballscorecards.com

BOTTOM

Batter	1	2	3	4	5	6	7	8	9	AB	R	H	RBI	BB	SO	LOB
7 Joe Mauer, L (1, 10) OBP: 0.353, SLG: 0.349	B FF 90 F FF 91 X FF 90 1-1 20 1B 2 1B 1B	C FF 91 C CH 84 X SL 81 0-2 ②③ G3-6-3 1-2f		D CU 75 C SI 92 F FF 91 B FF 92 B SL 80 X FF 92 3-2 20 FC1-6 1 1B 1-2 2-H		C SL 91 B SI 96 X SI 94 1-1 ③ G4-3				4	1	2	1	0	0	2
20 Eddie Rosario, L (1, 7) OBP: 0.350, SLG: 0.551	C CU 72 X FF 91 0-1 2 1B 2 E 1-2 1B		B SL 80 B CH 83 X SI 92 2-0 ① F7	X SL 83 0-0 ② FC1-6 1-2f 2-3			B FF 94 F SL 89 X SL 89 1-1 1B			4	1	2	0	0	0	2
2 Brian Dozier, R (1, 4) OBP: 0.304, SLG: 0.388	C FF 92 X SL 79 0-1 E5 11 1B 1-H 2-H 1B		X SL 82 0-0 ② L1	B FF 92 B FF 91 C SL 83 C FF 92 C FF 92 2-3 ③ K			C FF 94 S SI 94 B FF 95 F SL 92 B SL 92 S FF 96 2-3 ① K			4	1	1	1	0	2	3
5 Eduardo Escobar, S (1, 5) OBP: 0.327, SLG: 0.518	D SL 80 X FF 92 1-0 ① G1-3		C CH 83 F FF 92 S SL 80 0-3 ③ K		X FF 90 0-0 ① G5-3		B SI 94 S SI 95 B SI 95 F SL 91 X FF 96 2-2 ② F7			4	0	0	0	0	1	2
99 Logan Morrison, L (1, 3) OBP: 0.289, SLG: 0.359	C FF 92 F SI 92 F SI 94 S SL 81 0-3 ② K			B CU 74 X FF 90 1-0 ① P4	C FF 91 B FF 92 C SL 84 F SL 85 B SL 85 S SL 85 2-3 ② K		B FF 94 C FF 93 S FF 94 B FF 94 S FF 92 2-3 ③ K			4	0	0	0	0	3	2
11 Jorge Polanco, S (1, 6) OBP: 0.400, SLG: 0.444	C SL 80 D SL 81 C SI 92 X SL 79 1-2 3-H 1B			B SI 92 B SL 81 X SI 90 2-0 26 HR 1B	C SL 84 B FF 91 B FF 90 F FF 91 S SL 85 2-3 ③ K			C FF 93 X CH 85 0-1 ① L6		4	1	2	1	0	1	0
26 Max Kepler, L (1, 9) OBP: 0.306, SLG: 0.395	B SI 92 X SI 91 1-0 ③ F8			1 SAFE 1 SAFE B FF 90 B FF 91 B SI 92 C FF 91 X CH 84 3-1 1-H HR		C SL 84 X SL 83 0-1 ① L5		C FF 94 S FF 95 B FF 95 F FF 95 F CH 87 F FF 96 B CH 88 X FF 96 2-2 ② F9		4	1	1	2	0	0	1
60 Jake Cave, L (1, 8) OBP: 0.304, SLG: 0.509		B CU 74 X SI 92 1-0 ① G4-3		C SI 92 S SL 82 F SL 81 X SL 80 0-2 23 BB 7 1B 1B		C FF 91 C SL 84 S SL 84 0-3 ② K		B FF 96 F FF 96 F CH 86 X FF 96 1-2 ③ G4-3		4	1	1	0	0	1	0
23 Mitch Garver, R (1, 2) OBP: 0.335, SLG: 0.377		C FF 92 B FF 92 X FF 92 1-1 7 G3-6-3 1B		D SL 81 D SL 82 C FF 93 F SI 93 1 SAFE F SI 91 1 SAFE D SL 81 B SL 81 4-2 20 FC1-6 7 1B 1-2 BB		C FF 94 B SI 93 B SL 91 X FF 94 2-1 1B				2	0	2	0	1	0	0
Inning Stats	R: 3 E: 1 K: 1 S: 15 H: 4 LOB: 1 BB: 0 P: 19	R: 0 E: 0 K: 0 S: 6 H: 1 LOB: 0 BB: 0 P: 8	R: 0 E: 0 K: 1 S: 5 H: 0 LOB: 0 BB: 0 P: 7	R: 3 E: 0 K: 1 S: 18 H: 4 LOB: 2 BB: 1 P: 33	R: 0 E: 0 K: 2 S: 8 H: 0 LOB: 0 BB: 0 P: 12	R: 0 E: 0 K: 1 S: 9 H: 1 LOB: 1 BB: 0 P: 12	R: 0 E: 0 K: 2 S: 12 H: 1 LOB: 1 BB: 0 P: 19	R: 0 E: 0 K: 0 S: 11 H: 0 LOB: 0 BB: 0 P: 14								

	AB	R	H	RBI	BB	SO	LOB
	34	6	11	5	1	8	12

PITCHER		IP	WLS	BF	H	R	ER	SO	BB	IBB	HBP	BLK	WP	HR	S	P	ERA	WHIP
37 Dylan Bundy, R ERA: 4.08	(1, 1)	3.1	L	19	9	6	5	2	1	0	0	0	0	1	40	61	13.50	3.000
51 Paul Fry, L ERA:	(4, 1)	2.1		7	0	0	0	4	0	0	0	0	0	0	17	23	0.00	0.000
43 Mike Wright Jr., R ERA: 4.93	(6, 1)	1.1		6	2	0	0	2	0	0	0	0	0	0	16	26	0.00	1.500
60 Mychal Givens, R ERA: 4.7	(8, 1)	1.0		3	0	0	0	0	0	0	0	0	0	0	11	14	0.00	0.000

PITCHER	IP	WLS	BF	H	R	ER	SO	BB	IBB	HBP	BLK	WP	HR	S	P	ERA	WHIP

1B: 10	SF: 0	WP: 0	PA: 35
2B: 0	SAC: 0	PB: 0	
3B: 0	DP: 1	SB: 0	
HR: 1	HBP: 0	CS: 0	

Batter	1	2	3	4	5	6	7	8	9	AB	R	H	RBI	BB	SO	LOB
1 Tim Beckham, R (1, 5) OBP: 0.266, SLG: 0.287	X SI 94 0-0 10 G3 13 G6-3 2B		C SI 92 B SI 93 S CU 82 B CU 82 C SI 94 2-3 ① K	S SL 84 C SI 93 S SL 86 0-3 ③ K			C SL 83 1 SAFE X SI 93 0-1 ② ③ G5-4-3 1-2f		B CH 84 X FF 96 1-0 ③ G6-3	5	1	1	0	0	2	3
10 Adam Jones, R (1, 8) OBP: 0.309, SLG: 0.432	L SI 94 D CU 81 X SI 94 1-1 ① G3 2-3		T CU 83 T SL 87 B FF 91 X SL 86 1-2 ② F8		B SI 91 C SI 92 S CH 85 X SI 92 1-2 ① G5-3			C SI 88 C SI 90 F SL 80 B FF 94 F FF 93 X SL 79 1-2 19 S 2B		4	0	1	0	0	0	1
13 Manny Machado, R (1, 6) OBP: 0.380, SLG: 0.557	D CU 81 B SI 95 S SL 86 X SI 94 2-1 ② G6-3 3-H		S CH 87 B CU 82 C CH 88 B SL 88 F CU 81 X SI 94 2-2 19 PB 45 BB 1B		S CH 86 B SL 84 F SI 93 F CH 86 X SL 86 1-2 ② F7			B SI 92 S CH 79 S CH 79 F CH 78 F CH 78 D CH 76 B SI 93 X CH 78 3-2 ① F9		4	0	1	1	0	0	1
45 Mark Trumbo, R (1, 10) OBP: 0.320, SLG: 0.473	S CU 81 B CH 85 B SI 96 C SI 95 B SL 87 B SI 95 4-2 19 HR BB		B CU 80 B CH 86 B FF 94 B SI 94 4-0 19 PB 1-2 BB		C SL 84 B FF 91 T CH 86 S CU 80 1-3 ③ K			B CH 77 B SI 92 F SI 92 X SL 79 2-1 ② F9		2	1	0	0	2	1	1
19 Chris Davis, L (1, 3) OBP: 0.229, SLG: 0.269	D SI 94 C CH 86 X CH 88 1-1 1-H HR		B FF 94 B FF 94 B FF 95 B FF 95 4-0 1-2 2-3 BB			B CU 78 X FF 90 1-0 ① F8		B CH 79 C CH 80 S CH 79 D CH 78 S CH 79 2-3 ③ K 2-3		3	1	1	2	1	1	1
2 Danny Valencia, R (1, 9) OBP: 0.322, SLG: 0.435	B FF 95 C SI 95 S SL 87 B SL 88 S SI 95 2-3 ③ K		S SL 87 S SL 86 D SL 87 B SL 87 B SI 95 S SL 86 3-3 ③ K			C SI 90 S CU 78 S SL 84 0-3 ② K			F SI 91 S CH 80 B CH 81 F SI 92 X FF 93 1-2 ① G6-3	4	0	0	0	0	3	3
6 Jonathan Schoop, R (1, 4) OBP: 0.253, SLG: 0.379		X FF 93 0-0 ① G4-3		B CU 81 C SI 93 X CU 79 1-1 2B		B SI 93 B SI 92 F FF 93 F SL 85 S SL 86 2-3 ③ K			B SI 94 X SI 92 1-0 29 DI 29 2B 1B	4	1	2	0	0	1	0
15 Chance Sisco, L (1, 2) OBP: 0.313, SLG: 0.296		C FF 94 F FF 93 S CU 80 0-3 ② K		B FF 92 F SI 92 B CU 81 X FF 92 2-1 ① P6			C CU 75 B FF 90 X CU 78 1-1 ① G3		C SI 93 C SI 94 B FF 94 F FF 96 F SI 94 S CH 84 1-3 ② K	4	0	0	0	0	2	2
29 Jace Peterson, L (1, 7) OBP: 0.313, SLG: 0.331		C FF 93 B CU 81 B SI 92 X SI 93 2-1 ③ B1-3		F SI 93 B CU 81 S CU 82 D CU 81 S SL 84 2-3 ② K			B CH 88 C FF 92 B CU 78 B FF 93 C FF 93 F FF 94 B FF 94 4-2 1 G5-4-3 BB		F SI 95 B SI 95 B SI 96 X FF 96 2-1 1-H 2B	3	0	1	1	1	1	1
Inning Stats	R: 3 H: 2 E: 0 LOB: 0 K: 1 BB: 1 S: 12 P: 22	R: 0 H: 0 E: 0 LOB: 0 K: 1 BB: 0 S: 6 P: 8	R: 0 H: 1 E: 0 LOB: 3 K: 2 BB: 2 S: 13 P: 29	R: 0 H: 1 E: 0 LOB: 1 K: 2 BB: 0 S: 10 P: 15	R: 0 H: 0 E: 0 LOB: 0 K: 1 BB: 0 S: 10 P: 13	R: 0 H: 0 E: 0 LOB: 0 K: 2 BB: 0 S: 7 P: 10	R: 0 H: 0 E: 0 LOB: 0 K: 0 BB: 1 S: 7 P: 12	R: 0 H: 1 E: 0 LOB: 1 K: 1 BB: 0 S: 15 P: 23	R: 1 H: 2 E: 0 LOB: 1 K: 1 BB: 0 S: 13 P: 19	1B: 2 SF: 0 2B: 4 SAC: 0 3B: 0 DP: 1 HR: 1 HBP: 0						

PITCHER		IP	WLS	BF	H	R	ER	SO	BB	IBB	HBP	BLK	WP	HR	S	P	ERA	WHIP
44 Kyle Gibson, R ERA: 3.59	(1, 1)	7.0	W	28	4	3	3	9	4	0	0	0	0	1	65	109	3.86	1.143
39 Trevor Hildenberger, R ERA: 2.93	(8, 1)	1.0	H	4	1	0	0	1	0	0	0	0	0	0	15	23	0.00	1.000
56 Fernando Rodney, R ERA: 3.16	(9, 1)	1.0	S	5	2	1	1	1	0	0	0	0	0	0	13	19	9.00	2.000

PITCHER	IP	WLS	BF	H	R	ER	SO	BB	IBB	HBP	BLK	WP	HR	S	P	ERA	WHIP

TOP

Baltimore Orioles @ Minnesota Twins

Target Field, Minneapolis, MN

Sat Jul 07 2018, 1:11 PM - 4:04 PM CDT

Att. 25,974 - Sunny - 79 F

livebaseballscorecards.com

AB	33
R	4
H	7
RBI	4
BB	4
SO	11
LOB	13

Batter	1	2	3	4	5	6	7	8	9	AB	R	H	RBI	BB	SO	LOB
7 Joe Mauer, L (1, 3) OBP: 0.355, SLG: 0.349	B FF 92 C FF 92 B FF 94 X FS 82 2-1 ① G4-3			C SL 80 X FF 94 0-1 1B	B FS 83 B FS 84 C FS 84 B FF 95 D FS 85 4-1 20 WP 1-2 BB		B FF 97 X FF 97 1-0 ① G4-3			3	0	1	0	1	0	0
20 Eddie Rosario, L (1, 10) (9, 7) OBP: 0.346, SLG: 0.544	C FF 95 S FF 97 X FF 96 0-2 ② G4-3			B FS 82 C FF 95 D FS 84 B FS 82 C FF 93 F FS 83 F FF 96 X FF 94 3-2 ① F7	F FF 96 S FS 84 B FS 85 S FF 98 1-3 ② K 1-2 2-3 3-H		C FF 98 S SL 90 F SL 88 B FF 98 S SL 90 1-3 ② K			4	0	0	0	0	2	3
2 Brian Dozier, R (1, 4) OBP: 0.303, SLG: 0.389	X FF 96 0-0 ③ F9			S SL 85 D SL 85 F FF 95 S FS 84 1-3 ② K	B FF 97 C SL 85 F FS 85 D FS 87 S FF 99 2-3 ③ K		B SL 88 B FF 97 B FF 96 C FF 98 X FF 98 3-1 2B			4	0	1	0	0	2	3
5 Eduardo Escobar, S (1, 5) OBP: 0.327, SLG: 0.517		B FF 93 X FS 83 1-0 ① G4-3		B FF 95 B FS 84 C FF 95 F FF 94 X FS 85 2-2 ③ G4-3		B SI 98 C SI 98 B CH 90 C SI 95 B SI 95 X SI 94 3-2 26 BB 36 FC3-2 2B	C FF 98 B SL 88 F SL 89 B FF 98 S FF 96 2-3 ③ K			4	0	1	0	0	1	2
11 Jorge Polanco, S (1, 6) OBP: 0.375, SLG: 0.381		C FF 94 S FF 96 B FF 96 B FS 86 S FF 96 2-3 ② K			B SL 78 C CH 83 S FF 96 B FF 96 B FF 97 X FF 96 3-2 ① G1-6-3	D CH 87 B SI 94 L SI 94 B SI 91 S SI 93 B CH 86 4-2 36 FC3-2 26 BB 60 FC3-2 BB		C SI 95 B SI 95 X SI 96 1-1 ① L8		3	0	0	0	1	1	0
26 Max Kepler, L (1, 9) OBP: 0.308, SLG: 0.405		B SL 83 S FS 86 B FF 96 B FS 85 F FF 95 F FF 98 X FF 97 3-2 ③ G4-3			B SL 82 B SL 82 X FF 96 2-0 HR	B SI 98 B SI 97 C CH 89 B CH 88 B SI 92 4-1 60 FC3-2 36 FC3-2 46 2B 1-2 2-3 BB		B SI 95 X SI 96 1-0 ② G3-1		3	2	1	1	1	0	0
36 Robbie Grossman, S (1, 7) 56 Fernando Rodney, R (9, 1) OBP: 0.317, SLG: 0.352			X FF 94 0-0 E3 46 G4-6-3		T FF 97 B FS 87 C FF 97 B FS 85 X FS 86 2-2 60 1B 46 1B 2B	C SI 94 X CH 89 0-1 ① FC3-2 60 FC3-2 46 2B 1-2 2-3 3-Hf		B SL 81 C SI 96 F SI 97 B SL 80 B SL 81 C SI 95 3-3 ③ K		4 0	2 0	1 0	0 0	0 0	1 0	3 0
60 Jake Cave, L (1, 8) OBP: 0.305, SLG: 0.500			B FF 93 B FS 82 C FF 93 S FS 84 S FF 94 2-3 ① K		B FS 85 D FS 85 F FS 83 B FF 96 S FS 84 X FS 84 3-2 46 1B 20 WP 2-3 1B	X SI 96 0-0 ② FC3-2 46 2B 1-2 2-3 3-Hf				3	1	1	0	0	1	4
46 Bobby Wilson, R (1, 2) OBP: 0.207, SLG: 0.232			F FF 94 X FF 95 0-1 ②③ G4-6-3 1-2f		B FF 93 F FF 97 B SL 84 1 SAFE C FF 96 D SL 86 X FF 98 3-2 20 WP 7 BB 1-3 3-H 1B	D SL 83 B SI 96 C SI 95 B SI 95 X SI 96 3-1 ③ 1-H 2-H 3-H 2B				3	0	2	3	0	0	1
Inning Stats	R: 0 E: 0 K: 0 S: 6 H: 0 LOB: 0 BB: 0 P: 8	R: 0 E: 0 K: 1 S: 8 H: 0 LOB: 0 BB: 0 P: 14	R: 0 E: 1 K: 1 S: 6 H: 0 LOB: 0 BB: 0 P: 8	R: 0 E: 0 K: 1 S: 13 H: 1 LOB: 1 BB: 0 P: 19	R: 3 E: 0 K: 2 S: 21 H: 4 LOB: 2 BB: 1 P: 41	R: 2 E: 0 K: 0 S: 11 H: 2 LOB: 2 BB: 2 P: 25	R: 0 E: 0 K: 2 S: 10 H: 1 LOB: 1 BB: 0 P: 17	R: 0 E: 0 K: 1 S: 6 H: 0 LOB: 0 BB: 0 P: 11		1B: 3 2B: 4 3B: 0 HR: 1 SF: 0 SAC: 0 DP: 1 HBP: 0					WP: 1 PB: 0 SB: 0 CS: 0 PA: 34	

BOTTOM

Baltimore Orioles @ Minnesota Twins

Target Field, Minneapolis, MN

Sat Jul 07 2018, 1:11 PM - 4:04 PM CDT

Att. 25,974 - Sunny - 79 F

livebaseballscorecards.com

AB	31
R	5
H	8
RBI	4
BB	3
SO	8
LOB	16

PITCHER		IP	WLS	BF	H	R	ER	SO	BB	IBB	HBP	BLK	WP	HR	S	P	ERA	WHIP
34 Kevin Gausman, R ERA: 4.11	(1, 1)	5.0		21	5	3	3	5	1	0	0	0	1	1	54	90	5.40	1.200
50 Miguel Castro, R ERA: 3.2	(6, 1)	1.0	L	6	2	2	2	0	2	0	0	0	0	0	11	25	18.00	4.000
66 Tanner Scott, L ERA: 5.79	(7, 1)	1.0		4	1	0	0	2	0	0	0	0	0	0	10	17	0.00	1.000
53 Zack Britton, L ERA: 5.06	(8, 1)	1.0		3	0	0	0	1	0	0	0	0	0	0	6	11	0.00	0.000

PITCHER	IP	WLS	BF	H	R	ER	SO	BB	IBB	HBP	BLK	WP	HR	S	P	ERA	WHIP

Batter	1	2	3	4	5	6	7	8	9	AB	R	H	RBI	BB	SO	LOB
1 Tim Beckham, R (1, 5) (7, 6) OBP: 0.259, SLG: 0.278	X SL 82 0-0 ① L5-3		F FF 92 X SL 85 0-1 ② L7			C SL 86 B SL 87 F FF 92 F FF 93 F SL 84 F SL 84 B SL 85 F FS 85 X FF 93 2-2 ① G1-3		C CU 78 X SL 82 0-1 ② P6		4	0	0	0	0	0	0
10 Adam Jones, R (1, 8) OBP: 0.309, SLG: 0.434 29 Jace Peterson, L (7, 5) OBP: 0.311, SLG: 0.328	F FF 91 B FS 84 B FF 90 B FF 91 F FF 90 F FF 90 X FF 92 3-2 ② P2		B CU 73 F SL 81 B SL 82 X FS 86 2-1 2B			C CU 73 S SL 87 B SL 85 B SL 86 F CU 75 B FS 86 X FF 93 3-2 ② G4-3		B SI 94 B SI 93 X SI 93 2-0 ③ G4-3		3 1	0 0	1 0	0 0	0 0	0 0	0 0
13 Manny Machado, R (1, 6) OBP: 0.382, SLG: 0.560 23 Joey Rickard, R (7, 8) OBP: 0.258, SLG: 0.376	B FF 91 F FF 91 B CU 74 B FF 92 C SL 82 X FS 85 3-2 45 1B 1B		C FF 92 B SL 84 X CU 74 1-1 ③ G5-3			S FF 93 S FF 93 F SL 86 B SL 86 X SL 85 1-2 2B			B FF 96 X FF 96 1-0 ① F7	3 1	0 0	2 0	0 0	0 0	0 0	1 0
45 Mark Trumbo, R (1, 10) OBP: 0.323, SLG: 0.471	C SL 83 C SL 83 B SL 82 1 SAFE X FF 92 1-2 1-2 1B			C FC 87 F CU 74 S SL 85 0-3 ① K		B SL 87 B SL 86 F SL 88 B SL 85 B CU 74 4-1 BB			C CU 84 S CU 85 F FF 96 F FF 95 B SL 88 S CU 85 1-3 ② K	3	0	1	0	1	2	0
19 Chris Davis, L (1, 3) OBP: 0.230, SLG: 0.280	B FF 92 B FF 92 B FS 84 C FF 92 F FF 91 C FF 92 3-3 ③ K			X FF 91 0-0 ② F7		C FF 93 S FF 93 C FF 93 0-3 ③ K			B FF 95 X FF 96 1-0 HR	4	1	1	1	0	2	4
6 Jonathan Schoop, R (1, 4) OBP: 0.256, SLG: 0.381		B SL 81 B FS 84 X FF 91 2-0 2 G6-4-3 1B		B SL 87 S SL 85 B FS 86 X SL 85 2-1 ③ G6-3			C SL 83 B SL 86 X FF 89 1-1 ① F9		B SL 83 S CU 84 S CU 85 F CU 82 F CU 84 B FF 94 F CU 82 B FF 95 X FF 95 3-2 1B	4	0	2	0	0	0	0
2 Danny Valencia, R (1, 9) OBP: 0.317, SLG: 0.426	C SL 83 X FS 85 0-1 ① ② G6-4-3 1-2f				C FC 88 F FF 93 F SL 87 B SL 84 X SL 88 1-2 ① F9		C SL 84 S SL 85 F SL 86 X FF 91 0-2 ② G6-3		C CU 84 X CU 83 0-1 ③ L8	4	0	0	0	0	0	2
16 Trey Mancini, R (1, 7) OBP: 0.297, SLG: 0.369	C FF 91 C FF 92 B SL 82 B SL 82 B SL 84 S FF 92 3-3 ③ K				B FF 91 B FF 91 B FF 92 C FF 91 S FF 93 X FF 92 3-2 ② G5-3		C FF 92 B FF 92 B CU 74 X SL 88 2-1 ③ G6-3			3	0	0	0	0	1	0
36 Caleb Joseph, R (1, 2) OBP: 0.208, SLG: 0.308 15 Chance Sisco, L (8, 2) OBP: 0.313, SLG: 0.296			C FF 90 B SL 83 F FF 91 X FF 92 1-2 ① P3		S FC 88 F SL 87 F FF 92 F FF 94 C FF 93 0-3 ③ K			F SI 93 B SI 93 X SI 93 1-1 ① G4-3		3 0	0 0	0 0	0 0	0 0	1 0	0 0
Inning Stats	R: 0 H: 2 E: 0 LOB: 2 K: 1 BB: 0 S: 14 P: 24	R: 0 H: 1 E: 0 LOB: 0 K: 1 BB: 0 S: 6 P: 11	R: 0 H: 1 E: 0 LOB: 1 K: 0 BB: 0 S: 9 P: 13	R: 0 H: 0 E: 0 LOB: 0 K: 1 BB: 0 S: 6 P: 8	R: 0 H: 0 E: 0 LOB: 0 K: 1 BB: 0 S: 12 P: 16	R: 0 H: 1 E: 0 LOB: 2 K: 1 BB: 1 S: 19 P: 29	R: 0 H: 0 E: 0 LOB: 0 K: 0 BB: 0 S: 8 P: 11	R: 0 H: 0 E: 0 LOB: 0 K: 0 BB: 0 S: 5 P: 8	R: 1 H: 2 E: 0 LOB: 1 K: 1 BB: 0 S: 15 P: 21	1B: 4 SF: 0 2B: 2 SAC: 0 3B: 0 DP: 1 HR: 1 HBP: 0						

PITCHER		IP	WLS	BF	H	R	ER	SO	BB	IBB	HBP	BLK	WP	HR	S	P	ERA	WHIP
12 Jake Odorizzi, R ERA: 4.28	(1, 1)	6.0	W	23	5	0	0	5	1	0	0	0	0	0	66	101	0.00	1.000
38 Matt Belisle, R ERA: 6.2	(7, 1)	1.0		3	0	0	0	0	0	0	0	0	0	0	8	11	0.00	0.000
55 Taylor Rogers, L ERA: 4.33	(8, 1)	1.0		3	0	0	0	0	0	0	0	0	0	0	5	8	0.00	0.000
68 Matt Magill, R ERA: 3.51	(9, 1)	1.0		5	2	1	1	1	0	0	0	0	0	1	15	21	9.00	2.000

PITCHER	IP	WLS	BF	H	R	ER	SO	BB	IBB	HBP	BLK	WP	HR	S	P	ERA	WHIP

TOP

Baltimore Orioles @ Minnesota Twins

Target Field, Minneapolis, MN

Sun Jul 08 2018, 1:13 PM - 4:07 PM CDT

Att. 22,557 - Sunny - 86 F

livebaseballscorecards.com

AB	33
R	1
H	7
RBI	1
BB	1
SO	6
LOB	7

BOTTOM

Baltimore Orioles @ Minnesota Twins

Target Field, Minneapolis, MN

Sun Jul 08 2018, 1:13 PM - 4:07 PM CDT

Att. 22,557 - Sunny - 86 F

Batter	1	2	3	4	5	6	7	8	9	AB	R	H	RBI	BB	SO	LOB
11 Jorge Polanco, S (1, 6) OBP: 0.345, SLG: 0.346	C SI 92 C KC 81 F SI 92 S KC 83 0-3 K ①		B FS 87 F FS 88 S FS 88 X FS 89 1-2 1B		C KC 82 B KC 82 X FS 88 1-1 G3 ②	S FF 92 X FF 94 0-1 G3 ① 1-2 2-3 3-H		B SI 94 C SL 84 F FF 96 F CH 89 F FF 95 S CH 88 1-3 K ②		5	0	1	1	0	2	3
20 Eddie Rosario, L (1, 7) OBP: 0.342, SLG: 0.536	F KC 81 F SI 93 B FS 86 S FS 87 1-3 K ②		B FS 87 B SI 93 B FS 86 X SI 93 3-0 F8 ②		B KC 82 C FS 88 B SI 94 S FS 88 F FS 88 X FS 89 2-2 L8 ③	C FF 94 F SL 86 F SL 87 S FF 94 0-3 K ②		X FF 95 0-0 G6-3 ③		5	0	0	0	0	2	4
2 Brian Dozier, R (1, 4) OBP: 0.305, SLG: 0.402 64 Willians Astudillo, R (7, 4) OBP: 0.357, SLG: 0.500	X SI 92 0-0 G5-3 ③		B SI 93 C SI 93 1 SAFE C SI 93 X SI 93 1-2 F9 ③			B SI 93 X SI 93 2-0 5 HR 2B 2-H 3-H HR				4 0	2 0	2 0	3 0	0 0	0 0	1 0
5 Eduardo Escobar, S (1, 5) OBP: 0.326, SLG: 0.524		B KC 81 C SI 92 F FS 86 B FS 86 F SI 93 B FS 88 S SI 93 3-3 K ①		B KC 81 B KC 81 F SI 93 C SI 93 F FS 88 S FS 88 2-3 K ①		D FS 86 F FS 86 X KC 82 1-1 2-H HR F FF 92 F CH 84 B SL 86 F FF 93 F FF 92 B FF 91 X SL 86 3-2 F7 ③			4	1	1	2	0	2	0
99 Logan Morrison, L (1, 3) OBP: 0.289, SLG: 0.357		C SI 93 B FS 87 X SI 93 1-1 P4 ②		B SI 94 X FS 88 1-0 G1-3 ②		X SI 93 0-0 26 1B 23 E 36 1B 1B	C SI 96 X SI 98 0-1 F7 ①		4	1	1	0	0	0	0
36 Robbie Grossman, S (1, 10) OBP: 0.320, SLG: 0.355		C KC 81 C KC 82 X FS 87 0-2 26 1B 1B		F SI 93 S FS 88 X FS 88 0-2 G6-3 ③		X FF 91 0-0 23 E 26 1B 60 1B 1-2 1B	X CH 90 0-0 P2 ②		4	1	2	0	0	0	0
26 Max Kepler, L (1, 9) OBP: 0.313, SLG: 0.407		C SI 92 B FS 87 X FS 87 1-1 1-2 1B			B KC 81 C KC 82 F FS 88 B FS 88 B FS 88 F FS 89 B SI 94 4-2 23 HR BB	C SL 84 B SL 84 X FF 93 1-1 60 1B 23 E 11 G3 1-2 2-3 1B	B SI 97 C SI 98 B SL 87 S SI 97 X CH 87 2-2 G4-3 ③		3	2	2	0	1	0	0
23 Mitch Garver, R (1, 2) OBP: 0.339, SLG: 0.395		C KC 81 T SI 92 B SI 93 F KC 82 F SI 93 B KC 81 B SI 93 X SI 93 3-2 L6 ③			1 SAFE F SI 93 F SI 92 F SI 92 D KC 83 1 SAFE B SI 93 B SI 93 1 SAFE 3-2 F SI 94 X SI 92 1-H HR	C FF 93 S SL 84 X SL 85 0-2 E6 11 G3 60 1B 2 HR 1-2 2-3 3-H		B FF 93 F FF 93 B SL 85 B FF 95 B FF 95 4-1 60 FC3-6 BB	3	2	1	2	1	0	4
60 Jake Cave, L (1, 8) OBP: 0.302, SLG: 0.483			C SI 92 B KC 82 C KC 82 C SI 93 1-3 K ①		B FS 88 F SI 94 X FS 87 1-1 G6-3 ①	C SL 86 X SL 86 0-1 11 G3 2 HR 1-2 2-3 3-H 1B		B FF 95 X SI 93 1-0 FC3-6 ① 1-2f		4	1	1	1	0	1	1
Inning Stats	R: 0 E: 0 K: 2 S: 8 H: 0 LOB: 0 BB: 0 P: 9	R: 0 E: 0 K: 1 S: 16 H: 2 LOB: 2 BB: 0 P: 24	R: 0 E: 0 K: 1 S: 10 H: 1 LOB: 1 BB: 0 P: 16	R: 0 E: 0 K: 1 S: 8 H: 0 LOB: 0 BB: 0 P: 11	R: 2 E: 0 K: 0 S: 16 H: 1 LOB: 0 BB: 1 P: 27	R: 8 E: 1 K: 1 S: 25 H: 7 LOB: 0 BB: 0 P: 35	R: 0 E: 0 K: 0 S: 6 H: 0 LOB: 0 BB: 0 P: 8	R: 0 E: 0 K: 1 S: 8 H: 0 LOB: 1 BB: 1 P: 14		1B: 7 2B: 1 3B: 0 HR: 3 SF: 0 SAC: 0 DP: 0 HBP: 0				WP: 0 PB: 0 SB: 0 CS: 0 PA: 38	

livebaseballscorecards.com

	AB	36
	R	10
	H	11
	RBI	9
	BB	2
	SO	7
	LOB	13

PITCHER		IP	WLS	BF	H	R	ER	SO	BB	IBB	HBP	BLK	WP	HR	S	P	ERA	WHIP
17 Alex Cobb, R ERA: 6.67	(1, 1)	5.0	L	23	7	5	5	5	1	0	0	0	0	2	62	94	9.00	1.600
51 Paul Fry, L ERA: 1.8	(6, 1)	0.2		6	3	2	1	1	0	0	0	0	0	0	14	15	13.50	4.500
52 Ryan Meisinger, R ERA: 6.0	(6, 1)	0.1		2	1	3	1	0	0	0	0	0	0	1	7	13	27.00	3.000
50 Miguel Castro, R ERA: 3.14	(7, 1)	1.0		3	0	0	0	0	0	0	0	0	0	0	6	8	0.00	0.000
35 Brad Brach, R ERA: 3.93	(8, 1)	1.0		4	0	0	0	1	1	0	0	0	0	0	8	14	0.00	1.000

PITCHER	IP	WLS	BF	H	R	ER	SO	BB	IBB	HBP	BLK	WP	HR	S	P	ERA	WHIP

Batter	1	2	3	4	5	6	7	8	9	AB	R	H	RBI	BB	SO	LOB
15 Whit Merrifield, R (1, 4) OBP: 0.369, SLG: 0.427	C FF 95 S FF 94 B SI 95 F SV 82 X SI 96 1-2 ① G3-1		B SV 81 B SI 94 X SI 94 2-0 ② G5-3		B SV 82 C SV 81 X SI 93 1-1 38 1B 1B			C SL 78 F SL 79 B SL 79 S CH 79 1-3 ① K		4	0	1	0	0	1	1
38 Jorge Bonifacio, R (1, 9) OBP: 0.359, SLG: 0.417	C FF 94 F FF 94 S FF 95 0-3 ② K		D SV 82 X FF 93 1-0 ③ G4-3		1 SAFE B SV 77 F SV 77 1 SAFE D SV 79 F FF 93 B SI 94 X SI 94 3-2 1-3 1B			B SL 80 C SI 90 S CH 79 S CH 79 1-3 ② K		4	0	1	0	0	2	1
8 Mike Moustakas, L (1, 5) OBP: 0.308, SLG: 0.464	T FF 95 B SV 82 B FF 94 B SV 82 F SI 95 F SI 95 S SV 85 3-3 ③ K			B FF 93 F CH 85 S CH 85 F FF 94 H FF 94 2-2 13 2B HBP	F SV 82 B SV 82 B FF 92 B SV 81 C SV 82 F SI 94 S SV 83 3-3 ③ K			F CH 80 S CH 80 X FF 94 0-2 ③ G5-3		3	0	0	0	0	2	2
13 Salvador Perez, R (1, 2) OBP: 0.255, SLG: 0.378		F SI 92 C SI 93 B FF 94 B SI 92 X SV 81 2-2 ① G5-3		X SI 92 0-0 1-3 2B		B SV 81 B SV 81 F SI 93 X SV 82 2-1 ① F8			C SI 92 S FF 95 B FF 95 F CH 83 X FF 97 1-2 ① L9	4	0	1	0	0	0	0
21 Lucas Duda, L (1, 3) OBP: 0.301, SLG: 0.410		B FF 94 X FF 94 1-0 ② P6		C FF 93 F SV 82 C FF 94 0-3 ① K		S CH 84 B CH 83 F FF 93 B SV 82 S CH 84 2-3 ② K			B SI 95 B SI 94 B SI 94 C FF 93 B SI 94 4-1 4 1B BB	3	0	0	0	1	2	2
7 Rosell Herrera, S (1, 8) OBP: 0.264, SLG: 0.345		C SV 81 F SI 94 B FF 95 B SV 83 B SV 83 F SI 96 F SI 95 F SV 83 F SI 96 3-3 ③ K C SI 84		S CH 84 X FF 94 0-1 ② G5-3		B CH 82 F CH 83 B FF 92 X CH 83 2-1 4 PO 1B			F SI 96 B SI 95 S CH 85 S CH 85 1-3 ② K	4	0	1	0	0	2	3
4 Alex Gordon, L (1, 7) OBP: 0.324, SLG: 0.341			S SV 81 X FF 93 0-1 2 2B 2B	B SV 80 X SV 81 1-0 ③ G3	1 SAFE C SV 79 B FF 90 1 SAFE 1-1 ③ PO 1-2		C SV 81 F SV 82 F SV 81 S FF 94 0-3 ① K		C CH 84 S SI 97 B FF 97 X SI 96 1-2 1-2 1B	4	1	2	0	0	1	2
2 Alcides Escobar, R (1, 6) OBP: 0.243, SLG: 0.275			L FF 93 C FF 93 X SV 81 0-2 2-H 2B		B FF 92 B SI 93 F FF 93 C SI 93 F SI 92 B CH 84 X SI 94 3-2 ① G6-3		S FF 94 B FF 93 X SV 81 1-1 ② L8		B SI 97 B SI 96 X FF 97 2-0 ③ P2	4	0	1	1	0	0	2
27 Adalberto Mondesi, S (1, 10) OBP: 0.224, SLG: 0.333			M SI 92 X SI 92 0-1 ① B2		C SV 81 S SV 82 B SV 80 S FF 94 1-3 ② K		F SV 78 B SV 80 S SV 82 B SV 82 X FF 94 2-2 ③ G3-1			3	0	0	0	0	1	1
Inning Stats	R: 0 E: 0 K: 2 S: 11 H: 0 LOB: 0 BB: 0 P: 15	R: 0 E: 0 K: 1 S: 11 H: 0 LOB: 0 BB: 0 P: 17	R: 1 E: 0 K: 0 S: 9 H: 2 LOB: 1 BB: 0 P: 12	R: 0 E: 0 K: 1 S: 10 H: 1 LOB: 2 BB: 0 P: 13	R: 0 E: 0 K: 2 S: 16 H: 2 LOB: 2 BB: 0 P: 27	R: 0 E: 0 K: 1 S: 8 H: 1 LOB: 0 BB: 0 P: 15	R: 0 E: 0 K: 1 S: 9 H: 0 LOB: 0 BB: 0 P: 12	R: 0 E: 0 K: 2 S: 9 H: 0 LOB: 0 BB: 0 P: 11	R: 0 E: 0 K: 1 S: 12 H: 1 LOB: 2 BB: 1 P: 21	1B: 4 2B: 3 3B: 0 HR: 0 SF: 0 SAC: 0 DP: 0 HBP: 1						

PITCHER		IP	WLS	BF	H	R	ER	SO	BB	IBB	HBP	BLK	WP	HR	S	P	ERA	WHIP
17 José Berríos, R ERA: 3.41	(1, 1)	7.0	W	27	6	1	1	8	0	0	1	0	0	0	74	111	1.29	0.857
39 Trevor Hildenberger, R ERA: 2.86	(8, 1)	1.0	H	3	0	0	0	2	0	0	0	0	0	0	9	11	0.00	0.000
56 Fernando Rodney, R ERA: 3.06	(9, 1)	1.0	S	5	1	0	0	1	1	0	0	0	0	0	12	21	0.00	2.000

PITCHER	IP	WLS	BF	H	R	ER	SO	BB	IBB	HBP	BLK	WP	HR	S	P	ERA	WHIP

TOP

Kansas City Royals @ Minnesota Twins

Target Field, Minneapolis, MN

Mon Jul 09 2018, 7:12 PM - 10:14 PM CDT

Att. 20,199 - Clear - 88 F

livebaseballscorecards.com

AB	33
R	1
H	7
RBI	1
BB	1
SO	11
LOB	14

WP: 0 PA: 36
PB: 0
SB: 0
CS: 0

BOTTOM

Kansas City Royals @ Minnesota Twins

Target Field, Minneapolis, MN

Mon Jul 09 2018, 7:12 PM - 10:14 PM CDT

Att. 20,199 - Clear - 88 F

livebaseballscorecards.com

Batter	1	2	3	4	5	6	7	8	9	AB	R	H	RBI	BB	SO	LOB
7 Joe Mauer, L (1, 3) OBP: 0.360, SLG: 0.355	C FF 95 B CU 78 X FF 96 1-1 36 BB 20 1B 1B		C FF 94 B FF 95 B SL 86 B FF 94 C FF 94 S FF 94 3-3 ① K		C FF 94 B FF 93 B SL 86 B CU 79 C FF 95 X FF 94 3-2 ① G3		C FF 92 B FF 92 2 SAFE B FF 94 X SL 81 2-1 20 G5-3 5 1B 2-3 1B	C SL 86 C FF 97 X SL 86 0-2 20 FC3-6 1-2 2-H 1B		5	1	3	1	0	1	0
20 Eddie Rosario, L (1, 7) OBP: 0.340, SLG: 0.531	C FF 97 C SI 96 X SL 87 0-2 36 BB 1-2 1B		B SL 87 F SL 86 B FF 94 C SI 95 F CU 79 F FF 94 S CU 78 2-3 ② K		F CU 78 F CH 86 X SL 84 0-2 ② G3-1		C SL 81 F FF 93 B FF 92 F SL 79 F FF 92 B SL 82 F FF 93 F FF 92 X FF 93 2-2 ① G5-3 1-2 3-H	B CH 88 F CH 87 F FF 96 X SL 87 1-2 ② FC3-6 1-2f 2-3		5	0	1	1	0	1	4
2 Brian Dozier, R (1, 4) OBP: 0.309, SLG: 0.402	S FF 97 S SL 87 B SI 97 C SI 97 1-3 ① K		B CH 86 B SL 86 X SI 95 2-0 5 1B 1B		B SI 94 B SL 84 B SI 94 B SI 93 4-0 5 1B BB		C FF 90 B CH 83 B SL 85 B CH 84 C SI 91 F SI 92 F CH 84 B SI 92 4-2 5 1B BB	X FF 97 0-0 ③ L8		3	0	1	0	2	1	4
5 Eduardo Escobar, S (1, 5) OBP: 0.331, SLG: 0.526	D FF 97 T SI 97 C CU 79 S CU 80 1-3 ② K		C FF 95 S CU 78 D CU 81 B SL 88 F FF 94 X CU 79 2-2 36 PB 1-3 1B		1 SAFE B SL 83 X FF 94 1-0 1-3 1B		B SI 91 B SI 91 F SI 91 B CH 82 X SI 92 3-1 1-3 2-H 1B			4	0	3	1	0	1	2
36 Robbie Grossman, S (1, 9) OBP: 0.319, SLG: 0.350 39 Trevor Hildenberger, R (8, 1) 56 Fernando Rodney, R (9, 1)	B FF 97 F CH 88 B FF 97 C FF 96 D CU 78 B FF 96 4-2 1-2 2-3 BB		B FF 96 B CH 88 C CH 87 B SL 86 X SI 96 3-1 ③ F9 1-2		B FF 95 X CH 86 1-0 ③ G6-3		S CH 83 C SI 91 B SI 91 B SI 91 F CH 84 X SI 90 2-2 ② L6			3 0 0	0 0 0	0 0 0	0 0 0	1 0 0	0 0 0	7 0 0
23 Mitch Garver, R (1, 10) OBP: 0.331, SLG: 0.385 (8, 2)	B CH 88 C SI 97 F FF 96 S CU 79 1-3 ③ K		B SI 94 X SI 94 1-0 ① P4		C CH 84 B FF 93 B FF 93 B SI 93 F SI 94 F SI 94 F SI 93 S CH 85 3-3 ① K		F SI 91 D SI 91 C CH 83 B CH 85 X SI 90 2-2 ③ G1-3			4	0	0	0	0	2	6
26 Max Kepler, L (1, 8) OBP: 0.313, SLG: 0.405 (8, 9)		B FF 95 X SI 96 1-0 ① L8	C FF 95 B CU 79 F SL 86 B CH 86 B FF 95 X FF 95 3-2 1B		C CU 77 1-1 ② G4-3			B SL 84 B CH 86 C SL 88 C SL 87 F CH 88 X FF 99 2-2 ① G4-3		4	0	1	0	0	0	0
11 Jorge Polanco, S (1, 6) OBP: 0.333, SLG: 0.310		C SI 96 F FF 95 C FF 95 0-3 ② K	B CH 86 F CH 85 1 SAFE C CU 78 X CU 80 1-2 ② L8		B SL 84 F SI 93 B SI 93 C CU 77 X CU 78 2-2 ③ G6-3			B SI 98 B SL 88 B SI 99 B FF 97 4-0 60 1B 7 1B BB		3	1	0	0	1	1	1
46 Bobby Wilson, R (1, 2) OBP: 0.211, SLG: 0.247 60 Jake Cave, L (7, PR) OBP: 0.313, SLG: 0.492 (8, 8)		B CH 86 F SI 95 S SL 86 B CU 80 S CH 87 2-3 ③ K	1 SAFE F SL 86 S CH 84 S FF 95 0-3 ③ K				B SI 91 B SI 91 C SI 91 C SI 92 B SI 93 F SI 92 X FF 92 3-2 7 1B 20 G5-3 2B	F SI 94 S SL 87 B FF 96 1 SAFE X CH 88 1-2 20 FC3-6 7 1B 1-2 1B		3 1	0 1	1 1	0 0	0 0	2 0	1 0

| Inning Stats | | | |

Kansas City Royals @ Minnesota Twins

Target Field, Minneapolis, MN

Tue Jul 10 2018, 7:11 PM - 10:40 PM CDT

Att. 27,551 - Partly Cloudy - 84 F

livebaseballscorecards.com

Batter	1	2	3	4	5	6	7	8	9	AB	R	H	RBI	BB	SO	LOB
15 Whit Merrifield, R (1, 4) OBP: 0.375, SLG: 0.435	C SI 89 X SI 90 0-1 13 1B 2B	F SI 90 B CH 85 S SL 84 B FF 91 X SI 90 2-2 7 1B 2B		C CU 82 B SL 88 S FF 96 1-2 ③ CS 1-2	B FF 95 C FF 95 B FF 95 B SL 87 S FF 95 S FF 96 3-3 ① K	C SL 82 S SL 82 F SL 83 B FF 90 B FF 92 F CU 75 D SL 87 B SL 86 4-2 1-2 BB		B SL 80 B CH 83 B CU 72 C SI 89 C SI 86 D CU 73 4-2 7 HBP 1-2 BB		3	2	2	0	2	1	0
7 Rosell Herrera, S (1, 9) OBP: 0.272, SLG: 0.341	B FF 90 B FF 89 X FF 90 2-0 ① F7	B SI 89 B FF 88 C FF 89 B CH 84 F FF 89 X FF 90 3-2 8 G4-6-3 2-H 1B			B CU 83 X FF 95 1-0 ② G3	B FF 90 X SL 86 1-0 ③ G3		S CU 74 B CU 73 C CH 84 B CU 73 H CU 74 3-2 1-2 2-3 HBP		4	0	1	1	0	0	4
8 Mike Moustakas, L (1, 5) OBP: 0.306, SLG: 0.460	C FF 89 B FF 89 F FF 89 F SL 84 B FF 89 X CH 84 2-2 ② P6	1 SAFE B CU 76 C SI 92 X SI 92 1-1 ② G4-6-3 1-2f ③			B FF 94 S CH 89 F FF 95 X CU 82 1-2 1B		B SL 84 F SL 90 X FF 90 1-1 ① G5-3	B SI 88 F SI 89 F CU 73 F SI 87 D CU 74 F SI 88 S SL 79 2-3 ③ K		5	0	1	0	0	1	5
13 Salvador Perez, R (1, 2) OBP: 0.254, SLG: 0.375	B SI 89 B SI 89 B CH 83 C SI 89 F SI 89 X SI 90 3-2 2-H 1B	C CU 77 S SL 85 X SL 81 0-2 ① G5-3			B FF 95 S FF 94 F FF 95 B SL 86 X FF 94 2-2 ③ L5		C CU 72 F FF 90 B SL 85 B SL 87 F SL 84 S SL 84 2-3 ② K		F FF 90 S SL 83 S SL 82 0-3 ① K	5	0	1	1	0	2	1
21 Lucas Duda, L (1, 10) OBP: 0.303, SLG: 0.410	C FF 89 X SL 84 0-1 ③ P5	B SI 93 B SI 93 C SI 94 B CU 76 F SI 93 S CU 77 3-3 ② K				B FF 92 C FF 93 S CH 87 F FF 94 B CU 81 X FF 93 2-2 ① L9	C FF 91 B FF 93 F SL 87 B CU 75 B FF 91 F SL 86 X SL 88 3-2 1B		B FF 90 B FF 91 X FF 90 2-0 17 3B 1B	5	1	2	0	0	1	1
17 Hunter Dozier, R (1, 3) OBP: 0.271, SLG: 0.341	C SL 82 X SL 83 0-1 2 1B 27 HR 1B	B CU 79 C SI 92 B CU 78 B SI 93 X SI 94 3-1 ③ G4-3				C FF 94 B FF 94 S CU 83 T CU 82 1-2 ② K	F SL 85 S FF 91 S FF 92 0-3 ③ K		S FF 91 C FF 91 X FF 90 0-2 1-H 4 HR 3B	5	2	2	1	0	2	1
4 Alex Gordon, L (1, 7) OBP: 0.329, SLG: 0.355	X FF 89 0-0 ① F8	C CU 76 B SL 85 B SI 92 F SI 92 X CU 76 2-2 ① P4				B CH 86 B CH 87 B FF 93 F FF 93 F FF 93 B CU 82 4-2 2 1B 27 1B BB		F CU 73 X SI 88 0-1 27 FC5-4 1B	B FF 92 X FF 90 1-0 3-H HR	4	2	2	2	1	0	1
2 Alcides Escobar, R (1, 8) OBP: 0.246, SLG: 0.278 45 Abraham Almonte, S (8, 8) OBP: 0.260, SLG: 0.284	L SI 88 X SI 88 0-1 1-2 27 HR 1B	B CU 76 C CU 76 S SL 82 F SL 82 B SI 92 F CU 77 S CU 81 2-3 ② K				B CU 83 C SL 84 C FF 93 F FF 94 D CU 82 1 SAFE X FF 93 2-2 27 1B 1-2 1B		C SI 89 X SI 88 0-1 ① L9	B SL 84 B SL 83 X FF 89 2-0 ② L5	4 1	1 0	2 0	0 0	0 0	1 0	1 0
27 Adalberto Mondesi, S (1, 6) OBP: 0.254, SLG: 0.393	F SL 84 B FF 90 F FF 89 B SL 84 F SL 84 X FF 90 2-2 1-H 2-H HR	F CU 77 F SL 83 B FF 93 F FF 93 B CU 76 B CU 80 F CU 76 B CU 76 4-2 15 CS BB				X CU 83 0-0 15 S 1-3 2-H 1B		1 SAFE B SI 88 B CH 83 S SI 89 B SL 80 X SI 89 3-1 ② FC5-4 7 HBP 15 BB 1-2f	F SL 82 B SL 82 S FF 89 B SL 84 X FF 89 2-2 ③ P2	4	1	2	4	1	0	1
Inning Stats	R: 1 E: 0 K: 0 S: 12 H: 2 LOB: 1 BB: 0 P: 19	R: 4 E: 0 K: 0 S: 17 H: 5 LOB: 0 BB: 0 P: 25	R: 0 E: 0 K: 1 S: 8 H: 0 LOB: 0 BB: 0 P: 14	R: 0 E: 0 K: 1 S: 14 H: 0 LOB: 0 BB: 1 P: 23	R: 0 E: 0 K: 1 S: 11 H: 1 LOB: 1 BB: 0 P: 18	R: 1 E: 0 K: 1 S: 19 H: 2 LOB: 3 BB: 2 P: 33	R: 0 E: 0 K: 2 S: 13 H: 1 LOB: 1 BB: 0 P: 19	R: 0 E: 0 K: 1 S: 15 H: 1 LOB: 3 BB: 1 P: 27	R: 3 E: 0 K: 1 S: 12 H: 3 LOB: 0 BB: 0 P: 19	1B: 10 2B: 2 3B: 1 HR: 2 SF: 0 SAC: 0 DP: 1 HBP: 1						

TOP	
AB	40
R	9
H	15
RBI	9
BB	4
SO	8
LOB	15

WP: 0 PB: 0 SB: 1 CS: 1 PA: 46

PITCHER		IP	WLS	BF	H	R	ER	SO	BB	IBB	HBP	BLK	WP	HR	S	P	ERA	WHIP
50 Aaron Slegers, R ERA: 5.68	(1, 1)	1.1	L	11	7	5	5	0	0	0	0	0	0	1	27	41	33.75	5.250
55 Taylor Rogers, L ERA: 4.06	(2, 1)	2.1		7	0	0	0	2	1	0	0	0	0	0	22	37	0.00	0.429
68 Matt Magill, R ERA: 3.57	(4, 1)	2.0		9	3	1	1	2	1	0	0	0	0	0	27	44	4.50	2.000
38 Matt Belisle, R ERA: 5.82	(6, 1)	1.1		6	1	0	0	2	1	0	0	0	0	0	18	29	0.00	1.500
32 Zach Duke, L ERA: 2.81	(8, 1)	1.0		6	1	0	0	1	1	0	1	0	0	0	15	27	0.00	2.000

PITCHER		IP	WLS	BF	H	R	ER	SO	BB	IBB	HBP	BLK	WP	HR	S	P	ERA	WHIP
43 Addison Reed, R ERA: 4.83	(9, 1)	1.0		6	3	3	3	1	0	0	0	0	0	1	12	19	27.00	3.000

Kansas City Royals @ Minnesota Twins

Target Field, Minneapolis, MN

Tue Jul 10 2018, 7:11 PM - 10:40 PM CDT

Att. 27,551 - Partly Cloudy - 84 F

livebaseballscorecards.com

BOTTOM

Batter	1	2	3	4	5	6	7	8	9	AB	R	H	RBI	BB	SO	LOB
7 Joe Mauer, L (1, 3) OBP: 0.357, SLG: 0.351	C FF 91 C KC 78 X FF 93 0-2 G6-3		C FF 92 B FF 91 B CH 85 X FF 92 2-1 F8		B FF 91 C SI 90 B SI 92 B SI 91 X SI 91 3-1 2 G5-3 20 BB 1B		C FF 93 B SL 88 F FF 93 B FF 93 X SL 85 2-2 F8		B SI 94 C SL 87 X CU 79 1-1 G4-3	5	0	1	0	0	0	2
20 Eddie Rosario, L (1, 7) OBP: 0.341, SLG: 0.530	B SI 94 X CH 84 1-0 F8		D KC 79 X KC 79 1-0 5 1B 1-2 1B		B SL 85 B SL 85 C SI 92 B SL 86 B SI 91 4-1 2 G5-3 1-2 BB			C CU 79 B SL 87 F SI 94 S FF 94 1-3 K		3	0	1	0	1	1	0
2 Brian Dozier, R (1, 4) OBP: 0.308, SLG: 0.409	B FF 92 B FF 92 X FF 93 2-0 HR		C KC 78 B FC 88 B FF 92 D KC 80 S FC 89 S FF 92 3-3 K		X SI 92 0-0 G5-3 1-2 2-3f			C SI 94 B SL 89 S SL 88 B SL 87 F SL 88 C FF 94 2-3 K		4	1	1	1	0	2	4
5 Eduardo Escobar, S (1, 5) OBP: 0.330, SLG: 0.523	C FF 92 B FF 93 F KC 80 B KC 81 T FF 94 2-2 K		F KC 78 B FF 91 B FF 92 S FF 91 F FF 92 D KC 79 F KC 78 F FF 93 F FF 92 3-2 X FC 89 1-3 2-H 1B		C SI 92 X SI 91 0-1 G4-3			X SI 94 0-0 F7		4	0	1	1	0	1	1
99 Logan Morrison, L (1, 10) OBP: 0.288, SLG: 0.359		B FF 91 B KC 79 C FF 93 B FF 92 C FF 92 X FF 94 3-2 2B	B FF 90 B CH 83 X FF 90 2-0 L7			C FF 90 B SL 85 T SI 90 C SL 84 1-3 K			X FF 94 0-0 F9	4	0	1	0	0	1	2
11 Jorge Polanco, S (1, 6) OBP: 0.351, SLG: 0.313		C FF 93 B FF 92 C KC 79 B FF 93 F KC 79 B FF 94 B CH 86 4-2 BB		B SI 91 X SI 91 1-0 G4-3		B CH 82 C SI 92 F SI 92 X FF 93 1-2 F9			C SI 94 C CU 78 B FF 93 B SL 86 B SL 86 F SL 87 F SI 94 F FF 92 X SI 93 3-2 26 3B 1B	3	1	1	0	1	0	0
26 Max Kepler, L (1, 9) OBP: 0.312, SLG: 0.410 (8, 8)		B FF 93 S FF 92 B FF 91 B CH 86 F FF 92 T FF 92 3-2 K		C SI 92 B SL 85 B SI 91 S SL 86 X FF 93 2-2 E4		B FF 93 B SI 90 B FF 90 C SI 90 C SI 90 S SI 91 3-3 K			B SI 93 X SI 93 1-0 36 1B 1-H 3B	4	1	1	1	0	2	1
23 Mitch Garver, R (1, 2) OBP: 0.331, SLG: 0.380 64 Willians Astudillo, R (9, PH) OBP: 0.333, SLG: 0.467		B FF 91 F FF 93 C FF 92 B KC 80 B KC 78 1 SAFE F FF 93 F FF 94 X FF 93 3-2 P3		B FF 91 X SI 89 1-0 P3			B SL 84 B SI 90 B SI 90 B SI 90 4-0 36 G6-4-3 BB		F FF 94 X SL 88 0-1 P4	2 1	0 0	0 0	0 0	1 0	0 0	2 1
60 Jake Cave, L (1, 8) OBP: 0.318, SLG: 0.492 36 Robbie Grossman, S (7, PH) OBP: 0.320, SLG: 0.351 (8, 9)			B FF 91 X FF 91 1-0 20 1B 5 1B 1B	C SI 91 F SI 91 B SL 85 F SI 92 S SL 85 1-3 K			B SI 90 C SI 90 X SL 85 1-1 G6-4-3 1-2f		C CU 78 C CU 79 X FF 93 0-2 3-H 1B	2 2	1 0	1 1	0 0	0 0	1 1	1 1

Inning Stats	1	2	3	4	5	6	7	8	9
	R: 1 E: 0 K: 1 S: 8	H: 1 LOB: 0 BB: 0 P: 13	R: 0 E: 0 K: 1 S: 14	H: 1 LOB: 1 BB: 1 P: 27	R: 1 E: 0 K: 1 S: 15	H: 3 LOB: 2 BB: 0 P: 27	R: 0 E: 1 K: 1 S: 9	H: 0 LOB: 1 BB: 0 P: 14	R: 0 E: 0 K: 0 S: 6	H: 1 LOB: 1 BB: 1 P: 13	R: 0 E: 0 K: 2 S: 9	H: 0 LOB: 0 BB: 0 P: 14	R: 0 E: 0 K: 0 S: 5	H: 0 LOB: 0 BB: 1 P: 12	R: 0 E: 0 K: 2 S: 8	H: 0 LOB: 0 BB: 0 P: 11	R: 2 E: 0 K: 0 S: 15	H: 3 LOB: 1 BB: 0 P: 20

1B: 6	SF: 0	WP: 0
2B: 1	SAC: 0	PA: 37
3B: 1	DP: 2	PB: 0
HR: 1	HBP: 0	SB: 0
		CS: 0

PITCHER		IP	WLS	BF	H	R	ER	SO	BB	IBB	HBP	BLK	WP	HR	S	P	ERA	WHIP
31 Ian Kennedy, R ERA: 5.13	(1, 1)	3.0		14	5	2	2	3	1	0	0	0	0	1	37	67	6.00	2.000
33 Brian Flynn, L ERA: 3.71	(4, 1)	4.0	W	14	1	0	0	3	2	0	0	0	0	0	29	53	0.00	0.750
39 Jason Hammel, R ERA: 6.21	(8, 1)	2.0		9	3	2	2	2	0	0	0	0	0	0	23	31	9.00	1.500

PITCHER	IP	WLS	BF	H	R	ER	SO	BB	IBB	HBP	BLK	WP	HR	S	P	ERA	WHIP

Batter	1	2	3	4	5	6	7	8	9	AB	R	H	RBI	BB	SO	LOB
15 Whit Merrifield, R (1, 8) OBP: 0.373, SLG: 0.430	F FF 90 B FF 91 B SI 92 F FF 92 F FF 93 F SI 94 S FF 94 2-3 ① **K**	B FC 86 F FC 87 T FF 94 F FF 94 D CU 80 B FF 95 B FF 95 4-2 **1-2** **BB**		B FC 87 C FF 93 S CU 81 B FF 94 X CU 81 2-2 ③ G5-3		B SL 90 F FF 96 F SL 90 B FF 96 X CU 84 2-2 ③ F9			B FF 96 C FF 96 B CU 83 F FF 97 S FF 97 2-3 ① **K**	4	0	0	0	1	2	3
38 Jorge Bonifacio, R (1, 9) OBP: 0.341, SLG: 0.390	F FF 93 B FF 93 B FF 93 S FF 93 F FF 94 F FF 94 X SI 94 2-2 8 E 13 HR **1B**	C FC 90 B FF 95 B FF 96 F FF 96 T FF 94 2-2 ③ **K**			B FF 90 B FC 85 C FF 92 S FF 92 F FF 94 B FF 94 C FF 94 3-3 ① **K**		B SI 87 B SI 88 F SI 88 F FF 88 S SL 78 2-3 ① **K**		B FF 97 B FF 96 C FF 96 S FF 95 X FF 96 2-2 ② F9	5	1	1	0	0	3	2
8 Mike Moustakas, L (1, 5) OBP: 0.310, SLG: 0.480	X SI 92 0-0 FC4 13 HR **1-2**		B CH 88 B FF 92 F SI 91 B SI 90 F SI 92 X SI 93 3-2 **HR**		B CU 79 B FC 92 B SI 94 F SI 94 F SI 94 F FF 96 F FF 96 X CU 83 3-2 ② F9		B SL 78 C SL 79 X SI 88 1-1 13 1B **1B**		B FF 96 C FF 96 S CU 86 B FF 96 F CU 86 X FF 96 2-2 **HR**	5	3	3	2	0	0	1
13 Salvador Perez, R (1, 10) OBP: 0.257, SLG: 0.386	B SI 93 X SI 93 1-0 **1-H** **2-H** **HR**		F FC 88 C CU 78 S FF 94 0-3 ① **K**		B FC 91 S FC 85 F FF 95 X FF 95 1-2 ③ G6-3		F SL 78 X SI 89 0-1 **1-2** **1B**		B CU 86 C FF 96 S CU 84 B CU 84 F SI 96 S CU 84 2-3 ③ **K**	5	1	2	3	0	2	0
21 Lucas Duda, L (1, 3) OBP: 0.307, SLG: 0.405	C FF 94 B CH 87 F FC 91 F FF 95 B CU 82 S CU 82 2-3 ② K2-3		B FC 86 B FF 95 B SI 93 D SI 92 4-0 **BB**			B CU 78 F FF 92 B FF 93 S FF 94 B FF 94 H CU 83 4-2 2 HBP 4 BB **HBP**	B SL 79 C SL 78 F SI 88 F CU 74 D SL 78 F SI 89 S CU 74 2-3 ② **K**			2	0	0	0	1	2	2
4 Alex Gordon, L (1, 7) OBP: 0.328, SLG: 0.351	C CU 81 X FF 95 0-1 ③ G6-3		B FF 94 X FF 94 1-0 ② P5			B FF 95 F FF 94 B FF 95 F FF 95 B SI 94 F FF 96 B SI 94 4-2 **1-2** 2 HBP **BB**	C SL 78 B SL 79 X SI 89 1-1 ③ P5			3	0	0	0	1	0	3
2 Alcides Escobar, R (1, 6) OBP: 0.249, SLG: 0.278		B FF 91 F FF 92 F FC 87 S FF 92 1-3 ① **K**	C FF 94 C FF 94 B FF 94 F FF 94 B FF 95 X FF 95 2-2 ③ G3			H FF 95 1-0 **1-2** **2-3** **HBP**		F FF 96 B FF 96 B CU 83 F FF 96 X FF 97 2-2 27 L4-3 **1B**		3	0	1	0	0	1	1
27 Adalberto Mondesi, S (1, 4) OBP: 0.254, SLG: 0.385		B SI 92 X SI 92 1-0 ② G4-3		B CU 77 C SI 90 X CU 78 1-1 9 CS **1B**		C FF 95 S CU 83 S CU 85 0-3 ① **K**		B CU 83 C CU 83 F FF 96 B FF 96 F FF 96 X CU 83 2-2 ① ② L4-3 **1-1**		4	0	1	0	0	1	4
9 Drew Butera, R (1, 2) OBP: 0.244, SLG: 0.234		C FF 94 B FF 94 B FC 88 X FF 93 2-1 15 BB **1B**		1 SAFE B SI 92 F SI 92 B FC 86 1 SAFE S SI 93 B SI 94 X FF 94 3-2 ① ② L7 **1-2**		F SL 90 C CU 83 B CU 84 F CU 84 C FF 95 1-3 ② **K**		B FF 97 C FF 97 S CU 85 B FF 96 B FF 96 X FF 97 3-2 ③ G6-3		4	0	1	0	0	1	4
Inning Stats	R: 3 E: 1 K: 2 S: 18 H: 2 LOB: 0 BB: 0 P: 25	R: 0 E: 0 K: 2 S: 12 H: 1 LOB: 2 BB: 1 P: 22	R: 1 E: 0 K: 1 S: 11 H: 1 LOB: 1 BB: 1 P: 21	R: 0 E: 0 K: 0 S: 8 H: 1 LOB: 0 BB: 0 P: 14	R: 0 E: 0 K: 1 S: 12 H: 0 LOB: 0 BB: 0 P: 19	R: 0 E: 0 K: 2 S: 15 H: 0 LOB: 3 BB: 1 P: 27	R: 0 E: 0 K: 2 S: 14 H: 2 LOB: 2 BB: 0 P: 20	R: 0 E: 0 K: 0 S: 10 H: 1 LOB: 0 BB: 0 P: 17	R: 1 E: 0 K: 2 S: 14 H: 1 LOB: 0 BB: 0 P: 22	1B: 6 2B: 1 3B: 0 HR: 3 SF: 0 SAC: 0 DP: 1 HBP: 2						

PITCHER		IP	WLS	BF	H	R	ER	SO	BB	IBB	HBP	BLK	WP	HR	S	P	ERA	WHIP
31 Lance Lynn, R ERA: 5.22	(1, 1)	5.0	W	24	5	4	3	6	3	0	1	0	0	2	66	114	5.40	1.600
57 Ryan Pressly, R ERA: 3.8	(6, 1)	1.0	H	4	0	0	0	2	0	0	1	0	0	0	10	14	0.00	0.000
32 Zach Duke, L ERA: 2.73	(7, 1)	1.0		5	2	0	0	2	0	0	0	0	0	0	14	20	0.00	2.000
67 Alan Busenitz, R ERA: 6.0	(8, 1)	2.0		7	2	1	1	2	0	0	0	0	0	1	24	39	4.50	1.000

PITCHER	IP	WLS	BF	H	R	ER	SO	BB	IBB	HBP	BLK	WP	HR	S	P	ERA	WHIP

TOP

Kansas City Royals @ Minnesota Twins

Target Field, Minneapolis, MN

Wed Jul 11 2018, 12:14 PM - 3:31 PM CDT

Att. 26,708 - Partly Cloudy - 78 F

livebaseballscorecards.com

AB	35
R	5
H	9
RBI	5
BB	3
SO	12
LOB	20

BOTTOM

Kansas City Royals @ Minnesota Twins

Target Field, Minneapolis, MN

Wed Jul 11 2018, 12:14 PM - 3:31 PM CDT

Att. 26,708 - Partly Cloudy - 78 F

livebaseballscorecards.com

Batter	1	2	3	4	5	6	7	8	9	AB	R	H	RBI	BB	SO	LOB
7 Joe Mauer, L (1, 10) OBP: 0.362, SLG: 0.357	C FF 90 C FF 94 X FF 94 0-2 1B	B FF 93 C FF 91 S CH 83 X FF 93 1-2 1-2 1B		C FF 95 B CH 86 C FF 95 T SL 89 1-2 K ②		C FF 94 X SL 85 0-1 G3-1 ①	B FF 91 C FF 92 S SL 79 F FF 93 B FF 92 X SL 77 2-2 1-2 1B			5	0	3	0	0	1	2
20 Eddie Rosario, L (1, 7) OBP: 0.342, SLG: 0.527	C CU 75 B FF 92 F FF 91 F FF 93 S CH 82 1-3 K ①	F CH 83 F FF 93 F CU 80 X CU 80 0-2 G3 ③		0-0 2 E IBB		B SL 84 X SL 88 1-0 2 HR 1B	X SL 81 0-0 P6 ③			4	1	1	0	1	1	5
2 Brian Dozier, R (1, 4) OBP: 0.312, SLG: 0.420	C CU 77 B FF 93 X FF 92 1-1 F8 ②	F FF 90 X CH 81 0-1 5 G3-6-3 1B	C SL 88 F FF 96 F FF 96 B SL 86 F SL 88 X SL 88 1-2 E1 1-3 2-H 3-H 1B		B FF 95 1 SAFE 1 SAFE X FF 96 1-0 1-H HR		C FF 94 S CU 77 C CU 79 0-3 K ①		5	1	3	3	0	1	1
5 Eduardo Escobar, S (1, 5) OBP: 0.328, SLG: 0.517	S FF 92 C CU 77 B FF 94 F CU 78 F CH 82 X CH 82 1-2 P4 ③		C CH 80 X FF 92 0-1 G3-6-3 ① ② 1-2f	B FF 95 1-0 IBB		F SL 84 X SL 85 0-1 L8 ②		X FF 94 0-0 F9 ②		4	0	0	0	1	0	2
99 Logan Morrison, L (1, 3) OBP: 0.287, SLG: 0.367		C FF 93 B FF 94 B CU 79 C FF 93 S CU 82 2-3 K ① F FF 92 S CU 78 B CU 82 B FF 94 F FF 94 B CH 84 S CH 84 3-3 K ③		B CH 85 D SL 89 X FF 95 2-0 F7 ③		F FF 96 B FF 97 B SL 85 B SL 86 X FF 96 3-1 HR		B FF 95 C FF 94 F FF 95 X CU 78 1-2 L7 ③		5	1	1	1	0	2	3
11 Jorge Polanco, S (1, 6) OBP: 0.341, SLG: 0.306		C CH 82 B CU 77 C CU 77 F CH 83 F FF 95 F CH 83 F FF 95 B FF 96 X CU 79 2-2 L5 ②		C CU 76 F FF 91 S CU 81 0-3 K ① B FF 93 X FF 92 1-0 60 FC4-6 1B		B FF 96 C FF 96 F FF 97 S FF 98 1-3 K ③				4	0	1	0	0	2	0
26 Max Kepler, L (1, 9) OBP: 0.314, SLG: 0.409		B FF 95 C CU 78 B FF 93 X CH 83 2-1 60 3B 1B		B CH 82 C FF 92 B FF 94 B FF 93 C FF 92 F FF 94 D CH 82 4-2 60 1B 46 2B BB	B FF 93 C FF 83 F FF 93 B FF 93 F SL 86 B CH 84 F FF 94 X FF 94 3-2 F8 ①		F FF 91 C SL 78 B SL 79 X FF 91 1-2 G3-1 ①			3	2	1	0	1	0	1
60 Jake Cave, L (1, 8) OBP: 0.329, SLG: 0.522		S CH 79 1 SAFE B FF 92 X CH 80 1-1 46 1B 1-H 3B		1 SAFE 1 SAFE B FF 92 X CU 77 1-0 46 2B 2 1B 1-3 1B	T CH 85 B FF 94 1 SAFE F FF 93 B FF 91 B FF 94 X FF 93 3-2 FC4-6 ② 1-2f		B SL 79 X FF 92 1-0 G1-3 ②			4	2	2	1	0	0	1
46 Bobby Wilson, R (1, 2) OBP: 0.232, SLG: 0.281		C FF 93 X CU 76 0-1 7 1B 3-H 1B		B SL 86 F FF 94 X CH 85 1-1 2 1B 2 E 1-3 3-H 2B	S FF 94 F FF 94 F SL 86 S FF 95 0-3 K ③		B FF 91 B SL 80 F FF 91 C FF 92 B FF 92 X FF 92 3-2 7 1B 1B			4	1	3	2	0	1	1
Inning Stats	R: 0 E: 0 K: 1 S: 14 H: 1 LOB: 1 BB: 0 P: 17	R: 2 E: 0 K: 1 S: 23 H: 4 LOB: 2 BB: 0 P: 31	R: 0 E: 0 K: 1 S: 8 H: 1 LOB: 0 BB: 0 P: 11	R: 3 E: 1 K: 2 S: 18 H: 3 LOB: 3 BB: 3 P: 29	R: 0 E: 0 K: 1 S: 13 H: 1 LOB: 1 BB: 0 P: 20	R: 3 E: 0 K: 1 S: 11 H: 3 LOB: 0 BB: 0 P: 17	R: 0 E: 0 K: 0 S: 12 H: 2 LOB: 2 BB: 0 P: 19	R: 0 E: 0 K: 1 S: 7 H: 0 LOB: 0 BB: 0 P: 8		1B: 11 2B: 1 3B: 1 HR: 2 SF: 0 SAC: 0 DP: 1 HBP: 0				WP: 0 PB: 0 SB: 0 CS: 0 PA: 41		

PITCHER		IP	WLS	BF	H	R	ER	SO	BB	IBB	HBP	BLK	WP	HR	S	P	ERA	WHIP
64 Burch Smith, R ERA: 5.83	(1, 1)	3.1		17	7	4	4	4	1	0	0	0	0	0	52	71	10.80	2.400
57 Glenn Sparkman, R ERA: 10.8	(4, 1)	1.2	L	10	3	1	1	2	0	2	0	0	0	0	24	37	5.40	1.800
72 Enny Romero, L ERA: 9.0	(6, 1)	1.0		6	3	3	3	1	0	0	0	0	0	2	11	17	27.00	3.000
54 Tim Hill, L ERA: 5.81	(7, 1)	1.0		5	2	0	0	0	0	0	0	0	0	0	12	19	0.00	2.000
50 Jason Adam, R ERA: 4.43	(8, 1)	1.0		3	0	0	0	1	0	0	0	0	0	0	7	8	0.00	0.000

PITCHER	IP	WLS	BF	H	R	ER	SO	BB	IBB	HBP	BLK	WP	HR	S	P	ERA	WHIP

AB	38
R	8
H	15
RBI	7
BB	3
SO	8
LOB	16

Batter	1	2	3	4	5	6	7	8	9	AB	R	H	RBI	BB	SO	LOB
39 Kevin Kiermaier, L (1, 8) OBP: 0.259, SLG: 0.285	X FF 94 0-0 ① L8		F FF 94 B CU 81 B CU 82 S CH 87 F CH 87 F FF 92 B SL 86 X SL 85 3-2 ② F9			C CU 80 B FF 90 B SL 84 B CH 86 X SI 90 3-1 ① G4-3		B CU 80 X CH 84 1-0 ② SF8 3-H		3	0	0	1	0	0	0
28 Daniel Robertson, R (1, 5) OBP: 0.386, SLG: 0.400	C FF 93 B SI 94 B CU 81 C SI 94 S SL 88 2-3 ② K		S CU 81 F FF 92 B FF 93 C SI 94 1-3 ③ K			B SI 93 B SL 87 B SI 93 C FF 92 C SI 92 S SI 93 3-3 ② K		C FF 93 B CU 81 C SI 92 S SL 87 1-3 ③ K		4	0	0	0	0	4	0
9 Jake Bauers, L (1, 7) OBP: 0.377, SLG: 0.461	F FF 95 X FF 94 0-1 26 WP 40 1B 1B			F FF 91 B CU 80 F FF 92 X FF 91 1-2 40 G3 2B		B CH 87 B CH 88 C SI 90 B SI 95 C FF 94 X SI 94 3-2 ③ L9			X FF 94 0-0 44 1B 40 BB 18 FC1-2 1B	4	0	3	0	0	0	0
40 Wilson Ramos, R (1, 2) OBP: 0.345, SLG: 0.484	B SI 93 S CU 80 X SI 94 1-1 26 WP 1-2 1B			D CU 80 2 SAFE B SI 93 B SI 94 C SI 94 X SI 93 3-1 ① G3 2-3			B CU 80 S CU 80 F SI 92 B SL 87 X CU 82 2-2 2B		S FF 95 D CU 83 D SL 90 B SL 91 C FF 96 B FF 97 4-2 18 FC1-2 44 1B 1-2 BB	3	0	2	0	1	0	1
26 Ji Man Choi, L (1, 10) OBP: 0.275, SLG: 0.474	B CU 79 F FF 94 D CU 82 C FF 95 S SL 86 2-3 ③ K 1-2 2-3			D CU 80 X FF 92 1-0 ② P4			C CU 80 B FF 91 S FF 92 B FF 89 X SL 85 2-2 ① F9		B CU 84 B FF 96 F FF 96 F FF 96 F FF 97 F CU 84 B FF 96 S CU 83 3-3 ① K	4	0	0	0	0	2	6
44 C.J. Cron, R (1, 3) OBP: 0.325, SLG: 0.472		F FF 92 B FF 92 F CU 80 B SI 92 S SL 87 2-3 ① K		F SL 85 F FF 94 S CU 82 0-3 ③ K			B CU 81 F SI 92 F CU 81 S SL 85 1-3 ② K		X CU 84 0-0 18 FC1-2 1-2 2-3 1B	4	0	1	0	0	3	2
18 Joey Wendle, L (1, 4) OBP: 0.320, SLG: 0.367		X CU 81 0-0 ② L9			B SI 91 X FF 92 1-0 ① F9		S SL 86 S SL 84 F SL 85 D SL 85 B SI 92 X FF 93 2-2 ③ L9		B SI 92 F SI 92 X SI 93 1-1 ② FC1-2 1-2 2-3 3-Hf	4	0	0	0	0	0	4
11 Adeiny Hechavarría, R (1, 6) OBP: 0.282, SLG: 0.335 5 Matt Duffy, R (9, PH) OBP: 0.363, SLG: 0.409		B FF 94 S SI 94 B SI 94 X FF 95 2-1 ③ G5-3			F FF 93 F CU 80 B SL 85 B CU 81 B SI 93 X SI 94 3-2 ② L8			F SI 90 X CU 80 0-1 0 G3 39 SF8 2B	C FF 93 S SI 94 B FF 96 S CH 84 1-3 ③ K	3 1	1 0	1 0	0 0	0 0	0 1	0 3
0 Mallex Smith, L (1, 9) OBP: 0.337, SLG: 0.372			C FF 92 X CH 84 0-1 ① L6		F CU 82 F SL 85 S CU 80 0-3 ③ K			F CH 84 B FF 91 X CH 84 1-1 ① G3 2-3		3	0	0	0	0	1	1
Inning Stats	R: 0 E: 0 K: 2 S: 11 H: 2 LOB: 2 BB: 0 P: 16	R: 0 E: 0 K: 1 S: 6 H: 0 LOB: 0 BB: 0 P: 10	R: 0 E: 0 K: 1 S: 10 H: 0 LOB: 0 BB: 0 P: 14	R: 0 E: 0 K: 1 S: 9 H: 1 LOB: 1 BB: 0 P: 14	R: 0 E: 0 K: 1 S: 7 H: 0 LOB: 0 BB: 0 P: 11	R: 0 E: 0 K: 1 S: 8 H: 0 LOB: 0 BB: 0 P: 17	R: 0 E: 0 K: 1 S: 13 H: 1 LOB: 1 BB: 0 P: 20	R: 1 E: 0 K: 1 S: 8 H: 1 LOB: 0 BB: 0 P: 11	R: 0 E: 0 K: 2 S: 14 H: 2 LOB: 3 BB: 1 P: 23	1B: 4 2B: 3 3B: 0 HR: 0 SF: 1 SAC: 0 DP: 0 HBP: 0						

PITCHER	IP	WLS	BF	H	R	ER	SO	BB	IBB	HBP	BLK	WP	HR	S	P	ERA	WHIP
44 Kyle Gibson, R (1, 1) ERA: 3.42	8.0	W	29	5	1	1	9	0	0	0	0	1	0	72	113	1.12	0.625
57 Ryan Pressly, R (9, 1) ERA: 3.77	0.1		4	2	0	0	1	1	0	0	0	0	0	9	16	0.00	9.000
56 Fernando Rodney, R (9, 1) ERA: 3.0	0.2	S	2	0	0	0	1	0	0	0	0	0	0	5	7	0.00	0.000

PITCHER	IP	WLS	BF	H	R	ER	SO	BB	IBB	HBP	BLK	WP	HR	S	P	ERA	WHIP

TOP

Tampa Bay Rays @ Minnesota Twins

Target Field, Minneapolis, MN

Thu Jul 12 2018, 9:10 PM - 12:00 AM CDT

Att. 25,281 - Overcast - 73 F

livebaseballscorecards.com

AB	33
R	1
H	7
RBI	1
BB	1
SO	11
LOB	17

Tampa Bay Rays @ Minnesota Twins

Target Field, Minneapolis, MN

Thu Jul 12 2018, 9:10 PM - 12:00 AM CDT

Att. 25,281 - Overcast - 73 F

livebaseballscorecards.com

BOTTOM

Batter	1	2	3	4	5	6	7	8	9	AB	R	H	RBI	BB	SO	LOB
7 Joe Mauer, L (1, 3) OBP: 0.360, SLG: 0.355	B FF 96 C FF 96 C CU 81 F SL 90 B FF 97 X FF 97 2-2 ① G4-3	C FF 96 B SL 89 X FF 96 1-1 ③ F8		C FF 93 B CH 88 B FF 93 X FF 95 2-1 ③ L8			B EP 73 C FF 91 X CU 79 1-1 20 HR 1B			4	1	1	0	0	0	0
20 Eddie Rosario, L (1, 7) OBP: 0.344, SLG: 0.535	C FF 97 B SL 88 S SL 89 F FF 98 B CU 83 X FF 98 2-2 36 WP 2 BB 1B		B SL 87 X FF 95 1-0 ① L8		B FF 90 C FF 90 F FF 93 X CU 79 1-2 ① G4-3		B FF 91 D CU 81 X CU 79 2-0 1-H HR			4	1	2	2	0	0	0
2 Brian Dozier, R (1, 4) OBP: 0.314, SLG: 0.419	B FF 94 C CH 89 B FF 95 B FF 95 B FF 95 4-1 36 WP 1-2 BB		B FF 93 C FF 96 B CH 90 B FF 93 S CH 89 X CH 88 3-2 36 WP 36 2B 1B		C FF 93 B SL 89 B SL 86 X FF 94 2-1 ② F8		B FF 93 C FF 92 X CU 82 1-1 ② F7			3	1	1	0	1	0	0
36 Robbie Grossman, S (1, 9) OBP: 0.323, SLG: 0.355	C FF 95 D CH 88 B CH 88 B FF 98 F CH 88 F CU 80 B FF 98 4-2 1-2 2-3 BB		B FF 95 C CU 79 S CH 88 1 SAFE B CU 83 X FF 97 2-2 11 2B 1-H 2B		C FF 92 B CH 91 F FF 92 X CU 81 1-2 ③ G4-3		F FF 92 X CH 90 0-1 ③ G5-3			3	1	1	1	1	0	0
11 Jorge Polanco, S (1, 6) OBP: 0.333, SLG: 0.325	C CU 80 D CH 89 S CH 89 S SL 91 1-3 ② K		X CH 88 0-0 64 S 2-H 2B			C FF 90 C CU 80 T CU 82 0-2 ① K		C FF 90 X CU 81 0-1 ① F7		4	0	1	1	0	2	3
64 Willians Astudillo, R (1, 10) OBP: 0.263, SLG: 0.368	B CH 89 X FF 98 1-0 ③ G1-3		2 SAFE B FF 96 B FF 94 F F FF 96 F CU 82 S FF 95 2-3 ② K 2-3			F FF 93 F FF 93 B CU 78 X CU 79 1-2 ② L8		C FF 91 F CU 80 X FF 92 0-2 ② L8		4	0	0	0	0	1	4
26 Max Kepler, L (1, 8) OBP: 0.313, SLG: 0.405		B FF 94 B FF 95 B SL 89 C FF 94 S SL 90 B FF 96 4-2 16 1B 46 G6-4-3 BB	C FF 97 C CU 81 F SL 89 B FF 97 X CU 82 1-2 ③ G3			F FF 93 X CU 79 0-1 E5		X FF 92 0-0 ③ L4		3	1	0	0	1	0	1
16 Ehire Adrianza, S (1, 5) OBP: 0.314, SLG: 0.408		L FF 96 B CU 81 F FF 96 B CU 81 F CH 89 F FF 95 B CU 81 X CH 89 3-2 46 G6-4-3 1-3 1B		C FF 92 B CH 90 B SI 93 B FF 93 S FF 93 F FF 94 F FF 94 X FF 94 3-2 ① L7		X FF 93 0-0 ③ P3				3	0	1	0	0	0	1
46 Bobby Wilson, R (1, 2) OBP: 0.225, SLG: 0.272		C FF 98 B FF 97 X CH 88 1-1 ① ② G6-4-3 1-2f 3-H		S FF 93 B FF 95 B SL 87 S FF 93 B FF 90 S FF 94 3-3 ② K			B FF 91 F FF 90 F CU 80 S FF 94 1-3 ① K			3	0	0	0	0	2	1
Inning Stats	R: 0 E: 0 K: 1 S: 16 H: 1 LOB: 3 BB: 2 P: 30	R: 1 E: 0 K: 0 S: 11 H: 1 LOB: 0 BB: 1 P: 20	R: 2 E: 0 K: 1 S: 16 H: 3 LOB: 1 BB: 0 P: 25	R: 0 E: 0 K: 1 S: 10 H: 0 LOB: 0 BB: 0 P: 18	R: 0 E: 0 K: 0 S: 8 H: 0 LOB: 0 BB: 0 P: 12	R: 0 E: 1 K: 1 S: 9 H: 0 LOB: 1 BB: 0 P: 10	R: 2 E: 0 K: 1 S: 10 H: 2 LOB: 0 BB: 0 P: 15	R: 0 E: 0 K: 0 S: 6 H: 0 LOB: 0 BB: 0 P: 6		1B: 4 2B: 2 3B: 0 HR: 1 SF: 0 SAC: 0 DP: 1 HBP: 0		WP: 2 PB: 0 SB: 1 CS: 0 PA: 34		

	AB	31
	R	5
	H	7
	RBI	4
	BB	3
	SO	5
	LOB	10

PITCHER		IP	WLS	BF	H	R	ER	SO	BB	IBB	HBP	BLK	WP	HR	S	P	ERA	WHIP
4 Blake Snell, L ERA: 2.27	(1, 1)	3.0	L	16	5	3	3	2	3	0	0	0	2	0	43	75	9.00	2.667
58 Chih-Wei Hu, R ERA: 5.87	(4, 1)	5.0		18	2	2	2	3	0	0	0	0	0	1	43	61	3.60	0.400

PITCHER	IP	WLS	BF	H	R	ER	SO	BB	IBB	HBP	BLK	WP	HR	S	P	ERA	WHIP

Tampa Bay Rays @ Minnesota Twins

Target Field, Minneapolis, MN

Fri Jul 13 2018, 7:12 PM - 10:34 PM CDT

Att. 28,756 - Partly Cloudy - 80 F

TOP

livebaseballscorecards.com

Batter	1	2	3	4	5	6	7	8	9	AB	R	H	RBI	BB	SO	LOB
39 Kevin Kiermaier, L (1, 8) OBP: 0.257, SLG: 0.281	B FF 91 F FF 92 C FF 90 S FF 91 1-3 ① K		C FF 91 S FF 91 B FF 92 B FF 92 B FF 93 X FS 86 3-2 FC1 5 G6-4-3 3-H		B CU 72 F FF 92 X FF 92 1-1 5 1B 9 HR 1B	C SI 94 B CU 79 B SI 94 B SI 94 F SI 94 X SI 94 3-2 ① G6-3 1-2		C SI 88 C SI 89 S SL 79 0-3 ② K		5	1	1	0	0	2	2
5 Matt Duffy, R (1, 5) OBP: 0.366, SLG: 0.410	B FF 90 B FF 91 X FF 91 2-0 ② G5-3		F FF 92 1 SAFE B SL 86 X SL 86 1-1 ② ③ G6-4-3 1-2f		X FF 92 0-0 9 HR 1-3 1B	F SI 95 X SI 95 0-1 2-H 1B		C CH 84 B CU 74 C CU 74 D SL 79 F SI 90 B SI 89 B CU 74 4-2 BB 1-2		4	1	2	1	1	0	1
9 Jake Bauers, L (1, 3) OBP: 0.378, SLG: 0.492	F FF 92 C FF 92 X FF 92 0-2 ③ P3			F FF 90 X FF 90 0-1 40 1B 18 1B 2B	C CU 74 B FS 83 B FS 83 B FS 85 X FF 92 3-1 1-H 3-H HR	1 SAFE 1 SAFE C SI 94 B CU 79 C CU 79 C SI 95 1-3 ② K		F SI 90 B CU 74 C CU 74 B SL 78 F SL 78 X SI 90 2-2 ③ G4-3		5	2	2	3	0	1	3
40 Wilson Ramos, R (1, 2) OBP: 0.346, SLG: 0.486		B SL 84 X SL 84 1-0 2B		X SL 85 0-0 28 G3-1 18 1B 2-3 1B	B FC 87 X FS 85 1-0 ① G6-3	C FF 89 F FF 91 1 SAFE S SL 84 0-3 ③ K			S SI 93 S CH 82 C FF 94 0-3 ① K	5	0	2	0	0	2	1
18 Joey Wendle, L (1, 7) OBP: 0.325, SLG: 0.381		C FF 90 F FF 90 X FS 84 0-2 ① L9		X FS 86 0-0 28 G3-1 1-2 3-H 1B	C CU 72 B FF 92 B CU 74 B FS 85 H FF 89 4-1 44 2B HBP		C SI 88 B CH 80 B CH 79 S CH 78 F CH 77 S FF 94 2-3 ① K		C SI 92 B FF 95 B SI 94 X FF 95 2-1 HR	4	2	2	2	0	1	1
44 C.J. Cron, R (1, 10) OBP: 0.323, SLG: 0.471		B SL 84 C FC 85 B FF 91 B SL 85 X SL 85 3-1 ② P3		C SL 86 B SL 83 S FF 92 X FF 92 1-2 ① F8	B CU 81 X FF 95 1-0 1-H 2B		C SL 79 S SL 79 B CH 79 S CH 79 1-3 ② K		C CH 83 X SI 94 0-1 ② G5-3	5	0	1	1	0	1	3
28 Daniel Robertson, R (1, 4) OBP: 0.379, SLG: 0.392		B FF 92 C SL 85 F SL 86 B SL 84 F FF 92 F FF 94 F FS 86 S SL 85 2-3 ③ K		B SL 87 X SL 86 1-0 ② G3-1 1-2 2-3	B CU 82 X CU 81 1-0 ② G5-3		B SL 80 B SL 80 B SI 90 C SI 89 F SI 89 F CH 78 S CH 79 3-3 ③ K		C SI 94 X FF 94 0-1 ③ G1-3	5	0	0	0	0	2	4
27 Carlos Gómez, R (1, 9) OBP: 0.289, SLG: 0.343			X SL 83 0-0 E7 39 E 2B	B FF 93 B FF 92 B SL 85 C SL 84 C FF 92 B FS 86 4-2 BB	B FF 96 F CU 83 F FF 96 B FF 96 X CU 83 2-2 ③ F9			X SL 79 0-0 5 BB 1B		3	1	2	0	1	0	1
11 Adeiny Hechavarría, R (1, 6) OBP: 0.281, SLG: 0.333			X SL 85 0-0 ① F9	B FF 93 F FF 93 B FF 94 F FF 94 B FF 94 S FF 94 3-3 ③ K		F FF 96 C FF 96 B CU 82 F CU 84 F FF 96 F FF 97 X FF 96 1-2 39 G6-3 5 1B 1B		C SL 79 S CU 73 X CU 75 0-2 ① L6		4	1	1	0	0	1	5
Inning Stats	R: 0 E: 0 K: 1 S: 7 H: 0 LOB: 0 BB: 0 P: 10	R: 0 E: 0 K: 1 S: 12 H: 1 LOB: 1 BB: 0 P: 18	R: 1 E: 2 K: 0 S: 7 H: 1 LOB: 0 BB: 0 P: 11	R: 1 E: 0 K: 1 S: 13 H: 3 LOB: 3 BB: 1 P: 22	R: 4 E: 0 K: 0 S: 12 H: 4 LOB: 1 BB: 0 P: 25	R: 1 E: 0 K: 2 S: 17 H: 2 LOB: 1 BB: 0 P: 22	R: 0 E: 0 K: 3 S: 11 H: 0 LOB: 0 BB: 0 P: 17	R: 0 E: 0 K: 1 S: 14 H: 1 LOB: 2 BB: 1 P: 20	R: 1 E: 0 K: 1 S: 9 H: 1 LOB: 0 BB: 0 P: 11	1B: 7 2B: 4 3B: 0 HR: 2 SF: 0 SAC: 0 DP: 1 HBP: 1						

	AB	40
	R	8
	H	13
	RBI	7
	BB	2
	SO	10
	LOB	21

WP: 0 PB: 0 SB: 0 CS: 0 PA: 43

PITCHER		IP	WLS	BF	H	R	ER	SO	BB	IBB	HBP	BLK	WP	HR	S	P	ERA	WHIP
12 Jake Odorizzi, R ERA: 4.54	(1, 1)	4.1		23	8	6	5	3	1	0	1	0	0	1	46	77	10.38	2.077
67 Alan Busenitz, R ERA: 6.52	(5, 1)	0.2		4	2	1	1	0	0	0	0	0	0	0	11	16	13.50	3.000
55 Taylor Rogers, L ERA: 3.99	(6, 1)	0.2	H	3	1	0	0	1	0	0	0	0	0	0	8	12	0.00	1.500
38 Matt Belisle, R ERA: 5.73	(6, 1)	0.1	H	1	0	0	0	1	0	0	0	0	0	0	3	3	0.00	0.000
39 Trevor Hildenberger, R ERA: 2.8	(7, 1)	1.0	W	3	0	0	0	3	0	0	0	0	0	0	11	17	0.00	0.000
32 Zach Duke, L ERA: 2.65	(8, 1)	1.0		5	1	0	0	1	1	0	0	0	0	0	14	20	0.00	2.000
56 Fernando Rodney, R ERA: 3.18	(9, 1)	1.0		4	1	1	1	1	0	0	0	0	0	1	9	11	9.00	1.000

BOTTOM

Batter	1	2	3	4	5	6	7	8	9	AB	R	H	RBI	BB	SO	LOB
7 Joe Mauer, L (1, 3) OBP: 0.364, SLG: 0.372	B FF 96 X FF 98 1-0 20 1B 2 SF7 1B	C FC 92 C FC 93 B FS 91 B FC 94 B FC 95 B FF 97 4-2 2 G1-3 BB	B FC 90 B FS 86 C FF 96 B FC 91 X FF 95 3-1 2-H 3-H HR		C FF 93 S SL 84 D SL 85 D SL 86 B FF 93 X SL 84 3-2 ② FC3-6 1-2f 2-3		C CU 74 D CU 76 C FF 96 X CU 76 1-2 ① SF8 3-H			3	2	2	4	1	0	2
20 Eddie Rosario, L (1, 7) OBP: 0.344, SLG: 0.533	X FF 96 0-0 5 G4-3 2 SF7 11 3B 1-3 1B	S FC 94 F FS 89 S FS 88 0-3 ① K	S SL 87 X FF 94 0-1 1B		F SL 83 S SL 85 S SL 85 0-3 ③ K		C FF 96 S FF 96 D CU 76 S CH 86 1-3 ② K			5	1	2	0	0	3	4
2 Brian Dozier, R (1, 4) OBP: 0.313, SLG: 0.420	B FC 93 S FC 94 F FF 98 1 SAFE X FC 94 1-2 ① SF7 1-2 3-H	C FF 98 F SL 88 X FC 95 0-2 ② G1-3 1-2	B SL 86 C SL 86 C FF 94 X SL 87 1-2 ③ G5-3			B FF 92 C FF 92 F SL 86 X SL 85 1-2 5 1B 2B	B FF 95 B SL 88 X FF 95 2-0 ③ P4			4	1	1	1	0	0	3
5 Eduardo Escobar, S (1, 5) OBP: 0.326, SLG: 0.512	C FC 92 S FC 90 F FF 97 F FC 93 X FS 88 0-2 ② G4-3 2-3	S FC 94 X FS 88 0-1 ③ G4-3		C FF 93 X SL 86 0-1 ① F8		B FC 86 C CH 82 B FC 86 X SI 90 2-1 36 2B 2-H 1B		S FF 98 F FF 99 X FS 89 0-2 ① F7		5	1	1	1	0	0	2
11 Jorge Polanco, S (1, 6) OBP: 0.340, SLG: 0.378	B FC 92 X FC 91 1-0 26 1B 3-H 3B		C FF 96 X FS 90 0-1 26 G3 60 2B 1B	B SL 86 B SL 86 B FF 94 C FF 92 X FF 93 3-1 ② F9		C CH 81 B FC 88 X FC 85 1-1 ① L8		S FF 99 S FS 89 F FF 99 B FS 89 F SL 88 T FF 100 1-2 ② K		5	2	2	1	0	1	1
26 Max Kepler, L (1, 9) OBP: 0.312, SLG: 0.402	B FF 96 X FC 92 1-0 36 1B 60 1B 3-H 1B		X FC 93 0-0 ① G3 1-2	B FF 92 X SL 85 1-0 ③ G4-3		B FF 88 F FF 90 C CU 76 B CU 77 1 SAFE S CU 76 2-3 ② K		F FF 100 F FF 99 T FF 100 0-2 ③ K		5	1	1	1	0	2	2
36 Robbie Grossman, S (1, 10) OBP: 0.333, SLG: 0.372	C FF 96 F FF 96 X FS 87 0-2 60 1B 1-2 1B		B FF 94 B FF 96 C FC 92 S FF 97 B FS 87 B FC 93 4-2 60 2B 7 HR BB		B FF 92 B SL 85 X FF 93 2-0 7 FC3-6 2B	C FC 86 X CH 82 0-1 ③ 1-H 2B				3	1	3	1	1	0	0
60 Jake Cave, L (1, 8) OBP: 0.351, SLG: 0.577	B FF 95 S FF 97 F FF 96 X FS 87 1-2 1-2 2-H 1B		B FF 96 S FF 95 F FC 92 X FF 95 1-2 7 HR 1-3 2-H 2B		S SL 86 F SL 85 S SL 86 0-3 ① K		C FF 94 C CU 75 B CU 77 X FF 96 1-2 7 SF8 3B			4	2	3	2	0	1	1
23 Mitch Garver, R (1, 2) OBP: 0.335, SLG: 0.376	C FC 92 S FF 96 B SL 87 F FF 96 B FC 92 D SL 86 X FF 96 3-2 ③ G6-3		F FC 92 F FS 86 X FS 86 0-2 ② L5		C SL 84 B FF 93 B FF 93 B SL 85 B FF 93 4-1 7 FC3-6 BB		B CU 74 D SL 88 B FF 95 F FF 95 S SL 89 D SL 89 4-2 BB			2	0	0	0	2	0	4
Inning Stats	R: 4 E: 0 K: 0 S: 22 H: 6 LOB: 2 BB: 0 P: 30	R: 0 E: 0 K: 1 S: 10 H: 0 LOB: 1 BB: 1 P: 14	R: 4 E: 0 K: 0 S: 18 H: 4 LOB: 1 BB: 1 P: 27	R: 0 E: 0 K: 0 S: 5 H: 0 LOB: 0 BB: 0 P: 9	R: 0 E: 0 K: 2 S: 11 H: 1 LOB: 2 BB: 1 P: 20	R: 2 E: 0 K: 1 S: 12 H: 3 LOB: 1 BB: 0 P: 18	R: 1 E: 0 K: 1 S: 12 H: 1 LOB: 1 BB: 1 P: 21	R: 0 E: 0 K: 2 S: 11 H: 0 LOB: 0 BB: 0 P: 12								

| | | | | | | | |

Tampa Bay Rays @ Minnesota Twins

Target Field, Minneapolis, MN

Sat Jul 14 2018, 1:11 PM - 4:56 PM CDT

Att. 25,094 - Partly Cloudy - 85 F

TOP

livebaseballscorecards.com

Batter	1	2	3	4	5	6	7	8	9	AB	R	H	RBI	BB	SO	LOB
39 Kevin Kiermaier, L (1, 8) OBP: 0.260, SLG: 0.284	F FF 92 C FF 93 S FF 94 0-3 K		F SV 80 X CH 82 0-1 P2		C SV 79 F FF 90 B FF 92 S FF 93 1-3 K		B SL 78 B SI 90 L SI 89 M SI 88 X SL 79 2-2 9 FC3-6 5 1B 45 SF9 1-2 2-H 1B	B FF 89 2 SAFE X FF 90 1-0 9 2B 45 G4-3 1-2 2-3 1B	C FA 86 F FA 85 B FA 86 F FA 85 B FA 85 B FA 84 X FA 83 3-2 G3-1 1-2 3-H	6	2	2	2	0	2	2
5 Matt Duffy, R (1, 5) OBP: 0.370, SLG: 0.413 28 Daniel Robertson, R (8, 5) OBP: 0.381, SLG: 0.394	X FF 93 0-0 L9			C FF 92 F SV 80 F SV 81 F SI 93 B FF 93 X SI 92 1-2 9 BB 40 2B 1B	X SV 78 0-0 9 CS 1B		X SI 91 0-0 9 FC3-6 1-2 2-H 1B	S FF 91 B FF 89 F FF 90 F FF 90 S SL 87 1-3 K	B FA 86 B FA 84 F FA 83 B FA 84 F FA 82 X FA 85 3-2 9 HR 2-H 1B	5 1	1 1	3 1	1 1	0 0	1 0	3 0
9 Jake Bauers, L (1, 3) OBP: 0.383, SLG: 0.520	B SI 91 S CH 82 B CH 84 X SI 93 2-1 F7			C SV 79 1 SAFE B CH 81 B CH 82 C SI 92 B SV 82 1 SAFE B SV 81 4-2 40 2B 1-2 BB	B CH 82 F SI 91 1 SAFE B SI 89 C CH 81 B CH 78 S FF 93 3-3 K 1-2		S SL 80 C SL 80 F CU 75 X CU 74 0-2 FC3-6 45 WP 18 3B 1-2f 2-3	S SL 85 S SL 87 F SL 86 D SL 86 B SL 86 B SL 89 X SL 85 3-2 45 G4-3 44 HR 1-3 2-H 3-H 2B	B EP 61 B FA 84 F FA 80 X FA 81 2-1 1-H HR	5	4	2	4	1	1	3
40 Wilson Ramos, R (1, 2) OBP: 0.346, SLG: 0.488 45 Jesús Sucre, R (6, 2) OBP: 0.260, SLG: 0.231		F FF 92 B SI 90 B FF 92 F FF 93 X SV 81 2-2 G5-3		X FF 92 0-0 26 F9 27 2B 1-H 2-H 2B		B SV 80 C CH 82 B CH 82 X SI 91 2-1 G5-3	T SI 89 B SI 90 1 SAFE F SI 88 B SL 79 F CU 75 B SL 79 X SL 78 3-2 SF9 1-2 3-H	F FF 92 X FF 92 0-1 G4-3 2-3 3-H	C FA 82 B FA 83 B FA 74 X FA 81 2-1 F7	3 2	1 0	1 0	2 2	0 0	0 0	0 1
26 Ji Man Choi, L (1, 10) OBP: 0.256, SLG: 0.439 44 C.J. Cron, R (7, PH) OBP: 0.326, SLG: 0.480 (7, 10)		F FF 93 B SV 80 T SV 81 B FF 94 F FF 93 B SV 81 S SI 93 3-3 K		B FF 92 X FF 91 1-0 F9 2-3		B SV 79 C SV 78 B SV 79 C FF 91 F SV 80 S SV 80 2-3 K	0-0 18 3B IBB	C FF 90 D SL 86 F FF 89 X CU 74 1-2 3-H HR	C FA 81 F FA 80 X FA 74 0-2 P4	3 2	0 2	0 1	0 2	0 2	2 1	1 0
18 Joey Wendle, L (1, 4) OBP: 0.330, SLG: 0.390		B CH 83 S CH 85 X FF 92 1-1 G6-3		B SV 81 B SV 79 X FF 92 2-0 G1-3		B CH 82 B CH 80 C SI 92 F FF 91 F SV 80 B SV 80 B SV 78 4-2 BB	C SL 79 B SI 88 X SL 79 1-1 1-H 2-H 3B	C FF 90 X FF 91 0-1 1B		4	0	2	2	1	0	1
27 Carlos Gómez, R (1, 9) OBP: 0.294, SLG: 0.361			C SV 81 H SI 91 1-1 11 G3-4-3 HBP	F SV 80 X SV 79 0-1 0 2B 3-H 2B		F FF 92 X SI 91 0-1 F8	B FF 96 S FF 94 B FF 95 S FF 96 C FF 97 2-3 K		B FA 86 F FA 85 F FA 80 X FA 86 1-2 HR	4	2	2	2	0	1	2
0 Mallex Smith, L (1, 7) OBP: 0.345, SLG: 0.385			C SI 90 1 SAFE 1 SAFE X SI 91 0-1 F7	B FF 91 D CH 82 X SI 91 2-0 2-H 2B			C SV 79 B CH 83 C SV 80 B FF 94 B SV 82 B FF 93 4-2 11 1B 39 1B BB	B FF 88 X FF 89 1-0 39 1B 11 1B 9 2B 1B	B FA 86 S FA 86 B FA 86 B FA 72 X FA 84 3-1 11 1B 39 G3-1 2B	4	3	3	1	1	0	1
11 Adeiny Hechavarría, R (1, 6) OBP: 0.288, SLG: 0.340			1 SAFE F FF 92 X SI 92 0-1 G3-4-3 1-2	S SV 81 X SV 79 0-1 L6			C FF 93 1 SAFE X SI 92 0-1 39 1B 5 1B 1-2 1B	C FF 90 X SL 84 0-1 39 1B 9 2B 1-2 1B	B FA 84 X FA 85 1-0 39 G3-1 28 1B 2-3 1B	5	3	3	0	0	0	2

Inning Stats	1	2	3	4	5	6	7	8	9
	R: 0 E: 0 K: 1 S: 6 H: 0 LOB: 0 BB: 0 P: 8	R: 0 E: 0 K: 1 S: 9 H: 0 LOB: 0 BB: 0 P: 15	R: 0 E: 0 K: 0 S: 7 H: 0 LOB: 1 BB: 0 P: 8	R: 4 E: 0 K: 0 S: 15 H: 4 LOB: 1 BB: 1 P: 25	R: 0 E: 0 K: 2 S: 7 H: 1 LOB: 1 BB: 0 P: 11	R: 0 E: 0 K: 1 S: 11 H: 0 LOB: 1 BB: 1 P: 19	R: 5 E: 0 K: 1 S: 21 H: 4 LOB: 1 BB: 2 P: 33	R: 5 E: 0 K: 1 S: 19 H: 6 LOB: 1 BB: 0 P: 26	R: 5 E: 0 K: 0 S: 20 H: 5 LOB: 0 BB: 0 P: 35

	AB	44
	R	19
	H	20
	RBI	19
	BB	4
	SO	7
	LOB	16

1B: 11	SF: 1	WP: 1	PA: 50
2B: 6	SAC: 0	PB: 0	
3B: 1	DP: 1	SB: 0	
HR: 3	HBP: 1	CS: 1	

PITCHER		IP	WLS	BF	H	R	ER	SO	BB	IBB	HBP	BLK	WP	HR	S	P	ERA	WHIP
17 José Berríos, R ERA: 3.68	(1, 1)	6.0		27	6	6	6	5	3	0	1	0	0	0	59	94	9.00	1.500
32 Zach Duke, L ERA: 3.38	(7, 1)	0.2	L	6	3	3	3	0	0	1	0	0	1	0	14	20	40.50	4.500
57 Ryan Pressly, R ERA: 3.74	(7, 1)	0.1		1	0	0	0	1	0	0	0	0	0	0	3	5	0.00	0.000
38 Matt Belisle, R ERA: 7.43	(8, 1)	1.0		8	6	5	5	1	0	0	0	0	0	1	19	26	45.00	6.000
64 Willians Astudillo, R ERA: 45.0	(9, 1)	1.0		8	5	5	5	0	0	0	0	0	0	2	20	35	45.00	5.000

PITCHER		IP	WLS	BF	H	R	ER	SO	BB	IBB	HBP	BLK	WP	HR	S	P	ERA	WHIP

Batter	1	2	3	4	5	6	7	8	9	AB	R	H	RBI	BB	SO	LOB
7 Joe Mauer, L (1, 10) OBP: 0.361, SLG: 0.366	C FF 93 X FF 94 0-1 L6		C SI 94 C CH 89 S SL 89 0-3 K		B CH 87 B SI 93 C CH 86 S SL 88 B SL 89 F CH 86 B SI 93 4-2 2 FC6-4 1-2 BB	C SI 90 C SI 90 B SI 91 X SI 91 1-2 FC3-6 20 2B 1-2f 2-3 3-H		C FF 96 B FF 96 T FF 97 F FF 98 B FF 98 F FF 97 B FF 97 X FF 96 3-2 F8		4	1	0	1	1	1	3
20 Eddie Rosario, L (1, 7) OBP: 0.348, SLG: 0.536	B FF 94 B CH 88 S FF 94 F SL 88 X FF 96 2-2 1B		B CH 88 F CH 88 S SI 95 X SL 90 1-2 2 E 1-2 1B		X CH 87 0-0 F8	X SI 91 0-0 5 1B 1-H 3-H 2B		B FF 97 B FF 96 C FF 96 F FF 96 B FF 97 F FF 94 X FF 96 3-2 P1		5	1	3	2	0	0	2
2 Brian Dozier, R (1, 4) OBP: 0.314, SLG: 0.417	F FF 94 F SL 88 B SL 90 S SL 89 1-3 K		B FF 95 B FF 96 X SL 88 2-0 FC5 1-3 2-3f		C SL 88 B SL 87 S SL 87 X SI 96 1-2 FC6-4 5 1B 1-2f 2-3	0-0 5 1B 5 1B IBB			B FF 94 S FF 94 B FF 96 B FF 95 B FF 94 4-1 16 BB 26 BB BB	3	0	0	0	2	1	5
5 Eduardo Escobar, S (1, 5) OBP: 0.328, SLG: 0.512 23 Mitch Garver, R (9, PH) OBP: 0.333, SLG: 0.373	S SI 95 F SL 90 B CH 89 B FF 96 F SL 89 F CH 88 B FF 95 1 SAFE F SL 89 3-2 F9		B FF 95 B FF 94 S CH 87 S SI 96 S CH 89 2-3 K		C SI 96 X SL 88 0-1 1-2 3-H 1B	B SI 91 X CH 82 1-0 1-H 2-H 1B			B FF 94 S FF 94 F FF 94 C FF 96 1-3 K	4 1	0 0	2 0	2 0	0 0	1 1	3 1
11 Jorge Polanco, S (1, 6) OBP: 0.327, SLG: 0.360		B SI 94 B CH 87 C FF 95 S FF 95 F CH 89 F SL 90 F SI 97 B SL 91 S SL 88 3-3 K	C SI 92 X CH 87 0-1 1B	B SI 97 D SI 96 C SI 96 F SI 96 D SL 89 S SL 89 3-3 K		B FF 95 B FF 95 F SI 96 X FF 96 2-1 F9		X FF 94 0-0 P5	5	0	1	0	0	2	3
26 Max Kepler, L (1, 9) OBP: 0.313, SLG: 0.409 (7, 8)		B CH 89 C CH 90 B FF 96 X SL 89 2-1 HR	C SI 94 B SI 95 S CH 87 B FF 94 D SL 89 S CH 86 3-3 K	C SI 94 C SI 95 B SI 95 S CH 87 B FF 94 D SL 89 S CH 86 3-3 K		B SI 88 C SI 89 B SI 88 S SI 89 S SI 90 2-3 K	B FF 96 X FF 96 1-0 F9	B FF 97 B FF 94 C FF 94 F FF 96 B FF 96 B FF 95 4-2 16 BB 1-2 BB	4	1	1	1	1	2	1
16 Ehire Adrianza, S (1, 3) OBP: 0.321, SLG: 0.407		C FF 97 B SI 97 F CH 89 B CH 91 S SL 91 2-3 K	B SI 94 B SL 87 X SI 93 2-0 F8			B SI 90 C CH 83 B SI 90 C CH 82 F FF 92 B CH 83 F SI 89 X SI 90 3-2 46 1B 36 1B 7 FC3-6 1B	C FF 96 B FF 97 B FF 96 B FF 95 B FF 94 4-1 BB	C SI 87 B CH 82 S CH 81 B SL 74 B CH 82 B SL 76 4-2 1-2 2-3 BB	3	1	1	0	2	1	1
60 Jake Cave, L (1, 8) OBP: 0.342, SLG: 0.562 36 Robbie Grossman, S (8, PH) OBP: 0.333, SLG: 0.372 (7, 9)		S SL 85 S SI 97 F SL 92 B FF 97 F SL 91 B FF 96 B FF 97 X SL 87 3-2 F7	C SI 95 B CH 87 S CH 89 S SI 95 1-3 K			C SI 90 X CH 82 0-1 7 FC3-6 46 1B 20 2B 1-2 1B	C FF 96 S FF 96 F FF 98 B FF 98 C FF 96 1-3 K	X SI 88 0-0 G4-3	2 3	0 1	0 1	0 0	0 1	1 4	1 4
46 Bobby Wilson, R (1, 2) OBP: 0.236, SLG: 0.281			C FF 95 B SL 88 B FF 94 X SL 87 2-1 2 FC5 20 1B 1B		C FF 94 F FF 95 B FF 96 X SL 90 1-2 E4 2 FC6-4 7 BB 5 1B	B SI 88 X SI 89 1-0 7 FC3-6 1-2 2-3 1B		B FF 95 B FF 95 B FF 95 C FF 96 S FF 95 S FF 95 3-3 K		4	1	2	0	0	1	0
Inning Stats	R: 0 E: 0 K: 1 S: 15 H: 1 LOB: 1 BB: 0 P: 21	R: 1 E: 0 K: 2 S: 16 H: 1 LOB: 0 BB: 0 P: 26	R: 0 E: 1 K: 2 S: 12 H: 2 LOB: 2 BB: 0 P: 19	R: 0 E: 0 K: 2 S: 9 H: 1 LOB: 1 BB: 0 P: 15	R: 1 E: 1 K: 1 S: 15 H: 1 LOB: 2 BB: 1 P: 24	R: 4 E: 0 K: 1 S: 16 H: 5 LOB: 2 BB: 1 P: 24	R: 0 E: 0 K: 1 S: 8 H: 0 LOB: 1 BB: 1 P: 16	R: 0 E: 0 K: 1 S: 12 H: 0 LOB: 0 BB: 0 P: 21	R: 0 E: 0 K: 1 S: 10 H: 0 LOB: 3 BB: 3 P: 23	1B: 9 2B: 1 3B: 0 HR: 1 SF: 0 SAC: 0 DP: 0 HBP: 0						

BOTTOM

Tampa Bay Rays @ Minnesota Twins

Target Field, Minneapolis, MN

Sat Jul 14 2018, 1:11 PM - 4:56 PM CDT

Att. 25,094 - Partly Cloudy - 85 F

livebaseballscorecards.com

AB	38
R	6
H	11
RBI	6
BB	6
SO	12
LOB	24

WP: 0 PA: 44
PB: 0
SB: 0
CS: 0

PITCHER		IP	WLS	BF	H	R	ER	SO	BB	IBB	HBP	BLK	WP	HR	S	P	ERA	WHIP
22 Chris Archer, R ERA: 4.29	(1, 1)	4.1		20	5	2	1	7	1	0	0	0	0	1	59	93	2.08	1.385
63 Diego Castillo, R ERA: 1.74	(5, 1)	0.2		3	1	0	0	1	0	0	0	0	0	0	8	12	0.00	1.500
56 Adam Kolarek, L ERA: 10.8	(6, 1)	1.0	B	8	5	4	4	1	0	1	0	0	0	0	16	24	36.00	5.000
57 Jaime Schultz, R ERA: 4.76	(7, 1)	2.2	W	11	0	0	0	3	3	0	0	0	0	0	27	53	0.00	1.125
54 Sergio Romo, R ERA: 3.92	(9, 1)	0.1		2	0	0	0	0	1	0	0	0	0	0	3	7	0.00	3.000

PITCHER	IP	WLS	BF	H	R	ER	SO	BB	IBB	HBP	BLK	WP	HR	S	P	ERA	WHIP

Batter	1	2	3	4	5	6	7	8	9	10	AB	R	H	RBI	BB	SO	LOB
39 Kevin Kiermaier, L (1, 8) OBP: 0.256, SLG: 0.279	X FF 95 0-0 ① F7	F CH 90 B FF 96 F FF 96 X FF 96 1-2 1-2 2-H 1B		S CH 89 F CH 92 B FF 96 B FF 96 F CH 91 F CH 91 F SL 88 S CH 91 2-3 ③ K		B CU 84 C CU 83 B SL 90 B SI 95 F FF 96 F CU 83 S SL 90 3-3 ③ K		X SI 89 0-0 ③ L8		1 SAFE B CU 82 1 SAFE S CU 85 C FF 96 B FF 95 S FF 96 2-3 ② K 1-2	6	0	1	1	0	3	4
28 Daniel Robertson, R (1, 5) (8, 4) OBP: 0.384, SLG: 0.392	X FF 96 0-0 ② L9	B SI 94 B SI 94 C SI 95 C CH 88 X FF 95 3-1 ③ G4-3			C SL 85 S SL 87 H SL 87 1-2 44 1B 9 G3 18 2B HBP		B FF 94 B SL 89 C SL 88 B CU 81 S SL 88 X FF 95 3-2 ① F7		C SI 87 X CH 77 0-1 44 G4-3 44 S 18 E 1B	B FF 97 B FF 96 B FF 96 B FF 96 4-0 BB	4	2	1	0	1	0	2
9 Jake Bauers, L (1, 10) OBP: 0.368, SLG: 0.496	C FF 95 S CH 92 B CH 91 F SI 93 B FF 96 X CH 92 2-2 ③ G4-3		B SL 86 S SI 94 C SI 95 X SI 92 1-2 ① G6-3		B SI 94 B CH 89 T CH 88 X SI 94 2-1 ① G3 1-2		B CU 79 S SI 94 C SI 94 B CU 80 B CU 80 C SI 94 3-3 ② K		1 SAFE B SI 88 B SI 89 S SI 89 X SI 89 2-1 ① P6	B CU 86 X FF 96 1-0 ③ F8	6	0	0	0	0	1	4
44 C.J. Cron, R (1, 3) OBP: 0.327, SLG: 0.479		B FF 96 F FF 96 B SI 95 X SI 95 2-1 ① G4-3	C SI 96 S SI 87 F SL 88 X SL 87 0-2 18 CS 1B		B SI 94 B SL 87 F CH 91 X FF 96 2-1 18 2B 2-3 1B		S CU 80 B SL 86 C SI 94 F CU 85 F CU 80 X SL 84 1-2 ③ G5-3		1 SAFE 1 SAFE S SL 78 B SL 79 S CH 78 D CH 79 D SL 79 F SI 91 X SI 90 3-2 ② G4-3 1-3		5	0	2	0	0	0	1
18 Joey Wendle, L (1, 4) (8, 7) OBP: 0.331, SLG: 0.394		B CH 90 X CH 90 1-0 ② G4-3	B SI 95 X CH 90 1-0 ② ③ G3 1-2		B CH 88 F CH 88 B SI 95 X CH 88 2-1 1-3 3-H 2B			C SI 95 B SI 95 F CU 81 X CU 80 1-2 ① G6-3	B SI 89 C SI 89 X CH 79 1-1 3-H E8 1B		5	0	2	2	0	0	1
27 Carlos Gómez, R (1, 9) OBP: 0.296, SLG: 0.359		B SI 96 F SI 96 X CH 92 1-1 0 1B 11 1B 1B		B SI 95 F SI 95 X SI 96 1-1 ① B1-3	B SI 91 T SI 92 F CH 81 F FF 94 B FF 96 F SI 96 F FF 96 F FF 95 S CH 83 2-3 ② K			B SI 96 B CU 80 F CU 79 X SL 85 2-1 ② G6-3	B FF 95 B FF 95 B CU 85 B FF 95 4-0 5 FC5-4 BB		4	1	1	0	1	1	2
0 Mallex Smith, L (1, 7) OBP: 0.348, SLG: 0.388 5 Matt Duffy, R (8, PH) OBP: 0.371, SLG: 0.413 (8, 5)		S FF 96 B SI 95 F FF 95 X FF 96 1-2 11 1B 45 1B 1-3 1B		X SL 86 0-0 45 1B 1B	S CH 83 B SI 96 B SI 95 X FF 95 2-1 ③ G3			X SL 78 0-0 11 S 45 2B 1B	B SI 96 C FF 96 B CU 83 X FF 96 2-1 ③ FC5-4 1-2f		3 2	1 1	2 1	0 0	0 0	0 0	2 2
11 Adeiny Hechavarría, R (1, 6) OBP: 0.295, SLG: 0.340		F FF 96 B SI 96 F FF 95 B SL 87 F SL 86 X FF 96 2-2 45 1B 39 1B 1-3 3-H 1B		1 SAFE 1 SAFE X SI 94 0-0 ② L9		B FF 96 S SL 89 B CU 83 S FF 97 S CU 85 2-3 ① K		B SL 78 S CH 78 D SL 79 F SL 78 B CH 78 B CH 78 4-2 45 2B 1-2 BB		B FF 94 B FF 94 S FF 95 S FF 94 B FF 93 F FF 94 F FF 95 B FF 94 4-2 39 S BB	3	2	1	1	2	1	1
45 Jesús Sucre, R (1, 2) OBP: 0.276, SLG: 0.260		X FF 96 0-0 39 1B 1-2 3-H 1B		B CH 88 B SL 82 X SI 95 2-0 1-3 1B		C FF 97 B SI 96 F FF 97 S FF 97 1-3 ② K		C CH 78 B CH 77 X CH 78 1-1 1-H 2-H 2B		S FF 94 B CU 79 1 SAFE X FF 94 1-1 ① F9	5	0	3	3	0	1	1
Inning Stats	R: 0 E: 0 K: 0 S: 6 H: 0 LOB: 0 BB: 0 P: 8	R: 3 E: 0 K: 0 S: 18 H: 5 LOB: 2 BB: 0 P: 29	R: 0 E: 0 K: 0 S: 8 H: 1 LOB: 0 BB: 0 P: 10	R: 0 E: 0 K: 1 S: 11 H: 2 LOB: 2 BB: 0 P: 16	R: 1 E: 0 K: 1 S: 17 H: 2 LOB: 2 BB: 0 P: 28	R: 0 E: 0 K: 3 S: 10 H: 0 LOB: 0 BB: 0 P: 16	R: 0 E: 0 K: 1 S: 11 H: 0 LOB: 0 BB: 0 P: 18	R: 2 E: 0 K: 0 S: 11 H: 2 LOB: 1 BB: 1 P: 19	R: 1 E: 1 K: 0 S: 12 H: 2 LOB: 2 BB: 1 P: 24	R: 0 E: 0 K: 1 S: 10 H: 0 LOB: 2 BB: 2 P: 22	1B: 12 2B: 2 3B: 0 HR: 0 SF: 0 SAC: 0 DP: 0 HBP: 1						

TOP

Tampa Bay Rays @ Minnesota Twins

Target Field, Minneapolis, MN

Sun Jul 15 2018, 1:12 PM - 5:50 PM CDT

Att. 25,561 - Partly Cloudy - 86 F

livebaseballscorecards.com

AB	43
R	7
H	14
RBI	7
BB	4
SO	7
LOB	20

WP: 0 PB: 0 SB: 3 CS: 1 PA: 48

PITCHER		IP	WLS	BF	H	R	ER	SO	BB	IBB	HBP	BLK	WP	HR	S	P	ERA	WHIP
77 Fernando Romero, R ERA: 4.69	(1, 1)	4.1		23	10	4	4	1	0	0	1	0	0	0	51	78	8.31	2.308
56 Fernando Rodney, R ERA: 3.12	(5, 1)	0.2		2	0	0	0	1	0	0	0	0	0	0	9	13	0.00	0.000
57 Ryan Pressly, R ERA: 3.63	(6, 1)	1.1		4	0	0	0	3	0	0	0	0	0	0	13	22	0.00	0.000
55 Taylor Rogers, L ERA: 3.86	(7, 1)	1.1		4	0	0	0	1	0	0	0	0	0	0	13	20	0.00	0.000
39 Trevor Hildenberger, R ERA: 3.33	(8, 1)	1.0	B	8	4	3	3	0	1	0	0	0	0	0	16	27	27.00	5.000

PITCHER		IP	WLS	BF	H	R	ER	SO	BB	IBB	HBP	BLK	WP	HR	S	P	ERA	WHIP
67 Alan Busenitz, R ERA: 5.73	(9, 1)	1.1	W	7	0	0	0	1	3	0	0	0	0	0	12	30	0.00	2.250

Batter	1	2	3	4	5	6	7	8	9	10	AB	R	H	RBI	BB	SO	LOB
7 Joe Mauer, L (1, 3) OBP: 0.364, SLG: 0.364	C FF 97 X FF 97 0-1 G6-3 ①		C ST 80 D ST 80 B SI 89 F SI 90 S ST 82 2-3 K ①		C FC 86 B CU 74 X FC 86 1-1 G4-3 ③		B FF 92 C SL 80 B SL 77 C SI 91 F SL 79 X SI 92 2-2 20 1B 2 1B 2-3 1B	B CH 82 B CH 81 B SL 80 B SI 88 4-0 20 1B 1-2 2-3 3-H BB		0-0 20 IBB 2 HR IBB	4	2	1	1	2	1	1
20 Eddie Rosario, L (1, 7) OBP: 0.353, SLG: 0.537	S FF 98 B FS 89 S FS 90 X FF 97 1-2 L7 ②		S ST 80 S ST 81 F ST 79 B SI 90 F ST 80 S ST 81 1-3 K ②			B FC 86 F FC 86 S CU 77 B CU 76 X FF 92 2-2 11 F8 2 G5-3 1B	F SL 80 D SL 79 D SL 80 B SL 81 S SL 79 X SI 92 3-2 2 1B 2 E 1-3 3-H 1B	S CH 82 D CH 82 X SL 75 1-1 1-2 2-H 3-H 1B		0-0 2 HR 1-2 IBB	5	2	3	2	1	1	1
2 Brian Dozier, R (1, 4) OBP: 0.314, SLG: 0.423	B FF 98 C SL 89 B FF 98 B FF 98 F FF 98 T SL 89 3-2 K ③		D SL 85 C SL 86 F FF 93 D SL 87 X SL 86 2-2 FC6-4 ③ 1-2f			C FF 90 F FC 88 1 SAFE X CH 81 0-2 G5-3 ① 1-2	B SL 88 B SL 89 C SL 87 B SL 89 C SL 87 X SL 89 3-2 E3 5 BLK 1-H 3-H 1B		C FF 86 B FF 87 X SL 78 1-1 P4 ① F CH 87 D CH 88 X CH 87 1-1 1-H 2-H 3-H HR	6	2	2	5	0	1	2
5 Eduardo Escobar, S (1, 5) OBP: 0.327, SLG: 0.507 16 Ehire Adrianza, S (8, 5) OBP: 0.319, SLG: 0.405		C FF 97 F FF 98 B FF 97 F FS 89 B FF 97 F FS 87 S FS 88 2-3 K ①		B FF 91 T FF 92 F SL 85 X FF 94 1-2 G6-3 ①		B FC 86 S CH 81 F FC 88 H FC 88 2-2 HBP	C SI 97 S SI 97 B SI 101 C SL 88 1-3 K ③ 3-H		C FF 93 F CH 88 B CH 87 X CH 88 1-2 G5-3 ②		3 1	0 0	0 0	0 0	0 0	2 0	0 0
11 Jorge Polanco, S (1, 6) OBP: 0.350, SLG: 0.377		B FF 98 X FS 87 1-0 26 F9 36 1B 2B		B SL 85 C SL 84 F FF 93 B SL 87 C SL 84 2-3 K ②		L SI 89 X SI 90 0-1 F8 ② 2-3		B SI 96 B SI 96 B SI 96 C SI 97 F SI 98 B SI 98 4-2 36 SH1-4 26 BB 7 BB BB	B FF 94 B FF 94 B FF 94 B FF 93 4-0 26 S BB		3	2	1	0	2	1	2
26 Max Kepler, L (1, 9) OBP: 0.317, SLG: 0.407		X FF 99 0-0 F9 ② 2-3		B FC 86 S FC 85 B FF 91 B FC 86 B FF 90 4-1 BB		B SL 75 S SL 78 S SL 78 B SL 79 D FF 93 X SL 80 3-2 F8 ③		B SI 96 B SI 96 B FF 96 C SI 97 B SI 95 4-1 7 BB 36 SH1-4 20 1B 1-2 BB	B CU 82 B FF 93 C CH 87 B FF 93 3-1 1-2 IBB		2	1	0	0	3	0	3
36 Robbie Grossman, S (1, 10) OBP: 0.336, SLG: 0.374		B FF 98 F FF 98 X FF 99 1-1 3-H 1B		C FC 89 F FC 88 B CU 77 D CH 82 S FC 88 2-3 K ③			C FF 91 F SI 90 B CH 81 F FF 93 B SL 78 F SI 91 X SI 90 2-2 7 1B 60 B1-3 20 1B 1B	X FF 95 0-0 SH1-4 ① 1-2 2-3	C CH 87 S CH 89 B FF 95 D CH 89 B CH 88 F FF 95 F FF 94 S CH 89 3-3 K ③		4	1	2	1	0	2	3
60 Jake Cave, L (1, 8) OBP: 0.346, SLG: 0.558		C FF 99 B SL 87 S FS 86 F FF 97 B SL 87 T SL 87 2-2 K ③			C FF 89 S FC 87 B CU 77 F CU 77 C FC 86 1-3 K ①		X SL 78 0-0 B1-3 ① 1-2	0-0 7 BB 20 1B IBB		B FF 90 T FF 91 X CH 87 1-1 23 SH5-4 2 HR 2B	4	1	1	0	1	2	2
23 Mitch Garver, R (1, 2) OBP: 0.332, SLG: 0.367			B SI 89 C SI 90 C SI 90 B CH 82 B SI 90 F FF 90 B ST 80 4-2 2 FC6-4 BB		B FF 91 C CH 81 F FC 88 F FC 88 X CH 82 1-2 F8 ②		C SI 90 X SI 90 0-1 F9 ②	D SL 76 S SL 79 C SL 78 F SL 74 B SL 78 B SL 78 T SL 80 3-2 K ②		L FF 93 B FF 94 2 SAFE X FF 93 1-1 SH5-4 ① 2-3	3	0	0	0	1	1	4
Inning Stats	R: 0 H: 0 E: 0 LOB: 0 K: 1 BB: 0 S: 8 P: 12	R: 1 H: 2 E: 0 LOB: 1 K: 2 BB: 0 S: 13 P: 19	R: 0 H: 2 E: 0 LOB: 1 K: 2 BB: 1 S: 14 P: 23	R: 0 H: 0 E: 0 LOB: 1 K: 2 BB: 1 S: 10 P: 19	R: 0 H: 0 E: 0 LOB: 0 K: 1 BB: 0 S: 10 P: 13	R: 0 H: 1 E: 0 LOB: 2 K: 0 BB: 0 S: 13 P: 20	R: 4 H: 4 E: 1 LOB: 0 K: 1 BB: 0 S: 21 P: 32	R: 2 H: 1 E: 0 LOB: 2 K: 1 BB: 4 S: 10 P: 26	R: 0 H: 0 E: 0 LOB: 2 K: 1 BB: 2 S: 11 P: 23	R: 4 H: 2 E: 0 LOB: 0 K: 0 BB: 2 S: 6 P: 9	1B: 7 2B: 2 3B: 0 HR: 1	SF: 0 SAC: 2 DP: 0 HBP: 1	WP: 0 PB: 0 SB: 1 CS: 0	PA: 48			

PITCHER		IP	WLS	BF	H	R	ER	SO	BB	IBB	HBP	BLK	WP	HR	S	P	ERA	WHIP
55 Ryne Stanek, R ERA: 2.08	(1, 1)	2.0		8	2	1	1	3	0	0	0	0	0	0	21	31	4.50	1.000
60 Hoby Milner, L ERA: 6.75	(3, 1)	0.2		3	0	0	0	2	1	0	0	0	0	0	11	18	0.00	1.500
36 Andrew Kittredge, R ERA: 7.77	(3, 1)	1.0		3	0	0	0	1	0	0	0	0	0	0	9	14	0.00	0.000
48 Ryan Yarbrough, L ERA: 3.61	(4, 1)	1.2		8	1	0	0	2	1	0	1	0	0	0	22	35	0.00	1.200
56 Adam Kolarek, L ERA: 12.79	(6, 1)	1.1	H	7	3	3	3	0	0	0	0	0	0	0	20	30	20.25	2.250

PITCHER		IP	WLS	BF	H	R	ER	SO	BB	IBB	HBP	BLK	WP	HR	S	P	ERA	WHIP
63 Diego Castillo, R ERA: 2.57	(7, 1)	0.1	B	4	1	3	2	1	2	0	0	1	0	0	9	21	54.00	9.000
61 Hunter Wood, R ERA: 2.38	(8, 1)	0.1	H	2	0	0	0	0	0	1	0	0	0	0	1	1	0.00	0.000
54 Sergio Romo, R ERA: 3.83	(8, 1)	1.0	B	4	1	0	0	1	1	0	0	0	0	0	8	17	0.00	2.000
35 Matt Andriese, R ERA: 4.34	(9, 1)	1.0	L	9	2	4	4	1	1	3	0	0	0	1	15	29	36.00	3.000

Tampa Bay Rays @ Minnesota Twins

Target Field, Minneapolis, MN

Sun Jul 15 2018, 1:12 PM - 5:50 PM CDT

Att. 25,561 - Partly Cloudy - 86 F

BOTTOM

livebaseballscorecards.com

AB	35
R	11
H	10
RBI	9
BB	10
SO	11
LOB	18

Batter	1	2	3	4	5	6	7	8	9	AB	R	H	RBI	BB	SO	LOB
7 Joe Mauer, L (1, 3) OBP: 0.365, SLG: 0.364	C FF 94 C SL 86 B CU 78 X FF 95 1-2 ① G6-3		C SL 85 B SL 85 F FF 94 B FF 94 X CU 78 2-2 ② G4-3		C FF 92 F CU 77 X CU 78 0-2 E4 20 G3 1B		B FF 93 C SL 84 C SL 84 B FF 93 B SL 85 F SL 82 C FF 93 3-3 ② K		B FF 95 C FF 95 S SL 83 X FF 97 1-2 20 FC4-6 1-2 2-3 1B	5	0	2	0	0	1	1
20 Eddie Rosario, L (1, 7) OBP: 0.351, SLG: 0.533	B SI 95 F SI 94 S SI 95 S CU 79 1-3 ② K		C SL 85 X SL 85 0-1 1B		S SI 94 B SI 93 F SI 94 X CU 78 1-2 ① G3 2-3		S SL 84 B SL 83 F FF 93 D CU 78 C FF 94 2-3 ③ K		B SL 82 F SL 83 F FF 96 F CU 83 F SL 84 F FF 97 F CU 84 X CH 86 1-2 ① FC4-6 36 1B 2 G5-3 23 BB 1-2f 2-3 3-H	5	1	1	1	0	2	4
2 Brian Dozier, R (1, 4) OBP: 0.313, SLG: 0.419	B SL 87 C CH 84 B CU 77 F SI 95 B SL 84 B FF 94 4-2 BB		B CH 84 C FF 94 1 SAFE 1 SAFE B CU 78 X CH 84 2-1 ③ G5-3		X CH 85 0-0 ② G1-3			B SI 93 C FF 92 C FF 92 X SL 85 1-2 ① P3	D SL 80 D SL 84 B FF 96 C FF 95 F FF 97 X FF 96 3-2 ② G5-3 1-2 3-H	4	0	0	1	1	0	3
5 Eduardo Escobar, S (1, 5) OBP: 0.331, SLG: 0.509	S FF 93 D CU 79 B FF 93 X CH 85 2-1 ③ P4			C SI 94 F FF 92 B FF 93 B CU 77 B FF 94 B SI 93 4-2 23 BB 36 1B 26 SF7 BB	C CH 86 B SI 94 F FF 94 B CU 77 B FF 94 X CH 86 3-2 ③ F8			C SI 93 B CH 86 B SL 86 S SI 93 X SL 85 2-2 23 3B 2B	B SL 81 B FF 95 S SL 80 F SL 81 D FF 96 B FF 96 4-2 23 BB 36 1B BB	3	2	1	0	2	0	2
36 Robbie Grossman, S (1, 9) OBP: 0.337, SLG: 0.374		C FF 94 X FF 94 0-1 ① P4		X CH 84 0-0 11 F7 23 BB 1-2 1B		X CH 84 0-0 ① G5-3		X FF 92 0-0 ② L4	B SL 84 D CH 86 C SL 85 C FF 97 X FF 96 2-2 23 BB 1-2 2-3 1B	5	0	2	0	0	0	1
23 Mitch Garver, R (1, 10) OBP: 0.338, SLG: 0.378		B FF 94 X SI 94 1-0 ② G6-3		C SI 94 B CU 77 B FF 94 B CH 85 B SI 94 4-1 11 F7 1-2 2-3 BB		B SI 92 C CH 83 B SL 84 F SI 93 X CH 85 2-2 ② P4		T SL 87 C SI 92 B SL 86 D SL 85 B FF 92 F SL 87 F FF 92 X SI 92 3-2 2-H 3B	B FF 97 C FF 96 S SL 88 B SL 86 B SL 85 B SL 85 4-2 1-2 2-3 3-H BB	3	0	1	2	2	0	0
26 Max Kepler, L (1, 8) OBP: 0.315, SLG: 0.405		B FF 95 X FF 93 1-0 1B		B FF 95 B FF 95 X FF 94 2-0 ① SF7 3-H		B FF 94 F CH 83 F FF 93 F FF 93 C CU 77 1-3 ③ K		C CU 78 B SL 88 X SL 87 1-1 ③ P6	C CH 86 X SL 85 0-1 ③ F7	4	0	1	1	0	1	4
11 Jorge Polanco, S (1, 6) OBP: 0.344, SLG: 0.386		B SI 93 S CH 85 C FF 94 1 SAFE X CU 78 1-2 ③ G5-3		B CU 77 B CH 84 C FF 94 F FF 94 X FF 94 2-2 ② F7 1-2 2-3			C CH 82 B CU 75 B CU 76 X SI 92 2-1 ① P4		C FF 96 B SL 80 F SL 81 B FF 98 B SL 84 X FF 96 3-2 7 1B 20 FC4-6 2B	4	1	1	0	0	0	3
46 Bobby Wilson, R (1, 2) OBP: 0.239, SLG: 0.283 60 Jake Cave, L (9, PH) OBP: 0.354, SLG: 0.558			C FF 93 C CU 76 B CH 85 B FF 94 F CU 77 B FF 95 X FF 94 3-2 ① F7 F FF 94 B FF 94 X SI 95 1-1 ③ P4				S SL 85 B CH 83 B CH 83 X SI 92 2-1 1B		B FF 97 D SL 82 S FF 95 D SL 81 B FF 96 4-1 20 FC4-6 7 1B 2 G5-3 BB	3 0	0 1	1 0	0 0	0 1	0 0	2 0

TOP

Minnesota Twins @ Kansas City Royals

Kauffman Stadium, Kansas City, MO

Fri Jul 20 2018, 7:16 PM - 10:24 PM CDT

Att. 27,719 - Cloudy - 83 F

livebaseballscorecards.com

AB	36
R	5
H	10
RBI	5
BB	6
SO	4
LOB	20

Inning Stats	1	2	3	4	5	6	7	8	9
	R: 0 E: 0 K: 1 S: 10	H: 0 LOB: 1 BB: 1 P: 18	R: 0 E: 0 K: 0 S: 7	H: 1 LOB: 1 BB: 0 P: 10	R: 0 E: 0 K: 0 S: 11	H: 1 LOB: 1 BB: 0 P: 18	R: 1 E: 0 K: 0 S: 10	H: 1 LOB: 2 BB: 2 P: 23	R: 0 E: 1 K: 0 S: 10	H: 1 LOB: 1 BB: 0 P: 14	R: 0 E: 0 K: 1 S: 8	H: 0 LOB: 0 BB: 0 P: 11	R: 0 E: 0 K: 2 S: 11	H: 1 LOB: 1 BB: 0 P: 20	R: 1 E: 0 K: 0 S: 14	H: 2 LOB: 1 BB: 0 P: 21	R: 3 E: 0 K: 0 S: 26	H: 3 LOB: 3 BB: 3 P: 48

| | | | |

Batter	1	2	3	4	5	6	7	8	9	AB	R	H	RBI	BB	SO	LOB
15 Whit Merrifield, R (1, 4) OBP: 0.377, SLG: 0.432	F SI 92 B SI 94 F CU 80 B FF 92 X SI 93 2-2 8 G3 38 BB 21 1B 1B	C FF 93 X SL 85 0-1 ③ G1-3			C SL 84 B SI 91 X SI 92 1-1 ① G4-3		X FF 94 0-0 ① L9			4	1	1	0	0	0	2
38 Jorge Bonifacio, R (1, 9) OBP: 0.344, SLG: 0.455	C SI 92 B SI 94 D SL 85 1 SAFE F SI 94 B SL 85 B SI 94 4-2 8 G3 21 1B 1-2 BB		F FF 92 S CU 81 B SL 85 B FF 92 S SL 87 2-3 ① K		F SI 93 X SL 85 0-1 ② L6		B FF 95 1 SAFE F FF 96 X FF 95 1-1 ② F9			3	1	0	0	1	1	1
8 Mike Moustakas, L (1, 5) OBP: 0.308, SLG: 0.463	S CU 82 B FF 92 F FF 94 D SL 86 D SI 90 X SI 91 3-2 ① G3 1-2 2-3		S CU 82 B FF 92 S CU 83 F CU 81 F FF 94 F SL 85 B FF 94 F FF 94 X CU 81 2-2 ② P4		B CU 81 B CH 84 B SI 90 C SI 93 D SI 90 4-1 BB		B FF 96 F FF 95 B CU 84 B FF 95 B FF 95 4-1 13 2B 1-2 BB			2	1	0	0	2	0	2
13 Salvador Perez, R (1, 2) OBP: 0.259, SLG: 0.396	S SL 85 F SL 85 S SL 86 0-3 ② K		B SL 85 S SL 85 F SI 89 B CU 81 S SL 85 2-3 ③ K		X 0-0 ③ F7		C CU 83 X FF 96 0-1 1-H 2-H 2B			4	0	1	2	0	2	3
21 Lucas Duda, L (1, 10) OBP: 0.311, SLG: 0.413	D CU 81 C CH 85 X FF 93 1-1 2-H 3-H 1B			B CU 80 B CH 84 B CH 87 C SI 93 X FF 92 3-1 17 2B 1B		B CH 85 C CH 84 X FF 91 1-1 HR	C CU 83 B CU 85 X CU 82 1-1 ③ L7			4	2	3	3	0	0	1
17 Hunter Dozier, R (1, 3) OBP: 0.268, SLG: 0.335	B FF 95 F FF 94 F FF 94 S SL 86 1-3 ③ K			S SL 84 S SL 84 B SL 85 F SI 90 X SL 85 1-2 1-H 2B	C SI 92 F SL 84 F FF 91 F FF 92 F SL 84 S SL 84 0-3 ① K			C FF 87 X CU 72 0-1 ① F9		4	0	1	1	0	2	1
4 Alex Gordon, L (1, 7) OBP: 0.315, SLG: 0.339		S CU 80 S CU 81 B FF 91 B CU 82 X FF 94 2-2 ① G4-3		C FF 92 C FF 93 B FF 92 B FF 93 B SL 85 X FF 93 3-2 ① F8		C CU 78 B SI 94 C SI 93 S CU 79 1-3 ② K		C CU 69 F FF 89 F FF 89 F SL 84 F FF 90 B CU 73 B SL 86 B FF 91 F SL 85 3-2 ② F SL 86 X SL 87 F9		4	0	0	0	0	1	1
7 Rosell Herrera, S (1, 8) OBP: 0.260, SLG: 0.326		C FF 94 B CH 87 S CH 86 B FF 92 B CU 82 X SI 92 3-2 ② L7		X CH 85 0-0 ② F8		B CU 80 F CU 77 C SI 93 X SL 83 1-2 ③ G3-1		B FF 91 C FF 90 F CU 75 B CU 74 X FF 89 2-2 ③ L7		4	0	0	0	0	0	1
2 Alcides Escobar, R (1, 6) OBP: 0.251, SLG: 0.279		C FF 94 B SI 93 B SL 85 X SI 94 2-1 1B		C SL 84 D SL 84 X SI 92 1-1 ③ F8			B FF 95 S FF 93 B CU 82 F FF 96 X FF 96 2-2 8 BB 13 2B 1B			3	1	2	0	0	0	1
Inning Stats	R: 2 E: 0 K: 2 S: 16 H: 2 LOB: 1 BB: 1 P: 27	R: 0 E: 0 K: 0 S: 10 H: 1 LOB: 1 BB: 0 P: 17	R: 0 E: 0 K: 2 S: 13 H: 0 LOB: 0 BB: 0 P: 19	R: 1 E: 0 K: 0 S: 12 H: 2 LOB: 1 BB: 0 P: 20	R: 0 E: 0 K: 0 S: 6 H: 0 LOB: 1 BB: 1 P: 11	R: 1 E: 0 K: 2 S: 14 H: 1 LOB: 0 BB: 0 P: 17	R: 2 E: 0 K: 0 S: 11 H: 2 LOB: 1 BB: 1 P: 19	R: 0 E: 0 K: 0 S: 13 H: 0 LOB: 0 BB: 0 P: 18		1B: 5 2B: 2 3B: 0 HR: 1 SF: 0 SAC: 0 DP: 0 HBP: 0						

BOTTOM

Minnesota Twins @ Kansas City Royals

Kauffman Stadium, Kansas City, MO

Fri Jul 20 2018, 7:16 PM - 10:24 PM CDT

Att. 27,719 - Cloudy - 83 F

livebaseballscorecards.com

AB	32
R	6
H	8
RBI	6
BB	3
SO	6
LOB	13

PITCHER		IP	WLS	BF	H	R	ER	SO	BB	IBB	HBP	BLK	WP	HR	S	P	ERA	WHIP
44 Kyle Gibson, R ERA: 3.57	(1, 1)	5.1	L	24	6	4	4	5	2	0	0	0	0	1	65	103	6.75	1.500
55 Taylor Rogers, L ERA: 3.79	(6, 1)	0.2		2	0	0	0	1	0	0	0	0	0	0	6	8	0.00	0.000
67 Alan Busenitz, R ERA: 6.75	(7, 1)	1.0		6	2	2	2	0	1	0	0	0	0	0	11	19	18.00	3.000
38 Matt Belisle, R ERA: 7.13	(8, 1)	1.0		3	0	0	0	0	0	0	0	0	0	0	13	18	0.00	0.000

PITCHER	IP	WLS	BF	H	R	ER	SO	BB	IBB	HBP	BLK	WP	HR	S	P	ERA	WHIP

Batter	1	2	3	4	5	6	7	8	9	AB	R	H	RBI	BB	SO	LOB
7 Joe Mauer, L (1, 3) OBP: 0.370, SLG: 0.375	B FF 91 X SI 91 1-0 20 1B 2B		C SI 92 B SL 82 B CH 87 C SL 82 F SL 83 X FF 92 2-2 20 FC4-6 1B		C SL 86 B FF 94 F SL 86 B SL 85 B SL 86 F FF 93 X FF 93 3-2 1B		C SI 92 X SL 86 0-1 ③ G6-3			4	1	3	0	0	0	0
20 Eddie Rosario, L (1, 7) OBP: 0.352, SLG: 0.532	B CU 80 X SI 94 1-0 2 G1-4-3 2-H 1B		F SL 82 S SI 93 F SL 83 B FF 92 D SL 83 F SL 84 F SI 92 X SL 83 2-2 ② FC4-6 1-2f		C SI 92 F SL 85 S SL 87 0-3 ② K			F FF 94 B CU 77 B FF 95 F FF 94 F FF 95 F FF 95 X CH 90 2-2 2 BLK 5 1B 1B		4	1	2	1	0	1	2
2 Brian Dozier, R (1, 4) OBP: 0.310, SLG: 0.414	1 SAFE X FF 93 0-0 ①② G1-4-3 1-2f		1 SAFE C FF 93 C FF 92 B SL 84 1 SAFE B SI 92 F SL 83 S SL 84 2-3 ③ K		C SL 85 S SI 92 B SI 94 C SI 91 1-3 ③ K			F FF 94 B CU 78 D CU 78 B CU 75 X FF 94 3-1 ① P6 1-2		4	0	0	0	0	2	4
5 Eduardo Escobar, S (1, 5) OBP: 0.332, SLG: 0.507	B SI 93 C FF 94 B FF 94 C SL 83 F FF 94 B SL 83 F FF 94 B CH 87 4-2 BB			C SI 89 C SL 81 S SL 81 0-3 ① K		F SI 89 X FF 91 0-1 ① F9		B FF 94 F FF 94 X CH 89 1-1 11 G4-6-3 2-H 1B		3	0	1	1	1	1	0
11 Jorge Polanco, S (1, 6) OBP: 0.338, SLG: 0.377	C SI 92 1 SAFE S SL 84 B FF 93 F SL 85 C SL 83 1-3 ③ K			C CH 85 B SL 81 X SI 91 1-1 36 BB 1B		F SI 90 C SL 86 C SL 84 B SL 85 X SL 86 2-2 ② F8		B SI 88 C SL 79 X SI 90 1-1 ②③ G4-6-3 1-2f		4	0	1	0	0	1	2
26 Max Kepler, L (1, 9) OBP: 0.315, SLG: 0.401		F FF 92 B FF 91 C SL 81 X FF 93 1-2 ① G3		F FF 91 S SL 82 C SL 83 0-3 ② K		B SL 85 B SL 85 B SI 91 B SI 92 4-0 BB			B FF 95 X FF 96 1-0 ① G6-3	3	0	0	0	1	1	1
36 Robbie Grossman, S (1, 10) OBP: 0.336, SLG: 0.370		B CU 80 X CH 86 1-0 ② G4-3		B CH 86 1 SAFE B SL 82 F FF 91 C FF 92 B SL 82 F SL 82 F FF 91 B FF 91 4-2 1-2 BB		D SI 90 D SL 84 C SI 92 X SI 92 2-1 ③ L9			C FF 96 B CU 82 B CU 82 C FF 96 X FF 96 2-2 ② G5-3	3	0	0	0	1	0	1
60 Jake Cave, L (1, 8) OBP: 0.337, SLG: 0.531		C FF 92 B SL 81 B FF 92 C SI 91 S SL 82 2-3 ③ K		C SL 82 S SL 83 D SL 84 C SL 83 1-3 ③ K			M SI 90 S SL 86 B FF 92 S SI 92 1-3 ① K		F FF 96 C SL 82 B SL 86 S SL 85 1-3 ③ K	4	0	0	0	0	4	2
46 Bobby Wilson, R (1, 2) OBP: 0.232, SLG: 0.275			C FF 92 B SI 91 C SL 81 F SL 83 F SI 92 X SL 84 1-2 ① G6-3		C SI 91 S SL 86 B SL 86 F FF 93 F SL 85 F SL 85 B SI 93 B FF 93 F SI 92 3-2 X SI 93 G6-3		B SL 86 B SI 90 F SI 92 F SI 92 C FF 93 2-3 ② K			3	0	0	0	0	1	0

Inning Stats	1	2	3	4	5	6	7	8	9
	R: 1 E: 0 K: 1 S: 11	H: 2 LOB: 1 BB: 1 P: 18	R: 0 E: 0 K: 1 S: 7	H: 0 LOB: 0 BB: 0 P: 11	R: 0 E: 0 K: 1 S: 20	H: 1 LOB: 1 BB: 0 P: 27	R: 0 E: 0 K: 3 S: 15	H: 1 LOB: 2 BB: 1 P: 21	R: 0 E: 0 K: 2 S: 17	H: 1 LOB: 1 BB: 0 P: 24	R: 0 E: 0 K: 0 S: 7	H: 0 LOB: 1 BB: 1 P: 15	R: 0 E: 0 K: 2 S: 8	H: 0 LOB: 0 BB: 0 P: 11	R: 1 E: 0 K: 0 S: 11	H: 2 LOB: 0 BB: 0 P: 18	R: 0 E: 0 K: 1 S: 7	H: 0 LOB: 0 BB: 0 P: 11

	1B: 6	SF: 0
	2B: 1	SAC: 0
	3B: 0	DP: 2
	HR: 0	HBP: 0

	WP: 0	PA: 35
	PB: 0	
	SB: 0	
	CS: 0	

PITCHER		IP	WLS	BF	H	R	ER	SO	BB	IBB	HBP	BLK	WP	HR	S	P	ERA	WHIP
65 Jakob Junis, R ERA: 5.03	(1, 1)	4.0		17	4	1	1	6	2	0	0	0	0	0	53	77	2.25	1.500
33 Brian Flynn, L ERA: 3.7	(5, 1)	3.0	W	11	1	0	0	4	1	0	0	0	0	0	32	50	0.00	0.667
50 Jason Adam, R ERA: 4.76	(8, 1)	0.1	H	3	2	1	1	0	0	0	0	1	0	0	9	15	27.00	6.000
54 Tim Hill, L ERA: 5.79	(8, 1)	0.2	H	1	0	0	0	0	0	0	0	0	0	0	2	3	0.00	0.000
43 Wily Peralta, R ERA: 3.48	(9, 1)	1.0	S	3	0	0	0	1	0	0	0	0	0	0	7	11	0.00	0.000

PITCHER	IP	WLS	BF	H	R	ER	SO	BB	IBB	HBP	BLK	WP	HR	S	P	ERA	WHIP

TOP

Minnesota Twins @ Kansas City Royals

Kauffman Stadium, Kansas City, MO

Sat Jul 21 2018, 6:16 PM - 9:26 PM CDT

Att. 22,159 - Clear - 91 F

livebaseballscorecards.com

AB	32
R	2
H	7
RBI	2
BB	3
SO	11
LOB	12

Batter	1	2	3	4	5	6	7	8	9	AB	R	H	RBI	BB	SO	LOB
15 Whit Merrifield, R (1, 4) OBP: 0.375, SLG: 0.429	C FF 92 F FC 88 F FC 87 F FF 94 B FC 87 B FF 93 S FF 95 2-3 ① **K**		F FC 88 B FC 86 1 SAFE X SI 93 1-1 ① **P3** D FC 88 B FC 85 S FF 93 F FF 93 B FF 94 F SI 94 C FF 94 3-3 ③ **K**		X FF 95 0-0 ③ **L9**		X SL 78 0-0 **38 FC5-2 1B** 2-3 3-H		5	0	1	1	0	2	3
38 Jorge Bonifacio, R (1, 9) OBP: 0.364, SLG: 0.439	S FF 94 F FF 94 B FF 95 B FF 94 B FF 94 F FF 94 F FF 95 B FF 95 4-2 **8 FC6-4 BB**		B FC 86 F SI 93 C SI 94 S FF 94 1-3 ② **K**		C CU 76 S SI 90 B FF 91 F FF 91 B CU 80 B SI 91 B FF 92 4-2 **13 G6-3 BB**		B SL 87 B FF 94 B FF 96 C FF 94 B FF 94 4-1 **8 1B BB**	B SI 88 B SI 89 X SI 88 2-0 ② **FC5-2** 1-2 3-H		2	0	0	0	3	1	3
8 Mike Moustakas, L (1, 5) OBP: 0.309, SLG: 0.461	B SI 93 X SI 92 1-0 ② **FC6-4 13 HR** 1-2f		B SI 93 D CH 86 B SI 94 B SI 92 4-0 **21 1B 13 BB** 1-2 **BB**		F FF 92 B CH 84 F FF 92 C FF 93 1-3 ① **K**		X FF 95 0-0 **1B** 1-2	B CH 79 S CH 80 F CH 79 X FF 91 1-2 ③ **P6**		4	1	1	0	1	1	4
13 Salvador Perez, R (1, 2) OBP: 0.262, SLG: 0.405	C FC 88 C FF 95 B FC 87 B FC 87 X FF 96 2-2 **HR** 1-H		B FC 88 F FC 85 B FC 88 B FF 96 B FC 86 4-1 **21 1B** 1-2 2-3 **BB**		B SI 92 B SI 92 X SI 92 2-0 ② **G6-3** 1-2		X CU 84 0-0 ① **F9**			3	1	1	2	1	0	3
21 Lucas Duda, L (1, 3) OBP: 0.314, SLG: 0.412	B SI 92 C SI 88 X SI 93 1-1 ③ **G4-3**		B SI 93 C SI 93 B CU 81 X SI 93 2-1 **1B** 1-2 2-3 3-H		0-0 **IBB**		C CU 82 B CU 82 F SI 95 X CU 84 1-2 ② **F7**			3	0	1	1	1	0	2
17 Hunter Dozier, R (1, 10) OBP: 0.263, SLG: 0.328		F FF 92 B FC 86 S FF 92 S FF 92 1-3 ① **K** D FC 87 S FF 94 S FF 94 B FF 95 F FF 94 F FF 94 F FF 95 F CU 80 F SI 93 3-2 ③ **G6-3** B CU 82 X SI 95		C FC 84 B SI 92 S FC 86 F FF 94 X SI 93 1-2 ③ **L1**		B SL 87 S SL 90 X FF 95 1-1 ③ **G1-3**			4	0	0	0	0	1	7
4 Alex Gordon, L (1, 7) OBP: 0.317, SLG: 0.339		B CU 79 B FF 93 X SI 91 2-0 ② **F7** C SI 92 B CH 86 B SI 93 B SI 92 C SI 91 X SI 93 3-2 ③ **G4-3**	F FF 91 B FF 91 B CU 80 X FF 92 2-1 **2 G5-3 1B** B SI 91 1 SAFE L SI 91 C SI 92 F FF 93 S FF 94 1-3 ① **K**		C SI 87 S SL 78 S SL 77 0-3 ① **K** B SI 88 X SI 87 1-0 **1B**		B CU 78 B CU 78 C SI 94 S CU 79 B SI 94 B SI 94 4-2 **2 SH5-3 7 BB 15 1B BB** B SI 95 F SI 94 1 SAFE C CU 80 1 SAFE B CU 79 D CU 80 B SI 94 4-2 **15 1B 2 SH5-3 38 FC5-2 BB** 1-2		3	1	1	0	1	1	0
7 Rosell Herrera, S (1, 8) OBP: 0.270, SLG: 0.326										3	0	1	0	1	1	1
2 Alcides Escobar, R (1, 6) OBP: 0.251, SLG: 0.277			C FF 92 B FC 87 L FF 93 B FF 93 B CU 82 F FF 94 F FF 94 B SI 94 4-2 **13 BB 8 BB 21 1B BB**	B SI 92 F SI 92 S FC 87 B SI 93 B SI 92 X SI 93 3-2 ② **G5-3** 1-2		F SI 87 1 SAFE F FF 86 D SL 78 1 SAFE X SL 78 1-2 ② **L7**		X SI 85 0-0 ① **SH5-3** 1-2 2-3		2	1	0	0	1	0	2
Inning Stats	R: 2 H: 1 E: 0 LOB: 0 K: 1 BB: 1 S: 15 P: 25	R: 0 H: 0 E: 0 LOB: 0 K: 1 BB: 0 S: 7 P: 13	R: 1 H: 1 E: 0 LOB: 3 K: 1 BB: 3 S: 20 P: 39	R: 0 H: 1 E: 0 LOB: 1 K: 2 BB: 0 S: 13 P: 22	R: 0 H: 0 E: 0 LOB: 2 K: 1 BB: 2 S: 11 P: 19	R: 0 H: 1 E: 0 LOB: 1 K: 1 BB: 0 S: 8 P: 10	R: 0 H: 1 E: 0 LOB: 2 K: 0 BB: 1 S: 8 P: 14	R: 1 H: 1 E: 0 LOB: 2 K: 0 BB: 2 S: 10 P: 21		1B: 5 SF: 0 2B: 0 SAC: 1 3B: 0 DP: 0 HR: 1 HBP: 0					WP: 0 PA: 39 PB: 0 SB: 0 CS: 0	

PITCHER		IP	WLS	BF	H	R	ER	SO	BB	IBB	HBP	BLK	WP	HR	S	P	ERA	WHIP
31 Lance Lynn, R ERA: 5.23	(1, 1)	5.0	L	24	3	3	3	6	5	1	0	0	0	1	66	118	5.40	1.600
32 Zach Duke, L ERA: 3.31	(6, 1)	0.2		3	1	0	0	1	0	0	0	0	0	0	7	9	0.00	1.500
57 Ryan Pressly, R ERA: 3.52	(6, 1)	1.1		6	1	0	0	0	1	0	0	0	0	0	9	15	0.00	1.500
55 Taylor Rogers, L ERA: 4.02	(8, 1)	0.0		2	0	1	1	0	2	0	0	0	0	0	4	12	∞	∞
39 Trevor Hildenberger, R ERA: 3.26	(8, 1)	1.0		4	1	0	0	0	0	0	0	0	0	0	6	9	0.00	1.000

PITCHER	IP	WLS	BF	H	R	ER	SO	BB	IBB	HBP	BLK	WP	HR	S	P	ERA	WHIP

BOTTOM

Minnesota Twins @ Kansas City Royals

Kauffman Stadium, Kansas City, MO

Sat Jul 21 2018, 6:16 PM - 9:26 PM CDT

Att. 22,159 - Clear - 91 F

livebaseballscorecards.com

AB	29
R	4
H	6
RBI	4
BB	9
SO	7
LOB	25

Minnesota Twins @ Kansas City Royals

Kauffman Stadium, Kansas City, MO

Sun Jul 22 2018, 1:18 PM - 3:52 PM CDT

Att. 18,107 - Sunny - 85 F

livebaseballscorecards.com

Batter	1	2	3	4	5	6	7	8	9	AB	R	H	RBI	BB	SO	LOB
7 Joe Mauer, L (1, 10) OBP: 0.365, SLG: 0.369	C FF 94 B SI 94 C SI 92 B FF 94 B FF 94 S FF 94 3-3 ① K			C FF 93 X CH 88 0-1 ① G4-3		B FF 92 C SI 91 B SL 86 F SI 93 F CH 89 T FF 94 2-2 ① K		C FF 91 S SL 82 S SL 79 0-3 ② K		4	0	0	0	0	3	1
20 Eddie Rosario, L (1, 7) OBP: 0.351, SLG: 0.528	X SI 93 0-0 ② G6-3			B SL 86 B SL 85 B SI 93 C FF 91 B SI 92 4-1 2 2B BB		B CH 88 B SI 93 C FF 93 F FF 94 F FF 94 X SL 85 2-2 ② F9		S SL 80 C FF 91 X SL 82 0-2 ③ G1-3		3	1	0	0	1	0	1
2 Brian Dozier, R (1, 4) OBP: 0.309, SLG: 0.415	X FF 95 0-0 ③ F7			B SI 90 B SI 91 F FF 92 S FF 92 X FF 94 2-2 5 1B 99 FC4-6 1-H 2B		C SL 86 F SI 93 C SI 93 0-3 ③ K			B SL 81 C FF 96 B FF 96 C FF 96 X SL 84 2-2 ① P6	4	1	1	1	0	1	0
5 Eduardo Escobar, S (1, 5) OBP: 0.332, SLG: 0.504		F FF 94 T FF 94 F FF 94 S SL 88 0-3 ① K		B SL 87 F FF 94 X SL 86 1-1 99 FC4-6 2-3 1B			X SL 85 0-0 ① G4-3		C CU 80 F FF 95 X FF 96 0-2 ② P5	4	0	1	0	0	1	0
99 Logan Morrison, L (1, 3) OBP: 0.286, SLG: 0.363		C FF 94 B SL 86 F FF 94 F FF 94 S SL 86 1-3 ② K		X SI 92 0-0 ② FC4-6 1-2f 3-H			C SI 92 B FF 94 B FF 92 B SL 86 S FF 92 X FF 93 3-2 ② G3-1		F FF 97 B FF 97 B SL 85 B FF 96 B FF 97 4-1 BB	3	0	0	1	1	1	1
23 Mitch Garver, R (1, 2) OBP: 0.333, SLG: 0.371 11 Jorge Polanco, S (9, PH) OBP: 0.333, SLG: 0.371		B FF 94 B FF 94 F SI 92 T FF 94 B FF 94 X FF 94 3-2 ③ L8		C SL 86 C FF 94 F FF 93 B SL 87 S SI 93 1-3 ③ K			C SL 84 X SI 92 0-1 ③ G5-3		C CU 81 F CH 87 C SL 85 0-3 ③ K	3 1	0 0	0 0	0 0	0 0	1 1	1 1
26 Max Kepler, L (1, 9) OBP: 0.315, SLG: 0.410 (8, 8)			F SL 86 C FF 93 B SL 85 X FF 92 1-2 ① G3		X SI 93 0-0 ① G3			B SI 92 X FF 92 1-0 HR		3	1	1	1	0	0	0
16 Ehire Adrianza, S (1, 6) OBP: 0.319, SLG: 0.401			C SL 86 C SL 86 B SL 85 B SL 84 S FF 94 2-3 ② K		C FF 94 C FF 94 S SL 86 0-3 ② K			C SL 87 S SL 86 B SL 86 F SL 84 F FF 93 F SL 85 F CH 89 B FF 95 B FF 95 4-2 B FF 95 36 G4-3 BB		2	0	0	0	1	2	0
60 Jake Cave, L (1, 8) OBP: 0.330, SLG: 0.518 36 Robbie Grossman, S (8, PH) OBP: 0.335, SLG: 0.368 (8, 9)			F SL 85 X FF 93 0-1 ③ L7		C CH 88 F SL 84 B SL 86 X FF 94 1-2 ③ G4-3			C SL 80 B FF 90 X SI 89 1-1 ① G4-3 1-2		2 1	0 0	0 0	0 0	0 0	0 0	0 1
Inning Stats	R: 0 E: 0 K: 1 S: 5 H: 0 LOB: 0 BB: 0 P: 8	R: 0 E: 0 K: 2 S: 11 H: 0 LOB: 0 BB: 0 P: 15	R: 0 E: 0 K: 1 S: 8 H: 0 LOB: 0 BB: 0 P: 11	R: 2 E: 0 K: 1 S: 13 H: 2 LOB: 1 BB: 1 P: 21	R: 0 E: 0 K: 1 S: 7 H: 0 LOB: 0 BB: 0 P: 8	R: 0 E: 0 K: 2 S: 11 H: 0 LOB: 0 BB: 0 P: 15	R: 0 E: 0 K: 0 S: 6 H: 0 LOB: 0 BB: 0 P: 9	R: 1 E: 0 K: 1 S: 15 H: 1 LOB: 1 BB: 1 P: 21	R: 0 E: 0 K: 1 S: 10 H: 0 LOB: 1 BB: 1 P: 16	1B: 1 2B: 1 3B: 0 HR: 1 SF: 0 SAC: 0 DP: 0 HBP: 0						

TOP	
AB	30
R	3
H	3
RBI	3
BB	3
SO	10
LOB	6

PITCHER		IP	WLS	BF	H	R	ER	SO	BB	IBB	HBP	BLK	WP	HR	S	P	ERA	WHIP	PITCHER	IP	WLS	BF	H	R	ER	SO	BB	IBB	HBP	BLK	WP	HR	S	P	ERA	WHIP
56 Brad Keller, R ERA: 3.2	(1, 1)	7.0	W	26	3	3	3	8	2	0	0	0	0	1	68	99	3.86	0.714																	
54 Tim Hill, L ERA: 5.59	(8, 1)	1.0	H	3	0	0	0	1	0	0	0	0	0	0	8	9	0.00	0.000																	
43 Wily Peralta, R ERA: 3.18	(9, 1)	1.0	S	4	0	0	0	1	1	0	0	0	0	0	10	16	0.00	1.000																	

Batter	1	2	3	4	5	6	7	8	9	AB	R	H	RBI	BB	SO	LOB
15 Whit Merrifield, R (1, 4) OBP: 0.371, SLG: 0.424	X FF 89 0-0 ① F7		B FF 91 B FF 91 B FF 90 C FF 91 S SL 83 F FF 92 S FF 91 3-3 ③ K		C SL 86 B SL 82 C CU 74 S SL 84 1-3 ③ K		B SI 90 C SI 90 F FF 92 X FF 93 1-2 ③ G1-3			4	0	0	0	0	2	2
38 Jorge Bonifacio, R (1, 9) OBP: 0.343, SLG: 0.410	B FF 89 C FF 90 S FF 89 B FF 90 S FF 91 2-3 ② K			C SL 83 S FF 90 F FF 91 S FF 91 0-3 ① K		S FF 91 X FF 90 0-1 ① P3		B CU 82 B SI 96 B FF 95 C FF 96 F FF 96 F FF 96 X FF 96 3-2 ① F8		4	0	0	0	0	2	0
8 Mike Moustakas, L (1, 5) OBP: 0.308, SLG: 0.457	B FF 90 F FF 90 B FF 91 X FF 90 2-1 ③ G5-3			B CU 70 X FS 84 1-0 ② P5		S FF 90 B FF 91 B FF 91 B FF 90 X FF 91 3-1 ② G4-3		B CU 82 B CU 82 C FF 96 B FF 96 S FF 96 F FF 97 B FF 97 4-2 13 G5-4-3 BB		3	0	0	0	1	0	0
13 Salvador Perez, R (1, 10) OBP: 0.259, SLG: 0.400		S SL 82 F FF 90 B FS 84 B SL 83 F FF 90 F FS 84 F FF 92 B FS 84 S FS 84 3-3 ① K		S FF 91 F FS 85 B FS 85 B SL 81 X FS 84 2-2 ③ F9		B SL 82 F SL 82 C CU 73 F CU 74 S SL 82 1-3 ③ K		F FF 95 B FF 96 X CU 84 1-1 ②③ G5-4-3 1-2f		4	0	0	0	0	2	1
21 Lucas Duda, L (1, 3) OBP: 0.314, SLG: 0.411		B FF 90 B FF 89 C FF 91 B FS 84 X FF 90 3-1 ② P6			B FF 89 S FS 85 S FS 84 B FS 83 X FS 83 2-2 E5 7 BB 4 2B		F SI 87 B CU 73 F SI 87 B CU 74 F CU 73 X SI 88 2-2 4 FC4-6 1B			3	1	1	0	0	0	0
7 Rosell Herrera, S (1, 8) OBP: 0.272, SLG: 0.320		F FF 91 C FF 91 B FF 91 B FF 90 S FS 84 2-3 ③ K			B FF 91 F FF 91 B FF 92 B FS 84 B FF 92 4-1 4 2B 1-2 BB		C SI 88 B SI 88 B SL 77 X SI 89 2-1 ① F8			2	1	0	0	1	1	1
4 Alex Gordon, L (1, 7) OBP: 0.317, SLG: 0.343			C FF 89 S FF 90 F FF 91 F FF 92 F FS 85 X FF 91 0-2 ① L7		C FS 85 X FS 84 0-1 2 SH5-3 1-H 2-H 2B		D CU 73 C CU 73 B SL 77 X SI 88 2-1 ② FC4-6 2 BB 9 IHR 1-2f			3	1	1	2	0	0	1
2 Alcides Escobar, R (1, 6) OBP: 0.256, SLG: 0.279			B SL 83 F SL 86 S FF 92 X FF 91 1-2 1B		X FF 91 0-0 ① SH5-3 2-3		B SI 88 B CH 84 B SI 88 S SI 88 1 SAFE C SI 88 B CU 73 4-2 9 IHR 1-2 BB			1	1	1	0	1	0	0
9 Drew Butera, R (1, 2) OBP: 0.240, SLG: 0.257			C FF 92 T SL 85 F SL 82 F FF 91 B FF 92 T FF 92 1-2 ② K		B SL 84 B SL 86 S FS 86 S FF 93 F FF 92 F FF 92 F FS 86 X SL 87 2-2 ② P3		B SI 87 B SI 89 C SI 90 F SI 89 X SL 79 2-2 1-H 2-H IHR			3	1	1	3	0	1	2
Inning Stats	R: 0 E: 0 K: 1 S: 6 H: 0 LOB: 0 BB: 0 P: 10	R: 0 E: 0 K: 2 S: 11 H: 0 LOB: 0 BB: 0 P: 19	R: 0 E: 0 K: 2 S: 18 H: 1 LOB: 1 BB: 0 P: 23	R: 0 E: 0 K: 1 S: 8 H: 0 LOB: 0 BB: 0 P: 11	R: 2 E: 1 K: 1 S: 16 H: 1 LOB: 1 BB: 1 P: 25	R: 0 E: 0 K: 1 S: 8 H: 0 LOB: 0 BB: 0 P: 12	R: 3 E: 0 K: 0 S: 16 H: 2 LOB: 0 BB: 1 P: 29	R: 0 E: 0 K: 0 S: 9 H: 0 LOB: 0 BB: 1 P: 17		1B: 2 2B: 1 3B: 0 HR: 1 SF: 0 SAC: 1 DP: 1 HBP: 0				WP: 0 PB: 0 SB: 0 CS: 0 PA: 31		

PITCHER		IP	WLS	BF	H	R	ER	SO	BB	IBB	HBP	BLK	WP	HR	S	P	ERA	WHIP
12 Jake Odorizzi, R ERA: 4.37	(1, 1)	6.0		22	2	2	1	8	1	0	0	0	0	0	67	100	1.50	0.500
32 Zach Duke, L ERA: 3.75	(7, 1)	0.2	L	4	1	2	2	0	1	0	0	0	0	0	10	20	27.00	3.000
39 Trevor Hildenberger, R ERA: 3.42	(7, 1)	0.1		2	1	1	1	0	0	0	0	0	0	0	6	9	27.00	3.000
67 Alan Busenitz, R ERA: 6.23	(8, 1)	1.0		3	0	0	0	0	1	0	0	0	0	0	9	17	0.00	1.000

PITCHER	IP	WLS	BF	H	R	ER	SO	BB	IBB	HBP	BLK	WP	HR	S	P	ERA	WHIP

BOTTOM

Minnesota Twins @ Kansas City Royals

Kauffman Stadium, Kansas City, MO

Sun Jul 22 2018, 1:18 PM - 3:52 PM CDT

Att. 18,107 - Sunny - 85 F

livebaseballscorecards.com

AB	27
R	5
H	4
RBI	5
BB	3
SO	8
LOB	7

Batter	1	2	3	4	5	6	7	8	9	AB	R	H	RBI	BB	SO	LOB
7 Joe Mauer, L (1, 3) OBP: 0.369, SLG: 0.377	B FF 93 X FF 92 1-0 20 G3 5 3B 2B		C SI 93 X FF 94 0-1 20 FC4-6 1B	C CU 74 C FC 81 X FC 84 0-2 5 1B 1-2 2-H 1B	C SI 94 B SI 94 B SI 94 C CU 79 F SI 94 X SI 94 2-2 ② G6-3 2-3			C FF 90 X CH 82 0-1 ② G4-3		5	1	3	1	0	0	1
20 Eddie Rosario, L (1, 7) OBP: 0.347, SLG: 0.522 60 Jake Cave, L (8, 7) OBP: 0.330, SLG: 0.518	B FF 93 B CU 82 S CH 87 S CH 88 X SI 89 2-2 ① G3 2-3		C SL 86 X SL 86 0-1 ① FC4-6 2 FC6-4 5 BB 99 1B 1-2f	S SI 92 L SI 92 S CU 77 0-3 ② K	C CU 78 B SI 94 B SI 94 X SI 94 2-1 ③ G4-3			F SI 89 B SI 90 X SI 90 1-1 ③ F7		5 0	1 0	0 0	0 0	0 0	1 0	5 0
5 Eduardo Escobar, S (1, 5) OBP: 0.336, SLG: 0.511 16 Ehire Adrianza, S (7, 5) OBP: 0.318, SLG: 0.399	T FF 94 X FF 94 0-1 3-H 3B		B FF 93 F SL 86 1 SAFE 1 SAFE B SL 84 B SL 85 B FF 94 4-1 2 FC6-4 1-2 BB	X CH 80 0-0 1-2 2-H 1B		B SI 96 B SL 84 X SI 96 2-0 ① L9			X CH 81 0-0 ① G1-3	3 1	0 0	2 0	2 0	1 0	0 0	0 0
2 Brian Dozier, R (1, 4) OBP: 0.306, SLG: 0.411 45 Taylor Motter, R (8, 4) OBP: 0.235, SLG: 0.233	B CU 82 C CU 84 C CU 82 D CH 88 S FF 94 2-3 ② K		X FF 94 0-0 ② FC6-4 99 S 99 1B 1-2f 2-3	C SI 93 C SI 93 B SI 94 B SI 93 S FC 84 2-3 ③ K		C SI 95 B SI 97 S SI 95 F SI 96 S SL 86 1-3 ② K			B FF 89 F FF 89 C SI 90 X CH 82 1-2 ② G6-3	4 1	1 0	0 0	0 0	0 0	3 0	5 0
99 Logan Morrison, L (1, 10) OBP: 0.288, SLG: 0.375	B FF 93 S FF 92 C CU 83 F FF 94 B CU 84 B CH 84 X CH 87 3-2 ③ G2-3		D SL 88 S SL 86 B FF 95 C SL 88 D FF 95 X SL 88 3-2 1-H 3-H 1B		C CU 77 B CU 79 X CH 87 1-1 HR	C SI 96 B SI 96 C SI 97 B CH 90 F SI 96 S SL 86 2-3 ③ K			B SI 89 C SI 89 F SL 81 S SL 81 1-3 ③ K	5	1	2	3	0	2	1
11 Jorge Polanco, S (1, 6) OBP: 0.342, SLG: 0.369		B CH 83 B CH 85 F FF 91 B FF 93 F FF 91 B CU 82 4-2 26 CS BB	B SL 86 B FF 93 C SL 86 X SL 85 2-1 ③ P6		B SI 95 B SI 94 C SI 94 B CH 89 F SI 94 X SI 95 3-2 26 HR 1B		C FF 90 X FF 90 0-1 ① G5-3			3	1	1	0	1	0	1
26 Max Kepler, L (1, 8) OBP: 0.314, SLG: 0.417		B FF 92 C FF 93 B FF 93 1 SAFE S CU 84 B FF 93 S FF 93 3-3 ①② K 1-2	B SL 82 S SL 84 S SL 82 C SL 83 1-3 ① K		C SI 94 X CU 78 0-1 1-H HR		B SI 91 B SI 91 B FF 90 C FF 91 X FF 91 3-1 ② F8			4	1	1	2	0	2	1
23 Mitch Garver, R (1, 2) OBP: 0.342, SLG: 0.385		B FF 94 C FF 93 B CU 84 T FF 93 X FF 94 2-2 1B	C SL 83 C FF 92 B FF 93 B SL 86 X FF 93 2-2 36 1B 7 1B 1B		C SI 94 X SI 93 0-1 7 G6-3 2B		F SI 91 C FF 91 S SL 82 0-3 ③ K			4	1	3	0	0	1	0
36 Robbie Grossman, S (1, 9) OBP: 0.333, SLG: 0.367		D CH 88 S CH 86 B CU 81 F FF 93 D CH 87 T FF 93 3-2 ③ K	C FF 93 B SL 84 C SI 91 X FF 93 1-2 7 1B 5 1B 1B		F SI 94 C SI 94 C SI 94 0-3 ① K			F FF 90 F SI 89 F SL 80 S CH 83 0-3 ① K		4	1	1	0	0	3	2
Inning Stats	R: 1 E: 0 K: 1 S: 13 H: 2 LOB: 1 BB: 0 P: 21	R: 0 E: 0 K: 2 S: 11 H: 1 LOB: 1 BB: 1 P: 23	R: 2 E: 0 K: 0 S: 11 H: 2 LOB: 1 BB: 1 P: 20	R: 2 E: 0 K: 3 S: 19 H: 4 LOB: 2 BB: 0 P: 25	R: 3 E: 0 K: 1 S: 18 H: 4 LOB: 1 BB: 0 P: 26	R: 0 E: 0 K: 2 S: 9 H: 0 LOB: 0 BB: 0 P: 14	R: 0 E: 0 K: 1 S: 7 H: 0 LOB: 0 BB: 0 P: 10	R: 0 E: 0 K: 1 S: 8 H: 0 LOB: 0 BB: 0 P: 9	R: 0 E: 0 K: 1 S: 7 H: 0 LOB: 0 BB: 0 P: 9	1B: 8 2B: 3 3B: 1 HR: 2 SF: 0 SAC: 0 DP: 1 HBP: 0	WP: 0 PB: 0 SB: 1 CS: 1 PA: 41					

PITCHER		IP	WLS	BF	H	R	ER	SO	BB	IBB	HBP	BLK	WP	HR	S	P	ERA	WHIP
71 Luis Santos, R ERA: 7.2	(1, 1)	2.0	L	9	3	1	1	3	1	0	0	0	0	0	24	44	4.50	2.000
58 Tim Mayza, L ERA: 4.67	(3, 1)	1.1		9	4	4	4	1	1	0	0	0	0	0	20	33	27.00	3.750
62 Aaron Loup, L ERA: 4.73	(4, 1)	0.2		4	2	0	0	2	0	0	0	0	0	0	10	12	0.00	3.000
31 Joe Biagini, R ERA: 6.2	(5, 1)	1.0		7	4	3	3	1	0	0	0	0	0	2	18	26	27.00	4.000
39 Jake Petricka, R ERA: 3.05	(6, 1)	1.0		3	0	0	0	2	0	0	0	0	0	0	9	14	0.00	0.000

PITCHER		IP	WLS	BF	H	R	ER	SO	BB	IBB	HBP	BLK	WP	HR	S	P	ERA	WHIP
57 Jaime García, L ERA: 5.82	(7, 1)	3.0		9	0	0	0	3	0	0	0	0	0	0	22	28	0.00	0.000

TOP

Minnesota Twins @ Toronto Blue Jays

Rogers Centre, Toronto, ON

Mon Jul 23 2018, 7:09 PM - 10:26 PM EDT

Att. 25,405 - Roof Closed - 68 F

livebaseballscorecards.com

AB	39
R	8
H	13
RBI	8
BB	2
SO	12
LOB	16

Minnesota Twins @ Toronto Blue Jays

Rogers Centre, Toronto, ON

Mon Jul 23 2018, 7:09 PM - 10:26 PM EDT

Att. 25,405 - Roof Closed - 68 F

livebaseballscorecards.com

BOTTOM

Batter	1	2	3	4	5	6	7	8	9	AB	R	H	RBI	BB	SO	LOB
15 Randal Grichuk, R (1, 8) OBP: 0.277, SLG: 0.451	B FF 90 B FF 91 B FF 91 C FF 91 B FF 90 4-1 37 F7 14 1B BB		F FF 92 B FF 91 F SL 86 B FF 92 X SL 86 2-2 ① F8		C FF 91 B FF 91 B CH 82 F CH 81 B CH 81 X SL 85 3-2 ① G6-3	S FF 91 X FF 92 0-1 ③ F9		B FF 95 X SL 89 1-0 ③ P4		4	0	0	0	1	0	4
13 Lourdes Gurriel Jr., R (1, 6) OBP: 0.311, SLG: 0.441	C SI 90 X CH 80 0-1 ① F9		B SI 91 B SI 91 F FF 93 F FF 93 B FF 93 X FF 94 3-2 HR		B CH 81 B CH 80 B SL 86 B FF 93 4-0 14 G1-3 BB		X FF 88 0-0 26 G3-1 37 BB 1B		X FF 93 0-0 ① F8	4	1	2	1	1	0	1
14 Justin Smoak, S (1, 3) OBP: 0.365, SLG: 0.478	B SI 90 B FF 92 X FF 92 2-0 1-2 1B		C SL 82 S CH 83 X SL 87 0-2 37 1B 1B		B SI 92 F FF 92 F FF 93 B FF 92 B CH 80 F FF 94 X SL 88 3-2 ② G1-3 1-2		S FF 90 F FF 89 B SL 85 F SL 84 B FF 91 B SL 87 C SL 86 3-3 ① K		C SI 93 C SI 94 X FF 95 0-2 37 WP 26 SF7 2B	5	1	3	0	0	1	2
37 Teoscar Hernández, R (1, 7) OBP: 0.306, SLG: 0.500	B CH 81 X FF 93 1-0 ② F7 2-3		S SI 92 X SI 93 0-1 1-2 1B		D CH 84 B CH 82 S SL 87 X CH 84 2-1 ③ G4-3		B SL 82 D SL 84 B FF 90 C FF 91 B FF 90 4-1 26 G3-1 1-2 BB		B SI 94 C CH 82 B FF 94 D SI 94 B SI 93 4-1 8 DI 8 1B 2-3 BB	3	1	1	0	2	0	3
26 Yangervis Solarte, S (1, 5) OBP: 0.294, SLG: 0.423	B SL 78 F SL 86 F CH 83 F SL 87 X FF 93 1-2 ③ G3-1		B FF 94 C CH 82 F CH 83 S CH 83 1-3 ② K			X FF 91 0-0 29 1B 8 1B 1B	F SL 83 F SL 86 B FF 91 X SL 86 1-2 ② G3-1 1-2 2-3		X SI 96 0-0 ② SF7 3-H	4	0	1	1	0	1	6
8 Kendrys Morales, S (1, 10) OBP: 0.325, SLG: 0.428		X FF 91 0-0 ① L8	B CH 84 C CH 84 X SL 87 1-1 ③ L8			C FF 90 B FF 94 S CH 83 B SL 90 X CH 82 2-2 29 1B 1-2 1B	C FF 91 C FF 92 S FF 92 0-3 ③ K		B SI 93 B SI 94 C SI 94 S SI 96 X FF 95 2-2 1-H 1B	5	0	2	1	0	1	4
29 Devon Travis, R (1, 4) OBP: 0.296, SLG: 0.393		B SI 91 B FF 91 C FF 92 X FF 92 2-1 1B		B SL 80 X CH 80 1-0 ① F7		B SL 88 B SL 88 C FF 93 F FF 95 F FF 94 X FF 94 2-2 1-2 2-3 1B		C FF 95 F CU 82 F FF 95 C FF 96 0-3 ① K	C SI 94 F CH 85 S FF 96 0-3 ③ K	5	0	2	0	0	2	1
27 Dwight Smith Jr., L (1, 9) OBP: 0.373, SLG: 0.535		B SL 84 F FF 92 1 SAFE F FF 93 B FF 90 X FF 93 2-2 ② P5		F FF 91 X SI 91 0-1 ② G3-1		C FF 94 B SI 92 S SL 88 C SL 86 1-3 ① K		F FF 95 B FF 95 C CH 89 F CU 83 B FF 96 B FF 96 B FF 96 4-2 BB		3	0	0	0	1	1	4
21 Luke Maile, R (1, 2) OBP: 0.319, SLG: 0.359		S FF 92 B FF 94 F SL 86 S FF 93 1-3 ③ K		C CH 81 X CH 81 0-1 ③ F9		F FF 90 S SL 84 B FF 91 B SL 85 B FF 90 S FF 92 3-3 ② K		F FF 95 C FF 96 B FF 95 S CU 83 1-3 ② K		4	0	0	0	0	3	5
Inning Stats	R: 0 E: 0 K: 0 S: 9 H: 1 LOB: 2 BB: 1 P: 17	R: 0 E: 0 K: 1 S: 9 H: 1 LOB: 1 BB: 0 P: 14	R: 1 E: 0 K: 1 S: 16 H: 3 LOB: 2 BB: 0 P: 23	R: 0 E: 0 K: 0 S: 5 H: 0 LOB: 0 BB: 0 P: 6	R: 0 E: 0 K: 0 S: 9 H: 0 LOB: 1 BB: 1 P: 21	R: 0 E: 0 K: 2 S: 16 H: 3 LOB: 3 BB: 0 P: 24	R: 0 E: 0 K: 2 S: 12 H: 1 LOB: 2 BB: 1 P: 20	R: 0 E: 0 K: 2 S: 11 H: 0 LOB: 1 BB: 1 P: 17	R: 2 E: 0 K: 1 S: 12 H: 2 LOB: 1 BB: 1 P: 18	1B: 9 2B: 1 3B: 0 HR: 1 SF: 1 SAC: 0 DP: 0 HBP: 0	WP: 1 PB: 0 SB: 0 CS: 0 PA: 43					

	AB	37
	R	3
	H	11
	RBI	3
	BB	5
	SO	9
	LOB	30

PITCHER	IP	WLS	BF	H	R	ER	SO	BB	IBB	HBP	BLK	WP	HR	S	P	ERA	WHIP
49 Adalberto Mejía, L (1, 1) ERA: 4.82	5.1	W	26	8	1	1	3	2	0	0	0	0	1	59	97	1.69	1.875
38 Matt Belisle, R (6, 1) ERA: 6.66	1.2		7	1	0	0	3	1	0	0	0	0	0	17	28	0.00	1.200
68 Matt Magill, R (8, 1) ERA: 3.47	1.0		4	0	0	0	2	1	0	0	0	0	0	11	17	0.00	1.000
56 Fernando Rodney, R (9, 1) ERA: 3.53	1.0		6	2	2	2	1	1	0	0	0	1	0	12	18	18.00	3.000

PITCHER	IP	WLS	BF	H	R	ER	SO	BB	IBB	HBP	BLK	WP	HR	S	P	ERA	WHIP

Minnesota Twins @ Toronto Blue Jays

Rogers Centre, Toronto, ON

Tue Jul 24 2018, 7:10 PM - 9:38 PM EDT

Att. 31,933 - Roof Closed - 68 F

livebaseballscorecards.com

Batter	1	2	3	4	5	6	7	8	9	AB	R	H	RBI	BB	SO	LOB
7 Joe Mauer, L (1, 3) OBP: 0.366, SLG: 0.371	C SI 92 B CU 75 B SI 92 B CU 77 F SI 92 X SI 93 3-2 ① G4-3			B SI 91 X SI 91 1-0 ① G4-3		C SI 91 B SI 92 B CU 76 X SI 91 2-1 E7 20 G4-3 2 SF8		C SI 94 B SI 95 B SI 95 B CU 79 F SI 96 B SI 96 4-2 20 1B 5 HR BB	C FF 92 B FF 92 F FF 88 X FF 91 1-2 ③ F7	4	2	0	0	1	0	0
20 Eddie Rosario, L (1, 7) OBP: 0.348, SLG: 0.521	S SI 93 F SI 93 X CU 79 0-2 ② L9			S CU 76 B CU 77 B SI 91 B CU 75 C SI 92 X SI 92 3-2 2 1B 1B		B CU 77 B SI 91 C SI 90 X SI 91 2-1 ① G4-3 2-3		B CU 78 B CU 77 S SI 95 F SI 96 D SL 91 X SI 96 3-2 5 S 5 HR 1-3 1B		4	1	2	0	0	0	1
2 Brian Dozier, R (1, 4) OBP: 0.306, SLG: 0.410	B SI 93 C CH 86 B SI 93 X SI 92 2-1 ③ G4-3			D CH 85 B SI 92 X SI 92 2-0 1-3 1B		B CU 77 C CH 84 C SI 90 X SI 92 1-2 ② SF8 3-H		C SI 96 C SI 96 B SI 96 B CU 80 F SI 96 D SL 92 S SI 96 3-3 ① K		3	0	1	1	0	1	2
5 Eduardo Escobar, S (1, 5) OBP: 0.338, SLG: 0.522		C SI 91 B SI 91 T CH 84 F CU 78 C SI 91 1-3 ① K		B SI 91 F SI 92 F SI 92 X SI 93 1-2 ② P4		C CU 77 F CH 84 X SI 92 0-2 36 2B 2B		B SI 95 B SI 94 F SI 95 F SI 95 B SI 96 F SI 96 X CU 80 3-2 1-H 3-H HR		4	2	2	3	0	1	2
36 Robbie Grossman, S (1, 10) OBP: 0.332, SLG: 0.369		C CU 75 C SI 92 B CH 85 X SI 92 1-2 ② G6-3		C CH 84 B SI 92 B CH 85 X CH 84 2-1 ③ F8		C CU 75 X CU 75 0-1 2-H 2B		B SI 91 C SI 91 B CH 79 F SI 92 C SI 92 2-3 ② K		4	0	1	1	0	1	2
26 Max Kepler, L (1, 8) OBP: 0.313, SLG: 0.415		S SI 93 C SI 92 B CU 78 F CU 78 C SI 94 1-3 ③ K			F SI 91 X SI 90 0-1 ① F7	F SI 91 F SI 91 X CU 78 0-2 ③ F8		B SI 91 X SI 92 1-0 1B		4	0	1	0	0	1	1
45 Taylor Motter, R (1, 9) OBP: 0.237, SLG: 0.235			C SI 91 B CH 83 F CU 75 B SI 91 X CH 84 2-2 ① G4-3		C CU 73 X SI 91 0-1 11 S 1B		X SI 95 0-0 ① G6-3	B CH 79 B SI 93 B SI 92 C SI 92 X SI 91 3-1 ③ P4		4	0	1	0	0	0	1
11 Jorge Polanco, S (1, 6) OBP: 0.338, SLG: 0.362			X SI 91 0-0 ② P3		C SI 91 1 SAFE C SI 90 X CU 78 0-2 46 G4-6-3 1-2 1B		B SI 94 C SI 95 S CU 78 B SI 96 X SI 96 2-2 ② G4-3		B FF 92 C SI 90 B FC 82 C FF 91 X CU 77 2-2 ① P5	4	0	1	0	0	0	0
46 Bobby Wilson, R (1, 2) OBP: 0.224, SLG: 0.264			C SI 91 F SI 92 F CH 86 F SI 92 B CU 78 X CH 83 1-2 ③ G5-3		B CH 83 F SI 90 B SI 91 X SI 91 2-1 ② ③ G4-6-3 1-2f		X SI 94 0-0 ③ G5-3		B FF 91 S FC 82 S FC 84 B FF 92 S FC 85 2-3 ② K	4	0	0	0	0	1	2

Inning Stats																																			
	R: 0	E: 0	K: 0	S: 8	H: 0	LOB: 0	BB: 0	P: 13	R: 0	E: 0	K: 2	S: 11	H: 0	LOB: 0	BB: 0	P: 14	R: 0	E: 0	K: 0	S: 9	H: 0	LOB: 0	BB: 0	P: 12	R: 0	E: 0	K: 0	S: 10	H: 2	LOB: 2	BB: 0	P: 19	R: 0	E: 0	K: 0	S: 9	H: 2	LOB: 1	BB: 0	P: 11
	R: 2	E: 1	K: 0	S: 15	H: 2	LOB: 1	BB: 0	P: 20	R: 0	E: 0	K: 0	S: 5	H: 0	LOB: 0	BB: 0	P: 7	R: 3	E: 0	K: 2	S: 19	H: 3	LOB: 1	BB: 1	P: 38	R: 0	E: 0	K: 1	S: 9	H: 0	LOB: 0	BB: 0	P: 14	1B: 6	2B: 2	3B: 0	HR: 1	SF: 1	SAC: 0	DP: 1	HBP: 0	WP: 0	PB: 0	SB: 2	CS: 0	PA: 37

PITCHER	IP	WLS	BF	H	R	ER	SO	BB	IBB	HBP	BLK	WP	HR	S	P	ERA	WHIP
56 Ryan Borucki, L (1, 1) ERA: 2.79	6.0	L	24	6	2	0	2	0	0	0	0	0	0	62	89	0.00	1.000
77 John Axford, R (7, 1) ERA: 4.69	1.1		7	2	3	3	1	1	0	0	0	0	1	18	33	20.25	2.250
62 Aaron Loup, L (8, 1) ERA: 4.64	0.2		3	1	0	0	1	0	0	0	0	0	0	6	12	0.00	1.500
22 Seunghwan Oh, R (9, 1) ERA: 2.68	1.0		3	0	0	0	1	0	0	0	0	0	0	9	14	0.00	0.000

PITCHER	IP	WLS	BF	H	R	ER	SO	BB	IBB	HBP	BLK	WP	HR	S	P	ERA	WHIP

Batter	1	2	3	4	5	6	7	8	9	AB	R	H	RBI	BB	SO	LOB
18 Curtis Granderson, L (1, 9) OBP: 0.332, SLG: 0.410	C FF 94 F FF 93 B FF 94 F FF 94 X FF 94 1-2 ① P6		F FF 93 B CH 85 L CH 85 F FF 94 S SV 83 1-3 ② K		X CH 85 0-0 ③ G3			C SI 89 B CH 78 S CH 79 B CH 78 X CH 79 2-2 ②③ G4-5-3 1-2f		4	0	0	0	0	1	1
13 Lourdes Gurriel Jr., R (1, 6) OBP: 0.317, SLG: 0.443	C FF 94 B SV 82 B SV 80 F SI 94 S SV 81 2-3 ② K		B FF 94 B SV 80 B FF 94 C FF 93 X FF 93 3-1 1B			C FF 93 B SV 82 F SI 93 X SV 82 1-2 37 G1-4-3 1B			C FF 95 B FF 96 F FF 96 B SL 92 X FF 97 2-2 ① F9	4	0	2	0	0	1	0
14 Justin Smoak, S (1, 3) OBP: 0.362, SLG: 0.472	C FF 94 B FF 93 X FF 94 1-1 ③ F8		B FF 93 B SV 81 X FF 94 2-0 ③ L9			C SV 81 F SV 81 B SI 95 C FF 94 1-3 ① K			X SI 95 0-0 ② G6-3	4	0	0	0	0	1	2
37 Teoscar Hernández, R (1, 7) OBP: 0.303, SLG: 0.494		B SV 82 B SV 82 B FF 94 C FF 94 S SI 94 X FF 95 3-2 ① F8		C SV 82 S CH 85 B FF 94 B SV 82 S SV 82 2-3 ① K		B SV 82 B FF 94 D SI 95 C FF 94 X SI 94 3-1 ②③ G1-4-3 1-2f			C SL 89 C CU 84 S FF 95 0-3 ③ K	4	0	0	0	0	2	1
26 Yangervis Solarte, S (1, 5) OBP: 0.294, SLG: 0.424		F FF 95 F FF 94 X SI 94 0-2 8 1B 2B		F FF 92 B CH 85 B FF 94 C SI 94 S SV 83 2-3 ② K			C FF 94 F SI 94 F FF 95 F SV 84 S SV 84 0-3 ① K			3	0	1	0	0	2	0
8 Kendrys Morales, S (1, 10) OBP: 0.329, SLG: 0.429		X SI 94 0-0 2-3 1B		C SV 76 B FF 93 B FF 93 B SV 81 F SI 95 B SI 94 4-2 55 FC6-4 BB			C SV 83 B FF 94 S SV 83 X SV 83 1-2 ② G6-3			2	0	1	0	1	0	0
55 Russell Martin, R (1, 2) OBP: 0.317, SLG: 0.288		D SV 82 B FF 94 F SI 93 F SI 94 S SV 82 2-3 ② K		X SV 81 0-0 ③ FC6-4 1-2f			C SV 82 B SV 81 S SV 82 F SV 84 S SV 82 1-3 ③ K			3	0	0	0	0	2	3
15 Randal Grichuk, R (1, 8) OBP: 0.274, SLG: 0.445		F FF 94 C SV 81 B SV 79 B FF 94 S SV 83 2-3 ③ K			B SV 82 X FF 93 1-0 ① F8			B SI 88 C SI 89 S SL 78 S CH 77 1-3 ① K		3	0	0	0	0	2	2
29 Devon Travis, R (1, 4) OBP: 0.297, SLG: 0.392			B FF 94 T FF 93 X SI 92 1-1 ① G6-3		C FF 95 C SI 94 B SV 83 B SV 83 B SV 83 X SI 93 3-2 ② G6-3			C SI 89 F SI 90 X FF 92 0-2 18 G4-5-3 1B		3	0	1	0	0	0	0
Inning Stats	R: 0 E: 0 K: 1 S: 9 H: 0 LOB: 0 BB: 0 P: 13	R: 0 E: 0 K: 2 S: 13 H: 2 LOB: 2 BB: 0 P: 20	R: 0 E: 0 K: 1 S: 9 H: 1 LOB: 1 BB: 0 P: 16	R: 0 E: 0 K: 2 S: 9 H: 0 LOB: 1 BB: 1 P: 17	R: 0 E: 0 K: 0 S: 5 H: 0 LOB: 0 BB: 0 P: 9	R: 0 E: 0 K: 1 S: 8 H: 1 LOB: 0 BB: 0 P: 13	R: 0 E: 0 K: 2 S: 12 H: 0 LOB: 0 BB: 0 P: 14	R: 0 E: 0 K: 1 S: 9 H: 1 LOB: 0 BB: 0 P: 12	R: 0 E: 0 K: 1 S: 7 H: 0 LOB: 0 BB: 0 P: 9	1B: 4 2B: 1 3B: 0 HR: 0	SF: 0 SAC: 0 DP: 2 HBP: 0					

PITCHER		IP	WLS	BF	H	R	ER	SO	BB	IBB	HBP	BLK	WP	HR	S	P	ERA	WHIP
17 José Berríos, R ERA: 3.48	(1, 1)	7.0	W	25	4	0	0	9	1	0	0	0	0	0	65	102	0.00	0.714
39 Trevor Hildenberger, R ERA: 3.35	(8, 1)	1.0		3	1	0	0	1	0	0	0	0	0	0	9	12	0.00	1.000
57 Ryan Pressly, R ERA: 3.45	(9, 1)	1.0		3	0	0	0	1	0	0	0	0	0	0	7	9	0.00	0.000

PITCHER	IP	WLS	BF	H	R	ER	SO	BB	IBB	HBP	BLK	WP	HR	S	P	ERA	WHIP

BOTTOM

Minnesota Twins @ Toronto Blue Jays

Rogers Centre, Toronto, ON

Tue Jul 24 2018, 7:10 PM - 9:38 PM EDT

Att. 31,933 - Roof Closed - 68 F

livebaseballscorecards.com

AB	30
R	0
H	5
RBI	0
BB	1
SO	11
LOB	9

1B: 4	SF: 0	WP: 0	PA: 31
2B: 1	SAC: 0	PB: 0	
3B: 0	DP: 2	SB: 0	
HR: 0	HBP: 0	CS: 0	

Batter	1	2	3	4	5	6	7	8	9	10	11	AB	R	H	RBI	BB	SO	LOB
7 Joe Mauer, L (1, 10) OBP: 0.368, SLG: 0.380	C SI 87 B SI 86 F SI 87 F SL 83 X CH 84 1-2 G4-3 ①	B CU 75 X SI 87 1-0 1-H 2B		B SI 85 C CH 83 D CU 77 F CH 82 X SL 80 2-2 G3 ③			C FF 91 B SL 81 B FF 91 C CH 80 F SL 83 X FF 92 2-2 F7 ①	X FF 94 0-0 1-3 3-H 2B		C FF 90 B SL 82 F SL 82 S SL 82 1-3 K ③	B CU 83 C FF 92 B CH 86 C SU 85 X CH 87 2-2 20 1B 2-H 1B	7	0	3	3	0	1	1
20 Eddie Rosario, L (1, 7) OBP: 0.352, SLG: 0.521	F SI 88 B SL 83 X CH 84 1-1 5 G4-3 1B	B CH 81 D CH 83 D SL 81 B CH 81 4-0 BB			B CH 80 X SI 85 1-0 2 F8 5 F9 1B		C CH 80 B FS 83 T FF 91 S FF 92 1-3 K ②	B FC 88 T FF 94 X FF 94 1-1 F8 ②			G3 ① X CH 86 0-0 1-2 1B	6	0	3	0	1	1	2
5 Eduardo Escobar, S (1, 5) OBP: 0.337, SLG: 0.515	S CU 77 C SI 88 D SL 83 F SI 88 X CH 82 1-2 G4-3 ② 1-3	C SI 87 F SI 85 B SI 88 S SL 82 1-3 K ③			X CH 83 0-0 F9 ① 1-2		B SL 81 B CH 80 S CH 78 B CH 81 F FF 92 B FF 91 4-2 2 1B BB	B FC 88 B FF 94 2-0 IBB			B SL 81 1-1 X SI 88 B SI 96 G1-3 ② B FF 94 1-2 L9 ①	5	0	0	0	2	1	6
2 Brian Dozier, R (1, 4) OBP: 0.306, SLG: 0.412	C SL 83 L CH 84 F SI 89 S SI 88 0-3 K ③		F SI 86 C SL 81 B SL 82 F CH 80 B CH 82 B SI 89 S SL 82 3-3 K ①		X CH 84 0-0 F8 ② 2-3		C FF 92 B SL 82 X SL 83 1-1 1-2 1B	B SI 94 S FC 89 B SI 96 X SI 96 2-1 P5 ③			B SI 98 B SI 95 X SI 96 2-0 11 BB 26 HBP 2B	6	1	2	0	0	2	5
99 Logan Morrison, L (1, 3) OBP: 0.289, SLG: 0.370		B SI 87 T SI 87 C SI 88 S SL 82 1-3 K ① C CH 83 F SI 88 F CH 83 B SL 84 B SI 90 X SL 82 2-2 26 BB 23 1B 1B	B CU 77 F CH 83 B SI 88 B SL 81 B SI 88 4-1 11 G3-6-3 BB C CH 81 C SI 86 B CH 82 F SL 82 X CH 82 1-2 G3-6-3 ② ③ 1-2f		B CH 85 X SL 80 1-0 G3 ③		F CH 80 F SI 92 X FF 92 0-2 F7 ③		C FF 90 F SI 90 S SL 83 0-3 K ①		B SL 86 F SI 98 B SI 96 B SL 86 B SI 95 4-1 26 HBP 11 BB 23 2B BB	4	1	0	0	2	2	3
11 Jorge Polanco, S (1, 6) OBP: 0.349, SLG: 0.365						B SI 90 F SI 92 L CU 75 F FC 85 B SI 93 F SI 92 S CH 79 2-3 K ①	B SI 93 F SI 94 F SI 94 B CU 80 X SI 95 2-2 26 2B 23 1B 1B	C CH 83 B SI 90 B FF 90 X SI 90 2-1 P3 ②		B SI 94 B SI 95 D SI 94 B SI 95 4-0 26 HBP 23 2B 1-2 2-3 BB	5	3	2	0	1	1	1
26 Max Kepler, L (1, 9) OBP: 0.316, SLG: 0.416 (10, 8)		B SI 88 B CU 76 F SI 88 1 SAFE 1 SAFE B SI 87 B SI 87 4-1 23 1B 60 FC4-6 1-2 BB		C CH 85 X SI 85 0-1 E6 23 CS	F SI 91 X SI 92 0-1 P5 ②		F SI 95 X FF 94 0-1 23 1B 7 2B 1-3 2B	C FF 90 F SI 90 X SL 82 0-2 G4-3 ③			B SI 96 C SI 96 F SI 96 H SL 87 2-2 23 2B 36 2B 1-2 2-3 3-H HBP	4	3	1	1	1	0	0
23 Mitch Garver, R (1, 2) OBP: 0.351, SLG: 0.416	C SI 87 D SL 82 X SI 88 1-1 60 FC4-6 1-3 2-H 1B			F CH 84 S SI 86 X CH 82 1-2 G5-3 ① ② 1-2	B SI 91 C SI 92 B SL 81 X CH 82 1-1 HR		F SI 95 X FC 91 0-1 7 2B 2-3 3-H 1B	C CH 82 B FF 89 B CH 82 X FF 90 2-1 F8 ①			F FF 92 B FF 93 B FF 92 X FF 93 2-1 36 2B 1-3 2-H 3-H 2B	6	2	4	5	0	0	1
60 Jake Cave, L (1, 8) OBP: 0.326, SLG: 0.517 36 Robbie Grossman, L (5, PH) OBP: 0.333, SLG: 0.374 (10, 9)	F SI 89 C SI 87 B SI 88 F SI 88 D SL 84 F SI 88 X SI 89 2-2 FC4-6 ② 1-2f 7 2B 3-H			C CU 75 X SI 86 0-1 2B	C SI 92 B FC 85 F SI 91 F SI 93 F FC 84 X CU 76 1-2 F8 ③		B FF 93 B SI 93 S FC 90 F FC 90 F FF 94 F FF 94 S FF 95 2-3 K ①	B FF 90 X SI 89 1-0 P6 ②			B CH 86 X FF 93 1-0 7 1B 2-H 3-H 2B	4	1	1	1	0	1	3
												2	1	1	2	0	0	0
Inning Stats	R: 0 E: 0 K: 1 S: 14 H: 1 LOB: 1 BB: 0 P: 17	R: 3 E: 0 K: 2 S: 19 H: 3 LOB: 2 BB: 2 P: 35	R: 0 E: 0 K: 1 S: 9 H: 0 LOB: 0 BB: 1 P: 17	R: 0 E: 1 K: 0 S: 10 H: 1 LOB: 1 BB: 0 P: 13	R: 0 E: 0 K: 0 S: 4 H: 1 LOB: 1 BB: 0 P: 6	R: 1 E: 0 K: 1 S: 14 H: 1 LOB: 0 BB: 0 P: 18	R: 0 E: 0 K: 1 S: 14 H: 1 LOB: 2 BB: 1 P: 22	R: 2 E: 0 K: 1 S: 17 H: 4 LOB: 3 BB: 1 P: 26	R: 0 E: 0 K: 1 S: 8 H: 0 LOB: 0 BB: 0 P: 10	R: 0 E: 0 K: 1 S: 6 H: 0 LOB: 0 BB: 0 P: 10	R: 6 E: 0 K: 0 S: 19 H: 5 LOB: 2 BB: 2 P: 41	1B: 9 2B: 7 3B: 0 HR: 1	SF: 0 SAC: 0 DP: 1 HBP: 1		WP: 0 PB: 0 SB: 0 CS: 1	PA: 57		

PITCHER		IP	WLS	BF	H	R	ER	SO	BB	IBB	HBP	BLK	WP	HR	S	P	ERA	WHIP
43 Sam Gaviglio, R ERA: 4.65	(1, 1)	5.0		23	6	3	3	4	3	0	0	0	0	0	56	88	5.40	1.800
62 Aaron Loup, L ERA: 4.76	(6, 1)	1.0		4	1	1	1	1	0	0	0	0	0	1	14	18	9.00	1.000
36 Tyler Clippard, R ERA: 3.54	(7, 1)	1.0		5	1	0	0	1	1	0	0	0	0	0	14	22	0.00	2.000
31 Joe Biagini, R ERA: 6.6	(8, 1)	0.0		3	3	2	2	0	0	0	0	0	0	0	7	9	∞	∞
52 Ryan Tepera, R ERA: 2.74	(8, 1)	1.0		5	1	0	0	1	0	1	0	0	0	0	10	17	0.00	1.000

PITCHER		IP	WLS	BF	H	R	ER	SO	BB	IBB	HBP	BLK	WP	HR	S	P	ERA	WHIP
57 Jaime García, L ERA: 5.64	(9, 1)	2.0		6	0	0	0	2	0	0	0	0	0	0	14	20	0.00	0.000
39 Jake Petricka, R ERA: 4.64	(11, 1)	0.2	L	6	1	4	4	0	2	0	1	0	0	0	8	22	54.00	4.500
71 Luis Santos, R ERA: 8.71	(11, 1)	0.1		5	4	2	2	0	0	0	0	0	0	0	11	19	54.00	12.000

TOP

Minnesota Twins @ Toronto Blue Jays

Rogers Centre, Toronto, ON

Wed Jul 25 2018, 4:10 PM - 8:28 PM EDT

Att. 32,686 - Partly Cloudy - 82 F

livebaseballscorecards.com

AB	49
R	12
H	17
RBI	12
BB	7
SO	9
LOB	22

Batter	1	2	3	4	5	6	7	8	9	10	11	AB	R	H	RBI	BB	SO	LOB
18 Curtis Granderson, L (1, 9) OBP: 0.332, SLG: 0.408	C SI 89 B SI 90 F SI 89 X SL 82 1-2 14 BB 8 2B 1B	C SL 81 D CH 86 F CH 85 D SL 82 T CH 84 2-2 ③ K			C SI 88 F CH 82 X SI 90 0-2 ① G6-3		F SI 86 B SI 87 F SI 88 S CU 72 1-3 ① K	1 SAFE 1 SAFE X SI 89 0-0 ③ F7			B FF 90 C FF 90 B FF 92 F SI 90 F CH 80 F FF 94 X FF 93 2-2 13 FC6-4 1B	6	1	2	0	0	2	2
13 Lourdes Gurriel Jr., R (1, 4) OBP: 0.318, SLG: 0.445	F SI 91 C SI 91 1 SAFE S SL 84 0-3 ① K		B SL 79 F SL 80 S SI 87 B SL 81 F SI 88 F SL 82 S CH 82 2-3 ① K		B SL 82 F SI 88 X SL 82 1-1 14 1B 8 SF7 2B		F FF 96 B CU 83 F SL 91 B CU 85 B FF 96 X SL 89 3-2 ② L9		S SL 80 X SL 82 0-1 8 1B 1B		X SI 94 0-0 ① FC6-4 14 1B 1-2f	6	1	2	0	0	2	2
14 Justin Smoak, S (1, 3) OBP: 0.366, SLG: 0.474	F SI 89 F CH 84 B FF 90 B SL 82 F CH 84 B FF 90 B FF 90 4-2 8 2B 1-2 BB		B SI 90 B SL 80 B CH 83 C SI 88 X SI 90 3-1 1B		B SI 88 B CH 82 C CH 81 S SL 82 F CH 81 D SL 81 X CH 82 3-2 2-3 1B		C FF 96 C CU 84 T FF 97 0-2 ③ K		S SL 84 X FF 91 0-1 ① F9		B CH 82 C SI 94 B FF 93 F FF 95 B FF 94 X SI 94 3-2 8 G3-6-1 1-3 1B	5	0	3	0	1	1	1
8 Kendrys Morales, S (1, 10) OBP: 0.332, SLG: 0.436	F FF 89 X FF 90 0-1 26 L6-4 1-3 2-H 2B		B SL 79 C SL 78 B CH 83 F CH 82 D SL 81 X CH 81 3-2 ② F8		B SI 88 F SI 88 D SL 82 D CH 83 X SL 80 3-1 ② SF7 3-H			C SI 89 B FF 92 B SI 90 X SI 88 2-1 15 2B 26 G1-3 21 1B 1B	C FF 90 1 SAFE B FF 88 X SL 86 1-1 26 L6-3 1-3 1B		X SI 94 0-0 ②③ G3-6-1 1-2f	5	1	3	2	0	0	3
26 Yangervis Solarte, S (1, 5) OBP: 0.291, SLG: 0.419	X FF 90 0-0 ②③ L6-4 2-2		F SI 90 C CH 82 D SL 81 B CH 83 F FF 90 X CH 82 2-2 ③ G4-3		C CH 82 B CH 82 X SL 81 1-1 ③ F7			C CH 79 X CH 79 0-1 ① G1-3 1-2	F SL 84 X FF 90 0-1 ②③ L6-3 1-1			5	0	0	0	0	0	7
15 Randal Grichuk, R (1, 8) OBP: 0.280, SLG: 0.457		C FF 88 B FF 89 X FF 89 1-1 21 F7 1 SF9 2B		F SL 79 X SI 88 0-1 ① P2		B CH 82 S CH 83 C CU 73 F CU 73 X SI 88 1-2 ① F9		F SI 89 B CH 77 S SL 79 X SL 79 1-2 21 1B 2-3 2B		B SL 83 B FF 88 F FF 89 F FF 90 X FF 90 2-2 1B		5	2	3	0	0	0	0
27 Dwight Smith Jr., L (1, 7) OBP: 0.377, SLG: 0.523 37 Teoscar Hernández, R (6, PH) OBP: 0.303, SLG: 0.491 (7, 7)	C SL 79 F CH 83 D SL 81 H FF 90 2-2 1 SF9 21 F7 HBP			F SI 88 C SL 81 B SL 80 C FF 90 1-3 ② K		B SI 90 B CH 84 F SI 88 F SI 90 C CU 73 2-3 ② K		B SL 79 B SI 90 B SL 80 B SI 90 4-0 21 1B 1 FC6-4 BB		1 SAFE C SL 83 S SL 84 B FF 90 B FF 90 1 SAFE S SL 83 2-3 ① K		1	0	0	0	0	1	0
												2	1	0	0	1	2	1
21 Luke Maile, R (1, 2) OBP: 0.327, SLG: 0.367	C SL 80 B SL 82 F FF 90 B FF 90 B FF 90 X SL 83 3-2 ① F7 1-2 2-3			X SI 89 0-0 1 S 1B		B CU 72 X SI 89 1-0 1B		F SI 90 F SI 89 X FF 93 0-2 1 FC6-4 1-3 2-H 3-H 1B		S FF 91 S SL 83 F FF 91 S SL 85 0-3 ② K		5	0	3	2	0	1	3
1 Aledmys Díaz, R (1, 6) OBP: 0.283, SLG: 0.410	B FF 91 C SL 83 D SL 84 X FF 91 2-1 ② SF9 2-3 3-H			S SL 83 B SL 83 F SI 88 D SL 83 B CH 82 S SL 83 3-3 ③ K 1-2		B CH 84 X CH 83 1-0 ③ G4-3		C SL 79 X SL 80 0-1 ② FC6-4 1-2f 3-H		B FF 89 F FF 90 X FF 90 1-1 ③ L9		4	0	0	2	0	1	4
Inning Stats	R: 1 H: 2 E: 0 LOB: 1 K: 1 BB: 1 S: 12 P: 17	R: 1 H: 1 E: 0 LOB: 1 K: 1 BB: 0 S: 12 P: 22	R: 0 H: 1 E: 0 LOB: 1 K: 1 BB: 0 S: 14 P: 24	R: 0 H: 1 E: 0 LOB: 1 K: 2 BB: 0 S: 9 P: 13	R: 1 H: 2 E: 0 LOB: 1 K: 0 BB: 0 S: 13 P: 21	R: 0 H: 1 E: 0 LOB: 1 K: 1 BB: 0 S: 9 P: 14	R: 0 H: 0 E: 0 LOB: 0 K: 2 BB: 0 S: 9 P: 13	R: 3 H: 3 E: 0 LOB: 1 K: 0 BB: 1 S: 13 P: 20	R: 0 H: 2 E: 0 LOB: 1 K: 0 BB: 0 S: 8 P: 9	R: 0 H: 1 E: 0 LOB: 1 K: 2 BB: 0 S: 12 P: 17	R: 0 H: 2 E: 0 LOB: 1 K: 0 BB: 0 S: 10 P: 15	1B: 12 SF: 2 2B: 6 SAC: 0 3B: 0 DP: 3 HR: 0 HBP: 1						

PITCHER	IP	WLS	BF	H	R	ER	SO	BB	IBB	HBP	BLK	WP	HR	S	P	ERA	WHIP
54 Ervin Santana, R (1, 1) ERA: 5.4	5.0		23	7	3	3	5	1	0	1	0	0	0	60	97	5.40	1.600
32 Zach Duke, L (6, 1) ERA: 3.62	1.1	H	5	1	0	0	2	0	0	0	0	0	0	12	18	0.00	0.750
57 Ryan Pressly, R (7, 1) ERA: 3.4	0.2	H	2	0	0	0	1	0	0	0	0	0	0	6	9	0.00	0.000
39 Trevor Hildenberger, R (8, 1) ERA: 3.83	1.0	B	7	3	3	3	0	1	0	0	0	0	0	13	20	27.00	4.000
38 Matt Belisle, R (9, 1) ERA: 6.18	2.0	W	8	3	0	0	2	0	0	0	0	0	0	20	26	0.00	1.500

PITCHER	IP	WLS	BF	H	R	ER	SO	BB	IBB	HBP	BLK	WP	HR	S	P	ERA	WHIP
56 Fernando Rodney, R (11, 1) ERA: 3.44	1.0		4	2	0	0	0	0	0	0	0	0	0	10	15	0.00	2.000

BOTTOM

Minnesota Twins @ Toronto Blue Jays

Rogers Centre, Toronto, ON

Wed Jul 25 2018, 4:10 PM - 8:28 PM EDT

Att. 32,686 - Partly Cloudy - 82 F

livebaseballscorecards.com

AB	44
R	6
H	16
RBI	6
BB	2
SO	10
LOB	23

WP: 0 PA: 49
PB: 0
SB: 1
CS: 0

Minnesota Twins @ Boston Red Sox

Fenway Park, Boston, MA

Thu Jul 26 2018, 7:11 PM - 10:10 PM EDT

Att. 37,439 - Partly Cloudy - 75 F

livebaseballscorecards.com

TOP

Batter	1	2	3	4	5	6	7	8	9	AB	R	H	RBI	BB	SO	LOB
7 Joe Mauer, L (1, 3) OBP: 0.366, SLG: 0.378	B FF 87 X FF 88 1-0 2 1B 5 1B 1B		C FF 87 F CU 74 B SL 80 X FF 88 1-2 ① G5-3			X CU 72 0-0 ① L7	C FF 96 D KC 86 F KC 84 F FF 97 B FF 98 F KC 86 S KC 87 2-3 ③ K			4	0	1	0	0	1	1
20 Eddie Rosario, L (1, 7) OBP: 0.351, SLG: 0.517	X CU 74 0-0 ① F8		C FF 90 X CU 74 0-1 ② F8			B SL 78 S FF 87 B SL 79 B SL 80 B SI 87 4-1 2 1B 2 1B BB		S FF 97 F FF 96 B FF 96 S KC 87 1-3 ① K		3	0	0	0	1	1	1
2 Brian Dozier, R (1, 4) OBP: 0.310, SLG: 0.414	B FF 88 D CU 75 B CU 74 C FF 88 S CU 75 X CU 76 3-2 23 WP 5 1B 1-2 1B		B FF 88 C CU 74 B FF 90 C CU 76 B CU 76 S CU 75 3-3 ③ K			C FF 88 1 SAFE 1 SAFE X SL 78 0-1 ② 1-H 1B		B KC 86 B KC 85 C KC 82 B FF 98 B FF 98 4-1 5 S 23 2B BB		3	1	2	0	1	1	0
5 Eduardo Escobar, S (1, 5) OBP: 0.338, SLG: 0.514	S FF 89 F FF 87 X CU 75 0-2 ② 23 WP 1-2 2-H 1B			F SL 79 B FF 86 X CU 74 1-1 ① G6-3		F CU 75 S CU 74 D CU 75 B FF 86 D CU 75 D CU 76 4-2 BB		C FF 96 S FF 98 S FF 98 0-3 ② K 1-2		3	0	1	0	1	1	1
23 Mitch Garver, R (1, 10) OBP: 0.354, SLG: 0.420	B CU 74 C FF 89 B FF 89 B SL 79 F FF 89 F CU 76 B FF 90 4-2 1-2 2-3 BB			C FF 88 B CH 82 C CU 75 B CU 75 X FF 90 2-2 ② F9		B SL 90 S SL 90 T FF 96 X SL 92 1-2 ③ G4-3		B KC 84 C FF 97 B KC 85 X KC 84 2-1 2-H 2B		3	0	1	1	1	0	2
36 Robbie Grossman, S (1, 9) OBP: 0.332, SLG: 0.372 60 Jake Cave, L (8, 8) OBP: 0.326, SLG: 0.517	C FF 88 F FF 89 B FF 88 S CU 76 1-3 ③ K			B CH 82 X FF 90 1-0 ③ G4-3			C FF 93 F CU 81 B SL 89 X FF 94 1-2 26 1B 16 G4-6-3 1B	X FF 98 0-0 ③ F7		4 0	1 0	1 0	0 0	0 0	1 0	4 0
26 Max Kepler, L (1, 8) OBP: 0.316, SLG: 0.414 (8, 9)		C CU 74 F FF 89 B SL 80 C CU 74 1-3 ① K			B SI 85 F SL 78 X SL 77 1-1 ① L8		D CU 82 B SL 88 F SL 87 B FF 93 C FF 94 X SL 90 3-2 16 G4-6-3 1-3 1B		F FF 95 B FF 96 X SL 85 1-1 ① P6	4	0	1	0	0	1	0
16 Ehire Adrianza, S (1, 6) OBP: 0.312, SLG: 0.391		C FF 87 X CU 76 0-1 ② G5-3			B CU 74 B CU 74 C FF 89 B CU 74 F FF 90 F FF 90 F SL 78 F CU 76 C FF 91 3-3 ② K		L FF 96 S CU 82 B FF 95 B SL 88 1 SAFE X SL 90 2-2 ①② G4-6-3 1-2f 3-H		F FF 96 B FF 97 X FF 96 1-1 ② L8	4	0	0	0	0	1	1
46 Bobby Wilson, R (1, 2) OBP: 0.225, SLG: 0.264		F FF 90 B FF 88 C CU 74 T FF 88 1-2 ③ K			C CU 74 F FF 87 X FF 88 0-2 ③ F8		S FF 95 F SL 90 B FF 94 X SL 91 1-2 1B		S SL 85 F SL 86 S FF 96 0-3 ③ K	4	0	1	0	0	2	0
Inning Stats	R: 0 E: 0 K: 1 S: 14 H: 3 LOB: 3 BB: 1 P: 23	R: 0 E: 0 K: 2 S: 8 H: 0 LOB: 0 BB: 0 P: 10	R: 0 E: 0 K: 1 S: 8 H: 0 LOB: 0 BB: 0 P: 12	R: 0 E: 0 K: 0 S: 6 H: 0 LOB: 0 BB: 0 P: 10	R: 0 E: 0 K: 1 S: 11 H: 0 LOB: 0 BB: 0 P: 15	R: 0 E: 0 K: 0 S: 9 H: 1 LOB: 2 BB: 2 P: 18	R: 1 E: 0 K: 1 S: 17 H: 3 LOB: 1 BB: 0 P: 26	R: 1 E: 0 K: 2 S: 10 H: 1 LOB: 1 BB: 1 P: 17	R: 0 E: 0 K: 1 S: 7 H: 0 LOB: 0 BB: 0 P: 9	1B: 7 2B: 1 3B: 0 HR: 0 SF: 0 SAC: 0 DP: 1 HBP: 0						

	AB	32
	R	2
	H	8
	RBI	1
	BB	4
	SO	9
	LOB	10

| | | | | | |

BOTTOM

Minnesota Twins @ Boston Red Sox

Fenway Park, Boston, MA

Thu Jul 26 2018, 7:11 PM - 10:10 PM EDT

Att. 37,439 - Partly Cloudy - 75 F

livebaseballscorecards.com

Batter	1	2	3	4	5	6	7	8	9	AB	R	H	RBI	BB	SO	LOB
50 Mookie Betts, R (1, 9) OBP: 0.432, SLG: 0.660	C SI 94 B SI 93 S CH 86 B CH 87 S SL 87 2-3 **K** ①	B SI 94 F CH 85 B SI 94 F SL 85 1 SAFE B CH 85 3 SAFE X SI 95 3-2 **G6-3-5** ②③ 1-3f 3-H			C SL 86 B CH 85 F CH 84 S SL 86 1-3 **K** ②			B SL 86 B CH 83 X SI 93 2-0 **G6-3** ①		4	0	0	1	0	2	1
16 Andrew Benintendi, L (1, 7) OBP: 0.385, SLG: 0.516	X FF 94 0-0 **L8** ②		S CH 85 B CH 85 X FF 93 1-1 **F7** ①		B SL 84 B CH 86 B SI 92 B FF 94 4-0 **BB**			B CH 86 B CH 85 F SI 94 F SL 86 F FF 94 B SL 84 X FF 94 3-2 **G4-3** ②		3	0	0	0	1	0	0
28 J.D. Martinez, R (1, 10) OBP: 0.386, SLG: 0.640	C SI 96 B SI 92 B SI 93 F SL 87 X SL 87 2-2 2 2B 1B		B CU 80 S CH 86 B SI 93 B CU 81 C SI 95 F SL 86 S SI 93 3-3 **K** ②		B CU 80 1 SAFE X SI 94 1-0 **G1** ③			B CU 81 S CH 86 B SL 86 F CH 86 S SL 85 2-3 **K** ③		4	0	1	0	0	2	1
2 Xander Bogaerts, R (1, 6) OBP: 0.348, SLG: 0.529	B SI 94 C SI 95 B SI 94 X SL 86 2-1 1-3 2B		B SI 95 C SL 86 S CU 82 B CU 81 X SI 95 2-2 **G4-3** ③			B CU 80 B SL 85 C SI 92 F SL 85 B SL 86 F SI 94 S SI 93 3-3 **K** ①			C SI 92 B SI 94 X FF 94 1-1 12 BB 25 G2-3 1B	4	0	2	0	0	1	0
25 Steve Pearce, R (1, 3) OBP: 0.388, SLG: 0.538	B SI 95 B SI 95 B SI 95 B FF 95 4-0 **BB**			B SI 92 S SL 84 B SI 93 B SL 86 X FF 95 3-1 **G5-3** ①		B SL 85 B SL 86 C SI 93 S SL 86 B CH 86 C SI 94 3-3 **K** ②			C SI 93 X FF 96 0-1 **G2-3** ① 1-2	3	0	0	0	1	1	1
11 Rafael Devers, L (1, 5) OBP: 0.292, SLG: 0.415	X FF 95 0-0 **F7** ③			C FF 94 B FF 91 S SL 85 B SL 85 X SI 92 2-2 23 G4-3 1B		B SL 86 X FF 93 1-0 **G6-3** ③			C SI 96 F FF 95 X CH 85 0-2 **P5** ②	4	0	1	0	0	0	4
23 Blake Swihart, S (1, 2) OBP: 0.288, SLG: 0.287		F FF 94 B CU 81 S CH 85 X SI 92 1-2 19 FC4-6 50 G6-3-5 12 HBP 1B		C CH 85 C FF 91 X SL 85 0-2 **G4-3** ② 1-2			F CU 79 X FF 89 0-1 **L9** ①		B CH 85 D CH 86 F SI 97 B CH 85 B SI 97 4-1 12 BB BB	3	1	1	0	1	0	1
12 Brock Holt, L (1, 4) OBP: 0.360, SLG: 0.371		C SI 92 B FF 93 1 SAFE 1 SAFE F SI 91 H SL 85 2-2 19 FC4-6 1-2 HBP		X FF 93 0-0 **F7** ③			B CH 85 B CH 84 X FF 92 2-0 **L3** ②		B SI 96 B SI 96 C SI 95 F SI 96 D CH 87 D CH 86 4-2 1-2 2-3 BB	2	0	0	0	1	0	1
19 Jackie Bradley Jr., L (1, 8) OBP: 0.294, SLG: 0.344		B FF 92 X SI 92 1-0 **FC4-6** ① 50 G6-3-5 1-2f 2-3			B CU 81 F CU 81 B FF 93 S CH 85 X FF 92 2-2 **G5-3** ①			C CH 85 B CH 85 S SI 93 F SL 85 S CU 82 1-3 **K** ③	B CH 85 B SI 95 D SI 97 C FF 96 C SI 94 S FF 97 3-3 **K** ③	4	0	0	0	0	2	5
Inning Stats	R: 0 E: 0 K: 1 S: 10 H: 2 LOB: 3 BB: 1 P: 20	R: 1 E: 0 K: 0 S: 9 H: 1 LOB: 0 BB: 0 P: 16	R: 0 E: 0 K: 1 S: 9 H: 0 LOB: 0 BB: 0 P: 15	R: 0 E: 0 K: 0 S: 9 H: 1 LOB: 1 BB: 0 P: 14	R: 0 E: 0 K: 1 S: 7 H: 0 LOB: 1 BB: 1 P: 15	R: 0 E: 0 K: 2 S: 8 H: 0 LOB: 0 BB: 0 P: 15	R: 0 E: 0 K: 1 S: 7 H: 0 LOB: 0 BB: 0 P: 10	R: 0 E: 0 K: 1 S: 8 H: 0 LOB: 0 BB: 0 P: 15	R: 0 E: 0 K: 1 S: 13 H: 1 LOB: 3 BB: 2 P: 25	1B: 4 2B: 2 3B: 0 HR: 0 SF: 0 SAC: 0 DP: 1 HBP: 1						

	AB	31
	R	1
	H	5
	RBI	1
	BB	4
	SO	8
	LOB	14

WP: 0 PA: 36
PB: 0
SB: 0
CS: 0

PITCHER	IP	WLS	BF	H	R	ER	SO	BB	IBB	HBP	BLK	WP	HR	S	P	ERA	WHIP
44 Kyle Gibson, R (1, 1) ERA: 3.42	8.0	W	30	4	1	1	7	2	0	1	0	0	0	67	120	1.12	0.750
56 Fernando Rodney, R (9, 1) ERA: 3.35	1.0	S	6	1	0	0	1	2	0	0	0	0	0	13	25	0.00	3.000

PITCHER	IP	WLS	BF	H	R	ER	SO	BB	IBB	HBP	BLK	WP	HR	S	P	ERA	WHIP

Batter	1	2	3	4	5	6	7	8	9	10	AB	R	H	RBI	BB	SO	LOB
11 Jorge Polanco, S (1, 6) OBP: 0.364, SLG: 0.372	C FF 94 F FF 97 S SL 80 0-3 ① K		C SL 78 S SL 79 F FF 98 X FF 98 0-2 20 FC5-6 1B		C FF 95 F SL 80 S SL 81 0-3 ① K		C SI 97 F FF 98 B SL 87 D SL 86 X FF 97 2-2 20 G3-6-3 2-3 1B		1 SAFE C KC 87 B KC 86 F FF 97 D KC 88 D KC 86 B FF 97 4-2 20 2B 1-2 BB		4	1	2	0	1	2	0
20 Eddie Rosario, L (1, 7) (8, 5) OBP: 0.352, SLG: 0.518	S FF 98 X SI 95 0-1 1B		F SL 81 X FF 98 0-1 ② FC5-6 2 WP 1-2f		C FF 95 C FF 95 F FF 97 X SL 81 0-2 ② P3		1 SAFE C FF 97 1 SAFE X SL 86 0-1 ②③ G3-6-3 1-2f		F FF 97 X FF 97 0-1 1-H 2-H 2B		5	0	2	2	0	0	3
2 Brian Dozier, R (1, 4) OBP: 0.307, SLG: 0.409	F SI 95 C SL 83 F FF 99 F FF 98 B SL 83 S SL 80 1-3 ② K		B CH 86 X FF 98 1-0 ③ P3 1-2		C SL 79 B SL 79 S SL 80 F FF 97 B FF 96 C FF 97 2-3 ③ K			X FF 96 0-0 ① G6-3	C FF 98 F KC 87 D KC 86 X KC 86 1-2 ③ G4-3		5	0	0	0	0	2	3
23 Mitch Garver, R (1, 2) OBP: 0.346, SLG: 0.409	1 SAFE B CH 86 C SL 80 S FF 98 T FF 99 1-2 ③ K			C CH 85 B FF 95 C FF 97 B SL 80 X SL 82 2-2 ① L7		B FF 93 B SL 76 B CH 85 C SI 92 F FF 95 X FF 95 3-2 ① G6-3		B FF 98 C FF 97 B KC 86 B KC 84 C FF 97 F FF 98 F FF 97 F FF 98 S KC 86 3-3 ② K		C FF 94 X CU 78 0-1 ① G5-3	5	0	0	0	0	2	1
99 Logan Morrison, L (1, 3) (8, 7) OBP: 0.291, SLG: 0.368		C FF 94 B SL 79 B SL 81 C FF 97 F FF 99 B SL 82 X FF 99 3-2 1B		C FF 98 F SI 92 X FF 98 0-2 ② G6-3		B SL 78 C SI 95 C FF 97 B SL 81 B FF 97 S FF 96 3-3 ② K		B FF 97 B KC 86 B KC 86 B FF 97 4-0 BB		B FF 94 C FF 94 S CU 78 C FF 94 1-3 ② K	4	0	1	0	1	2	0
16 Ehire Adrianza, S (1, 5) OBP: 0.313, SLG: 0.387 7 Joe Mauer, L (8, PH) OBP: 0.364, SLG: 0.375 (8, 3)		C SL 80 C SL 81 C SL 80 0-3 ① K		F FF 97 B SL 81 S SL 77 B SL 79 B SL 82 B SL 80 4-2 36 BB 26 HBP BB		S SL 77 F FF 98 S SL 81 0-3 ③ K		X KC 86 0-0 ③ F7		C FF 93 B FF 94 F FF 94 X CU 78 1-2 ③ F8	2 2	0 0	0 0	0 0	1 0	2 0	1 1
26 Max Kepler, L (1, 9) OBP: 0.318, SLG: 0.416		C SL 80 B FF 99 C SL 80 S SL 82 1-3 ② K		H FF 99 1-0 36 BB 1-2 HBP			B SL 86 C FF 97 X FF 97 1-1 36 G1-3 60 E 2B			C FF 96 X FF 97 0-1 ① L7	3	1	1	0	0	1	1
36 Robbie Grossman, S (1, 10) OBP: 0.334, SLG: 0.369		X FF 97 0-0 ③ G1		B SL 81 C SL 81 F SL 82 B FF 98 B SL 82 B FF 100 4-2 1-2 2-3 BB			S SL 85 B SL 87 F SL 86 X FF 98 1-2 ① G1-3 2-3		C FF 88 B KC 87 B KC 86 C FF 97 B FF 98 B FF 98 4-2 11 WP 20 2B BB		2	1	0	0	2	0	2
60 Jake Cave, L (1, 8) OBP: 0.313, SLG: 0.495			B FF 97 S SL 78 F SL 81 B FF 97 X SL 80 2-2 ① G6-3	B FF 99 B FF 98 F FF 97 F FF 97 B SL 80 F SL 79 F FF 99 S FF 97 3-3 ③ K			D SL 86 X FF 97 1-0 11 1B E4 3-H		B FF 97 B KC 86 T FF 96 C FF 96 F FF 97 F FF 99 B FF 96 X FF 97 3-2 ② L7		4	0	0	1	0	1	4
Inning Stats	R: 0 E: 0 K: 3 S: 13 H: 1 LOB: 1 BB: 0 P: 15	R: 0 E: 0 K: 2 S: 11 H: 1 LOB: 1 BB: 0 P: 15	R: 0 E: 0 K: 0 S: 10 H: 1 LOB: 1 BB: 0 P: 13	R: 0 E: 0 K: 1 S: 15 H: 0 LOB: 3 BB: 2 P: 29	R: 0 E: 0 K: 2 S: 11 H: 0 LOB: 0 BB: 0 P: 13	R: 0 E: 0 K: 2 S: 9 H: 0 LOB: 0 BB: 0 P: 15	R: 1 E: 1 K: 0 S: 11 H: 2 LOB: 1 BB: 0 P: 16	R: 0 E: 0 K: 1 S: 8 H: 0 LOB: 1 BB: 1 P: 15	R: 2 E: 0 K: 0 S: 16 H: 1 LOB: 1 BB: 2 P: 28	R: 0 E: 0 K: 1 S: 8 H: 0 LOB: 0 BB: 0 P: 10	1B: 4 2B: 2 3B: 0 HR: 0	SF: 0 SAC: 0 DP: 1 HBP: 1	WP: 2 PB: 0 SB: 0 CS: 0	PA: 42				

PITCHER		IP	WLS	BF	H	R	ER	SO	BB	IBB	HBP	BLK	WP	HR	S	P	ERA	WHIP
41 Chris Sale, L ERA: 2.04	(1, 1)	6.0		24	3	0	0	10	2	0	1	0	1	0	69	100	0.00	0.833
70 Ryan Brasier, R ERA: 1.0	(7, 1)	1.0	H	5	2	1	1	0	0	0	0	0	0	0	11	16	9.00	2.000
32 Matt Barnes, R ERA: 2.4	(8, 1)	0.2	H	2	0	0	0	1	0	0	0	0	0	0	7	10	0.00	0.000
46 Craig Kimbrel, R ERA: 2.25	(8, 1)	1.1	B	8	1	2	2	0	3	0	0	0	1	0	17	33	13.50	3.000
47 Tyler Thornburg, R ERA: 6.75	(10, 1)	1.0	W	3	0	0	0	1	0	0	0	0	0	0	8	10	0.00	0.000

PITCHER	IP	WLS	BF	H	R	ER	SO	BB	IBB	HBP	BLK	WP	HR	S	P	ERA	WHIP

TOP

Minnesota Twins @ Boston Red Sox

Fenway Park, Boston, MA

Fri Jul 27 2018, 7:11 PM - 10:37 PM EDT

Att. 37,273 - Partly Cloudy - 83 F

livebaseballscorecards.com

AB	36
R	3
H	6
RBI	3
BB	5
SO	12
LOB	16

Batter	1	2	3	4	5	6	7	8	9	10	AB	R	H	RBI	BB	SO	LOB
50 Mookie Betts, R (1, 9) OBP: 0.432, SLG: 0.664	X FF 93 0-0 ① F9		B FC 87 S FF 96 C FF 94 F FF 96 1 SAFE 1 SAFE F FF 96 F SI 94 B SI 94 2-2 ② X SI 86 FC5-4 16 S 1-2f		C FC 87 B FF 94 B SI 94 B FF 94 B FF 94 4-1 28 WP 16 G4-3 BB		C CU 80 C SL 86 B SL 87 X CU 80 1-2 ② L8			C FF 89 X FF 89 0-1 HR	4	1	1	1	1	0	1
16 Andrew Benintendi, L (1, 7) OBP: 0.381, SLG: 0.511	C FF 92 F FF 93 X FF 94 0-2 ② G4-3		S FF 96 B FF 95 B FF 95 B SI 95 F FF 95 F CU 81 X FF 96 3-2 ③ F7 1-2		1 SAFE 1 SAFE 1 SAFE B SI 92 B SI 93 F SI 91 B FF 95 X SI 94 3-1 ② G4-3 1-2		F SI 94 C SI 95 B CU 79 S CU 79 1-3 ③ K				4	0	0	0	0	1	2
28 J.D. Martinez, R (1, 10) OBP: 0.385, SLG: 0.636	C FF 95 C FF 96 B FF 95 F FF 96 B SI 95 X FF 96 2-2 1B			X SI 90 0-0 ① F9	F FC 86 S CU 82 B CU 81 B SI 94 T FF 96 2-2 ③ K 2-3			B SL 77 F SL 77 F SL 78 S SL 78 1-3 ① K			4	0	1	0	0	2	1
2 Xander Bogaerts, R (1, 6) OBP: 0.344, SLG: 0.522	C FF 96 C SI 94 F FF 96 F CU 81 S CU 82 0-3 ③ K			B FF 92 C FF 94 S FC 86 S FC 87 1-3 ② K		C SI 89 X FC 83 0-1 ① G5-3		C SI 89 X CH 78 0-1 ② G5-3			4	0	0	0	0	2	1
25 Steve Pearce, R (1, 3) OBP: 0.391, SLG: 0.533		C FF 93 C FF 93 B SI 94 B SI 93 X SI 96 2-2 ① G6-3		H SI 92 1-0 11 WP HBP		B FC 83 F FF 92 B SI 92 F SI 92 F FC 85 X SI 94 2-2 36 1B 1B		C SL 78 S SL 80 B SL 80 F CH 76 B FF 92 B SL 78 S SL 77 3-3 ③ K			3	0	1	0	0	1	0
11 Rafael Devers, L (1, 5) OBP: 0.292, SLG: 0.421		C FF 94 F FF 95 X FF 96 0-2 ② G4-3		S FF 94 B FF 95 F FF 96 B CU 82 X FF 97 2-2 ③ G6-3 1-2		B SI 92 F SI 92 B SI 91 X FF 94 2-1 ② P6			S CH 82 B CH 82 B FF 94 X SI 94 2-1 HR	4	1	1	1	0	0	2
36 Eduardo Núñez, R (1, 4) OBP: 0.279, SLG: 0.356		F FF 95 B FF 95 S FF 95 X FF 96 1-2 ③ L8			C FC 85 B FC 85 X SI 92 1-1 3 L9 19 HR 2B	B FC 86 X FF 94 1-0 1-2 1B			C SI 94 F FF 94 B FF 95 F CH 83 F FF 96 B SI 96 S CH 84 2-3 ① K		4	1	2	0	0	1	0
3 Sandy León, S (1, 2) OBP: 0.276, SLG: 0.342			B FF 94 X FF 94 1-0 ① G3		B CU 80 B FC 85 F FF 95 X FC 86 2-1 ① L9 2-3	B SI 92 B SI 93 D SI 93 C SI 92 F SI 93 X FF 95 3-2 ③ L7			C SI 94 B SI 95 B CH 84 B CH 84 S SI 94 X SI 95 3-2 ② G5-3		4	0	0	0	0	0	3
19 Jackie Bradley Jr., L (1, 8) OBP: 0.297, SLG: 0.356			B FF 94 X SI 94 1-0 50 FC5-4 1B		C CU 81 D CU 82 B SI 94 X FF 96 2-1 3-H HR		C CU 79 F SI 95 B CU 79 F SI 95 B CU 79 S CU 79 2-3 ① K		S CH 83 C CH 85 B CH 84 B FF 96 S FF 97 2-3 ③ K		4	1	2	2	0	2	0
Inning Stats	R: 0 H: 1 E: 0 LOB: 1 K: 1 BB: 0 S: 13 P: 15	R: 0 H: 0 E: 0 LOB: 0 K: 0 BB: 0 S: 9 P: 12	R: 0 H: 1 E: 0 LOB: 1 K: 0 BB: 0 S: 12 P: 19	R: 0 H: 0 E: 0 LOB: 1 K: 1 BB: 0 S: 7 P: 11	R: 2 H: 2 E: 0 LOB: 1 K: 1 BB: 1 S: 12 P: 26	R: 0 H: 2 E: 0 LOB: 2 K: 0 BB: 0 S: 12 P: 20	R: 0 H: 0 E: 0 LOB: 0 K: 2 BB: 0 S: 10 P: 14	R: 0 H: 0 E: 0 LOB: 0 K: 2 BB: 0 S: 9 P: 13	R: 1 H: 1 E: 0 LOB: 0 K: 2 BB: 0 S: 13 P: 22	R: 1 H: 1 E: 0 LOB: 0 K: 0 BB: 0 S: 2 P: 2	1B: 4 SF: 0 2B: 1 SAC: 0 3B: 0 DP: 0 HR: 3 HBP: 1						

PITCHER		IP	WLS	BF	H	R	ER	SO	BB	IBB	HBP	BLK	WP	HR	S	P	ERA	WHIP
31 Lance Lynn, R ERA: 5.1	(1, 1)	6.0		26	6	2	2	3	1	0	1	0	2	1	65	103	3.00	1.167
55 Taylor Rogers, L ERA: 3.92	(7, 1)	1.0		3	0	0	0	2	0	0	0	0	0	0	10	14	0.00	0.000
39 Trevor Hildenberger, R ERA: 3.75	(8, 1)	1.0		3	0	0	0	2	0	0	0	0	0	0	9	13	0.00	0.000
56 Fernando Rodney, R ERA: 3.49	(9, 1)	1.0	B	4	1	1	1	2	0	0	0	0	0	1	13	22	9.00	1.000
38 Matt Belisle, R ERA: 6.51	(10, 1)	0.0	L	1	1	1	1	0	0	0	0	0	0	1	2	2	∞	∞

PITCHER	IP	WLS	BF	H	R	ER	SO	BB	IBB	HBP	BLK	WP	HR	S	P	ERA	WHIP

BOTTOM

Minnesota Twins @ Boston Red Sox

Fenway Park, Boston, MA

Fri Jul 27 2018, 7:11 PM - 10:37 PM EDT

Att. 37,273 - Partly Cloudy - 83 F

livebaseballscorecards.com

AB	35
R	4
H	8
RBI	4
BB	1
SO	9
LOB	10

WP: 2 PA: 37
PB: 0
SB: 1
CS: 0

Minnesota Twins @ Boston Red Sox

Fenway Park, Boston, MA

Sat Jul 28 2018, 7:11 PM - 10:38 PM EDT

Att. 36,798 - Partly Cloudy - 82 F

TOP

livebaseballscorecards.com

Batter	1	2	3	4	5	6	7	8	9	AB	R	H	RBI	BB	SO	LOB
7 Joe Mauer, L (1, 3) OBP: 0.366, SLG: 0.377	C SI 87 T SL 85 X SL 85 0-2 G6-3		C CH 80 B FF 92 B SL 86 1 SAFE F SL 86 F FF 91 X SL 86 2-2 11 3B 1-2 1B		C FF 89 B CU 74 B CH 82 F SL 86 F SI 89 X FF 91 2-2 L7		C FF 95 X FF 95 0-1 1B			4	1	2	0	0	0	0
20 Eddie Rosario, L (1, 7) OBP: 0.348, SLG: 0.513	F SI 90 F CU 73 F CU 72 X FF 92 0-2 G3-1		B CU 73 F SL 87 S FF 92 S FF 92 1-3 K		X CU 73 0-0 L8		S CU 84 B FF 94 S FF 95 X FF 96 1-2 G3			4	0	0	0	0	1	3
11 Jorge Polanco, S (1, 6) OBP: 0.359, SLG: 0.390	C SI 87 B CU 73 C CU 73 B SL 85 C SI 89 2-3 K		B SL 88 X SL 87 1-0 2 1B 1-H 2-H 3B		C CH 81 X CU 74 0-1 G5-3			C FF 92 C CU 77 B FF 94 B CH 86 X CU 76 2-2 G3		4	1	1	2	0	1	0
2 Brian Dozier, R (1, 4) OBP: 0.308, SLG: 0.408		B SI 88 C SL 84 X CU 73 1-1 G5-3	B FF 91 C SL 83 B FF 90 X FF 90 2-1 1B 3-H			B SL 84 C SL 84 C CH 80 F CU 72 B FF 91 F CU 72 B SI 88 F SL 85 B FF 91 4-2 36 S 99 PB BB		C FF 93 C FF 94 B CU 78 B FF 94 S CU 77 2-3 K		3	0	1	1	1	1	0
99 Logan Morrison, L (1, 10) OBP: 0.290, SLG: 0.377		C FF 90 B FF 91 B CU 75 B FF 91 X FF 91 3-1 HR	S CU 73 X SL 85 0-1 B1-3			B CU 73 F SL 86 B FF 90 B CU 73 C SL 86 X FF 91 3-2 F8 1-2		B CH 85 X CU 77 1-0 G4-3		4	1	1	1	0	0	2
22 Miguel Sanó, R (1, 5) OBP: 0.263, SLG: 0.395		B SL 85 X SL 85 1-0 G5-3		B CU 74 B SL 84 C SL 84 F SI 88 B CH 80 F CH 80 C FF 90 3-3 K		B SI 89 B SL 85 B SL 86 C SL 85 F FF 91 F CU 75 F FF 91 S CU 72 3-3 K			B FF 96 C SL 86 F KC 83 B FF 98 S FF 99 2-3 K	4	0	0	0	0	3	1
36 Robbie Grossman, S (1, 9) OBP: 0.330, SLG: 0.363		F SI 88 B FF 91 C CU 75 C SI 90 1-3 K		X CH 81 0-0 E4		B FF 94 C FF 94 S FF 95 D CU 86 X SL 91 2-2 G6-3 2-3			C FF 97 C FF 99 S FF 99 0-3 K 23 1B	4	0	0	0	0	2	1
23 Mitch Garver, R (1, 2) OBP: 0.344, SLG: 0.406			C SI 88 F FF 89 B FF 91 B CU 73 B SI 88 X SL 85 3-2 G3-1	C CU 74 B SL 83 C CU 70 X SI 88 1-2 L9			C FF 93 B FF 94 F FF 94 S FF 94 1-3 K		B FF 98 C FF 97 B KC 84 X FF 98 2-1 60 G6-3 1-2 1B	4	0	1	0	0	1	1
60 Jake Cave, L (1, 8) OBP: 0.310, SLG: 0.484			C SI 88 C CU 73 B SI 90 F SL 84 X SI 89 1-2 7 1B 11 3B 1B	X CH 80 0-0 L6			B FF 95 F FF 95 C FF 94 B CU 85 X SL 89 2-2 F8		C FF 98 X FF 98 0-1 G6-3 1-2f	4	1	1	0	0	0	3

Inning Stats	1	2	3	4	5	6	7	8	9
	R: 0 E: 0 K: 1 S: 10 H: 0 LOB: 0 BB: 0 P: 12	R: 1 E: 0 K: 1 S: 8 H: 1 LOB: 0 BB: 0 P: 14	R: 3 E: 0 K: 1 S: 19 H: 4 LOB: 1 BB: 0 P: 29	R: 0 E: 1 K: 1 S: 9 H: 0 LOB: 1 BB: 0 P: 13	R: 0 E: 0 K: 0 S: 7 H: 0 LOB: 0 BB: 0 P: 9	R: 0 E: 0 K: 1 S: 16 H: 0 LOB: 1 BB: 1 P: 28	R: 0 E: 0 K: 1 S: 11 H: 1 LOB: 1 BB: 0 P: 15	R: 0 E: 0 K: 1 S: 7 H: 0 LOB: 0 BB: 0 P: 12	R: 0 E: 0 K: 2 S: 10 H: 1 LOB: 1 BB: 0 P: 14

	AB	35
	R	4
	H	7
	RBI	4
	BB	1
	SO	9
	LOB	11

1B: 5 SF: 0
2B: 0 SAC: 0
3B: 1 DP: 1
HR: 1 HBP: 0

WP: 0 PA: 36
PB: 2
SB: 1
CS: 0

PITCHER		IP	WLS	BF	H	R	ER	SO	BB	IBB	HBP	BLK	WP	HR	S	P	ERA	WHIP
22 Rick Porcello, R ERA: 4.03	(1, 1)	5.2	W	24	5	4	4	5	1	0	0	0	0	1	66	100	6.35	1.059
37 Heath Hembree, R ERA: 3.74	(6, 1)	1.1	H	5	1	0	0	1	0	0	0	0	0	0	14	20	0.00	0.750
47 Tyler Thornburg, R ERA: 5.87	(8, 1)	1.0	H	3	0	0	0	1	0	0	0	0	0	0	7	12	0.00	0.000
56 Joe Kelly, R ERA: 4.68	(9, 1)	1.0		4	1	0	0	2	0	0	0	0	0	0	10	14	0.00	1.000

PITCHER		IP	WLS	BF	H	R	ER	SO	BB	IBB	HBP	BLK	WP	HR	S	P	ERA	WHIP

Batter	1	2	3	4	5	6	7	8	9	AB	R	H	RBI	BB	SO	LOB
50 Mookie Betts, R (1, 9) OBP: 0.431, SLG: 0.666	B FF 88 X FF 89 1-0 ① L8	C SL 84 C SL 83 B FS 84 F FS 82 B SL 84 X SL 84 2-2 ③ G2-3		B SL 85 C FF 92 F SL 86 D FF 89 X FS 84 2-2 3-H 2B		C CH 80 B CH 83 B SI 90 F CH 80 C FF 91 2-3 ① K		B FF 93 X FF 94 1-0 18 S 11 BB 1-H 2B		5	1	2	2	0	1	2
16 Andrew Benintendi, L (1, 7) OBP: 0.381, SLG: 0.509	B FF 89 B FF 89 B FF 89 C FF 89 F FF 89 X FS 84 3-2 28 1B 18 1B 1B	C FS 82 B FS 84 B FF 89 B FS 84 F FF 89 X FF 90 3-2 ① G6-3		B FF 90 B FF 91 X FS 84 2-0 ③ F7		B SL 80 S FF 89 B SL 78 X CH 80 2-1 18 S 1-3 2-H 1B		C SI 93 F SI 93 F CU 78 S CU 79 0-3 ① K		5	1	2	1	0	1	2
28 J.D. Martinez, R (1, 10) OBP: 0.387, SLG: 0.642	X SL 85 0-0 2 F8 18 1B 1-2 1B	C FF 91 F SL 84 B SL 83 S FF 91 1-3 ② K			B SL 83 B SL 84 X SL 84 2-0 HR	F CU 84 1 SAFE S FF 95 B FF 97 S CU 86 1-3 ② K		0-0 11 BB 2 IBB 36 2B IBB		4	2	2	1	1	2	2
18 Mitch Moreland, L (1, 3) OBP: 0.345, SLG: 0.489	B FS 84 F FS 84 B FC 86 B FS 83 F FS 84 F FF 91 X FS 84 3-2 11 1B 1-2 2-H 1B	X SL 86 0-0 ③ L5			B FF 90 S SL 85 B FS 83 C SL 84 T FF 91 2-2 ① K	B FF 97 F FF 95 B FF 96 S CU 84 F FF 95 S FF 95 2-3 ③ K 1-2		C CU 78 B SI 94 T CU 80 B SI 94 S CU 80 2-3 ② K 2-3		5	0	1	1	0	3	4
2 Xander Bogaerts, R (1, 6) OBP: 0.345, SLG: 0.519	D SL 84 C FF 91 F SL 86 F FF 91 X FF 90 1-2 ② F8 2-3			C SL 84 B SL 84 F SL 85 F SL 84 X FF 90 1-2 ① F8	B CU 71 C FF 91 X SL 83 1-1 1B		C CU 80 F FF 94 B FF 94 S CU 81 1-3 ① K		0-0 11 BB 36 2B 1-2 IBB	4	1	1	0	1	1	2
11 Rafael Devers, L (1, 5) OBP: 0.295, SLG: 0.425 12 Brock Holt, L (8, PR) OBP: 0.360, SLG: 0.371 (9, 4)	X FF 90 0-0 1-2 1B			B FS 83 B FF 91 S FS 84 F FF 91 X FF 91 2-2 19 3B 2B	B FC 88 S FC 88 1 SAFE T FF 91 S FC 88 1-3 ② K		X FF 94 0-0 ② G6-3	B SI 95 B CU 79 B SI 94 C SI 93 C SI 94 F SI 94 B SI 94 4-2 36 2B 1-2 2-3 3-H BB		4	1	2	1	1	1	1
										0	0	0	0	0	0	0
36 Eduardo Núñez, R (1, 4) OBP: 0.284, SLG: 0.366 (9, 5)	C FF 91 X FF 92 0-1 ③ G3-1			B FF 92 B FS 84 C SL 84 B SL 84 S SL 84 B SL 82 4-2 19 3B BB	F FF 91 B FF 91 F FF 92 1 SAFE S SL 85 1-3 ③ K		B FF 94 C SL 86 B CU 82 X FF 95 2-1 3B	X CU 78 0-0 1-3 2-H 3-H 2B		4	1	2	2	1	1	4
3 Sandy León, S (1, 2) OBP: 0.274, SLG: 0.343		C FF 88 F FF 90 B FF 90 F FF 90 B CU 71 F FS 83 B FF 91 F FF 91 F FF 90 3-2 X FF 91 ① F9		F FF 91 B FF 92 X FF 91 1-1 ② F8		X FF 89 0-0 16 WP 16 1B 2B	B CU 81 C CU 82 B CH 88 B FF 93 C CU 83 X CU 83 3-2 ③ G1-3	C SI 94 C CU 80 B SL 84 F SI 96 F SI 94 D CU 80 C SI 94 2-3 ③ K		5	1	1	0	0	1	5
19 Jackie Bradley Jr., L (1, 8) OBP: 0.302, SLG: 0.364		S FS 82 C FS 84 S FS 84 0-3 ② K		X FS 84 0-0 1-H 2-H 50 2B 3B		B SL 79 S SL 79 B FF 91 C FF 90 F CH 81 F FF 90 B CH 82 F CH 79 D CH 80 4-2 16 1B 16 WP BB		B FF 93 C FF 93 B CU 82 B FF 93 B FF 94 4-1 50 2B BB		2	2	1	2	2	1	0
Inning Stats	R: 1 E: 0 K: 0 S: 16 H: 4 LOB: 3 BB: 0 P: 24	R: 0 E: 0 K: 1 S: 14 H: 0 LOB: 0 BB: 0 P: 19	R: 0 E: 0 K: 1 S: 7 H: 0 LOB: 0 BB: 0 P: 11	R: 3 E: 0 K: 0 S: 16 H: 3 LOB: 1 BB: 1 P: 28	R: 1 E: 0 K: 3 S: 12 H: 2 LOB: 1 BB: 0 P: 19	R: 1 E: 0 K: 3 S: 18 H: 2 LOB: 2 BB: 1 P: 29	R: 0 E: 0 K: 1 S: 9 H: 1 LOB: 1 BB: 0 P: 15	R: 4 E: 0 K: 3 S: 19 H: 2 LOB: 2 BB: 4 P: 32		1B: 6 2B: 5 3B: 2 HR: 1 SF: 0 SAC: 0 DP: 0 HBP: 0					

PITCHER		IP	WLS	BF	H	R	ER	SO	BB	IBB	HBP	BLK	WP	HR	S	P	ERA	WHIP
12 Jake Odorizzi, R ERA: 4.58	(1, 1)	5.0	L	25	9	5	5	5	1	0	0	0	0	1	65	101	9.00	2.000
58 Gabriel Moya, L ERA: 8.59	(6, 1)	0.1		4	2	1	1	1	1	0	0	0	1	0	11	19	27.00	9.000
68 Matt Magill, R ERA: 3.79	(6, 1)	1.2		8	2	2	2	3	1	0	0	0	0	0	18	32	10.80	1.800
55 Taylor Rogers, L ERA: 4.25	(8, 1)	1.0		7	1	2	2	3	1	2	0	0	0	0	17	25	18.00	2.000

PITCHER	IP	WLS	BF	H	R	ER	SO	BB	IBB	HBP	BLK	WP	HR	S	P	ERA	WHIP

BOTTOM

Minnesota Twins @ Boston Red Sox

Fenway Park, Boston, MA

Sat Jul 28 2018, 7:11 PM - 10:38 PM EDT

Att. 36,798 - Partly Cloudy - 82 F

livebaseballscorecards.com

AB	38
R	10
H	14
RBI	10
BB	6
SO	12
LOB	22

WP: 1 PA: 44
PB: 0
SB: 2
CS: 0

Minnesota Twins @ Boston Red Sox

Fenway Park, Boston, MA

Sun Jul 29 2018, 1:10 PM - 3:49 PM EDT

Att. 36,785 - Partly Cloudy - 83 F

livebaseballscorecards.com

TOP

Batter	1	2	3	4	5	6	7	8	9	AB	R	H	RBI	BB	SO	LOB
7 Joe Mauer, L (1, 10) OBP: 0.361, SLG: 0.372	C FF 96 F FC 94 F FF 98 F FF 98 B FS 88 X FC 94 1-2 ① G4-3		C FF 97 X CU 78 0-1 ② G4-3			C FC 91 C FC 92 X FC 93 0-2 ① L5		C FF 97 1 SAFE B FF 98 1 SAFE X FS 91 1-1 ③ FC6 1-2f		4	0	0	0	0	0	1
20 Eddie Rosario, L (1, 7) OBP: 0.348, SLG: 0.513	B CU 78 X FC 94 1-0 ② 2B		X FC 94 0-0 ③ G4-3			F FC 93 B FF 98 F FF 98 S FF 97 1-3 ② K			B KC 84 C KC 84 S KC 86 S FF 97 1-3 ① K	4	0	1	0	0	2	0
11 Jorge Polanco, S (1, 6) OBP: 0.365, SLG: 0.388	C FC 92 B FF 97 F FC 94 B FF 95 F FC 95 X FS 88 2-2 ② F8			C FC 92 S CU 77 X FF 96 0-2 2 G5-4-3 1B		F FF 98 X CU 79 0-1 ③ F7			B FF 96 F FF 97 H KC 87 2-1 2 L6-4 2 WP HBP	3	0	1	0	0	0	1
2 Brian Dozier, R (1, 4) OBP: 0.306, SLG: 0.404	B FC 92 B SL 87 B FC 94 C FF 97 F FC 94 S SL 88 3-3 ③ K			B SL 86 C FC 91 X SL 87 1-1 ①② G5-4-3 1-2f			B FF 97 C FF 98 B FS 90 F FC 94 F FF 99 X SL 88 2-2 ① P2		B FF 97 F FF 96 C FF 97 X KC 86 1-2 ②③ L6-4 1-2	4	0	0	0	0	1	3
99 Logan Morrison, L (1, 3) OBP: 0.287, SLG: 0.373		C FC 93 B FF 98 C FF 98 S FF 97 1-3 ① K		B CU 77 S FC 95 X FF 98 1-1 ③ F7			S FC 93 F FC 94 B FC 94 F FF 97 X FC 94 1-2 ② F9			3	0	0	0	0	1	0
22 Miguel Sanó, R (1, 5) OBP: 0.259, SLG: 0.387		F FF 98 F FF 99 B FF 97 S SL 89 1-3 ② K			B SL 87 C FC 92 B SL 87 B FC 94 X FC 93 3-1 ① F8		F FF 98 F FC 94 C FC 92 0-3 ③ K			3	0	0	0	0	2	0
36 Robbie Grossman, S (1, 9) OBP: 0.333, SLG: 0.364		C FC 94 C CU 79 X FS 90 0-2 1B			X FC 94 0-0 ② G3-1			B FF 95 B FF 96 C FF 96 B KC 84 B FF 96 4-1 7 FC6 BB		2	0	1	0	1	0	0
60 Jake Cave, L (1, 8) OBP: 0.311, SLG: 0.480		C FF 97 X FC 92 0-1 ③ G4-3			C FF 98 X CU 77 0-1 1B			B KC 85 C FF 97 S KC 86 S KC 86 1-3 ① K		3	0	1	0	0	1	2
46 Bobby Wilson, R (1, 2) OBP: 0.221, SLG: 0.259 26 Max Kepler, L (8, PH) OBP: 0.317, SLG: 0.415 23 Mitch Garver, R (8, 2) OBP: 0.344, SLG: 0.406			C FC 94 B FF 97 F SL 86 F FF 96 X SL 86 1-2 ① L8		X FC 93 0-0 ③ F9			1 SAFE 1 SAFE C KC 86 D KC 86 S KC 86 B FF 98 C KC 85 2-3 ② K		2 1 0	0 0 0	0 0 0	0 0 0	0 1 0	0 1 0	1 1 0
Inning Stats	R: 0 E: 0 K: 1 S: 13 H: 1 LOB: 1 BB: 0 P: 20	R: 0 E: 0 K: 2 S: 11 H: 1 LOB: 1 BB: 0 P: 13	R: 0 E: 0 K: 0 S: 7 H: 0 LOB: 0 BB: 0 P: 8	R: 0 E: 0 K: 0 S: 7 H: 1 LOB: 0 BB: 0 P: 9	R: 0 E: 0 K: 0 S: 6 H: 1 LOB: 1 BB: 0 P: 9	R: 0 E: 0 K: 1 S: 8 H: 0 LOB: 0 BB: 0 P: 9	R: 0 E: 0 K: 1 S: 11 H: 0 LOB: 0 BB: 0 P: 14	R: 0 E: 0 K: 2 S: 9 H: 0 LOB: 1 BB: 1 P: 17	R: 0 E: 0 K: 1 S: 7 H: 0 LOB: 0 BB: 0 P: 11	1B: 3 2B: 2 3B: 0 HR: 0 SF: 0 SAC: 0 DP: 2 HBP: 1						

	AB	29
	R	0
	H	4
	RBI	0
	BB	1
	SO	8
	LOB	9

WP: 1 PA: 31
PB: 0
SB: 0
CS: 0

PITCHER		IP	WLS	BF	H	R	ER	SO	BB	IBB	HBP	BLK	WP	HR	S	P	ERA	WHIP
17 Nathan Eovaldi, R ERA: 3.8	(1, 1)	7.0	W	24	4	0	0	5	0	0	0	0	0	0	63	82	0.00	0.571
32 Matt Barnes, R ERA: 2.35	(8, 1)	1.0	H	4	0	0	0	2	1	0	0	0	0	0	9	17	0.00	1.000
46 Craig Kimbrel, R ERA: 2.2	(9, 1)	1.0	S	3	0	0	0	1	0	0	1	0	1	0	7	11	0.00	0.000

PITCHER	IP	WLS	BF	H	R	ER	SO	BB	IBB	HBP	BLK	WP	HR	S	P	ERA	WHIP

BOTTOM

Minnesota Twins @ Boston Red Sox

Fenway Park, Boston, MA

Sun Jul 29 2018, 1:10 PM - 3:49 PM EDT

Att. 36,785 - Partly Cloudy - 83 F

livebaseballscorecards.com

Batter	1	2	3	4	5	6	7	8	9	AB	R	H	RBI	BB	SO	LOB
50 Mookie Betts, R (1, 9) OBP: 0.429, SLG: 0.659	C FF 94 X SI 92 0-1 P3 ①	C SV 82 F SI 92 D SV 82 X SV 81 1-2 FC6-4 16 BB 28 2B ② 1-2f 2-3		C SV 82 B SI 92 B CH 86 F FF 95 B FF 93 X SV 84 3-2 L7 ①	B FF 94 C SV 82 C SI 92 B CH 85 X SI 95 2-2 1B			B CH 79 C SL 84 B CH 77 C SL 87 B SL 86 F FF 92 C FF 93 3-3 K ①		5	1	1	0	0	1	2
16 Andrew Benintendi, L (1, 7) OBP: 0.384, SLG: 0.512	C FF 94 F FF 93 B SV 82 X SI 94 1-2 25 E 28 BB 1B	B SV 80 D CH 84 F FF 92 D SV 82 B FF 95 4-1 28 2B 1-2 BB		B CH 83 X CH 83 1-0 28 1B 2B	X SL 79 0-0 P4 ③			S SL 86 X FF 94 0-1 F8 ②		4	1	2	0	1	0	1
28 J.D. Martinez, R (1, 10) OBP: 0.390, SLG: 0.643	C FF 94 B FF 93 1 SAFE 1 SAFE B SI 93 B FF 93 B FF 95 4-1 25 E 1-2 BB	S SV 82 D SV 83 B SI 94 B FF 94 X SI 94 3-1 1-3 2-H 3-H 2B		C SV 82 F SV 80 B FF 92 D SV 82 B SV 82 X SV 81 3-2 36 BB 19 1B 2-H 1B		X FF 92 0-0 L9 ①		C SL 82 B CH 84 S SL 87 S SL 87 1-3 K ③		4	0	2	3	1	1	0
25 Steve Pearce, R (1, 3) OBP: 0.380, SLG: 0.516	C FF 94 B SI 93 B SV 82 X FF 95 2-1 FC6 1-2 2-3	X FF 94 0-0 L8 ③		B SI 91 F FF 93 F SV 80 B SV 82 S FF 93 2-3 K ②		C SI 90 S CH 82 B CH 83 S FF 91 1-3 K ②				4	0	0	0	0	2	5
19 Jackie Bradley Jr., L (1, 8) OBP: 0.301, SLG: 0.362	B SV 81 F CH 85 B CH 85 S FF 93 B CH 85 S FF 94 3-3 K ②		C SV 81 B CH 83 B FF 93 F CH 84 C FF 94 2-3 K ①	C FF 93 B CH 83 X FF 92 1-1 36 BB 1-2 1B		X SL 87 0-0 G6-3 ③				4	0	1	0	0	2	3
36 Eduardo Núñez, R (1, 4) OBP: 0.289, SLG: 0.369 (8, 5)	S SV 83 F SV 83 D SV 83 X SI 95 1-2 G6-3 ③		C SV 82 X FF 94 0-1 23 2B 1B	D SV 82 D SV 81 B SI 93 B FF 93 4-0 1-2 2-3 BB			X SI 91 0-0 1B			3	0	2	0	1	0	3
23 Blake Swihart, S (1, 5) OBP: 0.296, SLG: 0.305 5 Tzu-Wei Lin, L (8, 6) OBP: 0.265, SLG: 0.227		C SV 80 B CH 81 C FF 93 X FF 94 1-2 3 FC1-5 12 HBP 1B	B FF 91 X SI 92 1-0 1-3 2B	C FF 93 F FF 93 S SV 82 0-3 K ③			1 SAFE B SI 91 F FF 92 F FF 93 B CH 83 X FF 94 2-2 P4 ①			4 0	0 0	2 0	0 0	0 0	1 0	4 0
12 Brock Holt, L (1, 6) OBP: 0.358, SLG: 0.365 (8, 4)		1 SAFE H FF 92 1-0 50 FC6-4 28 2B 3 FC1-5 1-2 HBP	B FF 92 F FF 92 C SV 81 C SV 82 1-3 K ②		F FF 91 C SV 79 B SV 82 X FF 92 1-2 F8 ①		L SI 92 B SI 91 B SI 91 1 SAFE B SI 91 S FF 93 S FF 92 3-3 K ②			3	1	0	0	0	2	3
3 Sandy León, S (1, 2) OBP: 0.268, SLG: 0.335		B SI 92 B SI 92 X SI 92 2-0 FC1-5 50 FC6-4 ① 1-2 2-3f	C FF 93 C SI 93 X FF 94 0-2 G3-1 ③		S FF 92 S SV 82 B SV 82 C SI 94 1-3 K ②		F SI 92 B CH 83 C CH 83 B FF 93 B SL 87 F FF 93 F FF 94 X FF 94 3-2 G5-3 ③			4	0	0	0	0	1	5
Inning Stats	R: 0 E: 1 K: 1 S: 14 H: 1 LOB: 3 BB: 1 P: 25	R: 2 E: 0 K: 0 S: 11 H: 2 LOB: 2 BB: 1 P: 23	R: 0 E: 0 K: 2 S: 12 H: 2 LOB: 2 BB: 0 P: 16	R: 1 E: 0 K: 2 S: 15 H: 3 LOB: 3 BB: 1 P: 29	R: 0 E: 0 K: 1 S: 10 H: 1 LOB: 1 BB: 0 P: 14	R: 0 E: 0 K: 1 S: 5 H: 0 LOB: 0 BB: 0 P: 6	R: 0 E: 0 K: 1 S: 12 H: 1 LOB: 1 BB: 0 P: 20	R: 0 E: 0 K: 2 S: 9 H: 0 LOB: 0 BB: 0 P: 13		1B: 7 2B: 3 3B: 0 HR: 0 SF: 0 SAC: 0 DP: 0 HBP: 1				WP: 0 PB: 0 SB: 0 CS: 0 PA: 39	

	AB	35
	R	3
	H	10
	RBI	3
	BB	3
	SO	10
	LOB	26

PITCHER		IP	WLS	BF	H	R	ER	SO	BB	IBB	HBP	BLK	WP	HR	S	P	ERA	WHIP
17 José Berríos, R ERA: 3.56	(1, 1)	4.2	L	28	9	3	3	6	3	0	1	0	0	0	61	106	5.79	2.571
58 Gabriel Moya, L ERA: 8.22	(5, 1)	0.1		1	0	0	0	0	0	0	0	0	0	0	1	1	0.00	0.000
49 Adalberto Mejía, L ERA: 3.65	(6, 1)	3.0		10	1	0	0	4	0	0	0	0	0	0	26	39	0.00	0.333

PITCHER	IP	WLS	BF	H	R	ER	SO	BB	IBB	HBP	BLK	WP	HR	S	P	ERA	WHIP

Cleveland Indians @ Minnesota Twins

Target Field, Minneapolis, MN

Mon Jul 30 2018, 7:11 PM - 10:07 PM CDT

Att. 26,256 - Partly Cloudy - 82 F

TOP

livebaseballscorecards.com

Batter	1	2	3	4	5	6	7	8	9	AB	R	H	RBI	BB	SO	LOB
12 Francisco Lindor, S (1, 6) OBP: 0.366, SLG: 0.564	C FF 89 X CH 83 0-1 P6		C FF 90 C SL 82 B SL 82 F FF 90 X SL 81 1-2 L7		X SI 88 0-0 P5 1-2		S SI 89 F SI 92 F CH 80 X CH 79 0-2 3B		B SI 91 B CH 66 B FF 92 B FF 92 4-0 23 G6-3 23 S BB	4	0	1	0	1	0	1
23 Michael Brantley, L (1, 7) OBP: 0.343, SLG: 0.471	C FF 90 X SL 79 0-1 L8			B FF 88 B SL 79 F FF 89 F CH 83 X CH 81 2-2 L8	X SI 88 0-0 F7		F SI 89 B SI 91 B FF 93 X SI 90 2-1 G4-3		C SI 93 T CH 83 X SI 94 0-2 G6-3 1-3	5	0	0	0	0	0	3
11 José Ramírez, S (1, 5) OBP: 0.404, SLG: 0.626	C SL 79 B CH 81 B SL 82 B SI 91 F FF 90 X FF 91 3-2 HR			C FF 90 B CH 84 B SL 81 B CH 83 F SI 90 X CH 82 3-2 HR		C SI 87 B CH 82 B SI 88 F CH 82 X SI 91 2-2 F8	B SI 92 B SI 90 2-0 10 S IBB		D CH 83 F SI 93 B SI 96 B SI 95 F CH 84 F FF 97 S SI 97 3-3 K	4	2	2	2	1	1	1
10 Edwin Encarnación, R (1, 10) OBP: 0.323, SLG: 0.477	C SL 83 X FF 90 0-1 G1-3			F SI 91 B SI 90 C CH 83 X SL 83 1-2 17 BB 1B		H SI 89 1-0 17 2B HBP	B CH 78 B SL 80 F SL 80 S CH 78 F SL 78 C CH 78 2-3 1-2		B SI 95 B SI 96 B CH 86 B SI 96 4-0 17 S BB	3	1	1	0	1	1	2
17 Yonder Alonso, L (1, 3) OBP: 0.335, SLG: 0.473		F FF 90 B FF 89 X CH 84 1-1 L7		C SL 80 F CH 83 B FF 89 D SL 80 1 SAFE F CH 83 B SL 81 F CH 83 F FF 89 4-2 F CH 83 D CH 84 53 G6-3 1-2 BB		X SL 82 0-0 22 G3 1-H 2B		F SI 93 B SI 94 B CU 79 X SI 93 2-1 L7	B SI 96 D CH 85 C SI 97 F SI 96 S FF 98 2-3 K 1-2	4	0	1	1	1	1	2
53 Melky Cabrera, S (1, 9) OBP: 0.306, SLG: 0.386 26 Rajai Davis, R (8, PR) OBP: 0.306, SLG: 0.325 (8, 8)		F FF 90 X CH 84 0-1 F8		F SI 90 B CH 82 C SL 80 X SL 81 1-2 G6-3 1-2f		F SI 88 S SL 81 D SL 81 B FF 88 B CH 81 F CH 81 F FF 89 F CH 81 B FF 89 4-2 22 G3 BB		C CU 81 F SL 85 B CU 81 B SI 95 X SI 94 2-2 22 1B 1B		3 0	0 0	1 0	0 0	1 0	0 0	2 0
22 Jason Kipnis, L (1, 4) OBP: 0.307, SLG: 0.362		C SI 90 B FF 89 B SL 81 S CH 83 F FF 91 B SL 83 S CH 83 3-3 K			C SL 78 X FF 88 0-1 P3 B FF 90 X CH 79 1-0 G3 1-2 2-3			X SI 93 0-0 1-2 1B		4	0	1	0	0	1	2
7 Yan Gomes, R (1, 2) OBP: 0.297, SLG: 0.422			S FF 89 C SL 81 F SL 82 X SI 88 0-2 L6		B FF 89 X SL 81 1-0 HR	X SI 89 0-0 G4-3		C CU 83 2 SAFE S FF 95 F FF 96 B FF 97 F FF 97 S CU 86 1-3 K		4	1	1	1	0	1	4
1 Greg Allen, S (1, 8) OBP: 0.245, SLG: 0.287 (8, 9)			C FF 89 X SL 80 0-1 L4		B SI 88 X FF 89 1-0 12 P5 1B		B SI 88 C CH 78 X CH 79 1-1 F7	D CU 86 X FF 96 1-0 F7		4	0	1	0	0	0	2

Inning Stats																				
	R: 1	H: 1	R: 0	H: 0	R: 0	H: 0	R: 1	H: 2	R: 1	H: 2	R: 1	H: 1	R: 0	H: 1	R: 0	H: 2	R: 0	H: 0	1B: 4	SF: 0	WP: 0	PA: 41
	E: 0	LOB: 0	E: 0	LOB: 0	E: 0	LOB: 0	E: 0	LOB: 1	E: 0	LOB: 2	E: 0	LOB: 2	E: 0	LOB: 2	E: 0	LOB: 2	E: 0	LOB: 2	2B: 1	SAC: 0	PB: 0	
	K: 0	BB: 0	K: 1	BB: 0	K: 0	BB: 0	K: 0	BB: 1	K: 0	BB: 1	K: 0	BB: 1	K: 1	BB: 1	K: 1	BB: 0	K: 2	BB: 2	3B: 1	DP: 1	SB: 3	
	S: 9	P: 12	S: 8	P: 12	S: 10	P: 11	S: 18	P: 29	S: 6	P: 8	S: 11	P: 19	S: 12	P: 19	S: 12	P: 18	S: 10	P: 23	HR: 3	HBP: 1	CS: 0	

PITCHER		IP	WLS	BF	H	R	ER	SO	BB	IBB	HBP	BLK	WP	HR	S	P	ERA	WHIP
54 Ervin Santana, R ERA: 6.1	(1, 1)	5.1		24	6	4	4	1	2	0	1	0	0	3	60	88	6.75	1.500
58 Gabriel Moya, L ERA: 7.56	(6, 1)	0.2		2	0	0	0	0	0	0	0	0	0	0	2	3	0.00	0.000
39 Trevor Hildenberger, R ERA: 3.68	(7, 1)	1.0		5	1	0	0	1	0	1	0	0	0	0	12	19	0.00	1.000
55 Taylor Rogers, L ERA: 4.22	(8, 1)	0.1		3	2	0	0	0	0	0	0	0	0	0	6	10	0.00	6.000
68 Matt Magill, R ERA: 3.72	(8, 1)	0.2		2	0	0	0	1	0	0	0	0	0	0	6	8	0.00	0.000

PITCHER		IP	WLS	BF	H	R	ER	SO	BB	IBB	HBP	BLK	WP	HR	S	P	ERA	WHIP
56 Fernando Rodney, R ERA: 3.4	(9, 1)	1.0	W	5	0	0	0	2	2	0	0	0	0	0	10	23	0.00	2.000

AB	35
R	4
H	9
RBI	4
BB	5
SO	5
LOB	19

Cleveland Indians @ Minnesota Twins

Target Field, Minneapolis, MN

Mon Jul 30 2018, 7:11 PM - 10:07 PM CDT

Att. 26,256 - Partly Cloudy - 82 F

livebaseballscorecards.com

BOTTOM

Batter	1	2	3	4	5	6	7	8	9	AB	R	H	RBI	BB	SO	LOB
7 Joe Mauer, L (1, 3) OBP: 0.360, SLG: 0.368	C FF 94 T FF 94 S SL 85 0-3 K ①		C FF 93 X SL 84 0-1 G6-3 ②		C FF 93 B SL 84 D CH 89 B FF 94 B FF 93 4-1 11 1B 1-2 2-3 BB		C SI 90 F SI 92 B FF 91 B SL 79 C SL 79 2-3 K ②			3	0	0	0	1	2	1
20 Eddie Rosario, L (1, 7) OBP: 0.347, SLG: 0.509	C FF 95 X SL 85 0-1 P5 ②		B FF 89 C SL 84 B FF 95 B FF 94 B FF 95 4-1 BB		B FF 94 C FF 94 T FF 94 S FF 94 1-3 K ②		S SL 79 F SI 91 X SI 93 0-2 G3 ③			3	0	0	0	1	1	4
11 Jorge Polanco, S (1, 6) OBP: 0.360, SLG: 0.382	C FF 94 F KC 82 B FF 95 B FF 95 B FF 95 T FF 95 3-2 K ③		C FF 93 X SL 84 0-1 P6 ③		B KC 80 B FF 94 X FF 94 2-0 1-2 2-H 3-H 1B			C KC 83 X FF 94 0-1 P4 ①		4	0	1	2	0	1	1
Brian Dozier, R (1, 4) OBP: 0.307, SLG: 0.405		X FF 94 0-0 26 1B 36 SF8 1B	B FF 93 B SL 84 C FF 93 X FF 93 2-1 P5 ①		B SL 84 C SL 84 S SL 84 B SL 83 S FF 94 2-3 K ③			B KC 84 B FF 94 S FF 94 S KC 84 B KC 84 X FF 94 3-2 1B		4	1	2	0	0	1	2
26 Max Kepler, L (1, 10) OBP: 0.316, SLG: 0.413		C FF 94 C FF 93 B FF 94 X KC 81 1-2 22 2B 1-3 1B	C CH 88 F FF 94 B FF 94 X FF 94 1-2 L8 ②			S FF 93 S SL 85 F FF 94 B FF 94 X FF 94 1-2 G4-3 ①		C FF 93 X FF 93 0-1 F7 ②		4	1	1	0	0	0	1
36 Robbie Grossman, S (1, 9) OBP: 0.329, SLG: 0.360		B FF 94 B KC 80 F FF 94 X FF 94 2-1 SF8 ① 3-H	C KC 79 F SL 84 F FF 94 B FF 90 F KC 82 X FF 95 1-2 G6-3 ③			X SL 84 0-0 F9 ②		C FF 93 1 SAFE D KC 84 F FF 93 B FF 92 B KC 84 F FF 93 X FF 94 3-2 L7 ③		3	0	0	1	0	0	1
22 Miguel Sanó, R (1, 5) OBP: 0.270, SLG: 0.399 16 Ehire Adrianza, S (9, PR) OBP: 0.313, SLG: 0.387		X FF 93 0-0 60 A4 D8 1-H 2B			C FF 93 X SL 84 0-1 7 BB 23 1B 11 1B 1B	S SL 85 C FF 94 F FF 93 F SL 84 F FF 94 S KC 80 0-3 K ③			B SL 86 F SL 85 B FF 96 S SL 86 B SL 86 F SL 85 F FF 96 B SL 85 4-2 60 SH5-4 23 2B BB	3 0	1 1	2 0	1 0	1 0	1 0	0 0
60 Jake Cave, L (1, 8) OBP: 0.311, SLG: 0.475		C FF 94 B KC 79 2 SAFE C SL 84 C FF 94 1-3 K ② ③ 2-3			F FF 94 B FF 93 X SL 83 1-1 L9 ①		T FF 94 B FF 94 S SL 84 X FF 95 1-2 1B		C FF 95 1 SAFE B FF 96 1 SAFE X SI 96 1-1 SH5-4 ① 1-2	3	0	1	0	0	1	2
23 Mitch Garver, R (1, 2) OBP: 0.347, SLG: 0.413			C FF 94 S SL 85 C FF 94 0-3 K ①		B SL 84 F FF 93 F FF 93 X SL 84 1-2 7 BB 11 1B 1-2 1B		C FF 93 X SL 83 0-1 F8 ①		C SL 86 X FF 96 0-1 2-H 2B	4	1	2	1	0	1	1
Inning Stats	R: 0 E: 0 K: 2 S: 8 H: 0 LOB: 0 BB: 0 P: 11	R: 2 E: 0 K: 1 S: 10 H: 3 LOB: 0 BB: 0 P: 14	R: 0 E: 0 K: 1 S: 8 H: 0 LOB: 1 BB: 1 P: 12	R: 0 E: 0 K: 0 S: 10 H: 0 LOB: 0 BB: 0 P: 14	R: 2 E: 0 K: 2 S: 15 H: 3 LOB: 2 BB: 1 P: 26	R: 0 E: 0 K: 1 S: 11 H: 0 LOB: 0 BB: 0 P: 12	R: 0 E: 0 K: 1 S: 11 H: 1 LOB: 1 BB: 0 P: 14	R: 0 E: 0 K: 0 S: 11 H: 1 LOB: 1 BB: 0 P: 17	R: 1 E: 0 K: 0 S: 8 H: 1 LOB: 2 BB: 1 P: 13	1B: 7 2B: 2 3B: 0 HR: 0 SF: 1 SAC: 1 DP: 0 HBP: 0				WP: 0 PB: 0 SB: 0 CS: 0		PA: 36	

	AB	31
	R	5
	H	9
	RBI	5
	BB	3
	SO	8
	LOB	13

PITCHER		IP	WLS	BF	H	R	ER	SO	BB	IBB	HBP	BLK	WP	HR	S	P	ERA	WHIP
57 Shane Bieber, R ERA: 4.91	(1, 1)	6.1		27	7	4	4	7	2	0	0	0	0	0	67	95	5.68	1.421
39 Oliver Pérez, L ERA: 1.08	(7, 1)	0.2		2	0	0	0	1	0	0	0	0	0	0	6	8	0.00	0.000
37 Cody Allen, R ERA: 4.57	(8, 1)	1.0		4	1	0	0	0	0	0	0	0	0	0	11	17	0.00	1.000
58 Neil Ramírez, R ERA: 4.33	(9, 1)	0.1	L	3	1	1	1	0	1	0	0	0	0	0	8	13	27.00	6.000

PITCHER	IP	WLS	BF	H	R	ER	SO	BB	IBB	HBP	BLK	WP	HR	S	P	ERA	WHIP

Batter	1	2	3	4	5	6	7	8	9	AB	R	H	RBI	BB	SO	LOB
12 Francisco Lindor, S (1, 6) OBP: 0.369, SLG: 0.564	B SI 90 C FF 93 F CU 81 S SL 86 1-3 K ①		1 SAFE D SI 93 F SL 85 B FF 94 S SL 84 B SL 86 1 SAFE B SI 93 4-2 23 G6-3 1-2 BB		C FF 92 D SL 86 C SI 93 X SL 85 1-2 FC1-5 23 FC4-6 ① 1-2 2-3f		1 SAFE C FF 90 C SL 84 B FF 90 X FF 91 1-2 E5 10 1B 1-3 1B		C CU 77 X FF 96 0-1 11 1B 10 FC4 1B	4	2	2	0	1	1	2
23 Michael Brantley, L (1, 7) OBP: 0.341, SLG: 0.466	B SI 90 F CH 85 B FF 93 B CH 87 B SI 94 4-1 BB		C CH 85 D CH 85 X SI 95 1-1 ① ② G6-3 1-2f 2-3 3-H		F CH 85 X CH 85 0-1 ② FC4-6 11 1B 1-2f 2-3		C SL 87 X FF 92 0-1 ② G6-3		B FF 94 B CH 86 S FF 93 1 SAFE 1 SAFE F FF 94 S CU 77 2-3 ① K	4	0	0	0	1	1	7
11 José Ramírez, S (1, 5) OBP: 0.408, SLG: 0.630	C SI 93 X CU 79 0-1 ② F7		B SL 84 X CU 82 1-0 3-H 2B		1 SAFE B CH 84 B CH 84 B FF 93 X FF 94 3-0 1-2 3-H 1B		0-0 10 1B IBB		X FF 93 0-0 10 FC4 10 S 1-3 1B	4	0	3	2	1	0	1
10 Edwin Encarnación, R (1, 10) OBP: 0.321, SLG: 0.473	1 SAFE B SI 94 S SL 85 F SI 93 B FF 92 B SL 85 X SL 85 3-2 G4-3 ③		B SL 85 C SI 93 F SL 85 S SL 86 1-3 ③ K		B SL 85 X SI 93 1-0 ③ G3		B FF 91 D SL 86 C FF 92 X FF 92 2-1 1-3 2-H 3-H 1B		B CU 77 S FF 95 B CU 78 F FF 94 X FF 94 2-2 FC4 17 G4-6-3 1-3 3-H	5	0	1	3	0	1	5
17 Yonder Alonso, L (1, 3) OBP: 0.331, SLG: 0.466		B CU 80 B CU 81 C FF 93 S FF 93 X SL 85 2-2 ① G3	B FF 93 F FF 93 F SL 86 B SL 86 F FF 95 B FF 94 X FF 94 3-2 ① G3		B CU 81 X FF 93 1-0 ① F8		F CU 78 S CU 78 D SL 84 F CU 78 D SL 84 B SI 94 C SI 94 3-3 ③ K		1 SAFE B FF 92 X FF 94 1-0 ② ③ G4-6-3 1-2f	5	0	0	0	0	1	4
53 Melky Cabrera, S (1, 9) OBP: 0.297, SLG: 0.374 6 Brandon Guyer, R (7, 9) OBP: 0.293, SLG: 0.387		S CU 81 F CU 83 S CU 81 0-3 ② K	B FF 94 B FF 95 B SI 91 C FF 94 X SI 92 3-1 ② G6-3		B CU 82 C SI 91 F CU 81 S FF 90 1-3 ② K			B SL 82 B FF 89 X FF 89 2-0 ① F8		3 1	0 0	0 0	0 0	0 0	2 0	0 0
22 Jason Kipnis, L (1, 4) OBP: 0.304, SLG: 0.358		B FF 95 X CH 86 1-0 ③ G6-3	F FF 94 L FF 94 S FF 93 0-3 ③ K		C CH 86 F FF 92 F CU 82 F SL 85 B FF 93 B CH 87 C FF 94 2-3 ③ K			B FF 90 X FF 90 1-0 ② P2		4	0	0	0	0	2	0
55 Roberto Pérez, R (1, 2) OBP: 0.244, SLG: 0.233			B FF 93 X SI 91 1-0 1 1B 23 G6-3 2B		F SI 92 B SL 86 B SL 85 S SI 92 B SI 94 B SI 92 4-2 12 FC1-5 1 1B BB		B SL 84 X FF 90 1-0 ① F9	B SL 84 C FF 90 B SL 83 B FF 90 C FF 89 X FF 90 3-2 1B		3	1	2	0	1	0	0
1 Greg Allen, S (1, 8) OBP: 0.258, SLG: 0.299			B SI 90 L SI 93 X FF 94 1-1 23 G6-3 12 BB 11 2B 2-3 1B		B SI 93 F FF 93 1 SAFE B SI 92 X SI 92 2-1 23 FC4-6 12 FC1-5 11 1B 1-2 1B		C FF 91 X FF 91 0-1 12 E 12 1B 10 1B 1B	X FF 90 0-0 ③ F8		4	3	3	0	0	0	1
Inning Stats	R: 0 E: 0 K: 1 S: 9 H: 0 LOB: 1 BB: 1 P: 17	R: 0 E: 0 K: 1 S: 7 H: 0 LOB: 0 BB: 0 P: 10	R: 2 E: 0 K: 1 S: 11 H: 3 LOB: 1 BB: 1 P: 20	R: 0 E: 0 K: 1 S: 9 H: 0 LOB: 0 BB: 0 P: 15	R: 1 E: 0 K: 0 S: 11 H: 2 LOB: 2 BB: 1 P: 22	R: 0 E: 0 K: 2 S: 10 H: 0 LOB: 0 BB: 0 P: 14	R: 2 E: 1 K: 1 S: 14 H: 3 LOB: 2 BB: 1 P: 21	R: 0 E: 0 K: 0 S: 6 H: 1 LOB: 1 BB: 0 P: 12	R: 1 E: 0 K: 1 S: 10 H: 2 LOB: 1 BB: 0 P: 15	1B: 9 2B: 2 3B: 0 HR: 0	SF: 0 SAC: 0 DP: 2 HBP: 0						

PITCHER		IP	WLS	BF	H	R	ER	SO	BB	IBB	HBP	BLK	WP	HR	S	P	ERA	WHIP
44 Kyle Gibson, R ERA: 3.47	(1, 1)	6.0	L	25	5	3	3	6	3	0	0	0	0	0	57	98	4.50	1.333
38 Matt Belisle, R ERA: 6.99	(7, 1)	0.2		6	3	2	2	0	0	1	0	0	0	0	10	14	27.00	4.500
55 Taylor Rogers, L ERA: 4.19	(7, 1)	0.1		1	0	0	0	1	0	0	0	0	0	0	4	7	0.00	0.000
43 Addison Reed, R ERA: 4.71	(8, 1)	1.0		4	1	0	0	0	0	0	0	0	0	0	6	12	0.00	1.000
65 Trevor May, R ERA: 9.0	(9, 1)	1.0		5	2	1	1	1	0	0	0	0	0	0	10	15	9.00	2.000

PITCHER	IP	WLS	BF	H	R	ER	SO	BB	IBB	HBP	BLK	WP	HR	S	P	ERA	WHIP

TOP

Cleveland Indians @ Minnesota Twins

Target Field, Minneapolis, MN

Tue Jul 31 2018, 7:11 PM - 10:18 PM CDT

Att. 25,407 - Partly Cloudy - 83 F

livebaseballscorecards.com

AB	37
R	6
H	11
RBI	5
BB	4
SO	8
LOB	20

WP: 0 PA: 41
PB: 0
SB: 1
CS: 0

Cleveland Indians @ Minnesota Twins

Target Field, Minneapolis, MN

Tue Jul 31 2018, 7:11 PM - 10:18 PM CDT

Att. 25,407 - Partly Cloudy - 83 F

livebaseballscorecards.com

BOTTOM

Batter	1	2	3	4	5	6	7	8	9	AB	R	H	RBI	BB	SO	LOB
7 Joe Mauer, L (1, 3) OBP: 0.357, SLG: 0.365	B FF 94 C FF 93 B FF 94 X FF 94 2-1 L9		C FF 95 X CH 86 0-1 G4-3		B FF 95 B FF 95 X FF 96 2-0 L7		B FF 93 C FF 94 S ST 82 X FF 96 1-2 F7		C FF 94 B FF 94 X FF 94 1-1 1-2 1B	5	0	1	0	0	0	2
20 Eddie Rosario, L (1, 7) OBP: 0.343, SLG: 0.504	S CH 86 B FC 88 B FF 96 X CH 87 2-1 G6-3		X CH 86 0-0 G6-3		B FF 95 S FF 95 F FF 95 X ST 82 1-2 1-2f FC3-5		F ST 83 D ST 84 F ST 83 X ST 84 1-2 G4-3		B FF 94 X FF 94 1-0 F7	5	0	0	0	0	0	4
11 Jorge Polanco, S (1, 6) OBP: 0.365, SLG: 0.374	C FF 96 B FC 88 B CH 85 F FF 96 B ST 82 B SI 96 4-2 99 HBP BB		B FC 90 B CH 86 B FF 95 C FF 96 C FF 97 B SI 96 4-2 BB		B FF 95 B FF 95 X FF 95 2-0 P6			B ST 81 C FF 93 C ST 82 F FF 96 C ST 82 1-3 K		2	0	0	0	2	1	1
99 Logan Morrison, L (1, 10) OBP: 0.290, SLG: 0.383	C FF 96 B KC 79 F FF 95 1 SAFE 1 SAFE H ST 82 2-2 1-2 HBP		B KC 79 B FF 96 X FF 95 2-0 F8			C FF 96 F CH 87 X ST 82 0-2 HR		B ST 84 X FF 95 1-3 1-0 P5		3	1	1	1	0	0	1
26 Max Kepler, L (1, 9) OBP: 0.318, SLG: 0.417	B FF 95 B FF 96 C FC 86 B FF 96 S FF 96 F FF 96 X FF 96 3-2 F7			C FF 95 B KC 80 C KC 79 B ST 80 B ST 82 F FF 97 X FF 97 3-2 P5		X FF 96 0-0 22 G5-4-3 1B		C ST 83 B ST 84 X FF 95 1-1 2B		4	0	2	0	0	0	2
22 Miguel Sanó, R (1, 5) OBP: 0.275, SLG: 0.404		C KC 78 X KC 79 0-1 16 SH1-3 60 SF7 2B		B FC 87 S FC 86 C FF 97 B ST 83 F FF 97 B ST 83 B SI 98 4-2 BB		S ST 81 B FF 96 X ST 81 1-1 1-2f G5-4-3		C KC 84 X FF 93 0-1 F9		3	1	1	0	1	0	2
16 Ehire Adrianza, S (1, 4) OBP: 0.310, SLG: 0.383 36 Robbie Grossman, S (9, PH) OBP: 0.328, SLG: 0.359		X FF 94 0-0 2-3 SH1-3		C KC 79 C KC 80 F KC 82 B ST 81 C SI 95 1-3 K		F FF 96 B KC 80 X KC 80 1-1 G3		X FF 94 0-0 F8	2 1	0 0	0 0	0 0	1 0	1 0	1 0
60 Jake Cave, L (1, 8) OBP: 0.309, SLG: 0.471		F FF 96 D KC 81 X FF 96 1-1 3-H SF7		C FF 95 S CH 86 B ST 82 F KC 82 C SI 96 1-3 K			C FF 94 B KC 78 X FC 84 1-1 46 F8 1B		C FF 94 B FF 93 S KC 84 F FF 94 S KC 85 1-3 K2-3	3	0	1	1	0	2	1
46 Bobby Wilson, R (1, 2) OBP: 0.224, SLG: 0.254 23 Mitch Garver, R (9, PH) OBP: 0.350, SLG: 0.413		S FC 86 S KC 81 B ST 83 C SI 96 1-3 K			C ST 79 B KC 80 B SI 95 B FF 96 C FF 95 B SI 96 4-2 20 FC3-5 BB		C FF 95 X FC 87 0-1 1-2 F8		C KC 83 C KC 84 B KC 83 B FF 94 B KC 84 B FF 95 4-2 7 1B BB	2 0	0 0	0 0	0 1	1 0	1 0	1 0
Inning Stats	R: 0 E: 0 K: 0 S: 12 H: 0 LOB: 2 BB: 1 P: 25	R: 1 E: 0 K: 1 S: 8 H: 1 LOB: 0 BB: 0 P: 10	R: 0 E: 0 K: 0 S: 6 H: 0 LOB: 1 BB: 1 P: 12	R: 0 E: 0 K: 2 S: 15 H: 0 LOB: 1 BB: 1 P: 24	R: 0 E: 0 K: 0 S: 7 H: 0 LOB: 1 BB: 1 P: 16	R: 1 E: 0 K: 0 S: 8 H: 2 LOB: 0 BB: 0 P: 10	R: 0 E: 0 K: 0 S: 10 H: 1 LOB: 1 BB: 0 P: 13	R: 0 E: 0 K: 1 S: 9 H: 1 LOB: 1 BB: 0 P: 12	R: 0 E: 0 K: 1 S: 10 H: 1 LOB: 2 BB: 1 P: 17	1B: 3 2B: 2 3B: 0 HR: 1 SF: 1 SAC: 1 DP: 1 HBP: 1	WP: 0 PB: 0 SB: 0 CS: 0 PA: 38					

	AB	30
	R	2
	H	6
	RBI	2
	BB	5
	SO	5
	LOB	15

PITCHER		IP	WLS	BF	H	R	ER	SO	BB	IBB	HBP	BLK	WP	HR	S	P	ERA	WHIP
47 Trevor Bauer, R ERA: 2.34	(1, 1)	6.1	W	27	4	2	2	3	4	0	1	0	0	1	60	102	2.84	1.263
33 Brad Hand, L ERA: 2.9	(7, 1)	1.1	H	5	1	0	0	1	0	0	0	0	0	0	13	18	0.00	0.750
37 Cody Allen, R ERA: 4.43	(8, 1)	1.1	S	6	1	0	0	1	1	0	0	0	0	0	12	19	0.00	1.500

Batter	1	2	3	4	5	6	7	8	9	AB	R	H	RBI	BB	SO	LOB
12 Francisco Lindor, S (1, 6) OBP: 0.371, SLG: 0.561	B FF 92 B FF 92 B FF 91 C FF 92 C FF 93 B FF 93 4-2 BB		B SI 91 F FF 93 B SL 87 B FF 93 1 SAFE C FF 92 B FF 93 4-2 1-2 BB			F FF 94 C CU 84 B CU 85 B CU 86 F FF 95 F FF 94 B FF 95 X FF 95 3-2 ① L8		F CH 80 B SL 76 B SL 77 B SI 89 X SI 88 3-1 ① G3	B SI 93 B CH 82 2-0 IBB	2	0	0	0	3	0	0
26 Rajai Davis, R (1, 8) (6, 7) OBP: 0.303, SLG: 0.321	X FF 93 0-0 ① F7		X CH 81 0-0 ② ③ G5-3 2-3f			B SL 86 S FF 95 X FF 94 1-1 11 1B 10 CS 1B		C SI 90 B SI 90 X SL 78 1-1 ② P4	B SI 94 D SI 93 F SI 95 F SI 95 B FF 96 F FF 95 S FF 95 3-3 ③ K	5	1	1	0	0	1	6
11 José Ramírez, S (1, 5) OBP: 0.409, SLG: 0.631	B SL 83 B CH 81 X FF 93 2-0 ② P4			B SI 89 F FF 92 F SL 86 B CH 83 F FF 94 X SL 86 2-2 ① G5-3		1 SAFE 1 SAFE F FF 95 X FF 95 0-1 10 CS 1-3 1B		B SL 79 F CH 80 B CH 82 X SI 88 2-1 2B		4	0	2	0	0	0	1
10 Edwin Encarnación, R (1, 10) OBP: 0.323, SLG: 0.475	F FF 94 B SL 84 F FF 93 1 SAFE F FF 93 B SL 86 X SL 86 2-2 ③ G4-3			C FF 92 B FF 92 B CH 83 B FF 93 C SL 84 B SL 85 4-2 17 L9-6 6 HBP BB		F CU 84 1 SAFE 1 SAFE B FF 94 B CU 84 X CU 84 2-1 ② 1-2 3-H 2B		C SL 79 X SL 79 0-1 ③ G5-3		3	0	1	0	1	0	2
6 Brandon Guyer, R (1, 9) OBP: 0.296, SLG: 0.384 13 Leonys Martin, L (6, PH) (6, 8) OBP: 0.322, SLG: 0.410		C FF 92 S CH 81 B SL 87 F SL 86 B FF 93 F SL 86 X FF 94 2-2 ① F7		H SL 82 1-0 1-2 HBP		B SI 93 S CU 85 B FF 93 S FF 94 F FF 95 O CU 85 F SL 85 X FF 94 3-2 ③ F8			M FF 90 X FF 93 0-1 17 E 17 FC5 7 1B 1B	1 2	0 1	0 1	0 0	0 0	0 0	0 1
17 Yonder Alonso, L (1, 3) OBP: 0.327, SLG: 0.461		S FF 93 X FF 93 0-1 ② P6		C FF 93 X SL 87 0-1 ② ③ L9-6 2-3			F FF 90 B SL 85 B SI 90 C CH 81 B FF 91 F CH 83 F CH 82 S CH 82 3-3 ① K		X SI 92 0-0 FC5 53 WP 7 1B 1-3	4	0	0	0	0	1	3
7 Yan Gomes, R (1, 2) OBP: 0.296, SLG: 0.419		C SL 81 X CH 81 0-1 ③ G4-3			B FF 91 F SL 83 F SL 85 F SL 85 F FF 93 B CH 81 S SL 85 2-3 ① K		B CH 82 X SI 90 1-0 ② F9		B FF 93 B SI 93 C FF 94 X SI 92 2-1 53 WP 1-2 3-H 1B	4	0	1	1	0	1	0
53 Melky Cabrera, S (1, 7) (6, 9) OBP: 0.295, SLG: 0.368			F FF 92 B CH 82 F SL 86 S CH 81 1-3 ① K		B SL 83 C SL 86 F FF 93 F SL 87 F FF 94 X SL 86 1-2 ② G6-3		S CH 84 X SI 86 0-1 E8 1B		B CH 59 F SI 93 B SI 94 D CH 84 X SI 92 3-1 ① G4-3 1-2 2-3	4	0	1	0	0	1	2
9 Erik González, R (1, 4) OBP: 0.343, SLG: 0.450			B SL 81 X CH 80 1-0 26 G5-3 12 BB 1B		B FF 94 F SL 83 C SL 87 B FF 92 B FF 94 X FF 93 3-2 ③ L4		C CH 82 B SL 82 S SL 83 F CH 85 B FF 92 S SL 83 2-3 ③ K		S CH 83 B SI 93 X SI 94 1-1 ② G6-3	4	0	1	0	0	1	3
Inning Stats	R: 0 E: 0 K: 0 S: 8 H: 0 LOB: 1 BB: 1 P: 16	R: 0 E: 0 K: 0 S: 9 H: 0 LOB: 0 BB: 0 P: 11	R: 0 E: 0 K: 1 S: 7 H: 1 LOB: 1 BB: 1 P: 13	R: 0 E: 0 K: 0 S: 8 H: 0 LOB: 1 BB: 1 P: 15	R: 0 E: 0 K: 1 S: 13 H: 0 LOB: 0 BB: 0 P: 19	R: 1 E: 0 K: 0 S: 16 H: 3 LOB: 1 BB: 0 P: 25	R: 0 E: 1 K: 2 S: 12 H: 1 LOB: 1 BB: 0 P: 18	R: 0 E: 0 K: 0 S: 8 H: 1 LOB: 1 BB: 0 P: 14	R: 1 E: 1 K: 1 S: 13 H: 2 LOB: 3 BB: 1 P: 24	1B: 6 2B: 3 3B: 0 HR: 0 SF: 0 SAC: 0 DP: 2 HBP: 1						

PITCHER		IP	WLS	BF	H	R	ER	SO	BB	IBB	HBP	BLK	WP	HR	S	P	ERA	WHIP
49 Adalberto Mejía, L ERA: 2.6	(1, 1)	5.0		18	1	0	0	2	3	0	1	0	0	0	45	74	0.00	0.800
68 Matt Magill, R ERA: 3.86	(6, 1)	1.0	L	5	3	1	1	0	0	0	0	0	0	0	16	25	9.00	3.000
58 Gabriel Moya, L ERA: 6.75	(7, 1)	1.0		4	1	0	0	2	0	0	0	0	0	0	12	18	0.00	1.000
39 Trevor Hildenberger, R ERA: 3.61	(8, 1)	1.0		4	1	0	0	0	0	0	0	0	0	0	8	14	0.00	1.000
56 Fernando Rodney, R ERA: 3.32	(9, 1)	1.0		7	2	1	0	1	0	1	0	0	1	0	13	24	0.00	2.000

PITCHER	IP	WLS	BF	H	R	ER	SO	BB	IBB	HBP	BLK	WP	HR	S	P	ERA	WHIP

TOP

Cleveland Indians @ Minnesota Twins

Target Field, Minneapolis, MN

Wed Aug 01 2018, 12:12 PM - 3:13 PM CDT

Att. 29,261 - Cloudy - 73 F

livebaseballscorecards.com

AB	33
R	2
H	8
RBI	1
BB	4
SO	5
LOB	18

WP: 1	PA: 38		
PB: 0			
SB: 0			
CS: 2			

BOTTOM

Cleveland Indians @ Minnesota Twins

Target Field, Minneapolis, MN

Wed Aug 01 2018, 12:12 PM - 3:13 PM CDT

Att. 29,261 - Cloudy - 73 F

livebaseballscorecards.com

Batter	1	2	3	4	5	6	7	8	9	AB	R	H	RBI	BB	SO	LOB
7 Joe Mauer, L (1, 10) OBP: 0.356, SLG: 0.370	C FF 92 B CH 88 F CH 88 B SI 94 S SL 86 2-3 ① K			F CH 89 F FF 95 X SI 94 0-2 ① G6-3		C SI 94 F SL 85 B CH 89 F FF 94 F SI 94 F SL 85 F CH 89 X SL 87 1-2 3B			C FF 92 B ST 82 C ST 82 B ST 82 C FF 96 2-3 ① K	4	0	1	0	0	2	0
20 Eddie Rosario, L (1, 7) OBP: 0.340, SLG: 0.499	B SI 94 F CH 89 F FF 95 X SL 85 1-2 ② G4-3			F FF 96 B SI 96 F FF 93 S CH 90 1-3 ② K		F CH 89 F SI 94 F SI 95 F CH 89 B FF 95 S CU 84 1-3 ③ K			C FF 94 F FF 95 F ST 83 B ST 84 X FF 94 1-2 ② G4-3	4	0	0	0	0	2	1
11 Jorge Polanco, S (1, 6) OBP: 0.370, SLG: 0.379	C SI 94 C FF 96 X SI 94 0-2 ③ P5			C CH 90 B SI 95 B CH 89 B SL 84 X SI 95 3-1 1B			B CU 80 X CH 86 1-0 ① G4-3		X FF 94 0-0 1B	4	0	2	0	0	0	0
99 Logan Morrison, L (1, 3) OBP: 0.287, SLG: 0.378		C FF 95 X SL 85 0-1 ① G6-3		S SL 83 B SI 94 B CH 89 X FF 95 2-1 ③ L8			C SL 82 B CU 84 X FF 95 1-1 ② G4-3		S ST 84 C ST 84 S FF 96 0-3 ③ K	4	0	0	0	0	1	2
22 Miguel Sanó, R (1, 5) OBP: 0.276, SLG: 0.402		F FF 96 C FF 96 S SL 87 0-3 ② K			B SL 85 S SL 86 F FF 94 F SL 86 B CU 82 B FF 95 X SL 86 3-2 26 G1-6-3 1B		B SL 85 B CH 89 C SL 85 B FF 96 X SL 85 3-1 ③ F7			3	0	1	0	0	1	0
26 Max Kepler, L (1, 9) OBP: 0.318, SLG: 0.416 (9, 8)		B FF 96 F SI 94 F SL 86 C FF 95 1-3 ③ K			X CH 88 0-0 ① ② G1-6-3 1-2f			B SI 95 F CH 89 X CH 89 1-1 36 BB 1B		3	0	1	0	0	1	1
23 Mitch Garver, R (1, 2) OBP: 0.345, SLG: 0.407			C FF 95 S SL 84 S SL 88 0-3 ① K		S SL 82 F SL 85 B CU 83 B FF 95 F FF 95 B SL 87 F FF 96 S FF 96 3-3 ③ K			B SL 82 F FF 94 S FF 92 X FF 94 1-2 ① F8		3	0	0	0	0	2	1
60 Jake Cave, L (1, 8) OBP: 0.304, SLG: 0.462 36 Robbie Grossman, R (8, PH) OBP: 0.330, SLG: 0.359 (9, 9)			X SI 95 0-0 ② G6-3			B FF 94 S CH 86 B SI 94 F FF 94 S SL 86 2-3 ① K		D ST 81 1 SAFE B SI 94 C FF 94 F FF 94 D ST 83 F FF 95 F FF 95 F FF 95 4-2 1 SAFE 1 SAFE F ST 82 B FF 95 1-2 24 G6-4-3 BB		2 0	0 0	0 0	0 0	0 0	1 0	0 0
16 Ehire Adrianza, S (1, 4) OBP: 0.307, SLG: 0.380 24 Logan Forsythe, R (8, PH) OBP: 0.269, SLG: 0.289 (9, 4)			C SI 95 S SL 86 S SL 87 0-3 ③ K			C CU 82 B CH 89 S SI 94 B FF 95 S CH 90 2-3 ② K		C ST 82 C FF 95 X FF 95 0-2 ② ③ G6-4-3 1-2f		2 1	0 0	0 0	0 0	0 0	2 0	0 2
Inning Stats	R: 0 E: 0 K: 1 S: 9 H: 0 LOB: 0 BB: 0 P: 12	R: 0 E: 0 K: 2 S: 8 H: 0 LOB: 0 BB: 0 P: 9	R: 0 E: 0 K: 2 S: 7 H: 0 LOB: 0 BB: 0 P: 7	R: 0 E: 0 K: 1 S: 10 H: 1 LOB: 1 BB: 0 P: 16	R: 0 E: 0 K: 1 S: 10 H: 1 LOB: 0 BB: 0 P: 16	R: 0 E: 0 K: 3 S: 18 H: 1 LOB: 1 BB: 0 P: 24	R: 0 E: 0 K: 0 S: 5 H: 0 LOB: 0 BB: 0 P: 10	R: 0 E: 0 K: 0 S: 14 H: 1 LOB: 1 BB: 1 P: 20	R: 0 E: 0 K: 2 S: 11 H: 1 LOB: 1 BB: 0 P: 14	1B: 4 2B: 0 3B: 1 HR: 0 SF: 0 SAC: 0 DP: 2 HBP: 0						

	AB	30
	R	0
	H	5
	RBI	0
	BB	1
	SO	12
	LOB	7

PITCHER	IP	WLS	BF	H	R	ER	SO	BB	IBB	HBP	BLK	WP	HR	S	P	ERA	WHIP
59 Carlos Carrasco, R (1, 1) ERA: 3.66	7.1	W	25	4	0	0	10	0	0	0	0	0	0	72	101	0.00	0.545
33 Brad Hand, L (8, 1) ERA: 2.81	1.2	S	6	1	0	0	2	1	0	0	0	0	0	20	27	0.00	1.200

PITCHER	IP	WLS	BF	H	R	ER	SO	BB	IBB	HBP	BLK	WP	HR	S	P	ERA	WHIP

Kansas City Royals @ Minnesota Twins

Target Field, Minneapolis, MN

Fri Aug 03 2018, 7:12 PM - 12:56 AM CDT

Att. 22,236 - Overcast - 80 F

livebaseballscorecards.com

TOP

Batter	1	2	3	4	5	6	7	8	9	AB	R	H	RBI	BB	SO	LOB
15 Whit Merrifield, R (1, 4) OBP: 0.369, SLG: 0.425	B FF 90 B SL 85 B FF 88 C FF 90 X FF 90 3-1 ① P4		C SL 85 X FC 86 0-1 13 HR 1B		B CH 82 X SI 89 1-0 13 1B 4 1B 21 SF9 1-3 1B		B SI 87 B SI 89 X SI 89 2-0 4 S 1B		X SI 93 0-0 ③ L9	5	2	3	0	0	0	0
4 Alex Gordon, L (1, 7) OBP: 0.316, SLG: 0.353	F FF 91 C FF 90 X SL 84 0-2 21 F8 13 HBP 1B		B SL 87 C FF 91 1 SAFE C FF 92 S FF 91 1 SAFE 1-3 ② K		X FF 92 0-0 13 1B 1-2 3-H 1B		B SI 88 F SI 89 F FF 91 D CH 79 1 SAFE 1 SAFE F CH 80 B SI 90 F SI 89 3-3 ① S CH 79 K 1-2			4	0	2	1	0	2	2
13 Salvador Perez, R (1, 2) OBP: 0.274, SLG: 0.441	C SL 85 F SL 84 B SL 83 1 SAFE F FF 90 D FS 84 B SL 86 1 SAFE 1 SAFE 4-2 F FS 84 H FF 90 7 FC4 1-2 HBP		X FS 86 0-0 1-H HR		D CH 84 X CH 83 1-0 1-2 2-3 1B		F SL 78 S SL 78 D SL 79 B SL 79 X SL 79 2-2 ② F9			3	1	2	2	0	0	1
21 Lucas Duda, L (1, 3) OBP: 0.306, SLG: 0.389	F FF 90 D FS 80 F FC 86 F FF 91 D FS 83 F FF 90 X FS 82 2-2 ② F8 2-3		B FF 91 B FC 88 F FF 91 F FS 84 F FS 82 F FF 91 B CU 73 F FF 92 X FF 91 3-2 ③ G6-3		X SL 84 0-0 ② SF9 3-H		C CH 79 S CH 79 S FF 94 0-3 ③ K			3	0	0	1	0	1	3
7 Rosell Herrera, S (1, 9) OBP: 0.302, SLG: 0.374	B FF 90 F FF 91 B FF 90 X FF 91 2-1 ③ FC4 1-2f			C CU 70 C FF 90 B FF 90 F FS 84 B FF 91 F SL 85 F FF 91 X FS 84 2-2 17 G6-4-3 1B	X CH 84 0-0 ③ G5-3			B CU 78 F SI 93 F SL 84 X CU 79 1-2 ① G6-3		4	0	1	0	0	0	4
14 Brett Phillips, L (1, 8) OBP: 0.250, SLG: 0.366		S FF 88 C FF 90 S FF 90 0-3 ① K		B FF 92 F FF 91 1 SAFE 1 SAFE C FF 91 B FF 91 B FF 92 X FF 91 3-2 ① F7		C CU 76 C FF 94 S FF 95 0-3 ① K		C SI 95 C CU 80 B CU 78 B CU 80 C SI 95 2-3 ② K		4	0	0	0	0	3	1
17 Hunter Dozier, R (1, 5) OBP: 0.267, SLG: 0.338		C FF 90 B SL 83 X FF 90 1-1 ② P3		B SI 87 S CH 82 B SI 89 B CH 79 X CH 80 3-1 ② ③ G6-4-3 1-2f		S SL 88 C SL 90 B FF 95 F FF 95 X SL 86 1-2 1B		B SI 94 S CU 79 S SL 85 S SL 84 1-3 ③ K		4	0	1	0	0	1	1
66 Ryan O'Hearn, L (1, 10) OBP: 0.313, SLG: 0.385		B FF 89 B FF 91 F FF 91 B FF 91 F FF 90 X FF 91 3-2 ③ L9			X FF 90 0-0 ① F7	B CH 86 F CH 86 S FF 95 S FF 95 1-3 ② K			C SI 91 C CH 80 F FF 95 X CH 82 0-2 ① F7	4	0	0	0	0	1	1
27 Adalberto Mondesi, S (1, 6) OBP: 0.283, SLG: 0.413			C FF 89 B FF 90 F FS 84 B FF 90 F FF 90 X SL 85 2-2 ① L6		B SI 90 B CH 79 B CH 79 C FF 89 F CH 80 X CH 81 3-2 15 1B 4 1B 1B	B FF 94 B CU 78 S FF 94 F FF 94 S FF 95 2-3 ③ K			C SI 93 B FF 95 B SI 94 B SI 93 S FF 93 S CH 82 3-3 ② K	4	1	1	0	0	2	1

Inning Stats	1	2	3	4	5	6	7	8	9
	R: 0 E: 0 K: 0 S: 16	R: 0 E: 0 K: 1 S: 8	R: 2 E: 0 K: 1 S: 16	R: 0 E: 0 K: 0 S: 11	R: 2 E: 0 K: 0 S: 9	R: 0 E: 0 K: 3 S: 13	R: 0 E: 0 K: 2 S: 12	R: 0 E: 0 K: 2 S: 9	R: 0 E: 0 K: 1 S: 8
	H: 1 LOB: 2 BB: 0 P: 27	H: 0 LOB: 0 BB: 0 P: 12	H: 2 LOB: 0 BB: 0 P: 22	H: 1 LOB: 0 BB: 0 P: 19	H: 4 LOB: 2 BB: 0 P: 14	H: 1 LOB: 1 BB: 0 P: 17	H: 1 LOB: 1 BB: 0 P: 19	H: 0 LOB: 0 BB: 0 P: 13	H: 0 LOB: 0 BB: 0 P: 11

	AB	35
	R	4
	H	10
	RBI	4
	BB	0
	SO	10
	LOB	14

	1B: 9	SF: 1
	2B: 0	SAC: 0
	3B: 0	DP: 1
	HR: 1	HBP: 1

	WP: 0	PA: 37
	PB: 0	
	SB: 1	
	CS: 0	

PITCHER		IP	WLS	BF	H	R	ER	SO	BB	IBB	HBP	BLK	WP	HR	S	P	ERA	WHIP
12 Jake Odorizzi, R ERA: 4.6	(1, 1)	3.1		15	4	2	2	2	0	0	1	0	0	1	49	75	5.40	1.200
58 Gabriel Moya, L ERA: 7.36	(4, 1)	1.2	W	8	4	2	2	0	0	0	0	0	0	0	11	19	10.80	2.400
65 Trevor May, R ERA: 4.5	(6, 1)	1.0	H	4	1	0	0	3	0	0	0	0	0	0	13	17	0.00	1.000
39 Trevor Hildenberger, R ERA: 3.54	(7, 1)	1.0	H	4	1	0	0	2	0	0	0	0	0	0	12	19	0.00	1.000
55 Taylor Rogers, L ERA: 4.09	(8, 1)	1.0	H	3	0	0	0	2	0	0	0	0	0	0	9	13	0.00	0.000

PITCHER		IP	WLS	BF	H	R	ER	SO	BB	IBB	HBP	BLK	WP	HR	S	P	ERA	WHIP
56 Fernando Rodney, R ERA: 3.24	(9, 1)	1.0	S	3	0	0	0	1	0	0	0	0	0	0	8	11	0.00	0.000

Batter	1	2	3	4	5	6	7	8	9	AB	R	H	RBI	BB	SO	LOB
7 Joe Mauer, L (1, 3) OBP: 0.357, SLG: 0.369	B FF 91 B FF 90 B FF 91 B FF 91 4-0 BB	C FF 91 1 SAFE C CH 84 F SL 84 F CH 86 D SL 84 F FF 92 F CU 80 X SL 83 1-2 20 FC3-2-5-4 1-3 3-H 1B		X SI 91 0-0 ③ G6-3		C SI 89 C SI 91 T SL 85 0-2 ① K		C FF 96 B SI 90 B SL 89 C SL 89 B SL 88 X SI 97 3-2 ① L7		4	0	1	1	1	1	1
20 Eddie Rosario, L (1, 7) OBP: 0.341, SLG: 0.498	B FF 92 C CH 85 F CH 85 S SL 83 1-3 ① K	B CH 84 F FF 92 F FF 93 F SL 83 X CH 85 1-2 ② ③ FC3-2-5-4 1-2 3-H			B SI 92 X SI 93 1-0 99 FC3-6 11 1B 24 G6-3 1B	T SI 89 B SL 85 B SI 90 B FF 90 X SI 91 3-1 11 2B 1B		F SI 94 T FF 98 X SL 89 0-2 ② L6		5	2	2	0	0	1	4
11 Jorge Polanco, S (1, 6) OBP: 0.372, SLG: 0.390	C FF 91 F FF 91 B SL 83 D CH 83 S SL 84 2-3 ② K	C FF 91 F SL 84 X FF 92 0-2 ① P5			B SI 91 X SI 92 1-0 99 FC3-6 1-2 1B	1 SAFE B SI 91 L SI 89 B SI 89 F SI 89 B SL 84 X SL 82 3-2 1-H 2B		B SL 87 S CH 89 D SL 86 C SL 87 B FF 98 X FF 97 3-2 ③ F8		5	0	2	1	0	1	2
99 Logan Morrison, L (1, 10) OBP: 0.286, SLG: 0.376	S CH 85 F FF 91 B FF 92 B SI 92 S SL 84 2-3 ③ K		B CH 85 B SL 85 C SI 92 B SI 92 F FF 93 X SL 82 3-2 26 FC4-6 24 BB 1B		B SI 92 B SL 85 D SI 92 C SI 92 F SI 92 X SL 86 3-2 ① FC3-6 22 1B 24 G6-3 60 BB 1-2f 2-3	B CU 76 B FF 95 F FF 94 F CU 77 B CH 91 F CH 90 S FF 95 3-3 ② K				4	1	1	0	0	2	4
24 Logan Forsythe, R (1, 4) OBP: 0.273, SLG: 0.289		C FF 92 B CU 81 B SL 85 F FF 93 X FF 94 2-2 26 BB 22 2B 1B	B SL 82 B FF 92 B FF 92 1 SAFE B FF 93 4-0 26 FC4-6 1-2 BB		D SI 93 X SI 93 1-0 ② G6-3 1-2 3-H	C FF 95 B FF 96 C CU 78 D CU 78 B CU 78 S FF 94 3-3 K				3	1	1	1	1	1	2
26 Max Kepler, L (1, 9) OBP: 0.322, SLG: 0.415		B FF 92 B CH 86 B CH 86 C FF 92 F CH 85 B FF 92 4-2 22 2B 1-2 BB	B FF 92 X SI 92 1-0 ② FC4-6 1-2f 2-3		B SI 92 D SL 87 D SL 87 B SI 93 4-0 60 BB 22 1B BB		B FF 93 B CU 75 B FF 92 S FF 92 C FF 92 B FF 93 4-2 60 CS BB			1	1	0	0	3	0	2
22 Miguel Sanó, R (1, 5) OBP: 0.281, SLG: 0.411		D CH 86 B SL 84 C FF 92 F FF 92 X SL 83 2-2 60 1B 7 1B 1-H 2-H 2B	D FF 92 X SL 83 1-0 ③ F8		B SL 87 B FF 93 X SI 92 2-0 60 BB 1-2 2-3 1B		C SI 91 B SI 91 S SI 91 C SI 92 1-3 ① K			4	1	2	2	0	1	3
60 Jake Cave, L (1, 8) OBP: 0.310, SLG: 0.459		F FF 93 X FF 92 0-1 7 1B 20 FC3-2-5-4 2-3 1B		F SI 92 S SL 84 B SL 86 S FF 94 1-3 ① K	B SI 92 D SI 92 S SI 92 B SI 92 C SI 92 D SI 93 4-2 1-2 2-3 3-H BB		1 SAFE F SI 92 B CH 84 1 SAFE B CH 84 B SI 90 X SI 91 3-1 ② ③ L8 1-2			3	0	1	1	1	1	1
23 Mitch Garver, R (1, 2) OBP: 0.343, SLG: 0.404		B SL 83 B SL 83 1 SAFE F FF 92 X SL 83 2-1 ① L5		B SI 92 C SI 92 B SL 85 F FF 93 X SI 93 2-2 ② G4-3	C SI 93 D SL 87 C SL 85 F SI 92 S FF 93 1-3 ③ K			F FF 98 S SL 87 B SL 87 X FF 99 1-2 1B		4	0	1	0	0	1	5
Inning Stats	R: 0 E: 0 K: 3 S: 9 H: 0 LOB: 1 BB: 1 P: 18	R: 3 E: 0 K: 0 S: 23 H: 4 LOB: 1 BB: 1 P: 35	R: 0 E: 0 K: 0 S: 8 H: 1 LOB: 2 BB: 1 P: 17	R: 0 E: 0 K: 1 S: 7 H: 0 LOB: 0 BB: 0 P: 10	R: 2 E: 0 K: 1 S: 13 H: 3 LOB: 3 BB: 2 P: 30	R: 1 E: 0 K: 3 S: 15 H: 2 LOB: 1 BB: 0 P: 27	R: 0 E: 0 K: 1 S: 7 H: 0 LOB: 0 BB: 1 P: 15	R: 0 E: 0 K: 0 S: 12 H: 1 LOB: 1 BB: 0 P: 19		1B: 9 2B: 3 3B: 0 HR: 0 SF: 0 SAC: 0 DP: 1 HBP: 0		WP: 0 PB: 0 SB: 0 CS: 1 PA: 39	

PITCHER		IP	WLS	BF	H	R	ER	SO	BB	IBB	HBP	BLK	WP	HR	S	P	ERA	WHIP
49 Heath Fillmyer, R ERA: 3.86	(1, 1)	3.0		16	5	3	3	3	3	0	0	0	0	0	40	70	9.00	2.667
33 Brian Flynn, L ERA: 4.07	(4, 1)	2.1	L	14	5	3	3	3	2	0	0	0	0	0	28	54	11.57	3.000
50 Jason Adam, R ERA: 5.67	(6, 1)	0.2		3	0	0	0	2	1	0	0	0	0	0	9	19	0.00	1.500
61 Kevin McCarthy, R ERA: 3.8	(7, 1)	1.0		2	0	0	0	1	0	0	0	0	0	0	5	9	0.00	0.000
37 Brandon Maurer, R ERA: 10.69	(8, 1)	1.0		4	1	0	0	0	0	0	0	0	0	0	12	19	0.00	1.000

PITCHER	IP	WLS	BF	H	R	ER	SO	BB	IBB	HBP	BLK	WP	HR	S	P	ERA	WHIP

BOTTOM

Kansas City Royals @ Minnesota Twins

Target Field, Minneapolis, MN

Fri Aug 03 2018, 7:12 PM - 12:56 AM CDT

Att. 22,236 - Overcast - 80 F

livebaseballscorecards.com

AB	33
R	6
H	11
RBI	6
BB	6
SO	9
LOB	24

Batter	1	2	3	4	5	6	7	8	9	AB	R	H	RBI	BB	SO	LOB
15 Whit Merrifield, R (1, 4) OBP: 0.370, SLG: 0.424	B FF 93 F FF 95 C SV 81 F FF 95 X SV 82 1-2 ① G5-3		B FF 94 D SV 81 F SI 93 B FF 94 B SI 94 4-1 4 1B 1-2 2-3 BB		F FF 94 B SV 80 X SV 80 1-1 ① G6-3		C SV 81 B SV 82 X FF 94 1-1 1B			3	0	1	0	1	0	0
4 Alex Gordon, L (1, 7) OBP: 0.318, SLG: 0.355	F FF 94 C SV 81 B FF 95 B FF 94 S SV 83 2-3 ② K		X SV 80 0-0 1-3 2-H 3-H 1B		C SI 92 X FF 94 0-1 1B		S FF 94 X FF 92 0-1 ③ G6-3			4	0	2	2	0	1	1
13 Salvador Perez, R (1, 10) OBP: 0.271, SLG: 0.436	S SV 82 B SV 83 F CH 87 B SI 94 X SV 83 2-2 ③ F9		B FF 94 X SV 81 1-0 ② F9		B SI 91 B SI 91 F FF 93 X SI 92 2-1 ② P5			B FF 89 X FF 89 1-0 ① F8		4	0	0	0	0	0	3
21 Lucas Duda, L (1, 3) OBP: 0.305, SLG: 0.391		C SV 80 S CH 84 S CH 84 0-3 ① K	F CH 85 F CH 85 S FF 93 0-3 ③ K		S CH 84 X CH 84 0-1 ③ G6-3			C SI 91 B FF 90 B SL 83 B SI 91 C FF 90 X FF 91 3-2 7 G3 2B		4	0	1	0	0	2	3
7 Rosell Herrera, S (1, 5) OBP: 0.294, SLG: 0.364		B SI 94 F SI 94 C FF 94 X FF 94 1-2 ② G1-3		F SI 93 X SI 93 0-1 ① G4-3		C SI 93 B CH 83 X CH 83 1-1 ① G4-3		C FF 92 X FF 92 0-1 ② G3 2-3		4	0	0	0	0	0	1
38 Jorge Bonifacio, R (1, 9) OBP: 0.296, SLG: 0.344		C FF 96 X SI 95 0-1 ③ G6-3		F FF 94 X FF 94 0-1 14 1B 1B		C SV 81 F FF 93 F FF 93 B SV 82 B SI 93 X CH 84 2-2 ② F7		C FF 91 F FF 91 X FF 90 0-2 ③ G4-3		4	0	1	0	0	0	1
14 Brett Phillips, L (1, 8) OBP: 0.271, SLG: 0.364			S FF 94 S FF 93 B FF 94 F FF 94 B FF 94 F FF 95 B FF 94 B SI 93 4-2 15 BB 2 SH5-3 4 1B BB	B SI 92 X SI 92 1-0 1-2 1B		C FF 93 F FF 93 B SV 82 B FF 94 F SV 82 C SI 94 2-3 ③ K			B FF 91 C FF 92 F FS 85 F FF 92 B FF 92 C FS 83 2-3 ① K	3	1	1	0	1	2	0
2 Alcides Escobar, R (1, 6) OBP: 0.248, SLG: 0.268			B FF 94 1 SAFE F FF 93 1 SAFE X SV 81 1-1 ① SH5-3 1-2	F FF 91 B SI 91 S SV 82 B SI 92 B SI 92 C FF 93 3-3 ② K			C FF 92 F SI 92 B SV 83 X SI 93 1-2 ① G1-3		B FS 82 C FF 93 F FS 81 B FF 92 F FS 86 F FS 84 F FF 92 B FS 86 X FF 92 3-2 ② F7	3	0	0	0	0	1	2
9 Drew Butera, R (1, 2) OBP: 0.270, SLG: 0.280			C FF 93 B SV 80 B SV 81 F FF 94 B SV 81 F SV 81 B FF 94 4-2 15 BB 4 1B BB	B SV 82 C FF 92 D SV 81 F SI 93 S SV 81 2-3 ③ K			X FF 94 0-0 ② F8		B FF 93 F FF 93 B FS 82 X FF 91 2-1 ③ G6-3	3	1	0	0	1	1	2
Inning Stats	R: 0 E: 0 K: 1 S: 10 H: 0 LOB: 0 BB: 0 P: 15	R: 0 E: 0 K: 1 S: 8 H: 0 LOB: 0 BB: 0 P: 9	R: 2 E: 0 K: 1 S: 15 H: 1 LOB: 2 BB: 3 P: 29	R: 0 E: 0 K: 2 S: 11 H: 2 LOB: 2 BB: 0 P: 17	R: 0 E: 0 K: 0 S: 8 H: 1 LOB: 1 BB: 0 P: 11	R: 0 E: 0 K: 1 S: 10 H: 0 LOB: 0 BB: 0 P: 15	R: 0 E: 0 K: 0 S: 8 H: 1 LOB: 1 BB: 0 P: 10	R: 0 E: 0 K: 0 S: 9 H: 1 LOB: 1 BB: 0 P: 13	R: 0 E: 0 K: 1 S: 12 H: 0 LOB: 0 BB: 0 P: 19	1B: 5 2B: 1 3B: 0 HR: 0 SF: 0 SAC: 1 DP: 0 HBP: 0						

PITCHER		IP	WLS	BF	H	R	ER	SO	BB	IBB	HBP	BLK	WP	HR	S	P	ERA	WHIP
17 José Berríos, R ERA: 3.51	(1, 1)	7.0	W	29	5	2	2	6	3	0	0	0	0	0	70	106	2.57	1.143
43 Addison Reed, R ERA: 4.6	(8, 1)	1.0		4	1	0	0	0	0	0	0	0	0	0	9	13	0.00	1.000
32 Oliver Drake, R ERA: 7.31	(9, 1)	1.0		3	0	0	0	1	0	0	0	0	0	0	12	19	0.00	0.000

PITCHER	IP	WLS	BF	H	R	ER	SO	BB	IBB	HBP	BLK	WP	HR	S	P	ERA	WHIP

TOP

Kansas City Royals @ Minnesota Twins

Target Field, Minneapolis, MN

Sat Aug 04 2018, 6:47 PM - 9:32 PM CDT

Att. 27,909 - Overcast - 74 F

livebaseballscorecards.com

AB	32
R	2
H	6
RBI	2
BB	3
SO	7
LOB	13

WP: 0	PA: 36		
PB: 0			
SB: 0			
CS: 0			

BOTTOM

Kansas City Royals @ Minnesota Twins

Target Field, Minneapolis, MN

Sat Aug 04 2018, 6:47 PM - 9:32 PM CDT

Att. 27,909 - Overcast - 74 F

livebaseballscorecards.com

Batter	1	2	3	4	5	6	7	8	9	AB	R	H	RBI	BB	SO	LOB
7 Joe Mauer, L (1, 10) OBP: 0.357, SLG: 0.367	C FF 92 X CH 81 0-1 ① G3-1		C FF 92 B FF 92 B FF 94 B CH 81 C FF 93 S CU 80 3-3 ② K		X CH 80 0-0 11 BB 2-3 1B	B FF 96 B FF 96 B FF 96 C FF 95 F FF 95 F FF 95 D SL 88 4-2 BB		B FF 92 C FF 93 B CU 76 F FF 94 X FF 94 2-2 ① L4		4	0	1	0	1	1	0
20 Eddie Rosario, L (1, 7) OBP: 0.339, SLG: 0.502	X CH 82 0-0 HR		B FF 94 S FF 93 B FF 94 X CU 79 2-1 ③ F8		S CU 77 B FF 93 F CU 80 F FF 94 F CU 81 D CU 80 X FF 92 2-2 ② SF8 3-H	S SL 86 B FF 95 X SL 87 1-1 ③ F7		F FF 93 B CU 77 F CU 77 S CU 79 1-3 ② K		4	1	1	2	0	1	2
11 Jorge Polanco, S (1, 6) OBP: 0.373, SLG: 0.385	B FF 92 B FF 92 C FF 92 B CU 78 C FF 92 C FF 93 3-3 ② K			B FF 90 C CU 76 B FF 90 X FF 92 2-1 ① L8	B CU 78 C CU 78 B FF 92 F CH 82 D CH 83 D CU 79 4-2 1-2 BB		B CU 79 B FF 95 B FF 95 C FF 94 X FF 95 3-1 99 HR 1B	F FF 95 B CU 78 B FF 95 X FF 95 2-1 ③ G6-3		4	1	1	0	1	1	0
99 Logan Morrison, L (1, 3) OBP: 0.289, SLG: 0.387	C FF 93 S CU 81 F CU 82 S FF 94 0-3 ③ K			C CU 77 X CU 79 0-1 26 HR 1B	B FF 91 F CU 79 B FF 93 X FF 92 2-1 ③ G4-3		C FF 94 X FF 93 0-1 1-H HR			4	2	2	2	0	1	2
22 Miguel Sanó, R (1, 5) OBP: 0.280, SLG: 0.404		X CU 78 0-0 ① G6-3		C FF 92 C FF 93 F CU 81 B FF 95 X CU 81 1-2 ② F8		C FF 92 B FF 93 B FF 92 F FF 94 B FF 94 4-2 26 1B 24 2B BB	B SL 86 S FF 96 B FF 96 F SL 85 B FF 96 S FF 95 3-3 ① K			3	1	0	0	1	1	1
26 Max Kepler, L (1, 9) OBP: 0.329, SLG: 0.428		C FF 92 B FF 93 X FF 94 1-1 1B		C CU 79 B FF 94 X FF 93 1-1 1-H HR		B FF 92 C CU 80 B FF 93 F CU 78 F CU 79 B FF 93 X FF 93 3-2 24 2B 46 G5-2-3 1-3 1B	C FF 95 B CH 86 F FF 96 F SL 86 B FF 96 B FF 95 B FF 94 4-2 60 2B BB			3	2	3	2	1	0	0
24 Logan Forsythe, R (1, 4) OBP: 0.273, SLG: 0.294	1 SAFE C FF 93 C CU 80 D CU 82 1 SAFE F FF 95 S CU 80 1-3 ② K			F FF 94 X CU 80 0-1 ③ G5-3		D SL 87 X SL 85 1-0 46 G5-2-3 1-3 3-H 2B	C SL 85 F FF 94 C FF 93 0-3 ② K			4	0	1	1	0	2	2
60 Jake Cave, L (1, 8) OBP: 0.308, SLG: 0.460	B FF 94 1 SAFE B FF 92 B FF 92 C FF 92 X FF 92 3-1 ③ L7				B CU 77 B FF 90 C FF 90 S FF 88 X CH 82 2-2 ① G3	S FF 95 C FF 95 S FF 95 0-3 ① K	F FF 94 F FF 92 B FF 95 D SL 87 X FF 94	2-2 1-3 2B		4	0	1	0	0	1	3
46 Bobby Wilson, R (1, 2) OBP: 0.225, SLG: 0.263			B FF 90 C FF 92 B FF 92 X FF 92 2-1 ① F8		B CU 78 X FF 91 1-0 7 1B 20 SF8 2B	S FF 95 X FF 96 0-1 ② G5-2-3 2-3 3-H	D SL 87 F FF 94 S SL 85 F SL 88 F FF 94 B SL 86 S SL 87 2-3 ③ K			4	1	1	1	0	1	3
Inning Stats	R: 1 E: 0 K: 2 S: 10 H: 1 LOB: 0 BB: 0 P: 13	R: 0 E: 0 K: 1 S: 9 H: 1 LOB: 1 BB: 0 P: 14	R: 0 E: 0 K: 1 S: 7 H: 0 LOB: 0 BB: 0 P: 14	R: 2 E: 0 K: 0 S: 12 H: 2 LOB: 0 BB: 0 P: 16	R: 1 E: 0 K: 0 S: 14 H: 2 LOB: 2 BB: 1 P: 25	R: 2 E: 0 K: 1 S: 17 H: 2 LOB: 2 BB: 2 P: 30	R: 2 E: 0 K: 3 S: 21 H: 3 LOB: 2 BB: 1 P: 35	R: 0 E: 0 K: 1 S: 8 H: 0 LOB: 0 BB: 0 P: 13		1B: 5 2B: 3 3B: 0 HR: 3 SF: 1 SAC: 0 DP: 0 HBP: 0						

	AB	34
	R	8
	H	11
	RBI	8
	BB	4
	SO	9
	LOB	13

WP: 0 PA: 39
PB: 0
SB: 0
CS: 0

PITCHER		IP	WLS	BF	H	R	ER	SO	BB	IBB	HBP	BLK	WP	HR	S	P	ERA	WHIP
64 Burch Smith, R ERA: 6.41	(1, 1)	5.0	L	24	7	6	6	4	2	0	0	0	0	2	58	95	10.80	1.800
57 Glenn Sparkman, R ERA: 5.4	(6, 1)	2.0		12	4	2	2	4	2	0	0	0	0	1	32	52	9.00	3.000
50 Jason Adam, R ERA: 5.46	(8, 1)	1.0		3	0	0	0	1	0	0	0	0	0	0	8	13	0.00	0.000

PITCHER	IP	WLS	BF	H	R	ER	SO	BB	IBB	HBP	BLK	WP	HR	S	P	ERA	WHIP

Batter	1	2	3	4	5	6	7	8	9	AB	R	H	RBI	BB	SO	LOB
15 Whit Merrifield, R (1, 4) OBP: 0.375, SLG: 0.436	C FF 88 B SI 87 X SL 81 1-1 F9		C SL 88 F FF 90 B SL 83 F SL 82 F SI 87 X SL 82 1-2 13 F9 4 BB 1B		F SL 79 F CH 85 1 SAFE D SL 81 B SL 86 X SI 86 2-2 4 1B 1-2 1B		B SI 90 B SI 89 X SI 89 2-0 2-H HR		X SI 93 0-0 4 CS 1B	5	1	4	2	0	0	0
4 Alex Gordon, L (1, 7) OBP: 0.322, SLG: 0.357	F FF 89 B SI 88 X CH 81 1-1 21 HR 1B		F FF 88 1 SAFE B FF 87 B SL 79 B CH 81 B FF 89 4-1 1-2 BB		C SI 87 D CH 83 X CH 83 1-1 1-2 2-H 1B		B SL 77 X CH 79 1-0 F7		S CH 83 1 SAFE B SI 94 B SI 94 B SI 94 C SI 95 S FF 95 3-3 1-2 K	4	1	2	1	1	1	1
13 Salvador Perez, R (1, 2) OBP: 0.270, SLG: 0.432 27 Adalberto Mondesi, S (9, PR) OBP: 0.283, SLG: 0.413	D SL 83 C SL 81 1 SAFE F CH 86 F FF 87 C SL 82 1-3 K		C SL 82 D SL 81 2 SAFE B SI 87 B FF 90 F SL 82 X FF 90 3-2 F9 2-3		C SI 86 X SL 82 0-1 F7		B CH 78 X SL 77 1-0 G6-3		S FF 97 F FF 97 X FF 97 0-2 21 S 1B	5 0	0 0	1 0	0 0	0 0	1 0	5 0
21 Lucas Duda, L (1, 10) OBP: 0.307, SLG: 0.401	C SL 78 X CH 81 0-1 1-H HR		B FF 90 B SL 81 C CH 84 B FF 90 F SI 88 S SL 82 3-3 K		B SI 86 C FF 89 D SL 82 S CH 81 F FF 90 C FF 90 2-3 K		C CH 78 S CH 80 S CH 78 0-3 K		B SI 96 B CH 85 S CH 84 B SI 96 C SI 97 B FF 96 4-2 7 S 1-3 BB	4	1	1	2	1	3	4
7 Rosell Herrera, S (1, 5) OBP: 0.291, SLG: 0.358	B FF 89 X FF 88 1-0 G6-3			C FF 87 B FF 88 F CH 82 X SL 81 1-2 1B	B CH 82 X CH 82 1-0 F7			B SI 94 B SI 94 X SI 94 2-0 E5 17 1B	C CH 84 S CH 85 D CH 87 X FF 99 1-2 G5-3 1-2	5	0	1	0	0	0	4
14 Brett Phillips, L (1, 8) OBP: 0.250, SLG: 0.333		C SI 88 B SL 79 X SL 80 1-1 P6		1 SAFE F SL 80 1 SAFE C CH 82 B FF 88 1 SAFE F SL 80 S FF 89 1-3 K	B SL 82 C FF 88 F CH 80 C FF 91 1-3			1 SAFE L SI 94 1 SAFE S SI 94 C CU 78 0-3 K		4	0	0	0	0	3	2
38 Jorge Bonifacio, R (1, 9) OBP: 0.286, SLG: 0.330		X SL 80 0-0 P5		X CH 86 0-0 P5	B CH 79 X CH 80 1-0 L5			1 SAFE F CU 77 D SL 87 F SI 94 F CU 79 B SI 94 1 SAFE B SI 94 S SI 94 3-3 K		4	0	0	0	0	1	2
66 Ryan O'Hearn, L (1, 3) OBP: 0.263, SLG: 0.313 17 Hunter Dozier, R (8, PH) OBP: 0.271, SLG: 0.342 (8, 3)		C FF 89 F CH 81 F FF 90 B SL 80 B SL 81 F CH 84 X FF 90 2-2 F7		1 SAFE X SI 87 0-0 G3		C FF 90 X SL 80 0-1 G3-1		F FF 94 B FF 94 X CU 80 1-1 2 S 1-3 1B		3 1	0 0	0 1	0 0	0 0	0 0	1 0
2 Alcides Escobar, R (1, 6) OBP: 0.251, SLG: 0.273			C B SL 80 F CH 86 B FF 88 X FF 90 2-2 G6-3		C SI 87 B CH 84 X SL 80 1-1 15 1B 4 1B 1B		F SI 87 C SL 78 X SL 77 0-2 15 HR 2B		S SL 88 F CU 79 B FF 95 S FF 95 1-3 K 1-2	4	2	2	0	0	1	2
Inning Stats	R: 2 E: 0 K: 1 S: 11 H: 2 LOB: 0 BB: 0 P: 15	R: 0 E: 0 K: 0 S: 8 H: 0 LOB: 0 BB: 0 P: 11	R: 0 E: 0 K: 1 S: 15 H: 1 LOB: 2 BB: 1 P: 28	R: 0 E: 0 K: 1 S: 9 H: 1 LOB: 1 BB: 0 P: 11	R: 1 E: 0 K: 1 S: 14 H: 3 LOB: 2 BB: 0 P: 21	R: 0 E: 0 K: 1 S: 6 H: 0 LOB: 0 BB: 0 P: 8	R: 2 E: 0 K: 1 S: 9 H: 2 LOB: 0 BB: 0 P: 13	R: 0 E: 1 K: 3 S: 13 H: 1 LOB: 2 BB: 0 P: 20	R: 0 E: 0 K: 1 S: 12 H: 2 LOB: 3 BB: 1 P: 20	1B: 9 2B: 1 3B: 0 HR: 2 SF: 0 SAC: 0 DP: 0 HBP: 0						

TOP

Kansas City Royals @ Minnesota Twins

Target Field, Minneapolis, MN

Sun Aug 05 2018, 1:13 PM - 4:06 PM CDT

Att. 25,390 - Cloudy - 85 F

livebaseballscorecards.com

AB	39
R	5
H	12
RBI	5
BB	2
SO	10
LOB	21

WP: 0 PB: 0 SB: 4 CS: 1 PA: 41

PITCHER		IP	WLS	BF	H	R	ER	SO	BB	IBB	HBP	BLK	WP	HR	S	P	ERA	WHIP
54 Ervin Santana, R ERA: 6.14	(1, 1)	4.1		21	7	3	3	3	1	0	0	0	0	1	52	78	6.23	1.846
58 Gabriel Moya, L ERA: 6.39	(5, 1)	1.2	W	5	0	0	0	2	0	0	0	0	0	0	11	16	0.00	0.000
39 Trevor Hildenberger, R ERA: 3.81	(7, 1)	1.0	H	5	2	2	2	1	0	0	0	0	0	1	9	13	18.00	2.000
55 Taylor Rogers, L ERA: 4.03	(8, 1)	0.2	H	3	0	0	0	2	0	0	0	0	0	0	8	13	0.00	0.000
65 Trevor May, R ERA: 3.86	(8, 1)	0.1	H	2	1	0	0	1	0	0	0	0	0	0	5	7	0.00	3.000

PITCHER		IP	WLS	BF	H	R	ER	SO	BB	IBB	HBP	BLK	WP	HR	S	P	ERA	WHIP
56 Fernando Rodney, R ERA: 3.16	(9, 1)	1.0	S	5	2	0	0	1	1	0	0	0	0	0	12	20	0.00	3.000

Batter	1	2	3	4	5	6	7	8	9	AB	R	H	RBI	BB	SO	LOB
36 Robbie Grossman, S (1, 9) OBP: 0.332, SLG: 0.365 99 Logan Morrison, L (7, PR) (8, 3) (8, 3) OBP: 0.289, SLG: 0.387	B SI 91 B CH 82 F FF 92 F FF 92 F SI 94 S CU 76 2-3 K ①	F SI 97 B SI 95 B FF 94 C CH 85 F CU 77 X CH 83 2-2 L1-3 ③		D CH 84 X CU 76 1-0 2-H 2B			F FF 91 X FF 92 0-1 20 G1-3 1B			4	0	2	1	0	1	0
										0	0	0	0	0	0	0
20 Eddie Rosario, L (1, 7) (8, 9) (8, 9) OBP: 0.336, SLG: 0.498	F FF 92 B SL 83 F FF 93 B FF 94 X CU 77 2-2 G4-3 ②		X FF 93 0-0 B4-3 ①	X CU 75 0-0 F8 ③			X FF 91 0-0 G1-3 ② 1-2			4	0	0	0	0	0	2
11 Jorge Polanco, S (1, 6) OBP: 0.369, SLG: 0.380	F FF 92 B FF 95 F FF 95 B CU 77 F FF 95 B CH 85 F FF 95 X CU 76 3-2 G5-3 ③		C SI 93 F CH 82 X CU 76 0-2 22 S 1B		C FF 91 X FF 92 0-1 P3 ①		B FF 90 F SL 80 F SI 90 X FF 91 1-2 G5-3 ③			4	0	1	0	0	0	2
22 Miguel Sanó, R (1, 3) (8, 5) (8, 5) OBP: 0.285, SLG: 0.406		C FF 92 C CU 74 B CU 76 B FF 94 X FF 94 2-2 16 BB 24 1B 60 HR 1B	T FF 93 C CU 76 B FF 93 S SI 94 1-3 K 1-2 ②		B CH 83 C FF 92 B FF 92 F CU 76 S FF 93 2-3 K ②			F SI 92 B SI 92 B SI 92 B SL 87 S SI 92 X SI 93 3-2 26 BB 24 1B 23 G6-2-3 1B		4	1	2	0	0	2	1
24 Logan Forsythe, R (1, 4) OBP: 0.277, SLG: 0.298		X FF 94 0-0 16 BB 60 HR 1-2 1B	C SI 95 C CU 77 X CU 77 0-2 P3 ③		S CH 83 C CU 77 S CH 81 0-3 K ③			C SI 93 B CU 84 X SI 92 1-1 23 G6-2-3 26 BB 1-2 1B		4	1	2	0	0	1	1
26 Max Kepler, L (1, 10) OBP: 0.333, SLG: 0.432		B FF 94 L FF 94 B FF 95 C SL 84 F CU 78 S FF 95 2-3 K ①		B SL 82 S SL 84 X FF 93 1-1 16 1B 2B		B CU 76 C SL 83 B SL 82 T FF 92 X FF 93 2-2 23 G6-4-3 1B		B SI 92 D SI 93 B CH 85 C SI 93 C SI 92 D CH 86 4-2 23 G6-2-3 1-2 2-3 BB		3	1	2	0	1	1	2
23 Mitch Garver, R (1, 2) OBP: 0.338, SLG: 0.396		F CH 85 X CH 85 0-1 F7 ②		B FF 92 C CU 75 B CH 85 X FF 93 2-1 P3 ①		S CH 83 X CH 83 0-1 G6-4-3 ① ② 1-2f		C SI 93 F CU 85 B SI 93 F CH 86 X SI 93 1-2 G6-2-3 ① ② 1-2 2-3 3-Hf		4	0	0	0	0	0	7
16 Ehire Adrianza, S (1, 5) (8, 7) (8, 7) OBP: 0.310, SLG: 0.379		C SI 95 B CU 76 B SI 95 B CH 84 B SI 95 4-1 60 HR 1-2 2-3 BB		C SI 93 S CU 76 B CU 77 X CH 85 1-2 36 2B 2-H 1B		B SI 92 B SL 82 F SI 92 X SL 84 2-1 L8 ③		X SL 80 0-0 B2-3 ③		3	2	1	1	1	0	2
60 Jake Cave, L (1, 8) OBP: 0.309, SLG: 0.483		B SL 83 T FF 95 C SL 83 B CU 78 F FF 96 B FF 95 X FF 95 3-2 1-H 2-H 3-H HR		B SL 84 F SL 83 S FF 94 F CU 77 B FF 94 S FF 94 2-3 K ②			B FF 90 C SL 79 S SL 79 C FF 92 1-3 K ①			3	1	1	4	0	2	1
Inning Stats	R: 0 E: 0 K: 1 S: 12 H: 0 LOB: 0 BB: 0 P: 19	R: 4 E: 0 K: 1 S: 19 H: 3 LOB: 0 BB: 1 P: 32	R: 0 E: 0 K: 1 S: 10 H: 1 LOB: 1 BB: 0 P: 11	R: 2 E: 0 K: 1 S: 13 H: 3 LOB: 1 BB: 0 P: 20	R: 0 E: 0 K: 2 S: 8 H: 0 LOB: 0 BB: 0 P: 10	R: 0 E: 0 K: 0 S: 7 H: 1 LOB: 0 BB: 0 P: 11	R: 0 E: 0 K: 1 S: 9 H: 1 LOB: 2 BB: 0 P: 11	R: 0 E: 0 K: 0 S: 12 H: 2 LOB: 2 BB: 1 P: 21		1B: 8 2B: 2 3B: 0 HR: 1 SF: 0 SAC: 0 DP: 2 HBP: 0			WP: 0 PB: 0 SB: 1 CS: 0 PA: 35	

PITCHER		IP	WLS	BF	H	R	ER	SO	BB	IBB	HBP	BLK	WP	HR	S	P	ERA	WHIP
41 Danny Duffy, L ERA: 4.7	(1, 1)	6.0	L	26	8	6	6	6	1	0	0	0	0	1	69	103	9.00	1.500
54 Tim Hill, L ERA: 5.29	(7, 1)	1.0		4	1	0	0	1	0	0	0	0	0	0	9	11	0.00	1.000
61 Kevin McCarthy, R ERA: 3.74	(8, 1)	0.2		4	2	0	0	0	1	0	0	0	0	0	11	20	0.00	4.500
43 Wily Peralta, R ERA: 3.07	(8, 1)	0.1		1	0	0	0	0	0	0	0	0	0	0	1	1	0.00	0.000

PITCHER	IP	WLS	BF	H	R	ER	SO	BB	IBB	HBP	BLK	WP	HR	S	P	ERA	WHIP

BOTTOM

Kansas City Royals @ Minnesota Twins

Target Field, Minneapolis, MN

Sun Aug 05 2018, 1:13 PM - 4:06 PM CDT

Att. 25,390 - Cloudy - 85 F

livebaseballscorecards.com

AB	33
R	6
H	11
RBI	6
BB	2
SO	7
LOB	18

Minnesota Twins @ Cleveland Indians

Progressive Field, Cleveland, OH

Mon Aug 06 2018, 7:11 PM - 10:02 PM EDT

Att. 18,620 - Overcast - 85 F

TOP

livebaseballscorecards.com

Batter	1	2	3	4	5	6	7	8	9	AB	R	H	RBI	BB	SO	LOB
7 Joe Mauer, L (1, 3) OBP: 0.354, SLG: 0.364	C FF 94 B CH 86 B FF 94 X FF 94 2-1 G4-3		B FF 94 C FF 94 X FF 95 1-1 F8		C FF 95 C KC 81 S CH 89 0-3 K			B FF 88 C FF 89 F SL 78 B SI 90 T FF 90 2-2 K		3	0	0	0	0	1	2
16 Ehire Adrianza, S (8, PH) OBP: 0.309, SLG: 0.377 (8, 3)										1	0	0	0	0	1	0
20 Eddie Rosario, L (1, 7) OBP: 0.334, SLG: 0.494	B KC 78 S FF 95 S FF 95 S FF 95 1-3 K		F KC 79 B ST 81 F CH 86 F FF 97 D CH 88 F FF 95 1 SAFE F CH 88 S FF 95 2-3 K			B CH 87 B FF 95 S FF 95 B CH 88 C FF 96 X CH 89 3-2 G6-3		S SL 78 F SL 78 X SI 90 0-2 L8		3	0	0	0	0	2	1
51 Johnny Field, R (8, PH) OBP: 0.251, SLG: 0.371 (8, 7)										1	0	0	0	0	0	0
11 Jorge Polanco, S (1, 6) OBP: 0.365, SLG: 0.384	C FF 94 B KC 80 S CH 86 C FF 96 1-3 K			S CH 86 C KC 79 X CH 87 0-2 F9		C FF 95 C KC 80 B KC 82 F SI 96 B CH 88 F FF 97 F FC 88 B CH 89 X FF 97 3-2 99 F9 2B		C FF 88 F SI 91 S FF 92 0-3 K		4	0	1	0	0	2	0
99 Logan Morrison, L (1, 10) OBP: 0.285, SLG: 0.382		X FF 93 0-0 F8		C KC 79 F KC 80 F FF 97 S KC 82 0-3 K		D KC 80 B FF 95 C FF 95 C FF 96 X FC 88 2-2 F9 2-3			F FF 91 B FF 91 X CH 83 1-1 G6-3	4	0	0	0	0	1	1
22 Miguel Sanó, R (1, 5) OBP: 0.289, SLG: 0.401		B ST 77 C ST 79 B ST 80 C FF 96 F FF 94 S ST 82 2-3 K		C ST 81 B ST 82 B KC 81 F FF 96 B SI 96 F ST 83 B FF 97 4-2 BB		B KC 81 B ST 80 F FF 96 B FF 96 B FF 97 4-1 BB			B SL 82 X SI 91 1-0 G6-3	2	0	0	0	2	1	0
26 Max Kepler, L (1, 9) OBP: 0.332, SLG: 0.429		B FF 94 B CH 86 B FF 94 C FF 95 B FF 93 4-1 BB		X FF 95 0-0 P3		C FC 90 B SI 95 B FC 89 C FF 96 B ST 82 C SI 95 3-3 K			B FF 91 B CH 84 B SI 91 C FF 90 X SI 90 3-1 G4-3	3	0	0	0	1	1	3
24 Logan Forsythe, R (1, 4) OBP: 0.278, SLG: 0.298		B FC 85 B FF 95 B FF 94 C FF 95 C FF 94 T FF 95 3-2 K			B FF 93 B FF 94 B FF 94 C FF 94 C FF 94 F FF 95 X FF 95 3-2 46 S 1B		B SI 86 X SI 86 1-0 G5-3			3	0	1	0	0	1	1
60 Jake Cave, L (1, 8) OBP: 0.310, SLG: 0.479			X FF 94 0-0 1B		C CH 85 B KC 80 S CH 87 B KC 82 S CH 88 2-3 K		B SL 78 X FF 87 1-0 G1-3			3	0	1	0	0	1	1
46 Bobby Wilson, R (1, 2) OBP: 0.220, SLG: 0.256			C ST 79 B ST 80 F FF 94 B SI 96 C SI 95 2-3 K		S FC 86 F ST 81 D KC 83 C SI 96 1-3 K 1-2		B FF 86 B SI 86 S SI 85 B SI 86 S SI 86 X SI 87 3-2 G6-3			3	0	0	0	0	2	2

	AB	30
	R	0
	H	3
	RBI	0
	BB	3
	SO	13
	LOB	11

Inning Stats	1	2	3	4	5	6	7	8	9	1B: 2	SF: 0	WP: 0	PA: 33
R:	0	0	0	0	1	0	0	0	0	2B: 1	SAC: 0	PB: 0	
E:	0	0	0	0	0	0	0	0	0	3B: 0	DP: 0	SB: 1	
K:	2	2	2	1	3	1	0	2	0	HR: 0	HBP: 0	CS: 0	
S:	8	9	12	11	13	16	5	9	5				
H:	0	0	1	0	1	1	0	0	0				
LOB:	0	1	1	1	1	2	0	0	0				
BB:	0	1	0	1	0	1	0	0	0				
P:	12	18	17	15	19	31	10	11	10				

PITCHER		IP	WLS	BF	H	R	ER	SO	BB	IBB	HBP	BLK	WP	HR	S	P	ERA	WHIP
47 Trevor Bauer, R ERA: 2.25	(1, 1)	6.0	W	24	3	0	0	11	3	0	0	0	0	0	69	112	0.00	1.000
90 Adam Cimber, R ERA: 3.42	(7, 1)	1.0		3	0	0	0	0	0	0	0	0	0	0	5	10	0.00	0.000
39 Oliver Pérez, L ERA: 1.53	(8, 1)	1.0		3	0	0	0	2	0	0	0	0	0	0	9	11	0.00	0.000
61 Dan Otero, R ERA: 4.93	(9, 1)	1.0		3	0	0	0	0	0	0	0	0	0	0	5	10	0.00	0.000

PITCHER	IP	WLS	BF	H	R	ER	SO	BB	IBB	HBP	BLK	WP	HR	S	P	ERA	WHIP

BOTTOM

Minnesota Twins @ Cleveland Indians

Progressive Field, Cleveland, OH

Mon Aug 06 2018, 7:11 PM - 10:02 PM EDT

Att. 18,620 - Overcast - 85 F

livebaseballscorecards.com

Batter	1	2	3	4	5	6	7	8	9	AB	R	H	RBI	BB	SO	LOB
12 Francisco Lindor, S (1, 6) OBP: 0.376, SLG: 0.560	B SI 90 F FF 92 B FF 93 F SI 91 B SI 92 B SI 94 4-2 11 E 23 1B 11 SF4 BB		C SI 93 B CU 79 S SI 90 B FF 91 S SL 86 2-3 ② K	B FF 95 B SI 94 B SI 91 C SI 92 X SI 93 3-1 23 G6-3 23 S 1B		C CU 71 X SI 93 0-1 ③ F8		S CU 68 F CU 64 B CU 60 B CH 81 B CU 62 X CU 66 3-2 1B		4	1	2	0	1	1	0
23 Michael Brantley, L (1, 7) OBP: 0.346, SLG: 0.464 26 Rajai Davis, R (7, PR) OBP: 0.302, SLG: 0.319 (8, 7)	X SI 93 0-0 11 SF4 11 E 10 G1 1-2 1B		X CH 86 0-0 11 S 1B	B FF 94 1 SAFE 1 SAFE B FF 93 B SI 91 C FF 92 X SI 92 3-1 ② G6-3 1-3			C CU 71 B FF 92 B SI 92 B FF 91 B SI 92 4-1 11 BB 10 HR BB	X CU 70 0-0 ② F8		3 1	1 1	2 0	0 0	1 0	0 0	1 1
11 José Ramírez, S (1, 5) OBP: 0.410, SLG: 0.629 9 Erik González, R (7, PR) OBP: 0.340, SLG: 0.446 (8, 5)	B FF 93 B CH 84 2 SAFE X FF 92 2-0 ① SF4 1-3 2-H		B CH 85 S CH 85 F FF 92 1 SAFE B CH 86 1 SAFE B SL 86 D CH 85 4-2 1-2 BB	B CH 86 B FF 93 X CH 85 2-0 ③ G6-3			B SI 93 B SI 92 C SL 88 B FF 92 F SL 87 B FF 91 4-2 10 HR 1-2 BB	B CU 67 F CU 68 X CU 69 1-1 ③ G4-3		1 1	0 1	0 0	1 0	2 0	0 0	1 1
10 Edwin Encarnación, R (1, 10) OBP: 0.320, SLG: 0.471	D SL 86 B SI 92 X SL 84 2-0 ② G1 3-H		D SL 86 B SI 92 D SL 85 C FF 94 F SI 93 C SL 84 3-3 ③ K		B SL 85 S SL 84 B SI 92 B SL 85 S SI 93 X SI 94 3-2 ① F8		B SI 92 B SL 83 F FF 89 B SI 92 S FF 93 F FF 94 X FF 92 3-2 1-H 2-H HR			4	1	1	4	0	1	2
17 Yonder Alonso, L (1, 3) OBP: 0.319, SLG: 0.454	B CU 81 X FF 94 1-0 ③ F9			C CU 80 B CU 81 X FF 93 1-1 HR	B CU 82 S CU 82 C CU 82 F CU 81 B FF 94 F FF 95 B CU 83 X SL 85 3-2 ② G3-1		S FF 92 F SL 84 B SL 86 F FF 91 B SI 91 S SL 85 2-3 ① K			4	1	1	1	0	1	1
13 Leonys Martin, L (1, 8) OBP: 0.324, SLG: 0.425		X FF 92 0-0 ① B1-3		C CH 86 B CH 85 S CH 87 B FF 92 S CH 87 2-3 ① K	S CH 86 F FF 93 X SL 86 0-2 ③ G3		X FF 91 0-0 1B			4	0	1	0	0	1	0
22 Jason Kipnis, L (1, 4) OBP: 0.308, SLG: 0.365		C SI 92 X FF 92 0-1 55 G6-4-3 1B		B FF 94 B CH 86 F SI 94 F FF 94 F FF 95 F SL 86 B CH 86 B CH 85 4-2 55 2B BB		X FF 91 0-0 HR	B SL 86 C SL 86 S SL 87 F FF 91 F SL 85 F FF 90 X FF 92 1-2 ② F9			3	2	2	1	1	0	1
55 Roberto Pérez, R (1, 2) OBP: 0.252, SLG: 0.238		B SI 92 B SL 84 X SI 94 2-0 ② ③ G6-4-3 1-2f		C SI 94 B SL 85 B SI 93 F SI 93 1 SAFE B SI 93 X SI 92 3-2 6 HR 1-H 2B		B SL 82 B FF 91 B FF 93 B FF 93 4-0 6 G4-3 BB	F FF 91 S SI 92 B SL 85 B SL 83 S SI 91 2-3 ③ K			3	1	1	1	1	1	2
6 Brandon Guyer, R (1, 9) OBP: 0.299, SLG: 0.408			X FF 92 0-0 ① G5-3	B SL 85 C SI 94 X SL 85 1-1 2-H HR		S FF 92 C FF 94 B FF 93 X SI 93 1-2 ① ② G4-3 1-2f		B CU 74 C CU 70 B CU 62 X CU 67 2-1 ① G5-3		4	1	1	2	0	0	1
Inning Stats	R: 2 E: 1 K: 0 S: 6 H: 1 LOB: 0 BB: 1 P: 15	R: 0 E: 0 K: 0 S: 4 H: 1 LOB: 0 BB: 0 P: 6	R: 0 E: 0 K: 2 S: 10 H: 1 LOB: 2 BB: 1 P: 19	R: 4 E: 0 K: 1 S: 19 H: 4 LOB: 1 BB: 1 P: 38	R: 0 E: 0 K: 0 S: 11 H: 0 LOB: 0 BB: 0 P: 17	R: 1 E: 0 K: 0 S: 6 H: 1 LOB: 0 BB: 1 P: 11	R: 3 E: 0 K: 2 S: 21 H: 2 LOB: 1 BB: 2 P: 37	R: 0 E: 0 K: 0 S: 8 H: 1 LOB: 1 BB: 0 P: 14		1B: 6 2B: 1 3B: 0 HR: 4 SF: 1 SAC: 0 DP: 2 HBP: 0			WP: 0 PB: 0 SB: 2 CS: 0 PA: 39	

AB	32
R	10
H	11
RBI	10
BB	6
SO	5
LOB	11

PITCHER		IP	WLS	BF	H	R	ER	SO	BB	IBB	HBP	BLK	WP	HR	S	P	ERA	WHIP
44 Kyle Gibson, R ERA: 3.6	(1, 1)	5.0	L	24	7	6	4	3	3	0	0	0	0	2	50	95	7.20	2.000
38 Matt Belisle, R ERA: 7.71	(6, 1)	2.0		11	3	4	4	2	3	0	0	0	0	2	27	48	18.00	3.000
23 Mitch Garver, R ERA:	(8, 1)	1.0		4	1	0	0	0	0	0	0	0	0	0	8	14	0.00	1.000

PITCHER	IP	WLS	BF	H	R	ER	SO	BB	IBB	HBP	BLK	WP	HR	S	P	ERA	WHIP

Minnesota Twins @ Cleveland Indians

Progressive Field, Cleveland, OH

Tue Aug 07 2018, 9:20 PM - 12:13 AM EDT

Att. 19,921 - Overcast - 75 F

livebaseballscorecards.com

TOP

Batter	1	2	3	4	5	6	7	8	9	AB	R	H	RBI	BB	SO	LOB
7 Joe Mauer, L (1, 3) OBP: 0.352, SLG: 0.361	X FF 96 / 0-0 ① F7	B FF 92, B FF 93, C FF 92, C SL 83, S CH 87 / 2-3 ① K		B CU 81, C SL 84, S CH 87, B SL 84, X SI 93 / 2-2 ② G3			B FF 91, B SI 89, F FF 92, X FF 92 / 2-1 ① G1-3		B SI 95, S SL 86, B SI 96, F SI 95, B SL 83, F SI 95, X SL 83 / 3-2 1B	5	0	1	0	0	1	0
20 Eddie Rosario, L (1, 7) OBP: 0.339, SLG: 0.502	B FF 96, X CH 90 / 1-0 11 1B 1B	B FF 93, C SL 82, X SL 82 / 1-1 ② 1B		S FF 92, F SI 93, X CU 82 / 0-2 2B			C CH 86, X CH 87 / 0-1 2B		X FF 95 / 0-0 ② F7	5	0	4	0	0	0	1
11 Jorge Polanco, S (1, 6) OBP: 0.366, SLG: 0.385	C FF 95, D SL 86, B CH 89, B SI 94, C SI 94, X SI 93 / 3-2 22 BB 1-3 1B	B SL 81, F FF 92, B CH 86, X SL 79 / 2-1 1B		X CH 86 / 0-0 ③ L7			X SL 81 / 0-0 ② B2		C SL 83, F SI 94, C SL 84 / 0-3 ③ K	5	0	2	0	0	1	3
99 Logan Morrison, L (1, 10) OBP: 0.282, SLG: 0.377	B SI 93, S CH 88, S CH 88, S CH 90 / 1-3 ② K	X FF 91 / 0-0 ③ L8			C CU 81, F FF 93, B CH 88, S SL 83 / 1-3 ① K		C FF 92, F FF 92, X SL 84 / 0-2 ③ G4-3			4	0	0	0	0	2	4
22 Miguel Sanó, R (1, 5) OBP: 0.289, SLG: 0.394	C SL 85, D SL 85, F FF 94, B SL 84, D CH 89, B FF 95 / 4-2 1-2 BB		X FF 90 / 0-0 ① L6		C SL 82, F SL 84, B SL 83, S CH 88 / 1-3 ② K			S SL 82, F FF 92, B FF 92, C SL 84 / 1-3 ① K		3	0	0	0	1	2	0
26 Max Kepler, L (1, 9) OBP: 0.329, SLG: 0.424	F FF 94, S SI 94, X CH 90 / 0-2 ③ G4-3		B FF 93, B SI 90, C FF 91, S CH 86, F FF 93, S SL 84 / 2-3 ② K		X SI 91 / 0-0 ③ L8			X FF 93 / 0-0 ② G4-3		4	0	0	0	0	1	3
24 Logan Forsythe, R (1, 4) OBP: 0.290, SLG: 0.305		B FF 92, H SL 82 / 2-0 60 1B 23 HR HBP	B FF 93, B FF 92, B FF 92, C FF 91, X FF 92 / 3-1 1B			B SL 81, C FF 90, F FF 92, B CU 81, X FF 92 / 2-2 60 G1-6-3 1B		B SL 81, B FF 90, B FF 88, B FF 91 / 4-0 BB		2	1	2	0	1	0	0
60 Jake Cave, L (1, 8) OBP: 0.308, SLG: 0.472		C FF 91, B FF 93, F SL 81, X SI 91 / 1-2 23 HR 1-2 1B	C SL 79, F CH 85, S SL 84 / 0-3 ③ K			X CH 85 / 0-0 ① ② G1-6-3 1-2f		B SL 83, B FF 91, B SL 82, C FF 92, X FF 92 / 3-1 ③ F7		4	1	1	0	0	1	3
23 Mitch Garver, R (1, 2) OBP: 0.336, SLG: 0.407		B CH 85, X FF 91 / 1-0 1-H 2-H HR		C FF 93, S SL 84, S SL 85 / 0-3 ① K		C SL 80, B SL 83, C FF 92, B SL 83, B SL 84, C FF 93 / 3-3 ③ K			B SL 84, C FF 95, F SI 95, S SL 84 / 1-3 ① K	4	1	1	3	0	3	0
Inning Stats	R: 0 E: 0 K: 1 S: 13 / H: 2 LOB: 3 BB: 1 P: 22	R: 3 E: 0 K: 1 S: 12 / H: 4 LOB: 1 BB: 0 P: 21	R: 0 E: 0 K: 2 S: 10 / H: 1 LOB: 1 BB: 0 P: 15	R: 0 E: 0 K: 1 S: 10 / H: 1 LOB: 1 BB: 0 P: 12	R: 0 E: 0 K: 2 S: 7 / H: 0 LOB: 0 BB: 0 P: 9	R: 0 E: 0 K: 1 S: 7 / H: 1 LOB: 1 BB: 0 P: 12	R: 0 E: 0 K: 0 S: 8 / H: 1 LOB: 1 BB: 0 P: 10	R: 0 E: 0 K: 1 S: 6 / H: 0 LOB: 1 BB: 1 P: 14	R: 0 E: 0 K: 2 S: 11 / H: 1 LOB: 1 BB: 0 P: 15	1B: 8 2B: 2 3B: 0 HR: 1 / SF: 0 SAC: 0 DP: 1 HBP: 1						

	AB	36
	R	3
	H	11
	RBI	3
	BB	2
	SO	11
	LOB	14

WP: 0 PB: 0 SB: 0 CS: 0 PA: 39

PITCHER		IP	WLS	BF	H	R	ER	SO	BB	IBB	HBP	BLK	WP	HR	S	P	ERA	WHIP
59 Carlos Carrasco, R ERA: 3.69	(1, 1)	6.1	L	29	10	3	3	8	1	0	1	0	0	1	63	97	4.26	1.737
24 Andrew Miller, L ERA: 3.63	(7, 1)	1.2		6	0	0	0	1	1	0	0	0	0	0	10	18	0.00	0.600
58 Neil Ramírez, R ERA: 4.13	(9, 1)	1.0		4	1	0	0	2	0	0	0	0	0	0	11	15	0.00	1.000

PITCHER	IP	WLS	BF	H	R	ER	SO	BB	IBB	HBP	BLK	WP	HR	S	P	ERA	WHIP

BOTTOM

Minnesota Twins @ Cleveland Indians

Progressive Field, Cleveland, OH

Tue Aug 07 2018, 9:20 PM - 12:13 AM EDT

Att. 19,921 - Overcast - 75 F

livebaseballscorecards.com

Batter	1	2	3	4	5	6	7	8	9	AB	R	H	RBI	BB	SO	LOB
12 Francisco Lindor, S (1, 6) OBP: 0.376, SLG: 0.565	B FF 91 C FF 91 B SL 85 F FF 91 X FF 92 2-2 11 FC3-4 23 HBP 1B		B SL 80 C SL 82 B CH 79 B FF 92 X FF 91 3-1 ① F8			C FF 88 B CH 79 B CH 81 B CH 78 X SI 88 3-1 ① L8		B SI 88 F SI 88 X SL 78 1-1 HR	F SI 95 D CH 85 F CH 84 B FF 97 F SI 95 C SI 96 2-3 ③ 1-2	5	1	2	1	0	1	1
23 Michael Brantley, L (1, 7) OBP: 0.350, SLG: 0.465	B SL 86 C FF 93 F SI 91 F SL 88 B FF 93 F FF 91 F FF 93 H CH 79 3-2 11 FC3-4 1-2 HBP		X SI 90 0-0 ② G3			B FF 88 C FF 89 X CH 80 1-1 10 BB 1B		X CH 78 0-0 10 1B 13 SF8 1B		3	1	2	0	0	0	0
11 José Ramírez, S (1, 5) OBP: 0.407, SLG: 0.623	D CH 81 X SI 91 1-0 ① FC3-4 1-2f 2-3		C FF 93 B CH 81 B CH 80 X FF 94 2-1 ③ F7			B SI 90 C FF 88 B SL 79 T SI 88 X CH 82 2-2 ② F7		C SI 88 F FF 91 D CH 76 B FF 92 B SI 88 S CH 79 3-3 ① K		4	0	0	0	0	1	4
10 Edwin Encarnación, R (1, 10) OBP: 0.322, SLG: 0.469 9 Erik González, R (8, PR) OBP: 0.340, SLG: 0.446 (9, 10)	X FF 92 0-0 ② F9			C SL 81 B SL 85 S SL 87 B CH 82 S CH 82 2-3 ① K		B SL 79 B CH 83 C CH 80 F FF 89 B CH 83 B CH 82 4-2 1-2 BB		B SI 89 X CH 78 1-0 1-3 1B		3 0	0 0	1 0	0 0	1 0	1 0	2 0
6 Brandon Guyer, R (1, 9) OBP: 0.293, SLG: 0.398 13 Leonys Martin, L (8, PH) OBP: 0.323, SLG: 0.425 (9, 9)	C SI 91 C CH 82 X FF 92 0-2 ③ L1			F FF 93 X FF 94 0-1 ② P3		C SI 88 B SL 79 B SL 78 X CH 83 2-1 ③ F7		B SI 88 S CH 78 1 SAFE T CH 78 X CH 77 1-2 ② SF8 3-H		3 0	0 0	0 0	0 1	0 0	0 0	4 0
17 Yonder Alonso, L (1, 3) OBP: 0.319, SLG: 0.451		B FF 91 B FF 91 B FF 91 B FF 89 4-0 7 WP BB		B FF 94 T FF 95 C FF 95 X FF 94 1-2 ③ F8			F SI 92 X SI 92 0-1 ① L7	1 SAFE S CH 78 F FF 91 P PO 85 S CH 78 1-3 ③ K		3	0	0	0	1	1	1
7 Yan Gomes, R (1, 2) OBP: 0.301, SLG: 0.424		C SL 82 B SL 87 S CH 80 B CH 78 S FF 93 2-3 ① K 1-2			B SI 90 X FF 92 1-0 ① G5-3		B CU 80 C CU 78 H SL 86 2-1 HBP		B SI 92 C SI 94 X SI 93 1-1 12 PB 1B	3	0	1	0	0	1	1
22 Jason Kipnis, L (1, 4) OBP: 0.305, SLG: 0.361		F FF 92 B FF 91 F SL 83 B SL 87 F FF 93 X FF 93 2-2 ② F9			C SL 83 C SL 86 F SL 87 S FF 93 0-3 ② K		C SI 94 F SI 93 S CU 79 0-3 ② K		C SI 93 S CH 84 C FF 95 0-3 ① K	4	0	0	0	0	3	3
26 Rajai Davis, R (1, 8) OBP: 0.297, SLG: 0.314 53 Melky Cabrera, S (9, PH) OBP: 0.284, SLG: 0.343		X FF 92 0-0 ③ F9			C CH 81 B CH 79 B SL 81 F SL 83 B FF 94 X FF 94 3-2 ③ G6-3		C SI 94 F SI 94 S CU 79 0-3 ③ K		B SI 94 B SI 95 B CH 82 C SI 96 X SI 94 3-1 ② F9	3 1	0 0	0 0	0 0	0 0	1 0	2 1
Inning Stats	R: 0 E: 0 K: 0 S: 13 H: 1 LOB: 2 BB: 0 P: 19	R: 0 E: 0 K: 1 S: 8 H: 0 LOB: 1 BB: 1 P: 16	R: 0 E: 0 K: 0 S: 5 H: 0 LOB: 0 BB: 0 P: 10	R: 0 E: 0 K: 1 S: 8 H: 0 LOB: 0 BB: 0 P: 11	R: 0 E: 0 K: 1 S: 8 H: 0 LOB: 0 BB: 0 P: 12	R: 0 E: 0 K: 0 S: 11 H: 1 LOB: 2 BB: 1 P: 23	R: 0 E: 0 K: 2 S: 9 H: 0 LOB: 1 BB: 0 P: 11	R: 2 E: 0 K: 2 S: 14 H: 3 LOB: 1 BB: 0 P: 20	R: 0 E: 0 K: 2 S: 11 H: 1 LOB: 1 BB: 0 P: 17	1B: 5 2B: 0 3B: 0 HR: 1	SF: 1 SAC: 0 DP: 0 HBP: 2		WP: 1 PB: 1 SB: 0 CS: 0	PA: 37			

	AB	32
	R	2
	H	6
	RBI	2
	BB	2
	SO	9
	LOB	19

PITCHER		IP	WLS	BF	H	R	ER	SO	BB	IBB	HBP	BLK	WP	HR	S	P	ERA	WHIP
49 Adalberto Mejía, L ERA: 2.01	(1, 1)	5.0	W	18	1	0	0	3	1	0	1	0	1	0	42	68	0.00	0.400
58 Gabriel Moya, L ERA: 5.93	(6, 1)	1.0	H	5	1	0	0	0	1	0	0	0	0	0	11	23	0.00	2.000
55 Taylor Rogers, L ERA: 3.94	(7, 1)	1.0	H	4	0	0	0	2	0	0	1	0	0	0	9	11	0.00	0.000
39 Trevor Hildenberger, R ERA: 4.07	(8, 1)	1.0	H	6	3	2	2	2	0	0	0	0	0	1	14	20	18.00	3.000
56 Fernando Rodney, R ERA: 3.09	(9, 1)	1.0	S	4	1	0	0	2	0	0	0	0	0	0	11	17	0.00	1.000

PITCHER	IP	WLS	BF	H	R	ER	SO	BB	IBB	HBP	BLK	WP	HR	S	P	ERA	WHIP

Minnesota Twins @ Cleveland Indians

Progressive Field, Cleveland, OH

Wed Aug 08 2018, 7:12 PM - 10:31 PM EDT

Att. 25,476 - Cloudy - 79 F

TOP

livebaseballscorecards.com

Batter	1	2	3	4	5	6	7	8	9	AB	R	H	RBI	BB	SO	LOB
7 Joe Mauer, L (1, 10) OBP: 0.351, SLG: 0.360	C FF 93 C FF 94 B CH 90 S CU 78 1-3 K		B FF 93 C FF 94 C FF 94 B CH 89 T FF 95 2-2 K		C CU 75 B CH 88 X CU 76 1-1 F7			B FF 93 B ST 81 X FF 93 2-0 1B		4	0	1	0	0	2	2
20 Eddie Rosario, L (1, 7) (9, 8) OBP: 0.340, SLG: 0.501	B FF 94 B FF 94 C FF 92 B FF 93 B CH 88 4-1 11 G4-3 BB		B FF 94 F FF 95 S FF 93 2 SAFE X FF 94 1-2 1-2 2-3 1B		F FF 92 X CH 88 0-1 G3			F ST 81 B ST 82 X ST 82 1-1 L5		3	0	1	0	1	0	1
11 Jorge Polanco, S (1, 6) OBP: 0.356, SLG: 0.372	B FF 94 F FF 94 S CH 88 F FF 94 X CU 76 1-2 G4-3 1-2		C CU 77 F FF 93 X SL 80 0-2 P6			C FF 91 X CH 87 0-1 G6-3		L FF 94 C ST 82 F FF 95 F ST 83 F ST 83 D ST 83 S FF 96 1-3 K		4	0	0	0	0	1	4
22 Miguel Sanó, R (1, 5) OBP: 0.293, SLG: 0.418	C FF 94 D SL 81 F SL 80 F SL 79 B FF 94 C FF 95 2-3 K			C SL 77 C SL 79 X SL 79 0-2 24 2B 2B		F FF 94 F CU 77 S CU 78 0-3 K			B KC 82 S KC 82 B FF 93 X KC 83 2-1 HR	4	2	2	1	0	2	1
26 Max Kepler, L (1, 9) OBP: 0.326, SLG: 0.420		B FF 92 C FF 93 C FF 94 B SL 80 X CH 90 2-2 G4-3		X FF 93 0-0 P6		B CH 88 S CH 87 B FF 92 X FF 93 2-1 F9			F FF 93 B FF 94 F FF 93 S KC 84 1-3 K	4	0	0	0	0	1	1
24 Logan Forsythe, R (1, 4) OBP: 0.294, SLG: 0.313		C FF 94 B FF 95 C CU 79 B FF 96 C SL 81 2-3 K		X SL 78 0-0 99 G6-3 2-H 2B			B FF 93 F FF 94 B CU 74 C SL 78 X FF 94 2-2 G6-3		B FF 93 F FF 93 B KC 84 F FF 93 X FF 93 2-2 99 FC1-6-3 99 WP 1B	4	0	2	1	0	1	0
99 Logan Morrison, L (1, 3) OBP: 0.279, SLG: 0.373		B CU 77 B CH 89 C FF 94 B FF 94 X FF 94 3-1 P5		C FF 93 B FF 94 S CH 89 X CH 89 1-2 G6-3 2-3			F FF 95 C CU 75 B FF 92 B FF 94 B CU 76 X CH 87 3-2 F8		1 SAFE B FF 93 B KC 84 B FF 93 X FF 93 3-0 FC1-6-5 1-3	4	0	0	0	0	0	2
23 Mitch Garver, R (1, 2) OBP: 0.339, SLG: 0.406			B FF 94 C FF 94 X FF 94 1-1 20 1B 60 1B 1B	D SL 81 X FF 93 1-0 F9			B SL 80 X SL 78 1-0 G6-3		B FF 93 B FF 93 C FF 93 B KC 84 B KC 84 4-1 BB	3	0	1	0	1	0	1
60 Jake Cave, L (1, 8) OBP: 0.311, SLG: 0.472 51 Johnny Field, R (8, PH) (8, 8) OBP: 0.250, SLG: 0.368 16 Ehire Adrianza, S (9, PH) (9, 7) OBP: 0.308, SLG: 0.376			C FF 94 B CH 89 X CH 89 1-1 20 1B 1-2 1B		C FF 91 B FF 93 F FF 92 X FF 92 1-2 L8			B ST 79 C ST 80 F SI 93 B ST 82 S ST 80 2-3 K	B FF 94 C FF 93 B KC 85 C FF 93 B FF 93 S KC 84 3-3 K	2 1 1	0 0 0	1 0 0	0 0 0	0 0 0	0 1 2	0 0 0

Inning Stats										
	R: 0 E: 0 K: 2 S: 12	H: 0 LOB: 1 BB: 1 P: 20	R: 0 E: 0 K: 1 S: 8	H: 0 LOB: 0 BB: 0 P: 15	R: 0 E: 0 K: 1 S: 13	H: 3 LOB: 2 BB: 0 P: 18	R: 1 E: 0 K: 0 S: 9	H: 2 LOB: 1 BB: 0 P: 11	R: 0 E: 0 K: 0 S: 7	H: 0 LOB: 0 BB: 0 P: 9
	R: 0 E: 0 K: 1 S: 7	H: 0 LOB: 0 BB: 0 P: 9	R: 0 E: 0 K: 0 S: 7	H: 0 LOB: 0 BB: 0 P: 13	R: 0 E: 0 K: 2 S: 12	H: 1 LOB: 1 BB: 0 P: 18	R: 1 E: 0 K: 2 S: 13	H: 2 LOB: 2 BB: 1 P: 28	1B: 5 2B: 2 3B: 0 HR: 1	SF: 0 SAC: 0 DP: 0 HBP: 0	WP: 1 PB: 0 SB: 0 CS: 0	PA: 36

PITCHER		IP	WLS	BF	H	R	ER	SO	BB	IBB	HBP	BLK	WP	HR	S	P	ERA	WHIP
52 Mike Clevinger, R ERA: 3.38	(1, 1)	7.0		26	5	1	1	5	1	0	0	0	0	0	63	95	1.29	0.857
33 Brad Hand, L ERA: 2.87	(8, 1)	1.0	H	4	1	0	0	2	0	0	0	0	0	0	12	18	0.00	1.000
37 Cody Allen, R ERA: 4.37	(9, 1)	1.0	W	6	2	1	1	2	1	0	0	0	1	1	13	28	9.00	3.000

PITCHER	IP	WLS	BF	H	R	ER	SO	BB	IBB	HBP	BLK	WP	HR	S	P	ERA	WHIP

AB	34
R	2
H	8
RBI	2
BB	2
SO	9
LOB	14

BOTTOM

Batter	1	2	3	4	5	6	7	8	9	AB	R	H	RBI	BB	SO	LOB
12 Francisco Lindor, S (1, 6) OBP: 0.376, SLG: 0.572	C FF 90 F CU 72 B FF 91 F FF 90 F FF 91 B FS 84 X FS 85 2-2 23 E 10 SF8 2B		B FS 84 B FF 90 C FS 83 T FF 92 B FF 92 F FF 92 F FF 92 F FF 92 X FF 93 3-2 ① G5-3		C FF 91 T FF 91 B FF 91 B FF 92 F FF 91 X FS 84 2-2 ① FC4-6 23 G6-3 1-2f 2-3		C FF 94 X FF 95 0-1 ② G4-3		X CH 80 0-0 1-H 3-H HR	5	2	2	3	0	0	2
23 Michael Brantley, L (1, 7) OBP: 0.347, SLG: 0.461	X FF 90 0-0 E8 17 S 2-3		B CU 73 B FS 85 X FF 91 2-0 ② L8		1 SAFE F FF 91 D FS 84 X FS 85 1-1 ② G6-3 1-2 3-H		C FF 95 X FF 95 0-1 ③ L9			4	0	0	1	0	0	2
11 José Ramírez, S (1, 5) OBP: 0.409, SLG: 0.622	C FF 91 F FF 91 1 SAFE B FF 91 X FF 91 1-2 ① P5		C FF 92 C FF 92 B FS 85 B FS 85 B FF 92 X FF 92 3-2 10 E 10 S 1B		B FF 91 B FS 85 2 SAFE B FF 91 3-0 IBB			C CU 84 C CU 83 B CU 85 B FF 94 F FF 94 B FF 94 B FF 95 4-2 26 CS BB		2	0	1	0	2	0	2
10 Edwin Encarnación, R (1, 10) OBP: 0.319, SLG: 0.466	1 SAFE S FF 92 B FF 91 B FC 85 1 SAFE B FF 91 X SL 83 3-1 ② SF8 3-H		B FF 92 1 SAFE 1 SAFE C FF 92 F FF 92 D SL 83 B FF 93 X FF 91 3-2 ③ G5-3 1-3		S FF 95 F CU 80 B FF 95 X CU 79 1-2 ③ F9			F FF 95 X FF 95 0-1 ① L8		3	0	0	1	0	0	4
17 Yonder Alonso, L (1, 3) OBP: 0.315, SLG: 0.446	B FF 92 1 SAFE B FF 92 C FS 85 B FS 85 T FF 91 X FF 91 3-2 ③ F9 1-2			B CU 70 B FS 83 F FF 90 X FF 91 2-1 ① F7		C CU 78 S CH 86 B FF 94 C CH 87 1-3 ① K		F SI 92 1 SAFE F SI 93 1 SAFE S CU 77 0-3 ② K		4	0	0	0	0	2	2
53 Melky Cabrera, S (1, 9) OBP: 0.286, SLG: 0.343 26 Rajai Davis, R (6, PR) OBP: 0.295, SLG: 0.312 (7, 8)		B FF 90 C FF 90 X CU 72 1-1 ① G4-3		B FF 90 C FF 91 F CU 73 B FF 91 F FF 91 B FS 84 X FF 91 3-2 ② L8		B FF 95 F FF 95 S FF 94 X FF 95 1-2 22 E 1B		1 SAFE 0-0 ③ CS 1-2	C SL 77 F FF 92 B SL 78 F SL 77 B CH 77 C SI 90 2-3 ① K	3 1	0 0	1 0	0 0	0 1	0 0	0 0
22 Jason Kipnis, L (1, 4) OBP: 0.304, SLG: 0.360		C FF 90 F FF 91 X FF 91 0-2 ② G3		S FF 92 L FF 92 B FF 91 F FF 91 F CU 74 B FF 91 X FF 91 2-2 ③ P5		1 SAFE 1 SAFE B FF 94 C CU 77 F CH 85 D CU 80 B FF 95 S CH 86 3-3 ② K 1-2			C FF 92 B CH 79 X CH 80 1-1 6 1B 12 HR 1B	4	1	1	0	0	1	1
7 Yan Gomes, R (1, 2) OBP: 0.304, SLG: 0.423		B FF 91 B FF 91 C FF 91 B FF 91 B FF 91 4-1 BB			B FF 90 B SL 84 F FF 91 F FF 89 F FS 84 X FF 92 2-2 12 FC4-6 6 1B 23 G6-3 1B	B CU 78 F SL 86 B FF 93 X CH 86 2-1 ③ G5-3			B SI 90 1 SAFE B SI 90 X SI 90 2-0 ② F9	3	1	1	0	1	0	3
6 Brandon Guyer, R (1, 8) OBP: 0.299, SLG: 0.401 (7, 9)		F SL 84 B FC 86 B FF 92 F FF 92 X FF 92 2-2 ③ P4			L FF 92 X FF 90 0-1 12 FC4-6 1-2 1B		X FF 95 0-0 ① P2		1 SAFE B SI 89 S SL 78 D SL 80 B SI 90 X SI 90 3-1 1-3 12 HR 1B	4	1	2	0	0	0	1
Inning Stats	R: 1 H: 1 E: 1 LOB: 1 K: 0 BB: 0 S: 14 P: 23	R: 0 H: 0 E: 0 LOB: 1 K: 0 BB: 1 S: 9 P: 16	R: 0 H: 1 E: 0 LOB: 1 K: 0 BB: 0 S: 13 P: 24	R: 0 H: 0 E: 0 LOB: 0 K: 0 BB: 0 S: 11 P: 18	R: 1 H: 2 E: 0 LOB: 2 K: 0 BB: 1 S: 15 P: 24	R: 0 H: 1 E: 1 LOB: 2 K: 2 BB: 0 S: 11 P: 18	R: 0 H: 0 E: 0 LOB: 0 K: 0 BB: 0 S: 5 P: 5	R: 0 H: 0 E: 0 LOB: 0 K: 1 BB: 1 S: 8 P: 12	R: 3 H: 3 E: 0 LOB: 0 K: 1 BB: 0 S: 10 P: 18	1B: 6 SF: 1 2B: 1 SAC: 0 3B: 0 DP: 0 HR: 1 HBP: 0						

PITCHER		IP	WLS	BF	H	R	ER	SO	BB	IBB	HBP	BLK	WP	HR	S	P	ERA	WHIP
12 Jake Odorizzi, R ERA: 4.5	(1, 1)	4.2		21	4	2	1	0	1	1	0	0	0	0	59	101	1.93	1.071
65 Trevor May, R ERA: 2.45	(5, 1)	1.1		5	1	0	0	2	0	0	0	0	0	0	14	22	0.00	0.750
68 Matt Magill, R ERA: 3.73	(7, 1)	1.1		5	0	0	0	0	1	0	0	0	0	0	10	14	0.00	0.750
55 Taylor Rogers, L ERA: 3.88	(8, 1)	0.2		1	0	0	0	1	0	0	0	0	0	0	3	3	0.00	0.000
39 Trevor Hildenberger, R ERA: 4.5	(9, 1)	0.2	L	5	3	3	3	1	0	0	0	0	0	1	10	18	40.50	4.500

PITCHER	IP	WLS	BF	H	R	ER	SO	BB	IBB	HBP	BLK	WP	HR	S	P	ERA	WHIP

Minnesota Twins @ Cleveland Indians

Progressive Field, Cleveland, OH

Wed Aug 08 2018, 7:12 PM - 10:31 PM EDT

Att. 25,476 - Cloudy - 79 F

livebaseballscorecards.com

AB	33
R	5
H	8
RBI	5
BB	3
SO	4
LOB	17

WP: 0 PA: 38
PB: 0
SB: 2
CS: 1

Batter	1	2	3	4	5	6	7	8	9	AB	R	H	RBI	BB	SO	LOB
24 Logan Forsythe, R (1, 4) OBP: 0.293, SLG: 0.312	B SI 92 C SI 92 B SI 92 X SI 93 2-1 11 FC4-6 1B		B SI 91 B FC 89 B SI 92 C SI 92 X SI 92 3-1 ③ F8			C CU 83 X SI 92 0-1 ① L9		B SI 92 X FF 91 1-0 ① G5-3		4	0	1	0	0	0	1
20 Eddie Rosario, L (1, 10) OBP: 0.339, SLG: 0.499	B SI 93 F CU 84 S FF 93 F FF 93 S FF 93 1-3 ① K			X CH 82 0-0 ① G3-1		B FF 92 S FF 93 S CU 85 X FF 92 1-2 11 HR 1-2 1B		F ST 81 F ST 81 B FF 94 B FF 94 F ST 82 S FF 93 2-3 ② K		4	1	1	0	0	2	1
11 Jorge Polanco, S (1, 6) OBP: 0.353, SLG: 0.392	X SI 92 0-0 ② FC4-6 22 CS 1-2f			B SI 91 C SI 90 F CH 84 B SI 92 C SI 91 2-3 ② K		B SI 93 X FC 88 1-0 1-H 2-H HR		B ST 81 S ST 81 F ST 94 S ST 83 1-3 ③ K		4	1	1	3	0	2	1
22 Miguel Sanó, R (1, 3) OBP: 0.292, SLG: 0.415	F CU 84 B FF 92 B FF 92 2-1 ③ CS 1-2	C FC 88 T CU 84 F CU 84 B FF 91 B FF 92 B CU 85 F FC 90 X SI 94 3-2 E5 16 G4-3 1B		C FF 92 T SI 91 C SI 92 0-3 ③ K		C CU 84 B CU 84 F FC 89 B SI 93 B CU 84 C SI 93 3-3 ② K			C SL 82 B FF 94 F SL 83 B FF 95 B FF 94 X FF 92 3-2 ① G6-3	4	0	1	0	0	2	0
26 Max Kepler, L (1, 9) OBP: 0.325, SLG: 0.421		C FC 89 F FF 92 B FC 89 B SI 92 F FC 90 F SI 92 X CU 85 2-2 ① L8			C SI 90 B FF 91 F CH 84 X FF 91 1-2 16 F7 60 SF8 2B	C FC 90 F CU 84 B SI 91 B SI 92 S CU 84 2-3 ③ K			X FF 94 0-0 ② P6	4	1	1	0	0	1	1
16 Ehire Adrianza, S (1, 5) OBP: 0.303, SLG: 0.369		B FC 89 F FC 90 B SI 92 F FC 89 F FF 93 F CU 84 B SI 92 X FC 89 3-2 ② G4-3 2-3			B SI 91 F SI 91 X SI 91 1-1 ① F7 2-3		B CU 83 F FC 88 C CU 82 B CU 83 F CU 84 C SI 91 2-3 ① K		B SL 80 S SL 80 C SL 81 T FF 94 1-2 ③ K	4	0	0	0	0	2	2
60 Jake Cave, L (1, 8) OBP: 0.304, SLG: 0.465		C CU 84 B FC 90 X CU 84 1-1 ③ G4-3			F CU 83 F FC 87 B CU 85 X CU 84 1-2 ② SF8 3-H	X FC 88 0-0 ② G3				2	0	0	1	0	0	1
51 Johnny Field, R (1, 7) OBP: 0.251, SLG: 0.368			B SI 91 C SI 91 F CU 84 X FC 88 1-2 ① F9		C CU 83 B SI 91 B CU 82 T FC 87 F SI 92 S FC 90 2-3 ③ K	S CU 82 B CU 82 B CU 83 C FC 88 X CU 83 2-2 1B				3	0	1	0	0	1	0
46 Bobby Wilson, R (1, 2) OBP: 0.222, SLG: 0.258			C SI 92 C SI 92 X SI 92 0-2 ② G3-1			B FC 87 B FC 88 X FC 87 2-0 20 1B 11 HR 1B	C SI 91 B SI 92 F CU 84 1 SAFE B SI 91 F SI 92 X CU 84 2-2 ③ F7			3	1	1	0	0	0	1

Minnesota Twins @ Cleveland Indians

Progressive Field, Cleveland, OH

Thu Aug 09 2018, 1:12 PM - 4:08 PM EDT

Att. 25,942 - Partly Cloudy - 77 F

TOP

livebaseballscorecards.com

AB	32
R	4
H	7
RBI	4
BB	0
SO	10
LOB	8

Inning Stats	1	2	3	4	5	6	7	8	9
	R: 0 E: 0 K: 1 S: 8	H: 1 LOB: 0 BB: 0 P: 13	R: 0 E: 1 K: 0 S: 17	H: 1 LOB: 1 BB: 0 P: 26	R: 0 E: 0 K: 0 S: 8	H: 0 LOB: 0 BB: 0 P: 12	R: 0 E: 0 K: 2 S: 7	H: 0 LOB: 0 BB: 0 P: 9	R: 1 E: 0 K: 1 S: 12	H: 1 LOB: 0 BB: 0 P: 17	R: 3 E: 0 K: 2 S: 13	H: 3 LOB: 0 BB: 0 P: 22	R: 0 E: 0 K: 1 S: 12	H: 1 LOB: 1 BB: 0 P: 18	R: 0 E: 0 K: 2 S: 8	H: 0 LOB: 0 BB: 0 P: 12	R: 0 E: 0 K: 1 S: 7	H: 0 LOB: 0 BB: 0 P: 11

1B: 5	SF: 1	WP: 0	PA: 34
2B: 1	SAC: 0	PB: 0	
3B: 0	DP: 0	SB: 0	
HR: 1	HBP: 0	CS: 1	

PITCHER		IP	WLS	BF	H	R	ER	SO	BB	IBB	HBP	BLK	WP	HR	S	P	ERA	WHIP
28 Corey Kluber, R ERA: 2.74	(1, 1)	7.0		27	7	4	4	7	0	0	0	0	0	1	77	117	5.14	1.000
33 Brad Hand, L ERA: 2.82	(8, 1)	1.0		3	0	0	0	2	0	0	0	0	0	0	8	12	0.00	0.000
24 Andrew Miller, L ERA: 3.44	(9, 1)	1.0	W	3	0	0	0	1	0	0	0	0	0	0	7	11	0.00	0.000

PITCHER		IP	WLS	BF	H	R	ER	SO	BB	IBB	HBP	BLK	WP	HR	S	P	ERA	WHIP

Batter	1	2	3	4	5	6	7	8	9	AB	R	H	RBI	BB	SO	LOB
12 Francisco Lindor, S (1, 6) OBP: 0.376, SLG: 0.572	C FF 93 B FF 94 F SV 82 X FF 94 1-2 ① L9	B FF 93 T FF 93 X FF 95 1-1 E3 2-H 3-H 1B		B SV 78 S SV 80 X SV 79 1-1 1-3 2-H 2B		B FF 91 C CH 80 B SL 80 X CH 80 2-1 ② G4-3			F FF 91 B FF 92 X FF 92 1-1 ① G3 1-3	5	0	2	3	0	0	1
23 Michael Brantley, L (1, 7) OBP: 0.347, SLG: 0.459	C SV 81 B CH 83 B CH 85 B SI 94 C SI 92 B SI 93 4-2 BB	B SV 79 B SI 92 F SI 91 2 SAFE X SV 81 2-1 ③ G3		B SV 79 C FF 92 B SV 80 F SI 89 S SV 81 2-3 ② K		F FF 90 X SL 81 0-1 ③ G4-3			B FF 91 B FF 92 C FF 91 X SL 83 2-1 3-H 1B	4	0	1	1	1	1	3
11 José Ramírez, S (1, 5) OBP: 0.410, SLG: 0.619	C SI 92 X FF 92 0-1 ② F8		B SV 80 B SV 80 B SI 92 B SI 92 4-0 10 G6-3 BB	0-0 IBB			C SL 82 B SL 82 B FF 90 C CH 82 F CH 83 F CH 83 B SI 92 X CH 79 3-2 ① L4			2	0	0	0	2	0	1
10 Edwin Encarnación, R (1, 10) OBP: 0.316, SLG: 0.461	F SI 92 B FF 94 1 SAFE 1 SAFE S SI 92 B FF 93 1 SAFE D SV 83 S SV 82 3-3 ③ K		B SI 92 1 SAFE 1 SAFE B SI 91 C SI 92 F SV 81 B FF 91 X SI 92 3-2 ① G6-3 1-2	B SV 82 B SI 92 F SI 92 F SI 92 T SV 82 2-2 ③ K			X CH 86 0-0 ② P3		4	0	0	0	0	2	5
17 Yonder Alonso, L (1, 3) OBP: 0.315, SLG: 0.452		B FF 92 X FF 92 1-0 HR	F FF 92 B SV 81 S SV 81 D SV 82 B SI 94 S SV 82 3-3 ② K		B FF 90 C FF 88 X SL 81 1-1 ① P3		X SI 92 0-0 ③ P5			4	1	1	1	0	1	1
53 Melky Cabrera, S (1, 9) OBP: 0.285, SLG: 0.333 6 Brandon Guyer, R (9, 9) OBP: 0.299, SLG: 0.401		B SV 80 C SV 79 B CH 83 F SI 92 F FF 93 F SV 82 F SV 81 B CH 84 B SI 94 4-2 55 SH1-4 22 BB 12 E BB	2 SAFE S SV 81 F SV 81 F SV 82 F FF 93 X SV 82 0-2 ③ G4-3		B CH 81 S CH 81 F SL 80 F FF 90 X CH 83 1-2 ② G1-3			C CU 77 X CU 78 0-1 ① F7	3 0	1 0	0 0	0 0	1 0	0 0	1 0
22 Jason Kipnis, L (1, 4) OBP: 0.308, SLG: 0.359		C SI 92 B FF 92 S FF 92 B SI 92 B SI 93 B FF 94 4-2 55 SH1-4 12 E 1-2 BB	C SV 80 B CH 84 B FF 92 S SV 80 F SV 81 F FF 94 B SV 81 B SV 80 4-2 1 1B 12 2B BB	C FF 90 S SL 83 B FF 90 B FF 90 B FF 90 B CH 81 4-2 BB			C CU 77 C CU 79 S CU 78 0-3 ② K		1	2	0	0	3	1	0
55 Roberto Pérez, R (1, 2) OBP: 0.247, SLG: 0.233		X FF 90 0-0 ① SH1-4 1-2 2-3	B SI 90 1 SAFE X SI 90 1-0 ① F8	C CH 82 F SL 81 S FF 90 0-3 ③ K			B SL 81 B FF 90 F FF 89 C FF 90 S FF 91 2-3 ③ K		3	0	0	0	0	2	2
1 Greg Allen, S (1, 8) OBP: 0.264, SLG: 0.305		C FF 92 F SV 80 B SV 82 S SV 81 1-3 ② K	C SI 92 B FF 91 S SV 80 F SV 81 1 SAFE B SV 81 X SI 93 2-2 12 2B 1-2 1B			C CH 81 B SL 81 B CH 82 X CH 80 2-1 ① G6-3			C SI 89 X SL 82 0-1 12 G3 12 S 23 1B 1B	4	1	2	0	0	1	2
Inning Stats	R: 0 E: 0 K: 1 S: 10 H: 0 LOB: 1 BB: 1 P: 18	R: 3 E: 1 K: 1 S: 16 H: 2 LOB: 1 BB: 2 P: 29	R: 0 E: 0 K: 1 S: 11 H: 0 LOB: 1 BB: 1 P: 21	R: 1 E: 0 K: 2 S: 17 H: 2 LOB: 3 BB: 2 P: 29	R: 0 E: 0 K: 1 S: 11 H: 0 LOB: 1 BB: 1 P: 17	R: 0 E: 0 K: 0 S: 6 H: 0 LOB: 0 BB: 0 P: 10	R: 0 E: 0 K: 0 S: 7 H: 0 LOB: 0 BB: 0 P: 10	R: 0 E: 0 K: 2 S: 8 H: 0 LOB: 0 BB: 0 P: 10	R: 1 E: 0 K: 0 S: 6 H: 2 LOB: 1 BB: 0 P: 9	1B: 4 2B: 1 3B: 0 HR: 1	SF: 0 SAC: 1 DP: 0 HBP: 0	WP: 0 PB: 0 SB: 1 CS: 0	PA: 38				

PITCHER		IP	WLS	BF	H	R	ER	SO	BB	IBB	HBP	BLK	WP	HR	S	P	ERA	WHIP
17 José Berríos, R ERA: 3.66	(1, 1)	4.0		22	4	4	4	5	5	1	0	0	0	1	54	97	9.00	2.250
58 Gabriel Moya, L ERA: 4.96	(5, 1)	2.2		9	0	0	0	1	1	0	0	0	0	0	23	36	0.00	0.375
55 Taylor Rogers, L ERA: 3.8	(7, 1)	1.0		3	0	0	0	1	0	0	0	0	0	0	6	6	0.00	0.000
43 Addison Reed, R ERA: 4.74	(8, 1)	0.2	L	4	2	1	1	1	0	0	0	0	0	0	9	14	13.50	3.000

PITCHER	IP	WLS	BF	H	R	ER	SO	BB	IBB	HBP	BLK	WP	HR	S	P	ERA	WHIP

BOTTOM

Minnesota Twins @ Cleveland Indians

Progressive Field, Cleveland, OH

Thu Aug 09 2018, 1:12 PM - 4:08 PM EDT

Att. 25,942 - Partly Cloudy - 77 F

livebaseballscorecards.com

AB	30
R	5
H	6
RBI	5
BB	7
SO	8
LOB	16

Batter	1	2	3	4	5	6	7	8	9	AB	R	H	RBI	BB	SO	LOB
7 Joe Mauer, L (1, 3) OBP: 0.346, SLG: 0.354	C FF 90 X FF 91 0-1 ① G6-3		B FF 90 B CU 79 C FF 91 X CH 88 2-1 ① G6-3		1 SAFE C FF 90 B FF 90 1 SAFE 1 SAFE C SL 86 B FF 90 X FF 90 2-2 ① FC3-6 1-2f		B SI 92 C SI 92 X SL 86 1-1 ② P5		C SI 94 B FC 89 F FC 89 B SI 93 X SI 93 2-2 ③ G6-3	5	0	0	0	0	0	3
20 Eddie Rosario, L (1, 7) OBP: 0.337, SLG: 0.495	C FF 91 C SL 87 F SL 87 B FF 90 F CH 88 X SL 87 1-2 ② G3		L CU 80 S FF 91 X FF 91 0-2 ② F9		F SL 86 X SL 86 0-1 ② L4		X SL 87 0-0 ③ F9			4	0	0	0	0	0	2
11 Jorge Polanco, S (1, 6) OBP: 0.357, SLG: 0.403	C FF 90 X FF 91 0-1 24 1B 1B		B FF 91 F CH 89 C CU 78 F SL 86 F CU 80 F FF 91 X CH 88 1-2 24 E 2B		C FF 91 X FF 90 0-1 ③ G3			B FF 95 F FF 95 B CH 91 X CH 90 2-1 ① G4-3		4	1	2	0	0	0	1
24 Logan Forsythe, R (1, 4) OBP: 0.296, SLG: 0.315	C FF 91 S SL 86 X SL 85 0-2 1-3 1B		B FF 91 F SL 87 X FF 91 1-1 E4 2-H 1B			B FF 90 C FF 90 C CU 79 X SL 86 1-2 E5 26 G1-3 23 SF9		B FF 96 S FF 95 X FF 95 1-1 ② L9		4	1	2	0	0	0	0
26 Max Kepler, L (1, 9) OBP: 0.322, SLG: 0.416	F SL 87 B FF 90 X CH 88 1-1 ③ G5-3		B FF 91 C SL 86 X CU 80 1-1 ③ P4			B FF 90 S SL 85 B FF 90 B SL 85 S SL 85 X FF 91 3-2 ① G1-3 2-3		B CH 91 C FF 96 B FF 94 B CH 91 F FF 95 X FF 96 3-2 ③ F9		4	0	0	0	0	0	4
23 Mitch Garver, R (1, 2)		C FF 90 X CU 79 0-1 ① L9		B FF 90 B FF 89 B FF 90 C FF 89 X SL 86 3-1 99 G4-6-3 1B		F SL 86 X FF 91 0-1 ② SF9 3-H			C SI 94 X FC 89 0-1 ① G6-3	3	0	1	1	0	0	0
99 Logan Morrison, L (1, 10) OBP: 0.276, SLG: 0.368		B FF 90 C SL 85 B CU 78 F CU 78 X SL 86 2-2 ② G6-3		L FF 90 C SL 86 X SL 86 0-2 ①② G4-6-3 1-2f		B CH 88 C FF 90 X CH 88 1-1 ③ G3-1			F SI 95 B FC 90 B SI 95 F SI 95 F SI 94 X FC 91 2-2 ② L8	4	0	0	0	0	0	1
60 Jake Cave, L (1, 8) OBP: 0.309, SLG: 0.473		C FF 91 B FF 92 B SL 87 X SL 86 2-1 2B		B CU 79 B FF 90 X SL 88 2-0 ③ G6-3			F FF 89 F SL 86 S CU 78 0-3 ① K		C SI 94 X FC 88 0-1 16 2B 1B	4	1	2	0	0	1	0
16 Ehire Adrianza, S (1, 5) OBP: 0.310, SLG: 0.380		S CU 79 B CU 79 F FF 91 B CU 80 X SL 86 2-2 ③ F7			C FF 90 X CU 79 0-1 7 FC3-6 1B		B SL 86 B CU 79 C FF 91 X CH 89 2-1 1B		F FC 90 F SI 94 B FC 91 B ST 80 F FC 89 F FF 96 B FC 88 F FF 96 X FC 90 3-2 1-H 2B	4	0	3	1	0	0	1
Inning Stats	R: 0 H: 2 E: 0 LOB: 2 K: 0 BB: 0 S: 14 P: 16	R: 0 H: 1 E: 0 LOB: 1 K: 0 BB: 0 S: 10 P: 16	R: 1 H: 2 E: 1 LOB: 0 K: 0 BB: 0 S: 15 P: 20	R: 0 H: 1 E: 0 LOB: 0 K: 0 BB: 0 S: 6 P: 11	R: 0 H: 1 E: 0 LOB: 1 K: 0 BB: 0 S: 9 P: 11	R: 1 H: 0 E: 1 LOB: 0 K: 0 BB: 0 S: 10 P: 15	R: 0 H: 1 E: 0 LOB: 1 K: 1 BB: 0 S: 8 P: 11	R: 0 H: 0 E: 0 LOB: 0 K: 0 BB: 0 S: 7 P: 13	R: 1 H: 2 E: 0 LOB: 1 K: 0 BB: 0 S: 17 P: 24	1B: 7 SF: 1 2B: 3 SAC: 0 3B: 0 DP: 1 HR: 0 HBP: 0						

TOP

Minnesota Twins @ Detroit Tigers

Comerica Park, Detroit, MI

Fri Aug 10 2018, 7:11 PM - 9:47 PM EDT

Att. 24,849 - Partly Cloudy - 81 F

livebaseballscorecards.com

AB	36
R	3
H	10
RBI	2
BB	0
SO	1
LOB	12

PITCHER		IP	WLS	BF	H	R	ER	SO	BB	IBB	HBP	BLK	WP	HR	S	P	ERA	WHIP
27 Jordan Zimmermann, R ERA: 3.98	(1, 1)	6.1	W	27	8	2	0	1	0	0	0	0	0	0	69	96	0.00	1.263
30 Alex Wilson, R ERA: 3.8	(7, 1)	0.2	H	2	0	0	0	0	0	0	0	0	0	0	3	4	0.00	0.000
77 Joe Jiménez, R ERA: 3.28	(8, 1)	1.0	H	3	0	0	0	0	0	0	0	0	0	0	7	13	0.00	0.000
61 Shane Greene, R ERA: 4.13	(9, 1)	1.0	S	5	2	1	1	0	0	0	0	0	0	0	17	24	9.00	2.000

PITCHER	IP	WLS	BF	H	R	ER	SO	BB	IBB	HBP	BLK	WP	HR	S	P	ERA	WHIP

BOTTOM

Minnesota Twins @ Detroit Tigers

Comerica Park, Detroit, MI

Fri Aug 10 2018, 7:11 PM - 9:47 PM EDT

Att. 24,849 - Partly Cloudy - 81 F

livebaseballscorecards.com

Batter	1	2	3	4	5	6	7	8	9	AB	R	H	RBI	BB	SO	LOB
13 Mike Gerber, L (1, 7) OBP: 0.286, SLG: 0.417	C FF 88 C FF 89 B FF 90 B FF 91 C FF 90 2-3 ① K		B SL 81 X FF 89 1-0 ② SF8 3-H		B FF 89 F SL 79 B CH 82 B CH 80 B SI 89 4-1 1 HR BB		C FS 83 S FS 82 X FF 92 0-2 ③ F7			2	1	0	1	1	1	1
1 Jose Iglesias, R (1, 6) OBP: 0.307, SLG: 0.397	F FF 90 B SI 88 F SL 82 X SL 83 1-2 1B		B CH 86 B FF 89 C FF 90 L SL 82 X SL 83 2-2 ③ F7		C SI 88 B FF 88 1 SAFE X FF 88 1-1 1-H HR			B FF 91 X FS 82 1-0 ① G5-3		4	1	2	2	0	0	0
9 Nick Castellanos, R (1, 9) OBP: 0.334, SLG: 0.478	X FF 89 0-0 ② F8			B FF 87 B FF 88 F FF 89 F SL 80 X FF 89 2-2 ① G5-3	C SL 83 X FF 88 0-1 ③ F9			F CU 80 B FF 92 S FS 83 X FS 82 1-2 ② G5-3		4	0	0	0	0	0	1
46 Jeimer Candelario, S (1, 5) OBP: 0.316, SLG: 0.415	B SI 88 1 SAFE S CH 82 1 SAFE B CH 82 F SI 88 S SL 81 2-3 ③ K			B SI 88 C SL 81 B CH 81 B CH 82 B SI 88 4-1 28 HR BB		B SL 86 C CH 86 C SL 80 B SL 80 F CH 82 X FF 88 2-2 ① G4-3		C FS 83 S FS 82 F FS 83 B FF 94 F FS 83 B FF 93 F FS 83 S FS 84 2-3 ③ K		3	1	0	0	1	2	1
41 Victor Martinez, S (1, 10) OBP: 0.288, SLG: 0.322		C FF 88 C FF 89 F SL 80 B FF 89 B SL 81 X FF 90 2-2 ① G3-1		C FF 88 1 SAFE X SL 80 0-1 ② F7		X FF 87 0-0 ② G1-3-1				3	0	0	0	0	0	1
28 Niko Goodrum, S (1, 4) OBP: 0.294, SLG: 0.426		B FF 89 B SI 89 B FF 90 X FF 88 3-0 ② F8		F SI 87 1 SAFE F FF 88 D SL 81 X SL 80 1-2 1-H HR		B SI 87 X CH 82 1-0 ③ L9				3	1	1	2	0	0	0
37 James Adduci, L (1, 3) OBP: 0.268, SLG: 0.389		B FF 88 T FF 88 X SI 88 1-1 ③ L8		B FF 87 F SL 79 B CH 82 F CH 81 T FF 90 2-2 ③ K			B FS 82 X FF 92 1-0 ① L6			3	0	0	0	0	1	0
34 James McCann, R (1, 2) OBP: 0.271, SLG: 0.316			B SL 81 B FF 89 B SI 90 C SI 89 X SI 88 3-1 ① G6-3		B SL 79 C SI 87 B SI 87 F SL 82 F FF 89 S FF 88 2-3 ① K		B FF 93 C FF 92 B CU 80 F FF 92 F FS 84 B FF 93 F FF 92 B FF 93 4-2 BB			2	0	0	0	1	1	0
21 JaCoby Jones, R (1, 8) OBP: 0.262, SLG: 0.362			C SL 80 B SL 82 X SI 88 1-1 13 SF8 3B		B FF 89 F SL 81 F SI 88 B SL 82 C FF 89 2-3 ② K		B CU 79 S FS 83 X FS 82 1-1 ② F7			3	1	1	0	0	1	1
Inning Stats	R: 0 E: 0 K: 2 S: 10 H: 1 LOB: 1 BB: 0 P: 15	R: 0 E: 0 K: 0 S: 7 H: 0 LOB: 0 BB: 0 P: 13	R: 1 E: 0 K: 0 S: 8 H: 1 LOB: 0 BB: 0 P: 15	R: 2 E: 0 K: 1 S: 12 H: 1 LOB: 0 BB: 1 P: 21	R: 2 E: 0 K: 2 S: 12 H: 1 LOB: 0 BB: 1 P: 21	R: 0 E: 0 K: 0 S: 6 H: 0 LOB: 0 BB: 0 P: 9	R: 0 E: 0 K: 0 S: 10 H: 0 LOB: 1 BB: 1 P: 16	R: 0 E: 0 K: 1 S: 10 H: 0 LOB: 0 BB: 0 P: 14		1B: 1 2B: 0 3B: 1 HR: 2 SF: 1 SAC: 0 DP: 0 HBP: 0				WP: 0 PB: 0 SB: 0 CS: 0 PA: 31		

	AB	27
	R	5
	H	4
	RBI	5
	BB	3
	SO	6
	LOB	5

PITCHER		IP	WLS	BF	H	R	ER	SO	BB	IBB	HBP	BLK	WP	HR	S	P	ERA	WHIP
54 Ervin Santana, R ERA: 6.53	(1, 1)	6.0	L	24	4	5	5	5	2	0	0	0	0	2	55	94	7.50	1.000
32 Oliver Drake, R ERA: 6.82	(7, 1)	2.0		7	0	0	0	1	1	0	0	0	0	0	20	30	0.00	0.500

PITCHER		IP	WLS	BF	H	R	ER	SO	BB	IBB	HBP	BLK	WP	HR	S	P	ERA	WHIP

Batter	1	2	3	4	5	6	7	8	9	AB	R	H	RBI	BB	SO	LOB
7 Joe Mauer, L (1, 3) OBP: 0.350, SLG: 0.356	C SI 91 B SI 92 F SI 92 F SL 87 F SL 87 X SI 93 1-2 G4-3 ①	B SI 92 C SI 92 B SL 88 X SL 88 2-1 G4-3 ③		B SI 92 D SL 88 C SI 91 X SI 92 2-1 2-3 1B		C FF 96 C SI 92 X SI 97 0-2 20 2B 1B		C FF 88 B SI 88 B SI 88 S FF 89 F FF 90 B FF 89 B FF 88 4-2 BB		4	1	2	0	1	0	1
20 Eddie Rosario, L (1, 9) (7, 7) OBP: 0.337, SLG: 0.495	S SL 81 X SL 88 0-1 G4-3 ②		B SI 92 C SL 85 B SL 77 B SL 84 B SI 91 4-1 24 1B 22 WP BB	F SL 88 B SI 93 B SI 94 X SL 87 2-1 G6-3 ③		B SI 98 B CH 91 S FF 95 F SI 97 X CU 82 2-2 1-H 2B ③		X FF 89 0-0 G4-3 ③		4	1	1	1	1	0	3
24 Logan Forsythe, R (1, 4) OBP: 0.298, SLG: 0.317	C SI 92 B CH 86 X SI 93 1-1 31 BB 22 BB 1B		1 SAFE C SL 83 C SI 91 F CH 86 X SI 92 0-2 22 F9 22 WP 1-3 1B		B SL 82 X CH 84 1-0 G5-3 ①		C SI 93 B SI 92 X SI 93 1-1 G5-3 ①		C FF 92 C SL 79 B FF 94 F FF 94 B SL 80 B SL 82 X FF 95 3-2 F9 ①	5	0	2	0	0	0	0
22 Miguel Sanó, R (1, 5) OBP: 0.299, SLG: 0.417	B SI 92 F CH 85 B SL 84 S CH 85 F CH 84 B SI 93 D CH 86 4-2 31 BB 1-2 BB		D SI 92 B SI 92 S SL 84 B SI 91 X SI 91 3-1 F9 ① 1-3 3-H		X SL 83 0-0 31 HR 1B		S SI 93 B SL 89 F SI 93 B SL 90 B SI 94 X SI 95 3-2 60 WP 31 G5-3 1B		S SL 81 F FF 95 B FF 95 B FF 95 F SL 82 F FF 95 S SL 83 2-3 K ②	4	1	2	0	1	1	1
31 Tyler Austin, R (1, 10) OBP: 0.285, SLG: 0.488	B SI 93 S FF 93 B SL 82 B FF 93 4-0 1-2 2-3 BB		C SL 84 S CH 85 S CH 85 0-3 K ②		B SI 90 B SI 89 S CH 86 X SL 83 2-1 1-H HR		B SI 94 F SI 93 S SI 95 F FF 94 X SI 92 1-2 G5-3 ② 1-2		C SL 81 S SL 81 S SL 82 0-3 K ③	4	1	1	2	1	2	2
11 Jorge Polanco, S (1, 6) OBP: 0.354, SLG: 0.394	B SI 92 B SL 82 D FF 92 C SI 92 X SI 92 3-1 F9 ③		B SI 92 X SL 84 1-0 F9 ③		C SI 92 X CH 86 0-1 G5-3 ②		B SI 94 B SI 93 C SI 93 F SI 94 D SI 94 D SI 94 4-2 60 WP BB			3	0	0	0	1	0	4
51 Johnny Field, R (1, 8) OBP: 0.247, SLG: 0.362 60 Jake Cave, L (7, PH) (7, 8) OBP: 0.307, SLG: 0.470		B FF 90 C SI 91 S SL 82 S SL 84 1-3 K ①		X SI 89 0-0 B1-3 ①	X SI 92 0-0 G5-3 ③		C SI 94 B SI 94 B SI 96 X SI 94 2-1 1-2 2-3 F9 ③			3 1	0 0	0 0	0 0	0 0	1 0	0 2
16 Ehire Adrianza, S (1, 7) OBP: 0.310, SLG: 0.379 26 Max Kepler, L (7, 9) OBP: 0.321, SLG: 0.415		S SL 83 B SI 92 S CH 86 C SL 84 1-3 K ②		B SI 90 B FF 91 X SI 90 2-0 7 1B 46 G5-3 1B		F FF 96 B SI 97 B CU 83 B SI 98 X SI 98 3-1 G6-3 ①		F SI 88 B FF 89 B SI 87 X SL 83 2-1 G3 ①		3 1	0 0	1 0	0 0	0 0	1 0	0 0
46 Bobby Wilson, R (1, 2) OBP: 0.223, SLG: 0.252		B SI 94 B SI 92 F SI 93 B CH 86 B SI 93 4-1 BB		X CH 84 0-0 G5-3 ② 1-2		B FF 98 S FF 98 C SI 97 B FF 98 F FF 96 F FF 97 S FF 97 2-3 K ②		T SL 84 S FF 90 B SL 84 S SL 84 1-3 K ②		3	0	0	0	1	2	1
Inning Stats	R: 0 E: 0 K: 0 S: 14 H: 1 LOB: 3 BB: 2 P: 27	R: 0 E: 0 K: 2 S: 9 H: 0 LOB: 1 BB: 1 P: 17	R: 1 E: 0 K: 1 S: 11 H: 1 LOB: 1 BB: 1 P: 19	R: 0 E: 0 K: 0 S: 7 H: 2 LOB: 2 BB: 0 P: 13	R: 2 E: 0 K: 0 S: 7 H: 2 LOB: 0 BB: 0 P: 10	R: 1 E: 0 K: 1 S: 13 H: 2 LOB: 1 BB: 0 P: 20	R: 0 E: 0 K: 0 S: 13 H: 1 LOB: 2 BB: 1 P: 24	R: 0 E: 0 K: 1 S: 9 H: 0 LOB: 1 BB: 1 P: 16	R: 0 E: 0 K: 2 S: 12 H: 0 LOB: 0 BB: 0 P: 17	1B: 7 2B: 1 3B: 0 HR: 1 SF: 0 SAC: 0 DP: 0 HBP: 0						

PITCHER		IP	WLS	BF	H	R	ER	SO	BB	IBB	HBP	BLK	WP	HR	S	P	ERA	WHIP
38 Francisco Liriano, L ERA: 4.42	(1, 1)	5.0	L	25	6	3	3	3	4	0	0	0	1	1	48	86	5.40	2.000
29 Zach McAllister, R ERA: 5.06	(6, 1)	1.0		4	2	1	1	1	0	0	0	0	0	0	13	20	9.00	2.000
58 Victor Alcántara, R ERA: 0.66	(7, 1)	1.0		5	1	0	0	0	1	0	0	0	1	0	13	24	0.00	2.000
19 Louis Coleman, R ERA: 3.71	(8, 1)	1.0		4	0	0	0	1	1	0	0	0	0	0	9	16	0.00	1.000
45 Buck Farmer, R ERA: 4.59	(9, 1)	1.0		3	0	0	0	2	0	0	0	0	0	0	12	17	0.00	0.000

PITCHER	IP	WLS	BF	H	R	ER	SO	BB	IBB	HBP	BLK	WP	HR	S	P	ERA	WHIP

TOP

Minnesota Twins @ Detroit Tigers

Comerica Park, Detroit, MI

Sat Aug 11 2018, 6:12 PM - 9:19 PM EDT

Att. 26,991 - Partly Cloudy - 81 F

livebaseballscorecards.com

AB	35
R	4
H	9
RBI	3
BB	6
SO	7
LOB	14

Batter	1	2	3	4	5	6	7	8	9	AB	R	H	RBI	BB	SO	LOB
21 JaCoby Jones, R (1, 8) OBP: 0.259, SLG: 0.357	C FF 93 C SI 94 F SL 86 F SL 86 B FF 92 S SL 86 1-3 K ①		C SL 84 C SI 93 B FF 92 F SL 85 B SI 93 X CU 81 2-2 G5-3 ①		C SI 92 1 SAFE 1 SAFE C SI 93 F SI 93 B SI 93 C SI 94 1-3 K ①		S SL 84 B SL 86 C SI 93 X SL 84 1-2 G5-3 ③ 1-2		1 SAFE B SI 90 C SI 91 B SI 91 F SI 91 1 SAFE S SI 90 2-3 K ③	5	0	0	0	0	3	3
1 Jose Iglesias, R (1, 6) OBP: 0.307, SLG: 0.394	B FF 94 C SI 94 S SI 94 F CU 81 F SI 94 B SL 86 X SI 94 2-2 G5-3 ②		B FF 95 B SI 94 B SI 95 C FF 94 B SI 93 4-1 BB		C SI 92 1 SAFE 1 SAFE C SI 92 X SI 93 0-2 G6-4-3 ②③ 1-2f			B FF 94 S FF 93 B FF 94 C FF 94 F FF 94 F FF 94 B CU 79 X FF 94 3-2 G5-3 ①		3	0	0	0	1	0	1
9 Nick Castellanos, R (1, 9) OBP: 0.333, SLG: 0.476	B CU 83 S SI 95 B SI 95 B SI 96 C SI 95 X SI 96 3-2 1B		F SI 95 F SI 95 F SI 94 1 SAFE S SL 86 0-3 K ②			C CU 78 B SL 86 X SI 93 1-1 L9 ①		C SL 88 X CU 79 0-1 F8 ②		4	0	1	0	0	1	1
46 Jeimer Candelario, S (1, 5) OBP: 0.313, SLG: 0.411	1 SAFE B FF 94 X FF 95 1-0 L1-6-3 ③		B FF 93 B FF 94 X FF 94 2-0 P1 ③			C FF 93 C FF 93 X SL 85 0-2 G1-3 ②		X FF 94 0-0 P6 ③		4	0	0	0	0	0	2
41 Victor Martinez, S (1, 10) OBP: 0.290, SLG: 0.322 13 Mike Gerber, L (9, PR) OBP: 0.286, SLG: 0.217		X SI 93 0-0 G1-3 ①	C CH 85 B CH 85 B SI 93 X CH 86 2-1 G4-3 ①			X FF 94 0-0 28 FC5 1B			B SI 88 B SI 88 C SI 89 C SI 88 F CH 79 B CH 79 F CH 78 B SI 88 4-2 28 HR BB	3 0	0 1	1 0	0 0	1 0	0 0	0 0
28 Niko Goodrum, S (1, 4) OBP: 0.297, SLG: 0.435		C FF 94 B FF 93 B CH 86 X SI 94 2-1 G4-3 ②	B CU 82 B CH 86 F CH 86 C SI 92 B SL 85 F SL 86 B CH 87 4-2 34 CS 37 1B BB			X CH 86 0-0 FC5 ③ 1-2f			C SI 89 X CH 79 0-1 1-H HR	3	1	1	2	1	0	1
37 James Adduci, L (1, 3) OBP: 0.300, SLG: 0.448		X FF 94 0-0 34 1B 3B	C SI 94 F SI 94 F SL 86 X FF 94 0-2 34 CS 1-2 1B				C FF 92 B FF 91 X CH 85 1-1 F7 ①		C SI 88 X SI 89 0-1 1B	4	1	3	0	0	0	0
34 James McCann, R (1, 2) OBP: 0.274, SLG: 0.318		B SI 95 C SI 96 F SI 94 X SL 86 1-2 3-H 1B	C SI 94 S SL 84 D SL 84 X SI 94 1-2 P4 ②③ 1-2 2-3				C FF 90 B CU 78 F SI 92 F CU 80 B SL 85 B SI 94 F SI 93 X SI 93 3-2 21 WP 1B		B SI 90 1 SAFE B SI 90 C SI 90 B SI 89 C SI 90 C SI 90 3-3 K ①	4	0	2	1	0	1	3
22 Victor Reyes, S (1, 7) OBP: 0.233, SLG: 0.268		B CU 81 F SI 93 B FF 93 B FF 94 F SI 94 F SL 86 F SI 93 T SL 86 3-2 K ③			C CU 79 X FF 93 0-1 1 G6-4-3 1B		B SI 94 X SI 93 1-0 L8 ②		B SI 90 X SI 90 1-0 F7 ②	4	0	1	0	0	1	3
Inning Stats	R: 0 E: 0 K: 1 S: 14 H: 1 LOB: 1 BB: 0 P: 21	R: 1 E: 0 K: 1 S: 12 H: 2 LOB: 1 BB: 0 P: 18	R: 0 E: 0 K: 1 S: 10 H: 0 LOB: 1 BB: 1 P: 18	R: 0 E: 0 K: 0 S: 12 H: 1 LOB: 1 BB: 1 P: 19	R: 0 E: 0 K: 1 S: 9 H: 1 LOB: 0 BB: 0 P: 10	R: 0 E: 0 K: 0 S: 7 H: 1 LOB: 1 BB: 0 P: 8	R: 0 E: 0 K: 0 S: 11 H: 1 LOB: 1 BB: 0 P: 17	R: 0 E: 0 K: 0 S: 8 H: 0 LOB: 0 BB: 0 P: 11	R: 2 E: 0 K: 2 S: 15 H: 2 LOB: 1 BB: 1 P: 25	1B: 7 2B: 0 3B: 1 HR: 1 SF: 0 SAC: 0 DP: 1 HBP: 0						WP: 1 PB: 0 SB: 0 CS: 2 PA: 37	

PITCHER		IP	WLS	BF	H	R	ER	SO	BB	IBB	HBP	BLK	WP	HR	S	P	ERA	WHIP
44 Kyle Gibson, R ERA: 3.49	(1, 1)	7.0	W	28	7	1	1	4	2	0	0	0	1	0	75	111	1.29	1.286
65 Trevor May, R ERA: 1.93	(8, 1)	1.0	H	3	0	0	0	0	0	0	0	0	0	0	8	11	0.00	0.000
39 Trevor Hildenberger, R ERA: 4.74	(9, 1)	1.0	S	6	2	2	2	2	1	0	0	0	0	1	15	25	18.00	3.000

PITCHER	IP	WLS	BF	H	R	ER	SO	BB	IBB	HBP	BLK	WP	HR	S	P	ERA	WHIP

BOTTOM

Minnesota Twins @ Detroit Tigers

Comerica Park, Detroit, MI

Sat Aug 11 2018, 6:12 PM - 9:19 PM EDT

Att. 26,991 - Partly Cloudy - 81 F

livebaseballscorecards.com

AB	34
R	3
H	9
RBI	3
BB	3
SO	6
LOB	14

Batter	1	2	3	4	5	6	7	8	9	AB	R	H	RBI	BB	SO	LOB
24 Logan Forsythe, R (1, 4) OBP: 0.302, SLG: 0.317	C FF 91 B SI 92 F FF 93 B CU 72 X FF 94 2-2 ① L7		C SI 92 B CU 71 F SI 90 X SL 81 1-2 ② F9			B SL 79 F FF 91 S FF 91 B SL 80 B FF 91 B SL 78 4-2 22 BLK 22 PB BB		F FF 96 X FF 96 0-1 1B		3	0	1	0	1	0	0
11 Jorge Polanco, S (1, 6) OBP: 0.351, SLG: 0.390	C SI 93 B SI 93 B FF 93 X CH 82 2-1 31 WP 1B		B CU 70 S SL 78 F FF 92 X CU 72 1-2 ③ P6			L SL 79 S CU 71 F FF 93 D CU 73 F SL 80 C FF 92 1-3 ② K		B CH 90 B FF 95 B FF 95 C FF 95 C FF 95 F FF 95 F FF 96 F FF 95 F FF 94 3-3 ③ K		4	0	1	0	0	2	2
22 Miguel Sanó, R (1, 10) OBP: 0.294, SLG: 0.408	X FF 94 0-0 ② F9			B CU 70 B SI 90 F CH 80 X CH 79 2-1 ① P4		B SL 81 B FF 92 C SI 92 X CH 79 2-1 ③ G3-1 1-3			B FC 89 X SI 93 1-0 ① L8	4	0	0	0	0	0	2
31 Tyler Austin, R (1, 3) OBP: 0.279, SLG: 0.477 7 Joe Mauer, L (9, PH) OBP: 0.349, SLG: 0.355	B SI 94 S CH 82 X CH 80 1-1 ③ P3 1-2			C FF 92 X FF 94 0-1 ② G5-3			B FF 91 S SL 86 B SL 88 F SL 86 F SI 92 F SL 87 X SI 92 2-2 ① L6		B SI 93 C FC 88 F SI 94 S FF 95 1-3 ② K	3 1	0 0	0 0	0 0	0 0	0 1	1 0
23 Mitch Garver, R (1, 2) OBP: 0.336, SLG: 0.412		C SI 89 B SI 93 F CH 79 B CU 72 B FF 92 F FF 93 F FF 93 X CH 81 3-2 51 SF7 3B		C SL 80 X SI 91 0-1 ③ F8			C CU 80 B SI 92 X SL 86 1-1 ② G4-3		B ST 82 F SI 94 F SI 93 F FF 95 S ST 80 1-3 ③ K	4	1	1	0	0	1	0
51 Johnny Field, R (1, 7) OBP: 0.243, SLG: 0.358		B FF 93 X SL 81 1-0 ① SF7 3-H			B SI 91 B CH 79 F FF 91 X SI 91 2-1 ① P6		B SL 87 C FF 92 S SL 87 B CU 81 S SL 86 2-3 ③ K			2	0	0	1	0	1	0
26 Max Kepler, L (1, 9) OBP: 0.321, SLG: 0.422		C SI 92 F SI 90 B CU 74 C CU 72 1-3 ② K			B SL 81 C SL 78 X SI 89 1-1 ② F9			X FF 96 0-0 HR		3	1	1	1	0	1	0
16 Ehire Adrianza, S (1, 5) OBP: 0.306, SLG: 0.374		F FF 93 B CU 70 F FF 94 B SL 80 B SL 81 X FF 94 3-2 ③ F9			C SL 79 S CU 71 B SL 80 F CU 72 B FF 93 X SL 80 2-2 ③ G6-3			X CH 89 0-0 ① G3		3	0	0	0	0	0	0
60 Jake Cave, L (1, 8) OBP: 0.301, SLG: 0.459			C FF 89 B SI 93 B SL 78 X SL 80 2-1 ① L8			C SI 88 B FF 88 B CU 71 C SL 80 F FF 91 S SL 80 2-3 ① K		B FF 95 B FF 95 F FF 96 S CH 90 S FF 96 2-3 ② K		3	0	0	0	0	2	0
Inning Stats	R: 0 E: 0 K: 0 S: 8 H: 1 LOB: 1 BB: 0 P: 13	R: 1 E: 0 K: 1 S: 12 H: 1 LOB: 0 BB: 0 P: 20	R: 0 E: 0 K: 0 S: 8 H: 0 LOB: 0 BB: 0 P: 12	R: 0 E: 0 K: 0 S: 6 H: 0 LOB: 0 BB: 0 P: 8	R: 0 E: 0 K: 0 S: 8 H: 0 LOB: 0 BB: 0 P: 13	R: 0 E: 0 K: 2 S: 13 H: 0 LOB: 1 BB: 1 P: 22	R: 0 E: 0 K: 1 S: 10 H: 0 LOB: 0 BB: 0 P: 15	R: 1 E: 0 K: 2 S: 14 H: 2 LOB: 1 BB: 0 P: 19	R: 0 E: 0 K: 2 S: 8 H: 0 LOB: 0 BB: 0 P: 11	1B: 2 2B: 0 3B: 1 HR: 1 SF: 1 SAC: 0 DP: 0 HBP: 0						

TOP

Minnesota Twins @ Detroit Tigers

Comerica Park, Detroit, MI

Sun Aug 12 2018, 1:33 PM - 4:05 PM EDT

Att. 30,105 - Sunny - 80 F

livebaseballscorecards.com

AB	30
R	2
H	4
RBI	2
BB	1
SO	8
LOB	5

WP: 1 PA: 32
PB: 1
SB: 0
CS: 0

PITCHER		IP	WLS	BF	H	R	ER	SO	BB	IBB	HBP	BLK	WP	HR	S	P	ERA	WHIP
48 Matthew Boyd, L ERA: 4.2	(1, 1)	6.0	W	21	2	1	1	3	1	0	0	1	1	0	55	88	1.50	0.500
30 Alex Wilson, R ERA: 3.72	(7, 1)	1.0	H	3	0	0	0	1	0	0	0	0	0	0	10	15	0.00	0.000
77 Joe Jiménez, R ERA: 3.4	(8, 1)	1.0	H	5	2	1	1	2	0	0	0	0	0	1	14	19	9.00	2.000
61 Shane Greene, R ERA: 4.04	(9, 1)	1.0	S	3	0	0	0	2	0	0	0	0	0	0	8	11	0.00	0.000

PITCHER	IP	WLS	BF	H	R	ER	SO	BB	IBB	HBP	BLK	WP	HR	S	P	ERA	WHIP

BOTTOM

Batter	1	2	3	4	5	6	7	8	9	AB	R	H	RBI	BB	SO	LOB
46 Jeimer Candelario, S (1, 5) OBP: 0.315, SLG: 0.412	C SI 93 F SI 94 X FF 94 0-2 ① G1-3		X SI 94 0-0 28 WP 1 HBP 1B		1 SAFE C CU 76 B CH 86 X FF 93 1-1 28 BB 1 1B 41 SF9 1-2 3-H 1B		B FF 94 C FF 93 F FF 94 S KC 85 1-3 ② K			4	1	2	1	0	1	0
1 Jose Iglesias, R (1, 6) OBP: 0.308, SLG: 0.393	B FF 95 F FF 93 S SI 94 X CU 80 1-2 ② P6		H CU 75 1-0 28 WP 1-2 HBP		C SI 92 F SI 92 F SI 93 F SL 81 F SI 93 B SI 93 B SI 92 F SI 94 F SI 93 2-2 X SI 92 28 BB 1-2 2-3 1B		B SI 95 S FF 95 F SI 94 S KC 85 1-3 ③ K2-3			3	0	1	0	0	1	0
28 Niko Goodrum, S (1, 4) (4, 9) OBP: 0.302, SLG: 0.435	X SI 94 0-0 1B		B CH 88 D CH 89 F SI 93 B FF 95 X SI 94 3-1 ③ G6-3 1-2 2-3		F SI 92 B FF 93 B SI 92 B SI 93 B SI 92 4-1 1-2 2-3 3-H BB			B FF 92 B SI 94 B SI 93 C FF 93 F FF 95 F FF 96 F KC 82 F FF 95 F FF 95 4-2 B KC 82 60 S 60 2B BB		2	1	1	1	2	0	2
41 Victor Martinez, S (1, 10) OBP: 0.290, SLG: 0.322	B FF 93 X SI 92 1-0 ③ G4-3			B CU 78 X FF 93 1-0 37 G6-4-3 1B	C SI 93 C CU 78 X SL 83 0-2 ② SF9 3-H			C SI 88 X SL 78 0-1 ① L7		3	0	1	1	0	0	2
37 James Adduci, L (1, 3) OBP: 0.281, SLG: 0.419		B CU 74 F FF 92 F CU 79 X SI 94 1-2 ① G6-3		B SI 92 X SI 93 1-0 ①② G6-4-3 1-2f	X SI 94 0-0 ③ G6-3			F FF 90 X CH 83 0-1 ② F9		4	0	0	0	0	0	4
21 JaCoby Jones, R (1, 8) OBP: 0.261, SLG: 0.359 60 Ronny Rodríguez, R (4, 4) OBP: 0.228, SLG: 0.200		B FF 94 B SI 92 F SI 92 X SI 93 2-1 13 G4-6-3 1B		F SI 92 C SL 88 B SI 94 B CU 79 X SI 93 2-2 ③ P5		C CU 79 B SL 83 B CU 77 X SI 94 2-1 ① F9		C SL 82 S SL 81 B CH 85 B FF 91 X CH 84 2-2 1-H 2B		1 3	0 0	1 1	0 1	0 0	0 0	0 0
13 Mike Gerber, L (1, 7) OBP: 0.250, SLG: 0.185		F SI 91 1 SAFE B SI 93 1 SAFE X CH 88 1-1 ②③ G4-6-3 1-2f			C FF 92 B SI 92 B CU 78 X SI 91 2-1 ① G5-3	B SI 94 X SI 93 1-0 ② G3-1		F FF 90 F CH 82 B FF 90 S FF 90 1-3 ③ K		4	0	0	0	0	1	2
17 Grayson Greiner, R (1, 2) OBP: 0.298, SLG: 0.294			C CU 76 B SL 87 B SI 92 F SI 92 F CH 88 C FF 93 2-3 ① K		B SL 88 S SI 93 X SI 92 1-1 22 1B 46 1B 1B	X FF 94 0-0 ③ F8				3	1	1	0	0	1	0
22 Victor Reyes, S (1, 9) (4, 8) OBP: 0.235, SLG: 0.269			B CU 75 B FF 91 F SI 92 X SI 92 2-1 ② G4-3		B FF 93 X SI 92 1-0 1 1B 46 1B 28 BB 1-3 1B		C KC 74 X KC 85 0-1 ① L8			3	1	1	0	0	0	0
Inning Stats	R: 0 E: 0 K: 0 S: 8 H: 1 LOB: 1 BB: 0 P: 10	R: 0 E: 0 K: 0 S: 7 H: 1 LOB: 0 BB: 0 P: 11	R: 0 E: 0 K: 1 S: 9 H: 1 LOB: 2 BB: 0 P: 17	R: 0 E: 0 K: 0 S: 5 H: 1 LOB: 0 BB: 0 P: 9	R: 3 E: 0 K: 0 S: 20 H: 4 LOB: 2 BB: 1 P: 31	R: 0 E: 0 K: 0 S: 4 H: 0 LOB: 0 BB: 0 P: 7	R: 0 E: 0 K: 2 S: 8 H: 0 LOB: 0 BB: 0 P: 10	R: 1 E: 0 K: 1 S: 16 H: 1 LOB: 1 BB: 1 P: 23								

PITCHER	IP	WLS	BF	H	R	ER	SO	BB	IBB	HBP	BLK	WP	HR	S	P	ERA	WHIP
53 Kohl Stewart, R (1, 1) ERA: 6.23	4.1	L	21	8	3	3	1	1	0	1	0	1	0	45	74	6.23	2.077
55 Taylor Rogers, L (5, 1) ERA: 3.7	1.1		4	0	0	0	0	0	0	0	0	0	0	7	10	0.00	0.000
21 Tyler Duffey, R (6, 1) ERA: 6.39	1.1		5	0	1	1	2	1	0	0	0	0	0	15	21	6.75	0.750
58 Gabriel Moya, L (8, 1) ERA: 4.67	1.0		4	1	0	0	1	0	0	0	0	0	0	10	13	0.00	1.000

PITCHER	IP	WLS	BF	H	R	ER	SO	BB	IBB	HBP	BLK	WP	HR	S	P	ERA	WHIP

Minnesota Twins @ Detroit Tigers

Comerica Park, Detroit, MI

Sun Aug 12 2018, 1:33 PM - 4:05 PM EDT

Att. 30,105 - Sunny - 80 F

livebaseballscorecards.com

AB	30
R	4
H	9
RBI	4
BB	2
SO	4
LOB	10

1B: 8	SF: 1	WP: 1	PA: 34
2B: 1	SAC: 0	PB: 0	
3B: 0	DP: 2	SB: 1	
HR: 0	HBP: 1	CS: 0	

Batter	1	2	3	4	5	6	7	8	9	AB	R	H	RBI	BB	SO	LOB
12 Corey Dickerson, L (1, 7) OBP: 0.333, SLG: 0.483	F FF 91 F FF 90 F FF 91 X FS 85 0-2 ① F8	C CU 73 X FS 84 0-1 ③ P4			F FF 92 F FC 90 S FF 92 0-3 ③ K			B SI 93 C SI 93 S CU 78 S CU 78 1-3 ① K		4	0	0	0	0	2	2
6 Starling Marte, R (1, 8) OBP: 0.320, SLG: 0.469	X FF 91 0-0 ② F9		L FF 90 F FF 91 B FC 87 B FF 91 F FS 85 F FF 92 F FF 92 F FF 92 F FF 93 2-2 ① X FF 83 G5-3			F SL 84 B SL 85 F FF 91 B SL 85 F FF 92 X FF 92 2-2 ① L8		B CU 78 S CU 78 B SL 83 X SI 94 2-1 23 1B 2B		4	0	1	0	0	0	0
25 Gregory Polanco, L (1, 9) OBP: 0.331, SLG: 0.484	C FF 91 B FS 84 F FF 92 S FF 92 1-3 ③ K		C CU 74 F CU 75 S FS 84 0-3 ② K			F FS 84 C FS 83 C FS 83 0-3 ② K		F SI 94 C CU 78 S CU 79 0-3 ② K		4	0	0	0	0	4	1
23 David Freese, R (1, 5) OBP: 0.356, SLG: 0.486		C FF 91 C FF 91 X FF 91 0-2 55 BB 29 2B 1B	F FF 92 S FS 86 B FS 84 C FF 92 1-3 ③ K			C SL 84 B SL 85 B FF 93 X FF 93 2-1 55 1B 1B		B FF 96 D CU 84 S SL 89 S SL 90 B FF 96 X CU 86 3-2 55 BB 2-3 1B		4	1	3	0	0	1	0
55 Josh Bell, S (1, 3) OBP: 0.350, SLG: 0.418		B FF 91 B FS 84 F FF 92 B FF 92 B FS 86 4-1 29 2B 19 G4-3 1-2 BB		B FF 91 F FF 91 F FS 85 X FF 91 2-1 ① L7		B FF 92 B FS 85 C FS 85 B FS 85 X FF 93 3-1 1-2 1B		C FF 96 D CU 85 B FF 96 B CU 85 F CU 85 B FF 94 4-2 1-2 BB		2	1	1	0	2	0	0
29 Francisco Cervelli, R (1, 2) OBP: 0.382, SLG: 0.464		C SL 82 X SL 82 0-1 19 G4-3 1-3 2-H 2B		B FF 88 B FF 90 S FF 91 B FF 92 S FF 92 T FF 92 3-2 ② K		B KC 83 B SI 93 F FF 93 F SI 91 B FF 94 S KC 81 3-3 ③ K		F FF 96 B FF 94 F CU 84 D CU 84 B SL 83 F CU 84 X FF 95 3-2 ③ P4		4	0	1	1	0	2	5
19 Colin Moran, L (1, 10) OBP: 0.332, SLG: 0.386		F FF 92 B FF 92 F FS 84 D FS 86 F FF 93 X FF 92 2-2 ① G4-3 2-3 3-H		B FS 83 C FF 93 B CU 71 F FF 92 X FF 91 2-2 ③ L8			S KC 75 X FF 92 0-1 ① G4-3		C SI 88 C FF 91 B CH 77 X CH 78 1-2 ① G4-3	4	0	0	1	0	0	1
5 Josh Harrison, R (1, 4) OBP: 0.297, SLG: 0.364		B FC 87 C FF 92 B FC 86 F FF 92 B FF 92 C FF 91 3-3 ② K			C FF 90 B SL 85 S SL 85 B FF 92 C FF 90 2-3 ① K		C FF 94 F FF 92 X FF 94 0-2 ② F9		B SL 78 X SI 90 1-0 15 G5-4-3 1B	4	0	1	0	0	2	1
10 Jordy Mercer, R (1, 6) OBP: 0.329, SLG: 0.397 15 Adeiny Hechavarría, R (5, PH) OBP: 0.295, SLG: 0.351 (5, 6)		B FF 92 B FF 91 F FF 92 B FF 91 B FF 92 4-1 BB			F FF 91 B FF 92 B SL 84 F FF 92 F FF 92 S SL 86 2-3 ② K		B KC 75 B FF 94 X SI 94 2-0 ③ G1-3		X SL 77 0-0 ②③ G5-4-3 1-2f	0 3	0 0	0 0	0 0	1 1	0 1	0 1
Inning Stats	R: 0 E: 0 K: 1 S: 8 H: 0 LOB: 0 BB: 0 P: 9	R: 2 E: 0 K: 1 S: 16 H: 2 LOB: 2 BB: 2 P: 29	R: 0 E: 0 K: 2 S: 14 H: 0 LOB: 0 BB: 0 P: 17	R: 0 E: 0 K: 1 S: 8 H: 0 LOB: 0 BB: 0 P: 15	R: 0 E: 0 K: 3 S: 10 H: 0 LOB: 0 BB: 0 P: 14	R: 0 E: 0 K: 2 S: 14 H: 2 LOB: 2 BB: 0 P: 24	R: 0 E: 0 K: 0 S: 6 H: 0 LOB: 0 BB: 0 P: 8	R: 0 E: 0 K: 2 S: 17 H: 2 LOB: 3 BB: 1 P: 30	R: 0 E: 0 K: 0 S: 5 H: 1 LOB: 0 BB: 0 P: 7	1B: 5 2B: 2 3B: 0 HR: 0 SF: 0 SAC: 0 DP: 1 HBP: 0						

TOP

Pittsburgh Pirates @ Minnesota Twins

Target Field, Minneapolis, MN

Tue Aug 14 2018, 7:14 PM - 9:57 PM CDT

Att. 28,515 - Overcast - 80 F

livebaseballscorecards.com

AB	33
R	2
H	7
RBI	2
BB	3
SO	12
LOB	11

PITCHER		IP	WLS	BF	H	R	ER	SO	BB	IBB	HBP	BLK	WP	HR	S	P	ERA	WHIP
12 Jake Odorizzi, R ERA: 4.44	(1, 1)	5.2	W	23	4	2	2	9	2	0	0	0	0	0	67	102	3.18	1.059
21 Tyler Duffey, R ERA: 5.79	(6, 1)	1.1	H	4	0	0	0	1	0	0	0	0	0	0	9	14	0.00	0.000
55 Taylor Rogers, L ERA: 3.65	(8, 1)	0.2	H	3	1	0	0	2	0	0	0	0	0	0	8	11	0.00	1.500
68 Matt Magill, R ERA: 3.7	(8, 1)	0.1	H	3	1	0	0	0	1	0	0	0	0	0	9	19	0.00	6.000
39 Trevor Hildenberger, R ERA: 4.66	(9, 1)	1.0	S	3	1	0	0	0	0	0	0	0	0	0	5	7	0.00	1.000

PITCHER		IP	WLS	BF	H	R	ER	SO	BB	IBB	HBP	BLK	WP	HR	S	P	ERA	WHIP

WP: 0 PA: 36
PB: 0
SB: 0
CS: 0

BOTTOM

Batter	1	2	3	4	5	6	7	8	9	AB	R	H	RBI	BB	SO	LOB
7 Joe Mauer, L (1, 3) OBP: 0.353, SLG: 0.358	C FF 94 X SL 89 0-1 ① F7			C FF 94 B SI 95 X FF 94 1-1 20 2B 11 1B 1B	B FF 96 B FF 96 B FF 96 C FF 96 B SI 97 4-1 11 FC4-6 1-2 BB		B FF 93 B FF 92 C FF 93 B FF 93 X FF 93 3-1 1B			3	1	2	0	1	0	0
20 Eddie Rosario, L (1, 9) OBP: 0.337, SLG: 0.495	C FF 95 X FF 95 0-1 ② F8			B SL 91 B SI 95 X SL 91 2-0 11 1B 1-3 2B	X CU 84 0-0 ① F4		C FF 92 X FF 91 0-1 ③ G4-1			4	1	1	0	0	0	3
11 Jorge Polanco, S (1, 6) OBP: 0.355, SLG: 0.400	C FF 95 B CU 82 C CU 82 B FF 94 F SL 88 F SI 95 F CU 83 B FF 96 F SL 91 3-2 ③ X SI 96 L7			F FF 96 X FF 96 0-1 26 1B 22 G6-3 60 1B 2-H 3-H 1B	B CU 83 B SI 96 F SI 96 C SI 96 D CU 84 F SI 97 X SI 97 3-2 ② FC4-6 1-2f 2-3			B F FF 91 B FF 93 F FF 92 F FF 93 X FF 92 2-2 22 HR 2B		4	2	2	2	0	0	2
22 Miguel Sanó, R (1, 5) OBP: 0.293, SLG: 0.420		B SL 88 B SI 95 F FF 94 X SL 90 2-1 ① F9		X SL 92 0-0 ① G6-3 1-2	B FF 97 X SL 88 1-0 ③ P3			S FF 95 X FF 94 0-1 2-H HR		4	1	1	2	0	0	3
26 Max Kepler, L (1, 8) OBP: 0.323, SLG: 0.423		C CU 82 F FF 95 B FF 95 F SL 88 F FF 95 X CU 83 1-2 ② G1-3		F CU 83 X SL 90 0-1 60 1B 2-3 1B		B CU 84 X SI 96 1-0 24 CS 1B		B FF 94 F FF 93 B SL 82 X FF 94 2-1 ① F7		4	0	2	0	0	0	0
24 Logan Forsythe, R (1, 4) OBP: 0.297, SLG: 0.312		C FF 94 F SI 95 B SL 88 X SI 96 1-2 ③ G6-3		F SI 95 C SL 88 D SI 96 X CU 83 1-2 ② F8		B FF 95 1 SAFE S FF 95 B CU 82 C SI 95 X SI 96 2-2 ①② G5-3 1-2		C FF 94 B SL 82 F SL 82 F FF 94 S FF 94 1-3 ② K		4	0	0	0	0	1	3
60 Jake Cave, L (1, 7) OBP: 0.299, SLG: 0.453			B FF 94 F SI 95 F SL 86 B FF 95 F CU 82 S SL 90 2-3 ① K	B CU 83 X FF 96 1-0 1-2 3-H 1B		B CU 83 F SL 90 B SI 96 S SL 89 S SL 89 2-3 ③ K		C FF 94 S CH 86 B SL 82 B FF 93 X FF 94 2-2 ③ F7		4	0	1	1	0	2	0
23 Mitch Garver, R (1, 2) OBP: 0.332, SLG: 0.406			C SI 95 X SI 93 0-1 ② F7	B SL 90 B SL 90 C SI 96 F SI 96 D CU 84 C SL 91 3-3 ③ K			C FF 92 C SL 80 B SL 81 B FF 93 B FF 93 X FF 92 3-2 ① F7			3	0	0	0	0	1	2
31 Tyler Austin, R (1, 10) OBP: 0.280, SLG: 0.473			C FF 95 S SL 91 S CU 82 0-3 ③ K		S CU 82 X SI 96 0-1 11 FC4-6 7 BB 1B		X FF 93 0-0 ② G4-3			3	0	1	0	0	1	0
Inning Stats	R: 0 E: 0 K: 0 S: 11 H: 0 LOB: 0 BB: 0 P: 14	R: 0 E: 0 K: 0 S: 10 H: 0 LOB: 0 BB: 0 P: 14	R: 0 E: 0 K: 2 S: 9 H: 0 LOB: 0 BB: 0 P: 11	R: 3 E: 0 K: 1 S: 15 H: 5 LOB: 2 BB: 0 P: 23	R: 0 E: 0 K: 0 S: 9 H: 1 LOB: 2 BB: 1 P: 17	R: 0 E: 0 K: 1 S: 7 H: 1 LOB: 0 BB: 0 P: 12	R: 0 E: 0 K: 0 S: 8 H: 1 LOB: 1 BB: 0 P: 14	R: 2 E: 0 K: 1 S: 15 H: 2 LOB: 0 BB: 0 P: 22		1B: 7 2B: 2 3B: 0 HR: 1 SF: 0 SAC: 0 DP: 0 HBP: 0						

PITCHER		IP	WLS	BF	H	R	ER	SO	BB	IBB	HBP	BLK	WP	HR	S	P	ERA	WHIP
50 Jameson Taillon, R ERA: 3.66	(1, 1)	6.0	L	25	7	3	3	4	1	0	0	0	0	0	61	91	4.50	1.333
48 Richard Rodríguez, R ERA: 3.26	(7, 1)	2.0		9	3	2	2	1	0	0	0	0	0	1	23	36	9.00	1.500

PITCHER	IP	WLS	BF	H	R	ER	SO	BB	IBB	HBP	BLK	WP	HR	S	P	ERA	WHIP

Pittsburgh Pirates @ Minnesota Twins

Target Field, Minneapolis, MN

Tue Aug 14 2018, 7:14 PM - 9:57 PM CDT

Att. 28,515 - Overcast - 80 F

livebaseballscorecards.com

AB	33
R	5
H	10
RBI	5
BB	1
SO	5
LOB	13

Pittsburgh Pirates @ Minnesota Twins

Target Field, Minneapolis, MN

Wed Aug 15 2018, 12:12 PM - 3:29 PM CDT

Att. 26,191 - Sunny - 80 F

TOP

livebaseballscorecards.com

Batter	1	2	3	4	5	6	7	8	9	AB	R	H	RBI	BB	SO	LOB
12 Corey Dickerson, L (1, 7) OBP: 0.334, SLG: 0.484	B FF 94 B FF 94 F FF 93 F SI 94 X FF 94 2-2 ① G5-3		B CH 83 F FF 93 B CH 84 C FF 92 F SV 82 B FF 94 F SI 94 F FF 94 X SV 81 3-2 26 G4-3 2B	X FF 92 0-0 ② P6		B SL 82 S FF 90 F SL 84 F FF 90 F FF 91 F FF 91 F SL 83 F FF 92 F CH 84 2-2 25 P5 1B		C SI 93 X CU 77 0-1 ① F7		5	0	2	0	0	0	2
26 Adam Frazier, L (1, 8) OBP: 0.346, SLG: 0.426	C SI 93 S SV 81 S SV 82 0-3 ② K		X SI 92 0-0 ① G4-3 2-3	C SI 93 B FF 93 S CH 84 B SV 84 B SV 83 F SV 82 F SI 93 B CH 85 4-2 25 E 1-2 BB		1 SAFE X FF 92 0-0 ① F8		B CU 78 S CU 79 B CU 79 B SI 95 C SI 94 X SI 94 3-2 ② L5		4	0	0	0	1	1	2
25 Gregory Polanco, L (1, 9) OBP: 0.332, SLG: 0.483	S FF 94 B FF 94 C FF 94 F FF 94 B SV 84 X FF 95 2-2 ③ G5-3		D SV 82 X FF 93 1-0 ② P6	B FF 92 C FF 94 S FF 93 X SI 94 1-2 E9 1-3 2-H 3-H 1B		B FF 90 B SL 82 X CH 82 2-0 ② P5 1-2		B CU 76 X CU 75 1-0 1B		5	0	2	2	0	0	2
55 Josh Bell, S (1, 3) OBP: 0.349, SLG: 0.413		C FF 94 B CH 85 F FF 94 B SV 84 B SV 83 X FF 94 3-2 ① G3-1	C FF 93 B FF 93 B SV 82 D SV 82 C SV 82 B SV 82 4-2 BB	X FS 83 0-0 ③ F7		S CH 83 X SL 82 0-1 ③ F8		B CU 78 C SI 94 S CU 78 B SL 84 F SI 95 S CU 79 2-3 ③ K		4	0	0	0	1	1	4
29 Francisco Cervelli, R (1, 2) OBP: 0.382, SLG: 0.460		B SV 81 C SV 81 H SI 92 2-1 19 1B 19 E HBP	C FF 94 F CH 85 B FF 94 D SV 83 F SV 81 F SI 95 F FF 94 F SI 94 D SV 83 3-3 ③ C SV 83 K		B FF 92 X FF 92 1-0 ① F9		F FF 90 B CH 83 B CH 84 X CH 82 2-1 32 1B 1B		C SI 90 C SI 90 F FF 93 B CH 77 B CH 79 C SL 79 2-3 ① K	4	1	1	0	0	2	2
32 Elias Díaz, R (1, 10) OBP: 0.351, SLG: 0.479		S FF 92 C FF 92 S FF 94 0-3 ② K		C SV 80 S SV 81 B FF 93 B SV 82 F FF 94 X SV 81 2-2 HR	C CU 81 C FF 92 B FF 92 B FS 84 B FF 93 B FS 83 4-2 5 1B BB		C CH 84 S SL 82 B FF 91 F SL 80 B FF 89 X CH 83 3-2 1-2 1B		C SL 79 S SL 80 B FF 94 B SL 79 B CH 78 B SI 90 4-2 5 G6-4-3 BB	3	1	2	1	2	1	1
5 Josh Harrison, R (1, 4) OBP: 0.302, SLG: 0.368		S SV 82 X SV 81 0-1 19 E 1-2 1B	B FF 93 F FF 93 X SV 81 1-1 15 F9 19 1B 25 E 1B	B FF 93 F FF 93 X SV 81 1-1	B FF 92 F FF 92 X FS 86 1-1 1-2 1B	B FF 90 C FF 91 S CH 85 F FF 92 F FF 91 F CH 84 X FF 91 1-2 ① F8		C SI 90 X SI 90 0-1 ②③ G6-4-3 1-2f		5	1	3	0	0	0	3
19 Colin Moran, L (1, 5) OBP: 0.335, SLG: 0.389 23 David Freese, R (7, PH) OBP: 0.354, SLG: 0.484 (7, 5)		B FF 93 C FF 93 X SV 82 1-1 E6 1-3 2-H 1B	X SI 90 0-0 26 BB 25 E 1-2 1B	C FS 84 B FS 84 F FF 92 S FS 84 1-3 ② K		C FF 92 X SI 93 0-1 ② F8				3 1	1 0	2 0	0 0	0 0	1 0	2 2
15 Adeiny Hechavarría, R (1, 6) OBP: 0.290, SLG: 0.345		C FF 93 F FF 92 T SV 82 0-2 ③ K	X FF 91 0-0 ① F9 2-3	C FS 85 F FF 93 B FS 84 B FF 94 S FS 84 2-3 ③ K		C KC 75 S FF 93 F KC 80 X FF 94 0-2 ③ F9				4	0	0	0	0	2	8
Inning Stats	R: 0 E: 0 K: 1 S: 10 H: 0 LOB: 0 BB: 0 P: 14	R: 1 E: 1 K: 2 S: 14 H: 2 LOB: 2 BB: 0 P: 20	R: 0 E: 0 K: 1 S: 17 H: 1 LOB: 2 BB: 1 P: 28	R: 3 E: 1 K: 0 S: 17 H: 4 LOB: 2 BB: 1 P: 25	R: 0 E: 0 K: 2 S: 11 H: 1 LOB: 2 BB: 1 P: 20	R: 0 E: 0 K: 0 S: 13 H: 1 LOB: 1 BB: 0 P: 17	R: 0 E: 0 K: 0 S: 18 H: 2 LOB: 2 BB: 0 P: 24	R: 0 E: 0 K: 1 S: 10 H: 1 LOB: 1 BB: 0 P: 16	R: 0 E: 0 K: 1 S: 8 H: 0 LOB: 0 BB: 1 P: 14	1B: 10 2B: 1 3B: 0 HR: 1 SF: 0 SAC: 0 DP: 1 HBP: 1						

PITCHER		IP	WLS	BF	H	R	ER	SO	BB	IBB	HBP	BLK	WP	HR	S	P	ERA	WHIP
17 José Berríos, R ERA: 3.75	(1, 1)	3.2		21	7	4	3	4	2	0	1	0	0	1	57	86	7.36	2.455
32 Oliver Drake, R ERA: 6.54	(4, 1)	1.1		6	1	0	0	2	1	0	0	0	0	0	12	21	0.00	1.500
58 Gabriel Moya, L ERA: 4.34	(6, 1)	1.1	W	7	3	0	0	0	0	0	0	0	0	0	25	35	0.00	2.250
21 Tyler Duffey, R ERA: 5.52	(7, 1)	0.2	H	2	0	0	0	0	0	0	0	0	0	0	6	6	0.00	0.000
55 Taylor Rogers, L ERA: 3.58	(8, 1)	1.0	H	4	1	0	0	1	0	0	0	0	0	0	10	16	0.00	1.000

PITCHER		IP	WLS	BF	H	R	ER	SO	BB	IBB	HBP	BLK	WP	HR	S	P	ERA	WHIP
39 Trevor Hildenberger, R ERA: 4.58	(9, 1)	1.0	S	3	0	0	0	1	1	0	0	0	0	0	8	14	0.00	1.000

AB	38
R	4
H	12
RBI	3
BB	4
SO	8
LOB	28

WP: 0 PA: 43
PB: 0
SB: 0
CS: 0

Batter	1	2	3	4	5	6	7	8	9	AB	R	H	RBI	BB	SO	LOB
7 Joe Mauer, L (1, 10) OBP: 0.349, SLG: 0.353	C SI 93 S SI 96 X FF 97 0-2 ① G6-3	B SL 89 C SI 95 B CH 89 B SL 90 X SI 96 3-1 ③ L7			C CU 80 F SI 96 B SL 89 B SL 88 B CH 88 S SI 96 3-3 ③ K		B FF 97 B FF 97 C FF 96 X FF 96 2-1 ① G4-3			4	0	0	0	0	1	2
20 Eddie Rosario, L (1, 9) OBP: 0.336, SLG: 0.493	X SI 96 0-0 ② G4-3		C CH 88 F CH 88 B SI 96 S SL 89 1-3 ① K			X CH 87 0-0 E8 11 1B 1B	C CU 84 X CU 85 0-1 ② P6			4	1	1	0	0	1	0
11 Jorge Polanco, S (1, 6) OBP: 0.352, SLG: 0.396	C SI 95 S CH 90 B SL 89 F CH 90 X FF 96 1-2 ③ L8		B CH 89 S CH 89 C SI 97 X SL 90 1-2 ② G4-3			C SL 88 C SI 95 F SL 89 B SI 95 B SI 95 X CH 89 2-2 26 2B 24 1B 2-H 1B	B CU 84 C FF 96 F FF 97 B CU 83 X CU 84 2-2 ③ L6			4	1	1	1	0	0	0
22 Miguel Sanó, R (1, 5) OBP: 0.292, SLG: 0.422		X CU 80 0-0 26 G3-1 24 1B 2B	C SL 89 B FF 95 B SI 96 S SL 90 F SL 90 B FF 98 S SL 89 3-3 ③ K			S SL 88 C SL 88 S SL 90 0-3 ① K		B SL 81 C FF 96 F SI 97 F SL 80 S SL 81 1-3 ① K		4	1	1	0	0	3	1
26 Max Kepler, L (1, 8) OBP: 0.322, SLG: 0.424		F SL 86 L SI 96 B SL 89 B CH 88 X CH 89 2-2 ① G3-1 2-3		B SI 94 B SI 94 B SL 87 C SI 94 C SL 86 F SL 87 X CH 87 3-2 ① F8		1 SAFE B SI 96 X SI 97 1-0 24 1B 1-3 2B		C FF 96 B FF 96 C SL 81 F FF 97 B SL 81 S SL 81 2-3 ② K		4	1	1	0	0	1	1
24 Logan Forsythe, R (1, 4) OBP: 0.304, SLG: 0.316		B SL 88 F SI 96 S SI 96 F SI 97 D SL 91 X SI 98 2-2 60 1B 46 1B 3-H 1B		C CU 82 B SL 90 B SI 97 F SL 89 F SI 96 B CH 89 S SL 89 3-3 ② K		B SI 96 S SL 88 B SI 96 X SI 96 2-1 2-H 3-H 1B		C FF 96 B SL 82 B SI 96 B FF 96 B FF 96 4-1 BB		3	1	2	3	1	1	0
60 Jake Cave, L (1, 7) OBP: 0.298, SLG: 0.448		F SI 96 C SL 88 X CH 89 0-2 46 1B 1-2 1B		C SI 96 F CH 89 F SI 96 B SL 90 X SL 89 1-2 ③ G4-3		1 SAFE X SI 96 0-0 ② F7		B FF 97 C FF 97 C FF 96 S FF 97 1-3 ③ K		4	0	1	0	0	1	2
16 Ehire Adrianza, S (1, 3) OBP: 0.303, SLG: 0.370		B SI 96 B SL 89 S SL 89 C SI 97 D SL 90 F SI 96 S SL 88 3-3 ② K			B SI 93 B SL 86 F SI 94 B SI 93 C SI 94 F SL 87 S SL 88 3-3 ① K	F SL 89 D SL 89 1 SAFE B SI 95 X SI 94 3-1 ③ G3				3	0	0	0	0	2	3
46 Bobby Wilson, R (1, 2) OBP: 0.232, SLG: 0.285		C FF 97 X SL 90 0-1 1-3 2-H 1B			F FF 95 B SI 97 C SL 88 S SL 89 1-3 ② K		X FF 96 0-0 HR			3	1	2	2	0	1	0
Inning Stats	R: 0 E: 0 K: 0 S: 8 H: 0 LOB: 0 BB: 0 P: 9	R: 2 E: 0 K: 1 S: 19 H: 4 LOB: 2 BB: 0 P: 29	R: 0 E: 0 K: 2 S: 10 H: 0 LOB: 0 BB: 0 P: 15	R: 0 E: 0 K: 1 S: 12 H: 0 LOB: 0 BB: 0 P: 19	R: 0 E: 0 K: 3 S: 10 H: 0 LOB: 0 BB: 0 P: 17	R: 3 E: 1 K: 1 S: 14 H: 4 LOB: 1 BB: 0 P: 22	R: 1 E: 0 K: 0 S: 8 H: 1 LOB: 0 BB: 0 P: 12	R: 0 E: 0 K: 3 S: 12 H: 0 LOB: 1 BB: 1 P: 20		1B: 6 2B: 2 3B: 0 HR: 1 SF: 0 SAC: 0 DP: 0 HBP: 0						

PITCHER		IP	WLS	BF	H	R	ER	SO	BB	IBB	HBP	BLK	WP	HR	S	P	ERA	WHIP
24 Chris Archer, R ERA: 4.49	(1, 1)	5.0		21	6	4	4	7	0	0	0	0	0	0	64	96	7.20	1.200
37 Edgar Santana, R ERA: 2.82	(6, 1)	1.0	L	5	2	1	1	1	0	0	0	0	0	0	9	15	9.00	2.000
35 Keone Kela, R ERA: 3.16	(7, 1)	1.0		4	1	1	1	0	0	0	0	0	0	1	8	12	9.00	1.000
30 Kyle Crick, R ERA: 2.36	(8, 1)	1.0		4	0	0	0	3	1	0	0	0	0	0	12	20	0.00	1.000

PITCHER	IP	WLS	BF	H	R	ER	SO	BB	IBB	HBP	BLK	WP	HR	S	P	ERA	WHIP

BOTTOM

Pittsburgh Pirates @ Minnesota Twins

Target Field, Minneapolis, MN

Wed Aug 15 2018, 12:12 PM - 3:29 PM CDT

Att. 26,191 - Sunny - 80 F

livebaseballscorecards.com

AB	33
R	6
H	9
RBI	6
BB	1
SO	11
LOB	9

WP: 0 PA: 34
PB: 0
SB: 0
CS: 0

Detroit Tigers @ Minnesota Twins

Target Field, Minneapolis, MN

Thu Aug 16 2018, 7:13 PM - 10:46 PM CDT

Att. 25,108 - Cloudy - 82 F

TOP

livebaseballscorecards.com

Batter	1	2	3	4	5	6	7	8	9	AB	R	H	RBI	BB	SO	LOB
46 Jeimer Candelario, S (1, 5) OBP: 0.317, SLG: 0.405	B FF 89 C FF 89 B SI 89 C FF 90 F FF 91 B FF 90 F FF 89 B SI 91 4-2 9 HR BB		C CH 86 C SL 79 S CH 82 0-3 ① K	B SL 81 C CH 83 X CH 81 1-1 ③ G3-1		C CU 76 B CH 85 X CH 86 1-1 ① G3		X FF 90 0-0 ① F5		4	1	0	0	1	1	2
37 James Adduci, L (1, 3) OBP: 0.286, SLG: 0.392	X SI 90 0-0 ① F7		C FF 89 B CH 83 X CH 82 1-1 ② F7		C SL 79 X CH 82 0-1 9 2B 41 BB 1B	F SI 92 C FF 93 B FF 93 B CU 79 B FF 94 F FF 92 X FF 93 3-2 ② G6-3		C FF 90 F FF 89 X FF 89 0-2 ② F9 2-3		5	1	1	0	0	0	3
9 Nick Castellanos, R (1, 9) OBP: 0.343, SLG: 0.497	X SI 89 0-0 1-H HR		B FF 91 B FF 91 C SL 85 B FF 92 D SL 84 4-1 BB		C SL 83 X FF 89 0-1 41 BB 34 BB 1-3 2B	B FF 94 B SL 86 C SL 87 S FF 93 B FF 94 X SL 84 3-2 ③ G6-3		B SL 83 F FF 90 F FF 90 B FF 90 B SL 85 X FF 89 3-2 ③ F9		4	2	2	2	1	0	2
28 Niko Goodrum, S (1, 4) OBP: 0.304, SLG: 0.438	X FF 89 0-0 41 F9 2B		B FF 91 B SL 84 C SL 83 B CH 82 F CH 83 X SL 82 3-2 ③ P5		B SI 91 B SL 84 B CH 86 C SI 90 D SL 84 4-1 34 BB 41 BB BB		C FF 90 C SI 90 B FF 91 F SL 83 X SL 83 1-2 HR		B FS 82 X FF 91 1-0 ① F9	4	1	2	1	1	0	1
41 Victor Martinez, S (1, 10) OBP: 0.296, SLG: 0.334 13 Mike Gerber, L (7, PH) OBP: 0.216, SLG: 0.156 (7, 10)	B SI 88 D CH 85 F FF 89 B SI 88 X FF 89 3-1 ② F9 2-3			C FF 88 X SI 87 0-1 8 HR 2B	B FF 95 B FF 93 B FF 94 C FF 92 B FF 94 4-1 34 BB 1-2 2-3 3-H BB		F FF 92 B FF 91 X FF 91 0-2 ① F7		C FS 82 B FS 83 F FF 92 S FS 83 1-3 ② K	2 2	1 0	1 0	1 0	1 0	0 1	1 0
8 Mikie Mahtook, R (1, 7) OBP: 0.244, SLG: 0.267	B FF 90 F SL 83 F SI 91 D SL 85 X SL 82 2-2 ③ G1-3			C SL 83 X SI 88 0-1 ① 2-H HR	B SL 86 C FF 95 S CU 79 D CU 79 B FF 94 S FF 94 3-3 ① K		B FF 91 X SL 83 1-0 ② L8		C CU 78 B CU 80 B FF 93 F FF 92 F FS 84 F FS 83 B FF 93 F FF 92 B FF 94 4-2 34 DI BB	4	1	1	2	1	1	4
34 James McCann, R (1, 2) OBP: 0.275, SLG: 0.327		B SL 82 B FF 89 X FF 88 2-0 ① L8		B FF 88 S FF 89 X FF 90 1-1 HR	B CU 79 C SL 87 S FF 94 D CU 79 B CU 79 B FF 95 4-2 1-2 2-3 3-H BB		C FF 90 B SI 91 F FF 90 B FF 91 B SL 83 X FF 90 3-2 ③ G5-3		C FF 92 F CU 80 F FF 93 B FS 84 S FS 83 1-3 ③ K 1-2	4	1	1	2	1	1	1
60 Ronny Rodríguez, R (1, 6) OBP: 0.240, SLG: 0.215		F FF 89 X FF 90 0-1 ② P3		C SL 83 F SL 83 X SL 84 0-2 ① F9	C FF 94 B FF 94 S FF 94 S FF 95 1-3 ② K			B SL 80 B SL 82 C FF 88 X FF 89 2-1 37 F9 22 1B 1B		4	0	1	0	0	1	3
22 Victor Reyes, S (1, 8) OBP: 0.236, SLG: 0.262		C FF 89 F SL 81 S SL 83 0-3 ③ K		F CH 82 B FF 90 B CH 84 X FF 90 2-1 ② G5-3	S FF 95 B FF 95 S CH 86 D CU 81 X FF 94 2-2 ③ G1-3			C FF 89 X SI 89 0-1 1-2 1B		4	0	1	0	0	1	3
Inning Stats	R: 2 E: 0 K: 0 S: 12 H: 2 LOB: 1 BB: 1 P: 21	R: 0 E: 0 K: 1 S: 6 H: 0 LOB: 0 BB: 0 P: 8	R: 0 E: 0 K: 1 S: 9 H: 0 LOB: 1 BB: 1 P: 17	R: 3 E: 0 K: 0 S: 13 H: 3 LOB: 0 BB: 0 P: 17	R: 2 E: 0 K: 2 S: 17 H: 2 LOB: 3 BB: 3 P: 35	R: 0 E: 0 K: 0 S: 9 H: 0 LOB: 0 BB: 0 P: 16	R: 1 E: 0 K: 0 S: 11 H: 1 LOB: 0 BB: 0 P: 16	R: 0 E: 0 K: 0 S: 11 H: 2 LOB: 2 BB: 0 P: 16	R: 0 E: 0 K: 2 S: 13 H: 0 LOB: 1 BB: 1 P: 20	1B: 3 2B: 3 3B: 0 HR: 4 SF: 0 SAC: 0 DP: 0 HBP: 0						

	AB	37
	R	8
	H	10
	RBI	8
	BB	6
	SO	6
	LOB	20

WP: 0 PA: 43
PB: 0
SB: 0
CS: 0

PITCHER		IP	WLS	BF	H	R	ER	SO	BB	IBB	HBP	BLK	WP	HR	S	P	ERA	WHIP
54 Ervin Santana, R ERA: 8.03	(1, 1)	4.0		22	7	7	7	2	3	0	0	0	0	3	45	72	15.75	2.500
65 Trevor May, R ERA: 1.35	(5, 1)	2.0	W	8	0	0	0	2	2	0	0	0	0	0	21	42	0.00	1.000
43 Addison Reed, R ERA: 4.73	(7, 1)	2.0		9	3	1	1	0	0	0	0	0	0	1	22	32	4.50	1.500
32 Oliver Drake, R ERA: 6.34	(9, 1)	1.0		4	0	0	0	2	1	0	0	0	0	0	13	20	0.00	1.000

PITCHER	IP	WLS	BF	H	R	ER	SO	BB	IBB	HBP	BLK	WP	HR	S	P	ERA	WHIP

Batter	1	2	3	4	5	6	7	8	9	AB	R	H	RBI	BB	SO	LOB
7 Joe Mauer, L (1, 3) OBP: 0.352, SLG: 0.358	B SI 90 C FF 90 C SL 85 F SL 85 F SI 92 X CU 76 1-2 24 1B 11 HR 2B	C SI 92 B SI 92 D SL 86 B SL 84 F SI 93 B SI 94 4-2 24 2B 11 SF7 1-2 2-3 BB		C SI 94 F CH 89 S SI 93 0-3 ② K		C FF 96 B SI 96 X FF 95 1-1 11 1B 24 1B 22 BB 1B	B FF 96 C FF 97 B SL 87 X FF 96 2-1 ① L7			4	3	2	0	1	1	0
24 Logan Forsythe, R (1, 4) OBP: 0.317, SLG: 0.339 60 Jake Cave, L (7, PR) OBP: 0.298, SLG: 0.448 (8, 9)	B FF 91 B CH 83 F SI 91 X CH 84 2-1 11 HR 2-3 1B	X FF 93 0-0 11 E 22 HR 1-3 2-H 3-H 2B		B SI 96 B SI 93 C SI 94 C SI 94 X SI 95 2-2 2B		C CU 82 B CU 82 B FF 96 F FF 94 X CU 82 2-2 22 BB 11 1B 31 SF9 1-2 1B	B SL 88 X FF 97 1-0 22 1B 1B			5 0	3 0	5 0	2 0	0 0	0 0	0 0
11 Jorge Polanco, S (1, 6) OBP: 0.354, SLG: 0.419	X FF 90 0-0 1-H 3-H HR	B SL 84 F CH 86 X SL 85 1-1 ② SF7 2-3 3-H		B CH 88 X SI 96 1-0 ③ G4-3		F FF 95 B SI 95 B CH 89 B SI 95 X SI 95 3-1 31 SF9 22 BB 23 1B 1-2 2-3 1B	B CH 91 X FF 96 1-0 ② P6			4	2	2	4	0	0	2
22 Miguel Sanó, R (1, 5) OBP: 0.299, SLG: 0.438	X SI 91 0-0 ① L8	B CH 86 F CH 86 X CH 85 1-1 3-H HR			B SI 94 F SI 95 S SL 91 S SL 90 1-3 ① K	D SL 87 B SL 89 B SL 87 B FF 94 4-0 31 SF9 23 1B 1-2 2-3 3-H BB	B FF 97 B SL 87 C FF 96 C FF 97 X SL 88 2-2 1-2 1B			4	2	2	3	1	1	0
31 Tyler Austin, R (1, 10) OBP: 0.277, SLG: 0.463	B CH 85 B SI 90 B SI 92 C SI 91 F CH 85 B SI 93 4-2 26 CS BB	B SL 83 B FF 94 B FF 94 C FF 94 F FF 95 S FF 95 3-3 ③ K			F SL 89 S SL 91 B SL 90 S SL 91 1-3 ② K	B FF 94 S SL 88 S SL 89 D SL 88 X SL 87 2-2 ② SF9 1-2 2-3 3-H	C SL 87 B FF 98 F FF 97 B SL 86 S SL 86 2-3 ③ K			3	0	0	1	1	3	2
23 Mitch Garver, R (1, 2) OBP: 0.330, SLG: 0.402	B SI 91 B CH 84 B SI 92 C SI 92 X SI 92 3-1 ② F8		C FF 93 B FF 94 C FF 94 S SL 84 1-3 ① K		B SI 95 F SI 94 B CH 90 F SI 95 X SL 91 2-2 ③ P6	C SL 87 X SI 93 0-1 26 E 20 1B 2-H 3-H 1B		B SI 93 X SI 94 1-0 ① G4-3		5	1	1	2	0	1	1
26 Max Kepler, L (1, 8) OBP: 0.323, SLG: 0.422	C SL 86 F SI 94 D SL 84 1 SAFE 1-2 ③ CS	B SI 92 S SL 84 S SL 87 B CU 78 S SL 84 2-3 ① K2-3	B FF 94 C CU 80 F FF 94 B FF 93 B FF 94 F FF 94 C FF 96 3-3 ② K			1-1 16 HR 1B 3-2 E5 20 1B 1-3		B SI 95 H FC 89 2-0 HBP		4	1	1	0	0	2	1
51 Johnny Field, R (1, 9) OBP: 0.241, SLG: 0.354 20 Eddie Rosario, L (6, PH) OBP: 0.336, SLG: 0.492 (7, 9) (8, 7)		B SI 91 B CH 86 F SI 92 B SL 83 F SI 92 X SI 94 3-2 E6 7 BB 16 BB 24 2B	C CU 81 S SL 82 S SL 83 0-3 ③ K			SAFE SAFE F FF 95 F FF 96 0-1 ① F8 2-2 1-3 3-H 1B		B SI 95 X SI 94 1-0 ② F8		2 3	1 0	0 1	0 1	0 0	1 0	0 2
16 Ehire Adrianza, S (1, 7) OBP: 0.305, SLG: 0.380 (8, 4)		B CH 84 B CH 85 F SI 90 D CH 84 B SI 91 4-1 7 BB 24 2B 1-2 BB		C SI 94 B SI 94 X SI 94 1-1 ① P6		C FF 95 X CH 90 0-1 1-H HR 3-2 G4-3		S SI 94 B SI 95 F FC 89 C SI 94 1-3 ③ K		4	2	1	2	1	1	3
Inning Stats	R: 3 E: 0 K: 0 S: 15 H: 3 LOB: 0 BB: 1 P: 26	R: 5 E: 2 K: 2 S: 18 H: 2 LOB: 0 BB: 2 P: 36	R: 0 E: 0 K: 3 S: 10 H: 0 LOB: 0 BB: 0 P: 14	R: 0 E: 0 K: 1 S: 9 H: 1 LOB: 1 BB: 0 P: 13	R: 0 E: 0 K: 2 S: 9 H: 0 LOB: 0 BB: 0 P: 13	R: 7 E: 1 K: 0 S: 31 H: 7 LOB: 2 BB: 1 P: 53	R: 0 E: 0 K: 1 S: 10 H: 2 LOB: 2 BB: 0 P: 18	R: 0 E: 0 K: 1 S: 5 H: 0 LOB: 1 BB: 0 P: 10		1B: 9 2B: 3 3B: 0 HR: 3 SF: 2 SAC: 0 DP: 0 HBP: 1		WP: 0 PB: 0 SB: 0 CS: 1 PA: 46		

BOTTOM

Detroit Tigers @ Minnesota Twins

Target Field, Minneapolis, MN

Thu Aug 16 2018, 7:13 PM - 10:46 PM CDT

Att. 25,108 - Cloudy - 82 F

livebaseballscorecards.com

AB	38
R	15
H	15
RBI	15
BB	4
SO	10
LOB	11

PITCHER		IP	WLS	BF	H	R	ER	SO	BB	IBB	HBP	BLK	WP	HR	S	P	ERA	WHIP
38 Francisco Liriano, L ERA: 4.72	(1, 1)	1.2	L	13	5	8	4	1	3	0	0	0	0	2	30	56	21.60	4.800
26 Zac Reininger, R ERA: 7.71	(2, 1)	1.1		4	0	0	0	4	0	0	0	0	0	0	13	20	0.00	0.000
58 Victor Alcántara, R ERA: 0.54	(4, 1)	2.0		7	1	0	0	3	0	0	0	0	0	0	18	26	0.00	0.500
29 Zach McAllister, R ERA: 6.2	(6, 1)	0.1		6	5	5	5	0	0	0	0	0	0	1	13	21	135.00	15.000
30 Alex Wilson, R ERA: 3.97	(6, 1)	0.2		6	2	2	1	0	1	0	0	0	0	0	18	32	13.50	4.500

PITCHER		IP	WLS	BF	H	R	ER	SO	BB	IBB	HBP	BLK	WP	HR	S	P	ERA	WHIP
77 Joe Jiménez, R ERA: 3.33	(7, 1)	1.0		5	2	0	0	1	0	0	0	0	0	0	10	18	0.00	2.000
61 Shane Greene, R ERA: 3.96	(8, 1)	1.0		4	0	0	0	1	0	0	1	0	0	0	5	10	0.00	0.000

Batter	1	2	3	4	5	6	7	8	9	AB	R	H	RBI	BB	SO	LOB
46 Jeimer Candelario, S (1, 5) OBP: 0.316, SLG: 0.405	X FF 93 0-0 ① F8			F CH 85 X CH 86 0-1 ① G2-3		X CH 86 0-0 37 SH1-3 9 1B 2B	C FF 94 F FF 95 B SL 86 C SI 93 1-3 ③ K		C SI 94 X CU 80 0-1 ③ G5-3	5	1	1	0	0	1	2
37 James Adduci, L (1, 3) OBP: 0.288, SLG: 0.390	C FF 93 F FF 93 B SI 95 F SI 95 B SI 95 F SL 86 F SL 86 F FF 95 X FF 95 2-2 9 G6-4-3 1B			C CU 82 S CU 82 S SL 86 0-3 ② K		X FF 93 0-0 ① SH1-3 2-3		C FF 90 S SL 83 F FF 90 S FF 91 0-3 ① K		3	0	1	0	0	2	0
9 Nick Castellanos, R (1, 9) OBP: 0.344, SLG: 0.496	F SI 94 B SI 93 S SL 84 B SI 95 1 SAFE X SI 94 2-2 ②③ G6-4-3 1-2f			S SL 86 B CU 82 B SI 95 B CH 87 B SL 86 4-1 28 2B 41 WP BB		X SI 94 0-0 8 BB 28 G5-3 3-H 1B		B CH 83 X CH 82 1-0 ② G5-3		3	1	1	1	1	0	1
28 Niko Goodrum, S (1, 4) OBP: 0.303, SLG: 0.439		B FF 92 C CU 81 B CH 85 F SI 93 C SI 94 2-3 ① K		D CU 80 S CH 85 F FF 95 1 SAFE B SL 86 X SL 85 2-2 41 WP 41 1B 1-3 2B		D SI 93 C SI 94 X SI 91 1-1 ② G5-3 1-2		C CH 82 F SL 82 S FF 90 0-3 ③ K		4	1	1	0	0	2	1
41 Victor Martinez, S (1, 10) OBP: 0.303, SLG: 0.342 1 Jose Iglesias, R (9, PR) OBP: 0.306, SLG: 0.389		S FF 96 C CU 81 B SL 86 X FF 95 1-2 8 G4-3 1B		B CH 87 F FF 95 F FF 95 X FF 95 1-2 2-H 3-H 1B		B FF 93 B CH 85 2-0 8 BB IBB			C FF 96 C CU 86 X CU 86 0-2 34 F9 60 1B 2B	3 0	0 1	3 0	1 0	1 0	0 0	0 0
8 Mikie Mahtook, R (1, 7) OBP: 0.244, SLG: 0.261		C SI 95 B SL 86 X SI 94 1-1 ②③ G4-3 1-2f		C SI 95 S SL 86 B SL 86 D SL 86 B SI 94 X SI 95 3-2 ③ G4-3		B SL 84 B SI 92 B SI 93 D SI 94 4-0 1-2 2-3 BB			C FF 96 D CU 87 B FF 97 F FF 97 B FF 97 F FF 96 S FF 97 3-3 ① K	3	0	0	0	1	1	3
34 James McCann, R (1, 2) OBP: 0.277, SLG: 0.329			X SI 93 0-0 60 G5-4-3 1B		C SI 92 X SI 93 0-1 60 G1-6-3 1B	C SI 94 S SL 86 S SL 84 0-3 ③ K			S CU 87 B FF 96 B CU 86 B FF 97 X FF 96 3-1 ② F9 2-3	4	0	2	0	0	1	4
60 Ronny Rodríguez, R (1, 6) OBP: 0.240, SLG: 0.216			F SI 92 B SI 93 F SI 93 F SI 94 X SL 84 1-2 ①② G5-4-3 1-2f		F SI 91 F SL 84 X SI 92 0-2 ①② G1-6-3 1-2f		C CU 83 B SI 92 B SL 86 S SI 93 F SI 93 B SL 85 F SI 92 X SI 94 3-2 ① L4		B FF 97 C FF 96 F CU 86 B FF 95 X CU 83 2-2 22 BB 3-H 1B	4	0	1	1	0	0	2
13 Mike Gerber, L (1, 8) OBP: 0.200, SLG: 0.143 22 Victor Reyes, S (9, PH) OBP: 0.242, SLG: 0.262			S FF 94 B FF 94 S CH 86 B FF 94 S SI 93 2-3 ③ K		C FF 95 B CH 86 B CH 87 X FF 95 2-1 ③ F7		C FF 94 B FF 94 X FF 94 1-1 ② F8		B FF 95 B FF 95 S FF 96 B FF 95 F FF 95 F FF 96 F FF 95 F FF 96 F FF 94 4-2 F FF 95 F FF 95 F FF 95 1-2 BB	3 0	0 0	0 0	0 0	0 1	1 0	0 0
Inning Stats	R: 0 E: 0 K: 0 S: 11 H: 1 LOB: 0 BB: 0 P: 15	R: 0 E: 0 K: 1 S: 8 H: 1 LOB: 0 BB: 0 P: 12	R: 0 E: 0 K: 1 S: 8 H: 1 LOB: 0 BB: 0 P: 11	R: 2 E: 0 K: 1 S: 15 H: 2 LOB: 1 BB: 1 P: 25	R: 0 E: 0 K: 0 S: 7 H: 1 LOB: 0 BB: 0 P: 9	R: 1 E: 0 K: 1 S: 8 H: 2 LOB: 3 BB: 2 P: 15	R: 0 E: 0 K: 1 S: 10 H: 0 LOB: 0 BB: 0 P: 15	R: 0 E: 0 K: 2 S: 8 H: 0 LOB: 0 BB: 0 P: 9	R: 1 E: 0 K: 1 S: 23 H: 2 LOB: 2 BB: 1 P: 35	1B: 7 2B: 3 3B: 0 HR: 0 SF: 0 SAC: 1 DP: 4 HBP: 0						

PITCHER	IP	WLS	BF	H	R	ER	SO	BB	IBB	HBP	BLK	WP	HR	S	P	ERA	WHIP
44 Kyle Gibson, R (1, 1) ERA: 3.51	7.0	W	28	8	3	3	5	2	1	0	0	1	0	67	102	3.86	1.429
58 Gabriel Moya, L (8, 1) ERA: 4.12	1.0	H	3	0	0	0	2	0	0	0	0	0	0	8	9	0.00	0.000
68 Matt Magill, R (9, 1) ERA: 3.86	0.2	H	5	2	1	1	1	1	0	0	0	0	0	21	33	13.50	4.500
55 Taylor Rogers, L (9, 1) ERA: 3.55	0.1	S	1	0	0	0	0	0	0	0	0	0	0	2	2	0.00	0.000

PITCHER	IP	WLS	BF	H	R	ER	SO	BB	IBB	HBP	BLK	WP	HR	S	P	ERA	WHIP

TOP

Detroit Tigers @ Minnesota Twins

Target Field, Minneapolis, MN

Fri Aug 17 2018, 7:10 PM - 9:53 PM CDT

Att. 26,605 - Cloudy - 82 F

livebaseballscorecards.com

AB	32
R	4
H	10
RBI	3
BB	4
SO	8
LOB	13

WP: 1 PA: 37
PB: 0
SB: 0
CS: 0

Detroit Tigers @ Minnesota Twins

Target Field, Minneapolis, MN

Fri Aug 17 2018, 7:10 PM - 9:53 PM CDT

Att. 26,605 - Cloudy - 82 F

BOTTOM

Batter	1	2	3	4	5	6	7	8	9	AB	R	H	RBI	BB	SO	LOB
24 Logan Forsythe, R (1, 4) OBP: 0.312, SLG: 0.333	F9		P3			G6-3	P3			4	0	0	0	0	0	0
20 Eddie Rosario, L (1, 7) OBP: 0.335, SLG: 0.496	F8			P5		HR		G6-3		4	1	1	1	0	0	0
11 Jorge Polanco, S (1, 6) OBP: 0.345, SLG: 0.408	K			P4		L9		G4-3		4	0	0	0	0	1	0
22 Miguel Sanó, R (1, 5) OBP: 0.294, SLG: 0.429		G5-3		K			K	G5-3		4	0	0	0	0	2	0
31 Tyler Austin, R (1, 10) OBP: 0.285, SLG: 0.489		K			1B		HR			3	1	2	1	0	1	0
60 Jake Cave, L (1, 8) OBP: 0.305, SLG: 0.448		HBP			K		51 HBP 7 HR 1B			2	1	1	0	0	1	1
51 Johnny Field, R (1, 9) OBP: 0.242, SLG: 0.350		F8			F7		7 HR HBP			2	1	0	0	0	0	2
16 Ehire Adrianza, S (1, 3) OBP: 0.302, SLG: 0.377 7 Joe Mauer, L (7, PH) OBP: 0.354, SLG: 0.369 (8, 3)			F9		K		HR			2 1	0 1	0 1	0 3	0 0	1 0	1 0
46 Bobby Wilson, R (1, 2) OBP: 0.228, SLG: 0.278			K			G6-3	P5			3	0	0	0	0	1	0
Inning Stats	R: 0 E: 0 K: 1 S: 11 H: 0 LOB: 0 BB: 0 P: 18	R: 0 E: 0 K: 1 S: 8 H: 0 LOB: 1 BB: 0 P: 16	R: 0 E: 0 K: 1 S: 7 H: 0 LOB: 0 BB: 0 P: 8	R: 0 E: 0 K: 1 S: 8 H: 0 LOB: 0 BB: 0 P: 12	R: 0 E: 0 K: 2 S: 12 H: 1 LOB: 1 BB: 0 P: 17	R: 1 E: 0 K: 0 S: 9 H: 1 LOB: 0 BB: 0 P: 13	R: 4 E: 0 K: 1 S: 16 H: 3 LOB: 0 BB: 0 P: 25	R: 0 E: 0 K: 0 S: 5 H: 0 LOB: 0 BB: 0 P: 6		1B: 2 2B: 0 3B: 0 HR: 3 SF: 0 SAC: 0 DP: 0 HBP: 2				WP: 0 PB: 0 SB: 0 CS: 0	PA: 31	

livebaseballscorecards.com

AB	29
R	5
H	5
RBI	5
BB	0
SO	7
LOB	4

PITCHER		IP	WLS	BF	H	R	ER	SO	BB	IBB	HBP	BLK	WP	HR	S	P	ERA	WHIP
48 Matthew Boyd, L ERA: 4.27	(1, 1)	6.1	L	25	4	4	4	7	0	0	2	0	0	2	63	97	5.68	0.632
19 Louis Coleman, R ERA: 3.58	(7, 1)	1.2	B	6	1	1	1	0	0	0	0	0	0	1	13	18	5.40	0.600

PITCHER	IP	WLS	BF	H	R	ER	SO	BB	IBB	HBP	BLK	WP	HR	S	P	ERA	WHIP

Batter	1	2	3	4	5	6	7	8	9	AB	R	H	RBI	BB	SO	LOB
46 Jeimer Candelario, S (1, 5) OBP: 0.315, SLG: 0.404	B SI 90 X CH 89 1-0 37 G6-3 2B		X FF 93 0-0 ① G3	C FF 92 S FF 91 B KC 84 B FF 92 X SI 93 2-2 ② L7		B FF 93 C CH 86 C CU 78 B CU 79 S FF 94 2-3 ① K		B FF 89 C SI 89 X FF 90 1-1 ① F3		5	0	1	0	0	1	2
37 James Adduci, L (1, 3) OBP: 0.294, SLG: 0.402	B FF 93 B FF 93 X SI 92 2-0 ① G6-3 2-3		B FF 93 F FF 93 C SL 92 B SI 90 X FF 95 2-2 28 BB 9 BB 8 HBP 1B	B SI 94 B KC 76 F SI 91 B FF 94 C SI 91 F SI 93 F FF 93 X KC 78 3-2 2B		F FF 94 S FF 93 F FF 94 X FF 94 0-2 ② F8		F FF 90 X SI 89 0-1 ② FC4-6 1-2f 2-H		5	1	2	0	0	0	2
9 Nick Castellanos, R (1, 9) OBP: 0.342, SLG: 0.492	B SI 94 S SL 88 S FF 94 S FF 94 1-3 ② K		B SL 88 B SI 93 F SI 93 F SL 90 F SL 91 B SI 94 F SI 95 B FF 94 4-2 8 HBP 28 BB 60 2B 1-2 BB	B FF 92 B SI 90 S KC 75 F FF 91 F SI 90 S KC 83 2-3 ③ K2-3		X FF 94 0-0 ③ F9		C FF 90 S FF 91 C FF 90 0-3 ③		4	1	0	0	1	3	3
28 Niko Goodrum, S (1, 4) OBP: 0.307, SLG: 0.437	B SI 94 B SI 95 B SI 94 B SI 93 4-0 BB		B CH 85 B SI 93 B SI 93 C SI 91 B SI 90 4-1 8 HBP 60 2B 1-2 2-3 BB		F FF 91 B CH 82 F SI 93 H SI 93 2-2 41 FC3 8 HR HBP		C CH 78 C SL 79 B SL 81 S FF 89 1-3 ① K		C FS 82 B FS 82 X FF 92 1-1 ① P3	2	2	0	0	2	1	0
41 Victor Martinez, S (1, 10) OBP: 0.300, SLG: 0.338	B CU 76 B FF 94 C FF 93 1 SAFE X SI 93 2-1 ③ G4-3		C FF 92 D CH 87 B CH 88 B SI 93 X FF 93 3-1 ② P6		X FF 91 0-0 FC3 8 HR 1-2		C FF 89 F SI 90 B FF 89 B FF 90 F CH 82 X CH 81 2-2 ② G5-3		B FS 84 C FF 92 C FS 82 B FS 82 X FS 83 2-2 ② G4-3	5	1	0	0	0	0	6
8 Mikie Mahtook, R (1, 7) OBP: 0.257, SLG: 0.287		C CU 76 B SL 89 S FF 94 B CU 80 X SI 93 2-2 ① G6-3	S CU 77 C FF 94 B FF 94 H SI 93 2-2 60 2B 1-2 2-3 3-H HBP		C FF 92 B KC 76 B FF 91 S SI 92 X KC 83 2-2 1-H 2-H HR		F CH 84 B SL 81 B CH 80 B SI 89 4-1 BB		B FF 93 C FF 92 C FS 84 S FF 93 1-3 ③ K	3	1	1	4	1	1	0
60 Ronny Rodríguez, R (1, 6) OBP: 0.241, SLG: 0.228		B SL 89 F FF 94 S CH 89 S CU 82 1-3 ② K	X FF 96 0-0 1-3 2-H 3-H 2B		B KC 76 S KC 84 F FF 91 B KC 83 X FF 94 2-2 ① L9		1 SAFE F CH 81 B SL 80 B SL 80 F CH 82 1 SAFE F FF 90 F FF 91 F FF 91 2-2 1 SAFE X FF 91 ③ P6			4	0	1	2	0	1	1
17 Grayson Greiner, R (1, 2) OBP: 0.323, SLG: 0.316		B FF 95 B SI 93 C FF 95 B FF 94 B SI 94 4-1 BB	B KC 78 C KC 74 B KC 75 B FF 92 X SI 91 3-1 ③ G5-3		S FF 93 C FF 92 C FF 92 0-3 ② K			C SL 81 C FF 88 B FF 89 B SL 80 B FF 89 B FF 89 4-2 22 1B 37 E BB		2	1	0	0	2	1	2
22 Victor Reyes, S (1, 8) OBP: 0.242, SLG: 0.262		C FF 94 F FF 94 B CH 88 B CH 87 X SI 94 2-2 ③ L8		X FF 92 0-0 ① B1	C KC 80 F CH 82 B FF 91 X KC 83 1-2 ③ L8			F FF 89 F FF 90 B SL 84 X FF 90 1-2 37 FC4-6 1-B		4	0	1	0	0	0	1
Inning Stats	R: 0 E: 0 K: 1 S: 7 H: 1 LOB: 2 BB: 1 P: 17	R: 0 E: 0 K: 1 S: 10 H: 0 LOB: 1 BB: 1 P: 19	R: 3 E: 0 K: 0 S: 16 H: 2 LOB: 2 BB: 2 P: 34	R: 0 E: 0 K: 1 S: 13 H: 1 LOB: 1 BB: 0 P: 20	R: 3 E: 0 K: 1 S: 15 H: 1 LOB: 0 BB: 0 P: 22	R: 0 E: 0 K: 1 S: 8 H: 0 LOB: 0 BB: 0 P: 10	R: 0 E: 0 K: 1 S: 14 H: 0 LOB: 1 BB: 1 P: 23	R: 1 E: 1 K: 1 S: 12 H: 1 LOB: 1 BB: 1 P: 18	R: 0 E: 0 K: 1 S: 8 H: 0 LOB: 0 BB: 0 P: 12	1B: 2 2B: 3 3B: 0 HR: 1 SF: 0 SAC: 0 DP: 0 HBP: 2						

PITCHER		IP	WLS	BF	H	R	ER	SO	BB	IBB	HBP	BLK	WP	HR	S	P	ERA	WHIP
53 Kohl Stewart, R ERA: 7.71	(1, 1)	2.2		16	3	3	3	2	4	0	1	0	0	0	31	65	10.12	2.625
21 Tyler Duffey, R ERA: 6.35	(3, 1)	2.1	L	11	2	3	3	2	0	0	1	0	0	1	30	47	11.57	0.857
65 Trevor May, R ERA: 1.17	(6, 1)	1.0		3	0	0	0	1	0	0	0	0	0	0	8	10	0.00	0.000
58 Gabriel Moya, L ERA: 3.92	(7, 1)	1.0		4	0	0	0	1	1	0	0	0	0	0	14	23	0.00	1.000
43 Addison Reed, R ERA: 4.63	(8, 1)	1.0		5	1	1	0	1	1	0	0	0	0	0	12	18	0.00	2.000

PITCHER		IP	WLS	BF	H	R	ER	SO	BB	IBB	HBP	BLK	WP	HR	S	P	ERA	WHIP
32 Oliver Drake, R ERA: 6.15	(9, 1)	1.0		3	0	0	0	1	0	0	0	0	0	0	8	12	0.00	0.000

TOP

Detroit Tigers @ Minnesota Twins

Target Field, Minneapolis, MN

Sat Aug 18 2018, 6:22 PM - 9:50 PM CDT

Att. 31,904 - Partly Cloudy - 84 F

livebaseballscorecards.com

AB	34
R	7
H	6
RBI	6
BB	6
SO	8
LOB	17

WP: 0 PA: 42
PB: 0
SB: 0
CS: 0

Batter	1	2	3	4	5	6	7	8	9	AB	R	H	RBI	BB	SO	LOB
7 Joe Mauer, L (1, 3) OBP: 0.357, SLG: 0.384	C FF 89 B SI 89 B SL 80 B FF 89 X FF 90 3-1 HR	B FF 90 C SL 81 B SI 90 F FF 89 X SL 82 2-2 ③ G3			B FF 89 B SI 88 C FF 89 X FF 89 2-1 24 FC5 22 1B 1B		B SI 94 B SI 94 X SI 94 2-0 20 G4-3 2B	C FF 96 B CH 92 S CH 91 F FF 97 D CH 92 1 SAFE F FF 96 F FF 98 3-2 ② F CH 91 B FF 96 F FF 96 X FF 96 F8		5	1	3	1	0	0	1
20 Eddie Rosario, L (1, 7) OBP: 0.334, SLG: 0.493	B SI 90 B SI 90 C SI 90 X FF 90 2-1 11 2B 1B		S SL 79 B CU 73 X SL 79 1-1 ① F9		C SL 82 B CU 76 S SL 82 S SL 80 1-3 ① K		B CH 88 B SI 95 B SI 94 C SI 95 X SI 94 3-1 ① G4-3 2-3	C FC 90 X SI 95 0-1 ③ L7		5	0	1	0	0	1	3
11 Jorge Polanco, S (1, 6) OBP: 0.341, SLG: 0.408	B CH 82 1 SAFE F CH 82 F SI 90 F CH 82 X SL 81 1-2 1-3 2B		X SI 89 0-0 ② B2-3		C CH 82 C CU 76 X CU 78 0-2 ② P6		C SI 94 F CH 88 B CH 90 B SL 92 S CH 89 2-3 ② K		C SI 94 F FF 94 B ST 81 B FF 96 C SI 94 2-3 ① K	5	0	1	0	0	2	2
22 Miguel Sanó, R (1, 5) OBP: 0.300, SLG: 0.444	C SI 91 B CH 83 C SI 91 S CU 78 1-3 ① K		C SL 81 B CH 82 B SI 89 B SL 80 C SL 81 X SL 80 3-2 HR		D CH 82 X CH 82 1-0 24 FC5 1-2 1B		B SL 93 C SI 95 B SL 90 B SI 93 F SI 96 F SI 95 F SI 96 B CH 89 4-2 BB		C ST 82 B SI 94 X ST 81 1-1 ② F8	4	1	2	1	1	1	2
24 Logan Forsythe, R (1, 4) OBP: 0.307, SLG: 0.327	X CH 83 0-0 ② L5		B SI 90 B SI 88 B SI 89 C SI 89 F SI 88 F SI 89 X SI 90 3-2 ③ F9		B SL 80 C CH 82 X SI 88 1-1 ③ FC5 1-2 2-3f		C SI 95 F SI 95 S SL 92 0-3 ③ K		B SI 94 F SI 92 B ST 81 S FC 89 F ST 80 X SI 93 2-2 ③ G5-3	5	0	0	0	0	1	6
26 Max Kepler, L (1, 8) OBP: 0.323, SLG: 0.419	C SL 81 X SI 90 0-1 ③ L9			C SL 80 X CU 74 0-1 ① G5-3		B FF 89 F SL 80 F SL 81 X SL 80 1-2 ① F7		B CH 90 B FF 97 F FF 96 B FF 98 B FF 96 4-1 23 HR BB		3	1	0	0	1	0	2
23 Mitch Garver, R (1, 2) OBP: 0.328, SLG: 0.412		B SI 88 C SI 89 B CH 81 B SI 89 X SI 89 3-1 ① F8		B SI 88 C SL 80 B SL 79 X SI 89 2-1 ② F7		B SI 95 B SI 95 X SI 95 2-0 ② G5-3		B SL 88 C FF 96 F FF 97 B SL 88 X SL 87 2-2 1-H HR		4	1	1	2	0	0	0
31 Tyler Austin, R (1, 10) OBP: 0.297, SLG: 0.518		B CH 83 X SI 90 1-0 HR		C SL 81 S CH 82 F CU 78 X CH 82 0-2 1B		C SL 85 X CU 82 0-1 1B		C FF 97 C FF 97 F FF 97 S SL 88 0-3 ① K		4	1	3	1	0	1	0
51 Johnny Field, R (1, 9) OBP: 0.240, SLG: 0.346 60 Jake Cave, L (6, PH) (7, 9) OBP: 0.308, SLG: 0.445		X SI 90 0-0 ② G1-3		B SL 81 B SI 89 C SI 90 F SL 80 S CU 77 2-3 ③ K		C SI 96 F SI 96 D CU 81 B FF 95 S SL 86 2-3 ③ K		B CH 92 F FF 97 B FF 98 B FF 97 F FF 96 F FF 97 B FF 98 4-2 BB		2 1	0 0	0 0	0 0	0 1	1 1	1 1
Inning Stats	R: 1 H: 3 E: 0 LOB: 2 K: 1 BB: 0 S: 14 P: 21	R: 1 H: 1 E: 0 LOB: 0 K: 0 BB: 0 S: 7 P: 13	R: 1 H: 1 E: 0 LOB: 0 K: 0 BB: 0 S: 10 P: 17	R: 0 H: 1 E: 0 LOB: 1 K: 1 BB: 0 S: 11 P: 15	R: 0 H: 2 E: 0 LOB: 2 K: 1 BB: 0 S: 11 P: 16	R: 0 H: 1 E: 0 LOB: 1 K: 1 BB: 0 S: 9 P: 14	R: 0 H: 1 E: 0 LOB: 2 K: 2 BB: 1 S: 13 P: 24	R: 2 H: 1 E: 0 LOB: 1 K: 1 BB: 2 S: 22 P: 35	R: 0 H: 0 E: 0 LOB: 0 K: 1 BB: 0 S: 9 P: 14	1B: 5 SF: 0 2B: 2 SAC: 0 3B: 0 DP: 0 HR: 4 HBP: 0						

PITCHER		IP	WLS	BF	H	R	ER	SO	BB	IBB	HBP	BLK	WP	HR	S	P	ERA	WHIP
31 Ryan Carpenter, L ERA: 6.0	(1, 1)	5.1	W	24	8	3	3	3	0	0	0	0	0	3	56	86	5.06	1.500
54 Drew VerHagen, R ERA: 5.71	(6, 1)	0.2	H	3	1	0	0	1	0	0	0	0	0	0	6	10	0.00	1.500
58 Victor Alcántara, R ERA: 0.51	(7, 1)	1.0	H	5	1	0	0	2	1	0	0	0	0	0	13	24	0.00	2.000
77 Joe Jiménez, R ERA: 3.63	(8, 1)	0.2		5	1	2	2	1	2	0	0	0	0	1	20	33	27.00	4.500
61 Shane Greene, R ERA: 3.86	(8, 1)	1.1	S	4	0	0	0	1	0	0	0	0	0	0	11	16	0.00	0.000

PITCHER	IP	WLS	BF	H	R	ER	SO	BB	IBB	HBP	BLK	WP	HR	S	P	ERA	WHIP

BOTTOM

Detroit Tigers @ Minnesota Twins

Target Field, Minneapolis, MN

Sat Aug 18 2018, 6:22 PM - 9:50 PM CDT

Att. 31,904 - Partly Cloudy - 84 F

livebaseballscorecards.com

AB	38
R	5
H	11
RBI	5
BB	3
SO	8
LOB	18

Batter	1	2	3	4	5	6	7	8	9	AB	R	H	RBI	BB	SO	LOB
46 Jeimer Candelario, S (1, 5) OBP: 0.315, SLG: 0.405	B FF 90 C FF 89 B FF 90 F FF 90 B FF 90 X FF 90 3-2 G5-3 ①		C FS 82 C FS 82 B FS 83 B FF 90 C FF 89 2-3 K ①			C FS 81 X FS 81 0-1 9 BB 28 BB 2B	B CH 89 F CH 89 B CU 86 B SI 95 B CH 90 4-1 1 1B BB		C SI 89 C FF 90 1 SAFE B FF 92 X FF 92 1-2 G3 ① 1-2	4	1	1	0	1	1	1
1 Jose Iglesias, R (1, 6) OBP: 0.309, SLG: 0.389	B FF 91 F FF 90 B FF 91 F FF 91 F FF 92 B FF 92 X FF 92 3-2 F9 ②		C FF 89 C SL 83 F SL 82 B SL 82 X SL 82 1-2 G6-3 ②			B FC 85 B SL 82 B FF 91 B FF 87 4-0 28 BB 9 BB 41 G4-6-3 BB	C FF 94 B FF 95 1 SAFE M CU 88 X CU 85 1-2 1-3 1B		B SI 90 B SL 79 B SL 78 C SI 89 B SI 90 4-1 9 G3 BB	3	1	1	0	2	0	0
9 Nick Castellanos, R (1, 9) OBP: 0.343, SLG: 0.490	F FF 93 B FF 91 B FF 92 F FF 91 F FF 92 B FF 92 X FF 92 3-2 1B		C FF 91 S SL 82 B SL 83 B FF 92 B CU 73 X SL 79 3-2 G1 ③			S SL 84 B SL 82 B SL 85 B SL 84 B FF 91 4-1 41 G4-6-3 28 BB 37 1B BB 1-2 2-3	D CU 86 C CU 83 F FF 92 B FF 93 F FF 93 B SL 88 X SL 89 3-2 G5-3 ③		C SI 90 X CH 80 0-1 G3 ② 1-2 2-3	4	1	1	0	1	0	4
28 Niko Goodrum, S (1, 4) OBP: 0.305, SLG: 0.431	F FF 92 S FF 90 T FF 92 0-2 K ③			B S FF 90 B FF 89 X FS 84 2-1 F7 ①		B FF 94 B FF 95 B FF 94 B FF 95 4-0 41 G4-6-3 1-2 2-3 3-H BB		B CU 79 B SL 85 C SI 94 F CU 79 X SL 83 2-2 G6-3 ①	C FF 92 F FF 93 B FF 94 S CH 80 1-3 K ③	4	0	0	1	1	2	3
41 Victor Martinez, S (1, 10) OBP: 0.299, SLG: 0.339		S FS 83 B FF 90 C FS 84 B FF 90 X FF 90 2-2 37 2B 2B		C FF 90 F CU 72 B FS 83 F FS 83 S FF 92 1-3 K ②		D CU 87 B FF 95 B CU 85 C FF 96 X FF 95 3-1 G4-6-3 ① ② 1-2f 2-3 3-H		B SI 95 F SI 93 X SI 94 1-1 F8 ②		4	1	1	0	0	1	2
37 James Adduci, L (1, 3) OBP: 0.315, SLG: 0.430		B FF 91 B FF 90 B FF 90 F FF 91 X FS 84 3-1 2-H 2B		C FF 91 F FF 91 S FF 92 0-3 K ③		X FF 95 0-0 3-H 1B		B SI 94 B SI 94 X SI 94 2-0 8 BB 1B		4	0	3	2	0	1	0
8 Mikie Mahtook, R (1, 7) OBP: 0.257, SLG: 0.280		B SL 82 B SL 85 B FF 91 C FF 90 S FF 91 X FF 90 3-2 P3 ①			B FF 89 B FF 87 S FF 90 X FF 90 2-1 F9 ①	C CH 88 1 SAFE F SL 89 S FF 93 0-3 K ③		B SI 88 1 SAFE B SL 77 S SL 78 1 SAFE F FF 92 B FF 93 F SL 77 B SL 78 4-2 1-2 BB		3	0	0	0	1	1	2
34 James McCann, R (1, 2) OBP: 0.274, SLG: 0.325		B SL 83 B FF 91 C FF 90 F FS 84 S SL 84 2-3 K ②			S FF 90 F SL 82 X SL 84 0-2 L4 ②		S CU 85 S CU 86 B FF 92 X CU 85 1-2 G5-3 ①	S SL 78 B SL 79 B CH 78 B CH 80 X SI 90 3-1 G4-3 ③		4	0	0	0	0	1	3
13 Mike Gerber, L (1, 8) OBP: 0.186, SLG: 0.132 22 Victor Reyes, S (9, PH) OBP: 0.247, SLG: 0.267		B FF 90 C FF 91 S FF 91 2 SAFE C FF 91 1-3 K ③			F FF 90 C FF 91 B FF 91 F FF 90 S FF 91 1-3 K ③		B FF 93 F CU 85 F FF 95 B FF 94 B FF 95 C CU 85 3-3 K ②		C CH 80 X CH 81 0-1 9 G3 46 G3 1B	3 1	0 0	0 1	0 0	0 0	3 0	1 0
Inning Stats	R: 0 E: 0 K: 1 S: 14 H: 1 LOB: 1 BB: 0 P: 23	R: 1 E: 0 K: 2 S: 14 H: 2 LOB: 1 BB: 0 P: 25	R: 0 E: 0 K: 1 S: 10 H: 0 LOB: 0 BB: 0 P: 16	R: 0 E: 0 K: 2 S: 9 H: 0 LOB: 0 BB: 0 P: 12	R: 0 E: 0 K: 1 S: 9 H: 0 LOB: 0 BB: 0 P: 12	R: 3 E: 0 K: 1 S: 9 H: 2 LOB: 1 BB: 3 P: 24	R: 0 E: 0 K: 1 S: 14 H: 1 LOB: 2 BB: 1 P: 26	R: 0 E: 0 K: 0 S: 11 H: 1 LOB: 2 BB: 1 P: 23	R: 0 E: 0 K: 1 S: 11 H: 1 LOB: 2 BB: 1 P: 17	1B: 5 2B: 3 3B: 0 HR: 0 SF: 0 SAC: 0 DP: 1 HBP: 0						

TOP

Detroit Tigers @ Minnesota Twins

Target Field, Minneapolis, MN

Sun Aug 19 2018, 1:16 PM - 4:31 PM CDT

Att. 27,917 - Cloudy - 82 F

livebaseballscorecards.com

AB	34
R	4
H	8
RBI	3
BB	6
SO	10
LOB	16

WP: 0 PA: 40
PB: 0
SB: 0
CS: 0

PITCHER		IP	WLS	BF	H	R	ER	SO	BB	IBB	HBP	BLK	WP	HR	S	P	ERA	WHIP
12 Jake Odorizzi, R ERA: 4.55	(1, 1)	5.0		21	4	4	4	7	2	0	0	0	0	0	59	99	7.20	1.200
68 Matt Magill, R ERA: 3.68	(6, 1)	2.0	B	9	2	0	0	2	2	0	0	0	0	0	20	39	0.00	2.000
55 Taylor Rogers, L ERA: 3.51	(8, 1)	0.2		3	1	0	0	0	0	0	0	0	0	0	6	11	0.00	1.500
39 Trevor Hildenberger, R ERA: 4.48	(8, 1)	1.1	W	7	1	0	0	1	2	0	0	0	0	0	16	29	0.00	2.250

PITCHER		IP	WLS	BF	H	R	ER	SO	BB	IBB	HBP	BLK	WP	HR	S	P	ERA	WHIP

Detroit Tigers @ Minnesota Twins

Target Field, Minneapolis, MN

Sun Aug 19 2018, 1:16 PM - 4:31 PM CDT

Att. 27,917 - Cloudy - 82 F

BOTTOM

livebaseballscorecards.com

Batter	1	2	3	4	5	6	7	8	9	AB	R	H	RBI	BB	SO	LOB
7 Joe Mauer, L (1, 10) OBP: 0.354, SLG: 0.379	C FF 92 X FF 93 0-1 G4-3 ①		B FF 94 C CH 87 D CH 88 C CH 88 F FF 95 X CH 88 2-2 G3 ① 1-2 2-3		C FF 93 B SL 86 F FF 93 T FF 95 1-2 K ①		C SI 93 B SI 93 B SL 87 F SL 87 1 SAFE F FF 94 B SL 87 1 SAFE 1 SAFE 3-3 S SL 88 1-2 K ②③			4	0	0	0	0	2	3
20 Eddie Rosario, L (1, 7) OBP: 0.333, SLG: 0.498	B FF 94 F CH 87 F CH 86 S FF 94 1-3 K ②		F CU 77 B FF 93 B FF 94 X CU 78 2-1 SF9 ② 2-3 3-H		F SL 86 X SL 86 0-1 L8 ②			S SI 93 S FF 93 X FF 93 0-2 HR		3	1	1	2	0	1	0
11 Jorge Polanco, S (1, 6) OBP: 0.339, SLG: 0.410	C FF 94 B FF 94 X CH 88 1-1 G1-3 ③		C CU 79 B FF 95 B FF 94 X FF 95 2-1 2B 3-H		B CH 86 X SL 85 1-0 G4-3 ③			C SL 88 F SL 86 F SL 85 X CU 80 0-2 L9 ①		4	0	1	1	0	0	0
22 Miguel Sanó, R (1, 5) OBP: 0.299, SLG: 0.438		S SL 80 B FF 94 C FF 93 B FF 94 B SL 82 X SL 83 3-2 F7 ① X SL 85 0-0 G5-3 ③				B FF 92 S FF 93 T SL 86 B FF 94 B FF 95 S SL 87 3-3 K ①		B SL 86 S SL 87 B FF 92 T SL 87 F SL 84 B FF 94 F FF 93 B SL 86 4-2 24 G5-3 26 E BB		3	0	0	0	1	1	1
26 Max Kepler, L (1, 8) OBP: 0.324, SLG: 0.426		C CH 88 F FF 95 B FF 96 F FF 96 B CH 89 F CH 90 B CH 88 F FF 96 B CH 89 4-2 BB		B FF 94 B CU 79 C FF 94 F FF 95 B CU 80 X FF 95 3-2 HR		S SL 87 B SL 86 X SL 87 1-1 P5 ②		B SL 88 C SI 94 X SL 89 1-1 1-2 FC4		3	1	1	1	1	0	1
24 Logan Forsythe, R (1, 4) OBP: 0.306, SLG: 0.323		C FF 96 F FF 94 X SL 82 0-2 F8 ②		C SL 87 B CU 79 X SL 82 1-1 G6-3 ①		B FF 94 B CH 87 F SL 87 B FF 94 B FF 93 4-1 BB		C SI 88 X SL 83 0-1 2-3f G5-3 ②③		3	0	0	0	1	0	3
60 Jake Cave, L (1, 9) OBP: 0.308, SLG: 0.463		C FF 95 T FF 94 C FF 95 0-3 K ③		B FF 95 C FF 95 C SL 87 B CU 80 B FF 96 X FF 95 3-2 HR		C SL 86 B SL 86 F SL 85 B FF 94 S FF 95 2-3 K ③				3	1	1	1	0	2	2
23 Mitch Garver, R (1, 2) OBP: 0.328, SLG: 0.411			F FF 93 B SL 82 S SL 82 X FF 95 1-2 7 G3 31 1B 20 SF9 1B	C FF 96 S SL 84 B SL 84 X SL 83 1-2 G6-3 ②			C SL 88 B SL 82 C SI 94 X SL 86 1-2 F9 ①			3	1	1	0	0	0	0
31 Tyler Austin, R (1, 3) OBP: 0.304, SLG: 0.521 16 Ehire Adrianza, S (7, PR) OBP: 0.302, SLG: 0.377 (8, 3)			X SL 82 0-0 20 SF9 7 G3 11 2B 1-2 1B	S SL 84 X SL 82 0-1 P4 ③			C SL 87 B SL 83 S SL 88 X SL 87 1-2 7 CS 1B			3 0	1 0	2 0	0 0	0 0	0 0	0 0
Inning Stats	R: 0 E: 0 K: 1 S: 7 H: 0 LOB: 0 BB: 0 P: 9	R: 0 E: 0 K: 1 S: 14 H: 0 LOB: 1 BB: 1 P: 21	R: 2 E: 0 K: 0 S: 13 H: 3 LOB: 1 BB: 0 P: 20	R: 2 E: 0 K: 0 S: 13 H: 2 LOB: 0 BB: 0 P: 21	R: 0 E: 0 K: 1 S: 6 H: 0 LOB: 0 BB: 0 P: 8	R: 0 E: 0 K: 2 S: 9 H: 0 LOB: 1 BB: 1 P: 19	R: 0 E: 0 K: 1 S: 10 H: 1 LOB: 1 BB: 0 P: 15	R: 1 E: 1 K: 0 S: 15 H: 1 LOB: 1 BB: 1 P: 20		1B: 3 2B: 2 3B: 0 HR: 3 SF: 1 SAC: 0 DP: 2 HBP: 0					WP: 0 PB: 0 SB: 0 CS: 1 PA: 33	

	AB	29
	R	5
	H	7
	RBI	5
	BB	3
	SO	6
	LOB	10

PITCHER		IP	WLS	BF	H	R	ER	SO	BB	IBB	HBP	BLK	WP	HR	S	P	ERA	WHIP
45 Buck Farmer, R ERA: 4.47	(1, 1)	2.1		10	2	2	2	2	1	0	0	0	0	0	29	41	7.71	1.286
26 Zac Reininger, R ERA: 8.18	(3, 1)	1.2		8	3	2	2	0	0	0	0	0	0	2	18	30	10.80	1.800
68 Daniel Stumpf, L ERA: 6.59	(5, 1)	2.0		7	0	0	0	3	1	0	0	0	0	0	15	27	0.00	0.500
30 Alex Wilson, R ERA: 4.04	(7, 1)	1.1	L	7	2	1	1	1	1	0	0	0	0	1	23	33	6.75	2.250
19 Louis Coleman, R ERA: 3.52	(8, 1)	0.2		1	0	0	0	0	0	0	0	0	0	0	2	2	0.00	0.000

PITCHER	IP	WLS	BF	H	R	ER	SO	BB	IBB	HBP	BLK	WP	HR	S	P	ERA	WHIP

Chicago White Sox @ Minnesota Twins

Target Field, Minneapolis, MN

Mon Aug 20 2018, 6:43 PM - 10:06 PM CDT

Att. 23,431 - Cloudy - 77 F

TOP

livebaseballscorecards.com

Batter	1	2	3	4	5	6	7	8	9	AB	R	H	RBI	BB	SO	LOB
7 Tim Anderson, R (1, 6) OBP: 0.294, SLG: 0.415	C FF 90 X FF 92 0-1 L9	C CU 71 X SL 85 0-1 79 2B 1-2 2-3 3-H 1B	C FF 95 F FF 95 B CU 82 D CU 82 B FF 96 B FF 96 4-2 1-2 BB		F FS 85 B CU 80 S FS 84 T FS 83 1-2 K			B SL 84 X FF 91 1-0 18 2B 1B		4	1	2	1	1	1	0
28 Leury García, S (1, 8) OBP: 0.310, SLG: 0.391 15 Adam Engel, R (4, 8) OBP: 0.270, SLG: 0.325	B FF 91 X FF 91 1-0 18 1B 1B	B CU 71 F CH 81 D CH 81 F FF 89 S SL 85 2-3 K	B FF 95 D CH 89 X FF 96 2-0 L8			C CU 77 B FF 91 S FS 83 S FS 82 1-3 K	1 SAFE C FF 91 X FF 91 0-1 F7		3 2	0 0	1 0	0 0	0 0	1 1	5 1
79 José Abreu, R (1, 3) OBP: 0.331, SLG: 0.491	C CU 73 C CH 82 B FF 92 B CU 73 F SL 87 C FF 91 2-3 K	B SL 85 B SL 82 X CH 81 2-0 1-3 2-H 3-H 2B		B FF 95 B FF 94 S FF 94 X FF 96 2-1 30 S 18 G4-3 30 E 1B		B FS 84 C FF 92 F CU 80 F FF 92 B FF 92 B FS 86 C FS 83 3-3 K	1 SAFE C FF 90 B FF 90 X FF 89 1-1 P3		5	1	2	2	0	2	2
18 Daniel Palka, L (1, 10) OBP: 0.284, SLG: 0.480	B FF 90 C FF 92 B SL 85 B SL 84 S FF 92 X FF 91 3-2 1-3 1B	B SL 81 B FF 90 B SL 82 B FF 90 4-0 BB		B FF 96 C FF 95 F CU 82 B FF 95 X FF 95 2-2 G4-3 1-2		C FF 92 F CU 80 C FF 93 0-3 K		B SL 85 1 SAFE X FF 90 1-0 1-H 2B		4	0	2	1	1	1	1
26 Avisaíl García, R (1, 9) OBP: 0.266, SLG: 0.457	C CU 73 B CH 83 D SL 88 T CH 81 S CH 82 2-3 K	C CU 80 S FF 96 B FF 96 S FF 95 1-3 K		B CU 80 S CU 82 S FF 95 S CU 84 1-3 K			C CU 78 S FF 94 F FF 94 B CU 78 F FF 94 B CU 80 X FF 95 2-2 30 WP 30 S 24 HR 1B	B SL 85 B FF 91 X SL 83 2-0 G6-3		5	1	1	0	0	3	7
30 Nicky Delmonico, L (1, 7) OBP: 0.323, SLG: 0.393		F FF 90 B FF 90 X FF 89 1-1 24 1B 3B C CU 81 C CU 84 B FF 96 X FF 96 1-2 G1-3		C FF 95 B FF 95 B FF 95 B FF 95 B FF 95 4-1 2-H BB			C FF 94 B CH 85 L FF 93 F FF 94 F CU 79 F CH 86 B FF 94 F FF 96 X FF 95 2-2 G5-3 1-3		S SI 87 X FF 88 0-1 G3	4	1	1	0	1	0	4
24 Matt Davidson, R (1, 5) OBP: 0.330, SLG: 0.460		C FF 91 S SL 87 B FF 91 F FF 92 F SL 85 F SL 84 X CH 83 1-2 36 HBP 5 BB 7 1B 3-H 1B	F FF 94 X FF 95 0-1 P5	X CU 81 0-0 F8			X FF 94 0-0 3-H HR		S SL 82 S SL 81 B SL 82 B SL 83 B FF 91 S SL 81 3-3 K	5	2	2	3	0	1	1
5 Yolmer Sánchez, S (1, 4) OBP: 0.304, SLG: 0.386		B FF 90 C CH 82 F CH 81 B SL 83 F FF 91 F FF 90 B CH 81 F CH 81 B FF 92 4-2 7 1B 36 HBP 79 2B 1-2 BB	C FF 96 X FF 95 0-1 B5-3		C FS 83 B FS 84 F FF 92 B FS 85 X FS 82 2-2 G1-3		F FF 95 X CH 87 0-1 P6		B SL 81 C FF 88 F SL 81 X SL 81 1-2 1B	4	1	1	0	1	0	0
36 Kevan Smith, R (1, 2) OBP: 0.331, SLG: 0.308		H CU 71 1-0 7 1B 79 2B 1-2 2-3 HBP	C CU 81 X CU 82 0-1 7 WP 1B		B CU 80 B FF 92 F FF 92 F FF 92 F FS 84 B FF 93 X FF 92 3-2 G6-3		X SL 88 0-0 G6-3		B FF 89 S SL 80 S SL 83 X FF 89 1-2 L7	4	1	1	0	0	0	1

Inning Stats																						
	R: 0	H: 2	R: 4	H: 4	R: 0	H: 1	R: 1	H: 1	R: 0	H: 0	R: 0	H: 0	R: 2	H: 2	R: 1	H: 2	R: 0	H: 1	1B: 9	SF: 0	WP: 2	PA: 45
	E: 0	LOB: 2	E: 0	LOB: 3	E: 0	LOB: 2	E: 0	LOB: 1	E: 0	LOB: 0	E: 0	LOB: 0	E: 0	LOB: 0	E: 0	LOB: 1	E: 0	LOB: 1	2B: 2	SAC: 0	PB: 0	
	K: 2	BB: 0	K: 2	BB: 2	K: 0	BB: 1	K: 1	BB: 1	K: 1	BB: 0	K: 3	BB: 0	K: 0	BB: 0	K: 0	BB: 0	K: 1	BB: 0	3B: 1	DP: 0	SB: 2	
	S: 13	P: 21	S: 26	P: 43	S: 9	P: 15	S: 10	P: 19	S: 10	P: 16	S: 10	P: 14	S: 16	P: 20	S: 7	P: 12	S: 11	P: 16	HR: 1	HBP: 1	CS: 0	

PITCHER		IP	WLS	BF	H	R	ER	SO	BB	IBB	HBP	BLK	WP	HR	S	P	ERA	WHIP
59 Stephen Gonsalves, L ERA: 27.0	(1, 1)	1.1	L	13	6	4	4	3	2	0	1	0	0	0	32	55	27.00	6.000
67 Alan Busenitz, R ERA: 5.17	(2, 1)	2.2		12	2	1	0	2	2	0	0	0	1	0	26	43	0.00	1.500
32 Oliver Drake, R ERA: 5.8	(5, 1)	2.0		6	0	0	0	4	0	0	0	0	0	0	20	30	0.00	0.000
65 Trevor May, R ERA: 3.12	(7, 1)	1.0		5	2	2	2	0	0	0	0	0	1	1	16	20	18.00	2.000
43 Addison Reed, R ERA: 4.62	(8, 1)	2.0		9	3	1	1	1	0	0	0	0	0	0	18	28	4.50	1.500

PITCHER	IP	WLS	BF	H	R	ER	SO	BB	IBB	HBP	BLK	WP	HR	S	P	ERA	WHIP

AB	40
R	8
H	13
RBI	7
BB	4
SO	10
LOB	22

Batter	1	2	3	4	5	6	7	8	9	AB	R	H	RBI	BB	SO	LOB
7 Joe Mauer, L (1, 3) OBP: 0.349, SLG: 0.374	C FF 93 X SI 93 0-1 G6-3		C SI 93 B CU 80 C SI 93 B CU 81 B CH 84 X SI 94 3-2 G4-3		C CH 82 C SI 91 1 SAFE F SI 94 B FF 92 X SI 93 1-2 F7		F FF 96 C CH 90 F FF 96 C FF 96 0-3		C FF 97 X SI 97 0-1 G4-3	5	0	0	0	0	1	2
20 Eddie Rosario, L (1, 7) OBP: 0.331, SLG: 0.494	F SI 94 X CU 79 0-1 F7		F CU 80 B CU 79 B SI 95 X SI 93 2-1 G6-3		1 SAFE X CH 82 0-0 FC3-6 1-2f			B CU 86 B FF 96 F FF 96 F FF 96 T FF 97 2-2 K		4	0	0	0	0	1	1
11 Jorge Polanco, S (1, 6) OBP: 0.337, SLG: 0.402	B SI 94 B CH 83 C SI 93 B FF 94 S SI 93 F SI 94 F SI 93 F SI 94 B FF 95 4-2 BB		C SI 94 B SL 84 C SL 84 B FF 94 F SI 93 B CU 81 S CH 84 3-3 K		B CH 82 B SI 92 B CH 82 C FF 93 X SI 92 3-1 P6			C FF 96 B CH 91 B CH 92 C FF 96 B FF 96 X FF 96 3-2 F9		3	0	0	0	1	1	1
22 Miguel Sanó, R (1, 5) OBP: 0.294, SLG: 0.430	S SL 86 B FF 94 S FF 94 S SL 87 1-3 K			B FF 92 C FF 93 B SI 92 C FF 92 B SL 85 X SL 85 3-2 G6-3		B CU 77 C FF 93 B CH 83 B SL 86 X FF 94 3-1 G5-3		B FF 96 S FF 97 S SL 88 B FF 96 T FF 96 2-2 K		4	0	0	0	0	2	1
26 Max Kepler, L (1, 8) OBP: 0.326, SLG: 0.439		B FF 93 C SI 93 B SL 85 X SI 93 2-1 G1-3		B SL 84 C SI 94 B CH 83 F CH 83 C SI 93 2-3 K		X SI 93 0-0 3B			C FF 96 B SL 86 X FF 96 1-1 HR	4	1	2	1	0	1	0
23 Mitch Garver, R (1, 2) OBP: 0.331, SLG: 0.414		B FF 94 C SI 93 B CU 80 B SI 94 B FF 94 4-1 60 FC4-6 BB		C FF 94 C SI 92 X SL 84 0-2 60 HR 2B		B SI 93 C SI 93 S CH 83 S SL 86 1-3 K			B FF 96 F FF 97 S FF 97 X SL 80 1-2 F8	3	1	1	0	1	1	1
60 Jake Cave, L (1, 9) OBP: 0.313, SLG: 0.480		B SI 93 C SI 94 S SI 93 F FF 94 B CH 84 X SI 94 2-2 FC4-6 31 2B 1-2f		C CU 78 B CU 79 S SL 85 B FF 93 X SI 93 2-2 2-H HR		C CH 83 F CU 80 B FF 91 B CH 83 B SL 87 F FF 95 S CH 84 3-3 K			B FF 97 B FF 96 B FF 97 C FF 97 S FF 97 B FF 96 4-2 16 DI 16 1B BB	3	3	1	2	1	1	2
31 Tyler Austin, R (1, 10) OBP: 0.302, SLG: 0.520		C SI 92 X CU 79 0-1 1-H 2B		S CU 80 B SL 86 B SI 92 C SI 92 X SI 93 2-2 G6-3			C FF 96 S CU 87 S FF 96 0-3 K		C FF 96 S SL 84 S SL 87 0-3 K	4	0	1	1	0	2	1
16 Ehire Adrianza, S (1, 4) OBP: 0.305, SLG: 0.379		D CH 82 C CH 84 B SI 93 F SI 94 C SI 93 2-3 K			B SI 92 B SI 91 X SI 92 2-0 20 FC3-6 1B		C FF 96 B FF 96 F FF 96 B CH 92 S CH 89 2-3 K		C FF 98 B SL 88 B SL 85 D SI 95 X FF 97 3-1 1-H 1B	4	0	2	1	0	2	1
Inning Stats	R: 0 E: 0 K: 1 S: 12 H: 0 LOB: 1 BB: 1 P: 17	R: 1 E: 0 K: 1 S: 12 H: 1 LOB: 1 BB: 1 P: 22	R: 0 E: 0 K: 1 S: 9 H: 0 LOB: 0 BB: 0 P: 17	R: 2 E: 0 K: 1 S: 15 H: 2 LOB: 0 BB: 0 P: 24	R: 0 E: 0 K: 0 S: 8 H: 1 LOB: 1 BB: 0 P: 14	R: 0 E: 0 K: 2 S: 10 H: 1 LOB: 1 BB: 0 P: 17	R: 0 E: 0 K: 3 S: 10 H: 0 LOB: 0 BB: 0 P: 12	R: 0 E: 0 K: 2 S: 9 H: 0 LOB: 0 BB: 0 P: 16	R: 2 E: 0 K: 1 S: 14 H: 2 LOB: 1 BB: 1 P: 23	1B: 2 2B: 2 3B: 1 HR: 2 SF: 0 SAC: 0 DP: 0 HBP: 0						WP: 0 PB: 0 SB: 0 CS: 0 PA: 37	

PITCHER		IP	WLS	BF	H	R	ER	SO	BB	IBB	HBP	BLK	WP	HR	S	P	ERA	WHIP
27 Lucas Giolito, R ERA: 6.08	(1, 1)	6.0	W	25	5	3	3	6	2	0	0	0	0	1	66	111	4.50	1.167
37 Juan Minaya, R ERA: 4.13	(7, 1)	2.0		6	0	0	0	5	0	0	0	0	0	0	19	28	0.00	0.000
50 Thyago Vieira, R ERA: 7.56	(9, 1)	1.0		6	2	2	2	1	1	0	0	0	0	1	14	23	18.00	3.000

PITCHER	IP	WLS	BF	H	R	ER	SO	BB	IBB	HBP	BLK	WP	HR	S	P	ERA	WHIP

BOTTOM

Chicago White Sox @ Minnesota Twins

Target Field, Minneapolis, MN

Mon Aug 20 2018, 6:43 PM - 10:06 PM CDT

Att. 23,431 - Cloudy - 77 F

livebaseballscorecards.com

AB	34
R	5
H	7
RBI	5
BB	3
SO	12
LOB	10

Minnesota Twins @ Chicago White Sox

Guaranteed Rate Field, Chicago, IL

Tue Aug 21 2018, 7:11 PM - 11:19 PM CDT

Att. 23,133 - Cloudy - 74 F

livebaseballscorecards.com

Batter	1	2	3	4	5	6	7	8	9	AB	R	H	RBI	BB	SO	LOB
7 Joe Mauer, L (1, 3) OBP: 0.352, SLG: 0.375	C FF 96 X FF 98 0-1 20 1B 1B	C FF 95 B CH 88 F FF 96 F FF 97 F FF 97 F FF 97 C FF 98 1-3 K ③			B SI 91 B CH 85 B SI 91 C SI 90 F SI 91 X SI 91 3-2 L8 ①		C SI 96 C SI 95 B FS 86 X SI 96 1-2 1-2 1B		0-0 20 E 20 1B 11 1B IBB	4	1	2	0	1	1	2
20 Eddie Rosario, L (1, 7) OBP: 0.331, SLG: 0.493	F FF 97 S FF 98 B FF 98 X SL 85 1-2 1-3 1B		S CU 68 B SI 88 F CH 81 F CH 81 S CU 74 1-3 K ①		C SL 85 B SI 93 B CH 86 X CH 87 2-1 P4 ②		X CU 82 0-0 F9 ② 2-3		B FC 90 S CU 79 B FC 89 D CU 80 X FC 91 3-1 E8 11 1B 1-3 2-H 1B	5	1	2	1	0	1	2
11 Jorge Polanco, S (1, 6) OBP: 0.333, SLG: 0.396	B FF 97 F FF 97 B FF 97 S FF 96 1 SAFE F FF 97 X FF 97 2-2 F7 ①		B CU 56 C SI 90 B CH 80 S CH 81 B SI 86 S CH 79 3-3 K ②		S CH 86 B CH 86 C SI 92 B CU 78 B SI 92 X SI 92 3-2 P5 ③		C SI 96 X CH 85 0-1 G4-3 ③		L FC 91 F FC 90 X FC 88 0-2 2-H 3-H 1B ③	5	0	1	2	0	1	4
22 Miguel Sanó, R (1, 5) OBP: 0.290, SLG: 0.423	F CU 79 B FF 97 F FF 97 1 SAFE S SL 82 1-3 K ②		B CH 79 B CH 78 B CH 80 X SI 90 3-0 G6-3 ③			B CU 74 S SL 86 F SI 91 B CU 79 F SL 86 S CH 86 2-3 K ①		B FC 88 B SI 93 C SI 94 X SI 95 2-1 G6-3 ①		4	0	0	0	0	2	2
26 Max Kepler, L (1, 8) OBP: 0.323, SLG: 0.434	B FF 97 B FF 96 B FF 96 C FF 97 F FF 95 X FF 98 3-2 F8 ③			C CU 72 C SI 87 F CH 81 B CU 75 B CH 81 F CH 82 S CH 82 2-3 K ①		C FC 87 B CU 78 C FC 86 X CU 78 1-2 G3 ②		B CH 85 B SI 95 B SI 95 X SI 94 2-1 G3-1 ②		4	0	0	0	0	1	2
24 Logan Forsythe, R (1, 4) OBP: 0.309, SLG: 0.323		C FF 95 B SL 82 S SL 81 F SL 81 C FF 98 1-3 K ①		C SI 89 B CH 78 X CH 76 1-1 60 1B 36 1B 1B		B FC 84 C FC 87 B CU 78 C FC 87 B FC 86 B FC 88 4-2 BB		C SI 93 B CU 83 C FC 91 B SI 95 X FS 87 2-2 G6-3 ③		3	1	1	0	1	1	0
60 Jake Cave, L (1, 9) OBP: 0.317, SLG: 0.477		C FF 96 F FF 96 B FF 97 B SL 83 B FF 97 F FF 97 F FF 97 S FF 96 3-3 K ②		B CU 68 B CU 68 B SI 88 C SI 87 X CH 79 3-1 36 1B 46 CS 1-3 1B		C CU 78 X FC 86 0-1 G4-3 ③			F SI 94 B FC 91 B SI 96 B SI 96 C SI 95 B SI 95 4-2 36 SH5-3 23 1B BB	3	1	1	0	1	1	1
36 Robbie Grossman, S (1, 10) OBP: 0.335, SLG: 0.366		C CU 79 S CH 91 B FF 98 B CH 88 H FF 98 3-2 46 1B HBP		X SI 92 0-0 46 CS 1-3 3-H 1B			C SI 95 C SI 94 B SI 96 B CU 84 F SI 96 X SI 97 2-2 G4-3 ①		1 SAFE L CU 82 1 SAFE B CH 84 X SI 94 1-1 SH5-3 1-2 ①	2	0	1	1	0	0	0
46 Bobby Wilson, R (1, 2) OBP: 0.236, SLG: 0.281 23 Mitch Garver, R (9, PH) OBP: 0.333, SLG: 0.416 (9, 2)		B FF 96 B FF 96 F FF 96 F FF 96 X FF 97 2-2 1-2 1B		1 SAFE B CU 77 L SI 90 B SI 91 S CU 77 S SL 85 2-3 K ② ③ 1-2 3-H			B SI 96 B SI 96 F SI 95 B SI 96 F SI 95 F SI 95 B SI 97 4-2 20 F9 7 1B BB		B CU 84 2 SAFE C SI 95 C CU 82 D FS 87 D SI 96 X CU 84 3-2 20 1B 2-H 1B ②	2 1	0 1	1 1	0 0	1 0	1 0	1 0
Inning Stats	R: 0 H: 2 E: 0 LOB: 2 K: 1 BB: 0 S: 15 P: 22	R: 0 H: 1 E: 0 LOB: 2 K: 3 BB: 0 S: 20 P: 30	R: 0 H: 0 E: 0 LOB: 0 K: 2 BB: 0 S: 8 P: 15	R: 2 H: 3 E: 0 LOB: 0 K: 2 BB: 0 S: 13 P: 21	R: 0 H: 0 E: 0 LOB: 0 K: 0 BB: 0 S: 8 P: 16	R: 0 H: 0 E: 0 LOB: 1 K: 1 BB: 1 S: 11 P: 18	R: 0 H: 1 E: 0 LOB: 2 K: 0 BB: 1 S: 13 P: 20	R: 0 H: 0 E: 0 LOB: 0 K: 0 BB: 0 S: 7 P: 13	R: 3 H: 3 E: 1 LOB: 1 K: 0 BB: 2 S: 12 P: 23	1B: 10 SF: 0 2B: 0 SAC: 1 3B: 0 DP: 0 HR: 0 HBP: 1						WP: 0 PA: 39 PB: 0 SB: 0 CS: 2

PITCHER		IP	WLS	BF	H	R	ER	SO	BB	IBB	HBP	BLK	WP	HR	S	P	ERA	WHIP
34 Michael Kopech, R ERA:	(1, 1)	2.0		10	3	0	0	4	0	0	1	0	0	0	35	52	0.00	1.500
Luis Avilán, L ERA: 3.86	(3, 1)	1.1		6	2	2	2	3	0	0	0	0	0	0	17	30	13.50	1.500
54 Jeanmar Gómez, R ERA: 5.11	(4, 1)	2.0		6	1	0	0	2	0	0	0	0	0	0	16	28	0.00	0.500
52 Xavier Cedeño, L ERA: 2.82	(6, 1)	0.2		3	0	0	0	0	1	0	0	0	0	0	7	12	0.00	1.500
68 Dylan Covey, R ERA: 5.9	(7, 1)	2.2	L	12	2	2	2	0	2	1	0	0	0	0	27	48	6.75	1.500

PITCHER		IP	WLS	BF	H	R	ER	SO	BB	IBB	HBP	BLK	WP	HR	S	P	ERA	WHIP
57 Jace Fry, L ERA: 4.12	(9, 1)	0.1		2	2	1	0	0	0	0	0	0	0	0	5	8	0.00	6.000

AB	33
R	5
H	10
RBI	4
BB	4
SO	9
LOB	14

Batter	1	2	3	4	5	6	7	8	9	AB	R	H	RBI	BB	SO	LOB
7 Tim Anderson, R (1, 6) OBP: 0.292, SLG: 0.412	C FF 94 X FF 93 0-1 ① F7		B SI 93 B FF 94 F FF 94 1 SAFE X FF 94 2-1 ①② G6-4-3 1-2f			X SI 88 0-0 ① F8		B FF 92 1 SAFE B FF 93 X FF 92 2-0 ① FC 1-H		4	0	0	0	0	0	2
5 Yolmer Sánchez, S (1, 5) OBP: 0.306, SLG: 0.384	B FF 94 C FF 95 S CH 87 B FF 95 F FF 95 B SV 84 D SV 84 4-2 24 1B BB		S CH 85 F CH 84 B FF 94 X SV 83 1-2 ③ P4			C SI 89 B CH 80 F CH 80 B FF 90 B FF 89 B CH 79 4-2 BB		B FF 94 C FF 94 S CU 78 S FF 94 1-3 ② K		2	0	0	0	2	1	1
24 Matt Davidson, R (1, 3) OBP: 0.329, SLG: 0.457	C SI 94 1 SAFE 1 SAFE X SI 92 0-1 ② 1-3 1B			C SV 82 B SV 82 F SI 92 F FF 95 B SV 83 X SV 82 2-2 ① P4		C CH 80 B SL 79 F SL 78 C FF 89 1-3 ② K		F CU 79 F CU 78 S CU 79 0-3 ③ K		4	0	1	0	0	2	2
18 Daniel Palka, L (1, 10) OBP: 0.281, SLG: 0.474	B SV 84 B SV 84 C FF 95 C FF 96 F FF 95 D SV 85 F SV 84 F FF 95 F SV 83 3-3 ③ K			S SV 83 F SV 83 B FF 96 S FF 96 1-3 ② K		X SL 81 0-0 ③ F9			C SI 94 S CU 78 B CU 78 F CU 79 S SL 84 1-3 ① K	4	0	0	0	0	3	2
26 Avisaíl García, R (1, 9) OBP: 0.262, SLG: 0.449		C FF 94 S SV 82 F FF 94 S FF 94 0-3 ① K		F SV 83 X SI 93 0-1 ③ G4-3			S CH 80 F SL 80 C FF 90 0-3 ① K		B CU 78 B CU 77 S SI 95 F SI 94 S SL 82 2-3 ② K	4	0	0	0	0	3	0
30 Nicky Delmonico, L (1, 7) OBP: 0.323, SLG: 0.407 25 Ryan LaMarre, R (9, PH) OBP: 0.311, SLG: 0.336		X FF 95 0-0 HR			C SV 82 B CH 82 M CH 81 F FF 95 B FF 94 F SV 83 X SI 95 2-2 ① P6		B SL 81 B SL 79 F FF 89 S CH 79 S FF 88 2-3 ② K		C SI 94 B SL 83 X SI 95 1-1 ③ G6-3	3 1	1 0	1 0	1 0	0 0	1 0	0 0
10 Yoán Moncada, S (1, 4) OBP: 0.302, SLG: 0.395		B SV 82 F SV 81 F FF 94 B FF 95 B SV 84 F SI 94 B SV 81 4-2 38 CS BB			F SV 83 C FF 95 B SV 84 B SI 95 C FF 95 2-3 ② K		C SL 81 B SL 80 X SL 78 1-1 HR			2	1	1	1	1	1	0
38 Omar Narváez, L (1, 2) OBP: 0.372, SLG: 0.439		S SI 94 C FF 95 B SV 84 B FF 95 B SV 84 X SI 94 3-2 ②③ F7 1-2			B SV 82 B SI 94 F SI 93 X SI 93 2-1 1B		C SL 83 X FF 90 0-1 ③ G3-1			3	0	1	0	0	0	1
15 Adam Engel, R (1, 8) OBP: 0.273, SLG: 0.328			C SV 80 X SV 80 0-1 7 G6-4-3 1B		F FF 95 F SI 93 X SV 83 0-2 ③ F8			X FF 93 0-0 7 CS 7 FC 1B		3	0	2	0	0	0	1
Inning Stats	R: 0 H: 1 E: 0 LOB: 1 K: 1 BB: 1 S: 14 P: 21	R: 1 H: 1 E: 0 LOB: 0 K: 1 BB: 1 S: 11 P: 18	R: 0 H: 1 E: 0 LOB: 0 K: 0 BB: 0 S: 8 P: 11	R: 0 H: 0 E: 0 LOB: 0 K: 1 BB: 0 S: 9 P: 12	R: 0 H: 1 E: 0 LOB: 1 K: 1 BB: 0 S: 13 P: 19	R: 0 H: 0 E: 0 LOB: 1 K: 1 BB: 1 S: 7 P: 12	R: 1 H: 1 E: 0 LOB: 0 K: 2 BB: 0 S: 10 P: 13	R: 0 H: 1 E: 1 LOB: 1 K: 2 BB: 0 S: 8 P: 11	R: 0 H: 0 E: 0 LOB: 0 K: 2 BB: 0 S: 9 P: 13	1B: 4 SF: 0 2B: 0 SAC: 1 3B: 0 DP: 1 HR: 2 HBP: 0						WP: 0 PA: 33 PB: 0 SB: 0 CS: 2	

PITCHER	IP	WLS	BF	H	R	ER	SO	BB	IBB	HBP	BLK	WP	HR	S	P	ERA	WHIP
17 José Berríos, R (1, 1) ERA: 3.69	5.0		18	4	1	1	4	2	0	0	0	0	1	55	81	1.80	1.200
58 Gabriel Moya, L (6, 1) ERA: 3.97	2.0	B	8	1	1	1	3	1	0	0	0	0	1	17	25	4.50	1.000
65 Trevor May, R (8, 1) ERA: 2.79	1.0	W	4	1	0	0	2	0	0	0	0	0	0	8	11	0.00	1.000
55 Taylor Rogers, L (9, 1) ERA: 3.44	1.0	S	3	0	0	0	2	0	0	0	0	0	0	9	13	0.00	0.000

PITCHER	IP	WLS	BF	H	R	ER	SO	BB	IBB	HBP	BLK	WP	HR	S	P	ERA	WHIP

BOTTOM

Minnesota Twins @ Chicago White Sox

Guaranteed Rate Field, Chicago, IL

Tue Aug 21 2018, 7:11 PM - 11:19 PM CDT

Att. 23,133 - Cloudy - 74 F

livebaseballscorecards.com

AB	30
R	2
H	6
RBI	2
BB	3
SO	11
LOB	9

Batter	1	2	3	4	5	6	7	8	9	AB	R	H	RBI	BB	SO	LOB
24 Logan Forsythe, R (1, 4) OBP: 0.314, SLG: 0.328	C FF 89 X FF 90 0-1 20 FC3-6 1B	C FF 90 B CH 84 F FF 93 B FF 94 B FF 93 X FF 94 3-2 ① G6-3	F FF 92 B FF 91 X CH 86 1-1 20 G4-3 20 WP 1B	C FF 94 F CH 89 B CH 90 X CH 89 1-2 1-2 2-H 1B	C FF 92 B CH 81 B FF 92 C FF 91 B FF 92 S FF 92 3-3 ① K	5	0	3	1	0	1	2
20 Eddie Rosario, L (1, 10) OBP: 0.328, SLG: 0.488	L FF 90 D SL 84 F SL 83 X SI 94 1-2 ① FC3-6 11 HR 1-2f	B SL 87 X SI 92 1-0 ② F8	C FF 93 D SL 86 B SL 86 F FF 93 X SL 86 2-2 ② G4-3 1-3	X FF 96 0-0 ② P6	F CU 73 F FF 92 F FF 91 F CU 70 B FF 91 B FF 93 X SI 87 2-2 ② G3 1-2 2-3	5	1	0	0	0	0	6
11 Jorge Polanco, S (1, 6) OBP: 0.335, SLG: 0.410	B FF 91 D CH 84 X SI 91 2-0 1-H HR	B FF 94 B CH 86 F FF 94 B FF 94 F FF 93 B FF 95 4-2 BB	C FF 93 D SL 86 F FF 94 D SL 87 X SL 86 2-2 ③ G5-3	B FF 95 B FF 95 X FF 96 2-0 ③ L9	C CH 83 B CH 81 S FF 93 S FF 93 1-3 ③ K	4	1	1	2	1	1	5
22 Miguel Sanó, R (1, 5) OBP: 0.289, SLG: 0.417	B FF 91 B FF 89 C FF 90 B FF 93 S FF 92 B FF 94 4-2 23 L4 31 BB BB	C FF 92 C FF 92 F SL 85 D SL 86 1 SAFE B FF 93 D SL 86 S FF 94 3-3 ③ K	C FF 92 B FF 93 C CH 86 S SL 86 1-3 ① K	B FF 94 X FF 95 1-0 ① P4	3	0	0	0	1	2	1
31 Tyler Austin, R (1, 3) OBP: 0.301, SLG: 0.510	D SL 82 B FF 90 F FF 90 C FF 90 D SL 84 B FF 92 4-2 1-2 BB	B SL 80 C SL 82 C FF 92 B FF 94 F FF 94 B SL 87 F FF 94 S FF 93 3-3 ① K	S FF 94 B FF 95 X CH 86 1-1 ② G5-3	B FF 95 F FF 94 B CU 84 F FF 94 X CH 90 2-2 ② G6-3	3	0	0	0	1	1	0
23 Mitch Garver, R (1, 2) OBP: 0.332, SLG: 0.414	C FF 91 B SL 83 F FF 91 F SL 83 D SL 84 F FF 92 B FF 94 X FF 93 3-2 ②③ L4 2-3	B FF 92 F CH 86 C CH 85 B SL 88 B FF 95 X FF 93 3-2 ② F9	B CH 87 B FF 94 X FF 93 2-0 ③ F9	C FF 95 B CU 86 T FF 94 X CH 89 1-2 1B	4	0	1	0	0	0	2
26 Max Kepler, L (1, 8) OBP: 0.324, SLG: 0.436	C FF 88 F SI 92 B SI 92 B SL 84 S SL 84 2-3 ① K	C SL 81 B FF 93 H SI 93 2-1 HBP	F CU 76 X CU 77 0-1 24 1B 2B	C FF 94 B FF 94 X CH 90 1-1 ③ G3	3	1	1	0	0	1	1
36 Robbie Grossman, S (1, 7) OBP: 0.334, SLG: 0.362	X FF 91 0-0 ② F9	1 SAFE B FF 93 X FF 92 1-0 ③ F8	B FC 84 X FC 86 1-0 E5 24 1B	B FF 89 B FF 90 F FF 90 B FF 89 B FF 90 4-1 20 G3 16 1B BB	3	0	0	0	1	0	2
60 Jake Cave, L (1, 9) OBP: 0.312, SLG: 0.468 16 Ehire Adrianza, S (9, PH) OBP: 0.308, SLG: 0.382	C SL 83 S SI 91 B FF 96 C SL 86 1-3 ③ K	S SL 81 B SL 84 B FF 93 X FF 91 2-1 ① F7	D CU 78 B FC 86 F FC 87 B FC 86 F FC 86 F FC 85 S FC 86 3-3 ① K	C FF 89 F CH 82 X CH 82 0-2 1-2 20 G3 1B	3	0	0	0	0	2	2
					1	0	1	0	0	0	0

TOP

Minnesota Twins @ Chicago White Sox

Guaranteed Rate Field, Chicago, IL

Wed Aug 22 2018, 1:11 PM - 4:17 PM CDT

Att. 15,160 - Sunny - 76 F

livebaseballscorecards.com

AB	34
R	3
H	7
RBI	3
BB	4
SO	8
LOB	21

Inning Stats	1	2	3	4	5	6	7	8	9	1B: 5	SF: 0	WP: 1	PA: 39
	R: 2 E: 0 K: 0 S: 15 H: 2 LOB: 1 BB: 2 P: 29	R: 0 E: 0 K: 2 S: 7 H: 0 LOB: 0 BB: 0 P: 10	R: 0 E: 0 K: 1 S: 10 H: 0 LOB: 1 BB: 1 P: 21	R: 0 E: 0 K: 1 S: 10 H: 0 LOB: 1 BB: 0 P: 19	R: 0 E: 0 K: 0 S: 10 H: 1 LOB: 1 BB: 0 P: 17	R: 0 E: 0 K: 1 S: 6 H: 0 LOB: 0 BB: 0 P: 10	R: 1 E: 1 K: 1 S: 12 H: 2 LOB: 2 BB: 0 P: 19	R: 0 E: 0 K: 0 S: 9 H: 1 LOB: 1 BB: 0 P: 14	R: 0 E: 0 K: 2 S: 15 H: 1 LOB: 2 BB: 1 P: 25	2B: 2 3B: 0 HR: 1	SAC: 0 DP: 1 HBP: 1	PB: 0 SB: 0 CS: 0	

PITCHER		IP	WLS	BF	H	R	ER	SO	BB	IBB	HBP	BLK	WP	HR	S	P	ERA	WHIP
55 Carlos Rodón, L ERA: 2.71	(1, 1)	6.0	W	24	3	2	2	5	3	0	1	0	1	1	58	106	3.00	1.000
52 Xavier Cedeño, L ERA: 3.18	(7, 1)	0.1		3	1	1	1	1	0	0	0	0	0	0	7	11	27.00	3.000
37 Juan Minaya, R ERA: 3.9	(7, 1)	1.2		7	2	0	0	0	0	0	0	0	0	0	14	22	0.00	1.200
53 Héctor Santiago, L ERA: 4.72	(9, 1)	1.0		5	1	0	0	2	1	0	0	0	0	0	15	25	0.00	2.000

PITCHER		IP	WLS	BF	H	R	ER	SO	BB	IBB	HBP	BLK	WP	HR	S	P	ERA	WHIP

Minnesota Twins @ Chicago White Sox

Guaranteed Rate Field, Chicago, IL

Wed Aug 22 2018, 1:11 PM - 4:17 PM CDT

Att. 15,160 - Sunny - 76 F

livebaseballscorecards.com

BOTTOM

Batter	1	2	3	4	5	6	7	8	9	AB	R	H	RBI	BB	SO	LOB
5 Yolmer Sánchez, S (1, 5) OBP: 0.311, SLG: 0.387	B FF 92 B CH 89 B FF 91 B FF 90 4-0 26 CS BB		C CU 80 X SL 86 0-1 10 G3-1 2B		C FF 95 F FF 94 B FF 92 B CU 82 B SI 92 F SI 94 B SI 92 4-2 26 1B 18 E BB	B FF 91 B CH 89 B FF 94 B FF 94 4-0 10 1B 18 G3-2-3 BB		C FF 91 X FF 91 0-1 ② G5-3		2	1	1	0	3	0	0
10 Yoán Moncada, S (1, 4) OBP: 0.301, SLG: 0.393	B FF 93 B CH 84 B FF 94 C FF 91 X FF 92 3-1 ① P5		B FF 93 2 SAFE X FF 94 1-0 ② G3-1 2-3		F CH 86 1 SAFE S CH 85 S CH 85 0-3 ① K	C FF 94 B FF 95 1 SAFE B CU 86 X CU 84 2-1 18 G3-2-3 26 FC5 1-3 1B		B FS 83 B FS 82 X FF 91 2-0 ③ L3		5	0	1	0	0	1	3
26 Avisaíl García, R (1, 9) OBP: 0.266, SLG: 0.450	B SI 92 F SI 94 B CH 85 F SL 85 X SI 94 2-2 ② 1-2 1B		F SI 93 D SL 84 S CH 86 B CU 80 X SI 94 2-2 ③ G6-3		X SI 94 0-0 18 E 24 1B 1-2 1B	D FF 94 F SL 89 B CU 85 F FF 94 X SL 88 2-2 FC5 18 G3-2-3 1-2				4	1	2	0	0	0	3
18 Daniel Palka, L (1, 7) OBP: 0.277, SLG: 0.468 25 Ryan LaMarre, R (9, 7) OBP: 0.311, SLG: 0.336	C FF 94 F FF 93 F SL 85 B SL 86 B SI 94 D CU 80 F SL 87 X SI 91 3-2 ③ G1-3			F SL 85 B CH 85 B SI 92 X CH 85 2-1 ① G6-3	B SI 91 C SI 92 B SI 92 S CH 86 B FF 93 X CH 86 3-2 E4 30 WP 24 1B 1-3 2-H	F FF 95 B FF 95 B CU 85 B FF 96 X FF 95 3-1 ①② G3-2-3 1-2 2-3 3-Hf				4 0	1 0	0 0	0 0	0 0	0 0	5 0
7 Tim Anderson, R (1, 6) OBP: 0.292, SLG: 0.417		C CU 80 F FF 94 B SL 85 S SI 94 1-3 ① K		S SL 86 X SI 93 0-1 HR	C SI 93 T SL 84 S SL 86 0-3 ② K	S CU 86 C FF 94 B CU 85 S CU 85 1-3 ③ K				4	1	1	1	0	3	4
30 Nicky Delmonico, L (1, 3) OBP: 0.326, SLG: 0.421		B CH 87 B FF 94 B SI 91 C FF 94 X FF 93 3-1 HR		S SI 95 B CU 81 B CH 87 B CH 88 X CH 86 3-1 ② G4-3	B FF 93 F CU 80 D CH 86 B FF 94 3-1 38 BB 24 1B 1-2 IBB		X SI 88 0-0 ① F7			3	1	1	1	1	0	0
24 Matt Davidson, R (1, 10) OBP: 0.328, SLG: 0.454		C CU 81 S SL 86 B FF 93 B SI 94 X SI 94 2-2 ② G2-3		C SI 94 C SI 94 B SI 93 S SL 86 1-3 ③ K	S SL 86 F SL 84 D SL 85 B SI 94 X SL 86 2-2 38 BB 1-2 2-H 3-H 1B		F FF 89 X FF 89 0-1 ② F9			4	0	1	2	0	1	0
38 Omar Narváez, L (1, 2) OBP: 0.374, SLG: 0.435		X SI 94 0-0 ③ G1-6-3			C FF 93 C SL 85 B CH 86 B CH 86 B SI 91 4-2 15 HR BB		C FF 90 S SI 90 X FF 90 0-2 ③ G3-1			2	1	0	0	2	0	0
15 Adam Engel, R (1, 8) OBP: 0.273, SLG: 0.336			C SI 91 S SI 92 F SI 92 S CH 86 0-3 ① K2-3					X CU 78 0-0 ① G4-3		4	1	1	2	0	1	3
Inning Stats	R: 0 E: 0 K: 0 S: 10 H: 1 LOB: 1 BB: 1 P: 22	R: 1 E: 0 K: 1 S: 9 H: 1 LOB: 0 BB: 0 P: 15	R: 0 E: 0 K: 1 S: 10 H: 1 LOB: 1 BB: 0 P: 13	R: 1 E: 0 K: 1 S: 9 H: 1 LOB: 0 BB: 0 P: 15	R: 5 E: 1 K: 2 S: 28 H: 3 LOB: 3 BB: 4 P: 49	R: 0 E: 0 K: 1 S: 10 H: 1 LOB: 2 BB: 1 P: 22	R: 0 E: 0 K: 0 S: 6 H: 0 LOB: 0 BB: 0 P: 6	R: 0 E: 0 K: 0 S: 4 H: 0 LOB: 0 BB: 0 P: 6		1B: 4 2B: 1 3B: 0 HR: 3 SF: 0 SAC: 0 DP: 1 HBP: 0					WP: 1 PB: 0 SB: 0 CS: 1 PA: 38	

	AB	32
	R	7
	H	8
	RBI	6
	BB	6
	SO	6
	LOB	18

PITCHER		IP	WLS	BF	H	R	ER	SO	BB	IBB	HBP	BLK	WP	HR	S	P	ERA	WHIP
44 Kyle Gibson, R ERA: 3.63	(1, 1)	4.2	L	25	7	7	4	5	3	1	0	0	1	3	62	105	7.71	2.143
58 Gabriel Moya, L ERA: 3.91	(5, 1)	0.1		2	0	0	0	0	1	0	0	0	0	0	4	9	0.00	3.000
68 Matt Magill, R ERA: 3.6	(6, 1)	1.0		5	1	0	0	1	1	0	0	0	0	0	10	22	0.00	2.000
43 Addison Reed, R ERA: 4.53	(7, 1)	1.0		3	0	0	0	0	0	0	0	0	0	0	6	6	0.00	0.000
32 Oliver Drake, R ERA: 5.65	(8, 1)	1.0		3	0	0	0	0	0	0	0	0	0	0	4	6	0.00	0.000

PITCHER	IP	WLS	BF	H	R	ER	SO	BB	IBB	HBP	BLK	WP	HR	S	P	ERA	WHIP

Batter	1	2	3	4	5	6	7	8	9	AB	R	H	RBI	BB	SO	LOB
38 Nick Martini, L (1, 7) OBP: 0.390, SLG: 0.398	B SI 92 C SI 92 B CH 87 F SI 92 B SI 94 F SI 92 X SI 92 3-2 G5-3		B SI 91 B CH 86 B SI 91 C SI 91 B SI 91 4-1 26 1B BB	C SI 93 B SI 94 B SI 93 F SI 92 B SI 94 X SI 92 3-2 F7		F FF 96 B FF 97 B CH 91 X FF 96 2-1 G3-1			B SI 88 C SI 88 F SI 89 F FF 93 S CH 78 1-3 K	4	0	0	0	1	1	2
26 Matt Chapman, R (1, 5) OBP: 0.361, SLG: 0.502	B CU 80 B FF 93 X FF 92 2-0 P5		C FF 92 F FF 93 X FF 95 0-2 1-2 1B		B FF 92 B FF 92 X FF 91 2-0 8 G4-3 2 WP 2B		C CU 77 B FF 94 B FF 94 B FF 94 C FF 93 C FF 94 3-3 K		X SI 90 0-0 G6-3	5	1	2	0	0	1	0
8 Jed Lowrie, S (1, 4) OBP: 0.354, SLG: 0.471	C FF 94 B FF 94 F FF 93 X CU 82 1-2 F9		D SI 93 B SI 93 2 SAFE C SI 92 F FF 93 C FF 95 2-3 K		B SI 92 B CH 85 X FF 92 2-0 G4-3 2-3		C FF 94 B FF 93 B CU 79 B FF 93 F FF 94 X FF 95 3-2 L9		C SI 90 B FF 93 X FF 92 1-1 HR	5	1	1	1	0	1	3
2 Khris Davis, R (1, 10) OBP: 0.337, SLG: 0.577		C CU 78 X SI 92 0-1 HR	F CU 79 B SI 93 F CU 79 B FF 94 B CU 80 S SI 94 3-3 K		F CU 77 B SL 83 F SI 92 S CU 79 1-3 K 3-H		B FF 95 C FF 94 X FF 95 1-1 G5-3		X SL 79 0-0 P4	5	1	1	1	0	2	2
28 Matt Olson, L (1, 3) OBP: 0.325, SLG: 0.446		B FF 94 B CU 80 C FF 94 S FF 94 X FF 94 2-2 25 WP 25 G6-3 2B	B FF 93 B SI 92 S FF 93 S FF 93 X FF 94 2-2 G1-3		B CU 79 B FF 92 X CH 88 2-0 10 1B 2B			B SI 94 B CU 78 F SI 94 B SI 95 S SI 94 B CU 77 4-2 22 BB BB		3	1	2	0	1	0	2
25 Stephen Piscotty, R (1, 9) OBP: 0.315, SLG: 0.448		C FF 94 F FF 94 D CU 81 B CU 82 X FF 95 2-2 G6-3 2-H		B CU 78 B FF 93 B FF 94 C FF 93 X FF 94 3-1 F8	B CU 79 C CU 80 B CU 82 B FF 95 B FF 96 4-1 10 1B BB			D CU 78 F SI 95 F SL 83 X SL 82 1-2 P4		3	0	0	1	1	0	1
10 Marcus Semien, R (1, 6) OBP: 0.326, SLG: 0.390		C FF 94 S FF 94 F FF 94 B CU 83 X CU 80 1-2 1B		C CU 80 B SI 92 B CU 79 B FF 94 B FF 93 4-1 22 1B BB	C CU 82 B FF 97 S FF 96 X CU 83 1-2 1-2 2-H 1B			F FF 94 B FF 96 F CU 86 F FF 95 S SL 86 1-3 K		3	0	2	0	1	1	1
22 Ramón Laureano, R (1, 8) OBP: 0.295, SLG: 0.419		C FF 92 S FF 92 B FF 93 1 SAFE B SI 92 S SI 93 2-3 K		B FF 90 X FF 91 1-0 1-2 1B		C FF 95 F FF 96 B FF 97 B FF 96 S CU 84 2-3 K		C FF 94 B FF 95 B FF 95 B CU 86 S FF 95 B FF 96 4-2 1-2 BB		3	0	1	0	1	2	1
21 Jonathan Lucroy, R (1, 2) OBP: 0.294, SLG: 0.319 18 Chad Pinder, R (8, PH) OBP: 0.330, SLG: 0.417 19 Josh Phegley, R (8, 2) OBP: 0.268, SLG: 0.406		1 SAFE C FF 93 S FF 94 S FF 94 0-3 K		2 SAFE C FF 93 F FF 93 F FF 93 S CU 79 0-3 K		C CU 83 X FF 97 0-1 G3-1		B CU 86 B CU 86 B FF 95 C FF 95 X FF 95 3-1 G4-3		3 1 0	0 0 0	0 0 0	0 0 0	0 0 0	2 0 0	3 2 0
Inning Stats	R: 0 E: 0 K: 0 S: 8 H: 0 LOB: 0 BB: 0 P: 14	R: 2 E: 0 K: 2 S: 18 H: 3 LOB: 1 BB: 0 P: 25	R: 0 E: 0 K: 2 S: 13 H: 1 LOB: 2 BB: 1 P: 24	R: 0 E: 0 K: 1 S: 11 H: 1 LOB: 2 BB: 1 P: 22	R: 1 E: 0 K: 1 S: 10 H: 3 LOB: 2 BB: 1 P: 22	R: 0 E: 0 K: 1 S: 7 H: 0 LOB: 0 BB: 0 P: 11	R: 0 E: 0 K: 1 S: 8 H: 0 LOB: 0 BB: 0 P: 15	R: 0 E: 0 K: 1 S: 13 H: 0 LOB: 2 BB: 2 P: 26	R: 1 E: 0 K: 1 S: 8 H: 1 LOB: 0 BB: 0 P: 10	1B: 4 2B: 3 3B: 0 HR: 2 SF: 0 SAC: 0 DP: 0 HBP: 0						

PITCHER	IP	WLS	BF	H	R	ER	SO	BB	IBB	HBP	BLK	WP	HR	S	P	ERA	WHIP
53 Kohl Stewart, R (1, 1) ERA: 6.94	4.2		23	7	3	3	6	2	0	0	0	2	1	56	98	5.79	1.929
67 Alan Busenitz, R (5, 1) ERA: 4.76	1.1	W	5	1	0	0	1	1	0	0	0	0	0	11	20	0.00	1.500
65 Trevor May, R (7, 1) ERA: 2.53	1.0	H	3	0	0	0	1	0	0	0	0	0	0	8	15	0.00	0.000
55 Taylor Rogers, L (8, 1) ERA: 3.42	0.1	H	2	0	0	0	0	1	0	0	0	0	0	5	10	0.00	3.000
68 Matt Magill, R (8, 1) ERA: 3.55	0.2	H	3	0	0	0	1	1	0	0	0	0	0	8	16	0.00	1.500

PITCHER	IP	WLS	BF	H	R	ER	SO	BB	IBB	HBP	BLK	WP	HR	S	P	ERA	WHIP
39 Trevor Hildenberger, R (9, 1) ERA: 4.55	1.0	S	4	1	1	1	1	0	0	0	0	0	1	8	10	9.00	1.000

TOP

Oakland Athletics @ Minnesota Twins

Target Field, Minneapolis, MN

Thu Aug 23 2018, 7:12 PM - 10:08 PM CDT

Att. 24,171 - Cloudy - 75 F

livebaseballscorecards.com

AB	35
R	4
H	9
RBI	3
BB	5
SO	10
LOB	17

PA: 40

WP: 2
PB: 0
SB: 0
CS: 0

Oakland Athletics @ Minnesota Twins

Target Field, Minneapolis, MN

Thu Aug 23 2018, 7:12 PM - 10:08 PM CDT

Att. 24,171 - Cloudy - 75 F

BOTTOM

livebaseballscorecards.com

Batter	1	2	3	4	5	6	7	8	9	AB	R	H	RBI	BB	SO	LOB
7 Joe Mauer, L (1, 3) OBP: 0.354, SLG: 0.375	C SI 91 B FC 88 F SI 93 B KC 82 F FC 89 X CH 85 2-2 ① G4-3		B SI 93 B CH 84 B SI 92 B SI 91 4-0 24 G6-4-3 1-2 BB	B FC 90 X SI 90 1-0 24 G5-3 2-H 1B			B FF 89 C FF 88 B CH 83 T CH 82 B FC 86 F FF 89 X CH 82 3-2 ① G4-3			3	0	1	1	1	0	0
24 Logan Forsythe, R (1, 4) OBP: 0.313, SLG: 0.327	C SI 91 B SI 93 B FC 90 X SI 92 2-1 1B		C SI 94 D SI 94 X SI 93 1-1 ①② G6-4-3 1-2f 2-3	B SI 92 B SI 92 X SI 92 2-0 ② G5-3 1-2			C FF 90 B FF 90 C FF 90 B FF 91 F CU 77 C FF 90 2-3 ② K			4	0	1	0	0	1	3
20 Eddie Rosario, L (1, 7) OBP: 0.328, SLG: 0.486	X SI 92 0-0 ② F7		X CH 85 0-0 11 S 11 1B 3-H 1B	X SI 92 0-0 ③ F7			B FC 86 F CH 82 B FF 89 F FC 85 B FF 90 F FF 90 X CU 75 3-2 ③ G1-3			4	1	1	1	0	0	2
11 Jorge Polanco, S (1, 6) OBP: 0.333, SLG: 0.407	C SI 93 B FC 90 C CH 85 D KC 82 F SI 92 S CH 85 2-3 ③ K		1 SAFE C SI 92 B CH 85 B CH 85 X SI 92 2-1 1-H 1B		C KC 78 F CH 83 B KC 81 B CH 85 B FC 88 X CH 84 3-2 ① G6-3			B FC 95 C SI 98 X FF 98 1-1 ① L7		4	0	1	1	0	1	1
26 Max Kepler, L (1, 8) OBP: 0.324, SLG: 0.441		C SI 90 B CH 83 B FC 88 B SI 93 X SI 91 3-1 ① G4-3	X SI 92 0-0 ③ G3		B CH 83 C SI 92 B CH 83 C CH 84 F CH 84 F KC 81 B SI 91 F CH 86 X SI 93 3-2 ② F7			C SI 98 B FC 94 X FC 94 1-1 HR		4	1	1	1	0	0	1
36 Robbie Grossman, S (1, 10) OBP: 0.333, SLG: 0.360		S FC 90 B SI 94 B CH 86 B SI 93 F SI 92 X SI 92 3-2 1B		C KC 79 B SI 92 X CH 85 1-1 ① G4-3	B KC 80 X CH 86 1-0 ③ G1-3			F SI 98 C SI 100 F SL 90 B SL 89 F FF 98 S SL 90 1-3 ② K2-3		4	0	1	0	0	1	0
60 Jake Cave, L (1, 9) OBP: 0.310, SLG: 0.463		C SI 92 F CH 85 S CH 86 0-3 ② K		B SI 91 B CH 84 B SI 92 X SI 91 3-0 16 1B 23 2B 1B		C CH 82 C FF 90 C FC 85 0-3 ① K		B FC 98 X SI 98 1-0 ③ G6-3		4	1	1	0	0	2	1
16 Ehire Adrianza, S (1, 5) OBP: 0.308, SLG: 0.381		X SI 93 0-0 ③ F8		B SI 92 F CH 85 1 SAFE X SI 93 1-1 23 2B 1-2 1B		F CH 82 C FF 90 X FF 90 0-2 ② G6-3				3	1	1	0	0	0	1
46 Bobby Wilson, R (1, 2) OBP: 0.242, SLG: 0.281 23 Mitch Garver, R (4, PH) OBP: 0.333, SLG: 0.418 (5, 2)			C SI 91 B FC 88 B SI 93 F SI 92 B KC 80 B SI 92 4-2 24 G6-4-3 7 BB 20 1B BB	C SI 92 S FC 89 F SI 93 X KC 82 0-2 7 1B 1-H 2-H 2B			B FC 86 C FC 86 C FC 86 F FF 90 S CU 76 1-3 ③ K			0 2	1 1	0 1	0 2	1 0	0 1	0 0
Inning Stats	R: 0 E: 0 K: 1 S: 11 H: 1 LOB: 1 BB: 0 P: 17	R: 0 E: 0 K: 1 S: 9 H: 1 LOB: 1 BB: 0 P: 15	R: 2 E: 0 K: 0 S: 8 H: 2 LOB: 1 BB: 2 P: 19	R: 3 E: 0 K: 0 S: 12 H: 4 LOB: 1 BB: 0 P: 20	R: 0 E: 0 K: 0 S: 10 H: 0 LOB: 0 BB: 0 P: 17	R: 0 E: 0 K: 0 S: 10 H: 0 LOB: 0 BB: 0 P: 11	R: 0 E: 0 K: 1 S: 12 H: 0 LOB: 0 BB: 0 P: 20	R: 1 E: 0 K: 1 S: 10 H: 1 LOB: 0 BB: 0 P: 14		1B: 7 2B: 1 3B: 0 HR: 1 SF: 0 SAC: 0 DP: 1 HBP: 0						

	AB	32
	R	6
	H	9
	RBI	6
	BB	2
	SO	6
	LOB	9

WP: 0 PB: 0 SB: 1 CS: 0 PA: 34

PITCHER		IP	WLS	BF	H	R	ER	SO	BB	IBB	HBP	BLK	WP	HR	S	P	ERA	WHIP
53 Trevor Cahill, R ERA: 3.44	(1, 1)	5.0	L	24	8	5	5	2	2	0	0	0	0	0	50	88	9.00	2.000
36 Yusmeiro Petit, R ERA: 3.3	(6, 1)	2.0		6	0	0	0	3	0	0	0	0	0	0	22	31	0.00	0.000
39 Blake Treinen, R ERA: 1.0	(8, 1)	1.0		4	1	1	1	1	0	0	0	0	0	1	10	14	9.00	1.000

PITCHER	IP	WLS	BF	H	R	ER	SO	BB	IBB	HBP	BLK	WP	HR	S	P	ERA	WHIP

Oakland Athletics @ Minnesota Twins

Target Field, Minneapolis, MN

Fri Aug 24 2018, 7:12 PM - 10:15 PM CDT

Att. 22,568 - Cloudy - 66 F

TOP

livebaseballscorecards.com

Batter	1	2	3	4	5	6	7	8	9	AB	R	H	RBI	BB	SO	LOB
38 Nick Martini, L (1, 7) OBP: 0.390, SLG: 0.391	C FF 90 S FF 90 F FF 90 B FF 91 B FF 90 X FF 90 2-2 ① L8		C FF 90 B FS 85 X FF 91 1-1 1B		C FF 92 D FS 84 X FF 92 1-1 ② F7			C FS 83 S FS 82 B FS 83 F FF 94 B FS 83 B FS 83 B FS 82 4-2 1-2 26 HR BB	T SI 89 B SI 89 B FF 89 X FF 89 2-1 ② FC4-6 1-2f	4	1	1	0	1	0	2
26 Matt Chapman, R (1, 5) OBP: 0.359, SLG: 0.506	C FF 91 C FF 91 B SL 85 C FF 91 1-3 ② K		1 SAFE B FC 86 D SL 84 S SL 84 F FF 91 1 SAFE F SL 85 F SL 85 1 SAFE 3-2 ③ K		X SL 83 0-0 ③ G1-3			B FS 82 B FF 92 S FF 91 B FF 92 S FF 92 X FF 92 3-2 1-H 2-H HR	S SL 84 B FF 90 C FF 89 B SL 82 F SL 81 X FF 88 2-2 ③ P3	5	1	1	3	0	2	3
8 Jed Lowrie, S (1, 4) OBP: 0.356, SLG: 0.471	L FF 91 X FF 90 0-1 1B			F FF 90 B FF 91 B FS 84 S FF 91 B FS 84 F FF 91 B FF 92 4-2 2 E 2 FC1 28 SF7 BB		F FS 84 X FS 84 0-1 ① G3		B CU 81 X FF 92 1-0 ① F7		3	1	1	0	1	0	0
2 Khris Davis, R (1, 10) OBP: 0.334, SLG: 0.572	B CU 73 B SL 84 F FF 90 1 SAFE X FF 91 2-1 ③ F8			B SL 84 B SL 83 X FS 84 2-0 FC1 25 G4-3 1-3		B SL 81 F FS 84 F SL 82 T FS 83 1-2 ② K		S FS 84 F FF 92 F FS 82 B FS 81 B FS 82 X FS 82 2-2 ② G5-3		4	0	0	0	0	1	2
28 Matt Olson, L (1, 3) OBP: 0.322, SLG: 0.443		C FF 90 F FF 90 X FF 90 0-2 ① F9		B FS 85 F FS 84 X FF 92 1-1 ① SF7 3-H		B FF 92 C FS 82 F FF 92 F FF 92 B FS 84 X FF 92 2-2 ③ F7		B CU 81 C FS 82 X FS 81 1-1 ③ B1-3		3	0	0	1	0	0	0
25 Stephen Piscotty, R (1, 9) OBP: 0.317, SLG: 0.455		X FF 91 0-0 10 G6-4-3 1B		B SL 85 F FF 91 B SL 85 S FS 85 X SL 85 2-2 ②③ G4-3 1-2f			B SL 83 S SL 82 S FS 84 X FS 84 1-2 ① G5-3		B SL 80 F FF 90 B FF 90 X FF 91 2-1 HR	4	1	2	1	0	0	1
10 Marcus Semien, R (1, 6) OBP: 0.323, SLG: 0.387		D SL 84 X FF 91 1-0 ②③ G6-4-3 1-2f			B FF 90 F FF 90 X FF 91 1-1 ① F8		C SL 82 B SL 83 B SL 82 F SL 82 C FF 91 2-3 ② K		F FF 90 B FF 89 F SL 81 X SL 84 1-2 ① G5-3	4	0	0	0	0	1	1
20 Mark Canha, R (1, 8) 22 Ramón Laureano, R (7, 8) OBP: 0.321, SLG: 0.434 OBP: 0.311, SLG: 0.500			B SL 82 F FF 90 X FS 83 1-1 ① P4		C CU 71 C CU 74 F FS 84 B SL 83 F FS 84 F FF 93 B SL 85 F FF 92 F CU 73 3-2 B FS 84 X FS 85 21 1B 2B		F FS 84 B SL 83 F SL 83 F FF 91 B FS 83 X SL 80 2-2 ③ F9		C FF 90 B FF 91 C FF 90 X FF 90 1-2 HR	3 1	1 1	1 1	0 1	0 0	0 0	0 0
21 Jonathan Lucroy, R (1, 2) OBP: 0.299, SLG: 0.324			C FF 91 B FF 91 F FF 91 X FF 91 1-2 ② G5-3		B SL 84 C FF 91 B FF 91 X SL 84 2-1 2-H 1B			C FF 92 F FS 82 X FF 92 0-2 38 BB 26 HR 1B	B SL 84 C SI 91 B FF 89 X FF 90 2-1 38 FC4-6 1B	4	1	3	1	0	0	0
Inning Stats	R: 0 E: 0 K: 1 S: 11 H: 1 LOB: 1 BB: 0 P: 16	R: 0 E: 0 K: 0 S: 5 H: 1 LOB: 0 BB: 0 P: 6	R: 0 E: 0 K: 1 S: 12 H: 1 LOB: 1 BB: 0 P: 18	R: 1 E: 1 K: 0 S: 9 H: 0 LOB: 0 BB: 1 P: 18	R: 1 E: 0 K: 0 S: 15 H: 2 LOB: 1 BB: 0 P: 22	R: 0 E: 0 K: 1 S: 9 H: 0 LOB: 0 BB: 0 P: 12	R: 0 E: 0 K: 1 S: 11 H: 0 LOB: 0 BB: 0 P: 16	R: 3 E: 0 K: 0 S: 16 H: 2 LOB: 0 BB: 1 P: 27	R: 2 E: 0 K: 0 S: 16 H: 3 LOB: 1 BB: 0 P: 26	1B: 6 2B: 1 3B: 0 HR: 3 SF: 1 SAC: 0 DP: 2 HBP: 0						

	AB	35
	R	7
	H	10
	RBI	7
	BB	2
	SO	4
	LOB	9

	WP: 0	PA: 38
	PB: 0	
	SB: 0	
	CS: 0	

PITCHER		IP	WLS	BF	H	R	ER	SO	BB	IBB	HBP	BLK	WP	HR	S	P	ERA	WHIP
12 Jake Odorizzi, R ERA: 4.38	(1, 1)	7.0	L	26	5	2	1	4	1	0	0	0	0	0	72	108	1.29	0.857
32 Oliver Drake, R ERA: 6.21	(8, 1)	1.0		6	2	3	3	0	1	0	0	0	0	1	16	27	27.00	3.000
43 Addison Reed, R ERA: 4.8	(9, 1)	1.0		6	3	2	2	0	0	0	0	0	0	2	16	26	18.00	3.000

PITCHER	IP	WLS	BF	H	R	ER	SO	BB	IBB	HBP	BLK	WP	HR	S	P	ERA	WHIP

Batter	1	2	3	4	5	6	7	8	9	AB	R	H	RBI	BB	SO	LOB
7 Joe Mauer, L (1, 10) OBP: 0.353, SLG: 0.374	C SI 91 B SI 92 B SI 91 T SI 90 X SI 92 2-2 ① G6-3		C SI 89 X SI 90 0-1 ② F7		C SL 74 D SL 74 1 SAFE B SI 88 F SI 88 X SI 88 2-2 1-3 1B		B SI 95 C CH 84 F SI 96 B FF 97 F CH 85 B SI 96 S CH 84 3-3 ③ K			4	0	1	0	0	1	2
24 Logan Forsythe, R (1, 4) OBP: 0.312, SLG: 0.323	B SI 90 B SI 91 F SI 91 B SI 91 B SI 91 4-1 20 FC4-6 BB		B SI 88 C SI 88 C CH 81 F SI 89 X SI 89 1-2 ③ FC3-6 1-2f		X CH 80 0-0 ③ F8			B SI 95 B SI 95 C FF 96 X SI 95 2-1 ① G6-3		3	0	0	0	1	0	3
20 Eddie Rosario, L (1, 7) OBP: 0.329, SLG: 0.486	C SI 90 X SI 90 0-1 ② FC4-6 1-2f			X SL 75 0-0 E1 11 SH1-4 22 SF8 1B		X SL 73 0-0 11 SH5-3 11 PB 1B		F SI 97 F FF 97 F SL 89 B SL 89 F SL 88 B FF 99 B SL 90 S SI 98 3-3 ② K		4	1	2	0	0	1	1
11 Jorge Polanco, S (1, 6) OBP: 0.330, SLG: 0.402	F SI 91 X CH 82 0-1 ③ F9			B CH 80 X CH 80 1-0 ① SH1-4 2-3		B FF 98 X FC 93 1-0 ① SH5-3 1-3		B SL 89 C SI 97 D SI 94 F SI 96 F FF 97 C SL 89 2-3 ③ K		2	0	0	0	0	1	1
22 Miguel Sanó, R (1, 5) OBP: 0.285, SLG: 0.412		C SI 90 F CH 82 S CH 83 0-3 ① K		F CH 82 C SI 90 B CH 83 D CH 82 F SI 90 F SI 91 X CH 81 2-2 ② SF8 3-H		X SI 99 0-0 ② G6-3			C FF 89 S SL 79 S SL 80 0-3 ① K	3	0	0	1	0	2	1
31 Tyler Austin, R (1, 3) OBP: 0.294, SLG: 0.497		C SI 91 X CH 82 0-1 ② G5-3		F CH 81 B SI 91 B SI 88 F CH 80 F SI 89 X CH 80 2-2 ③ G1-3		C FC 93 X FF 98 0-1 ③ G3			C SL 81 F SL 80 S FF 92 0-3 ② K	4	0	0	0	0	1	1
26 Max Kepler, L (1, 8) OBP: 0.323, SLG: 0.438		C SI 90 B SI 91 X SI 90 1-1 ③ F7			F SL 73 C SI 89 X SI 89 0-2 ① L6		F SI 92 B FF 95 B SI 93 F SI 94 F FF 95 B CH 81 S CH 83 3-3 ① K		B FF 90 F FF 90 F FF 90 B SL 81 B SL 80 F FF 90 D FF 91 4-2 BB	3	0	0	0	1	1	0
23 Mitch Garver, R (1, 2) OBP: 0.332, SLG: 0.413			C SI 88 X CH 82 0-1 ① F7		F SI 88 B SI 88 S SI 88 F SI 88 F SI 88 X CH 79 1-2 ② L7		B FF 96 C FF 94 B FF 95 F FF 96 B FF 96 B FF 96 4-2 BB		F FF 90 B FF 90 B SL 80 S FF 89 X FF 90 2-2 ③ G6-3	3	0	0	0	1	0	1
36 Robbie Grossman, S (1, 9) OBP: 0.336, SLG: 0.363			X SI 88 0-0 24 FC3-6 1B		C SL 74 B CH 80 X SI 87 1-1 7 1B 1B		C SI 95 C CH 84 B FF 96 S CH 84 1-3 ② K			3	0	2	0	0	1	1
Inning Stats	R: 0 E: 0 K: 0 S: 8 H: 0 LOB: 1 BB: 0 P: 14	R: 0 E: 0 K: 1 S: 7 H: 0 LOB: 0 BB: 0 P: 8	R: 0 E: 0 K: 0 S: 9 H: 1 LOB: 1 BB: 0 P: 10	R: 1 E: 1 K: 0 S: 11 H: 1 LOB: 0 BB: 0 P: 16	R: 0 E: 0 K: 0 S: 14 H: 2 LOB: 2 BB: 0 P: 18	R: 0 E: 0 K: 0 S: 5 H: 1 LOB: 1 BB: 0 P: 6	R: 0 E: 0 K: 3 S: 13 H: 0 LOB: 1 BB: 1 P: 24	R: 0 E: 0 K: 2 S: 11 H: 0 LOB: 0 BB: 0 P: 18	R: 0 E: 0 K: 2 S: 12 H: 0 LOB: 1 BB: 1 P: 18	1B: 5 2B: 0 3B: 0 HR: 0	SF: 1 SAC: 2 DP: 0 HBP: 0				WP: 0 PB: 1 SB: 0 CS: 0	PA: 35	

PITCHER	IP	WLS	BF	H	R	ER	SO	BB	IBB	HBP	BLK	WP	HR	S	P	ERA	WHIP
55 Sean Manaea, L (1, 1) ERA: 3.59	5.0	W	21	5	1	0	1	1	0	0	0	0	0	50	67	0.00	1.200
62 Lou Trivino, R (6, 1) ERA: 1.6	1.0	H	3	0	0	0	0	0	0	0	0	0	0	4	5	0.00	0.000
56 Fernando Rodney, R (7, 1) ERA: 2.66	1.0	H	4	0	0	0	3	1	0	0	0	0	0	13	24	0.00	1.000
32 Jeurys Familia, R (8, 1) ERA: 2.86	1.0		3	0	0	0	2	0	0	0	0	0	0	11	18	0.00	0.000
31 Shawn Kelley, R (9, 1) ERA: 2.79	1.0		4	0	0	0	2	1	0	0	0	0	0	12	18	0.00	1.000

PITCHER	IP	WLS	BF	H	R	ER	SO	BB	IBB	HBP	BLK	WP	HR	S	P	ERA	WHIP

BOTTOM

Oakland Athletics @ Minnesota Twins

Target Field, Minneapolis, MN

Fri Aug 24 2018, 7:12 PM - 10:15 PM CDT

Att. 22,568 - Cloudy - 66 F

livebaseballscorecards.com

AB	29
R	1
H	5
RBI	1
BB	3
SO	8
LOB	11

Batter	1	2	3	4	5	6	7	8	9	AB	R	H	RBI	BB	SO	LOB
10 Marcus Semien, R (1, 6) OBP: 0.322, SLG: 0.384	B FF 90 B FF 88 C FF 89 X FF 89 2-1 P3 ①	C FF 90 B SL 83 B FF 91 D CH 84 X FF 90 3-1 P3 ③		B FF 90 C CH 82 B CH 81 S SL 87 B FF 91 F FF 89 B FF 90 4-2 26 CS BB			B CU 82 S FF 96 X FF 96 1-1 L8 ②		C SL 88 B SL 88 B FF 93 F SL 88 F FF 95 S CU 79 2-3 K ①	4	0	0	0	1	1	2
26 Matt Chapman, R (1, 5) OBP: 0.364, SLG: 0.508	B FF 90 B CH 82 C FF 90 S FF 89 B FF 90 B CH 83 4-2 8 FC9-6 BB		C CH 82 B SL 82 X FF 89 1-1 8 G6-4-3 1B	1 SAFE 0-0 CS ③ 1-2	X FF 88 0-0 1B		B CU 81 C CU 83 X CU 82 1-1 1B		C SL 89 C FF 95 F FF 95 F CU 80 F CU 78 B FF 94 C FF 95 1-3 K ②	4	0	3	0	1	1	0
8 Jed Lowrie, S (1, 4) OBP: 0.354, SLG: 0.468	D FF 90 X FF 91 1-0 FC9-6 ② 1-2f	B FF 89 C CH 82 B FF 91 B FF 88 S FF 89 X FF 89 3-2 G6-4-3 ①② 1-2f			1 SAFE D CU 72 F CH 81 X FF 89 1-1 F7 ①		C FF 94 B FF 96 B FF 96 C FF 95 1 SAFE X CU 83 2-2 G6-3 ③		B CH 87 B FF 94 F FF 94 F CU 78 B SL 87 X FF 93 3-2 1B	5	0	1	0	0	0	4
2 Khris Davis, R (1, 10) OBP: 0.331, SLG: 0.566	B FF 91 S SL 84 B FF 90 F CH 82 B SL 82 C FF 91 3-3 K ③		B CH 83 F FF 90 B SL 84 X CH 83 2-1 G6-3 ③		1 SAFE B FF 89 S FF 89 X FF 90 1-1 F8 ②			X CH 81 0-0 F8 ①	F SL 86 S FF 94 B FF 94 F CU 79 B FF 95 F FF 95 D SL 91 S FF 94 3-3 K ③	5	0	0	0	0	2	3
25 Stephen Piscotty, R (1, 9) OBP: 0.314, SLG: 0.451		X CH 82 0-0 G6-3 ①		C CH 82 F FF 90 B CU 71 C CH 83 1-3 K ①	B SL 81 X FF 88 1-0 G4-3 ③			B CH 80 B CH 82 C SI 89 X CH 83 2-1 F8 ②		4	0	0	0	0	1	1
18 Chad Pinder, R (1, 7) OBP: 0.336, SLG: 0.422		B FF 89 F FF 89 X FF 89 1-1 22 BB 21 1B 1B		B FF 90 F FF 90 S SL 86 B FF 92 X FF 92 2-2 20 1B 1B		B CU 79 F CU 80 F FF 96 X CU 83 1-2 L7 ①		X CH 83 0-0 28 2B 1B		4	2	3	0	0	0	0
20 Mark Canha, R (1, 3) OBP: 0.322, SLG: 0.433 28 Matt Olson, L (7, 3) OBP: 0.323, SLG: 0.446		X FF 88 0-0 L5 ②		C CH 83 C FF 91 F FF 93 F FF 91 B SL 86 B FF 91 X CH 81 2-2 22 BB 21 HR 1B 1-3		C CU 82 C CU 84 B FF 96 F FF 97 B CU 84 F FF 97 B CU 82 S FF 96 3-3 K ②		B FF 90 B SL 80 B FF 90 C FF 89 S CH 83 X FF 90 3-2 22 2B 2B 1-H		3 1	1 1	1 1	0 1	0 1	1 0	1 0
22 Ramón Laureano, R (1, 8) OBP: 0.347, SLG: 0.522		C SL 82 C FF 91 B FF 92 F FF 92 B SL 80 B FF 92 B FF 91 4-2 21 1B 1-2 BB		1 SAFE B FF 91 B CH 82 B FF 89 C FF 90 B FF 90 4-1 21 HR 1-2 BB		C FF 97 X CU 83 0-1 L8 ③		C FF 91 D SL 84 X CH 81 1-1 2-H 2B		2	1	1	1	2	0	0
21 Jonathan Lucroy, R (1, 2) OBP: 0.301, SLG: 0.335		C FF 90 B FF 91 B CH 82 X CH 83 2-1 1-3 2-H 1B		X CH 82 0-0 1-H 2-H HR			B FF 95 C CU 80 X FF 95 1-1 G3-1 ①	C SI 88 B SI 90 F CH 82 X FF 89 1-2 F8 ③		4	1	2	4	0	0	1
Inning Stats	R: 0 E: 0 K: 1 S: 8 H: 0 LOB: 1 BB: 1 P: 18	R: 1 E: 0 K: 0 S: 11 H: 2 LOB: 2 BB: 1 P: 21	R: 0 E: 0 K: 0 S: 7 H: 1 LOB: 0 BB: 0 P: 13	R: 3 E: 0 K: 1 S: 16 H: 3 LOB: 0 BB: 2 P: 29	R: 0 E: 0 K: 0 S: 6 H: 1 LOB: 1 BB: 0 P: 9	R: 0 E: 0 K: 1 S: 10 H: 0 LOB: 0 BB: 0 P: 14	R: 0 E: 0 K: 0 S: 9 H: 1 LOB: 1 BB: 0 P: 14	R: 2 E: 0 K: 0 S: 12 H: 3 LOB: 1 BB: 0 P: 19	R: 0 E: 0 K: 3 S: 18 H: 1 LOB: 1 BB: 0 P: 27	1B: 9 2B: 2 3B: 0 HR: 1 SF: 0 SAC: 0 DP: 1 HBP: 0						

PITCHER		IP	WLS	BF	H	R	ER	SO	BB	IBB	HBP	BLK	WP	HR	S	P	ERA	WHIP
59 Stephen Gonsalves, L ERA: 11.37	(1, 1)	5.0	L	23	7	4	4	2	4	0	0	0	0	1	48	90	7.20	2.200
67 Alan Busenitz, R ERA: 4.26	(6, 1)	2.0		7	1	0	0	1	0	0	0	0	0	0	19	28	0.00	0.500
58 Gabriel Moya, L ERA: 4.5	(8, 1)	1.0		6	3	2	2	0	0	0	0	0	0	0	12	19	18.00	3.000
65 Trevor May, R ERA: 2.31	(9, 1)	1.0		4	1	0	0	3	0	0	0	0	0	0	18	27	0.00	1.000

PITCHER	IP	WLS	BF	H	R	ER	SO	BB	IBB	HBP	BLK	WP	HR	S	P	ERA	WHIP

TOP

Oakland Athletics @ Minnesota Twins

Target Field, Minneapolis, MN

Sat Aug 25 2018, 6:21 PM - 9:30 PM CDT

Att. 28,772 - Clear - 77 F

livebaseballscorecards.com

AB	36
R	6
H	12
RBI	6
BB	4
SO	6
LOB	12

WP: 0 PA: 41
PB: 0
SB: 0
CS: 1

Oakland Athletics @ Minnesota Twins

Target Field, Minneapolis, MN

Sat Aug 25 2018, 6:21 PM - 9:30 PM CDT

Att. 28,772 - Clear - 77 F

BOTTOM

Batter	1	2	3	4	5	6	7	8	9	AB	R	H	RBI	BB	SO	LOB
7 Joe Mauer, L (1, 3) OBP: 0.353, SLG: 0.374	B FF 89 F FF 90 B SL 88 F CH 85 X FF 91 2-2 ① G1-3		C FF 90 S FF 91 X FF 92 0-2 24 BB 1B		B SL 88 C SL 89 S CH 86 1 SAFE B CU 74 C CU 73 2-3 ② K		C FC 89 B FF 94 X FF 92 1-1 1-2 1B		C FC 94 B FC 96 C FF 98 B SL 92 S FC 96 2-3 ③ K	5	0	2	0	0	2	1
24 Logan Forsythe, R (1, 4) OBP: 0.314, SLG: 0.324	B FF 90 C FF 91 B SI 90 F FF 91 B CH 84 X CH 86 3-2 20 WP 1B		D SI 91 B SI 91 B SI 91 B FF 91 4-0 1-2 BB		C FF 91 S FF 90 S FF 91 0-3 ③ K		B SI 96 B SI 96 C SI 97 F SI 97 S SI 96 2-3 ② K			3	0	1	0	1	2	3
20 Eddie Rosario, L (1, 7) OBP: 0.327, SLG: 0.483	F FF 92 F SL 87 F CH 86 D CH 85 F CH 84 S CU 73 1-3 ② K 1-2		F CH 85 B CH 85 C FF 91 S FF 92 1-3 ③ K			F FF 90 F FF 90 B FF 90 B CU 74 S CU 73 2-3 ① K	X SI 98 0-0 ③ F7			4	0	0	0	0	3	5
11 Jorge Polanco, S (1, 6) OBP: 0.333, SLG: 0.401	B CU 73 F FF 91 X CH 86 1-1 ③ L9			B FF 89 C SL 87 B SL 89 X CH 85 2-1 ① G6-3		B FF 90 B CH 84 B CH 84 C FF 90 B FF 89 4-1 BB		C FF 96 X SL 89 0-1 26 FC1-6 1B		3	0	1	0	1	0	1
26 Max Kepler, L (1, 8) OBP: 0.320, SLG: 0.434		C FF 89 X SI 90 0-1 ① G4-3		X SI 90 0-0 ② F7		C CU 72 D CU 73 1 SAFE F FF 91 1 SAFE S FF 91 1-3 ② K		C SI 97 D SI 94 X SI 98 1-1 ① FC1-6 1-2f		4	0	0	0	0	1	2
22 Miguel Sanó, R (1, 5) OBP: 0.284, SLG: 0.422		C FF 91 B FF 90 B FF 92 B SI 92 X CH 84 3-1 ② G5-3		B FF 91 S CH 81 B FF 91 C CH 82 B CU 74 X FF 91 3-2 HR		B FC 93 S FC 92 X SI 99 1-1 ③ G5-3		B SL 90 X SI 96 1-0 ② F8		4	1	1	1	0	0	2
60 Jake Cave, L (1, 9) OBP: 0.303, SLG: 0.452		B FF 91 B FF 91 C FF 90 F CH 85 B CU 74 F FF 91 X FF 90 3-2 ③ F8		C CH 85 F SL 88 B CU 75 F CU 75 S SI 89 1-3 ③ K			B FF 99 F FF 99 C FC 95 S FF 98 1-3 ① K	F SI 97 S FF 98 X FF 99 0-2 ③ F7		4	0	0	0	0	2	1
31 Tyler Austin, R (1, 10) OBP: 0.299, SLG: 0.516			C FF 90 B CH 84 X FF 91 1-1 64 G6-4-3 1B		S CU 73 F FF 89 F CU 74 B CU 74 F CH 84 X CH 84 1-2 ① L6		C FF 98 S FC 92 X FC 91 0-2 HR		C SI 98 S SI 99 B SI 99 B SL 92 X SI 99 2-2 ① G1-3	4	1	2	1	0	0	0
64 Willians Astudillo, R (1, 2) OBP: 0.318, SLG: 0.381 36 Robbie Grossman, S (9, PH) OBP: 0.335, SLG: 0.362			F FF 91 X FF 91 0-1 ① ② G6-4-3 1-2f		C SI 91 B CU 74 C SI 91 B FF 91 F FF 91 X FF 91 2-2 1B		B FF 99 F SI 98 H SI 99 2-1 7 1B HBP		B SI 99 X SI 99 1-0 ② G6-3	2 1	0 0	1 0	0 0	0 0	0 0	1 0
Inning Stats	R: 0 E: 0 K: 1 S: 13 H: 1 LOB: 1 BB: 0 P: 20	R: 0 E: 0 K: 0 S: 8 H: 0 LOB: 0 BB: 0 P: 14	R: 0 E: 0 K: 1 S: 10 H: 2 LOB: 2 BB: 1 P: 16	R: 1 E: 0 K: 1 S: 10 H: 1 LOB: 0 BB: 0 P: 16	R: 0 E: 0 K: 2 S: 15 H: 1 LOB: 1 BB: 0 P: 20	R: 0 E: 0 K: 2 S: 9 H: 0 LOB: 1 BB: 1 P: 17	R: 1 E: 0 K: 2 S: 13 H: 2 LOB: 2 BB: 0 P: 19	R: 0 E: 0 K: 0 S: 8 H: 1 LOB: 1 BB: 0 P: 10	R: 0 E: 0 K: 1 S: 7 H: 0 LOB: 0 BB: 0 P: 12	1B: 6 2B: 0 3B: 0 HR: 2	SF: 0 SAC: 0 DP: 1 HBP: 1	WP: 1 PB: 0 SB: 0 CS: 0	PA: 37				

livebaseballscorecards.com

	AB	R	H	RBI	BB	SO	LOB
	34	2	8	2	2	10	16

PITCHER		IP	WLS	BF	H	R	ER	SO	BB	IBB	HBP	BLK	WP	HR	S	P	ERA	WHIP
50 Mike Fiers, R ERA: 3.15	(1, 1)	5.2	W	23	5	1	1	7	2	0	0	0	1	1	63	100	1.59	1.235
62 Lou Trivino, R ERA: 1.72	(6, 1)	0.2	H	4	1	1	1	1	0	0	1	0	0	1	9	13	13.50	1.500
52 Ryan Buchter, L ERA: 3.18	(7, 1)	0.0		1	1	0	0	0	0	0	0	0	0	0	2	3	∞	∞
32 Jeurys Familia, R ERA: 2.78	(7, 1)	1.2	H	6	1	0	0	1	0	0	0	0	0	0	12	16	0.00	0.600
39 Blake Treinen, R ERA: 0.98	(9, 1)	1.0		3	0	0	0	1	0	0	0	0	0	0	7	12	0.00	0.000

PITCHER	IP	WLS	BF	H	R	ER	SO	BB	IBB	HBP	BLK	WP	HR	S	P	ERA	WHIP

Oakland Athletics @ Minnesota Twins

Target Field, Minneapolis, MN

Sun Aug 26 2018, 1:12 PM - 4:24 PM CDT

Att. 23,318 - Cloudy - 78 F

TOP

livebaseballscorecards.com

Batter	1	2	3	4	5	6	7	8	9	AB	R	H	RBI	BB	SO	LOB
38 Nick Martini, L (1, 7) OBP: 0.385, SLG: 0.385	C FF 90 F SI 91 B SV 80 S SI 92 1-3 **K** ①	B CH 82 F FF 93 X FF 92 1-1 **P5** ③			B SI 89 B SI 91 B SI 90 C FF 91 X FF 92 3-1 26 1B, 8 2B, **1B**	C FF 96 B CU 85 2 SAFE B SL 88 B FF 94 C CU 84 X FF 94 3-2 **L8** ③ 2-3		F SL 76 X SL 79 0-1 **G1-3** ③		4	1	1	0	0	1	3
18 Chad Pinder, R (8, PH) OBP: 0.335, SLG: 0.420										1	0	0	0	0	0	0
(8, 7)																
26 Matt Chapman, R (1, 5) OBP: 0.366, SLG: 0.523	B FF 91 F FF 92 F FF 92 B SV 80 X SV 80 2-2 **HR**	C SV 78 X CH 84 0-1 **G3-1** ①	B FF 92 F FF 92 F SI 91 X FF 93 1-2 8 2B, 1-3, **1B**	X FF 93 0-0 **HR**		X SI 88 0-0 **G5-3** ①	5	3	3	2	0	0	0
8 Jed Lowrie, S (1, 4) OBP: 0.356, SLG: 0.477	F FF 89 B FF 91 X FF 88 1-1 **G4-3** ②	F FF 90 X SV 80 0-1 **1B**	B FF 93 X SI 92 1-0 1-H, 3-H, **2B** ①	B FF 94 B CH 86 S SI 94 X SI 95 2-1 **HR**		C SL 76 B SL 80 F CH 78 B SI 91 B SI 90 X CH 77 3-2 **F7** ②	5	1	3	3	0	0	0
2 Khris Davis, R (1, 10) OBP: 0.330, SLG: 0.562	B FF 90 B SI 90 S FF 92 B FF 90 S SI 90 X SI 92 3-2 **1B**	B FF 93 C SI 94 B CH 85 F SI 94 S SV 82 3-3 **K** ②	S SV 80 F SV 80 B SV 81 B SV 81 F FF 94 F CH 84 B SV 82 S SV 81 3-3 **K** ②	X CU 77 0-0 **P4** ①		B SL 79 B SI 90 C SI 90 S CH 77 S SL 79 2-3 **K** ③	5	0	1	0	0	3	1
28 Matt Olson, L (1, 3) OBP: 0.323, SLG: 0.444	F FF 89 S CH 80 B FF 92 S FF 92 1-3 **K** ③	B CH 83 B SI 92 C CH 81 B CH 82 F SI 92 F SV 82 X SI 93 3-2 **P6** ③	B SV 80 S FF 92 B FF 92 F SV 80 X FF 94 2-2 **F7** ③	X SI 94 0-0 10 FC6-4, **1B**			4	0	1	0	0	1	2
25 Stephen Piscotty, R (1, 9) OBP: 0.318, SLG: 0.460	C SV 79 F FF 92 B FF 92 X SV 81 1-2 22 FC1-4, **1B**	S SI 91 X SI 91 0-1 10 FC5-4, **1B**	B FF 96 X FF 96 1-0 **HR**	F SI 93 S SL 83 B SL 81 S CU 80 1-3 **K** ②			4	1	3	1	0	1	1
10 Marcus Semien, R (1, 6) OBP: 0.320, SLG: 0.381	B SI 91 1 SAFE B SI 91 B SI 93 C FF 91 F SI 92 X FF 93 3-2 **F7** ①	1 SAFE C SV 79 B SV 80 X SI 92 1-1 **FC5-4** ① 1-2f	B CU 87 B CU 86 C FF 96 F FF 96 X CU 87 2-2 **F8** ①	C CU 78 X SL 84	0-1 **FC6-4** ③ 1-2f		4	0	0	0	0	0	3
22 Ramón Laureano, R (1, 8) OBP: 0.321, SLG: 0.480	B SV 80 C SI 92 F SI 92 X SI 92 1-2 **FC1-4** 19 E, 19 S, 1-2f ②	X FF 93 0-0 **F9** ②	X FF 96 0-0 **L7** ②		B SI 92 B SI 93 X SI 93 2-0 **L9** ①		4	0	0	0	0	0	2
19 Josh Phegley, R (1, 2) OBP: 0.267, SLG: 0.412	C FF 92 B SV 81 B SI 92 F FF 91 X SV 81 2-2 **E6** 1-3	1 SAFE B FF 92 C SV 80 X SV 80 1-1 **G4-3** ③	B FF 95 F FF 95 B FF 96 X CU 86 2-2 38 PB, **2B**		B SI 94 F SL 82 C CU 78 X SL 84 1-2 **F8** ②		4	0	1	0	0	0	2
Inning Stats	R: 1 E: 0 K: 2 S: 14 H: 2 LOB: 1 BB: 0 P: 22	R: 0 E: 1 K: 0 S: 14 H: 1 LOB: 2 BB: 0 P: 22	R: 0 E: 0 K: 1 S: 11 H: 1 LOB: 1 BB: 0 P: 17	R: 0 E: 0 K: 0 S: 7 H: 1 LOB: 1 BB: 0 P: 9	R: 2 E: 0 K: 1 S: 14 H: 3 LOB: 0 BB: 0 P: 24	R: 1 E: 0 K: 0 S: 11 H: 2 LOB: 1 BB: 0 P: 19	R: 2 E: 0 K: 1 S: 10 H: 3 LOB: 1 BB: 0 P: 13	R: 0 E: 0 K: 0 S: 6 H: 0 LOB: 0 BB: 0 P: 9	R: 0 E: 0 K: 1 S: 7 H: 0 LOB: 0 BB: 0 P: 12	1B: 7 2B: 2 3B: 0 HR: 4 SF: 0 SAC: 0 DP: 0 HBP: 0						

AB	40
R	6
H	13
RBI	6
BB	0
SO	6
LOB	14

WP: 0 PA: 40
PB: 1
SB: 1
CS: 0

PITCHER		IP	WLS	BF	H	R	ER	SO	BB	IBB	HBP	BLK	WP	HR	S	P	ERA	WHIP
17 José Berríos, R ERA: 3.74	(1, 1)	5.0	L	23	8	3	3	4	0	0	0	0	0	1	60	94	5.40	1.600
68 Matt Magill, R ERA: 4.05	(6, 1)	1.0		7	4	3	3	0	0	0	0	0	0	3	14	24	27.00	4.000
55 Taylor Rogers, L ERA: 3.31	(7, 1)	1.2		6	1	0	0	1	0	0	0	0	0	0	11	15	0.00	0.600
39 Trevor Hildenberger, R ERA: 4.45	(8, 1)	1.1		4	0	0	0	1	0	0	0	0	0	0	9	14	0.00	0.000

PITCHER	IP	WLS	BF	H	R	ER	SO	BB	IBB	HBP	BLK	WP	HR	S	P	ERA	WHIP

Oakland Athletics @ Minnesota Twins

Target Field, Minneapolis, MN

Sun Aug 26 2018, 1:12 PM - 4:24 PM CDT

Att. 23,318 - Cloudy - 78 F

livebaseballscorecards.com

BOTTOM

Batter	1	2	3	4	5	6	7	8	9	AB	R	H	RBI	BB	SO	LOB
7 Joe Mauer, L (1, 10) OBP: 0.352, SLG: 0.372	B FF 91 C SI 92 B FF 92 X FC 86 2-1 11 FC4-6 1B		C SI 91 B FC 87 X FC 85 1-1 ① G1-6-3		B SI 92 B SI 92 F FC 87 F SI 92 B CU 67 X SI 91 3-2 ② G4-3		C FF 91 B FF 94 X FC 90 1-1 ① G4-3		B SI 98 B FC 96 X SI 98 2-0 ② G1-3	5	0	1	0	0	0	0
24 Logan Forsythe, R (1, 4) OBP: 0.313, SLG: 0.319	B SI 90 B SI 90 C SI 92 F FC 86 S CU 69 2-3 ① K		C FF 92 X SI 92 0-1 ② G6-3		B SI 92 T SI 92 F SI 92 F FF 94 H CU 70 2-2 11 1B HBP		C FF 93 S FF 93 B FF 94 B FF 93 X CU 82 2-2 ② F7		B SI 99 X SI 98 1-0 ③ G1-3	4	0	0	0	0	1	1
11 Jorge Polanco, S (1, 6) OBP: 0.338, SLG: 0.405 16 Ehire Adrianza, S (5, PR) OBP: 0.307, SLG: 0.380 (6, 6)	C SI 92 B FC 89 X FC 88 1-1 ② FC4-6 1-2f		C FF 92 B CH 82 X SI 92 1-1 1B		F FF 93 B CU 70 1 SAFE C SI 94 B CU 71 X FC 87 2-2 1-2 1B		C FF 93 X CU 77 0-1 ③ G6-3			3 1	0 0	2 0	0 0	0 0	0 0	1 0
22 Miguel Sanó, R (1, 5) OBP: 0.284, SLG: 0.419	B FF 94 1 SAFE D FC 86 F SI 92 1 SAFE X SI 91 2-1 ③ F8		X FC 84 0-0 ③ G4-3		S SL 80 B FF 92 F SL 81 X SL 83 1-2 ③ L7			B SI 95 X SI 94 1-0 26 FC3-6 1B		4	0	1	0	0	0	4
26 Max Kepler, L (1, 8) OBP: 0.320, SLG: 0.431		B SI 92 B SI 93 F SI 93 B FC 87 B SI 92 4-1 60 BB BB	F FC 87 S FF 94 B FF 95 B CU 69 X CU 71 2-2 ① F9		C FF 88 C FF 90 X FC 86 0-2 ① L9			B SI 95 C CH 81 B SI 96 X SI 96 2-1 ① FC3-6 23 PB 31 G5-3 1-2f		3	0	0	0	1	0	1
31 Tyler Austin, R (1, 3) OBP: 0.303, SLG: 0.552		C SI 92 F SI 91 X FF 92 0-2 ① F9	B FF 94 B FC 86 X SI 92 2-0 HR		S FF 90 F FF 90 F FF 91 F FF 90 F CU 77 X FF 90 0-2 HR			B SI 96 D SI 89 X SI 94 2-0 ② G5-3 1-2		4	2	2	2	0	0	2
60 Jake Cave, L (1, 9) OBP: 0.313, SLG: 0.449		B SI 91 B FC 87 F SI 91 1 SAFE B SI 92 B SI 91 4-1 1-2 BB	B FF 93 B SI 93 F SI 94 B CH 84 B SI 92 4-1 23 G6-4-3 BB		X CH 82 0-0 ② G3		C SI 96 B CH 84 B SI 96 F SI 96 B FF 96 B CH 85 4-2 23 PB BB		1	0	0	0	3	0	0
23 Mitch Garver, R (1, 2) OBP: 0.331, SLG: 0.415		B SI 92 T SI 91 C FC 84 S CU 69 1-3 ② K	B SI 92 1 SAFE 1 SAFE C SI 91 X SI 92 1-1 ②③ G6-4-3 1-2f		C FC 85 C CU 76 X FF 89 0-2 2B			B FF 96 S SI 96 F SI 96 F FF 98 X CH 84 1-2 ③ G6-3 1-2 2-3		4	0	1	0	0	1	5
36 Robbie Grossman, S (1, 7) OBP: 0.331, SLG: 0.357		C FC 86 F SI 94 B CU 69 X CU 70 1-2 ③ G4-3			B SI 91 B FC 86 B SI 90 C SI 90 F SI 89 S SI 91 3-3 ① K	C FF 90 C FF 90 D CU 78 B CH 83 B CH 84 F FF 90 X CH 83 3-2 ③ P5			C SI 98 C FF 98 F SL 91 X FF 98 0-2 ① F8	4	0	0	0	0	1	3

Inning Stats																				
	R: 0 E: 0 K: 1 S: 9	H: 1 LOB: 1 BB: 0 P: 16	R: 0 E: 0 K: 1 S: 11	H: 0 LOB: 2 BB: 2 P: 21	R: 0 E: 0 K: 0 S: 7	H: 1 LOB: 1 BB: 0 P: 9	R: 1 E: 0 K: 0 S: 7	H: 1 LOB: 0 BB: 1 P: 16	R: 0 E: 0 K: 1 S: 15	H: 1 LOB: 2 BB: 0 P: 26	R: 1 E: 0 K: 0 S: 17	H: 2 LOB: 1 BB: 0 P: 20	R: 0 E: 0 K: 0 S: 7	H: 0 LOB: 0 BB: 0 P: 10	R: 0 E: 0 K: 0 S: 10	H: 1 LOB: 2 BB: 1 P: 20	R: 0 E: 0 K: 0 S: 6	H: 0 LOB: 0 BB: 0 P: 9	1B: 4 2B: 1 3B: 0 HR: 2	SF: 0 SAC: 0 DP: 1 HBP: 1	WP: 0 PB: 1 SB: 0 CS: 0	PA: 38

PITCHER		IP	WLS	BF	H	R	ER	SO	BB	IBB	HBP	BLK	WP	HR	S	P	ERA	WHIP
40 Chris Bassitt, R ERA: 3.19	(1, 1)	4.2		21	4	1	1	3	3	0	1	0	0	1	46	84	1.93	1.500
31 Shawn Kelley, R ERA: 2.77	(5, 1)	0.1		1	0	0	0	0	0	0	0	0	0	0	3	4	0.00	0.000
36 Yusmeiro Petit, R ERA: 3.38	(6, 1)	1.0	H	5	2	1	1	0	0	0	0	0	0	1	17	20	9.00	2.000
52 Ryan Buchter, L ERA: 3.07	(7, 1)	1.0	W	3	0	0	0	0	0	0	0	0	0	0	7	10	0.00	0.000
56 Fernando Rodney, R ERA: 2.61	(8, 1)	1.0		5	1	0	0	0	1	0	0	0	0	0	10	20	0.00	2.000
39 Blake Treinen, R ERA: 0.97	(9, 1)	1.0		3	0	0	0	0	0	0	0	0	0	0	6	9	0.00	0.000

AB	33
R	2
H	7
RBI	2
BB	4
SO	3
LOB	17

Batter	1	2	3	4	5	6	7	8	9	AB	R	H	RBI	BB	SO	LOB
7 Joe Mauer, L (1, 3) OBP: 0.353, SLG: 0.376	C FF 94 B SI 94 X CH 88 1-1 24 FC6-4 1B		F SI 93 B SL 86 B SI 93 X SL 85 2-1 2B		C SI 94 C SI 93 B SI 93 C SI 94 1-3 ② K			B SL 82 B SI 93 X SI 92 2-0 ① G5-3	B SI 90 X SI 90 1-0 ③ G5-3	4	0	2	0	0	1	1
64 Willians Astudillo, R (8, 5) OBP: 0.304, SLG: 0.364										1	0	0	0	0	0	1
24 Logan Forsythe, R (1, 4) OBP: 0.312, SLG: 0.315	C FF 95 T CH 87 B FF 95 X SL 85 1-2 ① FC6-4 1-2f		B SL 86 F FF 94 B SL 84 C FF 94 F FF 95 B FF 95 4-2 BB		C SL 85 C FF 93 C CU 83 B CU 84 F FF 95 S SL 84 2-3 ③ K			F FF 93 F CH 87 B CU 84 B CU 83 S SL 84 2-3 ② K		3	0	0	0	1	2	2
20 Eddie Rosario, L (1, 7) OBP: 0.326, SLG: 0.481	F FF 95 X FF 94 0-1 ② F8		B CH 89 X SI 94 1-0 ③ F8			X SI 94 0-0 ① F7		C FF 90 X ST 79 0-1 22 BB 1B		4	0	1	0	0	0	3
22 Miguel Sanó, R (1, 5) OBP: 0.287, SLG: 0.416	S SL 86 B FF 95 C SL 84 F SL 86 1 SAFE S SL 84 (8, 3) 1-3 ③ K			S SL 84 S CH 88 S SL 84 0-3 ① K		C FF 95 B FF 94 B SL 85 S SI 93 B SL 87 B FF 95 4-2 26 FC4-6 BB		B ST 80 C SI 92 B FF 92 C ST 80 D ST 81 F ST 81 B FF 94 4-2 1-2 BB		2	0	0	0	2	2	1
26 Max Kepler, L (1, 9) OBP: 0.319, SLG: 0.430		B SI 94 S CH 88 X FF 94 1-1 ① G5-3		C CH 88 X SL 85 0-1 1B		X SI 94 0-0 ② FC4-6 1-2f		B FF 93 B ST 82 B ST 82 C FF 93 C FF 92 F FF 94 S FF 93 3-3 ③ K		4	0	1	0	0	1	3
31 Tyler Austin, R (1, 10) OBP: 0.297, SLG: 0.539		B FF 94 C SL 83 S SL 84 F FF 95 B FF 95 S SL 86 2-3 ② K		F FF 93 B SL 82 S SL 83 F FF 94 1 SAFE S SL 84 1-3 ② K		S SL 83 F SL 84 B SL 84 S FF 94 1-3 ③ K			B SI 90 C SI 90 B SL 81 F SI 89 F SI 90 X SL 80 2-2 ① L9	4	0	0	0	0	3	2
60 Jake Cave, L (1, 8) OBP: 0.312, SLG: 0.462		C CU 83 X SI 94 0-1 ③ G5-3		C CH 87 B CH 88 S SL 84 B FF 95 X CH 89 2-2 ③ G5-3			C SI 92 B SL 83 F SI 92 C SL 82 1-3 ① K		B SI 91 X SI 90 1-0 HR	4	1	1	1	0	1	1
23 Mitch Garver, R (1, 2) OBP: 0.330, SLG: 0.412			C FF 94 C CU 84 B SL 85 B FF 96 S SL 85 2-3 ① K		C SL 82 B FF 94 F FF 94 S CU 83 1-3 ① K		X FF 93 0-0 ② L8		X SI 91 0-0 1B	4	0	1	0	0	2	0
16 Ehire Adrianza, S (1, 6) OBP: 0.306, SLG: 0.378			F CU 84 F CH 89 X FF 94 0-2 ② P6		X SI 92 0-0 1B		C CH 85 B SL 83 X SI 93 1-1 ③ F8		B SI 89 D CH 83 X SI 90 2-0 ② L6	4	0	1	0	0	0	1
Inning Stats	R: 0 E: 0 K: 1 S: 11 H: 1 LOB: 1 BB: 0 P: 14	R: 0 E: 0 K: 1 S: 8 H: 0 LOB: 0 BB: 0 P: 11	R: 0 E: 0 K: 1 S: 12 H: 1 LOB: 2 BB: 1 P: 21	R: 0 E: 0 K: 2 S: 12 H: 1 LOB: 1 BB: 0 P: 15	R: 0 E: 0 K: 3 S: 11 H: 1 LOB: 1 BB: 0 P: 15	R: 0 E: 0 K: 1 S: 7 H: 0 LOB: 1 BB: 1 P: 12	R: 0 E: 0 K: 1 S: 6 H: 0 LOB: 0 BB: 0 P: 8	R: 0 E: 0 K: 2 S: 13 H: 1 LOB: 2 BB: 1 P: 24	R: 1 E: 0 K: 0 S: 8 H: 2 LOB: 1 BB: 0 P: 14	1B: 5 2B: 1 3B: 0 HR: 1 SF: 0 SAC: 0 DP: 0 HBP: 0						

TOP

Minnesota Twins @ Cleveland Indians

Progressive Field, Cleveland, OH

Tue Aug 28 2018, 7:11 PM - 10:14 PM EDT

Att. 19,194 - Clear - 90 F

livebaseballscorecards.com

AB	34
R	1
H	7
RBI	1
BB	3
SO	12
LOB	15

WP: 0 PA: 37
PB: 0
SB: 0
CS: 0

PITCHER		IP	WLS	BF	H	R	ER	SO	BB	IBB	HBP	BLK	WP	HR	S	P	ERA	WHIP
59 Carlos Carrasco, R ERA: 3.38	(1, 1)	7.2	W	29	4	0	0	11	2	0	0	0	0	0	71	104	0.00	0.783
33 Brad Hand, L ERA: 2.55	(8, 1)	0.1		3	1	0	0	1	1	0	0	0	0	0	9	16	0.00	6.000
61 Dan Otero, R ERA: 5.66	(9, 1)	1.0		5	2	1	1	0	0	0	0	0	0	1	8	14	9.00	2.000

PITCHER	IP	WLS	BF	H	R	ER	SO	BB	IBB	HBP	BLK	WP	HR	S	P	ERA	WHIP

Batter	1	2	3	4	5	6	7	8	9	AB	R	H	RBI	BB	SO	LOB
12 Francisco Lindor, S (1, 6) OBP: 0.367, SLG: 0.533	C FF 95 X FF 93 0-1 23 FC4-5 1B		C CH 86 B FF 94 C SL 86 B CU 83 B SI 95 X FF 96 3-2 23 1B 11 SF8 1B	F SI 92 X FF 95 0-1 G3 ③		X SI 87 0-0 11 2B 1-2 1B		B CU 79 B CU 80 X FF 95 2-0 E5 23 1B 36 FC1-6 1B		5	2	4	0	0	0	1
9 Erik González, R (8, PR) (9, 6) OBP: 0.320, SLG: 0.405										0	1	0	0	0	0	0
23 Michael Brantley, L (1, 7) OBP: 0.360, SLG: 0.467	C SI 95 B FF 93 1 SAFE F SI 91 X CU 81 1-2 FC4-5 11 G6-3 1-2f ①		D CU 79 X FF 94 1-0 11 SF8 10 1B 1-3 1B		B SI 92 X FF 93 1-0 17 FC4-6 11 WP 1B	F FF 89 F FF 90 X SI 89 0-2 L7 ②		B CU 78 X CU 82 1-0 36 FC1-6 2-3 1B		5	1	3	0	0	0	3
11 José Ramírez, S (1, 5) OBP: 0.403, SLG: 0.607	B CU 80 B CH 87 X SI 95 2-0 G6-3 ② 2-3		B CH 87 1 SAFE B SL 86 X SI 94 2-0 SF8 ② 1-2 3-H		C SI 92 B CU 81 F CH 86 X CU 81 1-2 17 FC4-6 1-2 1B	B CH 84 X CH 81 1-0 10 1B 1-H 2-H 2B		F FF 95 S FF 96 B FF 96 X CU 83 1-2 P5 ①		4	1	2	3	0	0	4
10 Edwin Encarnación, R (1, 10) OBP: 0.320, SLG: 0.475 36 Yandy Díaz, R (8, PH) (9, 10) OBP: 0.353, SLG: 0.408	F FF 96 D SI 95 S SI 95 F CH 88 D SL 88 F SL 87 B SI 96 F SI 96 F SI 96 4-2 D CH 89 BB		B SI 96 S SL 85 B SI 95 X SL 86 2-1 17 FC5-6 2-H 1B		B SI 94 C SI 93 F SI 94 B FF 93 B SI 94 S SL 86 3-3 K ①	B FF 88 F CH 82 X SL 80 1-1 2-H 1B		C FF 96 X CU 81 0-1 FC1-6 ② 1-2f 3-H		3	0	2	2	1	1	2
										1	0	0	1	0	0	2
17 Yonder Alonso, L (1, 3) OBP: 0.309, SLG: 0.440	C SI 96 B SI 94 B SI 94 F CH 86 F CH 88 F SI 95 S CU 82 2-3 K ③		X SI 92 0-0 FC5-6 ③ 1-2f		B CU 82 X CH 87 1-0 FC4-6 ② 1-2f 2-3	S FF 89 F CH 82 C FF 90 0-3 K ③		B FF 96 B FF 95 B CU 83 C FF 95 X FF 95 3-1 P5 ③		5	0	0	0	0	2	8
53 Melky Cabrera, S (1, 9) OBP: 0.333, SLG: 0.448 6 Brandon Guyer, R (7, 9) OBP: 0.283, SLG: 0.359		C CU 81 S SL 86 S CU 82 0-3 K ①	B SI 92 B CU 81 B FF 94 B SI 90 4-0 7 G5-3 22 BB 1 G5-3 BB		X CH 86 0-0 G6-3 ③		C FS 82 S FS 84 S FF 92 0-3 K ①			2	1	0	0	1	1	2
										1	0	0	0	0	1	0
22 Jason Kipnis, L (1, 4) OBP: 0.313, SLG: 0.361		B FF 95 B FF 95 X SI 91 2-0 G6-3 ②	B SI 94 B CH 84 B FF 94 C FF 93 B SI 91 4-1 7 G5-3 1-2 BB			C CU 80 X CU 84 0-1 7 1B 1 FC4-6 1B	B FF 93 B FS 84 X FF 93 2-0 1B			3	1	2	0	1	0	0
7 Yan Gomes, R (1, 2) OBP: 0.311, SLG: 0.432		B FF 95 C SI 95 B SI 94 F CH 87 T SI 96 2-2 K ③	B SL 86 S CU 85 F SL 85 B SI 94 F SI 94 D SL 86 X SI 94 3-2 G5-3 ① 1-2 2-3			S SI 93 D SI 93 X SL 84 1-1 1 FC4-6 1B 1-3	S FF 92 F FS 83 B FF 92 S FS 84 1-3 K ②			4	0	1	0	0	2	3
1 Greg Allen, S (1, 8) OBP: 0.285, SLG: 0.325			B FF 93 C CU 83 C CU 80 X CU 81 1-2 G3 ① D CU 80 C SI 94 F CU 81 D SL 85 B SI 93 X FF 95 3-2 G5-3 ② 3-H			L CU 80 X SI 91 0-1 FC4-6 ① 12 1B 11 2B 1-2f 3-H	F FS 83 B FF 92 B FS 84 F FF 92 F FS 84 S FS 84 2-3 K2-3 ③			4	1	0	2	0	1	3
Inning Stats	R: 0 E: 1 K: 1 S: 17 H: 1 LOB: 2 BB: 1 P: 26	R: 0 E: 0 K: 2 S: 7 H: 0 LOB: 0 BB: 0 P: 11	R: 2 E: 0 K: 0 S: 11 H: 3 LOB: 1 BB: 0 P: 20	R: 1 E: 0 K: 0 S: 10 H: 0 LOB: 1 BB: 2 P: 24	R: 0 E: 0 K: 1 S: 9 H: 2 LOB: 2 BB: 0 P: 15	R: 4 E: 0 K: 1 S: 16 H: 5 LOB: 1 BB: 0 P: 19	R: 0 E: 0 K: 3 S: 11 H: 1 LOB: 1 BB: 0 P: 16	R: 1 E: 1 K: 0 S: 9 H: 2 LOB: 2 BB: 0 P: 16		1B: 13 2B: 1 3B: 0 HR: 0	SF: 1 SAC: 0 DP: 0 HBP: 0		WP: 1 PB: 0 SB: 0 CS: 0	PA: 41		

PITCHER		IP	WLS	BF	H	R	ER	SO	BB	IBB	HBP	BLK	WP	HR	S	P	ERA	WHIP
44 Kyle Gibson, R ERA: 3.79	(1, 1)	5.1	L	27	8	5	5	4	3	0	0	0	1	0	60	103	8.44	2.062
58 Gabriel Moya, L ERA: 5.11	(6, 1)	0.2		5	3	2	2	1	0	0	0	0	0	0	10	12	27.00	4.500
32 Oliver Drake, R ERA: 6.05	(7, 1)	1.0		4	1	0	0	3	0	0	0	0	0	0	11	16	0.00	1.000
67 Alan Busenitz, R ERA: 4.05	(8, 1)	1.0		5	2	1	0	0	0	0	0	0	0	0	9	16	0.00	2.000

PITCHER	IP	WLS	BF	H	R	ER	SO	BB	IBB	HBP	BLK	WP	HR	S	P	ERA	WHIP

BOTTOM

Minnesota Twins @ Cleveland Indians

Progressive Field, Cleveland, OH

Tue Aug 28 2018, 7:11 PM - 10:14 PM EDT

Att. 19,194 - Clear - 90 F

livebaseballscorecards.com

AB	37
R	8
H	14
RBI	8
BB	3
SO	8
LOB	28

Batter	1	2	3	4	5	6	7	8	9	AB	R	H	RBI	BB	SO	LOB
7 Joe Mauer, L (1, 3) OBP: 0.351, SLG: 0.376	C FF 90 B FF 91 T FF 91 X FF 90 1-2 ① G3-1		F FF 91 X FF 91 0-1 ① F8		C FF 91 F CH 82 X SL 81 0-2 20 2B 2B		B FF 92 C FF 93 F FF 93 B KC 82 S KC 83 2-3 ② K	C FF 89 X CU 74 0-1 ③ L7		5	1	1	0	0	1	2
24 Logan Forsythe, R (1, 4) OBP: 0.316, SLG: 0.313	B FF 91 B FF 91 X FF 91 2-0 ② F8		B SL 80 F FF 91 B CU 74 F FF 91 B SL 83 B FF 92 4-2 20 WP BB		B FF 91 F SL 80 F SL 84 C SL 82 1-3 ② K		B KC 82 B FF 93 C FF 93 B FF 92 B FF 92 4-1 20 1B 36 1B BB		H SI 84 1-0 22 FC1-4 20 1B HBP	2	1	0	0	2	1	1
20 Eddie Rosario, L (1, 7) OBP: 0.329, SLG: 0.484	C FF 93 S CU 77 X FF 91 0-2 ③ F8		D CH 83 F FF 92 F CH 84 B CU 78 F CU 75 F FF 92 B FF 91 S FF 92 3-3 ② K 1-2		X FF 90 0-0 2-H 2B		S KC 82 B FF 92 X FF 92 1-1 22 BB 36 1B 1-3 1B		F SI 85 T FF 88 X FF 89 0-2 22 FC1-4 1-2 1B	5	1	3	1	0	1	1
22 Miguel Sanó, R (1, 5) OBP: 0.285, SLG: 0.409		C FF 89 S FF 90 B SL 82 B FF 92 S SL 80 2-3 ① K	C SL 82 C SL 83 F SL 83 B FF 93 S SL 83 1-3 ③ K		X SL 83 0-0 ③ G6-3		B KC 83 B FF 92 B KC 83 B FF 93 4-0 36 1B 1-2 BB		B SI 86 S SL 78 F SL 80 X SI 86 1-2 ① FC1-4 1-2f 2-3	4	0	0	0	1	2	4
36 Robbie Grossman, S (1, 9) OBP: 0.336, SLG: 0.364 26 Max Kepler, L (8, 9) OBP: 0.319, SLG: 0.429		C FF 91 H FF 91 1-1 60 2B HBP		F FF 91 B FF 92 F SL 81 B FF 91 X SL 80 2-2 ① F7		C FF 90 B CU 73 C CH 82 F FF 90 B SL 81 F SL 81 X FF 91 2-2 31 F9 2B	B FF 92 C FF 92 F FF 93 X FF 93 1-2 ③ 1B 1-3 2-H 3-H		B SI 86 B FF 88 B SI 88 C SI 87 X FF 88 3-1 ② P5	3 1	0 0	2 0	2 0	0 0	0 0	0 2
31 Tyler Austin, R (1, 10) OBP: 0.299, SLG: 0.529		F FF 91 S SL 80 B FF 90 F FF 91 F SL 82 S FF 91 1-3 ② K		C SL 81 B SL 83 C FF 92 F FF 92 F CU 76 B FF 92 B SL 81 B FF 92 4-2 60 FC4-6 BB		F SL 82 X FF 91 0-1 ① F9 2-3		B FF 89 B FF 89 B FF 89 C FF 90 B FF 90 4-1 16 1B BB	C SL 79 S SI 86 B SL 80 B SL 80 B SL 81 X SI 87 3-2 ③ G5-3	3	0	0	0	2	1	4
60 Jake Cave, L (1, 8) OBP: 0.311, SLG: 0.463		C FF 91 B FF 92 B SL 82 F FF 92 F CH 82 X FF 91 2-2 1-3 2B		X CH 82 0-0 ② FC4-6 1-2f		C SL 79 X SL 79 0-1 ② G3		B FF 89 S FF 88 L FF 88 B CU 74 S CU 74 2-3 ① K		4	0	1	0	0	1	3
16 Ehire Adrianza, S (1, 6) OBP: 0.305, SLG: 0.375		B CH 84 F FF 92 D SL 82 X FF 91 2-1 ③ P4		F FF 90 D CH 82 B FF 91 X FF 91 2-1 ③ F7		B SL 77 F SI 92 B FF 92 C SL 79 F SI 92 F SL 80 F SL 78 B SI 93 T SI 94 3-2 ③ K		X CH 84 0-0 1-2 1B		4	0	1	0	0	1	4
64 Willians Astudillo, R (1, 2) OBP: 0.296, SLG: 0.462			B FF 90 X FF 91 1-0 HR		C FF 90 B SL 80 X FF 91 1-1 ① F9		X FF 92 0-0 ① F8	C FF 88 C CU 74 F FF 88 F CU 74 B CH 82 S CH 83 1-3 ② K		4	1	1	1	0	1	2
Inning Stats	R: 0 E: 0 K: 0 S: 7 H: 0 LOB: 0 BB: 0 P: 10	R: 0 E: 0 K: 2 S: 15 H: 1 LOB: 2 BB: 0 P: 23	R: 1 E: 0 K: 2 S: 14 H: 1 LOB: 1 BB: 1 P: 23	R: 0 E: 0 K: 0 S: 10 H: 0 LOB: 1 BB: 1 P: 18	R: 1 E: 0 K: 1 S: 10 H: 2 LOB: 1 BB: 0 P: 12	R: 0 E: 0 K: 1 S: 15 H: 1 LOB: 1 BB: 0 P: 20	R: 2 E: 0 K: 1 S: 10 H: 2 LOB: 2 BB: 2 P: 22	R: 0 E: 0 K: 2 S: 12 H: 1 LOB: 2 BB: 1 P: 19	R: 0 E: 0 K: 0 S: 11 H: 1 LOB: 2 BB: 0 P: 19	1B: 4 2B: 4 3B: 0 HR: 1 SF: 0 SAC: 0 DP: 0 HBP: 2						

PITCHER		IP	WLS	BF	H	R	ER	SO	BB	IBB	HBP	BLK	WP	HR	S	P	ERA	WHIP
45 Adam Plutko, R ERA: 4.94	(1, 1)	5.1		24	5	2	2	5	2	0	1	0	1	1	63	95	3.38	1.312
39 Oliver Pérez, L ERA: 1.14	(6, 1)	0.2	H	2	0	0	0	1	0	0	0	0	0	0	8	11	0.00	0.000
37 Cody Allen, R ERA: 4.66	(7, 1)	1.0	L	6	2	2	2	1	2	0	0	0	0	0	10	22	18.00	4.000
49 Tyler Olson, L ERA: 6.43	(8, 1)	1.0		5	1	0	0	2	1	0	0	0	0	0	12	19	0.00	2.000
90 Adam Cimber, R ERA: 3.59	(9, 1)	1.0		5	1	0	0	0	0	0	1	0	0	0	11	19	0.00	1.000

PITCHER	IP	WLS	BF	H	R	ER	SO	BB	IBB	HBP	BLK	WP	HR	S	P	ERA	WHIP

TOP

Minnesota Twins @ Cleveland Indians

Progressive Field, Cleveland, OH

Wed Aug 29 2018, 7:11 PM - 10:19 PM EDT

Att. 20,398 - Cloudy - 74 F

livebaseballscorecards.com

AB	35
R	4
H	9
RBI	4
BB	5
SO	9
LOB	23

BOTTOM

Minnesota Twins @ Cleveland Indians

Progressive Field, Cleveland, OH

Wed Aug 29 2018, 7:11 PM - 10:19 PM EDT

Att. 20,398 - Cloudy - 74 F

livebaseballscorecards.com

Batter	1	2	3	4	5	6	7	8	9	AB	R	H	RBI	BB	SO	LOB
12 Francisco Lindor, S (1, 6) OBP: 0.366, SLG: 0.530	C SI 91 X CH 87 0-1 11 S 17 1B 1B	C FF 93 B SI 93 F CU 79 X SI 94 1-2 ② G4-3			C SI 92 X CU 78 0-1 ① F9	B FF 93 X FF 94 1-0 ③ F7			C SI 90 F SI 91 X SI 91 0-2 ③ G4-3	5	1	1	0	0	0	1
23 Michael Brantley, L (1, 7) OBP: 0.357, SLG: 0.463	B FF 92 F SI 91 1 SAFE C FF 93 X SI 94 1-2 ① L7	B SI 93 F SI 92 B CH 87 X CH 88 2-1 ③ G3-1			C CH 89 B SI 93 X FF 91 1-1 ② F7		B CU 78 B SI 94 C SI 94 X CU 78 2-1 ① G4-3			4	0	0	0	0	0	1
11 José Ramírez, S (1, 5) OBP: 0.402, SLG: 0.604	B SI 94 1 SAFE B SI 91 B SI 93 C SI 91 X CH 88 3-1 ② G1-3 1-2		B SI 91 X SI 90 1-0 ① G1-3		B SI 94 C CH 89 X FF 94 1-1 10 2B 1B		X SL 84 0-0 ② L8			4	1	1	0	0	0	1
10 Edwin Encarnación, R (1, 10) OBP: 0.322, SLG: 0.477	B FF 93 B SL 89 B SL 88 C FF 93 B FF 94 4-1 17 E 17 1B 53 1B BB		X SL 87 0-0 ② G5-3		B FF 92 1 SAFE X FF 93 1-0 1-H 2B		C SI 95 X SL 85 0-1 ③ P3			3	1	1	1	1	0	0
17 Yonder Alonso, L (1, 3) OBP: 0.311, SLG: 0.440 36 Yandy Díaz, R (8, PH) OBP: 0.346, SLG: 0.400 (9, 3)	S CH 88 B FF 93 C SI 93 F SI 94 F FF 93 X SI 94 1-2 E8 22 BB 53 1B 1-3 2-H 1B		C SI 92 C SI 92 B CU 80 B SI 93 X SI 93 2-2 ③ G5-3		B FF 93 C FF 93 C CH 85 D CU 79 B FF 93 F CH 84 F FF 94 F FF 94 4-2 B FF 93 BB			C CU 79 B SI 96 F SL 82 F SL 84 B CU 79 S SI 95 2-3 ① K		2	0	1	1	1	0	0
53 Melky Cabrera, S (1, 9) OBP: 0.337, SLG: 0.449 6 Brandon Guyer, R (8, PR) OBP: 0.283, SLG: 0.359 (9, 9)	C CU 77 X CU 76 0-1 22 BB 1-2 3-H 1B			B SI 89 B CU 76 C SI 89 C SI 90 B CU 76 X SI 90 3-2 ① G6-3	S CH 85 X CU 78 0-1 ③ L8			C SL 83 F SL 83 B SI 95 B SI 95 X SL 82 2-2 22 L5-3 1B		1 1	0 0	2 0	1 0	0 0	0 0	2 0
22 Jason Kipnis, L (1, 4) OBP: 0.315, SLG: 0.363	C SI 92 F CH 88 B FF 93 B SI 93 F CH 88 B FF 94 B CH 89 4-2 1-2 2-3 BB			C SI 92 B CH 88 F FF 92 B SI 94 B CH 89 X SI 92 3-2 1 WP 2B		C FF 93 F SL 86 B FF 94 B FF 94 C CH 86 2-3 ① K		X SI 96 0-0 ②③ L5-3 1-1		3	0	1	0	1	1	1
7 Yan Gomes, R (1, 2) OBP: 0.310, SLG: 0.430	B FF 94 F CU 79 B FF 94 B FF 94 X SI 92 3-1 ③ G5-3			C SI 91 F SI 92 B CU 81 B SL 88 F SI 94 F SI 92 D CU 81 F CU 80 S SI 94 3-3 ② K		C SL 89 F FF 94 B SL 88 X FF 94 1-2 1B			B SL 77 F SI 88 F SI 89 X SL 79 1-2 ① G4-3	4	0	1	0	0	1	4
1 Greg Allen, S (1, 8) OBP: 0.280, SLG: 0.319		C SI 90 B FF 91 B SI 91 F SI 91 F FF 93 C SI 92 2-3 ① K		F SI 93 B SI 93 F FF 93 D CU 80 X CH 89 2-2 ③ G4-3 2-3		S FF 94 S CH 86 B CH 86 B FF 94 S SL 86 2-3 ② K			X SI 89 0-0 ② L8	4	0	0	0	0	2	2

Inning Stats																				
	R: 2	H: 3	R: 0	H: 0	R: 0	H: 0	R: 0	H: 1	R: 1	H: 2	R: 0	H: 1	R: 0	H: 0	R: 0	H: 1	R: 0	H: 0	1B: 6	SF: 0	WP: 1	PA: 37
	E: 1	LOB: 3	E: 0	LOB: 0	E: 0	LOB: 0	E: 0	LOB: 1	E: 0	LOB: 2	E: 0	LOB: 1	E: 0	LOB: 0	E: 1	LOB: 1	E: 0	LOB: 0	2B: 3	SAC: 0	PB: 0	
	K: 0	BB: 2	K: 1	BB: 0	K: 0	BB: 0	K: 0	BB: 0	K: 1	BB: 1	K: 2	BB: 0	K: 0	BB: 0	K: 1	BB: 0	K: 0	BB: 0	3B: 0	DP: 1	SB: 1	
	S: 20	P: 36	S: 9	P: 14	S: 5	P: 8	S: 15	P: 26	S: 15	P: 22	S: 10	P: 16	S: 5	P: 7	S: 8	P: 12	S: 7	P: 8	HR: 0	HBP: 0	CS: 0	

PITCHER		IP	WLS	BF	H	R	ER	SO	BB	IBB	HBP	BLK	WP	HR	S	P	ERA	WHIP
53 Kohl Stewart, R ERA: 6.61	(1, 1)	4.2		22	6	3	3	2	2	0	0	0	1	0	56	94	5.79	1.714
65 Trevor May, R ERA: 2.08	(5, 1)	1.1	W	6	1	0	0	2	1	0	0	0	0	0	18	28	0.00	1.500
55 Taylor Rogers, L ERA: 3.2	(7, 1)	2.0	H	6	1	0	0	1	0	0	0	0	0	0	13	19	0.00	0.500
39 Trevor Hildenberger, R ERA: 4.38	(9, 1)	1.0	S	3	0	0	0	0	0	0	0	0	0	0	7	8	0.00	0.000

PITCHER	IP	WLS	BF	H	R	ER	SO	BB	IBB	HBP	BLK	WP	HR	S	P	ERA	WHIP

AB	34
R	3
H	8
RBI	3
BB	3
SO	5
LOB	12

Batter	1	2	3	4	5	6	7	8	9	AB	R	H	RBI	BB	SO	LOB
7 Joe Mauer, L (1, 10) OBP: 0.348, SLG: 0.372	B FF 93 C FF 93 B FF 94 B FF 94 F FF 93 X FF 95 3-2 ① G1-3		C FF 94 S CU 75 B CU 77 X CH 90 1-2 ③ G3		C FF 94 B CH 90 X CH 90 1-1 ③ L7			B FF 88 C SI 90 S SL 78 B SI 92 S SI 92 2-3 ① K		4	0	0	0	0	1	0
24 Logan Forsythe, R (1, 4) OBP: 0.315, SLG: 0.310	C FF 94 F FF 94 B FF 94 B FF 96 B SL 80 C FF 96 3-3 ② K			B CU 74 B SL 78 C FF 94 B FF 94 X FF 94 3-1 ① G1-3		B SL 78 C FF 93 B CU 76 C SL 78 B SL 80 X SL 77 3-2 ① L5		C FF 94 B KC 84 B KC 83 F FF 94 F FF 94 B KC 85 B FF 94 4-2 22 1-3-4-1 BB		3	0	0	0	1	1	0
20 Eddie Rosario, L (1, 7) OBP: 0.329, SLG: 0.484 36 Robbie Grossman, S (5, 7) OBP: 0.337, SLG: 0.365	X CU 75 0-0 ③ G6-3			B CH 89 B CH 90 C CU 74 X CH 89 2-1 1B		B CU 74 S FF 95 X FF 94 1-1 22 FC5-4 1B		B FF 94 B FF 94 F FF 94 X FF 93 2-1 ② F9		2 2	0 0	1 1	0 0	0 0	0 0	0 1
22 Miguel Sanó, R (1, 5) OBP: 0.285, SLG: 0.418		C SL 77 B CU 76 B FF 93 C SL 77 S FF 95 2-3 ① K		S SL 77 1 SAFE B SL 80 C CU 74 D SL 80 S SL 79 2-3 ② K		X SL 79 0-0 ② FC5-4 1-2f		D KC 84 1-0 ③ 2-3-4-1 1-2	B FF 92 B ST 82 F FF 91 B FF 92 S FF 94 X FF 94 3-2 HR	4	1	1	1	0	2	2
26 Max Kepler, L (1, 9) OBP: 0.316, SLG: 0.425		F FF 95 C FF 96 B FF 95 S FF 94 1-3 ② K		C CU 75 B FF 95 S FF 94 D CU 76 F FF 95 S CH 89 2-3 ③ K		X CU 76 0-0 ③ F8			S ST 83 S ST 84 S ST 83 0-3 ① K	4	0	0	0	0	3	2
23 Mitch Garver, R (1, 2) OBP: 0.332, SLG: 0.411		B FF 96 C SL 78 B FF 95 C SL 76 B FF 95 F FF 96 X FF 96 3-2 1B			X FF 92 0-0 E5 16 HR		C FF 93 S CU 74 X SL 78 0-2 ① L5		B ST 82 B SI 93 B SI 92 C FF 93 B FF 94 4-1 BB	3	1	1	0	1	0	0
60 Jake Cave, L (1, 8) OBP: 0.304, SLG: 0.453		D CH 90 C CH 88 X CU 74 1-1 ③ G4-3			F FF 91 B CU 74 S FF 93 B CH 88 D CH 88 S CH 88 3-3 ① K		B FF 93 C CH 88 B FF 93 F CH 88 B SL 79 F FF 95 F CH 89 F FF 94 S SL 79 3-3 ② K		C ST 83 B ST 83 C ST 85 C ST 84 1-3 ② K	4	0	0	0	0	3	3
31 Tyler Austin, R (1, 3) OBP: 0.298, SLG: 0.520			C SL 76 S CU 74 X CU 75 0-2 ① P4		B FF 96 B SL 78 C SL 77 F FF 95 F FF 95 S SL 80 2-3 ② K		S CU 75 B CU 76 S SL 79 B SL 80 B FF 96 B SL 79 4-2 BB		C ST 84 S ST 85 D ST 84 C ST 85 1-3 ③ K	3	0	0	0	1	2	2
16 Ehire Adrianza, S (1, 6) OBP: 0.306, SLG: 0.387			S FF 94 F FF 94 F FF 94 B CU 76 B CU 77 F CH 88 C FF 95 2-3 ② K		B CU 74 B CH 88 X FF 93 2-0 1-H HR		C SL 78 S SL 78 S SL 80 0-3 ③ K			3	1	1	2	0	2	1

| Inning Stats | | |

Minnesota Twins @ Cleveland Indians

Progressive Field, Cleveland, OH

Thu Aug 30 2018, 1:11 PM - 4:16 PM EDT

Att. 20,244 - Cloudy - 73 F

BOTTOM

livebaseballscorecards.com

Batter	1	2	3	4	5	6	7	8	9	AB	R	H	RBI	BB	SO	LOB
12 Francisco Lindor, S (1, 6) OBP: 0.363, SLG: 0.526	C FF 91 F FF 91 B FF 91 B FF 91 F FF 90 X FF 90 2-2 ① F9		F FS 86 F FF 93 B FF 93 F FF 93 X FS 85 1-2 ③ G4-3		C CU 71 B FS 84 L FS 82 F FS 84 S FF 92 1-3 ③ K		S FS 83 X FS 82 0-1 ② G1-3			4	0	0	0	0	1	1
23 Michael Brantley, L (1, 7) OBP: 0.358, SLG: 0.468	B FF 92 C FF 91 F FF 91 X FF 92 1-2 ② P5			B FF 90 B FF 90 F FF 90 F FF 91 X FF 91 2-2 10 1B 2B		C CU 71 B FF 91 B FF 90 X FS 85 2-1 ① P4	S CU 81 B FF 92 X FS 83 1-1 11 WP 2B			4	1	2	0	0	0	0
11 José Ramírez, S (1, 5) OBP: 0.402, SLG: 0.602	B FF 91 X FF 91 1-0 ③ L9			B FS 84 F FF 90 B FS 85 X FS 84 2-1 ① F9		B FF 91 B FF 91 B FS 85 B FF 91 4-0 10 BB 17 1B BB	B FS 81 C FS 83 B FS 83 D FS 83 B FS 83 4-1 10 S 2-3 BB			2	1	0	0	2	0	1
10 Edwin Encarnación, R (1, 10) OBP: 0.323, SLG: 0.476		F FF 90 C SL 84 B SL 84 T SL 82 1-2 ① K		B FF 92 T FF 92 B SL 84 F FF 91 B FF 93 F FS 84 X FF 92 3-2 17 BB 2-H 1B		1 SAFE 1 SAFE B SL 83 1 SAFE B SL 82 B FS 83 1 SAFE B FF 92 4-0 17 1B 22 HR 1-2 BB	B FS 82 C FF 92 S FF 93 B FF 93 X CU 82 2-2 ③ G5-3 1-2			3	1	1	1	1	1	2
17 Yonder Alonso, L (1, 3) OBP: 0.313, SLG: 0.439		B FF 90 B FS 84 C FF 91 X FS 85 2-1 ② G6-3		B FS 84 B FS 84 C FS 84 B FF 91 D FS 84 4-1 1-2 BB		C CU 81 D CU 81 B FF 96 C SI 95 D CU 83 X FF 95 3-2 22 HR 1-2 2-H 1B		B FF 90 S CH 81 B CH 84 B FF 90 F CH 81 F CH 83 F FF 90 X CH 82 3-2 ① F9		3	1	1	1	1	0	0
53 Melky Cabrera, S (1, 9) OBP: 0.332, SLG: 0.441 6 Brandon Guyer, R (7, 9) OBP: 0.282, SLG: 0.357		C FF 90 B FF 91 X FF 90 1-1 ③ L7		F FF 91 B FF 92 S FF 91 S FF 92 1-3 ② K		C CU 80 S CU 82 X FF 95 0-2 ② F9		F CH 83 C SL 82 B FF 89 F FF 91 S FF 90 1-3 ② K		3 1	0 0	0 0	0 0	0 0	1 1	4 0
22 Jason Kipnis, L (1, 4) OBP: 0.316, SLG: 0.373			B FF 91 F FF 90 F FF 91 B FF 91 F FF 92 X CU 73 2-2 55 SH1-3 2B	F FF 92 F FF 91 B FF 91 D FS 85 B FF 92 X FF 91 3-2 ③ F7		C FF 96 B FF 96 C CU 84 D CU 83 X FF 96 2-2 1-H 2-H HR		C FF 91 X SL 84 0-1 ③ G3-1		4	1	2	3	0	0	2
55 Roberto Pérez, R (1, 2) OBP: 0.241, SLG: 0.225			X SL 82 0-0 ① SH1-3 2-3		B FF 90 X FF 90 1-0 ① L9	B CU 83 F FF 96 C FF 95 B CU 82 C CU 81 2-3 ③ K				2	0	0	0	0	1	0
1 Greg Allen, S (1, 8) OBP: 0.276, SLG: 0.315			C FF 92 S FF 92 B FF 92 B FF 92 B FF 92 S FF 92 3-3 ② K		C FF 90 S FF 91 X FF 91 0-2 ② F7		M FF 90 C CU 81 F FF 92 X FF 92 0-2 ① G5-3			3	0	0	0	0	1	1
Inning Stats	R: 0 E: 0 K: 0 S: 8 H: 0 LOB: 0 BB: 0 P: 12	R: 0 E: 0 K: 1 S: 7 H: 0 LOB: 0 BB: 0 P: 11	R: 0 E: 0 K: 1 S: 12 H: 1 LOB: 1 BB: 0 P: 18	R: 1 E: 0 K: 1 S: 16 H: 2 LOB: 2 BB: 1 P: 31	R: 0 E: 0 K: 1 S: 8 H: 0 LOB: 0 BB: 0 P: 10	R: 4 E: 0 K: 1 S: 14 H: 2 LOB: 0 BB: 2 P: 31	R: 0 E: 0 K: 0 S: 12 H: 1 LOB: 2 BB: 1 P: 19	R: 0 E: 0 K: 1 S: 11 H: 0 LOB: 0 BB: 0 P: 15		1B: 2 2B: 3 3B: 0 HR: 1 SF: 0 SAC: 1 DP: 0 HBP: 0						

	AB	29
	R	5
	H	6
	RBI	5
	BB	4
	SO	6
	LOB	11

WP: 1 PA: 34
PB: 0
SB: 1
CS: 0

PITCHER		IP	WLS	BF	H	R	ER	SO	BB	IBB	HBP	BLK	WP	HR	S	P	ERA	WHIP
12 Jake Odorizzi, R ERA: 4.41	(1, 1)	5.1	L	22	3	3	3	4	3	0	0	0	0	0	53	94	5.06	1.125
67 Alan Busenitz, R ERA: 4.79	(6, 1)	0.2	B	4	2	2	2	1	0	0	0	0	0	1	12	19	27.00	3.000
32 Oliver Drake, R ERA: 5.9	(7, 1)	1.0		5	1	0	0	0	1	0	0	0	1	0	12	19	0.00	2.000
58 Gabriel Moya, L ERA: 4.91	(8, 1)	1.0		3	0	0	0	1	0	0	0	0	0	0	11	15	0.00	0.000

PITCHER	IP	WLS	BF	H	R	ER	SO	BB	IBB	HBP	BLK	WP	HR	S	P	ERA	WHIP

Minnesota Twins @ Texas Rangers

Globe Life Park in Arlington, Arlington, TX

Fri Aug 31 2018, 8:10 PM - 11:51 PM EDT

Att. 22,808 - Partly Cloudy - 94 F

livebaseballscorecards.com

Batter	1	2	3	4	5	6	7	8	9	AB	R	H	RBI	BB	SO	LOB
7 Joe Mauer, L (1, 3) OBP: 0.349, SLG: 0.375	2-2: 11 SH2-3 2B	1-3: K			2-1: 11 2B 1-3 1B	0-0: B2-3		1-2: G4-3		5	1	2	0	0	1	2
11 Jorge Polanco, S (1, 6) OBP: 0.337, SLG: 0.407	0-0: SH2-3 2-3		1-2: F9		3-1: 26 1B 23 2B 1-H 3-H 2B	2-3: K		0-0: G4-3		4	1	1	2	0	1	0
36 Robbie Grossman, S (1, 7) OBP: 0.341, SLG: 0.364	3-1: G4-3		3-1: G3		4-2: 26 1B 23 2B BB	2-0: 1B		4-1: 22 BB BB		3	1	1	0	2	0	1
22 Miguel Sanó, R (1, 5) OBP: 0.287, SLG: 0.413	4-2: BB		1-0: L7		1-2: F9	0-0: G3		4-2: BB 1-2		3	0	0	0	2	0	3
26 Max Kepler, L (1, 9) OBP: 0.317, SLG: 0.424	1-1: P6			2-0: P6	3-2: 23 2B 1-2 2-3 1B		2-1: 23 2B 1B	2-1: F9		5	2	2	0	0	0	4
23 Mitch Garver, R (1, 2) OBP: 0.337, SLG: 0.422		1-2: 60 HBP 1B		2-2: F8	1-2: 60 HR 1-H 2-H 3-H 2B		2-1: 60 SH 31 G6-4-3 1-H 2B		0-0: E8	5	2	3	4	0	0	0
60 Jake Cave, L (1, 8) OBP: 0.308, SLG: 0.467		1-2: HBP 1-2		2-0: G3	3-2: HR 2-H		0-0: SH 31 G6-4-3 2-3		0-3: K	3	1	1	2	0	1	1
31 Tyler Austin, R (1, 10) OBP: 0.296, SLG: 0.528		1-3: K			HR; P2		2-0: G6-4-3 1-2f 3-H		1-1: G6-3	5	1	1	1	0	1	4
16 Ehire Adrianza, S (1, 4) OBP: 0.304, SLG: 0.383		0-0: P5			1B; G5-3		1-2: G5-3		2-0: G5-3	5	1	1	0	0	0	3

TOP	
AB	38
R	10
H	12
RBI	9
BB	4
SO	4
LOB	18

Inning Stats	1	2	3	4	5	6	7	8	9						
	R: 0 E: 0 K: 0 S: 10	H: 1 LOB: 2 BB: 1 P: 20	R: 0 E: 0 K: 2 S: 14	H: 1 LOB: 2 BB: 0 P: 18	R: 0 E: 0 K: 0 S: 7	H: 0 LOB: 0 BB: 0 P: 12	R: 0 E: 0 K: 0 S: 5	H: 0 LOB: 0 BB: 0 P: 11	R: 8 E: 0 K: 0 S: 31	H: 7 LOB: 0 BB: 1 P: 53	R: 0 E: 0 K: 1 S: 6	H: 1 LOB: 1 BB: 0 P: 10	R: 2 E: 1 K: 0 S: 9	H: 2 LOB: 0 BB: 0 P: 16	R: 0 E: 0 K: 0 S: 9	H: 0 LOB: 2 BB: 2 P: 20	R: 0 E: 1 K: 1 S: 8	H: 0 LOB: 1 BB: 0 P: 11	1B: 6 2B: 4 3B: 0 HR: 2	SF: 0 SAC: 2 DP: 1 HBP: 1	WP: 0 PB: 0 SB: 0 CS: 0	PA: 45

PITCHER		IP	WLS	BF	H	R	ER	SO	BB	IBB	HBP	BLK	WP	HR	S	P	ERA	WHIP
48 Drew Hutchison, R ERA: 6.75	(1, 1)	4.0		20	6	4	4	2	1	0	1	0	0	1	43	74	9.00	1.750
55 Matt Moore, L ERA: 7.27	(5, 1)	1.0	L	7	3	4	4	0	1	0	0	0	0	1	24	40	36.00	4.000
58 Alex Claudio, L ERA: 4.94	(6, 1)	2.0		9	3	2	2	1	0	0	0	0	0	0	15	26	9.00	1.500
33 Martín Pérez, L ERA: 6.75	(8, 1)	2.0		9	0	0	0	1	2	0	0	0	0	0	17	31	0.00	1.000

PITCHER	IP	WLS	BF	H	R	ER	SO	BB	IBB	HBP	BLK	WP	HR	S	P	ERA	WHIP

Minnesota Twins @ Texas Rangers

Globe Life Park in Arlington, Arlington, TX

Fri Aug 31 2018, 8:10 PM - 11:51 PM EDT

Att. 22,808 - Partly Cloudy - 94 F

BOTTOM

Batter	1	2	3	4	5	6	7	8	9	AB	R	H	RBI	BB	SO	LOB
17 Shin-Soo Choo, L (1, 7) OBP: 0.388, SLG: 0.468	G4-3		BB	G3		K		K		4	1	0	0	1	2	2
12 Rougned Odor, L (1, 4) OBP: 0.342, SLG: 0.466	G4-3		F7	1E, 30 HR, 1B		P4		K		5	1	1	1	0	1	2
1 Elvis Andrus, R (1, 6) OBP: 0.320, SLG: 0.383	1B		29 BB, 19 2B, 1B	E6, 30 HR		E6			BB	4	3	2	0	1	0	1
30 Nomar Mazara, L (1, 9) OBP: 0.325, SLG: 0.439	G4-3		F7	HR		G1-3			G6-3	5	1	1	3	0	0	5
29 Adrián Beltré, R (1, 10) OBP: 0.330, SLG: 0.380		F8	19 2B, BB	L5			K		G4-3	4	0	0	1	1	1	0
19 Jurickson Profar, S (1, 5) OBP: 0.341, SLG: 0.451		61 BB, BB	2B	61 E, 61 S, 1B			K		BB	3	0	2	2	2	1	0
13 Joey Gallo, L (1, 3) OBP: 0.318, SLG: 0.494		L7	L9	K			K		G1-3	5	0	0	0	0	2	5
61 Robinson Chirinos, R (1, 2) OBP: 0.336, SLG: 0.422		BB		F9	K			HBP		2	0	0	0	1	1	1
15 Carlos Tocci, R (1, 8) OBP: 0.254, SLG: 0.252		L4		17 G3, 12 1B, 2B	G6-3			K		4	1	1	0	0	1	4
Inning Stats	R: 0 E: 0 K: 0 S: 11 H: 1 LOB: 1 BB: 0 P: 17	R: 0 E: 0 K: 0 S: 9 H: 0 LOB: 2 BB: 2 P: 19	R: 2 E: 0 K: 0 S: 18 H: 2 LOB: 2 BB: 2 P: 29	R: 4 E: 1 K: 0 S: 20 H: 3 LOB: 0 BB: 0 P: 30	R: 0 E: 0 K: 2 S: 11 H: 1 LOB: 1 BB: 0 P: 20	R: 0 E: 1 K: 1 S: 9 H: 0 LOB: 1 BB: 0 P: 14	R: 0 E: 0 K: 3 S: 11 H: 0 LOB: 0 BB: 0 P: 16	R: 0 E: 0 K: 3 S: 16 H: 0 LOB: 1 BB: 0 P: 25	R: 1 E: 0 K: 0 S: 8 H: 0 LOB: 1 BB: 2 P: 19	1B: 4 2B: 2 3B: 0 HR: 1 SF: 0 SAC: 0 DP: 0 HBP: 1							

livebaseballscorecards.com

AB	36
R	7
H	7
RBI	7
BB	6
SO	9
LOB	20

WP: 0 PB: 1 SB: 1 CS: 0 PA: 43

PITCHER

PITCHER		IP	WLS	BF	H	R	ER	SO	BB	IBB	HBP	BLK	WP	HR	S	P	ERA	WHIP
59 Stephen Gonsalves, L ERA: 9.9	(1, 1)	3.2		22	6	6	3	0	4	0	0	0	0	1	54	90	7.36	2.727
68 Matt Magill, R ERA: 3.94	(4, 1)	1.1	W	5	1	0	0	2	0	0	0	0	0	0	15	25	0.00	0.750
58 Gabriel Moya, L ERA: 4.73	(6, 1)	1.0	H	4	0	0	0	1	0	0	0	0	0	0	9	14	0.00	0.000
65 Trevor May, R ERA: 1.88	(7, 1)	1.1		5	0	0	0	4	0	0	1	0	0	0	21	31	0.00	0.000
55 Taylor Rogers, L ERA: 3.16	(8, 1)	0.2		2	0	0	0	2	0	0	0	0	0	0	6	10	0.00	0.000

PITCHER		IP	WLS	BF	H	R	ER	SO	BB	IBB	HBP	BLK	WP	HR	S	P	ERA	WHIP
39 Trevor Hildenberger, R ERA: 4.31	(9, 1)	1.0		5	0	1	0	0	2	0	0	0	0	0	8	19	0.00	2.000

Minnesota Twins @ Texas Rangers

Globe Life Park in Arlington, Arlington, TX

Sat Sep 01 2018, 8:11 PM - 10:59 PM EDT

Att. 32,175 - Partly Cloudy - 92 F

TOP

livebaseballscorecards.com

Batter	1	2	3	4	5	6	7	8	9	AB	R	H	RBI	BB	SO	LOB
7 Joe Mauer, L (1, 3) OBP: 0.350, SLG: 0.379	B SI 89 F SI 90 C SI 91 F SI 91 B SI 92 F SL 89 X CH 87 2-2 11 G6-4-3 24 1B 22 WP 1B		C SI 88 B SI 90 X SI 90 1-1 ① L7		B FF 92 B CU 79 C FF 91 X SI 91 2-1 ③ G6-3			C FF 94 B FF 95 X FF 96 1-1 24 1B 2B		4	2	2	0	0	0	0
24 Logan Forsythe, R (1, 4) OBP: 0.321, SLG: 0.319	C SI 92 X SI 92 0-1 11 G6-4-3 1-2 1B		C FF 90 B SI 91 C SI 91 B SL 88 X CU 79 2-2 ② G4-3			X FF 89 0-0 2B		C FF 96 B FF 97 S FF 96 B SL 86 X FF 97 2-2 2-H 1B		4	0	3	1	0	0	0
11 Jorge Polanco, S (1, 6) OBP: 0.330, SLG: 0.399	C SI 92 C SI 92 X SI 92 0-2 ①② G6-4-3 1-2f 2-3		B CU 78 C CH 85 B CH 86 X FF 91 2-1 ③ F8			C FF 92 S SL 86 F SL 87 B SL 88 F FF 93 X SL 87 1-2 ① P3		X FF 96 0-0 ① P5		4	0	0	0	0	0	4
22 Miguel Sanó, R (1, 5) OBP: 0.283, SLG: 0.407	B FF 91 X SL 90 1-0 ③ F9 3-H			C FF 88 C SI 90 B SL 88 B SL 88 F CH 84 T SL 90 2-2 ① K		B FF 93 F SL 87 X FF 93 1-1 ② L4		C FF 95 C FF 96 S SL 85 0-3 ② K		4	0	0	0	0	2	2
26 Max Kepler, L (1, 9) OBP: 0.317, SLG: 0.422		C SI 90 B SI 90 X SL 88 1-1 ① G3		B SI 90 C FF 91 B CH 86 F CH 86 B FF 91 X FF 92 3-2 ② F7		B SL 88 B SL 86 B FF 93 B FF 93 4-0 BB		C FC 91 B FC 90 B FF 96 S FC 92 X FF 97 2-2 ③ G3		3	0	0	0	1	0	1
23 Mitch Garver, R (1, 2) OBP: 0.333, SLG: 0.418 64 Willians Astudillo, R (8, 2) OBP: 0.286, SLG: 0.444		F SI 90 S SL 88 B SL 88 B SL 88 X FF 92 2-2 ② P6		B SL 89 B SI 91 X FF 92 2-0 ③ G5-3		C FF 99 F FF 99 B FF 100 S CU 80 1-3 ③ K			B FF 96 F FF 96 B SL 81 X FF 97 2-1 ① F8	3 1	0 0	0 0	0 0	0 0	1 0	2 0
60 Jake Cave, L (1, 8) OBP: 0.312, SLG: 0.489		B SI 91 B SI 91 C SI 91 B SL 88 X SI 90 3-1 HR			B SI 88 C SI 90 X SI 90 1-1 31 1B 2B		C FF 91 X SL 82 0-1 ① G3		C FF 95 B SL 82 S CH 89 C CH 89 1-3 ② K	4	2	2	1	0	1	0
31 Tyler Austin, R (1, 10) OBP: 0.300, SLG: 0.525		C SL 88 S CU 78 B FF 91 F SL 88 B FF 92 B CU 80 D SL 90 4-2 BB			D CU 80 S CU 80 S FF 91 X SL 87 1-2 36 G6-3 2-H 1B		B FF 91 C FF 90 S CH 78 S FF 92 1-3 ② K		B CU 80 S FF 98 S FF 97 S SL 84 1-3 ③ K	3	0	1	1	1	2	0
36 Robbie Grossman, S (1, 7) OBP: 0.338, SLG: 0.361		C CU 78 B CU 78 B FF 91 X CH 84 2-1 ③ P6			B CU 78 1 SAFE C CH 85 B CH 85 F CH 86 F SL 88 B FF 92 X FF 92 3-2 ①② G6-3 1-2f		X FF 92 0-0 ③ L9			3	0	0	0	0	0	2
Inning Stats	R: 1 E: 0 K: 0 S: 11 H: 2 LOB: 0 BB: 0 P: 14	R: 1 E: 0 K: 0 S: 12 H: 1 LOB: 1 BB: 1 P: 24	R: 0 E: 0 K: 0 S: 7 H: 0 LOB: 0 BB: 0 P: 12	R: 0 E: 0 K: 1 S: 8 H: 0 LOB: 0 BB: 0 P: 15	R: 1 E: 0 K: 0 S: 11 H: 2 LOB: 0 BB: 0 P: 18	R: 0 E: 0 K: 1 S: 11 H: 1 LOB: 2 BB: 1 P: 18	R: 0 E: 0 K: 1 S: 6 H: 0 LOB: 0 BB: 0 P: 7	R: 1 E: 0 K: 1 S: 12 H: 2 LOB: 1 BB: 0 P: 17	R: 0 E: 0 K: 2 S: 8 H: 0 LOB: 0 BB: 0 P: 12	1B: 4 2B: 3 3B: 0 HR: 1 SF: 0 SAC: 0 DP: 2 HBP: 0						

	AB	33
	R	4
	H	8
	RBI	3
	BB	2
	SO	6
	LOB	11

WP: 1 PA: 35
PB: 0
SB: 0
CS: 0

PITCHER		IP	WLS	BF	H	R	ER	SO	BB	IBB	HBP	BLK	WP	HR	S	P	ERA	WHIP
49 Yovani Gallardo, R ERA: 5.97	(1, 1)	5.0	W	20	6	3	3	1	1	0	0	0	1	1	50	84	5.40	1.400
50 Zac Curtis, L ERA: 1.74	(6, 1)	0.2	H	3	0	0	0	0	1	0	0	0	0	0	7	13	0.00	1.500
59 Connor Sadzeck, R ERA:	(6, 1)	0.1	H	1	0	0	0	1	0	0	0	0	0	0	3	4	0.00	0.000
54 Jeffrey Springs, L ERA: 2.55	(7, 1)	1.0	H	3	0	0	0	1	0	0	0	0	0	0	6	7	0.00	0.000
31 Chris Martin, R ERA: 4.72	(8, 1)	1.0		5	2	1	1	1	0	0	0	0	0	0	12	17	9.00	2.000

PITCHER		IP	WLS	BF	H	R	ER	SO	BB	IBB	HBP	BLK	WP	HR	S	P	ERA	WHIP
62 José Leclerc, R ERA: 1.78	(9, 1)	1.0	S	3	0	0	0	2	0	0	0	0	0	0	8	12	0.00	0.000

Minnesota Twins @ Texas Rangers

Globe Life Park in Arlington, Arlington, TX

Sat Sep 01 2018, 8:11 PM - 10:59 PM EDT

Att. 32,175 - Partly Cloudy - 92 F

livebaseballscorecards.com

BOTTOM

Batter	1	2	3	4	5	6	7	8	9	AB	R	H	RBI	BB	SO	LOB
17 Shin-Soo Choo, L (1, 7) OBP: 0.385, SLG: 0.464 3 Delino DeShields, R (8, 8) OBP: 0.303, SLG: 0.272	S FF 94 X FF 94 0-1 L7	M SV 80 B SV 80 B CH 82 C SI 92 B SV 80 X SI 92 3-2 L8			B SL 82 B SL 82 C SI 89 C SL 82 B SL 84 X SL 82 3-2 E1 12 1B 30 E		C FS 83 B FS 82 B FF 93 S FS 84 X FS 84 2-2 G3-1			4 0	1 0	0 0	0 0	0 0	0 0	0 0
12 Rougned Odor, L (1, 4) OBP: 0.343, SLG: 0.474	C FF 94 B SI 94 C SI 94 B FF 95 B SV 82 X SI 94 3-2 G1-3		C SV 79 S SI 92 B SV 81 B SV 81 F SI 94 F CH 85 F CH 84 F FF 93 B FF 93 3-3 S CH 83 K		B SI 90 X SL 81 1-0 30 G1-3 30 E 1-3 1B		B FS 84 X FS 83 1-0 HR			4	1	2	1	0	1	0
1 Elvis Andrus, R (1, 6) OBP: 0.317, SLG: 0.378	B FF 94 F FF 95 B SI 94 B SI 94 F SI 93 C SI 94 3-3 K		F SI 92 F CH 83 F FF 92 B SV 81 X SI 92 1-2 G5-3		B SI 90 F SI 89 X SL 82 1-1 F9		B FF 93 F FF 92 C FS 82 F FF 94 B FS 83 X FF 93 2-2 F8			4	0	0	0	0	1	2
30 Nomar Mazara, L (1, 9) OBP: 0.324, SLG: 0.445		B FF 94 B FF 93 X SI 92 2-0 HR	C SV 81 S SV 81 B FF 94 C FF 94 1-3 K		1 SAFE B SL 82 C SL 82 B SL 81 F SI 89 X SL 82 2-2 G1-3 1-3 3-H			X FF 89 0-0 F8		4	1	1	1	0	1	1
29 Adrian Beltré, R (1, 10) OBP: 0.329, SLG: 0.387		B SV 79 C SV 80 S FF 92 B SI 93 F SI 92 B SV 80 S SV 81 3-3 K		B SI 91 S CH 84 X SV 81 1-1 HR	C CU 83 X SI 96 0-1 L8			B FF 90 B SL 81 S FF 90 F FF 90 B FF 91 X FF 90 3-2 F7		4	1	1	1	0	1	1
19 Jurickson Profar, S (1, 5) OBP: 0.341, SLG: 0.448		F SV 80 B FF 93 B FF 92 B FF 93 F FF 92 F SI 93 B SI 93 4-2 13 BB 67 HR BB		B SI 94 B SI 94 C SI 93 F CH 83 S SV 81 2-3 K		C SI 96 S FF 96 B FF 96 B CU 84 F CU 83 B CU 83 F FF 96 F FF 95 F FF 96 3-2 X FF 96 L7		B SL 83 B FF 91 X FF 91 2-0 F7		3	1	0	0	1	1	0
13 Joey Gallo, L (1, 8) OBP: 0.318, SLG: 0.492 (8, 7)		B FF 94 B FF 92 B CH 84 F SI 94 1 SAFE B SI 95 4-1 67 HR 1-2 BB		B SV 81 B CH 83 C CH 83 F SI 94 F CH 84 S FF 94 2-3 K		C FF 96 B FF 96 F FF 96 S CU 85 1-3 K				2	1	0	0	1	2	0
67 Ronald Guzmán, L (1, 3) OBP: 0.312, SLG: 0.419		X FF 92 0-0 1-H 2-H HR		B CH 85 B CH 82 B SI 94 C SI 93 B FF 94 4-1 BB		B CU 84 S CU 83 C FF 96 X FF 95 1-2 G4-3				2	1	1	3	1	0	0
9 Isiah Kiner-Falefa, R (1, 2) OBP: 0.328, SLG: 0.369		C FF 93 B SV 81 X SV 80 1-1 G5-3		S FF 92 F FF 91 F FF 92 X SV 80 0-2 F7			B FS 80 B FF 91 S FF 90 F FF 91 X FS 83 2-2 G5-3			3	0	0	0	0	0	1

	AB	R	H	RBI	BB	SO	LOB
	30	7	5	6	3	7	5

Inning Stats	1	2	3	4	5	6	7	8	9
	R: 0 E: 0 K: 1 S: 8 H: 0 LOB: 0 BB: 0 P: 14	R: 4 E: 0 K: 1 S: 15 H: 2 LOB: 0 BB: 2 P: 32	R: 0 E: 0 K: 2 S: 14 H: 0 LOB: 0 BB: 0 P: 19	R: 1 E: 0 K: 2 S: 14 H: 1 LOB: 1 BB: 1 P: 23	R: 1 E: 2 K: 0 S: 11 H: 1 LOB: 1 BB: 0 P: 18	R: 0 E: 0 K: 1 S: 13 H: 0 LOB: 0 BB: 0 P: 18	R: 1 E: 0 K: 0 S: 11 H: 1 LOB: 0 BB: 0 P: 18	R: 0 E: 0 K: 0 S: 5 H: 0 LOB: 0 BB: 0 P: 10	

	1B	SF	WP	PA
	1	0	0	33
	2B: 0	SAC: 0	PB: 0	
	3B: 0	DP: 0	SB: 0	
	HR: 4	HBP: 0	CS: 0	

PITCHER		IP	WLS	BF	H	R	ER	SO	BB	IBB	HBP	BLK	WP	HR	S	P	ERA	WHIP
17 José Berríos, R ERA: 3.92	(1, 1)	4.0	L	18	3	5	5	6	3	0	0	0	0	3	51	88	11.25	1.500
62 Andrew Vasquez, L ERA:	(5, 1)	0.2		4	1	1	0	0	0	0	0	0	0	0	9	16	0.00	1.500
67 Alan Busenitz, R ERA: 4.5	(5, 1)	1.1		4	0	0	0	1	0	0	0	0	0	0	15	20	0.00	0.000
32 Oliver Drake, R ERA: 5.98	(7, 1)	1.0		4	1	1	1	0	0	0	0	0	0	1	11	18	9.00	1.000
43 Addison Reed, R ERA: 4.7	(8, 1)	1.0		3	0	0	0	0	0	0	0	0	0	0	5	10	0.00	0.000

PITCHER	IP	WLS	BF	H	R	ER	SO	BB	IBB	HBP	BLK	WP	HR	S	P	ERA	WHIP

Batter	1	2	3	4	5	6	7	8	9	AB	R	H	RBI	BB	SO	LOB
24 Logan Forsythe, R (1, 4) OBP: 0.317, SLG: 0.315	B FF 93 F FF 92 X FF 93 1-1 L9		B CU 79 X FF 93 1-0 F9			C CH 82 B FF 93 C SL 84 B SL 84 F FF 95 F FF 95 B FF 94 F FF 93 C FF 94 3-3 K		B SI 96 F SI 94 F SI 94 F CH 88 X CH 89 1-2 G5-3 1-2		4	0	0	0	0	1	1
16 Ehire Adrianza, S (1, 5) OBP: 0.303, SLG: 0.381	F FF 93 F FF 92 F SL 84 B SI 92 F FF 92 B FF 91 F FF 93 X CH 85 2-2 G6-3		B SL 81 X CH 86 1-0 G6-3			C CU 78 F SL 85 X FF 94 0-2 L8		X SI 94 0-0 11 BB 2-H 1B		4	0	1	1	0	0	0
11 Jorge Polanco, S (1, 6) OBP: 0.333, SLG: 0.403	C CU 79 B SL 86 S FF 94 S FF 94 1-3 K			B FF 92 F FF 92 B SL 84 B FF 95 F FF 91 X FF 94 3-2 36 1B 26 G 2B		X SL 84 0-0 P6		D SI 90 F SI 94 B SI 93 B FF 95 B SI 94 4-1 1-2 BB		3	0	1	0	1	1	0
36 Robbie Grossman, S (1, 10) OBP: 0.340, SLG: 0.362 23 Mitch Garver, R (8, 3) OBP: 0.333, SLG: 0.418		C FF 92 B SL 83 B FF 92 X CH 83 2-1 F8		X FF 94 0-0 26 G 2-3 1B			C SI 94 C FF 93 B CH 88 B FF 94 F FF 94 B SI 93 X SI 94 3-2 64 G5-4-3 1B	C SI 95 B SI 91 C SI 95 S CH 89 1-3 K		4 0	0 0	2 0	0 0	1 0	2 0	0 0
26 Max Kepler, L (1, 9) OBP: 0.316, SLG: 0.419		B SL 82 C SL 84 B SI 91 B FF 92 B FF 93 4-1 60 1B BB		X FF 94 0-0 G 1-2 3-Hf			B FF 93 F SI 94 F SI 93 C FF 95 1-3 K		F SI 92 B FF 94 B SI 93 X SI 94 2-1 F8	3	0	0	0	1	1	3
64 Willians Astudillo, R (1, 2) OBP: 0.281, SLG: 0.419		B SI 90 B CH 82 X FF 94 2-0 L7		B CH 85 B CH 84 B SI 90 C FF 93 X FF 93 3-1 L5			C FF 93 X FC 90 0-1 G5-4-3 1-2f		C FF 94 X FF 96 0-1 60 FC4-6 1B	4	0	1	0	0	0	3
60 Jake Cave, L (1, 8) OBP: 0.316, SLG: 0.505	B SI 93 B FF 93 C FF 93 C FF 94 X SL 84 2-2 1-2 1B				S SL 86 X CU 78 0-1 G4-3			B FF 93 F FF 92 F CH 88 F FF 95 F SI 95 X FF 95 1-2 HR	C FF 93 B CU 84 F CH 88 B CH 88 X CH 88 2-2 1-2f FC4-6 46 HR	4	2	2	1	0	0	1
46 Chris Gimenez, R (1, 3) OBP: 0.250, SLG: 0.258 (8, 1)	C CH 84 B SI 92 X CH 83 1-1 P4				C CU 78 B FF 94 T FF 94 B SL 81 X SI 92 2-2 G1-3			B FF 94 C FC 89 B FF 95 B FF 94 F SI 95 F SI 95 F SI 95 F SI 95 F SI 95 4-2 F SI 86 B FC 90 51 FC6-4 BB	X FF 94 0-0 1-H HR	3	1	1	2	1	0	2
51 Johnny Field, R (1, 7) OBP: 0.235, SLG: 0.339			B FF 93 B FF 91 X FF 92 2-0 P3		C FF 94 T FF 94 F FF 94 X SL 82 0-2 G1-3			X FF 95 0-0 FC6-4 24 G5-3 1-2f 16 1B	C SI 94 C CU 87 B SI 94 X SI 96 1-2 F9	4	1	0	0	0	0	1
Inning Stats	R: 0 E: 0 K: 1 S: 11 H: 0 LOB: 0 BB: 0 P: 15	R: 0 E: 0 K: 0 S: 9 H: 1 LOB: 2 BB: 1 P: 20	R: 0 E: 0 K: 0 S: 3 H: 0 LOB: 0 BB: 0 P: 7	R: 0 E: 0 K: 0 S: 7 H: 2 LOB: 1 BB: 0 P: 13	R: 0 E: 0 K: 0 S: 9 H: 0 LOB: 0 BB: 0 P: 11	R: 0 E: 0 K: 1 S: 10 H: 0 LOB: 0 BB: 0 P: 13	R: 0 E: 0 K: 1 S: 9 H: 1 LOB: 0 BB: 0 P: 13	R: 2 E: 0 K: 1 S: 22 H: 2 LOB: 2 BB: 2 P: 33	R: 2 E: 0 K: 0 S: 11 H: 2 LOB: 0 BB: 0 P: 16	1B: 5 2B: 2 3B: 0 HR: 2	SF: 0 SAC: 0 DP: 2 HBP: 0				WP: 0 PB: 0 SB: 0 CS: 0	PA: 36	

PITCHER	IP	WLS	BF	H	R	ER	SO	BB	IBB	HBP	BLK	WP	HR	S	P	ERA	WHIP
65 Yohander Méndez, L (1, 1) ERA: 5.59	6.0	W	21	3	0	0	2	1	0	0	0	0	0	49	79	0.00	0.667
32 Eddie Butler, R (7, 1) ERA: 6.13	3.0	S	15	5	4	4	2	2	0	0	0	0	2	42	62	12.00	2.333

PITCHER	IP	WLS	BF	H	R	ER	SO	BB	IBB	HBP	BLK	WP	HR	S	P	ERA	WHIP

TOP

Minnesota Twins @ Texas Rangers

Globe Life Park in Arlington, Arlington, TX

Sun Sep 02 2018, 3:10 PM - 6:18 PM EDT

Att. 23,423 - Cloudy - 91 F

livebaseballscorecards.com

AB	33
R	4
H	8
RBI	4
BB	3
SO	4
LOB	13

Batter	1	2	3	4	5	6	7	8	9	AB	R	H	RBI	BB	SO	LOB
17 Shin-Soo Choo, L (1, 7) OBP: 0.384, SLG: 0.465 15 Carlos Tocci, R (7, 8) OBP: 0.259, SLG: 0.275	B FF 88 B FF 87 F FF 88 F CH 79 B FF 89 X CH 79 3-2 G6-3 ①	C FF 92 F SL 86 B FF 94 B CU 76 S CH 85 2-3 K ③			B CU 72 F CH 83 S SL 83 X SL 83 1-2 G5-3 ①	C KC 76 1 SAFE S FF 92 D KC 84 F SI 93 B FF 92 B CH 80 F FF 93 X FF 94 3-2 12 E 2B 1-3 3-H	C SL 82 B FF 91 X FF 91 1-1 12 SF8 3B	B FF 63 X FF 66 1-0 F7 ②		4 2	1 1	1 1	1 1	0 0	1 0	2 1
12 Rougned Odor, L (1, 4) OBP: 0.348, SLG: 0.478	C FF 90 B SL 80 B SL 82 B FF 90 S CH 82 F CH 82 B CH 82 4-2 1 HR BB	C FF 91 B FF 91 C CH 85 H CU 76 2-2 30 2B HBP	B CU 74 B FF 91 X SL 86 2-0 1 E 2B	B SI 92 B SI 92 C FF 93 X KC 80 2-1 E3 30 HR 2-H 3-H	B FF 92 F FF 92 F SL 85 F FF 92 F FF 92 F FF 93 B SL 84 F SL 83 X SL 80 2-2 SF8 ② 3-H	X FF 67 0-0 1B		3	3	2	1	1	0	0
1 Elvis Andrus, R (1, 6) OBP: 0.315, SLG: 0.385 9 Isiah Kiner-Falefa, R (8, PH) OBP: 0.327, SLG: 0.368 (9, 5)	X SI 88 0-0 1-H HR	C SI 90 1 SAFE B FF 91 C FF 91 S SL 85 1-3 K ①	B FF 91 C CU 73 S SL 85 X FF 93 1-2 E4 2-H	B SI 93 X FF 92 1-0 F9 ①	B SL 83 C SL 83 B FF 92 B SL 84 X FF 91 3-1 F7 ③	C FF 66 C FF 77 T FF 58 0-2 K ③		5 1	1 0	1 0	2 0	0 0	1 1	2 1
30 Nomar Mazara, L (1, 9) OBP: 0.327, SLG: 0.464	B FF 91 C CH 84 B SL 81 S CH 82 X FF 88 2-2 P2 ②	1 SAFE B FF 91 C FF 90 1 SAFE 1 SAFE F FF 91 B CH 86 F CH 86 F FF 94 2-2 X CU 75 1-2 2B ②	X CH 84 0-0 L9 ②	B SI 92 B KC 81 C KC 80 X FF 92 2-1 2-H HR	C FF 65 B FF 68 X FF 62 1-1 HR	5	2	3	3	0	0	1
29 Adrián Beltré, R (1, 10) OBP: 0.330, SLG: 0.386 3 Delino DeShields, R (8, PR) OBP: 0.303, SLG: 0.272 (9, 10)	C CH 83 F FF 89 S FF 90 0-3 K ③	C FF 92 B SL 86 C FF 92 F FF 94 X FF 94 1-2 P5 ③	B SL 84 F FF 90 F FF 89 X SL 85 1-2 G4-3 ③	C SI 92 B SL 87 H SI 92 2-1 19 HR HBP	C FF 56 F FF 73 X FF 62 0-2 61 F8 19 1B 67 1B 1B	4 0	1 1	1 0	0 0	0 0	1 0	2 0
19 Jurickson Profar, S (1, 5) OBP: 0.345, SLG: 0.463 (9, 6)	B CU 74 C CH 85 B FF 92 F FF 93 F FF 94 F SI 92 B CU 74 F SI 92 X FF 94 3-2 67 G4-6-3 2B	C FF 89 B FF 89 F SL 84 F SI 91 F CH 84 C CH 85 1-3 K ①		2-2 61 HR 2B 1-H HR	B FF 64 X FF 60 1-0 67 1B 18 HR 1B 1-2	5	3	4	2	0	1	0
61 Robinson Chirinos, R (1, 2) OBP: 0.337, SLG: 0.429	C CU 74 F SI 93 B FF 93 H SI 93 2-2 67 G4-6-3 HBP	S SL 85 S CU 73 F CU 74 B FF 94 B SL 86 S SI 91 2-3 K ②		0-1 HR 2-2 K	C FF 71 F FF 71 F FF 58 B FF 68 X FF 64 1-2 F8 ① 2-3	4	1	1	2	0	2	2
67 Ronald Guzmán, L (1, 3) OBP: 0.316, SLG: 0.425	X CH 85 0-0 G4-6-3 ① ② 1-2f 2-3	C CH 84 X CH 84 0-1 1B		18 1B 17 2B 2B 1-3 K ③	S FF 66 B FF 69 B FF 68 F FF 65 B FF 82 X FF 65 3-2 18 HR 1B 1-2 3-H	5	2	3	1	0	1	2
18 Drew Robinson, L (1, 8) OBP: 0.292, SLG: 0.283 (7, 7)	C FF 92 B FF 92 B FF 93 B CH 87 B FF 92 4-1 BB	X FF 90 0-0 P6 ③		B FF 93 X FF 92 1-0 17 2B 12 E 1B 2-3	B SL 82 X FF 91 1-0 P4 ①	B FF 62 S FF 62 F FF 72 X FF 68 1-2 1-H 2-H HR		4	2	2	3	1	0	1
Inning Stats	R: 2 H: 1 E: 0 LOB: 0 K: 1 BB: 1 S: 13 P: 22	R: 0 H: 1 E: 0 LOB: 2 K: 1 BB: 1 S: 13 P: 24	R: 0 H: 1 E: 0 LOB: 1 K: 1 BB: 0 S: 14 P: 20	R: 0 H: 1 E: 0 LOB: 1 K: 2 BB: 0 S: 12 P: 15	R: 1 H: 1 E: 1 LOB: 1 K: 0 BB: 0 S: 11 P: 16	R: 9 H: 7 E: 1 LOB: 0 K: 2 BB: 0 S: 32 P: 53	R: 1 H: 1 E: 0 LOB: 0 K: 0 BB: 0 S: 12 P: 19	R: 5 H: 6 E: 0 LOB: 1 K: 1 BB: 0 S: 21 P: 29		1B: 6 SF: 1 2B: 6 SAC: 0 3B: 1 DP: 1 HR: 6 HBP: 3				

PITCHER		IP	WLS	BF	H	R	ER	SO	BB	IBB	HBP	BLK	WP	HR	S	P	ERA	WHIP
58 Gabriel Moya, L ERA: 5.2	(1, 1)	1.0	L	5	1	2	2	1	1	0	0	0	0	1	13	22	18.00	2.000
52 Zack Littell, R ERA: 11.05	(2, 1)	4.0		20	6	3	2	4	1	0	2	0	0	1	56	83	4.50	1.750
21 Tyler Duffey, R ERA: 8.31	(6, 1)	0.1		6	4	5	4	0	0	0	0	0	0	1	17	29	108.00	12.000
38 Matt Belisle, R ERA: 8.01	(6, 1)	0.0		1	0	0	0	0	0	0	1	0	0	0	1	3	∞	∞
67 Alan Busenitz, R ERA: 4.76	(6, 1)	0.2		3	1	2	2	2	0	0	0	0	0	1	8	13	27.00	1.500

PITCHER		IP	WLS	BF	H	R	ER	SO	BB	IBB	HBP	BLK	WP	HR	S	P	ERA	WHIP
43 Addison Reed, R ERA: 4.78	(7, 1)	1.0		4	1	1	1	0	0	0	0	0	0	0	12	19	9.00	1.000
46 Chris Gimenez, R ERA: 36.0	(8, 1)	1.0		9	6	5	5	1	0	0	0	0	0	2	21	29	45.00	6.000

BOTTOM

Minnesota Twins @ Texas Rangers

Globe Life Park in Arlington, Arlington, TX

Sun Sep 02 2018, 3:10 PM - 6:18 PM EDT

Att. 23,423 - Cloudy - 91 F

livebaseballscorecards.com

AB	42
R	18
H	19
RBI	15
BB	2
SO	8
LOB	14

Batter	1	2	3	4	5	6	7	8	9	AB	R	H	RBI	BB	SO	LOB
7 Joe Mauer, L (1, 3) OBP: 0.350, SLG: 0.379	C SI 88 B SI 90 X SI 90 1-1 23 FC6-4 24 BB 1B		C SL 78 X SI 89 0-1 1B		C SI 89 B SL 80 B SL 80 C SI 90 X SI 90 2-2 ② G4-3		C FF 94 C ST 80 B ST 81 S CU 76 1-3 ② K		C FC 92 B FC 93 C FC 93 S CU 84 1-3 ② K	5	0	2	0	0	2	2
24 Logan Forsythe, R (1, 4) OBP: 0.318, SLG: 0.314	B SI 89 B SI 90 B SI 90 C SI 89 B SI 90 4-1 23 FC6-4 1-2 BB		C SI 88 F CH 79 B FF 91 S FC 88 1-3 ① K		C SL 76 B FC 86 X FF 90 1-1 ③ F9		C FF 93 B FF 93 C ST 81 C FF 93 1-3 ③ K		B FF 91 B SI 91 C SI 90 X SI 92 2-1 1-2 2-3 1B	4	0	1	0	1	2	1
11 Jorge Polanco, S (1, 6) OBP: 0.330, SLG: 0.398	B SI 90 X FC 89 1-0 ① L9		B SI 90 B CH 80 B SI 90 C SI 89 X FC 88 3-1 ② F8			B SL 75 B CH 78 X SI 88 2-0 ① G6-3		B FF 92 C ST 79 F FF 92 X CU 76 1-2 1B	B ST 82 C FF 92 C FF 92 F FF 93 F KC 78 S FF 93 1-3 ③ K	5	0	1	0	0	1	6
23 Mitch Garver, R (1, 2) OBP: 0.332, SLG: 0.415	C SI 90 C CH 81 F FC 88 X CH 80 0-2 ② FC6-4 22 FC5 36 BB 1-2f 2-3		X SI 90 0-0 ③ G6-3			C SI 88 C SI 90 B CH 81 X CH 78 1-2 36 E 22 1B 1B		C FF 93 B ST 80 S FF 92 B FF 93 C ST 80 2-3 ① K		4	1	1	0	0	1	4
36 Robbie Grossman, S (1, 7) OBP: 0.342, SLG: 0.365	B SI 91 C SI 90 B CH 82 B SI 91 B FF 91 4-1 22 FC5 1-2 BB			B SI 88 C SI 88 B SI 88 X FC 88 2-1 60 G4-3 2B		C SI 89 B FF 90 C SL 80 X CH 79 1-2 E6 22 1B 1-3		F FF 93 X FF 93 0-1 ② L7		3	0	1	0	1	0	2
22 Miguel Sanó, R (1, 5) OBP: 0.282, SLG: 0.405	B SI 90 X CH 81 1-0 ③ FC5 1-2 2-3f			S SI 90 B SI 90 F CH 80 C FC 88 1-3 ① K		X SI 89 0-0 1-2 3-H 1B		C ST 80 S ST 81 B FF 93 F ST 79 B FF 93 D ST 81 S CU 78 3-3 ③ K		4	0	1	1	0	2	5
60 Jake Cave, L (1, 8) OBP: 0.314, SLG: 0.500		C SL 77 B SL 80 F SI 89 F SI 90 B SL 80 C SI 91 2-3 ① K		D SI 91 D SI 90 S SI 90 B SI 90 S SI 90 X SI 90 3-2 ② G4-3 2-3		C SI 89 S SL 81 S SL 80 0-3 ② K			C FF 96 B SL 86 B FF 97 X FF 96 2-1 24 1B 26 BB 1B	4	0	1	0	0	2	3
31 Tyler Austin, R (1, 10) OBP: 0.294, SLG: 0.514		C SI 90 F FF 92 F FC 89 B FC 89 B CH 80 B CH 80 X CH 81 3-2 ② G4-3		F SI 89 B SI 90 X CH 81 1-1 ③ F7		B SI 89 B FC 87 B SI 89 C SI 89 F FC 88 F FC 89 S CH 79 3-3 ③ K			F FC 91 F FC 92 F CU 82 D CU 83 B FC 92 B FC 94 1 SAFE X FC 92 3-2 ① F9	4	0	0	0	0	1	4
51 Johnny Field, R (1, 9) OBP: 0.233, SLG: 0.335 26 Max Kepler, L (7, PH) OBP: 0.317, SLG: 0.418 (7, 9)		C SL 79 F SI 91 X SI 91 0-2 ③ G5-3			B SI 84 S CH 78 S CH 78 S CH 79 1-3 ① K		B FF 93 F FF 94 F FF 94 C FF 95 1-3 ① K		B FC 91 B FC 93 B FC 93 C FC 92 B FC 93 4-1 24 1B 1-2 BB	2 1	0 0	0 0	0 0	0 1	1 1	0 0
Inning Stats	R: 0 E: 0 K: 0 S: 10 H: 1 LOB: 3 BB: 2 P: 21	R: 0 E: 0 K: 1 S: 11 H: 0 LOB: 0 BB: 0 P: 16	R: 0 E: 0 K: 1 S: 8 H: 1 LOB: 1 BB: 0 P: 12	R: 0 E: 0 K: 1 S: 10 H: 1 LOB: 1 BB: 0 P: 17	R: 0 E: 0 K: 1 S: 8 H: 0 LOB: 0 BB: 0 P: 12	R: 1 E: 1 K: 2 S: 15 H: 2 LOB: 2 BB: 0 P: 22	R: 0 E: 0 K: 3 S: 9 H: 0 LOB: 0 BB: 0 P: 12	R: 0 E: 0 K: 2 S: 12 H: 1 LOB: 1 BB: 0 P: 18	R: 0 E: 0 K: 2 S: 17 H: 2 LOB: 3 BB: 1 P: 30	1B: 7 2B: 1 3B: 0 HR: 0 SF: 0 SAC: 0 DP: 0 HBP: 0						

PITCHER		IP	WLS	BF	H	R	ER	SO	BB	IBB	HBP	BLK	WP	HR	S	P	ERA	WHIP
60 Dallas Keuchel, L ERA: 3.46	(1, 1)	6.0	W	26	5	1	0	6	2	0	0	0	0	0	62	100	0.00	1.167
31 Collin McHugh, R ERA: 1.83	(7, 1)	2.0	H	7	1	0	0	5	0	0	0	0	0	0	21	30	0.00	0.500
30 Héctor Rondón, R ERA: 2.09	(9, 1)	0.0		1	1	0	0	0	0	0	0	0	0	0	2	4	∞	∞
36 Will Harris, R ERA: 3.93	(9, 1)	0.2	H	3	0	0	0	1	1	0	0	0	0	0	8	16	0.00	1.500
41 Brad Peacock, R ERA: 3.03	(9, 1)	0.1	S	2	1	0	0	1	0	0	0	0	0	0	7	10	0.00	3.000

PITCHER	IP	WLS	BF	H	R	ER	SO	BB	IBB	HBP	BLK	WP	HR	S	P	ERA	WHIP

TOP

Minnesota Twins @ Houston Astros

Minute Maid Park, Houston, TX

Mon Sep 03 2018, 1:12 PM - 4:10 PM CDT

Att. 39,559 - Roof Closed - 73 F

livebaseballscorecards.com

AB	36
R	1
H	8
RBI	1
BB	3
SO	13
LOB	27

1B: 7	SF: 0	WP: 0	PA: 39
2B: 1	SAC: 0	PB: 0	
3B: 0	DP: 0	SB: 0	
HR: 0	HBP: 0	CS: 0	

Batter	1	2	3	4	5	6	7	8	9	AB	R	H	RBI	BB	SO	LOB
4 George Springer, R (1, 8) (8, 9) OBP: 0.337, SLG: 0.433	F FF 94 B SI 93 B CH 84 X SI 93 2-1 ① G6-3		C SI 93 B SI 92 B CU 81 S SL 84 S SL 86 2-3 ① K		X SL 85 0-0 ② G4-3			B CU 84 B SL 86 B CU 83 B FF 95 4-0 6 FC6-4 BB		3	0	0	0	1	1	0
18 Tony Kemp, L (1, 7) OBP: 0.369, SLG: 0.410 6 Jake Marisnick, R (8, 8) OBP: 0.277, SLG: 0.409	C FF 93 B SI 93 B SI 91 F SI 94 B FF 94 X SI 93 3-2 ② G6-3		B FF 94 X CH 85 1-0 ② G4-3		B SI 90 X CH 86 1-0 ③ B4-3			S CU 85 X CU 84 0-1 ② FC6-4 2 E 2 S 1-2f		3 1	0 0	0 0	0 0	0 0	0 0	0 1
2 Alex Bregman, R (1, 5) OBP: 0.393, SLG: 0.542	C SI 94 B CH 86 B SL 86 X FF 94 2-1 HR		B CU 81 C CU 80 B SL 85 B SI 94 D CU 80 4-1 BB			S SL 84 B SL 84 B SI 92 X SL 85 2-1 ① G5-3		B FF 96 1 SAFE D CU 86 C FF 95 X CU 85 2-1 ③ L6 1-3		3	1	1	1	1	0	1
1 Carlos Correa, R (1, 6) OBP: 0.332, SLG: 0.422	F SI 95 F SI 94 B SI 94 X SL 85 1-2 ③ G5-3		C SI 94 C SI 92 B SL 85 1 SAFE B SI 94 X SI 93 2-2 ③ G5-3			C SI 93 C CH 85 S SL 86 0-3 ② K				3	0	0	0	0	1	1
9 Marwin Gonzalez, S (1, 4) OBP: 0.324, SLG: 0.409 13 Tyler White, R (2, 3) OBP: 0.383, SLG: 0.628		C CU 80 B SL 85 B SI 94 F SI 94 X SL 86 2-2 10 E 10 FC6 16 1B 1B		B SI 91 C SI 92 B CH 85 F SI 92 X CH 85 2-2 ① F8		C SI 93 B SI 92 B SI 93 X SI 94 2-1 ③ G6-3				0 3	0 1	0 1	0 0	0 0	0 0	0 0
10 Yuli Gurriel, R (1, 3) (2, 4) OBP: 0.309, SLG: 0.403		C SI 93 B SI 93 B SI 93 D SL 85 C SI 93 F CH 85 X SI 94 3-2 FC6 16 1B 11 G5-4-3 1-3		X CU 79 0-0 HR			X FF 94 0-0 ① F9		3	2	1	1	0	0	1
16 Brian McCann, L (1, 2) OBP: 0.278, SLG: 0.317		D CU 80 D SI 93 B FF 93 S SI 95 F FF 94 X SI 93 3-2 11 G5-4-3 1-3 3-H 1B		C SI 93 C CU 80 S SL 83 0-3 ② K			C SI 91 B CH 86 F SL 83 S SL 86 1-3 ② K		3	0	1	1	0	2	0
11 Evan Gattis, R (1, 10) OBP: 0.287, SLG: 0.472		S SL 84 X SL 85 0-1 ① ② G5-4-3 1-2f 3-H		B SI 93 B SI 93 X SI 93 2-0 ③ G6-3			B SI 94 C SI 94 S SL 94 B CU 82 C SL 84 2-3 ③ K		3	0	0	0	0	1	1
22 Josh Reddick, L (1, 9) (8, 7) OBP: 0.313, SLG: 0.385		X FF 94 0-0 ③ F8			C FF 92 B FF 92 B CU 82 B FF 93 F SI 91 X SI 92 3-2 ① L7			B CU 84 F FF 94 C FF 95 B CU 85 F CU 87 X FF 94 2-2 ① F7		3	0	0	0	0	0	0
Inning Stats	R: 1 E: 0 K: 0 S: 10 H: 1 LOB: 0 BB: 0 P: 18	R: 2 E: 1 K: 0 S: 13 H: 2 LOB: 0 BB: 0 P: 21	R: 0 E: 0 K: 1 S: 8 H: 0 LOB: 1 BB: 1 P: 17	R: 1 E: 0 K: 1 S: 8 H: 1 LOB: 0 BB: 0 P: 12	R: 0 E: 0 K: 0 S: 5 H: 0 LOB: 0 BB: 0 P: 9	R: 0 E: 0 K: 1 S: 7 H: 0 LOB: 0 BB: 0 P: 11	R: 0 E: 0 K: 2 S: 7 H: 0 LOB: 0 BB: 0 P: 10	R: 0 E: 0 K: 0 S: 8 H: 0 LOB: 1 BB: 1 P: 16		1B: 2 2B: 0 3B: 0 HR: 2 SF: 0 SAC: 0 DP: 1 HBP: 0						

PITCHER		IP	WLS	BF	H	R	ER	SO	BB	IBB	HBP	BLK	WP	HR	S	P	ERA	WHIP
44 Kyle Gibson, R ERA: 3.74	(1, 1)	7.0	L	26	4	4	2	5	1	0	0	0	0	2	58	98	2.57	0.714
68 Matt Magill, R ERA: 3.86	(8, 1)	1.0		4	0	0	0	0	1	0	0	0	0	0	8	16	0.00	1.000

PITCHER	IP	WLS	BF	H	R	ER	SO	BB	IBB	HBP	BLK	WP	HR	S	P	ERA	WHIP

BOTTOM

Minnesota Twins @ Houston Astros

Minute Maid Park, Houston, TX

Mon Sep 03 2018, 1:12 PM - 4:10 PM CDT

Att. 39,559 - Roof Closed - 73 F

livebaseballscorecards.com

AB	28
R	4
H	4
RBI	3
BB	2
SO	5
LOB	5

Batter	1	2	3	4	5	6	7	8	9	AB	R	H	RBI	BB	SO	LOB
7 Joe Mauer, L (1, 3) OBP: 0.347, SLG: 0.375	C FF 92 F FF 92 X FF 93 0-2 ① L6		C FF 93 S SL 86 X SL 89 0-2 ① F7		B SL 86 C FF 94 C CU 79 B CU 81 X FF 96 2-2 ② L9			B FF 96 C FF 96 C CU 83 S CU 84 1-3 ② K		4	0	0	0	0	1	0
24 Logan Forsythe, R (1, 4) OBP: 0.317, SLG: 0.313	B FF 92 F FF 92 C CU 77 X SL 88 1-2 ② L7		X FF 93 0-0 36 2B 1B		C FF 94 B FF 95 F FF 96 X FF 96 1-2 ③ P3			F FF 96 B SL 90 S CU 84 S FF 97 1-3 ③ K		4	1	1	0	0	1	0
11 Jorge Polanco, S (1, 6) OBP: 0.329, SLG: 0.410	C FF 93 F FF 94 B FF 95 X FF 93 1-2 ③ P4		D CU 78 B CU 77 F FF 94 B SL 86 X FF 95 3-1 ② P6			C FF 93 B CU 77 C FF 94 X CU 80 1-2 ① G1-3			B FF 93 F FF 93 C CH 83 B CH 84 X FF 95 2-2 HR	4	1	1	1	0	0	1
36 Robbie Grossman, S (1, 7) OBP: 0.346, SLG: 0.371		C FF 92 X FF 93 0-1 26 WP 22 BB 1B	B FF 96 S CH 89 B CU 79 X FF 96 2-1 60 WP 1-H 2B			C CU 78 C CU 79 X CH 89 0-2 ② G5-3			B SL 82 B CH 82 C CH 82 S CH 82 B CH 84 B CH 83 4-2 31 1B BB	3	0	2	1	1	0	0
60 Jake Cave, L (1, 8) OBP: 0.308, SLG: 0.490		C FF 94 B CU 76 B CU 77 S FF 94 S FF 95 2-3 ① K	B CU 78 C SL 86 S FF 96 F FF 97 T SL 87 1-2 ③ K 2-3			F FF 94 S SL 88 S SL 87 0-3 ③ K			B FC 90 X FF 94 1-0 ① F8	4	0	0	0	0	3	3
22 Miguel Sanó, R (1, 10) OBP: 0.285, SLG: 0.405 31 Tyler Austin, R (2, PR) OBP: 0.295, SLG: 0.511 (2, 10)		B SL 86 S FF 95 B CU 79 B FF 95 B FF 95 4-1 1-2 BB	S FF 94 F FF 95 C FF 96 0-3 ① K				C SL 87 B FF 94 F FF 94 X FF 94 1-2 ① F7		X FC 89 0-0 26 L3 1-2 1B	0 3	0 0	0 1	0 0	1 0	0 1	0 0
26 Max Kepler, L (1, 9) OBP: 0.316, SLG: 0.415		C FF 94 S FF 95 D CU 81 F FF 96 F FF 96 B CU 81 B CU 81 B SL 90 4-2 1-2 2-3 BB	F FF 95 B CU 78 B CU 79 S CH 88 B SL 89 X FF 96 3-2 ② G3-1				C SL 87 B CU 79 F CU 78 B SL 88 C FF 95 2-3 ② K		X FF 94 0-0 ② ③ L3 1-1	3	0	0	0	1	1	2
16 Ehire Adrianza, S (1, 5) OBP: 0.300, SLG: 0.377		X FF 96 0-0 ② F6	C CU 79 B CU 78 C SL 86 B CU 81 F SL 88 S FF 96 2-3 ③ K				S SL 87 B CU 80 F SL 86 C CU 79 1-3 ③ K			3	0	0	0	0	2	3
46 Chris Gimenez, R (1, 2) OBP: 0.237, SLG: 0.242 23 Mitch Garver, R (8, PH) OBP: 0.331, SLG: 0.414 (8, 2)		C SL 88 S SL 90 S SL 89 0-3 ③ K			C SL 85 X FF 94 0-1 ① G5-3			C FF 95 S SL 91 B SL 91 S FF 97 1-3 ① K		2 1	0 0	0 0	0 0	0 0	1 1	3 0
Inning Stats	R: 0 E: 0 K: 0 S: 9 H: 0 LOB: 0 BB: 0 P: 11	R: 0 E: 0 K: 2 S: 14 H: 1 LOB: 3 BB: 2 P: 24	R: 1 E: 0 K: 1 S: 12 H: 2 LOB: 1 BB: 0 P: 18	R: 0 E: 0 K: 2 S: 10 H: 0 LOB: 0 BB: 0 P: 15	R: 0 E: 0 K: 0 S: 8 H: 0 LOB: 0 BB: 0 P: 11	R: 0 E: 0 K: 1 S: 9 H: 0 LOB: 0 BB: 0 P: 10	R: 0 E: 0 K: 2 S: 9 H: 0 LOB: 0 BB: 0 P: 13	R: 0 E: 0 K: 3 S: 9 H: 0 LOB: 0 BB: 0 P: 12	R: 1 E: 0 K: 0 S: 8 H: 2 LOB: 1 BB: 1 P: 15	1B: 3 2B: 2 3B: 0 HR: 1 SF: 0 SAC: 0 DP: 1 HBP: 0						

PITCHER		IP	WLS	BF	H	R	ER	SO	BB	IBB	HBP	BLK	WP	HR	S	P	ERA	WHIP
35 Justin Verlander, R ERA: 2.73	(1, 1)	7.0	W	26	3	1	1	8	2	0	0	0	2	0	71	102	1.29	0.714
55 Ryan Pressly, R ERA: 2.84	(8, 1)	1.0		3	0	0	0	3	0	0	0	0	0	0	9	12	0.00	0.000
47 Chris Devenski, R ERA: 4.2	(9, 1)	0.0		2	1	1	1	0	1	0	0	0	0	1	5	11	∞	∞
54 Roberto Osuna, R ERA: 2.45	(9, 1)	1.0	S	3	1	0	0	0	0	0	0	0	0	0	3	4	0.00	1.000

PITCHER	IP	WLS	BF	H	R	ER	SO	BB	IBB	HBP	BLK	WP	HR	S	P	ERA	WHIP

TOP

Minnesota Twins @ Houston Astros

Minute Maid Park, Houston, TX

Tue Sep 04 2018, 7:11 PM - 10:08 PM CDT

Att. 31,315 - Roof Closed - 73 F

livebaseballscorecards.com

AB	31
R	2
H	5
RBI	2
BB	3
SO	11
LOB	12

WP: 2 PA: 34
PB: 0
SB: 0
CS: 0

BOTTOM

Minnesota Twins @ Houston Astros

Minute Maid Park, Houston, TX

Tue Sep 04 2018, 7:11 PM - 10:08 PM CDT

Att. 31,315 - Roof Closed - 73 F

livebaseballscorecards.com

Batter	1	2	3	4	5	6	7	8	9	AB	R	H	RBI	BB	SO	LOB
4 George Springer, R (1, 8) OBP: 0.338, SLG: 0.433	X SL 87 0-0 2 2B 1B	X CU 78 0-0 27 G4-6-3 1B			B SI 90 B CH 88 B SI 91 X FF 92 3-0 ① G4-3		1 SAFE P PO 92 B FF 93 X FF 93 2-0 ① F8 1-2			4	1	2	0	0	0	1
27 Jose Altuve, R (1, 4) OBP: 0.382, SLG: 0.451	C SI 94 B FF 93 X CH 84 1-1 ① L7	F SI 91 B SI 93 F SL 88 B SI 93 X SI 93 2-2 ②③ G4-6-3 1-2f			X SI 91 0-0 ② G6-3		C FS 82 B FF 93 B FS 83 F FS 84 F FS 84 B FF 92 X FS 83 3-2 ② G5-3 2-3			4	0	0	0	0	0	3
2 Alex Bregman, R (1, 5) OBP: 0.395, SLG: 0.549	B FF 93 B FF 93 C CH 85 C SL 88 1 SAFE B FF 92 X SL 87 3-2 13 1B 1-H 2B		B CU 76 C SL 88 B FF 93 B FF 92 C CH 87 X SI 93 3-2 ① G5-3		C CU 78 F CH 88 X SI 93 0-2 2B		C FS 82 C FS 83 F FS 93 X FF 93 0-2 3-H 2B			4	1	3	2	0	0	0
1 Carlos Correa, R (1, 6) OBP: 0.331, SLG: 0.419	C CU 77 B FF 94 C FF 93 F CU 77 X FF 94 1-2 ② P4		F FF 93 X SI 92 0-1 ② G6-3		B SI 92 B SI 91 C SI 91 F FF 93 B SI 93 B SI 93 4-2 BB		C FS 84 S FS 84 F FS 83 C FS 84 0-3 ③ K			3	0	0	0	1	1	2
13 Tyler White, R (1, 10) OBP: 0.380, SLG: 0.617	C SL 87 C FF 94 B FF 93 F CU 77 B FF 94 X CH 85 2-2 10 HR 2-H 1B		C FF 94 B SI 94 X CH 88 1-1 ③ F9		B FF 93 C SI 91 S FF 92 B FF 94 X SI 93 2-2 ③ G5-3			C KC 73 B KC 85 X FF 94 1-1 ① G4-3		4	1	1	1	0	0	2
10 Yuli Gurriel, R (1, 3) OBP: 0.309, SLG: 0.408	B SL 87 X SL 86 1-0 2-H HR			B FF 93 C FF 92 F SI 93 X SI 93 1-2 ① G5-3		F SL 87 B SI 91 B SI 90 F SI 90 B CH 85 S CH 86 3-3 ① K		C FF 96 X SI 94 0-1 ② G6-3		4	1	1	2	0	1	0
22 Josh Reddick, L (1, 9) OBP: 0.315, SLG: 0.386	C CU 78 X CH 86 0-1 1B			B SI 92 B SI 91 F SI 91 T SI 92 B CH 89 X SI 93 3-2 1B	X CU 77 0-0 ② P4			C FF 95 S FF 93 B FF 95 S FF 94 1-3 ③ K		4	0	2	0	0	1	0
15 Martín Maldonado, R (1, 2) OBP: 0.279, SLG: 0.356	1 SAFE X FF 94 0-0 ③ P3			C SI 92 F SI 91 F SI 93 X SI 93 0-2 ② P3	S CU 76 B FF 94 B SI 93 S SI 91 B SI 92 C SI 93 3-3 ③ K					3	0	0	0	0	1	2
18 Tony Kemp, L (1, 7) OBP: 0.368, SLG: 0.409		B SI 90 T SI 91 F SI 91 F SL 88 F SI 91 B CU 80 C SI 93 2-3 ① K		B SI 93 1 SAFE B SI 92 X SI 90 2-0 ③ G4-3			X FF 92 0-0 27 G5-3 4 F8 2 2B 1B			3	1	1	0	0	1	1
Inning Stats	R: 4 E: 0 K: 0 S: 18 H: 5 LOB: 1 BB: 0 P: 26	R: 0 E: 0 K: 1 S: 9 H: 1 LOB: 0 BB: 0 P: 13	R: 0 E: 0 K: 0 S: 7 H: 0 LOB: 0 BB: 0 P: 11	R: 0 E: 0 K: 0 S: 11 H: 1 LOB: 1 BB: 0 P: 17	R: 0 E: 0 K: 0 S: 10 H: 1 LOB: 2 BB: 1 P: 19	R: 0 E: 0 K: 2 S: 7 H: 0 LOB: 0 BB: 0 P: 13	R: 1 E: 0 K: 1 S: 15 H: 2 LOB: 1 BB: 0 P: 19	R: 0 E: 0 K: 1 S: 7 H: 0 LOB: 0 BB: 0 P: 9		1B: 6 2B: 3 3B: 0 HR: 1 SF: 0 SAC: 0 DP: 1 HBP: 0				WP: 0 PB: 0 SB: 0 CS: 0 PA: 34		

	AB	33
	R	5
	H	10
	RBI	5
	BB	1
	SO	5
	LOB	11

PITCHER		IP	WLS	BF	H	R	ER	SO	BB	IBB	HBP	BLK	WP	HR	S	P	ERA	WHIP
65 Trevor May, R ERA: 4.11	(1, 1)	1.0	L	8	5	4	4	0	0	0	0	0	0	1	18	26	36.00	5.000
53 Kohl Stewart, R ERA: 5.06	(2, 1)	5.0		18	3	0	0	3	1	0	0	0	0	0	44	73	0.00	0.800
32 Oliver Drake, R ERA: 6.05	(7, 1)	1.0		5	2	1	1	1	0	0	0	0	0	0	15	19	9.00	2.000
21 Tyler Duffey, R ERA: 7.85	(8, 1)	1.0		3	0	0	0	1	0	0	0	0	0	0	7	9	0.00	0.000

PITCHER	IP	WLS	BF	H	R	ER	SO	BB	IBB	HBP	BLK	WP	HR	S	P	ERA	WHIP

Batter	1	2	3	4	5	6	7	8	9	AB	R	H	RBI	BB	SO	LOB
24 Logan Forsythe, R (1, 4) OBP: 0.317, SLG: 0.310	B SI 90 B SI 89 B FF 92 B FF 91 4-0 11 FC5-4 BB		B FF 90 X FF 93 1-0 ① F9		C FF 93 C CU 78 S CU 81 0-3 ③ K		C SI 87 F FF 88 C SL 77 0-3 ③ K			3	0	0	0	1	2	1
11 Jorge Polanco, S (1, 6) OBP: 0.332, SLG: 0.411	D SI 90 C SI 90 C SI 90 D CU 80 X CU 80 2-2 ① FC5-4 36 BB 1-2f		B CU 80 B FF 92 X FF 92 2-0 36 CS 1B			B FF 93 F FF 92 C SI 91 B CU 80 B SI 93 X CU 78 3-2 36 G6-3 36 WP 1B		X FF 90 0-0 ① L7		4	0	2	0	0	0	1
36 Robbie Grossman, S (1, 7) OBP: 0.345, SLG: 0.368	B SI 91 D SI 91 D SI 90 B FF 92 4-0 23 G5-4-3 1-2 BB		1 SAFE B CU 78 B SI 92 F FF 93 B CU 77 X FF 93 3-1 ② ③ G5-3 1-2			C FF 90 C SI 90 B SI 93 X CU 80 1-2 ① G6-3 1-3		C FF 92 B ST 81 X FF 93 1-1 ② F7		3	0	0	0	1	0	2
23 Mitch Garver, R (1, 2) OBP: 0.333, SLG: 0.413	B SI 91 C SI 91 B CU 79 X SI 91 2-1 ② ③ G5-4-3 1-2f			B FF 93 X FF 93 1-0 ① G5-3		C SI 92 X CU 80 0-1 1B		B FF 92 B SI 91 S ST 82 C SI 91 B ST 82 B ST 81 4-2 BB		3	0	1	0	1	0	2
31 Tyler Austin, R (1, 3) OBP: 0.290, SLG: 0.503 40 Gregorio Petit, R (8, PH) OBP: 0.387, SLG: 0.296 (8, 5)		C FF 91 F SI 92 S CU 81 0-3 ① K		B CU 79 F FF 93 B SI 93 F SI 92 B CU 81 C CU 79 3-3 ② K		C FC 92 S FC 92 B FC 92 S CU 83 1-3 ② K		B SI 91 F SI 91 S FF 91 F ST 82 S SI 93 1-3 ③ K		3 1	0 0	0 0	0 0	0 0	3 1	2 1
16 Ehire Adrianza, S (1, 5) OBP: 0.299, SLG: 0.373 (8, 3)		B SI 92 B FF 93 B FF 91 B FF 92 4-0 26 1B BB		C FF 93 F SI 92 F CU 81 B FF 95 X CU 81 1-2 ③ G5-3		C CU 82 F FC 91 X CU 82 0-2 G1-3			C FF 92 F FS 78 B FS 76 X FS 78 1-2 ① F7	3	0	0	0	1	0	2
26 Max Kepler, L (1, 8) OBP: 0.318, SLG: 0.416 (7, 9)		B SI 91 B FF 91 C FF 92 B SI 90 C FF 91 X FF 92 3-2 64 G1-3 1-3 1B			B FF 92 S FF 91 F SI 90 B SI 92 F CU 81 S CU 80 2-3 ① K		X FF 88 0-0 ① F7		B SL 83 C FF 92 X SL 82 1-1 1B	4	0	2	0	0	1	0
64 Willians Astudillo, R (1, 10) OBP: 0.294, SLG: 0.515 7 Joe Mauer, L (7, PH) OBP: 0.347, SLG: 0.374 (7, 10) 46 Chris Gimenez, R (9, PH) OBP: 0.231, SLG: 0.235		F SI 90 B SI 92 B SI 91 X SI 91 2-1 ② G1-3 1-2			B FF 93 X FF 91 1-0 HR		C FF 88 C SL 78 X SL 78 0-2 ② F8		X FF 94 0-0 ② F7	2 1 1	1 0 0	1 0 0	1 0 0	0 0 0	0 0 0	2 0 1
51 Johnny Field, R (1, 9) OBP: 0.230, SLG: 0.332 60 Jake Cave, L (7, PH) OBP: 0.310, SLG: 0.487 (7, 8)		B CU 78 X SI 90 1-0 ③ G6-3			B FF 91 B FF 91 C FF 92 S SI 90 B CU 80 S CU 80 3-3 ② K		C SL 78 F FF 88 F FF 88 B FF 88 B SL 78 B SI 87 B FF 89 4-2 BB		B FF 94 F FF 94 C CU 83 S CU 83 1-3 ③ K	2 1	0 0	0 0	0 0	0 1	1 1	2 1
Inning Stats	R: 0 E: 0 K: 0 S: 5 H: 0 LOB: 1 BB: 2 P: 17	R: 0 E: 0 K: 1 S: 9 H: 1 LOB: 2 BB: 1 P: 19	R: 0 E: 0 K: 0 S: 4 H: 1 LOB: 0 BB: 0 P: 10	R: 0 E: 0 K: 1 S: 8 H: 0 LOB: 0 BB: 0 P: 13	R: 1 E: 0 K: 3 S: 11 H: 1 LOB: 0 BB: 0 P: 17	R: 0 E: 0 K: 1 S: 14 H: 2 LOB: 2 BB: 0 P: 19	R: 0 E: 0 K: 1 S: 10 H: 0 LOB: 1 BB: 1 P: 14	R: 0 E: 0 K: 1 S: 9 H: 0 LOB: 1 BB: 1 P: 15	R: 0 E: 0 K: 1 S: 9 H: 1 LOB: 1 BB: 0 P: 12	1B: 5 2B: 0 3B: 0 HR: 1 SF: 0 SAC: 0 DP: 1 HBP: 0						

PITCHER		IP	WLS	BF	H	R	ER	SO	BB	IBB	HBP	BLK	WP	HR	S	P	ERA	WHIP
65 Framber Valdez, L ERA: 1.37	(1, 1)	5.1	W	22	5	1	1	5	3	0	0	0	1	1	45	88	1.69	1.500
36 Will Harris, R ERA: 3.88	(6, 1)	0.2	H	2	0	0	0	1	0	0	0	0	0	0	6	7	0.00	0.000
38 Joe Smith, R ERA: 3.1	(7, 1)	1.0		4	0	0	0	1	1	0	0	0	0	0	10	14	0.00	1.000
41 Brad Peacock, R ERA: 2.98	(8, 1)	1.0		4	0	0	0	1	1	0	0	0	0	0	9	15	0.00	1.000
29 Tony Sipp, L ERA: 2.18	(9, 1)	0.1		2	1	0	0	0	0	0	0	0	0	0	5	7	0.00	3.000

PITCHER		IP	WLS	BF	H	R	ER	SO	BB	IBB	HBP	BLK	WP	HR	S	P	ERA	WHIP
67 Dean Deetz, R ERA:	(9, 1)	0.2		2	0	0	0	1	0	0	0	0	0	0	4	5	0.00	0.000

TOP

Minnesota Twins @ Houston Astros

Minute Maid Park, Houston, TX

Wed Sep 05 2018, 7:11 PM - 10:31 PM CDT

Att. 31,011 - Roof Closed - 73 F

livebaseballscorecards.com

AB	31
R	1
H	6
RBI	1
BB	5
SO	9
LOB	17

BOTTOM

Batter	1	2	3	4	5	6	7	8	9	AB	R	H	RBI	BB	SO	LOB
4 George Springer, R (1, 8) OBP: 0.341, SLG: 0.437 6 Jake Marisnick, R (9, 8) OBP: 0.277, SLG: 0.409	B SL 82 C FF 90 B FF 90 C FF 90 B SL 81 C FF 91 3-3 ① K		B FF 91 X FS 83 1-0 2 HR 1B		C SL 81 B SL 82 F SL 82 X FS 81 1-2 ① F9	B SL 84 C FF 92 B FF 94 X FF 92 2-1 27 2B 2B		C SI 93 B SL 84 B SL 83 B SI 92 X SI 93 3-1 27 BB 2 2B 1-2 1B		5 0	3 0	3 0	0 0	0 0	1 0	0 0
27 Jose Altuve, R (1, 4) OBP: 0.384, SLG: 0.452	C FF 91 C FF 91 S FF 92 0-3 ② K		D SL 82 C SL 82 B SL 81 X FF 92 2-1 ② F9		B FF 91 B SL 83 B FF 91 B SL 82 4-0 2 BB 10 1B BB	B SL 81 X FF 92 1-0 2-H 2B		B SI 92 B SI 92 B SI 92 B FF 89 4-0 2 2B 1-2 2-3 BB		3	2	1	1	2	1	1
2 Alex Bregman, R (1, 6) OBP: 0.399, SLG: 0.557 28 J.D. Davis, R (8, PR) OBP: 0.247, SLG: 0.235 (9, 5)	B FF 91 C FF 91 B FF 92 B SL 83 S SL 82 B FF 91 4-2 BB		C FF 91 C FF 91 B FF 92 X FF 92 1-2 1-H HR		B FS 84 D SL 84 C SL 84 F SL 85 B FS 83 B FS 84 4-2 10 1B 1-2 BB	C FF 92 C FF 94 F FF 95 B FF 95 B SL 85 F FF 94 F SL 84 X FF 93 2-2 ③ L7		D SI 90 C SI 91 F SI 91 D SL 83 B SI 92 X FF 93 3-2 1-H 2-H 3-H 2B		3 0	1 0	2 0	5 0	2 0	0 0	1 0
13 Tyler White, R (1, 3) OBP: 0.368, SLG: 0.596	C FF 91 C FF 92 B FF 92 1 SAFE B FF 92 S SL 82 2-3 ③ K		C SL 83 S SL 83 B FC 78 B FF 91 X FS 84 2-2 ③ P1		C SL 84 D SL 82 B SL 82 C SL 82 B SL 83 F SL 82 F SL 82 X FF 92 3-2 ② L9		B FS 85 B FS 83 X FF 91 2-0 ① F8	C FF 91 D CU 74 F SI 89 F SI 91 F SI 90 S SL 84 1-3 ③ K		5 0	0 0	0 0	0 0	0 0	2 0	4 0
10 Yuli Gurriel, R (1, 5) OBP: 0.310, SLG: 0.408 (9, 6)		S FF 90 X FS 84 0-1 ① L8		X FF 91 0-0 ① F9	B FC 85 B SL 84 B SL 83 C SL 82 X FF 93 3-1 16 BB 1-3 2-H 1B		B FS 85 B FS 84 B FS 83 B FF 92 4-0 16 G5-6-3 BB			3 0	0 0	1 0	1 0	1 0	0 0	0 0
16 Brian McCann, L (1, 2) OBP: 0.288, SLG: 0.315 12 Max Stassi, R (9, 2) OBP: 0.322, SLG: 0.407		B CU 71 B FF 91 C FF 90 B FF 90 B FS 82 4-1 BB	C FF 91 H CU 71 1-1 11 HR HBP		C SL 82 C SL 81 B SL 82 B SI 91 B SL 82 B SL 83 4-2 1-2 BB		B SI 93 B SI 94 X SI 93 2-0 ② ③ G5-6-3 1-2f			1 0	1 0	0 0	0 0	2 0	0 0	1 0
22 Josh Reddick, L (1, 9) OBP: 0.314, SLG: 0.385		X FF 91 0-0 ② L8	B FS 83 C FS 82 B FF 90 F FS 84 B FS 84 F FS 84 F FF 92 X FS 83 3-2 ② F7		B SI 89 X SI 89 1-0 ③ G4-3			B CU 78 S CU 78 X CU 78 1-1 11 G5-4-3 1B		4 0	0 1	1 0	0 0	0 0	0 0	5 0
11 Evan Gattis, R (1, 10) OBP: 0.286, SLG: 0.477		C FF 91 B FF 92 S SL 82 B SL 83 C FF 92 2-3 ③ K	X FF 91 0-0 1-H HR			B SL 83 C SL 81 B SL 82 F FF 91 C SL 85 2-3 ① K		B FF 93 X SI 92 1-0 ① ② G5-4-3 1-2f		4 0	1 0	1 0	2 0	0 0	2 0	2 0
18 Tony Kemp, L (1, 7) OBP: 0.367, SLG: 0.404			C FF 91 F FF 91 B FF 92 X FF 91 1-2 ① F7	S FS 85 B FS 85 X FF 91 1-1 ③ G3		B FF 94 B FF 92 C FF 93 F FF 93 S SL 84 2-3 ② K		B SI 93 B SI 92 C FF 92 B SI 92 F FF 92 B FF 92 4-2 27 BB 4 1B 2 2B BB		3 0	1 0	0 0	0 0	1 0	1 0	0 0
Inning Stats	R: 0 E: 0 K: 3 S: 11 H: 0 LOB: 1 BB: 1 P: 20	R: 0 E: 0 K: 1 S: 7 H: 0 LOB: 1 BB: 1 P: 13	R: 2 E: 0 K: 0 S: 12 H: 2 LOB: 0 BB: 0 P: 19	R: 2 E: 0 K: 0 S: 10 H: 1 LOB: 0 BB: 0 P: 15	R: 1 E: 0 K: 0 S: 15 H: 1 LOB: 3 BB: 3 P: 35	R: 1 E: 0 K: 2 S: 15 H: 2 LOB: 1 BB: 0 P: 24	R: 0 E: 0 K: 0 S: 2 H: 0 LOB: 0 BB: 1 P: 10	R: 3 E: 0 K: 1 S: 15 H: 3 LOB: 1 BB: 2 P: 32		1B: 4 2B: 3 3B: 0 HR: 2 SF: 0 SAC: 0 DP: 2 HBP: 1						

PITCHER		IP	WLS	BF	H	R	ER	SO	BB	IBB	HBP	BLK	WP	HR	S	P	ERA	WHIP
12 Jake Odorizzi, R ERA: 4.57	(1, 1)	4.2	L	23	4	5	5	4	4	0	1	0	0	2	52	94	9.64	1.714
62 Andrew Vasquez, L ERA:	(5, 1)	0.1		2	0	0	0	0	1	0	0	0	0	0	3	8	0.00	3.000
27 John Curtiss, R ERA: 21.6	(6, 1)	1.0		5	2	1	1	2	0	0	0	0	0	0	15	24	9.00	2.000
32 Oliver Drake, R ERA: 6.0	(7, 1)	0.1		2	0	0	0	0	1	0	0	0	0	0	1	7	0.00	3.000
55 Taylor Rogers, L ERA: 3.12	(7, 1)	0.2		2	1	1	1	0	0	0	0	0	0	0	3	6	13.50	1.500

PITCHER		IP	WLS	BF	H	R	ER	SO	BB	IBB	HBP	BLK	WP	HR	S	P	ERA	WHIP
38 Matt Belisle, R ERA: 8.62	(8, 1)	1.0		6	2	2	2	1	2	0	0	0	0	0	13	29	18.00	4.000

Minnesota Twins @ Houston Astros

Minute Maid Park, Houston, TX

Wed Sep 05 2018, 7:11 PM - 10:31 PM CDT

Att. 31,011 - Roof Closed - 73 F

livebaseballscorecards.com

AB	31
R	9
H	9
RBI	9
BB	8
SO	7
LOB	14

Kansas City Royals @ Minnesota Twins

Target Field, Minneapolis, MN

Fri Sep 07 2018, 7:11 PM - 10:46 PM CDT

Att. 19,944 - Clear - 75 F

TOP

livebaseballscorecards.com

Batter	1	2	3	4	5	6	7	8	9	AB	R	H	RBI	BB	SO	LOB
15 Whit Merrifield, R (1, 8) OBP: 0.368, SLG: 0.435	C FF 88 X FF 88 0-1 L1		B CU 78 C SL 87 C FF 94 F FF 94 X FF 96 1-2 P3	S SL 89 S SL 90 D SL 90 B SL 88 T FF 96 2-2 K			5	1	1	0	0	1	4
27 Adalberto Mondesi, S (1, 6) OBP: 0.294, SLG: 0.439	C FF 88 X FF 90 0-1 4 WP 1B	B FF 88 1 SAFE C FF 88 D SL 87 B SL 81 1 SAFE F FF 89 1 SAFE B FF 90 4-2 4 2B 1-2 BB	B FF 88 S CH 82 F SL 77 B FF 89 B FF 89 X CH 78 3-2 G2-3	C FF 92 C CH 85 S FF 92 0-3 K	C SI 95 S SL 84 B CU 81 X SL 85 1-2 G5-3				4	1	1	0	1	1	0
4 Alex Gordon, L (1, 7) OBP: 0.318, SLG: 0.360	C FF 88 B SL 81 F SL 82 X SL 83 1-2 P5 1-2	B FF 90 S SL 86 X SL 84 1-1 38 1B 1-H 2-H 2B	F FF 89 B SL 79 F CH 80 B FF 90 B SL 79 F CH 80 F FF 90 B CH 81 4-2 17 G2-3 BB	B FF 92 F FF 93 X CU 77 1-1 L8	B CU 80 C SI 95 X SL 84 1-1 L6				4	1	1	2	1	0	1
17 Hunter Dozier, R (1, 3) OBP: 0.288, SLG: 0.399	B CU 71 C FF 89 F SL 85 F FF 90 S SL 86 1-3 K	B FF 89 B FF 88 B CH 81 B FF 89 4-0 38 1B 13 HR BB	X CH 80 0-0 G2-3 1-2	B FF 95 B FF 94 X FF 93 2-0 38 1B 1B	B SI 95 B CU 80 C SL 82 C SI 95 C SI 94 2-3 K				4	1	1	0	1	2	2
38 Jorge Bonifacio, R (1, 9) OBP: 0.323, SLG: 0.369		B CU 70 B CH 81 B FF 88 C FF 88 X FF 88 3-1 7 CS 1B	D CH 81 F SL 86 X SL 85 1-1 13 HR 1-3 2-H 1B	B SL 76 F CH 81 B FF 90 B CH 82 B CH 81 4-1 BB	S CU 78 B SL 86 X SL 86 1-1 1-2 1B		C SI 88 F SI 86 B CH 74 B CH 77 X SI 89 2-2 G3-1		4	1	3	1	1	0	0
13 Salvador Perez, R (1, 2) OBP: 0.273, SLG: 0.442		F FF 88 F FF 88 X SL 84 0-2 F7	C CU 81 F CU 82 D CU 82 X FF 97 1-2 1-H 3-H HR	S SL 79 F FF 91 F CH 83 B SL 81 B CH 84 F SL 81 F FF 90 X CH 83 2-2 L8	X CU 78 0-0 L7				S SI 90 S CH 78 B SL 78 F CH 77 X SL 78 1-2 F7	5	1	1	3	0	0	5
7 Rosell Herrera, S (1, 4) OBP: 0.279, SLG: 0.302		S FF 88 1 SAFE B CH 81 C CH 81 F CU 71 B FF 91 B CH 82 B FF 90 4-2 2 FC5-4 1-2 BB	B FF 97 F FF 96 B FF 97 B CH 91 F FF 97 B FF 97 4-2 2 1B 2 WP BB	S FF 93 X FF 94 0-1 2 SH2-3 2B		B CU 85 B FF 95 X FF 96 2-0 P6	B CH 79 C SI 88 B CH 77 B FF 90 X SI 88 3-1 L8		3	0	1	0	2	0	0
2 Alcides Escobar, R (1, 5) OBP: 0.270, SLG: 0.300		D CU 71 X SL 86 1-0 FC5-4 1-2f	B CU 84 F FF 97 F CU 84 X FF 97 1-2 1-3 1B	B FF 94 X CU 76 1-0 SH2-3 2-3		C FF 96 X SL 89 0-1 G5-3			3	0	1	0	0	0	1
36 Cam Gallagher, R (1, 10) OBP: 0.244, SLG: 0.333 66 Ryan O'Hearn, L (3, PH) OBP: 0.347, SLG: 0.629 (3, 10)			F FF 97 X CH 80 1-1 F7 1-3 K	B CU 80 F CU 77 S FF 94 B FF 94 B CU 78 S FF 94 3-3 K		C FF 97 B CU 86 F FF 96 B FF 94 B CU 86 B FF 96 4-2 BB			1 2	0 0	0 0	0 0	0 1	0 2	0 3
Inning Stats	R: 0 E: 0 K: 1 S: 11 H: 1 LOB: 1 BB: 0 P: 13	R: 0 E: 0 K: 0 S: 9 H: 1 LOB: 1 BB: 1 P: 17	R: 6 E: 0 K: 1 S: 24 H: 5 LOB: 2 BB: 3 P: 45	R: 0 E: 0 K: 0 S: 15 H: 0 LOB: 2 BB: 2 P: 28	R: 0 E: 0 K: 1 S: 10 H: 1 LOB: 1 BB: 0 P: 15	R: 0 E: 0 K: 1 S: 9 H: 2 LOB: 2 BB: 0 P: 13	R: 0 E: 0 K: 1 S: 8 H: 0 LOB: 1 BB: 1 P: 16	R: 0 E: 0 K: 1 S: 8 H: 0 LOB: 0 BB: 0 P: 12	R: 0 E: 0 K: 0 S: 9 H: 0 LOB: 0 BB: 0 P: 15	1B: 7 2B: 2 3B: 0 HR: 1 SF: 0 SAC: 1 DP: 0 HBP: 0						

	AB	35
	R	6
	H	10
	RBI	6
	BB	7
	SO	6
	LOB	16

WP: 2 PB: 0 SB: 0 CS: 1 PA: 43

PITCHER		IP	WLS	BF	H	R	ER	SO	BB	IBB	HBP	BLK	WP	HR	S	P	ERA	WHIP
59 Stephen Gonsalves, L ERA: 11.68	(1, 1)	2.1		14	5	5	5	1	3	0	0	0	1	0	30	52	19.29	3.429
67 Alan Busenitz, R ERA: 5.01	(3, 1)	0.2		5	2	1	1	1	1	0	0	0	1	1	14	23	13.50	4.500
58 Gabriel Moya, L ERA: 5.02	(4, 1)	1.0		5	0	0	0	0	2	0	0	0	0	0	15	28	0.00	2.000
65 Trevor May, R ERA: 3.63	(5, 1)	2.0	W	9	3	0	0	2	0	0	0	0	0	0	19	28	0.00	1.500
68 Matt Magill, R ERA: 3.78	(7, 1)	1.0	H	4	0	0	0	1	1	0	0	0	0	0	8	16	0.00	1.000
55 Taylor Rogers, L ERA: 3.07	(8, 1)	1.0	H	3	0	0	0	1	0	0	0	0	0	0	8	12	0.00	0.000
39 Trevor Hildenberger, R ERA: 4.25	(9, 1)	1.0		3	0	0	0	0	0	0	0	0	0	0	9	15	0.00	0.000

Batter	1	2	3	4	5	6	7	8	9	AB	R	H	RBI	BB	SO	LOB
7 Joe Mauer, L (1, 3) OBP: 0.345, SLG: 0.371	C SI 93 F FF 94 B SL 85 B CU 80 F SL 83 C FF 94 2-3 K ①	C CH 86 B FF 94 X CU 81 1-1 G6-3 ③		C FF 94 B CU 82 B CU 80 F FF 94 X FF 96 2-2 G6-3 ①	B CU 78 B CH 85 B FF 93 C FF 94 B FF 93 4-1 1-2 BB		C FF 91 C SI 91 D CU 83 C SI 92 1-3 K ②			4	0	0	0	1	2	4
11 Jorge Polanco, S (1, 6) OBP: 0.333, SLG: 0.411	C FF 94 B SL 85 X CU 80 1-1 G3 ②		B FF 92 X FF 92 1-0 24 20 1B 1B	B SL 88 F FF 95 B CU 82 X FF 95 2-1 F7 ②	B FF 91 S CH 82 F CH 82 F FF 94 F SL 86 F FF 93 B CH 83 F FF 93 F CH 81 2-2 X SL 86 F9 ②		X SI 91 0-0 ③ 1-2 2-H 1B			5	1	2	0	0	0	3
20 Eddie Rosario, L (1, 7) OBP: 0.330, SLG: 0.489	B CU 80 X CH 88 1-0 G6-3 ③		B CH 85 1 SAFE B SL 85 C FF 92 D CH 86 S FF 94 X FF 92 3-2 24 1B 60 2B 1-2 1B	B FF 95 C FF 94 S FF 95 X CU 81 1-2 P6 ③	B FF 93 F SL 86 B FF 93 F FF 91 F SL 87 X FF 93 2-2 P6 ③			X SL 84 0-0 HR		5	2	2	1	0	0	3
24 Logan Forsythe, R (1, 4) OBP: 0.318, SLG: 0.309		C FF 94 S CU 81 B FF 93 F CU 80 F SL 84 B FF 93 B FF 94 F FF 94 B FF 95 4-2 36 BB 23 1B 16 1B BB	C SL 84 B CU 81 S FF 92 B FF 94 D CU 82 X FF 93 3-2 60 2B 23 G6-3 1-2 2-H 1B		C FF 94 X SL 87 0-1 E5 60 1B 23 G6-3	B SI 92 B CU 82 F SI 92 B SI 92 X SI 92 3-1 G6-3 ①		C FF 96 B SL 83 X FF 95 1-1 G4-3 ①		4	3	1	1	1	0	0
60 Jake Cave, L (1, 8) OBP: 0.312, SLG: 0.490		C FF 94 S FF 94 X FF 94 0-2 F8 ①	F SL 85 D CH 86 F CU 80 X FF 93 1-2 23 G6-3 26 PB 1-3 2-H 2B		X CH 84 0-0 23 G6-3 26 1B 2-3 1B	B CU 82 B FF 93 F SI 92 S FF 93 X FF 94 2-2 G6-3 ②		B FF 96 B SL 82 B FF 95 C FF 93 S FF 95 F FF 97 S CH 86 3-3 K ②		5	2	2	1	0	1	1
23 Mitch Garver, R (1, 2) OBP: 0.334, SLG: 0.411		B FF 95 S SL 85 B FF 94 X FF 93 2-1 36 BB 16 1B 1-2 1B	B FF 93 B FF 94 D SL 87 S FF 94 C FF 93 X FF 94 3-2 G6-3 ① 2-3 3-H		F FF 94 F FF 94 B FF 95 F CU 80 B FF 96 B FF 94 X SL 87 3-2 G6-3 ① 2-3 3-H	B SI 92 C CU 82 X CU 82 1-1 F8 ③		B SL 83 C FF 95 B FF 97 B SL 84 B FF 96 4-1 BB		4	1	1	2	1	0	2
26 Max Kepler, L (1, 9) OBP: 0.318, SLG: 0.415		C FF 94 B CU 82 X CU 81 1-1 F5 ②	F FF 94 F CU 81 B FF 92 B CU 80 F SL 86 B SI 94 B CH 87 4-2 36 FC4-6 3-H BB		X CU 84 0-0 36 BB 16 1B 3-H 1B		X SI 92 0-0 G4-3 ① 1-2 1B	X FF 96 0-0 F7 ③		4	1	1	1	1	0	3
36 Robbie Grossman, S (1, 10) OBP: 0.350, SLG: 0.367		B CU 81 S CH 86 B FF 93 S CH 87 B FF 94 B CH 88 4-2 16 1B 1-2 2-3 BB	X SI 92 0-0 ② FC4-6 1-2f		B FF 93 F FF 94 B FF 94 B FF 94 B FF 94 4-1 16 1B 1-2 BB		B FF 93 B SI 93 F SI 93 C CU 83 F SI 92 B SI 93 B CU 83 4-2 16 1B 11 1B BB			1	0	0	0	3	0	1
16 Ehire Adrianza, S (1, 5) OBP: 0.305, SLG: 0.378		X SL 87 0-0 1-3 2-H 3-H 1B	L SI 92 B SI 92 D CH 85 B SI 91 C SI 91 X SI 91 3-2 G3 ③		B CH 85 B CH 86 X FF 94 2-0 7 BB 1-3 2-H 1B		X SI 92 0-0 11 1B 1-2 1B			4	0	3	3	0	0	1
Inning Stats	R: 0 E: 0 K: 1 S: 7 H: 0 LOB: 0 BB: 0 P: 11	R: 2 E: 0 K: 0 S: 17 H: 2 LOB: 2 BB: 2 P: 29	R: 4 E: 0 K: 0 S: 20 H: 4 LOB: 1 BB: 1 P: 38	R: 0 E: 0 K: 0 S: 8 H: 0 LOB: 0 BB: 0 P: 13	R: 3 E: 1 K: 0 S: 23 H: 3 LOB: 3 BB: 2 P: 40	R: 0 E: 0 K: 0 S: 7 H: 0 LOB: 0 BB: 0 P: 13	R: 0 E: 0 K: 1 S: 9 H: 2 LOB: 2 BB: 1 P: 14	R: 1 E: 0 K: 1 S: 9 H: 1 LOB: 1 BB: 1 P: 17		1B: 10 2B: 1 3B: 0 HR: 1 SF: 0 SAC: 0 DP: 0 HBP: 0			WP: 0 PB: 1 SB: 0 CS: 0 PA: 43		

PITCHER		IP	WLS	BF	H	R	ER	SO	BB	IBB	HBP	BLK	WP	HR	S	P	ERA	WHIP
49 Heath Fillmyer, R ERA: 4.75	(1, 1)	2.1		16	6	6	6	1	3	0	0	0	0	0	40	71	23.14	3.857
61 Kevin McCarthy, R ERA: 3.32	(3, 1)	0.2		2	0	0	0	0	0	0	0	0	0	0	4	7	0.00	0.000
57 Glenn Sparkman, R ERA: 5.68	(4, 1)	1.1	L	10	3	3	2	0	2	0	0	0	0	0	19	37	13.50	3.750
51 Jerry Vasto, L ERA: 11.57	(5, 1)	0.2		2	0	0	0	0	0	0	0	0	0	0	12	16	0.00	0.000
53 Eric Skoglund, L ERA: 6.45	(6, 1)	2.0		8	2	0	0	1	1	0	0	0	0	0	16	27	0.00	1.500

PITCHER		IP	WLS	BF	H	R	ER	SO	BB	IBB	HBP	BLK	WP	HR	S	P	ERA	WHIP
43 Wily Peralta, R ERA: 4.13	(8, 1)	1.0		5	1	1	1	1	1	0	0	0	0	1	9	17	9.00	2.000

BOTTOM

Kansas City Royals @ Minnesota Twins

Target Field, Minneapolis, MN

Fri Sep 07 2018, 7:11 PM - 10:46 PM CDT

Att. 19,944 - Clear - 75 F

livebaseballscorecards.com

AB	36
R	10
H	12
RBI	9
BB	7
SO	3
LOB	18

Kansas City Royals @ Minnesota Twins

Target Field, Minneapolis, MN

Sat Sep 08 2018, 6:11 PM - 8:52 PM CDT

Att. 25,814 - Clear - 73 F

TOP

livebaseballscorecards.com

Batter	1	2	3	4	5	6	7	8	9	AB	R	H	RBI	BB	SO	LOB
15 Whit Merrifield, R (1, 4) OBP: 0.368, SLG: 0.435	C FF 94 F SV 82 B SV 83 X SI 93 1-2 ① G4-1		B SV 81 F SI 91 X SI 92 1-1 ① G3			C FF 93 T SV 80 X SV 82 0-2 ① L5	F KC 81 B FF 95 X KC 82 1-1 27 2B 3-H 1B		B SL 83 X SL 81 1-0 4 S 1-3 1B	5	1	2	1	0	0	0
27 Adalberto Mondesi, S (1, 6) OBP: 0.297, SLG: 0.443	C SI 94 B SI 95 S FF 94 X FF 95 1-2 ② F9		S SI 93 B FF 93 X SI 93 1-1 ② F7			X CH 83 0-0 17 S 4 S 17 1B 1B	F FF 94 B FF 94 T KC 79 B FF 93 D KC 85 X KC 84 3-2 4 1B 1-H 2B		1 SAFE S SI 89 F FF 89 B SL 81 1 SAFE B SL 83 S SI 89 2-3 ② K	5	2	2	1	0	1	2
4 Alex Gordon, L (1, 7) OBP: 0.317, SLG: 0.359	B FF 94 L CH 84 T SV 82 S SV 83 1-3 ③ K		X SV 80 0-0 ③ F7			1 SAFE B SI 92 B SV 80 F FF 94 F CH 84 F SV 84 F FF 95 S SV 83 2-3 ② K 1-2	B SI 91 S SL 83 X SL 83 1-1 2-H 1B		C FF 89 F SI 90 D SL 83 X FF 90 1-2 ③ G1-3	5	0	1	1	0	2	3
17 Hunter Dozier, R (1, 5) OBP: 0.288, SLG: 0.397		B SV 82 B FF 93 T SI 93 F SI 94 S SV 84 2-3 ① K		B FF 93 X FF 94 1-0 ① F9		B SV 83 B SV 82 C SV 81 T SI 93 F SV 83 X SV 83 2-2 66 HBP 2-H 1B	B SI 90 F SI 90 C SL 84 S SL 84 1-3 ③ K			4	0	1	1	0	2	1
66 Ryan O'Hearn, L (1, 3) OBP: 0.352, SLG: 0.620		S FF 94 B FF 94 B SI 94 C SV 80 X CH 86 2-2 25 BB 13 PB 1B		C FF 93 B FF 93 B SV 83 X SI 93 2-1 ② L6		B FF 93 F FF 92 C SI 93 B FF 94 H SV 84 3-2 1-2 HBP		S SL 83 B SI 90 S SL 82 B SL 83 F SL 82 F SL 83 X SL 83 2-2 ① F7		3	0	1	0	0	0	0
13 Salvador Perez, R (1, 2) OBP: 0.273, SLG: 0.439		F SV 82 C SV 81 B FF 94 F SV 81 F SI 93 D SV 82 B FF 94 D SV 83 4-2 25 BB 1-2 BB		B FF 94 B SV 82 C SV 81 B SI 94 X SI 95 3-1 ③ G4-3		C SV 80 X SI 93 0-1 ③ G1-4-3		X FF 95 0-0 ② L9		3	0	0	0	1	0	2
38 Jorge Bonifacio, R (1, 9) OBP: 0.322, SLG: 0.372		C FF 93 B SI 92 S SI 92 B SV 82 S SV 81 2-3 ② K			C SV 82 B SV 80 C SI 94 X SI 93 1-2 ① G6-3		S FF 94 X SI 94 0-1 7 G1-3 15 1B 2B	C FF 95 B FF 95 S SL 87 B FF 96 B SL 87 S SL 85 3-3 ③ K		4	1	1	0	0	2	2
25 Brian Goodwin, L (1, 8) OBP: 0.345, SLG: 0.392		B SI 93 D CH 83 B FF 94 B FF 91 4-0 1-2 2-3 BB			C CH 84 B CH 84 F SI 94 B FF 94 F SI 94 B SV 83 S SV 84 3-3 ② K		B KC 76 C KC 79 F KC 77 S KC 84 1-3 ① K		C FF 89 B SI 89 B SL 81 B FF 88 X FF 88 3-1 ① G3-1	3	0	0	0	1	2	1
7 Rosell Herrera, S (1, 10) OBP: 0.278, SLG: 0.298		X FF 92 0-0 ③ F8			C SV 81 X SV 82 0-1 ③ L1-3		C KC 72 B FF 94 B FF 94 B FF 94 2 SAFE X KC 76 3-1 ② G1-3 2-3		S SL 83 B FF 88 B SL 82 B FF 89 F FF 88 B FF 89 4-2 15 1B BB	3	0	0	0	1	0	4
Inning Stats	R: 0 E: 0 K: 1 S: 9 H: 0 LOB: 0 BB: 0 P: 12	R: 0 E: 0 K: 2 S: 14 H: 1 LOB: 3 BB: 2 P: 28	R: 0 E: 0 K: 0 S: 5 H: 0 LOB: 0 BB: 0 P: 7	R: 0 E: 0 K: 0 S: 5 H: 0 LOB: 0 BB: 0 P: 11	R: 0 E: 0 K: 1 S: 9 H: 0 LOB: 0 BB: 0 P: 13	R: 1 E: 0 K: 1 S: 17 H: 2 LOB: 2 BB: 0 P: 24	R: 3 E: 0 K: 2 S: 17 H: 4 LOB: 1 BB: 0 P: 27	R: 0 E: 0 K: 1 S: 9 H: 0 LOB: 0 BB: 0 P: 14	R: 0 E: 0 K: 1 S: 11 H: 1 LOB: 2 BB: 1 P: 22	1B: 6 2B: 2 3B: 0 HR: 0 SF: 0 SAC: 0 DP: 0 HBP: 1						

	AB	35
	R	4
	H	8
	RBI	4
	BB	3
	SO	9
	LOB	15

PITCHER		IP	WLS	BF	H	R	ER	SO	BB	IBB	HBP	BLK	WP	HR	S	P	ERA	WHIP
17 José Berríos, R ERA: 3.83	(1, 1)	6.0	L	24	3	1	1	5	2	0	1	0	0	0	59	95	1.50	0.833
21 Tyler Duffey, R ERA: 9.0	(7, 1)	0.2		5	3	3	3	1	0	0	0	0	0	0	12	20	40.50	4.500
62 Andrew Vasquez, L ERA:	(7, 1)	0.2		3	1	0	0	1	0	0	0	0	0	0	10	14	0.00	1.500
27 John Curtiss, R ERA: 15.43	(8, 1)	0.2		2	0	0	0	1	0	0	0	0	0	0	4	7	0.00	0.000
43 Addison Reed, R ERA: 4.7	(9, 1)	1.0		5	1	0	0	1	1	0	0	0	0	0	11	22	0.00	2.000

PITCHER	IP	WLS	BF	H	R	ER	SO	BB	IBB	HBP	BLK	WP	HR	S	P	ERA	WHIP

WP: 0 PA: 39
PB: 1
SB: 3
CS: 0

BOTTOM

Kansas City Royals @ Minnesota Twins

Target Field, Minneapolis, MN

Sat Sep 08 2018, 6:11 PM - 8:52 PM CDT

Att. 25,814 - Clear - 73 F

livebaseballscorecards.com

Batter	1	2	3	4	5	6	7	8	9	AB	R	H	RBI	BB	SO	LOB
7 Joe Mauer, L (1, 3) OBP: 0.342, SLG: 0.367	C FF 95 B KC 83 B SI 94 B SI 94 X SI 94 3-1 ① G6-3			C SI 92 C CH 88 B KC 82 B SI 94 S KC 81 2-3 ① K			C SI 93 B CH 87 X CH 88 1-1 ① G4-3		B FF 98 C FF 97 B CH 87 X SL 83 2-1 ② L7	4	0	0	0	0	1	1
11 Jorge Polanco, S (1, 6) OBP: 0.328, SLG: 0.404	B SI 94 B SI 94 F SI 93 B SI 94 F SI 94 X SI 95 3-2 ② F7			B KC 80 B SI 91 X SI 93 2-0 ② L9			B KC 81 C SI 93 B CH 87 F CH 88 X SL 89 2-2 ② G6-3		D SL 85 X CH 87 1-0 ③ L9	4	0	0	0	0	0	1
20 Eddie Rosario, L (1, 10) OBP: 0.328, SLG: 0.486	B SI 95 B SI 93 B SI 92 C FF 94 S SI 94 F SI 95 F SI 94 X SI 94 3-2 ③ P6			C KC 82 X KC 80 0-1 ③ F9			B SI 93 F SL 86 F FF 93 F SI 93 F KC 81 X KC 81 1-2 ③ G3			3	0	0	0	0	0	0
24 Logan Forsythe, R (1, 4) OBP: 0.315, SLG: 0.306		C FF 94 C KC 82 X KC 81 0-2 ① G5-3			B SI 93 B SL 88 C SI 93 B SI 93 X SI 92 3-1 ① L4			B SL 89 B KC 81 C SI 93 C SI 94 X KC 82 2-2 ① G6-3		3	0	0	0	0	0	0
60 Jake Cave, L (1, 8) OBP: 0.308, SLG: 0.483		B SI 94 C KC 81 X SI 94 1-1 ② G3			B KC 82 X SI 92 1-0 ② L7			B SI 93 S SL 86 F SL 87 S FF 93 1-3 ② K		3	0	0	0	0	1	0
23 Mitch Garver, R (1, 2) OBP: 0.331, SLG: 0.406		C SI 94 B SL 89 B SI 95 X SI 95 2-1 ③ F9			B FF 94 X SI 92 1-0 ③ P3			C SL 87 B KC 82 S KC 79 F KC 81 F FF 93 B CH 89 F KC 80 C SI 94 2-3 ③ K		3	0	0	0	0	1	0
26 Max Kepler, L (1, 9) OBP: 0.318, SLG: 0.413			B SI 93 B SI 92 B SI 93 C FF 94 C FF 94 X SI 94 3-2 ① F9			B FF 92 C KC 82 C SI 93 B KC 82 S KC 81 2-3 ① K			B KC 81 B SL 87 C SI 92 B SL 88 B SI 92 4-1 36 1B 16 SF8 BB	2	1	0	0	1	1	0
36 Robbie Grossman, S (1, 7) OBP: 0.349, SLG: 0.366			C KC 81 F FF 93 X KC 78 0-2 ② G4-3			X KC 81 0-0 ② F9			C SI 92 C CH 86 B FF 93 F KC 80 X CH 86 1-2 1-3 1B	3	0	1	0	0	0	0
16 Ehire Adrianza, S (1, 5) OBP: 0.302, SLG: 0.375			C FF 93 B KC 80 B SI 94 X FF 94 2-1 ③ F8			C FF 93 X SI 94 0-1 ③ F7			C FF 97 D SL 84 X CH 88 1-1 ① SF8 3-H	2	0	0	1	0	0	0
Inning Stats	R: 0 E: 0 K: 0 S: 10 H: 0 LOB: 0 BB: 0 P: 19	R: 0 E: 0 K: 0 S: 7 H: 0 LOB: 0 BB: 0 P: 10	R: 0 E: 0 K: 0 S: 8 H: 0 LOB: 0 BB: 0 P: 13	R: 0 E: 0 K: 1 S: 6 H: 0 LOB: 0 BB: 0 P: 10	R: 0 E: 0 K: 0 S: 4 H: 0 LOB: 0 BB: 0 P: 9	R: 0 E: 0 K: 1 S: 6 H: 0 LOB: 0 BB: 0 P: 8	R: 0 E: 0 K: 0 S: 10 H: 0 LOB: 0 BB: 0 P: 14	R: 0 E: 0 K: 2 S: 12 H: 0 LOB: 0 BB: 0 P: 17	R: 1 E: 0 K: 0 S: 10 H: 1 LOB: 1 BB: 1 P: 19	1B: 1 2B: 0 3B: 0 HR: 0 SF: 1 SAC: 0 DP: 0 HBP: 0						

| | | | | | |

Kansas City Royals @ Minnesota Twins

Target Field, Minneapolis, MN

Sun Sep 09 2018, 1:14 PM - 3:49 PM CDT

Att. 20,903 - Partly Cloudy - 68 F

livebaseballscorecards.com

TOP

Batter	1	2	3	4	5	6	7	8	9	AB	R	H	RBI	BB	SO	LOB
15 Whit Merrifield, R (1, 10) OBP: 0.366, SLG: 0.431	C FF 90 S SL 83 B FF 92 B SL 83 S FF 91 2-3 K ①		1 SAFE C FF 89 F FF 90 B FF 89 C SL 82 1-3 K ②		C SL 88 F SI 93 F FF 96 X SL 89 0-2 G1-3 ③			B SL 85 F SI 91 B FF 93 B SL 88 X FF 91 3-1 F8 ①		4	0	0	0	0	2	1
27 Adalberto Mondesi, S (1, 6) OBP: 0.296, SLG: 0.455	B FF 90 X CH 83 1-0 F8 ②		X FF 89 0-0 E1 17 FC5 4 BB 1-2			B FF 92 B FF 92 S FF 93 S SL 88 B SL 88 F FF 93 F CH 86 X SL 88 3-2 HR		C SI 94 S CU 80 B CU 80 B SI 94 S SI 94 2-3 K ②		4	1	1	1	0	1	1
4 Alex Gordon, L (1, 7) OBP: 0.320, SLG: 0.358	B FF 92 B FF 91 S CH 84 B CH 83 B FF 90 4-1 17 PO BB		F FF 89 B CH 83 B CH 82 F FF 88 F FF 90 B FF 90 B FF 91 F CH 82 4-2 17 FC5 BB 1-2 2-3			B CH 86 C FF 93 C FF 94 X CH 87 1-2 G6-3 ①		H SI 95 1-0 HBP		1	0	0	0	2	0	0
17 Hunter Dozier, R (1, 5) OBP: 0.284, SLG: 0.392	B SL 81 F FF 89 1 SAFE B FF 91 F FF 89 F SL 79 1 SAFE 2-2 PO ③ 1-2	F SL 82 F FF 91 B FF 91 F FF 91 F CH 84 F FF 92 B FF 92 F SL 84 F CH 85 2-2 X SL 82 P4 ①	X SL 82 0-0 FC5 ③ 1-2 2-3f			C FF 94 C CU 76 X FF 96 0-2 G1-3 ②		C SI 94 S CU 80 1 SAFE B SI 96 D CU 80 1 SAFE B SI 95 F SL 83 S CU 80 3-3 K		4	0	0	0	0	1	4
66 Ryan O'Hearn, L (1, 3) OBP: 0.358, SLG: 0.611		B CH 83 B CH 83 F FF 90 B CH 83 B FF 90 4-1 BB	X FF 87 0-0 38 G5-4-3 1B			C CH 86 C FF 93 B CU 76 S FF 94 1-3 K ③		C CU 79 F SI 94 S CU 81 0-3 K ①		3	0	1	0	1	2	0
38 Jorge Bonifacio, R (1, 9) OBP: 0.316, SLG: 0.364		S FF 89 B FF 90 S SL 81 B FF 90 F SL 81 S SL 82 2-3 K ②	B FF 88 B SL 81 X FF 88 2-0 G5-4-3 ①② 1-2f				B CU 74 C FF 91 X SL 87 1-1 L6 ①	X SL 77 0-0 F8 ②		4	0	0	0	0	1	2
25 Brian Goodwin, L (1, 8) OBP: 0.333, SLG: 0.377		C CH 82 C FF 90 B FF 91 T CH 84 1-2 K ③	B FF 88 B CH 81 X FF 89 2-0 P3 ③				C FF 92 B CH 86 B CH 86 F FF 93 X CU 76 2-2 G3 ②	C SI 90 S CH 77 B FF 93 B CH 78 S CH 78 2-3 K ③		4	0	0	0	0	2	1
7 Rosell Herrera, S (1, 4) OBP: 0.283, SLG: 0.300			C CU 76 B SL 80 B FF 88 B CH 81 F FF 88 B FF 88 4-2 4 BB 27 E BB	C FF 92 C CH 86 X FF 94 0-2 G1-3 ①		C FF 93 B SI 93 X FF 94 1-1 1B				2	0	1	0	1	0	0
36 Cam Gallagher, R (1, 2) OBP: 0.227, SLG: 0.310			C FF 88 S FF 88 B FF 90 1 SAFE S FF 89 1-3 K ①	X SL 88 0-0 F8 ②			B FF 92 1 SAFE 1 SAFE C FF 91 B FF 93 1 SAFE F FF 92 F FF 94 X SL 87 2-2 G1-3 ③			3	0	0	0	0	1	2
Inning Stats	R: 0 E: 0 K: 1 S: 8 H: 0 LOB: 0 BB: 1 P: 17	R: 0 E: 0 K: 2 S: 16 H: 0 LOB: 1 BB: 1 P: 25	R: 0 E: 1 K: 2 S: 14 H: 0 LOB: 3 BB: 2 P: 24	R: 0 E: 0 K: 0 S: 3 H: 1 LOB: 0 BB: 0 P: 7	R: 0 E: 0 K: 0 S: 8 H: 0 LOB: 0 BB: 0 P: 8	R: 1 E: 0 K: 1 S: 14 H: 1 LOB: 0 BB: 0 P: 19	R: 0 E: 0 K: 0 S: 11 H: 1 LOB: 1 BB: 0 P: 17	R: 0 E: 0 K: 2 S: 9 H: 0 LOB: 1 BB: 0 P: 18	R: 0 E: 0 K: 2 S: 7 H: 0 LOB: 0 BB: 0 P: 9	1B: 2 2B: 0 3B: 0 HR: 1 SF: 0 SAC: 0 DP: 1 HBP: 1	WP: 0 PB: 0 SB: 0 CS: 0 PA: 35					

	AB	29
	R	1
	H	3
	RBI	1
	BB	4
	SO	10
	LOB	11

PITCHER		IP	WLS	BF	H	R	ER	SO	BB	IBB	HBP	BLK	WP	HR	S	P	ERA	WHIP
61 Chase De Jong, R ERA:	(1, 1)	4.0		16	1	0	0	5	4	0	0	0	0	0	41	73	0.00	1.250
52 Zack Littell, R ERA: 8.44	(5, 1)	3.1		12	2	1	1	1	0	0	0	0	0	1	35	49	2.70	0.600
55 Taylor Rogers, L ERA: 3.02	(8, 1)	1.0		4	0	0	0	3	0	0	1	0	0	0	10	16	0.00	0.000
39 Trevor Hildenberger, R ERA: 4.21	(9, 1)	0.2	W	2	0	0	0	1	0	0	0	0	0	0	4	6	0.00	0.000

PITCHER		IP	WLS	BF	H	R	ER	SO	BB	IBB	HBP	BLK	WP	HR	S	P	ERA	WHIP

Kansas City Royals @ Minnesota Twins

Target Field, Minneapolis, MN

Sun Sep 09 2018, 1:14 PM - 3:49 PM CDT

Att. 20,903 - Partly Cloudy - 68 F

livebaseballscorecards.com

BOTTOM

Batter	1	2	3	4	5	6	7	8	9	AB	R	H	RBI	BB	SO	LOB
11 Jorge Polanco, S (1, 6) OBP: 0.326, SLG: 0.401	C FF 90 F FF 90 B KC 78 S FC 90 1-3 ① **K**		C FF 90 S KC 77 X FF 91 0-2 24 BB 1B		C FF 89 F CH 85 B FF 93 B KC 79 B FF 90 X FF 92 3-2 ② F7		S SI 92 B CH 85 F CH 85 X CH 85 1-2 ③ G4-3			4	0	1	0	0	1	1
20 Eddie Rosario, L (1, 10) OBP: 0.326, SLG: 0.482	C SI 92 S CH 85 S FF 92 0-3 ② **K**		B KC 77 B CH 85 F SI 92 X FF 92 2-1 ① P6		B SI 92 X KC 77 1-0 ③ G5-3			F SI 91 X SL 83 0-1 ① L4		4	0	0	0	0	1	1
24 Logan Forsythe, R (1, 4) OBP: 0.314, SLG: 0.304	C FF 92 X FC 90 0-1 ③ F9		B KC 79 B FF 92 C FF 92 B FC 90 C FF 92 D KC 80 4-2 **1-2** BB			C FF 90 F KC 78 B FF 91 B KC 78 F FF 92 X FF 91 2-2 ① G6-3		C SI 91 B FF 92 B SI 91 X SI 90 2-1 ② G6-3		3	0	0	0	1	0	0
36 Robbie Grossman, S (1, 7) OBP: 0.348, SLG: 0.368		C FF 91 B KC 77 X SI 92 1-1 60 G1-3 16 1B 2B	B KC 78 B CH 86 S FF 93 X FF 93 2-1 ② F7			B KC 78 C FF 91 B KC 78 B KC 79 X FF 91 3-1 ② F8		C SL 87 X SL 86 0-1 ③ F8		4	1	1	0	0	0	2
60 Jake Cave, L (1, 8) OBP: 0.307, SLG: 0.476		F KC 77 F SI 91 F KC 78 B KC 77 F FF 92 F FC 89 X KC 77 1-2 ① G1-3 **2-3**	C FF 90 S KC 78 S KC 79 0-3 ③ **K**			B FF 91 S KC 79 B FF 92 C FF 91 F KC 78 F FF 93 B KC 77 F FF 93 B FF 91 4-2 BB			F SI 94 B SL 88 C SL 88 S SL 87 1-3 ① **K**	3	0	0	0	1	2	3
16 Ehire Adrianza, S (1, 5) OBP: 0.302, SLG: 0.374		S FC 89 F FF 92 X FC 90 0-2 64 1B 1B **3-H**		S FF 90 F FF 91 S KC 78 0-3 ① **K**		1 SAFE C FF 92 1 SAFE 1 SAFE X FF 91 0-1 ③ F9			F SI 95 X FF 95 0-1 ② F7	4	0	1	1	0	1	1
26 Max Kepler, L (1, 9) OBP: 0.320, SLG: 0.414		1 SAFE C SI 90 S FF 91 C FF 92 0-3 ② **K**		C KC 77 B FF 90 B CH 85 B FF 91 B FF 93 4-1 64 G5-4-3 BB			B SI 92 X FF 92 1-0 ① G1-3		C SL 89 X CU 79 0-1 64 HR 2B	3	1	1	0	1	1	1
64 Willians Astudillo, R (1, 2) OBP: 0.316, SLG: 0.595		B FC 90 X FC 89 1-0 **1-2** 1B		C FF 91 X KC 78 0-1 ②③ G5-4-3 **1-2f**			X CU 84 0-0 ② P6		B SL 88 X SL 88 1-0 **2-H** HR	4	1	2	2	0	0	1
46 Chris Gimenez, R (1, 3) OBP: 0.220, SLG: 0.222 7 Joe Mauer, L (7, PH) OBP: 0.343, SLG: 0.369 (8, 3)		C KC 78 B FF 91 S FF 92 F KC 79 S FF 91 1-3 ③ **K**			X FF 90 0-0 ① F8		B SI 93 B SI 92 X SI 92 2-0 1B			2 1	0 0	0 1	0 0	0 0	1 0	2 0
Inning Stats	R: 0 E: 0 K: 2 S: 8 H: 0 LOB: 0 BB: 0 P: 9	R: 1 E: 0 K: 2 S: 19 H: 3 LOB: 2 BB: 0 P: 23	R: 0 E: 0 K: 1 S: 12 H: 1 LOB: 2 BB: 1 P: 20	R: 0 E: 0 K: 1 S: 6 H: 0 LOB: 0 BB: 1 P: 10	R: 0 E: 0 K: 0 S: 5 H: 0 LOB: 0 BB: 0 P: 9	R: 0 E: 0 K: 0 S: 13 H: 0 LOB: 1 BB: 1 P: 22	R: 0 E: 0 K: 0 S: 6 H: 1 LOB: 1 BB: 0 P: 10	R: 0 E: 0 K: 0 S: 6 H: 0 LOB: 0 BB: 0 P: 8	R: 2 E: 0 K: 1 S: 8 H: 2 LOB: 0 BB: 0 P: 10	1B: 4 2B: 2 3B: 0 HR: 1 SF: 0 SAC: 0 DP: 1 HBP: 0						

	AB	32
	R	3
	H	7
	RBI	3
	BB	3
	SO	7
	LOB	12

WP: 0 PA: 35
PB: 0
SB: 0
CS: 0

PITCHER		IP	WLS	BF	H	R	ER	SO	BB	IBB	HBP	BLK	WP	HR	S	P	ERA	WHIP
31 Ian Kennedy, R ERA: 4.92	(1, 1)	6.0		24	4	1	1	6	3	0	0	0	0	0	63	93	1.50	1.167
61 Kevin McCarthy, R ERA: 3.26	(7, 1)	1.0		4	1	0	0	0	0	0	0	0	0	0	6	10	0.00	1.000
54 Tim Hill, L ERA: 4.54	(8, 1)	0.2		2	0	0	0	0	0	0	0	0	0	0	4	6	0.00	0.000
37 Brandon Maurer, R ERA: 8.54	(8, 1)	0.1		1	0	0	0	0	0	0	0	0	0	0	2	2	0.00	0.000
39 Jason Hammel, R ERA: 6.09	(9, 1)	0.2	L	4	2	2	2	1	0	0	0	0	0	1	8	10	27.00	3.000

PITCHER	IP	WLS	BF	H	R	ER	SO	BB	IBB	HBP	BLK	WP	HR	S	P	ERA	WHIP

New York Yankees @ Minnesota Twins

Target Field, Minneapolis, MN

Mon Sep 10 2018, 7:11 PM - 10:49 PM CDT

Att. 21,565 - Partly Cloudy - 76 F

TOP

livebaseballscorecards.com

Batter	1	2	3	4	5	6	7	8	9	AB	R	H	RBI	BB	SO	LOB
26 Andrew McCutchen, R (1, 9) OBP: 0.359, SLG: 0.413	B FF 94 B SI 93 B SI 95 C FF 94 B SI 95 4-1 41 G5-4-3 31 1B BB		B SI 94 B SL 85 F SI 96 X SI 95 2-1 31 G3-1 1B		B CU 81 1 SAFE B SL 86 C SI 96 1 SAFE B SL 85 B SI 96 4-1 31 G3-1 1-2 BB		B CU 85 C FF 97 B CU 82 B FF 97 1 SAFE F FF 96 D FF 96 4-2 31 41 2B BB BB F SL 90 B SL 90 B SL 90 X SL 88 2-1 SF8 2-3 3-H		C FS 86 X FS 86 0-1 FC6-4 1-2f	2	1	1	1	3	0	1
31 Aaron Hicks, S (1, 8) OBP: 0.369, SLG: 0.464	F SI 95 B SI 90 B SI 95 1 SAFE B FF 95 X SI 91 3-1 41 G5-4-3 1-2 1B		B FF 94 B CU 80 F SI 94 D CH 85 1 SAFE X CH 85 3-1 G3-1 1-2		B FF 94 B CH 87 B SI 94 C SI 91 X SI 93 3-1 G3-1 1-2 2-3		B CU 85 C FF 97 B CU 82 1 SAFE B FF 97 C CU 84 D CU 86 B FF 96 4-2 41 2B 1-2 BB B CU 85 B CU 87 B FF 96 B FF 96 4-0 1-2 BB B CU 86 B CU 83 F FF 96 2-0 27 2B 1-H 2-H 2B K SL 90 0-0 L5		X FS 86 0-0 F7	4	1	1	0	2	0	4
41 Miguel Andujar, R (1, 5) OBP: 0.331, SLG: 0.521	S CU 81 B CU 82 B SI 95 X SL 86 2-1 G5-4-3 1-2f 2-3		B SI 94 D CU 81 X SI 95 2-0 F8		D CU 83 F CU 81 X SI 94 1-1 L7				C CU 80 B FF 94 F FS 85 X FF 94 1-2 G4-3	6	1	1	2	0	0	9
27 Giancarlo Stanton, R (1, 10) OBP: 0.339, SLG: 0.504	B SI 96 S CU 82 S SL 87 D SL 87 D SL 87 F SI 96 C SI 96 3-3 K			B CU 81 C CU 81 S SI 94 S SL 87 1-3 K		B SI 93 S CU 82 B CH 85 F SI 94 X SL 85 2-2 L5 B FF 98 C CU 85 X CU 84 1-1 18 2B 2-H 2B		C FF 95 B FF 96 B FF 95 B FF 94 B FF 92 4-1 24 2B BB		4	1	1	1	1	2	1
18 Didi Gregorius, L (1, 6) OBP: 0.331, SLG: 0.477 29 Adeiny Hechavarría, R (8, 6) OBP: 0.285, SLG: 0.348		B FF 94 C FF 94 S FF 95 X FF 95 1-2 E6 33 G1-3		B FF 94 B CU 83 B CH 87 C FF 95 F FF 94 B SL 86 4-2 24 G5-3 BB		F FF 96 B SL 85 S SL 85 B SL 87 B SL 86 C FF 96 3-3 K2-3	F SL 82 X SL 82 0-1 24 1B 25 1B 2-H 2B	F SL 83 X FF 95 0-1 P6		4 0	1 0	1 0	1 0	1 0	1 0	1 0
24 Gary Sánchez, R (1, 2) OBP: 0.284, SLG: 0.418		B SI 95 B SI 94 C SI 94 C CU 81 S SL 87 2-3 K		C SI 94 D SI 93 X SI 94 1-1 G5-3 1-2		F SI 95 B CU 81 F SI 94 B SL 86 F SL 87 X SI 95 2-2 HR	B CU 84 S SL 90 X SL 90 1-1 25 1B 33 BB 26 SF8 2-3 1B	B FF 94 C FF 94 X SL 85 1-1 1-3 2B		5	2	3	1	0	1	2
33 Greg Bird, L (1, 3) OBP: 0.286, SLG: 0.382		C FF 95 B FF 95 1 SAFE S CH 87 B FF 93 F CU 82 1 SAFE X SI 96 2-2 G1-3 1-2		S CH 87 X CH 86 0-1 G4-3		B FF 96 C FF 95 C FF 95 B SL 87 B CH 88 B SI 95 4-2 25 BB BB	B FF 97 B FF 97 S FF 97 B CH 90 C FF 97 D FF 92 4-2 26 SF8 25 1B 1-2 BB	C FF 95 S FF 95 F FF 96 S FF 96 0-3 K		3	0	0	0	2	1	4
25 Gleyber Torres, R (1, 4) OBP: 0.349, SLG: 0.503		C SI 94 C SL 85 D CU 81 B SI 95 X SI 95 2-2 G5-3			C SI 92 C SI 93 B CU 81 F SL 84 X SL 85 1-2 L8	B FF 94 B FF 94 F FF 94 B FF 94 B FF 94 4-1 1-2 BB	S SL 90 F SL 91 X FF 96 0-2 31 BB 1-2 2-3 3-H 1B	S SL 87 B SL 87 C FF 94 X FF 95 1-2 F9		4	0	1	1	1	0	3
11 Brett Gardner, L (1, 7) OBP: 0.327, SLG: 0.370			C FF 94 C CU 81 S SL 85 0-3 K		C SI 94 B FF 94 B FF 95 F FF 95 B SI 94 X SI 94 3-2 31 G3-1 26 BB 1B	C FF 95 B FF 94 B CU 77 F FF 95 F FF 95 X CU 79 2-2 F8	D FF 96 B FF 96 B SI 95 C FF 96 F FF 96 T FF 96 3-2 K		C FF 93 C CU 81 B FF 95 X FS 82 1-2 26 FC6-4 1B	5	0	2	0	0	2	5

Inning Stats	1	2	3	4	5	6	7	8	9
	R: 0 E: 0 K: 1 S: 9 H: 1 LOB: 1 BB: 1 P: 21	R: 0 E: 1 K: 1 S: 13 H: 0 LOB: 1 BB: 0 P: 20	R: 0 E: 0 K: 1 S: 8 H: 1 LOB: 1 BB: 0 P: 15	R: 0 E: 0 K: 1 S: 9 H: 0 LOB: 1 BB: 1 P: 15	R: 0 E: 0 K: 0 S: 12 H: 1 LOB: 2 BB: 1 P: 24	R: 1 E: 0 K: 1 S: 17 H: 1 LOB: 2 BB: 2 P: 34	R: 6 E: 0 K: 1 S: 22 H: 5 LOB: 3 BB: 4 P: 47	R: 0 E: 0 K: 1 S: 12 H: 1 LOB: 2 BB: 1 P: 18	R: 0 E: 0 K: 0 S: 9 H: 1 LOB: 1 BB: 0 P: 11

| | | | |

BOTTOM

New York Yankees @ Minnesota Twins

Target Field, Minneapolis, MN

Mon Sep 10 2018, 7:11 PM - 10:49 PM CDT

Att. 21,565 - Partly Cloudy - 76 F

livebaseballscorecards.com

Batter	1	2	3	4	5	6	7	8	9	AB	R	H	RBI	BB	SO	LOB
7 Joe Mauer, L (1, 3) OBP: 0.340, SLG: 0.365	B FF 91 B FF 89 F FF 91 C FF 92 X FF 93 2-2 ① F8		C FF 90 C SL 85 B SL 86 X FF 92 1-2 ① G3-1		C SL 86 B SL 87 C FF 93 C FF 94 1-3 ③ K			C FF 95 B FF 95 B CH 86 X FF 95 2-1 ① G5-3		4	0	0	0	0	1	1
11 Jorge Polanco, S (1, 6) OBP: 0.329, SLG: 0.403	C FF 91 C FF 92 B FF 91 B CH 88 X FF 92 2-2 36 WP 1B		B SL 83 F FF 91 B CH 85 F FF 91 F FF 93 F FF 93 F SL 86 X FF 93 2-2 ② L9			B SL 84 B FF 92 C FF 92 X FF 93 2-1 ① G5-3		C FF 96 B SL 84 C FF 97 F SL 83 B SL 84 X FF 97 2-2 24 1B 36 2B 1B		4	1	2	0	0	0	0
24 Logan Forsythe, R (1, 4) OBP: 0.316, SLG: 0.306	B FF 91 B FF 92 F FF 92 F FF 91 1 SAFE X FF 93 2-2 ② P3		C SL 83 B FF 92 X FF 92 1-1 ③ F8			C FF 92 F FF 92 B FF 92 B SL 85 X FF 93 2-2 1B		C FF 96 C SL 84 F SL 85 F SL 86 B FF 95 X FF 96 1-2 36 2B 23 G6-3 1B		4	1	2	0	0	0	1
36 Robbie Grossman, S (1, 9) OBP: 0.350, SLG: 0.373	C FF 92 B CH 86 X FF 92 1-1 ③ F9 1-2			C SL 84 C SL 84 B FF 93 B FF 94 X SL 84 2-2 64 G6-4-3 1B		B FF 93 B CH 86 C FF 93 C FF 94 2-3 ② K		D SL 81 B CH 86 C FF 97 C CH 86 D SL 81 X CH 85 3-2 26 WP 1-3 2-H 2B		4	0	2	1	0	1	2
23 Mitch Garver, R (1, 2) OBP: 0.330, SLG: 0.404		B FF 90 B CH 87 F FF 90 C FF 91 F FF 93 B CH 88 X FF 94 3-2 60 1B 1B		1 SAFE B CH 86 B FF 92 C FF 93 S FF 93 B FF 94 F FF 94 1 SAFE S SL 82 3-3 ① K		X FF 93 0-0 ③ L8		D SL 87 B FF 97 B FF 96 C FF 96 X FF 97 3-1 ② G6-3 3-H		4	0	1	1	0	1	3
64 Willians Astudillo, R (1, 10) OBP: 0.293, SLG: 0.550 26 Max Kepler, L (8, PH) OBP: 0.319, SLG: 0.414 (9, 10)		B FF 92 B FF 92 X FF 92 2-0 ① F9		X CH 86 0-0 ② ③ G6-4-3 1-2f			C FF 94 B SL 84 B FF 96 X FF 96 2-1 ① G6-3	B FF 97 C FF 97 C CH 87 B FF 97 F CH 88 B CH 88 S CH 88 3-3 ③ K 2-3		3 1	0 0	0 0	0 0	0 0	0 1	2 1
60 Jake Cave, L (1, 8) OBP: 0.306, SLG: 0.472		C FF 92 X SL 84 0-1 1-2 1B			C FF 90 X SL 85 0-1 ① G3		F FF 96 C FF 98 B SL 83 S SL 83 1-3 ② K		B FF 93 F CH 87 X FF 93 1-1 ① G6-3	4	0	1	0	0	1	0
51 Johnny Field, R (1, 7) OBP: 0.231, SLG: 0.330		C FF 92 F CH 85 F FF 93 X FF 93 0-2 ② F9			X FF 91 0-0 ② L5		X FF 96 0-0 1B		C SL 83 S FF 94 C FF 93 0-3 ② K	4	0	1	0	0	1	2
40 Gregorio Petit, R (1, 5) OBP: 0.371, SLG: 0.323		X FF 93 0-0 ③ L7			C FF 91 B SL 84 B CH 84 F FF 91 F FF 94 X FF 93 2-2 2B		C FF 96 X SL 85 0-1 ③ G6-3		F FF 94 X FF 92 0-1 ③ P6	4	0	1	0	0	0	3

	AB	36
	R	2
	H	10
	RBI	2
	BB	0
	SO	6
	LOB	15

Inning Stats										
	R: 0 E: 0 K: 0 S: 11	H: 1 LOB: 1 BB: 0 P: 18	R: 0 E: 0 K: 0 S: 12	H: 2 LOB: 2 BB: 0 P: 17	R: 0 E: 0 K: 0 S: 11	H: 0 LOB: 0 BB: 0 P: 15	R: 0 E: 0 K: 1 S: 8	H: 1 LOB: 0 BB: 0 P: 13	R: 0 E: 0 K: 1 S: 10	H: 1 LOB: 1 BB: 0 P: 13
	R: 0 E: 0 K: 1 S: 9	H: 1 LOB: 1 BB: 0 P: 15	R: 0 E: 0 K: 1 S: 8	H: 1 LOB: 1 BB: 0 P: 11	R: 2 E: 0 K: 1 S: 20	H: 3 LOB: 1 BB: 0 P: 34	R: 0 E: 0 K: 1 S: 7	H: 0 LOB: 0 BB: 0 P: 8	1B: 8 2B: 2 3B: 0 HR: 0	SF: 0 SAC: 0 DP: 1 HBP: 0

WP: 2 PA: 36
PB: 0
SB: 0
CS: 0

PITCHER		IP	WLS	BF	H	R	ER	SO	BB	IBB	HBP	BLK	WP	HR	S	P	ERA	WHIP
34 J.A. Happ, L ERA: 3.75	(1, 1)	6.0	W	23	6	0	0	3	0	0	0	0	1	0	61	91	0.00	1.000
85 Luis Cessa, R ERA: 5.35	(7, 1)	2.0		10	4	2	2	2	0	0	0	0	1	0	28	45	9.00	2.000
56 Jonathan Holder, R ERA: 3.15	(9, 1)	1.0		3	0	0	0	1	0	0	0	0	0	0	7	8	0.00	0.000

PITCHER	IP	WLS	BF	H	R	ER	SO	BB	IBB	HBP	BLK	WP	HR	S	P	ERA	WHIP

New York Yankees @ Minnesota Twins

Target Field, Minneapolis, MN

Tue Sep 11 2018, 7:17 PM - 10:20 PM CDT

Att. 20,343 - Partly Cloudy - 82 F

TOP

livebaseballscorecards.com

Batter	1	2	3	4	5	6	7	8	9	AB	R	H	RBI	BB	SO	LOB
26 Andrew McCutchen, R (1, 9) OBP: 0.362, SLG: 0.413	C KC 81 B FF 94 B FF 94 C FF 93 X KC 85 2-2 41 G6-4-3 1B		B SI 93 B SI 93 B SI 92 C SI 93 B SI 93 4-1 31 CS BB			B SI 90 B FF 92 B SI 89 C SI 90 B SI 90 4-1 31 FC6-5 BB	B SI 96 B SI 96 F SI 96 B SL 84 X SI 95 3-1 ③ P3			2	0	1	0	2	0	0
31 Aaron Hicks, S (1, 8) OBP: 0.366, SLG: 0.459	B SI 93 X SI 93 1-0 ① F7		C SI 91 1 SAFE B SI 92 1-1 ③ CS 1-2	B SI 90 C SI 91 B CH 87 X SI 91 2-1 ① G6-3		C SI 92 B CH 88 C SI 93 B SI 93 B SI 92 X SI 93 3-2 ① FC6-5 27 BB 41 1B 18 HR 1-2f		C SL 85 X CU 80 0-1 ① G5-3		4	1	0	0	0	0	2
41 Miguel Andujar, R (1, 5) OBP: 0.333, SLG: 0.521	C SI 93 1 SAFE B SI 94 F SI 94 D KC 84 X SI 94 2-2 ②③ G6-4-3 1-2f			F SI 91 F SL 87 B FF 93 B SI 93 X CU 78 2-2 18 BB 27 BB 1B		B SI 93 C SI 93 X SI 93 1-1 27 BB 18 HR 1-2 1B		B SI 95 X SL 85 1-0 ② P6		4	1	2	0	0	0	1
27 Giancarlo Stanton, R (1, 7) OBP: 0.340, SLG: 0.502		B KC 84 F SI 94 C FF 95 S KC 74 1-3 ① K		C SL 88 B SI 93 B SI 92 D SL 87 B SI 94 4-1 18 BB 1-2 BB		C SL 90 D CU 78 C CU 81 B SL 89 B SI 94 B SL 91 4-2 18 HR 1-2 2-3 BB		B SI 95 C SI 95 S SL 84 X CU 80 1-2 ③ G1		2	1	0	0	2	1	0
18 Didi Gregorius, L (1, 6) OBP: 0.334, SLG: 0.489		B FF 96 B CH 80 F FF 94 X SI 94 2-1 24 SF7 3B		B SI 94 B SI 92 B CH 88 B SI 91 4-0 24 G6-4-3 1-2 2-3 BB		B FF 95 F CH 86 X FF 95 1-1 1-H 2-H 3-H HR			C CH 79 X SI 89 0-1 ① G1-3	3	2	2	4	1	0	0
24 Gary Sánchez, R (1, 10) OBP: 0.281, SLG: 0.414		B FF 94 X SI 93 1-0 ② SF7 3-H		B SI 93 S SL 87 S SI 94 F SL 87 X SI 94 1-2 ②③ G6-4-3 1-2f		S FF 95 F SL 90 S FF 96 0-3 ② K			C SL 78 S SL 81 S FF 91 0-3 ② K	3	0	0	1	0	2	3
45 Luke Voit, R (1, 3) OBP: 0.367, SLG: 0.580		C KC 84 B KC 82 B FF 94 T FF 94 F FF 95 B FF 94 X KC 79 3-2 ③ G5-3			F CU 77 C SL 88 B SL 88 B CU 81 H SI 94 3-2 28 G4-6-3 HBP	B SL 88 C CU 78 B CU 79 C FF 94 S FF 96 2-3 ③ K			F SL 80 B CH 79 F SI 91 S CH 78 1-3 ③ K	3	0	0	0	0	2	0
28 Austin Romine, R (1, 2) OBP: 0.302, SLG: 0.430			B FF 93 S SI 91 X SI 92 1-1 ① G1-3		C SI 92 X SI 92 0-1 ①② G4-6-3 1-2f		C SI 94 F SI 95 X SL 83 0-2 ① F8			3	0	0	0	0	0	1
25 Gleyber Torres, R (1, 4) OBP: 0.347, SLG: 0.499			F SI 92 X SI 92 0-1 ② G4-3		X SI 93 0-0 ③ P4		C SI 95 B CU 82 S SI 95 X SL 83 1-2 ② L7			3	0	0	0	0	0	0
Inning Stats	R: 0 E: 0 K: 0 S: 7 H: 1 LOB: 0 BB: 0 P: 12	R: 1 E: 0 K: 1 S: 10 H: 1 LOB: 0 BB: 0 P: 17	R: 0 E: 0 K: 0 S: 6 H: 0 LOB: 0 BB: 1 P: 12	R: 0 E: 0 K: 0 S: 10 H: 1 LOB: 2 BB: 2 P: 23	R: 0 E: 0 K: 0 S: 5 H: 0 LOB: 0 BB: 0 P: 8	R: 4 E: 0 K: 2 S: 16 H: 2 LOB: 0 BB: 2 P: 31	R: 0 E: 0 K: 0 S: 8 H: 0 LOB: 0 BB: 0 P: 12	R: 0 E: 0 K: 0 S: 6 H: 0 LOB: 0 BB: 0 P: 8	R: 0 E: 0 K: 2 S: 8 H: 0 LOB: 0 BB: 0 P: 9	1B: 3 2B: 0 3B: 1 HR: 1 SF: 1 SAC: 0 DP: 3 HBP: 1						

	AB	27
	R	5
	H	5
	RBI	5
	BB	5
	SO	5
	LOB	7

PITCHER		IP	WLS	BF	H	R	ER	SO	BB	IBB	HBP	BLK	WP	HR	S	P	ERA	WHIP
21 Tyler Duffey, R ERA: 8.57	(1, 1)	2.0		7	2	1	1	1	0	0	0	0	0	0	17	29	4.50	1.000
53 Kohl Stewart, R ERA: 5.47	(3, 1)	3.1	W	15	2	3	3	0	5	0	1	0	0	0	29	63	8.10	2.100
65 Trevor May, R ERA: 3.93	(6, 1)	0.2		3	1	1	1	2	0	0	0	0	0	1	8	11	13.50	1.500
55 Taylor Rogers, L ERA: 2.92	(7, 1)	2.0		6	0	0	0	0	0	0	0	0	0	0	14	20	0.00	0.000
39 Trevor Hildenberger, R ERA: 4.14	(9, 1)	1.0		3	0	0	0	2	0	0	0	0	0	0	8	9	0.00	0.000

PITCHER	IP	WLS	BF	H	R	ER	SO	BB	IBB	HBP	BLK	WP	HR	S	P	ERA	WHIP

WP: 0	PB: 0	SB: 0	CS: 1
PA: 35			

Batter	1	2	3	4	5	6	7	8	9	AB	R	H	RBI	BB	SO	LOB
7 Joe Mauer, L (1, 3) OBP: 0.343, SLG: 0.374	B FF 94 B FF 94 C FF 95 X FF 95 2-1 G6-3 ①		B SI 89 B FF 93 F FF 94 B SI 92 B FF 94 4-1 24 BB 11 1B 60 PB BB	B FF 98 S FF 97 B FF 97 C CH 89 S CU 87 2-3 K ②	B FF 96 C FF 96 C FF 97 D CH 90 B CH 90 X FF 97 3-2 1-H 2-H 3-H HR		B FF 94 B FF 94 X FF 93 2-0 24 FC6-4 1B		4	2	2	4	1	1	1
11 Jorge Polanco, S (1, 6) OBP: 0.335, SLG: 0.411	B CU 82 F FF 95 X FF 95 1-1 L6 ②		S SI 92 D SI 92 X SI 90 1-1 60 PB 24 BB 60 1B 1-2 1B	B CU 87 C FF 97 F CH 90 X CU 88 1-2 2-H 2B	B CH 91 C FF 97 F CH 90 B CH 91 F CH 90 B FF 95 F FF 96 X FF 96 3-2 24 G6-4-3 1B		B SI 92 C SI 92 X CH 86 1-1 L4 ②		5	1	3	1	0	0	1
24 Logan Forsythe, R (1, 4) OBP: 0.315, SLG: 0.302	C FF 95 B ST 85 C ST 84 F ST 88 F ST 86 X CU 85 2-2 G6-3 ③		B FF 94 C SI 94 B ST 84 F SI 93 B CU 83 B CU 81 4-2 60 PB 60 1B 1-2 2-3 BB	C FF 98 F FF 97 B FF 97 B CU 87 F FF 97 C FF 97 2-3 K ③	C FF 96 X CH 89 0-1 G6-4-3 ②③ 1-2f		F FF 95 B CH 87 X CH 87 1-1 FC6-4 ③ 1-2f		4	1	0	0	1	1	3
36 Robbie Grossman, S (1, 7) OBP: 0.353, SLG: 0.372		C FF 94 F CU 82 X CU 83 0-2 L8 ①	S SI 91 C SI 91 S ST 85 0-3 K ①		C FF 95 B CH 88 S CH 88 B FF 96 B CH 90 B FF 96 4-2 31 BB 60 1B 26 BB BB	C FF 95 S CH 90 F FF 97 F CH 90 B FF 95 B FF 96 X FF 96 2-2 26 2B 1B		B SI 93 B SI 92 B SI 93 C FF 94 F FF 94 F SI 94 F FF 93 B SI 93 4-2 60 FC4-6 BB	3	1	1	0	2	1	3
60 Jake Cave, L (1, 8) OBP: 0.308, SLG: 0.470		C CU 80 X SI 92 0-1 G4-3 ②	C CU 82 S CU 84 D CU 85 F CU 83 B FF 93 D CU 85 X CU 83 3-2 31 S 1-H 2-H 3-H 1B		B FF 97 C FF 96 1 SAFE X CH 88 1-1 26 BB 31 BB 64 1B 1-2 1B	C FF 95 F FF 96 C CH 89 0-3 K ①		C SL 88 B SI 94 X SL 88 1-1 FC4-6 ① 31 G6-3 1-2f	5	1	2	2	0	1	2
31 Tyler Austin, R (1, 10) OBP: 0.293, SLG: 0.497		F FF 96 B ST 86 B ST 86 F FF 95 X ST 87 2-2 26 1B 1B	B FF 93 C SI 93 B CU 80 X ST 82 2-1 F8 ② 1-2		C FF 97 C FF 95 B CU 88 D CU 86 B CU 86 B FF 96 4-2 64 1B 26 BB 7 HR 1-2 2-3 BB	S CH 88 C FF 95 B FF 96 S FF 96 1-3 K ②		B SI 94 C SI 94 B FF 95 F SI 94 X FF 94 2-2 G6-3 ② 1-2	4	1	1	0	1	1	3
26 Max Kepler, L (1, 9) OBP: 0.322, SLG: 0.416		B SI 92 X SI 92 1-0 16 BB 1-3 1B	C FF 94 C CU 81 B FF 93 S CU 82 1-3 K ③		B FF 95 B FF 95 B FF 95 B FF 95 4-0 64 1B 7 HR 1-2 2-3 3-H BB	X FF 95 0-0 1-3 2B		C SL 90 X SL 88 0-1 F7 ③	4	1	2	1	1	1	2
16 Ehire Adrianza, S (1, 5) OBP: 0.304, SLG: 0.373		D ST 85 B SI 92 1 SAFE B SI 92 B FF 94 4-0 64 FC6-4 1-2 BB		F FF 97 B FF 98 S CH 88 X FF 97 1-2 64 G5-3 11 2B 1B	S CH 87 C CH 88 D CU 87 F CH 88 S FF 95 1-3 K ①	D CH 89 X FF 96 1-0 F7 ③			3	1	1	0	1	1	5
64 Willians Astudillo, R (1, 2) OBP: 0.289, SLG: 0.523		C ST 85 X ST 85 0-1 FC6-4 ③ 1-2f		X CU 87 0-0 G5-3 ① 1-2	B CU 86 F FF 95 X FF 95 1-1 7 HR 1-2 2-3 3-H 1B		X SI 93 0-0 L9 ①		4	1	1	1	0	0	4
Inning Stats	R: 0 E: 0 K: 0 S: 8 H: 0 LOB: 0 BB: 0 P: 13	R: 0 E: 0 K: 0 S: 11 H: 2 LOB: 3 BB: 1 P: 18	R: 3 E: 0 K: 2 S: 17 H: 2 LOB: 1 BB: 2 P: 32	R: 1 E: 0 K: 2 S: 14 H: 2 LOB: 1 BB: 0 P: 20	R: 6 E: 0 K: 1 S: 22 H: 4 LOB: 0 BB: 3 P: 43	R: 0 E: 0 K: 2 S: 13 H: 2 LOB: 2 BB: 0 P: 17	R: 0 E: 0 K: 0 S: 6 H: 1 LOB: 1 BB: 0 P: 10	R: 0 E: 0 K: 0 S: 11 H: 0 LOB: 1 BB: 1 P: 18		1B: 10 2B: 2 3B: 0 HR: 1 SF: 0 SAC: 0 DP: 1 HBP: 0					WP: 0 PB: 1 SB: 1 CS: 0 PA: 43	

PITCHER		IP	WLS	BF	H	R	ER	SO	BB	IBB	HBP	BLK	WP	HR	S	P	ERA	WHIP
55 Sonny Gray, R ERA: 4.99	(1, 1)	3.0	L	16	4	3	2	2	3	0	0	0	0	0	36	63	6.00	2.333
38 Jonathan Loáisiga, R ERA: 5.06	(4, 1)	1.1		11	4	6	6	3	3	0	0	0	0	0	26	47	40.50	5.250
48 Tommy Kahnle, R ERA: 5.89	(5, 1)	1.2		8	4	1	1	2	0	0	0	0	0	1	23	33	5.40	2.400
71 Stephen Tarpley, L ERA: 7.36	(7, 1)	2.0		8	1	0	0	0	1	0	0	0	0	0	17	28	0.00	1.000

PITCHER	IP	WLS	BF	H	R	ER	SO	BB	IBB	HBP	BLK	WP	HR	S	P	ERA	WHIP

BOTTOM

New York Yankees @ Minnesota Twins

Target Field, Minneapolis, MN

Tue Sep 11 2018, 7:17 PM - 10:20 PM CDT

Att. 20,343 - Partly Cloudy - 82 F

livebaseballscorecards.com

AB	36
R	10
H	13
RBI	9
BB	7
SO	7
LOB	24

Batter	1	2	3	4	5	6	7	8	9	AB	R	H	RBI	BB	SO	LOB
26 Andrew McCutchen, R (1, 9) OBP: 0.359, SLG: 0.410	C FF 91 B FF 91 B FF 90 B FF 91 C FF 90 F FF 91 X FF 91 3-2 G5-3		F FF 92 B FF 93 B SL 86 S SL 84 F FF 93 B SL 84 S SL 84 3-3 K			B FC 87 B SL 85 F FF 91 C SL 85 X FF 92 2-2 F7		B SL 78 B CH 78 C SI 89 C SL 77 B SL 79 S CH 79 3-3 K		4	0	0	0	0	2	1
31 Aaron Hicks, S (1, 8) OBP: 0.363, SLG: 0.455	F FF 92 B CU 74 F FF 91 F FF 92 F FF 93 F FF 93 F FF 94 B CU 75 X FF 93 2-2 P4			C FS 84 S FS 85 B FF 93 X FF 93 1-2 G4-3		B FF 94 S FF 93 B FF 94 F FS 85 F FF 95 X FF 94 2-2 F8			C SI 89 B SI 90 X SI 91 1-1 L9	4	0	0	0	0	0	0
41 Miguel Andujar, R (1, 5) OBP: 0.332, SLG: 0.518	S SL 85 F SL 85 F FS 86 B SL 84 B FS 85 B CU 75 X SL 84 3-2 G4-3			B FS 86 B SL 84 F FS 84 X SL 87 2-1 L8			C CU 73 X FS 84 0-1 G1-3		B SI 89 C SL 79 F CH 78 X SL 79 1-2 18 DI 1B	4	0	1	0	0	0	0
27 Giancarlo Stanton, R (1, 7) OBP: 0.339, SLG: 0.499		F FF 92 B FF 91 S FS 86 B SL 85 B SL 83 B FF 92 4-2 24 FC5-4 BB		S FF 94 F FF 93 B SL 87 F SL 86 B FF 93 S FS 86 2-3 K			B FF 92 X FF 92 1-0 P4		B SI 91 1 SAFE B SL 78 X SL 79 2-0 L9	3	0	0	0	1	1	1
18 Didi Gregorius, L (1, 6) OBP: 0.331, SLG: 0.485		B FS 87 T FS 87 X FF 91 1-1 P4			B FS 85 B FS 85 C FF 93 C FS 85 X FS 84 2-2 G1-3		C FF 92 B FS 84 X FS 86 1-1 F7		B SI 90 B SI 90 S CH 79 X SI 89 2-1 G3-1 1-2	4	0	0	0	0	0	2
24 Gary Sánchez, R (1, 2) OBP: 0.281, SLG: 0.411		C SL 85 B SL 84 X FS 86 1-1 FC5-4 1-2f			S SL 86 B SL 85 B SL 84 B FF 93 B FS 85 4-1 45 S BB			C FS 85 B FS 84 B SL 82 C FS 84 S FS 86 2-3 K		2	0	0	0	1	1	1
45 Luke Voit, R (1, 10) OBP: 0.366, SLG: 0.567		B SL 85 S SL 84 F FF 92 D SL 85 S SL 85 2-3 K			B FC 86 S SL 88 X FS 85 1-1 L7 1-2			C FF 93 B SL 85 B SL 83 B SL 86 B SL 84 4-1 33 2B BB		2	1	0	0	1	1	2
33 Greg Bird, L (1, 3) OBP: 0.286, SLG: 0.385			B FS 84 F FF 91 B FF 92 X FS 85 2-1 F9		B FF 94 C FF 93 S FF 93 D FS 85 T FF 94 2-2 K			X FF 93 0-0 1-H 2B		3	0	1	1	0	1	1
25 Gleyber Torres, R (1, 4) OBP: 0.344, SLG: 0.495			B SL 83 B SL 83 B FF 92 F FF 92 X FS 86 3-1 F7			C FC 87 B FC 87 X SL 86 1-1 F8		C SI 94 B SL 83 F SI 94 S CU 80 1-3 K		3	0	0	0	0	1	1
Inning Stats	R: 0 E: 0 K: 0 S: 15 H: 0 LOB: 0 BB: 0 P: 23	R: 0 E: 0 K: 1 S: 9 H: 0 LOB: 1 BB: 1 P: 17	R: 0 E: 0 K: 1 S: 8 H: 0 LOB: 0 BB: 0 P: 16	R: 0 E: 0 K: 1 S: 9 H: 0 LOB: 0 BB: 0 P: 14	R: 0 E: 0 K: 1 S: 9 H: 0 LOB: 1 BB: 1 P: 18	R: 0 E: 0 K: 0 S: 9 H: 0 LOB: 0 BB: 0 P: 14	R: 0 E: 0 K: 0 S: 5 H: 0 LOB: 0 BB: 0 P: 7	R: 1 E: 0 K: 3 S: 11 H: 1 LOB: 1 BB: 1 P: 21	R: 0 E: 0 K: 0 S: 8 H: 1 LOB: 1 BB: 0 P: 14	1B: 1 2B: 1 3B: 0 HR: 0	SF: 0 SAC: 0 DP: 0 HBP: 0	WP: 0 PB: 0 SB: 1 CS: 0	PA: 32			

TOP

New York Yankees @ Minnesota Twins

Target Field, Minneapolis, MN

Wed Sep 12 2018, 7:12 PM - 9:57 PM CDT

Att. 24,134 - Clear - 83 F

livebaseballscorecards.com

AB	29
R	1
H	2
RBI	1
BB	3
SO	7
LOB	9

PITCHER		IP	WLS	BF	H	R	ER	SO	BB	IBB	HBP	BLK	WP	HR	S	P	ERA	WHIP
12 Jake Odorizzi, R ERA: 4.41	(1, 1)	7.1	W	26	1	1	1	5	3	0	0	0	0	0	69	120	1.23	0.545
55 Taylor Rogers, L ERA: 2.9	(8, 1)	0.1	H	1	0	0	0	1	0	0	0	0	0	0	3	4	0.00	0.000
39 Trevor Hildenberger, R ERA: 4.06	(8, 1)	1.1	S	5	1	0	0	1	0	0	0	0	0	0	11	20	0.00	0.750

PITCHER	IP	WLS	BF	H	R	ER	SO	BB	IBB	HBP	BLK	WP	HR	S	P	ERA	WHIP

Batter	1	2	3	4	5	6	7	8	9	AB	R	H	RBI	BB	SO	LOB
7 Joe Mauer, L (1, 3) OBP: 0.345, SLG: 0.375	C FF 96 B FF 98 F CH 91 B SL 88 F SL 90 X FF 98 2-2 11 G1-6-3 1B			B SL 88 B SL 86 B CH 89 C FF 97 C FF 98 X SL 88 3-2 ① G6-3		C FF 98 B FF 97 F FF 97 F FF 98 B SL 86 F SL 88 X FF 99 2-2 11 WP 2-3 1B		C SI 95 B SI 95 X SL 81 1-1 ① G3-1		4	0	2	0	0	0	0
11 Jorge Polanco, S (1, 6) OBP: 0.329, SLG: 0.404	B FF 97 C FF 97 X SL 88 1-1 ①② G1-6-3 1-2f			B SL 88 B SL 87 X CH 90 2-0 ② F9		B SL 86 B SL 86 F FF 100 1 SAFE B CH 92 S SL 87 F SL 88 1 SAFE F FF 100 3-3 ② S FF 99 K 1-2		B SI 97 F SI 95 B SL 81 B SI 94 F SI 95 S SI 96 3-3 ② K		4	0	0	0	0	2	3
20 Eddie Rosario, L (1, 10) OBP: 0.323, SLG: 0.479	B FF 99 S CH 91 S SL 90 B FF 99 B CH 90 S SL 89 3-3 ③ K			C FF 98 B FF 98 B SL 87 X CH 92 2-1 ③ F8		F KC 85 F KC 85 B SI 96 F KC 86 X FC 95 1-2 ③ G1-3		S SI 96 S SL 80 X SL 81 0-2 ③ G4-3		4	0	0	0	0	1	2
36 Robbie Grossman, S (1, 7) OBP: 0.351, SLG: 0.369		B FF 97 B CH 91 C FF 98 B CH 90 X FF 99 3-1 ① L6			C FF 98 X SL 86 0-1 ① F8		B FC 94 S SL 82 C FC 94 F SL 84 B SL 84 S KC 85 2-3 ① K			3	0	0	0	0	1	0
24 Logan Forsythe, R (1, 4) OBP: 0.312, SLG: 0.299		B SL 90 F FF 99 B SL 89 C CH 88 B SL 89 F CH 89 S FF 98 3-3 ② K			B SL 85 C CH 90 B SL 86 S CH 90 S FF 99 2-3 ② K		C SL 85 T FC 92 B SL 84 X FC 92 1-2 ② G4-3			3	0	0	0	0	2	0
60 Jake Cave, L (1, 8) OBP: 0.308, SLG: 0.473		X FF 98 0-0 ③ G4-3			C CH 91 B FF 98 S SL 88 S SL 87 1-3 ③ K		B SI 95 C SL 82 B SI 93 X FC 93 2-1 64 1B 2B			3	1	1	0	0	1	0
23 Mitch Garver, R (1, 2) OBP: 0.330, SLG: 0.404 64 Willians Astudillo, R (3, 2) OBP: 0.292, SLG: 0.511			F SL 87 X SL 88 0-1 ① G6-3			C FF 96 F SL 86 B SL 86 X SL 86 1-2 ① G6-3	C SL 86 X SL 88 0-1 26 2B 2-H 1B			0 3	0 1	0 1	0 1	0 0	0 0	0 0
26 Max Kepler, L (1, 9) OBP: 0.324, SLG: 0.420			C FF 98 X CH 90 0-1 ② G3			B FF 97 B CH 90 B FF 99 C FF 98 X FF 98 3-1 16 2B 1B	C SL 83 B FC 93 X KC 83 1-1 1-H 2B			3	1	2	1	0	0	0
16 Ehire Adrianza, S (1, 5) OBP: 0.304, SLG: 0.376			X FF 98 0-0 ③ G6-3			1 SAFE F FF 98 X CH 89 0-1 7 1B 1-H 2B	B KC 84 F SL 83 D FC 92 F FC 93 D KC 85 F FC 93 F FC 93 S KC 84 3-3 ③ K			3	0	1	1	0	1	1
Inning Stats	R: 0 E: 0 K: 1 S: 9 H: 1 LOB: 0 BB: 0 P: 15	R: 0 E: 0 K: 1 S: 7 H: 0 LOB: 0 BB: 0 P: 13	R: 0 E: 0 K: 0 S: 5 H: 0 LOB: 0 BB: 0 P: 5	R: 0 E: 0 K: 0 S: 6 H: 0 LOB: 0 BB: 0 P: 13	R: 0 E: 0 K: 2 S: 8 H: 0 LOB: 0 BB: 0 P: 11	R: 1 E: 0 K: 1 S: 21 H: 3 LOB: 2 BB: 0 P: 31	R: 2 E: 0 K: 2 S: 18 H: 3 LOB: 1 BB: 0 P: 27	R: 0 E: 0 K: 1 S: 8 H: 0 LOB: 0 BB: 0 P: 12		1B: 4 2B: 3 3B: 0 HR: 0	SF: 0 SAC: 0 DP: 1 HBP: 0			WP: 1 PB: 0 SB: 0 CS: 0	PA: 30	

PITCHER		IP	WLS	BF	H	R	ER	SO	BB	IBB	HBP	BLK	WP	HR	S	P	ERA	WHIP
40 Luis Severino, R ERA: 3.46	(1, 1)	5.2	L	20	4	1	1	5	0	0	0	0	1	0	52	83	1.59	0.706
30 David Robertson, R ERA: 2.98	(6, 1)	1.1		7	3	2	2	2	0	0	0	0	0	0	22	32	13.50	2.250
53 Zack Britton, L ERA: 3.71	(8, 1)	1.0		3	0	0	0	1	0	0	0	0	0	0	8	12	0.00	0.000

PITCHER	IP	WLS	BF	H	R	ER	SO	BB	IBB	HBP	BLK	WP	HR	S	P	ERA	WHIP

BOTTOM

New York Yankees @ Minnesota Twins

Target Field, Minneapolis, MN

Wed Sep 12 2018, 7:12 PM - 9:57 PM CDT

Att. 24,134 - Clear - 83 F

livebaseballscorecards.com

AB	30
R	3
H	7
RBI	3
BB	0
SO	8
LOB	6

Batter	1	2	3	4	5	6	7	8	9	AB	R	H	RBI	BB	SO	LOB
11 Jorge Polanco, S (1, 6) OBP: 0.328, SLG: 0.402	C FF 91 B SI 91 X FF 92 1-1 G1-3 ①		C CH 86 B CH 86 F SI 92 X FF 93 1-2 L7 ②		B CU 78 C CH 84 X CH 86 1-1 F9 ③			C SL 84 B CH 87 B FF 93 B FF 94 X FF 93 3-1 24 1B 20 1B 36 SF8 2-3 1B		4	1	1	0	0	0	1
20 Eddie Rosario, L (1, 10) OBP: 0.323, SLG: 0.477 51 Johnny Field, R (8, PR) OBP: 0.231, SLG: 0.330 (8, 10)	F FF 92 X CH 85 0-1 G1-3 ②		F CU 80 B FF 94 X CH 87 1-1 L6-4-3 ③			C FF 92 X FF 93 0-1 F8 ①		D SL 84 X SI 92 1-0 24 1B 1-2 3-H 1B		4 0	0 0	1 0	1 0	0 0	0 0	0 0
24 Logan Forsythe, R (1, 4) OBP: 0.311, SLG: 0.299	B FF 93 F FF 92 C CU 76 C FF 93 1-3 K ③			C CU 80 B CU 79 B CH 86 S FF 93 B FF 94 X FF 94 3-2 F9 ①		B FF 93 X FF 94 1-0 P4 ②		B SI 90 C SI 91 B SI 91 F FF 91 B SL 87 X SI 92 3-2 1-2 2-3 1B		4	0	1	0	0	1	0
36 Robbie Grossman, S (1, 7) OBP: 0.349, SLG: 0.372		B SI 91 X SI 91 1-0 60 HR 2B		X CU 81 0-0 F8 ②		B CU 80 X CH 85 1-0 G4-3 ③		C SL 86 B FF 98 B SL 84 B SL 84 X FF 97 3-1 SF8 ② 3-H		3	1	1	1	0	0	0
60 Jake Cave, L (1, 8) OBP: 0.311, SLG: 0.487		C CU 78 X SI 91 0-1 2-H HR		C FF 93 X FF 93 0-1 1B			C CU 78 S CH 85 F SL 83 F SL 84 S CU 78 0-3 K ①	T SL 86 C SL 87 F SL 87 B SL 87 X SL 86 1-2 G4-3 ③		4	1	2	2	0	1	2
16 Ehire Adrianza, S (1, 5) OBP: 0.301, SLG: 0.371		B FF 94 S CH 86 X CH 86 1-1 G4-3 ①		X FF 92 0-0 L6 ③			C CH 85 B CU 79 X CH 85 1-1 F8 ②		C FF 97 X CH 87 0-1 F7 ①	4	0	0	0	0	0	1
26 Max Kepler, L (1, 9) OBP: 0.323, SLG: 0.417		B CU 80 B CH 85 C FF 92 X FF 92 2-1 G4-3 ②		B SL 81 S CH 84 B CU 79 B FF 91 B FF 92 4-1 BB			C FF 94 X CH 85 0-1 P6 ③		B SL 83 X FF 96 1-0 G3 ②	3	0	0	0	1	0	0
31 Tyler Austin, R (1, 3) OBP: 0.289, SLG: 0.490 7 Joe Mauer, L (9, PH) OBP: 0.344, SLG: 0.374		S FF 92 B SL 84 B SL 83 S FF 93 F FF 94 F CH 86 S CH 87 2-3 K ③			T SL 83 S SL 84 S SL 84 0-3 K ①			C FF 92 S SL 85 B CU 80 B CH 87 F FF 94 B SL 85 X FF 94 3-2 L7 ①	C FF 96 B FF 97 B FF 97 F FF 97 S CH 87 2-3 K ③	3 1	0 0	0 0	0 0	0 0	2 1	1 0
46 Chris Gimenez, R (1, 2) OBP: 0.227, SLG: 0.256			L FF 92 C SL 84 F FF 93 B FF 93 F FF 94 B SL 84 F SL 85 S CU 80 2-3 K ①		C FF 92 1 SAFE 1 SAFE B FF 91 F SL 84 C FF 93 1-3 K ②			X FF 94 0-0 11 1B 20 1B 2B		3	1	1	0	0	2	1
Inning Stats	R: 0 E: 0 K: 1 S: 7 H: 0 LOB: 0 BB: 0 P: 9	R: 2 E: 0 K: 1 S: 12 H: 2 LOB: 0 BB: 0 P: 18	R: 0 E: 0 K: 1 S: 11 H: 0 LOB: 0 BB: 0 P: 15	R: 0 E: 0 K: 0 S: 7 H: 1 LOB: 1 BB: 0 P: 10	R: 0 E: 0 K: 2 S: 9 H: 0 LOB: 1 BB: 1 P: 15	R: 0 E: 0 K: 0 S: 4 H: 0 LOB: 0 BB: 0 P: 6	R: 0 E: 0 K: 1 S: 9 H: 0 LOB: 0 BB: 0 P: 10	R: 2 E: 0 K: 0 S: 17 H: 4 LOB: 2 BB: 0 P: 31	R: 0 E: 0 K: 1 S: 6 H: 0 LOB: 0 BB: 0 P: 9	1B: 4 2B: 2 3B: 0 HR: 1 SF: 1 SAC: 0 DP: 0 HBP: 0					WP: 0 PB: 0 SB: 0 CS: 0	PA: 35	

TOP

Minnesota Twins @ Kansas City Royals

Kauffman Stadium, Kansas City, MO

Thu Sep 13 2018, 7:17 PM - 10:29 PM CDT

Att. 18,745 - Partly Cloudy - 80 F

livebaseballscorecards.com

AB	33
R	4
H	7
RBI	4
BB	1
SO	7
LOB	6

PITCHER		IP	WLS	BF	H	R	ER	SO	BB	IBB	HBP	BLK	WP	HR	S	P	ERA	WHIP
49 Heath Fillmyer, R ERA: 4.76	(1, 1)	7.1	W	28	5	4	4	6	1	0	0	0	0	1	66	96	4.91	0.818
33 Brian Flynn, L ERA: 4.04	(8, 1)	0.0		2	2	0	0	0	0	0	0	0	0	0	4	8	∞	∞
37 Brandon Maurer, R ERA: 8.23	(8, 1)	0.1	H	1	0	0	0	0	0	0	0	0	0	0	2	5	0.00	0.000
51 Jerry Vasto, L ERA: 10.13	(8, 1)	0.1	H	1	0	0	0	0	0	0	0	0	0	0	4	5	0.00	0.000
43 Wily Peralta, R ERA: 3.62	(9, 1)	1.0	S	3	0	0	0	1	0	0	0	0	0	0	6	9	0.00	0.000

PITCHER	IP	WLS	BF	H	R	ER	SO	BB	IBB	HBP	BLK	WP	HR	S	P	ERA	WHIP

BOTTOM

Minnesota Twins @ Kansas City Royals

Kauffman Stadium, Kansas City, MO

Thu Sep 13 2018, 7:17 PM - 10:29 PM CDT

Att. 18,745 - Partly Cloudy - 80 F

livebaseballscorecards.com

Batter	1	2	3	4	5	6	7	8	9	AB	R	H	RBI	BB	SO	LOB
15 Whit Merrifield, R (1, 8) OBP: 0.367, SLG: 0.435	B SL 81 C CH 82 B FF 90 B CH 79 C CH 79 F FF 90 F FF 89 F CH 80 F FF 89 3-2 F CH 80 X CH 81 G6-3 ①		C CH 81 B FF 90 B FF 90 X FF 90 2-1 L9 ②		B FF 91 F FF 91 B FF 91 B CH 82 B FF 92 4-1 27 FC6 27 E BB	B SL 90 B FF 96 B SL 89 F FF 95 B SL 87 4-1 4 HBP 27 1B BB		C FS 82 X FS 83 0-1 4 E 4 S 4 FC6 1B		3	2	1	0	2	0	1
27 Adalberto Mondesi, S (1, 6) OBP: 0.308, SLG: 0.456	X FF 89 0-0 L7 ②		C SL 88 F FF 90 S CU 74 0-3 K ③		B CU 70 B FF 90 1 SAFE B FF 90 C FF 90 X FF 89 3-1 FC6 1-H	B SL 88 C SL 87 X FF 95 1-1 4 HBP 1-2 2-H 1B		1 SAFE 1 SAFE F FF 93 D FS 85 B FS 85 X FF 93 2-1 P6 ①		5	0	1	1	0	1	2
4 Alex Gordon, L (1, 7) OBP: 0.323, SLG: 0.356	B FF 89 S CH 82 B CH 85 B CH 83 F CH 81 B FF 89 4-2 17 FC6-4 BB			C CU 73 B FF 89 C FF 90 F SL 87 F FF 94 B FF 92 F FF 92 B CH 83 B CH 82 4-2 13 WP 17 BB BB	B FF 90 F FF 90 F CH 83 C FF 94 1-3 K ③	C SL 82 F SL 83 H SI 91 1-2 1-2 2-3 HBP		S FS 86 D FS 85 X FF 94 1-1 FC6 17 G6-4-3 1-H		2	0	0	1	2	1	1
17 Hunter Dozier, R (1, 3) OBP: 0.285, SLG: 0.396	C CH 82 F SL 82 F FF 90 B FF 88 X FF 88 1-2 FC6-4 ③ 1-2f			C FF 91 B FF 91 1 SAFE B CH 82 F FF 90 F FF 91 F FF 90 F CH 82 B FF 91 4-2 B CH 81 13 WP 1-2 BB		13 HR 2B 3-2 K		D FS 83 1 SAFE X FS 86 1-0 G6-4-3 ②③ 1-2f		4	1	1	0	1	1	5
13 Salvador Perez, R (1, 10) OBP: 0.274, SLG: 0.446		C CH 83 B SL 81 C SL 80 B CH 83 B SL 82 X CH 81 3-2 G5-3 ①		S SL 87 T FF 90 F FF 92 B SL 87 F FF 92 B FF 91 F FF 91 X CH 82 2-2 P4 ① 1-2 2-3		B CU 82 F FF 96 B SI 96 X FF 96 2-1 2-H HR	C SL 84 X SL 87 0-1 2 B1-6 2B		4	1	2	2	0	0	2
38 Jorge Bonifacio, R (1, 9) OBP: 0.314, SLG: 0.369		B CH 81 B CH 82 C FF 89 S CH 80 B CH 82 S CH 78 3-3 K ②		C FF 91 X CH 82 0-1 F9 ②		S CU 84 B CH 91 S CU 83 F CU 82 B FF 95 B FF 95 F FF 95 X CU 84 3-2 HR	B FF 93 B FF 93 S FF 92 B FF 92 F FF 92 B SL 82 4-2 7 1B BB		3	1	1	1	1	1	2
2 Alcides Escobar, R (1, 5) OBP: 0.267, SLG: 0.294		B FF 90 F FF 89 X FF 89 1-1 L5 ③		C FF 91 B FF 92 X FF 92 1-1 L4 ③		F FF 96 B SL 88 B SL 89 X FF 97 2-1 F8 ①	L FF 93 B FF 93 X SL 81 1-1 B1-6 ①② 2-2f		4	0	0	0	0	0	4
7 Rosell Herrera, S (1, 4) OBP: 0.281, SLG: 0.295			C FF 90 F FF 90 B FF 92 X FF 92 1-2 G5-3 ①		C CU 72 F CH 82 C FF 92 0-3 K ①	B CU 86 F FF 97 B FF 96 S SL 90 B SL 91 X FF 96 3-2 36 G3 27 1B 1B	B SL 82 B FF 91 X FF 92 2-0 36 WP 1-3 1B		4	1	2	0	0	1	0
36 Cam Gallagher, R (1, 2) OBP: 0.229, SLG: 0.289			B FF 91 C FF 91 B CH 83 B FF 90 B FF 90 4-1 BB		B CH 81 F FF 90 B SL 88 F FF 91 S CU 73 2-3 K ②	C SL 89 B SL 90 1 SAFE X FF 96 1-1 G3 ② 1-2	B FF 93 1 SAFE B FF 92 F FF 93 X FF 93 2-1 F8 ③ 1-2		3	0	0	0	1	1	3
Inning Stats	R: 0 E: 0 K: 0 S: 15 H: 0 LOB: 1 BB: 1 P: 23	R: 0 E: 0 K: 1 S: 8 H: 0 LOB: 0 BB: 0 P: 15	R: 0 E: 0 K: 1 S: 9 H: 0 LOB: 1 BB: 1 P: 16	R: 0 E: 0 K: 0 S: 20 H: 0 LOB: 2 BB: 2 P: 31	R: 1 E: 1 K: 3 S: 12 H: 0 LOB: 1 BB: 1 P: 22	R: 4 E: 0 K: 1 S: 27 H: 5 LOB: 3 BB: 1 P: 47	R: 0 E: 0 K: 0 S: 9 H: 2 LOB: 2 BB: 1 P: 18	R: 1 E: 0 K: 0 S: 7 H: 1 LOB: 0 BB: 0 P: 11		1B: 4 2B: 3 3B: 0 HR: 2 SF: 0 SAC: 0 DP: 2 HBP: 1				WP: 2 PB: 0 SB: 1 CS: 0 PA: 40	

PITCHER		IP	WLS	BF	H	R	ER	SO	BB	IBB	HBP	BLK	WP	HR	S	P	ERA	WHIP
58 Gabriel Moya, L ERA: 4.7	(1, 1)	2.0		7	0	0	0	1	1	0	0	0	0	0	23	38	0.00	0.500
59 Stephen Gonsalves, L ERA: 9.39	(3, 1)	3.0		14	0	1	0	4	4	0	0	0	1	0	41	69	0.00	1.333
67 Alan Busenitz, R ERA: 7.71	(6, 1)	0.0	L	3	3	3	3	0	0	0	0	0	0	2	11	16	∞	∞
68 Matt Magill, R ERA: 4.01	(6, 1)	0.2		5	2	1	1	0	1	0	0	0	0	0	10	21	13.50	4.500
62 Andrew Vasquez, L ERA: 4.5	(6, 1)	0.1		2	0	0	0	1	0	0	1	0	0	0	6	10	0.00	0.000

PITCHER		IP	WLS	BF	H	R	ER	SO	BB	IBB	HBP	BLK	WP	HR	S	P	ERA	WHIP
27 John Curtiss, R ERA: 8.31	(7, 1)	1.0		5	2	0	0	0	1	0	0	0	1	0	9	18	0.00	3.000
32 Oliver Drake, R ERA: 5.73	(8, 1)	1.0		4	1	1	0	0	0	0	0	0	0	0	7	11	0.00	1.000

AB	32
R	6
H	8
RBI	5
BB	7
SO	6
LOB	20

TOP

Minnesota Twins @ Kansas City Royals

Kauffman Stadium, Kansas City, MO

Fri Sep 14 2018, 7:18 PM - 10:32 PM CDT

Att. 18,389 - Clear - 88 F

livebaseballscorecards.com

Batter	1	2	3	4	5	6	7	8	9	AB	R	H	RBI	BB	SO	LOB
7 Joe Mauer, L (1, 3) OBP: 0.344, SLG: 0.376	B SI 94 F FF 94 X KC 83 1-1 ① G4-3		C SI 92 C KC 80 B SI 92 X KC 82 1-2 1B		1 SAFE C CH 86 C SI 91 X FF 91 0-2 60 1B 1-H 2B	C FF 89 B FF 90 C FF 90 F SL 84 S SL 87 1-3 ① K		C SI 95 S CU 77 B CU 77 B FF 95 F CU 75 X SI 95 2-2 ② G4-3		5	1	2	1	0	1	1
11 Jorge Polanco, S (1, 6) OBP: 0.326, SLG: 0.398	C SI 95 F SI 95 B KC 83 B FF 96 X KC 83 2-2 ② G4-3		C KC 81 X KC 79 0-1 ② F7		X CH 87 0-0 ① G1-3	C FF 91 B FF 91 C FF 91 F SL 86 X SL 85 1-2 ② L4 1-2		F FF 93 X SI 94 0-1 1B		5	0	1	0	0	0	4
60 Jake Cave, L (1, 8) OBP: 0.309, SLG: 0.481	B KC 81 S KC 82 S KC 83 B CH 89 X KC 83 2-2 ③ G1-3		C SL 86 C SI 92 X FF 94 0-2 ③ G4-3		X KC 80 0-0 36 1B 2-H 1B	C SL 86 X FF 92 0-1 ③ L8		B FF 93 C SL 84 F SI 93 F CU 77 B CU 76 S CU 75 2-3 ③ K		5	1	1	1	0	1	4
36 Robbie Grossman, S (1, 7) OBP: 0.353, SLG: 0.378 24 Logan Forsythe, R (9, 7) OBP: 0.311, SLG: 0.299		C SI 93 X KC 82 0-1 ① G3		B SI 93 C CH 88 C KC 82 X KC 81 1-2 64 1B	B SL 85 C KC 79 F CH 90 B SI 93 X KC 76 2-2 16 BB 64 BB 2-H 1B		B CH 82 X SI 90 1-0 26 G3 64 1B 2B		C CU 78 X CH 86 0-1 ① F9	5 0	1 0	3 0	1 0	0 0	0 0	0 0
26 Max Kepler, L (1, 9) OBP: 0.322, SLG: 0.415		C FF 93 X FF 94 0-1 1B		B SL 86 C KC 79 B SI 92 X SI 92 2-1 ① P6	B FF 92 B CH 84 D FF 94 C FF 92 F FF 94 X FF 95 3-2 ② F7		C SI 91 F SI 91 2 SAFE F FF 92 X CH 85 0-2 ① G3 2-3		C SL 87 B SI 94 F SI 94 B SL 86 B SI 94 X SI 94 3-2 ② G5-3	5	0	1	0	0	0	3
64 Willians Astudillo, R (1, 2) OBP: 0.340, SLG: 0.529		B SI 92 F SI 92 F KC 80 X SI 93 1-2 ② F9		1 SAFE 1 SAFE C SI 92 D KC 81 F KC 80 X FF 92 1-2 1B	B FF 95 B SL 84 B FF 95 B FF 94 4-0 16 BB 1-2 BB		X SI 91 0-0 16 FC3-6 1B 3-H		S SI 94 B CU 79 F SI 94 B SL 87 X SI 94 2-2 1B	4	0	3	1	1	0	1
16 Ehire Adrianza, S (1, 5) OBP: 0.299, SLG: 0.366		1 SAFE D KC 80 X SI 92 1-0 ③ G3		B SL 86 C CH 84 F KC 81 X SI 92 1-2 ② F6	B FF 93 F SL 83 S SL 85 F SL 84 B FF 95 F SL 82 D CH 87 F SL 86 B FF 95 1-2 2-3 4-2 BB		X SI 91 0-0 ② FC3-6 1-2f		X SI 94 0-0 ③ B1-3	4	0	0	0	1	0	5
31 Tyler Austin, R (1, 10) OBP: 0.284, SLG: 0.480			C FF 92 B SL 88 B KC 81 C SI 92 B SI 94 S KC 82 3-3 ① K	B FF 92 C SI 93 X SI 93 1-1 ③ G6-3	S SL 85 F SL 86 X FF 96 0-2 ③ F9		C SI 91 F SI 90 B FF 92 B CH 83 B SI 93 S SI 92 3-3 ③ K			4	0	0	0	0	2	6
40 Gregorio Petit, R (1, 4) OBP: 0.410, SLG: 0.353			X SI 93 0-0 7 1B 1B		C SL 88 C KC 81 X KC 81 0-2 7 2B 1B	C CH 80 S FF 91 F SL 86 B FF 92 F FF 92 B SL 86 F FF 92 B FF 91 F FF 91 4-2 B SL 81 11 S BB		S SL 86 S SL 84 B FF 95 B FF 94 F SL 83 B FF 94 C FF 92 3-3 ① K		3	1	2	0	1	1	0
Inning Stats	R: 0 E: 0 K: 0 S: 8 H: 0 LOB: 0 BB: 0 P: 13	R: 0 E: 0 K: 0 S: 8 H: 1 LOB: 1 BB: 0 P: 10	R: 0 E: 0 K: 1 S: 12 H: 2 LOB: 2 BB: 0 P: 16	R: 0 E: 0 K: 0 S: 13 H: 2 LOB: 2 BB: 0 P: 19	R: 3 E: 0 K: 0 S: 22 H: 4 LOB: 3 BB: 2 P: 35	R: 0 E: 0 K: 1 S: 16 H: 0 LOB: 1 BB: 1 P: 22	R: 1 E: 0 K: 1 S: 10 H: 2 LOB: 1 BB: 0 P: 14	R: 0 E: 0 K: 2 S: 14 H: 1 LOB: 1 BB: 0 P: 21	R: 0 E: 0 K: 0 S: 9 H: 1 LOB: 1 BB: 0 P: 14	1B: 11 2B: 2 3B: 0 HR: 0 SF: 0 SAC: 0 DP: 0 HBP: 0						

	AB	40
	R	4
	H	13
	RBI	4
	BB	3
	SO	5
	LOB	24

WP: 0 PB: 0 SB: 1 CS: 0 PA: 43

PITCHER		IP	WLS	BF	H	R	ER	SO	BB	IBB	HBP	BLK	WP	HR	S	P	ERA	WHIP
Jorge López, R ERA: 3.93	(1, 1)	4.1		22	9	3	3	1	0	0	0	0	0	0	52	71	6.23	2.077
68 Jake Newberry, R ERA: 2.7	(5, 1)	0.2		4	0	0	0	0	2	0	0	0	0	0	11	22	0.00	3.000
51 Jerry Vasto, L ERA: 7.36	(6, 1)	1.0		4	0	0	0	1	1	0	0	0	0	0	16	22	0.00	1.000
61 Kevin McCarthy, R ERA: 3.25	(7, 1)	1.0		5	2	1	1	1	0	0	0	0	0	0	10	14	9.00	2.000
48 Ben Lively, R ERA: 6.57	(8, 1)	1.0		4	1	0	0	2	0	0	0	0	0	0	14	21	0.00	1.000

PITCHER		IP	WLS	BF	H	R	ER	SO	BB	IBB	HBP	BLK	WP	HR	S	P	ERA	WHIP
39 Jason Hammel, R ERA: 6.04	(9, 1)	1.0	W	4	1	0	0	0	0	0	0	0	0	0	9	14	0.00	1.000

Batter	1	2	3	4	5	6	7	8	9	AB	R	H	RBI	BB	SO	LOB
15 Whit Merrifield, R (1, 4) OBP: 0.366, SLG: 0.434	F FF 95 X SI 92 0-1 ① G6-3	B SI 92 X FF 93 1-0 ② SF8 2-3 3-H		F FF 94 F SV 80 F SI 94 S SV 82 0-3 ③ K			C CU 78 B SL 86 F FF 93 X FF 95 1-2 ② G4-3		X SL 78 0-0 27 1B 13 HR 2-H 1B	4	1	1	2	0	1	0
27 Adalberto Mondesi, S (1, 6) OBP: 0.315, SLG: 0.471	B SI 94 B CH 84 F FF 94 B FF 95 F FF 95 B SI 95 4-2 4 S 13 1B BB	1 SAFE S SV 81 X FF 93 0-1 ③ G4-3			B SI 93 C SI 93 B SV 81 S SV 78 S SV 83 2-3 ① K		X FF 95 0-0 HR		1 SAFE 1 SAFE B SI 88 F SI 88 1 SAFE B CH 77 B SI 87 X SI 87 3-1 4 IBB 13 HR 1-3 1B	4	3	2	1	1	1	2
4 Alex Gordon, L (1, 7) OBP: 0.324, SLG: 0.355	S SI 94 2 SAFE S SI 94 F SI 95 X FF 96 0-2 ② F7 1-2		C SV 80 S SV 80 F FF 94 X SI 94 0-2 66 2B 1B		B SI 93 B CH 84 F SI 92 X FF 94 2-1 ② F8		S CH 87 B CH 85 S CH 86 S CH 86 1-3 ③ K		0-0 13 HR 1-2 IBB	4	1	1	0	1	1	1
13 Salvador Perez, R (1, 2) OBP: 0.275, SLG: 0.452	C FF 95 X SV 82 0-1 2-H 1B		C SV 79 X SI 93 0-1 ① L5		B SV 81 X SV 81 1-0 ③ G6-3			X SI 93 0-0 ① G5-3	C SI 88 S SL 79 F SL 78 D SL 80 B CH 78 B SI 90 F CH 77 X SL 79 3-2 1-H 2-H 3-H HR	5	1	2	5	0	0	1
17 Hunter Dozier, R (1, 5) OBP: 0.282, SLG: 0.391	F FF 94 B SV 81 S SI 92 D SV 82 S FF 94 2-3 ③ K		1 SAFE 1 SAFE C SV 80 F FF 93 S SV 78 0-3 ② K			S SV 81 B SV 81 X SV 81 1-1 ① L7		C SI 92 C SI 93 S CU 79 0-3 ② K		4	0	0	0	0	3	2
66 Ryan O'Hearn, L (1, 3) OBP: 0.381, SLG: 0.632		B CH 85 B SI 95 B SI 94 B SI 93 4-0 25 FC2-5 38 1B BB	C SI 92 F SI 92 1 SAFE B FF 94 F SV 81 X SI 94 1-2 1-3 2B			F SI 93 B FF 93 F CH 83 C FF 95 1-3 ② K		B SI 93 B CU 77 B SI 92 B SI 92 4-0 38 2B BB		2	0	1	0	2	1	0
38 Jorge Bonifacio, R (1, 9) OBP: 0.322, SLG: 0.381		C SI 94 X SI 93 0-1 7 BB 25 FC2-5 15 SF8 1-2 1B	C SV 81 B FF 94 B SV 81 C SV 83 F FF 95 S SV 83 2-3 ③ K			B SV 82 B FF 95 C SI 94 B SI 95 X SI 94 3-1 1B		C CU 78 X SL 83 0-1 ③ 1-H 2B		4	1	3	0	0	1	2
25 Brian Goodwin, L (1, 8) OBP: 0.331, SLG: 0.372		B SI 90 X SI 91 1-0 ① FC2-5 15 SF8 7 BB 1-2 2-3f		C CH 83 F CH 82 C SI 93 0-3 ① K		B SI 93 B SI 92 S FF 93 F CH 83 C SI 95 2-3 ③ K			B SI 86 C SI 87 F SI 89 F FF 91 X CH 77 1-2 ① G5-3	4	0	0	0	0	2	3
7 Rosell Herrera, S (1, 10) OBP: 0.285, SLG: 0.299		F SI 93 B CH 84 F CH 84 B FF 95 B FF 93 B SI 90 4-2 1-2 2-3 BB		B FF 94 S SV 81 B CH 84 F FF 94 T CH 84 2-2 ② K			B FF 94 C CH 85 F FF 94 B FF 95 X CH 86 2-2 ① G4-3		B CH 78 F SI 88 X SI 89 1-1 15 1B 2B	3	1	1	0	1	1	0
Inning Stats	R: 1 H: 1 E: 0 LOB: 1 K: 1 BB: 1 S: 13 P: 19	R: 1 H: 1 E: 0 LOB: 2 K: 0 BB: 2 S: 8 P: 18	R: 0 H: 2 E: 0 LOB: 2 K: 2 BB: 0 S: 17 P: 20	R: 0 H: 0 E: 0 LOB: 0 K: 3 BB: 0 S: 10 P: 12	R: 0 H: 0 E: 0 LOB: 0 K: 1 BB: 0 S: 6 P: 11	R: 0 H: 1 E: 0 LOB: 1 K: 2 BB: 0 S: 10 P: 17	R: 1 H: 1 E: 0 LOB: 0 K: 1 BB: 0 S: 10 P: 14	R: 0 H: 1 E: 0 LOB: 2 K: 1 BB: 1 S: 6 P: 10	R: 5 H: 4 E: 0 LOB: 0 K: 0 BB: 1 S: 14 P: 22	1B: 6 SF: 1 2B: 3 SAC: 0 3B: 0 DP: 0 HR: 2 HBP: 0						

PITCHER		IP	WLS	BF	H	R	ER	SO	BB	IBB	HBP	BLK	WP	HR	S	P	ERA	WHIP
17 José Berríos, R ERA: 3.81	(1, 1)	6.0		26	5	2	2	9	3	0	0	0	0	0	64	97	3.00	1.333
65 Trevor May, R ERA: 4.19	(7, 1)	1.0	H	4	1	1	1	1	0	0	0	0	0	1	10	14	9.00	1.000
55 Taylor Rogers, L ERA: 2.86	(8, 1)	1.0	H	4	1	0	0	1	1	0	0	0	0	0	6	10	0.00	2.000
39 Trevor Hildenberger, R ERA: 4.7	(9, 1)	0.1	L	6	4	5	5	0	0	1	0	0	0	1	14	22	135.00	12.000

PITCHER	IP	WLS	BF	H	R	ER	SO	BB	IBB	HBP	BLK	WP	HR	S	P	ERA	WHIP

BOTTOM

Minnesota Twins @ Kansas City Royals

Kauffman Stadium, Kansas City, MO

Fri Sep 14 2018, 7:18 PM - 10:32 PM CDT

Att. 18,389 - Clear - 88 F

livebaseballscorecards.com

AB	34
R	8
H	11
RBI	8
BB	5
SO	11
LOB	11

WP: 0 PA: 40
PB: 0
SB: 1
CS: 0

Batter	1	2	3	4	5	6	7	8	9	AB	R	H	RBI	BB	SO	LOB
7 Joe Mauer, L (1, 3) OBP: 0.346, SLG: 0.378	C FF 89 X SI 90 0-1 2B		B KC 77 C FF 90 B KC 77 C FF 90 X FF 92 2-2 ① L8		C KC 77 B FC 89 B FF 91 B FF 92 C FC 88 B CH 86 4-2 24 1B 1-2 BB		B FF 90 C SL 80 T SI 90 T SL 80 1-2 ② K		X FF 94 0-0 1B	3	0	1	0	1	1	0
51 Johnny Field, R (8, 9) OBP: 0.234, SLG: 0.333										1	0	1	0	0	0	0
24 Logan Forsythe, R (1, 4) OBP: 0.313, SLG: 0.300	C FF 90 X FC 88 0-1 ① G6-3		C FF 91 F FF 92 X KC 79 0-2 ② G5-3		C KC 79 C FF 91 X KC 79 0-2 1-3 2-H 1B		C SI 91 B SL 80 B FF 91 X SI 90 2-1 20 1B 1B		B SL 85 B FF 92 C FF 93 F FF 93 F SL 83 X CH 84 2-2 ② F8	5	0	2	1	0	0	2
20 Eddie Rosario, L (1, 10) OBP: 0.322, SLG: 0.475	D KC 78 C FF 90 F FC 88 D KC 78 S CH 84 2-3 ② K		F FF 92 S FF 92 X KC 78 0-2 ③ F7		F FC 88 X FF 92 0-1 ② P4		X SL 80 0-0 1-3 1B		C SL 86 B SL 86 X FF 94 1-1 ③ F8	5	0	1	0	0	1	4
36 Robbie Grossman, S (1, 7) OBP: 0.352, SLG: 0.376	C FF 90 B FF 90 B KC 78 C CH 85 B KC 78 F CH 85 X FC 89 3-2 ③ P6			C FF 91 B KC 79 C FF 91 X KC 78 1-2 1B	X KC 79 0-0 ③ F8		B SI 91 C SL 82 X SI 91 1-1 ③ G2-3			4	0	1	0	0	0	5
60 Jake Cave, L (1, 8) OBP: 0.308, SLG: 0.477		C FF 90 S KC 78 B KC 79 B KC 78 F CH 84 F KC 79 T FF 92 2-2 ① K	S KC 78 C CH 85 B FF 91 F KC 79 D KC 78 F CH 85 S KC 79 2-3 ① K		B KC 77 F KC 78 F FC 89 C FF 93 1-3 ① K		S SL 78 C FF 91 B SL 78 X SL 77 1-2 64 1B 26 SF8 1B		4	1	1	0	0	3	1
64 Willians Astudillo, R (1, 2) OBP: 0.351, SLG: 0.527		C FC 89 B FF 91 B KC 78 B FC 86 X FF 91 3-1 ② F8	F FF 91 X FF 91 0-1 ② L8		C FC 89 X KC 79 0-1 1B		X FF 92 0-0 16 P5-3 1-3 1B		4	0	2	0	0	0	1
26 Max Kepler, L (1, 9) OBP: 0.321, SLG: 0.413		F FF 91 B CH 85 B CH 84 F FF 90 B KC 78 F FF 92 B FF 91 4-2 16 E 16 1B BB	B FF 92 C KC 78 X FF 90 1-1 ③ F8		X FC 89 0-0 ② L9		S SL 86 D SL 87 X CH 85 1-1 ① SF8 3-H		2	1	0	1	1	0	2
46 Chris Gimenez, R (8, 3) OBP: 0.227, SLG: 0.256									0	0	0	0	0	0	0
16 Ehire Adrianza, S (1, 6) OBP: 0.298, SLG: 0.365		1 SAFE S FF 90 X CH 84 0-1 1-H 1B			C FF 90 X FC 88 0-1 ① G3	B KC 78 F FC 89 B FF 92 F FF 91 X KC 78 2-2 ③ G4-3		C CH 85 B FF 94 S CU 78 B SL 87 X FF 94 2-2 ② ③ P5-3 1-1f		4	0	1	1	0	0	2
40 Gregorio Petit, R (1, 5) OBP: 0.395, SLG: 0.342		C FC 88 S KC 79 B KC 78 F FF 90 B FC 89 X KC 78 2-2 ③ G6-3			C FF 90 X FC 89 0-1 ① 7 BB 24 1B 1B		B SI 89 B SI 90 C SI 91 C SI 90 X FF 92 2-2 ① L1		C FF 94 X SL 85 0-1 ① F8	4	1	1	0	0	0	1
Inning Stats	R: 0 E: 0 K: 1 S: 11 H: 1 LOB: 1 BB: 0 P: 16	R: 1 E: 1 K: 1 S: 16 H: 1 LOB: 1 BB: 1 P: 27	R: 0 E: 0 K: 0 S: 9 H: 0 LOB: 0 BB: 0 P: 11	R: 0 E: 0 K: 1 S: 12 H: 1 LOB: 1 BB: 0 P: 16	R: 1 E: 0 K: 0 S: 12 H: 2 LOB: 2 BB: 1 P: 16	R: 0 E: 0 K: 1 S: 9 H: 1 LOB: 1 BB: 0 P: 12	R: 0 E: 0 K: 1 S: 11 H: 2 LOB: 2 BB: 0 P: 17	R: 1 E: 0 K: 0 S: 9 H: 2 LOB: 0 BB: 0 P: 13	R: 0 E: 0 K: 0 S: 9 H: 1 LOB: 1 BB: 0 P: 12	1B: 10 2B: 2 3B: 0 HR: 0 SF: 1 SAC: 0 DP: 1 HBP: 0						

PITCHER	IP	WLS	BF	H	R	ER	SO	BB	IBB	HBP	BLK	WP	HR	S	P	ERA	WHIP
31 Ian Kennedy, R (1, 1) ERA: 4.73	6.0	W	26	6	2	1	4	2	0	0	0	0	0	69	98	1.50	1.333
54 Tim Hill, L (7, 1) ERA: 4.54	1.0		6	3	1	1	1	0	0	0	0	0	0	14	21	9.00	3.000
57 Glenn Sparkman, R (8, 1) ERA: 4.91	2.0		7	2	0	0	0	0	0	0	0	0	0	15	21	0.00	1.000

PITCHER	IP	WLS	BF	H	R	ER	SO	BB	IBB	HBP	BLK	WP	HR	S	P	ERA	WHIP

TOP

Minnesota Twins @ Kansas City Royals

Kauffman Stadium, Kansas City, MO

Sat Sep 15 2018, 6:17 PM - 9:21 PM CDT

Att. 19,505 - Clear - 89 F

livebaseballscorecards.com

AB	36
R	3
H	11
RBI	3
BB	2
SO	5
LOB	18

WP: 0 PA: 39
PB: 0
SB: 0
CS: 0

Minnesota Twins @ Kansas City Royals

Kauffman Stadium, Kansas City, MO

Sat Sep 15 2018, 6:17 PM - 9:21 PM CDT

Att. 19,505 - Clear - 89 F

BOTTOM

livebaseballscorecards.com

Batter	1	2	3	4	5	6	7	8	9	AB	R	H	RBI	BB	SO	LOB
15 Whit Merrifield, R (1, 8) OBP: 0.368, SLG: 0.438	C SL 80 F FF 89 B FF 90 F FF 90 F FF 91 F SL 78 F CH 83 B FF 91 F FF 90 2-2 X FF 81 27 G4-3 4 G6-3 2B	D FF 89 X FF 90 1-0 ③ P2		B FF 88 X CH 79 1-0 ② G5-3		B SI 90 B SI 90 S FF 92 S SL 86 F FF 93 B CU 76 F SL 87 B CU 75 4-2 27 G5-3 4 2B 1-2 BB	C SL 82 B FF 89 X SL 82 1-1 1-3 2B			4	2	2	0	1	0	3
27 Adalberto Mondesi, S (1, 6) OBP: 0.313, SLG: 0.465	L CH 80 C FF 90 B FF 90 D CH 81 F FF 91 X CH 83 2-2 ① G4-3 2-3		F CU 76 B CH 83 X CH 83 1-1 ① G3	B CH 80 B CH 80 X CH 80 2-0 4 S 4 2B 2-3 1B		B SL 85 B CH 85 X CH 85 2-0 ② G5-3 1-2 2-3	B FF 90 C FF 90 D SL 84 S SL 83 B SL 84 S SL 84 3-3 ③ K			5	1	1	0	0	1	5
4 Alex Gordon, L (1, 7) OBP: 0.326, SLG: 0.362	F CH 83 B FF 91 B FF 91 C SL 82 X FF 91 2-2 ② G6-3 3-H		B CH 82 C FF 89 B FF 89 X CH 81 2-1 1B	C FF 89 B SL 81 B CH 82 F CH 82 B FF 89 X FF 89 3-2 1-H 3-H 2B		C FF 92 B SI 92 X FF 93 1-1 2-H 3-H 2B		B FF 91 B FF 92 F FF 92 B SL 87 X FF 91 3-1 ① G3-1		5	0	3	5	0	0	0
13 Salvador Perez, R (1, 10) OBP: 0.272, SLG: 0.447	C FF 90 C SL 81 S 0-3 ③ K		B SL 79 B FF 89 B CH 82 F FF 88 1 SAFE X SL 81 3-1 ② F7	X CH 83 0-0 ③ G6-3		B FF 92 B SL 87 C FF 92 B SL 86 X SL 86 3-1 ③ F7		F SI 92 X SI 91 0-1 ② G5-3		5	0	0	0	0	1	3
66 Ryan O'Hearn, L (1, 3) OBP: 0.366, SLG: 0.604		C CH 82 S SL 80 B CU 77 S CH 83 1-3 ① K	F CH 82 C SL 78 F FF 89 D SL 79 1 SAFE S CH 85 1-3 ③ K		B FF 92 B CH 86 S FF 92 F FF 92 X FF 93 3-2 ① F7		B FF 91 C CU 74 C CU 72 B CH 85 T FF 91 2-2 ① K	C FF 92 S SL 88 F SI 94 B SI 93 X SL 88 1-2 ③ G4-3		5	0	0	0	0	3	1
38 Jorge Bonifacio, R (1, 9) OBP: 0.320, SLG: 0.379		X FF 90 0-0 7 G3 2 1B 1B		F FF 88 S CH 83 B FF 89 B SL 80 C CH 83 2-3 ① K	C FF 93 B SL 88 C SL 89 F CU 75 B FF 94 B FF 95 F FF 93 F FF 92 F SL 89 3-3 C FF 93 K		F FF 91 X SI 91 0-1 ② F9			4	1	1	0	0	2	0
7 Rosell Herrera, S (1, 4) OBP: 0.288, SLG: 0.302		B FF 88 B CH 82 1 SAFE B FF 89 C FF 89 X CH 81 3-1 ② G3 1-2		B CH 82 S SL 81 X CH 83 1-1 2 3B 1B	F SI 93 B SL 87 B CH 86 X FF 93 2-1 ③ G4-3		X FF 91 0-0 2 2B 1B			4	2	2	0	0	0	1
2 Alcides Escobar, R (1, 5) OBP: 0.271, SLG: 0.304		S FF 90 X FF 90 0-1 36 1B 2-H 1B		1 SAFE P PO 82 X FF 88 0-1 36 CS 1-H 3B		C SL 84 F CH 83 S FF 92 0-3 ① K	C SI 89 S SI 90 F FF 92 F SI 90 X CU 73 0-2 36 1B 1-H 2B			4	2	3	3	0	1	0
36 Cam Gallagher, R (1, 2) OBP: 0.269, SLG: 0.347 72 Meibrys Viloria, L (8, 2) OBP: 0.222, SLG: 0.250		C SL 80 B SL 81 B SL 81 1 SAFE F FF 90 1 SAFE X SL 81 2-2 1-3 1B		B FF 89 B SL 81 3 SAFE C SL 80 X CH 82 2-1 27 1B 4 2B 3-H 2B		B SL 85 X SL 87 1-0 E6 27 G5-3 15 BB 4 2B	X SL 85 0-0 15 2B 2-H 1B			4 0	2 0	3 0	1 0	0 0	0 0	0 0
Inning Stats	R: 1 E: 0 K: 1 S: 18 H: 1 LOB: 0 BB: 0 P: 24	R: 1 E: 0 K: 1 S: 12 H: 3 LOB: 2 BB: 0 P: 19	R: 0 E: 0 K: 1 S: 10 H: 1 LOB: 1 BB: 0 P: 17	R: 4 E: 0 K: 1 S: 15 H: 5 LOB: 1 BB: 0 P: 26	R: 0 E: 0 K: 1 S: 12 H: 0 LOB: 0 BB: 0 P: 20	R: 2 E: 1 K: 1 S: 13 H: 1 LOB: 1 BB: 1 P: 24	R: 2 E: 0 K: 2 S: 17 H: 4 LOB: 2 BB: 0 P: 23	R: 0 E: 0 K: 0 S: 8 H: 0 LOB: 0 BB: 0 P: 12		1B: 8 2B: 6 3B: 1 HR: 0 SF: 0 SAC: 0 DP: 0 HBP: 0				WP: 0 PB: 0 SB: 1 CS: 1 PA: 41		

	AB	40
	R	10
	H	15
	RBI	9
	BB	1
	SO	8
	LOB	13

PITCHER		IP	WLS	BF	H	R	ER	SO	BB	IBB	HBP	BLK	WP	HR	S	P	ERA	WHIP
61 Chase De Jong, R ERA: 3.68	(1, 1)	3.1	L	18	8	5	4	4	0	0	0	0	0	0	49	74	10.80	2.400
58 Gabriel Moya, L ERA: 4.88	(4, 1)	0.2		4	2	1	0	0	0	0	0	0	0	0	6	12	0.00	3.000
52 Zack Littell, R ERA: 8.1	(5, 1)	2.2		14	4	4	2	3	1	0	0	0	0	0	37	58	6.75	1.875
43 Addison Reed, R ERA: 4.67	(7, 1)	0.1		2	1	0	0	1	0	0	0	0	0	0	5	9	0.00	3.000
38 Matt Belisle, R ERA: 8.35	(8, 1)	1.0		3	0	0	0	0	0	0	0	0	0	0	8	12	0.00	0.000

PITCHER		IP	WLS	BF	H	R	ER	SO	BB	IBB	HBP	BLK	WP	HR	S	P	ERA	WHIP

Minnesota Twins @ Kansas City Royals

Kauffman Stadium, Kansas City, MO

Sun Sep 16 2018, 1:17 PM - 4:39 PM CDT

Att. 20,286 - Partly Cloudy - 88 F

livebaseballscorecards.com

TOP

Batter	1	2	3	4	5	6	7	8	9	AB	R	H	RBI	BB	SO	LOB
11 Jorge Polanco, S (1, 6) OBP: 0.335, SLG: 0.418	C FF 89 S SI 90 B SL 81 B SI 92 F SI 91 B SL 81 X SI 91 3-2 36 BB 1B	C SL 82 C SL 83 D SL 82 F FF 92 F SL 83 F SL 83 F SL 84 B FF 92 F SL 82 2-2 X SL 83 1-2 2-H 1B		X SI 89 0-0 ① F8		B FF 90 B FF 88 C FF 89 S CH 81 B FF 90 X FF 90 3-2 HR		C FF 94 B CH 85 C SL 82 B FF 96 X SL 82 2-2 60 CS 1B		5	1	4	2	0	0	1
20 Eddie Rosario, L (1, 10) OBP: 0.323, SLG: 0.475 60 Jake Cave, L (8, PH) OBP: 0.307, SLG: 0.475 (8, 10)	B SI 91 F FF 92 F FF 92 S SL 83 1-3 ① K	B SI 91 B CH 86 X SI 91 2-0 ③ L9		B FF 91 B SL 84 B FF 91 C FF 90 X SI 91 3-1 36 1B 1-3 1B		X SL 84 0-0 26 F8 24 1B 16 E 1B		C SL 80 F CH 87 B FF 95 S FF 97 1-3 ① ② K 1-2		4 1	1 0	2 0	0 0	0 0	1 1	3 1
36 Robbie Grossman, S (1, 7) OBP: 0.355, SLG: 0.376	B SL 80 1 SAFE B FF 92 B SI 91 B FF 91 4-0 24 1B 1-2 BB	C FF 90 C SL 80 F SL 81 F SL 82 B FF 91 B SI 87 X FF 92 2-2 ① G4-3	D SL 85 X SI 92 1-0 1-2 3-H 1B		B SL 81 F CH 81 B FF 91 D SL 83 C FF 90 S SL 81 3-3 ① K	B CH 88 F SL 83 B CH 89 C SL 82 B FF 96 F SL 82 F FF 96 B SL 83 4-2 BB			3	0	1	1	2	1	1
24 Logan Forsythe, R (1, 4) OBP: 0.314, SLG: 0.302	C FF 92 B SI 91 B SL 82 C FF 92 B SL 82 F FF 91 X FF 91 3-2 ② 1-2 1B	C SL 80 C SL 81 B SI 90 F FF 91 C FF 91 1-3 ② K	B SI 91 D SL 85 X SI 92 2-0 ② L8		B FF 88 B FF 89 X FF 90 2-0 16 E 1-2 1B	B FF 96 B SL 81 C SL 81 C SL 84 B FF 96 S SL 81 3-3 ③ K			5	0	2	0	0	2	3
26 Max Kepler, L (1, 8) OBP: 0.322, SLG: 0.418	X SI 91 0-0 ③ L8	F CU 79 B FF 90 X SL 81 1-1 HR	S SL 84 S SL 86 B SL 85 B SL 86 F SI 92 F SL 86 B SL 86 X SL 85 3-2 ③ F1-3		B SL 84 F SL 84 F FF 90 X SL 85 1-2 ② F8 2-3			B FF 95 F SL 80 B FF 96 F FF 96 B FF 96 B SL 82 4-2 16 2B BB		4	2	1	1	1	0	6
16 Ehire Adrianza, S (1, 5) OBP: 0.297, SLG: 0.365 (7, 3)		C FF 91 B FF 91 C CU 80 C SL 81 1-3 ① K	F FF 90 C FF 91 F SL 81 B SL 81 X FF 91 1-2 ③ F9		L SI 91 X FF 91 0-1 ① B1-3	1 SAFE B CU 82 B SI 92 X SI 91 2-0 ③ F8 1-2 3-H		X FF 95 0-0 51 WP 1-H 51 1B 2B		5	1	1	1	0	1	1
31 Tyler Austin, R (1, 3) OBP: 0.283, SLG: 0.490 40 Gregorio Petit, R (7, 5) OBP: 0.386, SLG: 0.333		B FF 92 B FF 91 C FF 91 C FF 91 X SL 82 2-2 ② F8	F CU 79 B FF 91 F FF 90 B FF 92 F SI 89 B FF 91 X FF 92 3-2 HR	B SI 91 S SL 84 B SL 85 S SL 85 F SI 93 B SL 86 X SL 85 3-2 ② L8		B SI 91 B CU 82 F SI 91 S CU 80 B CU 82 F SI 91 X FF 92 3-2 ① F9		C SL 83 L SL 80 S SL 86 0-3 ① K2-3		4 1	1 0	1 0	1 0	0 0	0 1	0 1
51 Johnny Field, R (1, 9) OBP: 0.248, SLG: 0.365		X FF 91 0-0 46 1B 11 1B 1B	B FF 91 C SL 82 X SL 81 1-1 HR	S SL 85 T FF 93 X SL 87 0-2 2B		B SI 92 C SI 91 S SI 92 S CU 84 1-3 ② K		C SL 84 B FF 94 B SL 83 F FF 96 B SL 86 F SL 85 X FF 96 3-2 46 F7 2-H 1B		5	2	4	2	0	1	0
46 Chris Gimenez, R (1, 2) OBP: 0.245, SLG: 0.273		B SL 82 C FF 91 B FF 91 F FF 91 B SL 82 X FF 91 3-2 11 1B 1-2 1B	C SL 83 X SI 90 0-1 20 1B 36 1B 1B	D SL 85 B SL 85 X FF 91 2-0 ③ G6-3		X SI 92 0-0 ③ G4-3		1 SAFE D SL 82 1 SAFE C SL 83 1 SAFE F FF 95 B SL 84 X CH 85 2-2 ② ③ F7 1-2		5	1	2	0	0	0	2

Inning Stats																				
	R: 0 E: 0 K: 1 S: 12	H: 2 LOB: 2 BB: 1 P: 23	R: 1 E: 0 K: 1 S: 19	H: 3 LOB: 2 BB: 0 P: 29	R: 1 E: 0 K: 1 S: 15	H: 1 LOB: 0 BB: 0 P: 20	R: 3 E: 0 K: 0 S: 18	H: 5 LOB: 2 BB: 0 P: 31	R: 0 E: 0 K: 0 S: 10	H: 1 LOB: 1 BB: 0 P: 15	R: 2 E: 1 K: 1 S: 12	H: 3 LOB: 1 BB: 0 P: 23	R: 0 E: 0 K: 1 S: 8	H: 0 LOB: 0 BB: 0 P: 12	R: 0 E: 0 K: 2 S: 13	H: 1 LOB: 1 BB: 1 P: 23	R: 2 E: 0 K: 1 S: 13	H: 2 LOB: 0 BB: 1 P: 22	1B: 12 2B: 2 3B: 0 HR: 4	SF: 0 SAC: 0 DP: 0 HBP: 0	WP: 1 PB: 0 SB: 0 CS: 1	PA: 45

PITCHER		IP	WLS	BF	H	R	ER	SO	BB	IBB	HBP	BLK	WP	HR	S	P	ERA	WHIP
65 Jakob Junis, R ERA: 4.42	(1, 1)	3.0		17	8	4	4	3	1	0	0	0	0	3	52	82	12.00	3.000
33 Brian Flynn, L ERA: 4.06	(4, 1)	2.0		10	4	1	1	0	0	0	0	0	0	0	22	36	4.50	2.000
51 Jerry Vasto, L ERA: 8.31	(6, 1)	0.2	L	5	3	2	1	1	0	0	0	0	0	1	11	20	13.50	4.500
61 Kevin McCarthy, R ERA: 3.18	(6, 1)	1.1		4	0	0	0	1	0	0	0	0	0	0	9	15	0.00	0.000
37 Brandon Maurer, R ERA: 7.94	(8, 1)	1.0		4	1	0	0	2	1	0	0	0	0	0	13	23	0.00	2.000

PITCHER		IP	WLS	BF	H	R	ER	SO	BB	IBB	HBP	BLK	WP	HR	S	P	ERA	WHIP
43 Wily Peralta, R ERA: 4.13	(9, 1)	1.0		5	2	2	2	1	1	0	0	0	1	0	13	22	18.00	3.000

AB	42
R	9
H	18
RBI	8
BB	3
SO	8
LOB	19

Batter	1	2	3	4	5	6	7	8	9	AB	R	H	RBI	BB	SO	LOB
15 Whit Merrifield, R (1, 4) OBP: 0.366, SLG: 0.436	B SI 94 F SI 93 B SL 85 B SL 85 F FF 94 X SI 94 3-2 ① G5-3		B SI 92 S SL 84 X SI 94 1-1 ① G6-3		F CH 84 F SL 84 S SL 83 0-3 ① K		C SL 86 F CH 87 X CU 81 0-2 ② G6-3		B SI 88 X SI 88 1-0 2-H 27 DI 1B	5	0	1	1	0	1	1
27 Adalberto Mondesi, S (1, 6) OBP: 0.319, SLG: 0.482	X CH 86 0-0 66 CS 4 1B 1B		B SI 95 S SL 86 X SI 93 1-1 ② B2		B SI 93 F SL 84 D SL 84 C CH 86 B SL 83 X SL 83 3-2 1-H HR		C SI 95 B CH 86 B SI 88 B FF 96 X CH 88 3-1 4 S 1B		C SI 87 F SI 89 B FF 91 C SI 90 1-3 ③ 1-2	5	1	3	2	0	1	1
4 Alex Gordon, L (1, 7) OBP: 0.326, SLG: 0.361	1 SAFE X FF 93 0-0 66 CS 66 2B 1-2 1B		X FF 94 0-0 ③ L6		C CH 87 X SL 86 0-1 ② G3		1 SAFE B SI 92 B CU 79 C SI 92 X CU 79 2-1 ③ F8 1-2			4	1	1	0	0	0	1
66 Ryan O'Hearn, L (1, 3) OBP: 0.378, SLG: 0.626	B FF 94 B SL 83 F SI 90 X SI 94 2-1 ② 7 2B 1-H 2-3 2B			C SI 89 B SL 83 X SI 91 1-1 7 G4-3 25 1B 2B	B SI 94 X SI 94 1-0 1B			C SI 93 S CU 79 F CU 79 X SI 93 0-2 ① G4-3		4	2	3	1	0	0	0
7 Rosell Herrera, S (1, 9) OBP: 0.287, SLG: 0.306	B CU 80 C FF 93 X SL 83 1-1 2-H 2B			X SI 91 0-0 ① G4-3 2-3	X CH 86 0-0 ③ G3-1			F SI 94 C SI 93 F CU 78 B SL 85 F SI 92 B SL 83 S SL 85 2-3 ② K		4	0	1	1	0	1	2
25 Brian Goodwin, L (1, 8) OBP: 0.329, SLG: 0.368	C FF 93 D SL 82 F FF 93 S SL 84 1-3 ③ K			B SL 85 D SL 85 B FF 94 C FF 93 X FF 94 3-1 3-H 1B		C CH 84 B SI 92 X SI 92 1-1 ① P6		B CU 79 C SI 94 B CU 79 F SI 94 S CU 78 2-3 ③ K		4	0	1	1	0	2	1
2 Alcides Escobar, R (1, 5) OBP: 0.269, SLG: 0.302		C SI 93 C SI 93 F SI 93 S SI 94 0-3 ① K		F SI 93 F SI 92 1 SAFE S SL 88 0-3 ② K		S SL 85 F SI 94 B CU 80 X SL 84 1-2 ② P3			B SI 86 C SI 87 B SI 88 F SI 87 X SI 89 2-2 ① F9	4	0	0	0	0	2	1
14 Brett Phillips, L (1, 10) OBP: 0.262, SLG: 0.339		B FF 94 X CU 80 1-0 36 G6-4-3 1B		C FF 92 B FF 93 C FF 93 1 SAFE S FF 94 1-3 ③ K		C FF 94 B FF 94 S CH 85 B FF 94 F FF 94 S SL 87 2-3 ③ K			C SI 89 X SI 89 0-1 ② F7	4	0	1	0	0	2	1
36 Cam Gallagher, R (1, 2) OBP: 0.264, SLG: 0.340 72 Meibrys Viloria, L (5, 2) OBP: 0.333, SLG: 0.455		C SI 92 B SI 93 1 SAFE F CH 85 X SI 93 1-2 ②③ G6-4-3 1-2f			C SI 92 X SI 92 0-1 27 HR 1B		B CU 80 B CH 86 B SI 93 C FF 93 X SI 91 3-1 ① G6-3		C SI 90 B CH 78 X CH 76 1-1 15 1B 2B	1 3	0 2	0 2	0 0	0 0	0 0	1 0
Inning Stats	R: 2 H: 4 E: 0 LOB: 1 K: 1 BB: 0 S: 12 P: 19	R: 0 H: 1 E: 0 LOB: 0 K: 1 BB: 0 S: 8 P: 10	R: 0 H: 0 E: 0 LOB: 0 K: 0 BB: 0 S: 5 P: 7	R: 1 H: 2 E: 0 LOB: 1 K: 2 BB: 0 S: 11 P: 16	R: 2 H: 3 E: 0 LOB: 1 K: 1 BB: 0 S: 12 P: 16	R: 0 H: 0 E: 0 LOB: 0 K: 1 BB: 0 S: 9 P: 13	R: 0 H: 1 E: 0 LOB: 1 K: 0 BB: 0 S: 9 P: 17	R: 0 H: 0 E: 0 LOB: 0 K: 2 BB: 0 S: 12 P: 16	R: 1 H: 2 E: 0 LOB: 1 K: 1 BB: 0 S: 11 P: 16	1B: 8 SF: 0 2B: 4 SAC: 0 3B: 0 DP: 1 HR: 1 HBP: 0						

PITCHER		IP	WLS	BF	H	R	ER	SO	BB	IBB	HBP	BLK	WP	HR	S	P	ERA	WHIP
44 Kyle Gibson, R ERA: 3.78	(1, 1)	6.2	W	29	11	5	5	6	0	0	0	0	0	1	64	94	6.75	1.650
55 Taylor Rogers, L ERA: 2.8	(7, 1)	1.1	H	4	0	0	0	2	0	0	0	0	0	0	14	20	0.00	0.000
39 Trevor Hildenberger, R ERA: 4.76	(9, 1)	1.0		5	2	1	1	1	0	0	0	0	0	0	11	16	9.00	2.000

PITCHER	IP	WLS	BF	H	R	ER	SO	BB	IBB	HBP	BLK	WP	HR	S	P	ERA	WHIP

BOTTOM

Minnesota Twins @ Kansas City Royals

Kauffman Stadium, Kansas City, MO

Sun Sep 16 2018, 1:17 PM - 4:39 PM CDT

Att. 20,286 - Partly Cloudy - 88 F

livebaseballscorecards.com

AB	38
R	6
H	13
RBI	6
BB	0
SO	9
LOB	9

Minnesota Twins @ Detroit Tigers

Comerica Park, Detroit, MI

Mon Sep 17 2018, 7:12 PM - 10:04 PM EDT

Att. 19,004 - Partly Cloudy - 82 F

livebaseballscorecards.com

Batter	1	2	3	4	5	6	7	8	9	AB	R	H	RBI	BB	SO	LOB
7 Joe Mauer, L (1, 3) OBP: 0.344, SLG: 0.376	C FF 91 C FF 92 B SL 88 F SL 88 B FF 92 C FF 92 2-3 K		F FF 91 X SL 88 0-1 G6-3	B SL 87 B FF 92 C FF 91 C SL 88 X FF 92 2-2 11 1B 2-H 1B		C FF 94 B FF 94 X CU 81 1-1 F7			B SI 92 F SI 92 B SI 92 X SI 92 2-1 G4-3	5	0	1	1	0	1	0
11 Jorge Polanco, S (1, 6) OBP: 0.339, SLG: 0.431	C FF 92 B CU 82 C CU 80 B CU 82 B CH 87 X CU 81 3-2 G6-3		C SL 88 B SL 89 F CU 82 B FF 92 F FF 92 F FF 92 H SL 87 3-2 36 CS HBP	C SL 88 B FF 91 C CU 82 X SL 87 1-2 1B			B FF 93 X CH 87 1-0 G5-3		C SL 86 F SI 92 B SI 93 B SL 87 F SI 92 X SI 92 2-2 HR	4	1	2	1	0	0	0
20 Eddie Rosario, L (1, 7) OBP: 0.323, SLG: 0.479 51 Johnny Field, R (4, 7) OBP: 0.245, SLG: 0.361	B CU 79 X CH 89 1-0 HR		X FF 92 0-0 P6	X CU 78 0-0 F8			B FF 94 F FF 94 B SL 85 X SL 84 2-1 F9		B SL 85 B SL 87 X SI 91 2-0 G5-3	3 2	1 0	1 0	1 0	0 0	0 0	3 0
36 Robbie Grossman, S (1, 10) OBP: 0.356, SLG: 0.383	X FF 92 0-0 L6		1 SAFE 1 SAFE C FF 91 B SL 88 B SL 88 1 SAFE B FF 92 3-1 CS 1-2	B FF 90 C SL 88 F SL 88 B FF 90 X FF 91 2-2 60 1B 2B	B FF 92 C CU 77 B CU 79 C FF 94 F FF 93 C CU 79 2-3 K		C FF 94 F FF 95 X FF 95 0-2 2B			4	1	2	0	0	1	0
60 Jake Cave, L (1, 8) OBP: 0.306, SLG: 0.471		C FF 90 B SL 88 F CU 81 B FF 91 C FF 91 2-3 K		F CU 80 X FF 91 0-1 24 1B 16 1B 2-H 1B	C FF 94 S FF 94 B FF 94 B CU 79 F FF 95 B FF 95 F CU 80 S CU 77 3-3 K		X SL 85 0-0 F8			4	1	1	1	0	2	1
24 Logan Forsythe, R (1, 4) OBP: 0.318, SLG: 0.303		C FF 92 B FF 92 B FF 92 B FF 92 B FF 91 4-1 26 BB		B SL 87 1 SAFE B SL 87 X FF 91 2-0 16 1B 64 G4-3 1-2 1B	B FF 94 C FF 94 F FF 94 B CU 80 B CU 79 B FF 94 4-2 BB			C SI 92 F SI 94 B SL 86 B CU 81 F SI 94 X SI 94 2-2 G1-3		2	1	1	0	2	0	0
26 Max Kepler, L (1, 9) OBP: 0.322, SLG: 0.416		B CU 80 B CU 80 B FF 91 C FF 91 C SL 87 B CU 81 4-2 1-2 BB		C FF 91 B SL 87 D CH 88 X SL 87 2-1 F8	S CU 79 B CU 78 F FF 94 B FF 94 B FF 95 X FF 95 3-2 F8			C CU 78 B SI 94 X SI 96 1-1 L7		3	0	0	0	1	0	3
16 Ehire Adrianza, S (1, 5) OBP: 0.296, SLG: 0.364		F CU 81 B FF 91 X CU 80 1-1 F9		X CU 81 0-0 64 G4-3 7 1B 1-3 2-H 1B		X FF 93 0-0 F8		C SI 94 S CU 81 B SI 95 B SI 95 S SI 95 3-3 K		4	1	1	1	0	1	2
64 Willians Astudillo, R (1, 2) OBP: 0.328, SLG: 0.492		B SL 87 B SL 87 F SL 88 B SL 88 X SL 87 3-1 F8		X CU 82 0-0 G4-3 1-2 3-H		B FF 94 C FF 94 F FF 94 X FF 94 1-2 G4-3			S FF 92 S SL 86 X SL 85 0-2 P6	4	0	0	1	0	0	3
Inning Stats	R: 1 E: 0 K: 1 S: 9 H: 1 LOB: 0 BB: 0 P: 15	R: 0 E: 0 K: 1 S: 10 H: 0 LOB: 2 BB: 2 P: 24	R: 0 E: 0 K: 0 S: 8 H: 0 LOB: 0 BB: 0 P: 14	R: 4 E: 0 K: 0 S: 17 H: 6 LOB: 2 BB: 0 P: 26	R: 0 E: 0 K: 2 S: 14 H: 0 LOB: 1 BB: 1 P: 26	R: 0 E: 0 K: 0 S: 6 H: 0 LOB: 0 BB: 0 P: 8	R: 0 E: 0 K: 0 S: 7 H: 1 LOB: 1 BB: 0 P: 10	R: 0 E: 0 K: 1 S: 9 H: 0 LOB: 0 BB: 0 P: 15	R: 1 E: 0 K: 0 S: 10 H: 1 LOB: 0 BB: 0 P: 16	1B: 5 2B: 2 3B: 0 HR: 2 SF: 0 SAC: 0 DP: 0 HBP: 1						

TOP	
AB	35
R	6
H	9
RBI	6
BB	3
SO	5
LOB	12

| | | | | | |

BOTTOM

Batter	1	2	3	4	5	6	7	8	9	AB	R	H	RBI	BB	SO	LOB
46 Jeimer Candelario, S (1, 5) OBP: 0.317, SLG: 0.409	C SL 80 B CH 82 B CH 81 S CH 80 F FF 90 F FF 89 C FF 89 2-3 ① K		C SI 93 B CH 88 T SL 89 B FF 94 B CH 88 B SL 84 4-2 BB		B SI 94 C FF 93 X SI 92 1-1 ② G3-1			B FF 94 B KC 74 X SI 93 2-0 ① G5-3		3	0	0	0	1	1	0
14 Christin Stewart, L (1, 7) OBP: 0.333, SLG: 0.276	B FF 89 B CH 81 T FF 89 S CH 80 X FF 90 2-2 ② F9		F SI 93 B SI 93 B CH 88 1 SAFE X SI 94 2-1 ③ L8		F SI 90 B SI 93 C CU 77 X CU 79 1-2 ③ L9			C FF 92 B CH 77 B FF 94 C KC 76 X FF 93 2-2 ② F7		4	0	0	0	0	0	1
9 Nick Castellanos, R (1, 9) OBP: 0.354, SLG: 0.491	X CH 81 0-0 41 FC4 1B			C FF 92 B SL 87 B SI 91 B CH 87 B SI 91 4-1 37 37 1B E BB		C SI 92 X SI 91 0-1 41 G3-6-3 1B		B KC 73 S FF 94 X KC 73 1-1 41 WP 2B		3	1	3	0	1	0	0
41 Victor Martinez, S (1, 10) OBP: 0.296, SLG: 0.349 21 JaCoby Jones, R (8, PR) OBP: 0.262, SLG: 0.379 (9, 10)	F FF 89 B CH 84 S SL 80 F FF 90 1 SAFE F CH 84 F FF 90 X SL 82 1-2 ③ FC4 1-2f			C SI 92 B SI 93 F SI 92 X SI 95 1-2 ① L7		X SI 93 0-0 ① ② G3-6-3 1-2f		B FF 93 F KC 81 B SI 93 C FF 94 F KC 75 F FF 92 B FF 93 B FF 94 4-2 2-3 BB		3 0	0 0	0 0	0 0	1 0	0 0	3 0
37 James Adduci, L (1, 3) OBP: 0.300, SLG: 0.416		C SI 91 X CH 88 0-1 ① G4-3		B SI 94 X FF 93 1-0 E7 1-H 1B		C SI 93 B CU 78 F FF 93 B CU 79 S SL 88 2-3 ③ K		B SI 92 B FF 92 B KC 79 C FF 93 X FF 93 3-1 ③ P5		4	0	1	0	0	1	2
60 Ronny Rodríguez, R (1, 6) OBP: 0.257, SLG: 0.325		B SL 87 B SL 86 S SI 92 F SI 93 F SI 94 S SL 87 2-3 ② K		B SL 85 C SI 92 F SI 93 X CU 78 1-2 ② L6			B SI 93 F SI 91 F SI 94 F SL 85 X CU 80 1-2 1B		C CU 75 X FF 92 0-1 ① P5	4	0	1	0	0	1	1
34 James McCann, R (1, 2) OBP: 0.266, SLG: 0.315		B FF 94 B SL 88 X SI 92 2-0 ③ P6		B SI 91 D SL 84 F SI 92 B CU 75 B SI 94 4-1 BB			B SI 93 C SI 92 B SI 92 X SI 93 2-1 ① F9		B FF 94 B FF 92 S FF 93 B CU 77 F FF 92 X FF 94 3-2 ② G5-3	3	0	0	0	1	0	1
18 Dawel Lugo, R (1, 4) OBP: 0.273, SLG: 0.290			B SI 92 S SL 83 F FF 92 C CU 74 1-3 ① K	F SI 93 D SL 88 C CU 76 S CU 80 1-3 ③ K2-3			B SI 94 X SI 93 1-0 ② L9		C FF 94 F CH 86 F FF 93 S CU 77 0-3 ③ K2-3	4	0	0	0	0	3	3
22 Victor Reyes, S (1, 8) OBP: 0.250, SLG: 0.300			B SI 93 X CH 88 1-0 ② G6-3		C SI 91 B SI 92 F SI 91 F CU 78 B SL 85 B SI 92 S SI 92 3-3 ① K		F SI 93 X SI 93 0-1 ③ G1-3			3	0	0	0	0	1	1
Inning Stats	R: 0 E: 0 K: 1 S: 15 H: 1 LOB: 1 BB: 0 P: 20	R: 0 E: 0 K: 1 S: 7 H: 0 LOB: 0 BB: 0 P: 11	R: 0 E: 0 K: 1 S: 8 H: 0 LOB: 1 BB: 1 P: 16	R: 1 E: 1 K: 1 S: 12 H: 1 LOB: 2 BB: 2 P: 24	R: 0 E: 0 K: 1 S: 9 H: 0 LOB: 0 BB: 0 P: 14	R: 0 E: 0 K: 1 S: 6 H: 1 LOB: 0 BB: 0 P: 8	R: 0 E: 0 K: 0 S: 9 H: 1 LOB: 1 BB: 0 P: 13	R: 0 E: 0 K: 0 S: 12 H: 1 LOB: 2 BB: 1 P: 24	R: 0 E: 0 K: 1 S: 9 H: 0 LOB: 0 BB: 0 P: 12	1B: 4 2B: 1 3B: 0 HR: 0 SF: 0 SAC: 0 DP: 1 HBP: 0	WP: 1 PB: 0 SB: 0 CS: 0 PA: 35					

PITCHER		IP	WLS	BF	H	R	ER	SO	BB	IBB	HBP	BLK	WP	HR	S	P	ERA	WHIP
58 Gabriel Moya, L ERA: 4.73	(1, 1)	1.0		4	1	0	0	1	0	0	0	0	0	0	15	20	0.00	1.000
53 Kohl Stewart, R ERA: 4.4	(2, 1)	6.0	W	23	3	1	0	5	3	0	0	0	0	0	51	86	0.00	1.000
21 Tyler Duffey, R ERA: 8.18	(8, 1)	1.0		5	1	0	0	0	1	0	0	0	1	0	12	24	0.00	2.000
65 Trevor May, R ERA: 3.98	(9, 1)	1.0		3	0	0	0	1	0	0	0	0	0	0	9	12	0.00	0.000

PITCHER	IP	WLS	BF	H	R	ER	SO	BB	IBB	HBP	BLK	WP	HR	S	P	ERA	WHIP

Minnesota Twins @ Detroit Tigers

Comerica Park, Detroit, MI

Mon Sep 17 2018, 7:12 PM - 10:04 PM EDT

Att. 19,004 - Partly Cloudy - 82 F

livebaseballscorecards.com

AB	31
R	1
H	5
RBI	0
BB	4
SO	7
LOB	12

Batter	1	2	3	4	5	6	7	8	9	AB	R	H	RBI	BB	SO	LOB
7 Joe Mauer, L (1, 3) OBP: 0.345, SLG: 0.377	C FF 90 X FF 90 0-1 11 FC6-4 1B		C FF 91 C SL 82 B FF 91 S SL 82 1-3 ① K		C FF 91 F CU 76 B FF 91 B FF 91 F SL 83 X FF 90 2-2 ③ L7		C FF 93 B CH 88 F FF 94 B CH 89 X FF 96 2-2 36 F8 11 BB 31 2B 1B	C SI 95 F CH 89 X CH 90 0-2 ③ G4-3		5	1	2	0	0	1	1
11 Jorge Polanco, S (1, 6) OBP: 0.344, SLG: 0.436	F FF 90 B SL 82 T FF 90 X CU 76 1-2 ① FC6-4 36 S 1-2f		B SL 83 C FF 91 C FF 91 B SL 84 X FF 91 2-2 ② L8			C CU 75 B SL 82 X FF 90 1-1 24 G1-6-3 31 1B 2B	B CH 85 B FF 94 C CH 86 D CH 87 B FF 93 4-1 31 2B 1-2 BB		C SI 88 B SI 89 B SL 84 F FF 90 F SI 87 X SL 83 2-2 24 G6-4-3 1B	4	2	2	0	1	0	1
24 Logan Forsythe, R (1, 4) OBP: 0.314, SLG: 0.299	D SL 82 C FF 90 1 SAFE 1 SAFE C FF 90 1 SAFE B SL 83 S SL 82 2-3 ② K		C FF 91 B CH 86 X CH 84 1-1 ③ G6-3			F SL 82 F FF 91 X SL 82 0-2 ① G1-6-3 2-3	D SL 80 C FF 95 F FF 95 C SL 84 1-3 ① K		C FF 89 B FF 86 S SL 84 D SL 84 X SI 87 2-2 ①② G6-4-3 1-2f	5	0	0	0	0	2	5
36 Robbie Grossman, S (1, 9) OBP: 0.359, SLG: 0.381 (8, 7)	B FF 91 F FF 92 B SI 91 C SL 83 D CU 77 B FF 91 4-2 1-2 BB			B FF 90 B FF 90 B FF 91 B FF 90 4-0 60 WP BB		B CU 75 D SL 83 C SL 82 B FF 91 B SL 84 4-1 31 1B 60 1B BB	D CH 88 X FF 95 1-0 ② F8 2-3		S FF 91 B SI 87 B FF 90 C SI 88 B SL 82 F SI 88 X FF 90 3-2 ③ P5	2	1	0	0	3	0	2
31 Tyler Austin, R (1, 10) OBP: 0.287, SLG: 0.495	C SL 82 X FF 92 0-1 ③ P4			C SL 82 C FF 92 C FU 78 1 SAFE F SL 82 X FF 92 0-2 ① F9		C CH 82 D SL 83 F CH 83 X CH 86 1-2 60 1B 3-H 1B	B SL 83 B FF 96 X FF 96 2-0 1-H 3-H 2B			4	0	2	3	0	0	3
60 Jake Cave, L (1, 8) OBP: 0.305, SLG: 0.467		F FF 91 B SL 84 B SL 83 F FF 91 F FF 91 B SL 83 X FF 89 3-2 ① G4-3		D SL 84 C SL 82 F FF 91 B SL 84 S SL 83 2-3 ② K 1-2		B FF 90 B FF 91 B FF 91 C FF 90 X FF 90 3-1 1-3 2-H 1B	C SL 83 B FF 93 B FF 92 X SL 85 2-1 ③ F7			4	0	1	1	0	1	2
22 Miguel Sanó, R (1, 5) OBP: 0.281, SLG: 0.398		B FF 91 F SL 82 S SL 83 B SL 82 C FF 92 2-3 ② K		B SL 81 F FF 90 D SL 85 C FF 92 C FF 92 2-3 ③ K		B SI 93 F SI 93 B SL 84 1 SAFE F SI 94 S CU 82 2-3 ② K		B SI 93 S SI 93 F SI 94 B CH 88 B CH 88 S SI 94 3-3 ① K		4	0	0	0	0	4	3
51 Johnny Field, R (1, 7) OBP: 0.247, SLG: 0.365 26 Max Kepler, L (8, PH) OBP: 0.321, SLG: 0.415 (8, 9)		X FF 91 0-0 2B			B CU 76 X FF 90 1-0 ① F7	C SL 84 B SI 94 D SL 87 T SI 94 X CU 81 2-2 ③ P3		T SI 93 B CH 88 S CH 88 C CH 90 1-3 ② K		3 1	0 0	1 0	0 0	0 0	0 1	2 0
46 Chris Gimenez, R (1, 2) OBP: 0.264, SLG: 0.354		S SL 83 D SL 83 X FF 90 1-1 ③ G5-3			B FF 90 X FF 90 1-0 ② G5-3		B FF 93 C FF 94 B FF 96 F FF 93 X FF 96 2-2 HR	C SI 94 B CH 89 B CH 88 S SI 95 X SI 96 2-2 1B		4	1	2	1	0	0	1
Inning Stats	R: 0 E: 0 K: 1 S: 12 H: 1 LOB: 2 BB: 1 P: 19	R: 0 E: 0 K: 1 S: 10 H: 1 LOB: 1 BB: 0 P: 16	R: 0 E: 0 K: 1 S: 8 H: 0 LOB: 0 BB: 0 P: 12	R: 0 E: 0 K: 2 S: 11 H: 0 LOB: 1 BB: 1 P: 19	R: 0 E: 0 K: 0 S: 6 H: 0 LOB: 0 BB: 0 P: 10	R: 2 E: 0 K: 1 S: 17 H: 3 LOB: 2 BB: 1 P: 30	R: 3 E: 0 K: 1 S: 14 H: 3 LOB: 1 BB: 1 P: 28	R: 0 E: 0 K: 2 S: 12 H: 1 LOB: 1 BB: 0 P: 18	R: 0 E: 0 K: 0 S: 11 H: 1 LOB: 0 BB: 0 P: 18							

TOP

Minnesota Twins @ Detroit Tigers

Comerica Park, Detroit, MI

Tue Sep 18 2018, 7:10 PM - 10:12 PM EDT

Att. 19,740 - Partly Cloudy - 81 F

livebaseballscorecards.com

AB	36
R	5
H	10
RBI	5
BB	4
SO	9
LOB	20

1B: 6	SF: 0	WP: 1	PA: 40
2B: 3	SAC: 0	PB: 0	
3B: 0	DP: 1	SB: 1	
HR: 1	HBP: 0	CS: 0	

PITCHER		IP	WLS	BF	H	R	ER	SO	BB	IBB	HBP	BLK	WP	HR	S	P	ERA	WHIP
44 Daniel Norris, L ERA: 5.71	(1, 1)	5.1	L	24	5	2	2	5	3	0	0	0	1	0	58	96	3.38	1.500
54 Drew VerHagen, R ERA: 4.56	(6, 1)	0.2		2	0	0	0	1	0	0	0	0	0	0	6	10	0.00	0.000
62 Sandy Báez, R ERA: 3.75	(7, 1)	0.2		6	3	3	3	1	1	0	0	0	0	1	12	24	40.50	6.000
68 Daniel Stumpf, L ERA: 5.05	(7, 1)	0.1		1	0	0	0	0	0	0	0	0	0	0	2	4	0.00	0.000
58 Victor Alcántara, R ERA: 2.33	(8, 1)	1.0		4	1	0	0	2	0	0	0	0	0	0	12	18	0.00	1.000

PITCHER		IP	WLS	BF	H	R	ER	SO	BB	IBB	HBP	BLK	WP	HR	S	P	ERA	WHIP
19 Louis Coleman, R ERA: 3.51	(9, 1)	1.0		3	1	0	0	0	0	0	0	0	0	0	11	18	0.00	1.000

BOTTOM

Minnesota Twins @ Detroit Tigers

Comerica Park, Detroit, MI

Tue Sep 18 2018, 7:10 PM - 10:12 PM EDT

Att. 19,740 - Partly Cloudy - 81 F

livebaseballscorecards.com

Batter	1	2	3	4	5	6	7	8	9	AB	R	H	RBI	BB	SO	LOB
46 Jeimer Candelario, S (1, 5) OBP: 0.316, SLG: 0.407 33 Pete Kozma, R (9, 6) OBP: 0.170, SLG: 0.261	F FF 91 B FS 83 X FF 91 1-1 F9 ①		B FS 83 B FF 92 B FS 84 B FF 92 4-0 BB			C CU 72 B FF 92 X FS 82 1-1 G4-3 ②		C CU 86 B CU 85 B FF 95 F FF 95 S CU 86 2-3 K ②		3 0	0 0	0 0	0 0	1 0	1 0	0 0
14 Christin Stewart, L (1, 7) OBP: 0.324, SLG: 0.273	B FF 90 B FS 84 B FS 84 C FF 91 X FS 83 3-1 1B		X FF 93 0-0 F7 ③			S CU 72 B FS 83 S FS 83 S FF 93 1-3 K ③		C SL 88 C CU 87 B CU 85 B FF 94 F FF 95 X FF 96 2-2 L6 ③		4	0	1	0	0	1	1
9 Nick Castellanos, R (1, 9) OBP: 0.353, SLG: 0.490	F FF 91 X SL 84 0-1 P3 ②			C FF 92 B FF 91 F FF 92 S SL 84 1-3 K ①			B SL 81 X SL 85 1-0 37 1B 8 3B 1B		C SI 89 S SL 78 S CH 75 0-3 K ①	4	1	1	0	0	2	1
41 Victor Martinez, S (1, 10) OBP: 0.295, SLG: 0.348 22 Victor Reyes, S (9, PR) OBP: 0.250, SLG: 0.300	B FF 92 1 SAFE S FF 91 F FF 91 F FF 92 F FF 92 B FS 82 1 SAFE F FS 84 2-3 S FF 82 K ③			X FF 93 0-0 F7 ②			B FS 84 X FF 93 1-0 F7 ①		C CH 77 C FF 92 F CH 79 X SL 80 0-2 37 G1-3 8 1B 1B	4 0	0 1	1 0	0 0	0 0	1 0	2 0
37 James Adduci, L (1, 3) OBP: 0.299, SLG: 0.411		B CU 71 B FF 91 X FF 90 2-0 G4-3 ①		B FF 93 S FF 93 F FF 92 B FF 93 F FF 93 C FF 93 2-3 K ③			S FF 92 X FF 93 0-1 1-2 8 3B 1B		B SI 89 C SI 89 B SI 90 F SI 89 F FF 92 F SI 91 X CH 78 2-2 G1-3 ② 1-2	4	1	1	0	0	1	1
8 Mikie Mahtook, R (1, 8) OBP: 0.295, SLG: 0.383		F FF 91 C SL 84 B FF 92 F SL 85 S SL 84 1-3 K ②			B FS 84 X SL 86 1-0 L5 ①		B SL 86 B FF 93 C SL 82 X FF 94 2-1 1-H 2-H 3B		C SL 80 X SI 90 0-1 17 WP 17 DI 2-H 1B	4	0	2	3	0	1	0
17 Grayson Greiner, R (1, 2) OBP: 0.313, SLG: 0.294		F SL 84 C FC 87 B FF 92 X SL 83 1-2 F9 ③			C FS 85 B FF 92 F SL 84 B FF 92 F FS 84 F FS 84 S SL 86 2-3 K ②		S CU 85 S SI 94 B FF 95 D SL 89 S CU 87 2-3 K ②		B SI 90 C SI 88 F CH 76 F SL 78 B SL 79 D CH 78 S CH 78 3-3 K ③ 1-3	4	0	0	0	0	3	2
18 Dawel Lugo, R (1, 4) OBP: 0.261, SLG: 0.277			C SL 84 X SL 84 0-1 P4 ①		X FF 92 0-0 G4-3 ③		B CU 86 S SL 91 S SL 90 S SL 92 1-3 K ③			3	0	0	0	0	1	1
60 Ronny Rodríguez, R (1, 6) OBP: 0.253, SLG: 0.319 (9, 5)			C FF 92 X SL 86 0-1 F8 ②			B FF 91 C FF 92 B FC 85 F FF 92 F FS 84 F FS 83 X SL 83 2-2 G3-1 ①		B FF 95 X FF 95 1-0 F8 ①		3	0	0	0	0	0	0
Inning Stats	R: 0 E: 0 K: 1 S: 12 H: 1 LOB: 1 BB: 0 P: 18	R: 0 E: 0 K: 1 S: 8 H: 0 LOB: 0 BB: 0 P: 12	R: 0 E: 0 K: 0 S: 5 H: 0 LOB: 1 BB: 1 P: 9	R: 0 E: 0 K: 2 S: 8 H: 0 LOB: 0 BB: 0 P: 11	R: 0 E: 0 K: 1 S: 7 H: 0 LOB: 0 BB: 0 P: 10	R: 0 E: 0 K: 1 S: 10 H: 0 LOB: 0 BB: 0 P: 14	R: 2 E: 0 K: 2 S: 12 H: 3 LOB: 1 BB: 0 P: 19	R: 0 E: 0 K: 1 S: 8 H: 0 LOB: 0 BB: 0 P: 13	R: 1 E: 0 K: 2 S: 18 H: 2 LOB: 2 BB: 0 P: 23	1B: 5 2B: 0 3B: 1 HR: 0 SF: 0 SAC: 0 DP: 0 HBP: 0						

PITCHER	IP	WLS	BF	H	R	ER	SO	BB	IBB	HBP	BLK	WP	HR	S	P	ERA	WHIP
12 Jake Odorizzi, R (1, 1) ERA: 4.35	6.1	W	24	4	2	2	6	1	0	0	0	0	0	56	84	2.84	0.789
68 Matt Magill, R (7, 1) ERA: 3.86	1.2	H	5	0	0	0	3	0	0	0	0	0	0	14	22	0.00	0.000
39 Trevor Hildenberger, R (9, 1) ERA: 4.82	1.0	S	5	2	1	1	2	0	0	0	0	1	0	18	23	9.00	2.000

PITCHER	IP	WLS	BF	H	R	ER	SO	BB	IBB	HBP	BLK	WP	HR	S	P	ERA	WHIP

AB	33
R	3
H	6
RBI	3
BB	1
SO	11
LOB	8

WP: 1 PA: 34
PB: 0
SB: 0
CS: 0

Batter	1	2	3	4	5	6	7	8	9	AB	R	H	RBI	BB	SO	LOB
24 Logan Forsythe, R (1, 10) OBP: 0.313, SLG: 0.300	C FF 94 X SI 96 0-1 G4-3	B FF 94 C FF 94 B SI 95 X SI 94 2-1 F9		B CU 78 C CH 90 B FF 91 X CH 90 2-1 F8			B CU 76 C FF 89 S FF 90 X FF 91 1-2 G1-3		C FF 88 C CU 75 X CH 80 0-2 2B	5	0	1	0	0	0	1
11 Jorge Polanco, S (1, 6) OBP: 0.342, SLG: 0.429	B C SI 94 B SI 95 C SI 95 B SI 96 X SI 95 3-2 F8		B CU 79 B CU 79 X SI 93 2-0 F8		C FF 94 F CH 87 B CH 87 X CH 88 1-2 F7		B CU 76 B CU 75 B FF 90 B FF 90 4-0 BB		C CH 80 B FF 90 F CH 80 B CH 80 B CU 76 F CH 81 F CH 80 F FF 90 X SI 90 3-2 F9	4	0	0	0	1	0	1
60 Jake Cave, L (1, 8) OBP: 0.300, SLG: 0.458	C SI 94 C CU 83 F FF 95 C SI 96 0-3 K		F CH 86 F FF 91 B SL 86 X SI 93 1-2 G6-3		X SL 82 0-0 G4-3		B FF 89 S CU 74 B CU 75 C FF 89 S FF 90 2-3 K		S CU 74 C CU 76 S CU 76 0-3 K	5	0	0	0	0	3	2
36 Robbie Grossman, S (1, 7) OBP: 0.362, SLG: 0.384		B SI 93 C SI 93 B CU 80 X SI 95 2-1 26 BB 31 1B 1B	C CU 78 B CU 79 C CH 86 F FF 92 X SI 92 1-2 F8		C FF 95 B FF 95 F CH 89 X CH 88 1-2 1B			X FF 88 0-0 31 WP 26 G3 31 SF9 1B	B SI 90 B CH 81 F CH 81 X CH 81 2-1 F7	5	2	3	0	0	0	1
26 Max Kepler, L (1, 9) OBP: 0.321, SLG: 0.412		B SI 95 B SI 94 B FF 94 C SI 94 F SI 94 F SI 95 F FF 93 B SI 94 4-2 31 1B 16 1B 1-2 BB		X SI 92 0-0 F7	C CH 87 B FF 95 X FF 95 1-1 F8			C FF 87 X CU 73 0-1 G3 1-2		3	1	0	0	1	0	2
31 Tyler Austin, R (1, 3) OBP: 0.291, SLG: 0.498		C SL 90 F SI 95 B FF 90 D FF 90 X SI 95 2-2 64 BLK 16 1B 64 G6-3 1-3 2-H 1B		C FF 93 B SL 88 S CU 80 B CU 80 B SI 93 X SI 92 3-2 16 2B 16 E 1B		B CU 74 C CU 75 F CU 75 B FF 90 S FF 91 2-3 K		C FF 89 B CU 76 C FF 89 F CU 76 F FF 90 D FF 91 X FF 90 2-2 SF9 2-H		3	2	2	2	0	1	0
16 Ehire Adrianza, S (1, 5) OBP: 0.302, SLG: 0.375		B SI 95 F SI 94 1 SAFE F FF 92 X CU 82 1-2 64 G6-3 64 BLK 40 G4-3 1-2 3-H 1B		1 SAFE B FF 90 X FF 90 1-0 E9 64 2B 1-H 2B		S CU 74 B CU 74 B FF 90 F FF 89 X CU 75 2-2 F8		B CU 75 X FF 89 1-0 64 1B 2B		4	3	3	1	0	0	0
64 Willians Astudillo, R (1, 2) OBP: 0.338, SLG: 0.508		C SI 95 F SI 95 F SI 96 B SL 89 F SI 95 F SI 96 B FF 96 X SI 95 2-2 G6-3 1-3 2-H		D SL 86 X SI 92 1-0 2-H 2B		C FF 89 F CU 77 F FF 90 B FF 89 B CU 76 F FF 90 F FF 90 X CU 76 2-2 G6-3		F FF 89 X FF 88 0-1 2-H 1B		4	0	2	3	0	0	1
40 Gregorio Petit, R (1, 4) OBP: 0.354, SLG: 0.302		C SI 95 F SI 96 F SI 96 X SL 90 0-2 G4-3 3-H		C CU 73 F CH 90 F SL 86 F CU 76 S CH 90 0-3 K			B FF 88 B CH 79 C FF 87 X FF 88 2-1 F8	C FF 88 C CH 79 X CH 78 0-2 L4		4	0	0	1	0	1	2
Inning Stats	R: 0 E: 0 K: 1 S: 9 H: 0 LOB: 0 BB: 0 P: 12	R: 4 E: 0 K: 0 S: 24 H: 3 LOB: 0 BB: 1 P: 37	R: 0 E: 0 K: 0 S: 8 H: 0 LOB: 0 BB: 0 P: 12	R: 2 E: 1 K: 1 S: 13 H: 3 LOB: 1 BB: 0 P: 20	R: 0 E: 0 K: 0 S: 9 H: 1 LOB: 1 BB: 0 P: 12	R: 0 E: 0 K: 1 S: 12 H: 0 LOB: 0 BB: 0 P: 18	R: 0 E: 0 K: 1 S: 8 H: 0 LOB: 1 BB: 1 P: 17	R: 2 E: 0 K: 0 S: 14 H: 3 LOB: 1 BB: 0 P: 17	R: 0 E: 0 K: 1 S: 14 H: 1 LOB: 1 BB: 0 P: 19	1B: 7 2B: 4 3B: 0 HR: 0 SF: 1 SAC: 0 DP: 0 HBP: 0	WP: 1 PB: 0 SB: 0 CS: 0 PA: 40					

PITCHER		IP	WLS	BF	H	R	ER	SO	BB	IBB	HBP	BLK	WP	HR	S	P	ERA	WHIP
56 Spencer Turnbull, R ERA: 10.8	(1, 1)	4.0	L	19	6	6	6	2	1	0	0	1	0	0	54	81	13.50	1.750
45 Buck Farmer, R ERA: 4.43	(5, 1)	1.0		4	1	0	0	0	0	0	0	0	0	0	9	12	0.00	1.000
64 Matt Hall, L ERA: 19.64	(6, 1)	2.2		12	3	2	2	2	1	0	0	0	1	0	31	49	6.75	1.500
36 Blaine Hardy, L ERA: 3.7	(8, 1)	1.1		5	1	0	0	1	0	0	0	0	0	0	17	22	0.00	0.750

PITCHER	IP	WLS	BF	H	R	ER	SO	BB	IBB	HBP	BLK	WP	HR	S	P	ERA	WHIP

TOP

Minnesota Twins @ Detroit Tigers

Comerica Park, Detroit, MI

Wed Sep 19 2018, 1:12 PM - 3:58 PM EDT

Att. 19,296 - Partly Cloudy - 71 F

livebaseballscorecards.com

AB	37
R	8
H	11
RBI	7
BB	2
SO	5
LOB	10

BOTTOM

Minnesota Twins @ Detroit Tigers

Comerica Park, Detroit, MI

Wed Sep 19 2018, 1:12 PM - 3:58 PM EDT

Att. 19,296 - Partly Cloudy - 71 F

livebaseballscorecards.com

Batter	1	2	3	4	5	6	7	8	9	AB	R	H	RBI	BB	SO	LOB
21 JaCoby Jones, R (1, 8) OBP: 0.264, SLG: 0.379	S CH 79 B CH 80 S CH 81 S FF 89 1-3 ① **K**		C CH 81 S FF 92 B FF 94 F FF 92 B CU 73 B CH 83 B FF 92 4-2 **BB**			F CH 82 X FF 90 0-1 14 G5-3 1B			B CU 80 S FF 94 C CU 82 B CU 82 S FF 95 2-3 ① **K**	3	0	1	0	1	2	1
14 Christin Stewart, L (1, 7) OBP: 0.341, SLG: 0.257	F FF 89 H FF 90 1-1 9 1B HBP		C FF 90 1 SAFE X FF 90 0-1 ③ **G4-3**			S SL 86 B FF 89 C SL 88 D CU 72 F SL 84 F FF 91 X SL 84 2-2 ② ③ **G5-3** 1-2f			B FF 94 B FF 94 B FF 95 B FF 95 4-0 9 2B 8 SF8 1-2 **BB**	2	1	0	0	1	0	2
9 Nick Castellanos, R (1, 10) OBP: 0.354, SLG: 0.491	B FF 89 C SI 89 1 SAFE F SL 78 X FF 90 1-2 8 G6-4-3 1-2 1B			B FF 87 C FF 88 X CH 82 1-1 ① **G5-3**			B FF 88 X FF 89 1-0 ① **F9**		X FF 96 0-0 8 SF8 1-3 2-H 2B	4	0	2	1	0	0	0
8 Mikie Mahtook, R (1, 9) OBP: 0.290, SLG: 0.377	B SL 78 C CH 80 C SL 80 B SL 81 B SL 79 F CH 79 F CH 81 X CH 80 3-2 ② ③ **G6-4-3** 1-2f			B FF 87 B CH 82 C FF 88 C FF 90 X CH 82 2-2 ② **G6-3**			C CH 81 F FF 90 F CU 73 B FF 90 S CU 73 1-3 ② **K**		D CU 82 F FF 95 B CU 82 F FF 95 B FF 96 X FF 95 3-2 ② **SF8** 2-3 3-H	3	0	0	1	0	1	2
60 Ronny Rodríguez, R (1, 5) OBP: 0.247, SLG: 0.312		C FF 88 X CH 82 0-1 ① **G5-3**		B FF 89 C FF 90 S FF 89 S CU 73 1-3 ③ **K**			B FF 89 S CU 73 X CU 74 1-1 ③ **G5-3**		B FF 96 X SI 95 1-0 ③ **G6-3**	4	0	0	0	0	1	1
34 James McCann, R (1, 2) OBP: 0.264, SLG: 0.313		C FF 89 B CH 83 C FF 91 B FF 93 B FF 91 F FF 90 S FF 90 3-3 ② **K**		B FF 87 F FF 88 F FF 89 F CU 72 B CU 73 X FF 90 2-2 ① **L9**				C FF 89 T FF 89 B FF 89 S SL 82 1-3 ① **K**		3	0	0	0	0	2	0
37 James Adduci, L (1, 3) OBP: 0.293, SLG: 0.404	S FF 91 F SL 86 B FF 91 F FF 92 X CH 84 1-2 ③ **G4-3**			C SL 87 F FF 92 B FF 92 F FF 92 B CU 74 S FF 90 2-3 ② **K**				X SL 82 0-0 ② **G5-3**		3	0	0	0	0	1	0
18 Dawel Lugo, R (1, 4) OBP: 0.250, SLG: 0.265			C FF 88 B CH 81 X FF 89 1-1 ① **L7**			C FF 90 X FF 89 0-1 ③ **G6-3**		B FF 90 B SL 81 X FF 90 2-0 ③ **G6-3**		3	0	0	0	0	0	0
33 Pete Kozma, R (1, 6) OBP: 0.180, SLG: 0.265			B FF 89 C FF 88 F FF 89 F FF 91 X FF 90 1-2 ② **F9**			B FF 87 X SL 86 1-0 ① **G6-3**			F FF 94 X FF 94 0-1 14 BB 9 2B 1B	3	1	1	0	0	0	0
Inning Stats	R: 0 E: 0 K: 1 S: 12 H: 1 LOB: 1 BB: 0 P: 18	R: 0 E: 0 K: 1 S: 10 H: 0 LOB: 0 BB: 0 P: 14	R: 0 E: 0 K: 0 S: 11 H: 0 LOB: 1 BB: 1 P: 17	R: 0 E: 0 K: 1 S: 8 H: 0 LOB: 0 BB: 0 P: 12	R: 0 E: 0 K: 1 S: 10 H: 0 LOB: 0 BB: 0 P: 14	R: 0 E: 0 K: 0 S: 8 H: 1 LOB: 0 BB: 0 P: 11	R: 0 E: 0 K: 1 S: 7 H: 0 LOB: 0 BB: 0 P: 10	R: 0 E: 0 K: 1 S: 5 H: 0 LOB: 0 BB: 0 P: 8	R: 2 E: 0 K: 1 S: 10 H: 2 LOB: 1 BB: 1 P: 20	1B: 3 2B: 1 3B: 0 HR: 0	SF: 1 SAC: 0 DP: 2 HBP: 1	WP: 0 PB: 0 SB: 0 CS: 0	PA: 32				

	AB	28
	R	2
	H	4
	RBI	2
	BB	2
	SO	7
	LOB	6

PITCHER		IP	WLS	BF	H	R	ER	SO	BB	IBB	HBP	BLK	WP	HR	S	P	ERA	WHIP
58 Gabriel Moya, L ERA: 4.59	(1, 1)	1.0		4	1	0	0	1	0	0	1	0	0	0	12	18	0.00	1.000
59 Stephen Gonsalves, L ERA: 6.75	(2, 1)	6.0	W	19	1	0	0	4	1	0	0	0	0	0	54	78	0.00	0.333
43 Addison Reed, R ERA: 4.58	(8, 1)	1.0		3	0	0	0	1	0	0	0	0	0	0	5	8	0.00	0.000
67 Alan Busenitz, R ERA: 8.14	(9, 1)	1.0		6	2	2	2	1	1	0	0	0	0	0	10	20	18.00	3.000

PITCHER	IP	WLS	BF	H	R	ER	SO	BB	IBB	HBP	BLK	WP	HR	S	P	ERA	WHIP

Batter	1	2	3	4	5	6	7	8	9	10	AB	R	H	RBI	BB	SO	LOB
7 Joe Mauer, L (1, 3) OBP: 0.343, SLG: 0.373	C FF 94 F FF 95 F FF 95 B SL 87 S FF 95 1-3 K ①		B FF 91 B SI 90 B SI 88 C FF 89 C SI 89 1 SAFE F FF 91 S FF 89 3-3 K ① 1-2		F FC 86 F FF 91 S SI 92 0-3 K ②	0-0 11 2B IBB			C FC 93 S SL 88 X FF 97 0-2 G3-1 ①		4	1	0	0	1	3	1
11 Jorge Polanco, S (1, 6) OBP: 0.343, SLG: 0.430	B FF 94 C FF 96 F FF 95 F FF 96 B SL 88 F FF 95 B CH 87 F FF 94 D SL 88 4-2 60 1B BB		B FF 93 C SI 90 B SI 92 F SI 90 B CU 69 T SI 90 3-2 K ②		B FF 92 B FC 84 L SI 90 F SI 88 S FF 90 2-3 K ③	C FF 91 B SL 82 B SL 82 F FF 91 X FF 91 2-2 1-H 2-H 3-H 2B ③			B SI 96 X FC 93 1-0 G3 ②		4	0	1	3	1	2	1
60 Jake Cave, L (1, 8) OBP: 0.305, SLG: 0.462	F FF 95 1 SAFE C FF 94 B FF 96 1 SAFE B FF 95 D SL 88 F FF 94 1 SAFE 3-2 X FF 85 1-2 1B		C SI 91 H CU 70 1-1 HBP			C FF 97 B FC 92 B FF 97 X FF 97 2-1 36 HR 2B	C FF 92 C FF 93 X CU 79 0-2 L8 ①		S FF 96 C SL 88 F FC 92 S SL 88 0-3 K ③		4	1	2	0	0	1	0
36 Robbie Grossman, S (1, 7) OBP: 0.360, SLG: 0.390	C FF 95 C FF 95 F FF 96 S CU 83 0-3 K ②		B SI 92 C SI 91 X FF 92 1-1 G3 ③			X FF 98 0-0 2-H HR	C FF 93 B CU 78 B FF 93 X FF 94 2-1 F9 ②			X SI 94 0-0 F8 ①	5	1	1	2	0	1	4
26 Max Kepler, L (1, 9) OBP: 0.320, SLG: 0.410	S FF 96 B FF 95 X FF 96 1-1 G3-1 ③			B SI 90 B SI 90 C SI 90 S SI 90 X SI 91 2-2 P5 ①		B FF 98 X SI 98 1-0 31 1B 16 2B 1B	C FF 94 X CU 81 0-1 G4-3 ③			C SI 95 F SL 88 X FF 97 0-2 G4-3 ②	5	1	1	0	0	0	2
31 Tyler Austin, R (1, 10) OBP: 0.289, SLG: 0.491		B SI 92 F FC 85 B FC 86 B SI 91 X FF 90 3-1 F8 ①		B FC 87 C SI 90 F SI 91 B CU 72 F SI 92 B FC 83 X SI 92 3-2 L9 ②		C FC 93 D FC 93 S FC 91 B SI 96 X FC 92 2-2 16 2B 11 2B 1-2 1B		C SI 95 B SL 86 C SL 88 S SI 96 1-3 K ①		B SI 96 B SI 96 B SI 96 F FF 97 X SI 95 3-1 G6-3 ③	5	1	1	0	0	1	0
16 Ehire Adrianza, S (1, 5) OBP: 0.304, SLG: 0.383		C SI 92 B CH 86 F SI 92 F FC 85 F FF 93 B CU 68 S FF 92 2-3 K ②		C SI 92 B SI 90 S FC 87 X FF 92 1-2 2B		C FF 90 D SL 78 X SL 79 1-1 11 2B 1-3 2-H 2B		X SI 96 0-0 G1-3 ②			4	1	2	1	0	1	0
64 Willians Astudillo, R (1, 2) OBP: 0.333, SLG: 0.493		C FF 92 B FC 87 B SI 92 X SI 91 2-1 G6-3 ③		X SI 92 0-0 G5-3 ③		T FF 90 S FF 92 B FF 90 D FF 91 X SL 80 2-2 F9 ①		F SI 96 B SL 88 X SL 88 1-1 1B			4	0	1	0	0	0	3
40 Gregorio Petit, R (1, 4) OBP: 0.346, SLG: 0.283			B FF 90 B FF 90 B SI 90 C SI 88 B SI 89 4-1 7 S BB		B SI 90 C SI 90 X SI 91 1-1 G5-3 ①	F SL 82 D SL 81 S SL 80 X FF 90 1-2 F9 ②		S SI 96 S SI 96 S SI 96 0-3 K ③			3	0	0	0	1	1	3
Inning Stats	R: 0 H: 1 E: 0 LOB: 2 K: 2 BB: 1 S: 19 P: 28	R: 0 H: 0 E: 0 LOB: 0 K: 1 BB: 0 S: 9 P: 16	R: 0 H: 0 E: 0 LOB: 2 K: 2 BB: 1 S: 11 P: 23	R: 0 H: 1 E: 0 LOB: 1 K: 0 BB: 0 S: 11 P: 17	R: 0 H: 0 E: 0 LOB: 0 K: 2 BB: 0 S: 8 P: 11	R: 6 H: 6 E: 0 LOB: 1 K: 0 BB: 1 S: 18 P: 29	R: 0 H: 0 E: 0 LOB: 0 K: 0 BB: 0 S: 7 P: 9	R: 0 H: 1 E: 0 LOB: 1 K: 2 BB: 0 S: 9 P: 11	R: 0 H: 0 E: 0 LOB: 0 K: 1 BB: 0 S: 8 P: 9	R: 0 H: 0 E: 0 LOB: 0 K: 0 BB: 0 S: 6 P: 9	1B: 4 2B: 4 3B: 0 HR: 1	SF: 0 SAC: 0 DP: 0 HBP: 1					

PITCHER		IP	WLS	BF	H	R	ER	SO	BB	IBB	HBP	BLK	WP	HR	S	P	ERA	WHIP
16 Liam Hendriks, R ERA: 5.03	(1, 1)	1.0		5	1	0	0	2	1	0	0	0	0	0	19	28	0.00	2.000
40 Chris Bassitt, R ERA: 3.09	(2, 1)	4.0		15	1	0	0	5	1	0	1	0	0	0	39	67	0.00	0.500
62 Lou Trivino, R ERA: 3.0	(6, 1)	0.0		4	4	4	4	0	0	0	0	0	0	1	7	12	∞	∞
31 Shawn Kelley, R ERA: 3.11	(6, 1)	1.0	B	5	2	2	2	0	0	1	0	0	0	0	11	17	18.00	2.000
52 Ryan Buchter, L ERA: 3.03	(7, 1)	1.0		3	0	0	0	0	0	0	0	0	0	0	7	9	0.00	0.000

PITCHER		IP	WLS	BF	H	R	ER	SO	BB	IBB	HBP	BLK	WP	HR	S	P	ERA	WHIP
32 Jeurys Familia, R ERA: 3.12	(8, 1)	1.0		4	1	0	0	2	0	0	0	0	0	0	9	11	0.00	1.000
39 Blake Treinen, R ERA: 0.83	(9, 1)	2.0	W	6	0	0	0	1	0	0	0	0	0	0	14	18	0.00	0.000

TOP

Minnesota Twins @ Oakland Athletics

Oakland Coliseum, Oakland, CA

Fri Sep 21 2018, 7:08 PM - 10:29 PM PDT
Att. 27,558 - Partly Cloudy - 60 F

livebaseballscorecards.com

AB	38
R	6
H	9
RBI	6
BB	3
SO	10
LOB	14

WP: 0 PA: 42
PB: 0
SB: 1
CS: 0

Batter	1	2	3	4	5	6	7	8	9	10	AB	R	H	RBI	BB	SO	LOB
Nick Martini, L (1, 7) OBP: 0.390, SLG: 0.405	B FF 94 B FF 94 B FF 94 C FF 93 F SI 93 C SI 94 3-3 ① K	1 SAFE 1 SAFE X SI 93 0-0 E5 1-2		B CH 84 B SV 81 B CH 82 B FF 94 4-0 BB		B CU 76 F FF 93 B SL 86 B FF 94 S FF 93 X FF 93 3-2 ③ L7			C SL 86 C FF 95 F CU 86 C CU 86 0-3 ② K		2	0	0	0	1	1	1
18 Chad Pinder, R (6, PH) OBP: 0.331, SLG: 0.429											1	0	0	0	0	0	0
19 Josh Phegley, R (7, 2) OBP: 0.253, SLG: 0.356											1	0	0	0	0	1	1
26 Matt Chapman, R (1, 5) OBP: 0.359, SLG: 0.518	B FF 94 C SV 83 B SV 81 F SI 94 B SV 84 S FF 96 3-3 ② K	X SV 82 0-0 ③ G6-3		F SV 81 S FF 94 B FF 94 B FF 95 X SV 83 2-2 ③ G5-3			B SL 88 B CU 77 C FF 93 B CH 84 C FF 94 X FF 94 3-2 ① F9		D CU 85 C CU 84 B FF 95 X SL 89 2-1 2B 1-3		5	0	1	0	0	1	4
8 Jed Lowrie, S (1, 4) OBP: 0.354, SLG: 0.447	B FF 94 C FF 94 B CH 86 S FF 97 B SI 96 B SI 96 4-2 BB 2 HR		C FF 93 S SI 92 B SI 93 B SI 93 S SV 82 2-3 ① K		B SV 81 X SI 93 1-0 ① F7		B FF 95 F SI 95 F CU 79 B FF 94 S CH 86 2-3 ② K		X CU 84 0-0 ③ F7		4	1	0	0	1	2	2
2 Khris Davis, R (1, 10) OBP: 0.330, SLG: 0.552	D SV 83 X SI 94 1-0 HR 1-H		C SV 83 S SV 81 B SV 82 S FF 95 1-3 ② K		F SV 83 X SI 93 0-1 ② L9		C SL 87 B FF 93 B SL 88 F CH 86 B FF 95 X CH 86 3-2 ③ P4			B CU 85 S SL 87 X SL 89 1-1 HR	5	2	2	3	0	1	0
28 Matt Olson, L (1, 3) OBP: 0.332, SLG: 0.449	L FF 93 B FF 95 C SV 81 B SI 95 X CH 85 2-2 ③ G6-3		C FF 94 C FF 94 B SV 82 C SI 94 1-3 ③ K		T FF 93 B CH 84 S FF 93 S SV 84 1-3 ③ K			C SI 92 F CU 78 B CU 79 F CU 78 B SI 94 B SI 94 F CU 78 F SI 94 B SI 93 4-2 22 L4-3 BB			3	0	0	0	1	2	0
25 Stephen Piscotty, R (1, 9) OBP: 0.330, SLG: 0.493		B FF 94 F SV 82 X SV 81 1-1 ① G6-3		B SV 82 F SV 82 B SI 93 H SI 92 3-1 22 1B 10 SF9 HBP		B SV 81 B SV 82 B FF 93 B FF 93 4-0 20 HR BB		F SI 94 F SL 83 S SL 83 0-3 ① K			2	2	0	0	1	1	1
22 Ramón Laureano, R (1, 8) OBP: 0.370, SLG: 0.508	B SI 93 X FF 94 1-0 10 1B 21 SF9 1B		C SI 92 S SI 93 1 SAFE X SI 95 0-2 10 SF9 1-3 1B		C SI 92 T SV 83 B SV 83 F FF 93 F SV 83 B SI 93 B FF 94 C SV 83 3-3 ① K			X SI 94 0-0 ② ③ L4-3 1-1			4	1	2	0	0	1	2
10 Marcus Semien, R (1, 6) OBP: 0.324, SLG: 0.381	1 SAFE B SI 92 F SI 93 1 SAFE B SI 93 X FF 93 2-1 E 1-3 1B		B SI 92 F SV 81 B SI 92 C FF 94 B SV 82 F SI 94 X FF 94 3-2 ① SF9 2-3 3-H		C SI 92 F SV 83 F FF 94 D SV 81 C SI 96 1-3 ② K				C SI 93 B SL 82 X CU 80 1-1 ① L7		3	0	1	1	0	1	1
21 Jonathan Lucroy, R (1, 2) OBP: 0.287, SLG: 0.317	L SI 91 X SI 92 0-1 ② SF9 3-H		B SI 91 B SI 93 F SI 92 C SV 81 X SV 81 2-2 ② P4			C CH 79 F SL 81 B FF 89 B CH 81 X CH 82 2-2 HR 1-H			B CU 84 B SL 89 B SL 88 B FF 94 4-0 26 2B BB		1	0	0	1	0	0	1
23 Matt Joyce, L (6, PH) OBP: 0.315, SLG: 0.352											0	0	0	0	0	0	0
20 Mark Canha, R (6, PH) OBP: 0.326, SLG: 0.454											1	1	1	2	1	0	0
											(7, 7)						
Inning Stats	R: 2 E: 0 K: 2 S: 12 H: 1 LOB: 0 BB: 1 P: 25	R: 1 E: 1 K: 0 S: 9 H: 2 LOB: 2 BB: 0 P: 13	R: 0 E: 0 K: 3 S: 9 H: 0 LOB: 0 BB: 0 P: 13	R: 1 E: 0 K: 0 S: 14 H: 1 LOB: 2 BB: 1 P: 28	R: 0 E: 0 K: 1 S: 6 H: 0 LOB: 0 BB: 0 P: 8	R: 2 E: 0 K: 2 S: 15 H: 1 LOB: 0 BB: 1 P: 28	R: 0 E: 0 K: 1 S: 9 H: 0 LOB: 0 BB: 0 P: 17	R: 0 E: 0 K: 1 S: 9 H: 0 LOB: 0 BB: 1 P: 13	R: 0 E: 0 K: 1 S: 9 H: 1 LOB: 2 BB: 1 P: 16	R: 1 E: 0 K: 0 S: 2 H: 1 LOB: 0 BB: 0 P: 3	1B: 3 2B: 2 3B: 0 HR: 3 SF: 2 SAC: 0 DP: 1 HBP: 1						

PITCHER		IP	WLS	BF	H	R	ER	SO	BB	IBB	HBP	BLK	WP	HR	S	P	ERA	WHIP
17 José Berríos, R ERA: 3.93	(1, 1)	5.2		26	4	5	5	8	3	0	1	0	0	1	59	104	7.94	1.235
58 Gabriel Moya, L ERA: 4.86	(6, 1)	0.0	B	1	1	1	1	0	0	0	0	0	0	1	3	5	∞	∞
65 Trevor May, R ERA: 3.74	(6, 1)	1.1		4	0	0	0	1	0	0	0	0	0	0	12	23	0.00	0.000
55 Taylor Rogers, L ERA: 2.74	(8, 1)	1.1		4	0	0	0	1	1	0	0	0	0	0	11	16	0.00	0.750
68 Matt Magill, R ERA: 4.0	(9, 1)	0.2	L	5	2	1	1	1	1	0	0	0	0	1	9	16	13.50	4.500

PITCHER	IP	WLS	BF	H	R	ER	SO	BB	IBB	HBP	BLK	WP	HR	S	P	ERA	WHIP

BOTTOM

Minnesota Twins @ Oakland Athletics

Oakland Coliseum, Oakland, CA

Fri Sep 21 2018, 7:08 PM - 10:29 PM PDT
Att. 27,558 - Partly Cloudy - 60 F

livebaseballscorecards.com

AB	32
R	7
H	7
RBI	7
BB	5
SO	11
LOB	13

WP: 0 PA: 40
PB: 0
SB: 0
CS: 0

Batter	1	2	3	4	5	6	7	8	9	AB	R	H	RBI	BB	SO	LOB
7 Joe Mauer, L (1, 3) (9, 9) (9, 3) OBP: 0.343, SLG: 0.373	C FF 89 B FF 91 F FF 91 C CU 72 1-3 ① K	X FF 91 0-0 ① SF7	B SL 89 B SL 89 C FF 92 C FF 92 X FF 92 2-2 1B	B FF 92 C FF 92 B FC 90 S FC 88 B CU 79 X FF 93 3-2 ③ F8			3	0	1	1	0	1	1
11 Jorge Polanco, S (1, 6) OBP: 0.341, SLG: 0.425	C FF 90 B CH 84 F CH 84 S FF 91 1-3 ② K	F CH 84 B CH 85 B FF 91 B CH 84 1 SAFE F FF 91 1 SAFE F FF 91 1 SAFE 3-2 X FF 91 ② P5	X SL 89 0-0 ③ B5-3				B FC 87 F FF 91 F FF 92 B FF 92 F FF 93 F FF 92 B CU 81 B CU 79 4-2 60 CS BB		3	0	0	0	1	1	2
60 Jake Cave, L (1, 8) OBP: 0.301, SLG: 0.455	B FF 91 F FF 90 B CH 83 F FF 90 S CU 74 2-3 ③ K	B FF 92 F SI 91 C FF 91 1 SAFE B CU 75 X FF 92 2-2 ③ F7				B CU 70 S FF 90 F SI 88 S CU 72 1-3 ① K		L FC 88 L FC 87 F FC 88 F FF 92 F CU 78 1 SAFE X FF 92 0-2 ①② F7 1-2		4	0	0	0	0	2	2
36 Robbie Grossman, S (1, 7) OBP: 0.359, SLG: 0.386		C B B S X 2-2 ① F7		C CU 71 C FF 91 F CU 74 B CU 72 X FF 90 1-2 ① L7		B CU 71 S SL 87 C FF 91 F CU 74 X SL 87 1-2 ② G3-1		B CH 81 B C B CH 84 B SI 92 4-1 BB		3	0	0	0	1	0	0
26 Max Kepler, L (1, 9) (9, 3) (9, 9) OBP: 0.319, SLG: 0.408		S X FF 91 0-1 ② F7		B SI 92 B SL 87 B SL 88 C FF 90 B CH 86 4-1 16 S BB		C CU 72 F FF 92 B FF 92 S FF 90 1-3 ③ K		C SI 91 C SI 91 F FF 96 F CH 80 B FF 96 1 SAFE 1 SAFE X FF 95 1-2 ③ G3		3	0	0	0	1	1	1
31 Tyler Austin, R (1, 10) OBP: 0.288, SLG: 0.486		X FF 91 0-0 1B	X SL 87 0-0 ② F9				B SI 94 S SI 95 S SI 96 X SI 96 1-2 ① G6-3		C SL 89 B SI 97 X FC 93 1-1 ① L4	4	0	1	0	0	0	1
16 Ehire Adrianza, S (1, 5) OBP: 0.303, SLG: 0.384		X FF 90 0-0 ③ F8	1 SAFE B FF 91 B CH 86 C SL 89 X SL 89 2-1 ③ G4-3 1-2				C SI 95 X SI 96 0-1 64 1B 2B		X SL 89 0-0 ② G4-3	4	1	1	0	0	0	2
64 Willians Astudillo, R (1, 2) OBP: 0.356, SLG: 0.521			X FF 89 0-0 40 1B 7 SF7 2B		L CU 71 X FF 89 0-1 ① F8		X SI 96 0-0 2-H 1B		F FC 92 B S X 1-2 1B	4	1	3	1	0	0	0
40 Gregorio Petit, R (1, 4) OBP: 0.339, SLG: 0.280			F SL 87 X FF 90 0-1 2-3 1B		B FF 90 C SI 91 F CU 74 F CH 83 X CU 75 1-2 ② G5-3		C SL 88 D SI 97 F SI 96 X SL 87 1-2 ② P6		S SI 96 F FF 97 S CH 84 0-3 ③ K	4	0	1	0	0	1	2
Inning Stats	R: 0 E: 0 K: 3 S: 9 H: 0 LOB: 0 BB: 0 P: 13	R: 0 E: 0 K: 0 S: 7 H: 1 LOB: 1 BB: 0 P: 9	R: 1 E: 0 K: 0 S: 11 H: 2 LOB: 1 BB: 0 P: 16	R: 0 E: 0 K: 0 S: 8 H: 0 LOB: 1 BB: 1 P: 15	R: 0 E: 0 K: 0 S: 10 H: 1 LOB: 1 BB: 0 P: 13	R: 0 E: 0 K: 2 S: 10 H: 0 LOB: 0 BB: 0 P: 13	R: 1 E: 0 K: 0 S: 12 H: 2 LOB: 1 BB: 0 P: 17	R: 0 E: 0 K: 0 S: 16 H: 0 LOB: 1 BB: 2 P: 25	R: 0 E: 0 K: 1 S: 9 H: 1 LOB: 1 BB: 0 P: 11	1B: 5 2B: 2 3B: 0 HR: 0 SF: 1 SAC: 0 DP: 0 HBP: 0						

PITCHER		IP	WLS	BF	H	R	ER	SO	BB	IBB	HBP	BLK	WP	HR	S	P	ERA	WHIP
50 Mike Fiers, R ERA: 3.31	(1, 1)	6.0		23	4	1	1	5	1	0	0	0	0	0	55	79	1.50	0.833
32 Jeurys Familia, R ERA: 3.21	(7, 1)	0.2	B	4	2	1	1	0	0	0	0	0	0	0	9	11	13.50	3.000
52 Ryan Buchter, L ERA: 2.95	(7, 1)	1.0		3	0	0	0	0	1	0	0	0	0	0	13	20	0.00	1.000
56 Fernando Rodney, R ERA: 3.08	(8, 1)	0.1		2	0	0	0	0	1	0	0	0	0	0	6	11	0.00	3.000
39 Blake Treinen, R ERA: 0.81	(9, 1)	1.0	W	4	1	0	0	1	0	0	0	0	0	0	9	11	0.00	1.000

PITCHER	IP	WLS	BF	H	R	ER	SO	BB	IBB	HBP	BLK	WP	HR	S	P	ERA	WHIP

TOP

Minnesota Twins @ Oakland Athletics

Oakland Coliseum, Oakland, CA

Sat Sep 22 2018, 6:09 PM - 9:12 PM PDT

Att. 36,731 - Clear - 64 F

livebaseballscorecards.com

AB	32
R	2
H	7
RBI	2
BB	3
SO	6
LOB	11

Batter	1	2	3	4	5	6	7	8	9	AB	R	H	RBI	BB	SO	LOB
Nick Martini, L (1, 7) OBP: 0.397, SLG: 0.409 20 Mark Canha, R (5, PH) OBP: 0.326, SLG: 0.452 (6, 7)	C FF 88 B CH 82 X FF 88 1-1 8 WP 1B		B CH 81 C FF 88 D SL 80 B FF 88 B FF 88 4-1 26 G6-4-3 1-2 BB		B SI 89 B SI 90 H SL 81 3-0 8 BB HBP		B SL 87 F SI 92 F SI 93 B CU 77 F CU 77 F FF 94 B SL 89 S CU 77 3-3 K ③		C S F F F B F F F 2-3 D S K ②	1 2	0 0	1 0	0 0	1 0	0 2	0 3
26 Matt Chapman, R (1, 5) OBP: 0.359, SLG: 0.516	X FF 88 0-0 L9 ①		C SL 79 B FF 90 F FF 90 D SL 81 X SL 81 2-2 G6-4-3 ② ③ 1-2f		B FF 92 C FS 83 B FF 91 S F S 2-3 K ②			B FF 91 B SL 86 S FF 92 X SL 88 2-1 2 G5-4-3 8 1B 1B B 1-0 WP 2-3 3-H		5	0	1	0	0	1	7
8 Jed Lowrie, S (1, 4) OBP: 0.355, SLG: 0.446	C CH 81 F FF 90 B CU 77 B SL 78 B FF 90 X FF 90 3-2 F7 ② 1-2			C FF 88 X CH 81 0-1 G3-1 ①	B FS 84 F FF 93 B FS 85 D FS 85 B FF 92 4-1 1-2 2-3 BB			B FF 91 1 SAFE X FF 91 1-0 2 G5-4-3 1-2 1B		3	0	1	0	1	0	1
2 Khris Davis, R (1, 10) OBP: 0.328, SLG: 0.548	B B X 2-0 L4 ③			B SL 80 B FF 90 X CH 82 2-0 F7 ②	S FS 84 B FF 92 F FF 92 S FS 86 1-3 K ③			C X 0-1 G5-4-3 ① ② 1-2f 2-3		4	0	0	0	0	1	6
28 Matt Olson, L (1, 3) OBP: 0.330, SLG: 0.446		C SL 79 X FF 89 0-1 G3-1 ①		C SL 80 F FF 90 B CU 78 F FF 90 X FF 90 1-2 G3 ③		B FF 92 B FF 94 X FF 94 2-0 G6-3 ①		B B C X 2-1 G6-3 ③		4	0	0	0	0	0	1
25 Stephen Piscotty, R (1, 9) OBP: 0.329, SLG: 0.493		X SL 79 0-0 G5-3 ②			C FF 88 B SL 80 F CH 82 X SL 80 1-2 F9 ①	C FF 93 S FF 94 B FF 95 X FF 93 1-2 L3 ②			S B B X 2-1 10 E 26 WP 2B	4	1	1	0	0	0	0
22 Ramón Laureano, R (1, 8) OBP: 0.367, SLG: 0.500		C FF 88 B SL 81 X FF 90 1-1 L8 ③			C FF 90 F SL 80 B CU 76 X FF 90 1-2 10 HR 1B	C FF 92 X FF 93 0-1 G4-3 ③			L C B F F S 1-3 K ①	4	1	1	0	0	1	1
10 Marcus Semien, R (1, 6) OBP: 0.323, SLG: 0.386			B FF 89 X FF 88 1-0 F8 ①		1 SAFE C FF 89 C FF 89 B FF 90 1 SAFE X FF 90 1-2 1-H HR		C FF 92 B SL 87 B SI 91 B FF 92 X FF 92 3-1 P3 ①		X 0-0 E6 26 WP 23 IBB 2-3	4	1	1	2	0	0	1
21 Jonathan Lucroy, R (1, 2) OBP: 0.289, SLG: 0.322 23 Matt Joyce, L (9, PH) OBP: 0.318, SLG: 0.352 11 Dustin Fowler, L (9, PR) OBP: 0.256, SLG: 0.354			C FF 90 X SL 80 0-1 BB 1B		C SL 81 B FF 90 X SL 81 1-1 8 BB 2B		B FF 92 F FF 92 X CU 76 1-1 L8 ②		0-0 1-2 IBB	3 0 0	0 0 0	2 0 0	0 0 0	0 1 0	0 0 0	0 0 0
Inning Stats	R: 0 H: 1 E: 0 LOB: 1 K: 0 BB: 0 S: 7 P: 13	R: 0 H: 0 E: 0 LOB: 0 K: 0 BB: 0 S: 5 P: 6	R: 0 H: 1 E: 0 LOB: 1 K: 0 BB: 1 S: 7 P: 14	R: 0 H: 0 E: 0 LOB: 0 K: 0 BB: 0 S: 7 P: 10	R: 2 H: 3 E: 0 LOB: 3 K: 2 BB: 1 S: 19 P: 33	R: 0 H: 0 E: 0 LOB: 0 K: 0 BB: 0 S: 6 P: 9	R: 0 H: 0 E: 0 LOB: 0 K: 1 BB: 0 S: 9 P: 16	R: 0 H: 2 E: 0 LOB: 1 K: 0 BB: 0 S: 7 P: 12	R: 1 H: 1 E: 1 LOB: 2 K: 2 BB: 1 S: 17 P: 23	1B: 5 2B: 2 3B: 0 HR: 1	SF: 0 SAC: 0 DP: 2 HBP: 1			WP: 2 PB: 0 SB: 0 CS: 0	PA: 38		

PITCHER		IP	WLS	BF	H	R	ER	SO	BB	IBB	HBP	BLK	WP	HR	S	P	ERA	WHIP
61 Chase De Jong, R ERA: 3.86	(1, 1)	4.1		18	5	2	2	0	1	0	0	0	1	1	37	58	4.15	1.385
62 Andrew Vasquez, L ERA: 4.5	(5, 1)	0.0		1	0	0	0	0	0	0	1	0	0	0	0	3	∞	∞
32 Oliver Drake, R ERA: 5.64	(5, 1)	0.2		3	0	0	0	2	1	0	0	0	0	0	8	15	0.00	1.500
52 Zack Littell, R ERA: 7.04	(6, 1)	2.0		8	2	0	0	1	0	0	0	0	0	0	18	31	0.00	1.000
21 Tyler Duffey, R ERA: 7.94	(8, 1)	0.2		1	0	0	0	0	0	0	0	0	0	0	2	2	0.00	0.000

PITCHER		IP	WLS	BF	H	R	ER	SO	BB	IBB	HBP	BLK	WP	HR	S	P	ERA	WHIP
55 Taylor Rogers, L ERA: 2.73	(8, 1)	0.1		1	0	0	0	0	0	0	0	0	0	0	2	4	0.00	0.000
39 Trevor Hildenberger, R ERA: 4.77	(9, 1)	0.2	L	6	1	1	0	2	0	1	0	0	1	0	17	23	0.00	1.500

BOTTOM

Minnesota Twins @ Oakland Athletics

Oakland Coliseum, Oakland, CA

Sat Sep 22 2018, 6:09 PM - 9:12 PM PDT

Att. 36,731 - Clear - 64 F

livebaseballscorecards.com

AB	34
R	3
H	8
RBI	2
BB	3
SO	5
LOB	20

Batter	1	2	3	4	5	6	7	8	9	AB	R	H	RBI	BB	SO	LOB
7 Joe Mauer, L (1, 10) OBP: 0.344, SLG: 0.374	B SI 92 B SI 93 T SI 91 X SI 94 2-1 60 HR 1B		C FC 89 B KC 80 F FC 89 C KC 82 1-3 ② K		C FF 88 B FF 89 F CH 82 X CH 84 1-2 11 FC4-5 1B		B FF 96 X SI 95 1-0 ①② G4-6-3 1-2f			4	1	2	0	0	1	1
11 Jorge Polanco, S (1, 6) OBP: 0.337, SLG: 0.419	C SI 94 B FC 90 S CH 86 B CH 86 C SI 94 2-3 ① K		C FC 88 X CH 83 0-1 ③ G5-3		C FF 90 F FF 87 B FF 90 X CH 82 1-2 ① FC4-5 1-2f		C FF 96 B CU 85 F FF 96 X FF 96 1-2 ③ G3-1			4	0	0	0	0	1	2
60 Jake Cave, L (1, 8) OBP: 0.304, SLG: 0.467	B SI 94 F CH 86 D CH 86 F SI 94 F KC 83 X SI 94 2-2 1-H HR			S KC 80 B CH 82 S KC 82 B KC 83 S CH 85 2-3 ① K	1 SAFE 1 SAFE B CH 79 F CH 80 1 SAFE C FF 90 D CU 77 1 SAFE S CH 81 2-3 ② K			S FF 94 B FF 96 X FF 95 1-1 31 CS 1B		4	1	2	2	0	2	1
36 Robbie Grossman, S (1, 7) OBP: 0.358, SLG: 0.385	F SI 94 B CH 85 X CH 86 1-1 ② G3			C SI 93 B FC 89 B CH 84 X FC 89 2-1 31 E 31 FC5 26 1B 1B	F CH 82 F FF 90 D CU 77 C FF 90 1-3 ③ K			C CH 87 B FF 95 X SI 95 1-1 ① F7		4	1	1	0	0	1	2
31 Tyler Austin, R (1, 3) OBP: 0.283, SLG: 0.478	S FC 90 S FC 89 B CH 86 S FC 88 1-3 ③ K			B FC 87 B SI 92 D FC 89 C SI 91 X SI 92 3-1 FC5 26 1B 16 2B 1-3		C FC 85 B FC 86 B FF 94 S FF 94 F FF 95 S FC 88 2-3 K		B SL 89 1 SAFE B SL 89 C FF 96 T FF 97 C FF 98 2-3 ②③ K 1-2		4	1	0	0	0	3	2
26 Max Kepler, L (1, 9) OBP: 0.319, SLG: 0.407		B SI 92 F SI 93 X CH 84 1-1 ① P6		F CH 86 B SI 93 B SI 93 F CH 85 F KC 82 X KC 82 2-2 16 2B 46 SF9 1-2 3-H 1B		B FF 94 X FF 95 1-0 ① F8			X FF 92 0-0 ① P5	4	1	1	1	0	0	1
16 Ehire Adrianza, S (1, 5) OBP: 0.306, SLG: 0.389		C SI 92 B CH 82 X FC 90 1-1 ② G3		F FC 89 B CH 85 F FC 88 X KC 82 1-2 46 SF9 1-3 2-H 2B		S FC 87 F FF 95 X FC 87 0-2 ② L8			C FF 93 F CH 85 B FF 95 B CH 84 X CH 85 2-2 46 G5-4-3 1B	4	0	2	1	0	0	1
46 Chris Gimenez, R (1, 2) OBP: 0.246, SLG: 0.333	C FC 88 S FC 88 S FC 88 0-3 ③ K			B FF 91 S SL 79 B SL 80 B SL 81 X FF 90 3-1 ② SF9 2-3 3-H		F FF 95 B FC 87 S FC 88 S FC 87 1-3 ③ K			C FF 94 F CU 81 X CU 81 0-2 ②③ G5-4-3 1-2f	3	0	0	1	0	2	2
40 Gregorio Petit, R (1, 4) OBP: 0.339, SLG: 0.283			C SI 91 B FC 86 B FC 88 X SI 92 2-1 ① L6	B SL 81 F SL 79 X SL 80 1-1 ③ F8			C FF 95 S SL 88 B SL 88 F FF 96 X SL 88 1-2 7 G4-6-3 1B			3	0	1	0	0	0	1

Inning Stats	1	2	3	4	5	6	7	8	9
	R: 2 E: 0 K: 2 S: 14	H: 2 LOB: 0 BB: 0 P: 22	R: 0 E: 0 K: 1 S: 7	H: 0 LOB: 0 BB: 0 P: 9	R: 0 E: 0 K: 1 S: 7	H: 0 LOB: 0 BB: 0 P: 10	R: 3 E: 1 K: 1 S: 18	H: 3 LOB: 1 BB: 0 P: 32	R: 0 E: 0 K: 2 S: 12	H: 1 LOB: 1 BB: 0 P: 17	R: 0 E: 1 K: 2 S: 11	H: 0 LOB: 1 BB: 0 P: 15	R: 0 E: 0 K: 0 S: 8	H: 1 LOB: 0 BB: 0 P: 11	R: 0 E: 0 K: 1 S: 7	H: 1 LOB: 0 BB: 0 P: 11	R: 0 E: 0 K: 0 S: 7	H: 1 LOB: 0 BB: 0 P: 9

PITCHER		IP	WLS	BF	H	R	ER	SO	BB	IBB	HBP	BLK	WP	HR	S	P	ERA	WHIP
53 Trevor Cahill, R ERA: 3.91	(1, 1)	3.1	L	16	5	5	3	5	0	0	0	0	0	1	42	65	8.10	1.500
31 Shawn Kelley, R ERA: 3.06	(4, 1)	0.2		2	0	0	0	0	0	0	0	0	0	0	4	8	0.00	0.000
36 Yusmeiro Petit, R ERA: 3.1	(5, 1)	1.0		4	1	0	0	2	0	0	0	0	0	0	12	17	0.00	1.000
15 Emilio Pagán, R ERA: 4.3	(6, 1)	1.0		4	0	0	0	2	0	0	0	0	0	0	11	15	0.00	0.000
16 Liam Hendriks, R ERA: 4.57	(7, 1)	2.0		6	2	0	0	1	0	0	0	0	0	0	15	22	0.00	1.000

PITCHER		IP	WLS	BF	H	R	ER	SO	BB	IBB	HBP	BLK	WP	HR	S	P	ERA	WHIP
57 J.B. Wendelken, R ERA: 0.71	(9, 1)	1.0		3	1	0	0	0	0	0	0	0	0	0	7	9	0.00	1.000

Minnesota Twins @ Oakland Athletics

Oakland Coliseum, Oakland, CA

Sun Sep 23 2018, 1:08 PM - 4:09 PM PDT

Att. 35,754 - Sunny - 71 F

TOP

livebaseballscorecards.com

AB	34
R	5
H	9
RBI	5
BB	0
SO	10
LOB	13

1B: 7	SF: 1	WP: 0	PA: 35
2B: 1	SAC: 0	PB: 0	
3B: 0	DP: 2	SB: 0	
HR: 1	HBP: 0	CS: 1	

Batter	1	2	3	4	5	6	7	8	9	AB	R	H	RBI	BB	SO	LOB
Nick Martini, L (1, 7) OBP: 0.398, SLG: 0.404	C FF 92 B CU 80 B SI 91 X SI 92 2-1 26 G6-4-3 1B		X SI 91 0-0 ① G4-3		B SI 91 C SI 93 B SL 85 B CH 87 B SI 92 4-1 26 G5-4-3 1-2 BB		B CU 80 C CU 80 B CH 86 C FF 94 F SL 84 B SI 94 X SI 93 3-2 ③ G4-3		C FF 95 F CH 86 B FF 95 D CH 86 B FF 94 T FF 94 3-2 ③ K	4	0	1	0	1	1	1
26 Matt Chapman, R (1, 5) OBP: 0.356, SLG: 0.512	B SI 94 D SI 93 X SI 93 2-0 ① ② G6-4-3 1-2f		C SI 92 B SI 94 B CH 86 F SL 86 S SL 85 2-3 ② K		C SI 94 S SL 84 B SI 94 B SI 93 X CH 85 2-2 ② ③ G5-4-3 1-2f			B CU 78 C SL 84 C SI 92 B SL 85 F SL 85 X SI 94 2-2 G4-3 ①		4	0	0	0	0	1	3
25 Stephen Piscotty, R (1, 9) OBP: 0.330, SLG: 0.493	B SL 84 C SI 94 X SL 85 1-1 1B		S SL 86 B SI 94 F SL 85 B SI 93 X CH 86 2-2 ③ F8			X SI 91 0-0 ① G5-3		B SI 94 S CH 86 X SL 84 1-1 28 1B 1B		4	0	2	0	0	0	0
2 Khris Davis, R (1, 10) OBP: 0.327, SLG: 0.545	C SI 93 B SL 84 X SI 93 1-1 ③ L9			B SL 83 B CH 85 B SI 92 B SI 92 4-0 28 FC4-5 BB		C CU 81 S SL 84 B SI 91 B SI 93 X SL 86 2-2 ② F8		F FF 92 S FF 92 F KC 83 F FF 92 B KC 83 X KC 81 1-2 ② P4		3	0	0	0	1	0	2
28 Matt Olson, L (1, 3)		C CU 79 S SL 85 B FF 91 B SI 90 F SL 85 F SI 93 F FF 94 B CU 83 X SL 85 3-2 HR		B FF 94 C SI 89 B SI 91 S FF 93 X FF 95 2-2 ① FC4-5 22 FC4-6 1-2f		X CU 80 0-0 22 1B 1B		D SL 81 C CH 80 D CH 82 X CH 81 2-1 1-2 1B		4	1	3	1	0	0	1
22 Ramón Laureano, R (1, 8) OBP: 0.370, SLG: 0.507		B SI 94 S CH 87 F CH 87 X SL 86 1-2 18 G5-3 2B		B CH 85 F SI 92 F SI 93 D SI 93 D CU 80 X SI 93 3-2 ② FC4-6 1-2f		B CH 85 C SI 92 X SI 93 1-1 1-2 1B		C SL 88 D CU 78 B FF 95 B FF 94 C FF 96 S FF 94 3-3 ③ K		4	0	2	0	0	1	3
10 Marcus Semien, R (1, 6) OBP: 0.322, SLG: 0.383		B SI 92 B SL 84 B SI 93 C SI 94 X SI 93 3-1 ① L8		X SI 92 0-0 ③ G5-3		X SI 94 0-0 ③ L9			B CU 79 F FF 94 F FF 95 B CU 78 B FF 94 F FF 94 X FF 95 3-2 ① L8	4	0	0	0	0	0	4
18 Chad Pinder, R (1, 4) OBP: 0.329, SLG: 0.426 23 Matt Joyce, L (7, PH) OBP: 0.316, SLG: 0.350 1 Franklin Barreto, R (8, 4) OBP: 0.250, SLG: 0.457 8 Jed Lowrie, S (9, PH) OBP: 0.356, SLG: 0.446		X SI 93 0-0 ② G5-3 2-3			B SI 90 S CH 85 F SI 92 S SL 84 1-3 ① K		X CU 79 0-0 ① G6-3		B FF 95 S FF 95 S FF 95 B FF 95 B FF 95 B FF 94 4-2 21 G1 BB	2 1 0 0	0 0 0 0	0 0 0 0	0 0 0 0	1 0 0 1	1 0 0 0	1 0 0 0
21 Jonathan Lucroy, R (1, 2) OBP: 0.289, SLG: 0.320		B SI 94 B SI 94 S CH 87 X SI 94 2-1 ③ F9			B FF 94 S CH 87 B SI 94 B SI 92 B FF 95 4-1 BB BB		C SL 82 S SL 85 B CH 87 S SL 86 1-3 ② K		C SL 88 X CH 85 0-1 ② G1 1-2	3	0	0	0	1	1	2
Inning Stats	R: 0 E: 0 K: 0 S: 7 H: 2 LOB: 1 BB: 0 P: 13	R: 1 E: 0 K: 0 S: 14 H: 2 LOB: 1 BB: 0 P: 23	R: 0 E: 0 K: 1 S: 7 H: 0 LOB: 0 BB: 0 P: 11	R: 0 E: 0 K: 0 S: 7 H: 0 LOB: 1 BB: 1 P: 16	R: 0 E: 0 K: 1 S: 8 H: 0 LOB: 1 BB: 2 P: 19	R: 0 E: 0 K: 0 S: 8 H: 2 LOB: 2 BB: 0 P: 11	R: 0 E: 0 K: 1 S: 8 H: 0 LOB: 0 BB: 0 P: 12	R: 0 E: 0 K: 1 S: 16 H: 2 LOB: 2 BB: 0 P: 25	R: 0 E: 0 K: 1 S: 11 H: 0 LOB: 1 BB: 1 P: 21	1B: 6 2B: 1 3B: 0 HR: 1 SF: 0 SAC: 0 DP: 2 HBP: 0						

PITCHER	IP	WLS	BF	H	R	ER	SO	BB	IBB	HBP	BLK	WP	HR	S	P	ERA	WHIP
44 Kyle Gibson, R (1, 1) ERA: 3.68	7.1	W	30	7	1	1	3	3	0	0	0	0	1	65	114	1.23	1.364
21 Tyler Duffey, R (8, 1) ERA: 7.83	0.1		1	0	0	0	0	0	0	0	0	0	0	5	6	0.00	0.000
58 Gabriel Moya, L (8, 1) ERA: 4.86	0.0		1	1	0	0	0	0	0	0	0	0	0	2	4	∞	∞
65 Trevor May, R (8, 1) ERA: 3.52	1.1	S	5	0	0	0	2	1	0	0	0	0	0	14	27	0.00	0.750

PITCHER	IP	WLS	BF	H	R	ER	SO	BB	IBB	HBP	BLK	WP	HR	S	P	ERA	WHIP

BOTTOM

Minnesota Twins @ Oakland Athletics

Oakland Coliseum, Oakland, CA

Sun Sep 23 2018, 1:08 PM - 4:09 PM PDT

Att. 35,754 - Sunny - 71 F

livebaseballscorecards.com

AB	33
R	1
H	8
RBI	1
BB	4
SO	5
LOB	17

Detroit Tigers @ Minnesota Twins

Target Field, Minneapolis, MN

Tue Sep 25 2018, 7:12 PM - 10:23 PM CDT

Att. 23,849 - Overcast - 54 F

TOP

livebaseballscorecards.com

Batter	1	2	3	4	5	6	7	8	9	AB	R	H	RBI	BB	SO	LOB
46 Jeimer Candelario, S (1, 5) OBP: 0.317, SLG: 0.401	C SL 82 B SI 90 B CH 81 B CH 80 F CH 79 B FF 89 4-2 9 E BB		C SI 90 B CH 87 X FF 93 1-1 ① L8			B CH 89 B CH 84 B SI 89 C SI 90 F SI 90 X SI 90 3-2 9 E 1B		**B CH 77** **1 SAFE** **B CH 78** **1 SAFE** **C SI 87** 1 SAFE B SL 77 F SI 88 1 SAFE 3-3 S CH 78 ① K 1-2	C FF 92 S FF 92 B FF 92 X FS 83 1-2 ③ F8	4	0	1	0	1	1	1
14 Christin Stewart, L (1, 7) OBP: 0.339, SLG: 0.358 22 Victor Reyes, S (8, PR) OBP: 0.245, SLG: 0.296 (8, 7)	B FF 88 X CH 80 1-0 ① P4		B FF 94 B CH 89 X SI 92 2-0 ② L7			C SI 91 **B CH 88** F SI 92 1 SAFE C SI 91 1-3 ① K		S CH 78 S CH 78 B FF 92 B CH 78 B CH 79 B SL 79 4-2 9 1B 28 1B BB		3	0	0	0	1	1	2
										0	1	0	0	0	0	0
9 Nick Castellanos, R (1, 9) OBP: 0.357, SLG: 0.502	**B SL 83** 1 SAFE D CH 83 F CH 80 B SI 88 X CH 80 3-1 FC5 **1-2**		C SI 93 B SI 93 F SL 86 X SL 88 1-2 ③ G5-3			C SI 91 S SL 86 X SI 93 0-2 FC4 **1-2**		S SL 80 B SL 80 S CH 79 D SI 90 F CH 79 X SI 90 2-2 8 FC6-4 28 1B 34 2B **1-3** **2-H** 1B		4	1	1	1	0	0	2
28 Niko Goodrum, S (1, 3) OBP: 0.313, SLG: 0.433	B CH 82 B CH 83 C CH 80 X SL 79 2-1 ② F9			B SI 90 X SI 91 1-0 ① L9		B SI 92 D SI 92 B SI 93 X SI 90 3-0 ② F8		B SI 89 F SI 89 X SI 89 1-1 8 FC6-4 **1-2** **3-H** 1B		4	0	1	1	0	0	4
8 Mikie Mahtook, R (1, 10) OBP: 0.280, SLG: 0.374	B CH 82 C SL 81 B FF 90 X CH 80 2-1 ③ P4			S SL 85 X SI 92 0-1 ② G6-3		B SI 92 F SL 85 F SI 92 X SL 86 1-2 ③ L7		C CU 78 B CH 85 B FF 94 X CU 78 2-1 ② FC6-4 34 2B **1-2f** **2-3**		4	1	0	0	0	0	6
34 James McCann, R (1, 2) OBP: 0.261, SLG: 0.310		C SI 91 B SL 85 B FF 94 F SI 91 S SI 95 2-3 ① K		C FF 94 B SL 86 X SI 92 1-1 ③ F9			F SL 84 C FF 92 S CU 75 0-3 ① K	B FF 95 S SL 89 S FF 95 B FF 93 F CH 87 F CU 77 X FF 95 2-2 1-H 3-H 2B		4	0	1	2	0	2	0
21 JaCoby Jones, R (1, 8) OBP: 0.267, SLG: 0.376		X SI 92 0-0 18 E 18 S 18 FC1-5 1B			B CU 81 B SI 91 S SI 90 F SL 84 B SI 91 X SI 91 3-2 ① G6-3		B FF 92 C CU 74 X SI 91 1-1 ② G4-3	C CU 79 B CU 78 C FF 95 D CU 78 C CH 87 2-3 ③ K		4	0	1	0	0	1	2
18 Dawel Lugo, R (1, 4) OBP: 0.226, SLG: 0.238 33 Pete Kozma, R (9, 6) OBP: 0.222, SLG: 0.328		**1 SAFE** **C SI 92** **S SI 92** 1 SAFE **B FF 94** 1 SAFE 1 SAFE D SL 88 X SI 94 2-2 ② FC1-5 **1-3**			B SL 86 F SI 91 X SL 84 1-1 ② L7		F FF 92 F SI 93 B FF 93 S CU 76 1-3 ③ K2-3		C FS 83 S FS 82 B FS 83 B FF 92 F FS 83 F FS 84 F FS 83 B FF 92 F FS 83 3-3 C FF 93 ① K	4	0	0	0	0	2	1
										0	0	0	0	0	0	0
70 Harold Castro, L (1, 6) OBP: 0.250, SLG: 0.250 (9, 4)		B SI 92 D SI 93 X SI 92 2-0 ③ L9			B SI 93 S CH 87 S SI 93 C FF 94 1-3 ③ K			X SI 86 0-0 46 S 9 1B 1B	C FS 84 B FS 83 S FS 83 X FF 93 1-2 ② G6-3	4	1	1	0	0	1	1

	AB	35
	R	4
	H	6
	RBI	4
	BB	2
	SO	8
	LOB	19

Inning Stats																															
	R: 0	E: 1	K: 0	S: 9	H: 0	LOB: 2	BB: 1	P: 21	R: 0	E: 0	K: 1	S: 8	H: 1	LOB: 1	BB: 0	P: 14	R: 0	E: 0	K: 0	S: 6	H: 0	LOB: 0	BB: 0	P: 10	R: 0	E: 0	K: 0	S: 5	H: 0	LOB: 0	BB: 0	P: 7
	R: 0	E: 0	K: 1	S: 8	H: 0	LOB: 0	BB: 0	P: 13	R: 0	E: 1	K: 1	S: 13	H: 1	LOB: 2	BB: 0	P: 21	R: 0	E: 0	K: 2	S: 8	H: 0	LOB: 0	BB: 0	P: 10	R: 4	E: 0	K: 2	S: 22	H: 4	LOB: 2	BB: 1	P: 38
	R: 0	E: 0	K: 1	S: 13	H: 0	LOB: 0	BB: 0	P: 18	1B: 5	2B: 1	3B: 0	HR: 0	SF: 0	SAC: 0	DP: 0	HBP: 0	WP: 0	PB: 0	SB: 2	CS: 0	PA: 37										

PITCHER		IP	WLS	BF	H	R	ER	SO	BB	IBB	HBP	BLK	WP	HR	S	P	ERA	WHIP
58 Gabriel Moya, L ERA: 4.72	(1, 1)	1.0		5	0	0	0	0	1	0	0	0	0	0	9	21	0.00	1.000
53 Kohl Stewart, R ERA: 3.68	(2, 1)	6.0		21	2	0	0	5	0	0	0	0	0	0	48	75	0.00	0.333
39 Trevor Hildenberger, R ERA: 5.25	(8, 1)	0.1	L	5	3	4	4	1	1	0	0	0	0	0	12	22	108.00	12.000
65 Trevor May, R ERA: 3.42	(8, 1)	0.2		3	1	0	0	1	0	0	0	0	0	0	10	16	0.00	1.500
32 Oliver Drake, R ERA: 5.52	(9, 1)	1.0		3	0	0	0	1	0	0	0	0	0	0	13	18	0.00	0.000

PITCHER	IP	WLS	BF	H	R	ER	SO	BB	IBB	HBP	BLK	WP	HR	S	P	ERA	WHIP

BOTTOM

Detroit Tigers @ Minnesota Twins

Target Field, Minneapolis, MN

Tue Sep 25 2018, 7:12 PM - 10:23 PM CDT

Att. 23,849 - Overcast - 54 F

livebaseballscorecards.com

Batter	1	2	3	4	5	6	7	8	9	AB	R	H	RBI	BB	SO	LOB
7 Joe Mauer, L (1, 3) OBP: 0.346, SLG: 0.375	B SI 94 B SI 93 F SI 94 B SI 96 C SI 96 X SI 95 3-2 11 WP 11 2B 1B		C SI 93 B CH 87 X CH 88 1-1 ① L7		C SI 93 X CU 81 0-1 ①② G6-3 1-2f			C FF 94 C FF 96 X FF 96 0-2 11 WP 60 1B 1B	C SI 95 B FC 90 B SI 94 F SI 94 B FC 89 B FF 96 4-2 BB	4	2	2	0	1	0	1
11 Jorge Polanco, S (1, 6) OBP: 0.338, SLG: 0.422	B SI 96 C SI 95 B CH 89 B SI 95 X SI 95 3-1 1-H 2B		C CU 81 B CU 78 C CU 82 F FF 95 B FF 95 B CH 87 F CU 84 S FF 96 3-3 ② K		B SL 89 S CU 80 B SI 94 B SI 94 C CU 81 F FF 93 X CU 83 3-2 1B			C FF 95 B SL 87 B FF 95 S FF 95 T FF 97 2-2 ① K 1-3	C FC 89 C SI 95 C FC 89 0-3 ③ K	5	0	2	1	0	3	2
60 Jake Cave, L (1, 8) OBP: 0.306, SLG: 0.468	C CU 84 B CU 83 S FF 95 F FF 95 F CU 85 F FF 95 F FF 95 B CH 90 B CH 90 3-3 S FF 85 ① K		X CH 85 0-0 1B		C SI 93 S FF 93 B FF 93 X FF 93 1-2 ③ G4-3			B FF 96 S FF 94 F FF 95 F CH 89 X CH 89 1-2 31 1B 3-H 1B		4	0	2	1	0	1	2
36 Robbie Grossman, S (1, 7) OBP: 0.355, SLG: 0.381	F SI 96 C FF 94 S FF 95 0-3 ② K		1 SAFE F SI 94 X FF 94 0-1 ③ P5			B CU 81 C CU 79 S CH 88 F FF 94 B SL 89 F CU 84 B CH 88 F FF 93 S FF 93 3-3 ① K		B FF 94 C FF 95 F FF 94 X FF 94 1-2 ② P6		4	0	0	0	0	2	3
31 Tyler Austin, R (1, 10) OBP: 0.283, SLG: 0.474	B SL 91 S FF 95 S SL 90 S SL 90 1-3 ③ K			B CU 81 C CU 80 S FF 91 X SL 88 1-2 ① L8		X SI 94 0-0 ② G5-3		F FF 95 B SL 86 C SL 85 F SL 86 F FF 95 X SL 86 1-2 26 BB 1-3 1B		4	0	1	0	0	1	1
26 Max Kepler, L (1, 9) OBP: 0.318, SLG: 0.404		C SI 94 B SI 93 X SI 93 1-1 ① G1-3		S FF 92 X SI 93 0-1 ② F8		B CU 81 X SI 93 1-0 ③ F8		F FF 94 B CH 89 F FF 94 B FF 94 F FF 94 B FF 94 B FF 94 4-2 1-2 BB		3	0	0	0	1	0	0
24 Logan Forsythe, R (1, 4) OBP: 0.312, SLG: 0.297		C FF 94 B SL 90 B SI 94 F SI 95 X SI 94 2-2 ② G1-3		B FF 94 C FF 93 B SI 94 B SI 94 C SI 94 B SI 94 4-2 BB			B SI 92 X SI 93 1-0 ① G6-3	B SL 86 F SI 92 S SI 92 D SL 86 F SI 91 X SL 85 2-2 ③ L8		3	0	0	0	1	0	3
16 Ehire Adrianza, S (1, 5) OBP: 0.305, SLG: 0.387		B SI 94 B SI 94 X SI 94 2-0 1B		X CU 82 0-0 ③ G3			C SI 94 B CH 88 X CH 88 1-1 ② L5		B SI 94 X SI 94 1-0 ① L4	4	0	1	0	0	0	1
64 Willians Astudillo, R (1, 2) OBP: 0.351, SLG: 0.507		F SI 95 1 SAFE F FF 91 X SI 95 0-2 ③ L4			B FF 92 C SL 87 F CU 79 B FF 92 X SL 89 2-2 7 G6-3 1B		X SI 92 0-0 ③ F8		C SI 94 F FC 88 B ST 81 B ST 84 B SI 96 X SI 94 3-2 ② G6-3	4	0	1	0	0	0	1
Inning Stats	R: 1 H: 2 E: 0 LOB: 1 K: 3 BB: 0 S: 18 P: 28	R: 0 H: 1 E: 0 LOB: 1 K: 0 BB: 0 S: 9 P: 14	R: 0 H: 1 E: 0 LOB: 1 K: 1 BB: 0 S: 10 P: 14	R: 0 H: 0 E: 0 LOB: 1 K: 0 BB: 1 S: 8 P: 13	R: 0 H: 2 E: 0 LOB: 1 K: 0 BB: 0 S: 12 P: 18	R: 0 H: 0 E: 0 LOB: 0 K: 1 BB: 0 S: 8 P: 12	R: 0 H: 0 E: 0 LOB: 0 K: 0 BB: 0 S: 4 P: 6	R: 1 H: 3 E: 0 LOB: 3 K: 1 BB: 1 S: 25 P: 36	R: 0 H: 0 E: 0 LOB: 1 K: 1 BB: 1 S: 9 P: 17	1B: 8 SF: 0 2B: 1 SAC: 0 3B: 0 DP: 1 HR: 0 HBP: 0						

	AB	35
	R	2
	H	9
	RBI	2
	BB	3
	SO	7
	LOB	14

WP: 2 PA: 38
PB: 0
SB: 0
CS: 0

PITCHER		IP	WLS	BF	H	R	ER	SO	BB	IBB	HBP	BLK	WP	HR	S	P	ERA	WHIP
56 Spencer Turnbull, R ERA: 5.73	(1, 1)	6.0		24	6	1	1	5	1	0	0	0	1	0	65	99	1.50	1.167
58 Victor Alcántara, R ERA: 2.17	(7, 1)	1.0	W	3	0	0	0	0	0	0	0	0	0	0	4	6	0.00	0.000
77 Joe Jiménez, R ERA: 4.31	(8, 1)	0.2	H	6	3	1	1	1	1	0	0	0	1	0	21	30	13.50	6.000
30 Alex Wilson, R ERA: 3.47	(8, 1)	0.1	H	1	0	0	0	0	0	0	0	0	0	0	4	6	0.00	0.000
61 Shane Greene, R ERA: 5.12	(9, 1)	1.0	S	4	0	0	0	1	1	0	0	0	0	0	9	17	0.00	1.000

PITCHER	IP	WLS	BF	H	R	ER	SO	BB	IBB	HBP	BLK	WP	HR	S	P	ERA	WHIP

Detroit Tigers @ Minnesota Twins

Target Field, Minneapolis, MN

Wed Sep 26 2018, 7:13 PM - 10:47 PM CDT

Att. 21,316 - Clear - 58 F

TOP

livebaseballscorecards.com

Batter	1	2	3	4	5	6	7	8	9	AB	R	H	RBI	BB	SO	LOB
46 Jeimer Candelario, S (1, 5) OBP: 0.318, SLG: 0.400 70 Harold Castro, L (7, 6) OBP: 0.200, SLG: 0.200	B FF 90 B FF 91 B FF 90 B FF 90 4-0 14 3B BB		C FS 83 F FF 91 B FF 91 B CU 74 X FS 85 2-2 ① L8	C FF 91 D FS 85 F FF 92 B FF 92 D FS 82 F FC 86 F FF 92 B FF 92 4-2 1-2 2-3 BB		C SI 91 B SI 84 C SL 82 B SL 83 B SL 82 S SL 82 3-3 ② K		B FF 94 X FF 93 1-0 ③ F9		2 1	1 0	0 0	0 0	2 0	1 0	0 0
14 Christin Stewart, L (1, 7) OBP: 0.343, SLG: 0.393	1 SAFE C FS 83 B FF 92 X FS 84 1-1 ① 1-H 3B		B CU 71 B FF 92 B FF 91 B FF 90 4-0 9 BB 28 1B BB	C KC 79 X SI 94 0-1 ① SF8 2-3 3-H		C SL 81 C SI 90 X SL 83 0-2 ③ L5			B FF 91 S FF 91 T SL 87 F SL 86 X SI 93 1-2 ① L7	3	1	1	2	1	0	0
9 Nick Castellanos, R (1, 9) OBP: 0.356, SLG: 0.500 22 Victor Reyes, S (7, 9) OBP: 0.244, SLG: 0.295	B SL 84 X SL 82 1-0 ② G4-3		B FF 92 B SL 84 B FF 92 B FF 92 4-0 28 1B 34 1B 1-2 BB	B FF 94 B FF 93 C FF 94 F KC 82 S FF 94 2-3 ② K			X FF 90 0-0 ① L8		B FF 92 F FF 90 S SL 86 F SL 86 B FF 88 B SL 86 F SI 91 S SI 91 3-3 ② K	3 1	1 0	0 0	0 0	1 0	1 1	2 0
28 Niko Goodrum, S (1, 3) OBP: 0.312, SLG: 0.430	S FS 84 F FS 81 S FF 92 0-3 ③ K		C FF 92 B FF 92 S FF 92 X FF 93 1-2 34 1B 1-2 2-H 1B	S KC 81 S KC 82 S KC 82 0-3 ③ K			B SL 83 B SL 83 B FF 90 C FF 89 C FF 90 S SL 83 3-3 ② K		B SI 91 S SI 90 S SL 86 X SL 87 1-2 ③ G3	5	0	1	1	0	3	2
37 James Adduci, L (1, 10) OBP: 0.291, SLG: 0.390		B CU 71 B FS 84 T FF 91 F FF 90 B FF 91 F FS 84 B FF 92 4-2 18 1B BB	F FF 93 F FF 92 D FS 86 B FF 92 F FS 87 S FF 93 2-3 ② K		C SI 93 F SI 94 F KC 83 S FF 94 0-3 ① K		C FF 90 B FF 90 F FF 90 B FF 90 F FF 90 X SL 83 2-2 34 1B 1B			3	0	1	0	1	2	2
34 James McCann, R (1, 2) OBP: 0.265, SLG: 0.313		B FC 87 C FF 92 X SL 84 1-1 ① F9	B FF 93 F SL 86 T FF 93 F SL 86 F FF 93 X FF 94 1-2 21 FC4-6 1-3 2-H 1B		B CH 80 S FF 95 T FF 93 F KC 84 B CH 81 B FF 94 F FF 94 B FF 95 4-2 BB		F FF 90 F SL 83 B FF 90 X FF 90 1-2 21 FC6-4 1-3 1B			3	0	2	1	1	0	1
21 JaCoby Jones, R (1, 8) OBP: 0.265, SLG: 0.373		F SL 84 B SL 85 S SL 83 1 SAFE C FC 86 1-3 ② K	X SL 86 0-0 ③ FC4-6 1-2f		B KC 82 S FF 92 B KC 80 X SI 93 2-1 ② F7		S SL 84 B FF 90 T FF 90 X SL 82 1-2 ③ FC6-4 1-2f			4	0	0	0	0	1	6
18 Dawel Lugo, R (1, 4) OBP: 0.239, SLG: 0.250		1 SAFE B FF 91 1 SAFE S FF 92 C FF 91 X SL 85 1-2 1-2 1B	C SL 84 X SL 84 0-1 46 BB 60 1B 14 SF8 1B	X CH 82 0-0 ③ P6				C FF 93 F SL 88 B SL 88 B FF 95 C SL 85 2-3 ① K		4	1	2	0	0	1	1
60 Ronny Rodríguez, R (1, 6) OBP: 0.259, SLG: 0.339 (7, 5)		B SL 85 B FF 91 X FF 91 2-0 ③ P4	D FS 85 1 SAFE X FF 91 1-0 14 SF8 46 BB 1-2 1B			B SI 89 C SL 81 B SL 82 C SL 81 F SL 82 F SL 82 X SI 91 2-2 ① G6-3		X FF 94 0-0 ② F9		4	0	1	0	0	0	2
Inning Stats	R: 1 E: 0 K: 1 S: 6 H: 1 LOB: 0 BB: 1 P: 12	R: 0 E: 0 K: 1 S: 12 H: 1 LOB: 2 BB: 1 P: 21	R: 2 E: 0 K: 1 S: 16 H: 2 LOB: 2 BB: 2 P: 30	R: 1 E: 0 K: 2 S: 15 H: 2 LOB: 2 BB: 1 P: 22	R: 0 E: 0 K: 1 S: 11 H: 0 LOB: 1 BB: 1 P: 17	R: 0 E: 0 K: 1 S: 11 H: 0 LOB: 0 BB: 0 P: 16	R: 0 E: 0 K: 1 S: 14 H: 2 LOB: 2 BB: 0 P: 21	R: 0 E: 0 K: 1 S: 5 H: 0 LOB: 0 BB: 0 P: 8	R: 0 E: 0 K: 1 S: 12 H: 0 LOB: 0 BB: 0 P: 17	1B: 7 2B: 0 3B: 1 HR: 0 SF: 1 SAC: 0 DP: 0 HBP: 0						

	AB	33
	R	4
	H	8
	RBI	4
	BB	6
	SO	10
	LOB	16

WP: 0 PB: 0 SB: 0 CS: 0 PA: 40

PITCHER		IP	WLS	BF	H	R	ER	SO	BB	IBB	HBP	BLK	WP	HR	S	P	ERA	WHIP
12 Jake Odorizzi, R ERA: 4.49	(1, 1)	3.0		19	6	4	4	3	5	0	0	0	0	0	41	75	12.00	3.667
21 Tyler Duffey, R ERA: 7.2	(4, 1)	2.0	W	7	0	0	0	3	1	0	0	0	0	0	19	27	0.00	0.500
62 Andrew Vasquez, L ERA: 3.0	(6, 1)	1.0		3	0	0	0	1	0	0	0	0	0	0	11	16	0.00	0.000
43 Addison Reed, R ERA: 4.5	(7, 1)	1.0		5	2	0	0	1	0	0	0	0	0	0	14	21	0.00	2.000
27 John Curtiss, R ERA: 6.75	(8, 1)	1.0		3	0	0	0	1	0	0	0	0	0	0	5	8	0.00	0.000

PITCHER		IP	WLS	BF	H	R	ER	SO	BB	IBB	HBP	BLK	WP	HR	S	P	ERA	WHIP
38 Matt Belisle, R ERA: 8.1	(9, 1)	1.0		3	0	0	0	1	0	0	0	0	0	0	12	17	0.00	0.000

Detroit Tigers @ Minnesota Twins

Target Field, Minneapolis, MN

Wed Sep 26 2018, 7:13 PM - 10:47 PM CDT

Att. 21,316 - Clear - 58 F

BOTTOM

livebaseballscorecards.com

Batter	1	2	3	4	5	6	7	8	9	AB	R	H	RBI	BB	SO	LOB
7 Joe Mauer, L (1, 10) OBP: 0.347, SLG: 0.374	B SI 91 F SI 91 F SI 92 B SL 82 F SL 81 X SI 90 2-2 F7 ①	C SI 92 X CU 73 0-1 11 G6-4-3 1B		B SI 90 C SI 91 B SL 80 F SI 90 X SI 91 2-2 L7 ②	B FF 94 B FF 93 2-0 11 3B IBB 1-2 2-3		C FF 95 B CH 88 S CH 89 F CH 88 F FF 96 X CH 88 1-2 L7 ①			4	1	1	0	1	0	1
11 Jorge Polanco, S (1, 6) OBP: 0.342, SLG: 0.431	B SI 92 B CH 81 B SI 93 C SI 90 F SI 92 B SI 92 4-2 36 S 36 1B BB	B SL 80 F SL 80 B SI 93 F SI 92 X SL 82 2-2 ②③ G6-4-3 1-2f		C SI 91 X SI 91 0-1 E1 1B	B CU 79 C FF 93 B CU 79 B FF 94 C FF 94 X FF 94 3-2 1-H 2-H 3-H 3B		X FF 95 0-0 ② L7			4	1	2	3	1	0	2
24 Logan Forsythe, R (1, 4) OBP: 0.308, SLG: 0.293 40 Gregorio Petit, R (9, 4) OBP: 0.339, SLG: 0.283	C SI 91 X SI 90 0-1 ② F9		C SI 90 B CU 70 F CH 80 B SL 81 B SL 80 F FF 90 S SI 90 3-3 ① K	B FF 93 C FF 91 S FF 94 F FF 96 D SL 82 F FF 95 S FF 96 2-3 ③ K	C CU 81 B FF 94 B FF 94 F CU 79 X CU 78 2-2 ③ G5-3		C FF 95 X FF 95 0-1 ③ L3			5 0	0 0	0 0	0 0	0 0	2 0	4 0
36 Robbie Grossman, S (1, 9) OBP: 0.357, SLG: 0.385	C SI 92 C SI 93 X SI 92 0-2 1-H 31 HR 1B		B CU 72 B CH 80 B FF 91 B SI 91 4-0 BB	F FF 94 F CH 88 B CH 89 B CH 89 B FF 94 X FF 95 3-2 60 BB 64 E 46 1B 2B	B SI 90 C SI 91 C CU 78 B CU 78 F CU 78 X SI 92 2-2 ① F7			B FF 92 C FF 93 B CH 86 X FF 94 2-1 ① F7		4	2	2	1	1	0	0
31 Tyler Austin, R (1, 3) OBP: 0.286, SLG: 0.485 23 Mitch Garver, R (8, PH) OBP: 0.329, SLG: 0.403 (9, 3)	B SL 83 C SI 93 1 SAFE X SL 84 1-1 1-H HR		S FF 92 D CH 80 S CH 81 F FF 93 1 SAFE 1 SAFE 1 SAFE X CH 80 1-2 ② F7		B FF 96 B FF 96 B FF 96 C FF 94 B FF 96 4-1 60 BB 46 1B BB		C CU 79 B CU 78 B CU 79 F FF 93 B CU 78 F FF 94 S FF 94 3-3 ② K	B FF 94 B FF 93 X FF 93 2-0 ② F7		3 1	2 0	1 0	2 0	1 0	1 0	1 0
64 Willians Astudillo, R (1, 5) OBP: 0.366, SLG: 0.513	X SI 93 0-0 1B		S SL 79 B SL 81 F SL 79 B FF 91 X SL 80 2-2 ③ P4		X FF 95 0-0 ① L4 2-2		C CU 79 B SL 85 X CU 79 1-1 60 BB 1B	X CH 86 0-0 1B		5	0	3	0	0	0	3
60 Jake Cave, L (1, 8) OBP: 0.311, SLG: 0.466	C SI 92 S SL 83 B SL 82 F SI 94 T SL 83 1-2 ③ K			B CU 72 B SL 78 S SL 80 B FF 89 S SL 80 X SL 79 3-2 51 HR 1B	C FF 95 B FF 95 B CH 88 S CH 86 F CH 88 B CH 88 B FF 95 4-2 7 WP 46 1B 11 3B 1-2 2-3 BB	B SI 91 B CU 78 B FF 92 C FF 92 F FF 92 B CU 78 4-2 1-2 BB		B FF 94 C SL 84 S FF 94 S FF 95 1-3 ③ K		3	2	1	0	2	2	2
51 Johnny Field, R (1, 7) OBP: 0.251, SLG: 0.396		X FF 91 0-0 HR		B SL 79 S SI 90 B SI 89 X CH 78 2-1 1-H HR	B FF 95 B FF 94 F FF 93 C FF 95 S FF 95 2-3 ② K	C CU 78 B FF 93 C CU 78 S SL 82 1-3 ③ K				4	2	2	3	0	2	5
46 Chris Gimenez, R (1, 2) OBP: 0.262, SLG: 0.345 66 Juan Graterol, R (8, 2) OBP: 1.000, SLG: 1.000		B SI 93 F SI 93 B CU 73 F SI 93 S SL 82 2-3 ① K		B SL 82 B FF 91 C SI 89 X SL 80 2-1 ① L7	F FF 95 B SL 81 S FF 96 X FF 97 1-2 7 WP 11 3B 1B 1-2 2-H 3-H		X FF 94 0-0 1B			4 0	1 0	2 0	2 0	0 0	1 0	0 0
Inning Stats	R: 3 E: 0 K: 1 S: 18 H: 3 LOB: 1 BB: 1 P: 26	R: 1 E: 0 K: 1 S: 9 H: 2 LOB: 0 BB: 0 P: 13	R: 0 E: 0 K: 1 S: 11 H: 0 LOB: 1 BB: 1 P: 21	R: 2 E: 1 K: 1 S: 17 H: 3 LOB: 1 BB: 0 P: 28	R: 5 E: 1 K: 1 S: 20 H: 3 LOB: 1 BB: 3 P: 41	R: 0 E: 0 K: 2 S: 15 H: 1 LOB: 2 BB: 1 P: 26	R: 0 E: 0 K: 0 S: 9 H: 1 LOB: 1 BB: 0 P: 10	R: 0 E: 0 K: 1 S: 7 H: 1 LOB: 1 BB: 0 P: 12		1B: 9 2B: 1 3B: 1 HR: 3 SF: 0 SAC: 0 DP: 1 HBP: 0				WP: 1 PB: 0 SB: 1 CS: 0 PA: 43	

PITCHER		IP	WLS	BF	H	R	ER	SO	BB	IBB	HBP	BLK	WP	HR	S	P	ERA	WHIP
48 Matthew Boyd, L ERA: 4.39	(1, 1)	3.2	L	20	8	6	6	3	2	0	0	0	0	3	50	81	14.73	2.727
62 Sandy Báez, R ERA: 3.21	(4, 1)	1.0		7	2	4	1	2	2	0	0	0	0	0	19	35	9.00	4.000
26 Zac Reininger, R ERA: 6.64	(5, 1)	1.1		8	2	1	0	2	1	1	0	0	1	0	21	39	0.00	2.250
45 Buck Farmer, R ERA: 4.28	(7, 1)	1.0		4	1	0	0	0	0	0	0	0	0	0	9	10	0.00	1.000
68 Daniel Stumpf, L ERA: 4.78	(8, 1)	1.0		4	1	0	0	1	0	0	0	0	0	0	7	12	0.00	1.000

PITCHER	IP	WLS	BF	H	R	ER	SO	BB	IBB	HBP	BLK	WP	HR	S	P	ERA	WHIP

AB	37
R	11
H	14
RBI	11
BB	6
SO	8
LOB	18

Batter	1	2	3	4	5	6	7	8	9	AB	R	H	RBI	BB	SO	LOB
46 Jeimer Candelario, S (1, 5) OBP: 0.317, SLG: 0.398	C SL 82 C SL 81 F SL 82 F SL 82 X SL 81 0-2 14 1B 9 SF8 1B	B FF 91 B CH 83 B FF 90 C FF 90 F FF 90 X FF 90 3-2 ② FC1-6 14 1B 1-2f 2-3 3-H		C FF 87 X CH 82 0-1 ③ F8		F FF 95 B FF 94 B CU 84 B CU 85 X FF 95 3-1 ② F9		B SL 87 D CH 86 C FF 93 X SL 86 2-1 ② P5		5	1	1	1	0	0	6
14 Christin Stewart, L (1, 7) OBP: 0.375, SLG: 0.417	B FF 90 B CH 81 C FF 90 X CH 81 2-1 1-3 1B	C SL 84 D CU 72 B FF 89 D SL 85 X FF 89 3-1 1-2 3-H 1B			C FF 88 B SL 84 B SL 84 B FF 88 T FF 88 B FF 88 4-2 8 BB 28 1B BB	X FF 95 0-0 9 FC5 1-2 1B		B FF 93 C SI 92 C SL 86 F FF 94 F CU 75 F FF 94 D SL 88 F FF 93 D CU 75 3-2 ③ X FF 84 G4-3		4	0	3	1	1	0	2
9 Nick Castellanos, R (1, 10) OBP: 0.353, SLG: 0.497	B FF 90 B FF 90 F CH 84 1 SAFE X SL 82 2-1 ① SF8 3-H	S FF 89 F SL 84 B FF 90 S FF 92 1-3 ③ K			B SL 87 1 SAFE F CH 81 X FF 89 1-1 ① F8	B FF 95 F CU 85 F FF 95 F FF 95 X SL 87 1-2 ③ FC5 1-2 2-3f			X FF 94 0-0 ① L9	4	0	0	1	0	1	5
28 Niko Goodrum, S (1, 3) OBP: 0.310, SLG: 0.427	X CH 83 0-0 ② L9		C FF 87 B CH 81 F SL 85 X FF 88 1-2 ① G3-1		B FF 87 B CH 82 F CH 80 C FF 87 X FF 88 2-2 8 BB 1-2 1B		X FF 94 0-0 ① F7		B FF 94 B FF 93 S FF 92 B FF 93 X FF 93 3-1 ② F8	5	0	1	0	0	0	1
8 Mikie Mahtook, R (1, 9) OBP: 0.282, SLG: 0.372	S FF 90 F FF 89 F FF 88 D CH 84 F FF 88 F SL 82 F FF 90 1 SAFE B FF 89 3-2 ③ B FF 89 X CH 82 G5-3		F CH 81 C FF 89 B FF 90 X CU 71 1-2 ② G5-3		B FF 95 F FF 97 D CU 87 B FF 96 B FF 96 4-1 1-2 2-3 BB		B FF 96 B FF 96 B CU 81 C FF 96 F FF 96 B FF 97 T FF 96 3-2 ② K		B FF 94 B FF 93 S FF 93 S SL 85 X FF 94 2-2 17 DI 1B	4	0	1	0	1	1	1
17 Grayson Greiner, R (1, 2) OBP: 0.339, SLG: 0.293		C FF 90 C CH 83 B FF 90 B FF 90 B CH 83 B FF 90 4-2 18 1B 21 BB 46 FC1-6 BB	B CH 83 X CH 82 1-0 ③ G4-3		C FF 96 D CU 87 S CU 87 B CU 87 C CU 86 2-3 ② K		B FF 95 F FF 96 C CU 81 B CU 81 X FF 96 2-2 ③ F9		C SL 81 F FF 94 D SL 87 S SL 87 1-3 ③ K 1-2	4	1	0	0	1	2	4
21 JaCoby Jones, R (1, 8) OBP: 0.267, SLG: 0.371		B FF 89 B FF 88 B FF 89 C FF 90 B FF 88 4-1 46 FC1-6 18 1B 14 1B 1-2 BB		B FF 86 C CH 81 F FF 87 F SL 85 B CH 82 F SL 86 X FF 90 2-2 ① G5-3	S CU 87 S CU 86 B CU 85 S CU 85 1-3 ③ K			B FF 93 F FF 94 B CU 75 B FF 93 F FF 94 B FF 95 4-2 33 1B 18 G5-3 BB		2	1	0	0	2	1	3
18 Dawel Lugo, R (1, 4) OBP: 0.261, SLG: 0.256		C FF 90 S SL 87 F SL 84 F CU 72 B FF 90 X SL 84 1-2 46 FC1-6 1-2 2-3 1B		B FF 88 C CH 82 B FF 88 B FF 88 F FF 88 B FF 88 4-2 BB		B FF 94 B FF 94 F FF 94 B FF 95 F FF 94 B FF 94 4-2 9 FC5 14 1B BB		C SI 92 1 SAFE X CH 84 0-1 ① G5-3 1-2	2	0	1	0	2	0	1
33 Pete Kozma, R (1, 6) OBP: 0.224, SLG: 0.323		C SL 83 B FF 90 F FF 90 S FF 90 1-3 ① K		X FF 88 0-0 ② F9		B CU 84 F FF 94 B CU 84 X FF 95 2-1 ① F8		S SI 91 X SL 88 0-1 2-3 1B		4	0	1	0	0	1	5
Inning Stats	R: 1 E: 0 K: 0 S: 17 H: 2 LOB: 1 BB: 0 P: 24	R: 2 E: 0 K: 2 S: 19 H: 2 LOB: 2 BB: 2 P: 36	R: 0 E: 0 K: 0 S: 7 H: 0 LOB: 0 BB: 0 P: 10	R: 0 E: 0 K: 0 S: 10 H: 0 LOB: 1 BB: 1 P: 16	R: 0 E: 0 K: 2 S: 14 H: 1 LOB: 3 BB: 2 P: 28	R: 0 E: 0 K: 0 S: 11 H: 1 LOB: 2 BB: 1 P: 21	R: 0 E: 0 K: 1 S: 8 H: 0 LOB: 0 BB: 0 P: 13	R: 0 E: 0 K: 0 S: 15 H: 1 LOB: 2 BB: 1 P: 24	R: 0 E: 0 K: 1 S: 9 H: 1 LOB: 1 BB: 0 P: 15	1B: 8 2B: 0 3B: 0 HR: 0 SF: 1 SAC: 0 DP: 0 HBP: 0						

PITCHER		IP	WLS	BF	H	R	ER	SO	BB	IBB	HBP	BLK	WP	HR	S	P	ERA	WHIP
58 Gabriel Moya, L ERA: 4.84	(1, 1)	1.0		5	2	1	1	0	0	0	0	0	0	0	17	24	9.00	2.000
59 Stephen Gonsalves, L ERA: 6.57	(2, 1)	3.1	W	17	3	2	2	2	4	0	0	0	0	0	43	76	5.40	2.100
68 Matt Magill, R ERA: 3.88	(5, 1)	1.2		8	1	0	0	2	2	0	0	0	0	0	18	35	0.00	1.800
67 Alan Busenitz, R ERA: 7.82	(7, 1)	1.0		3	0	0	0	1	0	0	0	0	0	0	8	13	0.00	0.000
52 Zack Littell, R ERA: 6.61	(8, 1)	1.0		5	1	0	0	0	1	0	0	0	0	0	15	24	0.00	2.000

PITCHER		IP	WLS	BF	H	R	ER	SO	BB	IBB	HBP	BLK	WP	HR	S	P	ERA	WHIP
27 John Curtiss, R ERA: 5.68	(9, 1)	1.0		4	1	0	0	1	0	0	0	0	0	0	9	15	0.00	1.000

TOP

Detroit Tigers @ Minnesota Twins

Target Field, Minneapolis, MN

Thu Sep 27 2018, 7:15 PM - 10:33 PM CDT

Att. 22,342 - Partly Cloudy - 57 F

livebaseballscorecards.com

AB	34
R	3
H	8
RBI	3
BB	7
SO	6
LOB	28

WP: 0 PA: 42
PB: 0
SB: 0
CS: 0

Detroit Tigers @ Minnesota Twins

Target Field, Minneapolis, MN

Thu Sep 27 2018, 7:15 PM - 10:33 PM CDT

Att. 22,342 - Partly Cloudy - 57 F

BOTTOM

Batter	1	2	3	4	5	6	7	8	9	AB	R	H	RBI	BB	SO	LOB
7 Joe Mauer, L (1, 3) OBP: 0.345, SLG: 0.374	B SI 89 B SI 91 F SI 89 X SI 91 2-1 L7 ①		B SL 88 B SI 94 C SI 92 B SL 88 X SI 93 3-1 36 BB 31 2B 2-H 2B	C FF 90 X SI 88 0-1 G1-3 ③		C FF 93 B FF 94 F CH 88 X FF 95 1-2 L6 ①		C FF 89 F CU 77 S CH 81 0-3 K ②		5	1	1	1	0	1	0
16 Ehire Adrianza, S (9, 3) OBP: 0.305, SLG: 0.387										0	0	0	0	0	0	0
11 Jorge Polanco, S (1, 6) OBP: 0.346, SLG: 0.437	C SI 91 S SI 91 B CH 85 S CH 87 1-3 K ②		C SI 91 B SI 92 S CH 86 B SL 87 F SI 93 C SI 92 2-3 K ②		C FF 91 B FF 90 C FF 91 X CU 76 1-2 24 CS 1B	B CH 88 X CH 88 1-0 2B		C CH 80 X CU 77 0-1 1B		5	0	3	0	0	2	1
24 Logan Forsythe, R (1, 4) OBP: 0.309, SLG: 0.293	C SI 92 B FF 92 B SL 84 F SI 93 X SL 88 2-2 G5-3 ③		B CH 86 B SI 93 B CH 86 C SI 92 B SI 92 4-1 36 BB 31 2B BB		C FF 90 B FF 90 1 SAFE 1 SAFE X FF 91 1-1 36 BB 31 2B 1-2 1B ①	B FF 94 B FF 94 F FF 94 C CH 89 X FF 94 2-2 F9 ②		C FF 89 C CH 81 B CH 80 F FF 90 B CU 77 S CH 80 2-3 K ③		4	2	1	0	1	1	2
36 Robbie Grossman, S (1, 9) OBP: 0.361, SLG: 0.385		B SI 90 C SI 91 F SI 92 B SL 85 F SI 92 X CH 86 2-2 1B	B SI 92 C SL 82 B SI 92 B SI 92 C SL 85 S SL 84 4-2 31 2B 64 1B 1-2 2-3 BB		B CU 76 D FF 89 B FF 90 C FF 89 B FF 88 4-1 31 2B 64 2B 1-2 BB	D CH 88 B CH 87 C FF 95 C CH 88 D CH 88 X CH 87 3-2 G6-3 ③				2	2	1	0	2	0	1
31 Tyler Austin, R (1, 10) OBP: 0.290, SLG: 0.494		C CH 85 C SI 90 B CH 86 S SI 91 1-3 K ①	B SL 83 F FF 90 D SI 88 F FF 91 X SI 86 2-2 64 1B 1-3 2-H 3-H 2B		B FF 90 S FF 89 S CU 75 F CU 75 X FF 89 1-2 64 2B 1-3 2-H 2B		S SL 87 B SL 89 S SI 94 S CU 83 1-3 K ①			4	2	2	3	0	2	1
64 Willians Astudillo, R (1, 2) OBP: 0.372, SLG: 0.524		C SL 83 B SI 92 F SI 90 S SL 84 1-3 K ②	S SI 87 F SL 83 B FF 90 B SI 87 B SL 82 X SL 82 3-2 2-H 3-H 1B		D CU 76 F CU 74 B CU 74 F FF 89 D CU 75 X FF 89 3-2 26 1B 2-H 3-H 2B		B CU 81 B SI 94 F SI 93 C SL 86 B CU 82 F SI 93 X SL 87 3-2 L7 ②			4	1	2	4	0	1	1
26 Max Kepler, L (1, 8) OBP: 0.319, SLG: 0.404		C SL 87 C SI 93 B SL 88 1 SAFE D CH 87 S SL 83 2-3 K ③	D SI 87 X FF 90 1-0 F8 ③		B CU 74 B FF 89 C FF 89 B FF 89 X FF 88 3-1 51 FC5-4 2-H 1B		B SL 87 B SI 94 B SI 94 B SI 92 4-0 BB			3	0	1	1	1	1	2
51 Johnny Field, R (1, 7) OBP: 0.247, SLG: 0.389			B CH 84 B SI 91 X SI 92 2-0 F8 ①	B SI 87 F SI 86 B SL 84 S SL 81 S FF 90 2-3 K ①	C FF 91 F CU 75 D CU 75 X FF 91 1-2 FC5-4 ② 1-2f		D SL 88 S SI 92 C SI 94 D CU 82 X CU 80 2-2 G5-3 ③			4	0	0	0	0	1	2
40 Gregorio Petit, R (1, 5) OBP: 0.333, SLG: 0.298			C SI 92 B SI 93 S CH 87 B SL 86 X SI 93 2-2 7 2B 2B	B SL 82 F SI 87 B FF 90 C SI 87 S SL 83 2-3 K ②	C FF 91 C FF 90 X CU 75 0-2 G2-3 ③			B FF 89 F FF 89 X CH 80 1-1 F8 ①		4	1	1	0	0	1	1
Inning Stats	R: 0 E: 0 K: 1 S: 8 H: 0 LOB: 0 BB: 0 P: 13	R: 0 E: 0 K: 3 S: 13 H: 1 LOB: 1 BB: 0 P: 19	R: 5 E: 0 K: 1 S: 20 H: 4 LOB: 1 BB: 2 P: 43	R: 0 E: 0 K: 2 S: 8 H: 0 LOB: 0 BB: 0 P: 12	R: 4 E: 0 K: 0 S: 21 H: 5 LOB: 1 BB: 1 P: 35	R: 0 E: 0 K: 0 S: 10 H: 1 LOB: 1 BB: 0 P: 17	R: 0 E: 0 K: 1 S: 10 H: 0 LOB: 1 BB: 1 P: 20	R: 0 E: 0 K: 2 S: 11 H: 1 LOB: 1 BB: 0 P: 14		1B: 6 2B: 6 3B: 0 HR: 0 SF: 0 SAC: 0 DP: 0 HBP: 0				WP: 0 PB: 0 SB: 0 CS: 1 PA: 39		

PITCHER		IP	WLS	BF	H	R	ER	SO	BB	IBB	HBP	BLK	WP	HR	S	P	ERA	WHIP
38 Francisco Liriano, L ERA: 4.58	(1, 1)	2.2	L	13	3	4	4	5	2	0	0	0	0	0	34	62	13.50	1.875
19 Louis Coleman, R ERA: 3.53	(3, 1)	1.1		6	2	1	1	2	0	0	0	0	0	0	15	25	6.75	1.500
64 Matt Hall, L ERA: 16.2	(5, 1)	1.0		8	5	4	4	0	1	0	0	0	0	0	21	35	36.00	6.000
45 Buck Farmer, R ERA: 4.21	(6, 1)	1.0		4	1	0	0	0	0	0	0	0	0	0	10	17	0.00	1.000
54 Drew VerHagen, R ERA: 4.72	(7, 1)	1.0		4	0	0	0	1	1	0	0	0	0	0	10	20	0.00	1.000

PITCHER		IP	WLS	BF	H	R	ER	SO	BB	IBB	HBP	BLK	WP	HR	S	P	ERA	WHIP
36 Blaine Hardy, L ERA: 3.61	(8, 1)	1.0		4	1	0	0	2	0	0	0	0	0	0	11	14	0.00	1.000

AB	35
R	9
H	12
RBI	9
BB	4
SO	10
LOB	11

livebaseballscorecards.com

Batter	1	2	3	4	5	6	7	8	9	AB	R	H	RBI	BB	SO	LOB
5 Yolmer Sánchez, S (1, 5) OBP: 0.310, SLG: 0.375	C FF 94 B CH 85 S FF 94 C FF 96 1-3 ① K		1 SAFE B SI 95 C SV 83 S FF 95 X SV 84 1-2 28 1B 1-3 1B		F SV 83 S FF 94 F FF 95 S SI 96 0-3 ② K			C SI 94 T SI 93 B FF 93 X SL 84 1-2 ① P3		4	0	1	0	0	2	0
28 Leury García, S (1, 4) OBP: 0.307, SLG: 0.382	C FF 96 C FF 96 B SV 84 C FF 96 1-3 ② K		F SI 95 1 SAFE F FF 95 F FF 97 B SV 85 B SI 96 X CH 85 2-2 26 FC5-4 1-2 3-H 1B		F SI 94 X SV 82 0-1 ③ G3			B SI 94 X SI 95 1-0 ② L6		4	0	1	1	0	1	0
26 Avisaíl García, R (1, 9) OBP: 0.281, SLG: 0.444 49 Ryan Cordell, R (8, 9) OBP: 0.107, SLG: 0.192	S SV 84 B FF 94 B SV 84 S SV 84 S FF 96 2-3 ③ K		C SI 94 2 SAFE X SV 83 0-1 ③ FC5-4 1-2f			B SV 82 B SV 83 C SI 95 B SI 96 B SV 84 4-1 BB		T SI 94 X SI 93 0-1 1B		3 0	0 0	1 0	0 0	1 0	1 0	2 0
18 Daniel Palka, L (1, 7) OBP: 0.288, SLG: 0.484		X SI 94 0-0 ① G4-3		B SI 94 B SI 94 S CH 76 F FF 95 B FF 97 B CH 83 4-2 38 BB		C SI 96 S CH 86 1 SAFE B FF 96 C SV 84 1-3 ① K		C SI 94 S CU 78 S CU 78 0-3 ③ K		3	0	0	0	1	2	2
24 Matt Davidson, R (1, 3) OBP: 0.322, SLG: 0.427		C SV 84 B SI 94 B SI 93 C SV 83 B SI 96 X SI 95 3-2 ② G4-3		C SI 93 F SI 92 S SV 84 0-3 ① K		F FF 96 C SV 83 S FF 97 0-3 ② K			F SI 94 X CU 79 0-1 ① L5	4	0	0	0	0	2	2
38 Omar Narváez, L (1, 10) OBP: 0.362, SLG: 0.425 36 Kevan Smith, R (9, PH) OBP: 0.344, SLG: 0.364		S SI 94 F FF 95 X FF 96 0-2 ③ G5-3		B SI 94 B FF 94 B FF 94 C FF 93 B SI 93 4-1 1-2 BB		C SI 95 S FF 96 S FF 96 0-3 ③ K			C CU 77 B SL 84 B FF 94 F FF 93 B FF 95 S CU 77 3-3 ② K	2 1	0 0	0 0	0 0	1 0	1 1	1 0
21 Welington Castillo, R (1, 2) OBP: 0.299, SLG: 0.407			B SV 84 C SV 83 B FF 95 F SI 95 X FF 98 2-2 7 FC5-4 1B	B SV 82 C SI 93 B SV 83 X SV 81 2-1 ② F8			B SV 83 F SI 92 S SV 82 B SV 84 B SV 83 B SI 95 4-2 7 G6-4-3 BB		B SL 88 C FF 95 C FF 95 B CU 78 S FF 95 2-3 ③ K	3	0	1	0	1	1	2
7 Tim Anderson, R (1, 6) OBP: 0.282, SLG: 0.406			C SI 94 C FF 95 X SV 84 0-2 ① FC5-4 5 1B 28 1B 1-2f	C FF 95 F FF 95 B SV 84 X SV 84 1-2 ③ L1			X SI 93 0-0 ① ② G6-4-3 1-2f			3	1	0	0	0	0	4
15 Adam Engel, R (1, 8) OBP: 0.279, SLG: 0.336			B SI 94 C FF 96 1 SAFE B SV 86 B SV 83 X SI 95 3-1 ② P6		F FF 94 F SI 92 S SV 84 0-3 ① K2-3		C SV 83 S FF 96 B SV 85 B SV 83 X FF 97 2-2 ③ P4			3	0	0	0	0	1	1
Inning Stats	R: 0 E: 0 K: 3 S: 9 H: 0 LOB: 0 BB: 0 P: 13	R: 0 E: 0 K: 0 S: 7 H: 0 LOB: 0 BB: 0 P: 10	R: 1 E: 0 K: 0 S: 17 H: 3 LOB: 2 BB: 0 P: 25	R: 0 E: 0 K: 1 S: 11 H: 0 LOB: 2 BB: 2 P: 22	R: 0 E: 0 K: 2 S: 9 H: 0 LOB: 0 BB: 0 P: 9	R: 0 E: 0 K: 3 S: 10 H: 0 LOB: 1 BB: 1 P: 15	R: 0 E: 0 K: 0 S: 6 H: 0 LOB: 0 BB: 1 P: 12	R: 0 E: 0 K: 1 S: 9 H: 1 LOB: 1 BB: 0 P: 11	R: 0 E: 0 K: 2 S: 8 H: 0 LOB: 0 BB: 0 P: 13	1B: 4 2B: 0 3B: 0 HR: 0 SF: 0 SAC: 0 DP: 1 HBP: 0						

PITCHER		IP	WLS	BF	H	R	ER	SO	BB	IBB	HBP	BLK	WP	HR	S	P	ERA	WHIP
17 José Berríos, R ERA: 3.84	(1, 1)	7.0	W	27	3	1	1	9	4	0	0	0	0	0	69	106	1.29	1.000
55 Taylor Rogers, L ERA: 2.67	(8, 1)	1.1	H	5	1	0	0	1	0	0	0	0	0	0	11	13	0.00	0.750
65 Trevor May, R ERA: 3.33	(9, 1)	0.2	S	2	0	0	0	2	0	0	0	0	0	0	6	11	0.00	0.000

PITCHER	IP	WLS	BF	H	R	ER	SO	BB	IBB	HBP	BLK	WP	HR	S	P	ERA	WHIP

TOP

Chicago White Sox @ Minnesota Twins

Target Field, Minneapolis, MN

Fri Sep 28 2018, 1:11 PM - 3:55 PM CDT

Att. 20,245 - Partly Cloudy - 51 F

livebaseballscorecards.com

AB	30
R	1
H	4
RBI	1
BB	4
SO	12
LOB	14

Batter	1	2	3	4	5	6	7	8	9	AB	R	H	RBI	BB	SO	LOB
7 Joe Mauer, L (1, 10) OBP: 0.347, SLG: 0.376	C FF 94 X FF 95 0-1 60 2B 31 G4-3 1B	B FF 93 B FF 94 X FF 94 2-0 11 CS 1B	C CU 73 F FF 96 B FF 97 X FF 96 1-2 ② L9		C FF 94 B CH 90 C FF 95 F CH 89 F CH 89 F FF 95 C FF 96 1-3 ② K			4	1	2	0	0	1	0
11 Jorge Polanco, S (1, 6) OBP: 0.342, SLG: 0.431	C FF 94 B CU 76 X CH 84 1-1 ① P2	C FF 94 B FF 96 C FF 94 B FF 98 D CH 85 S FF 96 3-3 ① ② K 1-2	C CU 74 F FF 96 C FF 98 0-3 ③ K		S SL 86 B FF 95 C FF 95 B FF 96 F FF 95 F FF 97 B CH 90 X FF 96 3-2 ③ L9		4	0	0	0	0	2	2
60 Jake Cave, L (1, 8) OBP: 0.314, SLG: 0.469	B FF 95 1 SAFE S CH 83 B FF 95 X CH 84 2-1 31 G4-3 1-3 2B	C CU 75 B FF 95 B FF 95 C CH 85 B FF 98 C FF 97 3-3 ③ K				C CU 73 B FF 94 S FF 94 B FF 96 F SL 82 B FF 96 F FF 96 B FF 96 4-2 31 BB 36 BB 64 SF8 BB	C FF 94 C FF 94 B SL 88 S FF 94 1-3 ① K		3	1	1	0	1	2	0
36 Robbie Grossman, S (1, 7) OBP: 0.367, SLG: 0.389	B CU 76 F FF 96 B FF 95 D CH 86 B CH 84 4-1 31 G4-3 BB			C CU 74 B FF 95 B CH 83 X CH 84 2-1 64 WP 1B		B FF 94 B FF 93 F FF 93 B CH 82 B FF 96 4-1 31 BB 1-2 BB	B FF 91 C SL 87 B FF 93 X FF 92 2-1 1B		2	0	2	0	2	0	0
31 Tyler Austin, R (1, 3) OBP: 0.289, SLG: 0.488	C FF 95 X SL 82 0-1 ② G4-3 1-2 2-3 3-H			B FF 94 B FF 95 S FF 96 1 SAFE F FF 96 B FF 96 F FF 97 X FF 96 3-2 ① F9		B SL 81 B FF 94 F FF 95 B FF 95 B FF 94 4-1 1-2 2-3 BB	D SL 87 S SL 86 B FF 93 S SL 86 F FF 95 B SL 86 F FF 94 1 SAFE F FF 94 3-3 S SL 86 ② K		3	0	0	1	1	1	4
26 Max Kepler, L (1, 9) OBP: 0.317, SLG: 0.401	B CU 76 B CU 77 C FF 96 B FF 96 X FF 95 3-1 ③ L8			X FF 94 0-0 ② P5		C CU 75 X CU 78 0-1 ① F4	F SL 86 X SL 86 0-1 ③ L8		4	0	0	0	0	0	7
64 Willians Astudillo, R (1, 2) OBP: 0.371, SLG: 0.518		X FF 94 0-0 ① F7		B SL 82 B SL 82 C FF 96 T FF 97 B FF 97 B FF 97 4-2 1-2 BB		X SL 82 0-0 ② SF8 3-H			1	0	0	1	1	0	0
16 Ehire Adrianza, S (1, 5) OBP: 0.303, SLG: 0.384		B FF 97 B FF 96 C FF 98 C FF 97 F FF 98 B SL 83 S FF 98 3-3 ② K		C FF 96 X FF 96 0-1 ③ G4-3		F FF 93 X CU 75 0-1 ③ F8			3	0	0	0	0	1	4
40 Gregorio Petit, R (1, 4) OBP: 0.318, SLG: 0.283		F FF 97 F SL 84 S FF 97 0-3 ③ K			C SL 80 F FF 95 F FF 97 X FF 96 0-2 ① F9		X FF 94 0-0 ① F8		3	0	0	0	0	1	0
Inning Stats	R: 1 E: 0 K: 0 S: 11 H: 2 LOB: 2 BB: 1 P: 21	R: 0 E: 0 K: 2 S: 8 H: 0 LOB: 0 BB: 0 P: 11	R: 0 E: 0 K: 2 S: 7 H: 1 LOB: 0 BB: 0 P: 15	R: 0 E: 0 K: 0 S: 11 H: 1 LOB: 2 BB: 1 P: 20	R: 0 E: 0 K: 1 S: 10 H: 0 LOB: 0 BB: 0 P: 11	R: 1 E: 0 K: 0 S: 11 H: 0 LOB: 2 BB: 1 P: 23	R: 0 E: 0 K: 1 S: 12 H: 0 LOB: 0 BB: 0 P: 16	R: 0 E: 0 K: 2 S: 13 H: 1 LOB: 1 BB: 0 P: 19		1B: 4 2B: 2 3B: 0 HR: 0 SF: 1 SAC: 0 DP: 1 HBP: 0			WP: 1 PB: 0 SB: 0 CS: 1 PA: 33	

PITCHER		IP	WLS	BF	H	R	ER	SO	BB	IBB	HBP	BLK	WP	HR	S	P	ERA	WHIP
40 Reynaldo López, R ERA: 3.91	(1, 1)	6.0	L	26	4	2	2	5	5	0	0	0	1	0	58	101	3.00	1.500
37 Juan Minaya, R ERA: 3.33	(7, 1)	1.0		3	0	0	0	1	0	0	0	0	0	0	12	16	0.00	0.000
67 Caleb Frare, L ERA: 5.14	(8, 1)	1.0		4	1	0	0	2	0	0	0	0	0	0	13	19	0.00	1.000

PITCHER	IP	WLS	BF	H	R	ER	SO	BB	IBB	HBP	BLK	WP	HR	S	P	ERA	WHIP

BOTTOM

Chicago White Sox @ Minnesota Twins

Target Field, Minneapolis, MN

Fri Sep 28 2018, 1:11 PM - 3:55 PM CDT

Att. 20,245 - Partly Cloudy - 51 F

livebaseballscorecards.com

AB	27
R	2
H	5
RBI	2
BB	5
SO	8
LOB	17

Chicago White Sox @ Minnesota Twins

Target Field, Minneapolis, MN

Fri Sep 28 2018, 7:11 PM - 10:12 PM CDT

Att. 28,191 - Clear - 49 F

TOP

livebaseballscorecards.com

Batter	1	2	3	4	5	6	7	8	9	AB	R	H	RBI	BB	SO	LOB
10 Yoán Moncada, S (1, 4) OBP: 0.311, SLG: 0.394	F FF 91 B FF 89 X FF 90 1-1 ① L8		B CU 74 B CH 80 X FF 88 2-0 ② F7			B CH 80 X FF 87 1-0 2B		B SL 82 T SI 90 B SI 91 B SL 82 B SI 90 4-1 5 3B BB	C CH 84 C FF 91 D SL 85 F FF 92 B FF 93 B CH 85 F CH 86 F FF 91 C SL 85 3-3 ③ K	4	1	1	0	1	1	1
5 Yolmer Sánchez, S (1, 5) OBP: 0.309, SLG: 0.377	B CU 74 C FF 89 B CH 80 F FF 90 B FF 92 S FF 89 3-3 ② K		B CU 77 C CH 81 B CH 82 X FF 89 2-1 ③ F8			C FF 87 S CH 82 X CH 83 0-2 ① L3		C SI 90 X SL 81 0-1 1-H 18 1B 3B		4	1	1	1	0	1	1
18 Daniel Palka, L (1, 9) OBP: 0.290, SLG: 0.483	B FF 90 S CH 83 B FF 91 B CH 82 S FF 89 B FF 90 4-2 24 WP BB			C FF 86 C FF 89 B FF 88 S CH 82 1-3 ① K		S CH 82 B CH 84 S FF 90 S FF 90 1-3 ② K		X SL 82 0-0 38 FC3-6 24 HBP 1B 3-H		3	0	1	1	1	2	1
24 Matt Davidson, R (1, 3) OBP: 0.322, SLG: 0.424	C FF 88 B FF 89 D CU 76 C SL 80 F FF 90 S SL 82 2-3 ③ K2-3 1-2			B SL 80 B FF 87 C FF 87 B SL 80 F FF 88 F FF 89 X CH 82 3-2 ② P6		X SL 81 0-0 ③ L6		C SI 90 B FF 91 H SL 83 2-1 38 FC3-6 1-2 HBP		3	0	0	0	0	1	2
38 Omar Narváez, L (1, 10) OBP: 0.364, SLG: 0.427		B FF 87 C FF 89 C CU 75 B CH 83 X CH 82 2-2 36 G1-4-3 1B		C FF 89 X FF 89 0-1 ③ L9			C FS 82 B FS 82 B FF 92 B FF 92 F FF 91 X FS 82 3-2 30 G1-3 1B	X SI 89 0-0 ② FC3-6 1-2f 2-3		4	0	2	0	0	0	2
36 Kevan Smith, R (1, 2) OBP: 0.342, SLG: 0.379		X FF 87 0-0 ① ② G1-4-3 1-2f			X FF 88 0-0 HR		C FS 83 F FF 91 F FS 84 B FF 93 S FS 82 1-3 ① K	C SL 82 S SL 82 S SL 84 0-3 ③ K		4	1	1	1	0	2	4
30 Nicky Delmonico, L (1, 7) OBP: 0.300, SLG: 0.380		L FF 88 X FF 89 0-1 ③ P6			B CH 81 X CH 80 1-0 ① F8		C FS 82 S FS 81 X FS 81 0-2 ② G1-3 1-2		C FF 90 F CH 83 B FF 90 B FF 90 X CH 84 2-2 20 G5-3 1B	4	0	1	0	0	0	1
20 José Rondón, R (1, 6) OBP: 0.288, SLG: 0.485			B FF 85 B FF 87 C FF 86 X FF 86 2-1 HR		C SL 79 X SL 80 0-1 ② L9		S FS 83 X FS 81 0-1 ③ G5-3		C FF 90 X SI 89 0-1 ① G5-3 1-2	4	1	1	1	0	0	2
49 Ryan Cordell, R (1, 8) OBP: 0.094, SLG: 0.167			T FF 89 B SL 80 C SL 80 X FF 90 1-2 ① F8		B SL 80 X FF 88 1-0 ③ P4			B SI 90 B SL 81 X SI 90 2-0 ① L9	F SL 82 B SL 83 C FF 90 X SL 84 1-2 ② F8	4	0	0	0	0	0	1
Inning Stats	R: 0 E: 0 K: 2 S: 11 H: 0 LOB: 1 BB: 1 P: 21	R: 0 E: 0 K: 0 S: 6 H: 1 LOB: 0 BB: 0 P: 8	R: 1 E: 0 K: 0 S: 8 H: 1 LOB: 0 BB: 0 P: 15	R: 0 E: 0 K: 1 S: 9 H: 0 LOB: 0 BB: 0 P: 13	R: 1 E: 0 K: 0 S: 5 H: 1 LOB: 0 BB: 0 P: 7	R: 0 E: 0 K: 1 S: 8 H: 1 LOB: 1 BB: 0 P: 10	R: 0 E: 0 K: 1 S: 12 H: 1 LOB: 1 BB: 0 P: 16	R: 2 E: 0 K: 1 S: 10 H: 2 LOB: 2 BB: 1 P: 18	R: 0 E: 0 K: 1 S: 14 H: 1 LOB: 1 BB: 0 P: 20	1B: 4 2B: 1 3B: 1 HR: 2 SF: 0 SAC: 0 DP: 1 HBP: 1						

	AB	34
	R	4
	H	8
	RBI	4
	BB	2
	SO	7
	LOB	15

PITCHER		IP	WLS	BF	H	R	ER	SO	BB	IBB	HBP	BLK	WP	HR	S	P	ERA	WHIP
61 Chase De Jong, R ERA: 3.57	(1, 1)	6.0	W	22	4	2	2	4	1	0	0	0	1	2	47	74	3.00	0.833
32 Oliver Drake, R ERA: 5.4	(7, 1)	1.0		4	1	0	0	1	0	0	0	0	0	0	12	16	0.00	1.000
62 Andrew Vasquez, L ERA: 6.75	(8, 1)	1.0		7	2	2	2	1	1	0	1	0	0	0	10	18	18.00	3.000
50 Aaron Slegers, R ERA: 5.27	(9, 1)	1.0		4	1	0	0	1	0	0	0	0	0	0	14	20	0.00	1.000

PITCHER		IP	WLS	BF	H	R	ER	SO	BB	IBB	HBP	BLK	WP	HR	S	P	ERA	WHIP

Batter	1	2	3	4	5	6	7	8	9	AB	R	H	RBI	BB	SO	LOB
7 Joe Mauer, L (1, 10) OBP: 0.349, SLG: 0.377 40 Gregorio Petit, R (6, PR) OBP: 0.313, SLG: 0.279 (7, 10)	C SI 92 S CU 80 B SI 93 B SL 86 X SI 93 2-2 36 WP 11 1B 23 2B 1B	D CU 80 D SI 93 B CH 82 B FF 93 4-0 11 BB 36 1B 1-2 BB	C SI 86 B CH 83 B CU 73 F FF 90 T SL 86 2-2 ① K	F CH 83 B SI 86 X CH 80 1-1 ③ G3		X CH 84 0-0 11 BLK 1B		X SI 92 0-0 ② P5		4 2 2 0 1 1 2 1 0 0 0 0 0 0						
11 Jorge Polanco, S (1, 6) OBP: 0.343, SLG: 0.429 46 Chris Gimenez, R (8, PH) OBP: 0.258, SLG: 0.339 (9, 5)	D CH 83 C CH 81 B SI 94 S SI 92 X SI 94 2-2 36 WP 23 2B 1-2 1B	B CH 82 B SI 91 B FF 92 C FF 93 B SI 91 4-1 36 1B 23 2B 1-2 2-3 3-H BB	B SL 86 B CH 84 S FF 92 F FF 91 S FF 92 2-3 ② K		C SC 78 B CU 74 B CU 74 S CH 82 B FF 90 C CH 81 3-3 ① K	C CH 82 S CU 73 S FF 89 0-3 ③ K 1-2		F SI 92 B SI 93 C CU 79 F SI 93 C SL 85 1-3 ③ K	4 2 1 1 1 3 2 1 0 0 0 0 1 0						
60 Jake Cave, L (1, 8) OBP: 0.315, SLG: 0.465	B SI 94 F SI 93 F SL 86 B FF 94 C SI 94 2-3 ① K	X FF 92 0-0 ① F7	B CH 86 F FF 91 F FF 92 F FF 91 F SL 85 B FF 92 F SI 86 D CU 74 B FF 92 4-2 23 BLK 36 1B 23 1B 1-2 BB		X CH 84 0-0 E4 23 1B		B SI 91 B SI 90 X SI 92 2-0 51 2B 26 G4-3 1B			4 3 1 0 1 1 5						
36 Robbie Grossman, S (1, 7) OBP: 0.368, SLG: 0.390 51 Johnny Field, R (7, 7) OBP: 0.250, SLG: 0.396	S CH 83 B SL 87 B CU 81 B SI 93 X SI 93 3-1 ② G1-3 1-2 2-3	D SI 92 C CH 81 B CH 80 C FF 92 X FF 92 2-2 23 2B 1-2 2-H 3-H 1B	B FF 88 X FF 92 1-0 23 BLK 23 1B 1-2 2-H 1B		C CU 72 C CH 80 F CH 80 B CU 66 B SI 87 T CH 81 2-2 ② K		B SI 91 X SI 91 1-0 26 G4-3 1-3 2B			4 1 2 3 0 1 3 1 0 1 0 0 0 0						
23 Mitch Garver, R (1, 3) OBP: 0.336, SLG: 0.416	C SI 92 B SL 87 B CH 83 B SI 94 X FF 94 3-1 26 1B 2-H 3-H 2B	T FF 89 B FF 90 B FF 90 F FF 91 F FF 92 B FF 91 2 SAFE X FF 92 3-2 1-3 2-H 2B	X CH 86 0-0 1-H 2-H 1B		C CH 83 F FF 92 X CH 81 0-2 26 HBP 2-H 1B		D CU 81 F SI 91 F SL 85 X SL 86 1-2 ① G3			5 1 4 6 0 0 2						
26 Max Kepler, L (1, 9) OBP: 0.318, SLG: 0.400	X SI 93 0-0 2-H 1B	F SI 87 S SL 84 B FF 92 F CU 73 C FF 91 1-3 ② K	C SI 89 X CU 78 0-1 ③ G4-3		B SL 84 C SI 86 F CH 79 H CU 73 2-2 1-2 HBP		C CU 82 X SI 94 0-1 ② G4-3 2-3 3-H			4 0 1 2 0 1 4						
24 Logan Forsythe, R (1, 4) OBP: 0.311, SLG: 0.290	1 SAFE B SI 93 C SI 94 F SI 93 1 SAFE C SI 93 1-3 ③ K	B FF 92 C SI 91 F FF 92 D SL 85 B CH 83 F FF 93 B FF 92 4-2 BB	C CU 73 B CH 79 S CH 81 B FF 91 B FF 91 F FF 91 C CH 83 3-3 ① K		X CH 83 0-0 ③ F9		C SI 92 B SL 87 B CU 81 D SI 93 B SI 92 4-1 BB			3 0 0 0 2 2 3						
16 Ehire Adrianza, S (1, 5) OBP: 0.301, SLG: 0.379 (9, 6)		R SI 90 B SI 92 B CU 93 B CH 93 B SI 91 4-1 66 WP 66 S 11 BB BB F SI 87 S SI 87 B CU 70 F SI 82 X SL 82 1-2 ③ F8		X SI 88 0-0 E4		C CH 82 F SC 77 B FF 87 F SL 80 X CH 84 1-2 ① G4-3	X SI 93 0-0 ③ L7			4 1 0 0 1 0 5						
66 Juan Graterol, R (1, 2) OBP: 0.500, SLG: 0.400		B SI 92 B SI 92 F FF 93 F FF 93 1 SAFE 1 SAFE B CU 79 B FF 94 4-2 11 BB 7 BB 36 1B 1-3 BB	F FF 90 F SL 86 X FF 92 0-2 60 BB 36 1B 1B	C CH 81 X CH 82 0-1 ② F8		B FF 88 F FF 89 X CH 83 1-1 ② G5-3		B SI 92 X SI 92 1-0 ① G5-3		4 2 1 0 1 0 1						
Inning Stats	R: 3 E: 0 K: 2 S: 17 H: 4 LOB: 1 BB: 0 P: 30	R: 4 E: 0 K: 1 S: 23 H: 2 LOB: 3 BB: 5 P: 50	R: 3 E: 0 K: 2 S: 18 H: 3 LOB: 1 BB: 1 P: 27	R: 0 E: 1 K: 1 S: 9 H: 0 LOB: 1 BB: 0 P: 13	R: 1 E: 1 K: 2 S: 14 H: 1 LOB: 2 BB: 0 P: 21	R: 0 E: 0 K: 1 S: 10 H: 1 LOB: 2 BB: 0 P: 12	R: 1 E: 0 K: 0 S: 9 H: 2 LOB: 2 BB: 1 P: 17	R: 0 E: 0 K: 1 S: 6 H: 0 LOB: 0 BB: 0 P: 8		1B: 10 2B: 3 3B: 0 HR: 0 SF: 0 SAC: 0 DP: 0 HBP: 1						

PITCHER		IP	WLS	BF	H	R	ER	SO	BB	IBB	HBP	BLK	WP	HR	S	P	ERA	WHIP
27 Lucas Giolito, R ERA: 6.13	(1, 1)	1.1	L	13	5	7	7	2	4	0	0	0	2	0	25	56	47.25	6.750
53 Héctor Santiago, L ERA: 4.41	(2, 1)	4.2		25	6	4	3	7	2	0	1	2	0	0	66	97	5.79	1.714
52 Rob Scahill, R ERA: 5.4	(7, 1)	2.0		9	2	1	1	1	1	0	0	0	0	0	15	25	4.50	1.500

PITCHER	IP	WLS	BF	H	R	ER	SO	BB	IBB	HBP	BLK	WP	HR	S	P	ERA	WHIP

BOTTOM

Chicago White Sox @ Minnesota Twins

Target Field, Minneapolis, MN

Fri Sep 28 2018, 7:11 PM - 10:12 PM CDT

Att. 28,191 - Clear - 49 F

livebaseballscorecards.com

AB	39
R	12
H	13
RBI	12
BB	7
SO	10
LOB	27

WP: 2 PA: 47
PB: 0
SB: 1
CS: 0

Chicago White Sox @ Minnesota Twins

Target Field, Minneapolis, MN

Sat Sep 29 2018, 6:11 PM - 9:30 PM CDT

Att. 32,717 - Overcast - 47 F

TOP

livebaseballscorecards.com

Batter	1	2	3	4	5	6	7	8	9	AB	R	H	RBI	BB	SO	LOB
10 Yoán Moncada, S (1, 4) OBP: 0.312, SLG: 0.398	B SI 93 C FF 94 F FF 94 C SI 95 1-3 ① K		B FF 92 C FF 93 X CH 85 1-1 2B		B SI 91 B SI 91 C SI 94 X SI 94 2-1 ② L6			C CH 81 B FF 88 X CH 82 1-1 ① G4-3	B FF 90 F FF 86 B SI 90 X SI 90 2-1 1-3 2B	5	0	2	0	0	1	1
5 Yolmer Sánchez, S (1, 5) OBP: 0.307, SLG: 0.374	B CU 83 S SI 91 L FF 94 C SI 94 1-3 ② K		B SI 90 C FF 94 F FF 94 B FF 94 X FF 94 2-2 ① G5-3		C CH 87 X CH 86 0-1 ③ L6			C FF 89 C SL 82 B CH 82 B CH 83 X FF 88 2-2 ② F9	F SL 84 F FF 90 X SI 92 0-2 ③ G5-3	5	0	0	0	0	1	4
18 Daniel Palka, L (1, 7) OBP: 0.292, SLG: 0.482	B FF 96 T FF 95 F FF 95 B SL 86 B SL 86 D CH 87 4-2 26 WP 38 1B BB		F FF 94 B FF 94 B FF 95 S CH 87 T FF 95 2-2 ② K			B CH 87 B FF 94 S SI 90 B FF 94 S SI 90 F SI 90 S SI 91 3-3 ① K		X SL 83 0-0 1B		3	1	1	0	1	2	1
26 Avisaíl García, R (1, 9) OBP: 0.281, SLG: 0.440	C SI 94 B SL 86 B SI 96 D SI 96 F CH 86 F SI 95 D SL 86 4-2 38 1B 1-2 BB		C SI 94 F SI 93 F SI 94 D SL 86 D SL 86 B SI 94 X SI 94 3-2 ③ G5-3			B CU 82 S SL 84 X SI 94 1-1 ② F7		S FF 90 S FF 89 F FF 90 S FF 91 0-3 ③ K		3	0	0	0	1	1	2
38 Omar Narváez, L (1, 2) OBP: 0.366, SLG: 0.429 36 Kevan Smith, R (3, 2) OBP: 0.348, SLG: 0.380	X SI 94 0-0 24 FC4 1-3 2-H 1B			C FF 93 C CU 80 S SL 85 0-3 ① K		B SI 94 S SL 85 B SL 85 B SI 93 F FF 94 B SI 95 4-2 BB			X FF 88 0-0 30 FC1-6 24 1B 20 E 1B	1	0	1	1	0	0	0
										2	1	1	0	1	1	0
24 Matt Davidson, R (1, 10) OBP: 0.321, SLG: 0.422	B FF 96 B FF 96 S SL 85 X SI 94 2-1 ③ FC4 1-2f			F SI 91 X SI 95 0-1 ② L8		B SL 85 C SI 94 D CH 87 S SL 86 C SI 94 2-3 ③ K			C FF 89 C SI 89 B SL 86 F SI 89 F SI 91 X SI 91 1-2 30 FC1-6 1-2 1B	4	0	1	0	0	1	3
30 Nicky Delmonico, L (1, 3) OBP: 0.296, SLG: 0.375		C SI 90 B FF 93 B FF 94 X CH 87 2-1 ① G4-3		C FF 95 B SL 85 F SL 85 B CU 83 S CH 88 2-3 ③ K2-3			B SI 88 X SI 87 1-0 ① F9	F FF 90 X SI 90 0-1 ① FC1-6 20 E 49 SF9 1-2f 2-3	4	1	0	0	0	1	2
7 Tim Anderson, R (1, 6) OBP: 0.281, SLG: 0.406 20 José Rondón, R (4, 6) OBP: 0.280, SLG: 0.470		C SL 86 F SI 94 B SL 85 X SI 94 1-2 ② G5-3			C SL 83 S SL 84 B SI 93 B SI 93 X SL 85 2-2 ① G5-3		B CH 76 B SI 88 X SI 89 2-0 ② G1-3	B SL 84 F SI 90 X SI 90 1-1 10 2B 1-3 3-H E1	1	0	0	0	0	0	0
										3	0	0	0	0	0	1
49 Ryan Cordell, R (1, 8) OBP: 0.111, SLG: 0.182		B FF 95 X SL 85 1-0 ③ F8			X SI 94 0-0 1B		C SI 88 B SL 78 T SI 87 F FF 91 B SL 78 F CH 77 F CH 76 B CH 76 S CH 77 3-3 ③ K	X SI 89 0-0 3-H SF9	3	0	1	1	0	1	0

AB	34
R	3
H	7
RBI	2
BB	3
SO	9
LOB	14

Inning Stats	1	2	3	4	5	6	7	8	9
	R: 1 E: 0 K: 2 S: 14	R: 0 E: 0 K: 0 S: 6	R: 0 E: 0 K: 1 S: 12	R: 0 E: 0 K: 2 S: 8	R: 0 E: 0 K: 0 S: 8	R: 0 E: 0 K: 2 S: 11	R: 0 E: 0 K: 1 S: 8	R: 0 E: 0 K: 1 S: 10	R: 2 E: 1 K: 0 S: 16
	H: 1 LOB: 2 BB: 2 P: 26	H: 0 LOB: 0 BB: 0 P: 10	H: 1 LOB: 1 BB: 0 P: 20	H: 0 LOB: 0 BB: 0 P: 10	H: 1 LOB: 1 BB: 0 P: 12	H: 0 LOB: 1 BB: 1 P: 21	H: 0 LOB: 0 BB: 0 P: 14	H: 1 LOB: 1 BB: 0 P: 13	H: 3 LOB: 2 BB: 0 P: 20

1B: 5	SF: 1
2B: 2	SAC: 0
3B: 0	DP: 0
HR: 0	HBP: 0

WP: 1	PA: 38
PB: 0	
SB: 0	
CS: 0	

PITCHER		IP	WLS	BF	H	R	ER	SO	BB	IBB	HBP	BLK	WP	HR	S	P	ERA	WHIP
44 Kyle Gibson, R ERA: 3.62	(1, 1)	6.0	W	24	3	1	1	7	3	0	0	0	1	0	59	99	1.50	1.000
39 Trevor Hildenberger, R ERA: 5.18	(7, 1)	1.0		3	0	0	0	1	0	0	0	0	0	0	8	14	0.00	0.000
58 Gabriel Moya, L ERA: 4.71	(8, 1)	1.0		4	1	0	0	1	0	0	0	0	0	0	10	13	0.00	1.000
38 Matt Belisle, R ERA: 7.86	(9, 1)	1.0		7	3	2	0	0	0	0	0	0	0	0	16	20	0.00	3.000

PITCHER		IP	WLS	BF	H	R	ER	SO	BB	IBB	HBP	BLK	WP	HR	S	P	ERA	WHIP

Batter	1	2	3	4	5	6	7	8	9	AB	R	H	RBI	BB	SO	LOB
7 Joe Mauer, L (1, 10) OBP: 0.351, SLG: 0.378	C SL 89 B SL 85 F SI 92 B SL 85 B SL 85 B FF 94 4-2 36 BB 11 1B 60 2B BB	B FF 93 B SL 83 B FF 94 C FF 94 F FF 94 X FF 95 3-2 11 1B 64 2B 1-2 2-H 1B	C CU 74 X CU 77 0-1 11 FC6-4 1B		C SI 94 D SL 84 B SI 95 S SI 93 X FC 90 2-2 ① ② G5-6-3 1-2f		C FF 96 F FF 97 X SL 90 0-2 ③ F9			4	2	2	1	1	0	3
11 Jorge Polanco, S (1, 6) OBP: 0.347, SLG: 0.431	F FF 91 B CH 85 D CH 85 X FF 93 2-1 36 BB 60 2B 1-2 1B	C SL 85 B SL 88 B FF 93 F FF 94 F FF 94 X SL 88 2-2 64 2B 31 BB 1-2 2-H 1B	C SI 90 X CH 83 0-1 ① FC6-4 1-2f		C SI 95 B FC 91 B CH 88 X SI 94 2-1 ③ F9			B FF 95 B FF 94 X FF 92 2-0 31 G1-6-3 64 1B 1B		5	2	3	1	0	0	1
64 Willians Astudillo, R (1, 5) OBP: 0.372, SLG: 0.522	B SL 82 C FF 91 F CH 84 F SL 86 D SL 87 F FF 93 X FF 93 2-2 ① L8	F SI 95 X SL 87 0-1 31 BB 60 SF9 1-3 2-H 2B	C SI 91 S SL 86 D CU 79 X FF 91 1-2 ② L8			X SI 93 0-0 ① G4-3		X FF 96 0-0 31 G1-6-3 1-2 1B		5	1	2	1	0	0	3
36 Robbie Grossman, S (1, 9) OBP: 0.368, SLG: 0.387	B CH 85 C FF 92 B FF 92 F CH 86 B SL 87 B FF 94 4-2 60 2B 1-2 2-3 BB	F FF 94 B FF 96 B FF 94 F FF 94 B FF 94 B FF 94 4-2 60 SF9 31 BB 51 1B BB	B SI 91 F SI 90 C CU 78 B SI 91 S CH 82 2-3 ③ K			B SI 94 C SI 93 B CH 87 F FC 88 F SI 95 C SL 83 2-3 ② K		B FF 96 C FF 96 B FF 96 F FF 96 B FF 97 T FF 94 3-2 ① K		3	1	0	0	2	3	3
31 Tyler Austin, R (1, 3) OBP: 0.287, SLG: 0.480	S FF 95 F FF 95 S FF 96 0-3 ② K	B SL 83 B SL 82 C FF 91 C FF 90 B CH 81 B FF 90 4-2 51 1B 1-2 2-3 3-H BB		B SI 92 C SI 92 X CU 76 1-1 ① F8		X SI 93 0-0 ③ G4-3		B FF 96 X FF 94 1-0 ② G1-6-3 1-2 2-3		4	0	0	1	1	1	5
60 Jake Cave, L (1, 8) OBP: 0.314, SLG: 0.466	B SL 87 B FF 94 B FF 95 C FF 93 X FF 95 3-1 1-3 2-H 3-H 2B	F FF 91 B FF 90 C CH 82 B CH 83 X SL 83 2-2 ① SF9 2-3 3-H		B CU 76 B CU 74 S SI 91 C SI 91 X CU 77 2-2 ② F8			C FF 95 B FF 95 F FF 94 X SL 85 1-2 ① F8	B FF 96 C FF 95 B FF 96 F FF 96 X FF 99 2-2 ③ G4-3		4	0	1	3	0	0	2
24 Logan Forsythe, R (1, 4) OBP: 0.312, SLG: 0.291 40 Gregorio Petit, R (7, PR) OBP: 0.313, SLG: 0.279 (8, 4)	B FF 95 C FF 94 B SL 86 F FF 93 S FF 95 2-3 ③ K	S SL 86 B CU 76 B SI 91 F SI 91 C CH 82 2-3 ② K		X SI 92 0-0 1B			C FF 96 F FF 96 B SL 86 B SL 83 F FF 98 F FF 96 F FF 98 F FF 99 B FF 96 4-2 B FF 97 46 HBP BB			3 0	0 0	1 0	0 0	1 0	2 0	4 0
51 Johnny Field, R (1, 7) OBP: 0.254, SLG: 0.403	B FF 92 B CH 83 X SI 92 2-0 7 1B 2B F FF 91 B FF 92 S CU 75 O CH 83 F SI 92 X CU 76 2-2 1-2 3-H 1B			C SI 92 S CU 78 B SL 88 B CH 83 F SI 93 F SI 91 S CU 76 2-3 ③ K			X FF 96 0-0 ② F9		4	1	2	1	0	1	2
46 Chris Gimenez, R (1, 2) OBP: 0.288, SLG: 0.333	B FF 93 B FF 91 B FF 91 F FF 94 B SL 83 B FF 93 4-2 7 1B 11 1B BB F SI 91 S SI 92 B SL 88 O SL 84 S CH 83 1-3 K				C SI 93 S SI 95 B SI 95 B SL 84 F SI 94 B FC 89 B FF 92 4-2 7 G5-6-3 BB		F FF 96 B SL 83 F FF 98 F SL 82 H FF 97 2-2 1-2 HBP			1	1	0	0	2	1	2
Inning Stats	R: 2 E: 0 K: 2 S: 19 H: 2 LOB: 2 BB: 2 P: 36	R: 6 E: 0 K: 2 S: 31 H: 5 LOB: 2 BB: 3 P: 57	R: 0 E: 0 K: 1 S: 10 H: 1 LOB: 1 BB: 0 P: 13	R: 0 E: 0 K: 1 S: 11 H: 1 LOB: 1 BB: 0 P: 16	R: 0 E: 0 K: 0 S: 8 H: 0 LOB: 0 BB: 1 P: 16	R: 0 E: 0 K: 1 S: 6 H: 0 LOB: 0 BB: 0 P: 8	R: 0 E: 0 K: 0 S: 16 H: 0 LOB: 2 BB: 1 P: 23	R: 0 E: 0 K: 1 S: 9 H: 2 LOB: 2 BB: 0 P: 17		1B: 8 2B: 3 3B: 0 HR: 0 SF: 1 SAC: 0 DP: 1 HBP: 1				WP: 0 PB: 0 SB: 0 CS: 0 PA: 42		

PITCHER		IP	WLS	BF	H	R	ER	SO	BB	IBB	HBP	BLK	WP	HR	S	P	ERA	WHIP
55 Carlos Rodón, L ERA: 4.18	(1, 1)	1.0	L	13	6	8	8	2	4	0	0	0	0	0	34	66	72.00	10.000
54 Jeanmar Gómez, R ERA: 4.68	(2, 1)	3.0		13	3	0	0	4	1	0	0	0	0	0	37	56	0.00	1.333
39 Aaron Bummer, L ERA: 4.26	(5, 1)	2.0		6	0	0	0	1	1	0	0	0	0	0	14	24	0.00	0.500
50 Thyago Vieira, R ERA: 7.13	(7, 1)	2.0		10	2	0	0	1	1	0	1	0	0	0	25	40	0.00	1.500

PITCHER	IP	WLS	BF	H	R	ER	SO	BB	IBB	HBP	BLK	WP	HR	S	P	ERA	WHIP

BOTTOM

Chicago White Sox @ Minnesota Twins

Target Field, Minneapolis, MN

Sat Sep 29 2018, 6:11 PM - 9:30 PM CDT

Att. 32,717 - Overcast - 47 F

livebaseballscorecards.com

AB	33
R	8
H	11
RBI	8
BB	7
SO	8
LOB	25

Chicago White Sox @ Minnesota Twins

Target Field, Minneapolis, MN

Sun Sep 30 2018, 2:14 PM - 5:09 PM CDT

Att. 30,144 - Overcast - 50 F

livebaseballscorecards.com

Batter	1	2	3	4	5	6	7	8	9	AB	R	H	RBI	BB	SO	LOB
5 Yolmer Sánchez, S (1, 5) OBP: 0.306, SLG: 0.372	B SI 92 B SI 91 F FF 93 B FF 93 B FF 92 4-1 18 1B 28 SH1-3 26 1B BB		B CH 85 F FF 91 B CU 74 C CH 86 X FF 92 2-2 ① G4-3		C SI 88 C SL 81 F SL 82 F SL 81 C SI 90 0-3 ① K		S CU 81 X SL 83 0-1 ① G6-3 3-H		F FF 95 B FF 95 F FF 95 S FF 95 1-3 ② K	4	1	0	1	1	2	2
28 Leury García, S (1, 6) OBP: 0.303, SLG: 0.376	L SI 91 X CH 85 0-1 ① SH1-3 1-2		S SI 91 B CU 74 F CH 85 S SL 85 1-3 ② K		S SL 81 S SL 82 S SL 83 0-3 ② K2-3		B SL 84 B SI 94 X SI 94 2-0 ② L4		C FF 95 F FF 95 X CH 87 0-2 ③ F9	4	0	0	0	0	2	2
18 Daniel Palka, L (1, 9) OBP: 0.294, SLG: 0.484	F CH 85 S FF 93 F FF 94 B CU 76 F CU 75 D CH 87 X CH 85 2-2 26 1B 24 SF8 2-3 1B		X 0-0 2B		B SL 82 C SI 90 B SL 82 B SI 90 C SL 81 C SL 81 3-3 ③ K		S CU 78 B CU 80 B SI 95 S SL 83 S CU 80 2-3 ③ K			4	1	2	0	0	2	1
26 Avisaíl García, R (1, 10) OBP: 0.281, SLG: 0.438	F SL 86 X SI 92 0-1 1-3 3-H 1B		B SL 85 X SL 86 1-0 ③ F8			B CU 88 F CU 86 S FF 94 B FF 96 X FF 97 2-2 ① F8		C FS 82 F FS 82 B FF 93 B FF 93 S FS 82 2-3 ① K		4	0	1	1	0	1	1
24 Matt Davidson, R (1, 3) OBP: 0.319, SLG: 0.419	C SL 87 C SI 93 B FF 94 X CU 76 1-2 ② SF8 3-H			X SL 85 0-0 ① P3		F SL 86 B CU 86 F FF 96 S SL 88 1-3 ② K		B FF 91 C FS 83 S FF 91 B FS 82 S FS 84 2-3 ② K		3	0	0	1	0	2	0
30 Nicky Delmonico, L (1, 7) OBP: 0.296, SLG: 0.373	B FF 92 C CH 86 F FF 92 F SL 87 F CH 86 F FF 93 1 SAFE F CU 75 S CU 76 1-3 ③ K			C SI 89 B CU 74 S FF 92 F SL 86 F SI 92 X FF 93 1-2 ② G6-3		B CH 89 C FF 96 B FF 96 C CU 85 B FF 95 S CU 86 3-3 ③ K		X FS 81 0-0 21 WP 1B		4	0	1	0	0	2	1
21 Welington Castillo, R (1, 2) OBP: 0.304, SLG: 0.406		F FF 90 C CU 74 S CU 74 0-3 ① K		C SI 91 B FF 91 H SI 91 2-1 10 BB HBP			C SI 87 C SL 77 X SL 77 0-2 10 BB 49 2B 1B	C FF 92 F FF 92 B FS 84 B FS 83 S FS 83 2-3 ③ K 1-2		3	1	1	0	0	2	1
10 Yoán Moncada, S (1, 4) OBP: 0.315, SLG: 0.400		C CH 86 C SI 90 B CU 74 B SL 86 C CH 86 2-3 ② K		B CH 84 B SI 89 B CH 88 C FF 89 B FF 90 4-1 1-2 BB			F SI 89 B SI 88 B CH 78 B SI 89 B SI 88 4-1 49 2B 1-2 5 G6-3 BB		B FF 88 C FF 85 X SI 89 1-1 2B	2	1	1	0	2	1	0
49 Ryan Cordell, R (1, 8) OBP: 0.125, SLG: 0.216		C SL 86 C FF 93 F FF 95 X CU 76 0-2 ③ L7		C SL 86 S SL 85 X SL 86 0-2 ③ L8			B SL 76 C SI 87 X SL 77 1-1 1-3 2-H 2B		B SL 86 B FF 94 B FF 95 C FF 94 C FF 94 S FF 94 3-3 ① K	4	0	1	1	0	1	3
Inning Stats	R: 2 E: 0 K: 1 S: 20 H: 2 LOB: 1 BB: 1 P: 28	R: 0 E: 0 K: 2 S: 10 H: 0 LOB: 0 BB: 0 P: 12	R: 0 E: 0 K: 1 S: 8 H: 1 LOB: 1 BB: 0 P: 12	R: 0 E: 0 K: 0 S: 11 H: 0 LOB: 2 BB: 1 P: 18	R: 0 E: 0 K: 3 S: 11 H: 0 LOB: 0 BB: 0 P: 14	R: 0 E: 0 K: 2 S: 9 H: 0 LOB: 0 BB: 0 P: 15	R: 2 E: 0 K: 1 S: 12 H: 2 LOB: 1 BB: 1 P: 21	R: 0 E: 0 K: 3 S: 10 H: 1 LOB: 1 BB: 0 P: 16	R: 0 E: 0 K: 2 S: 11 H: 1 LOB: 1 BB: 0 P: 16	1B: 4 2B: 3 3B: 0 HR: 0 SF: 1 SAC: 1 DP: 0 HBP: 1						

TOP

AB	32
R	4
H	7
RBI	4
BB	3
SO	15
LOB	11

WP: 1 PB: 0 SB: 0 CS: 0 PA: 38

PITCHER		IP	WLS	BF	H	R	ER	SO	BB	IBB	HBP	BLK	WP	HR	S	P	ERA	WHIP
52 Zack Littell, R ERA: 6.2	(1, 1)	4.0		18	3	2	2	4	2	0	1	0	0	0	49	70	4.50	1.250
62 Andrew Vasquez, L ERA: 5.4	(5, 1)	1.0	W	3	0	0	0	3	0	0	0	0	0	0	11	14	0.00	0.000
68 Matt Magill, R ERA: 3.81	(6, 1)	1.0	H	3	0	0	0	2	0	0	0	0	0	0	9	15	0.00	0.000
39 Trevor Hildenberger, R ERA: 5.42	(7, 1)	0.0		3	2	2	2	0	1	0	0	0	0	0	6	11	∞	∞
55 Taylor Rogers, L ERA: 2.63	(7, 1)	1.0	H	3	0	0	0	1	0	0	0	0	0	0	6	10	0.00	0.000

PITCHER		IP	WLS	BF	H	R	ER	SO	BB	IBB	HBP	BLK	WP	HR	S	P	ERA	WHIP
32 Oliver Drake, R ERA: 5.29	(8, 1)	1.0	H	4	1	0	0	3	0	0	0	0	1	0	10	16	0.00	1.000
38 Matt Belisle, R ERA: 7.86	(9, 1)	0.0		1	1	0	0	0	0	0	0	0	0	0	2	3	∞	∞
65 Trevor May, R ERA: 3.2	(9, 1)	1.0	S	3	0	0	0	2	0	0	0	0	0	0	9	13	0.00	0.000

Batter	1	2	3	4	5	6	7	8	9	AB	R	H	RBI	BB	SO	LOB
7 Joe Mauer, L (1, 3) (9, 2) OBP: 0.351, SLG: 0.379	C CH 90 B FC 90 S SI 93 X FC 90 1-2 G4-3 ①		C SI 93 B FC 91 X SI 95 1-1 G6-3 ③		X FC 91 0-0 F8 ②		B FF 94 F FF 96 B FF 96 B FF 94 F FF 94 X FF 94 3-2 60 PB 2B			4	0	1	0	0	0	1
46 Chris Gimenez, R (9, 2) OBP: 0.288, SLG: 0.333										0	0	0	0	0	0	0
11 Jorge Polanco, S (1, 6) OBP: 0.345, SLG: 0.427	X SI 92 0-0 F7 ②			C CU 79 B SI 93 B SI 93 B SI 92 F SI 94 C SI 94 3-3 K ①	B SI 92 F FC 91 B FS 85 C SI 93 B FC 92 F SI 94 B SI 94 4-2 60 S BB		F FF 94 D CH 87 C CH 88 X FF 94 1-2 P2 ②			3	0	0	0	1	1	1
60 Jake Cave, L (1, 8) OBP: 0.313, SLG: 0.473	B SI 92 C SI 94 F SI 94 F SL 83 F FC 90 F SI 93 X FS 86 1-2 G3 ③			C CU 81 B FC 89 B SI 93 F SI 94 B FC 92 X SI 94 3-2 HR	S FC 92 B FC 93 F FC 92 S FS 86 1-3 K2-3 ③ 1-2		C FC 88 B FC 87 S SI 91 X FC 86 1-2 G4-3 ③ 2-3			4	1	1	1	0	1	2
36 Robbie Grossman, S (1, 7) OBP: 0.367, SLG: 0.384		C SI 92 B FC 90 B FC 92 X SI 94 2-1 G4-3 ①		B SI 95 B SI 94 B SI 94 C SI 93 B SI 93 4-1 26 2B 24 1B BB		B FC 90 S FC 90 X SI 92 1-1 P5 ①		S SI 98 S SL 88 X SL 89 0-2 F8 ①		3	1	0	0	1	0	0
23 Mitch Garver, R (1, 10) OBP: 0.335, SLG: 0.414		C SI 94 B FC 92 X SI 93 1-1 P3 ②		C SI 94 1 SAFE F FC 91 B FS 85 F FS 86 S SL 86 1-3 K ②	F SI 93 C SI 93 B FS 84 X FS 85 1-2 26 HR 1B			X SI 98 0-0 F8 ②		4	1	1	0	0	1	1
26 Max Kepler, L (1, 9) OBP: 0.319, SLG: 0.408		B SI 94 X SI 94 1-0 G4-3 ③		X SL 82 0-0 24 1B 1-3 2B	L SI 93 F FC 93 X SI 94 0-2 1-H HR			B SI 98 S SI 98 F SI 98 X SL 90 1-2 G6-3 ③		4	2	2	2	0	0	0
24 Logan Forsythe, R (1, 4) OBP: 0.313, SLG: 0.291			B SI 91 C SI 92 B SI 92 C SI 93 X SI 94 2-2 G1-3 ①	C SI 94 B FC 92 X SI 95 1-1 64 FC6-4 2-H 3-H 1B		C SI 94 B FC 92 B SL 84 X SI 94 2-1 G6-3 ②				3	0	1	2	0	0	0
64 Willians Astudillo, R (1, 5) OBP: 0.371, SLG: 0.516			X FC 90 0-0 66 G6-3 1B	C SL 85 X SI 94 0-1 FC6-4 1-2f ③		F SI 94 X SL 84 0-1 G4-3 ③				3	0	1	0	0	0	1
66 Juan Graterol, R (1, 2) OBP: 0.333, SLG: 0.250			B SI 94 F SI 93 B SI 94 F SI 94 F SL 84 F FS 86 X SI 95 2-2 G6-3 ② 1-2		X SI 92 0-0 G5-3 ①		C FF 94 X CU 86 0-1 F8 ①			3	0	0	0	0	0	1
31 Tyler Austin, R (9, 3) OBP: 0.287, SLG: 0.480										0	0	0	0	0	0	0
Inning Stats	R: 0 E: 0 K: 0 S: 10 H: 0 LOB: 0 BB: 0 P: 12	R: 0 E: 0 K: 0 S: 5 H: 0 LOB: 0 BB: 0 P: 9	R: 0 E: 0 K: 0 S: 11 H: 1 LOB: 1 BB: 0 P: 16	R: 3 E: 0 K: 2 S: 16 H: 3 LOB: 1 BB: 1 P: 28	R: 0 E: 0 K: 1 S: 8 H: 0 LOB: 1 BB: 1 P: 13	R: 2 E: 0 K: 0 S: 12 H: 2 LOB: 0 BB: 0 P: 16	R: 0 E: 0 K: 0 S: 11 H: 1 LOB: 1 BB: 0 P: 16	R: 0 E: 0 K: 0 S: 8 H: 0 LOB: 0 BB: 0 P: 9		1B: 3 2B: 2 3B: 0 HR: 2 SF: 0 SAC: 0 DP: 0 HBP: 0						

BOTTOM

Chicago White Sox @ Minnesota Twins

Target Field, Minneapolis, MN

Sun Sep 30 2018, 2:14 PM - 5:09 PM CDT

Att. 30,144 - Overcast - 50 F

livebaseballscorecards.com

AB	31
R	5
H	7
RBI	5
BB	2
SO	3
LOB	7

PITCHER		IP	WLS	BF	H	R	ER	SO	BB	IBB	HBP	BLK	WP	HR	S	P	ERA	WHIP
68 Dylan Covey, R ERA: 5.18	(1, 1)	6.0	L	26	6	5	5	3	2	0	0	0	0	2	62	94	7.50	1.333
37 Juan Minaya, R ERA: 3.28	(7, 1)	0.2		3	1	0	0	0	0	0	0	0	0	0	8	12	0.00	1.500
57 Jace Fry, L ERA: 4.38	(7, 1)	0.1		1	0	0	0	0	0	0	0	0	0	0	3	4	0.00	0.000
65 Nate Jones, R ERA: 3.0	(8, 1)	1.0		3	0	0	0	0	0	0	0	0	0	0	8	9	0.00	0.000

PITCHER	IP	WLS	BF	H	R	ER	SO	BB	IBB	HBP	BLK	WP	HR	S	P	ERA	WHIP