


Minnesota Twins - 2018

Batter	1	2	3	4	5	6	7	8	9	AB	R	H	RBI	BB	SO	LOB	TOP		
13 Luke Petterson, L (1.4) OBP: 0.400, SLG: 0.400										5	0	2	0	0	1	4	Minnesota Golden Gophers @ Minnesota Twins CenturyLink Sports Complex, Fort Myers, FL Thu Feb 22 2018, 6:05 PM - 8:44 PM EST Att: 4,377 - Clear - 84 F		
8 Micah Coffey, L (1.3)										3	0	0	1	0	1	1			
7 Jordan Kozicky, R (1.5)										4	0	0	0	0	1	2			
20 Toby Hanson, L (1.9) OBP: 0.333, SLG: 0.333 15 Jacob Hitz, R (8.9) OBP: 0.500, SLG: 0.333										3	0	1	0	0	1	1			
10 Cole McDevitt, R (1.2) 4 Eli Wilson, R (5.2)										2	0	0	0	0	0	0			
6 Terrin Vavra, L (1.6) OBP: 0.500, SLG: 0.333										3	0	1	0	0	1	2			
18 Riley Smith, R (1.7) 1 Ben Mezzenga, L (5.8)										2	0	0	0	0	1	1			
2 Alex Boxwell, L (1.8) OBP: 0.500, SLG: 0.500 9 Eduardo Estrada, L (5.7)										2	1	1	0	0	0	0			
19 Gabe Knowles, L (1.10) 23 Max Meyer, L (5.10) OBP: 0.500, SLG: 0.500										1	0	0	0	0	0	1			
										1	0	0	0	0	0	0			
Inning Stats	R: 0 E: 0 K: 0 S: 4	H: 1 LOB: 1 BB: 0 P: 5	R: 0 E: 0 K: 1 S: 5	H: 0 LOB: 0 BB: 0 P: 5	R: 1 E: 0 K: 0 S: 5	H: 2 LOB: 1 BB: 0 P: 6	R: 0 E: 0 K: 2 S: 8	H: 1 LOB: 1 BB: 0 P: 8	R: 0 E: 0 K: 0 S: 3	H: 0 LOB: 0 BB: 0 P: 3	R: 0 E: 0 K: 2 S: 9	H: 1 LOB: 2 BB: 1 P: 13	R: 0 E: 0 K: 0 S: 3	H: 0 LOB: 0 BB: 0 P: 4	R: 0 E: 0 K: 0 S: 3	H: 0 LOB: 3 BB: 1 P: 13	1B: 5 SF: 1 2B: 0 3B: 0 HR: 0	WP: 2 PA: 37 PB: 0 SB: 2 CS: 0	
PITCHER	IP	WLS	BF	H	R	ER	SO	BB	IBB	HBP	BLK	WP	HR	S	P	ERA	WHIP		
59 Stephen Gonsalves, L (1.1) ERA: 9.0	2.0	7	1	0	0	1	0	0	0	0	0	0	0	9	10	0.00	0.500		
53 Michael Kohn, R (3.1) ERA: 9.0	1.0	B	5	2	1	1	0	0	0	0	0	0	0	5	6	9.00	2.000		
66 Myles Jaye, R (4.1) ERA: 9.0	1.0	4	1	0	0	2	0	0	0	0	0	0	0	8	8	0.00	1.000		
70 Jake Reed, R (5.1) ERA: 9.0	1.0	3	0	0	0	0	0	0	0	0	0	0	0	3	3	0.00	0.000		
71 Lewis Thorpe, L (6.1) ERA: 9.0	1.0	5	1	0	0	2	1	0	0	0	0	1	0	9	13	0.00	2.000		
52 Zack Littell, R (7.1) ERA: 9.0	1.0	4	0	0	0	0	0	0	0	1	0	0	0	3	4	0.00	0.000		
66 Matt Magill, R (8.1) ERA: 9.0	1.0	3	0	0	0	0	0	0	0	0	0	0	0	3	3	0.00	0.000		
22 Casey Crosby, L (9.1) ERA: 9.0	1.0	W	6	0	0	0	2	1	0	2	0	1	0	7	13	0.00	1.000		

Batter	1	2	3	4	5	6	7	8	9	AB	R	H	RBI	BB	SO	LOB	BOTTOM		
8 Zack Granite, L (1.8) 24 James Ramsey, L (6.8)										3	0	0	0	0	0	1	Minnesota Golden Gophers @ Minnesota Twins CenturyLink Sports Complex, Fort Myers, FL Thu Feb 22 2018, 6:05 PM - 8:44 PM EST Att: 4,377 - Clear - 84 F		
40 Gregorio Petit, R (1.4) 37 Sean Miller, R (6.4)										2	1	0	0	1	0	0			
1 Nick Gordon, L (1.6) 33 Ryan Walker, L (7.6) OBP: 1.000, SLG: 1.000										2	0	0	0	0	0	0			
24 Chris Heisey, R (1.10) 81 Wynston Sawyer, R (8.10) OBP: 1.000, SLG: 1.000										3	0	0	0	0	0	2			
51 Brock Stassi, L (1.3) OBP: 0.333, SLG: 0.333 11 Lewin Diaz, L (7.3)										3	0	1	1	0	0	0			
64 Nick Buss, L (1.7) 16 Chris Paul, R (6.7)										2	0	0	0	0	2	2			
72 Ryan LaMarre, R (1.9) OBP: 1.000, SLG: 1.000 73 LaMonte Wade Jr., L (6.9)										1	0	1	0	0	0	0			
62 Jordan Pacheco, R (1.2) 79 Brian Navarreto, R (6.2) OBP: 1.000, SLG: 1.000										2	0	0	0	0	0	2			
38 Taylor Featherston, R (1.5) 91 Nelson Molina, L (6.5)										2	0	0	0	0	2	1			
										1	0	0	0	0	0	1			
Inning Stats	R: 1 E: 0 K: 1 S: 6	H: 1 LOB: 2 BB: 1 P: 11	R: 0 E: 0 K: 1 S: 5	H: 0 LOB: 0 BB: 0 P: 6	R: 0 E: 0 K: 0 S: 3	H: 0 LOB: 0 BB: 0 P: 3	R: 0 E: 0 K: 1 S: 6	H: 1 LOB: 1 BB: 0 P: 7	R: 0 E: 0 K: 0 S: 5	H: 0 LOB: 0 BB: 0 P: 5	R: 0 E: 0 K: 0 S: 3	H: 1 LOB: 1 BB: 0 P: 8	R: 0 E: 0 K: 0 S: 3	H: 1 LOB: 3 BB: 3 P: 15	R: 1 E: 0 K: 0 S: 1	H: 1 LOB: 2 BB: 1 P: 7	1B: 5 SF: 0 2B: 1 3B: 0 HR: 0	WP: 2 PA: 37 PB: 0 SB: 1 CS: 0	
PITCHER	IP	WLS	BF	H	R	ER	SO	BB	IBB	HBP	BLK	WP	HR	S	P	ERA	WHIP		
41 Jeff Fasching, L (1.1) ERA: 9.0	1.0	6	1	1	1	1	1	1	0	1	0	1	0	14	16	0.00	0.333		
36 Josh Culliver, R (2.1) ERA: 9.0	3.0	11	1	0	0	2	0	0	0	1	0	0	0	8	8	0.00	0.000		
32 Bubba Horton, L (5.1) ERA: 9.0	2.0	6	0	0	0	1	0	0	0	0	0	0	0	8	12	0.00	2.000		
29 Sam Bridges, L (7.1) ERA: 9.0	1.0	5	1	0	0	2	1	0	0	0	0	0	0	8	12	0.00	2.000		
38 Jake Stevenson, R (8.1) ERA: 9.0	1.0	5	1	0	0	0	2	0	0	0	0	0	0	3	11	0.00	3.000		

AB 31
R 1
H 5
RBI 1
BB 2
SO 7
LOB 14



AB 29
R 2
H 5
RBI 1
BB 5
SO 6
LOB 15



Batter	1	2	3	4	5	6	7	8	9	AB	R	H	RBI	BB	SO	LOB	TOP																			
48 Harrison Bader, R (1, 8) OBP: 0.182, SLG: 0.273	P4		G6-4-3		K		G4-3		E4	3	0	0	0	0	1	3	St. Louis Cardinals @ Minnesota Twins CenturyLink Sports Complex, Fort Myers, FL Mon Feb 26 2018, 1:06 PM - 4:16 PM EST Att: 7,788 - Partly Cloudy - 82 F																			
54 Alex Mejia, R (6, 5) OBP: 0.286, SLG: 0.429										1	0	0	0	0	0	0																				
41 Brevin Valera, S (9, PH) OBP: 0.375, SLG: 0.286										1	0	0	0	0	0	0																				
35 Greg Garcia, L (1, 4) OBP: 0.375, SLG: 0.286	G3-1				F8		G4-3			2	0	0	0	1	0	0																				
82 Tommy Edman, S (5, PR) (5, 4)										1	0	0	0	0	0	0																				
40 Luke Voit, R (9, PH) OBP: 0.636, SLG: 0.800										1	0	0	0	0	0	1																				
12 Paul DeJong, R (1, 6) OBP: 0.167, SLG: 0.333					F8					3	0	0	0	0	2	3																				
66 Wilfredo Tovar, R (5, 6) OBP: 0.600, SLG: 0.600	K									1	0	1	0	0	0	0																				
38 José Martínez, R (1, 3)										3	0	0	0	0	0	0																				
61 Steven Baron, R (6, 2)										1	0	0	0	0	0	1																				
63 Tyler O'Neill, R (1, 7) OBP: 0.364, SLG: 0.222										2	1	1	0	1	1	0																				
19 Carson Kelly, R (1, 2) OBP: 0.429, SLG: 0.667										3	1	1	1	0	0	1																				
74 Oscar Mercado, R (6, PR) OBP: 0.429, SLG: 0.333										1	1	0	0	0	0	1																				
73 Patrick Wisdom, R (1, 5) OBP: 0.222, SLG: 0.333										4	1	1	0	0	1	3																				
81 Rangel Ravelo, R (1, 10) OBP: 0.250, SLG: 0.375										4	0	2	2	0	1	1																				
75 Adolis García, R (1, 9) OBP: 0.636, SLG: 1.000										4	0	2	1	0	0	1																				
Inning Stats	R: 0 E: 0 K: 1 S: 6	H: 0 LOB: 0 BB: 0 P: 6	R: 0 E: 0 K: 0 S: 4	H: 1 LOB: 1 BB: 0 P: 4	R: 0 E: 0 K: 1 S: 5	H: 1 LOB: 0 BB: 0 P: 5	R: 0 E: 0 K: 0 S: 3	H: 0 LOB: 0 BB: 0 P: 3	R: 2 E: 0 K: 3 S: 13	H: 3 LOB: 3 BB: 1 P: 18	R: 2 E: 0 K: 1 S: 7	H: 2 LOB: 1 BB: 0 P: 9	R: 0 E: 0 K: 0 S: 4	H: 1 LOB: 0 BB: 0 P: 4	R: 0 E: 0 K: 0 S: 3	H: 0 LOB: 1 BB: 0 P: 8	R: 0 E: 1 K: 0 S: 3	H: 0 LOB: 1 BB: 0 P: 4	1B: 5 2B: 3 3B: 0 HR: 0	SF: 0 SAC: 0 DP: 1 HBP: 1	WP: 1 PA: 38 PB: 0 SB: 3 CS: 0															
PITCHER	IP	WLS	BF	H	R	ER	SO	BB	IBB	HBP	BLK	WP	HR	S	P	ERA	WHIP	PITCHER		IP	WLS	BF	H	R	ER	SO	BB	IBB	HBP	BLK	WP	HR	S	P	ERA	WHIP
45 Phil Hughes, R (1, 1) ERA: 2.0	2.0	7	1	0	0	1	0	0	0	0	0	0	0	10	10	0.00	0.500	22 DJ Baxendale, R (6, 1) ERA: 0.1		0.1	1	0	0	0	0	0	0	0	0	0	0	1	1	0.00	0.000	
21 Tyler Duffey, R (3, 1) ERA: 2.0	6	1	0	0	1	0	0	0	0	0	0	0	0	8	8	0.00	0.500	71 Lewis Thorpe, L (7, 1) ERA: 2.0		W	8	1	0	0	0	1	0	0	0	0	7	12	0.00	1.000		
67 Alan Busenitz, R (5, 1) ERA: 5.4	0.2	B	6	3	2	1	2	0	0	0	0	1	0	10	11	13.50	4.500	76 Felix Jorge, R (9, 1) ERA: 1.0		S	3	0	0	0	0	0	0	0	0	3	4	0.00	0.000			
95 Brady Anderson, R (5, 1) ERA: 10.8	0.1		2	0	0	0	1	1	0	0	0	0	0	3	7	0.00	3.000																			
61 Tyler Kinley, R (6, 1)	0.2	B	5	2	2	2	1	0	0	1	0	0	0	6	8	27.00	3.000																			

Batter	1	2	3	4	5	6	7	8	9	AB	R	H	RBI	BB	SO	LOB	BOTTOM																			
2 Brian Dozier, R (1, 4) OBP: 0.667, SLG: 1.000	G5-3									2	0	1	1	1	0	0	St. Louis Cardinals @ Minnesota Twins CenturyLink Sports Complex, Fort Myers, FL Mon Feb 26 2018, 1:06 PM - 4:16 PM EST Att: 7,788 - Partly Cloudy - 82 F																			
91 Nelson Molina, L (5, PR) (6, 4)										2	1	0	0	0	2	0																				
0 Erick Aybar, S (1, 5) OBP: 0.687, SLG: 0.667										3	0	2	1	0	0	0																				
37 Sean Miller, R (5, PR) OBP: 0.500, SLG: 0.667										2	2	1	0	0	0	0																				
36 Robbie Grossman, S (1, 9) OBP: 0.600, SLG: 0.800										2	0	0	0	1	0	1																				
73 LaMonte Wade Jr., L (6, 9)										2	0	1	0	0	0	0																				
5 Eduardo Escobar, S (1, 6) OBP: 0.250, SLG: 0.500										3	0	1	0	0	0	2																				
72 Ryan LaMarre, R (5, PR) OBP: 0.571, SLG: 0.500										1	1	1	1	0	0	0																				
30 Kennys Vargas, S (1, 3) OBP: 0.556, SLG: 0.500										1	0	1	0	2	0	0																				
64 Nick Buss, L (5, PR) OBP: 0.333, SLG: 0.333										1	0	0	0	0	1	2																				
24 Chris Heisey, R (1, 7)										2	0	0	1	1	0	3																				
40 Gregorio Petit, R (6, 6) OBP: 0.143, SLG: 0.167										1	0	0	0	0	2																					
23 Mitch Garver, R (1, 2) OBP: 0.286, SLG: 0.667										3	0	0	0	0	1	6																				
16 Chris Paul, R (6, 3)										0	0	0	0	1	0	0																				
8 Zack Granite, L (1, 8)										2	0	0	0	0	0	2																				
78 Williams Astudillo, R (6, 2) OBP: 0.500, SLG: 0.500										2	0	1	1	0	0	0																				
38 Taylor Featherston, R (1, 10) OBP: 0.286, SLG: 0.429										3	1	1	0	0	1	2																				
79 Brian Navarrete, R (7, PH) (8, 10)										1	0	0	0	0	0	3																				
Inning Stats	R: 0 E: 0 K: 0 S: 3	H: 0 LOB: 0 BB: 0 P: 3	R: 0 E: 0 K: 0 S: 3	H: 0 LOB: 1 BB: 1 P: 7	R: 1 E: 0 K: 0 S: 5	H: 3 LOB: 2 BB: 1 P: 10	R: 0 E: 0 K: 1 S: 6	H: 1 LOB: 2 BB: 1 P: 10	R: 2 E: 0 K: 0 S: 5	H: 2 LOB: 3 BB: 2 P: 14	R: 0 E: 0 K: 2 S: 7	H: 0 LOB: 0 BB: 0 P: 7	R: 2 E: 0 K: 1 S: 9	H: 4 LOB: 3 BB: 1 P: 14	R: 0 E: 0 K: 1 S: 5	H: 0 LOB: 0 BB: 0 P: 5	1B: 7 2B: 3 3B: 0 HR: 0	SF: 0 SAC: 0 DP: 0 HBP: 0	WP: 1 PA: 39 PB: 1 SB: 1 CS: 0																	
PITCHER	IP	WLS	BF	H	R	ER	SO	BB	IBB	HBP	BLK	WP	HR	S	P	ERA	WHIP	PITCHER		IP	WLS	BF	H	R	ER	SO	BB	IBB	HBP	BLK	WP	HR	S	P	ERA	WHIP
52 Michael Wacha, R (1, 1) ERA: 2.0	2.0	7	1	0	0	0	0	0	0	0	0	0	0	6	15	9.00	6.000	90 Conner Greene, R (7, 1) ERA: 16.2		0.2	2	6	3	2	2	1	0	0	0	0	7	12	27.00	6.000		
91 Dakota Hudson, R (3, 1) ERA: 9.0	1.0	8	4	1	1	0	2	0	0	0	0	0	0	5	5	0.00	0.000	65 Ryan Sherriff, L (7, 1) ERA: 1.1		1.1	5	1	0	0	0	1	0	0	0	7	7	0.00	0.750			
67 Matt Bowman, R (4, 1) ERA: 21	0.1	B	5	2	2	2	0	2	0	0	0	0	0	3	12	54.00	12.000																			
21 Jordan Schafer, L (5, 1) ERA: 94.5	0.1		5	0	0	0	2	0	0	0	0	0	0	9	9	0.00	0.000																			
77 Josh Lucas, R (5, 1) ERA: 1.2	5		0	0	0	2	0	0	0	0	0	0	0	9	9	0.00	0.000																			

AB	35
R	4
H	8
RBI	4
BB	2
SO	6
LOB	15



AB	33
R	5
H	10
RBI	5
BB	6
SO	5
LOB	23



Batter	1	2	3	4	5	6	7	8	9	AB	R	H	RBI	BB	SO	LOB	TOP										
38 Rusney Castillo, R OBP: 0.462, SLG: 0.667 32 Ryan Scott, L (6, 9)										3	0	1	0	0	0	0	Boston Red Sox @ Minnesota Twins CenturyLink Sports Complex, Fort Myers, FL Tue Feb 27 2018, 6:06 PM - 9:05 PM EST Att: 6:3711 - Partly Cloudy - 83 F livebaseballscorecards.com										
11 Rafael Devers, L OBP: 0.333, SLG: 0.444 19 Jordan Betts, R (1, 5) (6, 5)										3	0	0	0	0	0	1											
13 Hanley Ramirez, R OBP: 0.250, SLG: 0.286 30 Jerry Downs, L (1, 3) (6, 3)										3	1	1	0	0	0	3											
68 Steve Selsky, R OBP: 0.222, SLG: 0.125 35 Kyri Washington, R (1, 7) (6, 7)										3	0	0	0	0	1	3											
59 Sam Travis, R OBP: 0.333, SLG: 0.500 (1, 10)										4	1	1	1	0	2	2											
17 Deven Marrero, R OBP: 0.222, SLG: 0.125 11 Jeremy Rivera, S (1, 6) (6, 6)										3	0	0	0	0	1	1											
55 Iván De Jesús, Jr., R 10 Santiago Espinal, R (1, 4) (7, 4)										3	0	2	1	0	0	0											
70 Dan Butler, R (1, 2)										3	0	0	0	0	2	2											
77 Oscar Hernández, R OBP: 0.500, SLG: 0.750 (7, 2)										1	0	0	0	0	0	1											
83 Aneurys Tavárez, L OBP: 0.308, SLG: 0.462 41 Cole Sturgeon, L OBP: 0.500, SLG: 2.000 (1, 8) (7, 8)										3	0	0	0	0	1	0											
Inning Stats	R: 0 E: 1 K: 1 S: 7	H: 1 LOB: 2 BB: 0 P: 8	R: 0 E: 0 K: 1 S: 5	H: 0 LOB: 0 BB: 0 P: 5	R: 0 E: 0 K: 0 S: 3	H: 0 LOB: 0 BB: 0 P: 3	R: 2 E: 1 K: 1 S: 8	H: 2 LOB: 1 BB: 0 P: 8	R: 0 E: 0 K: 2 S: 6	H: 0 LOB: 0 BB: 0 P: 7	R: 0 E: 0 K: 1 S: 5	H: 1 LOB: 0 BB: 0 P: 5	R: 0 E: 0 K: 1 S: 5	H: 0 LOB: 0 BB: 0 P: 5	R: 1 E: 0 K: 1 S: 6	H: 1 LOB: 1 BB: 1 P: 10	1B: 2 2B: 4 3B: 0 HR: 0	SF: 0 SAC: 0 DP: 1 HBP: 0	WP: 0 PB: 0 SB: 0 CS: 1	PA: 35							
PITCHER	IP	WLS	BF	H	R	ER	SO	BB	IBB	HBP	BLK	WP	HR	S	P	ERA	WHIP										
17 José Berrios, R ERA: (1, 1)	1.0		5	1	0	0	1	0	0	0	0	0	0	7	8	0.00	1.000										
19 Anibal Sánchez, R ERA: (2, 1)	2.0		6	0	0	0	1	0	0	0	0	0	0	8	8	0.00	0.000										
39 Trevor Hildenberger, R ERA: (4, 1)	1.0	B	6	2	2	0	1	0	0	0	0	0	0	8	8	0.00	2.000										
55 Taylor Rogers, L ERA: (5, 1)	1.0		4	0	0	0	1	0	0	0	0	0	0	6	6	0.00	0.000										
58 Gabriel Moya, L ERA: 4.5 (6, 1)	1.0		3	0	0	0	2	0	0	0	0	0	0	7	7	0.00	0.000										

Boston Red Sox @ Minnesota Twins
 CenturyLink Sports Complex, Fort Myers, FL
 Tue Feb 27 2018, 6:06 PM - 9:05 PM EST
 Att: 6:3711 - Partly Cloudy - 83 F
livebaseballscorecards.com

AB 34
 R 3
 H 5
 RBI 2
 BB 1
 SO 9
 LOB 15



Batter	1	2	3	4	5	6	7	8	9	AB	R	H	RBI	BB	SO	LOB	BOTTOM										
25 Byron Buxton, R OBP: 0.222, SLG: 0.333 81 Wynston Sawyer, R OBP: 0.500, SLG: 0.333 (1, 8) (6, 2)										3	0	2	0	0	1	0	Boston Red Sox @ Minnesota Twins CenturyLink Sports Complex, Fort Myers, FL Tue Feb 27 2018, 6:06 PM - 9:05 PM EST Att: 6:3711 - Partly Cloudy - 83 F livebaseballscorecards.com										
11 Jorge Polanco, S OBP: 0.111, SLG: 0.111 24 James Ramsey, L (1, 6) (6, 8)										3	0	0	0	0	1	2											
26 Max Kepler, L OBP: 0.375, SLG: 0.286 16 Chris Paul, R OBP: 0.500, SLG: 0.333 (1, 9) (6, 3)										2	0	0	0	0	1	1											
20 Eddie Rosario, L OBP: 0.333, SLG: 0.333 37 Sean Miller, R OBP: 0.333, SLG: 0.400 (1, 7) (6, 4)										3	0	1	0	0	1	3											
36 Robbie Grossman, S (1, 10)										2	0	0	0	0	0	1											
64 Nick Buss, L OBP: 0.200, SLG: 0.200 (6, PH) (7, 10)										2	0	0	0	0	0	0											
16 Ehre Adrianza, S OBP: 0.300, SLG: 0.250 38 Taylor Featherston, R OBP: 0.222, SLG: 0.333 (1, 5) (5, 5)										2	1	1	0	0	0	1											
1 Nick Gordon, L OBP: 0.500, SLG: 1.000 73 LaMonte Wade Jr., L OBP: 0.571, SLG: 0.857 (1, 4) (6, 7)										2	0	1	1	0	0	1											
62 Jordan Pacheco, R (1, 3)										1	1	0	0	1	0	1											
72 Ryan LaMarre, R OBP: 0.556, SLG: 0.500 (6, 9)										2	0	0	0	0	1	1											
46 Bobby Wilson, R (1, 2)										2	0	0	0	0	2												
40 Gregorio Petit, R OBP: 0.111, SLG: 0.125 (6, 6)										2	0	0	0	0	1	1											
Inning Stats	R: 0 E: 0 K: 2 S: 7	H: 0 LOB: 0 BB: 0 P: 7	R: 0 E: 0 K: 0 S: 4	H: 1 LOB: 1 BB: 0 P: 4	R: 1 E: 0 K: 0 S: 4	H: 1 LOB: 2 BB: 1 P: 9	R: 1 E: 0 K: 0 S: 5	H: 2 LOB: 1 BB: 0 P: 5	R: 0 E: 0 K: 2 S: 8	H: 1 LOB: 1 BB: 0 P: 8	R: 0 E: 0 K: 0 S: 4	H: 1 LOB: 2 BB: 0 P: 5	R: 0 E: 0 K: 0 S: 3	H: 0 LOB: 0 BB: 0 P: 3	R: 0 E: 0 K: 1 S: 8	H: 2 LOB: 3 BB: 0 P: 8	1B: 5 2B: 3 3B: 1 HR: 0	SF: 0 SAC: 0 DP: 0 HBP: 2	WP: 1 PB: 0 SB: 0 CS: 0	PA: 40							
PITCHER	IP	WLS	BF	H	R	ER	SO	BB	IBB	HBP	BLK	WP	HR	S	P	ERA	WHIP										
67 Chandler Shepherd, R ERA: (1, 1)	2.0		7	1	0	0	2	0	0	0	0	0	0	11	11	0.00	0.500										
29 Roenis Elias, L ERA: (3, 1)	1.0		6	1	1	0	0	1	0	1	2	0	0	4	9	0.00	2.000										
79 Ty Buttrey, R ERA: 4.5 (4, 1)	1.0	B	5	2	1	1	0	0	0	0	0	0	0	5	5	9.00	2.000										
51 Teddy Stankiewicz, R ERA: 4.5 (5, 1)	3.0		13	3	0	0	2	0	0	1	0	1	0	16	18	0.00	1.000										
81 Dédgar Jimenez, L ERA: (8, 1)	2.0	W	9	2	0	0	1	0	0	0	0	0	0	11	11	0.00	1.000										

Boston Red Sox @ Minnesota Twins
 CenturyLink Sports Complex, Fort Myers, FL
 Tue Feb 27 2018, 6:06 PM - 9:05 PM EST
 Att: 6:3711 - Partly Cloudy - 83 F
livebaseballscorecards.com


AB 37
 R 2
 H 9
 RBI 1
 BB 1
 SO 5
 LOB 23



Batter	1	2	3	4	5	6	7	8	9	AB	R	H	RBI	BB	SO	LOB				
8 Zack Granite, L (1, 8) 24 James Ramsey, L (8, PH) (8, 8)	L4		SH 16 2B	F8		36 BB		K		2	1	0	1	1	0	3				
16 Ehire Adrianza, S (1, 4) 17 Travis Blankenhorn, L (6, 4)	K		36 G3-1 1-H 2-H	F9		5 BB		K		4	0	2	2	0	1	3				
36 Robbie Grossman, S (1, 7) 62 Jordan Pacheco, R (6, 7)	G4-3		G3-1			K				3	0	0	1	1	1	2				
5 Eduardo Escobar, S (1, 5) 40 Gregorio Petit, R (6, 5)		K	P4			30 G6-4-3 BB		F9		3	0	0	0	1	1	4				
30 Kennys Vargas, S (1, 3) 46 Bobby Wilson, R (6, 3)	K			64 FC3-6 1B		G6-4-3		K		3	0	1	0	0	1	2				
64 Nick Buss, L (1, 10) 0 Erick Aybar, S (1, 6) 38 Taylor Featherston, R (6, 6)				73 BB 0 1B		23 BB 0 E 1B		L7		4	1	2	0	0	0	1				
23 Mitch Carver, R (1, 2) 79 Brian Navarreto, R (6, 2)				73 BB 1B		FC1 8 BB 23 BB 36 BB		L5		3	1	2	0	0	0	1				
72 Ryan LaMarre, R (1, 9) 73 LaMonte Wade Jr., L (4, PH)			E5 16 SH 2B			36 BB 8 BB		P5		2	0	0	0	1	0	2				
Inning Stats	R: 0 E: 0 K: 1 S: 5	H: 0 LOB: 0 BB: 0 P: 5	R: 0 E: 0 K: 2 S: 8	H: 2 LOB: 2 BB: 0 P: 8	R: 2 E: 2 K: 0 S: 6	H: 1 LOB: 1 BB: 0 P: 6	R: 0 E: 0 K: 0 S: 5	H: 2 LOB: 3 BB: 1 P: 9	R: 0 E: 0 K: 1 S: 5	H: 0 LOB: 0 BB: 0 P: 5	R: 0 E: 0 K: 1 S: 7	H: 0 LOB: 1 BB: 1 P: 11	1B: 5 2B: 2 3B: 0 HR: 0	SF: 0 SAC: 1 DP: 1 HBP: 0	WP: 0 PB: 0 SB: 0 CS: 0	PA: 41				
PITCHER	IP WLS BF H R ER SO	IP WLS BF H R ER SO	IP WLS BF H R ER SO	IP WLS BF H R ER SO	IP WLS BF H R ER SO	IP WLS BF H R ER SO	IP WLS BF H R ER SO	IP WLS BF H R ER SO	IP WLS BF H R ER SO	IP WLS BF H R ER SO	IP WLS BF H R ER SO	IP WLS BF H R ER SO	IP WLS BF H R ER SO	IP WLS BF H R ER SO	IP WLS BF H R ER SO	IP WLS BF H R ER SO	IP WLS BF H R ER SO	ERA WHIP	ERA WHIP	
43 Lance McCullers Jr., R (1, 1) 38 Joe Smith, R (3, 1) 72 Framber Valdez, L (4, 1) 52 Buddy Boshers, L (6, 1) 63 David Paulino, R (6, 1)	2.0 1.0 2.0 0.1 2.2	7 6 10 4 10	2 2 3 1 0	0 2 0 2 0	0 0 0 0 0	0 0 0 0 0	0 0 0 0 0	0 0 0 0 0	0 0 0 0 0	0 0 0 0 0	0 0 0 0 0	0 0 0 0 0	0 0 0 0 0	0 0 0 0 0	0 0 0 0 0	0 0 0 0 0	0 0 0 0 0	0 0 0 0 0	0.00 1.000 0.00 6.000 0.00	1.000 1.000 2.500 6.000 0.750
71 Matt Ramsey, R (9, 1)	1.0	4	0	0	0	2	1	0	0	0	0	0	0	0	0	0	0	0	0.00	1.000

Minnesota Twins @ Houston Astros
TEAM Ballpark of the Palm Beaches, West Palm Beach, FL
 Wed Feb 28 2018, 1:06 PM - 4:04 PM EST
 Att: 2,292 - Partly Cloudy - 81 F


AB 34
 R 4
 H 7
 RBI 4
 BB 6
 SO 8
 LOB 23



Batter	1	2	3	4	5	6	7	8	9	AB	R	H	RBI	BB	SO	LOB						
4 George Springer, R (1, 8) 78 Drew Ferguson, R (5, 8)	27 1B FC3-2 2B		27 1B 22 G5-3 1B	K			75 G4-6-3 BB			3	1	2	0	0	1	1						
22 Josh Reddick, L (1, 9) 75 Alejandro Garcia, R (5, PR)	F7		G5-3			27 1B		G4-6-3		3	0	1	0	0	0	2						
27 Jose Altuve, R (1, 4) 81 Nick Tanelu, R (5, PR)	FC3-2 1B		1 1B			1B		P6		3	0	3	0	0	0	0						
1 Carlos Correa, R (1, 6) 76 Jack Mayfield, R (6, 6)	FC3-2 1B		1 1B			1B		F8		3	0	1	1	0	1	4						
9 Marwin Gonzalez, S (1, 7) 18 Tony Kemp, L (6, 7)		F7	F7			F7		G4-3		3	0	0	0	0	0	4						
2 Alex Bregman, R (1, 5) 92 Alex De Goti, R (6, 5)		F7		HR		L6		P4		3	1	1	1	0	0	2						
16 Brian McCann, L (1, 10) 74 Jon Kemmer, L (9, PH)	44 PB BB			K		G5-3		K		2	0	0	0	1	1	0						
44 Tim Federowicz, R (1, 2) 80 Jamie Ritchie, R (6, 2)	P2					K		L9		1	0	0	0	1	0	1						
23 AJ Reed, L (1, 3)			K			F9		K		4	0	0	0	0	3	1						
Inning Stats	R: 0 E: 0 K: 0 S: 4	H: 2 LOB: 1 BB: 0 P: 4	R: 0 E: 0 K: 0 S: 3	H: 0 LOB: 1 BB: 1 P: 8	R: 1 E: 0 K: 1 S: 8	H: 3 LOB: 0 BB: 0 P: 8	R: 1 E: 0 K: 2 S: 9	H: 1 LOB: 1 BB: 1 P: 16	R: 0 E: 0 K: 1 S: 7	H: 2 LOB: 2 BB: 0 P: 8	R: 0 E: 0 K: 2 S: 7	H: 0 LOB: 0 BB: 0 P: 7	R: 0 E: 0 K: 0 S: 2	H: 0 LOB: 0 BB: 1 P: 6	R: 0 E: 0 K: 0 S: 3	H: 0 LOB: 0 BB: 0 P: 3	R: 0 E: 0 K: 2 S: 7	H: 0 LOB: 0 BB: 0 P: 7	1B: 6 2B: 2 3B: 0 HR: 1	SF: 0 SAC: 0 DP: 2 HBP: 0	WP: 0 PB: 1 SB: 0 CS: 0	PA: 36
PITCHER	IP WLS BF H R ER SO	IP WLS BF H R ER SO	IP WLS BF H R ER SO	IP WLS BF H R ER SO	IP WLS BF H R ER SO	IP WLS BF H R ER SO	IP WLS BF H R ER SO	IP WLS BF H R ER SO	IP WLS BF H R ER SO	IP WLS BF H R ER SO	IP WLS BF H R ER SO	IP WLS BF H R ER SO	IP WLS BF H R ER SO	IP WLS BF H R ER SO	IP WLS BF H R ER SO	IP WLS BF H R ER SO	IP WLS BF H R ER SO	ERA WHIP	ERA WHIP			
59 Stephen Gonsalves, L (1, 1) 66 Matt Magill, R (3, 1) 53 Michael Kohn, R (4, 1) 60 Nick Anderson, R (5, 1) 57 Ryan Pressly, R (6, 1)	2.2 0.1 1.0 1.0 1.0	12 H 7 B 3	4 1 3 0 0	1 0 1 0 0	1 0 1 0 0	1 0 1 0 0	1 0 1 0 0	1 0 1 0 0	1 0 1 0 0	1 0 1 0 0	1 0 1 0 0	1 0 1 0 0	1 0 1 0 0	1 0 1 0 0	1 0 1 0 0	1 0 1 0 0	1 0 1 0 0	1 0 1 0 0	0.00 3.000 9.000 0.000 0.000	1.875 3.388 4.000 0.000 0.000		
77 Fernando Romero, R (7, 1) 52 Zack Littell, R (9, 1)	2.0 1.0	H S	6 3	0 0	0 0	0 2	0 0	0 0	0 2	0 0	0 0	0 0	0 0	0 0	0 0	0 0	0 0	0 0	0.00 0.000	0.500 0.000		

Minnesota Twins @ Houston Astros
TEAM Ballpark of the Palm Beaches, West Palm Beach, FL
 Wed Feb 28 2018, 1:06 PM - 4:04 PM EST
 Att: 2,292 - Partly Cloudy - 81 F

AB 33
 R 2
 H 8
 RBI 2
 BB 3
 SO 8
 LOB 16



Batter	1	2	3	4	5	6	7	8	9	AB	R	H	RBI	BB	SO	LOB	TOP					
7 Micah Johnson, L (1,8) 75 Joe McCarthy, L (5,8) OBP: 0.600, SLG: 0.714 OBP: 0.625, SLG: 1.167			G4-3							3	1	1	0	0	1	1						
21 Christian Arroyo, R (1,6) 84 Jermaine Palacios, R (5,6)							L4		F9	3	0	3	0	0	0	0						
44 C.J. Cron, R (1,3) 76 Johnny Monell, L (5,3) OBP: 0.333, SLG: 0.778 OBP: 0.333, SLG: 0.500	F7		K		F8		G3		P5	3	0	0	0	0	1	4						
14 Ryan Schimpf, L (1,5) 73 Kean Wong, L (7,5)	F9				K		F7			3	0	0	0	1	1	4						
1 Willy Adames, R (1,10) 72 Nick Ciuffo, L (8,PH) OBP: 0.400, SLG: 0.143 OBP: 0.600, SLG: 0.500			G6-3						G3	3	0	1	1	0	1	3						
45 Jesus Sucre, R (1,2) 31 Adam Moore, R (4,2) 80 Roberto Alvarez, R (9,2) OBP: 0.143, SLG: 0.143 OBP: 0.286, SLG: 0.286	P3				P4		P3			2	0	0	0	0	0	2						
28 Daniel Robertson, R (1,7) 89 Jesus Sánchez, L (6,7) OBP: 0.400, SLG: 0.143 OBP: 0.600, SLG: 1.200		G4-3						FC4-6		2	1	1	0	1	0	0						
17 Jason Coats, R (1,9) 71 Justin Williams, L (6,9) OBP: 0.500, SLG: 0.778 OBP: 0.375, SLG: 0.286		K								2	0	1	0	1	1	0						
85 Nick Solak, R (1,4) 77 Andrew Velazquez, S (6,4) OBP: 0.333, SLG: 0.250		G6-3		G5-3		G5-3		F7		3	0	0	1	0	0	3						
Inning Stats	R: 1 E: 0 K: 0 S: 6	H: 3 LOB: 2 BB: 0 P: 6	R: 0 E: 0 K: 1 S: 5	H: 0 LOB: 0 BB: 0 P: 5	R: 0 E: 0 K: 1 S: 6	H: 1 LOB: 2 BB: 1 P: 11	R: 1 E: 0 K: 1 S: 6	H: 1 LOB: 1 BB: 1 P: 10	R: 0 E: 0 K: 2 S: 8	H: 1 LOB: 1 BB: 0 P: 7	R: 0 E: 0 K: 0 S: 4	H: 1 LOB: 1 BB: 0 P: 4	R: 1 E: 0 K: 1 S: 8	H: 3 LOB: 2 BB: 0 P: 8	R: 0 E: 0 K: 0 S: 3	H: 0 LOB: 1 BB: 1 P: 7	1B: 11 2B: 0 3B: 0 HR: 0	SF: 0 SAC: 0 DP: 1 HBP: 0	WP: 1 PB: 0 SB: 0 CS: 0	PA: 41		
PITCHER	IP WLS BF H R ER SO BB IBB HBP BLK WP HR S P ERA WHIP	IP WLS BF H R ER SO BB IBB HBP BLK WP HR S P ERA WHIP	IP WLS BF H R ER SO BB IBB HBP BLK WP HR S P ERA WHIP	IP WLS BF H R ER SO BB IBB HBP BLK WP HR S P ERA WHIP	IP WLS BF H R ER SO BB IBB HBP BLK WP HR S P ERA WHIP	IP WLS BF H R ER SO BB IBB HBP BLK WP HR S P ERA WHIP	IP WLS BF H R ER SO BB IBB HBP BLK WP HR S P ERA WHIP	IP WLS BF H R ER SO BB IBB HBP BLK WP HR S P ERA WHIP	IP WLS BF H R ER SO BB IBB HBP BLK WP HR S P ERA WHIP	IP WLS BF H R ER SO BB IBB HBP BLK WP HR S P ERA WHIP	IP WLS BF H R ER SO BB IBB HBP BLK WP HR S P ERA WHIP	IP WLS BF H R ER SO BB IBB HBP BLK WP HR S P ERA WHIP	IP WLS BF H R ER SO BB IBB HBP BLK WP HR S P ERA WHIP	IP WLS BF H R ER SO BB IBB HBP BLK WP HR S P ERA WHIP	IP WLS BF H R ER SO BB IBB HBP BLK WP HR S P ERA WHIP	IP WLS BF H R ER SO BB IBB HBP BLK WP HR S P ERA WHIP	IP WLS BF H R ER SO BB IBB HBP BLK WP HR S P ERA WHIP	IP WLS BF H R ER SO BB IBB HBP BLK WP HR S P ERA WHIP	IP WLS BF H R ER SO BB IBB HBP BLK WP HR S P ERA WHIP	IP WLS BF H R ER SO BB IBB HBP BLK WP HR S P ERA WHIP	IP WLS BF H R ER SO BB IBB HBP BLK WP HR S P ERA WHIP	IP WLS BF H R ER SO BB IBB HBP BLK WP HR S P ERA WHIP

Tampa Bay Rays @ Minnesota Twins
CenturyLink Sports Complex, Fort Myers, FL
Wed Feb 28 2018, 1:05 PM - 3:33 PM EST
Att: 3,689 - Sunny - 83 F

AB	37
R	3
H	11
RBI	3
BB	4
SO	6
LOB	26



Batter	1	2	3	4	5	6	7	8	9	AB	R	H	RBI	BB	SO	LOB	BOTTOM					
2 Brian Dozier, R (1,4) 91 Nelson Molina, L (6,4) OBP: 0.400, SLG: 0.500	P3		G5-3			K			G6-3	2	0	0	0	0	0	0						
7 Joe Mauer, L (1,3) 11 Lewin Diaz, L (6,3)	G4-3			G3		K			K2-3	2	0	0	0	0	0	0						
11 Jorge Polanco, S (1,6) 37 Sean Miller, R (6,6) OBP: 0.091, SLG: 0.091 OBP: 0.286, SLG: 0.333	L5			K			G6-3			2	0	0	0	0	1	0						
22 Miguel Sanó, R (1,5) 33 Ryan Walker, L (6,5)		F7		F9			G4-3			2	0	0	0	0	0	0						
20 Eddie Rosario, L (1,7) 16 Chris Paul, R (6,7) OBP: 0.250, SLG: 0.250 OBP: 0.400, SLG: 0.250		L8				K		G5-3		2	0	0	0	0	1	0						
25 Byron Buxton, R (1,8) 20 Tanner English, R (6,8) OBP: 0.394, SLG: 0.727							HR			2	1	2	1	0	0	0						
26 Max Kepler, L (1,9) 27 Edgar Corcino, R (6,9) OBP: 0.350, SLG: 0.222						K				2	0	0	0	0	2	1						
24 Chris Heisey, R (1,10)							P2			2	0	0	0	1	1	0						
15 Jason Castro, L (1,2) 78 Williams Astudillo, R (7,2) OBP: 0.250, SLG: 0.250 OBP: 0.333, SLG: 0.333									G5-3	2	0	0	0	0	0	1						
Inning Stats	R: 0 E: 0 K: 0 S: 3	H: 0 LOB: 0 BB: 0 P: 3	R: 0 E: 0 K: 1 S: 6	H: 1 LOB: 1 BB: 0 P: 6	R: 0 E: 0 K: 0 S: 2	H: 0 LOB: 0 BB: 1 P: 6	R: 0 E: 0 K: 1 S: 5	H: 0 LOB: 0 BB: 0 P: 5	R: 1 E: 0 K: 2 S: 9	H: 1 LOB: 0 BB: 0 P: 11	R: 0 E: 0 K: 2 S: 7	H: 0 LOB: 0 BB: 0 P: 7	R: 0 E: 0 K: 0 S: 3	H: 0 LOB: 0 BB: 0 P: 3	R: 0 E: 0 K: 3 S: 9	H: 0 LOB: 0 BB: 0 P: 9	R: 0 E: 0 K: 1 S: 5	H: 0 LOB: 0 BB: 0 P: 5	1B: 1 2B: 0 3B: 0 HR: 1	SF: 0 SAC: 0 DP: 1 HBP: 0	WP: 0 PB: 0 SB: 0 CS: 0	PA: 29
PITCHER	IP WLS BF H R ER SO BB IBB HBP BLK WP HR S P ERA WHIP	IP WLS BF H R ER SO BB IBB HBP BLK WP HR S P ERA WHIP	IP WLS BF H R ER SO BB IBB HBP BLK WP HR S P ERA WHIP	IP WLS BF H R ER SO BB IBB HBP BLK WP HR S P ERA WHIP	IP WLS BF H R ER SO BB IBB HBP BLK WP HR S P ERA WHIP	IP WLS BF H R ER SO BB IBB HBP BLK WP HR S P ERA WHIP	IP WLS BF H R ER SO BB IBB HBP BLK WP HR S P ERA WHIP	IP WLS BF H R ER SO BB IBB HBP BLK WP HR S P ERA WHIP	IP WLS BF H R ER SO BB IBB HBP BLK WP HR S P ERA WHIP	IP WLS BF H R ER SO BB IBB HBP BLK WP HR S P ERA WHIP	IP WLS BF H R ER SO BB IBB HBP BLK WP HR S P ERA WHIP	IP WLS BF H R ER SO BB IBB HBP BLK WP HR S P ERA WHIP	IP WLS BF H R ER SO BB IBB HBP BLK WP HR S P ERA WHIP	IP WLS BF H R ER SO BB IBB HBP BLK WP HR S P ERA WHIP	IP WLS BF H R ER SO BB IBB HBP BLK WP HR S P ERA WHIP	IP WLS BF H R ER SO BB IBB HBP BLK WP HR S P ERA WHIP	IP WLS BF H R ER SO BB IBB HBP BLK WP HR S P ERA WHIP	IP WLS BF H R ER SO BB IBB HBP BLK WP HR S P ERA WHIP	IP WLS BF H R ER SO BB IBB HBP BLK WP HR S P ERA WHIP	IP WLS BF H R ER SO BB IBB HBP BLK WP HR S P ERA WHIP	IP WLS BF H R ER SO BB IBB HBP BLK WP HR S P ERA WHIP	IP WLS BF H R ER SO BB IBB HBP BLK WP HR S P ERA WHIP

Tampa Bay Rays @ Minnesota Twins
CenturyLink Sports Complex, Fort Myers, FL
Wed Feb 28 2018, 1:05 PM - 3:33 PM EST
Att: 3,689 - Sunny - 83 F

AB	28
R	1
H	2
RBI	1
BB	1
SO	10
LOB	2

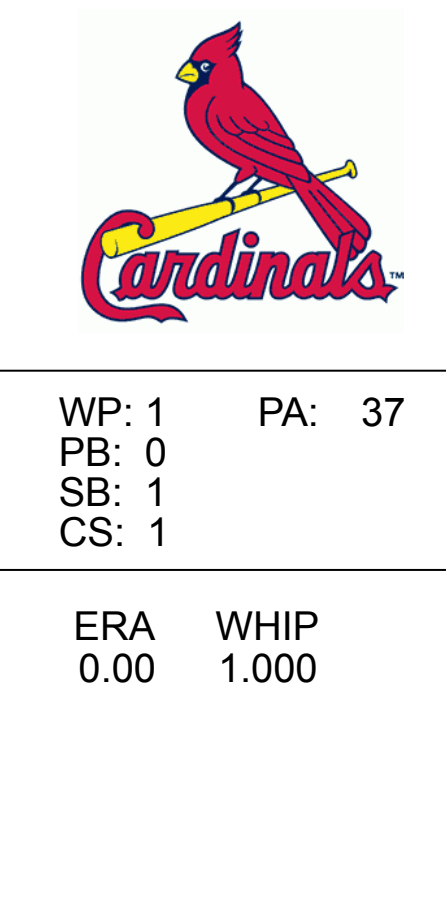


Batter	1	2	3	4	5	6	7	8	9	AB	R	H	RBI	BB	SO	LOB	TOP									
8 Zack Granite, L (1, 8) 40 Gregorio Petit, R (5, 7) OBP: 0.231, SLG: 0.182 OBP: 0.167, SLG: 0.182										2	0	1	0	1	0	2	Minnesota Twins @ St. Louis Cardinals Roger Dean Chevrolet Stadium, Jupiter, FL Thu Mar 01 2018, 1:10 PM - 3:49 PM EST Att: 4,352 - Sunny - 84 F									
0 Erick Aybar, S (1, 4) 38 Taylor Featherston, R (5, 5) OBP: 0.500, SLG: 0.500 OBP: 0.250, SLG: 0.333										2	0	0	0	1	0	3										
36 Robbie Grossman, S (1, 10) 16 Chris Paul, R (5, PR) 27 Edgar Corcino, R (9, PH) OBP: 0.333, SLG: 0.200 OBP: 0.333, SLG: 0.200 OBP: 0.500, SLG: 0.500										2	0	0	0	1	1	2										
5 Eduardo Escobar, S (1, 6) 81 Wynston Sawyer, R (5, 3) OBP: 0.333, SLG: 0.462 OBP: 0.500, SLG: 0.500										2	0	1	0	1	0	1										
30 Kennys Vargas, S (1, 3) 33 Ryan Walker, L (5, 4) OBP: 0.400, SLG: 0.333 OBP: 0.500, SLG: 0.500										3	0	0	0	0	2	4										
16 Ehire Adrianza, S (1, 5) 20 Tanner English, R (5, 8) OBP: 0.412, SLG: 0.667 OBP: 0.500, SLG: 0.500										3	1	2	2	0	0	0										
64 Nick Buss, L (1, 7) 91 Nelson Molina, L (5, 6) OBP: 0.417, SLG: 0.417 OBP: 0.500, SLG: 0.500										3	1	1	0	0	1	2										
73 LaMonte Wade Jr., L (1, 9) 24 James Ramsey, L (6, 9) OBP: 0.615, SLG: 0.700 OBP: 0.500, SLG: 0.500										1	0	1	0	2	0	0										
46 Bobby Wilson, R (1, 2) 79 Brian Navarrete, R (6, PH) OBP: 0.100, SLG: 0.200 OBP: 0.500, SLG: 0.500										2	0	1	1	0	1	2										
Inning Stats	R: 0 E: 0 K: 1 S: 5	H: 1 LOB: 2 BB: 2 P: 13	R: 0 E: 0 K: 2 S: 8	H: 1 LOB: 2 BB: 1 P: 12	R: 0 E: 0 K: 1 S: 6	H: 1 LOB: 1 BB: 0 P: 6	R: 1 E: 0 K: 0 S: 5	H: 3 LOB: 2 BB: 1 P: 9	R: 2 E: 0 K: 1 S: 6	H: 1 LOB: 1 BB: 1 P: 10	R: 0 E: 0 K: 0 S: 3	H: 1 LOB: 1 BB: 1 P: 7	R: 0 E: 0 K: 3 S: 10	H: 1 LOB: 1 BB: 0 P: 10	R: 0 E: 0 K: 1 S: 5	H: 0 LOB: 0 BB: 0 P: 5		R: 0 E: 0 K: 0 S: 3	H: 1 LOB: 0 BB: 0 P: 3	1B: 6 2B: 3 3B: 0 HR: 1	SF: 0 SAC: 0 DP: 4 HBP: 0	WP: 1 PB: 0 SB: 0 CS: 0	PA: 39			
PITCHER	IP	WLS	BF	H	R	ER	SO	BB	IBB	HBP	BLK	WP	HR	S	P	ERA		WHIP								
50 Adam Wainwright, R (1, 1) ERA: 2.00	2.0		10	2	0	0	3	3	0	0	0	0	0	13	25	0.00		2.500								
88 Ryan Helsley, R (3, 1) ERA: 7.35	2.0	H	10	4	1	1	1	1	0	0	0	0	0	11	15	4.50	2.500									
70 Tyler Lyons, L (5, 1) ERA: 18.0	1.0	B	5	1	2	2	1	1	0	0	0	0	1	6	10	18.00	2.000									
77 Josh Lucas, R (6, 1) ERA: 10.13	2.0		8	2	0	0	3	1	0	0	0	1	0	13	17	0.00	1.500									
90 Conner Greene, R (8, 1) ERA: 10.13	1.0		3	0	0	0	1	0	0	0	0	0	0	5	5	0.00	0.000									
PITCHER	IP	WLS	BF	H	R	ER	SO	BB	IBB	HBP	BLK	WP	HR	S	P	ERA	WHIP									
65 Ryan Sherriff, L (9, 1) ERA: 0.00	1.0		3	1	0	0	0	0	0	0	0	0	0	3	3	0.00	1.000									

Batter	1	2	3	4	5	6	7	8	9	AB	R	H	RBI	BB	SO	LOB	BOTTOM								
25 Dexter Fowler, S (1, 9) 75 Adolis Garcia, R (6, 9) OBP: 0.375, SLG: 0.333 OBP: 0.563, SLG: 0.769										2	0	0	0	1	0	0	Minnesota Twins @ St. Louis Cardinals Roger Dean Chevrolet Stadium, Jupiter, FL Thu Mar 01 2018, 1:10 PM - 3:49 PM EST Att: 4,352 - Sunny - 84 F								
3 Jedd Gyorko, R (1, 5) 80 Edmundo Sosa, R (5, 5) OBP: 0.444, SLG: 0.200										2	0	0	0	0	0	0									
4 Yadier Molina, R (1, 2) 61 Steven Baron, R (7, 2) OBP: 0.143, SLG: 0.571										3	0	0	0	0	1	0									
23 Marcell Ozuna, R (1, 10) 95 Jeremy Martinez, R (8, PH) OBP: 0.273, SLG: 0.667										2	1	1	1	1	1	0									
40 Luke Voit, R (1, 3) 73 Patrick Wisdom, R (9, 3) OBP: 0.474, SLG: 0.529 OBP: 0.133, SLG: 0.200										4	1	1	0	0	0	3									
78 Randy Arozarena, R (1, 7) OBP: 0.412, SLG: 0.563										4	0	2	0	0	0	1									
41 Breyvic Valera, S (1, 4) 82 Tommy Edman, S (6, 4) OBP: 0.286, SLG: 0.167										2	0	0	0	0	0	2									
34 Yairo Muñoz, R (9, PH) OBP: 0.438, SLG: 0.875										1	0	0	0	0	0	0									
74 Oscar Mercado, R (1, 8) OBP: 0.500, SLG: 0.417										3	0	3	1	1	0	0									
54 Alex Mejia, R (1, 6) 93 Andrew Knizner, R (9, PH) OBP: 0.333, SLG: 0.417 OBP: 0.636, SLG: 1.167										3	0	0	0	0	0	4									
Inning Stats	R: 0 E: 0 K: 0 S: 3	H: 0 LOB: 0 BB: 0 P: 3	R: 2 E: 0 K: 0 S: 6	H: 4 LOB: 1 BB: 0 P: 8	R: 0 E: 0 K: 1 S: 5	H: 0 LOB: 0 BB: 0 P: 5	R: 0 E: 0 K: 0 S: 2	H: 0 LOB: 0 BB: 1 P: 6	R: 0 E: 0 K: 0 S: 5	H: 1 LOB: 2 BB: 1 P: 9	R: 0 E: 0 K: 1 S: 5	H: 0 LOB: 0 BB: 0 P: 5	R: 0 E: 0 K: 0 S: 3	H: 1 LOB: 1 BB: 1 P: 7	R: 1 E: 0 K: 0 S: 5	H: 2 LOB: 1 BB: 1 P: 10		R: 0 E: 0 K: 0 S: 4	H: 1 LOB: 1 BB: 0 P: 4	1B: 7 2B: 1 3B: 0 HR: 1	SF: 0 SAC: 0 DP: 3 HBP: 0	WP: 1 PB: 0 SB: 1 CS: 1	PA: 37		
PITCHER	IP	WLS	BF	H	R	ER	SO	BB	IBB	HBP	BLK	WP	HR	S	P	ERA		WHIP							
49 Adalberto Mejia, L (1, 1) ERA: 3.6	3.0		12	4	2	2	1	0	0	0	0	0	0	2	6	0.00	1.000								
67 Alan Busenitz, R (4, 1) ERA: 3.38	1.0		3	0	0	0	0	1	0	0	0	0	0	2	6	0.00	1.000								
66 Myles Jaye, R (5, 1) ERA: 2.25	2.0	H	8	1	0	0	1	1	0	0	0	0	0	10	14	0.00	1.000								
61 Tyler Kinley, R (7, 1) ERA: 6.0	1.1	B	8	3	1	0	0	2	0	0	0	1	0	7	15	0.00	3.750								
22 DJ Baxendale, R (8, 1) ERA: 3.00	0.2		1	0	0	0	0	0	0	0	0	0	0	1	2	0.00	0.000								
PITCHER	IP	WLS	BF	H	R	ER	SO	BB	IBB	HBP	BLK	WP	HR	S	P	ERA	WHIP								
27 John Curtiss, R (9, 1) ERA: 3.00	1.0		4	1	0	0	0	0	0	0	0	0	0	4	4	0.00	1.000								

AB 33
R 3
H 10
RBI 3
BB 6
SO 9
LOB 22

AB 31
R 3
H 8
RBI 2
SO 2
LOB 16



Batter	1	2	3	4	5	6	7	8	9	AB	R	H	RBI	BB	SO	LOB	TOP										
23 Dalton Pompey, S OBP: 0.222, SLG: 0.250 65 Kacy Clemens, L (5, 3)	E6 7 S		K		G6-3			F7		3	0	0	0	0	1	2	Toronto Blue Jays @ Minnesota Twins CenturyLink Sports Complex, Fort Myers, FL Fri Mar 02 2018, 1:08 PM - 3:36 PM EST Att: 7,408 - Sunny - 84 F										
7 Richard Urena, S OBP: 0.167, SLG: 0.091 56 Cavan Biggio, L OBP: 0.500, SLG: 1.500 (1, 6) (6, 4)	P6		K			G4-3				3	0	0	0	0	1	2											
30 Anthony Alford, R OBP: 0.333, SLG: 0.786 88 Kevin Smith, R (1, 8) (5, 9) (6, 5)	K2-3					F8				3	0	1	0	0	1	1											
37 Teoscar Hernández, R OBP: 0.167, SLG: 0.250 89 Reggie Pruitt, R (1, 9) (5, 8) (6, 7)	K					F7				3	0	0	0	0	2	2											
13 Lourdes Gurriel Jr., R OBP: 0.231, SLG: 0.231 84 Kevin Viqueña, R OBP: 0.500, SLG: 1.000 (1, 4) (6, 6) (7, 6)	L7									3	0	0	0	0	1	1											
9 Danny Jansen, R OBP: 0.125, SLG: 0.143 49 Max Pentecost, R OBP: 0.273, SLG: 0.222 (1, 2) (5, 2)	F8									2	0	0	0	0	0	1											
27 Dwight Smith Jr., L OBP: 0.182, SLG: 0.455 78 Nash Knight, S OBP: 0.500, SLG: 0.750 (1, 10) (7, PH) (7, 10)	F7									2	0	0	0	0	0	0											
64 Jason Leblebician, R OBP: 0.375, SLG: 0.571 39 Jonathan Davis, R OBP: 0.200, SLG: 0.222 (1, 3) (5, 7) (6, 8)	F9									1	0	0	0	1	0	0											
66 Tim Lopes, R OBP: 0.200, SLG: 0.500 45 Andrew Guillotte, R OBP: 0.250, SLG: 0.250 (1, 5) (5, 5) (6, 9)	E9									2	0	0	0	0	0	1											
Inning Stats	R: 0 E: 1 K: 2 S: 9	H: 0 LOB: 1 BB: 0 P: 10	R: 0 E: 0 K: 0 S: 3	H: 0 LOB: 0 BB: 0 P: 3	R: 0 E: 1 K: 2 S: 8	H: 0 LOB: 1 BB: 0 P: 8	R: 0 E: 0 K: 2 S: 8	H: 1 LOB: 1 BB: 0 P: 8	R: 0 E: 0 K: 0 S: 3	H: 0 LOB: 1 BB: 1 P: 8	R: 0 E: 0 K: 0 S: 3	H: 0 LOB: 1 BB: 0 P: 3	R: 0 E: 0 K: 2 S: 8	H: 1 LOB: 1 BB: 0 P: 8	R: 0 E: 0 K: 1 S: 6	H: 1 LOB: 1 BB: 0 P: 6		R: 1 E: 0 K: 2 S: 10	H: 3 LOB: 2 BB: 0 P: 10	1B: 2 2B: 3 3B: 1 HR: 0	SF: 0 SAC: 0 DP: 0 HBP: 0	WP: 0 PB: 0 SB: 3 CS: 0	PA: 36				
PITCHER	IP	WLS	BF	H	R	ER	SO	BB	IBB	HBP	BLK	WP	HR	S	P	ERA	WHIP										
12 Jake Odorizzi, R ERA: 3.0 (1, 1)	2.2	W	10	0	0	0	3	0	0	0	0	0	0	17	18	0.00	0.000										
55 Taylor Rogers, L ERA: (3, 1)	1.1	H	5	1	0	0	3	0	0	0	0	0	0	11	11	0.00	0.750										
39 Trevor Hildenberger, R ERA: (5, 1)	1.0	H	4	0	0	0	0	1	0	0	0	0	0	3	8	0.00	1.000										
58 Gabriel Moya, L ERA: 2.25 (6, 1)	2.0	H	7	1	0	0	2	0	0	0	0	0	0	11	11	0.00	0.500										
70 Jake Reed, R ERA: (8, 1)	1.0	H	4	1	0	0	1	0	0	0	0	0	0	6	6	0.00	1.000										
76 Felix Jorge, R ERA: 3.0 (9, 1)	1.0	S	6	3	1	1	2	0	0	0	0	0	0	10	10	9.00	3.000										

AB	35
R	1
H	6
RBI	1
BB	1
SO	11
LOB	16



Batter	1	2	3	4	5	6	7	8	9	AB	R	H	RBI	BB	SO	LOB	BOTTOM										
2 Brian Dozier, R OBP: 0.250, SLG: 0.286 33 Ryan Walker, L (1, 4) (6, 4)	G4-3		G5-3		F8			G1-3		3	0	0	0	0	0	1	Toronto Blue Jays @ Minnesota Twins CenturyLink Sports Complex, Fort Myers, FL Fri Mar 02 2018, 1:08 PM - 3:36 PM EST Att: 7,408 - Sunny - 84 F										
7 Joe Mauer, L OBP: 0.200, SLG: 0.200 62 Jordan Pacheco, R (6, FR) (1, 3) (7, 3)	K		G4-3							3	0	1	1	0	1	0											
22 Miguel Sanó, R (1, 5)	G3-1									3	0	0	0	0	1	1											
37 Sean Miller, R OBP: 0.286, SLG: 0.333 (7, 5)			K							0	0	0	0	0	0	0											
20 Eddie Rosario, L OBP: 0.273, SLG: 0.545 24 Chris Heisey, R (1, 7) (7, 7)	HR									3	1	1	1	0	1	1											
99 Logan Morrison, L OBP: 0.333, SLG: 1.000 (1, 10)	K									3	0	1	0	0	1	0											
25 Byron Buxton, R OBP: 0.286, SLG: 0.571 20 Tanner English, R (1, 8) (8, 8)	K									3	0	0	0	0	2	1											
26 Max Kepler, L OBP: 0.309, SLG: 0.250 24 James Ramsey, L (1, 9) (8, 9)										3	0	1	0	0	0	1											
11 Jorge Polanco, S OBP: 0.154, SLG: 0.154 40 Gregorio Petit, R OBP: 0.154, SLG: 0.167 (1, 6) (6, 6)	F7									2	0	1	0	0	0	1											
78 Williams Astudillo, R OBP: 0.400, SLG: 0.250 81 Winston Sawyer, R OBP: 0.500, SLG: 0.400 (1, 2) (6, 2)										1	1	0	0	1	0	1											
Inning Stats	R: 0 E: 0 K: 1 S: 5	H: 2 LOB: 1 BB: 0 P: 10	R: 1 E: 0 K: 2 S: 10	H: 2 LOB: 1 BB: 0 P: 10	R: 1 E: 0 K: 1 S: 5	H: 0 LOB: 0 BB: 1 P: 10	R: 0 E: 0 K: 1 S: 6	H: 1 LOB: 1 BB: 0 P: 6	R: 0 E: 0 K: 0 S: 3	H: 1 LOB: 0 BB: 0 P: 3	R: 0 E: 0 K: 1 S: 5	H: 0 LOB: 1 BB: 0 P: 5	R: 0 E: 0 K: 0 S: 3	H: 0 LOB: 0 BB: 0 P: 3	R: 0 E: 0 K: 0 S: 3	H: 0 LOB: 0 BB: 0 P: 3	R: 0 E: 0 K: 0 S: 3	H: 0 LOB: 0 BB: 0 P: 3	1B: 3 2B: 0 3B: 1 HR: 1	SF: 0 SAC: 0 DP: 2 HBP: 0	WP: 0 PB: 1 SB: 0 CS: 0	PA: 28					
PITCHER	IP	WLS	BF	H	R	ER	SO	BB	IBB	HBP	BLK	WP	HR	S	P	ERA	WHIP										
45 Thomas Pannone, L ERA: 6.0 (1, 1)	2.0	L	8	2	1	1	3	0	0	0	0	0	0	15	15	4.50	1.000										
57 Jon Harris, R ERA: (3, 1)	2.0		8	1	1	0	2	1	0	0	0	0	0	11	16	0.00	1.000										
58 Tim Mayza, L ERA: (5, 1)	1.0		3	1	0	0	0	0	0	0	0	0	0	3	3	0.00	1.000										
50 Matt Dermody, L ERA: 15.0 (6, 1)	1.1		4	1	0	0	1	0	0	0	0	0	0	6	6	0.00	0.750										
69 Justin Shafer, R ERA: 3.86 (7, 1)	0.2		2	0	0	0	0	0	0	0	0	0	0	2	2	0.00	0.000										
46 Chad Gironi, L ERA: (8, 1)	1.0		3	0	0	0	0	0	0	0	0	0	0	3	3	0.00	0.000										

AB	27
R	2
H	5
RBI	2
BB	1
SO	6
LOB	7



Batter	1	2	3	4	5	6	7	8	9	AB	R	H	RBI	BB	SO	LOB	TOP						
26 Adam Frazier, L (1, 8) 17 Austin Meadows, L (6, 8) OBP: 0.500, SLG: 0.571 OBP: 0.636, SLG: 1.300										3	0	2	0	0	1	0	Pittsburgh Pirates @ Minnesota Twins CenturyLink Sports Complex, Fort Myers, FL Sun Mar 04 2018, 1:08 PM - 4:13 PM EST Att: 8,386 - Sunny - 73 F						
5 Josh Harrison, R (1, 4) 38 Max Moroff, S (6, 4) OBP: 0.231, SLG: 0.250 OBP: 0.417, SLG: 0.545										3	1	2	0	0	1	2							
25 Gregory Polanco, L (1, 9) 27 Todd Cunningham, R (6, 9) OBP: 0.384, SLG: 0.727 OBP: 0.200, SLG: 0.231										3	0	1	0	0	1	3							
19 Colin Moran, L (1, 5) 61 Eric Wood, R (6, 5) OBP: 0.389, SLG: 0.471 OBP: 0.429, SLG: 0.538										3	1	1	1	0	0	1							
10 Jordy Mercer, R (1, 6) 72 Kevin Kramer, L (6, 6) OBP: 0.182, SLG: 0.182 OBP: 0.643, SLG: 1.222										3	0	0	0	0	1	2							
32 Elias Diaz, R (1, 2) 83 Christian Kelley, R (6, 2) OBP: 0.200, SLG: 0.444										3	1	1	3	0	0	0							
44 Christopher Bostick, R (1, 7) 90 Jason Martin, L (6, 7) OBP: 0.100, SLG: 0.100										3	1	1	0	0	0	1							
62 Erich Weiss, L (1, 3) 83 Jerick Suter, R (6, 3) OBP: 0.091, SLG: 0.100 OBP: 0.333, SLG: 0.667										2	0	0	1	0	2	1							
50 Jameson Taillon, R (1, 1) 48 Richard Rodriguez, R (3, 1) 45 Michael Feliz, R (4, 1) 81 Travis Reyes, R (8, 1) 43 Steven Brault, L (9, 1) 81 Cole Tucker, R (9, 1) 64 Tyler Eppler, R (7, 1) 79 Jackson Williams, R (7, 6) 84 Alex McRae, R (9, 1)										1	0	0	0	0	0	0							
Inning Stats	R: 0 E: 0 K: 1 S: 6	H: 1 LOB: 1 BB: 0 P: 6	R: 0 E: 0 K: 0 S: 3	H: 0 LOB: 0 BB: 0 P: 3	R: 0 E: 0 K: 3 S: 11	H: 2 LOB: 2 BB: 0 P: 11	R: 0 E: 0 K: 0 S: 3	H: 0 LOB: 0 BB: 0 P: 3	R: 1 E: 0 K: 1 S: 7	H: 2 LOB: 0 BB: 0 P: 8	R: 4 E: 0 K: 2 S: 13	H: 4 LOB: 1 BB: 0 P: 15	R: 0 E: 0 K: 2 S: 7	H: 0 LOB: 0 BB: 0 P: 7	R: 2 E: 0 K: 1 S: 6	H: 1 LOB: 1 BB: 3 P: 18		R: 2 E: 0 K: 1 S: 9	H: 4 LOB: 3 BB: 0 P: 10	1B: 10 2B: 3 3B: 0 HR: 1	SF: 1 SAC: 0 DP: 1 HBP: 1	WP: 2 PB: 0 SB: 1 CS: 1	PA: 44
PITCHER	IP WLS BF H R ER SO BB IBB HBP BLK WP HR S P ERA WHIP	2.1 0 10 3 0 0 2 0 0 0 0 0 0 14 14 0.00 1.286	0.2 0 2 0 0 0 2 0 0 0 0 0 0 6 6 0.00 0.000	1.0 0 3 0 0 0 0 0 0 0 0 0 0 3 3 0.00 0.000	1.0 0 4 2 1 1 1 0 0 0 0 1 0 7 8 9.00 2.000	2.0 0 12 5 6 6 4 1 0 0 0 0 1 22 28 27.00 3.000	1.0 0 4 0 0 0 1 2 0 0 0 0 0 0 0 0 0.00 2.000	0.1 0 6 4 2 2 1 0 0 0 1 0 0 0 7 8 54.00 12.000	0.2 0 2 0 0 0 0 0 0 0 0 0 0 0 0 2 2 0.00 0.000														

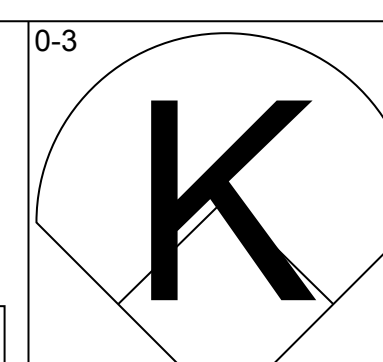
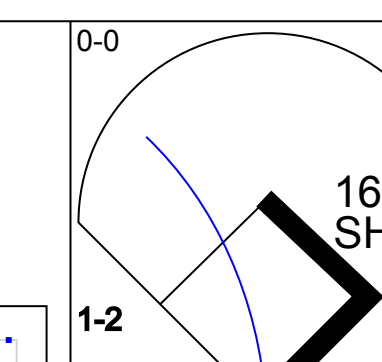
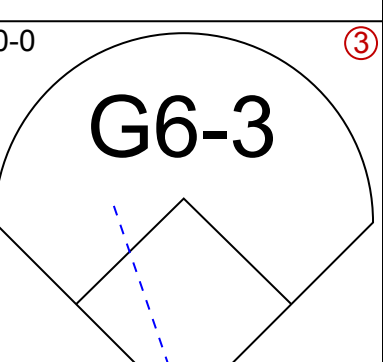
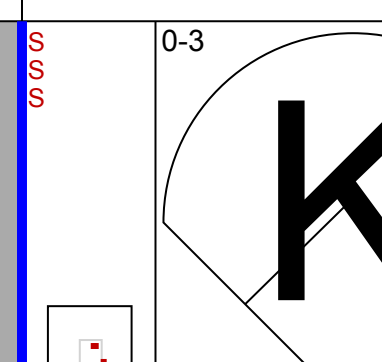
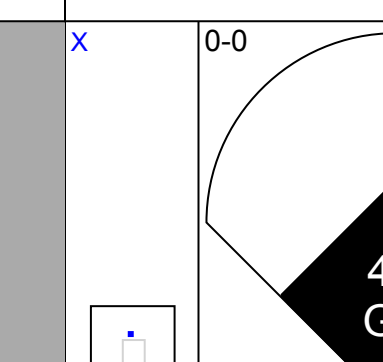
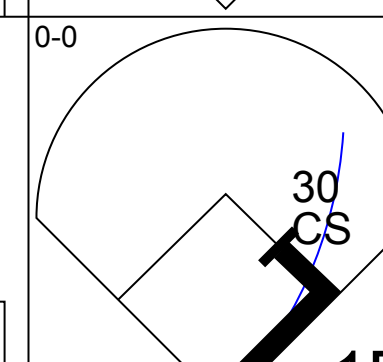
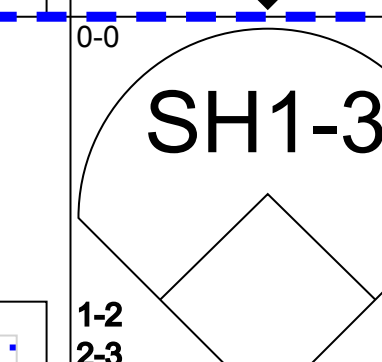
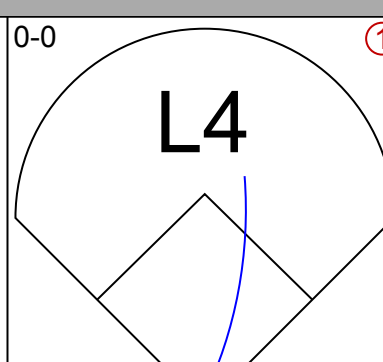
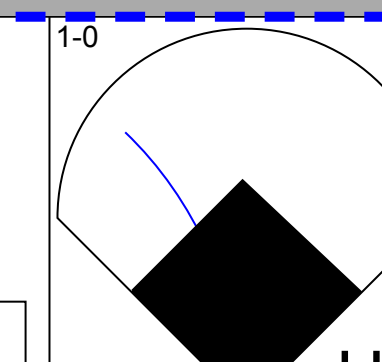
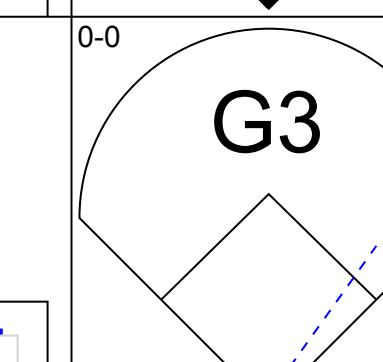
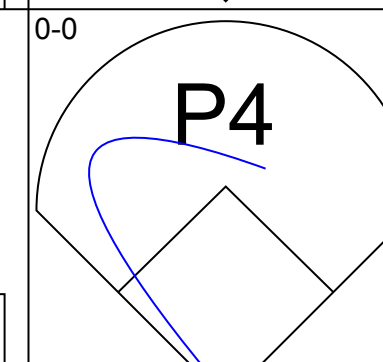
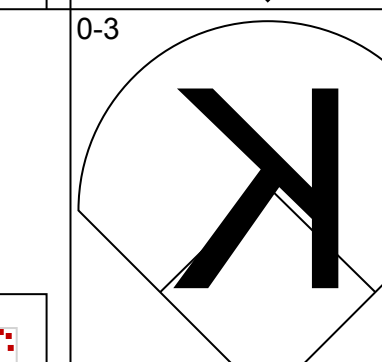
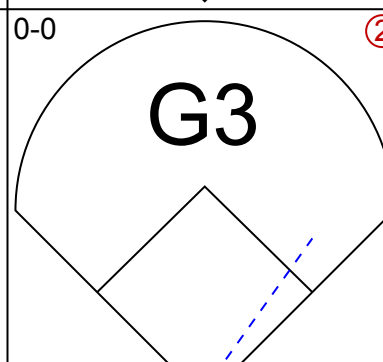
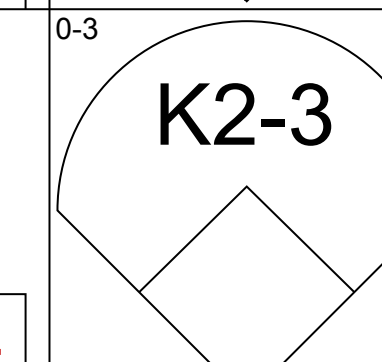
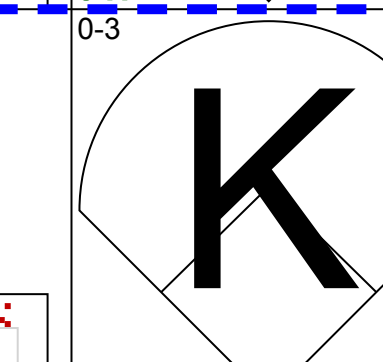
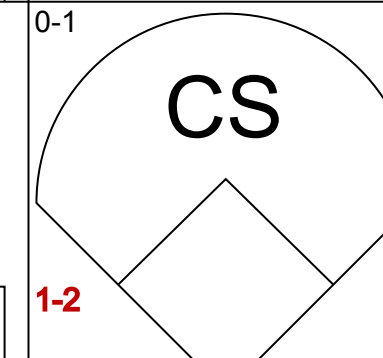
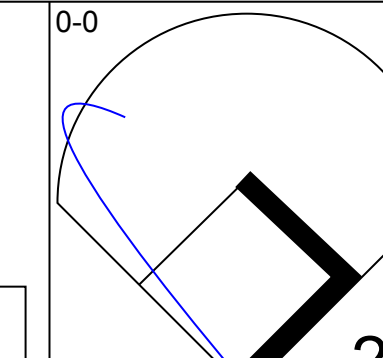
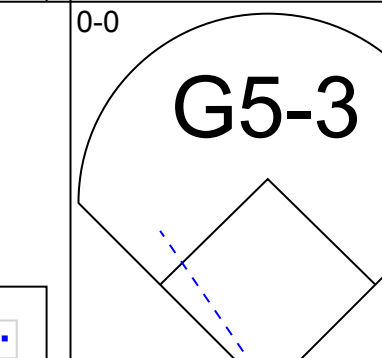
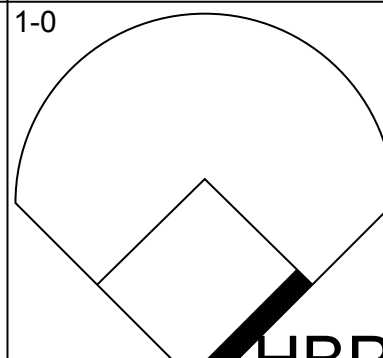
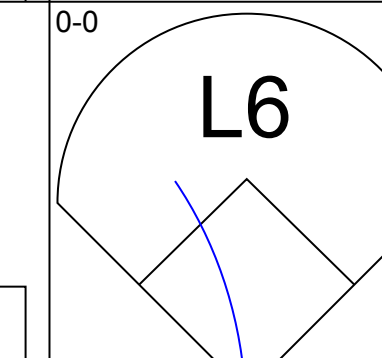
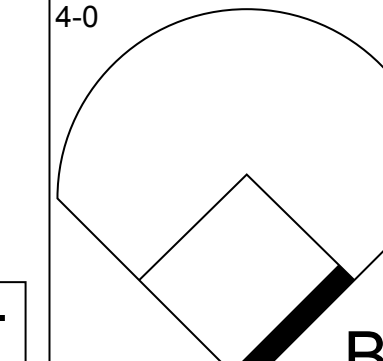
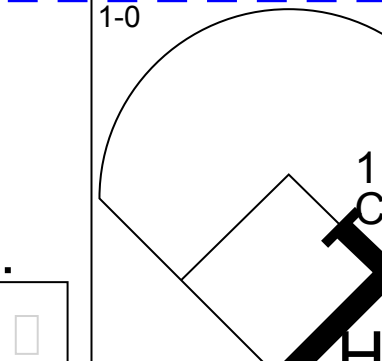
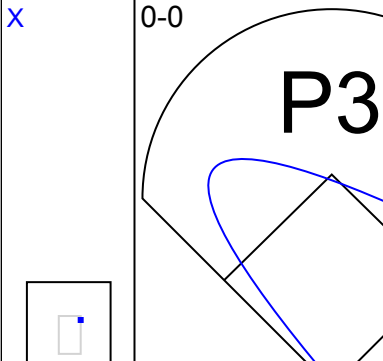
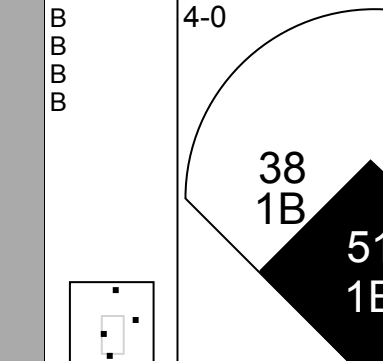

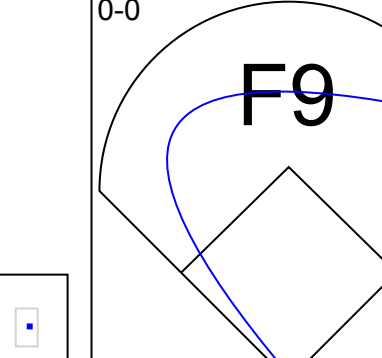
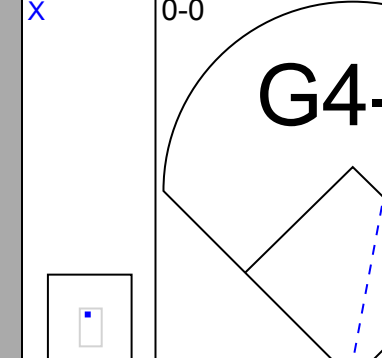
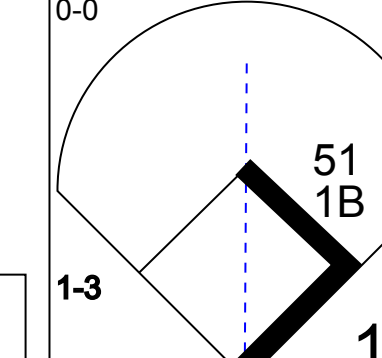


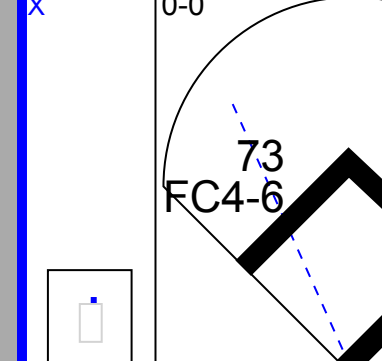
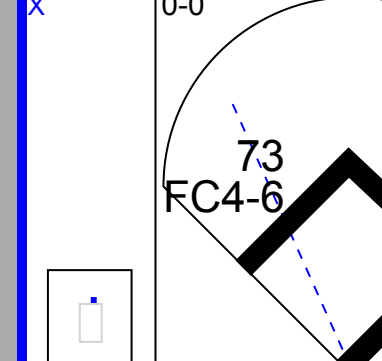
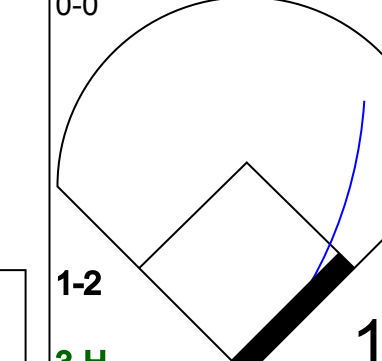

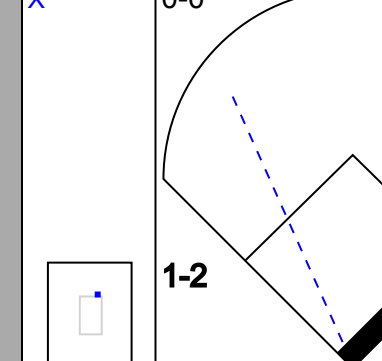
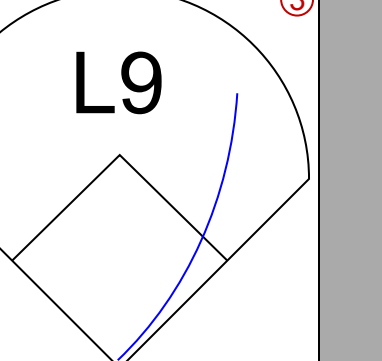
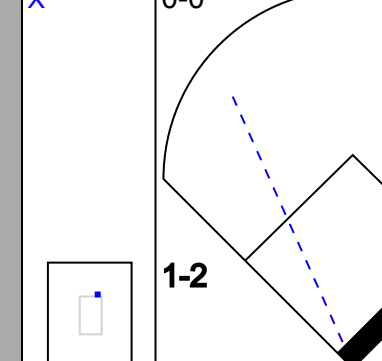
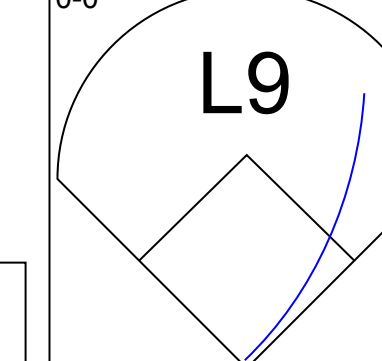
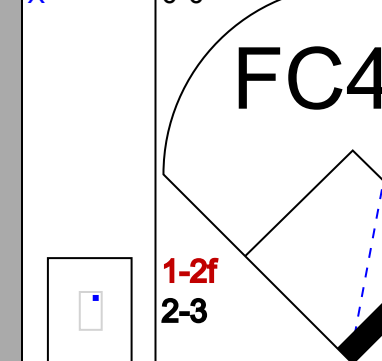
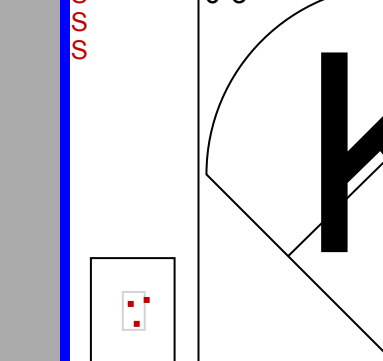
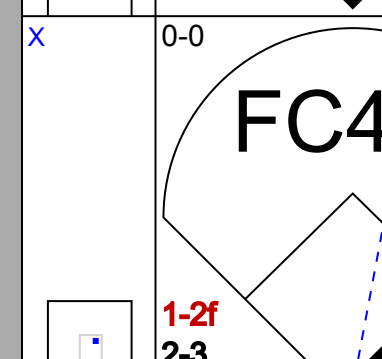
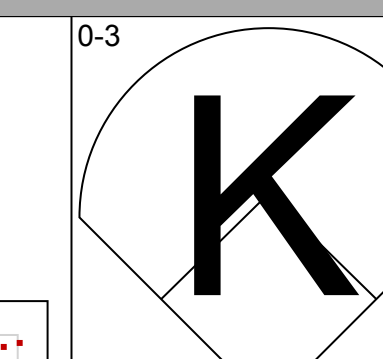
AB 38
R 9
H 14
RBI 7
BB 3
SO 11
LOB 19



Batter	1	2	3	4	5	6	7	8	9	AB	R	H	RBI	BB	SO	LOB	BOTTOM						
2 Brian Dozier, R (1, 4) 79 Brian Navarro, R (6, 2) OBP: 0.364, SLG: 0.600										3	1	2	0	0	0	0	Pittsburgh Pirates @ Minnesota Twins CenturyLink Sports Complex, Fort Myers, FL Sun Mar 04 2018, 1:08 PM - 4:13 PM EST Att: 8,386 - Sunny - 73 F						
7 Joe Mauer, L (1, 10) 64 Nick Buss, L (8, 10) OBP: 0.125, SLG: 0.143 OBP: 0.375, SLG: 0.357										2	0	0	2	0	0	1							
22 Miguel Sanó, R (1, 5) 38 Taylor Featherston, R (7, 5) OBP: 0.333, SLG: 0.667										3	0	0	0	0	2	1							
20 Eddie Rosario, L (1, 7) 73 LaMonte Wade Jr., L (6, 7) OBP: 0.353, SLG: 0.571										2	0	0	0	0	0	0							
99 Logan Morrison, L (1, 3) 24 James Ramsey, L (7, 8) OBP: 0.167, SLG: 0.500										3	0	0	0	0	0	0							
25 Byron Buxton, R (1, 8) 1 Nick Gordon, L (7, 4) OBP: 0.313, SLG: 0.533 OBP: 0.375, SLG: 0.714										1	1	0	0	1	0	0							
26 Max Kepler, L (1, 9) 72 Ryan LaMarre, R (7, 9) OBP: 0.500, SLG: 0.692										2	0	1	1	0	0	0							
11 Jorge Polanco, S (1, 6) 51 Brock Stassi, L (7, 3) OBP: 0.133, SLG: 0.133 OBP: 0.400, SLG: 0.400										2	0	0	0	0	1	1							
23 Mitch Garver, R (1, 2) 0 Erick Aybar, S (6, 4) OBP: 0.333, SLG: 0.444 OBP: 0.500, SLG: 0.444										1	1	0	0	1	0	0							
Inning Stats	R: 1 E: 0 K: 0 S: 4	H: 1 LOB: 0 BB: 0 P: 5	R: 0 E: 0 K: 0 S: 3	H: 0 LOB: 0 BB: 0 P: 3	R: 1 E: 0 K: 1 S: 6	H: 1 LOB: 1 BB: 1 P: 10	R: 1 E: 0 K: 1 S: 7	H: 1 LOB: 1 BB: 1 P: 11	R: 0 E: 0 K: 0 S: 3	H: 0 LOB: 0 BB: 0 P: 3	R: 0 E: 0 K: 1 S: 5	H: 0 LOB: 0 BB: 0 P: 5	R: 0 E: 0 K: 2 S: 7	H: 0 LOB: 0 BB: 0 P: 7	R: 0 E: 0 K: 0 S: 3	H: 0 LOB: 0 BB: 0 P: 3		R: 0 E: 0 K: 2 S: 8	H: 1 LOB: 1 BB: 0 P: 9	1B: 2 2B: 2 3B: 0 HR: 0	SF: 1 SAC: 0 DP: 0 HBP: 0	WP: 1 PB: 0 SB: 1 CS: 0	PA: 33
PITCHER	IP WLS BF H R ER SO BB IBB HBP BLK WP HR S P ERA WHIP	2.2 0 11 2 2 2 0 1 0 0 0 0 0 3 3 0.00 0.000	0.1 0 1 0 0 0 1 0 0 0 0 0 0 0 3 3 0.00 0.000	1.0 0 5 1 1 1 1 1 0 0 0 0 0 7 11 9.00 2.000	2.0 0 6 0 0 0 0 1 0 0 0 0 0 8 8 0.00 0.000	2.0 0 6 0 0 0 2 0 0 0 0 0 0 10 10 0.00 0.000	1.0 0 4 0 0 0 1 2 0 0 0 0 0 0 0 0 0.00 2.000	0.1 0 6 4 2 2 1 0 0 0 1 0 0 0 7 8 54.00 12.000	0.2 0 2 0 0 0 0 0 0 0 0 0 0 0 0 2 2 0.00 0.000														

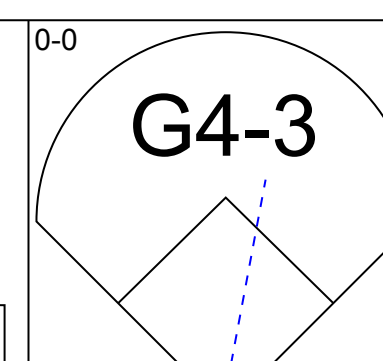
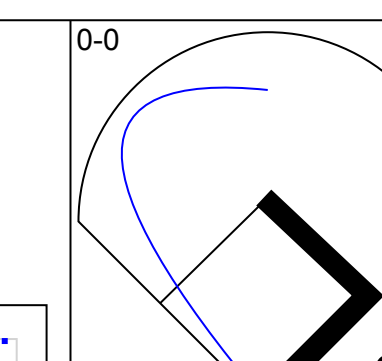
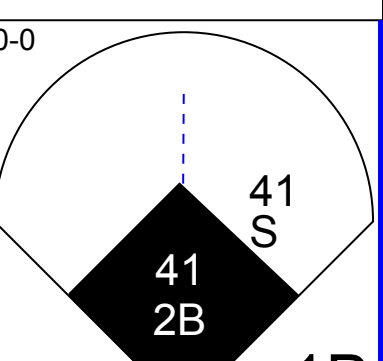
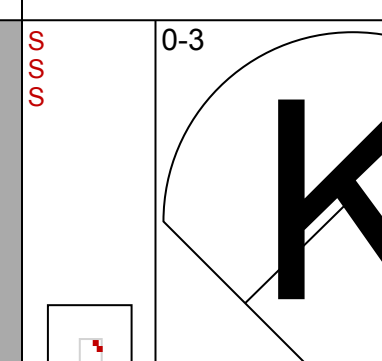
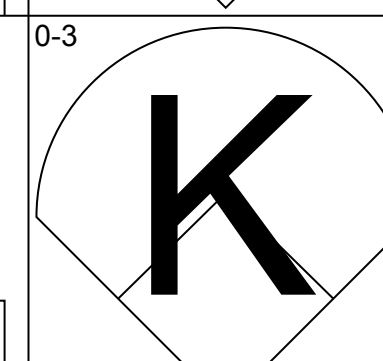
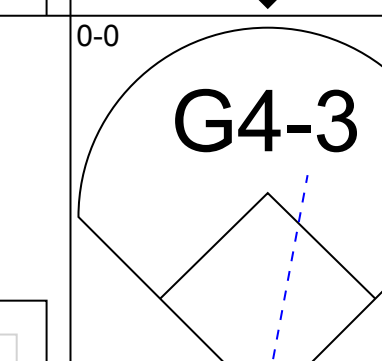
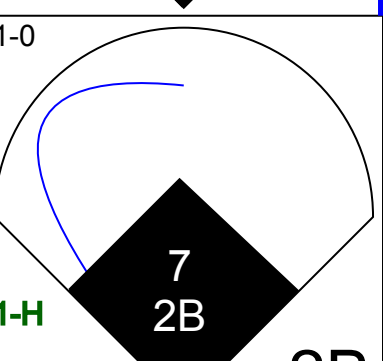
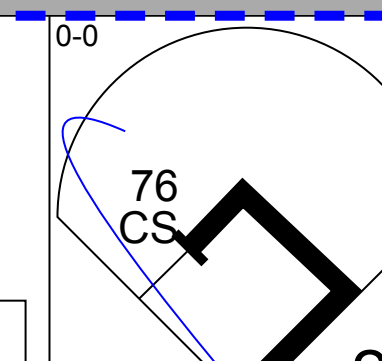

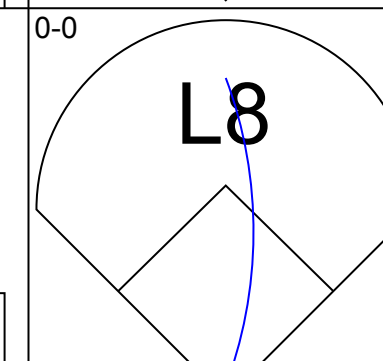
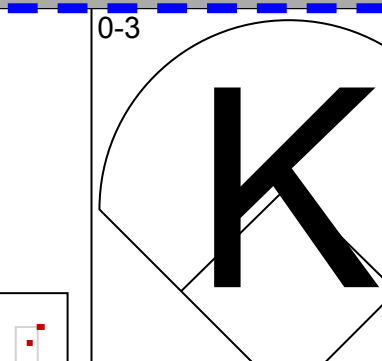
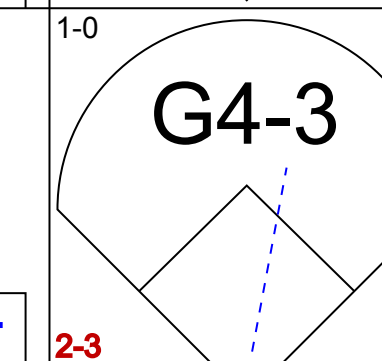

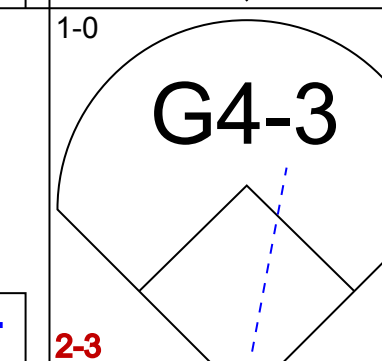

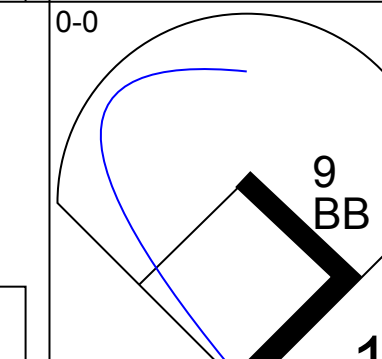

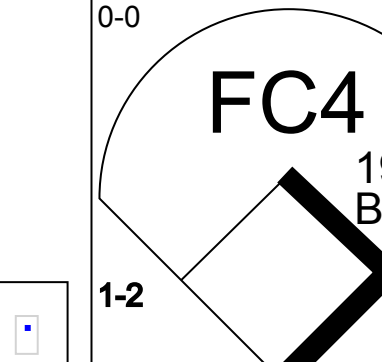
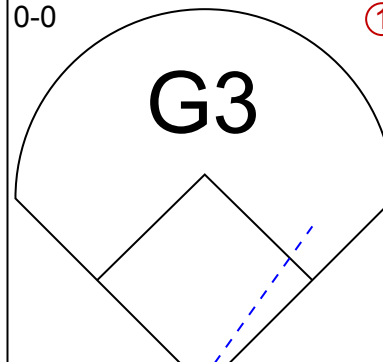
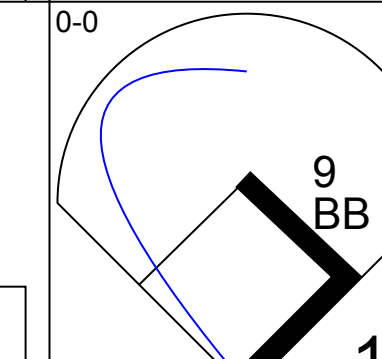


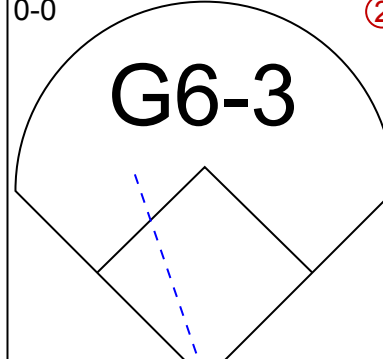
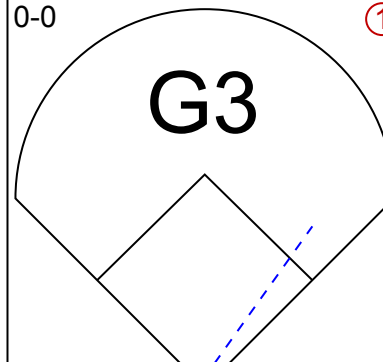
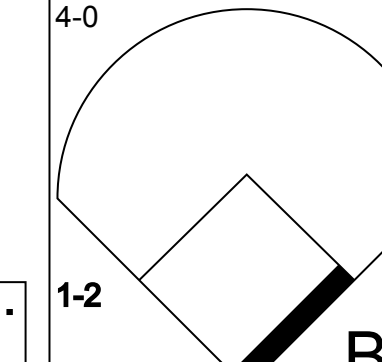

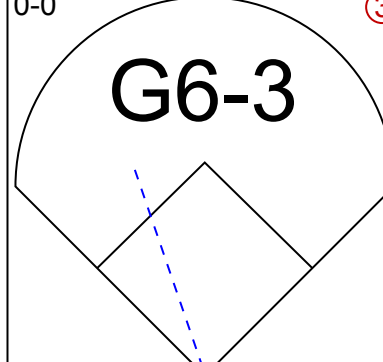
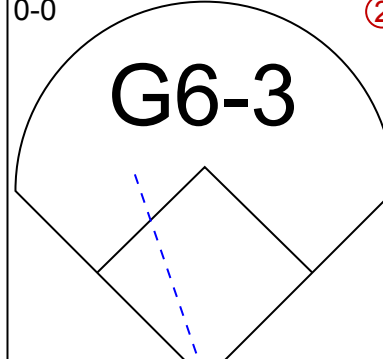
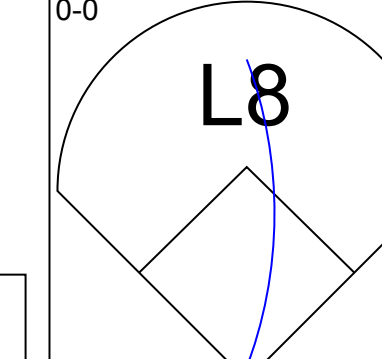
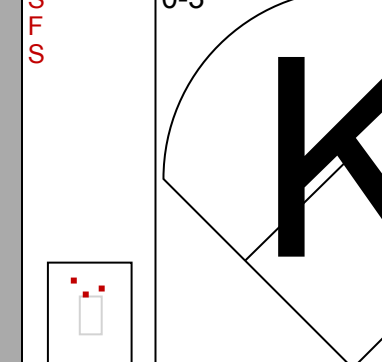
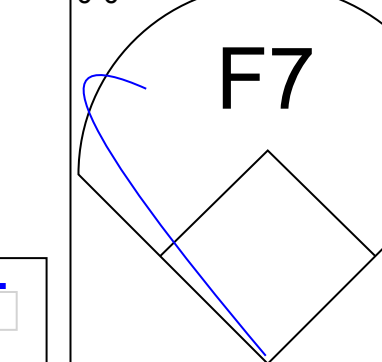
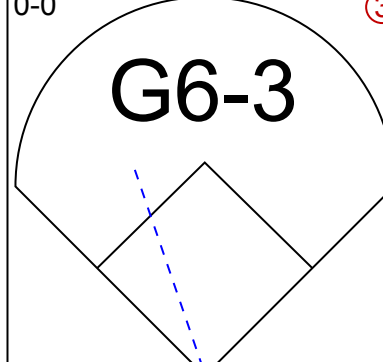
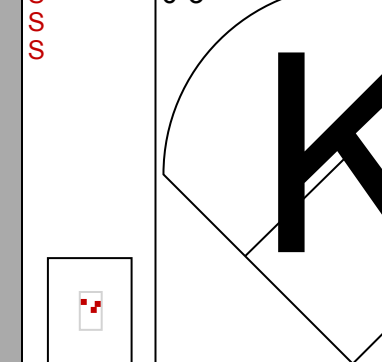
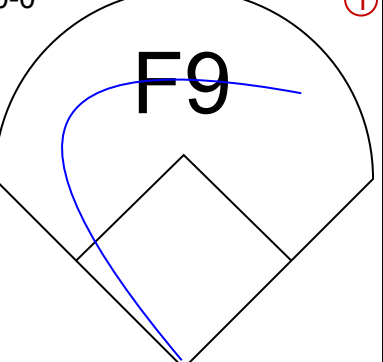
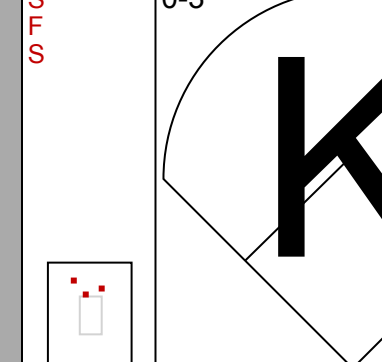
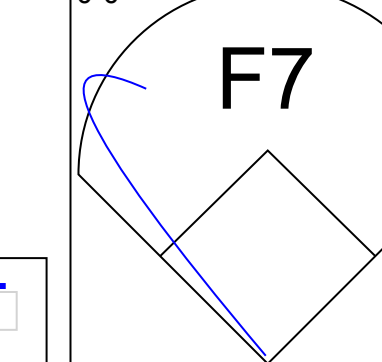
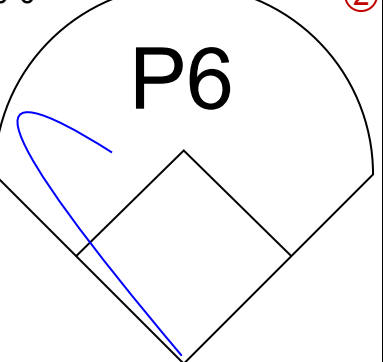
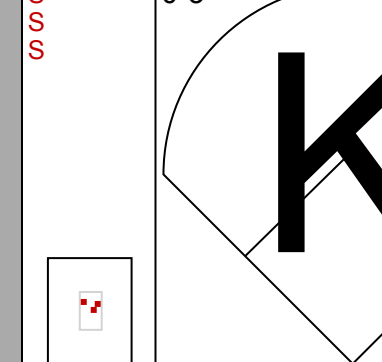
AB 30
R 3
H 4
RBI 3
BB 2
SO 7
LOB 5



Batter	1	2	3	4	5	6	7	8	9	AB	R	H	RBI	BB	SO	LOB	TOP					
8 Zack Granite, L (1, 8) OBP: 0.250, SLG: 0.222 72 Ryan LaMarre, R (6, 9) OBP: 0.500, SLG: 0.800										3	0	1	0	0	1	0	Minnesota Twins @ Philadelphia Phillies Spectrum Field, Clearwater, FL Mon Mar 05 2018, 1:10 PM - 3:58 PM EST Att: 5,967 - Sunny - 74 F					
16 Ehre Adrianza, S (1, 5) OBP: 0.394, SLG: 0.550 40 Gregorio Petit, R (6, 6) OBP: 0.188, SLG: 0.400										2	0	1	0	0	0	0						
36 Robbie Grossman, S (1, 7) 64 Nick Buss, L (6, 7) OBP: 0.333, SLG: 0.313										3	0	0	0	0	1	3						
30 Kennys Vargas, S (1, 3) 37 Sean Miller, R (6, 5) OBP: 0.333, SLG: 0.375										2	0	1	0	0	0	2						
24 Chris Heisey, R (1, 9) 20 Tanner English, R (6, 8) OBP: 0.313, SLG: 0.167										1	0	0	0	1	0	1						
0 Erick Aybar, S (1, 4) 38 Taylor Featherston, R (7, 4) OBP: 0.375, SLG: 0.688										3	0	0	0	0	0	3						
1 Nick Gordon, L (1, 6) 51 Brock Stassi, L (6, 3) OBP: 0.571, SLG: 0.571										2	0	0	0	0	2	3						
46 Bobby Wilson, R (1, 2) 78 Williams Astudillo, R (7, 2) OBP: 0.222, SLG: 0.143										3	0	1	0	0	1	2						
73 LaMonte Wade Jr., L (1, 10) 24 James Ramsey, L (9, PH)										2	0	0	0	1	1	2						
Inning Stats	R: 0 E: 0 K: 1 S: 6	H: 1 LOB: 0 BB: 0 P: 6	R: 0 E: 0 K: 2 S: 8	H: 1 LOB: 2 BB: 1 P: 12	R: 0 E: 0 K: 1 S: 6	H: 1 LOB: 2 BB: 1 P: 10	R: 0 E: 0 K: 1 S: 4	H: 0 LOB: 1 BB: 0 P: 5	R: 0 E: 0 K: 1 S: 5	H: 0 LOB: 0 BB: 0 P: 5	R: 0 E: 0 K: 0 S: 3	H: 0 LOB: 1 BB: 0 P: 4	R: 0 E: 0 K: 1 S: 7	H: 2 LOB: 2 BB: 0 P: 7	R: 2 E: 0 K: 1 S: 8	H: 3 LOB: 2 BB: 1 P: 13		R: 1 E: 0 K: 2 S: 8	H: 1 LOB: 0 BB: 0 P: 8	1B: 6 2B: 2 3B: 1 HR: 1	SF: 0 SAC: 1 DP: 1 HBP: 2	WP: 0 PB: 0 SB: 0 CS: 2
PITCHER	IP WLS BF H R ER SO BB IBB HBP BLK WP HR S P ERA WHIP	2.0 W 8 2 0 0 3 1 0 0 0 0 0 0 14 18 0.00 1.500	3.1 0.0 2 1 0 0 0 1 0 0 0 0 0 0 1 5 ∞ ∞	3.1 1.0 H 3 0 0 0 1 0 0 0 0 0 0 5 5 0.00 0.000	4.1 3.0 H 10 0 0 0 2 0 0 2 0 0 0 12 14 0.00 0.000	7.1 1.0 5 2 0 0 1 0 0 0 0 0 0 7 7 0.00 2.000	6.1 0.2 5 2 2 2 1 1 0 0 0 0 0 1 6 11 27.00 4.500	8.1 1.0 H 5 2 1 1 1 0 0 0 0 0 0 0 7 7 9.00 2.000	8.1 0.1 S 1 0 0 0 1 0 0 0 0 0 0 0 0 3 3 0.00 0.000													


AB 33
R 3
H 9
RBI 3
BB 3
SO 10
LOB 20




Batter	1	2	3	4	5	6	7	8	9	AB	R	H	RBI	BB	SO	LOB	BOTTOM					
16 César Hernández, S (1, 4) OBP: 0.176, SLG: 0.235 18 Pedro Florimón, S (6, 4) OBP: 0.278, SLG: 0.353										3	1	2	0	0	0	0	Minnesota Twins @ Philadelphia Phillies Spectrum Field, Clearwater, FL Mon Mar 05 2018, 1:10 PM - 3:58 PM EST Att: 5,967 - Sunny - 74 F					
41 Carlos Santana, S (1, 10) OBP: 0.300, SLG: 0.250 67 Eliezer Álvarez, L (8, PH) OBP: 0.267, SLG: 0.400										3	1	1	1	0	1	1						
7 Maikel Franco, R (1, 5) 76 Jesmuel Valentin, S (6, 7) OBP: 0.333, SLG: 0.588										3	0	1	1	0	1	0						
17 Rhys Hoskins, R (1, 7) 83 Mitch Walding, L (6, 5) OBP: 0.556, SLG: 0.429										3	2	1	1	0	0	1						
2 J.P. Crawford, L (1, 6) 9 Adam Rosales, R (7, 6) OBP: 0.400, SLG: 0.667										3	0	0	0	0	0	1						
19 Tommy Joseph, R (1, 3) 73 Heiker Meneses, R (7, 3) OBP: 0.300, SLG: 0.333										2	0	0	0	1	0	0						
15 Andrew Knapp, S (1, 2) 68 Logan Moore, L (7, 2) OBP: 0.167, SLG: 0.400										2	0	0	1	0	0	0						
77 Dylan Cozens, L (1, 9) 85 Andrew Pullin, L (8, 9) OBP: 0.190, SLG: 0.200										3	0	0	0	0	2	0						
24 Roman Quinn, S (1, 8) 60 Danny Ortiz, L (8, 8) OBP: 0.182, SLG: 0.455										3	0	0	0	0	1	0						
Inning Stats	R: 0 E: 0 K: 1 S: 5	H: 0 LOB: 0 BB: 0 P: 5	R: 1 E: 0 K: 0 S: 6	H: 1 LOB: 0 BB: 0 P: 9	R: 0 E: 0 K: 1 S: 6	H: 1 LOB: 0 BB: 0 P: 6	R: 1 E: 2 K: 1 S: 6	H: 0 LOB: 1 BB: 1 P: 10	R: 2 E: 0 K: 0 S: 6	H: 3 LOB: 1 BB: 0 P: 7	R: 0 E: 0 K: 0 S: 3	H: 0 LOB: 0 BB: 0 P: 3	R: 0 E: 0 K: 3 S: 9	H: 0 LOB: 0 BB: 0 P: 9	R: 0 E: 0 K: 0 S: 4	H: 2 LOB: 2 BB: 1 P: 9		R: 0 E: 0 K: 0 S: 4	H: 2 LOB: 2 BB: 1 P: 9	1B: 2 2B: 5 3B: 0 HR: 1	SF: 1 SAC: 0 DP: 1 HBP: 0	WP: 0 PB: 0 SB: 1 CS: 1
PITCHER	IP WLS BF H R ER SO BB IBB HBP BLK WP HR S P ERA WHIP	3.0 L 11 2 1 1 2 0 0 0 0 0 0 0 6 10 3.00 0.667	4.5 1.0 5 0 1 0 1 1 0 0 0 0 0 9 10 9.00 1.500	5.1 2.0 9 3 2 2 0 0 0 0 0 0 0 9 10 9.00 1.500	7.1 1.0 3 0 0 0 3 0 0 0 0 0 0 9 9 0.00 0.000	8.1 1.0 5 2 0 0 0 1 0 0 0 0 0 4 9 0.00 3.000																

AB 30
R 4
H 7
RBI 4
BB 2
SO 6
LOB 6



Batter	1	2	3	4	5	6	7	8	9	AB	R	H	RBI	BB	SO	LOB	TOP												
14 Craig Gentry, R (1, 8) OBP: 0.444, SLG: 0.375 47 Alex Presley, L (6, 7) OBP: 0.435, SLG: 0.368	P2		F8					G3-1		4	0	2	1	0	0	1	<p>Baltimore Orioles @ Minnesota Twins CenturyLink Sports Complex, Fort Myers, FL Tue Mar 06 2018, 1:06 PM - 4:09 PM EST Att: 7,103 - Sunny - 76 F</p> <p>livebaseballscores.com</p> <p>AB 40 R 8 H 14 RBI 8 BB 1 SO 6 LOB 12</p> 												
16 Trey Mancini, R (1, 3) OBP: 0.495, SLG: 0.737 3 Luis Sardinas, S (6, PR) OBP: 0.409, SLG: 0.400	P3			F9				K		4	1	2	0	0	0	2													
13 Manny Machado, R (1, 6) OBP: 0.619, SLG: 1.056 80 DJ Stewart, L (6, 9) OBP: 0.313, SLG: 0.214	F7								F8	4	0	1	2	0	1	2													
47 Danny Valencia, R (1, 5) OBP: 0.333, SLG: 1.000 70 Cedric Mullins, L (6, 8) OBP: 0.291, SLG: 0.263			G1-4-3						F8	3	1	1	1	0	0	1													
45 Mark Trumbo, R (1, 10) OBP: 0.190, SLG: 0.150 87 Corban Joseph, L (9, PH)	G5-3								G4-3	4	0	0	0	0	0	1													
25 Anthony Santander, S (1, 9) OBP: 0.320, SLG: 0.625 2 Pedro Alvarez, L (6, 3) OBP: 0.417, SLG: 0.778	F7									3	2	2	1	0	0	0													
23 Joey Rickard, R (1, 7) OBP: 0.240, SLG: 0.143 79 Ryan Mountcastle, R (6, 5) OBP: 0.300, SLG: 0.579										2	0	0	0	1	1	1													
17 Rubén Tejada, R (1, 4) OBP: 0.250, SLG: 0.261 15 Chance Sisco, L (6, 2) OBP: 0.400, SLG: 0.643										3	1	1	0	0	1	2													
36 Caleb Joseph, R (1, 2) OBP: 0.563, SLG: 0.615 12 Engelb Vielma, S (6, PR) (6, 6)										3	1	3	2	0	0	0													
										1	1	0	0	0	1	0													
Inning Stats	R: 0 E: 0 K: 0 S: 3	H: 0 LOB: 0 BB: 0 P: 3	R: 1 E: 1 K: 1 S: 6	H: 1 LOB: 1 BB: 1 P: 11	R: 2 E: 0 K: 0 S: 5	H: 3 LOB: 0 BB: 0 P: 5	R: 2 E: 0 K: 0 S: 9	H: 4 LOB: 0 BB: 0 P: 11	R: 0 E: 0 K: 1 S: 5	H: 0 LOB: 0 BB: 0 P: 5	R: 2 E: 0 K: 1 S: 9	H: 4 LOB: 2 BB: 0 P: 9	R: 1 E: 0 K: 1 S: 7	H: 2 LOB: 1 BB: 0 P: 7	R: 0 E: 0 K: 2 S: 7	H: 0 LOB: 0 BB: 0 P: 7	R: 0 E: 0 K: 0 S: 3	H: 0 LOB: 0 BB: 0 P: 3	1B: 7 2B: 4 3B: 1 HR: 2	SF: 0 SAC: 0 DP: 1 HBP: 0	WP: 0 PB: 0 SB: 0 CS: 0	PA: 41							
PITCHER	IP WLS BF H R ER SO BB IBB HBP BLK WP HR S P ERA WHIP	3.0 13 4 3 3 1 1 0 0 0 0 1 14 19 9.00 1.667	1.0 7 4 2 2 0 0 0 0 0 0 1 9 11 18.00 4.000	1.0 3 0 0 0 1 0 0 0 0 0 0 5 5 0.00 0.000	1.0 B 7 4 2 2 1 0 0 0 0 0 0 9 9 18.00 4.000	2.0 W 8 2 1 1 3 0 0 0 0 0 0 0 14 14 4.50 1.000											PITCHER	IP WLS BF H R ER SO BB IBB HBP BLK WP HR S P ERA WHIP	1.0 S 3 0 0 0 0 0 0 0 0 0 0 3 3 0.00 0.000										

Batter	1	2	3	4	5	6	7	8	9	AB	R	H	RBI	BB	SO	LOB	BOTTOM											
2 Brian Dozier, R (1, 4) OBP: 0.333, SLG: 0.462 38 Taylor Featherston, R (6, 5) OBP: 0.353, SLG: 0.697	K	F9								3	1	0	0	0	2	2	<p>Baltimore Orioles @ Minnesota Twins CenturyLink Sports Complex, Fort Myers, FL Tue Mar 06 2018, 1:06 PM - 4:09 PM EST Att: 7,103 - Sunny - 76 F</p> <p>livebaseballscores.com</p> <p>AB 35 R 9 H 12 RBI 8 BB 4 SO 2 LOB 16</p> 											
7 Joe Mauer, L (1, 3) OBP: 0.250, SLG: 0.455 64 Nick Buss, L (6, 7) OBP: 0.368, SLG: 0.353	G6-3		F7							4	0	2	3	0	0	0												
22 Miguel Sanó, R (1, 10) OBP: 0.167, SLG: 0.182 79 Brian Navarrete, R (7, PH) (8, 10)										3	1	1	0	1	0	3												
5 Eduardo Escobar, S (1, 5) OBP: 0.333, SLG: 0.389 8 Zack Granite, L (6, 9) OBP: 0.227, SLG: 0.200										2	0	0	0	1	0	1												
26 Max Kepler, L (1, 9) OBP: 0.389, SLG: 0.375 23 Mitch Garver, R (6, 2) OBP: 0.286, SLG: 0.364										2	1	1	0	1	0	2												
25 Byron Buxton, R (1, 8) OBP: 0.398, SLG: 0.588 0 Erick Aybar, S (6, 6) OBP: 0.333, SLG: 0.286										2	0	0	0	0	0	0												
11 Jorge Polanco, S (1, 6) OBP: 0.222, SLG: 0.389 51 Brock Stassi, L (6, 3) OBP: 0.556, SLG: 0.556										3	2	2	1	0	0	2												
15 Jason Castro, L (1, 2) OBP: 0.286, SLG: 0.200 72 Ryan LaMarre, R (6, 8) OBP: 0.529, SLG: 0.813										2	1	1	0	0	0	1												
16 Ehire Adrianza, S (1, 7) OBP: 0.400, SLG: 0.565 40 Gregorio Petit, R (6, 4) OBP: 0.235, SLG: 0.400										3	1	2	1	0	0	1												
										0	0	0	0	0	0	0												
Inning Stats	R: 0 E: 0 K: 1 S: 6	H: 1 LOB: 2 BB: 1 P: 10	R: 1 E: 0 K: 0 S: 4	H: 1 LOB: 1 BB: 1 P: 9	R: 1 E: 0 K: 0 S: 4	H: 1 LOB: 2 BB: 2 P: 12	R: 0 E: 0 K: 1 S: 7	H: 2 LOB: 0 BB: 0 P: 7	R: 5 E: 0 K: 0 S: 7	H: 4 LOB: 1 BB: 0 P: 9	R: 0 E: 0 K: 0 S: 3	H: 0 LOB: 0 BB: 0 P: 3	R: 2 E: 0 K: 0 S: 5	H: 3 LOB: 1 BB: 0 P: 6	R: 0 E: 1 K: 0 S: 4	H: 0 LOB: 1 BB: 0 P: 4	1B: 6 2B: 5 3B: 0 HR: 1	SF: 1 SAC: 0 DP: 1 HBP: 3	WP: 1 PB: 0 SB: 0 CS: 0	PA: 43								
PITCHER	IP WLS BF H R ER SO BB IBB HBP BLK WP HR S P ERA WHIP	2.0 10 3 1 1 1 2 0 0 0 0 0 10 18 4.50 3.000	1.0 H 8 3 5 5 0 0 0 2 0 0 0 6 8 45.00 3.000	1.1 B 5 1 0 0 0 0 0 0 0 0 0 5 5 0.00 0.750	1.0 L 6 3 2 2 0 0 0 0 1 0 0 0 5 6 18.00 3.000											PITCHER	IP WLS BF H R ER SO BB IBB HBP BLK WP HR S P ERA WHIP	1.0 4 0 0 0 0 0 0 0 0 0 0 4 4 0.00 0.000										

Batter	1	2	3	4	5	6	7	8	9	AB	R	H	RBI	BB	SO	LOB	TOP										
2 Brian Dozier, R (1,4) OBP: 0.227, SLG: 0.300 8 Zack Granite, L (6,8) OBP: 0.192, SLG: 0.167	F9	K		F8			G1-3		FC6 51 BB	3	0	0	0	0	1	2											
11 Jorge Polanco, S (1,6) OBP: 0.208, SLG: 0.333 23 Mitch Garver, R (6,2) OBP: 0.250, SLG: 0.308	G6-3		K		K		G6-3		F8	3	0	0	0	0	2	0											
26 Max Kepler, L (1,9) OBP: 0.347, SLG: 0.381 51 Brock Stassi, L (6,3) OBP: 0.545, SLG: 0.500	G3		K			BB	F7			2	0	0	0	1	1	0											
22 Miguel Sanó, R (1,5) OBP: 0.368, SLG: 0.750 40 Gregorio Petit, R (6,6) OBP: 0.200, SLG: 0.333		HR	HR		K				F9	3	2	2	2	0	1	1											
15 Jason Castro, L (1,2) OBP: 0.308, SLG: 0.300 73 LaMonte Wade Jr., L (6,9) OBP: 0.524, SLG: 0.500		K			G3				G5-3	3	0	1	0	0	1	1											
25 Byron Buxton, R (1,8) OBP: 0.330, SLG: 0.545 38 Taylor Featherston, R (6,5) OBP: 0.333, SLG: 0.611										3	1	2	0	0	0	1											
30 Kennys Vargas, S (1,3) OBP: 0.444, SLG: 0.455 64 Nick Buss, L (6,7) OBP: 0.350, SLG: 0.333										2	1	1	0	1	1	1											
24 Chris Heisey, R (1,10) OBP: 0.273, SLG: 0.167										4	0	0	0	0	1	4											
36 Robbie Grossman, S (1,7) OBP: 0.259, SLG: 0.130 1 Nick Gordon, L (6,4) OBP: 0.462, SLG: 0.667										3	0	1	1	0	0	2											
Inning Stats	R: 0 E: 0 K: 0 S: 4	H: 0 LOB: 0 BB: 0 P: 4	R: 3 E: 0 K: 2 S: 13	H: 3 LOB: 1 BB: 1 P: 20	R: 1 E: 0 K: 2 S: 10	H: 2 LOB: 1 BB: 0 P: 13	R: 0 E: 0 K: 1 S: 6	H: 1 LOB: 1 BB: 0 P: 6	R: 0 E: 0 K: 2 S: 7	H: 0 LOB: 0 BB: 1 P: 11	R: 0 E: 0 K: 0 S: 3	H: 0 LOB: 0 BB: 0 P: 3	R: 0 E: 0 K: 2 S: 7	H: 0 LOB: 1 BB: 1 P: 12	R: 0 E: 0 K: 0 S: 5	H: 1 LOB: 3 BB: 1 P: 9	1B: 5 2B: 1 3B: 0 HR: 2	SF: 0 SAC: 0 DP: 0 HBP: 0	WP: 1 PB: 0 SB: 4 CS: 0	PA: 40							
PITCHER	IP	WLS	BF	H	R	ER	SO	BB	IBB	HBP	BLK	WP	HR	S	P	ERA	WHIP										
36 Andrew Kittredge, R (1,1) ERA: 8.1	1.1	L	7	2	3	3	1	1	0	0	0	0	1	12	18	20.25	2.250										
38 Vidal Núñez, L (2,1) ERA: 3.38	1.2		8	3	1	1	3	0	0	0	0	0	1	15	19	5.40	1.800										
54 Sergio Romo, R (4,1) ERA: 15.43	1.0		4	1	0	0	1	0	0	0	0	0	0	6	6	0.00	1.000										
41 Daniel Hudson, R (5,1) ERA: 15.43	1.0		4	0	0	0	2	1	0	0	0	0	0	7	11	0.00	1.000										
49 Jonny Venters, L (6,1) ERA: 15.43	1.0		4	1	0	0	1	0	0	0	0	0	0	6	6	0.00	1.000										
PITCHER	IP	WLS	BF	H	R	ER	SO	BB	IBB	HBP	BLK	WP	HR	S	P	ERA	WHIP										
63 Diego Castillo, R (7,1) ERA: 6.75	1.0		3	0	0	0	0	0	0	0	0	0	0	3	3	0.00	0.000										
55 Ryne Stanek, R (8,1) ERA: 6.75	1.0		4	0	0	0	2	1	0	0	0	0	0	7	12	0.00	1.000										
69 Ryan Weber, R (9,1) ERA: 6.75	1.0		6	1	0	0	0	1	0	0	0	0	0	5	9	0.00	2.000										

Minnesota Twins @ Tampa Bay Rays
Charlotte Sports Park, Port Charlotte, FL
Fri Mar 09 2018, 1:08 PM - 3:57 PM EST
Att: 3,643 - Sunny - 68 F

AB 36
R 4
H 8
RBI 3
BB 4
SO 10
LOB 20





Batter	1	2	3	4	5	6	7	8	9	AB	R	H	RBI	BB	SO	LOB	BOTTOM										
2 Denard Span, L (1,7) OBP: 0.333, SLG: 0.286 71 Justin Williams, L (6,7) OBP: 0.308, SLG: 0.333	F8		F9					G4-3		3	0	1	1	0	0	0											
39 Kevin Kiermaier, L (1,8) OBP: 0.217, SLG: 0.261 7 Micah Johnson, L (6,8) OBP: 0.526, SLG: 0.667	G4-3									3	1	1	0	0	0	1											
5 Matt Duffy, R (1,5) OBP: 0.375, SLG: 0.333 28 Daniel Robertson, R (5,5) OBP: 0.429, SLG: 0.313										2	0	1	0	0	0	1											
44 C.J. Cron, R (1,3) OBP: 0.292, SLG: 0.522 76 Johnny Monell, L (7,3) OBP: 0.297, SLG: 0.357										3	0	1	1	0	0	1											
40 Wilson Ramos, R (1,10) OBP: 0.250, SLG: 0.222 29 Brandon Snyder, R (9,PH) OBP: 0.400, SLG: 0.500 86 Thomas Milone, L (9,PR) OBP: 0.500, SLG: 0.500										3	0	0	0	0	0	1											
27 Carlos Gómez, R (1,9) OBP: 0.167, SLG: 0.167 74 Johnny Field, R (8,9) OBP: 0.462, SLG: 0.692										1	0	0	0	0	0	0											
11 Adeiny Hechavarría, R (1,6) OBP: 0.500, SLG: 0.786 77 Lucius Fox, S (5,PR) (6,6)										2	0	1	0	0	0	0											
45 Jesús Sucre, R (1,2) OBP: 0.313, SLG: 0.467 84 Xorge Carrillo, R (6,2) OBP: 0.429, SLG: 0.500										2	0	1	0	0	0	0											
1 Willy Adames, R (1,4) OBP: 0.435, SLG: 0.800 81 Jake Cronenworth, L (9,4)										3	1	1	0	0	0	2											
Inning Stats	R: 0 E: 0 K: 0 S: 4	H: 1 LOB: 1 BB: 0 P: 4	R: 0 E: 0 K: 1 S: 5	H: 0 LOB: 0 BB: 0 P: 5	R: 0 E: 0 K: 0 S: 3	H: 0 LOB: 0 BB: 0 P: 3	R: 1 E: 0 K: 0 S: 7	H: 2 LOB: 1 BB: 0 P: 8	R: 0 E: 0 K: 0 S: 5	H: 0 LOB: 0 BB: 0 P: 3	R: 0 E: 0 K: 1 S: 5	H: 0 LOB: 0 BB: 0 P: 5	R: 0 E: 0 K: 0 S: 4	H: 2 LOB: 0 BB: 0 P: 4	R: 0 E: 0 K: 2 S: 8	H: 1 LOB: 1 BB: 0 P: 8	1B: 7 2B: 2 3B: 0 HR: 0	SF: 0 SAC: 0 DP: 2 HBP: 0	WP: 1 PB: 0 SB: 1 CS: 0	PA: 34							
PITCHER	IP	WLS	BF	H	R	ER	SO	BB	IBB	HBP	BLK	WP	HR	S	P	ERA	WHIP										
17 José Berrios, R (1,1) ERA: 1.23	4.0	W	15	3	1	1	1	0	0	0	0	0	0	5	6	9.00	3.000										
55 Taylor Rogers, L (5,1) ERA: 5.06	1.0	H	5	3	1	1	0	0	0	0	0	0	0	8	8	0.00	0.000										
21 Tyler Duffey, R (6,1) ERA: 5.4	2.0	H	6	0	0	0	1	0	0	0	0	0	0	4	4	9.00	2.000										
39 Trevor Hildenberger, R (8,1) ERA: 5.79	1.0	H	4	2	1	1	0	0	0	0	0	0	0	8	8	0.00	1.000										
61 Tyler Kinley, R (9,1) ERA: 3.6	1.0	S	4	1	0	0	2	0	0	0	0	0	0	8	8	0.00	1.000										

Minnesota Twins @ Tampa Bay Rays
Charlotte Sports Park, Port Charlotte, FL
Fri Mar 09 2018, 1:08 PM - 3:57 PM EST
Att: 3,643 - Sunny - 68 F

AB 34
R 3
H 9
RBI 3
BB 0
SO 4
LOB 11



Batter	1	2	3	4	5	6	7	8	9	AB R H RBI BB SO LOB	TOP																								
											<p>Boston Red Sox @ Minnesota Twins CenturyLink Sports Complex, Fort Myers, FL Sat Mar 10 2018, 1:05 PM EST</p> <p>livebaseballscorecards.com</p> <p>AB 0 R 0 H 0 RBI 0 BB 0 SO 0 LOB 0</p> 																								
Inning Stats										1B: 0 SF: 0 2B: 0 SAC: 0 3B: 0 DP: 0 HR: 0 HBP: 0	WP: 0 PA: 0 FB: 0 SB: 0 CS: 0																								
PITCHER	IP	WLS	BF	H	R	ER	SO	BB	IBB	HBP	BLK	WP	HR	S	P	ERA	WHIP	PITCHER	IP	WLS	BF	H	R	ER	SO	BB	IBB	HBP	BLK	WP	HR	S	P	ERA	WHIP

Batter	1	2	3	4	5	6	7	8	9	AB R H RBI BB SO LOB	BOTTOM																								
											<p>Boston Red Sox @ Minnesota Twins CenturyLink Sports Complex, Fort Myers, FL Sat Mar 10 2018, 1:05 PM EST</p> <p>livebaseballscorecards.com</p> <p>AB 0 R 0 H 0 RBI 0 BB 0 SO 0 LOB 0</p> 																								
Inning Stats										1B: 0 SF: 0 2B: 0 SAC: 0 3B: 0 DP: 0 HR: 0 HBP: 0	WP: 0 PA: 0 FB: 0 SB: 0 CS: 0																								
PITCHER	IP	WLS	BF	H	R	ER	SO	BB	IBB	HBP	BLK	WP	HR	S	P	ERA	WHIP	PITCHER	IP	WLS	BF	H	R	ER	SO	BB	IBB	HBP	BLK	WP	HR	S	P	ERA	WHIP

Batter	1	2	3	4	5	6	7	8	9	AB	R	H	RBI	BB	SO	LOB	TOP			
25 Byron Buxton, R (1, 8) 24 James Ramsey, L (8, 8) OBP: 0.310, SLG: 0.462 OBP: 0.182, SLG: 0.300										4	0	0	0	0	4	2	Minnesota Twins @ New York Yankees George M. Steinbrenner Field, Tampa, FL Mon Mar 12 20:18, 6:35 PM - 9:10 PM EDT Att: 9,864 - Clear - 61 F			
0 Erick Aybar, S (1, 5) 91 Nelson Molina, L (8, 5)	G1-3		G4-3		G3			G4-3		4	0	0	0	0	0	0				
26 Max Kepler, L (1, 9) 20 Tanner English, R (8, PR) (8, 9)			F7		G4-3			HBP		3	0	0	0	0	1	0				
30 Kennys Vargas, S (1, 3) 16 Chris Paul, R (8, 3) OBP: 0.353, SLG: 0.345 OBP: 0.296, SLG: 0.167			G3		F9					4	0	0	0	0	2	1				
36 Robbie Grossman, S (1, 7) 27 Edgar Corcino, R (8, 7)										3	1	2	0	0	1	0				
46 Bobby Wilson, R (1, 2) 78 Williams Astudillo, R (6, 2) OBP: 0.211, SLG: 0.389 OBP: 0.250, SLG: 0.200					G5-3					2	1	1	2	0	0	1				
1 Nick Gordon, L (1, 4) 37 Sean Miller, R (7, 4) OBP: 0.300, SLG: 0.333					G4-3					3	0	2	0	0	0	1				
40 Gregorio Petit, R (1, 6) 33 Ryan Walker, L (7, 6)										2	0	0	0	1	1	2				
62 Jordan Pacheco, R (1, 10)										3	0	0	0	0	2	4				
Inning Stats	R: 0 E: 0 K: 2 S: 7	H: 0 LOB: 0 BB: 0 P: 7	R: 2 E: 0 K: 3 S: 12	H: 3 LOB: 2 BB: 1 P: 17	R: 0 E: 0 K: 0 S: 3	H: 0 LOB: 0 BB: 0 P: 3	R: 0 E: 0 K: 1 S: 6	H: 1 LOB: 1 BB: 0 P: 6	R: 0 E: 0 K: 2 S: 5	H: 0 LOB: 0 BB: 0 P: 5	R: 0 E: 1 K: 0 S: 4	H: 1 LOB: 1 BB: 0 P: 4	R: 0 E: 0 K: 2 S: 7	H: 0 LOB: 1 BB: 0 P: 8	R: 0 E: 0 K: 1 S: 6	H: 1 LOB: 1 BB: 0 P: 6		1B: 4 2B: 1 3B: 0 HR: 1	SF: 0 SAC: 0 DP: 1 HBP: 1	WP: 1 PB: 0 CS: 0
PITCHER	IP WLS BF H R ER SO BB IBB HBP BLK WP HR S P ERA WHIP																			
19 Masahiro Tanaka, R (1, 1) ERA: 10.13	4.0 L 17 4 2 2 6 1 0 0 0 0 1 1 28 33 4.50 1.250																			
68 Dellin Betances, R (5, 1) ERA: 7.71	0.2 2 0 0 0 2 0 0 0 0 0 0 0 6 6 0.00 0.000																			
45 Chasen Shreve, L (5, 1) ERA:	0.1 1 0 0 0 0 0 0 0 0 0 0 0 1 1 0.00 0.000																			
63 Domingo Germán, R (6, 1) ERA: 0.84	3.0 11 1 0 0 3 0 0 1 0 0 0 0 16 17 0.00 0.333																			
48 Tommy Kahnle, R (9, 1) ERA: 3.39	1.0 4 1 0 0 1 0 0 0 0 0 0 0 6 6 0.00 1.000																			

Batter	1	2	3	4	5	6	7	8	9	AB	R	H	RBI	BB	SO	LOB	BOTTOM					
11 Brett Gardner, L (1, 8) 92 Estevan Florial, L (7, 8) OBP: 0.333, SLG: 0.263 OBP: 0.417, SLG: 0.600			P2		CS					3	0	0	0	0	1	1	Minnesota Twins @ New York Yankees George M. Steinbrenner Field, Tampa, FL Mon Mar 12 20:18, 6:35 PM - 9:10 PM EDT Att: 9,864 - Clear - 61 F					
27 Giancarlo Stanton, R (1, 7) 25 Shane Robinson, R (6, PR) (7, 7) OBP: 0.346, SLG: 0.943 OBP: 0.304, SLG: 0.176	G6-3		P3							3	0	0	0	0	0	1						
33 Greg Bird, L (1, 10) OBP: 0.303, SLG: 0.148	P2									4	0	1	0	0	1	2						
29 Brandon Drury, R (1, 5) 66 Abibat Avelino, R (9, 5) OBP: 0.500, SLG: 0.778 OBP: 0.697, SLG: 0.690					G6-3					4	0	1	0	0	0	3						
26 Tyler Austin, R (1, 3) 56 Ryan McBroom, R (7, PR) (8, 3) OBP: 0.345, SLG: 0.625 OBP: 0.200, SLG: 0.444		G4-3								2	1	1	1	1	0	1						
71 Billy McKinney, L (1, 9) OBP: 0.438, SLG: 0.739		G4-3								3	0	0	0	1	2	2						
28 Austin Romine, R (1, 2) 36 Erik Kratz, R (7, PH) (8, 2) OBP: 0.600, SLG: 0.778 OBP: 0.438, SLG: 0.308		F9								2	0	1	0	0	0	1						
74 Ronald Torreyes, R (1, 6) OBP: 0.370, SLG: 0.478										4	0	2	0	0	0	2						
39 Tyler Wade, L (1, 4) 12 Jace Peterson, L (9, 4) OBP: 0.387, SLG: 0.407 OBP: 0.409, SLG: 0.133										3	0	2	0	0	0	0						
Inning Stats	R: 0 E: 0 K: 1 S: 5	H: 0 LOB: 0 BB: 0 P: 5	R: 0 E: 0 K: 0 S: 4	H: 1 LOB: 1 BB: 0 P: 4	R: 0 E: 0 K: 0 S: 4	H: 2 LOB: 1 BB: 0 P: 4	R: 1 E: 0 K: 2 S: 9	H: 1 LOB: 0 BB: 0 P: 9	R: 0 E: 0 K: 0 S: 4	H: 2 LOB: 0 BB: 0 P: 4	R: 0 E: 1 K: 0 S: 5	H: 1 LOB: 1 BB: 1 P: 5	R: 0 E: 0 K: 1 S: 5	H: 0 LOB: 1 BB: 1 P: 9	R: 0 E: 0 K: 0 S: 4	H: 0 LOB: 2 BB: 2 P: 12		R: 0 E: 0 K: 1 S: 6	H: 1 LOB: 2 BB: 1 P: 10	1B: 5 2B: 2 3B: 0 HR: 1	SF: 0 SAC: 0 DP: 1 HBP: 0	WP: 1 PB: 0 CS: 1
PITCHER	IP WLS BF H R ER SO BB IBB HBP BLK WP HR S P ERA WHIP																					
45 Phil Hughes, R (1, 1) ERA: 5.4	4.0 W 15 4 1 1 3 0 0 0 0 0 0 0 4 4 2.25 1.000																					
57 Ryan Pressly, R (5, 1) ERA: 1.69	1.0 H 3 2 0 0 0 0 0 0 0 0 0 0 4 4 0.00 2.000																					
49 Adalberto Mejia, L (6, 1) ERA: 4.5	2.0 H 8 1 0 0 1 1 0 0 0 0 0 0 10 14 0.00 1.000																					
61 Tyler Kinley, R (8, 1) ERA: 3.0	1.0 H 5 0 0 0 0 2 0 0 0 0 1 0 4 12 0.00 2.000																					
58 Gabriel Moya, L (9, 1) ERA: 1.5	1.0 S 5 1 0 0 1 1 0 0 0 0 0 0 6 10 0.00 2.000																					

AB	33
R	2
H	6
RBI	2
BB	1
SO	12
LOB	13

AB	32
R	1
H	8
RBI	1
BB	4
SO	5
LOB	17



Batter	1	2	3	4	5	6	7	8	9	AB	R	H	RBI	BB	SO	LOB	TOP								
1 Tim Beckham, R (1.5) OBP: 0.279, SLG: 0.410 23 Joey Rickard, R (6.8) OBP: 0.282, SLG: 0.182										3	0	0	0	0	2	1									
16 Trey Mancini, R (1.7) OBP: 0.342, SLG: 0.545 25 Anthony Santander, S (6.9) OBP: 0.397, SLG: 0.600										3	1	0	0	0	2	0									
13 Manny Machado, R (1.6) OBP: 0.500, SLG: 0.891 96 Aderlin Rodriguez, R (6.3) OBP: 0.222, SLG: 0.222										3	1	2	1	0	0	0									
2 Pedro Alvarez, L (1.10) OBP: 0.324, SLG: 0.406 70 Cedric Mullins, L (9. PR) OBP: 0.290, SLG: 0.444										4	0	1	1	1	1	1									
47 Danny Valencia, R (1.3) OBP: 0.304, SLG: 0.524 97 Jomar Reyes, R (6.5) OBP: 0.200, SLG: 0.200										3	0	1	0	0	1	1									
14 Craig Gentry, R (1.8) OBP: 0.318, SLG: 0.381 15 Chance Sisco, L (6.2) OBP: 0.458, SLG: 0.667										3	0	0	0	0	2										
18 Austin Hays, R (1.9) OBP: 0.217, SLG: 0.150 47 Alex Presley, L (6.7) OBP: 0.432, SLG: 0.387										3	1	1	0	0	2	1									
29 Austin Wynns, R (1.2) OBP: 0.450, SLG: 0.667 3 Luis Sardinas, S (6.6) OBP: 0.394, SLG: 0.419										2	1	1	2	1	0	1									
12 Engelb Vielma, S (1.4) OBP: 0.222, SLG: 0.200 17 Rubén Tejada, R (7.4) OBP: 0.216, SLG: 0.200										3	0	0	0	0	0	1									
Inning Stats	R: 0 E: 0 K: 2 S: 7	H: 0 LOB: 0 BB: 0 P: 7	R: 0 E: 0 K: 1 S: 5	H: 0 LOB: 0 BB: 0 P: 5	R: 0 E: 0 K: 2 S: 7	H: 0 LOB: 1 BB: 1 P: 11	R: 1 E: 0 K: 1 S: 7	H: 2 LOB: 1 BB: 0 P: 8	R: 3 E: 1 K: 0 S: 9	H: 3 LOB: 1 BB: 0 P: 13	R: 0 E: 0 K: 1 S: 6	H: 1 LOB: 1 BB: 0 P: 6	R: 2 E: 0 K: 1 S: 8	H: 1 LOB: 0 BB: 0 P: 9	R: 1 E: 0 K: 1 S: 7	H: 2 LOB: 2 BB: 1 P: 11	R: 0 E: 0 K: 1 S: 5	H: 0 LOB: 2 BB: 1 P: 9	1B: 6 2B: 1 3B: 0 HR: 2	SF: 0 SAC: 0 DP: 0 HBP: 1	WP: 1 PB: 0 SB: 4 CS: 0	PA: 41			
PITCHER	IP	WLS	BF	H	R	ER	SO	BB	IBB	HBP	BLK	WP	HR	S	P	ERA	WHIP								
31 Lance Lynn, R (1.1) ERA: 6.0	3.0		10	0	0	5	5	1	0	0	0	0	0	19	23	0.00	0.333								
56 Fernando Rodney, R (5.1) ERA: 7.5	1.0	B	9	4	3	2	0	0	0	0	0	0	1	7	8	9.00	2.000								
39 Trevor Hildenberger, R (6.1) ERA: 6.43	1.2	L	7	1	2	2	2	0	0	1	0	0	1	12	13	10.80	0.600								
66 Myles Jaye, R (8.1) ERA: 2.57	2.0		10	2	1	1	2	2	0	0	0	0	0	12	20	4.50	2.000								

Baltimore Orioles @ Minnesota Twins
CenturyLink Sports Complex, Fort Myers, FL
Tue Mar 13 2018, 1:08 PM - 4:26 PM EDT
Att: 8,245 - Sunny - 62 F

AB 37
R 7
H 9
RBI 7
BB 3
SO 10
LOB 11



Batter	1	2	3	4	5	6	7	8	9	AB	R	H	RBI	BB	SO	LOB	BOTTOM								
2 Brian Dozier, R (1.4) OBP: 0.240, SLG: 0.273 5 Eduardo Escobar, S (5. PH) OBP: 0.393, SLG: 0.522										2	0	0	0	1	1	5									
7 Joe Mauer, L (1.3) OBP: 0.384, SLG: 0.500 16 Ehire Adrianza, S (6.6) OBP: 0.370, SLG: 0.520										3	1	2	0	0	0	1									
22 Miguel Sanó, R (1.5) OBP: 0.440, SLG: 0.750 23 Mitch Garver, R (6.2) OBP: 0.288, SLG: 0.250										2	1	1	0	1	0	1									
99 Logan Morrison, L (1.10) OBP: 0.500, SLG: 0.600 1 Nick Gordon, L (6. PH) OBP: 0.500, SLG: 0.647										2	1	1	0	2	0	1									
11 Jorge Polanco, S (1.6) OBP: 0.259, SLG: 0.346 24 Chris Heisey, R (6.7) OBP: 0.259, SLG: 0.174										2	1	1	1	1	0	1									
15 Jason Castro, L (1.2) OBP: 0.250, SLG: 0.231 78 Williams Astudillo, R (6.3) OBP: 0.214, SLG: 0.167										3	0	0	0	0	2	4									
51 Brock Stassi, L (1.7) OBP: 0.625, SLG: 0.615 64 Nick Buss, L (6.9) OBP: 0.348, SLG: 0.381										1	1	1	1	2	0	0									
72 Ryan LaMarre, R (1.9) OBP: 0.520, SLG: 0.913 38 Taylor Featherston, R (6.5) OBP: 0.273, SLG: 0.500										2	0	1	2	0	0	2									
8 Zack Granite, L (1.8) OBP: 0.250, SLG: 0.207 73 LaMonte Wade Jr., L (7.8) OBP: 0.460, SLG: 0.421										2	0	1	1	1	0	1									
Inning Stats	R: 0 E: 0 K: 0 S: 2	H: 0 LOB: 1 BB: 2 P: 10	R: 0 E: 0 K: 1 S: 6	H: 1 LOB: 3 BB: 2 P: 14	R: 4 E: 0 K: 2 S: 10	H: 3 LOB: 2 BB: 3 P: 22	R: 0 E: 0 K: 0 S: 4	H: 2 LOB: 1 BB: 0 P: 4	R: 1 E: 0 K: 1 S: 7	H: 2 LOB: 1 BB: 0 P: 7	R: 0 E: 0 K: 0 S: 3	H: 0 LOB: 2 BB: 1 P: 8	R: 0 E: 0 K: 1 S: 5	H: 0 LOB: 1 BB: 1 P: 9	R: 0 E: 0 K: 1 S: 5	H: 1 LOB: 1 BB: 0 P: 6	R: 0 E: 0 K: 1 S: 6	H: 1 LOB: 1 BB: 0 P: 6	1B: 5 2B: 4 3B: 0 HR: 0	SF: 1 SAC: 0 DP: 2 HBP: 1	WP: 0 PB: 0 SB: 1 CS: 0	PA: 45			
PITCHER	IP	WLS	BF	H	R	ER	SO	BB	IBB	HBP	BLK	WP	HR	S	P	ERA	WHIP								
30 Chris Tillman, R (1.1) ERA: 18.0	2.0		14	3	4	4	1	6	0	0	0	0	0	12	16	0.00	2.000								
57 Donnie Hart, L (3.1)	2.0		9	3	0	0	2	1	0	0	0	0	0	7	7	9.00	2.000								
55 Josh Edgin, L (5.1) ERA: 2.25	1.0		5	2	1	1	1	0	0	0	0	0	0	8	17	0.00	1.000								
74 José Mesa Jr., R (6.1) ERA: 7.94	2.0	W	9	0	0	0	1	2	0	1	0	0	0	5	9	0.00	1.000								
31 Jimmy Yacabonis, R (6.1) ERA: 4.5	1.0	H	4	0	0	0	1	1	0	0	0	0	0	5	9	0.00	1.000								

Baltimore Orioles @ Minnesota Twins
CenturyLink Sports Complex, Fort Myers, FL
Tue Mar 13 2018, 1:08 PM - 4:26 PM EDT
Att: 8,245 - Sunny - 62 F

AB 33
R 5
H 9
RBI 5
BB 10
SO 7
LOB 26



Batter	1	2	3	4	5	6	7	8	9	AB	R	H	RBI	BB	SO	LOB	TOP					
8 Zack Granite, L (1, 8) OBP: 0.229, SLG: 0.188 51 Brock Stassi, L (6, 3) OBP: 0.579, SLG: 0.563	F7	CS	G3		L6		FC6-4		F7	3	0	0	0	0	0	1	Minnesota Twins @ Tampa Bay Rays Charlotte Sports Park, Port Charlotte, FL Thu Mar 15 20:18, 1:09 PM - 3:38 PM EDT Att: 4,547 - Sunny - 68 F					
16 Ehre Adrianza, S (1, 4) OBP: 0.333, SLG: 0.464 40 Gregorio Petit, R (6, 5) OBP: 0.214, SLG: 0.320	K		G5-3			F7	FC6-4		F8	3	0	0	0	0	1							
5 Eduardo Escobar, S (1, 5) OBP: 0.394, SLG: 0.590 73 LaMonte Wade Jr., L (6, 8) OBP: 0.464, SLG: 0.381	G4-3		F7			23 E		27 E 27 FB	K	3	1	1	0	0	0							
20 Eddie Rosario, L (1, 10) OBP: 0.188, SLG: 0.375 27 Edgar Corcino, R (8, PH) (8, 10)		K			P5				E6	3	0	0	0	0	1							
23 Mitch Garver, R (1, 2) OBP: 0.292, SLG: 0.263 78 Williams Astudillo, R (7, 2) OBP: 0.230, SLG: 0.154		19 1B 0 3B			K				G6-3	3	1	1	0	0	1							
19 Kennys Vargas, S (1, 3) OBP: 0.378, SLG: 0.375 38 Taylor Featherston, R (6, 4) OBP: 0.261, SLG: 0.478		0 3B				2H			P2	3	1	2	0	0	1							
0 Erick Aybar, S (1, 6) OBP: 0.333, SLG: 0.417 64 Nick Buss, L (7, 9) OBP: 0.333, SLG: 0.364		1H 2H				F7			E6	3	1	1	2	0	0							
24 Chris Heisey, R (1, 7) OBP: 0.267, SLG: 0.200 62 Jordan Pacheco, R (7, 7) OBP: 0.429, SLG: 0.222		SF8						2H 3H	K	2	0	1	1	0	1							
72 Ryan LaMarre, R (1, 9) OBP: 0.536, SLG: 0.923 1 Nick Gordon, L (7, 6) OBP: 0.474, SLG: 0.611		3H						2H	G6-3	3	1	2	0	0	1							
		8 CS							G6-3	1	0	0	0	0	1							
Inning Stats	R: 0 E: 0 K: 1 S: 5	H: 0 LOB: 0 BB: 0 P: 6	R: 3 E: 0 K: 1 S: 8	H: 4 LOB: 0 BB: 0 P: 8	R: 0 E: 0 K: 0 S: 3	H: 0 LOB: 0 BB: 0 P: 3	R: 0 E: 0 K: 1 S: 5	H: 1 LOB: 1 BB: 0 P: 5	R: 0 E: 0 K: 1 S: 6	H: 1 LOB: 1 BB: 0 P: 6	R: 1 E: 1 K: 0 S: 5	H: 1 LOB: 1 BB: 0 P: 5	R: 1 E: 0 K: 1 S: 7	H: 2 LOB: 1 BB: 0 P: 7	R: 3 E: 2 K: 0 S: 6	H: 1 LOB: 1 BB: 1 P: 11	R: 0 E: 0 K: 1 S: 5	H: 0 LOB: 0 BB: 0 P: 5	1B: 6 2B: 3 3B: 1 HR: 0	SF: 1 SAC: 0 DP: 0 HBP: 0	WP: 0 PB: 1 SB: 0 CS: 1	PA: 40
PITCHER	IP WLS BF H R ER SO BB IBB HBP BLK WP HR S P ERA WHIP																					
24 Nathan Eovaldi, R (1, 1) ERA: 3.38	4.1 L 17 6 3 3 3 0 0 0 0 0 0 0 23 24 6.23 1.385																					
54 Sergio Romo, R (5, 1) ERA:	0.2 2 0 0 0 1 0 0 0 0 0 0 0 4 4 0.00 0.000																					
35 Matt Andriese, R (6, 1) ERA: 2.57	2.0 10 3 2 1 1 0 0 0 0 0 0 0 12 12 4.50 1.500																					
53 Anthony Banda, L (8, 1) ERA: 6.0	2.0 10 1 3 0 1 1 0 0 0 0 0 0 11 16 0.00 1.000																					

Batter	1	2	3	4	5	6	7	8	9	AB	R	H	RBI	BB	SO	LOB	BOTTOM					
39 Kevin Kiermaier, L (1, 8) OBP: 0.313, SLG: 0.323 7 Micah Johnson, L (6, 8) OBP: 0.462, SLG: 0.682	G5-3		27 G6-4-3		F8			G6-3		3	0	1	0	0	0		Minnesota Twins @ Tampa Bay Rays Charlotte Sports Park, Port Charlotte, FL Thu Mar 15 20:18, 1:09 PM - 3:38 PM EDT Att: 4,547 - Sunny - 68 F					
27 Carlos Gómez, R (1, 9) OBP: 0.313, SLG: 0.333 17 Jason Coats, R (7, 9) OBP: 0.207, SLG: 0.259	K		G6-4-3			K			71 G1-6-3 91 1B	3	0	0	0	0	2	1						
2 Denard Span, L (1, 7) OBP: 0.333, SLG: 0.414 91 Cade Gotta, R (7, 7) OBP: 1.000, SLG: 1.000			1-2			G3-1			71 G1-6-3	2	1	1	0	0	0							
44 C.J. Cron, R (1, 3) OBP: 0.273, SLG: 0.452 71 Nathaniel Lowe, L (7, 3)	G5-3				18 2B	HBP			1-2	3	0	0	0	0	2							
18 Joey Wendle, L (1, 4) OBP: 0.452, SLG: 0.536 77 Andrew Velazquez, S (8, 8) OBP: 0.353, SLG: 0.231	F9				1H					3	0	1	1	0	0							
5 Matt Duffy, R (1, 5) OBP: 0.285, SLG: 0.240 73 Kean Wong, L (8, 5) OBP: 0.429, SLG: 0.545			45 FC5-4			K				3	0	1	0	0	1							
11 Adeiny Hechavarría, R (1, 10) OBP: 0.409, SLG: 0.591 82 Emilio Gustave, R (7, PH) (8, 10)	F8					K				2	0	0	0	0	1	2						
45 Jesús Sucre, R (1, 2) OBP: 0.250, SLG: 0.348 84 Xorge Carrillo, R (7, 2) OBP: 0.333, SLG: 0.375			1-2			K				1	0	0	0	0	0							
28 Daniel Robertson, R (1, 6) OBP: 0.393, SLG: 0.478 73 Zach Rutherford, R (9, 6)						K				3	0	0	0	0	1	0						
			G5-3			K				0	0	0	0	0	0	0						
Inning Stats	R: 0 E: 0 K: 1 S: 6	H: 1 LOB: 1 BB: 0 P: 6	R: 0 E: 0 K: 0 S: 4	H: 1 LOB: 1 BB: 0 P: 4	R: 0 E: 0 K: 0 S: 3	H: 1 LOB: 0 BB: 0 P: 3	R: 1 E: 0 K: 2 S: 8	H: 1 LOB: 1 BB: 0 P: 9	R: 0 E: 0 K: 2 S: 7	H: 0 LOB: 0 BB: 0 P: 7	R: 0 E: 0 K: 1 S: 5	H: 0 LOB: 0 BB: 0 P: 5	R: 0 E: 0 K: 0 S: 3	H: 0 LOB: 0 BB: 0 P: 3	R: 0 E: 0 K: 0 S: 3	H: 1 LOB: 2 BB: 0 P: 13	R: 0 E: 0 K: 1 S: 5	H: 1 LOB: 2 BB: 2 P: 13	1B: 3 2B: 2 3B: 0 HR: 0	SF: 0 SAC: 0 DP: 2 HBP: 1	WP: 0 PB: 0 SB: 0 CS: 0	PA: 33
PITCHER	IP WLS BF H R ER SO BB IBB HBP BLK WP HR S P ERA WHIP																					
44 Kyle Gibson, R (1, 1) ERA: 1.8	5.0 W 19 4 1 1 5 0 0 0 0 0 0 0 28 29 1.80 0.800																					
61 Tyler Kinley, R (6, 1) ERA: 2.57	1.0 H 3 0 0 0 1 0 0 0 0 0 0 0 5 5 0.00 0.000																					
57 Ryan Pressly, R (7, 1) ERA: 1.23	2.0 6 0 0 0 0 0 0 0 0 0 0 0 6 6 0.00 0.000																					
70 Jake Reed, R (9, 1) ERA:	1.0 5 1 0 0 1 2 0 0 0 0 0 0 5 13 0.00 3.000																					

AB	37
R	8
H	10
RBI	5
BB	1
SO	6
LOB	11



AB	30
R	1
H	5
RBI	1
BB	2
SO	7
LOB	11



Batter	1	2	3	4	5	6	7	8	9	AB	R	H	RBI	BB	SO	LOB	TOP										
25 Byron Buxton, R OBP: 0.286, SLG: 0.387 8 Royce Lewis, R	G6-3	P2-1-4			G1-3			G1		3	0	0	1	0	0	2											
26 Max Kepler, L OBP: 0.353, SLG: 0.333 27 Alex Kirilloff, L	G3	2B	G3-1		K			K		3	1	1	0	0	1	0											
5 Eduardo Escobar, S OBP: 0.333, SLG: 0.442 35 Leonardo Reginatto, R	G3		K		F7			F9		3	0	0	0	0	1	1											
20 Eddie Rosario, L OBP: 0.200, SLG: 0.400	G3-1		G3-1		K			G3-1		4	0	1	1	0	1	0											
16 Ehire Adrianza, S OBP: 0.333, SLG: 0.484 36 Akil Baddoo, L	G3				K			G3-1		3	0	1	0	0	1	1											
0 Enck Aybar, S OBP: 0.321, SLG: 0.407 16 Chris Paul, R OBP: 0.286, SLG: 0.167					K			G4-3		3	1	1	0	0	1	1											
46 Bobby Wilson, R OBP: 0.333, SLG: 0.333 33 Ryan Walker, L					L4			G5-3		2	0	0	0	1	0	1											
8 Zack Granite, L OBP: 0.237, SLG: 0.176 20 Tanner English, R					G4-3			K		2	0	0	0	1	1	1											
62 Jordan Pacheco, R OBP: 0.353, SLG: 0.167								F8		3	0	0	0	0	2	3											
Inning Stats	R: 1 E: 0 K: 0 S: 5	H: 2 LOB: 1 BB: 0 P: 5	R: 1 E: 0 K: 1 S: 5	H: 1 LOB: 2 BB: 2 P: 13	R: 0 E: 0 K: 1 S: 5	H: 0 LOB: 0 BB: 0 P: 5	R: 0 E: 0 K: 1 S: 6	H: 1 LOB: 1 BB: 0 P: 6	R: 0 E: 0 K: 2 S: 7	H: 0 LOB: 0 BB: 0 P: 7	R: 0 E: 0 K: 1 S: 5	H: 0 LOB: 0 BB: 0 P: 5	R: 0 E: 0 K: 1 S: 3	H: 0 LOB: 0 BB: 0 P: 3	R: 0 E: 0 K: 0 S: 3	H: 0 LOB: 0 BB: 0 P: 3	1B: 1 2B: 4 3B: 0 HR: 0	SF: 0 SAC: 0 DP: 1 HBP: 0	WP: 0 PB: 0 SB: 0 CS: 0	PA: 32							
PITCHER	IP	WLS	BF	H	R	ER	SO	BB	IBB	HBP	BLK	WP	HR	S	P	ERA	WHIP										
22 Rick Porcello, R ERA: 4.91	5.0	W	20	4	2	2	5	2	0	0	0	0	0	28	36	3.60	1.200										
37 Heath Hembree, R ERA: 1.23	2.0	H	6	0	0	0	3	0	0	0	0	0	0	12	12	0.00	0.000										
62 Ryan Brasier, R ERA: 5.4	0.2	H	2	0	0	0	0	0	0	0	0	0	0	2	2	0.00	0.000										
63 Robby Scott, L ERA: 5.69	0.1	H	1	0	0	0	1	0	0	0	0	0	0	3	3	0.00	0.000										
86 Adam Lau, R ERA: 5.69	1.0	S	3	0	0	0	0	0	0	0	0	0	0	3	3	0.00	0.000										

Minnesota Twins @ Boston Red Sox
 JetBlue Park, Ft. Myers, FL
 Fri Mar 16 2018, 6:07 PM - 9:22 PM EDT
 Att: 9,845 - Clear - 76 F

AB	30
R	2
H	4
RBI	2
BB	2
SO	9
LOB	10



Batter	1	2	3	4	5	6	7	8	9	AB	R	H	RBI	BB	SO	LOB	BOTTOM										
50 Mookie Betts, R OBP: 0.361, SLG: 0.321 38 Rusney Castillo, R OBP: 0.325, SLG: 0.417	G6-3							G1-3		3	1	1	0	0	1	1											
16 Andrew Benintendi, L OBP: 0.469, SLG: 0.621 59 Sam Travis, R OBP: 0.289, SLG: 0.558	G3							K		2	1	0	0	1	1	0											
13 Hanley Ramirez, R OBP: 0.360, SLG: 0.412 80 Chad De La Guerra, L (7, PH) OBP: 0.269, SLG: 0.391	G3							K		3	1	2	2	0	1	0											
28 J.D. Martinez, R OBP: 0.412, SLG: 0.563 38 Tate Matheny, R	G3-1							G3		3	0	1	1	0	0	1											
18 Mitch Moreland, L OBP: 0.167, SLG: 0.273 40 Danny Mars, S OBP: 0.200, SLG: 0.600	F8							G3		3	0	0	0	0	1	2											
11 Rafael Devers, L OBP: 0.342, SLG: 0.632 5 Tzu-Wei Lin, L OBP: 0.286, SLG: 0.138	F8							K		3	0	0	0	0	1	2											
12 Brock Holt, L OBP: 0.417, SLG: 0.429 55 Ivan De Jesus Jr., R OBP: 0.378, SLG: 0.382								G3		2	0	1	0	1	0	0											
23 Blake Swihart, S OBP: 0.378, SLG: 0.634 11 Jeremy Rivera, S	G1-3							G5-3		3	0	0	0	0	0	3											
17 Deven Marrero, R OBP: 0.256, SLG: 0.278 39 Jordan Procysen, L								G4-3		3	0	0	0	0	0	0											
Inning Stats	R: 3 E: 0 K: 0 S: 7	H: 3 LOB: 2 BB: 2 P: 15	R: 0 E: 0 K: 1 S: 5	H: 0 LOB: 0 BB: 0 P: 5	R: 0 E: 0 K: 1 S: 5	H: 0 LOB: 1 BB: 1 P: 9	R: 0 E: 0 K: 2 S: 8	H: 1 LOB: 1 BB: 0 P: 8	R: 0 E: 0 K: 2 S: 8	H: 1 LOB: 1 BB: 0 P: 8	R: 0 E: 0 K: 1 S: 5	H: 0 LOB: 0 BB: 0 P: 5	R: 1 E: 1 K: 1 S: 7	H: 2 LOB: 1 BB: 0 P: 7	R: 0 E: 0 K: 0 S: 3	H: 0 LOB: 0 BB: 0 P: 3	1B: 4 2B: 3 3B: 0 HR: 0	SF: 0 SAC: 0 DP: 0 HBP: 0	WP: 0 PB: 0 SB: 1 CS: 0	PA: 34							
PITCHER	IP	WLS	BF	H	R	ER	SO	BB	IBB	HBP	BLK	WP	HR	S	P	ERA	WHIP										
66 Myles Jaye, R ERA: 5.63	1.0	L	3	3	3	3	0	2	0	0	0	0	0	10	14	0.00	0.500										
22 Casey Crosby, L ERA: 2.25	2.0		7	0	0	0	2	1	0	0	0	0	0	8	8	0.00	1.000										
61 Tyler Kinley, R ERA: 1.13	2.0		7	1	0	0	3	0	0	0	0	0	0	13	13	0.00	0.500										
60 Nick Anderson, R ERA: 3.86	0.1		2	1	1	1	0	0	0	0	0	0	0	2	2	27.00	3.000										
PITCHER	IP	WLS	BF	H	R	ER	SO	BB	IBB	HBP	BLK	WP	HR	S	P	ERA	WHIP										
78 Ryan Mason, R ERA: 3.86	1.2		6	1	0	0	1	0	0	0	0	0	0	8	8	0.00	0.600										

Minnesota Twins @ Boston Red Sox
 JetBlue Park, Ft. Myers, FL
 Fri Mar 16 2018, 6:07 PM - 9:22 PM EDT
 Att: 9,845 - Clear - 76 F

AB	31
R	4
H	7
RBI	4
BB	3
SO	8
LOB	13



Batter	1	2	3	4	5	6	7	8	9	AB	R	H	RBI	BB	SO	LOB	TOP			
2 Brian Dozier, R OBP: 0.283, SLG: 0.353 40 Gregorio Petit, R OBP: 0.250, SLG: 0.424	P4		HR	BB		P6		G1-6-3		3	1	1	1	1	0	2				
26 Max Kepler, L OBP: 0.396, SLG: 0.333 51 Brock Stassi, L OBP: 0.462, SLG: 0.435	1B		22 HR 20 WP	1B		G3-1		FC4-6 72 S		4	2	2	0	0	0	3				
22 Miguel Sanó, R OBP: 0.341, SLG: 0.793 72 Ryan LaMarre, R OBP: 0.515, SLG: 0.867	HR		20 G3 5 WP	1B						3	2	3	2	0	0	0				
20 Eddie Rosario, L OBP: 0.298, SLG: 0.375 78 Wilians Astudillo, R OBP: 0.211, SLG: 0.235	1B		G3			K		F7		4	1	1	0	0	2	3				
5 Eduardo Escobar, S OBP: 0.310, SLG: 0.405 23 Mitch Garver, R OBP: 0.290, SLG: 0.308			1B			F9		G5-3		3	0	1	1	0	1	2				
25 Byron Buxton, R OBP: 0.317, SLG: 0.459 0 Erick Aybar, S OBP: 0.290, SLG: 0.367	1B		F8			F8		F8		3	0	1	1	0	0	2				
36 Robbie Grossman, S OBP: 0.244, SLG: 0.167 8 Zack Granite, L OBP: 0.244, SLG: 0.167	CS		F9			F7		38 DI 38 2B		3	0	1	0	0	0	1				
15 Jason Castro, L OBP: 0.200, SLG: 0.182 38 Taylor Featherston, R OBP: 0.276, SLG: 0.464			L7			G6-3		51 FC4-6 40 1B		3	0	0	0	0	0	1				
16 Ehire Adrianza, S OBP: 0.333, SLG: 0.500 60 Jake Cave, L OBP: 0.310, SLG: 0.174	F8		F8			G3-1				2	0	0	0	1	1					
Inning Stats	R: 3 E: 0 K: 1 S: 8	H: 4 LOB: 0 BB: 0 P: 11	R: 0 E: 0 K: 0 S: 3	H: 0 LOB: 0 BB: 3 P: 3	R: 3 E: 0 K: 0 S: 9	H: 4 LOB: 1 BB: 0 P: 12	R: 0 E: 0 K: 0 S: 3	H: 0 LOB: 1 BB: 1 P: 8	R: 0 E: 0 K: 1 S: 6	H: 1 LOB: 2 BB: 0 P: 6	R: 1 E: 1 K: 1 S: 7	H: 2 LOB: 1 BB: 0 P: 7	R: 0 E: 0 K: 1 S: 6	H: 1 LOB: 3 BB: 2 P: 14	R: 1 E: 0 K: 0 S: 4	H: 1 LOB: 2 BB: 2 P: 13	1B: 8 2B: 4 3B: 0 HR: 2	SF: 0 SAC: 0 DP: 0 HBP: 0	WP: 1 PB: 0 SB: 3 CS: 1	PA: 47
PITCHER	IP WLS BF H R ER SO	IP WLS BF H R ER SO	IP WLS BF H R ER SO	IP WLS BF H R ER SO	IP WLS BF H R ER SO	IP WLS BF H R ER SO	IP WLS BF H R ER SO	IP WLS BF H R ER SO	IP WLS BF H R ER SO	IP WLS BF H R ER SO	IP WLS BF H R ER SO	IP WLS BF H R ER SO	IP WLS BF H R ER SO	IP WLS BF H R ER SO	IP WLS BF H R ER SO	IP WLS BF H R ER SO	ERA WHIP	ERA WHIP	ERA WHIP	
49 Nick Kingham, R ERA: 8.76 95 Sam Street, R ERA: 13.5 45 Michael Feliz, R ERA: 3.6 53 Josh Smoker, L ERA: 4.32 80 Bret Helton, R ERA:	3.2 19 8 6 6 1	0.1 1 0 0 0 0	2.0 9 2 0 0 1	1.2 10 3 1 0 2	0.1 W 1 0 0 0	1.0 6 1 1 1 0	9.1 6 6 1 1 1 0	9.00 3.000	9.00 3.000	9.00 3.000	9.00 3.000	9.00 3.000	9.00 3.000	9.00 3.000	9.00 3.000	9.00 3.000	9.00 3.000	9.00 3.000	9.00 3.000	9.00 3.000

Minnesota Twins @ Pittsburgh Pirates
LECOM Park, Bradenton, FL
Mon Mar 19 2018, 1:09 PM - 4:23 PM EDT
Att: 5,107 - Overcast - 76 F

AB	40
R	8
H	14
RBI	6
BB	6
SO	4
LOB	24



Batter	1	2	3	4	5	6	7	8	9	AB	R	H	RBI	BB	SO	LOB	BOTTOM			
3 Sean Rodriguez, R OBP: 0.371, SLG: 0.710 44 Christopher Bostick, R OBP: 0.237, SLG: 0.371	HBP		K							1	0	0	0	1	1	0				
6 Starling Marte, R OBP: 0.421, SLG: 0.757 27 Todd Cunningham, S OBP: 0.219, SLG: 0.207	G6-4-3		F8							4	1	1	0	0	0	3				
25 Gregory Polanco, L OBP: 0.221, SLG: 0.778 99 Jared Oliva, R OBP: 0.219, SLG: 0.207	1B		G6-3							4	1	3	2	0	0	0				
55 Josh Bell, S OBP: 0.286, SLG: 0.526 62 Erich Weiss, L OBP: 0.095, SLG: 0.150	HR		G6-3							1	0	0	0	0	1	1				
12 Corey Dickerson, L OBP: 0.345, SLG: 0.552 90 Elvis Escobar, L OBP: 0.333, SLG: 0.560	HR		K							3	1	1	2	0	1	2				
29 Francisco Cervelli, R OBP: 0.500, SLG: 0.783 79 Jackson Williams, R OBP: 0.333, SLG: 0.560	1B		G4-3							4	0	2	0	0	0	0				
36 José Osuna, R OBP: 0.366, SLG: 0.676 63 Ryan Lavarnway, R OBP: 0.350, SLG: 0.611			G6-3							0	1	0	0	0	0	0				
38 Max Moroff, S OBP: 0.313, SLG: 0.429 81 Pablo Reyes, R OBP: 0.304, SLG: 0.381			K							3	0	1	0	0	0	1				
61 Eric Wood, R OBP: 0.419, SLG: 0.607			G5-3							1	0	0	0	0	0	1				
Inning Stats	R: 2 E: 0 K: 0 S: 6	H: 3 LOB: 1 BB: 0 P: 9	R: 0 E: 0 K: 2 S: 7	H: 0 LOB: 0 BB: 0 P: 7	R: 0 E: 0 K: 1 S: 5	H: 0 LOB: 0 BB: 0 P: 5	R: 0 E: 0 K: 1 S: 5	H: 0 LOB: 0 BB: 0 P: 5	R: 3 E: 0 K: 0 S: 5	H: 3 LOB: 1 BB: 2 P: 13	R: 0 E: 0 K: 0 S: 3	H: 1 LOB: 1 BB: 0 P: 3	R: 2 E: 1 K: 1 S: 9	H: 3 LOB: 1 BB: 0 P: 10	R: 4 E: 1 K: 1 S: 9	H: 3 LOB: 1 BB: 1 P: 15	1B: 7 2B: 3 3B: 0 HR: 3	SF: 0 SAC: 0 DP: 3 HBP: 1	WP: 2 PB: 0 SB: 1 CS: 0	PA: 39
PITCHER	IP WLS BF H R ER SO	IP WLS BF H R ER SO	IP WLS BF H R ER SO	IP WLS BF H R ER SO	IP WLS BF H R ER SO	IP WLS BF H R ER SO	IP WLS BF H R ER SO	IP WLS BF H R ER SO	IP WLS BF H R ER SO	IP WLS BF H R ER SO	IP WLS BF H R ER SO	IP WLS BF H R ER SO	IP WLS BF H R ER SO	IP WLS BF H R ER SO	IP WLS BF H R ER SO	IP WLS BF H R ER SO	ERA WHIP	ERA WHIP	ERA WHIP	
55 Taylor Rogers, L ERA: 8.1 39 Trevor Hildenberger, R ERA: 8.0 61 Tyler Kinley, R ERA: 4.5 58 Gabriel Moya, L ERA: 1.0 21 Tyler Duffey, R ERA: 7.1	1.0 3 0 0 0 2	1.0 H 3 0 0 0	2.0 9 2 3 3 2	1.0 H 4 1 0 0	3.0 L 17 7 6 5 2	1.0 6 1 0 0 0	1.0 7 7 0 0 7	2.0 12 16 13.50 1.500	1.0 7 7 0.00 2.000	3.0 21 28 15.00 2.667	1.0 7 7 0.00 0.000	1.0 7 7 0.00 0.000	1.0 7 7 0.00 0.000	1.0 7 7 0.00 0.000	1.0 7 7 0.00 0.000	1.0 7 7 0.00 0.000	1.0 7 7 0.00 0.000	15.00 2.667	15.00 2.667	15.00 2.667

Minnesota Twins @ Pittsburgh Pirates
LECOM Park, Bradenton, FL
Mon Mar 19 2018, 1:09 PM - 4:23 PM EDT
Att: 5,107 - Overcast - 76 F

AB	35
R	11
H	13
RBI	9
BB	3
SO	6
LOB	13



Batter	1	2	3	4	5	6	7	8	9	AB	R	H	RBI	BB	SO	LOB	TOP										
12 Corey Dickerson, L (1,7) 48 Richard Rodriguez, R (8,1)	G6-3		L4		F8		F9			4	0	0	0	0	0	1	Pittsburgh Pirates @ Minnesota Twins CenturyLink Sports Complex, Fort Myers, FL Wed Mar 21 2018, 6:06 PM - 8:45 PM EDT Att: 7,584 - Clear - 68 F										
6 Starling Marte, R (1,8) 94 Casey Hughton, L (8,PH)	25 E BB		2B		G6-3			K		2	1	1	0	1	0	0											
25 Gregory Polanco, L (1,9) 97 Logan Hill, R (8,PH)	55 G4-3 BB		F9					G5-3		2	0	0	0	1	1	1											
55 Josh Bell, S (1,3) 63 Ryan Lavarnway, R (8,PH)	G4-3				1B BB			83 FC6-4 BB		3	0	1	0	0	0	1											
36 José Osuna, R (1,5) 83 Jerrick Suiter, R (8,PH)	K				F8			FC6-4		3	0	0	0	0	1	2											
32 Elias Díaz, R (1,2) 30 Kyle Crick, L (6,1)					F8					3	0	0	0	0	1	1											
90 Elvis Escobar, L (8,7)										0	0	0	0	0	0	0											
Kevin Kramer, L (1,4) 96 Trae Arbet, R (8,4)	K				1B BB			K		2	0	0	0	1	2	0											
Kevin Newman, R (1,6) 85 Brett Pope, L (8,6)	K							G5-3		3	0	1	0	0	1	0											
34 Trevor Williams, R (1,1) 58 Jacob Stallings, R (6,2)								12 WP 1B		2	0	0	0	0	1	3											
Inning Stats	R: 1 E: 0 K: 1 S: 6	H: 0 LOB: 1 BB: 2 P: 15	R: 0 E: 0 K: 2 S: 7	H: 0 LOB: 0 BB: 0 P: 7	R: 0 E: 0 K: 1 S: 6	H: 1 LOB: 1 BB: 0 P: 6	R: 0 E: 0 K: 0 S: 5	H: 2 LOB: 3 BB: 1 P: 9	R: 0 E: 0 K: 1 S: 5	H: 0 LOB: 0 BB: 0 P: 5	R: 0 E: 0 K: 1 S: 6	H: 1 LOB: 1 BB: 0 P: 7	R: 0 E: 0 K: 1 S: 5	H: 0 LOB: 1 BB: 0 P: 9	R: 0 E: 0 K: 1 S: 5	H: 0 LOB: 0 BB: 0 P: 5	1B: 3 2B: 1 3B: 0 HR: 0	SF: 0 SAC: 0 DP: 0 HBP: 0	WP: 1 PB: 0 SB: 2 CS: 0	PA: 35							
PITCHER	IP	WLS	BF	H	R	ER	SO	BB	IBB	HBP	BLK	WP	HR	S	P	ERA	WHIP										
17 José Berrios, R (1,1) ERA: 1.69	5.0	W	21	3	1	1	5	3	0	0	0	0	0	29	42	1.80	1.200										
56 Fernando Rodney, R (6,1) ERA: 3.5	1.0	H	3	0	0	0	1	0	0	0	0	0	0	5	5	0.00	0.000										
43 Addison Reed, R (7,1) ERA: 2.08	1.0	H	4	1	0	0	1	0	0	0	0	1	0	6	7	0.00	1.000										
32 Zach Duke, L (8,1) ERA	1.0	H	4	0	0	0	1	1	0	0	0	0	0	5	9	0.00	1.000										
67 Alan Busenitz, R (9,1) ERA: 7.27	1.0	S	3	0	0	0	1	0	0	0	0	0	0	5	5	0.00	0.000										

Batter	1	2	3	4	5	6	7	8	9	AB	R	H	RBI	BB	SO	LOB	BOTTOM										
2 Brian Dozier, R (1,4) 36 Robbie Grossman, S (6,7)	K	K		F9		E6				3	0	0	0	0	2	2	Pittsburgh Pirates @ Minnesota Twins CenturyLink Sports Complex, Fort Myers, FL Wed Mar 21 2018, 6:06 PM - 8:45 PM EDT Att: 7,584 - Clear - 68 F										
7 Joe Mauer, L (1,3) 0 Erick Aybar, S (6,5)	K	G6-3			L7		P6			3	0	0	0	0	1	1											
22 Miguel Sanó, R (1,5) 46 Bobby Wilson, R (6,3)	20 1B BB					K		K		2	1	0	0	1	2	0											
20 Eddie Rosario, L (1,7) 40 Gregorio Petit, R (6,4)	99 1B			F9				G4-3		2	0	1	0	1	0	0											
99 Logan Morrison, L (1,10) 23 Mitch Garver, R (8,PH)	1-3 2H 1B									3	0	2	1	0	0	1											
5 Eduardo Escobar, S (1,6) 8 Zack Granite, L (7,9)	K			F7						3	0	1	0	0	1	3											
26 Max Kepler, L (1,9) 72 Ryan LaMarre, R (7,8)						15 WP 1B		F7		3	0	1	0	0	1	0											
25 Byron Buxton, R (1,8) 38 Taylor Featherston, R (7,6)		E9				15 1B 36 E 1B				3	2	1	0	0	1	1											
15 Jason Castro, L (1,2) 78 Willians Astudillo, R (8,2)										3	0	2	1	0	0	1											
Inning Stats	R: 1 E: 0 K: 3 S: 11	H: 2 LOB: 2 BB: 1 P: 15	R: 1 E: 0 K: 2 S: 9	H: 1 LOB: 0 BB: 0 P: 9	R: 0 E: 0 K: 1 S: 6	H: 1 LOB: 1 BB: 0 P: 6	R: 0 E: 0 K: 1 S: 6	H: 1 LOB: 1 BB: 0 P: 7	R: 0 E: 0 K: 1 S: 5	H: 0 LOB: 0 BB: 1 P: 9	R: 1 E: 1 K: 0 S: 5	H: 3 LOB: 2 BB: 0 P: 5	R: 0 E: 0 K: 1 S: 5	H: 0 LOB: 0 BB: 0 P: 5	R: 0 E: 0 K: 2 S: 7	H: 0 LOB: 0 BB: 0 P: 7		1B: 7 2B: 1 3B: 0 HR: 0	SF: 0 SAC: 0 DP: 0 HBP: 0	WP: 1 PB: 0 SB: 0 CS: 0	PA: 34						
PITCHER	IP	WLS	BF	H	R	ER	SO	BB	IBB	HBP	BLK	WP	HR	S	P	ERA	WHIP										
34 Trevor Williams, R (1,1) ERA: 4.35	5.1	L	24	6	2	1	8	2	0	0	0	0	0	38	47	1.69	1.500										
30 Kyle Crick, R (8,1) ERA: 4.35	1.2		7	2	1	0	1	0	0	0	0	0	0	9	9	0.00	1.200										
48 Richard Rodriguez, R (8,1) ERA: 4.26	1.0		3	0	0	0	2	0	0	0	0	0	0	7	7	0.00	0.000										

AB 31
R 1
H 4
RBI 0
BB 4
SO 9
LOB 10



AB 32
R 3
H 8
RBI 2
BB 2
SO 11
LOB 10



Batter	1	2	3	4	5	6	7	8	9	AB	R	H	RBI	BB	SO	LOB	TOP					
22 Jacoby Ellsbury, L (1, 8) Estevan Florial, L (5, 8)	4-0 FC5-4 BB		0-3 K		0-0 P4		0-0 F7			2	0	0	0	1	1	1						
74 Ronald Torreyes, R (1, 6) 66 Abiatel Avelino, R (6, 6)	0-0 FC5-4 1-2		0-0 F9		1-3 K			0-0 3B		3	0	0	0	0	1	2						
39 Tyler Wade, L (1, 4)	0-0 F9		0-0 G4-3		0-3 K			0-3 K2-3		4	0	0	0	0	2	2						
29 Brandon Drury, R (1, 5)	0-3 K			0-3 K		0-0 G5-3		0-0 F8		4	0	0	0	0	2	2						
Tyler Austin, R (1, 3)		0-0 F8		0-0 1B		0-0 2B		4-0 BB		3	1	2	0	1	0	0						
28 Austin Romine, R (1, 2)		0-0 G4-3		0-0 P4		0-0 1B		0-0 G3		4	0	1	1	0	0	3						
Billy McKinney, L (1, 7)	1-1 HR		0-3 K		0-0 P6			0-0 F7		4	1	1	1	0	1	2						
25 Shane Robinson, R (1, 9)	0-0 1B			0-0 1B			0-0 F8	0-0 F7		4	0	2	0	0	0	0						
12 Jace Peterson, L (1, 10)	0-0 G3			0-0 F9			0-0 F8	0-3 K		4	0	0	0	0	1	2						
Inning Stats	R: 0 E: 0 K: 1 S: 5	H: 0 LOB: 1 BB: 1 P: 9	R: 1 E: 0 K: 0 S: 6	H: 2 LOB: 1 BB: 0 P: 7	R: 0 E: 0 K: 1 S: 5	H: 0 LOB: 0 BB: 0 P: 5	R: 0 E: 0 K: 2 S: 8	H: 1 LOB: 1 BB: 0 P: 8	R: 0 E: 0 K: 1 S: 6	H: 1 LOB: 1 BB: 0 P: 7	R: 1 E: 0 K: 1 S: 7	H: 2 LOB: 1 BB: 0 P: 7	R: 0 E: 0 K: 0 S: 3	H: 0 LOB: 0 BB: 0 P: 3	R: 0 E: 0 K: 1 S: 6	H: 1 LOB: 2 BB: 1 P: 10	R: 0 E: 0 K: 1 S: 5	H: 0 LOB: 0 BB: 0 P: 5	1B: 4 2B: 1 3B: 1 HR: 1	SF: 0 SAC: 0 DP: 0 HBP: 0	WP: 0 PB: 0 CS: 0	PA: 36
PITCHER	IP	WLS	BF	H	R	ER	SO	BB	IBB	HBP	BLK	WP	HR	S	P	ERA	WHIP					
45 Phil Hughes, R (1, 1) 32 Zach Duke, L (5, 1) 56 Fernando Rodney, R (6, 1) 43 Addison Reed, R (7, 1) 57 Ryan Pressly, R (8, 1)	4.2		19	4	1	1	4	1	0	0	0	0	1	27	32	1.93	1.071					
58 Gabriel Moya, L (9, 1)	1.0		3	0	0	0	1	0	0	0	0	0	0	7	4	0.00	0.000					

New York Yankees @ Minnesota Twins
CenturyLink Sports Complex, Fort Myers, FL
Thu Mar 22 2018, 1:09 PM - 3:55 PM EDT
Att: 9,284 - Sunny - 64 F

AB 34
R 2
H 7
RBI 2
BB 2
SO 8
LOB 14

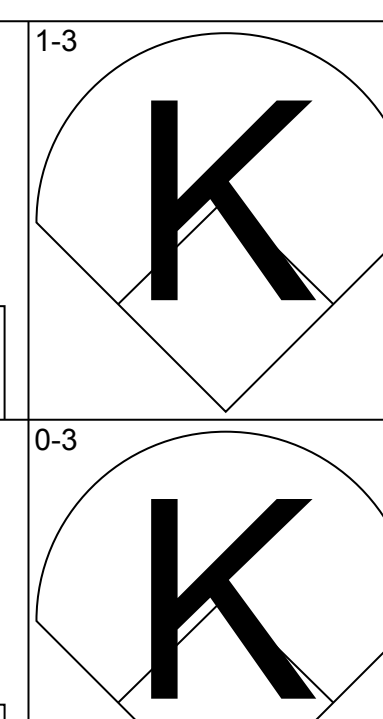
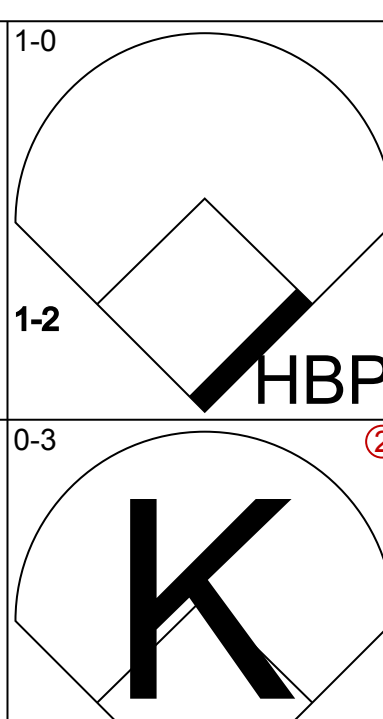
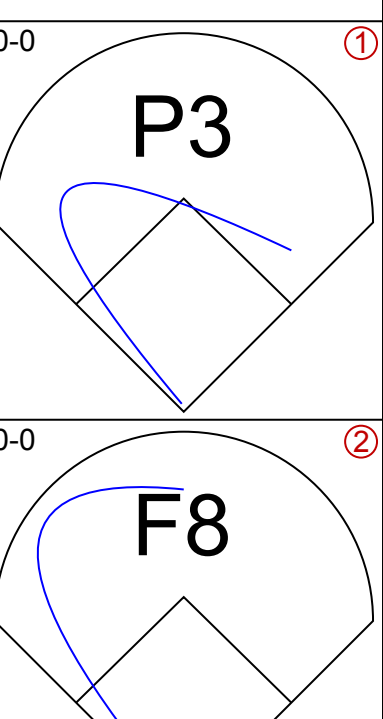
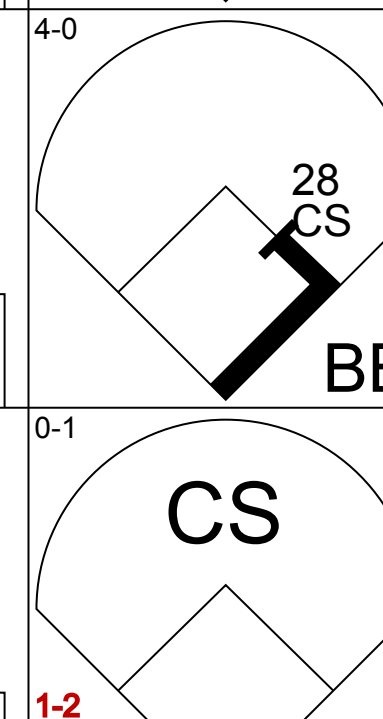

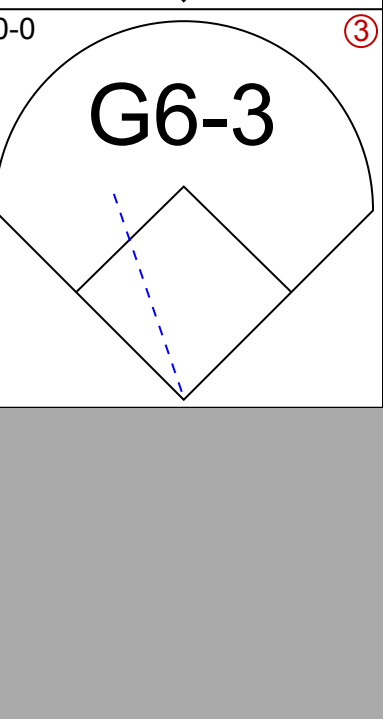
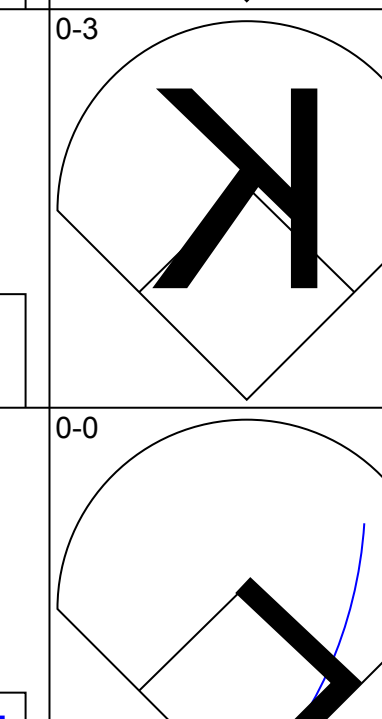






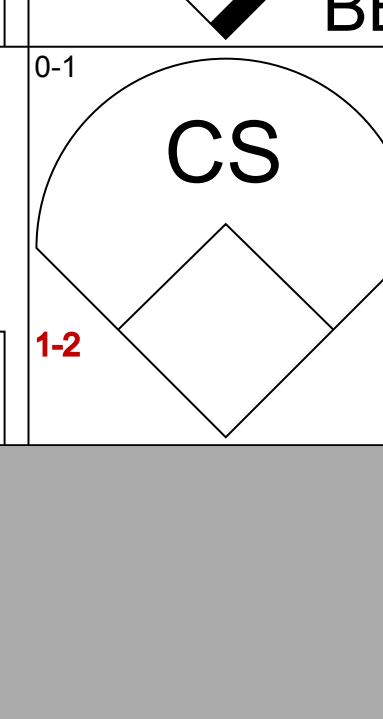
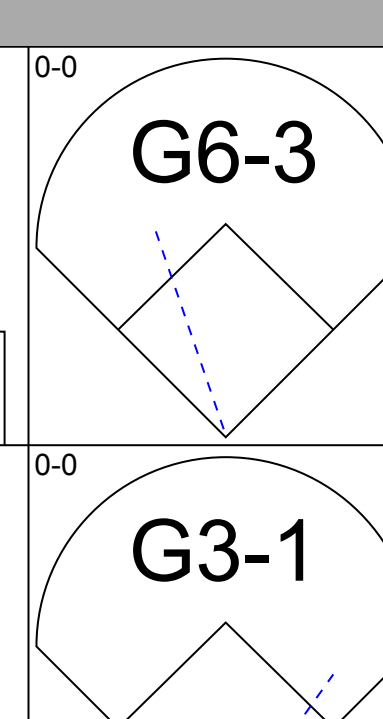
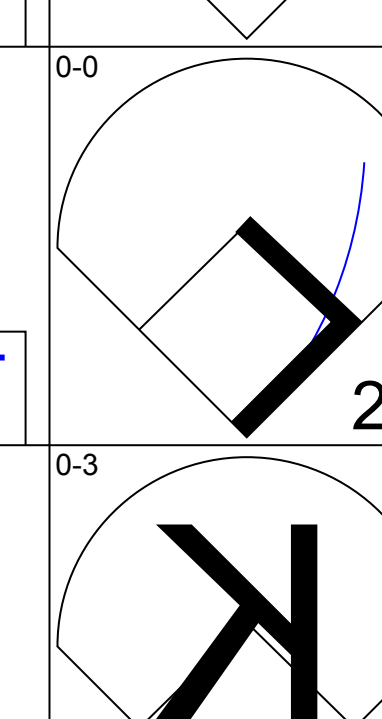
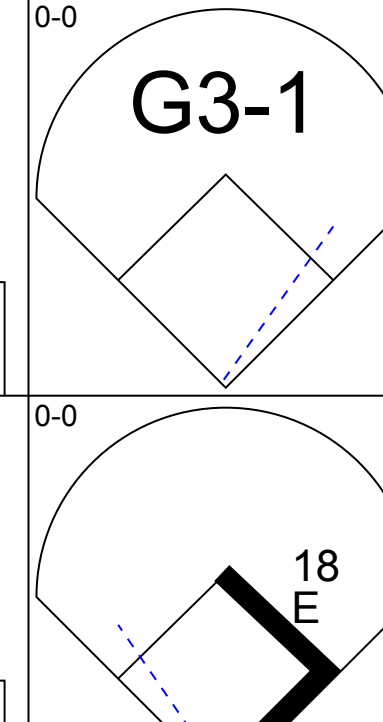
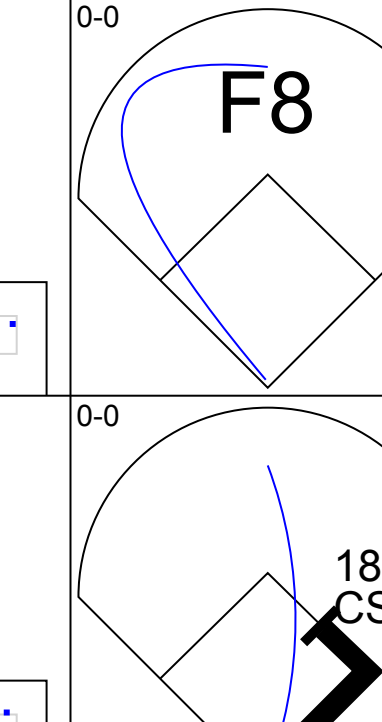

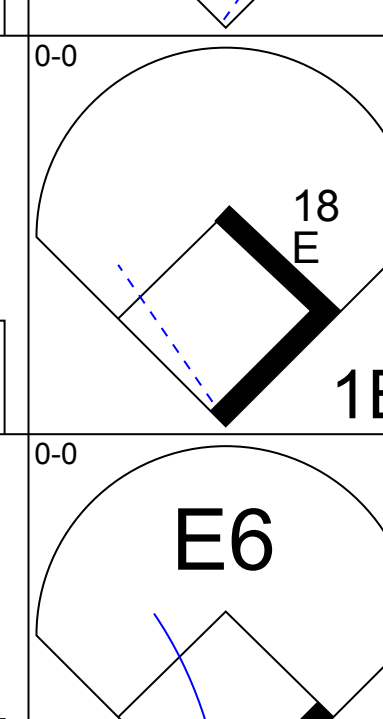
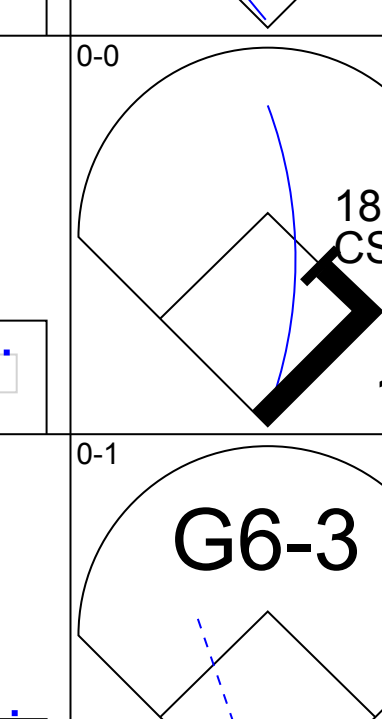

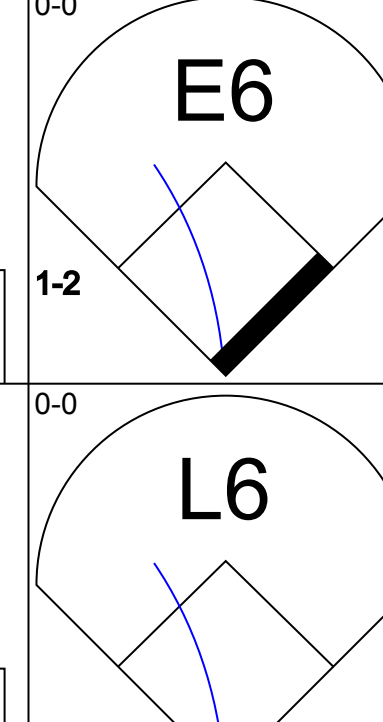
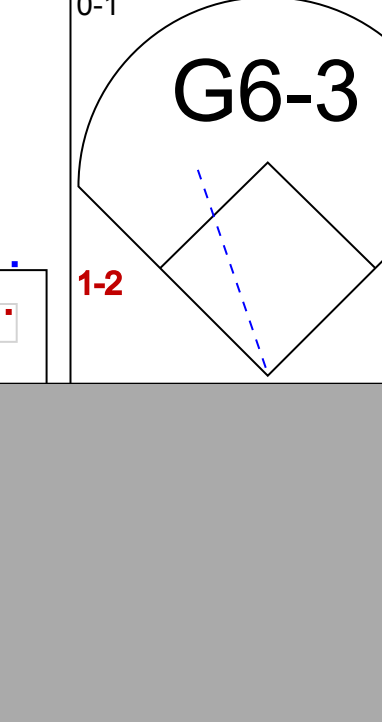
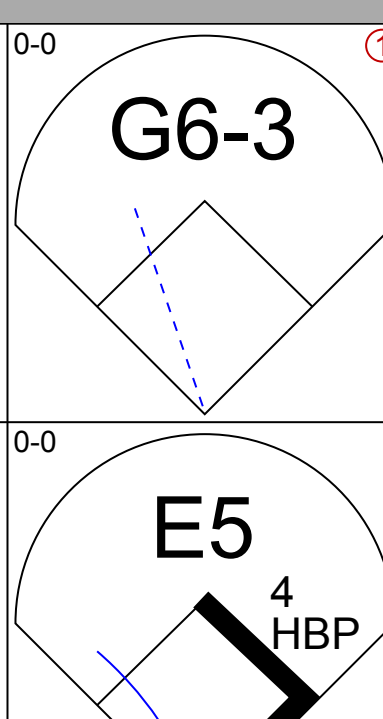
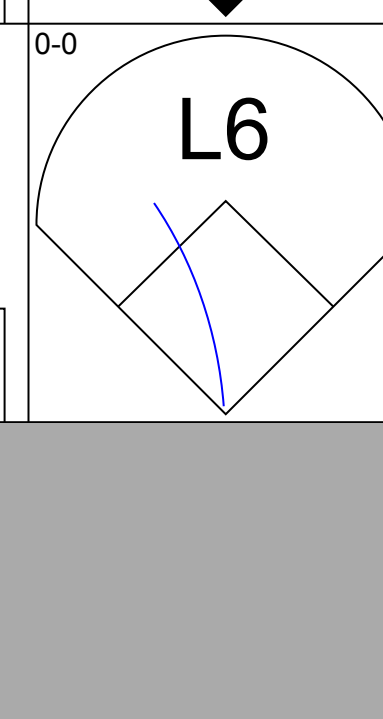
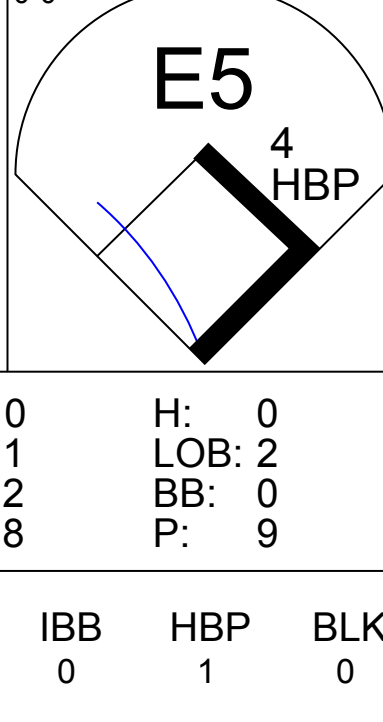
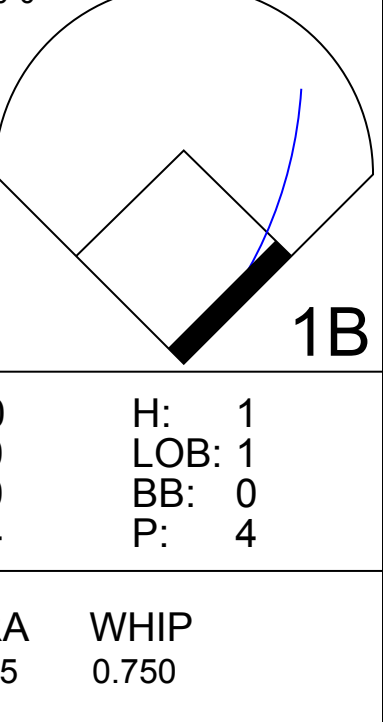


Batter	1	2	3	4	5	6	7	8	9	AB	R	H	RBI	BB	SO	LOB	BOTTOM					
16 Ehre Adrianza, S (1, 6) 38 Taylor Featherston, R (7, 4)	0-0 G5-4-3 1B			0-3 K2-3	0-0 SF9			0-0 E6		2	0	1	1	0	1	0						
0 Erick Aybar, S (1, 4) 5 Eduardo Escobar, S (1, 5) 40 Gregorio Petit, R (7, 5)	0-0 G5-4-3 1-2			0-0 F8	0-0 F8			1-0 F9		4	0	1	0	0	0	4						
36 Robbie Grossman, S (1, 10)		0-0 F9		0-0 F9	0-0 F9			0-0 F8		4	0	0	0	0	0	3						
99 Logan Morrison, L (1, 3) Brock Stassi, L (6, 3)		0-0 F9		0-0 P4				0-0 G4-3		2	0	0	0	0	0	2						
23 Mitch Garver, R (1, 2) 46 Bobby Wilson, R (8, 2)		0-0 F7			0-0 P6			0-0 G5-3		3	0	1	0	0	0	1						
Jake Cave, L (1, 9)			0-0 G6-3		0-0 P6			0-0 F8		4	0	1	0	0	1	0						
72 Ryan LaMarre, R (1, 7)			0-0 F9		0-0 P6			0-0 P2		3	0	1	0	0	0	1						
8 Zack Granite, L (1, 8)			0-0 G4-3		0-0 F8			0-3 K		4	0	1	0	0	1	0						
Inning Stats	R: 0 E: 0 K: 1 S: 5	H: 1 LOB: 0 BB: 0 P: 5	R: 0 E: 0 K: 0 S: 3	H: 0 LOB: 0 BB: 0 P: 3	R: 0 E: 0 K: 0 S: 3	H: 0 LOB: 0 BB: 0 P: 3	R: 0 E: 0 K: 1 S: 7	H: 2 LOB: 2 BB: 0 P: 7	R: 1 E: 0 K: 0 S: 6	H: 3 LOB: 2 BB: 0 P: 6	R: 0 E: 0 K: 0 S: 3	H: 0 LOB: 1 BB: 1 P: 7	R: 0 E: 0 K: 1 S: 5	H: 0 LOB: 0 BB: 0 P: 5	R: 0 E: 1 K: 0 S: 4	H: 0 LOB: 1 BB: 0 P: 5	R: 0 E: 0 K: 1 S: 5	H: 0 LOB: 0 BB: 0 P: 5	1B: 6 2B: 0 3B: 0 HR: 0	SF: 1 SAC: 0 DP: 1 HBP: 0	WP: 0 PB: 0 CS: 0	PA: 34
PITCHER	IP	WLS	BF	H	R	ER	SO	BB	IBB	HBP	BLK	WP	HR	S	P	ERA	WHIP					
47 Jordan Montgomery, L (1, 1) 63 Domingo Germán, R (7, 1)	6.0		24	6	1	1	2	1	0	0	0	0	0	14	15	0.00	0.000					

New York Yankees @ Minnesota Twins
CenturyLink Sports Complex, Fort Myers, FL
Thu Mar 22 2018, 1:09 PM - 3:55 PM EDT
Att: 9,284 - Sunny - 64 F

AB 32
R 1
H 6
RBI 1
BB 1
SO 4
LOB 14

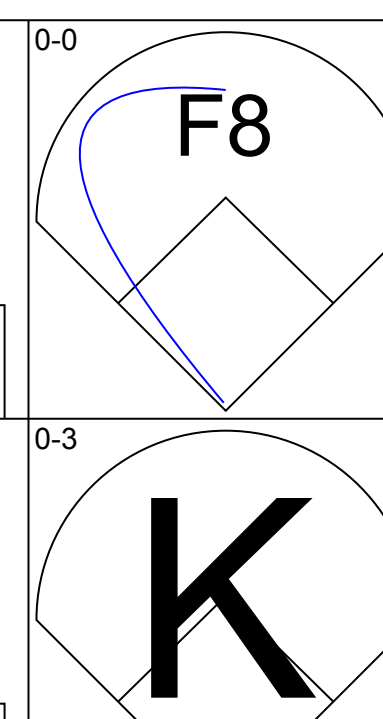

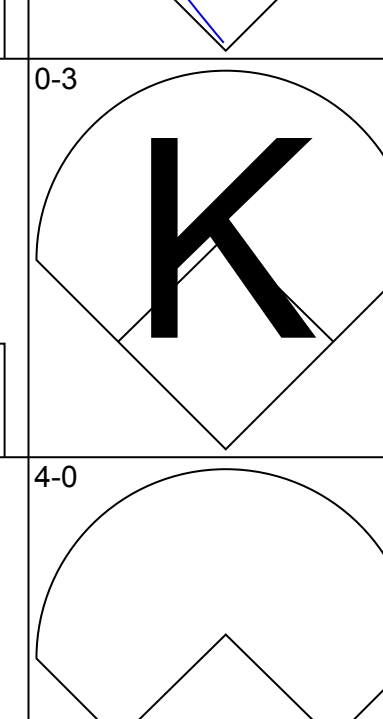
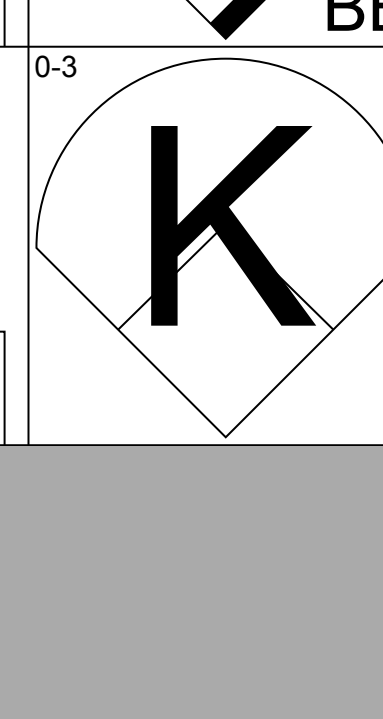




Batter	1	2	3	4	5	6	7	8	9	AB	R	H	RBI	BB	SO	LOB	TOP		
4 George Springer, R (1, 10) OBP: 0.385, SLG: 0.467																	3 0 0 0 0 1 1		
6 Jake Marisnick, R (1, 8) OBP: 0.278, SLG: 0.277																	4 0 0 0 0 2 3		
2 Alex Bregman, R (1, 5) OBP: 0.286, SLG: 0.444																	3 0 0 0 1 2 3		
96 Antonio Nunez, R (8, 6) OBP: 0.357, SLG: 0.182																	0 0 0 0 0 0 0		
28 J.D. Davis, R (1, 3) OBP: 0.393, SLG: 0.712																	3 2 2 2 0 0 0		
94 Dexture McCall, R (7, 3) OBP: 1.000, SLG: 2.000																	1 0 1 0 0 0 0		
13 Tyler White, R (1, 4) OBP: 0.346, SLG: 0.475																	3 0 0 0 0 0 0		
93 Arturo Michelena, R (7, 4)																	1 0 0 0 0 0 1		
21 Derek Fisher, L (1, 9) OBP: 0.386, SLG: 0.435																	4 0 3 0 0 1 0		
95 Luis Payano, R (9, PR) OBP: 1.000, SLG: 1.000																	0 0 0 0 0 0 0		
18 Tony Kemp, L (1, 7) OBP: 0.282, SLG: 0.232																	4 0 0 0 0 1 3		
95 Stephen Wrenn, R (9, 7)																	0 0 0 0 0 0 0		
12 Max Stassi, R (1, 2) OBP: 0.286, SLG: 0.343																	3 0 0 0 0 0 2		
95 Chuckie Robinson, R (7, 2)																	0 0 0 0 0 1 0		
92 Alex De Goti, R (1, 6) OBP: 0.333, SLG: 0.500																	4 0 1 0 0 1 2		
																			
Inning Stats	R: 0 H: 0 E: 0 K: 2 S: 7	H: 0 LOB: 0 BB: 1 P: 12	R: 1 H: 1 E: 0 K: 1 S: 6	H: 1 LOB: 0 BB: 0 P: 6	R: 0 H: 0 E: 1 K: 2 S: 8	H: 0 LOB: 2 BB: 0 P: 9	R: 0 H: 1 E: 0 K: 0 S: 5	H: 1 LOB: 1 BB: 0 P: 4	R: 0 H: 1 E: 0 K: 0 S: 4	H: 2 LOB: 0 BB: 0 P: 7	R: 0 H: 0 E: 0 K: 1 S: 5	H: 0 LOB: 1 BB: 0 P: 5	R: 0 H: 1 E: 0 K: 2 S: 8	H: 1 LOB: 1 BB: 1 P: 8	R: 0 H: 1 E: 0 K: 1 S: 5	H: 1 LOB: 1 BB: 1 P: 9	1B: 3 2B: 2 3B: 0 HR: 2	SF: 0 SAC: 0 DP: 1 HBP: 1	WP: 0 PA: 37 PB: 0 SB: 0 CS: 2
PITCHER	IP WLS BF H R ER SO BB IBB HBP BLK WP HR S P ERA WHIP																		
31 Lance Lynn, R (1, 1) ERA: 1.28	4.0	17	2	1	1	5	1	0	1	0	0	0	1	26	32	2.25	0.750		
57 Ryan Pressly, R (6, 1) ERA: 2.61	1.0	4	1	0	0	0	0	0	0	0	0	0	1	11	12	4.50	1.000		
39 Trevor Hildenberger, R (6, 1) ERA: 7.36	2.0	7	2	1	1	1	0	0	0	0	0	0	1	11	12	4.50	1.000		
55 Taylor Rogers, L (8, 1) ERA: 7.15	1.1	7	2	0	0	3	1	0	0	0	0	0	0	12	16	0.00	2.250		
87 Williams Ramirez, R (9, 1) ERA: 5.4	0.2	1	0	0	0	0	0	0	0	0	0	0	0	1	1	0.00	0.000		

Houston Astros @ Minnesota Twins
CenturyLink Sports Complex, Fort Myers, FL
Fri Mar 23 2018, 1:07 PM - 3:53 PM EDT
Att: 7,857 - Sunny - 69 F

AB 33
R 2
H 7
RBI 2
BB 2
SO 9
LOB 15



Batter	1	2	3	4	5	6	7	8	9	AB	R	H	RBI	BB	SO	LOB	BOTTOM		
2 Brian Dozier, R (1, 4) OBP: 0.227, SLG: 0.300																	3 0 0 0 0 1 0		
72 Ryan LaMarre, R (8, 9) OBP: 0.500, SLG: 0.829																	1 1 1 0 0 0 0		
7 Joe Mauer, L (1, 3) OBP: 0.34, SLG: 0.375																	2 0 0 0 1 1 0		
38 Taylor Featherston, R (8, 4) OBP: 0.258, SLG: 0.433																	1 0 0 0 0 1 1		
22 Miguel Sano, R (1, 5) OBP: 0.425, SLG: 0.697																	2 0 0 0 1 1 1		
20 Tanner English, R (7, PR) OBP: 0.500, SLG: 1.333																	1 1 1 2 0 0 0		
20 Eddie Rosario, L (1, 7) OBP: 0.233, SLG: 0.345																	2 0 0 0 1 1 1		
78 Williams Astudillo, R (8, 5) OBP: 0.200, SLG: 0.222																	1 0 0 0 0 0 0		
5 Eduardo Escobar, S (1, 6) OBP: 0.294, SLG: 0.370																	3 0 0 0 0 1 2		
40 Gregorio Petit, R (8, 6) OBP: 0.231, SLG: 0.389																	1 0 0 0 0 0 0		
99 Logan Morrison, L (1, 10) OBP: 0.379, SLG: 0.423																	3 0 0 0 0 1 2		
26 Max Kepler, L (1, 9) OBP: 0.304, SLG: 0.317																	2 0 0 0 0 1 0		
36 Robbie Grossman, S (8, 7) OBP: 0.271, SLG: 0.295																	1 0 0 0 0 1 0		
25 Byron Buxton, R (1, 8) OBP: 0.304, SLG: 0.429																	2 0 0 0 0 1 0		
16 Ehire Adnanza, S (8, 3) OBP: 0.326, SLG: 0.487																	1 0 0 0 0 1 0		
23 Mitch Garver, R (1, 2) OBP: 0.270, SLG: 0.281																	2 0 0 0 0 1 0		
46 Bobby Wilson, R (8, 2) OBP: 0.192, SLG: 0.292																	1 0 0 0 0 0 0		
Inning Stats	R: 0 H: 0 E: 0 K: 2 S: 7	H: 0 LOB: 1 BB: 1 P: 11	R: 0 H: 0 E: 0 K: 0 S: 3	H: 0 LOB: 0 BB: 0 P: 3	R: 0 H: 0 E: 0 K: 2 S: 7	H: 0 LOB: 0 BB: 0 P: 7	R: 0 H: 0 E: 0 K: 2 S: 7	H: 0 LOB: 0 BB: 0 P: 7	R: 0 H: 0 E: 0 K: 1 S: 5	H: 0 LOB: 0 BB: 1 P: 5	R: 0 H: 0 E: 1 K: 1 S: 6	H: 0 LOB: 2 BB: 1 P: 10	R: 0 H: 0 E: 0 K: 2 S: 7	H: 0 LOB: 0 BB: 0 P: 7	R: 2 H: 2 E: 0 K: 1 S: 9	H: 2 LOB: 0 BB: 0 P: 11	1B: 0 2B: 1 3B: 0 HR: 1	SF: 0 SAC: 0 DP: 0 HBP: 0	WP: 0 PA: 32 PB: 0 SB: 0 CS: 0
PITCHER	IP WLS BF H R ER SO BB IBB HBP BLK WP HR S P ERA WHIP																		
Rogelio Armenteros, R (1, 1) ERA: 3.77	3.0	10	0	0	0	4	1	0	0	0	0	0	0	14	14	0.00	0.333		
Reynin Guduan, L (4, 1) ERA: 1.08	2.0	H	6	0	0	0	4	0	0	0	0	0	0	5	5	0.00	0.000		
38 Joe Smith, R (6, 1) ERA: 1.23	1.0	H	3	0	0	0	1	0	0	0	0	0	0	5	5	0.00	0.000		
67 Trent Thornton, R (7, 1) ERA: 3.97	3.0	B	13	2	2	4	1	0	0	0	0	1	22	28	6.00	1.000			

Houston Astros @ Minnesota Twins
CenturyLink Sports Complex, Fort Myers, FL
Fri Mar 23 2018, 1:07 PM - 3:53 PM EDT
Att: 7,857 - Sunny - 69 F


AB 30
R 2
H 2
RBI 2
BB 2
SO 13
LOB 9



Batter	1	2	3	4	5	6	7	8	9	AB	R	H	RBI	BB	SO	LOB	TOP								
25 Byron Buxton, R OBP: 0.300, SLG: 0.413	F9	16 2B		B5-3		G6-3		HR		4	1	1	1	0	0	0	Minnesota Twins @ Baltimore Orioles Ed Smith Stadium, Sarasota, FL Sat Mar 24 2018, 6:06 PM - 9:01 PM EDT Att. 7,769 - Clear - 73 F								
27 Edgar Corcino, R OBP: 0.200, SLG: 0.800		2B								1	1	1	1	0	0										
16 Ehre Adrianza, S OBP: 0.333, SLG: 0.568				G5-3			G3-1	P5		5	2	2	3	0	0										
37 Sean Miller, R OBP: 0.300, SLG: 0.333	HR	36 WP 26 1B								0	0	0	0	0	0										
36 Robbie Grossman, S OBP: 0.264, SLG: 0.271	F8	K		G4-3			G4-3			4	1	0	0	1	1										
26 Max Kepler, L OBP: 0.340, SLG: 0.311	F7	72 1B				P6				4	0	1	1	0	0										
Jordan Pacheco, R OBP: 0.333, SLG: 0.154		1B					G3	F8		1	0	0	0	0	1										
72 Ryan LaMarre, R OBP: 0.512, SLG: 0.795		BB								4	1	2	0	1	1										
46 Bobby Wilson, R OBP: 0.207, SLG: 0.296										3	1	1	0	0	1										
78 Williams Astudillo, R OBP: 0.227, SLG: 0.430		1B				F8		E6		2	2	1	2	0	0										
40 Gregorio Petit, R OBP: 0.227, SLG: 0.350		BB		F7		F9		L9	L4	4	1	0	0	1	0										
38 Taylor Featherston, R OBP: 0.257, SLG: 0.394				L8						3	1	0	0	1	1										
11 Lewin Diaz, L OBP: 0.286, SLG: 0.857				G3-1		G4-3				4	1	1	4	0	0										
Inning Stats	R: 1 E: 0 K: 0 S: 5	H: 1 LOB: 0 BB: 0 P: 5	R: 5 E: 0 K: 3 S: 15	H: 5 LOB: 3 BB: 2 P: 23	R: 0 E: 0 K: 0 S: 3	H: 0 LOB: 0 BB: 0 P: 3	R: 0 E: 0 K: 0 S: 3	H: 0 LOB: 0 BB: 0 P: 3	R: 0 E: 0 K: 0 S: 4	H: 1 LOB: 1 BB: 0 P: 4	R: 0 E: 0 K: 0 S: 3	H: 0 LOB: 0 BB: 0 P: 3	R: 0 E: 0 K: 0 S: 3	H: 0 LOB: 0 BB: 0 P: 3	R: 4 E: 1 K: 0 S: 9	H: 2 LOB: 0 BB: 1 P: 15	R: 2 E: 0 K: 1 S: 6	H: 1 LOB: 0 BB: 1 P: 10	1B: 5 2B: 1 3B: 0 HR: 4	SF: 0 SAC: 0 DP: 0 HBP: 0	WP: 2 PB: 0 SB: 0 CS: 0	PA: 43			
PITCHER	IP	WLS	BF	H	R	ER	SO	BB	IBB	HBP	BLK	WP	HR	S	P	ERA	WHIP								
30 Chris Tillman, R ERA: 8.03	5.1	L	26	7	6	6	3	2	0	0	0	1	1	31	39	10.12	1.688								
63 Joely Rodriguez, L ERA: 0.87	1.2		5	0	0	0	0	0	0	0	0	0	0	5	5	0.00	0.000								
60 Mychal Givens, R ERA: 1.69	1.0		7	2	4	0	0	1	0	0	0	1	2	9	15	0.00	3.000								
38 Pedro Araujo, R ERA: 3.72	1.0		5	1	2	2	1	1	0	0	0	0	1	6	10	18.00	2.000								

Batter	1	2	3	4	5	6	7	8	9	AB	R	H	RBI	BB	SO	LOB	BOTTOM								
19 Chris Davis, L OBP: 0.313, SLG: 0.464	FC6-5	K		G3-6						4	0	1	0	0	2	3	Minnesota Twins @ Baltimore Orioles Ed Smith Stadium, Sarasota, FL Sat Mar 24 2018, 6:06 PM - 9:01 PM EDT Att. 7,769 - Clear - 73 F								
96 Aderin Rodriguez, R OBP: 0.231, SLG: 0.231										0	0	0	0	0	0										
13 Manny Machado, R OBP: 0.390, SLG: 0.625	FC6-5	FC6-4				K		E5		5	0	1	1	0	1										
6 Jonathan Schoop, R OBP: 0.363, SLG: 0.696										4	0	0	0	0	2	3									
92 Sharon Schoop, R OBP: 0.250, SLG: 0.250	K	FC6-4				G1-3				1	0	1	0	0	0										
16 Trey Mancini, R OBP: 0.359, SLG: 0.544										2	0	1	0	0	1	0									
28 Colby Rasmus, L OBP: 0.362, SLG: 0.439	1B					47 1B				3	1	1	0	0	0	2									
47 Danny Valencia, R OBP: 0.364, SLG: 0.526										3	0	2	1	1	1	0									
97 Jomar Reyes, R OBP: 0.167, SLG: 0.417	BB					25 1B				1	0	0	0	0	0	2									
25 Anthony Santander, S OBP: 0.308, SLG: 0.532										3	0	0	0	1	2	4									
84 T.J. Nitching, S OBP: 0.500, SLG: 0.750										0	0	0	0	0	0	0									
14 Craig Gentry, R OBP: 0.349, SLG: 0.342										2	1	0	0	1	1	3									
70 Cedric Mullins, L OBP: 0.293, SLG: 0.405										1	0	0	0	0	0	0									
3 Luis Sardinas, S OBP: 0.352, SLG: 0.373										4	0	1	0	0	0	1									
Erick Salcedo, S OBP: 0.400, SLG: 0.500										0	0	0	0	0	0	0									
36 Caleb Joseph, R OBP: 0.390, SLG: 0.514										4	2	2	1	0	1	1									
Inning Stats	R: 0 E: 0 K: 2 S: 9	H: 2 LOB: 3 BB: 1 P: 13	R: 2 E: 0 K: 1 S: 7	H: 2 LOB: 1 BB: 1 P: 12	R: 0 E: 0 K: 3 S: 10	H: 1 LOB: 1 BB: 0 P: 10	R: 0 E: 0 K: 0 S: 3	H: 1 LOB: 0 BB: 0 P: 3	R: 1 E: 0 K: 1 S: 7	H: 2 LOB: 2 BB: 1 P: 11	R: 1 E: 1 K: 2 S: 9	H: 1 LOB: 1 BB: 0 P: 9	R: 0 E: 0 K: 1 S: 5	H: 0 LOB: 0 BB: 0 P: 5	R: 0 E: 0 K: 1 S: 5	H: 0 LOB: 2 BB: 0 P: 5	R: 0 E: 0 K: 0 S: 4	H: 1 LOB: 2 BB: 0 P: 5	1B: 6 2B: 4 3B: 0 HR: 0	SF: 0 SAC: 0 DP: 1 HBP: 1	WP: 0 PB: 0 SB: 1 CS: 0	PA: 41			
PITCHER	IP	WLS	BF	H	R	ER	SO	BB	IBB	HBP	BLK	WP	HR	S	P	ERA	WHIP								
58 Gabriel Moya, L ERA: 0.82	1.0	W	6	2	2	2	1	1	0	0	0	0	0	7	12	18.00	3.000								
61 Tyler Kinley, R ERA: 5.73	2.0		7	2	0	0	3	0	0	0	0	0	0	13	13	0.00	1.000								
22 DJ Baxendale, R ERA:	2.0		11	3	2	1	3	1	0	0	0	0	0	16	20	4.50	2.000								
66 Matt Magill, R ERA: 2.25	1.0	H	3	0	0	0	1	0	0	0	0	0	0	5	5	0.00	0.000								
21 Keaton Steele, R ERA:																									

AB 39
R 12
H 10
RBI 12
BB 4
SO 4
LOB 14



AB 37
R 4
H 10
RBI 3
BB 3
SO 11
LOB 21



Batter	1	2	3	4	5	6	7	8	9	10	11	AB	R	H	RBI	BB	SO	LOB	TOP								
2 Brian Dozier, R OBP: 0.200, SLG: 0.200	F9		F9		K			P3		G5-3		5	0	1	0	0	1	1									
7 Joe Mauer, L OBP: 0.200, SLG: 0.200	F7		G6-3				G4-3	G4-3		G1-3		5	0	1	0	0	0	2									
22 Miguel Sanó, R OBP: 0.200, SLG: 0.200	F9				K		G5-4-3			K	K	5	0	0	0	0	3	1									
20 Eddie Rosario, L OBP: 0.400, SLG: 0.250	F9						G4-1				F7	4	1	1	0	1	0	0									
99 Logan Morrison, L OBP: 1.000, SLG: 1.000	L7				F9							3	0	0	0	1	1	1									
24 Ryan LaMarre, R OBP: 1.000, SLG: 1.000					F9							1	1	1	0	0	0	0									
5 Eduardo Escobar, S OBP: 0.200, SLG: 0.200					G4-3							5	0	1	0	0	2	4									
26 Max Kepler, L OBP: 0.400, SLG: 0.250												4	0	1	0	1	0	2									
25 Byron Buxton, R OBP: 0.333, SLG: 0.333												3	0	1	0	0	2	2									
36 Robbie Grossman, PH OBP: 1.000, SLG: 1.000												1	0	1	2	0	0	0									
15 Jason Castro, L												4	0	0	0	0	2	4									
Inning Stats	R: 0 E: 0 K: 0 S: 7	H: 0 LOB: 0 BB: 0 P: 12	R: 0 E: 0 K: 1 S: 6	H: 0 LOB: 0 BB: 0 P: 8	R: 0 E: 0 K: 1 S: 12	H: 2 LOB: 2 BB: 0 P: 18	R: 0 E: 0 K: 1 S: 10	H: 0 LOB: 1 BB: 1 P: 16	R: 0 E: 0 K: 2 S: 8	H: 1 LOB: 1 BB: 0 P: 10	R: 0 E: 0 K: 2 S: 13	H: 1 LOB: 1 BB: 0 P: 14	R: 0 E: 0 K: 1 S: 8	H: 0 LOB: 0 BB: 0 P: 12	R: 2 E: 0 K: 2 S: 21	H: 2 LOB: 2 BB: 2 P: 39	R: 0 E: 0 K: 1 S: 8	H: 0 LOB: 0 BB: 0 P: 9	R: 0 E: 0 K: 0 S: 11	H: 1 LOB: 1 BB: 0 P: 14	1B: 8 2B: 0 3B: 0 HR: 0	SF: 0 SAC: 0 DP: 1 HBP: 0	WP: 1 PB: 1 SB: 2 CS: 0	PA: 43			
PITCHER	IP 7.0	WLS H	BF 26	H 5	R 0	ER 0	SO 7	BB 1	IBB 0	HBP 0	BLK 0	WP 0	HR 0	S 64	P 88	ERA 0.00	WHIP 0.857										
37 Dylan Bundy, R ERA: 0.000	56 Darren O'Day, R ERA: 0.000	35 Brad Brach, R ERA: 27.0	60 Mychal Givens, R ERA: 0.000	48 Richard Bleier, L ERA: 1.000																							

Minnesota Twins @ Baltimore Orioles
 Oriole Park at Camden Yards, Baltimore, MD
 Thu Mar 29 2018, 3:09 PM - 6:39 PM EDT
 Att: 45,469 - Party Cloudy - 65 F


AB	40
R	2
H	8
RBI	2
BB	3
SO	11
LOB	17



Batter	1	2	3	4	5	6	7	8	9	10	11	AB	R	H	RBI	BB	SO	LOB	BOTTOM								
19 Chris Davis, L	F7		G3-1		G4-3							4	0	0	0	1	1	2									
13 Manny Machado, R OBP: 0.600, SLG: 0.750												4	0	2	0	1	1	0									
6 Jonathan Schoop, R												5	0	0	0	0	2	5									
10 Adam Jones, R OBP: 0.200, SLG: 0.800												5	1	1	1	0	2	1									
16 Trey Mancini, R OBP: 0.250, SLG: 0.250												4	1	1	0	0	1	0									
1 Tim Beckham, R												4	0	0	0	0	2	2									
24 Pedro Alvarez, L												1	0	0	0	1	0	1									
2 Danny Valencia, R (7, PH)												1	1	0	0	1	1	0									
14 Craig Gentry, R												3	0	0	0	0	2	4									
28 Colby Rasmus, L (11, PH)												0	0	0	0	1	0	0									
36 Caleb Joseph, R OBP: 0.333, SLG: 1.000												3	0	1	2	0	1	1									
Inning Stats	R: 0 E: 0 K: 2 S: 10	H: 1 LOB: 1 BB: 0 P: 18	R: 0 E: 0 K: 2 S: 12	H: 1 LOB: 1 BB: 0 P: 18	R: 0 E: 0 K: 0 S: 7	H: 0 LOB: 0 BB: 1 P: 16	R: 0 E: 0 K: 1 S: 7	H: 0 LOB: 0 BB: 1 P: 15	R: 0 E: 0 K: 1 S: 10	H: 0 LOB: 0 BB: 0 P: 10	R: 2 E: 0 K: 4 S: 15	H: 1 LOB: 1 BB: 1 P: 24	R: 0 E: 0 K: 1 S: 10	H: 0 LOB: 0 BB: 0 P: 10	R: 0 E: 0 K: 1 S: 10	H: 0 LOB: 0 BB: 0 P: 13	R: 0 E: 0 K: 0 S: 7	H: 1 LOB: 1 BB: 2 P: 15	R: 1 E: 0 K: 0 S: 1	H: 1 LOB: 0 BB: 0 P: 1	1B: 2 2B: 1 3B: 1 HR: 1	SF: 0 SAC: 1 DP: 1 HBP: 0	WP: 2 PB: 0 SB: 1 CS: 0	PA: 40			
PITCHER	IP 6.0	WLS 2	BF 22	H 2	R 0	ER 0	SO 7	BB 2	IBB 0	HBP 0	BLK 0	WP 0	HR 0	S 55	P 93	ERA 0.00	WHIP 0.667										
32 Zach Duke, L ERA: 18.0	43 Addison Reed, R ERA: 8.1	39 Trevor Hildenberger, R ERA: 10.1	56 Fernando Rodney, R ERA: 13.5																								

Minnesota Twins @ Baltimore Orioles
 Oriole Park at Camden Yards, Baltimore, MD
 Thu Mar 29 2018, 3:09 PM - 6:39 PM EDT
 Att: 45,469 - Party Cloudy - 65 F

AB	34
R	3
H	5
RBI	3
BB	5
SO	13
LOB	16



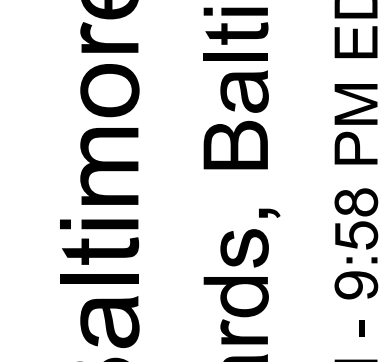
Batter	1	2	3	4	5	6	7	8	9	AB R H RBI BB SO LOB	TOP											
2 Brian Dozier, R OBP: 0.400, SLG: 0.444										4 3 2 0 1 1 0	Minnesota Twins @ Baltimore Orioles Oriole Park at Camden Yards, Baltimore, MD Sat Mar 31 2018, 7:08 PM - 9:58 PM EDT Att: 17,763 - Clear - 55 F											
7 Joe Mauer, L OBP: 0.400, SLG: 0.444										4 0 2 1 1 1 0												
22 Miguel Sanó, R OBP: 0.111, SLG: 0.444										4 1 1 2 0 1 3												
20 Eddie Rosario, L OBP: 0.222, SLG: 0.125										4 0 0 0 0 2 2												
99 Logan Morrison, L (1, 10)										3 0 0 0 1 2 2												
16 Ehre Adrianza, S OBP: 0.250, SLG: 0.250										4 0 1 0 0 0 0												
26 Max Kepler, L OBP: 0.556, SLG: 1.000										3 1 2 1 1 0 0												
25 Byron Buxton, R OBP: 0.143, SLG: 0.143										4 0 0 0 0 2 4												
15 Jason Castro, L OBP: 0.125, SLG: 0.500										4 1 1 1 1 0 0 3												
Inning Stats	R: 1 E: 0 K: 2 S: 12	H: 1 LOB: 0 BB: 0 P: 16	R: 0 E: 0 K: 1 S: 9	H: 1 LOB: 1 BB: 0 P: 13	R: 2 E: 0 K: 2 S: 18	H: 3 LOB: 1 BB: 0 P: 24	R: 1 E: 0 K: 0 S: 8	H: 1 LOB: 0 BB: 0 P: 12	R: 1 E: 1 K: 1 S: 6	H: 0 LOB: 0 BB: 2 P: 14		R: 0 E: 0 K: 1 S: 12	H: 1 LOB: 1 BB: 2 P: 21	R: 1 E: 0 K: 1 S: 6	H: 2 LOB: 1 BB: 0 P: 18	R: 0 E: 0 K: 1 S: 6	H: 0 LOB: 0 BB: 0 P: 11	R: 0 E: 0 K: 1 S: 8	H: 0 LOB: 0 BB: 0 P: 13	1B: 3 2B: 3 3B: 0 HR: 3	SF: 0 SAC: 0 DP: 2 HBP: 0	WP: 0 PB: 0 SB: 0 CS: 0
PITCHER	IP WLS BF H R ER SO BB IBB HBP BLK WP HR S P ERA WHIP											IP WLS BF H R ER SO BB IBB HBP BLK WP HR S P ERA WHIP										
54 Andrew Cashner, R ERA: 7.2	5.0 L 22 6 5 4 5 2 0 0 0 0 0 3 53 79 7.20 1.600																					
51 Nestor Cortes, L ERA: 4.5	(6, 1) 2.0 10 3 1 1 2 2 0 0 0 0 0 0 24 39 4.50 2.500																					
38 Pedro Araújo, R ERA:	(8, 1) 1.0 3 0 0 0 1 0 0 0 0 0 0 0 6 11 0.00 0.000																					
50 Miguel Castro, R ERA:	(9, 1) 1.0 3 0 0 0 1 0 0 0 0 0 0 0 8 13 0.00 0.000																					

Batter	1	2	3	4	5	6	7	8	9	AB R H RBI BB SO LOB	BOTTOM									
19 Chris Davis, L (1, 3)										5 0 0 0 0 0 1	Minnesota Twins @ Baltimore Orioles Oriole Park at Camden Yards, Baltimore, MD Sat Mar 31 2018, 7:08 PM - 9:58 PM EDT Att: 17,763 - Clear - 55 F									
13 Manny Machado, R OBP: 0.667, SLG: 0.600										1 0 0 0 3 0 0										
6 Jonathan Schoop, R OBP: 0.111, SLG: 0.111										4 0 1 0 0 2 2										
10 Adam Jones, R OBP: 0.222, SLG: 0.500										3 0 0 0 1 2 3										
16 Trey Mancini, R OBP: 0.375, SLG: 0.167										2 0 0 0 2 1 1										
28 Colby Rasmus, L (1, 9)										3 0 0 0 0 2 2										
2 Danny Valencia, R (8, PH) OBP: 0.667, SLG: 1.000										1 1 1 0 0 0 0										
1 Tim Beckham, R OBP: 0.125, SLG: 0.500										4 1 1 2 0 2 2										
25 Anthony Santander, S (1, 10)										3 0 0 0 1 0 1										
36 Caleb Joseph, R OBP: 0.200, SLG: 0.600										2 0 0 0 0 0 0										
15 Chance Sisco, L (8, PH) (9, 2)										2 0 0 0 0 2 1										
Inning Stats	R: 0 E: 0 K: 1 S: 9	H: 0 LOB: 1 BB: 1 P: 16	R: 0 E: 0 K: 2 S: 9	H: 0 LOB: 1 BB: 1 P: 19	R: 0 E: 0 K: 1 S: 11	H: 0 LOB: 1 BB: 1 P: 20	R: 0 E: 0 K: 1 S: 12	H: 0 LOB: 1 BB: 1 P: 21	R: 0 E: 0 K: 1 S: 10	H: 0 LOB: 0 BB: 0 P: 5	R: 0 E: 0 K: 1 S: 6	H: 0 LOB: 0 BB: 0 P: 8	R: 0 E: 0 K: 2 S: 14	H: 1 LOB: 2 BB: 1 P: 22	R: 2 E: 0 K: 2 S: 12	H: 2 LOB: 1 BB: 1 P: 22	1B: 1 2B: 1 3B: 0 HR: 1	SF: 0 SAC: 0 DP: 0 HBP: 0	WP: 0 PB: 0 SB: 0 CS: 0	PA: 37
PITCHER	IP WLS BF H R ER SO BB IBB HBP BLK WP HR S P ERA WHIP											IP WLS BF H R ER SO BB IBB HBP BLK WP HR S P ERA WHIP								
44 Kyle Gibson, R ERA:	(1, 1) 6.0 W 23 0 0 0 6 5 0 0 0 0 0 0 56 102 0.00 0.833																			
57 Ryan Pressly, R ERA:	(7, 1) 2.0 8 1 0 0 3 1 0 0 0 0 0 0 20 30 0.00 1.000																			
58 Gabriel Moya, L ERA: 18.0	(9, 1) 1.0 6 2 2 2 2 1 0 0 0 0 0 1 12 22 18.00 3.000																			

AB 34
R 6
H 9
RBI 5
BB 4
SO 9
LOB 14



AB 30
R 2
H 3
RBI 2
BB 7
SO 11
LOB 13



Batter	1	2	3	4	5	6	7	8	9	AB	R	H	RBI	BB	SO	LOB	TOP										
2 Brian Dozier, R OBP: 0.400, SLG: 0.909	G5-3		HR			G3-4	F8		BB	3	2	1	1	2	0	0	Minnesota Twins @ Pittsburgh Pirates PNC Park, Pittsburgh, PA Wed Apr 04 2018, 6:08 PM - 9:33 PM EDT Att: 20,690 - Cloudy - 37 F										
20 Eddie Rosario, L OBP: 0.227, SLG: 0.150	P4		G3-1			G3-4			L9	4	1	0	0	1	0	2											
22 Miguel Sanó, R OBP: 0.304, SLG: 0.636	K								K	5	2	3	2	0	2	1											
99 Logan Morrison, L OBP: 0.222, SLG: 0.133		G3				G6-3			G6-3	4	1	1	1	0	0	2											
5 Eduardo Escobar, S OBP: 0.412, SLG: 0.875						SF7				3	1	2	2	0	1	0											
26 Max Kepler, L OBP: 0.423, SLG: 0.588		L7				F9				4	0	1	0	0	0	2											
25 Byron Buxton, R OBP: 0.211, SLG: 0.263									K	4	0	1	1	0	2	2											
15 Jason Castro, L OBP: 0.188, SLG: 0.286									K	3	0	0	0	1	1	1											
12 Jake Odorizzi, R ERA: 6.1										2	0	0	0	0	1	0											
55 Taylor Rogers, L ERA: 10.13										0	0	0	0	0	0	0											
36 Robbie Grossman, S OBP: 0.266, SLG: 0.256										1	0	0	0	0	0	2											
39 Trevor Hildenberger, R ERA: 10.13										0	0	0	0	0	0	0											
43 Addison Reed, L ERA: 10.13										0	0	0	0	0	0	0											
24 Ryan Larmann, R OBP: 0.067, SLG: 0.065										1	0	0	0	0	1	0											
56 Fernando Rodney, R ERA: 10.13										0	0	0	0	0	0	0											
Inning Stats	R: 0 H: 0 E: 0 K: 1 S: 7	H: 0 LOB: 0 BB: 0 P: 8	R: 0 H: 1 E: 0 K: 1 S: 11	LOB: 1 BB: 0 P: 16	R: 1 H: 1 E: 0 K: 0 S: 11	LOB: 0 BB: 0 P: 20	R: 1 H: 1 E: 0 K: 0 S: 11	LOB: 0 BB: 0 P: 9	R: 0 H: 0 E: 0 K: 1 S: 7	LOB: 0 BB: 0 P: 14	R: 4 H: 4 E: 0 K: 0 S: 13	LOB: 2 BB: 2 P: 31	R: 1 H: 1 E: 0 K: 0 S: 11	LOB: 1 BB: 0 P: 18	R: 0 H: 1 E: 0 K: 3 S: 13	LOB: 1 BB: 0 P: 18	R: 0 H: 0 E: 0 K: 2 S: 11	LOB: 1 BB: 1 P: 19	1B: 3 2B: 5 3B: 0 HR: 1	SF: 1 SAC: 0 DP: 1 HBP: 0	WP: 1 PB: 0 SB: 1 CS: 0	PA: 39					
PITCHER	IP	WLS	BF	H	R	ER	SO	BB	IBB	HBP	BLK	WP	HR	S	P	ERA	WHIP										
46 Ivan Nova, R ERA: 6.1	5.1	L	22	5	5	5	3	1	0	0	0	1	1	50	81	8.44	1.125										
66 Dovydas Neverauskas, R ERA: 10.13	0.1		2	2	1	1	0	0	0	0	0	0	0	4	9	27.00	6.000										
53 Josh Smoker, L ERA: 10.13	0.1		2	0	0	0	0	1	0	0	0	0	0	2	8	0.00	3.000										
24 Tyler Glasnow, R ERA: 1.8	3.0		12	2	1	1	5	2	0	0	0	0	0	35	55	3.00	1.333										

AB 34
R 7
H 9
RBI 7
BB 4
SO 8
LOB 12



Batter	1	2	3	4	5	6	7	8	9	AB	R	H	RBI	BB	SO	LOB	BOTTOM										
5 Josh Harrison, R OBP: 0.385, SLG: 0.522	HR		G5-3			G5-3			G6-3	5	1	2	0	0	0	0	Minnesota Twins @ Pittsburgh Pirates PNC Park, Pittsburgh, PA Wed Apr 04 2018, 6:08 PM - 9:33 PM EDT Att: 20,690 - Cloudy - 37 F										
25 Gregory Polanco, L OBP: 0.500, SLG: 0.647	K		G4-3			G4-3			G4-3	4	0	0	0	1	1	3											
6 Starling Marte, R OBP: 0.391, SLG: 0.526	P4								G5-3	3	0	1	0	1	0	1											
55 Josh Bell, S OBP: 0.435, SLG: 0.600	HR		F7			K			K	4	1	1	2	0	2	3											
12 Corey Dickerson, L OBP: 0.176, SLG: 0.176	G4-3								P6	4	1	2	0	0	0	0											
29 Francisco Cervelli, R OBP: 0.286, SLG: 0.222									F7	3	0	0	0	1	0	1											
19 Colin Moran, L OBP: 0.235, SLG: 0.438		K							K	4	0	1	1	0	2	1											
3 Sean Rodriguez, R OBP: 0.300, SLG: 0.222			F7							3	0	1	0	1	0	2											
46 Ivan Nova, R ERA: 2.61										2	0	0	0	0	0	2											
55 Taylor Rogers, L ERA: 10.13										0	0	0	0	0	0	0											
39 Trevor Hildenberger, R ERA: 10.13										1	0	0	0	0	0	0											
43 Addison Reed, R ERA: 10.13										0	0	0	0	0	0	0											
24 Tyler Glasnow, L OBP: 0.067, SLG: 0.065										1	0	0	0	0	0	1											
23 David Freese, R OBP: 0.000, SLG: 1.000										1	0	0	0	0	1	1											
Inning Stats	R: 2 H: 2 E: 0 K: 1 S: 13	H: 0 LOB: 0 BB: 0 P: 19	R: 0 H: 0 E: 0 K: 1 S: 13	LOB: 1 BB: 1 P: 22	R: 0 H: 1 E: 0 K: 0 S: 5	LOB: 0 BB: 0 P: 12	R: 1 H: 2 E: 0 K: 0 S: 11	LOB: 1 BB: 0 P: 17	R: 0 H: 0 E: 0 K: 1 S: 11	LOB: 0 BB: 2 P: 24	R: 0 H: 0 E: 0 K: 0 S: 10	LOB: 1 BB: 1 P: 17	R: 0 H: 0 E: 0 K: 1 S: 12	LOB: 0 BB: 0 P: 18	R: 0 H: 2 E: 0 K: 2 S: 18	LOB: 2 BB: 0 P: 25	1B: 6 2B: 1 3B: 0 HR: 1	SF: 0 SAC: 0 DP: 0 HBP: 0	WP: 0 PB: 0 SB: 1 CS: 0	PA: 38							
PITCHER	IP	WLS	BF	H	R	ER	SO	BB	IBB	HBP	BLK	WP	HR	S	P	ERA	WHIP										
12 Jake Odorizzi, R ERA: 2.61	4.1		21	5	3	3	2	3	0	0	0	0	0	5	7	6.23	1.846										
55 Taylor Rogers, L ERA: 10.13	0.2	W	2	1	0	0	1	0	0	0	0	0	0	5	7	0.00	1.500										
39 Trevor Hildenberger, R ERA: 10.13	2.0	H	7	0	0	0	0	1	0	0	0	0	0	20	30	0.00	0.500										
43 Addison Reed, R ERA: 10.13	1.0		3	0	0	0	1	0	0	0	0	0	0	12	18	0.00	0.000										
56 Fernando Rodney, R ERA: 5.4	1.0		5	2	0	0	2	0	0	0	0	0	0	18	25	0.00	2.000										

AB 34
R 3
H 8
RBI 3
BB 4
SO 6
LOB 15



Batter	1	2	3	4	5	6	7	8	9	AB	R	H	RBI	BB	SO	LOB	TOP						
9 Dee Strange-Gordon, L (1.8) OBP: 0.444, SLG: 0.520										4	1	1	0	1	1	2							
2 Jean Segura, R (1.6) OBP: 0.444, SLG: 0.458										4	1	2	0	1	1	3							
22 Robinson Cano, L (1.4) OBP: 0.480, SLG: 0.565										5	0	1	0	0	1	6							
17 Mitch Haniger, R (1.9) OBP: 0.480, SLG: 0.700										5	0	0	1	0	1	4							
15 Kyle Seager, L (1.5) OBP: 0.250, SLG: 0.190										3	0	0	0	1	0	5							
20 Daniel Vogelbach, L (1.10) OBP: 0.355, SLG: 0.417										3	0	2	1	1	0	2							
27 Ryon Healy, R (1.3) OBP: 0.105, SLG: 0.056										4	0	0	0	0	1	6							
51 Ichiro Suzuki, L (1.7) OBP: 0.188, SLG: 0.188										4	0	1	0	0	0	2							
36 David Freitas, R (1.2) OBP: 0.333, SLG: 0.300										3	0	1	0	0	1	0							
10 Mike Marjama, R (8, PH) OBP: 0.091, SLG: 0.182										1	0	0	0	0	1	0							
Inning Stats	R: 2 E: 1 K: 0 S: 15	H: 3 LOB: 2 BB: 0 P: 22	R: 0 E: 0 K: 2 S: 14	H: 2 LOB: 2 BB: 0 P: 21	R: 0 E: 0 K: 1 S: 8	H: 1 LOB: 2 BB: 0 P: 13	R: 0 E: 0 K: 1 S: 12	H: 1 LOB: 1 BB: 2 P: 19	R: 0 E: 0 K: 0 S: 4	H: 0 LOB: 1 BB: 2 P: 14	R: 0 E: 0 K: 0 S: 9	H: 0 LOB: 0 BB: 0 P: 12	R: 0 E: 0 K: 1 S: 15	H: 1 LOB: 2 BB: 1 P: 24	R: 0 E: 0 K: 2 S: 9	H: 0 LOB: 0 BB: 0 P: 10	R: 0 E: 0 K: 1 S: 8	H: 0 LOB: 1 BB: 1 P: 15	1B: 8 2B: 0 3B: 0 HR: 0	SF: 0 SAC: 0 DP: 1 HBP: 0	WP: 0 PB: 0 SB: 2 CS: 0	PA: 40	
PITCHER	IP WLS BF H R ER SO BB IBB HBP BLK WP HR S P ERA WHIP	4.1 23 7 2 1 3 1 0 0 0 0 0 50 80 2.08 1.846	1.2 5 0 0 0 0 1 0 0 0 0 0 12 21 0.00 0.600	0.1 3 1 0 0 1 1 0 0 0 0 0 0 12 18 0.00 6.000	0.2 W 2 0 0 0 0 0 0 0 0 0 0 3 6 0.00 0.000	1.0 H 3 0 0 0 2 0 0 0 0 0 0 9 10 0.00 0.000	1.0 S 4 0 0 0 1 1 0 0 0 0 0 0 0 15 0.00 1.000	1.0 S 4 0 0 0 1 1 0 0 0 0 0 0 0 15 0.00 1.000	1.0 S 4 0 0 0 1 1 0 0 0 0 0 0 0 15 0.00 1.000	1.0 S 4 0 0 0 1 1 0 0 0 0 0 0 0 15 0.00 1.000	1.0 S 4 0 0 0 1 1 0 0 0 0 0 0 0 15 0.00 1.000	1.0 S 4 0 0 0 1 1 0 0 0 0 0 0 0 15 0.00 1.000	1.0 S 4 0 0 0 1 1 0 0 0 0 0 0 0 15 0.00 1.000	1.0 S 4 0 0 0 1 1 0 0 0 0 0 0 0 15 0.00 1.000	1.0 S 4 0 0 0 1 1 0 0 0 0 0 0 0 15 0.00 1.000	1.0 S 4 0 0 0 1 1 0 0 0 0 0 0 0 15 0.00 1.000	1.0 S 4 0 0 0 1 1 0 0 0 0 0 0 0 15 0.00 1.000	1.0 S 4 0 0 0 1 1 0 0 0 0 0 0 0 15 0.00 1.000	1.0 S 4 0 0 0 1 1 0 0 0 0 0 0 0 15 0.00 1.000	1.0 S 4 0 0 0 1 1 0 0 0 0 0 0 0 15 0.00 1.000	1.0 S 4 0 0 0 1 1 0 0 0 0 0 0 0 15 0.00 1.000	1.0 S 4 0 0 0 1 1 0 0 0 0 0 0 0 15 0.00 1.000	1.0 S 4 0 0 0 1 1 0 0 0 0 0 0 0 15 0.00 1.000

Seattle Mariners @ Minnesota Twins
Target Field, Minneapolis, MN
Thu Apr 05 2018, 3:16 PM - 6:24 PM CDT
Att: 39,214 - Partly Cloudy - 38 F

AB	36
R	2
H	8
RBI	2
BB	4
SO	7
LOB	30



Batter	1	2	3	4	5	6	7	8	9	AB	R	H	RBI	BB	SO	LOB	BOTTOM					
2 Brian Dozier, R (1.4) OBP: 0.379, SLG: 0.808										4	0	1	0	0	1	1						
7 Joe Mauer, L (1.3) OBP: 0.455, SLG: 0.444										3	1	1	0	1	1	1						
22 Miguel Sanó, R (1.5) OBP: 0.333, SLG: 0.720										3	1	1	2	1	1	2						
36 Robbie Grossman, S (1.10) OBP: 0.125, SLG: 0.125										4	0	0	0	0	1	4						
25 Byron Buxton, R (1.8) OBP: 0.217, SLG: 0.261										4	0	1	0	0	1	0						
26 Max Kepler, L (1.9) OBP: 0.400, SLG: 0.524										4	0	1	0	0	0	1						
24 Ryan LaMarre, R (1.7) OBP: 0.000, SLG: 0.000										2	0	1	0	0	1	0						
20 Eddie Rosario, L (6, PH) OBP: 0.250, SLG: 0.318										2	1	1	1	0	1	1						
16 Ehire Adrianza, S (1.6) OBP: 0.111, SLG: 0.111										4	0	0	0	0	3	2						
23 Mitch Garver, R (1.2) OBP: 0.143, SLG: 0.571										3	1	1	1	0	1	0						
Inning Stats	R: 0 E: 0 K: 1 S: 11	H: 0 LOB: 0 BB: 0 P: 17	R: 0 E: 0 K: 1 S: 14	H: 2 LOB: 0 BB: 0 P: 21	R: 0 E: 1 K: 3 S: 12	H: 0 LOB: 2 BB: 1 P: 25	R: 0 E: 0 K: 1 S: 6	H: 0 LOB: 0 BB: 0 P: 12	R: 0 E: 0 K: 1 S: 11	H: 0 LOB: 0 BB: 0 P: 13	R: 2 E: 0 K: 2 S: 16	H: 3 LOB: 1 BB: 0 P: 21	R: 1 E: 0 K: 1 S: 15	H: 2 LOB: 2 BB: 1 P: 23	R: 1 E: 0 K: 1 S: 8	H: 1 LOB: 0 BB: 0 P: 12	1B: 5 2B: 0 3B: 0 HR: 3	SF: 0 SAC: 0 DP: 0 HBP: 0	WP: 1 PB: 1 SB: 0 CS: 0	PA: 35		
PITCHER	IP WLS BF H R ER SO BB IBB HBP BLK WP HR S P ERA WHIP	5.0 21 4 2 2 7 1 0 0 0 0 1 61 98 3.60 1.000	1.1 L 7 3 1 1 3 0 0 0 0 0 0 1 19 23 6.75 2.250	0.0 1 0 0 0 0 1 0 0 0 0 0 0 2 6 * *	1.2 6 1 1 1 1 0 0 0 0 0 0 1 11 17 5.40 6.000	1.0 S 4 0 0 0 1 1 0 0 0 0 0 0 0 15 0.00 1.000	1.0 S 4 0 0 0 1 1 0 0 0 0 0 0 0 15 0.00 1.000	1.0 S 4 0 0 0 1 1 0 0 0 0 0 0 0 15 0.00 1.000	1.0 S 4 0 0 0 1 1 0 0 0 0 0 0 0 15 0.00 1.000	1.0 S 4 0 0 0 1 1 0 0 0 0 0 0 0 15 0.00 1.000	1.0 S 4 0 0 0 1 1 0 0 0 0 0 0 0 15 0.00 1.000	1.0 S 4 0 0 0 1 1 0 0 0 0 0 0 0 15 0.00 1.000	1.0 S 4 0 0 0 1 1 0 0 0 0 0 0 0 15 0.00 1.000	1.0 S 4 0 0 0 1 1 0 0 0 0 0 0 0 15 0.00 1.000	1.0 S 4 0 0 0 1 1 0 0 0 0 0 0 0 15 0.00 1.000	1.0 S 4 0 0 0 1 1 0 0 0 0 0 0 0 15 0.00 1.000	1.0 S 4 0 0 0 1 1 0 0 0 0 0 0 0 15 0.00 1.000	1.0 S 4 0 0 0 1 1 0 0 0 0 0 0 0 15 0.00 1.000	1.0 S 4 0 0 0 1 1 0 0 0 0 0 0 0 15 0.00 1.000	1.0 S 4 0 0 0 1 1 0 0 0 0 0 0 0 15 0.00 1.000	1.0 S 4 0 0 0 1 1 0 0 0 0 0 0 0 15 0.00 1.000	1.0 S 4 0 0 0 1 1 0 0 0 0 0 0 0 15 0.00 1.000

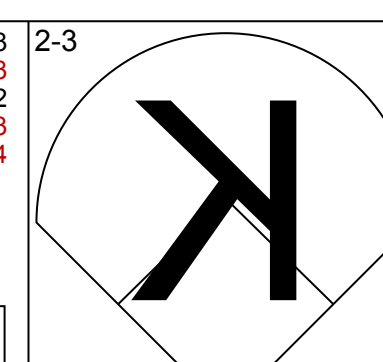
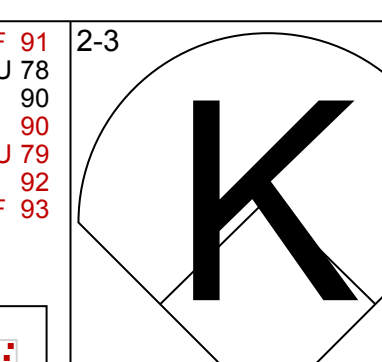
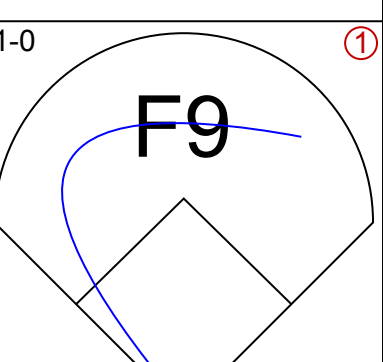
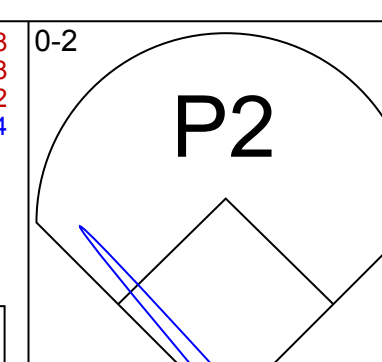
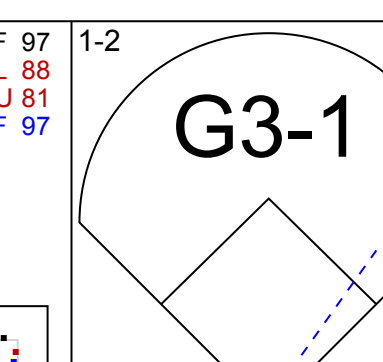
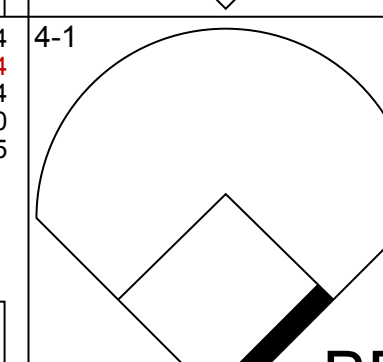
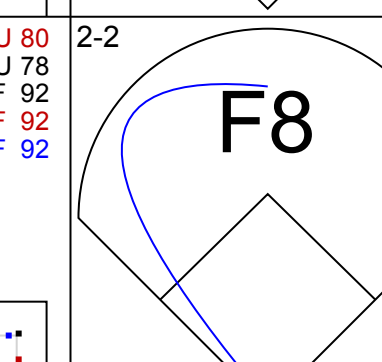
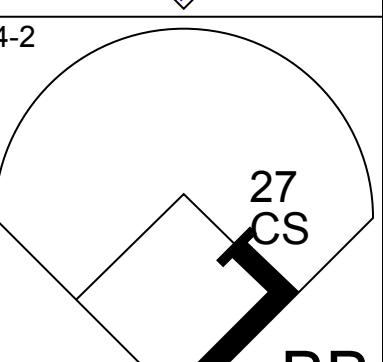
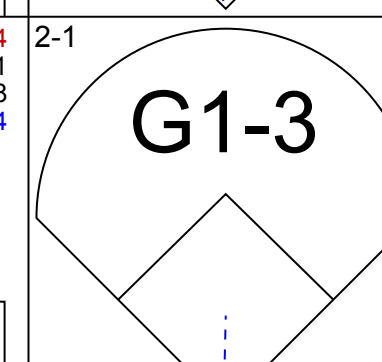
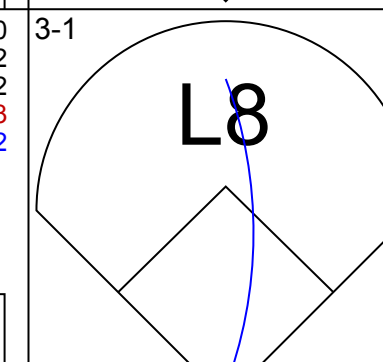
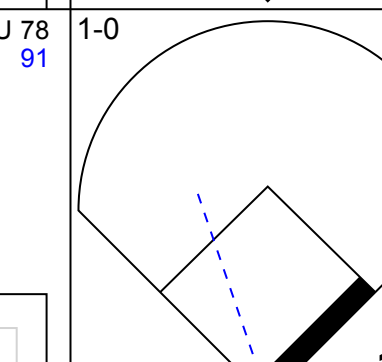
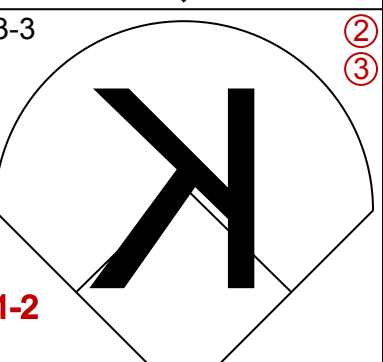
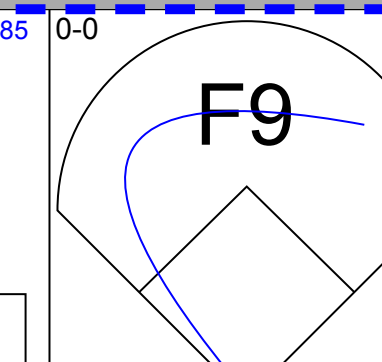
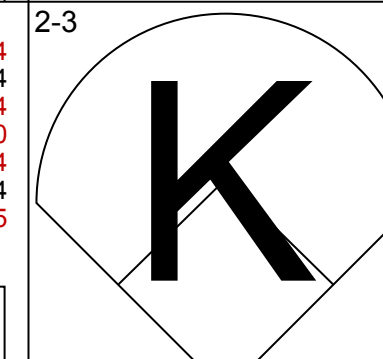
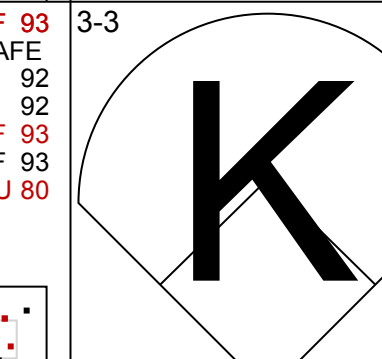
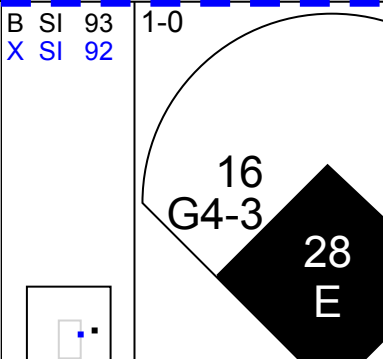
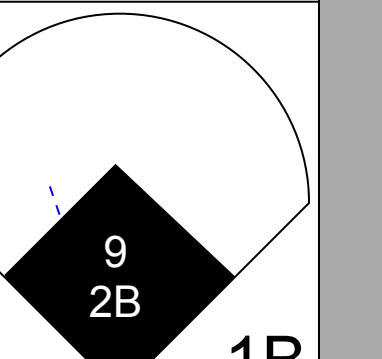
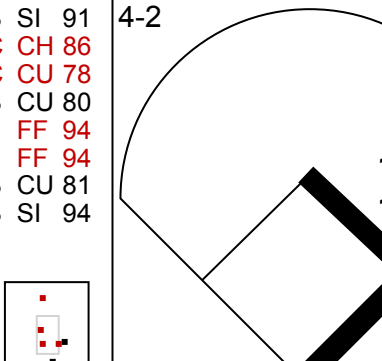
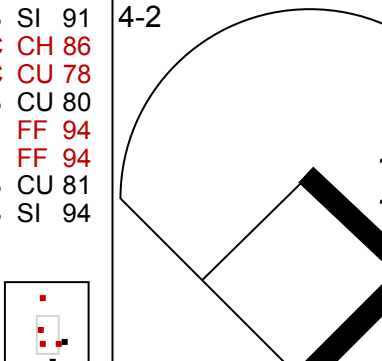
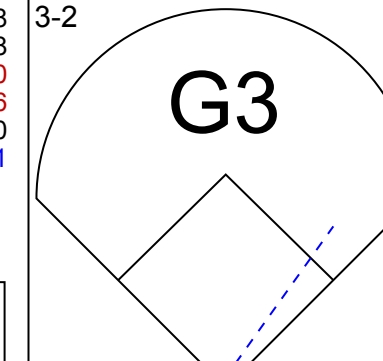
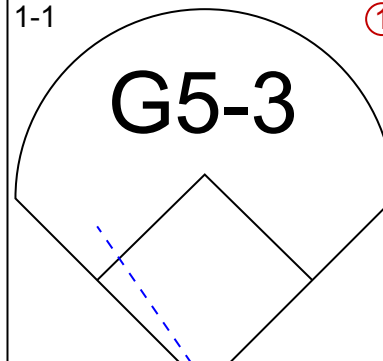
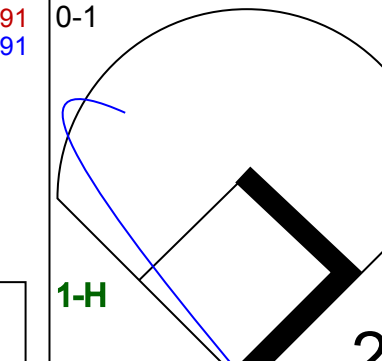
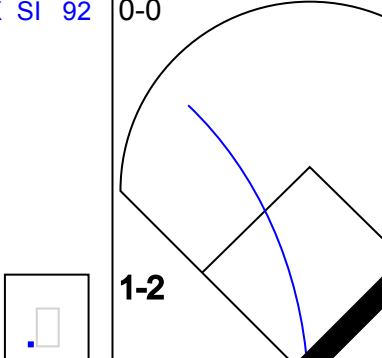
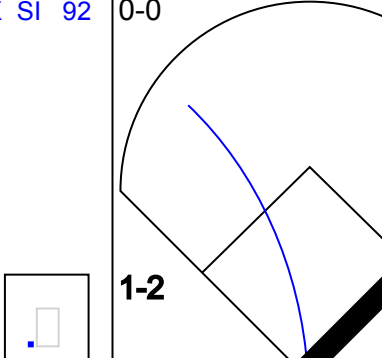
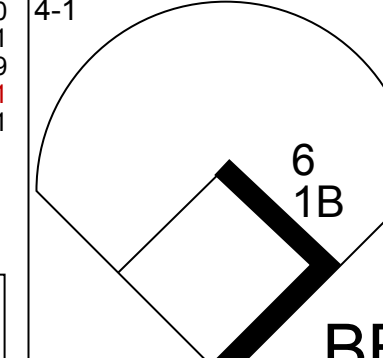
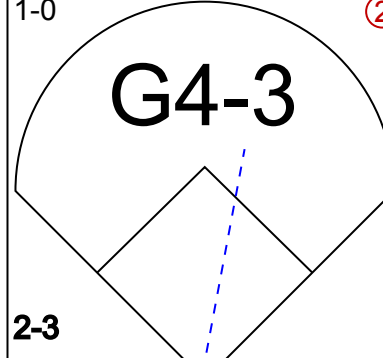
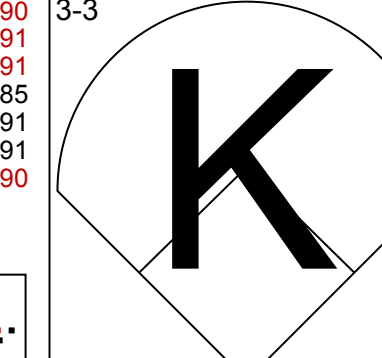
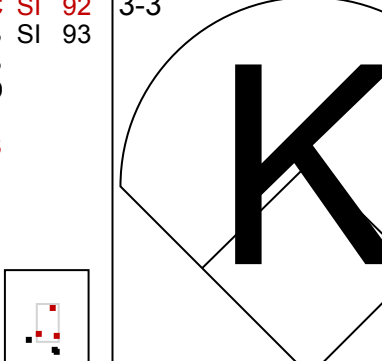
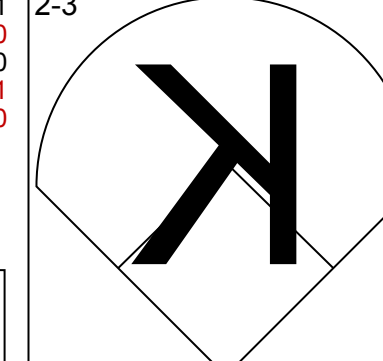
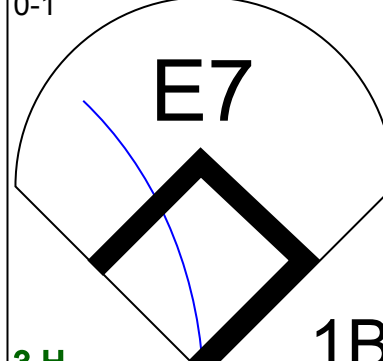
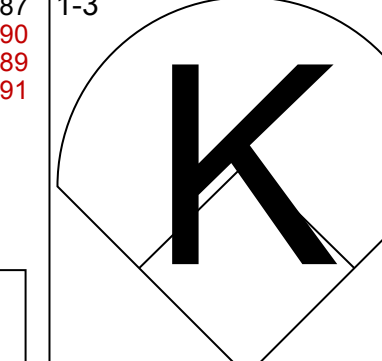
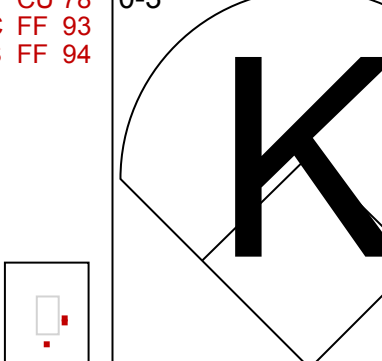
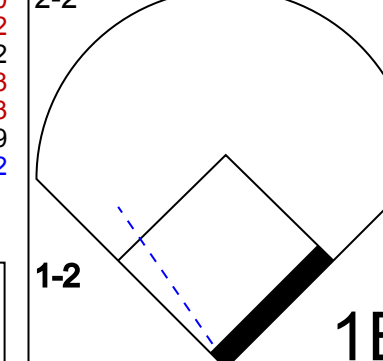
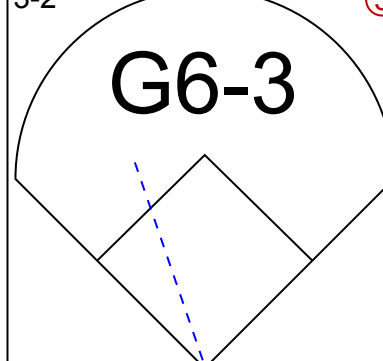

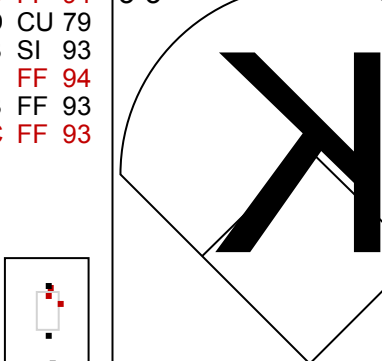
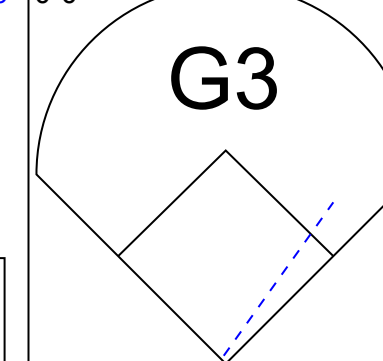


Seattle Mariners @ Minnesota Twins
Target Field, Minneapolis, MN
Thu Apr 05 2018, 3:16 PM - 6:24 PM CDT
Att: 39,214 - Partly Cloudy - 38 F

AB	33
R	4
H	8
RBI	4
BB	2
SO	11
LOB	12



Batter	1	2	3	4	5	6	7	8	9	AB	R	H	RBI	BB	SO	LOB	TOP					
9 Dee Strange-Gordon, L (1.8) OBP: 0.406, SLG: 0.467	G4-3			L6			FC6	L8		5	0	1	2	0	0	1	Seattle Mariners @ Minnesota Twins Target Field, Minneapolis, MN Sat Apr 07 2018, 1:11 PM - 4:47 PM CDT Att: 18,416 - Sunny - 27 F					
2 Jean Segura, R (1.6) OBP: 0.436, SLG: 0.483	K			E5			F8		E7	5	2	2	0	0	2	2						
22 Robinson Cano, L (1.4) OBP: 0.517, SLG: 0.550 7 Andrew Romine, S (8.4)	K			K					K	2	2	1	1	2	1	0						
17 Mitch Haniger, R (1.9) OBP: 0.467, SLG: 0.625		L8		P4					K	4	1	1	0	1	0	3						
15 Kyle Seager, L (1.5) OBP: 0.276, SLG: 0.346	G4-3			HR			G4-3		G3	5	2	2	2	0	0	1						
20 Daniel Vogelbach, L (1.10) OBP: 0.313, SLG: 0.333 21 Taylor Motter, R (8. PH) OBP: 0.250, SLG: 0.250	K			K					K	3	0	0	0	0	3	0						
27 Ryon Healy, R (1.3) OBP: 0.130, SLG: 0.136				F8						4	1	1	3	0	1	0						
51 Ichiro Suzuki, L (1.7) OBP: 0.263, SLG: 0.263 5 Guillermo Heredia, R (7.7) OBP: 0.333, SLG: 0.714				B1-3						3	1	2	0	0	0	0						
10 Mike Marjama, R (1.2) OBP: 0.133, SLG: 0.267	K									1	1	1	2	0	0	0						
Inning Stats	R: 0 E: 0 K: 2 S: 8	H: 0 LOB: 0 BB: 0 P: 10	R: 0 E: 0 K: 1 S: 7	H: 0 LOB: 0 BB: 0 P: 12	R: 0 E: 0 K: 1 S: 5	H: 0 LOB: 0 BB: 0 P: 9	R: 3 E: 1 K: 1 S: 15	H: 3 LOB: 0 BB: 0 P: 24	R: 2 E: 0 K: 2 S: 18	H: 3 LOB: 2 BB: 1 P: 33	R: 0 E: 0 K: 1 S: 11	H: 0 LOB: 0 BB: 0 P: 19	R: 0 E: 0 K: 0 S: 9	H: 1 LOB: 1 BB: 0 P: 14	R: 5 E: 0 K: 2 S: 17	H: 4 LOB: 0 BB: 1 P: 28		R: 1 E: 1 K: 2 S: 13	H: 1 LOB: 1 BB: 1 P: 22	1B: 7 2B: 3 HR: 2	SF: 0 SAC: 0 DP: 0 HBP: 0	WP: 1 PB: 0 SB: 0 CS: 0
PITCHER	IP	WLS	BF	H	R	ER	SO	BB	IBB	HBP	BLK	WP	HR	S	P	ERA	WHIP			ERA	WHIP	
17 José Berrios, R (1.1) ERA: 3.29	4.2	L	20	6	5	5	7	0	0	0	0	0	1	48	77	9.64	1.286			9.00	2.000	
58 Gabriel Moya, L (5.1) ERA: 7.71	1.1		5	0	0	0	1	1	0	0	0	0	0	16	30	0.00	0.750					
57 Ryan Pressly, R (7.1) ERA:	1.0		4	1	0	0	0	0	0	0	0	0	0	9	14	0.00	1.000					
32 Zach Duke, L (8.1) ERA: 16.88	0.1		4	2	3	3	1	1	0	0	0	0	0	9	16	81.00	9.000					
39 Trevor Hildenberger, R (8.1) ERA: 4.5	0.2		4	2	2	2	1	0	0	0	0	0	1	8	12	27.00	3.000					

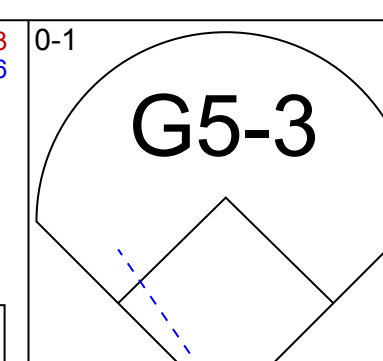
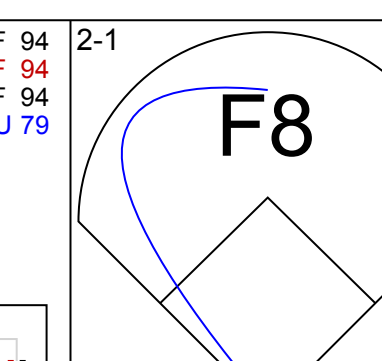
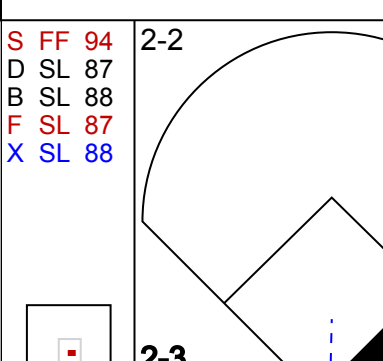
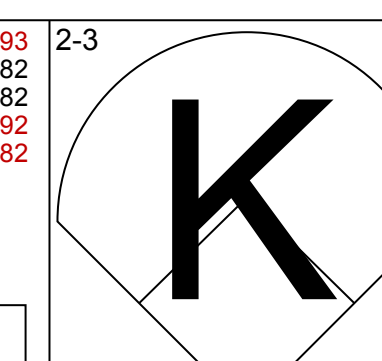


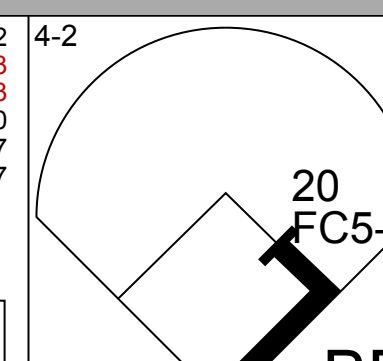
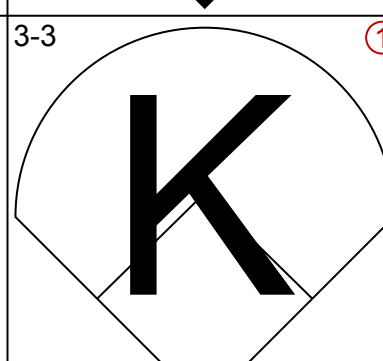
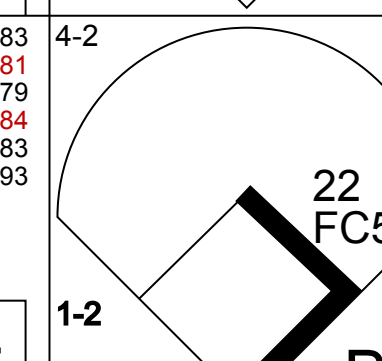

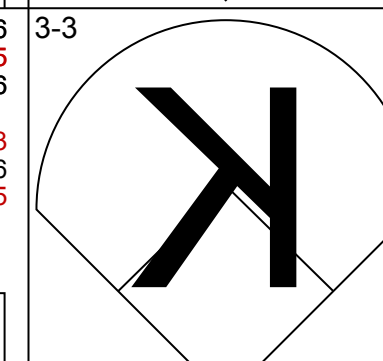
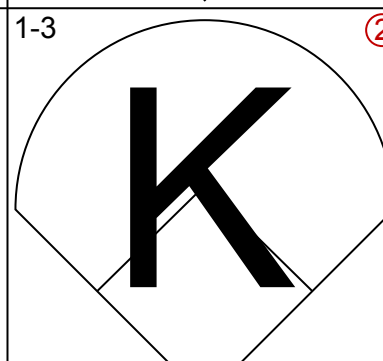
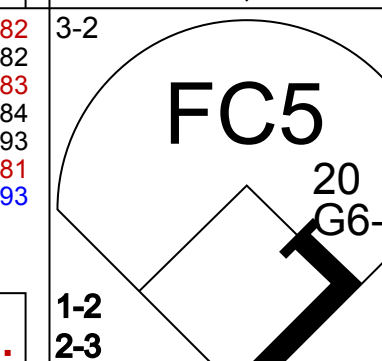

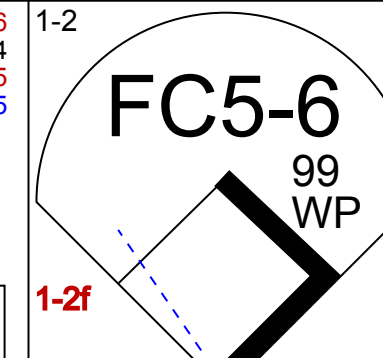
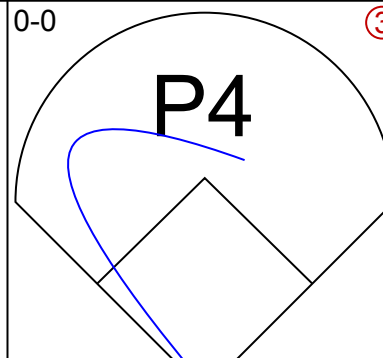
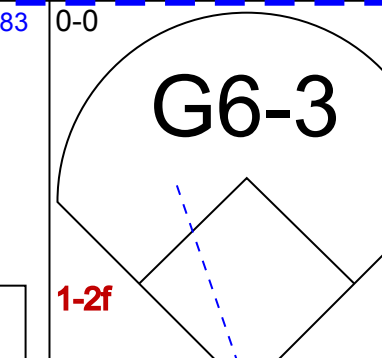

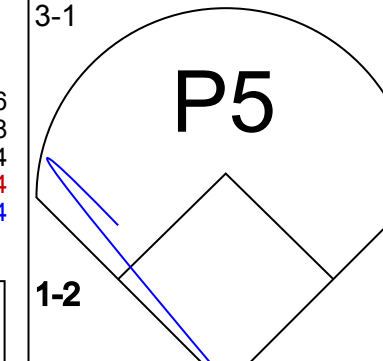


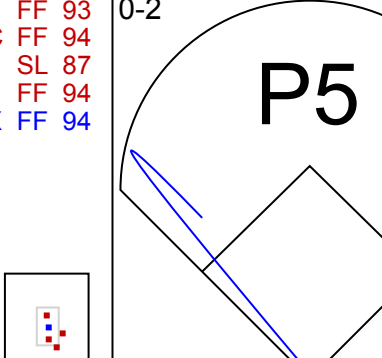



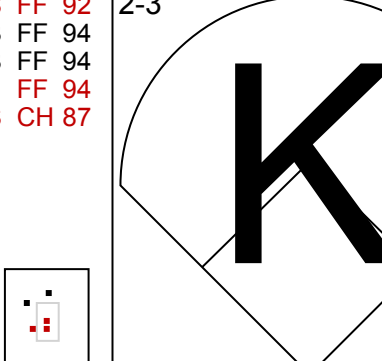








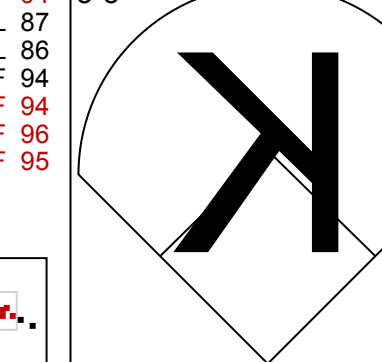


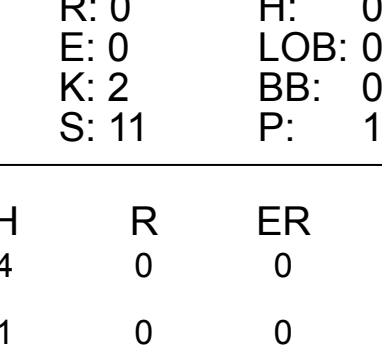
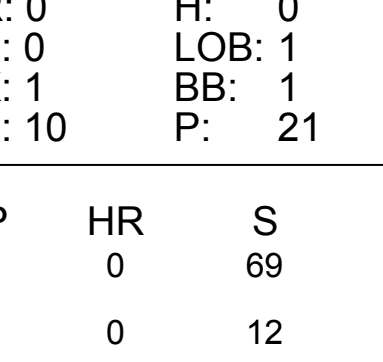
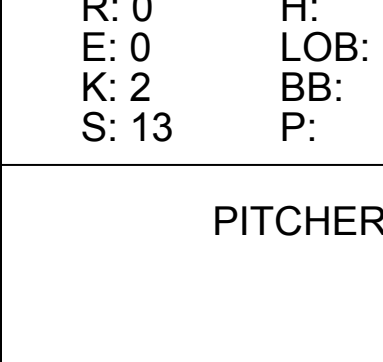
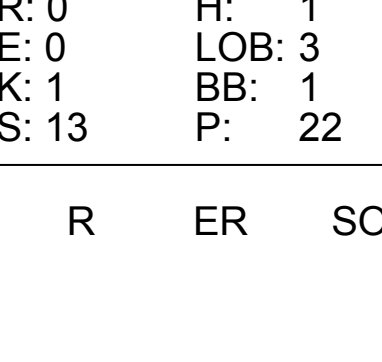
Batter	1	2	3	4	5	6	7	8	9	AB	R	H	RBI	BB	SO	LOB	BOTTOM					
2 Brian Dozier, R (1.4) OBP: 0.353, SLG: 0.710	F8			G5-3			FC5-4		G6-3	5	0	1	0	0	0	2	Seattle Mariners @ Minnesota Twins Target Field, Minneapolis, MN Sat Apr 07 2018, 1:11 PM - 4:47 PM CDT Att: 18,416 - Sunny - 27 F					
7 Joe Mauer, L (1.3) OBP: 0.482, SLG: 0.500 24 Ryan LaMarre, R (8. PH) OBP: 0.667, SLG: 0.667	G4-3			G4-3						4	1	2	0	0	0	0						
22 Miguel Sanó, R (1.5) OBP: 0.406, SLG: 0.741										1	0	1	1	0	0	0						
20 Eddie Rosario, L (1.7) OBP: 0.286, SLG: 0.385 23 Mitch Garver, R (9. PH) OBP: 0.167, SLG: 0.500										2	1	1	1	3	1	1						
99 Logan Morrison, L (1.10) OBP: 0.182, SLG: 0.105										4	1	2	1	0	1	4						
5 Eduardo Escobar, S (1.6) OBP: 0.381, SLG: 0.750										1	0	0	0	0	1	1						
26 Max Kepler, L (1.9) ERA: 3.0 36 Robbie Grossman, R (7. PH) OBP: 0.100, SLG: 0.100										1	0	0	0	1	0	0						
25 Byron Buxton, R (1.8) OBP: 0.185, SLG: 0.222										2	0	0	0	0	2	1						
15 Jason Castro, L (1.2) OBP: 0.211, SLG: 0.250 16 Ehire Adrianza, S (8. PH) OBP: 0.200, SLG: 0.300										4	0	0	0	1	1	0						
Inning Stats	R: 0 E: 0 K: 0 S: 14	H: 1 LOB: 2 BB: 1 P: 25	R: 0 E: 0 K: 0 S: 8	H: 0 LOB: 0 BB: 1 P: 15	R: 0 E: 0 K: 0 S: 7	H: 0 LOB: 0 BB: 0 P: 12	R: 0 E: 0 K: 0 S: 6	H: 0 LOB: 1 BB: 1 P: 13	R: 0 E: 0 K: 0 S: 9	H: 0 LOB: 1 BB: 1 P: 17	R: 3 E: 0 K: 2 S: 23	H: 4 LOB: 0 BB: 0 P: 31	R: 0 E: 0 K: 2 S: 22	H: 2 LOB: 3 BB: 1 P: 33	R: 0 E: 0 K: 1 S: 6	H: 0 LOB: 0 BB: 0 P: 7		R: 1 E: 0 K: 2 S: 16	H: 2 LOB: 1 BB: 0 P: 24	1B: 5 2B: 4 HR: 0	SF: 0 SAC: 0 DP: 0 HBP: 0	WP: 0 PB: 0 SB: 1 CS: 0
PITCHER	IP	WLS	BF	H	R	ER	SO	BB	IBB	HBP	BLK	WP	HR	S	P	ERA	WHIP			ERA	WHIP	
8 Mike Leake, R (1.1) ERA: 3.0	5.0	W	21	3	2	2	0	4	0	0	0	0	0	51	92	3.60	1.400			9.00	2.000	
25 Marc Rzepczynski, L (6.1) ERA: 6.75	0.1		3	2	1	1	1	0	0	0	0	0	0	11	15	27.00	6.000					
53 Dan Altavilla, R (6.1) ERA: 2.45	0.2	H	2	0	0	0	1	0	0	0	0	0	0	5	6	0.00	0.000					
50 Nick Vincent, R (7.1) ERA: 5.4	0.1	H	4	2	0	0	1	1	0	0	0	0	0	13	20	0.00	0.000					
12 Juan Nicasio, R (7.1) ERA: 5.78	1.2	H	5	0	0	0	2	0	0	0	0	0	0	15	20	0.00	0.000					

Batter	1	2	3	4	5	6	7	8	9	AB	R	H	RBI	BB	SO	LOB	TOP			
4 George Springer, R OBP: 0.260, SLG: 0.318										5	0	0	0	0	2	0				
2 Alex Bregman, R OBP: 0.327, SLG: 0.225										2	0	0	0	2	0	0				
27 Jose Altuve, R OBP: 0.404, SLG: 0.495										4	0	1	0	0	1	2				
1 Carlos Correa, R OBP: 0.368, SLG: 0.636										4	2	2	0	0	2	2				
9 Marwin Gonzalez, S OBP: 0.326, SLG: 0.371										3	0	1	1	1	0	1				
16 Brian McCann, L OBP: 0.481, SLG: 0.364										3	0	1	0	1	1	2				
28 J.D. Davis, R OBP: 0.158, SLG: 0.111										4	0	1	1	0	3	4				
6 Jake Marisnick, R OBP: 0.179, SLG: 0.393										4	0	1	0	0	2	3				
21 Derek Fisher, L OBP: 0.192, SLG: 0.333										4	0	0	0	0	2	4				
Inning Stats	R: 0 H: 0 E: 0 K: 2 S: 11	H: 0 LOB: 1 BB: 1 P: 22	R: 0 H: 1 E: 0 K: 3 S: 14	H: 1 LOB: 2 BB: 1 P: 24	R: 0 H: 1 E: 0 K: 1 S: 13	H: 1 LOB: 1 BB: 1 P: 24	R: 0 H: 0 E: 0 K: 1 S: 7	H: 0 LOB: 0 BB: 1 P: 15	R: 1 H: 2 E: 1 K: 0 S: 9	H: 2 LOB: 1 BB: 0 P: 10	R: 0 H: 0 E: 0 K: 0 S: 9	H: 0 LOB: 0 BB: 0 P: 12	R: 1 H: 2 E: 0 K: 2 S: 13	H: 2 LOB: 1 BB: 0 P: 20	R: 0 H: 0 E: 0 K: 2 S: 9	H: 0 LOB: 0 BB: 0 P: 13	1B: 5 2B: 2 HR: 0	SF: 0 SAC: 0 DP: 0 HBP: 0	WP: 0 PB: 0 SB: 0 CS: 1	PA: 37
PITCHER	IP WLS BF H R ER SO BB IBB HBP BLK WP HR S P ERA WHIP	IP WLS BF H R ER SO BB IBB HBP BLK WP HR S P ERA WHIP	IP WLS BF H R ER SO BB IBB HBP BLK WP HR S P ERA WHIP	IP WLS BF H R ER SO BB IBB HBP BLK WP HR S P ERA WHIP	IP WLS BF H R ER SO BB IBB HBP BLK WP HR S P ERA WHIP	IP WLS BF H R ER SO BB IBB HBP BLK WP HR S P ERA WHIP	IP WLS BF H R ER SO BB IBB HBP BLK WP HR S P ERA WHIP	IP WLS BF H R ER SO BB IBB HBP BLK WP HR S P ERA WHIP	IP WLS BF H R ER SO BB IBB HBP BLK WP HR S P ERA WHIP	IP WLS BF H R ER SO BB IBB HBP BLK WP HR S P ERA WHIP	IP WLS BF H R ER SO BB IBB HBP BLK WP HR S P ERA WHIP	IP WLS BF H R ER SO BB IBB HBP BLK WP HR S P ERA WHIP	IP WLS BF H R ER SO BB IBB HBP BLK WP HR S P ERA WHIP	IP WLS BF H R ER SO BB IBB HBP BLK WP HR S P ERA WHIP	IP WLS BF H R ER SO BB IBB HBP BLK WP HR S P ERA WHIP	IP WLS BF H R ER SO BB IBB HBP BLK WP HR S P ERA WHIP	IP WLS BF H R ER SO BB IBB HBP BLK WP HR S P ERA WHIP	IP WLS BF H R ER SO BB IBB HBP BLK WP HR S P ERA WHIP	IP WLS BF H R ER SO BB IBB HBP BLK WP HR S P ERA WHIP	IP WLS BF H R ER SO BB IBB HBP BLK WP HR S P ERA WHIP

Houston Astros @ Minnesota Twins
Target Field, Minneapolis, MN
Mon Apr 09 2018, 7:12 PM - 10:38 PM CDT
Att: 15,521 - Cloudy - 35 F

AB 33
R 2
H 7
RBI 2
BB 4
SO 13
LOB 18



Batter	1	2	3	4	5	6	7	8	9	AB	R	H	RBI	BB	SO	LOB	BOTTOM			
2 Brian Dozier, R OBP: 0.342, SLG: 0.657										4	0	1	0	0	1	1				
7 Joe Mauer, L OBP: 0.500, SLG: 0.542										2	0	1	0	2	1	2				
22 Miguel Sanó, R OBP: 0.361, SLG: 0.645										4	0	0	0	0	3	6				
16 Ehire Adrianza, S OBP: 0.200, SLG: 0.300										0	0	0	0	0	0	0				
20 Eddie Rosario, L OBP: 0.250, SLG: 0.333										4	0	0	0	0	0	7				
99 Logan Morrison, L OBP: 0.154, SLG: 0.087										4	0	0	0	0	1	1				
5 Eduardo Escobar, S OBP: 0.360, SLG: 0.708										4	0	1	0	0	1	0				
26 Max Kepler, L OBP: 0.387, SLG: 0.462										4	0	1	0	0	2	1				
25 Byron Buxton, R OBP: 0.161, SLG: 0.194										4	0	0	0	0	0	2				
15 Jason Castro, L OBP: 0.273, SLG: 0.368										3	0	2	0	0	1	0				
Inning Stats	R: 0 H: 1 E: 0 K: 1 S: 9	H: 0 LOB: 0 BB: 0 P: 12	R: 0 H: 0 E: 0 K: 2 S: 11	H: 0 LOB: 0 BB: 0 P: 14	R: 0 H: 0 E: 0 K: 1 S: 9	H: 0 LOB: 0 BB: 0 P: 16	R: 0 H: 0 E: 0 K: 1 S: 10	H: 0 LOB: 1 BB: 1 P: 21	R: 0 H: 2 E: 0 K: 2 S: 13	H: 2 LOB: 2 BB: 0 P: 20	R: 0 H: 1 E: 0 K: 0 S: 8	H: 1 LOB: 1 BB: 0 P: 11	R: 0 H: 1 E: 0 K: 1 S: 13	H: 1 LOB: 3 BB: 1 P: 22	R: 0 H: 1 E: 0 K: 0 S: 11	H: 1 LOB: 1 BB: 0 P: 18	1B: 3 2B: 3 HR: 0	SF: 0 SAC: 0 DP: 1 HBP: 0	WP: 1 PB: 0 SB: 0 CS: 0	PA: 35
PITCHER	IP WLS BF H R ER SO BB IBB HBP BLK WP HR S P ERA WHIP	IP WLS BF H R ER SO BB IBB HBP BLK WP HR S P ERA WHIP	IP WLS BF H R ER SO BB IBB HBP BLK WP HR S P ERA WHIP	IP WLS BF H R ER SO BB IBB HBP BLK WP HR S P ERA WHIP	IP WLS BF H R ER SO BB IBB HBP BLK WP HR S P ERA WHIP	IP WLS BF H R ER SO BB IBB HBP BLK WP HR S P ERA WHIP	IP WLS BF H R ER SO BB IBB HBP BLK WP HR S P ERA WHIP	IP WLS BF H R ER SO BB IBB HBP BLK WP HR S P ERA WHIP	IP WLS BF H R ER SO BB IBB HBP BLK WP HR S P ERA WHIP	IP WLS BF H R ER SO BB IBB HBP BLK WP HR S P ERA WHIP	IP WLS BF H R ER SO BB IBB HBP BLK WP HR S P ERA WHIP	IP WLS BF H R ER SO BB IBB HBP BLK WP HR S P ERA WHIP	IP WLS BF H R ER SO BB IBB HBP BLK WP HR S P ERA WHIP	IP WLS BF H R ER SO BB IBB HBP BLK WP HR S P ERA WHIP	IP WLS BF H R ER SO BB IBB HBP BLK WP HR S P ERA WHIP	IP WLS BF H R ER SO BB IBB HBP BLK WP HR S P ERA WHIP	IP WLS BF H R ER SO BB IBB HBP BLK WP HR S P ERA WHIP	IP WLS BF H R ER SO BB IBB HBP BLK WP HR S P ERA WHIP	IP WLS BF H R ER SO BB IBB HBP BLK WP HR S P ERA WHIP	IP WLS BF H R ER SO BB IBB HBP BLK WP HR S P ERA WHIP

Houston Astros @ Minnesota Twins
Target Field, Minneapolis, MN
Mon Apr 09 2018, 7:12 PM - 10:38 PM CDT
Att: 15,521 - Cloudy - 35 F

AB 33
R 0
H 6
RBI 0
BB 2
SO 10
LOB 20



Batter	1	2	3	4	5	6	7	8	9	AB	R	H	RBI	BB	SO	LOB	TOP							
4 George Springer, R OBP: 0.273, SLG: 0.313										4	0	1	0	1	1	4								
2 Alex Bregman, R OBP: 0.340, SLG: 0.233										3	0	1	0	1	1	2								
27 Jose Altuve, R OBP: 0.412, SLG: 0.413										4	0	2	0	0	0	1								
1 Carlos Correa, R OBP: 0.333, SLG: 0.568										4	0	0	0	0	0	4								
22 Josh Reddick, L OBP: 0.471, SLG: 0.667										1	1	0	0	2	0	0								
11 Evan Gattis, R OBP: 0.316, SLG: 0.333										0	0	0	0	0	0	0								
21 Derek Fisher, L OBP: 0.192, SLG: 0.333										0	0	0	0	0	0	0								
9 Marwin Gonzalez, S OBP: 0.298, SLG: 0.333										4	0	0	0	0	0	4								
16 Brian McCann, L OBP: 0.419, SLG: 0.308										4	0	0	0	0	2	1								
28 J.D. Davis, R OBP: 0.261, SLG: 0.190										3	0	2	0	1	0	0								
6 Jake Marisnick, R OBP: 0.188, SLG: 0.375										4	0	1	1	0	1	2								
Inning Stats	R: 0 E: 0 K: 1 S: 11	H: 1 LOB: 1 BB: 1 P: 19	R: 1 E: 0 K: 1 S: 15	H: 1 LOB: 2 BB: 2 P: 28	R: 0 E: 0 K: 0 S: 9	H: 0 LOB: 2 BB: 2 P: 18	R: 0 E: 0 K: 1 S: 9	H: 1 LOB: 1 BB: 0 P: 10	R: 0 E: 0 K: 0 S: 9	H: 2 LOB: 0 BB: 0 P: 14	R: 0 E: 0 K: 1 S: 8	H: 0 LOB: 0 BB: 0 P: 10	R: 0 E: 0 K: 0 S: 7	H: 1 LOB: 1 BB: 0 P: 10	R: 0 E: 0 K: 0 S: 10	H: 0 LOB: 1 BB: 0 P: 17	R: 0 E: 0 K: 1 S: 14	H: 1 LOB: 1 BB: 0 P: 19	1B: 7 2B: 0 3B: 0 HR: 0	SF: 0 SAC: 0 DP: 2 HBP: 1	WP: 0 PB: 0 SB: 0 CS: 0	PA: 37		
PITCHER	IP WLS BF H R ER SO BB IBB HBP BLK WP HR S P ERA WHIP	IP WLS BF H R ER SO BB IBB HBP BLK WP HR S P ERA WHIP	IP WLS BF H R ER SO BB IBB HBP BLK WP HR S P ERA WHIP	IP WLS BF H R ER SO BB IBB HBP BLK WP HR S P ERA WHIP	IP WLS BF H R ER SO BB IBB HBP BLK WP HR S P ERA WHIP	IP WLS BF H R ER SO BB IBB HBP BLK WP HR S P ERA WHIP	IP WLS BF H R ER SO BB IBB HBP BLK WP HR S P ERA WHIP	IP WLS BF H R ER SO BB IBB HBP BLK WP HR S P ERA WHIP	IP WLS BF H R ER SO BB IBB HBP BLK WP HR S P ERA WHIP	IP WLS BF H R ER SO BB IBB HBP BLK WP HR S P ERA WHIP	IP WLS BF H R ER SO BB IBB HBP BLK WP HR S P ERA WHIP	IP WLS BF H R ER SO BB IBB HBP BLK WP HR S P ERA WHIP	IP WLS BF H R ER SO BB IBB HBP BLK WP HR S P ERA WHIP	IP WLS BF H R ER SO BB IBB HBP BLK WP HR S P ERA WHIP	IP WLS BF H R ER SO BB IBB HBP BLK WP HR S P ERA WHIP	IP WLS BF H R ER SO BB IBB HBP BLK WP HR S P ERA WHIP	IP WLS BF H R ER SO BB IBB HBP BLK WP HR S P ERA WHIP	IP WLS BF H R ER SO BB IBB HBP BLK WP HR S P ERA WHIP	IP WLS BF H R ER SO BB IBB HBP BLK WP HR S P ERA WHIP	IP WLS BF H R ER SO BB IBB HBP BLK WP HR S P ERA WHIP	IP WLS BF H R ER SO BB IBB HBP BLK WP HR S P ERA WHIP	IP WLS BF H R ER SO BB IBB HBP BLK WP HR S P ERA WHIP	IP WLS BF H R ER SO BB IBB HBP BLK WP HR S P ERA WHIP	
12 Jake Odorizzi, R ERA: 2.2	7 Ryan Pressly, R ERA: 1.0	32 Zach Duke, L ERA: 12.27	56 Fernando Rodney, R ERA: 2.45																					

Houston Astros @ Minnesota Twins
Target Field, Minneapolis, MN
Tue Apr 10 2018, 7:13 PM - 10:32 PM CDT
Att: 15,500 - Partly Cloudy - 39 F

AB 31
R 1
H 7
RBI 1
BB 5
SO 5
LOB 18



Batter	1	2	3	4	5	6	7	8	9	AB	R	H	RBI	BB	SO	LOB	BOTTOM							
2 Brian Dozier, R OBP: 0.419, SLG: 0.667										1	1	1	0	4	0	0								
7 Joe Mauer, L OBP: 0.543, SLG: 0.556										3	1	2	2	2	1	1								
22 Miguel Sanó, R OBP: 0.341, SLG: 0.583										5	0	1	0	0	3	9								
5 Eduardo Escobar, S OBP: 0.310, SLG: 0.630										3	0	0	1	0	1	5								
36 Robbie Grossman, S OBP: 0.143, SLG: 0.214										4	0	1	1	0	2	0								
20 Eddie Rosario, L OBP: 0.250, SLG: 0.333										0	0	0	0	0	0	0								
99 Logan Morrison, L OBP: 0.167, SLG: 0.111										4	0	1	0	0	1	1								
23 Mitch Garver, R OBP: 0.250, SLG: 0.455										3	2	1	0	1	2	1								
25 Byron Buxton, R OBP: 0.171, SLG: 0.200										4	0	1	0	0	1	2								
24 Ryan LaMarre, R OBP: 0.500, SLG: 0.500										2	0	0	0	0	2	2								
26 Max Kepler, L OBP: 0.364, SLG: 0.429										2	0	0	0	0	0	1								
Inning Stats	R: 2 E: 0 K: 0 S: 17	H: 2 LOB: 1 BB: 1 P: 29	R: 1 E: 0 K: 2 S: 18	H: 2 LOB: 3 BB: 2 P: 33	R: 0 E: 0 K: 1 S: 8	H: 1 LOB: 1 BB: 0 P: 10	R: 0 E: 0 K: 3 S: 17	H: 1 LOB: 2 BB: 1 P: 29	R: 0 E: 0 K: 3 S: 14	H: 0 LOB: 0 BB: 0 P: 21	R: 0 E: 0 K: 2 S: 11	H: 1 LOB: 2 BB: 1 P: 20	R: 0 E: 0 K: 1 S: 9	H: 0 LOB: 0 BB: 0 P: 12	R: 1 E: 0 K: 1 S: 13	H: 1 LOB: 2 BB: 2 P: 22	R: 1 E: 0 K: 1 S: 13	H: 1 LOB: 2 BB: 2 P: 22	1B: 7 2B: 1 3B: 0 HR: 0	SF: 1 SAC: 0 DP: 0 HBP: 0	WP: 0 PB: 0 SB: 0 CS: 0	PA: 39		
PITCHER	IP WLS BF H R ER SO BB IBB HBP BLK WP HR S P ERA WHIP	IP WLS BF H R ER SO BB IBB HBP BLK WP HR S P ERA WHIP	IP WLS BF H R ER SO BB IBB HBP BLK WP HR S P ERA WHIP	IP WLS BF H R ER SO BB IBB HBP BLK WP HR S P ERA WHIP	IP WLS BF H R ER SO BB IBB HBP BLK WP HR S P ERA WHIP	IP WLS BF H R ER SO BB IBB HBP BLK WP HR S P ERA WHIP	IP WLS BF H R ER SO BB IBB HBP BLK WP HR S P ERA WHIP	IP WLS BF H R ER SO BB IBB HBP BLK WP HR S P ERA WHIP	IP WLS BF H R ER SO BB IBB HBP BLK WP HR S P ERA WHIP	IP WLS BF H R ER SO BB IBB HBP BLK WP HR S P ERA WHIP	IP WLS BF H R ER SO BB IBB HBP BLK WP HR S P ERA WHIP	IP WLS BF H R ER SO BB IBB HBP BLK WP HR S P ERA WHIP	IP WLS BF H R ER SO BB IBB HBP BLK WP HR S P ERA WHIP	IP WLS BF H R ER SO BB IBB HBP BLK WP HR S P ERA WHIP	IP WLS BF H R ER SO BB IBB HBP BLK WP HR S P ERA WHIP	IP WLS BF H R ER SO BB IBB HBP BLK WP HR S P ERA WHIP	IP WLS BF H R ER SO BB IBB HBP BLK WP HR S P ERA WHIP	IP WLS BF H R ER SO BB IBB HBP BLK WP HR S P ERA WHIP	IP WLS BF H R ER SO BB IBB HBP BLK WP HR S P ERA WHIP	IP WLS BF H R ER SO BB IBB HBP BLK WP HR S P ERA WHIP	IP WLS BF H R ER SO BB IBB HBP BLK WP HR S P ERA WHIP	IP WLS BF H R ER SO BB IBB HBP BLK WP HR S P ERA WHIP	IP WLS BF H R ER SO BB IBB HBP BLK WP HR S P ERA WHIP	IP WLS BF H R ER SO BB IBB HBP BLK WP HR S P ERA WHIP
60 Dallas Keuchel, L ERA: 4.2	31 Collin McHugh, R ERA: 1.35	30 Héctor Rondón, R ERA: 7.1	38 Joe Smith, R ERA: 6.75																					

Houston Astros @ Minnesota Twins
Target Field, Minneapolis, MN
Tue Apr 10 2018, 7:13 PM - 10:32 PM CDT
Att: 15,500 - Partly Cloudy - 39 F

AB 31
R 4
H 8
RBI 4
BB 7
SO 13
LOB 22

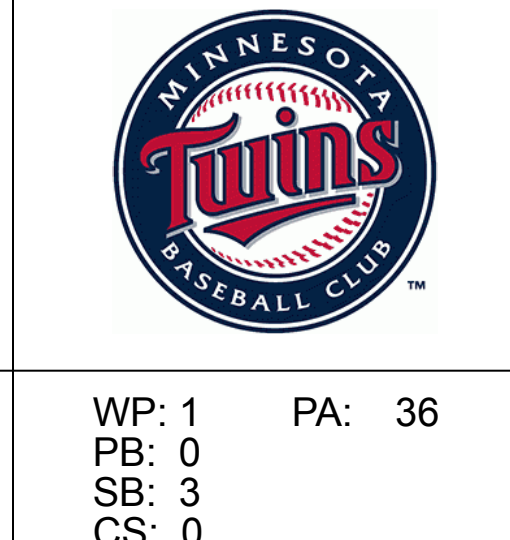


Batter	1	2	3	4	5	6	7	8	9	AB	R	H	RBI	BB	SO	LOB	TOP								
10 Yoán Moncada, S OBP: 0.298, SLG: 0.306										4	0	0	0	0	3	0	Chicago White Sox @ Minnesota Twins Target Field, Minneapolis, MN Thu Apr 12 2018, 7:12 PM - 10:06 PM CDT Att: 15,474 - Cloudy - 47 F								
26 Avisail García, R OBP: 0.273, SLG: 0.365										3	0	0	0	0	1	0									
79 José Abreu, R OBP: 0.333, SLG: 0.479										4	0	0	0	0	2	1									
24 Matt Davidson, R OBP: 0.375, SLG: 0.632										4	0	0	0	0	2	1									
30 Nicky Delmonico, L OBP: 0.410, SLG: 0.466										3	0	1	0	0	1	0									
5 Yolmer Sánchez, S OBP: 0.341, SLG: 0.500										3	0	1	0	0	0	1									
7 Tim Anderson, R OBP: 0.327, SLG: 0.489										3	0	1	0	0	0	1									
38 Omar Narváez, L OBP: 0.316, SLG: 0.313										3	0	0	0	0	1	1									
15 Adam Engel, R OBP: 0.278, SLG: 0.172										3	0	0	0	0	3	0									
Inning Stats	R: 0 E: 0 K: 2 S: 15	H: 0 LOB: 0 BB: 0 P: 19	R: 0 E: 0 K: 1 S: 9	H: 1 LOB: 1 BB: 0 P: 13	R: 0 E: 0 K: 3 S: 9	H: 0 LOB: 0 BB: 0 P: 11	R: 0 E: 0 K: 0 S: 6	H: 0 LOB: 0 BB: 0 P: 7	R: 0 E: 0 K: 1 S: 14	H: 1 LOB: 1 BB: 0 P: 20	R: 0 E: 0 K: 2 S: 8	H: 0 LOB: 0 BB: 0 P: 13	R: 0 E: 0 K: 2 S: 12	H: 1 LOB: 1 BB: 0 P: 16	R: 0 E: 0 K: 1 S: 13	H: 0 LOB: 0 BB: 0 P: 16		R: 0 E: 1 K: 1 S: 10	H: 0 LOB: 1 BB: 0 P: 12	1B: 3 2B: 0 3B: 0 HR: 0	SF: 0 SAC: 0 DP: 1 HBP: 1	WP: 0 PB: 0 SB: 0 CS: 0	PA: 31		
PITCHER	IP	WLS	BF	H	R	ER	SO	BB	IBB	HBP	BLK	WP	HR	S	P	ERA	WHIP								
17 José Berrios, R ERA: 2.18	(1, 1)	7.0	W	24	3	0	0	11	0	0	1	0	0	73	99	0.00	0.429								
57 Ryan Pressly, R ERA: 5.4	(8, 1)	1.0		3	0	0	0	1	0	0	0	0	0	13	16	0.00	0.000								
58 Gabriel Moya, L ERA: 5.4	(9, 1)	1.0		4	0	0	0	1	0	0	0	0	0	10	12	0.00	0.000								

Batter	1	2	3	4	5	6	7	8	9	AB	R	H	RBI	BB	SO	LOB	BOTTOM								
2 Brian Dozier, R OBP: 0.385, SLG: 0.600										4	2	1	1	0	0	0	Chicago White Sox @ Minnesota Twins Target Field, Minneapolis, MN Thu Apr 12 2018, 7:12 PM - 10:06 PM CDT Att: 15,474 - Cloudy - 47 F								
7 Joe Mauer, L OBP: 0.545, SLG: 0.529										3	0	2	3	1	1	0									
22 Miguel Sanó, R OBP: 0.333, SLG: 0.575										4	0	1	0	0	2	2									
20 Eddie Rosario, L OBP: 0.268, SLG: 0.395										4	0	1	0	0	1	4									
99 Logan Morrison, L OBP: 0.205, SLG: 0.118										3	0	0	0	1	0	1									
5 Eduardo Escobar, S OBP: 0.316, SLG: 0.529										3	0	1	0	1	1	2									
26 Max Kepler, L OBP: 0.361, SLG: 0.571										3	0	0	0	1	0	3									
25 Byron Buxton, R OBP: 0.233, SLG: 0.244										3	1	1	0	1	0	2									
15 Jason Castro, L OBP: 0.267, SLG: 0.308										3	1	0	0	1	1	5									
Inning Stats	R: 0 E: 0 K: 0 S: 9	H: 1 LOB: 1 BB: 1 P: 17	R: 0 E: 0 K: 0 S: 6	H: 0 LOB: 0 BB: 1 P: 12	R: 2 E: 1 K: 1 S: 13	H: 2 LOB: 1 BB: 0 P: 22	R: 0 E: 0 K: 0 S: 10	H: 0 LOB: 2 BB: 2 P: 20	R: 0 E: 0 K: 1 S: 8	H: 1 LOB: 1 BB: 0 P: 8	R: 2 E: 0 K: 2 S: 17	H: 2 LOB: 1 BB: 1 P: 28	R: 0 E: 0 K: 1 S: 14	H: 1 LOB: 2 BB: 1 P: 24	1B: 4 2B: 4 3B: 0 HR: 0	SF: 0 SAC: 0 DP: 2 HBP: 0		WP: 1 PB: 0 SB: 3 CS: 0	PA: 36						
PITCHER	IP	WLS	BF	H	R	ER	SO	BB	IBB	HBP	BLK	WP	HR	S	P	ERA	WHIP								
27 Lucas Giolito, R ERA: 5.5	(1, 1)	6.1	L	28	5	4	3	3	5	0	0	0	0	59	103	4.26	1.579								
39 Aaron Bummer, L ERA: 2.25	(7, 1)	0.2		3	1	0	0	2	0	0	0	0	0	10	16	0.00	1.500								
66 Chris Volstad, R ERA: 2.25	(8, 1)	1.0		5	1	0	0	1	1	0	0	0	0	14	24	0.00	2.000								

AB	30
R	0
H	3
RBI	0
BB	0
SO	13
LOB	5

AB	30
R	4
H	7
RBI	4
BB	6
SO	6
LOB	19



Batter	1	2	3	4	5	6	7	8	9	AB R H RBI BB SO LOB	TOP											
12 Francisco Lindor, S OBP: 0.294, SLG: 0.413	F8		K		HR		L8		F7	5 1 1 2 0 1 1	Cleveland Indians @ Minnesota Twins Hiram Bithorn Stadium, San Juan, PR Tue Apr 17 2018, 7:12 PM - 10:34 PM EDT Att: 19,516 - Partly Cloudy - 78 F											
22 Jason Kipnis, L OBP: 0.246, SLG: 0.237	G3		G4-3		P6		1B		K	4 1 1 0 1 1 1												
11 José Ramírez, S OBP: 0.323, SLG: 0.418	G3				F9		HR		1B	5 1 3 1 0 0 1												
23 Michael Brantley, L 53 Greg Allen, S	F7				2B		HR		1B	5 1 3 2 0 0 2 0 0 0 0 0 0 0												
10 Edwin Encarnación, R OBP: 0.237, SLG: 0.308		P3			K		L8		F9	4 0 0 0 0 1 3												
17 Yonder Alonso, L OBP: 0.281, SLG: 0.392		G4-3			G4-3		G1-3		HR	4 1 1 1 0 0 1												
7 Yan Gomes, R OBP: 0.282, SLG: 0.371		K					K		K	4 0 1 0 0 3 0												
30 Tyler Naquin, L 6 Brandon Guyer, R			K		K		G5-3		K	2 0 0 0 0 2 0 2 0 0 0 0 1 1												
4 Bradley Zimmer, L OBP: 0.304, SLG: 0.386					2B		F7		F7	4 1 2 0 0 0 0												
Inning Stats	R: 0 E: 0 K: 0 S: 9	H: 0 LOB: 1 BB: 1 P: 18	R: 0 E: 0 K: 1 S: 6	H: 0 LOB: 0 BB: 0 P: 9	R: 0 E: 0 K: 2 S: 14	H: 1 LOB: 1 BB: 0 P: 20	R: 0 E: 0 K: 1 S: 10	H: 1 LOB: 1 BB: 0 P: 18	R: 2 E: 0 K: 2 S: 15	H: 2 LOB: 0 BB: 0 P: 25		R: 2 E: 0 K: 0 S: 14	H: 3 LOB: 1 BB: 0 P: 21	R: 1 E: 0 K: 0 S: 13	H: 3 LOB: 2 BB: 0 P: 19	R: 1 E: 0 K: 2 S: 13	H: 1 LOB: 0 BB: 0 P: 18	R: 0 E: 0 K: 1 S: 13	H: 1 LOB: 1 BB: 0 P: 21	1B: 5 2B: 3 3B: 0 HR: 4	SF: 0 SAC: 0 DP: 0 HBP: 0	WP: 0 PB: 1 SB: 0 CS: 0
PITCHER	IP WLS BF H R ER SO BB IBB HBP BLK WP HR S P ERA WHIP											IP WLS BF H R ER SO BB IBB HBP BLK WP HR S P ERA WHIP										
12 Jake Odorizzi, R ERA: 3.38	5.0 L 22 6 4 4 6 1 0 0 0 0 0 3 58 97 7.20 1.400																					
55 Taylor Rogers, L ERA: 3.18	1.2 7 2 1 1 0 0 0 0 0 0 0 0 18 25 5.40 1.200																					
67 Alan Busenitz, R ERA:	0.1 3 2 0 0 0 0 0 0 0 0 0 0 5 8 0.00 6.000																					
58 Gabriel Moya, L ERA: 6.23	1.0 4 1 1 1 2 0 0 0 0 0 0 1 13 18 9.00 1.000																					
61 Tyler Kinley, R ERA: 4.5	1.0 4 1 0 0 1 0 0 0 0 0 0 0 13 21 0.00 1.000																					

Batter	1	2	3	4	5	6	7	8	9	AB R H RBI BB SO LOB	BOTTOM											
2 Brian Dozier, R OBP: 0.386, SLG: 0.600	K		F8		F8		2B		7 DI 1B	5 0 2 1 0 1 2	Cleveland Indians @ Minnesota Twins Hiram Bithorn Stadium, San Juan, PR Tue Apr 17 2018, 7:12 PM - 10:34 PM EDT Att: 19,516 - Partly Cloudy - 78 F											
7 Joe Mauer, L OBP: 0.531, SLG: 0.486	P6		BB		P5		BB		G4-3	3 0 0 0 2 0 3												
22 Miguel Sanó, R OBP: 0.327, SLG: 0.545	1B		F8		L9		K			4 0 1 0 0 1 5												
20 Eddie Rosario, L OBP: 0.267, SLG: 0.381	K				26 G1-3 99 BB 1B		L4		G3	4 0 1 0 0 1 1												
99 Logan Morrison, L OBP: 0.209, SLG: 0.108			K		26 G1-3 BB		K		G1-3	3 0 0 0 1 2 0												
5 Eduardo Escobar, S OBP: 0.286, SLG: 0.474	F8				K		G4-3		K	4 0 0 0 0 2 2												
26 Max Kepler, L OBP: 0.391, SLG: 0.579	L9				G1-3		15 G3 2 BB 2B		2 BB BB	3 1 1 0 1 0 2												
36 Robbie Grossman, S OBP: 0.111, SLG: 0.167			E3 7 BB		G3		K		F8	4 0 0 0 0 1 4												
15 Jason Castro, L OBP: 0.265, SLG: 0.300	F7						G3		K	4 0 1 0 0 1 3												
Inning Stats	R: 0 E: 0 K: 2 S: 11	H: 1 LOB: 1 BB: 0 P: 16	R: 0 E: 0 K: 1 S: 6	H: 0 LOB: 0 BB: 0 P: 7	R: 0 E: 1 K: 0 S: 8	H: 0 LOB: 2 BB: 1 P: 17	R: 0 E: 0 K: 1 S: 10	H: 1 LOB: 2 BB: 1 P: 16	R: 0 E: 0 K: 0 S: 12	H: 1 LOB: 1 BB: 0 P: 15		R: 0 E: 0 K: 1 S: 7	H: 0 LOB: 0 BB: 0 P: 10	R: 1 E: 0 K: 2 S: 20	H: 2 LOB: 2 BB: 1 P: 32	R: 0 E: 0 K: 1 S: 8	H: 0 LOB: 0 BB: 0 P: 10	R: 0 E: 0 K: 1 S: 18	H: 1 LOB: 2 BB: 1 P: 30	1B: 4 2B: 2 3B: 0 HR: 0	SF: 0 SAC: 0 DP: 0 HBP: 0	WP: 0 PB: 0 SB: 0 CS: 0
PITCHER	IP WLS BF H R ER SO BB IBB HBP BLK WP HR S P ERA WHIP											IP WLS BF H R ER SO BB IBB HBP BLK WP HR S P ERA WHIP										
28 Corey Kluber, R ERA: 1.52	6.2 W 28 5 1 1 6 2 0 0 0 0 0 0 69 104 1.35 1.050																					
24 Andrew Miller, L ERA:	1.1 5 0 0 0 2 1 0 0 0 0 0 0 13 19 0.00 0.750																					
37 Cody Allen, R ERA:	1.0 5 1 0 0 1 1 0 0 0 0 0 0 18 30 0.00 2.000																					



Batter	1	2	3	4	5	6	7	8	9	AB	R	H	RBI	BB	SO	LOB	TOP					
2 Brian Dozier, R OBP: 0.370, SLG: 0.545										4	1	2	0	0	1	2	Minnesota Twins @ Tampa Bay Rays Tropicana Field, St. Petersburg, FL Sat Apr 21 2018, 6:11 PM - 9:04 PM EDT Att: 10,106 - Dome - 72 F					
7 Joe Mauer, L OBP: 0.446, SLG: 0.404										4	0	0	0	0	0	4						
22 Miguel Sanó, R OBP: 0.262, SLG: 0.475										3	0	0	1	0	1	0						
36 Robbie Grossman, S, 10 OBP: 0.188, SLG: 0.200										4	0	2	0	0	1	0						
20 Eddie Rosario, L OBP: 0.288, SLG: 0.446										3	0	2	0	0	1	0						
23 Mitch Garver, R OBP: 0.188, SLG: 0.333										4	0	0	0	0	1	4						
16 Ehire Adrianza, S OBP: 0.294, SLG: 0.313										3	0	1	0	0	1	1						
26 Max Kepler, L OBP: 0.393, SLG: 0.604										3	0	1	0	0	0	1						
24 Ryan LaMarre, R OBP: 0.533, SLG: 0.533										3	0	1	0	0	1	1						
Inning Stats	R: 1 E: 0 K: 0 S: 14	H: 1 LOB: 0 BB: 0 P: 21	R: 0 E: 0 K: 1 S: 8	H: 0 LOB: 0 BB: 0 P: 13	R: 0 E: 0 K: 1 S: 9	H: 1 LOB: 1 BB: 0 P: 15	R: 0 E: 0 K: 3 S: 11	H: 1 LOB: 1 BB: 0 P: 16	R: 0 E: 0 K: 0 S: 6	H: 0 LOB: 0 BB: 0 P: 7	R: 0 E: 0 K: 0 S: 9	H: 0 LOB: 0 BB: 0 P: 14	R: 0 E: 0 K: 1 S: 11	H: 1 LOB: 1 BB: 0 P: 14	R: 0 E: 0 K: 1 S: 14	H: 2 LOB: 1 BB: 0 P: 23	R: 0 E: 0 K: 0 S: 12	H: 2 LOB: 1 BB: 0 P: 18	1B: 6 2B: 3 3B: 0 HR: 0	SF: 1 SAC: 1 DP: 3 HBP: 0	WP: 0 PB: 0 SB: 0 CS: 0	PA: 33
PITCHER	IP WLS BF H R ER SO BB IBB HBP BLK WP HR S P ERA WHIP	7.0 W 25 5 1 1 6 0 0 0 0 0 0 68 100 1.29 0.714	2.0 L 8 4 0 0 1 0 0 0 0 0 0 26 41 0.00 2.000																			

Batter	1	2	3	4	5	6	7	8	9	AB	R	H	RBI	BB	SO	LOB	BOTTOM			
2 Denard Span, L OBP: 0.366, SLG: 0.407										5	1	2	3	0	0	2	Minnesota Twins @ Tampa Bay Rays Tropicana Field, St. Petersburg, FL Sat Apr 21 2018, 6:11 PM - 9:04 PM EDT Att: 10,106 - Dome - 72 F			
10 Johnny Field, R OBP: 0.263, SLG: 0.235										4	2	2	4	0	1	2				
44 C.J. Cron, R OBP: 0.472, SLG: 0.472										4	0	0	0	0	3	1				
27 Carlos Gómez, R OBP: 0.229, SLG: 0.276										4	0	0	0	0	3	1				
13 Brad Miller, L OBP: 0.282, SLG: 0.314										4	0	0	0	0	1	1				
28 Daniel Robertson, R OBP: 0.434, SLG: 0.450										4	1	1	1	0	0	0				
18 Joey Wendle, L OBP: 0.377, SLG: 0.481										4	2	3	0	0	1	0				
40 Wilson Ramos, R OBP: 0.290, SLG: 0.345										4	1	1	1	0	0	2				
0 Mallex Smith, L OBP: 0.422, SLG: 0.483										3	2	1	0	1	2	0				
11 Adeiny Hechavarria, R OBP: 0.315, SLG: 0.292										3	1	2	1	1	0	2				
Inning Stats	R: 0 E: 0 K: 1 S: 8	H: 0 LOB: 1 BB: 0 P: 12	R: 0 E: 0 K: 1 S: 7	H: 0 LOB: 0 BB: 0 P: 10	R: 2 E: 0 K: 2 S: 13	H: 2 LOB: 0 BB: 0 P: 18	R: 0 E: 0 K: 0 S: 8	H: 1 LOB: 1 BB: 0 P: 12	R: 0 E: 0 K: 1 S: 7	H: 0 LOB: 0 BB: 1 P: 14	R: 0 E: 0 K: 2 S: 9	H: 0 LOB: 0 BB: 0 P: 11	R: 5 E: 0 K: 0 S: 24	H: 5 LOB: 0 BB: 0 P: 34	R: 3 E: 0 K: 1 S: 18	H: 4 LOB: 2 BB: 1 P: 30	1B: 7 2B: 1 3B: 1 HR: 3	SF: 0 SAC: 0 DP: 1 HBP: 1	WP: 1 PB: 0 SB: 0 CS: 0	PA: 38
PITCHER	IP WLS BF H R ER SO BB IBB HBP BLK WP HR S P ERA WHIP	6.1 L 5 3 3 3 0 0 0 0 0 0 1 18 26 40.50 4.500	0.2 L 5 3 3 3 0 0 0 0 0 0 1 18 26 40.50 4.500	1.0 L 8 4 3 3 1 1 0 0 0 1 1 18 30 27.00 5.000																

Batter	1	2	3	4	5	6	7	8	9	AB	R	H	RBI	BB	SO	LOB	TOP					
2 Brian Dozier, R OBP: 0.372, SLG: 0.535										5	1	2	2	0	0	1	Minnesota Twins @ Tampa Bay Rays Tropicana Field, St. Petersburg, FL Sun Apr 22 2018, 1:11 PM - 4:49 PM EDT Att: 12,515 - Dome - 72 F					
7 Joe Mauer, L OBP: 0.471, SLG: 0.407										2	0	1	0	3	0	2						
36 Robbie Grossman, S OBP: 0.171, SLG: 0.182										3	0	0	0	0	2	4						
22 Miguel Sanó, R OBP: 0.269, SLG: 0.475										2	0	1	1	0	1	0						
20 Eddie Rosario, L OBP: 0.281, SLG: 0.426										5	0	1	1	0	1	3						
99 Logan Morrison, L OBP: 0.203, SLG: 0.173										4	1	1	0	0	1	2						
5 Eduardo Escobar, S OBP: 0.316, SLG: 0.510										4	2	1	1	0	0	2						
26 Max Kepler, L OBP: 0.393, SLG: 0.596										4	0	1	1	0	2	1						
16 Ehire Adrianza, S OBP: 0.286, SLG: 0.300										4	1	1	0	0	1	1						
15 Jason Castro, L OBP: 0.234, SLG: 0.238										2	1	0	0	1	2	0						
23 Mitch Garver, R OBP: 0.235, SLG: 0.333										0	0	0	0	1	0	0						
Inning Stats	R: 0 E: 0 K: 1 S: 11	H: 0 LOB: 1 BB: 1 P: 19	R: 1 E: 0 K: 1 S: 12	H: 1 LOB: 0 BB: 0 P: 17	R: 1 E: 0 K: 2 S: 16	H: 2 LOB: 2 BB: 1 P: 24	R: 0 E: 0 K: 1 S: 9	H: 0 LOB: 0 BB: 0 P: 13	R: 0 E: 0 K: 1 S: 9	H: 1 LOB: 1 BB: 0 P: 12	R: 1 E: 0 K: 0 S: 13	H: 1 LOB: 1 BB: 2 P: 18	R: 1 E: 0 K: 0 S: 12	H: 1 LOB: 1 BB: 2 P: 24	R: 2 E: 0 K: 1 S: 13	H: 3 LOB: 2 BB: 1 P: 25	R: 0 E: 0 K: 3 S: 12	H: 0 LOB: 0 BB: 0 P: 17	1B: 7 2B: 1 3B: 0 HR: 1	SF: 0 SAC: 0 DP: 1 HBP: 1	WP: 0 PB: 0 SB: 0 CS: 0	PA: 41
PITCHER	IP WLS BF H R ER SO BB IBB HBP BLK WP HR S P ERA WHIP	4.2 1.1 7 1 2 2 6 2 0 0 0 0 1 55 83 3.86 1.286	4.2 0.1 3 1 0 0 0 1 0 0 0 0 0 8 15 0.00 6.000	4.2 1.1 5 2 2 2 1 0 0 0 0 0 10 14 13.50 1.500	4.2 0.1 3 1 0 0 0 1 0 0 0 0 0 5 14 0.00 6.000	1.0 W 3 0 0 0 3 0 0 0 0 0 0 12 17 0.00 0.000	37 Alex Colomé, R ERA: 7.0	1.0 W 3 0 0 0 3 0 0 0 0 0 0 12 17 0.00 0.000														


Batter	1	2	3	4	5	6	7	8	9	AB	R	H	RBI	BB	SO	LOB	BOTTOM					
2 Denard Span, L OBP: 0.371, SLG: 0.397										4	1	1	0	1	1	2	Minnesota Twins @ Tampa Bay Rays Tropicana Field, St. Petersburg, FL Sun Apr 22 2018, 1:11 PM - 4:49 PM EDT Att: 12,515 - Dome - 72 F					
44 C.J. Cron, R OBP: 0.321, SLG: 0.506										5	1	2	2	0	1	1						
8 Rob Refsnyder, R OBP: 0.360, SLG: 0.111										0	1	0	0	0	0	0						
27 Carlos Gómez, R OBP: 0.227, SLG: 0.309										5	1	1	2	0	3	0						
13 Brad Miller, L OBP: 0.279, SLG: 0.289										3	0	0	0	1	1	0						
28 Daniel Robertson, R OBP: 0.474, SLG: 0.523										4	1	4	0	0	0	0						
18 Joey Wendle, L OBP: 0.385, SLG: 0.482										4	1	2	1	0	2	3						
45 Jesús Sucre, R ERA: 9.4										4	1	3	0	0	0	2						
10 Johnny Field, R OBP: 0.263, SLG: 0.235										3	0	0	0	0	2	4						
40 Wilson Ramos, R OBP: 0.290, SLG: 0.345										4	1	1	3	0	2	4						
Inning Stats	R: 2 E: 0 K: 1 S: 22	H: 3 LOB: 2 BB: 2 P: 35	R: 0 E: 0 K: 0 S: 7	H: 0 LOB: 0 BB: 0 P: 12	R: 0 E: 0 K: 1 S: 6	H: 0 LOB: 0 BB: 0 P: 11	R: 0 E: 0 K: 2 S: 15	H: 2 LOB: 2 BB: 0 P: 22	R: 0 E: 0 K: 2 S: 9	H: 0 LOB: 0 BB: 0 P: 11	R: 4 E: 1 K: 2 S: 20	H: 5 LOB: 1 BB: 1 P: 29	R: 0 E: 0 K: 3 S: 14	H: 1 LOB: 1 BB: 0 P: 22	R: 0 E: 0 K: 1 S: 10	H: 1 LOB: 2 BB: 0 P: 14	R: 2 E: 0 K: 0 S: 4	H: 2 LOB: 1 BB: 0 P: 6	1B: 10 2B: 1 3B: 0 HR: 3	SF: 0 SAC: 0 DP: 1 HBP: 1	WP: 0 PB: 0 SB: 0 CS: 0	PA: 39
PITCHER	IP WLS BF H R ER SO BB IBB HBP BLK WP HR S P ERA WHIP	3.1 1.2 5 0 0 0 4 2 0 0 0 0 0 13 19 40.50 4.500	3.1 0.2 3 1 1 3 0 0 0 0 0 0 1 17 25 9.00 3.000	3.1 0.1 1 0 0 0 1 0 0 0 0 0 0 4 7 0.00 0.000	1.0 L 6 3 2 2 1 0 0 1 0 0 0 14 20 18.00 3.000	43 Addison Reed, R ERA: 2.45	1.0 L 6 3 2 2 1 0 0 1 0 0 0 14 20 18.00 3.000															

Batter	1	2	3	4	5	6	7	8	9	AB	R	H	RBI	BB	SO	LOB	TOP										
2 Brian Dozier, R OBP: 0.356, SLG: 0.494	G6-3		F9			G5-3		G6-3		4	0	0	0	0	0	0	Minnesota Twins @ New York Yankees Yankee Stadium, Bronx, NY Tue Apr 24 2018, 6:38 PM - 9:49 PM EDT Att: 39,025 - Cloudy - 61 F										
26 Max Kepler, L OBP: 0.368, SLG: 0.583	P6		G3			P4		5 2B		4	1	1	0	0	0	0											
22 Miguel Sanó, R OBP: 0.253, SLG: 0.426	5 2B					F7		K		3	1	0	0	1	1	1											
5 Eduardo Escobar, S OBP: 0.338, SLG: 0.534	E9					23 CS		20 E		3	1	3	1	1	0	0											
20 Eddie Rosario, L OBP: 0.264, SLG: 0.391	G3					K		G4-3		4	0	0	0	0	2	4											
23 Mitch Garver, R OBP: 0.273, SLG: 0.400	P5					CS		E4		4	0	1	0	0	1	0											
99 Logan Morrison, L OBP: 0.212, SLG: 0.172	K					E3 99 G6-3		2H 1B		2	0	0	0	1	1	1											
36 Robbie Grossman, Sr, R OBP: 0.167, SLG: 0.176	K					G6-3		G4-3		1	0	0	0	0	0	0											
16 Ehire Adrianza, S OBP: 0.240, SLG: 0.250	F7					K		K		4	0	0	0	0	3	3											
24 Ryan LaMarre, R OBP: 0.476, SLG: 0.421						P2		G1-3		2	0	0	0	0	1	1											
7 Joe Mauer, L OBP: 0.446, SLG: 0.379										1	0	0	0	0	0	2											
Inning Stats	R: 1 H: 1 E: 1 K: 0 S: 13	H: 1 LOB: 1 BB: 1 P: 23	R: 0 H: 0 E: 0 K: 1 S: 7	H: 0 LOB: 0 BB: 0 P: 10	R: 0 H: 0 E: 0 K: 1 S: 10	H: 0 LOB: 0 BB: 0 P: 16	R: 0 H: 1 E: 0 K: 1 S: 10	H: 0 LOB: 0 BB: 0 P: 13	R: 0 H: 0 E: 0 K: 1 S: 10	H: 0 LOB: 1 BB: 0 P: 14	R: 0 H: 0 E: 0 K: 0 S: 3	H: 0 LOB: 0 BB: 0 P: 6	R: 1 H: 1 E: 2 K: 2 S: 12	H: 1 LOB: 2 BB: 2 P: 28	R: 1 H: 2 E: 0 K: 1 S: 11	H: 2 LOB: 1 BB: 0 P: 18	R: 0 H: 0 E: 0 K: 2 S: 12	H: 0 LOB: 0 BB: 0 P: 19	1B: 2 2B: 3 3B: 0 HR: 0	SF: 0 SAC: 0 DP: 0 HBP: 0	WP: 0 PB: 0 CS: 1	PA: 36					
PITCHER	IP	WLS	BF	H	R	ER	SO	BB	IBB	HBP	BLK	WP	HR	S	P	ERA	WHIP	PITCHER									
52 CC Sabathia, L ERA: 1.86	6.0	W	21	2	1	0	4	1	0	0	0	0	0	53	82	0.00	0.500										
68 Dellin Betances, R ERA: 6.0	0.1		4	1	1	0	1	2	0	0	0	0	0	8	21	0.00	9.000										
30 David Robertson, R ERA: 3.65	0.2	H	2	0	0	0	1	0	0	0	0	0	0	4	7	0.00	0.000										
45 Chasen Shreve, L ERA: 0.93	1.0		5	2	1	1	1	0	0	0	0	0	0	11	18	9.00	2.000										
56 Jonathan Holder, R ERA: 9.53	1.0		3	0	0	0	2	0	0	0	0	0	0	12	19	0.00	0.000										

Batter	1	2	3	4	5	6	7	8	9	AB	R	H	RBI	BB	SO	LOB	BOTTOM										
11 Brett Gardner, L OBP: 0.357, SLG: 0.300	L7		99 18 1B			G4-3		K		4	1	0	0	1	1	3	Minnesota Twins @ New York Yankees Yankee Stadium, Bronx, NY Tue Apr 24 2018, 6:38 PM - 9:49 PM EDT Att: 39,025 - Cloudy - 61 F										
99 Aaron Judge, R OBP: 0.476, SLG: 0.659	K		18 1B			18 HR		K		5	2	3	1	0	2	0											
18 Didi Gregorius, L OBP: 0.442, SLG: 0.787	K		24 FC6-4			HR		27 FC5-4		4	1	3	3	0	1	0											
27 Giancarlo Stanton, R OBP: 0.317, SLG: 0.449	K		K			K		FC5-4		4	1	0	0	0	3	3											
24 Gary Sánchez, R OBP: 0.247, SLG: 0.481	HR		FC6-4			K		HR		4	2	2	3	0	1	2											
31 Aaron Hicks, S OBP: 0.426, SLG: 0.459	BB					F9		41 WP		2	0	0	0	2	1	0											
14 Neil Walker, S OBP: 0.232, SLG: 0.203	K					K		25 1B		4	1	0	0	0	2	2											
41 Miguel Andujar, R OBP: 0.313, SLG: 0.607	K		E2 25 1B			E8		L9		4	0	0	0	0	2	3											
25 Gleyber Torres, R OBP: 0.250, SLG: 0.250	G5-3					11 G6-3		G4-3		4	0	2	1	0	0	0											
Inning Stats	R: 0 H: 0 E: 0 K: 2 S: 10	H: 0 LOB: 0 BB: 0 P: 18	R: 1 H: 1 E: 0 K: 3 S: 12	H: 1 LOB: 1 BB: 1 P: 16	R: 1 H: 2 E: 0 K: 1 S: 15	H: 2 LOB: 1 BB: 1 P: 26	R: 1 H: 1 E: 1 K: 1 S: 17	H: 1 LOB: 0 BB: 0 P: 27	R: 2 H: 2 E: 0 K: 3 S: 15	H: 2 LOB: 0 BB: 0 P: 25	R: 0 H: 1 E: 0 K: 0 S: 7	H: 1 LOB: 1 BB: 0 P: 12	R: 3 H: 3 E: 0 K: 1 S: 16	H: 3 LOB: 1 BB: 1 P: 29	R: 0 H: 0 E: 0 K: 2 S: 7	H: 0 LOB: 0 BB: 0 P: 12	1B: 5 2B: 1 3B: 0 HR: 4	SF: 0 SAC: 0 DP: 1 HBP: 0	WP: 2 PB: 0 CS: 0	PA: 38							
PITCHER	IP	WLS	BF	H	R	ER	SO	BB	IBB	HBP	BLK	WP	HR	S	P	ERA	WHIP	PITCHER									
17 José Berrios, R ERA: 2.84	4.0	L	21	6	5	5	7	2	0	0	0	0	0	57	93	11.25	2.000										
57 Ryan Pressly, R ERA: 13.5	1.0		3	0	0	0	3	0	0	0	0	0	0	12	19	0.00	0.000										
21 Tyler Duffey, R ERA: 13.5	2.0		11	4	3	3	1	1	0	0	0	1	2	23	41	13.50	2.500										
55 Taylor Rogers, L ERA: 6.23	1.0		3	0	0	0	2	0	0	0	0	0	0	7	12	0.00	0.000										


livebaseballscores.com

AB 32
R 3
H 5
RBI 1
BB 3
SO 9
LOB 12



livebaseballscores.com

AB 35
R 8
H 10
RBI 8
BB 3
SO 13
LOB 13



Batter	1	2	3	4	5	6	7	8	9	AB	R	H	RBI	BB	SO	LOB	TOP					
2 Brian Dozier, R OBP: 0.348, SLG: 0.470	G4-3		BB	P4		F8		G4-3		4	0	0	0	1	0	2						
7 Joe Mauer, L OBP: 0.456, SLG: 0.403	22 HR	BB	F9		1B		2B	G4-3		4	2	2	0	1	0	1						
22 Miguel Sanó, R OBP: 0.288, SLG: 0.479	1-H	HR		BB	1B		BB		P4	3	1	2	2	2	0	0						
20 Eddie Rosario, L OBP: 0.247, SLG: 0.365	G3-1		L9		K		K		K	5	0	0	0	0	3	5						
26 Max Kepler, L OBP: 0.384, SLG: 0.585	K				L8				1B	5	1	3	1	0	1	2						
5 Eduardo Escobar, S OBP: 0.357, SLG: 0.532	P6		FC4-6		BB				G6-3	4	0	2	0	1	0	1						
99 Logan Morrison, L OBP: 0.214, SLG: 0.177	K		FC4-6		P5					4	0	1	0	0	2	6						
36 Robbie Grossman, S OBP: 0.175, SLG: 0.162		BB	FC4-6			F8	P3			3	0	0	1	1	0	5						
15 Jason Castro, L OBP: 0.241, SLG: 0.229	F7		K			K		K		4	0	0	0	0	3	3						
Inning Stats	R: 2 H: 1 E: 0 K: 1 S: 15	LOB: 0 BB: 1 P: 25	R: 0 H: 0 E: 0 K: 1 S: 8	LOB: 1 BB: 1 P: 16	R: 0 H: 0 E: 0 K: 0 S: 6	LOB: 0 BB: 2 P: 17	R: 1 H: 3 E: 0 K: 1 S: 16	LOB: 2 BB: 0 P: 21	R: 0 H: 2 E: 0 K: 1 S: 18	LOB: 3 BB: 1 P: 29	R: 0 H: 0 E: 0 K: 1 S: 8	LOB: 0 BB: 0 P: 12	R: 1 H: 3 E: 0 K: 2 S: 15	LOB: 3 BB: 1 P: 24	R: 0 H: 0 E: 0 K: 1 S: 9	LOB: 0 BB: 0 P: 14	R: 0 H: 1 E: 0 K: 1 S: 9	LOB: 1 BB: 0 P: 11	1B: 8 2B: 1 3B: 0 HR: 1	SF: 0 SAC: 0 DP: 0 HBP: 0	WP: 0 PB: 0 CS: 1	PA: 42
PITCHER	IP	WLS	BF	H	R	ER	SO	BB	IBB	HBP	BLK	WP	HR	S	P	ERA	WHIP					
55 Sonny Gray, R ERA: 7.71	4.2		24	6	3	3	4	5	0	0	0	0	1	60	104	5.79	2.357					
57 Chad Green, R ERA: 2.25	1.2	W	9	3	1	1	2	1	0	0	0	0	0	21	34	5.40	2.400					
45 Chasen Shreve, L ERA: 0.87	0.2	H	2	0	0	0	1	0	0	0	0	0	0	5	6	0.00	0.000					
30 David Robertson, R ERA: 3.38	1.0	H	3	0	0	0	1	0	0	0	0	0	0	9	14	0.00	0.000					
54 Aroldis Chapman, L ERA: 1.8	1.0	S	4	1	0	0	1	0	0	0	0	0	0	9	11	0.00	1.000					

Minnesota Twins @ New York Yankees
Yankee Stadium, Bronx, NY
Wed Apr 25 2018, 6:39 PM - 10:17 PM EDT
Att: 39,243 - Cloudy - 53 F

AB 36
R 4
H 10
RBI 4
BB 6
SO 9
LOB 25



Batter	1	2	3	4	5	6	7	8	9	AB	R	H	RBI	BB	SO	LOB	BOTTOM					
11 Brett Gardner, L OBP: 0.353, SLG: 0.298	99 1B		G1-3	FC1-2		K		SH1		4	1	1	0	0	1	2						
99 Aaron Judge, R OBP: 0.481, SLG: 0.655	18 1B		K	SF9		1B		2B	1B	2	0	1	1	2	1	0						
18 Didi Gregorius, L OBP: 0.470, SLG: 0.833			HR		IBB			24 BB		3	1	3	2	2	0	0						
27 Giancarlo Stanton, R OBP: 0.311, SLG: 0.441	K		26 HR	F8		K		SF9		4	1	1	1	0	2	6						
24 Gary Sánchez, R OBP: 0.256, SLG: 0.463	F4		26 HR		F7		P3			3	1	0	0	2	0	2						
26 Tyler Austin, R OBP: 0.378, SLG: 0.661	K		1-H	HR		K		F9		5	1	2	3	0	2	5						
41 Miguel Andujar, R OBP: 0.309, SLG: 0.600	F8		G4-3		2B					4	0	1	0	0	1	1						
74 Ronald Torreyes, R OBP: 0.432, SLG: 0.528							K			0	0	0	0	0	0	0						
28 Austin Romine, R OBP: 0.355, SLG: 0.296	G3-1		25 2B	FC1-2		K		L8		3	0	0	0	1	1	2						
25 Gleyber Torres, R OBP: 0.313, SLG: 0.375	G1-3		11 FC1-2		2B		G5-3			4	2	2	0	0	0	0						
Inning Stats	R: 1 H: 3 E: 0 K: 2 S: 16	LOB: 2 BB: 0 P: 26	R: 0 H: 0 E: 0 K: 0 S: 8	LOB: 0 BB: 0 P: 11	R: 4 H: 3 E: 0 K: 1 S: 17	LOB: 0 BB: 1 P: 28	R: 1 H: 1 E: 0 K: 0 S: 18	LOB: 2 BB: 2 P: 32	R: 0 H: 1 E: 0 K: 2 S: 13	LOB: 1 BB: 1 P: 25	R: 0 H: 1 E: 0 K: 1 S: 14	LOB: 1 BB: 0 P: 22	R: 1 H: 1 E: 0 K: 0 S: 13	LOB: 3 BB: 3 P: 25	R: 0 H: 0 E: 0 K: 1 S: 9	LOB: 0 BB: 0 P: 11	1B: 6 2B: 3 3B: 0 HR: 2	SF: 2 SAC: 1 DP: 0 HBP: 0	WP: 0 PB: 0 CS: 0	PA: 42		
PITCHER	IP	WLS	BF	H	R	ER	SO	BB	IBB	HBP	BLK	WP	HR	S	P	ERA	WHIP					
31 Lance Lynn, R ERA: 7.71	3.2	L	21	7	6	6	3	2	1	0	0	0	0	6	9	0.00	0.000					
39 Trevor Hildenberger, R ERA: 4.5	0.1		1	0	0	0	0	0	0	0	0	0	0	0	0	0.00	0.000					
57 Ryan Pressly, R ERA: 6.75	1.0		4	1	0	0	2	0	0	0	0	0	0	9	10	0.00	1.000					
32 Zach Duke, L ERA: 2.25	1.0		5	1	0	0	2	1	0	0	0	0	0	13	25	0.00	2.000					
43 Addison Reed, R ERA: 2.25	1.0		4	1	0	0	1	0	0	0	0	0	0	14	22	0.00	1.000					
55 Taylor Rogers, L ERA: 6.52	1.0		7	1	1	1	0	2	1	0	0	0	0	13	25	9.00	3.000					

Minnesota Twins @ New York Yankees
Yankee Stadium, Bronx, NY
Wed Apr 25 2018, 6:39 PM - 10:17 PM EDT
Att: 39,243 - Cloudy - 53 F

AB 32
R 7
H 11
RBI 7
BB 7
SO 8
LOB 18



Batter	1	2	3	4	5	6	7	8	9	AB	R	H	RBI	BB	SO	LOB	TOP								
2 Brian Dozier, R OBP: 0.340, SLG: 0.448										4	0	0	0	1	1	1	Minnesota Twins @ New York Yankees Yankee Stadium, Bronx, NY Thu Apr 26 2018, 1:10 PM - 4:13 PM EDT Att: 40,758 - Sunny - 62 F								
7 Joe Mauer, L OBP: 0.440, SLG: 0.388										5	0	1	0	0	1	1									
22 Miguel Sanó, R OBP: 0.294, SLG: 0.467										4	1	1	0	1	3	3									
5 Eduardo Escobar, S OBP: 0.351, SLG: 0.561										4	1	1	2	0	1	4									
20 Eddie Rosario, L OBP: 0.247, SLG: 0.365										0	0	0	0	0	0	0									
23 Mitch Garver, R OBP: 0.269, SLG: 0.375										4	0	1	0	0	3	0									
26 Max Kepler, L OBP: 0.276, SLG: 0.551										4	0	0	0	0	1	1									
36 Robbie Grossman, S OBP: 0.214, SLG: 0.177										4	1	3	1	0	0	0									
16 Ehire Adrianza, S OBP: 0.276, SLG: 0.259										3	0	1	0	1	0	0									
24 Ryan LaMarre, R OBP: 0.440, SLG: 0.364										3	0	0	0	1	2	4									
Inning Stats	R: 0 E: 0 K: 2 S: 11	H: 0 LOB: 1 BB: 1 P: 20	R: 0 E: 0 K: 2 S: 12	H: 1 LOB: 2 BB: 1 P: 19	R: 2 E: 0 K: 1 S: 21	H: 2 LOB: 1 BB: 1 P: 37	R: 0 E: 0 K: 1 S: 8	H: 0 LOB: 0 BB: 0 P: 9	R: 0 E: 0 K: 0 S: 9	H: 1 LOB: 1 BB: 0 P: 13	R: 1 E: 0 K: 1 S: 12	H: 1 LOB: 2 BB: 1 P: 16	R: 0 E: 0 K: 1 S: 15	H: 1 LOB: 2 BB: 1 P: 23	R: 0 E: 0 K: 1 S: 14	H: 2 LOB: 2 BB: 0 P: 16	R: 0 E: 0 K: 3 S: 11	H: 0 LOB: 0 BB: 0 P: 13	1B: 5 2B: 1 3B: 0 HR: 2	SF: 0 SAC: 0 DP: 0 HBP: 0	WP: 0 PB: 0 CS: 0	PA: 39			
PITCHER	IP	WLS	BF	H	R	ER	SO	BB	IBB	HBP	BLK	WP	HR	S	P	ERA	WHIP								
47 Jordan Montgomery, L ERA: 3.76	5.0		22	4	2	2	6	3	0	0	0	0	1	61	98	3.60	1.400								
65 Domingo Germán, R ERA: 5.23	3.0	H	14	4	1	1	3	1	0	0	0	0	1	41	55	3.00	1.667								
68 Dellin Betances, R ERA: 5.4	1.0	W	3	0	0	0	3	0	0	0	0	0	0	11	13	0.00	0.000								

Batter	1	2	3	4	5	6	7	8	9	AB	R	H	RBI	BB	SO	LOB	BOTTOM								
11 Brett Gardner, L OBP: 0.358, SLG: 0.299										3	0	1	0	1	0	1	Minnesota Twins @ New York Yankees Yankee Stadium, Bronx, NY Thu Apr 26 2018, 1:10 PM - 4:13 PM EDT Att: 40,758 - Sunny - 62 F								
99 Aaron Judge, R OBP: 0.482, SLG: 0.640										2	0	0	0	2	2	1									
18 Didi Gregorius, L OBP: 0.452, SLG: 0.793										4	1	0	0	0	1	3									
27 Giancarlo Stanton, R OBP: 0.318, SLG: 0.454										4	2	2	0	0	1	1									
24 Gary Sánchez, R OBP: 0.256, SLG: 0.488										4	1	1	3	0	1	1									
31 Aaron Hicks, S OBP: 0.400, SLG: 0.436										2	0	0	1	0	1	0									
26 Tyler Austin, R OBP: 0.362, SLG: 0.629										3	0	0	0	0	3	0									
41 Miguel Andujar, R OBP: 0.296, SLG: 0.574										3	0	0	0	0	2	0									
25 Gleyber Torres, R OBP: 0.316, SLG: 0.368										3	0	1	0	0	1	0									
Inning Stats	R: 0 E: 0 K: 2 S: 8	H: 0 LOB: 0 BB: 0 P: 12	R: 0 E: 0 K: 1 S: 8	H: 0 LOB: 0 BB: 0 P: 13	R: 0 E: 0 K: 3 S: 12	H: 0 LOB: 0 BB: 0 P: 16	R: 0 E: 0 K: 1 S: 6	H: 0 LOB: 1 BB: 2 P: 16	R: 0 E: 0 K: 2 S: 10	H: 0 LOB: 0 BB: 0 P: 17	R: 0 E: 0 K: 1 S: 11	H: 1 LOB: 2 BB: 1 P: 21	R: 1 E: 0 K: 0 S: 11	H: 1 LOB: 0 BB: 0 P: 16	R: 0 E: 1 K: 1 S: 8	H: 1 LOB: 1 BB: 0 P: 13		R: 3 E: 1 K: 0 S: 7	H: 2 LOB: 0 BB: 0 P: 8	1B: 3 2B: 1 3B: 0 HR: 1	SF: 1 SAC: 0 DP: 0 HBP: 0	WP: 1 PB: 0 CS: 0	PA: 32		
PITCHER	IP	WLS	BF	H	R	ER	SO	BB	IBB	HBP	BLK	WP	HR	S	P	ERA	WHIP								
44 Kyle Gibson, R ERA: 3.33	6.0		21	1	0	0	10	3	0	0	0	1	0	55	95	0.00	0.667								
43 Addison Reed, R ERA: 2.77	1.0	H	4	1	1	1	1	0	0	0	0	0	0	11	16	9.00	1.000								
32 Zach Duke, L ERA: 5.87	1.0	H	4	1	0	0	1	0	0	0	0	0	0	8	13	0.00	1.000								
56 Fernando Rodney, R ERA: 6.75	0.0	L	3	2	3	2	0	0	0	0	0	0	1	7	8	∞	∞								

Batter	1	2	3	4	5	6	7	8	9	AB	R	H	RBI	BB	SO	LOB	TOP					
33 Jesse Winker, L OBP: 0.429, SLG: 0.382	F7		L7		P5			L8		6	0	1	1	0	1	3						
9 José Peraza, R OBP: 0.311, SLG: 0.408	HR		B2-3		G5-3				HR	6	3	4	2	0	0	2						
19 Joey Votto, L OBP: 0.393, SLG: 0.430	HBP									3	2	3	1	2	0	0						
3 Scooter Gennett, L OBP: 0.348, SLG: 0.413	F7									5	2	3	1	1	0	3						
7 Eugenio Suárez, R OBP: 0.419, SLG: 0.595	F7									6	2	4	1	0	1	4						
43 Scott Schebler, L OBP: 0.366, SLG: 0.526										5	2	2	3	1	2	5						
23 Adam Duval, R OBP: 0.253, SLG: 0.352	F9									6	2	2	2	0	1	5						
16 Tucker Barnhart, L OBP: 0.318, SLG: 0.384	F7									4	0	0	2	0	1	2						
6 Billy Hamilton, S OBP: 0.290, SLG: 0.250										4	2	1	1	2	2	2						
Inning Stats	R: 1 E: 0 K: 0 S: 6	H: 1 LOB: 1 BB: 0 P: 11	R: 0 E: 0 K: 1 S: 8	H: 0 LOB: 0 BB: 0 P: 13	R: 2 E: 0 K: 1 S: 12	H: 2 LOB: 2 BB: 2 P: 26	R: 1 E: 0 K: 1 S: 9	H: 2 LOB: 1 BB: 0 P: 15	R: 6 E: 0 K: 2 S: 20	H: 8 LOB: 3 BB: 0 P: 36	R: 0 E: 0 K: 2 S: 13	H: 1 LOB: 2 BB: 1 P: 18	R: 1 E: 0 K: 0 S: 12	H: 2 LOB: 2 BB: 2 P: 21	R: 0 E: 0 K: 0 S: 9	H: 0 LOB: 0 BB: 0 P: 12	R: 4 E: 0 K: 1 S: 14	H: 4 LOB: 1 BB: 1 P: 24	1B: 11 2B: 5 3B: 1 HR: 3	SF: 2 SAC: 0 DP: 1 HBP: 1	WP: 1 PB: 0 SB: 0 CS: 0	PA: 54
PITCHER	IP	WLS	BF	H	R	ER	SO	BB	IBB	HBP	BLK	WP	HR	S	P	ERA	WHIP					
45 Phil Hughes, R ERA: 7.71	3.2		19	5	4	4	3	2	0	1	0	0	1	33	61	9.82	1.909					
21 Tyler Duffey, R ERA: 27.0	0.1	L	6	4	5	5	0	0	0	0	0	0	1	7	13	135.00	12.000					
57 Ryan Pressly, R ERA: 0.66	0.2		4	2	1	0	1	0	0	0	0	1	0	8	16	0.00	3.000					
55 Taylor Rogers, L ERA: 6.3	0.1		4	3	0	0	1	0	0	0	0	0	0	10	14	0.00	9.000					
53 David Hale, R ERA: 7.2	3.0		16	4	4	4	2	4	0	0	0	0	1	35	57	12.00	2.667					

Cincinnati Reds @ Minnesota Twins
Target Field, Minneapolis, MN
Fri Apr 27 2018, 7:13 PM - 11:12 PM CDT
Att: 25,002 - Cloudy - 53 F

AB	45
R	15
H	20
RBI	14
BB	6
SO	8
LOB	26



Batter	1	2	3	4	5	6	7	8	9	AB	R	H	RBI	BB	SO	LOB	BOTTOM					
2 Brian Dozier, R OBP: 0.353, SLG: 0.462			F9					K		4	1	2	0	1	1	1						
7 Joe Mauer, L OBP: 0.448, SLG: 0.377								G3		2	2	0	0	3	0	2						
22 Miguel Sanó, R OBP: 0.289, SLG: 0.450								G5-3		5	1	1	1	0	1	3						
20 Eddie Rosario, L OBP: 0.256, SLG: 0.418										5	2	2	2	0	1	2						
26 Max Kepler, L OBP: 0.378, SLG: 0.568	G3		L4		E9					5	0	3	1	0	0	1						
5 Eduardo Escobar, S OBP: 0.354, SLG: 0.557	P2									4	1	1	0	1	2	3						
99 Logan Morrison, L OBP: 0.227, SLG: 0.239										5	2	2	3	0	2	2						
36 Robbie Grossman, S OBP: 0.286, SLG: 0.378										4	0	3	1	1	0	2						
15 Jason Castro, L OBP: 0.224, SLG: 0.212										4	0	0	0	0	1	4						
16 Ehre Adrianza, S OBP: 0.267, SLG: 0.250	G3-1									1	0	0	0	0	1	2						
Inning Stats	R: 5 E: 0 K: 0 S: 27	H: 5 LOB: 1 BB: 1 P: 41	R: 0 E: 0 K: 0 S: 9	H: 1 LOB: 1 BB: 1 P: 17	R: 2 E: 0 K: 0 S: 20	H: 3 LOB: 1 BB: 0 P: 31	R: 1 E: 1 K: 2 S: 11	H: 1 LOB: 1 BB: 1 P: 20	R: 0 E: 0 K: 2 S: 12	H: 1 LOB: 2 BB: 1 P: 22	R: 0 E: 0 K: 2 S: 9	H: 1 LOB: 1 BB: 0 P: 16	R: 0 E: 0 K: 1 S: 6	H: 0 LOB: 0 BB: 1 P: 14	R: 0 E: 0 K: 1 S: 6	H: 0 LOB: 0 BB: 0 P: 9	R: 1 E: 0 K: 1 S: 19	H: 2 LOB: 2 BB: 1 P: 32	1B: 7 2B: 5 3B: 0 HR: 2	SF: 0 SAC: 0 DP: 2 HBP: 0	WP: 0 PB: 0 SB: 0 CS: 0	PA: 45
PITCHER	IP	WLS	BF	H	R	ER	SO	BB	IBB	HBP	BLK	WP	HR	S	P	ERA	WHIP					
58 Luis Castillo, R ERA: 7.85	1.0		11	6	5	5	0	2	0	0	0	0	0	34	54	6.75	1.875					
41 Kevin Shackelford, R ERA: 9.82	2.2		12	4	3	2	1	1	0	0	0	0	0	15	28	0.00	1.500					
37 David Hernandez, R ERA: 1.84	1.1	W	6	1	0	0	3	1	0	0	0	0	0	9	16	0.00	1.000					
50 Amir Garrett, L ERA: 1.84	1.0	H	4	1	0	0	2	0	0	0	0	0	0	12	23	0.00	0.500					
48 Jared Hughes, R ERA: 1.84	2.0	H	6	0	0	0	2	1	0	0	0	0	0	12	23	0.00	0.500					

Cincinnati Reds @ Minnesota Twins
Target Field, Minneapolis, MN
Fri Apr 27 2018, 7:13 PM - 11:12 PM CDT
Att: 25,002 - Cloudy - 53 F

AB	39
R	9
H	14
RBI	8
BB	6
SO	9
LOB	22



Batter	1	2	3	4	5	6	7	8	9	AB	R	H	RBI	BB	SO	LOB	TOP					
33 Jesse Winker, L (1,9) OBP: 0.416, SLG: 0.361										4	0	0	0	1	2	4						
9 José Peraza, R (1,6) OBP: 0.308, SLG: 0.402										4	0	1	0	0	1	5						
19 Joey Votto, L (1,3) OBP: 0.388, SLG: 0.417										3	0	0	0	1	0	1						
3 Scooter Gennett, L (1,4) OBP: 0.345, SLG: 0.407										4	0	1	0	0	0	2						
7 Eugenio Suárez, R (1,5) OBP: 0.383, SLG: 0.537										4	0	0	0	0	2							
43 Scott Schebler, L (1,10) OBP: 0.376, SLG: 0.585										3	1	1	1	1	1							
23 Adam Duval, R (1,7) OBP: 0.262, SLG: 0.363										3	0	1	0	1	0	1						
39 Devin Mesoraco, R (1,2) OBP: 0.306, SLG: 0.364										3	0	2	0	1	0	0						
12 Rosell Herrera, S (9,PR)										0	0	0	0	0	0	0						
6 Billy Hamilton, S (1,8) OBP: 0.281, SLG: 0.241										3	0	0	0	0	0	4						
16 Tucker Barnhart, L (9,PH) OBP: 0.314, SLG: 0.378										1	0	0	0	0	2							
Inning Stats	R: 0 E: 0 K: 2 S: 7	H: 0 LOB: 0 BB: 0 P: 8	R: 1 E: 0 K: 0 S: 7	H: 1 LOB: 0 BB: 0 P: 12	R: 0 E: 0 K: 0 S: 8	H: 0 LOB: 0 BB: 0 P: 10	R: 0 E: 0 K: 0 S: 4	H: 1 LOB: 1 BB: 0 P: 6	R: 0 E: 0 K: 1 S: 19	H: 1 LOB: 3 BB: 2 P: 29	R: 0 E: 0 K: 0 S: 11	H: 1 LOB: 1 BB: 0 P: 19	R: 0 E: 0 K: 1 S: 10	H: 2 LOB: 2 BB: 0 P: 16	R: 0 E: 0 K: 0 S: 10	H: 0 LOB: 0 BB: 1 P: 18	R: 0 E: 0 K: 0 S: 8	H: 0 LOB: 2 BB: 2 P: 19	1B: 3 2B: 2 HR: 1	SF: 0 SAC: 0 HBP: 0	WP: 0 PB: 0 SB: 0 CS: 0	PA: 37
PITCHER	IP WLS BF H R ER SO BB IBB HBP BLK WP HR S P ERA WHIP																					
12 Jake Odorizzi, R (1,1) ERA: 3.94	6.0 W 25 5 1 1 3 1 1 0 0 0 0 1 60 91 1.50 1.000																					
32 Zach Duke, L (7,1) ERA: 5.19	1.0 H 4 1 0 0 1 0 0 0 0 0 0 6 9 0.00 1.000																					
43 Addison Reed, R (8,1) ERA: 2.57	1.0 H 3 0 0 0 0 1 0 0 0 0 0 10 18 0.00 1.000																					
56 Fernando Rodney, R (9,1) ERA: 5.87	1.0 S 5 0 0 0 0 2 0 0 0 0 0 8 19 0.00 2.000																					

Cincinnati Reds @ Minnesota Twins
Target Field, Minneapolis, MN
Sat Apr 28 2018, 1:12 PM - 4:09 PM CDT
Att: 27,115 - Sunny - 53 F

livebaseballscores.com

AB 32
R 1
H 6
RBI 1
BB 5
SO 4
LOB 22

Batter	1	2	3	4	5	6	7	8	9	AB	R	H	RBI	BB	SO	LOB	BOTTOM			
2 Brian Dozier, R (1,4) OBP: 0.340, SLG: 0.442										4	0	0	0	0	3					
7 Joe Mauer, L (1,10) OBP: 0.452, SLG: 0.375										3	0	1	0	1	0	2				
20 Eddie Rosario, L (1,7) OBP: 0.267, SLG: 0.422										4	1	2	0	0	1	2				
5 Eduardo Escobar, S (1,5) OBP: 0.349, SLG: 0.554										4	1	1	1	0	3	4				
26 Max Kepler, L (1,8) (8,9)										4	0	0	0	0	1					
36 Robbie Grossman, S (1,9) OBP: 0.289, SLG: 0.362										2	0	0	1	0	0	0				
24 Ryan LaMarre, R (8,8) OBP: 0.423, SLG: 0.348										1	0	0	0	0	0	0				
99 Logan Morrison, L (1,3) OBP: 0.241, SLG: 0.243										3	0	1	0	1	0	0				
23 Mitch Garver, R (1,2) OBP: 0.300, SLG: 0.536										4	1	2	1	0	2	2				
16 Ehre Adrianza, S (1,6) OBP: 0.303, SLG: 0.300										2	0	1	0	1	0	0				
Inning Stats	R: 0 E: 0 K: 0 S: 6	H: 0 LOB: 0 BB: 0 P: 7	R: 0 E: 0 K: 1 S: 10	H: 0 LOB: 0 BB: 0 P: 19	R: 0 E: 0 K: 0 S: 13	H: 1 LOB: 2 BB: 1 P: 24	R: 2 E: 1 K: 0 S: 16	H: 2 LOB: 0 BB: 0 P: 27	R: 1 E: 0 K: 1 S: 11	H: 3 LOB: 2 BB: 1 P: 17	R: 0 E: 0 K: 1 S: 11	H: 0 LOB: 1 BB: 1 P: 21	R: 0 E: 1 K: 2 S: 18	H: 1 LOB: 2 BB: 0 P: 27	R: 0 E: 0 K: 1 S: 8	H: 1 LOB: 1 BB: 0 P: 10	1B: 4 2B: 4 3B: 0 HR: 1	SF: 1 SAC: 0 DP: 1 HBP: 0	WP: 0 PB: 0 SB: 0 CS: 0	PA: 35
PITCHER	IP WLS BF H R ER SO BB IBB HBP BLK WP HR S P ERA WHIP																			
47 Sal Romano, R (1,1) ERA: 4.65	4.2 L 21 6 3 2 1 2 0 0 0 0 0 15 26 0.00 0.750																			
40 Austin Brice, R (5,1) ERA: 3.45	1.1 5 0 0 0 2 1 0 0 0 0 0 15 26 0.00 0.750																			
63 Dylan Floro, R (7,1) ERA: 0.9	2.0 9 2 0 0 3 0 0 0 0 0 0 26 37 0.00 1.000																			

Cincinnati Reds @ Minnesota Twins
Target Field, Minneapolis, MN
Sat Apr 28 2018, 1:12 PM - 4:09 PM CDT
Att: 27,115 - Sunny - 53 F

livebaseballscores.com

AB 31
R 3
H 8
RBI 3
BB 3
SO 6
LOB 14

Batter	1	2	3	4	5	6	7	8	9	AB	R	H	RBI	BB	SO	LOB	TOP						
33 Jesse Winker, L OBP: 0.415, SLG: 0.377 6 Billy Hamilton, S OBP: 0.281, SLG: 0.241	F7	2B	FC6-4 7 1B	P6			K			5	1	2	1	0	1	1	Cincinnati Reds @ Minnesota Twins Target Field, Minneapolis, MN Sun Apr 29 2018, 1:11 PM - 4:18 PM CDT Att: 25,677 - Sunny - 61 F						
9 José Peraza, R OBP: 0.321, SLG: 0.411	FC4-6 7 2B	F9	1B				P4			5	1	3	1	0	0	2							
19 Joey Votto, L OBP: 0.397, SLG: 0.414	FC4-6 7 BB							G1-3		3	1	1	0	2	1	2							
3 Scooter Gennett, L OBP: 0.347, SLG: 0.416	FC4-6 7 2B									5	2	2	0	0	1	6							
7 Eugenio Suárez, R OBP: 0.404, SLG: 0.556										4	0	2	2	1	0	3							
43 Scott Schebler, L OBP: 0.360, SLG: 0.543	G4-3									5	0	1	2	0	0	7							
23 Adam Duval, R OBP: 0.259, SLG: 0.385		L4	FC6-4 16 S							5	1	1	2	0	2	3							
16 Tucker Barnhart, L OBP: 0.319, SLG: 0.372		G4-3								4	0	1	0	1	1	1							
2 Alex Blandino, R OBP: 0.304, SLG: 0.256	FC4-6 33 2B									5	2	1	0	0	0	2							
Inning Stats	R: 1 E: 0 K: 0 S: 8	H: 2 LOB: 2 BB: 1 P: 14	R: 1 E: 0 K: 0 S: 14	H: 1 LOB: 1 BB: 1 P: 27	R: 2 E: 0 K: 0 S: 10	H: 2 LOB: 1 BB: 1 P: 19	R: 3 E: 0 K: 2 S: 23	H: 5 LOB: 2 BB: 0 P: 34	R: 0 E: 0 K: 1 S: 12	H: 1 LOB: 1 BB: 1 P: 17	R: 1 E: 0 K: 1 S: 11	H: 2 LOB: 1 BB: 0 P: 16	R: 0 E: 0 K: 0 S: 8	H: 1 LOB: 0 BB: 0 P: 13	R: 0 E: 0 K: 2 S: 9	H: 0 LOB: 0 BB: 0 P: 13	1B: 10 2B: 3 3B: 0 HR: 1	SF: 0 SAC: 0 DP: 0 HBP: 0	WP: 0 PB: 0 SB: 1 CS: 0	PA: 45			
PITCHER	IP WLS BF H R ER SO BB IBB HBP BLK WP HR S P ERA WHIP	IP WLS BF H R ER SO BB IBB HBP BLK WP HR S P ERA WHIP	IP WLS BF H R ER SO BB IBB HBP BLK WP HR S P ERA WHIP	IP WLS BF H R ER SO BB IBB HBP BLK WP HR S P ERA WHIP	IP WLS BF H R ER SO BB IBB HBP BLK WP HR S P ERA WHIP	IP WLS BF H R ER SO BB IBB HBP BLK WP HR S P ERA WHIP	IP WLS BF H R ER SO BB IBB HBP BLK WP HR S P ERA WHIP	IP WLS BF H R ER SO BB IBB HBP BLK WP HR S P ERA WHIP	IP WLS BF H R ER SO BB IBB HBP BLK WP HR S P ERA WHIP	IP WLS BF H R ER SO BB IBB HBP BLK WP HR S P ERA WHIP	IP WLS BF H R ER SO BB IBB HBP BLK WP HR S P ERA WHIP	IP WLS BF H R ER SO BB IBB HBP BLK WP HR S P ERA WHIP	IP WLS BF H R ER SO BB IBB HBP BLK WP HR S P ERA WHIP	IP WLS BF H R ER SO BB IBB HBP BLK WP HR S P ERA WHIP	IP WLS BF H R ER SO BB IBB HBP BLK WP HR S P ERA WHIP	IP WLS BF H R ER SO BB IBB HBP BLK WP HR S P ERA WHIP	IP WLS BF H R ER SO BB IBB HBP BLK WP HR S P ERA WHIP						
17 José Berrios, R ERA: 3.63	3.0	L	17	5	4	4	0	3	0	0	0	0	0	0	0	0	0	0	15	23	40.50	4.500	
55 Taylor Rogers, L ERA: 8.44	0.2		5	3	3	3	1	0	0	0	0	0	0	0	0	0	0	0	25	38	0.00	1.714	
68 Matt Magill, R ERA: 13.5	2.1		11	3	0	0	2	1	0	0	0	0	0	0	0	0	0	0	28	42	3.00	1.000	
21 Tyler Duffey, R ERA: 13.5	3.0		12	3	1	1	3	0	0	0	0	0	0	0	0	0	0	0	1	28	42	3.00	1.000
Batter	1	2	3	4	5	6	7	8	9	AB	R	H	RBI	BB	SO	LOB	BOTTOM						
2 Brian Dozier, R OBP: 0.333, SLG: 0.430	K		K			K			F7	5	0	1	0	0	3	2	Cincinnati Reds @ Minnesota Twins Target Field, Minneapolis, MN Sun Apr 29 2018, 1:11 PM - 4:18 PM CDT Att: 25,677 - Sunny - 61 F						
7 Joe Mauer, L OBP: 0.454, SLG: 0.373 23 Mitch Garver, R OBP: 0.300, SLG: 0.536	L7		F8							3	0	1	1	1	0	0							
20 Eddie Rosario, L OBP: 0.256, SLG: 0.402	F7									4	0	0	0	0	1	3							
5 Eduardo Escobar, S OBP: 0.356, SLG: 0.564										4	0	2	0	0	0	3							
26 Max Kepler, L OBP: 0.344, SLG: 0.512	F8									4	0	0	0	0	0	4							
36 Robbie Grossman, S OBP: 0.288, SLG: 0.340	K									3	0	0	0	1	1	1							
99 Logan Morrison, L OBP: 0.253, SLG: 0.260										3	1	1	0	1	0	1							
16 Ehire Adrianza, S OBP: 0.297, SLG: 0.324	K									4	0	1	0	0	2	3							
15 Jason Castro, L OBP: 0.242, SLG: 0.268										4	1	2	1	0	2	2							
Inning Stats	R: 0 E: 0 K: 1 S: 6	H: 0 LOB: 0 BB: 0 P: 11	R: 0 E: 0 K: 2 S: 11	H: 1 LOB: 2 BB: 1 P: 19	R: 0 E: 0 K: 2 S: 9	H: 0 LOB: 0 BB: 0 P: 14	R: 0 E: 0 K: 0 S: 4	H: 1 LOB: 0 BB: 0 P: 5	R: 0 E: 0 K: 1 S: 11	H: 0 LOB: 0 BB: 0 P: 14	R: 1 E: 0 K: 1 S: 14	H: 2 LOB: 1 BB: 0 P: 19	R: 0 E: 0 K: 1 S: 18	H: 1 LOB: 2 BB: 1 P: 30	R: 0 E: 0 K: 1 S: 9	H: 1 LOB: 2 BB: 1 P: 17	R: 1 E: 0 K: 0 S: 10	H: 2 LOB: 1 BB: 0 P: 16	1B: 3 2B: 5 3B: 0 HR: 0	SF: 0 SAC: 0 DP: 1 HBP: 0	WP: 0 PB: 0 SB: 0 CS: 0	PA: 37	
PITCHER	IP WLS BF H R ER SO BB IBB HBP BLK WP HR S P ERA WHIP	IP WLS BF H R ER SO BB IBB HBP BLK WP HR S P ERA WHIP	IP WLS BF H R ER SO BB IBB HBP BLK WP HR S P ERA WHIP	IP WLS BF H R ER SO BB IBB HBP BLK WP HR S P ERA WHIP	IP WLS BF H R ER SO BB IBB HBP BLK WP HR S P ERA WHIP	IP WLS BF H R ER SO BB IBB HBP BLK WP HR S P ERA WHIP	IP WLS BF H R ER SO BB IBB HBP BLK WP HR S P ERA WHIP	IP WLS BF H R ER SO BB IBB HBP BLK WP HR S P ERA WHIP	IP WLS BF H R ER SO BB IBB HBP BLK WP HR S P ERA WHIP	IP WLS BF H R ER SO BB IBB HBP BLK WP HR S P ERA WHIP	IP WLS BF H R ER SO BB IBB HBP BLK WP HR S P ERA WHIP	IP WLS BF H R ER SO BB IBB HBP BLK WP HR S P ERA WHIP	IP WLS BF H R ER SO BB IBB HBP BLK WP HR S P ERA WHIP	IP WLS BF H R ER SO BB IBB HBP BLK WP HR S P ERA WHIP	IP WLS BF H R ER SO BB IBB HBP BLK WP HR S P ERA WHIP	IP WLS BF H R ER SO BB IBB HBP BLK WP HR S P ERA WHIP	IP WLS BF H R ER SO BB IBB HBP BLK WP HR S P ERA WHIP						
30 Tyler Mahle, R ERA: 4.32	6.1	W	24	4	1	1	0	2	0	0	0	0	0	0	0	0	0	0	17	29	0.00	4.500	
50 Amir Garrett, L ERA: 1.79	0.2		5	2	0	0	1	1	0	0	0	0	0	0	0	0	0	0	5	7	0.00	0.000	
53 Wandy Peralta, L ERA: 2.63	1.0		3	0	0	0	1	0	0	0	0	0	0	0	0	0	0	0	10	16	9.00	2.000	
37 David Hernandez, R ERA: 3.86	1.0		5	2	1	1	0	0	0	0	0	0	0	0	0	0	0	0	10	16	9.00	2.000	

Batter	1	2	3	4	5	6	7	8	9	AB	R	H	RBI	BB	SO	LOB	TOP								
18 Curtis Granderson, L OBP: 0.434, SLG: 0.548										2	1	0	1	3	2	0									
37 Teoscar Hernández, R OBP: 0.377, SLG: 0.677										5	1	1	0	0	0	5									
14 Justin Smoak, S OBP: 0.295, SLG: 0.441										5	2	1	2	0	0	0									
26 Yangelvis Solarte, S OBP: 0.348, SLG: 0.500										5	1	3	1	0	0	0									
11 Kevin Pillar, R OBP: 0.351, SLG: 0.552										5	1	1	0	0	0	2									
55 Russell Martin, R OBP: 0.299, SLG: 0.328										4	1	1	1	1	2	4									
8 Kendrys Morales, S OBP: 0.259, SLG: 0.240										3	0	0	0	2	1	2									
13 Lourdes Gurriel Jr., R OBP: 0.290, SLG: 0.367										5	0	2	1	0	1	5									
1 Aledmys Díaz, R OBP: 0.230, SLG: 0.354										4	0	1	0	0	1	3									
Inning Stats	R: 0 E: 0 K: 1 S: 5	H: 0 LOB: 0 BB: 0 P: 8	R: 2 E: 0 K: 2 S: 17	H: 3 LOB: 3 BB: 2 P: 32	R: 0 E: 0 K: 1 S: 10	H: 1 LOB: 3 BB: 2 P: 23	R: 3 E: 0 K: 0 S: 14	H: 2 LOB: 0 BB: 1 P: 25	R: 1 E: 0 K: 0 S: 5	H: 1 LOB: 0 BB: 0 P: 10	R: 0 E: 0 K: 1 S: 6	H: 0 LOB: 0 BB: 0 P: 6	R: 0 E: 0 K: 1 S: 8	H: 0 LOB: 0 BB: 0 P: 11	R: 0 E: 0 K: 0 S: 9	H: 2 LOB: 2 BB: 1 P: 20	R: 1 E: 2 K: 1 S: 13	H: 1 LOB: 2 BB: 0 P: 20	1B: 6 2B: 2 3B: 0 HR: 2	SF: 0 SAC: 0 DP: 0 HBP: 0	WP: 0 PB: 1 SB: 0 CS: 1	PA: 44			
PITCHER	IP WLS BF H R ER SO BB IBB HBP BLK WP HR S P ERA WHIP	IP WLS BF H R ER SO BB IBB HBP BLK WP HR S P ERA WHIP	IP WLS BF H R ER SO BB IBB HBP BLK WP HR S P ERA WHIP	IP WLS BF H R ER SO BB IBB HBP BLK WP HR S P ERA WHIP	IP WLS BF H R ER SO BB IBB HBP BLK WP HR S P ERA WHIP	IP WLS BF H R ER SO BB IBB HBP BLK WP HR S P ERA WHIP	IP WLS BF H R ER SO BB IBB HBP BLK WP HR S P ERA WHIP	IP WLS BF H R ER SO BB IBB HBP BLK WP HR S P ERA WHIP	IP WLS BF H R ER SO BB IBB HBP BLK WP HR S P ERA WHIP	IP WLS BF H R ER SO BB IBB HBP BLK WP HR S P ERA WHIP	IP WLS BF H R ER SO BB IBB HBP BLK WP HR S P ERA WHIP	IP WLS BF H R ER SO BB IBB HBP BLK WP HR S P ERA WHIP	IP WLS BF H R ER SO BB IBB HBP BLK WP HR S P ERA WHIP	IP WLS BF H R ER SO BB IBB HBP BLK WP HR S P ERA WHIP	IP WLS BF H R ER SO BB IBB HBP BLK WP HR S P ERA WHIP	IP WLS BF H R ER SO BB IBB HBP BLK WP HR S P ERA WHIP	IP WLS BF H R ER SO BB IBB HBP BLK WP HR S P ERA WHIP	IP WLS BF H R ER SO BB IBB HBP BLK WP HR S P ERA WHIP	IP WLS BF H R ER SO BB IBB HBP BLK WP HR S P ERA WHIP	IP WLS BF H R ER SO BB IBB HBP BLK WP HR S P ERA WHIP	IP WLS BF H R ER SO BB IBB HBP BLK WP HR S P ERA WHIP	IP WLS BF H R ER SO BB IBB HBP BLK WP HR S P ERA WHIP	IP WLS BF H R ER SO BB IBB HBP BLK WP HR S P ERA WHIP	IP WLS BF H R ER SO BB IBB HBP BLK WP HR S P ERA WHIP	IP WLS BF H R ER SO BB IBB HBP BLK WP HR S P ERA WHIP

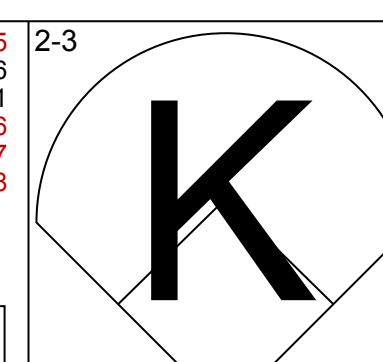
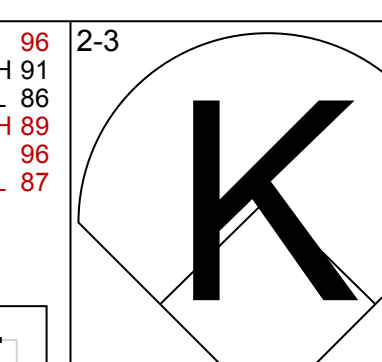
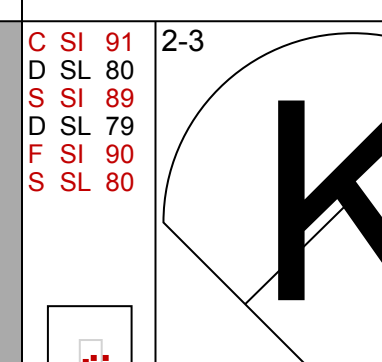
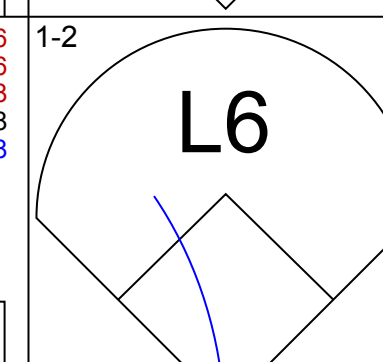
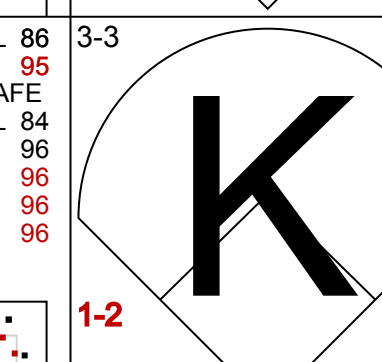
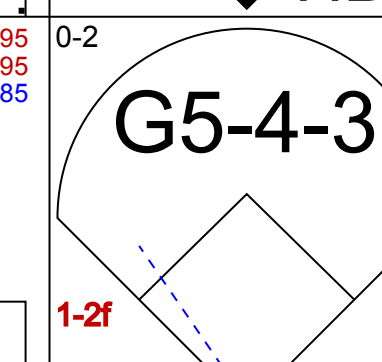
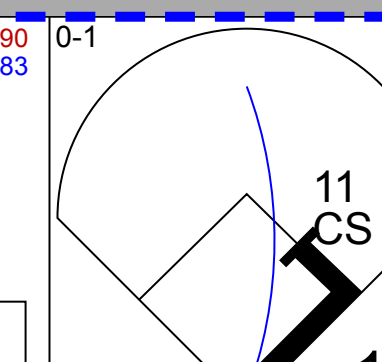
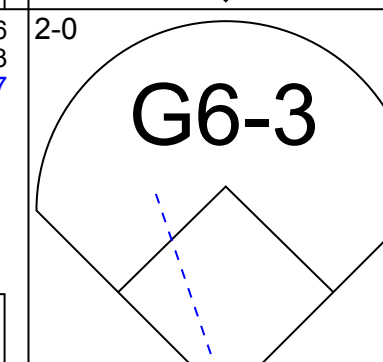
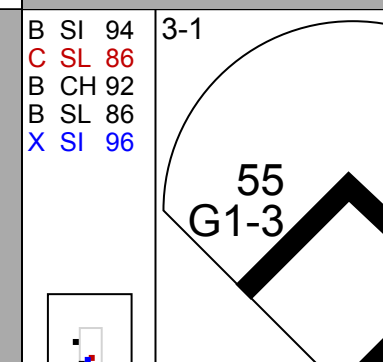
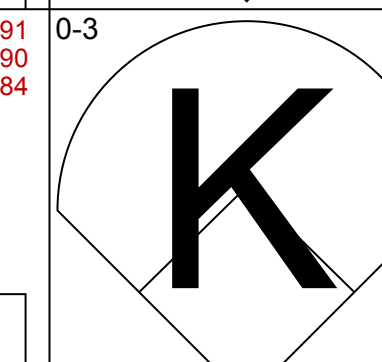
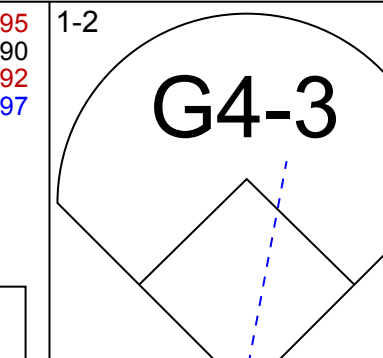
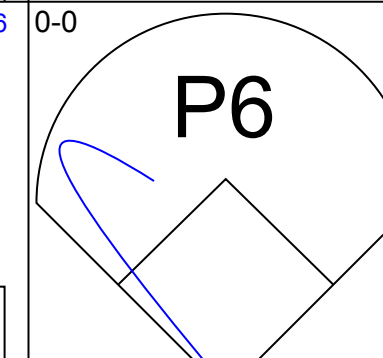
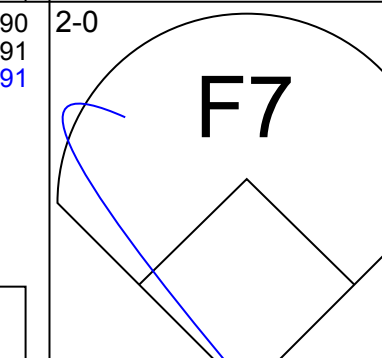
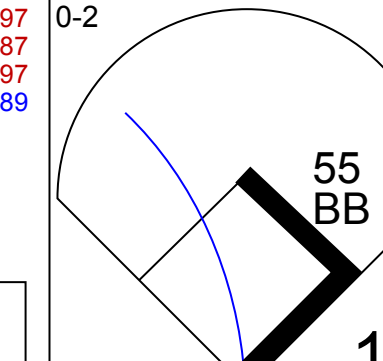
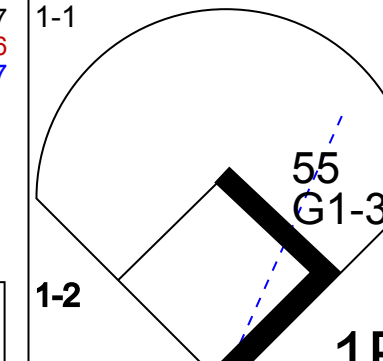
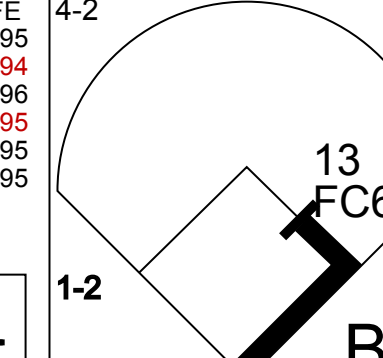
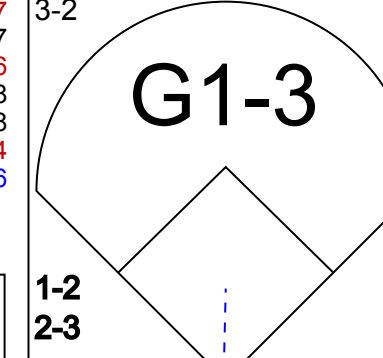
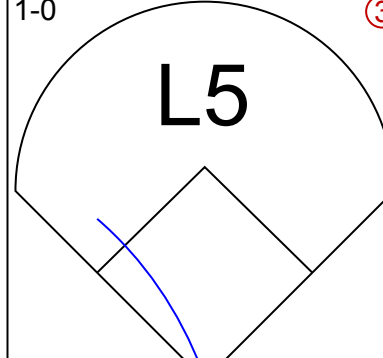
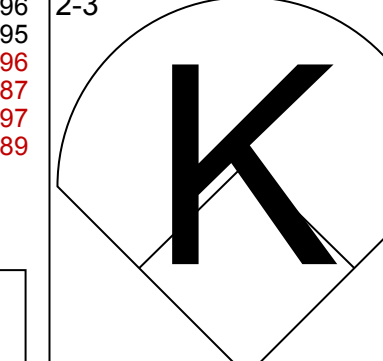
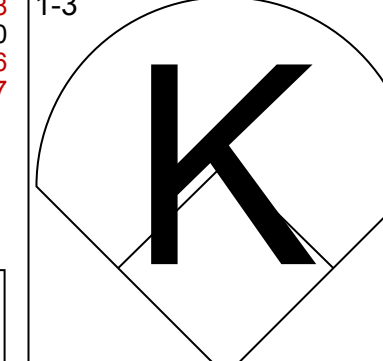
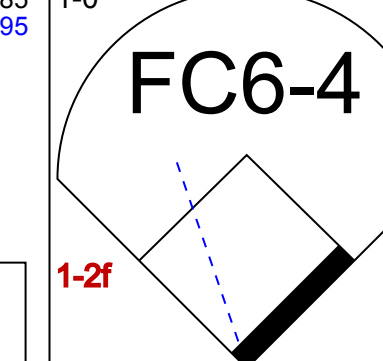
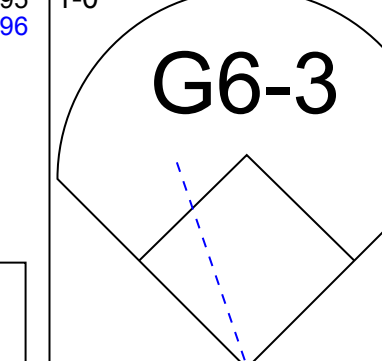
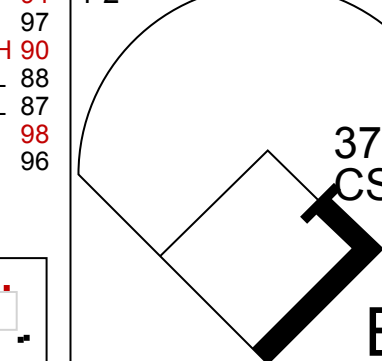
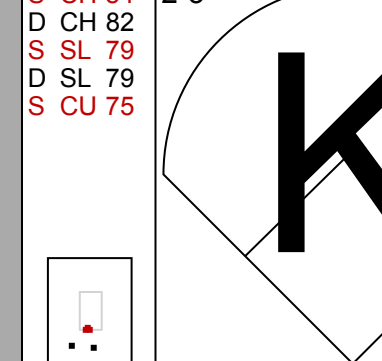
Toronto Blue Jays @ Minnesota Twins
 Target Field, Minneapolis, MN
 Mon Apr 30 2018, 7:12 PM - 10:24 PM CDT
 Att: 16,456 - Clear - 83 F

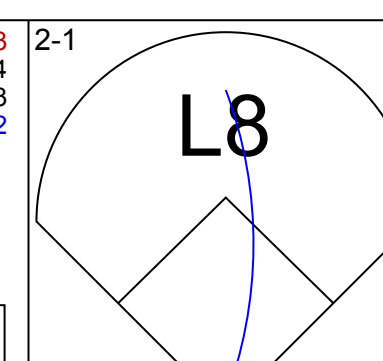
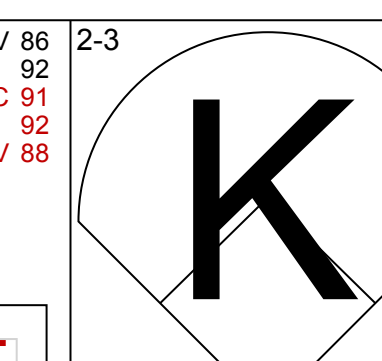
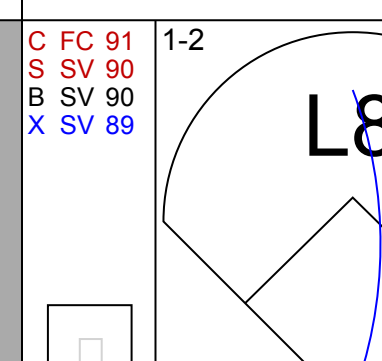
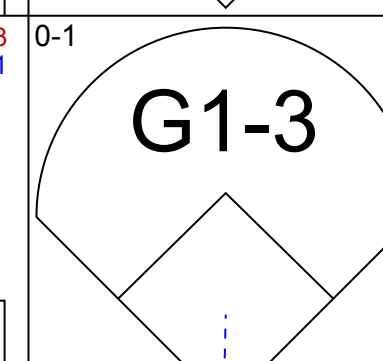
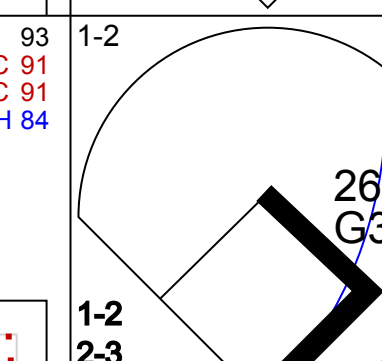
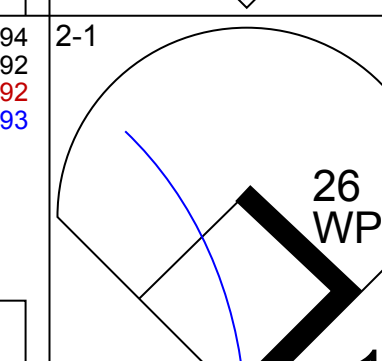
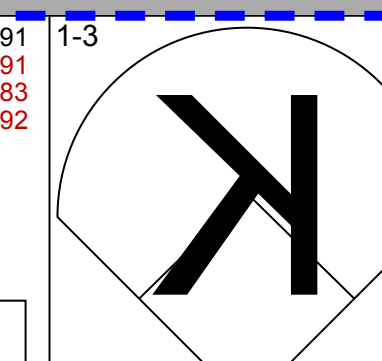
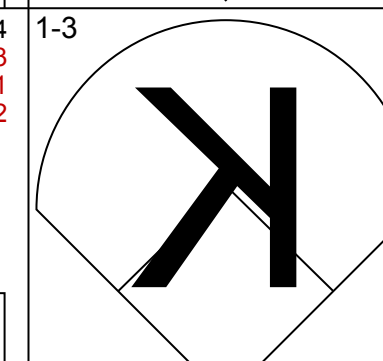
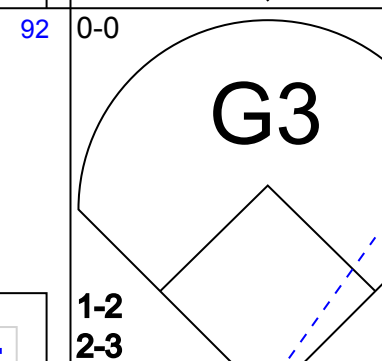
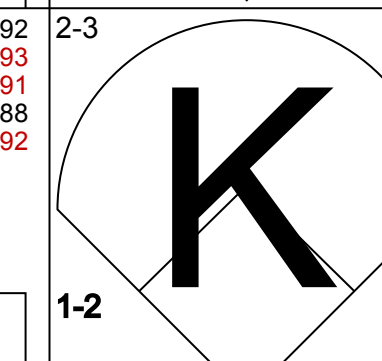
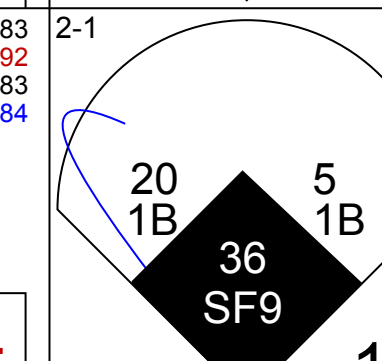
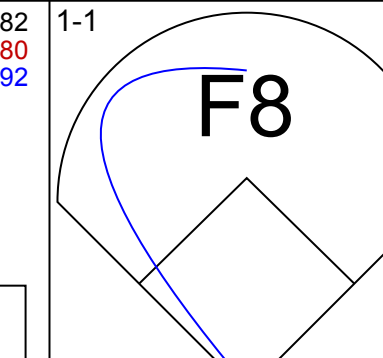
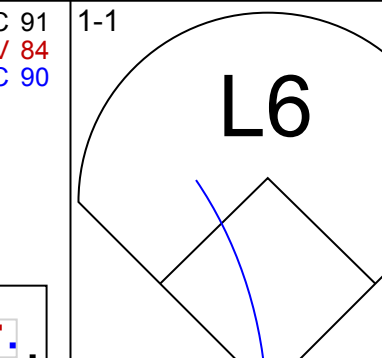
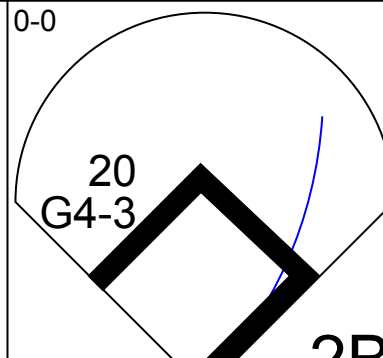
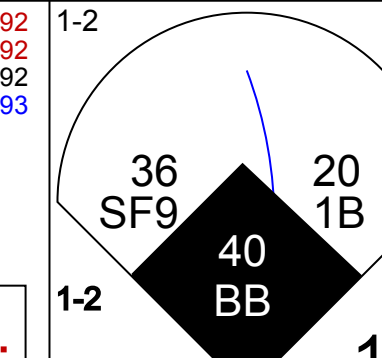
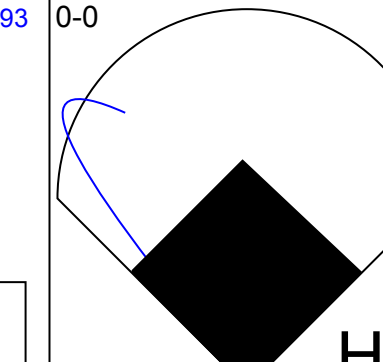
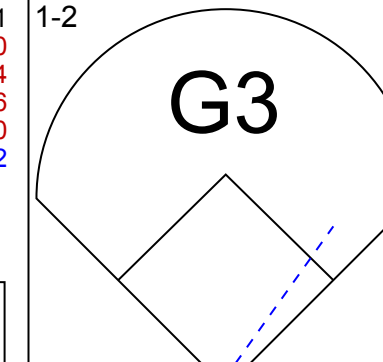
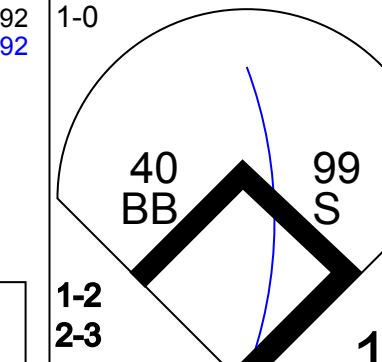
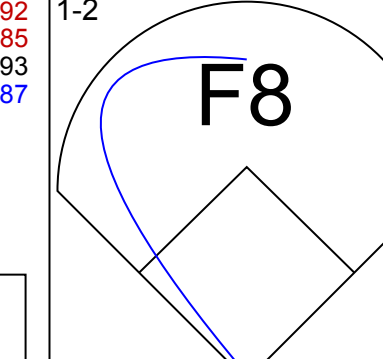
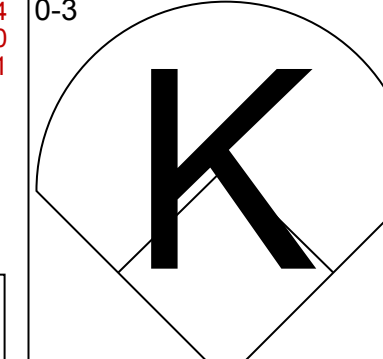
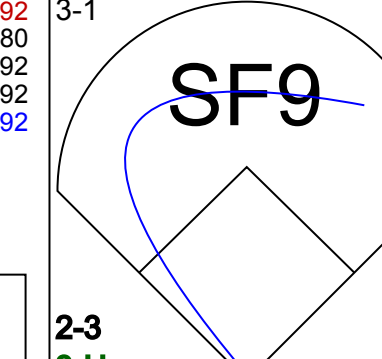
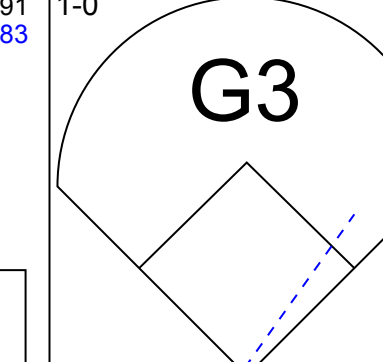
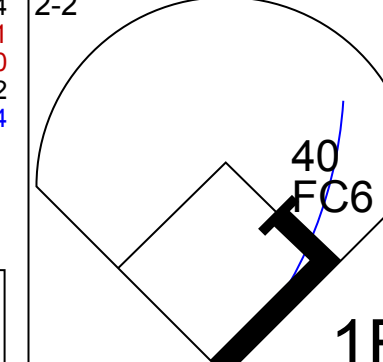
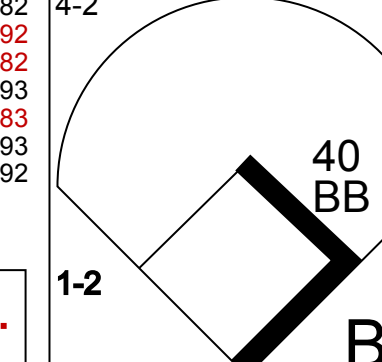

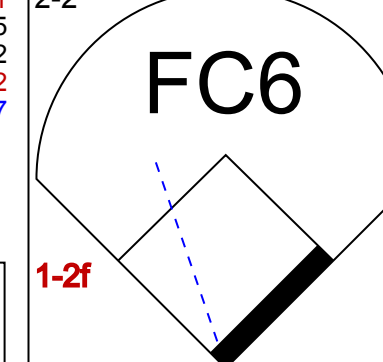
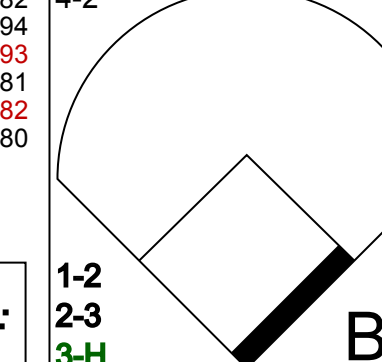
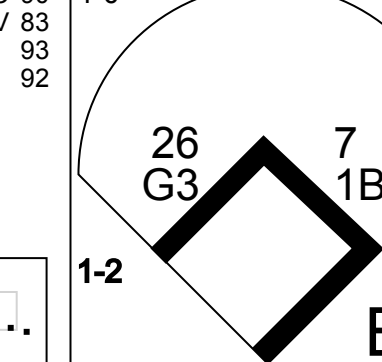

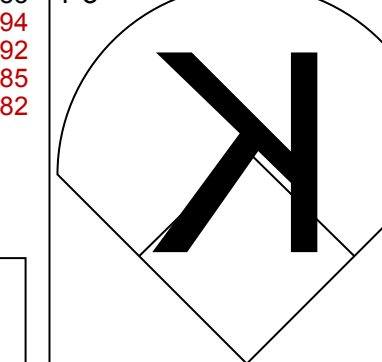
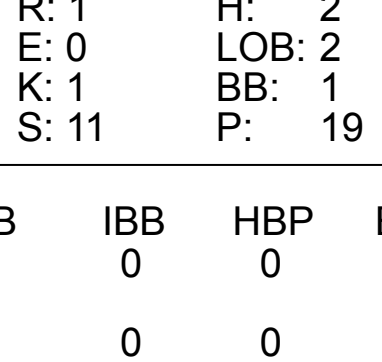
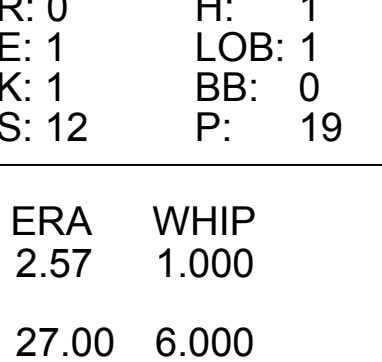
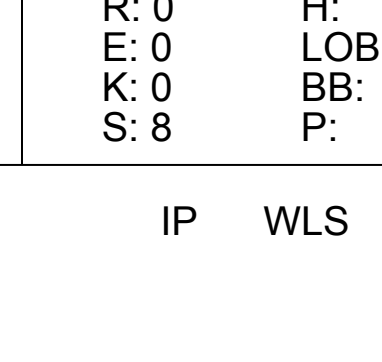
AB 38
 R 7
 H 10
 RBI 6
 BB 6
 SO 7
 LOB 21

Batter	1	2	3	4	5	6	7	8	9	AB	R	H	RBI	BB	SO	LOB	BOTTOM									
2 Brian Dozier, R OBP: 0.319, SLG: 0.410										5	0	0	0	0	3	1										
7 Joe Mauer, L OBP: 0.511, SLG: 0.367										4	1	1	0	1	0	0										
20 Eddie Rosario, L OBP: 0.263, SLG: 0.396										4	1	1	0	1	0	2										
5 Eduardo Escobar, S OBP: 0.348, SLG: 0.578										5	1	1	2	0	0	3										
26 Max Kepler, L OBP: 0.356, SLG: 0.563										5	1	3	1	0	0	0										
36 Robbie Grossman, S OBP: 0.295, SLG: 0.370										4	1	2	0	1	0	3										
99 Logan Morrison, L OBP: 0.253, SLG: 0.250										3	0	0	1	0	0	3										
23 Mitch Garver, R OBP: 0.324, SLG: 0.531										4	0	2	1	0	1	0										
16 Ehre Adrianza, S OBP: 0.293, SLG: 0.297										3	0	0	0	1	1	4										
Inning Stats	R: 0 E: 0 K: 0 S: 4	H: 2 LOB: 3 BB: 0 P: 19	R: 0 E: 0 K: 0 S: 12	H: 0 LOB: 1 BB: 1 P: 13	R: 1 E: 0 K: 0 S: 11	H: 2 LOB: 1 BB: 0 P: 17	R: 2 E: 0 K: 1 S: 10	H: 1 LOB: 0 BB: 1 P: 17	R: 1 E: 0 K: 1 S: 10	H: 1 LOB: 1 BB: 1 P: 21	R: 1 E: 0 K: 0 S: 17	H: 2 LOB: 2 BB: 1 P: 27	R: 0 E: 0 K: 3 S: 12	H: 0 LOB: 0 BB: 0 P: 20	R: 0 E: 0 K: 0 S: 8	H: 2 LOB: 2 BB: 0 P: 12	1B: 5 2B: 3 3B: 1 HR: 1	SF: 0 SAC: 0 DP: 0 HBP: 1	WP: 0 PB: 0 SB: 1 CS: 0	PA: 42						
PITCHER	IP WLS BF H R ER SO BB IBB HBP BLK WP HR S P ERA WHIP	IP WLS BF H R ER SO BB IBB HBP BLK WP HR S P ERA WHIP	IP WLS BF H R ER SO BB IBB HBP BLK WP HR S P ERA WHIP	IP WLS BF H R ER SO BB IBB HBP BLK WP HR S P ERA WHIP	IP WLS BF H R ER SO BB IBB HBP BLK WP HR S P ERA WHIP	IP WLS BF H R ER SO BB IBB HBP BLK WP HR S P ERA WHIP	IP WLS BF H R ER SO BB IBB HBP BLK WP HR S P ERA WHIP	IP WLS BF H R ER SO BB IBB HBP BLK WP HR S P ERA WHIP	IP WLS BF H R ER SO BB IBB HBP BLK WP HR S P ERA WHIP	IP WLS BF H R ER SO BB IBB HBP BLK WP HR S P ERA WHIP	IP WLS BF H R ER SO BB IBB HBP BLK WP HR S P ERA WHIP	IP WLS BF H R ER SO BB IBB HBP BLK WP HR S P ERA WHIP	IP WLS BF H R ER SO BB IBB HBP BLK WP HR S P ERA WHIP	IP WLS BF H R ER SO BB IBB HBP BLK WP HR S P ERA WHIP	IP WLS BF H R ER SO BB IBB HBP BLK WP HR S P ERA WHIP	IP WLS BF H R ER SO BB IBB HBP BLK WP HR S P ERA WHIP	IP WLS BF H R ER SO BB IBB HBP BLK WP HR S P ERA WHIP	IP WLS BF H R ER SO BB IBB HBP BLK WP HR S P ERA WHIP	IP WLS BF H R ER SO BB IBB HBP BLK WP HR S P ERA WHIP	IP WLS BF H R ER SO BB IBB HBP BLK WP HR S P ERA WHIP	IP WLS BF H R ER SO BB IBB HBP BLK WP HR S P ERA WHIP	IP WLS BF H R ER SO BB IBB HBP BLK WP HR S P ERA WHIP	IP WLS BF H R ER SO BB IBB HBP BLK WP HR S P ERA WHIP	IP WLS BF H R ER SO BB IBB HBP BLK WP HR S P ERA WHIP	IP WLS BF H R ER SO BB IBB HBP BLK WP HR S P ERA WHIP	IP WLS BF H R ER SO BB IBB HBP BLK WP HR S P ERA WHIP

Toronto Blue Jays @ Minnesota Twins
 Target Field, Minneapolis, MN
 Mon Apr 30 2018, 7:12 PM - 10:24 PM CDT
 Att: 16,456 - Clear - 83 F

AB 37
 R 5
 H 10

Batter	1	2	3	4	5	6	7	8	9	AB	R	H	RBI	BB	SO	LOB	TOP			
18 Curtis Granderson, L (1.7) OBP: 0.419, SLG: 0.493										3	0	0	0	0	3	2	Toronto Blue Jays @ Minnesota Twins Target Field, Minneapolis, MN Wed May 02 2018, 12:11 PM - 2:57 PM CDT Att: 16,420 - Sunny - 58 F			
37 Teoscar Hernández, R (1.9) OBP: 0.354, SLG: 0.611										4	0	1	0	0	1	3				
14 Justin Smoak, S (1.3) OBP: 0.362, SLG: 0.431										4	0	1	0	0	1	1				
26 Yangelvis Solarte, S (1.5) OBP: 0.331, SLG: 0.476										4	0	0	0	0	0	2				
11 Kevin Pillar, R (1.8) OBP: 0.374, SLG: 0.577										3	0	2	0	1	1	0				
55 Russell Martin, R (1.2) OBP: 0.296, SLG: 0.313										3	0	0	0	1	0	3				
8 Kendrys Morales, S (1.10) OBP: 0.313, SLG: 0.386										4	0	1	0	0	2	4				
13 Lourdes Gurriel Jr., R (1.4) OBP: 0.231, SLG: 0.289										3	0	0	0	0	0	3				
1 Aledmys Díaz, R (1.6) OBP: 0.242, SLG: 0.360										2	0	1	0	1	1	1				
Inning Stats	R: 0 E: 0 K: 1 S: 9	H: 0 LOB: 0 BB: 0 P: 14	R: 0 E: 0 K: 1 S: 14	H: 1 LOB: 2 BB: 1 P: 22	R: 0 E: 0 K: 2 S: 11	H: 0 LOB: 1 BB: 1 P: 20	R: 0 E: 0 K: 1 S: 12	H: 2 LOB: 2 BB: 0 P: 20	R: 0 E: 0 K: 0 S: 7	H: 0 LOB: 1 BB: 1 P: 14	R: 0 E: 0 K: 2 S: 11	H: 1 LOB: 1 BB: 0 P: 18	R: 0 E: 0 K: 1 S: 7	H: 0 LOB: 0 BB: 0 P: 9	R: 0 E: 0 K: 1 S: 8	H: 0 LOB: 0 BB: 0 P: 14	1B: 5 2B: 2 HR: 0	SF: 0 SAC: 0 DP: 2 HBP: 1	WP: 0 PB: 0 SB: 0 CS: 2	PA: 35
PITCHER	IP WLS BF H R ER SO	IP WLS BF H R ER SO	IP WLS BF H R ER SO	IP WLS BF H R ER SO	IP WLS BF H R ER SO	IP WLS BF H R ER SO	IP WLS BF H R ER SO	IP WLS BF H R ER SO	IP WLS BF H R ER SO	IP WLS BF H R ER SO	IP WLS BF H R ER SO	IP WLS BF H R ER SO	IP WLS BF H R ER SO	IP WLS BF H R ER SO	IP WLS BF H R ER SO	IP WLS BF H R ER SO	ERA WHIP	ERA WHIP		
77 Fernando Romero, R (1.1) ERA: 4.05	5.2 1 23 4 0 0 5	0.1 H 1 0 0 0 0	0.1 H 1 0 0 0 0	1.0 H 4 1 0 0 2	1.0 H 3 1 0 0 1	1.0 H 3 0 0 0 1	1.0 H 3 0 0 0 1	0.0 L 0 0 0 0 0	0.0 L 0 0 0 0 0	0.0 L 0 0 0 0 0	0.0 L 0 0 0 0 0	0.0 L 0 0 0 0 0	0.0 L 0 0 0 0 0	0.0 L 0 0 0 0 0	0.0 L 0 0 0 0 0	0.0 L 0 0 0 0 0	0.00 1.235	0.00 1.000		
39 Trevor Hildenberger, R (6.1) ERA: 4.22	0.1 H 1 0 0 0 0	1.0 H 4 1 0 0 2	1.0 H 3 1 0 0 1	1.0 H 3 0 0 0 1	1.0 H 3 0 0 0 1	0.0 L 0 0 0 0 0	0.0 L 0 0 0 0 0	0.0 L 0 0 0 0 0	0.0 L 0 0 0 0 0	0.0 L 0 0 0 0 0	0.0 L 0 0 0 0 0	0.0 L 0 0 0 0 0	0.0 L 0 0 0 0 0	0.0 L 0 0 0 0 0	0.0 L 0 0 0 0 0	0.0 L 0 0 0 0 0	0.00 1.000	0.00 1.000		
32 Zach Duke, L (7.1) ERA: 4.22	0.1 H 1 0 0 0 0	1.0 H 3 0 0 0 1	1.0 H 3 0 0 0 1	1.0 H 3 0 0 0 1	0.0 L 0 0 0 0 0	0.0 L 0 0 0 0 0	0.0 L 0 0 0 0 0	0.0 L 0 0 0 0 0	0.0 L 0 0 0 0 0	0.0 L 0 0 0 0 0	0.0 L 0 0 0 0 0	0.0 L 0 0 0 0 0	0.0 L 0 0 0 0 0	0.0 L 0 0 0 0 0	0.0 L 0 0 0 0 0	0.0 L 0 0 0 0 0	0.00 0.000	0.00 0.000		
43 Addison Reed, R (8.1) ERA: 2.81	0.1 H 1 0 0 0 0	1.0 H 3 0 0 0 1	1.0 H 3 0 0 0 1	1.0 H 3 0 0 0 1	0.0 L 0 0 0 0 0	0.0 L 0 0 0 0 0	0.0 L 0 0 0 0 0	0.0 L 0 0 0 0 0	0.0 L 0 0 0 0 0	0.0 L 0 0 0 0 0	0.0 L 0 0 0 0 0	0.0 L 0 0 0 0 0	0.0 L 0 0 0 0 0	0.0 L 0 0 0 0 0	0.0 L 0 0 0 0 0	0.0 L 0 0 0 0 0	0.00 0.000	0.00 0.000		
56 Fernando Rodney, R (9.1) ERA: 4.66	0.1 H 1 0 0 0 0	1.0 H 3 0 0 0 1	1.0 H 3 0 0 0 1	1.0 H 3 0 0 0 1	0.0 L 0 0 0 0 0	0.0 L 0 0 0 0 0	0.0 L 0 0 0 0 0	0.0 L 0 0 0 0 0	0.0 L 0 0 0 0 0	0.0 L 0 0 0 0 0	0.0 L 0 0 0 0 0	0.0 L 0 0 0 0 0	0.0 L 0 0 0 0 0	0.0 L 0 0 0 0 0	0.0 L 0 0 0 0 0	0.0 L 0 0 0 0 0	0.00 0.000	0.00 0.000		

Batter	1	2	3	4	5	6	7	8	9	AB	R	H	RBI	BB	SO	LOB	BOTTOM			
2 Brian Dozier, R (1.4) OBP: 0.306, SLG: 0.391										4	0	0	0	0	1	3	Toronto Blue Jays @ Minnesota Twins Target Field, Minneapolis, MN Wed May 02 2018, 12:11 PM - 2:57 PM CDT Att: 16,420 - Sunny - 58 F			
7 Joe Mauer, L (1.10) OBP: 0.441, SLG: 0.398										4	0	2	0	0	1	0				
26 Max Kepler, L (1.8) OBP: 0.359, SLG: 0.543										4	1	1	1	0	2	3				
5 Eduardo Escobar, S (1.5) OBP: 0.350, SLG: 0.582										4	1	2	0	0	0	2				
20 Eddie Rosario, L (1.7) OBP: 0.282, SLG: 0.475										4	1	2	1	0	0	1				
36 Robbie Grossman, S (1.9) OBP: 0.261, SLG: 0.323										3	0	0	1	0	1	1				
24 Ryan LaMarre, R (9.8) OBP: 0.407, SLG: 0.333										0	0	0	0	0	0	0				
99 Logan Morrison, L (1.3) OBP: 0.263, SLG: 0.253										3	0	1	0	1	1	1				
40 Gregorio Petit, R (1.6) OBP: 0.500, SLG: 0.429										3	1	1	1	1	0	1				
15 Jason Castro, L (1.2) OBP: 0.242, SLG: 0.254										3	0	0	0	1	1	3				
Inning Stats	R: 0 E: 0 K: 1 S: 7	H: 0 LOB: 0 BB: 0 P: 10	R: 1 E: 0 K: 0 S: 7	H: 1 LOB: 0 BB: 0 P: 10	R: 1 E: 0 K: 1 S: 11	H: 2 LOB: 2 BB: 1 P: 19	R: 0 E: 0 K: 1 S: 14	H: 1 LOB: 1 BB: 0 P: 19	R: 0 E: 0 K: 1 S: 12	H: 1 LOB: 1 BB: 0 P: 12	R: 0 E: 0 K: 0 S: 9	H: 0 LOB: 0 BB: 0 P: 10	R: 2 E: 0 K: 2 S: 20	H: 3 LOB: 3 BB: 2 P: 37	R: 0 E: 0 K: 2 S: 8	H: 0 LOB: 0 BB: 0 P: 10	1B: 7 2B: 1 3B: 0 HR: 1	SF: 1 SAC: 0 DP: 1 HBP: 0	WP: 1 PB: 0 SB: 2 CS: 0	PA: 36
PITCHER	IP WLS BF H R ER SO	IP WLS BF H R ER SO	IP WLS BF H R ER SO	IP WLS BF H R ER SO	IP WLS BF H R ER SO	IP WLS BF H R ER SO	IP WLS BF H R ER SO	IP WLS BF H R ER SO	IP WLS BF H R ER SO	IP WLS BF H R ER SO	IP WLS BF H R ER SO	IP WLS BF H R ER SO	IP WLS BF H R ER SO	IP WLS BF H R ER SO	IP WLS BF H R ER SO	IP WLS BF H R ER SO	ERA WHIP	ERA WHIP		
6 Marcus Stroman, R (1.1) ERA: 7.52	7.0 L 28 6 2 2 1	0.2 L 6 3 2 2 1	0.1 L 2 0 0 0 1	0.1 L 2 0 0 0 1	0.0 L 0 0 0 0 0	0.0 L 0 0 0 0 0	0.0 L 0 0 0 0 0	0.0 L 0 0 0 0 0	0.0 L 0 0 0 0 0	0.0 L 0 0 0 0 0	0.0 L 0 0 0 0 0	0.0 L 0 0 0 0 0	0.0 L 0 0 0 0 0	0.0 L 0 0 0 0 0	0.0 L 0 0 0 0 0	0.0 L 0 0 0 0 0	27.00 6.000	3.000 3.000		
62 Aaron Loup, L (8.1) ERA: 5.56	0.1 L 2 0 0 0 1	0.1 L 2 0 0 0 1	0.1 L 2 0 0 0 1	0.1 L 2 0 0 0 1	0.0 L 0 0 0 0 0	0.0 L 0 0 0 0 0	0.0 L 0 0 0 0 0	0.0 L 0 0 0 0 0	0.0 L 0 0 0 0 0	0.0 L 0 0 0 0 0	0.0 L 0 0 0 0 0	0.0 L 0 0 0 0 0	0.0 L 0 0 0 0 0	0.0 L 0 0 0 0 0	0.0 L 0 0 0 0 0	0.0 L 0 0 0 0 0	0.00 3.000	0.00 3.000		
38 Carlos Ramirez, R (8.1) ERA:	0.1 L 2 0 0 0 1	0.1 L 2 0 0 0 1	0.1 L 2 0 0 0 1	0.1 L 2 0 0 0 1	0.0 L 0 0 0 0 0	0.0 L 0 0 0 0 0	0.0 L 0 0 0 0 0	0.0 L 0 0 0 0 0	0.0 L 0 0 0 0 0	0.0 L 0 0 0 0 0	0.0 L 0 0 0 0 0	0.0 L 0 0 0 0 0	0.0 L 0 0 0 0 0	0.0 L 0 0 0 0 0	0.0 L 0 0 0 0 0	0.0 L 0 0 0 0 0	0.00 3.000	0.00 3.000		

Batter	1	2	3	4	5	6	7	8	9	AB R H RBI BB SO LOB	TOP									
2 Brian Dozier, R OBP: 0.294, SLG: 0.374	P5		G5-3	P2			L8		G6-3	5 0 0 0 0 0 3	Minnesota Twins @ Chicago White Sox Guaranteed Rate Field, Chicago, IL Thu May 03 2018, 7:11 PM - 10:06 PM CDT Att: 13,260 - Cloudy - 57 F									
7 Joe Mauer, L OBP: 0.435, SLG: 0.391	G3-1		G6-3		L8		1B			4 0 1 0 0 0 0										
26 Max Kepler, L OBP: 0.346, SLG: 0.520	F8			F9	F9		K			4 0 0 0 0 1 1										
5 Eduardo Escobar, S OBP: 0.346, SLG: 0.564		F8		20 BB	G5-3			L5		3 1 0 0 1 0 0										
20 Eddie Rosario, L OBP: 0.280, SLG: 0.476	G3			99 HR		P5		K		4 1 1 1 0 1 0										
36 Robbie Grossman, S OBP: 0.247, SLG: 0.308	G3-1			2B	P6	F7		G1-6-3		4 0 0 0 0 0 1										
99 Logan Morrison, L OBP: 0.283, SLG: 0.322			40 1B 15 PB	2B	HR			P5		4 2 3 2 0 0 0										
40 Gregorio Petit, R OBP: 0.500, SLG: 0.455			15 PB 15 SF9	1B	1B	L9		K		4 1 2 0 0 1 1										
15 Jason Castro, L OBP: 0.257, SLG: 0.250			SF9		BB		L4		HBP	1 0 0 1 1 0 0										
Inning Stats	R: 0 E: 0 K: 0 S: 6	H: 0 LOB: 0 BB: 0 P: 10	R: 0 E: 0 K: 0 S: 6	H: 0 LOB: 0 BB: 0 P: 7	R: 2 E: 0 K: 0 S: 9	H: 2 LOB: 0 BB: 0 P: 16	R: 3 E: 0 K: 0 S: 12	H: 3 LOB: 2 BB: 2 P: 27	R: 0 E: 0 K: 0 S: 7	H: 1 LOB: 1 BB: 0 P: 12	R: 0 E: 0 K: 1 S: 7	H: 1 LOB: 1 BB: 0 P: 12	R: 0 E: 0 K: 1 S: 8	H: 0 LOB: 0 BB: 0 P: 16	R: 0 E: 0 K: 1 S: 9	H: 0 LOB: 1 BB: 0 P: 17	1B: 4 2B: 2 3B: 0 HR: 1	SF: 1 SAC: 0 DP: 0 HBP: 1	WP: 0 PB: 2 SB: 0 CS: 0	PA: 37
PITCHER	IP WLS BF H R ER SO BB IBB HBP BLK WP HR S P ERA WHIP											IP WLS BF H R ER SO BB IBB HBP BLK WP HR S P ERA WHIP								
40 Reynaldo López, R ERA: 2.43	(1, 1) 6.2 28 6 5 4 0 2 0 0 0 0 0 1 51 83 5.40 1.200																			
70 Luis Avilán, L ERA: 3.72	(7, 1) 1.0 4 1 0 0 2 0 0 0 0 0 0 0 10 19 0.00 1.000																			
37 Juan Minaya, R ERA: 10.8	(8, 1) 0.1 1 0 0 0 0 0 0 0 0 0 0 0 3 6 0.00 0.000																			
39 Aaron Bummer, L ERA: 5.19	(9, 1) 0.2 3 0 0 0 1 0 0 0 1 0 0 0 7 14 0.00 0.000																			
65 Nate Jones, R ERA: 1.46	(9, 1) 0.1 W 1 0 0 0 0 0 0 0 0 0 0 0 2 3 0.00 0.000																			

Batter	1	2	3	4	5	6	7	8	9	AB R H RBI BB SO LOB	BOTTOM											
5 Yolmer Sánchez, S OBP: 0.319, SLG: 0.388	F7		G6-3				K			4 0 1 2 0 1 0	Minnesota Twins @ Chicago White Sox Guaranteed Rate Field, Chicago, IL Thu May 03 2018, 7:11 PM - 10:06 PM CDT Att: 13,260 - Cloudy - 57 F											
7 Tim Anderson, R OBP: 0.393, SLG: 0.405	K		K		K			K2-3		4 0 0 0 0 4 1												
79 José Abreu, R OBP: 0.333, SLG: 0.468	P6			F8		24 BB 24 E		K2-3		3 1 0 0 1 1 0												
30 Nicky Delmonico, L OBP: 0.340, SLG: 0.317		K		18 HR	1B	P5		24 CS HBP		3 1 1 0 0 1 1												
24 Matt Davidson, R OBP: 0.381, SLG: 0.600		1B		K		E9		CS		4 0 2 0 0 2 1												
18 Daniel Palko, L OBP: 0.292, SLG: 0.708		K		HR		K		F8		4 1 1 2 0 2 2												
32 Trayce Thompson, R OBP: 0.178, SLG: 0.372	F7			K		K		HR		4 1 1 1 0 2 2												
38 Omar Narváez, L OBP: 0.306, SLG: 0.279			K		15 SH5-3 5 1B		G6-3			3 1 1 0 0 1 0												
15 Adam Engel, R OBP: 0.250, SLG: 0.209			5 E 5 S	BB	SH5-3		F7			1 1 0 0 1 0 0												
Inning Stats	R: 0 E: 0 K: 1 S: 8	H: 0 LOB: 0 BB: 0 P: 12	R: 0 E: 0 K: 2 S: 16	H: 1 LOB: 0 BB: 0 P: 24	R: 1 E: 0 K: 2 S: 10	H: 0 LOB: 1 BB: 1 P: 22	R: 2 E: 0 K: 2 S: 14	H: 2 LOB: 0 BB: 0 P: 18	R: 1 E: 0 K: 1 S: 8	H: 1 LOB: 1 BB: 0 P: 12	R: 1 E: 1 K: 2 S: 17	H: 1 LOB: 1 BB: 1 P: 29	R: 0 E: 0 K: 1 S: 6	H: 0 LOB: 0 BB: 0 P: 6	R: 0 E: 0 K: 2 S: 8	H: 0 LOB: 0 BB: 0 P: 14	R: 1 E: 0 K: 1 S: 7	H: 1 LOB: 0 BB: 0 P: 12	1B: 3 2B: 3 3B: 0 HR: 2	SF: 0 SAC: 1 DP: 1 HBP: 1	WP: 0 PB: 0 SB: 1 CS: 2	PA: 35
PITCHER	IP WLS BF H R ER SO BB IBB HBP BLK WP HR S P ERA WHIP											IP WLS BF H R ER SO BB IBB HBP BLK WP HR S P ERA WHIP										
12 Jake Odorizzi, R ERA: 4.1	(1, 1) 5.1 23 5 0 0 3 0 0 0 0 0 0 0 14 17 5.06 1.500																					
55 Taylor Rogers, L ERA: 7.3	(6, 1) 1.2 5 0 0 0 3 0 0 0 0 0 0 0 14 17 0.00 0.000																					
57 Ryan Pressly, R ERA: 1.04	(8, 1) 1.0 3 0 0 0 2 0 0 0 1 0 0 0 8 14 0.00 0.000																					
43 Addison Reed, R ERA: 3.24	(9, 1) 0.2 L 3 1 1 1 1 0 0 0 0 0 0 1 7 12 13.50 1.500																					



Batter	1	2	3	4	5	6	7	8	9	AB	R	H	RBI	BB	SO	LOB	TOP		
7 Joe Mauer, L OBP: 0.440, SLG: 0.400										3	2	2	0	2	1	0			
2 Brian Dozier, R OBP: 0.301, SLG: 0.416										5	0	1	0	0	1	4			
26 Max Kepler, L OBP: 0.359, SLG: 0.500										2	2	0	0	3	0	2			
5 Eduardo Escobar, S OBP: 0.368, SLG: 0.637										4	2	1	1	1	0	5			
20 Eddie Rosario, L OBP: 0.299, SLG: 0.522										5	1	4	5	0	0	1			
23 Mitch Garver, R OBP: 0.302, SLG: 0.450										4	0	1	1	1	1	1			
99 Logan Morrison, L OBP: 0.278, SLG: 0.337										4	1	0	0	1	3	5			
16 Ehire Adrianza, S OBP: 0.264, SLG: 0.286										5	0	1	1	0	1	3			
24 Ryan LaMarre, R OBP: 0.400, SLG: 0.323										4	0	1	0	0	1	0			
Inning Stats	R: 3 H: 4 E: 0 K: 1 S: 21	L: 4 LOB: 2 BB: 1 P: 35	R: 0 H: 0 E: 0 K: 0 S: 5	R: 0 H: 0 E: 0 K: 0 S: 5	R: 3 H: 2 E: 0 K: 1 S: 14	R: 2 H: 1 E: 0 K: 1 S: 18	R: 0 H: 0 E: 0 K: 0 S: 7	R: 0 H: 1 E: 0 K: 0 S: 10	R: 0 H: 0 E: 0 K: 2 S: 8	R: 0 H: 2 E: 0 K: 1 S: 12	R: 0 H: 1 E: 0 K: 1 S: 9	R: 0 H: 1 E: 0 K: 1 S: 9	1B: 7 2B: 3 3B: 0 HR: 1	SF: 0 SAC: 0 DP: 0 HBP: 0	WP: 0 PB: 0 SB: 0 CS: 1	PA: 44			
PITCHER	IP WLS BF H R ER SO BB IBB HBP BLK WP HR S P ERA WHIP	IP WLS BF H R ER SO BB IBB HBP BLK WP HR S P ERA WHIP	IP WLS BF H R ER SO BB IBB HBP BLK WP HR S P ERA WHIP	IP WLS BF H R ER SO BB IBB HBP BLK WP HR S P ERA WHIP	IP WLS BF H R ER SO BB IBB HBP BLK WP HR S P ERA WHIP	IP WLS BF H R ER SO BB IBB HBP BLK WP HR S P ERA WHIP	IP WLS BF H R ER SO BB IBB HBP BLK WP HR S P ERA WHIP	IP WLS BF H R ER SO BB IBB HBP BLK WP HR S P ERA WHIP	IP WLS BF H R ER SO BB IBB HBP BLK WP HR S P ERA WHIP	IP WLS BF H R ER SO BB IBB HBP BLK WP HR S P ERA WHIP	IP WLS BF H R ER SO BB IBB HBP BLK WP HR S P ERA WHIP	IP WLS BF H R ER SO BB IBB HBP BLK WP HR S P ERA WHIP	IP WLS BF H R ER SO BB IBB HBP BLK WP HR S P ERA WHIP	IP WLS BF H R ER SO BB IBB HBP BLK WP HR S P ERA WHIP	IP WLS BF H R ER SO BB IBB HBP BLK WP HR S P ERA WHIP	IP WLS BF H R ER SO BB IBB HBP BLK WP HR S P ERA WHIP	IP WLS BF H R ER SO BB IBB HBP BLK WP HR S P ERA WHIP	IP WLS BF H R ER SO BB IBB HBP BLK WP HR S P ERA WHIP	
53 Héctor Santiago, L ERA: 6.0	3.1	L	21	6	8	8	2	6	0	0	0	0	0	0	1	46	89	21.60	3.600
66 Chris Volstad, R ERA: 3.95	1.2		8	2	0	0	2	1	0	0	0	0	0	0	21	32	0.00	1.800	
57 Jace Fry, L ERA: 3.95	2.0		6	0	0	0	2	0	0	0	0	0	0	16	22	0.00	0.000		
54 Chris Beck, R ERA: 2.0	2.0		9	3	0	0	2	1	0	0	0	0	0	21	31	0.00	2.000		

Minnesota Twins @ Chicago White Sox
Guaranteed Rate Field, Chicago, IL
Sat May 05 2018, 6:11 PM - 9:33 PM CDT
Att: 23,765 - Partly Cloudy - 80 F

AB 36
R 8
H 11
RBI 8
BB 8
SO 8
LOB 21

Batter	1	2	3	4	5	6	7	8	9	AB	R	H	RBI	BB	SO	LOB	BOTTOM		
28 Leury García, S OBP: 0.320, SLG: 0.386										4	0	1	0	0	1	1			
5 Yoimer Sánchez, S OBP: 0.341, SLG: 0.438										4	1	2	0	0	0	1			
79 José Abreu, R OBP: 0.341, SLG: 0.492										4	0	1	1	0	0	1			
30 Nicky Delmonico, L OBP: 0.353, SLG: 0.330										4	0	2	0	0	1	0			
21 Welington Castillo, R OBP: 0.282, SLG: 0.389										4	0	1	0	0	3	1			
18 Daniel Palko, L OBP: 0.219, SLG: 0.531										4	0	0	0	0	2	4			
32 Trayce Thompson, R OBP: 0.167, SLG: 0.348										3	0	0	0	0	3	1			
20 José Rondón, R (9, PH)										1	0	0	0	0	0	0			
7 Tim Anderson, R OBP: 0.307, SLG: 0.462										4	3	3	2	0	0	0			
15 Adam Engel, R OBP: 0.244, SLG: 0.205										4	0	1	0	0	1	0			
Inning Stats	R: 1 H: 4 E: 0 K: 1 S: 14	L: 4 LOB: 0 BB: 0 P: 22	R: 0 H: 0 E: 0 K: 1 S: 9	R: 0 H: 0 E: 0 K: 0 S: 12	R: 0 H: 1 E: 0 K: 3 S: 14	R: 0 H: 1 E: 0 K: 3 S: 14	R: 1 H: 3 E: 0 K: 0 S: 13	R: 0 H: 0 E: 0 K: 2 S: 9	R: 1 H: 2 E: 0 K: 1 S: 14	R: 0 H: 0 E: 0 K: 2 S: 8	R: 0 H: 1 E: 0 K: 1 S: 9	R: 0 H: 1 E: 0 K: 1 S: 17	1B: 5 2B: 4 3B: 0 HR: 2	SF: 0 SAC: 0 DP: 2 HBP: 0	WP: 0 PB: 0 SB: 1 CS: 0	PA: 36			
PITCHER	IP WLS BF H R ER SO BB IBB HBP BLK WP HR S P ERA WHIP	IP WLS BF H R ER SO BB IBB HBP BLK WP HR S P ERA WHIP	IP WLS BF H R ER SO BB IBB HBP BLK WP HR S P ERA WHIP	IP WLS BF H R ER SO BB IBB HBP BLK WP HR S P ERA WHIP	IP WLS BF H R ER SO BB IBB HBP BLK WP HR S P ERA WHIP	IP WLS BF H R ER SO BB IBB HBP BLK WP HR S P ERA WHIP	IP WLS BF H R ER SO BB IBB HBP BLK WP HR S P ERA WHIP	IP WLS BF H R ER SO BB IBB HBP BLK WP HR S P ERA WHIP	IP WLS BF H R ER SO BB IBB HBP BLK WP HR S P ERA WHIP	IP WLS BF H R ER SO BB IBB HBP BLK WP HR S P ERA WHIP	IP WLS BF H R ER SO BB IBB HBP BLK WP HR S P ERA WHIP	IP WLS BF H R ER SO BB IBB HBP BLK WP HR S P ERA WHIP	IP WLS BF H R ER SO BB IBB HBP BLK WP HR S P ERA WHIP	IP WLS BF H R ER SO BB IBB HBP BLK WP HR S P ERA WHIP	IP WLS BF H R ER SO BB IBB HBP BLK WP HR S P ERA WHIP	IP WLS BF H R ER SO BB IBB HBP BLK WP HR S P ERA WHIP	IP WLS BF H R ER SO BB IBB HBP BLK WP HR S P ERA WHIP	IP WLS BF H R ER SO BB IBB HBP BLK WP HR S P ERA WHIP	
31 Lance Lynn, R ERA: 7.28	6.0	W	24	8	2	2	7	0	0	0	0	0	0	0	1	22	34	4.50	1.000
68 Matt Magill, R ERA: 1.5	2.0		8	2	1	1	3	0	0	0	0	0	0	1	22	34	4.50	1.000	
45 Phil Hughes, R ERA: 7.88	1.0		4	1	1	1	1	0	0	0	0	0	0	1	17	21	9.00	1.000	

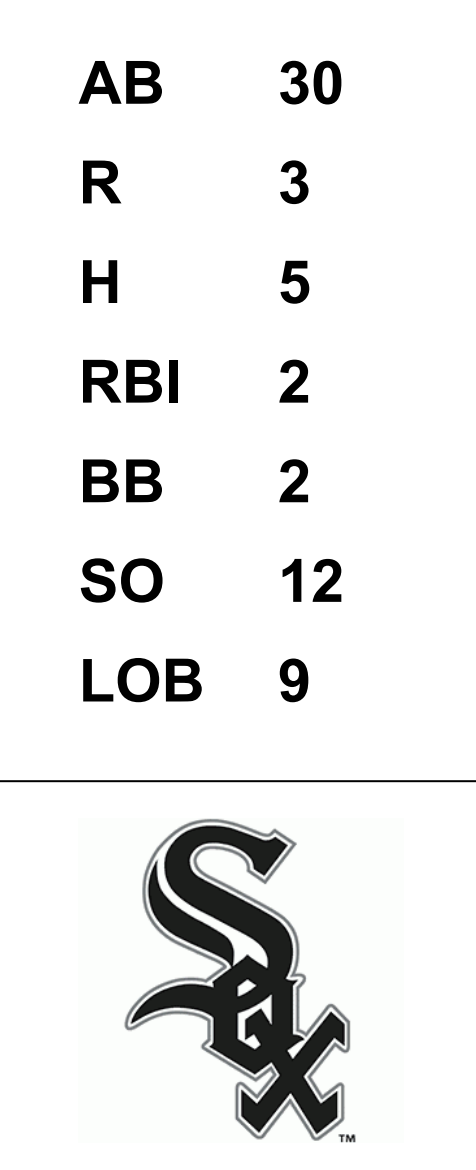
Minnesota Twins @ Chicago White Sox
Guaranteed Rate Field, Chicago, IL
Sat May 05 2018, 6:11 PM - 9:33 PM CDT
Att: 23,765 - Partly Cloudy - 80 F

AB 36
R 4
H 11
RBI 3
BB 0
SO 11
LOB 9

Batter	1	2	3	4	5	6	7	8	9	AB	R	H	RBI	BB	SO	LOB	TOP										
7 Joe Mauer, L (1, 10) OBP: 0.434, SLG: 0.388	G4-3			G4-3		P5		G6-3		3	1	0	0	1	0	1	Minnesota Twins @ Chicago White Sox Guaranteed Rate Field, Chicago, IL Sun May 06 2018, 1:12 PM - 4:06 PM CDT Att: 17,424 - Partly Cloudy - 60 F										
2 Brian Dozier, R (1, 4) OBP: 0.300, SLG: 0.406	K			L5				FC6		3	1	0	0	1	1												
26 Max Kepler, L (1, 8) OBP: 0.347, SLG: 0.481	F7			K				G5-3		4	0	0	1	0	2												
5 Eduardo Escobar, S (1, 5) OBP: 0.364, SLG: 0.623		G3			G5-3			F7		4	1	1	0	0	0												
20 Eddie Rosario, L (1, 7) OBP: 0.306, SLG: 0.547		G5-3			F8			HR		4	2	2	2	0	0												
36 Robbie Grossman, S (1, 9) OBP: 0.237, SLG: 0.294					F8					3	0	0	0	0	2												
24 Ryan LaMarre, R (8, 8) OBP: 0.389, SLG: 0.313									K	1	0	0	0	0	1												
99 Logan Morrison, L (1, 3) OBP: 0.277, SLG: 0.343				L8					G3	4	0	1	2	0	0												
16 Ehire Adrianza, S (1, 6) OBP: 0.263, SLG: 0.269				K					F8	3	0	0	0	1	1												
46 Bobby Wilson, R (1, 2) OBP: 0.263, SLG: 0.269				F9						3	0	0	0	0	1												
Inning Stats	R: 0 H: 0 E: 0 K: 1 S: 8	H: 0 LOB: 0 BB: 0 P: 13	R: 0 H: 0 E: 0 K: 0 S: 8	H: 0 LOB: 0 BB: 0 P: 13	R: 0 H: 0 E: 0 K: 1 S: 6	H: 0 LOB: 0 BB: 0 P: 8	R: 0 H: 0 E: 0 K: 1 S: 8	H: 0 LOB: 0 BB: 0 P: 12	R: 0 H: 0 E: 0 K: 1 S: 8	H: 0 LOB: 0 BB: 0 P: 19	R: 3 H: 3 E: 0 K: 1 S: 20	LOB: 3 BB: 1 P: 29	R: 1 H: 0 E: 1 K: 0 S: 8	H: 0 LOB: 1 BB: 1 P: 17	R: 1 H: 1 E: 0 K: 1 S: 15	H: 1 LOB: 0 BB: 0 P: 23	1B: 2 2B: 1 3B: 0 HR: 1	SF: 0 SAC: 0 DP: 0 HBP: 0	WP: 1 PB: 0 SB: 1 CS: 0	PA: 35							
PITCHER	IP	WLS	BF	H	R	ER	SO	BB	IBB	HBP	BLK	WP	HR	S	P	ERA	WHIP										
33 James Shields, R (1, 1) ERA: 5.14	6.2		24	2	3	3	5	2	0	0	0	1	0	55	91	4.05	0.600										
70 Luis Avilán, L (7, 1) ERA: 3.5	0.1	B	2	1	0	0	0	0	0	0	0	0	0	7	9	0.00	3.000										
44 Bruce Rondón, R (8, 1) ERA: 4.91	0.1	L	3	0	1	0	0	1	0	0	0	0	0	3	7	0.00	3.000										
39 Aaron Bummer, L (8, 1) ERA: 5.06	0.2		2	0	0	0	0	0	0	0	0	0	0	5	10	0.00	0.000										
65 Nate Jones, R (9, 1) ERA: 2.93	1.0		4	1	1	1	1	0	0	0	0	0	1	15	23	9.00	1.000										

Batter	1	2	3	4	5	6	7	8	9	AB	R	H	RBI	BB	SO	LOB	BOTTOM										
28 Leury García, S (1, 9) OBP: 0.321, SLG: 0.384	L7		SH5-3		K					3	0	1	1	0	1	0	Minnesota Twins @ Chicago White Sox Guaranteed Rate Field, Chicago, IL Sun May 06 2018, 1:12 PM - 4:06 PM CDT Att: 17,424 - Partly Cloudy - 60 F										
5 Yoimer Sánchez, S (1, 5) OBP: 0.333, SLG: 0.440	F9		K							4	1	1	0	0	2												
79 José Abreu, R (1, 3) OBP: 0.331, SLG: 0.475	G5-3		K							4	0	0	0	0	2												
30 Nicky Delmonico, L (1, 7) OBP: 0.349, SLG: 0.319		K2-3		G3						3	0	0	0	1	1												
24 Matt Davidson, R (1, 10) OBP: 0.372, SLG: 0.574		K								2	0	0	1	1	2												
38 Omar Narváez, L (1, 2) OBP: 0.263, SLG: 0.235		E6		F8						4	0	0	0	0	2												
20 José Rondón, R (1, 4) OBP: 0.400, SLG: 0.490				G4-3						4	1	2	0	0	0												
7 Tim Anderson, R (1, 6) OBP: 0.300, SLG: 0.451					K					3	0	0	0	0	2												
15 Adam Engel, R (1, 8) OBP: 0.247, SLG: 0.224					K					3	1	1	0	0	2												
Inning Stats	R: 0 H: 0 E: 0 K: 0 S: 6	H: 1 LOB: 2 BB: 0 P: 7	R: 0 H: 1 E: 1 K: 2 S: 13	H: 1 LOB: 0 BB: 0 P: 18	R: 1 H: 1 E: 0 K: 2 S: 11	H: 1 LOB: 0 BB: 0 P: 17	R: 0 H: 0 E: 0 K: 0 S: 7	H: 0 LOB: 1 BB: 1 P: 12	R: 0 H: 0 E: 0 K: 3 S: 10	H: 0 LOB: 0 BB: 0 P: 15	R: 1 H: 1 E: 0 K: 0 S: 12	H: 1 LOB: 1 BB: 1 P: 22	R: 1 H: 2 E: 0 K: 2 S: 11	H: 2 LOB: 0 BB: 0 P: 20	R: 0 H: 0 E: 0 K: 2 S: 9	H: 0 LOB: 0 BB: 0 P: 13		R: 0 H: 0 E: 0 K: 1 S: 9	H: 0 LOB: 0 BB: 0 P: 12	1B: 3 2B: 2 3B: 0 HR: 0	SF: 1 SAC: 2 DP: 0 HBP: 0	WP: 1 PB: 0 SB: 0 CS: 0	PA: 35				
PITCHER	IP	WLS	BF	H	R	ER	SO	BB	IBB	HBP	BLK	WP	HR	S	P	ERA	WHIP										
44 Kyle Gibson, R (1, 1) ERA: 3.49	6.2		27	4	3	3	8	2	0	0	0	1	0	65	102	4.05	0.900										
32 Zach Duke, L (7, 1) ERA: 3.65	0.1	W	2	1	0	0	1	0	0	0	0	0	0	5	9	0.00	3.000										
43 Addison Reed, R (8, 1) ERA: 3.06	1.0	H	3	0	0	0	2	0	0	0	0	0	0	9	13	0.00	0.000										
56 Fernando Rodney, R (9, 1) ERA: 3.86	1.0	S	3	0	0	0	1	0	0	0	0	0	0	9	12	0.00	0.000										

AB	32
R	5
H	4
RBI	5
BB	3
SO	6
LOB	9



Batter	1	2	3	4	5	6	7	8	9	AB	R	H	RBI	BB	SO	LOB	TOP
7 Joe Mauer, L (1,3) OBP: 0.425, SLG: 0.374										4	1	0	0	1	1	2	Minnesota Twins @ St. Louis Cardinals Busch Stadium, St. Louis, MO Mon May 07 2018, 7:14 PM - 10:07 PM CDT Att. 40,182 - Clear - 75 F
2 Brian Dozier, R (1,4) OBP: 0.290, SLG: 0.391										5	0	0	0	0	1	3	
26 Max Kepler, L (1,8) OBP: 0.349, SLG: 0.487										5	1	2	1	0	0	0	
5 Eduardo Escobar, S (1,5) OBP: 0.366, SLG: 0.609										4	2	1	0	1	3	2	
20 Eddie Rosario, L (1,7) OBP: 0.310, SLG: 0.557										5	1	2	1	0	0	2	
36 Robbie Grossman, S (1,9) OBP: 0.263, SLG: 0.333										4	1	3	2	0	0	1	
46 Bobby Wilson, R (1,2)										3	0	1	2	0	1	1	
16 Ehire Adrianza, S (1,6)										2	0	1	0	1	1	0	
77 Fernando Romero, R (1,1)										3	0	0	0	0	3	4	
39 Trevor Hildenberger, R (7,1)										0	0	0	0	0	0	0	
24 Ryan LaMarre, R (8,PH) OBP: 0.453, SLG: 0.333										1	0	1	0	0	0	0	
68 Matt Magill, R (8,1)										0	0	0	0	0	0	0	
Inning Stats	R: 2 H: 2 E: 0 K: 1 S: 18	H: 2 R: 1 ER: 0 LOB: 1 BB: 1 P: 32	R: 0 H: 0 E: 0 K: 2 S: 11	H: 0 R: 0 ER: 0 LOB: 0 BB: 0 P: 14	R: 0 H: 0 E: 0 K: 1 S: 9	H: 3 R: 0 ER: 0 LOB: 2 BB: 0 P: 15	R: 0 H: 0 E: 0 K: 0 S: 8	H: 1 R: 0 ER: 0 LOB: 1 BB: 2 P: 19	R: 0 H: 4 E: 0 K: 1 S: 18	H: 0 R: 0 ER: 0 LOB: 0 BB: 0 P: 12	1B: 6 2B: 5 3B: 0 HR: 0	SF: 1 SAC: 0 DP: 0 HBP: 1	WP: 1 PB: 0 SB: 0 CS: 0	PA: 41			
PITCHER	IP WLS BF H R ER SO BB IBB HBP BLK WP HR S P ERA WHIP																
53 John Gant, R (1,1) ERA: 4.32	5.1 L 24 6 4 4 5 2 0 0 0 0 1 0 62 97 6.75 1.500																
67 Matt Bowman, R (6,1) ERA: 5.14	1.2 7 1 0 0 3 0 1 0 0 0 0 0 16 21 0.00 0.600																
65 Ryan Sherriff, L (8,1) ERA: 6.35	1.0 7 4 2 2 1 0 0 0 1 0 0 0 18 30 18.00 4.000																
44 Luke Gregerson, R (9,1) ERA: 5.14	1.0 3 0 0 0 1 0 0 0 0 0 0 0 8 12 0.00 0.000																

AB	36
R	6
H	11
RBI	6
BB	3
SO	10
LOB	15



Batter	1	2	3	4	5	6	7	8	9	AB	R	H	RBI	BB	SO	LOB	BOTTOM
13 Matt Carpenter, L (1,3) OBP: 0.315, SLG: 0.307										3	0	0	0	1	2	1	Minnesota Twins @ St. Louis Cardinals Busch Stadium, St. Louis, MO Mon May 07 2018, 7:14 PM - 10:07 PM CDT Att. 40,182 - Clear - 75 F
48 Harrison Bader, R (1,8) OBP: 0.400, SLG: 0.327										3	0	1	0	1	1	1	
25 Dexter Fowler, S (1,9) OBP: 0.270, SLG: 0.310										4	0	0	0	0	0	4	
23 Marcell Ozuna, R (1,7) OBP: 0.283, SLG: 0.336										3	0	0	0	1	3	1	
3 Jedd Gyorko, R (1,5) OBP: 0.457, SLG: 0.639										4	0	0	0	0	2	1	
12 Paul DeJong, R (1,6) OBP: 0.341, SLG: 0.492										4	0	3	0	0	1	0	
16 Kolten Wong, L (1,4) OBP: 0.313, SLG: 0.341										4	0	0	0	0	2	3	
19 Carson Kelly, R (1,2)										2	0	0	0	0	0	1	
53 John Gant, R (1,1) ERA: 4.32										1	0	0	0	0	1	0	
67 Matt Bowman, R (6,1) ERA: 5.14										0	0	0	0	0	0	0	
35 Greg Garcia, L (7,PH) OBP: 0.293, SLG: 0.472										1	0	0	0	0	0	0	
65 Ryan Sherriff, L (8,1) ERA: 6.35										0	0	0	0	0	0	0	
44 Luke Gregerson, L (9,1) ERA: 5.14										0	0	0	0	0	0	0	
Inning Stats	R: 0 H: 0 E: 0 K: 2 S: 9	H: 1 R: 0 ER: 0 LOB: 1 BB: 0 P: 14	R: 0 H: 1 E: 0 K: 2 S: 8	H: 1 R: 0 ER: 0 LOB: 1 BB: 0 P: 13	R: 0 H: 1 E: 0 K: 1 S: 10	H: 0 R: 0 ER: 0 LOB: 2 BB: 1 P: 20	R: 0 H: 0 E: 0 K: 1 S: 7	H: 0 R: 0 ER: 0 LOB: 0 BB: 0 P: 8	R: 0 H: 0 E: 0 K: 0 S: 14	H: 1 R: 0 ER: 0 LOB: 1 BB: 0 P: 14	1B: 3 2B: 1 3B: 0 HR: 0	SF: 0 SAC: 1 DP: 1 HBP: 1	WP: 0 PB: 0 SB: 0 CS: 0	PA: 34			
PITCHER	IP WLS BF H R ER SO BB IBB HBP BLK WP HR S P ERA WHIP																
77 Fernando Romero, R (1,1) ERA: 4.32	6.0 W 24 3 0 0 9 3 0 1 0 0 0 0 57 97 0.00 1.000																
39 Trevor Hildenberger, R (7,1) ERA: 3.52	1.0 3 0 0 0 1 0 0 0 0 0 0 0 8 8 0.00 0.000																
68 Matt Magill, R (8,1) ERA: 1.29	2.0 7 1 0 0 2 0 0 0 0 0 0 0 23 32 0.00 0.500																

AB	29
R	0
H	4
RBI	0
BB	3
SO	12
LOB	12



Batter	1	2	3	4	5	6	7	8	9	AB	R	H	RBI	BB	SO	LOB	TOP				
99 Logan Morrison, L (1,3) OBP: 0.274, SLG: 0.337										5	0	1	1	0	0	2					
2 Brian Dozier, R (1,4) OBP: 0.297, SLG: 0.384										5	1	1	0	0	1	1					
26 Max Kepler, L (1,8) OBP: 0.311, SLG: 0.487										4	1	1	0	1	1	2					
5 Eduardo Escobar, S (1,5) OBP: 0.367, SLG: 0.626										5	1	2	2	0	0	2					
20 Eddie Rosario, L (1,7) OBP: 0.313, SLG: 0.551										5	3	2	0	0	0	3					
36 Robbie Grossman, S (1,9) OBP: 0.282, SLG: 0.347										3	0	1	2	2	0	2					
23 Mitch Garver, R (1,2) OBP: 0.319, SLG: 0.442										3	0	1	0	0	0	1					
16 Ehire Adrianza, S (1,6) OBP: 0.292, SLG: 0.281										3	1	1	1	0	0	2					
12 Jake Odorizzi, R (1,1) ERA: 1.62										1	0	0	0	0	1	2					
57 Ryan Pressly, R (6,1) ERA: 3.95										0	0	0	0	0	0	0					
24 Ryan LaMarre, R (8,PH) OBP: 0.395, SLG: 0.324										1	0	0	0	0	1	0					
55 Taylor Rogers, L (8,1) ERA: 6.17										0	0	0	0	0	0	0					
45 Phil Hughes, R (9,1) ERA: 7.0										0	0	0	0	0	0	0					
Inning Stats	R: 0 E: 0 K: 0 S: 6	H: 0 LOB: 0 BB: 0 P: 9	R: 1 E: 0 K: 1 S: 12	H: 1 LOB: 2 BB: 1 P: 21	R: 0 E: 0 K: 1 S: 8	H: 0 LOB: 1 BB: 1 P: 16	R: 1 E: 1 K: 0 S: 12	H: 2 LOB: 2 BB: 1 P: 23	R: 2 E: 2 K: 0 S: 12	H: 1 LOB: 1 BB: 0 P: 18	R: 2 E: 0 K: 0 S: 11	H: 2 LOB: 0 BB: 0 P: 13	R: 0 E: 0 K: 1 S: 6	H: 0 LOB: 0 BB: 0 P: 10	R: 0 E: 0 K: 1 S: 11	H: 2 LOB: 2 BB: 0 P: 15	1B: 7 2B: 2 3B: 0 HR: 1	SF: 1 SAC: 2 DP: 1 HBP: 1	WP: 0 PB: 0 SB: 1 CS: 0	PA: 42	
PITCHER	IP	WLS	BF	H	R	ER	SO	BB	IBB	HBP	BLK	WP	HR	S	P	ERA	WHIP				
18 Carlos Martinez, R (1,1) ERA: 1.62	5.0	L	25	4	4	2	2	3	0	1	0	0	0	50	85	3.60	1.400				
64 Sam Tuivailala, R (6,1) ERA: 3.95	1.0		4	2	1	1	0	0	0	0	0	0	0	10	18	9.00	2.000				
70 Tyler Lyons, L (7,1) ERA: 6.17	1.0		5	2	2	2	0	0	0	0	0	0	1	11	13	18.00	2.000				
60 John Brebbia, R (8,1) ERA:	2.0		8	2	0	0	2	0	0	0	0	0	0	17	25	0.00	1.000				

Minnesota Twins @ St. Louis Cardinals
 Busch Stadium, St. Louis, MO
 Tue May 08 2018, 12:16 PM - 3:09 PM CDT
 Att: 39,253 - Sunny - 77 F

AB 35
 R 7
 H 10
 RBI 6
 BB 3
 SO 4
 LOB 17



Batter	1	2	3	4	5	6	7	8	9	AB	R	H	RBI	BB	SO	LOB	BOTTOM					
13 Matt Carpenter, L (1,4) OBP: 0.305, SLG: 0.295										4	0	0	0	0	0	1						
12 Paul DeJong, R (1,6) OBP: 0.331, SLG: 0.476										4	0	0	0	0	2	1						
38 José Martínez, R (1,3) OBP: 0.362, SLG: 0.459										3	1	1	1	1	0	0						
23 Marcell Ozuna, R (1,7) OBP: 0.277, SLG: 0.328										3	0	0	0	0	0	1						
25 Dexter Fowler, S (1,9) OBP: 0.264, SLG: 0.303										3	0	0	0	0	2	1						
60 John Brebbia, L (8,1) ERA:										0	0	0	0	0	0	0						
48 Harrison Bader, R (1,8) OBP: 0.381, SLG: 0.308										3	0	0	0	0	1	1						
35 Greg Garcia, L (1,5) OBP: 0.295, SLG: 0.447										2	0	0	0	1	1	0						
46 Francisco Peña, R (8,3) OBP: 0.263, SLG: 0.176										3	0	1	0	0	0	0						
18 Carlos Martínez, R (1,1) OBP: 0.200, SLG: 0.400										0	0	0	0	0	0	0						
3 Jedd Gyorko, R (5,PH) OBP: 0.447, SLG: 0.622										1	0	0	0	0	0	0						
64 Sam Tuivailala, R (6,1) ERA: 0.92										0	0	0	0	0	0	0						
70 Tyler Lyons, L (7,1) ERA: 6.75										0	0	0	0	0	0	0						
19 Carson Kelly, R (8,2) ERA: 7.0										1	0	0	0	0	1	0						
Inning Stats	R: 1 E: 0 K: 1 S: 16	H: 1 LOB: 0 BB: 0 P: 24	R: 0 E: 0 K: 1 S: 10	H: 0 LOB: 1 BB: 1 P: 18	R: 0 E: 0 K: 1 S: 10	H: 1 LOB: 1 BB: 0 P: 15	R: 0 E: 0 K: 0 S: 16	H: 0 LOB: 1 BB: 1 P: 23	R: 0 E: 0 K: 0 S: 9	H: 0 LOB: 0 BB: 0 P: 13	R: 0 E: 0 K: 0 S: 7	H: 0 LOB: 0 BB: 0 P: 9	R: 0 E: 0 K: 2 S: 11	H: 0 LOB: 0 BB: 0 P: 16	R: 0 E: 0 K: 2 S: 8	H: 0 LOB: 0 BB: 0 P: 11	R: 0 E: 0 K: 0 S: 7	H: 0 LOB: 0 BB: 0 P: 8	1B: 1 2B: 0 3B: 0 HR: 1	SF: 0 SAC: 1 DP: 0 HBP: 0	WP: 0 PB: 0 SB: 0 CS: 1	PA: 31
PITCHER	IP	WLS	BF	H	R	ER	SO	BB	IBB	HBP	BLK	WP	HR	S	P	ERA	WHIP					
12 Jake Odorizzi, R (1,1) ERA: 3.83	5.0	W	18	2	1	1	3	2	0	0	0	0	0	18	93	1.80	0.800					
57 Ryan Pressly, R (6,1) ERA: 0.92	2.0		6	0	0	0	2	0	0	0	0	0	0	18	25	0.00	0.000					
55 Taylor Rogers, L (8,1) ERA: 6.75	1.0		3	0	0	0	2	0	0	0	0	0	0	8	11	0.00	0.000					
45 Phil Hughes, R (9,1) ERA: 7.0	1.0		3	0	0	0	0	0	0	0	0	0	0	7	8	0.00	0.000					

Minnesota Twins @ St. Louis Cardinals
 Busch Stadium, St. Louis, MO
 Tue May 08 2018, 12:16 PM - 3:09 PM CDT
 Att: 39,253 - Sunny - 77 F

AB 27
 R 1
 H 2
 RBI 1
 BB 2
 SO 7
 LOB 5



Batter	1	2	3	4	5	6	7	8	9	AB	R	H	RBI	BB	SO	LOB	TOP															
7 Joe Mauer, L (1, 3) OBP: 0.420, SLG: 0.369	G4-3			G4-3		2 WP 2 HR 1B		G4-6-3		4	1	1	0	0	0	1	Minnesota Twins @ Los Angeles Angels Angel Stadium, Anaheim, CA Thu May 10 2018, 7:11 PM - 10:16 PM PDT Att: 30,127 - Clear - 68 F															
2 Brian Dozier, R (1, 4) OBP: 0.395, SLG: 0.430	G4-3-6 1B			1B		1-H 3-H		2B		4	1	4	3	0	0	0																
26 Max Kepler, L (1, 9) OBP: 0.356, SLG: 0.508	G4-3-6 1-2			K		HR		BB		3	1	1	1	1	1	2																
5 Eduardo Escobar, S (1, 5) OBP: 0.356, SLG: 0.605		L8		F9		K		F7		4	0	0	0	0	1	3																
20 Eddie Rosario, L (1, 7) OBP: 0.304, SLG: 0.534		G6-3			G4-3	K			K	4	0	0	0	0	2	0																
99 Logan Morrison, L (1, 10) OBP: 0.273, SLG: 0.327					L7					3	0	0	0	1	2	0																
23 Mitch Garver, R (1, 2) OBP: 0.314, SLG: 0.426				G5-3	G3-1					4	0	1	0	0	0	1																
16 Ehre Adrianza, S (1, 6) OBP: 0.294, SLG: 0.283				G4-3		7 HR 1B		G3-6-3		3	1	1	0	0	0	1																
36 Robbie Grossman, PH (PH) OBP: 0.279, SLG: 0.342						2 HR 1B			K	1	0	0	0	0	1	1																
25 Byron Buxton, R (1, 8) OBP: 0.239, SLG: 0.233						K				2	0	0	0	1	2	1																
Inning Stats	R: 0 E: 0 K: 0 S: 9	H: 1 LOB: 0 BB: 0 P: 15	R: 0 E: 0 K: 1 S: 13	H: 0 LOB: 0 BB: 0 P: 17	R: 0 E: 0 K: 1 S: 7	H: 0 LOB: 1 BB: 0 P: 10	R: 0 E: 0 K: 1 S: 14	H: 1 LOB: 0 BB: 0 P: 20	R: 0 E: 0 K: 0 S: 9	H: 0 LOB: 0 BB: 0 P: 16	R: 4 E: 0 K: 3 S: 22	H: 4 LOB: 0 BB: 0 P: 32	R: 0 E: 0 K: 1 S: 6	H: 1 LOB: 0 BB: 0 P: 10	R: 0 E: 0 K: 0 S: 12	H: 1 LOB: 2 BB: 2 P: 22	R: 0 E: 0 K: 2 S: 10	H: 0 LOB: 1 BB: 1 P: 17	1B: 5 2B: 1 3B: 0 HR: 2	SF: 0 SAC: 0 DP: 3 HBP: 0	WP: 1 PB: 0 SB: 0 CS: 0	PA: 35										
PITCHER	IP WLS BF H R ER SO BB IBB HBP BLK WP HR S P ERA WHIP																															
43 Garrett Richards, R (1, 1) ERA: 4.08	5.1	20	5	3	3	4	0	0	0	0	1	1	63	94	5.06	0.938																
48 Jose Alvarez, L (6, 1) ERA: 1.47	1.0	W	4	1	1	3	0	0	0	0	0	1	14	22	9.00	1.000																
32 Cam Bedrosian, R (7, 1) ERA: 3.86	0.2	H	2	1	0	0	0	0	0	0	0	0	3	4	0.00	1.500																
39 Keynan Middleton, R (8, 1) ERA: 2.25	1.0	H	5	1	0	0	2	0	0	0	0	0	12	22	0.00	3.000																
33 Jim Johnson, R (9, 1) ERA: 3.6	1.0	S	4	0	0	0	1	0	0	0	0	0	10	17	0.00	1.000																


AB	32
R	4
H	8
RBI	4
BB	3
SO	9
LOB	10



Batter	1	2	3	4	5	6	7	8	9	AB	R	H	RBI	BB	SO	LOB	BOTTOM																
7 Zack Cozart, R (1, 5) OBP: 0.308, SLG: 0.457	G5-4-3 8 BB HBP		F8		F7			G5-4-3 1-2		3	0	0	0	1	0	1	Minnesota Twins @ Los Angeles Angels Angel Stadium, Anaheim, CA Thu May 10 2018, 7:11 PM - 10:16 PM PDT Att: 30,127 - Clear - 68 F																
27 Mike Trout, R (1, 8) OBP: 0.452, SLG: 0.681	G5-4-3 8 BB		G4-3		G5-3		5 FC6-4 HBP			2	0	0	0	1	0	2																	
8 Justin Upton, R (1, 7) OBP: 0.313, SLG: 0.480	G5-4-3 1-2 2-3		HR		F9			G5-3		4	1	1	1	0	0	3																	
5 Albert Pujols, R (1, 3) OBP: 0.283, SLG: 0.441	G6-3				FC6-4			G6-3		4	1	1	0	0	0	2																	
17 Shohei Ohtani, L (1, 10) OBP: 0.400, SLG: 0.677			K				F7			4	1	2	2	0	1	0																	
2 Andrelton Simmons, R (1, 6) OBP: 0.410, SLG: 0.511					F9					4	2	3	0	0	0	1																	
3 Ian Kinsler, R (1, 4) OBP: 0.284, SLG: 0.306										4	2	3	2	0	0	1																	
56 Kole Calhoun, L (1, 9) OBP: 0.187, SLG: 0.203					G6-4-3					3	0	0	1	0	0	1																	
12 Martin Maldonado, R (1, 2) OBP: 0.315, SLG: 0.329										4	0	2	1	0	1	0																	
Inning Stats	R: 0 E: 0 K: 0 S: 7	H: 0 LOB: 1 BB: 1 P: 14	R: 2 E: 0 K: 2 S: 14	H: 2 LOB: 0 BB: 0 P: 22	R: 2 E: 0 K: 0 S: 12	H: 3 LOB: 0 BB: 0 P: 15	R: 0 E: 0 K: 0 S: 4	H: 1 LOB: 0 BB: 0 P: 5	R: 0 E: 0 K: 0 S: 10	H: 0 LOB: 1 BB: 0 P: 15	R: 2 E: 0 K: 0 S: 16	H: 3 LOB: 2 BB: 1 P: 26	R: 1 E: 0 K: 0 S: 11	H: 2 LOB: 1 BB: 0 P: 14	R: 0 E: 0 K: 0 S: 8	H: 1 LOB: 0 BB: 0 P: 14		1B: 5 2B: 4 3B: 0 HR: 3	SF: 1 SAC: 0 DP: 3 HBP: 2	WP: 1 PB: 0 SB: 0 CS: 0	PA: 37												
PITCHER	IP WLS BF H R ER SO BB IBB HBP BLK WP HR S P ERA WHIP																																
17 José Berrios, R (1, 1) ERA: 4.5	5.1	L	24	7	5	2	1	0	0	0	1	0	11	19	13.50	4.500																	
57 Ryan Pressly, R (6, 1) ERA: 1.33	0.2		5	2	1	1	0	0	0	0	0	0	1	11	14	9.00	2.000																
39 Trevor Hildenberger, R (7, 1) ERA: 3.96	1.0		5	2	1	1	0	0	0	0	0	0	1	11	14	9.00	2.000																
68 Matt Magill, R (8, 1) ERA: 1.13	1.0		3	1	0	0	0	0	0	0	0	0	8	14	0.00	1.000																	

AB	32
R	7
H	12
RBI	7
BB	2
SO	2
LOB	11



Batter	1	2	3	4	5	6	7	8	9	AB	R	H	RBI	BB	SO	LOB	TOP										
7 Joe Mauer, L (1, 3) OBP: 0.413, SLG: 0.362	G4-1		5 BB		G5-3			K	L4	5	0	1	0	0	1	1	Minnesota Twins @ Los Angeles Angels Angel Stadium, Anaheim, CA Fri May 11 2018, 7:10 PM - 10:32 PM PDT Att: 43,521 - Cloudy - 61 F										
2 Brian Dozier, R (1, 4) OBP: 0.316, SLG: 0.455	HR		5 BB			20 HR		F7		3	1	2	1	1	0	0											
5 Eduardo Escobar, S (1, 5) OBP: 0.353, SLG: 0.590	K							K		3	0	0	0	1	3	1											
20 Eddie Rosario, L (1, 7) OBP: 0.309, SLG: 0.578	G4-3							K	HR	4	2	2	2	0	0	3											
36 Robbie Grossman, S (1, 9) OBP: 0.289, SLG: 0.350	K2-3					25 G5-4-3		K	K	4	0	2	0	0	2	0											
99 Logan Morrison, L (1, 10) OBP: 0.272, SLG: 0.333	K							G4-3		4	1	1	0	0	2	2											
25 Byron Buxton, R (1, 8) OBP: 0.224, SLG: 0.217	K							K		3	0	0	0	0	2	1											
26 Max Kepler, L (9, PH) OBP: 0.360, SLG: 0.508	K							G5-4-3		0	1	0	0	1	0	0											
16 Ehire Adrianza, S (9, PH) OBP: 0.027, SLG: 0.438	K							F7		3	0	0	0	0	1	0											
40 Gregorio Petit, R (9, PR) OBP: 0.500, SLG: 0.455	K							F7		1	0	1	1	0	0	0											
46 Bobby Wilson, R (1, 2) OBP: 0.091, SLG: 0.222	G6-3							F8		3	0	0	1	0	0	0											
								F9		3	0	0	1	0	0	0											
Inning Stats	R: 1 E: 0 K: 1 S: 9	H: 1 LOB: 0 BB: 0 P: 16	R: 0 E: 0 K: 3 S: 12	H: 0 LOB: 0 BB: 0 P: 17	R: 0 E: 0 K: 1 S: 10	H: 1 LOB: 3 BB: 2 P: 21	R: 0 E: 0 K: 1 S: 12	H: 1 LOB: 0 BB: 0 P: 18	R: 0 E: 0 K: 0 S: 4	H: 0 LOB: 0 BB: 0 P: 6	R: 1 E: 0 K: 1 S: 13	H: 3 LOB: 1 BB: 0 P: 20	R: 0 E: 0 K: 2 S: 9	H: 0 LOB: 0 BB: 0 P: 15	R: 3 E: 0 K: 1 S: 20	H: 3 LOB: 1 BB: 1 P: 30		1B: 5 2B: 1 3B: 0 HR: 3	SF: 1 SAC: 0 DP: 1 HBP: 0	WP: 0 PB: 0 SB: 0 CS: 0	PA: 37						
PITCHER	IP	WLS	BF	H	R	ER	SO	BB	IBB	HBP	BLK	WP	HR	S	P	ERA	WHIP										
45 Tyler Skaggs, L (1, 1) ERA: 3.07	6.0		24	6	2	2	7	2	0	0	0	0	2	60	98	3.00	1.333										
25 Noé Ramirez, R (7, 1) ERA: 3.66	1.0	H	3	0	0	0	1	0	0	0	0	0	0	9	13	0.00	0.000										
38 Justin Anderson, R (8, 1) ERA: 5.79	1.1	L	7	2	3	3	3	0	1	0	0	0	1	21	33	20.25	1.500										
33 Jim Johnson, R (9, 1) ERA: 3.48	0.2	B	3	1	0	0	0	0	0	0	0	0	0	8	12	0.00	1.500										

Batter	1	2	3	4	5	6	7	8	9	AB	R	H	RBI	BB	SO	LOB	BOTTOM										
7 Zack Cozart, R (1, 5) OBP: 0.297, SLG: 0.440	L7		FC6-4		K			G4-3	L8	5	0	0	1	0	1	4	Minnesota Twins @ Los Angeles Angels Angel Stadium, Anaheim, CA Fri May 11 2018, 7:10 PM - 10:32 PM PDT Att: 43,521 - Cloudy - 61 F										
27 Mike Trout, R (1, 8) OBP: 0.445, SLG: 0.664			FC5-4		L5			K	L6	5	1	1	0	0	1	3											
8 Justin Upton, R (1, 7) OBP: 0.318, SLG: 0.497	K		HR					K		3	1	1	2	1	2	1											
17 Shohei Ohtani, L (1, 10) OBP: 0.392, SLG: 0.652	G3		F7					K		4	0	1	0	0	1	1											
2 Andrelton Simmons, R (1, 6) OBP: 0.412, SLG: 0.507					F7			P4		3	0	1	1	1	0	0											
18 Luis Valbuena, L (1, 3) OBP: 0.300, SLG: 0.388	G4-6-3				F8			K		4	0	0	0	0	1	4											
3 Ian Kinsler, R (1, 4) OBP: 0.283, SLG: 0.314	K							F8		4	0	1	0	0	1	0											
56 Kole Calhoun, L (1, 9) OBP: 0.197, SLG: 0.213					G3-1			G3-1		4	1	2	0	0	0	1											
12 Martín Maldonado, R (1, 2) ERA: 3.75								K		4	1	3	0	0	1	1											
24 Chris Young, R (9, PR) OBP: 0.238, SLG: 0.342								K		0	0	0	0	0	0	0											
Inning Stats	R: 0 E: 0 K: 1 S: 7	H: 1 LOB: 1 BB: 0 P: 13	R: 0 E: 0 K: 1 S: 10	H: 1 LOB: 0 BB: 0 P: 15	R: 3 E: 0 K: 0 S: 15	H: 3 LOB: 0 BB: 0 P: 26	R: 0 E: 0 K: 0 S: 7	H: 1 LOB: 1 BB: 0 P: 10	R: 1 E: 0 K: 1 S: 22	H: 2 LOB: 3 BB: 2 P: 38	R: 0 E: 0 K: 1 S: 11	H: 1 LOB: 1 BB: 0 P: 15	R: 0 E: 0 K: 3 S: 9	H: 0 LOB: 0 BB: 0 P: 14	R: 0 E: 0 K: 1 S: 8	H: 0 LOB: 0 BB: 0 P: 13	R: 0 E: 0 K: 0 S: 13	H: 1 LOB: 1 BB: 0 P: 15	1B: 8 2B: 1 3B: 0 HR: 1	SF: 0 SAC: 0 DP: 1 HBP: 0	WP: 0 PB: 0 SB: 1 CS: 0	PA: 38					
PITCHER	IP	WLS	BF	H	R	ER	SO	BB	IBB	HBP	BLK	WP	HR	S	P	ERA	WHIP										
31 Lance Lynn, R (1, 1) ERA: 7.34	4.2		23	8	4	4	3	2	0	0	0	0	0	8	9	0.00	1.500										
55 Taylor Rogers, L (5, 1) ERA: 6.43	0.2		3	1	0	0	0	0	0	0	0	0	0	8	9	0.00	1.500										
39 Trevor Hildenberger, R (6, 1) ERA: 3.95	1.1		4	0	0	0	3	0	0	0	0	0	0	12	17	0.00	0.000										
32 Zach Duke, L (7, 1) ERA: 3.75	0.1		1	0	0	0	1	0	0	0	0	0	0	3	6	0.00	0.000										
68 Matt Magill, R (8, 1) ERA: 1.0	1.0	W	3	0	0	0	1	0	0	0	0	0	0	8	13	0.00	0.000										
PITCHER	IP	WLS	BF	H	R	ER	SO	BB	IBB	HBP	BLK	WP	HR	S	P	ERA	WHIP										
56 Fernando Rodney, R (9, 1) ERA: 3.55	1.0		4	1	0	0	0	0	0	0	0	0	0	4	1	0.00	1.000										

AB 33
R 5
H 9
RBI 5
BB 3
SO 11
LOB 8

AB 36
R 4
H 10
RBI 4
BB 2
SO 8
LOB 15



Batter	1	2	3	4	5	6	7	8	9	10	11	12	AB	R	H	RBI	BB	SO	LOB	TOP				
7 Joe Mauer, L OBP: 0.409, SLG: 0.361													6	0	2	1	0	3	2					
2 Brian Dozier, R OBP: 0.313, SLG: 0.450														4	0	1	1	0	0					
26 Max Kepler, L OBP: 0.348, SLG: 0.488														5	0	0	0	0	2					
5 Eduardo Escobar, S OBP: 0.348, SLG: 0.583														5	0	1	0	0	1					
20 Eddie Rosario, L OBP: 0.319, SLG: 0.576														4	1	2	0	1	1					
23 Mitch Garver, R OBP: 0.333, SLG: 0.442														4	1	1	1	1	0	3				
99 Logan Morrison, L OBP: 0.277, SLG: 0.325														3	1	0	0	2	2	3				
16 Ehire Adriansa, S OBP: 0.284, SLG: 0.273														3	1	1	0	0	1	1				
36 Robbie Grossman, (R, PH) OBP: 0.286, SLG: 0.346														1	0	0	0	0	1	0				
40 Gregorio Petit, R OBP: 0.538, SLG: 0.500														1	0	1	1	0	0	0				
25 Byron Buxton, R OBP: 0.222, SLG: 0.235														5	1	1	1	0	1	2				
Inning Stats	R: 0 E: 0 K: 1 S: 6	H: 0 LOB: 0 BB: 0 P: 9	R: 0 E: 0 K: 1 S: 8	H: 0 LOB: 0 BB: 0 P: 13	R: 3 E: 0 K: 0 S: 13	H: 3 LOB: 0 BB: 1 P: 26	R: 0 E: 0 K: 0 S: 9	H: 0 LOB: 1 BB: 1 P: 16	R: 0 E: 0 K: 0 S: 7	H: 1 LOB: 1 BB: 0 P: 11	R: 0 E: 0 K: 0 S: 9	H: 1 LOB: 2 BB: 1 P: 12	R: 0 E: 0 K: 2 S: 8	H: 0 LOB: 1 BB: 1 P: 17	R: 0 E: 0 K: 1 S: 10	H: 1 LOB: 1 BB: 0 P: 12	R: 0 E: 0 K: 1 S: 7	H: 0 LOB: 0 BB: 0 P: 12	R: 2 E: 0 K: 3 S: 21	H: 3 LOB: 1 BB: 0 P: 26	1B: 7 2B: 4 3B: 0 HR: 0	SF: 1 SAC: 0 DP: 3 HBP: 0	WP: 0 PB: 0 SB: 0 CS: 1	PA: 46
PITCHER	IP WLS BF H R ER SO BB IBB HBP BLK WP HR S P ERA WHIP	35 Nick Tropeano, R (1.1) 6.0 24 5 3 3 2 2 1 0 0 0 0 0 8 17 4.50 1.167	53 Blake Parker, R (7.1) 1.0 4 0 0 0 2 1 0 0 0 0 0 0 8 11 0.00 1.000	32 Cam Bedrosian, R (8.1) 1.0 3 1 0 0 0 0 0 0 0 0 0 0 7 17 0.00 1.000	39 Keynan Middleton, R (8.1) 1.0 3 1 0 0 1 0 0 0 0 0 0 0 10 12 0.00 1.000	25 Noe Ramirez, R (10.1) 3.0 L 12 3 2 2 4 0 0 0 0 0 0 35 49 6.00 1.000	PITCHER	IP WLS BF H R ER SO BB IBB HBP BLK WP HR S P ERA WHIP	56 Fernando Rodney, R(12.1) ERA: 3.29	1.0 S 4 0 0 0 0 2 0 0 0 0 0 10 23 0.00 0.000														

Minnesota Twins @ Los Angeles Angels
 Angel Stadium, Anaheim, CA
 Sat May 12 2018, 6:11 PM - 10:29 PM PDT
 Alt. 40,117 - Cloudy - 66 F

AB 41
 R 5
 H 10
 RBI 5
 BB 4
 SO 9
 LOB 14

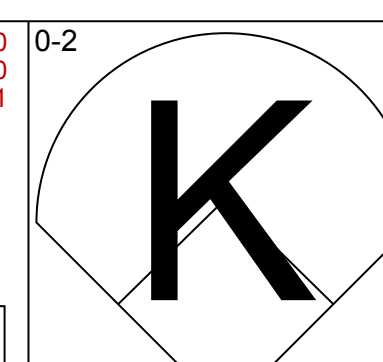
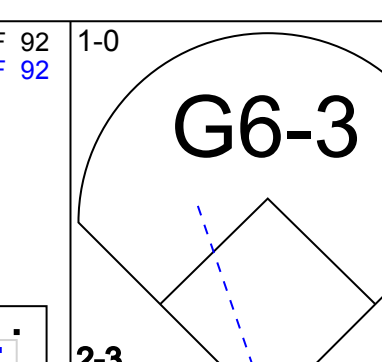
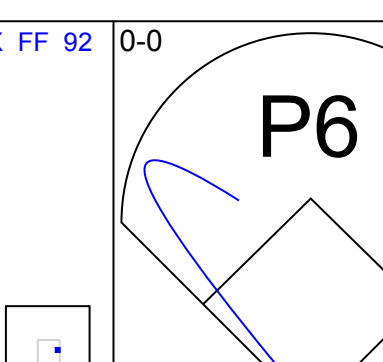
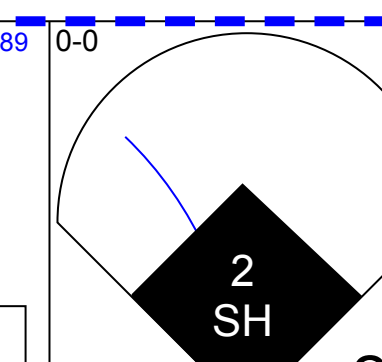
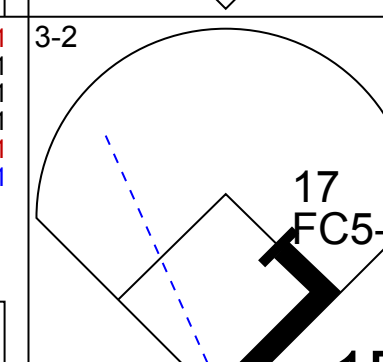
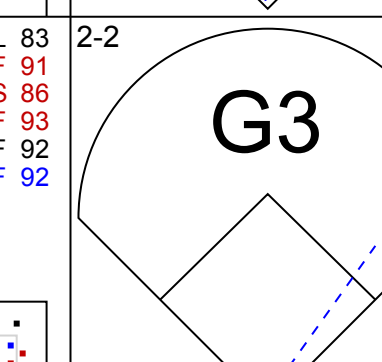
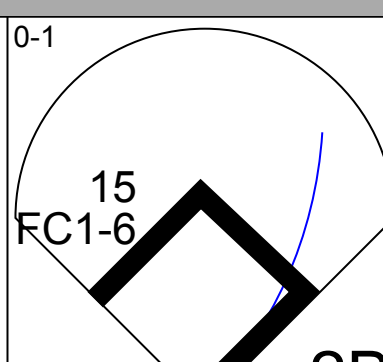
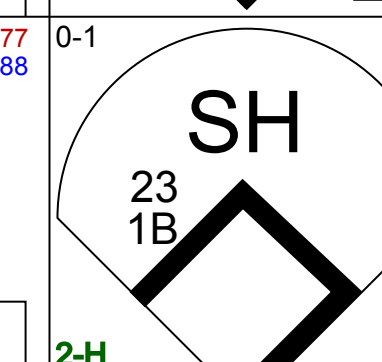
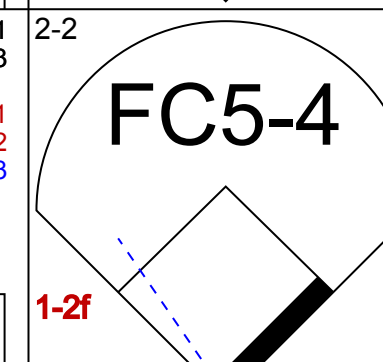
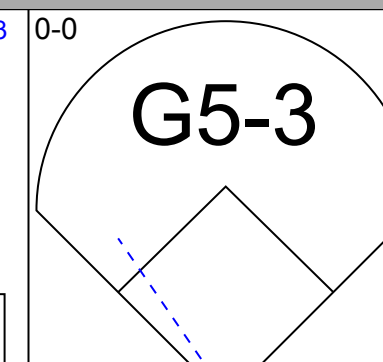
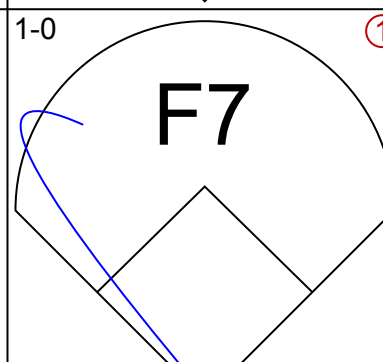
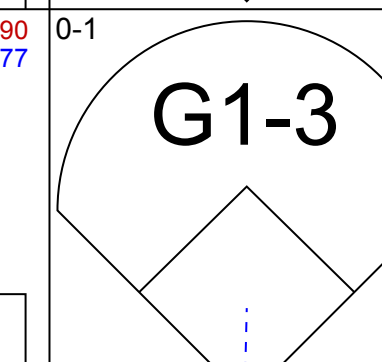
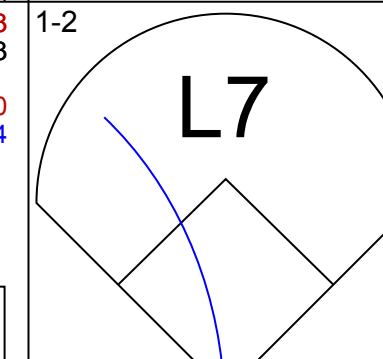
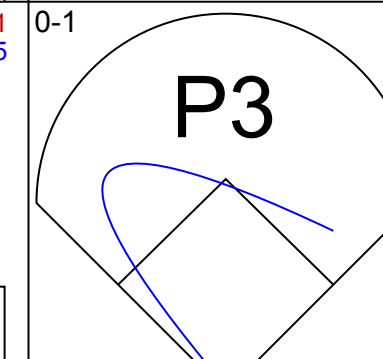
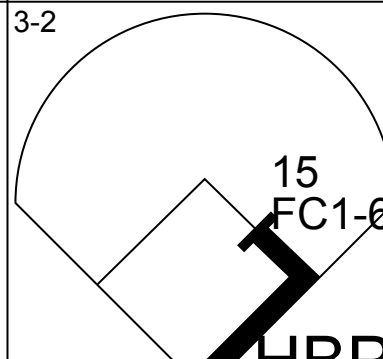
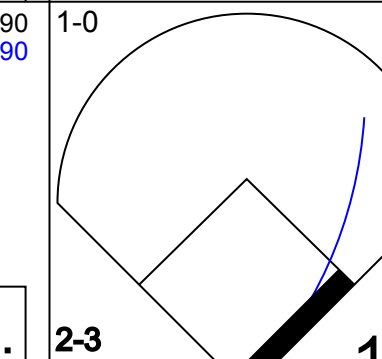

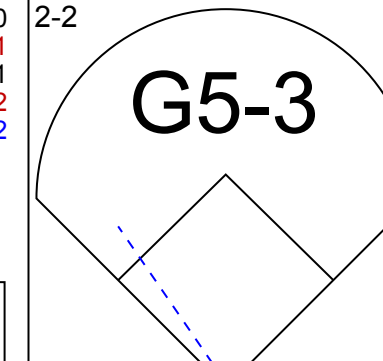
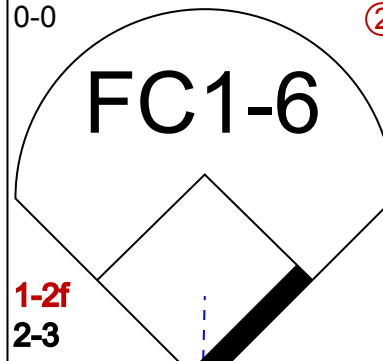
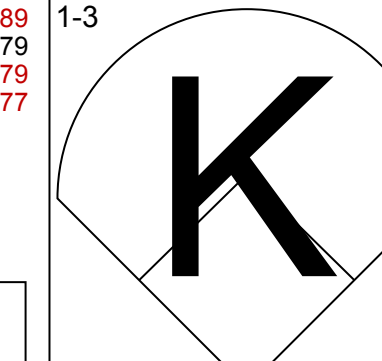

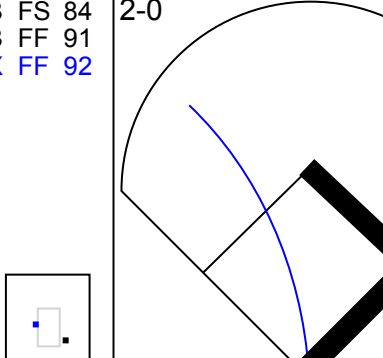
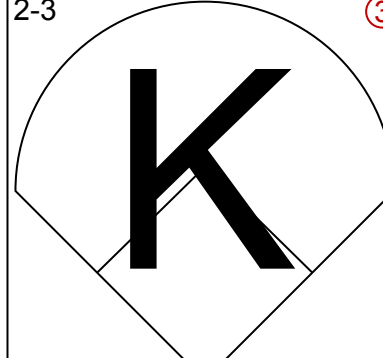
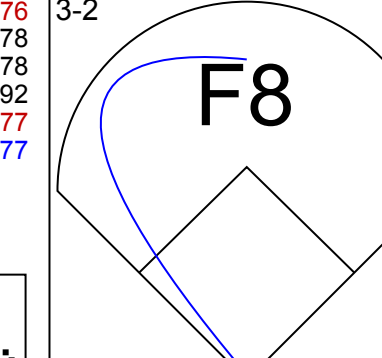

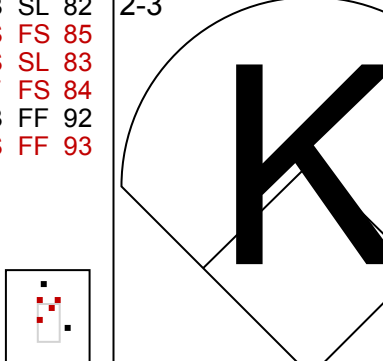

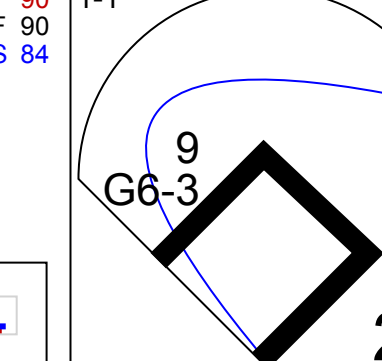


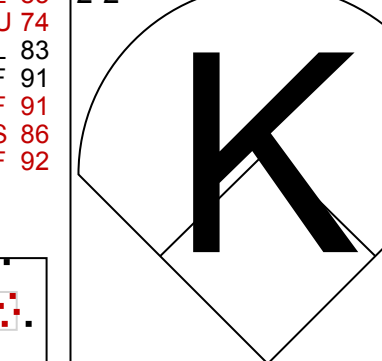



Batter	1	2	3	4	5	6	7	8	9	10	11	12	AB	R	H	RBI	BB	SO	LOB	BOTTOM				
7 Zack Cozart, R OBP: 0.297, SLG: 0.436													6	1	1	0	0	3	2					
27 Mike Trout, R OBP: 0.453, SLG: 0.655														2	0	0	0	4	1	1				
8 Justin Upton, R OBP: 0.324, SLG: 0.494														5	0	2	2	1	0	3				
5 Albert Pujols, R OBP: 0.285, SLG: 0.433														5	0	1	0	1	1	5				
2 Andrelton Simmons, R OBP: 0.409, SLG: 0.511														5	1	1	0	1	0	2				
18 Luis Valbuena, L OBP: 0.288, SLG: 0.387														3	0	1	1	0	1	0				
24 Chris Young, R OBP: 0.238, SLG: 0.342														0	0	0	0	0	0	0				
19 Jeffrey Marte, R OBP: 0.397, SLG: 0.558														1	0	0	0	1	0	3				
3 Ian Kinsler, R OBP: 0.294, SLG: 0.311														4	0	1	0	2	0	1				
56 Kole Calhoun, L OBP: 0.195, SLG: 0.205														5	1	0	0	1	1	5				
44 René Rivera, R OBP: 0.321, SLG: 0.431														5	0	0	0	1	3	3				
Inning Stats	R: 0 E: 0 K: 2 S: 9	H: 0 LOB: 1 BB: 1 P: 19	R: 0 E: 0 K: 0 S: 7	H: 0 LOB: 1 BB: 1 P: 14	R: 1 E: 0 K: 0 S: 12	H: 2 LOB: 2 BB: 1 P: 21	R: 0 E: 0 K: 2 S: 9	H: 0 LOB: 0 BB: 0 P: 9	R: 0 E: 0 K: 0 S: 7	H: 0 LOB: 1 BB: 0 P: 18	R: 1 E: 0 K: 3 S: 11	H: 1 LOB: 2 BB: 2 P: 26	R: 0 E: 0 K: 1 S: 13	H: 1 LOB: 2 BB: 1 P: 16	R: 0 E: 0 K: 1 S: 14	H: 1 LOB: 2 BB: 1 P: 23	R: 0 E: 0 K: 0 S: 10	H: 0 LOB: 3 BB: 2 P: 17	R: 0 E: 0 K: 0 S: 10	H: 0 LOB: 1 BB: 1 P: 19	1B: 5 2B: 1 3B: 1 HR: 0	SF: 1 SAC: 0 DP: 1 HBP: 1	WP: 1 PB: 1 SB: 1 CS: 0	PA: 55
PITCHER	IP WLS BF H R ER SO BB IBB HBP BLK WP HR S P ERA WHIP	44 Kyle Gibson, R (1.1) 6.0 25 3 2 2 6 4 0 0 0 0 1 0 49 92 3.00 1.167	57 Ryan Pressly, R (7.1) 1.0 B 6 1 1 1 3 2 0 0 0 0 0 0 11 26 9.00 3.000	43 Addison Reed, R (8.1) 2.0 9 2 0 0 1 1 0 0 0 0 0 0 22 32 0.00 1.500	32 Zach Duke, L (10.1) 1.0 5 1 0 0 0 1 0 0 0 0 0 0 14 23 0.00 2.000	39 Trevor Hildenberger, R (11.1) 1.0 W 6 0 0 0 0 0 2 1 0 0 0 0 10 17 0.00 0.000	PITCHER	IP WLS BF H R ER SO BB IBB HBP BLK WP HR S P ERA WHIP	56 Fernando Rodney, R(12.1) ERA: 3.29	1.0 S 4 0 0 0 0 2 0 0 0 0 0 10 23 0.00 0.000														

Minnesota Twins @ Los Angeles Angels
 Angel Stadium, Anaheim, CA
 Sat May 12 2018, 6:11 PM - 10:29 PM PDT
 Alt. 40,117 - Cloudy - 66 F

AB 41
 R 3
 H 7
 RBI 3
 BB 12
 SO 10
 LOB 25

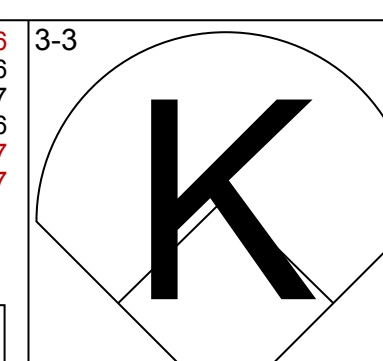
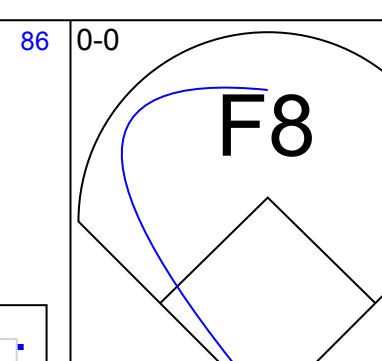
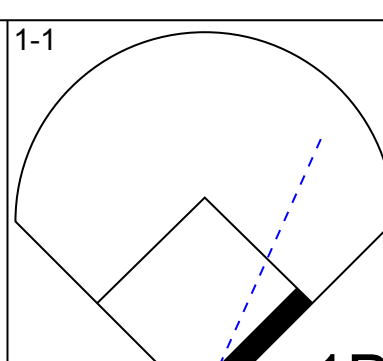
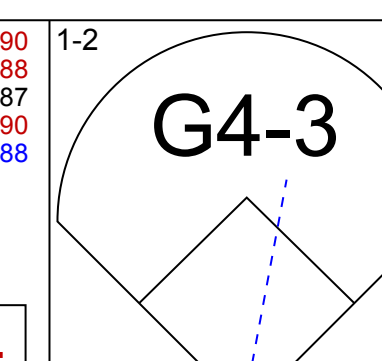
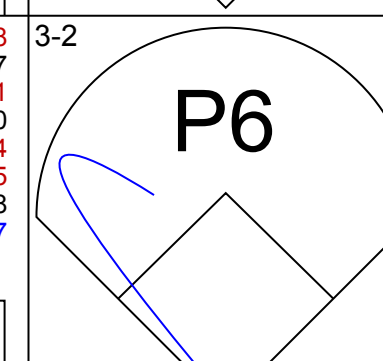
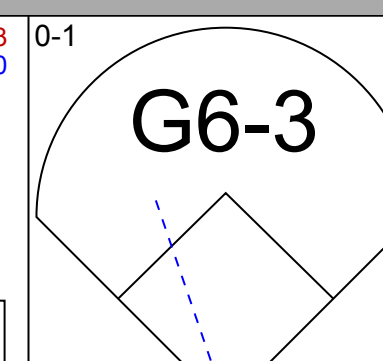
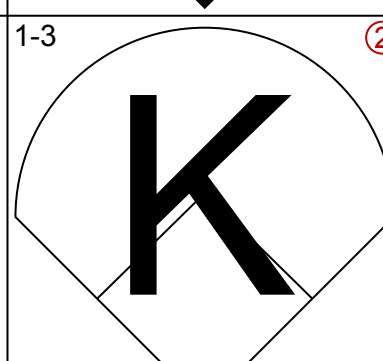

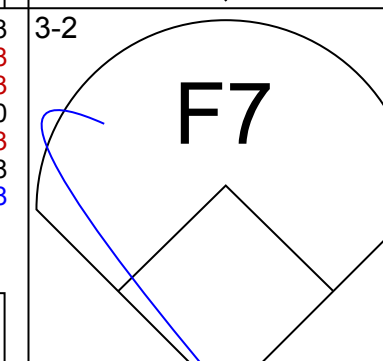
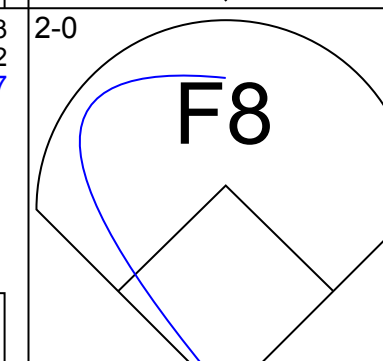
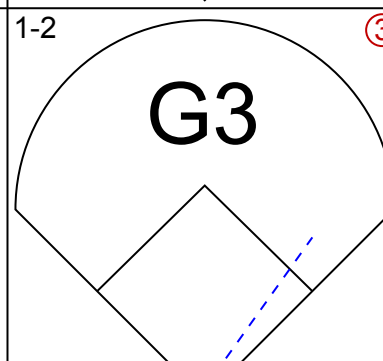


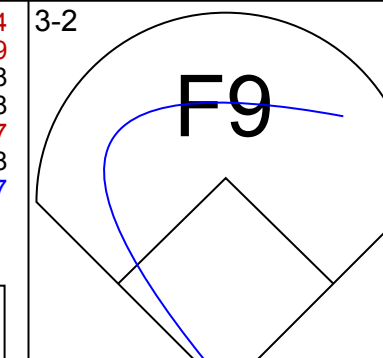



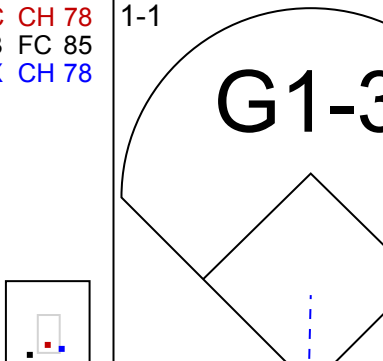


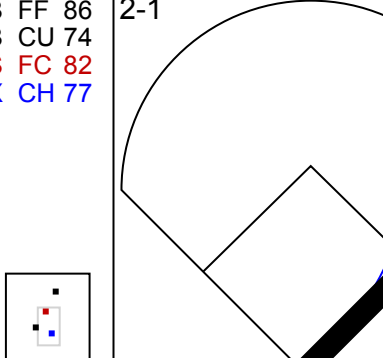

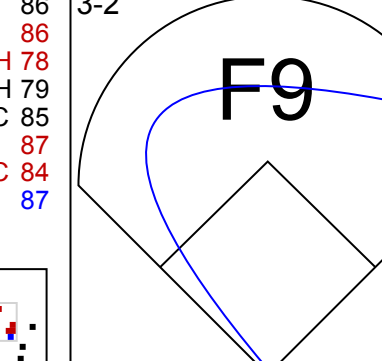
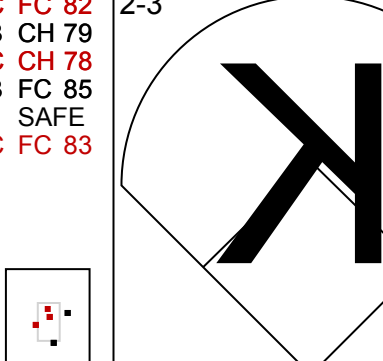


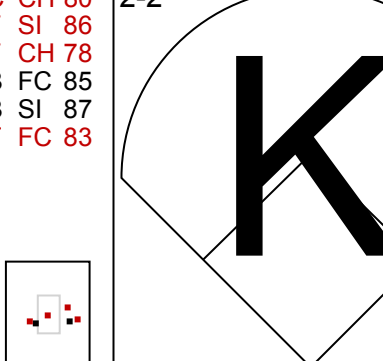
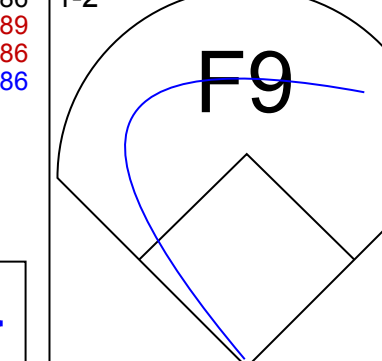

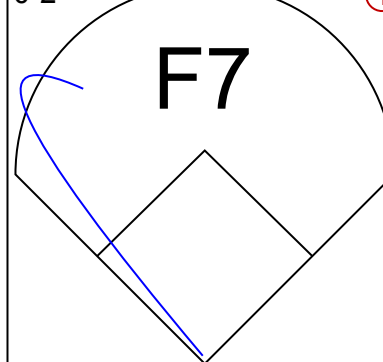


Batter	1	2	3	4	5	6	7	8	9	AB	R	H	RBI	BB	SO	LOB	TOP										
9 Dee Strange-Gordon, L (1.8) OBP: 0.359, SLG: 0.421										4	1	1	0	0	1	3											
2 Jean Segura, R (1.6) OBP: 0.326, SLG: 0.434										3	0	2	0	0	0	1											
17 Mitch Haniger, R (1.9) OBP: 0.373, SLG: 0.563										4	0	0	0	0	0	3											
23 Nelson Cruz, R (1.10) OBP: 0.316, SLG: 0.467										3	0	1	0	0	0	1											
15 Kyle Seager, L (1.5) OBP: 0.302, SLG: 0.446										4	0	0	0	0	2	4											
27 Ryan Healy, R (1.3) OBP: 0.312, SLG: 0.584										4	0	1	0	0	1	4											
3 Mike Zunino, R (1.2) OBP: 0.253, SLG: 0.473										4	0	0	0	0	2	1											
16 Ben Gamel, L (1.7) OBP: 0.274, SLG: 0.255										3	0	1	0	1	0	0											
5 Guillermo Heredia, R (9.7) OBP: 0.397, SLG: 0.400										0	0	0	0	0	0	0											
1 Gordon Beckham, R (1.4) OBP: 0.312, SLG: 0.400										4	0	0	0	0	2	3											
Inning Stats	R: 0 E: 0 K: 1 S: 12	H: 1 LOB: 1 BB: 0 P: 18	R: 0 E: 0 K: 2 S: 9	H: 0 LOB: 0 BB: 0 P: 16	R: 0 E: 0 K: 1 S: 12	H: 1 LOB: 1 BB: 0 P: 18	R: 0 E: 0 K: 0 S: 6	H: 0 LOB: 0 BB: 0 P: 8	R: 0 E: 0 K: 2 S: 10	H: 1 LOB: 2 BB: 0 P: 21	R: 0 E: 0 K: 1 S: 10	H: 0 LOB: 0 BB: 0 P: 13	R: 1 E: 1 K: 1 S: 12	H: 2 LOB: 2 BB: 0 P: 17	R: 0 E: 0 K: 0 S: 7	H: 0 LOB: 0 BB: 0 P: 9	1B: 2 2B: 4 HR: 0	SF: 0 SAC: 1 HBP: 1	WP: 0 PB: 0 SB: 0 CS: 0	PA: 36							
PITCHER	IP WLS BF H R ER SO BB IBB HBP BLK WP HR S P ERA WHIP																										
12 Jake Odorizzi, R (1.1) ERA: 3.35	6.0	24	4	0	0	7	1	0	1	0	0	0	59	97	0.00	0.833											
68 Matt Magill, R (7.1) ERA: 0.9	1.0	3	0	0	0	0	0	0	0	0	0	0	7	13	0.00	0.000											
39 Trevor Hildenberger, R (8.1) ERA: 3.66	1.0	L 6	2	1	1	1	0	0	0	0	0	0	12	17	9.00	2.000											
45 Phil Hughes, R (9.1) ERA: 6.3	1.0	3	0	0	0	0	0	0	0	0	0	0	7	9	0.00	0.000											

Seattle Mariners @ Minnesota Twins
Target Field, Minneapolis, MN
Mon May 14 2018, 7:53 PM - 10:45 PM CDT
Att. 16,581 - Rain - 63 F

AB	33
R	1
H	6
RBI	0
BB	1
SO	8
LOB	20



Batter	1	2	3	4	5	6	7	8	9	AB	R	H	RBI	BB	SO	LOB	BOTTOM										
7 Joe Mauer, L (1.10) OBP: 0.413, SLG: 0.362										4	0	1	0	0	1	1											
2 Brian Dozier, R (1.4) OBP: 0.308, SLG: 0.433										4	0	0	0	0	2	1											
26 Max Kepler, L (1.9) OBP: 0.329, SLG: 0.459										4	0	0	0	0	1	1											
5 Eduardo Escobar, S (1.5) OBP: 0.329, SLG: 0.548										4	0	0	0	0	1	0											
23 Mitch Garver, R (1.2) OBP: 0.313, SLG: 0.424										3	0	1	0	0	0	0											
99 Logan Morrison, L (1.3) OBP: 0.294, SLG: 0.336										3	0	1	0	0	0	1											
36 Robbie Grossman, S (1.7) OBP: 0.289, SLG: 0.356										2	0	0	0	0	1	1											
20 Eddie Rosario, L (6.7) OBP: 0.309, SLG: 0.556										1	0	0	0	0	0	1											
25 Byron Buxton, R (1.8) OBP: 0.211, SLG: 0.222										3	0	0	0	0	1	1											
16 Ehire Adrianza, S (1.6) OBP: 0.295, SLG: 0.286										3	0	1	0	0	0	0											
Inning Stats	R: 0 E: 0 K: 1 S: 12	H: 0 LOB: 0 BB: 0 P: 21	R: 0 E: 0 K: 0 S: 6	H: 0 LOB: 0 BB: 0 P: 11	R: 0 E: 0 K: 0 S: 9	H: 1 LOB: 1 BB: 0 P: 12	R: 0 E: 0 K: 0 S: 7	H: 0 LOB: 0 BB: 0 P: 12	R: 0 E: 0 K: 1 S: 11	H: 1 LOB: 1 BB: 0 P: 18	R: 0 E: 0 K: 1 S: 13	H: 1 LOB: 1 BB: 0 P: 16	R: 0 E: 0 K: 0 S: 9	H: 1 LOB: 1 BB: 0 P: 14	R: 0 E: 0 K: 0 S: 12	H: 0 LOB: 0 BB: 0 P: 16	R: 0 E: 0 K: 3 S: 9	H: 0 LOB: 0 BB: 0 P: 13	1B: 3 2B: 1 HR: 0	SF: 0 SAC: 0 HBP: 0	WP: 0 PB: 0 SB: 0 CS: 0	PA: 31					
PITCHER	IP WLS BF H R ER SO BB IBB HBP BLK WP HR S P ERA WHIP																										
49 Wade LeBlanc, L (1.1) ERA: 2.51	6.0	21	3	0	0	0	0	0	0	0	0	0	58	90	0.00	0.500											
47 James Pazos, L (7.1) ERA: 1.17	1.0	W 4	1	0	0	0	0	0	0	0	0	0	9	14	0.00	1.000											
50 Nick Vincent, R (8.1) ERA: 3.78	1.0	H 3	0	0	0	0	0	0	0	0	0	0	12	16	0.00	0.000											
39 Edwin Diaz, R (9.1) ERA: 1.77	1.0	S 3	0	0	0	3	0	0	0	0	0	0	9	13	0.00	0.000											

Seattle Mariners @ Minnesota Twins
Target Field, Minneapolis, MN
Mon May 14 2018, 7:53 PM - 10:45 PM CDT
Att. 16,581 - Rain - 63 F

AB	31
R	0
H	4
RBI	0
BB	0
SO	7
LOB	7



Batter	1	2	3	4	5	6	7	8	9	AB	R	H	RBI	BB	SO	LOB	TOP																					
6 Lorenzo Cain, R OBP: 0.381, SLG: 0.438			G5-3	G1-3		G4-3		 2B		5	0	1	1	0	1	2																						
22 Christian Yelich, L OBP: 0.366, SLG: 0.454			 1B		P2		L8	 1B		4	1	2	1	1	0	0																						
24 Jesús Aguilar, R OBP: 0.396, SLG: 0.558	F8		 HR		 BB				 5 SF8	4	3	3	3	1	0	1																						
21 Travis Shaw, L OBP: 0.322, SLG: 0.506					F7					5	0	1	0	0	3	3																						
16 Domingo Santana, R(1, 9) OBP: 0.342, SLG: 0.353									 2B	4	0	2	0	1	2	1																						
25 Ji Man Choi, L OBP: 0.500, SLG: 1.200										4	1	1	1	1	2	4																						
5 Jonathan Villar, S OBP: 0.336, SLG: 0.385	 1B		 3 G6-4-3					 6 SF8		4	2	3	1	0	0	0																						
9 Manny Piña, R OBP: 0.286, SLG: 0.379	 G6-4-3		 1B		 BB			 L5		4	0	1	0	1	0	4																						
3 Orlando Arcia, R OBP: 0.254, SLG: 0.299			 22 1B							4	1	1	0	0	1	3																						
Inning Stats	R: 0 E: 0 K: 2 S: 10	H: 0 LOB: 1 BB: 1 P: 18	R: 1 E: 0 K: 1 S: 10	H: 2 LOB: 0 BB: 0 P: 17	R: 3 E: 0 K: 1 S: 13	H: 3 LOB: 1 BB: 1 P: 24	R: 1 E: 0 K: 0 S: 7	H: 2 LOB: 0 BB: 0 P: 10	R: 0 E: 0 K: 1 S: 14	H: 1 LOB: 2 BB: 1 P: 22	R: 1 E: 0 K: 2 S: 18	H: 2 LOB: 1 BB: 0 P: 26	R: 1 E: 0 K: 1 S: 13	H: 3 LOB: 2 BB: 1 P: 18	R: 1 E: 0 K: 1 S: 14	H: 2 LOB: 2 BB: 1 P: 19	1B: 8 2B: 4 3B: 0 HR: 3	SF: 1 SAC: 0 DP: 2 HBP: 0	WP: 0 PB: 0 SB: 0 CS: 0	PA: 44																		
PITCHER	IP	WLS	BF	H	R	ER	SO	BB	IBB	HBP	BLK	WP	HR	S	P	ERA	WHIP	PITCHER				IP	WLS	BF	H	R	ER	SO	BB	IBB	HBP	BLK	WP	HR	S	P	ERA	WHIP
44 Kyle Gibson, R ERA: 3.98	5.1	L	26	8	5	5	5	4	0	0	0	0	2	56	97	8.44	2.250																					
39 Trevor Hildenberger, R ERA: 3.8	1.2		7	2	1	1	2	0	0	0	0	0	1	21	29	5.40	1.200																					
68 Matt Magill, R ERA: 1.54	1.0		5	3	1	1	1	0	0	0	0	0	0	13	18	9.00	3.000																					
45 Phil Hughes, R ERA: 6.75	1.0		6	2	1	1	1	0	1	0	0	0	0	14	19	9.00	2.000																					

Milwaukee Brewers @ Minnesota Twins
Target Field, Minneapolis, MN
Fri May 18 2018, 7:12 PM - 10:02 PM CDT
Att: 29,349 - Partly Cloudy - 83 F

livebaseballscores.com

AB 38
R 8
H 15
RBI 7
BB 5
SO 9
LOB 18

Batter	1	2	3	4	5	6	7	8	9	AB	R	H	RBI	BB	SO	LOB	BOTTOM																					
7 Joe Mauer, L OBP: 0.404, SLG: 0.355	G4-3		G3				L8			2	0	0	0	0	0	0																						
99 Logan Morrison, L (5, FH) OBP: 0.301, SLG: 0.367										2	0	0	0	0	1	1																						
2 Brian Dozier, R OBP: 0.297, SLG: 0.408			G5-3							4	0	0	0	0	3	0																						
20 Eddie Rosario, L OBP: 0.321, SLG: 0.551	L8		G5-3			 26 SF7				4	1	1	0	0	0	0																						
5 Eduardo Escobar, S OBP: 0.342, SLG: 0.549		 1B				 1B		 1B		4	1	3	0	0	1	0																						
26 Max Kepler, L OBP: 0.329, SLG: 0.476		 2-2 1 SAFE B FF 88 B FF 87 L SL 78 1 SAFE F FF 88 F FF 88	 2B		 36 1B			 HR		2	1	2	3	1	0	0																						
36 Robbie Grossman, S(1, 10) OBP: 0.294, SLG: 0.352			 1B			 F7				4	0	1	0	0	0	3																						
25 Byron Buxton, R OBP: 0.194, SLG: 0.293										4	0	0	0	0	2	4																						
16 Ehire Adrianza, S OBP: 0.273, SLG: 0.263										4	0	0	0	0	2	2																						
46 Bobby Wilson, R OBP: 0.182, SLG: 0.368										4	0	1	0	0	1	0																						
Inning Stats	R: 0 E: 0 K: 1 S: 8	H: 0 LOB: 0 BB: 0 P: 11	R: 0 E: 0 K: 1 S: 14	H: 2 LOB: 2 BB: 0 P: 18	R: 0 E: 0 K: 0 S: 8	H: 0 LOB: 0 BB: 0 P: 14	R: 0 E: 1 K: 2 S: 15	H: 1 LOB: 2 BB: 1 P: 28	R: 0 E: 0 K: 1 S: 6	H: 0 LOB: 0 BB: 0 P: 7	R: 1 E: 0 K: 1 S: 13	H: 2 LOB: 1 BB: 0 P: 20	R: 0 E: 0 K: 1 S: 8	H: 1 LOB: 0 BB: 0 P: 13	R: 2 E: 0 K: 1 S: 11	H: 2 LOB: 0 BB: 0 P: 20	R: 0 E: 0 K: 2 S: 10	H: 0 LOB: 0 BB: 0 P: 12	1B: 5 2B: 2 3B: 0 HR: 1	SF: 1 SAC: 0 DP: 0 HBP: 0	WP: 0 PB: 0 SB: 0 CS: 0	PA: 36																
PITCHER	IP	WLS	BF	H	R	ER	SO	BB	IBB	HBP	BLK	WP	HR	S	P	ERA	WHIP	PITCHER				IP	WLS	BF	H	R	ER	SO	BB	IBB	HBP	BLK	WP	HR	S	P	ERA	WHIP
35 Brent Suter, L ERA: 4.72	5.2	W	23	5	1	1	6	1	0	0	0	0	0	63	97	1.59	1.059																					
32 Jeremy Jeffress, R ERA: 0.58	1.1		5	1	0	0	1	0	0	0	0	0	0	9	14	0.00	0.750																					
48 Boone Logan, L ERA: 7.71	1.0		5	2	2	2	1	0	0	0	0	0	1	11	20	18.00	2.000																					
46 Corey Knebel, R ERA: 5.4	1.0		3	0	0	0	2	0	0	0	0	0	0	10	12	0.00	0.000																					

Milwaukee Brewers @ Minnesota Twins
Target Field, Minneapolis, MN
Fri May 18 2018, 7:12 PM - 10:02 PM CDT
Att: 29,349 - Partly Cloudy - 83 F

livebaseballscores.com

AB 34
R 3
H 8
RBI 3
BB 1
SO 10
LOB 10

Batter	1	2	3	4	5	6	7	8	9	AB	R	H	RBI	BB	SO	LOB	TOP					
6 Lorenzo Cain, R (1,8) OBP: 0.384, SLG: 0.432										2	1	0	0	1	1	0	Milwaukee Brewers @ Minnesota Twins Target Field, Minneapolis, MN Sat May 19 2018, 6:12 PM - 9:13 PM CDT Att: 30,182 - Overcast - 57 F					
22 Christian Yelich, L (1,7) OBP: 0.362, SLG: 0.470										4	1	1	1	0	0	3						
24 Jesús Aguilar, R (1,10) OBP: 0.391, SLG: 0.582										3	1	1	2	0	0	1						
21 Travis Shaw, L (1,5) OBP: 0.326, SLG: 0.503										3	0	1	0	1	0	0						
16 Domingo Santana, R (1,9) OBP: 0.333, SLG: 0.343										4	0	0	0	0	1	2						
25 Ji Man Choi, L (1,3) OBP: 0.240, SLG: 0.778										4	0	1	0	0	1	1						
5 Jonathan Villar, S (1,4) OBP: 0.341, SLG: 0.384										3	1	1	0	1	1	0						
9 Manny Piña, R (1,2) OBP: 0.284, SLG: 0.384										4	1	1	1	0	1	2						
3 Orlando Arcia, R (1,6) OBP: 0.248, SLG: 0.292										3	0	0	0	0	1	1						
Inning Stats	R: 1 H: 0 E: 0 K: 0 S: 18	H: 0 LOB: 1 BB: 2 P: 30	R: 0 H: 0 E: 0 K: 1 S: 8	H: 0 LOB: 0 BB: 0 P: 14	R: 0 H: 0 E: 0 K: 0 S: 7	H: 0 LOB: 0 BB: 0 P: 13	R: 1 H: 1 E: 0 K: 1 S: 8	H: 1 LOB: 0 BB: 0 P: 10	R: 2 H: 2 E: 0 K: 0 S: 17	H: 2 LOB: 1 BB: 0 P: 27	R: 0 H: 1 E: 0 K: 1 S: 8	H: 1 LOB: 0 BB: 0 P: 13	R: 0 H: 0 E: 0 K: 2 S: 11	H: 0 LOB: 0 BB: 0 P: 13	R: 1 H: 1 E: 0 K: 1 S: 8	H: 1 LOB: 0 BB: 0 P: 16	R: 0 H: 1 E: 0 K: 0 S: 5	H: 1 LOB: 1 BB: 1 P: 12	1B: 3 2B: 1 3B: 0 HR: 2	SF: 1 SAC: 0 DP: 2 HBP: 1	WP: 2 PB: 0 SB: 0 CS: 0	PA: 35
PITCHER	IP WLS BF H R ER SO BB IBB HBP BLK WP HR S P ERA WHIP																					
77 Fernando Romero, R (1,1) ERA: 1.66	5.0 21 3 4 3 2 2 0 1 0 2 1 58 94 5.40 1.000																					
55 Taylor Rogers, L (6,1) ERA: 5.5	1.1 4 1 0 0 2 0 0 0 0 0 0 11 18 0.00 0.750																					
57 Ryan Pressly, R (7,1) ERA: 2.25	0.2 2 0 0 0 1 0 0 0 0 0 0 8 8 0.00 0.000																					
43 Addison Reed, R (8,1) ERA: 2.7	1.0 L 4 1 1 1 1 0 0 0 0 0 1 8 16 9.00 1.000																					
32 Zach Duke, L (9,1) ERA: 3.6	1.0 4 1 0 0 0 1 0 0 0 0 0 5 12 0.00 2.000																					

Batter	1	2	3	4	5	6	7	8	9	AB	R	H	RBI	BB	SO	LOB	BOTTOM			
2 Brian Dozier, R (1,4) OBP: 0.302, SLG: 0.404										2	0	0	0	2	1	1	Milwaukee Brewers @ Minnesota Twins Target Field, Minneapolis, MN Sat May 19 2018, 6:12 PM - 9:13 PM CDT Att: 30,182 - Overcast - 57 F			
26 Max Kepler, L (1,9) OBP: 0.327, SLG: 0.466										3	0	0	0	1	1	1				
20 Eddie Rosario, L (1,7) OBP: 0.319, SLG: 0.544										4	0	1	0	0	2	2				
5 Eduardo Escobar, S (1,5) OBP: 0.333, SLG: 0.534										4	0	0	0	0	3	3				
99 Logan Morrison, L (1,3) OBP: 0.313, SLG: 0.377										2	2	1	0	2	1	0				
36 Robbie Grossman, S (1,10) OBP: 0.311, SLG: 0.355										2	0	1	0	2	0	1				
25 Byron Buxton, R (8, FR) OBP: 0.194, SLG: 0.203										0	0	0	0	0	0	0				
60 Jake Cave, L (1,8) OBP: 0.333, SLG: 1.333										3	2	1	2	0	1	3				
23 Mitch Garver, R (9, PH) OBP: 0.304, SLG: 0.406										1	0	0	0	0	1	1				
16 Ehire Adrianza, S (1,6) OBP: 0.272, SLG: 0.253										3	0	0	0	1	2	4				
46 Bobby Wilson, R (1,2) OBP: 0.192, SLG: 0.391										4	0	1	2	0	2	2				
Inning Stats	R: 0 H: 0 E: 0 K: 1 S: 8	H: 2 LOB: 1 BB: 1 P: 19	R: 2 H: 0 E: 0 K: 3 S: 9	H: 0 LOB: 0 BB: 0 P: 12	R: 2 H: 1 E: 0 K: 0 S: 7	H: 1 LOB: 0 BB: 2 P: 16	R: 0 H: 1 E: 0 K: 0 S: 6	H: 1 LOB: 1 BB: 1 P: 11	R: 0 H: 1 E: 0 K: 1 S: 9	H: 1 LOB: 1 BB: 1 P: 16	R: 0 H: 0 E: 0 K: 2 S: 8	H: 0 LOB: 0 BB: 0 P: 9	R: 0 H: 0 E: 0 K: 3 S: 10	H: 0 LOB: 0 BB: 0 P: 14	R: 1 H: 1 E: 0 K: 3 S: 10	H: 0 LOB: 1 BB: 1 P: 16	1B: 2 2B: 2 3B: 0 HR: 1	SF: 0 SAC: 0 DP: 3 HBP: 0	WP: 0 PB: 0 SB: 1 CS: 0	PA: 36
PITCHER	IP WLS BF H R ER SO BB IBB HBP BLK WP HR S P ERA WHIP																			
51 Freddy Peralta, R (1,1) ERA: 3.72	4.0 19 3 4 4 5 6 0 0 0 0 0 44 82 9.00 2.250																			
38 Dan Jennings, L (5,1) ERA: 2.21	1.2 6 2 0 0 1 1 0 0 0 0 0 11 18 0.00 1.800																			
32 Jeremy Jeffress, R (6,1) ERA: 0.36	1.0 3 0 0 0 2 0 0 0 0 0 0 8 10 0.00 0.000																			
71 Josh Hader, L (7,1) ERA: 1.32	2.1 W 8 0 0 0 6 1 0 0 0 0 0 22 32 0.00 0.429																			

AB	30
R	5
H	6
RBI	4
BB	3
SO	6
LOB	10



AB	28
R	4
H	5
RBI	4
BB	8
SO	14
LOB	18



Batter	1	2	3	4	5	6	7	8	9	AB	R	H	RBI	BB	SO	LOB	TOP										
6 Lorenzo Cain, R OBP: 0.381, SLG: 0.428										4	0	1	0	0	2	1	Milwaukee Brewers @ Minnesota Twins Target Field, Minneapolis, MN Sun May 20 2018, 1:14 PM - 4:36 PM CDT Att: 28,577 - Sunny - 65 F										
22 Christian Yelich, L OBP: 0.333, SLG: 0.457										4	0	0	0	0	2	2											
24 Jesús Aguilar, R OBP: 0.395, SLG: 0.608										4	1	2	1	0	1	0											
21 Travis Shaw, L OBP: 0.324, SLG: 0.494										3	0	0	0	1	2	1											
14 Hernán Pérez, R OBP: 0.278, SLG: 0.386										4	0	1	0	0	1	0											
25 Ji Man Choi, L OBP: 0.417, SLG: 0.700										1	0	0	0	1	1	0											
16 Domingo Santana, R, PH OBP: 0.329, SLG: 0.338										2	0	0	0	0	2	2											
5 Jonathan Villar, S OBP: 0.331, SLG: 0.372										4	0	0	0	0	3	1											
13 Tyler Saladino, R OBP: 0.375, SLG: 0.708										4	0	2	0	0	1	0											
47 Jeff Bandy, R OBP: 0.254, SLG: 0.262										3	0	1	0	0	2	3											
Inning Stats	R: 0 H: 1 E: 0 K: 2 S: 12	H: 1 LOB: 1 BB: 0 P: 18	R: 0 H: 0 E: 0 K: 1 S: 8	H: 0 LOB: 0 BB: 0 P: 12	R: 0 H: 1 E: 0 K: 1 S: 8	H: 1 LOB: 0 BB: 0 P: 13	R: 0 H: 1 E: 0 K: 1 S: 11	H: 0 LOB: 0 BB: 0 P: 16	R: 0 H: 2 E: 0 K: 3 S: 19	H: 2 LOB: 2 BB: 1 P: 27	R: 0 H: 2 E: 0 K: 2 S: 14	H: 2 LOB: 2 BB: 0 P: 17	R: 0 H: 0 E: 0 K: 1 S: 11	H: 0 LOB: 0 BB: 0 P: 13	R: 0 H: 0 E: 0 K: 3 S: 9	H: 0 LOB: 0 BB: 0 P: 13	1B: 6 2B: 2 3B: 0 HR: 1	SF: 0 SAC: 0 DP: 0 HBP: 0	WP: 0 PB: 0 SB: 0 CS: 0	PA: 35							
PITCHER	IP	WLS	BF	H	R	ER	SO	BB	IBB	HBP	BLK	WP	HR	S	P	ERA	WHIP										
12 Jake Odorizzi, R ERA: 3.17	5.2		23	5	1	1	10	2	0	0	0	0	0	6	7	1.59	1.235										
55 Taylor Rogers, L ERA: 5.3	0.2		2	0	0	0	2	0	0	0	0	0	0	6	7	0.00	0.000										
57 Ryan Pressly, R ERA: 2.19	0.2		4	2	0	0	1	0	0	0	0	0	0	11	14	0.00	3.000										
43 Addison Reed, R ERA: 2.59	1.0	W	3	0	0	0	1	0	0	0	0	0	0	11	13	0.00	0.000										
56 Fernando Rodney, R ERA: 2.87	1.0	S	3	0	0	0	3	0	0	0	0	0	0	9	13	0.00	0.000										

Batter	1	2	3	4	5	6	7	8	9	AB	R	H	RBI	BB	SO	LOB	BOTTOM										
2 Brian Dozier, R OBP: 0.301, SLG: 0.397										3	1	0	0	1	1	1	Milwaukee Brewers @ Minnesota Twins Target Field, Minneapolis, MN Sun May 20 2018, 1:14 PM - 4:36 PM CDT Att: 28,577 - Sunny - 65 F										
26 Max Kepler, L OBP: 0.317, SLG: 0.466										2	1	1	1	2	0	0											
20 Eddie Rosario, L OBP: 0.318, SLG: 0.543										4	0	1	0	0	1	4											
5 Eduardo Escobar, S OBP: 0.337, SLG: 0.536										3	0	1	0	1	0	1											
99 Logan Morrison, L OBP: 0.318, SLG: 0.376										3	0	1	2	1	1	0											
23 Mitch Garver, R OBP: 0.301, SLG: 0.397										4	0	1	0	0	2	4											
60 Jake Cave, L OBP: 0.200, SLG: 0.800										2	0	0	0	0	1	3											
36 Robbie Grossman, R, PH OBP: 0.306, SLG: 0.347										2	0	0	0	0	1	2											
40 Gregorio Petit, R OBP: 0.455, SLG: 0.368										3	0	0	0	0	1	3											
25 Byron Buxton, R OBP: 0.200, SLG: 0.209										3	1	1	0	0	1	0											
Inning Stats	R: 0 H: 1 E: 0 K: 0 S: 6	H: 1 LOB: 1 BB: 0 P: 15	R: 0 H: 1 E: 0 K: 2 S: 11	H: 1 LOB: 0 BB: 0 P: 18	R: 0 H: 0 E: 0 K: 1 S: 13	H: 0 LOB: 1 BB: 1 P: 24	R: 0 H: 1 E: 0 K: 0 S: 14	H: 1 LOB: 2 BB: 1 P: 26	R: 1 H: 2 E: 1 K: 2 S: 11	H: 2 LOB: 0 BB: 0 P: 18	R: 0 H: 0 E: 0 K: 1 S: 7	H: 0 LOB: 0 BB: 0 P: 10	R: 0 H: 0 E: 0 K: 1 S: 11	H: 0 LOB: 0 BB: 0 P: 15	R: 2 H: 1 E: 0 K: 2 S: 13	H: 1 LOB: 3 BB: 3 P: 25	1B: 4 2B: 2 3B: 0 HR: 0	SF: 0 SAC: 0 DP: 0 HBP: 0	WP: 1 PB: 1 SB: 1 CS: 1	PA: 34							
PITCHER	IP	WLS	BF	H	R	ER	SO	BB	IBB	HBP	BLK	WP	HR	S	P	ERA	WHIP										
41 Junior Guerra, R ERA: 2.98	4.1		19	4	1	1	4	2	0	0	0	0	0	18	28	0.00	0.500										
38 Dan Jennings, L ERA: 2.01	2.0	L	6	1	0	0	2	0	0	0	0	0	0	8	13	13.50	1.500										
54 Taylor Williams, R ERA: 3.6	0.2		3	0	1	1	1	1	0	0	0	0	0	8	13	9.00	2.000										
48 Boone Logan, L ERA: 8.1	1.0		6	1	1	1	2	1	1	0	0	1	0	11	19	9.00	2.000										

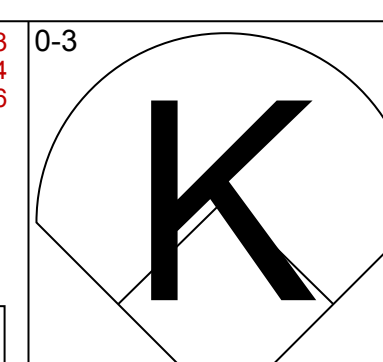
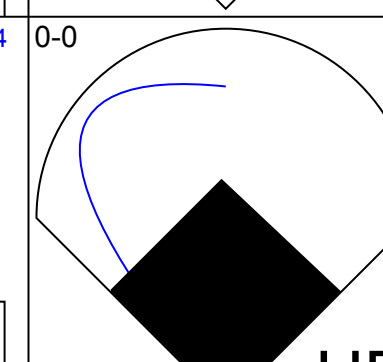
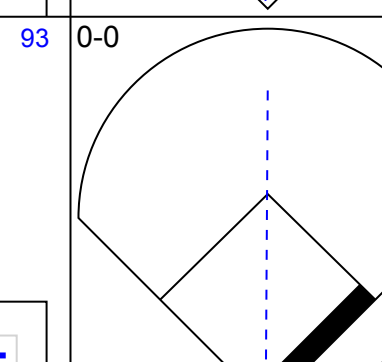
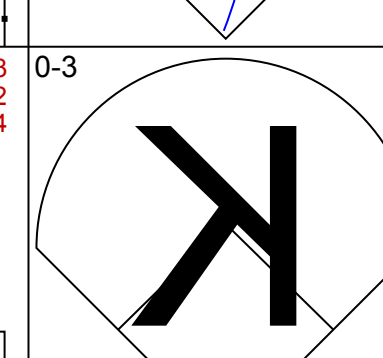
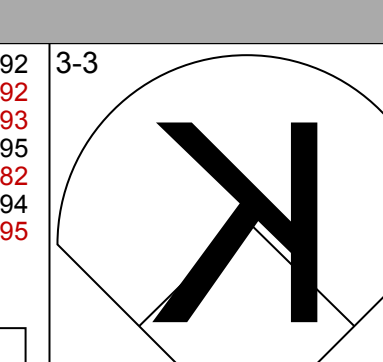
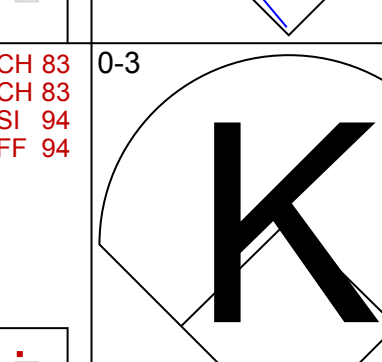
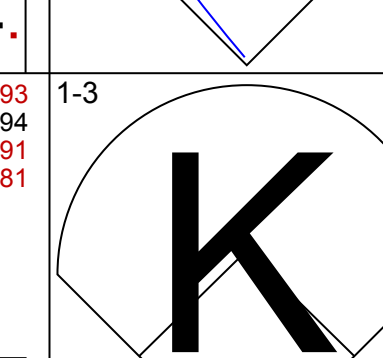
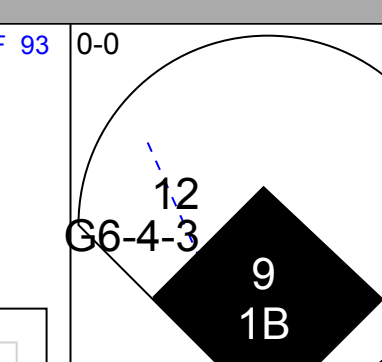
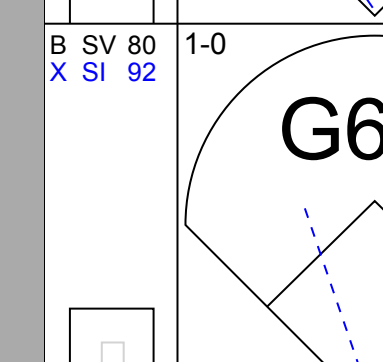
AB	33
R	1
H	7
RBI	1
BB	2
SO	17
LOB	10

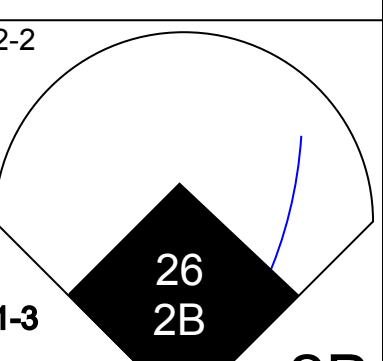
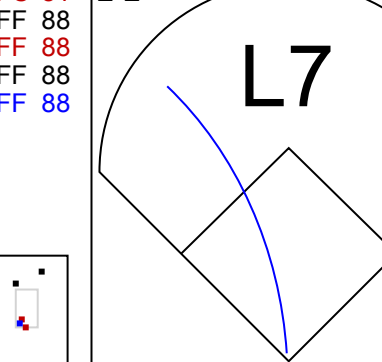
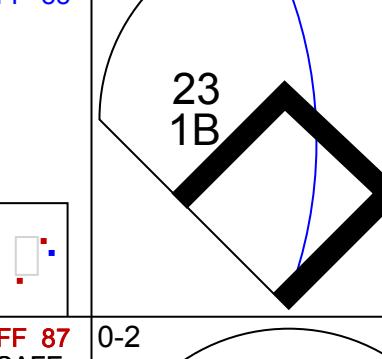
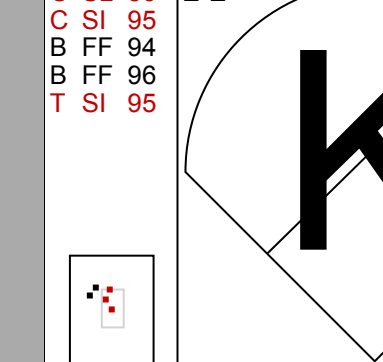
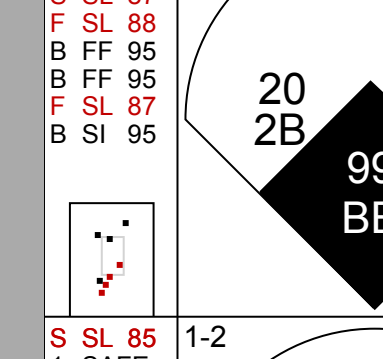
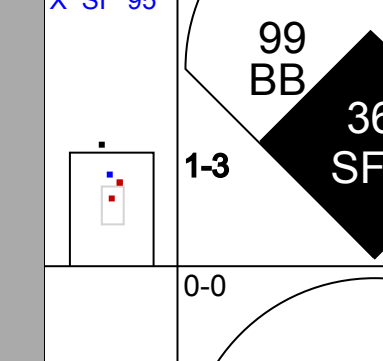
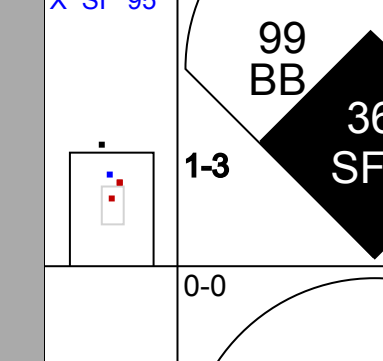
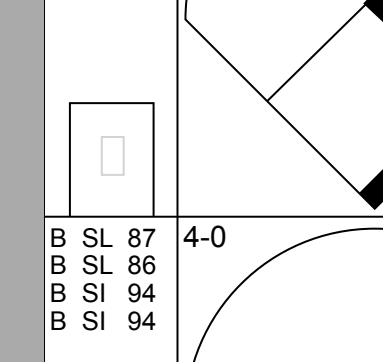
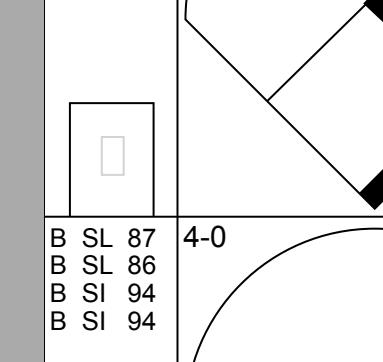
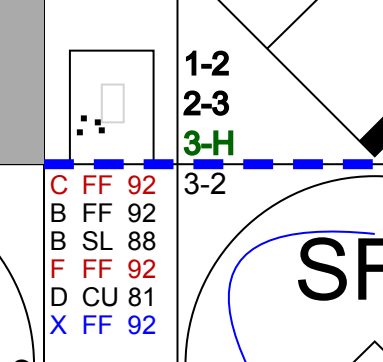
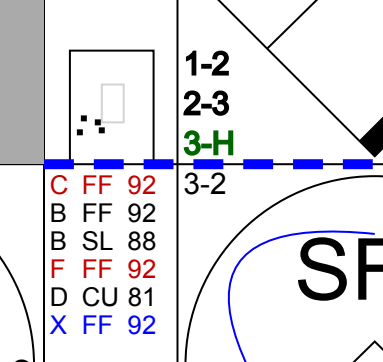
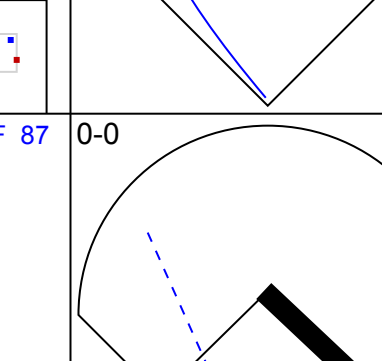
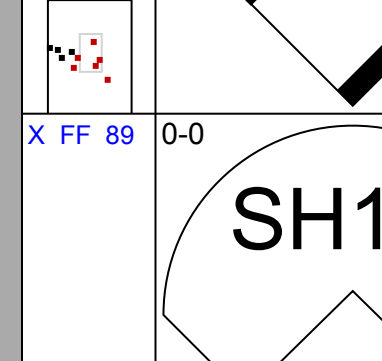

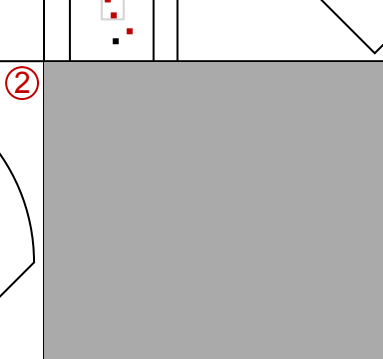


AB	29
R	3
H	6
RBI	3
BB	5
SO	9
LOB	18



WP	1	PA	34
PB	1		
SB	1		
CS	1		

Batter	1	2	3	4	5	6	7	8	9	AB	R	H	RBI	BB	SO	LOB	TOP										
12 Leonys Martin, L OBP: 0.323, SLG: 0.451			G6-4-3			G4-3		P6		4	0	0	0	0	1	3	<p>Detroit Tigers @ Minnesota Twins Target Field, Minneapolis, MN Mon May 21 2018, 7:11 PM - 9:45 PM CDT Att: 17,161 - Cloudy - 66 F</p>										
9 Nick Castellanos, R OBP: 0.367, SLG: 0.500						F8		F8		4	1	2	2	0	0	0											
41 Victor Martinez, S OBP: 0.304, SLG: 0.369	L8		L3			K		F7		4	0	0	0	0	1	1											
55 John Hicks, R OBP: 0.339, SLG: 0.520						P6		F7		4	0	0	0	0	1	0											
28 Niko Goodrum, S OBP: 0.303, SLG: 0.451						F8		F8		3	0	0	0	0	2	0											
34 James McCann, R OBP: 0.233, SLG: 0.366	P4		L5			K		K		3	0	0	0	0	1	0											
21 JaCoby Jones, R OBP: 0.273, SLG: 0.382						K		G5-3		3	0	0	0	0	2	0											
1 Jose Iglesias, R OBP: 0.297, SLG: 0.369			F7			F7		G6-3		3	1	1	0	0	0	0											
49 Dixon Machado, R OBP: 0.269, SLG: 0.292						K				1	0	0	0	2	1	0											
Inning Stats	R: 1 H: 1 E: 0 K: 2 S: 10	L: 0 LOB: 0 BB: 0 P: 13	R: 0 H: 0 E: 0 K: 2 S: 10	L: 0 LOB: 0 BB: 0 P: 15	R: 1 H: 2 E: 0 K: 0 S: 7	L: 1 LOB: 1 BB: 1 P: 13	R: 0 H: 0 E: 0 K: 1 S: 7	L: 0 LOB: 0 BB: 0 P: 8	R: 0 H: 0 E: 0 K: 1 S: 9	L: 0 LOB: 0 BB: 0 P: 15	R: 0 H: 0 E: 0 K: 1 S: 9	L: 0 LOB: 0 BB: 0 P: 16	R: 0 H: 0 E: 0 K: 1 S: 7	L: 0 LOB: 0 BB: 0 P: 10	R: 0 H: 0 E: 0 K: 0 S: 9	L: 1 LOB: 1 BB: 1 P: 17		R: 0 H: 0 E: 0 K: 0 S: 9	L: 0 LOB: 0 BB: 0 P: 12	1B: 1 2B: 1 3B: 0 HR: 1	SF: 0 SAC: 0 DP: 1 HBP: 0	WP: 0 PB: 0 SB: 0 CS: 0	PA: 31				
PITCHER	IP	WLS	BF	H	R	ER	SO	BB	IBB	HBP	BLK	WP	HR	S	P	ERA	WHIP										
17 José Berrios, R ERA: 3.82	8.0	W	28	3	2	2	9	2	0	0	0	0	1	68	107	2.25	0.625										
56 Fernando Rodney, R ERA: 2.7	1.0	S	3	0	0	0	0	0	0	0	0	0	0	9	12	0.00	0.000										

Batter	1	2	3	4	5	6	7	8	9	AB	R	H	RBI	BB	SO	LOB	BOTTOM										
2 Brian Dozier, R OBP: 0.299, SLG: 0.399	P4		K			G5-3				4	1	1	0	0	1	2	<p>Detroit Tigers @ Minnesota Twins Target Field, Minneapolis, MN Mon May 21 2018, 7:11 PM - 9:45 PM CDT Att: 17,161 - Cloudy - 66 F</p>										
26 Max Kepler, L OBP: 0.335, SLG: 0.467	P1		L7					K		4	0	1	2	0	1	0											
5 Eduardo Escobar, S OBP: 0.347, SLG: 0.539	F9									3	1	2	0	1	0	0											
20 Eddie Rosario, L OBP: 0.316, SLG: 0.542	F8		F8			L4				4	1	1	0	0	0	1											
23 Mitch Garver, R OBP: 0.312, SLG: 0.394	P5					L5				3	0	1	0	1	0	0											
99 Logan Morrison, L OBP: 0.316, SLG: 0.368			K			K				3	0	0	1	1	3	2											
36 Robbie Grossman, S OBP: 0.313, SLG: 0.351	F9							SF8		2	1	1	1	1	0	0											
16 Ehire Adrianza, S OBP: 0.274, SLG: 0.267						B1		K		3	0	1	0	0	1	3											
25 Byron Buxton, R OBP: 0.192, SLG: 0.200	K					F7				3	0	0	0	0	1	3											
Inning Stats	R: 0 H: 0 E: 0 K: 0 S: 8	L: 0 LOB: 0 BB: 0 P: 14	R: 0 H: 0 E: 0 K: 1 S: 7	L: 0 LOB: 0 BB: 0 P: 10	R: 0 H: 1 E: 0 K: 2 S: 11	L: 1 LOB: 1 BB: 0 P: 16	R: 0 H: 2 E: 0 K: 1 S: 16	L: 2 LOB: 2 BB: 0 P: 21	R: 2 H: 4 E: 0 K: 0 S: 11	L: 4 LOB: 2 BB: 0 P: 16	R: 0 H: 0 E: 0 K: 1 S: 7	L: 0 LOB: 0 BB: 0 P: 11	R: 0 H: 0 E: 0 K: 0 S: 11	L: 0 LOB: 1 BB: 1 P: 19	R: 2 H: 1 E: 0 K: 2 S: 16	L: 1 LOB: 3 BB: 3 P: 31		1B: 4 2B: 4 3B: 0 HR: 0	SF: 1 SAC: 1 DP: 0 HBP: 0	WP: 0 PB: 0 SB: 0 CS: 0	PA: 35						
PITCHER	IP	WLS	BF	H	R	ER	SO	BB	IBB	HBP	BLK	WP	HR	S	P	ERA	WHIP										
36 Blaine Hardy, L ERA: 3.46	5.0		21	7	2	2	4	0	0	0	0	0	0	18	30	0.00	0.500										
19 Louis Coleman, R ERA:	2.0	7	0	0	0	0	1	1	0	0	0	0	0	18	30	0.00	0.500										
68 Daniel Stumpf, L ERA: 6.32	0.1	L	5	1	2	2	1	2	1	0	0	0	0	10	21	54.00	9.000										
53 Warwick Saupold, R ERA: 2.16	0.2		2	0	0	0	1	0	0	0	0	0	0	6	10	0.00	0.000										

AB 29
R 2
H 3
RBI 2
BB 2
SO 9
LOB 4




AB 29
R 4
H 8
RBI 4
BB 4
SO 7
LOB 11



Batter	1	2	3	4	5	6	7	8	9	AB	R	H	RBI	BB	SO	LOB	TOP							
12 Leonys Martin, L (1, 8) OBP: 0.314, SLG: 0.438										4	0	0	0	0	1	1								
9 Nick Castellanos, R (1, 9) OBP: 0.370, SLG: 0.500										4	0	2	0	0	1	1								
41 Victor Martinez, S (1, 10) OBP: 0.302, SLG: 0.366										4	0	1	0	0	0	3								
55 John Hicks, R (1, 3) OBP: 0.327, SLG: 0.500										4	0	0	0	0	1	1								
28 Niko Goodrum, S (1, 5) OBP: 0.291, SLG: 0.432										4	0	0	0	0	2	0								
34 James McCann, R (1, 2) OBP: 0.327, SLG: 0.389										4	0	2	0	0	1	0								
21 JaCoby Jones, R (1, 7) OBP: 0.285, SLG: 0.395										3	0	2	0	0	1	1								
1 Jose Iglesias, R (1, 6) OBP: 0.295, SLG: 0.362										3	0	0	0	1	0	4								
49 Dixon Machado, R (1, 4) OBP: 0.266, SLG: 0.288										2	0	0	0	0	0	1								
8 Mikie Mahtook, R (7, PH) OBP: 0.227, SLG: 0.261										1	0	0	0	0	1	2								
33 Pete Kozma, R (7, 4) OBP: 0.194, SLG: 0.355										0	0	0	0	0	0	0								
Inning Stats	R: 0 E: 0 K: 1 S: 8	H: 1 LOB: 0 BB: 0 P: 11	R: 0 E: 0 K: 1 S: 15	H: 2 LOB: 2 BB: 0 P: 22	R: 0 E: 1 K: 0 S: 13	H: 0 LOB: 1 BB: 0 P: 21	R: 0 E: 0 K: 2 S: 10	H: 0 LOB: 0 BB: 0 P: 14	R: 0 E: 0 K: 0 S: 8	H: 1 LOB: 1 BB: 0 P: 12	R: 0 E: 0 K: 0 S: 3	H: 1 LOB: 0 BB: 0 P: 4	R: 0 E: 0 K: 1 S: 12	H: 0 LOB: 1 BB: 1 P: 23	R: 0 E: 0 K: 1 S: 11	H: 1 LOB: 1 BB: 0 P: 18	R: 0 E: 0 K: 2 S: 11	H: 1 LOB: 1 BB: 0 P: 17	1B: 6 2B: 1 3B: 0 HR: 0	SF: 0 SAC: 0 DP: 2 HBP: 1	WP: 0 PB: 0 SB: 0 CS: 0	PA: 35		
PITCHER	IP WLS BF H R ER SO BB IBB HBP BLK WP HR S P ERA WHIP	IP WLS BF H R ER SO BB IBB HBP BLK WP HR S P ERA WHIP	IP WLS BF H R ER SO BB IBB HBP BLK WP HR S P ERA WHIP	IP WLS BF H R ER SO BB IBB HBP BLK WP HR S P ERA WHIP	IP WLS BF H R ER SO BB IBB HBP BLK WP HR S P ERA WHIP	IP WLS BF H R ER SO BB IBB HBP BLK WP HR S P ERA WHIP	IP WLS BF H R ER SO BB IBB HBP BLK WP HR S P ERA WHIP	IP WLS BF H R ER SO BB IBB HBP BLK WP HR S P ERA WHIP	IP WLS BF H R ER SO BB IBB HBP BLK WP HR S P ERA WHIP	IP WLS BF H R ER SO BB IBB HBP BLK WP HR S P ERA WHIP	IP WLS BF H R ER SO BB IBB HBP BLK WP HR S P ERA WHIP	IP WLS BF H R ER SO BB IBB HBP BLK WP HR S P ERA WHIP	IP WLS BF H R ER SO BB IBB HBP BLK WP HR S P ERA WHIP	IP WLS BF H R ER SO BB IBB HBP BLK WP HR S P ERA WHIP	IP WLS BF H R ER SO BB IBB HBP BLK WP HR S P ERA WHIP	IP WLS BF H R ER SO BB IBB HBP BLK WP HR S P ERA WHIP	IP WLS BF H R ER SO BB IBB HBP BLK WP HR S P ERA WHIP	IP WLS BF H R ER SO BB IBB HBP BLK WP HR S P ERA WHIP	IP WLS BF H R ER SO BB IBB HBP BLK WP HR S P ERA WHIP	IP WLS BF H R ER SO BB IBB HBP BLK WP HR S P ERA WHIP	IP WLS BF H R ER SO BB IBB HBP BLK WP HR S P ERA WHIP	IP WLS BF H R ER SO BB IBB HBP BLK WP HR S P ERA WHIP	IP WLS BF H R ER SO BB IBB HBP BLK WP HR S P ERA WHIP	IP WLS BF H R ER SO BB IBB HBP BLK WP HR S P ERA WHIP

Detroit Tigers @ Minnesota Twins
Target Field, Minneapolis, MN
Tue May 22 2018, 7:13 PM - 10:11 PM CDT
Att: 25,559 - Clear - 75 F


AB 33
R 0
H 7
RBI 0
BB 1
SO 8
LOB 14



Batter	1	2	3	4	5	6	7	8	9	AB	R	H	RBI	BB	SO	LOB	BOTTOM							
2 Brian Dozier, R (1, 4) OBP: 0.303, SLG: 0.412										4	0	2	3	0	0	1								
36 Robbie Grossman, S (1, 10) OBP: 0.310, SLG: 0.340										3	0	0	0	1	1	2								
20 Eddie Rosario, L (1, 7) OBP: 0.309, SLG: 0.529										4	0	0	0	0	0	2								
5 Eduardo Escobar, S (1, 5) OBP: 0.339, SLG: 0.525										4	0	0	0	0	1	1								
23 Mitch Garver, R (1, 2) OBP: 0.309, SLG: 0.378										3	1	0	0	1	1	0								
99 Logan Morrison, L (1, 3) OBP: 0.321, SLG: 0.367										3	0	1	0	1	1	0								
24 Ryan LaMarre, R (1, 9) OBP: 0.365, SLG: 0.314										1	0	0	0	0	0	1								
26 Max Kepler, L (6, PH) OBP: 0.337, SLG: 0.474										2	1	1	0	0	0	2								
16 Ehire Adrianza, S (1, 6) OBP: 0.296, SLG: 0.307										2	2	2	2	1	0	0								
25 Byron Buxton, R (1, 8) OBP: 0.200, SLG: 0.208										2	2	1	1	0	0	2								
Inning Stats	R: 0 E: 0 K: 0 S: 5	H: 0 LOB: 0 BB: 0 P: 7	R: 0 E: 0 K: 0 S: 12	H: 1 LOB: 1 BB: 0 P: 17	R: 0 E: 0 K: 0 S: 5	H: 0 LOB: 1 BB: 1 P: 12	R: 0 E: 0 K: 0 S: 8	H: 0 LOB: 0 BB: 1 P: 15	R: 3 E: 0 K: 0 S: 13	H: 2 LOB: 1 BB: 2 P: 31	R: 0 E: 0 K: 2 S: 8	H: 0 LOB: 0 BB: 0 P: 12	R: 3 E: 0 K: 2 S: 20	H: 4 LOB: 1 BB: 0 P: 28	R: 0 E: 0 K: 0 S: 7	H: 0 LOB: 0 BB: 0 P: 8	1B: 2 2B: 5 3B: 0 HR: 0	SF: 0 SAC: 1 DP: 1 HBP: 0	WP: 0 PB: 0 SB: 0 CS: 0	PA: 33				
PITCHER	IP WLS BF H R ER SO BB IBB HBP BLK WP HR S P ERA WHIP	IP WLS BF H R ER SO BB IBB HBP BLK WP HR S P ERA WHIP	IP WLS BF H R ER SO BB IBB HBP BLK WP HR S P ERA WHIP	IP WLS BF H R ER SO BB IBB HBP BLK WP HR S P ERA WHIP	IP WLS BF H R ER SO BB IBB HBP BLK WP HR S P ERA WHIP	IP WLS BF H R ER SO BB IBB HBP BLK WP HR S P ERA WHIP	IP WLS BF H R ER SO BB IBB HBP BLK WP HR S P ERA WHIP	IP WLS BF H R ER SO BB IBB HBP BLK WP HR S P ERA WHIP	IP WLS BF H R ER SO BB IBB HBP BLK WP HR S P ERA WHIP	IP WLS BF H R ER SO BB IBB HBP BLK WP HR S P ERA WHIP	IP WLS BF H R ER SO BB IBB HBP BLK WP HR S P ERA WHIP	IP WLS BF H R ER SO BB IBB HBP BLK WP HR S P ERA WHIP	IP WLS BF H R ER SO BB IBB HBP BLK WP HR S P ERA WHIP	IP WLS BF H R ER SO BB IBB HBP BLK WP HR S P ERA WHIP	IP WLS BF H R ER SO BB IBB HBP BLK WP HR S P ERA WHIP	IP WLS BF H R ER SO BB IBB HBP BLK WP HR S P ERA WHIP	IP WLS BF H R ER SO BB IBB HBP BLK WP HR S P ERA WHIP	IP WLS BF H R ER SO BB IBB HBP BLK WP HR S P ERA WHIP	IP WLS BF H R ER SO BB IBB HBP BLK WP HR S P ERA WHIP	IP WLS BF H R ER SO BB IBB HBP BLK WP HR S P ERA WHIP	IP WLS BF H R ER SO BB IBB HBP BLK WP HR S P ERA WHIP	IP WLS BF H R ER SO BB IBB HBP BLK WP HR S P ERA WHIP	IP WLS BF H R ER SO BB IBB HBP BLK WP HR S P ERA WHIP	IP WLS BF H R ER SO BB IBB HBP BLK WP HR S P ERA WHIP

Detroit Tigers @ Minnesota Twins
Target Field, Minneapolis, MN
Tue May 22 2018, 7:13 PM - 10:11 PM CDT
Att: 25,559 - Clear - 75 F

AB 28
R 6
H 7
RBI 6
BB 4
SO 4
LOB 11



Batter	1	2	3	4	5	6	7	8	9	AB	R	H	RBI	BB	SO	LOB	TOP					
12 Leonys Martin, L OBP: 0.311, SLG: 0.430										5	1	1	0	0	1	3						
9 Nick Castellanos, R OBP: 0.372, SLG: 0.595										4	0	2	2	0	0	0						
41 Victor Martinez, S OBP: 0.307, SLG: 0.372										3	1	2	1	0	0	1						
28 Niko Goodrum, S OBP: 0.308, SLG: 0.480										3	2	2	2	1	1	1						
55 John Hicks, R OBP: 0.325, SLG: 0.491										4	0	1	0	0	1	3						
21 JaCoby Jones, R OBP: 0.284, SLG: 0.391										4	0	1	1	0	1	1						
17 Grayson Greiner, R OBP: 0.304, SLG: 0.333										3	0	1	0	1	0	0						
1 Jose Iglesias, R OBP: 0.289, SLG: 0.353										4	0	0	0	0	0	4						
49 Dixon Machado, R OBP: 0.260, SLG: 0.281										4	0	0	0	0	2	3						
Inning Stats	R: 1 H: 2 E: 0 K: 1 S: 11	H: 2 LOB: 1 BB: 0 P: 16	R: 0 H: 0 E: 0 K: 1 S: 5	H: 0 LOB: 0 BB: 0 P: 7	R: 0 H: 0 E: 0 K: 0 S: 8	H: 0 LOB: 0 BB: 0 P: 14	R: 2 H: 3 E: 0 K: 1 S: 23	H: 3 LOB: 1 BB: 0 P: 35	R: 0 H: 0 E: 0 K: 0 S: 7	H: 1 LOB: 1 BB: 1 P: 13	R: 0 H: 0 E: 0 K: 1 S: 10	H: 0 LOB: 0 BB: 0 P: 13	R: 0 H: 1 E: 0 K: 1 S: 6	H: 1 LOB: 0 BB: 0 P: 12	R: 1 H: 3 E: 0 K: 1 S: 23	H: 3 LOB: 3 BB: 1 P: 31	1B: 7 2B: 2 3B: 0 HR: 1	SF: 1 SAC: 0 DP: 2 HBP: 0	WP: 0 PB: 0 SB: 0 CS: 0	PA: 37		
PITCHER	IP WLS BF H R ER SO BB IBB HBP BLK WP HR S P ERA WHIP	IP WLS BF H R ER SO BB IBB HBP BLK WP HR S P ERA WHIP	IP WLS BF H R ER SO BB IBB HBP BLK WP HR S P ERA WHIP	IP WLS BF H R ER SO BB IBB HBP BLK WP HR S P ERA WHIP	IP WLS BF H R ER SO BB IBB HBP BLK WP HR S P ERA WHIP	IP WLS BF H R ER SO BB IBB HBP BLK WP HR S P ERA WHIP	IP WLS BF H R ER SO BB IBB HBP BLK WP HR S P ERA WHIP	IP WLS BF H R ER SO BB IBB HBP BLK WP HR S P ERA WHIP	IP WLS BF H R ER SO BB IBB HBP BLK WP HR S P ERA WHIP	IP WLS BF H R ER SO BB IBB HBP BLK WP HR S P ERA WHIP	IP WLS BF H R ER SO BB IBB HBP BLK WP HR S P ERA WHIP	IP WLS BF H R ER SO BB IBB HBP BLK WP HR S P ERA WHIP	IP WLS BF H R ER SO BB IBB HBP BLK WP HR S P ERA WHIP	IP WLS BF H R ER SO BB IBB HBP BLK WP HR S P ERA WHIP	IP WLS BF H R ER SO BB IBB HBP BLK WP HR S P ERA WHIP	IP WLS BF H R ER SO BB IBB HBP BLK WP HR S P ERA WHIP	IP WLS BF H R ER SO BB IBB HBP BLK WP HR S P ERA WHIP	IP WLS BF H R ER SO BB IBB HBP BLK WP HR S P ERA WHIP	IP WLS BF H R ER SO BB IBB HBP BLK WP HR S P ERA WHIP	IP WLS BF H R ER SO BB IBB HBP BLK WP HR S P ERA WHIP	IP WLS BF H R ER SO BB IBB HBP BLK WP HR S P ERA WHIP	IP WLS BF H R ER SO BB IBB HBP BLK WP HR S P ERA WHIP
44 Kyle Gibson, R ERA: 4.02	6.0	L	24	6	3	3	3	1	0	0	0	0	0	0	0	0	1	60	97	4.50	1.167	
39 Trevor Hildenberger, R ERA: 3.57	1.1		5	1	0	0	2	0	0	0	0	0	0	0	0	0	0	15	23	0.00	0.750	
55 Taylor Rogers, L ERA: 5.99	0.2		2	1	1	1	0	0	0	0	0	0	0	0	0	0	0	4	6	13.50	1.500	
57 Ryan Pressly, R ERA: 2.08	1.0		6	2	0	0	1	1	0	0	0	0	0	0	0	0	0	20	27	0.00	3.000	

Detroit Tigers @ Minnesota Twins
Target Field, Minneapolis, MN
Wed May 23 2018, 12:11 PM - 3:09 PM CDT
Att: 23,891 - Cloudy - 73 F

AB	34
R	4
H	10
RBI	4
BB	2
SO	6
LOB	16



Batter	1	2	3	4	5	6	7	8	9	AB	R	H	RBI	BB	SO	LOB	BOTTOM					
2 Brian Dozier, R OBP: 0.307, SLG: 0.416										3	1	1	0	1	0	1						
26 Max Kepler, L OBP: 0.335, SLG: 0.465										3	0	0	0	1	2	3						
20 Eddie Rosario, L OBP: 0.319, SLG: 0.534										4	0	3	1	0	0	1						
5 Eduardo Escobar, S OBP: 0.331, SLG: 0.512										4	0	0	0	0	2	4						
99 Logan Morrison, L OBP: 0.319, SLG: 0.359										3	0	0	0	1	0	1						
60 Jake Cave, L OBP: 0.111, SLG: 0.444										4	0	0	0	0	1	1						
16 Ehire Adrianza, S OBP: 0.287, SLG: 0.297										3	0	0	0	0	0	0						
36 Robbie Grossman, R (PH) OBP: 0.308, SLG: 0.337										1	0	0	0	0	0	0						
46 Bobby Wilson, R OBP: 0.207, SLG: 0.360										2	0	0	0	1	1	0						
25 Byron Buxton, R OBP: 0.205, SLG: 0.227										3	0	1	0	0	2	1						
Inning Stats	R: 1 H: 2 E: 0 K: 2 S: 15	H: 2 LOB: 1 BB: 0 P: 20	R: 0 H: 0 E: 0 K: 1 S: 11	H: 0 LOB: 1 BB: 1 P: 21	R: 0 H: 0 E: 0 K: 0 S: 15	H: 0 LOB: 1 BB: 1 P: 25	R: 0 H: 0 E: 0 K: 1 S: 9	H: 0 LOB: 0 BB: 0 P: 14	R: 0 H: 1 E: 0 K: 1 S: 13	H: 1 LOB: 1 BB: 0 P: 17	R: 0 H: 1 E: 0 K: 0 S: 11	H: 0 LOB: 0 BB: 1 P: 17	R: 0 H: 0 E: 0 K: 2 S: 11	H: 0 LOB: 0 BB: 0 P: 16	R: 0 H: 1 E: 0 K: 1 S: 11	H: 1 LOB: 1 BB: 1 P: 19	R: 0 H: 0 E: 0 K: 0 S: 6	H: 0 LOB: 0 BB: 0 P: 8	1B: 3 2B: 2 3B: 0 HR: 0	SF: 0 SAC: 0 DP: 2 HBP: 0	WP: 0 PB: 0 SB: 0 CS: 0	PA: 34
PITCHER	IP WLS BF H R ER SO BB IBB HBP BLK WP HR S P ERA WHIP	IP WLS BF H R ER SO BB IBB HBP BLK WP HR S P ERA WHIP	IP WLS BF H R ER SO BB IBB HBP BLK WP HR S P ERA WHIP	IP WLS BF H R ER SO BB IBB HBP BLK WP HR S P ERA WHIP	IP WLS BF H R ER SO BB IBB HBP BLK WP HR S P ERA WHIP	IP WLS BF H R ER SO BB IBB HBP BLK WP HR S P ERA WHIP	IP WLS BF H R ER SO BB IBB HBP BLK WP HR S P ERA WHIP	IP WLS BF H R ER SO BB IBB HBP BLK WP HR S P ERA WHIP	IP WLS BF H R ER SO BB IBB HBP BLK WP HR S P ERA WHIP	IP WLS BF H R ER SO BB IBB HBP BLK WP HR S P ERA WHIP	IP WLS BF H R ER SO BB IBB HBP BLK WP HR S P ERA WHIP	IP WLS BF H R ER SO BB IBB HBP BLK WP HR S P ERA WHIP	IP WLS BF H R ER SO BB IBB HBP BLK WP HR S P ERA WHIP	IP WLS BF H R ER SO BB IBB HBP BLK WP HR S P ERA WHIP	IP WLS BF H R ER SO BB IBB HBP BLK WP HR S P ERA WHIP	IP WLS BF H R ER SO BB IBB HBP BLK WP HR S P ERA WHIP	IP WLS BF H R ER SO BB IBB HBP BLK WP HR S P ERA WHIP	IP WLS BF H R ER SO BB IBB HBP BLK WP HR S P ERA WHIP	IP WLS BF H R ER SO BB IBB HBP BLK WP HR S P ERA WHIP	IP WLS BF H R ER SO BB IBB HBP BLK WP HR S P ERA WHIP	IP WLS BF H R ER SO BB IBB HBP BLK WP HR S P ERA WHIP	IP WLS BF H R ER SO BB IBB HBP BLK WP HR S P ERA WHIP
32 Michael Fulmer, R ERA: 4.08	5.2	W	23	4	1	1	5	3	0	0	0	0	0	0	0	0	0	73	112	1.59	1.235	
19 Louis Coleman, R ERA:	1.1	H	4	0	0	0	2	0	0	0	0	0	0	0	0	0	0	12	18	0.00	0.000	
77 Joe Jiménez, R ERA: 2.66	1.0	H	4	1	0	0	1	1	0	0	0	0	0	0	0	0	0	11	19	0.00	2.000	
61 Shane Greene, R ERA: 4.03	1.0	S	3	0	0	0	0	0	0	0	0	0	0	0	0	0	0	6	8	0.00	0.000	

Detroit Tigers @ Minnesota Twins
Target Field, Minneapolis, MN
Wed May 23 2018, 12:11 PM - 3:09 PM CDT
Att: 23,891 - Cloudy - 73 F

AB	30
R	1
H	5
RBI	1
BB	4
SO	8
LOB	12



Batter	1	2	3	4	5	6	7	8	9	AB	R	H	RBI	BB	SO	LOB	TOP				
2 Brian Dozier, R OBP: 0.306, SLG: 0.413										4	0	1	0	0	1	1					
20 Eddie Rosario, L OBP: 0.312, SLG: 0.522										4	0	0	0	0	1	1					
22 Miguel Sanó, R OBP: 0.277, SLG: 0.429											4	0	0	0	3	1					
5 Eduardo Escobar, S OBP: 0.324, SLG: 0.500											4	0	0	0	1	1					
26 Max Kepler, L OBP: 0.341, SLG: 0.488											3	1	2	1	0	0					
23 Mitch Garver, R OBP: 0.298, SLG: 0.364											3	0	0	0	1	1					
36 Robbie Grossman, S OBP: 0.300, SLG: 0.327											3	0	0	0	1	0					
16 Ehire Adrianza, S OBP: 0.288, SLG: 0.298											3	0	1	0	2	0					
25 Byron Buxton, R OBP: 0.198, SLG: 0.218											3	0	0	0	2	1					
Inning Stats	R: 0 H: 1 E: 0 K: 1 S: 12	H: 1 LOB: 1 BB: 0 P: 15	R: 0 H: 0 E: 0 K: 0 S: 7	H: 0 LOB: 0 BB: 0 P: 11	R: 0 H: 0 E: 0 K: 3 S: 12	H: 0 LOB: 0 BB: 0 P: 16	R: 0 H: 0 E: 0 K: 2 S: 10	H: 0 LOB: 0 BB: 0 P: 15	R: 1 H: 1 E: 0 K: 3 S: 10	H: 1 LOB: 1 BB: 0 P: 16	R: 0 H: 0 E: 0 K: 2 S: 12	H: 0 LOB: 0 BB: 0 P: 18	R: 0 H: 1 E: 0 K: 0 S: 9	H: 1 LOB: 1 BB: 0 P: 12	R: 0 H: 1 E: 0 K: 1 S: 7	H: 0 LOB: 0 BB: 0 P: 13	1B: 3 2B: 0 3B: 0 HR: 1	SF: 0 SAC: 0 DP: 0 HBP: 0	WP: 0 PB: 0 CS: 0	PA: 31	
PITCHER	IP	WLS	BF	H	R	ER	SO	BB	IBB	HBP	BLK	WP	HR	S	P	ERA	WHIP				
65 James Paxton, L ERA: 3.1	7.0	W	24	3	1	1	11	0	0	0	0	0	1	72	103	1.29	0.429				
50 Nick Vincent, R ERA: 3.5	1.0	H	4	1	0	0	0	0	0	0	0	0	0	9	12	0.00	1.000				
39 Edwin Díaz, R ERA: 1.71	1.0	S	3	0	0	0	1	0	0	0	0	0	0	7	13	0.00	0.000				

Minnesota Twins @ Seattle Mariners
Safeco Field, Seattle, WA
Fri May 25 2018, 7:11 PM - 9:24 PM PDT
Att: 19,924 - Cloudy - 64 F

AB 31
R 1
H 4
RBI 1
BB 0
SO 12
LOB 6



Batter	1	2	3	4	5	6	7	8	9	AB	R	H	RBI	BB	SO	LOB	BOTTOM				
2 Jean Segura, R OBP: 0.333, SLG: 0.445										4	1	1	0	0	1	0					
5 Guillermo Heredia, R OBP: 0.430, SLG: 0.452										3	1	0	0	1	3	1					
17 Mitch Haniger, R OBP: 0.377, SLG: 0.554										3	0	1	1	0	1	1					
23 Nelson Cruz, R OBP: 0.310, SLG: 0.420										3	0	1	1	0	0	1					
15 Kyle Seager, L OBP: 0.285, SLG: 0.418										3	0	0	0	0	0	1					
27 Ryon Healy, R OBP: 0.282, SLG: 0.488										3	0	1	0	0	1	0					
16 Ben Gamel, L OBP: 0.320, SLG: 0.337										2	0	1	0	1	0	0					
3 Mike Zunino, R OBP: 0.241, SLG: 0.415										3	0	0	0	0	2	2					
1 Gordon Beckham, R OBP: 0.217, SLG: 0.190										3	0	0	0	1	0	0					
Inning Stats	R: 1 H: 2 E: 0 K: 2 S: 10	H: 2 LOB: 1 BB: 0 P: 14	R: 0 H: 0 E: 0 K: 1 S: 6	H: 0 LOB: 0 BB: 0 P: 13	R: 0 H: 0 E: 0 K: 1 S: 9	H: 0 LOB: 0 BB: 0 P: 13	R: 0 H: 0 E: 0 K: 0 S: 6	H: 0 LOB: 0 BB: 0 P: 9	R: 0 H: 2 E: 0 K: 0 S: 4	H: 2 LOB: 0 BB: 0 P: 5	R: 1 H: 1 E: 0 K: 1 S: 14	H: 1 LOB: 1 BB: 1 P: 25	R: 0 H: 0 E: 0 K: 2 S: 13	H: 0 LOB: 1 BB: 1 P: 22	R: 0 H: 0 E: 0 K: 2 S: 9	H: 0 LOB: 0 BB: 0 P: 11	1B: 5 2B: 0 3B: 0 HR: 0	SF: 0 SAC: 0 DP: 1 HBP: 0	WP: 1 PB: 0 CS: 0	PA: 29	
PITCHER	IP	WLS	BF	H	R	ER	SO	BB	IBB	HBP	BLK	WP	HR	S	P	ERA	WHIP				
77 Fernando Romero, R ERA: 1.88	7.0	L	26	5	2	2	7	2	0	0	0	1	0	62	101	2.57	1.000				
43 Addison Reed, R ERA: 2.49	1.0		3	0	0	0	2	0	0	0	0	0	0	9	11	0.00	0.000				

Minnesota Twins @ Seattle Mariners
Safeco Field, Seattle, WA
Fri May 25 2018, 7:11 PM - 9:24 PM PDT
Att: 19,924 - Cloudy - 64 F

AB 27
R 2
H 5
RBI 2
BB 2
SO 9
LOB 6



Batter	1	2	3	4	5	6	7	8	9	10	11	12	AB	R	H	RBI	BB	SO	LOB	TOP						
2 Brian Dozier, R OBP: 0.306, SLG: 0.409	G5-3													4	1	1	0	1	2	0						
26 Max Kepler, L OBP: 0.342, SLG: 0.491	K													5	1	2	1	0	1	0						
22 Miguel Sanó, R OBP: 0.286, SLG: 0.419														2	0	0	0	2	0	3						
16 Ehire Adrianza, S OBP: 0.286, SLG: 0.295														1	1	0	0	0	1	0						
20 Eddie Rosario, L OBP: 0.314, SLG: 0.524	F7													5	0	2	1	0	1	1						
5 Eduardo Escobar, S OBP: 0.321, SLG: 0.491														5	0	1	1	0	1	1						
23 Mitch Garver, R OBP: 0.281, SLG: 0.341	G5-3													5	0	0	0	0	1	1						
99 Logan Morrison, L OBP: 0.316, SLG: 0.354	K													5	0	1	0	0	1	0						
40 Gregorio Petit, R OBP: 0.407, SLG: 0.333	K													5	0	1	0	0	3	0						
25 Byron Buxton, R OBP: 0.193, SLG: 0.213	F8													2	0	0	0	0	0	0						
36 Robbie Grossman, S OBP: 0.295, SLG: 0.321														2	0	0	0	0	1	0						
Inning Stats	R: 0 E: 0 K: 1 S: 8	H: 0 LOB: 1 BB: 1 P: 13	R: 0 E: 0 K: 1 S: 6	H: 0 LOB: 0 BB: 0 P: 7	R: 0 E: 0 K: 1 S: 7	H: 1 LOB: 2 BB: 1 P: 14	R: 0 E: 0 K: 0 S: 9	H: 0 LOB: 0 BB: 0 P: 12	R: 2 E: 0 K: 0 S: 13	H: 3 LOB: 1 BB: 0 P: 20	R: 0 E: 0 K: 1 S: 9	H: 0 LOB: 0 BB: 0 P: 12	R: 1 E: 0 K: 1 S: 16	H: 2 LOB: 3 BB: 1 P: 24	R: 0 E: 0 K: 2 S: 8	H: 0 LOB: 0 BB: 0 P: 13	R: 0 E: 0 K: 3 S: 10	H: 0 LOB: 0 BB: 0 P: 16	R: 0 E: 0 K: 1 S: 8	H: 1 LOB: 0 BB: 0 P: 13	1B: 6 2B: 2 3B: 0 HR: 0	SF: 0 SAC: 0 DP: 0 HBP: 0	WP: 0 PB: 1 SB: 0 CS: 1	PA: 45		
PITCHER	IP WLS BF H R ER SO BB IBB HBP BLK WP HR S P ERA WHIP	49 Wade LeBlanc, L ERA: 3.27	1.0 H 3 0 0 0 1 0 0 0 0 0 0 9 12 0.00 0.000	46 Ryan Cook, R ERA: 4.09	0.2 H 2 0 0 0 1 0 0 0 0 0 0 7 10 0.00 0.000	50 Nick Vincent, R ERA: 1.45	0.1 B 3 2 1 1 0 1 0 0 0 0 0 9 14 27.00 9.000	47 James Pazos, L ERA: 1.55	0.1 0 3 1 0 0 0 0 0 0 0 0 0 7 10 0.00 1.000	12 Juan Nicasio, R ERA: 5.11	2.0 W 3 1 0 0 1 0 0 0 0 0 0 8 13 0.00 1.000	60 Chasen Bradford, R ERA: 2.37	1.0 W 3 1 0 0 1 0 0 0 0 0 0 8 13 0.00 1.000													

Minnesota Twins @ Seattle Mariners
Safeco Field, Seattle, WA
Sat May 26 2018, 7:10 PM - 10:50 PM PDT
Alt. 23.986 - Cloudy - 64 F

AB 41
R 3
H 8
RBI 3
BB 3
SO 12
LOB 6



Batter	1	2	3	4	5	6	7	8	9	10	11	12	AB	R	H	RBI	BB	SO	LOB	BOTTOM						
2 Jean Segura, R OBP: 0.341, SLG: 0.485	F9													4	1	3	1	0	0	0						
1 Gordon Beckham, R OBP: 0.250, SLG: 0.227														1	0	1	0	0	0	0						
5 Guillermo Heredia, R OBP: 0.439, SLG: 0.455														4	0	2	0	0	0	3						
17 Mitch Haniger, R OBP: 0.373, SLG: 0.542														4	1	0	0	1	0	3						
23 Nelson Cruz, R OBP: 0.313, SLG: 0.437														4	1	1	2	0	0	0						
15 Kyle Seager, L OBP: 0.279, SLG: 0.408														5	0	0	0	0	1	2						
27 Ryan Healy, R OBP: 0.272, SLG: 0.469														5	0	0	0	0	2	0						
16 Ben Gamel, L OBP: 0.324, SLG: 0.341														5	0	2	0	0	1	0						
3 Mike Zunino, R OBP: 0.239, SLG: 0.432														5	1	1	1	1	0	3	2					
7 Andrew Romo, S OBP: 0.229, SLG: 0.103														4	0	0	0	0	0	2						
Inning Stats	R: 0 E: 0 K: 0 S: 5	H: 1 LOB: 0 BB: 0 P: 7	R: 0 E: 0 K: 1 S: 11	H: 0 LOB: 0 BB: 0 P: 18	R: 0 E: 0 K: 1 S: 11	H: 2 LOB: 2 BB: 0 P: 18	R: 0 E: 0 K: 0 S: 8	H: 0 LOB: 0 BB: 0 P: 14	R: 0 E: 0 K: 1 S: 11	H: 1 LOB: 1 BB: 0 P: 16	R: 0 E: 0 K: 0 S: 4	H: 0 LOB: 0 BB: 0 P: 10	R: 0 E: 0 K: 0 S: 8	H: 0 LOB: 0 BB: 0 P: 10	R: 0 E: 0 K: 0 S: 9	H: 1 LOB: 2 BB: 0 P: 17	R: 1 E: 0 K: 0 S: 7	H: 1 LOB: 0 BB: 0 P: 11	1B: 7 2B: 0 3B: 0 HR: 3	SF: 0 SAC: 1 DP: 2 HBP: 1	WP: 0 PB: 0 SB: 1 CS: 0	PA: 44				
PITCHER	IP WLS BF H R ER SO BB IBB HBP BLK WP HR S P ERA WHIP	12 Jake Odorizzi, R ERA: 3.34	5.1 22 7 3 3 3 1 0 0 0 0 0 2 54 89 5.06 1.500	32 Zach Duke, L ERA: 3.18	1.0 3 0 0 0 0 2 0 0 0 0 0 0 8 13 0.00 0.000	57 Ryan Pressly, R ERA: 2.03	0.2 2 0 0 0 0 1 0 0 0 0 0 0 4 6 0.00 0.000	43 Addison Reed, R ERA: 2.39	1.0 3 1 0 0 0 0 0 0 0 0 0 0 4 4 0.00 1.000	39 Trevor Hildenberger, R ERA: 3.28	2.0 6 0 0 0 0 1 0 0 0 0 0 0 15 20 0.00 0.000	68 Matt Magill, R ERA: 1.85	1.2 L 8 2 1 1 0 0 0 0 0 0 1 16 28 5.40 1.200													

Minnesota Twins @ Seattle Mariners
Safeco Field, Seattle, WA
Sat May 26 2018, 7:10 PM - 10:50 PM PDT
Alt. 23.986 - Cloudy - 64 F

AB 41
R 4
H 10
RBI 4
BB 1
SO 7
LOB 12



Batter	1	2	3	4	5	6	7	8	9	AB	R	H	RBI	BB	SO	LOB	TOP					
2 Brian Dozier, R OBP: 0.303, SLG: 0.401	L8		G5-3			G5-3			L7	4	0	0	0	0	0	0						
26 Max Kepler, L OBP: 0.335, SLG: 0.479	G1-3		F9			L7			G4-3	4	0	0	0	0	0	0						
22 Miguel Sanó, R OBP: 0.284, SLG: 0.422	G4-3					K			G6-3	4	0	1	0	0	1	0						
20 Eddie Rosario, L OBP: 0.320, SLG: 0.527		5 2B				K			99 G4-6-3	3	1	2	0	0	1	1						
5 Eduardo Escobar, S OBP: 0.321, SLG: 0.494		1B				G4-3			L6	3	0	1	1	0	0	2						
99 Logan Morrison, L OBP: 0.310, SLG: 0.347		2B				L8			G4-6-3	3	0	0	0	0	0	3						
16 Ehire Adrianza, S OBP: 0.278, SLG: 0.286			F8			G4-3			G3	3	0	0	0	0	0	1						
46 Bobby Wilson, R OBP: 0.188, SLG: 0.321			P6			G1-3			G3-1	3	0	0	0	0	0	1						
25 Byron Buxton, R OBP: 0.186, SLG: 0.205			G5-3			G5-3			G5-3	3	0	0	0	0	0	0						
Inning Stats	R: 0 E: 0 K: 0 S: 5	H: 0 LOB: 0 BB: 0 P: 6	R: 1 E: 0 K: 0 S: 11	H: 2 LOB: 1 BB: 0 P: 12	R: 0 E: 0 K: 0 S: 9	H: 0 LOB: 0 BB: 0 P: 12	R: 0 E: 0 K: 1 S: 9	H: 1 LOB: 1 BB: 0 P: 11	R: 0 E: 0 K: 0 S: 7	H: 0 LOB: 0 BB: 0 P: 10	R: 0 E: 0 K: 1 S: 6	H: 0 LOB: 0 BB: 0 P: 11	R: 0 E: 0 K: 0 S: 6	H: 1 LOB: 0 BB: 0 P: 9	R: 0 E: 0 K: 0 S: 9	H: 0 LOB: 0 BB: 0 P: 15	R: 0 E: 0 K: 0 S: 6	H: 0 LOB: 0 BB: 0 P: 9	1B: 2 2B: 2 HR: 0	SF: 0 SAC: 0 HBP: 0	WP: 0 SB: 0 CS: 0	PA: 30
PITCHER	IP WLS BF H R ER SO BB IBB HBP BLK WP HR S P ERA WHIP																					
8 Mike Leake, R ERA: 4.93	8.0 W 27 4 1 1 2 0 0 0 0 0 0 62 86 1.12 0.500																					
48 Alex Colomé, R ERA: 3.97	1.0 S 3 0 0 0 0 0 0 0 0 0 0 6 9 0.00 0.000																					

Minnesota Twins @ Seattle Mariners
Safeco Field, Seattle, WA
Sun May 27 2018, 1:10 PM - 3:28 PM PDT
Att: 31,340 - Partly Cloudy - 63 F

AB 30
R 1
H 4
RBI 1
BB 0
SO 2
LOB 8



Batter	1	2	3	4	5	6	7	8	9	AB	R	H	RBI	BB	SO	LOB	BOTTOM			
5 Guillermo Heredia, R OBP: 0.431, SLG: 0.444	F9		16 1B			L8			F9	4	0	1	0	0	0	0				
16 Ben Gamel, L OBP: 0.340, SLG: 0.358	G5-3		1B			23 SB			17 CS	4	0	3	0	0	0	0				
17 Mitch Haniger, R OBP: 0.371, SLG: 0.533	K		1B			K			15 1B	3	1	0	0	1	3	4				
23 Nelson Cruz, R OBP: 0.305, SLG: 0.425	G6-3		P3			K			27 2B	4	0	0	0	0	2	5				
15 Kyle Seager, L OBP: 0.283, SLG: 0.424	F7					HR			27 2B	4	2	2	1	0	0	0				
27 Ryan Healy, R OBP: 0.286, SLG: 0.485	1B					1B			1B	4	0	3	2	0	1	0				
Chris Herrmann, L OBP: 0.250, SLG: 0.250	K					K			2H	4	0	1	0	0	2	2				
1 Gordon Beckham, R OBP: 0.259, SLG: 0.240			16 1B			L8			F7	3	0	1	0	0	0	1				
7 Andrew Romine, S OBP: 0.216, SLG: 0.152			K			G4-3			G5-3	3	0	0	0	0	1	2				
Inning Stats	R: 0 E: 0 K: 1 S: 7	H: 0 LOB: 0 BB: 0 P: 10	R: 0 E: 0 K: 1 S: 8	H: 1 LOB: 1 BB: 0 P: 12	R: 0 E: 0 K: 2 S: 11	H: 3 LOB: 3 BB: 0 P: 13	R: 1 E: 0 K: 1 S: 13	H: 2 LOB: 1 BB: 0 P: 20	R: 0 E: 0 K: 2 S: 12	H: 1 LOB: 1 BB: 0 P: 18	R: 0 E: 0 K: 1 S: 9	H: 0 LOB: 0 BB: 0 P: 14	R: 0 E: 0 K: 0 S: 7	H: 0 LOB: 0 BB: 0 P: 9	R: 2 E: 0 K: 1 S: 13	H: 4 LOB: 2 BB: 1 P: 19	1B: 9 2B: 1 3B: 0 HR: 1	SF: 0 SAC: 0 DP: 1 HBP: 0	WP: 0 SB: 0 CS: 1	PA: 34
PITCHER	IP WLS BF H R ER SO BB IBB HBP BLK WP HR S P ERA WHIP																			
17 José Berrios, R ERA: 3.67	7.1 L 30 2 2 2 8 1 0 0 0 0 0 0 3 4 0.00 1.227																			
57 Ryan Pressly, R ERA: 2.0	0.1 1 0 0 0 1 0 0 0 0 0 0 0 3 4 0.00 0.000																			
32 Zach Duke, L ERA: 3.71	0.0 1 1 0 0 0 0 0 0 0 0 0 0 2 2 ∞ ∞																			
43 Addison Reed, R ERA: 2.36	0.1 2 2 1 1 0 0 0 0 0 0 0 0 3 3 27.00 6.000																			

Minnesota Twins @ Seattle Mariners
Safeco Field, Seattle, WA
Sun May 27 2018, 1:10 PM - 3:28 PM PDT
Att: 31,340 - Partly Cloudy - 63 F

AB 33
R 3
H 11
RBI 3
BB 1
SO 9
LOB 14



Batter	1	2	3	4	5	6	7	8	9	AB	R	H	RBI	BB	SO	LOB	TOP							
2 Brian Dozier, R OBP: 0.309, SLG: 0.406										5	2	3	1	0	1	1	Minnesota Twins @ Kansas City Royals Kauffman Stadium, Kansas City, MO Mon May 28 2018, 6:16 PM - 9:28 PM CDT Att: 18,572 - Partly Cloudy - 89 F livebaseballscorecards.com							
20 Eddie Rosario, L OBP: 0.322, SLG: 0.526										4	0	1	3	1	2	2								
22 Miguel Sanó, R OBP: 0.280, SLG: 0.442										5	1	1	2	0	3	3								
99 Logan Morrison, L OBP: 0.313, SLG: 0.340										3	0	0	0	2	0	0								
5 Eduardo Escobar, S OBP: 0.313, SLG: 0.480										5	0	0	0	0	2	4								
26 Max Kepler, L OBP: 0.317, SLG: 0.494										5	1	2	0	0	0	1								
36 Robbie Grossman, S OBP: 0.307, SLG: 0.327										4	2	2	0	1	0	0								
23 Mitch Garver, R OBP: 0.309, SLG: 0.365										3	2	2	2	1	1	2								
25 Byron Buxton, R OBP: 0.187, SLG: 0.205										5	0	1	0	0	1	5								
Inning Stats	R: 0 E: 0 K: 3 S: 9	H: 0 LOB: 0 BB: 0 P: 12	R: 0 E: 0 K: 1 S: 9	H: 1 LOB: 2 BB: 1 P: 18	R: 0 E: 0 K: 1 S: 11	H: 1 LOB: 3 BB: 2 P: 20	R: 0 E: 0 K: 0 S: 6	H: 0 LOB: 1 BB: 0 P: 9	R: 2 E: 0 K: 2 S: 16	H: 2 LOB: 1 BB: 1 P: 24	R: 1 E: 0 K: 0 S: 6	H: 2 LOB: 1 BB: 0 P: 10	R: 0 E: 0 K: 0 S: 3	H: 0 LOB: 0 BB: 0 P: 5	R: 3 E: 0 K: 2 S: 24	H: 3 LOB: 1 BB: 1 P: 34	R: 2 E: 0 K: 1 S: 12	H: 3 LOB: 1 BB: 0 P: 17	1B: 7 2B: 3 HR: 1	SF: 0 SAC: 0 DP: 0 HBP: 1	WP: 0 PB: 0 SB: 1 CS: 0	PA: 45		
PITCHER	IP WLS BF H R ER SO BB IBB HBP BLK WP HR S P ERA WHIP	6.0 L 29 6 3 3 7 4 0 1 0 0 1 57 93 4.50 1.667	2.0 10 3 3 3 2 1 0 0 0 0 0 0 27 39 13.50 2.000	1.0 6 3 2 2 1 0 0 0 0 0 0 0 12 17 18.00 3.000																				

Batter	1	2	3	4	5	6	7	8	9	AB	R	H	RBI	BB	SO	LOB	BOTTOM						
25 Jon Jay, L OBP: 0.361, SLG: 0.362										5	1	4	0	0	0	0	Minnesota Twins @ Kansas City Royals Kauffman Stadium, Kansas City, MO Mon May 28 2018, 6:16 PM - 9:28 PM CDT Att: 18,572 - Partly Cloudy - 89 F livebaseballscorecards.com						
15 Whit Merrifield, R OBP: 0.383, SLG: 0.420										4	1	1	1	1	1	2							
8 Mike Moustakas, L OBP: 0.329, SLG: 0.502										5	0	1	2	0	2	4							
13 Salvador Perez, R OBP: 0.288, SLG: 0.493										5	0	2	0	0	0	2							
12 Jorge Soler, R OBP: 0.367, SLG: 0.463										4	1	1	1	1	0	3							
17 Hunter Dozier, R OBP: 0.327, SLG: 0.318										4	0	0	0	1	2	3							
4 Alex Gordon, L OBP: 0.340, SLG: 0.399										5	0	3	0	0	0	0							
2 Alcides Escobar, R OBP: 0.284, SLG: 0.302										4	1	0	0	0	2	6							
46 Ramón Torres, S OBP: 0.313, SLG: 0.333										4	1	1	0	0	1	5							
Inning Stats	R: 0 E: 0 K: 2 S: 9	H: 2 LOB: 3 BB: 1 P: 22	R: 0 E: 0 K: 0 S: 5	H: 1 LOB: 1 BB: 0 P: 9	R: 0 E: 0 K: 0 S: 11	H: 1 LOB: 2 BB: 1 P: 21	R: 2 E: 0 K: 0 S: 8	H: 0 LOB: 0 BB: 0 P: 12	R: 0 E: 0 K: 0 S: 9	H: 2 LOB: 2 BB: 0 P: 11	R: 2 E: 1 K: 1 S: 16	H: 3 LOB: 2 BB: 0 P: 27	R: 1 E: 0 K: 2 S: 10	H: 2 LOB: 1 BB: 0 P: 18	1B: 8 2B: 4 HR: 1	SF: 0 SAC: 0 DP: 0 HBP: 1	WP: 0 PB: 0 SB: 0 CS: 0	PA: 44					
PITCHER	IP WLS BF H R ER SO BB IBB HBP BLK WP HR S P ERA WHIP	6.0 H 27 6 2 2 5 3 0 0 0 0 0 5 5 3.00 3.000	0.1 H 2 1 0 0 0 0 0 0 0 0 0 2 4 0.00 0.000	0.1 H 2 1 0 0 0 0 0 0 0 0 0 2 2 0.00 0.000	0.2 5 2 2 2 1 0 0 0 1 0 0 0 12 20 13.50 3.000																		

AB	39
R	8
H	12
RBI	8
BB	5
SO	10
LOB	18



AB	40
R	5
H	13
RBI	4
BB	3
SO	8
LOB	25



Batter	1	2	3	4	5	6	7	8	9	AB	R	H	RBI	BB	SO	LOB	TOP			
2 Brian Dozier, R OBP: 0.311, SLG: 0.408	G5-3		P4		HR	20 BB 22 2B		G6-3		4	2	1	1	1	0	1	Minnesota Twins @ Kansas City Royals Kauffman Stadium, Kansas City, MO Wed May 30 2018, 7:15 PM - 10:16 PM CDT Att: 21,343 - Clear - 87 F			
20 Eddie Rosario, L OBP: 0.332, SLG: 0.522	22 WP 1B		G4-3		22 G5-4-3 1B	22 2B		G1-3		4	1	2	0	1	0	1				
22 Miguel Sanó, R OBP: 0.280, SLG: 0.434	K				G5-4-3	5 1B		K		5	1	2	3	0	2	2				
99 Logan Morrison, L OBP: 0.319, SLG: 0.344			G6-3		5 1B	1B				3	1	1	0	2	0	1				
5 Eduardo Escobar, S OBP: 0.316, SLG: 0.468	G1-3				F7	26 BLK 1B		K		5	0	2	2	0	1	2				
26 Max Kepler, L OBP: 0.333, SLG: 0.473	G4-3				16 2B	K		F8		4	1	0	0	1	2	3				
24 Ryan LaMarre, R OBP: 0.326, SLG: 0.262			K		K					4	0	0	0	0	3	1				
16 Ehire Adrianza, S OBP: 0.291, SLG: 0.336			K					F7		4	1	2	2	0	1	0				
46 Bobby Wilson, R OBP: 0.184, SLG: 0.324			G6-3		G6-3			G5-3		4	1	1	0	0	0	1				
Inning Stats	R: 0 E: 0 K: 1 S: 10	H: 1 LOB: 2 BB: 1 P: 19	R: 0 E: 0 K: 2 S: 9	H: 0 LOB: 0 BB: 1 P: 14	R: 1 E: 0 K: 0 S: 10	H: 2 LOB: 1 BB: 0 P: 18	R: 1 E: 0 K: 1 S: 14	H: 1 LOB: 1 BB: 1 P: 22	R: 2 E: 0 K: 1 S: 20	H: 4 LOB: 2 BB: 3 P: 32	R: 0 E: 0 K: 1 S: 7	H: 0 LOB: 0 BB: 0 P: 10	R: 0 E: 0 K: 1 S: 5	H: 0 LOB: 0 BB: 0 P: 7	R: 0 E: 0 K: 1 S: 7	H: 0 LOB: 0 BB: 0 P: 9	1B: 5 2B: 4 3B: 0 HR: 2	SF: 0 SAC: 0 DP: 1 HBP: 0	WP: 1 PB: 0 SB: 0 CS: 0	PA: 42
PITCHER	IP WLS BF H R ER SO BB IBB HBP BLK WP HR S P ERA WHIP	IP WLS BF H R ER SO BB IBB HBP BLK WP HR S P ERA WHIP	IP WLS BF H R ER SO BB IBB HBP BLK WP HR S P ERA WHIP	IP WLS BF H R ER SO BB IBB HBP BLK WP HR S P ERA WHIP	IP WLS BF H R ER SO BB IBB HBP BLK WP HR S P ERA WHIP	IP WLS BF H R ER SO BB IBB HBP BLK WP HR S P ERA WHIP	IP WLS BF H R ER SO BB IBB HBP BLK WP HR S P ERA WHIP	IP WLS BF H R ER SO BB IBB HBP BLK WP HR S P ERA WHIP	IP WLS BF H R ER SO BB IBB HBP BLK WP HR S P ERA WHIP	56 Brad Keller, R ERA: 2.13	34 Trevor Oaks, R ERA: 10.8	64 Burch Smith, R ERA: 6.12	33 Brian Flynn, L ERA: 4.0	61 Kevin McCarthy, R ERA: 2.66	54 Tim Hill, L ERA: 2.6	40 Kelvin Herrera, R ERA: 0.63				

AB	37
R	8
H	11
RBI	8
BB	5
SO	9
LOB	12



Batter	1	2	3	4	5	6	7	8	9	AB	R	H	RBI	BB	SO	LOB	BOTTOM			
25 Jon Jay, L OBP: 0.365, SLG: 0.362	2 1B 8 2B	SF8	F7		G1-3					3	1	1	1	1	0	0	Minnesota Twins @ Kansas City Royals Kauffman Stadium, Kansas City, MO Wed May 30 2018, 7:15 PM - 10:16 PM CDT Att: 21,343 - Clear - 87 F			
2 Alcides Escobar, R OBP: 0.323, SLG: 0.315	8 2B	G5-3	K		F9			G5-3		5	1	1	0	0	1	2				
8 Mike Moustakas, L OBP: 0.331, SLG: 0.518	13 1B 2H	2B	HR		G3			K		5	1	2	4	0	1	0				
13 Salvador Perez, R OBP: 0.287, SLG: 0.473	12 G2-3 1B	12 2B	1B		F9			G6-3		5	1	2	0	0	0	0				
12 Jorge Soler, R OBP: 0.372, SLG: 0.481	G2-3	4 1B	2B		17 1B			HR		5	2	4	2	0	0	2				
4 Alex Gordon, L OBP: 0.329, SLG: 0.383	G3	17 S 3B	1B		L8			K		5	1	1	1	0	1	4				
17 Hunter Dozier, R OBP: 0.339, SLG: 0.396	K	1 3B	BB							3	2	2	1	1	1	2				
1 Ryan Goins, L OBP: 0.289, SLG: 0.342		45 1B			G6-3			HR		4	1	2	2	0	1	2				
45 Abraham Almonte, S OBP: 0.260, SLG: 0.322					P5			G4-3		4	1	1	0	0	1	1				
Inning Stats	R: 2 E: 0 K: 1 S: 20	H: 3 LOB: 2 BB: 1 P: 31	R: 7 E: 0 K: 1 S: 23	H: 7 LOB: 1 BB: 1 P: 34	R: 0 E: 0 K: 1 S: 9	H: 0 LOB: 0 BB: 0 P: 12	R: 0 E: 0 K: 0 S: 8	H: 2 LOB: 2 BB: 0 P: 14	R: 0 E: 0 K: 0 S: 10	H: 0 LOB: 0 BB: 0 P: 12	R: 0 E: 0 K: 0 S: 8	H: 1 LOB: 1 BB: 0 P: 13	R: 1 E: 0 K: 1 S: 14	H: 2 LOB: 1 BB: 0 P: 19	R: 1 E: 0 K: 2 S: 10	H: 1 LOB: 0 BB: 0 P: 13	1B: 10 2B: 2 3B: 1 HR: 3	SF: 1 SAC: 0 DP: 0 HBP: 0	WP: 0 PB: 0 SB: 2 CS: 0	PA: 42
PITCHER	IP WLS BF H R ER SO BB IBB HBP BLK WP HR S P ERA WHIP	IP WLS BF H R ER SO BB IBB HBP BLK WP HR S P ERA WHIP	IP WLS BF H R ER SO BB IBB HBP BLK WP HR S P ERA WHIP	IP WLS BF H R ER SO BB IBB HBP BLK WP HR S P ERA WHIP	IP WLS BF H R ER SO BB IBB HBP BLK WP HR S P ERA WHIP	IP WLS BF H R ER SO BB IBB HBP BLK WP HR S P ERA WHIP	IP WLS BF H R ER SO BB IBB HBP BLK WP HR S P ERA WHIP	IP WLS BF H R ER SO BB IBB HBP BLK WP HR S P ERA WHIP	IP WLS BF H R ER SO BB IBB HBP BLK WP HR S P ERA WHIP	77 Fernando Romero, R ERA: 4.15	50 Aaron Slegers, R ERA: 3.35	57 Ryan Pressly, R ERA: 2.22								

AB	39
R	11
H	16
RBI	11
BB	2
SO	6
LOB	13



Batter	1	2	3	4	5	6	7	8	9	AB	R	H	RBI	BB	SO	LOB	TOP		
12 Francisco Lindor, S OBP: 0.381, SLG: 0.571										3	0	0	1	1	0	2			
23 Michael Brantley, L OBP: 0.376, SLG: 0.551										3	0	0	1	0	0	1			
11 José Ramírez, S OBP: 0.391, SLG: 0.634										4	1	1	0	0	1	1			
10 Edwin Encarnación, R OBP: 0.310, SLG: 0.490										4	1	2	2	0	1	1			
17 Yonder Alonso, L OBP: 0.316, SLG: 0.462										4	0	0	0	0	2	1			
53 Melky Cabrera, S OBP: 0.213, SLG: 0.279										4	0	1	0	0	0	0			
22 Jason Kipnis, L OBP: 0.278, SLG: 0.298										4	0	0	0	0	2	1			
7 Yan Gomes, R OBP: 0.290, SLG: 0.401										4	1	1	0	0	2	0			
1 Greg Allen, S OBP: 0.324, SLG: 0.429										3	1	2	0	0	0	0			
Inning Stats	R: 0 H: 0 E: 0 K: 1 S: 16	WLS: 0 BF: 24 LOB: 1 P: 22	H: 0 R: 0 ER: 0 K: 2 S: 13	H: 0 R: 0 ER: 0 K: 2 S: 18	R: 2 H: 2 E: 0 K: 0 S: 9	H: 2 R: 0 ER: 0 K: 3 S: 13	H: 1 R: 0 ER: 0 K: 1 S: 13	H: 0 R: 0 ER: 0 K: 1 S: 6	H: 2 R: 2 E: 0 K: 0 S: 12	H: 2 R: 0 ER: 0 K: 1 S: 9	H: 1 R: 0 ER: 0 K: 1 S: 7	H: 1 R: 0 ER: 0 K: 0 S: 7	H: 0 R: 0 ER: 0 K: 0 S: 7	H: 0 R: 0 ER: 0 K: 0 S: 7	H: 0 R: 0 ER: 0 K: 0 S: 12	1B: 3 2B: 2 HR: 1	SF: 1 SAC: 0 DP: 0 HBP: 0	WP: 0 PB: 0 SB: 0 CS: 0	PA: 35
PITCHER	IP: 6.0 W: 4 L: 1 S: 16	WLS: 24 BF: 4 LOB: 1 P: 22	H: 5 R: 1 ER: 0 K: 2 S: 13	H: 4 R: 0 ER: 0 K: 2 S: 18	BB: 1 IBB: 0 HBP: 0 BLK: 0 WP: 0 HR: 1 S: 9	BB: 0 IBB: 0 HBP: 0 BLK: 0 WP: 0 HR: 0 S: 14	BB: 0 IBB: 0 HBP: 0 BLK: 0 WP: 0 HR: 0 S: 18	BB: 0 IBB: 0 HBP: 0 BLK: 0 WP: 0 HR: 0 S: 8	BB: 2 IBB: 2 HBP: 0 BLK: 0 WP: 0 HR: 0 S: 19	BB: 1 IBB: 0 HBP: 0 BLK: 0 WP: 0 HR: 0 S: 11	BB: 0 IBB: 0 HBP: 0 BLK: 0 WP: 0 HR: 0 S: 12	BB: 1 IBB: 0 HBP: 0 BLK: 0 WP: 0 HR: 0 S: 10	BB: 0 IBB: 0 HBP: 0 BLK: 0 WP: 0 HR: 0 S: 12	BB: 0 IBB: 0 HBP: 0 BLK: 0 WP: 0 HR: 0 S: 12	BB: 0 IBB: 0 HBP: 0 BLK: 0 WP: 0 HR: 0 S: 12	1B: 3 2B: 2 HR: 1	SF: 1 SAC: 0 DP: 0 HBP: 0	WP: 0 PB: 0 SB: 0 CS: 0	PA: 35

Cleveland Indians @ Minnesota Twins
Target Field, Minneapolis, MN
Fri Jun 01 2018, 7:14 PM - 9:49 PM CDT
Att: 30,171 - Partly Cloudy - 79 F

AB 33
R 4
H 7
RBI 4
BB 1
SO 8
LOB 7

Batter	1	2	3	4	5	6	7	8	9	AB	R	H	RBI	BB	SO	LOB	BOTTOM		
2 Brian Dozier, R OBP: 0.310, SLG: 0.405										5	1	2	0	0	0	2			
20 Eddie Rosario, L OBP: 0.339, SLG: 0.517										3	0	1	1	2	1	1			
22 Miguel Sanó, R OBP: 0.283, SLG: 0.461										4	0	1	1	0	2	5			
99 Logan Morrison, L OBP: 0.314, SLG: 0.352										3	1	0	0	1	0	2			
5 Eduardo Escobar, S OBP: 0.327, SLG: 0.523										4	2	2	4	0	0	0			
26 Max Kepler, L OBP: 0.330, SLG: 0.460										4	0	0	0	0	0	0			
36 Robbie Grossman, S OBP: 0.326, SLG: 0.325										2	2	1	0	2	1	0			
24 Ryan LaMarre, R OBP: 0.333, SLG: 0.300										4	1	1	1	0	1	2			
46 Bobby Wilson, R OBP: 0.190, SLG: 0.342										4	0	1	0	0	0	2			
Inning Stats	R: 3 H: 2 E: 0 K: 1 S: 11	WLS: 2 BF: 21 LOB: 0 P: 18	H: 1 R: 0 ER: 0 K: 1 S: 16	H: 2 R: 0 ER: 0 K: 1 S: 25	H: 2 R: 0 ER: 0 K: 0 S: 8	H: 0 R: 0 ER: 0 K: 0 S: 10	H: 3 R: 2 ER: 0 K: 0 S: 17	H: 0 R: 0 ER: 0 K: 1 S: 9	H: 1 R: 0 ER: 0 K: 1 S: 10	H: 1 R: 1 ER: 0 K: 0 S: 15	H: 1 R: 0 ER: 0 K: 1 S: 6	H: 0 R: 0 ER: 0 K: 1 S: 6	H: 0 R: 0 ER: 0 K: 1 S: 6	H: 0 R: 0 ER: 0 K: 1 S: 12	H: 0 R: 0 ER: 0 K: 0 S: 12	1B: 3 2B: 4 3B: 0 HR: 2	SF: 0 SAC: 0 DP: 0 HBP: 0	WP: 1 PB: 0 SB: 0 CS: 0	PA: 38
PITCHER	IP: 3.2 W: 4 L: 1 S: 11	WLS: 21 BF: 4 LOB: 0 P: 18	H: 7 R: 0 ER: 0 K: 1 S: 16	H: 6 R: 0 ER: 0 K: 1 S: 25	BB: 2 IBB: 0 HBP: 0 BLK: 0 WP: 0 HR: 1 S: 8	BB: 0 IBB: 0 HBP: 0 BLK: 0 WP: 0 HR: 0 S: 10	BB: 0 IBB: 0 HBP: 0 BLK: 0 WP: 0 HR: 0 S: 17	BB: 0 IBB: 0 HBP: 0 BLK: 0 WP: 0 HR: 0 S: 9	BB: 0 IBB: 0 HBP: 0 BLK: 0 WP: 0 HR: 0 S: 11	BB: 1 IBB: 0 HBP: 0 BLK: 0 WP: 0 HR: 0 S: 15	BB: 1 IBB: 0 HBP: 0 BLK: 0 WP: 0 HR: 0 S: 6	BB: 1 IBB: 0 HBP: 0 BLK: 0 WP: 0 HR: 0 S: 6	BB: 0 IBB: 0 HBP: 0 BLK: 0 WP: 0 HR: 0 S: 12	BB: 0 IBB: 0 HBP: 0 BLK: 0 WP: 0 HR: 0 S: 12	BB: 0 IBB: 0 HBP: 0 BLK: 0 WP: 0 HR: 0 S: 12	1B: 3 2B: 4 3B: 0 HR: 2	SF: 0 SAC: 0 DP: 0 HBP: 0	WP: 1 PB: 0 SB: 0 CS: 0	PA: 38

Cleveland Indians @ Minnesota Twins
Target Field, Minneapolis, MN
Fri Jun 01 2018, 7:14 PM - 9:49 PM CDT
Att: 30,171 - Partly Cloudy - 79 F

AB 33
R 7
H 9
RBI 7
BB 5
SO 5
LOB 14

Batter	1	2	3	4	5	6	7	8	9	AB	R	H	RBI	BB	SO	LOB	TOP				
12 Francisco Lindor, S OBP: 0.381, SLG: 0.572	G3		G4-3		1B		K		2B	5	0	2	0	0	1	1	Cleveland Indians @ Minnesota Twins Target Field, Minneapolis, MN Sat Jun 02 2018, 3:13 PM - 6:23 PM CDT Att: 23,476 - Overcast - 62 F				
23 Michael Brantley, L OBP: 0.371, SLG: 0.639	G4-3		BB		L9		F9		L3	4	0	0	0	1	0	4					
11 José Ramírez, S OBP: 0.395, SLG: 0.630	BB		FC4-5		BB				F8	3	0	1	0	2	0	3					
10 Edwin Encarnación, R OBP: 0.314, SLG: 0.487	F8		BB		G5-4-3				1B	3	0	1	0	1	0	3					
17 Yonder Alonso, L OBP: 0.278, SLG: 0.455	F8		BB						1B	3	0	0	0	0	2	2					
1 Greg Allen, S OBP: 0.321, SLG: 0.411	BB		F7						K	3	1	0	0	1	1	5					
22 Jason Kipnis, L OBP: 0.278, SLG: 0.297	BB		G4-3		G6-3				G1-3	4	0	1	0	0	0	2					
55 Roberto Pérez, R OBP: 0.232, SLG: 0.222	K		K		K				G6-3	3	0	0	0	0	2	1					
53 Melky Cabrera, S OBP: 0.208, SLG: 0.273	K		K		K				G6-3	1	0	0	0	0	0	0					
4 Bradley Zimmer, L OBP: 0.291, SLG: 0.343	K		K		K				1B	4	0	2	0	0	2	1					
Inning Stats	R: 0 H: 0 K: 0 S: 8	H: 0 LOB: 1 BB: 1 P: 17	R: 1 H: 1 E: 0 K: 2 S: 11	H: 1 LOB: 1 BB: 1 P: 21	R: 0 H: 0 E: 0 K: 2 S: 14	H: 0 LOB: 0 BB: 2 P: 31	R: 0 H: 0 E: 0 K: 2 S: 11	H: 1 LOB: 1 BB: 1 P: 17	R: 0 H: 0 E: 0 K: 1 S: 10	H: 0 LOB: 0 BB: 0 P: 14	R: 0 H: 1 E: 0 K: 1 S: 11	H: 1 LOB: 1 BB: 0 P: 18	R: 0 H: 2 E: 0 K: 2 S: 21	H: 2 LOB: 2 BB: 0 P: 26	R: 0 H: 2 E: 0 K: 0 S: 13	H: 2 LOB: 2 BB: 0 P: 17	1B: 6 2B: 1 3B: 0 HR: 0	SF: 0 SAC: 0 DP: 1 HBP: 1	WP: 0 PB: 0 SB: 2 CS: 0	PA: 39	
PITCHER	IP WLS BF H R ER SO	IP WLS BF H R ER SO	IP WLS BF H R ER SO	IP WLS BF H R ER SO	IP WLS BF H R ER SO	IP WLS BF H R ER SO	IP WLS BF H R ER SO	IP WLS BF H R ER SO	IP WLS BF H R ER SO	IP WLS BF H R ER SO	IP WLS BF H R ER SO	IP WLS BF H R ER SO	IP WLS BF H R ER SO	IP WLS BF H R ER SO	IP WLS BF H R ER SO	IP WLS BF H R ER SO	ERA WHIP	ERA WHIP	ERA WHIP		
31 Lance Lynn, R ERA: 5.48	6.0	W	25	2	1	1	5	5	0	1	0	0	0	0	65	113	1.50	1.167			
39 Trevor Hildenberger, R ERA: 2.79	1.0		4	1	0	0	1	0	0	0	0	0	0	11	18	0.00	1.000				
57 Ryan Pressly, R ERA: 2.15	1.0		5	2	0	0	2	0	0	0	0	0	0	21	26	0.00	2.000				
21 Tyler Duffey, R ERA: 8.64	1.0		5	2	0	0	0	0	0	0	0	0	0	13	17	0.00	2.000				

Batter	1	2	3	4	5	6	7	8	9	AB	R	H	RBI	BB	SO	LOB	BOTTOM				
2 Brian Dozier, R OBP: 0.313, SLG: 0.420	K		HR		K		2B			4	1	2	2	0	2	0	Cleveland Indians @ Minnesota Twins Target Field, Minneapolis, MN Sat Jun 02 2018, 3:13 PM - 6:23 PM CDT Att: 23,476 - Overcast - 62 F				
20 Eddie Rosario, L OBP: 0.347, SLG: 0.531	BB		HR		BB		G4-3			2	1	1	2	2	0	1					
5 Eduardo Escobar, S OBP: 0.321, SLG: 0.513	F7		K		K				K	4	0	0	0	0	3	2					
99 Logan Morrison, L OBP: 0.318, SLG: 0.355	K		P6						1B	4	1	2	0	0	1	1					
36 Robbie Grossman, S OBP: 0.324, SLG: 0.331	F9		FC4		FC4		K		K	4	0	1	0	0	1	2					
26 Max Kepler, L OBP: 0.325, SLG: 0.456	K		G3		G3		K		K	4	1	1	1	0	2	2					
23 Mitch Garver, R OBP: 0.292, SLG: 0.333	K		FC5-2		FC3-2				L9	4	1	0	0	0	1	3					
16 Ehire Adrianza, S OBP: 0.289, SLG: 0.327	K		K		K				F7	3	1	0	0	1	2	3					
24 Ryan LaMarre, R OBP: 0.328, SLG: 0.296	K		K		K				K	4	1	1	1	0	3	1					
Inning Stats	R: 0 H: 0 K: 2 S: 7	H: 0 LOB: 1 BB: 1 P: 14	R: 0 H: 0 K: 2 S: 11	H: 0 LOB: 0 BB: 0 P: 14	R: 3 H: 2 E: 0 K: 2 S: 12	H: 2 LOB: 0 BB: 1 P: 20	R: 0 H: 1 E: 0 K: 1 S: 9	H: 1 LOB: 1 BB: 0 P: 16	R: 0 H: 0 E: 0 K: 3 S: 12	H: 0 LOB: 1 BB: 1 P: 20	R: 4 H: 4 E: 1 K: 1 S: 17	H: 4 LOB: 1 BB: 0 P: 25	R: 0 H: 1 E: 0 K: 3 S: 12	H: 0 LOB: 0 BB: 0 P: 16	R: 0 H: 0 K: 1 S: 10	H: 0 LOB: 0 BB: 0 P: 16		1B: 4 2B: 2 3B: 1 HR: 1	SF: 0 SAC: 0 DP: 0 HBP: 0	WP: 2 PB: 1 SB: 0 CS: 0	PA: 36
PITCHER	IP WLS BF H R ER SO	IP WLS BF H R ER SO	IP WLS BF H R ER SO	IP WLS BF H R ER SO	IP WLS BF H R ER SO	IP WLS BF H R ER SO	IP WLS BF H R ER SO	IP WLS BF H R ER SO	IP WLS BF H R ER SO	IP WLS BF H R ER SO	IP WLS BF H R ER SO	IP WLS BF H R ER SO	IP WLS BF H R ER SO	IP WLS BF H R ER SO	IP WLS BF H R ER SO	IP WLS BF H R ER SO	ERA WHIP	ERA WHIP	ERA WHIP		
47 Trevor Bauer, R ERA: 2.77	5.2	L	27	6	7	3	11	3	0	0	0	0	0	0	65	104	4.76	1.588			
61 Dan Otero, R ERA: 6.97	0.0		1	1	0	0	0	0	0	0	0	2	3								
39 Oliver Pérez, L ERA:	1.1		5	1	0	0	3	0	0	0	0	13	18	0.00	0.750						
50 Evan Marshall, R ERA: 6.75	1.0		3	0	0	0	1	0	0	0	0	10	16	0.00	0.000						




Batter	1	2	3	4	5	6	7	8	9	AB	R	H	RBI	BB	SO	LOB	TOP								
12 Francisco Lindor, S OBP: 0.379, SLG: 0.565	F8			K		BB 10 HR		F8		3	1	0	0	1	1	0	Cleveland Indians @ Minnesota Twins Target Field, Minneapolis, MN Sun Jun 03 2018, 1:12 PM - 4:26 PM CDT Att: 26,096 - Cloudy - 60 F								
23 Michael Brantley, L OBP: 0.369, SLG: 0.549	F8			G4-3		G5-3		HR		4	1	1	1	0	0	1									
11 José Ramírez, S OBP: 0.397, SLG: 0.624	K			K2-3		BB 10 HR		BB 10 G4-3		2	1	0	0	2	2	0									
10 Edwin Encarnación, R OBP: 0.317, SLG: 0.517		G1-3				HR		G4-3		4	2	2	4	0	0	1									
22 Jason Kipnis, L OBP: 0.281, SLG: 0.300		G4-3				HR		1B		4	0	2	0	0	1	0									
7 Yan Gomes, R OBP: 0.285, SLG: 0.404				K		1B		L8		4	0	1	0	0	1	2									
1 Greg Allen, S OBP: 0.317, SLG: 0.395				K		BB 4 S		L6		3	0	0	0	1	1	2									
4 Bradley Zimmer, L OBP: 0.281, SLG: 0.330				G6-3		K		K		4	0	0	0	0	3	3									
9 Enk González, R OBP: 0.388, SLG: 0.543				K				G4-3		3	0	0	0	0	1	1									
Inning Stats	R: 0 E: 0 K: 1 S: 7	H: 0 LOB: 0 BB: 0 P: 10	R: 0 E: 0 K: 1 S: 10	H: 0 LOB: 0 BB: 0 P: 15	R: 0 E: 0 K: 2 S: 7	H: 0 LOB: 0 BB: 0 P: 11	R: 0 E: 0 K: 2 S: 12	H: 0 LOB: 1 BB: 0 P: 20	R: 1 E: 0 K: 1 S: 14	H: 2 LOB: 1 BB: 1 P: 24	R: 3 E: 0 K: 1 S: 17	H: 1 LOB: 0 BB: 2 P: 28	R: 0 E: 0 K: 1 S: 11	H: 1 LOB: 1 BB: 0 P: 14	R: 1 E: 0 K: 0 S: 8	H: 1 LOB: 0 BB: 1 P: 14		R: 0 E: 0 K: 1 S: 15	H: 1 LOB: 1 BB: 0 P: 22	1B: 2 2B: 1 3B: 0 HR: 3	SF: 0 SAC: 0 DP: 2 HBP: 0	WP: 0 PB: 0 SB: 2 CS: 0	PA: 35		
PITCHER	IP	WLS	BF	H	R	ER	SO	BB	IBB	HBP	BLK	WP	HR	S	P	ERA	WHIP								
44 Kyle Gibson, R ERA: 3.54	5.2		20	2	2	2	7	2	0	0	0	0	1	63	99	3.18	0.706								
57 Ryan Pressly, R ERA: 2.75	0.0	B	2	1	2	2	0	1	0	0	0	0	1	1	5	∞	∞								
55 Taylor Rogers, L ERA: 5.16	1.1		5	1	0	0	2	0	0	0	0	0	0	14	18	0.00	0.750								
43 Addison Reed, R ERA: 3.03	1.0	B	4	1	1	1	0	1	0	0	0	0	1	8	14	9.00	2.000								
56 Fernando Rodney, R ERA: 2.7	1.0	W	4	1	0	0	1	0	0	0	0	0	0	15	22	0.00	1.000								

Batter	1	2	3	4	5	6	7	8	9	AB	R	H	RBI	BB	SO	LOB	BOTTOM								
2 Brian Dozier, R OBP: 0.319, SLG: 0.434	G6-3			F9						4	2	2	2	1	0	1	Cleveland Indians @ Minnesota Twins Target Field, Minneapolis, MN Sun Jun 03 2018, 1:12 PM - 4:26 PM CDT Att: 26,096 - Cloudy - 60 F								
20 Eddie Rosario, L OBP: 0.352, SLG: 0.573	HR			L7						5	3	3	4	0	0	3									
22 Miguel Sanó, R OBP: 0.282, SLG: 0.449	BB 5 2B			F9						3	1	0	0	1	2	2									
99 Logan Morrison, L OBP: 0.312, SLG: 0.347	K			L6						4	0	0	0	0	1	1									
5 Eduardo Escobar, S OBP: 0.320, SLG: 0.512	2B			L8						4	0	1	1	0	0	0									
26 Max Kepler, L OBP: 0.327, SLG: 0.449	L8			BB						3	0	0	0	1	0	1									
36 Robbie Grossman, S OBP: 0.329, SLG: 0.331				G5-3						3	1	1	0	1	0	1									
16 Ehire Adriana, S OBP: 0.289, SLG: 0.327				BB 2 1B						0	0	0	0	0	0	0									
24 Ryan LaMarre, R OBP: 0.355, SLG: 0.362				L8						4	0	3	0	0	0	1									
46 Bobby Wilson, R OBP: 0.196, SLG: 0.333				BB 20 FC3-6 2 1B						4	0	1	0	0	1	4									
Inning Stats	R: 2 E: 0 K: 1 S: 12	H: 2 LOB: 1 BB: 1 P: 21	R: 1 E: 0 K: 0 S: 15	H: 2 LOB: 2 BB: 1 P: 23	R: 0 E: 0 K: 0 S: 9	H: 0 LOB: 1 BB: 1 P: 15	R: 0 E: 0 K: 1 S: 9	H: 1 LOB: 0 BB: 0 P: 13	R: 0 E: 0 K: 0 S: 8	H: 0 LOB: 0 BB: 0 P: 14	R: 0 E: 0 K: 0 S: 12	H: 1 LOB: 1 BB: 0 P: 17	R: 2 E: 0 K: 1 S: 13	H: 2 LOB: 0 BB: 0 P: 20	R: 0 E: 0 K: 0 S: 13	H: 2 LOB: 2 BB: 0 P: 20	R: 2 E: 0 K: 0 S: 7	H: 1 LOB: 0 BB: 1 P: 13	1B: 4 2B: 3 3B: 0 HR: 4	SF: 0 SAC: 0 DP: 0 HBP: 0	WP: 0 PB: 0 SB: 1 CS: 0	PA: 38			
PITCHER	IP	WLS	BF	H	R	ER	SO	BB	IBB	HBP	BLK	WP	HR	S	P	ERA	WHIP								
52 Mike Clevinger, R ERA: 3.36	6.0		28	7	4	4	3	3	0	0	0	0	1	2	2	∞	∞								
49 Tyler Olson, L ERA: 6.19	0.0		1	1	1	1	0	0	0	0	0	0	0	3	5	0.00	0.000								
58 Neil Ramirez, R ERA: 6.0	0.1		1	0	0	0	1	0	0	0	0	0	0	13	21	0.00	1.000								
39 Oliver Pérez, L ERA	1.0		4	1	0	0	0	0	0	0	0	0	0	7	9	0.00	1.500								
34 Zach McAllister, R ERA: 6.45	0.2		2	1	0	0	0	0	0	0	0	0	0	7	9	0.00	1.500								

AB	31
R	5
H	6
RBI	5
BB	4
SO	10
LOB	10


AB	34
R	7
H	11
RBI	7
BB	4
SO	4
LOB	14



Batter	1	2	3	4	5	6	7	8	9	AB	R	H	RBI	BB	SO	LOB	TOP										
10 Yoán Moncada, S OBP: 0.326, SLG: 0.448	1-0 HR		3-1 F8		2-0 79 2B		2-1 G4-3		2-3 K	5	2	2	1	0	1	0											
5 Yolmer Sánchez, S OBP: 0.314, SLG: 0.415	2-2 G4-3		2-1 L8		2-3 K		1-0 1B			4	0	1	0	0	0	1											
79 José Abreu, R OBP: 0.357, SLG: 0.520	1-3 K		1-0 G4-3		1-1 2B		1-2 F8			4	0	1	1	0	0	1											
18 Daniel Palka, L OBP: 0.313, SLG: 0.555	0-0 2B			3-2 G4-3	1-1 P6		3-3 K			4	0	1	0	0	0	2											
7 Tim Anderson, R OBP: 0.297, SLG: 0.446	1-2 F8			3-0 15 F7 38 E HBP			2-2 K		2-2 K	3	0	0	0	0	0	2											
38 Omar Narváez, L OBP: 0.289, SLG: 0.227		2-0 F7		1-1 FC4 15 F7			1-0 G5-3		2-2 G4-3	4	0	0	0	0	0	1											
15 Adam Engel, R OBP: 0.289, SLG: 0.329		2-1 22 G6-3 22 WP 1B		0-2 F7			2-2 22 1B		2-2 G5-3	4	0	2	0	0	0	2											
22 Charles Tilson, L OBP: 0.296, SLG: 0.250		3-2 G6-3		0-0 F7			0-0 1B		3-2 G4-3	4	0	1	0	0	0	3											
32 Trayce Thompson, R (1, 9) OBP: 0.180, SLG: 0.255		1-3 K		1-1 L9			1-1 F8		1-1 G6-3	4	0	0	0	0	1	3											
Inning Stats	R: 1 E: 0 K: 1 S: 11	H: 2 LOB: 1 BB: 0 P: 16	R: 0 E: 0 K: 1 S: 10	H: 1 LOB: 1 BB: 0 P: 17	R: 0 E: 0 K: 0 S: 5	H: 0 LOB: 0 BB: 0 P: 11	R: 0 E: 1 K: 0 S: 10	H: 0 LOB: 2 BB: 0 P: 17	R: 1 E: 0 K: 1 S: 10	H: 2 LOB: 1 BB: 0 P: 15	R: 0 E: 0 K: 1 S: 11	H: 2 LOB: 2 BB: 0 P: 15	R: 0 E: 0 K: 1 S: 12	H: 1 LOB: 1 BB: 0 P: 19	R: 0 E: 0 K: 1 S: 10	H: 0 LOB: 0 BB: 0 P: 16	R: 0 E: 0 K: 1 S: 10	H: 0 LOB: 0 BB: 0 P: 16	1B: 5 2B: 2 3B: 0 HR: 1	SF: 0 SAC: 0 DP: 0 HBP: 1	WP: 1 PB: 0 SB: 1 CS: 0	PA: 37					
PITCHER	IP	WLS	BF	H	R	ER	SO	BB	IBB	HBP	BLK	WP	HR	S	P	ERA	WHIP										
77 Fernando Romero, R (1, 1) ERA: 3.96	6.0		27	7	2	2	4	0	0	1	0	1	1	57	93	3.00	1.167										
21 Tyler Duffey, R ERA: 6.97	2.0	W	7	1	0	0	2	0	0	0	0	0	0	22	35	0.00	0.500										
56 Fernando Rodney, R (9, 1) ERA: 2.57	1.0	S	3	0	0	0	1	0	0	0	0	0	0	10	16	0.00	0.000										

Chicago White Sox @ Minnesota Twins
Target Field, Minneapolis, MN
Tue Jun 05 2018, 3:11 PM - 5:47 PM CDT
Sunny - 77 F

AB 36
R 2
H 8
RBI 2
BB 0
SO 7
LOB 14



Batter	1	2	3	4	5	6	7	8	9	AB	R	H	RBI	BB	SO	LOB	BOTTOM										
2 Brian Dozier, R OBP: 0.318, SLG: 0.429	0-1 F9		2-2 G6-3				4-1 22 S BB		1-0 E5 20 BB	3	1	0	0	1	0	0											
20 Eddie Rosario, L OBP: 0.280, SLG: 0.566	0-0 F7			3-2 P3		3-1 P5		4-2 22 BB 5 HR BB	3	1	0	0	1	0	1												
22 Miguel Sanó, R OBP: 0.289, SLG: 0.446				1-3 K		3-3 K		3-2 5 HR 1B	3	0	1	1	1	2	1												
40 Gregorio Petit, R OBP: 0.407, SLG: 0.333				0-2 2B		1-2 K		1-3 2-H HR	0	1	0	0	0	0	0												
5 Eduardo Escobar, S OBP: 0.323, SLG: 0.531					0-2 2B		1-3 K		1-2 HR	4	1	2	3	0	2	2											
26 Max Kepler, L OBP: 0.322, SLG: 0.440		0-1 L5		1-0 G1-3			1-2 F9		1-1 G1-3	4	0	0	0	0	0	2											
36 Robbie Grossman, S (1, 7) OBP: 0.322, SLG: 0.323		1-0 G3			0-2 P5		3-2 L8			3	0	0	0	0	0	0											
24 Ryan LaMarre, R OBP: 0.369, SLG: 0.356		4-0 16 PO BB			4-2 46 BLK BB		2-2 L7			1	0	0	0	2	0	0											
16 Ehire Adrianza, S OBP: 0.282, SLG: 0.319		0-1 PO		1-1 P5		0-1 F8		1-2 L7	3	0	0	0	0	0	1												
46 Bobby Wilson, R OBP: 0.188, SLG: 0.318					0-0 G1-3			1-3 K	2	0	0	0	0	0	1												
23 Mitch Garver, R (8, PH) OBP: 0.290, SLG: 0.330						1-2 G1-3			1-3 K	1	0	0	0	0	1	0											
Inning Stats	R: 0 E: 0 K: 1 S: 13	H: 0 LOB: 1 BB: 1 P: 18	R: 0 E: 0 K: 0 S: 4	H: 0 LOB: 0 BB: 1 P: 9	R: 0 E: 0 K: 0 S: 6	H: 0 LOB: 0 BB: 0 P: 9	R: 0 E: 0 K: 1 S: 12	H: 1 LOB: 1 BB: 0 P: 17	R: 0 E: 0 K: 0 S: 10	H: 0 LOB: 1 BB: 1 P: 14	R: 0 E: 0 K: 2 S: 11	H: 0 LOB: 1 BB: 1 P: 22	R: 0 E: 0 K: 0 S: 11	H: 0 LOB: 0 BB: 0 P: 17	R: 4 E: 1 K: 1 S: 18	H: 2 LOB: 1 BB: 1 P: 30	1B: 1 2B: 1 3B: 0 HR: 1	SF: 0 SAC: 0 DP: 0 HBP: 0	WP: 0 PB: 0 SB: 1 CS: 0	PA: 33							
PITCHER	IP	WLS	BF	H	R	ER	SO	BB	IBB	HBP	BLK	WP	HR	S	P	ERA	WHIP										
40 Reynaldo López, R (1, 1) ERA: 3.42	7.0		25	1	0	0	4	4	0	0	0	0	0	67	106	0.00	0.714										
65 Nate Jones, R (8, 1) ERA: 2.95	0.2	L	6	2	4	0	1	1	0	0	0	0	1	16	27	0.00	4.500										
70 Luis Avilán, L (8, 1) ERA: 3.63	0.1		1	0	0	0	0	0	0	0	0	0	0	2	3	0.00	0.000										

Chicago White Sox @ Minnesota Twins
Target Field, Minneapolis, MN
Tue Jun 05 2018, 3:11 PM - 5:47 PM CDT
Sunny - 77 F

AB 27
R 4
H 3
RBI 4
BB 5
SO 5
LOB 8




Batter	1	2	3	4	5	6	7	8	9	AB	R	H	RBI	BB	SO	LOB	TOP			
10 Yoán Moncada, S OBP: 0.327, SLG: 0.444										4	1	1	0	1	2	0	Chicago White Sox @ Minnesota Twins Target Field, Minneapolis, MN Tue Jun 05 2018, 6:36 PM - 9:42 PM CDT Att: 26,261 - Sunny - 79 F			
5 Yolmer Sánchez, S OBP: 0.320, SLG: 0.426										4	1	2	2	1	0	1				
79 José Abreu, R OBP: 0.397, SLG: 0.531										5	1	2	2	0	0	4				
24 Matt Davidson, R OBP: 0.369, SLG: 0.514										4	0	1	0	1	1	1				
7 Tim Anderson, R OBP: 0.301, SLG: 0.449										3	1	1	0	1	2	1				
36 Kevan Smith, R OBP: 0.250, SLG: 0.250										4	1	1	1	0	0	2				
15 Adam Engel, R OBP: 0.288, SLG: 0.333										4	0	1	1	0	1	2				
22 Charles Tilson, L OBP: 0.258, SLG: 0.214										4	0	0	0	0	0	3				
32 Trayce Thompson, R OBP: 0.183, SLG: 0.247										3	1	0	0	1	1	0				
Inning Stats	R: 4 H: 5 E: 0 K: 1 S: 23	H: 5 LOB: 1 BB: 0 P: 35	R: 0 H: 1 E: 1 K: 0 S: 9	LOB: 1 BB: 14	R: 0 H: 0 E: 0 K: 0 S: 13	LOB: 0 BB: 27	R: 2 H: 1 E: 0 K: 2 S: 14	H: 1 LOB: 1 BB: 2 P: 24	R: 0 H: 0 E: 0 K: 1 S: 9	H: 0 LOB: 1 BB: 1 P: 15	R: 0 H: 0 E: 0 K: 1 S: 7	H: 0 LOB: 0 BB: 0 P: 8	R: 0 H: 0 E: 0 K: 2 S: 7	H: 0 LOB: 0 BB: 0 P: 11	R: 0 H: 2 E: 0 K: 0 S: 7	H: 2 LOB: 2 BB: 0 P: 11		1B: 4 2B: 4 3B: 0 HR: 1	SF: 0 SAC: 0 DP: 1 HBP: 0	WP: 0 PB: 0 SB: 0 CS: 0
PITCHER	IP WLS BF H R ER SO BB IBB HBP BLK WP HR S P ERA WHIP																			
52 Zack Littell, R ERA: 18.0	(1, 1) 3.0 L 19 6 6 6 1 4 0 0 0 0 0 1 47 86 18.00 3.333																			
68 Matt Magill, R ERA: 1.31	(4, 1) 3.0 11 1 0 0 3 1 0 0 0 0 0 29 40 0.00 0.667																			
39 Trevor Hildenberger, R ERA: 2.7	(7, 1) 1.0 3 0 0 0 1 0 0 0 0 0 0 7 8 0.00 0.000																			
55 Taylor Rogers, L ERA: 4.94	(8, 1) 1.0 3 0 0 0 2 0 0 0 0 0 0 7 11 0.00 0.000																			
32 Zach Duke, L ERA: 3.48	(9, 1) 1.0 4 2 0 0 0 0 0 0 0 0 0 7 11 0.00 2.000																			

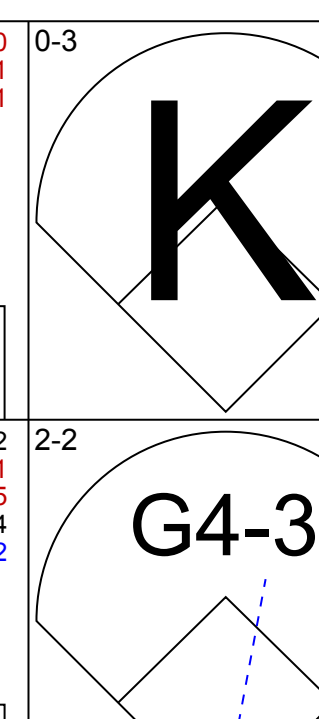
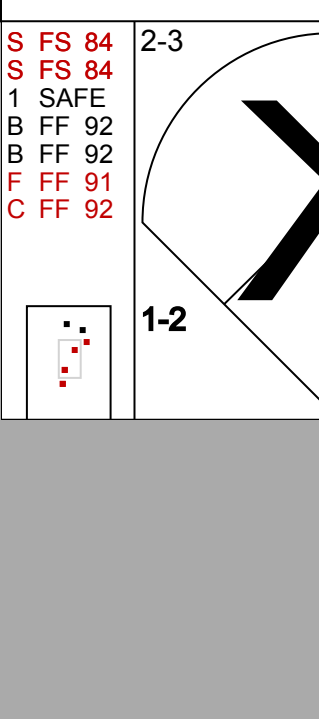

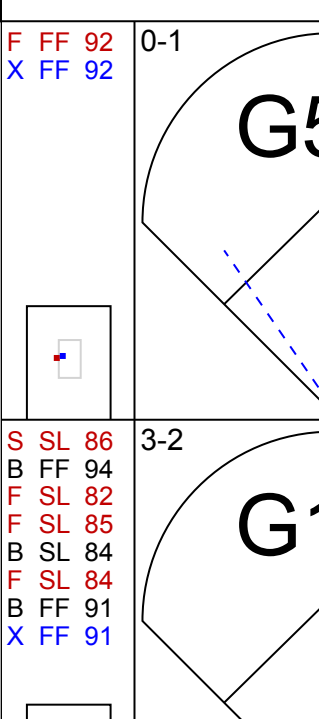

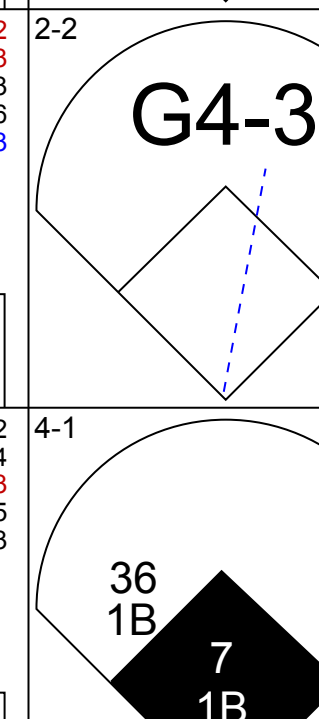
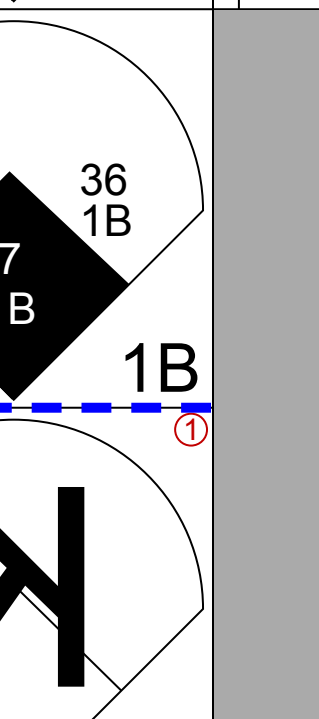
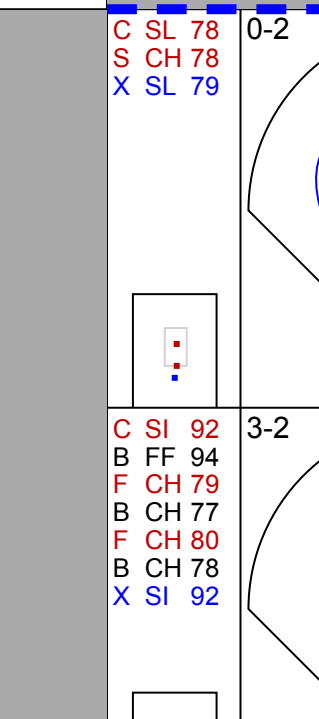


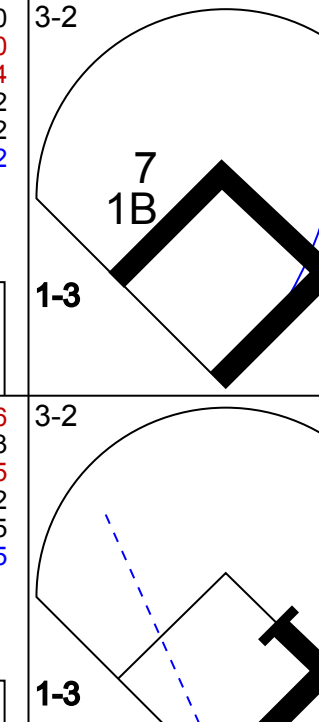
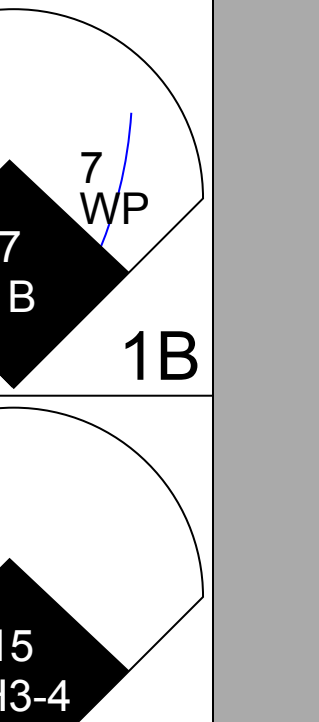
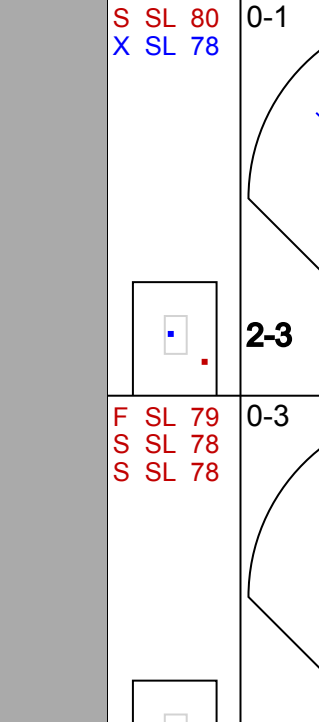
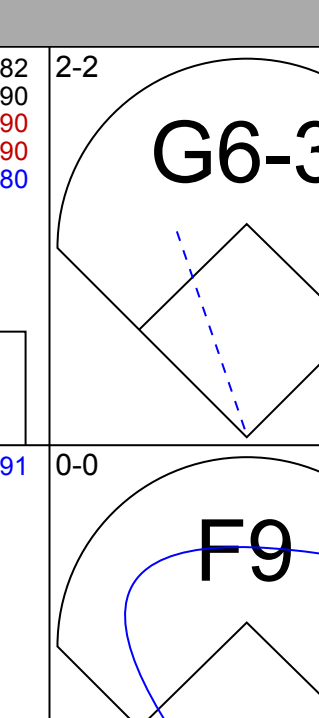
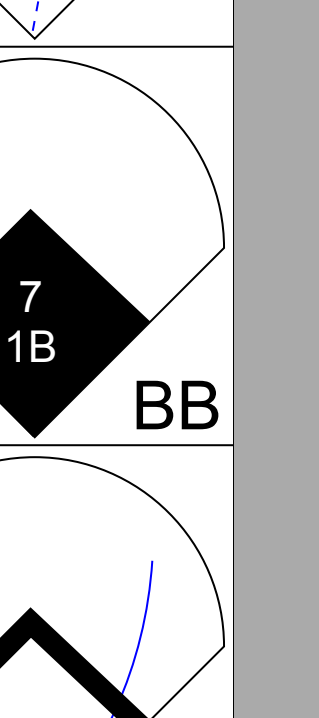
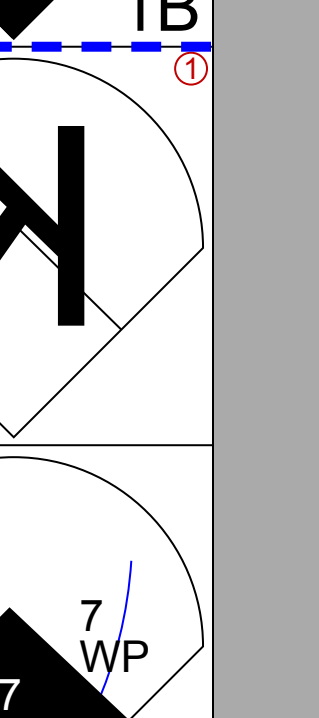

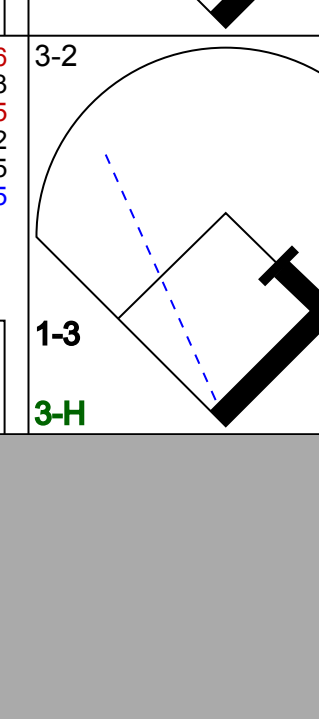
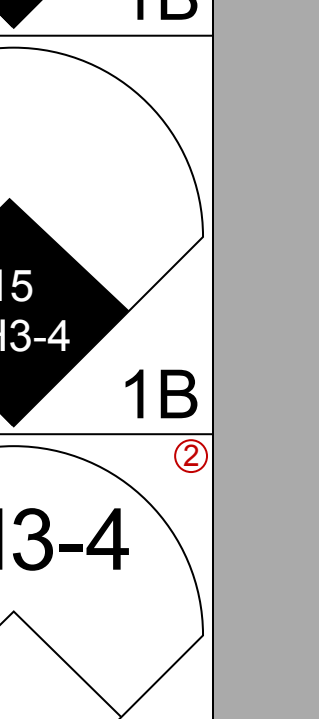
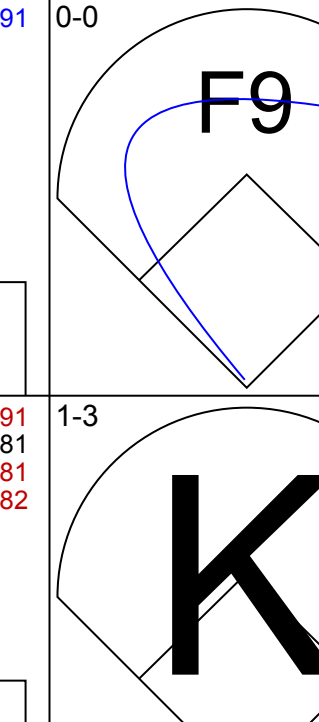
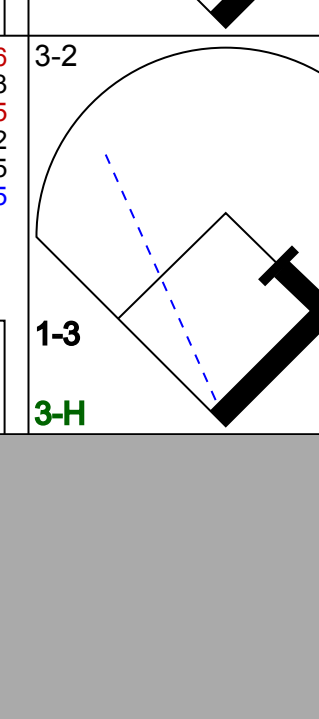
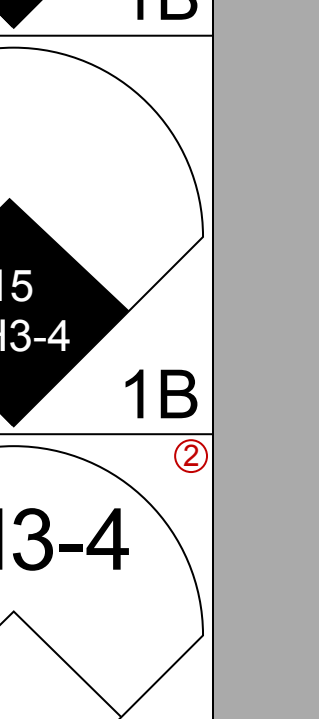

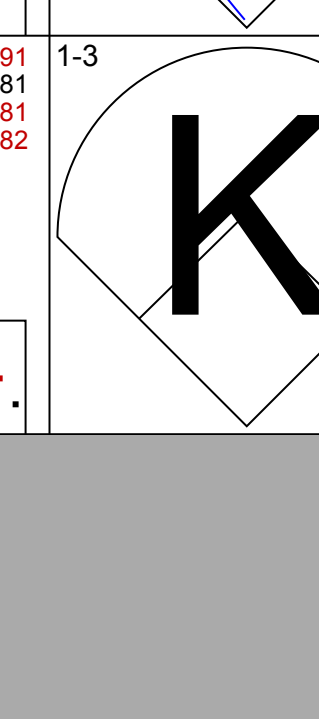
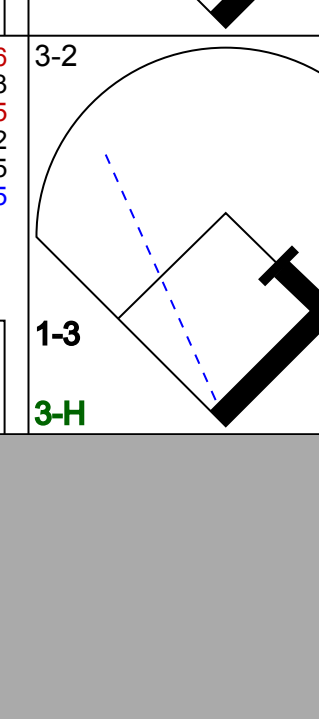
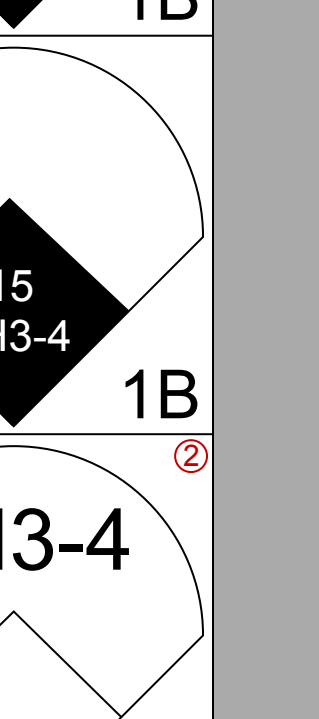

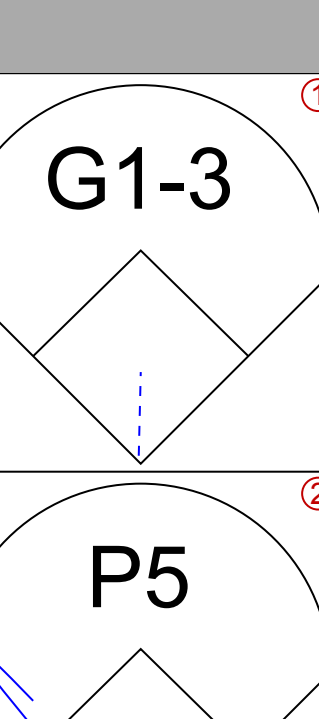
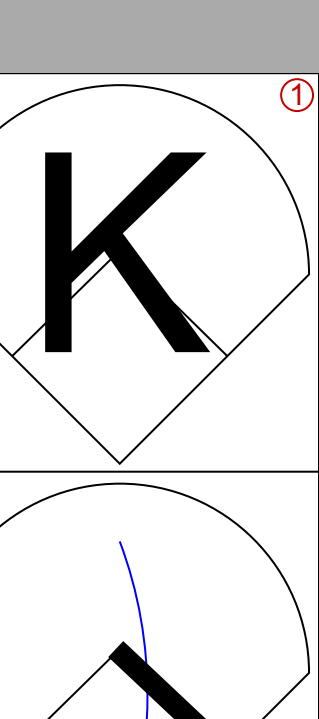
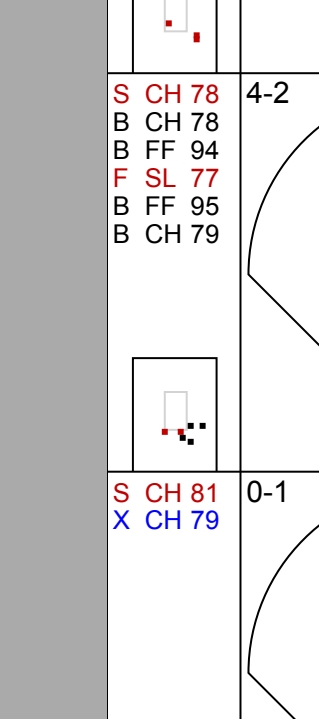
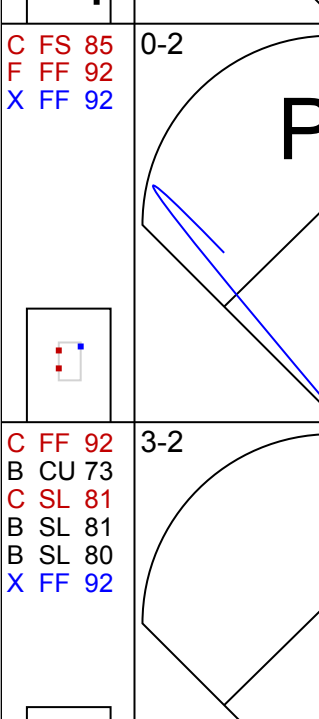
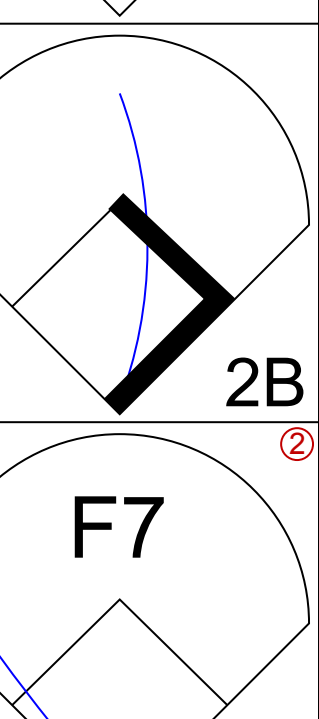
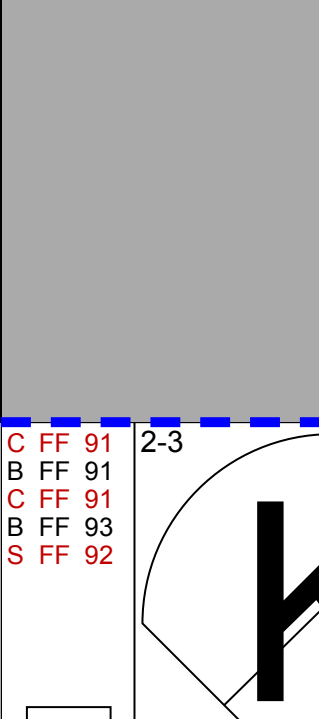
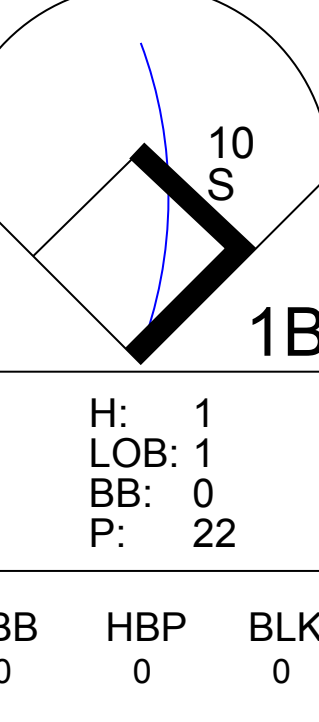
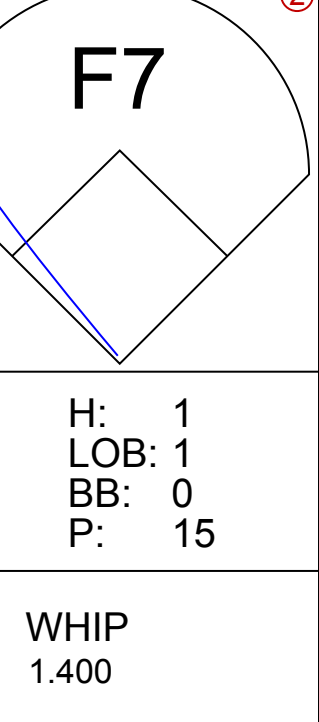
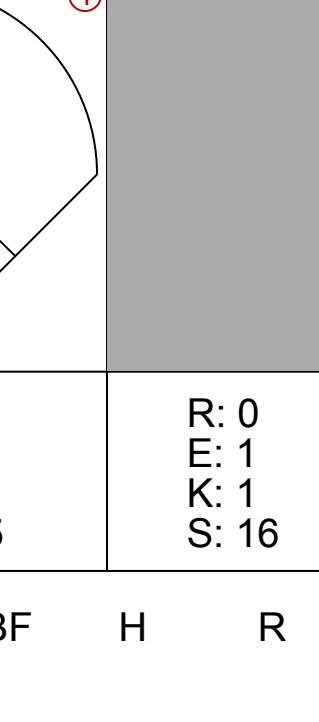
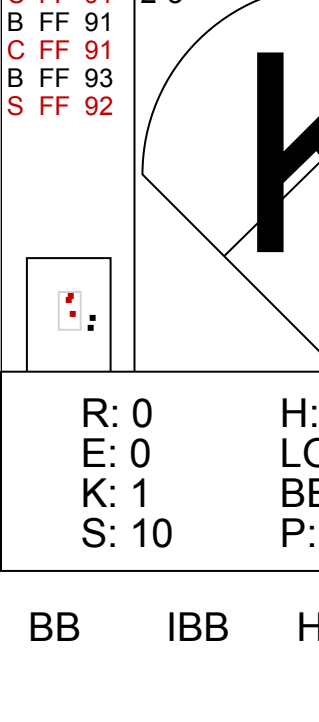
AB	35
R	6
H	9
RBI	6
BB	5
SO	7
LOB	14

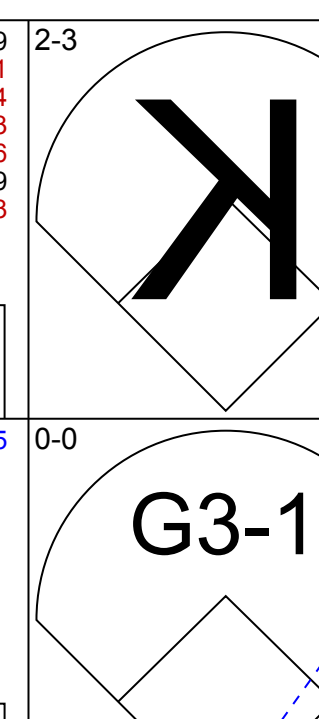
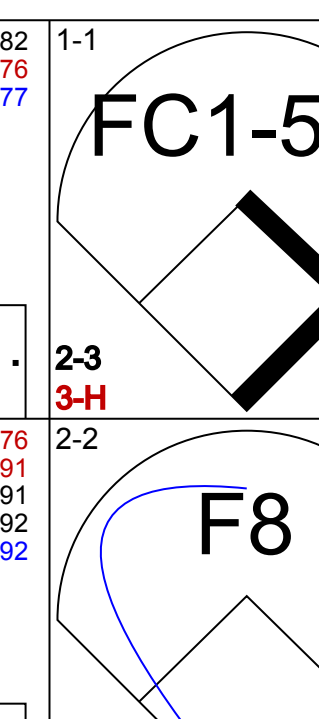
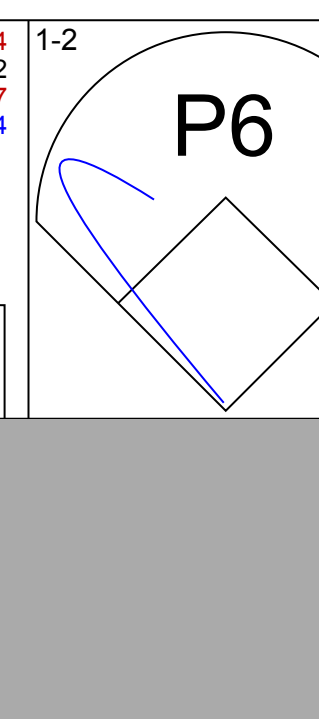
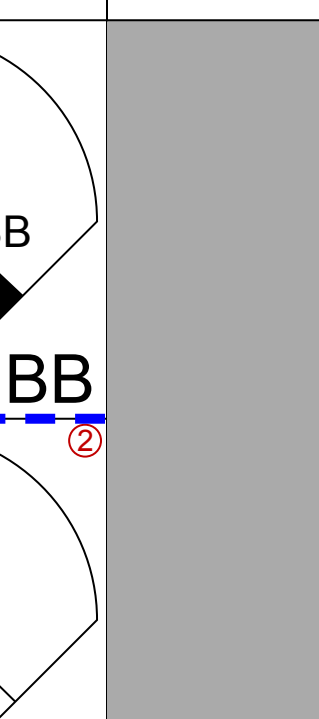
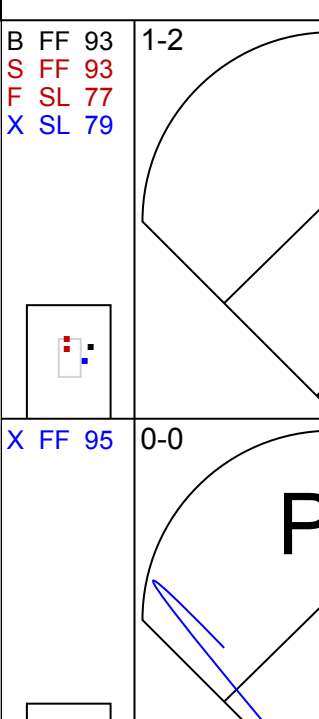
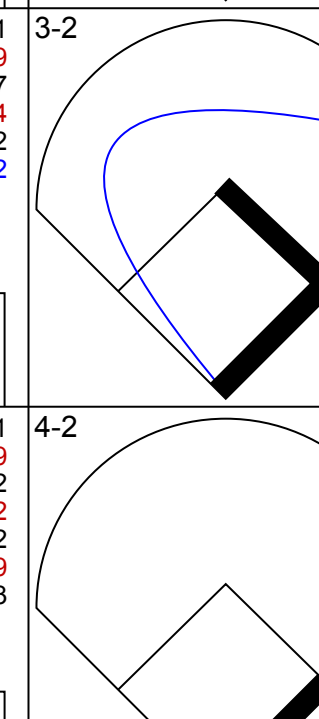

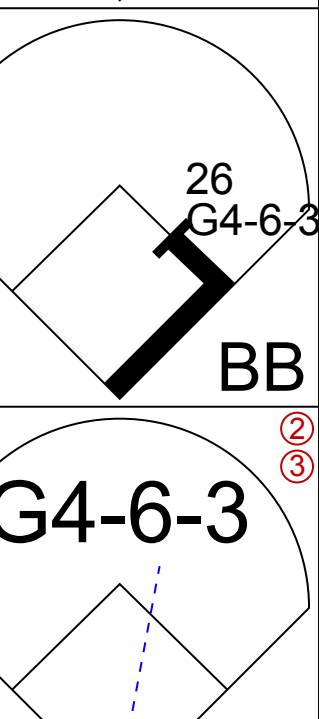
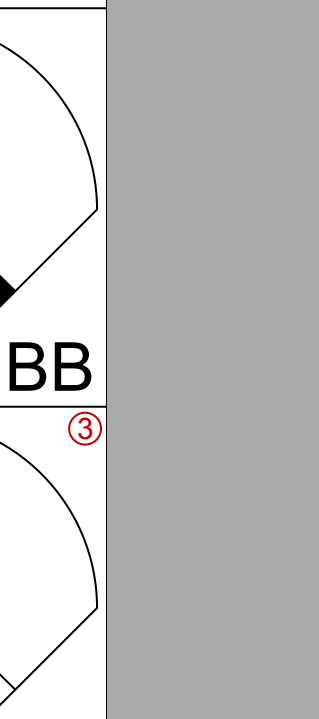

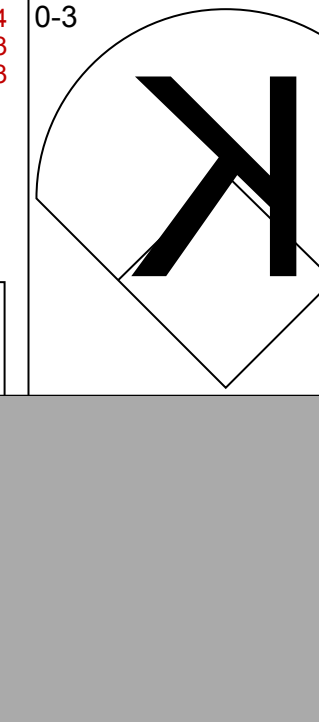
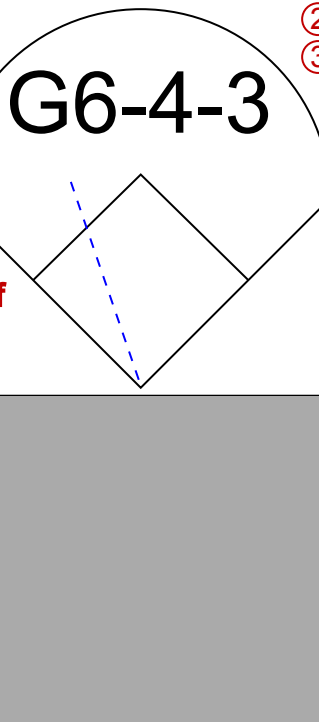
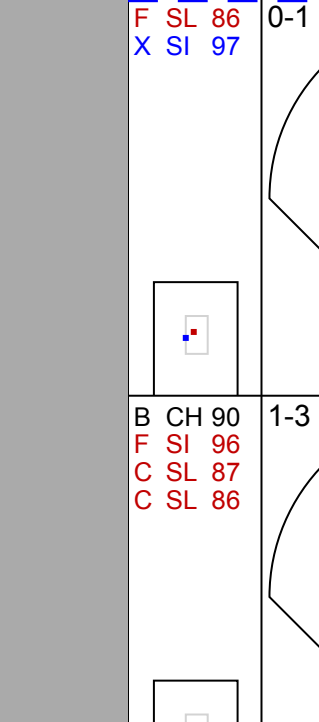
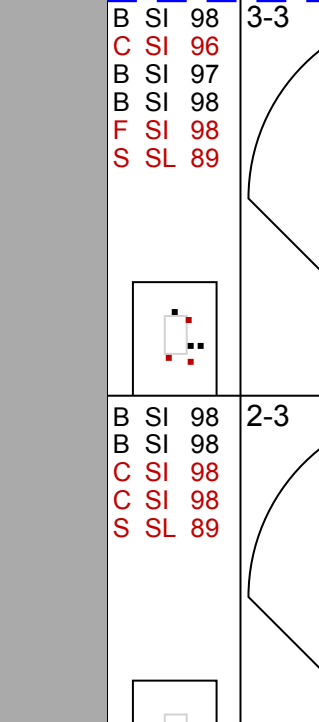

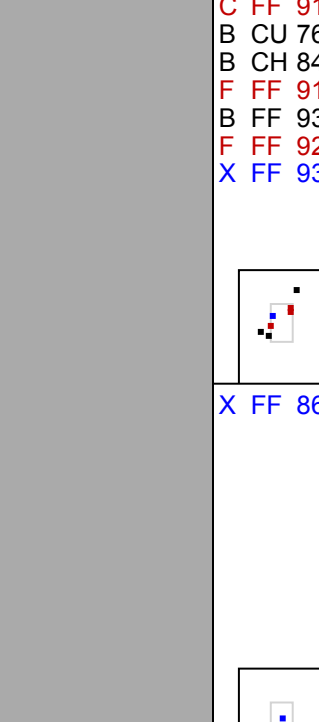

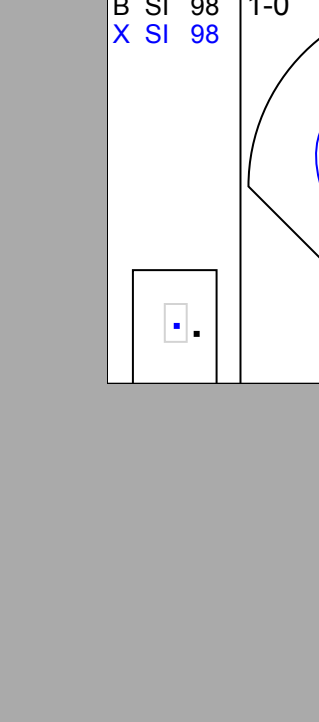
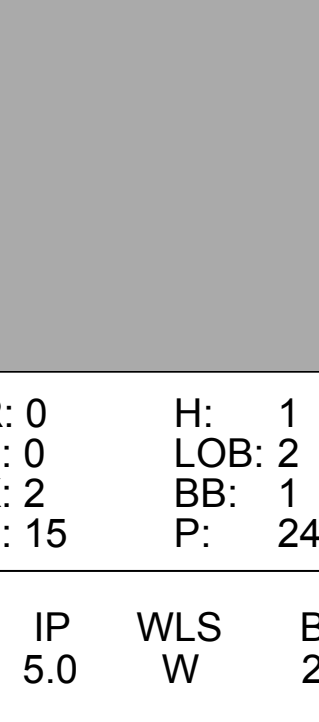
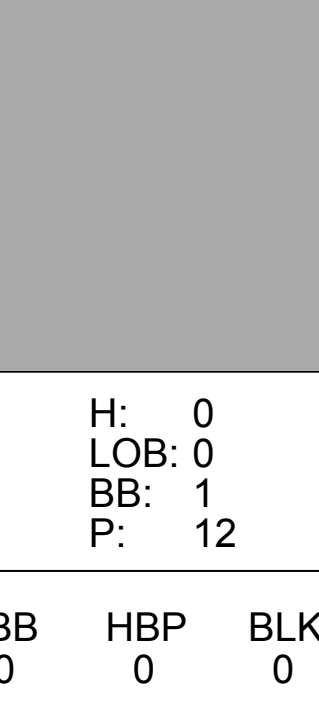
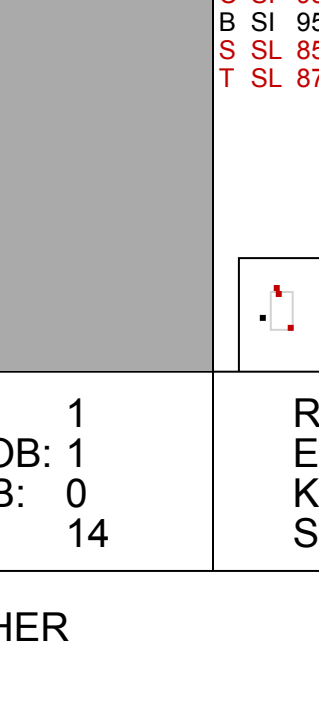
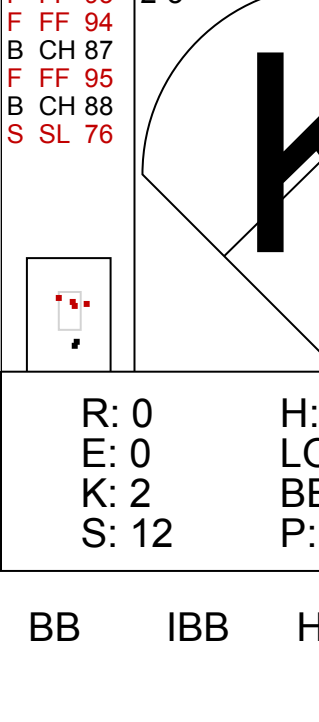
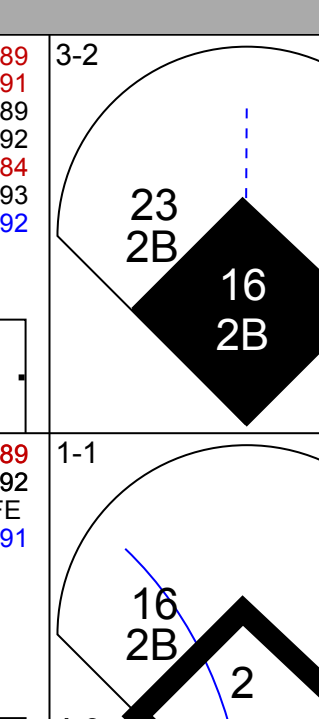
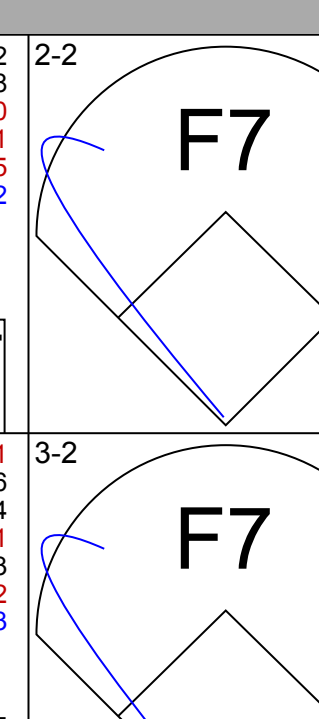
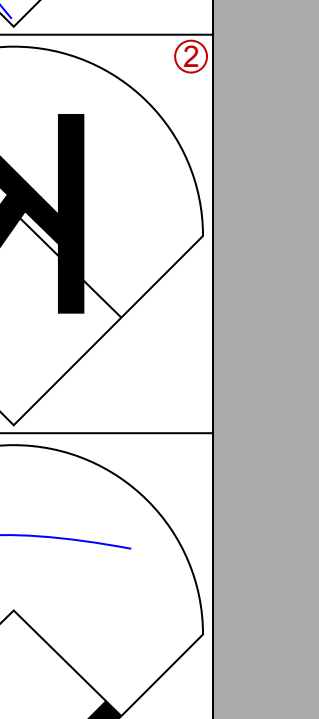

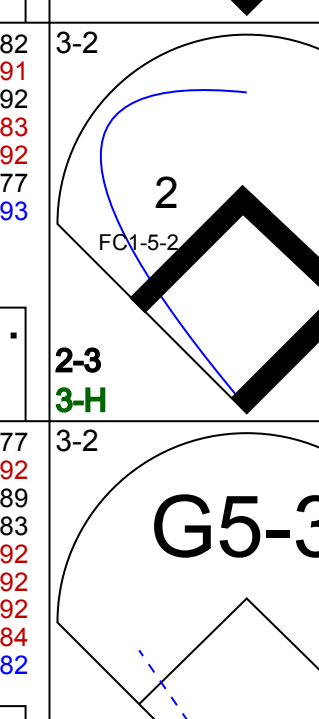
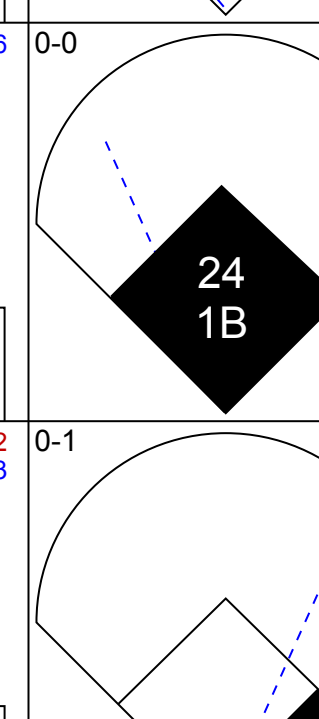
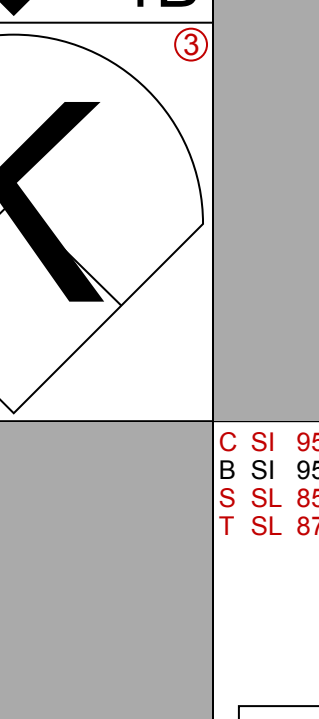
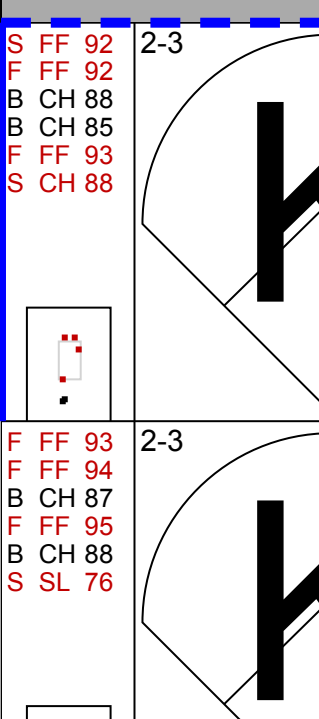
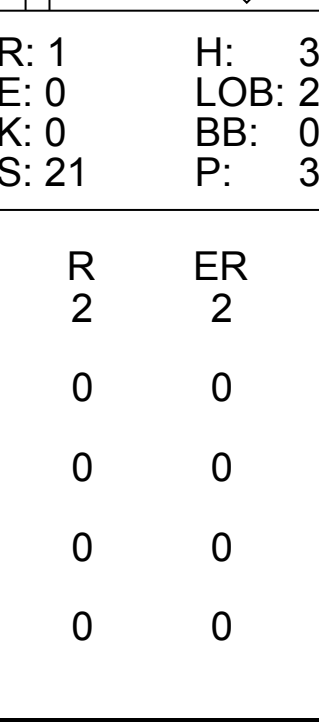
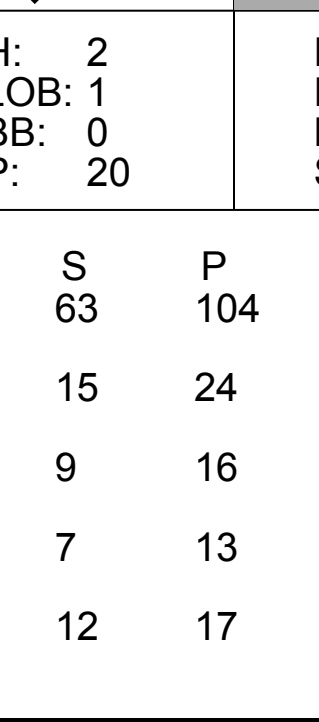
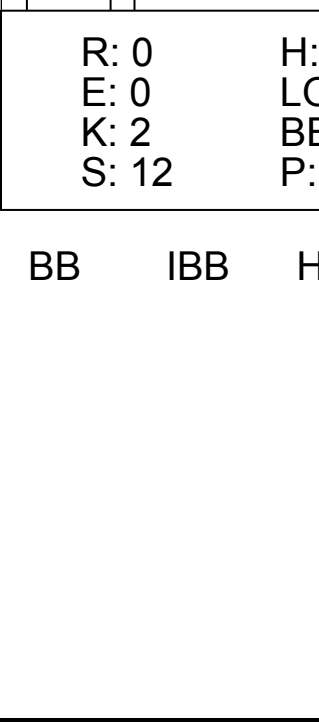
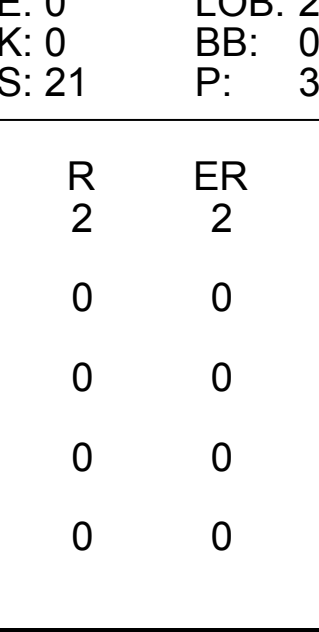







Batter	1	2	3	4	5	6	7	8	9	AB	R	H	RBI	BB	SO	LOB	BOTTOM			
36 Robbie Grossman, S OBP: 0.331, SLG: 0.323										3	2	1	0	2	0	0	Chicago White Sox @ Minnesota Twins Target Field, Minneapolis, MN Tue Jun 05 2018, 6:36 PM - 9:42 PM CDT Att: 26,261 - Sunny - 79 F			
20 Eddie Rosario, L OBP: 0.351, SLG: 0.562										5	0	2	0	0	0	2				
22 Miguel Sanó, R OBP: 0.281, SLG: 0.432										4	0	0	0	0	1	4				
5 Eduardo Escobar, S OBP: 0.330, SLG: 0.545										4	0	3	2	0	1	0				
26 Max Kepler, L OBP: 0.325, SLG: 0.441										4	0	2	0	0	1	3				
23 Mitch Garver, R OBP: 0.288, SLG: 0.327										4	0	1	0	0	1	5				
24 Ryan LaMarre, R OBP: 0.348, SLG: 0.333										4	0	0	0	0	0	3				
16 Ehire Adrianza, S OBP: 0.281, SLG: 0.325										4	0	1	0	0	0	3				
40 Gregorio Petit, R OBP: 0.400, SLG: 0.308										2	1	0	0	1	0	2				
2 Brian Dozier, R OBP: 0.320, SLG: 0.429										0	0	0	0	0	0	0				
Inning Stats	R: 0 H: 0 E: 0 K: 0 S: 9	H: 2 LOB: 2 BB: 0 P: 13	R: 0 H: 2 E: 0 K: 0 S: 12	H: 2 LOB: 0 BB: 0 P: 18	R: 2 H: 2 E: 0 K: 0 S: 12	H: 2 LOB: 1 BB: 2 P: 25	R: 0 H: 1 E: 0 K: 0 S: 9	H: 1 LOB: 0 BB: 0 P: 14	R: 0 H: 1 E: 0 K: 1 S: 7	H: 1 LOB: 0 BB: 0 P: 9	R: 0 H: 1 E: 0 K: 0 S: 11	H: 1 LOB: 0 BB: 0 P: 15	R: 1 H: 2 E: 0 K: 3 S: 17	H: 2 LOB: 1 BB: 1 P: 27	R: 0 H: 1 E: 0 K: 0 S: 11	H: 1 LOB: 2 BB: 0 P: 16	1B: 7 2B: 3 3B: 0 HR: 0	SF: 0 SAC: 0 DP: 2 HBP: 1	WP: 0 PB: 0 SB: 0 CS: 0	PA: 38
PITCHER	IP WLS BF H R ER SO BB IBB HBP BLK WP HR S P ERA WHIP																			
27 Lucas Giolito, R ERA: 7.08	(1, 1) 6.0 W 24 6 2 2 2 1 2 0 0 0 0 0 11 15 0.00 1.000																			
66 Chris Volstad, R ERA: 4.09	(7, 1) 1.0 3 1 0 0 0 0 0 0 0 0 0 0 11 15 0.00 1.000																			
57 Jace Fry, L ERA: 2.57	(8, 1) 0.0 2 1 1 1 0 1 0 0 0 0 0 0 5 10 ∞ ∞																			
44 Bruce Rondón, R ERA: 4.19	(8, 1) 0.1 H 2 1 0 0 1 0 0 0 0 0 0 0 6 9 0.00 3.000																			
70 Luis Avilán, L ERA: 3.57	(8, 1) 0.1 H 1 0 0 0 1 0 0 0 0 0 0 0 3 5 0.00 0.000																			

AB	34
R	3
H	10
RBI	2
BB	3
SO	4
LOB	22



Batter	1	2	3	4	5	6	7	8	9	AB	R	H	RBI	BB	SO	LOB	TOP								
10 Yoán Moncada, S OBP: 0.320, SLG: 0.433										5	0	0	0	0	4	2	Chicago White Sox @ Minnesota Twins Target Field, Minneapolis, MN Wed Jun 06 2018, 7:11 PM - 10:37 PM CDT Att: 20,393 - Clear - 77 F livebaseballscorecards.com								
5 Yolmer Sánchez, S OBP: 0.318, SLG: 0.421										5	1	1	0	0	1	0									
79 José Abreu, R OBP: 0.356, SLG: 0.526										4	1	1	0	0	1	0									
24 Matt Davidson, R OBP: 0.372, SLG: 0.517										3	1	1	0	1	1	2									
20 José Róndón, R OBP: 0.289, SLG: 0.583										0	0	0	0	0	0	0									
36 Kevan Smith, R OBP: 0.375, SLG: 0.375										4	1	2	0	0	0	1									
7 Tim Anderson, R OBP: 0.304, SLG: 0.450										4	1	2	3	0	2	2									
15 Adam Engel, R OBP: 0.289, SLG: 0.329										2	0	0	1	1	1	0									
22 Charles Tilson, L OBP: 0.257, SLG: 0.250										4	0	1	0	0	1	3									
32 Travece Thompson, R OBP: 0.185, SLG: 0.248										4	0	1	0	0	2	1									
Inning Stats	R: 0 E: 0 K: 2 S: 10	H: 0 LOB: 0 BB: 0 P: 14	R: 0 E: 0 K: 1 S: 7	H: 0 LOB: 0 BB: 0 P: 10	R: 0 E: 0 K: 1 S: 14	H: 1 LOB: 1 BB: 0 P: 22	R: 1 E: 0 K: 1 S: 16	H: 2 LOB: 2 BB: 1 P: 30	R: 0 E: 0 K: 2 S: 9	H: 1 LOB: 1 BB: 0 P: 15	R: 4 E: 0 K: 2 S: 19	H: 4 LOB: 0 BB: 0 P: 27	R: 0 E: 0 K: 2 S: 11	H: 0 LOB: 0 BB: 0 P: 15	R: 0 E: 1 K: 1 S: 16	H: 1 LOB: 3 BB: 1 P: 23	R: 0 E: 0 K: 1 S: 10	H: 0 LOB: 0 BB: 0 P: 15	1B: 7 2B: 2 3B: 0 HR: 0	SF: 0 SAC: 1 DP: 0 HBP: 0	WP: 1 PB: 0 CS: 0	PA: 38			
PITCHER	IP	WLS	BF	H	R	ER	SO	BB	IBB	HBP	BLK	WP	HR	S	P	ERA	WHIP								
12 Jake Odorizzi, R ERA: 4.24	5.0	L	21	6	3	3	7	1	0	0	0	0	0	62	99	5.40	1.400								
57 Ryan Pressly, R ERA: 3.26	1.0	B	5	2	2	2	2	0	0	0	0	1	0	13	19	18.00	2.000								
55 Taylor Rogers, L ERA: 4.74	1.0		3	0	0	0	2	0	0	0	0	0	0	11	15	0.00	0.000								
39 Trevor Hildenberger, R ERA: 2.61	1.0		6	1	0	0	1	1	0	0	0	0	0	16	23	0.00	2.000								
43 Addison Reed, R ERA: 2.95	1.0		3	0	0	0	1	0	0	0	0	0	0	10	15	0.00	0.000								

Batter	1	2	3	4	5	6	7	8	9	AB	R	H	RBI	BB	SO	LOB	BOTTOM								
2 Brian Dozier, R OBP: 0.322, SLG: 0.426										4	0	1	0	1	1	3	Chicago White Sox @ Minnesota Twins Target Field, Minneapolis, MN Wed Jun 06 2018, 7:11 PM - 10:37 PM CDT Att: 20,393 - Clear - 77 F livebaseballscorecards.com								
20 Eddie Rosario, L OBP: 0.344, SLG: 0.550										5	0	0	0	0	4										
5 Eduardo Escobar, S OBP: 0.338, SLG: 0.549										2	0	1	0	2	0										
26 Max Kepler, L OBP: 0.328, SLG: 0.437										2	0	0	0	2	1	3									
22 Miquel Sanó, R OBP: 0.273, SLG: 0.419										4	0	0	0	0	2	3									
36 Robbie Grossman, R OBP: 0.329, SLG: 0.321										4	1	1	0	0	2	0									
23 Mitch Garver, R OBP: 0.296, SLG: 0.343										4	0	2	0	0	0	0									
16 Ehire Adrianza, S OBP: 0.290, SLG: 0.350										3	1	2	1	0	1	1									
99 Logan Morrison, L OBP: 0.310, SLG: 0.345										1	0	0	0	0	1	0									
24 Ryan LaMarre, R OBP: 0.342, SLG: 0.328										4	0	1	1	0	2	2									
Inning Stats	R: 0 E: 0 K: 2 S: 15	H: 1 LOB: 2 BB: 1 P: 24	R: 1 E: 0 K: 0 S: 21	H: 3 LOB: 2 BB: 0 P: 34	R: 0 E: 0 K: 0 S: 6	H: 0 LOB: 0 BB: 1 P: 12	R: 1 E: 0 K: 0 S: 14	H: 2 LOB: 1 BB: 0 P: 20	R: 0 E: 0 K: 0 S: 7	H: 0 LOB: 0 BB: 1 P: 14	R: 0 E: 0 K: 2 S: 10	H: 1 LOB: 2 BB: 0 P: 14	R: 0 E: 0 K: 2 S: 14	H: 0 LOB: 2 BB: 2 P: 26	R: 0 E: 0 K: 2 S: 7	H: 0 LOB: 0 BB: 0 P: 13	R: 0 E: 0 K: 2 S: 12	H: 1 LOB: 1 BB: 0 P: 17	1B: 4 2B: 4 3B: 0 HR: 0	SF: 0 SAC: 0 DP: 2 HBP: 0	WP: 0 PB: 0 CS: 0	PA: 38			
PITCHER	IP	WLS	BF	H	R	ER	SO	BB	IBB	HBP	BLK	WP	HR	S	P	ERA	WHIP								
53 Héctor Santiago, L ERA: 4.96	5.0	W	22	6	2	2	2	3	0	0	0	0	0	63	104	3.60	1.800								
44 Bruce Rondón, R ERA: 3.92	1.1	H	6	1	0	0	3	1	0	0	0	0	0	15	24	0.00	1.500								
57 Jace Fry, L ERA: 2.45	0.2	H	3	0	0	0	1	1	0	0	0	0	0	9	16	0.00	1.500								
65 Nate Jones, R ERA: 2.74	1.0	H	3	0	0	0	2	0	0	0	0	0	0	7	13	0.00	0.000								
48 Joakim Soria, R ERA: 3.57	1.0	S	4	1	0	0	2	0	0	0	0	0	0	12	17	0.00	1.000								

Batter	1	2	3	4	5	6	7	8	9	AB	R	H	RBI	BB	SO	LOB	TOP			
10 Yoán Moncada, S OBP: 0.319, SLG: 0.435	P5			P4		79 2B		F8		4	1	1	1	0	0	0				
5 Yolmer Sánchez, S OBP: 0.313, SLG: 0.413	G4-3			G4-3		K		G4-3		4	0	0	0	0	1	1				
79 José Abreu, R OBP: 0.354, SLG: 0.526	L4			K		K		K		4	0	1	1	0	2	0				
18 Daniel Palka, L OBP: 0.303, SLG: 0.535		K			K	K		F9		4	0	0	0	0	3	1				
24 Matt Davidson, R OBP: 0.366, SLG: 0.507	P6									3	0	0	0	0	1	0				
38 Omar Narváez, L OBP: 0.282, SLG: 0.253	K									3	0	2	0	0	1	0				
20 José Rondón, R OBP: 0.293, SLG: 0.564				K				F9		3	0	1	0	0	1	0				
22 Charles Tilson, L OBP: 0.263, SLG: 0.257										3	1	1	0	0	0	0				
32 Trayce Thompson, R OBP: 0.180, SLG: 0.240										3	0	0	0	0	1	1				
Inning Stats	R: 0 H: 0 E: 0 K: 0 S: 7	H: 0 LOB: 0 BB: 0 P: 11	R: 0 H: 0 E: 0 K: 2 S: 10	H: 0 LOB: 0 BB: 0 P: 14	R: 0 H: 0 E: 0 K: 2 S: 9	H: 0 LOB: 0 BB: 0 P: 12	R: 0 H: 2 E: 0 K: 1 S: 10	H: 2 LOB: 2 BB: 0 P: 14	R: 2 H: 3 E: 0 K: 1 S: 13	H: 3 LOB: 1 BB: 0 P: 17	R: 0 H: 1 E: 0 K: 1 S: 6	H: 1 LOB: 0 BB: 0 P: 10	R: 0 H: 0 E: 0 K: 0 S: 7	H: 0 LOB: 0 BB: 0 P: 10	R: 0 H: 0 E: 0 K: 1 S: 7	H: 0 LOB: 0 BB: 0 P: 8	1B: 3 2B: 3 HR: 0	SF: 0 SAC: 0 DP: 0 HBP: 0	WP: 0 PB: 0 SB: 0 CS: 0	PA: 31
PITCHER 17 José Berrios, R ERA: 3.66	IP: 9.0 WLS: W BF: 31 H: 6 R: 2 ER: 2 SO: 10 BB: 0 IBB: 0 HBP: 0 BLK: 0 WP: 0 HR: 0 S: 78 P: 109 ERA: 2.00 WHIP: 0.667															PITCHER				

Chicago White Sox @ Minnesota Twins
Target Field, Minneapolis, MN
Thu Jun 07 2018, 12:11 PM - 2:24 PM CDT
Att: 21,469 - Partly Cloudy - 73 F

AB 31
R 2
H 6
RBI 2
BB 0
SO 10
LOB 3



Batter	1	2	3	4	5	6	7	8	9	AB	R	H	RBI	BB	SO	LOB	BOTTOM			
2 Brian Dozier, R OBP: 0.321, SLG: 0.423	F8	L9		20 HR		G5-3				4	1	1	1	0	0	1				
20 Eddie Rosario, L OBP: 0.351, SLG: 0.568	5 HR	F8		HR			5 G4-3 BB			3	2	2	3	1	0	1				
5 Eduardo Escobar, S OBP: 0.340, SLG: 0.562	2H HR			1B			G4-3			4	1	2	2	0	1	1				
99 Logan Morrison, L OBP: 0.309, SLG: 0.348	36 G4-3			L3			G4-3			4	0	1	0	0	1	1				
36 Robbie Grossman, S OBP: 0.321, SLG: 0.312	G4-3			L4		F7		F7		4	0	0	0	0	0	1				
23 Mitch Garver, R OBP: 0.286, SLG: 0.330	K			K		P3		G5-3		4	0	0	0	0	2	1				
24 Ryan LaMarre, R OBP: 0.338, SLG: 0.338		P6		K		F8				4	0	1	0	0	1	0				
16 Ehire Adrianza, S OBP: 0.296, SLG: 0.374		HR		46 1B 2 1B BB		G6-3		G3-1		3	2	1	1	1	0	1				
46 Bobby Wilson, R OBP: 0.216, SLG: 0.326				2 1B 20 HR		K				2	1	1	0	1	1	0				
Inning Stats	R: 2 H: 3 E: 0 K: 1 S: 14	H: 3 LOB: 1 BB: 0 P: 22	R: 1 H: 1 E: 0 K: 0 S: 11	H: 1 LOB: 1 BB: 1 P: 20	R: 0 H: 0 E: 0 K: 2 S: 8	H: 0 LOB: 0 BB: 0 P: 11	R: 4 H: 4 E: 0 K: 2 S: 21	H: 4 LOB: 1 BB: 1 P: 30	R: 0 H: 0 E: 0 K: 1 S: 8	H: 0 LOB: 0 BB: 0 P: 11	R: 0 H: 0 E: 0 K: 0 S: 4	H: 0 LOB: 0 BB: 1 P: 10	R: 0 H: 1 E: 0 K: 0 S: 7	H: 1 LOB: 1 BB: 0 P: 11	R: 0 H: 0 E: 0 K: 0 S: 7	H: 0 LOB: 0 BB: 0 P: 11	1B: 3 2B: 3 HR: 3	SF: 0 SAC: 0 DP: 1 HBP: 0	WP: 0 PB: 0 SB: 0 CS: 0	PA: 35
PITCHER 33 James Shields, R ERA: 4.92 52 Xavier Cedeño, L ERA: 54 Chris Beck, R ERA: 4.18	IP: 6.0 WLS: L BF: 28 H: 8 R: 7 ER: 7 SO: 28 BB: 2 IBB: 0 HBP: 0 BLK: 0 WP: 0 HR: 3 S: 66 P: 99 ERA: 10.50 WHIP: 1.667															PITCHER				

Chicago White Sox @ Minnesota Twins
Target Field, Minneapolis, MN
Thu Jun 07 2018, 12:11 PM - 2:24 PM CDT
Att: 21,469 - Partly Cloudy - 73 F

AB 32
R 7
H 9
RBI 7
BB 3
SO 6
LOB 7



Batter	1	2	3	4	5	6	7	8	9	AB	R	H	RBI	BB	SO	LOB	TOP			
3 Ian Kinsler, R (1,4) OBP: 0.292, SLG: 0.400										4	2	3	0	1	0	2	Los Angeles Angels @ Minnesota Twins Target Field, Minneapolis, MN Sun Jun 10 2018, 1:12 PM - 4:20 PM CDT Att: 28,656 - Overcast - 69 F			
27 Mike Trout, R (1,8) OBP: 0.431, SLG: 0.632										5	0	0	0	0	2	8				
8 Justin Upton, R (1,7) OBP: 0.336, SLG: 0.469										4	0	0	0	1	1	5				
5 Albert Pujols, R (1,10) OBP: 0.394, SLG: 0.412										4	0	2	3	1	0	0				
18 Luis Valbuena, L (1,5) OBP: 0.283, SLG: 0.358										4	0	0	0	1	3	4				
16 Nolan Fontana, L (9, PR)										0	0	0	0	0	0	0				
7 Zack Cozart, R (1,6) OBP: 0.299, SLG: 0.373										4	1	0	0	0	0	4				
20 José Miguel Fernández, (L, 3) OBP: 0.443, SLG: 0.667										3	1	2	1	0	1	0				
19 Jefry Marte, R (8, PH) OBP: 0.315, SLG: 0.446										1	0	0	0	0	0	0				
12 Martín Maldonado, R (1,2) OBP: 0.313, SLG: 0.366										3	0	1	0	0	0	0				
24 Chris Young, R (1,9) OBP: 0.256, SLG: 0.256										2	1	0	1	1	0	2				
Inning Stats	R: 1 E: 0 K: 2 S: 15	H: 1 LOB: 2 BB: 2 P: 26	R: 0 E: 0 K: 0 S: 8	H: 1 LOB: 2 BB: 0 P: 13	R: 0 E: 0 K: 2 S: 11	H: 0 LOB: 0 BB: 0 P: 15	R: 2 E: 0 K: 1 S: 19	H: 3 LOB: 2 BB: 0 P: 28	R: 0 E: 0 K: 1 S: 8	H: 0 LOB: 0 BB: 0 P: 10	R: 0 E: 0 K: 1 S: 9	H: 1 LOB: 2 BB: 1 P: 15	R: 0 E: 0 K: 0 S: 4	H: 0 LOB: 0 BB: 0 P: 8	R: 2 E: 0 K: 0 S: 18	H: 2 LOB: 2 BB: 2 P: 33	1B: 6 2B: 2 3B: 0 HR: 0	SF: 1 SAC: 0 DP: 0 HBP: 2	WP: 2 PB: 1 SB: 0 CS: 0	PA: 42
PITCHER	IP WLS BF H R ER SO BB IBB HBP BLK WP HR S P ERA WHIP																PITCHER	IP WLS BF H R ER SO BB IBB HBP BLK WP HR S P ERA WHIP		
77 Fernando Romero, R (1, 1) ERA: 3.92	5.0 W 24 5 3 2 5 1 1 2 0 2 0 61 94 3.60 1.200																			
55 Taylor Rogers, L (6, 1) ERA: 4.56	1.0 H 3 0 0 0 1 0 0 0 0 0 0 8 10 0.00 0.000																			
43 Addison Reed, R (7, 1) ERA: 3.03	1.0 5 1 0 0 1 1 0 0 0 0 0 9 15 0.00 2.000																			
32 Zach Duke, L (8, 1) ERA: 3.18	1.0 3 0 0 0 0 0 0 0 0 0 0 4 8 0.00 0.000																			
56 Fernando Rodney, R (9, 1) ERA: 3.27	1.0 7 2 2 2 0 2 0 0 0 0 0 18 33 18.00 4.000																			
Batter	1	2	3	4	5	6	7	8	9	AB	R	H	RBI	BB	SO	LOB	BOTTOM			
36 Robbie Grossman, S (1, 10) OBP: 0.320, SLG: 0.327										4	0	1	0	1	0	3	Los Angeles Angels @ Minnesota Twins Target Field, Minneapolis, MN Sun Jun 10 2018, 1:12 PM - 4:20 PM CDT Att: 28,656 - Overcast - 69 F			
20 Eddie Rosario, L (1, 7) OBP: 0.352, SLG: 0.557										4	1	0	0	1	2	6				
5 Eduardo Escobar, S (1, 4) OBP: 0.340, SLG: 0.568										4	0	2	1	0	0	1				
99 Logan Morrison, L (1, 3) OBP: 0.301, SLG: 0.353										4	1	1	2	0	1	4				
22 Miguel Sanó, R (1, 5) OBP: 0.271, SLG: 0.418										4	0	0	0	0	1	2				
26 Max Kepler, L (1, 9) OBP: 0.332, SLG: 0.428										2	1	0	0	2	0	0				
23 Mitch Garver, R (1, 2) OBP: 0.299, SLG: 0.339										4	1	2	0	0	1	1				
60 Jake Cave, L (1, 8) OBP: 0.286, SLG: 0.786										4	2	3	3	0	1	0				
16 Ehire Adrianza, S (1, 6) OBP: 0.308, SLG: 0.395										3	1	1	1	1	0	0				
Inning Stats	R: 2 E: 0 K: 0 S: 7	H: 1 LOB: 1 BB: 1 P: 15	R: 0 E: 0 K: 2 S: 8	H: 0 LOB: 0 BB: 0 P: 12	R: 0 E: 0 K: 0 S: 6	H: 0 LOB: 0 BB: 0 P: 10	R: 0 E: 0 K: 0 S: 7	H: 0 LOB: 0 BB: 0 P: 11	R: 3 E: 0 K: 1 S: 12	H: 4 LOB: 2 BB: 2 P: 25	R: 2 E: 0 K: 1 S: 12	H: 1 LOB: 0 BB: 1 P: 20	R: 0 E: 0 K: 1 S: 15	H: 2 LOB: 0 BB: 0 P: 19	R: 0 E: 0 K: 1 S: 14	H: 2 LOB: 3 BB: 1 P: 22		1B: 3 2B: 4 3B: 1 HR: 2	SF: 0 SAC: 0 DP: 0 HBP: 0	WP: 0 PB: 0 SB: 1 CS: 1
PITCHER	IP WLS BF H R ER SO BB IBB HBP BLK WP HR S P ERA WHIP																PITCHER	IP WLS BF H R ER SO BB IBB HBP BLK WP HR S P ERA WHIP		
35 Nick Tropeano, R (1, 1) ERA: 4.83	4.1 L 19 4 5 5 2 3 0 0 0 0 0 35 66 10.38 1.615																			
32 Cam Bedrosian, R (6, 1) ERA: 4.33	0.2 3 1 0 0 1 0 0 0 0 0 0 5 7 0.00 1.500																			
33 Jim Johnson, R (6, 1) ERA: 4.05	1.0 5 1 2 2 1 1 0 0 0 0 1 12 20 18.00 2.000																			
36 Oliver Drake, R (7, 1) ERA: 7.36	1.0 5 2 0 0 1 0 0 0 0 0 0 15 19 0.00 2.000																			
60 Eduardo Paredes, R (8, 1) ERA: 6.97	1.0 6 2 0 0 1 1 0 0 0 0 0 14 22 0.00 3.000																			

Batter	1	2	3	4	5	6	7	8	9	AB	R	H	RBI	BB	SO	LOB	TOP																
2 Brian Dozier, R OBP: 0.307, SLG: 0.402	G5-3		P2			K		F8		4	0	0	0	0	1	1	Minnesota Twins @ Detroit Tigers Comerica Park, Detroit, MI Tue Jun 12 2018, 7:10 PM - 10:34 PM EDT Att: 20,340 - Overcast - 74 F																
20 Eddie Rosario, L OBP: 0.351, SLG: 0.552	G1-3			K		F7		22 1B G4-3		4	1	1	0	0	1	1																	
5 Eduardo Escobar, S OBP: 0.339, SLG: 0.562	G5-3			G5-3			99 BB 16 HR	G4-3		4	1	1	0	0	0	1																	
22 Miguel Sanó, R OBP: 0.277, SLG: 0.417		K		G6-3			16 HR 99 BB			3	1	1	1	1	1	0																	
26 Max Kepler, L OBP: 0.327, SLG: 0.420		K			G4-3					4	0	0	0	0	2	3																	
23 Mitch Garver, R OBP: 0.302, SLG: 0.336																																	
60 Jake Cave, L (7, PH)	G6-3																																
46 Bobby Wilson, R OBP: 0.204, SLG: 0.396																																	
99 Logan Morrison, L OBP: 0.300, SLG: 0.347																																	
16 Ehire Adrianza, S OBP: 0.320, SLG: 0.429																																	
24 Ryan LaMarre, R OBP: 0.310, SLG: 0.313																																	
Inning Stats	R: 0 E: 0 K: 0 S: 6	H: 0 LOB: 0 BB: 0 P: 10	R: 0 E: 0 K: 2 S: 9	H: 0 LOB: 0 BB: 0 P: 13	R: 1 E: 0 K: 0 S: 15	H: 1 LOB: 0 BB: 0 P: 23	R: 0 E: 0 K: 1 S: 7	H: 0 LOB: 1 BB: 1 P: 11	R: 0 E: 0 K: 1 S: 10	H: 1 LOB: 0 BB: 0 P: 16	R: 4 E: 0 K: 1 S: 17	H: 2 LOB: 0 BB: 2 P: 39	R: 1 E: 0 K: 0 S: 11	H: 2 LOB: 1 BB: 0 P: 19	R: 0 E: 0 K: 1 S: 16	H: 1 LOB: 0 BB: 0 P: 26	1B: 6 2B: 0 3B: 0 HR: 1	SF: 1 SAC: 0 DP: 0 HBP: 0	WP: 1 PB: 0 SB: 1 CS: 0	PA: 36													
PITCHER	IP WLS BF H R ER SO BB IBB HBP BLK WP HR S P ERA WHIP																																
36 Blaine Hardy, L ERA: 3.55	6.0	21	3	2	2	5	1	0	0	0	0	1	0	56	85	3.00	0.667																
19 Louis Coleman, R ERA: 2.79	0.2	L	4	0	0	1	2	0	0	0	0	0	0	9	23	0.00	3.000																
53 Warwick Saupold, R ERA: 3.77	1.0	B	5	2	4	0	0	0	0	0	0	1	10	21	36.00	2.000																	
30 Alex Wilson, R ERA: 4.03	1.1	6	2	0	0	1	0	0	0	0	0	0	21	34	0.00	1.500																	

Batter	1	2	3	4	5	6	7	8	9	AB	R	H	RBI	BB	SO	LOB	BOTTOM																
12 Leonys Martin, L OBP: 0.326, SLG: 0.469	F8	G4-3		SF8				F7		3	0	0	1	1	0	2	Minnesota Twins @ Detroit Tigers Comerica Park, Detroit, MI Tue Jun 12 2018, 7:10 PM - 10:34 PM EDT Att: 20,340 - Overcast - 74 F																
9 Nick Castellanos, R OBP: 0.307, SLG: 0.499			P3	K			F9			4	0	0	0	1	1	3																	
24 Miguel Cabrera, R OBP: 0.395, SLG: 0.448																																	
28 Niko Goodrum, S OBP: 0.316, SLG: 0.433			K																														
46 Jeimer Candelario, S OBP: 0.347, SLG: 0.498		F5																															
41 Victor Martinez, S OBP: 0.306, SLG: 0.345		G4-3																															
55 John Hicks, R OBP: 0.327, SLG: 0.437																																	
21 JaCoby Jones, R OBP: 0.266, SLG: 0.376																																	
1 Jose Iglesias, R OBP: 0.309, SLG: 0.394																																	
49 Dixon Machado, R OBP: 0.264, SLG: 0.291																																	
Inning Stats	R: 0 E: 0 K: 0 S: 11	H: 0 LOB: 2 BB: 2 P: 22	R: 0 E: 0 K: 0 S: 16	H: 1 LOB: 1 BB: 1 P: 23	R: 0 E: 0 K: 1 S: 13	H: 0 LOB: 1 BB: 1 P: 23	R: 2 E: 0 K: 2 S: 16	H: 2 LOB: 1 BB: 0 P: 21	R: 0 E: 0 K: 1 S: 8	H: 1 LOB: 1 BB: 0 P: 13	R: 0 E: 0 K: 1 S: 14	H: 1 LOB: 2 BB: 1 P: 19	R: 2 E: 0 K: 2 S: 19	H: 2 LOB: 1 BB: 0 P: 26	R: 0 E: 0 K: 1 S: 7	H: 0 LOB: 0 BB: 0 P: 11	R: 0 E: 0 K: 2 S: 9	H: 0 LOB: 0 BB: 0 P: 15	1B: 5 2B: 1 3B: 1 HR: 0	SF: 1 SAC: 0 DP: 0 HBP: 1	WP: 0 PB: 0 SB: 1 CS: 0	PA: 41											
PITCHER	IP WLS BF H R ER SO BB IBB HBP BLK WP HR S P ERA WHIP																																
12 Jake Odorizzi, R ERA: 4.19	5.0	24	4	2	2	4	4	0	1	0	0	0	0	64	102	3.60	1.600																
57 Ryan Pressly, R ERA: 3.62	1.0	W	5	1	0	0	1	0	0	0	0	0	14	19	0.00	2.000																	
32 Zach Duke, L ERA: 3.13	0.1	H	3	1	2	0	1	0	0	0	0	0	10	14	0.00	3.000																	
39 Trevor Hildenberger, R ERA: 2.41	1.2	H	6	1	0	0	2	0	0	0	0	0	16	23	0.00	0.600																	
56 Fernando Rodney, R ERA: 3.15	1.0	S	3	0	0	0	2	0	0	0	0	0	9	15	0.00	0.000																	



Batter	1	2	3	4	5	6	7	8	9	AB	R	H	RBI	BB	SO	LOB	TOP				
2 Brian Dozier, R OBP: 0.310, SLG: 0.399	2-1 HBP	4-2 BB			1-0 P5		1-1 F8			2	1	0	0	1	0	1					
20 Eddie Rosario, L OBP: 0.349, SLG: 0.551	3-2 2B	1-2 P4			3-2 FC6-4		0-0 F8			4	1	1	0	0	0	2					
5 Eduardo Escobar, S OBP: 0.341, SLG: 0.570	2-2 1B				1-2 L6		0-1 3B			4	0	2	2	0	1	1					
22 Miguel Sanó, R OBP: 0.270, SLG: 0.405	2-1 F9				3-3 K		0-0 G1-6-3			4	0	0	0	0	2	2					
36 Robbie Grossman, S OBP: 0.319, SLG: 0.321	1-3 K				3-1 L9		3-3 K			3	0	0	0	1	2	2					
99 Logan Morrison, L OBP: 0.299, SLG: 0.345	1-2 1B				3-2 G4-1		1-0 P5			4	0	1	0	0	0	1					
16 Ehire Adrianza, S OBP: 0.311, SLG: 0.416	2-2 P6				0-0 G5-3		3-3 K			4	0	0	0	0	2	3					
24 Ryan LaMarre, R OBP: 0.300, SLG: 0.301					1-3 K		2-2 G1-3			3	0	0	0	0	1	0					
26 Max Kepler, L OBP: 0.211, SLG: 0.418					0-1 L8		1-1 G4-3			1	0	0	0	0	1	0					
46 Bobby Wilson, R OBP: 0.294					2-3 K		4-2 20 FC6-4 BB			2	0	0	0	1	1	0					
Inning Stats	R: 2 E: 0 K: 1 S: 23	H: 3 LOB: 2 BB: 0 P: 36	R: 0 E: 0 K: 2 S: 14	H: 0 LOB: 1 BB: 1 P: 22	R: 0 E: 0 K: 1 S: 10	H: 0 LOB: 0 BB: 0 P: 17	R: 0 E: 0 K: 0 S: 8	H: 0 LOB: 0 BB: 0 P: 11	R: 0 E: 0 K: 1 S: 10	H: 0 LOB: 1 BB: 1 P: 20	R: 0 E: 0 K: 2 S: 10	H: 0 LOB: 0 BB: 0 P: 19	R: 0 E: 0 K: 1 S: 11	H: 1 LOB: 1 BB: 0 P: 14	R: 0 E: 0 K: 2 S: 11	H: 0 LOB: 0 BB: 0 P: 18	1B: 2 2B: 1 3B: 1 HR: 0	SF: 0 SAC: 0 DP: 0 HBP: 1	WP: 0 PB: 0 SB: 1 CS: 0	PA: 35	
PITCHER	IP WLS BF H R ER SO BB IBB HBP BLK WP HR S P ERA WHIP	IP WLS BF H R ER SO BB IBB HBP BLK WP HR S P ERA WHIP	IP WLS BF H R ER SO BB IBB HBP BLK WP HR S P ERA WHIP	IP WLS BF H R ER SO BB IBB HBP BLK WP HR S P ERA WHIP	IP WLS BF H R ER SO BB IBB HBP BLK WP HR S P ERA WHIP	IP WLS BF H R ER SO BB IBB HBP BLK WP HR S P ERA WHIP	IP WLS BF H R ER SO BB IBB HBP BLK WP HR S P ERA WHIP	IP WLS BF H R ER SO BB IBB HBP BLK WP HR S P ERA WHIP	IP WLS BF H R ER SO BB IBB HBP BLK WP HR S P ERA WHIP	IP WLS BF H R ER SO BB IBB HBP BLK WP HR S P ERA WHIP	IP WLS BF H R ER SO BB IBB HBP BLK WP HR S P ERA WHIP	IP WLS BF H R ER SO BB IBB HBP BLK WP HR S P ERA WHIP	IP WLS BF H R ER SO BB IBB HBP BLK WP HR S P ERA WHIP	IP WLS BF H R ER SO BB IBB HBP BLK WP HR S P ERA WHIP	IP WLS BF H R ER SO BB IBB HBP BLK WP HR S P ERA WHIP	IP WLS BF H R ER SO BB IBB HBP BLK WP HR S P ERA WHIP	IP WLS BF H R ER SO BB IBB HBP BLK WP HR S P ERA WHIP	IP WLS BF H R ER SO BB IBB HBP BLK WP HR S P ERA WHIP	IP WLS BF H R ER SO BB IBB HBP BLK WP HR S P ERA WHIP	IP WLS BF H R ER SO BB IBB HBP BLK WP HR S P ERA WHIP	IP WLS BF H R ER SO BB IBB HBP BLK WP HR S P ERA WHIP

Minnesota Twins @ Detroit Tigers
Comerica Park, Detroit, MI
Wed Jun 13 2018, 7:11 PM - 10:18 PM EDT
Att: 19,206 - Clear - 84 F

AB 31
R 2
H 4
RBI 2
BB 3
SO 10
LOB 12



Batter	1	2	3	4	5	6	7	8	9	AB	R	H	RBI	BB	SO	LOB	BOTTOM				
12 Leonys Martin, L OBP: 0.332, SLG: 0.470	2-3 K				0-1 46 HBP		2-1 F8	1-0 E9		4	0	2	1	1	1	0					
9 Nick Castellanos, R OBP: 0.351, SLG: 0.490	0-0 L8				1-1 F3		2-2 L8	0-0 F9		5	0	0	0	0	1	6					
46 Jeimer Candelario, S OBP: 0.346, SLG: 0.491	1-2 L7				2-2 K		2-3 K			3	0	0	0	0	2	2					
41 Victor Martinez, S OBP: 0.300, SLG: 0.338					0-1 G3		0-2 G3-1			4	0	0	0	0	0	3					
55 John Hicks, R OBP: 0.337, SLG: 0.445					0-1 F8		1-2 28 BB			4	0	3	0	0	0	0					
60 Ronny Rodríguez, R OBP: 0.100, SLG: 0.105					1-2 1B		0-0 1B			0	1	0	0	0	0	0					
28 Niko Goodrum, S OBP: 0.327, SLG: 0.469					3-3 K		1-2 17 BB			4	2	3	1	0	1	1					
17 Grayson Greiner, R OBP: 0.324, SLG: 0.533					2-3 K		0-3 K2-3			4	1	1	1	0	2	3					
1 José Iglesias, R OBP: 0.308, SLG: 0.396					0-1 22 G6-3		1-2 L7			4	0	1	0	0	1	4					
22 Victor Reyes, S OBP: 0.220, SLG: 0.320					1-2 G6-3		0-0 46 HBP			4	1	2	1	0	0	3					
Inning Stats	R: 0 E: 0 K: 1 S: 8	H: 0 LOB: 0 BB: 0 P: 11	R: 1 E: 0 K: 0 S: 10	H: 1 LOB: 0 BB: 0 P: 12	R: 0 E: 0 K: 2 S: 17	H: 1 LOB: 2 BB: 1 P: 27	R: 0 E: 0 K: 2 S: 9	H: 1 LOB: 1 BB: 0 P: 14	R: 0 E: 0 K: 0 S: 13	H: 2 LOB: 3 BB: 0 P: 17	R: 0 E: 0 K: 2 S: 14	H: 2 LOB: 2 BB: 0 P: 17	R: 0 E: 0 K: 1 S: 9	H: 0 LOB: 0 BB: 0 P: 15	R: 4 E: 1 K: 0 S: 19	H: 5 LOB: 2 BB: 0 P: 22	1B: 9 2B: 2 3B: 0 HR: 1	SF: 0 SAC: 0 DP: 0 HBP: 1	WP: 0 PB: 0 SB: 1 CS: 0	PA: 38	
PITCHER	IP WLS BF H R ER SO BB IBB HBP BLK WP HR S P ERA WHIP	IP WLS BF H R ER SO BB IBB HBP BLK WP HR S P ERA WHIP	IP WLS BF H R ER SO BB IBB HBP BLK WP HR S P ERA WHIP	IP WLS BF H R ER SO BB IBB HBP BLK WP HR S P ERA WHIP	IP WLS BF H R ER SO BB IBB HBP BLK WP HR S P ERA WHIP	IP WLS BF H R ER SO BB IBB HBP BLK WP HR S P ERA WHIP	IP WLS BF H R ER SO BB IBB HBP BLK WP HR S P ERA WHIP	IP WLS BF H R ER SO BB IBB HBP BLK WP HR S P ERA WHIP	IP WLS BF H R ER SO BB IBB HBP BLK WP HR S P ERA WHIP	IP WLS BF H R ER SO BB IBB HBP BLK WP HR S P ERA WHIP	IP WLS BF H R ER SO BB IBB HBP BLK WP HR S P ERA WHIP	IP WLS BF H R ER SO BB IBB HBP BLK WP HR S P ERA WHIP	IP WLS BF H R ER SO BB IBB HBP BLK WP HR S P ERA WHIP	IP WLS BF H R ER SO BB IBB HBP BLK WP HR S P ERA WHIP	IP WLS BF H R ER SO BB IBB HBP BLK WP HR S P ERA WHIP	IP WLS BF H R ER SO BB IBB HBP BLK WP HR S P ERA WHIP	IP WLS BF H R ER SO BB IBB HBP BLK WP HR S P ERA WHIP	IP WLS BF H R ER SO BB IBB HBP BLK WP HR S P ERA WHIP	IP WLS BF H R ER SO BB IBB HBP BLK WP HR S P ERA WHIP	IP WLS BF H R ER SO BB IBB HBP BLK WP HR S P ERA WHIP	IP WLS BF H R ER SO BB IBB HBP BLK WP HR S P ERA WHIP

Minnesota Twins @ Detroit Tigers
Comerica Park, Detroit, MI
Wed Jun 13 2018, 7:11 PM - 10:18 PM EDT
Att: 19,206 - Clear - 84 F

AB 36
R 5
H 12
RBI 4
BB 1
SO 8
LOB 22



Batter	1	2	3	4	5	6	7	8	9	AB	R	H	RBI	BB	SO	LOB	TOP										
2 Brian Dozier, R OBP: 0.306, SLG: 0.393	F8		G6-3		L7			L8		4	0	0	0	0	0	2	Minnesota Twins @ Detroit Tigers Comerica Park, Detroit, MI Thu Jun 14 2018, 1:11 PM - 3:43 PM EDT Att: 27,573 - Partly Cloudy - 81 F										
20 Eddie Rosario, L OBP: 0.348, SLG: 0.550	5 1B		K		P5			G4-3		4	1	1	0	0	1	2											
5 Eduardo Escobar, S OBP: 0.340, SLG: 0.564	2H				P6			K		4	0	1	1	0	1	0											
99 Logan Morrison, L OBP: 0.294, SLG: 0.338	L8				P3			K		4	0	0	0	0	2	1											
26 Max Kepler, L OBP: 0.324, SLG: 0.413	G4-3				BB			K		3	0	0	0	1	2	1											
36 Robbie Grossman, S OBP: 0.317, SLG: 0.319	K				F7			K		4	0	1	0	0	1	1											
Jake Cave, L OBP: 0.211, SLG: 0.579	L8				L7			G4-3		4	0	0	0	0	0	1											
23 Mitch Garver, R OBP: 0.311, SLG: 0.353	F9				16 1B			K		3	0	2	0	0	0	0											
16 Ehire Adrianza, S OBP: 0.312, SLG: 0.414	G4-3				1-2 1B			P6		3	0	1	0	0	0	1											
Inning Stats	R: 1 H: 2 E: 0 K: 0 S: 13	L: 2 LOB: 1 BB: 0 P: 16	R: 0 H: 0 E: 0 K: 1 S: 10	L: 0 LOB: 0 BB: 0 P: 15	R: 0 H: 0 E: 0 K: 1 S: 7	L: 0 LOB: 0 BB: 0 P: 11	R: 0 H: 0 E: 0 K: 0 S: 6	L: 0 LOB: 1 BB: 1 P: 16	R: 0 H: 2 E: 0 K: 0 S: 9	L: 2 LOB: 2 BB: 0 P: 12	R: 0 H: 0 E: 0 K: 2 S: 9	L: 0 LOB: 0 BB: 0 P: 10	R: 0 H: 1 E: 0 K: 0 S: 8	L: 1 LOB: 1 BB: 0 P: 12	R: 0 H: 0 E: 0 K: 1 S: 11	L: 0 LOB: 0 BB: 0 P: 17		R: 0 H: 1 E: 0 K: 2 S: 9	L: 1 LOB: 1 BB: 0 P: 12	1B: 4 2B: 2 3B: 0 HR: 0	SF: 0 SAC: 0 DP: 0 HBP: 0	WP: 0 PB: 0 SB: 0 CS: 0	PA: 34				
PITCHER	IP	WLS	BF	H	R	ER	SO	BB	IBB	HBP	BLK	WP	HR	S	P	ERA	WHIP										
32 Michael Fulmer, R ERA: 4.13	7.0	W	27	5	1	1	4	1	0	0	0	0	0	62	92	1.29	0.857										
77 Joe Jiménez, R ERA: 2.16	1.0	H	3	0	0	0	1	0	0	0	0	0	0	11	17	0.00	0.000										
61 Shane Greene, R ERA: 3.78	1.0	S	4	1	0	0	2	0	0	0	0	0	0	9	12	0.00	1.000										

Batter	1	2	3	4	5	6	7	8	9	AB	R	H	RBI	BB	SO	LOB	BOTTOM										
12 Leonys Martin, L OBP: 0.327, SLG: 0.462	K		G5-3		G4-3			G3		4	0	0	0	0	1	1	Minnesota Twins @ Detroit Tigers Comerica Park, Detroit, MI Thu Jun 14 2018, 1:11 PM - 3:43 PM EDT Att: 27,573 - Partly Cloudy - 81 F										
46 Jeimer Candelario, S OBP: 0.346, SLG: 0.469	41 1B		BB		1B			K		3	0	1	0	1	2	0											
9 Nick Castellanos, R OBP: 0.346, SLG: 0.473	K				K			E6		4	0	0	0	0	2	2											
41 Victor Martínez, S OBP: 0.304, SLG: 0.341					G6-3			G4-3		4	0	2	0	0	0	0											
22 Victor Reyes, S OBP: 0.220, SLG: 0.320					G4-3			G4-3		0	0	0	0	0	0	0											
55 John Hicks, R OBP: 0.335, SLG: 0.453	1B				L4			G6-4-3		4	1	1	0	0	1	4											
28 Niko Goodrum, S OBP: 0.321, SLG: 0.463	G4-3				K			SF8		2	0	0	1	0	1	0											
34 James McCann, R OBP: 0.295, SLG: 0.349	G6-3				F9			K		3	0	0	0	0	1	0											
1 Jose Iglesias, R OBP: 0.312, SLG: 0.397	F7				21 S			HR		2	1	1	0	0	0	0											
21 JaCoby Jones, R OBP: 0.267, SLG: 0.389	K				K			HR		3	1	1	2	0	2	1											
Inning Stats	R: 0 H: 1 E: 0 K: 3 S: 21	L: 1 LOB: 2 BB: 1 P: 28	R: 0 H: 0 E: 0 K: 0 S: 9	L: 0 LOB: 0 BB: 0 P: 13	R: 0 H: 1 E: 0 K: 2 S: 11	L: 1 LOB: 1 BB: 0 P: 16	R: 0 H: 0 E: 0 K: 1 S: 6	L: 0 LOB: 0 BB: 0 P: 8	R: 0 H: 1 E: 0 K: 1 S: 9	L: 1 LOB: 1 BB: 0 P: 16	R: 0 H: 0 E: 0 K: 1 S: 9	L: 0 LOB: 0 BB: 0 P: 15	R: 3 H: 2 E: 0 K: 1 S: 13	L: 2 LOB: 2 BB: 0 P: 21	R: 0 H: 1 E: 1 K: 1 S: 8	L: 1 LOB: 2 BB: 0 P: 10	1B: 4 2B: 0 3B: 1 HR: 1	SF: 1 SAC: 0 DP: 1 HBP: 1	WP: 0 PB: 0 SB: 1 CS: 0	PA: 32							
PITCHER	IP	WLS	BF	H	R	ER	SO	BB	IBB	HBP	BLK	WP	HR	S	P	ERA	WHIP										
31 Lance Lynn, R ERA: 4.98	6.2	L	27	5	3	3	9	1	0	1	0	0	0	76	114	4.05	0.900										
32 Zach Duke, L ERA: 2.96	1.1		5	1	0	0	1	0	0	0	0	0	0	10	13	0.00	0.750										

Batter	1	2	3	4	5	6	7	8	9	AB	R	H	RBI	BB	SO	LOB	TOP										
7 Joe Mauer, L (1, 3) OBP: 0.394, SLG: 0.345	G3-1		G3-1		G4-3		G4-3			4	0	0	0	0	0	0	Minnesota Twins @ Cleveland Indians Progressive Field, Cleveland, OH Fri Jun 15 2018, 7:12 PM - 9:53 PM EDT Att: 32,637 - Cloudy - 75 F										
20 Eddie Rosario, L (1, 7) OBP: 0.350, SLG: 0.565	HR			2B		L6		P6		4	2	2	1	0	0	0											
5 Eduardo Escobar, S (1, 5) OBP: 0.342, SLG: 0.561	K			BB				K		3	1	1	0	1	2	0											
99 Logan Morrison, L (1, 10) OBP: 0.293, SLG: 0.337	G4-3			FC3-6 2 HR				L4		4	2	1	0	0	0	1											
2 Brian Dozier, R (1, 4) OBP: 0.305, SLG: 0.402	L8			HR				G5-3		4	1	1	3	0	0	1											
26 Max Kepler, L (1, 9) OBP: 0.316, SLG: 0.405	G3			F9				F7		4	0	0	0	0	0	2											
23 Mitch Garver, R (1, 2) OBP: 0.301, SLG: 0.341	P6			K				P3		4	0	0	0	0	1	1											
16 Ehire Adrianza, S (1, 6) OBP: 0.312, SLG: 0.413						L7		G4-3		3	0	1	0	0	0	0											
24 Ryan LaMarre, R (1, 8) OBP: 0.290, SLG: 0.291	G6-4-3			K				L4		3	0	0	0	0	1	1											
Inning Stats	R: 1 H: 1 E: 0 K: 1 S: 7	H: 1 LOB: 0 BB: 0 P: 11	R: 0 H: 0 E: 0 K: 0 S: 5	H: 0 LOB: 0 BB: 0 P: 7	R: 0 H: 1 E: 0 K: 0 S: 8	H: 1 LOB: 0 BB: 0 P: 14	R: 3 H: 2 E: 1 K: 1 S: 11	H: 2 LOB: 0 BB: 1 P: 17	R: 0 H: 0 E: 0 K: 0 S: 10	H: 0 LOB: 0 BB: 0 P: 16	R: 2 H: 2 E: 1 K: 0 S: 15	H: 2 LOB: 1 BB: 0 P: 21	R: 0 H: 0 E: 0 K: 1 S: 9	H: 0 LOB: 0 BB: 0 P: 17	R: 0 H: 0 E: 0 K: 0 S: 8	H: 0 LOB: 0 BB: 0 P: 12	1B: 3 2B: 1 3B: 0 HR: 2	SF: 0 SAC: 0 DP: 1 HBP: 0	WP: 0 PB: 0 SB: 0 CS: 0	PA: 34							
PITCHER	IP	WLS	BF	H	R	ER	SO	BB	IBB	HBP	BLK	WP	HR	S	P	ERA	WHIP										
28 Corey Kluber, R (1, 1) ERA: 2.24	5.0	L	19	4	4	4	3	1	0	0	0	0	2	41	65	7.20	1.000										
49 Tyler Olson, L (6, 1) ERA: 6.35	0.1		3	2	2	1	0	0	0	0	0	0	0	9	12	27.00	6.000										
61 Dan Otero, R (6, 1) ERA: 6.08	1.2		6	0	0	0	0	0	0	0	1	0	0	14	20	0.00	0.000										
43 Josh Tomlin, R (8, 1) ERA: 6.81	2.0		6	0	0	0	1	0	0	0	0	0	0	17	29	0.00	0.000										

Batter	1	2	3	4	5	6	7	8	9	AB	R	H	RBI	BB	SO	LOB	BOTTOM										
12 Francisco Lindor, S (1, 6) OBP: 0.361, SLG: 0.530	G4-3		G4-3		G4-3				K	5	0	0	0	0	1	2	Minnesota Twins @ Cleveland Indians Progressive Field, Cleveland, OH Fri Jun 15 2018, 7:12 PM - 9:53 PM EDT Att: 32,637 - Cloudy - 75 F										
23 Michael Brantley, L (1, 7) OBP: 0.362, SLG: 0.504			L8					L9		3	0	0	0	1	0	0											
11 José Ramírez, S (1, 5) OBP: 0.385, SLG: 0.608	L9		G6-3					BB		3	1	1	0	1	0	1											
10 Edwin Encarnación, R (1, 10) OBP: 0.304, SLG: 0.476	P5							G3		4	0	0	0	0	2	2											
22 Jason Kipnis, L (1, 4) OBP: 0.274, SLG: 0.301			G3-1		F8			F7		3	0	0	0	1	0	0											
7 Yan Gomes, R (1, 2) OBP: 0.305, SLG: 0.462			K		F7			HR		4	1	2	2	0	1	0											
8 Lonnie Chisenhall, L (1, 9) OBP: 0.396, SLG: 0.353								G5-3		2	0	1	0	1	1	2											
6 Brandon Guyer, R (9, PH) OBP: 0.253, SLG: 0.321			1B							1	0	0	0	0	0	0											
30 Tyler Naquin, L (1, 8) OBP: 0.366, SLG: 0.449			1B							3	0	1	0	0	0	1											
26 Rajai Davis, R (9, PH) OBP: 0.297, SLG: 0.286			1B							1	1	1	0	0	0	0											
9 Erik González, R (1, 3) OBP: 0.369, SLG: 0.525	L6							G1-3		4	0	1	1	0	0	3											
Inning Stats	R: 0 H: 0 E: 0 K: 0 S: 8	H: 2 LOB: 2 BB: 0 P: 13	R: 0 H: 0 E: 0 K: 1 S: 10	H: 2 LOB: 0 BB: 0 P: 15	R: 0 H: 0 E: 0 K: 0 S: 9	H: 0 LOB: 0 BB: 0 P: 15	R: 0 H: 0 E: 0 K: 1 S: 6	H: 0 LOB: 0 BB: 0 P: 8	R: 0 H: 0 E: 0 K: 0 S: 9	H: 0 LOB: 1 BB: 1 P: 18	R: 1 H: 1 E: 0 K: 0 S: 15	H: 1 LOB: 2 BB: 2 P: 25	R: 0 H: 0 E: 0 K: 1 S: 9	H: 0 LOB: 0 BB: 0 P: 15	R: 0 H: 1 E: 0 K: 1 S: 9	H: 3 LOB: 1 BB: 0 P: 24	1B: 5 2B: 1 3B: 0 HR: 1	SF: 0 SAC: 0 DP: 0 HBP: 0	WP: 0 PB: 0 SB: 0 CS: 0	PA: 37							
PITCHER	IP	WLS	BF	H	R	ER	SO	BB	IBB	HBP	BLK	WP	HR	S	P	ERA	WHIP										
44 Kyle Gibson, R (1, 1) ERA: 3.27	7.0	W	28	3	1	1	3	4	0	0	0	0	0	9	15	0.00	1.000										
39 Trevor Hildenberger, R (8, 1) ERA: 2.34	1.0		3	1	0	0	1	0	0	0	0	0	0	9	15	0.00	1.000										
55 Taylor Rogers, L (9, 1) ERA: 5.13	0.2		5	3	2	2	0	0	0	0	0	0	1	13	19	27.00	4.500										
56 Fernando Rodney, R (9, 1) ERA: 3.09	0.1	S	1	0	0	0	1	0	0	0	0	0	0	3	5	0.00	0.000										

AB	33
R	6
H	6
RBI	4
BB	1
SO	4
LOB	6



AB	33
R	3
H	7
RBI	3
BB	4
SO	5
LOB	11



Batter	1	2	3	4	5	6	7	8	9	AB	R	H	RBI	BB	SO	LOB	TOP			
7 Joe Mauer, L (1, 3) OBP: 0.394, SLG: 0.351			G4-3		G4-3				G4-6-3	5	1	1	0	0	1	3	Minnesota Twins @ Cleveland Indians Progressive Field, Cleveland, OH Sun Jun 17 2018, 1:12 PM - 4:14 PM EDT Att: 27,128 - Sunny - 88 F			
20 Eddie Rosario, L (1, 7) OBP: 0.359, SLG: 0.579			P2				F8			5	0	1	0	0	2	1				
5 Eduardo Escobar, S (1, 5) OBP: 0.353, SLG: 0.579										4	0	3	1	0	1	0				
99 Logan Morrison, L (1, 10) OBP: 0.299, SLG: 0.344							G3			3	0	0	0	1	2	3				
2 Brian Dozier, R (1, 4) OBP: 0.297, SLG: 0.390					G6-3					4	0	0	0	0	2	5				
36 Robbie Grossman, S (1, 9) OBP: 0.321, SLG: 0.323		P5								3	0	2	0	0	0	0				
45 Taylor Motter, R (6, PR) OBP: 0.368, SLG: 0.438										0	0	0	0	1	0	0				
26 Max Kepler, L (1, 8) OBP: 0.316, SLG: 0.403		L7						P2		4	0	1	0	0	0	2				
23 Mitch Garver, R (1, 2) OBP: 0.300, SLG: 0.339								G5-3		4	0	1	0	0	2	4				
16 Ehre Adrianza, S (1, 6) OBP: 0.315, SLG: 0.413										3	0	1	0	1	1	3				
Inning Stats	R: 1 E: 0 K: 3 S: 13	H: 2 LOB: 1 BB: 0 P: 20	R: 0 E: 0 K: 0 S: 8	H: 2 LOB: 2 BB: 0 P: 10	R: 0 E: 0 K: 0 S: 11	H: 1 LOB: 2 BB: 1 P: 20	R: 0 E: 0 K: 1 S: 9	H: 1 LOB: 1 BB: 0 P: 11	R: 0 E: 0 K: 1 S: 10	H: 2 LOB: 2 BB: 0 P: 15	R: 0 E: 0 K: 3 S: 13	H: 0 LOB: 0 BB: 0 P: 11	R: 0 E: 0 K: 1 S: 11	H: 0 LOB: 1 BB: 1 P: 19	R: 0 E: 0 K: 1 S: 7	H: 0 LOB: 0 BB: 1 P: 11	1B: 6 2B: 4 3B: 0 HR: 0	SF: 0 SAC: 0 DP: 1 HBP: 0	WP: 1 PB: 0 SB: 0 CS: 0	PA: 38
PITCHER	IP WLS BF H R ER SO BB IBB HBP BLK WP HR S P ERA WHIP																			
57 Shane Bieber, R (1, 1) ERA: 3.97	5.2 W 27 10 1 1 7 1 0 0 0 0 1 0 61 89 1.59 1.941																			
39 Oliver Pérez, L (6, PR) ERA: 1.29	1.1 H 4 0 0 0 2 0 0 0 0 0 0 0 13 15 0.00 0.000																			
58 Neil Ramírez, R (8, 1) ERA: 3.0	1.0 H 4 0 0 0 1 1 0 0 0 0 0 0 7 19 0.00 1.000																			
37 Cody Allen, R (9, 1) ERA: 3.9	1.0 S 3 0 0 0 1 1 0 0 0 0 0 0 7 11 0.00 1.000																			

Batter	1	2	3	4	5	6	7	8	9	AB	R	H	RBI	BB	SO	LOB	BOTTOM			
12 Francisco Lindor, S (1, 6) OBP: 0.360, SLG: 0.533	G5-3									3	0	0	0	1	1	2	Minnesota Twins @ Cleveland Indians Progressive Field, Cleveland, OH Sun Jun 17 2018, 1:12 PM - 4:14 PM EDT Att: 27,128 - Sunny - 88 F			
23 Michael Brantley, L (1, 10) OBP: 0.363, SLG: 0.553	L1									4	1	2	0	0	0	1				
11 José Ramírez, S (1, 5) OBP: 0.382, SLG: 0.607			G3-1		P5					3	0	0	0	1	1	2				
10 Edwin Encarnación, R (1, 3) OBP: 0.303, SLG: 0.466	F8									3	1	0	0	1	1	2				
8 Lonnie Chisenhall, L (1, 9) OBP: 0.428, SLG: 0.453										3	2	2	0	1	1	0				
7 Yan Gomes, R (1, 2) OBP: 0.311, SLG: 0.464				G4-3				E5		4	0	1	3	0	1	2				
30 Tyler Naquin, L (1, 8) OBP: 0.360, SLG: 0.452			G6-3							3	0	1	1	0	1	1				
6 Brandon Guyer, R (8, PH) OBP: 0.250, SLG: 0.318										1	0	0	0	0	0	1				
1 Greg Allen, S (9, 8) OBP: 0.248, SLG: 0.301										0	0	0	0	0	0	0				
9 Erik González, R (1, 4) OBP: 0.329, SLG: 0.464										4	0	0	0	0	4	3				
26 Rajai Davis, R (1, 7) OBP: 0.288, SLG: 0.287			G3-1							3	0	1	0	0	1	0				
Inning Stats	R: 0 E: 0 K: 0 S: 9	H: 0 LOB: 1 BB: 1 P: 17	R: 1 E: 0 K: 3 S: 12	H: 3 LOB: 2 BB: 0 P: 22	R: 3 E: 0 K: 1 S: 22	H: 2 LOB: 1 BB: 2 P: 37	R: 0 E: 0 K: 0 S: 3	H: 0 LOB: 0 BB: 1 P: 10	R: 0 E: 0 K: 1 S: 11	H: 1 LOB: 1 BB: 0 P: 20	R: 0 E: 0 K: 3 S: 11	H: 0 LOB: 0 BB: 0 P: 14	R: 0 E: 0 K: 1 S: 16	H: 1 LOB: 1 BB: 0 P: 22	R: 0 E: 1 K: 2 S: 10	H: 0 LOB: 1 BB: 0 P: 12	1B: 4 2B: 2 3B: 1 HR: 0	SF: 0 SAC: 0 DP: 1 HBP: 0	WP: 1 PB: 0 SB: 1 CS: 0	PA: 35
PITCHER	IP WLS BF H R ER SO BB IBB HBP BLK WP HR S P ERA WHIP																			
12 Jake Odorizzi, R (1, 1) ERA: 4.38	5.0 L 24 6 1 0 4 4 0 0 0 0 0 0 17 22 0.00 0.750																			
55 Taylor Rogers, L (6, 1) ERA: 4.99	1.1 5 1 0 0 3 0 0 0 0 0 0 0 10 14 0.00 0.000																			
38 Matt Belisle, R (7, 1) ERA: 4.26	0.2 2 0 0 0 1 0 0 0 0 0 0 0 10 12 0.00 0.000																			
32 Zach Duke, L (8, 1) ERA: 2.84	1.0 4 0 0 0 2 0 0 0 0 0 0 0 10 12 0.00 0.000																			

AB	35
R	1
H	10
RBI	1
BB	3
SO	11
LOB	21



AB	31
R	4
H	7
RBI	4
BB	4
SO	11
LOB	14



Batter	1	2	3	4	5	6	7	8	9	AB R H RBI BB SO LOB	TOP											
50 Mookie Betts, R OBP: 0.423, SLG: 0.692										2 0 0 0 2 1 1	Boston Red Sox @ Minnesota Twins Target Field, Minneapolis, MN Tue Jun 19 2018, 7:12 PM - 10:25 PM CDT Att: 28,550 - Overcast - 69 F											
16 Andrew Benintendi, L OBP: 0.360, SLG: 0.534										4 0 0 0 1 2 3												
2 Xander Bogaerts, R OBP: 0.336, SLG: 0.511										5 0 1 0 0 1 5												
28 J.D. Martinez, R OBP: 0.388, SLG: 0.630										5 0 2 0 0 2 3												
18 Mitch Moreland, L OBP: 0.350, SLG: 0.535										4 0 1 0 0 1 2												
11 Rafael Devers, L OBP: 0.287, SLG: 0.426										4 2 2 1 0 1 2												
36 Eduardo Núñez, R OBP: 0.277, SLG: 0.348										4 0 1 0 0 0 3												
3 Sandy León, S OBP: 0.262, SLG: 0.327										4 0 1 1 0 1 3												
19 Jackie Bradley Jr., L OBP: 0.279, SLG: 0.297										3 0 0 0 1 1 1												
Inning Stats	R: 0 H: 1 E: 0 K: 2 S: 11	H: 1 LOB: 2 BB: 1 P: 20	R: 0 H: 0 E: 0 K: 0 S: 6	H: 0 LOB: 0 BB: 0 P: 9	R: 0 H: 0 E: 1 K: 1 S: 9	H: 0 LOB: 1 BB: 1 P: 19	R: 0 H: 2 E: 0 K: 1 S: 10	H: 0 LOB: 2 BB: 0 P: 15	R: 0 H: 0 E: 0 K: 0 S: 9	H: 0 LOB: 1 BB: 1 P: 15		R: 1 H: 2 E: 0 K: 1 S: 9	H: 2 LOB: 1 BB: 1 P: 14	R: 0 H: 0 E: 0 K: 2 S: 11	H: 0 LOB: 2 BB: 1 P: 23	R: 1 H: 2 E: 0 K: 0 S: 10	H: 2 LOB: 1 BB: 0 P: 18	R: 0 H: 1 E: 0 K: 3 S: 13	H: 1 LOB: 1 BB: 0 P: 22	1B: 7 2B: 0 3B: 0 HR: 1	SF: 0 SAC: 0 DP: 0 HBP: 1	WP: 1 PB: 0 SB: 1 CS: 0
PITCHER	IP WLS BF H R ER SO BB IBB HBP BLK WP HR S P ERA WHIP											IP WLS BF H R ER SO BB IBB HBP BLK WP HR S P ERA WHIP										
17 José Berrios, R ERA: 3.38	6.1 28 5 1 1 6 3 0 1 0 1 1 59 101 1.42 1.263																					
39 Trevor Hildenberger, R ERA: 2.29	0.2 H 3 0 0 0 1 1 0 0 0 0 0 6 14 0.00 1.500																					
32 Zach Duke, L ERA: 3.08	1.0 W 5 2 1 1 0 0 0 0 0 0 0 10 18 9.00 2.000																					
56 Fernando Rodney, R ERA: 2.96	1.0 4 1 0 0 3 0 0 0 0 0 0 0 13 22 0.00 1.000																					

Batter	1	2	3	4	5	6	7	8	9	AB R H RBI BB SO LOB	BOTTOM									
7 Joe Mauer, L OBP: 0.397, SLG: 0.346										2 1 0 0 0 2 0	Boston Red Sox @ Minnesota Twins Target Field, Minneapolis, MN Tue Jun 19 2018, 7:12 PM - 10:25 PM CDT Att: 28,550 - Overcast - 69 F									
20 Eddie Rosario, L OBP: 0.354, SLG: 0.571										4 1 0 0 0 1 4										
5 Eduardo Escobar, S OBP: 0.355, SLG: 0.586										4 1 2 3 0 1 0										
2 Brian Dozier, R OBP: 0.296, SLG: 0.386										3 1 0 0 1 0 1										
36 Robbie Grossman, R OBP: 0.320, SLG: 0.333										4 0 1 2 0 3 1										
16 Ehire Adrianza, S OBP: 0.314, SLG: 0.409												4 0 1 0 0 2 1								
45 Taylor Motter, R OBP: 0.364, SLG: 0.389										2 0 0 0 1 1 0										
23 Mitch Garver, R OBP: 0.294, SLG: 0.331										3 0 0 0 0 1 2										
24 Ryan LaMarre, R OBP: 0.299, SLG: 0.292										2 2 1 0 1 0 0										
Inning Stats	R: 0 H: 0 E: 0 K: 2 S: 10	H: 0 LOB: 0 BB: 0 P: 15	R: 0 H: 0 E: 0 K: 2 S: 8	H: 0 LOB: 0 BB: 0 P: 9	R: 0 H: 0 E: 0 K: 1 S: 6	H: 0 LOB: 0 BB: 0 P: 9	R: 0 H: 0 E: 0 K: 2 S: 8	H: 0 LOB: 0 BB: 0 P: 10	R: 0 H: 1 E: 0 K: 1 S: 17	H: 1 LOB: 2 BB: 1 P: 24		R: 2 H: 2 E: 0 K: 1 S: 19	H: 2 LOB: 1 BB: 0 P: 24	R: 0 H: 0 E: 0 K: 2 S: 10	H: 0 LOB: 0 BB: 0 P: 14	R: 4 H: 2 E: 1 K: 0 S: 18	H: 2 LOB: 2 BB: 2 P: 37	1B: 2 2B: 3 3B: 1 HR: 0	SF: 0 SAC: 0 DP: 1 HBP: 2	WP: 0 PB: 0 SB: 1 CS: 0
PITCHER	IP WLS BF H R ER SO BB IBB HBP BLK WP HR S P ERA WHIP											IP WLS BF H R ER SO BB IBB HBP BLK WP HR S P ERA WHIP								
41 Chris Sale, L ERA: 2.74	7.0 26 3 2 2 11 1 0 1 0 0 0 78 105 2.57 0.571																			
63 Robby Scott, L ERA: 54.0	0.1 L 3 0 2 2 0 1 0 1 0 0 0 9 18 54.00 3.000																			
56 Joe Kelly, R ERA: 3.15	0.0 3 2 2 2 0 1 0 0 0 0 0 7 14 * *																			
76 Hector Velázquez, R ERA: 1.82	0.2 1 0 0 0 0 0 0 0 0 0 0 2 5 0.00 0.000																			

AB 35
R 2
H 8
RBI 2
BB 4
SO 10
LOB 23



AB 28
R 6
H 5
RBI 5
BB 3
SO 11
LOB 9



Batter	1	2	3	4	5	6	7	8	9	AB	R	H	RBI	BB	SO	LOB	TOP										
50 Mookie Betts, R OBP: 0.324, SLG: 0.688	F9	CS	G5-3 16 1B		G4-3		1B			4	0	2	0	0	0	1	Boston Red Sox @ Minnesota Twins Target Field, Minneapolis, MN Wed Jun 20 2018, 7:12 PM - 10:24 PM CDT Att: 33,153 - Partly Cloudy - 77 F										
16 Andrew Benintendi, L OBP: 0.379, SLG: 0.529	G6-3		G5-3		G5-3	FC5-4 2 BB	F9			3	0	0	0	1	0	2											
2 Xander Bogaerts, R OBP: 0.335, SLG: 0.511			G5-3		FC5-4			G4-3		4	0	1	0	0	0	3											
28 J.D. Martinez, R OBP: 0.383, SLG: 0.621	K		G6-3		G4-3			L9		4	0	0	0	0	1	4											
18 Mitch Moreland, L OBP: 0.352, SLG: 0.532		BB 12 19 E			G4-6-3 12 11 BB 1B			K		3	1	1	0	1	2	0											
11 Rafael Devers, L OBP: 0.383, SLG: 0.422	P3				G4-6-3 12 BB		F9		F8	3	0	0	0	1	0	1											
12 Brock Holt, L OBP: 0.373, SLG: 0.407		BB 19 50 CS			G4-6-3 1-2 2-3		K		G3-1	3	0	0	0	1	1	2											
7 Christian Vázquez, R OBP: 0.253, SLG: 0.284	L3				K		G6-3		G5-3	4	0	0	0	0	1	3											
19 Jackie Bradley Jr., L OBP: 0.280, SLG: 0.294	E3				FC5-4 2 G4-3 BB		F8			2	0	0	0	1	0	1											
Inning Stats	R: 0 H: 1 E: 0 K: 1 S: 9	H: 1 LOB: 1 BB: 0 P: 14	R: 1 H: 0 E: 1 K: 0 S: 15	H: 0 LOB: 1 BB: 2 P: 29	R: 0 H: 1 E: 0 K: 0 S: 10	H: 1 LOB: 1 BB: 0 P: 19	R: 0 H: 1 E: 0 K: 1 S: 6	H: 1 LOB: 1 BB: 1 P: 13	R: 0 H: 0 E: 0 K: 2 S: 10	H: 0 LOB: 0 BB: 0 P: 15	R: 0 H: 1 E: 0 K: 0 S: 11	H: 1 LOB: 1 BB: 0 P: 15	R: 0 H: 0 E: 0 K: 1 S: 12	H: 0 LOB: 0 BB: 0 P: 17	R: 0 H: 0 E: 0 K: 0 S: 6	H: 0 LOB: 0 BB: 0 P: 11		1B: 3 2B: 1 3B: 0 HR: 0	SF: 0 SAC: 0 DP: 1 HBP: 0	WP: 0 PB: 0 SB: 0 CS: 1	PA: 36						
PITCHER	IP	WLS	BF	H	R	ER	SO	BB	IBB	HBP	BLK	WP	HR	S	P	ERA	WHIP										
31 Lance Lynn, R ERA: 4.64	5.0	W	22	3	1	0	2	5	0	0	0	0	0	50	97	0.00	1.600										
55 Taylor Rogers, L ERA: 4.71	1.0	H	3	0	0	0	2	0	0	0	0	0	0	9	15	0.00	0.000										
43 Addison Reed, R ERA: 3.67	1.0	H	4	1	0	0	0	0	0	0	0	0	0	11	15	0.00	1.000										
39 Trevor Hildenberger, R ERA: 2.23	1.0	H	3	0	0	0	1	0	0	0	0	0	0	12	17	0.00	0.000										
56 Fernando Rodney, R ERA: 2.84	1.0	S	3	0	0	0	0	0	0	0	0	0	0	6	11	0.00	0.000										

Batter	1	2	3	4	5	6	7	8	9	AB	R	H	RBI	BB	SO	LOB	BOTTOM										
36 Robbie Grossman, R OBP: 0.318, SLG: 0.349	HR		F7		F8		F9			4	1	1	1	0	0	1	Boston Red Sox @ Minnesota Twins Target Field, Minneapolis, MN Wed Jun 20 2018, 7:12 PM - 10:24 PM CDT Att: 33,153 - Partly Cloudy - 77 F										
20 Eddie Rosario, L OBP: 0.312, SLG: 0.579	CS 2 1B				K			BB 2		3	1	2	0	1	1	1											
5 Eduardo Escobar, S OBP: 0.350, SLG: 0.577	F9		G1-3		FC5			K		4	0	0	0	0	1	4											
2 Brian Dozier, R OBP: 0.299, SLG: 0.395	K				L8			BB 2 99 S		4	1	2	1	0	1	3											
99 Logan Morrison, L OBP: 0.298, SLG: 0.340	F9				G3		G3			3	0	0	0	1	0	1											
16 Ehre Adrianza, S OBP: 0.312, SLG: 0.405					G5-4-3		K		K	4	0	1	0	0	2	3											
26 Max Kepler, L OBP: 0.316, SLG: 0.414	L6				HR		L4			3	1	1	2	0	0	1											
23 Mitch Garver, R OBP: 0.288, SLG: 0.323	L4				F9		F8			3	0	0	0	0	0	1											
24 Ryan LaMarre, R OBP: 0.300, SLG: 0.293	F9						K			3	0	1	0	0	1	0											
Inning Stats	R: 1 H: 2 E: 0 K: 1 S: 10	H: 2 LOB: 0 BB: 0 P: 15	R: 0 H: 1 E: 0 K: 0 S: 8	H: 1 LOB: 1 BB: 0 P: 14	R: 0 H: 1 E: 0 K: 0 S: 8	H: 1 LOB: 0 BB: 0 P: 14	R: 2 H: 2 E: 0 K: 0 S: 11	H: 2 LOB: 0 BB: 1 P: 21	R: 0 H: 1 E: 0 K: 1 S: 16	H: 1 LOB: 2 BB: 0 P: 23	R: 0 H: 0 E: 0 K: 1 S: 7	H: 0 LOB: 0 BB: 0 P: 13	R: 0 H: 0 E: 0 K: 1 S: 8	H: 0 LOB: 0 BB: 0 P: 10	R: 1 H: 1 E: 0 K: 2 S: 18	H: 1 LOB: 1 BB: 1 P: 30		1B: 3 2B: 2 3B: 1 HR: 2	SF: 0 SAC: 0 DP: 1 HBP: 0	WP: 0 PB: 0 SB: 1 CS: 1	PA: 33						
PITCHER	IP	WLS	BF	H	R	ER	SO	BB	IBB	HBP	BLK	WP	HR	S	P	ERA	WHIP										
24 David Price, L ERA: 3.81	6.0	L	25	7	3	3	3	1	0	0	0	0	0	60	100	4.50	1.333										
37 Heath Hembree, R ERA: 3.98	1.0		3	0	0	0	1	0	0	0	0	0	0	8	10	0.00	0.000										
61 Brian Johnson, L ERA: 4.86	1.0		5	1	1	1	2	1	0	0	0	0	0	18	30	9.00	2.000										

AB	30
R	1
H	4
RBI	0
BB	5
SO	5
LOB	17

AB	31
R	4
H	8
RBI	4
BB	2
SO	6
LOB	15



Batter	1	2	3	4	5	6	7	8	9	AB	R	H	RBI	BB	SO	LOB	TOP							
50 Mookie Betts, R OBP: 0.426, SLG: 0.697										6	1	3	1	0	0	1	Boston Red Sox @ Minnesota Twins Target Field, Minneapolis, MN Thu Jun 21 2018, 12:11 PM - 3:09 PM CDT Att: 32,631 - Partly Cloudy - 72 F							
16 Andrew Benintendi, L OBP: 0.376, SLG: 0.534										6	1	2	2	0	3	3								
28 J.D. Martinez, R OBP: 0.386, SLG: 0.623										4	2	2	0	1	1	1								
18 Mitch Moreland, L OBP: 0.363, SLG: 0.539										3	2	2	1	2	1	2								
2 Xander Bogaerts, R OBP: 0.336, SLG: 0.513										5	1	2	2	0	0	4								
11 Rafael Devers, L OBP: 0.281, SLG: 0.414										5	0	0	1	0	2	4								
12 Brock Holt, L OBP: 0.374, SLG: 0.414										5	1	2	0	0	0	3								
3 Sandy León, S OBP: 0.290, SLG: 0.340										2	1	2	1	1	0	0								
23 Blake Swihart, S OBP: 0.216, SLG: 0.176										1	0	0	0	0	1	1								
19 Jackie Bradley Jr., L OBP: 0.278, SLG: 0.292										5	0	1	1	0	1	5								
Inning Stats	R: 0 H: 1 E: 0 K: 1 S: 12	H: 1 LOB: 2 BB: 1 P: 24	R: 0 H: 0 E: 0 K: 1 S: 11	H: 0 LOB: 1 BB: 1 P: 17	R: 0 H: 0 E: 0 K: 2 S: 8	H: 0 LOB: 0 BB: 0 P: 11	R: 1 H: 2 E: 0 K: 1 S: 13	H: 2 LOB: 2 BB: 1 P: 20	R: 1 H: 4 E: 0 K: 0 S: 19	H: 4 LOB: 3 BB: 0 P: 27	R: 0 H: 0 E: 0 K: 0 S: 2	H: 0 LOB: 0 BB: 0 P: 6	R: 3 H: 2 E: 0 K: 1 S: 15	H: 2 LOB: 0 BB: 1 P: 27	R: 3 H: 4 E: 0 K: 1 S: 16	H: 4 LOB: 1 BB: 0 P: 23	R: 1 H: 3 E: 0 K: 2 S: 16	H: 3 LOB: 2 BB: 0 P: 27	1B: 10 2B: 4 3B: 0 HR: 2	SF: 0 SAC: 0 DP: 1 HBP: 1	WP: 0 PB: 0 SB: 0 CS: 0	PA: 47		
PITCHER	IP WLS BF H R ER SO BB IBB HBP BLK WP HR S P ERA WHIP	IP WLS BF H R ER SO BB IBB HBP BLK WP HR S P ERA WHIP	IP WLS BF H R ER SO BB IBB HBP BLK WP HR S P ERA WHIP	IP WLS BF H R ER SO BB IBB HBP BLK WP HR S P ERA WHIP	IP WLS BF H R ER SO BB IBB HBP BLK WP HR S P ERA WHIP	IP WLS BF H R ER SO BB IBB HBP BLK WP HR S P ERA WHIP	IP WLS BF H R ER SO BB IBB HBP BLK WP HR S P ERA WHIP	IP WLS BF H R ER SO BB IBB HBP BLK WP HR S P ERA WHIP	IP WLS BF H R ER SO BB IBB HBP BLK WP HR S P ERA WHIP	IP WLS BF H R ER SO BB IBB HBP BLK WP HR S P ERA WHIP	IP WLS BF H R ER SO BB IBB HBP BLK WP HR S P ERA WHIP	IP WLS BF H R ER SO BB IBB HBP BLK WP HR S P ERA WHIP	IP WLS BF H R ER SO BB IBB HBP BLK WP HR S P ERA WHIP	IP WLS BF H R ER SO BB IBB HBP BLK WP HR S P ERA WHIP	IP WLS BF H R ER SO BB IBB HBP BLK WP HR S P ERA WHIP	IP WLS BF H R ER SO BB IBB HBP BLK WP HR S P ERA WHIP	IP WLS BF H R ER SO BB IBB HBP BLK WP HR S P ERA WHIP	IP WLS BF H R ER SO BB IBB HBP BLK WP HR S P ERA WHIP	IP WLS BF H R ER SO BB IBB HBP BLK WP HR S P ERA WHIP	IP WLS BF H R ER SO BB IBB HBP BLK WP HR S P ERA WHIP	IP WLS BF H R ER SO BB IBB HBP BLK WP HR S P ERA WHIP	IP WLS BF H R ER SO BB IBB HBP BLK WP HR S P ERA WHIP	IP WLS BF H R ER SO BB IBB HBP BLK WP HR S P ERA WHIP	IP WLS BF H R ER SO BB IBB HBP BLK WP HR S P ERA WHIP

AB	42
R	9
H	16
RBI	9
BB	4
SO	9
LOB	24



Batter	1	2	3	4	5	6	7	8	9	AB	R	H	RBI	BB	SO	LOB	BOTTOM							
7 Joe Mauer, L OBP: 0.390, SLG: 0.340										3	0	0	0	0	0	0	Boston Red Sox @ Minnesota Twins Target Field, Minneapolis, MN Thu Jun 21 2018, 12:11 PM - 3:09 PM CDT Att: 32,631 - Partly Cloudy - 72 F							
23 Mitch Garver, R OBP: 0.293, SLG: 0.328										4	1	1	0	0	0	0								
2 Brian Dozier, R OBP: 0.298, SLG: 0.396										1	0	0	0	0	1	0								
5 Eduardo Escobar, S OBP: 0.351, SLG: 0.575										3	0	1	1	0	0	0								
45 Taylor Motter, R OBP: 0.333, SLG: 0.350										4	0	0	0	0	1	2								
99 Logan Morrison, L OBP: 0.297, SLG: 0.340										3	0	1	1	0	0	0								
36 Robbie Grossman, S OBP: 0.312, SLG: 0.341										4	0	0	0	0	1	2								
26 Max Kepler, L OBP: 0.313, SLG: 0.409										3	0	0	0	0	1	0								
16 Ehire Adrianza, S OBP: 0.307, SLG: 0.398										3	0	0	0	0	2	0								
24 Ryan LaMarre, R OBP: 0.311, SLG: 0.298										2	0	1	0	1	0	0								
46 Bobby Wilson, R OBP: 0.190, SLG: 0.263										3	0	0	0	0	0	2								
Inning Stats	R: 0 H: 1 E: 0 K: 0 S: 12	H: 0 LOB: 2 BB: 0 P: 16	R: 0 H: 0 E: 0 K: 1 S: 11	H: 0 LOB: 1 BB: 1 P: 21	R: 0 H: 0 E: 0 K: 1 S: 10	H: 0 LOB: 0 BB: 0 P: 14	R: 0 H: 0 E: 0 K: 2 S: 9	H: 0 LOB: 0 BB: 0 P: 12	R: 0 H: 0 E: 0 K: 1 S: 10	H: 0 LOB: 0 BB: 0 P: 15	R: 0 H: 0 E: 0 K: 0 S: 7	H: 0 LOB: 0 BB: 0 P: 10	R: 0 H: 0 E: 0 K: 0 S: 6	H: 0 LOB: 0 BB: 0 P: 9	R: 0 H: 1 E: 0 K: 0 S: 7	H: 1 LOB: 0 BB: 0 P: 12	R: 2 H: 2 E: 0 K: 0 S: 9	H: 2 LOB: 0 BB: 0 P: 15	1B: 3 2B: 1 3B: 0 HR: 0	SF: 1 SAC: 0 DP: 1 HBP: 1	WP: 0 PB: 0 SB: 0 CS: 0	PA: 32		
PITCHER	IP WLS BF H R ER SO BB IBB HBP BLK WP HR S P ERA WHIP	IP WLS BF H R ER SO BB IBB HBP BLK WP HR S P ERA WHIP	IP WLS BF H R ER SO BB IBB HBP BLK WP HR S P ERA WHIP	IP WLS BF H R ER SO BB IBB HBP BLK WP HR S P ERA WHIP	IP WLS BF H R ER SO BB IBB HBP BLK WP HR S P ERA WHIP	IP WLS BF H R ER SO BB IBB HBP BLK WP HR S P ERA WHIP	IP WLS BF H R ER SO BB IBB HBP BLK WP HR S P ERA WHIP	IP WLS BF H R ER SO BB IBB HBP BLK WP HR S P ERA WHIP	IP WLS BF H R ER SO BB IBB HBP BLK WP HR S P ERA WHIP	IP WLS BF H R ER SO BB IBB HBP BLK WP HR S P ERA WHIP	IP WLS BF H R ER SO BB IBB HBP BLK WP HR S P ERA WHIP	IP WLS BF H R ER SO BB IBB HBP BLK WP HR S P ERA WHIP	IP WLS BF H R ER SO BB IBB HBP BLK WP HR S P ERA WHIP	IP WLS BF H R ER SO BB IBB HBP BLK WP HR S P ERA WHIP	IP WLS BF H R ER SO BB IBB HBP BLK WP HR S P ERA WHIP	IP WLS BF H R ER SO BB IBB HBP BLK WP HR S P ERA WHIP	IP WLS BF H R ER SO BB IBB HBP BLK WP HR S P ERA WHIP	IP WLS BF H R ER SO BB IBB HBP BLK WP HR S P ERA WHIP	IP WLS BF H R ER SO BB IBB HBP BLK WP HR S P ERA WHIP	IP WLS BF H R ER SO BB IBB HBP BLK WP HR S P ERA WHIP	IP WLS BF H R ER SO BB IBB HBP BLK WP HR S P ERA WHIP	IP WLS BF H R ER SO BB IBB HBP BLK WP HR S P ERA WHIP	IP WLS BF H R ER SO BB IBB HBP BLK WP HR S P ERA WHIP	IP WLS BF H R ER SO BB IBB HBP BLK WP HR S P ERA WHIP

AB	29
R	2
H	4
RBI	2
BB	1
SO	5
LOB	5



Batter	1	2	3	4	5	6	7	8	9	AB R H RBI BB SO LOB	TOP											
17 Shin-Soo Choo, L (1, 10) OBP: 0.391, SLG: 0.479										4 2 2 3 1 2 0	<p>Texas Rangers @ Minnesota Twins Target Field, Minneapolis, MN Fri Jun 22 2018, 7:13 PM - 10:11 PM CDT Att: 28,004 - Partly Cloudy - 81 F</p>											
1 Elvis Andrus, R (1, 6) OBP: 0.395, SLG: 0.412										4 1 1 0 1 2 5												
30 Nomar Mazara, L (1, 9) OBP: 0.344, SLG: 0.486										5 2 2 2 0 2 1												
29 Adrián Beltré, R (1, 5) OBP: 0.358, SLG: 0.433										5 0 2 2 0 0 1												
12 Rougned Odor, L (1, 4) OBP: 0.300, SLG: 0.331										5 0 1 1 0 0 2												
13 Joey Gallo, L (1, 7) OBP: 0.292, SLG: 0.437										4 0 0 0 0 0 2												
61 Robinson Chirinos, R (1, 2) OBP: 0.309, SLG: 0.376										4 0 2 0 0 0 1												
67 Ronald Guzmán, L (1, 3) OBP: 0.318, SLG: 0.416										2 2 1 0 2 0 0												
3 Delino DeShields, R (1, 8) OBP: 0.299, SLG: 0.305										2 1 0 0 0 0 2												
Inning Stats	R: 0 H: 0 E: 0 K: 1 S: 16	H: 0 LOB: 1 BB: 1 P: 24	R: 0 H: 0 E: 0 K: 0 S: 7	H: 0 LOB: 0 BB: 0 P: 9	R: 0 H: 0 E: 0 K: 1 S: 11	H: 0 LOB: 0 BB: 0 P: 18	R: 2 H: 3 E: 0 K: 0 S: 12	H: 3 LOB: 1 BB: 0 P: 21	R: 2 H: 1 E: 0 K: 2 S: 12	H: 1 LOB: 0 BB: 1 P: 17		R: 0 H: 0 E: 0 K: 0 S: 6	H: 0 LOB: 0 BB: 0 P: 11	R: 0 H: 1 E: 0 K: 0 S: 9	H: 1 LOB: 2 BB: 2 P: 16	R: 0 H: 1 E: 0 K: 1 S: 13	H: 1 LOB: 1 BB: 0 P: 17	R: 4 H: 5 E: 0 K: 1 S: 14	H: 5 LOB: 1 BB: 0 P: 25	1B: 8 2B: 3 3B: 0 HR: 1	SF: 0 SAC: 2 DP: 1 HBP: 0	WP: 0 PB: 0 SB: 0 CS: 0
PITCHER	IP WLS BF H R ER SO BB IBB HBP BLK WP HR S P ERA WHIP																					
77 Fernando Romero, R (1, 1) ERA: 4.38	6.0 L 24 4 4 4 4 2 0 0 0 0 0 1 64 100 6.00 1.000																					
43 Addison Reed, R (7, 1) ERA: 3.57	1.0 5 1 0 0 0 1 1 0 0 0 0 0 9 16 0.00 2.000																					
55 Taylor Rogers, L (8, 1) ERA: 4.45	1.0 4 1 0 0 1 0 0 0 0 0 0 0 13 17 0.00 1.000																					
38 Matt Belisle, R (9, 1) ERA: 7.98	1.0 8 5 4 4 1 0 0 0 0 0 0 0 14 25 36.00 5.000																					

AB 35
R 8
H 11
RBI 8
BB 4
SO 6
LOB 14



Batter	1	2	3	4	5	6	7	8	9	AB R H RBI BB SO LOB	BOTTOM									
7 Joe Mauer, L (1, 3) OBP: 0.397, SLG: 0.344										4 0 1 1 0 1 0	<p>Texas Rangers @ Minnesota Twins Target Field, Minneapolis, MN Fri Jun 22 2018, 7:13 PM - 10:11 PM CDT Att: 28,004 - Partly Cloudy - 81 F</p>									
20 Eddie Rosario, L (1, 7) OBP: 0.355, SLG: 0.571										4 0 0 0 0 0 2										
2 Brian Dozier, R (1, 4) OBP: 0.297, SLG: 0.394										4 0 1 0 0 0 2										
36 Robbie Grossman, S (1, 10) OBP: 0.308, SLG: 0.335										3 0 0 0 0 0 0										
16 Ehre Adrianza, S (1, 6) OBP: 0.302, SLG: 0.390										3 0 0 0 0 2 0										
45 Taylor Motter, R (1, 5) OBP: 0.296, SLG: 0.304										3 0 0 0 0 0 0										
26 Max Kepler, L (1, 9) OBP: 0.313, SLG: 0.412										3 1 1 0 0 0 0										
24 Ryan LaMarre, R (1, 8) OBP: 0.314, SLG: 0.295										1 0 0 0 1 0 0										
5 Eduardo Escobar, S (8, PH) OBP: 0.350, SLG: 0.573										1 0 0 0 0 0 0										
46 Bobby Wilson, R (1, 2) OBP: 0.200, SLG: 0.259										0 0 0 0 0 0 0										
99 Logan Morrison, L (8, PH) OBP: 0.296, SLG: 0.338																				
23 Mitch Garver, R (9, 2) OBP: 0.293, SLG: 0.328																				
Inning Stats	R: 0 H: 1 E: 0 K: 0 S: 6	H: 0 LOB: 0 BB: 0 P: 9	R: 0 H: 0 E: 0 K: 1 S: 9	H: 0 LOB: 0 BB: 0 P: 13	R: 0 H: 0 E: 0 K: 1 S: 6	H: 0 LOB: 0 BB: 0 P: 7	R: 0 H: 0 E: 0 K: 1 S: 9	H: 0 LOB: 0 BB: 0 P: 13	R: 0 H: 0 E: 0 K: 0 S: 23	H: 2 LOB: 2 BB: 2 P: 35	R: 0 H: 0 E: 0 K: 1 S: 13	H: 0 LOB: 0 BB: 0 P: 19	R: 0 H: 0 E: 0 K: 1 S: 10	H: 0 LOB: 0 BB: 0 P: 13	R: 0 H: 0 E: 0 K: 0 S: 10	H: 0 LOB: 0 BB: 0 P: 16	1B: 1 2B: 2 3B: 0 HR: 0	SF: 0 SAC: 0 DP: 0 HBP: 0	WP: 0 PB: 0 SB: 0 CS: 0	PA: 30
PITCHER	IP WLS BF H R ER SO BB IBB HBP BLK WP HR S P ERA WHIP																			
36 Mike Minor, L (1, 1) ERA: 5.06	6.0 W 21 3 1 1 3 2 0 0 0 0 0 0 62 93 1.50 0.833																			
31 Chris Martin, R (7, 1) ERA: 3.74	1.0 H 3 0 0 0 1 0 0 0 0 0 0 0 13 19 0.00 0.000																			
53 Jesse Chavez, R (8, 1) ERA: 3.33	2.0 S 6 0 0 0 1 0 0 0 0 0 0 0 20 29 0.00 0.000																			

AB 28
R 1
H 3
RBI 1
BB 2
SO 5
LOB 4




Batter	1	2	3	4	5	6	7	8	9	AB	R	H	RBI	BB	SO	LOB	TOP														
17 Shin-Soo Choo, L OBP: 0.391, SLG: 0.479 15 Carlos Tocci, R OBP: 0.188, SLG: 0.071										4	1	1	1	1	1	1															
1 Elvis Andrus, R OBP: 0.372, SLG: 0.384										5	0	0	0	0	2	4															
30 Nomar Mazara, L OBP: 0.342, SLG: 0.481										5	0	1	2	0	3	1															
29 Adrian Beltré, R OBP: 0.365, SLG: 0.456										5	2	3	1	0	1	0															
12 Rougned Odor, L OBP: 0.297, SLG: 0.327										5	1	1	0	0	2	2															
19 Jurickson Profar, S OBP: 0.332, SLG: 0.440										2	1	0	0	0	1	0															
13 Joey Gallo, L OBP: 0.293, SLG: 0.441 67 Ronald Guzmán, L OBP: 0.315, SLG: 0.411										2	1	1	0	0	0	3															
61 Robinson Chirinos, R OBP: 0.312, SLG: 0.393										3	2	1	3	1	1	1															
3 Delino DeShields, R OBP: 0.332, SLG: 0.314										4	1	2	2	0	0																
Inning Stats	R: 0 E: 0 K: 2 S: 13	H: 0 LOB: 0 BB: 0 P: 18	R: 6 E: 0 K: 2 S: 31	H: 6 LOB: 2 BB: 1 P: 50	R: 2 E: 0 K: 1 S: 17	H: 2 LOB: 1 BB: 1 P: 30	R: 1 E: 0 K: 2 S: 10	H: 1 LOB: 1 BB: 0 P: 14	R: 0 E: 0 K: 1 S: 6	H: 0 LOB: 0 BB: 0 P: 8	R: 0 E: 0 K: 1 S: 10	H: 0 LOB: 0 BB: 0 P: 14	R: 0 E: 0 K: 0 S: 11	H: 0 LOB: 0 BB: 0 P: 22	R: 0 E: 0 K: 1 S: 11	H: 1 LOB: 1 BB: 0 P: 20	R: 0 E: 0 K: 2 S: 10	H: 0 LOB: 0 BB: 0 P: 13	1B: 5 2B: 3 3B: 0 HR: 2	SF: 0 SAC: 0 DP: 0 HBP: 3	WP: 0 PB: 1 SB: 1 CS: 0	PA: 42									
PITCHER	IP WLS BF H R ER SO BB IBB HBP BLK WP HR S P ERA WHIP	IP WLS BF H R ER SO BB IBB HBP BLK WP HR S P ERA WHIP	IP WLS BF H R ER SO BB IBB HBP BLK WP HR S P ERA WHIP	IP WLS BF H R ER SO BB IBB HBP BLK WP HR S P ERA WHIP	IP WLS BF H R ER SO BB IBB HBP BLK WP HR S P ERA WHIP	IP WLS BF H R ER SO BB IBB HBP BLK WP HR S P ERA WHIP	IP WLS BF H R ER SO BB IBB HBP BLK WP HR S P ERA WHIP	IP WLS BF H R ER SO BB IBB HBP BLK WP HR S P ERA WHIP	IP WLS BF H R ER SO BB IBB HBP BLK WP HR S P ERA WHIP	IP WLS BF H R ER SO BB IBB HBP BLK WP HR S P ERA WHIP	IP WLS BF H R ER SO BB IBB HBP BLK WP HR S P ERA WHIP	IP WLS BF H R ER SO BB IBB HBP BLK WP HR S P ERA WHIP	IP WLS BF H R ER SO BB IBB HBP BLK WP HR S P ERA WHIP	IP WLS BF H R ER SO BB IBB HBP BLK WP HR S P ERA WHIP	IP WLS BF H R ER SO BB IBB HBP BLK WP HR S P ERA WHIP	IP WLS BF H R ER SO BB IBB HBP BLK WP HR S P ERA WHIP	IP WLS BF H R ER SO BB IBB HBP BLK WP HR S P ERA WHIP	IP WLS BF H R ER SO BB IBB HBP BLK WP HR S P ERA WHIP	IP WLS BF H R ER SO BB IBB HBP BLK WP HR S P ERA WHIP	IP WLS BF H R ER SO BB IBB HBP BLK WP HR S P ERA WHIP	IP WLS BF H R ER SO BB IBB HBP BLK WP HR S P ERA WHIP	IP WLS BF H R ER SO BB IBB HBP BLK WP HR S P ERA WHIP	IP WLS BF H R ER SO BB IBB HBP BLK WP HR S P ERA WHIP	IP WLS BF H R ER SO BB IBB HBP BLK WP HR S P ERA WHIP							
12 Jake Odorizzi, R ERA: 4.97 68 Matt Magill, R ERA: 2.25 57 Ryan Pressly, R ERA: 4.04 43 Addison Reed, R ERA: 3.47 32 Zach Duke, L ERA: 2.99	1.2 L 13 6 6 6 3 1 0 1 0 0 0 39 60 32.40 4.200	3.1 15 3 3 3 5 1 0 1 0 0 2 38 60 8.10 1.200	1.0 3 0 0 0 1 0 0 0 0 0 0 10 14 0.00 0.000	1.0 4 0 0 0 0 0 0 1 0 0 0 11 22 0.00 0.000	1.0 4 1 0 0 1 0 0 0 0 0 0 11 20 0.00 1.000	1.0 3 0 0 0 2 0 0 0 0 0 0 10 13 0.00 0.000	1.0 3 0 0 0 2 0 0 0 0 0 0 10 13 0.00 0.000	1.0 3 0 0 0 2 0 0 0 0 0 0 10 13 0.00 0.000	1.0 3 0 0 0 2 0 0 0 0 0 0 10 13 0.00 0.000	1.0 3 0 0 0 2 0 0 0 0 0 0 10 13 0.00 0.000	1.0 3 0 0 0 2 0 0 0 0 0 0 10 13 0.00 0.000	1.0 3 0 0 0 2 0 0 0 0 0 0 10 13 0.00 0.000	1.0 3 0 0 0 2 0 0 0 0 0 0 10 13 0.00 0.000	1.0 3 0 0 0 2 0 0 0 0 0 0 10 13 0.00 0.000	1.0 3 0 0 0 2 0 0 0 0 0 0 10 13 0.00 0.000	1.0 3 0 0 0 2 0 0 0 0 0 0 10 13 0.00 0.000	1.0 3 0 0 0 2 0 0 0 0 0 0 10 13 0.00 0.000	1.0 3 0 0 0 2 0 0 0 0 0 0 10 13 0.00 0.000	1.0 3 0 0 0 2 0 0 0 0 0 0 10 13 0.00 0.000	1.0 3 0 0 0 2 0 0 0 0 0 0 10 13 0.00 0.000	1.0 3 0 0 0 2 0 0 0 0 0 0 10 13 0.00 0.000	1.0 3 0 0 0 2 0 0 0 0 0 0 10 13 0.00 0.000	1.0 3 0 0 0 2 0 0 0 0 0 0 10 13 0.00 0.000	1.0 3 0 0 0 2 0 0 0 0 0 0 10 13 0.00 0.000							
7 Joe Mauer, L OBP: 0.388, SLG: 0.345										5	1	2	0	0	1	3															
20 Eddie Rosario, L OBP: 0.355, SLG: 0.582										5	1	2	4	0	1	2															
5 Eduardo Escobar, S OBP: 0.344, SLG: 0.562										5	0	0	0	0	2	3															
2 Brian Dozier, R OBP: 0.302, SLG: 0.392										2	1	0	0	3	0	0															
99 Logan Morrison, L OBP: 0.294, SLG: 0.348										5	1	1	2	0	2	4															
45 Taylor Motter, R OBP: 0.258, SLG: 0.259										4	0	0	0	0	2	1															
26 Max Kepler, L OBP: 0.316, SLG: 0.411										3	0	1	0	1	0	0															
23 Mitch Garver, R OBP: 0.305, SLG: 0.341										4	1	3	0	0	1	1															
24 Ryan LaMarre, R OBP: 0.321, SLG: 0.313										4	1	2	0	0	0	3															
Inning Stats	R: 2 E: 0 K: 0 S: 11	H: 2 LOB: 1 BB: 1 P: 21	R: 0 E: 0 K: 0 S: 14	H: 2 LOB: 0 BB: 0 P: 18	R: 0 E: 0 K: 1 S: 9	H: 0 LOB: 0 BB: 0 P: 12	R: 0 E: 0 K: 1 S: 8	H: 0 LOB: 0 BB: 0 P: 13	R: 0 E: 0 K: 1 S: 13	H: 1 LOB: 1 BB: 0 P: 23	R: 2 E: 0 K: 1 S: 16	H: 1 LOB: 1 BB: 2 P: 31	R: 0 E: 0 K: 1 S: 8	H: 1 LOB: 1 BB: 0 P: 12	R: 0 E: 0 K: 2 S: 10	H: 0 LOB: 0 BB: 0 P: 11	R: 2 E: 0 K: 2 S: 22	H: 4 LOB: 3 BB: 1 P: 34	1B: 7 2B: 2 3B: 0 HR: 2	SF: 0 SAC: 0 DP: 1 HBP: 0	WP: 0 PB: 0 SB: 0 CS: 0	PA: 41									
PITCHER	IP WLS BF H R ER SO BB IBB HBP BLK WP HR S P ERA WHIP	IP WLS BF H R ER SO BB IBB HBP BLK WP HR S P ERA WHIP	IP WLS BF H R ER SO BB IBB HBP BLK WP HR S P ERA WHIP	IP WLS BF H R ER SO BB IBB HBP BLK WP HR S P ERA WHIP	IP WLS BF H R ER SO BB IBB HBP BLK WP HR S P ERA WHIP	IP WLS BF H R ER SO BB IBB HBP BLK WP HR S P ERA WHIP	IP WLS BF H R ER SO BB IBB HBP BLK WP HR S P ERA WHIP	IP WLS BF H R ER SO BB IBB HBP BLK WP HR S P ERA WHIP	IP WLS BF H R ER SO BB IBB HBP BLK WP HR S P ERA WHIP	IP WLS BF H R ER SO BB IBB HBP BLK WP HR S P ERA WHIP	IP WLS BF H R ER SO BB IBB HBP BLK WP HR S P ERA WHIP	IP WLS BF H R ER SO BB IBB HBP BLK WP HR S P ERA WHIP	IP WLS BF H R ER SO BB IBB HBP BLK WP HR S P ERA WHIP	IP WLS BF H R ER SO BB IBB HBP BLK WP HR S P ERA WHIP	IP WLS BF H R ER SO BB IBB HBP BLK WP HR S P ERA WHIP	IP WLS BF H R ER SO BB IBB HBP BLK WP HR S P ERA WHIP	IP WLS BF H R ER SO BB IBB HBP BLK WP HR S P ERA WHIP	IP WLS BF H R ER SO BB IBB HBP BLK WP HR S P ERA WHIP	IP WLS BF H R ER SO BB IBB HBP BLK WP HR S P ERA WHIP	IP WLS BF H R ER SO BB IBB HBP BLK WP HR S P ERA WHIP	IP WLS BF H R ER SO BB IBB HBP BLK WP HR S P ERA WHIP	IP WLS BF H R ER SO BB IBB HBP BLK WP HR S P ERA WHIP	IP WLS BF H R ER SO BB IBB HBP BLK WP HR S P ERA WHIP	IP WLS BF H R ER SO BB IBB HBP BLK WP HR S P ERA WHIP	IP WLS BF H R ER SO BB IBB HBP BLK WP HR S P ERA WHIP						
49 Yovani Gallardo, R ERA: 12.08 43 Tony Barnett, R ERA: 2.7 55 Matt Moore, L ERA: 7.63 50 Keone Kela, R ERA: 3.67	1.1 W 23 4 4 4 3 2 0 0 0 0 0 8 16 0.00 1.500	0.2 3 0 0 0 1 1 0 0 0 0 0 0 8 16 0.00 1.500	2.1 11 4 2 2 3 0 0 0 0 0 0 27 38 7.71 1.714	0.2 S 4 1 0 0 2 1 0 0 0 0 0 13 19 0.00 3.000	1.1 W 23 4 4 4 3 2 0 0 0 0 0 8 16 0.00 1.500	0.2 3 0 0 0 1 1 0 0 0 0 0 0 8 16 0.00 1.500	2.1 11 4 2 2 3 0 0 0 0 0 0 27 38 7.71 1.714	0.2 S 4 1 0 0 2 1 0 0 0 0 0 0 13 19 0.00 3.000	1.1 W 23 4 4 4 3 2 0 0 0 0 0 8 16 0.00 1.500	0.2 3 0 0 0 1 1 0 0 0 0 0 0 8 16 0.00 1.500	2.1 11 4 2 2 3 0 0 0 0 0 0 27 38 7.71 1.714	0.2 S 4 1 0 0 2 1 0 0 0 0 0 13 19 0.00 3.000	1.1 W 23 4 4 4 3 2 0 0 0 0 0 8 16 0.00 1.500	0.2 3 0 0 0 1 1 0 0 0 0 0 0 8 16 0.00 1.500	2.1 11 4 2 2 3 0 0 0 0 0 0 27 38 7.71 1.714	0.2 S 4 1 0 0 2 1 0 0 0 0 0 0 13 19 0.00 3.000	1.1 W 23 4 4 4 3 2 0 0 0 0 0 8 16 0.00 1.500	0.2 3 0 0 0 1 1 0 0 0 0 0 0 8 16 0.00 1.500	2.1 11 4 2 2 3 0 0 0 0 0 0 27 38 7.71 1.714	0.2 S 4 1 0 0 2 1 0 0 0 0 0 13 19 0.00 3.000	1.1 W 23 4 4 4 3 2 0 0 0 0 0 8 16 0.00 1.500	0.2 3 0 0 0 1 1 0 0 0 0 0 0 8 16 0.00 1.500	2.1 11 4 2 2 3 0 0 0 0 0 0 27 38 7.71 1.714	0.2 S 4 1 0 0 2 1 0 0 0 0 0 13 19 0.00 3.000	1.1 W 23 4 4 4 3 2 0 0 0 0 0 8 16 0.00 1.500	0.2 3 0 0 0 1 1 0 0 0 0 0 0 8 16 0.00 1.500	2.1 11 4 2 2 3 0 0 0 0 0 0 27 38 7.71 1.714	0.2 S 4 1 0 0 2 1 0 0 0 0 0 13 19 0.00 3.000	1.1 W 23 4 4 4 3 2 0 0 0 0 0 8 16 0.00 1.500	0.2 3 0 0 0 1 1 0 0 0 0 0 0 8 16 0.00 1.500	2.1 11 4 2

Batter	1	2	3	4	5	6	7	8	9	AB	R	H	RBI	BB	SO	LOB	TOP										
17 Shin-Soo Choo, L OBP: 0.393, SLG: 0.481										3	0	1	0	1	0	0											
19 Jurickson Profar, S OBP: 0.317, SLG: 0.634										4	0	0	0	0	3	2											
30 Nomar Mazara, L OBP: 0.338, SLG: 0.474										4	0	0	0	0	2	2											
29 Adrián Beltré, R OBP: 0.367, SLG: 0.453										3	0	1	0	1	2	0											
12 Rougned Odor, L OBP: 0.293, SLG: 0.321										3	0	0	0	0	1	3											
13 Joey Gallo, L OBP: 0.290, SLG: 0.436										3	0	0	0	0	2	2											
9 Isiah Kiner-Falefa, R OBP: 0.329, SLG: 0.357										3	0	0	0	0	2	2											
67 Ronald Guzmán, L OBP: 0.311, SLG: 0.404										3	0	0	0	0	1	0											
3 Delino DeShields, R OBP: 0.328, SLG: 0.310										3	0	0	0	0	2	0											
Inning Stats	R: 0 H: 2 E: 0 K: 2 S: 12	H: 2 LOB: 2 BB: 0 P: 19	R: 0 H: 0 E: 0 K: 2 S: 9	H: 0 LOB: 0 BB: 0 P: 13	R: 0 H: 0 E: 0 K: 3 S: 12	H: 0 LOB: 1 BB: 1 P: 20	R: 0 H: 0 E: 0 K: 2 S: 15	H: 0 LOB: 0 BB: 0 P: 25	R: 0 H: 0 E: 0 K: 1 S: 6	H: 0 LOB: 0 BB: 0 P: 10	R: 0 H: 0 E: 0 K: 1 S: 9	H: 0 LOB: 0 BB: 0 P: 13	R: 0 H: 0 E: 1 K: 1 S: 7	H: 0 LOB: 0 BB: 0 P: 7	R: 0 H: 0 E: 0 K: 0 S: 6	H: 0 LOB: 0 BB: 0 P: 9	R: 0 H: 0 E: 0 K: 3 S: 9	H: 0 LOB: 0 BB: 0 P: 16	1B: 1 2B: 1 3B: 0 HR: 0	SF: 0 SAC: 0 DP: 1 HBP: 0	WP: 0 PB: 0 CS: 0	PA: 31					
PITCHER	IP	WLS	BF	H	R	ER	SO	BB	IBB	HBP	BLK	WP	HR	S	P	ERA	WHIP										
17 José Berrios, R ERA: 3.15	7.0	W	25	2	0	0	12	2	0	0	0	0	0	70	107	0.00	0.571										
39 Trevor Hildenberger, R ERA: 2.11	1.0	H	3	0	0	0	0	0	0	0	0	0	0	6	9	0.00	0.000										
56 Fernando Rodney, R ERA: 2.73	1.0	S	3	0	0	0	3	0	0	0	0	0	0	9	16	0.00	0.000										

Texas Rangers @ Minnesota Twins
Target Field, Minneapolis, MN
Sun Jun 24 2018, 1:11 PM - 3:32 PM CDT
Att: 23,633 - Cloudy - 77 F


AB 29
R 0
H 2
RBI 0
BB 2
SO 15
LOB 11



Batter	1	2	3	4	5	6	7	8	9	AB	R	H	RBI	BB	SO	LOB	BOTTOM										
7 Joe Mauer, L OBP: 0.380, SLG: 0.337										4	0	0	0	0	0	1											
20 Eddie Rosario, L OBP: 0.313, SLG: 0.581										4	1	2	0	0	1	0											
5 Eduardo Escobar, S OBP: 0.346, SLG: 0.563										3	0	1	0	1	1	0											
2 Brian Dozier, R OBP: 0.302, SLG: 0.390										4	0	1	0	0	0	3											
99 Logan Morrison, L OBP: 0.293, SLG: 0.347										4	0	1	0	0	2	4											
36 Robbie Grossman, S OBP: 0.313, SLG: 0.346										3	1	2	1	0	1	1											
24 Ryan LaMarre, R OBP: 0.321, SLG: 0.313										0	0	0	0	0	0	0											
26 Max Kepler, L OBP: 0.312, SLG: 0.406										3	0	0	0	0	1	4											
16 Ehire Adrianza, S OBP: 0.297, SLG: 0.383										3	0	0	0	0	1	1											
46 Bobby Wilson, R OBP: 0.206, SLG: 0.262										3	0	1	1	0	0	0											
Inning Stats	R: 0 H: 0 E: 0 K: 1 S: 10	H: 1 LOB: 0 BB: 0 P: 10	R: 0 H: 0 E: 0 K: 2 S: 9	H: 1 LOB: 0 BB: 0 P: 15	R: 0 H: 0 E: 0 K: 1 S: 8	H: 0 LOB: 0 BB: 0 P: 12	R: 0 H: 2 E: 0 K: 0 S: 6	H: 2 LOB: 1 BB: 0 P: 9	R: 1 H: 2 E: 0 K: 1 S: 10	H: 2 LOB: 0 BB: 1 P: 17	R: 0 H: 0 E: 0 K: 0 S: 9	H: 0 LOB: 0 BB: 0 P: 10	R: 0 H: 1 E: 0 K: 2 S: 16	H: 1 LOB: 1 BB: 0 P: 22	1B: 6 2B: 2 3B: 0 HR: 0	SF: 0 SAC: 0 DP: 0 HBP: 0	WP: 1 PB: 0 CS: 0	PA: 32									
PITCHER	IP	WLS	BF	H	R	ER	SO	BB	IBB	HBP	BLK	WP	HR	S	P	ERA	WHIP										
40 Bartolo Colon, R ERA: 4.72	7.0	L	28	7	2	2	5	1	0	0	0	0	0	60	82	2.57	1.143										
58 Alex Claudio, L ERA: 5.09	1.0		4	1	0	0	2	0	0	0	0	0	0	16	22	0.00	1.000										

Texas Rangers @ Minnesota Twins
Target Field, Minneapolis, MN
Sun Jun 24 2018, 1:11 PM - 3:32 PM CDT
Att: 23,633 - Cloudy - 77 F

AB 31
R 2
H 8
RBI 2
BB 1
SO 7
LOB 14



Batter	1	2	3	4	5	6	7	8	9	AB	R	H	RBI	BB	SO	LOB	TOP										
7 Joe Mauer, L (1,3) OBP: 0.373, SLG: 0.331	G3-1		F7		SF9			F7		3	0	0	1	0	0	0	Minnesota Twins @ Chicago White Sox Guaranteed Rate Field, Chicago, IL Tue Jun 26 2018, 9:01 PM - 12:14 AM CDT Att: 16,276 - Cloudy - 73 F										
20 Eddie Rosario, L (1,7) OBP: 0.353, SLG: 0.573	F9		F8		F7			K		4	0	0	0	0	1	1											
5 Eduardo Escobar, S (1,5) OBP: 0.344, SLG: 0.558	L4				K			K		4	0	1	0	0	2	1											
99 Logan Morrison, L (1,10) OBP: 0.289, SLG: 0.341		F8			F8			F9		4	0	0	0	0	0	0											
2 Brian Dozier, R (1,4) OBP: 0.301, SLG: 0.398					K			K		4	1	1	1	0	2	0											
26 Max Kepler, L (1,8) OBP: 0.302, SLG: 0.400					P5			F8		4	0	0	0	0	0	0											
23 Mitch Garver, R (1,2) OBP: 0.312, SLG: 0.343										2	1	1	0	1	1	0											
60 Jake Cave, L (1,9) OBP: 0.227, SLG: 0.545										3	1	1	0	0	1	1											
16 Ehre Adrianza, S (1,6) OBP: 0.303, SLG: 0.406										3	1	2	2	0	0	0											
Inning Stats	R: 0 E: 0 K: 0 S: 12	H: 0 LOB: 0 BB: 0 P: 16	R: 1 E: 0 K: 0 S: 8	H: 1 LOB: 1 BB: 1 P: 16	R: 1 E: 0 K: 0 S: 10	H: 2 LOB: 1 BB: 0 P: 17	R: 0 E: 0 K: 1 S: 9	H: 0 LOB: 0 BB: 0 P: 12	R: 2 E: 0 K: 1 S: 13	H: 3 LOB: 1 BB: 0 P: 20	R: 0 E: 0 K: 1 S: 9	H: 0 LOB: 0 BB: 0 P: 14	R: 0 E: 0 K: 2 S: 10	H: 0 LOB: 0 BB: 0 P: 13	R: 0 E: 0 K: 2 S: 11	H: 0 LOB: 0 BB: 0 P: 17	R: 0 E: 0 K: 0 S: 6	H: 0 LOB: 0 BB: 0 P: 8	1B: 4 2B: 0 3B: 0 HR: 2	SF: 1 SAC: 0 DP: 0 HBP: 0	WP: 0 PB: 0 SB: 0 CS: 0	PA: 33					
PITCHER	IP	WLS	BF	H	R	ER	SO	BB	IBB	HBP	BLK	WP	HR	S	P	ERA	WHIP										
40 Reynaldo López, R (1,1) ERA: 3.73	6.1	W	25	6	4	4	4	1	0	0	0	0	2	64	98	5.68	1.105										
70 Luis Avilán, L (7,1) ERA: 4.03	0.1	H	1	0	0	0	1	0	0	0	0	0	0	6	9	0.00	0.000										
37 Juan Minaya, R (7,1) ERA: 4.5	0.1	H	1	0	0	0	0	0	0	0	0	0	0	1	1	0.00	0.000										
57 Jace Fry, L (8,1) ERA: 1.96	1.0	H	3	0	0	0	2	0	0	0	0	0	0	11	17	0.00	0.000										
48 Joaquin Soria, R (9,1) ERA: 2.79	1.0		3	0	0	0	0	0	0	0	0	0	0	6	8	0.00	0.000										



Batter	1	2	3	4	5	6	7	8	9	AB	R	H	RBI	BB	SO	LOB	BOTTOM										
10 Yoán Moncada, S (1,4) OBP: 0.297, SLG: 0.412	K		G4-3		F9			F6		5	1	1	1	0	1	7	Minnesota Twins @ Chicago White Sox Guaranteed Rate Field, Chicago, IL Tue Jun 26 2018, 9:01 PM - 12:14 AM CDT Att: 16,276 - Cloudy - 73 F										
5 Yoimer Sánchez, S (1,5) OBP: 0.324, SLG: 0.411	G4-3		G4-3					K		5	0	2	4	0	1	0											
79 José Abreu, R (1,3) OBP: 0.324, SLG: 0.468	K							K		3	0	0	1	1	3	2											
26 Avisail García, R (1,9) OBP: 0.245, SLG: 0.330		L4			K			G6-3		5	1	1	1	0	1	4											
24 Matt Davidson, R (1,10) OBP: 0.336, SLG: 0.460					K			K		5	1	1	0	0	4	4											
28 Leury García, S (1,7) OBP: 0.322, SLG: 0.378										5	1	3	0	0	2	3											
36 Kevan Smith, R (1,2) OBP: 0.400, SLG: 0.417										3	1	1	0	1	0	1											
7 Tim Anderson, R (1,6) OBP: 0.307, SLG: 0.435										3	1	2	1	1	1	2											
15 Adam Engel, R (1,8) OBP: 0.278, SLG: 0.295										3	2	1	0	0	1	3											
Inning Stats	R: 0 E: 0 K: 2 S: 9	H: 0 LOB: 0 BB: 0 P: 13	R: 0 E: 0 K: 2 S: 14	H: 1 LOB: 2 BB: 1 P: 24	R: 2 E: 1 K: 2 S: 11	H: 1 LOB: 1 BB: 0 P: 18	R: 0 E: 0 K: 0 S: 14	H: 3 LOB: 2 BB: 0 P: 22	R: 0 E: 0 K: 2 S: 7	H: 0 LOB: 0 BB: 0 P: 9	R: 3 E: 0 K: 2 S: 19	H: 4 LOB: 2 BB: 1 P: 28	R: 1 E: 0 K: 2 S: 10	H: 1 LOB: 0 BB: 0 P: 16	R: 2 E: 1 K: 2 S: 22	H: 2 LOB: 3 BB: 1 P: 35	R: 2 E: 1 K: 2 S: 22	H: 2 LOB: 3 BB: 1 P: 35	1B: 10 2B: 0 3B: 1 HR: 1	SF: 0 SAC: 0 DP: 1 HBP: 2	WP: 0 PB: 0 SB: 0 CS: 0	PA: 42					
PITCHER	IP	WLS	BF	H	R	ER	SO	BB	IBB	HBP	BLK	WP	HR	S	P	ERA	WHIP										
31 Lance Lynn, R (1,1) ERA: 4.81	5.0	L	25	8	5	4	8	1	0	1	0	0	5	59	90	7.20	1.800										
57 Ryan Pressly, R (6,1) ERA: 4.0	0.1	H	2	0	0	0	1	1	0	0	0	0	0	5	9	0.00	3.000										
55 Taylor Rogers, L (6,1) ERA: 4.4	0.1	B	2	1	0	0	0	0	0	0	0	0	0	7	11	0.00	3.000										
67 Alan Benintz, R (6,1) ERA: 8.44	1.1		9	3	3	2	3	0	0	1	0	0	1	20	32	13.50	2.250										
38 Matt Belisle, R (8,1) ERA: 7.47	1.0		4	0	0	0	2	1	0	0	0	0	0	15	23	0.00	1.000										



Batter	1	2	3	4	5	6	7	8	9	10	11	12	13	AB	R	H	RBI	BB	SO	LOB	TOP											
36 Robbie Grossman, S OBP: 0.312, SLG: 0.333	G3-1 BB		P6			K	L4			E3 IBB		G4-3		5	0	0	0	1	1	4												
20 Eddie Rosario, L OBP: 0.345, SLG: 0.363	G1-3		F7					F9		P3		F8		6	0	1	0	0	0	3												
5 Eduardo Escobar, S OBP: 0.337, SLG: 0.541	G3-1		F9			F7			K				P4	5	0	0	0	1	1	2												
2 Brian Dozier, R OBP: 0.298, SLG: 0.389	BB				K				F9				F7	5	0	0	0	1	2	4												
99 Logan Morrison, L OBP: 0.293, SLG: 0.357	BB		L5			L5			P5		F7		26 BB 2B	5	2	2	1	1	0	0												
16 Ehire Adrianza, S OBP: 0.318, SLG: 0.419	P6		L7			L7		B2-3		G6-3			26 BB IBB	5	0	1	0	1	0	3												
60 Jake Cave, L OBP: 0.250, SLG: 0.433		G5-3				G4-3				K			26 BB BB	5	0	1	0	1	2	1												
45 Taylor Motter, R OBP: 0.242, SLG: 0.241		G4-3				G6-3																										
26 Max Kepler, L OBP: 0.310, SLG: 0.397		G4-3				G6-3		36 L4 1B																								
46 Bobby Wilson, R OBP: 0.200, SLG: 0.239		F7				K																										
7 Joe Mauer, L OBP: 0.364, SLG: 0.322		F7				K																										
23 Mitch Garver, R OBP: 0.312, SLG: 0.343		F7				K																										
Inning Stats	R: 0 E: 0 K: 0 S: 11	H: 0 LOB: 3 BB: 3 P: 26	R: 0 E: 0 K: 0 S: 9	H: 0 LOB: 0 BB: 0 P: 12	R: 0 E: 0 K: 0 S: 6	H: 0 LOB: 0 BB: 0 P: 6	R: 0 E: 0 K: 1 S: 8	H: 0 LOB: 0 BB: 0 P: 13	R: 0 E: 0 K: 1 S: 7	H: 0 LOB: 0 BB: 0 P: 10	R: 0 E: 0 K: 1 S: 7	H: 0 LOB: 0 BB: 0 P: 8	R: 0 E: 0 K: 1 S: 12	H: 1 LOB: 3 BB: 1 P: 19	R: 0 E: 0 K: 1 S: 9	H: 1 LOB: 1 BB: 0 P: 14	R: 0 E: 0 K: 0 S: 9	H: 0 LOB: 0 BB: 0 P: 14	R: 1 E: 0 K: 0 S: 17	H: 1 LOB: 3 BB: 3 P: 32	1B: 4 2B: 3 3B: 0 HR: 1	SF: 0 SAC: 1 DP: 1 HBP: 0	W/P: 0 PB: 0 SB: 2 CS: 0	PA: 54								
PITCHER	IP ERA: 6.59	WLS BF: 27	H R: 4	ER ER: 1	SO SO: 3	BB BB: 4	IBB IBB: 0	HBP HBP: 0	BLK BLK: 0	W/P W/P: 0	HR HR: 1	S S: 62	P P: 104	ERA ERA: 1.42	WHIP WHIP: 1.263	PITCHER	IP ERA: 6.59	WLS BF: 4	H R: 1	ER ER: 0	SO SO: 1	BB BB: 0	IBB IBB: 0	HBP HBP: 0	BLK BLK: 0	W/P W/P: 0	HR HR: 0	S S: 10	P P: 14	ERA ERA: 0.00	WHIP WHIP: 1.000	
27 Lucas Giolito, R	(1, 1)	6.1	27	4	1	3	4	0	0	0	1	62	104	1.42	1.263	52 Xavier Cedeño, L	(11, 1)	1.0	4	0	0	0	0	0	0	0	0	0	10	14	0.00	1.000
70 Luis Avilán, L	(7, 1)	1.1	3	0	0	0	0	0	0	0	0	8	13	0.00	0.000	53 Héctor Santiago, L	(12, 1)	2.0	10	1	1	1	0	2	1	0	0	0	26	46	4.50	1.500
44 Bruce Rondon, R	(8, 1)	0.1	0	0	0	0	0	0	0	0	3	3	0.00	0.000	ERA: 4.7																	
57 Jose Fry, L	(9, 1)	1.0	3	0	0	0	0	0	0	0	7	8	0.00	0.000																		
48 Joakim Soria, R	(10, 1)	1.0	6	1	0	0	0	1	0	0	12	19	0.00	1.000																		

Minnesota Twins @ Chicago White Sox
Guaranteed Rate Field, Chicago, IL
Thu Jun 28 2018, 1:12 PM - 6:01 PM CDT
Att. 21,610 - Sunny - 83 F

AB 45
R 2
H 7
RBI 2
BB 8
SO 7
LOB 21



Batter	1	2	3	4	5	6	7	8	9	10	11	12	13	AB	R	H	RBI	BB	SO	LOB	BOTTOM										
10 Yoán Moncada, S OBP: 0.294, SLG: 0.408	F8		K			24 BB 2B		K		K		K		6	0	1	0	0	4	5											
26 Avisail García, R OBP: 0.250, SLG: 0.356	K				P4			L5						6	0	2	0	0	2	1											
79 José Abreu, R OBP: 0.326, SLG: 0.474	K				24 BB 1B			G4-3						5	0	1	0	1	1	3											
24 Matt Davidson, R OBP: 0.336, SLG: 0.451	K				36 G1-4-3 BB					P2				4	0	0	0	2	3	3											
36 Kevan Smith, R OBP: 0.375, SLG: 0.389	G4-3				G1-4-3					G5-3				6	0	1	0	0	1	6											
5 Yolmer Sánchez, S OBP: 0.304, SLG: 0.405	K					G4-3																									
7 Tim Anderson, R OBP: 0.315, SLG: 0.437																															
53 Héctor Santiago, R	(12, 1)																														
38 Omar Narváez, L	(13, PH)																														
22 Charles Tilson, L OBP: 0.340, SLG: 0.311																															
15 Adam Engel, R OBP: 0.274, SLG: 0.290																															
18 Daniel Palka, L	(9, PH)																														
28 Leury García, S OBP: 0.331, SLG: 0.393																															
Inning Stats	R: 0 E: 0 K: 2 S: 9	H: 0 LOB: 0 BB: 0 P: 15	R: 0 E: 0 K: 2 S: 12	H: 0 LOB: 0 BB: 0 P: 15	R: 0 E: 0 K: 3 S: 13	H: 1 LOB: 1 BB: 0 P: 20	R: 0 E: 0 K: 1 S: 17	H: 1 LOB: 3 BB: 2 P: 30	R: 0 E: 0 K: 0 S: 14	H: 1 LOB: 1 BB: 0 P: 19	R: 0 E: 0 K: 2 S: 17	H: 1 LOB: 3 BB: 3 P: 35	R: 0 E: 0 K: 1 S: 10	H: 1 LOB: 1 BB: 0 P: 11	R: 0 E: 0 K: 2 S: 13	H: 2 LOB: 2 BB: 2 P: 17	R: 0 E: 0 K: 1 S: 6	H: 1 LOB: 1 BB: 0 P: 10	R: 0 E: 0 K: 2 S: 13	H: 1 LOB: 1 BB: 0 P: 17	1B: 9 2B: 2 3B: 0 HR: 0	SF: 0 SAC: 0 DP: 2 HBP: 1	W/P: 0 PB: 1 SB: 4 CS: 1	PA: 53							
PITCHER	IP ERA: 4.62	WLS BF: 23	H R: 3	ER ER: 0	SO SO: 8	BB BB: 2	IBB IBB: 1	HBP HBP: 0	BLK BLK: 0	W/P W/P: 0	HR HR: 0	S S: 71	P P: 112	ERA ERA: 0.00	WHIP WHIP: 0.833	PITCHER	IP ERA: 4.22	WLS BF: 5	H R: 2	ER ER: 0	SO SO: 2	BB BB: 0	IBB IBB: 0	HBP HBP: 0	BLK BLK: 0	W/P W/P: 0	HR HR: 0	S S: 15	P P: 19	ERA ERA: 0.00	WHIP WHIP: 1.500
12 Jake Odorizzi, R	(1, 1)	6.0	23	3	0	8	2	1	0	0	0	71	112	0.00	0.833	55 Taylor Rogers, L	(11, 1)	1.1	5	2	0	0	0	0	0	0	0	15	19	0.00	1.500
32 Zach Duke, L	(7, 1)	1.0	4	1	0	0	0	0	0	0	14	19	0.00	1.000	67 Alan Busenitz, R	(12, 1)	1.2	7	2	0	0	2	0	0	0	0	13	18	0.00	1.200	
39 Trevor Hildenberger, R	(8, 1)	1.0	3	0	0	0	0	0	0	0	6	8	0.00	0.000	ERA: 6.43																
56 Fernando Rodney, R	(9, 1)	1.0	7	1	1	2	2	0	1	0	17	35	9.00	3.000																	
43 Addison Reed, R	(10, 1)	1.0	4	1	0	0	0	0	0	0	10	11	0.00	1.000																	

Minnesota Twins @ Chicago White Sox
Guaranteed Rate Field, Chicago, IL
Thu Jun 28 2018, 1:12 PM - 6:01 PM CDT
Att. 21,610 - Sunny - 83 F

AB 47
R 1
H 10
RBI 1
BB 5
SO 16
LOB 27



Batter	1	2	3	4	5	6	7	8	9	AB	R	H	RBI	BB	SO	LOB	TOP						
7 Joe Mauer, L OBP: 0.369, SLG: 0.352	L7	HR		2B		G1-3			G5-4-3 1B	5	1	3	5	0	0	0	Minnesota Twins @ Chicago Cubs Wrigley Field, Chicago, IL Fri Jun 29 2018, 4:09 PM - 7:35 PM CDT Att: 41,492 - Sunny - 96 F						
5 Eduardo Escobar, S OBP: 0.334, SLG: 0.533	20 BB	G5-3		G4-3		F9			G5-4-3 1-2	4	0	0	0	1	0	2							
20 Eddie Rosario, L OBP: 0.352, SLG: 0.565	1B			L8		K			36 1B 2B	4	1	2	0	1	1	0							
2 Brian Dozier, R OBP: 0.302, SLG: 0.389	K			36 CS 1B		36 E 26 FC3-5 BB			36 1B BB	3	0	1	0	2	2	3							
36 Robbie Grossman, S(1,9) OBP: 0.130, SLG: 0.330	G3-1			K		FC5 26 FC3-5 BB			5 0 1 1 0 2 5	5	0	1	1	0	2	5							
26 Max Kepler, L OBP: 0.308, SLG: 0.393		23 1B 7 HR 1B		K		FC3-5			5 1 1 0 0 2 5	5	1	1	0	0	2	5							
23 Mitch Garver, R OBP: 0.323, SLG: 0.350		7 HR 1B		16 SH 7 2B 1B		IBB			F9	3	2	2	0	1	0	0							
16 Ehre Adrianza, S OBP: 0.313, SLG: 0.412		P4		SH 7 2B		P4			L3	3	1	0	0	0	0	5							
17 José Berrios, R 57 Ryan Pressly, R 99 Logan Morrison, L 68 Matt Magill, R 60 Jake Cave, L 38 Matt Belisle, R		K		G4-3		L7			K	2	0	0	0	0	1	4							
Inning Stats	R: 0 E: 0 K: 1 S: 12	H: 1 LOB: 2 BB: 1 P: 20	R: 3 E: 0 K: 1 S: 15	H: 3 LOB: 0 BB: 0 P: 26	R: 0 E: 0 K: 1 S: 5	H: 1 LOB: 1 BB: 0 P: 10	R: 2 E: 1 K: 1 S: 12	H: 2 LOB: 1 BB: 0 P: 17	R: 0 E: 0 K: 0 S: 13	H: 0 LOB: 3 BB: 2 P: 25	R: 0 E: 0 K: 0 S: 4	H: 0 LOB: 1 BB: 0 P: 7	R: 0 E: 0 K: 3 S: 11	H: 0 LOB: 1 BB: 1 P: 22	R: 0 E: 0 K: 1 S: 8	H: 0 LOB: 2 BB: 1 P: 9	R: 1 E: 0 K: 0 S: 8	H: 3 LOB: 2 BB: 1 P: 17	1B: 7 2B: 3 3B: 0 HR: 1	SF: 0 SAC: 1 DP: 2 HBP: 0	WP: 0 PB: 0 SB: 0 CS: 1	PA: 42	
PITCHER	IP WLS BF H R ER SO BB IBB HBP BLK WP HR S P ERA WHIP	5.0 W 26 7 5 3 5 2 1 0 0 0 1 57 98 5.40 1.800	1.0 H 4 0 0 0 0 1 0 0 0 0 0 4 11 0.00 1.000	1.0 H 3 0 0 0 3 0 0 0 0 0 0 11 18 0.00 0.000	1.0 3 0 0 0 1 0 0 0 0 0 0 8 9 0.00 0.000	0.2 5 3 1 1 0 1 0 0 0 0 0 7 16 13.50 6.000	0.1 S 1 0 0 0 0 0 0 0 0 0 1 1 0.00 0.000	15 Brandon Morrow, R (9,1) ERA: 1.54	IP WLS BF H R ER SO BB IBB HBP BLK WP HR S P ERA WHIP	0.1 S 1 0 0 0 0 0 0 0 0 0 1 1 0.00 0.000													

AB	36
R	6
H	10
RBI	6
BB	5
SO	9
LOB	24



Batter	1	2	3	4	5	6	7	8	9	AB	R	H	RBI	BB	SO	LOB	BOTTOM						
5 Albert Almora Jr., R OBP: 0.363, SLG: 0.454	G4-3		22 HR 1B		L5	22 FC3-6 1B			22 SH1-3 44 1B 2B	5	2	3	0	0	0	0	Minnesota Twins @ Chicago Cubs Wrigley Field, Chicago, IL Fri Jun 29 2018, 4:09 PM - 7:35 PM CDT Att: 41,492 - Sunny - 96 F						
22 Jason Heyward, L OBP: 0.341, SLG: 0.434	G6-3		HR		44 1B 18 HBP 27 HR 1B	18 HR 1B		SH1-3	4	3	2	2	0	0	1								
18 Ben Zobrist, S OBP: 0.385, SLG: 0.433	F7		G1-4-3		44 1B 27 HR HBP	HR		44 1B BB	3	2	1	2	1	0	0								
44 Anthony Rizzo, L OBP: 0.343, SLG: 0.422	L9		G6-3		27 HR 1B	G4-3		44 1B 1B	5	1	2	1	0	0	0								
27 Addison Russell, R OBP: 0.354, SLG: 0.407	53 1B 8 BB BB		F8		27 HR 1B	K		F3	4	1	1	4	1	1	2								
12 Kyle Schwarber, L OBP: 0.370, SLG: 0.487	P2				53 G5-4-3 8 BB BB	2 WP 8 1B FC3-2 BB		G1-3	2	1	1	1	2	0	1								
46 Pedro Strop, R 13 David Bote, R 37 Justin Wilson, L 15 Brandon Morrow, R					53 G5-4-3 8 BB BB	2 WP 8 1B FC3-2 BB			0	0	0	0	0	0	0								
8 Ian Happ, S OBP: 0.366, SLG: 0.432	53 1B 1B				53 G5-4-3 2 FC3-2 2 WP 1B				2	0	1	0	2	1	0								
53 Chris Gimenez, R 2 Tommy La Stella, L 47 Randy Rosario, L 45 Anthony Bass, R 9 Javier Báez, R					53 G5-4-3 2 FC3-2 2 WP 1B				2	0	1	0	0	0	2								
38 Mike Montgomery, L 40 Wilson Contreras, R					53 G5-4-3 2 FC3-2 2 WP 1B				2	0	0	0	0	2	4								
Inning Stats	R: 0 E: 0 K: 0 S: 5	H: 0 LOB: 0 BB: 0 P: 10	R: 0 E: 0 K: 1 S: 10	H: 1 LOB: 3 BB: 2 P: 21	R: 2 E: 0 K: 0 S: 9	H: 2 LOB: 0 BB: 0 P: 14	R: 0 E: 0 K: 1 S: 11	H: 0 LOB: 1 BB: 2 P: 22	R: 4 E: 0 K: 0 S: 19	H: 4 LOB: 2 BB: 1 P: 28	R: 2 E: 0 K: 1 S: 9	H: 2 LOB: 0 BB: 0 P: 13	R: 1 E: 0 K: 3 S: 12	H: 1 LOB: 0 BB: 1 P: 20	R: 1 E: 0 K: 0 S: 8	H: 2 LOB: 2 BB: 1 P: 13	1B: 7 2B: 1 3B: 0 HR: 4	SF: 0 SAC: 1 DP: 1 HBP: 1	WP: 1 PB: 0 SB: 0 CS: 0	PA: 42			
PITCHER	IP WLS BF H R ER SO BB IBB HBP BLK WP HR S P ERA WHIP	4.1 L 23 6 6 6 2 4 0 1 0 0 1 10 17 12.46 2.308	0.2 4 1 0 0 0 0 1 0 0 0 0 0 10 17 0.00 3.000	2.0 9 3 3 3 4 0 0 0 0 0 0 2 21 33 13.50 1.500	1.0 6 2 1 1 0 1 0 0 0 0 0 8 13 9.00 3.000																		

AB	34
R	10
H	12
RBI	10
BB	6
SO	6
LOB	16



Batter	1	2	3	4	5	6	7	8	9	AB	R	H	RBI	BB	SO	LOB	TOP					
36 Robbie Grossman, S (1.9) OBP: 0.319, SLG: 0.337										5	1	2	0	1	0	0	Minnesota Twins @ Chicago Cubs Wrigley Field, Chicago, IL Sun Jul 01 2018, 1:22 PM - 5:05 PM CDT Att: 40,051 - Partly Cloudy - 93 F livebaseballscorecards.com					
20 Eddie Rosario, L (1.7) OBP: 0.354, SLG: 0.570										5	0	1	0	1	2	2						
5 Eduardo Escobar, S (1.6) OBP: 0.332, SLG: 0.527										6	2	2	0	0	1	4						
2 Brian Dozier, R (1.4) OBP: 0.311, SLG: 0.397										3	3	2	2	2	1	0						
99 Logan Morrison, L (1.3) OBP: 0.292, SLG: 0.353										4	1	1	1	0	1	5						
64 Williams Astudillo, R (1.5) OBP: 0.429, SLG: 0.714										5	1	2	2	0	0	6						
23 Mitch Garver, R (1.2) OBP: 0.286, SLG: 0.376										5	1	3	3	0	1	0						
60 Jake Cave, L (1.8) OBP: 0.293, SLG: 0.538										5	1	3	2	0	0	2						
31 Lance Lynn, S (1.1) 68 Matt Magill, R (2.1) 7 Joe Mauer, L (5. PH) 55 Taylor Rogers, L (5.1) 16 Ehre Adrianza, S (7. PH) 57 Ryan Pressly, R (7.1) 26 Max Kepler, L (9. PH)										1	0	0	0	0	0	0						
Inning Stats	R: 0 E: 1 K: 1 S: 14	H: 2 LOB: 3 BB: 1 P: 25	R: 1 E: 0 K: 2 S: 18	H: 2 LOB: 2 BB: 1 P: 27	R: 0 E: 0 K: 1 S: 10	H: 2 LOB: 0 BB: 0 P: 12	R: 0 E: 0 K: 1 S: 5	H: 0 LOB: 0 BB: 0 P: 7	R: 2 E: 1 K: 0 S: 16	H: 3 LOB: 2 BB: 0 P: 23	R: 2 E: 0 K: 1 S: 12	H: 1 LOB: 1 BB: 1 P: 23	R: 0 E: 0 K: 0 S: 8	H: 1 LOB: 0 BB: 0 P: 12	R: 5 E: 0 K: 1 S: 19	H: 4 LOB: 0 BB: 1 P: 31		R: 0 E: 0 K: 0 S: 11	H: 1 LOB: 1 BB: 0 P: 17	1B: 10 2B: 2 HR: 3	SF: 0 SAC: 0 HBP: 1	WP: 1 PB: 0 SB: 0 CS: 0
PITCHER	IP WLS BF H R ER SO BB IBB HBP BLK WP HR S P ERA WHIP																					
34 Jon Lester, L (1.1) ERA: 2.25	5.0 W 28 9 4 2 5 3 0 0 0 0 0 1 65 100 3.60 2.400																					
41 Steve Cishek, R (6.1) ERA: 1.89	2.0 8 2 1 1 1 0 0 0 1 0 0 1 18 29 4.50 1.000																					
36 Dillon Maples, R (8.1) ERA: 16.88	0.2 7 4 5 5 1 1 0 0 0 0 1 17 29 67.50 7.500																					
15 Brandon Morrow, R (8.1) ERA: 1.46	1.1 S 5 1 0 0 0 0 0 0 0 0 1 0 13 19 0.00 0.750																					

Batter	1	2	3	4	5	6	7	8	9	AB	R	H	RBI	BB	SO	LOB	BOTTOM			
8 Ian Happ, S (1.8) OBP: 0.378, SLG: 0.461										4	2	3	1	1	0	0	Minnesota Twins @ Chicago Cubs Wrigley Field, Chicago, IL Sun Jul 01 2018, 1:22 PM - 5:05 PM CDT Att: 40,051 - Partly Cloudy - 93 F livebaseballscorecards.com			
22 Jason Heyward, L (1.9) OBP: 0.342, SLG: 0.431										5	0	0	0	0	1	4				
18 Ben Zobrist, S (1.4) OBP: 0.391, SLG: 0.433										3	1	0	0	1	0	2				
5 Albert Almora Jr., R (8.8) OBP: 0.368, SLG: 0.459										1	0	0	0	0	0	1				
44 Anthony Rizzo, L (1.3) OBP: 0.350, SLG: 0.424										3	1	1	1	2	0	1				
9 Javier Báez, R (1.5) OBP: 0.326, SLG: 0.567										5	2	3	2	0	0	3				
12 Kyle Schwarber, L (1.7) OBP: 0.372, SLG: 0.490										5	2	2	1	0	1	2				
40 Wilson Contreras, R (1.2) OBP: 0.360, SLG: 0.445										5	1	3	1	0	2	2				
27 Addison Russell, R (1.6) OBP: 0.358, SLG: 0.407										2	1	1	1	1	0	1				
13 David Bote, R (8.4) OBP: 0.314, SLG: 0.310										0	0	0	1	1	0	0				
34 Jon Lester, L (1.1) ERA: 5.49	1.2 L 14 5 2 2 1 1 0 0 0 0 0 0 29 45 7.71 2.571																			
68 Matt Magill, R (2.1) ERA: 3.34	2.1 13 5 2 2 1 1 0 0 0 0 0 0 29 45 7.71 2.571																			
55 Taylor Rogers, L (5.1) ERA: 4.5	2.0 9 2 2 2 3 1 0 0 0 0 1 24 34 9.00 1.500																			
57 Ryan Pressly, R (7.1) ERA: 3.86	2.0 9 2 0 0 2 0 1 0 0 1 0 15 20 0.00 1.000																			
Inning Stats	R: 0 E: 1 K: 0 S: 9	H: 0 LOB: 2 BB: 1 P: 17	R: 8 E: 0 K: 1 S: 31	H: 7 LOB: 1 BB: 2 P: 56	R: 0 E: 0 K: 0 S: 10	H: 0 LOB: 1 BB: 1 P: 18	R: 1 E: 0 K: 1 S: 12	H: 3 LOB: 2 BB: 0 P: 16	R: 1 E: 0 K: 1 S: 11	H: 1 LOB: 1 BB: 1 P: 18	R: 1 E: 0 K: 2 S: 13	H: 1 LOB: 0 BB: 0 P: 16	R: 0 E: 0 K: 0 S: 6	H: 1 LOB: 1 BB: 0 P: 8	R: 0 E: 0 K: 2 S: 9	H: 1 LOB: 2 BB: 1 P: 12	1B: 7 2B: 4 HR: 2	SF: 1 SAC: 0 HBP: 0	WP: 1 PB: 0 SB: 1 CS: 0	PA: 45
PITCHER	IP WLS BF H R ER SO BB IBB HBP BLK WP HR S P ERA WHIP																			
31 Lance Lynn, R (1.1) ERA: 5.49	1.2 L 14 5 2 2 1 1 0 0 0 0 0 0 29 45 7.71 2.571																			
68 Matt Magill, R (2.1) ERA: 3.34	2.1 13 5 2 2 1 1 0 0 0 0 0 0 29 45 7.71 2.571																			
55 Taylor Rogers, L (5.1) ERA: 4.5	2.0 9 2 2 2 3 1 0 0 0 0 1 24 34 9.00 1.500																			
57 Ryan Pressly, R (7.1) ERA: 3.86	2.0 9 2 0 0 2 0 1 0 0 1 0 15 20 0.00 1.000																			

Batter	1	2	3	4	5	6	7	8	9	AB	R	H	RBI	BB	SO	LOB	TOP				
7 Joe Mauer, L (1,3) OBP: 0.358, SLG: 0.350			F7				G4-3			4	0	0	0	0	2	0	Minnesota Twins @ Milwaukee Brewers Miller Park, Milwaukee, WI Tue Jul 03 2018, 3:12 PM - 6:06 PM CDT Att: 32,375 - Sunny - 85 F				
11 Jorge Polanco, S (1,6) OBP: 0.125, SLG: 0.250	2B 		K					P4		4	0	1	0	0	2	0					
20 Eddie Rosario, L (1,7) OBP: 0.354, SLG: 0.562	5 BB 		P5					F7		3	0	1	0	1	0	0					
5 Eduardo Escobar, S (1,5) OBP: 0.333, SLG: 0.522	5 BB 									2	0	0	0	2	2	2					
26 Max Kepler, L (1,9) OBP: 0.308, SLG: 0.387	F6 									3	0	0	0	1	1	4					
64 Williams Astudillo, R (1,4) OBP: 0.357, SLG: 0.500	F8 									3	0	0	0	0	0	4					
58 Gabriel Moya, L (7,1) OBP: 0.320, SLG: 0.351	F8 									0	0	0	0	0	0	0					
36 Robbie Grossman, S (9,PH) OBP: 0.320, SLG: 0.351	F8 									1	0	0	0	0	1	0					
60 Jake Cave, L (1,8) OBP: 0.287, SLG: 0.488			K							4	0	0	0	0	4	2					
46 Bobby Wilson, R (1,2) OBP: 0.200, SLG: 0.213										3	0	0	0	0	0	2					
99 Logan Morrison, L (9,PH) OBP: 0.200, SLG: 0.350			P6							1	0	0	0	0	1	0					
12 Jake Odorizzi, R (1,1) OBP: 0.308, SLG: 0.393										2	0	0	0	0	0	0					
57 Ryan Pressly, R (6,1) OBP: 0.308, SLG: 0.393										0	0	0	0	0	0	0					
2 Brian Dozier, R (7,PH) OBP: 0.308, SLG: 0.393										1	0	0	0	0	0	0					
Inning Stats	R: 0 H: 1 E: 0 K: 1 S: 11	H: 1 LOB: 3 BB: 2 P: 22	R: 0 H: 0 E: 0 K: 1 S: 7	H: 0 LOB: 0 BB: 0 P: 12	R: 0 H: 0 E: 1 K: 1 S: 6	H: 0 LOB: 2 BB: 1 P: 8	R: 0 H: 0 E: 0 K: 2 S: 15	H: 0 LOB: 0 BB: 0 P: 24	R: 0 H: 1 E: 0 K: 3 S: 17	H: 0 LOB: 0 BB: 0 P: 23	R: 0 H: 0 E: 0 K: 0 S: 8	H: 0 LOB: 1 BB: 1 P: 12	R: 0 H: 0 E: 0 K: 0 S: 8	H: 0 LOB: 0 BB: 0 P: 14	R: 0 H: 0 E: 0 K: 3 S: 9	H: 0 LOB: 0 BB: 0 P: 14		1B: 1 2B: 1 3B: 0 HR: 0	SF: 0 SAC: 0 DP: 0 HBP: 0	WP: 1 PB: 0 CS: 0	PA: 35
PITCHER	IP WLS BF H R ER SO BB IBB HBP BLK WP HR S P ERA WHIP																				
41 Junior Guerra, R (1,1) ERA: 2.87	5.0 W 22 2 0 0 8 3 0 0 0 1 0 56 89 0.00 1.000																				
71 Josh Hader, L (6,1) ERA: 1.21	3.0 H 10 0 0 0 2 1 0 0 0 0 0 23 36 0.00 0.333																				
46 Corey Knebel, R (9,1) ERA: 3.05	1.0 S 3 0 0 0 3 0 0 0 0 0 0 9 14 0.00 0.000																				

AB	31
R	0
H	2
RBI	0
BB	4
SO	13
LOB	14



Batter	1	2	3	4	5	6	7	8	9	AB	R	H	RBI	BB	SO	LOB	BOTTOM				
10 Brad Miller, L (1,6) OBP: 0.338, SLG: 0.447	F8 									3	0	1	0	0	1	1	Minnesota Twins @ Milwaukee Brewers Miller Park, Milwaukee, WI Tue Jul 03 2018, 3:12 PM - 6:06 PM CDT Att: 32,375 - Sunny - 85 F				
14 Hernán Pérez, R (6,7) OBP: 0.264, SLG: 0.357	F8 									1	0	0	0	0	0	0					
7 Eric Thames, L (1,9) OBP: 0.308, SLG: 0.574	24 BB 									3	1	2	2	1	1	0					
22 Christian Yelich, L (9,7) OBP: 0.364, SLG: 0.471	24 BB 									0	0	0	0	0	0	0					
24 Jesús Aguilar, R (1,3) OBP: 0.371, SLG: 0.617	1-2 BB 									3	0	0	0	1	3	2					
21 Travis Shaw, L (1,5) OBP: 0.340, SLG: 0.460	K 									4	0	1	0	0	1	4					
8 Ryan Braun, R (1,7) OBP: 0.291, SLG: 0.442	K 									3	0	0	0	0	2	5					
71 Josh Hader, L (6,1) OBP: 1.000, SLG: 1.000	K 									0	0	0	0	0	0	0					
18 Eric Sogard, L (8,PH) OBP: 0.241, SLG: 0.165	K 									1	0	0	0	0	1	0					
46 Corey Knebel, R (9,1) OBP: 0.308, SLG: 0.458	K 									0	0	0	0	0	0	0					
5 Jonathan Villar, S (1,4) OBP: 0.300, SLG: 0.373			K							3	0	0	0	0	3	0					
15 Erik Kratz, R (1,2) OBP: 0.308, SLG: 0.458			F9							3	0	0	0	0	1	0					
23 Keon Broxton, R (1,8) OBP: 0.346, SLG: 0.545										2	0	0	0	1	1	0					
41 Junior Guerra, R (1,1) OBP: 0.308, SLG: 0.458										1	0	0	0	0	1	1					
2 Nate Orf, R (5,PH) OBP: 0.308, SLG: 0.458										1	1	0	0	1	1	0					
Inning Stats	R: 0 H: 0 E: 0 K: 2 S: 19	H: 0 LOB: 2 BB: 2 P: 31	R: 0 H: 0 E: 0 K: 2 S: 11	H: 0 LOB: 1 BB: 1 P: 18	R: 0 H: 2 E: 0 K: 2 S: 12	H: 0 LOB: 0 BB: 0 P: 17	R: 0 H: 0 E: 0 K: 1 S: 9	H: 0 LOB: 0 BB: 0 P: 14	R: 2 H: 2 E: 0 K: 2 S: 16	H: 2 LOB: 1 BB: 1 P: 29	R: 0 H: 0 E: 0 K: 3 S: 10	H: 0 LOB: 0 BB: 0 P: 12	R: 0 H: 0 E: 0 K: 2 S: 8	H: 0 LOB: 0 BB: 0 P: 12	R: 0 H: 0 E: 0 K: 2 S: 8	H: 0 LOB: 0 BB: 0 P: 11		1B: 2 2B: 1 3B: 0 HR: 1	SF: 0 SAC: 0 DP: 0 HBP: 0	WP: 0 PB: 0 CS: 0	PA: 32
PITCHER	IP WLS BF H R ER SO BB IBB HBP BLK WP HR S P ERA WHIP																				
12 Jake Odorizzi, R (1,1) ERA: 4.57	5.0 L 23 4 2 2 9 4 0 0 0 0 1 67 109 3.60 1.600																				
57 Ryan Pressly, R (6,1) ERA: 3.75	1.0 3 0 0 0 3 0 0 0 0 0 0 10 12 0.00 0.000																				
58 Gabriel Moya, L (7,1) ERA: 7.71	2.0 6 0 0 0 4 0 0 0 0 0 0 16 23 0.00 0.000																				

AB	28
R	2
H	4
RBI	2
BB	4
SO	16
LOB	13



Batter	1	2	3	4	5	6	7	8	9	AB	R	H	RBI	BB	SO	LOB	TOP		
7 Joe Mauer, L (1,3) OBP: 0.356, SLG: 0.353	G3-1			G6-3 20 2B		L7		G4-3		4	0	1	0	0	0	0	Minnesota Twins @ Milwaukee Brewers Miller Park, Milwaukee, WI Wed Jul 04 2018, 3:11 PM - 5:45 PM CDT Att: 36,700 - Sunny - 87 F		
20 Eddie Rosario, L (1,7) OBP: 0.350, SLG: 0.555	P5			G6-3 2-3		P5		F7		4	0	0	0	0	0	1			
2 Brian Dozier, R (1,4) OBP: 0.308, SLG: 0.394	L8			F8				F8		4	1	1	0	0	0	1			
5 Eduardo Escobar, S (1,5) OBP: 0.335, SLG: 0.531				K				G3		4	1	2	1	0	1	2			
11 Jorge Polanco, S (1,6) OBP: 0.333, SLG: 0.364	L9							HR		3	0	2	1	1	0	1			
26 Max Kepler, L (1,9) OBP: 0.304, SLG: 0.382	K							1B		4	0	0	0	0	2	4			
23 Mitch Garver, R (1,2) OBP: 0.323, SLG: 0.368								FC3-6 23 FC4		3	0	0	0	0	0	2			
60 Jake Cave, L (1,8) OBP: 0.250, SLG: 0.457								F7		3	0	0	0	0	1	1			
17 José Berrios, R (1,1) 36 Robbie Grossman, & (PH) 32 Zach Duke, L (8,1) 43 Addison Reed, L (8,1)	L8							K		2	0	0	0	0	1	0			
										1	0	0	0	0	1	0			
										0	0	0	0	0	0	0			
										0	0	0	0	0	0	0			
Inning Stats	R: 0 E: 0 K: 0 S: 5	H: 0 LOB: 0 BB: 0 P: 9	R: 0 E: 0 K: 1 S: 7	H: 1 LOB: 1 BB: 0 P: 11	R: 0 E: 0 K: 1 S: 7	H: 0 LOB: 0 BB: 0 P: 10	R: 0 E: 0 K: 1 S: 13	H: 1 LOB: 1 BB: 0 P: 20	R: 0 E: 0 K: 1 S: 9	H: 0 LOB: 0 BB: 0 P: 11	R: 1 E: 0 K: 0 S: 11	H: 2 LOB: 1 BB: 0 P: 14	R: 0 E: 0 K: 1 S: 9	H: 0 LOB: 0 BB: 0 P: 15	R: 1 E: 0 K: 0 S: 9	H: 2 LOB: 1 BB: 0 P: 12	1B: 3 2B: 3 3B: 0 HR: 1	SF: 0 SAC: 0 DP: 1 HBP: 0	WP: 0 PA: 33 PB: 0 SB: 1 CS: 1
PITCHER	IP WLS BF H R ER SO BB IBB HBP BLK WP HR S P ERA WHIP																		
57 Chase Anderson, R (1,1) ERA: 3.99	6.1	22	3	1	1	5	1	0	0	0	0	0	0	0	58	87	1.42	0.632	
32 Jeremy Jeffress, R (7,1) ERA: 1.07	1.2	W 6	1	0	0	1	0	0	0	0	0	0	0	15	23	0.00	0.600		
46 Corey Knebel, R (9,1) ERA: 3.32	1.0	S 5	2	1	1	0	0	0	0	0	0	1	9	12	9.00	2.000			

AB	32
R	2
H	6
RBI	2
BB	1
SO	6
LOB	12



Batter	1	2	3	4	5	6	7	8	9	AB	R	H	RBI	BB	SO	LOB	BOTTOM		
7 Eric Thames, L (1,9) OBP: 0.346, SLG: 0.561	F7							G3-1		3	0	0	0	1	0	2	Minnesota Twins @ Milwaukee Brewers Miller Park, Milwaukee, WI Wed Jul 04 2018, 3:11 PM - 5:45 PM CDT Att: 36,700 - Sunny - 87 F		
46 Corey Knebel, R (9,1)										0	0	0	0	0	0	0			
22 Christian Yelich, L (1,7) OBP: 0.362, SLG: 0.468	G4-3									4	0	1	0	0	0	2			
24 Jesús Aguilar, R (1,3) OBP: 0.365, SLG: 0.606	G1-3							1B		4	0	0	0	0	2	1			
21 Travis Shaw, L (1,5) OBP: 0.343, SLG: 0.473										3	1	2	1	0	0	0			
32 Jeremy Jeffress, R (7,1) 8 Ryan Braun, R (8, PH) OBP: 0.290, SLG: 0.440	HR									0	0	0	0	0	0	0			
10 Brad Miller, L (1,4) OBP: 0.338, SLG: 0.461	F7									1	0	0	0	0	1	1			
9 Manny Pina, R (1,2) OBP: 0.294, SLG: 0.377	P4									3	1	1	1	0	0	1			
2 Nate Orf, R (1,6) OBP: 0.300, SLG: 0.500	P3									3	1	1	1	0	0	1			
18 Eric Sogard, L (9,6) OBP: 0.241, SLG: 0.165										0	0	0	0	0	0	0			
23 Keon Broxton, R (1,8) OBP: 0.310, SLG: 0.480										3	0	0	0	0	1	1			
57 Chase Anderson, R (1,1) OBP: 0.130, SLG: 0.130										2	0	0	0	1	0	0			
14 Hernán Pérez, R (7,5) OBP: 0.263, SLG: 0.355	K									1	0	0	0	0	0	0			
										2	0	1	0	0	1	1			
										1	0	0	0	0	0	0			
Inning Stats	R: 0 E: 0 K: 0 S: 10	H: 0 LOB: 0 BB: 0 P: 14	R: 1 E: 0 K: 0 S: 10	H: 1 LOB: 0 BB: 0 P: 16	R: 0 E: 1 K: 1 S: 6	H: 0 LOB: 1 BB: 1 P: 10	R: 0 E: 0 K: 1 S: 7	H: 1 LOB: 0 BB: 0 P: 12	R: 0 E: 0 K: 1 S: 10	H: 1 LOB: 2 BB: 1 P: 19	R: 0 E: 0 K: 0 S: 6	H: 0 LOB: 0 BB: 0 P: 10	R: 2 E: 0 K: 0 S: 11	H: 2 LOB: 0 BB: 0 P: 16	R: 0 E: 0 K: 2 S: 10	H: 1 LOB: 1 BB: 0 P: 17	1B: 3 2B: 1 3B: 0 HR: 3	SF: 0 SAC: 0 DP: 2 HBP: 0	WP: 0 PA: 31 PB: 0 SB: 1 CS: 0
PITCHER	IP WLS BF H R ER SO BB IBB HBP BLK WP HR S P ERA WHIP																		
17 José Berrios, R (1,1) ERA: 3.54	7.0	L 27	5	3	3	3	2	0	0	0	0	0	0	0	60	97	3.86	1.000	
32 Zach Duke, L (8,1) ERA: 2.5	0.2	3	1	0	0	1	0	0	0	0	0	7	11	0.00	1.500				
43 Addison Reed, R (8,1) ERA: 4.15	0.1	1	0	0	0	1	0	0	0	0	0	3	6	0.00	0.000				

AB	29
R	3
H	6
RBI	3
BB	2
SO	5
LOB	10



Batter	1	2	3	4	5	6	7	8	9	AB	R	H	RBI	BB	SO	LOB	TOP										
1 Tim Beckham, R OBP: 0.264, SLG: 0.277	G5-3		K		G4-6-3			K		4	0	0	0	0	2	2	Baltimore Orioles @ Minnesota Twins Target Field, Minneapolis, MN Thu Jul 05 2018, 7:12 PM - 9:39 PM CDT Att: 23,895 - Clear - 80 F										
10 Adam Jones, R OBP: 0.314, SLG: 0.438	G6-3					G4-3		2B		3	0	1	0	1	0	0											
13 Manny Machado, R OBP: 0.378, SLG: 0.561					G3-1		G1-3			3	0	1	0	1	0	2											
45 Mark Trumbo, R OBP: 0.313, SLG: 0.477	L8				K		F8			4	0	0	0	0	2	3											
19 Chris Davis, L OBP: 0.225, SLG: 0.257		G5-3			F8			L3		4	0	0	0	0	1	0											
2 Danny Valencia, R OBP: 0.329, SLG: 0.444		L4			G5-3			P4		4	0	0	0	0	0	0											
6 Jonathan Schoop, R OBP: 0.249, SLG: 0.375								HR		4	2	2	2	0	1	0											
16 Trey Mancini, R OBP: 0.300, SLG: 0.376								F9		2	0	1	0	0	0	0											
36 Caleb Joseph, R OBP: 0.195, SLG: 0.300										2	0	0	0	0	0	2											
15 Chance Sisco, L OBP: 0.321, SLG: 0.304								G4-3		1	0	0	0	0	0	0											
Inning Stats	R: 0 E: 0 K: 0 S: 10	H: 1 LOB: 1 BB: 0 P: 15	R: 0 E: 0 K: 0 S: 6	H: 0 LOB: 0 BB: 0 P: 7	R: 0 E: 0 K: 1 S: 11	H: 0 LOB: 2 BB: 1 P: 19	R: 0 E: 0 K: 1 S: 6	H: 0 LOB: 0 BB: 0 P: 10	R: 1 E: 0 K: 0 S: 8	H: 2 LOB: 0 BB: 0 P: 11	R: 0 E: 0 K: 0 S: 6	H: 0 LOB: 0 BB: 0 P: 10	R: 1 E: 0 K: 0 S: 14	H: 1 LOB: 0 BB: 0 P: 20	R: 0 E: 0 K: 2 S: 12	H: 1 LOB: 2 BB: 1 P: 16	R: 0 E: 0 K: 2 S: 8	H: 0 LOB: 0 BB: 0 P: 13	1B: 1 2B: 2 3B: 0 HR: 2	SF: 0 SAC: 0 DP: 1 HBP: 1	WP: 0 PB: 0 SB: 0 CS: 0	PA: 34					
PITCHER	IP	WLS	BF	H	R	ER	SO	BB	IBB	HBP	BLK	WP	HR	S	P	ERA	WHIP										
50 Aaron Stegers, R ERA: 2.38	6.0	W	22	3	1	1	2	1	0	1	0	0	1	47	72	1.50	0.667										
43 Addison Reed, R ERA: 4.28	1.0	H	4	1	1	1	0	0	0	0	0	0	1	14	20	9.00	1.000										
39 Trevor Hildenberger, R ERA: 3.0	1.0	H	5	1	0	0	2	0	1	0	0	0	0	12	16	0.00	1.000										
56 Fernando Rodney, R ERA: 3.07	1.0	S	3	0	0	0	2	0	0	0	0	0	0	8	13	0.00	0.000										

Batter	1	2	3	4	5	6	7	8	9	AB	R	H	RBI	BB	SO	LOB	BOTTOM										
7 Joe Mauer, L OBP: 0.350, SLG: 0.346	G4-3		L8		L7			K		4	0	0	0	0	1	1	Baltimore Orioles @ Minnesota Twins Target Field, Minneapolis, MN Thu Jul 05 2018, 7:12 PM - 9:39 PM CDT Att: 23,895 - Clear - 80 F										
20 Eddie Rosario, L OBP: 0.348, SLG: 0.551	G1-3				F8			K		4	0	1	1	0	1	0											
2 Brian Dozier, R OBP: 0.304, SLG: 0.390					F7			K		4	0	0	0	0	3	1											
5 Eduardo Escobar, S OBP: 0.331, SLG: 0.524		G4-3			F8			F9		4	0	0	0	0	0	1											
99 Logan Morrison, L OBP: 0.293, SLG: 0.364		L9						K		4	2	2	1	0	1	0											
11 Jorge Polanco, S OBP: 0.375, SLG: 0.429					G4-3			2B		3	0	1	0	1	0	1											
26 Max Kepler, L OBP: 0.307, SLG: 0.387		G4-3			L8			2B		4	1	2	1	0	0	1											
60 Jake Cave, L OBP: 0.308, SLG: 0.531										3	1	3	1	1	0	0											
46 Bobby Wilson, R OBP: 0.191, SLG: 0.203					L9			G4-3		4	1	0	0	0	1	5											
Inning Stats	R: 0 E: 0 K: 1 S: 7	H: 0 LOB: 0 BB: 0 P: 9	R: 0 E: 0 K: 0 S: 10	H: 1 LOB: 1 BB: 0 P: 19	R: 2 E: 1 K: 0 S: 17	H: 2 LOB: 1 BB: 0 P: 23	R: 1 E: 0 K: 0 S: 11	H: 2 LOB: 1 BB: 0 P: 13	R: 0 E: 0 K: 1 S: 13	H: 0 LOB: 0 BB: 0 P: 19	R: 0 E: 0 K: 1 S: 16	H: 1 LOB: 2 BB: 2 P: 24	R: 0 E: 0 K: 3 S: 9	H: 0 LOB: 0 BB: 0 P: 10	R: 2 E: 0 K: 1 S: 16	H: 3 LOB: 1 BB: 0 P: 22		1B: 4 2B: 4 3B: 0 HR: 1	SF: 0 SAC: 0 DP: 0 HBP: 0	WP: 0 PB: 0 SB: 0 CS: 0	PA: 36						
PITCHER	IP	WLS	BF	H	R	ER	SO	BB	IBB	HBP	BLK	WP	HR	S	P	ERA	WHIP										
54 Andrew Cashner, R ERA: 4.39	6.0	L	27	6	3	2	3	1	1	0	0	0	0	74	107	3.00	1.167										
66 Tanner Scott, L ERA: 6.04	1.0		3	0	0	0	3	0	0	0	0	0	0	9	10	0.00	0.000										
35 Brad Brach, R ERA: 4.05	1.0		6	3	2	2	1	0	0	0	0	0	0	16	22	18.00	3.000										

Batter	1	2	3	4	5	6	7	8	9	AB	R	H	RBI	BB	SO	LOB	TOP				
1 Tim Beckham, R OBP: 0.266, SLG: 0.287										5	1	1	0	0	2	3					
10 Adam Jones, R OBP: 0.309, SLG: 0.432										4	0	1	0	0	0	1					
13 Manny Machado, R OBP: 0.380, SLG: 0.557										4	0	1	1	0	0	1					
45 Mark Trumbo, R OBP: 0.322, SLG: 0.473										2	1	0	0	2	1	1					
19 Chris Davis, L OBP: 0.229, SLG: 0.269										3	1	1	2	1	1	1					
2 Danny Valencia, R OBP: 0.322, SLG: 0.435										4	0	0	0	0	3	3					
6 Jonathan Schoop, R OBP: 0.253, SLG: 0.379										4	1	2	0	0	1	0					
15 Chance Sisco, L OBP: 0.313, SLG: 0.296										4	0	0	0	0	2	2					
29 Jace Peterson, L OBP: 0.313, SLG: 0.331										3	0	1	1	1	1	1					
Inning Stats	R: 3 H: 2 E: 0 K: 1 S: 12	H: 2 LOB: 0 BB: 1 P: 22	R: 0 H: 0 E: 0 K: 1 S: 6	H: 0 LOB: 0 BB: 0 P: 8	R: 0 H: 1 E: 0 K: 2 S: 13	H: 1 LOB: 3 BB: 2 P: 29	R: 0 H: 1 E: 0 K: 2 S: 10	H: 0 LOB: 0 BB: 0 P: 15	R: 0 H: 0 E: 0 K: 2 S: 7	H: 0 LOB: 0 BB: 0 P: 10	R: 0 H: 0 E: 0 K: 0 S: 7	H: 0 LOB: 0 BB: 1 P: 12	R: 0 H: 1 E: 0 K: 1 S: 15	H: 1 LOB: 1 BB: 0 P: 23	R: 1 H: 2 E: 0 K: 1 S: 13	H: 2 LOB: 1 BB: 0 P: 19	1B: 2 2B: 4 3B: 0 HR: 1	SF: 0 SAC: 0 DP: 1 HBP: 0	WP: 0 PB: 1 SB: 1 CS: 0	PA: 37	
PITCHER	IP WLS BF H R ER SO BB IBB HBP BLK WP HR S P ERA WHIP	7.0 W 28 4 3 3 9 4 0 0 0 0 1 65 109 3.86 1.143	3.99 3 8 1.0 H 4 1 0 0 1 0 0 0 0 0 15 23 0.00 1.000	3.16 3 9 1.0 S 5 2 1 1 1 0 0 0 0 0 0 13 19 9.00 2.000																	

Baltimore Orioles @ Minnesota Twins
Target Field, Minneapolis, MN
Sat Jul 07 2018, 1:11 PM - 4:04 PM CDT
Att: 25,974 - Sunny - 79 F

AB 33
R 4
H 7
RBI 4
BB 4
SO 11
LOB 13



Batter	1	2	3	4	5	6	7	8	9	AB	R	H	RBI	BB	SO	LOB	BOTTOM			
7 Joe Mauer, L OBP: 0.355, SLG: 0.349										3	0	1	0	1	0	0				
20 Eddie Rosario, L OBP: 0.346, SLG: 0.544										4	0	0	0	0	2	3				
2 Brian Dozier, R OBP: 0.303, SLG: 0.389										4	0	1	0	0	2	3				
5 Eduardo Escobar, S OBP: 0.327, SLG: 0.517										4	0	1	0	0	1	2				
11 Jorge Polanco, S OBP: 0.375, SLG: 0.381										3	0	0	0	1	1	0				
26 Max Kepler, L OBP: 0.308, SLG: 0.405										3	2	1	1	1	0	0				
36 Robbie Grossman, S OBP: 0.317, SLG: 0.352										4	2	1	0	0	1	3				
56 Fernando Rodney, R ERA: 3.16										0	0	0	0	0	0	0				
60 Jake Cave, L OBP: 0.305, SLG: 0.500										3	1	1	0	0	1	4				
46 Bobby Wilson, R OBP: 0.207, SLG: 0.232										3	0	2	3	0	0	1				
Inning Stats	R: 0 H: 0 E: 0 K: 0 S: 6	H: 0 LOB: 0 BB: 0 P: 8	R: 0 H: 0 E: 0 K: 1 S: 8	H: 0 LOB: 0 BB: 0 P: 14	R: 0 H: 1 E: 0 K: 1 S: 13	H: 1 LOB: 1 BB: 0 P: 19	R: 3 H: 4 E: 0 K: 2 S: 21	H: 2 LOB: 2 BB: 1 P: 41	R: 2 H: 2 E: 0 K: 0 S: 11	H: 2 LOB: 2 BB: 2 P: 25	R: 0 H: 1 E: 0 K: 2 S: 10	H: 1 LOB: 1 BB: 0 P: 17	R: 0 H: 0 E: 0 K: 1 S: 6	H: 0 LOB: 0 BB: 0 P: 11	1B: 3 2B: 4 3B: 0 HR: 1	SF: 0 SAC: 0 DP: 1 HBP: 0	WP: 1 PB: 0 SB: 0 CS: 0	PA: 34		
PITCHER	IP WLS BF H R ER SO BB IBB HBP BLK WP HR S P ERA WHIP	5.0 L 6 2 2 2 0 2 0 0 0 0 0 11 25 18.00 4.000	3.2 3 9 1.0 H 4 1 0 0 2 0 0 0 0 0 10 17 0.00 1.000	5.06 3 9 1.0 S 3 0 0 0 1 0 0 0 0 0 6 11 0.00 0.000																

Baltimore Orioles @ Minnesota Twins
Target Field, Minneapolis, MN
Sat Jul 07 2018, 1:11 PM - 4:04 PM CDT
Att: 25,974 - Sunny - 79 F

AB 31
R 5
H 8
RBI 4
BB 3
SO 8
LOB 16



Batter	1	2	3	4	5	6	7	8	9	AB	R	H	RBI	BB	SO	LOB	TOP										
15 Whit Merrifield, R OBP: 0.369, SLG: 0.427	G3-1		G5-3					K		4	0	1	0	0	1	1	Kansas City Royals @ Minnesota Twins Target Field, Minneapolis, MN Mon Jul 09 2018, 7:12 PM - 10:14 PM CDT Att: 20,199 - Clear - 88 F										
38 Jorge Bonifacio, R OBP: 0.359, SLG: 0.417	K		G4-3					K		4	0	1	0	0	2	1											
8 Mike Moustakas, L OBP: 0.308, SLG: 0.464	K							G5-3		3	0	0	0	0	2	2											
13 Salvador Perez, R OBP: 0.255, SLG: 0.378		G5-3								4	0	1	0	0	0	0											
21 Lucas Duda, L OBP: 0.301, SLG: 0.410		P6								3	0	0	0	1	2	2											
7 Rosal Herrera, S OBP: 0.264, SLG: 0.345										4	0	1	0	0	2	3											
4 Alex Gordon, L OBP: 0.324, SLG: 0.341										4	1	2	0	0	1	2											
2 Alcides Escobar, R OBP: 0.243, SLG: 0.275										4	0	1	1	0	0	2											
27 Adalberto Mondesi, S OBP: 0.224, SLG: 0.333										3	0	0	0	0	1	1											
Inning Stats	R: 0 H: 0 E: 0 K: 2 S: 11	H: 0 LOB: 0 BB: 0 P: 15	R: 0 H: 0 E: 0 K: 1 S: 11	H: 0 LOB: 0 BB: 0 P: 17	R: 1 H: 2 E: 0 K: 0 S: 9	H: 2 LOB: 1 BB: 0 P: 12	R: 0 H: 1 E: 0 K: 1 S: 10	H: 1 LOB: 2 BB: 0 P: 13	R: 0 H: 2 E: 0 K: 2 S: 16	H: 2 LOB: 2 BB: 0 P: 27	R: 0 H: 0 E: 0 K: 1 S: 8	H: 0 LOB: 0 BB: 0 P: 15	R: 0 H: 0 E: 0 K: 2 S: 9	H: 0 LOB: 0 BB: 0 P: 12	R: 0 H: 0 E: 0 K: 1 S: 12	H: 1 LOB: 2 BB: 1 P: 21	1B: 4 2B: 3 3B: 0 HR: 0	SF: 0 SAC: 0 DP: 0 HBP: 1	WP: 0 PB: 0 SB: 0 CS: 0	PA: 36							
PITCHER	IP	WLS	BF	H	R	ER	SO	BB	IBB	HBP	BLK	WP	HR	S	P	ERA	WHIP										
17 José Berrios, R ERA: 3.41	7.0	W	27	6	1	1	8	0	0	1	0	0	0	74	111	1.29	0.857										
39 Trevor Hildenberger, R ERA: 2.86	1.0	H	3	0	0	0	2	0	0	0	0	0	0	9	11	0.00	0.000										
56 Fernando Rodney, R ERA: 3.06	1.0	S	5	1	0	0	1	1	0	0	0	0	0	12	21	0.00	2.000										

AB	33
R	1
H	7
RBI	1
BB	1
SO	11
LOB	14



Batter	1	2	3	4	5	6	7	8	9	AB	R	H	RBI	BB	SO	LOB	BOTTOM										
7 Joe Mauer, L OBP: 0.360, SLG: 0.355	36 BB 20 1B		K					20 FC3-6 5 1B		5	1	3	1	0	1	0	Kansas City Royals @ Minnesota Twins Target Field, Minneapolis, MN Mon Jul 09 2018, 7:12 PM - 10:14 PM CDT Att: 20,199 - Clear - 88 F										
20 Eddie Rosario, L OBP: 0.340, SLG: 0.531	36 BB		K					FC3-6		5	0	1	1	0	1	4											
2 Brian Dozier, R OBP: 0.309, SLG: 0.402	K		5 1B					L8		3	0	1	0	2	1	4											
5 Eduardo Escobar, S OBP: 0.331, SLG: 0.526	K		36 PB 1B							4	0	3	1	0	1	2											
36 Robbie Grossman, S OBP: 0.319, SLG: 0.350			1B							3	0	0	0	1	0	7											
39 Trevor Hildenberger, R ERA: 2.86			F9							0	0	0	0	0	0	0											
56 Fernando Rodney, R ERA: 3.06			1B							0	0	0	0	0	0	0											
23 Mitch Garver, R OBP: 0.331, SLG: 0.385	BB									4	0	0	0	0	2	6											
26 Max Kepler, L OBP: 0.313, SLG: 0.405	L8									4	0	1	0	0	0	0											
11 Jorge Polanco, S OBP: 0.333, SLG: 0.310	K									3	1	0	0	1	1	1											
46 Bobby Wilson, R OBP: 0.211, SLG: 0.247	K									3	0	1	0	0	2	1											
60 Jake Cave, L OBP: 0.313, SLG: 0.492	K									1	1	1	0	0	0	0											
Inning Stats	R: 0 H: 2 E: 0 K: 3 S: 16	H: 0 LOB: 3 BB: 1 P: 24	R: 0 H: 0 E: 0 K: 2 S: 7	H: 0 LOB: 0 BB: 0 P: 10	R: 0 H: 2 E: 0 K: 2 S: 15	H: 2 LOB: 2 BB: 0 P: 27	R: 0 H: 1 E: 0 K: 1 S: 10	H: 1 LOB: 1 BB: 0 P: 15	R: 0 H: 1 E: 0 K: 0 S: 8	H: 0 LOB: 2 BB: 1 P: 17	R: 0 H: 0 E: 0 K: 1 S: 10	H: 0 LOB: 0 BB: 0 P: 16	R: 2 H: 3 E: 0 K: 0 S: 26	H: 3 LOB: 3 BB: 1 P: 44	R: 1 H: 2 E: 0 K: 0 S: 14	H: 2 LOB: 2 BB: 1 P: 22	1B: 10 2B: 1 3B: 0 HR: 0	SF: 0 SAC: 0 DP: 0 HBP: 0	WP: 0 PB: 1 SB: 0 CS: 0	PA: 39							
PITCHER	IP	WLS	BF	H	R	ER	SO	BB	IBB	HBP	BLK	WP	HR	S	P	ERA	WHIP										
41 Danny Duffy, L ERA: 4.89	6.0	L	26	6	0	0	9	2	0	0	0	0	0	66	109	0.00	1.333										
54 Tim Hill, L ERA: 8.04	0.1	L	3	2	2	2	0	0	0	0	0	0	0	13	20	54.00	6.000										
61 Kevin McCarthy, R ERA: 3.32	0.2		4	1	0	0	0	1	0	0	0	0	0	13	24	0.00	3.000										
37 Brandon Maurer, R ERA: 12.34	1.0		6	2	1	1	0	1	0	0	0	0	0	14	22	9.00	3.000										

AB	35
R	3
H	11
RBI	3
BB	4
SO	9
LOB	25



Batter	1	2	3	4	5	6	7	8	9	AB	R	H	RBI	BB	SO	LOB	TOP			
15 Whit Merrifield, R OBP: 0.373, SLG: 0.430										4	0	0	0	1	2	3				
38 Jorge Bonifacio, R OBP: 0.341, SLG: 0.350										5	1	1	0	0	3	2				
8 Mike Moustakas, L OBP: 0.310, SLG: 0.480										5	3	3	2	0	0	1				
13 Salvador Perez, R OBP: 0.257, SLG: 0.386										5	1	2	3	0	2	0				
21 Lucas Duda, L OBP: 0.307, SLG: 0.405										2	0	0	0	1	2	2				
4 Alex Gordon, L OBP: 0.328, SLG: 0.351										3	0	0	0	1	0	3				
2 Alcides Escobar, R OBP: 0.249, SLG: 0.278										3	0	1	0	0	1	1				
27 Adalberto Mondesi, S OBP: 0.254, SLG: 0.385										4	0	1	0	0	1	4				
9 Drew Butera, R OBP: 0.244, SLG: 0.234										4	0	1	0	0	1	4				
Inning Stats	R: 3 H: 2 E: 1 K: 2 S: 18	WLS: 2 BF: 0 BB: 0 P: 25	R: 0 H: 1 E: 0 K: 2 S: 12	R: 0 H: 1 E: 0 K: 2 S: 12	R: 1 H: 1 E: 0 K: 1 S: 11	LOB: 1 BB: 1 P: 21	R: 0 H: 1 E: 0 K: 0 S: 8	R: 0 H: 0 E: 0 K: 1 S: 12	R: 0 H: 0 E: 0 K: 2 S: 15	R: 0 H: 2 E: 0 K: 2 S: 14	R: 0 H: 1 E: 0 K: 0 S: 10	R: 1 H: 1 E: 0 K: 2 S: 14	1B: 6 2B: 1 3B: 0 HR: 3	SF: 0 SAC: 0 DP: 1 HBP: 2	WP: 0 PB: 0 SB: 0 CS: 1	PA: 40				
PITCHER	IP: 5.0 WLS: W BF: 24 ERA: 5.22	H: 5 R: 4 ER: 3 SO: 6	BB: 3 IBB: 0 HBP: 1 BLK: 0	WP: 0 HR: 2 S: 66 P: 114	ERA: 5.40 WHIP: 1.600	IP: 6.1 WLS: H BF: 4 ERA: 3.8	H: 2 R: 0 ER: 0 SO: 2	BB: 0 IBB: 0 HBP: 0 BLK: 0	WP: 0 HR: 10 S: 14 P: 20	ERA: 0.000 WHIP: 0.000	IP: 7.1 WLS: 5 BF: 2 ERA: 2.73	H: 2 R: 0 ER: 0 SO: 2	BB: 0 IBB: 0 HBP: 0 BLK: 0	WP: 0 HR: 14 S: 20 P: 39	ERA: 0.000 WHIP: 2.000	IP: 8.1 WLS: 7 BF: 2 ERA: 6.0	H: 2 R: 1 ER: 1 SO: 2	BB: 0 IBB: 0 HBP: 0 BLK: 0	WP: 0 HR: 1 S: 24 P: 39	ERA: 4.50 WHIP: 1.000

Kansas City Royals @ Minnesota Twins
Target Field, Minneapolis, MN
Wed Jul 11 2018, 12:14 PM - 3:31 PM CDT
Att: 26,708 - Partly Cloudy - 78 F

livebaseballscorecards.com

AB 35
R 5
H 9
RBI 5
BB 3
SO 12
LOB 20

Batter	1	2	3	4	5	6	7	8	9	AB	R	H	RBI	BB	SO	LOB	BOTTOM			
7 Joe Mauer, L OBP: 0.362, SLG: 0.357										5	0	3	0	0	1	2				
20 Eddie Rosario, L OBP: 0.342, SLG: 0.527										4	1	1	0	1	1	5				
2 Brian Dozier, R OBP: 0.312, SLG: 0.420										5	1	3	3	0	1	1				
5 Eduardo Escobar, S OBP: 0.328, SLG: 0.517										4	0	0	0	1	0	2				
99 Logan Morrison, L OBP: 0.287, SLG: 0.367										5	1	1	1	0	2	3				
11 Jorge Polanco, S OBP: 0.341, SLG: 0.306										4	0	1	0	0	2	0				
26 Max Kepler, L OBP: 0.314, SLG: 0.409										3	2	1	0	1	0	1				
60 Jake Cave, L OBP: 0.329, SLG: 0.522										4	2	2	1	0	0	1				
46 Bobby Wilson, R OBP: 0.232, SLG: 0.281										4	1	3	2	0	1	1				
Inning Stats	R: 0 H: 1 E: 0 K: 1 S: 14	WLS: 1 BF: 17 LOB: 1 BB: 0 P: 17	R: 2 H: 4 E: 0 K: 1 S: 23	R: 2 H: 4 E: 0 K: 1 S: 31	R: 0 H: 1 E: 0 K: 1 S: 8	LOB: 0 BB: 0 P: 11	R: 3 H: 3 E: 1 K: 2 S: 18	R: 0 H: 1 E: 0 K: 1 S: 13	R: 0 H: 1 E: 0 K: 1 S: 20	R: 3 H: 3 E: 0 K: 1 S: 11	R: 0 H: 2 E: 0 K: 0 S: 12	R: 0 H: 0 E: 0 K: 1 S: 7	1B: 11 2B: 1 3B: 1 HR: 2	SF: 0 SAC: 0 DP: 1 HBP: 0	WP: 0 PB: 0 SB: 0 CS: 0	PA: 41				
PITCHER	IP: 3.1 WLS: L BF: 10 ERA: 5.83	H: 7 R: 4 ER: 1 SO: 2	BB: 1 IBB: 0 HBP: 0 BLK: 0	WP: 0 HR: 24 S: 37 P: 71	ERA: 5.40 WHIP: 1.800	IP: 4.1 WLS: 6 BF: 3 ERA: 9.0	H: 3 R: 3 ER: 3 SO: 1	BB: 0 IBB: 0 HBP: 0 BLK: 0	WP: 0 HR: 11 S: 17 P: 27.00	ERA: 3.000 WHIP: 3.000	IP: 7.1 WLS: 5 BF: 2 ERA: 5.81	H: 2 R: 0 ER: 0 SO: 0	BB: 0 IBB: 0 HBP: 0 BLK: 0	WP: 0 HR: 12 S: 19 P: 20.00	ERA: 2.000 WHIP: 2.000	IP: 8.1 WLS: 3 BF: 0 ERA: 4.43	H: 0 R: 0 ER: 0 SO: 1	BB: 0 IBB: 0 HBP: 0 BLK: 0	WP: 0 HR: 7 S: 8 P: 8.00	ERA: 0.000 WHIP: 0.000

Kansas City Royals @ Minnesota Twins
Target Field, Minneapolis, MN
Wed Jul 11 2018, 12:14 PM - 3:31 PM CDT
Att: 26,708 - Partly Cloudy - 78 F

livebaseballscorecards.com

AB 38
R 8
H 15
RBI 7
BB 3
SO 8
LOB 16

Batter	1	2	3	4	5	6	7	8	9	AB	R	H	RBI	BB	SO	LOB	TOP
39 Kevin Kiermaier, L (1, 8) OBP: 0.259, SLG: 0.285	L8		F9			G4-3		SF8		3	0	0	1	0	0	0	Tampa Bay Rays @ Minnesota Twins Target Field, Minneapolis, MN Thu Jul 12 2018, 9:10 PM - 12:00 AM CDT Att: 25,281 - Overcast - 73 F
28 Daniel Robertson, R (1, 5) OBP: 0.366, SLG: 0.450	K		K			K		K		4	0	0	0	0	4	0	
9 Jake Bauers, L (1, 7) OBP: 0.377, SLG: 0.461	1B				2B				1B	4	0	3	0	0	0	0	
40 Wilson Ramos, R (1, 2) OBP: 0.345, SLG: 0.484	1B				2B			1B		3	0	2	0	1	0	1	
26 Ji Man Choi, L (1, 10) OBP: 0.275, SLG: 0.474	K				P4		F9		K	4	0	0	0	0	2	6	
44 C.J. Cron, R (1, 3) OBP: 0.325, SLG: 0.472		K			K		K		1B	4	0	1	0	0	3	2	
18 Joey Wendle, L (1, 4) OBP: 0.320, SLG: 0.367		L9				F9		L9		4	0	0	0	0	0	4	
11 Adeiny Hechavarria, R (1, 6) OBP: 0.282, SLG: 0.335			G5-3			L8			K	3	1	1	0	0	0	0	
5 Matt Duffy, R (9, PH) OBP: 0.363, SLG: 0.409									K	1	0	0	0	0	1	3	
0 Mallex Smith, L (1, 9) OBP: 0.337, SLG: 0.372			L6			K		G3		3	0	0	0	0	1	1	
Inning Stats	R: 0 H: 2 E: 0 K: 2 S: 11	H: 0 R: 1 ER: 0 LOB: 0 P: 16	R: 0 H: 0 E: 0 K: 1 S: 6	H: 0 R: 0 ER: 0 LOB: 0 P: 10	R: 0 H: 0 E: 0 K: 1 S: 10	H: 1 R: 0 ER: 0 LOB: 1 P: 14	R: 0 H: 0 E: 0 K: 1 S: 7	H: 0 R: 0 ER: 0 LOB: 0 P: 11	R: 0 H: 0 E: 0 K: 1 S: 8	H: 1 R: 0 ER: 0 LOB: 1 P: 20	R: 1 H: 1 E: 0 K: 1 S: 8	H: 1 R: 0 ER: 0 LOB: 0 P: 11	R: 0 H: 2 E: 0 K: 2 S: 14	H: 2 R: 0 ER: 0 LOB: 3 P: 23	1B: 4 2B: 3 3B: 0 HR: 0	SF: 1 FC1-2: 0 DP: 0 HBP: 0	WP: 1 PA: 35 PB: 0 SB: 0 CS: 0
PITCHER	IP WLS BF H R ER SO BB IBB HBP BLK WP HR S P ERA WHIP																
44 Kyle Gibson, R (1, 1) ERA: 3.42	8.0 W 29 5 1 1 9 0 0 0 0 1 0 72 113 1.12 0.625																
57 Ryan Pressly, R (9, 1) ERA: 3.77	0.1 4 2 0 0 1 1 0 0 0 0 0 9 16 0.00 9.000																
56 Fernando Rodney, R (9, 1) ERA: 3.0	0.2 S 2 0 0 0 1 0 0 0 0 0 0 5 7 0.00 0.000																

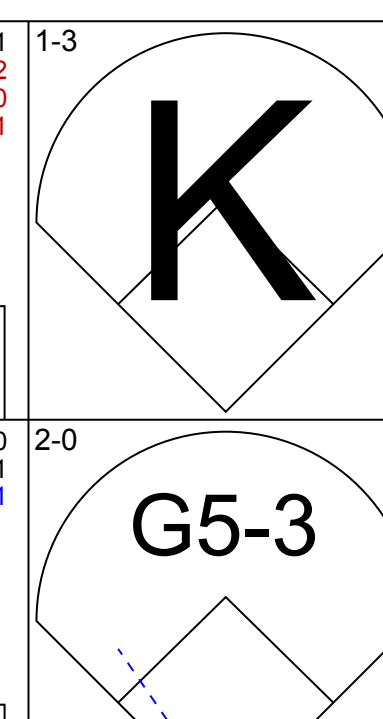
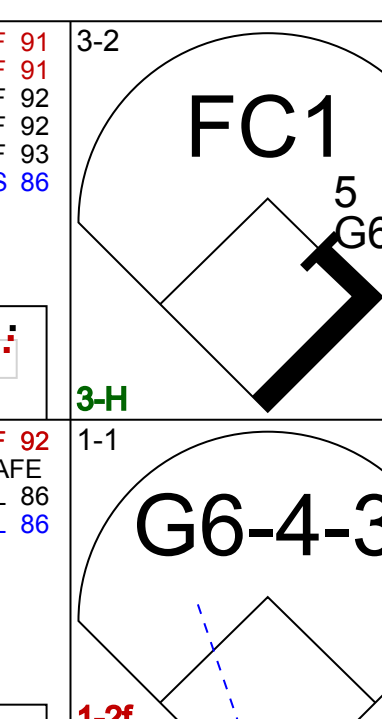
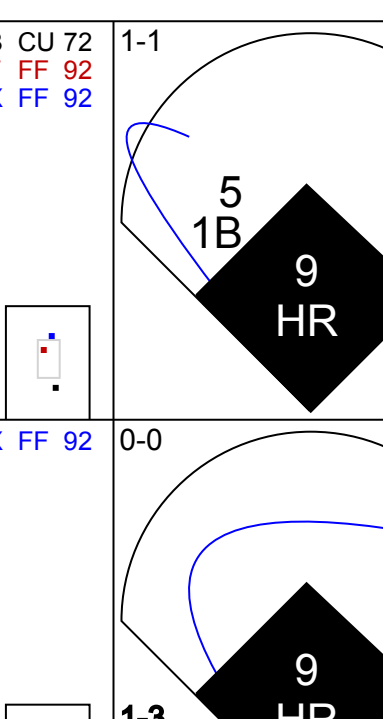
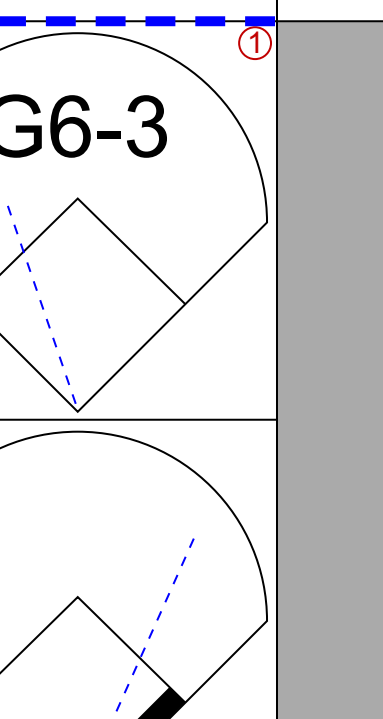
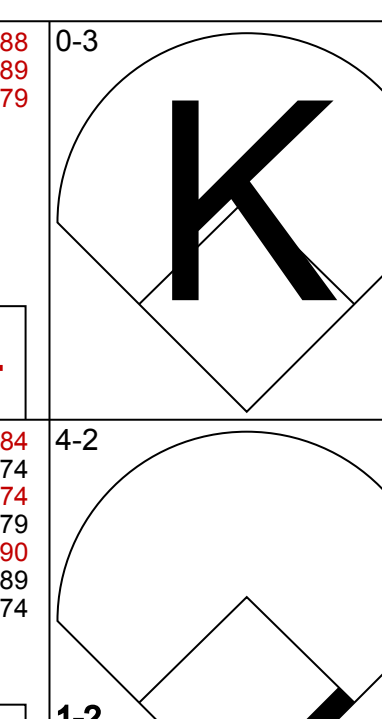
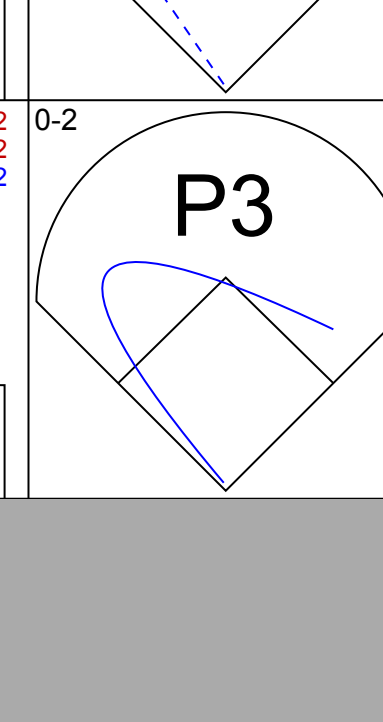

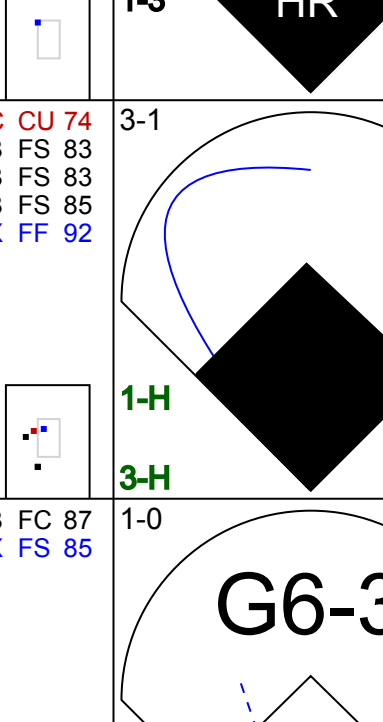
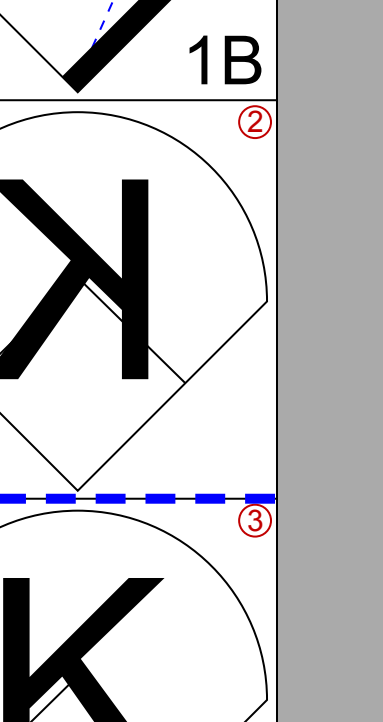
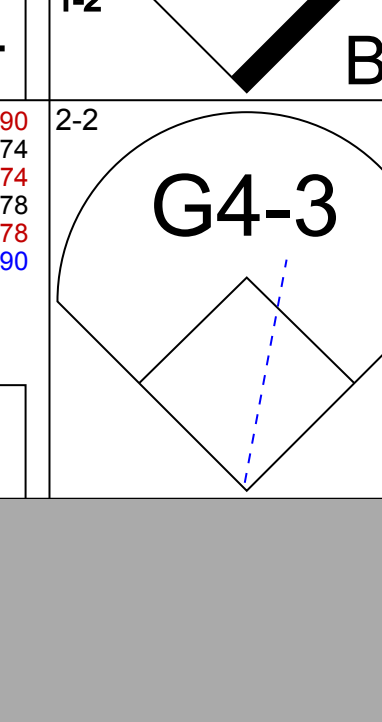

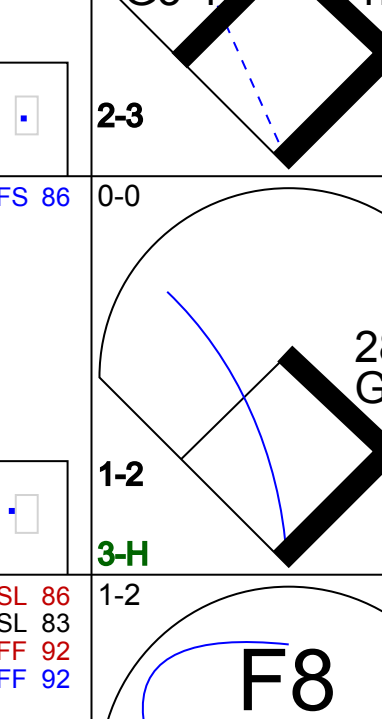
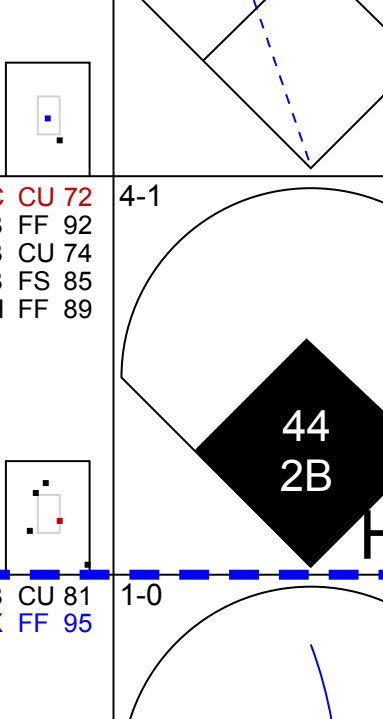
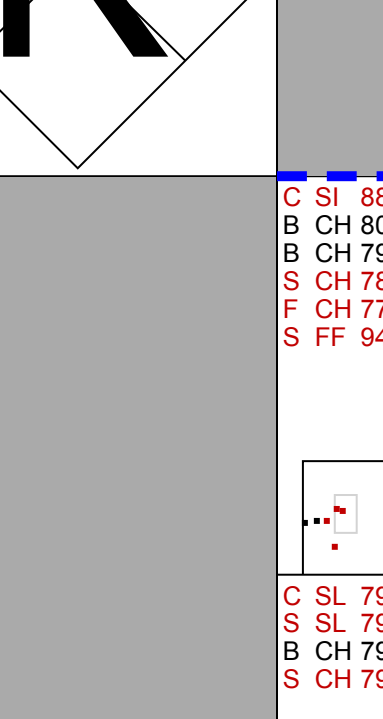

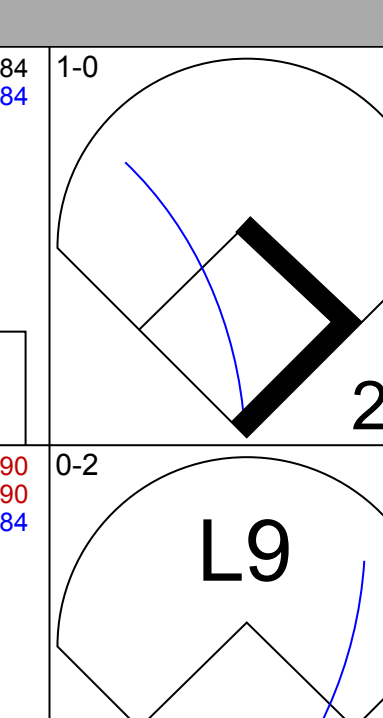
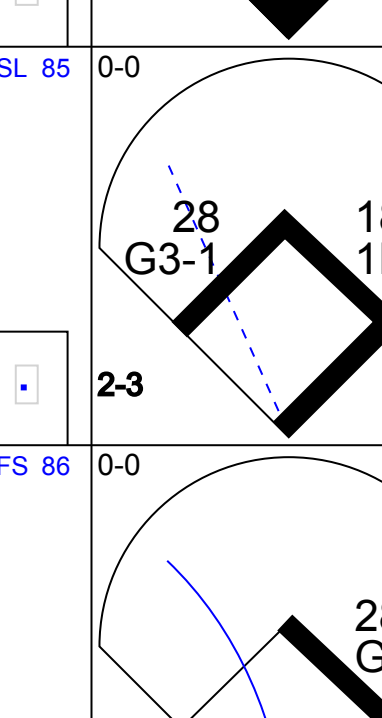
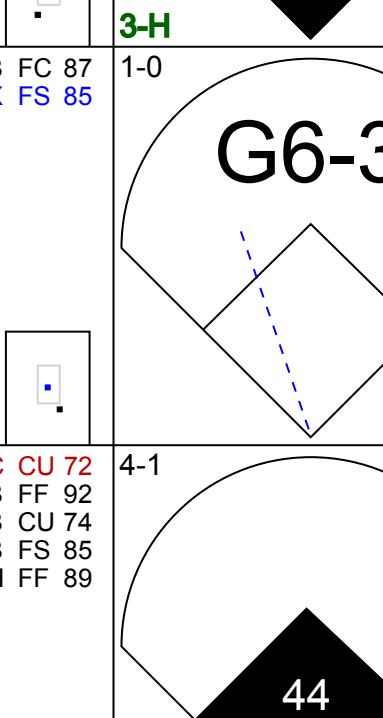
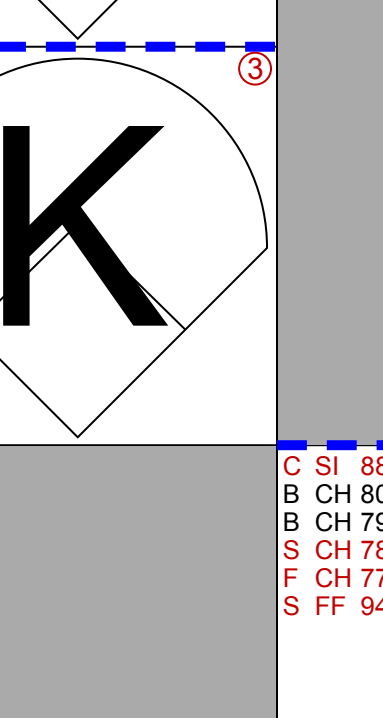

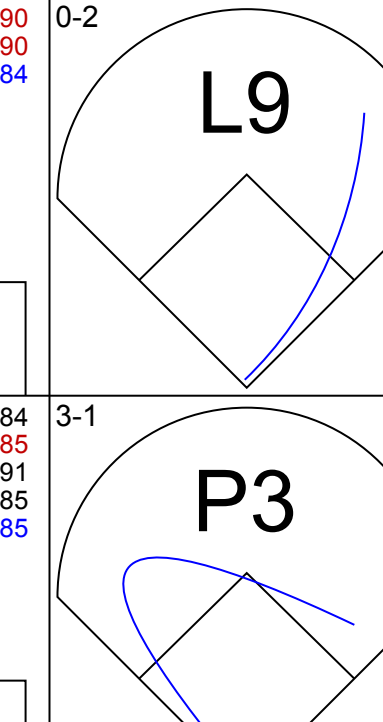
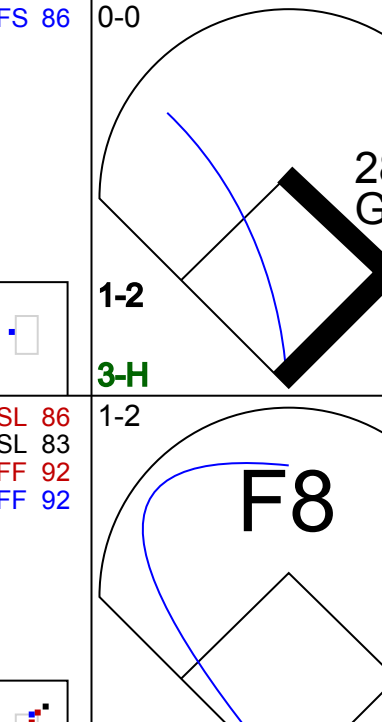
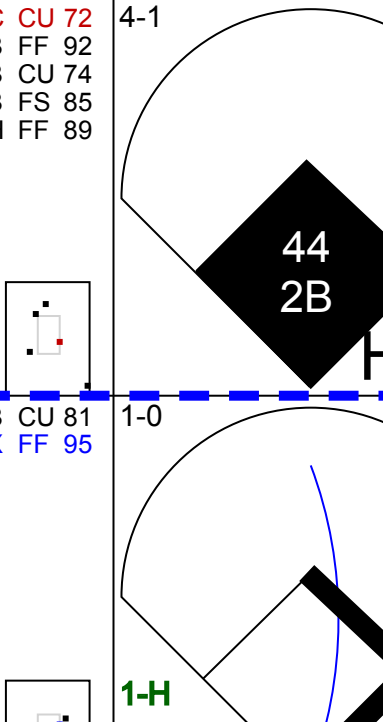
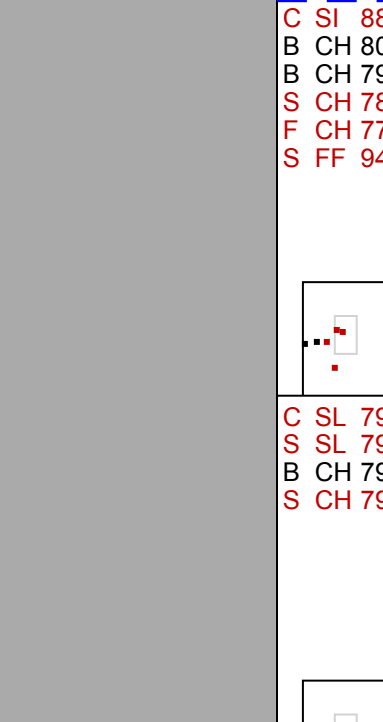

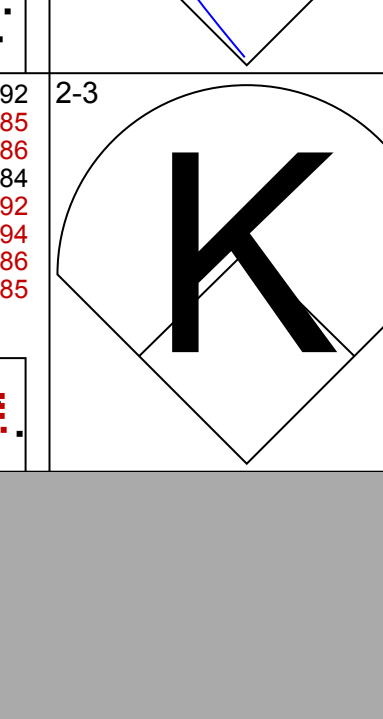
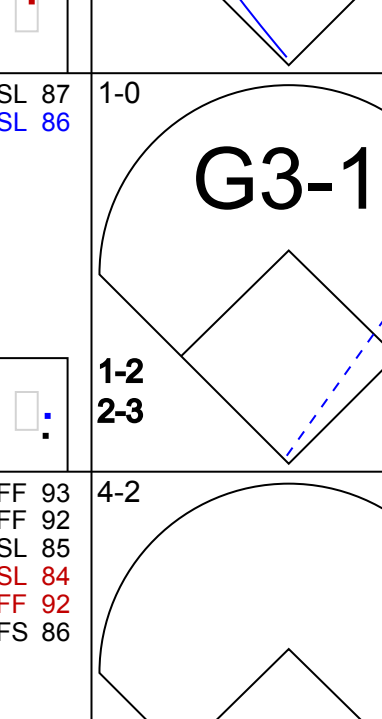
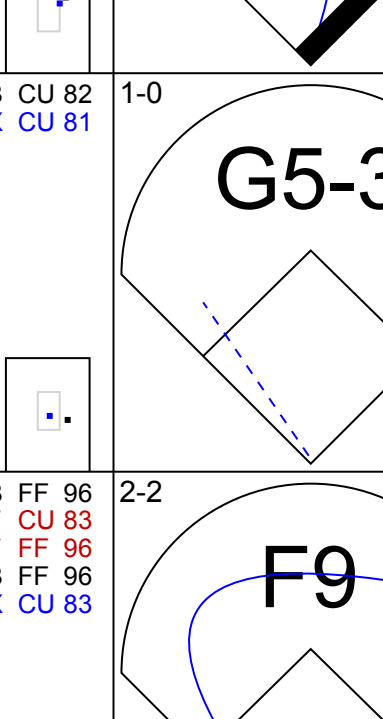
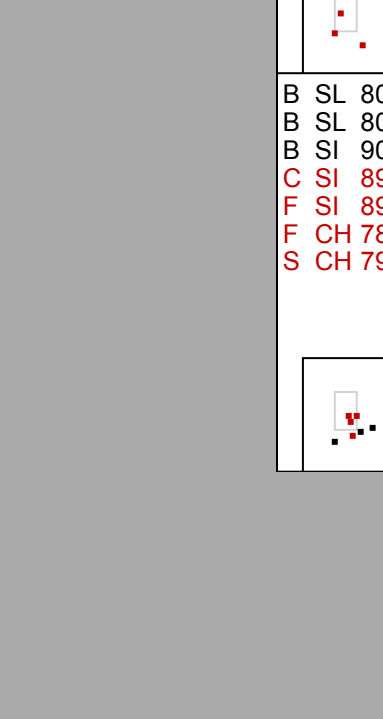
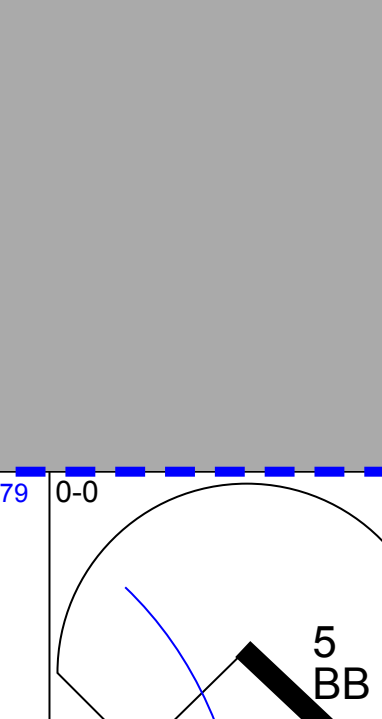

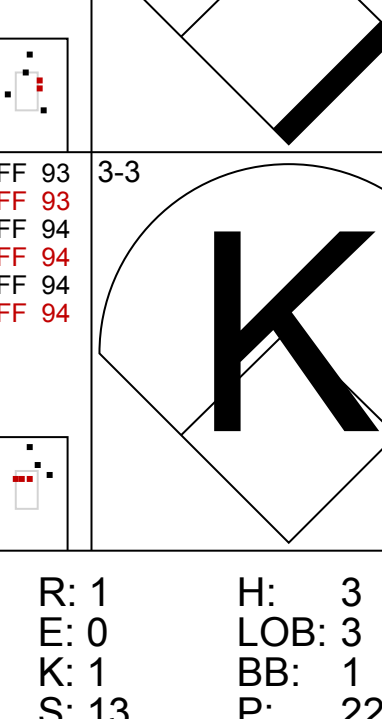

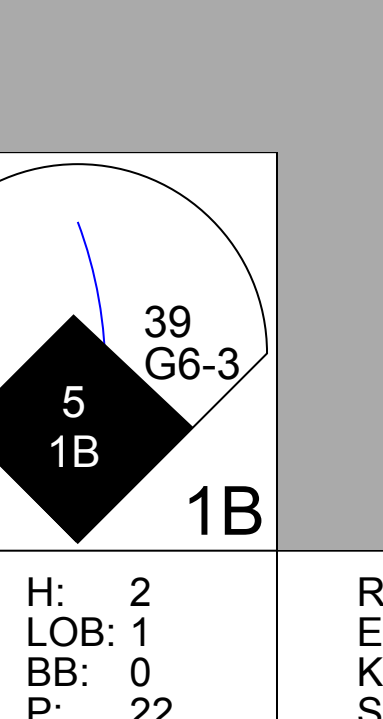
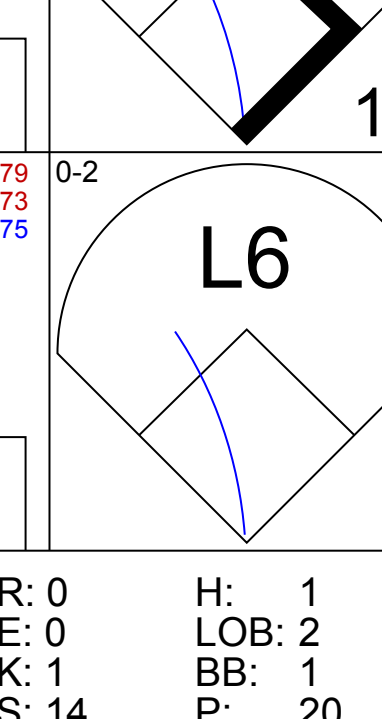
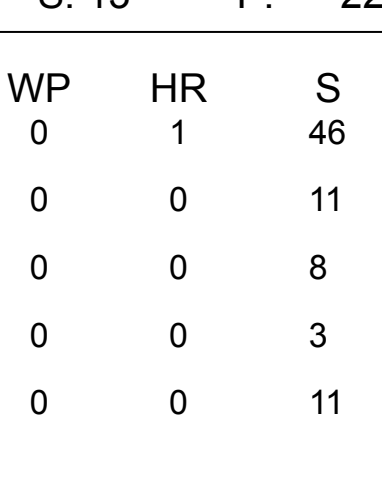

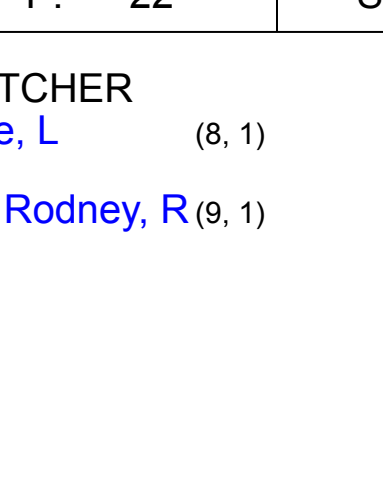
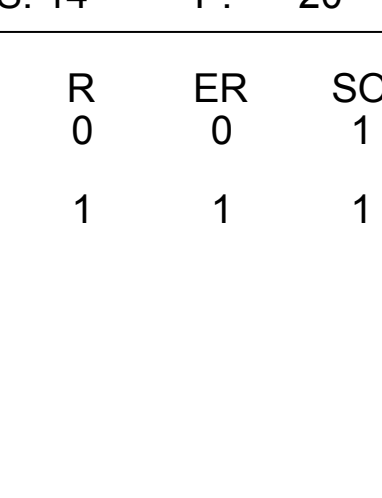
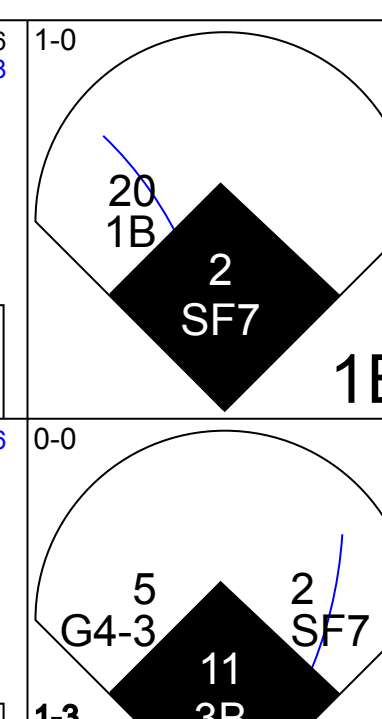

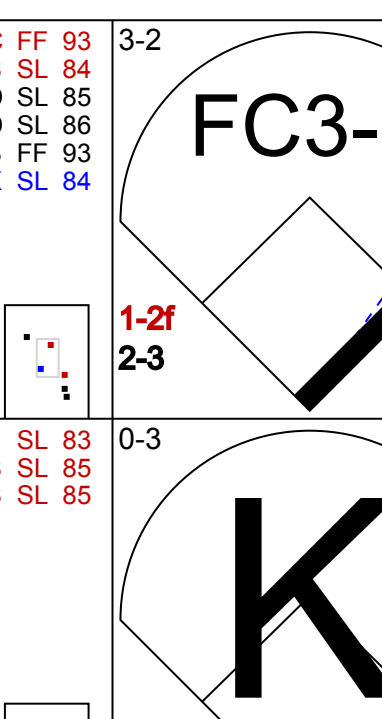
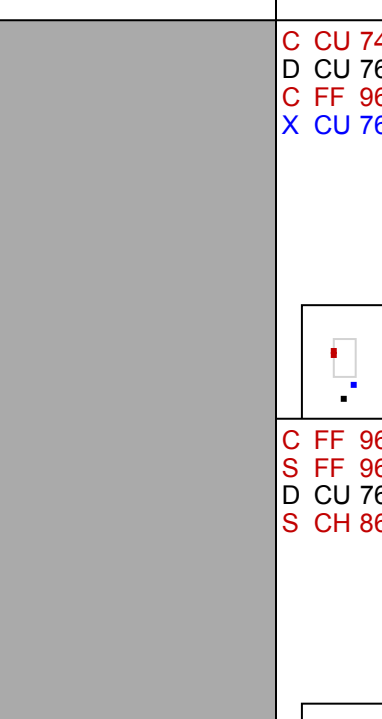

AB	33
R	1
H	7
RBI	1
BB	1
SO	11
LOB	17

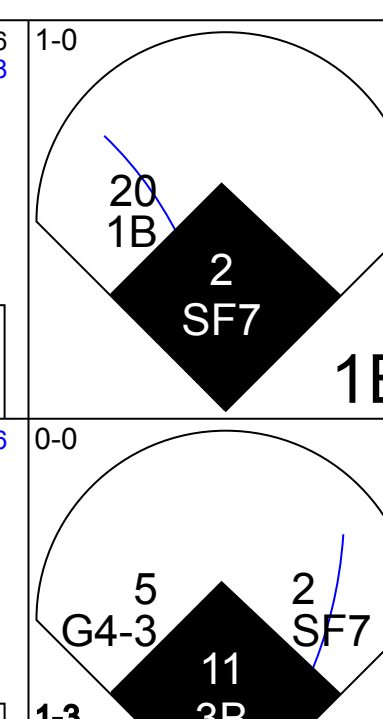
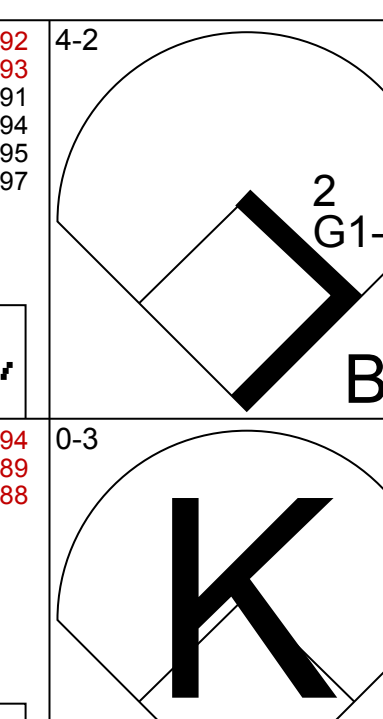
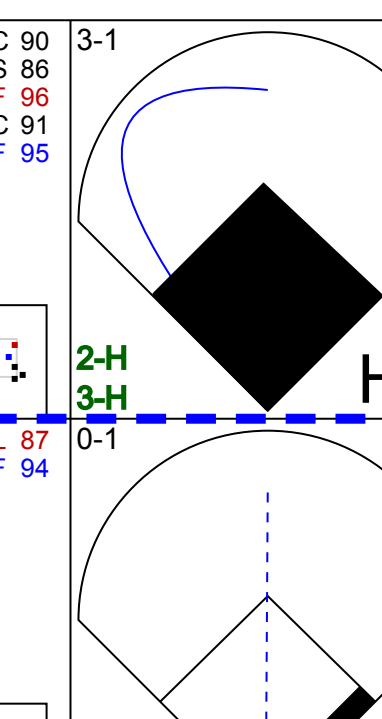
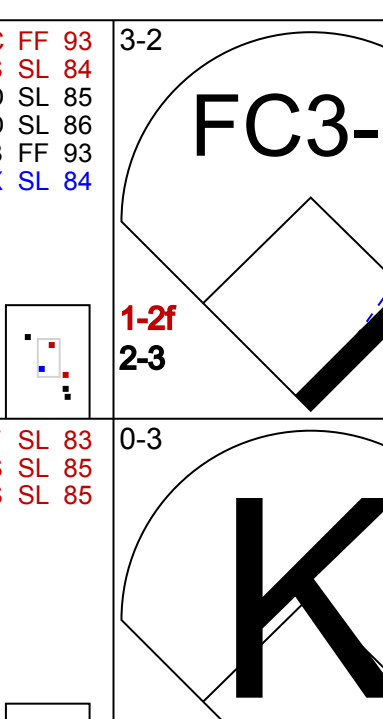
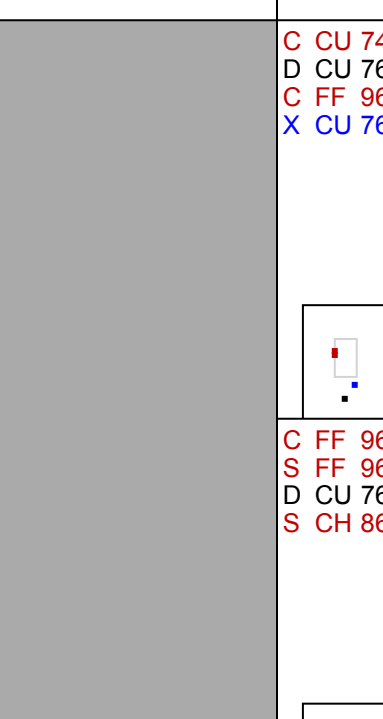
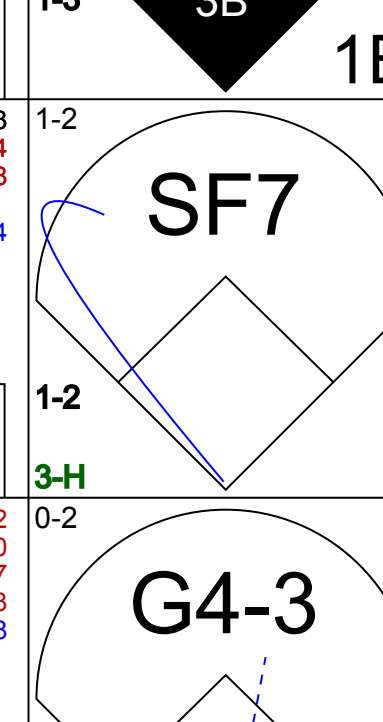
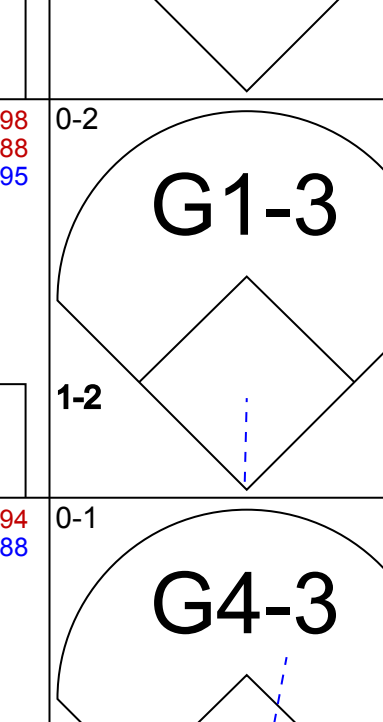
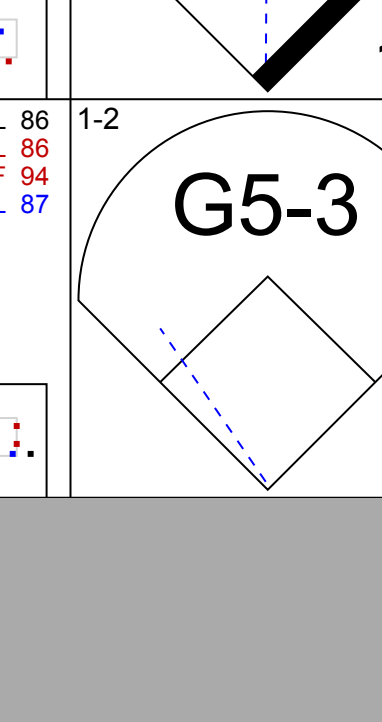

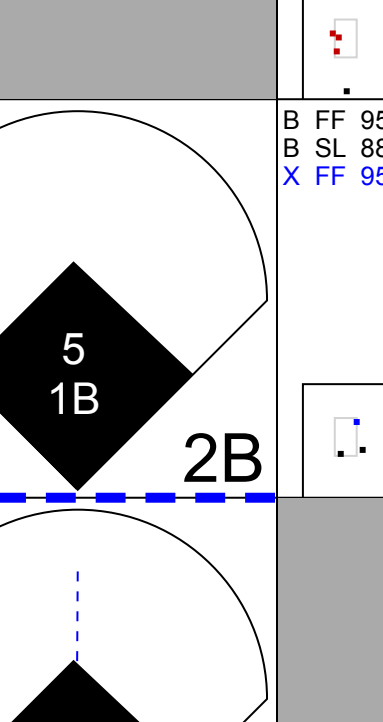
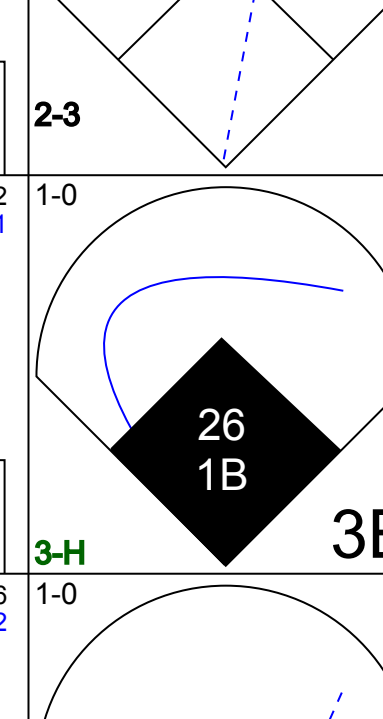

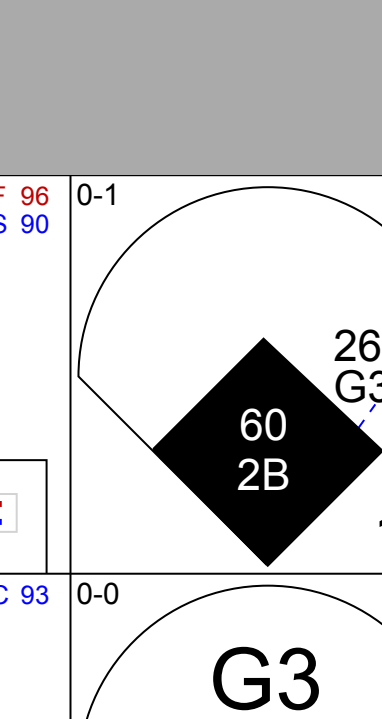

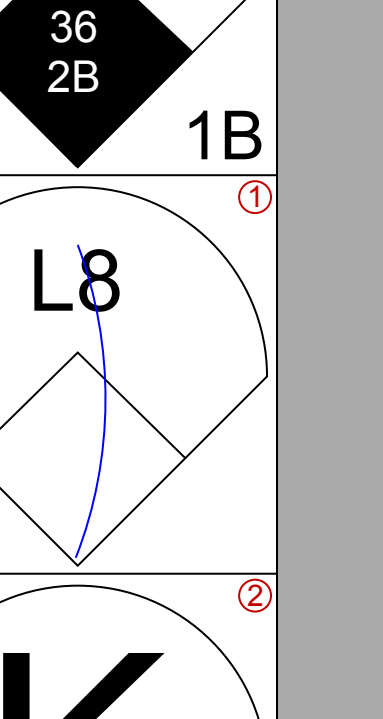
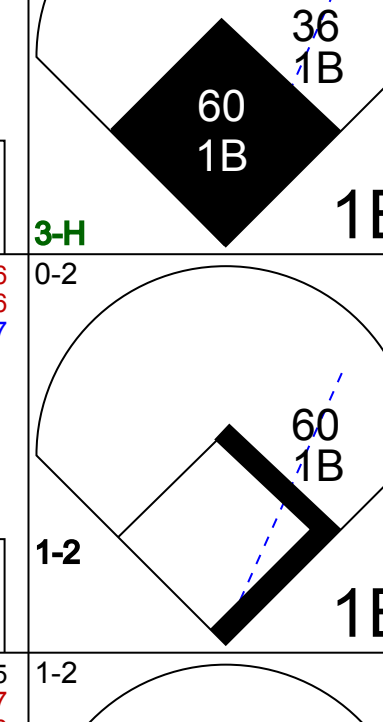

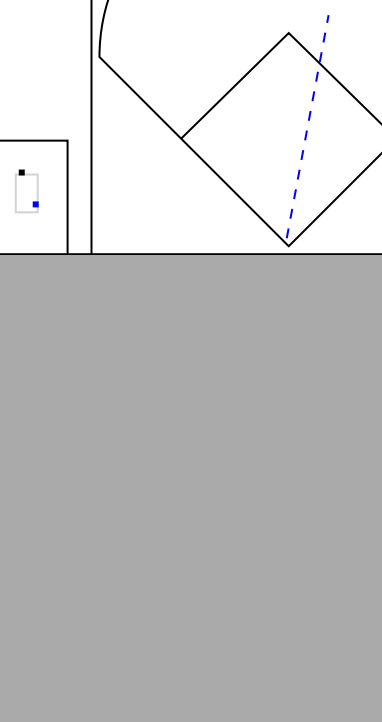
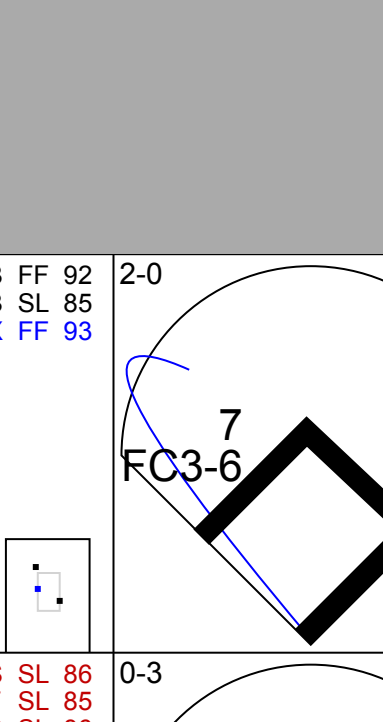
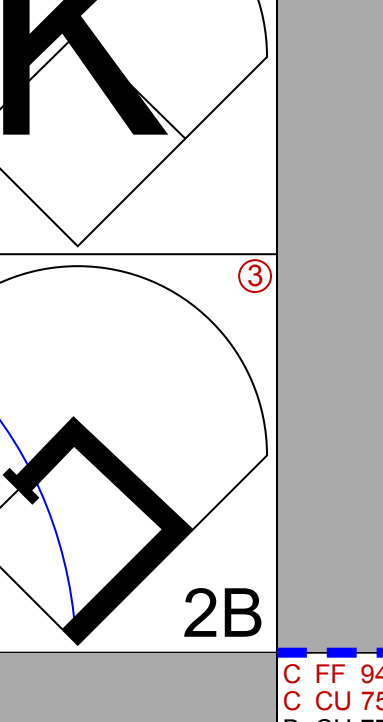
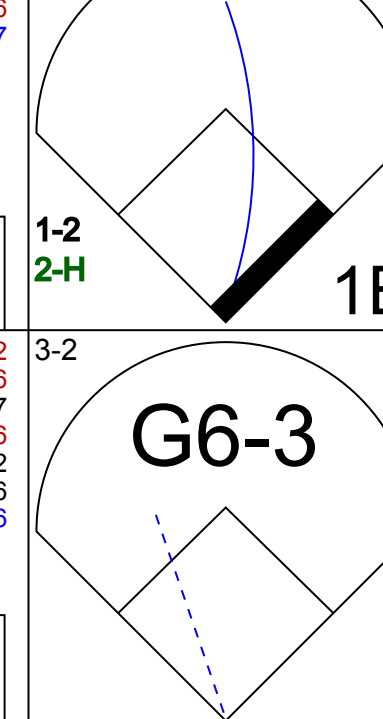
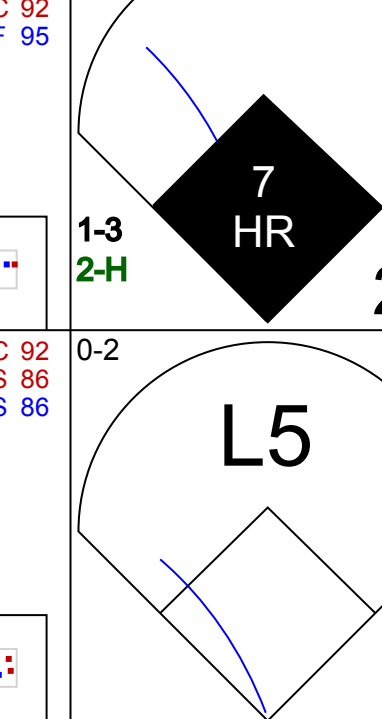

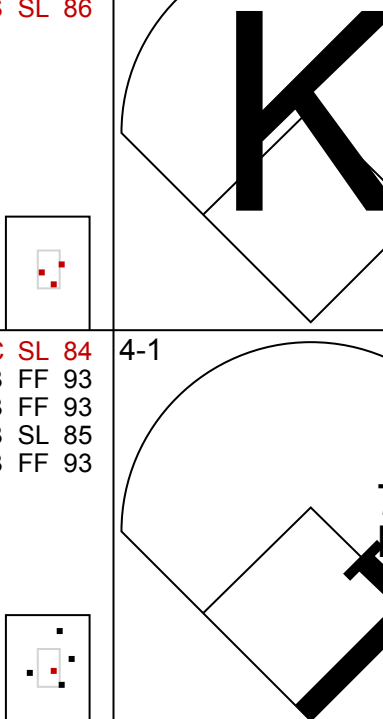
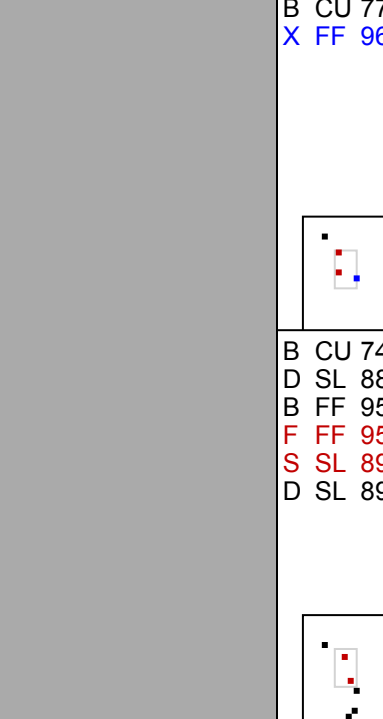
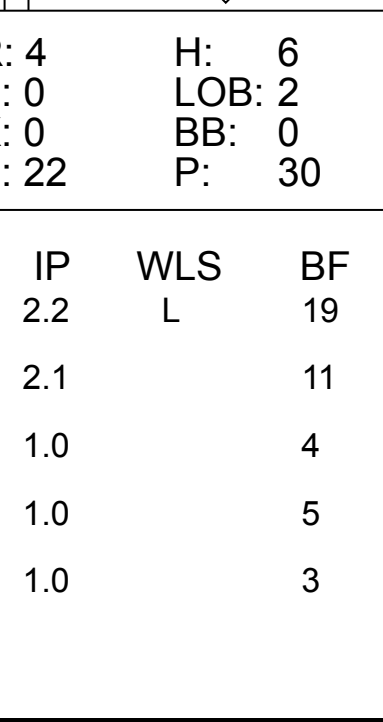
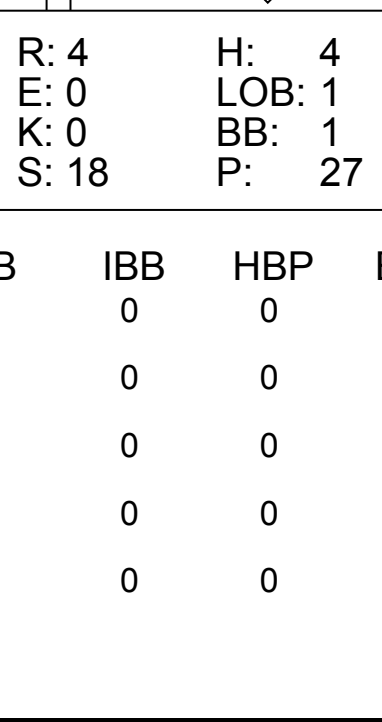
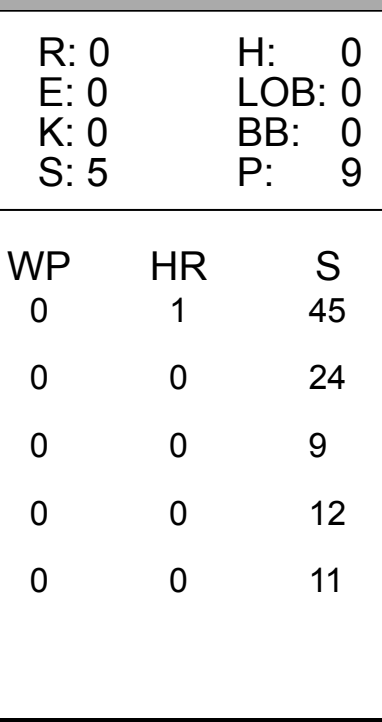
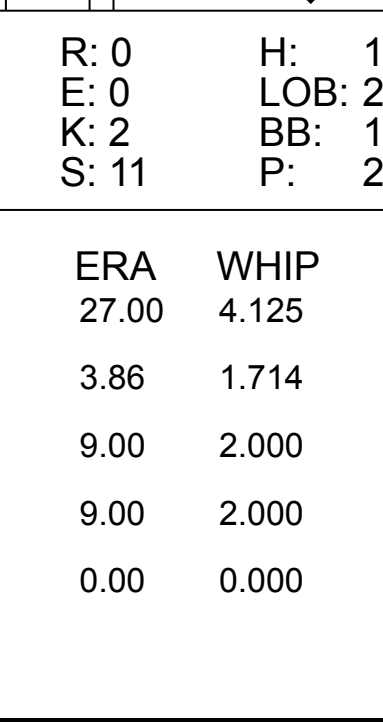
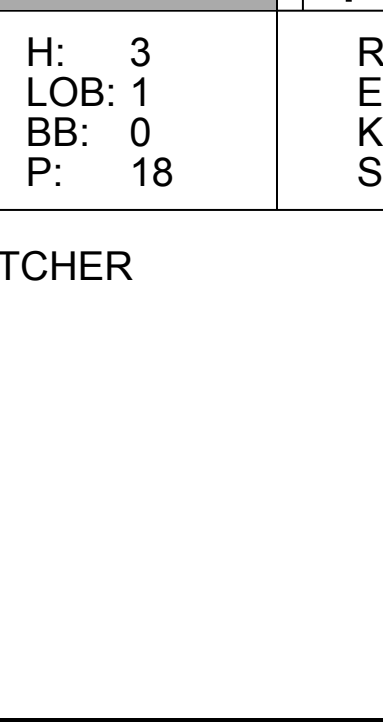


Batter	1	2	3	4	5	6	7	8	9	AB	R	H	RBI	BB	SO	LOB	BOTTOM
7 Joe Mauer, L (1, 3) OBP: 0.360, SLG: 0.355	G4-3	F8		L8						4	1	1	0	0	0	0	Tampa Bay Rays @ Minnesota Twins Target Field, Minneapolis, MN Thu Jul 12 2018, 9:10 PM - 12:00 AM CDT Att: 25,281 - Overcast - 73 F
20 Eddie Rosario, L (1, 7) OBP: 0.344, SLG: 0.535	1B		L8		G4-3		1B			4	1	2	2	0	0	0	
2 Brian Dozier, R (1, 4) OBP: 0.314, SLG: 0.419	BB		1B		F8		HR			3	1	1	0	1	0	0	
36 Robbie Grossman, S (1, 9) OBP: 0.323, SLG: 0.355	BB		2B		G4-3		G5-3			3	1	1	1	1	0	0	
11 Jorge Polanco, S (1, 6) OBP: 0.333, SLG: 0.325	K		2B		K					4	0	1	1	0	2	3	
64 Williams Astudillo, R (1, 10) OBP: 0.263, SLG: 0.368	G1-3		K		L8		L8			4	0	0	0	0	1	4	
26 Max Kepler, L (1, 8) OBP: 0.313, SLG: 0.495		BB	G3		E5		L4			3	1	0	0	1	0	1	
16 Ehire Adrianza, S (1, 5) OBP: 0.314, SLG: 0.408		1B			P3					3	0	1	0	0	0	1	
46 Bobby Wilson, R (1, 2) OBP: 0.225, SLG: 0.272	G6-4-3		K		K					3	0	0	0	0	2	1	
Inning Stats	R: 0 H: 1 E: 0 K: 1 S: 16	H: 1 R: 0 ER: 0 LOB: 3 P: 30	R: 1 H: 1 E: 0 K: 0 S: 11	H: 1 R: 0 ER: 0 LOB: 1 P: 20	R: 2 H: 3 E: 0 K: 1 S: 16	H: 3 R: 0 ER: 0 LOB: 1 P: 25	R: 0 H: 0 E: 0 K: 1 S: 10	H: 0 R: 0 ER: 0 LOB: 0 P: 18	R: 0 H: 0 E: 1 K: 1 S: 9	H: 0 R: 0 ER: 0 LOB: 1 P: 10	R: 2 H: 2 E: 0 K: 1 S: 10	H: 2 R: 0 ER: 0 LOB: 0 P: 15	R: 0 H: 0 E: 0 K: 0 S: 6	H: 0 R: 0 ER: 0 LOB: 0 P: 6	1B: 4 2B: 2 3B: 0 HR: 1	SF: 0 FC1-2: 0 DP: 1 HBP: 0	
PITCHER	IP WLS BF H R ER SO BB IBB HBP BLK WP HR S P ERA WHIP																
4 Blake Snell, L (1, 1) ERA: 2.27	3.0 L 16 5 3 3 2 3 0 0 0 0 0 1 43 75 9.00 2.667																
58 Chih-Wei Hu, R (4, 1) ERA: 5.87	5.0 18 2 2 2 3 0 0 0 0 0 1 43 61 3.60 0.400																

AB	31
R	5
H	7
RBI	4
BB	3
SO	5
LOB	10



Batter	1	2	3	4	5	6	7	8	9	AB	R	H	RBI	BB	SO	LOB	TOP						
39 Kevin Kiermaier, L (1, 8) OBP: 0.257, SLG: 0.281										5	1	1	0	0	2	2	Tampa Bay Rays @ Minnesota Twins Target Field, Minneapolis, MN Fri Jul 13 2018, 7:12 PM - 10:34 PM CDT Att: 28,756 - Partly Cloudy - 80 F						
5 Matt Duffy, R (1, 5) OBP: 0.395, SLG: 0.410										4	1	2	1	1	0	1							
9 Jake Bauers, L (1, 3) OBP: 0.378, SLG: 0.492										5	2	2	3	0	1	3							
40 Wilson Ramos, R (1, 2) OBP: 0.346, SLG: 0.486										5	0	2	0	0	2	1							
18 Joey Wendle, L (1, 7) OBP: 0.325, SLG: 0.381										4	2	2	2	0	1	1							
44 C.J. Cron, R (1, 10) OBP: 0.323, SLG: 0.471										5	0	1	1	0	1	3							
28 Daniel Robertson, R (1, 4) OBP: 0.379, SLG: 0.392										5	0	0	0	0	2	4							
27 Carlos Gómez, R (1, 9) OBP: 0.289, SLG: 0.343										3	1	2	0	1	0	1							
11 Adeiny Hechavarría, R (1, 6) OBP: 0.281, SLG: 0.333										4	1	1	0	0	1	5							
Inning Stats	R: 0 E: 0 K: 1 S: 7	H: 0 LOB: 0 BB: 0 P: 10	R: 0 E: 0 K: 1 S: 12	H: 1 LOB: 1 BB: 0 P: 18	R: 1 E: 2 K: 0 S: 7	H: 1 LOB: 0 BB: 0 P: 11	R: 1 E: 0 K: 1 S: 13	H: 3 LOB: 3 BB: 1 P: 22	R: 4 E: 0 K: 0 S: 12	H: 4 LOB: 1 BB: 0 P: 25	R: 1 E: 0 K: 2 S: 17	H: 2 LOB: 1 BB: 0 P: 22	R: 0 E: 0 K: 3 S: 11	H: 0 LOB: 0 BB: 0 P: 17	R: 0 E: 0 K: 1 S: 14	H: 1 LOB: 2 BB: 1 P: 20		R: 1 E: 0 K: 1 S: 9	H: 1 LOB: 0 BB: 0 P: 11	1B: 7 2B: 4 3B: 0 HR: 2	SF: 0 SAC: 0 DP: 1 HBP: 1	WP: 0 PB: 0 SB: 0 CS: 0	PA: 43
PITCHER	IP WLS BF H R ER SO BB IBB HBP BLK WP HR S P ERA WHIP	IP WLS BF H R ER SO BB IBB HBP BLK WP HR S P ERA WHIP	IP WLS BF H R ER SO BB IBB HBP BLK WP HR S P ERA WHIP	IP WLS BF H R ER SO BB IBB HBP BLK WP HR S P ERA WHIP	IP WLS BF H R ER SO BB IBB HBP BLK WP HR S P ERA WHIP	IP WLS BF H R ER SO BB IBB HBP BLK WP HR S P ERA WHIP	IP WLS BF H R ER SO BB IBB HBP BLK WP HR S P ERA WHIP	IP WLS BF H R ER SO BB IBB HBP BLK WP HR S P ERA WHIP	IP WLS BF H R ER SO BB IBB HBP BLK WP HR S P ERA WHIP	12 Jake Odorizzi, R (1, 1) ERA: 4.54	67 Alan Sosenitz, R (5, 1) ERA: 6.52	55 Taylor Rogers, L (6, 1) ERA: 3.99	38 Matt Bellisle, R (6, 1) ERA: 5.73	39 Trevor Hildenberger, R (7, 1) ERA: 2.8	32 Zach Duke, L (8, 1) ERA: 2.65	56 Fernando Rodney, R (9, 1) ERA: 3.18	0.00 2.077	13.50 3.000	1.500 1.000	0.000 0.000	0.000 0.000	0.000 2.000	9.00 1.000

Batter	1	2	3	4	5	6	7	8	9	AB	R	H	RBI	BB	SO	LOB	BOTTOM				
7 Joe Mauer, L (1, 3) OBP: 0.364, SLG: 0.372										3	2	2	4	1	0	2	Tampa Bay Rays @ Minnesota Twins Target Field, Minneapolis, MN Fri Jul 13 2018, 7:12 PM - 10:34 PM CDT Att: 28,756 - Partly Cloudy - 80 F				
20 Eddie Rosario, L (1, 7) OBP: 0.344, SLG: 0.533										5	1	2	0	0	3	4					
2 Brian Dozier, R (1, 4) OBP: 0.313, SLG: 0.420										4	1	1	1	0	0	3					
5 Eduardo Escobar, S (1, 5) OBP: 0.326, SLG: 0.512										5	1	1	1	0	0	2					
11 Jorge Polanco, S (1, 6) OBP: 0.340, SLG: 0.378										5	2	2	1	0	1	1					
26 Max Kepler, L (1, 9) OBP: 0.312, SLG: 0.402										5	1	1	1	0	2	2					
36 Robbie Grossman, R (1, 10) OBP: 0.333, SLG: 0.372										3	1	3	1	1	0	0					
60 Jake Cave, L (1, 8) OBP: 0.351, SLG: 0.577										4	2	3	2	0	1	1					
23 Mitch Garver, R (1, 2) OBP: 0.335, SLG: 0.376										2	0	0	0	2	0	4					
Inning Stats	R: 4 E: 0 K: 0 S: 22	H: 6 LOB: 2 BB: 0 P: 30	R: 0 E: 0 K: 1 S: 10	H: 0 LOB: 1 BB: 1 P: 14	R: 4 E: 0 K: 0 S: 18	H: 4 LOB: 1 BB: 1 P: 27	R: 0 E: 0 K: 0 S: 5	H: 0 LOB: 0 BB: 0 P: 9	R: 0 E: 0 K: 2 S: 11	H: 1 LOB: 2 BB: 1 P: 20	R: 2 E: 0 K: 1 S: 12	H: 3 LOB: 1 BB: 0 P: 18	R: 1 E: 0 K: 1 S: 12	H: 1 LOB: 1 BB: 1 P: 21	R: 0 E: 0 K: 2 S: 11	H: 0 LOB: 0 BB: 0 P: 12		1B: 8 2B: 4 3B: 2 HR: 1	SF: 2 SAC: 0 DP: 0 HBP: 0	WP: 0 PB: 0 SB: 0 CS: 0	PA: 42
PITCHER	IP WLS BF H R ER SO BB IBB HBP BLK WP HR S P ERA WHIP	IP WLS BF H R ER SO BB IBB HBP BLK WP HR S P ERA WHIP	IP WLS BF H R ER SO BB IBB HBP BLK WP HR S P ERA WHIP	IP WLS BF H R ER SO BB IBB HBP BLK WP HR S P ERA WHIP	IP WLS BF H R ER SO BB IBB HBP BLK WP HR S P ERA WHIP	IP WLS BF H R ER SO BB IBB HBP BLK WP HR S P ERA WHIP	IP WLS BF H R ER SO BB IBB HBP BLK WP HR S P ERA WHIP	IP WLS BF H R ER SO BB IBB HBP BLK WP HR S P ERA WHIP	IP WLS BF H R ER SO BB IBB HBP BLK WP HR S P ERA WHIP	24 Nathan Eovaldi, R (1, 1) ERA: 4.59	36 Andrew Kittredge, R (3, 1) ERA: 8.14	48 Ryan Yarbrough, L (6, 1) ERA: 3.68	61 Hunter Wood, R (7, 1) ERA: 2.45	55 Ryne Stanek, R (8, 1) ERA: 1.93	0.00 4.125	3.86 1.714	9.00 2.000	9.00 2.000	0.000 0.000	27.00 4.125	27.00 4.125

AB	40
R	8
H	13
RBI	7
BB	2
SO	10
LOB	21



AB	36
R	11
H	15
RBI	11
BB	4
SO	7
LOB	19

WP	0
PB	0
SB	0
CS	0

Batter	1	2	3	4	5	6	7	8	9	AB	R	H	RBI	BB	SO	LOB	TOP							
39 Kevin Kiermaier, L OBP: 0.260, SLG: 0.284										6	2	2	2	0	2	2	Tampa Bay Rays @ Minnesota Twins Target Field, Minneapolis, MN Sat Jul 14 2018, 1:11 PM - 4:56 PM CDT Att: 25,094 - Partly Cloudy - 85 F							
5 Matt Duffy, R OBP: 0.370, SLG: 0.413 28 Daniel Robertson, R OBP: 0.381, SLG: 0.394										5	1	3	1	0	1	3								
9 Jake Bauers, L OBP: 0.383, SLG: 0.520										5	4	2	4	1	1	3								
40 Wilson Ramos, R OBP: 0.256, SLG: 0.488 45 Jesus Sucre, R OBP: 0.260, SLG: 0.231										3	1	1	2	0	0	0								
26 Ji Man Choi, L OBP: 0.326, SLG: 0.439 44 C.J. Cron, R OBP: 0.326, SLG: 0.480										3	0	0	0	0	2	1								
18 Joey Wendle, L OBP: 0.281, SLG: 0.390										4	0	2	2	1	0	1								
27 Carlos Gómez, R OBP: 0.294, SLG: 0.361										4	2	2	2	0	1	2								
0 Mallek Smith, L OBP: 0.345, SLG: 0.385										4	3	3	1	1	0	1								
11 Adeiny Hechavarría, R OBP: 0.288, SLG: 0.340										5	3	3	0	0	0	2								
Inning Stats	R: 0 E: 0 K: 1 S: 6	H: 0 LOB: 0 BB: 0 P: 8	R: 0 E: 0 K: 1 S: 9	H: 0 LOB: 0 BB: 0 P: 15	R: 0 E: 0 K: 0 S: 7	H: 0 LOB: 1 BB: 0 P: 8	R: 4 E: 0 K: 0 S: 15	H: 4 LOB: 1 BB: 1 P: 25	R: 0 E: 0 K: 1 S: 11	H: 0 LOB: 1 BB: 1 P: 19	R: 5 E: 0 K: 1 S: 21	H: 4 LOB: 1 BB: 2 P: 33	R: 5 E: 0 K: 1 S: 19	H: 6 LOB: 1 BB: 0 P: 26	R: 5 E: 0 K: 0 S: 20	H: 5 LOB: 0 BB: 0 P: 35		1B: 11 2B: 6 3B: 1 HR: 3	SF: 1 SAC: 0 DP: 1 HBP: 1	WP: 1 PB: 0 SB: 0 CS: 1	PA: 50			
PITCHER	IP WLS BF H R ER SO	IP WLS BF H R ER SO	IP WLS BF H R ER SO	IP WLS BF H R ER SO	IP WLS BF H R ER SO	IP WLS BF H R ER SO	IP WLS BF H R ER SO	IP WLS BF H R ER SO	IP WLS BF H R ER SO	IP WLS BF H R ER SO	IP WLS BF H R ER SO	IP WLS BF H R ER SO	IP WLS BF H R ER SO	IP WLS BF H R ER SO	IP WLS BF H R ER SO	IP WLS BF H R ER SO	BB IBB HBP BLK	WP HR S P	ERA WHIP	ERA WHIP				
17 José Berrios, R ERA: 3.68	6.0	0	27	6	6	6	5	3	0	1	0	0	0	0	0	0	0	0	0	0	59	94	9.00	1.500
32 Zach Duke, L ERA: 3.38	0.2	L	6	3	3	3	0	0	0	1	0	0	1	0	14	20	40.50	4.500						
57 Ryan Pressly, R ERA: 3.74	0.1		1	0	0	0	1	0	0	0	0	0	0	0	3	5	0.00	0.000						
38 Matt Bellisle, R ERA: 7.43	1.0		8	6	5	5	1	0	0	0	0	0	1	19	26	45.00	6.000							
64 Willians Astudillo, R ERA: 45.0	1.0		8	5	5	5	0	0	0	0	0	0	2	20	35	45.00	5.000							

AB	44
R	19
H	20
RBI	19
BB	4
SO	7
LOB	16



Batter	1	2	3	4	5	6	7	8	9	AB	R	H	RBI	BB	SO	LOB	BOTTOM						
7 Joe Mauer, L OBP: 0.361, SLG: 0.366										4	1	0	1	1	1	3	Tampa Bay Rays @ Minnesota Twins Target Field, Minneapolis, MN Sat Jul 14 2018, 1:11 PM - 4:56 PM CDT Att: 25,094 - Partly Cloudy - 85 F						
20 Eddie Rosario, L OBP: 0.348, SLG: 0.536										5	1	3	2	0	0	2							
2 Brian Dozier, R OBP: 0.314, SLG: 0.417										3	0	0	0	2	1	5							
5 Eduardo Escobar, S OBP: 0.328, SLG: 0.512 23 Mitch Garver, R OBP: 0.333, SLG: 0.373										4	0	2	2	0	1	3							
11 Jorge Polanco, S OBP: 0.327, SLG: 0.360										5	0	1	0	0	2	3							
26 Max Kepler, L OBP: 0.313, SLG: 0.409										4	1	1	1	1	2	1							
16 Ehire Adrianza, S OBP: 0.321, SLG: 0.407										3	1	1	0	2	1	1							
60 Jake Cave, L OBP: 0.342, SLG: 0.562 36 Robbie Grossman, R OBP: 0.333, SLG: 0.372										2	0	0	0	0	1	1							
46 Bobby Wilson, R OBP: 0.236, SLG: 0.281										4	1	2	0	0	1	0							
Inning Stats	R: 0 E: 0 K: 1 S: 15	H: 1 LOB: 1 BB: 0 P: 21	R: 1 E: 0 K: 2 S: 16	H: 1 LOB: 0 BB: 0 P: 26	R: 0 E: 1 K: 2 S: 12	H: 2 LOB: 2 BB: 0 P: 19	R: 0 E: 0 K: 2 S: 9	H: 1 LOB: 1 BB: 0 P: 15	R: 1 E: 1 K: 1 S: 15	H: 1 LOB: 2 BB: 1 P: 24	R: 4 E: 0 K: 1 S: 16	H: 5 LOB: 2 BB: 1 P: 24	R: 0 E: 0 K: 1 S: 8	H: 0 LOB: 1 BB: 1 P: 16	R: 0 E: 0 K: 1 S: 12	H: 0 LOB: 3 BB: 3 P: 23		1B: 9 2B: 1 3B: 0 HR: 1	SF: 0 SAC: 0 DP: 0 HBP: 0	WP: 0 PB: 0 SB: 0 CS: 0	PA: 44		
PITCHER	IP WLS BF H R ER SO	IP WLS BF H R ER SO	IP WLS BF H R ER SO	IP WLS BF H R ER SO	IP WLS BF H R ER SO	IP WLS BF H R ER SO	IP WLS BF H R ER SO	IP WLS BF H R ER SO	IP WLS BF H R ER SO	IP WLS BF H R ER SO	IP WLS BF H R ER SO	IP WLS BF H R ER SO	IP WLS BF H R ER SO	IP WLS BF H R ER SO	IP WLS BF H R ER SO	IP WLS BF H R ER SO	BB IBB HBP BLK	WP HR S P	ERA WHIP	ERA WHIP			
22 Chris Archer, R ERA: 4.29	4.1		20	5	2	1	7	1	0	0	0	0	0	0	0	0	0	0	0	59	93	2.08	1.385
63 Diego Castillo, R ERA: 1.74	0.2		3	1	0	0	1	0	0	0	0	8	12	0.00	1.500								
56 Adam Kolarek, L ERA: 10.8	1.0	B	8	5	4	4	1	0	1	0	0	16	24	36.00	5.000								
57 Jaime Schultz, R ERA: 4.76	2.2	W	11	0	0	0	3	3	0	0	0	27	53	0.00	1.125								
54 Sergio Romo, R ERA: 3.92	0.1		2	0	0	0	0	1	0	0	0	3	7	0.00	3.000								

AB	38
R	6
H	11
RBI	6
BB	6
SO	12
LOB	24



Batter	1	2	3	4	5	6	7	8	9	10	AB	R	H	RBI	BB	SO	LOB	TOP				
39 Kevin Kiermaier, L OBP: 0.256, SLG: 0.279	F7	1B		K		K		L8		K	6	0	1	1	0	3	4					
28 Daniel Robertson, R OBP: 0.384, SLG: 0.392	L9	G4-3				F7					4	2	1	0	1	0	2					
9 Jake Bauers, L OBP: 0.368, SLG: 0.496	G4-3		G6-3			G3					6	0	0	0	0	1	4					
44 C.J. Cron, R OBP: 0.327, SLG: 0.479		G4-3		1B		G5-3					5	0	2	0	0	0	1					
18 Joey Wendle, L OBP: 0.311, SLG: 0.394		G4-3		G3							5	0	2	2	0	0	1					
27 Carlos Gómez, R OBP: 0.296, SLG: 0.359				B1-3		K					4	1	1	0	1	1	2					
0 Mallex Smith, L OBP: 0.348, SLG: 0.388		1B									3	1	2	0	0	0	2					
5 Matt Duffy, R OBP: 0.371, SLG: 0.413		1B		1B		G3					2	1	1	0	0	0	2					
11 Adelyn Hechavarria, R OBP: 0.285, SLG: 0.340		1B		L9		K					3	2	1	1	2	1	1					
45 Jesús Sucre, R OBP: 0.276, SLG: 0.260		1B				K					5	0	3	3	0	1	1					
Inning Stats	R: 0 E: 0 K: 0 S: 6	H: 0 LOB: 0 BB: 0 P: 8	R: 3 E: 0 K: 0 S: 18	H: 5 LOB: 2 BB: 0 P: 29	R: 0 E: 0 K: 1 S: 8	H: 1 LOB: 0 BB: 0 P: 10	R: 0 E: 0 K: 1 S: 11	H: 2 LOB: 2 BB: 0 P: 16	R: 1 E: 0 K: 1 S: 17	H: 2 LOB: 2 BB: 0 P: 28	R: 0 E: 0 K: 1 S: 10	H: 0 LOB: 0 BB: 0 P: 18	R: 0 E: 0 K: 1 S: 11	H: 0 LOB: 1 BB: 1 P: 19	R: 2 E: 0 K: 0 S: 12	H: 2 LOB: 2 BB: 1 P: 24	R: 1 E: 1 K: 0 S: 12	H: 2 LOB: 2 BB: 2 P: 22	1B: 12 2B: 2 3B: 0 HR: 0	SF: 0 SAC: 0 DP: 0 HBP: 1	WP: 0 PB: 0 SB: 3 CS: 1	PA: 48
PITCHER	IP	WLS	BF	H	R	ER	SO	BB	IBB	HBP	BLK	WP	HR	S	P	ERA	WHIP					
77 Fernando Romero, R ERA: 4.69	4.1		23	10	4	4	1	0	0	0	0	0	0	9	13	8.31	2.308					
56 Fernando Rodney, R ERA: 3.12	0.2		2	0	0	0	1	0	0	0	0	0	0	9	13	0.00	0.000					
57 Ryan Pressly, R ERA: 3.63	1.1		4	0	0	0	3	0	0	0	0	0	0	13	22	0.00	0.000					
55 Taylor Rogers, L ERA: 3.86	1.1		4	0	0	0	1	0	0	0	0	0	0	13	20	0.00	0.000					
39 Trevor Hildenberger, R ERA: 3.33	1.0	B	8	4	3	3	0	1	0	0	0	0	0	16	27	27.00	5.000					
PITCHER	IP	WLS	BF	H	R	ER	SO	BB	IBB	HBP	BLK	WP	HR	S	P	ERA	WHIP					
67 Alan Busenitz, R ERA: 5.73	1.1		7	0	0	0	1	0	0	0	0	0	0	12	30	0.00	2.250					

Tampa Bay Rays @ Minnesota Twins
Target Field, Minneapolis, MN
Sun Jul 15 2018, 1:12 PM - 5:50 PM CDT
Att. 25,561 - Partly Cloudy - 86 F

AB 43
R 7
H 14
RBI 7
BB 4
SO 7
LOB 20





Batter	1	2	3	4	5	6	7	8	9	10	AB	R	H	RBI	BB	SO	LOB	BOTTOM				
7 Joe Mauer, L OBP: 0.364, SLG: 0.364	G6-3			K		G4-3					4	2	1	1	2	1	1					
20 Eddie Rosario, L OBP: 0.353, SLG: 0.537	L7			K							5	2	3	2	1	1	1					
2 Brian Dozier, R OBP: 0.314, SLG: 0.423	K		FC6-4			G5-3		E3		P4	6	2	2	5	0	1	2					
5 Eduardo Escobar, S OBP: 0.327, SLG: 0.507		K			G6-3						3	0	0	0	0	2	0					
16 Ehire Adrianza, S OBP: 0.319, SLG: 0.405						HBP					1	0	0	0	0	0	0					
11 Jorge Polanco, S OBP: 0.350, SLG: 0.377						F8					3	2	1	0	2	1	2					
26 Max Kepler, L OBP: 0.317, SLG: 0.407		F9									2	1	0	0	3	0	3					
36 Robbie Grossman, S OBP: 0.336, SLG: 0.374											4	1	2	1	0	2	3					
60 Jake Cave, L OBP: 0.346, SLG: 0.558											4	1	1	0	1	2	2					
23 Mitch Garver, R OBP: 0.332, SLG: 0.367											3	0	0	0	1	1	4					
Inning Stats	R: 0 E: 0 K: 1 S: 8	H: 0 LOB: 0 BB: 0 P: 12	R: 1 E: 0 K: 2 S: 13	H: 2 LOB: 1 BB: 0 P: 19	R: 0 E: 0 K: 2 S: 14	H: 0 LOB: 1 BB: 1 P: 23	R: 0 E: 0 K: 2 S: 10	H: 0 LOB: 1 BB: 0 P: 19	R: 0 E: 0 K: 1 S: 10	H: 1 LOB: 2 BB: 0 P: 20	R: 4 E: 1 K: 1 S: 21	H: 4 LOB: 0 BB: 0 P: 32	R: 2 E: 0 K: 1 S: 10	H: 1 LOB: 2 BB: 4 P: 26	R: 0 E: 0 K: 1 S: 11	H: 0 LOB: 2 BB: 2 P: 23	R: 4 E: 0 K: 0 S: 6	H: 2 LOB: 0 BB: 2 P: 9	1B: 7 2B: 2 3B: 0 HR: 1	SF: 0 SAC: 2 DP: 0 HBP: 1	WP: 0 PB: 0 SB: 1 CS: 0	PA: 48
PITCHER	IP	WLS	BF	H	R	ER	SO	BB	IBB	HBP	BLK	WP	HR	S	P	ERA	WHIP					
55 Ryne Stanek, R ERA: 2.08	2.0		8	2	1	1	3	0	0	0	0	0	0	1	1	54.00	9.000					
60 Hoby Milner, L ERA: 5.75	0.2		3	0	0	0	2	1	0	0	0	0	0	1	1	0.00	0.000					
36 Andrew Kittredge, R ERA: 7.77	1.0		3	0	0	0	1	0	0	0	0	0	0	9	14	0.00	0.000					
48 Ryan Yarbrough, L ERA: 3.61	1.2		8	1	0	0	2	1	0	1	0	0	0	22	35	0.00	1.200					
56 Adam Kolarek, L ERA: 12.79	1.1	H	7	3	3	3	0	0	0	0	0	0	0	20	30	20.25	2.250					
PITCHER	IP	WLS	BF	H	R	ER	SO	BB	IBB	HBP	BLK	WP	HR	S	P	ERA	WHIP					
63 Diego Castillo, R ERA: 2.57	0.1		4	1	0	0	2	1	0	0	0	0	0	1	1	0.00	0.000					
61 Hunter Wood, R ERA: 2.38	0.1	B	2	0	0	0	0	0	0	0	0	0	0	8	17	0.00	2.000					
54 Sergio Romo, R ERA: 3.83	1.0	B	4	1	0	0	1	1	0	0	0	0	0	15	29	36.00	3.000					
35 Matt Andriese, R ERA: 4.34	1.0	L	9	2	4	4	1	1	3	0	0	0	1	15	29	36.00	3.000					

Tampa Bay Rays @ Minnesota Twins
Target Field, Minneapolis, MN
Sun Jul 15 2018, 1:12 PM - 5:50 PM CDT
Att. 25,561 - Partly Cloudy - 86 F

AB 35
R 11
H 10
RBI 9
BB 10
SO 11
LOB 18



Batter	1	2	3	4	5	6	7	8	9	AB	R	H	RBI	BB	SO	LOB	TOP		
7 Joe Mauer, L (1,3) OBP: 0.365, SLG: 0.364	G6-3		G4-3		E4 20 G3 1B		K		K	5	0	2	0	0	1	1	Minnesota Twins @ Kansas City Royals Kauffman Stadium, Kansas City, MO Fri Jul 20 2018, 7:16 PM - 10:24 PM CDT Att: 27,719 - Cloudy - 83 F		
20 Eddie Rosario, L (1,7) OBP: 0.351, SLG: 0.533	K				G3		K		FC4-6 23 BB 36 1B 2 G5-3	5	1	1	1	0	2	4			
2 Brian Dozier, R (1,4) OBP: 0.313, SLG: 0.419			G5-3		G1-3				P3	4	0	0	1	1	0	3			
5 Eduardo Escobar, S (1,5) OBP: 0.331, SLG: 0.509	P4				F8					3	2	1	0	2	0	2			
36 Robbie Grossman, S (1,9) OBP: 0.337, SLG: 0.374	P4									5	0	2	0	0	0	1			
23 Mitch Garver, R (1,10) OBP: 0.338, SLG: 0.378	G6-3									3	0	1	2	2	0	0			
26 Max Kepler, L (1,8) OBP: 0.315, SLG: 0.405					SF7					4	0	1	1	0	1	4			
11 Jorge Polanco, S (1,6) OBP: 0.344, SLG: 0.386	G5-3				F7					4	1	1	0	0	0	3			
46 Bobby Wilson, R (1,2) OBP: 0.239, SLG: 0.283										3	0	1	0	0	0	2			
60 Jake Cave, L (9,PH) OBP: 0.354, SLG: 0.558					P4					0	1	0	0	1	0	0			
Inning Stats	R: 0 H: 0 E: 0 K: 1 S: 10	H: 0 LOB: 1 BB: 1 P: 18	R: 0 H: 1 E: 0 K: 0 S: 7	H: 1 LOB: 1 BB: 0 P: 10	R: 0 H: 1 E: 0 K: 0 S: 11	H: 1 LOB: 2 BB: 0 P: 18	R: 1 H: 1 E: 0 K: 0 S: 10	H: 1 LOB: 2 BB: 2 P: 23	R: 0 H: 0 E: 0 K: 1 S: 8	H: 0 LOB: 0 BB: 0 P: 11	R: 0 H: 1 E: 0 K: 2 S: 11	H: 1 LOB: 1 BB: 0 P: 20	R: 1 H: 2 E: 0 K: 0 S: 14	H: 2 LOB: 1 BB: 0 P: 21	R: 3 H: 3 E: 0 K: 0 S: 26	H: 3 LOB: 3 BB: 3 P: 48	1B: 7 2B: 2 3B: 1 HR: 0	SF: 1 SAC: 0 DP: 0 HBP: 0	WP: 0 PA: 43 PB: 0 SB: 0 CS: 0
PITCHER	IP WLS BF H R ER SO BB IBB HBP BLK WP HR S P ERA WHIP																		
41 Danny Duffy, L (1,1) ERA: 4.4	7.0 W 29 5 1 1 4 3 0 0 0 0 0 0 67 114 1.29 1.143																		
39 Jason Hammel, R (8,1) ERA: 5.18	1.0 5 2 1 1 0 0 0 0 0 0 0 0 14 21 9.00 2.000																		
43 Wily Peralta, R (9,1) ERA: 3.86	0.2 6 2 3 3 0 2 0 0 0 0 0 0 19 35 40.50 6.000																		
37 Brandon Maurer, R (9,1) ERA: 12.0	0.1 S 3 1 0 0 0 1 0 0 0 0 0 0 7 13 0.00 6.000																		

Batter	1	2	3	4	5	6	7	8	9	AB	R	H	RBI	BB	SO	LOB	BOTTOM		
15 Whit Merrifield, R (1,4) OBP: 0.377, SLG: 0.432	G1-3				G4-3		L9			4	1	1	0	0	0	2	Minnesota Twins @ Kansas City Royals Kauffman Stadium, Kansas City, MO Fri Jul 20 2018, 7:16 PM - 10:24 PM CDT Att: 27,719 - Cloudy - 83 F		
38 Jorge Bonifacio, R (1,9) OBP: 0.344, SLG: 0.455							F9			3	1	0	0	1	1	1			
8 Mike Moustakas, L (1,5) OBP: 0.308, SLG: 0.463	G3									2	1	0	0	2	0	2			
13 Salvador Perez, R (1,2) OBP: 0.259, SLG: 0.396	K									4	0	1	2	0	2	3			
21 Lucas Duda, L (1,10) OBP: 0.311, SLG: 0.413										4	2	3	3	0	0	1			
17 Hunter Dozier, R (1,3) OBP: 0.288, SLG: 0.335	K									4	0	1	1	0	2	1			
4 Alex Gordon, L (1,7) OBP: 0.315, SLG: 0.339										4	0	0	0	0	1	1			
7 Rosell Herrera, S (1,8) OBP: 0.260, SLG: 0.326										4	0	0	0	0	0	1			
2 Alcides Escobar, R (1,6) OBP: 0.251, SLG: 0.279										3	1	2	0	0	0	1			
Inning Stats	R: 2 H: 2 E: 0 K: 2 S: 16	H: 2 LOB: 1 BB: 1 P: 27	R: 0 H: 1 E: 0 K: 0 S: 10	H: 1 LOB: 1 BB: 0 P: 17	R: 0 H: 0 E: 0 K: 2 S: 13	H: 0 LOB: 0 BB: 0 P: 19	R: 1 H: 2 E: 0 K: 0 S: 12	H: 2 LOB: 1 BB: 0 P: 20	R: 0 H: 0 E: 0 K: 0 S: 6	H: 0 LOB: 1 BB: 1 P: 11	R: 1 H: 1 E: 0 K: 2 S: 14	H: 1 LOB: 0 BB: 0 P: 17	R: 2 H: 2 E: 0 K: 0 S: 11	H: 2 LOB: 1 BB: 1 P: 19	R: 0 H: 0 E: 0 K: 0 S: 13	H: 0 LOB: 0 BB: 0 P: 18		1B: 5 2B: 2 3B: 0 HR: 1	SF: 0 SAC: 0 DP: 0 HBP: 0
PITCHER	IP WLS BF H R ER SO BB IBB HBP BLK WP HR S P ERA WHIP																		
44 Kyle Gibson, R (1,1) ERA: 3.57	5.1 L 24 6 4 4 4 2 0 0 0 0 0 0 65 103 6.75 1.500																		
55 Taylor Rogers, L (6,1) ERA: 3.79	0.2 2 0 0 0 1 0 0 0 0 0 0 0 6 8 0.00 0.000																		
67 Alan Benzenitz, R (7,1) ERA: 6.75	1.0 6 2 2 2 0 1 0 0 0 0 0 0 11 19 18.00 3.000																		
38 Matt Belisle, R (8,1) ERA: 7.13	1.0 3 0 0 0 0 0 0 0 0 0 0 0 13 18 0.00 0.000																		

Batter	1	2	3	4	5	6	7	8	9	AB	R	H	RBI	BB	SO	LOB	TOP				
7 Joe Mauer, L OBP: 0.370, SLG: 0.375										4	1	3	0	0	0	0	Minnesota Twins @ Kansas City Royals Kauffman Stadium, Kansas City, MO Sat Jul 21 2018, 6:16 PM - 9:26 PM CDT Att: 22,159 - Clear - 91 F				
20 Eddie Rosario, L OBP: 0.352, SLG: 0.532										4	1	2	1	0	1	2					
2 Brian Dozier, R OBP: 0.310, SLG: 0.414										4	0	0	0	0	2	4					
5 Eduardo Escobar, S OBP: 0.332, SLG: 0.507										3	0	1	1	1	1	0					
11 Jorge Polanco, S OBP: 0.338, SLG: 0.377										4	0	1	0	0	1	2					
26 Max Kepler, L OBP: 0.375, SLG: 0.401										3	0	0	0	1	1	1					
36 Robbie Grossman, S OBP: 0.336, SLG: 0.370										3	0	0	0	1	0	1					
60 Jake Cave, L OBP: 0.337, SLG: 0.531										4	0	0	0	0	4	2					
46 Bobby Wilson, R OBP: 0.232, SLG: 0.275										3	0	0	0	0	1	0					
Inning Stats	R: 1 H: 2 E: 0 K: 1 S: 11	H: 2 BB: 1 P: 18	R: 0 H: 0 E: 0 K: 1 S: 7	H: 0 LOB: 0 BB: 0 P: 11	R: 0 H: 1 E: 0 K: 1 S: 20	H: 1 LOB: 1 BB: 0 P: 27	R: 0 H: 1 E: 0 K: 2 S: 15	H: 1 LOB: 2 BB: 0 P: 21	R: 0 H: 0 E: 0 K: 0 S: 17	H: 0 LOB: 1 BB: 1 P: 15	R: 0 H: 0 E: 0 K: 2 S: 8	H: 0 LOB: 0 BB: 0 P: 11	R: 1 H: 2 E: 0 K: 0 S: 11	H: 2 LOB: 0 BB: 0 P: 18	R: 0 H: 0 E: 0 K: 1 S: 7	H: 0 LOB: 0 BB: 0 P: 11	1B: 6 2B: 1 3B: 0 HR: 0	SF: 0 SAC: 0 DP: 2 HBP: 0	WP: 0 PB: 0 CS: 0	PA: 35	
PITCHER	IP WLS BF H R ER SO BB IBB HBP BLK WP HR S P ERA WHIP	IP WLS BF H R ER SO BB IBB HBP BLK WP HR S P ERA WHIP	IP WLS BF H R ER SO BB IBB HBP BLK WP HR S P ERA WHIP	IP WLS BF H R ER SO BB IBB HBP BLK WP HR S P ERA WHIP	IP WLS BF H R ER SO BB IBB HBP BLK WP HR S P ERA WHIP	IP WLS BF H R ER SO BB IBB HBP BLK WP HR S P ERA WHIP	IP WLS BF H R ER SO BB IBB HBP BLK WP HR S P ERA WHIP	IP WLS BF H R ER SO BB IBB HBP BLK WP HR S P ERA WHIP	IP WLS BF H R ER SO BB IBB HBP BLK WP HR S P ERA WHIP	IP WLS BF H R ER SO BB IBB HBP BLK WP HR S P ERA WHIP	IP WLS BF H R ER SO BB IBB HBP BLK WP HR S P ERA WHIP	IP WLS BF H R ER SO BB IBB HBP BLK WP HR S P ERA WHIP	IP WLS BF H R ER SO BB IBB HBP BLK WP HR S P ERA WHIP	IP WLS BF H R ER SO BB IBB HBP BLK WP HR S P ERA WHIP	IP WLS BF H R ER SO BB IBB HBP BLK WP HR S P ERA WHIP	IP WLS BF H R ER SO BB IBB HBP BLK WP HR S P ERA WHIP	IP WLS BF H R ER SO BB IBB HBP BLK WP HR S P ERA WHIP	IP WLS BF H R ER SO BB IBB HBP BLK WP HR S P ERA WHIP	IP WLS BF H R ER SO BB IBB HBP BLK WP HR S P ERA WHIP	IP WLS BF H R ER SO BB IBB HBP BLK WP HR S P ERA WHIP	IP WLS BF H R ER SO BB IBB HBP BLK WP HR S P ERA WHIP

Minnesota Twins @ Kansas City Royals
 Kauffman Stadium, Kansas City, MO
 Sat Jul 21 2018, 6:16 PM - 9:26 PM CDT
 Att: 22,159 - Clear - 91 F

AB 32
 R 2
 H 7
 RBI 2
 BB 3
 SO 11
 LOB 12

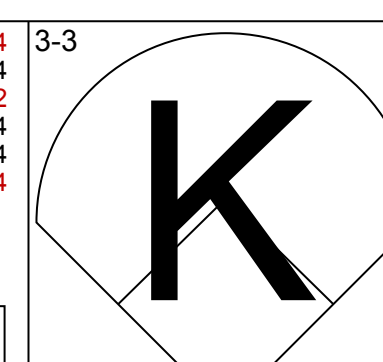
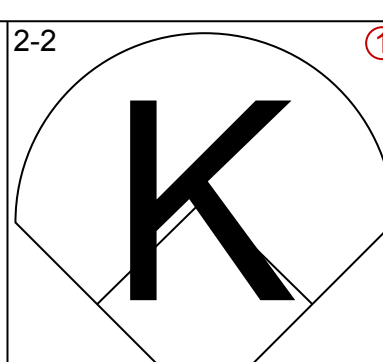
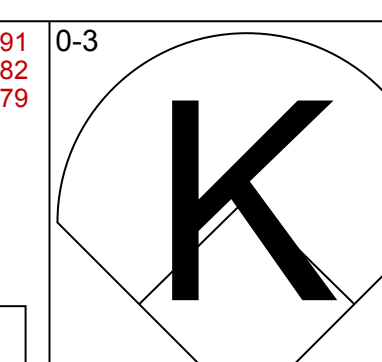
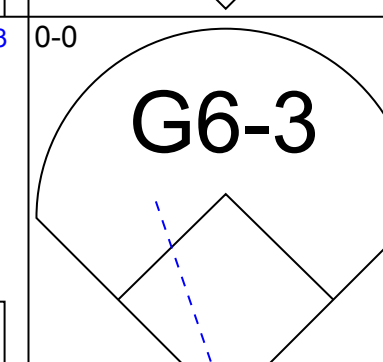
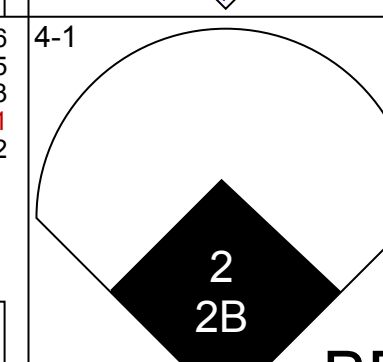
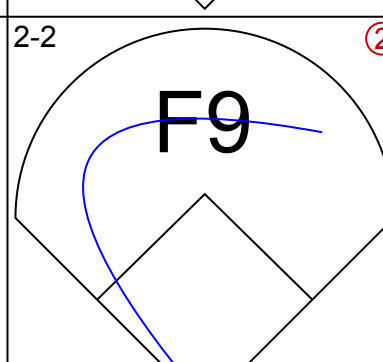
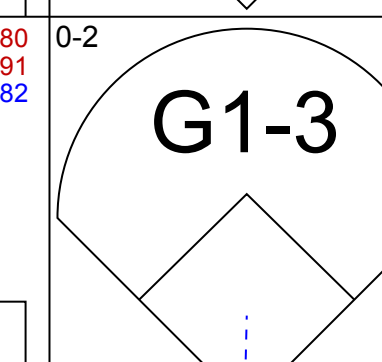
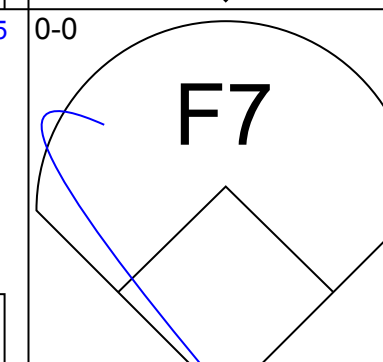
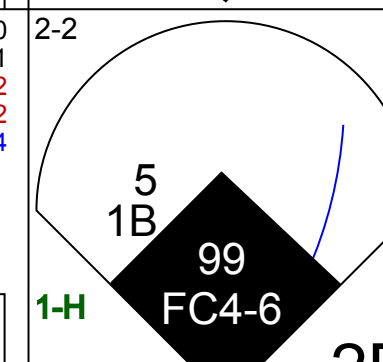
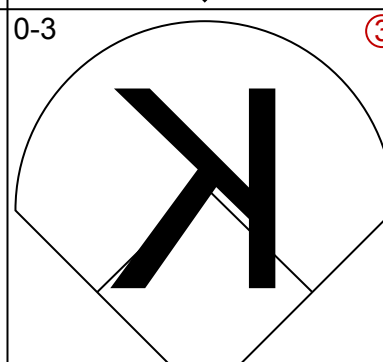


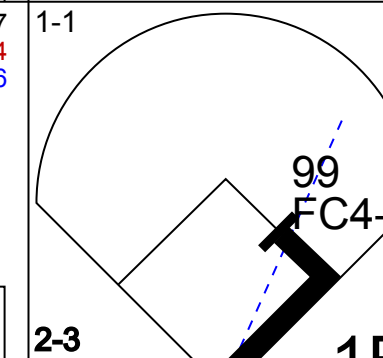



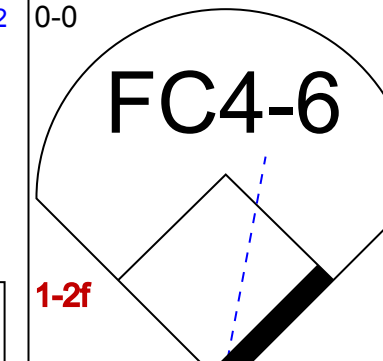



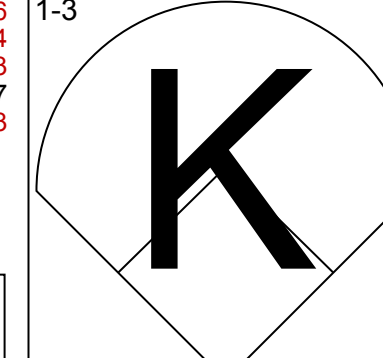




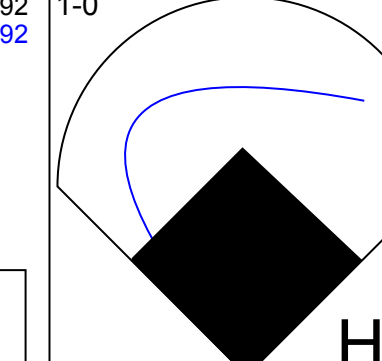


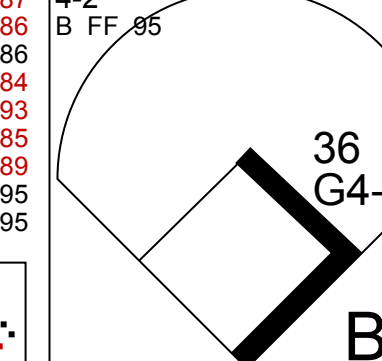


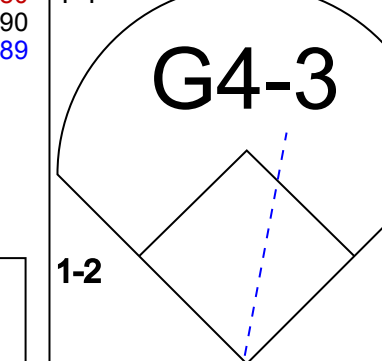


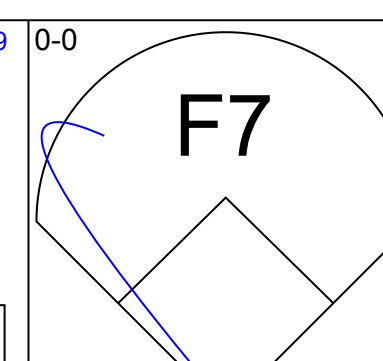



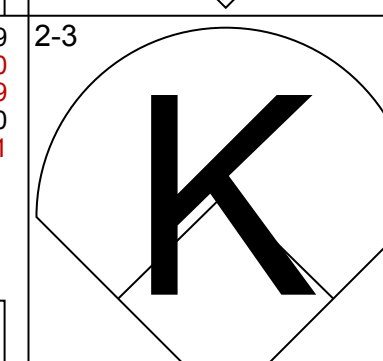
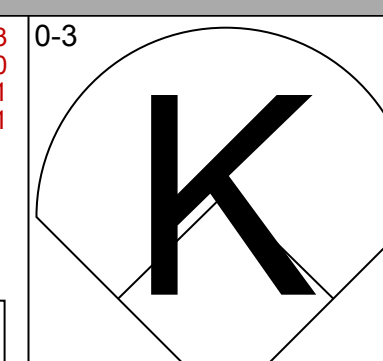
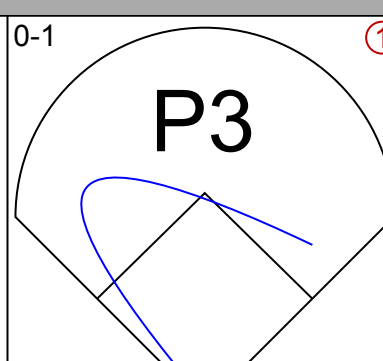
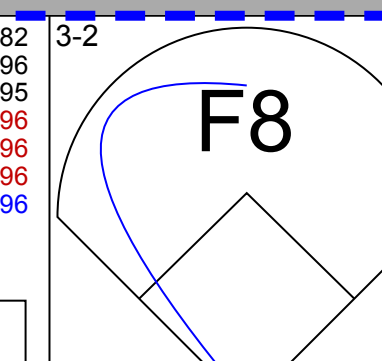
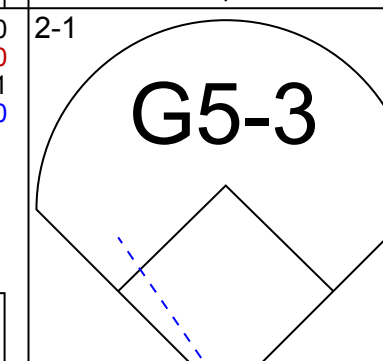
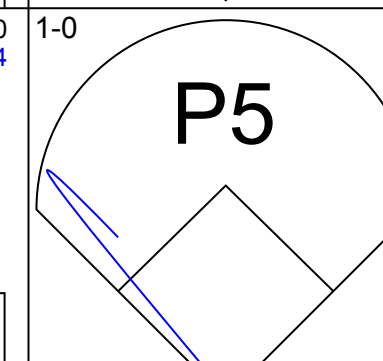
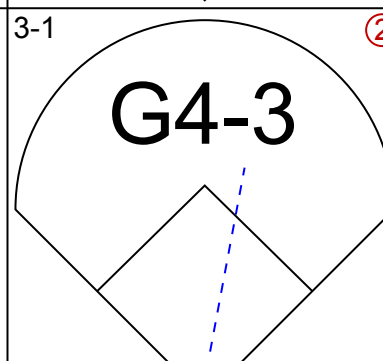
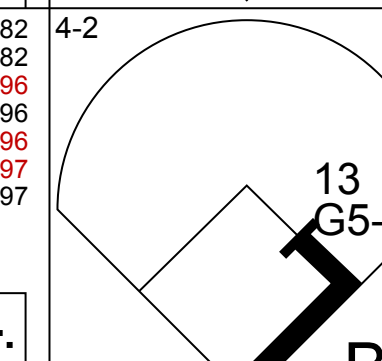

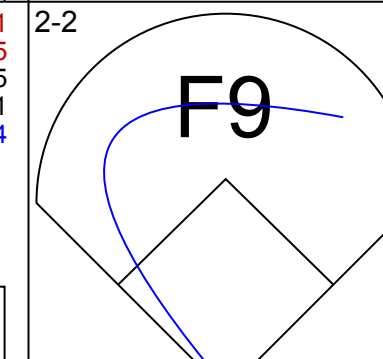
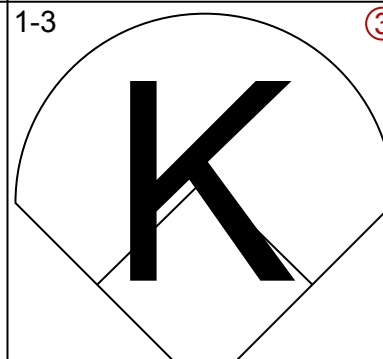
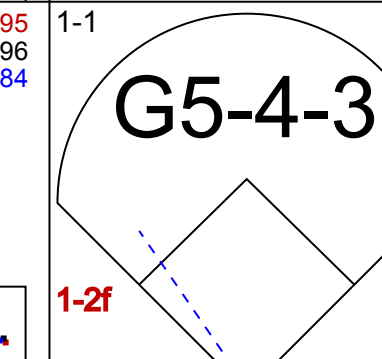




















Batter	1	2	3	4	5	6	7	8	9	AB	R	H	RBI	BB	SO	LOB	BOTTOM				
15 Whit Merrifield, R OBP: 0.375, SLG: 0.429										5	0	1	1	0	2	3	Minnesota Twins @ Kansas City Royals Kauffman Stadium, Kansas City, MO Sat Jul 21 2018, 6:16 PM - 9:26 PM CDT Att: 22,159 - Clear - 91 F				
38 Jorge Bonifacio, R OBP: 0.394, SLG: 0.439										2	0	0	0	3	1	3					
8 Mike Moustakas, L OBP: 0.309, SLG: 0.461										4	1	1	0	1	1	4					
13 Salvador Perez, R OBP: 0.262, SLG: 0.405										3	1	1	2	1	0	3					
21 Lucas Duda, L OBP: 0.314, SLG: 0.412										3	0	1	1	1	0	2					
17 Hunter Dozier, R OBP: 0.283, SLG: 0.328										4	0	0	0	0	1	7					
4 Alex Gordon, L OBP: 0.317, SLG: 0.339										3	1	1	0	1	1	0					
7 Rosell Herrera, S OBP: 0.270, SLG: 0.326										3	0	1	0	1	1	1					
2 Alcides Escobar, R OBP: 0.251, SLG: 0.277										2	1	0	0	1	0	2					
Inning Stats	R: 2 H: 1 E: 0 K: 1 S: 15	H: 1 LOB: 1 BB: 1 P: 25	R: 0 H: 0 E: 0 K: 1 S: 7	H: 0 LOB: 0 BB: 0 P: 13	R: 1 H: 1 E: 0 K: 1 S: 20	H: 1 LOB: 3 BB: 3 P: 39	R: 0 H: 1 E: 0 K: 2 S: 13	H: 1 LOB: 1 BB: 0 P: 22	R: 0 H: 0 E: 0 K: 1 S: 11	H: 0 LOB: 2 BB: 2 P: 19	R: 0 H: 1 E: 0 K: 1 S: 8	H: 1 LOB: 0 BB: 0 P: 10	R: 0 H: 1 E: 0 K: 0 S: 8	H: 1 LOB: 2 BB: 1 P: 14	R: 1 H: 1 E: 0 K: 0 S: 10	H: 1 LOB: 2 BB: 2 P: 21	1B: 5 2B: 0 3B: 0 HR: 1	SF: 0 SAC: 1 DP: 0 HBP: 0	WP: 0 PB: 0 CS: 0	PA: 39	
PITCHER	IP WLS BF H R ER SO BB IBB HBP BLK WP HR S P ERA WHIP	IP WLS BF H R ER SO BB IBB HBP BLK WP HR S P ERA WHIP	IP WLS BF H R ER SO BB IBB HBP BLK WP HR S P ERA WHIP	IP WLS BF H R ER SO BB IBB HBP BLK WP HR S P ERA WHIP	IP WLS BF H R ER SO BB IBB HBP BLK WP HR S P ERA WHIP	IP WLS BF H R ER SO BB IBB HBP BLK WP HR S P ERA WHIP	IP WLS BF H R ER SO BB IBB HBP BLK WP HR S P ERA WHIP	IP WLS BF H R ER SO BB IBB HBP BLK WP HR S P ERA WHIP	IP WLS BF H R ER SO BB IBB HBP BLK WP HR S P ERA WHIP	IP WLS BF H R ER SO BB IBB HBP BLK WP HR S P ERA WHIP	IP WLS BF H R ER SO BB IBB HBP BLK WP HR S P ERA WHIP	IP WLS BF H R ER SO BB IBB HBP BLK WP HR S P ERA WHIP	IP WLS BF H R ER SO BB IBB HBP BLK WP HR S P ERA WHIP	IP WLS BF H R ER SO BB IBB HBP BLK WP HR S P ERA WHIP	IP WLS BF H R ER SO BB IBB HBP BLK WP HR S P ERA WHIP	IP WLS BF H R ER SO BB IBB HBP BLK WP HR S P ERA WHIP	IP WLS BF H R ER SO BB IBB HBP BLK WP HR S P ERA WHIP	IP WLS BF H R ER SO BB IBB HBP BLK WP HR S P ERA WHIP	IP WLS BF H R ER SO BB IBB HBP BLK WP HR S P ERA WHIP	IP WLS BF H R ER SO BB IBB HBP BLK WP HR S P ERA WHIP	IP WLS BF H R ER SO BB IBB HBP BLK WP HR S P ERA WHIP

Minnesota Twins @ Kansas City Royals
 Kauffman Stadium, Kansas City, MO
 Sat Jul 21 2018, 6:16 PM - 9:26 PM CDT
 Att: 22,159 - Clear - 91 F

AB 29
 R 4
 H 6
 RBI 4
 BB 9
 SO 7
 LOB 25



Batter	1	2	3	4	5	6	7	8	9	AB	R	H	RBI	BB	SO	LOB	TOP								
7 Joe Mauer, L (1, 10) OBP: 0.365, SLG: 0.369				G4-3						4	0	0	0	0	3	1	Minnesota Twins @ Kansas City Royals Kauffman Stadium, Kansas City, MO Sun Jul 22 2018, 1:18 PM - 3:52 PM CDT Att: 18,107 - Sunny - 85 F								
20 Eddie Rosario, L (1, 7) OBP: 0.351, SLG: 0.528										3	1	0	0	1	0	1									
2 Brian Dozier, R (1, 4) OBP: 0.309, SLG: 0.415										4	1	1	1	0	1	0									
5 Eduardo Escobar, S (1, 5) OBP: 0.332, SLG: 0.504										4	0	1	0	0	1	0									
99 Logan Morrison, L (1, 3) OBP: 0.286, SLG: 0.363										3	0	0	1	1	1	1									
23 Mitch Garver, R (1, 2) OBP: 0.333, SLG: 0.371 11 Jorge Polanco, S (9, PH) OBP: 0.333, SLG: 0.371										3	0	0	0	0	1	1									
26 Max Kepler, L (1, 9) OBP: 0.315, SLG: 0.410 (8, 8)										3	1	1	1	0	0	0									
16 Ehre Adrianza, S (1, 6) OBP: 0.319, SLG: 0.401										2	0	0	0	1	2	0									
60 Jake Cave, L (1, 8) OBP: 0.330, SLG: 0.518 36 Robbie Grossman, R (8, PH) OBP: 0.335, SLG: 0.368 (8, 9)										2	0	0	0	0	0	0									
Inning Stats	R: 0 E: 0 K: 1 S: 5	H: 0 LOB: 0 BB: 0 P: 8	R: 0 E: 0 K: 2 S: 11	H: 0 LOB: 0 BB: 0 P: 15	R: 0 E: 0 K: 1 S: 8	H: 0 LOB: 0 BB: 0 P: 11	R: 2 E: 0 K: 1 S: 13	H: 2 LOB: 1 BB: 1 P: 21	R: 0 E: 0 K: 1 S: 7	H: 0 LOB: 0 BB: 0 P: 8	R: 0 E: 0 K: 2 S: 11	H: 0 LOB: 0 BB: 0 P: 15	R: 0 E: 0 K: 0 S: 6	H: 0 LOB: 0 BB: 0 P: 9	R: 1 E: 0 K: 1 S: 15	H: 1 LOB: 1 BB: 1 P: 21		R: 0 E: 0 K: 1 S: 10	H: 0 LOB: 1 BB: 1 P: 16	1B: 1 2B: 1 3B: 0 HR: 1	SF: 0 SAC: 0 DP: 0 HBP: 0	WP: 0 PB: 0 SB: 0 CS: 0	PA: 33		
PITCHER	IP	WLS	BF	H	R	ER	SO	BB	IBB	HBP	BLK	WP	HR	S	P	ERA	WHIP								
56 Brad Keller, R (1, 1) ERA: 3.2	7.0	W	26	3	3	3	8	2	0	0	0	0	1	68	99	3.86	0.714								
54 Tim Hill, L (8, 1) ERA: 5.59	1.0	H	3	0	0	0	1	0	0	0	0	0	0	8	9	0.00	0.000								
43 Wily Peralta, R (9, 1) ERA: 3.18	1.0	S	4	0	0	0	1	1	0	0	0	0	0	10	16	0.00	1.000								

Batter	1	2	3	4	5	6	7	8	9	AB	R	H	RBI	BB	SO	LOB	BOTTOM								
15 Whit Merrifield, R (1, 4) OBP: 0.371, SLG: 0.424										4	0	0	0	0	2	2	Minnesota Twins @ Kansas City Royals Kauffman Stadium, Kansas City, MO Sun Jul 22 2018, 1:18 PM - 3:52 PM CDT Att: 18,107 - Sunny - 85 F								
38 Jorge Bonifacio, R (1, 9) OBP: 0.343, SLG: 0.410										4	0	0	0	0	2	0									
8 Mike Moustakas, L (1, 5) OBP: 0.308, SLG: 0.457										3	0	0	0	1	0	0									
13 Salvador Perez, R (1, 10) OBP: 0.259, SLG: 0.400										4	0	0	0	0	2	1									
21 Lucas Duda, L (1, 3) OBP: 0.314, SLG: 0.411										3	1	1	0	0	0	0									
7 Rosell Herrera, S (1, 8) OBP: 0.272, SLG: 0.320										2	1	0	0	1	1	1									
4 Alex Gordon, L (1, 7) OBP: 0.317, SLG: 0.343										3	1	1	2	0	0	1									
2 Alcides Escobar, R (1, 6) OBP: 0.256, SLG: 0.279										1	1	1	0	1	0	0									
9 Drew Butera, R (1, 2) OBP: 0.240, SLG: 0.257										3	1	1	3	0	1	2									
Inning Stats	R: 0 E: 0 K: 1 S: 6	H: 0 LOB: 0 BB: 0 P: 10	R: 0 E: 0 K: 2 S: 11	H: 0 LOB: 0 BB: 0 P: 19	R: 0 E: 0 K: 2 S: 18	H: 1 LOB: 1 BB: 0 P: 23	R: 2 E: 0 K: 1 S: 8	H: 1 LOB: 1 BB: 1 P: 25	R: 0 E: 0 K: 1 S: 8	H: 0 LOB: 0 BB: 0 P: 12	R: 3 E: 0 K: 0 S: 16	H: 2 LOB: 0 BB: 1 P: 29	R: 0 E: 0 K: 0 S: 9	H: 0 LOB: 0 BB: 1 P: 17	1B: 2 2B: 1 3B: 0 HR: 1	SF: 0 SAC: 1 DP: 1 HBP: 0		WP: 0 PB: 0 SB: 0 CS: 0	PA: 31						
PITCHER	IP	WLS	BF	H	R	ER	SO	BB	IBB	HBP	BLK	WP	HR	S	P	ERA	WHIP								
12 Jake Odorizzi, R (1, 1) ERA: 4.37	6.0		22	2	2	1	8	1	0	0	0	0	0	10	20	27.00	3.000								
32 Zach Duke, L (7, 1) ERA: 3.75	0.2	L	4	1	2	2	0	1	0	0	0	0	0	6	9	27.00	3.000								
39 Trevor Hildenberger, R (7, 1) ERA: 3.45	0.1		2	1	1	1	0	0	0	0	0	0	0	9	17	0.00	1.000								
67 Alan Busenitz, R (8, 1) ERA: 6.23	1.0		3	0	0	0	0	1	0	0	0	0	0	9	17	0.00	1.000								



Batter	1	2	3	4	5	6	7	8	9	AB	R	H	RBI	BB	SO	LOB	TOP								
7 Joe Mauer, L (1, 3) OBP: 0.366, SLG: 0.371	G4-3			G4-3		E7 20 G4-3 2 SF8		20 1B 5 HR BB	F7	4	2	0	0	1	0	0									
20 Eddie Rosario, L (1, 7) OBP: 0.348, SLG: 0.521	L9			1B		G4-3		5 HR 1B		4	1	2	0	0	0	1									
2 Brian Dozier, R (1, 4) OBP: 0.306, SLG: 0.410	G4-3			1B		SF8		K		3	0	1	1	0	1	2									
5 Eduardo Escobar, S (1, 5)				P4		36 2B		HR		4	2	2	3	0	1	2									
36 Robbie Grossman, S (1, 10) OBP: 0.332, SLG: 0.369	G6-3			F8		2B		K		4	0	1	1	0	1	2									
26 Max Kepler, L (1, 8) OBP: 0.313, SLG: 0.415						2B				4	0	1	0	0	1	1									
45 Taylor Motter, R (1, 9) OBP: 0.237, SLG: 0.235										4	0	1	0	0	0	1									
11 Jorge Polanco, S (1, 6) OBP: 0.338, SLG: 0.362										4	0	1	0	0	0	0									
46 Bobby Wilson, R (1, 2) OBP: 0.224, SLG: 0.264										4	0	0	0	0	1	2									
Inning Stats	R: 0 E: 0 K: 0 S: 8	H: 0 LOB: 0 BB: 0 P: 13	R: 0 E: 0 K: 2 S: 11	H: 0 LOB: 0 BB: 0 P: 14	R: 0 E: 0 K: 0 S: 9	H: 0 LOB: 0 BB: 0 P: 12	R: 0 E: 0 K: 0 S: 10	H: 2 LOB: 2 BB: 0 P: 19	R: 0 E: 0 K: 0 S: 9	H: 2 LOB: 1 BB: 0 P: 11	R: 2 E: 1 K: 0 S: 15	H: 2 LOB: 1 BB: 0 P: 20	R: 0 E: 0 K: 0 S: 5	H: 0 LOB: 0 BB: 0 P: 7	R: 3 E: 0 K: 2 S: 19	H: 3 LOB: 1 BB: 1 P: 38	R: 0 E: 0 K: 1 S: 9	H: 0 LOB: 0 BB: 0 P: 14	1B: 6 2B: 2 3B: 0 HR: 1	SF: 1 SAC: 0 DP: 1 HBP: 0	WP: 0 PB: 0 SB: 2 CS: 0	PA: 37			
PITCHER	IP WLS BF H R ER SO BB IBB HBP BLK WP HR S P ERA WHIP	IP WLS BF H R ER SO BB IBB HBP BLK WP HR S P ERA WHIP	IP WLS BF H R ER SO BB IBB HBP BLK WP HR S P ERA WHIP	IP WLS BF H R ER SO BB IBB HBP BLK WP HR S P ERA WHIP	IP WLS BF H R ER SO BB IBB HBP BLK WP HR S P ERA WHIP	IP WLS BF H R ER SO BB IBB HBP BLK WP HR S P ERA WHIP	IP WLS BF H R ER SO BB IBB HBP BLK WP HR S P ERA WHIP	IP WLS BF H R ER SO BB IBB HBP BLK WP HR S P ERA WHIP	IP WLS BF H R ER SO BB IBB HBP BLK WP HR S P ERA WHIP	IP WLS BF H R ER SO BB IBB HBP BLK WP HR S P ERA WHIP	IP WLS BF H R ER SO BB IBB HBP BLK WP HR S P ERA WHIP	IP WLS BF H R ER SO BB IBB HBP BLK WP HR S P ERA WHIP	IP WLS BF H R ER SO BB IBB HBP BLK WP HR S P ERA WHIP	IP WLS BF H R ER SO BB IBB HBP BLK WP HR S P ERA WHIP	IP WLS BF H R ER SO BB IBB HBP BLK WP HR S P ERA WHIP	IP WLS BF H R ER SO BB IBB HBP BLK WP HR S P ERA WHIP	IP WLS BF H R ER SO BB IBB HBP BLK WP HR S P ERA WHIP	IP WLS BF H R ER SO BB IBB HBP BLK WP HR S P ERA WHIP	IP WLS BF H R ER SO BB IBB HBP BLK WP HR S P ERA WHIP	IP WLS BF H R ER SO BB IBB HBP BLK WP HR S P ERA WHIP	IP WLS BF H R ER SO BB IBB HBP BLK WP HR S P ERA WHIP	IP WLS BF H R ER SO BB IBB HBP BLK WP HR S P ERA WHIP	IP WLS BF H R ER SO BB IBB HBP BLK WP HR S P ERA WHIP	IP WLS BF H R ER SO BB IBB HBP BLK WP HR S P ERA WHIP	IP WLS BF H R ER SO BB IBB HBP BLK WP HR S P ERA WHIP

Minnesota Twins @ Toronto Blue Jays
Rogers Centre, Toronto, ON
Tue Jul 24 2018, 7:10 PM - 9:38 PM EDT
Att: 31,933 - Roof Closed - 68 F

AB 35
R 5
H 9
RBI 5
BB 1
SO 5
LOB 11



Batter	1	2	3	4	5	6	7	8	9	AB	R	H	RBI	BB	SO	LOB	BOTTOM									
18 Curtis Granderson, L (1, 9) OBP: 0.332, SLG: 0.410	P6					G3		G4-5-3		4	0	0	0	0	1	1										
13 Lourdes Gurriel Jr., R (1, 6) OBP: 0.317, SLG: 0.443	K					1B		F9		4	0	2	0	0	1	0										
14 Justin Smoak, S (1, 3) OBP: 0.362, SLG: 0.472	F8			L9		K		G6-3		4	0	0	0	0	1	2										
37 Teoscar Hernández, R (1, 7) OBP: 0.333, SLG: 0.494						K		K		4	0	0	0	0	2	1										
26 Yangervis Solarte, S (1, 5) OBP: 0.294, SLG: 0.424						K		K		3	0	1	0	0	2	0										
8 Kendrys Morales, S (1, 10) OBP: 0.329, SLG: 0.429						K		G6-3		2	0	1	0	1	0	0										
55 Russell Martin, R (1, 2) OBP: 0.317, SLG: 0.288						K		K		3	0	0	0	0	2	3										
15 Randal Grichuk, R (1, 8) OBP: 0.274, SLG: 0.445						K		K		3	0	0	0	0	2	2										
29 Devon Travis, R (1, 4) OBP: 0.297, SLG: 0.392						G6-3		G6-3		3	0	1	0	0	0	0										
Inning Stats	R: 0 E: 0 K: 1 S: 9	H: 0 LOB: 0 BB: 0 P: 13	R: 0 E: 0 K: 2 S: 13	H: 2 LOB: 0 BB: 0 P: 20	R: 0 E: 0 K: 1 S: 9	H: 1 LOB: 0 BB: 0 P: 16	R: 0 E: 0 K: 2 S: 9	H: 0 LOB: 1 BB: 1 P: 17	R: 0 E: 0 K: 0 S: 5	H: 0 LOB: 0 BB: 0 P: 9	R: 0 E: 0 K: 1 S: 8	H: 1 LOB: 0 BB: 0 P: 13	R: 0 E: 0 K: 2 S: 12	H: 0 LOB: 0 BB: 0 P: 14	R: 0 E: 0 K: 1 S: 9	H: 1 LOB: 0 BB: 0 P: 12	R: 0 E: 0 K: 1 S: 7	H: 0 LOB: 0 BB: 0 P: 9	1B: 4 2B: 1 3B: 0 HR: 0	SF: 0 SAC: 0 DP: 2 HBP: 0	WP: 0 PB: 0 SB: 0 CS: 0	PA: 31				
PITCHER	IP WLS BF H R ER SO BB IBB HBP BLK WP HR S P ERA WHIP	IP WLS BF H R ER SO BB IBB HBP BLK WP HR S P ERA WHIP	IP WLS BF H R ER SO BB IBB HBP BLK WP HR S P ERA WHIP	IP WLS BF H R ER SO BB IBB HBP BLK WP HR S P ERA WHIP	IP WLS BF H R ER SO BB IBB HBP BLK WP HR S P ERA WHIP	IP WLS BF H R ER SO BB IBB HBP BLK WP HR S P ERA WHIP	IP WLS BF H R ER SO BB IBB HBP BLK WP HR S P ERA WHIP	IP WLS BF H R ER SO BB IBB HBP BLK WP HR S P ERA WHIP	IP WLS BF H R ER SO BB IBB HBP BLK WP HR S P ERA WHIP	IP WLS BF H R ER SO BB IBB HBP BLK WP HR S P ERA WHIP	IP WLS BF H R ER SO BB IBB HBP BLK WP HR S P ERA WHIP	IP WLS BF H R ER SO BB IBB HBP BLK WP HR S P ERA WHIP	IP WLS BF H R ER SO BB IBB HBP BLK WP HR S P ERA WHIP	IP WLS BF H R ER SO BB IBB HBP BLK WP HR S P ERA WHIP	IP WLS BF H R ER SO BB IBB HBP BLK WP HR S P ERA WHIP	IP WLS BF H R ER SO BB IBB HBP BLK WP HR S P ERA WHIP	IP WLS BF H R ER SO BB IBB HBP BLK WP HR S P ERA WHIP	IP WLS BF H R ER SO BB IBB HBP BLK WP HR S P ERA WHIP	IP WLS BF H R ER SO BB IBB HBP BLK WP HR S P ERA WHIP	IP WLS BF H R ER SO BB IBB HBP BLK WP HR S P ERA WHIP	IP WLS BF H R ER SO BB IBB HBP BLK WP HR S P ERA WHIP	IP WLS BF H R ER SO BB IBB HBP BLK WP HR S P ERA WHIP	IP WLS BF H R ER SO BB IBB HBP BLK WP HR S P ERA WHIP	IP WLS BF H R ER SO BB IBB HBP BLK WP HR S P ERA WHIP	IP WLS BF H R ER SO BB IBB HBP BLK WP HR S P ERA WHIP	IP WLS BF H R ER SO BB IBB HBP BLK WP HR S P ERA WHIP

Minnesota Twins @ Toronto Blue Jays
Rogers Centre, Toronto, ON
Tue Jul 24 2018, 7:10 PM - 9:38 PM EDT
Att: 31,933 - Roof Closed - 68 F

AB 30
R 0
H 5
RBI 0
BB 1
SO 11
LOB 9



Batter	1	2	3	4	5	6	7	8	9	AB	R	H	RBI	BB	SO	LOB	TOP			
7 Joe Mauer, L OBP: 0.366, SLG: 0.378			G5-3			L7	K			4	0	1	0	0	1	1	Minnesota Twins @ Boston Red Sox Fenway Park, Boston, MA Thu Jul 26 2018, 7:11 PM - 10:10 PM EDT Att: 37,439 - Partly Cloudy - 75 F			
20 Eddie Rosario, L OBP: 0.351, SLG: 0.517	F8		F8			BB	K			3	0	0	0	1	1					
2 Brian Dozier, R OBP: 0.310, SLG: 0.414	23 WP 5 1B		K			1-H 1B	BB	23 2B		3	1	2	0	1	1	0				
5 Eduardo Escobar, S OBP: 0.338, SLG: 0.514	23 WP 1-2 2H		G6-3			1-H BB	K			3	0	1	0	1	1					
23 Mitch Garver, R OBP: 0.354, SLG: 0.420	1-2 2-3 BB		F9			BB	G4-3			3	0	1	1	1	0	2				
36 Robbie Grossman, S OBP: 0.332, SLG: 0.372	1-3 BB		G4-3							4	1	1	0	0	1	4				
60 Jake Cave, L OBP: 0.326, SLG: 0.517	K									0	0	0	0	0	0					
26 Max Kepler, L OBP: 0.316, SLG: 0.414										4	0	1	0	0	1	0				
16 Ehre Adrianza, S OBP: 0.312, SLG: 0.391		G5-3				G4-6-3	L8			4	0	0	0	0	1	1	AB 32 R 2 H 8 RBI 1 BB 4 SO 9 LOB 10			
46 Bobby Wilson, R OBP: 0.225, SLG: 0.264		K								4	0	1	0	0	2	0				
Inning Stats	R: 0 H: 3 E: 0 K: 1 S: 14	H: 3 BB: 1 P: 23	R: 0 H: 0 E: 0 K: 2 S: 8	H: 0 LOB: 0 BB: 0 P: 10	R: 0 H: 0 E: 0 K: 1 S: 8	H: 0 LOB: 0 BB: 0 P: 12	R: 0 H: 0 E: 0 K: 0 S: 6	H: 0 LOB: 0 BB: 0 P: 10	R: 0 H: 1 E: 0 K: 0 S: 9	H: 1 LOB: 2 BB: 2 P: 18	R: 1 H: 3 E: 0 K: 1 S: 17	H: 3 LOB: 1 BB: 0 P: 26	R: 1 H: 1 E: 0 K: 2 S: 10	H: 1 LOB: 1 BB: 1 P: 17	R: 0 H: 0 E: 0 K: 1 S: 7	H: 0 LOB: 0 BB: 0 P: 9	1B: 7 2B: 1 3B: 0 HR: 0	SF: 0 SAC: 0 DP: 1 HBP: 0	WP: 1 PB: 0 SB: 1 CS: 0	PA: 36
PITCHER	IP WLS BF H R ER SO BB IBB HBP BLK WP HR S P ERA WHIP	IP WLS BF H R ER SO BB IBB HBP BLK WP HR S P ERA WHIP	IP WLS BF H R ER SO BB IBB HBP BLK WP HR S P ERA WHIP	IP WLS BF H R ER SO BB IBB HBP BLK WP HR S P ERA WHIP	IP WLS BF H R ER SO BB IBB HBP BLK WP HR S P ERA WHIP	IP WLS BF H R ER SO BB IBB HBP BLK WP HR S P ERA WHIP	IP WLS BF H R ER SO BB IBB HBP BLK WP HR S P ERA WHIP	IP WLS BF H R ER SO BB IBB HBP BLK WP HR S P ERA WHIP	IP WLS BF H R ER SO BB IBB HBP BLK WP HR S P ERA WHIP	IP WLS BF H R ER SO BB IBB HBP BLK WP HR S P ERA WHIP	IP WLS BF H R ER SO BB IBB HBP BLK WP HR S P ERA WHIP	IP WLS BF H R ER SO BB IBB HBP BLK WP HR S P ERA WHIP	IP WLS BF H R ER SO BB IBB HBP BLK WP HR S P ERA WHIP	IP WLS BF H R ER SO BB IBB HBP BLK WP HR S P ERA WHIP	IP WLS BF H R ER SO BB IBB HBP BLK WP HR S P ERA WHIP	IP WLS BF H R ER SO BB IBB HBP BLK WP HR S P ERA WHIP	IP WLS BF H R ER SO BB IBB HBP BLK WP HR S P ERA WHIP			
61 Brian Johnson, L ERA: 3.45	5.2	22	4	0	0	5	3	0	0	0	0	0	0	0	0	0	0.00	1.235		
37 Heath Hembree, R ERA: 3.95	1.0	5	3	1	1	0	0	0	0	0	0	0	0	0	0	0	9.00	3.000		
32 Matt Barnes, R ERA: 2.44	1.1	6	1	1	1	3	1	0	0	0	0	0	0	0	0	0	6.75	1.500		
70 Ryan Brasier, R ERA:	1.0	3	0	0	0	1	0	0	0	0	0	0	0	0	0	0	0.00	0.000		

Batter	1	2	3	4	5	6	7	8	9	AB	R	H	RBI	BB	SO	LOB	BOTTOM					
50 Mookie Betts, R OBP: 0.432, SLG: 0.660	K	G6-3-5			K			G6-3		4	0	0	1	0	2	1	Minnesota Twins @ Boston Red Sox Fenway Park, Boston, MA Thu Jul 26 2018, 7:11 PM - 10:10 PM EDT Att: 37,439 - Partly Cloudy - 75 F					
16 Andrew Benintendi, L OBP: 0.366, SLG: 0.516	L8		F7					G4-3		3	0	0	0	1	0	0						
28 J.D. Martinez, R OBP: 0.386, SLG: 0.640	2B 1B		K		G1			K		4	0	1	0	0	2	1						
2 Xander Bogaerts, R OBP: 0.348, SLG: 0.529	2B		G4-3			K				4	0	2	0	0	1	0						
25 Steve Pearce, R OBP: 0.388, SLG: 0.538	BB		G5-3			K		G2-3		3	0	0	0	1	1	1						
11 Rafael Devers, L OBP: 0.292, SLG: 0.415	F7		23 G4-3 1B			G6-3				4	0	1	0	0	0	4						
23 Blake Swihart, S OBP: 0.288, SLG: 0.287		18 FC4-6 50 G6-3-5 12 HBP 1B						L9		3	1	1	0	1	0	1						
12 Brock Holt, L OBP: 0.360, SLG: 0.371		19 FC4-6 HBP						L3		2	0	0	0	1	0	1						
19 Jackie Bradley Jr., L OBP: 0.294, SLG: 0.344		50 G6-3-5 1-2 2-3								4	0	0	0	0	2	5						
Inning Stats	R: 0 H: 2 E: 0 K: 1 S: 10	H: 1 LOB: 3 BB: 1 P: 20	R: 1 H: 1 E: 0 K: 0 S: 9	H: 1 LOB: 0 BB: 0 P: 16	R: 0 H: 0 E: 0 K: 1 S: 9	H: 0 LOB: 0 BB: 0 P: 15	R: 0 H: 1 E: 0 K: 0 S: 9	H: 1 LOB: 1 BB: 0 P: 14	R: 0 H: 0 E: 0 K: 1 S: 7	H: 0 LOB: 1 BB: 1 P: 15	R: 0 H: 0 E: 0 K: 2 S: 8	H: 0 LOB: 0 BB: 0 P: 15	R: 0 H: 0 E: 0 K: 1 S: 7	H: 0 LOB: 0 BB: 0 P: 10	R: 0 H: 0 E: 0 K: 1 S: 8	H: 0 LOB: 0 BB: 0 P: 15	R: 0 H: 1 E: 0 K: 1 S: 13	H: 1 LOB: 3 BB: 2 P: 25	1B: 4 2B: 2 3B: 0 HR: 0	SF: 0 SAC: 0 DP: 1 HBP: 1	WP: 0 PB: 0 SB: 0 CS: 0	PA: 36
PITCHER	IP WLS BF H R ER SO BB IBB HBP BLK WP HR S P ERA WHIP	IP WLS BF H R ER SO BB IBB HBP BLK WP HR S P ERA WHIP	IP WLS BF H R ER SO BB IBB HBP BLK WP HR S P ERA WHIP	IP WLS BF H R ER SO BB IBB HBP BLK WP HR S P ERA WHIP	IP WLS BF H R ER SO BB IBB HBP BLK WP HR S P ERA WHIP	IP WLS BF H R ER SO BB IBB HBP BLK WP HR S P ERA WHIP	IP WLS BF H R ER SO BB IBB HBP BLK WP HR S P ERA WHIP	IP WLS BF H R ER SO BB IBB HBP BLK WP HR S P ERA WHIP	IP WLS BF H R ER SO BB IBB HBP BLK WP HR S P ERA WHIP	IP WLS BF H R ER SO BB IBB HBP BLK WP HR S P ERA WHIP	IP WLS BF H R ER SO BB IBB HBP BLK WP HR S P ERA WHIP	IP WLS BF H R ER SO BB IBB HBP BLK WP HR S P ERA WHIP	IP WLS BF H R ER SO BB IBB HBP BLK WP HR S P ERA WHIP	IP WLS BF H R ER SO BB IBB HBP BLK WP HR S P ERA WHIP	IP WLS BF H R ER SO BB IBB HBP BLK WP HR S P ERA WHIP	IP WLS BF H R ER SO BB IBB HBP BLK WP HR S P ERA WHIP	IP WLS BF H R ER SO BB IBB HBP BLK WP HR S P ERA WHIP					
44 Kyle Gibson, R ERA: 3.42	8.0	30	4	1	1	0	2	0	0	0	0	0	0	0	0	0	1.12	0.750				
56 Fernando Rodney, R ERA: 3.35	1.0	6	1	0	0	1	2	0	0	0	0	0	0	0	0	0	0.00	3.000				



Batter	1	2	3	4	5	6	7	8	9	AB	R	H	RBI	BB	SO	LOB	TOP			
7 Joe Mauer, L (1,10) OBP: 0.361, SLG: 0.372	G4-3		G4-3			L5		FC6		4	0	0	0	0	0	1				
20 Eddie Rosario, L (1,7) OBP: 0.348, SLG: 0.513	2B		G4-3			K			K	4	0	1	0	0	2	0				
11 Jorge Polanco, S (1,6) OBP: 0.365, SLG: 0.388	F8					F7			L6-4 WP HBP	3	0	1	0	0	0	1				
2 Brian Dozier, R (1,4) OBP: 0.306, SLG: 0.404	K					G5-4-3			L6-4	4	0	0	0	0	1	3				
99 Logan Morrison, L (1,3) OBP: 0.287, SLG: 0.373						F7				3	0	0	0	0	1	0				
22 Miguel Sanó, R (1,5) OBP: 0.259, SLG: 0.387						F8				3	0	0	0	0	2	0				
36 Robbie Grossman, S (1,9) OBP: 0.333, SLG: 0.364						G3-1				2	0	1	0	1	0	0				
60 Jake Cave, L (1,8) OBP: 0.311, SLG: 0.480						G4-3				3	0	1	0	0	1	2				
46 Bobby Wilson, R (1,2) OBP: 0.221, SLG: 0.259						F9				2	0	0	0	0	0	1				
26 Max Kepler, L (8,PH) OBP: 0.317, SLG: 0.415						F9				1	0	0	0	0	1	1				
23 Mitch Garver, R (8,2) OBP: 0.344, SLG: 0.406						L8				0	0	0	0	0	0	0				
Inning Stats	R: 0 E: 0 K: 1 S: 13	H: 1 LOB: 1 BB: 0 P: 20	R: 0 E: 0 K: 2 S: 11	H: 1 LOB: 1 BB: 0 P: 13	R: 0 E: 0 K: 0 S: 7	H: 0 LOB: 0 BB: 0 P: 8	R: 0 E: 0 K: 0 S: 7	H: 1 LOB: 1 BB: 0 P: 9	R: 0 E: 0 K: 1 S: 8	H: 0 LOB: 0 BB: 0 P: 9	R: 0 E: 0 K: 1 S: 11	H: 0 LOB: 0 BB: 0 P: 14	R: 0 E: 0 K: 2 S: 9	H: 0 LOB: 1 BB: 1 P: 17	R: 0 E: 0 K: 1 S: 7	H: 0 LOB: 0 BB: 0 P: 11	1B: 3 2B: 2 3B: 0 HR: 0	SF: 0 SAC: 0 DP: 2 HBP: 1	WP: 1 PB: 0 SB: 0 CS: 0	PA: 31
PITCHER	IP	WLS	BF	H	R	ER	SO	BB	IBB	HBP	BLK	WP	HR	S	P	ERA	WHIP			
17 Nathan Eovaldi, R (1,1) ERA: 3.8	7.0	W	24	4	0	0	5	0	0	0	0	0	0	63	82	0.00	0.571			
32 Matt Barnes, R (8,1) ERA: 2.35	1.0	H	4	0	0	0	2	1	0	0	0	0	0	9	17	0.00	1.000			
46 Craig Kimbrel, R (9,1) ERA: 2.2	1.0	S	3	0	0	0	1	0	0	1	0	1	0	7	11	0.00	0.000			

Minnesota Twins @ Boston Red Sox
Fenway Park, Boston, MA
Sun Jul 29 2018, 1:10 PM - 3:49 PM EDT
Att: 36,785 - Partly Cloudy - 83 F

AB	29
R	0
H	4
RBI	0
BB	1
SO	8
LOB	9



Batter	1	2	3	4	5	6	7	8	9	AB	R	H	RBI	BB	SO	LOB	BOTTOM			
50 Mookie Betts, R (1,9) OBP: 0.429, SLG: 0.659	P3	FC6-4 16 BB 28 BB		L7		L7		K		5	1	1	0	0	1	2				
16 Andrew Benintendi, L (1,7) OBP: 0.364, SLG: 0.512	25 E 28 BB	28 BB		P4		P4		F8		4	1	2	0	1	0	1				
28 J.D. Martinez, R (1,10) OBP: 0.390, SLG: 0.643	25 E BB			36 BB 19 BB		L9		K		4	0	2	3	1	1	0				
25 Steve Pearce, R (1,3) OBP: 0.380, SLG: 0.516	FC6	L8		K		K		K		4	0	0	0	0	2	5				
19 Jackie Bradley Jr., L (1,8) OBP: 0.301, SLG: 0.362	K			K		G6-3		G6-3		4	0	1	0	0	2	3				
36 Eduardo Nájera, R (8,5) OBP: 0.289, SLG: 0.369	G6-3			23 BB						3	0	2	0	1	0	3				
23 Blake Swihart, S (1,5) OBP: 0.296, SLG: 0.305		FC1-5 12 HBP						P4		4	0	2	0	0	1	4				
5 Tzu-Wei Lin, L (8,6) OBP: 0.265, SLG: 0.227										0	0	0	0	0	0	0				
12 Brock Holt, L (8,4) OBP: 0.358, SLG: 0.365		50 FC6-4 28 BB 3 FC1-5 HBP						F8		3	1	0	0	0	2	3				
3 Sandy León, S (1,2) OBP: 0.268, SLG: 0.335		FC1-5 50 FC6-4		G3-1				K		4	0	0	0	0	1	5				
Inning Stats	R: 0 E: 1 K: 1 S: 14	H: 2 LOB: 2 BB: 1 P: 23	R: 2 E: 0 K: 0 S: 12	H: 2 LOB: 2 BB: 1 P: 16	R: 1 E: 0 K: 2 S: 15	H: 3 LOB: 3 BB: 1 P: 29	R: 0 E: 0 K: 1 S: 10	H: 1 LOB: 1 BB: 0 P: 14	R: 0 E: 0 K: 2 S: 9	H: 0 LOB: 0 BB: 0 P: 13	R: 0 E: 0 K: 1 S: 12	H: 1 LOB: 1 BB: 0 P: 20	R: 0 E: 0 K: 2 S: 9	H: 0 LOB: 0 BB: 0 P: 13	1B: 7 2B: 3 3B: 0 HR: 0	SF: 0 SAC: 0 DP: 0 HBP: 1	WP: 0 PB: 0 SB: 0 CS: 0	PA: 39		
PITCHER	IP	WLS	BF	H	R	ER	SO	BB	IBB	HBP	BLK	WP	HR	S	P	ERA	WHIP			
17 José Berrios, R (1,1) ERA: 3.56	4.2	L	28	9	3	3	6	3	0	0	0	0	0	61	106	5.79	2.571			
58 Gabriel Moya, L (5,1) ERA: 8.22	0.1		1	0	0	0	0	0	0	0	0	0	0	1	1	0.00	0.000			
49 Adalberto Mejía, L (6,1) ERA: 3.65	3.0		10	1	0	0	4	0	0	0	0	0	0	26	39	0.00	0.333			

Minnesota Twins @ Boston Red Sox
Fenway Park, Boston, MA
Sun Jul 29 2018, 1:10 PM - 3:49 PM EDT
Att: 36,785 - Partly Cloudy - 83 F

AB	35
R	3
H	10
RBI	3
BB	3
SO	10
LOB	26



Batter	1	2	3	4	5	6	7	8	9	AB	R	H	RBI	BB	SO	LOB	TOP										
7 Joe Mauer, L OBP: 0.354, SLG: 0.364 16 Ehire Adrianza, S OBP: 0.309, SLG: 0.377	G4-3		F8		K			K		3	0	0	0	0	1	2	Minnesota Twins @ Cleveland Indians Progressive Field, Cleveland, OH Mon Aug 06 2018, 7:11 PM - 10:02 PM EDT Att: 18,620 - Overcast - 85 F										
20 Eddie Rosario, L OBP: 0.334, SLG: 0.494 51 Johnny Field, R OBP: 0.251, SLG: 0.371	K		K		K	G6-3		L8		3	0	0	0	0	2	1											
11 Jorge Polanco, S OBP: 0.365, SLG: 0.384	K			F9				K		4	0	1	0	0	2	0											
99 Logan Morrison, L OBP: 0.285, SLG: 0.382		F8			K		F9		G6-3	4	0	0	0	0	1	1											
22 Miguel Sanó, R OBP: 0.289, SLG: 0.401		K							G6-3	2	0	0	0	2	1	0											
26 Max Kepler, L OBP: 0.332, SLG: 0.429				BB					G4-3	3	0	0	0	1	1	3											
24 Logan Forsythe, R OBP: 0.278, SLG: 0.298										3	0	1	0	0	1	1											
60 Jake Cave, L OBP: 0.310, SLG: 0.479										3	0	1	0	0	1	1											
46 Bobby Wilson, R OBP: 0.220, SLG: 0.256										3	0	0	0	0	2	2											
Inning Stats	R: 0 E: 0 K: 2 S: 8	H: 0 LOB: 0 BB: 0 P: 12	R: 0 E: 0 K: 2 S: 9	H: 0 LOB: 1 BB: 1 P: 18	R: 0 E: 0 K: 2 S: 12	H: 1 LOB: 1 BB: 0 P: 17	R: 0 E: 0 K: 1 S: 11	H: 0 LOB: 1 BB: 1 P: 15	R: 0 E: 0 K: 3 S: 13	H: 1 LOB: 1 BB: 0 P: 19	R: 0 E: 0 K: 1 S: 16	H: 1 LOB: 2 BB: 1 P: 31	R: 0 E: 0 K: 0 S: 5	H: 0 LOB: 0 BB: 0 P: 10	R: 0 E: 0 K: 0 S: 9	H: 0 LOB: 0 BB: 0 P: 10		R: 0 E: 0 K: 0 S: 5	H: 0 LOB: 0 BB: 0 P: 10	1B: 2 2B: 1 3B: 0 HR: 0	SF: 0 SAC: 0 DP: 0 HBP: 0	WP: 0 PB: 0 SB: 1 CS: 0	PA: 33				
PITCHER	IP	WLS	BF	H	R	ER	SO	BB	IBB	HBP	BLK	WP	HR	S	P	ERA	WHIP										
47 Trevor Bauer, R ERA: 2.25	6.0	W	24	3	0	0	11	3	0	0	0	0	0	69	112	0.00	1.000										
90 Adam Cimber, R ERA: 3.42	1.0		3	0	0	0	0	0	0	0	0	0	0	5	10	0.00	0.000										
39 Oliver Pérez, L ERA: 1.53	1.0		3	0	0	0	2	0	0	0	0	0	0	9	11	0.00	0.000										
61 Dan Otero, R ERA: 4.93	1.0		3	0	0	0	0	0	0	0	0	0	0	5	10	0.00	0.000										

Batter	1	2	3	4	5	6	7	8	9	AB	R	H	RBI	BB	SO	LOB	BOTTOM										
12 Francisco Lindor, S OBP: 0.376, SLG: 0.560	BB		K			F8				4	1	2	0	1	1	0	Minnesota Twins @ Cleveland Indians Progressive Field, Cleveland, OH Mon Aug 06 2018, 7:11 PM - 10:02 PM EDT Att: 18,620 - Overcast - 85 F										
23 Michael Brantley, L OBP: 0.346, SLG: 0.464 26 Rajai Davis, R OBP: 0.302, SLG: 0.319	BB									3	1	2	0	1	0	1											
11 José Ramírez, S OBP: 0.410, SLG: 0.629 9 Erik González, R OBP: 0.340, SLG: 0.446	BB									1	0	0	1	2	0	1											
10 Edwin Encarnación, R OBP: 0.320, SLG: 0.471										4	1	1	4	0	1	2											
17 Yonder Alonso, L OBP: 0.319, SLG: 0.454										4	1	1	1	0	1	1											
13 Leonys Martín, L OBP: 0.324, SLG: 0.425										4	0	1	0	0	1	0											
22 Jason Kipnis, L OBP: 0.308, SLG: 0.365										3	2	2	1	1	0	1											
55 Roberto Pérez, R OBP: 0.252, SLG: 0.238										3	1	1	1	1	1	2											
6 Brandon Guyer, R OBP: 0.299, SLG: 0.408										4	1	1	2	0	0	1											
Inning Stats	R: 2 E: 1 K: 0 S: 6	H: 1 LOB: 0 BB: 1 P: 15	R: 0 E: 0 K: 0 S: 4	H: 1 LOB: 0 BB: 0 P: 6	R: 0 E: 0 K: 2 S: 10	H: 1 LOB: 2 BB: 1 P: 19	R: 4 E: 0 K: 1 S: 19	H: 4 LOB: 1 BB: 1 P: 38	R: 0 E: 0 K: 0 S: 11	H: 0 LOB: 0 BB: 0 P: 17	R: 1 E: 0 K: 0 S: 6	H: 1 LOB: 0 BB: 1 P: 11	R: 3 E: 0 K: 2 S: 21	H: 2 LOB: 1 BB: 2 P: 37	R: 0 E: 0 K: 0 S: 8	H: 1 LOB: 1 BB: 0 P: 14		1B: 6 2B: 1 3B: 0 HR: 4	SF: 1 SAC: 0 DP: 2 HBP: 0	WP: 0 PB: 0 SB: 2 CS: 0	PA: 39						
PITCHER	IP	WLS	BF	H	R	ER	SO	BB	IBB	HBP	BLK	WP	HR	S	P	ERA	WHIP										
44 Kyle Gibson, R ERA: 3.6	5.0	L	24	7	6	4	3	3	0	0	0	0	2	50	95	7.20	2.000										
38 Matt Belisle, R ERA: 7.71	2.0		11	3	4	4	2	3	0	0	0	0	2	27	48	18.00	3.000										
23 Mitch Garver, R ERA:	1.0		4	1	0	0	0	0	0	0	0	0	0	8	14	0.00	1.000										

Batter	1	2	3	4	5	6	7	8	9	AB R H RBI BB SO LOB	TOP							
7 Joe Mauer, L (1, 3) OBP: 0.352, SLG: 0.361	F7	K		G3			G1-3			5 0 1 0 0 1 0	Minnesota Twins @ Cleveland Indians Progressive Field, Cleveland, OH Tue Aug 07 2018, 9:20 PM - 12:13 AM EDT Att: 19,921 - Overcast - 75 F							
20 Eddie Rosario, L (1, 7) OBP: 0.339, SLG: 0.502	1B	1B		2B			2B		1B	5 0 4 0 0 0 1								
11 Jorge Polanco, S (1, 6) OBP: 0.366, SLG: 0.385	1B	1B		L7			B2			5 0 2 0 0 1 3								
99 Logan Morrison, L (1, 10) OBP: 0.282, SLG: 0.377	K	L8			K		G4-3			4 0 0 0 0 2 4								
22 Miguel Sanó, R (1, 5) OBP: 0.289, SLG: 0.394	BB		L6		K			K		3 0 0 0 1 2 0								
26 Max Kepler, L (1, 9) OBP: 0.328, SLG: 0.424	G4-3		K		L8			G4-3		4 0 0 0 0 1 3								
24 Logan Forsythe, R (1, 4) OBP: 0.290, SLG: 0.305		HBP				G1-6-3			BB	2 1 2 0 1 0 0								
60 Jake Cave, L (1, 8) OBP: 0.308, SLG: 0.472		HBP		K		G1-6-3			F7	4 1 1 0 0 1 3								
23 Mitch Garver, R (1, 2) OBP: 0.336, SLG: 0.407		HR		K					K	4 1 1 3 0 3 0								
Inning Stats	R: 0 H: 2 E: 0 K: 1 S: 13	WLS: L BF: 29 LOB: 3 P: 22	R: 3 H: 4 E: 0 K: 1 S: 12	WLS: L BF: 29 LOB: 3 P: 22	R: 0 H: 1 E: 0 K: 2 S: 10	WLS: L BF: 29 LOB: 3 P: 22	R: 0 H: 1 E: 0 K: 1 S: 10	WLS: L BF: 29 LOB: 3 P: 22	R: 0 H: 1 E: 0 K: 1 S: 11	WLS: L BF: 29 LOB: 3 P: 22		1B: 8 R: 3 H: 11 RBI: 3 BB: 2 SO: 11 LOB: 14						
PITCHER	IP WLS BF H R ER SO BB IBB HBP BLK WP HR S P ERA WHIP	IP WLS BF H R ER SO BB IBB HBP BLK WP HR S P ERA WHIP	IP WLS BF H R ER SO BB IBB HBP BLK WP HR S P ERA WHIP	IP WLS BF H R ER SO BB IBB HBP BLK WP HR S P ERA WHIP	IP WLS BF H R ER SO BB IBB HBP BLK WP HR S P ERA WHIP	IP WLS BF H R ER SO BB IBB HBP BLK WP HR S P ERA WHIP	IP WLS BF H R ER SO BB IBB HBP BLK WP HR S P ERA WHIP	IP WLS BF H R ER SO BB IBB HBP BLK WP HR S P ERA WHIP	IP WLS BF H R ER SO BB IBB HBP BLK WP HR S P ERA WHIP	IP WLS BF H R ER SO BB IBB HBP BLK WP HR S P ERA WHIP	WP: 0 PA: 39 ERA: 3.69 WHIP: 1.737							
59 Carlos Carrasco, R (1, 1) ERA: 3.69	6.1	L	10	3	3	8	1	0	1	0	0	0	0	1	63	97	4.26	1.737
24 Andrew Miller, L (7, 1) ERA: 3.63	1.2		6	0	0	0	1	1	0	0	0	0	0	10	18	0.00	0.600	
58 Neil Ramirez, R (9, 1) ERA: 4.13	1.0		4	1	0	0	2	0	0	0	0	0	0	11	15	0.00	1.000	
Batter	1	2	3	4	5	6	7	8	9	AB R H RBI BB SO LOB	BOTTOM							
12 Francisco Lindor, S (1, 6) OBP: 0.376, SLG: 0.565	1B		F8			L8		HR		5 1 2 1 0 1 1	Minnesota Twins @ Cleveland Indians Progressive Field, Cleveland, OH Tue Aug 07 2018, 9:20 PM - 12:13 AM EDT Att: 19,921 - Overcast - 75 F							
23 Michael Brantley, L (1, 7) OBP: 0.350, SLG: 0.465	1B		G3			10 BB		13 SF8		3 1 2 0 0 0 0								
11 José Ramírez, S (1, 5) OBP: 0.407, SLG: 0.623	FC3-4		F7			F7		K		4 0 0 0 0 1 4								
10 Edwin Encarnación, R (1, 10) OBP: 0.322, SLG: 0.469	F9		K			BB		1B		3 0 1 0 1 1 2								
9 Erik González, R (8, PR) OBP: 0.340, SLG: 0.446	F9									0 0 0 0 0 0 0								
6 Brandon Guyer, R (1, 9) OBP: 0.293, SLG: 0.398	L1		P3			F7		SF8		3 0 0 0 0 0 4								
13 Leonys Martin, L (8, PH) OBP: 0.323, SLG: 0.425	L1									0 0 0 1 0 0 0								
17 Yonder Alonso, L (1, 3) OBP: 0.319, SLG: 0.451	7 WP		F8			L7		K		3 0 0 0 1 1 1								
7 Yan Gomes, R (1, 2) OBP: 0.301, SLG: 0.424	K					G5-3		HBP		3 0 1 0 0 1 1								
22 Jason Kipnis, L (1, 4) OBP: 0.305, SLG: 0.361	F9		K			K		K		4 0 0 0 0 3 3								
26 Rajai Davis, R (1, 8) OBP: 0.297, SLG: 0.314	F9		G6-3							3 0 0 0 0 1 2								
53 Melky Cabrera, S (8, PH) OBP: 0.284, SLG: 0.343	F9									1 0 0 0 0 0 1								
Inning Stats	R: 0 H: 1 E: 0 K: 0 S: 13	WLS: L BF: 29 LOB: 3 P: 19	R: 0 H: 0 E: 0 K: 1 S: 8	WLS: L BF: 29 LOB: 3 P: 19	R: 0 H: 0 E: 0 K: 0 S: 5	WLS: L BF: 29 LOB: 3 P: 19	R: 0 H: 0 E: 0 K: 1 S: 8	WLS: L BF: 29 LOB: 3 P: 19	R: 2 H: 3 E: 0 K: 2 S: 14	WLS: L BF: 29 LOB: 3 P: 19	1B: 5 R: 2 H: 6 RBI: 2 BB: 2 SO: 9 LOB: 19							
PITCHER	IP WLS BF H R ER SO BB IBB HBP BLK WP HR S P ERA WHIP	IP WLS BF H R ER SO BB IBB HBP BLK WP HR S P ERA WHIP	IP WLS BF H R ER SO BB IBB HBP BLK WP HR S P ERA WHIP	IP WLS BF H R ER SO BB IBB HBP BLK WP HR S P ERA WHIP	IP WLS BF H R ER SO BB IBB HBP BLK WP HR S P ERA WHIP	IP WLS BF H R ER SO BB IBB HBP BLK WP HR S P ERA WHIP	IP WLS BF H R ER SO BB IBB HBP BLK WP HR S P ERA WHIP	IP WLS BF H R ER SO BB IBB HBP BLK WP HR S P ERA WHIP	IP WLS BF H R ER SO BB IBB HBP BLK WP HR S P ERA WHIP	IP WLS BF H R ER SO BB IBB HBP BLK WP HR S P ERA WHIP	WP: 1 PA: 37 ERA: 2.01 WHIP: 2.000							
49 Adalberto Mejia, L (1, 1) ERA: 2.01	5.0	W	18	1	0	0	3	1	0	0	0	0	0	11	23	0.00	2.000	
58 Gabriel Moya, L (6, 1) ERA: 5.93	1.0	H	5	1	0	0	0	1	0	0	0	0	0	9	11	0.00	0.000	
55 Taylor Rogers, L (7, 1) ERA: 3.96	1.0	H	4	0	0	0	2	0	0	1	0	0	0	14	20	18.00	3.000	
39 Trevor Hildenberger, R (8, 1) ERA: 4.07	1.0	H	6	3	2	2	2	0	0	0	0	1	14	20	18.00	3.000		
56 Fernando Rodney, R (9, 1) ERA: 3.05	1.0	S	4	1	0	0	2	0	0	0	0	0	11	17	0.00	1.000		

Batter	1	2	3	4	5	6	7	8	9	AB	R	H	RBI	BB	SO	LOB	TOP				
24 Logan Forsythe, R OBP: 0.293, SLG: 0.312										4	0	1	0	0	0	1					
20 Eddie Rosario, L OBP: 0.339, SLG: 0.499										4	1	1	0	0	2	1					
11 Jorge Polanco, S OBP: 0.353, SLG: 0.392										4	1	1	3	0	2	1					
22 Miguel Sanó, R OBP: 0.292, SLG: 0.415										4	0	1	0	0	2	0					
26 Max Kepler, L OBP: 0.325, SLG: 0.421										4	1	1	0	0	1	1					
16 Ehre Adrianza, S OBP: 0.303, SLG: 0.369										4	0	0	0	0	2	2					
60 Jake Cave, L OBP: 0.304, SLG: 0.465										2	0	0	1	0	0	1					
51 Johnny Field, R OBP: 0.251, SLG: 0.368										3	0	1	0	0	1	0					
46 Bobby Wilson, R OBP: 0.222, SLG: 0.258										3	1	1	0	0	0	1					
Inning Stats	R: 0 H: 1 E: 0 K: 1 S: 8	H: 1 LOB: 0 BB: 0 P: 13	R: 0 H: 1 E: 1 K: 0 S: 17	H: 1 LOB: 1 BB: 0 P: 26	R: 0 H: 0 E: 0 K: 2 S: 7	H: 0 LOB: 0 BB: 0 P: 9	R: 1 H: 1 E: 0 K: 1 S: 12	H: 1 LOB: 0 BB: 0 P: 17	R: 3 H: 3 E: 0 K: 2 S: 13	H: 3 LOB: 0 BB: 0 P: 22	R: 0 H: 1 E: 0 K: 1 S: 12	H: 1 LOB: 1 BB: 0 P: 18	R: 0 H: 0 E: 0 K: 2 S: 8	H: 0 LOB: 0 BB: 0 P: 11	R: 0 H: 0 E: 0 K: 1 S: 7	H: 0 LOB: 0 BB: 0 P: 11	1B: 5 2B: 1 3B: 0 HR: 1	SF: 1 SAC: 0 DP: 0 HBP: 0	WP: 0 PB: 0 SB: 0 CS: 1	PA: 34	
PITCHER	IP	WLS	BF	H	R	ER	SO	BB	IBB	HBP	BLK	WP	HR	S	P	ERA	WHIP				
28 Corey Kluber, R ERA: 2.74	7.0		27	7	4	4	7	0	0	0	0	0	1	77	117	5.14	1.000				
33 Brad Hand, L ERA: 2.92	1.0		3	0	0	0	2	0	0	0	0	0	0	8	12	0.00	0.000				
24 Andrew Miller, L ERA: 3.44	1.0	W	3	0	0	0	1	0	0	0	0	0	0	7	11	0.00	0.000				

Minnesota Twins @ Cleveland Indians
Progressive Field, Cleveland, OH
Thu Aug 09 2018, 1:12 PM - 4:08 PM EDT
Att: 25,942 - Partly Cloudy - 77 F

AB 32
R 4
H 7
RBI 4
BB 0
SO 10
LOB 8



Batter	1	2	3	4	5	6	7	8	9	AB	R	H	RBI	BB	SO	LOB	BOTTOM					
12 Francisco Lindor, S OBP: 0.376, SLG: 0.572										5	0	2	3	0	0	1						
23 Michael Brantley, L OBP: 0.347, SLG: 0.499										4	0	1	1	1	1	3						
11 José Ramírez, S OBP: 0.410, SLG: 0.619										2	0	0	0	2	0	1						
10 Edwin Encarnación, R OBP: 0.316, SLG: 0.461										4	0	0	0	0	2	5						
17 Yonder Alonso, L OBP: 0.315, SLG: 0.452										4	1	1	1	0	1	1						
53 Melky Cabrera, S OBP: 0.285, SLG: 0.333										3	1	0	0	1	0	1						
6 Brandon Guyer, R OBP: 0.299, SLG: 0.401										0	0	0	0	0	0	0						
22 Jason Kipnis, L OBP: 0.308, SLG: 0.359										1	2	0	0	3	1	0						
55 Roberto Pérez, R OBP: 0.247, SLG: 0.233										3	0	0	0	0	2	2						
1 Greg Allen, S OBP: 0.264, SLG: 0.305										4	1	2	0	0	1	2						
Inning Stats	R: 0 H: 0 E: 0 K: 1 S: 10	H: 2 LOB: 1 BB: 2 P: 18	R: 3 H: 2 E: 1 K: 1 S: 16	H: 2 LOB: 1 BB: 2 P: 29	R: 0 H: 0 E: 0 K: 1 S: 11	H: 0 LOB: 1 BB: 1 P: 21	R: 1 H: 2 E: 0 K: 2 S: 17	H: 2 LOB: 3 BB: 2 P: 29	R: 0 H: 0 E: 0 K: 1 S: 11	H: 0 LOB: 0 BB: 0 P: 17	R: 0 H: 0 E: 0 K: 0 S: 6	H: 0 LOB: 0 BB: 0 P: 10	R: 0 H: 0 E: 0 K: 2 S: 8	H: 0 LOB: 0 BB: 0 P: 10	R: 0 H: 0 E: 0 K: 2 S: 8	H: 0 LOB: 1 BB: 0 P: 9	R: 1 H: 2 E: 0 K: 0 S: 6	H: 2 LOB: 1 BB: 0 P: 9	1B: 4 2B: 1 3B: 0 HR: 1	SF: 0 SAC: 1 DP: 0 HBP: 0	WP: 0 PB: 0 SB: 1 CS: 0	PA: 38
PITCHER	IP	WLS	BF	H	R	ER	SO	BB	IBB	HBP	BLK	WP	HR	S	P	ERA	WHIP					
17 José Berrios, R ERA: 3.66	4.0		22	4	4	4	1	1	0	0	0	0	0	23	36	0.00	0.375					
58 Gabriel Moya, L ERA: 4.96	2.2		9	0	0	0	1	1	0	0	0	0	0	6	6	0.00	0.000					
55 Taylor Rogers, L ERA: 3.8	1.0		3	0	0	0	1	0	0	0	0	0	0	6	6	0.00	0.000					
43 Addison Reed, R ERA: 4.74	0.2	L	4	2	1	1	1	0	0	0	0	0	0	9	14	13.50	3.000					

Minnesota Twins @ Cleveland Indians
Progressive Field, Cleveland, OH
Thu Aug 09 2018, 1:12 PM - 4:08 PM EDT
Att: 25,942 - Partly Cloudy - 77 F

AB 30
R 5
H 6
RBI 5
BB 7
SO 8
LOB 16



Batter	1	2	3	4	5	6	7	8	9	AB	R	H	RBI	BB	SO	LOB	TOP					
7 Joe Mauer, L OBP: 0.346, SLG: 0.354	G6-3		G6-3		FC3-6		P5		G6-3	5	0	0	0	0	0	3	Minnesota Twins @ Detroit Tigers Comerica Park, Detroit, MI Fri Aug 10 2018, 7:11 PM - 9:47 PM EDT Att: 24,849 - Partly Cloudy - 81 F					
20 Eddie Rosario, L OBP: 0.337, SLG: 0.495	G3		F9		L4		F9			4	0	0	0	0	2							
11 Jorge Polanco, S OBP: 0.296, SLG: 0.403	1B		2B		G3				G4-3	4	1	2	0	0	1							
24 Logan Forsythe, R OBP: 0.296, SLG: 0.315	1B		E4		E5		L9		L9	4	1	2	0	0	0							
26 Max Kepler, L OBP: 0.322, SLG: 0.416	G5-3		P4		G1-3		F9		F9	4	0	0	0	0	4							
23 Mitch Garver, R OBP: 0.337, SLG: 0.405		L9		1B	SF9				G6-3	3	0	1	1	0	0							
99 Logan Morrison, L OBP: 0.276, SLG: 0.368		G6-3		G4-6-3	G3-1				L8	4	0	0	0	0	1							
60 Jake Cave, L OBP: 0.309, SLG: 0.473				G6-3			K		1B	4	1	2	0	0	1							
16 Ehre Adrianza, S OBP: 0.310, SLG: 0.380		F7							2B	4	0	3	1	0	0							
Inning Stats	R: 0 H: 2 E: 0 K: 0 S: 14	H: 2 LOB: 2 BB: 0 P: 16	R: 0 H: 1 E: 0 K: 0 S: 10	H: 1 LOB: 1 BB: 0 P: 16	R: 1 H: 2 E: 1 K: 0 S: 15	H: 2 LOB: 1 BB: 0 P: 20	R: 0 H: 1 E: 0 K: 0 S: 6	H: 1 LOB: 0 BB: 0 P: 11	R: 0 H: 1 E: 0 K: 0 S: 9	H: 1 LOB: 1 BB: 0 P: 11	R: 1 H: 0 E: 1 K: 0 S: 10	H: 0 LOB: 0 BB: 0 P: 15	R: 0 H: 1 E: 0 K: 1 S: 8	H: 1 LOB: 1 BB: 0 P: 11	R: 0 H: 0 E: 0 K: 0 S: 7	H: 0 LOB: 0 BB: 0 P: 13	R: 1 H: 2 E: 0 K: 0 S: 17	H: 2 LOB: 1 BB: 0 P: 24	1B: 7 2B: 3 3B: 0 HR: 0	SF: 1 SAC: 0 DP: 1 HBP: 0	WP: 0 PB: 0 SB: 0 CS: 0	PA: 37
PITCHER	IP WLS BF H R ER SO BB IBB HBP BLK WP HR S P ERA WHIP																					
27 Jordan Zimmermann, R ERA: 3.88	6.1 W 27 8 2 0 1 0 0 0 0 0 0 0 69 96 0.00 1.263																					
30 Alex Wilson, R ERA: 3.8	(7.1) 0.2 H 2 0 0 0 0 0 0 0 0 0 0 0 3 4 0.00 0.000																					
77 Joe Jiménez, R ERA: 3.28	(8.1) 1.0 H 3 0 0 0 0 0 0 0 0 0 0 0 7 13 0.00 0.000																					
61 Shane Greene, R ERA: 4.13	(9.1) 1.0 S 5 2 1 1 0 0 0 0 0 0 0 0 0 17 24 9.00 2.000																					

Batter	1	2	3	4	5	6	7	8	9	AB	R	H	RBI	BB	SO	LOB	BOTTOM			
13 Mike Gerber, L OBP: 0.286, SLG: 0.217	K		SF8		1 HR		F7			2	1	0	1	1	1	Minnesota Twins @ Detroit Tigers Comerica Park, Detroit, MI Fri Aug 10 2018, 7:11 PM - 9:47 PM EDT Att: 24,849 - Partly Cloudy - 81 F				
1 Jose Iglesias, R OBP: 0.307, SLG: 0.397	1B		F7		HR		G5-3		G5-3	4	1	2	2	0	0					
9 Nick Castellanos, R OBP: 0.334, SLG: 0.476	F8		G5-3		F9		G5-3		G5-3	4	0	0	0	0	1					
46 Jeimer Candelario, S OBP: 0.316, SLG: 0.415	K		28 HR		G4-3		K		K	3	1	0	0	1	2					
41 Victor Martinez, S OBP: 0.288, SLG: 0.322		G3-1		F7		G1-3-1				3	0	0	0	0	1					
28 Niko Goodrum, S OBP: 0.294, SLG: 0.426		F8		HR		L9				3	1	1	2	0	0					
37 James Adduci, L OBP: 0.268, SLG: 0.389		L8		K			L6			3	0	0	0	0	1					
34 James McCann, R OBP: 0.271, SLG: 0.316			G6-3		K		BB			2	0	0	0	1	1					
21 JaCoby Jones, R OBP: 0.262, SLG: 0.362			13 SF8		K		F7			3	1	1	0	0	1					
Inning Stats	R: 0 H: 1 E: 0 K: 2 S: 10	H: 0 LOB: 0 BB: 0 P: 13	R: 1 H: 1 E: 0 K: 0 S: 8	H: 1 LOB: 0 BB: 0 P: 15	R: 2 H: 1 E: 0 K: 1 S: 12	H: 1 LOB: 0 BB: 1 P: 21	R: 2 H: 1 E: 0 K: 2 S: 12	H: 1 LOB: 0 BB: 1 P: 21	R: 0 H: 0 E: 0 K: 0 S: 6	H: 0 LOB: 0 BB: 0 P: 9	R: 0 H: 0 E: 0 K: 0 S: 10	H: 0 LOB: 1 BB: 1 P: 16	R: 0 H: 0 E: 0 K: 1 S: 10	H: 0 LOB: 0 BB: 0 P: 14	R: 0 H: 0 E: 0 K: 1 S: 10	H: 0 LOB: 0 BB: 0 P: 14	1B: 1 2B: 0 3B: 1 HR: 2	SF: 1 SAC: 0 DP: 0 HBP: 0	WP: 0 PB: 0 SB: 0 CS: 0	PA: 31
PITCHER	IP WLS BF H R ER SO BB IBB HBP BLK WP HR S P ERA WHIP																			
54 Ervin Santana, R ERA: 6.53	6.0 L 24 4 5 5 0 2 0 0 0 0 0 0 2 55 94 7.50 1.000																			
32 Oliver Drake, R ERA: 6.82	(7.1) 2.0 7 0 0 0 1 1 0 0 0 0 0 0 20 30 0.00 0.500																			

Batter	1	2	3	4	5	6	7	8	9	AB	R	H	RBI	BB	SO	LOB	TOP										
24 Logan Forsythe, R (1,4) OBP: 0.302, SLG: 0.317	L7		F9														3 0 1 0 1 0 0										
11 Jorge Polanco, S (1,6) OBP: 0.351, SLG: 0.390	1B		P6														4 0 1 0 0 2 2										
22 Miguel Sanó, R (1,10) OBP: 0.294, SLG: 0.408	F9			P4													4 0 0 0 0 0 2										
31 Tyler Austin, R (1,3) OBP: 0.279, SLG: 0.477	P3			G5-3													3 0 0 0 0 0 1										
7 Joe Mauer, L (9,PH) OBP: 0.349, SLG: 0.355				F8													1 0 0 0 0 1 0										
23 Mitch Garver, R (1,2) OBP: 0.336, SLG: 0.412																	4 1 1 0 0 1 0										
51 Johnny Field, R (1,7) OBP: 0.243, SLG: 0.358																	2 0 0 1 0 1 0										
26 Max Kepler, L (1,9) OBP: 0.321, SLG: 0.422																	3 1 1 1 0 1 0										
16 Ehire Adrianza, S (1,5) OBP: 0.306, SLG: 0.374																	3 0 0 0 0 0 0										
60 Jake Cave, L (1,8) OBP: 0.301, SLG: 0.459																	3 0 0 0 0 2 0										
Inning Stats	R: 0 E: 0 K: 0 S: 8	H: 1 LOB: 1 BB: 0 P: 13	R: 1 E: 0 K: 1 S: 12	H: 1 LOB: 0 BB: 0 P: 20	R: 0 E: 0 K: 0 S: 8	H: 0 LOB: 0 BB: 0 P: 12	R: 0 E: 0 K: 0 S: 6	H: 0 LOB: 0 BB: 0 P: 8	R: 0 E: 0 K: 2 S: 13	H: 0 LOB: 1 BB: 1 P: 22	R: 0 E: 0 K: 1 S: 10	H: 0 LOB: 0 BB: 0 P: 15	R: 1 E: 0 K: 2 S: 14	H: 2 LOB: 1 BB: 0 P: 19	R: 0 E: 0 K: 2 S: 8	H: 0 LOB: 0 BB: 0 P: 11	1B: 2 2B: 0 3B: 1 HR: 1	SF: 1 SAC: 0 DP: 0 HBP: 0	WP: 1 PB: 1 SB: 0 CS: 0	PA: 32							
PITCHER	IP	WLS	BF	H	R	ER	SO	BB	IBB	HBP	BLK	WP	HR	S	P	ERA	WHIP										
48 Matthew Boyd, L (1,1) ERA: 4.2	6.0	W	21	2	1	1	3	1	0	0	1	1	0	55	88	1.50	0.500										
30 Alex Wilson, R (7,1) ERA: 3.72	1.0	H	3	0	0	0	1	0	0	0	0	0	0	10	15	0.00	0.000										
77 Joe Jiménez, R (8,1) ERA: 3.4	1.0	H	5	2	1	1	2	0	0	0	0	0	1	14	19	9.00	2.000										
61 Shane Greene, R (9,1) ERA: 4.04	1.0	S	3	0	0	0	2	0	0	0	0	0	0	8	11	0.00	0.000										

Minnesota Twins @ Detroit Tigers
Comerica Park, Detroit, MI
Sun Aug 12 2018, 1:33 PM - 4:05 PM EDT
Att: 30,105 - Sunny - 80 F

AB 30
R 2
H 4
RBI 2
BB 1
SO 8
LOB 5



Batter	1	2	3	4	5	6	7	8	9	AB	R	H	RBI	BB	SO	LOB	BOTTOM										
46 Jaimer Candelario, S (1,5) OBP: 0.315, SLG: 0.412	G1-3																4 1 2 1 0 1 0										
1 Jose Iglesias, R (1,6) OBP: 0.308, SLG: 0.393	P6																3 0 1 0 0 1 0										
28 Niko Goodrum, S (1,4) OBP: 0.302, SLG: 0.435	1B																2 1 1 1 2 0 2										
41 Victor Martinez, S (1,10) OBP: 0.290, SLG: 0.322	G4-3																3 0 1 1 0 0 2										
37 James Adduci, L (1,3) OBP: 0.281, SLG: 0.419																	4 0 0 0 0 0 4										
21 JaCoby Jones, R (1,8) OBP: 0.261, SLG: 0.359																	1 0 1 0 0 0 0										
60 Ronny Rodríguez, R (4,4) OBP: 0.228, SLG: 0.200	1B																3 0 1 1 0 0 0										
13 Mike Gerber, L (1,7) OBP: 0.250, SLG: 0.185																	4 0 0 0 0 1 2										
17 Grayson Greiner, R (1,2) OBP: 0.298, SLG: 0.294																	3 1 1 0 0 1 0										
22 Victor Reyes, S (1,9) OBP: 0.235, SLG: 0.269																	3 1 1 0 0 0 0										
Inning Stats	R: 0 E: 0 K: 0 S: 8	H: 1 LOB: 1 BB: 0 P: 10	R: 0 E: 0 K: 0 S: 7	H: 1 LOB: 0 BB: 0 P: 11	R: 0 E: 0 K: 1 S: 9	H: 1 LOB: 2 BB: 0 P: 17	R: 0 E: 0 K: 0 S: 5	H: 1 LOB: 0 BB: 0 P: 9	R: 3 E: 0 K: 0 S: 20	H: 4 LOB: 2 BB: 1 P: 31	R: 0 E: 0 K: 2 S: 4	H: 0 LOB: 0 BB: 0 P: 7	R: 0 E: 0 K: 1 S: 16	H: 1 LOB: 1 BB: 1 P: 23	R: 1 E: 0 K: 1 S: 8	H: 1 LOB: 1 BB: 1 P: 10	1B: 8 2B: 1 3B: 0 HR: 0	SF: 1 SAC: 0 DP: 2 HBP: 1	WP: 1 PB: 1 SB: 0 CS: 0	PA: 34							
PITCHER	IP	WLS	BF	H	R	ER	SO	BB	IBB	HBP	BLK	WP	HR	S	P	ERA	WHIP										
53 Kohl Stewart, R (1,1) ERA: 6.23	4.1	L	21	8	3	3	1	1	0	1	0	1	0	45	74	6.23	2.077										
55 Taylor Rogers, L (5,1) ERA: 3.7	1.1		4	0	0	0	0	0	0	0	0	0	0	7	10	0.00	0.000										
21 Tyler Duffey, R (6,1) ERA: 6.39	1.1		5	0	1	1	2	1	0	0	0	0	0	15	21	6.75	0.750										
58 Gabriel Moya, L (8,1) ERA: 4.67	1.0		4	1	0	0	1	0	0	0	0	0	0	10	13	0.00	1.000										

Minnesota Twins @ Detroit Tigers
Comerica Park, Detroit, MI
Sun Aug 12 2018, 1:33 PM - 4:05 PM EDT
Att: 30,105 - Sunny - 80 F

AB 30
R 4
H 9
RBI 4
BB 2
SO 4
LOB 10



Batter	1	2	3	4	5	6	7	8	9	AB	R	H	RBI	BB	SO	LOB	TOP								
12 Corey Dickerson, L (1, 7) OBP: 0.333, SLG: 0.483	F8	P4			K			K		4	0	0	0	0	2	2	Pittsburgh Pirates @ Minnesota Twins Target Field, Minneapolis, MN Tue Aug 14 2018, 7:14 PM - 9:57 PM CDT Att: 28,515 - Overcast - 80 F								
6 Starling Marte, R (1, 8) OBP: 0.320, SLG: 0.469	F9		G5-3			L8		23 1B		4	0	1	0	0	0	0									
25 Gregory Polanco, L (1, 9) OBP: 0.331, SLG: 0.484	K		K			K		K		4	0	0	0	0	4	1									
23 David Freese, R (1, 5) OBP: 0.356, SLG: 0.486		29 2B	55 1B		K	55 1B		55 1B		4	1	3	0	0	1	0									
55 Josh Bell, S (1, 3) OBP: 0.350, SLG: 0.418	29 2B	19 G4-3		L7		1B		1B		2	1	1	0	2	0	0									
29 Francisco Cervelli, R (1, 2) OBP: 0.382, SLG: 0.464	19 G4-3	2B		K		1B		BB		4	0	1	1	0	2	5									
19 Colin Moran, L (1, 10) OBP: 0.332, SLG: 0.386	G4-3			L8						4	0	0	1	0	0	1									
5 Josh Harrison, R (1, 4) OBP: 0.297, SLG: 0.364		K			K			F9		4	0	1	0	0	2	1									
10 Jordy Mercer, R (1, 6) OBP: 0.329, SLG: 0.397					K			G1-3		0	0	0	0	1	0	0									
15 Adeiny Hechavarria, R (5, PH) OBP: 0.256, SLG: 0.351		BB						G5-4-3		3	0	0	0	0	1	1									
Inning Stats	R: 0 E: 0 K: 1 S: 8	H: 0 LOB: 0 BB: 0 P: 9	R: 2 E: 0 K: 1 S: 16	H: 2 LOB: 2 BB: 2 P: 29	R: 0 E: 0 K: 2 S: 14	H: 0 LOB: 0 BB: 0 P: 17	R: 0 E: 0 K: 1 S: 8	H: 0 LOB: 0 BB: 0 P: 15	R: 0 E: 0 K: 3 S: 10	H: 0 LOB: 0 BB: 0 P: 14	R: 0 E: 0 K: 2 S: 14	H: 2 LOB: 2 BB: 0 P: 24	R: 0 E: 0 K: 0 S: 6	H: 0 LOB: 0 BB: 0 P: 8	R: 0 E: 0 K: 2 S: 17	H: 2 LOB: 3 BB: 1 P: 30	R: 0 E: 0 K: 0 S: 5	H: 1 LOB: 0 BB: 0 P: 7	1B: 5 2B: 2 HR: 0	SF: 0 SAC: 0 DP: 1 HBP: 0	WP: 0 PB: 0 SB: 0 CS: 0	PA: 36			
PITCHER	IP WLS BF H R ER SO BB IBB HBP BLK WP HR S P ERA WHIP	IP WLS BF H R ER SO BB IBB HBP BLK WP HR S P ERA WHIP	IP WLS BF H R ER SO BB IBB HBP BLK WP HR S P ERA WHIP	IP WLS BF H R ER SO BB IBB HBP BLK WP HR S P ERA WHIP	IP WLS BF H R ER SO BB IBB HBP BLK WP HR S P ERA WHIP	IP WLS BF H R ER SO BB IBB HBP BLK WP HR S P ERA WHIP	IP WLS BF H R ER SO BB IBB HBP BLK WP HR S P ERA WHIP	IP WLS BF H R ER SO BB IBB HBP BLK WP HR S P ERA WHIP	IP WLS BF H R ER SO BB IBB HBP BLK WP HR S P ERA WHIP	IP WLS BF H R ER SO BB IBB HBP BLK WP HR S P ERA WHIP	IP WLS BF H R ER SO BB IBB HBP BLK WP HR S P ERA WHIP	IP WLS BF H R ER SO BB IBB HBP BLK WP HR S P ERA WHIP	IP WLS BF H R ER SO BB IBB HBP BLK WP HR S P ERA WHIP	IP WLS BF H R ER SO BB IBB HBP BLK WP HR S P ERA WHIP	IP WLS BF H R ER SO BB IBB HBP BLK WP HR S P ERA WHIP	IP WLS BF H R ER SO BB IBB HBP BLK WP HR S P ERA WHIP	IP WLS BF H R ER SO BB IBB HBP BLK WP HR S P ERA WHIP	IP WLS BF H R ER SO BB IBB HBP BLK WP HR S P ERA WHIP	IP WLS BF H R ER SO BB IBB HBP BLK WP HR S P ERA WHIP	IP WLS BF H R ER SO BB IBB HBP BLK WP HR S P ERA WHIP	IP WLS BF H R ER SO BB IBB HBP BLK WP HR S P ERA WHIP	IP WLS BF H R ER SO BB IBB HBP BLK WP HR S P ERA WHIP	IP WLS BF H R ER SO BB IBB HBP BLK WP HR S P ERA WHIP	IP WLS BF H R ER SO BB IBB HBP BLK WP HR S P ERA WHIP	IP WLS BF H R ER SO BB IBB HBP BLK WP HR S P ERA WHIP

AB	33
R	2
H	7
RBI	2
BB	3
SO	12
LOB	11



Batter	1	2	3	4	5	6	7	8	9	AB	R	H	RBI	BB	SO	LOB	BOTTOM								
7 Joe Mauer, L (1, 3) OBP: 0.353, SLG: 0.358	F7			20 2B	11 1B					3	1	2	0	1	0	0	Pittsburgh Pirates @ Minnesota Twins Target Field, Minneapolis, MN Tue Aug 14 2018, 7:14 PM - 9:57 PM CDT Att: 28,515 - Overcast - 80 F								
20 Eddie Rosario, L (1, 9) OBP: 0.337, SLG: 0.495	F8			11 1B	F4			G4-1		4	1	1	0	0	0	3									
11 Jorge Polanco, S (1, 6) OBP: 0.355, SLG: 0.400	L7			26 1B	22 G6-3			FC4-6		4	2	2	2	0	0	2									
22 Miguel Sanó, R (1, 5) OBP: 0.293, SLG: 0.420	F9			G6-3	P3			22 HR		4	1	1	2	0	0	3									
26 Max Kepler, L (1, 8) OBP: 0.323, SLG: 0.423	G1-3			60 1B				F7		4	0	2	0	0	0	0									
24 Logan Forsythe, R (1, 4) OBP: 0.297, SLG: 0.312	G6-3			F8				K		4	0	0	0	0	1	3									
60 Jake Cave, L (1, 7) OBP: 0.299, SLG: 0.453				K				K		4	0	1	1	0	2	0									
23 Mitch Garver, R (1, 2) OBP: 0.332, SLG: 0.406	F7			1B	K			F7		3	0	0	0	0	1	2									
31 Tyler Austin, R (1, 10) OBP: 0.280, SLG: 0.473	K				11 FC4-6	7 BB		G4-3		3	0	1	0	0	1	0									
Inning Stats	R: 0 E: 0 K: 0 S: 11	H: 0 LOB: 0 BB: 0 P: 14	R: 0 E: 0 K: 0 S: 10	H: 0 LOB: 0 BB: 0 P: 14	R: 0 E: 0 K: 2 S: 9	H: 0 LOB: 0 BB: 0 P: 11	R: 3 E: 0 K: 1 S: 15	H: 5 LOB: 2 BB: 0 P: 23	R: 0 E: 0 K: 0 S: 9	H: 1 LOB: 2 BB: 1 P: 17	R: 0 E: 0 K: 1 S: 7	H: 1 LOB: 0 BB: 0 P: 12	R: 0 E: 0 K: 0 S: 8	H: 1 LOB: 1 BB: 0 P: 14	R: 2 E: 0 K: 1 S: 15	H: 2 LOB: 0 BB: 0 P: 22	R: 0 E: 0 K: 1 S: 5	H: 0 LOB: 0 BB: 0 P: 7	1B: 7 2B: 2 HR: 1	SF: 0 SAC: 0 DP: 0 HBP: 0	WP: 0 PB: 0 SB: 0 CS: 1	PA: 34			
PITCHER	IP WLS BF H R ER SO BB IBB HBP BLK WP HR S P ERA WHIP	IP WLS BF H R ER SO BB IBB HBP BLK WP HR S P ERA WHIP	IP WLS BF H R ER SO BB IBB HBP BLK WP HR S P ERA WHIP	IP WLS BF H R ER SO BB IBB HBP BLK WP HR S P ERA WHIP	IP WLS BF H R ER SO BB IBB HBP BLK WP HR S P ERA WHIP	IP WLS BF H R ER SO BB IBB HBP BLK WP HR S P ERA WHIP	IP WLS BF H R ER SO BB IBB HBP BLK WP HR S P ERA WHIP	IP WLS BF H R ER SO BB IBB HBP BLK WP HR S P ERA WHIP	IP WLS BF H R ER SO BB IBB HBP BLK WP HR S P ERA WHIP	IP WLS BF H R ER SO BB IBB HBP BLK WP HR S P ERA WHIP	IP WLS BF H R ER SO BB IBB HBP BLK WP HR S P ERA WHIP	IP WLS BF H R ER SO BB IBB HBP BLK WP HR S P ERA WHIP	IP WLS BF H R ER SO BB IBB HBP BLK WP HR S P ERA WHIP	IP WLS BF H R ER SO BB IBB HBP BLK WP HR S P ERA WHIP	IP WLS BF H R ER SO BB IBB HBP BLK WP HR S P ERA WHIP	IP WLS BF H R ER SO BB IBB HBP BLK WP HR S P ERA WHIP	IP WLS BF H R ER SO BB IBB HBP BLK WP HR S P ERA WHIP	IP WLS BF H R ER SO BB IBB HBP BLK WP HR S P ERA WHIP	IP WLS BF H R ER SO BB IBB HBP BLK WP HR S P ERA WHIP	IP WLS BF H R ER SO BB IBB HBP BLK WP HR S P ERA WHIP	IP WLS BF H R ER SO BB IBB HBP BLK WP HR S P ERA WHIP	IP WLS BF H R ER SO BB IBB HBP BLK WP HR S P ERA WHIP	IP WLS BF H R ER SO BB IBB HBP BLK WP HR S P ERA WHIP	IP WLS BF H R ER SO BB IBB HBP BLK WP HR S P ERA WHIP	IP WLS BF H R ER SO BB IBB HBP BLK WP HR S P ERA WHIP



Batter	1	2	3	4	5	6	7	8	9	AB	R	H	RBI	BB	SO	LOB	TOP								
12 Corey Dickerson, L OBP: 0.334, SLG: 0.484	G5-3		G4-3 26 2B	P6		F7 25 P5 1B		F7		5	0	2	0	0	0	2									
26 Adam Frazier, L OBP: 0.346, SLG: 0.426	K		G4-3	25 E BB		F8		L5		4	0	0	0	1	1	2									
25 Gregory Polanco, L OBP: 0.332, SLG: 0.483	G5-3		P6	E9 1B		P5		1B		5	0	2	2	0	0	2									
55 Josh Bell, S OBP: 0.349, SLG: 0.413		G3-1		F7		F8		K		4	0	0	0	1	1	4									
29 Francisco Cervelli, R OBP: 0.382, SLG: 0.460		19 1B 5 1B E HBP				F9		32 1B		4	1	1	0	0	2	2									
32 Elias Diaz, R OBP: 0.351, SLG: 0.479	K			HR		5 1B BB		5 G6-4-3 BB		3	1	2	1	2	1	1									
5 Josh Harrison, R OBP: 0.302, SLG: 0.368		19 E 1B		15 F 19 1B 25 E 1B		1B		F8		5	1	3	0	0	0	3									
19 Colin Moran, L OBP: 0.335, SLG: 0.389								F8		3	1	2	0	0	1	2									
23 David Freese, R OBP: 0.354, SLG: 0.494	E6			26 BB 25 E 1B		K		F8		1	0	0	0	0	0	2									
15 Adeiny Hechavarria, R OBP: 0.290, SLG: 0.345	K			F9		K		F9		4	0	0	0	0	2	8									
Inning Stats	R: 0 E: 0 K: 1 S: 10	H: 0 LOB: 0 BB: 0 P: 14	R: 1 E: 1 K: 2 S: 14	H: 2 LOB: 2 BB: 0 P: 20	R: 0 E: 0 K: 1 S: 17	H: 1 LOB: 2 BB: 1 P: 28	R: 3 E: 1 K: 0 S: 17	H: 4 LOB: 2 BB: 1 P: 25	R: 0 E: 0 K: 2 S: 11	H: 1 LOB: 2 BB: 1 P: 20	R: 0 E: 0 K: 0 S: 13	H: 1 LOB: 1 BB: 0 P: 17	R: 0 E: 0 K: 0 S: 18	H: 2 LOB: 2 BB: 0 P: 24	R: 0 E: 0 K: 1 S: 10	H: 1 LOB: 1 BB: 0 P: 16	R: 0 E: 0 K: 1 S: 8	H: 0 LOB: 0 BB: 1 P: 14	1B: 10 2B: 1 3B: 0 HR: 1	SF: 0 SAC: 0 DP: 1 HBP: 1	WP: 0 PB: 0 SB: 0 CS: 0	PA: 43			
PITCHER	IP WLS BF H R ER SO BB IBB HBP BLK WP HR S P ERA WHIP	IP WLS BF H R ER SO BB IBB HBP BLK WP HR S P ERA WHIP	IP WLS BF H R ER SO BB IBB HBP BLK WP HR S P ERA WHIP	IP WLS BF H R ER SO BB IBB HBP BLK WP HR S P ERA WHIP	IP WLS BF H R ER SO BB IBB HBP BLK WP HR S P ERA WHIP	IP WLS BF H R ER SO BB IBB HBP BLK WP HR S P ERA WHIP	IP WLS BF H R ER SO BB IBB HBP BLK WP HR S P ERA WHIP	IP WLS BF H R ER SO BB IBB HBP BLK WP HR S P ERA WHIP	IP WLS BF H R ER SO BB IBB HBP BLK WP HR S P ERA WHIP	17 José Berrios, R ERA: 3.75	32 Oliver Drake, R ERA: 6.54	58 Gabriel Moya, L ERA: 4.34	21 Tyler Duffey, R ERA: 5.52	55 Taylor Rogers, L ERA: 2.59	39 Trevor Hildenberger, R ERA: 4.58										

Pittsburgh Pirates @ Minnesota Twins
Target Field, Minneapolis, MN
Wed Aug 15 2018, 12:12 PM - 3:29 PM CDT
Att: 26,191 - Sunny - 80 F

AB 38
R 4
H 12
RBI 3
BB 4
SO 8
LOB 28



Batter	1	2	3	4	5	6	7	8	9	AB	R	H	RBI	BB	SO	LOB	BOTTOM						
7 Joe Mauer, L OBP: 0.349, SLG: 0.353	G6-3					K		G4-3		4	0	0	0	0	1	2							
20 Eddie Rosario, L OBP: 0.336, SLG: 0.493	G4-3		K			E8 11 1B		P6		4	1	1	0	0	1	0							
11 Jorge Polanco, S OBP: 0.352, SLG: 0.396	L8		G4-3			26 2B 24 1B 2H		L6		4	1	1	1	0	0	0							
22 Miguel Sanó, R OBP: 0.292, SLG: 0.422		26 G3-1 24 1B 2B		K		K		K		4	1	1	0	0	3	1							
26 Max Kepler, L OBP: 0.322, SLG: 0.424	G3-1			F8		24 1B 2B		K		4	1	1	0	0	1	1							
24 Logan Forsythe, R OBP: 0.304, SLG: 0.316	60 1B 46 1B			K		24 1B		BB		3	1	2	3	1	1	0							
60 Jake Cave, L OBP: 0.298, SLG: 0.448	46 1B 1B			G4-3		F7		K		4	0	1	0	0	1	2							
16 Ehire Adrianza, S OBP: 0.303, SLG: 0.370	K			K		G3		K		3	0	0	0	0	2	3							
46 Bobby Wilson, R OBP: 0.232, SLG: 0.285				K		K		HR		3	1	2	2	0	1	0							
Inning Stats	R: 0 E: 0 K: 0 S: 8	H: 0 LOB: 0 BB: 0 P: 9	R: 2 E: 0 K: 1 S: 19	H: 4 LOB: 2 BB: 0 P: 29	R: 0 E: 0 K: 2 S: 10	H: 0 LOB: 0 BB: 0 P: 15	R: 0 E: 0 K: 1 S: 12	H: 0 LOB: 0 BB: 0 P: 19	R: 0 E: 0 K: 3 S: 10	H: 0 LOB: 0 BB: 0 P: 17	R: 3 E: 1 K: 1 S: 14	H: 4 LOB: 1 BB: 0 P: 22	R: 1 E: 0 K: 0 S: 8	H: 1 LOB: 0 BB: 0 P: 12	R: 0 E: 0 K: 3 S: 12	H: 0 LOB: 1 BB: 1 P: 20	1B: 6 2B: 2 3B: 0 HR: 1	SF: 0 SAC: 0 DP: 0 HBP: 0	WP: 0 PB: 0 SB: 0 CS: 0	PA: 34			
PITCHER	IP WLS BF H R ER SO BB IBB HBP BLK WP HR S P ERA WHIP	IP WLS BF H R ER SO BB IBB HBP BLK WP HR S P ERA WHIP	IP WLS BF H R ER SO BB IBB HBP BLK WP HR S P ERA WHIP	IP WLS BF H R ER SO BB IBB HBP BLK WP HR S P ERA WHIP	IP WLS BF H R ER SO BB IBB HBP BLK WP HR S P ERA WHIP	IP WLS BF H R ER SO BB IBB HBP BLK WP HR S P ERA WHIP	IP WLS BF H R ER SO BB IBB HBP BLK WP HR S P ERA WHIP	IP WLS BF H R ER SO BB IBB HBP BLK WP HR S P ERA WHIP	IP WLS BF H R ER SO BB IBB HBP BLK WP HR S P ERA WHIP	24 Chris Archer, R ERA: 4.49	37 Edgar Santana, R ERA: 2.52	35 Keone Kela, R ERA: 3.16	30 Kyle Crick, R ERA: 2.36										

Pittsburgh Pirates @ Minnesota Twins
Target Field, Minneapolis, MN
Wed Aug 15 2018, 12:12 PM - 3:29 PM CDT
Att: 26,191 - Sunny - 80 F

AB 33
R 6
H 9
RBI 6
BB 1
SO 11
LOB 9



Batter	1	2	3	4	5	6	7	8	9	AB	R	H	RBI	BB	SO	LOB	TOP								
46 Jeimer Candelario, S OBP: 0.316, SLG: 0.405										5	1	1	0	0	1	2									
37 James Adduci, L OBP: 0.286, SLG: 0.390										3	0	1	0	0	2	0									
9 Nick Castellanos, R OBP: 0.344, SLG: 0.496										3	1	1	1	1	0	1									
28 Niko Goodrum, S OBP: 0.303, SLG: 0.439										4	1	1	0	0	2	1									
41 Victor Martinez, S OBP: 0.303, SLG: 0.342										3	0	3	1	1	0	0									
1 Jose Iglesias, R OBP: 0.306, SLG: 0.389										0	1	0	0	0	0	0									
8 Mikie Mahtook, R OBP: 0.244, SLG: 0.261										3	0	0	0	1	1	3									
34 James McCann, R OBP: 0.277, SLG: 0.329										4	0	2	0	0	1	4									
60 Ronny Rodriguez, R OBP: 0.240, SLG: 0.216										4	0	1	1	0	0	2									
13 Mike Gerber, L OBP: 0.200, SLG: 0.143										3	0	0	0	0	1	0									
22 Victor Reyes, S OBP: 0.242, SLG: 0.262										0	0	0	0	1	0	0									
Inning Stats	R: 0 E: 0 K: 0 S: 11	H: 1 LOB: 0 BB: 0 P: 15	R: 0 E: 0 K: 1 S: 8	H: 1 LOB: 0 BB: 0 P: 12	R: 0 E: 0 K: 1 S: 8	H: 1 LOB: 0 BB: 0 P: 11	R: 2 E: 0 K: 1 S: 15	H: 2 LOB: 1 BB: 1 P: 25	R: 0 E: 0 K: 1 S: 7	H: 1 LOB: 0 BB: 0 P: 9	R: 1 E: 0 K: 1 S: 8	H: 2 LOB: 3 BB: 2 P: 15	R: 0 E: 0 K: 1 S: 10	H: 0 LOB: 0 BB: 0 P: 15	R: 0 E: 0 K: 2 S: 8	H: 0 LOB: 0 BB: 0 P: 9	R: 1 E: 0 K: 1 S: 23	H: 2 LOB: 2 BB: 1 P: 35	1B: 7 2B: 3 3B: 0 HR: 0	SF: 0 SAC: 1 DP: 4 HBP: 0	WP: 1 PB: 0 SB: 0 CS: 0	PA: 37			
PITCHER	IP	WLS	BF	H	R	ER	SO	BB	IBB	HBP	BLK	WP	HR	S	P	ERA	WHIP								
44 Kyle Gibson, R ERA: 3.51	7.0	W	28	8	3	3	5	2	1	0	0	1	0	67	102	3.86	1.429								
58 Gabriel Moya, L ERA: 4.12	1.0	H	3	0	0	0	2	0	0	0	0	0	0	8	9	0.00	0.000								
68 Matt Magill, R ERA: 3.86	0.2	H	5	2	1	1	1	0	0	0	0	0	0	21	33	13.50	4.500								
55 Taylor Rogers, L ERA: 3.55	0.1	S	1	0	0	0	0	0	0	0	0	0	0	2	2	0.00	0.000								

Detroit Tigers @ Minnesota Twins
 Target Field, Minneapolis, MN
 Fri Aug 17 2018, 7:10 PM - 9:53 PM CDT
 Att: 26,605 - Cloudy - 82 F

AB	32
R	4
H	10
RBI	3
BB	4
SO	8
LOB	13



Batter	1	2	3	4	5	6	7	8	9	AB	R	H	RBI	BB	SO	LOB	BOTTOM								
24 Logan Forsythe, R OBP: 0.312, SLG: 0.333										4	0	0	0	0	0	0									
20 Eddie Rosario, L OBP: 0.335, SLG: 0.496										4	1	1	1	0	0	0									
11 Jorge Polanco, S OBP: 0.345, SLG: 0.408										4	0	0	0	0	1	0									
22 Miguel Sanó, R OBP: 0.294, SLG: 0.429										4	0	0	0	0	2	0									
31 Tyler Austin, R OBP: 0.285, SLG: 0.489										3	1	2	1	0	1	0									
60 Jake Cave, L OBP: 0.305, SLG: 0.448										2	1	1	0	0	1	1									
51 Johnny Field, R OBP: 0.242, SLG: 0.350										2	1	0	0	0	2										
16 Ehire Adrianza, S OBP: 0.302, SLG: 0.377										2	0	0	0	0	1	1									
7 Joe Mauer, L OBP: 0.354, SLG: 0.369										1	1	1	3	0	0	0									
46 Bobby Wilson, R OBP: 0.228, SLG: 0.278										3	0	0	0	0	1	0									
Inning Stats	R: 0 E: 0 K: 1 S: 11	H: 0 LOB: 0 BB: 0 P: 18	R: 0 E: 0 K: 1 S: 8	H: 0 LOB: 0 BB: 0 P: 16	R: 0 E: 0 K: 1 S: 7	H: 0 LOB: 0 BB: 0 P: 8	R: 0 E: 0 K: 1 S: 8	H: 0 LOB: 0 BB: 0 P: 12	R: 0 E: 0 K: 2 S: 12	H: 1 LOB: 1 BB: 0 P: 17	R: 1 E: 0 K: 0 S: 9	H: 1 LOB: 0 BB: 0 P: 13	R: 4 E: 0 K: 1 S: 16	H: 3 LOB: 0 BB: 0 P: 25	R: 0 E: 0 K: 0 S: 5	H: 0 LOB: 0 BB: 0 P: 6	1B: 2 2B: 0 3B: 0 HR: 3	SF: 0 SAC: 0 DP: 0 HBP: 2	WP: 0 PB: 0 SB: 0 CS: 0	PA: 31					
PITCHER	IP	WLS	BF	H	R	ER	SO	BB	IBB	HBP	BLK	WP	HR	S	P	ERA	WHIP								
48 Mathew Boyd, L ERA: 4.27	6.1	L	25	4	4	4	7	4	0	2	0	0	1	63	97	5.68	0.632								
19 Louis Coleman, R ERA: 3.59	1.2	B	6	1	1	1	0	0	0	0	0	0	1	13	18	5.40	0.600								

Detroit Tigers @ Minnesota Twins
 Target Field, Minneapolis, MN
 Fri Aug 17 2018, 7:10 PM - 9:53 PM CDT
 Att: 26,605 - Cloudy - 82 F


AB	29
R	5
H	5
RBI	5
BB	0
SO	7
LOB	4



Batter	1	2	3	4	5	6	7	8	9	AB	R	H	RBI	BB	SO	LOB	TOP										
46 Jeimer Candelario, S OBP: 0.315, SLG: 0.405 (1,5)										4	1	1	0	1	1	1											
1 Jose Iglesias, R OBP: 0.309, SLG: 0.389 (1,6)										3	1	1	0	2	0	0											
9 Nick Castellanos, R OBP: 0.343, SLG: 0.490 (1,9)										4	1	1	0	1	0	4											
28 Niko Goodrum, S OBP: 0.305, SLG: 0.431 (1,4)										4	0	0	1	1	2	3											
41 Victor Martinez, S OBP: 0.299, SLG: 0.339 (1,10)										4	1	1	0	0	1	2											
37 James Adduci, L OBP: 0.315, SLG: 0.430 (1,3)										4	0	3	2	0	1	0											
8 Mikie Mahtook, R OBP: 0.257, SLG: 0.280 (1,7)										3	0	0	0	1	1	2											
34 James McCann, R OBP: 0.274, SLG: 0.325 (1,2)										4	0	0	0	0	1	3											
13 Mike Gerber, L OBP: 0.186, SLG: 0.132 (1,8)										3	0	0	0	0	3	1											
22 Victor Reyes, S OBP: 0.247, SLG: 0.267 (9,PH)										1	0	1	0	0	0	0											
Inning Stats	R: 0 H: 1 E: 0 K: 1 S: 14	H: 1 LOB: 0 BB: 0 P: 23	R: 1 H: 2 E: 0 K: 2 S: 14	H: 2 LOB: 1 BB: 0 P: 25	R: 0 H: 0 E: 0 K: 1 S: 10	H: 0 LOB: 0 BB: 0 P: 16	R: 0 H: 0 E: 0 K: 2 S: 9	H: 0 LOB: 0 BB: 0 P: 12	R: 0 H: 0 E: 0 K: 1 S: 9	H: 0 LOB: 0 BB: 0 P: 12	R: 3 H: 2 E: 0 K: 1 S: 9	H: 2 LOB: 1 BB: 3 P: 24	R: 0 H: 1 E: 0 K: 1 S: 14	H: 1 LOB: 2 BB: 1 P: 26	R: 0 H: 1 E: 0 K: 0 S: 11	H: 1 LOB: 2 BB: 1 P: 23	R: 0 H: 1 E: 0 K: 1 S: 11	H: 1 LOB: 2 BB: 1 P: 17	1B: 5 2B: 3 3B: 0 HR: 0	SF: 0 SAC: 0 DP: 1 HBP: 0	WP: 0 PB: 0 SB: 0 CS: 0	PA: 40					
PITCHER	IP	WLS	BF	H	R	ER	SO	BB	IBB	HBP	BLK	WP	HR	S	P	ERA	WHIP										
12 Jake Odorizzi, R ERA: 4.35 (1,1)	5.0		21	4	4	4	7	2	0	0	0	0	0	59	99	7.20	1.200										
68 Matt Magill, R ERA: 3.68 (6,1)	2.0	B	9	2	0	0	2	2	0	0	0	0	0	20	39	0.00	2.000										
55 Taylor Rogers, L ERA: 0.51 (8,1)	0.2		3	1	0	0	0	0	0	0	0	0	0	6	11	0.00	1.500										
39 Trevor Hildenberger, R ERA: 4.48 (8,1)	1.1	W	7	1	0	0	1	2	0	0	0	0	0	16	29	0.00	2.250										

Detroit Tigers @ Minnesota Twins
Target Field, Minneapolis, MN
Sun Aug 19 2018, 1:16 PM - 4:31 PM CDT
Att: 27,917 - Cloudy - 82 F


AB 34
R 4
H 8
RBI 3
BB 6
SO 10
LOB 16



Batter	1	2	3	4	5	6	7	8	9	AB	R	H	RBI	BB	SO	LOB	BOTTOM										
7 Joe Mauer, L OBP: 0.354, SLG: 0.379 (1,10)										4	0	0	0	0	2	3											
20 Eddie Rosario, L OBP: 0.333, SLG: 0.498 (1,7)										3	1	1	2	0	1	0											
11 Jorge Polanco, S OBP: 0.339, SLG: 0.410 (1,6)										4	0	1	1	0	0	0											
22 Miguel Sanó, R OBP: 0.299, SLG: 0.438 (1,5)										3	0	0	0	1	1	1											
26 Max Kepler, L OBP: 0.324, SLG: 0.426 (1,8)										3	1	1	1	1	0	1											
24 Logan Forsythe, R OBP: 0.306, SLG: 0.323 (1,4)										3	0	0	0	1	0	3											
60 Jake Cave, L OBP: 0.308, SLG: 0.463 (1,9)										3	1	1	1	0	2	2											
23 Mitch Garver, R OBP: 0.328, SLG: 0.411 (1,2)										3	1	1	0	0	0	0											
31 Tyler Austin, R OBP: 0.304, SLG: 0.521 (1,3)										3	1	2	0	0	0	0											
16 Ehire Adrianza, S OBP: 0.302, SLG: 0.377 (7,PR)										0	0	0	0	0	0	0											
Inning Stats	R: 0 H: 0 E: 0 K: 1 S: 7	H: 0 LOB: 0 BB: 0 P: 9	R: 0 H: 0 E: 0 K: 1 S: 14	H: 0 LOB: 1 BB: 1 P: 21	R: 2 H: 3 E: 0 K: 0 S: 13	H: 3 LOB: 1 BB: 0 P: 20	R: 2 H: 2 E: 0 K: 0 S: 13	H: 2 LOB: 0 BB: 0 P: 21	R: 0 H: 0 E: 0 K: 1 S: 6	H: 0 LOB: 0 BB: 0 P: 8	R: 0 H: 0 E: 0 K: 2 S: 9	H: 0 LOB: 1 BB: 1 P: 19	R: 0 H: 1 E: 0 K: 1 S: 10	H: 1 LOB: 0 BB: 0 P: 15	R: 1 H: 1 E: 0 K: 0 S: 15	H: 1 LOB: 1 BB: 1 P: 20	1B: 3 2B: 2 3B: 0 HR: 3	SF: 1 SAC: 0 DP: 2 HBP: 0	WP: 0 PB: 0 SB: 0 CS: 1	PA: 33							
PITCHER	IP	WLS	BF	H	R	ER	SO	BB	IBB	HBP	BLK	WP	HR	S	P	ERA	WHIP										
45 Buck Farmer, R ERA: 4.47 (1,1)	2.1		10	2	2	2	0	1	0	0	0	0	2	18	41	10.80	1.800										
26 Zac Reininger, R ERA: 8.18 (3,1)	1.2		8	3	2	2	0	0	0	0	0	0	2	18	30	10.80	1.800										
68 Daniel Stumpf, L ERA: 6.59 (5,1)	2.0		7	0	0	0	3	1	0	0	0	0	0	15	27	0.00	0.500										
30 Alex Wilson, R ERA: 4.04 (7,1)	1.1	L	7	2	1	1	1	1	0	0	0	0	1	23	33	6.75	2.250										
19 Louis Coleman, R ERA: 3.52 (8,1)	0.2		1	0	0	0	0	0	0	0	0	0	0	2	2	0.00	0.000										

Detroit Tigers @ Minnesota Twins
Target Field, Minneapolis, MN
Sun Aug 19 2018, 1:16 PM - 4:31 PM CDT
Att: 27,917 - Cloudy - 82 F

AB 29
R 5
H 7
RBI 5
BB 3
SO 6
LOB 10



Batter	1	2	3	4	5	6	7	8	9	AB	R	H	RBI	BB	SO	LOB	TOP			
24 Logan Forsythe, R (1,4) OBP: 0.314, SLG: 0.328										5	0	3	1	0	1	2				
20 Eddie Rosario, L (1,10) OBP: 0.328, SLG: 0.488										5	1	0	0	0	0	6				
11 Jorge Polanco, S (1,6) OBP: 0.335, SLG: 0.410										4	1	1	2	1	1	5				
22 Miguel Sanó, R (1,5) OBP: 0.289, SLG: 0.417										3	0	0	0	1	2	1				
31 Tyler Austin, R (1,3) OBP: 0.301, SLG: 0.510										3	0	0	0	1	1	0				
23 Mitch Garver, R (1,2) OBP: 0.332, SLG: 0.414										4	0	1	0	0	0	2				
26 Max Kepler, L (1,8) OBP: 0.324, SLG: 0.436										3	1	1	0	0	1	1				
36 Robbie Grossman, S (1,7) OBP: 0.334, SLG: 0.362											3	0	0	0	1	0	2			
60 Jake Cave, L (1,9) OBP: 0.312, SLG: 0.468											3	0	0	0	0	2	2			
16 Ehire Adrianza, S (9,PH) OBP: 0.308, SLG: 0.382										1	0	1	0	0	0	0				
Inning Stats	R: 2 H: 2 E: 0 K: 0 S: 15	WLS: 2 BF: 24 LOB: 1 BB: 2 P: 29	R: 0 H: 0 E: 0 K: 2 S: 7	WLS: 0 BF: 10 LOB: 0 BB: 0 P: 10	R: 0 H: 0 E: 0 K: 1 S: 10	WLS: 0 BF: 21 LOB: 1 BB: 1 P: 21	R: 0 H: 1 E: 0 K: 0 S: 10	WLS: 0 BF: 17 LOB: 0 BB: 0 P: 17	R: 0 H: 0 E: 0 K: 1 S: 6	WLS: 0 BF: 10 LOB: 0 BB: 0 P: 10	R: 1 H: 2 E: 1 K: 1 S: 12	WLS: 2 BF: 19 LOB: 2 BB: 0 P: 19	R: 0 H: 1 E: 0 K: 0 S: 9	WLS: 1 BF: 14 LOB: 1 BB: 0 P: 14	R: 0 H: 1 E: 0 K: 2 S: 15	WLS: 2 BF: 25 LOB: 2 BB: 1 P: 25	1B: 5 2B: 2 3B: 0 HR: 1	SF: 0 SAC: 0 DP: 1 HBP: 1	WP: 1 PA: 39 PB: 0 SB: 0 CS: 0	
PITCHER	IP: 6.0 WLS: W BF: 24 LOB: 1 BB: 2 P: 29	H: 2 R: 2 ER: 2 SO: 5	BB: 3 IBB: 0 HBP: 1 BLK: 0	WP: 1 HR: 1 S: 58 P: 106	ERA: 3.00 WHIP: 1.000	IP: 0.1 WLS: 3 BF: 1 LOB: 1 BB: 1 P: 1	H: 1 R: 1 ER: 1 SO: 1	BB: 0 IBB: 0 HBP: 0 BLK: 0	WP: 0 HR: 0 S: 7 P: 11	ERA: 27.00 WHIP: 3.000	IP: 1.2 WLS: 2 BF: 2 LOB: 0 BB: 0 P: 2	H: 2 R: 0 ER: 0 SO: 0	BB: 0 IBB: 0 HBP: 0 BLK: 0	WP: 0 HR: 0 S: 14 P: 22	ERA: 0.00 WHIP: 1.200	IP: 1.0 WLS: 5 BF: 1 LOB: 0 BB: 0 P: 2	H: 0 R: 0 ER: 0 SO: 2	BB: 1 IBB: 0 HBP: 0 BLK: 0	WP: 0 HR: 0 S: 15 P: 25	ERA: 0.00 WHIP: 2.000

Minnesota Twins @ Chicago White Sox
Guaranteed Rate Field, Chicago, IL
Wed Aug 22 2018, 1:11 PM - 4:17 PM CDT
Att: 15,160 - Sunny - 76 F

AB	34
R	3
H	7
RBI	3
BB	4
SO	8
LOB	21



Batter	1	2	3	4	5	6	7	8	9	AB	R	H	RBI	BB	SO	LOB	BOTTOM		
5 Yolmer Sánchez, S (1,5) OBP: 0.311, SLG: 0.387										2	1	1	0	3	0	0			
10 Yadir Moncada, S (1,4) OBP: 0.301, SLG: 0.393										5	0	1	0	0	1	3			
26 Avisail García, R (1,9) OBP: 0.266, SLG: 0.450										4	1	2	0	0	3				
18 Daniel Palka, L (1,7) OBP: 0.277, SLG: 0.468									4	1	0	0	0	0	5				
25 Ryan LaMarre, R (9,7) OBP: 0.311, SLG: 0.336									0	0	0	0	0	0	0				
7 Tim Anderson, R (1,6) OBP: 0.292, SLG: 0.417									4	1	1	1	0	3	4				
30 Nicky Delmonico, L (1,3) OBP: 0.326, SLG: 0.421									3	1	1	1	1	0	0				
24 Matt Davidson, R (1,10) OBP: 0.328, SLG: 0.454									4	0	1	2	0	1	0				
38 Omar Narváez, L (1,2) OBP: 0.374, SLG: 0.435									2	1	0	0	2	0	0				
15 Adam Engel, R (1,8) OBP: 0.273, SLG: 0.336										4	1	1	2	0	1	3			
Inning Stats	R: 0 H: 1 E: 0 K: 0 S: 10	WLS: L BF: 25 LOB: 1 BB: 1 P: 22	R: 1 H: 1 E: 0 K: 1 S: 9	WLS: 0 BF: 15 LOB: 0 BB: 0 P: 15	R: 0 H: 1 E: 0 K: 1 S: 10	WLS: 0 BF: 13 LOB: 0 BB: 0 P: 13	R: 1 H: 1 E: 0 K: 1 S: 9	WLS: 1 BF: 15 LOB: 0 BB: 0 P: 15	R: 5 H: 3 E: 1 K: 2 S: 28	WLS: 1 BF: 62 LOB: 3 BB: 4 P: 49	R: 0 H: 1 E: 0 K: 1 S: 10	WLS: 0 BF: 22 LOB: 1 BB: 1 P: 22	R: 0 H: 0 E: 0 K: 0 S: 6	WLS: 0 BF: 6 LOB: 0 BB: 0 P: 6	R: 0 H: 0 E: 0 K: 0 S: 4	WLS: 0 BF: 6 LOB: 0 BB: 0 P: 6	1B: 4 2B: 1 3B: 0 HR: 3	SF: 0 SAC: 0 DP: 1 HBP: 0	WP: 1 PA: 38 PB: 0 SB: 0 CS: 1
PITCHER	IP: 4.2 WLS: L BF: 25 LOB: 1 BB: 1 P: 22	H: 1 R: 0 ER: 0 SO: 0	BB: 3 IBB: 0 HBP: 0 BLK: 0	WP: 1 HR: 0 S: 62 P: 105	ERA: 7.71 WHIP: 2.143	IP: 0.1 WLS: 2 BF: 0 LOB: 0 BB: 0 P: 1	H: 0 R: 0 ER: 0 SO: 0	BB: 1 IBB: 0 HBP: 0 BLK: 0	WP: 0 HR: 0 S: 4 P: 9	ERA: 0.00 WHIP: 3.000	IP: 1.0 WLS: 5 BF: 1 LOB: 0 BB: 0 P: 2	H: 1 R: 0 ER: 0 SO: 0	BB: 0 IBB: 0 HBP: 0 BLK: 0	WP: 0 HR: 0 S: 10 P: 22	ERA: 0.00 WHIP: 0.000	IP: 1.0 WLS: 3 BF: 0 LOB: 0 BB: 0 P: 4	H: 0 R: 0 ER: 0 SO: 0	BB: 0 IBB: 0 HBP: 0 BLK: 0	WP: 0 HR

Batter	1	2	3	4	5	6	7	8	9	AB	R	H	RBI	BB	SO	LOB	TOP					
38 Nick Martini, L (1, 7)	G5-3		BB	F7		G3-1			K	4	0	0	0	1	1	2						
26 Matt Chapman, R (1, 5)	P5		1B			2B			G6-3	5	1	2	0	0	1	0						
8 Jed Lowrie, S (1, 4)	F9					G4-3			L9	5	1	1	1	1	0	1						
2 Khris Davis, R (1, 10)		HR				K			G5-3	5	1	1	1	0	2	2						
28 Matt Olson, L (1, 3)		2B				G1-3				3	1	2	0	1	0	2						
25 Stephen Piscotty, R (1, 9)	G6-3					F8			P4	3	0	0	1	1	0	1						
10 Marcus Semien, R (1, 6)						BB			K	3	0	2	0	1	1	1						
22 Ramón Laureano, R (1, 8)						1B				3	0	1	0	1	2	1						
21 Jonathan Lucroy, R (1, 2)										3	0	0	0	0	2	3						
18 Chad Pinder, R (8, PH)										1	0	0	0	0	0	2						
19 Josh Phegley, R (8, 2)										0	0	0	0	0	0	0						
Inning Stats	R: 0 E: 0 K: 0 S: 8	H: 0 LOB: 0 BB: 0 P: 14	R: 2 E: 0 K: 2 S: 18	H: 3 LOB: 1 BB: 25 P: 25	R: 0 E: 0 K: 2 S: 13	H: 1 LOB: 2 BB: 1 P: 24	R: 0 E: 0 K: 1 S: 11	H: 1 LOB: 2 BB: 1 P: 22	R: 1 E: 0 K: 1 S: 10	H: 3 LOB: 2 BB: 1 P: 22	R: 0 E: 0 K: 1 S: 7	H: 0 LOB: 0 BB: 0 P: 11	R: 0 E: 0 K: 1 S: 8	H: 0 LOB: 0 BB: 0 P: 15	R: 0 E: 0 K: 1 S: 13	H: 0 LOB: 2 BB: 2 P: 26	R: 1 E: 0 K: 1 S: 8	H: 1 LOB: 0 BB: 0 P: 10	1B: 4 2B: 3 HR: 2	SF: 0 SAC: 0 DP: 0 HBP: 0	WP: 2 PB: 0 SB: 0 CS: 0	PA: 40
PITCHER	IP WLS BF H R ER SO BB IBB HBP BLK WP HR S P ERA WHIP	53 Kohl Stewart, R (1, 1) ERA: 6.94	4.2 W 5 1 0 0 3 6 2 0 0 0 2 1 56 98 5.79 1.929	67 Alan Busenitz, R (5, 1) ERA: 4.75	1.1 W 5 1 0 0 1 1 0 0 0 0 0 0 11 20 0.00 1.500	65 Trevor May, R (7, 1) ERA: 2.53	1.0 H 3 0 0 0 1 0 0 0 0 0 0 8 15 0.00 0.000	55 Taylor Rogers, L (8, 1) ERA: 3.42	0.1 H 2 0 0 0 0 1 0 0 0 0 0 5 10 0.00 3.000	68 Matt Magill, R (8, 1) ERA: 3.55	0.2 H 3 0 0 0 1 1 0 0 0 0 0 8 16 0.00 1.500	PITCHER	IP WLS BF H R ER SO BB IBB HBP BLK WP HR S P ERA WHIP	39 Trevor Hildenberger, R (9, 1) ERA: 4.55	1.0 S 4 1 1 1 1 0 0 0 0 0 0 1 8 10 9.00 1.000							

Oakland Athletics @ Minnesota Twins
 Target Field, Minneapolis, MN
 Thu Aug 23 2018, 7:12 PM - 10:08 PM CDT
 Att: 24,171 - Cloudy - 75 F

livebaseballscores.com

AB 35
 R 4
 H 9
 RBI 3
 BB 5
 SO 10
 LOB 17



Batter	1	2	3	4	5	6	7	8	9	AB	R	H	RBI	BB	SO	LOB	BOTTOM			
7 Joe Mauer, L (1, 3)	G4-3		BB			G4-3				3	0	1	1	1	0	0				
24 Logan Forsythe, R (1, 4)						1B				4	0	1	0	0	1	3				
20 Eddie Rosario, L (1, 7)	F7									4	1	1	1	0	0	2				
11 Jorge Polanco, S (1, 6)	K									4	0	1	1	0	1	1				
26 Max Kepler, L (1, 8)	G4-3					G3				4	1	1	1	0	0	1				
36 Robbie Grossman, S (1, 10)										4	0	1	1	0	0	1				
60 Jake Cave, L (1, 9)										4	1	1	0	0	2	1				
16 Ehire Adrianza, S (1, 5)										3	1	1	0	0	0	1				
46 Bobby Wilson, R (1, 2)										0	1	0	0	1	0	0				
23 Mitch Garver, R (4, PH)										2	1	1	2	0	1	0				
Inning Stats	R: 0 E: 0 K: 1 S: 11	H: 1 LOB: 1 BB: 0 P: 17	R: 0 E: 0 K: 1 S: 9	H: 1 LOB: 0 BB: 0 P: 15	R: 2 E: 0 K: 0 S: 8	H: 2 LOB: 2 BB: 2 P: 19	R: 3 E: 0 K: 0 S: 12	H: 4 LOB: 1 BB: 0 P: 20	R: 0 E: 0 K: 0 S: 10	H: 0 LOB: 0 BB: 0 P: 17	R: 0 E: 0 K: 2 S: 10	H: 0 LOB: 0 BB: 0 P: 11	R: 0 E: 0 K: 1 S: 12	H: 0 LOB: 0 BB: 0 P: 20	R: 1 E: 0 K: 1 S: 10	H: 1 LOB: 0 BB: 0 P: 14	1B: 7 2B: 1 3B: 0 HR: 1	SF: 0 SAC: 0 DP: 1 HBP: 0	WP: 0 PB: 0 SB: 1 CS: 0	PA: 34
PITCHER	IP WLS BF H R ER SO BB IBB HBP BLK WP HR S P ERA WHIP	53 Trevor Cahill, R (1, 1) ERA: 3.44	5.0 L 24 8 5 5 2 2 0 0 0 0 0 22 31 9.00 2.000	36 Yusmeiro Petit, R (6, 1) ERA: 3.3	2.0 6 0 0 0 3 0 0 0 0 0 0 22 31 0.00 0.000	39 Blake Treinen, R (8, 1) ERA: 1.0	1.0 4 1 1 1 1 0 0 0 0 0 1 10 14 9.00 1.000	PITCHER	IP WLS BF H R ER SO BB IBB HBP BLK WP HR S P ERA WHIP	39 Trevor Hildenberger, R (9, 1) ERA: 4.55	1.0 S 4 1 1 1 1 0 0 0 0 0 1 8 10 9.00 1.000									

Oakland Athletics @ Minnesota Twins
 Target Field, Minneapolis, MN
 Thu Aug 23 2018, 7:12 PM - 10:08 PM CDT
 Att: 24,171 - Cloudy - 75 F

livebaseballscores.com

AB 32
 R 6
 H 9
 RBI 6
 BB 2
 SO 6
 LOB 9



Batter	1	2	3	4	5	6	7	8	9	AB	R	H	RBI	BB	SO	LOB	TOP										
38 Nick Martini, L (1,7) OBP: 0.390, SLG: 0.391	L8		1B		F7			26 HR	FC4-6	4	1	1	0	1	0	2											
26 Matt Chapman, R (1,5) OBP: 0.359, SLG: 0.506	K		K		G1-3			HR	P3	5	1	1	3	0	2	3											
8 Jed Lowrie, S (1,4) OBP: 0.356, SLG: 0.471	1B							F7		3	1	1	0	1	0	0											
2 Khris Davis, R (1,10) OBP: 0.334, SLG: 0.572	F8				FC1			G5-3		4	0	0	0	0	1	2											
28 Matt Olson, L (1,3) OBP: 0.322, SLG: 0.443	F9				SF7			F7		3	0	0	1	0	0	0											
25 Stephen Piscotty, R (1,9) OBP: 0.317, SLG: 0.455	G6-4-3				G4-3			G5-3		4	1	2	1	0	0	1											
10 Marcus Semien, R (1,6) OBP: 0.323, SLG: 0.387	G6-4-3				F8			K	G5-3	4	0	0	0	0	1	1											
20 Mark Canha, R (1,8) OBP: 0.321, SLG: 0.434					P4			F9		3	1	1	0	0	0	0											
22 Ramón Laureano, R (7,8) OBP: 0.317, SLG: 0.590					2B			HR		1	1	1	1	0	0	0											
21 Jonathan Lucroy, R (1,2) OBP: 0.299, SLG: 0.324	G5-3				1B			HR		4	1	3	1	0	0	0											
Inning Stats	R: 0 H: 1 E: 0 K: 1 S: 11	H: 1 LOB: 1 BB: 0 P: 16	R: 0 H: 0 E: 0 K: 0 S: 5	H: 1 LOB: 0 BB: 0 P: 6	R: 0 H: 1 E: 0 K: 1 S: 12	H: 1 LOB: 1 BB: 0 P: 18	R: 1 H: 0 E: 1 K: 0 S: 9	H: 0 LOB: 0 BB: 1 P: 18	R: 1 H: 2 E: 0 K: 0 S: 15	H: 2 LOB: 1 BB: 0 P: 22	R: 0 H: 0 E: 0 K: 1 S: 9	H: 0 LOB: 0 BB: 0 P: 12	R: 0 H: 0 E: 0 K: 1 S: 11	H: 0 LOB: 0 BB: 0 P: 16	R: 3 H: 2 E: 0 K: 0 S: 16	H: 2 LOB: 0 BB: 1 P: 27	R: 2 H: 3 E: 0 K: 0 S: 16	H: 3 LOB: 1 BB: 0 P: 26	1B: 6 2B: 1 3B: 0 HR: 3	SF: 1 SAC: 0 DP: 2 HBP: 0	WP: 0 PB: 0 SB: 0 CS: 0	PA: 38					
PITCHER	IP	WLS	BF	H	R	ER	SO	BB	IBB	HBP	BLK	WP	HR	S	P	ERA	WHIP										
12 Jake Odorizzi, R (1,1) ERA: 4.38	7.0	L	26	5	2	1	4	1	0	0	0	0	0	72	108	1.29	0.857										
32 Oliver Drake, R (8,1) ERA: 6.21	1.0		6	2	3	3	0	1	0	0	0	0	1	16	27	27.00	3.000										
43 Addison Reed, R (9,1) ERA: 4.8	1.0		6	3	2	2	0	0	0	0	0	0	2	16	26	18.00	3.000										

Oakland Athletics @ Minnesota Twins
Target Field, Minneapolis, MN
Fri Aug 24 2018, 7:12 PM - 10:15 PM CDT
Att: 22,568 - Cloudy - 66 F

livebaseballscorecards.com

AB 35
R 7
H 10
RBI 7
BB 2
SO 4
LOB 9



Batter	1	2	3	4	5	6	7	8	9	AB	R	H	RBI	BB	SO	LOB	BOTTOM										
7 Joe Mauer, L (1,10) OBP: 0.353, SLG: 0.374	G6-3		F7		1B					4	0	1	0	0	1	2											
24 Logan Forsythe, R (1,4) OBP: 0.312, SLG: 0.323	FC4-6		FC3-6		F8			G6-3		3	0	0	0	1	0	3											
20 Eddie Rosario, L (1,7) OBP: 0.329, SLG: 0.486	FC4-6				SH1-4			K		4	1	2	0	0	1	1											
11 Jorge Polanco, S (1,6) OBP: 0.330, SLG: 0.402	F9				SH5-3			K		2	0	0	0	0	1	1											
22 Miguel Sanó, R (1,5) OBP: 0.285, SLG: 0.412	K				SF8			G6-3		3	0	0	1	0	2	1											
31 Tyler Austin, R (1,3) OBP: 0.294, SLG: 0.497	G5-3				G1-3			G3		4	0	0	0	0	1	1											
26 Max Kepler, L (1,8) OBP: 0.323, SLG: 0.438	F7				L6					3	0	0	0	1	1	0											
23 Mitch Garver, R (1,2) OBP: 0.332, SLG: 0.413	F7				L7			BB		3	0	0	0	1	0	1											
36 Robbie Grossman, S (1,9) OBP: 0.336, SLG: 0.363					24 FC3-6			K		3	0	2	0	0	1	1											
Inning Stats	R: 0 H: 0 E: 0 K: 0 S: 8	H: 0 LOB: 0 BB: 1 P: 14	R: 0 H: 0 E: 0 K: 1 S: 7	H: 0 LOB: 0 BB: 0 P: 8	R: 0 H: 1 E: 0 K: 0 S: 9	H: 1 LOB: 1 BB: 0 P: 10	R: 1 H: 1 E: 1 K: 0 S: 11	H: 1 LOB: 0 BB: 0 P: 16	R: 0 H: 2 E: 0 K: 0 S: 14	H: 2 LOB: 2 BB: 0 P: 18	R: 0 H: 1 E: 0 K: 0 S: 5	H: 1 LOB: 1 BB: 0 P: 6	R: 0 H: 0 E: 0 K: 3 S: 13	H: 0 LOB: 1 BB: 1 P: 24	R: 0 H: 0 E: 0 K: 2 S: 11	H: 0 LOB: 0 BB: 0 P: 18	R: 0 H: 0 E: 0 K: 2 S: 12	H: 0 LOB: 1 BB: 1 P: 18	1B: 5 2B: 0 3B: 0 HR: 0	SF: 1 SAC: 2 DP: 0 HBP: 0	WP: 0 PB: 1 SB: 0 CS: 0	PA: 35					
PITCHER	IP	WLS	BF	H	R	ER	SO	BB	IBB	HBP	BLK	WP	HR	S	P	ERA	WHIP										
55 Sean Manaea, L (1,1) ERA: 3.59	5.0	W	21	5	1	0	1	1	0	0	0	0	0	4	5	0.00	1.200										
62 Lou Trivino, R (6,1) ERA: 1.6	1.0	H	3	0	0	0	0	0	0	0	0	0	0	4	5	0.00	0.000										
56 Fernando Rodney, R (7,1) ERA: 2.66	1.0	H	4	0	0	0	3	1	0	0	0	0	0	13	24	0.00	1.000										
32 Jeury Familia, R (8,1) ERA: 2.86	1.0		3	0	0	0	2	0	0	0	0	0	0	11	18	0.00	0.000										
31 Shawn Kelley, R (9,1) ERA: 2.79	1.0		4	0	0	0	2	1	0	0	0	0	0	12	18	0.00	1.000										

Oakland Athletics @ Minnesota Twins
Target Field, Minneapolis, MN
Fri Aug 24 2018, 7:12 PM - 10:15 PM CDT
Att: 22,568 - Cloudy - 66 F

livebaseballscorecards.com

AB 29
R 1
H 5
RBI 1
BB 3
SO 8
LOB 11



Batter	1	2	3	4	5	6	7	8	9	AB	R	H	RBI	BB	SO	LOB	TOP										
10 Marcus Semien, R OBP: 0.322, SLG: 0.384	P3	P3		26 CS BB			L8		K	4	0	0	0	1	1	2											
26 Matt Chapman, R OBP: 0.334, SLG: 0.508				CS					K	4	0	3	0	1	1	0											
8 Jed Lowrie, S OBP: 0.354, SLG: 0.468	FC9-6									5	0	1	0	0	0	4											
2 Khris Davis, R OBP: 0.331, SLG: 0.566	K									5	0	0	0	0	2	3											
25 Stephen Piscotty, R OBP: 0.314, SLG: 0.451		G6-3								4	0	0	0	0	1	1											
18 Chad Pinder, R OBP: 0.336, SLG: 0.422										4	2	3	0	0	0	0											
20 Mark Canha, R OBP: 0.322, SLG: 0.433										3	1	1	0	0	1	1											
28 Matt Olson, L OBP: 0.323, SLG: 0.446		L5								1	1	1	1	0	0	0											
22 Ramón Laureano, R OBP: 0.347, SLG: 0.522										2	1	1	1	2	0	0											
21 Jonathan Lucroy, R OBP: 0.301, SLG: 0.335										4	1	2	4	0	0	1											
Inning Stats	R: 0 H: 0 E: 0 K: 1 S: 8	H: 0 LOB: 1 BB: 1 P: 18	R: 1 H: 2 E: 0 K: 0 S: 11	H: 2 LOB: 2 BB: 1 P: 21	R: 0 H: 1 E: 0 K: 0 S: 7	H: 1 LOB: 0 BB: 0 P: 13	R: 3 H: 3 E: 0 K: 1 S: 16	H: 3 LOB: 0 BB: 2 P: 29	R: 0 H: 1 E: 0 K: 0 S: 6	H: 0 LOB: 0 BB: 0 P: 14	R: 0 H: 1 E: 0 K: 0 S: 9	H: 1 LOB: 1 BB: 0 P: 14	R: 2 H: 3 E: 0 K: 0 S: 12	H: 3 LOB: 1 BB: 0 P: 19	R: 0 H: 1 E: 0 K: 3 S: 18	H: 1 LOB: 1 BB: 0 P: 27	1B: 9 2B: 2 3B: 0 HR: 1	SF: 0 SAC: 0 DP: 1 HBP: 0	WP: 0 PB: 0 SB: 0 CS: 1	PA: 41							
PITCHER	IP	WLS	BF	H	R	ER	SO	BB	IBB	HBP	BLK	WP	HR	S	P	ERA	WHIP										
59 Stephen Gonsalves, L ERA: 11.37	5.0	L	23	7	4	4	2	4	0	0	0	0	1	48	90	7.20	2.200										
67 Alan Skenzie, R ERA: 4.26	2.0		7	1	0	0	1	0	0	0	0	0	0	19	28	0.00	0.500										
58 Gabriel Moya, L ERA: 4.5	1.0		6	3	2	2	0	0	0	0	0	0	0	12	19	18.00	3.000										
65 Trevor May, R ERA: 2.31	1.0		4	1	0	0	3	0	0	0	0	0	0	18	27	0.00	1.000										

Oakland Athletics @ Minnesota Twins
Target Field, Minneapolis, MN
Sat Aug 25 2018, 6:21 PM - 9:30 PM CDT
Att: 28,772 - Clear - 77 F

livebaseballscores.com

AB 36
R 6
H 12
RBI 6
BB 4
SO 6
LOB 12



Batter	1	2	3	4	5	6	7	8	9	AB	R	H	RBI	BB	SO	LOB	BOTTOM										
7 Joe Mauer, L OBP: 0.353, SLG: 0.374	G1-3									5	0	2	0	0	2	1											
24 Logan Forsythe, R OBP: 0.314, SLG: 0.324										3	0	1	0	1	2	3											
20 Eddie Rosario, L OBP: 0.327, SLG: 0.483										4	0	0	0	0	3	5											
11 Jorge Polanco, S OBP: 0.333, SLG: 0.401										3	0	1	0	1	0	1											
26 Max Kepler, L OBP: 0.320, SLG: 0.434										4	0	0	0	0	1	2											
22 Miguel Sanó, R OBP: 0.284, SLG: 0.422										4	1	1	1	0	0	2											
60 Jake Cave, L OBP: 0.303, SLG: 0.452										4	0	0	0	0	2	1											
31 Tyler Austin, R OBP: 0.299, SLG: 0.516										4	1	2	1	0	0	0											
64 Williams Astudillo, R OBP: 0.318, SLG: 0.351										2	0	1	0	0	0	1											
36 Robbie Grossman, S OBP: 0.335, SLG: 0.362										1	0	0	0	0	0	0											
Inning Stats	R: 0 H: 1 E: 0 K: 1 S: 13	H: 0 LOB: 0 BB: 0 P: 20	R: 0 H: 0 E: 0 K: 0 S: 8	H: 0 LOB: 0 BB: 0 P: 14	R: 0 H: 2 E: 0 K: 1 S: 10	H: 2 LOB: 1 BB: 1 P: 16	R: 1 H: 1 E: 0 K: 1 S: 10	H: 1 LOB: 0 BB: 0 P: 16	R: 0 H: 1 E: 0 K: 2 S: 15	H: 1 LOB: 1 BB: 0 P: 20	R: 0 H: 0 E: 0 K: 2 S: 9	H: 0 LOB: 1 BB: 1 P: 17	R: 1 H: 2 E: 0 K: 2 S: 13	H: 2 LOB: 2 BB: 0 P: 19	R: 0 H: 1 E: 0 K: 0 S: 8	H: 1 LOB: 0 BB: 0 P: 10	R: 0 H: 0 E: 0 K: 1 S: 7	H: 0 LOB: 0 BB: 0 P: 12	1B: 6 2B: 0 3B: 0 HR: 2	SF: 0 SAC: 0 DP: 1 HBP: 1	WP: 1 PB: 0 SB: 0 CS: 0	PA: 37					
PITCHER	IP	WLS	BF	H	R	ER	SO	BB	IBB	HBP	BLK	WP	HR	S	P	ERA	WHIP										
50 Mike Fiers, R ERA: 3.15	5.2	W	23	5	1	1	7	2	0	1	0	0	1	9	13	13.50	1.500										
62 Lou Trivino, R ERA: 1.72	0.2	H	4	1	1	1	1	0	0	1	0	0	1	9	13	13.50	1.500										
52 Ryan Buchter, L ERA: 3.18	0.0		1	1	0	0	0	0	0	0	0	0	0	2	3	∞	∞										
32 Jeury Familia, R ERA: 2.78	1.2	H	6	1	0	0	1	0	0	0	0	0	0	12	16	0.00	0.600										
39 Blake Treinen, R ERA: 0.98	1.0		3	0	0	0	1	0	0	0	0	0	0	7	12	0.00	0.000										

Oakland Athletics @ Minnesota Twins
Target Field, Minneapolis, MN
Sat Aug 25 2018, 6:21 PM - 9:30 PM CDT
Att: 28,772 - Clear - 77 F

livebaseballscores.com


AB 34
R 2
H 8
RBI 2
BB 2
SO 10
LOB 16




Batter	1	2	3	4	5	6	7	8	9	AB	R	H	RBI	BB	SO	LOB	TOP										
7 Joe Mauer, L (1, 10) OBP: 0.348, SLG: 0.372	G1-3		G3		L7			K		4	0	0	0	0	1	0	Minnesota Twins @ Cleveland Indians Progressive Field, Cleveland, OH Thu Aug 30 2018, 1:11 PM - 4:16 PM EDT Att: 20,244 - Cloudy - 73 F										
24 Logan Forsythe, R (1, 4) OBP: 0.315, SLG: 0.310	K			G1-3	L5			BB		3	0	0	0	1	1	0											
20 Eddie Rosario, L (1, 7) OBP: 0.329, SLG: 0.494	G6-3							F9		2	0	1	0	0	0	0											
36 Robbie Grossman, S (5, 7) OBP: 0.337, SLG: 0.365										2	0	1	0	0	0	1											
22 Miguel Sanó, R (1, 5) OBP: 0.285, SLG: 0.418		K						2-3-4-1		4	1	1	1	0	2	2											
26 Max Kepler, L (1, 9) OBP: 0.316, SLG: 0.425		K								4	0	0	0	0	3	2											
23 Mitch Garver, R (1, 2) OBP: 0.332, SLG: 0.411										3	1	1	0	1	0	0											
60 Jake Cave, L (1, 8) OBP: 0.304, SLG: 0.453										4	0	0	0	0	3	3											
31 Tyler Austin, R (1, 3) OBP: 0.298, SLG: 0.520			P4							3	0	0	0	1	2	2											
16 Ehre Adrianza, S (1, 6) OBP: 0.306, SLG: 0.387										3	1	1	2	0	2	1											
Inning Stats	R: 0 E: 0 K: 1 S: 7	H: 0 LOB: 0 BB: 0 P: 13	R: 0 E: 0 K: 2 S: 12	H: 1 LOB: 1 BB: 0 P: 19	R: 0 E: 0 K: 1 S: 11	H: 0 LOB: 0 BB: 0 P: 14	R: 0 E: 0 K: 2 S: 11	H: 1 LOB: 1 BB: 0 P: 20	R: 2 E: 1 K: 2 S: 11	H: 1 LOB: 0 BB: 0 P: 19	R: 0 E: 0 K: 0 S: 7	H: 1 LOB: 1 BB: 0 P: 11	R: 0 E: 0 K: 2 S: 14	H: 0 LOB: 1 BB: 1 P: 21	R: 0 E: 0 K: 1 S: 8	H: 0 LOB: 1 BB: 1 P: 17	R: 1 E: 0 K: 3 S: 13	H: 1 LOB: 1 BB: 1 P: 22	1B: 3 2B: 0 3B: 0 HR: 2	SF: 0 SAC: 0 DP: 0 HBP: 0	WP: 0 PB: 0 SB: 0 CS: 0	PA: 35					
PITCHER	IP	WLS	BF	H	R	ER	SO	BB	IBB	HBP	BLK	WP	HR	S	P	ERA	WHIP										
52 Mike Clevinger, R (1, 1) ERA: 3.17	6.2	W	26	4	2	0	9	1	0	0	0	0	1	70	114	0.00	0.750										
39 Oliver Pérez, L (7, 1) ERA: 1.11	0.2	H	2	0	0	0	2	0	0	0	0	0	0	6	8	0.00	0.000										
37 Cody Allen, R (8, 1) ERA: 4.61	0.2	H	3	0	0	0	0	1	0	0	0	0	0	5	12	0.00	1.500										
33 Brad Hand, L (9, 1) ERA: 2.66	1.0	S	5	1	1	1	3	1	0	0	0	0	1	13	22	9.00	2.000										

Batter	1	2	3	4	5	6	7	8	9	AB	R	H	RBI	BB	SO	LOB	BOTTOM											
12 Francisco Lindor, S (1, 6) OBP: 0.363, SLG: 0.526	F9		G4-3		K			G1-3		4	0	0	0	0	1	1	Minnesota Twins @ Cleveland Indians Progressive Field, Cleveland, OH Thu Aug 30 2018, 1:11 PM - 4:16 PM EDT Att: 20,244 - Cloudy - 73 F											
23 Michael Brantley, L (1, 7) OBP: 0.358, SLG: 0.468	P5									4	1	2	0	0	0	0												
11 José Ramírez, S (1, 5) OBP: 0.402, SLG: 0.602	L9									2	1	0	0	2	0	1												
10 Edwin Encarnación, R (1, 10) OBP: 0.323, SLG: 0.476		K								3	1	1	1	1	1	2												
17 Yonder Alonso, L (1, 3) OBP: 0.313, SLG: 0.439		G6-3								3	1	1	1	1	0	0												
53 Melky Cabrera, S (1, 9) OBP: 0.332, SLG: 0.441										3	0	0	0	0	1	4												
6 Brandon Guyer, R (7, 9) OBP: 0.282, SLG: 0.357		L7								1	0	0	0	0	1	0												
22 Jason Kipnis, L (1, 4) OBP: 0.316, SLG: 0.373										4	1	2	3	0	0	2												
55 Roberto Pérez, R (1, 2) OBP: 0.241, SLG: 0.225			SH1-3							2	0	0	0	0	1	0												
1 Greg Allen, S (1, 8) OBP: 0.276, SLG: 0.315										3	0	0	0	0	1	1												
Inning Stats	R: 0 E: 0 K: 0 S: 8	H: 0 LOB: 0 BB: 0 P: 12	R: 0 E: 0 K: 1 S: 7	H: 0 LOB: 0 BB: 0 P: 11	R: 0 E: 0 K: 1 S: 12	H: 1 LOB: 1 BB: 0 P: 18	R: 1 E: 0 K: 1 S: 16	H: 2 LOB: 2 BB: 1 P: 31	R: 0 E: 0 K: 1 S: 8	H: 0 LOB: 0 BB: 0 P: 10	R: 4 E: 0 K: 1 S: 14	H: 2 LOB: 0 BB: 2 P: 31	R: 0 E: 0 K: 0 S: 12	H: 1 LOB: 2 BB: 1 P: 19	R: 0 E: 0 K: 1 S: 11	H: 0 LOB: 0 BB: 0 P: 15	1B: 2 2B: 3 3B: 0 HR: 1	SF: 0 SAC: 1 DP: 0 HBP: 0	WP: 1 PB: 0 SB: 1 CS: 0	PA: 34								
PITCHER	IP	WLS	BF	H	R	ER	SO	BB	IBB	HBP	BLK	WP	HR	S	P	ERA	WHIP											
12 Jake Odorizzi, R (1, 1) ERA: 4.41	5.1	L	22	3	3	3	4	3	0	0	0	0	1	12	19	5.06	1.125											
67 Alan Bisenitz, R (6, 1) ERA: 4.79	0.2	B	4	2	2	2	1	0	0	0	0	0	0	1	12	19	27.00	3.000										
32 Oliver Drake, R (7, 1) ERA: 5.9	1.0		5	1	0	0	0	1	0	0	0	1	0	12	19	0.00	2.000											
58 Gabriel Moya, L (8, 1) ERA: 4.91	1.0		3	0	0	0	1	0	0	0	0	0	0	11	15	0.00	0.000											

AB 32
R 3
H 5
RBI 3
BB 3
SO 14
LOB 11



AB 29
R 5
H 6
RBI 5
SO 6
LOB 11



Batter	1	2	3	4	5	6	7	8	9	AB	R	H	RBI	BB	SO	LOB	TOP					
7 Joe Mauer, L (1,3) OBP: 0.350, SLG: 0.379										4	2	2	0	0	0	0	Minnesota Twins @ Texas Rangers Globe Life Park in Arlington, Arlington, TX Sat Sep 01 2018, 8:11 PM - 10:59 PM EDT Att: 32,175 - Partly Cloudy - 92 F livebaseballscorecards.com					
24 Logan Forsythe, R (1,4) OBP: 0.321, SLG: 0.319										4	0	3	1	0	0	0						
11 Jorge Polanco, S (1,6) OBP: 0.330, SLG: 0.399										4	0	0	0	0	0	4						
22 Miguel Sanó, R (1,5) OBP: 0.283, SLG: 0.407										4	0	0	0	0	2	2						
26 Max Kepler, L (1,9) OBP: 0.317, SLG: 0.422										3	0	0	0	1	0	1						
23 Mitch Garver, R (1,2) OBP: 0.333, SLG: 0.418										3	0	0	0	0	1	2						
64 Willians Astudillo, R (8,2) OBP: 0.286, SLG: 0.444										1	0	0	0	0	0	0						
60 Jake Cave, L (1,8) OBP: 0.312, SLG: 0.489										4	2	2	1	0	1	0	AB 33					
31 Tyler Austin, R (1,10) OBP: 0.300, SLG: 0.525										3	0	1	1	1	2	0	R 4					
36 Robbie Grossman, S (1,7) OBP: 0.338, SLG: 0.361										3	0	0	0	0	0	2	H 8					
Inning Stats	R: 1 E: 0 K: 0 S: 11	H: 2 LOB: 0 BB: 0 P: 14	R: 1 E: 0 K: 0 S: 12	H: 1 LOB: 1 BB: 1 P: 24	R: 0 E: 0 K: 0 S: 7	H: 0 LOB: 0 BB: 0 P: 12	R: 0 E: 0 K: 1 S: 8	H: 0 LOB: 0 BB: 0 P: 15	R: 1 E: 0 K: 0 S: 11	H: 2 LOB: 0 BB: 0 P: 18	R: 0 E: 0 K: 1 S: 11	H: 1 LOB: 2 BB: 1 P: 18	R: 0 E: 0 K: 1 S: 6	H: 0 LOB: 0 BB: 0 P: 7	R: 1 E: 0 K: 1 S: 12	H: 2 LOB: 1 BB: 0 P: 17	R: 0 E: 0 K: 2 S: 8	H: 0 LOB: 0 BB: 0 P: 12	1B: 4 2B: 3 HR: 1	SF: 0 SAC: 0 DP: 2 HBP: 0	WP: 1 PB: 0 SB: 0 CS: 0	PA: 35
PITCHER	IP WLS BF H R ER SO BB IBB HBP BLK WP HR S P ERA WHIP																					
49 Yovani Gallardo, R (1,1) ERA: 5.97	5.0 W 20 6 3 3 1 1 0 0 0 0 1 1 50 84 5.40 1.400																					
50 Zac Curtis, L (6,1) ERA: 1.74	0.2 H 3 0 0 0 0 1 0 0 0 0 0 0 7 13 0.00 1.500																					
59 Connor Sadzeck, R (6,1) ERA: 1.74	0.1 H 1 0 0 0 1 0 0 0 0 0 0 0 3 4 0.00 0.000																					
54 Jeffrey Springs, L (7,1) ERA: 2.55	1.0 H 3 0 0 0 1 0 0 0 0 0 0 0 6 7 0.00 0.000																					
31 Chris Martin, R (8,1) ERA: 4.72	1.0 5 2 1 1 1 0 0 0 0 0 0 0 12 17 9.00 2.000																					

Batter	1	2	3	4	5	6	7	8	9	AB	R	H	RBI	BB	SO	LOB	BOTTOM					
17 Shin-Soo Choo, L (1,7) OBP: 0.385, SLG: 0.464										4	1	0	0	0	0	0	Minnesota Twins @ Texas Rangers Globe Life Park in Arlington, Arlington, TX Sat Sep 01 2018, 8:11 PM - 10:59 PM EDT Att: 32,175 - Partly Cloudy - 92 F livebaseballscorecards.com					
3 Delino DeShields, R (8,8) OBP: 0.360, SLG: 0.212										4	1	2	1	0	1	0						
12 Rougned Odor, L (1,4) OBP: 0.343, SLG: 0.474										4	0	0	0	0	1	2						
1 Elvis Andrus, R (1,6) OBP: 0.317, SLG: 0.378										4	0	0	0	0	1	2						
30 Nomar Mazara, L (1,9) OBP: 0.324, SLG: 0.445										4	1	1	1	0	1	1						
29 Adrian Beltré, R (1,10) OBP: 0.329, SLG: 0.387										4	1	1	1	0	1	1						
19 Jurickson Profar, S (1,5) OBP: 0.341, SLG: 0.443										3	1	0	0	1	1	0						
13 Joey Gallo, L (1,8) OBP: 0.318, SLG: 0.492										2	1	0	0	1	2	0	AB 30					
67 Ronald Guzmán, L (1,3) OBP: 0.312, SLG: 0.419										2	1	1	3	1	0	0	R 7					
9 Isiah Kiner-Falefa, R (1,2) OBP: 0.328, SLG: 0.389										3	0	0	0	0	0	1	H 5					
Inning Stats	R: 0 E: 0 K: 1 S: 8	H: 0 LOB: 0 BB: 0 P: 14	R: 4 E: 0 K: 1 S: 15	H: 2 LOB: 0 BB: 2 P: 32	R: 0 E: 0 K: 2 S: 14	H: 0 LOB: 0 BB: 0 P: 19	R: 1 E: 0 K: 2 S: 14	H: 1 LOB: 1 BB: 1 P: 23	R: 1 E: 0 K: 0 S: 11	H: 1 LOB: 1 BB: 0 P: 18	R: 0 E: 0 K: 1 S: 13	H: 0 LOB: 0 BB: 0 P: 18	R: 1 E: 0 K: 0 S: 11	H: 1 LOB: 0 BB: 0 P: 18	R: 0 E: 0 K: 0 S: 5	H: 0 LOB: 0 BB: 0 P: 10	R: 0 E: 0 K: 0 S: 5	H: 0 LOB: 0 BB: 0 P: 10	1B: 1 2B: 0 3B: 0 HR: 4	SF: 0 SAC: 0 DP: 0 HBP: 0	WP: 0 PB: 0 SB: 0 CS: 0	PA: 33
PITCHER	IP WLS BF H R ER SO BB IBB HBP BLK WP HR S P ERA WHIP																					
17 José Berrios, R (1,1) ERA: 3.92	4.0 L 18 3 5 5 0 0 3 0 0 0 0 0 0 9 16 0.00 1.500																					
62 Andrew Vasquez, L (5,1) ERA: 4.5	0.2 4 1 1 0 0 0 0 0 0 0 0 0 0 15 20 0.00 0.000																					
67 Alan Busenitz, R (5,1) ERA: 4.5	1.1 4 0 0 0 1 0 0 0 0 0 0 0 0 15 20 0.00 0.000																					
32 Oliver Drake, R (7,1) ERA: 5.98	1.0 4 1 1 1 0 0 0 0 0 0 0 0 1 11 18 9.00 1.000																					
43 Addison Reed, R (8,1) ERA: 4.7	1.0 3 0 0 0 0 0 0 0 0 0 0 0 0 5 10 0.00 0.000																					

Batter	1	2	3	4	5	6	7	8	9	AB	R	H	RBI	BB	SO	LOB	TOP								
7 Joe Mauer, L (1,3) OBP: 0.350, SLG: 0.379	 1B		 1B		 G4-3		 K		 K	5	0	2	0	0	2	2	Minnesota Twins @ Houston Astros Minute Maid Park, Houston, TX Mon Sep 03 2018, 1:12 PM - 4:10 PM CDT Att: 39,559 - Roof Closed - 73 F								
24 Logan Forsythe, R (1,4) OBP: 0.318, SLG: 0.314	 BB		 K		 F9		 K		 1B	4	0	1	0	1	2	1									
11 Jorge Polanco, S (1,6) OBP: 0.330, SLG: 0.398	 L9		 F8		 G6-3		 G6-3		 1B	5	0	1	0	0	1	6									
23 Mitch Garver, R (1,2) OBP: 0.342, SLG: 0.415	 FC6-4		 G6-3		 G6-3		 K		 K	4	1	1	0	0	1	4									
36 Robbie Grossman, S (1,7) OBP: 0.342, SLG: 0.365	 BB		 G6-3		 G6-3		 K		 K	3	0	1	0	1	0	2									
22 Miguel Sanó, R (1,5) OBP: 0.282, SLG: 0.405	 FC5		 G6-3		 G6-3		 K		 K	4	0	1	1	0	2	5									
60 Jake Cave, L (1,8) OBP: 0.314, SLG: 0.500	 K		 G4-3		 G4-3		 K		 K	4	0	1	0	0	2	3									
31 Tyler Austin, R (1,10) OBP: 0.294, SLG: 0.514	 G4-3		 G4-3		 F7		 K		 F9	4	0	0	0	0	1	4									
51 Johnny Field, R (1,9) OBP: 0.233, SLG: 0.335	 G5-3		 G5-3		 K		 K		 K	2	0	0	0	0	1	0									
26 Max Kepler, L (7,PH) OBP: 0.317, SLG: 0.418	 G5-3		 G5-3		 K		 K		 BB	1	0	0	0	1	1	0									
Inning Stats	R: 0 H: 1 E: 0 K: 0 S: 10	H: 1 LOB: 3 BB: 2 P: 21	R: 0 H: 0 E: 0 K: 1 S: 11	H: 0 LOB: 0 BB: 0 P: 16	R: 0 H: 1 E: 0 K: 1 S: 8	H: 1 LOB: 1 BB: 0 P: 12	R: 0 H: 1 E: 0 K: 1 S: 10	H: 1 LOB: 1 BB: 0 P: 17	R: 0 H: 0 E: 0 K: 1 S: 8	H: 0 LOB: 0 BB: 0 P: 12	R: 1 H: 2 E: 1 K: 2 S: 15	H: 2 LOB: 2 BB: 0 P: 22	R: 0 H: 0 E: 0 K: 3 S: 9	H: 0 LOB: 0 BB: 0 P: 12	R: 0 H: 1 E: 0 K: 2 S: 12	H: 1 LOB: 1 BB: 0 P: 18	R: 0 H: 2 E: 0 K: 2 S: 17	H: 2 LOB: 3 BB: 1 P: 30	1B: 7 2B: 1 3B: 0 HR: 0	SF: 0 SAC: 0 DP: 0 HBP: 0	WP: 0 PB: 0 SB: 0 CS: 0	PA: 39			
PITCHER	IP WLS BF H R ER SO BB IBB HBP BLK WP HR S P ERA WHIP	IP WLS BF H R ER SO BB IBB HBP BLK WP HR S P ERA WHIP	IP WLS BF H R ER SO BB IBB HBP BLK WP HR S P ERA WHIP	IP WLS BF H R ER SO BB IBB HBP BLK WP HR S P ERA WHIP	IP WLS BF H R ER SO BB IBB HBP BLK WP HR S P ERA WHIP	IP WLS BF H R ER SO BB IBB HBP BLK WP HR S P ERA WHIP	IP WLS BF H R ER SO BB IBB HBP BLK WP HR S P ERA WHIP	IP WLS BF H R ER SO BB IBB HBP BLK WP HR S P ERA WHIP	IP WLS BF H R ER SO BB IBB HBP BLK WP HR S P ERA WHIP	IP WLS BF H R ER SO BB IBB HBP BLK WP HR S P ERA WHIP	IP WLS BF H R ER SO BB IBB HBP BLK WP HR S P ERA WHIP	IP WLS BF H R ER SO BB IBB HBP BLK WP HR S P ERA WHIP	IP WLS BF H R ER SO BB IBB HBP BLK WP HR S P ERA WHIP	IP WLS BF H R ER SO BB IBB HBP BLK WP HR S P ERA WHIP	IP WLS BF H R ER SO BB IBB HBP BLK WP HR S P ERA WHIP	IP WLS BF H R ER SO BB IBB HBP BLK WP HR S P ERA WHIP	IP WLS BF H R ER SO BB IBB HBP BLK WP HR S P ERA WHIP	IP WLS BF H R ER SO BB IBB HBP BLK WP HR S P ERA WHIP	IP WLS BF H R ER SO BB IBB HBP BLK WP HR S P ERA WHIP	IP WLS BF H R ER SO BB IBB HBP BLK WP HR S P ERA WHIP	IP WLS BF H R ER SO BB IBB HBP BLK WP HR S P ERA WHIP	IP WLS BF H R ER SO BB IBB HBP BLK WP HR S P ERA WHIP	IP WLS BF H R ER SO BB IBB HBP BLK WP HR S P ERA WHIP	IP WLS BF H R ER SO BB IBB HBP BLK WP HR S P ERA WHIP	IP WLS BF H R ER SO BB IBB HBP BLK WP HR S P ERA WHIP

AB	36
R	1
H	8
RBI	1
BB	3
SO	13
LOB	27



Batter	1	2	3	4	5	6	7	8	9	AB	R	H	RBI	BB	SO	LOB	BOTTOM							
4 George Springer, R (1,8) OBP: 0.337, SLG: 0.433	 G6-3		 K		 G4-3		 G4-3		 BB	3	0	0	0	1	1	0	Minnesota Twins @ Houston Astros Minute Maid Park, Houston, TX Mon Sep 03 2018, 1:12 PM - 4:10 PM CDT Att: 39,559 - Roof Closed - 73 F							
18 Tony Kemp, L (1,7) OBP: 0.389, SLG: 0.410	 G6-3		 G4-3		 B4-3		 FC6-4		 FC6-4	3	0	0	0	0	0	0								
6 Jake Marisnick, R (8,8) OBP: 0.277, SLG: 0.409	 G6-3		 G4-3		 B4-3		 FC6-4		 FC6-4	1	0	0	0	0	0	1								
2 Alex Bregman, R (1,5) OBP: 0.393, SLG: 0.542	 HR		 BB		 G5-3		 G5-3		 L6	3	1	1	1	1	0	1								
1 Carlos Correa, R (1,6) OBP: 0.332, SLG: 0.422	 G5-3		 G5-3		 G5-3		 K		 K	3	0	0	0	0	1	1								
9 Marwin Gonzalez, S (1,4) OBP: 0.324, SLG: 0.409	 FC6		 FC6		 F8		 G6-3		 G6-3	0	0	0	0	0	0	0								
13 Tyler White, R (2,3) OBP: 0.393, SLG: 0.628	 1B		 1B		 F8		 G6-3		 G6-3	3	1	1	0	0	0	0								
10 Yuli Gurriel, R (1,3) OBP: 0.309, SLG: 0.403	 FC6		 FC6		 FC6		 F9		 F9	3	2	1	1	0	0	1								
16 Brian McCann, L (1,2) OBP: 0.276, SLG: 0.317	 1B		 1B		 K		 K		 K	3	0	1	1	0	2	0								
11 Evan Gattis, R (1,10) OBP: 0.287, SLG: 0.472	 G5-4-3		 G5-4-3		 G6-3		 K		 K	3	0	0	0	0	1	1								
22 Josh Reddick, L (1,9) OBP: 0.313, SLG: 0.385	 F8		 F8		 L7		 F7		 F7	3	0	0	0	0	0	0								
Inning Stats	R: 1 H: 1 E: 0 K: 0 S: 10	H: 2 LOB: 0 BB: 0 P: 18	R: 2 H: 2 E: 1 K: 0 S: 13	H: 2 LOB: 0 BB: 0 P: 21	R: 0 H: 0 E: 0 K: 1 S: 8	H: 0 LOB: 1 BB: 1 P: 17	R: 1 H: 1 E: 0 K: 1 S: 8	H: 1 LOB: 0 BB: 0 P: 12	R: 0 H: 0 E: 0 K: 0 S: 5	H: 0 LOB: 0 BB: 0 P: 9	R: 0 H: 0 E: 0 K: 1 S: 7	H: 0 LOB: 0 BB: 0 P: 11	R: 0 H: 0 E: 0 K: 2 S: 7	H: 0 LOB: 0 BB: 0 P: 10	R: 0 H: 0 E: 0 K: 0 S: 8	H: 0 LOB: 1 BB: 1 P: 16	R: 0 H: 0 E: 0 K: 2 S: 8	H: 0 LOB: 1 BB: 1 P: 16	1B: 2 2B: 0 3B: 0 HR: 2	SF: 0 SAC: 0 DP: 1 HBP: 0	WP: 0 PB: 0 SB: 1 CS: 0	PA: 30		
PITCHER	IP WLS BF H R ER SO BB IBB HBP BLK WP HR S P ERA WHIP	IP WLS BF H R ER SO BB IBB HBP BLK WP HR S P ERA WHIP	IP WLS BF H R ER SO BB IBB HBP BLK WP HR S P ERA WHIP	IP WLS BF H R ER SO BB IBB HBP BLK WP HR S P ERA WHIP	IP WLS BF H R ER SO BB IBB HBP BLK WP HR S P ERA WHIP	IP WLS BF H R ER SO BB IBB HBP BLK WP HR S P ERA WHIP	IP WLS BF H R ER SO BB IBB HBP BLK WP HR S P ERA WHIP	IP WLS BF H R ER SO BB IBB HBP BLK WP HR S P ERA WHIP	IP WLS BF H R ER SO BB IBB HBP BLK WP HR S P ERA WHIP	IP WLS BF H R ER SO BB IBB HBP BLK WP HR S P ERA WHIP	IP WLS BF H R ER SO BB IBB HBP BLK WP HR S P ERA WHIP	IP WLS BF H R ER SO BB IBB HBP BLK WP HR S P ERA WHIP	IP WLS BF H R ER SO BB IBB HBP BLK WP HR S P ERA WHIP	IP WLS BF H R ER SO BB IBB HBP BLK WP HR S P ERA WHIP	IP WLS BF H R ER SO BB IBB HBP BLK WP HR S P ERA WHIP	IP WLS BF H R ER SO BB IBB HBP BLK WP HR S P ERA WHIP	IP WLS BF H R ER SO BB IBB HBP BLK WP HR S P ERA WHIP	IP WLS BF H R ER SO BB IBB HBP BLK WP HR S P ERA WHIP	IP WLS BF H R ER SO BB IBB HBP BLK WP HR S P ERA WHIP	IP WLS BF H R ER SO BB IBB HBP BLK WP HR S P ERA WHIP	IP WLS BF H R ER SO BB IBB HBP BLK WP HR S P ERA WHIP	IP WLS BF H R ER SO BB IBB HBP BLK WP HR S P ERA WHIP	IP WLS BF H R ER SO BB IBB HBP BLK WP HR S P ERA WHIP	IP WLS BF H R ER SO BB IBB HBP BLK WP HR S P ERA WHIP

AB	28
R	4
H	4
RBI	3
BB	2
SO	5
LOB	5



Batter	1	2	3	4	5	6	7	8	9	AB	R	H	RBI	BB	SO	LOB	TOP				
7 Joe Mauer, L (1,3) OBP: 0.347, SLG: 0.375	L6		F7		L9			K		4	0	0	0	0	1	0	Minnesota Twins @ Houston Astros Minute Maid Park, Houston, TX Tue Sep 04 2018, 7:11 PM - 10:08 PM CDT Att: 31,315 - Roof Closed - 73 F				
24 Logan Forsythe, R (1,4) OBP: 0.317, SLG: 0.313	L7		36 2B		P3			K		4	1	1	0	0	1	0					
11 Jorge Polanco, S (1,6) OBP: 0.329, SLG: 0.410	P4		P6		G1-3					4	1	1	1	0	0	1					
36 Robbie Grossman, S (1,7) OBP: 0.328, SLG: 0.371		26 WP	22 BB		60 WP			HR		3	0	2	1	1	0	0					
60 Jake Cave, L (1,8) OBP: 0.308, SLG: 0.490								BB		4	0	0	0	0	3	3					
22 Miguel Sanó, R (1,10) OBP: 0.285, SLG: 0.405										0	0	0	0	1	0	0					
31 Tyler Austin, R (2, PR) OBP: 0.295, SLG: 0.511										3	0	1	0	0	1	0					
26 Max Kepler, L (1,9) OBP: 0.316, SLG: 0.415										3	0	0	0	1	1	2					
16 Ehire Adrianza, S (1,5) OBP: 0.300, SLG: 0.377										3	0	0	0	0	2	3					
46 Chris Gimenez, R (1,2) OBP: 0.237, SLG: 0.242										2	0	0	0	0	1	3					
23 Mitch Garver, R (8, PH) OBP: 0.331, SLG: 0.414										1	0	0	0	0	1	0					
Inning Stats	R: 0 E: 0 K: 0 S: 9	H: 0 LOB: 0 BB: 0 P: 11	R: 0 E: 0 K: 2 S: 14	H: 1 LOB: 3 BB: 2 P: 24	R: 1 E: 0 K: 1 S: 12	H: 2 LOB: 1 BB: 0 P: 18	R: 0 E: 0 K: 2 S: 10	H: 0 LOB: 0 BB: 0 P: 15	R: 0 E: 0 K: 1 S: 9	H: 0 LOB: 0 BB: 0 P: 10	R: 0 E: 0 K: 2 S: 9	H: 0 LOB: 0 BB: 0 P: 13	R: 0 E: 0 K: 3 S: 9	H: 0 LOB: 0 BB: 0 P: 12	R: 1 E: 0 K: 0 S: 8	H: 2 LOB: 1 BB: 1 P: 15	1B: 3 2B: 2 3B: 0 HR: 1	SF: 0 SAC: 0 DP: 1 HBP: 0	WP: 2 PB: 0 SB: 0 CS: 0	PA: 34	
PITCHER	IP	WLS	BF	H	R	ER	SO	BB	IBB	HBP	BLK	WP	HR	S	P	ERA	WHIP				
35 Justin Verlander, R (1,1) ERA: 2.73	7.0	W	26	3	1	1	8	2	0	0	0	2	0	71	102	1.29	0.714				
55 Ryan Pressly, R (8,1) ERA: 2.84	1.0		3	0	0	0	3	0	0	0	0	0	0	9	12	0.00	0.000				
47 Chris Devenski, R (9,1) ERA: 4.2	0.0		2	1	1	1	0	1	0	0	0	0	1	5	11	∞	∞				
54 Roberto Osuna, R (9,1) ERA: 2.45	1.0	S	3	1	0	0	0	0	0	0	0	0	0	3	4	0.00	1.000				

Batter	1	2	3	4	5	6	7	8	9	AB	R	H	RBI	BB	SO	LOB	BOTTOM				
4 George Springer, R (1,8) OBP: 0.338, SLG: 0.433	2 2B				G4-3			F8		4	1	2	0	0	0	1	Minnesota Twins @ Houston Astros Minute Maid Park, Houston, TX Tue Sep 04 2018, 7:11 PM - 10:08 PM CDT Att: 31,315 - Roof Closed - 73 F				
27 Jose Altuve, R (1,4) OBP: 0.382, SLG: 0.451	L7		G4-6-3		G6-3			G5-3		4	0	0	0	0	0	3					
2 Alex Bregman, R (1,5) OBP: 0.395, SLG: 0.549	13 1B				G5-3					4	1	3	2	0	0	0					
1 Carlos Correa, R (1,6) OBP: 0.331, SLG: 0.419	P4				G6-3					3	0	0	0	1	1	2					
13 Tyler White, R (1,10) OBP: 0.380, SLG: 0.617	10 HR				F9					4	1	1	1	0	0	2					
10 Yuli Gurriel, R (1,3) OBP: 0.309, SLG: 0.408					G5-3					4	1	1	2	0	1	0					
22 Josh Reddick, L (1,9) OBP: 0.315, SLG: 0.386										4	0	2	0	0	1	0					
15 Martin Maldonado, R (1,2) OBP: 0.279, SLG: 0.356					P3					3	0	0	0	0	1	2					
18 Tony Kemp, L (1,7) OBP: 0.368, SLG: 0.409					G4-3					3	1	1	0	0	1	1					
Inning Stats	R: 4 E: 0 K: 0 S: 18	H: 5 LOB: 1 BB: 0 P: 26	R: 0 E: 0 K: 1 S: 9	H: 1 LOB: 0 BB: 0 P: 13	R: 0 E: 0 K: 0 S: 7	H: 0 LOB: 0 BB: 0 P: 11	R: 0 E: 0 K: 0 S: 11	H: 1 LOB: 1 BB: 0 P: 17	R: 0 E: 0 K: 0 S: 10	H: 1 LOB: 2 BB: 1 P: 19	R: 0 E: 0 K: 2 S: 7	H: 0 LOB: 0 BB: 0 P: 13	R: 1 E: 0 K: 1 S: 15	H: 2 LOB: 1 BB: 0 P: 19	R: 0 E: 0 K: 1 S: 7	H: 0 LOB: 0 BB: 0 P: 9		1B: 6 2B: 3 3B: 0 HR: 1	SF: 0 SAC: 0 DP: 1 HBP: 0	WP: 0 PB: 0 SB: 0 CS: 0	PA: 34
PITCHER	IP	WLS	BF	H	R	ER	SO	BB	IBB	HBP	BLK	WP	HR	S	P	ERA	WHIP				
65 Trevor May, R (1,1) ERA: 4.11	1.0	L	8	5	4	4	0	0	0	0	0	0	0	18	26	36.00	5.000				
53 Koji Stewart, R (2,1) ERA: 5.06	5.0		18	3	0	0	3	1	0	0	0	0	0	44	73	0.00	0.800				
32 Oliver Drake, R (7,1) ERA: 6.05	1.0		5	2	1	1	1	0	0	0	0	0	0	15	19	9.00	2.000				
21 Tyler Duffey, R (8,1) ERA: 7.85	1.0		3	0	0	0	1	0	0	0	0	0	0	7	9	0.00	0.000				

AB 31
R 2
H 5
RBI 2
BB 3
SO 11
LOB 12



AB 33
R 5
H 10
RBI 5
BB 1
SO 5
LOB 11



Batter	1	2	3	4	5	6	7	8	9	AB	R	H	RBI	BB	SO	LOB	TOP					
24 Logan Forsythe, R (1,4) OBP: 0.317, SLG: 0.310										3	0	0	0	1	2	1	Minnesota Twins @ Houston Astros Minute Maid Park, Houston, TX Wed Sep 05 2018, 7:11 PM - 10:31 PM CDT Att: 31,011 - Roof Closed - 73 F					
11 Jorge Polanco, S (1,6) OBP: 0.332, SLG: 0.411										4	0	2	0	0	0	1						
36 Robbie Grossman, S (1,7) OBP: 0.345, SLG: 0.368										3	0	0	0	1	0	2						
23 Mitch Garver, R (1,2) OBP: 0.333, SLG: 0.413										3	0	1	0	1	0	2						
31 Tyler Austin, R (1,3) OBP: 0.290, SLG: 0.503										3	0	0	0	0	3	2						
40 Gregorio Petit, R (8,PH) OBP: 0.387, SLG: 0.296										1	0	0	0	0	1	1						
16 Ehre Adrijana, S (1,5) OBP: 0.299, SLG: 0.373										3	0	0	0	1	0	2						
26 Max Kepler, L (1,8) OBP: 0.318, SLG: 0.416										4	0	2	0	0	1	0						
64 Williams Astudillo, R (1,10) OBP: 0.294, SLG: 0.515										2	1	1	1	0	0	2						
7 Joe Mauer, L (7,PH) OBP: 0.347, SLG: 0.374										1	0	0	0	0	0	0						
46 Chris Gimenez, R (9,PH) OBP: 0.231, SLG: 0.235										1	0	0	0	0	0	1						
51 Johnny Field, R (1,9) OBP: 0.230, SLG: 0.332										2	0	0	0	0	1	2						
60 Jake Cave, L (7,PH) OBP: 0.310, SLG: 0.487										1	0	0	0	1	1	1						
Inning Stats	R: 0 H: 0 E: 0 K: 0 S: 5	H: 0 LOB: 1 BB: 2 P: 17	R: 0 H: 1 E: 0 K: 1 S: 9	H: 1 LOB: 2 BB: 1 P: 19	R: 0 H: 1 E: 0 K: 0 S: 4	H: 1 LOB: 0 BB: 0 P: 10	R: 0 H: 0 E: 0 K: 1 S: 8	H: 0 LOB: 0 BB: 0 P: 13	R: 1 H: 1 E: 0 K: 3 S: 11	H: 1 LOB: 0 BB: 0 P: 17	R: 0 H: 2 E: 0 K: 1 S: 14	H: 2 LOB: 1 BB: 1 P: 19	R: 0 H: 0 E: 0 K: 1 S: 10	H: 0 LOB: 1 BB: 1 P: 14	R: 0 H: 0 E: 0 K: 1 S: 9	H: 0 LOB: 0 BB: 0 P: 15	R: 0 H: 1 E: 0 K: 1 S: 9	H: 1 LOB: 0 BB: 0 P: 12	1B: 5 2B: 0 3B: 0 HR: 1	SF: 0 SAC: 0 DP: 1 HBP: 0	WP: 1 PB: 0 SB: 0 CS: 1	PA: 36
PITCHER	IP: 5.1 WLS: W BF: 22	H: 5 R: 1 ER: 1 SO: 5	BB: 3 IBB: 0 HBP: 0 BLK: 0	WP: 1 HR: 1 S: 45 P: 88	ERA: 1.69 WHIP: 1.500	IP: 0.2 WLS: 0 BF: 2	H: 0 R: 0 ER: 0 SO: 1	BB: 0 IBB: 0 HBP: 0 BLK: 0	WP: 0 HR: 0 S: 4 P: 5	ERA: 0.00 WHIP: 0.000												
65 Framber Valdez, L (1,1) ERA: 1.37	IP: 5.1 WLS: W BF: 22	H: 5 R: 1 ER: 1 SO: 5	BB: 3 IBB: 0 HBP: 0 BLK: 0	WP: 1 HR: 1 S: 45 P: 88	ERA: 1.69 WHIP: 1.500	IP: 0.2 WLS: 0 BF: 2	H: 0 R: 0 ER: 0 SO: 1	BB: 0 IBB: 0 HBP: 0 BLK: 0	WP: 0 HR: 0 S: 4 P: 5	ERA: 0.00 WHIP: 0.000												
36 Will Harris, R (6,1) ERA: 3.98	IP: 0.2 WLS: H BF: 2	H: 0 R: 0 ER: 0 SO: 1	BB: 0 IBB: 0 HBP: 0 BLK: 0	WP: 0 HR: 0 S: 6 P: 7	ERA: 0.00 WHIP: 0.000	IP: 0.2 WLS: 0 BF: 2	H: 0 R: 0 ER: 0 SO: 1	BB: 0 IBB: 0 HBP: 0 BLK: 0	WP: 0 HR: 0 S: 4 P: 5	ERA: 0.00 WHIP: 0.000												
38 Joe Smith, R (7,1) ERA: 3.1	IP: 1.0 WLS: 0 BF: 4	H: 0 R: 0 ER: 0 SO: 1	BB: 0 IBB: 0 HBP: 0 BLK: 0	WP: 0 HR: 0 S: 10 P: 14	ERA: 0.00 WHIP: 1.000	IP: 0.2 WLS: 0 BF: 2	H: 0 R: 0 ER: 0 SO: 1	BB: 0 IBB: 0 HBP: 0 BLK: 0	WP: 0 HR: 0 S: 4 P: 5	ERA: 0.00 WHIP: 0.000												
41 Brad Peacock, R (8,1) ERA: 2.98	IP: 1.0 WLS: 0 BF: 4	H: 0 R: 0 ER: 0 SO: 1	BB: 0 IBB: 0 HBP: 0 BLK: 0	WP: 0 HR: 0 S: 9 P: 15	ERA: 0.00 WHIP: 1.000	IP: 0.2 WLS: 0 BF: 2	H: 0 R: 0 ER: 0 SO: 1	BB: 0 IBB: 0 HBP: 0 BLK: 0	WP: 0 HR: 0 S: 4 P: 5	ERA: 0.00 WHIP: 0.000												
29 Tony Sipp, L (9,1) ERA: 2.18	IP: 0.1 WLS: 0 BF: 2	H: 0 R: 0 ER: 0 SO: 0	BB: 0 IBB: 0 HBP: 0 BLK: 0	WP: 0 HR: 0 S: 5 P: 7	ERA: 0.00 WHIP: 3.000	IP: 0.2 WLS: 0 BF: 2	H: 0 R: 0 ER: 0 SO: 1	BB: 0 IBB: 0 HBP: 0 BLK: 0	WP: 0 HR: 0 S: 4 P: 5	ERA: 0.00 WHIP: 0.000												

Batter	1	2	3	4	5	6	7	8	9	AB	R	H	RBI	BB	SO	LOB	BOTTOM			
4 George Springer, R (1,8) OBP: 0.341, SLG: 0.437										5	3	3	0	0	1	0	Minnesota Twins @ Houston Astros Minute Maid Park, Houston, TX Wed Sep 05 2018, 7:11 PM - 10:31 PM CDT Att: 31,011 - Roof Closed - 73 F			
6 Jake Marisnick, R (9,8) OBP: 0.277, SLG: 0.409										3	2	1	1	2	1	1				
27 Jose Altuve, R (1,4) OBP: 0.384, SLG: 0.452										3	1	2	5	2	0	1				
2 Alex Bregman, R (1,6) OBP: 0.399, SLG: 0.557										0	0	0	0	0	0	0				
28 J.D. Davis, R (6,PH) OBP: 0.247, SLG: 0.235										3	1	2	5	2	0	1				
13 Tyler White, R (1,3) OBP: 0.368, SLG: 0.596										5	0	0	0	0	2	4				
10 Yuli Gurriel, R (1,5) OBP: 0.310, SLG: 0.408										3	0	1	1	1	0	0				
16 Brian McCann, L (1,2) OBP: 0.288, SLG: 0.315										1	1	0	0	2	0	1				
12 Max Stassi, R (9,2) OBP: 0.322, SLG: 0.407										0	0	0	0	0	0	0				
22 Josh Reddick, L (1,9) OBP: 0.314, SLG: 0.385										4	0	1	0	0	0	5				
11 Evan Gattis, R (1,10) OBP: 0.286, SLG: 0.477										4	1	1	2	0	2	2				
18 Tony Kemp, L (1,7) OBP: 0.367, SLG: 0.404										3	1	0	0	1	1	0				
Inning Stats	R: 0 H: 0 E: 0 K: 3 S: 11	H: 0 LOB: 1 BB: 1 P: 20	R: 0 H: 0 E: 0 K: 1 S: 7	H: 0 LOB: 1 BB: 1 P: 13	R: 2 H: 2 E: 0 K: 0 S: 12	H: 2 LOB: 0 BB: 0 P: 19	R: 2 H: 1 E: 0 K: 0 S: 10	H: 1 LOB: 0 BB: 0 P: 15	R: 1 H: 1 E: 0 K: 0 S: 15	H: 1 LOB: 3 BB: 3 P: 35	R: 0 H: 0 E: 0 K: 0 S: 2	H: 0 LOB: 0 BB: 1 P: 10	R: 3 H: 3 E: 0 K: 1 S: 15	H: 3 LOB: 2 BB: 2 P: 32	R: 0 H: 0 E: 0 K: 1 S: 9	H: 0 LOB: 0 BB: 0 P: 12	1B: 4 2B: 3 3B: 0 HR: 2	SF: 0 SAC: 0 DP: 2 HBP: 1	WP: 0 PB: 0 SB: 0 CS: 0	PA: 40
PITCHER	IP: 4.2 WLS: L BF: 23	H: 4 R: 5 ER: 5 SO: 4	BB: 4 IBB: 0 HBP: 1 BLK: 0	WP: 0 HR: 2 S: 52 P: 94	ERA: 9.64 WHIP: 1.714	IP: 1.0 WLS: 0 BF: 6	H: 2 R: 2 ER: 2 SO: 1	BB: 2 IBB: 0 HBP: 0 BLK: 0	WP: 0 HR: 0 S: 13 P: 29	ERA: 18.00 WHIP: 4.000										
12 Jake Odorizzi, R (1,1) ERA: 4.57	IP: 4.2 WLS: L BF: 23	H: 4 R: 5 ER: 5 SO: 4	BB: 4 IBB: 0 HBP: 1 BLK: 0	WP: 0 HR: 2 S: 52 P: 94	ERA: 9.64 WHIP: 1.714	IP: 1.0 WLS: 0 BF: 6	H: 2 R: 2 ER: 2 SO: 1	BB: 2 IBB: 0 HBP: 0 BLK: 0	WP: 0 HR: 0 S: 13 P: 29	ERA: 18.00 WHIP: 4.000										
62 Andrew Vasquez, L (5,1) ERA: 21.6	IP: 0.1 WLS: 0 BF: 2	H: 0 R: 0 ER: 0 SO: 0	BB: 1 IBB: 0 HBP: 0 BLK: 0	WP: 0 HR: 0 S: 3 P: 8	ERA: 0.00 WHIP: 3.000	IP: 1.0 WLS: 0 BF: 6	H: 2 R: 2 ER: 2 SO: 1	BB: 2 IBB: 0 HBP: 0 BLK: 0	WP: 0 HR: 0 S: 13 P: 29	ERA: 18.00 WHIP: 4.000										
27 John Curtiss, R (6,1) ERA: 21.6	IP: 1.0 WLS: 0 BF: 5	H: 2 R: 1 ER: 1 SO: 2	BB: 0 IBB: 0 HBP: 0 BLK: 0	WP: 0 HR: 0 S: 15 P: 24	ERA: 9.00 WHIP: 2.000	IP: 1.0 WLS: 0 BF: 6	H: 2 R: 2 ER: 2 SO: 1	BB: 2 IBB: 0 HBP: 0 BLK: 0	WP: 0 HR: 0 S: 13 P: 29	ERA: 18.00 WHIP: 4.000										
32 Oliver Drake, R (7,1) ERA: 6.0	IP: 0.1 WLS: 0 BF: 2	H: 0 R: 0 ER: 0 SO: 0	BB: 1 IBB: 0 HBP: 0 BLK: 0	WP: 0 HR: 0 S: 1 P: 7	ERA: 0.00 WHIP: 3.000	IP: 1.0 WLS: 0 BF: 6	H: 2 R: 2 ER: 2 SO: 1	BB: 2 IBB: 0 HBP: 0 BLK: 0	WP: 0 HR: 0 S: 13 P: 29	ERA: 18.00 WHIP: 4.000										
55 Taylor Rogers, L (7,1) ERA: 3.12	IP: 0.2 WLS: 1 BF: 2	H: 1 R: 1 ER: 1 SO: 0	BB: 0 IBB: 0 HBP: 0 BLK: 0	WP: 0 HR: 0 S: 3 P: 6	ERA: 13.50 WHIP: 1.500	IP: 1.0 WLS: 0 BF: 6	H: 2 R: 2 ER: 2 SO: 1	BB: 2 IBB: 0 HBP: 0 BLK: 0	WP: 0 HR: 0 S: 13 P: 29	ERA: 18.00 WHIP: 4.000										

AB	31
R	1
H	6
RBI	1
BB	5
SO	9
LOB	17



AB	31
R	9
H	9
RBI	9
BB	8
SO	7
LOB	14



Batter	1	2	3	4	5	6	7	8	9	AB	R	H	RBI	BB	SO	LOB	TOP								
15 Whit Merrifield, R OBP: 0.368, SLG: 0.435	L1				P3		K			5	1	1	0	0	1	4									
27 Adalberto Mondesi, S OBP: 0.294, SLG: 0.439				G2-3		K		G5-3		4	1	1	0	1	1	0									
4 Alex Gordon, L OBP: 0.318, SLG: 0.360	P5					L8		L6		4	1	1	2	1	0	1									
17 Hunter Dozier, R OBP: 0.288, SLG: 0.399	K							K		4	1	1	0	1	2	2									
38 Jorge Bonifacio, R OBP: 0.279, SLG: 0.369								G3-1		4	1	3	1	1	0	0									
13 Salvador Perez, R OBP: 0.273, SLG: 0.442	F7				L8			F7		5	1	1	3	0	0	5									
7 Rosell Herrera, S OBP: 0.279, SLG: 0.302								L8		3	0	1	0	2	0	0									
2 Alcides Escobar, R OBP: 0.270, SLG: 0.300								G5-3		3	0	1	0	0	0	1									
36 Cam Gallagher, R OBP: 0.244, SLG: 0.333										1	0	0	0	0	0	0									
66 Ryan O'Hearn, L OBP: 0.347, SLG: 0.629										2	0	0	0	1	2	3									
Inning Stats	R: 0 E: 0 K: 1 S: 11	H: 1 LOB: 1 BB: 0 P: 13	R: 0 E: 0 K: 0 S: 9	H: 1 LOB: 1 BB: 1 P: 17	R: 6 E: 0 K: 1 S: 24	H: 5 LOB: 2 BB: 3 P: 45	R: 0 E: 0 K: 0 S: 15	H: 0 LOB: 2 BB: 2 P: 28	R: 0 E: 0 K: 1 S: 10	H: 1 LOB: 1 BB: 0 P: 15	R: 0 E: 0 K: 1 S: 9	H: 2 LOB: 2 BB: 0 P: 13	R: 0 E: 0 K: 1 S: 8	H: 0 LOB: 1 BB: 1 P: 16	R: 0 E: 0 K: 1 S: 8	H: 0 LOB: 0 BB: 0 P: 12	R: 0 E: 0 K: 0 S: 9	H: 0 LOB: 0 BB: 0 P: 15	1B: 7 2B: 2 3B: 0 HR: 1	SF: 0 SAC: 1 DP: 0 HBP: 0	WP: 2 PB: 2 SB: 0 CS: 1	PA: 43			
PITCHER	IP	WLS	BF	H	R	ER	SO	BB	IBB	HBP	BLK	WP	HR	S	P	ERA	WHIP								
59 Stephen Gonsalves, L ERA: 11.88	2.1		14	5	5	5	1	3	0	0	0	1	0	30	52	19.29	3.429								
67 Alan Sosenitz, R ERA: 5.01	0.2		5	2	1	1	1	1	0	0	0	1	1	14	23	13.50	4.500								
58 Gabriel Moya, L ERA: 5.02	1.0		5	0	0	0	0	2	0	0	0	0	0	15	28	0.00	2.000								
65 Trevor May, R ERA: 3.63	2.0	W	9	3	0	0	2	0	0	0	0	0	0	19	28	0.00	1.500								
68 Matt Magill, R ERA: 3.78	1.0	H	4	0	0	0	1	1	0	0	0	0	0	8	16	0.00	1.000								
PITCHER	IP	WLS	BF	H	R	ER	SO	BB	IBB	HBP	BLK	WP	HR	S	P	ERA	WHIP								
55 Taylor Rogers, L ERA: 3.07	1.0		3	0	0	0	1	0	0	0	0	0	0	0	0	0.00	0.000								
39 Trevor Hildenberger, R ERA: 4.28	1.0		3	0	0	0	0	0	0	0	0	0	0	0	0	0.00	0.000								

Kansas City Royals @ Minnesota Twins
 Target Field, Minneapolis, MN
 Fri Sep 07 2018, 7:11 PM - 10:46 PM CDT
 Att: 19,944 - Clear - 75 F

AB	35
R	6
H	10
RBI	6
BB	7
SO	6
LOB	16





Batter	1	2	3	4	5	6	7	8	9	AB	R	H	RBI	BB	SO	LOB	BOTTOM								
7 Joe Mauer, L OBP: 0.345, SLG: 0.371	K									4	0	0	0	1	2	4									
11 Jorge Polanco, S OBP: 0.333, SLG: 0.411	G3									5	1	2	0	0	0	3									
20 Eddie Rosario, L OBP: 0.330, SLG: 0.489	G6-3									5	2	2	1	0	0	3									
24 Logan Forsythe, R OBP: 0.318, SLG: 0.309										4	3	1	1	1	0	0									
60 Jake Cave, L OBP: 0.312, SLG: 0.490										5	2	2	1	0	1	1									
23 Mitch Garver, R OBP: 0.334, SLG: 0.411										4	1	1	2	1	0	2									
26 Max Kepler, L OBP: 0.316, SLG: 0.415										4	1	1	1	1	0	3									
36 Robbie Grossman, S OBP: 0.350, SLG: 0.367										1	0	0	0	3	0	1									
16 Ehire Adrianza, S OBP: 0.305, SLG: 0.378										4	0	3	3	0	0	1									
Inning Stats	R: 0 E: 0 K: 1 S: 7	H: 0 LOB: 0 BB: 0 P: 11	R: 2 E: 0 K: 0 S: 17	H: 2 LOB: 2 BB: 2 P: 29	R: 4 E: 0 K: 0 S: 20	H: 4 LOB: 1 BB: 1 P: 38	R: 0 E: 0 K: 0 S: 8	H: 0 LOB: 0 BB: 0 P: 13	R: 3 E: 1 K: 0 S: 23	H: 3 LOB: 3 BB: 2 P: 40	R: 0 E: 0 K: 0 S: 7	H: 0 LOB: 0 BB: 0 P: 13	R: 0 E: 0 K: 1 S: 9	H: 2 LOB: 2 BB: 1 P: 14	R: 1 E: 0 K: 1 S: 9	H: 1 LOB: 1 BB: 1 P: 17	1B: 10 2B: 1 3B: 0 HR: 1	SF: 0 SAC: 0 DP: 0 HBP: 0	WP: 0 PB: 1 SB: 0 CS: 0	PA: 43					
PITCHER	IP	WLS	BF	H	R	ER	SO	BB	IBB	HBP	BLK	WP	HR	S	P	ERA	WHIP								
49 Heath Fillmyer, R ERA: 4.75	2.1		16	6	6	6	1	3	0	0	0	0	0	40	71	23.14	3.857								
61 Kevin McCarthy, R ERA: 3.32	0.2		2	0	0	0	0	0	0	0	0	0	0	4	7	0.00	0.000								
57 Glenn Sparkman, R ERA: 5.68	1.1	L	10	3	3	2	0	2	0	0	0	0	0	19	37	13.50	3.750								
51 Jerry Vasto, L ERA: 11.57	0.2		2	0	0	0	0	0	0	0	0	0	0	12	16	0.00	0.000								
53 Eric Skoglund, L ERA: 6.45	2.0		8	2	0	0	1	1	0	0	0	0	0	16	27	0.00	1.500								

Kansas City Royals @ Minnesota Twins
 Target Field, Minneapolis, MN
 Fri Sep 07 2018, 7:11 PM - 10:46 PM CDT
 Att: 19,944 - Clear - 75 F

AB	36
R	10
H	12
RBI	9
BB	7
SO	3
LOB	18



Batter	1	2	3	4	5	6	7	8	9	AB R H RBI BB SO LOB	TOP											
15 Whit Merrifield, R OBP: 0.368, SLG: 0.435	G4-1		G3			L5	27 2B		4 S	5 1 2 1 0 0 0	Kansas City Royals @ Minnesota Twins Target Field, Minneapolis, MN Sat Sep 08 2018, 6:11 PM - 8:52 PM CDT Att: 25,814 - Clear - 73 F livebaseballscores.com AB 35 R 4 H 8 RBI 4 BB 3 SO 9 LOB 15 											
27 Adalberto Mondesi, S OBP: 0.297, SLG: 0.443	F9		F7			17 S	4 S		1 SAFE	5 2 2 1 0 1 2												
4 Alex Gordon, L OBP: 0.317, SLG: 0.359	K		F7			SAFE	SAFE		SAFE	5 0 1 1 0 2 3												
17 Hunter Dozier, R OBP: 0.288, SLG: 0.397		K		F9		66 HBP				4 0 1 1 0 2 1												
66 Ryan O'Hearn, L OBP: 0.352, SLG: 0.620		25 BB	13 PB	L6				F7		3 0 1 0 0 0 0												
13 Salvador Perez, R OBP: 0.273, SLG: 0.439			25 BB	G4-3		G1-4-3		L9		3 0 0 0 1 0 2												
38 Jorge Bonifacio, R OBP: 0.322, SLG: 0.372			K			G6-3	G1-3	K		4 1 1 0 0 2 2												
25 Brian Goodwin, L OBP: 0.345, SLG: 0.392				K		K	K	G3-1		3 0 0 0 1 2 1												
7 Rosell Herrera, S OBP: 0.278, SLG: 0.298			F8			L1-3	G1-3	15 BB		3 0 0 0 1 0 4												
Inning Stats	R: 0 H: 0 E: 0 K: 1 S: 9	H: 0 LOB: 0 BB: 0 P: 12	R: 0 H: 1 E: 0 K: 2 S: 14	H: 1 LOB: 3 BB: 2 P: 28	R: 0 H: 0 E: 0 K: 0 S: 5	H: 0 LOB: 0 BB: 0 P: 7	R: 0 H: 0 E: 0 K: 0 S: 5	H: 0 LOB: 0 BB: 0 P: 11	R: 0 H: 0 E: 0 K: 1 S: 9	H: 0 LOB: 0 BB: 0 P: 13		R: 1 H: 2 E: 0 K: 1 S: 17	H: 2 LOB: 2 BB: 0 P: 24	R: 3 H: 4 E: 0 K: 2 S: 17	H: 4 LOB: 1 BB: 0 P: 27	R: 0 H: 0 E: 0 K: 1 S: 9	H: 0 LOB: 0 BB: 0 P: 14	R: 0 H: 1 E: 0 K: 1 S: 11	H: 1 LOB: 2 BB: 1 P: 22	1B: 6 2B: 2 HR: 0	SF: 0 SAC: 0 DP: 0 HBP: 1	WP: 0 PB: 1 SB: 3 CS: 0
PITCHER	IP WLS BF H R ER SO BB IBB HBP BLK WP HR S P ERA WHIP											IP WLS BF H R ER SO BB IBB HBP BLK WP HR S P ERA WHIP										
17 José Berrios, R ERA: 3.83	6.0 L 24 3 1 1 5 2 0 1 0 0 0 0 59 95 1.50 0.833																					
21 Tyler Duffey, R ERA: 9.0	0.2 5 3 3 3 1 0 0 0 0 0 0 12 20 40.50 4.500																					
62 Andrew Vasquez, L ERA:	0.2 3 1 0 0 1 0 0 0 0 0 0 10 14 0.00 1.500																					
27 John Curtiss, R ERA: 15.43	0.2 2 0 0 0 1 0 0 0 0 0 0 4 7 0.00 0.000																					
43 Addison Reed, R ERA: 4.7	1.0 5 1 0 0 1 1 0 0 0 0 0 11 22 0.00 2.000																					

Batter	1	2	3	4	5	6	7	8	9	AB R H RBI BB SO LOB	BOTTOM									
7 Joe Mauer, L OBP: 0.342, SLG: 0.367	G6-3		K			G4-3			L7	4 0 0 0 0 1 1	Kansas City Royals @ Minnesota Twins Target Field, Minneapolis, MN Sat Sep 08 2018, 6:11 PM - 8:52 PM CDT Att: 25,814 - Clear - 73 F livebaseballscores.com AB 27 R 1 H 1 RBI 1 BB 1 SO 4 LOB 2 									
11 Jorge Polanco, S OBP: 0.328, SLG: 0.404	F7		L9			G6-3			L9	4 0 0 0 0 0 1										
20 Eddie Rosario, L OBP: 0.328, SLG: 0.486	P6		F9			G3				3 0 0 0 0 0 0										
24 Logan Forsythe, R OBP: 0.315, SLG: 0.306	G5-3		L4			G6-3				3 0 0 0 0 0 0										
60 Jake Cave, L OBP: 0.308, SLG: 0.483	G3		L7			K				3 0 0 0 0 1 0										
23 Mitch Garver, R OBP: 0.331, SLG: 0.406	F9		P3			K				3 0 0 0 0 1 0										
26 Max Kepler, L OBP: 0.316, SLG: 0.413	F9		K			K			36 1B	2 1 0 0 1 1 0										
36 Robbie Grossman, S OBP: 0.349, SLG: 0.366	G4-3		F9			F9			16 SF8	3 0 1 0 0 0 0										
16 Ehire Adrianza, S OBP: 0.302, SLG: 0.375	F8		F7			F7			1B	2 0 0 1 0 0 0										
Inning Stats	R: 0 H: 0 E: 0 K: 0 S: 10	H: 0 LOB: 0 BB: 0 P: 19	R: 0 H: 0 E: 0 K: 0 S: 7	H: 0 LOB: 0 BB: 0 P: 10	R: 0 H: 0 E: 0 K: 1 S: 6	H: 0 LOB: 0 BB: 0 P: 10	R: 0 H: 0 E: 0 K: 0 S: 4	H: 0 LOB: 0 BB: 0 P: 9	R: 0 H: 0 E: 0 K: 1 S: 6	H: 0 LOB: 0 BB: 0 P: 8		R: 0 H: 0 E: 0 K: 0 S: 10	H: 0 LOB: 0 BB: 0 P: 14	R: 0 H: 0 E: 0 K: 2 S: 12	H: 0 LOB: 0 BB: 0 P: 17	R: 0 H: 1 E: 0 K: 0 S: 10	H: 1 LOB: 1 BB: 1 P: 19	1B: 1 2B: 0 3B: 0 HR: 0	SF: 1 SAC: 0 DP: 0 HBP: 0	WP: 0 PB: 0 SB: 0 CS: 0
PITCHER	IP WLS BF H R ER SO BB IBB HBP BLK WP HR S P ERA WHIP											IP WLS BF H R ER SO BB IBB HBP BLK WP HR S P ERA WHIP								
Jorge López, R ERA: 3.72	8.0 W 26 1 1 1 4 1 0 0 0 0 0 68 110 1.12 0.250																			
43 Willy Peralta, R ERA: 3.96	1.0 S 3 0 0 0 0 0 0 0 0 0 0 5 9 0.00 0.000																			

Batter	1	2	3	4	5	6	7	8	9	AB	R	H	RBI	BB	SO	LOB	TOP																	
26 Andrew McCutchen, R (1.9) OBP: 0.362, SLG: 0.413										2	0	1	0	2	0	0																		
31 Aaron Hicks, S (1.8) OBP: 0.366, SLG: 0.459										4	1	0	0	0	0	2																		
41 Miguel Andujar, R (1.5) OBP: 0.333, SLG: 0.521										4	1	2	0	0	0	1																		
27 Giancarlo Stanton, R (1.7) OBP: 0.340, SLG: 0.502										2	1	0	0	2	1	0																		
18 Didi Gregorius, L (1.6) OBP: 0.334, SLG: 0.489										3	2	2	4	1	0	0																		
24 Gary Sánchez, R (1.10) OBP: 0.281, SLG: 0.414										3	0	0	1	0	2	3																		
45 Luke Voit, R (1.3) OBP: 0.367, SLG: 0.580										3	0	0	0	0	2	0																		
28 Austin Romine, R (1.2) OBP: 0.302, SLG: 0.430										3	0	0	0	0	0	1																		
25 Gleyber Torres, R (1.4) OBP: 0.347, SLG: 0.499										3	0	0	0	0	0	0																		
Inning Stats	R: 0 E: 0 K: 0 S: 7	H: 1 LOB: 0 BB: 0 P: 12	R: 1 E: 0 K: 1 S: 10	H: 1 LOB: 0 BB: 0 P: 17	R: 0 E: 0 K: 0 S: 6	H: 0 LOB: 0 BB: 1 P: 12	R: 0 E: 0 K: 0 S: 10	H: 1 LOB: 2 BB: 2 P: 23	R: 0 E: 0 K: 0 S: 5	H: 0 LOB: 0 BB: 0 P: 8	R: 4 E: 0 K: 2 S: 16	H: 2 LOB: 0 BB: 2 P: 31	R: 0 E: 0 K: 0 S: 6	H: 0 LOB: 0 BB: 0 P: 8	R: 0 E: 0 K: 2 S: 8	H: 0 LOB: 0 BB: 0 P: 9	1B: 3 2B: 0 3B: 1 HR: 1	SF: 1 SAC: 0 DP: 3 HBP: 1	WP: 0 PB: 0 SB: 0 CS: 1	PA: 35														
PITCHER	IP WLS BF H R ER SO BB IBB HBP BLK WP HR S P ERA WHIP																																	
21 Tyler Duffey, R (1.1) ERA: 8.97	2.0	7	2	1	1	1	0	0	0	0	0	0	0	17	29	63	4.50	1.000																
53 Kohl Stewart, R (3.1) ERA: 5.47	3.1	W	15	2	3	3	0	5	0	1	0	0	0	29	63	8.10	2.100																	
65 Trevor May, R (6.1) ERA: 3.93	0.2		3	1	1	1	2	0	0	0	0	0	1	8	11	13.50	1.500																	
55 Taylor Rogers, L (7.1) ERA: 2.92	2.0		6	0	0	0	0	0	0	0	0	0	0	14	20	0.00	0.000																	
39 Trevor Hildenberger, R (9.1) ERA: 4.14	1.0		3	0	0	0	2	0	0	0	0	0	0	8	9	0.00	0.000																	

New York Yankees @ Minnesota Twins
 Target Field, Minneapolis, MN
 Tue Sep 11 2018, 7:17 PM - 10:20 PM CDT
 Att: 20,343 - Partly Cloudy - 82 F

AB 27
 R 5
 H 5
 RBI 5
 BB 5
 SO 5
 LOB 7

Batter	1	2	3	4	5	6	7	8	9	AB	R	H	RBI	BB	SO	LOB	BOTTOM																
7 Joe Mauer, L (1.3) OBP: 0.343, SLG: 0.374										4	2	2	4	1	1	1																	
11 Jorge Polanco, S (1.6) OBP: 0.335, SLG: 0.411										5	1	3	1	0	0	1																	
24 Logan Forsythe, R (1.4) OBP: 0.315, SLG: 0.302										4	1	0	0	1	1	3																	
36 Robbie Grossman, S (1.7) OBP: 0.353, SLG: 0.372										3	1	1	0	2	1	3																	
60 Jake Cave, L (1.8) OBP: 0.308, SLG: 0.470										5	1	2	2	0	1	2																	
31 Tyler Austin, R (1.10) OBP: 0.293, SLG: 0.497										4	1	1	0	1	1	3																	
26 Max Kepler, L (1.9) OBP: 0.322, SLG: 0.416										4	1	2	1	1	1	2																	
16 Ehire Adrianza, S (1.5) OBP: 0.304, SLG: 0.373										3	1	1	0	1	1	5																	
64 Williams Astudillo, R (1.2) OBP: 0.289, SLG: 0.523										4	1	1	1	0	0	4																	
Inning Stats	R: 0 E: 0 K: 0 S: 8	H: 0 LOB: 0 BB: 0 P: 13	R: 0 E: 0 K: 0 S: 11	H: 2 LOB: 3 BB: 1 P: 18	R: 3 E: 0 K: 2 S: 17	H: 2 LOB: 1 BB: 2 P: 32	R: 1 E: 0 K: 2 S: 14	H: 2 LOB: 1 BB: 0 P: 20	R: 6 E: 0 K: 1 S: 22	H: 4 LOB: 0 BB: 3 P: 43	R: 0 E: 0 K: 2 S: 13	H: 2 LOB: 2 BB: 0 P: 17	R: 0 E: 0 K: 0 S: 6	H: 1 LOB: 1 BB: 0 P: 10	R: 0 E: 0 K: 0 S: 11	H: 0 LOB: 1 BB: 1 P: 18	1B: 10 2B: 2 3B: 0 HR: 1	SF: 0 SAC: 0 DP: 1 HBP: 0	WP: 0 PB: 1 SB: 1 CS: 0	PA: 43													
PITCHER	IP WLS BF H R ER SO BB IBB HBP BLK WP HR S P ERA WHIP																																
55 Sonny Gray, R (1.1) ERA: 4.99	3.0	L	16	4	3	2	2	3	0	0	0	0	0	26	47	40.50	5.250																
38 Jonathan Loaisiga, R (4.1) ERA: 5.06	1.1		11	4	6	6	3	3	0	0	0	0	0	23	33	5.40	2.400																
48 Tommy Kahnle, R (5.1) ERA: 5.69	1.2		8	4	1	1	2	0	0	0	0	0	1	23	33	5.40	2.400																
71 Stephen Tarpley, L (7.1) ERA: 7.36	2.0		8	1	0	0	0	1	0	0	0	0	0	17	28	0.00	1.000																

New York Yankees @ Minnesota Twins
 Target Field, Minneapolis, MN
 Tue Sep 11 2018, 7:17 PM - 10:20 PM CDT
 Att: 20,343 - Partly Cloudy - 82 F

AB 36
 R 10
 H 13
 RBI 9
 BB 7
 SO 7
 LOB 24


Batter	1	2	3	4	5	6	7	8	9	AB	R	H	RBI	BB	SO	LOB	TOP										
26 Andrew McCutchen, R (1.9) OBP: 0.359, SLG: 0.410	G5-3		K			F7		K		4	0	0	0	0	2	1	<p>New York Yankees @ Minnesota Twins</p> <p>Target Field, Minneapolis, MN</p> <p>Wed Sep 12 2018, 7:12 PM - 9:57 PM CDT</p> <p>Att: 24,134 - Clear - 83 F</p> <p>livebaseballscores.com</p>										
31 Aaron Hicks, S (1.8) OBP: 0.383, SLG: 0.455	P4			G4-3		F8		L9		4	0	0	0	0	0												
41 Miguel Andujar, R (1.5) OBP: 0.332, SLG: 0.518	G4-3			L8			G1-3		1B	4	0	1	0	0	0												
27 Giancarlo Stanton, R (1.7) OBP: 0.339, SLG: 0.499		BB		K			P4		L9	3	0	0	0	1	1												
18 Didi Gregorius, L (1.6) OBP: 0.331, SLG: 0.485	P4			G1-3			F7		G3-1	4	0	0	0	0	2												
24 Gary Sánchez, R (1.2) OBP: 0.281, SLG: 0.411	FC5-4			BB				K		2	0	0	0	1	1												
45 Luke Voit, R (1.10) OBP: 0.366, SLG: 0.567	K			L7				K		2	1	0	0	1	2												
33 Greg Bird, L (1.3) OBP: 0.286, SLG: 0.385			F9			K		2B		3	0	1	1	0	1												
25 Gleyber Torres, R (1.4) OBP: 0.344, SLG: 0.495	F7					F8		K		3	0	0	0	0	1												
Inning Stats	R: 0 H: 0 E: 0 K: 0 S: 15	H: 0 LOB: 0 BB: 0 P: 23	R: 0 H: 0 E: 0 K: 1 S: 9	H: 0 LOB: 1 BB: 1 P: 17	R: 0 H: 0 E: 0 K: 1 S: 8	H: 0 LOB: 0 BB: 0 P: 16	R: 0 H: 0 E: 0 K: 1 S: 9	H: 0 LOB: 1 BB: 1 P: 14	R: 0 H: 0 E: 0 K: 0 S: 9	H: 0 LOB: 0 BB: 0 P: 18	R: 0 H: 0 E: 0 K: 0 S: 5	H: 0 LOB: 0 BB: 0 P: 7	R: 1 H: 1 E: 0 K: 3 S: 11	H: 1 LOB: 1 BB: 1 P: 21	R: 0 H: 1 E: 0 K: 0 S: 8	H: 1 LOB: 1 BB: 0 P: 14		1B: 1 2B: 1 3B: 0 HR: 0	SF: 0 SAC: 0 DP: 0 HBP: 0	WP: 0 PB: 0 CS: 1	PA: 32						
PITCHER	IP	WLS	BF	H	R	ER	SO	BB	IBB	HBP	BLK	WP	HR	S	P	ERA	WHIP										
12 Jake Odorizzi, R (1.1) ERA: 4.41	7.1	W	26	1	1	1	5	3	0	0	0	0	0	69	120	1.23	0.545										
55 Taylor Rogers, L (8.1) ERA: 2.9	0.1	H	1	0	0	0	1	0	0	0	0	0	0	3	4	0.00	0.000										
39 Trevor Hildenberger, R (8.1) ERA: 4.06	1.1	S	5	1	0	0	1	0	0	0	0	0	0	11	20	0.00	0.750										

Batter	1	2	3	4	5	6	7	8	9	AB	R	H	RBI	BB	SO	LOB	BOTTOM										
7 Joe Mauer, L (1.3) OBP: 0.345, SLG: 0.375	G1-6-3			G6-3		1B		G3-1		4	0	2	0	0	0	0	<p>New York Yankees @ Minnesota Twins</p> <p>Target Field, Minneapolis, MN</p> <p>Wed Sep 12 2018, 7:12 PM - 9:57 PM CDT</p> <p>Att: 24,134 - Clear - 83 F</p> <p>livebaseballscores.com</p>										
11 Jorge Polanco, S (1.6) OBP: 0.329, SLG: 0.404	G1-6-3			F9		K		K		4	0	0	0	0	3												
20 Eddie Rosario, L (1.10) OBP: 0.323, SLG: 0.479	K			F8		G1-3		G4-3		4	0	0	0	0	2												
36 Robbie Grossman, S (1.7) OBP: 0.351, SLG: 0.369		L6			F8		K			3	0	0	0	0	1												
24 Logan Forsythe, R (1.4) OBP: 0.312, SLG: 0.299		K			K		G4-3			3	0	0	0	0	2												
60 Jake Cave, L (1.8) OBP: 0.308, SLG: 0.473		G4-3			K		2B			3	1	1	0	0	1												
23 Mitch Garver, R (1.2) OBP: 0.330, SLG: 0.404				G6-3		G6-3		2B		0	0	0	0	0	0												
64 Williams Astudillo, R (3.2) OBP: 0.292, SLG: 0.511								1B		3	1	1	1	0	0												
26 Max Kepler, L (1.9) OBP: 0.324, SLG: 0.420				G3		1B		2B		3	1	2	1	0	0												
16 Ehre Adriansa, S (1.5) OBP: 0.304, SLG: 0.376				G6-3		2B		K		3	0	1	1	0	1												
Inning Stats	R: 0 H: 1 E: 0 K: 1 S: 9	H: 0 LOB: 0 BB: 0 P: 15	R: 0 H: 0 E: 0 K: 1 S: 7	H: 0 LOB: 0 BB: 0 P: 13	R: 0 H: 0 E: 0 K: 0 S: 5	H: 0 LOB: 0 BB: 0 P: 5	R: 0 H: 0 E: 0 K: 0 S: 6	H: 0 LOB: 0 BB: 0 P: 13	R: 0 H: 0 E: 0 K: 2 S: 8	H: 0 LOB: 0 BB: 0 P: 11	R: 1 H: 3 E: 0 K: 1 S: 21	H: 3 LOB: 2 BB: 0 P: 31	R: 2 H: 3 E: 0 K: 2 S: 18	H: 3 LOB: 1 BB: 0 P: 27	R: 0 H: 0 E: 0 K: 1 S: 8	H: 0 LOB: 0 BB: 0 P: 12	1B: 4 2B: 3 3B: 0 HR: 0	SF: 0 SAC: 0 DP: 1 HBP: 0	WP: 1 PB: 0 CS: 0	PA: 30							
PITCHER	IP	WLS	BF	H	R	ER	SO	BB	IBB	HBP	BLK	WP	HR	S	P	ERA	WHIP										
40 Luis Severino, R (1.1) ERA: 3.46	5.2	L	20	4	1	1	5	0	0	0	0	0	0	52	83	1.59	0.706										
30 David Robertson, R (6.1) ERA: 2.98	1.1		7	3	2	2	2	0	0	0	0	0	0	22	32	13.50	2.250										
53 Zack Britton, L (8.1) ERA: 3.71	1.0		3	0	0	0	1	0	0	0	0	0	0	8	12	0.00	0.000										

Batter	1	2	3	4	5	6	7	8	9	AB	R	H	RBI	BB	SO	LOB	TOP										
11 Jorge Polanco, S (1, 6) OBP: 0.328, SLG: 0.402	G1-3		L7		F9			24 1B 36 SF8 20 1B		4	1	1	0	0	0	1	Minnesota Twins @ Kansas City Royals Kauffman Stadium, Kansas City, MO Thu Sep 13 2018, 7:17 PM - 10:29 PM CDT Att: 18,745 - Partly Cloudy - 80 F										
20 Eddie Rosario, L (1, 10) 51 Johnny Field, R (8, FR) OBP: 0.231, SLG: 0.330	G1-3		L6-4-3		F8			24 1B		4	0	1	1	0	0	0											
24 Logan Forsythe, R (1, 4) OBP: 0.311, SLG: 0.299	K				F9		P4			4	0	1	0	0	1	0											
36 Robbie Grossman, S (1, 7) OBP: 0.349, SLG: 0.372		60 HR			F8		G4-3			3	1	1	1	0	0	0											
60 Jake Cave, L (1, 8) OBP: 0.311, SLG: 0.487		2B			F8		K			4	1	2	2	0	1	2											
16 Ehre Adrianza, S (1, 5) OBP: 0.301, SLG: 0.371		2H			L6		F8			4	0	0	0	0	0	1											
26 Max Kepler, L (1, 9) OBP: 0.323, SLG: 0.417		HR			L6		P6			3	0	0	0	1	0	0											
31 Tyler Austin, R (1, 3) 7 Joe Mauer, L (9, PH) OBP: 0.344, SLG: 0.374					BB		K			3	0	0	0	0	2	1											
46 Chris Gimenez, R (1, 2) OBP: 0.227, SLG: 0.256					K		K			1	0	0	0	0	1	0											
Inning Stats	R: 0 E: 0 K: 1 S: 7	H: 0 LOB: 0 BB: 0 P: 9	R: 2 E: 0 K: 1 S: 12	H: 2 LOB: 0 BB: 0 P: 18	R: 0 E: 0 K: 1 S: 11	H: 0 LOB: 0 BB: 0 P: 15	R: 0 E: 0 K: 0 S: 7	H: 1 LOB: 1 BB: 0 P: 10	R: 0 E: 0 K: 2 S: 9	H: 0 LOB: 0 BB: 0 P: 15	R: 0 E: 0 K: 1 S: 4	H: 0 LOB: 0 BB: 0 P: 6	R: 0 E: 0 K: 1 S: 9	H: 0 LOB: 0 BB: 0 P: 10	R: 2 E: 0 K: 0 S: 17	H: 4 LOB: 2 BB: 0 P: 31	R: 0 E: 0 K: 1 S: 6	H: 0 LOB: 0 BB: 0 P: 9	1B: 4 2B: 2 HR: 1	SF: 1 SAC: 0 HBP: 0	WP: 0 PB: 0 SB: 0 CS: 0	PA: 35					
PITCHER	IP	WLS	BF	H	R	ER	SO	BB	IBB	HBP	BLK	WP	HR	S	P	ERA	WHIP										
49 Heath Fillmyer, R (1, 1) ERA: 4.76	7.1	W	28	5	4	4	6	1	0	0	0	0	1	66	96	4.91	0.818										
33 Brian Flynn, L (8, 1) ERA: 4.04	0.0		2	2	0	0	0	0	0	0	0	0	0	4	8	∞	∞										
37 Brandon Maurer, R (8, 1) ERA: 8.23	0.1	H	1	0	0	0	0	0	0	0	0	0	0	2	5	0.00	0.000										
51 Jerry Vasto, L (8, 1) ERA: 10.13	0.1	H	1	0	0	0	0	0	0	0	0	0	0	4	5	0.00	0.000										
43 Willy Peralta, R (9, 1) ERA: 5.62	1.0	S	3	0	0	0	1	0	0	0	0	0	0	6	9	0.00	0.000										

Batter	1	2	3	4	5	6	7	8	9	AB	R	H	RBI	BB	SO	LOB	BOTTOM										
15 Whit Merrifield, R (1, 8) OBP: 0.367, SLG: 0.435	G6-3		L9		27 FC6 27 E			4 E 4 S 4 FC6		3	2	1	0	2	0	1	Minnesota Twins @ Kansas City Royals Kauffman Stadium, Kansas City, MO Thu Sep 13 2018, 7:17 PM - 10:29 PM CDT Att: 18,745 - Partly Cloudy - 80 F										
27 Adalberto Mondesi, S (1, 6) OBP: 0.368, SLG: 0.456	L7		K		FC6		4 HBP			5	0	1	1	0	1	2											
4 Alex Gordon, L (1, 7) OBP: 0.323, SLG: 0.356	17 FC6-4				13 WP		17 BB			2	0	0	1	2	1	1											
17 Hunter Dozier, R (1, 3) OBP: 0.285, SLG: 0.396	FC6-4				13 WP		2B			4	1	1	0	1	1	5											
13 Salvador Perez, R (1, 10) OBP: 0.274, SLG: 0.446	G5-3		P4		2H		HR			4	1	2	2	0	0	2											
38 Jorge Bonifacio, R (1, 9) OBP: 0.314, SLG: 0.369	K		F9		HR		7 1B			3	1	1	1	1	1	2											
2 Alcides Escobar, R (1, 5) OBP: 0.267, SLG: 0.294	L5		L4		F8		B1-6			4	0	0	0	0	0	4											
7 Rosell Herrera, S (1, 4) OBP: 0.281, SLG: 0.295	G5-3		K		K		36 G3			4	1	2	0	0	1	0											
36 Cam Gallagher, R (1, 2) OBP: 0.229, SLG: 0.289	BB		K		G3		F8			3	0	0	0	1	1	3											
Inning Stats	R: 0 E: 0 K: 0 S: 15	H: 0 LOB: 1 BB: 1 P: 23	R: 0 E: 0 K: 1 S: 8	H: 0 LOB: 0 BB: 0 P: 15	R: 0 E: 0 K: 1 S: 9	H: 0 LOB: 1 BB: 1 P: 16	R: 0 E: 0 K: 0 S: 20	H: 0 LOB: 2 BB: 2 P: 31	R: 1 E: 1 K: 3 S: 12	H: 0 LOB: 1 BB: 1 P: 22	R: 4 E: 0 K: 1 S: 27	H: 5 LOB: 3 BB: 1 P: 47	R: 0 E: 0 K: 0 S: 9	H: 2 LOB: 2 BB: 1 P: 18	R: 1 E: 0 K: 0 S: 7	H: 1 LOB: 0 BB: 0 P: 11	1B: 4 2B: 3 HR: 2	SF: 0 SAC: 0 HBP: 1	WP: 2 PB: 0 SB: 1 CS: 0	PA: 40							
PITCHER	IP	WLS	BF	H	R	ER	SO	BB	IBB	HBP	BLK	WP	HR	S	P	ERA	WHIP										
58 Gabriel Moya, L (1, 1) ERA: 4.7	2.0		7	0	0	0	1	1	0	0	0	0	0	23	38	0.00	0.500										
59 Stephen Gonsalves, L (3, 1) ERA: 9.39	3.0		14	0	1	0	4	4	0	0	0	1	0	41	69	0.00	1.333										
67 Alan Busenitz, R (6, 1) ERA: 7.71	0.0	L	3	3	3	3	0	0	0	0	0	0	2	11	16	∞	∞										
68 Matt Magill, R (6, 1) ERA: 4.01	0.2		5	2	1	1	0	1	0	0	0	0	0	10	21	13.50	4.500										
62 Andrew Vasquez, L (6, 1) ERA: 4.5	0.1		2	0	0	0	1	0	0	1	0	0	0	6	10	0.00	0.000										

AB 33
R 4
H 7
RBI 4
BB 1
SO 7
LOB 6

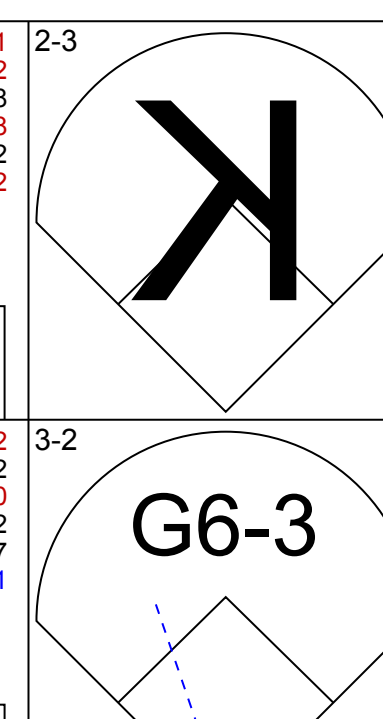
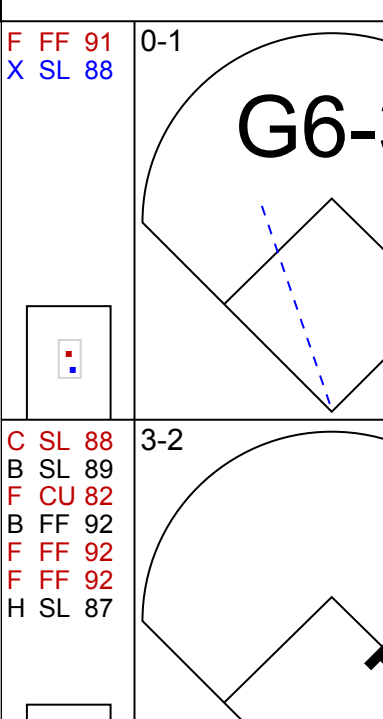
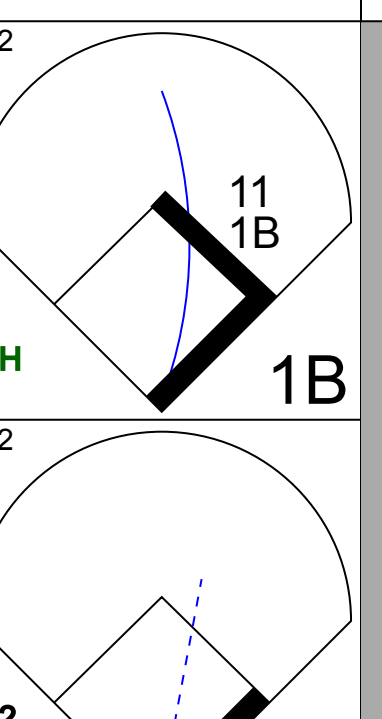
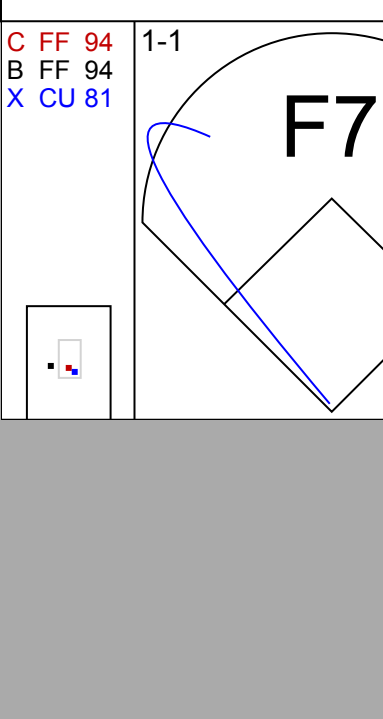
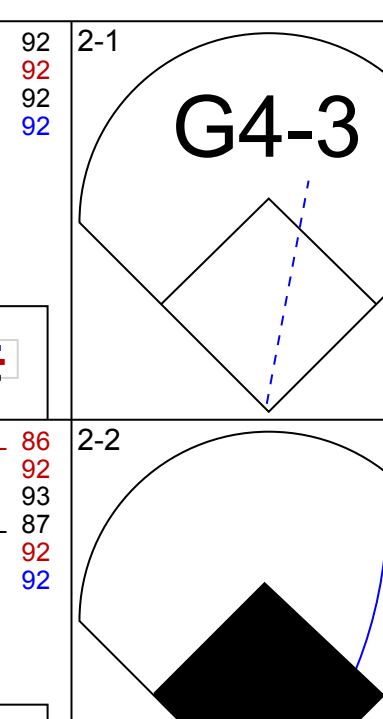
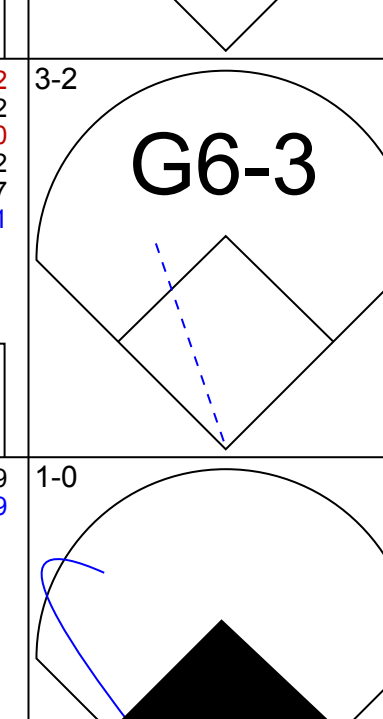
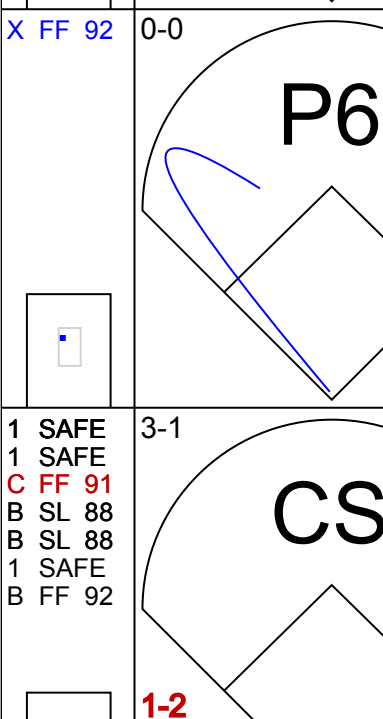
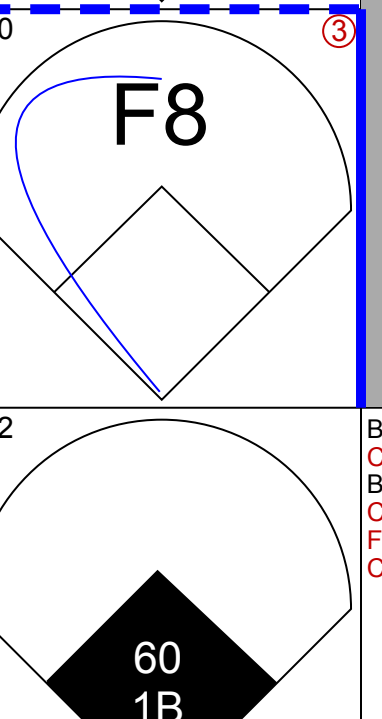

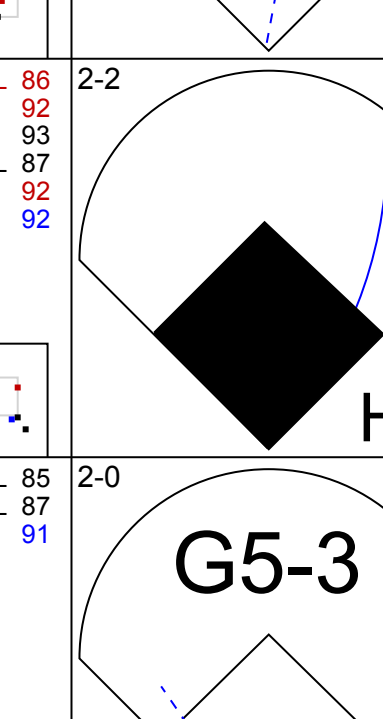

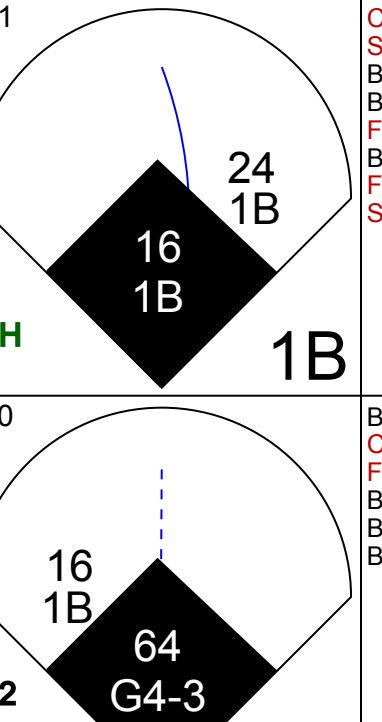

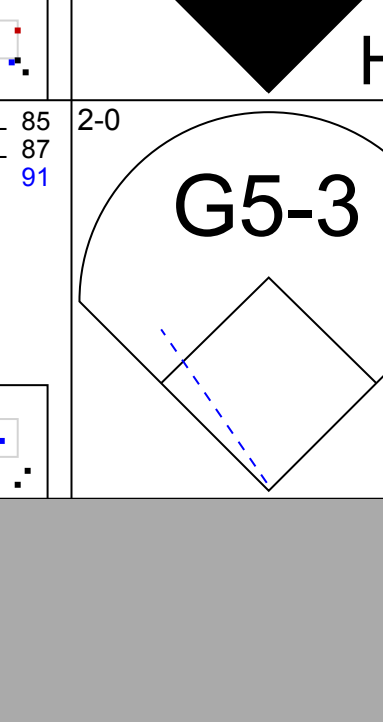
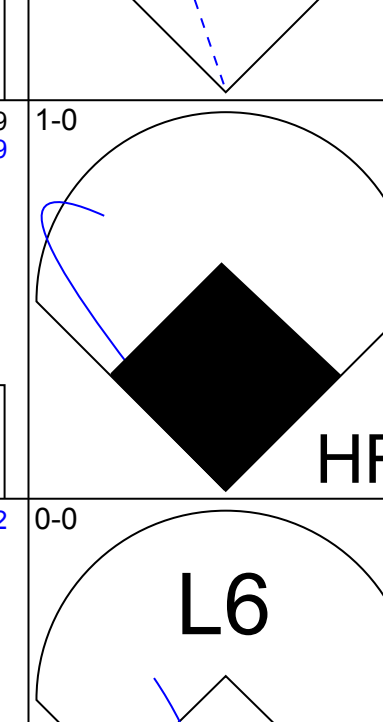
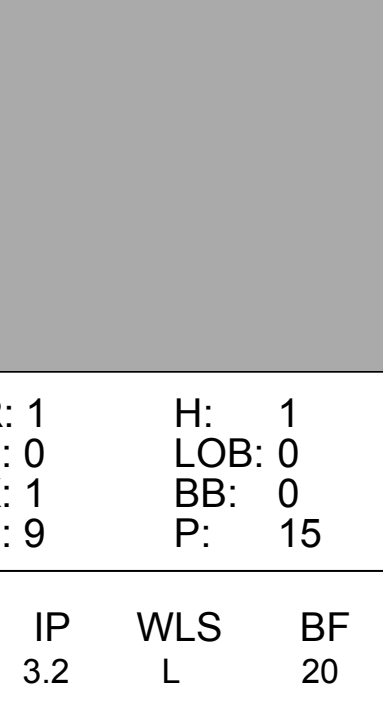
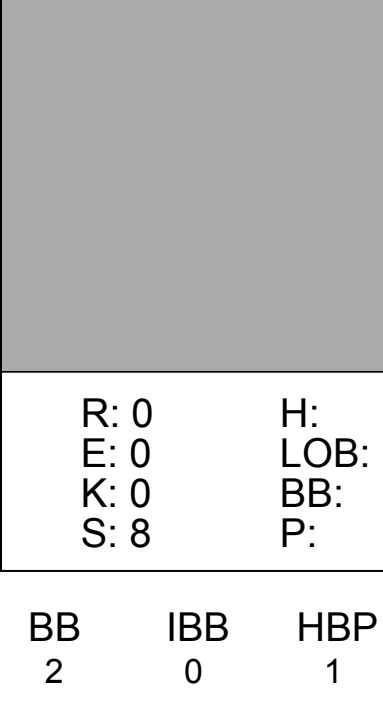
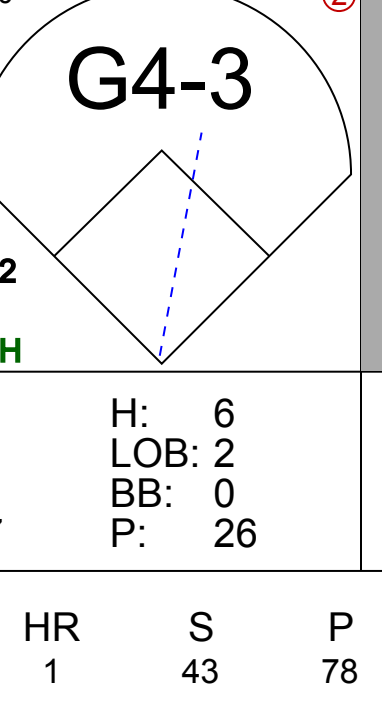
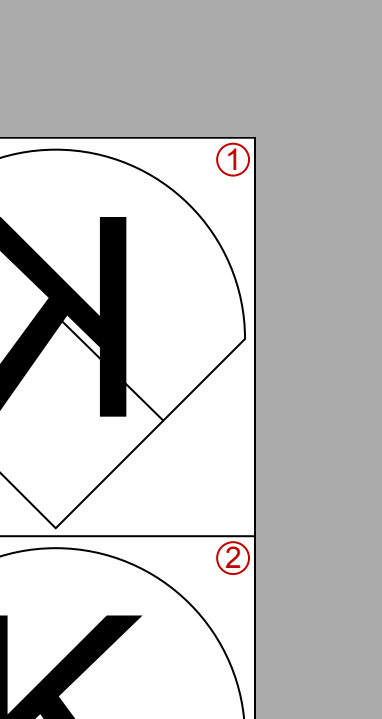
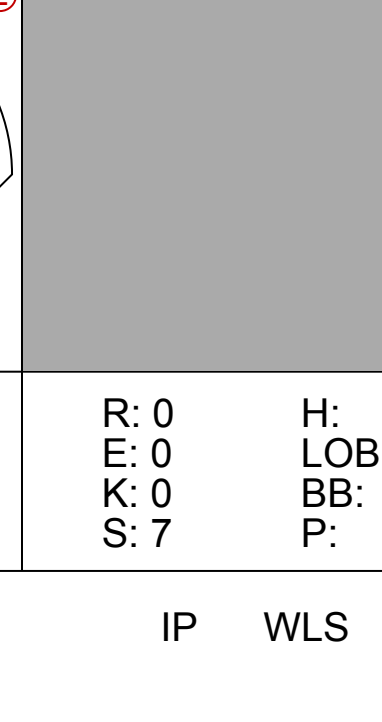
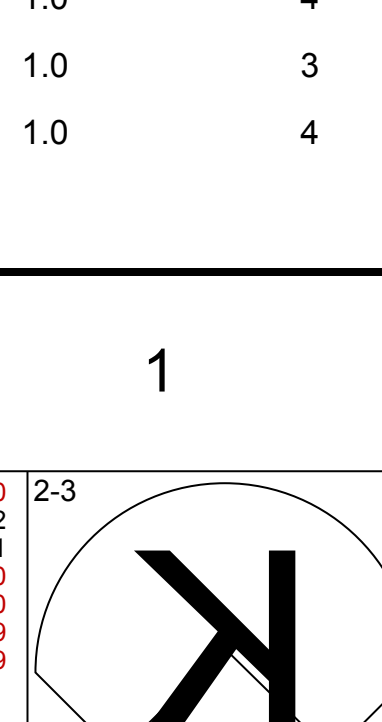
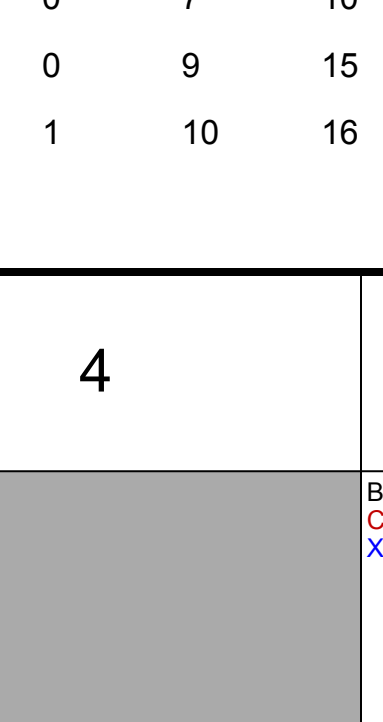
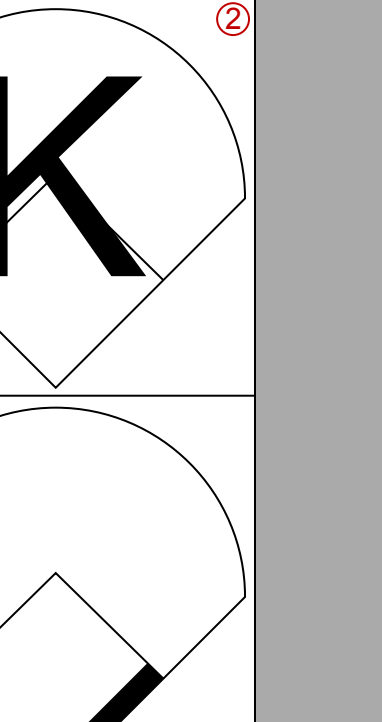
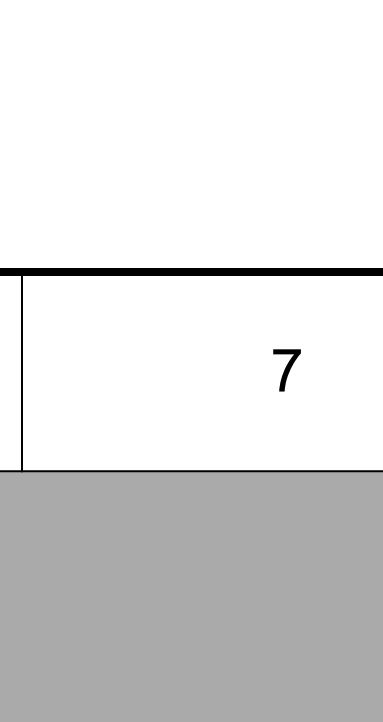
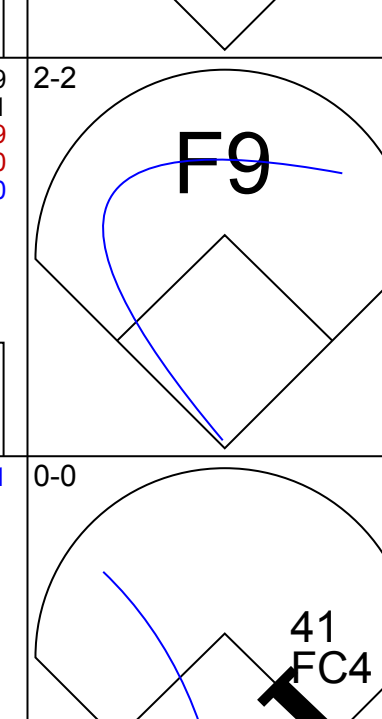
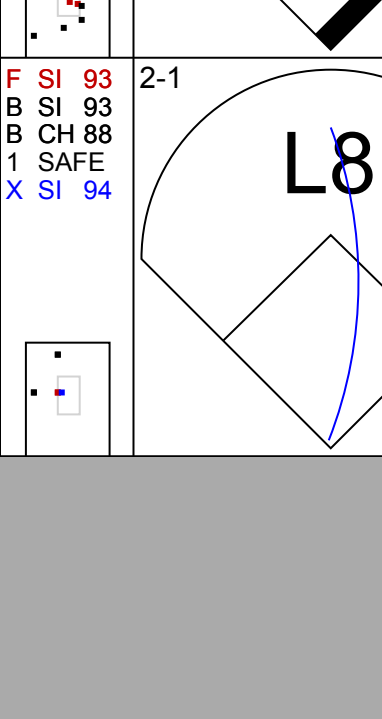
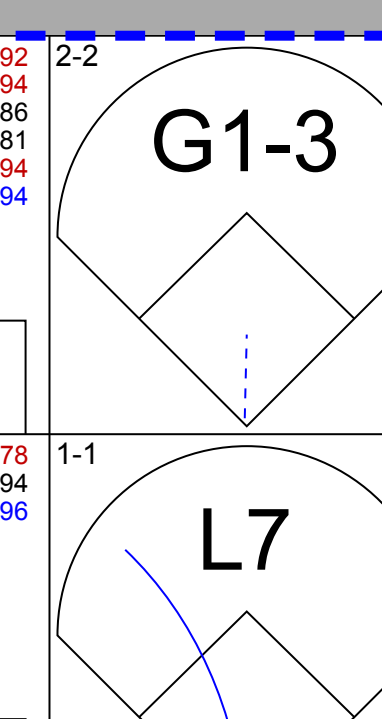
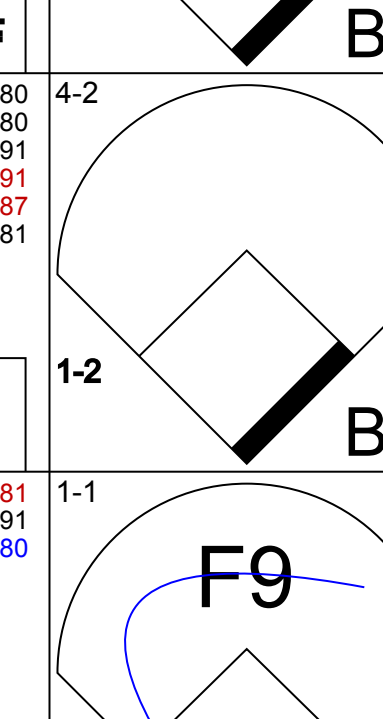
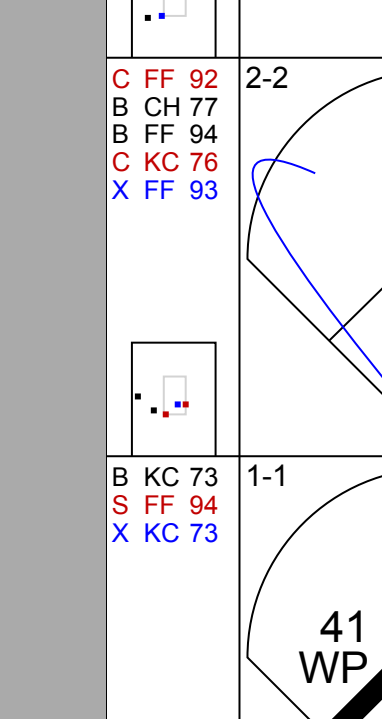

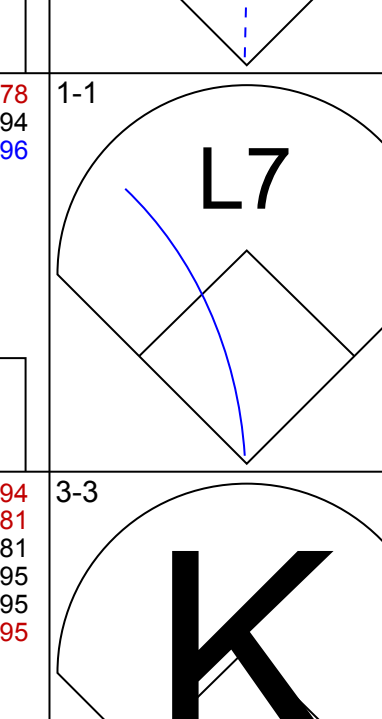
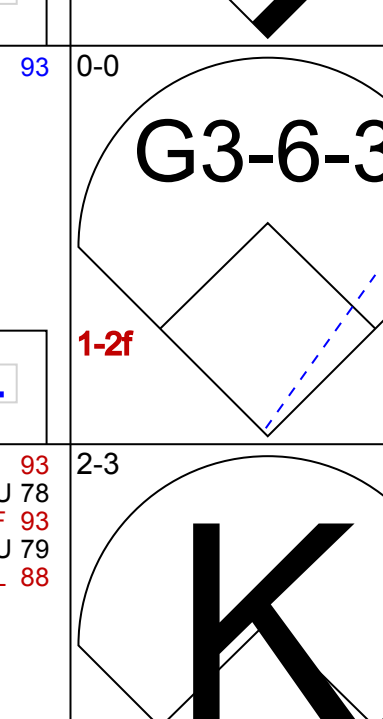
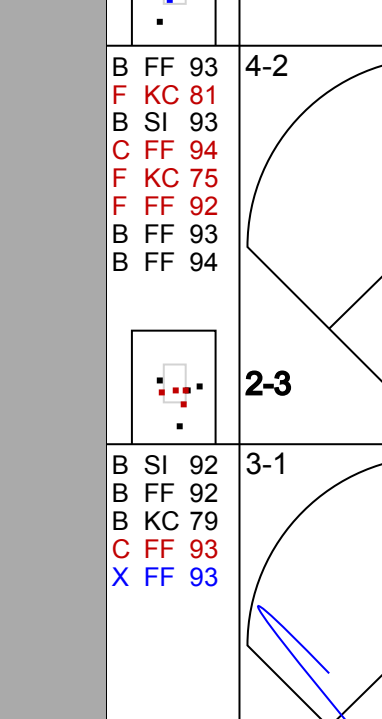
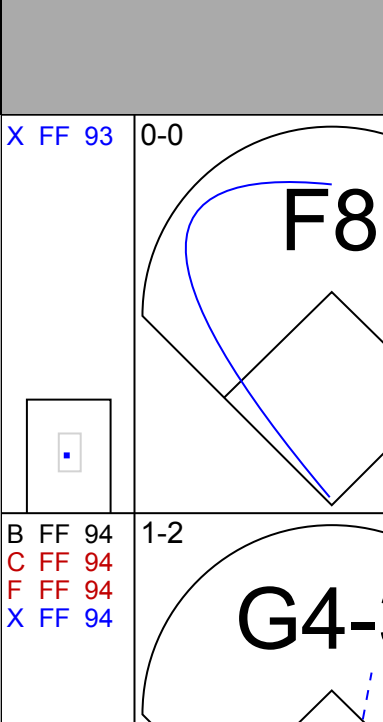
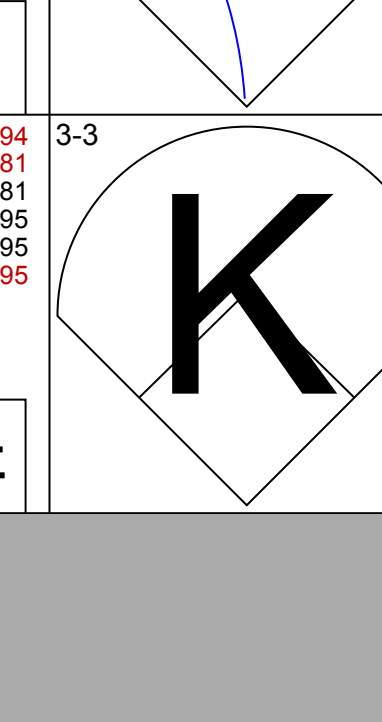

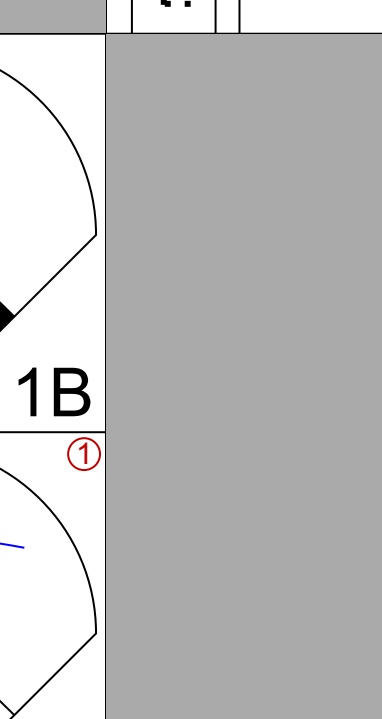
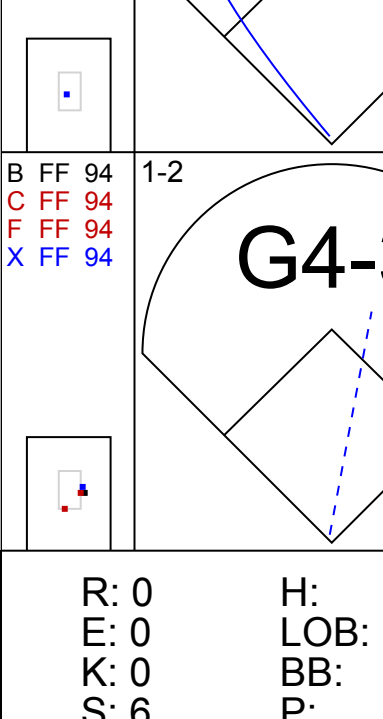
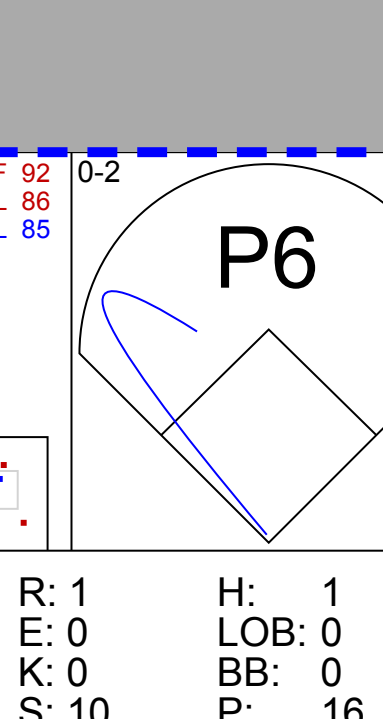
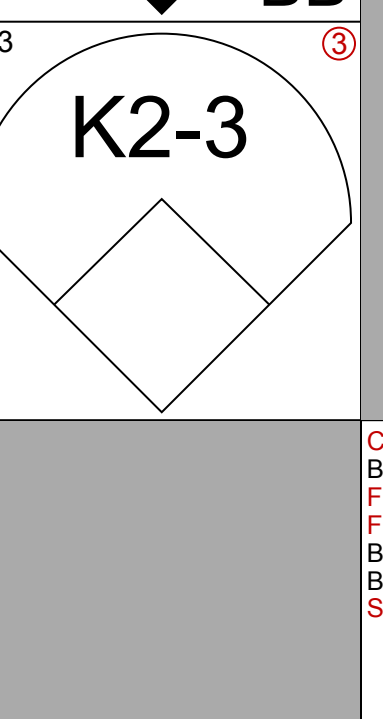

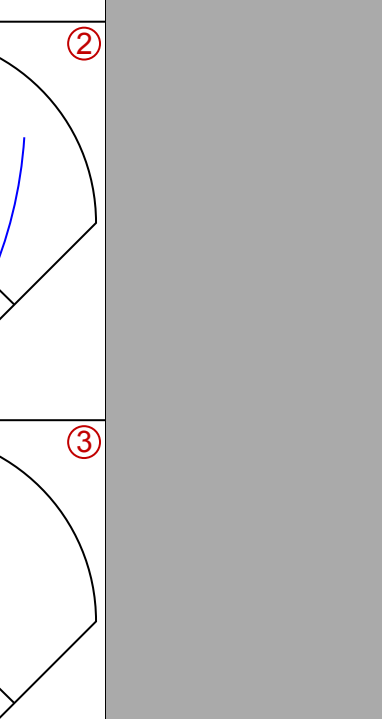


AB 32
R 6
H 8
RBI 5
SO 6
LOB 20



Batter	1	2	3	4	5	6	7	8	9	AB	R	H	RBI	BB	SO	LOB	TOP
11 Jorge Polanco, S OBP: 0.335, SLG: 0.418	3-2 36 BB 1B	2-2 2-H 1B		0-0 F8		3-2 HR		2-2 60 CS 1B		5	1	4	2	0	0	1	Minnesota Twins @ Kansas City Royals Kauffman Stadium, Kansas City, MO Sun Sep 16 2018, 1:17 PM - 4:39 PM CDT Att: 20,286 - Partly Cloudy - 88 F livebaseballscorecards.com
20 Eddie Rosario, L OBP: 0.323, SLG: 0.475	1-3 K	2-0 L9		3-1 36 1B 1B		0-0 26 F8 16 E 1B		1-3 K		4	1	2	0	0	1	3	
60 Jake Cave, L OBP: 0.307, SLG: 0.375				1-3 1B		3-3 K		4-2 BB		3	0	1	1	2	1	1	
36 Robbie Grossman, S OBP: 0.355, SLG: 0.376	4-0 24 1B 1-2 BB		2-2 G4-3	1-2 1B		3-3 K		3-3 BB		5	0	2	0	0	2	3	
24 Logan Forsythe, R OBP: 0.314, SLG: 0.302	3-2 1B		1-3 K	2-0 L8		2-0 1B		3-3 K		4	2	1	1	1	0	6	
26 Max Kepler, L OBP: 0.322, SLG: 0.418	0-0 L8		1-1 HR	3-2 F1-3		1-2 F8		4-2 16 2B BB		5	1	1	1	0	1	1	
16 Ehre Adrianza, S OBP: 0.297, SLG: 0.365	1-3 K	1-2 F9		0-1 B1-3		2-0 F8		0-0 51 WP 51 1B 2B		4	1	1	1	0	0	0	
31 Tyler Austin, R OBP: 0.283, SLG: 0.490	2-2 F8		3-2 HR	3-2 L8		3-2 F9		0-3 K2-3		4	1	1	1	0	0	0	
40 Gregorio Petit, R OBP: 0.386, SLG: 0.333				0-2 HR		1-3 K		3-2 46 1B 11 1B 1B		5	2	4	2	0	1	0	
51 Johnny Field, R OBP: 0.248, SLG: 0.365	0-0 46 1B 11 1B 1B			1-1 HR		2-0 2B		2-H 46 1B 1B		5	1	2	0	0	0	2	
46 Chris Gimenez, R OBP: 0.245, SLG: 0.273	3-2 11 1B 1B	1-2 1B		0-1 20 1B 36 1B 1B		2-0 G6-3		2-2 F7		1	2	0	0	0	0	2	
Inning Stats	R: 0 H: 2 E: 0 K: 1 S: 12	H: 3 R: 4 ER: 4 SO: 3 BB: 1 IBB: 0 HBP: 0 BLK: 0 WP: 0 HR: 3 S: 52 P: 82	H: 1 R: 0 ER: 0 SO: 0 BB: 0 IBB: 0 HBP: 0 BLK: 0 WP: 0 HR: 1 S: 22 P: 36	H: 5 R: 0 ER: 0 SO: 2 BB: 0 IBB: 0 HBP: 0 BLK: 0 WP: 1 HR: 11 S: 20 P: 30	H: 1 R: 0 ER: 0 SO: 0 BB: 0 IBB: 0 HBP: 0 BLK: 0 WP: 0 HR: 9 S: 15 P: 15	H: 3 R: 2 ER: 1 SO: 1 BB: 0 IBB: 0 HBP: 0 BLK: 0 WP: 1 HR: 0 S: 13 P: 22	H: 0 R: 0 ER: 0 SO: 0 BB: 0 IBB: 0 HBP: 0 BLK: 0 WP: 0 HR: 2 S: 23 P: 12	H: 1 R: 0 ER: 0 SO: 0 BB: 1 IBB: 0 HBP: 0 BLK: 0 WP: 0 HR: 2 S: 13 P: 23	H: 2 R: 2 ER: 2 SO: 1 BB: 1 IBB: 0 HBP: 0 BLK: 0 WP: 1 HR: 0 S: 13 P: 22	1B: 12 2B: 2 3B: 0 HR: 4	SF: 0 SAC: 0 DP: 0 HBP: 0	WP: 1 PA: 45 PB: 0 SB: 1 CS: 0					
PITCHER	IP: 3.0 WLS: 0 BF: 17 ERA: 4.42	IP: 3.0 WLS: 4 BF: 11 ERA: 4.05	IP: 1.0 WLS: 0 BF: 4 ERA: 3.18	IP: 1.0 WLS: 1 BF: 4 ERA: 7.94	IP: 1.0 WLS: 0 BF: 5 ERA: 4.13	IP: 1.0 WLS: 0 BF: 5 ERA: 4.13	IP: 1.0 WLS: 0 BF: 5 ERA: 4.13	IP: 1.0 WLS: 0 BF: 5 ERA: 4.13	IP: 1.0 WLS: 0 BF: 5 ERA: 4.13	IP: 1.0 WLS: 0 BF: 5 ERA: 4.13	IP: 1.0 WLS: 0 BF: 5 ERA: 4.13	IP: 1.0 WLS: 0 BF: 5 ERA: 4.13	IP: 1.0 WLS: 0 BF: 5 ERA: 4.13	IP: 1.0 WLS: 0 BF: 5 ERA: 4.13	IP: 1.0 WLS: 0 BF: 5 ERA: 4.13	IP: 1.0 WLS: 0 BF: 5 ERA: 4.13	ERA: 12.00 WHIP: 3.000

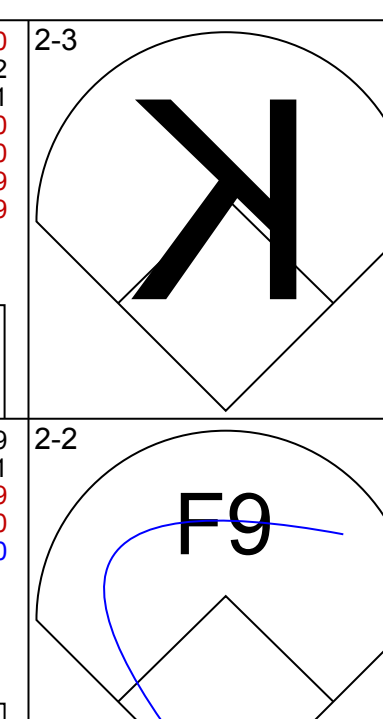
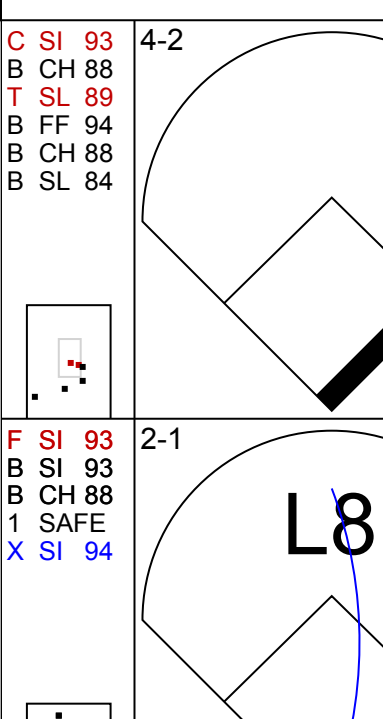
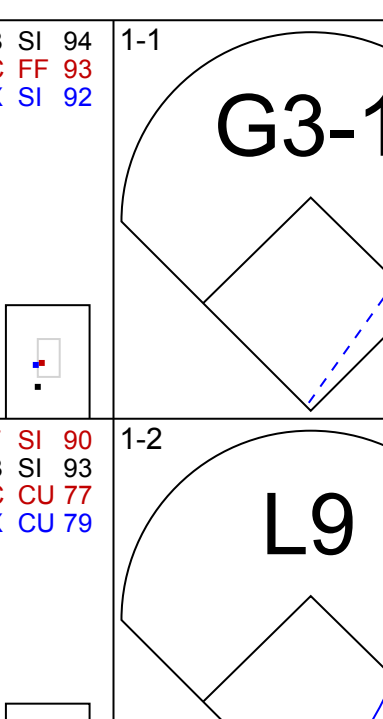
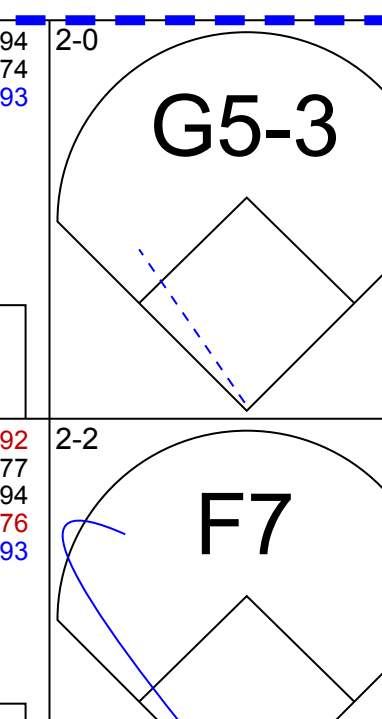
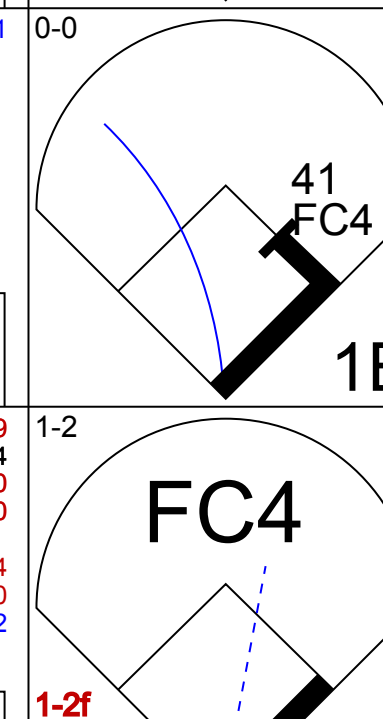


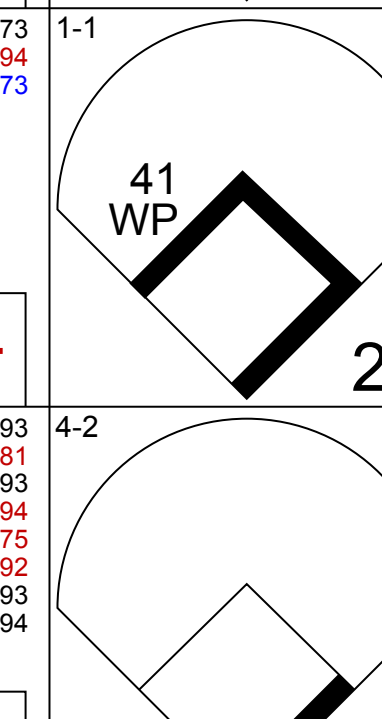

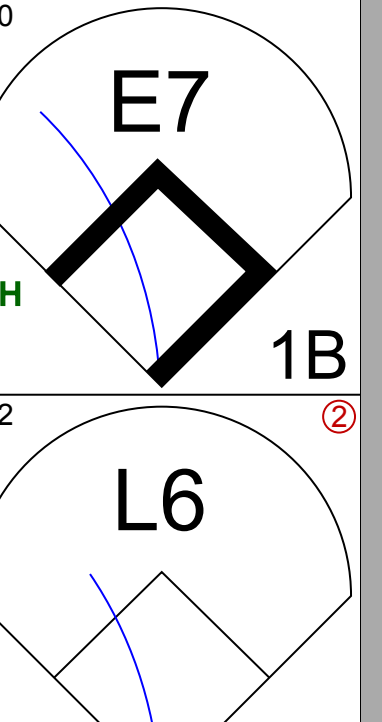

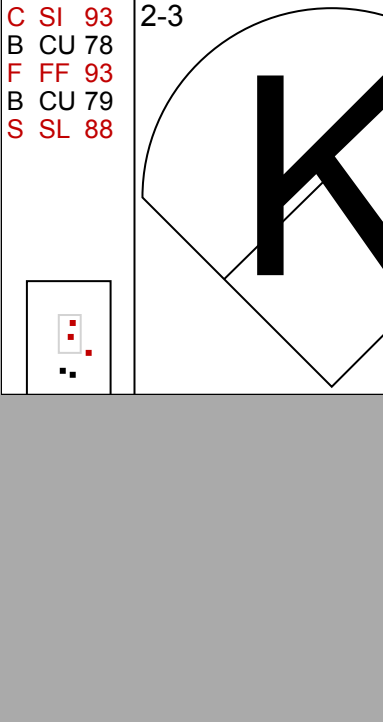
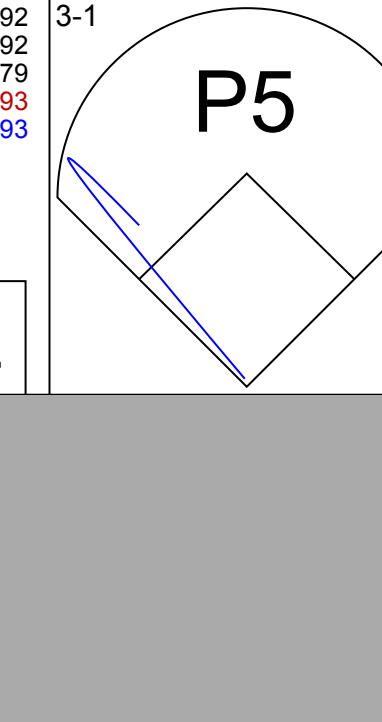

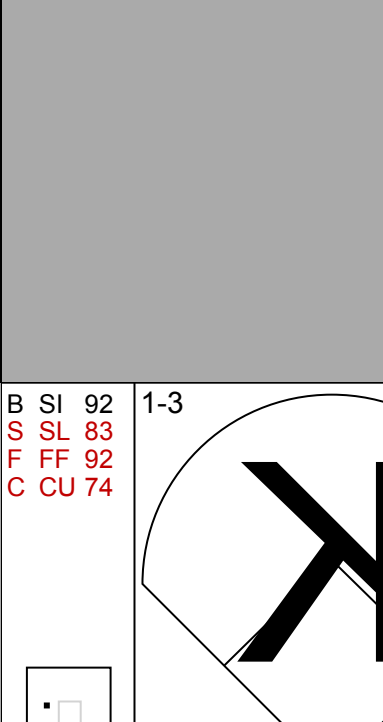
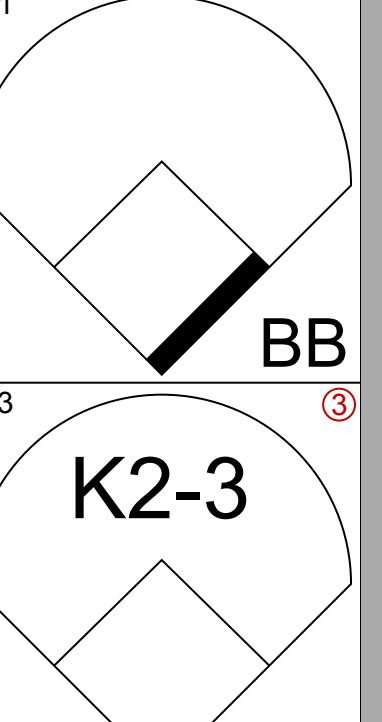


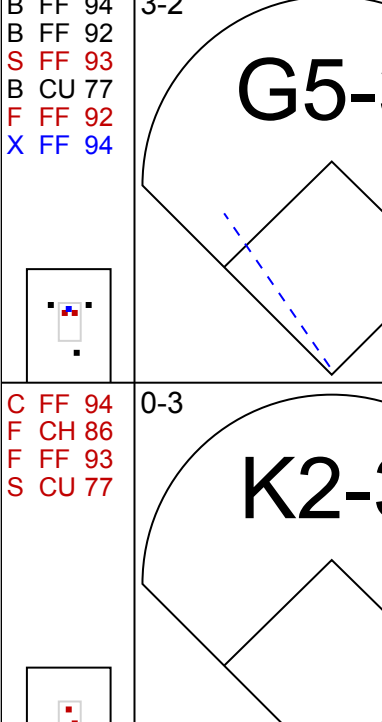

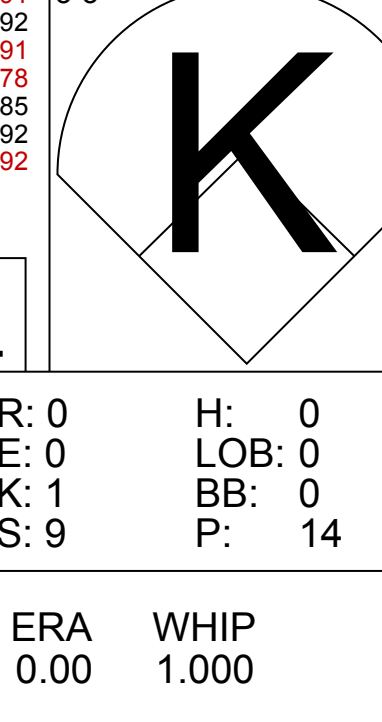
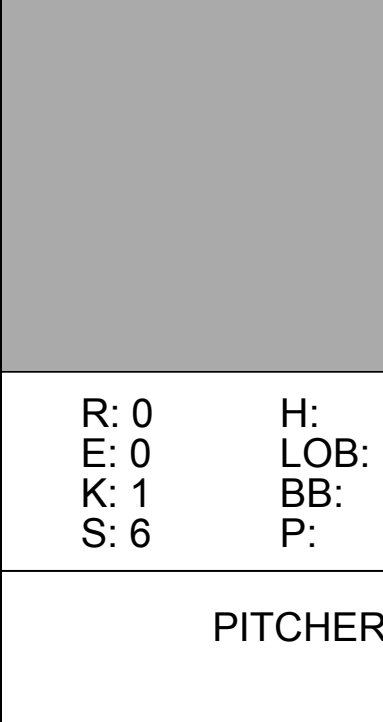
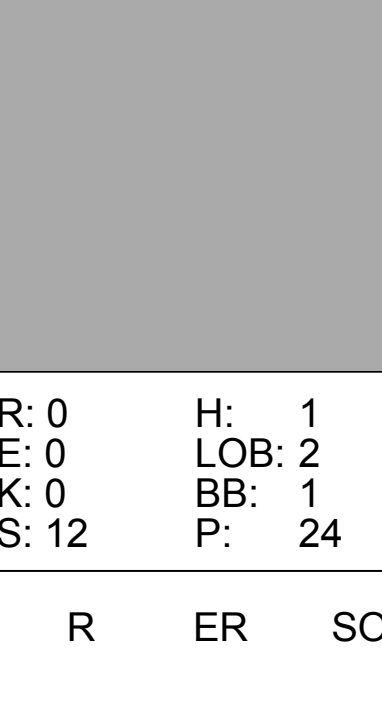
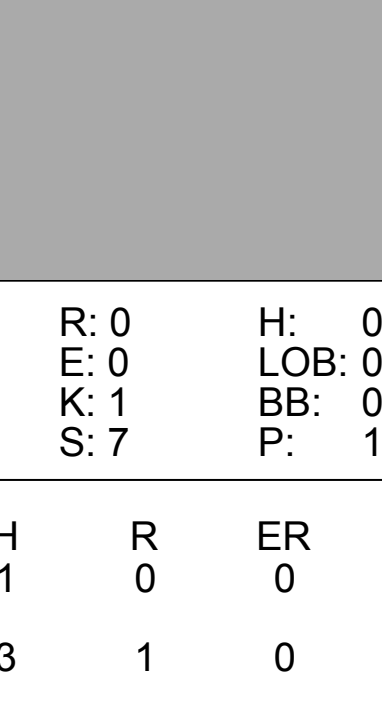






Batter	1	2	3	4	5	6	7	8	9	AB	R	H	RBI	BB	SO	LOB	BOTTOM	
15 Whit Merrifield, R OBP: 0.366, SLG: 0.436	3-2 G5-3		1-1 G6-3		0-3 K		0-2 G6-3		1-0 27 DI 1B	5	0	1	1	0	1	1	Minnesota Twins @ Kansas City Royals Kauffman Stadium, Kansas City, MO Sun Sep 16 2018, 1:17 PM - 4:39 PM CDT Att: 20,286 - Partly Cloudy - 88 F livebaseballscorecards.com	
27 Adalberto Mondesi, S OBP: 0.319, SLG: 0.462	0-0 66 CS 4 1B 1B		1-1 B2		3-2 HR		3-1 6 4 1B		1-3 K	5	1	3	2	0	1	1		
4 Alex Gordon, L OBP: 0.326, SLG: 0.361	0-0 66 CS 2B		0-0 L6		0-1 G3		2-1 F8		1-2 1B	4	1	1	0	0	0	1		
66 Ryan O'Hearn, L OBP: 0.378, SLG: 0.626	2-1 7 2B 2B		1-1 7 G4-3 25 1B 2B		1-0 1B		0-2 G4-3		2-3 K	4	2	3	1	0	0	0		
7 Rosell Herrera, S OBP: 0.287, SLG: 0.306	1-1 2B		0-0 G4-3		0-0 G3-1		2-3 K		2-3 K	4	0	1	1	0	1	2		
25 Brian Goodwin, L OBP: 0.329, SLG: 0.368	1-3 K		3-1 1B		1-1 P6		2-3 K		2-3 K	4	0	1	1	0	2	1		
2 Alcides Escobar, R OBP: 0.269, SLG: 0.302	0-3 K		0-3 K		1-2 P3		2-2 F9		2-2 F9	4	0	0	0	0	2	1		
14 Brett Phillips, L OBP: 0.262, SLG: 0.339	1-0 36 1B 36-4-3 1B		1-3 K		2-3 K		0-1 F7		0-1 F7	4	0	1	0	0	2	1		
36 Cam Gallagher, R OBP: 0.264, SLG: 0.340	1-2 G6-4-3		0-1 27 HR 1B		3-1 G6-3		1-1 15 1B 2B			1	0	0	0	0	0	1		
72 Meibrys Vitoria, L OBP: 0.333, SLG: 0.455	0-3 K		0-3 K		1-2 P3		2-2 F9		2-2 F9	3	2	2	0	0	0	0		
Inning Stats	R: 2 H: 4 E: 0 K: 1 S: 12	H: 1 R: 0 ER: 0 SO: 0 BB: 0 IBB: 0 HBP: 0 BLK: 0 WP: 0 HR: 1 S: 10 P: 10	H: 0 R: 0 ER: 0 SO: 0 BB: 0 IBB: 0 HBP: 0 BLK: 0 WP: 0 HR: 0 S: 7 P: 7	H: 2 R: 1 ER: 0 SO: 1 BB: 0 IBB: 0 HBP: 0 BLK: 0 WP: 0 HR: 1 S: 16 P: 16	H: 3 R: 2 ER: 1 SO: 1 BB: 0 IBB: 0 HBP: 0 BLK: 0 WP: 0 HR: 0 S: 12 P: 16	H: 0 R: 0 ER: 0 SO: 0 BB: 0 IBB: 0 HBP: 0 BLK: 0 WP: 0 HR: 0 S: 13 P: 13	H: 1 R: 0 ER: 0 SO: 0 BB: 0 IBB: 0 HBP: 0 BLK: 0 WP: 0 HR: 1 S: 17 P: 17	H: 0 R: 0 ER: 0 SO: 0 BB: 0 IBB: 0 HBP: 0 BLK: 0 WP: 0 HR: 0 S: 12 P: 16	H: 2 R: 1 ER: 2 SO: 1 BB: 0 IBB: 0 HBP: 0 BLK: 0 WP: 1 HR: 1 S: 11 P: 16	1B: 8 2B: 4 3B: 0 HR: 1	SF: 0 SAC: 0 DP: 1 HBP: 0	WP: 0 PA: 38 PB: 0 SB: 1 CS: 2						
PITCHER	IP: 6.2 WLS: 1 BF: 29 ERA: 3.78	IP: 1.1 WLS: 0 BF: 4 ERA: 2.8	IP: 1.0 WLS: 0 BF: 4 ERA: 4.76	IP: 1.0 WLS: 0 BF: 5 ERA: 4.13	IP: 1.0 WLS: 0 BF: 5 ERA: 4.13	IP: 1.0 WLS: 0 BF: 5 ERA: 4.13	IP: 1.0 WLS: 0 BF: 5 ERA: 4.13	IP: 1.0 WLS: 0 BF: 5 ERA: 4.13	IP: 1.0 WLS: 0 BF: 5 ERA: 4.13	IP: 1.0 WLS: 0 BF: 5 ERA: 4.13	IP: 1.0 WLS: 0 BF: 5 ERA: 4.13	IP: 1.0 WLS: 0 BF: 5 ERA: 4.13	IP: 1.0 WLS: 0 BF: 5 ERA: 4.13	IP: 1.0 WLS: 0 BF: 5 ERA: 4.13	IP: 1.0 WLS: 0 BF: 5 ERA: 4.13	IP: 1.0 WLS: 0 BF: 5 ERA: 4.13	IP: 1.0 WLS: 0 BF: 5 ERA: 4.13	ERA: 6.75 WHIP: 1.650

Batter	1	2	3	4	5	6	7	8	9	AB	R	H	RBI	BB	SO	LOB	TOP			
7 Joe Mauer, L OBP: 0.344, SLG: 0.376 (1, 3)										5	0	1	1	0	1	0				
11 Jorge Polanco, S OBP: 0.339, SLG: 0.431 (1, 6)										4	1	2	1	0	0	0				
20 Eddie Rosario, L OBP: 0.323, SLG: 0.479 (1, 7)										3	1	1	1	0	0	3				
51 Johnny Field, R OBP: 0.245, SLG: 0.361 (4, 7)										2	0	0	0	0	0	0				
36 Robbie Grossman, S OBP: 0.356, SLG: 0.383 (1, 10)										4	1	2	0	0	1	0				
60 Jake Cave, L OBP: 0.306, SLG: 0.471 (1, 8)										4	1	1	1	0	2	1				
24 Logan Forsythe, R OBP: 0.318, SLG: 0.303 (1, 4)										2	1	1	0	2	0	0				
26 Max Kepler, L OBP: 0.416 (1, 9)										3	0	0	0	1	0	3				
16 Ehre Adrianza, S OBP: 0.296, SLG: 0.364 (1, 5)										4	1	1	1	0	1	2				
64 Williams Astudillo, R OBP: 0.328, SLG: 0.492 (1, 2)										4	0	0	1	0	0	3				
Inning Stats	R: 1 E: 0 K: 1 S: 9	H: 1 LOB: 0 BB: 0 P: 15	R: 0 E: 0 K: 1 S: 10	H: 0 LOB: 2 BB: 2 P: 24	R: 0 E: 0 K: 0 S: 8	H: 0 LOB: 0 BB: 0 P: 14	R: 4 E: 0 K: 0 S: 17	H: 6 LOB: 1 BB: 1 P: 26	R: 0 E: 0 K: 2 S: 14	H: 0 LOB: 0 BB: 0 P: 8	R: 0 E: 0 K: 0 S: 6	H: 1 LOB: 1 BB: 0 P: 10	R: 0 E: 0 K: 1 S: 9	H: 0 LOB: 0 BB: 0 P: 15	R: 1 E: 0 K: 0 S: 10	H: 1 LOB: 0 BB: 0 P: 16	1B: 5 2B: 2 3B: 0 HR: 2	SF: 0 SAC: 0 DP: 0 HBP: 1	WP: 0 PB: 0 SB: 0 CS: 1	PA: 40
PITCHER	IP WLS BF H R ER SO BB IBB HBP BLK WP HR S P ERA WHIP																			
27 Jordan Zimmermann, R ERA: 4.41 (1, 1)	3.2 L 20 7 5 5 2 2 0 0 1 0 0 0 1 43 78 12.27 2.455																			
26 Zac Reinger, R ERA: 6.48 (4, 1)	2.1 8 0 0 0 2 1 0 0 0 0 0 0 21 35 0.00 0.429																			
68 Daniel Stumpf, L ERA: 5.09 (7, 1)	1.0 4 1 0 0 0 0 0 0 0 0 0 0 7 10 0.00 1.000																			
54 Drew VerHagen, R ERA: 4.61 (8, 1)	1.0 3 0 0 0 1 0 0 0 0 0 0 0 9 15 0.00 0.000																			
30 Alex Wilson, R ERA: 3.58 (9, 1)	1.0 4 1 1 1 0 0 0 0 0 0 0 0 1 10 16 9.00 1.000																			

Minnesota Twins @ Detroit Tigers
Comerica Park, Detroit, MI
Mon Sep 17 2018, 7:12 PM - 10:04 PM EDT
Att: 19,004 - Partly Cloudy - 82 F

AB 35
R 6
H 9
RBI 6
BB 3
SO 5
LOB 12



Batter	1	2	3	4	5	6	7	8	9	AB	R	H	RBI	BB	SO	LOB	BOTTOM					
46 Jeimer Candelario, S OBP: 0.317, SLG: 0.409 (1, 5)										3	0	0	0	1	1	0						
14 Christin Stewart, L OBP: 0.333, SLG: 0.276 (1, 7)										4	0	0	0	0	0	1						
9 Nick Castellanos, R OBP: 0.354, SLG: 0.491 (1, 9)										3	1	3	0	1	0	0						
41 Victor Martinez, S OBP: 0.296, SLG: 0.349 (1, 10)										3	0	0	0	1	0	3						
21 Jacoby Jones, R OBP: 0.262, SLG: 0.379 (6, PR) (9, 10)										4	0	1	0	0	1	2						
37 James Adduci, L OBP: 0.300, SLG: 0.416 (1, 3)																						
60 Ronny Rodriguez, R OBP: 0.257, SLG: 0.325 (1, 6)										4	0	1	0	0	1	1						
34 James McCann, R OBP: 0.266, SLG: 0.315 (1, 2)										3	0	0	0	1	0	1						
18 Dawel Lugo, R OBP: 0.273, SLG: 0.290 (1, 4)										4	0	0	0	0	3	3						
22 Victor Reyes, S OBP: 0.250, SLG: 0.300 (1, 8)										3	0	0	0	0	1	1						
Inning Stats	R: 0 E: 0 K: 1 S: 15	H: 1 LOB: 1 BB: 0 P: 20	R: 0 E: 0 K: 1 S: 7	H: 0 LOB: 0 BB: 0 P: 11	R: 0 E: 0 K: 1 S: 8	H: 0 LOB: 1 BB: 1 P: 16	R: 1 E: 0 K: 1 S: 12	H: 1 LOB: 2 BB: 2 P: 24	R: 0 E: 0 K: 1 S: 9	H: 0 LOB: 0 BB: 0 P: 14	R: 0 E: 0 K: 1 S: 6	H: 1 LOB: 0 BB: 0 P: 8	R: 0 E: 0 K: 0 S: 9	H: 1 LOB: 1 BB: 0 P: 13	R: 0 E: 0 K: 0 S: 12	H: 1 LOB: 2 BB: 1 P: 24	R: 0 E: 0 K: 1 S: 9	H: 0 LOB: 0 BB: 0 P: 12	1B: 4 2B: 1 3B: 0 HR: 0	SF: 0 SAC: 0 DP: 1 HBP: 0	WP: 1 PB: 0 SB: 0 CS: 0	PA: 35
PITCHER	IP WLS BF H R ER SO BB IBB HBP BLK WP HR S P ERA WHIP																					
58 Gabriel Moya, L ERA: 4.73 (1, 1)	1.0 4 1 0 0 1 0 0 0 0 0 0 0 51 86 0.00 1.000																					
53 Kohl Stewart, R ERA: 4.4 (2, 1)	6.0 W 23 3 1 0 5 3 0 0 0 0 0 0 51 86 0.00 1.000																					
21 Tyler Duffey, R ERA: 8.18 (8, 1)	1.0 5 1 0 0 0 1 0 0 0 0 1 0 12 24 0.00 2.000																					
65 Trevor May, R ERA: 3.98 (9, 1)	1.0 3 0 0 0 1 0 0 0 0 0 0 0 9 12 0.00 0.000																					

Minnesota Twins @ Detroit Tigers
Comerica Park, Detroit, MI
Mon Sep 17 2018, 7:12 PM - 10:04 PM EDT
Att: 19,004 - Partly Cloudy - 82 F

AB 31
R 1
H 5
RBI 0
BB 4
SO 7
LOB 12



Batter	1	2	3	4	5	6	7	8	9	10	AB	R	H	RBI	BB	SO	LOB	TOP	
7 Joe Mauer, L OBP: 0.343, SLG: 0.373											4	1	0	0	1	3	1		
11 Jorge Polanco, S OBP: 0.343, SLG: 0.430											4	0	1	3	1	2	1		
60 Jake Cave, L OBP: 0.305, SLG: 0.462											4	1	2	0	0	1	0		
36 Robbie Grossman, S OBP: 0.360, SLG: 0.390											5	1	1	2	0	1	4		
26 Max Kepler, L OBP: 0.320, SLG: 0.410											5	1	1	0	0	0	2		
31 Tyler Austin, R OBP: 0.289, SLG: 0.491											5	1	1	0	0	1	0		
16 Ehre Adriansa, S OBP: 0.304, SLG: 0.383											4	1	2	1	0	1	0		
64 Willans Astudillo, R OBP: 0.333, SLG: 0.493											4	0	1	0	0	0	3		
40 Gregorio Petit, R OBP: 0.346, SLG: 0.283											3	0	0	0	1	1	3		
Inning Stats	R: 0 E: 0 K: 2 S: 19	H: 1 LOB: 2 BB: 1 P: 28	R: 0 E: 0 K: 1 S: 9	H: 0 LOB: 0 BB: 0 P: 16	R: 0 E: 0 K: 2 S: 11	H: 0 LOB: 2 BB: 1 P: 23	R: 0 E: 0 K: 0 S: 8	H: 0 LOB: 0 BB: 0 P: 11	R: 6 E: 0 K: 0 S: 18	H: 6 LOB: 1 BB: 1 P: 29	R: 0 E: 0 K: 0 S: 7	H: 0 LOB: 0 BB: 0 P: 9	R: 0 E: 0 K: 1 S: 6	H: 0 LOB: 0 BB: 0 P: 9	R: 0 E: 0 K: 0 S: 6	H: 0 LOB: 0 BB: 0 P: 9	1B: 4 2B: 4 3B: 0 HR: 1	SF: 0 SAC: 0 DP: 0 HBP: 1	WP: 0 PA: 42
PITCHER	IP WLS BF H R ER SO	IP WLS BF H R ER SO	IP WLS BF H R ER SO	IP WLS BF H R ER SO	IP WLS BF H R ER SO	IP WLS BF H R ER SO	IP WLS BF H R ER SO	IP WLS BF H R ER SO	IP WLS BF H R ER SO	IP WLS BF H R ER SO	IP WLS BF H R ER SO	IP WLS BF H R ER SO	IP WLS BF H R ER SO	IP WLS BF H R ER SO	IP WLS BF H R ER SO	IP WLS BF H R ER SO	ERA WHIP	ERA WHIP	ERA WHIP
16 Liam Hendriks, R ERA: 5.03	4.0 15 0.0	1.0 4 1.0	1.0 3 0.0	1.0 3 0.0	1.0 3 0.0	1.0 3 0.0	1.0 3 0.0	1.0 3 0.0	1.0 3 0.0	1.0 3 0.0	1.0 3 0.0	1.0 3 0.0	1.0 3 0.0	1.0 3 0.0	1.0 3 0.0	1.0 3 0.0	0.00 2.000	0.00 1.000	0.00 0.000
40 Chris Bassitt, R ERA: 3.09	2.1 4.0	2.1 4.0	2.1 4.0	2.1 4.0	2.1 4.0	2.1 4.0	2.1 4.0	2.1 4.0	2.1 4.0	2.1 4.0	2.1 4.0	2.1 4.0	2.1 4.0	2.1 4.0	2.1 4.0	2.1 4.0	0.00 0.500	0.00 0.500	0.00 0.500
62 Lou Trivino, R ERA: 3.0	6.1 0.0	6.1 0.0	6.1 0.0	6.1 0.0	6.1 0.0	6.1 0.0	6.1 0.0	6.1 0.0	6.1 0.0	6.1 0.0	6.1 0.0	6.1 0.0	6.1 0.0	6.1 0.0	6.1 0.0	6.1 0.0	∞	∞	∞
31 Shawn Kelley, R ERA: 3.11	6.1 1.0	6.1 1.0	6.1 1.0	6.1 1.0	6.1 1.0	6.1 1.0	6.1 1.0	6.1 1.0	6.1 1.0	6.1 1.0	6.1 1.0	6.1 1.0	6.1 1.0	6.1 1.0	6.1 1.0	6.1 1.0	18.00	2.000	18.00
52 Ryan Buchter, L ERA: 3.03	7.1 1.0	7.1 1.0	7.1 1.0	7.1 1.0	7.1 1.0	7.1 1.0	7.1 1.0	7.1 1.0	7.1 1.0	7.1 1.0	7.1 1.0	7.1 1.0	7.1 1.0	7.1 1.0	7.1 1.0	7.1 1.0	0.00	0.000	0.00

Minnesota Twins @ Oakland Athletics
Oakland Coliseum, Oakland, CA
Fri Sep 21 2018, 7:08 PM - 10:29 PM PDT
Att. 27,558 - Partly Cloudy - 60 F

AB	38
R	6
H	9
RBI	6
BB	3
SO	10
LOB	14



Batter	1	2	3	4	5	6	7	8	9	10	AB	R	H	RBI	BB	SO	LOB	BOTTOM					
Nick Martini, L OBP: 0.390, SLG: 0.405											2	0	0	0	1	1	1						
18 Chad Pinder, R OBP: 0.331, SLG: 0.429											1	0	0	0	0	0	0						
19 Josh Phegley, R OBP: 0.253, SLG: 0.356											1	0	0	0	0	1	1						
26 Matt Chapman, R OBP: 0.359, SLG: 0.518											5	0	1	0	0	1	4						
8 Jed Lowrie, S OBP: 0.354, SLG: 0.447											4	1	0	0	1	2	2						
2 Khris Davis, R OBP: 0.330, SLG: 0.552											4	1	0	0	1	2	2						
28 Matt Olson, L OBP: 0.332, SLG: 0.449											4	1	0	0	1	2	2						
25 Stephen Piscotty, R OBP: 0.330, SLG: 0.463											5	2	2	3	0	1	0						
22 Ramón Laureano, R OBP: 0.370, SLG: 0.508											3	0	0	0	1	2	0						
10 Marcus Semien, R OBP: 0.324, SLG: 0.381											4	1	2	0	0	1	2						
21 Jonathan Lucroy, R OBP: 0.287, SLG: 0.317											3	0	1	1	0	1	1						
23 Matt Joyce, L OBP: 0.315, SLG: 0.352											1	0	0	1	0	0	1						
20 Mark Canha, R OBP: 0.326, SLG: 0.454											0	0	0	0	0	0	0						
Inning Stats	R: 2 E: 0 K: 2 S: 12	H: 1 LOB: 0 BB: 1 P: 25	R: 1 E: 1 K: 0 S: 9	H: 2 LOB: 2 BB: 0 P: 13	R: 0 E: 0 K: 3 S: 9	H: 0 LOB: 0 BB: 0 P: 13	R: 1 E: 0 K: 0 S: 14	H: 1 LOB: 2 BB: 1 P: 28	R: 0 E: 0 K: 1 S: 6	H: 0 LOB: 0 BB: 0 P: 8	R: 2 E: 0 K: 2 S: 15	H: 1 LOB: 1 BB: 1 P: 28	R: 0 E: 0 K: 1 S: 9	H: 0 LOB: 0 BB: 0 P: 17	R: 0 E: 0 K: 1 S: 9	H: 0 LOB: 0 BB: 0 P: 13	R: 0 E: 0 K: 1 S: 9	H: 1 LOB: 2 BB: 2 P: 16	R: 1 E: 0 K: 0 S: 2	H: 1 LOB: 0 BB: 0 P: 3	1B: 3 2B: 2 3B: 0 HR: 3	SF: 2 SAC: 0 DP: 1 HBP: 1	WP: 0 PA: 40
PITCHER	IP WLS BF H R ER SO	IP WLS BF H R ER SO	IP WLS BF H R ER SO	IP WLS BF H R ER SO	IP WLS BF H R ER SO	IP WLS BF H R ER SO	IP WLS BF H R ER SO	IP WLS BF H R ER SO	IP WLS BF H R ER SO	IP WLS BF H R ER SO	IP WLS BF H R ER SO	IP WLS BF H R ER SO	IP WLS BF H R ER SO	IP WLS BF H R ER SO	IP WLS BF H R ER SO	IP WLS BF H R ER SO	ERA WHIP	ERA WHIP	ERA WHIP				
17 José Berríos, R ERA: 3.93	5.0 0.0	5.0 0.0	5.0 0.0	5.0 0.0	5.0 0.0	5.0 0.0	5.0 0.0	5.0 0.0	5.0 0.0	5.0 0.0	5.0 0.0	5.0 0.0	5.0 0.0	5.0 0.0	5.0 0.0	5.0 0.0	7.94	1.235	7.94				
58 Gabriel Moya, L ERA: 4.86	6.1 1.1	6.1 1.1	6.1 1.1	6.1 1.1	6.1 1.1	6.1 1.1	6.1 1.1	6.1 1.1	6.1 1.1	6.1 1.1	6.1 1.1	6.1 1.1	6.1 1.1	6.1 1.1	6.1 1.1	6.1 1.1	0.00	0.000	0.00				
65 Trevor May, R ERA: 3.74	6.1 1.1	6.1 1.1	6.1 1.1	6.1 1.1	6.1 1.1	6.1 1.1	6.1 1.1	6.1 1.1	6.1 1.1	6.1 1.1	6.1 1.1	6.1 1.1	6.1 1.1	6.1 1.1	6.1 1.1	6.1 1.1	0.00	0.750	0.00				
55 Taylor Rogers, L ERA: 2.74	6.1 0.2	6.1 0.2	6.1 0.2	6.1 0.2	6.1 0.2	6.1 0.2	6.1 0.2	6.1 0.2	6.1 0.2	6.1 0.2	6.1 0.2	6.1 0.2	6.1 0.2	6.1 0.2	6.1 0.2	6.1 0.2	13.50	4.500	13.50				
68 Matt Magill, R ERA: 4.0	6.1 0.2	6.1 0.2	6.1 0.2	6.1 0.2	6.1 0.2	6.1 0.2	6.1 0.2	6.1 0.2	6.1 0.2	6.1 0.2	6.1 0.2	6.1 0.2	6.1 0.2	6.1 0.2	6.1 0.2	6.1 0.2	13.50	4.500	13.50				

Minnesota Twins @ Oakland Athletics
Oakland Coliseum, Oakland, CA
Fri Sep 21 2018, 7:08 PM - 10:29 PM PDT
Att. 27,558 - Partly Cloudy - 60 F

AB	32
R	7
H	7
RBI	7
BB	5
SO	11
LOB	13



Batter	1	2	3	4	5	6	7	8	9	AB	R	H	RBI	BB	SO	LOB	TOP										
46 Jeimer Candelario, S OBP: 0.317, SLG: 0.401										4	0	1	0	1	1	1	Detroit Tigers @ Minnesota Twins Target Field, Minneapolis, MN Tue Sep 25 2018, 7:12 PM - 10:23 PM CDT Att: 23,849 - Overcast - 54 F										
14 Christin Stewart, L OBP: 0.339, SLG: 0.358										3	0	0	0	1	1	2											
22 Victor Reyes, S OBP: 0.245, SLG: 0.296										0	1	0	0	0	0	0											
9 Nick Castellanos, R OBP: 0.357, SLG: 0.502										4	1	1	1	0	0	2											
28 Niko Goodrum, S OBP: 0.313, SLG: 0.433										4	0	1	1	0	0	4											
8 Mikie Mahtook, R OBP: 0.280, SLG: 0.374										4	1	0	0	0	0	6											
34 James McCann, R OBP: 0.281, SLG: 0.310										4	0	1	2	0	2	0											
21 JaCoby Jones, R OBP: 0.267, SLG: 0.376										4	0	1	0	0	1	2											
18 Dawel Lugo, R OBP: 0.226, SLG: 0.238										4	0	0	0	0	2	1											
33 Pete Kozma, R OBP: 0.322, SLG: 0.328										0	0	0	0	0	0	0											
70 Harold Castro, L OBP: 0.250, SLG: 0.250										4	1	1	0	0	1	1											
Inning Stats	R: 0 H: 0 K: 0 S: 9	H: 0 LOB: 2 BB: 1 P: 21	R: 0 H: 1 K: 1 S: 8	H: 1 LOB: 1 BB: 0 P: 14	R: 0 H: 0 K: 0 S: 6	H: 0 LOB: 0 BB: 0 P: 10	R: 0 H: 0 K: 0 S: 5	H: 0 LOB: 0 BB: 0 P: 7	R: 0 H: 0 K: 1 S: 8	H: 0 LOB: 0 BB: 0 P: 13	R: 0 H: 1 K: 1 S: 13	H: 1 LOB: 2 BB: 0 P: 21	R: 0 H: 0 K: 2 S: 8	H: 0 LOB: 0 BB: 0 P: 10	R: 4 H: 4 K: 2 S: 22	H: 4 LOB: 3 BB: 1 P: 38	R: 0 H: 0 K: 1 S: 13	H: 0 LOB: 0 BB: 0 P: 18	1B: 5 2B: 1 3B: 0 HR: 0	SF: 0 SAC: 0 DP: 0 HBP: 0	WP: 0 PB: 0 SB: 2 CS: 0	PA: 37					
PITCHER	IP	WLS	BF	H	R	ER	SO	BB	IBB	HBP	BLK	WP	HR	S	P	ERA	WHIP										
58 Gabriel Moya, L ERA: 4.72	(1, 1)	1.0	5	0	0	0	0	1	0	0	0	0	0	9	21	0.00	1.000										
53 Kohl Stewart, R ERA: 3.68	(2, 1)	6.0	21	2	0	0	5	0	0	0	0	0	0	48	75	0.00	0.333										
39 Trevor Hildenberger, R ERA: 5.25	(8, 1)	0.1	L 5	3	4	4	1	1	0	0	0	0	0	12	22	108.00	12.000										
65 Trevor May, R ERA: 3.42	(8, 1)	0.2	3	1	0	0	1	0	0	0	0	0	0	10	16	0.00	1.500										
32 Oliver Drake, R ERA: 5.52	(9, 1)	1.0	3	0	0	0	1	0	0	0	0	0	0	13	18	0.00	0.000										

Batter	1	2	3	4	5	6	7	8	9	AB	R	H	RBI	BB	SO	LOB	BOTTOM										
7 Joe Mauer, L OBP: 0.346, SLG: 0.375										4	2	2	0	1	0	1	Detroit Tigers @ Minnesota Twins Target Field, Minneapolis, MN Tue Sep 25 2018, 7:12 PM - 10:23 PM CDT Att: 23,849 - Overcast - 54 F										
11 Jorge Polanco, S OBP: 0.338, SLG: 0.422										5	0	2	1	0	3	2											
60 Jake Cave, L OBP: 0.306, SLG: 0.468										4	0	2	1	0	1	2											
36 Robbie Grossman, S OBP: 0.355, SLG: 0.381										4	0	0	0	0	2	3											
31 Tyler Austin, R OBP: 0.283, SLG: 0.474										4	0	1	0	0	1	1											
26 Max Kepler, L OBP: 0.316, SLG: 0.404										3	0	0	0	1	0	0											
24 Logan Forsythe, R OBP: 0.312, SLG: 0.297										3	0	0	0	1	0	3											
16 Ehire Adrianza, S OBP: 0.305, SLG: 0.387										4	0	1	0	0	0	1											
64 Williams Astudillo, R OBP: 0.351, SLG: 0.507										4	0	1	0	0	0	1											
Inning Stats	R: 1 H: 2 K: 3 S: 18	H: 2 LOB: 1 BB: 0 P: 28	R: 0 H: 1 K: 0 S: 9	H: 1 LOB: 1 BB: 0 P: 14	R: 0 H: 1 K: 1 S: 10	H: 1 LOB: 1 BB: 0 P: 14	R: 0 H: 0 K: 0 S: 8	H: 0 LOB: 1 BB: 1 P: 13	R: 0 H: 2 K: 0 S: 12	H: 2 LOB: 1 BB: 0 P: 18	R: 0 H: 0 K: 1 S: 8	H: 0 LOB: 0 BB: 0 P: 12	R: 0 H: 0 K: 0 S: 4	H: 0 LOB: 0 BB: 0 P: 6	R: 1 H: 3 K: 0 S: 25	H: 3 LOB: 3 BB: 1 P: 36		R: 0 H: 0 K: 1 S: 9	H: 0 LOB: 1 BB: 1 P: 17	1B: 8 2B: 1 3B: 0 HR: 0	SF: 0 SAC: 0 DP: 1 HBP: 0	WP: 2 PB: 0 SB: 0 CS: 0	PA: 38				
PITCHER	IP	WLS	BF	H	R	ER	SO	BB	IBB	HBP	BLK	WP	HR	S	P	ERA	WHIP										
56 Spencer Turnbull, R ERA: 5.72	(1, 1)	6.0	24	6	1	1	5	1	0	0	0	0	0	65	99	1.50	1.167										
58 Victor Alcántara, R ERA: 2.17	(7, 1)	1.0	W 3	0	0	0	0	0	0	0	0	0	0	4	6	0.00	0.000										
77 Joe Jiménez, R ERA: 4.31	(8, 1)	0.2	H 6	3	1	1	1	1	0	0	0	1	0	21	30	13.50	6.000										
30 Alex Wilson, R ERA: 3.47	(8, 1)	0.1	H 1	0	0	0	0	0	0	0	0	0	0	4	6	0.00	0.000										
61 Shane Greene, R ERA: 5.12	(9, 1)	1.0	S 4	0	0	0	1	1	0	0	0	0	0	9	17	0.00	1.000										

AB	35
R	4
H	6
RBI	4
BB	2
SO	8
LOB	19



AB	35
R	2
H	9
RBI	2
BB	3
SO	7
LOB	14



Batter	1	2	3	4	5	6	7	8	9	AB	R	H	RBI	BB	SO	LOB	TOP			
5 Yolmer Sánchez, S (1, 5) OBP: 0.310, SLG: 0.375										4	0	1	0	0	2	0	Chicago White Sox @ Minnesota Twins Target Field, Minneapolis, MN Fri Sep 28 2018, 1:11 PM - 3:55 PM CDT Att: 20,245 - Partly Cloudy - 51 F			
28 Leury García, S (1, 4) OBP: 0.307, SLG: 0.382										4	0	1	1	0	1	0				
26 Avisail García, R (1, 9) OBP: 0.281, SLG: 0.444										3	0	1	0	1	1	2				
49 Ryan Cordell, R (8, 9) OBP: 0.107, SLG: 0.192										0	0	0	0	0	0	0				
18 Daniel Palka, L (1, 7) OBP: 0.288, SLG: 0.484										3	0	0	0	1	2	2				
24 Matt Davidson, R (1, 3) OBP: 0.322, SLG: 0.427										4	0	0	0	0	2	2				
38 Omar Narváez, L (1, 10) OBP: 0.362, SLG: 0.425										2	0	0	0	1	1	1				
36 Kevan Smith, R (8, PH) OBP: 0.344, SLG: 0.364										1	0	0	0	0	1	0				
21 Welington Castillo, R (1, 2) OBP: 0.299, SLG: 0.407										3	0	1	0	1	1	2				
7 Tim Anderson, R (1, 6) OBP: 0.282, SLG: 0.406										3	1	0	0	0	0	4				
15 Adam Engel, R (1, 8) OBP: 0.279, SLG: 0.336										3	0	0	0	0	1	1				
Inning Stats	R: 0 E: 0 K: 3 S: 9	H: 0 LOB: 0 BB: 0 P: 13	R: 0 E: 0 K: 0 S: 7	H: 0 LOB: 0 BB: 0 P: 10	R: 1 E: 0 K: 0 S: 17	H: 3 LOB: 2 BB: 0 P: 25	R: 0 E: 0 K: 1 S: 11	H: 0 LOB: 2 BB: 2 P: 22	R: 0 E: 0 K: 3 S: 10	H: 0 LOB: 1 BB: 1 P: 15	R: 0 E: 0 K: 0 S: 6	H: 0 LOB: 0 BB: 1 P: 12	R: 0 E: 0 K: 1 S: 9	H: 1 LOB: 1 BB: 0 P: 11	R: 0 E: 0 K: 2 S: 8	H: 0 LOB: 0 BB: 0 P: 13	1B: 4 2B: 0 3B: 0 HR: 0	SF: 0 SAC: 0 DP: 1 HBP: 0	WP: 0 PB: 0 SB: 0 CS: 0	PA: 34
PITCHER	IP WLS BF H R ER SO BB IBB HBP BLK WP HR S P ERA WHIP																			
17 José Berrios, R (1, 1) ERA: 3.84	7.0 W 27 3 1 1 9 4 0 0 0 0 0 0 69 106 1.29 1.000																			
55 Taylor Rogers, L (8, 1) ERA: 2.57	1.1 H 5 1 0 0 1 0 0 0 0 0 0 0 11 13 0.00 0.750																			
65 Trevor May, R (8, 1) ERA: 3.33	0.2 S 2 0 0 0 2 0 0 0 0 0 0 0 6 11 0.00 0.000																			

Batter	1	2	3	4	5	6	7	8	9	AB	R	H	RBI	BB	SO	LOB	BOTTOM			
7 Joe Mauer, L (1, 10) OBP: 0.347, SLG: 0.376										4	1	2	0	0	1	0	Chicago White Sox @ Minnesota Twins Target Field, Minneapolis, MN Fri Sep 28 2018, 1:11 PM - 3:55 PM CDT Att: 20,245 - Partly Cloudy - 51 F			
11 Jorge Polanco, S (1, 6) OBP: 0.342, SLG: 0.431										4	0	0	0	0	2	2				
60 Jake Cave, L (1, 8) OBP: 0.314, SLG: 0.469										3	1	1	0	1	2	0				
36 Robbie Grossman, S (1, 7) OBP: 0.367, SLG: 0.389										2	0	2	0	2	0	0				
31 Tyler Austin, R (1, 3) OBP: 0.289, SLG: 0.488										3	0	0	1	1	1	4				
26 Max Kepler, L (1, 9) OBP: 0.317, SLG: 0.401										4	0	0	0	0	0	7				
64 Willians Astudillo, R (1, 2) OBP: 0.371, SLG: 0.516										1	0	0	1	1	0	0				
16 Ehire Adrianza, S (1, 5) OBP: 0.303, SLG: 0.384										3	0	0	0	0	1	4				
40 Gregorio Petit, R (1, 4) OBP: 0.318, SLG: 0.283										3	0	0	0	0	1	0				
Inning Stats	R: 1 E: 0 K: 0 S: 11	H: 2 LOB: 2 BB: 1 P: 21	R: 0 E: 0 K: 2 S: 8	H: 0 LOB: 0 BB: 0 P: 11	R: 0 E: 0 K: 2 S: 7	H: 1 LOB: 0 BB: 0 P: 15	R: 0 E: 0 K: 0 S: 11	H: 1 LOB: 2 BB: 1 P: 20	R: 0 E: 0 K: 1 S: 10	H: 0 LOB: 0 BB: 0 P: 11	R: 1 E: 0 K: 0 S: 11	H: 0 LOB: 2 BB: 3 P: 23	R: 0 E: 0 K: 1 S: 12	H: 0 LOB: 0 BB: 0 P: 16	R: 0 E: 0 K: 2 S: 13	H: 1 LOB: 1 BB: 0 P: 19		1B: 4 2B: 2 3B: 0 HR: 0	SF: 1 SAC: 0 DP: 1 HBP: 0	WP: 1 PB: 0 SB: 0 CS: 1
PITCHER	IP WLS BF H R ER SO BB IBB HBP BLK WP HR S P ERA WHIP																			
40 Reynaldo López, R (1, 1) ERA: 3.91	6.0 L 26 4 2 2 2 5 0 0 0 0 0 0 58 101 3.00 1.500																			
37 Juan Minaya, R (7, 1) ERA: 3.53	1.0 3 0 0 0 1 0 0 0 0 0 0 0 12 16 0.00 0.000																			
67 Caleb Frare, L (8, 1) ERA: 5.14	1.0 4 1 0 0 2 0 0 0 0 0 0 0 13 19 0.00 1.000																			

AB 30
R 1
H 4
RBI 1
BB 4
SO 12
LOB 14

AB 27
R 2
H 5
RBI 2
BB 5
SO 8
LOB 17

Batter	1	2	3	4	5	6	7	8	9	AB	R	H	RBI	BB	SO	LOB	TOP																					
10 Yoán Moncada, S OBP: 0.311, SLG: 0.394	L8		F7							4	1	1	0	1	1	1	Chicago White Sox @ Minnesota Twins Target Field, Minneapolis, MN Fri Sep 28 2018, 7:11 PM - 10:12 PM CDT Att: 28,191 - Clear - 49 F																					
5 Yolmer Sánchez, S OBP: 0.309, SLG: 0.377	K		F8							4	1	1	1	0	1	1																						
18 Daniel Palka, L OBP: 0.290, SLG: 0.483	24 WP BB									3	0	1	1	1	2	1																						
24 Matt Davidson, R OBP: 0.322, SLG: 0.424	K2-3									3	0	0	0	0	1	2																						
38 Omar Narváez, L OBP: 0.364, SLG: 0.427										4	0	2	0	0	0	2																						
36 Kevan Smith, R OBP: 0.342, SLG: 0.379	G1-4-3									4	1	1	1	0	2	4																						
30 Nicky Delmonico, L OBP: 0.300, SLG: 0.380	P6									4	0	1	0	0	0	1																						
20 José Rondón, R OBP: 0.288, SLG: 0.485										4	1	1	1	0	0	2																						
49 Ryan Cordell, R OBP: 0.094, SLG: 0.167										4	0	0	0	0	0	1																						
Inning Stats	R: 0 E: 0 K: 2 S: 11	H: 0 LOB: 1 BB: 1 P: 21	R: 0 E: 0 K: 0 S: 6	H: 1 LOB: 0 BB: 0 P: 8	R: 1 E: 0 K: 0 S: 8	H: 1 LOB: 0 BB: 0 P: 15	R: 0 E: 0 K: 1 S: 9	H: 0 LOB: 0 BB: 0 P: 13	R: 1 E: 0 K: 0 S: 5	H: 1 LOB: 0 BB: 0 P: 7	R: 0 E: 0 K: 1 S: 8	H: 1 LOB: 1 BB: 0 P: 10	R: 0 E: 0 K: 1 S: 12	H: 1 LOB: 1 BB: 0 P: 16	R: 2 E: 0 K: 1 S: 10	H: 2 LOB: 2 BB: 1 P: 18	R: 0 E: 0 K: 1 S: 14	H: 1 LOB: 1 BB: 0 P: 20	1B: 4 2B: 1 3B: 1 HR: 2	SF: 0 SAC: 0 DP: 1 HBP: 1	WP: 1 PB: 0 SB: 0 CS: 0	PA: 37																
PITCHER	IP	WLS	BF	H	R	ER	SO	BB	IBB	HBP	BLK	WP	HR	S	P	ERA	WHIP	PITCHER				IP	WLS	BF	H	R	ER	SO	BB	IBB	HBP	BLK	WP	HR	S	P	ERA	WHIP
61 Chase De Jong, R ERA: 3.57	6.0	W	22	4	2	2	4	1	0	0	0	1	2	47	74	3.00	0.833																					
32 Oliver Drake, R ERA: 5.4	1.0		4	1	0	0	1	0	0	0	0	0	0	12	16	0.00	1.000																					
62 Andrew Vasquez, L ERA: 6.75	1.0		7	2	2	2	1	1	0	1	0	0	0	10	18	18.00	3.000																					
50 Aaron Slegers, R ERA: 5.27	1.0		4	1	0	0	1	0	0	0	0	0	0	14	20	0.00	1.000																					

AB	34
R	4
H	8
RBI	4
BB	2
SO	7
LOB	15



Batter	1	2	3	4	5	6	7	8	9	AB	R	H	RBI	BB	SO	LOB	BOTTOM																					
7 Joe Mauer, L OBP: 0.349, SLG: 0.377	36 WP 23 2B 11 1B									4	2	2	0	1	1	2	Chicago White Sox @ Minnesota Twins Target Field, Minneapolis, MN Fri Sep 28 2018, 7:11 PM - 10:12 PM CDT Att: 28,191 - Clear - 49 F																					
40 Gregorio Petit, R OBP: 0.313, SLG: 0.279										1	0	0	0	0	0	0																						
11 Jorge Polanco, S OBP: 0.343, SLG: 0.429										4	2	1	1	1	3	2																						
46 Chris Gimenez, R OBP: 0.258, SLG: 0.339										1	0	0	0	0	1	0																						
60 Jake Cave, L OBP: 0.315, SLG: 0.465										4	3	1	0	1	1	5																						
36 Robbie Grossman, S OBP: 0.368, SLG: 0.390										4	1	2	3	0	1	3																						
51 Johnny Field, R OBP: 0.250, SLG: 0.396										1	0	1	0	0	0	0																						
23 Mitch Garver, R OBP: 0.336, SLG: 0.416										5	1	4	6	0	0	2																						
26 Max Kepler, L OBP: 0.316, SLG: 0.400										4	0	1	2	0	1	4																						
24 Logan Forsythe, R OBP: 0.311, SLG: 0.290										3	0	0	0	2	2	3																						
16 Ehire Adrianza, S OBP: 0.301, SLG: 0.379										4	1	0	0	1	0	5																						
66 Juan Graterol, R OBP: 0.500, SLG: 0.400										4	2	1	0	1	0	1																						
Inning Stats	R: 3 E: 0 K: 2 S: 17	H: 4 LOB: 1 BB: 0 P: 30	R: 4 E: 0 K: 1 S: 23	H: 2 LOB: 3 BB: 5 P: 50	R: 3 E: 0 K: 2 S: 18	H: 3 LOB: 1 BB: 1 P: 27	R: 0 E: 0 K: 1 S: 9	H: 0 LOB: 1 BB: 0 P: 13	R: 1 E: 1 K: 2 S: 14	H: 1 LOB: 2 BB: 0 P: 21	R: 0 E: 0 K: 1 S: 10	H: 1 LOB: 2 BB: 0 P: 12	R: 1 E: 0 K: 0 S: 9	H: 2 LOB: 2 BB: 1 P: 17	R: 0 E: 0 K: 1 S: 6	H: 0 LOB: 0 BB: 0 P: 8	1B: 10 2B: 3 3B: 0 HR: 0	SF: 0 SAC: 0 DP: 0 HBP: 1	WP: 2 PB: 0 SB: 1 CS: 0	PA: 47																		
PITCHER	IP	WLS	BF	H	R	ER	SO	BB	IBB	HBP	BLK	WP	HR	S	P	ERA	WHIP	PITCHER				IP	WLS	BF	H	R	ER	SO	BB	IBB	HBP	BLK	WP	HR	S	P	ERA	WHIP
27 Lucas Giolito, R ERA: 6.13	1.1	L	13	5	7	7	2	4	0	0	0	0	0	25	56	47.25	6.750																					
53 Héctor Santiago, L ERA: 4.41	4.2		25	6	4	3	7	2	0	1	2	0	0	66	97	5.79	1.714																					
52 Rob Scahill, R ERA: 5.4	2.0		9	2	1	1	1	1	0	0	0	0	0	15	25	4.50	1.500																					

AB	39
R	12
H	13
RBI	12
BB	7
SO	10
LOB	27



Batter	1	2	3	4	5	6	7	8	9	AB	R	H	RBI	BB	SO	LOB	TOP				
10 Yoán Moncada, S OBP: 0.312, SLG: 0.398										5	0	2	0	0	1	1					
5 Yolmer Sánchez, S OBP: 0.307, SLG: 0.374										5	0	0	0	0	1	4					
18 Daniel Palka, L OBP: 0.292, SLG: 0.482										3	1	1	0	1	2	1					
26 Avisail García, R OBP: 0.321, SLG: 0.440										3	0	0	0	1	1	2					
38 Omar Narváez, L OBP: 0.366, SLG: 0.429										1	0	1	1	0	0	0					
36 Kevan Smith, R OBP: 0.348, SLG: 0.380										4	0	1	0	0	1	3					
24 Matt Davidson, R OBP: 0.281, SLG: 0.422										4	1	0	0	0	1	2					
30 Nicky Delmonico, L OBP: 0.296, SLG: 0.375										4	1	0	0	0	1	2					
7 Tim Anderson, R OBP: 0.281, SLG: 0.406										1	0	0	0	0	0	0					
20 José Roldán, R OBP: 0.280, SLG: 0.470										3	0	0	0	0	0	1					
49 Ryan Cordell, R OBP: 0.111, SLG: 0.182										3	0	1	1	0	1	0					
Inning Stats	R: 1 E: 0 K: 2 S: 14	H: 1 LOB: 2 BB: 2 P: 26	R: 0 E: 0 K: 0 S: 6	H: 0 LOB: 0 BB: 0 P: 10	R: 0 E: 0 K: 1 S: 12	H: 1 LOB: 1 BB: 0 P: 20	R: 0 E: 0 K: 2 S: 8	H: 0 LOB: 0 BB: 0 P: 10	R: 0 E: 0 K: 0 S: 8	H: 1 LOB: 1 BB: 1 P: 12	R: 0 E: 0 K: 2 S: 11	H: 0 LOB: 0 BB: 1 P: 21	R: 0 E: 0 K: 1 S: 10	H: 1 LOB: 1 BB: 0 P: 13	R: 2 E: 1 K: 0 S: 16	H: 3 LOB: 2 BB: 0 P: 20	1B: 5 2B: 2 3B: 0 HR: 0	SF: 1 SAC: 0 DP: 0 HBP: 0	WP: 1 PB: 0 CS: 0 SB: 0	PA: 38	
PITCHER	IP WLS BF H R ER SO BB IBB HBP BLK WP HR S P ERA WHIP	IP WLS BF H R ER SO BB IBB HBP BLK WP HR S P ERA WHIP	IP WLS BF H R ER SO BB IBB HBP BLK WP HR S P ERA WHIP	IP WLS BF H R ER SO BB IBB HBP BLK WP HR S P ERA WHIP	IP WLS BF H R ER SO BB IBB HBP BLK WP HR S P ERA WHIP	IP WLS BF H R ER SO BB IBB HBP BLK WP HR S P ERA WHIP	IP WLS BF H R ER SO BB IBB HBP BLK WP HR S P ERA WHIP	IP WLS BF H R ER SO BB IBB HBP BLK WP HR S P ERA WHIP	IP WLS BF H R ER SO BB IBB HBP BLK WP HR S P ERA WHIP	IP WLS BF H R ER SO BB IBB HBP BLK WP HR S P ERA WHIP	IP WLS BF H R ER SO BB IBB HBP BLK WP HR S P ERA WHIP	IP WLS BF H R ER SO BB IBB HBP BLK WP HR S P ERA WHIP	IP WLS BF H R ER SO BB IBB HBP BLK WP HR S P ERA WHIP	IP WLS BF H R ER SO BB IBB HBP BLK WP HR S P ERA WHIP	IP WLS BF H R ER SO BB IBB HBP BLK WP HR S P ERA WHIP	IP WLS BF H R ER SO BB IBB HBP BLK WP HR S P ERA WHIP	IP WLS BF H R ER SO BB IBB HBP BLK WP HR S P ERA WHIP	IP WLS BF H R ER SO BB IBB HBP BLK WP HR S P ERA WHIP	IP WLS BF H R ER SO BB IBB HBP BLK WP HR S P ERA WHIP	IP WLS BF H R ER SO BB IBB HBP BLK WP HR S P ERA WHIP	IP WLS BF H R ER SO BB IBB HBP BLK WP HR S P ERA WHIP
44 Kyle Gibson, R ERA: 3.62	6.0	W	24	3	1	1	7	3	0	0	0	1	0	59	99	1.50	1.000				
39 Trevor Hildenberger, R ERA: 5.18	1.0		3	0	0	1	0	0	0	0	0	0	0	8	14	0.00	0.000				
58 Gabriel Moya, L ERA: 4.71	1.0		4	1	0	0	1	0	0	0	0	0	0	10	13	0.00	1.000				
38 Matt Belisle, R ERA: 7.86	1.0		7	3	2	0	0	0	0	0	0	0	0	16	20	0.00	3.000				

Chicago White Sox @ Minnesota Twins
Target Field, Minneapolis, MN
Sat Sep 29 2018, 6:11 PM - 9:30 PM CDT
Att: 32,717 - Overcast - 47 F

AB 34
R 3
H 7
RBI 2
BB 3
SO 9
LOB 14

Batter	1	2	3	4	5	6	7	8	9	AB	R	H	RBI	BB	SO	LOB	BOTTOM				
7 Joe Mauer, L OBP: 0.351, SLG: 0.378										4	2	2	1	1	0	3					
11 Jorge Polanco, S OBP: 0.347, SLG: 0.431										5	2	3	1	0	0	1					
64 Willians Astudillo, R OBP: 0.372, SLG: 0.522										5	1	2	1	0	0	3					
36 Robbie Grossman, S OBP: 0.368, SLG: 0.387										3	1	0	0	2	3	3					
31 Tyler Austin, R OBP: 0.287, SLG: 0.480										4	0	0	1	1	1	5					
60 Jake Cave, L OBP: 0.314, SLG: 0.466										4	0	1	3	0	0	2					
24 Logan Forsythe, R OBP: 0.313, SLG: 0.279										3	0	1	0	1	2	4					
40 Gregorio Petit, R OBP: 0.313, SLG: 0.279										0	0	0	0	0	0	0					
51 Johnny Field, R OBP: 0.254, SLG: 0.403										4	1	2	1	0	1	2					
46 Chris Gimenez, R OBP: 0.288, SLG: 0.333										1	1	0	0	2	1	2					
Inning Stats	R: 2 E: 0 K: 2 S: 19	H: 2 LOB: 2 BB: 2 P: 36	R: 6 E: 0 K: 2 S: 31	H: 5 LOB: 3 BB: 3 P: 57	R: 0 E: 0 K: 1 S: 10	H: 1 LOB: 1 BB: 0 P: 13	R: 0 E: 0 K: 1 S: 11	H: 1 LOB: 0 BB: 0 P: 16	R: 0 E: 0 K: 0 S: 8	H: 0 LOB: 0 BB: 1 P: 16	R: 0 E: 0 K: 1 S: 6	H: 0 LOB: 0 BB: 0 P: 8	R: 0 E: 0 K: 0 S: 16	H: 2 LOB: 2 BB: 1 P: 23	R: 0 E: 0 K: 1 S: 9	H: 2 LOB: 2 BB: 0 P: 17	1B: 8 2B: 3 3B: 0 HR: 0	SF: 1 SAC: 0 DP: 1 HBP: 1	WP: 0 PB: 0 CS: 0 SB: 0	PA: 42	
PITCHER	IP WLS BF H R ER SO BB IBB HBP BLK WP HR S P ERA WHIP	IP WLS BF H R ER SO BB IBB HBP BLK WP HR S P ERA WHIP	IP WLS BF H R ER SO BB IBB HBP BLK WP HR S P ERA WHIP	IP WLS BF H R ER SO BB IBB HBP BLK WP HR S P ERA WHIP	IP WLS BF H R ER SO BB IBB HBP BLK WP HR S P ERA WHIP	IP WLS BF H R ER SO BB IBB HBP BLK WP HR S P ERA WHIP	IP WLS BF H R ER SO BB IBB HBP BLK WP HR S P ERA WHIP	IP WLS BF H R ER SO BB IBB HBP BLK WP HR S P ERA WHIP	IP WLS BF H R ER SO BB IBB HBP BLK WP HR S P ERA WHIP	IP WLS BF H R ER SO BB IBB HBP BLK WP HR S P ERA WHIP	IP WLS BF H R ER SO BB IBB HBP BLK WP HR S P ERA WHIP	IP WLS BF H R ER SO BB IBB HBP BLK WP HR S P ERA WHIP	IP WLS BF H R ER SO BB IBB HBP BLK WP HR S P ERA WHIP	IP WLS BF H R ER SO BB IBB HBP BLK WP HR S P ERA WHIP	IP WLS BF H R ER SO BB IBB HBP BLK WP HR S P ERA WHIP	IP WLS BF H R ER SO BB IBB HBP BLK WP HR S P ERA WHIP	IP WLS BF H R ER SO BB IBB HBP BLK WP HR S P ERA WHIP	IP WLS BF H R ER SO BB IBB HBP BLK WP HR S P ERA WHIP	IP WLS BF H R ER SO BB IBB HBP BLK WP HR S P ERA WHIP	IP WLS BF H R ER SO BB IBB HBP BLK WP HR S P ERA WHIP	IP WLS BF H R ER SO BB IBB HBP BLK WP HR S P ERA WHIP
55 Carlos Rodón, L ERA: 4.18	1.0	L	13	6	8	8	2	4	0	0	0	0	0	34	66	72.00	10.000				
54 Jeanmar Gómez, R ERA: 4.68	3.0		13	3	0	0	4	1	0	0	0	0	0	37	56	0.00	1.333				
39 Aaron Bummer, L ERA: 4.26	2.0		6	0	0	0	1	1	0	0	0	0	0	14	24	0.00	0.500				
50 Thyago Vieira, R ERA: 7.13	2.0		10	2	0	0	1	1	0	1	0	0	0	25	40	0.00	1.500				

Chicago White Sox @ Minnesota Twins
Target Field, Minneapolis, MN
Sat Sep 29 2018, 6:11 PM - 9:30 PM CDT
Att: 32,717 - Overcast - 47 F

AB 33
R 8
H 11
RBI 8
BB 7
SO 8
LOB 25

Batter	1	2	3	4	5	6	7	8	9	AB	R	H	RBI	BB	SO	LOB	TOP				
5 Yolmer Sánchez, S OBP: 0.306, SLG: 0.372										4	1	0	1	1	2	2	Chicago White Sox @ Minnesota Twins Target Field, Minneapolis, MN Sun Sep 30 2018, 2:14 PM - 5:09 PM CDT Att: 30,144 - Overcast - 50 F				
28 Leury García, S OBP: 0.303, SLG: 0.376										4	0	0	0	0	2	2					
18 Daniel Palka, L OBP: 0.294, SLG: 0.484										4	1	2	0	0	2	1					
26 Avisail García, R OBP: 0.281, SLG: 0.438										4	0	1	1	0	1	1					
24 Matt Davidson, R OBP: 0.319, SLG: 0.419										3	0	0	1	0	2	0					
30 Nicky Delmonico, L OBP: 0.296, SLG: 0.373										4	0	1	0	0	2	1					
21 Welington Castillo, R OBP: 0.304, SLG: 0.406										3	1	1	0	0	2	1					
10 Yoán Moncada, S OBP: 0.315, SLG: 0.400										2	1	1	0	2	1	0					
49 Ryan Cordell, R OBP: 0.125, SLG: 0.216										4	0	1	1	0	1	3					
Inning Stats	R: 2 H: 2 E: 0 K: 1 S: 20	H: 2 LOB: 1 BB: 1 P: 28	R: 0 H: 0 E: 0 K: 2 S: 10	H: 0 LOB: 0 BB: 0 P: 12	R: 0 H: 1 E: 0 K: 1 S: 8	H: 1 LOB: 1 BB: 0 P: 12	R: 0 H: 0 E: 0 K: 0 S: 11	H: 0 LOB: 2 BB: 1 P: 18	R: 0 H: 0 E: 0 K: 3 S: 11	H: 0 LOB: 0 BB: 0 P: 14	R: 0 H: 0 E: 0 K: 2 S: 9	H: 2 LOB: 1 BB: 1 P: 21	R: 0 H: 1 E: 0 K: 3 S: 10	H: 1 LOB: 1 BB: 0 P: 16	R: 0 H: 1 E: 0 K: 2 S: 11	H: 1 LOB: 0 BB: 0 P: 16	1B: 4 2B: 3 3B: 0 HR: 0	SF: 1 SAC: 1 DP: 0 HBP: 1	WP: 1 PB: 0 SB: 0 CS: 0	PA: 38	
PITCHER	IP WLS BF H R ER SO BB IBB HBP BLK WP HR S P ERA WHIP	52 Zack Littell, R ERA: 6.2	4.0 18 3 2 2 4 2 0 1 0 0 0 49 70 4.50 1.250	62 Andrew Vasquez, L ERA: 5.4	1.0 3 0 0 0 3 0 0 0 0 0 0 11 14 0.00 0.000	68 Matt Magill, R ERA: 3.81	1.0 3 0 0 0 2 0 0 0 0 0 0 9 15 0.00 0.000	39 Trevor Hildenberger, R ERA: 5.42	0.0 3 2 2 2 0 1 0 0 0 0 0 6 11 = =	55 Taylor Rogers, L ERA: 2.63	1.0 3 0 0 0 1 0 0 0 0 0 0 6 10 0.00 0.000	32 Oliver Drake, R ERA: 5.29	1.0 4 1 0 0 3 0 0 0 0 0 0 10 16 0.00 1.000	38 Matt Belisle, R ERA: 3.2	0.0 1 1 0 0 0 0 0 0 0 0 0 2 3 = =	65 Trevor May, R ERA: 7.95	1.0 3 0 0 0 2 0 0 0 0 0 0 9 13 0.00 0.000				

AB	32
R	4
H	7
RBI	4
BB	3
SO	15
LOB	11



Batter	1	2	3	4	5	6	7	8	9	AB	R	H	RBI	BB	SO	LOB	BOTTOM			
7 Joe Mauer, L OBP: 0.351, SLG: 0.379										4	0	1	0	0	0	1	Chicago White Sox @ Minnesota Twins Target Field, Minneapolis, MN Sun Sep 30 2018, 2:14 PM - 5:09 PM CDT Att: 30,144 - Overcast - 50 F			
46 Chris Gimenez, R OBP: 0.288, SLG: 0.333										0	0	0	0	0	0	0				
11 Jorge Polanco, S OBP: 0.345, SLG: 0.427										3	0	0	0	1	1	1				
60 Jake Cave, L OBP: 0.313, SLG: 0.473										4	1	1	1	0	1	2				
36 Robbie Grossman, S OBP: 0.367, SLG: 0.384										3	1	0	0	1	0	0				
23 Mitch Garver, R OBP: 0.335, SLG: 0.414										4	1	1	0	0	1	1				
26 Max Kepler, L OBP: 0.319, SLG: 0.408										4	2	2	2	0	0	0				
24 Logan Forsythe, R OBP: 0.313, SLG: 0.291										3	0	1	2	0	0	0				
64 Willians Astudillo, R OBP: 0.371, SLG: 0.516										3	0	1	0	0	0	1				
66 Juan Graterol, R OBP: 0.333, SLG: 0.250										3	0	0	0	0	0	1				
31 Tyler Austin, R OBP: 0.287, SLG: 0.480										0	0	0	0	0	0	0				
Inning Stats	R: 0 H: 0 E: 0 K: 0 S: 10	H: 0 LOB: 0 BB: 0 P: 12	R: 0 H: 1 E: 0 K: 0 S: 11	H: 1 LOB: 1 BB: 0 P: 16	R: 3 H: 3 E: 0 K: 2 S: 16	H: 3 LOB: 1 BB: 1 P: 28	R: 0 H: 0 E: 0 K: 1 S: 8	H: 0 LOB: 1 BB: 1 P: 13	R: 2 H: 2 E: 0 K: 0 S: 12	H: 2 LOB: 0 BB: 0 P: 16	R: 0 H: 1 E: 0 K: 0 S: 11	H: 1 LOB: 1 BB: 0 P: 16	R: 0 H: 0 E: 0 K: 0 S: 8	H: 0 LOB: 0 BB: 0 P: 9	R: 0 H: 0 E: 0 K: 0 S: 8	H: 0 LOB: 0 BB: 0 P: 9	1B: 3 2B: 2 3B: 0 HR: 2	SF: 0 SAC: 0 DP: 0 HBP: 0	WP: 0 PB: 1 SB: 1 CS: 0	PA: 33
PITCHER	IP WLS BF H R ER SO BB IBB HBP BLK WP HR S P ERA WHIP	68 Dylan Covey, R ERA: 5.18	6.0 26 3 1 0 0 0 0 0 0 0 0 8 12 0.00 1.500	37 Juan Minaya, R ERA: 3.29	0.2 3 1 0 0 0 0 0 0 0 0 0 3 4 0.00 0.000	57 Jace Fry, L ERA: 4.38	0.1 1 0 0 0 0 0 0 0 0 0 0 3 4 0.00 0.000	65 Nate Jones, R ERA: 3.0	1.0 3 0 0 0 0 0 0 0 0 0 0 8 9 0.00 0.000											

AB	31
R	5
H	7
RBI	5
BB	2
SO	3
LOB	7

