Minnesota Twins - 2019

Batter	1	2	3	4	5	6	7	8	9	AB	R	H	RBI	BB	SO	LOB
13 Ehire Adrianza, S (1, 5) 72 Randy César, R (4, 5)	x 0-0 ① G4-3	x 0-0 ③ P3			B B B 4-0 27 FC4-6 19 1B BB	S S S 0-3 ③ K		x 0-0 ③ G3		2 0 0 0 0 0 1 2 0 0 0 1 1 3						
19 Ronald Torreyes, R (1, 6) OBP: 0.333, SLG: 0.333 13 Jordan Gore, S (5, 6) OBP: 0.500, SLG: 0.500	x 0-0 ② G5-3		x 0-0 ① G4-3		x 0-0 27 FC4-6 1-2 1B		x 0-0 78 G3-6-1 90 E 57 1B 1B		C S C 0-3 ① K	3 0 1 0 0 0 0 2 1 1 0 0 1 0						
60 Jake Cave, L (1, 9) OBP: 0.667, SLG: 0.667 57 Luke Raley, L (5, 9) OBP: 0.500, SLG: 0.500	x 0-0 27 BB 1B		x 0-0 27 1B 1B		x 0-0 ① F7		x 0-0 78 G3-6-1 1-2 1B		x 0-0 ② G6-3	3 0 2 0 0 0 2 2 0 1 0 0 0 0						
27 Lucas Duda, L (1, 10) OBP: 0.667, SLG: 0.500 78 Ben Rortvedt, L (7, PH) (7, 10)	B B B B 4-0 1-2 BB		x 0-0 ② 31 1B 1-3 1B		x 0-0 ② FC4-6 1-2f 2-3		x 0-0 ① ② G3-6-1 1-2f 2-3		x 0-0 ③ G6-3	2 0 1 0 1 0 2 2 0 0 0 0 0 2						
31 Tyler Austin, R (1, 3) OBP: 0.333, SLG: 0.333 90 Mitchell Kranson, L (5, 3)	S S S 0-3 ③ K		x 0-0 1-2 1B		x 0-0 ③ L1		x 0-0 E6 3-H			3 0 1 0 0 1 4 1 0 0 0 0 0 0						
73 LaMonte Wade Jr., L (1, 7) 66 Brent Rooker, R (6, 7)		B B B B 4-0 1 1B 56 G4-3 BB	x 0-0 ③ F7			B B B B 4-0 8 G4-6-3 BB	x 0-0 ③ F8			1 1 0 0 2 0 2 1 0 0 0 0 0 1						
8 Zack Granite, L (1, 8) 50 Jimmy Kerrigan, S (6, 8)		1 SAFE x 0-0 ① F8		x 0-0 ① F8		x 0-0 ① ② G4-6-3 1-2f		C C C 0-3 ① K		3 0 0 0 0 0 2 1 0 0 0 0 1 0						
1 Nick Gordon, L (1, 4) OBP: 0.667, SLG: 0.667 89 Alex Perez, L (6, 4) OBP: 1.000, SLG: 1.000		x 0-0 56 G4-3 1-3 1B		S S C 0-3 ② K		x 0-0 81 1B 1B		x 0-0 1B		3 0 2 0 0 1 0 1 0 1 0 0 0 0						
56 Tomás Telis, S (1, 2) 81 Wynston Sawyer, R (5, 2) OBP: 0.500, SLG: 0.500		x 0-0 ② G4-3 2-3 3-H		x 0-0 ③ L8		1 SAFE x 0-0 1-2 1B		x 0-0 ② F9		2 0 0 1 0 0 1 2 0 1 0 0 0 1						
Inning Stats	R: 0 E: 0 K: 1 S: 6 H: 1 LOB: 2 BB: 1 P: 10	R: 1 E: 0 K: 0 S: 4 H: 1 LOB: 1 BB: 1 P: 8	R: 0 E: 0 K: 0 S: 5 H: 3 LOB: 2 BB: 0 P: 5	R: 0 E: 0 K: 1 S: 5 H: 0 LOB: 0 BB: 0 P: 5	R: 0 E: 0 K: 0 S: 4 H: 1 LOB: 2 BB: 1 P: 8	R: 0 E: 0 K: 1 S: 6 H: 2 LOB: 2 BB: 1 P: 10	R: 1 E: 1 K: 0 S: 5 H: 2 LOB: 1 BB: 0 P: 5	R: 0 E: 0 K: 1 S: 6 H: 1 LOB: 1 BB: 0 P: 6	R: 0 E: 0 K: 1 S: 5 H: 0 LOB: 0 BB: 0 P: 5	1B: 11 2B: 0 3B: 0 HR: 0 SF: 0 SAC: 0 DP: 2 HBP: 0						

PITCHER	IP	WLS	BF	H	R	ER	SO	BB	IBB	HBP	BLK	WP	HR	S	P	ERA	WHIP
32 Yefry Ramírez, R (1, 1) ERA: 4.5	2.0	W	10	2	1	1	1	2	0	0	0	0	0	10	18	4.50	2.000
43 Mike Wright Jr., R (3, 1) ERA:	2.0	H	8	3	0	0	1	0	0	0	0	0	0	10	10	0.00	1.500
51 Paul Fry, L (5, 1) ERA:	1.0		5	1	0	0	0	1	0	0	0	0	0	4	8	0.00	2.000
58 Evan Phillips, R (6, 1) ERA:	1.0		5	2	0	0	1	1	0	0	0	0	0	6	10	0.00	3.000
73 Bo Schultz, R (7, 1) ERA:	1.0		5	2	1	0	0	0	0	0	0	0	0	5	5	0.00	2.000

PITCHER	IP	WLS	BF	H	R	ER	SO	BB	IBB	HBP	BLK	WP	HR	S	P	ERA	WHIP
65 Josh Rogers, L (8, 1) ERA:	1.0		4	1	0	0	1	0	0	0	0	0	0	6	6	0.00	1.000
79 Zach Pop, R (9, 1) ERA:	1.0		3	0	0	0	1	0	0	0	0	0	0	5	5	0.00	0.000

TOP

Minnesota Twins @ Baltimore Orioles

Ed Smith Stadium, Sarasota, FL

Sat Feb 23 2019, 1:10 PM - 4:05 PM EST

Att. 6,328 - Sunny - 82 F

livebaseballscorecards.com

AB	36
R	2
H	11
RBI	1
BB	4
SO	5
LOB	21

1B: 11 2B: 0 3B: 0 HR: 0 SF: 0 SAC: 0 DP: 2 HBP: 0

WP: 0 PB: 0 SB: 0 CS: 0 PA: 40

BOTTOM

Minnesota Twins @ Baltimore Orioles

Ed Smith Stadium, Sarasota, FL

Sat Feb 23 2019, 1:10 PM - 4:05 PM EST

Att. 6,328 - Sunny - 82 F

livebaseballscorecards.com

Batter	1	2	3	4	5	6	7	8	9	AB	R	H	RBI	BB	SO	LOB
3 Cedric Mullins, L (1, 8) OBP: 1.000, SLG: 1.500 68 Christopher Bostick, R (6, 8)	BBBB 4-0 23 E 15 HR 23 S BB		X 0-0 23 G4-3 39 SF8 2B		X 0-0 14 1B 1B		X 0-0 E5 25 2B 14 SF7	CSC 0-3 ③ K		2 2	2 1	2 0	0 0	1 0	0 1	0 2
23 Joey Rickard, R (1, 9) 25 Anthony Santander, S (5, PH) OBP: 0.500, SLG: 1.000 (6, 9)	1 SAFE BBBB 4-0 15 HR 1-3 BB		X 0-0 ① G4-3 2-3		CCC 0-3 ① K		X 0-0 2B 1-3			1 2	1 0	0 1	0 0	1 0	0 1	1 1
39 Renato Núñez, R (1, 5) 14 Rio Ruiz, L (5, PH) OBP: 0.500, SLG: 1.000 (6, 5)	SFC 0-3 ① K		X 0-0 ② SF8 3-H		1 SAFE X 0-0 27 HBP 1-3 1B		X 0-0 ① SF7 3-H			1 1	0 0	0 1	1 1	0 0	1 0	2 0
15 Chance Sisco, L (1, 2) OBP: 1.000, SLG: 4.000 27 Andrew Susac, R (5, 2) 81 Cael Brockmeyer, R (9, 2)	1 SAFE BBBX 2-0 1-H 3-H HR		BBB 4-0 80 HR BB		H 1-0 76 FC6-4 1-2 HBP		SSS 0-3 ② K			1 1 0	2 0 0	1 0 0	3 0 0	1 0 0	0 1 0	0 1 0
80 Yusniel Díaz, R (1, 10) OBP: 0.333, SLG: 1.333 24 DJ Stewart, L (7, PH) (8, 10)	X 0-0 ② F8		BX 1-0 1-H HR		SSS 0-3 ② K		SSS 0-3 ③ K			3 1	1 0	1 0	2 0	0 0	1 1	3 1
12 Stevie Wilkerson, S (1, 3) 76 Ryan Mountcastle, R (5, PH) (6, 3)	X 0-0 ③ L4		SST 0-2 ③ K		X 0-0 ③ FC6-4 1-2f			X 0-0 ① G6-3		2 2	0 0	0 0	0 0	0 0	1 0	0 3
28 Eric Young Jr., S (1, 7) 75 Mike Yastrzemski, L (6, 7)		SSS 0-3 ① K	X 0-0 ① P5			X 0-0 ① F9		X 0-0 ② G4-3		2 2	0 0	0 0	0 0	0 0	1 0	0 0
29 Jace Peterson, L (1, 4) 69 Jack Reinheimer, R (6, 4) OBP: 0.500, SLG: 0.500		X 0-0 ② G3	X 0-0 ② P5			X 0-0 ② P6		X 0-0 6 1B 1B		2 2	0 0	0 1	0 0	0 0	0 0	0 0
1 Richie Martin, R (1, 6) 6 Drew Jackson, R (6, 6) OBP: 0.500, SLG: 0.500		X 0-0 ③ F8	X 0-0 ③ G4-3			X 0-0 ③ F8		X 0-0 1-2 1B		2 2	0 0	0 1	0 0	0 0	0 0	0 0
Inning Stats	R: 3 E: 0 K: 1 S: 6 H: 1 LOB: 0 BB: 2 P: 16	R: 0 E: 0 K: 1 S: 5 H: 0 LOB: 0 BB: 0 P: 5	R: 3 E: 0 K: 1 S: 7 H: 2 LOB: 0 BB: 1 P: 12	R: 0 E: 0 K: 0 S: 3 H: 0 LOB: 0 BB: 0 P: 3	R: 0 E: 0 K: 2 S: 9 H: 2 LOB: 3 BB: 0 P: 10	R: 0 E: 0 K: 0 S: 3 H: 0 LOB: 0 BB: 0 P: 3	R: 1 E: 1 K: 2 S: 9 H: 1 LOB: 1 BB: 0 P: 9	R: 0 E: 0 K: 1 S: 7 H: 2 LOB: 2 BB: 0 P: 7		1B: 4 2B: 2 3B: 0 HR: 2	SF: 2 SAC: 0 DP: 0 HBP: 1						

	AB	31
	R	7
	H	8
	RBI	7
	BB	3
	SO	8
	LOB	14

WP: 0 PB: 0 SB: 1 CS: 0 PA: 37

PITCHER		IP	WLS	BF	H	R	ER	SO	BB	IBB	HBP	BLK	WP	HR	S	P	ERA	WHIP
61 Chase De Jong, R ERA: 27.0	(1, 1)	1.0	L	6	1	3	3	1	2	0	0	0	0	1	6	16	27.00	3.000
21 Tyler Duffey, R ERA:	(2, 1)	1.0		3	0	0	0	1	0	0	0	0	0	0	5	5	0.00	0.000
58 Gabriel Moya, L ERA: 27.0	(3, 1)	1.0		6	2	3	3	1	1	0	0	0	0	1	7	12	27.00	3.000
51 Mike Morin, R ERA:	(4, 1)	1.0		3	0	0	0	0	0	0	0	0	0	0	3	3	0.00	0.000
50 Justin Nicolino, L ERA:	(5, 1)	1.0		6	2	0	0	2	0	0	1	0	0	0	9	10	0.00	2.000
54 Preston Guilmet, R ERA:	(6, 1)	1.0		3	0	0	0	0	0	0	0	0	0	0	3	3	0.00	0.000
74 Jake Reed, R ERA:	(7, 1)	1.0		5	1	1	0	2	0	0	0	0	0	0	9	9	0.00	1.000
70 Ryne Harper, R ERA:	(8, 1)	1.0		5	2	0	0	1	0	0	0	0	0	0	7	7	0.00	2.000

Tampa Bay Rays @ Minnesota Twins

CenturyLink Sports Complex, Fort Myers, FL

Sat Feb 23 2019, 6:07 PM - 9:13 PM EST

Att. 6,626 - Partly Cloudy - 80 F

TOP

livebaseballscorecards.com

Batter	1	2	3	4	5	6	7	8	9	AB	R	H	RBI	BB	SO	LOB
17 Austin Meadows, L (1, 10) OBP: 0.333, SLG: 0.667	G4-3	2B			K		G4-3		G5-3	3	0	1	2	0	1	0
83 David Rodríguez, R (7, PH) (7, 10)										2	0	0	0	0	0	0
18 Joey Wendle, L (1, 4)	8 2B BB	G6-3			G3		BB		BB	2	1	0	0	1	0	1
85 Nick Solak, R (5, 4)										0	0	0	0	2	0	0
8 Brandon Lowe, L (1, 3) OBP: 0.333, SLG: 0.667	2B		F8		K		G5-3		F7	3	0	1	1	0	1	0
22 Michael Russell, R (6, 3)										2	0	0	0	0	0	2
9 Jake Smolinski, R (1, 7) OBP: 0.250, SLG: 0.250	P3		54 CS 1B			54 1B 84 SF9 2B		84 BB 74 1B BB	K	2	0	1	0	0	0	1
69 Moisés Gómez, R (5, 7) OBP: 0.667, SLG: 1.000										2	2	1	0	1	1	1
54 Guillermo Heredia, R (1, 8) OBP: 0.333, SLG: 0.333	K		1 SAFE 1 SAFE K 1-2			2-3 1B		F7		3	0	1	0	0	2	2
81 Thomas Milone, L (6, PR) (6, 8)										1	0	0	0	0	0	1
22 Christian Arroyo, R (1, 5) OBP: 0.500, SLG: 0.500		K		1B		SF9 3-H		67 S 74 1B 1-2 BB		2	0	1	0	0	1	0
84 Mike Brosseau, R (6, PH) (6, 5)										0	0	0	1	1	0	0
65 Jesús Sánchez, L (1, 9)		11 1B 17 2B BB	1 SAFE	K		L7		1-2 2-H 1B		1	1	0	0	1	1	1
74 Miles Mastrobuoni, L (6, PH) OBP: 0.500, SLG: 0.500 (6, 9)										2	0	1	1	0	0	1
11 Andrew Velazquez, S (1, 6) OBP: 0.500, SLG: 0.500		17 S 17 2B 1-3 1B		K		K		K		2	1	1	0	0	1	1
86 Lucius Fox, S (6, PH) (6, 6)										2	0	0	0	0	2	3
19 Nick Ciuffo, L (1, 2)	K		G5-3			K		L9 2-3		2	0	0	0	0	1	3
67 Anthony Bemboom, L (6, 2)										2	0	0	0	0	1	2

Inning Stats									
	R: 1 H: 1 E: 0 LOB: 1 K: 1 BB: 1 S: 6 P: 11	R: 2 H: 2 E: 0 LOB: 1 K: 2 BB: 1 S: 10 P: 15	R: 0 H: 1 E: 0 LOB: 1 K: 1 BB: 0 S: 5 P: 6	R: 0 H: 1 E: 0 LOB: 1 K: 2 BB: 0 S: 8 P: 9	R: 0 H: 0 E: 0 LOB: 0 K: 2 BB: 0 S: 7 P: 7	R: 1 H: 2 E: 0 LOB: 1 K: 1 BB: 0 S: 7 P: 7	R: 0 H: 0 E: 0 LOB: 1 K: 1 BB: 1 S: 5 P: 9	R: 1 H: 1 E: 0 LOB: 2 K: 1 BB: 2 S: 6 P: 14	R: 0 H: 0 E: 0 LOB: 1 K: 1 BB: 1 S: 5 P: 9

1B: 5	SF: 1	WP: 0	PA: 40
2B: 4	SAC: 0	PB: 0	
3B: 0	DP: 1	SB: 2	
HR: 0	HBP: 0	CS: 1	

PITCHER		IP	WLS	BF	H	R	ER	SO	BB	IBB	HBP	BLK	WP	HR	S	P	ERA	WHIP
53 Kohl Stewart, R ERA: 9.0	(1, 1)	1.0	W	5	1	1	1	1	1	0	0	0	0	0	6	11	9.00	2.000
71 Lewis Thorpe, L ERA: 18.0	(2, 1)	1.0	H	6	2	2	2	2	1	0	0	0	0	0	10	15	18.00	3.000
68 Matt Magill, R ERA:	(3, 1)	1.0	H	3	1	0	0	1	0	0	0	0	0	0	5	6	0.00	1.000
77 Fernando Romero, R ERA:	(4, 1)	1.0		4	1	0	0	2	0	0	0	0	0	0	8	9	0.00	1.000
39 Trevor Hildenberger, R ERA:	(5, 1)	1.0		3	0	0	0	2	0	0	0	0	0	0	7	7	0.00	0.000
49 Adalberto Mejía, L ERA: 9.0	(6, 1)	1.0		5	2	1	1	1	0	0	0	0	0	0	7	7	9.00	2.000
62 Andrew Vasquez, L ERA:	(7, 1)	1.0		4	0	0	0	1	1	0	0	0	0	0	5	9	0.00	1.000
55 Jeff Ames, R ERA: 9.0	(8, 1)	1.0		6	1	1	1	1	2	0	0	0	0	0	6	14	9.00	3.000
95 DJ Baxendale, R ERA:	(9, 1)	1.0		4	0	0	0	1	1	0	0	0	0	0	5	9	0.00	1.000

AB	33
R	5
H	8
RBI	5
BB	6
SO	12
LOB	19

BOTTOM

Tampa Bay Rays @ Minnesota Twins

CenturyLink Sports Complex, Fort Myers, FL

Sat Feb 23 2019, 6:07 PM - 9:13 PM EST

Att. 6,626 - Partly Cloudy - 80 F

livebaseballscorecards.com

Batter	1	2	3	4	5	6	7	8	9	AB	R	H	RBI	BB	SO	LOB
11 Jorge Polanco, S (1, 6) 2 Luis Arraez, L (6, 4)	E4 23 HBP 20 1B	K		G3-1		P3		F9		3 2	1 0	0 0	0 0	0 0	1 0	0 1
16 Jonathan Schoop, R (1, 4) 79 Brian Navarreto, R (6, 2)	L7	K		K		F8		G5-3		3 2	0 0	0 0	0 0	0 0	2 0	1 1
23 Nelson Cruz, R (1, 10) 22 Caleb Hamilton, R (5, PH) (6, 10)	24 1B 20 1B 25 1B HBP		24 1B 25 HR BB		E1 24 BB 20 1B 91 1B	K				0 2	2 1	0 0	0 0	1 0	0 1	0 0
20 Eddie Rosario, L (1, 7) OBP: 0.667, SLG: 0.667 17 Jon Kemmer, L (5, PR) (6, 7)	24 1B 25 1B 1B	K			24 BB 91 1B 1B		G1-3			3 1	1 1	2 0	1 0	0 0	1 0	1 0
24 C.J. Cron, R (1, 3) OBP: 1.000, SLG: 1.000 25 Mike Olt, R (5, PR) OBP: 1.000, SLG: 1.000 (6, 3)	25 1B 64 SF9 1B		25 HR 1B		64 G6-4-3 91 1B 27 E BB		40 BLK 1B			2 1	2 1	2 1	0 0	1 0	0 0	0 0
25 Byron Buxton, R (1, 8) OBP: 1.000, SLG: 2.500 91 Aaron Whitefield, R (5, 8) OBP: 0.500, SLG: 0.500	64 SF9 1B		HR		64 G6-4-3 1B		F9			2 2	1 0	2 1	5 2	0 0	0 0	0 1
64 Willians Astudillo, R (1, 2) OBP: 0.333, SLG: 0.500 40 Drew Maggi, R (6, 6)	SF9		27 G3-6 1B		G6-4-3		G6-3			2 1	0 0	1 0	1 0	0 0	0 0	2 1
27 Alex Kirilloff, L (1, 9) 9 Jacob Pearson, L (5, PR) (6, 9)	K		G3-6		E4 36 1B			G3-1		3 1	0 0	0 0	0 0	1 0	3 0	
36 Adam Rosales, R (1, 5) OBP: 0.333, SLG: 0.333 94 Brian Schales, R (6, 5) OBP: 1.000, SLG: 1.000		F9		K						3 1	0 0	1 1	0 0	0 0	1 0	0 0
Inning Stats	R: 4 H: 3 E: 1 LOB: 1 K: 1 BB: 0 S: 9 P: 10	R: 0 H: 0 E: 0 LOB: 0 K: 2 BB: 0 S: 7 P: 7	R: 3 H: 3 E: 0 LOB: 0 K: 1 BB: 1 S: 7 P: 11	R: 0 H: 0 E: 0 LOB: 0 K: 2 BB: 0 S: 7 P: 7	R: 3 H: 3 E: 2 LOB: 2 K: 0 BB: 1 S: 6 P: 10	R: 0 H: 0 E: 0 LOB: 0 K: 1 BB: 0 S: 5 P: 5	R: 0 H: 1 E: 0 LOB: 1 K: 0 BB: 0 S: 4 P: 4	R: 0 H: 1 E: 0 LOB: 1 K: 0 BB: 0 S: 4 P: 4		1B: 10 SF: 1 2B: 0 SAC: 0 3B: 0 DP: 2 HR: 1 HBP: 1						

	AB	34
	R	10
	H	11
	RBI	9
	BB	2
	SO	7
	LOB	11

WP: 0 PB: 0 SB: 0 CS: 0 PA: 38

PITCHER		IP	WLS	BF	H	R	ER	SO	BB	IBB	HBP	BLK	WP	HR	S	P	ERA	WHIP
48 Ryan Yarbrough, L ERA: 54.0	(1, 1)	0.1	L	6	3	4	2	0	0	0	1	0	0	0	5	6	54.00	9.000
34 Jake Faria, R ERA:	(1, 1)	1.2		5	0	0	0	3	0	0	0	0	0	0	11	11	0.00	0.000
68 Jalen Beeks, L ERA: 27.0	(3, 1)	1.0		6	3	3	3	1	1	0	0	0	0	1	7	11	27.00	4.000
15 Emilio Pagán, R ERA:	(4, 1)	1.0		3	0	0	0	2	0	0	0	0	0	0	7	7	0.00	0.000
63 Diego Castillo, R ERA: 9.0	(5, 1)	1.0		7	3	3	1	0	1	0	0	0	0	0	6	10	9.00	4.000
76 Mike Franco, R ERA:	(6, 1)	1.0		3	0	0	0	1	0	0	0	0	0	0	5	5	0.00	0.000
56 Adam Kolarek, L ERA:	(7, 1)	1.0		4	1	0	0	0	0	0	0	1	0	0	4	4	0.00	1.000
88 Tyler Cloyd, R ERA:	(8, 1)	1.0		4	1	0	0	0	0	0	0	0	0	0	4	4	0.00	1.000

Minnesota Twins @ Boston Red Sox

JetBlue Park, Ft. Myers, FL

Sun Feb 24 2019, 1:09 PM - 3:55 PM EST

Att. 9,985 - Partly Cloudy - 82 F

TOP

livebaseballscorecards.com

Batter	1	2	3	4	5	6	7	8	9	AB	R	H	RBI	BB	SO	LOB
26 Max Kepler, L (1, 9) OBP: 1.000, SLG: 4.000 17 Jon Kemmer, L (6, 9)	HR	HR			BB		P5		BB	2 1	2 0	2 0	2 0	1 1	0 0	0 0
19 Ronald Torreyes, R (1, 6) OBP: 0.167, SLG: 0.167 40 Drew Maggi, R (6, 4)	L4	F7			G6-4-3		K		G4-3	3 2	0 0	0 0	0 0	0 0	0 1	1 3
18 Mitch Garver, R (1, 2) OBP: 0.333, SLG: 0.667 78 Ben Rortvedt, L (7, 2)	73 2B 2B	G5-3			K			P5		3 1	1 0	1 0	0 0	0 0	1 0	0 0
27 Lucas Duda, L (1, 3) OBP: 0.333, SLG: 0.200 13 Jordan Gore, S (6, 6) OBP: 0.333, SLG: 0.333	F7		K			G3		G4-3		3 1	0 0	0 0	0 0	0 0	1 0	1 0
66 Brent Rooker, R (1, 10) OBP: 0.500, SLG: 1.000 56 Tomás Telis, S (8, PH) (8, 10)	73 2B HBP		K			57 SF8 3B		K		2 1	1 0	1 0	0 0	0 0	1 1	0 0
73 LaMonte Wade Jr., L (1, 7) OBP: 0.600, SLG: 0.667 57 Luke Raley, L (6, PH) OBP: 0.500, SLG: 0.667 (6, 8)	1-3 2-H 2B		K2-3			SF8 3-H			17 BB 89 BB 1B	2 1	0 0	1 1	1 1	0 0	1 0	0 0
8 Zack Granite, L (1, 8) 50 Jimmy Kerrigan, S (6, PH) (6, 7)	G1-3			K2-3		E4			F7	2 2	0 0	0 0	0 0	0 0	1 0	2 1
72 Randy César, R (1, 5) OBP: 0.333, SLG: 0.800 89 Alex Perez, L (6, 5) OBP: 1.000, SLG: 1.000		HR		K		F8			17 BB 1-2 BB	3 0	1 0	1 0	1 0	0 0	1 1	1 0
1 Nick Gordon, L (1, 4) OBP: 0.400, SLG: 0.400 81 Wynston Sawyer, R (6, 3) OBP: 0.250, SLG: 0.250		F9		K			K		K	2 2	0 0	0 0	0 0	0 0	1 2	0 2

	AB	R	H	RBI	BB	SO	LOB
TOP	33	5	7	5	3	11	11

Inning Stats										
	R: 2 E: 0 K: 0 S: 8	H: 3 LOB: 2 BB: 0 P: 10	R: 2 E: 0 K: 0 S: 5	H: 2 LOB: 0 BB: 0 P: 6	R: 0 E: 0 K: 3 S: 9	H: 0 LOB: 0 BB: 0 P: 9	R: 0 E: 0 K: 3 S: 9	H: 0 LOB: 0 BB: 0 P: 9	R: 0 E: 0 K: 1 S: 4	H: 0 LOB: 0 BB: 1 P: 8
	R: 1 E: 1 K: 0 S: 5	H: 1 LOB: 1 BB: 0 P: 5	R: 0 E: 0 K: 2 S: 7	H: 0 LOB: 0 BB: 0 P: 7	R: 0 E: 0 K: 1 S: 5	H: 0 LOB: 0 BB: 0 P: 5	R: 0 E: 0 K: 1 S: 6	H: 1 LOB: 3 BB: 2 P: 14	1B: 1 2B: 2 3B: 1 HR: 3	SF: 1 SAC: 0 DP: 1 HBP: 1

	WP: 0	PA: 38
	PB: 0	
	SB: 0	
	CS: 0	

PITCHER		IP	WLS	BF	H	R	ER	SO	BB	IBB	HBP	BLK	WP	HR	S	P	ERA	WHIP
73 Ryan Weber, R	(1, 1)	1.0		7	3	2	2	0	0	0	1	0	0	1	8	10	18.00	3.000
ERA: 18.0																		
53 Dedgar Jimenez, L	(2, 1)	1.0		5	2	2	2	0	0	0	0	0	0	2	5	6	18.00	2.000
ERA: 18.0																		
44 Brandon Workman, R	(3, 1)	1.0		3	0	0	0	3	0	0	0	0	0	0	9	9	0.00	0.000
ERA:																		
72 Colten Brewer, R	(4, 1)	1.0		3	0	0	0	3	0	0	0	0	0	0	9	9	0.00	0.000
ERA:																		
79 Denyi Reyes, R	(5, 1)	2.0		8	1	1	1	1	1	0	0	0	0	0	9	13	4.50	1.000
ERA: 4.5																		

PITCHER		IP	WLS	BF	H	R	ER	SO	BB	IBB	HBP	BLK	WP	HR	S	P	ERA	WHIP
47 Mark Montgomery, R	(7, 1)	1.0		3	0	0	0	2	0	0	0	0	0	0	7	7	0.00	0.000
ERA:																		
71 Matthew Gorst, R	(8, 1)	1.0	W	3	0	0	0	1	0	0	0	0	0	0	5	5	0.00	0.000
ERA:																		
47 Kutter Crawford, R	(9, 1)	1.0	S	6	1	0	0	1	2	0	0	0	0	0	6	14	0.00	3.000
ERA:																		

Minnesota Twins @ Boston Red Sox

JetBlue Park, Ft. Myers, FL

Sun Feb 24 2019, 1:09 PM - 3:55 PM EST

Att. 9,985 - Partly Cloudy - 82 F

BOTTOM

Batter	1	2	3	4	5	6	7	8	9	AB	R	H	RBI	BB	SO	LOB
16 Andrew Benintendi, L (1, 7) 83 Bobby Dalbec, R (5, 5) OBP: 1.000, SLG: 1.000	G5-3		G3			BB: 38 WP, 43 WP, 38 HR	HBP	1B: 1-2, 3-H		2 0 0 0 0 0 0 1 1 1 1 1 0 0						
19 Jackie Bradley Jr., L (1, 8) OBP: 0.500, SLG: 2.000 43 Tony Renda, R (5, 6)	HR		G3			K: 1-2	G1-3	G5-3		2 1 1 1 0 0 0 3 0 0 0 0 1 5						
11 Rafael Devers, L (1, 5) OBP: 0.400, SLG: 0.400 38 Tate Matheny, R (5, 8) OBP: 0.500, SLG: 1.250	G5-3		G4-3			HR: 2-H		1B: 74 BB, 65 HR		2 0 0 0 0 0 0 2 2 2 2 0 0 0						
2 Xander Bogaerts, R (1, 6) 74 Chad De La Guerra, L (5, 4) OBP: 1.000, SLG: 2.000	G6-3			K		2B		BB: 65 HR, 1-2		2 0 0 0 0 1 0 1 1 1 0 1 0 0						
12 Brock Holt, L (1, 4) 22 Jordan Wren, L (5, 7)		G1-3		F9		P5		K		2 0 0 0 0 0 0 2 0 0 0 0 1 3						
36 Eduardo Núñez, R (1, 10) OBP: 0.500, SLG: 1.000 68 Juan Centeno, L (6, PH) OBP: 0.400, SLG: 0.250 (7, 10)		2B: 59 1B		P4		F7		K		2 1 1 0 0 0 0 2 0 0 0 0 1 3						
7 Christian Vázquez, R (1, 2) 65 Michael Chavis, R (6, 3) OBP: 0.600, SLG: 1.800		F8		F9			K	HR: 1-H, 2-H		2 0 0 0 0 0 1 2 1 1 3 0 1 0						
59 Sam Travis, R (1, 3) OBP: 0.667, SLG: 0.667 77 Óscar Hernández, R (6, 2) OBP: 0.500, SLG: 0.333 2 Jagger Rusconi, S (8, PR) 59 Jhon Nuñez, S (9, 2)		1B: 2-H		G4-3			1B: 40 G5-3	BB: 40 1B, 83 1B		2 0 1 1 0 0 0 1 0 1 0 1 0 0 0 1 0 0 0 0 0 0 0 0 0 0 0 0						
41 Cole Sturgeon, L (1, 9) 40 Danny Mars, S (6, 9) OBP: 0.500, SLG: 0.500		G4-3		K			G5-3	1B: 83 1B, 1-3		2 0 0 0 0 1 1 2 0 1 0 0 0 1						
Inning Stats	R: 1 E: 0 K: 0 S: 5 H: 1 LOB: 0 BB: 0 P: 5	R: 1 E: 0 K: 0 S: 5 H: 2 LOB: 1 BB: 0 P: 5	R: 0 E: 0 K: 0 S: 3 H: 0 LOB: 0 BB: 0 P: 3	R: 0 E: 0 K: 1 S: 5 H: 0 LOB: 0 BB: 0 P: 5	R: 0 E: 0 K: 1 S: 5 H: 0 LOB: 0 BB: 0 P: 5	R: 2 E: 0 K: 1 S: 9 H: 2 LOB: 1 BB: 1 P: 15	R: 0 E: 0 K: 1 S: 6 H: 1 LOB: 2 BB: 0 P: 7	R: 4 E: 0 K: 2 S: 11 H: 4 LOB: 2 BB: 2 P: 19		1B: 5 2B: 2 3B: 0 HR: 3	SF: 0 SAC: 0 DP: 0 HBP: 1			WP: 2 PB: 0 SB: 0 CS: 0	PA: 38		

livebaseballscorecards.com

AB	34
R	8
H	10
RBI	8
BB	3
SO	6
LOB	14

PITCHER		IP	WLS	BF	H	R	ER	SO	BB	IBB	HBP	BLK	WP	HR	S	P	ERA	WHIP
33 Martín Pérez, L ERA: 9.0	(1, 1)	2.0		9	3	2	2	0	0	0	0	0	0	1	10	10	9.00	1.500
38 Blake Parker, R ERA:	(3, 1)	1.0	H	3	0	0	0	0	0	0	0	0	0	0	3	3	0.00	0.000
43 Addison Reed, R ERA:	(4, 1)	1.0	H	3	0	0	0	1	0	0	0	0	0	0	5	5	0.00	0.000
65 Trevor May, R ERA:	(5, 1)	1.0	H	3	0	0	0	1	0	0	0	0	0	0	5	5	0.00	0.000
Tim Collins, L ERA: 18.0	(6, 1)	1.0	H	6	2	2	2	1	1	0	0	0	2	1	9	15	18.00	3.000

PITCHER		IP	WLS	BF	H	R	ER	SO	BB	IBB	HBP	BLK	WP	HR	S	P	ERA	WHIP
64 Austin Adams, R ERA:	(7, 1)	1.0	H	5	1	0	0	1	0	0	1	0	0	0	6	7	0.00	1.000
96 Pat Dean, L ERA: 54.0	(8, 1)	0.2	L	6	2	4	4	2	2	0	0	0	0	1	8	16	54.00	6.000
27 Kevin Comer, R ERA:	(8, 1)	0.1		3	2	0	0	0	0	0	0	0	0	0	3	3	0.00	6.000

Batter	1	2	3	4	5	6	7	8	9	AB	R	H	RBI	BB	SO	LOB
3 Cedric Mullins, L (1, 8) OBP: 0.500, SLG: 0.600 75 Mike Yastrzemski, L (6, 8)	F X 0-1 ① G4-3		X 0-0 ② G1-3		X 0-0 ②③ G4-3 1-2f			X 0-0 ① F7		3 0 0 0 0 0 1 1 0 0 0 0 0 0						
23 Joey Rickard, R (1, 9) OBP: 0.600, SLG: 0.333 72 Martin Cervenka, R (6, 2)	B B B B 4-0 BB		X 0-0 1B			X 0-0 ① L4		S S S 0-3 ② K		2 0 1 0 1 0 0 1 0 0 0 0 1 0						
39 Renato Núñez, R (1, 5) 68 Christopher Bostick, R (6, 5) OBP: 0.200, SLG: 0.200	X 0-0 ② F7		X 0-0 ③ F8			X 0-0 ② F9		X 0-0 71 1B		3 0 0 0 0 0 2 1 0 1 0 0 0 0						
24 DJ Stewart, L (1, 10) 71 Zach Vincej, R (8, PH) OBP: 0.333, SLG: 0.333 (8, 10)	X 0-0 ③ F7			X 0-0 ① G3-1		X 0-0 ③ F9		X 0-0 1-3 1B		3 0 0 0 0 0 1 1 0 1 0 0 0 0						
61 Austin Wynns, R (1, 2) 80 Yusniel Díaz, R (6, 9) OBP: 0.429, SLG: 0.857		X 0-0 ① G5-3		B B B B 4-0 29 1B BB			X 0-0 69 1B 1B	X 0-0 ③ G1-3		1 0 0 0 1 0 0 2 0 1 0 0 0 2						
29 Jace Peterson, L (1, 3) OBP: 0.250, SLG: 0.250 76 Ryan Mountcastle, R (6, 3)		X 0-0 ② G4-3		X 0-0 28 G6-4-3 1-2 1B			S S S 0-3 ① K		X 0-0 ① L1	2 0 1 0 0 0 0 2 0 0 0 0 1 1						
28 Eric Young Jr., S (1, 7) OBP: 0.250, SLG: 1.000 25 Anthony Santander, S (6, 7) OBP: 0.200, SLG: 0.400		B S X 1-1 HR		X 0-0 ②③ G6-4-3 1-2f			X 0-0 ② F9		X 0-0 ② L4	2 1 1 1 0 0 2 2 0 0 0 0 0 1						
1 Richie Martin, R (1, 6) OBP: 0.250, SLG: 0.250 69 Jack Reinheimer, R (6, 6) OBP: 0.750, SLG: 1.000		X 0-0 ③ G5-3			X 0-0 3 G4-3 1B		X 0-0 1-2 1B		X 0-0 2B	2 0 1 0 0 0 0 2 0 2 0 0 0 0						
6 Drew Jackson, R (1, 4) OBP: 0.500, SLG: 0.400 12 Stevie Wilkerson, S (6, 4) OBP: 0.167, SLG: 0.167		C C C 0-3 ① K			S S S 0-3 ① K		S S S 0-3 ③ K2-3		S S S 0-3 ③ K	2 0 0 0 0 2 1 2 0 0 0 0 2 3						
Inning Stats	R: 0 E: 0 K: 0 S: 4 H: 0 LOB: 1 BB: 1 P: 8	R: 1 E: 0 K: 0 S: 5 H: 1 LOB: 0 BB: 0 P: 6	R: 0 E: 0 K: 1 S: 6 H: 1 LOB: 0 BB: 0 P: 6	R: 0 E: 0 K: 0 S: 3 H: 1 LOB: 1 BB: 1 P: 7	R: 0 E: 0 K: 1 S: 5 H: 1 LOB: 0 BB: 0 P: 5	R: 0 E: 0 K: 0 S: 3 H: 0 LOB: 0 BB: 0 P: 3	R: 0 E: 0 K: 2 S: 9 H: 2 LOB: 2 BB: 0 P: 9	R: 0 E: 0 K: 1 S: 7 H: 2 LOB: 2 BB: 0 P: 7	R: 0 E: 0 K: 1 S: 6 H: 1 LOB: 1 BB: 0 P: 6	1B: 7 2B: 1 3B: 0 HR: 1 SF: 0 SAC: 0 DP: 2 HBP: 0						

PITCHER		IP	WLS	BF	H	R	ER	SO	BB	IBB	HBP	BLK	WP	HR	S	P	ERA	WHIP
17 José Berríos, R	(1, 1)	2.0	W	8	1	1	1	0	1	0	0	0	0	1	9	14	4.50	1.000
ERA: 4.5																		
55 Taylor Rogers, L	(3, 1)	1.0	H	4	1	0	0	1	0	0	0	0	0	0	6	6	0.00	1.000
ERA:																		
77 Fernando Romero, R	(4, 1)	1.0	H	4	1	0	0	0	1	0	0	0	0	0	3	7	0.00	2.000
ERA:																		
62 Andrew Vasquez, L	(5, 1)	1.0		3	1	0	0	1	0	0	0	0	0	0	5	5	0.00	1.000
ERA:																		
51 Mike Morin, R	(6, 1)	1.0		3	0	0	0	0	0	0	0	0	0	0	3	3	0.00	0.000
ERA:																		

PITCHER		IP	WLS	BF	H	R	ER	SO	BB	IBB	HBP	BLK	WP	HR	S	P	ERA	WHIP
54 Preston Guilmet, R	(7, 1)	1.0		5	2	0	0	2	0	0	0	0	0	0	9	9	0.00	2.000
ERA:																		
80 Ryan Eades, R	(8, 1)	1.0		5	2	0	0	1	0	0	0	0	0	0	7	7	0.00	2.000
ERA:																		
70 Ryne Harper, R	(9, 1)	1.0		4	1	0	0	1	0	0	0	0	0	0	6	6	0.00	1.000
ERA:																		

Baltimore Orioles @ Minnesota Twins

CenturyLink Sports Complex, Fort Myers, FL

Mon Feb 25 2019, 1:07 PM - 3:51 PM EST

Att. 5,203 - Partly Cloudy - 77 F

TOP

livebaseballscorecards.com

AB	34
R	1
H	9
RBI	1
BB	2
SO	6
LOB	14

WP: 0 PA: 36
PB: 0
SB: 0
CS: 0

BOTTOM

Baltimore Orioles @ Minnesota Twins

CenturyLink Sports Complex, Fort Myers, FL

Mon Feb 25 2019, 1:07 PM - 3:51 PM EST

Att. 5,203 - Partly Cloudy - 77 F

Batter	1	2	3	4	5	6	7	8	9	AB	R	H	RBI	BB	SO	LOB
11 Jorge Polanco, S (1, 6) OBP: 0.333, SLG: 0.500 27 Alex Kirilloff, L (6, 9)	F9	15 WP 15 S 2-H 1B		15 WP 15 SF5 2B		G4-3				3 1 2 1 0 0 0 1 0 0 0 0 0 0						
15 Jason Castro, L (1, 2) OBP: 0.667, SLG: 1.000 79 Brian Navarreto, R (5, 2)	24 WP 16 1B 25 2B 1B	1-3 BB		SF5 2-H		F9				1 1 1 1 1 0 0 1 0 0 0 0 0 0						
16 Jonathan Schoop, R (1, 4) OBP: 0.167, SLG: 0.167 2 Luis Arraez, L (6, 5)	24 WP 25 2B 1-2 1B	G6-3		F9			G6-3			3 1 1 0 0 0 2 1 0 0 0 0 0 0						
20 Eddie Rosario, L (1, 10) OBP: 0.667, SLG: 1.000 78 Ben Rortvedt, L (7, PH) (8, 10)	K	25 E 2B			24 F9 25 HR 2B		K			3 2 2 0 0 1 2 1 0 0 0 0 1 0						
24 C.J. Cron, R (1, 3) OBP: 0.667, SLG: 0.500 57 Luke Raley, L (6, 8) OBP: 0.400, SLG: 0.500	25 2B 1-2 2-3 BB	P2			F9 2-3		K			2 0 0 0 1 0 2 1 0 0 0 0 1 0						
25 Byron Buxton, R (1, 8) OBP: 1.000, SLG: 2.400 25 Mike Olt, R (6, 3) OBP: 0.500, SLG: 0.500	1-H 2-H 3-H 2B	E7 64 L9 2-H 1B			3-1 3-H HR			G5-3		3 1 3 5 0 0 0 1 0 0 0 0 0 0						
64 Willians Astudillo, R (1, 5) OBP: 0.167, SLG: 0.200 95 Wander Javier, R (6, 6)	E5 60 FC4-6	L9 2-3			F9			K		3 0 0 0 0 0 1 1 0 0 0 0 1 0						
60 Jake Cave, L (1, 9) OBP: 0.333, SLG: 0.333 96 Zander Wiel, R (6, 7)	FC4-6 66 S 11 1B 1-2f	P3			K			K		3 1 0 0 0 1 2 1 0 0 0 0 1 0						
66 Brent Rooker, R (1, 7) OBP: 0.333, SLG: 0.600 36 Adam Rosales, R (6, 4) OBP: 0.250, SLG: 0.250	K 1-2			K		G6-3				2 0 0 0 0 2 1 1 0 0 0 0 0 0						
Inning Stats	R: 2 E: 0 K: 1 S: 7 H: 3 LOB: 2 BB: 1 P: 11	R: 1 E: 1 K: 1 S: 7 H: 1 LOB: 2 BB: 1 P: 12	R: 1 E: 1 K: 0 S: 5 H: 2 LOB: 1 BB: 0 P: 5	R: 1 E: 0 K: 1 S: 6 H: 1 LOB: 0 BB: 0 P: 7	R: 2 E: 0 K: 1 S: 8 H: 2 LOB: 0 BB: 0 P: 11	R: 0 E: 0 K: 0 S: 3 H: 0 LOB: 0 BB: 0 P: 3	R: 0 E: 0 K: 2 S: 7 H: 0 LOB: 0 BB: 0 P: 7	R: 0 E: 0 K: 2 S: 7 H: 0 LOB: 0 BB: 0 P: 7		1B: 4 2B: 4 3B: 0 HR: 1	SF: 1 SAC: 0 DP: 0 HBP: 0					

livebaseballscorecards.com

	AB	32
	R	7
	H	9
	RBI	7
	BB	2
	SO	8
	LOB	10

WP: 3 PB: 0 SB: 2 CS: 0 PA: 35

PITCHER		IP	WLS	BF	H	R	ER	SO	BB	IBB	HBP	BLK	WP	HR	S	P	ERA	WHIP
36 Nate Karns, R ERA: 10.8	(1, 1)	1.2	L	11	4	3	2	2	2	0	0	0	2	0	13	22	10.80	3.600
92 Tanner Chleborad, R ERA:	(2, 1)	0.1		1	0	0	0	0	0	0	0	0	0	0	1	1	0.00	0.000
59 Luis Ortiz, R ERA: 9.0	(3, 1)	2.0		9	3	2	2	1	0	0	0	0	1	0	11	12	9.00	1.500
56 Hunter Harvey, R ERA: 18.0	(5, 1)	1.0		5	2	2	2	1	0	0	0	0	0	1	8	11	18.00	2.000
50 Miguel Castro, R ERA:	(6, 1)	1.0		3	0	0	0	0	0	0	0	0	0	0	3	3	0.00	0.000

PITCHER		IP	WLS	BF	H	R	ER	SO	BB	IBB	HBP	BLK	WP	HR	S	P	ERA	WHIP
57 Donnie Hart, L ERA:	(7, 1)	1.0		3	0	0	0	2	0	0	0	0	0	0	7	7	0.00	0.000
70 Josh Lucas, R ERA:	(8, 1)	1.0		3	0	0	0	2	0	0	0	0	0	0	7	7	0.00	0.000

Pittsburgh Pirates @ Minnesota Twins

CenturyLink Sports Complex, Fort Myers, FL

Tue Feb 26 2019, 1:06 PM - 3:50 PM EST

Att. 4,744 - Overcast - 82 F

livebaseballscorecards.com

TOP

Batter	1	2	3	4	5	6	7	8	9	AB	R	H	RBI	BB	SO	LOB
2 Erik González, R (1, 6) OBP: 0.167, SLG: 0.167 3 Cole Tucker, S (6, 6)	F8		K		K		77 WP HBP		F9	3 1	0 0	0 0	0 0	0 0	2 0	0 0
16 Jung Ho Kang, R (1, 5) OBP: 0.400, SLG: 1.600 77 Ke'Bryan Hayes, R (6, 5) OBP: 0.400, SLG: 1.600	K		L5		P3		K 1-2 3-H			3 1	0 0	0 0	0 0	0 0	1 1	0 1
46 Patrick Kivlehan, R (1, 7) OBP: 0.571, SLG: 1.000 88 Logan Hill, R (6, 7)	BB			68 WP 75 WP 68 2B 1B	HR		P6			2 1	2 0	2 0	1 0	1 0	0 0	0 1
75 Will Craig, R (1, 3) OBP: 0.286, SLG: 0.167 82 Jerrick Suiter, R (6, 3)	K			F8 1-2	G5-3			K		3 1	0 0	0 0	0 0	0 0	1 1	2 0
68 Bryan Reynolds, S (1, 9) OBP: 0.429, SLG: 0.500 79 Alfredo Reyes, R (6, 9)		17 G4-3 44 SH2-3 BB		44 2B 2-H 2B		G5-3		K		2 1	1 0	1 0	1 0	1 0	0 1	0 0
44 Kevin Kramer, L (1, 4) OBP: 0.167, SLG: 0.333 90 Rodolfo Castro, S (6, 4)		SH2-3 1-2		17 G1-3 51 1B 2-H 2B		P2		BB		2 0	1 0	1 0	1 0	0 1	0 0	0 0
17 JB Shuck, L (1, 8) OBP: 0.143, SLG: 0.143 80 Lolo Sanchez, R (6, 8) OBP: 0.400, SLG: 0.250		G4-3 2-3		G1-3 2-3		G4-3		K		3 1	0 0	0 0	0 0	0 0	0 1	2 1
51 Jason Martin, L (1, 10) OBP: 0.429, SLG: 0.857		K		61 S 3-H 1B			E1 77 WP 1B		G1-3	4	1	2	1	0	1	1
61 Steven Baron, R (1, 2) 83 Jason Delay, R (6, 2)			P4	G5-3 1-2			L3		F9	2 2	0 0	0 0	0 0	0 0	0 0	1 1

	AB	32
	R	5
	H	6
	RBI	4
	BB	3
	SO	9
	LOB	10

Inning Stats	1	2	3	4	5	6	7	8	9
	R: 0 E: 0 K: 2 S: 7	H: 0 LOB: 1 BB: 1 P: 12	R: 0 E: 0 K: 1 S: 5	H: 0 LOB: 1 BB: 1 P: 9	R: 0 E: 0 K: 1 S: 5	H: 0 LOB: 0 BB: 0 P: 5	R: 3 E: 0 K: 0 S: 7	H: 4 LOB: 1 BB: 0 P: 10	R: 1 E: 0 K: 1 S: 6	H: 1 LOB: 0 BB: 0 P: 6	R: 0 E: 0 K: 0 S: 3	H: 0 LOB: 0 BB: 0 P: 3	R: 1 E: 1 K: 1 S: 6	H: 1 LOB: 1 BB: 0 P: 8	R: 0 E: 0 K: 3 S: 9	H: 0 LOB: 1 BB: 1 P: 13	R: 0 E: 0 K: 0 S: 3	H: 0 LOB: 0 BB: 0 P: 3

1B: 3	SF: 0	WP: 3	PA: 37
2B: 2	SAC: 1	PB: 0	
3B: 0	DP: 0	SB: 1	
HR: 1	HBP: 1	CS: 0	

PITCHER		IP	WLS	BF	H	R	ER	SO	BB	IBB	HBP	BLK	WP	HR	S	P	ERA	WHIP
21 Tyler Duffey, R ERA:	(1, 1)	2.0		8	0	0	0	3	2	0	0	0	0	0	12	21	0.00	1.000
68 Matt Magill, R ERA: 10.13	(3, 1)	1.2	B	9	4	3	3	1	0	0	0	0	2	0	11	13	16.20	2.400
47 Eric Karch, R ERA:	(4, 1)	0.1		1	0	0	0	0	0	0	0	0	0	0	1	2	0.00	0.000
65 Trevor May, R ERA: 4.5	(5, 1)	1.0	W	4	1	1	1	1	0	0	0	0	0	1	6	6	9.00	1.000
39 Trevor Hildenberger, R ERA:	(6, 1)	1.0	H	3	0	0	0	0	0	0	0	0	0	0	3	3	0.00	0.000
Tim Collins, L ERA: 9.0	(7, 1)	1.0	H	5	1	1	0	1	0	0	1	0	1	0	6	8	0.00	1.000
74 Jake Reed, R ERA:	(8, 1)	1.0	H	4	0	0	0	3	1	0	0	0	0	0	9	13	0.00	1.000
50 Justin Nicolino, L ERA:	(9, 1)	1.0	S	3	0	0	0	0	0	0	0	0	0	0	3	3	0.00	0.000

Batter	1	2	3	4	5	6	7	8	9	AB	R	H	RBI	BB	SO	LOB
26 Max Kepler, L (1, 8) OBP: 0.833, SLG: 2.250 91 Aaron Whitefield, R (5, PR) OBP: 0.250, SLG: 0.250 (6, 8)	0-0 18 P2 20 2B 1B		SSS 0-3 ① K		BBBB 4-0 11 1B 20 E BB	0-0 ② F9		0-0 ③ F9		2 2	1 1	1 0	0 0	1 0	1 0	0 2
11 Jorge Polanco, S (1, 6) OBP: 0.333, SLG: 0.444 95 Wander Javier, R (5, PR) (6, 6)	0-0 ① F9		0-0 ② G3		0-0 31 WP 20 E 95 1B 1-2 1B	0-0 ③ G4-3				3 1	0 1	1 0	0 0	0 0	0 0	1 0
18 Mitch Garver, R (1, 2) OBP: 0.333, SLG: 0.400 56 Tomás Telis, S (7, 2) OBP: 0.250, SLG: 0.250	0-0 ② P2 1-2		BBBB 4-0 20 1B BB		CSC 0-3 ① K		0-0 86 G6-4-3 1B			2 1	0 0	0 1	0 0	1 0	1 0	3 0
20 Eddie Rosario, L (1, 7) OBP: 0.667, SLG: 1.000 86 Gabriel Maciel, S (5, PR) (6, 7)	0-0 31 1B 2-H 2B		0-0 1-3 1B		0-0 E3 31 WP 95 1B 1-2 2-H		0-0 ①② G6-4-3 1-2f			3 1	1 1	2 0	1 0	0 0	0 0	1 1
31 Tyler Austin, R (1, 3) OBP: 0.333, SLG: 0.333 17 Jon Kemmer, L (6, 9)	0-0 2-H 1B		0-0 ③ F9		B X 1-0 ② G2-3 1-2 2-3		0-0 ③ F9			3 1	0 0	1 0	1 0	0 0	0 0	4 0
15 Jason Castro, L (1, 10) OBP: 0.600, SLG: 0.500 95 Ryan Jeffers, R (5, PH) (6, 10)	0-0 ③ F9		BBBB 4-0 19 FC6-4 13 1B BB		0-0 13 1B 2-H 3-H 1B			0-0 ① G6-3		1 2	0 1	0 1	0 2	1 0	0 0	1 0
13 Ehire Adrianza, S (1, 4) OBP: 0.400, SLG: 0.400 2 Luis Arraez, L (5, PR) (6, 4)		0-0 ① F9	0-0 19 FC6-4 1-2 1B		0-0 19 FC6-4 2-H 1B			BBBB 4-0 72 1B BB		3 0	0 0	2 0	1 0	0 1	0 0	0 0
19 Ronald Torreyes, R (1, 5) OBP: 0.111, SLG: 0.111 72 Randy César, R (6, 5) OBP: 0.429, SLG: 0.833	0-0 ② G3-1		0-0 ① FC6-4 73 G3-6 1-2f 2-3		0-0 ③ FC6-4 1-2f			0-0 1-2 1B		3 1	0 0	0 1	0 0	0 0	0 0	3 0
73 LaMonte Wade Jr., L (1, 9) OBP: 0.429, SLG: 0.400 81 Wynston Sawyer, R (6, 3) OBP: 0.167, SLG: 0.167	0-0 ③ F8		0-0 ②③ G3-6 1-2f			0-0 ① F9		SSS 0-3 ② K		2 2	0 0	0 0	0 0	0 0	0 1	2 2
Inning Stats	R: 2 H: 3 E: 0 LOB: 1 K: 0 BB: 0 S: 6 P: 6	R: 0 H: 0 E: 0 LOB: 0 K: 0 BB: 0 S: 3 P: 3	R: 0 H: 1 E: 0 LOB: 2 K: 1 BB: 1 S: 6 P: 10	R: 0 H: 1 E: 0 LOB: 1 K: 0 BB: 1 S: 3 P: 7	R: 4 H: 3 E: 1 LOB: 1 K: 1 BB: 1 S: 9 P: 14	R: 0 H: 0 E: 0 LOB: 0 K: 0 BB: 0 S: 3 P: 3	R: 0 H: 1 E: 0 LOB: 0 K: 0 BB: 0 S: 3 P: 3	R: 0 H: 1 E: 0 LOB: 2 K: 1 BB: 1 S: 6 P: 10		1B: 9 SF: 0 2B: 1 SAC: 0 3B: 0 DP: 2 HR: 0 HBP: 0						

BOTTOM

Pittsburgh Pirates @ Minnesota Twins

CenturyLink Sports Complex, Fort Myers, FL

Tue Feb 26 2019, 1:06 PM - 3:50 PM EST

Att. 4,744 - Overcast - 82 F

livebaseballscorecards.com

AB	33
R	6
H	10
RBI	5
BB	4
SO	3
LOB	20

WP: 1 PA: 37
PB: 0
SB: 0
CS: 0

PITCHER		IP	WLS	BF	H	R	ER	SO	BB	IBB	HBP	BLK	WP	HR	S	P	ERA	WHIP
23 Mitch Keller, R ERA: 18.0	(1, 1)	1.0		6	3	2	2	0	0	0	0	0	0	0	6	6	18.00	3.000
45 Michael Feliz, R ERA:	(2, 1)	2.0		8	1	0	0	1	1	0	0	0	0	0	9	13	0.00	1.000
70 Tyler Lyons, L ERA:	(4, 1)	1.0	H	4	1	0	0	0	1	0	0	0	0	0	3	7	0.00	2.000
38 Brandon Maurer, R ERA: 5.4	(5, 1)	0.2	L	6	2	4	1	1	1	0	0	0	1	0	7	12	13.50	4.500
82 Blake Weiman, L ERA: 6.75	(5, 1)	0.1		2	1	0	0	0	0	0	0	0	0	0	2	2	0.00	3.000

PITCHER		IP	WLS	BF	H	R	ER	SO	BB	IBB	HBP	BLK	WP	HR	S	P	ERA	WHIP
65 JT Brubaker, R ERA:	(6, 1)	2.0		6	1	0	0	0	0	0	0	0	0	0	6	6	0.00	0.500
95 Yeudy Garcia, R ERA:	(8, 1)	1.0		5	1	0	0	1	1	0	0	0	0	0	6	10	0.00	2.000

Batter	1	2	3	4	5	6	7	8	9	AB	R	H	RBI	BB	SO	LOB
60 Jake Cave, L (1, 7) OBP: 0.444, SLG: 0.286 57 Luke Raley, L (6, 8) OBP: 0.500, SLG: 0.800	C S S 0-3 ① K		B B B B 4-0 25 F7 BB		H 1-0 1-2 HBP		X 0-0 66 HR 2B			1 0 0 0 1 1 0 1 1 1 0 0 0 0						
25 Byron Buxton, R (1, 8) OBP: 0.625, SLG: 1.500 66 Brent Rooker, R (6, 7) OBP: 0.429, SLG: 1.167	X 0-0 ② G5-3		1 SAFE X 0-0 ① ② F7 1-2		X 0-0 ① F7		B S S S X 1-2 2-H HR			3 0 0 0 0 0 3 1 1 1 2 0 0 0						
27 Lucas Duda, L (1, 3) OBP: 0.444, SLG: 0.167 27 Alex Kirilloff, L (6, 9) OBP: 0.200, SLG: 0.200	B B B B 4-0 BB		B B B B 4-0 BB		S S S 0-3 ② K		X 0-0 72 G6-3 1B			1 0 0 0 2 1 2 1 0 1 0 0 0 0						
31 Tyler Austin, R (1, 10) OBP: 0.200, SLG: 0.200	C C C 0-3 ③ K		C C C 0-3 ③ K		S S S 0-3 ③ K		X 0-0 ① F8			4 0 0 0 0 3 5						
64 Willians Astudillo, R (1, 2) OBP: 0.111, SLG: 0.125 72 Randy César, R (6, 3) OBP: 0.375, SLG: 0.714		X 0-0 ① G5-3		X 0-0 E5 36 L1-3		X 0-0 ① P4	X 0-0 ② ③ G6-3 1-2f			3 0 0 0 0 0 0 1 0 0 0 0 0 1						
73 LaMonte Wade Jr., L (1, 9) OBP: 0.500, SLG: 0.500 81 Wynston Sawyer, R (6, 2) OBP: 0.167, SLG: 0.167		X 0-0 36 HR 1B		X 0-0 ① G3		X 0-0 36 BB 1B				3 1 2 0 0 0 1 0 0 0 0 0 0 0						
36 Adam Rosales, R (1, 5) OBP: 0.429, SLG: 0.833 94 Brian Schales, R (6, 5) OBP: 1.000, SLG: 1.000		B S S X 1-2 1-H HR		X 0-0 ② L1-3 2-3		B B B B 4-0 1-2 BB				2 1 1 2 1 0 1 0 0 0 0 0 0 0						
1 Nick Gordon, L (1, 6) OBP: 0.250, SLG: 0.250 40 Drew Maggi, R (6, 6)		X 0-0 ② G3		C C C 0-3 ③ K		S S S 0-3 ② K				3 0 0 0 0 2 3 0 0 0 0 0 0 0						
2 Luis Arraez, L (1, 4) OBP: 0.286, SLG: 0.167 23 Jordany Valdespin, L (6, 4)		X 0-0 ③ P5			X 0-0 60 HBP 1B	X 0-0 ③ G4-3				3 0 1 0 0 0 2 0 0 0 0 0 0 0						
Inning Stats	R: 0 H: 0 E: 0 LOB: 1 K: 2 BB: 1 S: 7 P: 11	R: 2 H: 2 E: 0 LOB: 0 K: 0 BB: 0 S: 7 P: 8	R: 0 H: 0 E: 0 LOB: 1 K: 1 BB: 2 S: 4 P: 12	R: 0 H: 0 E: 1 LOB: 1 K: 1 BB: 0 S: 6 P: 6	R: 0 H: 1 E: 0 LOB: 2 K: 2 BB: 0 S: 8 P: 9	R: 0 H: 1 E: 0 LOB: 0 K: 1 BB: 1 S: 6 P: 10	R: 2 H: 3 E: 0 LOB: 0 K: 0 BB: 0 S: 7 P: 8			1B: 4 SF: 0 2B: 1 SAC: 0 3B: 0 DP: 1 HR: 2 HBP: 1						

PITCHER	IP	WLS	BF	H	R	ER	SO	BB	IBB	HBP	BLK	WP	HR	S	P	ERA	WHIP
55 Ranger Suárez, L (1, 1) ERA: 9.0	2.0		9	2	2	2	2	1	0	0	0	0	1	14	19	9.00	1.500
50 Héctor Neris, R (3, 1) ERA:	1.0		4	0	0	0	1	2	0	0	0	0	0	4	12	0.00	2.000
58 Seranthony Domínguez, R (4, 1) ERA:	1.0		4	0	0	0	1	0	0	0	0	0	0	6	6	0.00	0.000
52 Jose Alvarez, L (5, 1) ERA: 4.5	1.0		5	1	0	0	2	0	0	1	0	0	0	8	9	0.00	1.000
83 Cole Irvin, L (6, 1) ERA: 6.23	2.0	L	10	4	2	2	1	1	0	0	0	0	1	13	18	9.00	2.500

PITCHER	IP	WLS	BF	H	R	ER	SO	BB	IBB	HBP	BLK	WP	HR	S	P	ERA	WHIP

TOP

Minnesota Twins @ Philadelphia Phillies

Spectrum Field, Clearwater, FL

Wed Feb 27 2019, 1:05 PM EST

Att. 4,535 - Sunny - 77 F

livebaseballscorecards.com

AB	27
R	4
H	7
RBI	4
BB	4
SO	7
LOB	18

WP: 0 PA: 32
PB: 0
SB: 0
CS: 0

Minnesota Twins @ Philadelphia Phillies

Spectrum Field, Clearwater, FL

Wed Feb 27 2019, 1:05 PM EST

Att. 4,535 - Sunny - 77 F

livebaseballscorecards.com

BOTTOM

Batter	1	2	3	4	5	6	7	8	9	AB	R	H	RBI	BB	SO	LOB
4 Scott Kingery, R (1, 4) OBP: 0.333, SLG: 0.556	G6-3	F9			L6-3		G3			3	0	0	0	0	0	1
40 Gregorio Petit, R (6, 4) OBP: 0.333, SLG: 0.200										1	0	0	0	0	0	0
2 Jean Segura, R (1, 6) OBP: 0.556, SLG: 0.556	22 1B 10 SF8 1B		K		22 S 1B		41 S 1B			3	1	2	0	0	1	0
28 Andrew Romine, S (6, 6) OBP: 0.333, SLG: 0.143										1	0	1	0	0	0	0
22 Andrew McCutchen, R (1, 10) OBP: 0.500, SLG: 0.571	5 1B 17 HBP 1B		2B		BB		73 FC6-4 BB			2	0	2	0	1	0	0
41 Drew Butera, R (7, PH) OBP: 0.500, SLG: 1.333										0	0	0	0	1	0	0
17 Rhys Hoskins, R (1, 3) OBP: 0.500, SLG: 0.571	5 1B HBP	F7			G4-3		K			2	0	0	0	0	0	3
33 Matt McBride, R (6, 3) OBP: 0.333, SLG: 1.000										1	0	0	0	0	1	2
10 J.T. Realmuto, R (1, 2) OBP: 0.250, SLG: 0.429	SF8	P4				23 E 2B	FC6-4			2	1	1	1	0	0	1
73 Deivy Grullón, R (7, 2) OBP: 0.200, SLG: 0.200										1	0	0	0	0	0	2
5 Nick Williams, L (1, 7) OBP: 0.444, SLG: 0.889	1B	G3			K					3	0	1	0	0	1	1
25 Dylan Cozens, L (7, 7) OBP: 0.857, SLG: 1.800										0	0	0	0	0	0	0
7 Maikel Franco, R (1, 5) OBP: 0.417, SLG: 0.600	K	K			K					3	0	0	0	0	3	4
29 Mitch Walding, L (7, 5) OBP: 0.400, SLG: 0.250										0	0	0	0	0	0	0
23 Aaron Altherr, R (1, 8) OBP: 0.250, SLG: 0.143		K	F8			E5				3	0	0	0	0	1	0
31 Shane Robinson, R (7, 8) OBP: 0.250, SLG: 0.250										0	0	0	0	0	0	0
13 Sean Rodríguez, R (1, 9) OBP: 0.400, SLG: 0.250		G3-1			4 L6-3 1B	P3				3	0	1	0	0	0	1
18 Lane Adams, R (7, 9) OBP: 0.250, SLG: 0.250										0	0	0	0	0	0	0
Inning Stats	R: 1 H: 3 E: 0 LOB: 3 K: 1 BB: 0 S: 8 P: 9	R: 0 H: 0 E: 0 LOB: 0 K: 1 BB: 0 S: 5 P: 5	R: 0 H: 1 E: 0 LOB: 1 K: 1 BB: 0 S: 6 P: 6	R: 0 H: 0 E: 0 LOB: 0 K: 1 BB: 0 S: 5 P: 5	R: 0 H: 2 E: 0 LOB: 2 K: 0 BB: 1 S: 4 P: 8	R: 1 H: 1 E: 1 LOB: 1 K: 2 BB: 0 S: 9 P: 9	R: 0 H: 1 E: 0 LOB: 2 K: 1 BB: 1 S: 6 P: 10			1B: 6 SF: 1 2B: 3 SAC: 0 3B: 0 DP: 1 HR: 0 HBP: 1							WP: 0 PA: 32 PB: 0 SB: 2 CS: 0

	AB	28
	R	2
	H	8
	RBI	1
	BB	2
	SO	7
	LOB	15

PITCHER		IP	WLS	BF	H	R	ER	SO	BB	IBB	HBP	BLK	WP	HR	S	P	ERA	WHIP
59 Stephen Gonsalves, L ERA: 4.5	(1, 1)	2.0		10	3	1	1	2	0	0	1	0	0	0	13	14	4.50	1.500
61 Chase De Jong, R ERA: 9.0	(3, 1)	2.0	H	7	1	0	0	2	0	0	0	0	0	0	11	11	0.00	0.500
53 Kohl Stewart, R ERA: 4.5	(5, 1)	1.0	H	5	2	0	0	0	1	0	0	0	0	0	4	8	0.00	3.000
71 Lewis Thorpe, L ERA: 9.0	(6, 1)	1.0	W	5	1	1	0	2	0	0	0	0	0	0	9	9	0.00	1.000
95 DJ Baxendale, R ERA:	(7, 1)	1.0	S	5	1	0	0	1	1	0	0	0	0	0	6	10	0.00	2.000

PITCHER	IP	WLS	BF	H	R	ER	SO	BB	IBB	HBP	BLK	WP	HR	S	P	ERA	WHIP

Batter	1	2	3	4	5	6	7	8	9	AB	R	H	RBI	BB	SO	LOB
13 Ehire Adrianza, S (1, 6) OBP: 0.375, SLG: 0.625	G5-3		3B			G6-3			K	3	0	1	0	0	0	0
79 Brian Navarreto, R (7, 2)			K			G4-3			1B	1	0	0	0	0	1	0
16 Jonathan Schoop, R (1, 4) OBP: 0.222, SLG: 0.125	BB								G6-3	2	0	0	0	1	1	1
13 Jordan Gore, S (7, 6) OBP: 0.500, SLG: 0.500										1	0	1	0	0	0	0
27 Lucas Duda, L (1, 10) OBP: 0.417, SLG: 0.125	K			24 BB			K			2	0	0	0	1	2	1
95 Ryan Jeffers, R (9, PH) OBP: 0.333, SLG: 0.333				BB						1	0	0	0	0	0	1
24 C.J. Cron, R (1, 3) OBP: 0.556, SLG: 0.333	K			60 G1-4-3 1-2			F7			2	0	0	0	1	1	1
50 Jimmy Kerrigan, S (7, 8)				BB			F9			0	0	0	0	0	0	0
60 Jake Cave, L (1, 8) OBP: 0.333, SLG: 0.200		K		G1-4-3 1-2f						3	0	0	0	0	1	1
46 Jaylin Davis, R (7, 9)										0	0	0	0	0	0	0
19 Ronald Torreyes, R (1, 5) OBP: 0.091, SLG: 0.091		G3-1			L4			G4-3		2	0	0	0	0	0	0
2 Luis Arraez, L (7, 4) OBP: 0.250, SLG: 0.143										1	0	0	0	0	0	0
66 Brent Rooker, R (1, 9) OBP: 0.333, SLG: 0.875		K			G5-3			K2-3		2	0	0	0	0	1	0
72 Randy César, R (7, 5) OBP: 0.333, SLG: 0.625										1	0	0	0	0	1	0
56 Tomás Telis, S (1, 2) OBP: 0.167, SLG: 0.167			G1-3		G6-3			G5-3		2	0	0	0	0	0	0
81 Wynston Sawyer, R (7, 3) OBP: 0.143, SLG: 0.143										1	0	0	0	0	0	0
57 Luke Raley, L (1, 7) OBP: 0.375, SLG: 0.571			K			K			G3-1	2	0	0	0	0	2	0
96 Zander Wiel, R (7, 7)										1	0	0	0	0	0	0
Inning Stats	R: 0 E: 0 K: 2 S: 7 H: 0 LOB: 1 BB: 1 P: 11	R: 0 E: 0 K: 2 S: 7 H: 0 LOB: 0 BB: 0 P: 7	R: 0 E: 0 K: 2 S: 8 H: 1 LOB: 1 BB: 0 P: 8	R: 0 E: 0 K: 0 S: 1 H: 0 LOB: 0 BB: 2 P: 9	R: 0 E: 0 K: 0 S: 3 H: 0 LOB: 0 BB: 0 P: 3	R: 0 E: 0 K: 1 S: 5 H: 0 LOB: 0 BB: 0 P: 5	R: 0 E: 0 K: 1 S: 5 H: 0 LOB: 0 BB: 0 P: 5	R: 0 E: 0 K: 1 S: 5 H: 0 LOB: 0 BB: 0 P: 5	R: 0 E: 0 K: 1 S: 6 H: 1 LOB: 1 BB: 0 P: 6	1B: 1 2B: 0 3B: 1 HR: 0	SF: 0 SAC: 0 DP: 1 HBP: 0						

PITCHER		IP	WLS	BF	H	R	ER	SO	BB	IBB	HBP	BLK	WP	HR	S	P	ERA	WHIP
42 Blake Snell, L ERA:	(1, 1)	1.0		4	0	0	0	2	1	0	0	0	0	0	7	11	0.00	1.000
47 Oliver Drake, R ERA:	(2, 1)	1.2		6	1	0	0	3	0	0	0	0	0	0	12	12	0.00	0.600
48 Ryan Yarbrough, L ERA: 27.0	(3, 1)	0.1		1	0	0	0	1	0	0	0	0	0	0	3	3	0.00	0.000
37 Colin Poche, L ERA: 3.38	(4, 1)	1.0		3	0	0	0	0	2	0	0	0	0	0	1	9	0.00	2.000
73 Casey Sadler, R ERA: 4.15	(5, 1)	2.0	W	6	0	0	0	1	0	0	0	0	0	0	8	8	0.00	0.000
77 Curtis Taylor, R ERA: 9.0	(7, 1)	1.0	H	3	0	0	0	1	0	0	0	0	0	0	5	5	0.00	0.000
Matt Krook, L ERA:	(8, 1)	1.0	H	3	0	0	0	1	0	0	0	0	0	0	5	5	0.00	0.000
82 Dalton Moats, L ERA:	(9, 1)	1.0	S	4	1	0	0	1	0	0	0	0	0	0	6	6	0.00	1.000

TOP

Minnesota Twins @ Tampa Bay Rays

Charlotte Sports Park, Port Charlotte, FL

Thu Feb 28 2019, 6:37 PM - 9:13 PM EST

Att. 3,174 - Clear - 74 F

livebaseballscorecards.com

AB	27
R	0
H	2
RBI	0
BB	3
SO	10
LOB	5

WP: 0 PB: 0 SB: 0 CS: 0 PA: 30

Batter	1	2	3	4	5	6	7	8	9	AB	R	H	RBI	BB	SO	LOB
2 Yandy Díaz, R (1, 3) OBP: 0.308, SLG: 0.100	F7		K		29 FC3-6 BB 1-2		K			2	0	0	0	1	1	0
79 Nathaniel Lowe, L (6, 3) OBP: 0.167, SLG: 0.500										1	0	0	0	0	1	0
29 Tommy Pham, R (1, 7) OBP: 0.467, SLG: 0.571	17 2B 1B		BB 17 CS		FC3-6 1-2f		E5			2	0	1	0	1	0	2
31 Jason Coats, R (6, 7) OBP: 0.333, SLG: 1.000										1	0	0	0	0	0	0
17 Austin Meadows, L (1, 9) OBP: 0.400, SLG: 1.000	1-3 2B		CS 1-2	K2-3		24 FC4 86 1B 2B	K			3	1	2	0	0	1	0
69 Moisés Gómez, R (7, 9) OBP: 0.500, SLG: 0.667										1	0	0	0	0	1	1
24 Avisaíl García, R (1, 10)	K			8 1B BB		FC4 85 G6-4-3 2-3		K		2	0	0	0	1	1	3
65 Jesús Sánchez, L (6, PR) (7, 10) OBP: 0.286, SLG: 0.667										1	0	0	0	0	1	0
8 Brandon Lowe, L (1, 4) OBP: 0.500, SLG: 0.636	F8			5 G6-4-3 1B 1-3		G6-4-3 1-2f		22 G6-3 86 1B 1B		2	0	1	0	0	0	2
85 Nick Solak, R (6, 4) OBP: 0.375, SLG: 0.167										2	0	1	0	0	0	2
5 Matt Duffy, R (1, 5)		K		G6-4-3 1-2f		86 1B BB		G6-3 1-2		2	0	0	0	0	1	2
22 Christian Arroyo, R (6, 5) OBP: 0.600, SLG: 1.250										1	0	0	0	1	0	1
1 Willy Adames, R (1, 6) OBP: 0.222, SLG: 0.667		L7			G5-3	1-3 3-H 1B		2-H 1B		2	0	0	0	0	0	0
86 Lucius Fox, S (6, 6) OBP: 0.625, SLG: 0.625										2	0	2	1	0	0	0
64 Emilio Bonifácio, S (1, 8) OBP: 0.250, SLG: 0.250		G6-3			K	F8				2	0	0	0	0	1	0
9 Jake Smolinski, R (6, 8) OBP: 0.333, SLG: 0.333										1	0	0	0	0	0	2
7 Michael Pérez, L (1, 2) OBP: 0.250, SLG: 0.143			G6-3		2 BB 1B		G6-3			2	0	1	0	0	0	0
19 Nick Ciuffo, L (6, 2)										1	0	0	0	0	0	0
Inning Stats	R: 0 E: 0 K: 1 S: 7 H: 2 LOB: 2 BB: 0 P: 7	R: 0 E: 0 K: 1 S: 5 H: 0 LOB: 0 BB: 0 P: 5	R: 0 E: 0 K: 1 S: 4 H: 0 LOB: 0 BB: 1 P: 9	R: 0 E: 0 K: 1 S: 5 H: 1 LOB: 1 BB: 1 P: 9	R: 0 E: 0 K: 1 S: 6 H: 1 LOB: 2 BB: 1 P: 10	R: 1 E: 0 K: 0 S: 5 H: 2 LOB: 2 BB: 1 P: 9	R: 0 E: 1 K: 2 S: 8 H: 0 LOB: 1 BB: 0 P: 8	R: 0 E: 0 K: 1 S: 6 H: 2 LOB: 2 BB: 0 P: 6		1B: 6 2B: 2 3B: 0 HR: 0		SF: 0 SAC: 0 DP: 2 HBP: 0				WP: 0 PB: 0 SB: 0 CS: 1	PA: 35

BOTTOM

Minnesota Twins @ Tampa Bay Rays

Charlotte Sports Park, Port Charlotte, FL

Thu Feb 28 2019, 6:37 PM - 9:13 PM EST

Att. 3,174 - Clear - 74 F

livebaseballscorecards.com

AB	30
R	1
H	8
RBI	1
BB	4
SO	8
LOB	15

PITCHER		IP	WLS	BF	H	R	ER	SO	BB	IBB	HBP	BLK	WP	HR	S	P	ERA	WHIP
49 Adalberto Mejía, L ERA: 3.0	(1, 1)	2.0		8	2	0	0	2	0	0	0	0	0	0	12	12	0.00	1.000
77 Fernando Romero, R ERA:	(3, 1)	1.0		3	0	0	0	1	1	0	0	0	0	0	4	9	0.00	1.000
62 Andrew Vasquez, L ERA:	(4, 1)	1.0		4	1	0	0	1	1	0	0	0	0	0	5	9	0.00	2.000
51 Mike Morin, R ERA:	(5, 1)	1.0		5	1	0	0	1	1	0	0	0	0	0	6	10	0.00	2.000
54 Preston Guilmet, R ERA: 3.0	(6, 1)	1.0	L	6	2	1	1	0	1	0	0	0	0	0	5	9	9.00	3.000

PITCHER		IP	WLS	BF	H	R	ER	SO	BB	IBB	HBP	BLK	WP	HR	S	P	ERA	WHIP
80 Ryan Eades, R ERA:	(7, 1)	1.0		4	0	0	0	2	0	0	0	0	0	0	8	8	0.00	0.000
50 Justin Nicolino, L ERA:	(8, 1)	1.0		4	2	0	0	1	0	0	0	0	0	0	6	6	0.00	2.000

Batter	1	2	3	4	5	6	7	8	9	AB	R	H	RBI	BB	SO	LOB
5 Tzu-Wei Lin, L (1, 8) OBP: 0.500, SLG: 0.727	B X 1-0 ① F8		X 0-0 ② 2B		X 0-0 ② F9		X 0-0 ③ F8			3	0	1	0	0	0	0
83 Bobby Dalbec, R (6, 5) OBP: 0.643, SLG: 0.375 (7, 3)										1	0	0	0	0	0	0
36 Eduardo Núñez, R (1, 6) OBP: 0.571, SLG: 0.714	X 0-0 1B		X 0-0 ③ F8		X 0-0 ③ F9			C S S 0-3 ① K		2	0	1	0	0	0	1
90 C.J. Chatham, R (4, 6) OBP: 0.125, SLG: 0.125										2	0	0	0	0	1	0
11 Rafael Devers, L (1, 5) OBP: 0.545, SLG: 0.909	X 0-0 ② L3			X 0-0 3 HR 2B		X 0-0 ① G4-3		X 0-0 ② G2-3		3	1	1	0	0	0	1
68 Juan Centeno, L (6, 2) OBP: 0.375, SLG: 0.286										1	0	0	0	0	0	0
48 Gorkys Hernández, R (1, 9) OBP: 0.167, SLG: 0.167	X 0-0 ③ G5-3			X 0-0 ① G6-3		S C S 0-3 ② K		X 0-0 ③ F7		3	0	0	0	0	1	2
41 Cole Sturgeon, L (6, 9) OBP: 0.200, SLG: 0.400										1	0	0	0	0	0	0
3 Sandy León, S (1, 2) OBP: 0.455, SLG: 0.667		X 0-0 ① G4-3		B X 1-0 2-H HR		B B B B 4-0 BB			S S S 0-3 ① K	2	1	1	2	1	0	0
38 Tate Matheny, R (6, PR) OBP: 0.250, SLG: 0.500 (6, 8)										1	0	0	0	0	1	0
59 Sam Travis, R (1, 7) OBP: 0.333, SLG: 0.167		X 0-0 ② G6-3		X 0-0 ② P4		X 0-0 ③ G5-3			X 0-0 ② L4	3	0	0	0	0	0	1
39 Joseph Monge, R (6, 7)										1	0	0	0	0	0	0
54 Bryce Brentz, R (1, 10) OBP: 0.571, SLG: 1.167	S S C 0-3 ③ K			X 0-0 2B			B S X 1-1 HR		S S S 0-3 ③ K	3	1	2	1	0	1	0
40 Danny Mars, S (9, PH) OBP: 0.333, SLG: 0.333										1	0	0	0	0	1	0
65 Michael Chavis, R (1, 3) OBP: 0.400, SLG: 1.000			S S S 0-3 ① K	S S C 0-3 ③ K			X 0-0 ① F8			3	0	0	0	0	2	1
5 Mike Miller, R (7, 5)										0	0	0	0	0	0	0
43 Tony Renda, R (1, 4) OBP: 0.214, SLG: 0.333			X 0-0 ② G6-3		C S C 0-3 ① K		X 0-0 ② P3			3	0	0	0	0	1	0
74 Chad De La Guerra, L (7, 4) OBP: 0.667, SLG: 0.800										0	0	0	0	0	0	0
Inning Stats	R: 0 E: 0 K: 0 S: 4 H: 1 LOB: 1 BB: 0 P: 5	R: 0 E: 0 K: 1 S: 5 H: 0 LOB: 0 BB: 0 P: 5	R: 0 E: 0 K: 1 S: 6 H: 1 LOB: 1 BB: 0 P: 6	R: 2 E: 0 K: 1 S: 8 H: 3 LOB: 1 BB: 0 P: 9	R: 0 E: 0 K: 1 S: 5 H: 0 LOB: 0 BB: 0 P: 5	R: 0 E: 0 K: 1 S: 5 H: 0 LOB: 1 BB: 1 P: 9	R: 1 E: 0 K: 0 S: 5 H: 1 LOB: 0 BB: 0 P: 6	R: 0 E: 0 K: 1 S: 5 H: 0 LOB: 0 BB: 0 P: 5	R: 0 E: 0 K: 2 S: 7 H: 0 LOB: 0 BB: 0 P: 7	1B: 1 2B: 3 3B: 0 HR: 2 SF: 0 SAC: 0 DP: 0 HBP: 0						

PITCHER		IP	WLS	BF	H	R	ER	SO	BB	IBB	HBP	BLK	WP	HR	S	P	ERA	WHIP
35 Michael Pineda, R ERA:	(1, 1)	2.0		7	1	0	0	1	0	0	0	0	0	0	9	10	0.00	0.500
38 Blake Parker, R ERA:	(3, 1)	1.0		4	1	0	0	1	0	0	0	0	0	0	6	6	0.00	1.000
43 Addison Reed, R ERA: 9.0	(4, 1)	1.0		6	3	2	2	1	0	0	0	0	0	1	8	9	18.00	3.000
65 Trevor May, R ERA: 3.0	(5, 1)	1.0		3	0	0	0	1	0	0	0	0	0	0	5	5	0.00	0.000
55 Taylor Rogers, L ERA:	(6, 1)	1.0		4	0	0	0	1	1	0	0	0	0	0	5	9	0.00	1.000
21 Tyler Duffey, R ERA: 2.25	(7, 1)	1.0		4	1	1	1	0	0	0	0	0	0	1	5	6	9.00	1.000
39 Trevor Hildenberger, R ERA:	(8, 1)	1.0	W	3	0	0	0	1	0	0	0	0	0	0	5	5	0.00	0.000
70 Ryne Harper, R ERA:	(9, 1)	1.0	S	3	0	0	0	2	0	0	0	0	0	0	7	7	0.00	0.000

TOP

Boston Red Sox @ Minnesota Twins

CenturyLink Sports Complex, Fort Myers, FL

Fri Mar 01 2019, 1:06 PM - 3:56 PM EST

Att. 7,905 - Partly Cloudy - 81 F

livebaseballscorecards.com

AB	33
R	3
H	6
RBI	3
BB	1
SO	8
LOB	6

BOTTOM

Boston Red Sox @ Minnesota Twins

CenturyLink Sports Complex, Fort Myers, FL

Fri Mar 01 2019, 1:06 PM - 3:56 PM EST

Att. 7,905 - Partly Cloudy - 81 F

livebaseballscorecards.com

Batter	1	2	3	4	5	6	7	8	9	AB	R	H	RBI	BB	SO	LOB
26 Max Kepler, L (1, 9) OBP: 0.667, SLG: 1.500	E3 9 G3-6-3		F9		BB		F7 2-3			2	0	0	0	1	0	1
1 Nick Gordon, L (7, 6) OBP: 0.222, SLG: 0.222										1	0	0	0	0	0	1
11 Jorge Polanco, S (1, 6) OBP: 0.250, SLG: 0.333	K		F9		G3		BB			3	0	0	0	0	1	3
78 Ben Rortvedt, L (7, 2)										0	0	0	0	1	0	0
9 Marwin Gonzalez, S (1, 5)	G3-6-3 1-2f			F7		25 BB 20 1B BB	K			2	0	0	0	0	0	1
25 Mike Olt, R (5, 5) OBP: 0.500, SLG: 0.333										1	0	0	0	1	1	2
20 Eddie Rosario, L (1, 7) OBP: 0.667, SLG: 1.167		K		HR		25 BB 1-2 1B	G4-3			3	1	2	1	0	1	0
50 Jimmy Kerrigan, S (6, PR) (7, 7)										1	0	0	0	0	0	2
18 Mitch Garver, R (1, 10) OBP: 0.222, SLG: 0.250		K		F9		P5		73 WP 96 S 73 1B 1B		3	0	0	0	0	1	2
91 Aaron Whitefield, R (8, PH) OBP: 0.400, SLG: 0.400 (9, 10)										1	1	1	0	0	0	0
15 Jason Castro, L (1, 2) OBP: 0.500, SLG: 0.250		BB		K		L4		F7 1-2		2	0	0	0	1	1	2
96 Zander Wiel, R (7, 3)										1	0	0	0	0	0	1
25 Byron Buxton, R (1, 8) OBP: 0.636, SLG: 1.600		F9			HR	31 FC4-6 1-2 2-3 BB		73 WP 73 1B HBP		2	1	1	1	1	0	1
23 Jordany Valdespin, L (7, 4)										0	1	0	0	0	0	0
31 Tyler Austin, R (1, 3) OBP: 0.231, SLG: 0.308			2B		K	FC4-6 1-2f		K		3	0	1	0	0	1	3
17 Jon Kemmer, L (7, 9)										1	0	0	0	0	1	2
36 Adam Rosales, R (1, 4) OBP: 0.333, SLG: 0.625			P6		F8		1 WP 2B	1-H 2-H 1B		2	0	0	0	0	0	1
73 LaMonte Wade Jr., L (7, 8) OBP: 0.583, SLG: 0.700										2	0	2	2	0	0	0
Inning Stats	R: 0 E: 1 K: 1 S: 5 H: 0 LOB: 0 BB: 0 P: 5	R: 0 E: 0 K: 2 S: 7 H: 0 LOB: 1 BB: 1 P: 11	R: 0 E: 0 K: 0 S: 4 H: 1 LOB: 1 BB: 0 P: 4	R: 1 E: 0 K: 1 S: 7 H: 1 LOB: 0 BB: 0 P: 9	R: 1 E: 0 K: 1 S: 8 H: 1 LOB: 1 BB: 1 P: 13	R: 0 E: 0 K: 0 S: 4 H: 1 LOB: 3 BB: 2 P: 12	R: 0 E: 0 K: 1 S: 6 H: 1 LOB: 2 BB: 1 P: 11	R: 2 E: 0 K: 1 S: 7 H: 2 LOB: 2 BB: 0 P: 9		1B: 3 2B: 2 3B: 0 HR: 2	SF: 0 SAC: 0 DP: 1 HBP: 1					

AB	30
R	4
H	7
RBI	4
BB	5
SO	7
LOB	22

WP: 2 PB: 0 SB: 1 CS: 0 PA: 36

PITCHER	IP	WLS	BF	H	R	ER	SO	BB	IBB	HBP	BLK	WP	HR	S	P	ERA	WHIP
81 Josh Taylor, L (1, 1) ERA:	2.0		7	0	0	0	3	1	0	0	0	0	0	12	16	0.00	0.500
66 Bobby Poyner, L (3, 1) ERA: 3.0	2.0		8	2	1	1	1	0	0	0	0	0	1	11	13	4.50	1.000
75 Domingo Tapia, R (5, 1) ERA: 2.45	1.2	B	10	2	1	1	1	3	0	0	0	0	1	11	24	5.40	3.000
54 Trevor Kelley, R (6, 1) ERA:	0.1		1	0	0	0	0	0	0	0	0	0	0	1	1	0.00	0.000
48 Dan Runzler, L (7, 1) ERA:	1.0		5	1	0	0	1	1	0	0	0	1	0	6	11	0.00	2.000

PITCHER	IP	WLS	BF	H	R	ER	SO	BB	IBB	HBP	BLK	WP	HR	S	P	ERA	WHIP
47 Mark Montgomery, R (8, 1) ERA: 9.0	1.0	L	5	2	2	2	1	0	0	1	0	1	0	7	9	18.00	2.000

Minnesota Twins @ Washington Nationals

TEAM Ballpark of the Palm Beaches, West Palm Beach, FL

Sat Mar 02 2019, 1:14 PM - 4:09 PM EST

Att. 3,626 - Partly Cloudy - 85 F

livebaseballscorecards.com

TOP

Batter	1	2	3	4	5	6	7	8	9	AB	R	H	RBI	BB	SO	LOB
13 Ehire Adrianza, S (1, 6) OBP: 0.364, SLG: 0.545 1 Nick Gordon, L (5, 6) OBP: 0.273, SLG: 0.273	0-1 60 E 18 G6-4-3 1B		0-0 ② G5-3		0-0 ② F7		0-0 E6 1B		0-0 ① G3-1	3 1 1 0 0 0 0 2 0 1 0 0 0 0						
60 Jake Cave, L (1, 8) OBP: 0.267, SLG: 0.154 2 Luis Arraez, L (6, 4) OBP: 0.200, SLG: 0.111	0-0 E6 18 G6-4-3 1-3		0-0 ③ G3		0-3 ③ K		0-3 ① K2-3		0-0 ② F7	3 0 0 0 0 1 1 2 0 0 0 0 1 1						
18 Mitch Garver, R (1, 2) OBP: 0.167, SLG: 0.182 57 Luke Raley, L (6, 7) OBP: 0.300, SLG: 0.444	0-0 ① ② G6-4-3 1-2f 3-H			0-3 ① K		0-0 ① F9	0-3 ② K		0-3 ③ K	3 0 0 0 0 1 1 2 0 0 0 0 2 1						
27 Lucas Duda, L (1, 3) OBP: 0.467, SLG: 0.364 91 Aaron Whitefield, R (6, PR) OBP: 0.333, SLG: 0.333 (6, 8)	0-0 ③ G6-3			0-0 64 HBP 19 2B 1B		0-0 64 HR 2B	0-3 ③ K			3 1 2 0 0 0 0 1 1 0 0 0 1 1						
64 Willians Astudillo, R (1, 5) OBP: 0.333, SLG: 0.600 78 Ben Rortvedt, L (6, 2) OBP: 0.333, SLG: 0.200		0-0 73 G4-3 19 G6-3 1B		1-0 19 2B 1-2 HBP		0-0 2-H HR		0-0 72 G1-3 79 1B 1B		2 2 2 2 0 0 0 1 1 1 0 0 0 0						
19 Ronald Torreyes, R (1, 4) OBP: 0.143, SLG: 0.214 46 Jaylin Davis, R (6, PR) (6, 9)		0-0 ① G6-3 1-2		0-0 1-H 2-H 2B		0-0 E6 27 G4-3 73 BB		1 SAFE S S S S 0-3 ① K		3 0 1 2 0 0 2 1 0 0 0 0 1 1						
73 LaMonte Wade Jr., L (1, 7) OBP: 0.533, SLG: 0.583 72 Randy César, R (6, 5) OBP: 0.300, SLG: 0.556		0-0 ② G4-3 2-3		0-0 ② P6		B B B B 4-0 27 G4-3 1-2 BB		0-0 ② G1-3 1-2		2 0 0 0 1 0 2 1 0 0 0 0 0 1						
27 Alex Kirilloff, L (1, 10) OBP: 0.125, SLG: 0.125 79 Brian Navarreto, R (8, PH) OBP: 0.200, SLG: 0.200 (8, 10)		0-0 ③ G3-1		0-0 ③ G6-3		0-0 ② G4-3 1-2 2-3		0-0 2-H 1B		3 0 0 0 0 0 4 1 0 1 1 0 0 0						
66 Brent Rooker, R (1, 9) OBP: 0.250, SLG: 0.636 81 Wynston Sawyer, R (6, 3) OBP: 0.125, SLG: 0.125			S S S 0-3 ① K		S S S 0-3 ① K		1 SAFE X 0-0 ③ G6-3	0-0 ③ L6		3 0 0 0 0 2 3 1 0 0 0 0 0 1						
Inning Stats	R: 1 H: 1 E: 1 LOB: 0 K: 0 BB: 0 S: 5 P: 5	R: 0 H: 1 E: 0 LOB: 1 K: 0 BB: 0 S: 4 P: 4	R: 0 H: 0 E: 0 LOB: 0 K: 1 BB: 0 S: 5 P: 5	R: 2 H: 2 E: 0 LOB: 1 K: 1 BB: 0 S: 7 P: 8	R: 0 H: 0 E: 0 LOB: 0 K: 2 BB: 0 S: 7 P: 7	R: 2 H: 2 E: 1 LOB: 3 K: 0 BB: 1 S: 6 P: 10	R: 0 H: 1 E: 1 LOB: 1 K: 3 BB: 0 S: 10 P: 10	R: 1 H: 2 E: 0 LOB: 1 K: 1 BB: 0 S: 7 P: 7	R: 0 H: 0 E: 0 LOB: 0 K: 1 BB: 0 S: 5 P: 5	1B: 6 SF: 0 2B: 2 SAC: 0 3B: 0 DP: 1 HR: 1 HBP: 1						

	AB	37
	R	6
	H	9
	RBI	5
	BB	1
	SO	9
	LOB	19

WP: 0 PA: 39
PB: 0
SB: 0
CS: 0

PITCHER		IP	WLS	BF	H	R	ER	SO	BB	IBB	HBP	BLK	WP	HR	S	P	ERA	WHIP
46 Patrick Corbin, L ERA:	(1, 1)	3.0		11	2	1	0	1	0	0	0	0	0	0	14	14	0.00	0.667
60 Justin Miller, R ERA: 18.0	(4, 1)	1.0	B	6	2	2	2	1	0	0	1	0	0	0	7	8	18.00	2.000
64 James Bourque, R ERA: 18.0	(5, 1)	2.0	H	10	2	2	2	2	1	0	0	0	0	1	13	17	9.00	1.500
45 Vidal Nuño, L ERA:	(7, 1)	1.0	H	4	1	0	0	3	0	0	0	0	0	0	10	10	0.00	1.000
36 Sammy Solís, L ERA: 3.0	(8, 1)	1.0	W	5	2	1	1	1	0	0	0	0	0	0	7	7	9.00	2.000

PITCHER		IP	WLS	BF	H	R	ER	SO	BB	IBB	HBP	BLK	WP	HR	S	P	ERA	WHIP
43 Henderson Alvarez III, R ERA: 6.75	(9, 1)	1.0		3	0	0	0	1	0	0	0	0	0	0	5	5	0.00	0.000

BOTTOM

Batter	1	2	3	4	5	6	7	8	9	AB	R	H	RBI	BB	SO	LOB
2 Adam Eaton, L (1, 9) OBP: 0.571, SLG: 0.625 67 Hunter Jones, R (4, PR) OBP: 0.467, SLG: 0.385 (5, 9)	BBBB 4-0 6 G4-6-3 BB		BBBB 4-0 22 3B BB	x 0-0 2-H 2B		x 0-0 71 S 2-3 1B		x 0-0 71 1B 39 HR 1-2 1B		1 1 1 1 2 0 0 2 1 2 0 0 0 0						
6 Anthony Rendon, R (1, 5) OBP: 0.100, SLG: 0.400 71 Jake Noll, R (5, 5) OBP: 0.786, SLG: 1.200	x 0-0 ① ② G4-6-3 1-2f		x 0-0 ① SSS F9	SSS 0-3 ③ K		SSS 0-3 ① K 1-2		x 0-0 39 HR 1-2 2-3 1B		3 0 0 0 0 1 3 2 1 1 0 0 1 2						
22 Juan Soto, L (1, 7) OBP: 0.533, SLG: 0.615 39 Brandon Snyder, R (5, PR) OBP: 0.333, SLG: 0.786 (6, 7)	x 0-0 ③ G3-1		x 0-0 1-H 3B		BBBB 4-0 55 BB 55 E BB	SSS 0-3 ② K		B x 1-0 1-H 2-H 3-H HR		2 0 1 1 1 0 0 2 1 1 4 0 1 2						
11 Ryan Zimmerman, R (1, 3) 55 José Marmolejos, L (4, 3)		x 0-0 ① L7	x 0-0 ② G6-3		1 SAFE 1 SAFE BBBB 4-0 ① 15 FC3-6 1-3 BB	x 0-0 ③ P4		x 0-0 ② G3		2 0 0 0 0 0 1 2 0 0 0 1 0 2						
15 Matt Adams, L (1, 10) OBP: 0.286, SLG: 0.583 27 Spencer Kieboom, R (7, PH) OBP: 0.429, SLG: 1.000 (8, 10)		BBBB 4-0 28 1B 3 1B BB	x 0-0 ③ F7		1 SAFE x 0-0 ② FC3-6 28 HR 1-2f		x 0-0 ① G1-3	x 0-0 2B		2 2 0 0 1 0 2 2 0 1 0 0 0 0						
28 Kurt Suzuki, R (1, 2) OBP: 0.375, SLG: 0.750 5 Adrián Sanchez, R (6, 4) OBP: 0.500, SLG: 0.500		x 0-0 8 WP 3 1B 1-2 1B	x 0-0 ① G6-3		BBSSX 2-2 1-H HR		x 0-0 ② F9	x 0-0 ③ G4-3		3 1 2 2 0 0 0 2 0 0 0 0 0 1						
3 Michael Taylor, R (1, 8) OBP: 0.615, SLG: 1.083 63 Luis García Jr., L (5, PR) OBP: 0.231, SLG: 0.091 (6, 6)		x 0-0 8 WP 1-2 2-H 1B	SSS 0-3 ② K2-3		x 0-0 1B		x 0-0 ③ F9			3 0 2 1 0 1 0 1 0 0 0 0 0 0						
1 Wilmer Difo, S (1, 4) OBP: 0.231, SLG: 0.167 65 Raudy Read, R (6, 2) OBP: 0.250, SLG: 0.250		x 0-0 ② F8	x 0-0 E5 8 2B		x 0-0 ③ F8			x 0-0 ① G4-3		3 1 0 0 0 0 3 1 0 0 0 0 0 0						
8 Carter Kieboom, R (1, 6) OBP: 0.500, SLG: 0.600 17 Andrew Stevenson, L (6, 8) OBP: 0.286, SLG: 0.385		B x 1-0 ③ G6-3 1-2 2-3	x 0-0 2 2B 1-H 2B			x 0-0 67 1B 2B		BBBB 4-0 71 1B 67 1B 39 HR BB		2 1 1 1 0 0 2 1 1 1 0 1 0 0						
Inning Stats	R: 0 H: 0 E: 0 LOB: 0 K: 0 BB: 1 S: 2 P: 6	R: 1 H: 2 E: 0 LOB: 2 K: 0 BB: 1 S: 5 P: 10	R: 1 H: 1 E: 0 LOB: 1 K: 0 BB: 1 S: 4 P: 8	R: 2 H: 2 E: 1 LOB: 1 K: 2 BB: 0 S: 10 P: 10	R: 2 H: 2 E: 1 LOB: 1 K: 0 BB: 2 S: 6 P: 16	R: 0 H: 2 E: 0 LOB: 2 K: 2 BB: 0 S: 9 P: 9	R: 0 H: 0 E: 0 LOB: 0 K: 0 BB: 0 S: 3 P: 3	R: 4 H: 4 E: 0 LOB: 1 K: 0 BB: 1 S: 7 P: 12		1B: 6 SF: 0 2B: 4 SAC: 0 3B: 1 DP: 1 HR: 2 HBP: 0						

PITCHER		IP	WLS	BF	H	R	ER	SO	BB	IBB	HBP	BLK	WP	HR	S	P	ERA	WHIP
53 Kohl Stewart, R ERA: 5.79	(1, 1)	2.2		13	3	2	2	0	3	0	0	0	1	0	10	23	6.75	2.250
55 Jeff Ames, R ERA: 3.86	(3, 1)	1.1		7	2	2	0	2	0	0	0	0	0	0	11	11	0.00	1.500
74 Jake Reed, R ERA: 6.75	(5, 1)	0.2		5	2	2	2	0	2	0	0	0	0	1	5	15	27.00	6.000
27 Kevin Comer, R ERA:	(5, 1)	1.1		6	2	0	0	2	0	0	0	0	0	0	10	10	0.00	1.500
71 Lewis Thorpe, L ERA: 14.73	(7, 1)	1.2	L	10	4	4	4	0	1	0	0	0	0	1	9	14	21.60	3.000

PITCHER		IP	WLS	BF	H	R	ER	SO	BB	IBB	HBP	BLK	WP	HR	S	P	ERA	WHIP
64 Austin Adams, R ERA:	(8, 1)	0.1		1	0	0	0	0	0	0	0	0	0	0	1	1	0.00	0.000

Minnesota Twins @ Washington Nationals

ITTEAM Ballpark of the Palm Beaches, West Palm Beach, FL

Sat Mar 02 2019, 1:14 PM - 4:09 PM EST

Att. 3,626 - Partly Cloudy - 85 F

livebaseballscorecards.com

AB	36
R	10
H	13
RBI	10
BB	6
SO	4
LOB	18

1B: 6	SF: 0	WP: 1	PA: 42
2B: 4	SAC: 0	PB: 0	
3B: 1	DP: 1	SB: 1	
HR: 2	HBP: 0	CS: 0	

Batter	1	2	3	4	5	6	7	8	9	AB	R	H	RBI	BB	SO	LOB
13 Ehire Adrianza, S (1, 5) OBP: 0.429, SLG: 0.714 1 Nick Gordon, L (6, 6) OBP: 0.231, SLG: 0.231	G1-3		60 G6-3; 64 1B 2B		27 1B 2B		K	FC6 1-2f		3 2 2 0 0 0 0 2 0 0 0 0 1 1						
60 Jake Cave, L (1, 8) OBP: 0.263, SLG: 0.176 50 Jimmy Kerrigan, S (7, PR) OBP: 0.200, SLG: 0.200 (7, 8)	K		G6-3 2-3		K		1B		79 HR 1B	4 0 1 0 0 2 2 1 1 1 0 0 0 0						
64 Willians Astudillo, R (1, 2) OBP: 0.333, SLG: 0.538 79 Brian Navarreto, R (7, PH) OBP: 0.286, SLG: 0.714 (7, 2)	P3		27 FC6-5 1B 3-H		G5-3		F8		1-1 1-H HR	3 0 1 1 0 0 1 2 1 1 2 0 0 1						
27 Alex Kirilloff, L (1, 10) OBP: 0.182, SLG: 0.182 95 Ryan Jeffers, R (7, PH) OBP: 0.200, SLG: 0.200 (7, 10)		K	FC6-5 1-2f		2-H 1B		K		G5-3	3 0 1 1 0 1 1 2 0 0 0 0 1 1						
31 Tyler Austin, R (1, 3) OBP: 0.250, SLG: 0.313 81 Wynston Sawyer, R (6, 3) OBP: 0.200, SLG: 0.300		73 G3; 19 BB 1B	K		G5-3			94 F9; 96 SF8 2B	L3	3 0 1 0 0 1 2 2 1 1 0 0 0 0						
19 Ronald Torreyes, R (1, 6) OBP: 0.235, SLG: 0.250 23 Jordany Valdespin, L (6, 4)		73 G3 1-2 BB		K		1B		96 SF8; 94 F9; 46 1B BB	K	2 0 1 0 1 1 0 1 1 0 0 1 1 0						
73 LaMonte Wade Jr., L (1, 7) OBP: 0.444, SLG: 0.467 94 Brian Schales, R (6, 5) OBP: 0.500, SLG: 0.500		G3 1-2 2-3		G6-3	K			F9 1-2 2-3		3 0 0 0 0 1 3 1 0 0 0 0 0 2						
36 Adam Rosales, R (1, 4) OBP: 0.417, SLG: 0.900 96 Zander Wiel, R (6, 7)		BB	HR		F9			SF8 2-3 3-H		2 1 1 1 1 0 1 0 0 0 1 0 0 0						
57 Luke Raley, L (1, 9) OBP: 0.231, SLG: 0.333 46 Jaylin Davis, R (6, 9) OBP: 0.500, SLG: 0.500			P3		G4-3			1 FC6 1B 3-H		3 0 0 0 0 1 4 1 0 1 1 0 0 0						
Inning Stats	R: 0 H: 0 E: 0 LOB: 0 K: 1 BB: 0 S: 5 P: 5	R: 0 H: 1 E: 0 LOB: 3 K: 2 BB: 2 S: 8 P: 16	R: 1 H: 2 E: 0 LOB: 1 K: 1 BB: 0 S: 7 P: 7	R: 1 H: 1 E: 0 LOB: 0 K: 1 BB: 0 S: 6 P: 7	R: 1 H: 2 E: 0 LOB: 1 K: 1 BB: 0 S: 7 P: 7	R: 0 H: 1 E: 0 LOB: 1 K: 1 BB: 0 S: 6 P: 6	R: 0 H: 1 E: 0 LOB: 1 K: 2 BB: 0 S: 8 P: 8	R: 2 H: 2 E: 0 LOB: 0 K: 0 BB: 1 S: 5 P: 9	R: 2 H: 2 E: 0 LOB: 0 K: 1 BB: 0 S: 8 P: 9	1B: 7 SF: 1 2B: 3 SAC: 0 3B: 0 DP: 0 HR: 2 HBP: 0						

PITCHER	IP	WLS	BF	H	R	ER	SO	BB	IBB	HBP	BLK	WP	HR	S	P	ERA	WHIP
80 Darwinzon Hernández, L (1, 1) ERA:	2.0		9	1	0	0	3	2	0	0	0	0	0	13	21	0.00	1.500
47 Tyler Thornburg, R (3, 1) ERA: 13.5	1.0		5	2	1	1	1	0	0	0	0	0	0	7	7	9.00	2.000
31 Erasmo Ramírez, R (4, 1) ERA: 7.2	2.0		9	3	2	2	2	0	0	0	0	0	1	13	14	9.00	1.500
64 Marcus Walden, R (6, 1) ERA:	2.0	W	8	2	0	0	3	0	0	0	0	0	0	14	14	0.00	1.000
22 Jordan Weems, R (8, 1) ERA: 9.0	1.0		6	2	2	2	0	1	0	0	0	0	0	5	9	18.00	3.000

PITCHER	IP	WLS	BF	H	R	ER	SO	BB	IBB	HBP	BLK	WP	HR	S	P	ERA	WHIP
48 Dan Runzler, L (9, 1) ERA: 9.0	1.0		5	2	2	2	1	0	0	0	0	0	1	8	9	18.00	2.000

TOP

Minnesota Twins @ Boston Red Sox

JetBlue Park, Ft. Myers, FL

Sun Mar 03 2019, 1:06 PM - 4:03 PM EST

Att. 9,576 - Partly Cloudy - 82 F

livebaseballscorecards.com

AB	38
R	7
H	12
RBI	7
BB	3
SO	10
LOB	19

WP: 0	PA: 42					
PB: 0						
SB: 0						
CS: 0						

BOTTOM

Minnesota Twins @ Boston Red Sox

JetBlue Park, Ft. Myers, FL

Sun Mar 03 2019, 1:06 PM - 4:03 PM EST

Att. 9,576 - Partly Cloudy - 82 F

livebaseballscorecards.com

Batter	1	2	3	4	5	6	7	8	9	AB	R	H	RBI	BB	SO	LOB
16 Andrew Benintendi, L (1, 7) OBP: 0.182, SLG: 0.273	F8		K		G4-3	5 BB	K			3	0	0	0	0	1	0
2 Jagger Rusconi, S (6, 9) OBP: 0.333, SLG: 0.333						90 2B 1B 1-3				2	1	1	0	0	1	1
50 Mookie Betts, R (1, 9) OBP: 0.500, SLG: 0.625	2B		18 1B 2B		F8	BB 1-2		K		2	1	2	0	0	0	0
5 Tzu-Wei Lin, L (5, 9) OBP: 0.500, SLG: 0.667										1	1	0	0	1	0	0
(6, 8)																
16 Kervin Suarez, S (8, PH)										1	0	0	0	0	1	0
(9, 8)																
18 Mitch Moreland, L (1, 10) OBP: 0.500, SLG: 0.500	K		2 G4-3 1B 2-H		F7	K		K		2	0	1	1	0	1	1
77 Óscar Hernández, R (3, PR) OBP: 0.364, SLG: 0.400										3	0	0	0	0	2	3
(4, 10)																
2 Xander Bogaerts, R (1, 6) OBP: 0.364, SLG: 0.700	BB		G4-3 1-2			74 1B 85 1B 1B 2B		BB		1	0	0	0	1	0	1
90 C.J. Chatham, R (6, 6) OBP: 0.333, SLG: 0.364										2	1	2	3	1	0	0
19 Jackie Bradley Jr., L (1, 8) OBP: 0.500, SLG: 1.083	F7		G3-1			43 WP 74 1B 43 HR 1B 1-2 BB		1-2 BB		2	0	0	0	0	0	4
85 Josh Ockimey, L (6, 3) OBP: 0.375, SLG: 0.231										1	1	1	0	2	0	0
36 Eduardo Núñez, R (1, 5) OBP: 0.364, SLG: 0.455		P6		F9		43 WP 43 HR 1B 1-2 2-H K		K		2	0	0	0	0	0	0
74 Chad De La Guerra, L (5, 5) OBP: 0.556, SLG: 0.625										3	1	1	1	0	2	4
12 Brock Holt, L (1, 4) OBP: 0.333, SLG: 0.583		G4-3		G3-1		1-H 2-H HR	E5 89 FC5			2	0	0	0	0	0	0
43 Tony Renda, R (5, 4) OBP: 0.222, SLG: 0.500										2	1	1	3	0	0	0
3 Sandy León, S (1, 2) OBP: 0.429, SLG: 0.545		65 FC6-4 BB		G4-3		G4-3 1	FC5 2-3 1			2	0	0	0	1	0	0
89 Austin Rei, R (7, 2) OBP: 0.333, SLG: 0.333										1	0	0	0	0	0	1
65 Michael Chavis, R (1, 3) OBP: 0.421, SLG: 1.059		FC6-4 1-2f			HR	2 1B 90 2B 1B	K			2	1	1	1	0	0	1
31 Cole Brannen, L (6, 7) OBP: 0.333, SLG: 0.333										2	1	1	0	0	1	1
Inning Stats	R: 0 E: 0 K: 1 S: 6 H: 1 LOB: 2 BB: 1 P: 10	R: 0 E: 0 K: 0 S: 3 H: 0 LOB: 1 BB: 1 P: 7	R: 1 E: 0 K: 1 S: 7 H: 2 LOB: 2 BB: 0 P: 7	R: 0 E: 0 K: 0 S: 3 H: 0 LOB: 0 BB: 0 P: 3	R: 1 E: 0 K: 0 S: 4 H: 1 LOB: 0 BB: 0 P: 4	R: 7 E: 0 K: 2 S: 15 H: 7 LOB: 2 BB: 2 P: 24	R: 0 E: 1 K: 2 S: 8 H: 0 LOB: 1 BB: 0 P: 8	R: 0 E: 0 K: 3 S: 9 H: 0 LOB: 2 BB: 2 P: 17		1B: 6 2B: 3 3B: 0 HR: 2 SF: 0 SAC: 0 DP: 0 HBP: 0						

AB	36
R	9
H	11
RBI	9
BB	6
SO	9
LOB	17

WP: 1 PB: 0 SB: 0 CS: 0 PA: 42

PITCHER		IP	WLS	BF	H	R	ER	SO	BB	IBB	HBP	BLK	WP	HR	S	P	ERA	WHIP
59 Stephen Gonsalves, L ERA: 3.6	(1, 1)	3.0		14	3	1	1	2	2	0	0	0	0	0	16	24	3.00	1.667
61 Chase De Jong, R ERA: 16.88	(4, 1)	2.1	L	14	7	7	7	0	0	0	0	0	1	2	15	16	27.00	3.000
62 Dario Álvarez, L ERA: 13.5	(6, 1)	0.2		5	1	1	1	2	2	0	0	0	0	0	7	15	13.50	4.500
51 Mike Morin, R ERA:	(7, 1)	1.0		4	0	0	0	2	0	0	0	0	0	0	8	8	0.00	0.000
62 Andrew Vasquez, L ERA:	(8, 1)	1.0		5	0	0	0	3	2	0	0	0	0	0	9	17	0.00	2.000

PITCHER	IP	WLS	BF	H	R	ER	SO	BB	IBB	HBP	BLK	WP	HR	S	P	ERA	WHIP

Philadelphia Phillies @ Minnesota Twins

CenturyLink Sports Complex, Fort Myers, FL

Sun Mar 03 2019, 1:07 PM - 4:04 PM EST

Att. 8,753 - Sunny - 81 F

livebaseballscorecards.com

TOP

Batter	1	2	3	4	5	6	7	8	9	AB	R	H	RBI	BB	SO	LOB
4 Scott Kingery, R (1, 5) OBP: 0.368, SLG: 0.471 29 Mitch Walding, L (6, 5) OBP: 0.538, SLG: 0.600 (7, 3) (8, 5)	F S S 0-3 ① K		B B B B 4-0 BB			C C C 0-3 ① K		S S S 0-3 ③ K		2 0 0 0 1 2 0 1 0 0 0 0 1 1						
10 J.T. Realmuto, R (1, 2) OBP: 0.357, SLG: 0.846 44 Rob Brantly, L (6, 2) OBP: 0.545, SLG: 0.556	X 0-0 5 G4-6-3 1B		C C C 0-3 ② K			S S S 0-3 ② K			X 0-0 ① B5-3	3 0 1 0 0 2 1 1 0 0 0 0 0 0						
5 Nick Williams, L (1, 9) OBP: 0.333, SLG: 0.600 78 Mickey Moniak, L (6, 9) OBP: 0.250, SLG: 0.500	X 0-0 ② ③ G4-6-3 1-2f		X 0-0 ③ G5-3			C C C 0-3 ③ K			S S S 0-3 ② K	3 0 0 0 0 1 2 1 0 0 0 0 1 0						
17 Rhys Hoskins, R (1, 3) OBP: 0.429, SLG: 0.417 40 Gregorio Petit, R (7, 5) OBP: 0.231, SLG: 0.182 (8, 4)		X 0-0 ① G4-3		X 0-0 ① 1B			C C C 0-3 ① K		X 0-0 E9 95 1B	3 0 1 0 0 1 0 1 1 0 0 0 0 0						
25 Dylan Cozens, L (1, 7) OBP: 0.611, SLG: 1.071 95 Darick Hall, L (7, 7) OBP: 1.000, SLG: 2.500 95 Jake Scheiner, R (8, 7) OBP: 0.667, SLG: 0.667		S S S 0-3 ② K		X 0-0 ② G6-3			S S T 0-2 ② K		X 0-0 90 FC5-4 2-H 1B	3 0 0 0 0 2 0 0 0 0 0 0 0 0 1 0 1 1 0 0 0						
75 Adam Haseley, L (1, 8) OBP: 0.188, SLG: 0.333 90 Matt Vierling, R (8, 8)		X 0-0 ③ F8		S S S 0-3 ③ K			S S S 0-3 ③ K		X 0-0 ③ FC5-4 1-2f	3 0 0 0 0 2 0 1 0 0 0 0 0 1						
31 Shane Robinson, R (1, 10) OBP: 0.471, SLG: 0.500			X 0-0 ① G6-3		X 0-0 9 G1-6-3 1B			X 0-0 28 G3-1 2B		3 0 2 0 0 0 0						
9 Phil Gosselin, R (1, 4) OBP: 0.429, SLG: 0.417 76 Austin Listi, R (8, 3) OBP: 0.214, SLG: 0.250			X 0-0 28 HR 1B		X 0-0 ① ② G1-6-3 1-2f			S S S 0-3 ① K		3 1 1 0 0 1 2 0 0 0 0 0 0 0						
28 Andrew Romine, S (1, 6) OBP: 0.389, SLG: 0.563 70 Arquímedes Gamboa, S (8, 6)			B B F B F X 3-2 1-H HR		X 0-0 ③ G4-3			X 0-0 ② G3-1 2-3		3 1 1 2 0 0 1 0 0 0 0 0 0 0						
Inning Stats	R: 0 H: 1 E: 0 LOB: 0 K: 1 BB: 0 S: 5 P: 5	R: 0 H: 0 E: 0 LOB: 0 K: 1 BB: 0 S: 5 P: 5	R: 2 H: 2 E: 0 LOB: 1 K: 1 BB: 1 S: 9 P: 16	R: 0 H: 1 E: 0 LOB: 0 K: 1 BB: 0 S: 5 P: 5	R: 0 H: 1 E: 0 LOB: 0 K: 0 BB: 0 S: 3 P: 3	R: 0 H: 0 E: 0 LOB: 0 K: 3 BB: 0 S: 9 P: 9	R: 0 H: 0 E: 0 LOB: 0 K: 3 BB: 0 S: 9 P: 9	R: 0 H: 1 E: 0 LOB: 1 K: 2 BB: 0 S: 8 P: 8	R: 1 H: 1 E: 1 LOB: 1 K: 1 BB: 0 S: 7 P: 7	1B: 5 SF: 0 2B: 1 SAC: 0 3B: 0 DP: 2 HR: 1 HBP: 0						

	AB	32
	R	3
	H	7
	RBI	3
	BB	1
	SO	13
	LOB	8

WP: 0 PA: 33
PB: 0
SB: 0
CS: 0

PITCHER		IP	WLS	BF	H	R	ER	SO	BB	IBB	HBP	BLK	WP	HR	S	P	ERA	WHIP
17 José Berríos, R ERA: 6.23	(1, 1)	2.1		10	3	2	2	2	1	0	0	0	0	1	15	22	7.71	1.714
96 Pat Dean, L ERA: 27.0	(3, 1)	0.2		2	0	0	0	1	0	0	0	0	0	0	4	4	0.00	0.000
33 Martín Pérez, L ERA: 3.6	(4, 1)	3.0		9	2	0	0	4	0	0	0	0	0	0	17	17	0.00	0.667
54 Preston Guilmet, R ERA: 2.25	(7, 1)	1.0	H	3	0	0	0	3	0	0	0	0	0	0	9	9	0.00	0.000
80 Ryan Eades, R ERA:	(8, 1)	1.0	H	4	1	0	0	2	0	0	0	0	0	0	8	8	0.00	1.000

PITCHER		IP	WLS	BF	H	R	ER	SO	BB	IBB	HBP	BLK	WP	HR	S	P	ERA	WHIP
70 Ryne Harper, R ERA:	(9, 1)	1.0	B	5	1	1	0	1	0	0	0	0	0	0	7	7	0.00	1.000

BOTTOM

Philadelphia Phillies @ Minnesota Twins

CenturyLink Sports Complex, Fort Myers, FL

Sun Mar 03 2019, 1:07 PM - 4:04 PM EST

Att. 8,753 - Sunny - 81 F

livebaseballscorecards.com

Batter	1	2	3	4	5	6	7	8	9	AB	R	H	RBI	BB	SO	LOB
26 Max Kepler, L (1, 9) OBP: 0.667, SLG: 1.222 66 Brent Rooker, R (7, 7) OBP: 0.231, SLG: 0.583 (7, 7)	S S S 0-3 K ①			X 0-0 9 FC5-4 1B	X 0-0 11 BB 1B 3-H		C C C 0-3 K ③			3 0 2 1 0 1 0 1 0 0 0 0 1 1						
11 Jorge Polanco, S (1, 6) OBP: 0.267, SLG: 0.286 72 Randy César, R (7, 5) OBP: 0.273, SLG: 0.500	X 0-0 L8 ②			S S S 0-3 K ①	B B B 4-0 BB 1-2			X 0-0 G5-3 ①		2 0 0 0 1 1 1 1 0 0 0 0 0 0						
9 Marwin Gonzalez, S (1, 5) 40 Drew Maggi, R (7, 6) OBP: 0.250, SLG: 0.250 (7, 6)	S S S 0-3 K ③			X 0-0 FC5-4 ② 1-2f	X 0-0 G4-3 ③			X 0-0 17 S 1B		3 0 0 0 0 1 3 1 0 1 0 0 0 0						
20 Eddie Rosario, L (1, 7) OBP: 0.533, SLG: 0.933 17 Jon Kemmer, L (7, 9)		X 0-0 F9 ①		X 0-0 G3 ③		X 0-0 G3 ①		B S S S 1-3 K ② 1-2		3 0 0 0 0 0 1 1 0 0 0 0 1 1						
24 C.J. Cron, R (1, 3) OBP: 0.500, SLG: 0.250 90 Mitchell Kranson, L (7, 3)		X 0-0 G4-3 ②			B B B 4-0 16 HR BB	X 0-0 F7 ②		X 0-0 L7 ③		2 1 0 0 1 0 0 1 0 0 0 0 0 1						
16 Jonathan Schoop, R (1, 4) OBP: 0.250, SLG: 0.455 21 Gilberto Celestino, R (7, 8)		X 0-0 G4-3 ③			B F X 1-1 1-H HR	X 0-0 G6-3 ③			X 0-0 G2-3 ①	3 1 1 2 0 0 0 1 0 0 0 0 0 0						
27 Lucas Duda, L (1, 10) OBP: 0.500, SLG: 0.500 78 Ben Rortvedt, L (9, PH) OBP: 0.429, SLG: 0.500			S S S 0-3 K ①	X 0-0 15 G4-6-3 25 HBP 26 1B 1B			X 0-0 56 G5-4-3 2B		X 0-0 2B	3 1 2 0 0 1 0 1 0 1 0 0 0 0						
25 Byron Buxton, R (1, 8) OBP: 0.615, SLG: 1.455 2 Luis Arraez, L (7, 4) OBP: 0.333, SLG: 0.111			X 0-0 F8 ②	H 1-0 15 G4-6-3 1-2 HBP			B B B 4-0 56 G5-4-3 BB		H 1-0 56 G6-4-3 HBP	1 0 0 0 0 0 0 0 0 0 0 1 0 0						
15 Jason Castro, L (1, 2) OBP: 0.400, SLG: 0.167 56 Tomás Telis, S (7, 2) OBP: 0.125, SLG: 0.125			C C C 0-3 K ③	X 0-0 G4-6-3 ① ② 1-2f 2-3			X 0-0 G5-4-3 ① ② 1-2f 2-3		X 0-0 G6-4-3 ② ③ 1-2f	2 0 0 0 0 1 2 2 0 0 0 0 0 4						
Inning Stats	R: 0 E: 0 K: 2 S: 7 H: 0 LOB: 0 BB: 0 P: 7	R: 0 E: 0 K: 0 S: 3 H: 0 LOB: 0 BB: 0 P: 3	R: 0 E: 0 K: 2 S: 7 H: 0 LOB: 0 BB: 0 P: 7	R: 0 E: 0 K: 1 S: 6 H: 1 LOB: 1 BB: 0 P: 6	R: 3 E: 0 K: 0 S: 6 H: 3 LOB: 2 BB: 2 P: 16	R: 0 E: 0 K: 0 S: 3 H: 0 LOB: 0 BB: 0 P: 3	R: 0 E: 0 K: 1 S: 5 H: 1 LOB: 1 BB: 1 P: 9	R: 0 E: 0 K: 1 S: 6 H: 1 LOB: 1 BB: 0 P: 7	R: 0 E: 0 K: 0 S: 3 H: 1 LOB: 1 BB: 0 P: 4	1B: 4 2B: 2 3B: 0 HR: 1 SF: 0 SAC: 0 DP: 3 HBP: 2							

	AB	31
	R	3
	H	7
	RBI	3
	BB	3
	SO	7
	LOB	14

WP: 0 PB: 0 SB: 1 CS: 0 PA: 36

PITCHER		IP	WLS	BF	H	R	ER	SO	BB	IBB	HBP	BLK	WP	HR	S	P	ERA	WHIP
49 Jake Arrieta, R ERA:	(1, 1)	3.0		9	0	0	0	4	0	0	0	0	0	0	17	17	0.00	0.000
46 Adam Morgan, L ERA:	(4, 1)	1.0	H	4	1	0	0	1	0	0	0	0	0	0	6	6	0.00	1.000
64 Víctor Arano, R ERA: 21.6	(5, 1)	0.2	B	5	2	3	3	0	1	0	1	0	0	1	4	10	40.50	4.500
85 Seth McGarry, R ERA:	(5, 1)	0.1		3	1	0	0	0	1	0	0	0	0	0	2	6	0.00	6.000
61 Edubray Ramos, R ERA: 6.0	(6, 1)	1.0		3	0	0	0	0	0	0	0	0	0	0	3	3	0.00	0.000

PITCHER		IP	WLS	BF	H	R	ER	SO	BB	IBB	HBP	BLK	WP	HR	S	P	ERA	WHIP
67 Jeremy Bleich, L ERA:	(7, 1)	1.0		4	1	0	0	1	1	0	0	0	0	0	5	9	0.00	2.000
68 Josh Martin, R ERA:	(8, 1)	1.0		4	1	0	0	1	0	0	0	0	0	0	6	7	0.00	1.000
88 Andrew Brown, R ERA:	(9, 1)	1.0		4	1	0	0	0	0	0	1	0	0	0	3	4	0.00	1.000

Batter	1	2	3	4	5	6	7	8	9	AB	R	H	RBI	BB	SO	LOB
3 Cedric Mullins, L (1, 8) OBP: 0.238, SLG: 0.263	1-0 15 S 2B		0-0 ① G3-4-3 1-2	0-0 ② G3			0-0 E4 25 2B		0-0 72 HR 2B	4	0	1	0	0	0	1
6 Drew Jackson, R (7, 8) OBP: 0.421, SLG: 0.438 (9, 6)										1	1	1	0	0	0	0
28 Eric Young Jr., S (1, 7) OBP: 0.563, SLG: 0.750	0-0 ① F2		1-0 15 BB 39 HR HBP	0-0 ③ G4-3			0-0 ① 76 WP 1-H 2B		1-0 72 HR HBP	2	1	0	0	0	0	1
25 Anthony Santander, S (5, 7) OBP: 0.563, SLG: 1.000										1	2	1	0	0	0	0
15 Chance Sisco, L (1, 2) OBP: 0.643, SLG: 1.700	4-0 39 G5-4-3 2-3 BB		4-0 39 HR 1-2 2-3 BB		0-3 ① K		0-0 ② G6-3		0-1 1-H 2-H HR	2	1	0	0	2	1	1
72 Martin Cervenka, R (7, 2) OBP: 0.667, SLG: 2.000										1	1	1	3	0	0	0
39 Renato Núñez, R (1, 3) OBP: 0.235, SLG: 0.438	0-0 ②③ G5-4-3 1-2f		1-2 1-H 2-H 3-H HR		0-0 ② P6		1-3 ③ K 3-H		0-0 1B	3	1	1	4	0	0	2
76 Ryan Mountcastle, R (6, 3) OBP: 0.333, SLG: 0.316										2	0	1	0	0	1	0
14 Rio Ruiz, L (1, 5) OBP: 0.350, SLG: 0.500		0-3 ① K	4-0 57 E 57 S 57 SF7 BB		0-0 2B			0-0 ① F8	0-0 ③ F9	2	1	1	0	1	1	0
12 Stevie Wilkerson, S (6, 5) OBP: 0.263, SLG: 0.188										2	0	0	0	0	0	1
57 Hanser Alberto, R (1, 4) OBP: 0.364, SLG: 0.250		0-3 ② K	1-0 ② SF7 1-H		0-0 ③ G5-3			0-3 ② K		2	0	0	1	0	1	1
68 Christopher Bostick, R (6, 4) OBP: 0.059, SLG: 0.059										1	0	0	0	0	1	0
29 Jace Peterson, L (1, 10) OBP: 0.467, SLG: 0.385	4-0 BB	0-0 1B				0-3 ① K		0-0 ③ G4-3		2	0	1	0	1	1	0
69 Jack Reinheimer, R (8, PH) OBP: 0.364, SLG: 0.455 (8, 10)										1	0	0	0	0	0	0
24 DJ Stewart, L (1, 9) OBP: 0.316, SLG: 0.500	0-3 ③ K	0-0 ③ F8				0-0 ② F7			0-3 ① K	3	0	0	0	0	1	2
80 Yusniel Díaz, R (6, 9) OBP: 0.429, SLG: 0.667 (9, 8)										1	0	0	0	0	1	0
1 Richie Martin, R (1, 6) OBP: 0.474, SLG: 0.529		0-0 15 BB 3 G3-4-3 39 HR 1B	0-0 ① G5-3			0-0 ③ P5			0-3 ② K	4	1	1	0	0	1	0
95 Robert Neustrom, L (9, 9)										0	0	0	0	0	0	0
Inning Stats	R: 0 E: 0 K: 0 S: 3 H: 1 LOB: 1 BB: 1 P: 8	R: 0 E: 0 K: 3 S: 9 H: 0 LOB: 1 BB: 1 P: 13	R: 5 E: 0 K: 0 S: 8 H: 3 LOB: 1 BB: 2 P: 19	R: 0 E: 0 K: 0 S: 3 H: 0 LOB: 0 BB: 0 P: 3	R: 0 E: 0 K: 1 S: 6 H: 1 LOB: 1 BB: 0 P: 6	R: 0 E: 0 K: 1 S: 5 H: 0 LOB: 0 BB: 0 P: 5	R: 1 E: 1 K: 1 S: 6 H: 1 LOB: 0 BB: 0 P: 7	R: 0 E: 0 K: 1 S: 5 H: 0 LOB: 0 BB: 0 P: 5	R: 3 E: 0 K: 2 S: 11 H: 3 LOB: 1 BB: 0 P: 12	1B: 3 2B: 4 3B: 0 HR: 2 SF: 1 SAC: 0 DP: 1 HBP: 2						

TOP

Baltimore Orioles @ Minnesota Twins

CenturyLink Sports Complex, Fort Myers, FL

Mon Mar 04 2019, 1:06 PM - 3:46 PM EST

Att. 4,859 - Partly Cloudy - 82 F

livebaseballscorecards.com

AB	34
R	9
H	9
RBI	8
BB	4
SO	9
LOB	9

WP: 1 PB: 0 SB: 2 CS: 0 PA: 41

PITCHER	IP	WLS	BF	H	R	ER	SO	BB	IBB	HBP	BLK	WP	HR	S	P	ERA	WHIP
44 Kyle Gibson, R (1, 1) ERA:	2.0		8	1	0	0	3	2	0	0	0	0	0	12	21	0.00	1.500
43 Addison Reed, R (3, 1) ERA: 27.0	0.1	L	6	2	5	5	0	2	0	1	0	0	1	5	15	135.00	12.000
50 Justin Nicolino, L (3, 1) ERA:	0.2		3	1	0	0	0	0	0	0	0	0	0	3	4	0.00	1.500
38 Blake Parker, R (4, 1) ERA:	1.0		3	0	0	0	0	0	0	0	0	0	0	3	3	0.00	0.000
55 Taylor Rogers, L (5, 1) ERA:	1.0		4	1	0	0	1	0	0	0	0	0	0	6	6	0.00	1.000

PITCHER	IP	WLS	BF	H	R	ER	SO	BB	IBB	HBP	BLK	WP	HR	S	P	ERA	WHIP
65 Trevor May, R (6, 1) ERA: 2.25	1.0		3	0	0	0	1	0	0	0	0	0	0	5	5	0.00	0.000
77 Fernando Romero, R (7, 1) ERA: 1.8	2.0		7	1	1	1	2	0	0	0	0	1	0	11	12	4.50	0.500
21 Tyler Duffey, R (9, 1) ERA: 7.71	0.2		5	2	3	3	2	0	0	1	0	0	1	9	10	40.50	3.000
95 DJ Baxendale, R (9, 1) ERA:	0.1		2	1	0	0	0	0	0	0	0	0	0	2	2	0.00	3.000

Batter	1	2	3	4	5	6	7	8	9	AB	R	H	RBI	BB	SO	LOB
2 Luis Arraez, L (1, 5) OBP: 0.267, SLG: 0.083 72 Randy César, R (7, 3) OBP: 0.250, SLG: 0.455	x 0-0 ① G3		x 0-0 ① F7		S S S 0-3 ② K			x 0-0 ② G4-3		3 0 0 0 0 1 0 1 0 0 0 0 0 0						
16 Jonathan Schoop, R (1, 4) OBP: 0.267, SLG: 0.429 81 Wynston Sawyer, R (7, 2) OBP: 0.182, SLG: 0.273	x 0-0 ② P4		x 0-0 24 HR 1B		x 0-0 ③ G6-3			S S C 0-3 ③ K		3 1 1 0 0 0 0 1 0 0 0 0 1 0						
24 C.J. Cron, R (1, 3) OBP: 0.533, SLG: 0.909 25 Mike Olt, R (7, 5) OBP: 0.400, SLG: 0.250	x 0-0 HR		S B S B X 2-2 1-H HR			x 0-0 ① G6-3			C S C 0-3 ① K	3 2 2 3 0 0 0 1 0 0 0 0 1 0						
18 Mitch Garver, R (1, 2) OBP: 0.133, SLG: 0.143 23 Jordany Valdespin, L (7, 4) OBP: 0.750, SLG: 2.000	C C C 0-3 ③ K		x 0-0 ② G4-3			x 0-0 ② F9			B B S C X 2-2 HR	3 0 0 0 0 1 0 1 1 1 1 0 0 0						
31 Tyler Austin, R (1, 10) OBP: 0.211, SLG: 0.263 56 Tomás Telis, S (9, PH) OBP: 0.111, SLG: 0.111		x 0-0 ① F8	x 0-0 ③ L5			S S S 0-3 ③ K			x 0-0 ② F8	3 0 0 0 0 1 0 1 0 0 0 0 0 0						
27 Alex Kirilloff, L (1, 9) OBP: 0.214, SLG: 0.214 50 Jimmy Kerrigan, S (8, 9) OBP: 0.167, SLG: 0.167 (8, 8)		x 0-0 36 2B 1B		x 0-0 ① F8			x 0-0 ① G4-3		x 0-0 ③ G5-3	3 0 1 0 0 0 0 1 0 0 0 0 0 0						
36 Adam Rosales, R (1, 6) OBP: 0.400, SLG: 0.846 95 Wander Javier, R (8, 6)		x 0-0 1-3 2B		x 0-0 ② P3			x 0-0 ② G2-3			3 0 1 0 0 0 0 0 0 0 0 0 0 0						
57 Luke Raley, L (1, 8) OBP: 0.188, SLG: 0.267 91 Aaron Whitefield, R (8, 8) OBP: 0.333, SLG: 0.333 96 Zander Wiel, R (8, 9)		S S S 0-3 ② K		S S S 0-3 ③ K			x 0-0 ③ G4-3			3 0 0 0 0 2 2 0 0 0 0 0 0 0 0 0 0 0 0 0 0						
66 Brent Rooker, R (1, 7) OBP: 0.188, SLG: 0.467 17 Jon Kemmer, L (9, 7)		S S S 0-3 ③ K			x 0-0 ① G5-3			S S S 0-3 ① K		3 0 0 0 0 2 2 0 0 0 0 0 0 0						
Inning Stats	R: 1 H: 1 E: 0 LOB: 0 K: 1 BB: 0 S: 6 P: 6	R: 0 H: 2 E: 0 LOB: 2 K: 2 BB: 0 S: 9 P: 9	R: 2 H: 2 E: 0 LOB: 0 K: 0 BB: 0 S: 7 P: 9	R: 0 H: 0 E: 0 LOB: 0 K: 1 BB: 0 S: 5 P: 5	R: 0 H: 0 E: 0 LOB: 0 K: 1 BB: 0 S: 5 P: 5	R: 0 H: 0 E: 0 LOB: 0 K: 1 BB: 0 S: 5 P: 5	R: 0 H: 0 E: 0 LOB: 0 K: 0 BB: 0 S: 3 P: 3	R: 0 H: 0 E: 0 LOB: 0 K: 2 BB: 0 S: 7 P: 7	R: 1 H: 1 E: 0 LOB: 0 K: 1 BB: 0 S: 8 P: 10	1B: 2 SF: 0 2B: 1 SAC: 0 3B: 0 DP: 0 HR: 3 HBP: 0						

PITCHER		IP	WLS	BF	H	R	ER	SO	BB	IBB	HBP	BLK	WP	HR	S	P	ERA	WHIP
37 Dylan Bundy, R ERA: 7.2	(1, 1)	3.0	W	14	5	3	3	3	0	0	0	0	0	2	22	24	9.00	1.667
41 David Hess, R ERA: 2.57	(4, 1)	3.0	H	9	0	0	0	3	0	0	0	0	0	0	15	15	0.00	0.000
35 Josh Osich, L ERA:	(7, 1)	1.0		3	0	0	0	0	0	0	0	0	0	0	3	3	0.00	0.000
50 Miguel Castro, R ERA:	(8, 1)	1.0		3	0	0	0	2	0	0	0	0	0	0	7	7	0.00	0.000
55 Dillon Tate, R ERA: 6.75	(9, 1)	1.0		4	1	1	1	1	0	0	0	0	0	1	8	10	9.00	1.000

PITCHER	IP	WLS	BF	H	R	ER	SO	BB	IBB	HBP	BLK	WP	HR	S	P	ERA	WHIP

BOTTOM

Baltimore Orioles @ Minnesota Twins

CenturyLink Sports Complex, Fort Myers, FL

Mon Mar 04 2019, 1:06 PM - 3:46 PM EST

Att. 4,859 - Partly Cloudy - 82 F

livebaseballscorecards.com

AB	33
R	4
H	6
RBI	4
BB	0
SO	9
LOB	4

WP: 0	PA: 33		
PB: 0			
SB: 0			
CS: 0			

Batter	1	2	3	4	5	6	7	8	9	AB	R	H	RBI	BB	SO	LOB
17 Austin Meadows, L (1, 9) OBP: 0.421, SLG: 1.000 65 Jesús Sánchez, L (6, 9) OBP: 0.250, SLG: 0.400	0-0 3B		4-0 28 1B BB		0-0 G3		0-3 K		4-0 86 1B 1-2 BB	2 0 1 0 1 0 0 1 0 0 0 1 1 0						
28 Daniel Robertson, R (1, 6) OBP: 0.556, SLG: 0.813 86 Lucius Fox, S (6, 6) OBP: 0.500, SLG: 0.500	0-3 K		0-0 8 BB 1-3 1B		0-0 L5		0-3 K		0-0 1-2 2-3 1B	3 0 1 0 0 1 1 2 0 1 0 0 1 0						
8 Brandon Lowe, L (1, 3) OBP: 0.550, SLG: 0.889 79 Nathaniel Lowe, L (6, 3) OBP: 0.111, SLG: 0.333	0-3 K		4-0 1-2 BB			0-3 K		0-3 K	0-3 K	2 0 0 0 1 2 1 2 0 0 0 0 2 3						
2 Yandy Díaz, R (1, 5) OBP: 0.368, SLG: 0.467 84 Mike Brosseau, R (6, 5) OBP: 0.308, SLG: 0.273	0-0 F9		0-0 F8			1-0 HR		0-3 K		3 1 1 1 0 0 4 1 0 0 0 0 1 0						
18 Joey Wendle, L (1, 4) OBP: 0.235, SLG: 0.438 85 Nick Solak, R (6, 4) OBP: 0.462, SLG: 0.333		0-3 K		0-3 K		0-0 39 G4-3 26 PB 2B		4-0 BB		3 1 1 0 0 2 0 0 0 0 0 1 0 0						
39 Kevin Kiermaier, L (1, 8) OBP: 0.294, SLG: 0.267 11 Andrew Velazquez, S (6, 8) OBP: 0.250, SLG: 0.313		0-0 F7		0-0 1B		0-0 G4-3 2-3		0-3 K		3 0 1 0 0 0 1 1 0 0 0 0 1 1						
26 Ji Man Choi, L (1, 10) OBP: 0.471, SLG: 0.200 94 Tony Pena, R (9, PH)	0-3 K		0-0 F7			4-0 31 WP 3-H BB			0-0 G1-3	2 0 0 0 1 1 1 1 0 0 0 0 0 0						
9 Jake Smolinski, R (1, 7) OBP: 0.375, SLG: 0.357 31 Jason Coats, R (6, PH) OBP: 0.333, SLG: 0.714 (6, 7)			0-0 F9	0-3 K		1-3 K 1-2			4-0 86 1B 65 BB BB	2 0 0 0 0 1 1 1 0 0 0 1 1 1						
7 Michael Pérez, L (1, 2) OBP: 0.250, SLG: 0.273 19 Nick Ciuffo, L (6, 2)			0-0 F9		0-0 G3-1		0-0 G6-3		0-3 K	2 0 0 0 0 0 0 2 0 0 0 0 1 1						
Inning Stats	R: 0 H: 1 E: 0 LOB: 1 K: 2 BB: 0 S: 8 P: 8	R: 0 H: 0 E: 0 LOB: 0 K: 2 BB: 0 S: 7 P: 7	R: 0 H: 1 E: 0 LOB: 3 K: 0 BB: 2 S: 4 P: 12	R: 0 H: 1 E: 0 LOB: 1 K: 2 BB: 0 S: 8 P: 8	R: 0 H: 0 E: 0 LOB: 0 K: 0 BB: 0 S: 3 P: 3	R: 2 H: 2 E: 0 LOB: 1 K: 2 BB: 1 S: 9 P: 15	R: 0 H: 0 E: 0 LOB: 0 K: 2 BB: 0 S: 7 P: 7	R: 0 H: 0 E: 0 LOB: 1 K: 3 BB: 1 S: 9 P: 13	R: 0 H: 1 E: 0 LOB: 3 K: 2 BB: 2 S: 8 P: 16	1B: 3 SF: 0 2B: 1 SAC: 0 3B: 1 DP: 0 HR: 1 HBP: 0						

PITCHER	IP	WLS	BF	H	R	ER	SO	BB	IBB	HBP	BLK	WP	HR	S	P	ERA	WHIP
12 Jake Odorizzi, R (1, 1) ERA:	2.2	W	11	2	0	0	4	1	0	0	0	0	0	18	22	0.00	1.125
55 Jeff Ames, R (3, 1) ERA: 3.38	0.1		2	0	0	0	0	1	0	0	0	0	0	1	5	0.00	3.000
35 Michael Pineda, R (4, 1) ERA:	2.0		7	1	0	0	2	0	0	0	0	0	0	11	11	0.00	0.500
39 Trevor Hildenberger, R (6, 1) ERA: 4.5	1.0		6	2	2	2	2	1	0	0	0	1	1	9	15	18.00	3.000
68 Matt Magill, R (7, 1) ERA: 7.36	1.0		3	0	0	0	2	0	0	0	0	0	0	7	7	0.00	0.000

PITCHER	IP	WLS	BF	H	R	ER	SO	BB	IBB	HBP	BLK	WP	HR	S	P	ERA	WHIP
49 Adalberto Mejía, L (8, 1) ERA: 2.25	1.0		4	0	0	0	3	1	0	0	0	0	0	9	13	0.00	1.000
Tim Collins, L (9, 1) ERA: 6.0	1.0		6	1	0	0	2	2	0	0	0	0	0	8	16	0.00	3.000

TOP

Tampa Bay Rays @ Minnesota Twins

CenturyLink Sports Complex, Fort Myers, FL

Tue Mar 05 2019, 1:06 PM - 4:04 PM EST

Att. 5,262 - Overcast - 68 F

livebaseballscorecards.com

AB	33
R	2
H	6
RBI	1
BB	6
SO	15
LOB	15

WP: 1	PA: 39		
PB: 1			
SB: 0			
CS: 0			

BOTTOM

Tampa Bay Rays @ Minnesota Twins

CenturyLink Sports Complex, Fort Myers, FL

Tue Mar 05 2019, 1:06 PM - 4:04 PM EST

Att. 5,262 - Overcast - 68 F

livebaseballscorecards.com

Batter	1	2	3	4	5	6	7	8	9	AB	R	H	RBI	BB	SO	LOB
26 Max Kepler, L (1, 9) OBP: 0.625, SLG: 1.000 91 Aaron Whitefield, R (7, 8) OBP: 0.286, SLG: 0.286	BB: 64 16 20 HR 13 FC6 1B: 13 2B		K			K		K		3 1	2 0	1 0	0 0	1 0	2 1	1 0
13 Ehire Adrianza, S (1, 6) OBP: 0.389, SLG: 0.667 46 Jaylin Davis, R (7, 9) OBP: 0.500, SLG: 0.500	FC6: 64 1B 20 HR 2B: 1-H			F8		F8				4 0	1 0	1 0	1 0	0 0	0 0	1 0
64 Willians Astudillo, R (1, 5) OBP: 0.316, SLG: 0.471 40 Drew Maggi, R (7, 6) OBP: 0.250, SLG: 0.250	20 HR 1B F7			F9		P4				4 0	1 0	1 0	0 0	0 0	0 0	1 0
20 Eddie Rosario, L (1, 7) OBP: 0.500, SLG: 1.000 1 Nick Gordon, L (7, 4) OBP: 0.286, SLG: 0.357	HR: 1-H 2-H 3-H	F8		G3-1			78 G3 2B			3 1	1 0	1 1	4 0	0 0	0 0	0 0
25 Byron Buxton, R (1, 10) OBP: 0.500, SLG: 1.143 81 Wynston Sawyer, R (7, PH) OBP: 0.167, SLG: 0.250 (8, 10)	K	K			K		L5			3 1	0 0	0 0	0 0	0 0	3 0	0 1
15 Jason Castro, L (1, 2) OBP: 0.385, SLG: 0.556 78 Ben Rortvedt, L (6, 2) OBP: 0.375, SLG: 0.429	G5-3	K			HR		G3 2-3			3 1	1 0	1 0	1 0	0 0	1 0	0 1
27 Lucas Duda, L (1, 3) OBP: 0.476, SLG: 0.438 73 LaMonte Wade Jr., L (7, 7) OBP: 0.421, SLG: 0.438	BB: 19 E 60 HR		P6		K		F9			2 1	1 0	0 0	0 0	1 0	1 0	0 1
19 Ronald Torreyes, R (1, 4) OBP: 0.286, SLG: 0.350 (7, 5)	E6: 60 HR 1-2		60 F8 2B		1B			L4		4	1	2	0	0	0	1
60 Jake Cave, L (1, 8) OBP: 0.273, SLG: 0.350 47 Wilin Rosario, R (7, 3)	HR: 1-H 2-H		F8 2-3		F8			G5-3		3 1	1 0	1 0	3 0	0 0	0 0	2 0
Inning Stats	R: 8 E: 1 K: 1 S: 13 H: 5 LOB: 1 BB: 2 P: 24	R: 0 E: 0 K: 2 S: 7 H: 0 LOB: 0 BB: 0 P: 7	R: 0 E: 0 K: 1 S: 6 H: 1 LOB: 1 BB: 0 P: 6	R: 0 E: 0 K: 0 S: 3 H: 0 LOB: 0 BB: 0 P: 3	R: 1 E: 0 K: 2 S: 11 H: 2 LOB: 1 BB: 0 P: 11	R: 0 E: 0 K: 1 S: 5 H: 0 LOB: 0 BB: 0 P: 5	R: 0 E: 0 K: 0 S: 4 H: 1 LOB: 1 BB: 0 P: 4	R: 0 E: 0 K: 1 S: 5 H: 0 LOB: 0 BB: 0 P: 5		1B: 3 2B: 3 3B: 0 HR: 3	SF: 0 SAC: 0 DP: 0 HBP: 0						

	AB	35
	R	9
	H	9
	RBI	9
	BB	2
	SO	8
	LOB	9

PITCHER		IP	WLS	BF	H	R	ER	SO	BB	IBB	HBP	BLK	WP	HR	S	P	ERA	WHIP
56 Adam Kolarek, L ERA: 31.5	(1, 1)	0.2	L	8	2	6	6	1	2	0	0	0	0	1	8	17	81.00	6.000
75 Luis Santos, R ERA: 7.94	(1, 1)	1.1		7	3	2	0	2	0	0	0	0	0	1	12	14	0.00	2.250
74 Cole Sulser, R ERA:	(3, 1)	1.0		4	1	0	0	1	0	0	0	0	0	0	6	6	0.00	1.000
60 Hoby Milner, L ERA: 3.6	(4, 1)	2.0		8	2	1	1	2	0	0	0	0	0	1	14	14	4.50	1.000
36 Andrew Kittredge, R ERA:	(6, 1)	1.0		3	0	0	0	1	0	0	0	0	0	0	5	5	0.00	0.000

PITCHER		IP	WLS	BF	H	R	ER	SO	BB	IBB	HBP	BLK	WP	HR	S	P	ERA	WHIP
76 Mike Franco, R ERA: 6.75	(7, 1)	1.0		4	1	0	0	0	0	0	0	0	0	0	4	4	0.00	1.000
92 Ian Gardeck, R ERA:	(8, 1)	1.0		3	0	0	0	1	0	0	0	0	0	0	5	5	0.00	0.000

Minnesota Twins @ Boston Red Sox

JetBlue Park, Ft. Myers, FL

Thu Mar 07 2019, 1:07 PM - 4:13 PM EST

Att. 9,864 - Sunny - 72 F

TOP

livebaseballscorecards.com

Batter	1	2	3	4	5	6	7	8	9	AB	R	H	RBI	BB	SO	LOB
64 Willians Astudillo, R (1, 2) OBP: 0.273, SLG: 0.400	L5	L5 3-3		L6		16 G6-3 60 1B 2B	G5-3	F9		3	0	0	0	0	0	2
18 Mitch Garver, R (6, PH) (6, 3) OBP: 0.167, SLG: 0.235										3	1	1	0	0	0	3
40 Drew Maggi, R (9, 5) OBP: 0.250, SLG: 0.250										0	0	0	0	0	0	0
16 Jonathan Schoop, R (1, 4) OBP: 0.316, SLG: 0.412	1B		BBBB 60 1B 19 1B BB	G6-3		G6-3 2-3	BBBB 3-H BB		BBBB 56 G6-4-3 BB	3	1	1	0	1	0	2
2 Luis Arraez, L (6, 4) OBP: 0.353, SLG: 0.083										0	0	0	0	2	0	0
24 C.J. Cron, R (1, 3) OBP: 0.421, SLG: 0.667	F8		F9	K		SSS K	F9		G6-4-3 1-2f	4	0	0	0	0	2	4
56 Tomás Telis, S (6, 2) OBP: 0.091, SLG: 0.091										2	0	0	0	0	0	3
60 Jake Cave, L (1, 7) OBP: 0.346, SLG: 0.417	G4-3		19 1B 1-3 1B		27 F9 19 G6-3 36 2B 1B	19 1B 3-H 1B		F8	SSC K	4	1	3	1	0	0	1
27 Alex Kirilloff, L (7, 9) OBP: 0.188, SLG: 0.188										2	0	0	0	0	1	0
19 Ronald Torreyes, R (1, 6) OBP: 0.360, SLG: 0.417		73 F9 27 1B 36 1B 1B	1-2 3-H 1B		G6-3 1-2	1-3 1B		BBBB 66 HR BB		4	1	3	1	0	0	1
1 Nick Gordon, L (6, 6) OBP: 0.333, SLG: 0.357										0	1	0	0	1	0	0
27 Lucas Duda, L (1, 10) OBP: 0.440, SLG: 0.400		SSS 36 1B 57 3B 1-2 1B	SSS K		F9 2-3	SCS K		SSC K		4	1	1	0	0	2	5
78 Ben Rortvedt, L (8, PH) (8, 10) OBP: 0.333, SLG: 0.375										1	0	0	0	0	1	1
73 LaMonte Wade Jr., L (1, 8) OBP: 0.391, SLG: 0.368		F9 2-3	F9		H 1-0 36 2B HBP		E4 36 2B 57 SF9	SX 1-H HR		3	1	0	0	0	0	4
66 Brent Rooker, R (7, 7) OBP: 0.235, SLG: 0.688										1	1	1	2	0	0	0
36 Adam Rosales, R (1, 5) OBP: 0.526, SLG: 1.000		57 3B 1-2 3-H 1B		57 2B 1B	1-3 3-H 2B		57 SF9 2 WP 1-3 2B	BBSSX HR	2-2	4	2	4	2	0	0	0
50 Jimmy Kerrigan, S (7, PR) (7, 8) OBP: 0.286, SLG: 0.714										1	2	1	1	0	0	0
57 Luke Raley, L (1, 9) OBP: 0.250, SLG: 0.500		64 L5 1-H 2-H 3B		1-H 2B	SSS K		SF9 2-3 3-H	1B		3	0	2	4	0	1	2
25 Mike Olt, R (7, 5) (9, 3) OBP: 0.500, SLG: 0.400										1	0	1	0	0	0	0
Inning Stats	R: 0 E: 0 K: 0 S: 4 H: 1 LOB: 1 BB: 0 P: 4	R: 3 E: 0 K: 0 S: 6 H: 4 LOB: 0 BB: 0 P: 6	R: 1 E: 0 K: 1 S: 7 H: 2 LOB: 2 BB: 1 P: 11	R: 1 E: 0 K: 1 S: 7 H: 2 LOB: 1 BB: 0 P: 7	R: 1 E: 0 K: 1 S: 7 H: 2 LOB: 2 BB: 0 P: 8	R: 1 E: 0 K: 2 S: 10 H: 3 LOB: 2 BB: 0 P: 10	R: 2 E: 1 K: 0 S: 5 H: 1 LOB: 2 BB: 1 P: 9	R: 3 E: 0 K: 1 S: 11 H: 3 LOB: 1 BB: 1 P: 17	R: 0 E: 0 K: 1 S: 4 H: 0 LOB: 0 BB: 1 P: 8	1B: 11 2B: 5 3B: 1 HR: 2 SF: 1 SAC: 0 DP: 2 HBP: 1							

AB	43
R	12
H	18
RBI	11
BB	4
SO	7
LOB	28

WP: 1 PA: 49
PB: 0
SB: 0
CS: 0

PITCHER		IP	WLS	BF	H	R	ER	SO	BB	IBB	HBP	BLK	WP	HR	S	P	ERA	WHIP
61 Brian Johnson, L ERA: 10.8	(1, 1)	1.1	L	9	5	3	3	0	0	0	0	0	0	0	9	9	20.25	3.750
54 Trevor Kelley, R ERA:	(2, 1)	0.2		1	0	0	0	0	0	0	0	0	0	0	1	1	0.00	0.000
44 Brandon Workman, R ERA: 4.5	(3, 1)	1.0		6	2	1	1	1	1	0	0	0	0	0	7	11	9.00	3.000
31 Erasmo Ramírez, R ERA: 7.71	(4, 1)	2.0		11	4	2	2	2	0	0	1	0	0	0	14	15	9.00	2.000
64 Marcus Walden, R ERA: 1.29	(6, 1)	1.0		6	3	1	1	2	0	0	0	0	0	0	10	10	9.00	3.000

PITCHER		IP	WLS	BF	H	R	ER	SO	BB	IBB	HBP	BLK	WP	HR	S	P	ERA	WHIP
71 Matthew Gorst, R ERA:	(7, 1)	1.0		6	1	2	0	0	1	0	0	0	1	0	5	9	0.00	2.000
51 Jake Thompson, R ERA: 27.0	(8, 1)	1.0		7	3	3	3	1	1	0	0	0	0	2	11	17	27.00	4.000
55 Daniel Schlereth, L ERA: 5.4	(9, 1)	1.0		3	0	0	0	1	1	0	0	0	0	0	4	8	0.00	1.000

BOTTOM

Batter	1	2	3	4	5	6	7	8	9	AB	R	H	RBI	BB	SO	LOB
15 Dustin Pedroia, R (1, 4) OBP: 1.000, SLG: 1.000	0-0 50 WP 11 2B 1B		0-0 ② G3		0-0 ③ G3		0-0 ③ 2-H 1B			1	1	1	0	0	0	0
5 Tzu-Wei Lin, L (3, 4) OBP: 0.435, SLG: 0.667 (6, 8)										3	0	1	0	0	0	1
50 Mookie Betts, R (1, 9) OBP: 0.429, SLG: 0.500	B S S S 1-3 ① K 1-2		0-0 ③ F9			B B B B 4-0 77 WP BB		0-0 ① G6-3		2	0	0	0	0	1	1
41 Cole Sturgeon, L (6, 7) OBP: 0.263, SLG: 0.412										1	0	0	0	1	0	0
11 Rafael Devers, L (1, 5) OBP: 0.500, SLG: 0.778	0-0 28 FC4-5 2-H 2B			0-0 ① G4-3		S S C 0-3 ① K		0-0 ② F8		2	0	1	1	0	0	0
83 Bobby Dalbec, R (6, 5) OBP: 0.440, SLG: 0.316										2	0	0	0	0	1	1
28 J.D. Martinez, R (1, 10)	0-0 ② FC4-5 2-3			0-0 ② F8		0-0 ② F8		S S C 0-3 ③ K		3	0	0	0	0	0	2
89 Austin Rei, R (8, PH) (9, 10) OBP: 0.250, SLG: 0.250										1	0	0	0	0	1	0
2 Xander Bogaerts, R (1, 6) OBP: 0.333, SLG: 0.643	0-0 ③ P4			0-0 2B		B B B B 4-0 1-3 BB			0-0 ① F9	2	0	1	0	0	0	1
77 Óscar Hernández, R (6, 2) OBP: 0.429, SLG: 0.500										0	0	0	0	1	0	0
36 Jake Romanski, R (9, 2)										1	0	0	0	0	0	0
18 Mitch Moreland, L (1, 3) OBP: 0.333, SLG: 0.200	0-0 ① G3-1			0-0 ③ G4-3		0-0 ③ G1-3			S S C 0-3 ② K	2	0	0	0	0	0	1
74 Chad De La Guerra, L (6, 4) OBP: 0.471, SLG: 0.625										2	0	0	0	0	1	2
19 Jackie Bradley Jr., L (1, 8) OBP: 0.500, SLG: 0.929	0-0 ② G6-3				H 1-0 HBP		S S S 0-3 ① K		0-0 ③ G6-3	1	0	0	0	0	0	0
38 Tate Matheny, R (6, 9) OBP: 0.286, SLG: 0.429										1	0	0	0	0	1	0
39 Joseph Monge, R (9, PH)										1	0	0	0	0	0	0
12 Brock Holt, L (1, 7) OBP: 0.286, SLG: 0.500	S S S 0-3 ③ K				S S S 0-3 ① K		0-0 ② G4-3			2	0	0	0	0	2	1
85 Josh Ockimey, L (6, 3) OBP: 0.333, SLG: 0.176										1	0	0	0	0	0	0
23 Blake Swihart, S (1, 2) OBP: 0.364, SLG: 0.300			S S S 0-3 ① K		0-0 ② F7		0-0 5 1B 2B			2	0	0	0	0	1	1
90 C.J. Chatham, R (6, 6) OBP: 0.389, SLG: 0.529										1	0	1	0	0	0	0
Inning Stats	R: 1 H: 2 E: 0 LOB: 1 K: 1 BB: 0 S: 7 P: 8		R: 0 H: 0 E: 0 LOB: 0 K: 1 BB: 0 S: 5 P: 5	R: 0 H: 1 E: 0 LOB: 1 K: 0 BB: 0 S: 4 P: 4	R: 0 H: 0 E: 0 LOB: 1 K: 1 BB: 0 S: 5 P: 6	R: 0 H: 0 E: 0 LOB: 2 K: 1 BB: 2 S: 5 P: 13	R: 0 H: 2 E: 0 LOB: 2 K: 1 BB: 0 S: 6 P: 6	R: 0 H: 0 E: 0 LOB: 0 K: 1 BB: 0 S: 5 P: 5	R: 0 H: 0 E: 0 LOB: 0 K: 1 BB: 0 S: 5 P: 5	1B: 2 SF: 0 2B: 3 SAC: 0 3B: 0 DP: 0 HR: 0 HBP: 1						

PITCHER	IP	WLS	BF	H	R	ER	SO	BB	IBB	HBP	BLK	WP	HR	S	P	ERA	WHIP
53 Kohl Stewart, R (1, 1) ERA: 5.4	2.0	W	8	2	1	1	2	0	0	0	0	1	0	12	13	4.50	1.000
65 Trevor May, R (3, 1) ERA: 1.8	1.0	H	3	0	0	0	1	0	0	0	0	0	0	5	5	0.00	0.000
21 Tyler Duffey, R (4, 1) ERA: 6.35	1.0		4	1	0	0	0	0	0	0	0	0	0	4	4	0.00	1.000
74 Jake Reed, R (5, 1) ERA: 4.91	1.0		4	0	0	0	1	0	0	1	0	0	0	5	6	0.00	0.000
52 Zack Littell, R (6, 1) ERA:	1.0		5	0	0	0	1	2	0	0	0	1	0	5	13	0.00	2.000

PITCHER	IP	WLS	BF	H	R	ER	SO	BB	IBB	HBP	BLK	WP	HR	S	P	ERA	WHIP
62 Andrew Vasquez, L (7, 1) ERA:	1.0		4	2	0	0	1	0	0	0	0	0	0	6	6	0.00	2.000
71 Lewis Thorpe, L (8, 1) ERA: 11.57	1.0		3	0	0	0	1	0	0	0	0	0	0	5	5	0.00	0.000
47 Eric Karch, R (9, 1) ERA:	1.0		3	0	0	0	1	0	0	0	0	0	0	5	5	0.00	0.000

Minnesota Twins @ Boston Red Sox

JetBlue Park, Ft. Myers, FL

Thu Mar 07 2019, 1:07 PM - 4:13 PM EST

Att. 9,864 - Sunny - 72 F

livebaseballscorecards.com

AB	31
R	1
H	5
RBI	1
BB	2
SO	8
LOB	11

1B: 2 SF: 0
2B: 3 SAC: 0
3B: 0 DP: 0
HR: 0 HBP: 1

WP: 3 PA: 34
PB: 0
SB: 0
CS: 0

Batter	1	2	3	4	5	6	7	8	9	AB	R	H	RBI	BB	SO	LOB
8 Brandon Lowe, L (1, 7) OBP: 0.480, SLG: 0.783	B X 1-0 G3-1		S S S 0-3 K		X 0-0 24 2B 2B		B S S X 1-2 HR			3	1	1	0	0	1	0
9 Jake Smolinski, R (6, 7) OBP: 0.368, SLG: 0.529										1	1	1	1	0	0	0
24 Avisaíl García, R (1, 9) OBP: 0.444, SLG: 0.600	X 0-0 F9			X 0-0 G4-3	X 0-0 2-H 2B		S S S 0-3 K			3	0	1	1	0	0	0
65 Jesús Sánchez, L (6, 9) OBP: 0.200, SLG: 0.308										1	0	0	0	0	1	0
26 Ji Man Choi, L (1, 3) OBP: 0.522, SLG: 0.600	X 0-0 HR			B B B B 4-0 1 HR BB	S S S 0-3 K			X 0-0 78 E 1B		2	2	1	1	1	1	1
84 Mike Brosseau, R (6, 3) OBP: 0.333, SLG: 0.308										1	0	1	0	0	0	0
1 Willy Adames, R (1, 6) OBP: 0.333, SLG: 0.647	S S S 0-3 K			B S X 1-1 1-H HR		X 0-0 P4		X 0-0 F9		3	1	1	2	0	1	0
86 Lucius Fox, S (6, 6) OBP: 0.429, SLG: 0.429										1	0	0	0	0	0	1
18 Joey Wendle, L (1, 4) OBP: 0.261, SLG: 0.381		X 0-0 F8		X 0-0 G4-3		X 0-0 P6		X 0-0 P4		3	0	0	0	0	0	0
85 Nick Solak, R (6, 4) OBP: 0.444, SLG: 0.250										1	0	0	0	0	0	1
7 Michael Pérez, L (1, 2) OBP: 0.353, SLG: 0.357		X 0-0 G3-1		X 0-0 2B		B B B B 4-0 BB		1 SAFE S S C 0-3 1-2		2	0	1	0	1	0	0
78 Mac James, R (6, 2) OBP: 0.538, SLG: 0.455										1	0	0	0	0	1	1
79 Nathaniel Lowe, L (1, 10) OBP: 0.083, SLG: 0.250		S S S 0-3 K		S S S 0-3 K		S S S 0-3 K			S S S 0-3 K	4	0	0	0	0	4	2
22 Christian Arroyo, R (1, 5) OBP: 0.294, SLG: 0.400			X 0-0 64 P6 1B		X 0-0 G5-3		S S S 0-3 K		X 0-0 G3-1	2	0	1	0	0	0	0
80 Kean Wong, L (6, 5) OBP: 0.375, SLG: 0.231										2	0	0	0	0	1	0
64 Emilio Bonifácio, S (1, 8) OBP: 0.278, SLG: 0.278			S 1 SAFE X 0-1 P6 1-2		X 0-0 F8		X 0-0 F9		X 0-0 F8	2	0	0	0	0	0	1
11 Andrew Velazquez, S (6, 8) OBP: 0.200, SLG: 0.250										2	0	0	0	0	0	0
Inning Stats	R: 1 E: 0 K: 1 S: 6 H: 1 LOB: 0 BB: 0 P: 7	R: 0 E: 0 K: 1 S: 5 H: 0 LOB: 0 BB: 0 P: 5	R: 0 E: 0 K: 1 S: 6 H: 1 LOB: 0 BB: 0 P: 6	R: 2 E: 0 K: 1 S: 8 H: 2 LOB: 1 BB: 1 P: 13	R: 1 E: 0 K: 1 S: 7 H: 2 LOB: 1 BB: 0 P: 7	R: 0 E: 0 K: 1 S: 5 H: 0 LOB: 1 BB: 1 P: 9	R: 1 E: 0 K: 2 S: 10 H: 1 LOB: 0 BB: 0 P: 11	R: 0 E: 1 K: 1 S: 6 H: 1 LOB: 1 BB: 0 P: 6	R: 0 E: 0 K: 1 S: 5 H: 0 LOB: 0 BB: 0 P: 5	1B: 2 2B: 3 3B: 0 HR: 3 SF: 0 SAC: 0 DP: 0 HBP: 0						

TOP

Tampa Bay Rays @ Minnesota Twins

CenturyLink Sports Complex, Fort Myers, FL

Fri Mar 08 2019, 1:06 PM - 4:18 PM EST

Att. 5,503 - Sunny - 78 F

livebaseballscorecards.com

AB	34
R	5
H	8
RBI	5
BB	2
SO	10
LOB	7

WP: 0 PB: 0 SB: 0 CS: 0 PA: 36

PITCHER		IP	WLS	BF	H	R	ER	SO	BB	IBB	HBP	BLK	WP	HR	S	P	ERA	WHIP
17 José Berríos, R ERA: 5.87	(1, 1)	3.1		12	2	2	2	3	1	0	0	0	0	1	18	23	5.40	0.900
95 DJ Baxendale, R ERA: 3.0	(4, 1)	0.2	B	4	2	1	1	1	0	0	0	0	0	1	7	8	13.50	3.000
43 Addison Reed, R ERA: 21.6	(5, 1)	1.0		5	2	1	1	1	0	0	0	0	0	0	7	7	9.00	2.000
55 Taylor Rogers, L ERA:	(6, 1)	1.0		4	0	0	0	1	1	0	0	0	0	0	5	9	0.00	1.000
38 Blake Parker, R ERA: 2.25	(7, 1)	1.0		4	1	1	1	2	0	0	0	0	0	1	10	11	9.00	1.000

PITCHER		IP	WLS	BF	H	R	ER	SO	BB	IBB	HBP	BLK	WP	HR	S	P	ERA	WHIP
51 Mike Morin, R ERA:	(8, 1)	1.0		4	1	0	0	1	0	0	0	0	0	0	6	6	0.00	1.000
54 Preston Guilmet, R ERA: 1.8	(9, 1)	1.0		3	0	0	0	1	0	0	0	0	0	0	5	5	0.00	0.000

BOTTOM

Batter	1	2	3	4	5	6	7	8	9	AB	R	H	RBI	BB	SO	LOB
26 Max Kepler, L (1, 9) OBP: 0.579, SLG: 0.867 73 LaMonte Wade Jr., L (6, PH) OBP: 0.360, SLG: 0.350 (7, 9)	0-0 11 23 1B 1B	0-0 F7 ②		0-0 G3 ③		0-0 G1-3 ②		0-0 SF9 ② 3-H		3	1	1	0	0	0	3
										1	0	0	1	0	0	1
11 Jorge Polanco, S (1, 6) OBP: 0.263, SLG: 0.278 95 Wander Javier, R (7, 6)	0-0 23 1B 20 SF8 1-2 1B	1-0 G3 ③ 1-2			0-0 F9 ①	0-3 K ③		1-3 K ③ 1-2		4	1	1	0	0	1	2
										1	0	0	0	0	1	1
23 Nelson Cruz, R (1, 10) OBP: 0.600, SLG: 0.333 27 Alex Kirilloff, L (7, PH) OBP: 0.278, SLG: 0.278 (8, 10)	0-0 31 2B 1-3 2-H 1B		0-0 G4-3 ①		0-3 K ②		0-0 66 S 1B		0-0 1B	3	0	1	1	0	1	0
										2	0	2	0	0	0	0
20 Eddie Rosario, L (1, 7) OBP: 0.476, SLG: 0.950 66 Brent Rooker, R (7, 7) OBP: 0.211, SLG: 0.611	0-0 SF8 ① 3-H		0-3 K ②		0-0 16 E 1B		0-3 K ① 1-2		0-3 K ①	2	1	1	1	0	1	0
										2	0	0	0	0	2	2
16 Jonathan Schoop, R (1, 4) OBP: 0.273, SLG: 0.350 57 Luke Raley, L (7, 8) OBP: 0.227, SLG: 0.450	0-3 K ②		0-3 K ③		0-0 E8 1-H		0-3 K ②		0-3 K ②	3	1	0	0	0	2	0
										2	0	0	0	0	2	2
31 Tyler Austin, R (1, 3) OBP: 0.318, SLG: 0.409 79 Brian Navarreto, R (7, 2) OBP: 0.222, SLG: 0.556	0-0 1-3 2B			0-0 15 FC4-6 1B	0-0 1B		0-0 G5-3 ③		0-0 P3 ③	3	0	3	0	0	0	0
										2	0	0	0	0	0	2
15 Jason Castro, L (1, 2) OBP: 0.313, SLG: 0.417 81 Wynston Sawyer, R (7, 3) OBP: 0.231, SLG: 0.250	0-0 G4-3 ③			0-0 FC4-6 ① 2 BB 1-2f	0-0 P6 ③			4-0 72 FC6-4 23 1B 73 SF9 BB		3	0	0	0	0	0	4
										0	1	0	0	1	0	0
25 Byron Buxton, R (1, 8) OBP: 0.421, SLG: 0.941 23 Jordany Valdespin, L (7, 4) OBP: 0.800, SLG: 1.667		0-0 F7 ①		0-0 F9 ②		0-0 E6 72 G6-3		0-0 72 FC6-4 1-2 1B		3	0	0	0	0	0	1
										1	0	1	0	0	0	0
2 Luis Arraez, L (1, 5) OBP: 0.421, SLG: 0.154 72 Randy César, R (6, PH) OBP: 0.214, SLG: 0.385 (7, 5)		0-0 11 S 1B		4-0 1-2 BB		0-0 G6-3 ① 1-3		0-0 FC6-4 ① 95 WP 1-2f 2-3		1	0	1	0	1	0	0
										2	0	0	0	0	0	3
Inning Stats	R: 2 E: 0 K: 1 S: 9 H: 4 LOB: 2 BB: 0 P: 9	R: 0 E: 0 K: 0 S: 4 H: 1 LOB: 1 BB: 0 P: 5	R: 0 E: 0 K: 2 S: 7 H: 0 LOB: 0 BB: 0 P: 7	R: 0 E: 0 K: 0 S: 4 H: 1 LOB: 2 BB: 1 P: 8	R: 2 E: 1 K: 1 S: 8 H: 1 LOB: 1 BB: 1 P: 8	R: 0 E: 1 K: 1 S: 6 H: 0 LOB: 1 BB: 0 P: 6	R: 0 E: 0 K: 2 S: 8 H: 1 LOB: 1 BB: 0 P: 8	R: 1 E: 0 K: 1 S: 6 H: 1 LOB: 1 BB: 1 P: 11	R: 0 E: 0 K: 2 S: 8 H: 1 LOB: 1 BB: 0 P: 8	1B: 10 2B: 1 3B: 0 HR: 0 SF: 2 SAC: 0 DP: 0 HBP: 0							

PITCHER		IP	WLS	BF	H	R	ER	SO	BB	IBB	HBP	BLK	WP	HR	S	P	ERA	WHIP
34 Jake Faria, R ERA: 4.15	(1, 1)	2.0		11	5	2	2	1	0	0	0	0	0	0	13	14	9.00	2.500
44 Hunter Wood, R ERA:	(3, 1)	2.0		8	1	0	0	2	1	0	0	0	0	0	11	15	0.00	1.000
73 Ryan Merritt, L ERA: 3.38	(5, 1)	0.2	B	5	2	2	0	1	0	0	0	0	0	0	7	7	0.00	3.000
60 Hoby Milner, L ERA: 2.84	(5, 1)	1.1		5	0	0	0	1	0	0	0	0	0	0	7	7	0.00	0.000
56 Adam Kolarek, L ERA: 21.0	(7, 1)	1.0	H	4	1	0	0	2	0	0	0	0	0	0	8	8	0.00	1.000

PITCHER		IP	WLS	BF	H	R	ER	SO	BB	IBB	HBP	BLK	WP	HR	S	P	ERA	WHIP
47 Oliver Drake, R ERA: 1.8	(8, 1)	1.0	B	5	1	1	1	1	1	0	0	0	1	0	6	11	9.00	2.000
49 Andrew Moore, R ERA: 1.93	(9, 1)	1.0		4	1	0	0	2	0	0	0	0	0	0	8	8	0.00	1.000

Tampa Bay Rays @ Minnesota Twins

CenturyLink Sports Complex, Fort Myers, FL

Fri Mar 08 2019, 1:06 PM - 4:18 PM EST

Att. 5,503 - Sunny - 78 F

livebaseballscorecards.com

AB	38
R	5
H	11
RBI	3
BB	2
SO	10
LOB	21

1B: 10 SF: 2
2B: 1 SAC: 0
3B: 0 DP: 0
HR: 0 HBP: 0

WP: 1 PA: 42
PB: 0
SB: 2
CS: 0

Minnesota Twins @ Pittsburgh Pirates

LECOM Park, Bradenton, FL

Sat Mar 09 2019, 1:07 PM - 3:39 PM EST

Att. 6,099 - Cloudy - 82 F

TOP

livebaseballscorecards.com

Batter	1	2	3	4	5	6	7	8	9	AB	R	H	RBI	BB	SO	LOB
18 Mitch Garver, R (1, 2) OBP: 0.182, SLG: 0.381	C X 0-1 ① G5-3		S F S 0-3 ① K		B C X 1-1 2-H HR	S S S 0-3 ③ K		X 0-0 ① F8		4	1	1	2	0	2	2
56 Tomás Telis, S (7, 2) OBP: 0.083, SLG: 0.083										1	0	0	0	0	0	0
30 Michael Reed, R (1, 9) OBP: 0.333, SLG: 1.333	X 0-0 ② L3		X 0-0 ② G5-3		B X 1-0 HR		X 0-0 ① F9	X 0-0 ② G5-3		3	1	1	1	0	0	0
96 Zander Wiel, R (6, 9)										2	0	0	0	0	0	0
24 C.J. Cron, R (1, 3) OBP: 0.435, SLG: 0.632	S S S 0-3 ③ K		X 0-0 1B		S S S 0-3 ① K		X 0-0 64 F9 60 1B 1B	C S C 0-3 ③ K		4	0	2	0	0	2	0
81 Wynston Sawyer, R (7, PR) OBP: 0.214, SLG: 0.231										1	0	0	0	0	1	0
(7, 3)																
60 Jake Cave, L (1, 8) OBP: 0.333, SLG: 0.393		X 0-0 E4 64 2B 73 HR	S S S 0-3 ③ K		X 0-0 ② F7		X 0-0 1-2 1B		B B B B 4-0 17 1B BB	4	1	1	0	0	1	1
50 Jimmy Kerrigan, S (7, PR) OBP: 0.375, SLG: 0.714										0	0	0	0	1	0	0
(7, 8)																
64 Willians Astudillo, R (1, 7) OBP: 0.269, SLG: 0.417		X 0-0 1-3 73 HR 2B		X 0-0 ① G5-3	X 0-0 ③ F9		X 0-0 ② 2-3 F9		X 0-0 1-2 1B	4	1	1	0	0	0	2
17 Jon Kemmer, L (7, 7) OBP: 0.286, SLG: 0.167										1	0	1	0	0	0	0
73 LaMonte Wade Jr., L (1, 10) OBP: 0.379, SLG: 0.500		B B F S X 2-2 2-H 3-H HR		S S C 0-3 ② K		X 0-0 19 1B 1B	X 0-0 ③ P4		X 0-0 ① F3	4	1	2	3	0	1	2
13 Jordan Gore, S (9, PH) OBP: 0.400, SLG: 0.400										1	0	0	0	0	0	2
(9, 10)																
19 Ronald Torreyes, R (1, 6) OBP: 0.357, SLG: 0.407		X 0-0 ① G6-3		X 0-0 ③ G5-3		X 0-0 1-2 1B		X 0-0 72 2B 9 HR 1B	S S S 0-3 ② K	3	0	1	0	0	0	0
1 Nick Gordon, L (7, 6) OBP: 0.353, SLG: 0.375										2	1	1	0	0	1	2
36 Adam Rosales, R (1, 5) OBP: 0.500, SLG: 1.050		X 0-0 ② F8			B B X 2-0 HR	S S S 0-3 ① K		X 0-0 1-3 9 HR 2B	X 0-0 ③ G5-3	3	1	1	1	0	1	2
72 Randy César, R (7, 5) OBP: 0.250, SLG: 0.467										2	1	1	0	0	0	2
2 Luis Arraez, L (1, 4) OBP: 0.409, SLG: 0.250		X 0-0 ③ G3-1			X 0-0 18 HR 2B	S S C 0-3 ② K		B S B B S X 3-2 2-H 3-H HR		3	1	1	0	0	1	2
9 Joe Cronin, R (8, PH) OBP: 1.000, SLG: 4.000										1	1	1	3	0	0	0
(8, 4)																
Inning Stats	R: 0 E: 0 K: 1 S: 6 H: 0 LOB: 0 BB: 0 P: 6	R: 3 E: 1 K: 0 S: 8 H: 2 LOB: 0 BB: 0 P: 10	R: 0 E: 0 K: 2 S: 8 H: 1 LOB: 1 BB: 0 P: 8	R: 0 E: 0 K: 1 S: 5 H: 0 LOB: 0 BB: 0 P: 5	R: 4 E: 0 K: 1 S: 10 H: 4 LOB: 0 BB: 0 P: 14	R: 0 E: 0 K: 3 S: 11 H: 2 LOB: 2 BB: 0 P: 11	R: 0 E: 0 K: 0 S: 5 H: 2 LOB: 2 BB: 0 P: 5	R: 3 E: 0 K: 1 S: 10 H: 3 LOB: 0 BB: 0 P: 13	R: 0 E: 0 K: 1 S: 6 H: 1 LOB: 2 BB: 1 P: 10	1B: 7 2B: 3 3B: 0 HR: 5 SF: 0 SAC: 0 DP: 0 HBP: 0						

	AB	43
	R	10
	H	15
	RBI	10
	BB	1
	SO	10
	LOB	17

WP: 0 PB: 0 SB: 0 CS: 0 PA: 44

PITCHER		IP	WLS	BF	H	R	ER	SO	BB	IBB	HBP	BLK	WP	HR	S	P	ERA	WHIP
52 Clay Holmes, R ERA: 5.14	(1, 1)	3.0	L	13	3	3	2	3	0	0	0	0	0	1	22	24	6.00	1.000
73 Felipe Vázquez, L ERA:	(4, 1)	1.0		3	0	0	0	1	0	0	0	0	0	0	5	5	0.00	0.000
35 Keone Kela, R ERA: 12.0	(5, 1)	1.0		7	4	4	4	1	0	0	0	0	0	3	10	14	36.00	4.000
48 Richard Rodríguez, R ERA:	(6, 1)	1.1		8	4	0	0	3	0	0	0	0	0	0	14	14	0.00	3.000
70 Tyler Lyons, L ERA: 7.71	(7, 1)	1.2		8	3	3	3	1	0	0	0	0	0	1	12	15	16.20	1.800

PITCHER		IP	WLS	BF	H	R	ER	SO	BB	IBB	HBP	BLK	WP	HR	S	P	ERA	WHIP
71 Brandon Waddell, L ERA: 3.86	(9, 1)	1.0		5	1	0	0	1	1	0	0	0	0	0	6	10	0.00	2.000

Batter	1	2	3	4	5	6	7	8	9	AB	R	H	RBI	BB	SO	LOB
26 Adam Frazier, L (1, 4) OBP: 0.333, SLG: 0.750	S T C 0-3 ① K		x 0-0 ① G5-3			x 0-0 ① G3-1		x 0-0 ③ L3		3	0	0	0	0	1	0
44 Kevin Kramer, L (7, 4) OBP: 0.174, SLG: 0.348										1	0	0	0	0	0	0
46 Patrick Kivlehan, R (1, 7) OBP: 0.346, SLG: 0.625	S T S 0-3 ② K		x 0-0 ② G1-3			x 0-0 ② G6-3			x 0-0 ① G3-1	3	0	0	0	0	1	0
90 Cal Mitchell, L (7, 7) OBP: 0.333, SLG: 0.333										1	0	0	0	0	0	0
12 Corey Dickerson, L (1, 10) OBP: 0.636, SLG: 1.000	x 0-0 5 BB 1B		x 0-0 5 2-6 1B			x 0-0 ③ G5-3			x 0-0 ② P5	2	0	2	0	0	0	0
82 Hunter Owen, R (6, PH) (7, 10)										2	0	0	0	0	0	0
5 Lonnie Chisenhall, L (1, 9) OBP: 0.462, SLG: 0.400	B B B B 4-0 1-2 BB		B 1-0 ③ 2-6 1-2	S S S 0-3 ① K			S S S 0-3 ① K		x 0-0 ③ G4-3	1	0	0	0	1	1	0
68 Bryan Reynolds, S (7, 9) OBP: 0.385, SLG: 0.286										2	0	0	0	0	1	0
19 Colin Moran, L (1, 5) OBP: 0.250, SLG: 0.238	x 0-0 ③ G6-3			x 0-0 ② G4-1			x 0-0 ② F8			2	0	0	0	0	0	2
77 Ke'Bryan Hayes, R (6, 5) OBP: 0.381, SLG: 0.950										1	0	0	0	0	0	0
36 José Osuna, R (1, 3) OBP: 0.280, SLG: 0.273		x 0-0 ① F8		x 0-0 ③ F7			x 0-0 ③ G4-3			2	0	0	0	0	0	0
75 Will Craig, R (6, 3) OBP: 0.423, SLG: 0.429										1	0	0	0	0	0	0
27 Kevin Newman, R (1, 6) OBP: 0.238, SLG: 0.263		x 0-0 ② F8			x 0-0 ① G5-3			x 0-0 ① G3		2	0	0	0	0	0	0
15 Pablo Reyes, R (6, 6) OBP: 0.320, SLG: 0.609										1	0	0	0	0	0	0
17 JB Shuck, L (1, 8) OBP: 0.458, SLG: 0.727		x 0-0 1B			x 0-0 ② G5-3			x 0-0 74 SF7 3B		2	0	1	0	0	0	0
51 Jason Martin, L (6, 8) OBP: 0.333, SLG: 0.810										1	1	1	0	0	0	0
74 Christian Kelley, R (1, 2) OBP: 0.375, SLG: 0.200		x 0-0 ③ G5-3			x 0-0 ③ G5-3			x 0-0 ② SF7 3-H		2	0	0	1	0	0	1
84 Arden Pabst, R (9, 2) OBP: 0.333, SLG: 0.364										0	0	0	0	0	0	0
Inning Stats	R: 0 E: 0 K: 2 S: 8 H: 1 LOB: 2 BB: 1 P: 12	R: 0 E: 0 K: 0 S: 4 H: 1 LOB: 1 BB: 0 P: 4	R: 0 E: 0 K: 0 S: 3 H: 1 LOB: 1 BB: 0 P: 4	R: 0 E: 0 K: 1 S: 5 H: 0 LOB: 0 BB: 0 P: 5	R: 0 E: 0 K: 0 S: 3 H: 0 LOB: 0 BB: 0 P: 3	R: 0 E: 0 K: 0 S: 3 H: 0 LOB: 0 BB: 0 P: 3	R: 0 E: 0 K: 1 S: 5 H: 0 LOB: 0 BB: 0 P: 5	R: 1 E: 0 K: 0 S: 4 H: 1 LOB: 0 BB: 0 P: 4	R: 0 E: 0 K: 0 S: 3 H: 0 LOB: 0 BB: 0 P: 3	1B: 3 2B: 0 3B: 1 HR: 0	SF: 1 SAC: 0 DP: 0 HBP: 0						

BOTTOM

Minnesota Twins @ Pittsburgh Pirates

LECOM Park, Bradenton, FL

Sat Mar 09 2019, 1:07 PM - 3:39 PM EST

Att. 6,099 - Cloudy - 82 F

livebaseballscorecards.com

AB	29
R	1
H	4
RBI	1
BB	1
SO	4
LOB	3

PITCHER		IP	WLS	BF	H	R	ER	SO	BB	IBB	HBP	BLK	WP	HR	S	P	ERA	WHIP
33 Martín Pérez, L ERA: 2.0	(1, 1)	4.0	W	16	3	0	0	3	1	0	0	0	0	0	20	25	0.00	1.000
39 Trevor Hildenberger, R ERA: 3.6	(5, 1)	1.0		3	0	0	0	0	0	0	0	0	0	0	3	3	0.00	0.000
77 Fernando Romero, R ERA: 1.29	(6, 1)	2.0		6	0	0	0	1	0	0	0	0	0	0	8	8	0.00	0.000
61 Chase De Jong, R ERA: 13.5	(8, 1)	2.0		7	1	1	1	0	0	0	0	0	0	0	7	7	4.50	0.500

PITCHER		IP	WLS	BF	H	R	ER	SO	BB	IBB	HBP	BLK	WP	HR	S	P	ERA	WHIP

WP: 0 PB: 0 SB: 0 CS: 0 PA: 31

Toronto Blue Jays @ Minnesota Twins

CenturyLink Sports Complex, Fort Myers, FL

Sun Mar 10 2019, 1:07 PM - 3:39 PM EDT

Att. 8,238 - Partly Cloudy - 82 F

TOP

livebaseballscorecards.com

Batter	1	2	3	4	5	6	7	8	9	AB	R	H	RBI	BB	SO	LOB
66 Bo Bichette, R (1, 6) OBP: 0.444, SLG: 0.920	B F F B X 2-2 HR	X 0-0 28 G6-3 2B	X 0-0 ② F8 2-3			B F X 1-1 HR	X 0-0 ③ FC5-4 1-2f			5	2	3	2	0	0	3
73 Kevin Smith, R (7, 6)										0	0	0	0	0	0	0
28 Billy McKinney, L (1, 7) OBP: 0.429, SLG: 0.591	B B B B 4-0 3 BB 44 HR BB	X 0-0 ① G6-3 2-3	1 SAFE 1 SAFE X 0-0 ③ F9			S S S 0-3 ① K	X 0-0 ① G6-3			2	1	0	0	1	0	3
30 Anthony Alford, R (6, PH) OBP: 0.360, SLG: 0.870										2	0	0	0	0	1	0
(6, 7)																
3 Brandon Drury, R (1, 5) OBP: 0.444, SLG: 0.708	B B B B 4-0 44 HR 1-2 BB	C C C 0-3 ② K		C C C 0-3 ① K		X 0-0 44 HR 1B	X 0-0 ② F8			3	1	1	0	1	2	1
99 Andy Burns, R (6, PR) OBP: 0.444, SLG: 0.556										1	1	0	0	0	0	0
(6, 5)																
44 Rowdy Tellez, L (1, 3) OBP: 0.375, SLG: 0.667	X 0-0 1-H 2-H HR	X 0-0 ③ G3-1		X 0-0 13 1B 1B		1 SAFE B B F X 2-1 1-H HR	S S S 0-3 ③ K			4	2	3	5	0	0	1
75 Ryan Noda, L (6, 3)										1	0	0	0	0	1	0
13 Lourdes Gurriel Jr., R (1, 4) OBP: 0.480, SLG: 0.850	X 0-0 ① G2-3		X 0-0 67 HR 1B	X 0-0 67 G1-6-3 1-2 1B		X 0-0 ② L8			X 0-0 ① P6	4	1	2	0	0	0	1
7 Richard Urena, S (7, 4) OBP: 0.455, SLG: 0.444										1	0	0	0	0	0	0
67 Cavan Biggio, L (1, 10) OBP: 0.280, SLG: 0.542	X 0-0 9 2B 1B	X 0-0 1-H HR	X 0-0 ② ③ G1-6-3 1-2f		X 0-0 ③ G4-3		S S S 0-3 ② K2-3			5	2	2	2	0	1	3
9 Danny Jansen, R (1, 2) OBP: 0.304, SLG: 0.348	X 0-0 1 G4-3 1-H 2B	X 0-0 66 F8 82 E 1B	X 0-0 ① G5-3		X 0-0 ① G4-3		X 0-0 ③ L4			3	0	2	1	0	0	0
10 Reese McGuire, L (7, PH) OBP: 0.235, SLG: 0.200										2	0	0	0	0	0	0
(7, 2)																
1 Jonathan Davis, R (1, 8) OBP: 0.296, SLG: 0.435	X 0-0 ② G4-3 2-3	X 0-0 ① F9	X 0-0 ② F8			X 0-0 ② F9				4	0	0	0	0	0	2
82 Roemon Fields, L (1, 9) OBP: 0.133, SLG: 0.143	X 0-0 ③ G6-3	X 0-0 FC4 1-2	X 0-0 ③ P5			B B B B 4-0 66 FC5-4 BB				3	0	0	0	0	0	2
86 Joshua Palacios, L (7, PH)										0	0	0	0	1	0	0
(7, 9)																
Inning Stats	R: 5 H: 4 E: 0 LOB: 1 K: 0 BB: 2 S: 9 P: 19	R: 0 H: 1 E: 0 LOB: 1 K: 1 BB: 0 S: 6 P: 6	R: 2 H: 3 E: 1 LOB: 2 K: 0 BB: 0 S: 7 P: 7	R: 0 H: 2 E: 0 LOB: 1 K: 1 BB: 0 S: 6 P: 6	R: 0 H: 0 E: 0 LOB: 0 K: 0 BB: 0 S: 3 P: 3	R: 3 H: 3 E: 0 LOB: 1 K: 1 BB: 0 S: 10 P: 13	R: 0 H: 0 E: 0 LOB: 1 K: 0 BB: 1 S: 3 P: 7	R: 0 H: 0 E: 0 LOB: 0 K: 1 BB: 0 S: 5 P: 5	R: 0 H: 0 E: 0 LOB: 0 K: 1 BB: 0 S: 5 P: 5	1B: 6 SF: 0 2B: 2 SAC: 0 3B: 0 DP: 1 HR: 5 HBP: 0						

	AB	40
	R	10
	H	13
	RBI	10
	BB	3
	SO	5
	LOB	16

WP: 0 PA: 43
PB: 0
SB: 0
CS: 0

PITCHER		IP	WLS	BF	H	R	ER	SO	BB	IBB	HBP	BLK	WP	HR	S	P	ERA	WHIP
12 Jake Odorizzi, R ERA: 13.5	(1, 1)	0.2	L	8	4	5	5	0	2	0	0	0	0	2	8	18	67.50	9.000
96 Pat Dean, L ERA: 21.6	(1, 1)	0.1		1	0	0	0	0	0	0	0	0	0	0	1	1	0.00	0.000
80 Ryan Eades, R ERA:	(2, 1)	1.0		4	1	0	0	1	0	0	0	0	0	0	6	6	0.00	1.000
68 Matt Magill, R ERA: 9.64	(3, 1)	1.0		7	3	2	2	0	0	0	0	0	0	1	7	7	18.00	3.000
49 Adalberto Mejía, L ERA: 1.8	(4, 1)	1.0		4	2	0	0	1	0	0	0	0	0	0	6	6	0.00	2.000

PITCHER		IP	WLS	BF	H	R	ER	SO	BB	IBB	HBP	BLK	WP	HR	S	P	ERA	WHIP
35 Michael Pineda, R ERA: 3.86	(5, 1)	3.0		13	3	3	3	1	1	0	0	0	0	2	16	23	9.00	1.333
50 Justin Nicolino, L ERA:	(8, 1)	1.0		3	0	0	0	1	0	0	0	0	0	0	5	5	0.00	0.000
70 Ryne Harper, R ERA:	(9, 1)	1.0		3	0	0	0	1	0	0	0	0	0	0	5	5	0.00	0.000

BOTTOM

Batter	1	2	3	4	5	6	7	8	9	AB	R	H	RBI	BB	SO	LOB
26 Max Kepler, L (1, 9) OBP: 0.545, SLG: 0.833	0-0 23 G1-3 2B		0-0 ① L3		0-0 ② G3		0-3 ① K			3	0	1	0	0	0	0
60 Jake Cave, L (7, 9) OBP: 0.323, SLG: 0.379										1	0	0	0	0	1	0
11 Jorge Polanco, S (1, 6) OBP: 0.273, SLG: 0.286	0-3 ① K		0-0 ② G5-3		0-0 23 BB 1B		0-3 ② K2-3			3	0	1	0	0	1	1
36 Adam Rosales, R (7, 6) OBP: 0.478, SLG: 1.000										1	0	0	0	0	1	0
23 Nelson Cruz, R (1, 10) OBP: 0.500, SLG: 0.200	0-0 ② G1-3 2-3		0-0 ③ F8		4-0 1-2 BB		0-0 ③ G6-3			2	0	0	0	1	0	1
79 Brian Navarreto, R (7, PH) OBP: 0.200, SLG: 0.500 (8, 10)										1	0	0	0	0	0	0
20 Eddie Rosario, L (1, 7) OBP: 0.417, SLG: 0.826	0-0 ③ P6			0-0 E4 31 1B	0-0 ③ P6			0-0 ① F8		3	0	0	0	0	0	3
1 Nick Gordon, L (7, 4) OBP: 0.333, SLG: 0.353										1	0	0	0	0	0	0
16 Jonathan Schoop, R (1, 4) OBP: 0.320, SLG: 0.409		4-0 64 G5-4-3 BB		0-3 ① K		0-0 31 1B 2B		0-0 ② G5-3		2	0	1	0	1	1	1
9 Jacob Pearson, L (6, PR) (7, 7)										1	1	0	0	0	0	0
64 Willians Astudillo, R (1, 2) OBP: 0.241, SLG: 0.370		0-0 ①② G5-4-3 1-2f	1 SAFE 0-0 ② F9			0-0 ① P3		0-0 ③ F8		3	0	0	0	0	0	3
27 Lucas Duda, L (7, 3) OBP: 0.423, SLG: 0.381										1	0	0	0	0	0	0
31 Tyler Austin, R (1, 3) OBP: 0.400, SLG: 0.480	0-0 19 FC5 25 1B 1B		0-0 1-2 1B			0-0 2-H 1B			0-0 ① G6-3	3	0	3	1	0	0	0
4 Tanner English, R (6, PR) (7, 8)										1	0	0	0	0	0	0
25 Byron Buxton, R (1, 8) OBP: 0.409, SLG: 0.850	1 SAFE 0-0 1-2 1B		0-3 ③ K			0-0 ② F9			0-0 ② G6-3	3	0	1	0	0	1	4
81 Wynston Sawyer, R (8, 2) OBP: 0.200, SLG: 0.214										1	0	0	0	0	0	0
19 Ronald Torreyes, R (1, 5) OBP: 0.333, SLG: 0.379	0-0 ③ FC5 2-3f				0-0 ① P3	0-0 ③ L4			0-3 ③ K	2	0	0	0	0	0	2
72 Randy César, R (6, PH) (7, 5) OBP: 0.222, SLG: 0.412										2	0	0	0	0	1	2
Inning Stats	R: 0 H: 1 E: 0 LOB: 1 K: 1 BB: 0 S: 6 P: 6	R: 0 H: 2 E: 0 LOB: 2 K: 0 BB: 1 S: 4 P: 8	R: 0 H: 0 E: 0 LOB: 0 K: 0 BB: 0 S: 3 P: 3	R: 0 H: 1 E: 1 LOB: 2 K: 2 BB: 0 S: 9 P: 9	R: 0 H: 1 E: 0 LOB: 2 K: 0 BB: 1 S: 4 P: 8	R: 1 H: 2 E: 0 LOB: 2 K: 0 BB: 0 S: 5 P: 5	R: 0 H: 0 E: 0 LOB: 0 K: 2 BB: 0 S: 7 P: 7	R: 0 H: 0 E: 0 LOB: 0 K: 0 BB: 0 S: 3 P: 3	R: 0 H: 0 E: 0 LOB: 0 K: 1 BB: 0 S: 5 P: 5	1B: 5 2B: 2 3B: 0 HR: 0	SF: 0 SAC: 0 DP: 1 HBP: 0			WP: 0 PB: 0 SB: 0 CS: 0	PA: 36		

PITCHER		IP	WLS	BF	H	R	ER	SO	BB	IBB	HBP	BLK	WP	HR	S	P	ERA	WHIP
56 Ryan Borucki, L ERA: 3.75	(1, 1)	5.0	W	22	5	0	0	3	2	0	0	0	0	0	26	34	0.00	1.400
57 Trent Thornton, R ERA: 5.63	(6, 1)	2.0		8	2	1	1	2	0	0	0	0	0	0	12	12	4.50	1.000
31 Joe Biagini, R ERA:	(8, 1)	1.0		3	0	0	0	0	0	0	0	0	0	0	3	3	0.00	0.000
62 Patrick Murphy, R ERA: 7.2	(9, 1)	1.0		3	0	0	0	1	0	0	0	0	0	0	5	5	0.00	0.000

PITCHER	IP	WLS	BF	H	R	ER	SO	BB	IBB	HBP	BLK	WP	HR	S	P	ERA	WHIP

Toronto Blue Jays @ Minnesota Twins

CenturyLink Sports Complex, Fort Myers, FL

Sun Mar 10 2019, 1:07 PM - 3:39 PM EDT

Att. 8,238 - Partly Cloudy - 82 F

livebaseballscorecards.com

AB	34
R	1
H	7
RBI	1
BB	2
SO	6
LOB	17

Batter	1	2	3	4	5	6	7	8	9	AB	R	H	RBI	BB	SO	LOB
14 Christin Stewart, L (1, 7) OBP: 0.375, SLG: 0.600 80 Danny Woodrow, L (6, 7) OBP: 0.471, SLG: 0.500	F X 0-1 ① L5		X 0-0 46 G3-2-3 1-2 2-3 1B		X 0-0 ① G3		B B B B 4-0 46 G4-6-3 1-2 2-3 BB			3 0	0 0	1 0	0 0	0 1	0 0	0 0
46 Jeimer Candelario, S (1, 5) OBP: 0.313, SLG: 0.444 91 Josh Lester, L (7, 5) OBP: 0.333, SLG: 0.333	X 0-0 ② F8		X 0-0 ① ② G3-2-3 1-2 2-3 3-Hf		X 0-0 ② L7		X 0-0 ② ③ G4-6-3 1-2f			4 0	0 0	0 0	0 0	0 0	0 0	6 0
24 Miguel Cabrera, R (1, 3) OBP: 0.464, SLG: 0.652 12 Brandon Dixon, R (6, 3) OBP: 0.333, SLG: 0.520	S S S 0-3 ③ K		S S S 0-3 ③ K		C C C 0-3 ③ K			S S S 0-3 ① K		3 1	0 0	0 0	0 0	0 0	3 1	2 0
28 Niko Goodrum, S (1, 6) OBP: 0.448, SLG: 0.704 33 Pete Kozma, R (6, 6) OBP: 0.200, SLG: 0.421		S S T 0-2 ① K		X 0-0 ① G3		S S S 0-3 ① K		S S S 0-3 ② K		3 1	0 0	0 0	0 0	0 0	2 1	0 0
8 Mikie Mahtook, R (1, 9) OBP: 0.394, SLG: 0.586 22 Victor Reyes, S (6, 9) OBP: 0.185, SLG: 0.192		X 0-0 ② 1B		X 0-0 ② G6-3		C C C 0-3 ② K		S S S 0-3 ③ K		3 1	0 0	1 0	0 0	0 0	1 1	0 0
60 Ronny Rodríguez, R (1, 10) OBP: 0.333, SLG: 0.643 93 Chad Sedio, L (9, PH) (9, 10)		X 0-0 29 WP 1B		X 0-0 ③ F7		C C C 0-3 ③ K			B B B B 4-0 70 G4-6-3 BB	3 0	0 0	1 0	0 0	0 1	1 0	0 0
29 Gordon Beckham, R (1, 4) OBP: 0.394, SLG: 0.393 70 Harold Castro, L (7, 4) OBP: 0.333, SLG: 0.609		B 2 SAFE S S S S 1-3 ③ K 1-2			X 0-0 17 2B		B B B B 4-0 80 BB 37 BB BB		X 0-0 ① ② G4-6-3 1-2f	2 1	1 0	1 0	0 0	1 0	1 0	1 1
17 Grayson Greiner, R (1, 2) OBP: 0.391, SLG: 0.600 37 Bobby Wilson, R (6, 2) OBP: 0.118, SLG: 0.063			X 0-0 14 1B 21 1B 46 G3-2-3 1B		X 0-0 21 HR 2-H 2B		B B B B 4-0 80 BB 1-2 BB		X 0-0 ③ G4-3	2 1	1 0	2 0	1 0	0 1	0 0	0 0
21 JaCoby Jones, R (1, 8) OBP: 0.387, SLG: 0.538 75 Daz Cameron, R (6, 8) OBP: 0.444, SLG: 0.750			X 0-0 46 G3-2-3 14 1B 1-2 1B		B B B C C X 3-2 2-H HR		S S S 0-3 ① K			2 1	1 0	2 0	2 0	0 1	0 2	0 0
Inning Stats	R: 0 E: 0 K: 1 S: 6 H: 0 LOB: 0 BB: 0 P: 6	R: 0 E: 0 K: 2 S: 8 H: 2 LOB: 1 BB: 0 P: 9	R: 0 E: 0 K: 1 S: 7 H: 3 LOB: 2 BB: 0 P: 7	R: 0 E: 0 K: 0 S: 3 H: 0 LOB: 0 BB: 0 P: 3	R: 3 E: 0 K: 1 S: 10 H: 3 LOB: 0 BB: 0 P: 13	R: 0 E: 0 K: 3 S: 9 H: 0 LOB: 0 BB: 0 P: 9	R: 0 E: 0 K: 1 S: 4 H: 0 LOB: 2 BB: 3 P: 16	R: 0 E: 0 K: 3 S: 9 H: 0 LOB: 0 BB: 0 P: 9	R: 0 E: 0 K: 0 S: 2 H: 0 LOB: 0 BB: 1 P: 6							

TOP

Detroit Tigers @ Minnesota Twins

CenturyLink Sports Complex, Fort Myers, FL

Mon Mar 11 2019, 1:07 PM - 3:47 PM EDT

Att. 9,030 - Partly Cloudy - 83 F

livebaseballscorecards.com

AB	31
R	3
H	8
RBI	3
BB	4
SO	12
LOB	12

1B: 5 2B: 2 3B: 0 HR: 1	SF: 0 SAC: 0 DP: 3 HBP: 0	WP: 1 PB: 0 SB: 0 CS: 0	PA: 35

PITCHER		IP	WLS	BF	H	R	ER	SO	BB	IBB	HBP	BLK	WP	HR	S	P	ERA	WHIP
44 Kyle Gibson, R ERA:	(1, 1)	3.0		12	5	0	0	4	0	0	0	0	1	0	21	22	0.00	1.667
43 Addison Reed, R ERA: 16.62	(4, 1)	1.0		3	0	0	0	0	0	0	0	0	0	0	3	3	0.00	0.000
55 Taylor Rogers, L ERA: 5.4	(5, 1)	1.0	L	6	3	3	3	1	0	0	0	0	0	1	10	13	27.00	3.000
38 Blake Parker, R ERA: 1.8	(6, 1)	1.0		3	0	0	0	3	0	0	0	0	0	0	9	9	0.00	0.000
65 Trevor May, R ERA: 1.69	(7, 1)	0.1		3	0	0	0	1	2	0	0	0	0	0	3	11	0.00	6.000
95 DJ Baxendale, R ERA: 2.45	(7, 1)	0.2		2	0	0	0	0	1	0	0	0	0	0	1	5	0.00	1.500
Tim Collins, L ERA: 4.5	(8, 1)	1.0		3	0	0	0	3	0	0	0	0	0	0	9	9	0.00	0.000
21 Tyler Duffey, R ERA: 5.4	(9, 1)	1.0		3	0	0	0	0	1	0	0	0	0	0	2	6	0.00	1.000

Batter	1	2	3	4	5	6	7	8	9	AB	R	H	RBI	BB	SO	LOB
9 Marwin Gonzalez, S (1, 5) 96 Zander Wiel, R (7, 7)	SSS 0-3 ① K			SSS 0-3 ① K		x 0-0 ③ G5-3			x 0-0 ② P3	3 0 0 0 0 2 1 1 0 0 0 0 0 0						
18 Mitch Garver, R (1, 10) OBP: 0.154, SLG: 0.320	x 0-0 ② G1-3			x 0-0 ② P6			x 0-0 ① L7		x 0-0 ③ F7	4 0 0 0 0 0 0 0						
24 C.J. Cron, R (1, 3) OBP: 0.400, SLG: 0.571 73 LaMonte Wade Jr., L (7, 9) OBP: 0.367, SLG: 0.480	x 0-0 ③ P3			SSS 0-3 ③ K			SST 0-2 ② K			2 0 0 0 0 1 0 1 0 0 0 0 1 0						
20 Eddie Rosario, L (1, 7) OBP: 0.385, SLG: 0.760 1 Nick Gordon, L (7, 6) OBP: 0.368, SLG: 0.500		SSS 0-3 ① K			x 0-0 ① F9		x 0-0 ◸ 3B			2 0 0 0 0 1 0 1 0 1 0 0 0 0						
16 Jonathan Schoop, R (1, 4) OBP: 0.296, SLG: 0.375 2 Luis Arraez, L (7, 4) OBP: 0.391, SLG: 0.235		SSS 0-3 ② K			SSS 0-3 ② K		x 0-0 ③ G6-3			2 0 0 0 0 2 0 1 0 0 0 0 0 1						
15 Jason Castro, L (1, 2) OBP: 0.278, SLG: 0.357 56 Tomás Telis, S (7, 3) OBP: 0.077, SLG: 0.077		x 0-0 ③ G5-3			x 0-0 ③ G3			x 0-0 ① F7		2 0 0 0 0 0 0 1 0 0 0 0 0 0						
25 Byron Buxton, R (1, 8) OBP: 0.417, SLG: 0.864 72 Randy César, R (7, 5) OBP: 0.211, SLG: 0.389			x 0-0 ① F7			x 0-0 ◹ 2B		x 0-0 ② F9		2 0 1 0 0 0 0 1 0 0 0 0 0 0						
13 Ehire Adrianza, S (1, 6) OBP: 0.400, SLG: 0.650 79 Brian Navarreto, R (7, 2) OBP: 0.182, SLG: 0.455			x 0-0 30 G5-3 1B			x 0-0 ① L7		CCC 0-3 ③ K		2 0 1 0 0 0 1 1 0 0 0 0 1 0						
30 Michael Reed, R (1, 9) OBP: 0.200, SLG: 0.800 91 Aaron Whitefield, R (7, 8) OBP: 0.250, SLG: 0.250			1 SAFE x 0-0 ②③ G5-3 1-2			x 0-0 ② G5-3			x 0-0 ① L6	2 0 0 0 0 0 2 1 0 0 0 0 0 0						
Inning Stats	R: 0 H: 0 E: 0 LOB: 0 K: 1 BB: 0 S: 5 P: 5	R: 0 H: 0 E: 0 LOB: 0 K: 2 BB: 0 S: 7 P: 7	R: 0 H: 1 E: 0 LOB: 1 K: 0 BB: 0 S: 3 P: 3	R: 0 H: 0 E: 0 LOB: 0 K: 2 BB: 0 S: 7 P: 7	R: 0 H: 0 E: 0 LOB: 0 K: 1 BB: 0 S: 5 P: 5	R: 0 H: 1 E: 0 LOB: 1 K: 0 BB: 0 S: 4 P: 4	R: 0 H: 1 E: 0 LOB: 1 K: 1 BB: 0 S: 6 P: 6	R: 0 H: 0 E: 0 LOB: 0 K: 1 BB: 0 S: 5 P: 5	R: 0 H: 0 E: 0 LOB: 0 K: 0 BB: 0 S: 3 P: 3	1B: 1 SF: 0 2B: 1 SAC: 0 3B: 1 DP: 0 HR: 0 HBP: 0						

PITCHER		IP	WLS	BF	H	R	ER	SO	BB	IBB	HBP	BLK	WP	HR	S	P	ERA	WHIP
38 Tyson Ross, R ERA: 8.44	(1, 1)	4.0	W	12	1	0	0	5	0	0	0	0	0	0	22	22	0.00	0.250
58 Victor Alcántara, R ERA: 4.5	(5, 1)	1.0	H	3	0	0	0	1	0	0	0	0	0	0	5	5	0.00	0.000
68 Daniel Stumpf, L ERA: 5.06	(6, 1)	1.0	H	4	1	0	0	0	0	0	0	0	0	0	4	4	0.00	1.000
31 Ryan Carpenter, L ERA:	(7, 1)	3.0	S	10	1	0	0	2	0	0	0	0	0	0	14	14	0.00	0.333

PITCHER	IP	WLS	BF	H	R	ER	SO	BB	IBB	HBP	BLK	WP	HR	S	P	ERA	WHIP

BOTTOM

Detroit Tigers @ Minnesota Twins

CenturyLink Sports Complex, Fort Myers, FL

Mon Mar 11 2019, 1:07 PM - 3:47 PM EDT

Att. 9,030 - Partly Cloudy - 83 F

livebaseballscorecards.com

AB	29
R	0
H	3
RBI	0
BB	0
SO	8
LOB	5

Minnesota Twins @ Pittsburgh Pirates

LECOM Park, Bradenton, FL

Tue Mar 12 2019, 1:06 PM - 3:49 PM EDT

Att. 5,400 - Overcast - 76 F

TOP

livebaseballscorecards.com

Batter	1	2	3	4	5	6	7	8	9	AB	R	H	RBI	BB	SO	LOB
26 Max Kepler, L (1, 9) OBP: 0.500, SLG: 0.773	B X 1-0 11 2B 2B		X 0-0 ① G4-3 2-3		S S T 0-2 ② K		X 0-0 ② P6		X 0-0 17 HBP 1-2 2-3 3B 1B	4	1	1	0	0	1	1
50 Jimmy Kerrigan, S (7, 7) OBP: 0.444, SLG: 0.750										1	1	1	0	0	0	0
11 Jorge Polanco, S (1, 6) OBP: 0.308, SLG: 0.333	X 0-0 60 G3 31 G5-3 2-H 2B		X 0-0 ② G3-4 3-H		B B B B 4-0 BB		X 0-0 ③ G3-1		H 1-0 1-2 2-3 3-H 3B HBP	3	1	1	2	1	0	0
17 Jon Kemmer, L (7, 9) OBP: 0.375, SLG: 0.167										0	1	0	1	0	0	0
60 Jake Cave, L (1, 7) OBP: 0.324, SLG: 0.406	X 0-0 ① G3 2-3		X 0-0 2B		X 0-0 ③ F7			C C S 0-3 ① K	X 0-0 79 SF9 1-H 2-H 3-H 3B	3	0	1	0	0	0	2
LaMonte Wade Jr., L (7, 8) OBP: 0.375, SLG: 0.556										2	1	1	3	0	1	0
31 Tyler Austin, R (1, 10) OBP: 0.414, SLG: 0.586	X 0-0 ② G5-3 3-H		X 0-0 ③ F9			S S X 0-2 HR		X 0-0 81 2B 1B	X 0-0 ① SF9 3-H	4	1	2	2	0	0	1
79 Brian Navarreto, R (8, PR) (8, 10) OBP: 0.167, SLG: 0.455										0	1	0	1	0	0	0
64 Willians Astudillo, R (1, 2) OBP: 0.219, SLG: 0.333	X 0-0 ③ F7			X 0-0 ① G6-3		X 0-0 ① F8		X 0-0 ② F8	X 0-0 ② G3	3	0	0	0	0	0	0
Nick Gordon, L (7, 6) OBP: 0.333, SLG: 0.450										2	0	0	0	0	0	1
27 Lucas Duda, L (1, 3) OBP: 0.448, SLG: 0.458		S S C 0-3 ① K		X 0-0 30 F8 2B		X 0-0 36 FC6-4 1B		X 0-0 1-H 2B	0-0 ③ G5-3	3	0	2	0	0	1	0
81 Wynston Sawyer, R (6, PR) (6, 3) OBP: 0.235, SLG: 0.313										2	0	1	1	0	0	0
30 Michael Reed, R (1, 8) OBP: 0.125, SLG: 0.500		S S C 0-3 ② K		X 0-0 ② F8 2-3		S S C 0-3 ② K		X 0-0 ③ P6		3	0	0	0	0	2	2
Luis Arraez, L (7, 4) OBP: 0.375, SLG: 0.222										1	0	0	0	0	0	2
36 Adam Rosales, R (1, 5) OBP: 0.423, SLG: 0.875		X 0-0 ③ F9		X 0-0 ③ F8		X 0-0 ③ FC6-4 1-2f			B B B B 4-0 50 1B 56 1B 17 HBP BB	3	0	0	0	0	0	2
72 Randy César, R (6, 5) OBP: 0.250, SLG: 0.389										0	1	0	0	1	0	0
19 Ronald Torreyes, R (1, 4) OBP: 0.333, SLG: 0.406			X 0-0 26 G4-3 11 G3-4 2B		X 0-0 ① G5-3		F X 0-1 ① F8		X 0-0 17 HBP 50 1B 1-2 3B 1B	3	1	1	0	0	0	0
56 Tomás Telis, S (7, 2) OBP: 0.143, SLG: 0.143										1	1	1	0	0	0	0
Inning Stats	R: 2 E: 0 K: 0 S: 5 H: 2 LOB: 0 BB: 0 P: 6	R: 0 E: 0 K: 2 S: 7 H: 0 LOB: 0 BB: 0 P: 7	R: 1 E: 0 K: 0 S: 5 H: 2 LOB: 1 BB: 0 P: 5	R: 0 E: 0 K: 0 S: 4 H: 1 LOB: 1 BB: 0 P: 4	R: 0 E: 0 K: 1 S: 5 H: 0 LOB: 1 BB: 1 P: 9	R: 1 E: 0 K: 1 S: 9 H: 2 LOB: 1 BB: 0 P: 9	R: 0 E: 0 K: 0 S: 4 H: 0 LOB: 0 BB: 0 P: 4	R: 1 E: 0 K: 1 S: 7 H: 2 LOB: 2 BB: 0 P: 7	R: 5 E: 0 K: 0 S: 6 H: 3 LOB: 0 BB: 1 P: 11	1B: 4 2B: 6 3B: 1 HR: 1	SF: 1 SAC: 0 DP: 0 HBP: 1						

	AB	38
	R	10
	H	12
	RBI	10
	BB	2
	SO	5
	LOB	11

WP: 0 PB: 0 SB: 0 CS: 0 PA: 42

PITCHER		IP	WLS	BF	H	R	ER	SO	BB	IBB	HBP	BLK	WP	HR	S	P	ERA	WHIP
50 Jameson Taillon, R ERA: 6.75	(1, 1)	4.0		17	5	3	3	2	0	0	0	0	0	0	21	22	6.75	1.250
31 Jordan Lyles, R ERA: 4.91	(5, 1)	2.0	B	9	2	1	1	2	1	0	0	0	0	1	14	18	4.50	1.500
45 Michael Feliz, R ERA: 4.0	(7, 1)	2.0	L	8	2	1	1	1	0	0	0	0	0	0	11	11	4.50	1.000
70 Tyler Lyons, L ERA: 16.2	(9, 1)	0.1		6	3	5	5	0	1	0	1	0	0	0	4	9	135.00	12.000
71 Brandon Waddell, L ERA: 3.38	(9, 1)	0.2		2	0	0	0	0	0	0	0	0	0	0	2	2	0.00	0.000

PITCHER	IP	WLS	BF	H	R	ER	SO	BB	IBB	HBP	BLK	WP	HR	S	P	ERA	WHIP

BOTTOM

Minnesota Twins @ Pittsburgh Pirates

LECOM Park, Bradenton, FL

Tue Mar 12 2019, 1:06 PM - 3:49 PM EDT

Att. 5,400 - Overcast - 76 F

livebaseballscorecards.com

Batter	1	2	3	4	5	6	7	8	9	AB	R	H	RBI	BB	SO	LOB
26 Adam Frazier, L (1, 4) OBP: 0.385, SLG: 0.750	F9		6 2B	1-3 2-H 3-H 1B			G5-3		F8	4	1	2	2	0	0	0
44 Kevin Kramer, L (8, 4) OBP: 0.214, SLG: 0.333										1	0	0	0	0	0	1
6 Starling Marte, R (1, 8) OBP: 0.286, SLG: 0.250	29 1B 55 E BB		29 G6-3 2-H 2B		55 CS 29 BLK BB		K			2	1	1	1	2	1	0
17 JB Shuck, L (8, 8) OBP: 0.444, SLG: 0.680										0	0	0	0	0	0	0
29 Francisco Cervelli, R (1, 2) OBP: 0.222, SLG: 0.280	55 E 1-3 1B		G6-3 2-3		G5-3 1-2		F7			4	0	1	0	0	0	2
61 Steven Baron, R (8, 2) OBP: 0.353, SLG: 0.267										0	0	0	0	0	0	0
55 Josh Bell, S (1, 3) OBP: 0.192, SLG: 0.346	F8 1-2 3-H		G1-3		53 1B 2-3 1B			K		3	0	1	0	0	0	2
75 Will Craig, R (8, 3) OBP: 0.393, SLG: 0.391										1	0	0	0	0	1	0
53 Melky Cabrera, S (1, 7) OBP: 0.333, SLG: 0.385	K			2 BB 16 BB 26 1B 1B	1-3 1B			K		3	1	2	0	0	1	1
46 Patrick Kivlehan, R (8, 7) OBP: 0.400, SLG: 0.643										1	0	0	0	0	1	0
16 Jung Ho Kang, R (1, 5) OBP: 0.308, SLG: 0.727		K		2 BB 26 1B 1-2 BB	G5-3			G4-3		2	1	0	0	1	1	2
79 Alfredo Reyes, R (8, 5) OBP: 0.227, SLG: 0.105										1	0	0	0	0	0	0
5 Lonnie Chisenhall, L (1, 9) OBP: 0.375, SLG: 0.308		F9		K		K			2B	3	0	0	0	0	2	2
36 José Osuna, R (8, 9) OBP: 0.310, SLG: 0.320										1	0	1	0	0	0	0
2 Erik González, R (1, 6) OBP: 0.185, SLG: 0.240		K		1-2 2-3 BB		K			K	2	0	0	0	1	2	0
15 Pablo Reyes, R (8, 6) OBP: 0.355, SLG: 0.571										1	0	0	0	0	1	1
50 Jameson Taillon, R (1, 1)			F9	K		K			K	1	0	0	0	0	0	0
77 Ke'Bryan Hayes, R (4, PH) OBP: 0.360, SLG: 0.370										1	0	0	0	0	1	3
31 Jordan Lyles, R (5, 1)										0	0	0	0	0	0	0
83 Erich Weiss, L (6, PH)										1	0	0	0	0	1	0
45 Michael Feliz, R (7, 1)										0	0	0	0	0	0	0
70 Tyler Lyons, L (9, 1)										0	0	0	0	0	0	0
71 Brandon Waddell, L (9, 1)										0	0	0	0	0	0	0
96 Adrian Valerio, S (9, PH)										1	0	0	0	0	1	1
Inning Stats	R: 1 E: 1 K: 1 S: 6 / H: 1 LOB: 1 BB: 1 P: 10	R: 0 E: 0 K: 2 S: 7 / H: 0 LOB: 0 BB: 0 P: 7	R: 1 E: 0 K: 0 S: 5 / H: 2 LOB: 1 BB: 0 P: 5	R: 2 E: 0 K: 2 S: 8 / H: 2 LOB: 3 BB: 2 P: 16	R: 0 E: 0 K: 0 S: 4 / H: 2 LOB: 2 BB: 1 P: 9	R: 0 E: 0 K: 3 S: 9 / H: 0 LOB: 0 BB: 0 P: 9	R: 0 E: 0 K: 1 S: 5 / H: 0 LOB: 0 BB: 0 P: 5	R: 0 E: 0 K: 2 S: 7 / H: 0 LOB: 0 BB: 0 P: 7	R: 0 E: 0 K: 2 S: 8 / H: 1 LOB: 1 BB: 0 P: 8	1B: 5 2B: 3 3B: 0 HR: 0 / SF: 0 SAC: 0 DP: 0 HBP: 0							

AB	33
R	4
H	8
RBI	3
BB	4
SO	13
LOB	15

WP: 0 PB: 0 SB: 0 CS: 1 PA: 37

PITCHER		IP	WLS	BF	H	R	ER	SO	BB	IBB	HBP	BLK	WP	HR	S	P	ERA	WHIP
59 Stephen Gonsalves, L	(1, 1)	3.0		15	4	4	3	3	2	0	0	0	0	0	19	27	9.00	2.000
ERA: 5.63																		
43 Zack Weiss, R	(4, 1)	1.0	B	4	1	0	0	2	1	0	0	0	0	0	7	11	0.00	2.000
ERA:																		
77 Fernando Romero, R	(5, 1)	1.0		5	2	0	0	0	1	0	0	1	0	0	4	9	0.00	3.000
ERA: 1.13																		
70 Ryne Harper, R	(6, 1)	1.0		3	0	0	0	3	0	0	0	0	0	0	9	9	0.00	0.000
ERA:																		
80 Ryan Eades, R	(7, 1)	1.0	W	3	0	0	0	1	0	0	0	0	0	0	5	5	0.00	0.000
ERA:																		

PITCHER		IP	WLS	BF	H	R	ER	SO	BB	IBB	HBP	BLK	WP	HR	S	P	ERA	WHIP
54 Preston Guilmet, R	(8, 1)	1.0	H	3	0	0	0	2	0	0	0	0	0	0	7	7	0.00	0.000
ERA: 1.5																		
74 Jake Reed, R	(9, 1)	1.0		4	1	0	0	2	0	0	0	0	0	0	8	8	0.00	1.000
ERA: 3.86																		

Batter	1	2	3	4	5	6	7	8	9	AB	R	H	RBI	BB	SO	LOB
9 Marwin Gonzalez, S (1, 5) OBP: 0.091, SLG: 0.091	F S S 0-3 ① K		X 0-0 ③ G4-3			X 0-0 24 2B 20 1B 1B	X 0-0 ① ② F8-3 1-1		B S C X 1-2 1-H HR	3	1	1	0	0	1	0
36 Adam Rosales, R (6, 4) OBP: 0.429, SLG: 0.962										2	1	1	2	0	0	1
(8, 5)																
24 C.J. Cron, R (1, 3) OBP: 0.414, SLG: 0.640	X 0-0 ② G5-3			X 0-0 23 E 20 FC4-6 2B		X 0-0 20 1B 79 HR 1-3 2B	X 0-0 ③ F7		H 1-0 HBP	4	2	2	0	0	0	1
23 Jordany Valdespin, L (8, 4) OBP: 0.833, SLG: 1.667										0	0	0	0	0	0	0
23 Nelson Cruz, R (1, 10) OBP: 0.364, SLG: 0.125	X 0-0 ③ G6-3			X 0-0 E6 20 FC4-6 2-3		X 0-0 ① G6-3		X 0-0 50 1B 50 WP 79 G3-6 1B	X 0-0 ③ G4-3	3	0	0	0	0	0	3
56 Tomás Telis, S (8, PH) OBP: 0.188, SLG: 0.188										2	1	1	0	0	0	1
(8, 10)																
20 Eddie Rosario, L (1, 7) OBP: 0.414, SLG: 0.741		B B B 4-0 18 G4-6-3 BB		X 0-0 ① FC4-6 16 S 18 HBP 1-2f 3-H		X 0-0 79 HR 2-3 3-H 1B		B X 1-0 79 G3-6 1-3 1B		2	1	1	2	1	0	1
50 Jimmy Kerrigan, S (7, 8) OBP: 0.500, SLG: 0.778										1	0	1	0	0	0	0
18 Mitch Garver, R (1, 2) OBP: 0.179, SLG: 0.308		X 0-0 ① ② G4-6-3 1-2f		H 1-0 16 G6-4-3 HBP 1-2		B B S C X 2-2 1-H HR 3-H		X 0-0 ① ② G3-6 1-2f 3-H		1	0	0	0	0	0	1
79 Brian Navarreto, R (4, PR) OBP: 0.214, SLG: 0.692										2	1	1	3	0	0	1
(4, 2)																
16 Jonathan Schoop, R (1, 4) OBP: 0.267, SLG: 0.333		X 0-0 ③ G5-3		B X 1-0 ② ③ G6-4-3 1-2f 2-3		S S S 0-3 ② K		X 0-0 ③ P3		3	0	0	0	0	1	2
72 Randy César, R (6, 5) OBP: 0.238, SLG: 0.368										1	0	0	0	0	0	0
(8, 3)																
25 Byron Buxton, R (1, 8) OBP: 0.444, SLG: 1.000			B S X 1-1 HR	X 0-0 ① G3-1	X 0-0 2B				X 0-0 ① G6-3	3	1	2	1	0	0	0
96 Zander Wiel, R (7, 7)										1	0	0	0	0	0	0
13 Ehire Adrianza, S (1, 6) OBP: 0.364, SLG: 0.591			X 0-0 ① B2-3	X 0-0 ② G6-3	S C S 0-3 ③ K				X 0-0 ② G6-3	2	0	0	0	0	0	0
19 Ronald Torreyes, R (6, PH) OBP: 0.314, SLG: 0.382										2	0	0	0	0	1	1
(6, 6)																
60 Jake Cave, L (1, 9) OBP: 0.324, SLG: 0.382			X 0-0 ② G4-3	S C C 0-3 ③ K			B B B B 4-0 36 F8-3 BB		B B B B 4-0 36 HR BB	2	0	0	0	1	1	0
91 Aaron Whitefield, R (7, PR) OBP: 0.333, SLG: 0.250										0	1	0	0	1	0	0
(7, 9)																
Inning Stats	R: 0 E: 0 K: 1 S: 5 H: 0 LOB: 0 P: 5	R: 0 E: 0 K: 0 S: 2 H: 0 LOB: 0 BB: 1 P: 6	R: 1 E: 0 K: 0 S: 5 H: 1 LOB: 0 BB: 0 P: 6	R: 1 E: 1 K: 0 S: 4 H: 1 LOB: 2 BB: 0 P: 6	R: 0 E: 0 K: 1 S: 5 H: 0 LOB: 0 BB: 0 P: 5	R: 4 E: 0 K: 2 S: 14 H: 5 LOB: 1 BB: 0 P: 16	R: 0 E: 0 K: 0 S: 2 H: 0 LOB: 1 BB: 1 P: 6	R: 1 E: 0 K: 0 S: 4 H: 2 LOB: 0 BB: 0 P: 5	R: 2 E: 0 K: 0 S: 6 H: 1 LOB: 1 BB: 1 P: 12	1B: 4 2B: 4 3B: 0 HR: 3 SF: 0 SAC: 0 DP: 4 HBP: 2						

TOP

Minnesota Twins @ Boston Red Sox

JetBlue Park, Ft. Myers, FL

Wed Mar 13 2019, 1:07 PM - 4:02 PM EDT

Att. 10,091 - Sunny - 83 F

livebaseballscorecards.com

AB	34
R	9
H	10
RBI	8
BB	3
SO	4
LOB	12

WP: 1 PA: 39
PB: 0
SB: 1
CS: 0

PITCHER		IP	WLS	BF	H	R	ER	SO	BB	IBB	HBP	BLK	WP	HR	S	P	ERA	WHIP
17 Nathan Eovaldi, R ERA: 3.0	(1, 1)	3.0		10	1	1	1	1	1	0	0	0	0	1	12	17	3.00	0.667
72 Colten Brewer, R ERA: 6.0	(4, 1)	1.0	B	5	1	1	0	0	0	0	1	0	0	0	4	6	0.00	1.000
61 Brian Johnson, L ERA: 14.4	(5, 1)	1.2	L	9	4	4	4	2	0	0	0	0	0	1	15	17	21.60	2.400
86 Adam Lau, R ERA:	(6, 1)	0.1		2	1	0	0	1	0	0	0	0	0	0	4	4	0.00	3.000
71 Josh Smith, R ERA: 7.04	(7, 1)	2.0		7	2	1	1	0	1	0	0	0	1	0	6	11	4.50	1.500

PITCHER		IP	WLS	BF	H	R	ER	SO	BB	IBB	HBP	BLK	WP	HR	S	P	ERA	WHIP
48 Dan Runzler, L ERA: 14.73	(9, 1)	1.0		6	1	2	2	0	1	0	1	0	0	1	6	12	18.00	2.000

Minnesota Twins @ Boston Red Sox

JetBlue Park, Ft. Myers, FL

Wed Mar 13 2019, 1:07 PM - 4:02 PM EDT

Att. 10,091 - Sunny - 83 F

BOTTOM

livebaseballscorecards.com

Batter	1	2	3	4	5	6	7	8	9	AB	R	H	RBI	BB	SO	LOB
19 Jackie Bradley Jr., L (1, 8) OBP: 0.333, SLG: 0.591	G6-3		K		K		K		3B (1-H, 3-H)	3	0	0	0	0	2	0
38 Tate Matheny, R (6, 8) OBP: 0.259, SLG: 0.444										2	0	1	2	0	1	0
50 Mookie Betts, R (1, 9) OBP: 0.308, SLG: 0.333	P3		1B (2, 1B)		K		G5-6-3		G4-3	3	0	1	0	0	1	0
90 C.J. Chatham, R (6, 6) OBP: 0.348, SLG: 0.429					K					2	0	0	0	0	0	1
18 Mitch Moreland, L (1, 3) OBP: 0.231, SLG: 0.250	G6-3		K		F8			K		3	0	0	0	0	1	1
39 Joseph Monge, R (6, 7) OBP: 0.333, SLG: 0.182										1	0	0	0	0	1	0
2 Xander Bogaerts, R (1, 6) OBP: 0.333, SLG: 0.500		1B (12 BB, 23 2B)	1B (1-3)			K		F8		2	1	2	0	0	0	0
59 Sam Travis, R (6, 3) OBP: 0.333, SLG: 0.182										2	0	0	0	0	1	0
25 Steve Pearce, R (1, 10)		F7	P6			P3		L5		3	0	0	0	0	0	3
77 Óscar Hernández, R (8, PH) OBP: 0.375, SLG: 0.429 (9, 10)										1	0	0	0	0	0	0
36 Eduardo Núñez, R (1, 5) OBP: 0.429, SLG: 0.444		L4		P4		BB (4-0, 12 2B)			1B (74 1B, 68 G5-3, 38 3B)	2	1	0	0	1	0	1
83 Bobby Dalbec, R (7, 5) OBP: 0.387, SLG: 0.280										1	1	1	0	0	0	0
12 Brock Holt, L (1, 4) OBP: 0.350, SLG: 0.500	BB (1-2, 23 2B)			K		2B (1-H)			G5-3 (1-2)	2	1	1	1	1	1	0
68 Juan Centeno, L (7, 2) OBP: 0.313, SLG: 0.267										1	0	0	0	0	0	1
23 Blake Swihart, S (1, 2) OBP: 0.444, SLG: 0.588	2B (1-H, 2-H)		2B			G6-3			1B (38 3B) (2-3)	3	0	2	2	0	0	1
74 Chad De La Guerra, L (7, 4) OBP: 0.435, SLG: 0.545										1	1	1	0	0	0	0
54 Bryce Brentz, R (1, 7) OBP: 0.348, SLG: 0.667		G5-3		F8			K		K	2	0	0	0	0	0	2
41 Cole Sturgeon, L (6, 9) OBP: 0.208, SLG: 0.318										2	0	0	0	0	2	2
Inning Stats	R: 0 E: 0 K: 0 S: 3 H: 0 LOB: 0 BB: 0 P: 3	R: 2 E: 0 K: 0 S: 5 H: 2 LOB: 1 BB: 1 P: 9	R: 0 E: 0 K: 2 S: 9 H: 2 LOB: 2 BB: 0 P: 9	R: 0 E: 0 K: 1 S: 6 H: 1 LOB: 1 BB: 0 P: 6	R: 0 E: 0 K: 2 S: 7 H: 0 LOB: 0 BB: 0 P: 7	R: 1 E: 0 K: 1 S: 6 H: 1 LOB: 1 BB: 1 P: 10	R: 0 E: 0 K: 2 S: 7 H: 0 LOB: 0 BB: 0 P: 7	R: 0 E: 0 K: 1 S: 5 H: 0 LOB: 0 BB: 0 P: 5	R: 2 E: 0 K: 1 S: 8 H: 3 LOB: 1 BB: 0 P: 8	1B: 5 2B: 3 3B: 1 HR: 0	SF: 0 SAC: 0 DP: 0 HBP: 0						

AB	36
R	5
H	9
RBI	5
BB	2
SO	10
LOB	12

WP: 0 PB: 0 SB: 0 CS: 0 PA: 38

PITCHER		IP	WLS	BF	H	R	ER	SO	BB	IBB	HBP	BLK	WP	HR	S	P	ERA	WHIP
17 José Berríos, R ERA: 5.73	(1, 1)	3.1		15	4	2	2	2	1	0	0	0	0	0	18	22	5.40	1.500
96 Pat Dean, L ERA: 15.43	(4, 1)	0.2		3	1	0	0	1	0	0	0	0	0	0	5	5	0.00	1.500
38 Blake Parker, R ERA: 1.5	(5, 1)	1.0	W	3	0	0	0	2	0	0	0	0	0	0	7	7	0.00	0.000
68 Matt Magill, R ERA: 9.53	(6, 1)	1.0		5	1	1	1	1	1	0	0	0	0	0	6	10	9.00	2.000
51 Mike Morin, R ERA:	(7, 1)	1.0	H	3	0	0	0	2	0	0	0	0	0	0	7	7	0.00	0.000
Tim Collins, L ERA: 6.35	(8, 1)	1.2		7	2	2	2	2	0	0	0	0	0	0	11	11	10.80	1.200
46 Dusten Knight, R ERA:	(9, 1)	0.1		2	1	0	0	0	0	0	0	0	0	0	2	2	0.00	3.000

Minnesota Twins @ Baltimore Orioles

Ed Smith Stadium, Sarasota, FL

Thu Mar 14 2019, 1:06 PM - 4:01 PM EDT

Att. 4,527 - Partly Cloudy - 79 F

TOP

livebaseballscorecards.com

Batter	1	2	3	4	5	6	7	8	9	AB	R	H	RBI	BB	SO	LOB
30 Michael Reed, R (1, 9) OBP: 0.333, SLG: 0.583	P3		64 1B 1-2 1B		60 WP 13 BB 60 2B 2-H 1B		13 FC4-6 1B	FC6-4 1-2f 2-3		4	1	3	1	0	0	0
47 Wilin Rosario, R (7, 3)										1	0	0	0	0	0	2
13 Ehire Adrianza, S (1, 7) OBP: 0.385, SLG: 0.560			K		60 WP 60 2B 1-2 BB		FC4-6 60 BB 64 1B 31 1B 1-2f	G4-3		3	1	1	0	1	1	3
24 Ernie De La Trinidad, L (7, PR)										1	1	0	0	0	0	2
(7, 7)	1B															
64 Willians Astudillo, R (1, 5) OBP: 0.250, SLG: 0.353	F9		1-2 2-H 1B		F9		60 BB 31 1B 1-2 1B		9 1B 2B	4	0	2	1	0	0	3
40 Drew Maggi, R (7, PR) OBP: 0.400, SLG: 0.600										1	1	1	0	0	0	0
(7, 5)																
60 Jake Cave, L (1, 8) OBP: 0.341, SLG: 0.405	F8		K		1-H 2-H 2B		31 1B 1-2 2-3 BB		K	3	0	1	2	1	1	3
4 Tanner English, R (7, PR)										1	0	0	0	0	1	1
(7, 8)																
31 Tyler Austin, R (1, 3) OBP: 0.394, SLG: 0.545		K		K	L7		1-3 2-H 3-H 1B		45 WP 2-H 1B	4	0	1	1	0	2	1
9 Jacob Pearson, L (7, PR) OBP: 0.333, SLG: 0.333										1	0	1	1	0	0	0
(7, 9)																
27 Lucas Duda, L (1, 10) OBP: 0.394, SLG: 0.393		F7		P5		G6-3	K		F7 1-2	4	0	0	0	0	1	3
45 Trey Cabbage, L (9, PH)										1	0	0	0	0	0	1
(9, 10)																
19 Ronald Torreyes, R (1, 6) OBP: 0.325, SLG: 0.447		G5-3		F7				47 FC6-4 81 BB HBP	F8	4	1	1	1	0	0	1
36 Adam Rosales, R (1, 4) OBP: 0.375, SLG: 0.833			P4		P3	F8		L4		4	0	0	0	0	0	1
56 Tomás Telis, S (1, 2) OBP: 0.263, SLG: 0.316			30 1B 64 1B 1B		30 WP 30 1B 2B	G6-3		47 FC6-4 1-2 BB		3	2	2	0	0	0	0
81 Wynston Sawyer, R (7, 2) OBP: 0.278, SLG: 0.313										0	0	0	0	1	0	0

Inning Stats	1	2	3	4	5	6	7	8	9
	R: 0 H: 1 E: 0 LOB: 1 K: 0 BB: 0 S: 4 P: 4	R: 0 H: 0 E: 0 LOB: 0 K: 1 BB: 0 S: 5 P: 5	R: 1 H: 3 E: 0 LOB: 2 K: 2 BB: 0 S: 10 P: 10	R: 0 H: 0 E: 0 LOB: 0 K: 1 BB: 0 S: 5 P: 5	R: 3 H: 3 E: 0 LOB: 1 K: 0 BB: 1 S: 6 P: 12	R: 1 H: 1 E: 0 LOB: 0 K: 0 BB: 0 S: 4 P: 4	R: 1 H: 3 E: 0 LOB: 3 K: 1 BB: 1 S: 7 P: 11	R: 0 H: 0 E: 0 LOB: 2 K: 0 BB: 1 S: 3 P: 8	R: 1 H: 2 E: 0 LOB: 1 K: 1 BB: 0 S: 7 P: 8

1B: 9	SF: 0	WP: 3 PA: 43
2B: 3	SAC: 0	PB: 0
3B: 0	DP: 0	SB: 0
HR: 1	HBP: 1	CS: 0

AB	39
R	7
H	13
RBI	7
BB	3
SO	6
LOB	21

PITCHER	IP	WLS	BF	H	R	ER	SO	BB	IBB	HBP	BLK	WP	HR	S	P	ERA	WHIP
37 Dylan Bundy, R (1, 1) ERA: 10.8	5.0		23	7	4	4	4	1	0	0	0	2	0	30	36	7.20	1.600
38 Pedro Araújo, R (6, 1) ERA: 10.38	1.0		4	1	1	1	0	0	0	0	0	0	1	4	4	9.00	1.000
31 Jimmy Yacabonis, R (7, 1) ERA: 2.35	1.0	B	7	3	1	1	1	1	0	1	0	0	0	7	12	9.00	4.000
51 Paul Fry, L (8, 1) ERA:	1.0		4	0	0	0	0	1	0	0	0	0	0	3	7	0.00	1.000
52 Branden Kline, R (9, 1) ERA: 5.79	1.0	L	5	2	1	1	1	0	0	0	0	1	0	7	8	9.00	2.000

PITCHER	IP	WLS	BF	H	R	ER	SO	BB	IBB	HBP	BLK	WP	HR	S	P	ERA	WHIP

BOTTOM

Minnesota Twins @ Baltimore Orioles

Ed Smith Stadium, Sarasota, FL

Thu Mar 14 2019, 1:06 PM - 4:01 PM EDT

Att. 4,527 - Partly Cloudy - 79 F

livebaseballscorecards.com

Batter	1	2	3	4	5	6	7	8	9	AB	R	H	RBI	BB	SO	LOB
3 Cedric Mullins, L (1, 7) OBP: 0.263, SLG: 0.394	B B C X 2-1 HR		X 0-0 ② P4		X 0-0 ① P2	X 0-0 ② F9		S S S 0-3 ② K		4	1	1	1	0	0	3
12 Stevie Wilkerson, S (7, 9) OBP: 0.229, SLG: 0.290										1	0	0	0	0	1	2
45 Mark Trumbo, R (1, 10)	X 0-0 ① F8		X 0-0 ③ G6-3		X 0-0 ② P4	B B B B 4-0 1-2 BB		S X 0-1 ③ F8 2-3		2	0	0	0	0	0	1
25 Anthony Santander, S (5, PH) (6, 10) OBP: 0.424, SLG: 0.767										2	0	0	0	1	0	3
19 Chris Davis, L (1, 3) OBP: 0.316, SLG: 0.375	C C C 0-3 ② K			B B B B 4-0 15 F8 39 1B 21 2B BB	X 0-0 68 1B 1-3 1B	S S S 0-3 ③ K			X 0-0 ① G3	2	1	1	0	1	1	0
14 Rio Ruiz, L (5, PR) (6, 3) OBP: 0.421, SLG: 0.613										2	0	0	0	0	1	2
39 Renato Núñez, R (1, 5) OBP: 0.250, SLG: 0.414	S S S 0-3 ③ K2-3			X 0-0 21 2B 29 G1-4-3 1-2 1B	X 0-0 1-2 3-H 1B		S S S 0-3 ① K		S S S 0-3 ② K	2	0	1	0	0	1	0
68 Christopher Bostick, R (4, PR) (5, 5) OBP: 0.207, SLG: 0.250										3	1	1	1	0	2	0
15 Chance Sisco, L (1, 2) OBP: 0.517, SLG: 0.905		X 0-0 ① G4-3		X 0-0 ① F8 2-3	X 0-0 ③ G6-3		X 0-0 ② F9		C C C 0-3 ③ K	3	0	0	0	0	0	4
27 Andrew Susac, R (7, 2) OBP: 0.421, SLG: 0.533										2	0	0	0	0	1	0
21 Austin Hays, R (1, 8) OBP: 0.400, SLG: 0.879		X 0-0 ② G4-3		X 0-0 29 G1-4-3 1-3 3-H 2B		B B B B 4-0 29 HR BB	S S S 0-3 ③ K			2	1	1	1	1	0	0
35 Dwight Smith Jr., L (7, 7) OBP: 0.294, SLG: 0.200										1	0	0	0	0	1	0
29 Jace Peterson, L (1, 4) OBP: 0.452, SLG: 0.440		X 0-0 ③ F9		X 0-0 ② G1-4-3 2-3 3-H		B B X 2-0 1-H HR		X 0-0 25 S 6 1B 1B		3	1	1	3	0	0	1
69 Jack Reinheimer, R (7, 4) OBP: 0.455, SLG: 0.682										1	0	1	0	0	0	0
1 Richie Martin, R (1, 6) OBP: 0.314, SLG: 0.394			X 0-0 ① F8	X 0-0 ③ F9		S S S 0-3 ① K		X 0-0 ① F9		4	0	0	0	0	1	2
78 Ryan McKenna, R (9, 8)										0	0	0	0	0	0	0
28 Eric Young Jr., S (1, 9) OBP: 0.438, SLG: 0.440			B B B B 4-0 BB		X 0-0 19 1B 68 1B 1B	B B B B 4-0 25 WP BB		X 0-0 1-2 1B		1	1	1	0	2	0	0
6 Drew Jackson, R (6, PR) (7, 8) (9, 6) OBP: 0.417, SLG: 0.424										1	0	1	0	0	0	0
Inning Stats	R: 1 H: 1 E: 0 LOB: 0 K: 2 BB: 0 S: 9 P: 11	R: 0 H: 0 E: 0 LOB: 0 K: 0 BB: 0 S: 3 P: 3	R: 0 H: 0 E: 0 LOB: 1 K: 0 BB: 1 S: 3 P: 7	R: 2 H: 2 E: 0 LOB: 1 K: 0 BB: 1 S: 5 P: 9	R: 1 H: 3 E: 0 LOB: 2 K: 0 BB: 0 S: 6 P: 6	R: 2 H: 1 E: 0 LOB: 2 K: 2 BB: 3 S: 8 P: 22	R: 0 H: 0 E: 0 LOB: 0 K: 2 BB: 0 S: 7 P: 7	R: 0 H: 2 E: 0 LOB: 2 K: 1 BB: 0 S: 8 P: 8	R: 0 H: 0 E: 0 LOB: 0 K: 2 BB: 0 S: 7 P: 7	1B: 6 2B: 1 3B: 0 HR: 2	SF: 0 SAC: 0 DP: 0 HBP: 0					

	AB	36
	R	6
	H	9
	RBI	6
	BB	5
	SO	9
	LOB	18

WP: 1 PA: 41
PB: 0
SB: 1
CS: 0

PITCHER		IP	WLS	BF	H	R	ER	SO	BB	IBB	HBP	BLK	WP	HR	S	P	ERA	WHIP
61 Chase De Jong, R ERA: 10.45	(1, 1)	3.0		11	1	1	1	2	1	0	0	0	0	1	15	21	3.00	0.667
49 Adalberto Mejía, L ERA: 5.14	(4, 1)	2.0		12	5	3	3	0	1	0	0	0	0	0	11	15	13.50	3.000
21 Tyler Duffey, R ERA: 7.04	(6, 1)	1.0	B	7	1	2	2	2	3	0	0	0	1	1	8	22	18.00	4.000
80 Ryan Eades, R ERA:	(7, 1)	1.0		3	0	0	0	2	0	0	0	0	0	0	7	7	0.00	0.000
70 Ryne Harper, R ERA:	(8, 1)	1.0	W	5	2	0	0	1	0	0	0	0	0	0	8	8	0.00	2.000

PITCHER		IP	WLS	BF	H	R	ER	SO	BB	IBB	HBP	BLK	WP	HR	S	P	ERA	WHIP
27 Kevin Comer, R ERA:	(9, 1)	1.0	S	3	0	0	0	2	0	0	0	0	0	0	7	7	0.00	0.000

Batter	1	2	3	4	5	6	7	8	9	AB	R	H	RBI	BB	SO	LOB
16 Victor Robles, R (1, 9) (3, 8) OBP: 0.475, SLG: 0.594	F X 0-1 22 G1 3 BB 71 2B 1B	S B S B X 2-2 2-H HR		X 0-0 ③ P2			X 0-0 ① G1-3	X 0-0 ③ G5-3		4	2	2	2	0	0	1
67 Hunter Jones, R (7, 8) OBP: 0.379, SLG: 0.250										1	0	0	0	0	0	0
3 Michael Taylor, R (1, 8) OBP: 0.407, SLG: 0.600	B B B B 4-0 22 G1 71 2B 1-2 BB	X 0-0 ② F9			X 0-0 22 HR 2B		X 0-0 71 2B 1B		X 0-0 E3	1	1	0	0	1	0	0
94 Alec Keller, L (3, 9) OBP: 0.667, SLG: 1.000										3	2	2	0	0	0	0
22 Juan Soto, L (1, 10) OBP: 0.441, SLG: 0.621	X 0-0 ① G1 1-2 2-3	X 0-0 ③ F7			X 0-0 ① 2-H HR		X 0-0 ② F9		S S S 0-3 ① K	3	1	1	2	0	0	2
4 K.J. Harrison, R (7, PH) (7, 10)										2	0	0	0	0	1	2
71 Jake Noll, R (1, 3) OBP: 0.457, SLG: 0.700	X 0-0 8 G2-3 1 1B 2-H 3-H 2B		S S S 0-3 ① K		X 0-0 ① G5-3		X 0-0 8 E 1-H 2B		X 0-0 ② G6-3	4	2	2	3	0	1	0
61 Chris Dominguez, R (7, 5)										1	0	0	0	0	0	1
8 Carter Kieboom, R (1, 6) OBP: 0.412, SLG: 0.778	X 0-0 ② G2-3 2-3		X 0-0 ② G6-3		S S S 0-3 ② K		X 0-0 E6 1 1B 3-H		X 0-0 ③ G1-3	4	1	0	0	0	1	1
5 Aldrem Corredor, L (7, 3)										1	0	0	0	0	0	1
1 Wilmer Difo, S (1, 4) OBP: 0.250, SLG: 0.258	X 0-0 5 1B 17 CS 3-H 1B		X 0-0 ③ G6-3		S S S 0-3 ③ K		X 0-0 2-H 1B			4	0	2	2	0	1	0
23 Austin Davidson, L (7, PR) (7, 4)										0	0	0	0	0	0	0
5 Adrián Sanchez, R (1, 5) OBP: 0.297, SLG: 0.258	X 0-0 1-3 1B			X 0-0 ① G4-3		X 0-0 ① G5-3	X 0-0 ③ G1-3			4	0	1	0	0	0	1
11 Bengie González, S (7, 6)										0	0	0	0	0	0	0
17 Andrew Stevenson, L (1, 7) OBP: 0.237, SLG: 0.250	B 1-0 ③ CS 3-H	S C C 0-3 ① K		S C S 0-3 ② K		S S S 0-3 ② K		X 0-0 ① F7		3	0	0	0	0	3	0
3 Nick Banks, L (7, 7)										1	0	0	0	0	0	0
27 Spencer Kieboom, R (1, 2) OBP: 0.429, SLG: 0.647		X 0-0 16 HR 2B		B B B B 4-0 BB		X 0-0 ③ F9		S S S 0-3 ② K		1	1	1	0	1	0	0
29 Jake Lowery, L (5, 2)										2	0	0	0	0	1	0
Inning Stats	R: 3 H: 4 E: 0 LOB: 1 K: 0 BB: 1 S: 7 P: 12	R: 2 H: 2 E: 0 LOB: 0 K: 1 BB: 0 S: 9 P: 11	R: 0 H: 0 E: 0 LOB: 0 K: 1 BB: 0 S: 5 P: 5	R: 0 H: 0 E: 0 LOB: 1 K: 1 BB: 1 S: 5 P: 9	R: 2 H: 2 E: 0 LOB: 0 K: 2 BB: 0 S: 9 P: 9	R: 0 H: 0 E: 0 LOB: 0 K: 1 BB: 0 S: 5 P: 5	R: 3 H: 3 E: 1 LOB: 1 K: 0 BB: 0 S: 7 P: 7	R: 0 H: 0 E: 0 LOB: 0 K: 1 BB: 0 S: 5 P: 5	R: 0 H: 0 E: 1 LOB: 1 K: 1 BB: 0 S: 6 P: 6	1B: 5 SF: 0 2B: 4 SAC: 0 3B: 0 DP: 0 HR: 2 HBP: 0						

TOP

Washington Nationals @ Minnesota Twins

CenturyLink Sports Complex, Fort Myers, FL

Thu Mar 14 2019, 1:07 PM - 4:04 PM EDT

Att. 6,056 - Sunny - 83 F

livebaseballscorecards.com

AB	39
R	10
H	11
RBI	9
BB	2
SO	8
LOB	9

WP: 0 PA: 42
PB: 0
SB: 0
CS: 1

PITCHER		IP	WLS	BF	H	R	ER	SO	BB	IBB	HBP	BLK	WP	HR	S	P	ERA	WHIP
33 Martín Pérez, L ERA: 4.85	(1, 1)	4.0	L	19	6	5	5	3	2	0	0	0	0	1	26	37	11.25	2.000
43 Addison Reed, R ERA: 16.88	(5, 1)	1.0		5	2	2	2	2	0	0	0	0	0	1	9	9	18.00	2.000
55 Taylor Rogers, L ERA: 4.5	(6, 1)	1.0		3	0	0	0	1	0	0	0	0	0	0	5	5	0.00	0.000
39 Trevor Hildenberger, R ERA: 4.05	(7, 1)	1.2		9	3	3	1	1	0	0	0	0	0	0	11	11	5.40	1.800
50 Daniel Camarena, L ERA:	(8, 1)	0.1		1	0	0	0	0	0	0	0	0	0	0	1	1	0.00	0.000

PITCHER		IP	WLS	BF	H	R	ER	SO	BB	IBB	HBP	BLK	WP	HR	S	P	ERA	WHIP
77 Fernando Romero, R ERA: 1.0	(9, 1)	1.0		4	0	0	0	1	0	0	0	0	0	0	6	6	0.00	0.000

Batter	1	2	3	4	5	6	7	8	9	AB	R	H	RBI	BB	SO	LOB
26 Max Kepler, L (1, 9) OBP: 0.467, SLG: 0.680	F7		BBBB 4-0 9 S BB	SSS 0-3 K		0-0 F8 2-3		0-0 86 FC6-4 1B		3	0	0	0	1	1	4
17 Jon Kemmer, L (7, 9) OBP: 0.444, SLG: 0.286 (8, 7)										1	0	1	0	0	0	0
9 Marwin Gonzalez, S (1, 5) OBP: 0.067, SLG: 0.067	L3		SSS 0-3 K 1-2		0-0 G4-3	0-0 G1-3		0-0 FC6-4 1-2f		4	0	0	0	0	1	3
86 Chris Paul, R (7, 5)										1	0	0	0	0	0	1
23 Nelson Cruz, R (1, 10) OBP: 0.400, SLG: 0.273	0-0 2B		SCC 0-3 K		H 1-0 16 2B HBP		0-0 G1-3		0-0 L6	3	0	1	0	0	1	1
25 Mike Olt, R (9, PH) OBP: 0.429, SLG: 0.333										1	0	0	0	0	0	0
20 Eddie Rosario, L (1, 7) OBP: 0.406, SLG: 0.800	L3			B 1-0 HR	SSS 0-3 K		BBSBSSX 3-2 HR		0-0 G4-3	3	1	1	1	0	1	2
95 Trevor Larnach, L (7, 7) OBP: 0.500, SLG: 2.000 (8, 9)										2	1	1	1	0	0	0
16 Jonathan Schoop, R (1, 4) OBP: 0.303, SLG: 0.400		0-0 18 F8 25 SF8 18 WP 1B		0-0 F7	0-0 1-3 2B		0-0 1B		SSS 0-3 K	3	1	2	0	0	0	0
72 Randy César, R (7, 3) OBP: 0.261, SLG: 0.381										2	0	1	0	0	1	0
18 Mitch Garver, R (1, 3) OBP: 0.194, SLG: 0.414		B 1-0 F8 1-3	BBSX 2-1 HR		0-0 G1-3		0-0 F7			3	1	1	1	0	0	3
23 Jordany Valdespin, L (7, 4) OBP: 0.714, SLG: 1.250										1	0	0	0	0	0	1
25 Byron Buxton, R (1, 8) OBP: 0.467, SLG: 1.000		0-0 SF8 3-H	0-0 15 G3 15 S 1B		BBBB 4-0 26 F8 79 PB BB	SSS 0-3 K				1	0	1	1	1	0	0
91 Aaron Whitefield, R (7, 8) OBP: 0.300, SLG: 0.222										1	0	0	0	0	1	1
15 Jason Castro, L (1, 2) OBP: 0.250, SLG: 0.313		0-0 G4-3	B 1-0 G3 1-3		B 1-0 G5-3 1-2			0-0 G4-3		2	0	0	0	0	0	1
79 Brian Navarreto, R (6, 2) OBP: 0.188, SLG: 0.600										2	0	0	0	0	0	1
95 Wander Javier, R (1, 6)			0-0 F8	BBBB 4-0 BB		BBBB 4-0 BB		0-0 G6-3		2	0	0	0	2	0	0
Inning Stats	R: 0 E: 0 K: 0 S: 4 H: 1 LOB: 1 BB: 0 P: 4	R: 1 E: 0 K: 0 S: 4 H: 1 LOB: 0 BB: 0 P: 5	R: 0 E: 0 K: 2 S: 7 H: 0 LOB: 1 BB: 1 P: 11	R: 2 E: 0 K: 1 S: 9 H: 3 LOB: 2 BB: 1 P: 17	R: 0 E: 0 K: 1 S: 6 H: 1 LOB: 2 BB: 0 P: 7	R: 0 E: 0 K: 0 S: 3 H: 0 LOB: 2 BB: 2 P: 12	R: 1 E: 0 K: 1 S: 9 H: 2 LOB: 1 BB: 0 P: 12	R: 0 E: 0 K: 0 S: 4 H: 1 LOB: 1 BB: 0 P: 4	R: 0 E: 0 K: 1 S: 5 H: 0 LOB: 0 BB: 0 P: 5	1B: 4 2B: 2 3B: 0 HR: 3 SF: 1 SAC: 0 DP: 0 HBP: 1						

PITCHER		IP	WLS	BF	H	R	ER	SO	BB	IBB	HBP	BLK	WP	HR	S	P	ERA	WHIP
23 Erick Fedde, R ERA: 7.84	(1, 1)	3.0	W	12	2	1	1	2	1	0	0	0	1	0	15	20	3.00	1.000
50 Austin Voth, R ERA: 5.4	(4, 1)	1.0		7	3	2	2	1	1	0	0	0	0	2	9	17	18.00	4.000
51 Wander Suero, R ERA: 3.86	(5, 1)	1.0		5	1	0	0	1	0	0	1	0	0	0	6	7	0.00	1.000
61 Kyle McGowin, R ERA: 5.68	(6, 1)	1.0		5	0	0	0	0	2	0	0	0	0	0	3	12	0.00	2.000
21 Tanner Rainey, R ERA: 17.18	(7, 1)	1.0		5	2	1	1	1	0	0	0	0	0	1	9	12	9.00	2.000

PITCHER		IP	WLS	BF	H	R	ER	SO	BB	IBB	HBP	BLK	WP	HR	S	P	ERA	WHIP
32 Aaron Barrett, R ERA: 9.0	(8, 1)	1.0		4	1	0	0	0	0	0	0	0	0	0	4	4	0.00	1.000
40 J.J. Hoover, R ERA: 5.79	(9, 1)	1.0		3	0	0	0	1	0	0	0	0	0	0	5	5	0.00	0.000

BOTTOM

Washington Nationals @ Minnesota Twins

CenturyLink Sports Complex, Fort Myers, FL

Thu Mar 14 2019, 1:07 PM - 4:04 PM EDT

Att. 6,056 - Sunny - 83 F

livebaseballscorecards.com

AB	35
R	4
H	9
RBI	4
BB	4
SO	6
LOB	18

WP: 1 PB: 1 SB: 2 CS: 0 PA: 41

Batter	1	2	3	4	5	6	7	8	9	AB	R	H	RBI	BB	SO	LOB
3 Cedric Mullins, L (1, 8) OBP: 0.244, SLG: 0.361 6 Drew Jackson, R (5, 8) OBP: 0.421, SLG: 0.514	B X 1-0 ① G4-3		S S S 0-3 ③ K		S S S 0-3 ① K	B B B S X 3-1 2-H HR		X 0-0 ② G5-3		3 0 0 0 0 2 0 2 1 1 2 0 0 0						
2 Jonathan Villar, S (1, 4) OBP: 0.353, SLG: 0.222 69 Jack Reinheimer, R (6, PR) OBP: 0.435, SLG: 0.652 (6, 4)	X 0-0 ② G4-3			X 0-0 14 1B 16 1B 14 E 1B	B B B 4-0 16 2B 14 WP BB	B B B 4-0 12 CS 12 S BB		X 0-0 ③ P3		2 2 1 0 2 0 0 1 0 0 0 0 0 0						
19 Chris Davis, L (1, 3) OBP: 0.318, SLG: 0.333 12 Stevie Wilkerson, S (5, 3) OBP: 0.243, SLG: 0.303	B B B B 4-0 BB			S S S 0-3 ① K	S C C 0-3 ② K	B S S S 1-3 ② ③ 1-3 K			X 0-0 57 F8 68 1B 84 FC4-6 1B	2 0 0 0 1 2 2 2 1 1 0 0 1 2						
16 Trey Mancini, R (1, 7) OBP: 0.364, SLG: 0.316 68 Christopher Bostick, R (7, PR) OBP: 0.233, SLG: 0.276 (7, 7)	C S S 0-3 ③ K			X 0-0 14 E 23 2B 1-2 1B	X 0-0 14 WP 23 1B 1-3 2B		X 0-0 57 E 1 SF8 1B		X 0-0 84 FC4-6 1-2 1B	4 2 3 0 0 1 1 1 1 1 0 0 0 0						
14 Rio Ruiz, L (1, 5) OBP: 0.439, SLG: 0.606 57 Hanser Alberto, R (5, PR) OBP: 0.280, SLG: 0.273 (5, 5) (7, 6)		X 0-0 ① G4-3		X 0-0 E2 23 2B 1-3 2-H 1B	B B B B 4-0 23 1B 2-3 3-H BB		X 0-0 E7 1 SF8 1-3 1B		X 0-0 ① F8 2-3	2 1 1 0 1 0 0 2 0 1 0 0 0 2						
23 Joey Rickard, R (1, 10) OBP: 0.432, SLG: 0.559 84 Jaycob Brugman, L (9, PH)		X 0-0 ② G6-3		X 0-0 1-H 3-H 2B	X 0-0 1-2 3-H 1B		X 0-0 ① L5		X 0-0 ② FC4-6 1-2f 3-H	4 0 2 3 0 0 3 1 0 0 1 0 0 1						
1 Alcides Escobar, R (1, 6) OBP: 0.333, SLG: 0.321 71 Zach Vincej, R (7, 5) OBP: 0.182, SLG: 0.182		X 0-0 ③ F7		B B B B 4-0 BB	X 0-0 ③ G4-3		X 0-0 ② SF8 2-3 3-H		X 0-0 ③ P4	2 0 0 1 1 0 2 1 0 0 0 0 0 1						
35 Dwight Smith Jr., L (1, 9) OBP: 0.250, SLG: 0.167 25 Anthony Santander, S (6, 9) OBP: 0.412, SLG: 0.742		S S S 0-3 ① K	X 0-0 ② F7			S S S 0-3 ① K	X 0-0 ③ G4-3			3 0 0 0 0 2 2 1 0 0 0 0 0 2						
40 Jesús Sucre, R (1, 2) OBP: 0.125, SLG: 0.250 83 Sean Miller, R (6, PR) 74 Carlos Pérez, R (6, 2) OBP: 0.278, SLG: 0.556		X 0-0 ② G6-3	X 0-0 ③ P6			X 0-0 6 HR 2B		X 0-0 ① P3		3 0 1 0 0 0 2 0 1 0 0 0 0 0 1 0 0 0 0 0 0						
Inning Stats	R: 0 H: 0 E: 0 LOB: 1 K: 1 BB: 1 S: 5 P: 10	R: 0 H: 0 E: 0 LOB: 0 K: 0 BB: 0 S: 3 P: 3	R: 0 H: 0 E: 0 LOB: 0 K: 2 BB: 0 S: 7 P: 7	R: 3 H: 4 E: 1 LOB: 2 K: 1 BB: 1 S: 9 P: 13	R: 2 H: 2 E: 0 LOB: 2 K: 2 BB: 2 S: 9 P: 17	R: 2 H: 2 E: 0 LOB: 2 K: 2 BB: 1 S: 9 P: 17	R: 1 H: 2 E: 1 LOB: 2 K: 0 BB: 0 S: 5 P: 5	R: 0 H: 0 E: 0 LOB: 0 K: 0 BB: 0 S: 3 P: 3	R: 1 H: 2 E: 0 LOB: 1 K: 0 BB: 0 S: 5 P: 5	1B: 8 SF: 1 2B: 4 SAC: 0 3B: 0 DP: 1 HR: 1 HBP: 0							

TOP

Baltimore Orioles @ Minnesota Twins

CenturyLink Sports Complex, Fort Myers, FL

Fri Mar 15 2019, 1:06 PM - 4:08 PM EDT

Att. 6,584 - Cloudy - 80 F

livebaseballscorecards.com

AB	37
R	9
H	12
RBI	7
BB	5
SO	8
LOB	20

WP: 1 PA: 43
PB: 0
SB: 1
CS: 1

PITCHER		IP	WLS	BF	H	R	ER	SO	BB	IBB	HBP	BLK	WP	HR	S	P	ERA	WHIP
35 Michael Pineda, R ERA: 5.23	(1, 1)	3.1	W	15	4	3	3	4	1	0	0	0	0	0	22	27	8.10	1.500
96 Pat Dean, L ERA: 12.0	(4, 1)	0.2		3	0	0	0	0	1	0	0	0	0	0	2	6	0.00	1.500
38 Blake Parker, R ERA: 4.05	(5, 1)	0.2		6	2	2	2	2	2	0	0	0	1	0	8	16	27.00	6.000
46 Dusten Knight, R ERA:	(5, 1)	0.2		2	0	0	0	1	0	0	0	0	0	0	4	4	0.00	0.000
54 Preston Guilmet, R ERA: 4.05	(6, 1)	0.2		4	2	2	2	1	1	0	0	0	0	1	6	14	27.00	4.500

PITCHER		IP	WLS	BF	H	R	ER	SO	BB	IBB	HBP	BLK	WP	HR	S	P	ERA	WHIP
65 Trevor May, R ERA: 2.84	(7, 1)	1.0		5	2	1	1	0	0	0	0	0	0	0	5	5	9.00	2.000
51 Mike Morin, R ERA:	(8, 1)	1.0		3	0	0	0	0	0	0	0	0	0	0	3	3	0.00	0.000
50 Justin Nicolino, L ERA: 1.59	(9, 1)	1.0		5	2	1	1	0	0	0	0	0	0	0	5	5	9.00	2.000

BOTTOM

Baltimore Orioles @ Minnesota Twins

CenturyLink Sports Complex, Fort Myers, FL

Fri Mar 15 2019, 1:06 PM - 4:08 PM EDT

Att. 6,584 - Cloudy - 80 F

livebaseballscorecards.com

Batter	1	2	3	4	5	6	7	8	9	AB	R	H	RBI	BB	SO	LOB
24 C.J. Cron, R (1, 10) OBP: 0.441, SLG: 0.633	0-0 13 SH1-3 15 HR 1B	0-0 13 HR 1B 2-H	0-0 F8 ③			S S S 0-3 K ①		0-0 56 G6-4-3 1B		5	2	3	1	0	1	2
13 Ehire Adrianza, S (1, 4) OBP: 0.414, SLG: 0.786 56 Tomás Telis, S (8, 3) OBP: 0.250, SLG: 0.300	0-0 ① SH1-3 1-2	B B X 2-0 1-H HR		X 0-0 ① G5-3		X 0-0 1-H HR		X 0-0 ① ② G6-4-3 1-2f		3	2	2	4	0	0	0
										1	0	0	0	0	0	1
31 Tyler Austin, R (1, 3) OBP: 0.405, SLG: 0.622 89 Alex Perez, L (8, 4) OBP: 0.667, SLG: 0.500	0-0 ② F8	S S S 0-3 K ③		X 0-0 1B		B B B S X 3-1 HR		X 0-0 ③ G3-1		4	1	2	1	0	1	1
										1	0	0	0	0	0	0
15 Jason Castro, L (1, 2) OBP: 0.292, SLG: 0.500 50 Jimmy Kerrigan, S (6, PR) OBP: 0.500, SLG: 0.778 (7, 7)	B C D S B X 3-2 2-H HR		S S S 0-3 K ①	X 0-0 ② F7		X 0-0 72 FC5-4 1B				4	1	2	2	0	1	1
										0	0	0	0	0	0	0
64 Willians Astudillo, R (1, 7) OBP: 0.250, SLG: 0.421 79 Brian Navarreto, R (7, 2) OBP: 0.188, SLG: 0.600	0-0 G6-3 ③		B S X 1-1 HR	X 0-0 ③ F7		X 0-0 ② P4				4	1	1	1	0	0	2
										0	0	0	0	0	0	0
72 Randy César, R (1, 5) OBP: 0.296, SLG: 0.440		X 0-0 ① F9	X 0-0 57 HR 2B		X 0-0 57 FC2-6 1B	X 0-0 ③ FC5-4 1-2f				4	1	2	0	0	0	1
57 Luke Raley, L (1, 8) OBP: 0.231, SLG: 0.542		X 0-0 ② G1-3	C X 0-1 2-H HR		X 0-0 ① FC2-6 66 G6-4-3 1-2f		S S S 0-3 K ①			4	1	1	2	0	1	1
66 Brent Rooker, R (1, 9) OBP: 0.217, SLG: 0.545		X 0-0 95 2B 1B	S S S 0-3 K ②		X 0-0 ② ③ G6-4-3 1-2f		X 0-0 ② F8			4	1	1	0	0	1	1
95 Wander Javier, R (1, 6) OBP: 0.444, SLG: 0.429 13 Jordan Gore, S (4, 6) OBP: 0.429, SLG: 0.429		X 0-0 1-H 24 1B 2B	X 0-0 1B			X 0-0 13 HR 1B	X 0-0 ③ G4-3			2	1	2	1	0	0	0
										2	1	1	0	0	0	0
Inning Stats	R: 2 E: 0 K: 0 S: 7 H: 2 LOB: 0 BB: 0 P: 10	R: 4 E: 0 K: 1 S: 9 H: 4 LOB: 0 BB: 0 P: 11	R: 3 E: 0 K: 2 S: 13 H: 4 LOB: 1 BB: 0 P: 14	R: 0 E: 0 K: 0 S: 4 H: 1 LOB: 1 BB: 0 P: 4	R: 0 E: 0 K: 0 S: 3 H: 1 LOB: 0 BB: 0 P: 3	R: 3 E: 0 K: 1 S: 10 H: 4 LOB: 1 BB: 0 P: 13	R: 0 E: 0 K: 1 S: 5 H: 0 LOB: 0 BB: 0 P: 5	R: 0 E: 0 K: 0 S: 3 H: 1 LOB: 0 BB: 0 P: 3		1B: 9 2B: 2 3B: 0 HR: 6	SF: 0 SAC: 1 DP: 2 HBP: 0					

	AB	38
	R	12
	H	17
	RBI	12
	BB	0
	SO	5
	LOB	10

WP: 0 PB: 0 SB: 0 CS: 0 PA: 39

PITCHER		IP	WLS	BF	H	R	ER	SO	BB	IBB	HBP	BLK	WP	HR	S	P	ERA	WHIP
41 David Hess, R ERA: 9.0	(1, 1)	2.2	L	17	9	9	9	3	0	0	0	0	0	4	27	33	30.38	3.375
65 Josh Rogers, L ERA: 3.86	(3, 1)	3.1		16	7	3	3	1	0	0	0	0	0	2	19	22	8.10	2.100
70 Josh Lucas, R ERA: 5.06	(7, 1)	1.0		3	0	0	0	1	0	0	0	0	0	0	5	5	0.00	0.000
48 Richard Bleier, L ERA: 3.38	(8, 1)	1.0		3	1	0	0	0	0	0	0	0	0	0	3	3	0.00	1.000

PITCHER	IP	WLS	BF	H	R	ER	SO	BB	IBB	HBP	BLK	WP	HR	S	P	ERA	WHIP

Batter	1	2	3	4	5	6	7	8	9	AB	R	H	RBI	BB	SO	LOB
Inning Stats										1B: 0 2B: 0 3B: 0 HR: 0		SF: 0 SAC: 0 DP: 0 HBP: 0		WP: 0 PB: 0 SB: 0 CS: 0		PA: 0	

TOP

Minnesota Twins @ Tampa Bay Rays

Charlotte Sports Park, Port Charlotte, FL

Sat Mar 16 2019, 1:05 PM EDT

livebaseballscorecards.com

AB	**0**
R	**0**
H	**0**
RBI	**0**
BB	**0**
SO	**0**
LOB	**0**

PITCHER	IP	WLS	BF	H	R	ER	SO	BB	IBB	HBP	BLK	WP	HR	S	P	ERA	WHIP

PITCHER	IP	WLS	BF	H	R	ER	SO	BB	IBB	HBP	BLK	WP	HR	S	P	ERA	WHIP

Batter	1	2	3	4	5	6	7	8	9	AB	R	H	RBI	BB	SO	LOB
Inning Stats										1B: 0 2B: 0 3B: 0 HR: 0		SF: 0 SAC: 0 DP: 0 HBP: 0					

BOTTOM

Minnesota Twins @ Tampa Bay Rays

Charlotte Sports Park, Port Charlotte, FL

Sat Mar 16 2019, 1:05 PM EDT

livebaseballscorecards.com

AB	**0**
R	**0**
H	**0**
RBI	**0**
BB	**0**
SO	**0**
LOB	**0**

WP: 0 PA: 0
PB: 0
SB: 0
CS: 0

PITCHER	IP	WLS	BF	H	R	ER	SO	BB	IBB	HBP	BLK	WP	HR	S	P	ERA	WHIP

PITCHER	IP	WLS	BF	H	R	ER	SO	BB	IBB	HBP	BLK	WP	HR	S	P	ERA	WHIP

Minnesota Twins @ Toronto Blue Jays

Dunedin Stadium, Dunedin, FL

Sun Mar 17 2019, 1:09 PM - 4:41 PM EDT

Att. 4,598 - Sunny - 71 F

livebaseballscorecards.com

Batter	1	2	3	4	5	6	7	8	9	AB	R	H	RBI	BB	SO	LOB
30 Michael Reed, R (1, 7) OBP: 0.294, SLG: 0.500	B X 1-0 60 FC4-6 18 PB 19 1B 1B	X 0-0 ② SF9 3-H		B S S S 1-3 ② K 1-2		C X 0-1 ① F8 1-2	X 0-0 ③ L7			4	1	1	1	0	1	5
19 Ronald Torreyes, R (1, 4) OBP: 0.341, SLG: 0.439	X 0-0 60 FC4-6 1-2 1B	F 1 SAFE X 0-1 ③ FC6-4 1-2f		X 0-0 ③ P5		H 1-0 31 CS HBP		X 0-0 ① G1-3		3	0	1	0	0	0	2
56 Tomás Telis, S (7, 3) OBP: 0.238, SLG: 0.286										1	0	0	0	0	0	0
60 Jake Cave, L (1, 8) OBP: 0.333, SLG: 0.390	X 0-0 ① FC4-6 18 PB 31 S 1-2f 2-3		X 0-0 18 2B 1B		C C C 0-3 ① K	C F C 0-3 ② K		X 0-0 2B		4	1	1	0	0	2	4
72 Randy César, R (7, 5) OBP: 0.321, SLG: 0.500										1	0	1	0	0	0	0
31 Tyler Austin, R (1, 3) OBP: 0.390, SLG: 0.659	S S S 0-3 ② K 1-2		F S S 0-3 ① K		S S S 0-3 ② K	B 1 SAFE 1-0 ③ CS 1-2	B S B B B S X 3-2 HR	S S S 0-3 ② K		4	1	1	1	0	3	3
9 Joe Cronin, R (7, 6) OBP: 0.500, SLG: 2.000										1	0	0	0	0	1	1
18 Mitch Garver, R (1, 2) OBP: 0.257, SLG: 0.515	B S S S 1-3 ③ K2-3 2-3 3-H		X 0-0 1-H 2B		X 0-0 13 WP 13 HR 1B		X 0-0 13 E 36 FC6 2B	X 0-0 ③ P3		4	1	3	1	0	1	1
79 Brian Navarreto, R (7, PR) OBP: 0.176, SLG: 0.563 (7, 2)										1	1	0	0	0	0	1
13 Ehire Adrianza, S (1, 6) OBP: 0.455, SLG: 0.871		X 0-0 36 G1 27 S 27 1B 1B	X 0-0 ② F7	B B X 2-0 1-H HR			2 SAFE B B B B 4-0 36 FC6 2-3 BB		S S F S 0-3 ① K	3	2	2	2	1	0	1
23 Jordany Valdespin, L (7, 4) OBP: 0.625, SLG: 1.000										1	0	0	0	0	1	0
27 Lucas Duda, L (1, 10) OBP: 0.405, SLG: 0.367		1 SAFE D B B B 4-0 27 1B 36 G1 30 SF9 1-2 BB	S S S 0-3 ③ K	B B B 4-0 BB			S C C 0-3 ① K		S A C 0-3 ② K	2	1	0	0	2	2	4
81 Wynston Sawyer, R (9, PH) OBP: 0.263, SLG: 0.294										1	0	0	0	0	1	0
36 Adam Rosales, R (1, 5) OBP: 0.361, SLG: 0.758		2 SAFE X 0-0 ① G1 1-2 2-3		B B B 4-0 27 FC3-6 BB	X 0-0 ③ P3		X 0-0 ② FC6 27 1B 1-2f 3-H		X 0-0 ③ L7	3	0	0	1	1	0	5
21 Gilberto Celestino, R (7, 8)										1	0	0	0	0	0	0
27 Alex Kirilloff, L (1, 9) OBP: 0.364, SLG: 0.364		X 0-0 19 FC6-4 2-3 3-H 1B		X 0-0 ① FC3-6 30 WP 1-2f		X 0-0 30 S 1B	1 SAFE X 0-0 1-3 1B			4	0	3	1	0	0	1
Inning Stats	R: 1 E: 0 K: 2 S: 9 H: 2 LOB: 1 BB: 0 P: 11	R: 2 E: 0 K: 0 S: 6 H: 2 LOB: 1 BB: 1 P: 10	R: 1 E: 0 K: 2 S: 9 H: 2 LOB: 0 BB: 0 P: 9	R: 0 E: 0 K: 1 S: 5 H: 0 LOB: 1 BB: 1 P: 10	R: 2 E: 0 K: 2 S: 9 H: 2 LOB: 1 BB: 1 P: 15	R: 0 E: 0 K: 1 S: 6 H: 1 LOB: 1 BB: 0 P: 8	R: 2 E: 1 K: 1 S: 10 H: 3 LOB: 3 BB: 1 P: 17	R: 0 E: 0 K: 1 S: 6 H: 1 LOB: 1 BB: 0 P: 6	R: 0 E: 0 K: 2 S: 8 H: 0 LOB: 0 BB: 0 P: 8	1B: 8 2B: 3 3B: 0 HR: 2 SF: 1 SAC: 0 DP: 0 HBP: 1						

TOP

AB	38
R	8
H	13
RBI	7
BB	4
SO	12
LOB	28

WP: 2 PB: 1 SB: 3 CS: 1 PA: 45

PITCHER		IP	WLS	BF	H	R	ER	SO	BB	IBB	HBP	BLK	WP	HR	S	P	ERA	WHIP
41 Aaron Sanchez, R ERA: 2.31	(1, 1)	3.0		16	6	4	3	4	1	0	0	0	0	0	24	30	9.00	2.333
76 Conor Fisk, R ERA: 4.15	(4, 1)	1.2	B	8	2	2	2	3	1	0	0	0	2	1	13	20	10.80	1.800
69 Shawn Morimando, L ERA: 12.46	(5, 1)	0.1		2	0	0	0	0	1	0	0	0	0	0	1	5	0.00	3.000
51 Ken Giles, R ERA: 9.82	(6, 1)	1.0		4	1	0	0	1	0	0	1	0	0	0	6	8	0.00	1.000
52 Ryan Tepera, R ERA: 7.71	(7, 1)	1.0		7	3	2	2	1	1	0	0	0	0	1	10	17	18.00	4.000
50 Justin Shafer, R ERA: 2.84	(8, 1)	1.0	W	4	1	0	0	1	0	0	0	0	0	0	6	6	0.00	1.000
86 Justin Watts, R ERA:	(9, 1)	1.0	S	3	0	0	0	2	0	0	0	0	0	0	8	8	0.00	0.000

BOTTOM

Minnesota Twins @ Toronto Blue Jays

Dunedin Stadium, Dunedin, FL

Sun Mar 17 2019, 1:09 PM - 4:41 PM EDT

Att. 4,598 - Sunny - 71 F

livebaseballscorecards.com

Batter	1	2	3	4	5	6	7	8	9	AB	R	H	RBI	BB	SO	LOB
15 Randal Grichuk, R (1, 10) OBP: 0.450, SLG: 0.750 59 Brock Lundquist, L (4, PR) OBP: 0.400, SLG: 0.500 (5, 10)	F F X 0-2 HR		X 0-0 FC5 13 BB 28 BB 14 BB 1-2 2-3	X 0-0 13 L9 28 SH1-3 1B		S S S 0-3 ① K	X 0-0 1-3 2-H 2B			3 2 2 1 0 0 2 2 0 1 1 0 1 1						
28 Billy McKinney, L (1, 7) OBP: 0.415, SLG: 0.485 80 Rodrigo Orozco, S (6, PR) OBP: 0.500, SLG: 0.500 (7, 7)	X 0-0 14 CS 1B		B B B B 4-0 14 BB 13 BB 67 1B 1-2 2-3 3-H BB	X 0-0 ① SH1-3 1-2		B B B B 4-0 66 FC6-5 BB	F C C 0-3 ③ K			1 1 1 1 2 0 0 1 0 0 0 0 1 3						
13 Lourdes Gurriel Jr., R (1, 6) OBP: 0.417, SLG: 0.621 66 Bo Bichette, R (6, 6) OBP: 0.475, SLG: 0.833	S S S 0-3 ① K		B B B B 4-0 14 BB 67 1B 1-2 2-3 3-H BB	X 0-0 ② L9 2-3		X 0-0 ② FC6-5 1-2 2-3f		X 0-0 ① F9		2 1 0 1 1 1 3 2 0 0 0 0 0 2						
14 Justin Smoak, S (1, 3) OBP: 0.406, SLG: 0.714 44 Rowdy Tellez, L (6, 3) OBP: 0.326, SLG: 0.591	1 SAFE S S S 0-3 ② ③ K 1-2		B B B B 4-0 30 F8 67 1B 1-2 2-3 3-H BB	S S 0-3 ③ K		X 0-0 ③ F7		B C X 1-1 HR		2 0 0 1 1 2 3 2 1 1 1 0 0 2						
67 Cavan Biggio, L (1, 4) OBP: 0.325, SLG: 0.444 83 Kevin Vicuña, R (8, 4)		F F S 0-3 ① K	X 0-0 7 BB 1-2 2-H 3-H 1B	X 0-0 30 SH2-3 1B			X 0-0 ① L6	X 0-0 ② G1-3		4 0 2 2 0 1 0 1 0 0 0 0 0 0						
30 Anthony Alford, R (1, 9) OBP: 0.342, SLG: 0.636 13 Norberto Obeso, L (8, 9) OBP: 1.000, SLG: 1.000	X 0-0 ② L9	X 0-0 ① F8 2-3		X 0-0 ① SH2-3 1-2			B B B B 4-0 7 1B 87 SF7 BB	X 0-0 86 CS 1B		2 1 0 0 1 0 2 1 0 1 0 0 0 0						
7 Richard Urena, S (1, 5) OBP: 0.389, SLG: 0.452 86 Nash Knight, S (7, PR) (8, 5)	F C C 0-3 ③ K	1 SAFE B B B B 4-0 1-2 BB		S F C 0-3 ② K			X 0-0 21 1B 59 2B 1-3 1B	S 0-1 ③ CS 1-2		3 0 1 0 1 2 1 0 1 0 0 0 0 0						
23 Dalton Pompey, S (1, 8) OBP: 0.250, SLG: 0.406 87 Cal Stevenson, L (7, 8)	X 0-0 15 E 21 S 28 BB 1B F C C 0-3 ② K			X 0-0 ③ G6-3			X 0-0 ② SF7 3-H			3 1 1 0 0 1 4 0 0 0 1 0 0 0						
21 Luke Maile, R (1, 2) OBP: 0.233, SLG: 0.185 70 Pat Cantwell, R (8, 2) OBP: 0.429, SLG: 0.833	B B B 4-0 28 BB 15 E 13 BB 1-2 BB F C C 0-3 ③ K					X 0-0 66 FC6-5 2B	X 0-0 59 2B 1-2 1B			3 1 2 0 1 1 3 0 0 0 0 0 0 0						
Inning Stats	R: 1 E: 0 K: 2 S: 10 H: 2 LOB: 0 BB: 0 P: 10	R: 0 E: 0 K: 2 S: 7 H: 0 LOB: 0 BB: 0 P: 7	R: 5 E: 1 K: 2 S: 10 H: 2 LOB: 3 BB: 5 P: 30	R: 0 E: 0 K: 1 S: 6 H: 1 LOB: 2 BB: 0 P: 6	R: 0 E: 0 K: 1 S: 6 H: 1 LOB: 1 BB: 0 P: 6	R: 0 E: 0 K: 1 S: 6 H: 1 LOB: 2 BB: 1 P: 10	R: 2 E: 0 K: 1 S: 8 H: 3 LOB: 3 BB: 1 P: 12	R: 1 E: 0 K: 0 S: 6 H: 2 LOB: 0 BB: 0 P: 7		1B: 8 2B: 2 3B: 0 HR: 2	SF: 1 SAC: 2 DP: 0 HBP: 0		WP: 0 PB: 0 SB: 1 CS: 2	PA: 43		

	AB	32
	R	9
	H	12
	RBI	9
	BB	7
	SO	10
	LOB	26

PITCHER		IP	WLS	BF	H	R	ER	SO	BB	IBB	HBP	BLK	WP	HR	S	P	ERA	WHIP
54 Preston Guilmet, R ERA: 4.7	(1, 1)	1.0		4	2	1	1	2	0	0	0	0	0	1	10	10	9.00	2.000
Tim Collins, L ERA: 5.4	(2, 1)	1.0	H	3	0	0	0	2	0	0	0	0	0	0	7	7	0.00	0.000
77 Fernando Romero, R ERA: 5.0	(3, 1)	0.0		5	1	5	4	0	3	0	0	0	0	0	2	14	∞	∞
64 Austin Adams, R ERA:	(3, 1)	1.0	B	6	1	0	0	2	2	0	0	0	0	0	8	16	0.00	3.000
95 DJ Baxendale, R ERA: 1.8	(4, 1)	1.1		6	2	0	0	1	0	0	0	0	0	0	8	8	0.00	1.500

PITCHER		IP	WLS	BF	H	R	ER	SO	BB	IBB	HBP	BLK	WP	HR	S	P	ERA	WHIP
49 Adalberto Mejía, L ERA: 4.5	(5, 1)	1.0		5	1	0	0	2	1	0	0	0	0	0	8	12	0.00	2.000
51 Mike Morin, R ERA: 2.08	(6, 1)	1.2		9	3	2	2	1	1	0	0	0	0	0	10	14	10.80	2.400
80 Ryan Eades, R ERA: 1.29	(8, 1)	1.0	L	4	2	1	1	0	0	0	0	0	0	1	6	7	9.00	2.000

Batter	1	2	3	4	5	6	7	8	9	AB	R	H	RBI	BB	SO	LOB
16 Andrew Benintendi, L (1, 7) OBP: 0.212, SLG: 0.242 18 Nick Lovullo, R (7, 4)	P5	L4			F9		1-2 1B		F8	4 1	0 0	1 0	0 0	0 0	0 0	1 1
50 Mookie Betts, R (1, 9) OBP: 0.343, SLG: 0.419 3 Sandy León, S (6, 2) OBP: 0.344, SLG: 0.333	4-0 11 1B 28 1B BB		F8		4-0 BB		0-3 K			1 1	1 0	0 0	0 0	2 0	0 1	0 2
11 Rafael Devers, L (1, 5) OBP: 0.395, SLG: 0.579 5 Mike Miller, R (6, 5) OBP: 0.714, SLG: 0.500	1-3 28 1B 1B		F7		0-3 K			0-3 K		3 1	0 0	1 0	0 0	0 0	1 1	1 0
28 J.D. Martinez, R (1, 10) OBP: 0.276, SLG: 0.240 19 Jantzen Witte, R (6, PR) OBP: 0.500, SLG: 0.750 (6, 10)	1-2 3-H 1B		1B			4-0 18 G3-6-3 BB		G5-3		2 1	0 0	2 0	1 0	1 0	0 0	0 0
2 Xander Bogaerts, R (1, 6) OBP: 0.273, SLG: 0.419 11 Jeremy Rivera, S (6, 6) OBP: 0.222, SLG: 0.444	K		FC6-4 1-			0-3 K		2B		3 1	0 0	0 1	0 0	0 0	2 0	4 0
18 Mitch Moreland, L (1, 3) OBP: 0.238, SLG: 0.300 3 Chris Madera, R (6, 9)	F7	F8				G3-6-3 1-2f		K		3 1	0 0	0 0	0 0	0 0	0 1	3 1
12 Brock Holt, L (1, 4) OBP: 0.310, SLG: 0.423 48 Gorkys Hernández, R (7, 7) OBP: 0.278, SLG: 0.353		K	K				F8		K	3 1	0 0	0 0	0 0	0 0	2 1	0 0
19 Jackie Bradley Jr., L (1, 8) OBP: 0.333, SLG: 0.567 15 Aneury Tavárez, L (7, 8) OBP: 0.200, SLG: 0.400		4-0 BB	G4-3				G3		G5-3	2 1	0 0	0 0	0 0	1 0	0 0	0 0
7 Christian Vázquez, R (1, 2) OBP: 0.138, SLG: 0.172 59 Sam Travis, R (6, 3) OBP: 0.333, SLG: 0.258		K			G4-3		16 1B 1B		2B	2 2	0 0	0 2	0 0	0 0	1 0	1 0
Inning Stats	R: 1 E: 0 K: 1 S: 7 H: 2 LOB: 2 BB: 1 P: 12	R: 0 E: 0 K: 2 S: 7 H: 0 LOB: 1 BB: 1 P: 11	R: 0 E: 0 K: 0 S: 4 H: 1 LOB: 1 BB: 0 P: 4	R: 0 E: 0 K: 1 S: 5 H: 0 LOB: 0 BB: 0 P: 5	R: 0 E: 0 K: 1 S: 5 H: 0 LOB: 1 BB: 1 P: 9	R: 0 E: 0 K: 1 S: 4 H: 0 LOB: 1 BB: 1 P: 8	R: 0 E: 0 K: 1 S: 7 H: 2 LOB: 2 BB: 0 P: 7	R: 0 E: 0 K: 2 S: 8 H: 1 LOB: 1 BB: 0 P: 8	R: 0 E: 0 K: 1 S: 6 H: 1 LOB: 1 BB: 0 P: 6	1B: 5 2B: 2 3B: 0 HR: 0 SF: 0 SAC: 0 DP: 1 HBP: 0						

PITCHER	IP	WLS	BF	H	R	ER	SO	BB	IBB	HBP	BLK	WP	HR	S	P	ERA	WHIP
17 José Berríos, R (1, 1) ERA: 4.6	4.2	W	20	3	1	1	4	3	0	0	0	0	0	25	38	1.93	1.286
55 Taylor Rogers, L (5, 1) ERA: 3.68	1.1		4	0	0	0	2	1	0	0	0	0	0	7	11	0.00	0.750
65 Trevor May, R (7, 1) ERA: 2.45	1.0	H	5	2	0	0	1	0	0	0	0	0	0	7	7	0.00	2.000
39 Trevor Hildenberger, R (8, 1) ERA: 3.52	1.0	H	4	1	0	0	2	0	0	0	0	0	0	8	8	0.00	1.000
70 Ryne Harper, R (9, 1) ERA:	1.0	S	4	1	0	0	1	0	0	0	0	0	0	6	6	0.00	1.000

PITCHER	IP	WLS	BF	H	R	ER	SO	BB	IBB	HBP	BLK	WP	HR	S	P	ERA	WHIP

Boston Red Sox @ Minnesota Twins

CenturyLink Sports Complex, Fort Myers, FL

Mon Mar 18 2019, 1:06 PM - 3:44 PM EDT

Att. 9,013 - Overcast - 70 F

TOP

livebaseballscorecards.com

AB	33
R	1
H	7
RBI	1
BB	4
SO	10
LOB	14

WP: 0 PB: 0 SB: 0 CS: 0 PA: 37

BOTTOM

Batter	1	2	3	4	5	6	7	8	9	AB	R	H	RBI	BB	SO	LOB
26 Max Kepler, L (1, 9) OBP: 0.412, SLG: 0.586	P6	K			P4 1-3	F9				4	0	0	0	0	1	5
30 Michael Reed, R (7, 9) OBP: 0.294, SLG: 0.500										0	0	0	0	0	0	0
11 Jorge Polanco, S (1, 6) OBP: 0.345, SLG: 0.407	20 HR 2B	K 1-2			23 2B 1B 3-H		G5-3			3	2	2	1	0	1	2
75 Royce Lewis, R (6, 6)										1	0	0	0	0	0	0
23 Nelson Cruz, R (1, 10) OBP: 0.389, SLG: 0.357	F9		G6-3		2B 1-H		P6			3	0	1	1	0	0	1
27 Lucas Duda, L (7, PH) OBP: 0.395, SLG: 0.355 (8, 10)										1	0	0	0	0	0	0
20 Eddie Rosario, L (1, 7) OBP: 0.400, SLG: 0.848	HR 2-H		G3-1		F7		K			3	1	1	2	0	0	1
13 Ehire Adrianza, S (7, 7) OBP: 0.441, SLG: 0.844										1	0	0	0	0	1	0
9 Marwin Gonzalez, S (1, 5) OBP: 0.111, SLG: 0.059	BB		K		K			G5-3		2	0	0	0	1	2	1
19 Ronald Torreyes, R (7, 5) OBP: 0.333, SLG: 0.429										1	0	0	0	0	0	0
24 C.J. Cron, R (1, 3) OBP: 0.405, SLG: 0.576	F9			P4		F8		K		3	0	0	0	0	0	1
18 Mitch Garver, R (7, 3) OBP: 0.250, SLG: 0.500										1	0	0	0	0	1	0
16 Jonathan Schoop, R (1, 4) OBP: 0.306, SLG: 0.394		25 1B 15 G4-3 1B		F7		K		K		3	0	1	0	0	1	0
36 Adam Rosales, R (7, 4) OBP: 0.351, SLG: 0.735										1	0	0	0	0	1	0
15 Jason Castro, L (1, 2) OBP: 0.296, SLG: 0.478		G4-3 1-2		G4-3		25 1B 1B				3	0	1	0	0	0	1
64 Willians Astudillo, R (8, 2) OBP: 0.250, SLG: 0.421										0	0	0	0	0	0	0
25 Byron Buxton, R (1, 8) OBP: 0.485, SLG: 0.966		11 S 1B 2-3			E6 26 P4 26 S 11 1B	1B 1-2				3	1	2	0	0	0	0
50 Jimmy Kerrigan, S (7, 8) OBP: 0.500, SLG: 0.778										0	0	0	0	0	0	0
Inning Stats	R: 2 E: 0 K: 0 S: 7 H: 2 LOB: 1 BB: 1 P: 11	R: 0 E: 0 K: 2 S: 9 H: 2 LOB: 2 BB: 0 P: 10	R: 0 E: 0 K: 1 S: 5 H: 0 LOB: 0 BB: 0 P: 5	R: 0 E: 0 K: 0 S: 3 H: 0 LOB: 0 BB: 0 P: 3	R: 2 E: 1 K: 1 S: 8 H: 2 LOB: 1 BB: 0 P: 9	R: 0 E: 0 K: 1 S: 7 H: 2 LOB: 2 BB: 0 P: 7	R: 0 E: 0 K: 1 S: 5 H: 0 LOB: 0 BB: 0 P: 5	R: 0 E: 0 K: 2 S: 7 H: 0 LOB: 0 BB: 0 P: 7		1B: 5 2B: 2 3B: 0 HR: 1 SF: 0 SAC: 0 DP: 0 HBP: 0						

PITCHER	IP	WLS	BF	H	R	ER	SO	BB	IBB	HBP	BLK	WP	HR	S	P	ERA	WHIP
17 Nathan Eovaldi, R (1, 1) ERA: 3.86	4.0	L	17	4	2	2	3	1	0	0	0	0	1	24	29	4.50	1.250
32 Matt Barnes, R (5, 1) ERA: 9.0	1.0		6	2	2	1	1	0	0	0	0	0	0	8	9	9.00	2.000
44 Brandon Workman, R (6, 1) ERA: 5.14	1.0		5	2	0	0	1	0	0	0	0	0	0	7	7	0.00	2.000
73 Ryan Weber, R (7, 1) ERA: 3.0	2.0		6	0	0	0	3	0	0	0	0	0	0	12	12	0.00	0.000

PITCHER	IP	WLS	BF	H	R	ER	SO	BB	IBB	HBP	BLK	WP	HR	S	P	ERA	WHIP

Boston Red Sox @ Minnesota Twins

CenturyLink Sports Complex, Fort Myers, FL

Mon Mar 18 2019, 1:06 PM - 3:44 PM EDT

Att. 9,013 - Overcast - 70 F

livebaseballscorecards.com

AB	33
R	4
H	8
RBI	4
BB	1
SO	8
LOB	12

WP: 0 PB: 0 SB: 2 CS: 0 PA: 34

Batter	1	2	3	4	5	6	7	8	9	AB	R	H	RBI	BB	SO	LOB
Inning Stats																

TOP

Minnesota Twins @ Baltimore Orioles

Ed Smith Stadium, Sarasota, FL

Tue Mar 19 2019, 1:05 PM EDT

Snow - 74 F

livebaseballscorecards.com

AB	0
R	0
H	0
RBI	0
BB	0
SO	0
LOB	0

1B: 0	SF: 0	WP: 0	PA: 0
2B: 0	SAC: 0	PB: 0	
3B: 0	DP: 0	SB: 0	
HR: 0	HBP: 0	CS: 0	

PITCHER	IP	WLS	BF	H	R	ER	SO	BB	IBB	HBP	BLK	WP	HR	S	P	ERA	WHIP

PITCHER	IP	WLS	BF	H	R	ER	SO	BB	IBB	HBP	BLK	WP	HR	S	P	ERA	WHIP

Batter	1	2	3	4	5	6	7	8	9	AB	R	H	RBI	BB	SO	LOB
Inning Stats										1B: 0 2B: 0 3B: 0 HR: 0		SF: 0 SAC: 0 DP: 0 HBP: 0					

BOTTOM

Minnesota Twins @ Baltimore Orioles

Ed Smith Stadium, Sarasota, FL

Tue Mar 19 2019, 1:05 PM EDT

Snow - 74 F

livebaseballscorecards.com

AB	**0**
R	**0**
H	**0**
RBI	**0**
BB	**0**
SO	**0**
LOB	**0**

WP: 0 PA: 0
PB: 0
SB: 0
CS: 0

PITCHER	IP	WLS	BF	H	R	ER	SO	BB	IBB	HBP	BLK	WP	HR	S	P	ERA	WHIP

PITCHER	IP	WLS	BF	H	R	ER	SO	BB	IBB	HBP	BLK	WP	HR	S	P	ERA	WHIP

Batter	1	2	3	4	5	6	7	8	9	AB	R	H	RBI	BB	SO	LOB
15 Pablo Reyes, R (1, 6) OBP: 0.341, SLG: 0.488	19 G3 / 17 G4-3 / 1B		F7			G5-3		19 1B / 88 WP / 36 SF8 / 1B 1-2 2-H	88 1B / 19 1B 1-3	5	2	3	1	0	0	0
17 JB Shuck, L (1, 8) OBP: 0.400, SLG: 0.541 88 Logan Hill, R (7, 7) OBP: 0.400, SLG: 0.143	G4-3 1-2			G3-1		BBBB / 4-0 / BB		BBBB / 4-0 / 36 SF8 / 19 1B / 27 WP / BB 1-2 2-3	19 1B / 1B 1-3 3-H	2 1	0 1	0 1	0 1	1 1	0 0	1 0
19 Colin Moran, L (1, 3) OBP: 0.333, SLG: 0.361	G3 2-3			BBB / 4-0 / BB		SSS / 0-3 / K		0-0 / 27 WP / 1B 1-2 2-3 3-H	0-0 / 1B 1-3 3-H	4	0	2	2	1	1	2
36 José Osuna, R (1, 9) OBP: 0.262, SLG: 0.250	SSS / 0-3 / K			F9			27 BB / 1B	SF8 2-3 3-H	SSS / 0-3 / K	4	0	1	1	0	2	4
27 Kevin Newman, R (1, 4) OBP: 0.256, SLG: 0.361		F9		CCC / 0-3 / K			BBBB / 4-0 / 61 G5-4-3 / BB 1-2	BX / 1-0 / G2-3 1-2 3-H		3	0	0	0	1	1	2
46 Patrick Kivlehan, R (1, 5) OBP: 0.341, SLG: 0.475		58 G5-4-3 / 1B			F9		L4	F8		4	0	1	0	0	0	3
58 Jacob Stallings, R (1, 2) OBP: 0.308, SLG: 0.318 61 Steven Baron, R (5, PH) OBP: 0.273, SLG: 0.200 (5, 2)		G5-4-3 1-2f			SSS / 0-3 / K		G5-4-3 1-2f		SSS / 0-3 / K	1 3	0 0	0 0	0 0	0 0	0 2	1 2
80 Lolo Sanchez, R (1, 7) OBP: 0.400, SLG: 0.385 (7, 8)			G5-3		SSS / 0-3 / K			BBBB / 4-0 / 80 1B / 15 1B / BB	F8	3	1	0	0	1	1	0
59 Joe Musgrove, R (1, 1) 82 Hunter Owen, R (6, PH) 45 Michael Feliz, R (6, 1) 57 Nick Burdi, R (7, 1) 80 Brett Kinneman, L (8, PH) OBP: 0.500, SLG: 0.333 52 Clay Holmes, R (8, 1) 84 Zack Kone, R (9, PH) OBP: 0.500, SLG: 0.500 38 Brandon Maurer, R (9, 1)			K			SSS / 0-3 / K		88 WP / 15 1B / 19 1B / 1B 1-2	15 1B / 88 1B / 1B	1 1 0 0 1 0 1 0	0 0 0 0 1 0 1 0	0 0 0 0 1 0 1 0	0 0 0 0 0 0 0 0	0 0 0 0 0 0 0 0	1 0 0 0 0 0 0 0	0 0 0 0 0 0 0 0
Inning Stats	R: 0 E: 0 K: 1 S: 6 / H: 1 LOB: 1 BB: 0 P: 6	R: 0 E: 0 K: 0 S: 3 / H: 1 LOB: 0 BB: 0 P: 3	R: 0 E: 0 K: 1 S: 5 / H: 0 LOB: 0 BB: 0 P: 5	R: 0 E: 0 K: 1 S: 5 / H: 0 LOB: 1 BB: 1 P: 9	R: 0 E: 0 K: 2 S: 7 / H: 0 LOB: 0 BB: 0 P: 7	R: 0 E: 0 K: 2 S: 7 / H: 0 LOB: 1 BB: 1 P: 11	R: 0 E: 0 K: 0 S: 3 / H: 1 LOB: 1 BB: 1 P: 7	R: 4 E: 0 K: 0 S: 6 / H: 3 LOB: 1 BB: 2 P: 15	R: 2 E: 0 K: 2 S: 11 / H: 4 LOB: 2 BB: 0 P: 11	1B: 10 2B: 0 3B: 0 HR: 0 / SF: 1 SAC: 0 DP: 2 HBP: 0							

TOP

Pittsburgh Pirates @ Minnesota Twins

CenturyLink Sports Complex, Fort Myers, FL

Wed Mar 20 2019, 1:05 PM - 4:11 PM EDT

Att. 7,941 - Overcast - 70 F

livebaseballscorecards.com

AB	34
R	6
H	10
RBI	5
BB	5
SO	9
LOB	15

WP: 2 PB: 0 SB: 0 CS: 0 PA: 40

PITCHER		IP	WLS	BF	H	R	ER	SO	BB	IBB	HBP	BLK	WP	HR	S	P	ERA	WHIP
35 Michael Pineda, R ERA: 3.52	(1, 1)	5.0		17	2	0	0	5	1	0	0	0	0	0	26	30	0.00	0.600
Tim Collins, L ERA: 4.91	(6, 1)	0.2	H	2	0	0	0	1	0	0	0	0	0	0	4	4	0.00	0.000
65 Trevor May, R ERA: 2.35	(6, 1)	0.1	H	4	1	0	0	1	2	0	0	0	0	0	4	12	0.00	9.000
38 Blake Parker, R ERA: 3.52	(7, 1)	1.0		2	0	0	0	0	0	0	0	0	0	0	2	2	0.00	0.000
77 Fernando Romero, R ERA: 8.38	(8, 1)	0.2		7	3	4	4	0	2	0	0	0	2	0	5	14	54.00	7.500

PITCHER		IP	WLS	BF	H	R	ER	SO	BB	IBB	HBP	BLK	WP	HR	S	P	ERA	WHIP
27 Kevin Comer, R ERA:	(8, 1)	0.1	H	1	0	0	0	0	0	0	0	0	0	0	1	1	0.00	0.000
51 Mike Morin, R ERA: 3.72	(9, 1)	1.0	L	7	4	2	2	2	0	0	0	0	0	0	11	11	18.00	4.000

BOTTOM

Batter	1	2	3	4	5	6	7	8	9	AB	R	H	RBI	BB	SO	LOB
26 Max Kepler, L (1, 10) OBP: 0.368, SLG: 0.515	F9 ①		G4-3 ①		K ①		G4-3 ①		F8 ③	4	0	0	0	0	1	0
9 Joe Cronin, R (9, PH) OBP: 0.333, SLG: 1.333										1	0	0	0	0	0	0
11 Jorge Polanco, S (1, 6) OBP: 0.333, SLG: 0.387	20 CS 1B		P4 ②		F7 ②		K ②			4	0	1	0	0	1	0
81 Wynston Sawyer, R (8, 2) OBP: 0.263, SLG: 0.294										0	0	0	0	0	0	0
23 Nelson Cruz, R (1, 9) OBP: 0.333, SLG: 0.294	F7 ②		K ③		F7 ③		P2 ③			3	0	0	0	0	1	1
30 Michael Reed, R (7, 9) OBP: 0.278, SLG: 0.471										1	0	0	0	0	0	0
20 Eddie Rosario, L (1, 7) OBP: 0.368, SLG: 0.778	1 SAFE CS ③ 1-2	P5 ①		G1-3 ①		F9 ①		G4-3 ①		3	0	0	0	0	0	0
60 Jake Cave, L (7, 8) OBP: 0.326, SLG: 0.381										1	0	0	0	0	0	0
24 C.J. Cron, R (1, 3) OBP: 0.425, SLG: 0.611		F8 ②		16 1B 64 1B 1B		16 HR 2B		G6-3 ②		3	2	2	0	0	0	0
31 Tyler Austin, R (7, 3) OBP: 0.381, SLG: 0.643										1	0	0	0	0	0	0
9 Marwin Gonzalez, S (1, 5) OBP: 0.143, SLG: 0.100		16 1B 64 1B 1B		K ②		P6 ②		BBB 4-0 BB		3	1	1	0	0	1	2
36 Adam Rosales, R (7, 5) OBP: 0.368, SLG: 0.735										0	0	0	0	1	0	0
16 Jonathan Schoop, R (1, 4) OBP: 0.359, SLG: 0.528	64 1B 1-2 1B		64 1B 25 1B 1-3 1B		BB 2-0 2-H HR		F7 ③			3	2	3	2	0	0	0
19 Ronald Torreyes, R (7, 7) OBP: 0.326, SLG: 0.419										1	0	0	0	0	0	1
64 Willians Astudillo, R (1, 2) OBP: 0.295, SLG: 0.476 (8, 4)	1-3 2-H 1B		25 1B 1-3 3-H 1B		2B				P5 ①	4	0	3	2	0	0	0
25 Byron Buxton, R (1, 8) OBP: 0.472, SLG: 0.906	K ③		1-3 3-H 1B		G5-3 ③				P5 ②	3	0	1	1	0	1	3
13 Ehire Adrianza, S (7, 4) OBP: 0.429, SLG: 0.818 (8, 6)										1	0	0	0	0	0	0
Inning Stats	R: 0 E: 0 K: 0 S: 3 H: 1 LOB: 0 BB: 0 P: 3	R: 1 E: 0 K: 1 S: 8 H: 3 LOB: 2 BB: 0 P: 8	R: 0 E: 0 K: 1 S: 5 H: 0 LOB: 0 BB: 0 P: 5	R: 2 E: 0 K: 1 S: 8 H: 4 LOB: 2 BB: 0 P: 8	R: 0 E: 0 K: 1 S: 5 H: 0 LOB: 0 BB: 0 P: 5	R: 2 E: 0 K: 0 S: 6 H: 3 LOB: 1 BB: 0 P: 8	R: 0 E: 0 K: 1 S: 5 H: 0 LOB: 0 BB: 0 P: 5	R: 0 E: 0 K: 0 S: 3 H: 0 LOB: 1 BB: 1 P: 7	R: 0 E: 0 K: 0 S: 3 H: 0 LOB: 0 BB: 0 P: 3	1B: 8 2B: 2 3B: 0 HR: 1	SF: 0 SAC: 0 DP: 0 HBP: 0						

PITCHER	IP	WLS	BF	H	R	ER	SO	BB	IBB	HBP	BLK	WP	HR	S	P	ERA	WHIP
59 Joe Musgrove, R (1, 1) ERA: 5.0	5.0		21	8	3	3	4	0	0	0	0	0	0	29	29	5.40	1.600
45 Michael Feliz, R (6, 1) ERA: 6.0	1.0		6	3	2	2	0	0	0	0	0	0	1	6	8	18.00	3.000
57 Nick Burdi, R (7, 1) ERA: 1.93	1.0		3	0	0	0	1	0	0	0	0	0	0	5	5	0.00	0.000
52 Clay Holmes, R (8, 1) ERA: 3.6	1.0	W	4	0	0	0	0	1	0	0	0	0	0	3	7	0.00	1.000
38 Brandon Maurer, R (9, 1) ERA: 3.86	1.0	S	3	0	0	0	0	0	0	0	0	0	0	3	3	0.00	0.000

PITCHER	IP	WLS	BF	H	R	ER	SO	BB	IBB	HBP	BLK	WP	HR	S	P	ERA	WHIP

Pittsburgh Pirates @ Minnesota Twins

CenturyLink Sports Complex, Fort Myers, FL

Wed Mar 20 2019, 1:05 PM - 4:11 PM EDT

Att. 7,941 - Overcast - 70 F

livebaseballscorecards.com

AB	36
R	5
H	11
RBI	5
BB	1
SO	5
LOB	7

WP: 0 PB: 0 SB: 0 CS: 1 PA: 38

Boston Red Sox @ Minnesota Twins

CenturyLink Sports Complex, Fort Myers, FL

Fri Mar 22 2019, 6:06 PM - 9:55 PM EDT

Att. 9,022 - Clear - 71 F

TOP

livebaseballscorecards.com

Batter	1	2	3	4	5	6	7	8	9	AB	R	H	RBI	BB	SO	LOB
16 Andrew Benintendi, L (1, 7) OBP: 0.275, SLG: 0.375	HR	G6-3	36 1B / 11 1B 2B		E6 36 BLK / 36 G3-1		G6-3		1-2 2-3 HBP	1	1	1	1	0	0	0
15 Aneury Tavárez, L (1, 7) OBP: 0.333, SLG: 0.545										4	2	1	0	0	0	1
36 Eduardo Núñez, R (1, 4) OBP: 0.364, SLG: 0.400	28 WP / 11 1B / 2 1B 1B	G4-3	28 FC5 / 11 1B 2-3 1B		G3-1 2-H			G6-3	S S S / 0-3 K	4	1	2	1	0	0	0
5 Tzu-Wei Lin, L (5, 4) OBP: 0.379, SLG: 0.593										2	0	0	0	0	1	3
11 Rafael Devers, L (1, 5) OBP: 0.417, SLG: 0.596	2 1B 28 WP / 19 1B 1-2 1B	P2	1-2 3-H 1B		F9			59 WP / 5 E 1B	S S S / 0-3 K	4	1	2	1	0	0	0
11 Jeremy Rivera, S (5, 6) OBP: 0.250, SLG: 0.417										2	1	1	0	0	1	3
28 J.D. Martinez, R (1, 9) OBP: 0.297, SLG: 0.281	19 1B 2 1B 1-2 2-3 BB		2 E 1B / FC5 2-3#			S S S / 0-3 K		B X / 1-0 G5-3 1-2		3	0	1	0	1	1	2
59 Sam Travis, R (6, 3) OBP: 0.317, SLG: 0.250										1	0	0	0	0	0	1
2 Xander Bogaerts, R (1, 6) OBP: 0.308, SLG: 0.432	19 1B 1-2 2-3 3-H 1B		0-0 E5 19 HR 1-3 1B	F9		G6-3		0-0 E7 2-H 1B		3	1	2	1	0	0	0
5 Mike Miller, R (5, 5) OBP: 0.700, SLG: 0.500										2	0	1	1	0	0	0
18 Mitch Moreland, L (1, 3) OBP: 0.214, SLG: 0.259	S S S / 0-3 K		0-0 G4-3-5-2 3-	0-0 1B		S C C / 0-3 K		S S S / 0-3 K		4	0	1	0	0	2	5
2 Jagger Rusconi, S (6, 9) OBP: 0.143, SLG: 0.143										1	0	0	0	0	1	1
19 Jackie Bradley Jr., L (1, 8) OBP: 0.390, SLG: 0.649	1-2 2-3 3-H 1B		B B S S S X / 2-2 2-H HR	S S S / 0-3 K			S S S / 0-3 K		15 HBP / 3 BB 1B	2	1	2	3	0	0	0
5 Jarren Duran, L (3, 8) OBP: 0.333, SLG: 0.333										3	0	1	0	0	2	1
7 Christian Vázquez, R (1, 2) OBP: 0.147, SLG: 0.265	S S S / 0-3 K		B B B S S X / 3-1 HR	0-0 G2-3			X / 0-0 G4-3		B B B B / 4-0 15 HBP 1-2 BB	3	1	1	1	0	1	4
3 Sandy León, S (4, 2) OBP: 0.378, SLG: 0.333										1	0	0	0	1	0	0
48 Gorkys Hernández, R (1, 10) OBP: 0.279, SLG: 0.415	G4-3		B S S S B B X / 3-2 HR		S S S / 0-3 K		X / 0-0 1B		S S S / 0-3 K	3	1	1	1	0	1	3
18 Nick Lovullo, R (7, PH) (7, 10) OBP: 0.333, SLG: 0.333										1	0	1	0	0	0	0
36 Jake Romanski, R (9, PH) (9, 10)										1	0	0	0	0	1	2
Inning Stats	R: 3 E: 0 K: 2 S: 12 H: 5 LOB: 3 BB: 1 P: 16	R: 0 E: 0 K: 0 S: 3 H: 0 LOB: 0 BB: 0 P: 3	R: 5 E: 1 K: 0 S: 15 H: 8 LOB: 2 BB: 0 P: 23	R: 0 E: 0 K: 1 S: 6 H: 1 LOB: 1 BB: 0 P: 6	R: 1 E: 1 K: 1 S: 6 H: 0 LOB: 0 BB: 0 P: 6	R: 0 E: 0 K: 2 S: 7 H: 0 LOB: 0 BB: 0 P: 7	R: 0 E: 0 K: 1 S: 6 H: 1 LOB: 1 BB: 0 P: 6	R: 1 E: 1 K: 1 S: 7 H: 2 LOB: 1 BB: 0 P: 8	R: 0 E: 0 K: 3 S: 10 H: 1 LOB: 3 BB: 1 P: 15	1B: 13 2B: 2 3B: 0 HR: 4 SF: 0 SAC: 0 DP: 1 HBP: 1							

	AB	45
	R	10
	H	18
	RBI	10
	BB	2
	SO	11
	LOB	26

WP: 2 PB: 0 SB: 0 CS: 0 PA: 48

PITCHER		IP	WLS	BF	H	R	ER	SO	BB	IBB	HBP	BLK	WP	HR	S	P	ERA	WHIP
44 Kyle Gibson, R ERA: 5.87	(1, 1)	2.2	L	16	8	5	5	2	1	0	0	0	1	2	21	27	16.88	3.375
95 DJ Baxendale, R ERA: 6.0	(3, 1)	1.0		9	6	3	3	1	0	0	0	0	0	2	14	20	27.00	6.000
70 Ryne Harper, R ERA:	(4, 1)	2.0		7	0	1	0	2	0	0	0	1	0	0	11	11	0.00	0.000
55 Taylor Rogers, L ERA: 3.52	(6, 1)	0.1		1	0	0	0	1	0	0	0	0	0	0	3	3	0.00	0.000
38 Blake Parker, R ERA: 3.12	(7, 1)	1.0		4	1	0	0	1	0	0	0	0	0	0	6	6	0.00	1.000

PITCHER		IP	WLS	BF	H	R	ER	SO	BB	IBB	HBP	BLK	WP	HR	S	P	ERA	WHIP
39 Trevor Hildenberger, R ERA: 4.15	(8, 1)	1.0		5	2	1	1	1	0	0	0	0	1	0	7	8	9.00	2.000
54 Preston Guilmet, R ERA: 4.15	(9, 1)	1.0		6	1	0	0	3	1	0	1	0	0	0	10	15	0.00	2.000

BOTTOM

Batter	1	2	3	4	5	6	7	8	9	AB	R	H	RBI	BB	SO	LOB
26 Max Kepler, L (1, 9) OBP: 0.390, SLG: 0.514 64 Willians Astudillo, R (7, 2) OBP: 0.304, SLG: 0.477	BBBB 4-0 23 G6-3 11 SH2-3 BB	x 0-0 ③ 1-3 2-H 3-H 1B			x 0-0 ② F7		x 0-0 23 1B 1B		x 0-0 ① P6	2 2	0 0	1 1	2 0	1 0	0 0	0 0
11 Jorge Polanco, S (1, 6) OBP: 0.343, SLG: 0.394 13 Ehire Adrianza, S (7, 5) OBP: 0.432, SLG: 0.829	x 0-0 ① SH2-3 1-2		SSC 0-3 ① K		x 0-0 1B	CCC 0-3 ① K			x 0-0 18 WP BB 2B	2 2	0 1	1 1	0 0	0 1	1 1	0 1
23 Nelson Cruz, R (1, 10) OBP: 0.360, SLG: 0.333 94 Brian Schales, R (7, PR) OBP: 0.333, SLG: 0.333 (8, 10)	x 0-0 ② G6-3 2-3		x 0-0 1B		x 0-0 ③ G5-3		x 0-0 1-2 1B		SSS 0-3 ② K	4 1	0 0	2 0	0 0	0 0	0 1	2 1
20 Eddie Rosario, L (1, 7) OBP: 0.341, SLG: 0.718 18 Mitch Garver, R (7, 7) OBP: 0.263, SLG: 0.486	x 0-0 ③ F8		x 0-0 ② F8			x 0-0 ① G6-3	x 0-0 ② P6		BBBBB 4-0 BB 31 BB 19 1B 2-3 BB	3 1	0 1	0 1	0 0	0 1	0 0	2 2
24 C.J. Cron, R (1, 3) OBP: 0.442, SLG: 0.632 31 Tyler Austin, R (7, 3) OBP: 0.386, SLG: 0.628		BBBB 4-0 25 1B 9 BB 26 1B BB	SSS 0-3 ③ K			x 0-0 9 E 2B	x 0-0 ③ F9		BBBB 4-0 19 1B BB 1-2 BB	2 1	2 0	1 0	0 0	1 1	1 0	1 2
9 Marwin Gonzalez, S (1, 5) OBP: 0.208, SLG: 0.136 Michael Reed, R (7, 9) OBP: 0.300, SLG: 0.444	BBBB 4-0 25 1B 26 1B 1-2 BB	SCC 0-3 ① K			x 0-0 E8 15 2B 2-H 1B			x 0-0 ① P3	BBBB 4-0 19 1B 1-2 2-3 3-H BB	2 1	2 0	1 0	1 1	1 1	1 0	0 0
16 Jonathan Schoop, R (1, 4) OBP: 0.333, SLG: 0.487 19 Ronald Torreyes, R (7, 6) OBP: 0.354, SLG: 0.467	SSS 0-3 ① K	SSS 0-3 ② K			x 0-0 ② F7			x 0-0 2B	x 0-0 1-2 2-3 3-H 1B	3 2	0 0	0 2	0 1	0 0	2 0	3 0
15 Jason Castro, L (1, 2) OBP: 0.300, SLG: 0.500 Adam Rosales, R (7, 4) OBP: 0.350, SLG: 0.694	SSS 0-3 ② K	SSS 0-3 ③ K			x 0-0 2-H 2B			x 0-0 ② G6-3	x 0-0 ③ F8	3 2	0 0	1 0	1 0	0 0	2 0	2 4
25 Byron Buxton, R (1, 8) OBP: 0.486, SLG: 0.909 60 Jake Cave, L (3, 8) OBP: 0.306, SLG: 0.356	x 0-0 26 1B 1-2 2-3 1B			x 0-0 ① G6-3	SSS 0-3 ③ K			x 0-0 ③ G3-1		1 3	0 0	1 0	0 0	0 0	0 1	0 2
Inning Stats	R: 0 E: 0 K: 0 S: 3 H: 0 LOB: 1 BB: 1 P: 7	R: 2 E: 0 K: 2 S: 8 H: 2 LOB: 3 BB: 2 P: 16	R: 0 E: 0 K: 2 S: 8 H: 1 LOB: 1 BB: 0 P: 8	R: 0 E: 0 K: 3 S: 9 H: 0 LOB: 0 BB: 0 P: 9	R: 0 E: 0 K: 0 S: 4 H: 1 LOB: 1 BB: 0 P: 4	R: 2 E: 1 K: 1 S: 8 H: 3 LOB: 1 BB: 0 P: 8	R: 0 E: 0 K: 1 S: 7 H: 2 LOB: 2 BB: 0 P: 7	R: 0 E: 0 K: 0 S: 4 H: 1 LOB: 1 BB: 0 P: 4	R: 2 E: 0 K: 1 S: 7 H: 2 LOB: 3 BB: 3 P: 19	1B: 8 2B: 4 3B: 0 HR: 0 SF: 0 SAC: 1 DP: 0 HBP: 0							

PITCHER		IP	WLS	BF	H	R	ER	SO	BB	IBB	HBP	BLK	WP	HR	S	P	ERA	WHIP
48 Dan Runzler, L ERA: 13.5	(1, 1)	1.2	W	8	0	2	2	2	3	0	0	0	0	0	9	21	10.80	1.800
54 Trevor Kelley, R ERA:	(2, 1)	0.1	H	2	2	0	0	0	0	0	0	0	0	0	2	2	0.00	6.000
70 Ryan Brasier, R ERA: 4.5	(3, 1)	1.0		4	1	0	0	2	0	0	0	0	0	0	8	8	0.00	1.000
44 Brandon Workman, R ERA: 4.5	(4, 1)	1.0		3	0	0	0	3	0	0	0	0	0	0	9	9	0.00	0.000
72 Colten Brewer, R ERA: 3.6	(5, 1)	1.0		4	1	0	0	0	0	0	0	0	0	0	4	4	0.00	1.000
58 Jenrry Mejia, R ERA: 6.75	(6, 1)	1.0		6	3	2	2	1	0	0	0	0	0	0	8	8	18.00	3.000
56 Andrew Schwaab, R ERA:	(7, 1)	1.0		5	2	0	0	1	0	0	0	0	0	0	7	7	0.00	2.000
86 Adam Lau, R ERA: 1.69	(8, 1)	1.0		4	1	0	0	0	0	0	0	0	0	0	4	4	0.00	1.000
51 Hunter Smith, R ERA: 13.5	(9, 1)	0.2		7	2	2	2	1	3	0	0	0	1	0	6	18	27.00	7.500
50 Daniel McGrath, L ERA:	(9, 1)	0.1	S	1	0	0	0	0	0	0	0	0	0	0	1	1	0.00	0.000

Boston Red Sox @ Minnesota Twins

CenturyLink Sports Complex, Fort Myers, FL

Fri Mar 22 2019, 6:06 PM - 9:55 PM EDT

Att. 9,022 - Clear - 71 F

livebaseballscorecards.com

AB	37
R	6
H	12
RBI	6
BB	6
SO	10
LOB	22

WP: 1 PB: 0 SB: 0 CS: 0 PA: 44

Batter	1	2	3	4	5	6	7	8	9	AB	R	H	RBI	BB	SO	LOB
26 Max Kepler, L (1, 9) OBP: 0.378, SLG: 0.564	B X 1-0 G3-1 ①		1 SAFE X 0-0 F7 ①	X 0-0 1-H 2-H HR		X 0-0 G4-3 ③			X 0-0 F7 ①	4	1	1	3	0	0	2
60 Jake Cave, L (7, 9) OBP: 0.300, SLG: 0.348										1	0	0	0	0	0	0
13 Ehire Adrianza, S (1, 6) OBP: 0.390, SLG: 0.744	X 0-0 L4 ②		B S S S 1-3 K ② 1-2	X 0-0 L7 ②			S S S 0-3 K ①		X 0-0 P3 ②	4	0	0	0	0	2	1
46 Jaylin Davis, R (8, 7) OBP: 0.333, SLG: 0.333										1	0	0	0	0	0	0
23 Nelson Cruz, R (1, 10) OBP: 0.357, SLG: 0.375	X 0-0 P3 ③		X 0-0 20 1B 2-H 2B	X 0-0 G6-3 ③			X 0-0 G6-3 ②		X 0-0 L9 ③	3	1	1	1	0	0	0
47 Wilin Rosario, R (7, PH) (7, 10)										2	0	0	0	0	0	0
20 Eddie Rosario, L (1, 7) OBP: 0.356, SLG: 0.698		X 0-0 L8 ①	B 2 SAFE X 1-0 24 FC6-4 2-H 1B		X 0-0 G4-3 ①		X 0-0 1B			4	0	2	1	0	0	0
19 Ronald Torreyes, R (7, 7) OBP: 0.354, SLG: 0.467										0	0	0	0	0	0	0
(8, 4)																
24 C.J. Cron, R (1, 3) OBP: 0.404, SLG: 0.571	C S S 0-3 K ②		X 0-0 FC6-4 ③ 1-2f		S S S 0-3 K ②		X 0-0 G4-3 ③			4	0	0	0	0	2	2
31 Tyler Austin, R (7, 3) OBP: 0.386, SLG: 0.628										0	0	0	0	0	0	0
9 Marwin Gonzalez, S (1, 5) OBP: 0.179, SLG: 0.115	S S S 0-3 K ③			S S C 0-3 K ①	S S S 0-3 K ③			S S C 0-3 K ①		4	0	0	0	0	4	0
13 Jordan Gore, S (8, 5) OBP: 0.429, SLG: 0.429										0	0	0	0	0	0	0
16 Jonathan Schoop, R (1, 4) OBP: 0.370, SLG: 0.535		X 0-0 15 HR 1B	X 0-0 15 BB 25 1B 1B			X 0-0 G5-3 ①		X 0-0 2B		4	2	3	0	0	0	0
16 Agustin Marte, S (8, PR) (8, 6)										0	0	0	0	0	0	0
15 Jason Castro, L (1, 2) OBP: 0.364, SLG: 0.679		X 0-0 1-H HR	B B B 4-0 25 1B 26 HR 1-2 BB			X 0-0 2B	S S S 0-3 K ②			2	2	2	2	1	0	0
18 Mitch Garver, R (7, 2) OBP: 0.256, SLG: 0.472										1	0	0	0	0	1	1
25 Byron Buxton, R (1, 8) OBP: 0.488, SLG: 0.861			B B B B 4-0 13 S 23 2B BB	X 0-0 1-2 2-H 26 HR 1B		X 0-0 G6-3 ②		X 0-0 F8 ③		3	2	1	1	1	0	2
36 Akil Baddoo, L (8, 8)										0	0	0	0	0	0	0
Inning Stats	R: 0 E: 0 K: 0 S: 3 H: 0 LOB: 0 BB: 0 P: 4	R: 0 E: 0 K: 2 S: 7 H: 0 LOB: 0 BB: 0 P: 7	R: 4 E: 0 K: 1 S: 9 H: 4 LOB: 1 BB: 1 P: 15	R: 4 E: 0 K: 1 S: 8 H: 3 LOB: 0 BB: 1 P: 12	R: 0 E: 0 K: 2 S: 7 H: 0 LOB: 0 BB: 0 P: 7	R: 0 E: 0 K: 0 S: 4 H: 1 LOB: 1 BB: 0 P: 4	R: 0 E: 0 K: 1 S: 6 H: 1 LOB: 1 BB: 0 P: 6	R: 0 E: 0 K: 2 S: 8 H: 1 LOB: 1 BB: 0 P: 8	R: 0 E: 0 K: 0 S: 3 H: 0 LOB: 0 BB: 0 P: 3	1B: 5 2B: 3 3B: 0 HR: 2 SF: 0 SAC: 0 DP: 0 HBP: 0						

PITCHER		IP	WLS	BF	H	R	ER	SO	BB	IBB	HBP	BLK	WP	HR	S	P	ERA	WHIP
17 Alex Cobb, R ERA: 7.45	(1, 1)	1.0		3	0	0	0	0	0	0	0	0	0	0	3	4	0.00	0.000
31 Jimmy Yacabonis, R ERA: 8.1	(2, 1)	1.2	L	10	4	4	4	3	1	0	0	0	0	1	15	21	21.60	3.000
92 Tanner Chleborad, R ERA: 18.9	(3, 1)	1.1		8	3	4	4	1	1	0	0	0	0	1	9	13	27.00	3.000
60 Mychal Givens, R ERA: 17.36	(5, 1)	1.0		3	0	0	0	2	0	0	0	0	0	0	7	7	0.00	0.000
48 Richard Bleier, L ERA: 1.69	(6, 1)	1.0		4	1	0	0	0	0	0	0	0	0	0	4	4	0.00	1.000

PITCHER		IP	WLS	BF	H	R	ER	SO	BB	IBB	HBP	BLK	WP	HR	S	P	ERA	WHIP
58 Evan Phillips, R ERA:	(7, 1)	2.0		8	2	0	0	3	0	0	0	0	0	0	14	14	0.00	1.000
91 Jay Flaa, R ERA: 22.5	(9, 1)	1.0		3	0	0	0	0	0	0	0	0	0	0	3	3	0.00	0.000

TOP

Minnesota Twins @ Baltimore Orioles

Ed Smith Stadium, Sarasota, FL

Sat Mar 23 2019, 6:10 PM - 9:11 PM EDT

Att. 7,335 - Partly Cloudy - 74 F

livebaseballscorecards.com

AB	37
R	8
H	10
RBI	8
BB	2
SO	9
LOB	8

WP: 0	PA: 39
PB: 0	
SB: 1	
CS: 0	

BOTTOM

Minnesota Twins @ Baltimore Orioles

Ed Smith Stadium, Sarasota, FL

Sat Mar 23 2019, 6:10 PM - 9:11 PM EDT

Att. 7,335 - Partly Cloudy - 74 F

livebaseballscorecards.com

Batter	1	2	3	4	5	6	7	8	9	AB	R	H	RBI	BB	SO	LOB
35 Dwight Smith Jr., L (1, 9) OBP: 0.333, SLG: 0.588										4	1	3	3	0	0	1
94 Zach Jarrett, R (6, PR) OBP: 0.250, SLG: 0.250 (7, 9)										1	0	0	0	0	0	1
16 Trey Mancini, R (1, 7) OBP: 0.342, SLG: 0.424										3	0	0	0	0	2	1
68 Christopher Bostick, R (6, 7) OBP: 0.242, SLG: 0.281 (7, 4)										2	0	0	0	0	1	1
19 Chris Davis, L (1, 3) OBP: 0.308, SLG: 0.344										3	1	1	1	0	1	1
76 Ryan Mountcastle, R (6, 3) OBP: 0.325, SLG: 0.361 (8, 5)										2	0	0	0	0	0	0
14 Rio Ruiz, L (1, 5) OBP: 0.357, SLG: 0.542										4	1	1	1	0	1	1
87 J.C. Escarra, L (8, 3) OBP: 0.444, SLG: 0.857										1	0	0	0	0	0	0
39 Renato Núñez, R (1, 10) OBP: 0.275, SLG: 0.500										4	1	1	1	0	1	0
15 Chance Sisco, L (1, 2) OBP: 0.500, SLG: 0.710										1	1	1	0	1	0	0
27 Andrew Susac, R (6, 2) OBP: 0.423, SLG: 0.524										2	1	1	0	0	1	0
6 Drew Jackson, R (1, 6) OBP: 0.351, SLG: 0.385										3	0	0	0	0	1	3
85 Anderson Feliz, S (8, 6)										1	0	0	0	0	1	0
29 Jace Peterson, L (1, 4) OBP: 0.435, SLG: 0.378										1	0	0	0	0	1	1
78 Ryan McKenna, R (7, 7) OBP: 0.385, SLG: 0.111										1	0	1	0	0	0	0
80 Yusniel Díaz, R (1, 8) OBP: 0.316, SLG: 0.472										3	1	0	0	1	1	5

AB	36
R	7
H	9
RBI	6
BB	2
SO	11
LOB	15

Inning Stats	1	2	3	4	5	6	7	8	9
	R: 0 E: 0 K: 0 S: 4	H: 1 LOB: 1 BB: 0 P: 5	R: 0 E: 0 K: 1 S: 6	H: 1 LOB: 2 BB: 0 P: 7	R: 2 E: 0 K: 1 S: 7	H: 2 LOB: 0 BB: 0 P: 7	R: 1 E: 1 K: 2 S: 7	H: 0 LOB: 2 BB: 1 P: 13	R: 0 E: 0 K: 3 S: 9	H: 0 LOB: 0 BB: 0 P: 9	R: 3 E: 0 K: 1 S: 10	H: 3 LOB: 1 BB: 1 P: 16	R: 1 E: 0 K: 1 S: 8	H: 1 LOB: 0 BB: 0 P: 8	R: 0 E: 0 K: 1 S: 6	H: 1 LOB: 1 BB: 0 P: 7	R: 0 E: 0 K: 1 S: 5	H: 0 LOB: 0 BB: 0 P: 5

1B:	4
2B:	1
3B:	0
HR:	4
SF:	0
SAC:	0
DP:	0
HBP:	2
WP:	1
PB:	2
SB:	0
CS:	0
PA:	40

PITCHER	IP	WLS	BF	H	R	ER	SO	BB	IBB	HBP	BLK	WP	HR	S	P	ERA	WHIP
17 José Berríos, R (1, 1) ERA: 4.43	4.2	W	21	4	3	2	6	1	0	2	0	1	2	30	38	3.86	1.071
38 Blake Parker, R (5, 1) ERA: 3.0	0.1		1	0	0	0	1	0	0	0	0	0	0	3	3	0.00	0.000
55 Taylor Rogers, L (6, 1) ERA: 5.4	0.2		4	2	2	2	1	0	0	0	0	0	1	8	10	27.00	3.000
27 Kevin Comer, R (6, 1) ERA: 2.7	0.1		3	1	1	1	0	1	0	0	0	0	0	2	6	27.00	6.000
51 Mike Morin, R (7, 1) ERA: 4.22	1.0	H	4	1	1	1	1	0	0	0	0	0	1	8	8	9.00	1.000

PITCHER	IP	WLS	BF	H	R	ER	SO	BB	IBB	HBP	BLK	WP	HR	S	P	ERA	WHIP
54 Preston Guilmet, R (8, 1) ERA: 3.72	1.0	H	4	1	0	0	1	0	0	0	0	0	0	6	7	0.00	1.000
50 Daniel Camarena, L (9, 1) ERA:	1.0	S	3	0	0	0	1	0	0	0	0	0	0	5	5	0.00	0.000

New York Yankees @ Minnesota Twins

CenturyLink Sports Complex, Fort Myers, FL

Sun Mar 24 2019, 1:07 PM - 3:55 PM EDT

Att. 9,467 - Sunny - 79 F

TOP

livebaseballscorecards.com

Batter	1	2	3	4	5	6	7	8	9	AB	R	H	RBI	BB	SO	LOB
Tyler Wade, L (1, 8) OBP: 0.358, SLG: 0.520	C S S 0-3 ① K		X 0-0 ③ G4-3			X 0-0 33 G6-3 45 BB 1-2 2B 1B	H 1-0 HBP		X 0-0 ②③ G6-4-3 1-2f	3	1	1	0	0	1	0
97 Pablo Olivares, R (7, PH) OBP: 0.500, SLG: 0.250 (7, 8)										1	0	0	0	0	0	1
45 Luke Voit, R (1, 3) OBP: 0.380, SLG: 0.605	X 0-0 28 CS 33 BB 1B			X 0-0 ① G5-3		B B B B 4-0 33 G6-3 1-2 2-3 2B BB	X 0-0 ② F8			2	0	1	0	1	0	0
86 Ryan McBroom, R (6, PR) OBP: 0.240, SLG: 0.348 (6, 3)										1	1	0	0	0	0	2
33 Greg Bird, L (1, 10) OBP: 0.481, SLG: 0.610	B B B B 4-0 1-2 BB			X 0-0 ② G4-3		X 0-0 ② G6-3 1-2 2-3 3-H	X 0-0 ③ F7			2	0	0	1	1	0	2
95 Steven Sensley, L (7, PH) (7, 10)										1	0	0	0	0	0	2
28 Austin Romine, R (1, 2) OBP: 0.313, SLG: 0.400	S S S 0-3 ②③ K 2-3			X 0-0 ③ G6-3		B B B B 4-0 2B BB		S S S 0-3 ① K		2	1	0	0	1	1	2
80 Jorge Saez, R (7, 2) OBP: 0.211, SLG: 0.333										1	0	0	0	0	1	0
Clint Frazier, R (1, 9) OBP: 0.228, SLG: 0.245		S S S 0-3 ① K			B B B 4-0 97 CS BB	X 0-0 70 WP 1-H 2-H 3-H 2B		X 0-0 ② F7		3	0	1	3	1	1	0
95 Isiah Gilliam, S (8, 9) OBP: 0.538, SLG: 0.800										0	0	0	0	0	0	0
70 Gio Urshela, R (1, 5) OBP: 0.345, SLG: 0.679		X 0-0 ② F9			X 0-0 ① F9	B S C C 1-3 ③ K 2-3		X 0-0 E5		3	0	0	0	0	1	3
98 Oswaldo Cabrera, S (8, PH) OBP: 0.500, SLG: 0.538 (8, 5)										1	0	0	0	0	0	0
96 Matt Lipka, R (1, 7) OBP: 0.413, SLG: 0.486		X 0-0 ③ G5-3			X 0-0 ② P3		X 0-0 97 F8 97 S 89 2B 1B	X 0-0 ③ G3-1		3	1	1	0	0	0	1
93 Ben Ruta, L (8, PH) OBP: 0.200, SLG: 0.400 (8, 7)										1	0	0	0	0	0	1
97 Gosuke Katoh, L (1, 4) OBP: 0.182, SLG: 0.100			X 0-0 ① G1-3		B 1-0 ③ CS 1-2	S S S 0-3 ① K	B X 1-0 ① F8 1-3		B B B B 4-0 97 G6-4-3 BB	3	0	0	0	0	1	1
98 Brandon Wagner, L (8, 4) OBP: 0.375, SLG: 0.714										0	0	0	0	1	0	0
89 Diego Castillo, R (1, 6) OBP: 0.500, SLG: 0.571			X 0-0 ② G6-3			X 0-0 45 BB 1B 33 G6-3 1B	X 0-0 3-H 2B		S S S 0-3 ① K	4	1	2	1	0	1	1

	AB	31
	R	5
	H	6
	RBI	5
	BB	5
	SO	7
	LOB	16

Inning Stats	1	2	3	4	5	6	7	8	9
	R: 0 E: 0 K: 2 S: 7	H: 1 LOB: 2 BB: 1 P: 11	R: 0 E: 0 K: 1 S: 5	H: 0 LOB: 0 BB: 0 P: 5	R: 0 E: 0 K: 0 S: 3	H: 0 LOB: 0 BB: 0 P: 3	R: 0 E: 0 K: 0 S: 3	H: 0 LOB: 0 BB: 0 P: 3	R: 0 E: 0 K: 0 S: 2	H: 0 LOB: 0 BB: 1 P: 7	R: 4 E: 0 K: 2 S: 10	H: 3 LOB: 2 BB: 2 P: 19	R: 1 E: 0 K: 0 S: 5	H: 2 LOB: 2 BB: 0 P: 7	R: 0 E: 1 K: 1 S: 6	H: 0 LOB: 1 BB: 0 P: 6	R: 0 E: 0 K: 1 S: 4	H: 0 LOB: 0 BB: 1 P: 8

1B: 4	SF: 0
2B: 3	SAC: 0
3B: 0	DP: 2
HR: 0	HBP: 1

WP: 1	PA: 38
PB: 0	
SB: 1	
CS: 2	

PITCHER		IP	WLS	BF	H	R	ER	SO	BB	IBB	HBP	BLK	WP	HR	S	P	ERA	WHIP
33 Martín Pérez, L ERA: 5.3	(1, 1)	5.2	L	22	3	4	4	4	4	0	0	0	0	0	26	43	6.35	1.235
65 Trevor May, R ERA: 2.25	(6, 1)	0.1		2	1	0	0	1	0	0	0	0	1	0	4	5	0.00	3.000
39 Trevor Hildenberger, R ERA: 4.66	(7, 1)	1.0		6	2	1	1	0	0	0	1	0	0	0	5	7	9.00	2.000
70 Ryne Harper, R ERA:	(8, 1)	1.0		4	0	0	0	1	0	0	0	0	0	0	6	6	0.00	0.000
64 Austin Adams, R ERA:	(9, 1)	1.0		3	0	0	0	1	1	0	0	0	0	0	4	8	0.00	1.000

PITCHER	IP	WLS	BF	H	R	ER	SO	BB	IBB	HBP	BLK	WP	HR	S	P	ERA	WHIP

Batter	1	2	3	4	5	6	7	8	9	AB	R	H	RBI	BB	SO	LOB
18 Mitch Garver, R (1, 2) OBP: 0.256, SLG: 0.462	0-0 64 G5-4-3 60 1B 1B		0-0 ② G1		CCC 0-3 ③ K		0-0 ② SF8 3-H		0-0 2B	3	0	1	1	0	1	0
47 Wilin Rosario, R (8, 2) OBP: 0.200, SLG: 0.400										1	0	1	0	0	0	0
60 Jake Cave, L (1, 8) OBP: 0.345, SLG: 0.354	0-0 64 G5-4-3 1-2 1B		0-0 ③ L4			BBBB 4-0 19 2B BB	BBBB 4-0 64 E BB		BBBB 4-0 BB	2	1	1	0	3	0	0
64 Willians Astudillo, R (1, 7) (7, 5) OBP: 0.314, SLG: 0.469	0-0 ①② G5-4-3 1-2f 2-3			0-0 31 2B 1B		0-0 ① F8	0-0 E6 1-3 1B		0-0 ③ F7	5	1	2	0	0	0	5
31 Tyler Austin, R (1, 3) OBP: 0.375, SLG: 0.617	SSS 0-3 ③ K			0-0 27 F8 1-H 2B		SSS 0-3 ② K	0-0 ③ G4-3			4	0	1	1	0	2	4
19 Ronald Torreyes, R (1, 5) (7, 7) OBP: 0.346, SLG: 0.469		0-0 ① G5-3		0-0 ① F8		0-0 27 K 1-H 2B		0-0 ① F8		4	0	1	1	0	0	1
27 Alex Kirilloff, L (1, 10) OBP: 0.308, SLG: 0.308		0-0 ② F7		0-0 ② F8 2-3		SSS 0-3 K 2-3		0-0 ② G4-3		4	0	0	0	0	1	2
75 Royce Lewis, R (1, 6) OBP: 0.200, SLG: 0.400		0-0 2B		0-0 ③ P4		0-0 ③ P6		SSS 0-3 K		4	0	1	0	0	1	3
95 Trevor Larnach, L (1, 9) OBP: 0.167, SLG: 0.667		0-0 ③ G3			SSS 0-3 ① K		SSS 0-3 ① K		SCC 0-3 ① K	4	0	0	0	0	3	1
91 Michael Helman, R (1, 4) OBP: 0.250, SLG: 0.750			0-0 ① G4-3		0-0 ② F9		0-0 18 SF8 3B		0-0 ② G6-3	4	1	1	0	0	0	0
Inning Stats	R: 0 E: 0 K: 1 S: 6 H: 2 LOB: 1 BB: 0 P: 6	R: 0 E: 0 K: 0 S: 4 H: 1 LOB: 1 BB: 0 P: 4	R: 0 E: 0 K: 0 S: 3 H: 0 LOB: 0 BB: 0 P: 3	R: 1 E: 0 K: 0 S: 5 H: 2 LOB: 1 BB: 0 P: 5	R: 0 E: 0 K: 2 S: 7 H: 0 LOB: 0 BB: 0 P: 7	R: 1 E: 0 K: 2 S: 9 H: 1 LOB: 2 BB: 1 P: 13	R: 1 E: 1 K: 1 S: 7 H: 2 LOB: 2 BB: 1 P: 11	R: 0 E: 0 K: 1 S: 5 H: 0 LOB: 0 BB: 0 P: 5	R: 0 E: 0 K: 1 S: 6 H: 1 LOB: 2 BB: 1 P: 10	1B: 4 2B: 4 3B: 1 HR: 0	SF: 1 SAC: 0 DP: 1 HBP: 0			WP: 1 PB: 0 SB: 0 CS: 0	PA: 39		

PITCHER		IP	WLS	BF	H	R	ER	SO	BB	IBB	HBP	BLK	WP	HR	S	P	ERA	WHIP
65 James Paxton, L ERA: 2.08	(1, 1)	5.2	W	24	6	2	2	5	1	0	0	0	1	0	33	37	3.18	1.235
85 Luis Cessa, R ERA: 0.98	(6, 1)	1.1	H	7	2	1	1	1	1	0	0	0	0	0	8	12	6.75	2.250
59 J.P. Feyereisen, R ERA:	(8, 1)	1.0	H	3	0	0	0	1	0	0	0	0	0	0	5	5	0.00	0.000
83 Daniel Álvarez, R ERA:	(9, 1)	1.0	S	5	1	0	0	1	1	0	0	0	0	0	6	10	0.00	2.000

PITCHER	IP	WLS	BF	H	R	ER	SO	BB	IBB	HBP	BLK	WP	HR	S	P	ERA	WHIP

BOTTOM

New York Yankees @ Minnesota Twins

CenturyLink Sports Complex, Fort Myers, FL

Sun Mar 24 2019, 1:07 PM - 3:55 PM EDT

Att. 9,467 - Sunny - 79 F

livebaseballscorecards.com

AB	35
R	3
H	9
RBI	3
BB	3
SO	8
LOB	16

Batter	1	2	3	4	5	6	7	8	9	AB	R	H	RBI	BB	SO	LOB
19 Charlie Blackmon, L (1, 9) OBP: 0.235, SLG: 0.348	E4 9 HR	P5		F8			G4-3		91 FC5-2-5-2 BB	3	1	0	0	0	0	3
15 Raimel Tapia, L (4, 9) OBP: 0.267, SLG: 0.386										1	0	0	0	0	0	0
89 Mylz Jones, R (9, PH) OBP: 0.400, SLG: 0.250 (9, 9)										0	0	0	0	1	0	0
9 Daniel Murphy, L (1, 3) OBP: 0.259, SLG: 0.509	1-H HR	K2-3			F9		P2		FC5-2-5-2 1-2 2-3 3-H	3	1	1	2	0	1	2
14 Tony Wolters, L (5, 2) OBP: 0.300, SLG: 0.429										1	0	0	0	0	0	0
91 Matt McLaughlin, R (8, 5)										1	0	0	1	0	0	2
28 Nolan Arenado, R (1, 5) OBP: 0.431, SLG: 0.778	HR	P6			K			F8	G4-3	3	1	1	1	0	1	0
92 Roberto Ramos, L (5, 3) OBP: 0.300, SLG: 0.700										2	0	0	0	0	0	2
27 Trevor Story, R (1, 6) OBP: 0.356, SLG: 0.510	F8	K			F8			K		3	0	0	0	0	1	0
93 Taylor Snyder, R (5, 6)										1	0	0	0	0	1	0
26 David Dahl, L (1, 7) OBP: 0.375, SLG: 0.458	K	E6				24 G4-3 1B		HR		3	0	1	0	0	1	0
Sam Hilliard, L (6, PR) OBP: 0.333, SLG: 0.615 (6, 7)										1	1	1	1	0	0	0
20 Ian Desmond, R (1, 8) OBP: 0.463, SLG: 0.614	K	G4-3			K			1B		3	0	0	0	0	2	2
Yonathan Daza, R (6, 8) OBP: 0.286, SLG: 0.167										1	0	1	0	0	0	0
24 Ryan McMahon, L (1, 4) OBP: 0.470, SLG: 0.763		42 BB		K		G4-3 1-2		K		2	0	0	0	1	1	1
(5, 5)										1	1	0	0	0	1	1
88 Max George, R (6, 5) OBP: 0.200, SLG: 0.200 (8, 4)																
12 Mark Reynolds, R (1, 10) OBP: 0.263, SLG: 0.313		K		P6		G5-3			2B 2-3	3	0	0	0	0	1	3
58 Dom Nuñez, L (9, PH) OBP: 0.364, SLG: 0.444 (9, 10)										1	0	1	0	0	0	0
42 Chris Iannetta, R (1, 2) OBP: 0.275, SLG: 0.286		1-2 BB		1B			F9		G5-3	1	0	1	0	1	0	0
1 Garrett Hampson, R (5, 4) OBP: 0.340, SLG: 0.628										1	0	0	0	0	0	0
94 Joel Diaz, R (8, 2)										1	0	0	0	0	0	2
Inning Stats	R: 3 E: 1 K: 2 S: 11 H: 2 LOB: 0 BB: 0 P: 12	R: 0 E: 0 K: 2 S: 7 H: 0 LOB: 2 BB: 2 P: 15	R: 0 E: 1 K: 1 S: 6 H: 0 LOB: 1 BB: 0 P: 6	R: 0 E: 0 K: 1 S: 6 H: 1 LOB: 1 BB: 0 P: 6	R: 0 E: 0 K: 1 S: 5 H: 0 LOB: 0 BB: 0 P: 5	R: 0 E: 0 K: 1 S: 6 H: 1 LOB: 2 BB: 0 P: 6	R: 0 E: 0 K: 0 S: 3 H: 0 LOB: 0 BB: 0 P: 3	R: 1 E: 0 K: 2 S: 11 H: 2 LOB: 1 BB: 0 P: 13	R: 1 E: 0 K: 0 S: 4 H: 1 LOB: 2 BB: 1 P: 8	1B: 3 2B: 1 3B: 0 HR: 3 SF: 0 SAC: 0 DP: 0 HBP: 0						

TOP

Colorado Rockies @ Minnesota Twins

CenturyLink Sports Complex, Fort Myers, FL

Tue Mar 26 2019, 2:07 PM - 5:23 PM EDT

Att. 7,592 - Partly Cloudy - 80 F

livebaseballscorecards.com

AB	36
R	5
H	7
RBI	5
BB	3
SO	10
LOB	18

PITCHER		IP	WLS	BF	H	R	ER	SO	BB	IBB	HBP	BLK	WP	HR	S	P	ERA	WHIP
35 Michael Pineda, R ERA: 3.54	(1, 1)	5.0		22	3	3	2	7	2	0	0	0	0	2	35	44	3.60	1.000
55 Taylor Rogers, L ERA: 5.0	(6, 1)	0.2		3	1	0	0	1	0	0	0	0	0	0	5	5	0.00	1.500
64 Austin Adams, R ERA:	(6, 1)	0.1		1	0	0	0	0	0	0	0	0	0	0	1	1	0.00	0.000
49 Adalberto Mejía, L ERA: 4.0	(7, 1)	1.0	H	3	0	0	0	0	0	0	0	0	0	0	3	3	0.00	0.000
96 Pat Dean, L ERA: 11.25	(8, 1)	1.0	B	5	2	1	1	2	0	0	0	0	0	1	11	13	9.00	2.000

PITCHER		IP	WLS	BF	H	R	ER	SO	BB	IBB	HBP	BLK	WP	HR	S	P	ERA	WHIP
95 DJ Baxendale, R ERA: 5.14	(9, 1)	1.0		5	1	1	0	0	1	0	0	0	0	0	4	8	0.00	2.000

BOTTOM

Colorado Rockies @ Minnesota Twins

CenturyLink Sports Complex, Fort Myers, FL

Tue Mar 26 2019, 2:07 PM - 5:23 PM EDT

Att. 7,592 - Partly Cloudy - 80 F

livebaseballscorecards.com

Batter	1	2	3	4	5	6	7	8	9	AB	R	H	RBI	BB	SO	LOB
26 Max Kepler, L (1, 9) OBP: 0.396, SLG: 0.561	S S S 0-3 ① K	B B B B 4-0 64 1B BB		X 0-0 64 S 1B		X 0-0 2-H 2B		B B B B 4-0 1-2 BB		2	0	1	0	1	1	0
60 Jake Cave, L (6, 9) OBP: 0.368, SLG: 0.388										1	0	1	1	1	0	0
64 Willians Astudillo, R (1, 2) OBP: 0.333, SLG: 0.471	B B B B 4-0 23 HR BB	X 0-0 1-2 1B		B X 1-0 ③ P3 1-2		X 0-0 ③ G6-3		X 0-0 ③ P5		2	1	1	0	1	0	1
18 Mitch Garver, R (6, 2) OBP: 0.244, SLG: 0.439										2	0	0	0	0	0	4
40 Drew Maggi, R (9, PR) OBP: 0.400, SLG: 0.600										0	1	0	0	0	0	0
23 Nelson Cruz, R (1, 10) OBP: 0.355, SLG: 0.481	S X 0-1 1-H HR	S S S 0-3 ③ K			X 0-0 ① L4		C S S 0-3 ① K		X 0-0 ① G5-3	3	1	1	2	0	1	2
95 Chris Williams, R (7, PH) (8, 10)										2	0	0	0	0	1	0
20 Eddie Rosario, L (1, 7) OBP: 0.333, SLG: 0.652	X 0-0 ② P5		X 0-0 ① F8		X 0-0 ② F8		X 0-0 ② F7		2 SAFE 2 SAFE B B B B 4-0 2-3 BB	3	0	0	0	0	0	0
31 Tyler Austin, R (6, 3) OBP: 0.380, SLG: 0.604										1	0	0	0	1	0	0
24 C.J. Cron, R (1, 3) OBP: 0.420, SLG: 0.644	B B B S X 3-1 HR		S S S 0-3 ② K		X 0-0 1B		X 0-0 ③ F9		X 0-0 ② SF8 3-H	3	1	2	1	0	1	0
96 Zander Wiel, R (5, PR) (6, 7)										1	0	0	1	0	0	0
16 Jonathan Schoop, R (1, 4) OBP: 0.388, SLG: 0.565	X 0-0 1B	X 0-0 2B		S S S 0-3 ③ K				X 0-0 17 1B 1B	X 0-0 ③ G4-3	3	0	2	0	0	1	1
91 Ryan Costello, L (6, 5) OBP: 0.500, SLG: 0.500										2	0	1	0	0	0	1
13 Ehire Adrianza, S (1, 6) OBP: 0.364, SLG: 0.690	X 0-0 ③ F8	S S S 0-3 ③ K				X 0-0 ① G4-3		X 0-0 ① F8		3	0	0	0	0	1	2
40 Drew Maggi, R (7, 6) OBP: 0.400, SLG: 0.600										0	1	0	0	0	0	0
13 Jordan Gore, S (8, PH) OBP: 0.375, SLG: 0.375										1	0	0	0	0	0	1
(9, 6)																
19 Ronald Torreyes, R (1, 5) OBP: 0.345, SLG: 0.481		X 0-0 ① P3		X 0-0 ① F8		X 0-0 60 2B 2B		X 0-0 60 BB 1-3 1B		3	0	1	0	0	0	0
(6, 4)																
17 Travis Blankenhorn, L (6, PR) OBP: 1.000, SLG: 1.000										1	1	1	0	0	0	0
(7, 4)																
25 Byron Buxton, R (1, 8) OBP: 0.455, SLG: 0.795		X 0-0 ② G1-3		X 0-0 ② P3		X 0-0 ② G5-3		S C 0-3 ② K		3	0	0	0	0	0	1
36 Akil Baddoo, L (7, 8)										1	0	0	0	0	1	2
Inning Stats	R: 3 E: 0 K: 1 S: 10 H: 3 LOB: 1 BB: 1 P: 17	R: 0 E: 0 K: 1 S: 6 H: 1 LOB: 2 BB: 1 P: 10	R: 0 E: 0 K: 2 S: 8 H: 1 LOB: 1 BB: 0 P: 8	R: 0 E: 0 K: 0 S: 4 H: 1 LOB: 1 BB: 0 P: 5	R: 0 E: 0 K: 1 S: 6 H: 1 LOB: 1 BB: 0 P: 6	R: 1 E: 0 K: 0 S: 5 H: 2 LOB: 1 BB: 0 P: 5	R: 0 E: 0 K: 1 S: 5 H: 0 LOB: 0 BB: 0 P: 5	R: 0 E: 0 K: 1 S: 7 H: 2 LOB: 3 BB: 1 P: 11	R: 1 E: 1 K: 0 S: 3 H: 0 LOB: 1 BB: 1 P: 7	1B: 6 2B: 3 3B: 0 HR: 2	SF: 1 SAC: 0 DP: 0 HBP: 0						

	AB	37
	R	5
	H	11
	RBI	5
	BB	4
	SO	7
	LOB	15

WP: 0 PB: 0 SB: 1 CS: 0 PA: 42

PITCHER		IP	WLS	BF	H	R	ER	SO	BB	IBB	HBP	BLK	WP	HR	S	P	ERA	WHIP
55 Jon Gray, R ERA: 3.48	(1, 1)	3.0		16	5	3	3	4	2	0	0	0	0	2	24	35	9.00	2.333
29 Bryan Shaw, R ERA: 5.23	(4, 1)	0.2		2	0	0	0	0	0	0	0	0	0	0	2	2	0.00	0.000
45 Scott Oberg, R ERA:	(4, 1)	0.1		2	1	0	0	0	0	0	0	0	0	0	2	3	0.00	3.000
63 DJ Johnson, R ERA: 0.87	(5, 1)	0.2		3	1	0	0	0	0	0	0	0	0	0	3	3	0.00	1.500
59 Harrison Musgrave, L ERA: 3.0	(5, 1)	0.1		1	0	0	0	1	0	0	0	0	0	0	3	3	0.00	0.000

PITCHER		IP	WLS	BF	H	R	ER	SO	BB	IBB	HBP	BLK	WP	HR	S	P	ERA	WHIP
97 David Holman, R ERA: 9.0	(6, 1)	1.0		5	2	1	1	0	0	0	0	0	0	0	5	5	9.00	2.000
90 Ty Culbreth, L ERA:	(7, 1)	1.0		3	0	0	0	1	0	0	0	0	0	0	5	5	0.00	0.000
98 Heath Holder, R ERA:	(8, 1)	0.2		5	2	0	0	1	1	0	0	0	0	0	6	10	0.00	4.500
94 Joel Diaz, R ERA:	(8, 1)	0.0		0	0	0	0	0	0	0	0	0	0	0	0	0	∞	∞

Cleveland Indians @ Minnesota Twins

Target Field, Minneapolis, MN

Thu Mar 28 2019, 3:18 PM - 5:35 PM CDT

Att. 39,519 - Partly Cloudy - 49 F

livebaseballscorecards.com

Batter	1	2	3	4	5	6	7	8	9	AB	R	H	RBI	BB	SO	LOB
2 Leonys Martin, L (1, 8) OBP: 0.250, SLG: 0.500	C FF 94 B FF 94 S CH 84 F FF 94 S CH 85 1-3 K ①			B FF 94 X CH 83 1-0 2B		L FF 93 F FF 93 X SV 81 0-2 P6 ②			C SI 94 S CU 82 S CU 82 0-3 K ①	4	0	1	0	0	2	0
11 José Ramírez, S (1, 5)	X FF 95 0-0 B1-3 ②			B FF 94 B FF 92 X CH 83 2-0 P6 ①		C SV 79 F CH 84 X FF 94 0-2 G6-3 ③			X SI 94 0-0 F9 ②	4	0	0	0	0	0	1
30 Tyler Naquin, L (1, 9) 8 Jordan Luplow, R (9, PH)	C FF 94 F FF 94 C FF 96 0-3 K ③			F FF 94 S SV 82 S SV 82 0-3 K ②			F SV 78 F FF 92 B FF 93 F SV 81 B FF 93 B SI 93 S SI 93 3-3 K ①		B CU 78 F SI 94 B CU 81 C CU 79 S SI 94 2-3 K ③	3 1	0 0	0 0	0 0	0 0	3 1	1 0
41 Carlos Santana, S (1, 3)		C SV 81 X FF 94 0-1 F7 ①		C SV 82 B FF 95 B CH 84 B FF 94 C CH 84 B SI 95 4-2 BB			B FF 94 S SV 81 B CH 84 S CH 84 F FF 94 F SV 82 X CH 83 2-2 F8 ②			2	0	0	0	1	0	0
13 Hanley Ramirez, R (1, 10)		B SV 82 B SI 93 S SV 81 X SV 81 2-1 L9 ②		S SV 83 F SI 94 B FF 95 S SV 83 1-3 K ③			F SI 92 B SV 81 X SV 81 1-1 F8 ③			3	0	0	0	0	1	2
10 Jake Bauers, L (1, 7)		C SV 81 X FF 95 0-1 G5-3 ③			B SV 79 C SV 80 F FF 92 F FF 94 X CH 84 1-2 G6-3 ①			C SV 79 B CH 81 X FF 93 1-1 P5 ①		3	0	0	0	0	0	0
55 Roberto Pérez, R (1, 2)			B SI 92 B SV 81 X SI 92 2-0 F7 ①		B SV 82 C SI 91 X SV 81 1-1 F8 ②			C SV 80 S SV 80 S SV 81 0-3 K ②		3	0	0	0	0	1	0
42 Brad Miller, L (1, 4) OBP: 0.333, SLG: 0.333			B SV 82 B FF 94 S FF 95 B FF 95 F FF 95 C SI 95 3-3 K ②		B SV 80 T FF 93 F SV 82 C SV 82 1-3 K ③			B SV 79 C SV 80 B SI 92 X FF 93 2-1 1B		3	0	1	0	0	2	0
7 Eric Stamets, R (1, 6) 1 Greg Allen, S (8, PH) 26 Max Moroff, S (8, 6)			C SV 82 F SV 82 S FF 95 0-3 K ③			B FF 93 C SV 80 T SI 91 S SV 81 1-3 K ①		B CU 76 B CU 82 C SI 93 S CU 83 B CU 82 C SI 94 3-3 K ③		2 1 0	0 0 0	0 0 0	0 0 0	0 0 0	2 1 0	0 1 0
Inning Stats	R: 0 H: 0 E: 0 LOB: 0 K: 2 BB: 0 S: 8 P: 9	R: 0 H: 0 E: 0 LOB: 0 K: 0 BB: 0 S: 6 P: 8	R: 0 H: 0 E: 0 LOB: 0 K: 2 BB: 0 S: 7 P: 12	R: 0 H: 1 E: 0 LOB: 2 K: 2 BB: 1 S: 10 P: 18	R: 0 H: 0 E: 0 LOB: 0 K: 1 BB: 0 S: 9 P: 12	R: 0 H: 0 E: 0 LOB: 0 K: 1 BB: 0 S: 9 P: 10	R: 0 H: 0 E: 0 LOB: 0 K: 1 BB: 0 S: 11 P: 17	R: 0 H: 1 E: 0 LOB: 1 K: 2 BB: 0 S: 10 P: 16	R: 0 H: 0 E: 0 LOB: 0 K: 2 BB: 0 S: 7 P: 9	1B: 1 SF: 0 2B: 1 SAC: 0 3B: 0 DP: 0 HR: 0 HBP: 0						

TOP

AB	29
R	0
H	2
RBI	0
BB	1
SO	13
LOB	5

WP: 0 PA: 30
PB: 0
SB: 0
CS: 0

PITCHER		IP	WLS	BF	H	R	ER	SO	BB	IBB	HBP	BLK	WP	HR	S	P	ERA	WHIP
17 José Berríos, R	(1, 1)	7.2	W	26	2	0	0	10	1	0	0	0	0	0	67	96	0.00	0.391
ERA:																		
55 Taylor Rogers, L	(8, 1)	1.1	S	4	0	0	0	3	0	0	0	0	0	0	10	15	0.00	0.000
ERA:																		

PITCHER	IP	WLS	BF	H	R	ER	SO	BB	IBB	HBP	BLK	WP	HR	S	P	ERA	WHIP

Batter	1	2	3	4	5	6	7	8	9	AB	R	H	RBI	BB	SO	LOB
26 Max Kepler, L (1, 9)	X SI 91 0-0 F9			C SI 91 X CH 84 0-1 G3		X SI 91 0-0 F7 2-3		C SL 77 B SL 78 S SI 91 B SL 78 X SI 92 2-2 G4-3		4	0	0	0	0	0	1
11 Jorge Polanco, S (1, 6)	C SI 91 X CH 86 0-1 G3			B CH 86 C SI 91 S CU 82 F CU 83 S FC 86 1-3 K		S SI 92 B SI 92 B CH 85 B FC 88 C FC 87 F SI 92 X FC 88 3-2 P5		H SL 78 1-0 HBP		3	0	0	0	0	1	1
23 Nelson Cruz, R (1, 10) OBP: 0.250, SLG: 0.250	C SI 92 F SI 92 B CU 83 S CU 82 1-3 K			X SI 91 0-0 F9			C SI 91 F CU 82 B CU 83 B CU 82 X FC 86 2-2 24 1B 9 2B 1B	1 SAFE S SL 74 S SL 77 B SL 75 1 SAFE S SI 87 1-3 K		4	1	1	0	0	2	1
20 Eddie Rosario, L (1, 7)		S SI 91 F FF 92 S CU 83 0-3 K2-3			X CH 84 0-0 G4-3		C CH 85 F CH 86 C FC 86 0-3 K	B FF 92 1 SAFE F FF 91 X ST 81 1-1 P5		4	0	0	0	0	2	2
24 C.J. Cron, R (1, 3) OBP: 0.333, SLG: 0.333		C SI 93 X CU 82 0-1 F8			C SI 92 B SI 93 X FF 92 1-1 F9		S SI 92 X SI 93 0-1 1-2 9 2B 1B			3	1	1	0	0	0	0
9 Marwin Gonzalez, S (1, 5) OBP: 0.667, SLG: 1.000		X CH 86 0-0 G4-3			C SI 92 B FF 93 B CU 82 B CH 86 B FC 86 4-1 BB		C FC 87 X CH 85 0-1 1-H 2-H 2B			2	0	1	2	1	0	0
16 Jonathan Schoop, R (1, 4)			S CU 81 C SI 91 X SI 91 0-2 L3		S CU 82 X CU 83 0-1 F7		B CU 82 S CU 82 H SI 92 2-1 HBP			2	0	0	0	0	0	1
15 Jason Castro, L (1, 2)			B SI 91 S CH 85 B CU 82 X SI 92 2-1 F7			S SI 91 B SI 92 B SI 91 X SI 92 2-1 F8	C FC 86 B SI 91 S SI 92 F FC 88 C SI 91 1-3 K			3	0	0	0	0	1	2
25 Byron Buxton, R (1, 8) OBP: 0.333, SLG: 0.667			B CU 82 X CU 83 1-0 F7			B CU 82 B SI 92 X FC 87 2-0 26 F7 2B	F SI 92 B CU 83 X CU 83 1-1 F8			3	0	1	0	0	0	2
Inning Stats	R: 0 E: 0 K: 1 S: 6 H: 0 LOB: 0 BB: 0 P: 7	R: 0 E: 0 K: 1 S: 6 H: 0 LOB: 0 BB: 0 P: 6	R: 0 E: 0 K: 0 S: 6 H: 0 LOB: 0 BB: 0 P: 9	R: 0 E: 0 K: 1 S: 7 H: 0 LOB: 0 BB: 0 P: 8	R: 0 E: 0 K: 0 S: 6 H: 0 LOB: 1 BB: 1 P: 11	R: 0 E: 0 K: 0 S: 8 H: 1 LOB: 1 BB: 0 P: 15	R: 2 E: 0 K: 2 S: 17 H: 3 LOB: 2 BB: 0 P: 23	R: 0 E: 0 K: 1 S: 8 H: 0 LOB: 1 BB: 0 P: 13		1B: 2 2B: 2 3B: 0 HR: 0	SF: 0 SAC: 0 DP: 0 HBP: 2	WP: 0 PB: 0 SB: 0 CS: 0	PA: 31			

PITCHER		IP	WLS	BF	H	R	ER	SO	BB	IBB	HBP	BLK	WP	HR	S	P	ERA	WHIP
28 Corey Kluber, R ERA: 2.57	(1, 1)	7.0	L	27	4	2	2	5	1	0	1	0	0	0	56	79	2.57	0.714
39 Oliver Pérez, L ERA:	(8, 1)	0.1		2	0	0	0	0	0	0	1	0	0	0	3	6	0.00	0.000
90 Adam Cimber, R ERA:	(8, 1)	0.1		1	0	0	0	1	0	0	0	0	0	0	3	4	0.00	0.000
33 Brad Hand, L ERA:	(8, 1)	0.1		1	0	0	0	0	0	0	0	0	0	0	2	3	0.00	0.000

PITCHER	IP	WLS	BF	H	R	ER	SO	BB	IBB	HBP	BLK	WP	HR	S	P	ERA	WHIP

BOTTOM

Cleveland Indians @ Minnesota Twins

Target Field, Minneapolis, MN

Thu Mar 28 2019, 3:18 PM - 5:35 PM CDT

Att. 39,519 - Partly Cloudy - 49 F

livebaseballscorecards.com

AB	28
R	2
H	4
RBI	2
BB	1
SO	6
LOB	10

Batter	1	2	3	4	5	6	7	8	9	AB	R	H	RBI	BB	SO	LOB
2 Leonys Martin, L (1, 8) OBP: 0.250, SLG: 0.286	B FF 93 T FF 93 F FF 93 C FS 85 1-3 ① K		B CU 73 B FF 92 S FF 91 S FF 92 B FF 93 B FF 92 4-2 BB			X FF 91 0-0 ① B3		C SI 94 F CU 79 X CU 82 0-2 ② F8		3	0	0	0	1	1	1
11 José Ramírez, S (1, 5)	L FF 92 B FF 92 B CU 74 L FF 91 B FF 92 S FF 92 3-3 ② K		1 SAFE D FS 85 F FF 92 1 SAFE S FF 93 X FF 91 1-2 ③ F8			B CU 74 C FS 85 B FS 87 C FF 92 S FF 92 2-3 ② K		C CU 82 1 SAFE C CU 79 X CU 82 0-2 ③ F9		4	0	0	0	0	2	2
30 Tyler Naquin, L (1, 9)	C CU 74 F FF 93 B FF 93 S FF 93 1-3 ③ K			S FF 90 B FF 90 F FC 86 S FF 92 1-3 ① K		B CU 74 F FF 92 F CU 74 B FF 92 F FS 85 S FF 93 2-3 ③ K			B FF 92 X FF 92 1-0 ① P2	4	0	0	0	0	3	0
41 Carlos Santana, S (1, 3) OBP: 0.286, SLG: 0.167		C CU 73 B FS 85 X FS 85 1-1 ① G6-3		B FS 84 C FF 92 X FS 84 1-1 ② P5			B CU 77 B FF 94 B FF 94 C FF 94 C FF 94 X FF 94 3-2 ① F7		B FS 80 B FF 89 X FF 92 2-0 13 WP 1 SF8 1B	4	1	1	0	0	0	0
13 Hanley Ramirez, R (1, 10) OBP: 0.571, SLG: 1.000		C FC 82 B FF 92 B FC 79 F FF 92 B FF 91 F FF 92 F FS 85 B FF 92 4-2 BB		B FC 84 B FC 82 B FF 92 X FF 90 3-0 HR			B CU 78 F CU 78 X FF 95 1-1 1B		F FC 90 B FF 93 B FS 80 B FS 81 B FF 91 4-1 1-3 BB	2	1	2	1	2	0	0
10 Jake Bauers, L (1, 7) 8 Jordan Luplow, R (7, PH) (7, 7) 1 Greg Allen, S (9, PH) (9, 7)	B FS 85 L FS 85 X FF 92 1-1 ② P4			B CU 74 B FF 92 B FS 84 C FF 92 F FF 91 T FF 92 3-2 ③ K			F SI 91 S FF 94 S FF 93 0-3 ② K		D FF 93 B FF 90 X FF 92 2-0 ② SF8 3-H	2 1 0	0 0 0	0 0 0	0 0 1	0 0 0	1 1 0	1 1 0
55 Roberto Pérez, R (1, 2)	C FF 92 C FC 84 B FC 84 B FF 92 D FS 84 F FF 92 S FF 92 3-3 ③ K				B FC 80 B FC 84 C FF 91 F FF 91 B FF 92 X FF 92 3-2 ① G5-3		S SL 87 D SL 87 B SL 86 B FF 93 C FF 92 F FF 94 S FF 94 3-3 ③ K		C FC 89 B FS 79 B FC 88 F FF 91 B FF 92 X FF 92 3-2 ③ G6-3	4	0	0	0	0	2	3
42 Brad Miller, L (1, 4) OBP: 0.333, SLG: 0.333 7 Eric Stamets, R (9, 6)			S FF 91 F FF 91 S FC 85 0-3 ① K		X FF 92 0-0 ② B1-3			B CU 78 C CU 78 S CU 82 X CU 78 1-2 26 FC3-4 1B		3 0	0 0	1 0	0 0	0 0	1 0	0 0
26 Max Moroff, S (1, 6) (9, 4)			C FF 92 T FF 91 C FF 93 0-3 ② K		C FF 92 S FF 93 F FF 92 B FF 93 C FF 93 1-3 ③ K			1 SAFE X SI 94 0-0 ① FC3-4 1-2f		3	0	0	0	0	2	1
Inning Stats	R: 0 E: 0 K: 3 S: 9 H: 0 LOB: 0 BB: 0 P: 14	R: 0 E: 0 K: 1 S: 12 H: 0 LOB: 1 BB: 1 P: 21	R: 0 E: 0 K: 2 S: 11 H: 0 LOB: 1 BB: 1 P: 16	R: 1 E: 0 K: 2 S: 9 H: 1 LOB: 0 BB: 0 P: 17	R: 0 E: 0 K: 1 S: 8 H: 0 LOB: 0 BB: 0 P: 12	R: 0 E: 0 K: 2 S: 8 H: 0 LOB: 0 BB: 0 P: 12	R: 0 E: 0 K: 2 S: 12 H: 1 LOB: 1 BB: 0 P: 19	R: 0 E: 0 K: 0 S: 10 H: 1 LOB: 1 BB: 0 P: 11	R: 1 E: 0 K: 0 S: 7 H: 1 LOB: 1 BB: 1 P: 19	1B: 3 2B: 0 3B: 0 HR: 1 SF: 1 SAC: 0 DP: 0 HBP: 0						

TOP

Cleveland Indians @ Minnesota Twins

Target Field, Minneapolis, MN

Sat Mar 30 2019, 1:13 PM - 4:12 PM CDT

Att. 15,271 - Sunny - 34 F

livebaseballscorecards.com

AB	30
R	2
H	4
RBI	2
BB	3
SO	13
LOB	9

PITCHER		IP	WLS	BF	H	R	ER	SO	BB	IBB	HBP	BLK	WP	HR	S	P	ERA	WHIP
12 Jake Odorizzi, R ERA: 1.5	(1, 1)	6.0		21	1	1	1	11	2	0	0	0	0	1	57	92	1.50	0.500
65 Trevor May, R ERA:	(7, 1)	0.1		2	1	0	0	0	0	0	0	0	0	0	5	9	0.00	3.000
49 Adalberto Mejía, L ERA:	(7, 1)	0.2		2	0	0	0	2	0	0	0	0	0	0	7	10	0.00	0.000
55 Taylor Rogers, L ERA:	(8, 1)	1.0		4	1	0	0	0	0	0	0	0	0	0	10	11	0.00	1.000
38 Blake Parker, R ERA: 9.0	(9, 1)	1.0	L	5	1	1	1	0	1	0	0	0	1	0	7	19	9.00	2.000

PITCHER	IP	WLS	BF	H	R	ER	SO	BB	IBB	HBP	BLK	WP	HR	S	P	ERA	WHIP

Cleveland Indians @ Minnesota Twins

Target Field, Minneapolis, MN

Sat Mar 30 2019, 1:13 PM - 4:12 PM CDT

Att. 15,271 - Sunny - 34 F

livebaseballscorecards.com

Batter	1	2	3	4	5	6	7	8	9	AB	R	H	RBI	BB	SO	LOB
26 Max Kepler, L (1, 9)	B FF 95 F FF 95 X FF 95 1-1 ① P5			C CH 86 X FF 95 0-1 ① P5		F FF 95 B CH 87 F CH 87 B KC 81 F CH 88 B ST 82 F FF 96 S CH 90 3-3 ③ K			C FF 92 B FF 93 F FF 92 D ST 82 S ST 81 2-3 ① K	4	0	0	0	0	2	1
11 Jorge Polanco, S (1, 6) OBP: 0.375, SLG: 0.500	S FF 94 F SI 95 B CH 89 S CH 87 1-3 ② K			C CH 86 B FF 95 C CH 86 X ST 82 1-2 23 G3-4 3B			C CH 87 B CH 86 B SI 94 B SI 93 F FF 96 B FF 95 4-2 23 E BB		C FF 92 F FF 93 D ST 81 F FF 93 X ST 82 1-2 ② L8 2-3	3	1	1	0	1	1	1
23 Nelson Cruz, R (1, 10) OBP: 0.375, SLG: 0.167 60 Jake Cave, L (9, PR)	C FF 96 B FC 88 F FC 86 B CH 88 B ST 82 X CH 89 3-2 ③ L9			B FF 95 S FF 95 T FF 95 D ST 82 X ST 82 2-2 ② G3-4 3-H			S FC 86 C ST 80 B CH 88 D ST 81 H FF 96 3-2 24 G4-6-3 HBP 1-2		0-0 20 BB IBB	2 0	0 0	0 0	1 0	1 0	0 0	0 0
20 Eddie Rosario, L (1, 7)		F FF 93 S CH 87 B CH 88 F FF 95 X CH 88 1-2 ① F9		B FF 95 S FF 95 B CH 89 X CH 88 2-1 ③ G4-3			D CH 87 B FF 94 B FF 95 F FF 95 F FF 95 X FF 95 3-2 ① F7		B ST 82 B ST 81 F ST 81 D ST 82 S FF 92 B FF 93 4-2 1-2 BB	3	0	0	0	1	0	2
24 C.J. Cron, R (1, 3) OBP: 0.143, SLG: 0.143		C SI 95 B FC 86 B FC 86 F FF 95 B ST 82 S SI 94 3-3 ② K			B ST 80 F FF 94 C FC 85 B ST 82 S ST 80 2-3 ① K		S FC 87 D FC 86 C ST 81 B ST 83 F SI 96 X ST 82 2-2 ② ③ G4-6-3 1-2f		S FF 92 X FF 93 0-1 ③ F9	4	0	0	0	0	2	5
9 Marwin Gonzalez, S (1, 5) OBP: 0.333, SLG: 0.400		B FF 95 C FF 95 S CH 88 C ST 80 1-3 ③ K			B CH 88 F FF 94 C FC 87 C KC 81 1-3 ② K			C CU 73 C CU 72 X SI 88 0-2 ① F9		3	0	0	0	0	2	0
16 Jonathan Schoop, R (1, 4)			B FF 95 C FC 84 S SI 94 S ST 80 1-3 ① K		S FC 87 F FF 94 S ST 82 0-3 ③ K			F SL 86 S CU 80 X CU 80 0-2 ② L6		3	0	0	0	0	2	0
18 Mitch Garver, R (1, 2)			C FC 84 B ST 80 S ST 79 B ST 82 B CH 89 X SI 96 3-2 ② G5-3			C FC 86 B ST 79 C ST 79 B CH 88 X FF 96 2-2 ① F9		C FF 95 X SL 86 0-1 ③ P4		3	0	0	0	0	0	0
25 Byron Buxton, R (1, 8) OBP: 0.333, SLG: 0.667			B FF 96 F FF 94 C FC 87 B ST 83 S CH 89 2-3 ③ K			C FF 96 X ST 80 0-1 ② F7			B FF 92 X FF 91 1-0 11 L8 2B	3	0	1	0	0	1	0

	AB	R	H	RBI	BB	SO	LOB
	28	1	2	1	3	10	9

Inning Stats	1	2	3	4	5	6	7	8	9	1B	SF	WP	PA
	R: 0 E: 0 K: 1 S: 8 H: 0 LOB: 0 P: 13	R: 0 E: 0 K: 2 S: 10 H: 0 LOB: 0 P: 15	R: 0 E: 0 K: 2 S: 9 H: 0 LOB: 0 P: 15	R: 1 E: 0 K: 0 S: 10 H: 1 LOB: 0 P: 15	R: 0 E: 0 K: 3 S: 9 H: 0 LOB: 0 P: 12	R: 0 E: 0 K: 1 S: 10 H: 0 LOB: 0 P: 15	R: 0 E: 1 K: 0 S: 11 H: 0 LOB: 1 P: 23	R: 0 E: 0 K: 0 S: 8 H: 0 LOB: 0 P: 8	R: 0 E: 0 K: 1 S: 12 H: 1 LOB: 3 P: 20	1B: 0 2B: 1 3B: 1 HR: 0	SF: 0 SAC: 0 DP: 1 HBP: 1	WP: 0 PB: 0 SB: 0 CS: 0	PA: 32

PITCHER		IP	WLS	BF	H	R	ER	SO	BB	IBB	HBP	BLK	WP	HR	S	P	ERA	WHIP
47 Trevor Bauer, R ERA: 1.29	(1, 1)	7.0		23	1	1	1	9	1	0	1	0	0	0	67	108	1.29	0.286
49 Tyler Olson, L ERA:	(8, 1)	0.1		1	0	0	0	0	0	0	0	0	0	0	3	3	0.00	0.000
46 Jon Edwards, R ERA:	(8, 1)	0.2	W	2	0	0	0	0	0	0	0	0	0	0	5	5	0.00	0.000
33 Brad Hand, L ERA:	(9, 1)	1.0	S	6	1	0	0	1	1	1	0	0	0	0	12	20	0.00	2.000

PITCHER	IP	WLS	BF	H	R	ER	SO	BB	IBB	HBP	BLK	WP	HR	S	P	ERA	WHIP

Cleveland Indians @ Minnesota Twins

Target Field, Minneapolis, MN

Sun Mar 31 2019, 1:14 PM - 3:52 PM CDT

Att. 15,613 - Partly Cloudy - 34 F

TOP

livebaseballscorecards.com

Batter	1	2	3	4	5	6	7	8	9	AB	R	H	RBI	BB	SO	LOB
2 Leonys Martin, L (1, 8) OBP: 0.273, SLG: 0.222 26 Max Moroff, S (8, PH) (8, 4)	B FF 89 C FF 90 F FF 91 S SL 80 1-3 ① K			C FF 90 F CH 86 X FF 90 0-2 ① L9		C FF 95 B SI 93 F SI 96 F SI 96 B FF 96 B FC 89 B FF 97 4-2 11 G1-3 BB		C SI 94 F SI 94 T FC 88 0-2 ② K	C FF 88 C CU 74 B CS 70 B CS 68 S FF 88 2-3 ③ K 1-2 2-3	2 2	0 0	0 0	0 0	1 0	1 2	0 3
11 José Ramírez, S (1, 5) OBP: 0.167, SLG: 0.091	C FF 90 B CH 85 C FF 91 S SI 90 1-3 ② K			F CH 86 S FF 91 B SL 83 F FF 91 B CH 87 B FF 92 B FF 90 4-2 10 G6-3 BB		F FF 96 D FC 87 F FC 89 X SI 96 1-2 ② G1-3 1-2		D CH 85 B SI 94 X SI 94 2-0 10 1B 41 2B 1-2 1B		3	1	1	0	1	1	1
10 Jake Bauers, L (1, 7) OBP: 0.111, SLG: 0.111	B FF 91 B CH 85 X FF 90 2-0 ③ F7			X FF 91 0-0 ② G6-3 1-2f ③		F SI 94 X FF 95 0-1 ③ F9		X SI 95 0-0 41 2B 1-2 2-3 1B		4	1	1	0	0	0	2
41 Carlos Santana, S (1, 3) OBP: 0.545, SLG: 0.600		B FF 89 B CH 84 X FF 90 2-0 ① 1B			C FF 95 X CH 86 0-1 1 BB 1B		B CH 85 X FF 93 1-0 1 FC6-4 1B	C FF 96 B FC 92 B SI 95 C SI 96 B FC 89 F SI 96 X SI 95 3-2 1-H 2-H 3-H 2B		4	0	4	3	0	0	0
13 Hanley Ramirez, R (1, 10) OBP: 0.364, SLG: 0.556		C FF 90 C SL 81 X SL 83 0-2 ② G6-3			S FF 96 B SI 97 B SI 92 B FC 90 S FC 90 S FF 97 3-3 ① K		C FF 96 S FC 89 F SI 96 S FC 90 0-3 ① K	C SL 76 S CH 77 B CH 77 B FF 90 F CH 78 C SI 89 2-3 ③ K		4	0	0	0	0	3	3
1 Greg Allen, S (1, 9) (8, 8)		X FF 91 0-0 ③ F8			C FF 97 B FC 89 B FF 97 F SI 96 B FC 91 B SI 97 4-2 1-2 BB		B FF 96 S FF 94 F FF 96 B SI 96 F FC 90 X SI 97 2-2 ② FC6-4 1-2f		B FF 88 B FF 87 C FF 87 X FF 88 2-1 ① G4-3	3	0	0	0	1	0	1
27 Kevin Plawecki, R (1, 2)			C FF 89 S SL 80 S SL 80 0-3 ① K		C FC 90 B FF 96 C SI 96 B FF 96 X FC 90 2-2 ② P3		B FF 95 D CH 87 F FF 93 S FC 89 S FC 88 2-3 ③ K		B CU 73 F CU 73 F FF 88 F CS 67 B FF 89 B CU 74 B CU 75 4-2 26 DI 8 BB BB	3	0	0	0	1	2	3
42 Brad Miller, L (1, 4) OBP: 0.250, SLG: 0.250 8 Jordan Luplow, R (8, PH) (8, 9)			S CH 84 C FF 90 B SL 82 B SL 81 C FF 91 2-3 ② K		F FC 90 S SI 96 B SI 96 B FC 90 S FC 89 2-3 ③ K			C FF 94 F FF 94 B CH 86 B CH 87 F FC 89 C SI 94 2-3 ① K	F FF 88 F CU 74 B CS 67 B CS 70 B FF 88 F FF 88 F FF 87 F FF 87 B CS 71 4-2 26 DI 1-2 BB	2 1	0 0	0 0	0 1	0 1	2 1	2 0
7 Eric Stamets, R (1, 6)			F FF 90 C SL 80 S SL 82 0-3 ③ K			C FF 95 X SI 94 0-1 ① L9		C SI 95 B FC 87 B SI 95 B CH 86 S FF 93 B SI 94 4-2 10 1B 11 1B 41 2B BB	C FF 87 X CU 75 0-1 ② P2	3	1	0	0	1	1	2

Inning Stats																		
	R: 0 E: 0 K: 2 S: 7	H: 0 LOB: 0 BB: 0 P: 11	R: 0 E: 0 K: 0 S: 5	H: 1 LOB: 0 BB: 0 P: 7	R: 0 E: 0 K: 3 S: 9	H: 0 LOB: 0 BB: 0 P: 11	R: 0 E: 0 K: 0 S: 7	H: 0 LOB: 0 BB: 1 P: 11	R: 0 E: 0 K: 2 S: 13	H: 1 LOB: 2 BB: 1 P: 24	R: 0 E: 0 K: 0 S: 10	H: 0 LOB: 1 BB: 1 P: 15	R: 0 E: 0 K: 2 S: 12	H: 1 LOB: 1 BB: 0 P: 17	R: 3 E: 0 K: 3 S: 19	H: 3 LOB: 1 BB: 1 P: 32	R: 0 E: 0 K: 1 S: 15	H: 0 LOB: 2 BB: 2 P: 27

	AB	31
	R	3
	H	6
	RBI	3
	BB	6
	SO	13
	LOB	17

	1B: 5	SF: 0	WP: 0	PA: 37
	2B: 1	SAC: 0	PB: 0	
	3B: 0	DP: 1	SB: 0	
	HR: 0	HBP: 0	CS: 0	

PITCHER		IP	WLS	BF	H	R	ER	SO	BB	IBB	HBP	BLK	WP	HR	S	P	ERA	WHIP
35 Michael Pineda, R ERA:	(1, 1)	4.0		12	1	0	0	5	1	0	0	0	0	0	28	40	0.00	0.500
33 Martín Pérez, L ERA: 7.36	(5, 1)	3.2	W	19	5	3	3	6	3	0	0	0	0	0	50	82	7.36	2.182
39 Trevor Hildenberger, R ERA:	(8, 1)	0.1		1	0	0	0	1	0	0	0	0	0	0	4	6	0.00	0.000
19 Ryne Harper, R ERA:	(9, 1)	1.0		5	0	0	0	1	2	0	0	0	0	0	15	27	0.00	2.000

PITCHER	IP	WLS	BF	H	R	ER	SO	BB	IBB	HBP	BLK	WP	HR	S	P	ERA	WHIP

BOTTOM

Cleveland Indians @ Minnesota Twins

Target Field, Minneapolis, MN

Sun Mar 31 2019, 1:14 PM - 3:52 PM CDT

Att. 15,613 - Partly Cloudy - 34 F

livebaseballscorecards.com

Batter	1	2	3	4	5	6	7	8	9	AB	R	H	RBI	BB	SO	LOB
26 Max Kepler, L (1, 9) OBP: 0.167, SLG: 0.091	F SI 91 X SI 93 0-1 ① F8		C CH 85 B SI 92 B CH 87 F SI 91 B SL 85 B SI 94 4-2 23 G5-4-3 11 1B BB	X CH 87 0-0 ③ P3		X SI 88 0-0 23 1B 1B		C FF 93 X CH 88 0-1 ① 1-3 2-H 1B		3	0	1	0	1	0	1
60 Jake Cave, L (8, 9) OBP: 1.000, SLG: 1.000										1	0	1	0	0	0	0
11 Jorge Polanco, S (1, 6) OBP: 0.385, SLG: 0.455	C FF 93 F CH 86 C SI 92 0-3 ② K		X SI 91 0-0 23 G5-4-3 1-2 1B		B CH 84 X CH 88 1-0 23 HR 1B	C FF 88 B CH 81 F CH 81 S FF 88 1-3 ① K		X FF 93 0-0 ② P5		5	1	2	0	0	2	2
23 Nelson Cruz, R (1, 10) OBP: 0.462, SLG: 0.727	B SL 84 S SL 83 X SI 91 1-1 2B		C SL 82 B SL 85 B FF 93 X SL 84 2-1 ① ② G5-4-3 1-2f 2-3		B CH 90 X CH 86 1-0 1-H HR	B SL 77 B SL 78 F SI 88 X SI 88 2-1 20 G3-6-1 1-2 1B		S SL 85 B FF 93 S SL 84 C SL 83 1-3 ③ K		5	1	3	2	0	1	3
20 Eddie Rosario, L (1, 7)	B CH 86 X SI 92 1-0 ③ P5		F CH 87 D SL 84 X SI 94 1-1 ③ F7		B SI 90 B CH 85 F SI 90 S CH 85 S CH 87 2-3 ① K	X CH 82 0-0 ② ③ G3-6-1 1-2f				4	0	0	0	0	1	4
24 C.J. Cron, R (1, 3) OBP: 0.300, SLG: 0.400		S SL 82 S SL 83 B SL 84 X SI 93 1-2 64 2B 1B	B CU 79 F SI 92 B SI 93 B SL 84 X SI 93 3-1 ① G5-3	X SL 82 0-0 16 2B 2B		B FF 93 C FF 93 X FF 93 1-1 ① L7				3	2	2	0	0	0	0
13 Ehire Adrianza, S (7, PH) (8, 5)										1	0	0	0	0	0	0
9 Marwin Gonzalez, S (1, 5) OBP: 0.333, SLG: 0.286		C SI 92 X SL 83 0-1 ① F8	F SI 93 X SI 93 0-1 ② P5	S SL 84 B SL 83 B FF 96 B SL 84 C SL 83 F SL 84 B FF 94 4-2 16 2B 64 SF8 BB		C FF 94 B KC 82 F FF 94 T FF 94 1-2 ② K				2	1	0	0	1	0	1
31 Tyler Austin, R (7, PH) (8, 3)										1	0	0	0	0	1	0
16 Jonathan Schoop, R (1, 4) OBP: 0.300, SLG: 0.333	S SL 83 C SL 84 C CH 86 0-3 ② K		S SL 84 X CU 80 0-1 64 2B 25 2B 1B	S SL 85 S SL 83 F SL 83 B FF 96 X SL 83 1-2 64 E 1-3 2-H 2B		X SL 84 0-0 ③ G5-3				4	2	2	1	0	1	1
64 Willians Astudillo, R (1, 2) OBP: 0.750, SLG: 2.000		X FF 93 0-0 1-H 2B	S SL 84 X SL 84 0-1 25 2B 1-3 2B	F FF 94 D SL 84 B SL 84 X SL 84 2-1 ② SF8 2-H 3-H				H FF 93 1-0 25 1B 60 1B HBP		2	2	2	2	0	0	0
25 Byron Buxton, R (1, 8) OBP: 0.400, SLG: 0.700		B SL 82 B FF 93 B SL 84 C SI 92 F SL 83 S CH 86 3-3 ③ K	S SL 83 F CH 88 X SL 86 0-2 2-H 3-H 2B	X FF 95 0-0 ③ F8				X FF 92 0-0 60 1B 1-2 1B		4	0	2	2	0	1	1
Inning Stats	R: 0 E: 0 K: 1 S: 8 H: 1 LOB: 1 BB: 0 P: 10	R: 1 E: 0 K: 2 S: 12 H: 2 LOB: 1 BB: 0 P: 16	R: 0 E: 0 K: 0 S: 7 H: 1 LOB: 1 BB: 1 P: 14	R: 2 E: 0 K: 0 S: 12 H: 3 LOB: 1 BB: 0 P: 15	R: 5 E: 1 K: 1 S: 16 H: 4 LOB: 0 BB: 1 P: 27	R: 0 E: 0 K: 1 S: 7 H: 2 LOB: 1 BB: 0 P: 10	R: 0 E: 0 K: 1 S: 6 H: 0 LOB: 0 BB: 0 P: 8	R: 1 E: 0 K: 1 S: 7 H: 2 LOB: 1 BB: 0 P: 9		1B: 8 2B: 6 3B: 0 HR: 1 SF: 1 SAC: 0 DP: 2 HBP: 1					WP: 0 PB: 0 SB: 0 CS: 0 PA: 39	

PITCHER	IP	WLS	BF	H	R	ER	SO	BB	IBB	HBP	BLK	WP	HR	S	P	ERA	WHIP
59 Carlos Carrasco, R (1, 1) ERA: 12.46	4.1	L	23	10	6	6	4	1	0	0	0	0	1	45	65	12.46	2.538
58 Neil Ramírez, R (5, 1) ERA: 13.5	0.2		4	1	2	1	0	1	0	0	0	0	0	10	17	13.50	3.000
61 Dan Otero, R (6, 1) ERA:	1.0		4	2	0	0	1	0	0	0	0	0	0	7	10	0.00	2.000
57 Shane Bieber, R (7, 1) ERA: 4.5	2.0		8	2	1	1	2	0	0	1	0	0	0	13	17	4.50	1.000

PITCHER	IP	WLS	BF	H	R	ER	SO	BB	IBB	HBP	BLK	WP	HR	S	P	ERA	WHIP

Batter	1	2	3	4	5	6	7	8	9	10	AB	R	H	RBI	BB	SO	LOB
26 Max Kepler, L (1, 9) (9, 8) OBP: 0.333, SLG: 0.200	X SI 92 0-0 1B		B FF 94 B SL 84 F FF 95 B FF 94 B FF 93 4-1 23 CS BB		1 SAFE 1 SAFE B FF 92 B FF 92 B SL 85 C FF 92 D FF 93 4-1 11 F8 23 2B 1-2 BB		B FF 90 X SI 89 1-0 23 BB 11 1B 1B	S SL 84 X SL 83 0-1 ③ P6		F CH 76 C SL 86 F FF 90 B FF 91 S CH 78 1-3 ② K	4	1	2	0	2	1	2
11 Jorge Polanco, S (1, 6) OBP: 0.421, SLG: 0.500	X SI 93 0-0 ① P4		1 SAFE B SL 84 1 SAFE C SI 92 X CH 87 1-1 ② L9		C SL 84 B SL 84 D SL 85 X SI 94 2-1 ② F8 1-2 2-3		F SI 89 X FF 90 0-1 23 BB 1-2 1B		C FF 93 C FF 94 B FF 93 F FF 94 B KC 81 X FF 95 2-2 23 F9 20 1B 2B	B CH 78 D FF 91 C CH 77 D CH 79 B FF 89 4-1 23 1B 1-2 BB	5	1	2	0	1	0	4
23 Nelson Cruz, R (1, 10) OBP: 0.474, SLG: 0.688	B FF 92 1 SAFE X FF 94 1-0 ② F9		F SL 85 B SI 91 B SI 91 1 SAFE F SI 93 B FF 94 3-2 ③ CS 1-2	B FF 93 F FF 94 F SI 90 B SL 85 C SL 86 2-3 ① K	B SL 86 D SL 86 B SL 84 X FF 95 3-0 2-H 3-H 2B		B FF 93 D FF 94 B FF 93 F FF 94 C SL 82 B SL 83 4-2 1-2 2-3 BB		C FF 94 X FF 93 0-1 ① F9 2-3	B SL 87 F SL 87 F FF 90 B FF 90 B CH 79 X FF 90 3-2 1-3 2-H 1B	5	0	2	3	1	1	2
20 Eddie Rosario, L (1, 7) OBP: 0.167, SLG: 0.063	C SL 85 1 SAFE 1 SAFE B SI 91 B FF 94 B SI 93 C SL 86 F SL 87 X SI 96 3-2 ③ G1-3			B SI 94 C SI 92 B CH 90 B SL 84 B SI 94 4-1 24 1B 24 1B BB	B SI 94 S FF 94 X FF 95 1-1 ③ G4-3		F FF 94 D CH 86 D CH 86 F FF 95 T CH 85 2-2 ① K		X FF 94 0-0 9 1B 24 WP 3-H 1B	B CH 78 F CH 77 X FF 89 1-1 ③ F8	5	1	1	1	1	1	7
24 C.J. Cron, R (1, 3) OBP: 0.333, SLG: 0.467		C FF 93 X SI 92 0-1 ① G6-3		B SI 92 F SI 93 D SL 86 D SL 86 F SI 93 F SI 93 X SI 93 3-2 1-H 1B		B FF 93 B FF 93 X SI 92 2-0 2B	S FF 94 B FF 95 F SL 82 B SL 84 X FF 94 2-2 ② L5		C FC 91 B FF 92 F FC 90 1 SAFE F FF 92 B KC 79 B FF 92 S KC 78 3-3 ② K2-3 1-2		5	0	2	1	0	1	4
9 Marwin Gonzalez, S (1, 5) OBP: 0.286, SLG: 0.250		C SL 85 X FF 94 0-1 ② G5-3		T SI 94 B SI 94 S SL 86 D SL 86 T SL 84 2-2 ② K		C SL 86 S SL 86 D SL 87 S SL 84 1-3 ① K	C SL 80 B CH 84 S CH 84 S CH 84 1-3 ③ K		S KC 78 S KC 78 D KC 78 X KC 78 1-2 16 FC6-4 2-3 1B		5	0	1	0	0	3	5
16 Jonathan Schoop, R (1, 4) OBP: 0.333, SLG: 0.308		C SL 87 X SI 93 0-1 15 FC5-4 1B		C SL 85 D SL 85 X SL 84 1-1 ③ G5-3		X SL 84 0-0 ② G5-3		S SL 82 F SL 84 H SL 84 1-2 HBP	X KC 78 0-0 ③ FC6-4 1-2f		4	0	1	0	0	0	4
15 Jason Castro, L (1, 2) 64 Willians Astudillo, R (8, PH) (8, 2) OBP: 0.667, SLG: 1.250		X SI 94 0-0 ③ FC5-4 1-2f			B SI 92 X SI 93 1-0 ① G4-3	B SL 84 B SL 85 B SI 94 C FF 93 B FF 94 4-1 BB		F FF 94 X FF 94 0-1 ① F8		X FF 89 0-0 11 BB 23 1B 1B	2	0	0	0	1	0	1
											2	1	1	0	0	0	1
25 Byron Buxton, R (1, 8) OBP: 0.357, SLG: 0.538 60 Jake Cave, L (9, 9) OBP: 0.500, SLG: 0.500			F SL 84 B SL 86 B FF 94 S FF 94 B FF 95 S SL 87 3-3 ① K		C FF 94 H SI 92 1-1 11 F8 26 BB 23 2B HBP	S SL 85 D SL 86 F FF 93 D SL 86 D SL 85 S FF 93 3-3 ③ K		C SL 84 F FF 94 B SL 83 D SL 84 C SI 95 2-3 ② K		1 SAFE X CH 77 0-0 ① F7	3	1	0	0	0	3	3
											1	0	0	0	0	0	1
Inning Stats	R: 0 H: 1 E: 0 LOB: 1 K: 0 BB: 0 S: 7 P: 11	R: 0 H: 1 E: 0 LOB: 1 K: 0 BB: 0 S: 7 P: 7	R: 0 H: 0 E: 0 LOB: 0 K: 1 BB: 1 S: 8 P: 19	R: 1 H: 1 E: 0 LOB: 1 K: 2 BB: 1 S: 13 P: 25	R: 2 H: 1 E: 0 LOB: 1 K: 0 BB: 1 S: 8 P: 20	R: 0 H: 1 E: 0 LOB: 2 K: 2 BB: 1 S: 9 P: 19	R: 0 H: 2 E: 0 LOB: 3 K: 2 BB: 1 S: 14 P: 24	R: 0 H: 0 E: 0 LOB: 1 K: 1 BB: 0 S: 9 P: 12	R: 1 H: 3 E: 0 LOB: 2 K: 1 BB: 0 S: 15 P: 21	R: 1 H: 2 E: 0 LOB: 2 K: 1 BB: 1 S: 12 P: 21	1B: 9 SF: 0 2B: 3 SAC: 0 3B: 0 DP: 0 HR: 0 HBP: 2						

PITCHER		IP	WLS	BF	H	R	ER	SO	BB	IBB	HBP	BLK	WP	HR	S	P	ERA	WHIP
56 Brad Keller, R ERA: 2.08	(1, 1)	6.0		27	5	3	3	5	4	0	1	0	0	0	52	101	4.50	1.500
54 Tim Hill, L ERA:	(7, 1)	0.0		2	2	0	0	0	0	0	0	0	0	0	3	4	∞	∞
43 Wily Peralta, R ERA: 13.5	(7, 1)	1.0		4	0	0	0	2	1	0	0	0	0	0	11	20	0.00	1.000
40 Jake Diekman, L ERA: 3.86	(8, 1)	1.0		4	0	0	0	1	0	0	1	0	0	0	9	12	0.00	0.000
31 Ian Kennedy, R ERA: 3.0	(9, 1)	1.0	B	6	3	1	1	1	0	0	0	0	1	0	15	21	9.00	3.000

PITCHER		IP	WLS	BF	H	R	ER	SO	BB	IBB	HBP	BLK	WP	HR	S	P	ERA	WHIP
26 Brad Boxberger, R ERA: 15.43	(10, 1)	1.0	L	6	2	1	1	1	1	0	0	0	0	0	12	21	9.00	3.000

TOP

Minnesota Twins @ Kansas City Royals

Kauffman Stadium, Kansas City, MO

Tue Apr 02 2019, 7:15 PM - 10:45 PM CDT

Att. 10,024 - Partly Cloudy - 54 F

livebaseballscorecards.com

AB	41
R	5
H	12
RBI	5
BB	6
SO	10
LOB	34

Batter	1	2	3	4	5	6	7	8	9	10	AB	R	H	RBI	BB	SO	LOB
15 Whit Merrifield, R (1, 9) (10, 4) OBP: 0.333, SLG: 0.313	X FF 93 0-0 27 1B 2B		C FF 93 B SV 80 X SI 91 1-1 ① G5-3		X SV 80 0-0 ② G6-3			F CU 79 B SI 93 C SI 93 F CU 80 B SI 93 S SI 93 2-3 ① K		B FF 92 C FF 92 B FC 88 X FF 92 2-1 ① F7	5	1	1	0	0	1	0
27 Adalberto Mondesi, S (1, 6) OBP: 0.412, SLG: 0.941	X SV 78 0-0 4 S 1B 2-H		X SI 92 0-0 4 G6-3 2B		B FF 94 C SI 93 F CH 85 F FF 95 S SV 82 1-3 ③ K			X SI 93 0-0 IHR		C FF 93 B FF 93 S FS 80 S FS 81 1-3 ② K	5	1	3	2	0	2	0
4 Alex Gordon, L (1, 7) OBP: 0.389, SLG: 0.091	B FF 92 F SV 78 F FF 92 F SV 81 X FF 92 1-2 ① F7 1-2		B FF 90 X SV 78 1-0 ② G6-3 2-3			B SV 80 B FF 91 X FF 92 2-0 ① L9		C CU 80 H CU 75 1-1 12 G4-3 HBP		B FS 80 S FS 80 B FC 86 B FS 80 B FF 92 4-1 BB	3	0	0	0	1	0	2
12 Jorge Soler, R (1, 10) OBP: 0.353, SLG: 0.500	C SV 80 X SV 79 0-1 E6		C SV 81 X SV 80 0-1 ③ G5-3			B SV 80 B SI 90 X SV 80 2-0 ② L9		1 SAFE C CU 80 X CU 80 0-1 ②③ G4-3 1-2f		1 SAFE S FC 88 T FC 86 1 SAFE B FF 92 D FS 81 X FC 86 2-2 ③ P6	5	0	0	0	0	0	4
66 Ryan O'Hearn, L (1, 3) OBP: 0.273, SLG: 0.636 25 Frank Schwindel, R (9, PH) (10, 3)	B CH 83 F FF 92 X FF 93 1-1 ② F8			C CH 82 C CH 82 B SV 82 X FF 93 1-2 ① F7		B FF 93 C FF 93 B SV 81 X FF 93 2-1 HR			C CU 80 B CU 81 X SI 92 1-1 ① G1-3		3 1	1 0	1 0	1 0	0 0	0 0	2 0
2 Chris Owings, R (1, 4) OBP: 0.188, SLG: 0.214 (10, 5)	C SV 79 D SV 81 B FF 92 C FF 93 X SV 80 2-2 ③ G5-3			C SV 78 X FF 92 0-1 17 SF8 3B		B SV 80 B SV 80 C SI 91 S SV 80 F SV 81 F SI 91 S SV 81 2-3 ③ K			B CU 79 C SI 92 B CU 80 C CU 80 X CU 80 2-2 ② G5-3		4	1	1	0	0	1	2
17 Hunter Dozier, R (1, 5) OBP: 0.250, SLG: 0.111 0 Terrance Gore, R (9, PR) (10, 9)		B SV 79 X SI 91 1-0 ① G5-3		B SI 90 F SV 80 X SI 91 1-1 ② SF8 3-H			C SV 79 C SI 90 X SV 80 0-2 ① F8		B SI 92 C CU 80 S CU 81 F CU 81 X CU 81 1-2 16 1B 1B		3 0	0 0	1 0	1 0	0 0	0 0	0 0
16 Martín Maldonado, R (1, 2) OBP: 0.333, SLG: 0.400		C FF 92 B SI 92 C SV 79 B FF 92 X SI 90 2-2 6 L4-3 1B		B SV 81 X SV 81 1-0 ③			B FF 90 B FF 92 B FF 92 C FF 90 X FF 92 3-1 ② G5-3		F SI 93 F CU 80 B SI 94 F SI 93 X CU 81 1-2 1-2 1B		4	0	3	0	0	0	0
6 Billy Hamilton, S (1, 8) OBP: 0.200, SLG: 0.200		B SI 91 S CH 82 S CH 81 X FF 92 1-2 ②③ L4-3 1-1			B FF 93 F CH 82 F FF 92 B CH 82 S FF 93 2-3 ① K		C CH 82 F FF 93 S CH 82 0-3 ③ K		F SI 88 F CH 77 S CH 77 0-3 ③ K		4	0	0	0	0	3	3
Inning Stats	R: 1 H: 2 E: 1 LOB: 2 K: 0 BB: 0 S: 13 P: 17	R: 0 H: 1 E: 0 LOB: 0 K: 0 BB: 0 S: 7 P: 11	R: 0 H: 1 E: 0 LOB: 1 K: 0 BB: 0 S: 6 P: 8	R: 1 H: 2 E: 0 LOB: 1 K: 0 BB: 0 S: 8 P: 11	R: 0 H: 0 E: 0 LOB: 0 K: 2 BB: 0 S: 8 P: 11	R: 1 H: 1 E: 0 LOB: 0 K: 1 BB: 0 S: 9 P: 17	R: 0 H: 0 E: 0 LOB: 0 K: 1 BB: 0 S: 8 P: 11	R: 1 H: 1 E: 0 LOB: 0 K: 1 BB: 0 S: 8 P: 11	R: 0 H: 2 E: 0 LOB: 2 K: 1 BB: 0 S: 16 P: 21	R: 0 H: 0 E: 0 LOB: 1 K: 1 BB: 1 S: 9 P: 18	1B: 5 SF: 1 2B: 3 SAC: 0 3B: 1 DP: 2 HR: 2 HBP: 1						

PITCHER		IP	WLS	BF	H	R	ER	SO	BB	IBB	HBP	BLK	WP	HR	S	P	ERA	WHIP
17 José Berríos, R ERA: 1.84	(1, 1)	7.0		27	7	3	3	4	0	0	0	0	0	1	59	86	3.86	1.000
55 Taylor Rogers, L ERA: 2.25	(8, 1)	1.2		8	3	1	1	1	0	0	1	0	0	0	21	29	5.40	1.800
39 Trevor Hildenberger, R ERA:	(9, 1)	0.1	W	1	0	0	0	1	0	0	0	0	0	0	3	3	0.00	0.000
38 Blake Parker, R ERA: 4.5	(10, 1)	1.0	S	4	0	0	0	1	1	0	0	0	0	0	9	18	0.00	1.000

PITCHER	IP	WLS	BF	H	R	ER	SO	BB	IBB	HBP	BLK	WP	HR	S	P	ERA	WHIP

BOTTOM

Minnesota Twins @ Kansas City Royals

Kauffman Stadium, Kansas City, MO

Tue Apr 02 2019, 7:15 PM - 10:45 PM CDT

Att. 10,024 - Partly Cloudy - 54 F

livebaseballscorecards.com

AB	37
R	4
H	10
RBI	4
BB	1
SO	7
LOB	13

1B: 5	SF: 1	WP: 0	PA: 40
2B: 3	SAC: 0	PB: 0	
3B: 1	DP: 2	SB: 1	
HR: 2	HBP: 1	CS: 0	

Batter	1	2	3	4	5	6	7	8	9	AB	R	H	RBI	BB	SO	LOB
26 Max Kepler, L (1, 8) (8, 9) OBP: 0.304, SLG: 0.200	B FF 90 C FF 91 S KC 77 X FS 84 1-2 G3		C KC 79 B FF 95 B FS 86 B FS 86 C FF 94 F FF 94 S FS 86 3-3 K		B FF 91 F SL 87 S FS 83 F FS 85 F FF 93 B KC 79 S FS 84 2-3 K	C SL 78 B SI 89 X SI 89 1-1 P6		D SL 85 B SL 85 X FF 94 2-0 2-H 3-H 1B		5	0	1	2	0	2	3
11 Jorge Polanco, S (1, 6) OBP: 0.375, SLG: 0.476	B FF 91 C FF 93 B FS 85 S FS 84 X FF 92 2-2 P2		F KC 80 B SL 90 B SL 87 B FF 93 F FF 93 X FS 86 3-2 2B		B SL 89 C SI 93 B KC 78 F SL 88 S FS 82 2-3 K		X SI 88 0-0 G5-3	1 SAFE C SL 83 S SI 94 F SL 83 1 SAFE S SL 82 0-3 K		5	0	1	0	0	2	1
23 Nelson Cruz, R (1, 10) OBP: 0.500, SLG: 0.611 25 Byron Buxton, R (9, PR) (9, 10) OBP: 0.357, SLG: 0.538	C FF 93 B FF 91 S KC 79 S FS 87 1-3 K		B SL 87 B FS 85 B FS 85 B SL 88 4-0 BB		S KC 78 B SI 93 B FS 86 F SL 88 B FS 84 X FF 93 3-2 P6		B FF 90 B FF 91 H FF 91 3-0 20 BB HBP		S SL 81 B FF 95 B FF 95 S FF 95 B SL 84 B SL 82 4-2 20 S 20 1B BB	2 0	0 1	0 0	0 0	2 0	1 0	0 0
20 Eddie Rosario, L (1, 7) (8, 8) OBP: 0.261, SLG: 0.200		B KC 76 F FF 92 F SL 90 B FS 84 X FS 86 2-2 64 1B 2B	B KC 79 F FF 93 B FF 94 F KC 78 S FS 86 2-3 K			F FF 94 F CU 76 S SL 82 0-3 K	B SL 78 B SI 89 B FF 90 B FF 91 4-0 1-2 64 G6-4-3 BB		1 SAFE 1 SAFE B FF 95 B CH 85 F CH 84 F FF 96 B SL 85 X CH 85 3-2 1-H 64 G1-4-3 1B	4	1	2	1	1	2	2
64 Willians Astudillo, R (1, 5) (8, 7) OBP: 0.636, SLG: 1.000	C FF 92 X SL 87 0-1 2-H 1B			B FF 91 F FF 93 B KC 79 F FS 84 X FF 93 2-2 60 BB 18 2B 1B	X FF 93 0-0 60 G4-3 18 1B 2B	C SI 92 F CH 83 F CH 85 B SI 92 X SI 93 1-2 G6-4-3 1-2f			1 SAFE F FF 95 X FF 95 0-1 G1-4-3 1-2f	5	2	3	1	0	0	3
60 Jake Cave, L (1, 9) OBP: 0.400, SLG: 0.250 9 Marwin Gonzalez, S (8, PH) OBP: 0.250, SLG: 0.214 (8, 5)	C KC 78 S FS 84 B FS 84 S FF 93 1-3 K			D KC 77 B FF 94 F FF 93 B SL 88 F SI 92 1 SAFE B FS 85 4-2 1-2 18 2B BB	C CU 76 F FF 92 B SL 81 B FF 92 F CU 76 D CU 76 X FF 92 3-2 2-3 G4-3			X FF 94 0-0 G6-3	B FF 95 X SL 81 1-0 G3	2 2	0 0	0 0	0 0	1 0	1 0	2 1
18 Mitch Garver, R (1, 2) OBP: 0.429, SLG: 0.571	D SL 88 F FF 95 C FF 95 X FF 93 1-2 L9			C SL 88 B KC 78 F FF 93 F SI 93 B FF 93 B FS 85 X FF 94 3-2 13 SF8 1-H 2-H 2B	B FF 93 C FF 92 B SL 82 B FF 91 F FF 92 X FF 93 3-2 31 BB 13 HBP 3-H 1B			C FF 94 B SL 86 C SL 85 X FF 95 1-2 31 2B 26 1B 1B		4	2	3	2	0	0	1
13 Ehire Adrianza, S (1, 4)	C FF 94 S KC 80 X FF 94 0-2 L7			X KC 78 0-0 SF8 3-H	C SL 82 C FF 92 H SL 83 1-2 31 BB 1-2 HBP			D SL 85 X SL 84 1-0 L5		2	0	0	1	0	0	2
31 Tyler Austin, R (1, 3) OBP: 0.400, SLG: 0.500			S SL 86 B SL 88 C FF 94 S SL 88 1-3 K	F SL 87 B SL 88 F FF 93 B KC 78 S FS 86 2-3 K	C SL 84 B SL 82 B SL 84 B SL 84 B FF 93 4-1 1-2 2-3 BB			C SL 84 S SL 84 D SL 83 X SL 84 1-2 26 1B 1-3 2B		3	1	1	0	1	2	0
Inning Stats	R: 0 E: 0 K: 1 S: 9 H: 0 LOB: 0 BB: 0 P: 13	R: 1 E: 0 K: 1 S: 14 H: 2 LOB: 1 BB: 0 P: 18	R: 0 E: 0 K: 3 S: 13 H: 1 LOB: 2 BB: 1 P: 26	R: 2 E: 0 K: 1 S: 13 H: 2 LOB: 0 BB: 1 P: 24	R: 0 E: 0 K: 2 S: 11 H: 0 LOB: 0 BB: 0 P: 18	R: 1 E: 0 K: 1 S: 16 H: 2 LOB: 3 BB: 1 P: 28	R: 0 E: 0 K: 0 S: 5 H: 0 LOB: 1 BB: 1 P: 13	R: 2 E: 0 K: 1 S: 13 H: 3 LOB: 1 BB: 0 P: 18	R: 1 E: 0 K: 0 S: 8 H: 1 LOB: 1 BB: 1 P: 16	1B: 6 2B: 5 3B: 0 HR: 0 SF: 1 SAC: 0 DP: 2 HBP: 2						

PITCHER		IP	WLS	BF	H	R	ER	SO	BB	IBB	HBP	BLK	WP	HR	S	P	ERA	WHIP
21 Homer Bailey, R ERA: 5.4	(1, 1)	5.0		21	5	3	3	8	2	0	0	0	0	0	60	99	5.40	1.400
58 Scott Barlow, R ERA: 13.5	(6, 1)	0.2	H	6	2	1	1	1	1	0	1	0	0	0	14	25	13.50	4.500
54 Tim Hill, L ERA:	(6, 1)	0.2	H	4	0	0	0	0	1	0	1	0	0	0	3	11	0.00	1.500
61 Kevin McCarthy, R ERA: 9.0	(7, 1)	0.2	H	1	0	0	0	0	0	0	0	0	0	0	4	5	0.00	0.000
40 Jake Diekman, L ERA: 8.1	(8, 1)	1.0	B	6	3	2	2	1	0	0	0	0	0	0	13	18	18.00	3.000

PITCHER		IP	WLS	BF	H	R	ER	SO	BB	IBB	HBP	BLK	WP	HR	S	P	ERA	WHIP
43 Wily Peralta, R ERA: 11.57	(9, 1)	1.0	L	4	1	1	1	0	1	0	0	0	0	0	8	16	9.00	2.000

TOP

Minnesota Twins @ Kansas City Royals

Kauffman Stadium, Kansas City, MO

Wed Apr 03 2019, 12:17 PM - 3:48 PM CDT

Att. 10,575 - Partly Cloudy - 60 F

livebaseballscorecards.com

AB	34
R	7
H	11
RBI	7
BB	5
SO	10
LOB	15

WP: 0	PB: 0	SB: 1	CS: 0
PA: 42			

BOTTOM

Minnesota Twins @ Kansas City Royals

Kauffman Stadium, Kansas City, MO

Wed Apr 03 2019, 12:17 PM - 3:48 PM CDT

Att. 10,575 - Partly Cloudy - 60 F

livebaseballscorecards.com

Batter	1	2	3	4	5	6	7	8	9	AB	R	H	RBI	BB	SO	LOB
15 Whit Merrifield, R (1, 9) OBP: 0.304, SLG: 0.286	L7		F9		4 HR 27 1B 1-H: 1B	F8			G4-3	5	1	1	1	0	0	0
27 Adalberto Mondesi, S (1, 6) OBP: 0.409, SLG: 0.909	4 1B 3B		F8		4 HR 1-2: 1B		P3		G6-3	5	2	2	0	0	0	0
4 Alex Gordon, L (1, 7) OBP: 0.435, SLG: 0.400	3-H: 1B			G1-3	1-H 2-H: HR		BB		G3	4	1	2	4	1	0	0
12 Jorge Soler, R (1, 10) OBP: 0.333, SLG: 0.421	K			2 FC6-4 17 CS 66 1B BB	E6 66 1B 2 1B		K			3	1	0	0	1	2	2
66 Ryan O'Hearn, L (1, 3) OBP: 0.333, SLG: 0.600	G4-3			2 FC6-4 1-2: 1B	2 1B 1-3: 1B		K			4	0	2	0	0	1	2
2 Chris Owings, R (1, 4) OBP: 0.200, SLG: 0.222		G5-3		FC6-4 1-2f 2-3	1-2 3-H: 1B			F9		4	0	1	1	0	0	2
17 Hunter Dozier, R (1, 5) OBP: 0.188, SLG: 0.077		G6-3		CS 3-H	G6-3 P4			P3		4	0	0	0	0	0	2
16 Martín Maldonado, R (1, 2) OBP: 0.316, SLG: 0.368 0 Terrance Gore, R (8, PR) 36 Cam Gallagher, R (9, 2)		G6-3			K	P3		1B		4 0 0	0 0 0	1 0 0	0 0 0	0 0 0	1 0 0	0 0 0
6 Billy Hamilton, S (1, 8) OBP: 0.211, SLG: 0.167		L8			15 S 15 1B BB	K		G4-3		3	1	0	0	1	1	1
Inning Stats	R: 1 E: 0 K: 1 S: 8 / H: 2 LOB: 1 BB: 0 P: 12	R: 0 E: 0 K: 0 S: 5 / H: 0 LOB: 0 BB: 0 P: 9	R: 0 E: 0 K: 0 S: 7 / H: 0 LOB: 0 BB: 0 P: 13	R: 0 E: 0 K: 0 S: 9 / H: 1 LOB: 1 BB: 1 P: 19	R: 5 E: 1 K: 1 S: 20 / H: 5 LOB: 2 BB: 1 P: 33	R: 0 E: 0 K: 1 S: 14 / H: 0 LOB: 0 BB: 0 P: 19	R: 0 E: 0 K: 2 S: 11 / H: 0 LOB: 1 BB: 1 P: 21	R: 0 E: 0 K: 0 S: 11 / H: 1 LOB: 1 BB: 0 P: 17	R: 0 E: 0 K: 0 S: 9 / H: 0 LOB: 0 BB: 0 P: 16	1B: 7 2B: 0 3B: 1 HR: 1 / SF: 0 SAC: 0 DP: 0 HBP: 0							WP: 0 PB: 0 SB: 1 CS: 1 / PA: 40

	AB	36
	R	6
	H	9
	RBI	6
	BB	3
	SO	5
	LOB	9

PITCHER		IP	WLS	BF	H	R	ER	SO	BB	IBB	HBP	BLK	WP	HR	S	P	ERA	WHIP
44 Kyle Gibson, R ERA: 9.64	(1, 1)	4.2		24	8	6	5	2	2	0	0	0	0	1	48	84	9.64	2.143
49 Adalberto Mejía, L ERA:	(5, 1)	2.1		8	0	0	0	3	1	0	0	0	0	0	26	42	0.00	0.429
65 Trevor May, R ERA:	(8, 1)	1.2	W	6	1	0	0	0	0	0	0	0	0	0	16	26	0.00	0.600
38 Blake Parker, R ERA: 3.86	(9, 1)	0.1	S	1	0	0	0	0	0	0	0	0	0	0	4	7	0.00	0.000

PITCHER	IP	WLS	BF	H	R	ER	SO	BB	IBB	HBP	BLK	WP	HR	S	P	ERA	WHIP

Minnesota Twins @ Philadelphia Phillies

Citizens Bank Park, Philadelphia, PA

Fri Apr 05 2019, 7:06 PM - 10:36 PM EDT

Att. 28,021 - Rain - 43 F

TOP

livebaseballscorecards.com

Batter	1	2	3	4	5	6	7	8	9	AB	R	H	RBI	BB	SO	LOB
26 Max Kepler, L (1, 8) OBP: 0.286, SLG: 0.320	B FF 94 F FF 94 S KC 80 X KC 82 1-2 L8 ①		S KC 79 F FF 94 B FF 93 F SL 84 B KC 80 X FF 94 2-2 1-H HR	F KC 78 X KC 78 0-1 G4-3 ③		S SL 80 S SL 80 S SL 80 0-3 K ③			C FC 90 C FC 90 S SL 81 0-3 K ②	5	1	1	2	0	2	2
11 Jorge Polanco, S (1, 6) OBP: 0.483, SLG: 0.808	C FF 96 F FF 96 B KC 82 F FF 96 B KC 81 B FF 96 X FF 96 3-2 3B		B FF 94 C FF 93 B CH 86 X FF 94 2-1 20 G3 1B		X FF 91 0-0 HR		C CU 76 B CH 82 X CH 81 1-1 64 F8 2B		B SL 80 C FC 90 B FC 90 X SL 80 2-1 1B	5	1	5	1	0	0	0
20 Eddie Rosario, L (1, 7) OBP: 0.250, SLG: 0.200	C FF 96 S FF 96 X FF 95 0-2 P5 ②		1 SAFE B SL 84 C FF 94 B KC 79 C FF 94 1 SAFE X FF 93 2-2 G3 ① 1-2		F KC 77 X FF 92 0-1 33 FC5-6 1B		M SL 79 D SL 80 B SL 80 F SL 80 S SL 81 2-3 K ①		B FC 90 B FC 89 F FC 90 S SL 81 S KC 81 2-3 K ③	5	0	1	0	0	2	4
24 C.J. Cron, R (1, 3) OBP: 0.294, SLG: 0.412 33 Martín Pérez, L (3, 1) 39 Trevor Hildenberger, R (5, 1) 64 Willians Astudillo, R (7, PH) OBP: 0.583, SLG: 0.900 (7, 3)	X KC 82 0-0 L7 ③		B SL 86 F SL 85 C FF 94 B FF 93 B KC 81 T FF 95 3-2 K ②		L FF 89 X FF 88 0-1 FC5-6 9 G3 60 1B 1-2f ①		F FS 85 F FS 87 X FF 93 0-2 F8 ② 2-3			2	0	0	0	0	1	2
										1	1	0	0	0	0	1
										0	0	0	0	0	0	0
										1	0	0	0	0	0	1
9 Marwin Gonzalez, S (1, 5) OBP: 0.200, SLG: 0.167 (3, 3) 49 Adalberto Mejía, R (7, 1) 65 Trevor May, R (8, 1)		F FF 95 C SL 84 F KC 80 X FF 94 0-2 L7 ①	X KC 79 0-0 G4-3 ③		B SL 82 X KC 77 1-0 G3 ② 2-3		F FS 86 D FS 86 C FF 94 F FS 84 F FS 85 S FF 93 1-3 K ③			4	0	0	0	0	1	3
										0	0	0	0	0	0	0
										0	0	0	0	0	0	0
60 Jake Cave, L (1, 9) OBP: 0.444, SLG: 0.286		S FF 93 B KC 80 C KC 79 T FF 94 1-2 K ②		B SL 80 B FF 91 B FF 92 C FF 91 B FF 92 4-1 16 1B BB	X KC 78 0-0 3-H 1B			C SL 80 X SL 83 0-1 G4-3 ①		3	0	1	1	1	1	0
16 Jonathan Schoop, R (1, 4) OBP: 0.368, SLG: 0.353		C SL 84 X FF 94 0-1 1B	X FF 92 0-0 1-2 1B	F SL 82 F KC 79 S KC 79 0-3 K ③				C SL 81 F SL 82 B SI 89 S SL 82 1-3 K ②		4	0	2	0	0	2	1
15 Jason Castro, L (1, 2) 18 Mitch Garver, R (6, PH) OBP: 0.333, SLG: 0.444 (6, 2)		B FF 94 C FF 94 B KC 78 X FF 94 2-1 P6 ③	B KC 77 B KC 77 X FF 92 2-0 F6 ①			C CU 76 X SI 91 0-1 G6-3 ①		C SI 87 B SL 81 B SL 80 C SL 80 X SL 80 2-2 G6-3 ③		2	0	0	0	0	0	3
										2	0	0	0	0	0	0
12 Jake Odorizzi, R (1, 1) 19 Ryne Harper, R (1, 1) 13 Ehire Adrianza, S (3, PH) OBP: 0.222, SLG: 0.143 (3, 5)			F FF 92 C KC 79 B FF 93 X KC 78 1-2 26 HR 1B	B KC 78 B SI 91 F SI 92 B FF 93 S FF 92 T FF 92 3-2 K ②		B CU 73 B SI 90 C SI 91 C SI 90 X CH 81 2-2 G6-3 ②			B SL 79 C SL 78 X FC 90 1-1 G5-3 ①	0	0	0	0	0	0	0
										0	0	0	0	0	0	0
										4	1	1	0	0	1	2

	AB	R	H	RBI	BB	SO	LOB
AB	38						
R	4						
H	11						
RBI	4						
BB	1						
SO	10						
LOB	19						

Inning Stats	1	2	3	4	5	6	7	8	9
	R: 0 E: 0 K: 0 S: 11	R: 0 E: 0 K: 1 S: 11	R: 2 E: 0 K: 1 S: 16	R: 0 E: 0 K: 1 S: 8	R: 2 E: 1 K: 1 S: 10	R: 0 E: 0 K: 1 S: 8	R: 0 E: 0 K: 2 S: 13	R: 0 E: 0 K: 1 S: 8	R: 0 E: 0 K: 2 S: 10
	H: 1 LOB: 1 BB: 0 P: 15	H: 1 LOB: 1 BB: 0 P: 14	H: 3 LOB: 1 BB: 0 P: 26	H: 1 LOB: 2 BB: 1 P: 17	H: 3 LOB: 1 BB: 0 P: 11	H: 0 LOB: 0 BB: 0 P: 10	H: 1 LOB: 1 BB: 0 P: 17	H: 0 LOB: 0 BB: 0 P: 11	H: 1 LOB: 1 BB: 0 P: 15

1B: 7	SF: 0
2B: 1	SAC: 0
3B: 1	DP: 0
HR: 2	HBP: 0

WP: 0	PA: 39
PB: 0	
SB: 0	
CS: 0	

PITCHER		IP	WLS	BF	H	R	ER	SO	BB	IBB	HBP	BLK	WP	HR	S	P	ERA	WHIP
43 Nick Pivetta, R ERA: 6.52	(1, 1)	5.0	W	25	9	4	3	4	1	0	0	0	0	2	56	83	5.40	2.000
46 Adam Morgan, L ERA:	(6, 1)	1.1	H	5	1	0	0	2	0	0	0	0	0	0	13	18	0.00	0.750
50 Héctor Neris, R ERA: 4.91	(7, 1)	0.2	H	2	0	0	0	1	0	0	0	0	0	0	8	9	0.00	0.000
93 Pat Neshek, R ERA:	(8, 1)	1.0		3	0	0	0	1	0	0	0	0	0	0	8	11	0.00	0.000
30 David Robertson, R ERA: 12.0	(9, 1)	1.0		4	1	0	0	2	0	0	0	0	0	0	10	15	0.00	1.000

PITCHER	IP	WLS	BF	H	R	ER	SO	BB	IBB	HBP	BLK	WP	HR	S	P	ERA	WHIP

Batter	1	2	3	4	5	6	7	8	9	AB	R	H	RBI	BB	SO	LOB
22 Andrew McCutchen, R (1, 7) OBP: 0.414, SLG: 0.565	B FF 91 S FF 90 S CU 74 B CU 75 F FF 91 B FF 92 B FS 85 4-2 2 E BB	C FF 88 F CU 75 S CS 67 0-3 ① K		B CH 87 B FF 92 C FC 90 S CH 85 F FF 92 X CH 87 2-2 3 FC4-5 1B	B CH 76 B SI 86 C SI 87 S CH 77 S SL 76 2-3 ③ K		B SL 87 S SL 85 B CH 82 B SL 84 B FF 91 4-1 3 BB 2 1B 17 1B BB			3	2	1	0	2	2	2
2 Jean Segura, R (1, 6) OBP: 0.393, SLG: 0.481	B FF 91 C FF 91 X FF 91 1-1 E4 17 1B 1-H 2B	B FF 87 B FF 87 C FF 87 C CU 74 X CS 68 2-2 ② G5-3		L FF 95 B SI 95 X CH 85 1-1 ① F8		C SI 88 F CH 78 X FF 91 0-2 ① G6-3	B CH 80 F FF 91 F FF 92 X FF 91 1-2 3 BB 17 1B 1-2 1B			5	2	2	1	0	0	1
3 Bryce Harper, L (1, 9) OBP: 0.571, SLG: 0.950	S CU 73 S FF 91 S FF 92 0-3 ① K	F CU 74 X FC 88 0-1 ③ G5-3		B SI 95 B CU 79 S FF 95 F FC 90 F SI 95 B CU 78 X FC 90 3-2 ② FC4-5 1-2f		B SL 77 B CH 78 B CH 78 C SI 88 C SI 88 F SL 77 S FF 90 3-3 ② K	B SL 86 D FF 92 C FF 92 S SL 86 F CH 80 B SL 85 F CH 80 F FF 94 B FF 92 4-2 17 1B 17 1B 1-2 2-3 BB			4	1	0	0	1	2	2
17 Rhys Hoskins, R (1, 3) OBP: 0.481, SLG: 0.500	B CU 74 F FF 90 B CU 74 B FC 82 X CU 73 3-1 16 BB 10 BB 7 E 3-H 1B		B FF 94 B FF 94 C FC 89 C CH 86 B FC 91 F CH 86 F FF 93 B FC 90 4-2 10 FC4 BB	F SI 94 C FF 94 1 SAFE F FC 90 F FF 95 B CH 86 B CU 79 F FF 94 B CH 86 3-3 ③ K		B FF 92 C CH 79 C SL 78 X CH 78 1-2 37 1B 10 HBP 1B	B CH 80 B CH 83 B FF 92 C FF 92 F FF 92 F FF 94 F SL 85 X FF 94 3-2 10 FC6-4 1-H 2-H 3-H 1B			4	1	3	4	1	1	1
10 J.T. Realmuto, R (1, 2) OBP: 0.333, SLG: 0.381	B FC 84 B FF 91 C FF 91 B FC 83 C FF 90 B FF 91 4-2 16 BB 7 E 1-2 BB		X SI 93 0-0 ① FC4 37 1B 1-2 16 SF9		B SI 93 B CH 86 F SI 94 X CH 86 2-1 ① L8	B SI 87 S SI 86 H SL 76 2-1 37 1B 1-2 HBP	B SL 83 C SL 84 X CH 81 1-1 ③ FC6-4 1-2f			3	2	0	0	1	0	2
37 Odúbel Herrera, L (1, 8) OBP: 0.407, SLG: 0.458	C FF 92 B CU 76 B FF 91 F FF 91 F FF 92 F FS 83 X FF 91 2-2 ② L9		X FF 92 0-0 7 PB 16 SF9 1-3 1B		C FC 90 S CU 79 X CU 81 0-2 ② F8	X SI 88 0-0 1-2 2-3 1B		C CU 76 X FF 94 0-1 16 G3-6-3 1B		5	0	3	0	0	0	2
16 César Hernández, S (1, 4) OBP: 0.320, SLG: 0.381	S FS 84 B FS 84 B FF 90 B FF 92 B FF 91 4-1 7 2B 7 E 1-2 2-3 BB		C FF 88 X CH 85 0-1 ② SF9 1-2 3-H		B SI 95 B CH 87 B SI 93 B SI 94 4-0 7 BB 23 2B BB	B SL 76 X CH 77 1-0 ③ P6		X FF 95 0-0 ① ② G3-6-3 1-2f		2	2	0	1	2	0	4
7 Maikel Franco, R (1, 5) OBP: 0.593, SLG: 0.944	X CU 74 0-0 E9 1-H 2-H 3-H 2B		C CH 86 D FC 90 B FC 88 2-1 2-3 IBB		B FC 90 B FC 88 C CH 87 S CH 86 F FF 96 F SI 95 B SI 94 B SI 91 4-2 23 2B 1-2 BB		S CH 80 B CH 78 F SL 84 F SI 91 X CH 79 1-2 ① G6-3	C FF 95 B SL 88 B FF 94 C FF 95 X CU 78 2-2 ③ G4-3		3	0	1	2	2	0	0
43 Nick Pivetta, R (1, 1) 23 Aaron Altherr, R (5, PH) OBP: 0.250, SLG: 0.500 46 Adam Morgan, L (6, 1) 50 Héctor Neris, R (7, 1) 4 Scott Kingery, R (7, PH) 93 Pat Neshek, S (8, 1) 30 David Robertson, R (9, 1)	S FF 88 S FF 88 C CU 75 0-3 ③ K	C FF 93 B SI 90 S SI 94 S SI 94 1-3 ③ K			B FC 89 B FF 94 F CH 86 S CH 85 F FF 95 F FC 90 X CH 86 2-2 1-3 2-H 2B		S SI 90 B CH 80 X CH 80 1-1 ② P6			2 1 0 0 1 0 0	0 0 0 0 0 0 0	0 1 0 0 0 0 0	0 1 0 0 0 0 0	2 0 0 0 0 0 0	3 0 0 0 0 0 0
Inning Stats	R: 5 E: 2 K: 2 S: 22 H: 3 LOB: 1 BB: 3 P: 40	R: 0 E: 0 K: 1 S: 8 H: 0 LOB: 0 BB: 0 P: 10	R: 1 E: 1 K: 1 S: 12 H: 1 LOB: 2 BB: 2 P: 19	R: 0 E: 0 K: 1 S: 18 H: 1 LOB: 1 BB: 0 P: 27	R: 1 E: 0 K: 1 S: 17 H: 1 LOB: 2 BB: 2 P: 31	R: 0 E: 0 K: 1 S: 13 H: 2 LOB: 3 BB: 0 P: 20	R: 3 E: 0 K: 0 S: 22 H: 2 LOB: 1 BB: 2 P: 37	R: 0 E: 0 K: 0 S: 6 H: 1 LOB: 0 BB: 0 P: 8		1B: 8 2B: 3 3B: 0 HR: 0 SF: 1 SAC: 0 DP: 1 HBP: 1		WP: 0 PB: 1 SB: 0 CS: 0 PA: 44			

BOTTOM

Minnesota Twins @ Philadelphia Phillies

Citizens Bank Park, Philadelphia, PA

Fri Apr 05 2019, 7:06 PM - 10:36 PM EDT

Att. 28,021 - Rain - 43 F

livebaseballscorecards.com

AB	33
R	10
H	11
RBI	9
BB	9
SO	7
LOB	17

PITCHER		IP	WLS	BF	H	R	ER	SO	BB	IBB	HBP	BLK	WP	HR	S	P	ERA	WHIP
12 Jake Odorizzi, R ERA: 6.75	(1, 1)	0.2	L	7	2	5	4	1	3	0	0	0	0	0	18	36	54.00	7.500
19 Ryne Harper, R ERA:	(1, 1)	1.1		5	1	0	0	2	0	0	0	0	0	0	12	14	0.00	0.750
33 Martín Pérez, L ERA: 5.68	(3, 1)	2.2		15	3	2	1	2	3	1	0	0	0	0	44	72	3.38	2.250
39 Trevor Hildenberger, R ERA:	(5, 1)	1.1		7	2	0	0	2	0	0	1	0	0	0	16	25	0.00	1.500
49 Adalberto Mejía, L ERA: 6.75	(7, 1)	1.0		7	2	3	3	0	2	0	0	0	0	0	22	37	27.00	4.000

PITCHER		IP	WLS	BF	H	R	ER	SO	BB	IBB	HBP	BLK	WP	HR	S	P	ERA	WHIP
65 Trevor May, R ERA:	(8, 1)	1.0		3	1	0	0	0	0	0	0	0	0	0	6	8	0.00	1.000

TOP

Minnesota Twins @ Philadelphia Phillies

Citizens Bank Park, Philadelphia, PA

Sat Apr 06 2019, 2:06 PM - 4:56 PM EDT

Att. 44,693 - Sunny - 62 F

livebaseballscorecards.com

Batter	1	2	3	4	5	6	7	8	9	AB	R	H	RBI	BB	SO	LOB
26 Max Kepler, L (1, 9) OBP: 0.303, SLG: 0.433	X SI 92 0-0 ① G6-3		B CH 89 S SL 91 B SI 93 X SL 91 2-1 3-H HR		F SI 91 C CH 85 X CH 87 0-2 64 G6-4-3 1B		F CH 87 X SI 92 0-1 ③ F9		C CU 81 X FF 92 0-1 ② L9	5	1	2	1	0	0	0
64 Willians Astudillo, R (1, 2) OBP: 0.529, SLG: 0.929	X SI 93 0-0 ② G6-3		B SI 94 X SL 90 1-0 HR		X SI 92 0-0 ①② G6-4-3 1-2f			S SL 80 X SL 80 0-1 ① P2	B CH 80 B CH 80 B SI 92 S SI 91 F SI 92 B FF 92 4-2 BB	4	1	1	1	1	0	1
11 Jorge Polanco, S (1, 6) OBP: 0.441, SLG: 0.710	C SI 93 B CH 88 B SL 92 F SI 94 B CH 88 F CH 87 X SI 94 3-2 ③ F8		B SI 94 F CH 88 X CH 88 1-1 ③ G1-3		B CU 81 X SI 93 1-0 ③ L9			L SL 80 B SI 90 C SL 81 B SL 83 X SI 89 2-2 24 F8 1B	S FC 87 S CH 82 B CH 81 F FF 92 F FF 92 X CH 81 1-2 ③ G1-3	5	0	1	0	0	0	1
24 C.J. Cron, R (1, 3) OBP: 0.333, SLG: 0.400		B SI 93 C SL 92 B SI 93 X SI 93 2-1 60 G4-6-3 1B		B CU 82 C SI 92 X CU 82 1-1 E6 25 WP		F SI 92 B CU 82 C CH 87 B SI 93 B SI 94 F SI 94 B SI 94 4-2 60 FC6-4 BB		S SL 81 S SL 81 X SL 81 0-2 ② F8 1-2		3	0	1	0	1	0	1
60 Jake Cave, L (1, 7) OBP: 0.308, SLG: 0.182 55 Taylor Rogers, L (8, 1) 38 Blake Parker, R (9, 1)		F SI 94 B SI 92 X SL 91 1-1 ①② G4-6-3 1-2f		X SI 93 0-0 ① L7		X SI 94 0-0 ① FC6-4 1-2f		S SL 83 F SI 90 X SL 82 0-2 ③ G6-3		4 0 0	0 0 0	0 0 0	0 0 0	0 0 0	0 0 0	4 0 0
16 Jonathan Schoop, R (1, 4) OBP: 0.391, SLG: 0.316		C CU 81 X CU 82 0-1 ③ F8		C SI 93 D CU 83 B SI 94 C SI 93 D CU 84 B SI 94 4-2 25 IBB BB		1 SAFE X SI 92 0-0 ② F8			C SL 89 B FF 97 F SL 88 F SL 88 F SL 87 F FF 98 B SL 89 F SL 87 B SI 98 B FF 97 4-2 25 L9 13 HBP 20 HR BB	2	1	0	0	2	0	1
13 Ehire Adrianza, S (1, 5) OBP: 0.231, SLG: 0.100			F SI 93 F CH 86 B CH 88 X SI 94 1-2 ① P6	X SI 94 0-0 ② L9		X SI 93 0-0 ③ L9			1 SAFE H FF 96 1-0 20 HR 1-2 HBP	3	1	0	0	0	0	3
25 Byron Buxton, R (1, 8) OBP: 0.389, SLG: 0.500			X SI 93 0-0 35 G6-3 35 S 26 WP 1B	B SL 91 B SI 93 2-0 1-2 2-3 IBB			C CU 79 X SL 89 0-1 ① P4		D SL 88 X FF 97 1-0 ① L9 2-3	3	1	1	0	1	0	2
35 Michael Pineda, R (1, 1) 49 Adalberto Mejía, R (6, 1) 18 Mitch Garver, R (7, PH) OBP: 0.300, SLG: 0.400 39 Trevor Hildenberger, R (7, 1) 20 Eddie Rosario, L (8, 7) OBP: 0.276, SLG: 0.346			1 SAFE 1 SAFE B SI 92 1 SAFE C SI 92 X SI 93 1-1 ② G6-3 1-3	C SI 92 X SI 93 0-1 ③ G4-3			B SL 90 C SI 92 C CU 81 B SL 90 C SI 91 2-3 ② K		S FF 96 X FF 95 0-1 1-H 3-H HR	2 0 1 0 1	0 0 0 0 1	0 0 0 0 1	0 0 0 0 3	0 0 1 0 1	0 0 0 0 0	4 0 0 0 0
Inning Stats	R: 0 E: 0 K: 0 S: 6 H: 0 LOB: 0 BB: 0 P: 9	R: 0 E: 0 K: 0 S: 6 H: 1 LOB: 0 BB: 0 P: 9	R: 3 E: 0 K: 0 S: 11 H: 3 LOB: 0 BB: 0 P: 17	R: 0 E: 1 K: 0 S: 8 H: 0 LOB: 3 BB: 2 P: 15	R: 0 E: 0 K: 0 S: 5 H: 1 LOB: 0 BB: 0 P: 6	R: 0 E: 0 K: 0 S: 6 H: 0 LOB: 1 BB: 1 P: 10	R: 0 E: 0 K: 1 S: 7 H: 0 LOB: 0 BB: 0 P: 9	R: 0 E: 0 K: 0 S: 12 H: 1 LOB: 1 BB: 0 P: 14	R: 3 E: 0 K: 0 S: 18 H: 1 LOB: 1 BB: 2 P: 29	1B: 4 2B: 0 3B: 0 HR: 3 SF: 0 SAC: 0 DP: 2 HBP: 1						

	AB	33
	R	6
	H	7
	RBI	5
	BB	5
	SO	1
	LOB	17

	WP: 2	PA: 39
	PB: 0	
	SB: 1	
	CS: 0	

PITCHER		IP	WLS	BF	H	R	ER	SO	BB	IBB	HBP	BLK	WP	HR	S	P	ERA	WHIP
49 Jake Arrieta, R ERA: 2.77	(1, 1)	7.0	L	28	5	3	3	1	2	1	0	0	2	2	49	75	3.86	1.000
93 Pat Neshek, R ERA:	(8, 1)	1.0		4	1	0	0	0	0	0	0	0	0	0	12	14	0.00	1.000
58 Seranthony Domínguez, R ERA: 15.43	(9, 1)	0.1		4	1	3	3	0	1	0	1	0	0	1	9	15	81.00	6.000
52 Jose Alvarez, L ERA: 13.5	(9, 1)	0.2		3	0	0	0	0	1	0	0	0	0	0	9	14	0.00	1.500

PITCHER		IP	WLS	BF	H	R	ER	SO	BB	IBB	HBP	BLK	WP	HR	S	P	ERA	WHIP

BOTTOM

Minnesota Twins @ Philadelphia Phillies

Citizens Bank Park, Philadelphia, PA

Sat Apr 06 2019, 2:06 PM - 4:56 PM EDT

Att. 44,693 - Sunny - 62 F

livebaseballscorecards.com

Batter	1	2	3	4	5	6	7	8	9	AB	R	H	RBI	BB	SO	LOB
22 Andrew McCutchen, R (1, 7) OBP: 0.424, SLG: 0.577	B FF 93 B SL 82 X FF 93 2-0 2 G6-3 2B		B SL 84 C FF 92 C SL 85 B FF 92 B SL 85 B SL 86 4-2 2 FC5-4 BB		C SL 85 X FF 94 0-1 ③ P3			C SI 93 X CU 81 0-1 ① G5-3		3	0	1	0	1	0	1
2 Jean Segura, R (1, 6) OBP: 0.375, SLG: 0.452	L FF 91 B FF 90 B FF 92 X FF 93 2-1 ① G6-3 2-3		C FF 92 1 SAFE B FF 92 X SL 84 1-1 ③ FC5-4 1-2f			B FF 91 C FF 92 F SL 86 B FF 92 X FF 93 2-2 3 2B 37 SF9 1B		C SI 93 F CU 82 X SI 94 0-2 ② G5-3		4	1	1	0	0	0	2
3 Bryce Harper, L (1, 9) OBP: 0.563, SLG: 0.917	D SL 85 B FF 94 S SL 84 S FF 94 S SL 85 2-3 ② K			S SL 82 B SL 84 L FF 92 B SL 84 F FF 94 F FF 94 C CH 89 2-3 ① K		S SL 84 D SL 86 S SL 86 B CH 78 X FF 94 2-2 37 SF9 16 F8-2 1-3 2B		F SI 94 B CU 82 S CU 80 X CU 83 1-2 37 1B 17 BB 1B		4	0	2	0	0	2	1
17 Rhys Hoskins, R (1, 3) OBP: 0.516, SLG: 0.636	B FF 94 S SL 85 X FF 94 1-1 ③ G5-3			B SL 86 F FF 94 B FF 94 X SL 85 2-1 HR		B SI 92 D CH 82 F SL 86 B CH 81 B SL 86 4-1 BB		C SI 93 B SI 94 B CU 81 B CU 82 B SI 93 4-1 37 1B 1-2 BB		2	1	1	1	2	0	1
37 Odúbel Herrera, L (1, 8) OBP: 0.387, SLG: 0.444		F FF 93 B FF 92 L CH 88 X SL 85 1-2 ① G3		B CH 88 C FF 93 F FF 94 B SL 86 F CH 88 S SL 86 2-3 ② K		X SI 90 0-0 ① SF9 2-3 3-H		S CU 80 B SI 94 C SI 94 F CU 76 X SI 95 1-2 1-2 2-3 1B		3	0	1	1	0	1	0
16 César Hernández, S (1, 4) OBP: 0.276, SLG: 0.320		S CH 87 X SI 92 0-1 ② G3		X CH 89 0-0 ③ G5-3		X SI 91 0-0 ②③ F8-2 3-H		C CU 81 C CU 82 B SI 94 X SI 94 1-2 ③ G3		4	0	0	0	0	0	5
15 Andrew Knapp, S (1, 2) OBP: 0.250, SLG: 0.250 10 J.T. Realmuto, R (7, PH) OBP: 0.310, SLG: 0.348 (8, 2)		F CH 88 B SL 84 X CH 89 1-1 ③ G6-3			C FF 92 X SL 84 0-1 1B		C SL 76 X SL 79 0-1 ① F7		S FF 92 B FC 88 B FS 82 S FF 92 B CU 78 X FF 93 3-2 ① G6-3	2 2	0 0	1 0	0 0	0 0	0 0	0 0
7 Maikel Franco, R (1, 5) OBP: 0.516, SLG: 0.773			C SL 83 B FF 92 F SL 84 B FF 93 F FF 93 X FF 93 2-2 ① F9		B FF 93 B SL 84 B FF 94 S FF 92 X FF 93 3-1 ① P3		C SL 77 F SI 90 X CH 77 0-2 ② F8		S FF 92 C FF 92 X FF 92 0-2 ② P3	4	0	0	0	0	0	1
49 Jake Arrieta, R (1, 1) 5 Nick Williams, L (7, PH) OBP: 0.167, SLG: 0.167 93 Pat Neshek, S (8, 1) 58 Seranthony Domínguez, R (9, 1) 52 Jose Alvarez, L (9, 1) 23 Aaron Altherr, R (9, PH) OBP: 0.200, SLG: 0.400			B FF 92 B FF 92 C FF 92 F FF 92 F FF 93 S SL 84 2-3 ② K		C FF 93 L SL 84 L SL 84 0-3 ② K		C SI 89 F SI 91 S CH 77 0-3 ③ K		B FF 92 F FF 92 B FS 82 X FF 92 2-1 ③ G5-3	2 1 0 0 0 0 1	0 0 0 0 0 0 0	0 0 0 0 0 0 0	0 0 0 0 0 0 0	2 1 0 0 0 0 0	1 0 0 0 0 0 0	0 0 0 0 0 0 0
Inning Stats	R: 0 E: 0 K: 1 S: 8 H: 1 LOB: 1 BB: 0 P: 15	R: 0 E: 0 K: 0 S: 7 H: 0 LOB: 0 BB: 0 P: 9	R: 0 E: 0 K: 1 S: 12 H: 0 LOB: 1 BB: 1 P: 21	R: 1 E: 0 K: 2 S: 12 H: 1 LOB: 0 BB: 0 P: 18	R: 0 E: 0 K: 1 S: 9 H: 1 LOB: 1 BB: 0 P: 12	R: 1 E: 0 K: 0 S: 9 H: 2 LOB: 1 BB: 1 P: 17	R: 0 E: 0 K: 1 S: 8 H: 0 LOB: 0 BB: 0 P: 8	R: 0 E: 0 K: 0 S: 16 H: 2 LOB: 3 BB: 1 P: 23	R: 0 E: 0 K: 0 S: 8 H: 0 LOB: 0 BB: 0 P: 13	1B: 4 2B: 3 3B: 0 HR: 1 SF: 1 SAC: 0 DP: 1 HBP: 0						WP: 0 PB: 0 SB: 0 CS: 0 PA: 36	

	AB	32
	R	2
	H	7
	RBI	2
	BB	3
	SO	6
	LOB	12

PITCHER		IP	WLS	BF	H	R	ER	SO	BB	IBB	HBP	BLK	WP	HR	S	P	ERA	WHIP
35 Michael Pineda, R ERA: 2.0	(1, 1)	5.0	W	20	4	2	2	5	1	0	0	0	0	1	51	80	3.60	1.000
49 Adalberto Mejía, L ERA: 5.4	(6, 1)	1.0	H	4	1	0	0	0	1	0	0	0	0	0	6	12	0.00	2.000
39 Trevor Hildenberger, R ERA:	(7, 1)	1.0	H	3	0	0	0	1	0	0	0	0	0	0	8	8	0.00	0.000
55 Taylor Rogers, L ERA: 1.8	(8, 1)	1.0	H	6	2	0	0	0	1	0	0	0	0	0	16	23	0.00	3.000
38 Blake Parker, R ERA: 2.7	(9, 1)	1.0		3	0	0	0	0	0	0	0	0	0	0	8	13	0.00	0.000

PITCHER	IP	WLS	BF	H	R	ER	SO	BB	IBB	HBP	BLK	WP	HR	S	P	ERA	WHIP

Batter	1	2	3	4	5	6	7	8	9	AB	R	H	RBI	BB	SO	LOB
26 Max Kepler, L (1, 9) OBP: 0.324, SLG: 0.529	C FF 95 B SL 89 B FF 93 X FF 93 2-1 HR		C CU 77 B FF 93 F CH 87 C SL 89 1-3 ① K		X SI 92 0-0 ③ F7			F SL 85 B FF 94 X FC 92 1-1 1B		4	1	2	1	0	1	0
24 C.J. Cron, R (1, 3) OBP: 0.280, SLG: 0.333 55 Taylor Rogers, L (8, 1) 19 Ryne Harper, R (8, 1)	B SI 93 S FC 89 B SI 93 F SL 88 B SL 90 X SL 88 3-2 ① L4		F CU 78 C SL 89 B FF 94 B SI 94 X FC 91 2-2 ② F9			F SI 93 C SL 88 B SL 86 S FF 94 1-3 ① K		B SL 88 B SL 87 X SL 84 2-0 ② P3		4 0 0	0 0 0	0 0 0	0 0 0	0 0 0	1 0 0	1 0 0
20 Eddie Rosario, L (1, 7) OBP: 0.273, SLG: 0.333	C CU 78 B FF 93 X CH 88 1-1 9 G4-3 1B		B CH 88 B FC 90 F CH 89 X SI 94 2-1 ③ G4-3			B FF 94 B CH 88 C FF 93 X CH 88 2-1 ② F7		S SL 81 S SL 81 1 SAFE X SL 80 0-2 ③ F9		4	0	1	0	0	0	1
9 Marwin Gonzalez, S (1, 5) OBP: 0.250, SLG: 0.227	X SI 93 0-0 ② G4-3 1-2			B SI 91 S SL 86 F CH 87 B FF 95 X SL 87 2-2 16 G5-3 13 1B 1B		C FF 94 B SL 90 C SL 89 F FF 95 F CH 88 B SL 91 X SI 95 2-2 1B			C FS 87 B FF 95 B FS 88 B FS 85 C FS 86 F FS 88 F FS 87 X FS 87 3-2 ① G1-3	4	0	2	0	0	0	1
16 Jonathan Schoop, R (1, 4) OBP: 0.333, SLG: 0.261	B SL 89 F SL 88 C FF 93 B SL 87 F SL 88 F FF 95 F FF 95 X SL 87 2-2 ③ G5-3			F SL 88 X SI 93 0-1 ① G5-3 1-2		S SI 93 S SL 87 B SL 88 S FF 95 1-3 ③ K			S FS 87 F FS 87 F FF 94 S FS 89 0-3 ② K	4	0	0	0	0	2	3
13 Ehire Adrianza, S (1, 6) OBP: 0.250, SLG: 0.154 (8, 3) 23 Nelson Cruz, R (9, PH) OBP: 0.480, SLG: 0.579		B CU 77 B CH 87 X SI 91 2-0 ① F7		F CH 88 B FF 94 B SL 87 F CH 87 F CH 88 F SL 88 B FF 96 X SL 89 3-2 ② 2-H 1B			C SL 86 C FF 92 B FF 94 X CH 88 1-2 ① G5-3		C SI 95 B FS 88 F FS 87 B FS 87 S FS 88 2-3 ③ K	3 1	0 0	1 0	0 0	0 0	0 1	0 0
15 Jason Castro, L (1, 2) OBP: 0.182, SLG: 0.100		C FF 94 B SL 87 B CH 87 X SL 87 2-1 1B		B SI 94 C FF 94 2 SAFE B CH 88 S CH 88 X FF 96 2-2 ③ G4-3			X FF 94 0-0 ② G4-3			3	0	1	0	0	0	1
25 Byron Buxton, R (1, 8) OBP: 0.333, SLG: 0.421		X SL 88 0-0 ② P2			B SL 86 S SL 87 B SI 92 B SL 87 X SL 88 3-1 ① L8		C SL 89 S SI 93 B FF 94 B FF 94 X SL 89 2-2 ③ L9			3	0	0	0	0	0	1
17 José Berríos, R (1, 1) 65 Trevor May, R (7, 1) 11 Jorge Polanco, S (8, PH) OBP: 0.429, SLG: 0.688 (8, 6)		C FF 95 F FF 94 C SL 88 0-3 ③ K			C FF 94 S SL 88 B SL 87 S SL 87 1-3 ② K			B SL 83 S SL 83 X FC 94 1-1 ① L9		2 0 1	0 0 0	0 0 0	0 0 0	0 0 0	2 0 0	1 0 0

TOP

Minnesota Twins @ Philadelphia Phillies

Citizens Bank Park, Philadelphia, PA

Sun Apr 07 2019, 1:08 PM - 3:54 PM EDT

Att. 39,735 - Partly Cloudy - 71 F

livebaseballscorecards.com

AB	33
R	1
H	7
RBI	1
BB	0
SO	7
LOB	9

Inning Stats	1	2	3	4	5	6	7	8	9
	R: 1 E: 0 K: 0 S: 14	R: 0 E: 0 K: 1 S: 7	R: 0 E: 0 K: 1 S: 8	R: 0 E: 0 K: 0 S: 13	R: 0 E: 0 K: 1 S: 6	R: 0 E: 0 K: 2 S: 13	R: 0 E: 0 K: 0 S: 7	R: 0 E: 0 K: 0 S: 8	R: 0 E: 0 K: 2 S: 12
	H: 2 LOB: 1 BB: 0 P: 22	H: 1 LOB: 1 BB: 0 P: 11	H: 0 LOB: 0 BB: 0 P: 13	H: 2 LOB: 1 BB: 0 P: 20	H: 0 LOB: 0 BB: 0 P: 10	H: 1 LOB: 1 BB: 0 P: 19	H: 0 LOB: 0 BB: 0 P: 10	H: 1 LOB: 1 BB: 0 P: 12	H: 0 LOB: 0 BB: 0 P: 17

1B: 6 SF: 0 WP: 0 PA: 33
2B: 0 SAC: 0 PB: 0
3B: 0 DP: 0 SB: 0
HR: 1 HBP: 0 CS: 0

PITCHER		IP	WLS	BF	H	R	ER	SO	BB	IBB	HBP	BLK	WP	HR	S	P	ERA	WHIP
56 Zach Eflin, R ERA: 0.75	(1, 1)	7.0	W	26	6	1	1	5	0	0	0	0	0	1	68	105	1.29	0.857
30 David Robertson, R ERA: 9.82	(8, 1)	0.2	H	3	1	0	0	0	0	0	0	0	0	0	5	9	0.00	1.500
46 Adam Morgan, L ERA:	(8, 1)	0.1	H	1	0	0	0	0	0	0	0	0	0	0	3	3	0.00	0.000
50 Héctor Neris, R ERA: 3.86	(9, 1)	1.0	S	3	0	0	0	2	0	0	0	0	0	0	12	17	0.00	0.000

PITCHER	IP	WLS	BF	H	R	ER	SO	BB	IBB	HBP	BLK	WP	HR	S	P	ERA	WHIP

Batter	1	2	3	4	5	6	7	8	9	AB	R	H	RBI	BB	SO	LOB
22 Andrew McCutchen, R (1, 7) OBP: 0.405, SLG: 0.517	C FF 92 F SI 90 C SI 92 0-3 ① K	C SV 80 S SV 79 B SV 82 B SI 90 S SI 91 2-3 ② K	B SI 91 B SV 81 C SV 82 B SI 90 B FF 91 4-1 3 G6-3 17 HR BB	C CU 78 B CU 80 B SI 94 C CU 82 F CU 82 F SI 94 X SI 93 2-2 ① F8		3	1	0	0	1	2	0
2 Jean Segura, R (1, 6) OBP: 0.361, SLG: 0.412	X SI 91 0-0 ② G5-3	B SI 90 B SV 80 F SI 91 B SV 80 F SI 91 B SI 92 4-2 BB	C SI 90 1 SAFE B SI 90 F SV 80 F SV 80 X SV 81 1-2 ① P4	C SI 94 X CU 81 0-1 ② P6		3	0	0	0	1	0	1
3 Bryce Harper, L (1, 9) OBP: 0.556, SLG: 0.846	B FF 93 B SV 82 F SI 93 B CH 84 C SV 81 B SV 82 4-2 17 S BB	S SV 81 1 SAFE C SI 93 B FF 93 S SV 81 1-3 ③ K	F SV 82 X CH 83 0-1 ② G6-3 1-3	C CU 83 B CU 82 S CU 81 B CU 78 B SI 95 B SI 95 4-2 17 2B BB		2	0	0	0	2	1	2
17 Rhys Hoskins, R (1, 3) OBP: 0.514, SLG: 0.769	B SI 91 C SV 80 F SV 80 B SI 92 F SI 92 S SV 82 2-3 ③ K2-3 1-2	C SV 79 F SV 78 B FF 92 B SI 90 S SV 82 2-3 ① K	B SV 80 C SV 81 B SI 91 C SI 91 B SV 83 F SV 81 F SI 92 F SV 82 X SV 81 3-2 3-H HR	B CU 76 B SI 93 C CU 80 B CU 82 X SI 94 3-1 1-3 2B		4	1	2	2	0	2	1
10 J.T. Realmuto, R (1, 2) OBP: 0.303, SLG: 0.333		F FF 91 B SV 80 C SV 78 F FF 92 X SV 80 1-2 16 FC3-6 1B	X SV 79 0-0 ② F9	B SI 91 C SV 81 B FF 91 F SV 80 X CH 83 2-2 ③ G6-3		C CU 76 S CU 77 F CS 69 B FF 91 B CU 75 X FF 91 2-2 ③ G1-3		4	0	1	0	0	0	2
37 Odúbel Herrera, L (1, 8) OBP: 0.353, SLG: 0.400		B SV 79 X CH 82 1-0 ① P2	X SV 80 0-0 ③ F7			C CU 77 B FF 95 X CU 78 1-1 ① F7				3	0	0	0	0	0	1
16 César Hernández, S (1, 4) OBP: 0.250, SLG: 0.286		C SV 79 C CH 81 X SV 81 0-2 ② FC3-6 1-2f	C SI 90 F SV 79 X FF 92 0-2 ① G4-3			X CU 80 0-0 ② G4-3				3	0	0	0	0	0	1
7 Maikel Franco, R (1, 5) OBP: 0.500, SLG: 0.760		1 SAFE 1 SAFE C SV 80 S SV 81 1 SAFE B SV 80 F SI 91 B SV 82 X SI 91 2-2 ③ G3	S SV 80 F SI 91 F FF 93 B SV 81 X SV 80 1-2 ② P3			C CU 79 X FF 96 0-1 2B				3	0	1	0	0	0	1
56 Zach Eflin, R (1, 1)			C FF 91 B SV 79 C FF 91 B SV 81 S SV 81 2-3 ① K			B FF 90 C SI 91 C SV 80 B SV 81 C SI 92 2-3 ③ K		F CU 79 B FF 96 X FF 95 1-1 ③ L5		2	0	0	0	0	2	0
5 Nick Williams, L (7, PH) OBP: 0.143, SLG: 0.143										1	0	0	0	0	0	1
30 David Robertson, R (8, 1)										0	0	0	0	0	0	0
46 Adam Morgan, L (8, 1)										0	0	0	0	0	0	0
50 Héctor Neris, R (9, 1)										0	0	0	0	0	0	0
Inning Stats	R: 0 E: 0 K: 2 S: 10 H: 0 LOB: 1 BB: 1 P: 16	R: 0 E: 0 K: 0 S: 12 H: 1 LOB: 1 BB: 0 P: 16	R: 0 E: 0 K: 3 S: 11 H: 0 LOB: 1 BB: 1 P: 20	R: 0 E: 0 K: 1 S: 5 H: 0 LOB: 0 BB: 0 P: 7	R: 0 E: 0 K: 1 S: 10 H: 0 LOB: 0 BB: 0 P: 13	R: 2 E: 0 K: 0 S: 16 H: 1 LOB: 0 BB: 1 P: 26	R: 0 E: 0 K: 0 S: 7 H: 1 LOB: 1 BB: 0 P: 9	R: 0 E: 0 K: 0 S: 15 H: 1 LOB: 2 BB: 1 P: 26		1B: 1 2B: 2 3B: 0 HR: 1	SF: 0 SAC: 0 DP: 0 HBP: 0		WP: 0 PB: 0 SB: 1 CS: 0	PA: 32	

PITCHER	IP	WLS	BF	H	R	ER	SO	BB	IBB	HBP	BLK	WP	HR	S	P	ERA	WHIP
17 José Berríos, R (1, 1) ERA: 2.18	6.0	L	23	2	2	2	7	3	0	0	0	0	1	64	98	3.00	0.833
65 Trevor May, R (7, 1) ERA:	1.0		4	1	0	0	0	0	0	0	0	0	0	7	9	0.00	1.000
55 Taylor Rogers, L (8, 1) ERA: 1.59	0.2		4	1	0	0	0	1	0	0	0	0	0	11	20	0.00	3.000
19 Ryne Harper, R (8, 1) ERA:	0.1		1	0	0	0	0	0	0	0	0	0	0	4	6	0.00	0.000

PITCHER	IP	WLS	BF	H	R	ER	SO	BB	IBB	HBP	BLK	WP	HR	S	P	ERA	WHIP

BOTTOM

Minnesota Twins @ Philadelphia Phillies

Citizens Bank Park, Philadelphia, PA

Sun Apr 07 2019, 1:08 PM - 3:54 PM EDT

Att. 39,735 - Partly Cloudy - 71 F

livebaseballscorecards.com

AB	28
R	2
H	4
RBI	2
BB	4
SO	7
LOB	10

Minnesota Twins @ New York Mets

Citi Field, Flushing, NY

Tue Apr 09 2019, 7:37 PM - 11:43 PM EDT

Att. 22,126 - Cloudy - 46 F

TOP

livebaseballscorecards.com

Batter	1	2	3	4	5	6	7	8	9	AB	R	H	RBI	BB	SO	LOB
26 Max Kepler, L (1, 9) OBP: 0.302, SLG: 0.475	C FF 96 F FF 96 B FF 97 B FF 97 B FF 97 F SL 93 S FF 97 3-3 ① **K**		X CU 81 0-0 ① **F8**	F FF 95 B FF 95 F CH 90 B FF 96 B FF 96 F FF 96 X SL 93 3-2 64 CS 1B 3-H		C SI 92 X FF 93 0-1 ③ **F8**		X SI 95 0-0 ② **P2**	B KC 74 F SI 84 B CH 81 F CH 81 X FF 86 2-2 ③ **F9**	6	0	1	1	0	1	2
11 Jorge Polanco, S (1, 6) OBP: 0.450, SLG: 0.811	C FF 97 X FF 96 0-1 **1B**		C FF 94 B CU 84 F FF 96 B FF 96 F CH 89 B CH 89 X FF 96 3-2 64 WP 3B	C FF 95 B FF 96 B SL 92 X FF 96 2-1 ② **F8**			B CU 72 X CH 79 1-0 ① **F8**	1 SAFE X SI 94 0-0 1-H HR		5	2	3	2	0	0	1
64 Willians Astudillo, R (1, 3) OBP: 0.455, SLG: 0.737	X FF 96 0-0 ② **L9**		F FF 96 B CH 90 C CH 87 X FF 95 1-2 20 HR 3-H 1B	F SL 93 F CH 88 F FF 97 F SL 92 B FF 96 1-2 ③ **CS** 1-2	F SL 85 B FF 93 X CU 78 1-1 ① **G6-3**		F SI 89 F CU 75 S CH 81 0-3 ② **K**	B SL 91 B SL 89 B SI 95 C SI 95 X SL 90 3-1 ③ **G6-3**		5	1	1	0	0	1	1
20 Eddie Rosario, L (1, 7) OBP: 0.316, SLG: 0.471	B FF 96 S FF 97 F FF 97 F FF 98 X FF 97 1-2 ③ **F8**		F CH 88 B CH 89 F FF 96 F CH 89 B FF 96 X CH 88 2-2 1-H HR		C CU 79 S CU 80 X FF 95 0-2 ② **G6-3**		B CU 76 F CU 74 B CH 81 B CH 81 C CH 82 B CH 83 4-2 18 1B BB		X KC 73 0-0 18 1B 15 1B 2B	4	2	2	2	1	0	1
18 Mitch Garver, R (1, 2) OBP: 0.467, SLG: 0.933		C FF 95 X SL 92 0-1 HR	B FF 96 C FF 96 S FF 96 B FF 95 X FF 95 2-2 HR		C SL 88 B SI 94 C CU 80 B SL 88 X CU 81 2-2 ③ **G5-3**		B SI 89 C SI 89 1 SAFE X CH 82 1-1 1-3 1B		B SI 84 C SI 84 D CH 81 C KC 74 B SI 85 X KC 74 3-2 15 1B 16 HR 2-3 1B	5	3	4	2	0	0	0
9 Marwin Gonzalez, S (1, 5) OBP: 0.250, SLG: 0.200 38 Blake Parker, R (7, 1) 19 Ryne Harper, R (8, 1) 15 Jason Castro, L (9, PH) OBP: 0.250, SLG: 0.182 61 Chase De Jong, L (9, 1)		B FF 97 C FF 96 B CH 91 F CH 89 B FF 97 F SL 92 F SL 93 B FF 97 4-2 25 FC6-4 BB	C CU 85 C CU 85 X CU 85 0-2 ② **G4-3**			B CU 76 C CU 77 B CU 80 S FF 92 S CU 80 2-3 ① **K**	B SI 88 B CH 82 C SI 90 X SI 89 2-1 ③ **G4-3**		X FF 85 0-0 16 HR 1-2 3-H 1B	3 0 0 1 0	0 0 0 1 0	0 0 0 1 0	0 0 0 1 0	1 0 0 1 0	1 0 0 0 0	2 0 0 0 0
16 Jonathan Schoop, R (1, 4) OBP: 0.344, SLG: 0.500		B FF 96 D CH 90 S FF 96 1 SAFE S FF 96 F FF 96 B FF 96 F FF 96 F FF 97 3-2 X FF 86 ① **P4**	B FF 95 S CH 89 S FF 94 S FF 95 1-3 ③ **K**			X CU 79 0-0 **HR**		C SI 95 F SI 93 B SL 91 B SI 96 S SI 95 2-3 ① **K**	C SI 85 F CH 82 X SI 85 0-2 1-H 2-H HR	5	2	2	4	0	2	1
25 Byron Buxton, R (1, 8) OBP: 0.346, SLG: 0.500		B FF 96 B CH 89 C CH 89 F FF 97 B CH 89 X CH 88 3-2 ② **FC6-4** 44 S 1-2f		X CU 83 0-0 44 SH1-4 26 1B 2B		S FF 92 B FF 94 B CU 80 F FF 94 X CU 80 2-2 ② **F7**		C SI 95 S SL 90 B SI 94 X SI 96 1-2 13 E 2B	F SI 85 B CH 82 S CH 81 B CH 82 F SI 85 B CH 81 S CH 81 3-3 ① **K**	5	2	2	0	0	1	1
44 Kyle Gibson, R (1, 1) 39 Trevor Hildenberger, R (5, 1) 24 C.J. Cron, R (6, PH) OBP: 0.308, SLG: 0.360 65 Trevor May, R (6, 1) 49 Adalberto Mejía, R (7, 1) 13 Ehire Adrianza, S (7, 5) OBP: 0.222, SLG: 0.133		B FF 94 B FF 96 C FF 96 B FF 95 C FF 96 T FF 95 3-2 ③ **K** 1-2		B CU 79 M CU 80 C CU 81 X CU 81 1-2 ① **SH1-4** 2-3		X SL 85 0-0 **1B**		B SI 94 C SI 96 B SI 95 B CH 88 X SI 94 3-1 **E3** 11 HR 2-H	X CH 80 0-0 ② **G4-3**	1 0 1 0 0 2	0 0 0 0 0 1	0 0 1 0 0 0	0 0 0 0 0 0	1 0 0 0 0 0	1 0 0 0 0 0	1 0 0 0 0 0
Inning Stats	R: 0 E: 0 K: 1 S: 11 H: 1 LOB: 1 BB: 0 P: 15	R: 1 E: 0 K: 1 S: 18 H: 1 LOB: 1 BB: 1 P: 31	R: 4 E: 0 K: 1 S: 21 H: 4 LOB: 0 BB: 0 P: 30	R: 1 E: 0 K: 0 S: 14 H: 2 LOB: 0 BB: 0 P: 21	R: 0 E: 0 K: 0 S: 8 H: 0 LOB: 0 BB: 0 P: 11	R: 1 E: 0 K: 1 S: 11 H: 2 LOB: 1 BB: 0 P: 15	R: 0 E: 0 K: 1 S: 10 H: 1 LOB: 2 BB: 1 P: 18	R: 3 E: 1 K: 1 S: 12 H: 2 LOB: 0 BB: 0 P: 21	R: 4 E: 0 K: 1 S: 16 H: 4 LOB: 0 BB: 0 P: 24	1B: 7 2B: 3 3B: 1 HR: 6 SF: 0 SAC: 1 DP: 0 HBP: 0	WP: 1 PB: 0 SB: 1 CS: 1 PA: 47					

	AB	43
	R	14
	H	17
	RBI	12
	BB	2
	SO	7
	LOB	10

PITCHER		IP	WLS	BF	H	R	ER	SO	BB	IBB	HBP	BLK	WP	HR	S	P	ERA	WHIP
48 Jacob deGrom, R ERA: 3.18	(1, 1)	4.0	L	20	8	6	6	3	1	0	0	0	1	3	64	97	13.50	2.250
67 Seth Lugo, R ERA: 8.1	(5, 1)	2.0		8	2	1	1	1	0	0	0	0	0	1	19	26	4.50	1.000
43 Luis Avilán, L ERA: 16.2	(7, 1)	1.0		5	1	0	0	1	1	0	0	0	0	0	10	18	0.00	2.000
65 Robert Gsellman, R ERA: 4.5	(8, 1)	1.0		6	2	3	0	1	0	0	0	0	0	1	12	21	0.00	2.000
44 Jason Vargas, L ERA: 9.0	(9, 1)	1.0		7	4	4	4	1	0	0	0	0	0	1	16	24	36.00	4.000

PITCHER	IP	WLS	BF	H	R	ER	SO	BB	IBB	HBP	BLK	WP	HR	S	P	ERA	WHIP

BOTTOM

Batter	1	2	3	4	5	6	7	8	9	AB	R	H	RBI	BB	SO	LOB
9 Brandon Nimmo, L (1, 8) OBP: 0.300, SLG: 0.303	B FF 92 T FF 94 F FF 94 C SI 93 1-3 K ①		C FF 91 B SL 84 X FF 91 1-1 HR		B CU 79 C CU 80 X SI 91 1-1 28 BB 2B		C SL 85 B SL 84 B SI 90 B FF 92 C FF 92 C FF 92 3-3 K ①		F FF 91 S FF 92 B CU 79 B SL 81 F CU 78 B FF 92 B FF 92 4-2 20 HR BB	4	2	2	1	1	2	0
20 Pete Alonso, R (1, 3) OBP: 0.429, SLG: 0.923	C SI 94 C SI 94 B SL 86 S CH 86 1-3 K ②		C SI 94 B CH 87 S SI 93 S SL 85 1-3 K ①		C SL 84 S SL 84 B FF 89 D CH 84 X SI 93 2-2 G5-3 ①		F CH 83 B CH 82 B CH 83 X SI 93 2-1 HR		D CU 76 C FF 92 F FF 92 F FF 92 F CH 85 B SL 82 X FF 93 2-2 1-H HR	5	2	2	3	0	2	1
24 Robinson Canó, L (1, 4) OBP: 0.244, SLG: 0.372	F SI 94 X CH 86 0-1 G3 ③		B CU 82 B SI 94 S SI 90 S SL 86 B SL 85 X SI 92 3-2 G3-4-1 ②		X FF 93 0-0 P2 ②		C SL 87 F CH 83 F FF 92 B SL 86 F FF 93 B CH 81 B SL 87 4-2 30 PB BB		B FF 92 F FF 93 B CU 79 F CH 86 X FF 93 2-2 28 1B 30 BB 6 BB 1B	4	1	1	0	1	0	1
30 Michael Conforto, L (1, 9) OBP: 0.457, SLG: 0.700		F CH 86 B FF 93 B FF 93 F CH 87 B SI 94 F FF 94 X CH 86 3-2 1 2B 2B	S FF 94 B SL 85 B FF 92 B CH 86 X CH 87 3-1 HR		D CH 85 B FF 92 B FF 92 B FF 93 4-0 28 BB BB		B SI 91 D SI 92 C FF 93 B FF 94 X SL 87 3-1 F9 ② 1-2		B FF 91 B FF 91 F FF 90 B CU 79 C FF 90 F FF 92 B FF 91 4-2 6 BB 28 1B 18 FC4-6 1-2 BB	3	3	2	1	2	0	1
28 J.D. Davis, R (1, 5) OBP: 0.394, SLG: 0.571		B SL 84 D SL 86 S SL 85 D SI 92 D SI 94 4-1 1 2B BB	B SI 94 C SI 95 F FF 93 B CH 87 F SL 86 B SL 88 S SL 85 3-3 K ③		D SL 84 B SL 84 B SI 93 C SI 92 B SI 92 4-1 1-2 2-3 BB		C FS 81 S FF 91 F SI 92 B FF 92 B FS 81 X FC 89 2-2 G6-3 ③		B FF 91 X CU 76 1-0 18 FC4-6 6 BB 1-2 2-3 1B	3	0	1	0	2	1	1
6 Jeff McNeil, L (1, 7) OBP: 0.469, SLG: 0.500		C SI 93 F SI 90 B FF 91 D CU 82 F FF 94 S SL 86 2-3 K ①	X CH 84 0-0 G4-3 ①		C SL 75 S CH 77 D CH 76 F FF 91 F FF 90 X CH 78 1-2 L7 ③			B FF 92 F FF 91 S FC 87 B FS 82 B FF 92 X FF 92 3-2 F7 ①	B FF 91 C CH 85 B CU 77 B FF 91 F FF 90 B FF 91 4-2 18 FC4-6 1-2 2-3 3-H BB	4	0	0	1	1	1	5
1 Amed Rosario, R (1, 6) OBP: 0.326, SLG: 0.375		F SL 85 D CU 79 B SI 93 S SI 92 B SI 93 X SI 93 3-2 1-3 2-H 2B	C SL 83 X SL 85 0-1 1B		C CU 79 S FF 95 F FF 94 F FF 96 B CH 86 F CU 78 F FF 95 X CH 86 1-2 G5-3 ①			X CU 74 0-0 15 WP 1B	X SL 81 0-0 P3 ①	5	0	3	1	0	0	3
18 Travis d'Arnaud, R (1, 2)		D SL 86 S SI 94 S FF 94 D CU 82 B SI 93 C SL 85 3-3 K ②	B SI 91 1 SAFE 1 SAFE X SI 92 1-0 P4 ②		S FF 96 S FF 95 X FF 96 0-2 P3 ②			B CU 74 D CU 74 S FF 89 F FF 88 F FF 90 X CU 74 2-2 F8 ②	B SL 83 C FF 90 F FF 91 B FF 90 X SL 81 2-2 1-2f 2-3 3-H FC4-6 ②	5	0	0	1	0	1	6
48 Jacob deGrom, L OBP: 0.167, SLG: 0.500 22 Dominic Smith, L OBP: 0.500, SLG: 0.429 67 Seth Lugo, R 12 Juan Lagares, R OBP: 0.000, SLG: 0.000 43 Luis Avilán, L 66 Robert Gsellman, R 15 Luis Guillorme, L OBP: 1.000, SLG: 0.250 44 Jason Vargas, L 40 Wilson Ramos, R OBP: 0.400, SLG: 0.400		S CU 82 B FF 93 B CH 86 B FF 94 X SI 93 3-1 G3 ③	S SL 83 B FF 93 D SL 83 X SI 92 2-1 G3 ③		B CU 80 B FF 94 D SL 74 C FF 95 S FF 94 2-3 K ③			B CU 73 F FF 88 C CU 74 F CS 67 B FF 90 B CU 76 F FF 90 F CU 75 F FF 90 3-2 F FF 90 F CU 75 X FF 90 G4-3 ③ 1-2	B SL 80 S FF 89 F FF 90 B SL 82 B FF 91 X FF 90 3-2 P3 ③	1 0 0 0 0 0 2 1 0 0 0 0 0 1 0 0 0 0 0 0 0 1 0 0 0 0 1 0 0 0 0 0 0 0 0 0 0 0 0 0 0 0 1 0 0 0 0 0 1 0 0 0 0 0 0 0 1 0 0 0 0 0 2							
Inning Stats	R: 0 E: 0 K: 2 S: 8 H: 0 LOB: 0 BB: 0 P: 10	R: 1 E: 0 K: 2 S: 17 H: 2 LOB: 2 BB: 1 P: 35	R: 2 E: 0 K: 2 S: 14 H: 2 LOB: 0 BB: 0 P: 25	R: 0 E: 0 K: 0 S: 6 H: 1 LOB: 1 BB: 0 P: 9	R: 0 E: 0 K: 0 S: 12 H: 1 LOB: 3 BB: 2 P: 24	R: 0 E: 0 K: 1 S: 13 H: 0 LOB: 0 BB: 0 P: 16	R: 1 E: 0 K: 1 S: 15 H: 1 LOB: 1 BB: 1 P: 29	R: 0 E: 0 K: 0 S: 17 H: 1 LOB: 1 BB: 0 P: 25	R: 4 E: 0 K: 0 S: 24 H: 3 LOB: 2 BB: 3 P: 46	1B: 4 2B: 3 3B: 0 HR: 4 SF: 0 SAC: 0 DP: 0 HBP: 0						

PITCHER	IP	WLS	BF	H	R	ER	SO	BB	IBB	HBP	BLK	WP	HR	S	P	ERA	WHIP
44 Kyle Gibson, R (1, 1) ERA: 7.71	4.2		23	6	3	3	6	3	0	0	0	0	2	52	97	5.79	1.929
39 Trevor Hildenberger, R (5, 1) ERA:	0.1	W	1	0	0	0	0	0	0	0	0	0	0	5	6	0.00	0.000
65 Trevor May, R (6, 1) ERA:	1.0		3	0	0	0	1	0	0	0	0	0	0	13	16	0.00	0.000
49 Adalberto Mejía, L (7, 1) ERA: 6.35	0.2		4	1	1	1	1	1	0	0	0	0	1	11	23	13.50	3.000
38 Blake Parker, R (7, 1) ERA: 2.25	0.2	H	2	0	0	0	0	0	0	0	0	0	0	7	12	0.00	0.000

PITCHER	IP	WLS	BF	H	R	ER	SO	BB	IBB	HBP	BLK	WP	HR	S	P	ERA	WHIP
19 Ryne Harper, R (8, 1) ERA:	0.2		3	1	0	0	0	0	0	0	0	1	0	14	19	0.00	1.500
61 Chase De Jong, R (9, 1) ERA: 36.0	1.0		9	3	4	4	0	3	0	0	0	0	1	24	46	36.00	6.000

Minnesota Twins @ New York Mets

Citi Field, Flushing, NY

Tue Apr 09 2019, 7:37 PM - 11:43 PM EDT

Att. 22,126 - Cloudy - 46 F

livebaseballscorecards.com

AB	38
R	8
H	11
RBI	8
BB	7
SO	8
LOB	24

WP: 1	PA: 45		
PB: 1			
SB: 0			
CS: 0			

Minnesota Twins @ New York Mets

Citi Field, Flushing, NY

Wed Apr 10 2019, 7:12 PM - 10:26 PM EDT

Att. 20,946 - Clear - 54 F

TOP

livebaseballscorecards.com

Batter	1	2	3	4	5	6	7	8	9	AB	R	H	RBI	BB	SO	LOB
26 Max Kepler, L (1, 9) OBP: 0.319, SLG: 0.500	F SI 97 B SI 98 F CH 90 B FF 99 B CH 91 S CH 90 3-3 ① **K**		X FF 98 0-0 2-H 1B			X CH 90 0-0 ② L3		X SI 94 0-0 64 G5-4-3 1-3 2B		4	0	2	1	0	1	0
11 Jorge Polanco, S (1, 6) OBP: 0.432, SLG: 0.750	S SI 98 B SI 98 C SL 90 B FF 99 X CH 91 2-2 ② F9		1 SAFE X SI 97 0-0 ③ L8			C SI 97 C SL 92 B FF 98 F FF 98 F FF 97 F FF 98 S CH 91 1-3 ③ **K**		C SL 87 B FF 95 B SL 88 B SL 87 F FF 96 F SL 88 B SI 96 4-2 64 G5-4-3 BB		3	0	0	0	1	1	1
64 Willians Astudillo, R (1, 5) OBP: 0.385, SLG: 0.609	F SI 99 F SI 98 B CH 93 F CH 92 X FF 100 1-2 ③ G5-3			B SL 89 X SL 89 1-0 ① G6-3			S SL 90 F SI 97 B FF 99 X SL 90 1-2 ① G6-3	C SL 87 F SI 96 X SL 88 0-2 ①② G5-4-3 1-2f 2-3 3-H		4	0	0	0	0	0	2
20 Eddie Rosario, L (1, 7) OBP: 0.286, SLG: 0.421		C SI 97 X SI 97 0-1 ① G6-3		X SI 97 0-0 ② F8			C SI 98 B SI 98 F FF 98 S CH 91 1-3 ② **K**	B SI 95 S FS 90 S FS 92 X FS 91 1-2 ③ G4-3		4	0	0	0	0	1	1
24 C.J. Cron, R (1, 3) OBP: 0.267, SLG: 0.310		B SI 98 B FF 98 F FF 98 X SI 98 2-1 ② G6-3		C SL 90 B SI 98 B SI 97 F SI 98 X FF 97 2-2 ③ G5-3			S SI 98 S FF 98 S SL 91 0-3 ③ **K**		C FF 96 F SL 86 F FF 96 S FF 97 0-3 ① **K**	4	0	0	0	0	2	0
18 Mitch Garver, R (1, 2) OBP: 0.474, SLG: 1.000		B SI 99 C FF 99 S FF 98 B FF 98 F FF 98 S CH 92 2-3 ③ **K**			B CU 82 B FF 97 C FF 97 F CH 91 X SI 97 2-2 ① G3-1			F SI 95 F FF 96 B SL 88 X SL 86 1-2 16 PB 16 2B 1B	C FF 96 B FF 98 X FF 96 1-1 HR	4	2	2	1	0	1	0
16 Jonathan Schoop, R (1, 4) OBP: 0.389, SLG: 0.563			C FF 97 B SL 90 X SI 98 1-1 12 SH2-3 26 1B 1B		B FF 98 C SI 97 F FF 98 B SI 98 S SL 89 2-3 ② **K**			B SI 96 F SI 96 X FF 97 1-1 25 3B 1-H 2B	C FF 97 S SL 87 X SL 87 0-2 25 WP 1B	4	2	3	1	0	1	0
25 Byron Buxton, R (1, 8) OBP: 0.333, SLG: 0.536			C SI 97 1 SAFE X SI 97 0-1 ① P3		B SI 98 C SL 90 C SI 98 F CH 90 F SI 98 F CH 91 F SL 90 S FF 99 1-3 ③ **K**			C SL 88 S FF 97 D CH 90 X FF 97 1-2 60 1B 2-H 3B	S SL 86 B SL 88 B SL 88 B FF 97 S FF 97 S FF 98 3-3 ② **K** 1-2	4	1	1	1	0	2	2
12 Jake Odorizzi, R (1, 1) 62 Andrew Vasquez, L (5, 1) 39 Trevor Hildenberger, R (5, 1) 9 Marwin Gonzalez, S (6, PH) OBP: 0.241, SLG: 0.192 33 Martín Pérez, L (6, 1) 60 Jake Cave, L (8, PH) OBP: 0.357, SLG: 0.250 65 Trevor May, R (8, 1) 13 Ehire Adrianza, S (9, PH) OBP: 0.211, SLG: 0.125			L SI 97 B SI 98 X SI 97 1-1 ② SH2-3 1-2			B SI 96 S SI 96 F SI 96 X CH 90 1-2 ① G4-1		X FS 89 0-0 26 2B 64 G5-4-3 3-H 1B	B FF 97 F SL 87 S FF 97 S FF 98 1-3 ③ **K**	0 0 0 1 0 1 1 0 1	0 0 0 0 0 1 1 0 0	0 0 0 0 0 1 1 0 1	0 0 0 0 0 0 1 0 1	0 0 0 0 0 0 0 0 1	0 0 0 0 0 0 0 0 1	0 0 0 0 0 0 0 0 1
Inning Stats	R: 0 E: 0 K: 1 S: 10 H: 0 LOB: 0 BB: 0 P: 16	R: 0 E: 0 K: 1 S: 8 H: 0 LOB: 0 BB: 0 P: 12	R: 1 E: 0 K: 0 S: 8 H: 2 LOB: 1 BB: 0 P: 10	R: 0 E: 0 K: 0 S: 5 H: 0 LOB: 0 BB: 0 P: 8	R: 0 E: 0 K: 2 S: 13 H: 0 LOB: 0 BB: 0 P: 18	R: 0 E: 0 K: 1 S: 10 H: 0 LOB: 0 BB: 0 P: 12	R: 0 E: 0 K: 2 S: 9 H: 0 LOB: 0 BB: 0 P: 11	R: 4 E: 0 K: 0 S: 19 H: 5 LOB: 1 BB: 1 P: 27	R: 1 E: 0 K: 3 S: 15 H: 2 LOB: 1 BB: 0 P: 20	1B: 5 2B: 2 3B: 1 HR: 1 SF: 0 SAC: 1 DP: 1 HBP: 0						

	AB	34
	R	6
	H	9
	RBI	5
	BB	1
	SO	10
	LOB	7

WP: 1 PB: 1 SB: 0 CS: 0 PA: 36

PITCHER		IP	WLS	BF	H	R	ER	SO	BB	IBB	HBP	BLK	WP	HR	S	P	ERA	WHIP
34 Noah Syndergaard, R ERA: 4.74	(1, 1)	7.0	W	26	5	4	4	7	0	0	0	0	0	0	71	98	5.14	0.714
27 Jeurys Familia, R ERA: 6.0	(8, 1)	1.0		5	2	1	1	0	1	0	0	0	0	0	11	16	9.00	3.000
39 Edwin Díaz, R ERA: 1.93	(9, 1)	1.0		5	2	1	1	3	0	0	0	0	1	1	15	20	9.00	2.000

PITCHER	IP	WLS	BF	H	R	ER	SO	BB	IBB	HBP	BLK	WP	HR	S	P	ERA	WHIP

Batter	1	2	3	4	5	6	7	8	9	AB	R	H	RBI	BB	SO	LOB
9 Brandon Nimmo, L (1, 8) OBP: 0.318, SLG: 0.306 22 Dominic Smith, L (8, 3) OBP: 0.500, SLG: 0.417	C FF 91 S FF 91 B FF 92 F FF 92 C FF 93 1-3 K ①	F FF 94 S FF 94 B FF 94 S FF 93 1-3 K ③	D SL 78 B CH 84 H CH 84 3-0 24 BB, 20 BB, 30 BB, HBP 1-2 2-3 3-H	F SI 92 C SI 93 X SI 96 0-2 24 BB, 20 BB, 30 1B, 1B	B SL 86 B FF 94 B FF 95 C FF 94 C FF 95 F SI 96 S FF 95 3-3 K ① 1-2		3 2 1 1 0 2 1 1 0 0 0 0 1 1								
20 Pete Alonso, R (1, 3) OBP: 0.435, SLG: 0.878 23 Keon Broxton, R (7, PR) OBP: 0.375, SLG: 0.286 (8, 8) (9, 7)	F FF 93 B CU 76 S FC 82 F FS 86 X CU 77 1-2 P3 ②	B CU 75 S FS 84 X CU 75 1-1 G5-3 ①	D SL 77 F CH 86 C SL 78 D SL 78 B SL 79 D SL 78 4-2 30 BB, 24 BB, 40 1B, BB 1-2 2-3 3-H	D CH 85 B FC 90 B FF 94 C SI 94 B FF 95 4-1 30 BB, 24 BB, 30 1B, BB 1-2	D SL 88 C SL 87 S FF 95 D CU 78 T FF 94 2-2 K ②		2 1 0 1 2 0 0 1 1 0 0 0 1 1								
24 Robinson Canó, L (1, 4) OBP: 0.265, SLG: 0.356 15 Luis Guillorme, L (7, PR) OBP: 0.286, SLG: 0.167 (8, 4)	B CU 76 B FS 86 F FF 92 B FF 93 F FF 93 C FF 93 3-3 K ③	X FF 92 0-0 P5 ②	B CH 87 B SL 78 B SI 86 B CH 85 4-0 30 BB, 40 1B, BB 1-2 2-3 3-H	B FC 88 F SI 94 F FC 89 B FF 95 F SI 95 D CH 86 B FC 89 4-2 30 1B, 6 1B, BB 1-2 2-3	C CU 76 D CU 77 B FF 96 F CH 86 B FF 96 X CU 76 3-2 G4-3 ③		2 1 0 1 2 1 0 1 1 0 0 0 0 1								
30 Michael Conforto, L (1, 9) OBP: 0.460, SLG: 0.674		B FF 92 B FF 92 C FF 92 F FF 93 X FF 92 2-2 F8 ①	C FF 92 S FF 93 B FS 85 F FF 92 F FS 85 F FF 90 B FF 93 X FF 93 3-2 L6 ③	B CH 78 B CH 78 B SI 87 B SI 88 4-0 40 1B, BB 1-2 2-3 3-H	F SI 95 C SI 95 F FF 96 F SI 95 X SI 95 0-2 28 FC5, 6 1B, 1B 1-2 2-H 3-H					3 0 1 3 1 0 0							
40 Wilson Ramos, R (1, 2) OBP: 0.389, SLG: 0.400		X CU 76 0-0 G5-3 ②	C CU 74 B FS 84 B FC 83 X FS 86 2-1 G5-3 ①		B SI 88 S CH 79 X SI 86 2-0 1-3 2-H 3-H 1B		C FF 96 S CH 84 B SI 95 B CH 85 S SI 95 2-3 K ①			4 0 1 2 0 1 2							
6 Jeff McNeil, L (1, 7) OBP: 0.472, SLG: 0.500 (9, 5)		X FF 92 0-0 P6 ③	X FF 92 X FF 92 0-1 28 BB, 1 BB, 34 BB, 1B		C SL 75 F SL 79 S CH 77 0-3 K ③		S FC 89 X SI 94 0-1 1-2 2-H 1B			4 0 2 1 0 1 2							
1 Amed Rosario, R (1, 6) OBP: 0.340, SLG: 0.357			B FF 92 B FF 92 B FF 92 B FF 91 4-0 34 SH5-4, BB	S FC 85 1 SAFE B FF 92 1 SAFE 1 SAFE F FC 85 B FF 91 B FS 84 B FF 91 4-2 34 BB, 28 BB, 9 HBP, BB 1-2	B FC 89 T FC 90 B FC 89 S FF 95 S FF 95 2-3 K ①	S FC 88 S CH 85 S CH 85 0-3 K ②				2 1 0 0 2 2 2							
28 J.D. Davis, R (1, 5) OBP: 0.378, SLG: 0.516 39 Edwin Díaz, R (9, 1)			1 SAFE 1 SAFE X FC 84 0-0 L9 ①	S FF 91 B FF 90 S FS 84 B FS 84 B FS 83 D FS 85 4-2 9 HBP, 34 BB, 20 BB, BB 1-2 2-3	X FC 89 0-0 G6-3 ②	C CU 79 X FC 89 0-1 FC5 ③ 2-3f				3 1 0 0 1 0 3 0 0 0 0 0 0 0							
34 Noah Syndergaard, L (1, 1) 27 Jeurys Familia, R (8, 1) 12 Juan Lagares, R (8, PH) OBP: 0.273, SLG: 0.316 (9, 8)			S FF 93 X FF 93 0-1 SH5-4 ② 1-2	B FF 93 B FF 90 S FF 90 C FF 90 B FF 92 B FF 90 4-2 20 BB, 9 HBP, 24 BB, BB 1-2 2-3 3-H	C FF 94 F FC 89 B FF 96 B FF 96 B FC 89 S SI 95 3-3 K ③		B FF 94 S FF 93 B FF 94 F FF 95 B CU 79 B FF 95 4-2 22 S, BB		1 1 0 0 1 1 0 0 0 0 0 0 0 0 0 0 0 0 1 0 0							
Inning Stats	R: 0 E: 0 K: 2 S: 11 H: 0 LOB: 0 BB: 0 P: 16	R: 0 E: 0 K: 0 S: 5 H: 0 LOB: 0 BB: 0 P: 7	R: 0 E: 0 K: 1 S: 6 H: 0 LOB: 1 BB: 1 P: 11	R: 0 E: 0 K: 0 S: 9 H: 0 LOB: 0 BB: 0 P: 13	R: 6 E: 0 K: 1 S: 16 H: 2 LOB: 2 BB: 6 P: 47	R: 0 E: 0 K: 2 S: 7 H: 0 LOB: 0 BB: 0 P: 12	R: 3 E: 0 K: 2 S: 22 H: 3 LOB: 2 BB: 2 P: 32	R: 0 E: 0 K: 2 S: 12 H: 0 LOB: 1 BB: 1 P: 24		1B: 5 2B: 0 3B: 0 HR: 0 SF: 0 SAC: 1 DP: 0 HBP: 1					WP: 0 PB: 0 SB: 1 CS: 0 PA: 39	

PITCHER		IP	WLS	BF	H	R	ER	SO	BB	IBB	HBP	BLK	WP	HR	S	P	ERA	WHIP
12 Jake Odorizzi, R ERA: 6.35	(1, 1)	4.2	L	18	1	3	3	3	4	0	0	0	0	0	41	71	5.79	1.071
62 Andrew Vasquez, L ERA:	(5, 1)	0.0		3	0	0	0	0	2	0	1	0	0	0	2	13	∞	∞
39 Trevor Hildenberger, R ERA:	(5, 1)	0.1		3	1	3	3	1	1	0	0	0	0	0	4	10	81.00	6.000
33 Martín Pérez, L ERA: 7.56	(6, 1)	2.0		11	3	3	3	4	2	0	0	0	0	0	29	44	13.50	2.500
65 Trevor May, R ERA:	(8, 1)	1.0		4	0	0	0	2	1	0	0	0	0	0	12	24	0.00	1.000

PITCHER	IP	WLS	BF	H	R	ER	SO	BB	IBB	HBP	BLK	WP	HR	S	P	ERA	WHIP

BOTTOM

Minnesota Twins @ New York Mets

Citi Field, Flushing, NY

Wed Apr 10 2019, 7:12 PM - 10:26 PM EDT

Att. 20,946 - Clear - 54 F

livebaseballscorecards.com

AB	27
R	9
H	5
RBI	9
BB	10
SO	10
LOB	13

Batter	1	2	3	4	5	6	7	8	9	AB	R	H	RBI	BB	SO	LOB
1 Josh Harrison, R (1, 4) OBP: 0.220, SLG: 0.154	B FF 91 F SL 80 F SL 80 F FF 91 S FF 92 1-3 ① K		S SL 84 B FF 92 B FF 92 F SL 84 X SL 85 2-2 ① SF8 3-H		F FF 93 B FF 91 F CH 87 X FF 93 1-2 ② L6		1 SAFE C SL 77 X SI 88 0-1 ② G5-3 1-3		B FF 91 S FF 91 S FF 91 S FF 92 1-3 ③ K	4	0	0	1	0	2	3
46 Jeimer Candelario, S (1, 5) OBP: 0.259, SLG: 0.245	C FF 92 S CH 86 B FF 91 B SL 82 F CH 87 F FF 92 F FF 92 X FF 91 2-2 ② L9		C SL 84 B CH 86 S CH 87 F FF 94 F SL 86 X FF 93 1-2 1B 1-2 2-H		C FF 92 X CH 87 0-1 ③ P5		C CH 78 B FF 92 D SI 90 C SL 78 F SL 76 S CH 77 2-3 ③ K			4	0	1	1	0	1	2
24 Miguel Cabrera, R (1, 10) OBP: 0.362, SLG: 0.280	C SL 82 F SL 82 B FF 91 X FF 91 1-2 ③ L6		B FF 92 F SL 84 F CH 87 F FF 92 X SL 84 1-2 ② L9			C FF 91 B CH 87 C SL 83 S FF 90 1-3 ① K		X SI 95 0-0 14 FC4-6 1B		4	0	1	0	0	1	2
14 Christin Stewart, L (1, 7) OBP: 0.255, SLG: 0.477		B SL 81 B FF 91 F FF 91 B FF 92 C FF 92 X SL 82 3-2 ① F8	C SL 82 F SL 84 F CH 87 S FF 92 0-3 ③ K			F FF 92 X FF 91 0-1 HR		C SI 94 B CU 82 X CU 82 1-1 ① FC4-6 1-2f		4	1	1	1	0	1	3
55 John Hicks, R (1, 3) OBP: 0.276, SLG: 0.444		S SL 82 F SL 82 X FF 92 0-2 ② F9		C FF 90 F SL 82 X SL 82 0-2 17 L4-6 2B		X CH 86 0-0 13 F9 2B		B SI 94 C SI 93 F SI 94 B SI 94 X CU 82 2-2 ② L8		4	0	2	0	0	0	1
13 Dustin Peterson, R (1, 9) OBP: 0.167, SLG: 0.250		F FF 91 F SL 82 S FF 90 0-3 ③ K		B FF 90 B FF 90 C FF 91 S SL 83 F SL 84 S FF 91 2-3 ① K		X SL 84 0-0 ② F9 2-3		B SI 95 B SI 93 F SI 94 F SI 95 F SI 93 C SI 94 2-3 ③ K		4	0	0	0	0	3	3
17 Grayson Greiner, R (1, 2) OBP: 0.200, SLG: 0.184			C FF 92 B CH 86 X SL 83 1-1 21 1B 7 1B 1 SF8 1B	X SL 83 0-0 ② ③ L4-6 2-2		F FF 93 B FF 92 X SL 85 1-1 ③ G3-1			F FF 92 B FF 91 C FF 92 B FS 80 B FS 82 X FF 92 3-2 ① L9	4	1	1	0	0	0	2
7 Jordy Mercer, R (1, 6) OBP: 0.298, SLG: 0.326 29 Gordon Beckham, R (5, PR) OBP: 0.313, SLG: 0.462 (5, 6)			C FF 91 F FF 92 F SL 84 X SL 84 0-2 21 1B 46 1B 1-2 1B		B FF 92 B FF 91 B FF 91 C FF 90 F FF 91 X FF 91 3-2 2B		B SI 88 C SL 76 X SI 88 1-1 ① P3		S FF 91 C FF 92 B FF 92 B FC 87 B FF 92 F FF 92 F FF 92 B FF 91 4-2 21 WP BB	2 1	1 0	2 0	0 0	0 1	0 0	0 0
21 JaCoby Jones, R (1, 8) OBP: 0.286, SLG: 0.286			M SL 82 B SL 83 D FF 93 B FF 93 X FF 92 3-1 46 1B 1-2 2-3 1B		F FF 92 X SL 84 0-1 ① G5-3		F SL 78 B CH 77 B SL 75 X SI 87 2-1 1 E 1 S 1B		1 SAFE 1 SAFE C CU 76 1 SAFE D FS 81 F FF 91 D FS 83 C CU 75 2-3 ② K 1-2	4	0	2	0	0	1	2
Inning Stats	R: 0 E: 0 K: 1 S: 13 H: 0 LOB: 0 BB: 0 P: 17	R: 0 E: 0 K: 1 S: 9 H: 0 LOB: 0 BB: 0 P: 12	R: 2 E: 0 K: 1 S: 24 H: 4 LOB: 2 BB: 0 P: 32	R: 0 E: 0 K: 1 S: 8 H: 1 LOB: 0 BB: 0 P: 10	R: 0 E: 0 K: 0 S: 10 H: 1 LOB: 1 BB: 0 P: 14	R: 1 E: 0 K: 1 S: 9 H: 2 LOB: 1 BB: 0 P: 11	R: 0 E: 0 K: 1 S: 10 H: 1 LOB: 1 BB: 0 P: 15	R: 0 E: 0 K: 1 S: 10 H: 1 LOB: 1 BB: 0 P: 15	R: 0 E: 0 K: 2 S: 13 H: 0 LOB: 1 BB: 1 P: 23	1B: 6 2B: 4 3B: 0 HR: 1 SF: 1 SAC: 0 DP: 1 HBP: 0						

PITCHER		IP	WLS	BF	H	R	ER	SO	BB	IBB	HBP	BLK	WP	HR	S	P	ERA	WHIP
35 Michael Pineda, R ERA: 3.0	(1, 1)	6.0	W	25	8	3	3	5	0	0	0	0	0	1	73	96	4.50	1.333
39 Trevor Hildenberger, R ERA:	(7, 1)	1.0	H	4	1	0	0	1	0	0	0	0	0	0	10	15	0.00	1.000
55 Taylor Rogers, L ERA: 1.35	(8, 1)	1.0	H	4	1	0	0	1	0	0	0	0	0	0	10	15	0.00	1.000
38 Blake Parker, R ERA: 1.8	(9, 1)	1.0	S	4	0	0	0	2	1	0	0	0	1	0	13	23	0.00	1.000

PITCHER	IP	WLS	BF	H	R	ER	SO	BB	IBB	HBP	BLK	WP	HR	S	P	ERA	WHIP

TOP

Detroit Tigers @ Minnesota Twins

Target Field, Minneapolis, MN

Sat Apr 13 2019, 1:12 PM - 4:18 PM CDT

Att. 16,484 - Cloudy - 37 F

livebaseballscorecards.com

AB	35
R	3
H	10
RBI	3
BB	1
SO	9
LOB	18

WP: 1	PA: 37		
PB: 0			
SB: 1			
CS: 0			

Batter	1	2	3	4	5	6	7	8	9	AB	R	H	RBI	BB	SO	LOB
26 Max Kepler, L (1, 9) OBP: 0.333, SLG: 0.489	C FC 90 B FF 91 B FC 88 F FF 90 X SL 83 2-2 G3-1 ①		F SL 83 C FF 90 X FF 91 0-2 23 BB 20 1B 1-2 2-3 1B		C FF 90 C SL 83 X SL 84 0-2 G4-3 ②		B SL 80 B FF 90 B FF 89 C FF 89 S FF 90 B FF 91 4-2 1-2 2-3 BB			3	1	1	0	1	0	0
11 Jorge Polanco, S (1, 6) OBP: 0.417, SLG: 0.721	C SL 82 C FC 89 F SL 84 F FF 91 B SL 85 B FF 89 B FF 89 X SL 85 3-2 P6 ②		D SL 83 F FF 89 F FF 88 D SL 85 X SL 84 2-2 SF9 ① 2-3 3-H		F SL 82 X FF 89 0-1 23 CS 1B		D SL 82 B FF 91 S FF 91 B FF 91 F FF 91 F FF 92 F FF 92 S CH 84 3-3 K ①			3	0	1	1	0	1	3
23 Nelson Cruz, R (1, 10) OBP: 0.483, SLG: 0.524	C FF 90 S SL 84 C FF 90 0-3 K ③		C FC 87 B FF 90 1 SAFE B FF 89 F FF 89 1 SAFE B FC 89 B SL 85 4-2 24 F8-4 20 1B 1-2 BB		B FC 91 S FC 88 B FC 88 B FC 90 3-1 CS ③ 1-2	C SL 84 B FC 89 B SL 84 C FF 88 B FC 88 B FC 90 4-2 20 1B BB	S SI 92 B SI 93 F SI 93 F CH 86 F SI 94 F SL 90 F CH 89 C SI 94 1-3 K ②			2	0	0	0	2	2	3
20 Eddie Rosario, L (1, 7) OBP: 0.304, SLG: 0.429		X FC 91 0-0 G3 ①	F SL 84 B FC 91 X FF 89 1-1 24 F8-4 1-2 2-H 3-H 1B			B FC 90 C FF 88 X FC 89 1-1 1-2 1B	B CH 87 B SI 94 B SI 94 C SI 93 X SI 94 3-1 F8 ③			4	0	2	2	0	0	3
24 C.J. Cron, R (1, 3) OBP: 0.235, SLG: 0.273		C FF 90 X FC 89 0-1 G1-3 ②	B FC 91 X FF 88 1-0 F8-4 ②③ 1-2 2-3			X FF 89 0-0 F4 ①		C FF 94 B SL 81 F CH 87 S SL 83 1-3 K2-3 ①		4	0	0	0	0	1	4
9 Marwin Gonzalez, S (1, 5) OBP: 0.212, SLG: 0.167		C FF 92 F SL 85 B SL 85 S FF 89 1-3 K ③		B FC 89 F FC 89 C SL 82 X FF 89 1-2 L9 ①		C SL 83 C SL 85 D SL 85 X FF 88 1-2 L7 ②		B CH 88 C FF 95 C SL 83 C FF 96 1-3 K ②		4	0	0	0	0	2	2
16 Jonathan Schoop, R (1, 4) OBP: 0.375, SLG: 0.514			B FC 89 S FF 87 B SL 83 B FC 90 B FC 88 4-1 15 BB 25 1B BB	X SL 83 0-0 P3 ②		B SL 84 S FC 89 X FF 88 1-1 G1-3 ③		B SL 84 B FF 96 B FF 96 F FF 96 X FF 95 3-1 G5-3 ③		3	1	0	0	1	0	2
15 Jason Castro, L (1, 2) OBP: 0.333, SLG: 0.167			C FC 90 F SL 83 B FF 90 B FC 89 F SL 84 B FF 90 B FF 89 4-2 26 1B 25 1B 11 SF9 1-2 BB	F SI 89 C FF 89 S SL 84 0-3 K ③			S SI 93 C CU 80 B SL 87 F CU 80 B FF 97 B SL 87 B SI 95 4-2 26 BB 25 BB BB			1	1	0	0	2	1	0
25 Byron Buxton, R (1, 8) OBP: 0.364, SLG: 0.533			C SL 84 D SL 84 X FC 89 1-1 11 SF9 26 1B 20 1B 1-2 2-H 1B		X FC 87 0-0 G5-3 ①		D SL 87 B SI 92 B SI 92 B SI 93 4-0 26 BB 1-2 BB			2	1	1	1	1	0	0
Inning Stats	R: 0 E: 0 K: 1 S: 11 H: 0 LOB: 0 BB: 0 P: 16	R: 0 E: 0 K: 1 S: 6 H: 0 LOB: 0 BB: 0 P: 7	R: 4 E: 0 K: 0 S: 17 H: 3 LOB: 1 BB: 3 P: 34	R: 0 E: 0 K: 1 S: 7 H: 0 LOB: 0 BB: 0 P: 8	R: 0 E: 0 K: 0 S: 7 H: 1 LOB: 0 BB: 0 P: 10	R: 0 E: 0 K: 0 S: 10 H: 1 LOB: 2 BB: 1 P: 17	R: 0 E: 0 K: 2 S: 19 H: 0 LOB: 3 BB: 3 P: 38	R: 0 E: 0 K: 2 S: 8 H: 0 LOB: 0 BB: 0 P: 13		1B: 5 2B: 1 3B: 0 HR: 0 SF: 1 SAC: 0 DP: 1 HBP: 0		WP: 0 PB: 0 SB: 0 CS: 1 PA: 35		

Detroit Tigers @ Minnesota Twins

Target Field, Minneapolis, MN

Sat Apr 13 2019, 1:12 PM - 4:18 PM CDT

Att. 16,484 - Cloudy - 37 F

BOTTOM

livebaseballscorecards.com

AB	26
R	4
H	5
RBI	4
BB	7
SO	7
LOB	17

PITCHER		IP	WLS	BF	H	R	ER	SO	BB	IBB	HBP	BLK	WP	HR	S	P	ERA	WHIP
38 Tyson Ross, R ERA: 3.5	(1, 1)	6.0	L	25	5	4	4	3	4	0	0	0	0	0	58	92	6.00	1.500
54 Drew VerHagen, R ERA: 4.5	(7, 1)	0.0		2	0	0	0	0	2	0	0	0	0	0	3	11	∞	∞
68 Daniel Stumpf, L ERA:	(7, 1)	0.1		2	0	0	0	1	1	0	0	0	0	0	7	14	0.00	3.000
58 Victor Alcántara, R ERA: 1.93	(7, 1)	0.2		2	0	0	0	1	0	0	0	0	0	0	9	13	0.00	0.000
45 Buck Farmer, R ERA:	(8, 1)	1.0		3	0	0	0	2	0	0	0	0	0	0	8	13	0.00	0.000

PITCHER	IP	WLS	BF	H	R	ER	SO	BB	IBB	HBP	BLK	WP	HR	S	P	ERA	WHIP

Batter	1	2	3	4	5	6	7	8	9	AB	R	H	RBI	BB	SO	LOB
46 Jeimer Candelario, S (1, 5) OBP: 0.288, SLG: 0.264	B FF 91 C FF 91 B SV 79 C FF 92 B FF 92 X SI 91 3-2 14 FC6 24 1B 1B	C SI 91 B CH 83 X CH 83 1-1 G3			C SI 92 C SV 82 X SI 93 0-2 ③ F8			B CH 86 B FF 95 C FF 94 B FF 95 S FF 94 F FF 94 X FF 95 3-2 24 BB 14 2B 1B	C FC 87 D CU 77 C FS 81 B FF 92 F FF 92 F CU 77 F FF 92 D FS 82 B FF 91 4-2 14 BB 1-2 BB	4	1	2	0	1	0	0
24 Miguel Cabrera, R (1, 10) OBP: 0.365, SLG: 0.278	B SI 92 B SV 81 F SI 91 S FF 93 X SI 91 2-2 14 FC6 1-2 1B		B FF 92 C CH 84 B SI 91 X SI 90 2-1 ① G6-3			C SV 80 S FF 93 S FF 93 0-3 ① K		C CU 78 D SL 86 B FF 94 B FF 94 B FF 94 4-1 14 2B 17 1B 1-2 BB	C FF 92 B FC 87 B FF 92 B FF 91 S FF 92 S FF 91 3-3 ① K	4	1	1	0	1	2	2
14 Christin Stewart, L (1, 7) OBP: 0.286, SLG: 0.489	B SV 78 B SV 79 S FF 81 D CH 83 X SI 90 3-1 ① FC6 1-2f 2-3		X CH 84 0-0 ② F8			S FF 94 F FF 92 H SV 83 1-2 HBP		B CU 76 F FF 96 F FF 96 F FF 96 D CU 79 X CH 87 2-2 13 HBP 1-3 2-H 2B	S FF 92 S FF 92 B FF 91 F FF 92 D FS 82 B FF 91 F FF 92 F FF 92 D FF 93 4-2 1-2 2-3 BB	3	0	1	1	1	0	2
55 John Hicks, R (1, 3) OBP: 0.235, SLG: 0.375	B SV 81 S SV 81 C SI 91 F FF 94 B FF 92 S SI 92 2-3 ② K		F SV 79 F SI 92 F SV 80 B FF 92 F FF 92 S CH 84 1-3 ③ K			S FF 93 F SI 91 F SV 82 C FF 93 0-3 ② K		B SI 92 F SI 92 S CU 82 B SI 94 S CU 83 2-3 ① K	S CH 78 F SI 88 S SL 77 0-3 ② K	5	0	0	0	0	5	8
17 Grayson Greiner, R (1, 2) OBP: 0.200, SLG: 0.186	D SV 81 C SI 91 C SV 80 F FF 92 S SV 81 1-3 ③ K			X FF 93 0-0 ① G4-3		C SV 80 B SI 92 1 SAFE B SI 92 C SV 81 S SV 83 2-3 ③ K		F CU 83 F SI 94 D CU 84 F SI 94 B SI 93 X CU 83 2-2 13 HBP 3-H 1B	S SL 77 F CH 76 B SL 76 S FF 93 1-3 ③ K	5	0	1	1	0	3	6
13 Dustin Peterson, R (1, 9) OBP: 0.179, SLG: 0.222		C FF 91 S FF 90 F FF 92 X SV 81 0-2 ① G5-3		B FF 93 B FF 92 X SI 91 2-0 ② G6-3			B SV 81 S FF 92 F SI 90 F FF 93 B FF 92 B SV 82 X FF 93 3-2 ① P3	F SI 93 S SI 94 F SI 94 F SI 93 H CU 83 1-2 2-3 HBP		3	0	0	0	0	0	0
60 Ronny Rodríguez, R (1, 4) OBP: 0.500, SLG: 0.667		C SI 90 X SI 90 0-1 29 HR 2B		X SV 80 0-0 ③ G6-3			B SI 90 B CH 83 B FF 91 B FF 91 4-0 BB	C CU 82 F SI 94 F CU 82 X SI 94 0-2 ② P3		3	1	1	0	1	0	3
29 Gordon Beckham, R (1, 6) OBP: 0.300, SLG: 0.588		C SV 78 F SV 79 X SV 80 0-2 2-H HR			C SI 90 F CH 84 S FF 92 0-3 ① K		B SI 90 X SI 90 1-0 ② F8	F CU 82 F SI 93 B FF 95 S CU 83 1-3 ③ K		4	1	1	2	0	2	4
21 JaCoby Jones, R (1, 8) OBP: 0.273, SLG: 0.273		C FF 93 B SI 91 B CH 84 F SI 91 B SV 82 X SI 93 3-2 ② G5-3			B FF 93 C SV 81 X CH 84 1-1 ② G5-3		F FF 94 F FF 94 S FF 95 0-3 ③ K		B FC 88 C FF 92 F FF 92 B FS 81 X FF 92 2-2 14 BB 46 BB 1B	4	0	1	0	0	1	1
Inning Stats	R: 0 E: 0 K: 2 S: 16 H: 2 LOB: 2 BB: 0 P: 27	R: 2 E: 0 K: 0 S: 14 H: 2 LOB: 0 BB: 0 P: 18	R: 0 E: 0 K: 1 S: 8 H: 0 LOB: 0 BB: 0 P: 11	R: 0 E: 0 K: 0 S: 3 H: 0 LOB: 0 BB: 0 P: 5	R: 0 E: 0 K: 1 S: 8 H: 0 LOB: 0 BB: 0 P: 9	R: 0 E: 0 K: 3 S: 12 H: 0 LOB: 1 BB: 0 P: 15	R: 0 E: 0 K: 1 S: 8 H: 0 LOB: 1 BB: 1 P: 16	R: 2 E: 0 K: 2 S: 27 H: 3 LOB: 3 BB: 1 P: 42	R: 0 E: 0 K: 3 S: 22 H: 1 LOB: 3 BB: 2 P: 36	1B: 5 2B: 2 3B: 0 HR: 1 SF: 0 SAC: 0 DP: 0 HBP: 2	WP: 0 PB: 0 SB: 0 CS: 0 PA: 41					

Detroit Tigers @ Minnesota Twins

Target Field, Minneapolis, MN

Sun Apr 14 2019, 1:13 PM - 4:31 PM CDT

Att. 14,774 - Partly Cloudy - 40 F

TOP

livebaseballscorecards.com

AB	35
R	4
H	8
RBI	4
BB	4
SO	13
LOB	26

PITCHER		IP	WLS	BF	H	R	ER	SO	BB	IBB	HBP	BLK	WP	HR	S	P	ERA	WHIP
17 José Berríos, R ERA: 2.3	(1, 1)	6.2	W	26	4	2	2	7	1	0	1	0	0	1	66	98	2.70	0.750
65 Trevor May, R ERA: 2.84	(7, 1)	0.1	H	4	2	2	2	1	1	0	0	0	0	0	12	21	54.00	9.000
55 Taylor Rogers, L ERA: 1.17	(8, 1)	1.0	H	5	1	0	0	2	0	0	1	0	0	0	18	24	0.00	1.000
38 Blake Parker, R ERA: 1.69	(9, 1)	0.1	H	4	1	0	0	1	2	0	0	0	0	0	16	29	0.00	9.000
39 Trevor Hildenberger, R ERA:	(9, 1)	0.2	S	2	0	0	0	2	0	0	0	0	0	0	6	7	0.00	0.000

PITCHER	IP	WLS	BF	H	R	ER	SO	BB	IBB	HBP	BLK	WP	HR	S	P	ERA	WHIP

Batter	1	2	3	4	5	6	7	8	9	AB	R	H	RBI	BB	SO	LOB
26 Max Kepler, L (1, 9) OBP: 0.321, SLG: 0.481	B FF 90 F FF 89 B CU 78 F CU 79 F FF 90 X SL 86 2-2 23 1B 20 1B 2B	B FF 91 B CH 87 X SL 87 2-0 ② F9 2-3		C FF 88 D SL 83 B FF 87 X FF 86 2-1 ① ② G4-6-3 1-2f		S FF 89 F SL 82 B SL 83 B FF 90 C FF 89 2-3 ② K		S SI 94 B CH 89 F SI 94 B CH 90 X SI 94 2-2 ③ G4-3		5	1	1	0	0	1	2
11 Jorge Polanco, S (1, 6) OBP: 0.423, SLG: 0.702	B CU 78 B FF 90 C SL 86 F CU 79 C FF 91 2-3 ① K	X FF 91 0-0 ③ F8		B SL 85 B FF 91 X FF 90 2-0 23 1B 1B		X FF 89 0-0 23 WP 1B				4	0	2	0	0	1	2
23 Nelson Cruz, R (1, 10) OBP: 0.485, SLG: 0.520	S SL 85 C FF 90 B SL 85 B CU 81 F SL 86 X CU 80 2-2 20 1B 24 G4-3 2-3 1B		C FF 91 X CU 81 0-1 ① P6	S CU 77 1 SAFE B SL 83 C FF 90 X CU 77 1-2 1-3 1B		1 SAFE B FF 91 F FF 91 D SL 84 C FF 91 F FF 91 B SL 83 F SL 82 F FF 91 3-3 S SL 83 ③ K 1-2				4	1	2	0	0	1	1
20 Eddie Rosario, L (1, 7) OBP: 0.340, SLG: 0.543	S CU 80 B FF 90 X SL 88 1-1 24 G4-3 1-3 3-H 1B		C CU 80 X FF 91 0-1 24 HR 2B	B SL 84 X FF 89 1-0 ③ P6			C FF 89 S SL 85 B SL 83 F SL 83 F FF 89 F FF 88 B CU 77 B FF 90 X FF 88 3-2 HR			4	2	3	2	0	0	2
24 C.J. Cron, R (1, 3) OBP: 0.263, SLG: 0.361	1 SAFE C FF 91 B FF 90 1 SAFE F SL 86 F FF 90 X SL 86 1-2 ② G4-3 1-2 3-H		C FF 90 B FF 90 X SL 85 1-1 2-H HR		B FF 89 B FF 89 S FF 88 X SL 82 2-1 ① G5-3		B FF 95 B FF 95 B FF 95 C FF 94 B FF 95 4-1 18 G6-4-3 BB			3	1	1	3	1	0	1
9 Marwin Gonzalez, S (1, 5) OBP: 0.216, SLG: 0.176	B CU 80 C FF 91 F FF 91 B SL 86 X CU 81 2-2 ③ G3		X FF 92 0-0 18 BB 1B		B SL 84 F FF 88 B SL 81 F FF 88 F SL 83 X FF 89 2-2 ② F7		F CU 83 S CU 84 D CU 84 B FF 96 B CU 83 X CU 84 3-2 ① F7			4	0	1	0	0	0	2
18 Mitch Garver, R (1, 2) OBP: 0.522, SLG: 1.045		C FF 90 C FF 91 X CU 82 0-2 25 2B 2B	B SL 85 B CH 88 C SL 85 B SL 86 B FF 90 4-1 16 G5-4-3 1-2 BB		C FF 90 B CU 75 X FF 89 1-1 2B		C CU 85 X FF 95 0-1 ② ③ G6-4-3 1-2f			3	1	2	0	1	0	1
16 Jonathan Schoop, R (1, 4) OBP: 0.341, SLG: 0.462		X SL 86 0-0 ① P3	C FF 91 X CU 80 0-1 ② ③ G5-4-3 1-2f		X SL 83 0-0 ③ G5-3			S SI 93 B CH 88 F SI 94 B CH 88 S SI 93 2-3 ① K		4	0	0	0	0	1	4
25 Byron Buxton, R (1, 8) OBP: 0.378, SLG: 0.559		X SL 86 0-0 26 F9 2-H 2B		B FF 89 B FF 88 B FF 87 X SI 88 3-0 26 G4-6-3 1B		C SL 82 B SL 80 X FF 89 1-1 ① G4-3		C CH 88 F SI 94 B SL 89 B SI 94 B CH 88 F SI 94 F SI 94 X SI 93 3-2 ② F8		4	0	2	1	0	0	0
Inning Stats	R: 2 E: 0 K: 1 S: 20 H: 3 LOB: 1 BB: 0 P: 30	R: 1 E: 0 K: 0 S: 7 H: 2 LOB: 1 BB: 0 P: 9	R: 2 E: 0 K: 0 S: 10 H: 3 LOB: 1 BB: 1 P: 15	R: 0 E: 0 K: 0 S: 8 H: 3 LOB: 2 BB: 0 P: 17	R: 0 E: 0 K: 0 S: 9 H: 1 LOB: 1 BB: 0 P: 14	R: 0 E: 0 K: 2 S: 12 H: 1 LOB: 1 BB: 0 P: 18	R: 1 E: 0 K: 0 S: 12 H: 1 LOB: 0 BB: 1 P: 22	R: 0 E: 0 K: 1 S: 11 H: 0 LOB: 0 BB: 0 P: 18		1B: 7 2B: 5 3B: 0 HR: 2 SF: 0 SAC: 0 DP: 3 HBP: 0						

BOTTOM

Detroit Tigers @ Minnesota Twins

Target Field, Minneapolis, MN

Sun Apr 14 2019, 1:13 PM - 4:31 PM CDT

Att. 14,774 - Partly Cloudy - 40 F

livebaseballscorecards.com

AB	35
R	6
H	14
RBI	6
BB	2
SO	4
LOB	15

WP: 1 PA: 37
PB: 0
SB: 0
CS: 0

PITCHER		IP	WLS	BF	H	R	ER	SO	BB	IBB	HBP	BLK	WP	HR	S	P	ERA	WHIP
27 Jordan Zimmermann, R ERA: 4.29	(1, 1)	3.0	L	17	8	5	5	1	1	0	0	0	0	1	37	54	15.00	3.000
44 Daniel Norris, L ERA: 4.32	(4, 1)	3.0		14	6	1	1	2	0	0	0	0	1	1	35	58	3.00	2.000
50 Reed Garrett, R ERA: 1.69	(7, 1)	1.0		3	0	0	0	0	1	0	0	0	0	0	6	13	0.00	1.000
58 Victor Alcántara, R ERA: 1.59	(8, 1)	1.0		3	0	0	0	1	0	0	0	0	0	0	11	18	0.00	0.000

PITCHER	IP	WLS	BF	H	R	ER	SO	BB	IBB	HBP	BLK	WP	HR	S	P	ERA	WHIP

Batter	1	2	3	4	5	6	7	8	9	AB	R	H	RBI	BB	SO	LOB
28 Billy McKinney, L (1, 9) (8, 3) OBP: 0.281, SLG: 0.333	C FF 94 C FF 93 F FF 95 F FC 91 X FF 96 0-2 ① F8		F FC 86 S CH 86 B CU 79 C FF 95 1-3 ① K		L FC 88 C SI 95 B CH 88 S SI 95 1-3 ① K		C CU 73 B CU 76 S FF 89 S CS 69 1-3 ③ K		B SL 86 F SL 86 X CH 81 1-1 ② P3	5	0	0	0	0	3	0
16 Freddy Galvis, S (1, 6) OBP: 0.369, SLG: 0.645	C SI 94 B CH 86 B CH 86 S FC 91 B SI 96 F SI 95 X CH 88 3-2 ② G5-3		C CH 86 B CH 86 X SI 94 1-1 ② G6-3		F FC 90 X CU 79 0-1 ② G4-3			C SI 87 F SI 93 X CH 80 0-2 ① 15 2B 14 1B 1B	B FF 95 B SL 84 T FF 94 X FF 94 2-1 ③ F8	5	1	1	0	0	0	0
15 Randal Grichuk, R (1, 8) OBP: 0.299, SLG: 0.475	C CU 80 X CH 85 0-1 14 BB 1B		X CH 86 0-0 ③ 2B		B SI 94 B FC 88 X FC 89 2-0 ③ G6-3			C SI 91 F SL 87 B SL 88 B CH 78 F FF 95 B SL 88 X FF 95 3-2 14 1B 1-3 37 HR 2B		4	1	3	0	0	0	0
14 Justin Smoak, S (1, 3) OBP: 0.429, SLG: 0.442 38 Sócrates Brito, L (8, PR) (8, 9)	B SI 94 B FC 88 C SI 95 D CH 85 B FC 91 4-1 1-2 BB			F SI 94 C FF 93 X FF 96 0-2 37 1B 1 SF9 2B		C SI 93 B CH 85 C CH 85 B FC 89 X FC 90 2-2 ① G1-3		S CH 82 X CH 81 0-1 37 HR 2-3 3-H 1B		3 0	1 1	2 0	1 0	1 0	0 0	0 0
37 Teoscar Hernández, R (1, 7) OBP: 0.328, SLG: 0.377	S CU 78 X FF 95 0-1 ③ F8			X CU 80 0-0 9 1B 2-3 1B	C SI 96 F SI 95 B CH 87 B FC 90 X FF 97 2-2 3 CS 1B			S SI 93 S SL 88 F SL 88 F FF 93 F SL 88 X SL 89 0-2 1-H 3-H HR		4	1	3	3	0	0	2
3 Brandon Drury, R (1, 5) OBP: 0.183, SLG: 0.211		X FF 94 0-0 9 G1-4-3 2B		B FC 89 1 SAFE F FC 87 F FC 88 C SI 95 1-3 ① K		F SI 95 B FC 89 S FC 89 B CH 86 B SI 96 1 SAFE B FF 97 4-2 ② 1-2 BB		C FF 95 C FF 94 B FF 95 X FF 95 1-2 ① G6-3		3	0	1	0	1	1	3
1 Alen Hanson, S (1, 4) OBP: 0.222, SLG: 0.167		X FC 90 0-0 ① B1		B FC 89 X SI 96 1-0 ② SF9 3-H		X FC 91 0-0 ③ F7		F SL 82 F FF 93 S SL 80 0-3 ② K		3	0	0	1	0	1	3
9 Danny Jansen, R (1, 10) OBP: 0.234, SLG: 0.167		B CU 79 C FC 90 D CU 81 X FF 95 2-1 ② G1-4-3 2-3		1 SAFE X CU 80 0-0 1-2 1B			C CU 73 C CU 75 F FF 89 S CS 68 0-3 ① K	C FF 94 B CH 83 C SL 78 B CH 80 F FF 94 S SL 81 2-3 ③ K		4	0	1	0	0	2	2
21 Luke Maile, R (1, 2) OBP: 0.318, SLG: 0.450		S FC 90 B FF 95 D CH 87 F FC 89 F CU 80 B FF 96 F FC 89 C SI 96 3-3 ③ K		C SI 95 B CH 85 F FC 92 F FC 90 D CH 87 S FF 96 2-3 ③ K			B CU 74 C FF 88 C CU 73 B CS 69 B CU 77 F FF 90 X FF 88 3-2 ② F7		C SL 80 F SL 85 B FF 92 F CH 80 X FF 93 1-2 ① F8	4	0	0	0	0	2	3
Inning Stats	R: 0 E: 0 K: 0 S: 14 H: 1 LOB: 2 BB: 1 P: 21	R: 0 E: 0 K: 1 S: 9 H: 1 LOB: 1 BB: 0 P: 14	R: 0 E: 0 K: 1 S: 6 H: 1 LOB: 1 BB: 0 P: 8	R: 1 E: 0 K: 2 S: 13 H: 3 LOB: 2 BB: 0 P: 17	R: 0 E: 0 K: 1 S: 6 H: 0 LOB: 0 BB: 0 P: 9	R: 0 E: 0 K: 0 S: 9 H: 1 LOB: 1 BB: 1 P: 17	R: 0 E: 0 K: 2 S: 11 H: 0 LOB: 0 BB: 0 P: 15	R: 4 E: 0 K: 2 S: 25 H: 4 LOB: 1 BB: 0 P: 31	R: 0 E: 0 K: 0 S: 8 H: 0 LOB: 0 BB: 0 P: 12	1B: 6 2B: 4 3B: 0 HR: 1	SF: 1 SAC: 0 DP: 0 HBP: 0					

PITCHER		IP	WLS	BF	H	R	ER	SO	BB	IBB	HBP	BLK	WP	HR	S	P	ERA	WHIP
33 Martín Pérez, L ERA: 5.02	(1, 1)	6.0		25	7	1	1	5	2	0	0	0	0	0	57	86	1.50	1.500
19 Ryne Harper, R ERA:	(7, 1)	1.0	H	3	0	0	0	2	0	0	0	0	0	0	11	15	0.00	0.000
49 Adalberto Mejía, L ERA: 9.39	(8, 1)	2.0	L	10	4	4	4	2	0	0	0	0	0	1	33	43	18.00	2.000

PITCHER	IP	WLS	BF	H	R	ER	SO	BB	IBB	HBP	BLK	WP	HR	S	P	ERA	WHIP

TOP

Toronto Blue Jays @ Minnesota Twins

Target Field, Minneapolis, MN

Mon Apr 15 2019, 6:44 PM - 9:43 PM CDT

Att. 11,727 - Cloudy - 54 F

livebaseballscorecards.com

AB	35
R	5
H	11
RBI	5
BB	2
SO	9
LOB	13

WP: 0 PA: 38
PB: 0
SB: 0
CS: 1

BOTTOM

Toronto Blue Jays @ Minnesota Twins

Target Field, Minneapolis, MN

Mon Apr 15 2019, 6:44 PM - 9:43 PM CDT

Att. 11,727 - Cloudy - 54 F

livebaseballscorecards.com

Batter	1	2	3	4	5	6	7	8	9	AB	R	H	RBI	BB	SO	LOB
18 Mitch Garver, R (1, 2) OBP: 0.444, SLG: 0.885	C SL 80 C SI 92 B FS 86 B FS 85 S FS 84 2-3 ① **K**		C SI 91 1 SAFE C FS 86 X SI 91 0-2 ③ **P4**		C SI 87 B SL 80 B SI 90 C FF 90 F FS 84 S FS 84 2-3 ① **K2-3**		X SL 85 0-0 ② **G2-3**			4	0	0	0	0	2	1
11 Jorge Polanco, S (1, 6) OBP: 0.464, SLG: 0.720	C KC 77 B KC 78 S FS 85 X FS 85 1-2 23 G5-4-3 **1B**			C SI 89 B KC 74 B SI 91 F SI 90 X FS 86 2-2 20 WP 24 HR **1B**	B SI 89 B SI 88 B FF 89 B FF 88 4-0 23 G1-3 **BB**		B SI 90 X SI 89 1-0 **1B**			3	1	3	0	1	0	0
23 Nelson Cruz, R (1, 10) OBP: 0.432, SLG: 0.448	1 SAFE B SI 91 F SL 82 X SI 92 1-1 ② ③ **G5-4-3** **1-2f**			F SI 90 1 SAFE 1 SAFE D FS 88 S FS 85 B SL 83 X FS 86 2-2 ① **L7**	X SL 82 0-0 ② **G1-3** **1-2**		S SI 90 S SL 86 C SL 85 0-3 ③ **K**			4	0	0	0	0	1	4
20 Eddie Rosario, L (1, 7) OBP: 0.333, SLG: 0.510		B FS 84 B SI 90 X FF 92 2-0 ① **F7**		1 SAFE F FS 84 S FS 86 F FS 86 B FF 91 B FF 91 B FF 92 F FS 86 D FS 86 4-2 24 HR **1-2** BB	F KC 77 F FF 88 D FS 86 X FS 82 1-2 ③ **F9**			B SI 92 B SL 85 B FF 91 C FF 92 F SI 92 S SL 87 3-3 ① **K**		3	1	0	0	1	1	1
24 C.J. Cron, R (1, 3) OBP: 0.262, SLG: 0.425		B SI 92 S SL 84 X SL 83 1-1 ② **F8**		F SI 91 D FS 86 X FS 86 1-1 **1-H** **2-H** HR	S FS 82 B FF 88 B SI 87 X SI 89 2-1 ① **G6-3**			B FF 95 B FF 95 F FF 95 T FF 96 F FF 96 S CH 88 2-3 ② **K**		4	1	1	3	0	1	0
64 Willians Astudillo, R (1, 5) OBP: 0.333, SLG: 0.519		C FS 84 B SL 83 S FS 84 X SI 91 1-2 ③ **L9**		X FF 90 0-0 ② **F7**	B KC 74 X SL 81 1-0 ② **L7**			B FF 96 F FF 94 B SI 94 X FF 95 2-1 ③ **G4-3**		4	0	0	0	0	0	0
60 Jake Cave, L (1, 9) OBP: 0.444, SLG: 0.357			C SI 90 B FF 91 S FS 83 F FS 85 B SI 92 B SI 93 B FF 92 4-2 16 FC6-4 **BB**	B KC 76 S FS 84 B SI 90 B SI 90 B FF 90 4-1 16 E **BB**	B SL 79 B FF 89 X FF 89 2-0 **2B**				C SI 95 S CH 88 B CH 88 S CH 87 1-3 ① **K**	2	0	1	0	2	1	0
16 Jonathan Schoop, R (1, 4) OBP: 0.313, SLG: 0.419			C SI 91 S SI 88 B SI 92 1 SAFE X FS 86 1-2 ① FC6-4 **1-2f**	X SI 91 0-0 FC5 **1-2**	B SI 89 F FS 83 F FS 85 D SI 91 F FS 86 S FS 86 2-3 ③ **K**				B FC 88 X SI 95 1-0 ② **G1-3**	4	0	0	0	0	1	3
25 Byron Buxton, R (1, 8) OBP: 0.341, SLG: 0.500			B SI 93 F FS 86 S SL 83 B FF 91 C FS 86 2-3 ② **K**	X SL 82 0-0 ③ **P2**			B SI 89 C SI 88 S SL 85 X SL 86 1-2 ① **G6-3**		C SI 95 X SI 95 0-1 ③ **L8**	4	0	0	0	0	1	3

	AB	32
	R	3
	H	5
	RBI	3
	BB	4
	SO	8
	LOB	12

Inning Stats																		
	R: 0 E: 0 K: 1 S: 8	H: 1 LOB: 0 BB: 0 P: 12	R: 0 E: 0 K: 0 S: 6	H: 0 LOB: 0 BB: 0 P: 10	R: 0 E: 0 K: 1 S: 12	H: 0 LOB: 1 BB: 1 P: 19	R: 3 E: 1 K: 0 S: 16	H: 2 LOB: 2 BB: 2 P: 29	R: 0 E: 0 K: 1 S: 8	H: 0 LOB: 1 BB: 1 P: 15	R: 0 E: 0 K: 1 S: 8	H: 1 LOB: 1 BB: 0 P: 15	R: 0 E: 0 K: 1 S: 8	H: 1 LOB: 1 BB: 0 P: 10	R: 0 E: 0 K: 2 S: 9	H: 0 LOB: 0 BB: 0 P: 16	R: 0 E: 0 K: 1 S: 6	H: 0 LOB: 0 BB: 0 P: 8

	1B: 3	SF: 0	WP: 1	PA: 36
	2B: 1	SAC: 0	PB: 0	
	3B: 0	DP: 1	SB: 0	
	HR: 1	HBP: 0	CS: 0	

PITCHER		IP	WLS	BF	H	R	ER	SO	BB	IBB	HBP	BLK	WP	HR	S	P	ERA	WHIP
34 Matt Shoemaker, R ERA: 1.75	(1, 1)	6.0		26	4	3	3	4	4	0	0	0	1	1	58	100	4.50	1.333
43 Sam Gaviglio, R ERA: 1.64	(7, 1)	1.0	W	4	1	0	0	1	0	0	0	0	0	0	8	10	0.00	1.000
58 Tim Mayza, L ERA: 7.71	(8, 1)	0.1	H	1	0	0	0	1	0	0	0	0	0	0	3	6	0.00	0.000
46 Daniel Hudson, R ERA: 6.14	(8, 1)	0.2	H	2	0	0	0	1	0	0	0	0	0	0	6	10	0.00	0.000
31 Joe Biagini, R ERA: 3.38	(9, 1)	1.0	S	3	0	0	0	1	0	0	0	0	0	0	6	8	0.00	0.000

PITCHER	IP	WLS	BF	H	R	ER	SO	BB	IBB	HBP	BLK	WP	HR	S	P	ERA	WHIP

Toronto Blue Jays @ Minnesota Twins

Target Field, Minneapolis, MN

Tue Apr 16 2019, 6:42 PM - 9:45 PM CDT

Att. 13,365 - Partly Cloudy - 66 F

livebaseballscorecards.com

Batter	1	2	3	4	5	6	7	8	9	AB	R	H	RBI	BB	SO	LOB
5 Eric Sogard, L (1, 5) OBP: 0.600, SLG: 0.800	C FF 93 C SI 93 B CU 82 B CU 82 X SI 95 2-2 16 G4-6-3 1B		B SI 95 C SI 95 B CH 87 C SI 91 B CU 82 F FF 95 X SI 94 3-2 ③ F8			B SI 92 C SI 93 B CH 87 C SI 94 F SL 84 F CH 86 F SL 85 X SI 92 2-2 1-3 14 1B 2B	C FF 96 C CU 79 F FF 97 X CU 78 0-2 14 S 16 G6-3 37 1B 1B		B KC 75 B FF 93 C SI 94 B SI 93 X FF 94 3-1 ② G3	5	2	3	0	0	0	0
16 Freddy Galvis, S (1, 6) OBP: 0.357, SLG: 0.612	F SI 91 ① 1 SAFE ② B SI 92 D CU 81 C SI 92 X SI 90 2-2 G4-6-3 1-2f			C SI 93 B CU 81 B SI 92 X SI 94 2-1 ① G4-3		S CU 81 C SI 93 S SL 85 0-3 ① K	1 SAFE X FF 95 0-0 ② G6-3 1-2		B SI 93 B SI 93 C FF 93 S KC 80 X KC 84 2-2 15 BB 1B	5	0	1	0	0	1	4
15 Randal Grichuk, R (1, 9) OBP: 0.319, SLG: 0.460	C CU 80 B SI 93 X SI 93 1-1 ③ F9			B CU 82 C SI 94 B CU 82 B SI 95 X SI 94 3-1 ② G4-3		F SL 86 B SL 85 B SI 95 B SI 94 F SL 85 F SL 85 B SI 95 4-2 14 1B 44 1B BB	C CU 80 C FF 97 D CU 79 D CU 79 B FF 96 B FF 95 4-2 14 BB 37 1B BB		1 SAFE 1 SAFE 1 SAFE B KC 74 B FF 90 S FF 92 1 SAFE B FF 91 B FF 92 4-1 1-2 BB	2	2	0	0	3	0	0
14 Justin Smoak, S (1, 3) OBP: 0.443, SLG: 0.435		B FF 93 B FF 93 B CU 80 C FF 93 F FF 93 X CH 85 3-2 ① F8		C CU 82 B CU 82 B FF 96 B FF 94 B CU 81 4-1 37 FC5-4 BB		B FF 94 X SI 94 1-0 44 1B 1 1B 1-2 2-H 3-H 1B	B FF 95 C FF 96 C CU 79 B FF 96 B CU 80 F FF 96 F FF 95 B FF 96 4-2 37 1B 1-2 2-3 BB		S KC 83 B KC 82 X FF 91 1-1 ③ F8	3	1	1	2	2	0	2
37 Teoscar Hernández, R (1, 7) OBP: 0.338, SLG: 0.375		B CU 80 C SI 94 B CU 82 B SI 95 F SI 94 B SI 93 4-2 44 F7 BB		B SI 94 X SI 94 1-0 ③ FC5-4 1-2f		C CU 75 X FF 89 0-1 ② F8	X CH 76 0-0 ③ 1-3 2-H 3-H 1B			3	0	1	2	1	0	3
44 Rowdy Tellez, L (1, 10) OBP: 0.311, SLG: 0.436		F CU 79 B FF 93 1 SAFE 1 SAFE X SI 93 1-1 ② F7 1-2			B CU 81 B FF 93 F SL 84 F FF 94 S SL 86 2-3 ① K	X FF 91 0-0 1 1B 1-3 2-H 1B		C KC 80 F KC 83 F KC 78 B FF 94 B FF 93 C SI 95 2-3 ① K		4	0	1	1	0	2	1
1 Alen Hanson, S (1, 4) OBP: 0.226, SLG: 0.179		C SI 94 D CU 80 B FF 93 X FF 94 2-1 ③ G4-3			X SI 95 0-0 ② G5-3	C CU 74 B FF 90 1 SAFE X CU 74 1-1 1-2 3-H 1B		F KC 74 X FF 95 0-1 ② B2-3		4	0	1	1	0	0	1
38 Sócrates Brito, L (1, 8)			B FF 92 F FF 92 S SI 92 S CU 82 1-3 ① K		C FF 94 F SI 93 B SL 86 S SL 85 1-3 ③ K	X FF 91 0-0 ③ F8		C KC 72 S KC 84 S KC 84 0-3 ③ K		4	0	0	0	0	3	2
9 Danny Jansen, R (1, 2) OBP: 0.235, SLG: 0.174			B SI 94 X SI 93 1-0 ② G5-3			C SL 84 B SL 85 X SI 93 1-1 5 2B 14 1B 1B	B CU 78 F FF 95 C FF 94 B CU 78 S FF 96 2-3 ① K		C SI 92 B KC 83 F FF 93 S FF 94 1-3 ① K	4	1	1	0	0	2	0

Inning Stats	1	2	3	4	5	6	7	8	9
	R: 0 E: 0 K: 0 S: 8	R: 0 E: 0 K: 0 S: 9	R: 0 E: 0 K: 1 S: 8	R: 0 E: 0 K: 0 S: 6	R: 0 E: 0 K: 2 S: 7	R: 4 E: 0 K: 1 S: 21	R: 2 E: 0 K: 1 S: 15	R: 0 E: 0 K: 2 S: 9	R: 0 E: 0 K: 1 S: 11
	H: 1 LOB: 0 BB: 0 P: 13	H: 0 LOB: 1 BB: 1 P: 19	H: 0 LOB: 0 BB: 0 P: 13	H: 0 LOB: 1 BB: 1 P: 16	H: 0 LOB: 0 BB: 0 P: 10	H: 5 LOB: 2 BB: 1 P: 30	H: 2 LOB: 3 BB: 2 P: 25	H: 0 LOB: 0 BB: 0 P: 11	H: 1 LOB: 2 BB: 1 P: 22

AB	34
R	6
H	9
RBI	6
BB	6
SO	8
LOB	13

	1B: 8	SF: 0	WP: 0	PA: 40
	2B: 1	SAC: 0	PB: 0	
	3B: 0	DP: 1	SB: 1	
	HR: 0	HBP: 0	CS: 0	

PITCHER		IP	WLS	BF	H	R	ER	SO	BB	IBB	HBP	BLK	WP	HR	S	P	ERA	WHIP
44 Kyle Gibson, R ERA: 7.36	(1, 1)	5.1		22	4	4	4	4	3	0	0	0	0	0	53	94	6.75	1.312
19 Ryne Harper, R ERA:	(6, 1)	0.2		4	2	0	0	0	0	0	0	0	0	0	6	7	0.00	3.000
65 Trevor May, R ERA: 5.14	(7, 1)	0.2	L	5	1	2	2	1	2	0	0	0	0	0	14	24	27.00	4.500
39 Trevor Hildenberger, R ERA:	(7, 1)	0.1		1	1	0	0	0	0	0	0	0	0	0	1	1	0.00	3.000
21 Tyler Duffey, R ERA:	(8, 1)	2.0		8	1	0	0	3	1	0	0	0	0	0	20	33	0.00	1.000

PITCHER	IP	WLS	BF	H	R	ER	SO	BB	IBB	HBP	BLK	WP	HR	S	P	ERA	WHIP

BOTTOM

Batter	1	2	3	4	5	6	7	8	9	AB	R	H	RBI	BB	SO	LOB
26 Max Kepler, L (1, 9) OBP: 0.333, SLG: 0.463	B FF 95 B FF 94 F FF 95 C SI 96 B FF 96 B SI 96 4-2 11 F7-4 BB		X FF 94 0-0 ① ② G4-6-3 1-2f			C FF 94 B CH 89 B CH 88 F FF 95 B FF 96 B FF 94 4-2 11 BB 20 HR BB	C CU 74 X FF 92 0-1 ③ F7			2	1	0	0	2	0	2
11 Jorge Polanco, S (1, 6) OBP: 0.467, SLG: 0.755	F FF 95 X FF 96 0-1 ① ② F7-4 1-2		B FF 95 B SI 96 S FF 95 X FF 95 2-1 HR			C FF 94 B SI 94 C CU 80 F CU 81 D CU 81 B CU 79 D CU 80 4-2 20 HR 1-2 BB		B FC 86 B FC 87 B SI 94 C SI 94 C SI 94 F SI 94 X SI 95 3-2 ① L8		3	2	1	1	1	0	1
20 Eddie Rosario, L (1, 10) OBP: 0.328, SLG: 0.547	C CU 80 B FF 95 S CH 90 X SI 97 1-2 ③ G4-3		C SI 96 F CU 81 S CU 82 0-3 ③ K			D FF 95 X SI 94 1-0 1-H 2-H HR		B SI 95 B CH 88 X SI 95 2-0 ② G4-3		4	1	1	3	0	1	0
64 Willians Astudillo, R (1, 3) OBP: 0.294, SLG: 0.452		X FF 95 0-0 ① G6-3		C CU 78 X CH 90 0-1 ① L7		B FF 94 B SI 94 B SI 95 C FF 94 X SI 95 3-1 ① G1-3		B FC 88 B SI 95 X SI 95 2-0 ③ G6-3		4	0	0	0	0	0	0
9 Marwin Gonzalez, S (1, 5) OBP: 0.244, SLG: 0.289		B CU 78 C CU 80 X SI 96 1-1 13 G3-1 60 1B 1B		B CU 79 C CU 78 C CU 78 T CU 81 1-2 ② K		X CU 78 0-0 ② G4-3			B SL 86 B FF 97 X FF 96 2-0 HR	4	1	2	1	0	1	0
60 Jake Cave, L (1, 7) OBP: 0.429, SLG: 0.353 23 Nelson Cruz, R (9, PH) OBP: 0.447, SLG: 0.448 16 Jonathan Schoop, R (9, PR) OBP: 0.313, SLG: 0.419		C SI 96 D CH 91 B CH 91 B CH 91 F SI 96 X FF 96 3-2 13 G3-1 1-2 1B		C CH 90 B CH 90 B FF 96 X CH 90 2-1 ③ G4-3		C CU 80 B CH 90 S CH 90 X CH 90 1-2 ③ G1-3			C SL 87 B FF 96 B SL 86 B FF 96 B FF 96 4-1 24 FC6-4 BB	3 0 0	0 0 0	1 0 0	0 0 0	0 1 0	0 0 0	0 0 0
13 Ehire Adrianza, S (1, 4) OBP: 0.182, SLG: 0.105 24 C.J. Cron, R (9, PH) OBP: 0.256, SLG: 0.415		2 SAFE F SI 95 F SI 96 B CU 81 D CU 81 B SI 96 X CH 92 3-2 ② G3-1 1-2 2-3		C FF 94 S CU 79 S CU 81 0-3 ① K			B FF 96 S CH 87 X CH 88 1-1 ① G1-3		B SL 86 S SL 86 C SL 86 X SL 87 1-2 ① FC6-4 25 2B 1-2f	3 1	0 0	0 0	0 0	0 0	1 0	2 1
15 Jason Castro, L (1, 2) OBP: 0.294, SLG: 0.143 18 Mitch Garver, R (7, PH) OBP: 0.448, SLG: 0.852 (8, 2)		S CU 80 D CU 80 S CU 81 C FF 96 1-3 ③ K		B FF 95 S SI 96 B CH 89 F FF 96 S CU 80 2-3 ② K			B FF 96 B FF 96 B SL 88 C FF 96 B FF 96 4-1 BB		B SL 86 B FF 96 C FF 95 D SL 88 C FF 97 S SL 87 3-3 ② K	2 1	0 0	0 0	0 0	0 1	2 1	2 1
25 Byron Buxton, R (1, 8) OBP: 0.356, SLG: 0.512			B FF 95 B SI 95 T FF 95 B SI 96 B SI 96 4-1 26 G4-6-3 BB		X CU 80 0-0 ③ G5-3		B SL 89 X FF 96 1-0 ② L9		C SL 85 X SL 85 0-1 ③ 1-H 2B	3	0	1	0	1	0	1
Inning Stats	R: 0 E: 0 K: 0 S: 7 H: 0 LOB: 0 BB: 1 P: 12	R: 0 E: 0 K: 1 S: 12 H: 2 LOB: 2 BB: 0 P: 20	R: 1 E: 0 K: 1 S: 7 H: 1 LOB: 0 BB: 1 P: 13	R: 0 E: 0 K: 1 S: 7 H: 0 LOB: 0 BB: 0 P: 10	R: 0 E: 0 K: 2 S: 7 H: 0 LOB: 0 BB: 0 P: 9	R: 3 E: 0 K: 0 S: 12 H: 1 LOB: 0 BB: 2 P: 25	R: 0 E: 0 K: 0 S: 6 H: 0 LOB: 1 BB: 1 P: 12	R: 0 E: 0 K: 0 S: 6 H: 0 LOB: 0 BB: 0 P: 13	R: 1 E: 0 K: 1 S: 10 H: 2 LOB: 3 BB: 1 P: 20	1B: 2 2B: 2 3B: 0 HR: 3 SF: 0 SAC: 0 DP: 2 HBP: 0						

PITCHER	IP	WLS	BF	H	R	ER	SO	BB	IBB	HBP	BLK	WP	HR	S	P	ERA	WHIP
41 Aaron Sanchez, R (1, 1) ERA: 2.86	6.0	W	24	4	4	4	5	4	0	0	0	0	2	52	89	6.00	1.333
46 Daniel Hudson, R (7, 1) ERA: 5.63	0.2	H	3	0	0	0	0	1	0	0	0	0	0	4	10	0.00	1.500
45 Thomas Pannone, L (7, 1) ERA: 3.65	0.1	H	1	0	0	0	0	0	0	0	0	0	0	2	2	0.00	0.000
31 Joe Biagini, R (8, 1) ERA: 3.0	1.0	H	3	0	0	0	0	0	0	0	0	0	0	6	13	0.00	0.000
51 Ken Giles, R (9, 1) ERA: 3.38	1.0	S	5	2	1	1	1	1	0	0	0	0	1	10	20	9.00	3.000

PITCHER	IP	WLS	BF	H	R	ER	SO	BB	IBB	HBP	BLK	WP	HR	S	P	ERA	WHIP

Toronto Blue Jays @ Minnesota Twins

Target Field, Minneapolis, MN

Tue Apr 16 2019, 6:42 PM - 9:45 PM CDT

Att. 13,365 - Partly Cloudy - 66 F

livebaseballscorecards.com

AB	30
R	5
H	6
RBI	5
BB	6
SO	6
LOB	10

WP: 0	PA: 36
PB: 0	
SB: 0	
CS: 0	

Batter	1	2	3	4	5	6	7	8	9	AB	R	H	RBI	BB	SO	LOB
5 Eric Sogard, L (1, 4) OBP: 0.556, SLG: 0.625	C FF 92 C CU 75 B CU 76 S FF 92 1-3 ① K		B FF 91 C FF 91 S CU 75 B FS 85 B FF 92 B FF 91 4-2 16 FC4-6 BB		C FF 92 B CU 76 C CU 75 B FF 93 X FS 85 2-2 ② L9			B SI 94 X SI 94 1-0 1B		3	0	1	0	1	1	0
16 Freddy Galvis, S (1, 6) OBP: 0.365, SLG: 0.606	B FF 92 C FF 92 S FF 92 X FF 92 1-2 15 F8 14 1B 1B		D FS 85 B FF 92 F FF 92 1 SAFE 1 SAFE F FF 91 X FS 85 2-2 ① FC4-6 1-2f		B FF 93 B FF 92 S FF 92 B CU 76 X FF 91 3-1 15 CS 1B			C SI 94 F CU 81 B CU 82 C CU 81 1-3 ① K		4	1	2	0	0	1	2
15 Randal Grichuk, R (1, 8) OBP: 0.316, SLG: 0.448	C FF 92 B CU 76 1 SAFE X CU 75 1-1 F8 1-2 ②		1 SAFE B FC 82 C FF 92 C FC 82 1 SAFE D FC 83 F FF 92 S FF 91 2-3 ② K		S FC 83 S FF 92 B FC 85 1-2 ③ CS 1-2	C FF 91 B FC 83 S FF 92 X FS 85 1-2 37 FC5-4 1B		C SI 94 B CU 82 1 SAFE C SI 94 S CU 82 1-3 ② K		4	0	1	0	0	2	3
14 Justin Smoak, S (1, 3) OBP: 0.431, SLG: 0.420	B CU 75 B FF 91 C FF 92 X CU 75 2-1 2-H 1B		B FF 91 C CU 74 1 SAFE C FF 91 B FS 84 F FF 91 C FF 92 2-3 ③ K			C FF 90 B FF 91 B CU 75 C FS 84 B FF 92 F FF 92 1 SAFE X FS 84 3-2 ① F7		C CU 79 F CU 82 D CU 83 D SI 95 X CU 83 2-2 ③ L8		4	0	1	1	0	1	3
37 Teoscar Hernández, R (1, 7) OBP: 0.333, SLG: 0.367	B FF 91 S FF 91 F FF 91 B FC 85 F FF 91 X CU 76 2-2 ③ F8			C FF 90 X FF 91 0-1 3 FC5-4 1B		X CU 76 0-0 ② FC5-4 1-2f			B FF 92 C FF 92 X FF 93 1-1 ① G4-3	4	0	1	0	0	0	2
44 Rowdy Tellez, L (1, 10) OBP: 0.286, SLG: 0.395		C CU 74 S FF 90 B FF 91 C FF 92 1-3 ① K		B FF 91 F CU 74 B FF 91 S FF 91 X FS 84 2-2 ① F7		B CH 81 X FF 93 1-0 ③ G1-3			C CU 76 B FF 92 B FS 82 S FF 92 F FS 82 F FF 93 C CU 79 2-3 ② K	4	0	0	0	0	2	2
3 Brandon Drury, R (1, 5) OBP: 0.188, SLG: 0.213		C FF 91 B CU 75 F CU 75 S FF 91 1-3 ② K		1 SAFE D FC 84 F FF 92 B FC 84 X FF 91 2-1 ② FC5-4 1-2f			F SI 92 B CH 81 X CH 81 1-1 28 L3 1B		B FF 92 S FF 92 F FF 92 S FF 92 1-3 ③ K	4	0	1	0	0	2	1
28 Billy McKinney, L (1, 9) OBP: 0.283, SLG: 0.333		C CU 73 B FF 91 X CU 75 1-1 1B		B CU 73 B FF 91 C FF 92 F FF 92 X FF 92 2-2 ③ F8			B FF 93 D FF 92 X FF 93 2-0 ①② L3 1-1			3	0	1	0	0	0	2
21 Luke Maile, R (1, 2) OBP: 0.280, SLG: 0.391		B FF 91 T FF 91 C CU 75 S FC 81 1-3 ③ K			X CU 73 0-0 ① L8		B FF 93 F FF 93 X CH 83 1-1 ③ G4-3			3	0	0	0	0	1	1
Inning Stats	R: 1 H: 2 E: 0 LOB: 1 K: 1 BB: 0 S: 14 P: 21	R: 0 H: 1 E: 0 LOB: 1 K: 3 BB: 0 S: 11 P: 15	R: 0 H: 0 E: 0 LOB: 1 K: 2 BB: 1 S: 13 P: 23	R: 0 H: 1 E: 0 LOB: 1 K: 0 BB: 0 S: 10 P: 16	R: 0 H: 1 E: 0 LOB: 0 K: 0 BB: 0 S: 8 P: 14	R: 0 H: 1 E: 0 LOB: 1 K: 0 BB: 0 S: 9 P: 14	R: 0 H: 1 E: 0 LOB: 0 K: 0 BB: 0 S: 5 P: 9	R: 0 H: 1 E: 0 LOB: 1 K: 2 BB: 0 S: 10 P: 15	R: 0 H: 0 E: 0 LOB: 0 K: 2 BB: 0 S: 10 P: 14	1B: 8 SF: 0 2B: 1 SAC: 0 3B: 0 DP: 1 HR: 0 HBP: 0					WP: 0 PA: 35 PB: 0 SB: 0 CS: 1	

TOP

Toronto Blue Jays @ Minnesota Twins

Target Field, Minneapolis, MN

Wed Apr 17 2019, 7:35 PM - 10:31 PM CDT

Att. 11,465 - Drizzle - 44 F

livebaseballscorecards.com

AB	33
R	1
H	8
RBI	1
BB	1
SO	10
LOB	16

PITCHER		IP	WLS	BF	H	R	ER	SO	BB	IBB	HBP	BLK	WP	HR	S	P	ERA	WHIP
12 Jake Odorizzi, R ERA: 4.76	(1, 1)	5.2	W	23	6	1	1	6	1	0	0	0	0	0	64	101	1.59	1.235
49 Adalberto Mejía, L ERA: 8.0	(6, 1)	1.1	H	4	1	0	0	0	0	0	0	0	0	0	6	11	0.00	0.750
55 Taylor Rogers, L ERA: 1.04	(8, 1)	1.0	H	4	1	0	0	2	0	0	0	0	0	0	10	15	0.00	1.000
38 Blake Parker, R ERA: 1.42	(9, 1)	1.0	S	3	0	0	0	2	0	0	0	0	0	0	10	14	0.00	0.000

PITCHER	IP	WLS	BF	H	R	ER	SO	BB	IBB	HBP	BLK	WP	HR	S	P	ERA	WHIP

BOTTOM

Toronto Blue Jays @ Minnesota Twins

Target Field, Minneapolis, MN

Wed Apr 17 2019, 7:35 PM - 10:31 PM CDT

Att. 11,465 - Drizzle - 44 F

livebaseballscorecards.com

Batter	1	2	3	4	5	6	7	8	9	AB	R	H	RBI	BB	SO	LOB
26 Max Kepler, L (1, 9) OBP: 0.328, SLG: 0.466	C FF 93 F FF 94 B FF 93 B FF 94 B CH 82 X FF 94 3-2 23 PB 23 1B 2B	X FC 86 0-0 ③ G3		C FF 92 F FC 87 F SL 82 B CH 85 F FC 88 S SL 82 1-3 ③ K		C CH 88 S CH 88 F CH 88 B CH 88 B FF 95 S CH 87 2-3 ③ K				4	1	1	0	0	2	1
11 Jorge Polanco, S (1, 6) OBP: 0.484, SLG: 0.768	B SL 80 S FC 90 F CH 83 F FF 94 B FC 88 D SL 80 F CH 82 B FC 89 4-2 23 1B 23 PB 20 G3-6-3 BB		B CH 83 B CH 84 C FF 91 X FF 91 2-1 23 2B 2B		B SL 78 F FC 86 C SL 79 C FF 93 1-3 ① K		C CU 77 X CU 78 0-1 20 G6-3 1B			3	2	2	0	1	1	0
23 Nelson Cruz, R (1, 10) OBP: 0.476, SLG: 0.500	B SL 81 S FF 94 B FF 94 B FF 93 X FC 90 3-1 20 G3-6-3 1-3 2-H 1B		B FF 93 B FC 89 X FC 88 2-0 24 G4-3 2-H 2B		B FC 89 F SL 81 B CH 85 B FC 89 B FC 89 4-1 9 WP 24 BB 9 1B BB		B FF 93 X SL 87 1-0 ① L7			3	1	2	2	1	0	1
20 Eddie Rosario, L (1, 7) OBP: 0.306, SLG: 0.509	D FF 93 D CH 82 B FC 88 C FF 92 F FC 87 F SL 81 F FF 92 X FF 92 3-2 ①② G3-6-3 1-2f 3-H		C CH 84 B FC 90 F SL 80 F FF 93 X SL 81 1-2 ① P3		S FC 88 X CH 84 0-1 ② L5		1 SAFE C FF 93 F FF 94 X FF 95 0-2 ②③ G6-3 1-2f			4	0	0	0	0	0	4
24 C.J. Cron, R (1, 3) OBP: 0.277, SLG: 0.409	B FC 90 B FF 93 C FF 92 F FF 93 X CH 83 2-2 1B		C FF 92 F FF 92 X SL 81 0-2 ② G4-3 2-3		B FF 94 D SL 84 F FF 93 B FF 94 B FF 94 4-1 9 1B 9 WP 1-2 BB			B FF 93 B FF 92 C FF 91 F FF 92 X FF 93 2-2 ① P3		3	0	1	0	1	0	1
9 Marwin Gonzalez, S (1, 5) OBP: 0.289, SLG: 0.317	C SL 79 C FF 92 F SL 81 D SL 82 S FF 92 1-3 ③ K		D SL 81 B SL 80 B FF 92 B FF 92 4-0 BB		B CH 87 X FF 95 1-0 1-3 2-H 1B			B SL 86 C CH 85 X FF 94 1-1 1B		3	0	2	1	1	1	1
16 Jonathan Schoop, R (1, 4) OBP: 0.288, SLG: 0.383		B FF 91 X FF 92 1-0 ① F9	B FF 92 C FF 92 X FF 92 1-1 ③ F9		D SL 86 X FF 94 1-0 ③ G4-3			C SL 88 F FF 93 F FF 95 T FF 96 0-2 ② K		4	0	0	0	0	1	5
15 Jason Castro, L (1, 2) OBP: 0.286, SLG: 0.167		B SL 79 S FF 93 F FF 92 B SL 80 X FF 93 2-2 1B		B FF 92 B FF 90 C FC 88 X FF 92 2-1 ① G4-3		B FF 93 B FF 93 B FF 93 C FF 94 X FF 94 3-1 ① F8		B SL 88 C CH 86 X FF 93 1-1 ③ F8		4	0	1	0	0	0	1
25 Byron Buxton, R (1, 8) OBP: 0.333, SLG: 0.477		C FF 93 X SL 79 0-1 ② F7		C FF 92 F CH 84 X FC 88 0-2 ② P6		F SL 84 B SL 84 T FF 93 S CH 88 1-3 ② K				3	0	0	0	0	1	1
Inning Stats	R: 2 E: 0 K: 1 S: 21 H: 3 LOB: 1 BB: 1 P: 37	R: 0 E: 0 K: 0 S: 7 H: 1 LOB: 1 BB: 0 P: 10	R: 1 E: 0 K: 0 S: 12 H: 2 LOB: 2 BB: 1 P: 22	R: 0 E: 0 K: 1 S: 10 H: 0 LOB: 0 BB: 0 P: 13	R: 1 E: 0 K: 1 S: 9 H: 1 LOB: 2 BB: 2 P: 20	R: 0 E: 0 K: 2 S: 10 H: 0 LOB: 0 BB: 0 P: 16	R: 0 E: 0 K: 0 S: 6 H: 1 LOB: 0 BB: 0 P: 7	R: 0 E: 0 K: 1 S: 11 H: 1 LOB: 1 BB: 0 P: 15		1B: 6 2B: 3 3B: 0 HR: 0 SF: 0 SAC: 0 DP: 2 HBP: 0		WP: 1 PB: 1 SB: 0 CS: 0 PA: 35			

	AB	31
	R	4
	H	9
	RBI	3
	BB	4
	SO	6
	LOB	15

PITCHER		IP	WLS	BF	H	R	ER	SO	BB	IBB	HBP	BLK	WP	HR	S	P	ERA	WHIP
57 Trent Thornton, R ERA: 5.4	(1, 1)	4.2	L	22	6	4	4	3	3	0	0	0	0	0	56	93	7.71	1.929
65 Elvis Luciano, R ERA: 5.4	(5, 1)	1.1		6	1	0	0	2	1	0	0	0	1	0	13	25	0.00	1.500
48 Javy Guerra, R ERA: 5.4	(7, 1)	2.0		7	2	0	0	1	0	0	0	0	0	0	17	22	0.00	1.000

PITCHER	IP	WLS	BF	H	R	ER	SO	BB	IBB	HBP	BLK	WP	HR	S	P	ERA	WHIP

Batter	1	2	3	4	5	6	7	8	9	AB	R	H	RBI	BB	SO	LOB
5 Eric Sogard, L (1, 4) OBP: 0.538, SLG: 0.667	B FF 91 C FF 91 F CH 88 X SL 82 1-2 ① G3-1		B FF 92 C FF 92 1 SAFE T FF 92 F FF 93 F SL 84 X FF 94 1-2 ② F7	B FF 94 D CH 89 X FF 93 2-0 1-H 2-H 3-H 2B			B CH 75 C FF 87 C FF 87 B FF 90 F CU 74 F CS 68 B FF 88 X FF 87 3-2 16 G4-6-3 1B		4	0	2	3	0	0	1
16 Freddy Galvis, S (1, 6) OBP: 0.346, SLG: 0.573	S FF 92 X CH 87 0-1 ② G6-3		C FF 94 B FF 94 B CH 88 S CH 89 D CH 89 X FF 93 3-2 ③ P6 1-2	C FF 88 C CH 76 D CU 74 S CS 68 1-3 ③ K			B FF 89 F FF 87 1 SAFE X CH 75 1-1 ②③ G4-6-3 1-2f		4	0	0	0	0	1	3
15 Randal Grichuk, R (1, 8) OBP: 0.325, SLG: 0.493	C FF 92 T FF 91 B SL 84 X SL 84 1-2 HR			C FF 93 B FF 92 X FF 92 1-1 14 HR 1B	C FF 88 S CU 74 B CS 68 B CU 74 S FF 89 2-3 ① K			S KC 79 S KC 83 S FF 92 0-3 ① K		4	2	2	1	0	2	0
14 Justin Smoak, S (1, 10) OBP: 0.420, SLG: 0.463	S FF 93 F FF 93 B SL 85 B FF 93 X CH 88 2-2 ③ F8			B FF 94 B FF 94 X FF 93 2-0 1-H HR	B FF 89 C CU 72 F FF 88 B CS 69 B CU 74 F CU 73 F FF 89 X FF 89 3-2 ② L7			C KC 78 S KC 84 S FF 91 0-3 ② K		4	1	1	2	0	1	0
37 Teoscar Hernández, R (1, 7) OBP: 0.329, SLG: 0.406		B FF 92 B SL 83 S FF 92 X FF 92 2-1 ① F8		B SL 84 S SL 83 C SL 83 F FF 92 B FF 92 B SL 85 F FF 93 F SI 93 T FF 94 3-2 ① K	B CU 74 X FF 88 1-0 ③ P2			C FF 93 B KC 84 C FF 93 X KC 83 1-2 HR		4	1	1	1	0	1	0
44 Rowdy Tellez, L (1, 3) OBP: 0.283, SLG: 0.383		B FF 93 S SI 92 C SI 93 X SL 84 1-2 ② G4-3		X FF 93 0-0 28 1B 3 BB 5 2B 1B		C FF 89 S CU 74 X CS 69 0-2 ① G3-1		F FF 93 X FF 92 0-1 ③ G3		4	1	1	0	0	0	0
3 Brandon Drury, R (1, 5) OBP: 0.191, SLG: 0.203		B SL 84 B FF 92 X FF 93 2-0 ③ F7		B SL 84 B FF 93 1 SAFE S SL 84 B FF 94 F FF 94 F SL 85 F FF 94 B SL 85 4-2 28 1B 5 2B 1-2 BB		C FF 89 C FF 90 B CU 75 X CS 69 1-2 ② L7			S FF 94 B FF 95 B FF 95 X FF 95 2-1 ① F8	3	1	0	0	1	0	0
28 Billy McKinney, L (1, 9) OBP: 0.281, SLG: 0.328			B CH 86 X FF 92 1-0 ① G4-3	C FF 92 B CH 88 F FF 93 X SL 85 1-2 1-2 2-3 5 2B 1B		F CU 74 C CH 76 F FF 89 X CS 69 0-2 ③ P2			F FF 97 S CH 88 F FF 95 X CH 88 0-2 ② P5	4	1	1	0	0	0	0
9 Danny Jansen, R (1, 2) OBP: 0.236, SLG: 0.180			C FF 92 X SL 83 0-1 16 WP 1B	F FF 93 X FF 92 0-1 ② F8			C CS 72 X FF 88 0-1 ① L7		C FF 96 S FF 96 B SL 85 B FF 95 S FF 94 2-3 ③ K	4	0	1	0	0	1	3
Inning Stats	R: 1 E: 0 K: 0 S: 11 H: 1 LOB: 0 BB: 0 P: 15	R: 0 E: 0 K: 0 S: 6 H: 0 LOB: 0 BB: 0 P: 11	R: 0 E: 0 K: 0 S: 11 H: 1 LOB: 1 BB: 0 P: 16	R: 5 E: 0 K: 2 S: 23 H: 5 LOB: 1 BB: 1 P: 37	R: 0 E: 0 K: 1 S: 9 H: 0 LOB: 0 BB: 0 P: 15	R: 0 E: 0 K: 0 S: 10 H: 0 LOB: 0 BB: 0 P: 11	R: 0 E: 0 K: 0 S: 9 H: 1 LOB: 0 BB: 0 P: 13	R: 1 E: 0 K: 2 S: 11 H: 1 LOB: 0 BB: 0 P: 12	R: 0 E: 0 K: 1 S: 9 H: 0 LOB: 0 BB: 0 P: 13	1B: 5 2B: 1 3B: 0 HR: 3	SF: 0 SAC: 0 DP: 1 HBP: 0						

PITCHER		IP	WLS	BF	H	R	ER	SO	BB	IBB	HBP	BLK	WP	HR	S	P	ERA	WHIP
35 Michael Pineda, R ERA: 5.3	(1, 1)	3.2	L	19	7	6	6	1	1	0	0	0	1	2	48	75	14.73	2.182
19 Ryne Harper, R ERA:	(4, 1)	3.1		10	1	0	0	2	0	0	0	0	0	0	31	43	0.00	0.300
21 Tyler Duffey, R ERA: 3.0	(8, 1)	1.0		4	1	1	1	2	0	0	0	0	0	1	11	12	9.00	1.000
65 Trevor May, R ERA: 4.5	(9, 1)	1.0		3	0	0	0	1	0	0	0	0	0	0	9	13	0.00	0.000

PITCHER	IP	WLS	BF	H	R	ER	SO	BB	IBB	HBP	BLK	WP	HR	S	P	ERA	WHIP

TOP

Toronto Blue Jays @ Minnesota Twins

Target Field, Minneapolis, MN

Thu Apr 18 2019, 12:12 PM - 3:11 PM CDT

Att. 12,523 - Overcast - 46 F

livebaseballscorecards.com

AB	35
R	7
H	9
RBI	7
BB	1
SO	6
LOB	7

1B: 5	SF: 0	WP: 1	PA: 36
2B: 1	SAC: 0	PB: 0	
3B: 0	DP: 1	SB: 0	
HR: 3	HBP: 0	CS: 0	

BOTTOM

Toronto Blue Jays @ Minnesota Twins

Target Field, Minneapolis, MN

Thu Apr 18 2019, 12:12 PM - 3:11 PM CDT

Att. 12,523 - Overcast - 46 F

livebaseballscorecards.com

Batter	1	2	3	4	5	6	7	8	9	AB	R	H	RBI	BB	SO	LOB
26 Max Kepler, L (1, 9) OBP: 0.319, SLG: 0.435	B SI 88 X FF 87 1-0 ① L7	B CU 74 1 SAFE 1 SAFE B FC 84 B CH 75 C FF 87 F FC 84 B CH 74 4-2 1-2 BB		C CU 72 F FC 83 X CU 74 0-2 ③ P6			C FF 92 B SL 87 F SI 93 B FF 92 X SL 87 2-2 ① G3		B SL 86 C FF 96 B FF 96 F SL 86 S SL 86 2-3 ② K	4	0	0	0	1	1	3
11 Jorge Polanco, S (1, 6) OBP: 0.464, SLG: 0.717	B SI 88 C CU 72 S FC 84 S CH 75 1-3 ② K	S FC 83 X CH 77 0-1 ③ G4-3			B CU 73 C SI 87 B FC 83 B CU 74 B FC 82 4-1 9 WP 24 1B BB		C SL 87 B SL 86 F SI 94 B SL 88 X SI 94 2-2 ② F9		C SL 86 F FF 95 B SL 86 X SL 87 1-2 ③ F7	4	0	0	0	1	1	3
23 Nelson Cruz, R (1, 10) OBP: 0.435, SLG: 0.444	B FF 88 F FC 84 B CH 75 B CH 74 X FC 83 3-1 ③ F7		C FC 84 B FF 87 C FC 85 B CH 77 C FC 84 2-3 ① K		1 SAFE B FF 87 1 SAFE X SI 88 1-0 ① F8		B FF 92 X SI 94 1-0 ③ L6			4	0	0	0	0	1	1
20 Eddie Rosario, L (1, 7) OBP: 0.318, SLG: 0.607		B CU 74 B CU 72 X FF 88 2-0 HR	C CU 74 F FC 85 F CU 75 F CH 77 X SI 88 0-2 ② G5-3		B CH 73 C SI 87 B CU 72 F SI 87 F CU 74 1 SAFE S SI 87 2-3 ② K			X SL 85 0-0 HR		4	2	2	2	0	1	1
24 C.J. Cron, R (1, 3) OBP: 0.275, SLG: 0.396		B FC 85 F SI 87 F FC 85 S CH 74 1-3 ① K	X CU 74 0-0 ③ P4		B FF 87 X CU 72 1-0 9 WP 1-2 1B			B SI 93 C SI 94 F FC 86 S FC 87 1-3 ① K		4	0	1	0	0	2	0
9 Marwin Gonzalez, S (1, 5) OBP: 0.286, SLG: 0.295		F CU 75 B FC 85 B CH 74 F FC 85 B SI 88 F CH 75 F FC 84 D CH 77 4-2 64 1B 16 1B BB		C CU 74 B CH 76 F FC 82 B SI 87 F CH 74 F CU 74 X CH 74 2-2 ① F7	B CU 72 C FF 90 B CU 73 F FF 92 B FF 92 S FF 91 3-3 ③ K 1-2 2-3			B CU 78 B SI 94 X SI 94 2-0 ② G4-3		3	1	0	0	1	1	2
64 Willians Astudillo, R (1, 2) OBP: 0.316, SLG: 0.457		S FC 82 1 SAFE B FC 83 F SI 87 X CH 74 1-2 16 1B 25 FC4-6 1-3 1B		B FC 82 C FF 87 F SI 87 B CU 74 X FC 82 2-2 25 2B 1B		B SI 93 X SI 94 1-0 ① P4		F SI 94 F SI 94 B FC 88 X CH 87 1-2 ③ G6-3		4	1	2	0	0	0	0
16 Jonathan Schoop, R (1, 4) OBP: 0.304, SLG: 0.392		X FC 85 0-0 25 FC4-6 1-3 3-H 1B		X FC 82 0-0 ② F8		B SI 95 X SI 94 1-0 ② F9			B FF 96 C FF 95 X FF 96 1-1 1B	4	0	2	1	0	0	1
25 Byron Buxton, R (1, 8) OBP: 0.327, SLG: 0.479		X FF 89 0-0 ② FC4-6 26 S 1-2f 3-H		F FC 82 X CH 75 0-1 1-3 2B		B SI 95 B SI 94 S SI 94 F SI 94 S FC 88 2-3 ③ K			F FF 97 B SL 86 F SI 98 S SL 86 1-3 ① K	4	0	1	1	0	2	2
Inning Stats	R: 0 E: 0 K: 1 S: 6 H: 0 LOB: 0 BB: 0 P: 11	R: 3 E: 0 K: 1 S: 17 H: 3 LOB: 2 BB: 2 P: 29	R: 0 E: 0 K: 1 S: 9 H: 0 LOB: 0 BB: 0 P: 11	R: 0 E: 0 K: 0 S: 14 H: 2 LOB: 2 BB: 0 P: 18	R: 0 E: 0 K: 2 S: 10 H: 1 LOB: 2 BB: 1 P: 21	R: 0 E: 0 K: 1 S: 5 H: 0 LOB: 0 BB: 0 P: 9	R: 0 E: 0 K: 0 S: 7 H: 0 LOB: 0 BB: 0 P: 12	R: 1 E: 0 K: 1 S: 8 H: 1 LOB: 0 BB: 0 P: 12	R: 0 E: 0 K: 2 S: 11 H: 1 LOB: 1 BB: 0 P: 16	1B: 5 2B: 1 3B: 0 HR: 2 SF: 0 SAC: 0 DP: 0 HBP: 0						

	AB	35
	R	4
	H	8
	RBI	4
	BB	3
	SO	9
	LOB	13

WP: 1 PB: 0 SB: 1 CS: 0 PA: 38

PITCHER		IP	WLS	BF	H	R	ER	SO	BB	IBB	HBP	BLK	WP	HR	S	P	ERA	WHIP
36 Clay Buchholz, R ERA: 3.38	(1, 1)	4.2		23	6	3	3	4	3	0	0	0	0	1	53	84	5.79	1.929
45 Thomas Pannone, L ERA: 3.55	(5, 1)	0.1		1	0	0	0	1	0	0	0	0	1	0	3	6	0.00	0.000
52 Ryan Tepera, R ERA:	(6, 1)	1.0	H	3	0	0	0	1	0	0	0	0	0	0	5	9	0.00	0.000
58 Tim Mayza, L ERA: 7.88	(7, 1)	1.0	H	4	1	1	1	0	0	0	0	0	0	1	8	13	9.00	1.000
31 Joe Biagini, R ERA: 2.7	(8, 1)	1.0	W	3	0	0	0	1	0	0	0	0	0	0	7	11	0.00	0.000

PITCHER		IP	WLS	BF	H	R	ER	SO	BB	IBB	HBP	BLK	WP	HR	S	P	ERA	WHIP
51 Ken Giles, R ERA: 3.0	(9, 1)	1.0	S	4	1	0	0	2	0	0	0	0	0	0	11	16	0.00	1.000

Batter	1	2	3	4	5	6	7	8	9	AB	R	H	RBI	BB	SO	LOB
11 Jorge Polanco, S (1, 6) OBP: 0.432, SLG: 0.662	C FF 90 X FF 89 0-1 F7 ①	C CU 75 C CH 85 B CH 84 F FF 90 B SL 84 X CH 84 2-2 F8 ③		B CU 74 B FF 90 B CH 84 C CH 83 X FF 89 3-1 L8 ③		B CH 87 C CH 88 X SI 94 1-1 L8 ①		C FF 97 B FF 97 F SL 88 F SL 88 S SL 88 1-3 K ③		5	0	0	0	0	1	5
9 Marwin Gonzalez, S (1, 5) OBP: 0.259, SLG: 0.265	B FF 90 C CH 85 B CH 85 C FF 90 F SL 84 F CH 85 F FF 90 B SL 86 S CH 84 3-3 K ②		C FF 88 F CU 75 B SL 82 X CH 85 1-2 G5-3 ①		B FF 88 F CU 75 F FF 89 X SL 81 1-2 P5 ①	B SL 83 C SI 94 2 SAFE B CH 88 S CH 88 D CH 88 F SI 95 X CH 88 3-2 F7 ②			S SL 87 S SL 88 C SL 88 0-3 K ①	5	0	0	0	0	2	1
23 Nelson Cruz, R (1, 10) OBP: 0.412, SLG: 0.415	X FF 90 0-0 F8 ③		B FF 90 B CH 85 X CH 84 2-0 L9 ②		F SL 81 X FF 88 0-1 F9 ②	B SL 85 X SI 97 1-0 2-H 1B			B FF 96 X FF 97 1-0 G6-3 ②	5	0	1	1	0	0	0
20 Eddie Rosario, L (1, 7) OBP: 0.338, SLG: 0.712		B FF 88 C CH 84 F CH 84 X FF 90 1-2 HR	C FF 90 F SL 85 X CH 84 0-2 64 WP 2B		X FF 89 0-0 HR	B SI 97 B SI 96 X SI 96 2-0 F8 ③			B FF 96 L SL 89 F SL 88 S SL 89 1-3 K ③	5	2	3	2	0	1	1
64 Willians Astudillo, R (1, 3) OBP: 0.333, SLG: 0.538		B SL 85 B FF 91 F CH 84 X SL 84 2-1 HR	F CH 84 B FF 90 S FF 90 2 SAFE B FF 90 B CH 83 F SL 83 X CH 84 3-2 G1-3 ③ 2-3		X SL 83 0-0 1B		F SL 86 F SI 98 F SL 86 X SL 87 0-2 G5-3 ①			4	1	2	1	0	0	1
60 Jake Cave, L (1, 9) OBP: 0.360, SLG: 0.286		C FF 91 F CH 84 X CH 86 0-2 G6-3 ①		B FF 88 S FF 89 F FF 90 S CH 83 1-3 K ①	S CH 84 B CH 84 F CH 84 B SL 83 C FF 89 2-3 K ③		X CH 91 0-0 G4-3 ②			4	0	0	0	0	2	1
16 Jonathan Schoop, R (1, 4) OBP: 0.317, SLG: 0.407		C FF 91 F CH 84 X FF 91 0-2 2B		B FF 90 B CH 84 S CH 84 X FF 90 2-1 F9 ②		H FF 93 1-0 15 2B 25 2B HBP	B SI 98 S SL 87 B SI 97 B SI 96 X SL 84 3-1 P3 ③			3	1	1	0	0	0	0
15 Jason Castro, L (1, 2) OBP: 0.360, SLG: 0.250		B CU 76 2 SAFE S CH 84 B FF 90 2 SAFE B CH 84 D FF 90 4-1 BB		B FF 89 C FF 89 B FF 89 S CH 84 B SL 85 B FF 91 4-2 25 BB BB		B SI 92 B SI 94 X SI 94 2-0 25 2B 1-3 2B		C FF 94 B SL 89 C SL 88 T FF 96 1-2 K ①		2	1	1	0	2	1	0
25 Byron Buxton, R (1, 8) OBP: 0.339, SLG: 0.490		F CH 84 S FF 91 B FF 90 S CH 84 1-3 K ②		1 SAFE D SL 83 B CH 83 F FF 88 C FF 89 B CH 84 F CH 84 F CH 84 B SL 84 4-2 1-2 BB		B SI 95 F SI 94 F SI 94 B SI 95 X SI 96 2-2 23 1B 2-H 3-H 2B		F FF 96 S SL 88 S SL 88 0-3 K ②		3	1	1	2	1	2	2
Inning Stats	R: 0 E: 0 K: 1 S: 9 H: 0 LOB: 0 BB: 0 P: 12	R: 2 E: 0 K: 1 S: 19 H: 3 LOB: 2 BB: 1 P: 29	R: 0 E: 0 K: 0 S: 11 H: 1 LOB: 1 BB: 0 P: 17	R: 0 E: 0 K: 1 S: 13 H: 0 LOB: 2 BB: 2 P: 27	R: 1 E: 0 K: 1 S: 10 H: 2 LOB: 1 BB: 0 P: 13	R: 3 E: 0 K: 0 S: 12 H: 3 LOB: 1 BB: 0 P: 24	R: 0 E: 0 K: 0 S: 7 H: 0 LOB: 0 BB: 0 P: 10	R: 0 E: 0 K: 3 S: 10 H: 0 LOB: 0 BB: 0 P: 12	R: 0 E: 0 K: 2 S: 7 H: 0 LOB: 0 BB: 0 P: 9	1B: 2 2B: 4 3B: 0 HR: 3 SF: 0 SAC: 0 DP: 0 HBP: 1		WP: 1 PB: 0 SB: 0 CS: 0		PA: 40		

PITCHER		IP	WLS	BF	H	R	ER	SO	BB	IBB	HBP	BLK	WP	HR	S	P	ERA	WHIP
53 Dan Straily, R ERA: 8.59	(1, 1)	5.0		24	6	3	3	4	3	0	0	0	1	3	62	98	5.40	1.800
31 Jimmy Yacabonis, R ERA: 4.85	(6, 1)	0.2	L	5	2	3	3	0	0	0	1	0	0	0	10	19	40.50	3.000
50 Miguel Castro, R ERA: 8.18	(6, 1)	1.1		5	1	0	0	0	0	0	0	0	0	0	9	15	0.00	0.750
66 Tanner Scott, L ERA: 1.59	(8, 1)	2.0		6	0	0	0	5	0	0	0	0	0	0	17	21	0.00	0.000

PITCHER	IP	WLS	BF	H	R	ER	SO	BB	IBB	HBP	BLK	WP	HR	S	P	ERA	WHIP

TOP

Minnesota Twins @ Baltimore Orioles

Oriole Park at Camden Yards, Baltimore, MD

Sat Apr 20 2019, 4:06 PM - 7:22 PM EDT

Cloudy - 73 F

livebaseballscorecards.com

AB	36
R	6
H	9
RBI	6
BB	3
SO	9
LOB	11

BOTTOM

Minnesota Twins @ Baltimore Orioles

Oriole Park at Camden Yards, Baltimore, MD

Sat Apr 20 2019, 4:06 PM - 7:22 PM EDT

Cloudy - 73 F

livebaseballscorecards.com

Batter	1	2	3	4	5	6	7	8	9	AB	R	H	RBI	BB	SO	LOB
2 Jonathan Villar, S (1, 6) OBP: 0.326, SLG: 0.407	B FF 92 B FF 92 C FF 92 H SV 81 3-1 35 S HBP		C SV 79 F FF 92 T FF 93 0-2 ① K	1 SAFE 1 SAFE S FF 92 C FF 92 B FF 92 1 SAFE F SV 82 S SI 93 1-3 ② K		S FF 93 S CH 84 X SI 92 0-2 ③ P5		X CU 81 0-0 ② P3		4	0	0	0	0	2	3
16 Trey Mancini, R (1, 9) OBP: 0.394, SLG: 0.659	B SV 81 T FF 92 F SV 81 1 SAFE X SV 82 1-2 ① P4		X SV 80 0-0 35 HR 2B	1 SAFE C FF 93 1 SAFE D SV 82 S FF 93 B SV 80 X SV 81 2-2 ③ P3 1-2			F SI 88 F SL 77 B SL 77 F FF 91 X FF 91 1-2 ① F9	C CU 82 X SI 95 0-1 1-3 3-H 2B		5	1	2	1	0	0	2
35 Dwight Smith Jr., L (1, 7) OBP: 0.333, SLG: 0.513	C SI 92 D CH 85 1 SAFE 1 SAFE B CH 84 D SV 82 C CH 84 S SV 82 3-3 ② K 1-2		B CH 83 X SI 92 1-0 2-H HR		B SI 92 B CH 83 B CH 83 B FF 91 4-0 14 1B BB		B SI 88 S CH 77 X CH 79 1-1 14 F8 39 1B 1B	C CU 82 C SI 94 D CU 79 D CU 84 S CU 82 2-3 ③ K		4	1	2	2	1	2	3
39 Renato Núñez, R (1, 10) OBP: 0.325, SLG: 0.440	C SI 92 F SV 82 X SV 82 0-2 ③ F9		C SV 81 X SV 80 0-1 HR		1 SAFE B SI 91 1 SAFE B SI 91 S SI 91 1 SAFE C SI 91 S SV 82 2-3 ① K		C SI 88 1 SAFE B SL 77 1 SAFE X SI 88 1-1 1-2 1B		C CU 81 S CU 83 S CU 83 0-3 ① K	5	1	2	1	0	2	2
14 Rio Ruiz, L (1, 5) OBP: 0.356, SLG: 0.377 40 Jesús Sucre, R (9, PH) OBP: 0.255, SLG: 0.250		C SI 91 B CH 83 F CH 83 B SV 83 F FF 94 B SV 84 B SV 83 4-2 28 G5-3 57 BB BB	X SI 92 0-0 19 2B 1B		1 SAFE B SV 82 F SI 92 B CH 84 B CH 84 X SI 91 3-1 ② 1-2 1B		B CH 76 B SI 87 B CH 78 C SI 87 X CH 77 3-1 ② F8 2-3		C CU 82 C SI 95 B CU 84 S CU 84 1-3 ② K	3 1	0 0	2 0	0 0	1 0	0 1	2 0
57 Hanser Alberto, R (1, 4) OBP: 0.292, SLG: 0.283		B SI 90 B SI 90 B SI 91 C FF 92 B SI 91 4-1 28 G5-3 1-2 BB	X SI 91 0-0 ② L7		C SV 79 B SI 90 S SV 81 B FF 93 X SV 82 2-2 ③ G5-3		B SL 77 C SL 77 S CH 76 1 SAFE X SL 78 1-2 ③ L7		F CU 81 B SI 94 F SI 94 F CU 81 B CU 83 T SI 94 2-2 ③ K	4	0	0	0	1	1	4
19 Chris Davis, L (1, 3) OBP: 0.232, SLG: 0.260		C FF 92 D SV 82 C FF 92 C FF 94 1-3 ① K	S FF 92 B CH 83 B FF 92 B CH 83 X FF 94 3-1 ③ 1-H 2B			C FF 92 F SV 80 X SV 81 0-2 ① F7		B SI 94 X SI 93 1-0 28 1B 16 2B 1B		4	1	2	0	0	1	2
28 Pedro Severino, R (1, 2) OBP: 0.323, SLG: 0.500		C SV 81 S SI 91 X SV 81 0-2 ② G5-3 1-2 2-3		C FF 90 B SI 90 B SV 80 C FF 93 B SV 83 X SI 92 3-2 ① G5-3		F FF 93 C SI 92 B SV 82 B SI 92 X SV 82 2-2 HR		X SI 95 0-0 16 2B 1-3 1B		4	1	2	1	0	0	2
3 Cedric Mullins, L (1, 8) OBP: 0.194, SLG: 0.169 23 Joey Rickard, R (8, PH) OBP: 0.288, SLG: 0.377 (9, 8)		X FF 93 0-0 ③ P6		B FF 91 S SI 92 B FF 92 X SI 91 2-1 16 S 1B		F FF 92 X SV 81 0-1 ② G5-3		C CU 81 F CU 83 S CU 83 0-3 ① K	3 1	0 0	1 0	0 0	0 0	0 1	2 2
Inning Stats	R: 0 E: 0 K: 1 S: 10 H: 0 LOB: 1 BB: 0 P: 17	R: 0 E: 0 K: 1 S: 11 H: 0 LOB: 2 BB: 2 P: 20	R: 3 E: 0 K: 1 S: 11 H: 5 LOB: 2 BB: 0 P: 15	R: 0 E: 0 K: 1 S: 12 H: 1 LOB: 1 BB: 0 P: 20	R: 0 E: 0 K: 1 S: 8 H: 1 LOB: 1 BB: 1 P: 19	R: 1 E: 0 K: 0 S: 11 H: 1 LOB: 0 BB: 0 P: 13	R: 0 E: 0 K: 0 S: 13 H: 2 LOB: 2 BB: 0 P: 20	R: 1 E: 0 K: 2 S: 11 H: 3 LOB: 2 BB: 0 P: 14	R: 0 E: 0 K: 3 S: 10 H: 0 LOB: 0 BB: 0 P: 13	1B: 7 2B: 3 3B: 0 HR: 3 SF: 0 SAC: 0 DP: 0 HBP: 1						

	AB	38
	R	5
	H	13
	RBI	5
	BB	3
	SO	10
	LOB	24

	WP: 0	PA: 42
	PB: 0	
	SB: 2	
	CS: 0	

PITCHER		IP	WLS	BF	H	R	ER	SO	BB	IBB	HBP	BLK	WP	HR	S	P	ERA	WHIP
17 José Berríos, R ERA: 2.97	(1, 1)	6.0	W	28	8	4	4	5	3	0	1	0	0	3	63	104	6.00	1.833
39 Trevor Hildenberger, R ERA:	(7, 1)	1.0	H	5	2	0	0	0	0	0	0	0	0	0	13	20	0.00	2.000
55 Taylor Rogers, L ERA: 1.69	(8, 1)	2.0	S	9	3	1	1	5	0	0	0	0	0	0	21	27	4.50	1.500

PITCHER	IP	WLS	BF	H	R	ER	SO	BB	IBB	HBP	BLK	WP	HR	S	P	ERA	WHIP

Minnesota Twins @ Baltimore Orioles

Oriole Park at Camden Yards, Baltimore, MD

Sat Apr 20 2019, 8:04 PM - 10:53 PM EDT

Att. 28,409 - Partly Cloudy - 63 F

TOP

livebaseballscorecards.com

Batter	1	2	3	4	5	6	7	8	9	AB	R	H	RBI	BB	SO	LOB
18 Mitch Garver, R (1, 2) OBP: 0.457, SLG: 1.000	C SI 93 B KC 84 S FS 86 B FS 87 S FS 87 2-3 ① K	B SI 93 D KC 84 C SI 93 X FS 87 2-1 3-H 2B	B FF 92 C FF 92 B SL 88 X SL 87 2-1 2-H 3-H HR		C SI 91 B SL 86 F FF 91 B FF 92 F FF 92 F SL 87 F FF 92 F FF 91 B SL 88 3-3 ② K			B FF 97 B SL 86 X FF 97 2-0 HR	X CH 82 0-0 ③ L8	6	2	3	5	0	2	1
9 Marwin Gonzalez, S (1, 5) OBP: 0.271, SLG: 0.278	C KC 82 B SI 92 B FS 87 C SI 93 X SI 93 2-2 23 HR 1B	C KC 82 F FS 88 B SI 92 X FS 86 1-2 ③ G1-3	C SI 92 X SI 92 0-1 ③ G5-3		X SI 92 0-0 1B			B SL 89 F FF 96 F FF 97 X FF 98 1-2 ① L7		5	1	2	0	0	0	1
23 Nelson Cruz, R (1, 10) OBP: 0.446, SLG: 0.609	X SI 93 0-0 1-H HR	B SI 92 B SI 92 X SI 92 2-0 20 HR 2B	B FF 92 X SL 87 1-0 20 1B 16 HR 1B	X SI 92 0-0 ③ F8				S SL 89 B SL 88 F FF 97 B SL 87 B SL 88 X FF 98 3-2 HR		5	4	4	3	0	0	1
20 Eddie Rosario, L (1, 7) OBP: 0.347, SLG: 0.743 64 Willians Astudillo, R (7, 9) OBP: 0.326, SLG: 0.525	F KC 82 F FS 87 X FS 86 0-2 ② G3	C SI 92 X SI 93 0-1 2-H HR	B SI 93 B SI 92 X SI 92 2-0 16 HR 1-3 1B			X SL 85 0-0 ① F9		F FF 94 X FF 96 0-1 ② L9		4 1	2 0	2 0	2 0	0 0	0 0	0 0
24 C.J. Cron, R (1, 3) OBP: 0.286, SLG: 0.453	B SI 92 B FS 87 B SI 93 C SI 92 F FS 86 X FS 87 3-2 HR	C SI 94 C SI 93 F SI 92 X SI 92 0-2 13 FC4-6 25 2B 60 1B 1B	D FF 93 F FF 93 B SL 88 C SI 92 X SL 90 2-2 ① P4			F FF 91 B SL 86 X SL 88 1-1 ② L7		B SL 87 X SL 87 1-0 ③ P3		5	2	2	1	0	0	2
60 Jake Cave, L (1, 9) OBP: 0.333, SLG: 0.269 (7, 7)	C KC 82 C SI 93 B SI 92 F FS 87 X FS 86 1-2 ③ G6-3	X FS 86 0-0 13 FC4-6 1-2 1B	F SI 93 F SI 92 B SI 92 F SL 87 B FF 93 S SL 88 2-3 ② K			B SL 86 S CU 84 X FF 92 1-1 ③ G3			F CH 84 F CH 85 B CU 78 B CU 77 F CH 84 F CH 85 B CU 76 F CH 84 X CH 86 3-2 ① G6-3	5	0	1	0	0	1	2
16 Jonathan Schoop, R (1, 4) OBP: 0.338, SLG: 0.542		B SI 92 F KC 82 B FS 87 X SI 92 2-1 13 G3 18 2B 2B	F SI 92 X SI 92 0-1 ① F6	B FF 94 B SL 87 X SL 87 2-0 1-H 3-H HR			F FF 95 X FF 98 0-1 ① G4-3		X CH 84 0-0 HR	5	3	3	4	0	0	2
13 Ehire Adrianza, S (1, 6) OBP: 0.148, SLG: 0.083		B KC 82 D FS 86 C SI 93 X FS 87 2-1 ① G3 2-3	B SI 92 X FS 86 1-0 ② FC4-6 25 2B 18 HR 1-2f 2-3	X SI 94 0-0 ③ L7			B FF 96 S FF 97 B FF 97 B FF 97 S FF 98 X FF 97 3-2 ② F8		B SL 83 B CH 85 B CH 83 C CH 84 F CH 85 F CH 84 F CH 84 F CH 84 F CU 80 3-3 S CH 82 ② K	5	1	0	0	0	1	3
25 Byron Buxton, R (1, 8) OBP: 0.344, SLG: 0.518		S SI 93 3 SAFE F SI 93 S FS 86 0-3 ② K	C SI 90 F FS 86 X SI 92 0-2 18 HR 1-3 3-H 2B		C SI 91 B FF 91 X SI 90 1-1 ① F8		B FF 98 F FF 96 S SL 88 B SL 88 X FF 98 2-2 ③ P3		X CH 82 0-0 2B	5	1	2	1	0	1	1

	AB	R	H	RBI	BB	SO	LOB
	46	16	19	16	0	5	13

Inning Stats																																		
	R: 3	H: 3	R: 1	H: 2	R: 6	H: 6	R: 3	H: 3	R: 0	H: 1	R: 0	H: 0	R: 0	H: 0	R: 2	H: 2	R: 1	H: 2	1B: 6	SF: 0	WP: 0	PA: 46
	E: 0	LOB: 0	E: 0	LOB: 1	E: 0	LOB: 0	E: 0	LOB: 0	E: 0	LOB: 1	E: 0	LOB: 0	E: 0	LOB: 0	E: 0	LOB: 0	E: 0	LOB: 1	2B: 5	SAC: 0	PB: 0	
	K: 1	BB: 0	K: 1	BB: 0	K: 0	BB: 0	K: 1	BB: 0	K: 1	BB: 0	K: 0	BB: 0	K: 0	BB: 0	K: 0	BB: 0	K: 1	BB: 0	3B: 0	DP: 0	SB: 0	
	S: 17	P: 25	S: 12	P: 19	S: 18	P: 23	S: 11	P: 20	S: 12	P: 16	S: 5	P: 7	S: 8	P: 13	S: 10	P: 17	S: 16	P: 22	HR: 8	HBP: 0	CS: 0	

PITCHER		IP	WLS	BF	H	R	ER	SO	BB	IBB	HBP	BLK	WP	HR	S	P	ERA	WHIP
17 Alex Cobb, R ERA: 11.88	(1, 1)	2.2	L	18	10	9	9	2	0	0	0	0	0	3	43	61	30.38	3.750
43 Mike Wright Jr., R ERA: 9.45	(3, 1)	3.1		15	5	4	4	2	0	0	0	0	0	2	32	49	10.80	1.500
52 Branden Kline, R ERA: 9.0	(7, 1)	2.0		8	2	2	2	0	0	0	0	0	0	2	18	30	9.00	1.000
19 Chris Davis, R ERA: 9.0	(9, 1)	1.0		5	2	1	1	1	0	0	0	0	0	1	16	22	9.00	2.000

PITCHER	IP	WLS	BF	H	R	ER	SO	BB	IBB	HBP	BLK	WP	HR	S	P	ERA	WHIP

BOTTOM

Minnesota Twins @ Baltimore Orioles

Oriole Park at Camden Yards, Baltimore, MD

Sat Apr 20 2019, 8:04 PM - 10:53 PM EDT

Att. 28,409 - Partly Cloudy - 63 F

livebaseballscorecards.com

Batter	1	2	3	4	5	6	7	8	9	AB	R	H	RBI	BB	SO	LOB
23 Joey Rickard, R (1, 7) (8, 9) OBP: 0.281, SLG: 0.362	B SI 94 B SI 94 C SI 94 S FC 89 F FC 89 B FF 96 X SI 95 3-2 ① F8		C CU 80 F FC 88 F CU 80 X SI 95 0-2 ③ F8		C CU 77 S CH 84 B CU 78 B CH 86 X FC 87 2-2 ③ F7			B SL 84 F SI 97 B SI 96 X SI 98 2-1 2 2B 28 G4-3 1B	S FF 93 B KC 80 F KC 81 F FF 92 X FF 92 1-2 ③ F8	5	1	1	0	0	0	1
2 Jonathan Villar, S (1, 4) OBP: 0.323, SLG: 0.411 19 Chris Davis, L (9, 1) OBP: 0.232, SLG: 0.260	B FC 90 F SI 93 X CH 86 1-1 ② G5-3			B SI 92 C CH 85 S FC 88 B CH 86 F SI 94 X CH 85 2-2 ① G5-3		B SI 94 F SI 93 B SI 94 F FC 86 B CH 86 S CU 80 3-3 ① K		X SL 86 0-0 28 G4-3 39 WP 1-3 2B		4 0	1 0	1 0	0 0	0 0	1 0	0 0
16 Trey Mancini, R (1, 9) OBP: 0.402, SLG: 0.655 28 Pedro Severino, R (8, 2) OBP: 0.313, SLG: 0.483	C CU 79 S FF 95 X SI 92 0-2 1B			B FF 94 B FC 87 C FC 87 S FC 87 F CU 79 B SI 96 F CH 87 F FC 88 B SI 94 4-2 39 HR BB		C CU 78 F CU 78 F CU 80 B SI 95 B CH 85 X FC 87 2-2 ② L9		X SI 97 0-0 ① G4-3 2-3 3-H		2 1	1 0	1 0	0 0	1 1	0 0	0 1
39 Renato Núñez, R (1, 10) (9, 7) OBP: 0.345, SLG: 0.532	B FF 96 B FC 88 X FC 89 2-0 ③ G5-3			C FC 87 F SI 95 F FC 88 X FF 95 0-2 1-H HR		B FC 87 F FC 87 X SI 94 1-1 57 HR 1B		S SL 87 B SL 87 X SI 98 1-1 3-H HR		4	3	3	3	0	0	1
57 Hanser Alberto, R (1, 5) (8, 7) (9, 4) OBP: 0.308, SLG: 0.360		B FC 88 X FC 88 1-0 40 G6-4-3 1B		F FF 94 X FC 88 0-1 ② G5-3		B SI 94 X FF 93 1-0 1-H HR		B SL 86 B SI 96 X SI 97 2-0 ② G4-3		4	1	2	2	0	0	0
40 Jesús Sucre, R (1, 2) (8, 3) OBP: 0.255, SLG: 0.250		X FF 94 0-0 ① ② G6-4-3 1-2f		B CU 76 C FC 85 F FC 86 F CH 84 X SI 95 1-2 1B		B FF 94 C FC 86 X FC 86 1-1 ③ L4		B SI 97 C SI 96 B CH 92 X SI 97 2-1 ③ G6-3		4	0	1	0	0	0	1
1 Richie Martin, R (1, 6) OBP: 0.268, SLG: 0.240		B SI 94 F CH 84 X CU 79 1-1 ③ P3		X CH 86 0-0 ③ G5-3			C SI 96 X SI 97 0-1 14 G5-6-3 1B		B KC 76 C KC 80 S FF 93 F FF 93 B KC 84 X KC 83 2-2 3 FC4-6 1B	4	0	2	0	0	0	1
14 Rio Ruiz, L (1, 3) (8, 5) OBP: 0.338, SLG: 0.354			C FF 92 T SI 93 X SI 94 0-2 ① G3		B FF 93 B FC 86 S SI 92 C FC 84 S FC 87 2-3 ① K		B SI 96 C SL 86 X SI 96 1-1 ① ② G5-6-3 1-2f		B FF 92 C SI 93 B FF 91 S KC 76 B FF 93 X FF 94 3-2 ① F8	4	0	0	0	0	1	2
3 Cedric Mullins, L (1, 8) OBP: 0.183, SLG: 0.159			C FF 95 C CU 80 B FF 95 X CH 86 1-2 ② P3		F SI 94 S FC 87 F FC 90 F FC 88 B SI 94 X FC 88 1-2 ② P4		B SI 98 F SI 97 X SI 98 1-1 ③ G6-3		B KC 78 S FF 92 F FF 92 B FF 92 X KC 79 2-2 ② FC4-6 1-2f	4	0	0	0	0	0	1

Inning Stats																					
	R: 0	H: 1	R: 0	H: 1	R: 0	H: 0	R: 2	H: 2	R: 0	H: 0	R: 2	H: 2	R: 0	H: 1	R: 3	H: 3	R: 0	H: 1	1B: 7	SF: 0	WP: 1	PA: 37
	E: 0	LOB: 1	E: 0	LOB: 0	E: 0	LOB: 0	E: 0	LOB: 1	E: 0	LOB: 0	E: 0	LOB: 0	E: 0	LOB: 0	E: 0	LOB: 0	E: 0	LOB: 1	2B: 1	SAC: 0	PB: 0	
	K: 0	BB: 0	K: 0	BB: 0	K: 0	BB: 0	K: 0	BB: 1	K: 1	BB: 0	K: 1	BB: 0	K: 0	BB: 0	K: 0	BB: 0	K: 0	BB: 0	3B: 0	DP: 2	SB: 0	
	S: 10	P: 16	S: 4	P: 6	S: 10	P: 11	S: 20	P: 27	S: 11	P: 16	S: 12	P: 20	S: 6	P: 8	S: 9	P: 16	S: 14	P: 22	HR: 3	HBP: 0	CS: 0	

PITCHER		IP	WLS	BF	H	R	ER	SO	BB	IBB	HBP	BLK	WP	HR	S	P	ERA	WHIP
33 Martín Pérez, L	(1, 1)	6.0	W	24	6	4	4	2	1	0	0	0	0	2	67	96	6.00	1.167
ERA: 5.31																		
77 Fernando Romero, R	(7, 1)	2.0		9	4	3	3	0	0	0	0	0	1	1	15	24	13.50	2.000
ERA: 13.5																		
21 Tyler Duffey, R	(9, 1)	1.0		4	1	0	0	0	0	0	0	0	0	0	14	22	0.00	1.000
ERA: 2.25																		

PITCHER	IP	WLS	BF	H	R	ER	SO	BB	IBB	HBP	BLK	WP	HR	S	P	ERA	WHIP

Minnesota Twins @ Baltimore Orioles

Oriole Park at Camden Yards, Baltimore, MD

Sun Apr 21 2019, 1:06 PM - 4:14 PM EDT

Att. 11,018 - Partly Cloudy - 65 F

TOP

livebaseballscorecards.com

Batter	1	2	3	4	5	6	7	8	9	AB	R	H	RBI	BB	SO	LOB
11 Jorge Polanco, S (1, 6) OBP: 0.430, SLG: 0.652	B FF 90 X FF 90 1-0 E7 64 2B	C CU 73 B CH 83 B CH 83 S CH 83 B FF 91 B SI 91 4-2 1-2 BB		C CU 72 F FF 90 X CU 74 0-2 ① L8 2-3		C CU 74 B CH 83 B CH 82 2 SAFE F CH 82 X CU 73 2-2 ③ P6			C FF 93 X CH 84 0-1 2B	4	1	1	0	1	0	2
64 Willians Astudillo, R (1, 2) OBP: 0.313, SLG: 0.523	S SL 80 X FF 92 0-1 24 1B 3-H 2B	B SL 82 F FF 90 F CH 84 D SL 80 F FF 91 X CH 83 2-2 ③ L8		X FF 90 0-0 ② SF9 3-H			C FF 96 B FF 94 F FF 95 B SL 85 X SL 85 2-2 ① G4-3		B SL 87 F SL 85 X FF 95 1-1 ① F7	4	1	1	2	0	0	3
23 Nelson Cruz, R (1, 10) OBP: 0.443, SLG: 0.571	C FF 90 F CH 84 D SL 81 F CH 83 S FF 91 1-3 ① K		B SL 81 C CH 84 H FF 90 2-1 24 1B 60 1B HBP	S SL 81 F CH 84 B SL 81 F FF 92 B SL 82 C SL 81 2-3 ③ K			F FF 95 B FF 95 B SL 85 B SL 85 B SL 84 4-1 24 BB BB		B SL 86 B SL 87 S CH 85 X FF 95 2-1 ② F7	3	1	0	0	1	2	2
20 Eddie Rosario, L (1, 7) OBP: 0.325, SLG: 0.693	B CU 73 S CH 82 F FF 90 S CU 75 1-3 ② K		B SI 90 S CH 84 B FF 90 C CH 83 S CU 76 2-3 ① K		B FF 89 X CU 73 1-0 ① G4-1		C FF 94 B FF 95 X CH 86 1-1 ② L8		B CH 85 B FF 95 X CH 86 2-0 ③ G6-3	5	0	0	0	0	2	4
24 C.J. Cron, R (1, 3) OBP: 0.317, SLG: 0.464	S FF 91 B CH 84 X FF 92 1-1 2-H 1B		B FF 92 X SL 81 1-0 60 1B 1-2 1B		F FF 90 X CH 85 1-1 ② G5-3		B FF 95 B FF 95 B FF 94 C FF 94 B FF 94 4-1 1-2 BB			3	0	2	1	1	0	0
60 Jake Cave, L (1, 9) OBP: 0.324, SLG: 0.267	C FF 91 S SI 90 D CU 75 X CH 84 1-2 ③ G3		B SI 92 X CH 83 1-0 1-2 2-H 1B		B FF 91 B FF 91 F FF 91 F FF 92 X CU 75 2-2 ③ F9		B FF 95 B CH 86 X FF 94 2-0 ③ F7			4	0	1	1	0	0	3
16 Jonathan Schoop, R (1, 4) OBP: 0.333, SLG: 0.524		X SL 80 0-0 11 BB 1B	C CH 84 S FF 91 X FF 92 0-2 ② F7			X CH 83 0-0 ① G5-3		C FF 94 S SL 85 S SL 84 0-3 ① K		4	0	1	0	0	1	2
13 Ehire Adrianza, S (1, 5) OBP: 0.194, SLG: 0.143		X FF 89 0-0 ① L7	B CU 74 X CH 82 1-0 ③ P6			B CU 74 F CH 83 X FF 91 1-1 25 F7 1B		B FF 94 X FF 93 1-0 25 G6-4-3 1B		4	0	2	0	0	0	3
25 Byron Buxton, R (1, 8) OBP: 0.338, SLG: 0.517		1 SAFE L SL 79 B FF 90 S SL 80 X SL 79 1-2 ② P3		B FF 89 B FF 90 F FF 90 B FF 90 F FF 90 X FF 92 3-2 11 L8 64 SF9 2B		1 SAFE C SL 79 B SL 80 S FF 91 1 SAFE F SL 80 X FF 92 1-2 ② F7 1-2		1 SAFE F FF 93 B FF 93 S FF 92 F SL 85 1 SAFE X FF 93 1-2 ②③ G6-4-3 1-2f		4	1	1	0	0	0	3
Inning Stats	R: 2 E: 1 K: 2 S: 15 H: 2 LOB: 1 BB: 0 P: 20	R: 0 E: 0 K: 0 S: 11 H: 1 LOB: 2 BB: 1 P: 18	R: 1 E: 0 K: 1 S: 10 H: 2 LOB: 2 BB: 0 P: 17	R: 1 E: 0 K: 1 S: 11 H: 1 LOB: 0 BB: 0 P: 16	R: 0 E: 0 K: 0 S: 6 H: 0 LOB: 0 BB: 0 P: 10	R: 0 E: 0 K: 0 S: 10 H: 1 LOB: 1 BB: 0 P: 14	R: 0 E: 0 K: 0 S: 8 H: 0 LOB: 2 BB: 2 P: 21	R: 0 E: 0 K: 1 S: 8 H: 1 LOB: 0 BB: 0 P: 10	R: 0 E: 0 K: 0 S: 7 H: 1 LOB: 1 BB: 0 P: 12	1B: 6 2B: 3 3B: 0 HR: 0	SF: 1 SAC: 0 DP: 1 HBP: 1						

	AB	35
	R	4
	H	9
	RBI	4
	BB	3
	SO	5
	LOB	22

PITCHER		IP	WLS	BF	H	R	ER	SO	BB	IBB	HBP	BLK	WP	HR	S	P	ERA	WHIP
37 Dylan Bundy, R ERA: 6.56	(1, 1)	6.0	L	28	7	4	2	4	1	0	1	0	0	0	63	95	3.00	1.333
58 Evan Phillips, R ERA: 3.24	(7, 1)	2.0		8	1	0	0	1	2	0	0	0	0	0	16	31	0.00	1.500
42 Mychal Givens, R ERA: 4.5	(9, 1)	1.0		4	1	0	0	0	0	0	0	0	0	0	7	12	0.00	1.000

PITCHER	IP	WLS	BF	H	R	ER	SO	BB	IBB	HBP	BLK	WP	HR	S	P	ERA	WHIP

Minnesota Twins @ Baltimore Orioles

Oriole Park at Camden Yards, Baltimore, MD

Sun Apr 21 2019, 1:06 PM - 4:14 PM EDT

Att. 11,018 - Partly Cloudy - 65 F

BOTTOM

livebaseballscorecards.com

Batter	1	2	3	4	5	6	7	8	9	AB	R	H	RBI	BB	SO	LOB
2 Jonathan Villar, S (1, 6) OBP: 0.337, SLG: 0.432	C FF 90 S FF 92 B FF 92 X FF 93 1-2 35 F8 35 S 1B		X SI 92 0-0 ② FC4-6 35 WP 16 1B 35 1B 1-2f		C SI 91 F CH 85 B CU 80 B SL 84 X CH 87 2-2 ② P5			S FF 95 B FF 94 B CH 88 S FF 94 F FF 94 F FF 95 F CH 88 B SL 84 F FF 94 3-2 X FF 95 1-3 3 S 1B	F CU 83 1 SAFE C CU 83 X CU 82 0-2 1-3 3-H 2B	5	1	3	1	0	0	1
16 Trey Mancini, R (1, 9) OBP: 0.402, SLG: 0.637	X SI 92 0-0 ① F9		1 SAFE B SI 93 C SI 92 S SI 92 1 SAFE D SL 84 1 SAFE X SL 84 2-2 35 WP 35 1B 1-2 1B		S SI 94 X SI 93 0-1 ③ L7			S SI 88 C SL 78 B CH 78 S CH 79 1-3 ① K	0-0 IBB	4	1	1	0	1	1	3
35 Dwight Smith Jr., L (1, 7) OBP: 0.333, SLG: 0.506 3 Cedric Mullins, L (7, 8) OBP: 0.181, SLG: 0.156 28 Pedro Severino, R (9, PH) OBP: 0.303, SLG: 0.467	1 SAFE B SI 92 1 SAFE C CH 84 B CH 88 D SL 83 X CH 84 3-1 ② F8 1-3		B FF 94 B CH 85 X FF 95 2-0 1-H 2-H 1B			C CU 78 B CU 81 B CH 85 S CH 86 S SL 85 2-3 ① K2-3		1 SAFE S CH 78 S CH 79 X CH 78 0-2 ② G3 1-2	B CU 82 B SI 94 B SI 95 C SI 94 X SI 94 3-1 ③ F9	3 1 1	0 0 0	1 0 0	2 0 0	0 0 0	1 0 0	1 2 3
39 Renato Núñez, R (1, 10) OBP: 0.341, SLG: 0.512	C SI 94 B SI 90 S SL 84 S SL 84 1-3 ③ K		C SI 94 D SL 85 1 SAFE B SI 93 F SI 94 S CU 81 2-3 ③ K			X SI 92 0-0 ② L9		C CH 79 B SL 79 S CH 77 F CH 77 D CH 77 B FF 92 B CH 79 4-2 BB		3	0	0	0	1	2	2
14 Rio Ruiz, L (1, 5) OBP: 0.321, SLG: 0.333		C FF 92 B CH 85 X FF 93 1-1 ① G4-3		C CH 85 S SL 84 S CU 81 0-3 ① K		B CU 79 B FF 93 X CH 85 2-0 ③ G4-3		F SL 78 C SI 89 B CH 78 X CH 78 1-2 ③ G1-3		4	0	0	0	0	1	3
23 Joey Rickard, R (1, 8) OBP: 0.294, SLG: 0.361 (7, 7)		C FF 94 F SI 92 B SI 91 B CU 82 S SL 85 2-3 ② K		C SL 84 B SL 85 B SI 93 C SL 85 B SL 85 F SL 84 F SI 94 X SI 94 3-2 1B			B FF 94 X FF 94 1-0 ① P2		C SI 93 F SI 94 H CU 83 1-2 40 E 40 1B 2 2B HBP	3	1	1	0	0	1	0
19 Chris Davis, L (1, 3) OBP: 0.217, SLG: 0.241		C FF 94 B FF 93 S CH 87 B SL 85 B FF 94 X FF 95 3-2 ③ G3		C SI 93 S CH 86 1 SAFE 1 SAFE F CH 85 B FF 92 F CH 85 1 SAFE B FF 93 3-3 B SI 93 S CH 86 ② K			B CH 87 F FF 94 B CH 88 S FF 95 C FF 95 2-3 ② K		X SI 94 0-0 ① L7	4	0	0	0	0	2	2
40 Jesús Sucre, R (1, 2) OBP: 0.271, SLG: 0.268 1 Richie Martin, R (9, PR) OBP: 0.268, SLG: 0.240			B SI 92 B SL 84 X SI 92 2-0 2 FC4-6 1B	C SI 93 B SI 93 B SI 93 C SL 84 B SI 94 1 SAFE X SI 93 3-2 ③ G4-3			F CH 87 B SL 84 C CU 78 F FF 95 B CU 78 S FF 94 2-3 ③ K	C SI 94 F SI 94 X CU 81 0-2 E5 2 2B 1-3 1B	4 0	0 0	2 0	0 0	0 0	1 0	1 0
57 Hanser Alberto, R (1, 4) OBP: 0.304, SLG: 0.352			C SI 92 X SL 84 0-1 ① F9		X CU 82 0-0 ① F7			B FF 93 B CH 86 C FF 93 X CU 78 2-1 2 1B 1B	C CU 82 F SI 93 S CU 84 0-3 ② K	4	0	1	0	0	1	3

Inning Stats	1	2	3	4	5	6	7	8	9
	R: 0 E: 0 K: 1 S: 9 H: 1 LOB: 1 BB: 0 P: 14	R: 0 E: 0 K: 1 S: 8 H: 0 LOB: 0 BB: 0 P: 14	R: 2 E: 0 K: 1 S: 11 H: 3 LOB: 1 BB: 0 P: 19	R: 0 E: 0 K: 2 S: 16 H: 1 LOB: 1 BB: 0 P: 25	R: 0 E: 0 K: 0 S: 6 H: 0 LOB: 0 BB: 0 P: 8	R: 0 E: 0 K: 1 S: 5 H: 0 LOB: 0 BB: 0 P: 9	R: 0 E: 0 K: 2 S: 8 H: 0 LOB: 0 BB: 0 P: 13	R: 0 E: 0 K: 1 S: 21 H: 2 LOB: 3 BB: 1 P: 32	R: 1 E: 1 K: 1 S: 14 H: 2 LOB: 3 BB: 1 P: 18

| | | |

Batter	1	2	3	4	5	6	7	8	9	AB	R	H	RBI	BB	SO	LOB
26 Max Kepler, L (1, 9) OBP: 0.338, SLG: 0.431	B FF 92 C SI 91 B FF 92 F ST 80 B FF 93 F SI 91 F FF 93 B KC 78 4-2 11 G4-6-3 BB	X FF 92 0-0 ② F9		D KC 80 X CH 83 1-0 ③ G3		C CH 89 F CH 89 X CH 87 0-2 11 E 1-3 2-H 1B		B FF 93 1 SAFE 1 SAFE F CH 82 1 SAFE B FF 93 B CH 83 B FF 94 4-1 ② 11 HR 1-2 BB		3	2	1	1	2	0	1
11 Jorge Polanco, S (1, 6) OBP: 0.452, SLG: 0.716	C SI 92 X ST 80 0-1 G4-6-3 1-2f	C SI 92 ① B ST 79 ② F KC 78 B ST 80 F ST 79 X KC 78 2-2 2B			C SI 91 B SI 92 X CH 82 1-1 20 G4-3 1B	F FF 97 B FF 97 X CH 88 1-1 E9 23 1B 2-H 3-H 1B		1 SAFE B FF 93 1 SAFE X CH 81 1-0 1-H HR		5	2	4	4	0	0	1
23 Nelson Cruz, R (1, 10) OBP: 0.439, SLG: 0.556	B ST 82 B ST 79 B FF 93 X SI 92 3-0 20 1B 24 2B 1B	X SI 92 0-0 ③ F9			B SI 91 F SI 92 S ST 80 S ST 79 1-3 ① K	S FF 98 B FF 98 S CH 89 B CH 90 B FF 98 X FF 97 3-2 3-H 1B		B FF 94 B FF 94 C CH 82 X FF 94 2-1 ③ F8		5	1	2	1	0	1	2
20 Eddie Rosario, L (1, 7) OBP: 0.318, SLG: 0.663	B SI 93 C KC 77 X SI 92 1-1 24 2B 1-3 1B		C KC 77 X CH 84 0-1 ① F9		D KC 79 C ST 81 D ST 77 B ST 81 F SI 92 1 SAFE 1 SAFE F ST 82 X SI 93 3-2 ② G4-3 1-2	X FF 96 0-0 ③ G4-3			F FF 97 F SI 97 B CH 81 X CH 83 1-2 ① G3	5	1	1	0	0	0	2
24 C.J. Cron, R (1, 3) OBP: 0.308, SLG: 0.459	F SI 92 F SI 92 X ST 82 0-2 1-H 3-H 2B		C ST 80 F SI 91 B SI 92 F SI 92 B ST 80 X ST 81 2-2 ② G5-3		X SI 92 0-0 ③ G5-3		B FF 96 F FF 94 B SL 85 F CH 89 S FF 98 2-3 ① K		F SL 87 F FF 96 X SL 85 0-2 ② G6-3	5	0	1	2	0	1	1
9 Marwin Gonzalez, S (1, 5) OBP: 0.266, SLG: 0.259	B SI 93 B CH 85 B SI 92 B SI 92 4-0 BB		C KC 79 B ST 80 S CH 85 B ST 80 X SI 92 2-2 ③ G1-3			B FF 95 B CH 89 X FF 96 2-0 ① P6	B FF 96 F FF 96 B CH 88 B CH 88 F FF 96 S CH 87 3-3 ② K		C CH 84 B FF 96 X SI 97 1-1 ③ G1	4	0	0	0	1	1	0
16 Jonathan Schoop, R (1, 4) OBP: 0.329, SLG: 0.522	C SI 92 S ST 81 B ST 82 F ST 79 X SI 92 1-2 ③ G5-3			S SI 92 X SI 90 0-1 ① G5-3		B FF 97 S FF 95 F FF 96 F FF 98 B SL 86 B CH 90 X FF 97 3-2 26 1B 2B	F FF 96 C SL 84 S CH 90 0-3 ③ K			4	1	1	0	0	1	2
15 Jason Castro, L (1, 2) OBP: 0.414, SLG: 0.409		X FF 91 0-0 HR		C FF 92 C KC 79 B SI 92 B KC 80 B FF 92 F ST 81 F FF 93 F FF 92 B KC 79 4-2 BB		D SL 86 B CH 88 S FF 98 B FF 96 B FF 96 4-1 26 1B 11 E BB		B CH 83 X FF 94 1-0 ① F8		2	2	1	1	2	0	0
25 Byron Buxton, R (1, 8) OBP: 0.333, SLG: 0.500		C SI 91 F SI 91 S ST 80 0-3 ① K		B ST 81 X ST 81 1-0 ② F7		D FF 97 X FF 96 1-0 ② F7		C FF 94 X FF 95 0-1 26 CS 1B		4	0	1	0	0	1	3
Inning Stats	R: 2 E: 0 K: 0 S: 16 H: 3 LOB: 2 BB: 2 P: 29	R: 1 E: 0 K: 1 S: 10 H: 2 LOB: 1 BB: 0 P: 12	R: 0 E: 0 K: 0 S: 9 H: 0 LOB: 0 BB: 0 P: 13	R: 0 E: 0 K: 0 S: 9 H: 0 LOB: 1 BB: 1 P: 15	R: 0 E: 0 K: 1 S: 10 H: 1 LOB: 1 BB: 0 P: 15	R: 4 E: 1 K: 0 S: 16 H: 4 LOB: 1 BB: 1 P: 30	R: 0 E: 0 K: 3 S: 10 H: 0 LOB: 0 BB: 0 P: 15	R: 2 E: 0 K: 0 S: 7 H: 2 LOB: 0 BB: 1 P: 15	R: 0 E: 0 K: 0 S: 8 H: 0 LOB: 0 BB: 0 P: 10	1B: 7 2B: 3 3B: 0 HR: 2 SF: 0 SAC: 0 DP: 1 HBP: 0						

PITCHER		IP	WLS	BF	H	R	ER	SO	BB	IBB	HBP	BLK	WP	HR	S	P	ERA	WHIP
41 Brad Peacock, R ERA: 4.29	(1, 1)	5.0	L	23	6	3	3	2	3	0	0	0	0	1	54	84	5.40	1.800
39 Josh James, R ERA: 7.11	(6, 1)	2.0		11	4	4	3	3	1	0	0	0	0	0	26	45	13.50	2.500
47 Chris Devenski, R ERA: 4.15	(8, 1)	1.0		5	2	2	2	0	1	0	0	0	0	1	7	15	18.00	3.000
54 Roberto Osuna, R ERA: 0.96	(9, 1)	1.0		3	0	0	0	0	0	0	0	0	0	0	8	10	0.00	0.000

PITCHER	IP	WLS	BF	H	R	ER	SO	BB	IBB	HBP	BLK	WP	HR	S	P	ERA	WHIP

TOP

Minnesota Twins @ Houston Astros

Minute Maid Park, Houston, TX

Mon Apr 22 2019, 7:12 PM - 10:35 PM CDT

Att. 34,518 - Partly Cloudy - 76 F

livebaseballscorecards.com

AB	37
R	9
H	12
RBI	9
BB	5
SO	5
LOB	12

WP: 0	PA: 42					
PB: 0						
SB: 0						
CS: 1						

Minnesota Twins @ Houston Astros

Minute Maid Park, Houston, TX

Mon Apr 22 2019, 7:12 PM - 10:35 PM CDT

Att. 34,518 - Partly Cloudy - 76 F

livebaseballscorecards.com

BOTTOM

Batter	1	2	3	4	5	6	7	8	9	AB	R	H	RBI	BB	SO	LOB
4 George Springer, R (1, 8) OBP: 0.363, SLG: 0.557	C FF 92 F FF 92 B FC 85 B CU 75 X FF 92 2-2 ① L8		B FF 92 B FC 82 B FF 93 C FF 93 X FF 93 3-1 ① G4-3		X FS 86 0-0 ① L8		C FF 91 S CU 77 X CS 68 0-2 E5 1 HR 1B	B SI 94 B CH 81 F FF 95 F SL 84 B SL 86 X CH 80 3-2 ③ F9		5	1	1	0	0	0	2
27 Jose Altuve, R (1, 4) OBP: 0.340, SLG: 0.593	C FF 93 C FC 82 B CU 76 X FC 83 1-2 1B		C FF 94 B CU 76 C FF 94 B FF 94 B CU 76 X FF 94 3-2 ② G6-3		D CU 76 S FC 82 B FF 94 B FC 84 X FF 93 3-1 ② P4		X FF 91 0-0 ① G5-3		C FF 93 X CU 76 0-1 ① B1-3	5	0	1	0	0	0	2
2 Alex Bregman, R (1, 5) OBP: 0.430, SLG: 0.543	C CU 76 1 SAFE B FF 92 1 SAFE B FF 93 F CU 75 X FS 86 2-2 ② F8		B FF 94 B CU 75 X FC 82 2-0 ③ P3		B FF 94 S FS 86 C FC 83 B FS 86 F FS 86 X FF 94 2-2 ③ F9		C CU 75 S FF 90 B CS 68 B FF 91 B FF 90 D FF 89 4-2 1 HR BB		F FF 92 B CU 77 B FF 92 X FF 92 2-1 23 G2-3 1B	4	1	1	0	1	0	2
23 Michael Brantley, L (1, 7) OBP: 0.366, SLG: 0.512	1 SAFE F FF 92 B FF 94 F CU 76 1 SAFE B FF 93 F FF 93 X FS 87 2-2 ③ F8			X FF 92 0-0 1 G5-3 22 1B 1B		C FF 93 B FS 86 X FF 92 1-1 HR	C FF 89 C CU 74 X CU 76 0-2 ② L7		F CU 75 B FF 91 C FS 81 X FS 81 1-2 ② G2-3 1-2	5	2	2	1	0	0	4
1 Carlos Correa, R (1, 6) OBP: 0.329, SLG: 0.514		C FF 93 S CU 76 B CU 75 C FS 86 1-3 ① K		F CU 76 C FF 93 F CU 76 X CU 75 0-2 ① G5-3 1-2		B C FC 82 F FS 86 S FC 88 1-3 ① K	C FF 90 C CU 75 D CS 70 B FF 91 F CU 75 X FF 91 2-2 1-H 2-H HR		B FF 93 C FF 92 B CU 77 X FF 91 2-1 ③ G3	5	1	1	3	0	2	2
10 Yuli Gurriel, R (1, 10) OBP: 0.337, SLG: 0.438		B CU 73 B CU 75 C FC 82 X FC 81 2-1 ② L8		D CU 76 C FF 93 X FS 86 1-1 ② G5-3		S CU 76 C FC 82 B FS 86 B FS 84 X FF 93 2-2 ② L3	C CU 75 B CU 77 B CU 76 F CU 75 X FF 90 2-2 ③ L8			4	0	0	0	0	0	1
22 Josh Reddick, L (1, 9) OBP: 0.403, SLG: 0.476		X CU 75 0-0 13 1B 1B		B FF 93 F FF 93 F FS 86 B FF 94 F FF 94 B FF 94 F CU 77 F FF 94 X FF 93 3-2 13 2B 2-H 1B		F FF 94 X FS 86 0-1 13 BB 1B		B FF 93 S SL 85 C FF 94 F SL 82 X FF 94 1-2 ① L7		4	0	3	1	0	0	0
13 Tyler White, R (1, 3) OBP: 0.395, SLG: 0.314		S FC 83 B FC 84 B FF 93 F FF 93 1 SAFE B CU 77 X FF 93 3-2 1-3 1B		B CU 76 F FF 94 X CU 76 1-1 ③ 1-H 2B		D CU 79 B FF 94 F FF 95 B FF 94 B FF 95 4-1 1-2 BB		B SI 94 B SI 94 B FF 95 C FF 93 B FF 95 4-1 BB		2	0	2	0	2	0	0
28 Robinson Chirinos, R (1, 2) OBP: 0.355, SLG: 0.490		X CU 76 0-0 ③ P3			C CU 74 S FF 93 B CU 76 H FF 93 2-2 HBP	C FF 95 B FF 95 X CU 79 1-1 ③ F7		C SL 83 F SI 95 F FF 93 S CH 82 0-3 ② K		3	0	0	0	0	1	5
Inning Stats	R: 0 E: 0 K: 0 S: 13 H: 1 LOB: 1 BB: 0 P: 20	R: 0 E: 0 K: 1 S: 10 H: 2 LOB: 2 BB: 0 P: 16	R: 0 E: 0 K: 0 S: 6 H: 0 LOB: 0 BB: 0 P: 14	R: 1 E: 0 K: 0 S: 15 H: 3 LOB: 2 BB: 0 P: 20	R: 0 E: 0 K: 0 S: 9 H: 0 LOB: 1 BB: 0 P: 16	R: 1 E: 0 K: 1 S: 13 H: 2 LOB: 2 BB: 1 P: 22	R: 3 E: 1 K: 0 S: 16 H: 2 LOB: 0 BB: 1 P: 24	R: 0 E: 0 K: 1 S: 12 H: 0 LOB: 1 BB: 1 P: 20	R: 0 E: 0 K: 0 S: 9 H: 1 LOB: 1 BB: 0 P: 14	1B: 8 2B: 1 3B: 0 HR: 2 SF: 0 SAC: 0 DP: 0 HBP: 1						

	AB	37
	R	5
	H	11
	RBI	5
	BB	3
	SO	3
	LOB	18

	WP: 0	PA: 41
	PB: 0	
	SB: 0	
	CS: 0	

PITCHER		IP	WLS	BF	H	R	ER	SO	BB	IBB	HBP	BLK	WP	HR	S	P	ERA	WHIP
12 Jake Odorizzi, R ERA: 4.37	(1, 1)	5.2	W	25	8	2	2	2	0	0	1	0	0	1	63	100	3.18	1.412
65 Trevor May, R ERA: 3.86	(6, 1)	0.1		2	0	0	0	0	1	0	0	0	0	0	3	8	0.00	3.000
19 Ryne Harper, R ERA: 2.89	(7, 1)	1.0		6	2	3	3	0	1	0	0	0	0	1	16	24	27.00	3.000
49 Adalberto Mejía, L ERA: 7.2	(8, 1)	1.0		4	0	0	0	1	1	0	0	0	0	0	12	20	0.00	1.000
38 Blake Parker, R ERA: 1.23	(9, 1)	1.0		4	1	0	0	0	0	0	0	0	0	0	9	14	0.00	1.000

PITCHER		IP	WLS	BF	H	R	ER	SO	BB	IBB	HBP	BLK	WP	HR	S	P	ERA	WHIP

Batter	1	2	3	4	5	6	7	8	9	AB	R	H	RBI	BB	SO	LOB
18 Mitch Garver, R (1, 2) OBP: 0.436, SLG: 0.919	C FC 87 C FC 88 B CU 76 B CH 84 X CH 83 2-2 23 BB 20 HR 1B	B FC 87 C CH 82 F FC 86 B FF 91 S CH 81 2-3 K ③			C CU 77 C FC 89 C FF 92 0-3 K ③		1 SAFE 1 SAFE B SL 86 1 SAFE C FF 96 X SL 86 1-1 F7 ③ 1-2			4	1	1	0	0	2	3
11 Jorge Polanco, S (1, 6) OBP: 0.432, SLG: 0.679	1 SAFE F FC 88 C CH 82 B CH 81 F FC 90 F FC 90 F SI 92 C FC 89 1-3 K ①		X FC 84 0-0 F9 ①			B CU 76 X FF 90 1-0 F8 ①		B FF 94 C FF 94 C CU 82 B SL 89 F CU 82 F SL 90 B CU 83 X SL 90 3-2 G4-3 ①		4	0	0	0	0	1	1
23 Nelson Cruz, R (1, 10) OBP: 0.429, SLG: 0.526	B FC 89 S FC 88 B CH 82 B CH 83 B CH 83 4-1 20 HR 1-2 BB		C SI 88 B CU 75 B CU 73 S CH 82 C CH 82 2-3 K ②			B FC 89 X CU 76 1-0 L3 ②		F SL 90 B FF 96 S CU 82 B FF 96 X SL 90 2-2 G6-3 ②		3	1	0	0	1	1	0
20 Eddie Rosario, L (1, 7) OBP: 0.315, SLG: 0.679	F FC 88 X FC 89 0-1 1-H 2-H HR		C CU 76 B SI 89 B FC 91 X CU 77 2-1 F8 ③			B FC 87 F FC 86 F CU 78 B FF 92 B FF 92 F FC 89 F FC 90 X FF 93 3-2 G5-3 ③		B CU 84 F CU 84 F FF 96 S CU 84 1-3 K ③		4	1	1	3	0	1	0
24 C.J. Cron, R (1, 3) OBP: 0.290, SLG: 0.431	B FF 92 X FC 88 1-0 G4-3 ②			F FF 88 B CH 80 F FC 89 B FC 87 X FC 88 2-2 G5-3 ①			C FF 97 S SL 88 S SI 96 0-3 K ①		B FC 90 C FC 90 X CU 82 1-1 G4-3 ①	4	0	0	0	0	1	0
9 Marwin Gonzalez, S (1, 5) OBP: 0.250, SLG: 0.242	B CU 77 C CU 76 S CH 82 B CU 76 B SI 92 F FC 88 S FC 89 3-3 K ③			B CH 82 C FC 88 S CH 82 F FC 90 B SI 90 X CH 82 2-2 G6-3 ②			C FF 97 B FF 98 B CH 92 X FF 97 2-2 G1-4-3 ②		C CU 82 B CU 83 C CU 81 B CU 82 B FC 91 X CU 81 3-2 F7 ②	4	0	0	0	0	1	0
16 Jonathan Schoop, R (1, 4) OBP: 0.338, SLG: 0.549		B SI 89 X FC 87 1-0 2B		B SI 92 S CH 84 B FC 87 S CU 77 S CU 72 2-3 K ③			X FF 98 0-0 26 1B 2B		B FC 92 X CU 82 1-0 G5-3 ③	4	1	2	0	0	1	0
26 Max Kepler, L (1, 9) OBP: 0.338, SLG: 0.426		C CU 76 F FC 89 C FC 87 0-3 K ①			F FF 89 X FC 87 0-1 G4-3 ①		X SL 84 0-0 25 1B 2-H 1B			3	0	1	1	0	1	1
25 Byron Buxton, R (1, 8) OBP: 0.333, SLG: 0.493		X CH 81 0-0 F8 ②			C FF 90 S FC 88 F FF 91 B FC 87 X FF 90 1-2 G4-3 ②		B FF 97 X FF 96 1-0 18 S 1-3 1B			3	0	1	0	0	0	1
Inning Stats	R: 3 E: 0 K: 2 S: 17 H: 2 LOB: 0 BB: 1 P: 28	R: 0 E: 0 K: 2 S: 8 H: 1 LOB: 1 BB: 0 P: 11	R: 0 E: 0 K: 1 S: 6 H: 0 LOB: 0 BB: 0 P: 10	R: 0 E: 0 K: 1 S: 10 H: 0 LOB: 0 BB: 0 P: 16	R: 0 E: 0 K: 1 S: 9 H: 0 LOB: 0 BB: 0 P: 10	R: 0 E: 0 K: 0 S: 7 H: 0 LOB: 0 BB: 0 P: 12	R: 1 E: 0 K: 1 S: 11 H: 3 LOB: 2 BB: 0 P: 15	R: 0 E: 0 K: 1 S: 11 H: 0 LOB: 0 BB: 0 P: 17	R: 0 E: 0 K: 0 S: 6 H: 0 LOB: 0 BB: 0 P: 11	1B: 3 2B: 2 3B: 0 HR: 1 SF: 0 SAC: 0 DP: 0 HBP: 0						

PITCHER		IP	WLS	BF	H	R	ER	SO	BB	IBB	HBP	BLK	WP	HR	S	P	ERA	WHIP
20 Wade Miley, L ERA: 3.58	(1, 1)	6.0		22	3	3	3	7	1	0	0	0	0	1	57	87	4.50	0.667
30 Héctor Rondón, R ERA: 2.08	(7, 1)	1.0	W	6	3	1	1	1	0	0	0	0	0	0	11	15	9.00	3.000
55 Ryan Pressly, R ERA:	(8, 1)	1.0	H	3	0	0	0	1	0	0	0	0	0	0	11	17	0.00	0.000
36 Will Harris, R ERA:	(9, 1)	1.0		3	0	0	0	0	0	0	0	0	0	0	6	11	0.00	0.000

PITCHER	IP	WLS	BF	H	R	ER	SO	BB	IBB	HBP	BLK	WP	HR	S	P	ERA	WHIP

TOP

Minnesota Twins @ Houston Astros

Minute Maid Park, Houston, TX

Tue Apr 23 2019, 7:11 PM - 10:14 PM CDT

Att. 29,409 - Roof Closed - 73 F

livebaseballscorecards.com

AB	33
R	4
H	6
RBI	4
BB	1
SO	9
LOB	6

WP: 0 PA: 34
PB: 0
SB: 1
CS: 0

Batter	1	2	3	4	5	6	7	8	9	AB	R	H	RBI	BB	SO	LOB
4 George Springer, R (1, 8) OBP: 0.383, SLG: 0.571	B FF 91 B FF 93 B FF 93 C FF 92 C FF 93 B FF 94 4-2 BB		C SL 85 C FF 93 D SL 87 B FF 94 F SL 86 F CH 88 F SL 86 X FF 94 2-2 27 G6-4-3 1-2 2-H 1B		C FF 93 F FF 94 B FF 93 X SL 87 1-2 2 1B 1-3 3-H 2B		B SI 89 B SI 89 B SI 89 C SI 90 B SL 77 4-1 2 SF9 27 BB 23 1B BB	T FF 94 B KC 84 F FF 94 B FF 94 F SI 94 B FF 94 C FF 94 3-3 ② K		3	2	2	2	2	1	2
27 Jose Altuve, R (1, 4) OBP: 0.343, SLG: 0.611	S SL 83 C FF 93 F SL 84 1 SAFE C SL 84 0-3 ① K		F FF 94 S FF 95 X FF 94 0-2 ①② G6-4-3 1-2f 2-3		F SL 86 B FF 94 B CH 89 C FF 94 D SL 88 S FF 95 3-3 ② K		B SL 78 C SL 77 B SI 88 B CH 79 B CH 79 4-1 23 1B 1-2 2-3 BB	B FF 93 C KC 77 X FF 92 1-1 2-H 3-H HR		4	1	1	3	1	2	5
2 Alex Bregman, R (1, 5) OBP: 0.429, SLG: 0.534	X FF 93 0-0 ② P3		B FF 94 X FF 94 1-0 ③ F9		B FF 94 B FF 93 B SL 86 X FF 95 3-0 ③ 2-H 3-H 1B		C CH 78 C SI 90 D CH 77 F CH 79 X FF 90 1-2 ② SF9 2-3 3-H	B KC 83 F SI 94 B FF 93 B KC 83 B FF 93 4-1 BB		3	0	1	3	1	0	2
23 Michael Brantley, L (1, 7) OBP: 0.357, SLG: 0.494	1 SAFE C FF 92 B CH 87 F CH 87 X SL 85 1-2 ③ G4-3			C FF 93 B FF 93 B SL 85 X FF 93 2-1 ① G5-3		X SL 85 0-0 ① G6-3	C FF 94 X FF 94 0-1 1-2 3-H 1B	C FF 92 F KC 82 B FF 92 B FF 92 X KC 81 2-2 ③ G3		5	0	1	1	0	0	2
1 Carlos Correa, R (1, 6) OBP: 0.337, SLG: 0.526		B FF 92 S CH 86 B SL 85 F FF 92 F FF 94 X SL 86 2-2 22 G6-3 1B		S FF 95 B FF 95 C CH 88 B SL 88 C FF 94 2-3 ② K		X FF 92 0-0 10 L9 2B	B KC 82 D KC 81 2-0 ③ G2			4	0	2	0	0	1	2
10 Yuli Gurriel, R (1, 3) OBP: 0.323, SLG: 0.417		C FF 93 B FF 92 F SL 83 X SL 84 1-2 ① P4		B SL 87 F FF 94 F CH 88 S SL 88 1-3 ③ K		X CU 74 0-0 ② L9 2-3		B FF 94 X FF 94 1-0 E6 22 1B 6 E		4	1	0	0	0	1	2
22 Josh Reddick, L (1, 9) OBP: 0.408, SLG: 0.493		C CH 88 1 SAFE F FF 92 F SL 85 F FF 92 X CH 89 0-2 ②③ G6-3 1-2f			S CH 88 B CH 89 X FF 93 1-1 13 1B 4 2B 2B	B FF 90 F FF 89 B CU 76 S CU 74 X CS 68 2-2 ③ G1-3		B KC 78 F FF 91 B KC 80 D SI 93 X SI 93 3-1 12 PB 6 E 27 HR 1-3 1B		4	2	2	0	0	0	2
13 Tyler White, R (1, 10) OBP: 0.435, SLG: 0.351 6 Jake Marisnick, R (7, PR) OBP: 0.359, SLG: 0.472 (8, 10)			B FF 93 B FF 92 B FF 92 B FF 92 4-0 12 1B 4 1B BB		C FF 93 C SL 84 B SL 87 X FF 95 1-2 4 2B 2 1B 2-3 1B		C CH 77 F SI 88 X SL 77 0-2 27 BB 12 G6-3 2 SF9 1B	B KC 80 X FF 92 1-0 FC1 12 PB 27 HR 1-2 3-H		2 1	2 2	2 0	0 1	1 0	0 0	0 1
12 Max Stassi, R (1, 2) OBP: 0.148, SLG: 0.231			C SL 84 X SL 84 0-1 27 G6-4-3 4 1B 1-2 1B		X FF 92 0-0 ① F9		1 SAFE 1 SAFE C SI 89 1 SAFE 1 SAFE F SL 77 X CH 76 0-2 ① G6-3 1-2	B FF 93 B KC 79 S SI 94 B KC 85 F FF 92 S KC 85 3-3 ① K 1-2 2-3		4	0	1	0	0	1	5
Inning Stats	R: 0 E: 0 K: 1 S: 10 H: 0 LOB: 1 BB: 1 P: 15	R: 0 E: 0 K: 0 S: 12 H: 1 LOB: 0 BB: 0 P: 15	R: 1 E: 0 K: 0 S: 12 H: 2 LOB: 1 BB: 1 P: 19	R: 0 E: 0 K: 2 S: 8 H: 0 LOB: 0 BB: 0 P: 13	R: 3 E: 0 K: 1 S: 13 H: 4 LOB: 2 BB: 0 P: 22	R: 0 E: 0 K: 0 S: 6 H: 1 LOB: 1 BB: 0 P: 8	R: 2 E: 0 K: 0 S: 14 H: 2 LOB: 2 BB: 2 P: 25	R: 4 E: 2 K: 2 S: 17 H: 2 LOB: 1 BB: 1 P: 35		1B: 8 2B: 3 3B: 0 HR: 1 SF: 1 SAC: 0 DP: 2 HBP: 0		WP: 0 PB: 1 SB: 0 CS: 0 PA: 40			

PITCHER		IP	WLS	BF	H	R	ER	SO	BB	IBB	HBP	BLK	WP	HR	S	P	ERA	WHIP
35 Michael Pineda, R ERA: 5.63	(1, 1)	5.1		23	8	4	4	4	2	0	0	0	0	0	57	86	6.75	1.875
19 Ryne Harper, R ERA: 2.7	(6, 1)	0.2		2	0	0	0	0	0	0	0	0	0	0	4	6	0.00	0.000
39 Trevor Hildenberger, R ERA: 2.16	(7, 1)	0.2	L	5	1	2	2	0	2	0	0	0	0	0	12	21	27.00	4.500
49 Adalberto Mejía, L ERA: 7.2	(7, 1)	0.0		1	1	0	0	0	0	0	0	0	0	0	2	2	∞	∞
21 Tyler Duffey, R ERA: 1.69	(7, 1)	1.1		9	2	4	0	2	1	0	0	0	0	1	17	37	0.00	2.250

PITCHER	IP	WLS	BF	H	R	ER	SO	BB	IBB	HBP	BLK	WP	HR	S	P	ERA	WHIP

BOTTOM

Minnesota Twins @ Houston Astros

Minute Maid Park, Houston, TX

Tue Apr 23 2019, 7:11 PM - 10:14 PM CDT

Att. 29,409 - Roof Closed - 73 F

livebaseballscorecards.com

AB	34
R	10
H	12
RBI	10
BB	5
SO	6
LOB	23

Batter	1	2	3	4	5	6	7	8	9	AB	R	H	RBI	BB	SO	LOB
26 Max Kepler, L (1, 8) OBP: 0.321, SLG: 0.403	S FF 94 F FF 94 S FF 95 0-3 ① K			S FF 93 B FF 93 X CU 79 1-1 ① F9		B FF 92 X CH 86 1-0 ① G1-3		T CH 87 X CU 79 0-1 ③ G3		4	0	0	0	0	1	1
11 Jorge Polanco, S (1, 6) OBP: 0.424, SLG: 0.695	B FF 95 F FF 95 B FF 95 C CH 88 B CU 80 X SL 87 3-2 ② F8			B CU 78 F FF 94 B FF 94 B FF 95 X FF 94 3-1 HR		C FF 93 X FF 94 0-1 ② L9			F SI 92 C SI 93 S CU 79 0-3 ① K	4	1	1	1	0	1	0
23 Nelson Cruz, R (1, 10) OBP: 0.405, SLG: 0.492	B SL 88 C SL 87 X FF 95 1-1 ③ L8			B FF 95 B FF 95 F FF 96 X FF 97 2-1 ② F8		C FF 93 B FF 95 B CH 89 F FF 95 X FF 96 2-2 ③ L8			B SI 94 S SI 92 F SI 95 S CU 78 1-3 ② K	4	0	0	0	0	1	0
20 Eddie Rosario, L (1, 7) OBP: 0.323, SLG: 0.678		B FF 94 C FF 95 S CU 80 B CH 88 F SL 87 S SL 88 2-3 ① K		X CU 78 0-0 ① 2B			X CH 86 0-0 ① P6		B CU 78 F CU 79 B FF 95 B SI 92 B SI 90 4-1 BB	3	0	1	0	1	1	0
24 C.J. Cron, R (1, 3) OBP: 0.274, SLG: 0.406		C FF 94 X FF 94 0-1 ② L9		C FF 96 D SL 88 S SL 88 S SL 89 1-3 ③ K			F FF 92 B FF 93 C FF 94 F CU 80 X SL 87 1-2 ② L4		C SI 92 D CU 80 X FF 95 1-1 ③ G6-3	4	0	0	0	0	1	2
9 Marwin Gonzalez, S (1, 5) OBP: 0.239, SLG: 0.231		B FF 93 B CH 87 F FF 94 X SL 86 2-1 ③ L9			F FF 92 B SL 86 F SL 86 F SL 88 S CU 81 1-3 ① K		F CH 87 X CU 79 0-1 ③ G3-1			3	0	0	0	0	1	0
64 Willians Astudillo, R (1, 9) OBP: 0.314, SLG: 0.511			F SL 86 B FF 93 X FF 94 1-1 ① F7		C CU 79 X SL 88 0-1 1B			B FF 93 F CH 87 B FF 94 F FF 95 X CU 81 2-2 ① F8		3	0	1	0	0	0	0
13 Ehire Adrianza, S (1, 4) OBP: 0.206, SLG: 0.161			F FF 94 F FF 93 F FF 94 F SL 87 S SL 86 0-3 ② K		C CU 79 F SL 86 D CU 81 C CU 79 1-3 ② K			B FF 94 X FF 94 1-0 15 FC3-6 1B		3	0	1	0	0	2	1
15 Jason Castro, L (1, 2) OBP: 0.375, SLG: 0.360			B CU 79 C FF 94 B FF 93 S FF 95 S FF 96 2-3 ③ K		C CU 79 F SL 87 B CU 80 C CU 80 1-3 ③ K			S FF 94 B CU 80 X SL 86 1-1 ② FC3-6 1-2f		3	0	0	0	0	2	2
Inning Stats	R: 0 E: 0 K: 1 S: 8 H: 0 LOB: 0 BB: 0 P: 12	R: 0 E: 0 K: 1 S: 8 H: 0 LOB: 0 BB: 0 P: 12	R: 0 E: 0 K: 2 S: 10 H: 0 LOB: 0 BB: 0 P: 13	R: 1 E: 0 K: 1 S: 10 H: 2 LOB: 1 BB: 0 P: 17	R: 0 E: 0 K: 3 S: 12 H: 1 LOB: 1 BB: 0 P: 15	R: 0 E: 0 K: 0 S: 6 H: 0 LOB: 0 BB: 0 P: 9	R: 0 E: 0 K: 0 S: 7 H: 0 LOB: 0 BB: 0 P: 8	R: 0 E: 0 K: 0 S: 8 H: 1 LOB: 1 BB: 0 P: 12	R: 0 E: 0 K: 2 S: 9 H: 0 LOB: 1 BB: 1 P: 15	1B: 2 2B: 1 3B: 0 HR: 1 SF: 0 SAC: 0 DP: 0 HBP: 0						

PITCHER		IP	WLS	BF	H	R	ER	SO	BB	IBB	HBP	BLK	WP	HR	S	P	ERA	WHIP
35 Justin Verlander, R ERA: 2.61	(1, 1)	8.0	W	28	4	1	1	8	0	0	0	0	0	1	69	98	1.12	0.500
59 Framber Valdez, L ERA: 4.26	(9, 1)	1.0		4	0	0	0	2	1	0	0	0	0	0	9	15	0.00	1.000

PITCHER	IP	WLS	BF	H	R	ER	SO	BB	IBB	HBP	BLK	WP	HR	S	P	ERA	WHIP

TOP

Minnesota Twins @ Houston Astros

Minute Maid Park, Houston, TX

Wed Apr 24 2019, 7:12 PM - 9:39 PM CDT

Att. 26,582 - Roof Closed - 73 F

livebaseballscorecards.com

AB	31
R	1
H	4
RBI	1
BB	1
SO	10
LOB	6



Minnesota Twins @ Houston Astros

Minute Maid Park, Houston, TX

Wed Apr 24 2019, 7:12 PM - 9:39 PM CDT

Att. 26,582 - Roof Closed - 73 F

livebaseballscorecards.com

BOTTOM

Batter	1	2	3	4	5	6	7	8	9	AB	R	H	RBI	BB	SO	LOB
4 George Springer, R (1, 9) OBP: 0.378, SLG: 0.558	X SI 90 0-0 ① G4-3		C SI 91 F SL 85 B CU 78 B SL 84 F SI 92 X SI 92 2-2 27 G4-6-3 1B	S SL 85 F CU 78 B SL 81 X SL 83 1-2 ③ F8 3-H			B SI 96 C SI 97 X SL 86 1-1 ① G5-3			4	0	1	0	0	0	0
27 Jose Altuve, R (1, 4) OBP: 0.330, SLG: 0.585	B SI 91 B SI 91 C SI 90 B SI 91 X SI 91 3-1 ② F9		F SI 90 X SL 84 0-1 ①② G4-6-3 1-2f		C SL 82 B SI 91 B SL 85 C SL 84 X CU 76 2-2 ① F9		B SI 97 B SI 98 C SI 98 F SI 98 X SI 98 2-2 ② G6-3			4	0	0	0	0	0	1
2 Alex Bregman, R (1, 5) OBP: 0.432, SLG: 0.539	C SI 92 B CU 79 C SI 92 B SL 83 B SL 85 B SI 93 4-2 BB		B CU 76 B SI 91 C SI 92 X SI 92 2-1 23 HR 2B		B SL 82 C SI 89 F CU 75 B CU 78 B SI 91 X SI 90 3-2 ② G6-3		B SL 88 X SI 98 1-0 ③ F8			3	1	1	0	1	0	0
23 Michael Brantley, L (1, 10) OBP: 0.373, SLG: 0.533	C SI 92 1 SAFE F CU 78 F CU 79 B CH 87 F CU 78 1 SAFE P FF 89 X FF 92 2-2 ③ G6-3		X CU 76 0-0 2-H HR		F FF 92 B CH 83 B SI 90 C SI 91 B FF 92 B SI 90 4-2 BB			B SI 97 X CH 92 1-0 22 HR 1B		3	2	2	2	1	0	1
1 Carlos Correa, R (1, 6) OBP: 0.333, SLG: 0.549		X SI 91 0-0 HR	B SL 84 F SL 84 X CU 76 1-1 ③ G1-3		C SL 83 1 SAFE 1 SAFE S SL 84 B SL 84 B SL 85 B SI 91 X SI 89 3-2 ③ G4-3			C SI 96 C SI 95 S SL 87 0-3 ① K		4	1	1	1	0	1	2
22 Josh Reddick, L (1, 7) OBP: 0.427, SLG: 0.543		F CU 76 X FF 91 0-1 ① L5		B SI 88 B CH 84 B SI 89 C SI 90 B SI 89 4-1 16 G6-3 28 2B BB		B SI 87 B CH 82 B CH 88 C SI 90 X SI 89 3-1 16 CS 1B		1 SAFE F SI 95 1 SAFE B SI 96 X SI 94 1-1 1-H HR		3	2	2	2	1	0	0
16 Aledmys Díaz, R (1, 3) OBP: 0.250, SLG: 0.484		B SI 92 B SL 84 X SI 92 2-0 28 G6-3 1B	C SL 83 C CU 76 D CU 78 X SI 89 1-2 ① G6-3 1-2			B SL 83 B SI 88 X SI 90 2-0 ①② G6-3 1-2		F SI 98 S SI 97 B SL 90 X SL 90 1-2 ② G4-3		4	0	1	0	0	0	2
28 Robinson Chirinos, R (1, 2) OBP: 0.364, SLG: 0.509		X SI 90 0-0 ② G6-3 1-2		D SL 85 F SI 90 S CU 76 D SL 86 X SI 91 2-2 6 WP 4 WP 2-H 2B		B SI 90 S SL 82 F CU 74 X CU 76 1-2 1B		B SI 96 C SI 97 F SI 96 C SL 90 1-3 ③ K		4	1	2	1	0	1	1
6 Jake Marisnick, R (1, 8) OBP: 0.333, SLG: 0.436		C SI 89 C CU 78 D SL 87 S SI 92 1-3 ③ K		B CU 76 F SI 90 D CU 78 X SI 88 2-1 ② G6-3 2-3		S SI 89 X SI 89 0-1 ③ G4-3				3	0	0	0	0	1	3

AB	**32**								
R	**7**								
H	**10**								
RBI	**6**								
BB	**3**								
SO	**3**								
LOB	**10**								

Inning Stats	1	2	3	4	5	6	7	8	9
	R: 0 E: 0 K: 0 S: 11	H: 0 LOB: 1 BB: 1 P: 19	R: 1 E: 0 K: 1 S: 8	H: 2 LOB: 1 BB: 0 P: 11	R: 2 E: 0 K: 0 S: 11	H: 3 LOB: 0 BB: 0 P: 16	R: 2 E: 0 K: 0 S: 12	H: 1 LOB: 0 BB: 1 P: 22	R: 0 E: 0 K: 0 S: 11	H: 0 LOB: 1 BB: 1 P: 23	R: 0 E: 0 K: 0 S: 8	H: 2 LOB: 1 BB: 0 P: 14	R: 0 E: 0 K: 0 S: 6	H: 0 LOB: 0 BB: 0 P: 10	R: 2 E: 0 K: 2 S: 12	H: 2 LOB: 0 BB: 0 P: 16

1B: 5 2B: 2 3B: 0 HR: 3	SF: 0 SAC: 0 DP: 1 HBP: 0	WP: 2 PB: 0 SB: 0 CS: 1	PA: 35
---	---	---	---

PITCHER	IP	WLS	BF	H	R	ER	SO	BB	IBB	HBP	BLK	WP	HR	S	P	ERA	WHIP
53 Kohl Stewart, R (1, 1) ERA: 7.5	6.0	L	27	8	5	5	1	3	0	0	0	2	2	61	105	7.50	1.833
77 Fernando Romero, R (7, 1) ERA: 11.25	2.0		8	2	2	2	2	0	0	0	0	0	1	18	26	9.00	1.000

PITCHER	IP	WLS	BF	H	R	ER	SO	BB	IBB	HBP	BLK	WP	HR	S	P	ERA	WHIP

Baltimore Orioles @ Minnesota Twins

Target Field, Minneapolis, MN

Fri Apr 26 2019, 7:13 PM - 10:18 PM CDT

Att. 23,658 - Partly Cloudy - 57 F

TOP

livebaseballscorecards.com

Batter	1	2	3	4	5	6	7	8	9	AB	R	H	RBI	BB	SO	LOB
2 Jonathan Villar, S (1, 4) OBP: 0.352, SLG: 0.427	L9			1B		1B		L7	BB	4	1	2	0	1	0	0
16 Trey Mancini, R (1, 3) (8, 9) OBP: 0.400, SLG: 0.615	G4-3			1B		1B		2B	K	5	0	3	0	0	1	2
39 Renato Núñez, R (1, 10) OBP: 0.343, SLG: 0.515	G6-3			G5-4-3		F9		K		4	0	0	0	0	1	5
35 Dwight Smith Jr., L (1, 7) OBP: 0.343, SLG: 0.527		L7		HBP		1B		BB		2	0	1	1	1	0	0
23 Joey Rickard, R (1, 8) OBP: 0.277, SLG: 0.395		F9		K		K		BB		3	0	0	0	0	2	4
14 Rio Ruiz, L (8, PH) (8, 3) OBP: 0.340, SLG: 0.338										0	0	0	0	1	0	0
57 Hanser Alberto, R (1, 5) OBP: 0.299, SLG: 0.344		L8			1B	F7		FC5-4		4	0	1	0	0	0	5
40 Jesús Sucre, R (1, 2) OBP: 0.269, SLG: 0.242		K			F8	K				4	0	0	0	0	3	1
12 Stevie Wilkerson, S (1, 9) (8, 8) OBP: 0.167, SLG: 0.417		P3			FC5-4	G6-3			2 DI 1B	4	0	1	0	0	0	1
1 Richie Martin, R (1, 6) OBP: 0.235, SLG: 0.210		L4			K	G5-3			L9	4	0	0	0	0	1	2

| Inning Stats | | | | | | | | | |

BOTTOM

Baltimore Orioles @ Minnesota Twins

Target Field, Minneapolis, MN

Fri Apr 26 2019, 7:13 PM - 10:18 PM CDT

Att. 23,658 - Partly Cloudy - 57 F

livebaseballscorecards.com

Batter	1	2	3	4	5	6	7	8	9	AB	R	H	RBI	BB	SO	LOB
26 Max Kepler, L (1, 9) OBP: 0.329, SLG: 0.447	S SI 92 B FS 86 X FS 86 1-1 G3 ①	B FS 87 X FS 86 1-0 L8 ②		B SI 92 X FS 86 1-0 HR			X FF 93 0-0 23 PB 1B			4	1	2	1	0	0	2
11 Jorge Polanco, S (1, 6) OBP: 0.406, SLG: 0.663	C KC 82 F FS 87 B SI 92 F SI 92 B FS 86 F FS 85 F FS 86 F SI 93 F FS 86 3-2 G1-6-3 ②	C SI 93 X SI 92 0-1 P2 ③		B KC 84 F SI 92 L KC 83 B KC 84 X KC 83 2-2 L8 ③			B SI 92 C SI 92 B CH 85 X SI 94 2-1 F8 ①			4	0	0	0	0	0	3
23 Nelson Cruz, R (1, 10) OBP: 0.423, SLG: 0.600	B KC 82 F FS 86 B KC 82 S SI 91 X KC 82 2-2 HR		C SI 92 F SI 92 F KC 82 X SI 93 0-2 20 FC3-5 1B		C CU 81 F FF 94 B SL 84 B SL 82 B FF 94 X SI 94 3-2 HR		B FF 93 C SL 82 B SL 83 F SI 92 S SL 82 2-3 K ② 1-2			4	2	3	2	0	1	1
20 Eddie Rosario, L (1, 7) OBP: 0.320, SLG: 0.692	X KC 81 0-0 HR		B FS 87 F FS 87 S FS 86 D FS 87 X SI 92 2-2 FC3-5 24 G4-3 9 E ① 1-2f		F CU 78 C FF 93 B SL 82 F CU 81 X FF 93 1-2 G3 ①		D CH 86 F SI 92 S SI 94 B SL 85 B SI 93 X SI 93 3-2 G4-3 ③			4	2	1	1	0	0	2
24 C.J. Cron, R (1, 3) OBP: 0.276, SLG: 0.444 64 Willians Astudillo, R (8, PH) OBP: 0.327, SLG: 0.521 (9, 3)	C SI 93 B FS 86 S FS 86 X FS 87 1-2 HR	C SI 92 X FS 85 0-1 G4-3 ② 1-2		B SI 93 X FF 92 1-0 G5-3 ②			F CU 81 F FF 92 B SL 83 X SL 83 1-2 18 1B 1B			3 1	1 0	1 1	1 0	0 0	0 0	1 0
9 Marwin Gonzalez, S (1, 5) OBP: 0.227, SLG: 0.217	B SI 93 B KC 82 S FS 86 X FS 86 2-1 L9 ③		B SI 92 C FS 86 X KC 83 1-1 E8 2-H		B FF 94 B FF 93 C FF 92 B FF 93 F FF 93 F FF 94 X FF 94 3-2 G4-3 ③			B SI 93 C SI 92 X FF 93 1-1 F7 ①		4	0	0	0	0	0	1
18 Mitch Garver, R (1, 2) OBP: 0.442, SLG: 0.875		B SI 93 B SI 92 B SI 92 C SI 92 B SI 92 4-1 16 1B BB	C SI 93 F SI 92 B FS 86 F FS 86 B SI 92 X SI 93 2-2 G1-3 ③			X FF 93 0-0 F9 ①		C FF 92 F SI 93 B SL 84 D SL 83 B FF 93 X SI 92 3-2 1-2 1B		3	0	1	0	1	0	1
16 Jonathan Schoop, R (1, 4) OBP: 0.333, SLG: 0.533		B KC 82 B FS 86 C SI 92 B SI 92 X SI 92 3-1 1-2 1B		B KC 82 F KC 81 S SI 92 S KC 83 1-3 K ①		C FF 94 X FF 93 0-1 G5-3 ②		C SL 85 B SI 96 S SL 84 F SL 84 S SI 95 1-3 K ②		4	0	1	0	0	2	2
25 Byron Buxton, R (1, 8) OBP: 0.316, SLG: 0.465		C SI 94 D KC 84 T FS 87 S KC 85 1-3 K ①		B SI 92 C KC 82 S SI 92 X KC 83 1-2 G4-3 ②		X FF 94 0-0 P4 ③		B SI 96 F SI 96 F SI 95 D SL 86 F SI 96 C SL 85 2-3 K ③		4	0	0	0	0	2	4
Inning Stats	R: 3 E: 0 K: 0 S: 19 H: 3 LOB: 0 BB: 0 P: 28	R: 0 E: 0 K: 1 S: 9 H: 1 LOB: 2 BB: 1 P: 18	R: 1 E: 1 K: 0 S: 15 H: 1 LOB: 1 BB: 0 P: 20	R: 1 E: 0 K: 1 S: 10 H: 1 LOB: 0 BB: 0 P: 15	R: 1 E: 0 K: 0 S: 12 H: 1 LOB: 0 BB: 0 P: 20	R: 0 E: 0 K: 0 S: 4 H: 0 LOB: 0 BB: 0 P: 4	R: 0 E: 0 K: 1 S: 9 H: 1 LOB: 1 BB: 0 P: 16	R: 0 E: 0 K: 2 S: 16 H: 2 LOB: 2 BB: 0 P: 24		1B: 5 2B: 0 3B: 0 HR: 5 SF: 0 SAC: 0 DP: 0 HBP: 0						

	AB	35
	R	6
	H	10
	RBI	5
	BB	1
	SO	5
	LOB	17

WP: 0 PB: 1 SB: 0 CS: 0 PA: 36

PITCHER		IP	WLS	BF	H	R	ER	SO	BB	IBB	HBP	BLK	WP	HR	S	P	ERA	WHIP
17 Alex Cobb, R ERA: 10.95	(1, 1)	4.0	L	20	6	5	4	2	1	0	0	0	0	4	53	81	9.00	1.750
64 Gabriel Ynoa, R ERA: 1.69	(5, 1)	3.1		14	4	1	1	1	0	0	0	0	0	1	33	53	2.70	1.200
50 Miguel Castro, R ERA: 10.22	(8, 1)	0.2		2	0	0	0	2	0	0	0	0	0	0	8	11	0.00	0.000

PITCHER	IP	WLS	BF	H	R	ER	SO	BB	IBB	HBP	BLK	WP	HR	S	P	ERA	WHIP

Baltimore Orioles @ Minnesota Twins

Target Field, Minneapolis, MN

Sat Apr 27 2019, 1:11 PM - 4:34 PM CDT

Att. 18,878 - Overcast - 45 F

livebaseballscorecards.com

Batter	1	2	3	4	5	6	7	8	9	AB	R	H	RBI	BB	SO	LOB
2 Jonathan Villar, S (1, 6) OBP: 0.341, SLG: 0.412	C FF 92 C FF 93 X FF 93 0-2 ① F7		B FF 91 X CH 83 1-0 ③ P6		2 SAFE B FF 92 C CH 82 2 SAFE B FF 92 B CH 81 F FF 92 S FF 94 3-3 ② K		B FF 94 B FF 94 X FF 94 2-0 ③ G6-3			4	0	0	0	0	1	1
16 Trey Mancini, R (1, 9) OBP: 0.405, SLG: 0.618 57 Hanser Alberto, R (1, PR) OBP: 0.314, SLG: 0.358 (1, 4)	C FF 94 B SV 82 C FF 93 F SI 92 B SV 83 X SV 81 2-2 1B			C FF 89 F CH 82 B SI 91 F SV 81 X SI 91 1-2 ① G6-3	F SI 91 D CH 82 F CH 84 X FF 93 1-2 2-H 1B			B CU 82 X SI 94 1-0 1B		1 3	0 0	1 2	0 1	0 0	0 0	0 0
35 Dwight Smith Jr., L (1, 7) OBP: 0.330, SLG: 0.505	C FF 92 1 SAFE D CH 84 B CH 83 B CH 83 X FF 92 3-1 ② F8			C FF 92 X FF 93 0-1 ② F8	F FF 93 B CH 82 S FF 94 1 SAFE F CH 83 S CH 83 1-3 ③ K			C CU 82 D CU 84 S SI 95 C SI 95 1-3 ① K		4	0	0	0	0	2	3
39 Renato Núñez, R (1, 10) OBP: 0.339, SLG: 0.515	B SI 90 F SI 90 B FF 92 B SV 80 S SI 91 S SI 92 3-3 ③ K			C FF 91 S CH 84 F FF 92 X SV 82 0-2 14 WP 14 1B 2B		C FF 90 B CH 83 B SI 90 X SI 92 2-1 ① L8		C SI 96 D CU 83 F CU 83 F SI 95 S CU 84 1-3 ② K		4	1	1	0	0	2	2
14 Rio Ruiz, L (1, 5) OBP: 0.347, SLG: 0.345		F FF 92 X FF 91 0-1 ① P5		F FF 92 B CH 83 F FF 93 F SV 81 F SI 92 B CH 85 X SV 82 2-2 23 1B 2-H 1B		F FF 92 X FF 92 0-1 1B		C CU 82 B CU 82 B SI 95 B SI 94 F SI 95 C SI 95 3-3 ③ K		4	0	2	1	0	1	1
23 Joey Rickard, R (1, 8) OBP: 0.276, SLG: 0.388		C FF 92 B SV 81 B SV 80 S FF 91 S FF 92 2-3 ② K		D SV 81 F FF 92 B SV 81 X FF 93 2-1 1-3 1B		C SI 92 X SV 81 0-1 ② P2			B SI 94 C SI 94 B CH 81 F FF 93 F FF 94 F SL 85 B CH 81 X FF 94 3-2 ① P6	4	0	1	0	0	1	1
19 Chris Davis, L (1, 3) OBP: 0.221, SLG: 0.290		X FF 92 0-0 ③ F8		C SV 81 B CH 84 B CH 83 1 SAFE S FF 93 C FF 93 2-3 ③ K		B FF 93 1 SAFE F CH 83 S FF 94 S FF 93 1-3 ③ K			B SL 81 B SI 93 X FF 92 2-0 ② G4-3	4	0	0	0	0	2	3
12 Stevie Wilkerson, S (1, 4) OBP: 0.188, SLG: 0.375 (1, 9)		B SI 91 C SI 90 B CH 83 X FF 91 2-1 ① F7			C FF 90 B CH 82 F FF 91 F FF 92 B CH 84 X FF 93 2-2 28 S 57 1B 1B		C CU 78 S FF 93 B CH 86 S FF 94 1-3 ① K		C SI 93 C CH 81 B CH 81 B CH 78 B FF 95 S FF 93 3-3 ③ K	4	1	1	0	0	2	0
28 Pedro Severino, R (1, 2) OBP: 0.302, SLG: 0.487			C SI 90 F SI 90 B CH 83 S SV 81 1-3 ② K		S SV 81 C SV 80 C SI 91 0-3 ① K 1-2		B FF 94 C CU 78 F FF 93 S CU 78 1-3 ② K			3	0	0	0	0	3	1

Inning Stats	1	2	3	4	5	6	7	8	9
	R: 0 E: 0 K: 1 S: 12 H: 1 LOB: 1 BB: 0 P: 20	R: 0 E: 0 K: 1 S: 6 H: 0 LOB: 0 BB: 0 P: 8	R: 0 E: 0 K: 1 S: 6 H: 0 LOB: 0 BB: 0 P: 10	R: 1 E: 0 K: 1 S: 20 H: 3 LOB: 2 BB: 0 P: 27	R: 1 E: 0 K: 3 S: 17 H: 2 LOB: 1 BB: 0 P: 24	R: 0 E: 0 K: 1 S: 9 H: 1 LOB: 1 BB: 0 P: 12	R: 0 E: 0 K: 2 S: 7 H: 0 LOB: 0 BB: 0 P: 11	R: 0 E: 0 K: 3 S: 11 H: 1 LOB: 1 BB: 0 P: 17	R: 0 E: 0 K: 1 S: 9 H: 0 LOB: 0 BB: 0 P: 17

1B: 7	SF: 0	WP: 1
2B: 1	SAC: 0	PA: 35
3B: 0	DP: 0	PB: 0
HR: 0	HBP: 0	SB: 1
		CS: 0

TOP	
AB	35
R	2
H	8
RBI	2
BB	0
SO	14
LOB	12

PITCHER		IP	WLS	BF	H	R	ER	SO	BB	IBB	HBP	BLK	WP	HR	S	P	ERA	WHIP
17 José Berríos, R ERA: 2.97	(1, 1)	6.0	W	25	7	2	2	8	0	0	0	0	1	0	70	101	3.00	1.167
65 Trevor May, R ERA: 3.38	(7, 1)	1.0	H	3	0	0	0	2	0	0	0	0	0	0	7	11	0.00	0.000
55 Taylor Rogers, L ERA: 2.13	(8, 1)	1.0	H	4	1	0	0	3	0	0	0	0	0	0	11	17	0.00	1.000
49 Adalberto Mejía, L ERA: 6.55	(9, 1)	1.0		3	0	0	0	1	0	0	0	0	0	0	9	17	0.00	0.000

PITCHER	IP	WLS	BF	H	R	ER	SO	BB	IBB	HBP	BLK	WP	HR	S	P	ERA	WHIP

BOTTOM

Baltimore Orioles @ Minnesota Twins

Target Field, Minneapolis, MN

Sat Apr 27 2019, 1:11 PM - 4:34 PM CDT

Att. 18,878 - Overcast - 45 F

livebaseballscorecards.com

Batter	1	2	3	4	5	6	7	8	9	AB	R	H	RBI	BB	SO	LOB
26 Max Kepler, L (1, 8) (4, 9) OBP: 0.333, SLG: 0.525	C FF 89 C FF 89 B SL 83 S FF 89 1-3 ① K		C FF 90 X CH 84 0-1 ② SF7 3-H		S FF 90 B FF 91 T SL 83 X FF 91 1-2 ② L8		B SL 87 F FF 94 B FF 94 X SL 86 2-1 1-H HR	B FF 94 X SI 94 1-0 HR		4	2	2	4	0	1	0
11 Jorge Polanco, S (1, 6) OBP: 0.396, SLG: 0.637	S FF 90 B FF 90 B CU 77 F FF 90 F CU 75 F FF 90 B CH 85 X CH 84 3-2 ② F9		D CU 76 2 SAFE S CH 84 F FF 90 B CH 84 B CH 84 F SL 82 F FF 89 X FF 89 3-2 ③ F9		X SL 83 0-0 ③ G5-3		B CH 85 B SI 94 X CH 85 2-0 ① L9	B SL 83 X CH 87 1-0 1B		5	0	1	0	0	0	1
23 Nelson Cruz, R (1, 10) OBP: 0.422, SLG: 0.600	B SL 84 S FF 90 B FF 90 B CH 84 C SL 83 S CH 84 3-3 ③ K			C FF 88 X CU 73 0-1 13 BB 24 1B 1B		C SL 82 X FF 90 0-1 20 F8 24 HR 2B	B SL 83 C SI 94 B SL 82 C SL 81 X SL 81 2-2 ② P4	B SL 81 C SL 81 B SL 81 X SI 93 2-1 ③ L9		5	1	2	0	0	1	1
20 Eddie Rosario, L (1, 7) (4, 8) (8, 7) OBP: 0.307, SLG: 0.663		S CU 75 X CH 85 0-1 ① L8		B FF 87 C CH 84 B FF 88 C SL 80 F CH 84 B SL 81 F SL 82 X FF 90 3-2 ① L9		B SL 83 S FF 90 T FF 90 F SL 84 F SL 84 F SL 84 B FF 91 F SL 85 X SL 85 2-2 ① F8 2-3	C SL 82 F SI 94 F SL 82 X SL 83 0-2 ③ F7			4	0	0	0	0	0	2
24 C.J. Cron, R (1, 3) OBP: 0.288, SLG: 0.487		B FF 90 S FF 90 B SL 84 X SL 84 2-1 ② P6		B FF 89 C FF 89 B FF 89 D CH 84 S FF 89 X CH 85 3-2 16 FC5 13 BB 1-2 1B		S FF 91 B FF 91 B FF 91 F FF 90 F SL 84 F SL 84 B FF 90 X SL 83 3-2 3-H HR		C SI 93 F SL 81 B SL 81 X SL 82 1-2 ① F8		4	1	2	2	0	0	0
9 Marwin Gonzalez, S (1, 5) (4, 7) (8, 5) OBP: 0.228, SLG: 0.260		C CU 77 S SL 83 F SL 82 B FF 90 B CH 85 F FF 90 B CH 84 X SL 83 3-2 ③ P3		C CU 75 B SL 82 D CH 84 2 SAFE B FF 89 F FF 89 S SL 83 3-3 ② K		B FF 91 B SL 85 C SL 84 C FF 91 S SL 85 2-3 ② K		B SI 94 B CH 87 B SI 94 C SI 93 X CH 87 3-1 HR		4	1	1	1	0	2	2
64 Willians Astudillo, R (1, 9) OBP: 0.340, SLG: 0.531 13 Ehire Adrianza, S (4, 5) OBP: 0.250, SLG: 0.161 25 Byron Buxton, R (8, 8) OBP: 0.325, SLG: 0.465			C FF 89 B FF 90 F SL 84 X FF 90 1-2 15 E 26 SF7 1B	B FF 89 D CH 83 B FF 88 C FF 89 S FF 89 B SL 83 4-2 1-2 2-3 BB		C SL 84 B FF 90 H SL 85 2-1 HBP		B SL 80 S SL 79 F SL 81 B SL 83 B SI 94 D SL 81 4-2 15 WP 16 S 15 HR BB		1 0 0	1 0 1	1 0 0	0 0 1	0 1 1	0 0 0	0 0 0
16 Jonathan Schoop, R (1, 4) OBP: 0.318, SLG: 0.506			F SL 82 D CH 82 F FF 89 D CH 84 F SL 83 F SL 85 1 SAFE F FF 89 D CH 82 3-2 ① P3 X FF 89	X CH 84 0-0 ③ FC5 2-3f		C FF 90 B FF 91 S SL 83 D SL 84 1 SAFE B FF 91 X SL 83 3-2 ③ F9		B SI 93 C SI 94 F SL 82 X SL 83 1-2 ② F8 1-2		4	0	0	0	0	0	6
15 Jason Castro, L (1, 2) OBP: 0.389, SLG: 0.464			B FF 89 F FF 88 F FF 89 B FF 89 X CH 84 2-2 FC1 1-3		C FF 88 B SL 83 B SL 82 F FF 88 F SL 84 B SL 83 S SL 84 3-3 ① K		B FF 93 B FF 95 B FF 94 B FF 94 4-0 26 HR BB	B SI 93 F SI 94 B FF 94 F SI 94 X SI 95 2-2 2-H HR		3	2	1	2	1	1	1
Inning Stats	R: 0 E: 0 K: 2 S: 11 H: 0 LOB: 0 BB: 0 P: 18	R: 0 E: 0 K: 0 S: 9 H: 0 LOB: 0 BB: 0 P: 14	R: 1 E: 1 K: 0 S: 19 H: 1 LOB: 1 BB: 0 P: 28	R: 0 E: 0 K: 1 S: 16 H: 2 LOB: 3 BB: 1 P: 29	R: 0 E: 0 K: 1 S: 8 H: 0 LOB: 0 BB: 0 P: 12	R: 2 E: 0 K: 1 S: 21 H: 2 LOB: 1 BB: 0 P: 33	R: 2 E: 0 K: 0 S: 10 H: 1 LOB: 0 BB: 1 P: 20	R: 4 E: 0 K: 0 S: 17 H: 4 LOB: 1 BB: 1 P: 32		1B: 4 2B: 1 3B: 0 HR: 5	SF: 1 SAC: 0 DP: 0 HBP: 1		WP: 1 PB: 0 SB: 1 CS: 0	PA: 39		

	AB	34
	R	9
	H	10
	RBI	9
	BB	3
	SO	5
	LOB	13

PITCHER		IP	WLS	BF	H	R	ER	SO	BB	IBB	HBP	BLK	WP	HR	S	P	ERA	WHIP
53 Dan Straily, R ERA: 6.75	(1, 1)	4.0		17	3	1	0	3	1	0	0	0	0	0	55	89	0.00	1.000
51 Paul Fry, L ERA: 4.05	(5, 1)	2.0	L	9	2	2	2	2	0	0	1	0	0	1	29	45	9.00	1.000
66 Tanner Scott, L ERA: 7.11	(7, 1)	0.0		2	1	2	2	0	1	0	0	0	0	1	2	8	∞	∞
31 Jimmy Yacabonis, R ERA: 6.32	(7, 1)	2.0		11	4	4	4	0	1	0	0	0	1	3	25	44	18.00	2.500

PITCHER	IP	WLS	BF	H	R	ER	SO	BB	IBB	HBP	BLK	WP	HR	S	P	ERA	WHIP

Baltimore Orioles @ Minnesota Twins

Target Field, Minneapolis, MN

Sun Apr 28 2019, 1:13 PM - 3:54 PM CDT

Att. 20,034 - Partly Cloudy - 54 F

livebaseballscorecards.com

Batter	1	2	3	4	5	6	7	8	9	AB	R	H	RBI	BB	SO	LOB
2 Jonathan Villar, S (1, 4) OBP: 0.341, SLG: 0.419	F FF 92 B FF 93 B FF 93 S CH 85 X CH 85 2-2 2B		1 SAFE 1 SAFE X SI 91 0-0 ① SH1-3 1-2			C SI 90 B FF 91 F SL 82 B CU 81 F SI 91 B CU 82 X CH 85 3-2 ① G4-3		B SL 75 F SL 75 F FF 90 X CH 78 1-2 ② G4-3		3	0	1	0	0	0	0
12 Stevie Wilkerson, S (1, 9) OBP: 0.200, SLG: 0.400	C FF 93 B SL 83 D SL 83 X SI 93 2-1 ① G6-3		B FF 92 F CU 78 X SI 92 1-1 ② G4-3 2-3			X CH 85 0-0 ② G4-3		C SL 76 F CH 78 B CH 78 X CH 78 1-2 2B		4	0	1	0	0	0	2
35 Dwight Smith Jr., L (1, 7) OBP: 0.318, SLG: 0.485	S CU 79 B CH 84 C CH 85 B FF 91 D SL 85 F CH 85 X CH 85 3-2 ② L9		D CH 86 C CU 81 S SL 84 S SL 84 1-3 ③ K			C FF 93 X CH 84 0-1 E1		F SL 76 X CH 77 0-1 ③ G6-3		4	0	0	0	0	1	3
39 Renato Núñez, R (1, 10) OBP: 0.327, SLG: 0.495	S SL 83 F SL 84 B SI 92 S CH 86 1-3 ③ K			C SI 90 B SI 91 B CH 85 B SI 92 F SI 93 S SL 84 3-3 ① K		C CU 78 S SL 84 S SL 84 0-3 ③ K2-3			B CU 74 F FF 92 F FF 91 S FS 80 1-3 ① K	4	0	0	0	0	4	2
14 Rio Ruiz, L (1, 5) OBP: 0.333, SLG: 0.330		B SI 92 F SI 93 B SL 85 B CH 87 X SI 94 3-1 ① G5-3		C SI 94 X CU 81 0-1 ② G6-3			B CU 76 C CU 78 S SL 83 F SI 91 B SL 83 S CH 84 2-3 ① K		C FF 92 C FF 92 B FF 91 B FS 81 F FF 91 C FF 92 2-3 ② K	4	0	0	0	0	2	0
61 Austin Wynns, R (1, 2)		C SI 93 X SI 93 0-1 ② G5-3		C CU 79 B SL 85 X SI 94 1-1 ③ G6-3			C SL 82 C SL 84 F SL 84 X SI 92 0-2 ② F9		C FF 92 B CU 76 X FF 91 1-1 ③ G6-3	4	0	0	0	0	0	0
19 Chris Davis, L (1, 3) OBP: 0.239, SLG: 0.344		B FF 93 B FF 94 F SI 92 S CH 88 F SL 85 H SL 86 3-2 HBP			B FF 91 F FF 92 B FF 93 C CU 80 S SL 84 2-3 ① K		C SI 92 B CH 85 X CU 80 1-1 HR			2	1	1	1	0	1	0
23 Joey Rickard, R (1, 8) OBP: 0.267, SLG: 0.373		B SI 93 D CU 83 X SI 93 2-0 ③ G5-3			C CU 79 B SL 84 B SL 84 F SI 94 F CH 86 F SI 94 X SI 93 2-2 ② P3		F SI 92 B SI 92 F SI 92 F SL 84 B CU 80 X SI 93 2-2 ③ G5-3			3	0	0	0	0	0	1
1 Richie Martin, R (1, 6) OBP: 0.239, SLG: 0.215			C CU 78 B SL 83 X SI 93 1-1 12 G4-3 2 SH1-3 1B		M SI 90 C CU 80 X SL 84 0-2 ③ L9			C CH 77 F SI 88 S CH 77 0-3 ① K		3	0	1	0	0	1	0
Inning Stats	R: 0 E: 0 K: 1 S: 12 H: 1 LOB: 1 BB: 0 P: 20	R: 0 E: 0 K: 0 S: 8 H: 0 LOB: 1 BB: 0 P: 16	R: 0 E: 0 K: 1 S: 8 H: 1 LOB: 1 BB: 0 P: 11	R: 0 E: 0 K: 1 S: 7 H: 0 LOB: 0 BB: 0 P: 11	R: 0 E: 0 K: 1 S: 11 H: 0 LOB: 0 BB: 0 P: 15	R: 0 E: 1 K: 1 S: 10 H: 0 LOB: 1 BB: 0 P: 13	R: 1 E: 0 K: 1 S: 14 H: 1 LOB: 0 BB: 0 P: 19	R: 0 E: 0 K: 1 S: 11 H: 1 LOB: 1 BB: 0 P: 13	R: 0 E: 0 K: 2 S: 9 H: 0 LOB: 0 BB: 0 P: 13	1B: 1 2B: 2 3B: 0 HR: 1	SF: 0 SAC: 1 DP: 0 HBP: 1	WP: 0 PB: 0 SB: 0 CS: 0	PA: 33			

TOP

AB	31
R	1
H	4
RBI	1
BB	0
SO	9
LOB	8

PITCHER		IP	WLS	BF	H	R	ER	SO	BB	IBB	HBP	BLK	WP	HR	S	P	ERA	WHIP
44 Kyle Gibson, R ERA: 4.88	(1, 1)	7.0	W	26	3	1	1	6	0	0	1	0	0	1	70	105	1.29	0.429
39 Trevor Hildenberger, R ERA: 1.93	(8, 1)	1.0	H	4	1	0	0	1	0	0	0	0	0	0	11	13	0.00	1.000
38 Blake Parker, R ERA: 1.08	(9, 1)	1.0	S	3	0	0	0	2	0	0	0	0	0	0	9	13	0.00	0.000

PITCHER		IP	WLS	BF	H	R	ER	SO	BB	IBB	HBP	BLK	WP	HR	S	P	ERA	WHIP

Baltimore Orioles @ Minnesota Twins

Target Field, Minneapolis, MN

Sun Apr 28 2019, 1:13 PM - 3:54 PM CDT

Att. 20,034 - Partly Cloudy - 54 F

livebaseballscorecards.com

BOTTOM

Batter	1	2	3	4	5	6	7	8	9	AB	R	H	RBI	BB	SO	LOB
26 Max Kepler, L (1, 9) OBP: 0.340, SLG: 0.571	X FF 89 0-0 HR		C CU 74 X CH 85 0-1 24 BB 9 1B 2B	S CH 87 X FF 93 0-1 ③ F8		B FF 97 B SL 85 C FF 95 S SL 87 B FF 96 F FF 97 F FF 97 X FF 97 3-2 ③ F7				4	2	2	1	0	0	2
11 Jorge Polanco, S (1, 6) OBP: 0.390, SLG: 0.632	C FF 92 C FF 91 T FF 92 0-2 ① K		C CU 73 B CH 84 F FF 91 F SL 81 F FF 93 B CH 83 X CH 83 2-2 ① G5-3		C CU 73 X FF 91 0-1 20 F8 2B		C SL 82 B FF 93 F FF 92 X FF 93 1-2 ① L6			4	0	1	0	0	1	1
23 Nelson Cruz, R (1, 10) OBP: 0.402, SLG: 0.568	X FF 92 0-0 ② G6-3		B FF 92 S SL 82 S FF 93 C SL 82 1-3 ② K		C FF 90 B CH 85 S SL 80 F FF 92 F SL 80 D SL 81 B FF 93 C FF 91 3-3 ① K		B FF 94 C FF 94 B SL 84 F SL 83 S FF 94 2-3 ② K			4	0	0	0	0	3	2
20 Eddie Rosario, L (1, 7) OBP: 0.305, SLG: 0.643	B FF 92 S CH 84 B CH 84 F FF 92 B CU 76 X CH 85 3-2 ③ G3		B CH 84 D CH 87 B FF 90 C CH 84 B CH 84 4-1 24 BB 9 1B BB		B CU 74 F CH 84 F CH 81 X FF 91 1-2 ② F8 2-3		B CH 87 B CH 84 X FF 92 2-0 ③ F7			3	1	0	0	1	0	1
24 C.J. Cron, R (1, 3) OBP: 0.298, SLG: 0.474		B FF 90 B SL 82 H FF 90 3-0 9 BB HBP	C SL 81 B FF 92 B FF 93 D CH 86 S FF 92 D SL 83 4-2 9 1B 1-2 2-3 BB		S SL 82 B FF 93 S FF 91 S SL 81 1-3 ③ K2-3			X SI 97 0-0 ① F7		2	0	0	0	1	1	1
9 Marwin Gonzalez, S (1, 5) OBP: 0.253, SLG: 0.267	C FF 91 B FF 93 B CH 85 B FF 93 B CH 86 4-1 16 G5-4-3 1-2 BB		B FF 92 B CH 85 F FF 92 X FF 93 2-1 1-3 2-H 3-H 1B			B FF 93 B FF 96 C FF 94 F SL 86 C FF 97 2-3 ① K		B SI 98 B CH 86 B SI 94 C SI 94 C SI 94 B SI 95 4-2 18 S BB		2	0	1	2	2	1	0
18 Mitch Garver, R (1, 2) OBP: 0.426, SLG: 0.814	B FF 93 B FF 91 C FF 92 B CH 83 F FF 92 S FF 91 3-3 ① K		C FF 92 F FF 91 S CH 85 0-3 ③ K			B SL 86 C FF 96 B SL 88 B FF 97 B FF 96 4-1 16 1B BB		C SI 96 B SL 84 B SI 94 C SL 85 B SI 97 S SL 86 3-3 ② K 1-2		3	0	0	0	1	3	5
16 Jonathan Schoop, R (1, 4) OBP: 0.315, SLG: 0.494	C SL 82 S FF 92 X SL 82 0-2 ② ③ G5-4-3 1-2f			S FF 92 S FF 92 B SL 82 F SL 81 F FF 92 F CH 84 S FF 93 1-3 ① K		F FF 96 B FF 97 X FF 96 1-1 1-2 1B		X SI 96 0-0 ③ L6		4	0	1	0	0	1	3
25 Byron Buxton, R (1, 8) OBP: 0.325, SLG: 0.500			X FF 91 0-0 HR	S CU 76 B FF 92 B SL 80 B FF 93 S FF 94 F FF 93 S SL 82 3-3 ② K		S SL 87 C FF 96 D SL 89 B FF 95 S SL 87 2-3 ② K				3	1	1	1	0	2	2
Inning Stats	R: 1 E: 0 K: 1 S: 8 H: 1 LOB: 0 BB: 0 P: 11	R: 0 E: 0 K: 1 S: 7 H: 0 LOB: 1 BB: 1 P: 17	R: 3 E: 0 K: 2 S: 19 H: 3 LOB: 2 BB: 2 P: 32	R: 0 E: 0 K: 2 S: 12 H: 0 LOB: 0 BB: 0 P: 16	R: 0 E: 0 K: 2 S: 13 H: 1 LOB: 1 BB: 0 P: 18	R: 0 E: 0 K: 2 S: 14 H: 1 LOB: 2 BB: 1 P: 26	R: 0 E: 0 K: 1 S: 7 H: 0 LOB: 0 BB: 0 P: 12	R: 0 E: 0 K: 1 S: 7 H: 0 LOB: 1 BB: 1 P: 14		1B: 2 2B: 2 3B: 0 HR: 2 SF: 0 SAC: 0 DP: 1 HBP: 1					WP: 0 PB: 0 SB: 1 CS: 0 PA: 35	

	AB	R	H	RBI	BB	SO	LOB
AB	29						
R	4						
H	6						
RBI	4						
BB	5						
SO	12						
LOB	17						

PITCHER		IP	WLS	BF	H	R	ER	SO	BB	IBB	HBP	BLK	WP	HR	S	P	ERA	WHIP
37 Dylan Bundy, R ERA: 6.67	(1, 1)	5.0	L	23	5	4	4	8	3	0	1	0	0	2	59	94	7.20	1.600
52 Branden Kline, R ERA: 6.0	(6, 1)	1.0		5	1	0	0	2	1	0	0	0	0	0	14	26	0.00	2.000
58 Evan Phillips, R ERA: 3.6	(7, 1)	1.0		3	0	0	0	1	0	0	0	0	0	0	7	12	0.00	0.000
50 Miguel Castro, R ERA: 9.45	(8, 1)	1.0		4	0	0	0	1	1	0	0	0	0	0	7	14	0.00	1.000

PITCHER	IP	WLS	BF	H	R	ER	SO	BB	IBB	HBP	BLK	WP	HR	S	P	ERA	WHIP

Batter	1	2	3	4	5	6	7	8	9	AB	R	H	RBI	BB	SO	LOB
27 Jose Altuve, R (1, 4) OBP: 0.331, SLG: 0.514	C FF 92 S FF 92 B FF 92 X FF 93 1-2 ① F9		X FC 83 0-0 ① G5-3			C FC 83 X FF 92 0-1 ① P6		S CU 81 F SI 96 F CU 83 B SI 96 F CU 85 S SI 95 1-3 ② K		4	0	0	0	0	1	0
2 Alex Bregman, R (1, 5) OBP: 0.414, SLG: 0.462	B FF 92 C FF 92 X FS 85 1-1 ② L7		B FF 91 C FF 92 B FF 92 X FF 93 2-1 ② P3			B FF 91 B FS 84 B FS 86 C FC 83 B FF 92 4-1 23 1B BB		B SI 96 B CU 84 C CU 83 B CU 84 B CU 83 4-1 23 WP BB		2	0	0	0	2	0	0
23 Michael Brantley, L (1, 7) OBP: 0.366, SLG: 0.504	F FF 93 B FF 92 F FF 92 B FS 84 F FF 93 X FF 93 2-2 1 1B 1B		C FF 92 X FF 92 0-1 ③ F7			B FF 92 S FS 86 X FF 93 1-1 1-2 1B		B SI 96 B SI 95 C SI 95 T CU 84 B CU 83 C SI 96 3-3 ③ K 1-2		4	0	2	0	0	1	1
1 Carlos Correa, R (1, 6) OBP: 0.351, SLG: 0.545	D FC 86 F FF 93 1 SAFE X CU 76 1-1 1-2 1B			B FF 92 B FF 91 X FF 93 2-0 ① F9		B FC 86 S FC 84 S FC 85 S FF 93 1-3 ② K			B CU 74 F FF 91 S CU 77 B FS 81 F FS 80 X FF 91 2-2 10 G6-4-3 1B	4	0	2	0	0	1	2
10 Yuli Gurriel, R (1, 3) OBP: 0.292, SLG: 0.375	B FS 85 X FS 85 1-0 ③ P3			X CU 75 0-0 ② F7		B FC 85 D FS 80 F FC 82 C FF 93 B FF 93 C FF 93 3-3 ③ K			X CU 76 0-0 ① ② G6-4-3 1-2f	4	0	0	0	0	1	5
22 Josh Reddick, L (1, 9) OBP: 0.394, SLG: 0.477		B FF 92 C FF 91 B CU 75 X FS 86 2-1 1B		C FF 92 C FF 93 B FF 92 S FC 88 1-3 ③ K			F FS 85 B FF 92 F FF 92 F FF 93 X FC 88 1-2 ① P5		S FS 80 F CU 76 X FS 79 0-2 ③ G3	4	0	1	0	0	1	0
13 Tyler White, R (1, 10) OBP: 0.377, SLG: 0.295		C FC 83 B FC 85 T FC 84 S FF 92 1-3 ① K			C FF 92 C FC 84 S FC 84 0-3 ① K		C FC 83 B FC 84 F FF 92 S FC 84 1-3 ② K			3	0	0	0	0	3	1
28 Robinson Chirinos, R (1, 2) OBP: 0.359, SLG: 0.508		1 SAFE C FC 83 1 SAFE B FC 84 B FS 85 S FF 92 1 SAFE S FS 86 2-3 ② K			B FC 83 X FC 81 1-0 ② F9		F FC 82 S FC 85 B FC 85 X FC 82 1-2 ③ F8			3	0	0	0	0	1	1
6 Jake Marisnick, R (1, 8) OBP: 0.318, SLG: 0.415 4 George Springer, R (8, PH) OBP: 0.357, SLG: 0.536 (8, 8)		X FF 92 0-0 ③ F9			X FF 91 0-0 ③ F9			C CU 77 B CU 84 C CU 82 X SI 96 1-2 ① G5-3		2 1	0 0	0 0	0 0	0 0	0 0	1 0
Inning Stats	R: 0 E: 0 K: 0 S: 12 H: 2 LOB: 2 BB: 0 P: 18	R: 0 E: 0 K: 2 S: 9 H: 1 LOB: 1 BB: 0 P: 14	R: 0 E: 0 K: 0 S: 5 H: 0 LOB: 0 BB: 0 P: 7	R: 0 E: 0 K: 1 S: 5 H: 0 LOB: 0 BB: 0 P: 8	R: 0 E: 0 K: 1 S: 5 H: 0 LOB: 0 BB: 0 P: 6	R: 0 E: 0 K: 2 S: 11 H: 1 LOB: 2 BB: 1 P: 20	R: 0 E: 0 K: 1 S: 10 H: 0 LOB: 0 BB: 0 P: 13	R: 0 E: 0 K: 2 S: 12 H: 0 LOB: 1 BB: 1 P: 21	R: 0 E: 0 K: 0 S: 8 H: 1 LOB: 0 BB: 0 P: 10	1B: 5 2B: 0 3B: 0 HR: 0 SF: 0 SAC: 0 DP: 1 HBP: 0						

PITCHER		IP	WLS	BF	H	R	ER	SO	BB	IBB	HBP	BLK	WP	HR	S	P	ERA	WHIP
12 Jake Odorizzi, R ERA: 3.34	(1, 1)	7.0	W	26	4	0	0	7	1	0	0	0	0	0	57	86	0.00	0.714
55 Taylor Rogers, L ERA: 1.98	(8, 1)	1.0	H	4	0	0	0	2	1	0	0	0	1	0	12	21	0.00	1.000
38 Blake Parker, R ERA: 0.96	(9, 1)	1.0	S	3	1	0	0	0	0	0	0	0	0	0	8	10	0.00	1.000

PITCHER	IP	WLS	BF	H	R	ER	SO	BB	IBB	HBP	BLK	WP	HR	S	P	ERA	WHIP

TOP

Houston Astros @ Minnesota Twins

Target Field, Minneapolis, MN

Mon Apr 29 2019, 6:42 PM - 9:12 PM CDT

Att. 12,615 - Partly Cloudy - 54 F

livebaseballscorecards.com

AB	31
R	0
H	5
RBI	0
BB	2
SO	9
LOB	11

WP: 1	PA: 33					
PB: 0						
SB: 0						
CS: 0						

BOTTOM

Batter	1	2	3	4	5	6	7	8	9	AB	R	H	RBI	BB	SO	LOB
26 Max Kepler, L (1, 9) OBP: 0.337, SLG: 0.552	B FF 92 B FF 93 B FF 92 C FF 92 S FF 94 F FF 94 F FF 94 F FF 95 F SL 85 4-2 B FF 84 20 G3-6 BB		F FF 94 F FF 95 X CH 86 0-2 ② G3			B FF 93 B FF 93 X FF 93 2-0 ① P6		X FF 94 0-0 ② G3 2-3		3	0	0	0	1	0	1
11 Jorge Polanco, S (1, 6) OBP: 0.385, SLG: 0.612	D CU 77 1 SAFE C SL 84 1 SAFE 1 SAFE S SL 85 S SL 86 1-3 ① K		B FF 94 X FF 94 1-0 ③ F7			C FF 93 B CU 78 B CU 79 B SL 87 C SL 87 B SL 88 4-2 BB		B CU 78 F CU 79 X SI 94 1-1 ③ F8		3	0	0	0	1	1	2
20 Eddie Rosario, L (1, 10) OBP: 0.296, SLG: 0.624	1 SAFE B SL 86 F SL 85 X CU 78 1-1 ②③ G3-6 1-2f			C FF 93 S FF 94 F FF 95 B CU 80 F CU 80 F SL 87 F CU 80 F SL 87 S SL 88 1-3 ① K		1 SAFE X SL 84 0-0 ② P5				3	0	0	0	0	1	2
18 Mitch Garver, R (1, 2) OBP: 0.400, SLG: 0.761		C FF 93 B SL 86 B FF 92 X SL 86 2-1 ① G5-3		B SL 87 S SL 88 C FF 95 F CH 89 S SL 88 1-3 ② K		B SL 87 C SL 87 C FF 93 1 SAFE F SL 87 F CU 79 D CH 87 X SL 87 2-2 ③ G4-3				3	0	0	0	0	1	1
9 Marwin Gonzalez, S (1, 3) (9, 5) OBP: 0.244, SLG: 0.256		C FF 92 F CH 86 B SL 86 S CU 79 1-3 ② K		B SL 86 X FF 94 1-0 ③ G1-3			B SL 83 F SL 84 C FF 96 X FF 95 1-2 ① G1-3			3	0	0	0	0	1	0
16 Jonathan Schoop, R (1, 4) OBP: 0.315, SLG: 0.500		T FF 93 B SL 86 B SL 87 S SL 87 X CU 78 2-2 2B			X FF 93 0-0 ① P5		C SL 84 B CH 89 X SI 95 1-1 ② G5-3			3	0	1	0	0	0	0
60 Jake Cave, L (1, 7) OBP: 0.297, SLG: 0.242		B FF 93 C FF 95 S FF 94 B SL 87 F FF 96 B FF 94 S SL 88 3-3 ③ K			F FF 93 F FF 93 C CU 80 0-3 ② K		B SL 84 X SI 95 1-0 ③ G6-3			3	0	0	0	0	2	1
13 Ehire Adrianza, S (1, 5) OBP: 0.270, SLG: 0.281 23 Nelson Cruz, R (8, PH) OBP: 0.409, SLG: 0.587 24 C.J. Cron, R (9, 3) OBP: 0.298, SLG: 0.474			B FF 92 C FF 93 F FF 93 F FF 95 B SL 87 B SL 86 X FF 95 3-2 HR		C FF 93 B CU 79 B CU 80 B SL 87 C SL 87 X SL 88 3-2 CI			X SI 92 0-0 26 G3 2B		1 1 0	1 0 0	1 1 0	1 0 0	0 0 0	0 0 0	0 0 0
25 Byron Buxton, R (1, 8) OBP: 0.313, SLG: 0.481			B FF 95 S FF 95 S FF 94 X SL 89 1-2 ① L8		1 SAFE 1 SAFE C FF 94 1 SAFE B FF 93 F FF 94 S SL 88 1-3 ③ K			M FF 94 X FF 92 0-1 ① G5-3		3	0	0	0	0	1	2
Inning Stats	R: 0 E: 0 K: 1 S: 11 H: 0 LOB: 0 BB: 1 P: 17	R: 0 E: 0 K: 2 S: 12 H: 1 LOB: 1 BB: 0 P: 20	R: 1 E: 0 K: 0 S: 11 H: 1 LOB: 0 BB: 0 P: 16	R: 0 E: 0 K: 2 S: 13 H: 0 LOB: 0 BB: 0 P: 16	R: 0 E: 1 K: 2 S: 10 H: 0 LOB: 1 BB: 0 P: 14	R: 0 E: 0 K: 0 S: 9 H: 0 LOB: 1 BB: 1 P: 17	R: 0 E: 0 K: 0 S: 6 H: 0 LOB: 0 BB: 0 P: 9	R: 0 E: 0 K: 0 S: 6 H: 1 LOB: 1 BB: 0 P: 7		1B: 0 2B: 2 3B: 0 HR: 1 SF: 0 SAC: 0 DP: 1 HBP: 0						

PITCHER		IP	WLS	BF	H	R	ER	SO	BB	IBB	HBP	BLK	WP	HR	S	P	ERA	WHIP
35 Justin Verlander, R ERA: 2.45	(1, 1)	6.0	L	22	2	1	1	7	2	0	0	0	0	1	66	100	1.50	0.667
30 Héctor Rondón, R ERA: 2.53	(7, 1)	1.0		3	0	0	0	0	0	0	0	0	0	0	6	9	0.00	0.000
59 Framber Valdez, L ERA: 2.89	(8, 1)	1.0		4	1	0	0	0	0	0	0	0	0	0	6	7	0.00	1.000

PITCHER	IP	WLS	BF	H	R	ER	SO	BB	IBB	HBP	BLK	WP	HR	S	P	ERA	WHIP

Houston Astros @ Minnesota Twins

Target Field, Minneapolis, MN

Mon Apr 29 2019, 6:42 PM - 9:12 PM CDT

Att. 12,615 - Partly Cloudy - 54 F

livebaseballscorecards.com

AB	26
R	1
H	3
RBI	1
BB	2
SO	7
LOB	9

Houston Astros @ Minnesota Twins

Target Field, Minneapolis, MN

Tue Apr 30 2019, 6:41 PM - 9:59 PM CDT

Att. 12,181 - Overcast - 45 F

TOP

livebaseballscorecards.com

Batter	1	2	3	4	5	6	7	8	9	AB	R	H	RBI	BB	SO	LOB
4 George Springer, R (1, 9) OBP: 0.363, SLG: 0.564	X FF 91 0-0 ① G4-3		S SL 81 1 SAFE 1 SAFE S SL 80 B FF 92 X SL 83 1-2 1-H 2B		X SL 80 0-0 HR	C FF 96 F CU 86 B FF 95 S SL 87 1-3 ① K		B SI 91 B CH 83 B SI 92 C SI 92 F SI 91 F SL 80 B FF 93 4-2 13 1B 1 BB BB	C SI 97 F SI 97 B SI 98 S SL 89 1-3 ① K	5	2	2	2	1	2	0
27 Jose Altuve, R (1, 4) OBP: 0.328, SLG: 0.513 13 Tyler White, R (7, 3) OBP: 0.382, SLG: 0.304	C FF 91 B FF 92 B SL 83 X SI 92 2-1 ② G5-3		B SL 82 F FF 92 X SL 82 1-1 ② G6-3		S FF 90 B SL 82 X FF 91 1-1 23 1B 1 SF8 2B	X FF 96 0-0 ② P3		B SI 93 B FF 93 X FF 94 2-0 1 BB 23 BB 22 1B 1-3 1B	C SI 96 B CH 92 B SL 86 F SI 96 B SL 89 C SI 97 3-3 ② K	4 2	1 1	1 1	0 0	0 1	0 1	1 0
2 Alex Bregman, R (1, 5) OBP: 0.410, SLG: 0.479	B SL 81 B FF 92 C FF 92 X FF 91 2-1 ③ L8		C FF 91 D CH 86 B SL 84 X FF 92 2-1 ③ F9		F CH 86 B SL 83 C FF 92 F SL 84 B FF 92 F CH 86 S FF 91 2-3 ① K	X FF 96 0-0 HR		D CH 84 D CH 84 B FF 94 C FF 95 C FF 94 C FF 95 3-3 ① K	B SL 90 B SI 98 F SI 98 S SI 96 B SL 89 B SI 97 4-2 23 1B BB	5	1	1	1	1	2	4
23 Michael Brantley, L (1, 7) OBP: 0.380, SLG: 0.517		B FF 90 B CH 85 X SI 90 2-0 ① L9		B CH 84 C SL 80 C CH 86 B FF 91 X CH 85 2-2 ① L3	C CH 85 F SL 83 F FF 92 X CH 86 0-2 22 1B 2-3 1B	B CU 85 C CU 85 B CU 86 X FF 95 2-1 1 1B 2B		C SL 86 B SL 87 F FF 94 F SI 94 D SL 83 B FF 96 B FF 94 4-2 22 1B 1 16 SF8 1 BB 1-2 BB	B FF 96 T SI 96 X SI 95 1-1 1-2 1B	5	2	3	0	1	0	0
1 Carlos Correa, R (1, 6) OBP: 0.362, SLG: 0.558 18 Tony Kemp, L (8, PR) OBP: 0.273, SLG: 0.333 (8, 4)		S FF 92 C SL 83 B SL 84 X FF 91 1-2 ② L4		B SL 82 B SL 83 C FF 92 F CH 86 B SL 84 X FF 92 3-2 28 BB 2B	B SL 82 C SL 83 C FF 92 F FF 92 X SL 85 1-2 ② SF8 3-H	C SL 88 C FF 96 B SL 89 B FF 96 X CU 85 2-2 2-H 1B		B SI 94 B SL 82 B FF 94 B FF 94 4-0 16 SF8 22 1B 28 E 1-2 2-3 3-H BB	B FF 95 S SI 95 C SI 95 X FF 97 1-2 ③ P5	3 1	0 1	2 0	3 0	1 0	0 0	0 2
22 Josh Reddick, L (1, 10) OBP: 0.404, SLG: 0.484		C FF 91 F FF 91 F FF 92 B SL 84 B SL 83 B CH 86 X FF 92 3-2 1B		B FF 91 X FF 91 1-0 ② L8	F FF 92 P SL 84 1 SAFE X CH 86 1-1 16 FC6-4 1-3 1B	F FF 95 C CU 85 D CU 86 F FF 94 X FF 94 1-2 ③ F8		C CU 74 F FF 89 X CS 68 0-2 28 E 1-2 2-3 3-H 1B		5	0	3	1	0	0	2
16 Aledmys Díaz, R (1, 3) OBP: 0.220, SLG: 0.436 (7, 4) (8, 6)	X SL 82 0-0 ③ G6-3		X SL 83 0-0 E3 28 BB		X SL 83 0-0 ③ FC6-4 1-2f		C FF 93 B CU 83 F SL 86 F FF 94 F CU 83 B FF 93 X SL 86 2-2 ① G4-3	B CU 73 F FF 88 C CU 75 F CS 68 D CU 77 X FF 90 2-2 ② SF8 2-3 3-H		4	0	0	1	0	0	4
28 Robinson Chirinos, R (1, 2) OBP: 0.361, SLG: 0.493			B FF 90 B FF 91 F FF 90 X SL 80 2-1 ① P2	B SL 81 B SL 82 F FF 92 B FF 92 B SL 84 4-1 1-2 2-3 BB		F FF 89 B SL 82 F FF 90 F SI 90 X SL 83 1-2 6 HR 1B	S SL 86 S SL 86 B SL 87 F SL 86 C FF 94 1-3 ② K	B FF 89 X CU 75 1-0 E6 1-2 3-H		4	1	1	0	1	1	1
6 Jake Marisnick, R (1, 8) OBP: 0.327, SLG: 0.467			H FF 89 1-0 4 S 4 2B HBP	C FF 90 F SL 83 F FF 92 F FF 92 B SL 84 F SI 92 S SL 84 1-3 ③ K		C FF 90 S SL 81 X FF 89 0-2 1-H HR	B SL 87 B CU 84 F FF 95 F SL 88 T FF 94 2-2 ③ K	C FF 88 B CU 75 B CU 74 X CU 74 2-1 ③ F8		4	2	1	2	0	2	5
Inning Stats	R: 0 E: 0 K: 0 S: 5 H: 0 LOB: 0 BB: 0 P: 9	R: 0 E: 0 K: 0 S: 9 H: 1 LOB: 1 BB: 0 P: 15	R: 1 E: 0 K: 0 S: 9 H: 1 LOB: 0 BB: 0 P: 16	R: 0 E: 1 K: 1 S: 15 H: 1 LOB: 3 BB: 1 P: 26	R: 2 E: 0 K: 1 S: 20 H: 4 LOB: 2 BB: 0 P: 24	R: 4 E: 0 K: 1 S: 21 H: 5 LOB: 1 BB: 0 P: 28	R: 0 E: 0 K: 2 S: 12 H: 0 LOB: 0 BB: 0 P: 17	R: 4 E: 1 K: 1 S: 20 H: 2 LOB: 2 BB: 3 P: 42	R: 0 E: 0 K: 2 S: 13 H: 1 LOB: 2 BB: 1 P: 23	1B: 8 2B: 4 3B: 0 HR: 3 SF: 2 SAC: 0 DP: 0 HBP: 1	WP: 0 PB: 0 SB: 1 CS: 0 PA: 50					

	AB	42
	R	11
	H	15
	RBI	10
	BB	5
	SO	8
	LOB	19

PITCHER		IP	WLS	BF	H	R	ER	SO	BB	IBB	HBP	BLK	WP	HR	S	P	ERA	WHIP
35 Michael Pineda, R ERA: 6.21	(1, 1)	5.0	L	27	9	5	5	2	1	0	1	0	0	2	65	98	9.00	2.000
68 Matt Magill, R ERA: 6.75	(6, 1)	2.0		9	3	2	2	3	0	0	0	0	0	1	26	37	9.00	1.500
49 Adalberto Mejía, L ERA: 8.74	(8, 1)	0.1		5	1	4	3	1	3	0	0	0	0	0	10	27	81.00	12.000
19 Ryne Harper, R ERA: 2.31	(8, 1)	0.2		4	1	0	0	0	0	0	0	0	0	0	10	15	0.00	1.500
77 Fernando Romero, R ERA: 7.5	(9, 1)	1.0		5	1	0	0	2	1	0	0	0	0	0	13	23	0.00	2.000

PITCHER		IP	WLS	BF	H	R	ER	SO	BB	IBB	HBP	BLK	WP	HR	S	P	ERA	WHIP

Batter	1	2	3	4	5	6	7	8	9	AB	R	H	RBI	BB	SO	LOB
26 Max Kepler, L (1, 9) OBP: 0.353, SLG: 0.567	F FF 94 F FF 95 B FF 96 F FF 97 B KC 83 B SL 89 B SI 98 4-2 23 G6-4-3 11 BB BB		B CH 89 S CH 88 B FF 97 C FF 97 S KC 81 2-3 ③ K			B KC 80 C SI 96 F KC 82 X CH 88 1-2 23 WP 2B		C SL 80 B FF 97 X FF 97 1-1 11 BB 1-3 1B		3	0	2	0	1	1	0
11 Jorge Polanco, S (1, 6) OBP: 0.389, SLG: 0.600	1 SAFE B FF 96 B CH 90 B SI 97 C FF 96 B FF 98 4-1 23 G6-4-3 1-2 BB			B FF 95 C KC 80 S CH 86 F FF 97 B SL 90 F SL 90 B CH 87 F SL 91 C FF 98 3-3 ① K		C FF 96 C KC 82 S FF 98 0-3 ② K		B CH 89 B CH 88 B FF 96 B FF 95 4-0 1-2 BB		2	0	0	0	2	2	1
23 Nelson Cruz, R (1, 10) OBP: 0.396, SLG: 0.564 60 Jake Cave, L (8, PH) OBP: 0.289, SLG: 0.235 (9, 10)	B FF 96 B KC 82 F FF 97 S FF 97 D SL 90 F SI 98 F FF 98 X FF 98 3-2 ① ② G6-4-3 1-2f 2-3			F FF 96 S SL 89 S SL 89 0-3 ② K		C SL 89 B SL 91 B SL 84 C FF 98 S KC 82 2-3 ③ K 2-3		B FF 98 F FF 97 B FF 97 F FF 96 F FF 97 S SL 85 2-3 ③ K		3 1	0 0	0 0	0 0	0 0	2 1	3 3
20 Eddie Rosario, L (1, 7) OBP: 0.286, SLG: 0.600	F SL 90 S FF 98 F FF 98 D KC 85 F SL 88 X FF 97 1-2 ③ F8			X FF 96 0-0 ③ F7			B FF 96 F SL 90 X FF 96 1-1 ① G4-3		X FF 92 0-0 ① F8	4	0	0	0	0	0	1
24 C.J. Cron, R (1, 3) OBP: 0.284, SLG: 0.451		C FF 94 F FF 94 B FF 96 S FF 95 1-3 ① K			C FF 94 C KC 81 S SL 88 0-3 ① K		C KC 80 C FF 96 B FF 96 S SL 90 1-3 ② K		S FF 93 F FF 93 B SL 80 B SL 81 X SL 80 2-2 ② L8	4	0	0	0	0	3	0
16 Jonathan Schoop, R (1, 4) OBP: 0.313, SLG: 0.489		B SL 89 S FF 96 X FF 97 1-1 ② G4-3			X FF 94 0-0 ② F9		C SL 89 B KC 80 F FF 97 S CH 87 1-3 ③ K		B CH 82 B FF 93 X FF 93 2-0 1B	4	0	1	0	0	1	0
13 Ehire Adrianza, S (1, 5) OBP: 0.293, SLG: 0.265		F FF 96 X FF 96 0-1 ③ F7			B FF 94 B SL 90 C FF 95 F FF 95 B KC 81 F FF 97 F FF 98 B SL 90 4-2 BB			C FF 96 B CU 82 B FF 96 B FF 96 B FF 95 4-1 26 1B BB	X FF 93 0-0 ③ G6-3	2	0	0	0	2	0	1
15 Jason Castro, L (1, 2) OBP: 0.359, SLG: 0.419			F FF 96 F SI 96 B KC 83 C KC 83 1-3 ① K		B KC 81 C FF 96 F FF 97 F CH 89 F FF 98 X SL 90 1-2 ③ P2			X FF 96 0-0 ① F7		3	0	0	0	0	1	2
25 Byron Buxton, R (1, 8) OBP: 0.302, SLG: 0.463			B SL 88 S SL 90 F FF 97 S SL 90 1-3 ② K			B FF 95 X FF 94 1-0 ① F8		B FF 98 X FF 97 1-0 ② F7		3	0	0	0	0	1	1
Inning Stats	R: 0 E: 0 K: 0 S: 14 H: 0 LOB: 1 BB: 2 P: 26	R: 0 E: 0 K: 1 S: 7 H: 0 LOB: 0 BB: 0 P: 9	R: 0 E: 0 K: 3 S: 9 H: 0 LOB: 0 BB: 0 P: 13	R: 0 E: 0 K: 2 S: 10 H: 0 LOB: 0 BB: 0 P: 13	R: 0 E: 0 K: 1 S: 13 H: 0 LOB: 1 BB: 1 P: 18	R: 0 E: 0 K: 2 S: 10 H: 1 LOB: 1 BB: 0 P: 14	R: 0 E: 0 K: 2 S: 8 H: 0 LOB: 0 BB: 0 P: 11	R: 0 E: 0 K: 1 S: 9 H: 1 LOB: 3 BB: 2 P: 21	R: 0 E: 0 K: 0 S: 6 H: 1 LOB: 1 BB: 0 P: 10	1B: 2 2B: 1 3B: 0 HR: 0 SF: 0 SAC: 0 DP: 1 HBP: 0					WP: 1 PB: 0 SB: 0 CS: 0	PA: 34	

PITCHER		IP	WLS	BF	H	R	ER	SO	BB	IBB	HBP	BLK	WP	HR	S	P	ERA	WHIP
45 Gerrit Cole, R ERA: 3.95	(1, 1)	7.0	W	24	1	0	0	11	3	0	0	0	1	0	71	104	0.00	0.571
39 Josh James, R ERA: 7.36	(8, 1)	1.0		6	1	0	0	1	2	0	0	0	0	0	9	21	0.00	3.000
47 Chris Devenski, R ERA: 3.27	(9, 1)	1.0		4	1	0	0	0	0	0	0	0	0	0	6	10	0.00	1.000

PITCHER	IP	WLS	BF	H	R	ER	SO	BB	IBB	HBP	BLK	WP	HR	S	P	ERA	WHIP

BOTTOM

Houston Astros @ Minnesota Twins

Target Field, Minneapolis, MN

Tue Apr 30 2019, 6:41 PM - 9:59 PM CDT

Att. 12,181 - Overcast - 45 F

livebaseballscorecards.com

AB	29
R	0
H	3
RBI	0
BB	5
SO	12
LOB	12

Batter	1	2	3	4	5	6	7	8	9	AB	R	H	RBI	BB	SO	LOB
4 George Springer, R (1, 9) OBP: 0.367, SLG: 0.558	B SI 93 B FC 90 B FC 89 D SI 95 4-0 1 G5-3 27 1B BB		1 SAFE F SI 96 F FF 96 B FF 96 X FC 90 1-2 ② G1-3 1-2			C FC 88 F FF 93 F FF 94 B FF 96 S FC 89 1-3 ① K		B FC 89 B CH 87 C FC 88 S FC 87 X FC 88 2-2 1B		3	0	1	0	1	1	1
27 Jose Altuve, R (1, 4) OBP: 0.333, SLG: 0.521	F SI 96 T SI 96 X FC 89 0-2 1-2 1B		C CH 86 X CH 88 0-1 ③ G6-3			F CH 85 X FC 89 0-1 2 F8 2B		C CH 85 D CH 86 X SI 94 1-1 ③ F7		4	0	2	0	0	0	2
2 Alex Bregman, R (1, 5) OBP: 0.397, SLG: 0.460	B SI 96 B SI 96 C SI 96 X FC 89 2-1 ① F7			B FC 87 C SI 92 C SI 93 B CH 86 X FC 88 2-2 ① L8		X SI 95 0-0 ② F8 2-3			C SL 75 B CH 77 F SL 76 X SI 90 1-2 ① L4	4	0	0	0	0	0	3
1 Carlos Correa, R (1, 6) OBP: 0.358, SLG: 0.556	C SI 95 C SI 96 F FF 96 B FF 96 X FC 90 1-2 ②③ G5-3 2-3f			F FF 96 X FC 88 0-1 ② G5-3		D CH 88 F FC 88 B CH 87 F FC 89 S FC 90 2-3 ③ K			S CH 76 X SL 78 0-1 16 1B 2B	4	1	1	0	0	1	3
10 Yuli Gurriel, R (1, 3) OBP: 0.291, SLG: 0.364		F FC 89 F FC 89 B CH 87 X FC 90 1-2 ① P5		B CH 87 B SI 94 B FC 89 B SI 94 4-0 BB			F FC 88 X FF 94 0-1 ① F9		C SI 89 B FF 90 C SI 88 F CH 77 S CH 75 1-3 ② K	3	0	0	0	1	1	1
16 Aledmys Díaz, R (1, 7) OBP: 0.222, SLG: 0.419		C CU 80 B FC 90 B CH 88 X CH 87 2-1 ② P4		C CH 87 X FC 88 0-1 ③ G3			B FC 90 X FC 88 1-0 ② F9		C SL 76 B SL 78 X SI 88 1-1 13 D 13 1B 2-H 1B	4	1	1	1	0	0	1
13 Tyler White, R (1, 10) OBP: 0.373, SLG: 0.300		C CU 79 X SI 96 0-1 ③ L7			C FC 87 C FC 88 B FF 94 B FC 91 C FC 89 2-3 ① K		C FC 88 B SI 95 C FC 88 B SI 96 C SI 96 2-3 ③ K		F CH 77 B SL 78 S CH 76 X CH 75 1-2 1-H 1B	4	0	1	1	0	2	0
12 Max Stassi, R (1, 2) OBP: 0.121, SLG: 0.188 22 Josh Reddick, L (9, PH) OBP: 0.400, SLG: 0.478			B FF 93 C FF 94 S CH 86 C FC 89 1-3 ① K		B FC 90 C FF 95 B FF 95 B CH 87 C FC 88 X CH 87 3-2 ② F7			X FC 87 0-0 ① G5-3	B SL 78 X SI 88 1-0 ③ L5	3 1	0 0	0 0	0 0	0 0	1 0	0 1
6 Jake Marisnick, R (1, 8) OBP: 0.327, SLG: 0.458			X FF 96 0-0 4 G1-3 1B		C CU 79 B SI 95 S FC 90 S FC 89 1-3 ③ K			C FC 88 F FC 87 B FC 87 C FF 95 1-3 ② K		3	0	1	0	0	2	0
Inning Stats	R: 0 E: 0 K: 0 S: 9 H: 1 LOB: 1 BB: 1 P: 16	R: 0 E: 0 K: 0 S: 7 H: 0 LOB: 0 BB: 0 P: 10	R: 0 E: 0 K: 1 S: 9 H: 1 LOB: 1 BB: 0 P: 11	R: 0 E: 0 K: 0 S: 7 H: 0 LOB: 1 BB: 1 P: 13	R: 0 E: 0 K: 2 S: 9 H: 0 LOB: 0 BB: 0 P: 15	R: 0 E: 0 K: 2 S: 10 H: 1 LOB: 1 BB: 0 P: 13	R: 0 E: 0 K: 1 S: 6 H: 0 LOB: 0 BB: 0 P: 9	R: 0 E: 0 K: 1 S: 9 H: 1 LOB: 1 BB: 0 P: 13	R: 2 E: 0 K: 1 S: 15 H: 3 LOB: 1 BB: 0 P: 20	1B: 5 2B: 2 3B: 0 HR: 0 SF: 0 SAC: 0 DP: 1 HBP: 0						

PITCHER		IP	WLS	BF	H	R	ER	SO	BB	IBB	HBP	BLK	WP	HR	S	P	ERA	WHIP
33 Martín Pérez, L ERA: 3.41	(1, 1)	8.0	W	29	4	0	0	7	2	0	0	0	0	0	66	100	0.00	0.750
39 Trevor Hildenberger, R ERA: 3.48	(9, 1)	1.0		6	3	2	2	1	0	0	0	0	0	0	15	20	18.00	3.000

PITCHER	IP	WLS	BF	H	R	ER	SO	BB	IBB	HBP	BLK	WP	HR	S	P	ERA	WHIP

TOP

Houston Astros @ Minnesota Twins

Target Field, Minneapolis, MN

Wed May 01 2019, 7:12 PM - 9:40 PM CDT

Att. 14,115 - Overcast - 46 F

livebaseballscorecards.com

AB	33
R	2
H	7
RBI	2
BB	2
SO	8
LOB	12

WP: 0 PA: 35
PB: 0
SB: 0
CS: 0

Houston Astros @ Minnesota Twins

Target Field, Minneapolis, MN

Wed May 01 2019, 7:12 PM - 9:40 PM CDT

Att. 14,115 - Overcast - 46 F

BOTTOM

livebaseballscorecards.com

Batter	1	2	3	4	5	6	7	8	9	AB	R	H	RBI	BB	SO	LOB
26 Max Kepler, L (1, 9) OBP: 0.349, SLG: 0.564	B FF 89 X FF 89 1-0 F9 ①		B CH 82 C ST 80 C ST 87 F FC 87 F CU 75 B CH 83 F ST 80 X ST 80 2-2 G4-3 ① 1-3		B FC 87 C CH 82 F FC 87 X ST 80 1-2 11 G4-3 23 1B 2B		C FF 94 S CH 84 X FF 95 0-2 P5 ③			4	1	1	0	0	0	1
11 Jorge Polanco, S (1, 6) OBP: 0.393, SLG: 0.606	C FF 90 C ST 78 F ST 78 F FC 86 B ST 79 X CH 83 1-2 G3 ②		X CH 83 0-0 E1 23 G3 3-H 1B		C ST 79 F CH 83 F FF 89 F FC 86 D ST 80 X ST 80 1-2 G4-3 ② 2-3			B FF 93 X FF 93 1-0 23 2B 2B		4	1	2	1	0	0	1
23 Nelson Cruz, R (1, 10) OBP: 0.400, SLG: 0.573	C ST 79 B FF 90 S ST 78 S ST 79 1-3 K ③		B FF 89 F ST 79 B ST 76 C CH 82 X FF 90 2-2 G3 ② 2-3		C ST 79 D ST 78 B ST 79 X FF 89 2-1 3-H 1B			C SL 80 X SL 80 0-1 20 G4-3 24 SF8 2-H 2B		4	1	2	2	0	1	1
20 Eddie Rosario, L (1, 7) OBP: 0.284, SLG: 0.583		B FF 89 B ST 77 S CH 82 X ST 78 2-1 G3-1 ①	B FF 90 B CH 82 B ST 79 B FF 90 4-0 BB		B FF 90 B ST 80 X ST 79 2-0 G1-3 ③			B FF 93 B CH 82 F CH 81 F CH 82 F SL 80 X CH 82 2-2 G4-3 ① 2-3		3	0	0	0	1	0	2
24 C.J. Cron, R (1, 3) OBP: 0.272, SLG: 0.435		B FF 88 C ST 78 B ST 78 F FF 90 X ST 79 2-2 P3 ②	F FF 90 F FF 90 F ST 78 X FF 88 0-2 G6-3 ③			C ST 78 C ST 79 B FF 86 F FF 89 B ST 78 B FF 88 X ST 78 3-2 F9 ①		X FF 93 0-0 SF8 ② 3-H		3	0	0	1	0	0	2
9 Marwin Gonzalez, S (1, 5) OBP: 0.233, SLG: 0.244		C FF 90 B ST 77 S CH 84 B ST 78 S ST 80 2-3 K ③		C ST 78 B CH 82 S ST 79 B FF 88 B CU 75 X ST 79 3-2 G1-3 ①		F CH 82 B FF 90 X CH 82 1-1 G4-3 ②		C CH 84 F SL 80 B FF 94 B SL 80 S FF 95 2-3 K ③		4	0	0	0	0	2	0
18 Mitch Garver, R (1, 2) OBP: 0.396, SLG: 0.729			B FF 89 C ST 78 H ST 77 2-1 16 HR HBP	B FF 90 C FF 90 B ST 80 C ST 79 X ST 80 2-2 G3 ②		C ST 80 X CH 82 0-1 F9 ③				2	1	0	0	0	0	0
16 Jonathan Schoop, R (1, 4) OBP: 0.313, SLG: 0.516			B SI 88 X FF 88 1-0 1-H HR	B ST 80 X CH 83 1-0 L7 ③			F FF 93 S SL 81 B FF 94 X SL 81 1-2 G6-3 ①			3	1	1	2	0	0	0
25 Byron Buxton, R (1, 8) OBP: 0.303, SLG: 0.458			F FF 90 B FC 89 B ST 80 B ST 80 X FF 88 3-1 26 G4-3 26 S 11 E 1B		X ST 78 0-0 F8 ①		F FF 94 F CH 84 B SL 82 B SL 82 F CH 84 S SL 81 2-3 K ②			3	1	1	0	0	1	0
Inning Stats	R: 0 E: 0 K: 1 S: 9 H: 0 LOB: 0 BB: 0 P: 12	R: 0 E: 0 K: 1 S: 8 H: 0 LOB: 0 BB: 0 P: 14	R: 3 E: 1 K: 0 S: 17 H: 3 LOB: 2 BB: 1 P: 31	R: 0 E: 0 K: 0 S: 7 H: 0 LOB: 0 BB: 0 P: 13	R: 1 E: 0 K: 0 S: 12 H: 2 LOB: 1 BB: 0 P: 18	R: 0 E: 0 K: 0 S: 8 H: 0 LOB: 0 BB: 0 P: 12	R: 0 E: 0 K: 1 S: 10 H: 0 LOB: 0 BB: 0 P: 13	R: 2 E: 0 K: 1 S: 11 H: 2 LOB: 0 BB: 0 P: 16		1B: 3 2B: 3 3B: 0 HR: 1 SF: 1 SAC: 0 DP: 0 HBP: 1						

	AB	30
	R	6
	H	7
	RBI	6
	BB	1
	SO	4
	LOB	7

PITCHER	IP	WLS	BF	H	R	ER	SO	BB	IBB	HBP	BLK	WP	HR	S	P	ERA	WHIP
31 Collin McHugh, R (1, 1) ERA: 4.97	6.0	L	25	5	4	4	2	1	0	1	0	0	1	61	100	6.00	1.000
47 Chris Devenski, R (7, 1) ERA: 4.15	2.0		8	2	2	2	2	0	0	0	0	0	0	21	29	9.00	1.000

PITCHER	IP	WLS	BF	H	R	ER	SO	BB	IBB	HBP	BLK	WP	HR	S	P	ERA	WHIP

Houston Astros @ Minnesota Twins

Target Field, Minneapolis, MN

Thu May 02 2019, 12:10 PM - 2:42 PM CDT

Att. 17,271 - Cloudy - 49 F

TOP

livebaseballscorecards.com

Batter	1	2	3	4	5	6	7	8	9	AB	R	H	RBI	BB	SO	LOB
4 George Springer, R (1, 10) OBP: 0.364, SLG: 0.548	F FF 94 X SV 83 0-1 ① G3-1		1 SAFE X SV 82 0-0 ③ 1-2 1B		F FF 94 B SI 94 B CH 85 B FF 94 X SI 93 3-1 ③ G5-3		F SI 94 X FF 94 0-1 ③ F9			4	0	1	0	0	0	2
27 Jose Altuve, R (1, 4) OBP: 0.324, SLG: 0.504	X FF 94 0-0 ② F8		C FF 93 C FF 93 F SI 93 S FF 94 0-3 ① K			F FF 94 X SI 91 0-1 ① G5-3		X FF 89 0-0 ① F9		4	0	0	0	0	1	2
2 Alex Bregman, R (1, 6) OBP: 0.392, SLG: 0.481	C FF 93 C FF 94 F SI 93 B FF 94 X SV 82 1-2 HR		C FF 94 X SI 93 0-1 ② F9			B FF 94 X SI 92 1-0 ② G6-3		C CU 76 B FF 90 C FF 90 B CS 70 S CS 70 2-3 ② K		4	1	1	1	0	1	2
23 Michael Brantley, L (1, 7) OBP: 0.376, SLG: 0.508	C FF 93 B FF 94 B CH 85 X FF 94 2-1 ③ F9		C FF 94 B SI 93 C CH 83 S SI 94 1-3 ③ K			C FF 93 F CH 84 C SI 93 0-3 ③ K		B CU 77 F CU 74 B CH 75 B FF 90 F FF 89 X FF 89 3-2 1B		4	0	1	0	0	2	2
10 Yuli Gurriel, R (1, 3) OBP: 0.289, SLG: 0.360		C FF 94 S FF 94 F SI 93 F SI 94 F FF 95 B SV 83 X SI 94 1-2 ① F8		F FF 93 S SV 82 F SI 92 X FF 94 0-2 ① F8			C FF 93 S SV 82 X SI 92 0-2 16 1B 22 1B 18 SF7 1B	C FF 88 B CU 74 F CU 76 X CS 70 1-2 ③ P3		4	1	1	0	0	0	1
22 Josh Reddick, L (1, 9) OBP: 0.394, SLG: 0.469		C FF 93 B FF 94 X FF 94 1-1 ② F8		B SV 83 B FF 93 X CH 85 2-0 ② F9			C SV 82 X FF 94 0-1 18 SF7 16 1B 1-2 1B		B FF 94 X FF 94 1-0 ① L9	4	0	1	0	0	0	0
16 Aledmys Díaz, R (1, 5) OBP: 0.245, SLG: 0.447		C SV 81 B SV 81 F FF 93 X SV 82 1-2 2B		X SV 81 0-0 ③ P3			X SV 82 0-0 18 SF7 1-2 2-3 1B		B FF 94 C CU 77 F FF 95 B SL 84 F FF 94 S FF 94 2-3 ② K	4	0	2	0	0	1	0
28 Robinson Chirinos, R (1, 2) OBP: 0.356, SLG: 0.472	B SV 82 B CH 87 C FF 93 D SV 82 X FF 92 3-1 ③ P5				B FF 93 C FF 92 X SV 83 1-1 ① P3		F SI 93 F SI 93 F SI 93 S FF 95 0-3 ① K		C FF 94 B SL 82 F FF 94 B FF 96 B CU 78 F FF 94 F FF 94 H CU 75 4-2 HBP	3	0	0	0	0	1	4
18 Tony Kemp, L (1, 8) OBP: 0.271, SLG: 0.333			B FF 93 S FF 94 F CH 84 X CH 85 1-2 4 1B		C FF 94 F SI 93 B FF 94 F SV 83 B FF 94 C SI 94 2-3 ② K		X FF 95 0-0 ② SF7 1-2 2-3 3-H		C FF 95 B CU 77 X FF 94 1-1 ③ G1-3	3	0	1	1	0	1	1
Inning Stats	R: 1 E: 0 K: 0 S: 9 H: 1 LOB: 0 BB: 0 P: 12	R: 0 E: 0 K: 0 S: 13 H: 1 LOB: 1 BB: 0 P: 19	R: 0 E: 0 K: 2 S: 13 H: 2 LOB: 2 BB: 0 P: 15	R: 0 E: 0 K: 0 S: 6 H: 0 LOB: 0 BB: 0 P: 8	R: 0 E: 0 K: 1 S: 8 H: 0 LOB: 0 BB: 0 P: 14	R: 0 E: 0 K: 1 S: 6 H: 0 LOB: 0 BB: 0 P: 7	R: 1 E: 0 K: 1 S: 13 H: 3 LOB: 2 BB: 0 P: 13	R: 0 E: 0 K: 1 S: 10 H: 1 LOB: 1 BB: 0 P: 16	R: 0 E: 0 K: 1 S: 11 H: 0 LOB: 1 BB: 0 P: 19	1B: 6 2B: 1 3B: 0 HR: 1 SF: 1 SAC: 0 DP: 0 HBP: 1	WP: 0 PB: 0 SB: 0 CS: 0 PA: 36					

	AB	34
	R	2
	H	8
	RBI	2
	BB	0
	SO	7
	LOB	14

PITCHER		IP	WLS	BF	H	R	ER	SO	BB	IBB	HBP	BLK	WP	HR	S	P	ERA	WHIP
17 José Berríos, R ERA: 2.91	(1, 1)	7.0	W	28	7	2	2	5	0	0	0	0	0	1	68	88	2.57	1.000
19 Ryne Harper, R ERA: 2.13	(8, 1)	1.0		4	1	0	0	1	0	0	0	0	0	0	10	16	0.00	1.000
65 Trevor May, R ERA: 3.09	(9, 1)	1.0		4	0	0	0	1	0	0	1	0	0	0	11	19	0.00	0.000

PITCHER		IP	WLS	BF	H	R	ER	SO	BB	IBB	HBP	BLK	WP	HR	S	P	ERA	WHIP

Batter	1	2	3	4	5	6	7	8	9	AB	R	H	RBI	BB	SO	LOB
26 Max Kepler, L (1, 9) OBP: 0.333, SLG: 0.541	X FF 92 0-0 ① G6-3		B FF 94 C ST 83 F FF 93 S KC 80 1-3 ② K	X FF 93 0-0 ② SF9 3-H		F SI 92 X FF 93 0-1 ① G4-3		B FF 97 B SL 85 X FF 96 2-0 ③ L8		4	0	0	1	0	1	0
11 Jorge Polanco, S (1, 6) OBP: 0.405, SLG: 0.636	C FF 93 B SI 93 B ST 82 F ST 80 X FF 94 2-2 ② P5		F FF 94 B KC 80 B ST 82 B SI 93 B SI 92 4-1 BB	B ST 82 B SI 93 S CH 85 F FF 93 B ST 84 X FF 92 3-2 23 2B 2B		B CH 88 C CH 86 B FF 94 F CU 79 X CU 79 2-2 3B				3	1	2	0	1	0	0
23 Nelson Cruz, R (1, 10) OBP: 0.394, SLG: 0.570	X SI 93 0-0 ③ G5-3		C SI 94 S ST 82 F ST 82 F SI 93 S ST 81 0-3 ③ K	S ST 82 X SI 92 0-1 2-H 2B		B SI 92 F CU 78 S CU 78 D CU 81 S SI 92 2-3 ② K				4	0	1	1	0	2	2
20 Eddie Rosario, L (1, 7) OBP: 0.275, SLG: 0.563		C FF 92 B SI 92 B CH 82 X FF 93 2-1 ① G6-3		L9 K		F SI 91 X SI 93 0-1 ③ L6				4	0	0	0	0	1	2
24 C.J. Cron, R (1, 3) OBP: 0.271, SLG: 0.420		C SI 93 X SI 91 0-1 ② G6-3	B SI 91 B ST 80 F SI 93 B SI 92 B SI 92 4-1 9 1B 16 1B BB	X FF 93 0-0 ① G6-3			C FC 90 B FC 91 F FC 90 X CU 81 1-2 ① G2-3			3	1	0	0	1	0	0
9 Marwin Gonzalez, S (1, 5) OBP: 0.255, SLG: 0.271		C FF 94 B SI 93 B ST 82 C ST 82 X ST 83 2-2 2B	X CH 81 0-0 16 1B 15 2B 1-3 1B	C SI 91 S CH 88 B CU 81 B FF 94 F CU 80 F CH 88 B CU 79 B SI 91 4-2 16 1B 15 FC3-6 BB			B FC 90 B CU 80 S FC 90 B FC 91 F FC 90 F FC 92 S FC 91 3-3 ② K			3	2	2	0	1	1	0
16 Jonathan Schoop, R (1, 4) OBP: 0.320, SLG: 0.515		C ST 83 B ST 82 X SI 92 1-1 ③ P3	X SI 93 0-0 15 2B 1-2 3-H 1B	X FF 94 0-0 15 FC3-6 1-3 1B			B CU 82 B CU 82 F FC 91 F FC 91 S CU 82 2-3 ③ K			4	1	2	1	0	1	1
15 Jason Castro, L (1, 2) OBP: 0.372, SLG: 0.543			B ST 82 B SI 92 X FF 93 2-0 HR	X SI 93 0-0 25 3B 1-H 2-H 2B	C SI 92 F CU 79 X CU 80 0-2 ② FC3-6 1-2f 3-H			C CH 83 B FF 95 F FF 95 S SL 86 1-3 ① K		4	2	2	4	0	1	1
25 Byron Buxton, R (1, 8) OBP: 0.301, SLG: 0.471			B SI 93 C SI 82 F SI 93 X SI 93 1-2 ① G6-3	S ST 83 D ST 83 X SI 91 1-1 26 SF9 2-H 3B	B CH 86 C SI 90 C CH 88 S CU 80 1-3 ③ K			X SL 86 0-0 ② F9		4	1	1	1	0	1	1
Inning Stats	R: 0 E: 0 K: 0 S: 5 H: 0 LOB: 0 BB: 0 P: 7	R: 0 E: 0 K: 0 S: 9 H: 1 LOB: 1 BB: 0 P: 14	R: 1 E: 0 K: 2 S: 13 H: 1 LOB: 1 BB: 1 P: 21	R: 6 E: 0 K: 1 S: 19 H: 6 LOB: 1 BB: 1 P: 29	R: 1 E: 0 K: 1 S: 12 H: 1 LOB: 1 BB: 1 P: 17	R: 0 E: 0 K: 1 S: 10 H: 1 LOB: 1 BB: 0 P: 14	R: 0 E: 0 K: 2 S: 10 H: 0 LOB: 0 BB: 0 P: 16	R: 0 E: 0 K: 1 S: 5 H: 0 LOB: 0 BB: 0 P: 8		1B: 3 2B: 4 3B: 2 HR: 1	SF: 1 SAC: 0 DP: 0 HBP: 0			WP: 0 PB: 0 SB: 0 CS: 0	PA: 37

BOTTOM

Houston Astros @ Minnesota Twins

Target Field, Minneapolis, MN

Thu May 02 2019, 12:10 PM - 2:42 PM CDT

Att. 17,271 - Cloudy - 49 F

livebaseballscorecards.com

AB	33
R	8
H	10
RBI	8
BB	3
SO	8
LOB	7

PITCHER		IP	WLS	BF	H	R	ER	SO	BB	IBB	HBP	BLK	WP	HR	S	P	ERA	WHIP
41 Brad Peacock, R ERA: 5.28	(1, 1)	3.2	L	21	8	7	7	2	2	0	0	0	0	1	43	67	17.18	2.727
59 Framber Valdez, L ERA: 3.09	(4, 1)	2.1		10	2	1	1	3	1	0	0	0	0	0	25	35	3.86	1.286
36 Will Harris, R ERA: 1.74	(7, 1)	1.0		3	0	0	0	2	0	0	0	0	0	0	10	16	0.00	0.000
54 Roberto Osuna, R ERA: 0.68	(8, 1)	1.0		3	0	0	0	1	0	0	0	0	0	0	5	8	0.00	0.000

PITCHER	IP	WLS	BF	H	R	ER	SO	BB	IBB	HBP	BLK	WP	HR	S	P	ERA	WHIP

Batter	1	2	3	4	5	6	7	8	9	AB	R	H	RBI	BB	SO	LOB
18 Mitch Garver, R (1, 2) OBP: 0.368, SLG: 0.673	X FF 94 0-0 ① G1-3		C FF 95 C FF 96 F FF 95 1 SAFE B KC 81 D KC 81 B FF 96 X FF 96 3-2 ① P4		C SL 78 C FF 91 B FF 90 B SL 81 X CH 85 2-2 ② G5-3			C SI 95 B SI 95 B SL 80 X SI 95 2-1 ② G6-3		4	0	0	0	0	0	1
11 Jorge Polanco, S (1, 6) OBP: 0.400, SLG: 0.618	C FF 94 F FF 95 B KC 81 B FF 96 X FF 96 2-2 ② P3		D KC 80 S KC 80 S FF 95 D KC 80 X FF 95 2-2 FC6 9 PB 23 BB 1-2		C SL 78 S CH 85 F FF 92 B CH 85 F CH 85 X FF 92 1-2 ③ P2			C SL 80 B SI 95 B SL 80 F SI 96 B SL 80 D SI 94 4-2 23 HR BB		3	1	0	0	1	0	1
23 Nelson Cruz, R (1, 10) OBP: 0.398, SLG: 0.596	B FF 96 S KC 81 B KC 81 F FF 95 B FF 96 C KC 81 3-3 ③ K		B KC 81 B FF 96 B FF 96 B FF 96 4-0 9 PB 1-2 2-3 BB			C FC 89 B ST 83 B SI 93 S ST 82 F SI 94 F FC 90 S SI 96 2-3 ① K		B SI 95 S SI 95 B SI 81 X SI 95 2-1 1-H HR		3	1	1	2	1	2	0
24 C.J. Cron, R (1, 3) OBP: 0.270, SLG: 0.418		B FF 92 B FF 93 X FF 94 2-0 16 BB 9 1B 1B	B FF 95 B FF 96 F FF 96 S FF 97 X KC 81 2-2 ② SF8 3-H			C FC 90 B SI 94 B ST 84 S ST 83 C ST 83 2-3 ② K		B SI 96 C SI 96 B SI 94 B SI 95 C SI 95 S SI 95 3-3 ③ K		3	0	1	1	0	2	0
9 Marwin Gonzalez, S (1, 7) OBP: 0.265, SLG: 0.281		B KC 80 D KC 80 F FF 94 X FF 95 2-1 16 BB 1-2 1B	C FF 96 D KC 83 B KC 80 B KC 80 F FF 96 X KC 81 3-2 ③ L4 1-2 2-3			B ST 82 X SI 94 1-0 ③ G3-1			S FF 97 X FF 98 0-1 16 WP 26 G4-3 1B	4	0	2	0	0	0	2
26 Max Kepler, L (1, 9) OBP: 0.322, SLG: 0.520		B FC 86 X FF 95 1-0 ① F4		F FF 91 B FF 90 F CH 85 B CH 84 F SL 78 X FF 92 2-2 ① P3			B FF 96 C CH 88 S FF 96 F CH 89 S CH 90 1-3 ① K		C FF 97 F FF 98 F SL 88 X SL 86 0-2 ① G4-3 1-2	4	0	0	0	0	1	3
16 Jonathan Schoop, R (1, 4) OBP: 0.318, SLG: 0.500		B FF 95 B KC 80 F FF 94 S FF 95 F FF 95 B FF 95 F FC 88 B FF 97 4-2 13 G4-6-3 1-2 2-3 BB		S SL 79 C FF 91 S SL 79 0-3 ② K			F FF 96 F FF 96 X FF 97 0-2 ② G4-3		F FF 98 B FF 98 S SL 86 F SI 99 B SI 100 D SL 87 X FF 99 3-2 ② L6 2-3	3	0	0	0	1	1	1
13 Ehire Adrianza, S (1, 5) OBP: 0.267, SLG: 0.237		F FF 94 X FF 96 0-1 ② ③ G4-6-3 1-2f		C FF 90 B FF 90 S CH 84 B FF 91 C CH 85 2-3 ③ K			B FF 97 S CH 90 F FF 96 F FF 97 B CH 90 F FF 96 F FF 97 F CH 90 X CH 89 2-2 ③ G3-1		D SL 86 B FF 98 F FF 99 C SL 84 D FF 100 S FF 100 3-3 ③ K	4	0	0	0	0	2	4
25 Byron Buxton, R (1, 8) OBP: 0.302, SLG: 0.461			F FF 93 F FF 95 B KC 83 B KC 82 B FF 96 B FF 96 4-2 23 BB 11 E 24 SF8 BB		C SL 79 B SL 80 X FF 92 1-1 ① P6			C SI 94 X SI 94 0-1 ① G1-3		2	1	0	0	1	0	0
Inning Stats	R: 0 E: 0 K: 1 S: 7 H: 0 LOB: 0 BB: 0 P: 12	R: 0 E: 0 K: 0 S: 10 H: 2 LOB: 2 BB: 1 P: 19	R: 1 E: 1 K: 0 S: 15 H: 0 LOB: 2 BB: 2 P: 33	R: 0 E: 0 K: 2 S: 10 H: 0 LOB: 0 BB: 0 P: 14	R: 0 E: 0 K: 0 S: 10 H: 0 LOB: 0 BB: 0 P: 14	R: 0 E: 0 K: 2 S: 9 H: 0 LOB: 0 BB: 0 P: 14	R: 0 E: 0 K: 1 S: 14 H: 0 LOB: 0 BB: 0 P: 17	R: 2 E: 0 K: 1 S: 11 H: 1 LOB: 0 BB: 1 P: 22	R: 0 E: 0 K: 1 S: 13 H: 1 LOB: 1 BB: 0 P: 19	1B: 3 2B: 0 3B: 0 HR: 1 SF: 1 SAC: 0 DP: 1 HBP: 0						

TOP

Minnesota Twins @ New York Yankees

Yankee Stadium, Bronx, NY

Fri May 03 2019, 7:09 PM - 10:17 PM EDT

Att. 35,911 - Overcast - 51 F

livebaseballscorecards.com

AB	30
R	3
H	4
RBI	3
BB	4
SO	8
LOB	12

WP: 1	PA: 35
PB: 1	
SB: 0	
CS: 0	

PITCHER		IP	WLS	BF	H	R	ER	SO	BB	IBB	HBP	BLK	WP	HR	S	P	ERA	WHIP
65 James Paxton, L ERA: 3.11	(1, 1)	3.0		14	2	1	0	1	3	0	0	0	0	0	32	64	0.00	1.667
56 Jonathan Holder, R ERA: 4.0	(4, 1)	2.0	W	6	0	0	0	2	0	0	0	0	0	0	20	28	0.00	0.000
0 Adam Ottavino, R ERA: 2.2	(6, 1)	1.0		3	0	0	0	2	0	0	0	0	0	0	9	14	0.00	0.000
48 Tommy Kahnle, R ERA: 1.42	(7, 1)	1.0		3	0	0	0	1	0	0	0	0	0	0	14	17	0.00	0.000
53 Zack Britton, L ERA: 4.15	(8, 1)	1.0		5	1	2	2	1	1	0	0	0	0	1	11	22	18.00	2.000

PITCHER		IP	WLS	BF	H	R	ER	SO	BB	IBB	HBP	BLK	WP	HR	S	P	ERA	WHIP
54 Aroldis Chapman, L ERA: 2.19	(9, 1)	1.0	S	4	1	0	0	1	0	0	0	0	1	0	13	19	0.00	1.000

BOTTOM

Minnesota Twins @ New York Yankees

Yankee Stadium, Bronx, NY

Fri May 03 2019, 7:09 PM - 10:17 PM EDT

Att. 35,911 - Overcast - 51 F

livebaseballscorecards.com

Batter	1	2	3	4	5	6	7	8	9	AB	R	H	RBI	BB	SO	LOB
11 Brett Gardner, L (1, 8) OBP: 0.310, SLG: 0.398	C FF 92 B SI 91 B CU 81 B FF 94 X SI 94 3-1 E8 25 1B	X FF 94 0-0 ② L8		B CU 80 X FF 92 1-0 ② G4-3 2-H 3-H			C SI 91 C SI 91 C FF 92 0-3 ① K			4	1	0	1	0	1	2
45 Luke Voit, R (1, 3) OBP: 0.399, SLG: 0.539	S SI 96 D CU 82 S SL 84 D SL 85 D SL 85 D SI 96 4-2 25 1B 29 1B BB	S SL 84 S SL 85 D SL 86 X SL 84 1-2 ③ 1-3 2-H 1B		C SI 94 S CH 86 B FF 91 C SI 93 1-3 ③ K			B FF 92 F SL 87 C FF 92 X CH 72 1-2 ② P4			3	0	1	1	1	1	0
24 Gary Sánchez, R (1, 2) OBP: 0.333, SLG: 0.735	S CU 82 C SI 94 B FF 92 T SL 85 1-2 ① K		C CU 80 B SI 91 B SI 92 B CH 84 C SI 93 X SL 84 3-2 36 1B		B FF 92 B SI 92 C SL 83 X SI 93 2-1 HR		C CH 74 B CH 72 S SL 86 X FF 91 1-2 HR			4	2	3	2	0	1	2
25 Gleyber Torres, R (1, 6) OBP: 0.300, SLG: 0.459	F CU 81 D CU 81 B SL 84 B SI 95 X SI 94 3-1 29 1B 1-2 3-H 1B		C SI 92 S SI 92 F SI 92 D CU 80 S CH 86 1-3 ① K		C SI 80 B CU 81 X SL 85 1-1 ① F7		C SI 91 B SI 91 B CH 74 F CH 72 F CH 72 F CH 70 F SL 87 F SI 90 X CH 72 2-2 ③ F8			4	0	1	1	0	1	1
36 Mike Ford, L (1, 10) OBP: 0.378, SLG: 0.321	B FF 94 F FF 94 F CH 86 S CH 84 1-3 ② K		D CH 85 X SI 93 1-0 29 G6-4-3 1-2 1B		B SL 85 S CH 84 C FF 94 B SL 86 X SI 93 2-2 ② L8			F SL 87 F SI 98 B SL 90 C SL 89 1-3 ① K		4	0	1	0	0	2	2
29 Gio Urshela, R (1, 5) OBP: 0.405, SLG: 0.492	B SI 94 C SI 94 X SL 86 1-1 ③ 1-2 2-H 1B	X SI 93 0-0 ② ③ G6-4-3 1-2f			S CU 81 C CU 81 F SL 86 B SI 94 B CH 86 B SL 86 X SL 86 3-2 ③ P6			H SI 98 1-0 39 G6-4-3 HBP		3	0	1	0	0	0	2
39 Mike Tauchman, L (1, 7) OBP: 0.278, SLG: 0.362		C FF 93 S FF 93 F FF 94 B FF 94 F CH 87 F SI 93 B SL 86 F FF 94 F FF 94 3-3 ① F CU 82 B FF 95 F FF 94 S FF 94 K		X CH 84 0-0 E3 14 SH2-4 38 1B 11 WP		B SI 92 C SI 90 F CH 75 F CH 73 B SI 90 F CH 72 B FF 91 C FF 91 3-3 ① K		D SI 98 S SI 96 F SI 96 X SI 97 1-2 ② ③ G6-4-3 1-2f		4	1	0	0	0	2	1
38 Cameron Maybin, R (1, 9) OBP: 0.550, SLG: 0.400		C SI 95 B SI 94 B CH 88 B SI 95 C SI 94 F SI 95 B SI 93 4-2 14 HBP 45 1B BB		B CU 76 B SL 82 F SI 90 1 SAFE F SI 92 X SI 92 2-2 11 WP 14 SH2-4 11 G4-3 1-2 1B		B SL 85 B SI 92 F SI 92 C SI 92 S CH 73 2-3 ② K				2	2	1	0	1	1	0
14 Tyler Wade, L (1, 4) OBP: 0.316, SLG: 0.204		1 SAFE F CU 79 H SL 85 1-1 45 1B 1-2 HBP		X FF 90 0-0 ① SH2-4 1-2 2-3		F SI 91 C SL 87 X CH 72 0-2 ③ F8				1	0	0	0	0	0	0
Inning Stats	R: 1 E: 1 K: 2 S: 14 H: 2 LOB: 2 BB: 1 P: 27	R: 1 E: 0 K: 1 S: 18 H: 1 LOB: 3 BB: 1 P: 27	R: 0 E: 0 K: 1 S: 9 H: 2 LOB: 1 BB: 0 P: 14	R: 2 E: 1 K: 1 S: 9 H: 1 LOB: 0 BB: 0 P: 13	R: 1 E: 0 K: 0 S: 11 H: 1 LOB: 0 BB: 0 P: 19	R: 0 E: 0 K: 2 S: 11 H: 0 LOB: 0 BB: 0 P: 16	R: 1 E: 0 K: 1 S: 16 H: 1 LOB: 0 BB: 0 P: 20	R: 0 E: 0 K: 1 S: 6 H: 0 LOB: 0 BB: 0 P: 9								

	AB	29
	R	6
	H	8
	RBI	5
	BB	2
	SO	9
	LOB	10

	1B: 6	SF: 0	WP: 1	PA: 34
	2B: 0	SAC: 1	PB: 0	
	3B: 0	DP: 2	SB: 0	
	HR: 2	HBP: 2	CS: 0	

PITCHER		IP	WLS	BF	H	R	ER	SO	BB	IBB	HBP	BLK	WP	HR	S	P	ERA	WHIP
44 Kyle Gibson, R ERA: 4.68	(1, 1)	5.0	L	24	7	5	2	5	2	0	1	0	1	1	61	100	3.60	1.800
51 Mike Morin, R ERA: 4.5	(6, 1)	2.0		7	1	1	1	3	0	0	0	0	0	1	27	36	4.50	0.500
77 Fernando Romero, R ERA: 6.43	(8, 1)	1.0		3	0	0	0	1	0	0	1	0	0	0	6	9	0.00	0.000

PITCHER	IP	WLS	BF	H	R	ER	SO	BB	IBB	HBP	BLK	WP	HR	S	P	ERA	WHIP

Batter	1	2	3	4	5	6	7	8	9	AB	R	H	RBI	BB	SO	LOB
18 Mitch Garver, R (1, 2) OBP: 0.387, SLG: 0.719	C FF 91 C FF 92 C FF 93 0-3 K ①		B SI 88 F SI 89 X FF 91 1-1 1-H HR		X CH 87 0-0 11 G4-6-3 2-3 1B		F FF 96 F SL 88 B FF 95 B SL 88 B FF 97 X FF 96 3-2 23 E 23 FC5 20 FC4-6 1B	B FF 92 C FF 93 X SL 86 1-1 F9 ②		5	2	3	2	0	1	2
11 Jorge Polanco, S (1, 6) OBP: 0.385, SLG: 0.591	C FF 92 S SI 90 F FF 92 S SL 85 0-3 K ②		C SI 89 X CH 84 0-1 L8 ②		F SL 83 D SI 89 X SI 89 1-1 ① ② G4-6-3 1-2f 3-H		X FF 96 0-0 F8 ①	C FF 93 B SL 87 B FF 94 B SL 87 X FF 94 3-1 P6 ③		5	0	0	0	0	1	4
23 Nelson Cruz, R (1, 10) OBP: 0.389, SLG: 0.606	S SI 89 S CH 86 B SI 88 B FF 92 X CH 86 2-2 G4-3 ③		F SI 89 B SL 85 B SI 89 B FF 91 C CH 85 S CH 86 3-3 K ③		B FF 91 T CH 84 B SI 89 X CH 85 2-1 G5-3 ③		B SL 88 X FF 96 1-0 FC5 20 FC4-6 1-3		C SL 86 S SL 86 X FF 92 0-2 HR	5	1	1	1	0	1	1
20 Eddie Rosario, L (1, 7) OBP: 0.272, SLG: 0.547		C SI 88 X SI 88 0-1 E5 24 G5-3		X SL 85 0-0 P6 ①		B SL 85 X SI 88 1-0 9 G4-3 1B	X SL 83 0-0 FC4-6 ② 1-2f 3-H		B FF 93 B SL 85 B FF 92 X FF 93 3-0 F7 ①	5	0	1	1	0	0	1
9 Marwin Gonzalez, S (1, 5) OBP: 0.262, SLG: 0.277		B FF 90 C SI 88 D CH 85 C SI 89 B CH 86 X FF 92 3-2 L7 ①		B SI 88 B SI 90 X SI 88 2-0 24 G5-3 1B		C SI 88 X CH 84 0-1 ① ② G4-3 1-2f	C SI 91 S SL 82 1 SAFE S SL 83 0-3 K ③		B SL 85 B FF 93 F FF 92 C SL 86 F SL 86 S SL 86 2-3 K ②	5	0	1	0	0	2	3
24 C.J. Cron, R (1, 3) OBP: 0.276, SLG: 0.442		1 SAFE B FF 91 X SI 88 1-0 G5-3 ② 1-2		C FF 91 X CH 85 0-1 G5-3 ② 1-2		B SI 90 X SI 89 1-0 HR		B SI 90 B CH 87 B FF 92 C SI 91 B SI 90 4-1 16 BLK 16 1B BB	X SL 87 0-0 F7 ③	4	2	1	1	1	0	2
26 Max Kepler, L (1, 9) OBP: 0.328, SLG: 0.514		F SI 90 F SI 89 X FF 92 0-2 P4 ③		B SL 86 B SI 88 B SI 88 B FF 90 4-0 BB		S SL 86 B SL 85 X SI 89 1-1 16 1B 1B		S SL 84 B SL 84 B SI 92 X FF 93 2-1 ① F8		3	0	1	0	1	0	2
16 Jonathan Schoop, R (1, 4) OBP: 0.333, SLG: 0.505			B CH 87 F FF 91 B CH 85 F SI 89 H FF 92 3-2 18 HR HBP	S SI 88 B SI 88 F CH 86 X FF 92 1-2 ③ F9		C FF 95 1 SAFE X FF 96 0-1 1-3 1B		C SI 93 X SL 83 0-1 1-H 25 1B 1B		3	1	2	1	0	0	2
25 Byron Buxton, R (1, 8) OBP: 0.310, SLG: 0.473			B SI 88 B SI 88 F SI 90 X SI 88 2-1 ① P4		B CH 87 B CH 87 C SI 88 C CH 83 X CH 85 2-2 18 1B 11 G4-6-3 2B	F FF 96 B FF 96 B FF 96 1 SAFE X FF 96 2-1 ③ P4		1 SAFE B SI 93 X SI 92 1-0 1-2 1B		4	1	2	0	0	0	3
Inning Stats	R: 0 E: 0 K: 2 S: 10 H: 0 LOB: 0 BB: 0 P: 12	R: 0 E: 1 K: 0 S: 9 H: 0 LOB: 1 BB: 0 P: 13	R: 2 E: 0 K: 1 S: 11 H: 1 LOB: 0 BB: 0 P: 20	R: 0 E: 0 K: 0 S: 7 H: 1 LOB: 2 BB: 1 P: 14	R: 1 E: 0 K: 0 S: 8 H: 2 LOB: 0 BB: 0 P: 13	R: 1 E: 0 K: 0 S: 10 H: 4 LOB: 2 BB: 0 P: 15	R: 1 E: 1 K: 1 S: 9 H: 1 LOB: 1 BB: 0 P: 13	R: 1 E: 0 K: 0 S: 10 H: 2 LOB: 2 BB: 1 P: 21	R: 1 E: 0 K: 1 S: 9 H: 1 LOB: 0 BB: 0 P: 14	1B: 8 2B: 1 3B: 0 HR: 3 SF: 0 SAC: 0 DP: 2 HBP: 1						

TOP

Minnesota Twins @ New York Yankees

Yankee Stadium, Bronx, NY

Sat May 04 2019, 1:08 PM - 4:14 PM EDT

Att. 43,123 - Cloudy - 61 F

livebaseballscorecards.com

AB	39
R	7
H	12
RBI	6
BB	2
SO	5
LOB	20

PITCHER		IP	WLS	BF	H	R	ER	SO	BB	IBB	HBP	BLK	WP	HR	S	P	ERA	WHIP
34 J.A. Happ, L ERA: 4.93	(1, 1)	5.2	L	25	7	4	4	3	1	0	1	0	0	2	51	81	6.35	1.412
74 Joe Harvey, R ERA: 6.14	(6, 1)	0.2		5	2	1	0	0	0	0	0	0	0	0	9	15	0.00	3.000
71 Stephen Tarpley, L ERA: 10.38	(7, 1)	1.0		6	2	1	1	1	1	0	0	1	0	0	10	17	9.00	3.000
36 Jake Barrett, R ERA: 5.4	(8, 1)	1.2		6	1	1	1	1	0	0	0	0	0	1	13	22	5.40	0.600

PITCHER	IP	WLS	BF	H	R	ER	SO	BB	IBB	HBP	BLK	WP	HR	S	P	ERA	WHIP

BOTTOM

Minnesota Twins @ New York Yankees

Yankee Stadium, Bronx, NY

Sat May 04 2019, 1:08 PM - 4:14 PM EDT

Att. 43,123 - Cloudy - 61 F

livebaseballscorecards.com

Batter	1	2	3	4	5	6	7	8	9	AB	R	H	RBI	BB	SO	LOB
26 DJ LeMahieu, R (1, 4) OBP: 0.368, SLG: 0.433	C FF 92 T FF 92 S FF 94 0-3 ① K		X CU 77 0-0 45 K 1B		C FF 94 S FF 94 F FF 93 X FF 94 0-2 ③ G4-3		B SI 87 X SL 77 1-0 3-H 1B			4	0	2	1	0	1	0
45 Luke Voit, R (1, 3) OBP: 0.387, SLG: 0.521	F FF 93 C FF 94 B FC 87 B FC 86 X FF 94 2-2 ② F8		F FC 86 B FC 86 D FS 86 1 SAFE C FF 93 S FF 94 2-3 ②③ K 1-2			F FC 85 X FC 88 0-1 ① G6-3	B CU 77 S CU 78 B FF 92 F FF 92 D FS 83 X FS 81 3-2 ③ G5-3			4	0	0	0	0	1	2
24 Gary Sánchez, R (1, 10) OBP: 0.354, SLG: 0.771	C CU 76 F FS 88 B FS 88 B FC 84 F FS 88 F FF 94 B CU 79 B FC 85 4-2 41 BB BB			C FC 84 F FS 86 B FC 88 B FC 87 B FF 94 F FS 86 D CU 77 4-2 11 BB BB		C FC 84 B FC 87 B CU 76 C FS 85 X FC 88 2-2 ② G5-3		B FF 92 B FF 92 F FF 91 C CU 77 F FF 92 B CU 76 F FS 80 X FF 93 3-2 HR		2	1	1	1	2	0	0
41 Miguel Andujar, R (1, 5) OBP: 0.278, SLG: 0.250	B FC 85 B FC 84 S FS 87 F FC 86 B FF 94 B FF 94 4-2 1-2 BB			B FC 86 X FC 90 1-0 ① P3		B FF 94 S FS 87 X FC 87 1-1 1B		B FS 80 B FS 80 X FF 91 2-0 ① F8		3	0	1	0	1	0	1
25 Gleyber Torres, R (1, 6) OBP: 0.299, SLG: 0.452	C FF 94 X FS 88 0-1 ③ L6			F FC 88 C FF 94 D FC 88 F FS 87 S FC 87 1-3 ② K		F FS 87 F FC 88 S FF 94 0-3 ③ K		X CU 77 0-0 11 G4-6-3 1B		4	0	1	0	0	2	4
11 Brett Gardner, L (1, 8) OBP: 0.316, SLG: 0.405		F FF 92 C FF 93 B FF 92 X FS 87 1-2 ① G4-3		C FF 94 B FS 86 B FF 94 B FF 94 B FF 94 4-1 1-2 BB			B SI 87 C SI 88 B SL 76 M CH 77 B CH 79 X SI 87 3-2 38 1B 28 WP 2B	B CU 78 C FF 91 X CU 77 1-1 ②③ G4-6-3 1-2f		3	1	1	0	1	0	1
38 Cameron Maybin, R (1, 9) OBP: 0.500, SLG: 0.368		C FF 94 C CU 77 F FC 87 B FC 85 B FF 93 F FF 94 X FF 94 2-2 ② G4-3		B FF 94 B FC 87 F FF 94 B FC 84 C FF 94 C FF 94 3-3 ③ K			B SL 77 X SI 88 1-0 39 G1-3 28 WP 26 1B 2-3 1B		C SI 96 C CU 82 S CU 84 0-3 ① K	4	1	1	0	0	2	2
28 Austin Romine, R (1, 2) OBP: 0.235, SLG: 0.300		B FF 94 F FC 86 F FF 94 B FS 88 F FS 87 X FS 87 2-2 ③ F8			S FF 93 S FF 93 S FF 94 0-3 ① K		B SL 77 B CH 77 C SI 88 C SI 87 B CH 78 X CH 78 3-2 P3 1-2 3-H		B SI 95 X SI 96 1-0 ② G3	4	0	0	0	0	1	1
39 Mike Tauchman, L (1, 7) OBP: 0.268, SLG: 0.347 29 Gio Urshela, R (9, PH) OBP: 0.400, SLG: 0.485			B FF 92 C FF 93 S FF 92 T FF 94 1-2 ① K		B FF 93 S FF 93 C FF 93 T FF 94 1-2 ② K		C CH 78 S CH 77 F FF 92 B CH 78 X CH 77 1-2 ② G1-3 2-3		B SI 96 F SI 95 F CU 84 F CU 82 F SI 95 X SI 96 1-2 ③ G6-3	3 1	0 0	0 0	0 0	0 0	2 0	1 0

	AB	32
	R	3
	H	7
	RBI	2
	BB	4
	SO	9
	LOB	12

Inning Stats	1	2	3	4	5	6	7	8	9
	R: 0 E: 0 K: 1 S: 14	H: 0 LOB: 2 BB: 2 P: 24	R: 0 E: 0 K: 0 S: 12	H: 0 LOB: 0 BB: 0 P: 17	R: 0 E: 0 K: 2 S: 7	H: 1 LOB: 0 BB: 0 P: 10	R: 0 E: 0 K: 2 S: 12	H: 0 LOB: 2 BB: 2 P: 25	R: 0 E: 0 K: 2 S: 10	H: 0 LOB: 0 BB: 0 P: 11
	R: 0 E: 0 K: 1 S: 10	H: 1 LOB: 1 BB: 0 P: 13	R: 2 E: 0 K: 0 S: 15	H: 3 LOB: 1 BB: 0 P: 27	R: 1 E: 0 K: 0 S: 9	H: 2 LOB: 0 BB: 0 P: 15	R: 0 E: 0 K: 1 S: 9	H: 0 LOB: 0 BB: 0 P: 11	1B: 5 2B: 1 3B: 0 HR: 1	SF: 0 SAC: 0 DP: 1 HBP: 0	WP: 1 PB: 0 SB: 0 CS: 0	PA: 36

PITCHER		IP	WLS	BF	H	R	ER	SO	BB	IBB	HBP	BLK	WP	HR	S	P	ERA	WHIP
12 Jake Odorizzi, R ERA: 2.78	(1, 1)	6.0	W	23	2	0	0	8	4	0	0	0	0	0	65	100	0.00	1.000
39 Trevor Hildenberger, R ERA: 4.91	(7, 1)	0.2		5	3	2	2	0	0	0	0	0	1	0	12	21	27.00	4.500
38 Blake Parker, R ERA: 1.69	(7, 1)	1.1	H	5	2	1	1	0	0	0	0	0	0	1	12	21	6.75	1.500
55 Taylor Rogers, L ERA: 1.84	(9, 1)	1.0		3	0	0	0	1	0	0	0	0	0	0	9	11	0.00	0.000

PITCHER	IP	WLS	BF	H	R	ER	SO	BB	IBB	HBP	BLK	WP	HR	S	P	ERA	WHIP

Batter	1	2	3	4	5	6	7	8	9	AB	R	H	RBI	BB	SO	LOB
26 Max Kepler, L (1, 9) OBP: 0.325, SLG: 0.500	C FF 94 B CH 86 S CH 86 F FF 95 B CH 89 S CU 82 2-3 K ①	B CH 87 S CH 86 S CU 81 X CU 81 1-2 L9 ③	C FF 93 B FF 93 B SI 93 F FF 93 B FF 93 B CH 87 4-2 BB	B CH 90 B CH 88 F CH 88 B FF 97 C CH 88 F CH 89 S FF 98 3-3 K ③						3	0	0	0	1	2	3
11 Jorge Polanco, S (1, 6) OBP: 0.373, SLG: 0.571	C CU 80 X FF 94 0-1 P3 ②	C FF 93 B SI 94 B CU 80 B CU 80 X FF 93 3-1 L9 ①	B CU 80 1 SAFE B CH 85 X FF 92 2-0 P6 ③				B ST 81 C ST 81 X SI 94 1-1 L7 ①			4	0	0	0	0	0	1
23 Nelson Cruz, R (1, 10) OBP: 0.384, SLG: 0.588	B FF 94 F CU 83 F SI 94 C SI 96 1-3 K ③		B CH 89 F FF 93 F CH 88 B CU 82 F FF 95 X CU 83 2-2 G5-3 ②	C CU 80 B FF 92 S CU 82 F SI 93 B CU 82 S CU 83 2-3 K ①		B SI 93 B SI 94 C SI 94 B ST 82 S SI 93 B ST 83 4-2 9 WP 20 PB BB			3	0	0	0	1	2	0
20 Eddie Rosario, L (1, 7) OBP: 0.271, SLG: 0.537		B FF 93 F FF 93 C CH 88 F FF 94 F CU 82 B CH 87 X CH 88 2-2 P5 ①	B CH 88 C CU 81 X FF 94 1-1 24 BB 9 1B 1B	C FF 94 F FF 94 X FF 94 0-2 P6 ②		S SI 94 B ST 81 B ST 82 S ST 82 S SI 95 2-3 K ② 1-2			4	1	1	0	0	1	1
24 C.J. Cron, R (1, 3) OBP: 0.284, SLG: 0.433		C CU 83 B SI 94 F FF 94 S CU 83 1-3 K ②	B SI 93 B CU 81 B CU 80 1 SAFE C FF 93 C CU 81 B SI 95 4-2 9 1B 1-2 BB	F FF 95 F FF 94 X FF 92 0-2 G4-3 ③		H SI 93 1-0 9 WP HBP			2	0	0	0	1	1	0
9 Marwin Gonzalez, S (1, 5) OBP: 0.271, SLG: 0.286		C CU 81 F CH 89 C CU 82 0-3 K ③	S CU 80 X CU 83 0-1 1-3 2-H 1B	C CU 78 C FF 92 F FF 92 B CH 88 X FF 93 1-2 25 BB 1B		F FF 97 B SL 85 F FF 96 B SL 84 B SL 82 F FF 97 S SL 84 3-3 K ③ 1-2 2-3			4	0	2	1	0	2	2
13 Ehire Adrianza, S (1, 4) OBP: 0.250, SLG: 0.220			C FF 92 F CH 88 X FF 93 0-2 F8 ① F FF 94 X FF 94 0-1 F8 ③			B CU 79 B CH 85 X FF 92 2-0 F9 ①			3	0	0	0	0	0	3
15 Jason Castro, L (1, 2) OBP: 0.348, SLG: 0.500			C FF 93 B FF 93 F FF 94 S CU 82 1-3 K ② B FF 92 X FF 92 1-0 L7 ①			B CH 86 F FF 92 B FF 94 B FF 93 S CH 84 C CU 81 3-3 K ②			3	0	0	0	0	2	1
25 Byron Buxton, R (1, 8) OBP: 0.320, SLG: 0.484			B CU 84 X CU 81 1-0 2B B FF 93 C FF 92 X SI 94 1-1 G6-3 ②			C CU 81 D SI 94 B CU 80 B CU 80 B FF 93 4-1 1-2 BB			2	0	1	0	1	0	0
Inning Stats	R: 0 E: 0 K: 2 S: 9 H: 0 LOB: 0 BB: 0 P: 12	R: 0 E: 0 K: 2 S: 11 H: 0 LOB: 0 BB: 0 P: 14	R: 0 E: 0 K: 1 S: 10 H: 1 LOB: 1 BB: 0 P: 13	R: 1 E: 0 K: 0 S: 14 H: 2 LOB: 2 BB: 1 P: 24	R: 0 E: 0 K: 0 S: 6 H: 0 LOB: 1 BB: 1 P: 14	R: 0 E: 0 K: 1 S: 10 H: 0 LOB: 0 BB: 0 P: 12	R: 0 E: 0 K: 2 S: 13 H: 1 LOB: 2 BB: 1 P: 26	R: 0 E: 0 K: 2 S: 11 H: 0 LOB: 2 BB: 1 P: 22		1B: 3 2B: 1 3B: 0 HR: 0 SF: 0 SAC: 0 DP: 0 HBP: 1		WP: 1 PB: 1 SB: 0 CS: 0 PA: 33				

PITCHER		IP	WLS	BF	H	R	ER	SO	BB	IBB	HBP	BLK	WP	HR	S	P	ERA	WHIP
55 Domingo Germán, R ERA: 2.35	(1, 1)	6.2	W	27	4	1	1	7	3	0	0	0	0	0	69	108	1.35	1.050
48 Tommy Kahnle, R ERA: 1.38	(7, 1)	0.1	H	1	0	0	0	1	0	0	0	0	0	0	4	7	0.00	0.000
0 Adam Ottavino, R ERA: 2.12	(8, 1)	0.2	H	4	0	0	0	1	1	0	1	0	0	0	7	15	0.00	1.500
54 Aroldis Chapman, L ERA: 2.13	(8, 1)	0.1	S	1	0	0	0	1	0	0	0	0	1	0	4	7	0.00	0.000

PITCHER	IP	WLS	BF	H	R	ER	SO	BB	IBB	HBP	BLK	WP	HR	S	P	ERA	WHIP

TOP

Minnesota Twins @ New York Yankees

Yankee Stadium, Bronx, NY

Sun May 05 2019, 4:12 PM - 7:01 PM EDT

Att. 38,603 - Cloudy - 51 F

livebaseballscorecards.com

AB	28
R	1
H	4
RBI	1
BB	4
SO	10
LOB	11

Batter	1	2	3	4	5	6	7	8	9	AB	R	H	RBI	BB	SO	LOB
26 DJ LeMahieu, R (1, 4) OBP: 0.364, SLG: 0.426	B SI 92 C FF 90 S SL 82 S SL 83 1-3 ① K	X FF 92 0-0 E6 1-3 2-H 3-H 1B		B SL 83 C SL 83 F FF 92 X SL 84 1-2 ③ F8		C FF 94 S CU 79 C FF 94 0-3 ③ K				4	0	1	1	0	2	2
45 Luke Voit, R (1, 3) OBP: 0.377, SLG: 0.504	F FF 92 B SL 82 S SL 83 B FF 91 F FF 92 S SL 83 2-3 ② K	X SL 84 0-0 ③ F8			S CH 82 F FF 90 B SL 82 B FF 90 F CH 86 B SL 83 S FF 91 3-3 ① K		B SL 87 C CU 86 F FF 95 B FF 95 S FF 96 2-3 ① K			4	0	0	0	0	3	2
24 Gary Sánchez, R (1, 2) OBP: 0.361, SLG: 0.753	C FF 94 B SL 83 C SL 83 X SL 84 1-2 1B		B FF 92 B FF 91 C FF 91 F CH 87 S FF 92 2-3 ① K		B FF 90 B CH 87 B FF 92 B SI 91 4-0 41 1B BB		C CU 85 B SL 89 C FF 95 F FF 97 S SL 87 1-3 ② K			3	0	1	0	1	2	0
41 Miguel Andujar, R (1, 10) OBP: 0.273, SLG: 0.250	C FF 93 F SL 82 D SL 83 B FF 93 F FF 91 S CH 84 2-3 ③ K		S SL 82 F FF 92 S FF 91 0-3 ② K		B CH 86 X FF 92 1-0 25 G4-3 1-3 1B		C CU 85 B FF 96 X FF 96 1-1 ③ L8			4	0	1	0	0	2	1
25 Gleyber Torres, R (1, 6) OBP: 0.304, SLG: 0.450		S FF 92 X SL 81 0-1 38 BB 11 BB 26 E 1B	X SL 82 0-0 ③ L8		B FF 91 S FF 92 B FF 91 D SL 84 S FF 91 X FF 91 3-2 ②③ G4-3 1-2f			B FF 95 B SI 95 F SI 95 B SI 96 C CH 94 F SI 95 B CH 94 4-2 BB		3	1	1	0	1	0	2
11 Brett Gardner, L (1, 8) OBP: 0.316, SLG: 0.398		C FF 92 B CH 87 1 SAFE S CH 86 F FF 91 F CH 87 F SL 83 F FF 92 B CH 88 4-2 1 SAFE B CH 88 1 SAFE B SI 92 26 1B 38 BB 26 E 1-2 BB		X FF 89 0-0 ① F9		X FF 95 0-0 ① P5				2	1	0	0	1	0	0
29 Gio Urshela, R (1, 5) OBP: 0.410, SLG: 0.485		S SL 83 F SI 93 S FF 93 0-3 ① K		B SL 80 X SL 79 1-0 39 HR 1B		C FF 94 B CU 79 B FF 94 B FF 94 B FF 95 4-1 39 BB BB				2	1	1	0	1	1	2
38 Cameron Maybin, R (1, 9) OBP: 0.481, SLG: 0.333		B SI 92 B FF 91 C SL 82 D SL 84 B FF 92 4-1 26 E 1-2 2-3 BB		C SI 90 B FF 91 B SL 82 B SL 82 F FF 92 F FF 91 1 SAFE X FF 91 3-2 ② F8		C FF 95 D SL 81 C FF 94 D SL 83 1 SAFE B FF 94 X FF 94 3-2 ② L6				2	0	0	0	1	0	2
39 Mike Tauchman, L (1, 7) OBP: 0.282, SLG: 0.392		S SI 93 F FF 93 S FF 93 0-3 ② K		F FF 92 C CH 87 B FF 92 F FF 92 D SL 82 D SL 84 F FF 93 X FF 92 3-2 1-H HR		D CU 77 B FF 94 C FF 96 C FF 95 B FF 94 F FF 94 F FF 94 F CH 88 F FF 95 4-2 B CU 76 1-2 BB				2	1	1	2	1	1	3
Inning Stats	R: 0 E: 0 K: 3 S: 14 H: 1 LOB: 1 BB: 0 P: 20	R: 2 E: 1 K: 2 S: 17 H: 2 LOB: 2 BB: 2 P: 25	R: 0 E: 0 K: 2 S: 7 H: 0 LOB: 0 BB: 0 P: 9	R: 2 E: 0 K: 0 S: 14 H: 2 LOB: 0 BB: 0 P: 22	R: 0 E: 0 K: 1 S: 8 H: 1 LOB: 1 BB: 1 P: 19	R: 0 E: 0 K: 1 S: 14 H: 0 LOB: 2 BB: 2 P: 25	R: 0 E: 0 K: 2 S: 9 H: 0 LOB: 0 BB: 0 P: 13	R: 0 E: 0 K: 0 S: 3 H: 0 LOB: 1 BB: 1 P: 7		1B: 5 2B: 0 3B: 0 HR: 1 SF: 0 SAC: 0 DP: 1 HBP: 0				WP: 0 PB: 0 SB: 0 CS: 0 PA: 32	

PITCHER		IP	WLS	BF	H	R	ER	SO	BB	IBB	HBP	BLK	WP	HR	S	P	ERA	WHIP
35 Michael Pineda, R ERA: 6.09	(1, 1)	5.0	L	23	6	4	3	8	3	0	0	0	0	1	60	95	5.40	1.800
65 Trevor May, R ERA: 2.84	(6, 1)	1.0		5	0	0	0	1	2	0	0	0	0	0	14	25	0.00	2.000
68 Matt Magill, R ERA: 4.91	(7, 1)	1.0		3	0	0	0	2	0	0	0	0	0	0	9	13	0.00	0.000
77 Fernando Romero, R ERA: 6.43	(8, 1)	0.0		1	0	0	0	0	1	0	0	0	0	0	3	7	∞	∞

PITCHER	IP	WLS	BF	H	R	ER	SO	BB	IBB	HBP	BLK	WP	HR	S	P	ERA	WHIP

BOTTOM

Minnesota Twins @ New York Yankees

Yankee Stadium, Bronx, NY

Sun May 05 2019, 4:12 PM - 7:01 PM EDT

Att. 38,603 - Cloudy - 51 F

livebaseballscorecards.com

AB	26
R	4
H	6
RBI	3
BB	6
SO	11
LOB	14

Batter	1	2	3	4	5	6	7	8	9	AB	R	H	RBI	BB	SO	LOB
26 Max Kepler, L (1, 9) OBP: 0.315, SLG: 0.482	X SI 93 0-0 G3-1	1 SAFE X SI 92 0-0 G3 1-2		C SI 92 C SV 85 B SV 85 F SV 85 X SI 92 1-2 L3-6 2-2			S SL 88 F SI 96 S FF 96 0-3 K		B CU 76 B SI 94 F SI 94 B FF 94 F SI 94 F SI 95 D FC 88 4-2 11 2B 20 SF9 BB	4	0	0	0	0	1	2
60 Jake Cave, L (8, 9) OBP: 0.308, SLG: 0.235										0	1	0	0	1	0	0
11 Jorge Polanco, S (1, 6) OBP: 0.388, SLG: 0.610	C SI 93 X FC 91 0-1 20 E 23 1B 20 G4-3 1B	D SV 85 2 SAFE 1-0 PO 2-3	X SV 84 0-0 B1-3		B FF 91 B SV 81 C SI 91 C SV 84 B SV 85 B SI 92 4-2 23 G5-4-3 BB		C FF 95 B CH 88 B SI 95 C SL 89 F FF 96 X FF 97 2-2 HR		B SI 95 D CH 88 F SI 94 B SI 95 F SI 95 X SI 95 3-2 24 PB 1-3 2B	4	2	3	1	1	0	0
23 Nelson Cruz, R (1, 10) OBP: 0.393, SLG: 0.588	B SI 93 T FC 91 1 SAFE X SV 87 1-1 20 G4-3 20 E 1-2 1B		C FF 93 B SI 92 X SI 93 1-1 24 FC5-4 1B		F FC 90 D CH 86 X CH 86 1-1 G5-4-3 1-2f		C FF 96 B SL 88 F SL 88 X FF 96 1-2 1B		S FC 89 B SI 94 F FC 89 D FC 90 F CH 89 B CH 88 X FC 89 3-2 P3	5	0	3	0	0	0	3
20 Eddie Rosario, L (1, 7) OBP: 0.269, SLG: 0.552	2 SAFE F FC 91 B SI 93 X SV 88 1-1 G4-3 1-3 2-H		X SI 93 0-0 F7		S CH 86 F CH 83 B FF 93 B SV 84 X SV 83 2-2 HR		B SI 86 F SL 84 B SI 89 F SI 88 T SL 84 2-2 K		X FF 90 0-0 SF9 3-H	4	1	1	3	0	1	3
24 C.J. Cron, R (1, 3) OBP: 0.272, SLG: 0.412	C SI 92 B FF 94 B SV 86 C SI 92 F SV 85 F SV 85 F SI 92 F FF 93 B FC 91 3-3 S SV 84 K		X SI 93 0-0 FC5-4 1-2f		C FF 95 B FF 96 X SI 96 1-1 F9		B SI 89 C SI 89 X SL 84 1-1 G2-3		B CU 74 F FF 92 B FF 92 C CU 74 F FF 92 B FF 92 F CU 73 F FF 91 C FF 91 3-3 K 2-3	5	0	0	0	0	2	4
9 Marwin Gonzalez, S (1, 5) OBP: 0.273, SLG: 0.280 13 Ehire Adrianza, S (8, PH) OBP: 0.245, SLG: 0.214 (8, 5)		C SV 82 C SV 83 B SV 88 F FC 91 S SV 86 1-3 K		B SV 86 B SI 92 B SV 83 B SI 93 4-0 16 2B 15 G4-3 BB	F SL 89 X FF 95 0-1 P6			C CU 78 B CH 79 C SI 87 X SL 84 1-2 G3		2	1	0	0	1	1	0
										1	0	0	0	0	0	0
16 Jonathan Schoop, R (1, 4) OBP: 0.339, SLG: 0.523		B SV 82 B SI 93 S SV 84 C SI 93 F SV 86 B SV 87 X SV 85 3-2 15 HR 2B		X SI 92 0-0 15 G4-3 25 2B 1-3 2B	B SL 87 F SL 88 S FF 96 X FF 96 1-2 G6-3			X SL 84 0-0 G4-3		4	2	2	0	0	0	0
15 Jason Castro, L (1, 2) OBP: 0.380, SLG: 0.585 18 Mitch Garver, R (9, 2) OBP: 0.387, SLG: 0.719	X FC 90 0-0 2-H HR	B SV 86 D SV 87 C SI 92 X SI 92 2-1 G4-3 2-3 3-H	C FF 96 S CH 88 B FF 96 B FF 95 X FF 96 2-2 1B	C CU 80 B SI 88 B SL 84 F SL 85 H SI 89 3-2 HBP						3	1	2	3	0	0	1
										0	0	0	0	0	0	0
25 Byron Buxton, R (1, 8) OBP: 0.318, SLG: 0.485	B SI 90 X SI 91 1-0 E5 11 PO 26 G3	X SV 85 0-0 26 L3-6 3-H 2B	F FF 96 B SI 95 B FF 95 X SL 89 2-1 F7	F SI 89 S SL 85 B SI 90 X SL 84 1-2 F7						4	0	1	1	0	0	2
Inning Stats	R: 1 E: 1 K: 1 S: 14 H: 2 LOB: 1 BB: 0 P: 19	R: 2 E: 1 K: 1 S: 11 H: 2 LOB: 0 BB: 0 P: 17	R: 0 E: 0 K: 0 S: 5 H: 1 LOB: 1 BB: 0 P: 6	R: 2 E: 0 K: 0 S: 8 H: 2 LOB: 0 BB: 1 P: 15	R: 1 E: 0 K: 0 S: 9 H: 1 LOB: 0 BB: 1 P: 17	R: 0 E: 0 K: 0 S: 10 H: 1 LOB: 1 BB: 0 P: 15	R: 1 E: 0 K: 2 S: 15 H: 2 LOB: 1 BB: 0 P: 21	R: 0 E: 0 K: 0 S: 9 H: 0 LOB: 1 BB: 0 P: 14	R: 1 E: 0 K: 1 S: 17 H: 1 LOB: 1 BB: 1 P: 30	1B: 5 2B: 5 3B: 0 HR: 3 SF: 1 SAC: 0 DP: 2 HBP: 1						

TOP

Minnesota Twins @ Toronto Blue Jays

Rogers Centre, Toronto, ON

Mon May 06 2019, 7:09 PM - 10:01 PM EDT

Att. 12,292 - Roof Closed - 68 F

livebaseballscorecards.com

AB	36
R	8
H	12
RBI	8
BB	3
SO	5
LOB	15

WP: 0 PA: 42
PB: 1
SB: 0
CS: 0

PITCHER		IP	WLS	BF	H	R	ER	SO	BB	IBB	HBP	BLK	WP	HR	S	P	ERA	WHIP
6 Marcus Stroman, R ERA: 2.96	(1, 1)	4.2	L	22	8	6	5	2	2	0	0	0	0	2	45	71	9.64	2.143
46 Daniel Hudson, R ERA: 3.86	(5, 1)	1.2		8	3	1	1	1	0	0	0	0	0	1	22	31	5.40	1.800
43 Sam Gaviglio, R ERA: 1.13	(7, 1)	1.2		6	0	0	0	1	0	0	1	0	0	0	14	22	0.00	0.000
31 Joe Biagini, R ERA: 3.45	(9, 1)	0.1		3	1	1	1	0	1	0	0	0	0	0	10	20	27.00	6.000
45 Thomas Pannone, L ERA: 7.78	(9, 1)	0.2		2	0	0	0	1	0	0	0	0	0	0	7	10	0.00	0.000

PITCHER	IP	WLS	BF	H	R	ER	SO	BB	IBB	HBP	BLK	WP	HR	S	P	ERA	WHIP

BOTTOM

Minnesota Twins @ Toronto Blue Jays

Rogers Centre, Toronto, ON

Mon May 06 2019, 7:09 PM - 10:01 PM EDT

Att. 12,292 - Roof Closed - 68 F

livebaseballscorecards.com

Batter	1	2	3	4	5	6	7	8	9	AB	R	H	RBI	BB	SO	LOB
5 Eric Sogard, L (1, 4) (8, 6) OBP: 0.443, SLG: 0.650	C FF 92 S FC 85 B CU 77 X FC 86 1-2 ① F8		C FC 87 C FF 94 S FC 88 0-3 ③ K			C FC 86 S FC 84 B FF 93 B FC 86 B CH 88 S SI 95 3-3 ① K			C CU 85 F SL 88 X FF 95 0-2 ① G1-3	4	0	0	0	0	2	1
16 Freddy Galvis, S (1, 6) OBP: 0.302, SLG: 0.451 38 Sócrates Brito, L (8, 9) OBP: 0.175, SLG: 0.139	X SI 94 0-0 ② L9			B SI 91 C CH 84 X CH 84 1-1 27 G5-3 14 BB 1B		C SI 94 F SI 94 S FC 88 0-3 ② K			B FF 95 B FF 94 F FF 95 X SL 88 2-1 ② G5-3	3 1	0 0	1 0	0 0	0 0	1 0	0 0
15 Randal Grichuk, R (1, 8) OBP: 0.313, SLG: 0.436	C SI 93 F CH 86 F SI 95 F FC 89 B CH 86 F CH 87 X FF 96 1-2 ③ G6-3			F FC 85 C CH 84 B SI 95 B CH 85 S CH 87 2-3 ① K		B CH 86 X SI 94 1-0 ③ G4-3			C CU 86 B FF 95 B FF 96 X SL 88 2-1 1B	4	0	1	0	0	1	1
14 Justin Smoak, S (1, 3) OBP: 0.373, SLG: 0.427		C SI 94 F SI 94 B FC 87 F CH 85 S FC 90 1-3 ① K		F CU 80 C SI 93 D CH 87 D FC 87 B FC 88 B CH 86 4-2 1-2 BB			C SI 92 B CH 85 X CH 84 1-1 ① F7		B FF 94 B FF 93 C CU 86 X FF 95 2-1 ③ L9	3	0	0	0	1	1	1
27 Vladimir Guerrero Jr., R (1, 5) OBP: 0.243, SLG: 0.182		B CH 86 C SI 94 S CH 86 C FC 89 1-3 ② K		S CH 84 D CH 86 B CH 86 B FC 89 S CH 86 X CU 80 3-2 ② ③ G5-3 2-3f			C SI 94 B SI 94 C FC 88 F FC 88 B FC 88 B CH 87 C SI 95 3-3 ② K			3	0	0	0	0	2	2
44 Rowdy Tellez, L (1, 10) OBP: 0.318, SLG: 0.480		C FC 88 B FC 86 F FF 94 F SI 96 B FC 89 X FF 94 2-2 ③ F8			X FC 86 0-0 1B		B FC 88 C CU 79 X FC 86 1-1 ③ L8			3	0	1	0	0	0	0
3 Brandon Drury, R (1, 9) (8, 4) OBP: 0.248, SLG: 0.403			X SI 94 0-0 ① G5-3		C CU 78 S FC 88 F FF 94 C FC 88 0-3 ① K			X FF 89 0-0 ① G4-3		3	0	0	0	0	1	1
37 Teoscar Hernández, R (1, 7) OBP: 0.270, SLG: 0.300			B SI 93 F SI 92 B CH 86 F CH 85 B SI 94 S CH 87 3-3 ② K		F SI 94 B SI 92 C CH 85 X FC 88 1-2 ② F8			C CU 73 B CU 77 F FF 89 S CS 68 1-3 ② K		3	0	0	0	0	2	1
9 Danny Jansen, R (1, 2) OBP: 0.261, SLG: 0.232			T FF 96 B FC 89 B FF 95 B FC 89 F FF 95 D FC 91 4-2 BB		B CU 78 S FC 89 S CU 79 B FC 88 B SI 95 X FC 88 3-2 ③ P3			B CU 74 B FF 89 X FF 89 2-0 ③ G5-3		2	0	0	0	1	0	1

Inning Stats									
	R: 0 E: 0 K: 0 S: 10	H: 0 LOB: 0 BB: 0 P: 12	R: 0 E: 0 K: 2 S: 11	H: 0 LOB: 0 BB: 0 P: 15	R: 0 E: 0 K: 2 S: 9	H: 0 LOB: 1 BB: 1 P: 16	R: 0 E: 0 K: 1 S: 10	H: 1 LOB: 1 BB: 1 P: 20	R: 0 E: 0 K: 1 S: 11	H: 1 LOB: 1 BB: 0 P: 15
	R: 0 E: 0 K: 2 S: 7	H: 0 LOB: 0 BB: 0 P: 11	R: 0 E: 0 K: 1 S: 8	H: 0 LOB: 0 BB: 0 P: 13	R: 0 E: 0 K: 1 S: 5	H: 0 LOB: 0 BB: 0 P: 8	R: 0 E: 0 K: 0 S: 9	H: 1 LOB: 1 BB: 0 P: 15	1B: 3 2B: 0 3B: 0 HR: 0	SF: 0 SAC: 0 DP: 1 HBP: 0

	AB	29
	R	0
	H	3
	RBI	0
	BB	2
	SO	10
	LOB	8

WP: 0 PA: 31
PB: 0
SB: 0
CS: 0

PITCHER		IP	WLS	BF	H	R	ER	SO	BB	IBB	HBP	BLK	WP	HR	S	P	ERA	WHIP
33 Martín Pérez, L ERA: 2.83	(1, 1)	7.0	W	24	2	0	0	9	2	0	0	0	0	0	66	102	0.00	0.571
19 Ryne Harper, R ERA: 1.98	(8, 1)	1.0		3	0	0	0	1	0	0	0	0	0	0	5	8	0.00	0.000
68 Matt Magill, R ERA: 3.86	(9, 1)	1.0		4	1	0	0	0	0	0	0	0	0	0	9	15	0.00	1.000

PITCHER	IP	WLS	BF	H	R	ER	SO	BB	IBB	HBP	BLK	WP	HR	S	P	ERA	WHIP

Minnesota Twins @ Toronto Blue Jays

Rogers Centre, Toronto, ON

Tue May 07 2019, 7:08 PM - 9:38 PM EDT

Att. 14,039 - Roof Closed - 68 F

livebaseballscorecards.com

TOP

Batter	1	2	3	4	5	6	7	8	9	AB	R	H	RBI	BB	SO	LOB
26 Max Kepler, L (1, 9) OBP: 0.318, SLG: 0.487	B FF 94 X SI 94 1-0 18 BB; 11 1B 9 BB 1B	F FF 94 F FF 93 F CH 90 B SI 93 X CU 78 1-2 ③ G6-3			B SI 93 X SI 93 1-0 2B		B SI 94 X CH 87 1-0 ② G3		X FF 98 0-0 ③ P4	5	1	2	0	0	0	0
11 Jorge Polanco, S (1, 6) OBP: 0.392, SLG: 0.603	B FF 94 S CU 81 X FF 95 1-1 9 BB; 18 BB 1-2 1B		C CH 86 S CU 77 B CU 78 B CU 80 B CH 90 B FF 95 4-2 23 G4-6-3 BB		C FF 93 C CH 88 D CU 80 S CU 79 1-3 ② K		X CH 88 0-0 ③ G4-3			3	0	1	0	1	1	1
23 Nelson Cruz, R (1, 10) OBP: 0.380, SLG: 0.566	C SI 94 F FF 94 F FF 95 D CU 80 S CH 90 1-3 ① K		B CU 78 X SI 95 1-0 ① ② G4-6-3 1-2f		F SI 94 F SI 93 S CU 78 0-3 ③ K			X SI 93 0-0 ① G5-3		4	0	0	0	0	2	4
20 Eddie Rosario, L (1, 7) OBP: 0.268, SLG: 0.543	S FF 94 F CU 80 X SI 96 0-2 ② F4		C SI 94 B CU 78 F CH 89 S CH 88 1-3 ③ K			B CH 87 X CU 78 1-0 18 HR 1B		B FF 94 F SI 94 S CH 85 B CH 84 X FC 89 2-2 ② F8		4	1	1	0	0	1	2
18 Mitch Garver, R (1, 2) OBP: 0.424, SLG: 0.783	B SI 95 S SI 96 F SI 95 F FF 95 D CH 91 B CU 80 D CH 91 4-2 9 BB 1-2 2-3 BB			S SI 92 C FF 92 X SI 93 0-2 1B		D FF 94 C SI 93 B SI 93 1 SAFE B SI 92 X SI 94 3-1 1-H HR		B SI 92 S FC 87 B SI 93 X SI 94 2-1 9 1B 1B		3	1	3	2	1	0	0
9 Marwin Gonzalez, S (1, 3) OBP: 0.281, SLG: 0.282	D CU 79 C FF 95 D CU 79 D CH 90 F FF 95 B FF 95 4-2 16 FC6-4 1-2 2-3 3-H BB			S CU 78 S CU 77 F FF 93 S CU 77 0-3 ① K		X CU 77 0-0 ① F7		F FC 87 X FF 93 0-1 1-2 1B		3	0	1	1	1	1	1
16 Jonathan Schoop, R (1, 4) OBP: 0.328, SLG: 0.505	C FF 95 B SI 96 C SI 95 B CU 81 X SI 96 2-2 ③ FC6-4 1-2f			S CU 78 C SI 93 X SI 93 0-2 ② L4		X FF 93 0-0 ② G6-3		F SI 94 B FC 89 B FC 89 S FC 89 B FC 88 X FC 89 3-2 ③ G6-3		4	0	0	0	0	0	6
13 Ehire Adrianza, S (1, 5) OBP: 0.226, SLG: 0.196		C FF 91 S FF 92 B SI 93 B CU 78 B SI 94 X SI 94 3-2 ① L8		1 SAFE D CH 88 X FF 93 1-0 ③ F8		C SI 93 X CU 79 0-1 ③ G6-3			S SL 87 S SL 88 B FF 97 X SL 87 1-2 ① G4-3	4	0	0	0	0	0	1
25 Byron Buxton, R (1, 8) OBP: 0.306, SLG: 0.466		B CU 78 X FF 94 1-0 ② P3			B SI 91 X FF 92 1-0 ① G6-3		C CU 76 B CU 78 S CH 87 F FF 92 B CU 77 S CU 77 2-3 ① K		C SL 86 B FF 98 F FF 99 S SL 87 1-3 ② K	4	0	0	0	0	2	0
Inning Stats	R: 1 E: 0 K: 1 S: 18 H: 2 LOB: 3 BB: 2 P: 31	R: 0 E: 0 K: 0 S: 8 H: 0 LOB: 0 BB: 0 P: 13	R: 0 E: 0 K: 1 S: 6 H: 0 LOB: 0 BB: 1 P: 12	R: 0 E: 0 K: 1 S: 11 H: 1 LOB: 1 BB: 0 P: 12	R: 0 E: 0 K: 2 S: 8 H: 1 LOB: 1 BB: 0 P: 11	R: 2 E: 0 K: 0 S: 7 H: 2 LOB: 0 BB: 0 P: 11	R: 0 E: 0 K: 1 S: 6 H: 0 LOB: 0 BB: 0 P: 9	R: 0 E: 0 K: 0 S: 11 H: 2 LOB: 2 BB: 0 P: 18	R: 0 E: 0 K: 1 S: 7 H: 0 LOB: 0 BB: 0 P: 9	1B: 6 2B: 1 3B: 0 HR: 1 SF: 0 SAC: 0 DP: 1 HBP: 0						

	AB	34
	R	3
	H	8
	RBI	3
	BB	3
	SO	7
	LOB	15

WP: 0 PB: 0 SB: 0 CS: 0 PA: 37

PITCHER		IP	WLS	BF	H	R	ER	SO	BB	IBB	HBP	BLK	WP	HR	S	P	ERA	WHIP
41 Aaron Sanchez, R ERA: 3.21	(1, 1)	7.0	L	29	6	3	3	6	3	0	0	0	0	1	64	99	3.86	1.286
52 Ryan Tepera, R ERA: 4.32	(8, 1)	1.0		5	2	0	0	0	0	0	0	0	0	0	11	18	0.00	2.000
51 Ken Giles, R ERA: 1.65	(9, 1)	1.0		3	0	0	0	1	0	0	0	0	0	0	7	9	0.00	0.000

PITCHER	IP	WLS	BF	H	R	ER	SO	BB	IBB	HBP	BLK	WP	HR	S	P	ERA	WHIP

Batter	1	2	3	4	5	6	7	8	9	AB	R	H	RBI	BB	SO	LOB
16 Freddy Galvis, S (1, 6) OBP: 0.292, SLG: 0.437	C FF 92 F SI 93 F FF 94 F FF 94 F SV 84 X SV 83 0-2 ① L3		1 SAFE F SI 91 X SI 92 0-1 ③ G3			C SI 92 B SV 82 F SV 82 X SV 81 1-2 ① F9		F FF 94 B FF 94 X CU 76 1-1 ③ G3		4	0	0	0	0	0	2
14 Justin Smoak, S (1, 3) OBP: 0.370, SLG: 0.421	F SI 94 B FF 94 B CH 84 B FF 94 X SI 93 3-1 ② F8			C FF 92 X CH 84 0-1 1B		C SV 81 C SV 81 B FF 93 F SV 82 F SI 94 B CH 84 S SV 83 2-3 ② K			C SI 94 B CU 82 X CU 82 1-1 ① L8	4	0	1	0	0	1	1
15 Randal Grichuk, R (1, 8) OBP: 0.311, SLG: 0.431	S SV 82 F FF 93 B FF 94 B SV 82 F SI 94 X SV 82 2-2 ③ F7			X SV 82 0-0 ① F8		X SI 94 0-0 ③ P5			B SI 94 X SI 94 1-0 27 1B 44 WP 1B	4	0	1	0	0	0	2
44 Rowdy Tellez, L (1, 10) OBP: 0.307, SLG: 0.462		C SV 82 C SV 83 F FF 95 X SV 84 0-2 ① G6-3		F SI 91 B FF 93 C SV 82 F FF 94 B CH 83 C SV 83 2-3 ② K			X CH 84 0-0 ① G3-1		C SI 94 S CU 83 B CU 83 C CU 81 1-3 ② K 1-2	4	0	0	0	0	2	2
27 Vladimir Guerrero Jr., R (1, 5) OBP: 0.244, SLG: 0.189		S SV 84 B FF 94 B FF 94 F SV 84 C FF 95 2-3 ② K		C FF 93 C FF 93 B SV 82 F FF 93 X FF 94 1-2 ③ F9			C FF 94 B CH 83 B SI 93 X SV 82 2-1 ② G6-3		C SI 94 X CU 82 0-1 2-3 1B	4	0	1	0	0	1	1
28 Billy McKinney, L (1, 9) OBP: 0.286, SLG: 0.340		B FF 93 S SI 93 C CH 84 S SV 83 1-3 ③ K			S SV 82 B SV 81 C FF 92 X SV 83 1-2 ① G6-3		B FF 93 X SV 81 1-0 2B		B SI 94 S SI 94 X SI 94 1-1 ③ G3	4	0	1	0	0	1	2
3 Brandon Drury, R (1, 4) OBP: 0.250, SLG: 0.402			B SV 82 B SV 82 F SI 93 X SI 92 2-1 1B		B FF 93 B CH 83 C FF 94 S CH 84 F SI 94 B SV 83 S SV 84 3-3 ② K		X SV 81 0-0 ③ G6-3			3	0	1	0	0	1	1
37 Teoscar Hernández, R (1, 7) OBP: 0.264, SLG: 0.292			X FF 91 0-0 ① B3		B FF 93 S FF 93 S FF 94 X FF 94 1-2 ③ L8			S CH 75 F CH 74 B SL 77 X SL 78 1-2 ① G5-3		3	0	0	0	0	0	1
21 Luke Maile, R (1, 2) OBP: 0.209, SLG: 0.250			B SI 91 B SV 80 X FF 94 2-0 ② F9			B SI 91 F FF 93 X SI 91 1-1 1B		B SI 86 B SI 87 C SI 86 F SI 86 B CH 76 X SL 75 3-2 ② F8		3	0	1	0	0	0	1
Inning Stats	R: 0 E: 0 K: 0 S: 12 H: 0 LOB: 0 BB: 0 P: 17	R: 0 E: 0 K: 2 S: 10 H: 0 LOB: 0 BB: 0 P: 13	R: 0 E: 0 K: 0 S: 6 H: 1 LOB: 1 BB: 0 P: 10	R: 0 E: 0 K: 1 S: 11 H: 1 LOB: 1 BB: 0 P: 14	R: 0 E: 0 K: 1 S: 10 H: 0 LOB: 0 BB: 0 P: 15	R: 0 E: 0 K: 1 S: 11 H: 1 LOB: 1 BB: 0 P: 15	R: 0 E: 0 K: 0 S: 5 H: 1 LOB: 1 BB: 0 P: 8	R: 0 E: 0 K: 0 S: 8 H: 0 LOB: 0 BB: 0 P: 13	R: 0 E: 0 K: 1 S: 10 H: 2 LOB: 2 BB: 0 P: 14	1B: 5 2B: 1 3B: 0 HR: 0	SF: 0 SAC: 0 DP: 0 HBP: 0			WP: 1 PB: 0 SB: 0 CS: 0	PA: 33		

PITCHER		IP	WLS	BF	H	R	ER	SO	BB	IBB	HBP	BLK	WP	HR	S	P	ERA	WHIP
17 José Berríos, R ERA: 2.53	(1, 1)	7.0	W	25	4	0	0	5	0	0	0	0	0	0	65	92	0.00	0.571
39 Trevor Hildenberger, R ERA: 4.63	(8, 1)	0.2	H	2	0	0	0	0	0	0	0	0	0	0	6	10	0.00	0.000
65 Trevor May, R ERA: 2.77	(8, 1)	0.1	H	1	0	0	0	0	0	0	0	0	0	0	2	3	0.00	0.000
55 Taylor Rogers, L ERA: 1.72	(9, 1)	1.0	S	5	2	0	0	1	0	0	0	0	1	0	10	14	0.00	2.000

PITCHER	IP	WLS	BF	H	R	ER	SO	BB	IBB	HBP	BLK	WP	HR	S	P	ERA	WHIP

BOTTOM

Minnesota Twins @ Toronto Blue Jays

Rogers Centre, Toronto, ON

Tue May 07 2019, 7:08 PM - 9:38 PM EDT

Att. 14,039 - Roof Closed - 68 F

livebaseballscorecards.com

AB	33
R	0
H	6
RBI	0
BB	0
SO	6
LOB	13

Batter	1	2	3	4	5	6	7	8	9	AB	R	H	RBI	BB	SO	LOB
26 Max Kepler, L (1, 9) (7, 8) OBP: 0.326, SLG: 0.484	F FF 94 B FF 94 B SL 82 X FF 94 2-1 11 1B 20 SF9 1B	1 SAFE D CH 82 F FC 87 1 SAFE 1 SAFE S FC 86 F SL 80 1 SAFE B FF 93 4-2 ② B CH 86 D SL 82 11 HR 1-2 BB	C SI 89 B CH 81 X CH 83 1-1 E3 11 1B		C FF 93 X FF 93 0-1 ③ G4-3		X FF 95 0-0 11 1B 1B		X CU 76 0-0 ① F9	5	2	2	0	1	0	3
11 Jorge Polanco, S (1, 6) OBP: 0.412, SLG: 0.649 13 Ehire Adrianza, S (7, PR) OBP: 0.222, SLG: 0.191 (7, 6)	B SL 80 C SL 79 F SL 79 D CH 84 B SL 80 F FF 94 X SL 81 3-2 24 1B 1-3 1B	1 SAFE F FF 93 C FF 93 B FF 93 B CH 83 F CH 82 D SL 81 F FC 89 X FF 94 3-2 1-H HR	C SI 89 B SI 90 X SL 84 1-1 1-3 1B			B FF 94 C FF 94 X SL 84 1-1 23 F9 20 HR 2B	B SL 88 C SI 95 D SL 88 X SI 95 2-1 1-2 1B		C CH 86 F FF 91 B CU 74 F CH 86 X FF 92 1-2 ② F9	5 1	2 0	5 0	2 0	0 0	0 0	0 3
23 Nelson Cruz, R (1, 10) OBP: 0.362, SLG: 0.536	D SL 80 F SC 89 X FF 94 1-1 ① P2	B FF 94 C SL 80 X SL 80 1-1 ③ L9	C SI 89 C SI 90 T SI 90 0-2 ③ K			C FF 94 B SL 85 T FF 94 B SL 85 F CH 88 X FF 94 2-2 ① F9 2-3	C SI 95 S SI 95 S SL 88 0-3 ③ K		B FF 91 B CH 85 B FF 91 C FF 90 F FF 91 S FF 92 3-3 ③ K	6	0	0	0	0	3	10
20 Eddie Rosario, L (1, 7) OBP: 0.273, SLG: 0.564	F FF 94 X SL 82 0-1 ② SF9 3-H		B FF 94 S FC 88 B CH 84 X FF 94 2-1 24 HR 1B	T SL 84 X FF 94 0-1 ① G5-3		B CH 88 F FF 94 X SL 84 1-1 3-H HR		X FF 96 0-0 ① F7		4	2	2	3	0	0	0
24 C.J. Cron, R (1, 3) OBP: 0.294, SLG: 0.458	1 SAFE C FF 94 B FF 94 C FF 94 D SL 81 F FF 94 X SL 80 2-2 9 BB 1-3 1B		X FF 94 0-0 1-H HR	B FF 95 B FF 92 S SL 83 X FF 92 2-1 1B		C FF 95 B FF 94 S SL 85 X SL 84 1-2 1B		B FF 96 S SL 88 X FF 96 1-1 ② F9		5	1	4	2	0	0	0
9 Marwin Gonzalez, S (1, 5) OBP: 0.286, SLG: 0.280	B SL 80 B SL 79 C SL 79 B SL 80 B SL 80 4-1 1-2 BB		X CU 78 0-0 16 HR 1B	C CU 74 S CH 85 F CH 86 S SL 85 0-3 ② K		B FF 93 C FF 92 F FF 93 D CH 87 F FF 93 X CH 86 2-2 ② F8		B SL 89 C CH 88 F SL 89 F FF 96 F SL 89 F SI 96 X CH 89 1-2 ③ G1-3		4	1	1	0	1	1	2
18 Mitch Garver, R (1, 2) OBP: 0.408, SLG: 0.738	B SL 80 C SL 80 X FF 93 1-1 ③ P5		C SI 88 D SL 85 C SI 89 S SL 85 1-3 ① K C SL 83 C CU 77 S SL 83 0-3 ③ K			S FF 93 C SL 83 D SL 83 B SL 83 C FF 93 2-3 ③ K			X FF 91 0-0 60 BB 16 1B 1B	5	0	1	0	0	3	6
16 Jonathan Schoop, R (1, 4) OBP: 0.331, SLG: 0.526		C FF 93 F FF 92 B SL 81 B FC 88 B FC 89 C FC 86 3-3 ① K	X SL 84 0-0 1-H HR		B SL 84 F SL 84 B SL 84 S SL 84 C FF 96 2-3 ① K		T SI 94 B SI 94 S SL 89 S SI 94 1-3 ① K		C FF 91 S CH 85 B FF 91 X CH 85 1-2 60 BB 1B	5	1	2	2	0	3	0
25 Byron Buxton, R (1, 8) OBP: 0.307, SLG: 0.462 60 Jake Cave, L (7, PH) (7, 9) OBP: 0.317, SLG: 0.229		F SL 81 F FF 93 F FF 95 X SL 80 0-2 26 CS 1B	C SI 89 X SI 89 0-1 ② F7		C SL 82 F CU 78 S SL 86 0-3 ② K		C SI 94 B FF 95 S SI 95 B SL 89 F SI 95 F SL 89 S SI 95 2-3 ② K		B FF 92 C FF 91 B CU 76 B FF 90 T FF 92 B FF 92 1-2 2-3 BB	3 1	0 0	1 0	0 0	0 1	1 1	0 0
Inning Stats	R: 1 E: 0 K: 0 S: 17 H: 3 LOB: 3 BB: 1 P: 30	R: 2 E: 0 K: 1 S: 17 H: 2 LOB: 0 BB: 1 P: 28	R: 4 E: 1 K: 2 S: 17 H: 5 LOB: 2 BB: 0 P: 22	R: 0 E: 0 K: 2 S: 11 H: 1 LOB: 1 BB: 0 P: 13	R: 0 E: 0 K: 2 S: 8 H: 0 LOB: 0 BB: 0 P: 10	R: 2 E: 0 K: 1 S: 18 H: 3 LOB: 1 BB: 0 P: 27	R: 0 E: 0 K: 3 S: 14 H: 2 LOB: 2 BB: 0 P: 19	R: 0 E: 0 K: 0 S: 9 H: 0 LOB: 0 BB: 0 P: 11	R: 0 E: 0 K: 1 S: 14 H: 2 LOB: 3 BB: 1 P: 23	1B: 13 2B: 1 3B: 0 HR: 4 SF: 1 SAC: 0 DP: 0 HBP: 0						

PITCHER		IP	WLS	BF	H	R	ER	SO	BB	IBB	HBP	BLK	WP	HR	S	P	ERA	WHIP
57 Trent Thornton, R ERA: 5.06	(1, 1)	2.0	L	14	7	5	5	1	2	0	0	0	0	2	37	63	22.50	4.500
43 Sam Gaviglio, R ERA: 1.8	(3, 1)	1.0		7	3	2	2	2	0	0	0	0	0	1	14	17	18.00	3.000
64 Derek Law, R ERA: 1.93	(4, 1)	2.0		7	1	0	0	4	0	0	0	0	0	0	19	23	0.00	0.500
65 Elvis Luciano, R ERA: 5.06	(6, 1)	1.0		6	3	2	2	1	0	0	0	0	0	1	18	27	18.00	3.000
58 Tim Mayza, L ERA: 4.11	(7, 1)	1.0		5	2	0	0	3	0	0	0	0	0	0	14	19	0.00	2.000

PITCHER		IP	WLS	BF	H	R	ER	SO	BB	IBB	HBP	BLK	WP	HR	S	P	ERA	WHIP
46 Daniel Hudson, R ERA: 3.63	(8, 1)	1.0		3	0	0	0	0	0	0	0	0	0	0	9	11	0.00	0.000
45 Thomas Pannone, L ERA: 7.4	(9, 1)	1.0		6	2	0	0	1	1	0	0	0	0	0	14	23	0.00	3.000

TOP

Minnesota Twins @ Toronto Blue Jays

Rogers Centre, Toronto, ON

Wed May 08 2019, 7:09 PM - 10:13 PM EDT

Att. 14,372 - Dome - 68 F

livebaseballscorecards.com

AB	44
R	9
H	18
RBI	9
BB	3
SO	12
LOB	24

Batter	1	2	3	4	5	6	7	8	9	AB	R	H	RBI	BB	SO	LOB
5 Eric Sogard, L (1, 4) OBP: 0.432, SLG: 0.619	C FF 93 F CU 80 B CU 82 B SL 86 B SI 94 C SI 92 3-3 ① K		C CU 80 B SL 84 X SI 94 1-1 ③ G4-3			C FF 91 B SI 91 F FF 92 B SI 92 X SL 84 2-2 ② G3-1			B CU 77 B CU 77 B FF 91 C FF 91 B FF 91 4-1 16 FC4-5 BB	3	0	0	0	1	1	0
16 Freddy Galvis, S (1, 6) OBP: 0.291, SLG: 0.431	C SI 94 F SI 94 B FF 93 F CH 86 F SL 85 F FF 94 S CH 87 1-3 ② K			C CU 78 S CH 86 B FF 92 B CH 86 S SL 84 2-3 ① K		X CH 84 0-0 1B			C FF 91 B FS 81 C CU 76 F FF 91 X FS 80 1-2 ① FC4-5 15 PB 1-2f	4	0	1	0	0	2	1
15 Randal Grichuk, R (1, 8) OBP: 0.303, SLG: 0.418	C FF 95 B SI 94 S SL 85 B SI 95 S SL 85 2-3 ③ K			S SL 83 S SL 85 S SL 85 0-3 ② K2-3		C SL 82 B CU 79 C SI 94 F SI 93 S CH 85 1-3 ③ K			B FF 92 B CU 77 C FS 80 F CU 76 S FF 92 2-3 ② K 1-2	4	0	0	0	0	4	2
14 Justin Smoak, S (1, 10) OBP: 0.366, SLG: 0.410		B CU 80 F FF 92 B FF 93 S SL 84 B SL 85 B SI 93 4-2 28 FC4-5 BB		C CU 81 B CH 86 C SI 94 S SL 85 1-3 ③ K			B CU 75 B CU 75 X FF 89 2-0 ① L8		S FF 91 X FS 80 0-1 ③ F8	3	0	0	0	1	1	1
44 Rowdy Tellez, L (1, 3) OBP: 0.299, SLG: 0.449		C SI 92 B SI 94 X SL 85 1-1 ① F9			B SI 93 S CH 85 B CH 85 F FF 94 X SL 84 2-2 ① P4		B FF 90 B CU 75 F FF 88 F CU 76 B CS 69 F FF 90 S CU 75 3-3 ② K			3	0	0	0	0	1	1
28 Billy McKinney, L (1, 7) OBP: 0.287, SLG: 0.370		S CH 86 S CH 85 D CH 85 F CH 85 B FF 93 F SL 84 F SI 94 X SI 93 2-2 ② FC4-5 1-2f			C CU 80 X CU 82 0-1 HR		X FF 90 0-0 ③ G4-3			3	1	1	1	0	0	1
3 Brandon Drury, R (1, 5) OBP: 0.244, SLG: 0.392		C SI 93 1 SAFE C SI 92 X SL 84 0-2 ③ P5			F SI 94 B SI 94 S CH 87 S SL 85 1-3 ② K2-3			B SI 90 S SI 91 B SL 85 X SI 90 2-1 ① G6-3		3	0	0	0	0	1	1
38 Sócrates Brito, L (1, 9) OBP: 0.163, SLG: 0.128			C FF 93 B CH 86 F CH 85 C SL 85 1-3 ① K		S CH 85 F CH 86 S FF 93 0-3 ③ K			C CH 75 S SI 91 B CH 70 S SI 92 1-3 ② K		3	0	0	0	0	3	0
21 Luke Maile, R (1, 2) OBP: 0.196, SLG: 0.233			C FF 94 B SI 93 B CU 80 C SI 94 S CH 86 2-3 ② K			X SI 90 0-0 ① G6-3		C SI 91 B CH 73 S CH 74 X CH 72 1-2 ③ F8		3	0	0	0	0	1	0
Inning Stats	R: 0 E: 0 K: 3 S: 12 H: 0 LOB: 0 BB: 0 P: 18	R: 0 E: 0 K: 0 S: 13 H: 0 LOB: 1 BB: 1 P: 20	R: 0 E: 0 K: 2 S: 8 H: 0 LOB: 0 BB: 0 P: 12	R: 0 E: 0 K: 3 S: 9 H: 0 LOB: 0 BB: 0 P: 12	R: 1 E: 0 K: 2 S: 11 H: 1 LOB: 0 BB: 0 P: 14	R: 0 E: 0 K: 1 S: 9 H: 1 LOB: 1 BB: 0 P: 12	R: 0 E: 0 K: 1 S: 6 H: 0 LOB: 0 BB: 0 P: 11	R: 0 E: 0 K: 1 S: 8 H: 0 LOB: 0 BB: 0 P: 12	R: 0 E: 0 K: 1 S: 10 H: 0 LOB: 1 BB: 1 P: 17	1B: 1 2B: 0 3B: 0 HR: 1 SF: 0 SAC: 0 DP: 0 HBP: 0						

PITCHER		IP	WLS	BF	H	R	ER	SO	BB	IBB	HBP	BLK	WP	HR	S	P	ERA	WHIP
44 Kyle Gibson, R ERA: 4.19	(1, 1)	6.0	W	21	2	1	1	11	1	0	0	0	0	1	62	88	1.50	0.500
19 Ryne Harper, R ERA: 1.84	(7, 1)	1.0		3	0	0	0	1	0	0	0	0	0	0	6	11	0.00	0.000
51 Mike Morin, R ERA: 3.0	(8, 1)	1.0		3	0	0	0	1	0	0	0	0	0	0	8	12	0.00	0.000
38 Blake Parker, R ERA: 1.54	(9, 1)	1.0		4	0	0	0	1	1	0	0	0	0	0	10	17	0.00	1.000

PITCHER	IP	WLS	BF	H	R	ER	SO	BB	IBB	HBP	BLK	WP	HR	S	P	ERA	WHIP

BOTTOM

Minnesota Twins @ Toronto Blue Jays

Rogers Centre, Toronto, ON

Wed May 08 2019, 7:09 PM - 10:13 PM EDT

Att. 14,372 - Dome - 68 F

livebaseballscorecards.com

AB	29
R	1
H	2
RBI	1
BB	2
SO	14
LOB	7

Batter	1	2	3	4	5	6	7	8	9	AB	R	H	RBI	BB	SO	LOB
28 Niko Goodrum, S (1, 3) OBP: 0.321, SLG: 0.381 12 Brandon Dixon, R (6, 3) OBP: 0.290, SLG: 0.433	C FF 93 F FF 93 X FF 93 0-2 ① F8		F FS 86 F FF 94 S FS 86 0-3 ③ K2-3			C CU 77 B FF 93 F FF 93 B FS 86 B FS 86 X FF 94 3-2 ③ G6-3			C SI 95 S FF 97 S SL 88 0-3 ① K	3 1	0 0	0 0	0 0	0 0	1 1	0 2
14 Christin Stewart, L (1, 7) OBP: 0.304, SLG: 0.508	F FF 93 C CU 76 B FF 92 X FF 93 1-2 9 F8 2B			B FS 83 B FS 84 X FF 92 2-0 ① P2			C FF 91 B FF 92 B CU 73 F FF 92 X FF 93 2-2 ① F8		X SI 98 0-0 ② FC5 1-2 2-3f	4	0	1	0	0	0	2
9 Nick Castellanos, R (1, 9) OBP: 0.319, SLG: 0.412	B FC 85 F FC 83 X FF 93 1-1 ② F8 2-3			B FC 84 X FC 85 1-0 ② G5-3			F FF 94 X FF 94 0-1 ② F8		X FF 97 0-0 ③ L8	4	0	0	0	0	0	3
24 Miguel Cabrera, R (1, 10) OBP: 0.360, SLG: 0.363	S FF 94 B FF 92 F FC 87 S FC 86 1-3 ③ K			F FF 93 F FC 87 X FC 85 0-2 ③ F9			C FF 92 B FF 94 S FF 94 B FC 87 X FF 93 2-2 ③ L9			3	0	0	0	0	1	1
60 Ronny Rodríguez, R (1, 6) OBP: 0.344, SLG: 0.644		B FC 86 B FC 86 F FF 93 F FS 86 F FF 94 F FC 85 F FS 85 F FF 93 F FF 94 2-2 ① X FS 86 P6			B FF 92 C FC 85 F FC 83 S FF 92 1-3 ① K			C SL 87 B SL 87 B FF 95 F SL 88 S CU 85 2-3 ① K		3	0	0	0	0	2	0
46 Jeimer Candelario, S (1, 5) OBP: 0.302, SLG: 0.285		C CU 76 B CU 77 F FS 86 B FS 86 X FF 93 2-2 ② F7			B FS 86 F FF 94 B FF 94 C FF 94 X FS 86 2-2 ② F7			B SL 86 B SL 86 B FF 94 C FF 94 F FF 95 F FF 94 F FF 95 S FF 94 3-3 ② K		3	0	0	0	0	1	0
30 Harold Castro, L (1, 4) OBP: 0.263, SLG: 0.278		F FF 93 F FF 93 B FS 85 F FF 93 X FC 89 1-2 ③ L6			B FF 93 C FF 94 S CU 76 X FS 86 1-2 ③ G3			B SL 87 B SL 87 X FF 94 2-0 ③ G3		3	0	0	0	0	0	0
17 Grayson Greiner, R (1, 2) OBP: 0.255, SLG: 0.341			C FC 85 F FS 86 C FC 85 0-3 ① K			B FF 92 S FF 92 B FC 83 B FC 84 S FF 92 C FF 93 3-3 ① K			X SI 97 0-0 14 FC5 21 1B 1B	3	0	1	0	0	2	0
21 JaCoby Jones, R (1, 8) OBP: 0.225, SLG: 0.284			B FC 86 B FC 85 B FC 85 C FF 92 F FF 93 F FF 93 X FF 94 3-2 ② P6			C FF 94 B FF 93 X FC 85 1-1 ② L8			S SL 86 X FF 97 0-1 14 FC5 1-2 1B	3	0	1	0	0	0	0
Inning Stats	R: 0 E: 0 K: 1 S: 11 H: 1 LOB: 1 BB: 0 P: 14	R: 0 E: 0 K: 0 S: 15 H: 0 LOB: 0 BB: 0 P: 20	R: 0 E: 0 K: 2 S: 10 H: 0 LOB: 0 BB: 0 P: 13	R: 0 E: 0 K: 0 S: 5 H: 0 LOB: 0 BB: 0 P: 8	R: 0 E: 0 K: 1 S: 9 H: 0 LOB: 0 BB: 0 P: 13	R: 0 E: 0 K: 1 S: 8 H: 0 LOB: 0 BB: 0 P: 15	R: 0 E: 0 K: 0 S: 8 H: 0 LOB: 0 BB: 0 P: 12	R: 0 E: 0 K: 2 S: 9 H: 0 LOB: 0 BB: 0 P: 16	R: 0 E: 0 K: 1 S: 8 H: 2 LOB: 2 BB: 0 P: 8	1B: 2 2B: 1 3B: 0 HR: 0 SF: 0 SAC: 0 DP: 0 HBP: 0						

PITCHER	IP	WLS	BF	H	R	ER	SO	BB	IBB	HBP	BLK	WP	HR	S	P	ERA	WHIP
12 Jake Odorizzi, R (1, 1) ERA: 2.32	7.0	W	22	1	0	0	5	0	0	0	0	0	0	66	95	0.00	0.143
68 Matt Magill, R (8, 1) ERA: 3.18	1.0		3	0	0	0	2	0	0	0	0	0	0	9	16	0.00	0.000
77 Fernando Romero, R (9, 1) ERA: 5.63	1.0		5	2	0	0	1	0	0	0	0	0	0	8	8	0.00	2.000

PITCHER	IP	WLS	BF	H	R	ER	SO	BB	IBB	HBP	BLK	WP	HR	S	P	ERA	WHIP

TOP

Detroit Tigers @ Minnesota Twins

Target Field, Minneapolis, MN

Fri May 10 2019, 7:12 PM - 9:47 PM CDT

Att. 26,789 - Clear - 60 F

livebaseballscorecards.com

AB	30
R	0
H	3
RBI	0
BB	0
SO	8
LOB	8

PA: 30

WP: 0
PB: 0
SB: 0
CS: 0

BOTTOM

Detroit Tigers @ Minnesota Twins

Target Field, Minneapolis, MN

Fri May 10 2019, 7:12 PM - 9:47 PM CDT

Att. 26,789 - Clear - 60 F

livebaseballscorecards.com

Batter	1	2	3	4	5	6	7	8	9	AB	R	H	RBI	BB	SO	LOB
26 Max Kepler, L (1, 9) OBP: 0.329, SLG: 0.500	C FF 91 F FF 90 X SL 84 0-2 ① L9		C FC 88 B FC 89 F FF 92 B FF 91 B FC 91 B FF 90 4-2 11 2B 20 G3-2 1-2 BB		C FC 89 B SL 83 B FF 86 F FC 88 B FF 90 X FC 88 3-2 HR	B CH 87 C SI 93 X SI 93 1-1 ② F4		F FF 95 F FF 95 X CH 88 0-2 ② G1-3		4	1	1	1	0	3	
11 Jorge Polanco, S (1, 6) OBP: 0.412, SLG: 0.644	B SL 84 C FC 91 X SI 90 1-1 ② L3		D SL 83 C FF 88 X FC 89 1-1 1-3 2-H 3-H 2B		B SL 84 X FF 87 1-0 ① F9	B SI 93 C SI 94 B CH 87 D SI 92 B SI 94 4-1 1-2 2-3 3-H BB		C FF 95 B CH 88 B SL 82 C FF 94 X FF 95 2-2 ③ L5		4	0	1	3	1	0	0
23 Nelson Cruz, R (1, 10) OBP: 0.366, SLG: 0.530	B FF 92 X FC 91 1-0 ③ G4-3		D SL 84 D FF 91 B FF 90 B FC 88 4-0 BB		C FC 91 B SL 84 B FF 90 C FC 88 F FC 90 F SL 84 F SL 86 X FC 90 2-2 1B	F SI 92 B CH 88 C SI 94 S SI 94 1-3 ③ K				3	0	1	0	1	1	3
20 Eddie Rosario, L (1, 7) OBP: 0.265, SLG: 0.547		C FC 91 X SL 84 0-1 ① P5	X FC 90 0-0 ② G3-2 ③ 3-Hf		X SL 84 0-0 ② P2		C FF 91 B SL 82 X SL 82 1-1 ① F8			4	0	0	0	0	0	4
24 C.J. Cron, R (1, 3) OBP: 0.293, SLG: 0.450		B FC 90 C FC 90 X FC 88 1-1 ② G6-3		C FC 87 X SL 83 0-1 ① F9	B FF 88 C FF 86 S SL 84 F FF 87 S FC 90 1-3 ③ K		F FF 92 F FF 92 B SL 83 X CH 86 1-2 18 BB 1B			4	0	1	0	0	1	1
9 Marwin Gonzalez, S (1, 5) OBP: 0.295, SLG: 0.284 13 Ehire Adrianza, S (6, PR) OBP: 0.218, SLG: 0.188 (7, 5)		F FC 90 F SL 83 S SL 85 0-3 ③ K		B FF 90 C FC 90 S FC 87 B FC 88 B SL 84 F FC 88 H FC 88 4-2 18 E 18 HR HBP	X FC 87 0-0 25 BB 18 BB 11 BB 1B	F FF 92 X FF 92 0-1 ② P3				2 1	1 1	1 0	0 0	0 0	1 0	0 1
18 Mitch Garver, R (1, 2) OBP: 0.440, SLG: 0.788			B FC 89 B FC 88 B FC 90 B FC 89 4-0 25 FC1-4 16 1B 11 2B BB	C FC 91 D FC 88 1 SAFE F FF 89 B SL 87 X FF 88 2-2 1-H HR	C FC 87 B SL 82 B FC 88 F FC 86 B FC 89 F SL 83 B FC 89 4-2 11 BB 25 BB 1-2 BB	B CH 86 B FF 92 B FF 93 B FF 93 4-0 1-2 BB				1	2	1	2	3	0	0
16 Jonathan Schoop, R (1, 4) OBP: 0.328, SLG: 0.517			X FC 89 0-0 25 FC1-4 1-2 1B	B FC 89 F FF 87 B FF 90 B FF 89 F FC 90 X FC 91 3-2 ② G3	B SI 91 S SI 91 B SI 92 B SI 92 S SI 92 F SI 92 S SI 92 3-3 ① K		F SL 82 B FF 93 X CH 86 1-1 ③ G5-3			4	0	1	0	0	1	4
25 Byron Buxton, R (1, 8) OBP: 0.305, SLG: 0.450			D SL 84 X FC 90 1-0 ① FC1-4 26 S 11 2B 1-2f 2-3	S SL 84 F SL 84 X SL 84 0-2 ③ F9		B CH 86 F SI 92 B SI 93 B CH 88 D SI 94 B SI 93 4-2 11 BB 1-2 2-3 BB		B SL 80 B FF 94 C FF 94 F CH 87 F FF 95 S SL 82 2-3 ① K		3	1	0	0	1	1	2
Inning Stats	R: 0 E: 0 K: 0 S: 6 H: 0 LOB: 0 BB: 0 P: 8	R: 0 E: 0 K: 1 S: 7 H: 0 LOB: 0 BB: 0 P: 8	R: 2 E: 0 K: 0 S: 7 H: 2 LOB: 2 BB: 3 P: 21	R: 2 E: 1 K: 0 S: 14 H: 1 LOB: 0 BB: 0 P: 23	R: 1 E: 0 K: 1 S: 15 H: 2 LOB: 1 BB: 0 P: 22	R: 1 E: 0 K: 2 S: 16 H: 1 LOB: 3 BB: 3 P: 33	R: 0 E: 0 K: 0 S: 9 H: 1 LOB: 2 BB: 1 P: 16	R: 0 E: 0 K: 1 S: 10 H: 0 LOB: 0 BB: 0 P: 14		1B: 4 2B: 1 3B: 0 HR: 2 SF: 0 SAC: 0 DP: 1 HBP: 1		WP: 0 PB: 0 SB: 1 CS: 0 PA: 38	

	AB	30
	R	6
	H	7
	RBI	6
	BB	7
	SO	5
	LOB	18

PITCHER		IP	WLS	BF	H	R	ER	SO	BB	IBB	HBP	BLK	WP	HR	S	P	ERA	WHIP
38 Tyson Ross, R ERA: 6.11	(1, 1)	5.0	L	25	6	6	6	2	4	0	1	0	0	2	53	90	10.80	2.000
58 Victor Alcántara, R ERA: 3.52	(6, 1)	1.0		5	0	0	0	2	2	0	0	0	0	0	12	25	0.00	2.000
68 Daniel Stumpf, L ERA: 3.72	(7, 1)	1.0		5	1	0	0	0	1	0	0	0	0	0	9	16	0.00	2.000
45 Buck Farmer, R ERA: 3.21	(8, 1)	1.0		3	0	0	0	1	0	0	0	0	0	0	10	14	0.00	0.000

PITCHER	IP	WLS	BF	H	R	ER	SO	BB	IBB	HBP	BLK	WP	HR	S	P	ERA	WHIP

Detroit Tigers @ Minnesota Twins

Target Field, Minneapolis, MN

Sat May 11 2019, 1:13 PM - 4:35 PM CDT

Att. 28,840 - Partly Cloudy - 62 F

livebaseballscorecards.com

TOP

Batter	1	2	3	4	5	6	7	8	9	AB	R	H	RBI	BB	SO	LOB
29 Gordon Beckham, R (1, 5) OBP: 0.365, SLG: 0.537	B FF 91 C FF 91 B SL 83 C FF 92 B FF 93 F FF 93 C SL 83 3-3 ① K		B SL 84 B FF 92 F FF 93 X FF 93 2-1 1B		B SL 84 B SL 84 X FF 92 2-0 ③ G5-3		C CU 78 D FF 91 F FF 90 S CS 70 1-3 ③ K		B SI 88 F SI 87 B SL 76 F SI 88 X SI 89 2-2 14 1B 2B	5	1	2	0	0	2	2
14 Christin Stewart, L (1, 7) OBP: 0.297, SLG: 0.484	B FF 93 F FF 92 S CH 88 X CH 90 1-2 ② P5		1 SAFE F CH 88 B CH 87 1 SAFE 1 SAFE F FF 92 F FF 93 1 SAFE D CH 87 2-3 ② K			B FF 91 S CH 86 X FF 91 1-1 E4 9 G2-3		B CU 75 C FF 89 S CU 76 F CS 70 B FF 90 B FF 91 C CU 74 3-3 ① K	S CH 79 B CH 78 B SI 86 X CH 77 2-1 2-H 1B	5	0	1	1	0	2	1
9 Nick Castellanos, R (1, 9) OBP: 0.315, SLG: 0.412	S SL 84 S FF 94 S SL 84 0-3 ③ K		B SL 84 B FF 93 C FF 92 F FF 94 F SL 85 X FF 92 2-2 ③ F9			F FF 92 F SL 83 X SL 85 0-2 ① G2-3 1-2		B CU 78 C CU 76 X FF 90 1-1 2B	C SI 88 1 SAFE X SL 76 0-1 ③ F7	5	0	1	0	0	1	3
24 Miguel Cabrera, R (1, 3) OBP: 0.351, SLG: 0.353		B FF 92 S SL 83 F SL 85 X FF 92 1-2 ① F8		C SL 82 B FF 90 T SL 82 S SL 84 1-3 ① K		S SL 82 X FF 91 0-1 ② F9		B FF 90 X CU 75 1-0 ② P3		4	0	0	0	0	1	2
60 Ronny Rodríguez, R (1, 6) OBP: 0.368, SLG: 0.742		B SL 82 L FF 92 B SL 84 X FF 92 2-1 HR		B SL 83 B FF 92 F FF 91 F CH 87 B FF 92 X CH 88 3-2 HR		D SL 85 F SL 84 X FF 94 1-2 ③ P3		S CU 78 B CU 76 B CU 75 F CU 76 B CS 68 F FF 90 F CU 78 D FF 92 4-2 BB		3	2	2	2	1	0	1
30 Harold Castro, L (1, 4) OBP: 0.261, SLG: 0.273		T FF 92 B FF 94 X CH 88 1-1 ② G4-3		C FF 92 B FF 92 F CH 88 B FF 92 F SL 85 F FF 93 X CH 87 2-2 ② G4-3			B SI 91 F FF 91 B SI 91 X CH 87 2-1 55 FC6-4 12 1B 1B	B FF 93 B CU 77 S FF 94 F FF 94 D SL 84 F FF 95 X FF 95 3-2 ③ F9		4	0	1	0	0	0	2
12 Brandon Dixon, R (1, 10) OBP: 0.314, SLG: 0.529		X SL 83 0-0 HR		S FF 92 X FF 92 0-1 ③ F8			S FF 91 X SL 82 0-1 55 FC6-4 1-2 1B		F SI 87 F CH 77 B SL 78 S CH 77 1-3 ① K	4	1	2	1	0	1	0
55 John Hicks, R (1, 2) OBP: 0.343, SLG: 0.484		C FF 93 X CH 89 0-1 ③ F8			B SL 84 X FF 92 1-0 ① L9		C CU 74 F CU 75 B CS 66 D CS 70 F FF 90 F CU 76 X FF 91 2-2 ① FC6-4 1-2f 2-3		X SL 78 0-0 HR	4	1	1	1	0	0	2
21 JaCoby Jones, R (1, 8) OBP: 0.214, SLG: 0.269			C FF 92 B SL 84 S SL 85 B FF 93 X SL 84 2-2 ① P6		M SI 90 B SL 83 F SL 84 B FF 92 S SL 86 2-3 ② K		X CU 76 0-0 ② P5		C SL 76 C SI 88 B SL 77 B SL 77 X SI 88 2-2 ② G6-3	4	0	0	0	0	1	2
Inning Stats	R: 0 E: 0 K: 2 S: 10 H: 0 LOB: 0 BB: 0 P: 14	R: 2 E: 0 K: 0 S: 10 H: 2 LOB: 0 BB: 0 P: 14	R: 0 E: 0 K: 1 S: 13 H: 1 LOB: 0 BB: 0 P: 21	R: 1 E: 0 K: 1 S: 13 H: 1 LOB: 0 BB: 0 P: 19	R: 0 E: 0 K: 1 S: 5 H: 0 LOB: 0 BB: 0 P: 10	R: 0 E: 1 K: 0 S: 10 H: 0 LOB: 1 BB: 0 P: 12	R: 0 E: 0 K: 1 S: 13 H: 2 LOB: 2 BB: 0 P: 18	R: 0 E: 0 K: 1 S: 16 H: 1 LOB: 2 BB: 1 P: 28	R: 2 E: 0 K: 1 S: 14 H: 3 LOB: 1 BB: 0 P: 21	1B: 4 2B: 2 3B: 0 HR: 4 SF: 0 SAC: 0 DP: 0 HBP: 0						

	AB	38
	R	5
	H	10
	RBI	5
	BB	1
	SO	8
	LOB	15

WP: 0 PA: 39
PB: 0
SB: 0
CS: 0

PITCHER		IP	WLS	BF	H	R	ER	SO	BB	IBB	HBP	BLK	WP	HR	S	P	ERA	WHIP
35 Michael Pineda, R ERA: 5.85	(1, 1)	6.0		25	6	3	3	5	0	0	0	0	0	3	65	96	4.50	1.000
19 Ryne Harper, R ERA: 1.65	(7, 1)	1.2		7	1	0	0	2	1	0	0	0	0	0	21	33	0.00	1.200
65 Trevor May, R ERA: 2.7	(8, 1)	0.1		1	0	0	0	0	0	0	0	0	0	0	4	7	0.00	0.000
39 Trevor Hildenberger, R ERA: 5.68	(9, 1)	1.0	L	6	3	2	2	1	0	0	0	0	0	1	14	21	18.00	3.000

PITCHER		IP	WLS	BF	H	R	ER	SO	BB	IBB	HBP	BLK	WP	HR	S	P	ERA	WHIP

Detroit Tigers @ Minnesota Twins

Target Field, Minneapolis, MN

Sat May 11 2019, 1:13 PM - 4:35 PM CDT

Att. 28,840 - Partly Cloudy - 62 F

livebaseballscorecards.com

Batter	1	2	3	4	5	6	7	8	9	AB	R	H	RBI	BB	SO	LOB
26 Max Kepler, L (1, 8) OBP: 0.318, SLG: 0.481	F FF 93 B FF 93 B SI 95 F FF 94 B CU 85 C FF 94 3-3 ① K	X FF 95 0-0 ③ F9		F FF 93 B SL 85 1 SAFE C SI 94 F CU 83 B FF 93 1 SAFE F SI 95 X FF 94 2-2 ② P5			C CU 75 B FC 86 X CU 76 1-1 ① G3		X SI 93 0-0 ① G4-3	5	0	0	0	0	1	3
11 Jorge Polanco, S (1, 6) OBP: 0.405, SLG: 0.629	B FF 93 F FF 93 C FF 94 B SL 88 X FF 94 2-2 ② F8		B FF 95 F CU 79 B FF 95 F FF 95 F SI 95 F FF 96 S FF 95 3-3 ① K	C SI 93 F FF 92 S CU 82 0-3 ③ K			C FF 89 B CH 80 S CH 80 B CH 80 F CU 77 B CH 81 F CH 79 F FC 88 F FC 85 3-2 ② F7		C SI 93 X FC 88 0-1 23 FC6-4 1B	5	0	1	0	0	2	1
23 Nelson Cruz, R (1, 10) OBP: 0.360, SLG: 0.525	B SL 88 X FF 93 1-0 2B		B CU 80 C CU 79 S SL 90 X CU 83 1-2 ② L6		B FF 93 B CU 79 S SL 86 S SL 85 S SL 86 2-3 ① K		B SL 82 C FF 95 B SL 83 S SL 82 X FF 96 2-2 ③ G1-3		F FC 89 B SI 93 B SI 93 X FC 88 2-1 ② FC6-4 1-2f	5	0	1	0	0	1	1
20 Eddie Rosario, L (1, 7) OBP: 0.263, SLG: 0.535	B SI 95 B SI 96 F FF 95 S SI 94 T SI 96 2-2 ③ K		B SI 95 X SI 94 1-0 24 WP 24 S 1B		B FF 93 F FF 93 X FF 94 1-1 ② F8			X FF 93 0-0 ① P6	C FC 88 B SI 93 F FC 89 B SI 94 S FC 86 2-3 ③ K	5	0	1	0	0	2	2
24 C.J. Cron, R (1, 3) OBP: 0.299, SLG: 0.474		F SL 85 B SL 88 B FF 94 B SL 88 C FF 95 X FF 95 3-2 ① L7	B CU 76 B CU 77 B FF 95 B FF 92 4-0 60 BB 1-3 BB		B SL 88 B SL 86 S SL 87 B FF 94 F SL 87 S SL 88 3-3 ③ K			F FF 96 S SL 87 X FF 95 0-2 HR		3	1	1	1	1	1	0
60 Jake Cave, L (1, 9) OBP: 0.333, SLG: 0.216		H FF 94 1-0 16 2B HBP	B SI 95 B SI 95 F FF 96 S FF 95 B FF 95 B FF 95 4-2 1-2 BB			B SI 93 C FF 92 B SL 85 X FF 94 2-1 ① G6-3		C FF 96 C FF 97 B FF 96 F FF 96 S SL 88 1-3 ② K		2	1	0	0	1	1	0
16 Jonathan Schoop, R (1, 4) OBP: 0.333, SLG: 0.520		C FF 94 S SL 87 X SL 87 0-2 15 G4-3 1-H 2B	S FF 95 B CU 83 X SI 96 1-1 ③ G6-3			B FF 94 C FF 94 B SL 85 X FF 93 2-1 ② F8		B SL 87 C FF 97 B SL 86 C FF 96 B FF 96 F FF 95 F SL 87 F FF 95 B FF 95 4-2 15 2B BB		3	0	1	1	1	0	3
15 Jason Castro, L (1, 2) OBP: 0.389, SLG: 0.667		S SI 94 B SI 95 X FF 95 1-1 ② G4-3 2-3		C SI 92 S FF 92 F CU 80 X SL 86 0-2 ① G3-1		B SI 94 F SI 95 B FF 96 F FF 93 F SL 87 X SL 86 2-2 HR		F FF 95 X FF 94 0-1 1-3 2B		4	1	2	1	0	0	1
13 Ehire Adrianza, S (1, 5) OBP: 0.237, SLG: 0.180		D SI 96 B FF 94 B FF 95 C SI 95 B SI 95 4-1 BB		C SI 94 B SI 93 B SL 86 B SI 94 B FF 92 4-1 BB		B FF 88 X CH 80 1-0 ③ G2-3		B FF 96 C FF 95 F FF 95 F FF 95 X SL 87 1-2 ③ G6-3		2	0	0	0	2	0	2

BOTTOM

	AB	R	H	RBI	BB	SO	LOB
	34	3	7	3	5	8	13

Inning Stats	1	2	3	4	5	6	7	8	9
	R: 0 E: 0 K: 2 S: 10	H: 1 LOB: 1 BB: 0 P: 18	R: 1 E: 0 K: 0 S: 10	H: 1 LOB: 2 BB: 1 P: 19	R: 0 E: 0 K: 1 S: 13	H: 1 LOB: 3 BB: 2 P: 27	R: 0 E: 0 K: 1 S: 13	H: 0 LOB: 1 BB: 1 P: 19	R: 0 E: 0 K: 2 S: 8	H: 0 LOB: 0 BB: 0 P: 14	R: 1 E: 0 K: 0 S: 9	H: 1 LOB: 0 BB: 0 P: 16	R: 0 E: 0 K: 0 S: 13	H: 0 LOB: 0 BB: 0 P: 19	R: 1 E: 0 K: 1 S: 19	H: 2 LOB: 2 BB: 1 P: 25	R: 0 E: 0 K: 1 S: 8	H: 1 LOB: 1 BB: 0 P: 12

1B: 2	SF: 0	WP: 1	PA: 40
2B: 3	SAC: 0	PB: 0	
3B: 0	DP: 0	SB: 1	
HR: 2	HBP: 1	CS: 0	

PITCHER		IP	WLS	BF	H	R	ER	SO	BB	IBB	HBP	BLK	WP	HR	S	P	ERA	WHIP
56 Spencer Turnbull, R ERA: 2.42	(1, 1)	5.2		26	4	2	2	6	4	0	1	0	1	1	62	111	3.18	1.412
36 Blaine Hardy, L ERA: 5.54	(6, 1)	1.0	H	3	0	0	0	0	0	0	0	0	0	0	11	16	0.00	0.000
45 Buck Farmer, R ERA: 3.14	(7, 1)	0.1	H	1	0	0	0	0	0	0	0	0	0	0	3	5	0.00	0.000
77 Joe Jiménez, R ERA: 4.7	(8, 1)	1.0	W	6	2	1	1	1	1	0	0	0	0	1	19	25	9.00	3.000
61 Shane Greene, R ERA: 1.59	(9, 1)	1.0	S	4	1	0	0	1	0	0	0	0	0	0	8	12	0.00	1.000

PITCHER	IP	WLS	BF	H	R	ER	SO	BB	IBB	HBP	BLK	WP	HR	S	P	ERA	WHIP

Detroit Tigers @ Minnesota Twins

Target Field, Minneapolis, MN

Sat May 11 2019, 7:12 PM - 9:55 PM CDT

Att. 20,724 - Partly Cloudy - 61 F

livebaseballscorecards.com

Batter	1	2	3	4	5	6	7	8	9	AB	R	H	RBI	BB	SO	LOB
28 Niko Goodrum, S (1, 4) OBP: 0.326, SLG: 0.379	B FF 93 F FF 92 B CU 76 B FF 94 F SI 91 B SI 93 4-2 9 F9 14 WP BB		C CU 75 X SL 87 0-1 ① F8		B SI 92 B CH 84 X SI 92 2-0 ① G5-3		X FF 94 0-0 1-3 1B			3	0	1	0	1	0	0
14 Christin Stewart, L (1, 7) OBP: 0.295, SLG: 0.485	F SI 92 B FF 93 F SI 94 D SL 86 X SL 89 2-2 ① F7 1-2		C SL 87 S SL 86 B FF 93 X SI 92 1-2 9 1B 12 1B 2B		B SI 92 S SL 86 B SI 91 B CU 78 X SI 91 3-1 ② F7		F CU 85 F FF 93 S FF 94 0-3 ② K			4	1	1	0	0	1	3
9 Nick Castellanos, R (1, 9) OBP: 0.320, SLG: 0.429	T SL 87 B FF 89 X FF 93 1-1 ② F9 2-3		D SI 92 S SI 92 X SL 86 1-1 55 WP 12 1B 2-3 1B		B SL 84 B SI 92 S SI 92 S SL 85 F SL 85 B SI 93 X SL 86 3-2 3B		S SL 86 X CU 86 0-1 ③ F9			4	0	2	0	0	0	3
24 Miguel Cabrera, R (1, 10) OBP: 0.348, SLG: 0.350 12 Brandon Dixon, R (3, PH) OBP: 0.316, SLG: 0.514 (3, 10)	B FF 94 C SI 93 F SL 87 B SL 88 X SI 93 2-2 ③ G4-3		X SI 91 0-0 55 WP 1-2 3-H 1B		B SI 92 C SI 92 X SI 91 1-1 ③ G6-3			X SI 91 0-0 ① L8		1 3	0 0	0 1	0 1	0 0	0 1	1 1
60 Ronny Rodríguez, R (1, 6) OBP: 0.347, SLG: 0.697		C SL 84 S SL 84 X SL 86 0-2 ① G5-3	B SI 92 F SL 86 C SI 92 C SL 86 1-3 ② K			C SI 90 X SL 85 X SI 91 0-2 ① G5-3		B SI 92 B SI 92 X SI 91 2-0 ② G6-3		4	0	0	0	0	1	2
55 John Hicks, R (1, 3) OBP: 0.338, SLG: 0.463		C SI 92 B SI 93 B SL 86 B SL 83 B SI 92 4-1 46 HR BB	F SL 86 S SI 92 B SL 87 X SL 84 1-2 ③ F7 1-2 2-3			F SL 84 F SI 92 B SI 90 B SL 86 S SI 91 2-3 ② K		S CH 73 B CH 72 X SI 91 1-1 ③ G1-3		3	1	0	0	1	1	2
46 Jeimer Candelario, S (1, 5) OBP: 0.301, SLG: 0.306		B SI 92 X SI 93 1-0 1-H HR	C SL 85 X SL 85 0-1 ① G3			X SI 91 0-0 ③ B2-3			B KC 79 B KC 80 C FF 94 F FF 94 B KC 85 F FF 94 T FF 96 3-2 ① K	4	1	1	2	0	1	0
17 Grayson Greiner, R (1, 2) OBP: 0.255, SLG: 0.337		C SL 85 B CU 74 F SI 90 X SL 86 1-2 21 G6-4-3 1B	T SI 91 B SI 92 X SL 86 1-1 ② G5-3				C SL 85 B SL 86 C SL 87 B SL 88 F FF 95 B CU 84 C FF 96 3-3 ① K		F FF 95 S FF 96 B KC 86 B FF 95 F KC 82 S KC 85 2-3 ② K	4	0	1	0	0	2	0
21 JaCoby Jones, R (1, 8) OBP: 0.216, SLG: 0.259		C SI 92 D CU 77 X SI 91 1-1 ②③ G6-4-3 1-2f	B SI 87 C SL 86 T SI 92 X SL 86 1-2 ③ G6-3				S SL 87 S CU 85 B CU 86 B CU 86 B SL 89 B FF 95 4-2 28 1B BB		F FF 95 S KC 84 S FF 95 0-3 ③ K	3	0	0	0	1	1	1

TOP	
AB	33
R	3
H	7
RBI	3
BB	3
SO	7
LOB	13

Inning Stats	1	2	3	4	5	6	7	8	9
	R: 0 E: 0 K: 0 S: 10	H: 0 LOB: 1 BB: 1 P: 19	R: 2 E: 0 K: 0 S: 10	H: 2 LOB: 0 BB: 1 P: 17	R: 1 E: 0 K: 1 S: 14	H: 3 LOB: 2 BB: 0 P: 18	R: 0 E: 0 K: 0 S: 7	H: 0 LOB: 0 BB: 0 P: 9	R: 0 E: 0 K: 0 S: 9	H: 1 LOB: 1 BB: 0 P: 18	R: 0 E: 0 K: 1 S: 7	H: 0 LOB: 0 BB: 0 P: 9	R: 0 E: 0 K: 2 S: 12	H: 1 LOB: 2 BB: 1 P: 19	R: 0 E: 0 K: 0 S: 4	H: 0 LOB: 0 BB: 0 P: 7	R: 0 E: 0 K: 3 S: 11	H: 0 LOB: 0 BB: 0 P: 16

1B: 4 2B: 1 3B: 1 HR: 1	SF: 0 SAC: 0 DP: 1 HBP: 0	WP: 2 PB: 0 SB: 0 CS: 0	PA: 36
---	---	---	---

PITCHER		IP	WLS	BF	H	R	ER	SO	BB	IBB	HBP	BLK	WP	HR	S	P	ERA	WHIP
53 Kohl Stewart, R ERA: 6.0	(1, 1)	6.0	W	25	6	3	3	2	2	0	0	0	2	1	57	90	4.50	1.333
68 Matt Magill, R ERA: 2.7	(7, 1)	1.0		5	1	0	0	2	1	0	0	0	0	0	12	19	0.00	2.000
51 Mike Morin, R ERA: 2.25	(8, 1)	1.0		3	0	0	0	0	0	0	0	0	0	0	4	7	0.00	0.000
21 Tyler Duffey, R ERA: 1.42	(9, 1)	1.0		3	0	0	0	3	0	0	0	0	0	0	11	16	0.00	0.000

PITCHER		IP	WLS	BF	H	R	ER	SO	BB	IBB	HBP	BLK	WP	HR	S	P	ERA	WHIP

BOTTOM

Detroit Tigers @ Minnesota Twins

Target Field, Minneapolis, MN

Sat May 11 2019, 7:12 PM - 9:55 PM CDT

Att. 20,724 - Partly Cloudy - 61 F

livebaseballscorecards.com

Batter	1	2	3	4	5	6	7	8	9	AB	R	H	RBI	BB	SO	LOB
18 Mitch Garver, R (1, 2) OBP: 0.438, SLG: 0.786	F8	23 SF8 3B		L7	K		BB			4	1	1	1	1	1	2
9 Marwin Gonzalez, S (1, 5) OBP: 0.307, SLG: 0.319	E8 20 1B 1B	23 SF8 BB		G6-3		HR	G1-3			4	2	2	1	1	0	1
23 Nelson Cruz, R (1, 10) OBP: 0.362, SLG: 0.520	24 1B 20 1B 26 SF7 BB	SF8 3-H			20 1B 24 HR 1B	G6-3		P4		3	2	1	1	1	0	0
20 Eddie Rosario, L (1, 7) OBP: 0.274, SLG: 0.537	24 1B 1B 3-H	G4-3			24 HR 1B	26 1B 1B		K		5	1	3	1	0	1	1
24 C.J. Cron, R (1, 3) OBP: 0.318, SLG: 0.521	1B	2B			HR	K		26 WP 1B		5	1	4	3	0	1	1
26 Max Kepler, L (1, 9) OBP: 0.314, SLG: 0.474	SF7 3-H	F7			G3-1	1B		P5		4	0	1	1	0	0	2
16 Jonathan Schoop, R (1, 4) OBP: 0.324, SLG: 0.504	F7	G6-3			G4-3	K				4	0	0	0	0	1	5
13 Ehire Adrianza, S (1, 6) OBP: 0.238, SLG: 0.185		K	G5-3		18 WP 25 1B 1B		G6-3			4	0	1	0	0	1	1
25 Byron Buxton, R (1, 8) OBP: 0.311, SLG: 0.460		18 3B 2B		G1-3	18 WP 1B		K			4	1	2	0	0	1	0
Inning Stats	R: 2 E: 1 K: 0 S: 19 H: 3 LOB: 2 BB: 1 P: 30	R: 2 E: 0 K: 1 S: 16 H: 2 LOB: 1 BB: 1 P: 28	R: 0 E: 0 K: 0 S: 10 H: 1 LOB: 1 BB: 0 P: 15	R: 0 E: 0 K: 0 S: 6 H: 0 LOB: 0 BB: 0 P: 10	R: 3 E: 0 K: 1 S: 16 H: 5 LOB: 2 BB: 0 P: 23	R: 1 E: 0 K: 2 S: 16 H: 3 LOB: 2 BB: 0 P: 23	R: 0 E: 0 K: 1 S: 9 H: 0 LOB: 1 BB: 1 P: 16	R: 0 E: 0 K: 1 S: 8 H: 1 LOB: 1 BB: 0 P: 15		1B: 10 2B: 2 3B: 1 HR: 2	SF: 2 SAC: 0 DP: 0 HBP: 0					

	AB	37
	R	8
	H	15
	RBI	8
	BB	3
	SO	6
	LOB	13

PITCHER		IP	WLS	BF	H	R	ER	SO	BB	IBB	HBP	BLK	WP	HR	S	P	ERA	WHIP
65 Gregory Soto, L ERA: 15.75	(1, 1)	4.0	L	23	9	7	7	1	2	0	0	0	0	1	54	88	15.75	2.750
63 Nick Ramirez, L ERA: 2.25	(5, 1)	4.0		19	6	1	1	5	1	0	0	0	2	1	46	72	2.25	1.750

PITCHER	IP	WLS	BF	H	R	ER	SO	BB	IBB	HBP	BLK	WP	HR	S	P	ERA	WHIP

Batter	1	2	3	4	5	6	7	8	9	AB	R	H	RBI	BB	SO	LOB
28 Niko Goodrum, S (1, 9) OBP: 0.321, SLG: 0.370	C SI 92 B CH 85 S SI 93 B SI 94 F FC 87 B SI 96 D SI 94 4-2 9 HR BB		C SI 91 B CH 83 B CH 84 C FC 86 C FC 84 2-3 ① K		C SI 94 X FC 88 0-1 ② F8		1 SAFE B SI 87 S CH 77 F SI 88 1 SAFE 1 SAFE X SI 89 1-2 ① SF7 3-H		1 SAFE 1 SAFE X CU 75 0-0 ①② G3-6 1-2f	3	1	0	1	1	1	1
29 Gordon Beckham, R (1, 4) OBP: 0.353, SLG: 0.500	1 SAFE C SI 94 S FC 87 S FC 88 0-3 ① K		B FC 84 F SI 94 C FC 85 B FC 86 F SI 95 B FF 94 S FC 85 3-3 ② K		C SI 96 B CH 88 B FC 86 B CH 86 C FC 87 X FC 88 3-2 ③ G5-3		1 SAFE B SI 87 B SL 77 B SL 76 C SI 86 S CH 77 H CH 75 4-2 24 1B 1-2 HBP		B FF 92 B CU 76 X FF 92 2-0 ③ L9	4	0	0	0	0	2	1
9 Nick Castellanos, R (1, 10) OBP: 0.331, SLG: 0.465	F SI 94 1 SAFE F FF 94 X CU 79 0-2 1-H HR		X SI 94 0-0 2B			C FF 92 F CH 84 F SI 94 F FF 93 X SI 95 0-2 60 F9 24 1B 1B	X SL 77 0-0 ② F7			4	1	3	2	0	0	2
24 Miguel Cabrera, R (1, 3) OBP: 0.358, SLG: 0.357	B SI 94 B FC 86 C FC 85 X FF 93 2-1 ② L9		S SI 94 B FC 85 F CH 86 F FC 87 B SI 95 B CH 86 B FC 87 4-2 60 FC5-4 BB			B FF 93 C CH 86 D SL 82 X FF 93 2-1 1-2 1B	C SI 87 B SL 77 F SI 86 X SL 76 1-2 1-3 2-H 1B			3	0	2	1	1	0	0
60 Ronny Rodríguez, R (1, 6) OBP: 0.329, SLG: 0.657	X FF 94 0-0 ③ F9		C FC 86 X FC 87 0-1 ③ FC5-4 1-2f			C FF 95 F SL 82 X FF 96 0-2 ① F9 2-3	C SI 87 C SI 88 F SI 87 S CH 75 0-3 ③ K			4	0	0	0	0	1	6
55 John Hicks, R (1, 2) OBP: 0.321, SLG: 0.437		F FF 93 F FC 86 F FF 93 B FC 87 S SI 95 1-3 ① K	B SI 93 B CH 85 S CH 84 S CH 85 B SI 93 X SI 94 3-2 ① G6-3			C FF 94 S FF 95 B FF 95 S FF 96 1-3 ② K		X FF 92 0-0 ① F9		4	0	0	0	0	2	2
46 Jeimer Candelario, S (1, 5) OBP: 0.293, SLG: 0.297		C FF 95 F FC 87 B CH 85 B FC 88 B FC 88 X SI 95 3-2 ② G5-3	C CH 86 S FF 94 B SI 94 S FC 88 1-3 ② K			B FF 97 X CH 89 1-0 ③ G1-3		B CU 75 C FF 92 C CU 75 X CU 76 1-2 ② G5-3		4	0	0	0	0	1	2
12 Brandon Dixon, R (1, 7) OBP: 0.333, SLG: 0.610		F SI 94 F SI 94 B SI 96 X FC 88 1-2 HR	B FF 93 B CH 86 X FC 86 2-0 ③ L9				C SL 77 B SI 87 X SL 78 1-1 21 1B 28 SF7 2B	C FC 86 F FF 91 B FF 91 C CU 76 1-3 ③ K		4	2	2	1	0	1	0
21 JaCoby Jones, R (1, 8) OBP: 0.228, SLG: 0.262		B CH 84 S SI 93 B SI 91 S CH 84 S CH 85 2-3 ③ K			B CH 84 B FC 84 B FC 86 C FF 92 F SI 93 F FC 86 C FC 85 3-3 ① K		C CH 77 X SI 87 0-1 29 S 24 1B 2-3 1B		B FC 88 H CU 74 2-0 28 G3-6 HBP	3	1	1	0	0	2	0
Inning Stats	R: 2 E: 0 K: 1 S: 12 H: 1 LOB: 0 BB: 1 P: 18	R: 1 E: 0 K: 2 S: 13 H: 1 LOB: 0 BB: 0 P: 20	R: 0 E: 0 K: 2 S: 13 H: 1 LOB: 2 BB: 1 P: 22	R: 0 E: 0 K: 1 S: 7 H: 0 LOB: 0 BB: 0 P: 13	R: 0 E: 0 K: 1 S: 9 H: 0 LOB: 0 BB: 0 P: 15	R: 0 E: 0 K: 1 S: 14 H: 2 LOB: 2 BB: 0 P: 18	R: 2 E: 0 K: 1 S: 18 H: 3 LOB: 2 BB: 0 P: 25	R: 0 E: 0 K: 1 S: 7 H: 0 LOB: 0 BB: 0 P: 9	R: 0 E: 0 K: 0 S: 2 H: 0 LOB: 0 BB: 0 P: 6	1B: 4 2B: 2 3B: 0 HR: 2 SF: 1 SAC: 0 DP: 1 HBP: 2						

Detroit Tigers @ Minnesota Twins

Target Field, Minneapolis, MN

Sun May 12 2019, 1:14 PM - 4:19 PM CDT

Att. 27,373 - Partly Cloudy - 58 F

TOP

livebaseballscorecards.com

AB	33
R	5
H	8
RBI	5
BB	2
SO	10
LOB	14

PITCHER		IP	WLS	BF	H	R	ER	SO	BB	IBB	HBP	BLK	WP	HR	S	P	ERA	WHIP
33 Martín Pérez, L ERA: 3.11	(1, 1)	5.0	L	21	4	3	3	7	2	0	0	0	0	2	59	93	5.40	1.200
65 Trevor May, R ERA: 2.51	(6, 1)	1.0		4	1	0	0	1	0	0	0	0	0	0	9	13	0.00	1.000
39 Trevor Hildenberger, R ERA: 6.59	(7, 1)	1.0		7	3	2	2	1	0	0	1	0	0	0	18	25	18.00	3.000
38 Blake Parker, R ERA: 1.32	(8, 1)	2.0		6	0	0	0	1	0	0	1	0	0	0	9	15	0.00	0.000

PITCHER	IP	WLS	BF	H	R	ER	SO	BB	IBB	HBP	BLK	WP	HR	S	P	ERA	WHIP

BOTTOM

Batter	1	2	3	4	5	6	7	8	9	AB	R	H	RBI	BB	SO	LOB
64 Willians Astudillo, R (1, 2) OBP: 0.328, SLG: 0.519	F FF 90 B CU 75 B CH 84 X SI 90 2-1 ① F9		B FF 92 1 SAFE 1 SAFE 1 SAFE B CH 86 B FF 92 C FF 91 X SI 91 3-1 ③ F8		B CH 83 F FF 89 X FF 90 1-1 ③ P4		X SI 92 0-0 9 BB 1-3 2B	B FF 94 F SL 85 S FF 95 X FF 94 1-2 ③ P6		5	0	1	0	0	0	6
11 Jorge Polanco, S (1, 6) OBP: 0.393, SLG: 0.607	B SI 89 X SI 88 1-0 ② L8			B FF 89 X CH 83 1-0 ① G4-3		C SI 91 B CU 75 F FF 91 B SL 84 B CH 84 X FF 91 3-2 ① G4-3	C SI 92 B SI 93 F SI 92 D CH 88 B SI 93 X SI 92 3-2 ② P5		C SI 91 X FC 87 0-1 ① G4-3	5	0	0	0	0	0	2
23 Nelson Cruz, R (1, 10) OBP: 0.354, SLG: 0.508 20 Eddie Rosario, L (7, PH) OBP: 0.274, SLG: 0.537 18 Mitch Garver, R (7, PH) OBP: 0.439, SLG: 0.775 (8, 10)	C FF 91 C SL 84 S CU 77 0-3 ③ K			B FF 92 B SL 84 S SI 91 F FF 91 B CU 77 S SI 91 3-3 ② K		B CU 77 B FF 92 C SI 92 X SI 92 2-1 ② G1-6-3	B FF 90 C SL 81 B FF 91 C SL 82 F FF 92 D CH 85 4-2 9 BB BB		B SI 92 C FC 86 C SI 92 B ST 79 B SI 92 C FC 87 3-3 ② K	3 0 1	0 0 0	0 0 0	0 0 0	0 0 1	2 0 1	0 0 0
9 Marwin Gonzalez, S (1, 5) OBP: 0.318, SLG: 0.325		C FF 89 F CH 86 B CU 77 S CU 76 1-3 ① K			C FF 92 S FF 92 S CH 87 0-3 ③ K		C SI 92 B CH 87 B FF 92 X SI 91 2-1 1B	C FF 92 B FF 92 B SL 82 F FF 92 B FF 93 B SL 82 4-2 1-2 2-3 3-H BB		B SI 93 C FC 86 F FC 86 B SI 93 X FF 94 2-2 1B	4	0	2	1	1	2	0
24 C.J. Cron, R (1, 3) OBP: 0.307, SLG: 0.500		F FF 91 X CH 86 0-1 ② G5-3			C SL 83 F FF 92 B CH 87 F CU 76 X CU 76 1-2 ① F9	D CU 76 S CU 76 X FF 92 1-1 ③ L9	F SL 80 C FF 95 D SL 83 S FF 96 1-3 ③ K		B ST 79 X FC 85 1-0 ③ F9	5	0	0	0	0	1	5
26 Max Kepler, L (1, 9) OBP: 0.306, SLG: 0.460		B FF 91 B FF 90 C FF 91 F SL 85 B SL 83 F FF 90 X SL 83 3-2 ③ L9			X CU 76 0-0 ② F9		X FF 89 0-0 ① L8	F FF 95 T FF 95 B SL 86 B FF 96 X FF 95 2-2 ① P2		4	0	0	0	0	0	0
13 Ehire Adrianza, S (1, 4) OBP: 0.269, SLG: 0.263			X FF 90 0-0 ① F9		B CU 77 B FF 92 X SI 90 2-0 25 BB 60 1B 1B		C FF 90 B SL 84 B FF 91 B SI 88 X FF 89 3-1 HR	B FF 97 C FF 94 B SL 85 F FF 94 B SL 87 F FF 95 F FF 93 B FF 94 4-2 25 2B BB		3	1	2	1	1	0	0
60 Jake Cave, L (1, 7) OBP: 0.347, SLG: 0.268			B FF 89 F FF 89 B SL 82 C SL 84 S FF 92 2-3 ② K		F FF 91 B SL 84 C SL 82 B CU 76 B FF 92 X FF 89 3-2 1-2 25 BB 1B		C FF 90 C CU 76 X CU 77 0-2 25 1B 2B	B FF 94 B FF 92 S FF 94 B FF 94 F FF 94 S FF 94 3-3 ② K		4	1	2	0	0	2	1
25 Byron Buxton, R (1, 8) OBP: 0.333, SLG: 0.483			X SI 91 0-0 1B		2 SAFE B CU 75 B FF 92 B SI 90 C FF 90 F SI 90 F FF 91 B FF 90 4-2 1-2 2-3 BB		F SI 91 B SI 91 X CH 86 1-1 64 2B 9 BB 2-H 1B	X SL 85 0-0 1-3 2B		3	1	3	1	1	0	0
Inning Stats	R: 0 E: 0 K: 1 S: 6 H: 0 LOB: 0 BB: 0 P: 9	R: 0 E: 0 K: 1 S: 9 H: 0 LOB: 0 BB: 0 P: 13	R: 0 E: 0 K: 1 S: 7 H: 1 LOB: 1 BB: 0 P: 12	R: 0 E: 0 K: 2 S: 7 H: 0 LOB: 0 BB: 0 P: 11	R: 0 E: 0 K: 0 S: 14 H: 2 LOB: 3 BB: 1 P: 25	R: 0 E: 0 K: 0 S: 9 H: 1 LOB: 1 BB: 0 P: 17	R: 3 E: 0 K: 1 S: 20 H: 4 LOB: 3 BB: 2 P: 36	R: 0 E: 0 K: 1 S: 14 H: 1 LOB: 2 BB: 1 P: 24	R: 0 E: 0 K: 1 S: 9 H: 1 LOB: 1 BB: 0 P: 15	1B: 6 2B: 3 3B: 0 HR: 1 SF: 0 SAC: 0 DP: 0 HBP: 0						WP: 0 PB: 0 SB: 0 CS: 0 PA: 41

PITCHER		IP	WLS	BF	H	R	ER	SO	BB	IBB	HBP	BLK	WP	HR	S	P	ERA	WHIP
44 Daniel Norris, L ERA: 3.63	(1, 1)	6.1	W	26	6	2	2	5	1	0	0	0	0	1	58	96	2.84	1.105
58 Victor Alcántara, R ERA: 4.02	(7, 1)	0.1		3	2	0	0	0	0	0	0	0	0	0	6	10	0.00	6.000
68 Daniel Stumpf, L ERA: 3.72	(7, 1)	0.0		2	0	1	1	0	2	0	0	0	0	0	5	13	∞	∞
45 Buck Farmer, R ERA: 3.07	(7, 1)	0.1	H	1	0	0	0	1	0	0	0	0	0	0	3	4	0.00	0.000
77 Joe Jiménez, R ERA: 4.41	(8, 1)	1.0	H	5	1	0	0	1	1	0	0	0	0	0	14	24	0.00	2.000

PITCHER		IP	WLS	BF	H	R	ER	SO	BB	IBB	HBP	BLK	WP	HR	S	P	ERA	WHIP
61 Shane Greene, R ERA: 1.5	(9, 1)	1.0	S	4	1	0	0	1	0	0	0	0	0	0	9	15	0.00	1.000

Detroit Tigers @ Minnesota Twins

Target Field, Minneapolis, MN

Sun May 12 2019, 1:14 PM - 4:19 PM CDT

Att. 27,373 - Partly Cloudy - 58 F

livebaseballscorecards.com

AB	37
R	3
H	10
RBI	3
BB	4
SO	8
LOB	14

Batter	1	2	3	4	5	6	7	8	9	AB	R	H	RBI	BB	SO	LOB
9 Tommy La Stella, L (1, 4) OBP: 0.364, SLG: 0.583 7 Zack Cozart, R (8, 5) OBP: 0.189, SLG: 0.160	F FF 93 B SI 93 X CH 84 1-1 ① L5		X SV 80 0-0 27 1B 27 E 1B	C SI 92 C FF 92 B SV 82 X FF 94 1-2 27 1B 1B		B SV 79 X SV 80 1-0 HR		B CU 78 C CU 80 F CU 83 F SI 95 F CU 82 F CU 82 X SI 94 1-2 ② G3		5 0	2 0	3 0	1 0	0 0	0 0	0 0
27 Mike Trout, R (1, 8) OBP: 0.458, SLG: 0.568	B FF 93 B SI 91 B SV 82 C FF 94 X SI 94 3-1 ② G4-3		C SV 81 F SI 92 D SV 83 B FF 94 F SV 82 X FF 94 2-2 E9 17 HR 1-H 1B	C SV 81 X SV 80 0-1 17 G4-6-3 1-2 1B		B SV 82 X SV 81 1-0 17 BB 1B		B CU 79 C CU 82 C SI 95 B CU 83 F SI 94 S SI 94 2-3 ③ K		5	1	3	0	0	1	0
17 Shohei Ohtani, L (1, 10) OBP: 0.379, SLG: 0.375	B SV 83 S FF 94 F FF 95 B FF 94 B FF 95 F SI 95 B CH 85 4-2 2 BB BB		B SV 82 C FF 93 B FF 92 B SV 83 X FF 92 3-1 3-H HR	B FF 92 B CH 84 B SV 80 X FF 94 3-0 ② ③ G4-6-3 1-2f		1 SAFE 1 SAFE B FF 92 B SV 81 C FF 92 1 SAFE B CH 82 B SI 94 4-1 1-2 BB		S CU 79 B CU 79 X CU 83 1-1 2 G6-4-3 1B	3	1	2	2	2	0	2
2 Andrelton Simmons, R (1, 6) OBP: 0.335, SLG: 0.439	1 SAFE B SV 81 B SV 82 B SI 93 B SI 93 4-0 1-2 BB		S SV 82 X SV 82 0-1 ① G5-3	F SI 90 F SV 82 X SV 82 0-2 5 S 5 1B 1B		C SL 90 S FF 96 X CU 85 0-2 ③ G6-3			T CU 81 F CU 82 X SI 94 0-2 ① ② G6-4-3 1-2f	4	1	1	0	1	0	3
5 Albert Pujols, R (1, 3) OBP: 0.298, SLG: 0.455	C SV 81 F FF 93 S SV 82 0-3 ③ K		C SV 82 B SI 92 X SI 91 1-1 44 FC5 56 1B 1B	1 SAFE 1 SAFE C SV 80 C SI 91 X SV 81 0-2 56 G4-6-3 1-H 1B		C FF 96 F CU 79 B FF 96 X CU 80 1-2 ① F8		B SI 95 C SI 94 X CU 82 1-1 1B	5	0	3	1	0	1	2
56 Kole Calhoun, L (1, 9) OBP: 0.323, SLG: 0.490		F FF 92 X CH 83 0-1 44 G1-3 2B	B SV 81 X FF 91 1-0 44 FC5 1-2 1B	X SV 82 0-0 ① ② G4-6-3 1-2f		C CU 79 X FF 96 0-1 ② F8		C SI 94 F SI 95 X CU 82 0-2 ③ P4	5	0	2	0	0	0	2
44 Kevan Smith, R (1, 2) OBP: 0.388, SLG: 0.431		C SV 80 X SI 91 0-1 ① G1-3 2-3	B SI 91 B SV 80 F SI 91 X SI 92 2-1 ② FC5 1-2 2-3f	X SV 79 0-0 ③ G5-3		B CU 80 X CU 80 1-0 18 S 1B			4	0	1	0	0	0	3
18 Brian Goodwin, L (1, 7) OBP: 0.366, SLG: 0.471		C SV 81 F SI 93 C FF 95 0-3 ② K	B SV 82 F SI 91 X SV 81 1-1 ③ G3			C SV 80 F SV 81 B FF 92 B SI 93 S SV 82 2-3 ① K	F FF 97 C FF 95 B FF 96 F CU 80 D SL 83 F FF 96 C CH 87 2-3 ③ K 1-2		4	0	0	0	0	3	4
6 David Fletcher, R (1, 5) OBP: 0.333, SLG: 0.426 (8, 4)		F SI 92 B SI 92 B SV 83 X SI 92 2-1 ③ G5-3		C SV 79 B SV 80 C SI 90 B SV 81 X SI 91 2-2 ① L7		C SV 81 C CU 73 F SV 82 F FF 93 X SV 82 0-2 ② G6-3		C SI 95 B SI 94 B CU 81 C SI 94 F CU 83 S SI 94 2-3 ① K		4	0	0	0	0	1	1
Inning Stats	R: 0 E: 0 K: 1 S: 10 H: 0 LOB: 2 BB: 2 P: 22	R: 0 E: 0 K: 1 S: 9 H: 1 LOB: 1 BB: 0 P: 11	R: 3 E: 1 K: 0 S: 16 H: 5 LOB: 2 BB: 0 P: 26	R: 0 E: 0 K: 0 S: 9 H: 2 LOB: 1 BB: 0 P: 15	R: 1 E: 0 K: 0 S: 8 H: 2 LOB: 0 BB: 0 P: 8	R: 1 E: 0 K: 1 S: 14 H: 2 LOB: 2 BB: 1 P: 22	R: 0 E: 0 K: 1 S: 11 H: 1 LOB: 1 BB: 0 P: 15	R: 0 E: 0 K: 2 S: 14 H: 0 LOB: 0 BB: 0 P: 19	R: 0 E: 0 K: 0 S: 10 H: 2 LOB: 1 BB: 0 P: 12	1B: 12 2B: 1 3B: 0 HR: 2 SF: 0 SAC: 0 DP: 3 HBP: 0						

PITCHER		IP	WLS	BF	H	R	ER	SO	BB	IBB	HBP	BLK	WP	HR	S	P	ERA	WHIP
17 José Berríos, R ERA: 3.05	(1, 1)	5.2	L	30	12	5	5	3	3	0	0	0	0	2	63	101	7.94	2.647
68 Matt Magill, R ERA: 2.57	(6, 1)	0.1		1	0	0	0	0	0	0	0	0	0	0	3	3	0.00	0.000
65 Trevor May, R ERA: 2.35	(7, 1)	1.0		4	1	0	0	1	0	0	0	0	0	0	11	15	0.00	1.000
55 Taylor Rogers, L ERA: 1.53	(8, 1)	2.0		7	2	0	0	2	0	0	0	0	0	0	24	31	0.00	1.000

PITCHER	IP	WLS	BF	H	R	ER	SO	BB	IBB	HBP	BLK	WP	HR	S	P	ERA	WHIP

TOP

Los Angeles Angels @ Minnesota Twins

Target Field, Minneapolis, MN

Mon May 13 2019, 6:41 PM - 9:55 PM CDT

Att. 21,359 - Partly Cloudy - 66 F

livebaseballscorecards.com

AB	39
R	5
H	15
RBI	4
BB	3
SO	6
LOB	17

WP: 0 PA: 42
PB: 0
SB: 2
CS: 0

Batter	1	2	3	4	5	6	7	8	9	AB	R	H	RBI	BB	SO	LOB
18 Mitch Garver, R (1, 10) OBP: 0.425, SLG: 0.733	B FF 90 B FF 90 B FF 91 C FF 91 B FF 91 4-1 11 HR BB	C FF 91 C CH 83 1 SAFE D CU 76 B FF 93 1 SAFE X CH 85 2-2 ③ F9		C CU 73 D CU 73 C FF 91 B FF 91 X CH 83 2-2 ③ F7			B FF 96 B FF 96 C FF 97 X FF 96 2-1 ① F9		C FF 98 B SL 91 S SL 91 B SL 91 B FF 99 X FF 99 3-2 ① F8	4	1	0	0	1	0	3
11 Jorge Polanco, S (1, 6) OBP: 0.393, SLG: 0.620	C FF 91 X FF 91 0-1 1-H HR	B CH 84 B CH 83 C FF 92 F CH 84 F FF 94 F CU 78 F FF 94 X CU 79 2-2 ① P4	B FF 89 C CU 72 B CH 83 B CU 74 X FF 91 3-1 24 FC5-4 1B				B FF 98 F CH 88 F SL 84 S FF 96 1-3 ② K		F SL 91 F FF 97 B FF 98 F SL 91 C FF 97 1-3 ② K	5	1	2	2	0	2	0
24 C.J. Cron, R (1, 3) OBP: 0.310, SLG: 0.488	B FF 92 B CU 74 B FF 92 C FF 93 B CU 75 4-1 20 WP BB	S FF 93 B FF 92 S CU 74 F FF 92 B CU 76 F CH 84 S CU 79 2-3 ② K2-3	B FF 90 F FF 90 C FF 91 F CU 76 B FF 92 1 SAFE X CU 75 2-2 ① FC5-4 9 HR 1-2f				H SL 85 1-0 20 1B HBP		B SL 91 X SL 90 1-0 ③ P4	3	1	0	0	1	1	1
20 Eddie Rosario, L (1, 7) OBP: 0.280, SLG: 0.536	D CU 74 C FF 92 B CU 74 F CH 83 B CU 77 S CU 75 3-3 ① K 1-2	F CU 70 B CU 75 B FF 92 S FF 93 F CU 78 X FF 94 2-2 1B	C CH 82 F FF 92 F CU 77 D CU 76 C CU 77 1-3 ② K				X SL 84 0-0 1-2 1B			4	0	2	0	0	2	2
9 Marwin Gonzalez, S (1, 9) OBP: 0.316, SLG: 0.347 (9, 5)	B FF 91 C CH 83 X CU 75 1-1 ② F8	B FF 90 B CH 82 B CH 85 F FF 91 F FF 92 C CU 77 3-3 ③ K	B CH 83 X CH 83 1-0 1-H HR				B FF 98 B CH 89 X FF 98 2-0 ③ G4-3			4	1	1	2	0	1	4
64 Willians Astudillo, R (1, 5) OBP: 0.323, SLG: 0.517 16 Jonathan Schoop, R (8, PR) OBP: 0.324, SLG: 0.504 (9, 4)	C CH 83 B CH 76 F FF 92 X FF 92 1-2 ③ L4			C CU 70 X FF 91 0-1 E3 13 BB	X CU 73 0-0 ③ G6-3			B FF 97 F SL 83 X SL 83 1-1 2B		4 0	0 0	1 0	0 0	0 0	0 0	1 0
13 Ehire Adrianza, S (1, 4) OBP: 0.271, SLG: 0.254 26 Max Kepler, L (8, PH) OBP: 0.304, SLG: 0.457 (9, 9)		X FF 91 0-0 ① G5-3		B CH 83 B CH 82 B FF 91 C FF 91 B FF 92 4-1 1-2 BB		C FF 96 C SL 84 B FF 95 B SL 85 F FF 95 B FF 96 C SL 84 3-3 ① K		F FF 96 X CH 88 0-1 ① P5		2 1	0 0	0 0	0 0	1 0	1 0	0 1
15 Jason Castro, L (1, 2) OBP: 0.362, SLG: 0.612		C FF 92 F CU 75 B FF 92 X CU 77 1-2 ② L3		B CU 72 X CH 84 1-0 ① L9		B SL 84 C SL 84 S FF 95 S SL 81 1-3 ② K		C CH 89 B FF 98 S FF 98 S FF 97 1-3 ② K		4	0	0	0	0	2	3
25 Byron Buxton, R (1, 8) OBP: 0.331, SLG: 0.475		X FF 93 0-0 1B		B CU 73 F FF 91 B CH 82 F CU 73 S FF 90 2-3 ② K		B SI 95 B SL 82 F SL 83 B SL 84 C SL 83 S FF 96 3-3 ③ K		F FF 98 B FF 98 X SL 83 1-1 ③ F9		4	0	1	0	0	2	3
Inning Stats	R: 2 E: 0 K: 1 S: 12 H: 1 LOB: 1 BB: 2 P: 25	R: 0 E: 0 K: 0 S: 8 H: 1 LOB: 1 BB: 0 P: 11	R: 0 E: 0 K: 2 S: 18 H: 1 LOB: 1 BB: 0 P: 27	R: 0 E: 1 K: 1 S: 10 H: 0 LOB: 2 BB: 1 P: 19	R: 2 E: 0 K: 1 S: 12 H: 2 LOB: 0 BB: 0 P: 19	R: 0 E: 0 K: 3 S: 10 H: 0 LOB: 0 BB: 0 P: 17	R: 0 E: 0 K: 1 S: 7 H: 1 LOB: 2 BB: 0 P: 13	R: 0 E: 0 K: 1 S: 9 H: 1 LOB: 1 BB: 0 P: 12	R: 0 E: 0 K: 1 S: 8 H: 0 LOB: 0 BB: 0 P: 13	1B: 4 2B: 1 3B: 0 HR: 2 SF: 0 SAC: 0 DP: 0 HBP: 1						

PITCHER	IP	WLS	BF	H	R	ER	SO	BB	IBB	HBP	BLK	WP	HR	S	P	ERA	WHIP
45 Tyler Skaggs, L (1, 1) ERA: 5.05	5.0	W	24	5	4	4	5	3	0	0	0	1	0	60	101	7.20	1.600
38 Justin Anderson, R (6, 1) ERA: 3.38	1.0	H	3	0	0	0	3	0	0	0	0	0	0	10	17	0.00	0.000
31 Ty Buttrey, R (7, 1) ERA: 0.86	2.0	H	9	2	0	0	2	0	0	1	0	0	0	16	25	0.00	1.000
57 Hansel Robles, R (9, 1) ERA: 3.79	1.0	S	3	0	0	0	1	0	0	0	0	0	0	8	13	0.00	0.000

PITCHER	IP	WLS	BF	H	R	ER	SO	BB	IBB	HBP	BLK	WP	HR	S	P	ERA	WHIP

BOTTOM

Los Angeles Angels @ Minnesota Twins

Target Field, Minneapolis, MN

Mon May 13 2019, 6:41 PM - 9:55 PM CDT

Att. 21,359 - Partly Cloudy - 66 F

livebaseballscorecards.com

AB	35
R	4
H	7
RBI	4
BB	3
SO	11
LOB	18

WP: 1	PA: 39		
PB: 0			
SB: 0			
CS: 0			

Batter	1	2	3	4	5	6	7	8	9	AB	R	H	RBI	BB	SO	LOB
9 Tommy La Stella, L (1, 5) OBP: 0.366, SLG: 0.574	X SI 94 0-0 G3-1			C CU 79 B SL 86 B SI 94 B CH 86 X SI 95 3-1 27 G6-4-3 1B		B CH 84 B SL 84 B SI 93 C SI 93 X SI 90 3-1 27 WP 17 1B 2-3 1B	C SI 90 B CH 73 X SI 91 1-1 FC5 2-3f		C FF 92 D FS 80 D FS 79 X FF 92 2-1 F7	5	1	2	0	0	0	3
27 Mike Trout, R (1, 8) OBP: 0.448, SLG: 0.550	C FF 93 B FF 91 F CU 81 B SL 86 X CU 82 2-2 G5-3			C SI 94 C SI 93 D SL 85 X SI 93 1-2 G6-4-3 1-2f		S SL 85 B FF 93 B CU 80 C CU 80 F SL 84 T SI 92 2-2 K 1-2 3-H		B CU 80 B SI 94 F CU 80 C CU 81 S CU 83 2-3 K		4	0	0	0	0	2	2
17 Shohei Ohtani, L (1, 10) OBP: 0.424, SLG: 0.429	X SI 95 0-0 G5-3			B FF 95 B SL 86 X FF 96 2-0 1B		B SL 83 2 SAFE X CH 84 1-0 2 1B 2-H 1B		C CU 79 B CU 82 X CU 82 1-1 5 1B 18 1B 1B		4	0	3	1	0	0	0
2 Andrelton Simmons, R (1, 6) OBP: 0.333, SLG: 0.435		C CU 79 F SI 93 B SL 85 S SL 85 1-3 K		X SL 84 0-0 F7		F SL 83 D SL 84 B SI 94 X SI 93 2-1 1-3 1B		B SI 95 B CU 83 X SI 96 2-0 F9		4	0	1	0	0	1	2
5 Albert Pujols, R (1, 3) OBP: 0.297, SLG: 0.449		B SI 94 B SI 94 C SI 94 F CH 85 F SL 86 S SL 86 2-3 K			S SL 83 B SI 93 C SI 93 B CH 86 F CH 86 F SL 86 S CU 80 2-3 K	1 SAFE D CU 76 C CU 75 1 SAFE B CU 76 X FF 89 2-1 F9		C FF 92 C FF 92 X FF 93 0-2 18 1B 1-2 1B		4	0	1	0	0	2	1
18 Brian Goodwin, L (1, 9) OBP: 0.362, SLG: 0.463		C CU 81 B CU 82 B FF 95 F CH 86 B CH 85 C SI 94 3-3 K			X CU 80 0-0 G6-3		C CU 74 B CU 77 X FF 89 1-1 G6-3	X CU 77 0-0 1-2 2-H 1B		4	0	1	0	0	1	0
20 Jonathan Lucroy, R (1, 2) OBP: 0.320, SLG: 0.417			B SI 93 C SI 93 F SI 93 F CH 85 B FF 92 B SL 85 B SL 85 4-2 6 G4-3 BB		B CU 80 C SI 94 B SI 95 C SI 95 X SI 94 2-2 G5-3		C FF 89 C FF 89 X CS 68 0-2 9 FC5 6 1B 1B		C FF 92 X FF 91 0-1 G4-3	3	0	1	0	1	0	0
4 Luis Rengifo, S (1, 4) OBP: 0.265, SLG: 0.310			B FF 93 B FF 93 X SI 93 2-0 L8			B CU 82 F SL 82 B FF 93 B FF 93 B SI 92 4-1 6 2B BB	C CU 75 C FF 89 F FF 89 X CU 75 0-2 L9		B CU 78 B CU 76 B FF 91 C FF 92 B FF 92 4-1 BB	2	1	0	0	2	0	2
6 David Fletcher, R (1, 7) OBP: 0.340, SLG: 0.439 41 Justin Bour, L (9, PH) OBP: 0.268, SLG: 0.316			C SI 93 X SI 94 0-1 G4-3 1-2f			1 SAFE 1 SAFE C SL 83 C SL 83 1 SAFE B SI 92 B SL 84 X SI 94 2-2 9 1B 27 WP 1-H 2B	B KC 81 B KC 81 X FF 94 2-0 1-2 1B	1 SAFE C FF 91 B FF 91 F CU 76 1 SAFE S FS 81 1-3 K	3 1	1 0	2 0	1 0	0 0	0 1	1 1
Inning Stats	R: 0 E: 0 K: 0 S: 5 H: 0 LOB: 0 BB: 0 P: 7	R: 0 E: 0 K: 3 S: 10 H: 0 LOB: 0 BB: 0 P: 16	R: 0 E: 0 K: 0 S: 6 H: 0 LOB: 0 BB: 1 P: 12	R: 0 E: 0 K: 0 S: 7 H: 2 LOB: 1 BB: 0 P: 13	R: 0 E: 0 K: 1 S: 9 H: 0 LOB: 0 BB: 0 P: 13	R: 3 E: 0 K: 1 S: 15 H: 4 LOB: 1 BB: 1 P: 31	R: 0 E: 0 K: 0 S: 12 H: 2 LOB: 2 BB: 0 P: 16	R: 0 E: 0 K: 1 S: 10 H: 3 LOB: 2 BB: 0 P: 15	R: 0 E: 0 K: 1 S: 8 H: 0 LOB: 1 BB: 1 P: 15	1B: 10 2B: 1 3B: 0 HR: 0 SF: 0 SAC: 0 DP: 2 HBP: 0						

TOP

Los Angeles Angels @ Minnesota Twins

Target Field, Minneapolis, MN

Tue May 14 2019, 6:40 PM - 9:46 PM CDT

Att. 26,747 - Partly Cloudy - 72 F

livebaseballscorecards.com

AB	34
R	3
H	11
RBI	2
BB	3
SO	7
LOB	12

	WP: 1	PA: 37
	PB: 0	
	SB: 0	
	CS: 0	

PITCHER		IP	WLS	BF	H	R	ER	SO	BB	IBB	HBP	BLK	WP	HR	S	P	ERA	WHIP
44 Kyle Gibson, R ERA: 4.26	(1, 1)	5.2	W	22	6	3	3	5	2	0	0	0	1	0	50	88	4.76	1.412
19 Ryne Harper, R ERA: 1.56	(6, 1)	1.0	H	4	1	0	0	0	0	0	0	0	0	0	11	14	0.00	1.000
21 Tyler Duffey, R ERA: 1.42	(7, 1)	0.0		1	1	0	0	0	0	0	0	0	0	0	1	3	∞	∞
51 Mike Morin, R ERA: 2.08	(7, 1)	0.1	H	1	0	0	0	0	0	0	0	0	0	0	2	3	0.00	0.000
55 Taylor Rogers, L ERA: 1.47	(8, 1)	0.2	H	3	1	0	0	1	0	0	0	0	0	0	6	11	0.00	1.500

PITCHER		IP	WLS	BF	H	R	ER	SO	BB	IBB	HBP	BLK	WP	HR	S	P	ERA	WHIP
38 Blake Parker, R ERA: 1.2	(8, 1)	1.1	S	6	2	0	0	1	1	0	0	0	0	0	12	19	0.00	2.250

Batter	1	2	3	4	5	6	7	8	9	AB	R	H	RBI	BB	SO	LOB
26 Max Kepler, L (1, 9) OBP: 0.309, SLG: 0.455	B FF 92 X FF 92 1-0 ① G4-3		F SI 91 X SI 92 0-1 18 HR 1B	B SI 91 D SL 82 S SI 91 H SL 83 3-1 HBP			C FC 93 X FF 93 0-1 ① L4			3	1	1	0	0	0	1
11 Jorge Polanco, S (1, 6) OBP: 0.395, SLG: 0.614	C FF 93 C SL 82 F FF 93 B SL 84 F SL 86 B FF 94 F SL 82 X FF 92 2-2 20 WP 20 1B 20 S 1B		X SI 91 0-0 ① P4	C SI 92 B CH 84 X SL 82 1-1 ③ F7			D CH 88 D CH 88 B CH 86 C FF 93 B FF 93 4-1 1-2 20 BB BB			3	1	1	0	1	0	3
18 Mitch Garver, R (1, 2) OBP: 0.418, SLG: 0.747 15 Jason Castro, L (9, 2) OBP: 0.362, SLG: 0.612	C FF 93 X SL 83 0-1 ② F8		1 SAFE 1 SAFE C SL 83 X SI 92 0-1 1-H HR		C SL 81 S SL 80 S SL 80 0-3 ① K		C SL 86 X SL 89 0-1 ② F9			4 0	1 0	1 0	2 0	0 0	1 0	3 0
20 Eddie Rosario, L (1, 7) OBP: 0.285, SLG: 0.532	1 SAFE B SL 82 B SL 83 B FF 92 C FF 92 X FF 94 3-1 1-H 24 FC6 1B		B SL 82 B SL 82 S SI 92 X SL 82 2-1 ② G3		B SI 92 X CH 84 1-0 ② F9		B SL 87 2 SAFE B SL 89 D CH 86 B SL 86 4-0 1-2 2-3 BB			3	0	1	1	1	0	0
24 C.J. Cron, R (1, 3) OBP: 0.301, SLG: 0.473	C SL 83 C SL 83 1 SAFE B FF 93 F FF 94 X SL 84 1-2 ③ FC6 1-2f		S SL 83 B SL 84 B SL 91 C SL 83 F SL 83 B SI 91 C SL 83 3-3 ③ K		X SI 90 0-0 ③ G4-3		B SL 88 F CH 85 C FF 95 S FF 95 1-3 ③ K			4	0	0	0	0	2	4
9 Marwin Gonzalez, S (1, 5) OBP: 0.314, SLG: 0.352		B SI 93 X SI 92 1-0 ① G1-3		B SL 79 C SI 91 X SI 91 1-1 25 2B 2B		B SL 79 F SL 82 B SL 83 X SL 82 2-1 ① F7		C SL 87 B CH 86 C CH 87 S CH 88 1-3 ① K		4	1	1	0	0	1	0
64 Willians Astudillo, R (1, 10) OBP: 0.303, SLG: 0.484		C SI 92 F SI 93 X SL 83 0-2 ② G6-3		X SL 82 0-0 ① F8		C SI 92 X SL 83 0-1 ② G5-3		B SL 88 F SL 86 F FF 95 B SL 87 F CH 88 S SL 87 2-3 ② K		4	0	0	0	0	1	1
16 Jonathan Schoop, R (1, 4) OBP: 0.321, SLG: 0.496		C SI 93 B SI 94 B SL 86 B SI 93 S SI 92 X SI 94 3-2 25 FC6-4 1B		C SL 82 D SL 84 S SL 83 S SL 82 1-3 ② K		X SL 82 0-0 ③ F9		B SL 87 B SL 86 C FF 93 F SL 87 B FF 95 S CH 86 3-3 ③ K		4	0	1	0	0	2	1
25 Byron Buxton, R (1, 8) OBP: 0.338, SLG: 0.484		X SI 92 0-0 ③ FC6-4 1-2f		X SL 83 0-0 2-H 2B			S SL 82 B SL 82 C SI 91 B SL 82 F SI 92 B SI 92 B SL 85 4-2 20 BB 11 BB BB			2	0	1	1	1	0	1
Inning Stats	R: 1 E: 0 K: 0 S: 15 H: 2 LOB: 1 BB: 0 P: 22	R: 0 E: 0 K: 0 S: 8 H: 1 LOB: 1 BB: 0 P: 12	R: 2 E: 0 K: 1 S: 11 H: 2 LOB: 0 BB: 0 P: 16	R: 1 E: 0 K: 1 S: 10 H: 2 LOB: 2 BB: 0 P: 16	R: 0 E: 0 K: 1 S: 5 H: 0 LOB: 0 BB: 0 P: 6	R: 0 E: 0 K: 0 S: 5 H: 0 LOB: 0 BB: 0 P: 7	R: 0 E: 0 K: 1 S: 11 H: 0 LOB: 3 BB: 3 P: 24	R: 0 E: 0 K: 3 S: 10 H: 0 LOB: 0 BB: 0 P: 16		1B: 4 2B: 2 3B: 0 HR: 1	SF: 0 SAC: 0 DP: 0 HBP: 1			WP: 1 PB: 0 SB: 1 CS: 0	PA: 35	

PITCHER		IP	WLS	BF	H	R	ER	SO	BB	IBB	HBP	BLK	WP	HR	S	P	ERA	WHIP
32 Cam Bedrosian, R ERA: 3.1	(1, 1)	1.0	L	5	2	1	1	0	0	0	0	0	1	0	15	22	9.00	2.000
64 Félix Peña, R ERA: 3.49	(2, 1)	5.0		22	5	3	3	3	1	0	1	0	0	1	42	64	5.40	1.200
67 Taylor Cole, R ERA: 1.29	(7, 1)	2.0		8	0	0	0	4	2	0	0	0	0	0	18	33	0.00	1.000

PITCHER	IP	WLS	BF	H	R	ER	SO	BB	IBB	HBP	BLK	WP	HR	S	P	ERA	WHIP

BOTTOM

Los Angeles Angels @ Minnesota Twins

Target Field, Minneapolis, MN

Tue May 14 2019, 6:40 PM - 9:46 PM CDT

Att. 26,747 - Partly Cloudy - 72 F

livebaseballscorecards.com

AB	31
R	4
H	7
RBI	4
BB	3
SO	7
LOB	14

Batter	1	2	3	4	5	6	7	8	9	AB	R	H	RBI	BB	SO	LOB
9 Tommy La Stella, L (1, 5) OBP: 0.388, SLG: 0.611	B FF 93 C FF 93 B FS 86 B FF 93 B FF 92 4-1 27 1B BB		B FF 94 B FF 94 T FF 94 C FF 94 F FF 94 X FF 94 2-2 HR		F FF 95 B FS 88 X FS 87 1-1 27 BB 1B	C SL 82 B FF 95 X SL 83 1-1 ③ F8		M CU 74 B CS 72 S FF 90 X CU 75 1-2 1-2 1B	C SL 83 B CH 73 X SL 85 1-1 27 HBP 1-2 2-3 1B	5	1	4	1	1	0	2
27 Mike Trout, R (1, 8) OBP: 0.449, SLG: 0.541	X FF 93 0-0 2 G4-3 1-2 1B		C FF 94 B FC 87 F FC 86 S FF 95 1-3 ② K		B FF 94 C FC 86 B FF 94 B FF 94 B FF 94 4-1 1-2 BB	C FF 93 B CU 79 B SL 83 B FF 93 C SL 82 F FF 95 C FF 96 3-3 ① K	X FF 90 0-0 ② P3	C SL 86 S FF 93 B FF 92 F FF 91 B FF 93 H CH 73 3-2 1-2 2-3 3-H HBP	4	0	1	1	1	2	2
17 Shohei Ohtani, L (1, 10) OBP: 0.385, SLG: 0.382	S FF 94 B FS 86 B FS 86 X FF 94 2-1 ① L4		B CU 77 C CU 75 F FC 89 B FF 95 X FS 85 2-2 E3		B CU 75 X FS 86 1-0 ③ G3-1	B CU 79 B CH 86 B FF 96 C FF 96 X FF 95 3-1 2 1B 18 SF9 1B	C CU 77 C FS 81 F FS 81 S FS 82 0-3 ③ K	C CH 75 S CH 73 B CH 72 F CH 73 X FF 92 1-2 ③ G6-3	6	1	1	0	0	1	9
2 Andrelton Simmons, R (1, 6) OBP: 0.330, SLG: 0.428	X FC 86 0-0 ② ③ G4-3 1-2f		B FC 86 X FC 85 1-0 ③ G4-3			C FC 84 B FC 85 X FF 93 1-1 ① P6	D SL 84 F FF 94 X CH 87 1-1 18 SF9 18 WP 1-3 1B		C SL 75 B SL 76 X SI 87 1-1 ① G6-3	5	0	1	0	0	0	3
18 Brian Goodwin, L (1, 9) OBP: 0.378, SLG: 0.496		C FF 93 B FF 93 X FS 85 1-1 2B	S FF 92 B FF 92 X CU 75 1-1 20 F7 1B			C FF 93 S FF 94 X FF 94 0-2 20 HR 1B	1 SAFE B CU 84 X FF 94 1-0 ② SF9 1-3 3-H		C SI 87 B SL 77 F CH 76 B FF 91 B SL 75 X CH 76 3-2 20 2B 2B	4	2	4	1	0	0	0
20 Jonathan Lucroy, R (1, 2) OBP: 0.331, SLG: 0.454		B FF 92 C FF 93 F FC 85 F CU 76 B FC 84 B FF 94 C FF 93 3-3 ① K	1 SAFE B FF 93 C FF 92 1 SAFE B FC 85 B FF 92 C FF 93 F FF 93 1 SAFE 3-2 ① ② F FF 92 1 SAFE 1 SAFE X FF 93 F7 1-2			C FF 94 X FC 87 0-1 1-H HR	B FF 96 B SL 90 B FF 96 D FF 96 4-0 6 FC4 BB		B SI 88 C SI 87 X SL 75 1-1 6 1B 2-H 2B	4	2	2	3	1	1	2
6 David Fletcher, R (1, 7) OBP: 0.342, SLG: 0.438		D FC 85 C FF 93 X CU 75 1-1 ② F9	C FC 86 B FC 86 X FF 94 1-1 ③ P4			C FF 94 F FF 94 F FC 88 F FF 95 B FS 87 X FF 95 1-2 25 1B 1B	B FF 95 C SL 89 X SL 88 1-1 ③ FC4 1-2f		C SI 87 B CH 77 S SI 86 B CH 75 X CH 75 2-2 9 1B 25 1B 27 HBP 2-H 1B	5	1	2	1	0	0	3
25 Jared Walsh, L (1, 3) OBP: 0.600, SLG: 0.600 7 Zack Cozart, R (9, PR) OBP: 0.189, SLG: 0.160		D CU 75 C FF 93 F FF 94 B FF 94 B FF 94 F FF 95 X CU 75 3-2 ③ F7			B FF 93 F FF 93 F FS 87 X FF 94 1-2 ① G6-3	X FF 94 0-0 1-3 1B		C CU 74 S CU 76 F CS 69 X FF 90 0-2 9 1B 1B	X SL 83 0-0 27 HBP 9 1B 1-2 1B	5 0	0 0	3 0	0 0	0 0	0 0	1 0
4 Luis Rengifo, S (1, 4) OBP: 0.231, SLG: 0.265			C CU 75 B FF 92 S FF 93 S FF 94 1-3 ① K		S FF 93 S FF 94 X FF 95 0-2 ② F7	C FF 95 X FF 95 0-1 ② P4		B FF 91 C CU 73 S FF 90 F CS 68 S FF 90 1-3 ① K	B SI 92 B SI 91 C SI 91 F SL 83 S SL 83 2-3 ② K	5	0	0	0	0	3	5
Inning Stats	R: 0 E: 0 K: 0 S: 5 H: 1 LOB: 1 BB: 1 P: 11	R: 0 E: 0 K: 1 S: 12 H: 1 LOB: 1 BB: 0 P: 20	R: 1 E: 1 K: 2 S: 14 H: 1 LOB: 1 BB: 0 P: 21	R: 0 E: 0 K: 0 S: 9 H: 1 LOB: 0 BB: 0 P: 14	R: 0 E: 0 K: 0 S: 10 H: 1 LOB: 2 BB: 1 P: 17	R: 2 E: 0 K: 0 S: 17 H: 4 LOB: 2 BB: 0 P: 20	R: 1 E: 0 K: 1 S: 11 H: 2 LOB: 2 BB: 1 P: 24	R: 0 E: 0 K: 2 S: 16 H: 2 LOB: 2 BB: 0 P: 18	R: 3 E: 0 K: 1 S: 23 H: 5 LOB: 3 BB: 0 P: 37	1B: 13 2B: 3 3B: 0 HR: 2 SF: 1 SAC: 0 DP: 1 HBP: 1						

TOP

Los Angeles Angels @ Minnesota Twins

Target Field, Minneapolis, MN

Wed May 15 2019, 12:13 PM - 3:52 PM CDT

Att. 31,919 - Partly Cloudy - 69 F

livebaseballscorecards.com

AB	43
R	7
H	18
RBI	7
BB	3
SO	7
LOB	27

WP: 1 PA: 48
PB: 0
SB: 0
CS: 0

PITCHER		IP	WLS	BF	H	R	ER	SO	BB	IBB	HBP	BLK	WP	HR	S	P	ERA	WHIP
12 Jake Odorizzi, R ERA: 2.63	(1, 1)	5.1	W	26	9	3	3	3	2	0	0	0	0	2	63	98	5.06	2.062
65 Trevor May, R ERA: 2.76	(6, 1)	1.0	H	5	2	1	1	1	0	0	0	0	0	0	12	20	9.00	2.000
68 Matt Magill, R ERA: 2.35	(7, 1)	0.2		3	0	0	0	0	1	0	0	0	1	0	3	9	0.00	1.500
19 Ryne Harper, R ERA: 1.5	(8, 1)	0.2		4	2	0	0	1	0	0	0	0	0	0	12	14	0.00	3.000
38 Blake Parker, R ERA: 1.17	(8, 1)	0.1	H	1	0	0	0	1	0	0	0	0	0	0	4	4	0.00	0.000

PITCHER		IP	WLS	BF	H	R	ER	SO	BB	IBB	HBP	BLK	WP	HR	S	P	ERA	WHIP
39 Trevor Hildenberger, R ERA: 8.36	(9, 1)	0.1		4	3	3	3	0	0	0	0	0	0	0	10	17	81.00	9.000
51 Mike Morin, R ERA: 1.8	(9, 1)	0.2	S	5	2	0	0	1	0	0	1	0	0	0	13	20	0.00	3.000

BOTTOM

Los Angeles Angels @ Minnesota Twins

Target Field, Minneapolis, MN

Wed May 15 2019, 12:13 PM - 3:52 PM CDT

Att. 31,919 - Partly Cloudy - 69 F

livebaseballscorecards.com

Batter	1	2	3	4	5	6	7	8	9	AB	R	H	RBI	BB	SO	LOB
26 Max Kepler, L (1, 9) OBP: 0.305, SLG: 0.442	C SI 91 B CH 83 F CH 84 X FF 94 1-2 ① F9		B KC 78 C CH 83 F SI 91 B KC 81 F FF 93 X CH 85 2-2 ① G4-3		C CH 83 B SI 92 F KC 79 X CH 83 1-2 ① G4-3	B SL 87 B SL 86 B FF 92 C FF 94 B SL 85 4-1 11 CS BB		X FF 94 0-0 ③ F7		4	0	0	0	1	0	2
11 Jorge Polanco, S (1, 10) OBP: 0.398, SLG: 0.624	B SI 92 S SI 92 S CH 84 X CH 84 1-2 ② G5-3		C KC 78 F CH 83 B KC 81 F FF 93 F CH 84 X CH 86 1-2 24 FC5-4 1B		X SI 91 0-0 20 2B 3B	B CH 83 C CH 83 1 SAFE S FF 90 B CH 85 F CU 78 F FF 90 S CH 84 2-3 ②③ K 1-2				4	1	2	0	0	1	1
20 Eddie Rosario, L (1, 7) OBP: 0.284, SLG: 0.532	X SI 92 0-0 ③ L3		C SI 92 1 SAFE B CH 83 S CH 84 D KC 80 X CH 85 2-2 ② L4		X CH 83 0-0 24 WP 64 SF9 2B 3-H		C CU 77 B CH 85 B CH 84 X CH 85 2-1 ① P6			4	1	1	1	0	0	1
24 C.J. Cron, R (1, 3) OBP: 0.307, SLG: 0.470		B SI 90 C KC 78 F CH 83 S KC 81 1-3 K 16 E 16 1B 13 2B	B SI 93 X KC 78 1-0 ③ FC5-4 1-2f		B FC 88 F CH 83 F CH 81 D KC 78 F FF 92 F KC 79 F CH 81 B SI 91 F KC 79 4-2 F SI 83 B FC 87 2-3 BB		B CU 80 C CU 79 X CH 84 1-1 64 G5-4-3 1B			3	1	1	0	1	1	1
64 Willians Astudillo, R (1, 5) OBP: 0.286, SLG: 0.462		B SI 92 B SI 92 X FC 87 2-0 ① L8		F KC 79 B SI 92 B CH 84 X FC 87 2-1 ① F8	F SL 84 X FF 93 0-1 ② SF9 3-H		X CU 78 0-0 ②③ G5-4-3 1-2f			3	0	0	1	0	0	2
16 Jonathan Schoop, R (1, 4) OBP: 0.326, SLG: 0.496		D FC 87 S SI 91 C SI 93 B KC 80 F CH 84 X SI 92 2-2 E1 13 2B 1-3 1B		B SI 93 X FC 89 1-0 ② G6-3	S SL 84 D SL 85 B SI 93 B SL 87 X FF 93 3-1 ③ L8			B FF 93 C FF 94 X KC 84 1-1 13 BB 1B		4	1	2	0	0	0	1
13 Ehire Adrianza, S (1, 6) OBP: 0.297, SLG: 0.290		C CH 84 X SI 93 0-1 15 F7 2-H 3-H 2B		C KC 78 B CH 83 B CH 84 B KC 78 X SI 91 3-1 ③ G3-1		C SL 84 B CH 83 C SL 85 F SI 94 X SL 85 1-2 15 HR 1B		F FF 94 D KC 83 S FF 94 B KC 83 F FF 94 F FF 94 F KC 83 F FF 94 D KC 84 4-2 F FF 94 F FF 94 B FF 94 1-2 BB		3	1	2	2	1	0	0
15 Jason Castro, L (1, 2) OBP: 0.371, SLG: 0.654		S FF 93 X CH 84 0-1 ② F7 2-3			B KC 78 T CH 83 B FF 92 B CH 83 B SI 91 4-1 25 HR BB	B FF 93 1 SAFE 1 SAFE F SL 85 B SL 86 X SI 94 2-1 1-H HR		F FF 94 F KC 84 C FF 94 0-3 ① K		3	2	1	2	1	1	3
25 Byron Buxton, R (1, 8) OBP: 0.336, SLG: 0.500		C KC 80 F SI 92 B KC 81 X KC 81 1-2 ③ G4-3			B FC 88 X SI 91 1-0 1-H HR	C SL 86 S SL 86 B SL 85 B SL 84 X FF 94 2-2 ① P6		X KC 83 0-0 ② L8		4	1	1	2	0	0	3
Inning Stats	R: 0 E: 0 K: 0 S: 7 H: 0 LOB: 0 BB: 0 P: 9	R: 2 E: 1 K: 1 S: 15 H: 2 LOB: 1 BB: 0 P: 21	R: 0 E: 0 K: 0 S: 13 H: 1 LOB: 1 BB: 0 P: 19	R: 0 E: 0 K: 0 S: 5 H: 0 LOB: 0 BB: 0 P: 11	R: 4 E: 0 K: 0 S: 18 H: 3 LOB: 1 BB: 2 P: 31	R: 2 E: 0 K: 1 S: 15 H: 2 LOB: 0 BB: 1 P: 26	R: 0 E: 0 K: 0 S: 5 H: 1 LOB: 0 BB: 0 P: 8	R: 0 E: 0 K: 1 S: 15 H: 1 LOB: 2 BB: 1 P: 20		1B: 5 2B: 2 3B: 1 HR: 2 SF: 1 SAC: 0 DP: 1 HBP: 0				WP: 2 PB: 0 SB: 0 CS: 1 PA: 37		

	AB	32
	R	8
	H	10
	RBI	8
	BB	4
	SO	3
	LOB	14

PITCHER		IP	WLS	BF	H	R	ER	SO	BB	IBB	HBP	BLK	WP	HR	S	P	ERA	WHIP
53 Trevor Cahill, R ERA: 6.95	(1, 1)	4.1	L	22	6	6	6	1	2	0	0	0	2	1	54	84	12.46	1.846
39 Luke Bard, R ERA: 2.84	(5, 1)	1.0		6	2	2	2	0	1	0	0	0	0	1	14	26	18.00	3.000
24 Noé Ramirez, R ERA: 2.75	(6, 1)	1.2		4	1	0	0	1	0	0	0	0	0	0	10	15	0.00	0.600
37 Cody Allen, R ERA: 5.54	(8, 1)	1.0		5	1	0	0	1	1	0	0	0	0	0	15	20	0.00	2.000

PITCHER	IP	WLS	BF	H	R	ER	SO	BB	IBB	HBP	BLK	WP	HR	S	P	ERA	WHIP

Minnesota Twins @ Seattle Mariners

T-Mobile Park, Seattle, WA

Thu May 16 2019, 7:12 PM - 10:13 PM PDT

Att. 16,161 - Cloudy - 62 F

TOP

livebaseballscorecards.com

Batter	1	2	3	4	5	6	7	8	9	AB	R	H	RBI	BB	SO	LOB
26 Max Kepler, L (1, 9) OBP: 0.308, SLG: 0.457	B FF 90 F FF 91 C CH 84 B FF 93 B CH 84 T FF 92 3-2 ① K		X FF 92 0-0 HR	B SL 82 H SL 82 2-0 11 1B 20 E HBP	B SL 89 F SL 88 C FF 95 F SL 88 F FF 96 F SI 95 F SL 88 B SI 95 F SL 88 3-2 ③ P3			D SL 87 C SI 92 B SL 85 C FF 92 S SL 86 2-3 ② K 1-2		4	2	1	1	0	2	1
11 Jorge Polanco, S (1, 6) OBP: 0.398, SLG: 0.617	C FF 92 F SL 87 B FF 93 F SL 87 X FF 94 1-2 ② P6		C SL 85 F CH 86 X FF 95 0-2 ② F7	C FF 94 X SI 96 0-1 ① 1-3 1B		B SL 89 C SL 89 B FF 94 F SL 89 X SL 89 2-2 ① F7		C SL 85 X SL 86 0-1 2-H 1B		5	0	2	1	0	0	0
16 Jonathan Schoop, R (1, 4) OBP: 0.315, SLG: 0.479	C SL 87 F SL 84 B SL 86 F FF 94 X SL 84 1-2 ③ G6-3		F SL 86 C FF 93 B SL 85 S FF 94 1-3 ③ K	S SL 83 D SL 82 S SL 83 S SL 82 1-3 ② K		B SL 89 F SL 90 T FF 95 X FF 96 1-2 ② G4-3		C FF 92 D SL 89 B FF 92 S SL 87 S SL 86 2-3 ③ K		5	0	0	0	0	3	2
20 Eddie Rosario, L (1, 7) OBP: 0.293, SLG: 0.534		C CH 84 F CH 84 B FF 93 X FF 94 1-2 24 1B 1B	F FF 92 F SL 88 B FF 94 B FF 94 S FF 93 2-3 ① K	F FF 92 F FF 92 F FF 94 X SL 86 0-2 24 HR 1B B SL 83 X FF 95 1-0 E8 24 1B 3-H		X SL 88 0-0 ③ P3			F SI 94 S CH 86 F FF 93 B SL 89 X CH 84 1-2 22 2B 24 1B 1B	5	2	3	0	0	0	0
24 C.J. Cron, R (1, 10) OBP: 0.323, SLG: 0.504		C FF 92 B SL 85 B FF 94 X SL 84 2-1 ① 9 FC4-6 1-3 1B		B FF 92 X FF 91 1-0 1-H HR C FF 93 B SL 82 B FF 95 C SL 83 F SL 83 B SI 97 F SI 96 3-2 9 BB 1-3 1B			F SL 85 C SL 87 B SL 86 B FF 93 S FF 94 2-3 ① K		X SI 94 0-0 22 2B 1-2 1B	5	1	4	2	0	1	0
9 Marwin Gonzalez, S (1, 3) OBP: 0.317, SLG: 0.349		C FF 93 X CH 85 0-1 ② FC4-6 22 FC5-4 1-2f		S CH 88 F FF 92 X FF 94 1-1 22 2B 15 FC3 1B B FF 95 C SL 82 B SL 82 B SL 80 F FF 96 D SL 85 4-2 22 FC6-4 1-2 BB			B SL 86 S SL 87 C FF 94 B SL 86 B FF 93 F SL 86 F SL 86 X FF 94 3-2 ② G4-3		B SI 95 B SI 94 F SL 89 F SL 91 B SI 96 S SL 90 3-3 ① K	4	1	1	0	1	1	3
22 Miguel Sanó, R (1, 5) OBP: 0.400, SLG: 0.800		S FF 91 B FF 93 X SL 84 1-1 ③ FC5-4 1-2f		B SL 85 X FF 91 1-0 15 E 25 HR 2B B SL 96 C SL 83 X SL 83 1-1 FC6-4 1-2f			F SL 87 F SL 86 S SL 86 0-3 ③ K		D SL 90 S SL 90 S SL 90 X SL 91 1-2 1-3 2-H 2B	5	1	2	1	0	1	4
15 Jason Castro, L (1, 2) OBP: 0.358, SLG: 0.667			X CH 85 0-0 HR	C FF 92 B FF 93 B FF 92 B CH 85 S FF 92 X FF 93 3-2 FC3 25 HR 2-3 3-H	C SL 90 B FF 94 C SL 89 B FF 97 B SL 89 X SL 91 3-2 ① G5-3			S SL 85 F SL 86 B SI 92 F SL 85 X SL 87 1-2 ① G1-3	S FF 95 B FF 94 T FF 96 F FF 96 B SL 91 B FF 96 X SL 91 3-2 ② F7	5	2	1	2	0	0	3
25 Byron Buxton, R (1, 8) OBP: 0.338, SLG: 0.519			F FF 92 F SL 88 B FF 94 B FF 94 S FF 93 2-3 ① K	B FF 91 B FF 92 F FF 92 X FF 92 2-1 1-H 3-H HR	C SL 91 S SL 89 S SL 90 0-3 ② K			C SL 84 X FF 93 0-1 26 WP 11 1B 1B	F SL 91 F SL 91 B FF 95 B FF 95 X SL 91 2-2 ③ F9	5	2	2	3	0	2	2
Inning Stats	R: 0 E: 0 K: 1 S: 11 H: 0 LOB: 0 BB: 0 P: 16	R: 0 E: 0 K: 0 S: 9 H: 2 LOB: 1 BB: 0 P: 13	R: 2 E: 0 K: 2 S: 11 H: 2 LOB: 0 BB: 0 P: 14	R: 7 E: 2 K: 1 S: 32 H: 7 LOB: 3 BB: 1 P: 52	R: 0 E: 0 K: 1 S: 14 H: 0 LOB: 0 BB: 0 P: 20	R: 0 E: 0 K: 0 S: 7 H: 0 LOB: 0 BB: 0 P: 10	R: 0 E: 0 K: 2 S: 11 H: 0 LOB: 0 BB: 0 P: 16	R: 1 E: 0 K: 2 S: 14 H: 2 LOB: 1 BB: 0 P: 19	R: 1 E: 0 K: 1 S: 18 H: 3 LOB: 2 BB: 0 P: 28	1B: 10 2B: 2 3B: 0 HR: 4 SF: 0 SAC: 0 DP: 0 HBP: 1						

	AB	43
	R	11
	H	16
	RBI	10
	BB	1
	SO	10
	LOB	15

WP: 1 PA: 45
PB: 0
SB: 0
CS: 0

PITCHER		IP	WLS	BF	H	R	ER	SO	BB	IBB	HBP	BLK	WP	HR	S	P	ERA	WHIP
50 Erik Swanson, R ERA: 8.04	(1, 1)	3.0	L	18	9	8	8	3	0	0	0	0	0	4	44	64	24.00	3.000
37 Parker Markel, R ERA: 9.0	(4, 1)	1.0		7	2	1	0	1	1	0	1	0	0	0	19	31	0.00	3.000
54 Connor Sadzeck, R ERA: 2.41	(5, 1)	2.0		6	0	0	0	1	0	0	0	0	0	0	21	30	0.00	0.000
30 Anthony Swarzak, R ERA: 5.27	(7, 1)	1.0		3	0	0	0	2	0	0	0	0	0	0	11	16	0.00	0.000
59 Zac Rosscup, L ERA: 3.21	(8, 1)	1.0		5	2	1	1	2	0	0	0	0	1	0	14	19	9.00	2.000

PITCHER		IP	WLS	BF	H	R	ER	SO	BB	IBB	HBP	BLK	WP	HR	S	P	ERA	WHIP
41 Mike Wright Jr., R ERA: 8.46	(9, 1)	1.0		6	3	1	1	1	0	0	0	0	0	0	18	28	9.00	3.000

Batter	1	2	3	4	5	6	7	8	9	AB	R	H	RBI	BB	SO	LOB
9 Dee Strange-Gordon, L (1, 4) OBP: 0.327, SLG: 0.394	C FF 91 B FF 92 X CH 86 1-1 ① F8		B FF 92 X CH 87 1-0 ② F7		B SL 82 S FF 93 X FF 92 1-1 ② G4-3			B KC 80 B FF 95 B FF 95 C FF 93 F FF 95 X FF 96 3-2 ① L6		4	0	0	0	0	0	0
17 Mitch Haniger, R (1, 9) OBP: 0.325, SLG: 0.508	C FF 92 B FF 92 C SL 83 X FF 93 1-2 1B		C SL 83 C SL 84 B SL 86 B FF 92 F FF 93 S FF 92 2-3 ③ K		B SL 83 X FF 92 1-0 ③ P2			B FF 95 B KC 80 B FF 93 C FF 94 C FF 93 X FF 96 3-2 10 1B 20 HR 2B		4	1	2	0	0	1	0
10 Edwin Encarnación, R (1, 3) OBP: 0.348, SLG: 0.473	X FF 93 0-0 ② P2			C FF 90 S SL 84 F FF 93 F SL 84 S SL 84 0-3 ① K		C SL 83 B SL 84 X FF 92 1-1 ① F9		B KC 80 X FF 93 1-0 2-3 20 HR 1B		4	1	1	0	0	1	1
20 Daniel Vogelbach, L (1, 10) OBP: 0.386, SLG: 0.615	C FF 93 C CH 89 1 SAFE F SL 85 S FF 93 0-3 ③ K			B FF 92 F FF 93 S CH 88 F FF 93 B SL 86 X SL 85 2-2 ② F9		C FF 92 B CH 86 F CH 88 X CH 88 1-2 ② F7		X FF 94 0-0 1-H 3-H HR		4	1	1	3	0	1	1
16 Domingo Santana, R (1, 7) OBP: 0.347, SLG: 0.483		B FF 92 T FF 92 B FF 93 X FF 92 2-1 ① F9		S FF 94 S SL 86 H SI 93 1-2 HBP		B FF 92 S SL 84 S CH 87 S SL 85 1-3 ③ K		B FF 94 F KC 78 C FF 94 B KC 84 S FF 94 2-3 ② K		3	0	0	0	0	2	0
22 Omar Narváez, L (1, 2) OBP: 0.383, SLG: 0.508		C FF 93 B FF 93 F CH 88 S FF 92 1-3 ② K		X FF 93 0-0 ③ G4-3			B FF 92 F CH 85 C FF 93 F SL 83 B FF 92 X SL 84 2-2 3 FC5-6 1B	S KC 84 B FF 93 C FF 94 X KC 84 1-2 ③ L8		4	0	1	0	0	1	1
27 Ryon Healy, R (1, 5) OBP: 0.297, SLG: 0.477		B FF 93 B FF 93 X FF 92 2-0 ③ F8			X FF 90 0-0 HR		D SL 84 F SL 84 C FF 94 D SL 86 S SL 86 2-3 ① K		C KC 75 X FF 91 0-1 ① F9	4	1	1	1	0	1	1
3 J.P. Crawford, L (1, 6) OBP: 0.250, SLG: 0.391			C FF 90 B FF 90 X SL 82 1-1 ① F8		B FF 91 C FF 91 S FF 93 B FF 93 B SL 84 X SL 84 3-2 HR		F FF 93 F FF 93 X FF 94 0-2 ② FC5-6 1-2f		X FF 93 0-0 ② G3	4	1	1	1	0	0	1
0 Mallex Smith, L (1, 8) OBP: 0.254, SLG: 0.277			B FF 92 S FF 92 X FF 93 1-1 HR		X FF 93 0-0 ① G4-3		X FF 93 0-0 ③ F8		X FF 93 0-0 ③ F7	4	1	1	1	0	0	1
Inning Stats	R: 0 E: 0 K: 1 S: 10 H: 1 LOB: 1 BB: 0 P: 12	R: 0 E: 0 K: 1 S: 6 H: 0 LOB: 0 BB: 0 P: 11	R: 1 E: 0 K: 1 S: 9 H: 1 LOB: 0 BB: 0 P: 14	R: 0 E: 0 K: 1 S: 12 H: 0 LOB: 1 BB: 0 P: 15	R: 2 E: 0 K: 0 S: 8 H: 2 LOB: 0 BB: 0 P: 13	R: 0 E: 0 K: 1 S: 8 H: 0 LOB: 0 BB: 0 P: 11	R: 0 E: 1 K: 1 S: 11 H: 1 LOB: 1 BB: 0 P: 15	R: 3 E: 0 K: 1 S: 14 H: 3 LOB: 0 BB: 0 P: 24	R: 0 E: 0 K: 0 S: 4 H: 0 LOB: 0 BB: 0 P: 4	1B: 3 2B: 1 3B: 0 HR: 4 SF: 0 SAC: 0 DP: 0 HBP: 1						

PITCHER		IP	WLS	BF	H	R	ER	SO	BB	IBB	HBP	BLK	WP	HR	S	P	ERA	WHIP
35 Michael Pineda, R ERA: 5.55	(1, 1)	7.0	W	27	5	3	3	6	0	0	1	0	0	3	64	91	3.86	0.714
21 Tyler Duffey, R ERA: 4.32	(8, 1)	2.0		9	3	3	3	1	0	0	0	0	0	1	18	28	13.50	1.500

PITCHER	IP	WLS	BF	H	R	ER	SO	BB	IBB	HBP	BLK	WP	HR	S	P	ERA	WHIP

BOTTOM

Minnesota Twins @ Seattle Mariners

T-Mobile Park, Seattle, WA

Thu May 16 2019, 7:12 PM - 10:13 PM PDT

Att. 16,161 - Cloudy - 62 F

livebaseballscorecards.com

AB	35
R	6
H	8
RBI	6
BB	0
SO	7
LOB	6

PA: 36

Minnesota Twins @ Seattle Mariners

T-Mobile Park, Seattle, WA

Fri May 17 2019, 7:12 PM - 9:46 PM PDT

Att. 20,256 - Partly Cloudy - 61 F

TOP

livebaseballscorecards.com

Batter	1	2	3	4	5	6	7	8	9	AB	R	H	RBI	BB	SO	LOB
11 Jorge Polanco, S (1, 6) OBP: 0.398, SLG: 0.608	F FF 88 C CU 74 B FF 88 B FC 85 X FF 89 2-2 ① F8		C CU 76 B FC 84 B FF 88 S CH 80 B FC 85 B CH 80 4-2 BB		C CU 74 B FC 84 X FF 88 1-1 24 BB 9 1B 64 E 1B	S SL 90 B SL 91 F FF 96 C SL 91 1-3 ③ K			C FF 93 B CU 83 X SL 85 1-1 ② L8	4	1	1	0	1	1	1
16 Jonathan Schoop, R (1, 4) OBP: 0.312, SLG: 0.476	F FC 84 S CH 80 B CH 81 B CU 75 S FC 84 2-3 ② K		S CH 80 X CH 81 0-1 ③ F9		F CU 74 F CU 75 X CH 80 0-2 ① L9		C SL 87 F SL 90 B SL 90 X FF 96 1-2 ① G6-3		S CU 84 D SL 86 F SL 85 X CU 84 1-2 2-H 2B	5	0	1	1	0	1	2
9 Marwin Gonzalez, S (1, 7) OBP: 0.320, SLG: 0.351	C FF 89 X FC 84 0-1 ③ G6-3			X CU 74 0-0 64 1B 24 1B 26 1B 1B	B FF 88 D CH 81 X CH 80 2-0 64 E 24 BB 26 1B 1-2 1B		C FF 94 X SL 91 0-1 ② G4-3		C FF 93 F FF 93 D SL 86 S SL 86 1-3 ③ K	5	2	2	0	0	1	1
24 C.J. Cron, R (1, 3) OBP: 0.327, SLG: 0.500		X FF 87 0-0 ① G5-3		S CH 80 B CU 74 F FC 83 X FC 84 1-2 26 1B 64 1B 13 SF8 1-2 1B	B FF 88 B FC 85 F CH 80 B FC 84 B FC 84 4-1 64 E 26 1B 1-2 2-3 BB		C FF 95 B SL 90 C SL 89 B SL 89 C SL 90 2-3 ③ K			3	2	1	0	1	1	0
64 Willians Astudillo, R (1, 2) OBP: 0.284, SLG: 0.456		C FF 88 F CH 80 B FF 89 X FF 88 1-2 ② G6-3		X CU 75 0-0 13 SF8 26 1B 1-2 2-3 1B	D CH 80 B FF 88 X CH 80 2-0 ② SF7 1-2 2-3 3-H			F FF 93 X SL 86 0-1 ① P5		3	0	1	1	0	0	0
26 Max Kepler, L (1, 9) OBP: 0.313, SLG: 0.458		B FF 89 C FF 88 S CU 75 B CU 77 X CH 81 2-2 ③ F9		C CU 76 X FF 88 0-1 13 SF8 1-2 2-3 3-H 1B	X FC 85 0-0 2-H 3-H 1B			B FF 94 S CU 83 X SL 88 1-1 ② G3-1		4	0	2	3	0	0	0
22 Miguel Sanó, R (1, 10) OBP: 0.222, SLG: 0.444			C FF 88 B CH 81 F FC 85 X FC 84 1-2 ① G1-3	B CH 81 S CH 80 F CU 76 B FF 89 S CU 76 2-3 ① K	F CU 76 S CH 80 B FF 89 S CU 75 1-3 ③ K			S FF 94 F CU 83 B FF 94 C FF 94 1-3 ③ K		4	0	0	0	0	3	4
13 Ehire Adrianza, S (1, 5) OBP: 0.308, SLG: 0.354			X FF 89 0-0 HR	B CH 80 B CU 76 S CH 80 X FF 89 2-1 ② SF8 1-2 2-3 3-H	B FF 96 T FF 96 S SL 90 C SL 90 1-3 ① K				B CU 82 B SL 86 X FF 93 2-0 25 G6-3 16 2B 1B	3	2	2	2	0	1	0
25 Byron Buxton, R (1, 8) OBP: 0.329, SLG: 0.504			C CU 76 X CH 80 0-1 ② F7	S CH 80 X FC 86 0-1 ③ G5-3	B SL 90 T SL 91 B SL 90 C SL 90 F SL 91 F FF 96 B SI 97 C SL 90 3-3 ② K				S SL 85 S SL 87 F SL 86 B SL 86 X CU 84 1-2 ① G6-3 1-2	4	0	0	0	0	1	3

Inning Stats																																		
	R: 0	E: 0	K: 1	S: 8	H: 0	LOB: 0	BB: 0	P: 12	R: 0	E: 0	K: 0	S: 7	H: 0	LOB: 0	BB: 0	P: 10	R: 1	E: 0	K: 0	S: 10	H: 1	LOB: 1	BB: 1	P: 15	R: 2	E: 0	K: 1	S: 14	H: 4	LOB: 2	BB: 0	P: 19	R: 3	E: 1	K: 1	S: 12	H: 3	LOB: 1	BB: 1	P: 22	R: 0	E: 0	K: 3	S: 11	H: 0	LOB: 0	BB: 0	P: 16	R: 0	E: 0	K: 1	S: 8	H: 0	LOB: 0	BB: 0	P: 11	R: 0	E: 0	K: 1	S: 7	H: 0	LOB: 0	BB: 0	P: 9	R: 1	E: 0	K: 1	S: 13	H: 2	LOB: 1	BB: 0	P: 19	1B: 8	2B: 1	3B: 0	HR: 1	SF: 2	SAC: 0	DP: 0	HBP: 0	WP: 0	PB: 0	SB: 0	CS: 0	PA: 39
---	---	---	---	---	---	---	---	---	---	---	---	---	---	---	---	---	---	---

Batter	1	2	3	4	5	6	7	8	9	AB	R	H	RBI	BB	SO	LOB
9 Dee Strange-Gordon, L (1, 4) OBP: 0.331, SLG: 0.397	B FF 93 X FF 94 1-0 ① G6-3		C FF 95 B CU 79 X CU 78 1-1 10 S 1B		X FF 94 0-0 17 BB 10 1B 1B		B FF 93 B FC 87 B FF 95 C FF 94 X FF 95 3-1 ①② G4-3 1-2f			4	1	2	0	0	0	1
17 Mitch Haniger, R (1, 9) OBP: 0.333, SLG: 0.506	C SI 94 B FC 88 B SI 95 B FC 88 B SI 95 4-1 10 2B BB		X FF 95 0-0 ② F8		B FF 95 1 SAFE B CH 82 F SI 95 B FC 89 B SI 95 4-1 10 1B 1-2 BB		B CU 85 B SL 90 B SL 90 B FF 96 4-0 BB			1	0	0	0	3	0	1
10 Edwin Encarnación, R (1, 10) OBP: 0.356, SLG: 0.484	C SI 94 C FF 94 X SI 95 0-2 1-3 2B		1 SAFE 1 SAFE B FC 88 1 SAFE B SI 95 B CH 85 B FC 89 4-0 16 FC6-4 1-2 BB		B FC 88 D CH 85 F FC 89 S CH 84 B CH 84 X FC 90 3-2 1-2 2-H 1B		F SL 89 C FF 96 D SL 89 S SL 89 1-3 ③ K			3	0	2	1	1	1	1
16 Domingo Santana, R (1, 7) OBP: 0.340, SLG: 0.473	B SI 96 F FC 89 S CH 84 D CH 86 S CH 86 2-3 ② K		S CH 85 S CH 85 F CH 85 D CH 88 B SI 96 F CH 86 X FC 90 2-2 ③ FC6-4 1-2f		C CH 84 F FC 89 X FC 88 0-2 ③ L9			X SL 88 0-0 ① F9		4	0	0	0	0	1	6
27 Ryon Healy, R (1, 3) OBP: 0.290, SLG: 0.465	F SI 95 B FC 90 B CH 86 F CH 86 S FC 90 2-3 ③ K			C SI 92 B CH 83 B CH 85 X FC 89 2-1 ① G4-3		F CH 84 X CH 83 0-1 ① G4-3		C FF 96 B CU 87 F CU 88 T FF 96 1-2 ② K		4	0	0	0	0	2	2
1 Tim Beckham, R (1, 5) OBP: 0.309, SLG: 0.493		F CH 85 X SI 93 0-1 ① G1-3		B CH 85 B SI 94 S FF 95 X CH 85 2-1 ② G1-3		C FF 92 B FC 88 X FC 86 1-1 ② G3-1		B FF 96 C SL 88 X CU 87 1-1 ③ G5-3		4	0	0	0	0	0	0
3 J.P. Crawford, L (1, 6) OBP: 0.250, SLG: 0.407		B FC 87 C FC 86 F FC 86 B FF 96 C FF 96 2-3 ② K		C FF 93 F FC 89 C FF 96 0-3 ③ K		S FC 85 C FF 94 X FF 95 0-2 2B			F CH 74 X SI 90 0-1 ① F8	4	0	1	0	0	2	0
2 Tom Murphy, R (1, 2) OBP: 0.327, SLG: 0.478		C CH 85 B CH 85 T CH 85 C SI 94 1-3 ③ K			B SI 90 F FF 92 S FC 88 F CH 87 S FC 87 1-3 ① K	X CH 85 0-0 ③ G1-3			F SI 90 X SI 90 0-1 ② G5-3	4	0	0	0	0	2	1
0 Mallex Smith, L (1, 8) OBP: 0.254, SLG: 0.269			M FF 92 F SI 95 F CU 79 X FF 95 0-2 ① G5-3		F FF 95 S FC 89 S SI 94 0-3 ② K		F FC 85 B FC 85 B FC 85 B FF 94 B SI 94 4-1 9 G4-3 BB		B CH 73 X SI 92 1-0 ③ G3-1	3	0	0	0	1	1	0
Inning Stats	R: 0 E: 0 K: 2 S: 11 H: 1 LOB: 2 BB: 1 P: 20	R: 0 E: 0 K: 2 S: 8 H: 0 LOB: 0 BB: 0 P: 11	R: 0 E: 0 K: 0 S: 12 H: 1 LOB: 2 BB: 1 P: 19	R: 0 E: 0 K: 1 S: 7 H: 0 LOB: 0 BB: 0 P: 11	R: 1 E: 0 K: 2 S: 15 H: 2 LOB: 2 BB: 1 P: 23	R: 0 E: 0 K: 0 S: 8 H: 1 LOB: 1 BB: 0 P: 9	R: 0 E: 0 K: 1 S: 6 H: 0 LOB: 1 BB: 2 P: 18	R: 0 E: 0 K: 1 S: 6 H: 0 LOB: 0 BB: 0 P: 8	R: 0 E: 0 K: 0 S: 5 H: 0 LOB: 0 BB: 0 P: 6	1B: 3 2B: 2 3B: 0 HR: 0	SF: 0 SAC: 0 DP: 1 HBP: 0		WP: 0 PB: 0 SB: 1 CS: 0		PA: 36		

PITCHER		IP	WLS	BF	H	R	ER	SO	BB	IBB	HBP	BLK	WP	HR	S	P	ERA	WHIP
33 Martín Pérez, L ERA: 2.89	(1, 1)	6.2	W	28	5	1	1	7	4	0	0	0	0	0	64	103	1.35	1.350
68 Matt Magill, R ERA: 2.0	(7, 1)	1.1		5	0	0	0	2	1	0	0	0	0	0	9	16	0.00	0.750
51 Mike Morin, R ERA: 1.5	(9, 1)	1.0		3	0	0	0	0	0	0	0	0	0	0	5	6	0.00	0.000

PITCHER	IP	WLS	BF	H	R	ER	SO	BB	IBB	HBP	BLK	WP	HR	S	P	ERA	WHIP

BOTTOM

Minnesota Twins @ Seattle Mariners

T-Mobile Park, Seattle, WA

Fri May 17 2019, 7:12 PM - 9:46 PM PDT

Att. 20,256 - Partly Cloudy - 61 F

livebaseballscorecards.com

AB	31
R	1
H	5
RBI	1
BB	5
SO	9
LOB	12

Batter	1	2	3	4	5	6	7	8	9	AB	R	H	RBI	BB	SO	LOB
11 Jorge Polanco, S (1, 6) OBP: 0.395, SLG: 0.600 2 Luis Arraez, L (5, 6) OBP: 0.500, SLG: 1.000 (8, 4)	C FF 86 F CH 78 C SI 86 0-3 K	B SI 86 X SI 86 1-0 L8	B SL 83 D SL 83 C SI 95 B SI 96 C SI 96 X SI 96 3-2 16 HR 1-2 1B	F SI 92 B SI 94 B SL 90 X SI 91 2-1 F7		C FF 93 D CU 79 F FF 92 X FF 93 1-2 F8		X SI 90 0-0 9 FC6-4 20 1B 2B		4 1 1 0 0 1 2 2 1 1 0 0 0 1						
16 Jonathan Schoop, R (1, 4) OBP: 0.321, SLG: 0.520 13 Ehire Adrianza, S (8, PH) OBP: 0.316, SLG: 0.354 (8, 6)	X CH 79 0-0 L8	C CU 75 S CH 79 B FC 85 B CH 79 X CH 78 2-2 9 1B 1B	S SI 96 F SL 82 X SL 82 0-2 1-H 2-H HR	C FF 94 B FF 95 X SI 92 1-1 G1		B FC 87 B FF 92 B FF 92 C FF 91 X FF 92 3-1 1-H HR		B SL 86 B SI 90 B SI 92 B FF 90 4-0 9 FC6-4 BB		5 2 3 5 0 0 2 0 0 0 0 1 0 0						
9 Marwin Gonzalez, S (1, 3) OBP: 0.327, SLG: 0.364	F FF 87 X CH 78 0-1 L8	F SI 85 X CH 77 0-1 20 FC4 1-2 1B	B SL 82 X SI 96 1-0 2B		X SI 91 0-0 20 1B 24 2B 1B	B CU 77 B FF 91 C FF 92 F FC 87 B CU 80 X FC 87 3-2 G3-1		F SI 90 D CH 85 X SI 90 1-1 FC6-4 20 1B 1-2f 2-3		6 1 3 0 0 0 2						
20 Eddie Rosario, L (1, 7) OBP: 0.300, SLG: 0.533		F CU 73 S FF 86 X FC 82 1-1 F7 O CU 74 X FC 81 1-0 FC4 1-2f	B SI 94 D SI 94 B SI 95 C SI 94 F SI 94 F SI 94 X SL 83 3-2 F9		S SI 90 B SI 91 F SI 93 B SL 88 X FF 92 2-2 24 2B 1-2 1B	B FF 91 F FC 86 B CU 78 S FF 90 X FC 87 2-2 1B		B SI 92 X SI 91 1-0 1-2 3-H 1B		6 1 3 1 0 0 3						
24 C.J. Cron, R (1, 10) OBP: 0.333, SLG: 0.547		B SI 86 X CH 80 1-0 HR	X SI 84 0-0 HR	S SL 88 C SI 91 S FF 93 0-3 K	X SI 93 0-0 26 G3 22 SF3 1-H 2-H 2B	B FF 91 B FF 91 S FF 91 F FF 91 X FF 91 2-2 F7		X SL 88 0-0 F7		6 3 3 4 0 1 3						
26 Max Kepler, L (1, 9) OBP: 0.313, SLG: 0.456		B FF 87 B FF 86 X FC 83 2-0 15 BB 25 HR 2B	C CU 72 B FC 83 C FC 84 C SI 85 1-3 K	B CH 84 F SL 89 C FF 94 B FF 94 F SL 90 F SL 89 B FF 95 B SL 91 4-2 22 E 15 2B BB	F SL 89 F FF 94 B FF 94 F SI 92 B SL 91 X FF 93 2-2 G3 2-3		B FF 90 F FC 86 B FC 86 X FF 91 2-1 F7		F CH 87 X FF 89 0-1 F8	5 2 1 0 1 1 1							
22 Miguel Sanó, R (1, 5) OBP: 0.267, SLG: 0.615		B CH 78 F CH 78 B FC 84 F FC 85 F FC 84 B SI 85 F CH 78 F CH 78 B FC 86 4-2 15 BB 25 HR BB	C CU 73 B CH 80 X CH 79 1-1 HR	B SL 89 B SI 93 D SL 91 C FF 93 X SI 93 3-1 FC 15 2B 25 1B 1-2	C FF 94 C FF 93 B FF 93 F FF 94 X SL 90 1-2 SF3 3-H		S FF 91 B FC 86 S CU 78 X CU 80 1-2 F8		S FF 89 B FF 89 F FF 90 F SL 88 F CU 81 B FF 89 S FF 90 2-3 K	4 3 1 2 1 1 1							
15 Jason Castro, L (1, 2) OBP: 0.370, SLG: 0.656		B CU 74 B SI 85 B FF 85 B FF 84 4-0 25 HR 1-2 2-3 BB	B SL 82 F FF 96 B SI 96 B SL 81 B SI 96 4-1 11 1B 16 HR BB	C SI 92 B SI 93 S SL 89 B FF 93 X SL 89 2-2 25 1B 1-3 2-H 2B	B FF 93 C SL 88 B FF 93 B SI 90 F FF 92 X FF 93 3-2 F7		B FC 82 F FC 85 B FF 90 F FF 92 B FF 92 X FF 92 3-2 P3		B FF 91 S CH 88 B FF 89 C CH 88 S CU 82 2-3 K	4 2 1 1 2 1 0							
25 Byron Buxton, R (1, 8) OBP: 0.338, SLG: 0.525		B CU 73 B FC 84 X FC 85 2-0 1-H 2-H 3-H HR	C SI 95 C SL 82 X SL 82 0-2 P5	B SI 93 T SI 93 X SI 92 1-1 2-3 3-H 1B		B FF 92 B FC 87 C FF 92 F FF 92 F FF 93 F CU 80 B CU 82 D FF 93 4-2 16 HR BB		F SL 83 B SL 85 F SI 90 B SL 87 X SL 87 2-2 P4		4 2 2 5 1 0 1						
Inning Stats	R: 0 E: 0 K: 1 S: 6 H: 0 LOB: 0 BB: 0 P: 6	R: 5 E: 0 K: 0 S: 17 H: 5 LOB: 2 BB: 2 P: 35	R: 5 E: 0 K: 1 S: 21 H: 5 LOB: 1 BB: 1 P: 34	R: 2 E: 1 K: 1 S: 18 H: 2 LOB: 2 BB: 1 P: 31	R: 3 E: 0 K: 0 S: 17 H: 3 LOB: 0 BB: 0 P: 25	R: 2 E: 0 K: 0 S: 18 H: 2 LOB: 1 BB: 1 P: 33	R: 0 E: 0 K: 0 S: 8 H: 0 LOB: 0 BB: 0 P: 14	R: 1 E: 0 K: 0 S: 8 H: 2 LOB: 2 BB: 1 P: 16	R: 0 E: 0 K: 2 S: 10 H: 0 LOB: 0 BB: 0 P: 14	1B: 8 2B: 5 3B: 0 HR: 6 SF: 1 SAC: 0 DP: 0 HBP: 0						

PITCHER		IP	WLS	BF	H	R	ER	SO	BB	IBB	HBP	BLK	WP	HR	S	P	ERA	WHIP
49 Wade LeBlanc, L ERA: 7.36	(1, 1)	2.1	L	16	7	7	7	2	2	0	0	0	0	4	29	49	27.00	3.857
37 Parker Markel, R ERA: 16.88	(3, 1)	0.2		6	3	3	3	0	1	0	0	0	0	1	15	26	40.50	6.000
41 Mike Wright Jr., R ERA: 9.25	(4, 1)	2.0		13	5	5	4	1	1	0	0	0	0	0	35	56	18.00	3.000
58 Ryan Garton, R ERA: 9.0	(6, 1)	2.0		9	2	2	2	0	1	0	0	0	0	1	26	47	9.00	1.500
35 Cory Gearrin, R ERA: 3.93	(8, 1)	1.0		6	2	1	1	0	1	0	0	0	0	0	8	16	9.00	3.000

PITCHER		IP	WLS	BF	H	R	ER	SO	BB	IBB	HBP	BLK	WP	HR	S	P	ERA	WHIP
2 Tom Murphy, R ERA: 9.0	(9, 1)	1.0		3	0	0	0	2	0	0	0	0	0	0	10	14	0.00	0.000

TOP

Minnesota Twins @ Seattle Mariners

T-Mobile Park, Seattle, WA

Sat May 18 2019, 7:11 PM - 11:00 PM PDT
Att. 34,440 - Partly Cloudy - 68 F

livebaseballscorecards.com

AB	46
R	18
H	19
RBI	18
BB	6
SO	5
LOB	16

WP: 0 PB: 0 SB: 0 CS: 0 PA: 53

BOTTOM

Batter	1	2	3	4	5	6	7	8	9	AB	R	H	RBI	BB	SO	LOB
9 Dee Strange-Gordon, L (1, 4) OBP: 0.321, SLG: 0.384	F FF 92 S CH 83 B CH 84 F CH 84 S SI 93 1-3 **K** ①	C SI 91 B CH 82 B CH 83 F SI 91 F SV 83 F FF 94 X FF 94 2-2 **L7** ③	F SI 92 1 SAFE F SI 92 B SV 83 X CH 82 1-2 **P5** ①	F FF 93 X KC 80 0-1 **G1-3** ③		D FF 97 F FF 95 B FF 95 B FF 94 F FF 95 S FF 96 3-3 **K** ②	5	0	0	0	0	2	5
17 Mitch Haniger, R (1, 9) OBP: 0.327, SLG: 0.495 1 Tim Beckham, R (8, 5) OBP: 0.307, SLG: 0.490 (9, 7)	C FF 94 B SV 82 S SI 91 B SV 83 B FF 95 F SI 93 C SI 95 3-3 **K** ②			C FF 90 B SV 81 C SV 80 B SV 81 S SI 92 2-3 **K** ①	B SV 83 X SI 92 1-0 **L6** ②		F FF 89 F CU 76 B CS 70 F CU 79 B CS 69 B FF 90 F FF 90 S CU 76 3-3 **K** ①		C SL 87 B SL 85 F FF 95 B SL 86 S SL 87 2-3 **K** ③	4 1	0 0	0 0	0 0	0 0	3 1	2 1
20 Daniel Vogelbach, L (1, 10) OBP: 0.383, SLG: 0.603 (9, 3)	B SV 83 B CH 84 X FF 93 2-0 **P3** ③			B CH 83 X CH 83 1-0 **F8** ②	B SV 82 B CH 84 C FF 94 B FF 94 S SI 94 X SI 94 3-2 10 1B **1-3** 3-H 1B		B CU 77 C FF 90 F CU 77 F CS 71 X CU 79 1-2 **F8** ②			4	0	1	1	0	0	0
10 Edwin Encarnación, R (1, 3) OBP: 0.365, SLG: 0.490 2 Tom Murphy, R (8, 7) OBP: 0.327, SLG: 0.478 (9, 1)		B FF 91 C FF 93 F SV 81 F FF 94 B SV 83 F CH 85 F SV 82 X SI 94 2-2 27 G6-3 1B		C SI 93 B SV 82 C SV 82 X CH 84 1-2 1B	B SV 81 X SV 83 1-0 **1-2** 3-H 1B		S CU 77 X FF 91 0-1 **F8** ③			4 0	0 0	3 0	1 0	0 0	0 0	0 0
22 Omar Narváez, L (1, 2) OBP: 0.372, SLG: 0.492		B SI 92 X CH 85 1-0 **P5** ①		B FF 92 F CH 84 F SI 92 F FF 94 F CH 84 B SI 93 S CH 77 2-3 **K** ③	B FF 92 B FF 93 F FF 93 B KC 76 F FF 93 F FF 94 F FF 95 S KC 76 3-3 **K** ③			F FF 97 B FF 96 B CH 90 F FF 97 B FF 98 X FF 97 3-2 **G4-3** ①		4	0	0	0	0	2	4
27 Ryon Healy, R (1, 5) OBP: 0.294, SLG: 0.466 (8, 3) (9, 5)		C SV 82 B SI 92 F FF 92 F SV 83 B SI 94 X SI 94 2-2 **G6-3** ② **1-2**			C FF 92 B SV 82 C SV 82 F SV 83 X FF 94 1-2 32 2B 3 1B 1B	B FF 92 C KC 76 B FF 94 F KC 81 X FF 94 2-2 32 E 1B		B FF 97 B SL 86 X FF 95 2-0 **P6** ②		4	1	2	0	0	0	1
32 Jay Bruce, L (1, 7) OBP: 0.255, SLG: 0.496 (8, 9)		F FF 93 B SV 82 F CH 83 S SI 93 1-3 **K** ③			F FF 91 F FF 92 F CH 83 F SI 93 B FF 94 F SV 83 B SI 93 X CH 79 2-2 3 1B 0 WP **1-3** 2B	C FF 94 B KC 81 S FF 93 B KC 85 F FF 94 F FF 94 F FF 95 B FF 93 F FF 94 3-2 X KC 77 FC **1-2**		F FF 94 F SL 86 B SL 88 B FF 95 T SL 87 2-2 **K** ③		4	1	1	0	0	2	2
3 J.P. Crawford, L (1, 6) OBP: 0.250, SLG: 0.387			C FF 90 B SV 81 F FF 92 B FF 93 F SI 93 B SV 84 F SI 94 S SI 92 3-3 **K** ①		F SV 83 X FF 92 0-1 0 1B 0 WP 20 1B **2-3** 3-H 1B	S FF 93 B KC 79 F FF 93 S KC 84 1-3 **K** ①			B FF 94 F FF 95 B FF 95 F FF 96 S SL 86 2-3 **K** ①	4	1	1	1	0	3	2
0 Mallex Smith, L (1, 8) OBP: 0.262, SLG: 0.278			C FF 92 B CH 85 X CH 84 1-1 **G4-3** ②		B CH 83 F SI 92 B CH 84 F SI 91 X CH 82 2-2 20 1B 10 1B **1-3** 3-H 1B	B FF 94 F FF 94 C KC 80 S KC 83 1-3 **K** ②			X FF 96 0-0 1B	4	1	2	0	0	1	2
Inning Stats	R: 0 E: 0 K: 2 S: 9 H: 0 LOB: 0 BB: 0 P: 15	R: 0 E: 0 K: 1 S: 14 H: 1 LOB: 1 BB: 0 P: 20	R: 0 E: 0 K: 1 S: 12 H: 0 LOB: 0 BB: 0 P: 18	R: 0 E: 0 K: 2 S: 12 H: 1 LOB: 1 BB: 0 P: 18	R: 4 E: 0 K: 1 S: 28 H: 6 LOB: 2 BB: 0 P: 42	R: 0 E: 1 K: 2 S: 18 H: 1 LOB: 2 BB: 0 P: 25	R: 0 E: 0 K: 1 S: 11 H: 0 LOB: 0 BB: 0 P: 15	R: 0 E: 0 K: 1 S: 7 H: 0 LOB: 0 BB: 0 P: 14	R: 0 E: 0 K: 3 S: 10 H: 1 LOB: 1 BB: 0 P: 17	1B: 9 2B: 1 3B: 0 HR: 0	SF: 0 SAC: 0 DP: 0 HBP: 0		WP: 1 PB: 0 SB: 0 CS: 0	PA: 38			

PITCHER		IP	WLS	BF	H	R	ER	SO	BB	IBB	HBP	BLK	WP	HR	S	P	ERA	WHIP
17 José Berríos, R ERA: 3.39	(1, 1)	4.2		22	8	4	4	6	0	0	0	0	1	0	70	105	7.71	1.714
21 Tyler Duffey, R ERA: 3.72	(5, 1)	1.1	W	6	1	0	0	3	0	0	0	0	0	0	23	33	0.00	0.750
19 Ryne Harper, R ERA: 1.42	(7, 1)	1.0		3	0	0	0	1	0	0	0	0	0	0	11	15	0.00	0.000
31 Austin Adams, R ERA:	(8, 1)	2.0		7	1	0	0	4	0	0	0	0	0	0	17	31	0.00	0.500

PITCHER	IP	WLS	BF	H	R	ER	SO	BB	IBB	HBP	BLK	WP	HR	S	P	ERA	WHIP

Minnesota Twins @ Seattle Mariners

T-Mobile Park, Seattle, WA

Sat May 18 2019, 7:11 PM - 11:00 PM PDT

Att. 34,440 - Partly Cloudy - 68 F

livebaseballscorecards.com

AB	38
R	4
H	10
RBI	3
BB	0
SO	14
LOB	19

Batter	1	2	3	4	5	6	7	8	9	AB	R	H	RBI	BB	SO	LOB
11 Jorge Polanco, S (1, 6) OBP: 0.405, SLG: 0.606	F FF 91 B FF 92 X FF 93 1-1 16 G4-3 1B		1 SAFE X FF 94 0-0 16 HBP 1-2 1B		F SL 86 D SL 88 X FF 94 1-1 E1 16 G1-3 20 E 1-3 2-H 1B		C CH 85 B CH 84 F SI 96 B CH 84 S CH 86 2-3 ② K		D CH 86 X FF 94 1-0 1-2 2-H 1B	5	1	4	1	0	1	0
16 Jonathan Schoop, R (1, 10) OBP: 0.317, SLG: 0.506	B CU 73 C FF 92 C FF 92 D SL 83 X FF 93 2-2 ①② G4-3 1-2f		S CU 76 H SL 88 1-1 1-2 2-3 HBP		C FF 93 X SL 88 0-1 ① G1-3 2-3 3-H		B SI 96 X CH 86 1-0 ③ G6-3		X CH 88 0-0 ③ F9	4	0	0	1	0	0	4
24 C.J. Cron, R (1, 3) OBP: 0.325, SLG: 0.533	C CU 74 F FF 93 B FF 94 F SL 84 B FF 94 X CU 76 2-2 ③ G1-3		F FF 95 F FF 96 S SL 89 0-3 ③ K		B FF 94 S FF 95 B FF 94 B CU 76 F FF 95 X SL 86 3-2 ② P4			B SI 94 S CH 85 C SI 95 B CH 85 B SI 94 S CH 85 3-3 ① K		4	0	0	0	0	2	4
20 Eddie Rosario, L (1, 7) OBP: 0.293, SLG: 0.520		C FF 92 B SL 87 B FF 92 X FF 93 2-1 ① G5-3		S SL 86 X SL 87 0-1 ① F7	X SL 89 0-0 E6 3-H			F SI 95 F SI 96 X SI 95 0-2 ② F9		4	0	0	0	0	0	0
64 Willians Astudillo, R (1, 2) OBP: 0.282, SLG: 0.444		B FF 93 F FF 91 X SL 87 1-1 ② P3		X CU 75 0-0 1B	1 SAFE X FF 92 0-0 ③ F9			F SI 96 B CH 85 C SI 96 B CH 84 F CH 85 X CH 85 2-2 ③ L9		4	0	1	0	0	0	1
22 Miguel Sanó, R (1, 5) OBP: 0.211, SLG: 0.471		B CU 76 B CU 76 F FF 93 F CU 76 B FF 94 S SL 84 3-3 ③ K		B FF 93 C CU 74 S CU 75 F FF 95 B FF 94 S SL 87 2-3 ② K		B CU 73 S FF 93 S FF 93 S SL 84 1-3 ① K			B FF 94 X CH 85 1-0 ① G3	4	0	0	0	0	3	1
13 Ehire Adrianza, S (1, 9) OBP: 0.313, SLG: 0.348			B CU 72 C SL 84 X FF 92 1-1 ① P3 F FF 95 F FF 95 D SL 86 B SL 88 B CU 78 C SL 84 3-3 ③ K		B CU 75 B FF 94 F FF 94 C SL 86 S SL 86 2-3 ② K				B CH 87 B FF 94 C SI 92 S CH 86 X CU 76 2-2 2 BB 11 1B 1B	4	1	1	0	0	2	1
2 Luis Arraez, L (1, 4) OBP: 0.667, SLG: 0.750			B CU 73 B FF 93 X FF 90 2-0 16 HBP 11 1B 1B		C CU 71 B SL 85 S CU 74 F FF 94 F CU 77 B SL 86 B FF 95 B FF 93 4-2 11 1B 25 BB 11 E BB	X FF 92 0-0 ③ G1-3			C FF 95 B FF 94 B CU 77 F FF 94 B FF 94 B FF 94 4-2 11 1B 1-2 BB	2	1	1	0	2	0	0
25 Byron Buxton, R (1, 8) OBP: 0.335, SLG: 0.514			B CU 73 X FF 92 1-0 ② F7		C CU 75 B FF 93 1 SAFE B CU 73 B FF 92 F FF 93 D SL 87 4-2 11 E 16 G1-3 1-2 BB		B SI 95 S CH 84 S CH 86 B CH 85 C SI 96 2-3 ① K		C CH 86 F FF 94 S CH 87 0-3 ② K	3	1	0	0	1	2	3

Inning Stats	1	2	3	4	5	6	7	8	9	1B	SF	WP	PA
R:	0	0	0	0	3	0	0	0	1	7	0	0	38
E:	0	0	0	0	2	0	0	0	0	2B: 0	SAC: 0	PB: 0	
K:	0	1	1	2	0	2	2	1	1	3B: 0	DP: 1	SB: 0	
S:	9	7	9	10	15	7	7	10	11	HR: 0	HBP: 1	CS: 0	
H:	1	0	2	1	1	0	0	0	2				
LOB:	0	0	0	1	1	0	0	0	2				
BB:	0	0	0	0	2	0	0	0	1				
P:	14	13	14	15	27	10	12	15	19				

PITCHER	IP	WLS	BF	H	R	ER	SO	BB	IBB	HBP	BLK	WP	HR	S	P	ERA	WHIP
18 Yusei Kikuchi, L (1, 1) ERA: 3.43	6.0	W	26	5	3	1	6	2	0	1	0	0	0	57	93	1.50	1.167
65 Brandon Brennan, R (7, 1) ERA: 2.13	2.0	H	6	0	0	0	3	0	0	0	0	0	0	17	27	0.00	0.000
55 Roenis Elías, L (9, 1) ERA: 3.04	1.0		6	2	1	1	1	1	0	0	0	0	0	11	19	9.00	3.000

PITCHER	IP	WLS	BF	H	R	ER	SO	BB	IBB	HBP	BLK	WP	HR	S	P	ERA	WHIP

TOP

Minnesota Twins @ Seattle Mariners

T-Mobile Park, Seattle, WA

Sun May 19 2019, 1:11 PM - 4:10 PM PDT
Att. 31,070 - Partly Cloudy - 64 F

livebaseballscorecards.com

AB	34
R	4
H	7
RBI	2
BB	3
SO	10
LOB	14

BOTTOM

Minnesota Twins @ Seattle Mariners

T-Mobile Park, Seattle, WA

Sun May 19 2019, 1:11 PM - 4:10 PM PDT

Att. 31,070 - Partly Cloudy - 64 F

livebaseballscorecards.com

Batter	1	2	3	4	5	6	7	8	9	AB	R	H	RBI	BB	SO	LOB
9 Dee Strange-Gordon, L (1, 4) OBP: 0.313, SLG: 0.374	C SI 92 L CH 84 F CU 80 B SL 85 X FF 94 1-2 G4-3 ①		X CH 86 0-0 G3 ②		C SI 93 D CH 86 X SL 83 1-1 L9 ②		B FF 96 C CU 79 F CH 88 B CU 79 B FF 96 X CH 89 3-2 G4-3 ②			4	0	0	0	0	0	1
17 Mitch Haniger, R (1, 9) OBP: 0.330, SLG: 0.508	B SL 84 S SI 94 F SI 94 B SI 94 B SL 85 S SI 94 3-3 K ②		C FF 93 C CU 82 C SI 93 0-3 K ③		X FF 94 0-0 2-H HR		B SL 83 B SL 82 B FF 96 C FF 95 B SL 84 4-1 20 BB 10 HR BB			3	2	1	2	1	2	0
20 Daniel Vogelbach, L (1, 10) OBP: 0.392, SLG: 0.629	B SI 94 B CH 86 C SI 94 C CU 81 B CH 86 X CH 86 3-2 1B			C SI 91 X FF 93 0-1 P5 ①	B CH 86 C CU 81 B FF 94 X SI 93 2-1 HR		D FF 96 B FF 95 B CH 87 C FF 96 B FF 96 4-1 1-2 10 HR BB			3	2	2	1	1	0	0
10 Edwin Encarnación, R (1, 3) OBP: 0.372, SLG: 0.522	C CU 80 X SL 84 0-1 F7 ③			B SL 84 B CU 81 X SI 93 2-0 16 2B 2B	B SL 85 X CU 81 1-0 1B		C SL 83 B SL 85 B SL 86 S FF 96 F FF 96 X CU 80 2-2 1-H 2-H HR			4	2	3	3	0	0	1
16 Domingo Santana, R (1, 7) OBP: 0.343, SLG: 0.478		C SI 92 B SI 92 B SL 84 B FF 93 X SI 93 3-1 27 FC5-4 1B		B FF 94 B FF 93 B SL 84 X FF 94 3-0 2-H 2B	S SI 93 X SI 93 0-1 G5-3 ③		F SL 84 B FF 95 C FF 96 C FF 97 1-3 K ③			4	0	2	1	0	1	1
22 Omar Narváez, L (1, 2) OBP: 0.362, SLG: 0.477		C FF 93 1 SAFE X FF 93 0-1 L5 ①		F FF 94 B CH 85 X FF 93 1-1 F7 ②		F FF 92 X FF 93 0-1 P3 ①		C FF 90 B CH 74 F FF 91 B CH 74 B SL 84 C FF 91 3-3 K ①		4	0	0	0	0	1	2
27 Ryon Healy, R (1, 5) OBP: 0.293, SLG: 0.461		S SL 82 C SI 93 X SI 93 0-2 FC5-4 ② 1-2f		S SL 84 F SL 83 F FF 94 B SI 93 S SL 86 1-3 K ③		L SI 91 B SI 93 C SI 92 F SL 85 S SI 92 1-3 K ②		B SL 86 S FF 92 S CH 72 F FF 91 X SL 86 1-2 3 FC3-6 1B		4	0	1	0	0	2	2
3 J.P. Crawford, L (1, 6) OBP: 0.278, SLG: 0.429		S CH 85 1 SAFE B FF 92 F CH 86 B FF 93 B SI 93 S FF 94 3-3 K ③			C SL 83 B CH 85 B FF 92 B SI 91 X SI 93 3-1 17 HR 2B	X FF 93 0-0 0 CS 1B		B SI 90 C SI 92 B SL 83 F SI 89 X CH 74 2-2 FC3-6 ② 1-2f		4	1	2	0	0	1	2
0 Mallex Smith, L (1, 8) OBP: 0.254, SLG: 0.268			L FF 92 X FF 93 0-1 F8 ①		L FF 90 B SI 92 L CH 82 B SI 91 F CU 81 S SL 84 2-3 K ①	B SI 91 B FF 92 2-0 CS ③ 1-2	B CH 88 S FF 95 F FF 95 B CU 79 F FF 96 X CH 90 2-2 G3 ①	X SI 90 0-0 G4-3 ③		4	0	0	0	0	1	2
Inning Stats	R: 0 E: 0 K: 1 S: 12 H: 1 LOB: 1 BB: 0 P: 19	R: 0 E: 0 K: 1 S: 10 H: 1 LOB: 1 BB: 0 P: 16	R: 0 E: 0 K: 1 S: 6 H: 0 LOB: 0 BB: 0 P: 6	R: 1 E: 0 K: 1 S: 10 H: 2 LOB: 1 BB: 0 P: 17	R: 3 E: 0 K: 1 S: 14 H: 4 LOB: 1 BB: 0 P: 23	R: 0 E: 0 K: 1 S: 7 H: 1 LOB: 0 BB: 0 P: 10	R: 3 E: 0 K: 1 S: 16 H: 1 LOB: 0 BB: 2 P: 32	R: 0 E: 0 K: 1 S: 11 H: 1 LOB: 1 BB: 0 P: 17		1B: 5 2B: 3 3B: 0 HR: 3 SF: 0 SAC: 0 DP: 0 HBP: 0				WP: 0 PB: 0 SB: 0 CS: 1 PA: 37		

	AB	34
	R	7
	H	11
	RBI	7
	BB	2
	SO	8
	LOB	11

PITCHER		IP	WLS	BF	H	R	ER	SO	BB	IBB	HBP	BLK	WP	HR	S	P	ERA	WHIP
44 Kyle Gibson, R ERA: 4.47	(1, 1)	6.0	L	26	9	4	4	6	0	0	0	0	0	2	59	91	6.00	1.500
65 Trevor May, R ERA: 4.15	(7, 1)	1.0		6	1	3	3	1	2	0	0	0	0	1	16	32	27.00	3.000
51 Mike Morin, R ERA: 1.29	(8, 1)	1.0		4	1	0	0	1	0	0	0	0	0	0	11	17	0.00	1.000

PITCHER	IP	WLS	BF	H	R	ER	SO	BB	IBB	HBP	BLK	WP	HR	S	P	ERA	WHIP

Batter	1	2	3	4	5	6	7	8	9	AB	R	H	RBI	BB	SO	LOB
26 Max Kepler, L (1, 9) OBP: 0.321, SLG: 0.457	X FF 92 0-0 11 FC6-4 1B		S SL 81 B CH 85 C SI 92 S SL 84 1-3 ① K2-3		B SL 82 X SL 82 1-0 1B		B FF 94 B FF 95 B FF 95 B FF 95 4-0 1-2 BB		B CH 90 B SL 88 B SI 96 C FF 95 C FF 96 F SL 88 X FF 97 3-2 ② G4-3	4	0	2	0	1	1	0
11 Jorge Polanco, S (1, 10) OBP: 0.400, SLG: 0.592	C FF 92 D CH 87 F SL 86 F FF 94 X FF 93 1-2 ① FC6-4 64 1B 1-2f		B SL 81 B SL 82 B SI 92 C SI 93 F SI 92 B SI 93 4-2 64 G1-3 BB		X SI 92 0-0 ② L9		C SL 85 B SL 86 F FF 95 F SL 84 B FF 95 D CH 89 F FF 95 X SL 86 3-2 ③ L8		F CH 89 B FF 97 S CH 89 F FF 98 F FF 97 B CH 90 S CH 91 2-3 ③ K	4	0	0	0	1	1	4
64 Willians Astudillo, R (1, 3) OBP: 0.280, SLG: 0.434	1 SAFE C SL 89 B FF 95 X SL 88 1-1 20 G4-6-3 1-2 1B		X SI 94 0-0 ② G1-3 1-2		F SI 92 1 SAFE 1 SAFE X SL 82 0-1 ③ F7			B SL 83 X FF 96 1-0 ① G3		4	0	1	0	0	0	2
20 Eddie Rosario, L (1, 7) OBP: 0.293, SLG: 0.514	C SL 88 S FF 95 X CH 89 0-2 ②③ G4-6-3 1-2f		D SL 84 F SL 81 F SI 93 X SL 83 1-2 ③ G4-3			B CH 81 X SL 80 1-0 ① F8		F CH 87 X FF 97 0-1 22 HR 1B		4	1	1	0	0	0	3
22 Miguel Sanó, R (1, 5) OBP: 0.217, SLG: 0.571		B SI 93 S SL 82 S SL 82 S SL 83 1-3 ① K		B SI 92 B SL 82 S SL 82 F SL 83 X SL 84 2-2 ① F8		B SL 92 B SL 82 B SI 92 B SI 92 X SI 92 3-1 ② F8		D SL 84 B FF 96 X FF 97 2-0 1-H HR		4	1	1	2	0	1	0
2 Luis Arraez, L (1, 4) OBP: 0.700, SLG: 0.750		X SI 92 0-0 15 1B 13 FC3-6 1B		B SL 82 C SL 80 C SL 82 F SI 92 X SL 83 1-2 1B		B SI 92 F SI 92 L SI 92 X SI 92 1-2 ③ L6		C CH 87 B FF 97 B FF 97 X CH 87 2-1 1B		4	1	3	0	0	0	0
15 Jason Castro, L (1, 2) OBP: 0.364, SLG: 0.631		C SI 92 S SI 93 D SL 83 1 SAFE X SI 93 1-2 13 FC3-6 1-3 1B		1 SAFE 1 SAFE B SL 83 B SI 93 C SI 93 S SL 84 B SI 91 S SL 83 3-3 ② K			B FF 95 C SL 82 X SL 84 1-1 ① G3	C FF 93 S SL 82 F SL 84 B FF 93 B FF 94 S SL 85 2-3 ② K		4	0	1	0	0	2	2
13 Ehire Adrianza, S (1, 6) OBP: 0.310, SLG: 0.342		X SL 82 0-0 ② FC3-6 25 WP 1-2f 3-H		B SL 81 B SI 91 B SI 92 C SI 91 X SI 92 3-1 ③ F7			S SL 84 B FF 95 B SL 85 X SL 84 2-1 26 BB 1B	1 SAFE B FF 94 C SL 82 F FF 93 F SL 84 S SL 85 1-3 ③ K		4	0	1	1	0	1	3
25 Byron Buxton, R (1, 8) OBP: 0.327, SLG: 0.500		B SL 82 S SL 82 S SL 83 X SL 83 1-2 ③ G5-3 1-2			B SI 91 X SL 83 1-0 ① G5-3		1 SAFE D SL 84 1 SAFE S SL 85 B SI 95 F SL 85 F FF 95 1 SAFE F SI 94 3-2 ② K		F SL 87 C SL 89 B FF 97 C FF 96 1-3 ① K	4	0	0	0	0	2	2
Inning Stats	R: 0 E: 0 K: 0 S: 10 H: 2 LOB: 1 BB: 0 P: 12	R: 1 E: 0 K: 1 S: 11 H: 2 LOB: 1 BB: 0 P: 14	R: 0 E: 0 K: 1 S: 9 H: 0 LOB: 1 BB: 1 P: 15	R: 0 E: 0 K: 1 S: 12 H: 1 LOB: 1 BB: 0 P: 21	R: 0 E: 0 K: 0 S: 5 H: 1 LOB: 1 BB: 0 P: 7	R: 0 E: 0 K: 0 S: 6 H: 0 LOB: 0 BB: 0 P: 11	R: 0 E: 0 K: 1 S: 15 H: 1 LOB: 2 BB: 1 P: 28	R: 2 E: 0 K: 2 S: 14 H: 3 LOB: 1 BB: 0 P: 22	R: 0 E: 0 K: 2 S: 12 H: 0 LOB: 0 BB: 0 P: 18	1B: 9 2B: 0 3B: 0 HR: 1 SF: 0 SAC: 0 DP: 1 HBP: 0						

PITCHER		IP	WLS	BF	H	R	ER	SO	BB	IBB	HBP	BLK	WP	HR	S	P	ERA	WHIP
67 Taylor Cole, R ERA: 4.32	(1, 1)	1.0		4	2	0	0	0	0	0	0	0	0	0	10	12	0.00	2.000
64 Félix Peña, R ERA: 3.3	(2, 1)	5.0		20	4	1	1	3	1	0	0	0	1	0	43	68	1.80	1.000
38 Justin Anderson, R ERA: 2.93	(7, 1)	1.0		5	1	0	0	1	1	0	0	0	0	0	15	28	0.00	2.000
31 Ty Buttrey, R ERA: 1.5	(8, 1)	0.1	L	4	3	2	2	0	0	0	0	0	0	1	6	11	54.00	9.000
32 Cam Bedrosian, R ERA: 2.86	(8, 1)	0.2		2	0	0	0	2	0	0	0	0	0	0	8	11	0.00	0.000

PITCHER		IP	WLS	BF	H	R	ER	SO	BB	IBB	HBP	BLK	WP	HR	S	P	ERA	WHIP
57 Hansel Robles, R ERA: 3.43	(9, 1)	1.0		3	0	0	0	2	0	0	0	0	0	0	12	18	0.00	0.000

TOP

Minnesota Twins @ Los Angeles Angels

Angel Stadium, Anaheim, CA

Mon May 20 2019, 7:09 PM - 10:38 PM PDT

Att. 34,177 - Clear - 65 F

livebaseballscorecards.com

AB	36
R	3
H	10
RBI	3
BB	2
SO	8
LOB	16

BOTTOM

Minnesota Twins @ Los Angeles Angels

Angel Stadium, Anaheim, CA

Mon May 20 2019, 7:09 PM - 10:38 PM PDT

Att. 34,177 - Clear - 65 F

livebaseballscorecards.com

Batter	1	2	3	4	5	6	7	8	9	AB	R	H	RBI	BB	SO	LOB
9 Tommy La Stella, L (1, 4) (8, 3) (9, 4) OBP: 0.386, SLG: 0.581	F FF 91 X FS 85 0-1 ① F7		C FF 93 B CU 78 X FS 87 1-1 1B		B FF 94 C FS 85 1 SAFE 1 SAFE X FF 93 1-1 1-2 1B		C CU 82 F SI 95 F CU 79 X SI 95 0-2 1-2 3-H 1B			4	0	3	1	0	0	0
27 Mike Trout, R (1, 8) OBP: 0.456, SLG: 0.562	C FF 92 C FF 92 B FF 92 B FF 94 F CU 76 X FF 93 2-2 ② F9		B FF 93 1 SAFE C FF 93 B FF 94 C FF 93 1 SAFE B FC 88 X FF 94 3-2 ③ P3		B FF 94 X FF 94 1-0 ③ L7		B SI 95 C SI 95 C CU 82 C SI 94 1-3 ③ K			4	0	0	0	0	1	5
17 Shohei Ohtani, L (1, 10) OBP: 0.345, SLG: 0.375	F CU 75 B FF 93 B FS 87 B FS 87 B FF 92 4-1 BB			F CU 74 S FS 83 B FS 83 F CU 78 F FF 94 S FC 88 1-3 ① K		C CU 74 B CU 78 C FF 90 S CS 70 1-3 ① K2-3		C SI 93 F CU 81 F CU 81 S SI 94 0-3 ① K2-3		3	0	0	0	1	3	0
2 Andrelton Simmons, R (1, 6) OBP: 0.323, SLG: 0.415 44 Kevan Smith, R (9, 2) OBP: 0.408, SLG: 0.450	X CU 77 0-0 ③ G5-3			B FC 83 X FC 85 1-0 1B		X CU 74 0-0 ② P5		S SI 94 X SI 94 0-1 ② G3-1		4 0	0 0	1 0	0 0	0 0	0 0	1 0
56 Kole Calhoun, L (1, 9) OBP: 0.311, SLG: 0.472		C CU 73 F FS 85 B CU 76 S FF 93 1-3 ① K		C CU 76 1 SAFE S FS 85 S FF 93 0-3 ② K		B CU 78 C CU 76 S FF 90 S CS 69 1-3 ③ K		X CU 80 0-0 ③ G6-3		4	0	0	0	0	3	1
20 Jonathan Lucroy, R (1, 2) (9, 3) OBP: 0.324, SLG: 0.438		B FF 92 C FF 93 F CU 76 X FC 86 1-2 ② G4-3		C FF 93 F FF 93 1 SAFE B FS 85 B FF 92 F FF 94 F CU 76 B FS 86 F FF 93 3-2 ③ L8			B FF 88 B CU 76 C FF 88 C CU 75 F FF 89 B CU 78 X CU 75 3-2 ① P4		B FF 91 F FF 91 B CU 76 X FF 91 2-1 ① L9	4	0	0	0	0	0	1
18 Brian Goodwin, L (1, 7) OBP: 0.372, SLG: 0.471		B FF 94 B FS 87 F FF 93 F FF 92 B FC 88 S FS 86 3-3 ③ K			B FF 92 C FF 92 B CU 75 L FF 92 X FF 92 2-2 ① F7		C CU 74 C CU 78 B FF 89 X CS 69 1-2 6 F8 5 BB 9 1B 1B		B FF 92 X FF 91 1-0 7 FC6-4 1B	4	1	2	0	0	1	0
25 Jared Walsh, L (1, 3) OBP: 0.400, SLG: 0.333 5 Albert Pujols, R (7, PH) OBP: 0.311, SLG: 0.448 7 Zack Cozart, R (7, PR) OBP: 0.181, SLG: 0.153			B CU 74 B FF 92 C FC 89 F CU 76 C FF 93 2-3 ① K		B CU 75 C CU 74 S FC 88 B FF 92 S FF 93 2-3 ② K		C CU 79 F SI 94 B CU 81 F CU 82 1 SAFE D CU 83 B SI 94 F CU 82 B SI 94 4-2 9 1B 1-2 BB		D CU 76 B FF 92 X FF 91 2-0 ② FC6-4 1-2f	2 0 1	0 0 0	0 0 0	0 1 0	2 0 0	0 0 0	0 0 1
6 David Fletcher, R (1, 5) (8, 4) (9, 5) OBP: 0.333, SLG: 0.414			B FC 86 C FF 93 F FS 86 X FS 87 1-2 ② G6-3		B CU 76 B FS 86 B FF 92 C FF 91 C FF 93 B FS 85 4-2 9 1B BB		B SI 95 B SI 95 C SI 95 X SI 94 2-1 ② F8 2-3		X FF 92 0-0 ③ G1-3	3	0	0	0	1	0	3
Inning Stats	R: 0 E: 0 K: 0 S: 8 H: 0 LOB: 1 BB: 1 P: 14	R: 0 E: 0 K: 2 S: 9 H: 0 LOB: 0 BB: 0 P: 14	R: 0 E: 0 K: 1 S: 11 H: 1 LOB: 1 BB: 0 P: 18	R: 0 E: 0 K: 2 S: 18 H: 1 LOB: 1 BB: 0 P: 23	R: 0 E: 0 K: 1 S: 11 H: 1 LOB: 2 BB: 1 P: 21	R: 0 E: 0 K: 2 S: 7 H: 0 LOB: 0 BB: 0 P: 9	R: 1 E: 0 K: 1 S: 20 H: 2 LOB: 2 BB: 1 P: 31	R: 0 E: 0 K: 1 S: 7 H: 0 LOB: 0 BB: 0 P: 7	R: 0 E: 0 K: 0 S: 5 H: 1 LOB: 1 BB: 0 P: 10	1B: 6 2B: 0 3B: 0 HR: 0	SF: 0 SAC: 0 DP: 0 HBP: 0					

	AB	33
	R	1
	H	6
	RBI	1
	BB	3
	SO	10
	LOB	12

PITCHER		IP	WLS	BF	H	R	ER	SO	BB	IBB	HBP	BLK	WP	HR	S	P	ERA	WHIP
12 Jake Odorizzi, R ERA: 2.38	(1, 1)	5.0		20	3	0	0	6	2	0	0	0	0	0	57	90	0.00	1.000
19 Ryne Harper, R ERA: 1.77	(6, 1)	1.1	H	5	1	1	1	2	0	0	0	0	0	0	14	20	6.75	0.750
55 Taylor Rogers, L ERA: 1.35	(7, 1)	1.2	W	7	1	0	0	2	1	0	0	0	0	0	20	27	0.00	1.200
38 Blake Parker, R ERA: 1.1	(9, 1)	1.0	S	4	1	0	0	0	0	0	0	0	0	0	5	10	0.00	1.000

PITCHER	IP	WLS	BF	H	R	ER	SO	BB	IBB	HBP	BLK	WP	HR	S	P	ERA	WHIP

Minnesota Twins @ Los Angeles Angels

Angel Stadium, Anaheim, CA

Tue May 21 2019, 7:09 PM - 10:34 PM PDT

Att. 32,316 - Cloudy - 63 F

livebaseballscorecards.com

TOP

Batter	1	2	3	4	5	6	7	8	9	AB	R	H	RBI	BB	SO	LOB
26 Max Kepler, L (1, 9) OBP: 0.328, SLG: 0.464	F SI 92 B CH 84 C KC 79 X CH 85 1-2 ① L9		B FF 91 B CH 84 B SI 91 B SI 91 4-0 BB			F CH 82 B FF 91 X CH 83 1-1 11 2B 2B	1 SAFE X FF 93 0-0 11 1B 9 2B 1B 1-2	1 SAFE B FF 88 1-0 ③ CS 1-2	C KC 82 X FF 92 0-1 ① F9	4	2	2	0	1	0	0
11 Jorge Polanco, S (1, 6) OBP: 0.405, SLG: 0.596	C SI 92 S CH 84 T CH 86 0-2 ② K		C SI 90 1 SAFE D CH 83 D CH 84 B SI 91 F CH 83 S SI 91 3-3 ③ K			X SL 83 0-0 9 HR 2B 2-H	C SL 85 B SI 94 D CH 87 B FF 94 X SL 86 3-1 9 2B 20 1B 1B 1-3 2-H		C FF 92 B KC 82 B KC 83 B FF 92 F FF 92 F FF 92 B FF 92 4-2 20 1B BB	4	2	2	2	1	2	1
9 Marwin Gonzalez, S (1, 10) OBP: 0.329, SLG: 0.393	B KC 78 C SI 92 C KC 80 B KC 80 B FF 94 X CH 84 3-2 ③ G4-3			C KC 78 B FC 86 S CH 84 X KC 81 1-2 ① G6-3		X SL 84 0-0 2-H HR	C FF 93 D CH 88 F SL 85 X FF 94 1-2 20 1B 2B 1-3 3-H		B FF 92 F KC 81 1 SAFE B KC 81 X FF 92 2-1 ② P6	5	2	2	3	0	0	1
20 Eddie Rosario, L (1, 7) OBP: 0.295, SLG: 0.511		C CH 83 F SI 92 F KC 80 B KC 80 F CH 83 X SI 92 1-2 ① F8		C FC 87 C SI 91 B CH 82 X KC 80 1-2 ② G3		B FF 95 C SL 85 F SL 84 S FF 95 1-3 ① K	T SL 87 B SL 86 F SI 95 F SL 86 F SL 86 B SI 94 X SL 86 2-2 24 S 1B 2-H 3-H		X KC 82 0-0 1-3 1B	5	0	2	2	0	1	0
24 C.J. Cron, R (1, 3) OBP: 0.322, SLG: 0.519		B SI 93 C KC 78 B CH 83 B KC 80 B KC 79 4-1 2 FC3-6 BB		S CH 83 B CH 82 F FC 86 X KC 79 1-2 ③ P4		C FF 94 C SL 84 B FF 94 B SL 84 F FF 94 F FF 95 X SL 84 2-2 ② L5	B SL 86 F SL 86 B FF 94 F SL 87 F FF 95 F SL 84 X SL 87 2-2 ③ G6-3 1-2		B KC 81 S KC 83 B KC 82 B FF 92 S FF 92 T FF 93 3-2 ③ K	4	0	0	0	1	1	3
2 Luis Arraez, L (1, 5) OBP: 0.643, SLG: 0.917		S CH 84 X CH 84 0-1 ② FC3-6 1-2f			B KC 77 C CH 83 B SI 91 B CH 83 X SI 90 3-1 1B	X FF 94 0-0 ③ F7		B CU 77 B CU 76 C CU 77 F FF 87 B CH 85 X CH 83 3-2 HR		4	1	2	1	0	0	1
16 Jonathan Schoop, R (1, 4) OBP: 0.310, SLG: 0.494		B SI 92 D KC 80 1 SAFE F CH 84 S SI 91 F CH 85 X KC 79 2-2 ③ P4			B FC 87 F SI 91 B KC 78 F FC 87 F CH 83 F KC 79 1 SAFE C SI 91 2-3 ① K		B SL 87 S SL 85 C FF 94 X CH 84 1-2 ① P2	F CU 78 F CH 84 B FF 88 B FF 88 S CU 79 2-3 ① K		4	0	0	0	0	2	2
15 Jason Castro, L (1, 2) OBP: 0.358, SLG: 0.603			F SI 88 B CH 81 B KC 79 F CH 83 S KC 80 2-3 ① K		S CH 84 C FF 91 D KC 81 F CH 83 S CH 82 1-3 ② K		C SL 84 C SI 95 B CH 85 H FF 94 2-2 26 1B 11 1B HBP	C CU 77 X CH 84 0-1 ② L8		3	1	0	0	0	2	1
25 Byron Buxton, R (1, 8) OBP: 0.325, SLG: 0.490			C CH 82 B SI 91 X KC 80 1-1 ② G6-3		B SI 91 D KC 78 1 SAFE C KC 77 1 SAFE S CH 84 D KC 80 F CH 84 F CH 84 3-2 ③ L5 X SI 82		F SL 84 C SL 87 X FF 94 0-2 ② P4	F FF 88 B CU 78 B CU 79 B CU 78 B FF 88 4-1 26 CS BB		3	0	0	0	1	0	2
Inning Stats	R: 0 E: 0 K: 1 S: 9 H: 0 LOB: 0 BB: 0 P: 13	R: 0 E: 0 K: 0 S: 12 H: 0 LOB: 1 BB: 1 P: 19	R: 0 E: 0 K: 2 S: 8 H: 0 LOB: 1 BB: 1 P: 18	R: 0 E: 0 K: 0 S: 9 H: 0 LOB: 0 BB: 0 P: 12	R: 0 E: 0 K: 2 S: 16 H: 1 LOB: 1 BB: 0 P: 25	R: 3 E: 0 K: 1 S: 13 H: 3 LOB: 0 BB: 0 P: 17	R: 4 E: 0 K: 0 S: 24 H: 4 LOB: 1 BB: 0 P: 35	R: 1 E: 0 K: 1 S: 9 H: 1 LOB: 0 BB: 1 P: 19	R: 0 E: 0 K: 1 S: 11 H: 1 LOB: 2 BB: 1 P: 20	1B: 5 2B: 3 3B: 0 HR: 2 SF: 0 SAC: 0 DP: 0 HBP: 1	WP: 0 PB: 0 SB: 1 CS: 1 PA: 42					

	AB	36
	R	8
	H	10
	RBI	8
	BB	4
	SO	8
	LOB	11

PITCHER		IP	WLS	BF	H	R	ER	SO	BB	IBB	HBP	BLK	WP	HR	S	P	ERA	WHIP
53 Trevor Cahill, R ERA: 6.43	(1, 1)	5.0		19	2	1	1	5	2	0	0	0	0	0	56	90	1.80	0.800
38 Justin Anderson, R ERA: 3.86	(6, 1)	1.0	B	5	2	2	2	1	0	0	0	0	0	1	11	14	18.00	2.000
39 Luke Bard, R ERA: 4.22	(7, 1)	1.0	L	8	4	4	4	0	0	0	1	0	0	0	24	35	36.00	4.000
24 Noé Ramirez, R ERA: 3.32	(8, 1)	1.0		4	1	1	1	1	1	0	0	0	0	1	9	19	9.00	2.000
37 Cody Allen, R ERA: 4.8	(9, 1)	1.0		5	1	0	0	1	1	0	0	0	0	0	11	20	0.00	2.000

PITCHER		IP	WLS	BF	H	R	ER	SO	BB	IBB	HBP	BLK	WP	HR	S	P	ERA	WHIP

BOTTOM

Batter	1	2	3	4	5	6	7	8	9	AB	R	H	RBI	BB	SO	LOB
9 Tommy La Stella, L (1, 5) OBP: 0.373, SLG: 0.560	C FF 91 X FF 91 0-1 G6-3	F CH 88 D CH 88 F FF 93 1 SAFE B CH 86 B FF 93 X CH 88 3-2 F9 1-2 3-H			1 SAFE P SL 84 S CH 88 X FF 93 1-1 B2-3 1-2		B CU 86 F CU 87 X FF 94 1-1 FC5-6 1-2f		C CH 72 D SI 91 C SI 91 X SI 92 1-2 G5-3	5	0	0	0	0	0	5
27 Mike Trout, R (1, 8) OBP: 0.457, SLG: 0.577	X FF 90 0-0 HR		C FF 93 S CH 87 B FF 92 F CH 88 F CH 88 B FF 93 S SL 86 2-3 K		C FF 92 X CH 89 0-1 F7			B CU 78 F FF 94 B FF 94 B FF 93 B CU 78 4-1 17 FC4 BB		3	1	1	1	1	1	1
17 Shohei Ohtani, L (1, 10) OBP: 0.339, SLG: 0.365	B FF 91 X CH 85 1-0 G6-3		B CH 88 X CH 88 1-0 L8			X CH 88 0-0 1B		F CU 78 B FF 94 C CH 86 F FF 95 F SL 81 F FF 94 B CH 87 D SL 85 X FF 95 3-2 FC4 1-2f		4	0	1	0	0	0	1
5 Albert Pujols, R (1, 3) OBP: 0.304, SLG: 0.436	B SL 82 X FF 92 1-0 F8		C FF 93 X SL 87 0-1 G4-3			C FF 91 D SL 84 X CH 88 1-1 L7		C SL 85 D SL 83 S FF 95 S FF 94 1-3 K		4	0	0	0	0	1	2
56 Kole Calhoun, L (1, 9) OBP: 0.305, SLG: 0.461		B FF 90 F CH 86 C CH 87 S FF 92 1-3 K		X FF 91 0-0 L8		B FF 92 X CH 88 1-0 L9		X SI 92 0-0 L7		4	0	0	0	0	1	2
44 Kevan Smith, R (1, 2) OBP: 0.397, SLG: 0.435 20 Jonathan Lucroy, R (5, 2) OBP: 0.326, SLG: 0.439		B FF 92 X FF 91 1-0 L9		B FF 92 C CH 93 X SL 84 1-1 G5-3		C FF 93 S FF 93 F SL 86 B FF 92 F SL 86 F FF 93 S SL 86 1-3 K			C SI 91 X SI 91 0-1 6 1B 1B	2 2	0 0	0 1	0 0	0 0	0 1	0 1
18 Brian Goodwin, L (1, 7) OBP: 0.369, SLG: 0.461		C CH 87 L CH 87 F SL 84 B SL 83 B FF 92 B SL 84 B CH 88 4-2 4 1B 6 1B BB		B FF 93 C CH 88 C CH 92 B SL 85 B CH 88 X FF 94 3-2 F8			C CU 84 C FF 95 B CU 86 B FF 95 S SL 89 2-3 K		B CH 72 B SI 90 C SI 89 X CH 72 2-1 F8	3	1	0	0	1	1	1
4 Luis Rengifo, S (1, 4) OBP: 0.233, SLG: 0.263		F FF 93 X FF 93 0-1 6 1B 9 WP 1-2 1B			B FF 91 X FF 90 1-0 G3		C FF 95 C SL 90 S FF 96 0-3 K		B FF 90 X FF 91 1-0 L8	4	1	1	0	0	1	1
6 David Fletcher, R (1, 6) OBP: 0.349, SLG: 0.426		C FF 92 B CH 88 B FF 93 B FF 92 C FF 94 X FF 94 3-2 9 WP 1-3 2-H 1B			C FF 91 B SL 84 B SL 84 B FF 92 C FF 93 B FF 93 4-2 9 B2-3 BB		C CU 86 X FF 96 0-1 9 FC5-6 1B		C SI 91 B CH 73 F CH 74 F FF 91 X CH 70 1-2 1B	3	0	3	1	1	0	0

livebaseballscorecards.com

AB	34
R	3
H	7
RBI	2
BB	3
SO	6
LOB	14

Inning Stats	1	2	3	4	5	6	7	8	9
	R: 1 E: 0 K: 0 S: 5	H: 1 LOB: 0 BB: 0 P: 7	R: 2 E: 0 K: 1 S: 15	H: 2 LOB: 1 BB: 1 P: 27	R: 0 E: 0 K: 1 S: 8	H: 0 LOB: 0 BB: 0 P: 11	R: 0 E: 0 K: 0 S: 6	H: 0 LOB: 0 BB: 0 P: 10	R: 0 E: 0 K: 0 S: 8	H: 0 LOB: 1 BB: 1 P: 13	R: 0 E: 0 K: 1 S: 10	H: 1 LOB: 1 BB: 0 P: 13	R: 0 E: 0 K: 2 S: 10	H: 1 LOB: 1 BB: 0 P: 13	R: 0 E: 0 K: 1 S: 11	H: 0 LOB: 1 BB: 1 P: 19	R: 0 E: 0 K: 0 S: 12	H: 2 LOB: 2 BB: 0 P: 17

| | | |

Minnesota Twins @ Los Angeles Angels

Angel Stadium, Anaheim, CA

Thu May 23 2019, 1:08 PM - 4:35 PM PDT

Att. 30,992 - Cloudy - 64 F

TOP

livebaseballscorecards.com

Batter	1	2	3	4	5	6	7	8	9	AB	R	H	RBI	BB	SO	LOB
26 Max Kepler, L (1, 8) OBP: 0.338, SLG: 0.491	X FF 91 0-0 ① P4	B CH 86 X FF 92 1-0 11 HR 2B		B CH 86 S CH 88 B SL 89 B FF 93 X FF 93 3-1 ② G4-3		F CU 78 B FF 88 B FF 87 B CH 84 B CH 84 4-1 11 S 11 2B BB	B KC 81 C KC 82 B FF 92 X FF 92 2-1 1-H HR		C CU 80 X FF 90 0-1 9 G3 13 BB 20 1B 1B	5	4	3	2	1	0	0
25 Byron Buxton, R (9, 8) OBP: 0.325, SLG: 0.490										0	0	0	0	0	0	0
11 Jorge Polanco, S (1, 6) OBP: 0.411, SLG: 0.618	B FF 92 X FF 93 1-0 ② F7	C CU 82 C CH 85 F FF 92 X CU 82 0-2 2-H HR		B FF 93 B CH 87 B FF 94 C FF 92 B FF 93 4-1 BB		C FF 89 B CH 83 F FF 89 F CH 83 1 SAFE B FF 88 B CH 83 X CU 78 3-2 1-H 2B	S FF 93 C KC 82 B KC 82 C FF 92 1-3 ③ K		B FF 89 B FF 89 C CH 85 B FF 90 B FF 89 4-1 20 1B 9 G3 1-2 BB	3	1	2	3	1	0	0
(7, PH) (7, 6)										1	0	0	0	1	1	0
9 Marwin Gonzalez, S (1, 9) OBP: 0.317, SLG: 0.377	F FF 93 B FF 92 B CU 82 B CU 82 S CU 82 3-3 ③ K	S CH 84 S CU 82 B SL 85 B CU 82 X FF 91 2-2 ③ F8		C SL 90 B CH 88 B FF 94 F CH 87 C FF 95 2-3 ③ K		X CH 83 0-0 ③ F7		C KC 80 X FF 91 0-1 ① F8	D CU 80 B FF 90 X FF 90 2-0 ② G3 1-2 2-3	6	0	0	0	0	2	4
20 Eddie Rosario, L (1, 7) OBP: 0.302, SLG: 0.527		S CU 81 F CH 84 B CU 82 F FF 91 X FF 91 1-2 2 WP 24 1B 2 SF6 1B	X CH 84 0-0 ① P2		X CH 86 0-0 ① G1-3		C CH 82 X FF 88 0-1 ① F8	B KC 82 B FF 92 B FF 91 C FF 91 F FF 92 X FF 92 3-2 HR	X CU 79 0-0 2-3 3-H 1B	6	2	3	2	0	0	0
24 C.J. Cron, R (1, 3) OBP: 0.339, SLG: 0.562		X SL 86 0-0 2 WP 16 HR 1-2 1B	F FF 93 B CU 82 X SL 87 1-1 HR		C SL 87 B FF 93 X FF 93 1-1 1B		C CU 78 B CH 83 F CH 83 B FF 88 F CU 78 B CU 79 F FF 88 X CU 79 3-2 22 HR 2B	B FF 92 C KC 82 F FF 91 X FF 92 1-2 2 WP 2B	B FF 89 B FF 88 X FF 90 2-0 ③ G3-1	6	3	5	1	0	0	2
2 Luis Arraez, L (1, 10) OBP: 0.526, SLG: 0.733		B CU 81 X CU 81 1-0 ① SF6 1-2 2-H	B CU 82 X FF 92 1-0 ② F9		C CH 87 B FF 93 F FF 93 X FC 93 1-2 ② F7		X FF 88 0-0 ② L4	B KC 83 B KC 83 B FF 92 C FF 92 B FF 91 4-1 2-3 BB		3	0	0	1	1	0	2
22 Miguel Sanó, R (1, 5) OBP: 0.286, SLG: 0.800		C SL 86 B FF 92 B CU 83 B SL 88 B SL 87 4-1 16 HR BB	B FF 92 F CH 86 B FF 92 S SL 87 B FF 92 F SL 86 X FF 91 3-2 HR		B SL 88 B SL 89 F CH 87 F FF 94 B SL 88 S CH 88 3-3 ③ K		X CU 78 0-0 2-H HR	C FF 92 X KC 83 0-1 ② F8		4	3	2	3	1	1	3
16 Jonathan Schoop, R (1, 4) OBP: 0.312, SLG: 0.528		F FF 92 X CU 80 0-1 1-H 2-H HR	X FF 90 0-0 ③ F8			F CU 77 F FF 88 S CH 83 0-3 ① K	X CH 83 0-0 HR	S KC 83 S KC 84 B KC 83 S FF 92 1-3 ③ K		5	2	2	4	0	2	2
64 Willians Astudillo, R (1, 2) OBP: 0.276, SLG: 0.413		X SL 87 0-0 ② L7		F FF 91 B CH 85 F CH 86 F FF 93 F FF 94 B SL 88 F FF 93 X FF 93 2-2 ① P6		C FF 90 S CH 83 F FF 88 F CH 83 B CU 79 T FF 89 1-2 ② K	B CH 83 B CU 78 B CU 77 B FF 87 4-0 26 HR BB		B FF 90 F FF 89 B CH 84 F FF 90 F CH 85 X CU 80 2-2 ① L7	4	1	0	0	1	1	0

	AB	43
	R	16
	H	17
	RBI	16
	BB	6
	SO	7
	LOB	13

Inning Stats	1	2	3	4	5	6	7	8	9
	R: 0 E: 0 K: 1 S: 5	H: 0 LOB: 0 BB: 0 P: 9	R: 6 E: 0 K: 0 S: 18	H: 5 LOB: 0 BB: 1 P: 27	R: 2 E: 0 K: 0 S: 9	H: 2 LOB: 0 BB: 0 P: 14	R: 0 E: 0 K: 1 S: 12	H: 0 LOB: 1 BB: 1 P: 23	R: 0 E: 0 K: 1 S: 9	H: 1 LOB: 1 BB: 0 P: 14
	R: 1 E: 0 K: 2 S: 14	H: 1 LOB: 1 BB: 1 P: 22	R: 5 E: 0 K: 1 S: 15	H: 4 LOB: 0 BB: 1 P: 25	R: 1 E: 0 K: 1 S: 14	H: 2 LOB: 2 BB: 1 P: 23	R: 1 E: 0 K: 0 S: 10	H: 2 LOB: 2 BB: 1 P: 20		

	1B: 5	SF: 1
	2B: 4	SAC: 0
	3B: 0	DP: 0
	HR: 8	HBP: 0

	WP: 2	PA: 50
	PB: 0	
	SB: 1	
	CS: 0	

PITCHER		IP	WLS	BF	H	R	ER	SO	BB	IBB	HBP	BLK	WP	HR	S	P	ERA	WHIP
33 Matt Harvey, R ERA: 7.5	(1, 1)	2.2	L	16	7	8	8	1	1	0	0	0	1	4	31	49	27.00	3.000
67 Taylor Cole, R ERA: 3.38	(3, 1)	2.1		9	1	0	0	2	1	0	0	0	0	0	22	38	0.00	0.857
24 Noé Ramirez, R ERA: 5.01	(6, 1)	1.2		11	4	5	5	2	2	0	0	0	0	2	24	39	27.00	3.600
37 Cody Allen, R ERA: 5.51	(7, 1)	1.1		8	3	2	2	2	1	0	0	0	1	2	19	31	13.50	3.000
25 Jared Walsh, L ERA: 9.0	(9, 1)	1.0		6	2	1	1	0	1	0	0	0	0	0	10	20	9.00	3.000

PITCHER	IP	WLS	BF	H	R	ER	SO	BB	IBB	HBP	BLK	WP	HR	S	P	ERA	WHIP

BOTTOM

Batter	1	2	3	4	5	6	7	8	9	AB	R	H	RBI	BB	SO	LOB
6 David Fletcher, R (1, 7) OBP: 0.345, SLG: 0.438	C FF 92 X CH 84 0-1 G6-3 ①		C FF 93 B CH 84 X FF 93 1-1 HR	C CH 84 B SI 93 C FC 87 F FC 86 B FC 90 S FC 88 2-3 K ③		C FF 88 B FF 89 B CU 75 X FF 88 2-1 G5-3 ③			B FF 94 C FF 95 B SL 84 B FF 94 X FF 94 3-1 F9 ①	5	1	1	1	0	1	0
27 Mike Trout, R (1, 10) OBP: 0.461, SLG: 0.579	B FF 93 C CH 83 B SI 93 B FC 89 F SI 93 B FF 94 4-2 5 2B BB		F FC 88 B FF 95 X CH 84 1-1 E7 5 G4-3 2B		F FF 91 X FF 93 0-1 G3 ①		F FF 92 B KC 85 F FF 94 B KC 75 B KC 85 T FF 96 3-2 K ①		C FF 96 B FF 95 B FF 96 B FF 95 B FF 94 4-1 20 BB 13 DI 9 HR BB	3	2	1	0	2	1	0
5 Albert Pujols, R (1, 3) OBP: 0.308, SLG: 0.441 13 Dustin Garneau, R (8, 2)	B FF 92 C CH 84 1 SAFE X FF 94 1-1 1-3 2B		X FC 89 0-0 G4-3 ② 3-H		B CH 83 B SI 93 B FC 88 C FC 89 B FF 94 4-1 4 1B 20 BB BB		C FF 95 B KC 85 C KC 84 F KC 85 F FF 95 F KC 75 B KC 83 F FF 96 X FF 95 2-2 P5 ②		B FF 95 B FF 94 F FF 95 S FF 94 B FF 95 B FF 94 4-2 20 BB 9 HR 1-2 BB	3	0	1	1	1	0	0
										0	1	0	0	1	0	0
20 Jonathan Lucroy, R (1, 2) (8, 3) OBP: 0.336, SLG: 0.437	B SI 95 B FC 87 C CH 85 F FC 89 S CH 87 2-3 K ②		B CH 84 B CH 84 B FC 88 C SI 93 X FC 88 3-1 4 BB 9 1B 1B		B CH 84 B SI 94 D CH 85 C SI 94 B SI 95 4-1 4 1B 1-2 BB		B FF 95 B FF 94 F SI 94 F FF 95 B KC 73 F FF 95 S FF 96 3-3 K ③		C SL 87 D FF 96 D SL 86 C FF 95 B FF 95 F FF 95 B FF 95 4-2 9 HR 1-2 2-3 BB	3	1	1	0	2	2	2
9 Tommy La Stella, L (1, 5) OBP: 0.374, SLG: 0.576	C FF 95 F FC 88 B FF 96 X SI 95 1-2 G6-3 ③		B FF 93 X FF 94 1-0 4 BB 1-2 1B		B FF 94 B FC 89 C FF 94 X FF 95 2-1 L9 ②			F FF 93 F FF 93 X KC 84 0-2 F8 ①	X FF 96 0-0 1-H 2-H 3-H HR	5	1	2	4	0	0	4
4 Luis Rengifo, S (1, 4) OBP: 0.271, SLG: 0.286		C FF 91 B CH 82 X FF 92 1-1 F8 ①	B SI 92 D CH 85 B SI 94 C SI 94 B SI 94 4-1 1-2 2-3 BB		C SI 94 S CH 86 X FC 90 0-2 56 FC6 1-2 2-3 1B			F FF 94 B CH 84 B CH 86 F FF 94 B FF 94 X FF 95 3-2 1B	C SL 85 B FF 96 F SL 86 B FF 96 B SL 86 F FF 95 S FF 96 3-3 K ②	4	0	2	0	1	1	0
56 Kole Calhoun, L (1, 9) OBP: 0.302, SLG: 0.453		X FF 92 0-0 G6-3 ②	C FC 87 S FF 96 F SI 96 F SI 95 S FC 87 0-3 K ③		C FF 95 X FC 89 0-1 FC6 ③ 1-2f			X FF 92 0-0 F8 ②	F FF 96 B FF 97 F FF 96 F FF 98 F SL 87 B SL 87 X FF 96 2-2 1B	5	0	1	0	0	1	7
7 Zack Cozart, R (1, 6) OBP: 0.172, SLG: 0.144		B FF 93 B CH 84 X SI 92 2-0 G4-3 ③		F CH 82 X SI 92 0-1 G3 ①		B CU 75 C FF 89 X CU 75 1-1 F7 ①		B FF 94 X FF 93 1-0 F8 ③	B SI 93 B SL 83 F SI 91 C SL 82 X SI 91 2-2 G6-3 ③	5	0	0	0	0	0	2
18 Brian Goodwin, L (1, 8) OBP: 0.366, SLG: 0.476			C FF 92 B SI 92 B FF 90 B SI 93 X FF 93 3-1 L9 ①	C FC 87 B CU 75 X FC 87 1-1 P6 ②		B C FF 89 B CU 77 B CU 74 F FF 89 F FF 90 S FF 88 3-3 K ②			B FF 95 C FF 94 F FF 94 F SL 85 X SL 84 1-2 HR	4	1	1	1	0	1	0
Inning Stats	R: 0 E: 0 K: 1 S: 12 H: 1 LOB: 2 BB: 1 P: 20	R: 0 E: 0 K: 0 S: 4 H: 0 LOB: 0 BB: 0 P: 7	R: 2 E: 1 K: 1 S: 16 H: 4 LOB: 3 BB: 1 P: 29	R: 0 E: 0 K: 1 S: 8 H: 0 LOB: 0 BB: 0 P: 11	R: 0 E: 0 K: 0 S: 11 H: 1 LOB: 3 BB: 2 P: 21	R: 0 E: 0 K: 1 S: 8 H: 0 LOB: 0 BB: 0 P: 14	R: 0 E: 0 K: 2 S: 14 H: 0 LOB: 0 BB: 0 P: 22	R: 0 E: 0 K: 0 S: 8 H: 1 LOB: 1 BB: 0 P: 12	R: 5 E: 0 K: 1 S: 25 H: 3 LOB: 1 BB: 3 P: 48	1B: 5 2B: 2 3B: 0 HR: 3 SF: 0 SAC: 0 DP: 0 HBP: 0						

PITCHER		IP	WLS	BF	H	R	ER	SO	BB	IBB	HBP	BLK	WP	HR	S	P	ERA	WHIP
33 Martín Pérez, L ERA: 2.95	(1, 1)	5.0	W	25	6	2	2	3	4	0	0	0	0	1	51	88	3.60	2.000
19 Ryne Harper, R ERA: 1.69	(6, 1)	1.0		3	0	0	0	1	0	0	0	0	0	0	8	14	0.00	0.000
21 Tyler Duffey, R ERA: 3.09	(7, 1)	2.0		7	1	0	0	2	0	0	0	0	0	0	22	34	0.00	0.500
31 Austin Adams, R ERA: 16.88	(9, 1)	0.2		8	3	5	5	1	3	0	0	0	0	2	22	43	67.50	9.000
51 Mike Morin, R ERA: 1.08	(9, 1)	0.1		1	0	0	0	0	0	0	0	0	0	0	3	5	0.00	0.000

PITCHER	IP	WLS	BF	H	R	ER	SO	BB	IBB	HBP	BLK	WP	HR	S	P	ERA	WHIP

Minnesota Twins @ Los Angeles Angels

Angel Stadium, Anaheim, CA

Thu May 23 2019, 1:08 PM - 4:35 PM PDT

Att. 30,992 - Cloudy - 64 F

livebaseballscorecards.com

AB	37
R	7
H	10
RBI	7
BB	7
SO	7
LOB	15

WP: 0 PA: 44
PB: 0
SB: 0
CS: 0

Batter	1	2	3	4	5	6	7	8	9	AB	R	H	RBI	BB	SO	LOB
22 Charles Tilson, L (1, 8) OBP: 0.368, SLG: 0.387	F FF 92 C FF 92 B FF 95 H SV 82 2-2 79 G4-3 10 SH1-3 HBP	1 SAFE C SV 78 1 SAFE 1 SAFE F FF 91 F SI 92 H SV 81 1-2 10 1B 79 1B 1-2 HBP		C SV 81 F FF 92 F SI 93 F FF 92 F FF 94 X SV 82 0-2 10 1B 1B		C SV 78 X SI 92 0-1 ③ L8			C FF 92 X SL 84 0-1 ② F8	3	1	1	0	0	0	0
10 Yoán Moncada, S (1, 5) OBP: 0.340, SLG: 0.500	1 SAFE X SI 90 0-0 ① SH1-3 1-2	F FF 92 B CH 81 X CH 81 1-1 79 1B 1-3 2-H 1B		1 SAFE 1 SAFE X CH 83 0-0 79 G3-4-3 1-3 1B			C SI 92 B FF 92 S FF 92 F CH 83 F FF 94 X FF 94 1-2 ① L4		C FF 93 B SL 84 T FF 93 F FF 95 B SL 84 F SL 84 B FF 94 F SL 84 X FF 94 3-2 ③ F8	4	0	2	1	0	0	0
79 José Abreu, R (1, 3) OBP: 0.316, SLG: 0.510	S SI 92 X SI 92 0-1 ② G4-3 2-3	B SI 91 1 SAFE X SV 81 1-0 1-2 3-H 1B		X SI 92 0-0 ②③ G3-4-3 1-2f			B SI 91 B CH 84 F SI 92 C SV 82 F SI 92 X SI 92 2-2 ② G5-3			4	0	1	1	0	0	3
21 Welington Castillo, R (1, 2) OBP: 0.286, SLG: 0.318 33 James McCann, R (8, 2) OBP: 0.373, SLG: 0.523	S SV 82 X FF 93 0-1 ③ P6	C FF 91 F FF 91 F SV 79 X SV 77 0-2 ③ G5-3			B FF 92 C FF 92 F SV 81 B SV 82 B SI 93 F SI 93 X SI 93 3-2 ① F7		B FF 93 S CH 84 X FF 94 1-1 1B			4 0	0 0	1 0	0 0	0 0	0 0	3 0
74 Eloy Jiménez, R (1, 7) OBP: 0.269, SLG: 0.429		F SV 80 X SI 92 0-1 E6 7 2B 17 1B	B FF 91 C FF 92 C CH 82 B SV 81 B SV 81 C SI 94 3-3 ① K		C FF 94 B SV 82 C SI 94 X SV 83 1-2 ② G6-3		B SL 85 S FF 94 C SL 81 D SL 82 S FF 95 2-3 ③ K			4	1	0	0	0	2	1
7 Tim Anderson, R (1, 6) OBP: 0.369, SLG: 0.506 20 José Rondón, R (8, PH) OBP: 0.250, SLG: 0.354 (8, 6)		F SI 89 F SI 91 D SV 82 D SV 82 F SI 92 B FF 94 X SI 92 3-2 17 1B 1-3 2B	X SV 82 0-0 17 G4-3 1B		B SI 91 X SI 91 1-0 1B			B SL 86 F FF 92 B SL 86 F FF 92 S SL 85 2-3 ① K		3 1	1 0	3 0	0 0	0 0	0 1	0 0
17 Yonder Alonso, L (1, 10) OBP: 0.286, SLG: 0.311		X FF 91 0-0 5 FC4-6 2-H 3-H 1B	1 SAFE 1 SAFE F FF 93 X CH 83 0-1 ② G4-3 1-2		1 SAFE X FF 93 0-0 ③ F7			B FF 93 B FF 91 S SL 86 S SL 86 F SL 85 T FF 95 2-2 ② K		4	0	1	2	0	1	2
5 Yolmer Sánchez, S (1, 4) OBP: 0.314, SLG: 0.301		X FF 91 0-0 ① FC4-6 22 HBP 10 1B 1-2f	C FF 91 B CH 80 X FF 92 1-1 ③ P6			C FF 92 X FF 91 0-1 ① G5-3		C SL 87 X SL 86 0-1 ③ L3		4	1	0	0	0	0	2
49 Ryan Cordell, R (1, 9) OBP: 0.319, SLG: 0.383		1 SAFE 1 SAFE C SV 79 S SV 79 1 SAFE B FF 92 S SV 80 1-3 ② K		B SV 81 C FF 92 F SV 81 S FF 93 1-3 ① K		S SV 81 C SI 92 B SV 82 S FF 93 1-3 ② K			X SL 83 0-0 ① G6-3	4	0	0	0	0	3	1
Inning Stats	R: 0 E: 0 K: 0 S: 7 H: 0 LOB: 1 BB: 0 P: 9	R: 4 E: 1 K: 1 S: 21 H: 4 LOB: 2 BB: 0 P: 28	R: 0 E: 0 K: 1 S: 8 H: 1 LOB: 1 BB: 0 P: 12	R: 0 E: 0 K: 1 S: 11 H: 2 LOB: 1 BB: 0 P: 12	R: 0 E: 0 K: 0 S: 9 H: 1 LOB: 1 BB: 0 P: 14	R: 0 E: 0 K: 1 S: 7 H: 0 LOB: 0 BB: 0 P: 8	R: 0 E: 0 K: 1 S: 14 H: 1 LOB: 1 BB: 0 P: 20	R: 0 E: 0 K: 2 S: 9 H: 0 LOB: 0 BB: 0 P: 13	R: 0 E: 0 K: 0 S: 9 H: 0 LOB: 0 BB: 0 P: 12	1B: 8 2B: 1 3B: 0 HR: 0 SF: 0 SAC: 1 DP: 1 HBP: 2						WP: 0 PB: 0 SB: 0 CS: 0 PA: 38	

TOP

Chicago White Sox @ Minnesota Twins

Target Field, Minneapolis, MN

Fri May 24 2019, 7:12 PM - 10:38 PM CDT

Att. 29,638 - Partly Cloudy - 72 F

livebaseballscorecards.com

AB	35
R	4
H	9
RBI	4
BB	0
SO	7
LOB	12

PITCHER		IP	WLS	BF	H	R	ER	SO	BB	IBB	HBP	BLK	WP	HR	S	P	ERA	WHIP
17 José Berríos, R ERA: 3.2	(1, 1)	6.2	W	31	9	4	1	4	0	0	2	0	0	0	74	98	1.35	1.350
65 Trevor May, R ERA: 3.93	(7, 1)	0.1		1	0	0	0	1	0	0	0	0	0	0	3	5	0.00	0.000
52 Zack Littell, R ERA:	(8, 1)	2.0		6	0	0	0	2	0	0	0	0	0	0	18	25	0.00	0.000

PITCHER	IP	WLS	BF	H	R	ER	SO	BB	IBB	HBP	BLK	WP	HR	S	P	ERA	WHIP

BOTTOM

Chicago White Sox @ Minnesota Twins

Target Field, Minneapolis, MN

Fri May 24 2019, 7:12 PM - 10:38 PM CDT

Att. 29,638 - Partly Cloudy - 72 F

livebaseballscorecards.com

Batter	1	2	3	4	5	6	7	8	9	AB	R	H	RBI	BB	SO	LOB
26 Max Kepler, L (1, 10) OBP: 0.345, SLG: 0.520	F FF 93 B FF 94 B CH 83 X CH 84 2-1 11 G3 20 1B 2B	X FF 96 0-0 ② SF8 2-3 3-H		C FF 94 C CU 79 X FF 96 0-2 HR	B FC 89 C CU 80 F FC 89 X SI 94 1-2 2-H 3-H 1B		X FF 97 0-0 E9 11 BB 2-H			4	2	3	4	0	0	0
11 Jorge Polanco, S (1, 6) OBP: 0.411, SLG: 0.608 13 Ehire Adrianza, S (7, PR) OBP: 0.315, SLG: 0.338 (8, 6)	C FF 95 F CU 78 F FF 96 B FF 96 B FF 94 X FF 96 2-2 ① G3 2-3	F CH 84 F FF 96 D SL 85 B FF 97 B FF 96 X CH 85 3-2 ③ F9		B CH 83 F FF 95 B FF 96 B FF 95 B FF 94 4-1 9 2B BB	B CU 81 B CH 87 F SI 94 B FC 90 X CH 89 3-1 ③ L7		B SL 88 B SL 88 B FF 97 B FF 96 4-0 1-2 BB			3 0	1 0	0 0	0 0	2 0	0 0	3 0
9 Marwin Gonzalez, S (1, 9) OBP: 0.314, SLG: 0.378	D CU 80 S CH 84 F FF 96 S FF 96 1-3 ② K		B FF 92 B CH 81 C FF 93 B FF 94 X FF 93 3-1 ① L5	1 SAFE 1 SAFE B FF 93 B CH 82 1 SAFE F FF 94 X CH 82 2-1 1-H 20 1B 2B		S CU 80 B FF 94 X CH 86 1-1 ① L3	F FF 98 C SL 85 S SL 89 0-3 ② K			5	1	1	1	0	2	3
20 Eddie Rosario, L (1, 7) OBP: 0.314, SLG: 0.554	C CU 77 F FF 96 X FF 98 0-2 24 WP 3-H 1B		C CH 84 X FF 96 0-1 HR	S FF 94 B FF 95 F FF 95 X FF 96 1-2 2-H 1B		X CU 82 0-0 2B	D SL 87 C SL 87 T FF 100 S SL 89 1-3 ③ K			5	1	4	3	0	1	2
24 C.J. Cron, R (1, 3) OBP: 0.335, SLG: 0.548	1 SAFE B SL 82 C FF 96 B CH 86 X CH 84 2-1 ③ G5-3 1-2		C FF 94 F CH 85 T FF 96 0-2 ② K	C SL 84 S SL 83 F FC 89 B FF 95 B FF 95 B SL 84 F FF 95 C FF 96 3-3 ③ K		B CH 88 S CH 87 S FC 90 H FC 88 2-2 HBP		B SL 87 F FF 98 S FF 98 F SL 89 B FF 100 F SL 86 F FF 98 F FF 99 B SL 87 3-2 ① X FF 97 L6		4	0	0	0	0	2	2
22 Miguel Sanó, R (1, 5) OBP: 0.333, SLG: 0.857		C FF 93 F SL 82 B SL 84 B FF 96 B CH 84 B FF 96 4-2 16 HBP 25 2B BB	B CH 85 F CH 85 F FF 96 F FF 96 B SL 85 X CH 84 2-2 HR		B SL 82 B FF 95 F FF 94 B FF 95 B FF 95 4-1 16 2B 26 1B BB	D CH 87 T SI 93 B FC 90 S SI 93 S FC 89 2-3 ② K		S SL 87 F FF 100 B SL 89 X SL 87 1-2 ② G5-3		3	3	1	1	2	1	2
16 Jonathan Schoop, R (1, 4) OBP: 0.316, SLG: 0.530 2 Luis Arraez, L (8, PH) OBP: 0.550, SLG: 0.733 (9, 4)		B FF 96 S FF 96 B FF 96 F FF 96 F FF 96 F CH 84 H FF 95 3-2 25 2B 26 SF8 1-2 HBP	B FF 95 X CH 86 1-0 ③ L5		C FF 95 1 SAFE X SL 82 0-1 26 1B 1-3 2B	D CH 87 B SI 94 X SI 92 2-0 ③ F8		B SL 84 S FF 97 T FF 99 F FF 101 B SL 87 B SL 90 D FF 99 4-2 BB		3 0	2 0	1 0	0 0	0 1	0 0	2 0
15 Jason Castro, L (1, 2) OBP: 0.349, SLG: 0.589		B FF 95 C FF 94 C CH 84 S FF 95 1-3 ① K		B FF 93 X FF 94 1-0 ① G4-3	B FF 94 F FC 88 B FF 94 C FF 94 B FC 87 F FF 94 F FF 95 F FC 87 S FF 95 3-3 ① K		X FF 96 0-0 26 E 2B	B FF 99 T FF 100 C SL 86 F FF 99 S SL 88 1-3 ③ K		5	1	1	0	0	3	5
25 Byron Buxton, R (1, 8) OBP: 0.323, SLG: 0.490		D SL 84 T CH 83 F FF 96 X FF 97 1-2 26 SF8 1-3 2-H 2B		X FF 95 0-0 ② L9	B FF 94 F FC 88 B FF 93 F FF 94 S FF 95 2-3 ② K		B SL 86 B FF 96 B FF 98 C FF 96 X FF 96 3-1 ① F8			4	0	1	1	0	1	3

Inning Stats																								
	R: 1 E: 0 K: 1 S: 14	H: 2 LOB: 1 BB: 0 P: 21		R: 2 E: 0 K: 1 S: 16	H: 1 LOB: 1 BB: 1 P: 28		R: 2 E: 0 K: 1 S: 12	H: 2 LOB: 0 BB: 0 P: 18		R: 3 E: 0 K: 1 S: 16	H: 3 LOB: 1 BB: 1 P: 27		R: 2 E: 0 K: 2 S: 17	H: 2 LOB: 1 BB: 1 P: 30		R: 0 E: 0 K: 1 S: 9	H: 1 LOB: 2 BB: 0 P: 16		R: 1 E: 1 K: 2 S: 10	H: 1 LOB: 2 BB: 1 P: 18		R: 0 E: 0 K: 1 S: 17	H: 0 LOB: 1 BB: 1 P: 26

	AB	36
	R	11
	H	12
	RBI	10
	BB	5
	SO	10
	LOB	22

	1B: 3	SF: 1	WP: 1	PA: 44
	2B: 6	SAC: 0	PB: 0	
	3B: 0	DP: 0	SB: 0	
	HR: 3	HBP: 2	CS: 0	

PITCHER		IP	WLS	BF	H	R	ER	SO	BB	IBB	HBP	BLK	WP	HR	S	P	ERA	WHIP
40 Reynaldo López, R ERA: 6.03	(1, 1)	3.2	L	21	7	8	8	3	2	0	1	0	1	3	50	82	19.64	2.455
61 Ryan Burr, R ERA: 4.58	(4, 1)	1.0		6	2	2	2	3	1	0	0	0	0	0	20	33	18.00	3.000
57 Jace Fry, L ERA: 5.4	(5, 1)	1.1		7	2	0	0	1	0	0	1	0	0	0	14	25	0.00	1.500
50 Thyago Vieira, R ERA: 2.08	(7, 1)	2.0		10	1	1	0	3	2	0	0	0	0	0	27	44	0.00	1.500

PITCHER	IP	WLS	BF	H	R	ER	SO	BB	IBB	HBP	BLK	WP	HR	S	P	ERA	WHIP

Chicago White Sox @ Minnesota Twins

Target Field, Minneapolis, MN

Sat May 25 2019, 1:12 PM - 4:27 PM CDT

Att. 39,139 - Partly Cloudy - 66 F

livebaseballscorecards.com

Batter	1	2	3	4	5	6	7	8	9	AB	R	H	RBI	BB	SO	LOB
28 Leury García, S (1, 8) OBP: 0.310, SLG: 0.352	F FF 93 B FF 94 C CH 85 H SL 86 2-2 10 1B HBP		B CH 87 F FF 94 F FF 95 F SI 92 B SL 85 X CH 87 2-2 10 CS 1B		C FF 94 B CU 82 X CU 80 1-1 ② F7			F FF 96 F SL 90 C FF 95 0-3 ① K		3	0	1	0	0	1	0
10 Yoán Moncada, S (1, 5) OBP: 0.338, SLG: 0.495	1 SAFE 1 SAFE C FF 94 X SI 93 0-1 1-2 1B		1 SAFE 1 SAFE S CH 86 1 SAFE B FF 92 S CU 81 S CH 86 1-3 ② ③ K 1-2		C FF 94 S FF 94 B FF 94 X SI 92 1-2 ③ L9			C FF 97 F CU 86 B FF 96 C FF 96 1-3 ② K		4	0	1	0	0	2	1
79 José Abreu, R (1, 10) OBP: 0.320, SLG: 0.530	C SI 94 D SI 94 S SI 94 S CU 80 1-3 ① K			X SI 93 0-0 HR		S SL 83 S SL 83 T SL 85 0-2 ① K		F SL 90 X FF 95 0-1 2B		4	1	2	1	0	2	2
33 James McCann, R (1, 2) OBP: 0.361, SLG: 0.504	B SI 93 B SL 84 C SI 94 X CU 81 2-1 ② L9			B SL 85 X SI 94 1-0 ① G6-3		B FF 93 B SL 86 F SI 93 C SI 93 X SI 94 2-2 ② G6-3		S SL 90 B SL 90 X SL 90 1-1 ③ P3		4	0	0	0	0	0	3
74 Eloy Jiménez, R (1, 7) OBP: 0.269, SLG: 0.422	C SI 93 B SI 94 S SL 85 B SL 86 S SL 86 2-3 ③ K			F SI 94 S SL 84 S SL 84 0-3 ② K		X SI 93 0-0 1B			C FF 93 B FS 82 X FF 93 1-1 ① F9	4	0	1	0	0	2	2
20 José Rondón, R (1, 6) OBP: 0.236, SLG: 0.333		C SI 93 C SL 84 S SL 85 0-3 ① K2-3		F SL 85 S SL 84 B SL 84 B SL 86 B SI 95 F SI 93 X SI 94 3-2 E6		C SI 92 C SI 92 S CH 85 0-3 ③ K			S FF 93 T FF 93 T FF 92 0-2 ② K	4	0	0	0	0	3	1
17 Yonder Alonso, L (1, 3) OBP: 0.292, SLG: 0.313 59 Seby Zavala, R (9, PH)		X CH 83 0-0 5 G6-3 1B		B SI 93 F SI 94 D CH 86 S SI 94 F CU 80 D SL 85 F FF 94 D CU 83 4-2 BB			S CH 84 B SI 92 C SI 92 B SL 85 F SI 93 S CH 86 2-3 ① K		C FF 94 S FF 93 B FS 84 S FF 92 1-3 ③ K	2 1	0 0	1 0	0 0	1 0	1 1	0 0
5 Yolmer Sánchez, S (1, 4) OBP: 0.308, SLG: 0.294		X SI 92 0-0 ② ③ G6-3 1-2f		X CH 84 0-0 ③ G6-3			C FF 94 F FF 93 B CU 81 S SL 85 1-3 ② K			3	0	0	0	0	1	3
22 Charles Tilson, L (1, 9) OBP: 0.352, SLG: 0.369			C FF 92 B FF 94 X CH 85 1-1 ① G4-3		C FF 92 F CH 85 B CU 81 B FF 92 F CU 80 X SL 84 2-2 ① P3		B CH 88 S FF 94 B FF 93 X CH 87 2-1 ③ G4-3			3	0	0	0	0	0	0
Inning Stats	R: 0 E: 0 K: 2 S: 12 H: 1 LOB: 2 BB: 0 P: 19	R: 0 E: 0 K: 1 S: 5 H: 1 LOB: 0 BB: 0 P: 5	R: 0 E: 0 K: 1 S: 9 H: 1 LOB: 0 BB: 0 P: 13	R: 1 E: 1 K: 1 S: 14 H: 1 LOB: 2 BB: 1 P: 22	R: 0 E: 0 K: 0 S: 9 H: 0 LOB: 0 BB: 0 P: 13	R: 0 E: 0 K: 2 S: 10 H: 1 LOB: 1 BB: 0 P: 12	R: 0 E: 0 K: 2 S: 9 H: 0 LOB: 0 BB: 0 P: 14	R: 0 E: 0 K: 2 S: 10 H: 1 LOB: 1 BB: 0 P: 12	R: 0 E: 0 K: 2 S: 8 H: 0 LOB: 0 BB: 0 P: 10	1B: 4 2B: 1 3B: 0 HR: 1 SF: 0 SAC: 0 DP: 1 HBP: 1						

TOP	
AB	32
R	1
H	6
RBI	1
BB	1
SO	13
LOB	12

		WP: 0	PA: 34
		PB: 0	
		SB: 0	
		CS: 1	

PITCHER		IP	WLS	BF	H	R	ER	SO	BB	IBB	HBP	BLK	WP	HR	S	P	ERA	WHIP
44 Kyle Gibson, R ERA: 4.08	(1, 1)	7.0	W	27	5	1	1	9	1	0	1	0	0	1	68	98	1.29	0.857
68 Matt Magill, R ERA: 1.64	(8, 1)	1.0		4	1	0	0	2	0	0	0	0	0	0	10	12	0.00	1.000
38 Blake Parker, R ERA: 1.04	(9, 1)	1.0		3	0	0	0	2	0	0	0	0	0	0	8	10	0.00	0.000

PITCHER		IP	WLS	BF	H	R	ER	SO	BB	IBB	HBP	BLK	WP	HR	S	P	ERA	WHIP

Batter	1	2	3	4	5	6	7	8	9	AB	R	H	RBI	BB	SO	LOB
11 Jorge Polanco, S (1, 10) OBP: 0.411, SLG: 0.603	S FF 92 C CH 82 T SL 87 0-2 ① K		B CH 84 S SI 92 F FF 93 B SI 91 F CU 78 B FF 93 F FF 92 S SI 91 3-3 ② K		B CH 88 F FF 93 B FF 94 B CH 88 X FF 93 3-1 20 F8 9 BB 1B		B FF 92 X FF 92 1-0 E3 9 FC5-4	B CH 89 C CH 89 F SI 94 X CH 89 1-2 9 BB 1B		5	0	2	0	0	2	0
9 Marwin Gonzalez, S (1, 9) OBP: 0.316, SLG: 0.371	B FF 91 B CU 78 X FF 92 2-0 ② P4		F CU 80 B SI 92 S CH 84 X FF 92 1-2 ③ F7		1 SAFE B FF 92 B FF 93 F FF 93 B FF 93 F FF 93 F FF 93 B FF 93 4-2 1-2 BB		B SI 91 B FC 88 X SI 91 2-0 ① FC5-4 1-2f	F CU 81 B FF 94 B CH 87 F CH 88 B FF 95 B CH 89 4-2 1-2 BB		3	0	0	0	2	0	1
16 Jonathan Schoop, R (1, 4) OBP: 0.319, SLG: 0.521	C CH 82 B FF 92 B SI 92 B CH 84 F CH 84 F SL 86 F FF 93 D SL 89 4-2 20 BB 24 2B BB			S SI 92 B CU 81 B CH 84 B CH 83 B SI 93 4-1 20 2B 24 1B BB	D SL 84 X FF 93 1-0 ① L8		C SI 92 F CU 79 D FC 88 S CH 85 1-3 ② K	C SI 92 B SI 94 B CH 87 F CH 88 F FF 95 F CH 87 F FF 95 F CH 88 S CU 86 2-3 ③ K		3	2	0	0	2	2	5
20 Eddie Rosario, L (1, 7) OBP: 0.317, SLG: 0.556	B SL 86 B CU 80 D SL 87 C FF 92 D SL 87 4-1 1-2 24 2B BB			F SI 92 B SL 86 X SI 92 1-1 1-3 24 1B 2B	B FF 93 C CH 87 X FF 94 1-1 ② F8 2-3		B FC 88 B FF 93 B FC 87 C FF 94 X SI 92 3-1 ③ L9			3	2	1	0	1	0	3
24 C.J. Cron, R (1, 3) OBP: 0.344, SLG: 0.556	B FF 92 B CH 83 B FF 93 X FF 92 3-0 22 2-5 1-H 2-H 2B			S FF 93 F SI 92 F SL 87 F CH 83 F FF 93 X CH 83 0-2 13 1B 2-H 3-H 1B	B FF 93 B FF 94 S FF 94 S FF 93 1 SAFE B FF 93 F FF 94 F FF 92 F FF 92 3-2 X FF 93 ③ F8			B FF 95 C FC 90 S SL 82 B FF 98 F FF 96 B FC 92 B FC 91 4-2 64 FC5-4 13 HR 22 1B BB		3	2	2	4	1	0	2
22 Miguel Sanó, R (1, 5) OBP: 0.324, SLG: 0.781 2 Luis Arraez, L (9, 6) OBP: 0.550, SLG: 0.733	B CH 83 1-0 ③ 2-5 2-3	C SL 86 B FF 92 F SI 92 B CU 80 X CH 84 2-2 ① G6-3		B SI 93 B FF 93 D CH 84 C SI 92 F SL 88 F SI 92 S CU 81 3-3 ① K		C CU 82 S CU 83 B FF 94 B FF 94 F CU 84 F SL 84 S FF 94 2-3 ① K	B SI 95 B FC 92 F FC 92 T CH 88 X FF 97 2-2 64 FC5-4 1-2 1B		4 0	0 0	1 0	0 0	0 0	2 0	1 0
64 Willians Astudillo, R (1, 2) OBP: 0.275, SLG: 0.405		X FF 93 0-0 13 G4-6-3 1B		S SL 86 F SL 87 X CH 82 0-2 ② L8		X CU 83 0-0 ② G6-3 1B	F SI 94 X CH 89 0-1 ① FC5-4 13 HR 1-2f 2-3			4	1	1	0	0	0	3
13 Ehire Adrianza, S (1, 6) (9, 5) OBP: 0.333, SLG: 0.397		S SL 85 B SL 86 C CH 83 X SI 92 1-2 ② ③ G4-6-3 1-2f		B SL 88 S SL 89 X SL 88 1-1 2-H 1B		X FF 93 0-0 1B	F SL 80 F CH 89 F SI 96 F CH 89 1 SAFE X FC 93 0-2 1-H 3-H HR			4	1	3	4	0	0	1
25 Byron Buxton, R (1, 8) OBP: 0.316, SLG: 0.478			C CU 78 F CH 83 X SL 85 0-2 ① F7	B CH 83 F FF 92 T SL 88 1-2 ③ K		X FF 93 0-0 ③ F8		S FF 96 S CH 87 F SI 94 F CH 88 S SL 83 0-3 ② K		4	0	0	0	0	2	2
Inning Stats	R: 2 E: 0 K: 1 S: 10 H: 1 LOB: 1 BB: 2 P: 24	R: 0 E: 0 K: 0 S: 7 H: 1 LOB: 0 BB: 0 P: 10	R: 0 E: 0 K: 1 S: 11 H: 0 LOB: 0 BB: 0 P: 15	R: 3 E: 0 K: 2 S: 21 H: 3 LOB: 1 BB: 1 P: 31	R: 0 E: 0 K: 0 S: 14 H: 1 LOB: 2 BB: 1 P: 26	R: 0 E: 0 K: 1 S: 8 H: 1 LOB: 1 BB: 0 P: 10	R: 0 E: 1 K: 1 S: 7 H: 0 LOB: 1 BB: 0 P: 14	R: 3 E: 0 K: 2 S: 30 H: 3 LOB: 2 BB: 2 P: 43		1B: 7 2B: 2 3B: 0 HR: 1 SF: 0 SAC: 0 DP: 1 HBP: 0			WP: 0 PB: 0 SB: 0 CS: 0 PA: 39	

BOTTOM

Chicago White Sox @ Minnesota Twins

Target Field, Minneapolis, MN

Sat May 25 2019, 1:12 PM - 4:27 PM CDT

Att. 39,139 - Partly Cloudy - 66 F

livebaseballscorecards.com

AB	33
R	8
H	10
RBI	8
BB	6
SO	8
LOB	18

PITCHER		IP	WLS	BF	H	R	ER	SO	BB	IBB	HBP	BLK	WP	HR	S	P	ERA	WHIP
58 Manny Bañuelos, L ERA: 7.71	(1, 1)	4.0	L	19	5	5	5	4	3	0	0	0	0	0	49	80	11.25	2.000
37 Juan Minaya, R ERA: 1.59	(5, 1)	2.0		9	2	0	0	1	1	0	0	0	0	0	22	36	0.00	1.500
57 Jace Fry, L ERA: 5.12	(7, 1)	1.0		4	0	0	0	1	0	0	0	0	0	0	7	14	0.00	0.000
41 Kelvin Herrera, R ERA: 6.97	(8, 1)	0.2		6	3	3	3	1	1	0	0	0	0	1	21	28	40.50	6.000
43 Evan Marshall, R ERA:	(8, 1)	0.1		2	0	0	0	1	1	0	0	0	0	0	9	15	0.00	3.000

PITCHER	IP	WLS	BF	H	R	ER	SO	BB	IBB	HBP	BLK	WP	HR	S	P	ERA	WHIP

Batter	1	2	3	4	5	6	7	8	9	AB	R	H	RBI	BB	SO	LOB
22 Charles Tilson, L (1, 8) OBP: 0.360, SLG: 0.377	B FF 92 F FF 92 B FF 92 C FF 92 F FF 93 F FF 93 B FS 86 S FF 94 3-3 ① K		X CU 74 0-0 1-2 1B			B FF 94 X FF 95 1-0 ② G3		X FF 94 0-0 10 1B 1B		4	0	2	0	0	1	0
10 Yoán Moncada, S (1, 5) OBP: 0.336, SLG: 0.490	C FF 94 F FS 86 B FS 86 X FS 84 1-2 ② F7		B FS 87 F FF 94 S FF 94 F FF 95 B FF 94 F FF 94 T FF 94 2-2 ③ K			F FF 96 S FF 94 X CU 86 0-2 ③ G4-3		S KC 73 X FF 94 0-1 1-2 1B		4	0	1	0	0	1	2
79 José Abreu, R (1, 10) OBP: 0.318, SLG: 0.522	B FC 86 B FF 92 F FS 86 S FF 93 S FC 84 2-3 ③ K			C FC 82 B FC 85 S FF 92 F FC 87 F FS 84 F FF 94 B FC 86 S FC 84 2-3 ① K			C SL 83 B FF 95 B FF 94 C FF 94 B FF 94 F SL 83 B FF 95 4-2 17 2B BB	C FF 94 T FF 95 S FF 95 0-3 ③ K		3	0	0	0	1	3	2
17 Yonder Alonso, L (1, 3) OBP: 0.291, SLG: 0.318		S FF 92 B FS 83 X FF 93 1-1 ① L9		C FS 86 S FF 93 F FF 95 B FC 89 F FS 87 B FF 94 B FF 95 X FF 95 3-2 ② F9			C CU 79 B FF 94 X FF 94 1-1 1-3 2B		C KC 76 F KC 83 B FF 95 B KC 86 F FF 95 F KC 77 S KC 84 2-3 ① K	4	0	1	0	0	1	0
74 Eloy Jiménez, R (1, 7) OBP: 0.259, SLG: 0.406		X FC 83 0-0 ② F8		B FC 87 B FC 86 X FF 94 2-0 ③ F9			D SL 86 S FF 95 T SL 84 X FF 96 1-2 ① L9		C FF 96 S KC 87 S KC 86 0-3 ② K	4	0	0	0	0	1	2
20 José Rondón, R (1, 6) OBP: 0.237, SLG: 0.319		B FF 93 C FF 93 X FC 86 1-1 ③ G3-1			C FF 92 S FC 87 F FC 85 F FF 94 B FF 94 B FF 94 F FC 85 S FF 94 2-3 ① K		B SL 85 S FF 96 F FF 96 B FF 97 S FF 96 2-3 ② K		B FF 96 C FF 95 B KC 86 T FF 95 B KC 86 F FF 97 B FF 96 4-2 5 1B BB	3	0	0	0	1	2	2
5 Yolmer Sánchez, S (1, 4) OBP: 0.313, SLG: 0.295			B FF 92 C FF 91 B FS 85 B FS 86 C FF 93 B FF 93 4-2 22 1B BB		C FF 94 B FF 94 B FS 86 S FS 86 S FF 94 2-3 ② K		F SI 93 B SI 94 X CU 83 1-1 ③ F7		B FF 93 C FF 94 X KC 77 1-1 1-2 1B	3	0	1	0	1	1	2
59 Seby Zavala, R (1, 2)			1 SAFE B FF 93 B FF 93 S FF 94 C FF 93 S FF 94 2-3 ① K		B FF 94 C FF 94 B FC 87 S FF 94 S FF 95 2-3 ③ K			S FF 93 S FF 94 F FF 95 S FF 95 0-3 ① K	C FF 94 T FF 94 B FF 94 S FF 94 1-3 ③ K	4	0	0	0	0	4	3
49 Ryan Cordell, R (1, 9) OBP: 0.309, SLG: 0.369			1 SAFE B FC 86 S FF 93 1 SAFE B FF 92 F FF 93 B FC 86 X FF 93 3-2 ② F8			B FF 93 B FC 83 B FF 92 C FF 93 S FF 94 F FF 94 C FF 94 3-3 ① K		S FF 95 B KC 84 F FF 94 S KC 77 1-3 ② K		3	0	0	0	0	2	1
Inning Stats	R: 0 E: 0 K: 2 S: 11 H: 0 LOB: 0 BB: 0 P: 17	R: 0 E: 0 K: 0 S: 5 H: 0 LOB: 0 BB: 0 P: 7	R: 0 E: 0 K: 2 S: 14 H: 1 LOB: 2 BB: 1 P: 25	R: 0 E: 0 K: 1 S: 12 H: 0 LOB: 0 BB: 0 P: 19	R: 0 E: 0 K: 3 S: 12 H: 0 LOB: 0 BB: 0 P: 18	R: 0 E: 0 K: 1 S: 8 H: 0 LOB: 0 BB: 0 P: 12	R: 0 E: 0 K: 1 S: 13 H: 1 LOB: 2 BB: 1 P: 22	R: 0 E: 0 K: 3 S: 13 H: 2 LOB: 2 BB: 0 P: 14	R: 0 E: 0 K: 3 S: 16 H: 1 LOB: 2 BB: 1 P: 24	1B: 4 2B: 1 3B: 0 HR: 0 SF: 0 SAC: 0 DP: 0 HBP: 0						

PITCHER		IP	WLS	BF	H	R	ER	SO	BB	IBB	HBP	BLK	WP	HR	S	P	ERA	WHIP
12 Jake Odorizzi, R ERA: 2.16	(1, 1)	5.1	W	18	1	0	0	9	1	0	0	0	0	0	58	93	0.00	0.375
68 Matt Magill, R ERA: 1.54	(6, 1)	0.2		2	0	0	0	0	0	0	0	0	0	0	4	5	0.00	0.000
65 Trevor May, R ERA: 3.79	(7, 1)	0.2		4	1	0	0	1	1	0	0	0	0	0	11	19	0.00	3.000
55 Taylor Rogers, L ERA: 1.31	(7, 1)	0.1	H	1	0	0	0	0	0	0	0	0	0	0	2	3	0.00	0.000
21 Tyler Duffey, R ERA: 2.63	(8, 1)	2.0		10	3	0	0	6	1	0	0	0	0	0	29	38	0.00	2.000

PITCHER	IP	WLS	BF	H	R	ER	SO	BB	IBB	HBP	BLK	WP	HR	S	P	ERA	WHIP

Chicago White Sox @ Minnesota Twins

Target Field, Minneapolis, MN

Sun May 26 2019, 1:16 PM - 4:08 PM CDT

Att. 39,913 - Sunny - 68 F

TOP

livebaseballscorecards.com

AB	32
R	0
H	5
RBI	0
BB	3
SO	16
LOB	14

WP: 0 PA: 35
PB: 0
SB: 0
CS: 0

Batter	1	2	3	4	5	6	7	8	9	AB	R	H	RBI	BB	SO	LOB
26 Max Kepler, L (1, 9) OBP: 0.348, SLG: 0.541	C SI 90 C SI 92 F FS 84 S FF 93 0-3 ① **K**		B SI 93 1 SAFE 1 SAFE B FS 84 B FS 86 C FC 90 X SI 93 3-1 1-H 20 HR 2B		B FF 92 B FF 91 F FF 92 B FC 90 F FC 90 S FS 85 3-3 ② **K**		X SI 95 0-0 1-H 2-H HR			4	2	2	4	0	2	0
11 Jorge Polanco, S (1, 6) OBP: 0.408, SLG: 0.594	C FC 89 B CU 83 F SI 93 F FF 94 X FF 94 1-2 ② **F8**		D CU 80 B FC 91 B SI 94 C SI 94 B FC 90 4-1 20 HR BB		X FF 93 0-0 ③ **F8**		C FC 89 F FC 89 X FC 90 0-2 ③ **G6-3**			3	1	0	0	1	0	0
9 Marwin Gonzalez, S (1, 7) OBP: 0.315, SLG: 0.364 13 Ehire Adrianza, S (9, 7) OBP: 0.333, SLG: 0.397	C SI 94 B SI 94 B FF 94 B FC 91 B SI 93 4-1 **BB**		F CU 78 F FF 94 F FS 84 S FS 86 0-3 ② **K**			X FF 92 0-0 ① **F7**		S FF 93 F CU 83 B FF 95 B CH 88 B FF 94 F FF 93 X FF 92 3-2 ① **P5**		3 0	0 0	0 0	0 0	1 0	1 0	2 0
20 Eddie Rosario, L (1, 10) OBP: 0.316, SLG: 0.565	B CU 79 F SI 94 F FF 94 S FS 85 1-3 ③ **K**		X FS 85 0-0 1-H 2-H HR			C SI 91 B CU 83 F FF 92 X FC 91 1-2 ② **G3-1**		F FF 94 S SL 86 F CH 89 S FF 94 0-3 ② **K**		4	1	1	3	0	2	1
24 C.J. Cron, R (1, 3) OBP: 0.337, SLG: 0.543		C FF 93 B CU 84 B FF 94 F SI 95 X FS 86 2-2 ① **G6-3**	B FF 94 C SI 94 F CU 84 X CU 82 1-2 ③ **F9**			C CU 81 S CU 81 B FF 93 F FF 94 B FS 86 F CU 84 F SI 94 S FS 86 2-3 ③ **K**		S CU 84 B CU 85 C FF 94 X CH 89 1-2 ③ **F9**		4	0	0	0	0	1	0
2 Luis Arraez, L (1, 4) OBP: 0.478, SLG: 0.611		B FF 94 B FF 94 F SI 94 X FC 92 2-1 ② **G6-3**	C FF 91 X CU 80 0-1 ① **F7**				C FC 91 B FC 90 F FC 91 B FF 96 B FF 95 T FC 90 3-2 ① **K**			3	0	0	0	0	1	0
64 Willians Astudillo, R (1, 5) OBP: 0.277, SLG: 0.402		F FC 91 B CU 84 F SI 94 X FF 94 1-2 ③ **G5-3**	X FF 93 0-0 ② **G6-3**				C FC 90 C FC 89 B FF 97 F FF 95 B FC 90 X FC 93 2-2 15 1B 25 FC5-2-5 1B			3	0	1	0	0	0	0
15 Jason Castro, L (1, 2) OBP: 0.348, SLG: 0.579			F SI 91 X FS 84 0-1 ① **G6-3** B SI 92 F FF 92 F FF 93 B FF 93 F CU 82 F FF 94 F FC 91 F FS 85 B FF 94 3-2 ③ **K**				X FC 90 0-0 25 FC5-2-5 26 HR 1-3 1B			3	1	1	0	0	1	0
25 Byron Buxton, R (1, 8) OBP: 0.316, SLG: 0.475			C SI 92 B SI 93 X FS 84 1-1 26 E 26 S 26 2B 1B		B SI 91 X SI 91 1-0 ① **P5**		F FC 89 1 SAFE F FF 96 F FC 90 X FF 96 0-2 ② **FC5-2-5** 26 HR 1-2 3-H			3	2	1	0	0	0	2
Inning Stats	R: 0 E: 0 K: 2 S: 12 H: 0 LOB: 1 BB: 1 P: 18	R: 0 E: 0 K: 0 S: 8 H: 0 LOB: 0 BB: 0 P: 13	R: 4 E: 0 K: 1 S: 15 H: 3 LOB: 0 BB: 1 P: 24	R: 0 E: 0 K: 1 S: 10 H: 0 LOB: 0 BB: 0 P: 13	R: 0 E: 0 K: 1 S: 5 H: 0 LOB: 0 BB: 0 P: 9	R: 0 E: 0 K: 1 S: 10 H: 0 LOB: 0 BB: 0 P: 13	R: 3 E: 0 K: 1 S: 16 H: 3 LOB: 0 BB: 0 P: 21	R: 0 E: 0 K: 1 S: 11 H: 0 LOB: 0 BB: 0 P: 15		1B: 3 2B: 1 3B: 0 HR: 2 SF: 0 SAC: 0 DP: 0 HBP: 0			WP: 0 PB: 0 SB: 1 CS: 0 PA: 32	

PITCHER		IP	WLS	BF	H	R	ER	SO	BB	IBB	HBP	BLK	WP	HR	S	P	ERA	WHIP
68 Dylan Covey, R ERA: 5.47	(1, 1)	6.0	L	23	3	4	4	6	2	0	0	0	0	1	60	90	6.00	0.833
64 Josh Osich, L ERA: 4.96	(7, 1)	1.0		6	3	3	3	1	0	0	0	0	0	1	16	21	27.00	3.000
37 Juan Minaya, R ERA: 1.46	(8, 1)	1.0		3	0	0	0	1	0	0	0	0	0	0	11	15	0.00	0.000

PITCHER	IP	WLS	BF	H	R	ER	SO	BB	IBB	HBP	BLK	WP	HR	S	P	ERA	WHIP

BOTTOM

Chicago White Sox @ Minnesota Twins

Target Field, Minneapolis, MN

Sun May 26 2019, 1:16 PM - 4:08 PM CDT

Att. 39,913 - Sunny - 68 F

livebaseballscorecards.com

AB	30
R	7
H	6
RBI	7
BB	2
SO	8
LOB	5

Batter	1	2	3	4	5	6	7	8	9	AB	R	H	RBI	BB	SO	LOB
6 Lorenzo Cain, R (1, 8) OBP: 0.309, SLG: 0.383	G4-3		SF8 2-3 3-H			G5-3		G6-3		3	0	0	1	0	0	0
22 Christian Yelich, L (1, 9) OBP: 0.433, SLG: 0.731	G4-3		SF8 3-H			F7		8 FC5-4 BB		2	0	0	1	1	0	0
8 Ryan Braun, R (1, 10) OBP: 0.337, SLG: 0.476	G6-3		G6-3			K		FC5-4 11 1B 1-2f		4	0	0	0	0	1	1
11 Mike Moustakas, L (1, 5) OBP: 0.329, SLG: 0.534		G4-3		K			10 WP BB	1B 1-2		3	0	1	0	1	1	0
10 Yasmani Grandal, S (1, 2) OBP: 0.371, SLG: 0.482		F7		F8			K 1-2	K		4	0	0	0	0	2	3
16 Ben Gamel, L (1, 7) OBP: 0.352, SLG: 0.407		K2-3		L8			K		G5-3	4	0	0	0	0	2	1
18 Keston Hiura, R (1, 4) OBP: 0.304, SLG: 0.395			7 1B 3 2B 1B		K		L9		K	4	1	1	0	0	2	1
7 Eric Thames, L (1, 3) OBP: 0.365, SLG: 0.407 14 Hernán Pérez, R (8, PH) OBP: 0.291, SLG: 0.449 (8, 3)			3 2B 6 SF8 1-2 1B		K			3 HR 2B	G5-3	2 2	1 1	1 1	0 0	0 0	1 0	0 0
3 Orlando Arcia, R (1, 6) OBP: 0.327, SLG: 0.409			6 SF8 22 SF8 1-3 2-H 2B		K			2-H HR		3	2	2	3	0	1	0
Inning Stats	R: 0 E: 0 K: 0 S: 13 H: 0 LOB: 0 BB: 0 P: 17	R: 0 E: 0 K: 1 S: 7 H: 0 LOB: 0 BB: 0 P: 10	R: 3 E: 0 K: 0 S: 19 H: 3 LOB: 0 BB: 0 P: 26	R: 0 E: 0 K: 1 S: 8 H: 0 LOB: 0 BB: 0 P: 16	R: 0 E: 0 K: 3 S: 9 H: 0 LOB: 0 BB: 0 P: 14	R: 0 E: 0 K: 1 S: 8 H: 0 LOB: 0 BB: 0 P: 11	R: 0 E: 0 K: 2 S: 9 H: 0 LOB: 1 BB: 1 P: 15	R: 2 E: 0 K: 1 S: 14 H: 3 LOB: 2 BB: 1 P: 24	R: 0 E: 0 K: 1 S: 6 H: 0 LOB: 0 BB: 0 P: 7	1B: 3 2B: 2 3B: 0 HR: 1 SF: 2 SAC: 0 DP: 0 HBP: 0						

PITCHER		IP	WLS	BF	H	R	ER	SO	BB	IBB	HBP	BLK	WP	HR	S	P	ERA	WHIP
35 Michael Pineda, R ERA: 5.34	(1, 1)	6.0		21	3	3	3	6	0	0	0	0	0	0	64	94	4.50	0.500
19 Ryne Harper, R ERA: 1.64	(7, 1)	0.2	H	3	0	0	0	2	1	0	0	0	1	0	8	14	0.00	1.500
55 Taylor Rogers, L ERA: 2.05	(7, 1)	1.1	L	8	3	2	2	1	1	0	0	0	0	1	15	25	13.50	3.000
51 Mike Morin, R ERA: 0.96	(9, 1)	1.0		3	0	0	0	1	0	0	0	0	0	0	6	7	0.00	0.000

PITCHER	IP	WLS	BF	H	R	ER	SO	BB	IBB	HBP	BLK	WP	HR	S	P	ERA	WHIP

TOP

Milwaukee Brewers @ Minnesota Twins

Target Field, Minneapolis, MN

Mon May 27 2019, 6:13 PM - 9:24 PM CDT

Att. 29,167 - Overcast - 56 F

livebaseballscorecards.com

AB	31
R	5
H	6
RBI	5
BB	2
SO	10
LOB	6

WP: 1 PA: 35
PB: 0
SB: 0
CS: 0

BOTTOM

Batter	1	2	3	4	5	6	7	8	9	AB	R	H	RBI	BB	SO	LOB
11 Jorge Polanco, S (1, 6) OBP: 0.404, SLG: 0.584	C X 0-1 ① G1-3	B F F B X 2-2 16 1B 1B		X 0-0 ② L7		B C 2 SAFE F S 1-3 ② K			B C S X 1-2 ① P3	5	0	1	0	0	1	1
16 Jonathan Schoop, R (1, 4) OBP: 0.321, SLG: 0.514	C C B B S 2-3 ② K	X 0-0 1-3 1B		C S B S 1-3 ③ K		S C B F D F S 2-3 ③ K 2-3			B B B C S F B 4-2 24 1B BB	4	0	1	0	1	3	1
24 C.J. Cron, R (1, 3) OBP: 0.333, SLG: 0.534 13 Ehire Adrianza, S (9, PR) OBP: 0.333, SLG: 0.397	B C B B F S 3-3 ③ K	B F X 1-1 ③ G5-3			B B T S F B F F 3-3 ① K		B B B C S S 3-3 ① K		B B X 2-0 1-2 1B	5 0	0 0	1 0	0 0	0 0	3 0	2 0
20 Eddie Rosario, L (1, 7) OBP: 0.313, SLG: 0.556		B C X 1-1 64 1B 2 1B 1B	C F B B B S 3-3 ① K		B B C F F B X 3-2 ② G6-3		C B B B F X 3-2 ② F8		X 0-0 ② F8	5	1	1	0	0	1	2
22 Miguel Sanó, R (1, 5) OBP: 0.333, SLG: 0.714		S S 1 SAFE B S 1-3 ① K	B F S F T B B B 4-2 26 2B BB		B B F F B B 4-2 26 1B BB		B F S S 1-3 ③ K		S S S 0-3 ③ K	3	0	0	0	2	3	3
26 Max Kepler, L (1, 9) OBP: 0.351, SLG: 0.546		1 SAFE 1 SAFE X 0-0 ② P5	B C F B X 2-2 1-3 2B		C F D B X 2-2 1-2 1B			F X 0-1 ① G5-3		4	0	2	0	0	0	1
64 Willians Astudillo, R (1, 2) OBP: 0.276, SLG: 0.396		X 0-0 2 1B 25 HR 1-3 1B	B B X 2-0 ② P5		B F B C X 2-2 ③ L1			X 0-0 ② P2		4	1	1	0	0	0	4
2 Luis Arraez, L (1, 10) OBP: 0.500, SLG: 0.600 9 Marwin Gonzalez, S (8, PH) OBP: 0.319, SLG: 0.368 (9, 10)		B C X 1-1 25 HR 1-2 3-H 1B	F B D F X 2-2 ③ F7			B B B C D 4-1 16 S 25 SH1-3 BB		S S X 0-2 1B		2 1	1 0	1 1	1 0	1 0	0 0	2 0
25 Byron Buxton, R (1, 8) OBP: 0.316, SLG: 0.491		B F S F X 1-2 1-H 2-H HR		C B C F B F F B F 3-3 ① F S K		B X 1-0 ① SH1-3 1-2		C S S 0-3 ③ K		3	1	1	3	0	2	1
Inning Stats	R: 0 E: 0 K: 2 S: 8 H: 0 LOB: 0 BB: 0 P: 13	R: 4 E: 0 K: 1 S: 19 H: 6 LOB: 2 BB: 0 P: 26	R: 0 E: 0 K: 1 S: 13 H: 1 LOB: 2 BB: 1 P: 26	R: 0 E: 0 K: 2 S: 12 H: 0 LOB: 0 BB: 0 P: 16	R: 0 E: 0 K: 1 S: 23 H: 1 LOB: 2 BB: 1 P: 37	R: 0 E: 0 K: 2 S: 10 H: 0 LOB: 1 BB: 1 P: 18	R: 0 E: 0 K: 2 S: 9 H: 0 LOB: 0 BB: 0 P: 16	R: 0 E: 0 K: 1 S: 9 H: 1 LOB: 1 BB: 0 P: 9	R: 0 E: 0 K: 1 S: 11 H: 1 LOB: 2 BB: 1 P: 18	1B: 8 2B: 1 3B: 0 HR: 1	SF: 0 SAC: 1 DP: 0 HBP: 0			WP: 0 PB: 0 SB: 1 CS: 0	PA: 41		

PITCHER		IP	WLS	BF	H	R	ER	SO	BB	IBB	HBP	BLK	WP	HR	S	P	ERA	WHIP
47 Gio González, L ERA: 3.19	(1, 1)	4.2		22	7	4	4	7	1	0	0	0	0	1	67	102	7.71	1.714
32 Jeremy Jeffress, R ERA: 2.87	(5, 1)	0.1		3	1	0	0	0	1	0	0	0	0	0	8	16	0.00	6.000
41 Junior Guerra, R ERA: 2.22	(6, 1)	1.0		4	0	0	0	2	1	0	0	0	0	0	10	18	0.00	1.000
39 Corbin Burnes, R ERA: 9.28	(7, 1)	1.0	W	3	0	0	0	2	0	0	0	0	0	0	9	16	0.00	0.000
71 Josh Hader, L ERA: 2.33	(8, 1)	2.0	S	9	2	0	0	2	1	0	0	0	0	0	20	27	0.00	1.500

PITCHER	IP	WLS	BF	H	R	ER	SO	BB	IBB	HBP	BLK	WP	HR	S	P	ERA	WHIP

Milwaukee Brewers @ Minnesota Twins

Target Field, Minneapolis, MN

Mon May 27 2019, 6:13 PM - 9:24 PM CDT

Att. 29,167 - Overcast - 56 F

livebaseballscorecards.com

AB	36
R	4
H	10
RBI	4
BB	4
SO	13
LOB	17

Batter	1	2	3	4	5	6	7	8	9	AB	R	H	RBI	BB	SO	LOB
6 Lorenzo Cain, R (1, 8) OBP: 0.308, SLG: 0.381	F FF 90 F CH 85 B CH 85 S CH 85 1-3 ① K		F CH 83 S FF 90 F FF 89 B CH 83 S CU 78 1-3 ② K			C FF 89 F FF 88 S CH 84 0-3 ② K		X FF 92 0-0 1B		4	0	1	0	0	3	1
22 Christian Yelich, L (1, 10) OBP: 0.425, SLG: 0.714	S FF 91 S CH 85 F FF 90 B CH 85 B FF 91 X FF 89 2-2 ② G6-3		B CH 83 C CU 76 X FF 89 1-1 ③ F9			C CH 84 S CU 77 S CH 83 0-3 ③ K		B FS 80 S FS 79 C FF 93 S FS 81 1-3 ② K		4	0	0	0	0	2	2
8 Ryan Braun, R (1, 7) OBP: 0.340, SLG: 0.488	B CH 84 B FF 90 C FF 90 F CH 84 F FF 91 F FF 90 C FF 90 2-3 ③ K			X FF 87 0-0 11 F8-6 2B			F FF 95 X FF 95 0-1 2B	B FF 92 1 SAFE X FS 81 1-0 ③ G5-3		4	0	2	0	0	1	1
10 Yasmani Grandal, S (1, 2) OBP: 0.373, SLG: 0.512		C CU 75 X FF 89 0-1 3B		F CU 77 F CU 77 C FF 88 0-3 ① K			S CU 87 B FF 96 F CU 88 X FF 95 1-2 ① L7		B SI 94 C SI 94 B SI 94 X CU 80 2-1 HR	4	1	2	1	0	1	2
11 Mike Moustakas, L (1, 5) OBP: 0.322, SLG: 0.523		C FF 87 B CU 76 F CU 77 T FF 89 1-2 ① K		X CU 76 0-0 ② ③ F8-6 2-2			B FF 95 B SL 89 F SL 90 C FF 96 X FF 97 2-2 ② P5		C SI 95 S CU 80 S CU 80 0-3 ① K	4	0	0	0	0	2	3
24 Jesús Aguilar, R (1, 3) OBP: 0.299, SLG: 0.288		C FF 89 B CH 83 X CH 84 1-1 ② G5-3			X FF 88 0-0 ① F9		C FF 96 S SL 89 F FF 95 F SL 89 B SL 89 F FF 96 S SL 87 1-3 ③ K		B SI 95 C CU 81 B CU 81 C CU 79 S SI 96 2-3 ② K	4	0	0	0	0	2	2
14 Hernán Pérez, R (1, 9) OBP: 0.290, SLG: 0.441		S FF 90 F CU 78 F FF 89 D CU 79 D CU 78 X FF 90 2-2 ③ F8			C CU 76 X CU 76 0-1 ② L4			C FF 92 C CU 77 B FS 82 X FS 82 1-2 18 HR 1B	B FF 90 C FF 90 C CU 77 B CS 70 F CU 78 X CU 76 2-2 ③ P6	4	1	1	0	0	0	1
18 Keston Hiura, R (1, 4) OBP: 0.306, SLG: 0.457			C CU 76 F FF 89 B CH 84 B FF 89 X CH 84 2-2 ① G1-3		C FF 89 B FF 88 X CH 83 1-1 ③ G6-3			F FF 92 X FF 92 0-1 1-H HR		3	1	1	2	0	0	0
3 Orlando Arcia, R (1, 6) OBP: 0.327, SLG: 0.408			C CH 83 X CH 84 0-1 1B			B FF 88 B CH 82 C FF 88 S CH 83 X FF 89 2-2 ① G6-3		C FC 88 C CU 77 F CU 77 B FC 90 F FF 92 F FF 92 X FS 81 1-2 ① G5-3		3	0	1	0	0	0	0
Inning Stats	R: 0 E: 0 K: 2 S: 12 H: 0 LOB: 0 BB: 0 P: 17	R: 0 E: 0 K: 1 S: 11 H: 1 LOB: 1 BB: 0 P: 15	R: 0 E: 0 K: 1 S: 11 H: 1 LOB: 1 BB: 0 P: 15	R: 0 E: 0 K: 1 S: 5 H: 1 LOB: 0 BB: 0 P: 5	R: 0 E: 0 K: 0 S: 5 H: 0 LOB: 0 BB: 0 P: 6	R: 0 E: 0 K: 2 S: 9 H: 0 LOB: 0 BB: 0 P: 11	R: 0 E: 0 K: 1 S: 14 H: 1 LOB: 1 BB: 0 P: 18	R: 2 E: 0 K: 1 S: 16 H: 3 LOB: 1 BB: 0 P: 20	R: 1 E: 0 K: 2 S: 12 H: 1 LOB: 0 BB: 0 P: 18	1B: 3 2B: 3 3B: 1 HR: 2 SF: 0 SAC: 0 DP: 1 HBP: 0						

PITCHER		IP	WLS	BF	H	R	ER	SO	BB	IBB	HBP	BLK	WP	HR	S	P	ERA	WHIP
31 Devin Smeltzer, L ERA:	(1, 1)	6.0		20	3	0	0	7	0	0	0	0	0	0	53	69	0.00	0.500
68 Matt Magill, R ERA: 1.42	(7, 1)	1.0	W	4	1	0	0	1	0	0	0	0	0	0	14	18	0.00	1.000
38 Blake Parker, R ERA: 1.96	(8, 1)	1.0		6	3	2	2	1	0	0	0	0	0	1	16	20	18.00	3.000
55 Taylor Rogers, L ERA: 2.38	(9, 1)	0.2	H	3	1	1	1	2	0	0	0	0	0	1	8	12	13.50	1.500
19 Ryne Harper, R ERA: 1.61	(9, 1)	0.1	S	1	0	0	0	0	0	0	0	0	0	0	4	6	0.00	0.000

PITCHER	IP	WLS	BF	H	R	ER	SO	BB	IBB	HBP	BLK	WP	HR	S	P	ERA	WHIP

TOP

Milwaukee Brewers @ Minnesota Twins

Target Field, Minneapolis, MN

Tue May 28 2019, 7:12 PM - 9:51 PM CDT

Att. 27,120 - Overcast - 67 F

livebaseballscorecards.com

AB	34
R	3
H	8
RBI	3
BB	0
SO	11
LOB	12

Batter	1	2	3	4	5	6	7	8	9	AB	R	H	RBI	BB	SO	LOB
26 Max Kepler, L (1, 9) (2, 8) OBP: 0.349, SLG: 0.545	B SI 87 X SI 88 1-0 ① P6		S CH 79 B CH 80 B CH 79 F CH 79 C SI 88 2-3 ① K		B SI 88 X FC 86 1-0 ② F8		F SI 84 X CH 75 0-1 24 2B 2-H 3-H 2B			4	1	1	2	0	1	1
11 Jorge Polanco, S (1, 6) OBP: 0.405, SLG: 0.583	C SI 87 C SI 87 B CH 79 X CH 80 1-2 ② G3-1		C CH 81 X CH 80 0-1 1-2 1B		B CU 76 C CH 80 X FC 86 1-1 1B		L CH 76 X CH 76 0-1 ① P6			4	0	2	0	0	0	2
24 C.J. Cron, R (1, 10) OBP: 0.337, SLG: 0.536	B SI 86 B SI 87 C SI 88 B SI 88 B SI 89 4-1 BB		C SI 89 B SI 89 D CH 81 X SI 88 2-1 ② L9		B SI 88 S CH 81 F SI 87 1 SAFE S CH 81 1-3 ③ K		B FF 94 X SI 94 1-0 20 HR 2-H 2B			3	1	1	1	1	1	3
20 Eddie Rosario, L (1, 7) (2, 9) OBP: 0.312, SLG: 0.565	D FC 87 S CH 80 S CH 80 F CH 80 X CH 80 1-2 ③ G4-3		B CH 80 X CH 81 1-0 ③ F7			B SI 86 X FC 86 1-0 ① G3	D CU 82 D FF 95 F FS 85 X FS 86 2-1 2-H HR			4	1	1	2	0	0	3
22 Miguel Sanó, R (1, 5) OBP: 0.348, SLG: 0.711		C SI 87 B CH 79 B SI 87 C SI 87 X SI 89 2-2 2B		C SI 87 F SI 88 F SI 88 B CH 81 X SI 88 1-2 ① F7		B CH 80 B CH 80 F FC 86 B SI 88 B FC 86 4-1 BB	X FF 96 0-0 ② P6			3	0	1	0	1	0	1
9 Marwin Gonzalez, S (1, 3) (2, 7) OBP: 0.317, SLG: 0.365		C SI 87 C SI 88 S CH 81 0-3 ① K		X CU 76 0-0 16 FC4-6 1B		S CH 80 D CH 81 F FC 87 B SI 88 F CH 81 X SI 89 2-2 ② F8	X FF 95 0-0 ③ F8			4	0	1	0	0	1	3
16 Jonathan Schoop, R (1, 4) OBP: 0.314, SLG: 0.503		X SI 86 0-0 ② F7		X SI 88 0-0 ② FC4-6 1-2f		D CH 81 B CH 80 C FC 88 F CH 81 D CH 81 X SI 90 3-2 ③ G1-3		F SI 94 S CU 83 F SI 97 S FF 95 0-3 ① K		4	0	0	0	0	1	3
15 Jason Castro, L (1, 2) OBP: 0.348, SLG: 0.570 13 Ehire Adrianza, S (7, PR) (8, 3) OBP: 0.340, SLG: 0.405		B CH 81 C SI 88 B CH 81 S CH 81 C SI 89 2-3 ③ K		X SI 87 0-0 ③ L9			B SL 77 X SI 85 1-0 64 E 26 2B 1B	B CU 84 F SI 96 C SL 87 F CH 87 X SI 96 1-2 64 G5-4-3 1B		3 1	0 1	1 1	0 0	0 0	1 0	2 0
25 Byron Buxton, R (1, 8) OBP: 0.316, SLG: 0.491 64 Willians Astudillo, R (2, 3) (8, 2) OBP: 0.275, SLG: 0.389			C SI 86 F CH 79 B CH 79 X SI 88 1-2 11 1B 1B		C SI 86 F FC 84 F CU 80 X CH 79 0-2 ① G5-3		X SI 87 0-0 FC4 26 2B 1-3	B SI 96 B SL 89 1 SAFE X SI 95 2-0 ②③ G5-4-3 1-2f		0 4	0 1	0 1	0 0	0 0	0 0	0 2
Inning Stats	R: 0 E: 0 K: 0 S: 9 H: 0 LOB: 1 BB: 1 P: 16	R: 0 E: 0 K: 2 S: 10 H: 1 LOB: 1 BB: 0 P: 14	R: 0 E: 0 K: 1 S: 11 H: 2 LOB: 2 BB: 0 P: 17	R: 0 E: 0 K: 0 S: 7 H: 1 LOB: 1 BB: 0 P: 8	R: 0 E: 0 K: 1 S: 10 H: 1 LOB: 1 BB: 0 P: 13	R: 0 E: 0 K: 0 S: 9 H: 0 LOB: 1 BB: 1 P: 19	R: 5 E: 1 K: 0 S: 11 H: 4 LOB: 1 BB: 0 P: 15	R: 0 E: 0 K: 1 S: 9 H: 1 LOB: 0 BB: 0 P: 12		1B: 6 2B: 3 3B: 0 HR: 1 SF: 0 SAC: 0 DP: 1 HBP: 0				WP: 0 PB: 0 SB: 0 CS: 0 PA: 36		

PITCHER		IP	WLS	BF	H	R	ER	SO	BB	IBB	HBP	BLK	WP	HR	S	P	ERA	WHIP
27 Zach Davies, R ERA: 2.19	(1, 1)	6.0		25	5	0	0	4	2	0	0	0	0	0	56	87	0.00	1.167
58 Alex Claudio, L ERA: 6.33	(7, 1)	0.1	L	4	2	4	3	0	0	0	0	0	0	0	6	7	81.00	6.000
41 Junior Guerra, R ERA: 2.79	(7, 1)	0.2		4	2	1	1	0	0	0	0	0	0	1	5	8	13.50	3.000
37 Adrian Houser, R ERA: 3.63	(8, 1)	1.0		3	1	0	0	1	0	0	0	0	0	0	9	12	0.00	1.000

PITCHER	IP	WLS	BF	H	R	ER	SO	BB	IBB	HBP	BLK	WP	HR	S	P	ERA	WHIP

BOTTOM

Milwaukee Brewers @ Minnesota Twins

Target Field, Minneapolis, MN

Tue May 28 2019, 7:12 PM - 9:51 PM CDT

Att. 27,120 - Overcast - 67 F

livebaseballscorecards.com

AB	34
R	5
H	10
RBI	5
BB	2
SO	5
LOB	20

Batter	1	2	3	4	5	6	7	8	9	AB	R	H	RBI	BB	SO	LOB
26 Max Kepler, L (1, 9) OBP: 0.342, SLG: 0.534	B FF 94 B FF 95 X SI 94 2-0 ① G3			C CU 78 B FC 85 B CU 80 X SI 94 2-1 ① L7		B CU 78 F CU 79 X CU 79 1-1 ① G3 3-H		B SI 90 C SI 90 C SI 91 B SI 91 S SI 90 2-3 ② K		4	0	0	1	0	1	1
9 Marwin Gonzalez, S (1, 5) OBP: 0.311, SLG: 0.357	T SI 94 C CU 78 B CU 78 F FS 86 B FF 96 S CU 78 2-3 ② K			X SI 94 0-0 ② G5-3		B FF 95 B SI 95 C FC 87 X SI 95 2-1 ② G5-3		C CH 83 B FF 92 C FF 92 D CH 84 B FF 93 F SI 90 F SI 91 X SI 90 3-2 ③ G6-3 1-2		4	0	0	0	0	1	1
16 Jonathan Schoop, R (1, 10) OBP: 0.308, SLG: 0.492	B SI 94 S SI 94 S FC 86 S SI 94 1-3 ③ K			C FC 86 X CU 78 0-1 ③ G5-3		S FC 86 F FF 95 F SI 94 S CU 78 0-3 ③ K			S FF 93 F FS 84 T FF 93 0-2 ① K	4	0	0	0	0	3	0
20 Eddie Rosario, L (1, 7) OBP: 0.308, SLG: 0.557 64 Willians Astudillo, R (7, 7) OBP: 0.272, SLG: 0.385		C CU 77 F CU 78 B FF 95 F SI 94 F CU 78 F CU 79 F FF 96 B CU 79 X CU 79 2-2 ① F9			S FC 86 S FF 95 X FF 95 0-2 ① F8		S FF 94 B CU 79 S CU 79 S FF 95 1-3 ① K		X FF 93 0-0 ② G6-3	3 1	0 0	0 0	0 0	0 0	1 0	0 0
24 C.J. Cron, R (1, 3) OBP: 0.335, SLG: 0.530		C SI 95 B FC 86 B FC 85 S CU 79 B FF 94 C SI 94 3-3 ② K			C FC 85 S SI 94 C SI 94 0-3 ② K		X FC 84 0-0 ② F8		B FF 93 B FS 84 X FF 93 2-0 E6 1B	4	0	1	0	0	2	0
2 Luis Arraez, L (1, 4) OBP: 0.467, SLG: 0.583		C CU 78 C CU 81 B FF 96 F FF 96 X CU 78 1-2 ③ G5-3			B FF 95 X FC 87 1-0 13 1B 2B		B SI 94 C CU 78 X FC 86 1-1 ③ F7		B FS 84 C FS 83 B FS 85 F FF 94 X FS 83 2-2 ③ G1-3	4	1	1	0	0	0	1
13 Ehire Adrianza, S (1, 6) OBP: 0.351, SLG: 0.415			B SI 94 C FS 85 F FF 94 X FF 95 1-2 ① L5		C CU 77 X FF 94 0-1 2-H 1B			X SI 90 0-0 15 1B 15 DI 25 FC5-4 1B		3	1	2	1	0	0	0
15 Jason Castro, L (1, 2) OBP: 0.358, SLG: 0.573			C CU 79 B CU 79 B FF 95 S FC 87 F CU 79 X CU 79 2-2 25 G4-3 1B		B FC 85 B FF 94 C FC 85 X FS 85 2-1 ③ F8			F SI 89 B SI 89 B SL 75 F SI 90 B SI 89 X SI 91 3-2 25 FC5-4 1-3 1B		3	0	2	0	0	0	1
25 Byron Buxton, R (1, 8) OBP: 0.317, SLG: 0.500			X SI 94 0-0 ② ③ G4-3 1-2f			B FC 84 F SI 93 X CU 76 1-1 26 G3 3B		B SI 91 X CH 82 1-0 ① FC5-4 9 DI 1-2f 3-H		3	1	1	1	0	0	2
Inning Stats	R: 0 E: 0 K: 2 S: 8 H: 0 LOB: 0 BB: 0 P: 13	R: 0 E: 0 K: 1 S: 14 H: 0 LOB: 0 BB: 0 P: 20	R: 0 E: 0 K: 0 S: 8 H: 1 LOB: 0 BB: 0 P: 11	R: 0 E: 0 K: 0 S: 5 H: 0 LOB: 0 BB: 0 P: 7	R: 1 E: 0 K: 1 S: 11 H: 2 LOB: 1 BB: 0 P: 14	R: 1 E: 0 K: 1 S: 10 H: 1 LOB: 0 BB: 0 P: 14	R: 0 E: 0 K: 1 S: 6 H: 0 LOB: 0 BB: 0 P: 8	R: 1 E: 0 K: 1 S: 13 H: 2 LOB: 1 BB: 0 P: 22	R: 0 E: 1 K: 1 S: 8 H: 1 LOB: 1 BB: 0 P: 12	1B: 5 2B: 1 3B: 1 HR: 0 SF: 0 SAC: 0 DP: 1 HBP: 0						

PITCHER		IP	WLS	BF	H	R	ER	SO	BB	IBB	HBP	BLK	WP	HR	S	P	ERA	WHIP
50 Charlie Morton, R ERA: 2.54	(1, 1)	7.0	W	24	4	2	2	6	0	0	0	0	0	0	62	87	2.57	0.571
56 Adam Kolarek, L ERA: 4.66	(8, 1)	1.0		5	2	1	1	1	0	0	0	0	0	0	13	22	9.00	2.000
47 Oliver Drake, R ERA: 2.7	(9, 1)	1.0		4	1	0	0	1	0	0	0	0	0	0	8	12	0.00	1.000

PITCHER	IP	WLS	BF	H	R	ER	SO	BB	IBB	HBP	BLK	WP	HR	S	P	ERA	WHIP

TOP

Minnesota Twins @ Tampa Bay Rays

Tropicana Field, St. Petersburg, FL

Thu May 30 2019, 7:11 PM - 9:55 PM EDT

Att. 8,076 - Dome - 72 F

livebaseballscorecards.com

AB	33
R	3
H	7
RBI	3
BB	0
SO	8
LOB	6

WP: 0 PA: 33
PB: 0
SB: 0
CS: 0

Minnesota Twins @ Tampa Bay Rays

Tropicana Field, St. Petersburg, FL

Thu May 30 2019, 7:11 PM - 9:55 PM EDT

Att. 8,076 - Dome - 72 F

BOTTOM

livebaseballscorecards.com

Batter	1	2	3	4	5	6	7	8	9	AB	R	H	RBI	BB	SO	LOB
24 Avisaíl García, R (1, 9) OBP: 0.363, SLG: 0.522	B SI 93 C FC 90 X FC 89 1-1 ① G6-3		B FC 90 B CH 85 S FC 90 S FC 89 B FC 92 B FC 92 4-2 29 BB / 17 2B / 1-2 BB	C SL 84 C FF 91 B SL 84 X CU 74 1-2 29 2B / 17 1B 1B	B SL 85 F SL 86 B FF 92 X FF 91 2-1 1B		F CH 88 B SL 85 B CH 89 F SL 84 F FF 91 B SL 84 X FF 90 3-2 26 HR 2-H 2B			4	3	3	1	1	0	0
29 Tommy Pham, R (1, 10) OBP: 0.414, SLG: 0.483 26 Ji Man Choi, L (5, PH) OBP: 0.341, SLG: 0.421 (6, 10)	C FF 95 F FC 89 B FC 91 X CH 86 1-2 17 FC4-6 1B		B FC 90 B FC 91 F FF 96 2 SAFE B FC 90 B FC 88 4-1 17 2B / 1-2 2-3 BB	D SL 85 C FF 91 B CH 83 X SL 84 2-1 17 1B / 1 1B / 1-3 2B	F FF 90 B SL 85 B FF 90 C SL 84 B FF 91 S FF 91 3-3 ② K		X FF 90 0-0 2-H HR			2 2	2 1	2 1	0 2	1 0	0 1	0 1
17 Austin Meadows, L (1, 7) OBP: 0.436, SLG: 0.688	C FF 95 D FC 90 B FC 86 B CH 86 X FF 95 3-1 ② FC4-6 1-2f		X SI 93 0-0 1 G1-3 / 37 1B / 1-H 2-H 3-H 2B	D CU 74 C FF 92 X FF 93 1-1 1 E / 1 1B / 22 2B / 2-3 3-H 1B	B SL 84 X FF 90 1-0 ③ L7		B SL 84 C SL 86 X SL 85 1-1 ③ L5			5	2	2	4	0	0	2
1 Willy Adames, R (1, 6) OBP: 0.307, SLG: 0.368	1 SAFE C SI 94 B FC 90 S FC 89 F FC 90 S CH 87 1-3 ③ K		B SI 92 C FC 88 X FC 87 1-1 ② G1-3 2-3	1 SAFE C SL 83 X SL 84 0-1 E8 1-3 3-H 1B		F FF 90 C SL 85 F SL 85 B FF 93 B FF 93 X SL 86 2-2 ① G4-3		F SI 90 S CH 76 B FF 90 X CH 72 1-2 ① G5-3		5	0	1	1	0	1	2
37 Travis d'Arnaud, R (1, 2) OBP: 0.211, SLG: 0.172		B SI 91 S SI 93 B CH 85 S SI 94 S CH 87 2-3 ① K	B SI 93 F SI 94 B CH 86 B CH 85 S FC 89 X CH 86 3-2 22 2B / 8 1B / 3-H 1B	B FF 92 B CU 74 B FF 91 4-0 22 2B BB		B SL 86 C FF 90 X SL 86 1-1 ② P5		S SI 91 B CH 74 X SI 90 1-1 ② G1-3		4	2	1	1	1	1	0
22 Christian Arroyo, R (1, 5) OBP: 0.300, SLG: 0.368		X SI 94 0-0 ② G4-3	F FF 94 X FC 89 0-1 8 1B / 1-3 2B	X CU 74 0-0 8 2B / 1-H 3-H 2B		B SL 86 S FF 91 C FF 92 S FF 92 1-3 ③ K		X CH 75 0-0 ③ L6		5	2	2	2	0	1	0
8 Brandon Lowe, L (1, 3) OBP: 0.335, SLG: 0.538		C FF 96 S FC 88 X SI 96 0-2 ③ G6-3	B FF 93 S CH 85 F FC 88 F FF 93 X FC 89 1-2 2-H 3-H 1B	X CU 74 0-0 2-H 2B			X SL 85 0-0 ① G6-3			4	0	2	3	0	0	0
54 Guillermo Heredia, R (1, 8) OBP: 0.348, SLG: 0.379			F SI 90 C FF 96 F FC 88 C SI 96 0-3 ① K F SI 90 C FF 96 F FC 88 C SI 96 0-2 ② F9	X FF 90 0-0 ③ L7			S SL 84 F SL 84 F FF 91 F FF 92 X SI 92 0-2 28 G3 / 24 2B 1B			4	1	1	0	0	1	2
28 Daniel Robertson, R (1, 4) OBP: 0.312, SLG: 0.293			B FC 91 B FF 93 S FC 90 S FC 89 X SI 96 2-2 29 BB / 24 BB / 17 2B 1B	X FF 91 0-0 ① L8	B FF 91 C SL 85 S SL 84 F FF 92 B SL 84 C SL 84 2-3 ① K		X SL 84 0-0 ② G3 1-2			4	1	1	0	0	1	1
Inning Stats	R: 0 E: 0 K: 1 S: 11 H: 1 LOB: 1 BB: 0 P: 17	R: 0 E: 0 K: 1 S: 7 H: 0 LOB: 0 BB: 0 P: 9	R: 6 E: 0 K: 1 S: 26 H: 5 LOB: 1 BB: 2 P: 44	R: 5 E: 1 K: 0 S: 13 H: 6 LOB: 1 BB: 1 P: 21	R: 0 E: 0 K: 2 S: 10 H: 1 LOB: 1 BB: 0 P: 18	R: 0 E: 0 K: 1 S: 9 H: 0 LOB: 0 BB: 0 P: 13	R: 3 E: 0 K: 0 S: 14 H: 3 LOB: 0 BB: 0 P: 18	R: 0 E: 0 K: 0 S: 6 H: 0 LOB: 0 BB: 0 P: 8		1B: 9 2B: 6 3B: 0 HR: 1 SF: 0 SAC: 0 DP: 0 HBP: 0				WP: 0 PB: 0 SB: 0 CS: 0 PA: 42		

	AB	39
	R	14
	H	16
	RBI	14
	BB	3
	SO	6
	LOB	8

PITCHER		IP	WLS	BF	H	R	ER	SO	BB	IBB	HBP	BLK	WP	HR	S	P	ERA	WHIP
33 Martín Pérez, L ERA: 3.71	(1, 1)	2.2	L	16	6	6	6	3	2	0	0	0	0	0	40	63	20.25	3.000
52 Zack Littell, R ERA: 11.37	(3, 1)	4.1		23	10	8	8	3	1	0	0	0	0	1	50	77	16.61	2.538
51 Mike Morin, R ERA: 0.87	(8, 1)	1.0		3	0	0	0	0	0	0	0	0	0	0	6	8	0.00	0.000

PITCHER	IP	WLS	BF	H	R	ER	SO	BB	IBB	HBP	BLK	WP	HR	S	P	ERA	WHIP

Minnesota Twins @ Tampa Bay Rays

Tropicana Field, St. Petersburg, FL

Fri May 31 2019, 7:10 PM - 9:58 PM EDT

Att. 14,375 - Dome - 72 F

TOP

livebaseballscorecards.com

Batter	1	2	3	4	5	6	7	8	9	AB	R	H	RBI	BB	SO	LOB
26 Max Kepler, L (1, 9) OBP: 0.335, SLG: 0.520	X FF 97 0-0 ① P4		F FF 91 X FC 87 0-1 ① G3		X FC 85 0-0 ② G6-3 1-2		B CU 76 C FF 94 X CU 78 1-1 ① P6		X SL 89 0-0 ② G3 2-3	5	0	0	0	0	0	2
11 Jorge Polanco, S (1, 10) OBP: 0.409, SLG: 0.590	B FF 97 X FF 97 1-0 64 1B 2B		C CU 74 X CH 87 0-1 ② B5-3		B CU 74 B CH 87 C FF 91 X CH 86 2-1 64 1B 2B 2-H		B FF 96 B CU 79 S FF 95 B FF 95 F FC 87 S FC 88 3-3 ② K		0-0 64 HBP 20 1B IBB	4	3	2	1	1	1	0
64 Willians Astudillo, R (1, 2) OBP: 0.287, SLG: 0.390	B SL 89 X SL 90 1-0 24 2B 1B 2-H		F FF 91 X CH 88 0-1 ③ G5-3		C CU 74 D CH 87 X CH 87 1-1 2-H 1B		X FF 96 0-0 ③ P3		S SL 89 F SL 89 F SL 90 H SL 91 1-2 20 1B HBP 1-2	4	0	2	2	0	0	0
20 Eddie Rosario, L (1, 7) OBP: 0.306, SLG: 0.548	X FF 97 0-0 ② F7			C CU 75 S FC 86 B CH 88 C FC 86 1-3 ① K	F FC 86 D CH 87 S FC 87 S FC 86 1-3 ③ K			F SI 98 S FC 88 B CU 89 X SI 98 1-2 ① G3	F SI 87 X SI 88 0-1 1-2 2-H 3-H 1B	5	0	1	2	0	2	2
24 C.J. Cron, R (1, 3) OBP: 0.336, SLG: 0.529	B FF 98 X FF 98 1-0 ③ 1-H 2B			F FF 92 B CH 87 X FF 92 1-1 ② L3		C CU 73 B FF 91 B FF 91 S CH 87 S CH 88 2-3 ① K		C SI 98 B SI 98 S FC 92 F FC 94 B SI 98 F SI 99 B FC 92 F SI 98 D FC 94 4-2 BB	S SI 90 B CH 82 B FF 91 B SI 90 X SI 90 3-1 ③ G1-3	4	0	1	0	1	1	2
9 Marwin Gonzalez, S (1, 6) OBP: 0.314, SLG: 0.360		C FF 97 B FS 87 B FS 87 B FF 96 X FF 97 3-1 ① F8		C CU 74 X CH 87 0-1 1B		C FF 92 S CU 75 X FF 92 0-2 16 1B 1B		S SI 99 B SI 98 F SI 92 X SI 98 1-2 ② L8		4	0	2	0	0	0	1
22 Miguel Sanó, R (1, 5) OBP: 0.320, SLG: 0.643		S FS 90 S FS 92 B SL 91 B FS 86 F FF 97 B SL 90 S SL 89 3-3 ② K		B CH 89 S CH 87 B FF 92 X CH 88 2-1 ③ G1-3		S FC 87 F FC 87 C FF 95 0-3 ② K		S SL 88 X SL 89 0-1 ③ P6		4	0	0	0	0	2	3
16 Jonathan Schoop, R (1, 4) OBP: 0.322, SLG: 0.497		C FF 97 F FF 97 F FS 87 B FS 86 B SL 91 B SL 91 X FF 98 3-2 25 E 25 S 1B			B CU 73 B CH 87 F FF 89 B FF 92 B FF 91 4-1 26 G6-3 11 2B BB	X FC 88 0-0 1-2 1B			H SI 99 1-0 26 G3 25 SH1-4 20 1B HBP	2	2	2	0	1	0	0
25 Byron Buxton, R (1, 8) OBP: 0.311, SLG: 0.491		F FF 97 F FF 97 B FS 86 D SL 90 S FS 85 2-3 ③ K 1-3			F FF 92 X FF 91 0-1 ① P3	B FF 95 X FF 95 1-0 ③ G6-3			L SL 85 X SL 88 0-1 ① SH1-4 1-2	3	0	0	0	0	1	4
Inning Stats	R: 1 H: 3 E: 0 LOB: 2 K: 0 BB: 0 S: 5 P: 8	R: 0 H: 1 E: 0 LOB: 1 K: 2 BB: 0 S: 13 P: 24	R: 0 H: 0 E: 0 LOB: 0 K: 0 BB: 0 S: 6 P: 6	R: 0 H: 1 E: 0 LOB: 1 K: 1 BB: 0 S: 9 P: 13	R: 2 H: 2 E: 0 LOB: 1 K: 1 BB: 1 S: 11 P: 19	R: 0 H: 2 E: 0 LOB: 2 K: 2 BB: 0 S: 11 P: 14	R: 0 H: 0 E: 0 LOB: 0 K: 1 BB: 0 S: 6 P: 10	R: 0 H: 0 E: 0 LOB: 1 K: 0 BB: 1 S: 13 P: 19	R: 2 H: 1 E: 0 LOB: 2 K: 0 BB: 1 S: 10 P: 15	1B: 7 SF: 0 2B: 3 SAC: 1 3B: 0 DP: 0 HR: 0 HBP: 2						WP: 0 PA: 41 PB: 0 SB: 1 CS: 0

	AB	35
	R	5
	H	10
	RBI	5
	BB	3
	SO	7
	LOB	14

PITCHER		IP	WLS	BF	H	R	ER	SO	BB	IBB	HBP	BLK	WP	HR	S	P	ERA	WHIP
55 Ryne Stanek, R ERA: 2.78	(1, 1)	2.0		9	4	1	1	2	0	0	0	0	0	0	18	32	4.50	2.000
68 Jalen Beeks, L ERA: 3.02	(3, 1)	3.1		15	4	2	2	3	1	0	0	0	0	0	32	46	5.40	1.500
15 Emilio Pagán, R ERA: 0.44	(6, 1)	1.2		6	1	0	0	2	0	0	0	0	0	0	11	16	0.00	0.600
46 José Alvarado, L ERA: 3.22	(8, 1)	0.2		3	0	0	0	0	1	0	0	0	0	0	11	17	0.00	1.500
63 Diego Castillo, R ERA: 2.15	(8, 1)	1.0	L	6	0	2	2	0	0	1	2	0	0	0	8	10	18.00	0.000

PITCHER		IP	WLS	BF	H	R	ER	SO	BB	IBB	HBP	BLK	WP	HR	S	P	ERA	WHIP
56 Adam Kolarek, L ERA: 4.58	(9, 1)	0.1		2	1	0	0	0	0	0	0	0	0	0	4	7	0.00	3.000

BOTTOM

Minnesota Twins @ Tampa Bay Rays

Tropicana Field, St. Petersburg, FL

Fri May 31 2019, 7:10 PM - 9:58 PM EDT

Att. 14,375 - Dome - 72 F

livebaseballscorecards.com

Batter	1	2	3	4	5	6	7	8	9	AB	R	H	RBI	BB	SO	LOB
17 Austin Meadows, L (1, 10) OBP: 0.431, SLG: 0.673	C FF 94 C FF 93 X FF 96 0-2 ① F9		C SV 82 B SV 82 F SI 94 F SV 84 B FF 95 B FF 94 B SI 94 4-2 1 1B 22 S BB		B CH 83 F SV 83 F SV 83 C CH 84 1-3 ② K		C CU 77 C CU 76 B CU 84 S CU 79 1-3 ③ K			3	1	0	0	1	2	0
8 Brandon Lowe, L (1, 7) OBP: 0.333, SLG: 0.529	B SI 95 B CH 85 S SI 93 C SI 94 S SV 83 2-3 ② K		1 SAFE F FF 94 1 SAFE C FF 93 X FF 94 0-2 ① F7		S FF 94 B SV 82 B CH 83 C SV 81 F SV 84 B CH 83 B FF 94 4-2 1 1B BB			X CU 79 0-0 ① F7		3	0	0	0	1	1	1
1 Willy Adames, R (1, 6) OBP: 0.311, SLG: 0.371	X FF 93 0-0 ③ G6-3		C SI 93 X SI 91 0-1 22 S 1-3 1B		B SV 82 F SV 80 1 SAFE X SI 93 1-1 1-2 1B			B SI 94 C SI 93 C CU 81 B ST 86 X CU 80 2-2 ② L8		4	0	2	0	0	0	0
26 Ji Man Choi, L (1, 3) OBP: 0.333, SLG: 0.411		F SI 94 B CH 85 F SI 94 S SV 84 1-3 ① K	C SV 83 B SI 93 S CH 84 D CH 84 1 SAFE S CH 83 2-3 ② K		S CH 82 X CH 82 0-1 ③ G3			B SI 94 F SI 94 X SI 94 1-1 ③ G6-3		4	0	0	0	0	2	4
22 Christian Arroyo, R (1, 5) OBP: 0.292, SLG: 0.318		B SV 83 F SV 82 B FF 95 B SV 83 B SI 95 4-1 39 HR BB	B SV 83 B SV 82 S SI 94 B SV 81 X SI 93 3-1 ③ G6-3 1-2 3-H			C FF 93 F SV 81 B CH 83 F CH 84 X SI 93 1-2 ① G6-3			C CU 79 X CU 82 0-1 ① G5-3	3	1	0	0	1	0	1
39 Kevin Kiermaier, L (1, 8) OBP: 0.311, SLG: 0.448		X SI 93 0-0 1-H HR		C CH 83 X SV 82 0-1 ① G3-1		S SI 94 X CH 83 0-1 ② G4-3			B SI 94 C SI 94 X SI 95 1-1 ② G1-3	4	1	1	2	0	0	0
28 Daniel Robertson, R (1, 4) OBP: 0.316, SLG: 0.293		C SV 82 C SV 81 H SI 92 1-2 HBP		B FF 93 C SV 82 S CH 81 X SV 83 1-2 ② G5-3		B FF 94 C SV 82 B SV 81 F CH 82 B FF 95 S SV 84 3-3 ③ K			B CU 79 B CU 79 B SI 94 C SI 94 C SI 94 F CU 80 X SI 95 3-2 1B	3	0	1	0	0	1	0
10 Mike Zunino, R (1, 2) OBP: 0.250, SLG: 0.389		B FF 95 1 SAFE X SV 82 1-0 ② F8		F SV 82 B SI 93 S CH 84 B CH 84 S CH 84 2-3 ③ K			X SI 91 0-0 ① F7		B CU 79 X SI 95 1-0 ③ G6-3	4	0	0	0	0	1	2
54 Guillermo Heredia, R (1, 9) OBP: 0.333, SLG: 0.361		B SI 94 S SI 93 S SV 83 1 SAFE 1 SAFE D SV 84 F SI 94 C SV 81 2-3 ③ K		B CH 84 X SI 93 1-0 ① G1-3			C CH 83 F CH 84 B FF 94 S CH 83 1-3 ② K			3	0	0	0	0	2	1
Inning Stats	R: 0 E: 0 K: 1 S: 7 H: 0 LOB: 0 BB: 0 P: 9	R: 2 E: 0 K: 2 S: 12 H: 1 LOB: 1 BB: 1 P: 21	R: 1 E: 0 K: 1 S: 13 H: 1 LOB: 1 BB: 1 P: 22	R: 0 E: 0 K: 1 S: 8 H: 0 LOB: 0 BB: 0 P: 11	R: 0 E: 0 K: 1 S: 11 H: 1 LOB: 2 BB: 1 P: 18	R: 0 E: 0 K: 1 S: 9 H: 0 LOB: 0 BB: 0 P: 13	R: 0 E: 0 K: 2 S: 7 H: 0 LOB: 0 BB: 0 P: 9	R: 0 E: 0 K: 0 S: 6 H: 0 LOB: 0 BB: 0 P: 9	R: 0 E: 0 K: 0 S: 9 H: 1 LOB: 1 BB: 0 P: 14	1B: 3 2B: 0 3B: 0 HR: 1	SF: 0 SAC: 0 DP: 0 HBP: 1	WP: 0 PB: 0 SB: 2 CS: 0	PA: 35				

PITCHER	IP	WLS	BF	H	R	ER	SO	BB	IBB	HBP	BLK	WP	HR	S	P	ERA	WHIP
17 José Berríos, R (1, 1) ERA: 3.27	6.2		27	3	3	3	8	3	0	1	0	0	1	64	99	4.05	0.900
55 Taylor Rogers, L (7, 1) ERA: 2.16	2.1	W	8	1	0	0	1	0	0	0	0	0	0	18	27	0.00	0.429

PITCHER	IP	WLS	BF	H	R	ER	SO	BB	IBB	HBP	BLK	WP	HR	S	P	ERA	WHIP

Batter	1	2	3	4	5	6	7	8	9	AB	R	H	RBI	BB	SO	LOB
26 Max Kepler, L (1, 9) OBP: 0.332, SLG: 0.510	F SI 93 S FS 85 S FS 86 0-3 ① K		B FS 86 B SI 92 D SI 92 B SI 91 4-0 11 2B 9 2B 1-2 BB	X SI 92 0-0 ② F6		B FF 93 C FF 93 F CH 86 X SL 86 1-2 ③ F9		C FS 83 B FS 84 F FF 93 T FS 84 1-2 ① K		4	1	0	0	1	2	4
11 Jorge Polanco, S (1, 10) OBP: 0.405, SLG: 0.586	B SI 94 B SI 93 C SI 92 F SI 95 F FS 86 C SI 96 2-3 ② K		D SI 93 C SI 92 F SI 92 B SI 95 X SI 92 2-2 9 2B 1-3 2-H 2B	C FS 86 C SL 88 D FS 86 X SL 88 1-2 ③ G6-3			B FF 92 C FF 92 S CH 84 X FF 94 1-2 E5 20 BB 22 2B	S FS 84 F FS 84 C FF 94 0-3 ② K		5	1	1	1	0	2	4
9 Marwin Gonzalez, S (1, 3) OBP: 0.317, SLG: 0.383	S SI 95 B FS 86 C FS 85 B FS 87 F SI 96 B FS 85 F SI 95 S FS 87 3-3 ③ K		C FS 85 B FS 86 X SI 95 1-1 2-3 3-H 2B		B FS 84 B SI 92 C SI 90 T SI 94 X SL 88 2-2 HR		C FF 93 B CH 86 B CH 85 B FF 91 F FF 93 X CH 85 3-2 ① F9	B FS 84 C FS 84 F FS 94 X FS 84 1-2 ③ G3		5	1	2	2	0	1	3
20 Eddie Rosario, L (1, 7) OBP: 0.312, SLG: 0.548		S SI 92 X SI 94 0-1 ① L8	F SI 93 S FS 86 F SL 89 F SL 88 X FS 85 0-2 ② P4		X SI 92 0-0 22 CS 1B		C FF 93 B FF 94 B CH 87 B FF 92 D CH 86 4-1 22 2B 1-2 BB		B SI 100 X SI 98 1-0 1B	4	0	2	0	1	0	2
22 Miguel Sanó, R (1, 5) OBP: 0.309, SLG: 0.617		S SL 87 B SL 87 X SI 95 1-1 ② G6-3	D SL 89 S SL 87 S SL 89 S SL 89 1-3 ③ K		F FF 94 B SI 93 S SL 86 S SL 87 1-3 ① ② K 1-2		C SL 85 X FF 94 0-1 1-3 2-H 2B		B SI 98 F SI 98 B SI 98 B SI 98 C SI 98 C SI 98 3-3 ① K	5	0	1	1	0	3	4
13 Ehire Adrianza, S (1, 6) OBP: 0.343, SLG: 0.402		X SI 93 0-0 1B		C SL 84 S FS 84 B FS 86 B SL 86 S SL 88 2-3 ① K	B SL 87 F SI 94 S FS 86 X FS 86 1-2 ③ G4-3		B CH 85 X CH 86 1-0 ② F8		B CU 87 C SI 99 B SI 98 B SI 98 C SI 99 F SI 97 S FC 92 3-3 ② K	5	0	1	0	0	2	3
16 Jonathan Schoop, R (1, 4) OBP: 0.319, SLG: 0.489		X SI 92 0-0 ③ L8		B SL 86 X SI 93 1-0 15 1B 25 1B 1B	B SL 86 B SL 83 B SI 91 F SI 90 X SI 92 3-1 ① G5-3	F SL 87 S FF 94 F SL 86 B FF 94 S SL 86 1-3 ③ K			F SI 98 X CU 86 0-1 ③ L4	5	1	1	0	0	1	4
15 Jason Castro, L (1, 2) OBP: 0.374, SLG: 0.593			B SI 91 C SI 93 C FS 83 X SI 95 1-2 26 BB 11 2B 1B	B SI 92 C SL 84 1 SAFE X FS 84 1-1 25 1B 1-3 1B		S CH 85 B FF 95 S CH 84 B FF 95 B FF 94 F CH 86 F FF 93 F FF 92 F FF 93 3-2 ② X SL 85 P6		F FF 92 B FF 94 X CH 85 1-1 2B		4	1	3	0	0	0	0
25 Byron Buxton, R (1, 8) OBP: 0.321, SLG: 0.512			C SL 84 F SI 92 D FS 85 D FS 85 S SL 86 2-3 ① K	S SL 85 S SL 88 X SL 90 0-2 1-2 3-H 1B		B SL 86 S SL 85 S SL 86 B SL 82 X SL 84 2-2 HR		S FF 93 B FF 93 B SL 84 B SL 85 F FF 92 B SL 86 4-2 BB		3	1	2	2	1	1	1
Inning Stats	R: 0 E: 0 K: 3 S: 12 H: 0 LOB: 0 BB: 0 P: 17	R: 0 E: 0 K: 0 S: 6 H: 1 LOB: 1 BB: 0 P: 7	R: 2 E: 0 K: 2 S: 19 H: 3 LOB: 2 BB: 1 P: 30	R: 1 E: 0 K: 1 S: 13 H: 3 LOB: 2 BB: 0 P: 18	R: 1 E: 0 K: 1 S: 10 H: 2 LOB: 0 BB: 0 P: 14	R: 1 E: 0 K: 0 S: 15 H: 1 LOB: 0 BB: 0 P: 24	R: 1 E: 1 K: 1 S: 14 H: 1 LOB: 2 BB: 1 P: 24	R: 0 E: 0 K: 2 S: 13 H: 1 LOB: 2 BB: 1 P: 20	R: 0 E: 0 K: 2 S: 10 H: 1 LOB: 1 BB: 0 P: 17	1B: 7 2B: 5 3B: 0 HR: 2 SF: 0 SAC: 0 DP: 1 HBP: 0	WP: 0 PB: 0 SB: 0 CS: 1 PA: 43					

PITCHER		IP	WLS	BF	H	R	ER	SO	BB	IBB	HBP	BLK	WP	HR	S	P	ERA	WHIP
72 Yonny Chirinos, R ERA: 3.25	(1, 1)	5.1	L	25	9	4	4	7	1	0	0	0	0	1	62	91	6.75	1.875
44 Hunter Wood, R ERA: 1.76	(6, 1)	1.2		11	3	2	1	1	2	0	0	0	0	1	31	52	5.40	3.000
47 Oliver Drake, R ERA: 2.08	(8, 1)	1.0		3	0	0	0	2	0	0	0	0	0	0	9	11	0.00	0.000
46 José Alvarado, L ERA: 3.09	(9, 1)	1.0		4	1	0	0	2	0	0	0	0	0	0	10	17	0.00	1.000

PITCHER	IP	WLS	BF	H	R	ER	SO	BB	IBB	HBP	BLK	WP	HR	S	P	ERA	WHIP

TOP

Minnesota Twins @ Tampa Bay Rays

Tropicana Field, St. Petersburg, FL

Sat Jun 01 2019, 1:11 PM - 4:49 PM EDT

Att. 14,381 - Dome - 72 F

livebaseballscorecards.com

AB	40
R	6
H	13
RBI	6
BB	3
SO	12
LOB	25

BOTTOM

Minnesota Twins @ Tampa Bay Rays

Tropicana Field, St. Petersburg, FL

Sat Jun 01 2019, 1:11 PM - 4:49 PM EDT

Att. 14,381 - Dome - 72 F

livebaseballscorecards.com

Batter	1	2	3	4	5	6	7	8	9	AB	R	H	RBI	BB	SO	LOB
17 Austin Meadows, L (1, 7) OBP: 0.430, SLG: 0.664	S SI 92 F FF 92 B CU 80 F CU 80 F CH 86 B FF 93 X CH 87 2-2 ① F7		C CU 82 X CH 85 0-1 ① G4-3		C SI 91 B FF 91 B CU 81 B SI 94 C CH 85 X FF 95 3-2 39 1B 1B		B CU 73 C FF 87 X CU 74 1-1 8 FC1-5 1B		C CU 76 X FS 79 0-1 ① G3-1	5	0	2	0	0	0	0
8 Brandon Lowe, L (1, 4) OBP: 0.330, SLG: 0.526	S SI 93 B SL 85 B FF 94 F SI 94 S SL 86 2-3 ② K		S SL 84 B SI 92 B SI 94 C SI 94 F SL 85 F SL 84 X FF 94 2-2 39 L8 2B		1 SAFE F SI 93 1 SAFE X SL 83 0-1 ① F8		C CU 74 X FF 88 0-1 ① FC1-5 1-2f		F FC 88 B FC 88 X FS 80 1-1 ② F9	5	0	1	0	0	1	2
39 Kevin Kiermaier, L (1, 8) OBP: 0.308, SLG: 0.441	C CH 86 F SI 94 S CU 81 0-3 ③ K		S CH 85 X CH 86 0-1 ② L8 2-3		B SI 92 F CH 84 C SI 90 F CU 80 B FF 93 X SI 94 2-2 1-2 1B		C CU 74 C FF 88 S CS 68 0-3 ② K		X FS 80 0-0 ③ F9	5	0	1	0	0	2	2
26 Ji Man Choi, L (1, 10) OBP: 0.332, SLG: 0.404		X SI 93 0-0 ① F8	B CH 85 S CH 85 H SL 85 2-1 35 BB HBP		B CH 84 B CH 85 X FF 94 2-0 ② P3		B CS 72 C CU 74 F CU 76 F CS 69 X FF 90 1-2 ③ G6-3			3	0	0	0	0	0	3
35 Nathaniel Lowe, L (1, 3) OBP: 0.310, SLG: 0.316		C CU 80 B FF 93 X CU 81 1-1 ③ 1 E 1 37 1 1B 1B	B FF 95 B FF 95 B FF 94 C SI 91 S SL 84 B FF 95 4-2 1-2 BB		C CU 80 B FF 93 X SL 83 1-1 ③ F9			C CU 72 B FF 87 S CU 76 C CS 68 1-3 ① K		3	1	1	0	1	1	2
22 Christian Arroyo, R (1, 5) OBP: 0.286, SLG: 0.423		S SI 93 F SI 93 B SL 84 S SI 93 1-3 ② K	S CH 85 S CU 81 D SI 93 F CH 86 F SI 95 F CU 81 D CU 83 X SI 95 2-2 ③ G4-3			C CU 80 B FF 94 T FF 94 B SL 83 X CH 87 2-2 ① F8		F CU 74 C FF 88 X CS 67 0-2 HR		4	1	1	1	0	1	4
1 Willy Adames, R (1, 6) OBP: 0.315, SLG: 0.374		B SI 94 B SI 93 S CH 86 X SI 94 2-1 E4 37 1B 1-3 1B		C SI 93 S SL 84 B SL 84 X SI 94 1-2 ① G6-3	C SL 82 S FF 95 C FF 96 0-3 ② K			X FF 87 0-0 37 WP 1B		4	0	2	0	0	1	0
37 Travis d'Arnaud, R (1, 2) OBP: 0.227, SLG: 0.179		1 SAFE S SL 85 X SL 85 0-1 54 FC4-6 1-2 3-H 1B		B SL 86 F SI 93 C SI 94 X SI 93 1-2 ② G5-3	F FF 95 B FF 95 B CU 78 B FF 93 B FF 94 4-1 BB			B CU 86 B CU 86 2 SAFE S FF 96 X FF 95 2-1 ② P3 1-2		3	0	1	1	1	0	1
54 Guillermo Heredia, R (1, 9) OBP: 0.315, SLG: 0.338		X SI 92 0-0 ③ FC4-6 1-2f		B SL 84 X SL 85 1-0 ③ G5-3	B FF 96 C CU 81 D SL 83 S FF 93 F FF 94 B SL 82 X FF 94 3-2 ③ G6-3			F CU 86 S FF 95 F FF 96 B SL 90 S SL 90 1-3 ③ K		4	0	0	0	0	1	4
Inning Stats	R: 0 E: 0 K: 2 S: 11 H: 0 LOB: 0 BB: 0 P: 15	R: 1 E: 1 K: 1 S: 11 H: 3 LOB: 2 BB: 0 P: 15	R: 0 E: 0 K: 0 S: 18 H: 1 LOB: 3 BB: 1 P: 28	R: 0 E: 0 K: 0 S: 7 H: 0 LOB: 0 BB: 0 P: 10	R: 0 E: 0 K: 0 S: 12 H: 2 LOB: 2 BB: 0 P: 20	R: 0 E: 0 K: 1 S: 11 H: 0 LOB: 1 BB: 1 P: 20	R: 0 E: 0 K: 1 S: 11 H: 1 LOB: 1 BB: 0 P: 13	R: 1 E: 0 K: 2 S: 13 H: 2 LOB: 1 BB: 0 P: 17	R: 0 E: 0 K: 0 S: 5 H: 0 LOB: 0 BB: 0 P: 6	1B: 7 2B: 1 3B: 0 HR: 1	SF: 0 SAC: 0 DP: 0 HBP: 1					

	AB	36
	R	2
	H	9
	RBI	2
	BB	2
	SO	7
	LOB	18

WP: 1 PB: 0 SB: 0 CS: 0 PA: 39

PITCHER		IP	WLS	BF	H	R	ER	SO	BB	IBB	HBP	BLK	WP	HR	S	P	ERA	WHIP
44 Kyle Gibson, R ERA: 3.75	(1, 1)	5.0	W	23	6	1	0	3	1	0	1	0	0	0	59	88	0.00	1.400
65 Trevor May, R ERA: 3.6	(6, 1)	1.0		4	0	0	0	1	1	0	0	0	0	0	11	20	0.00	1.000
19 Ryne Harper, R ERA: 1.9	(7, 1)	1.1		7	3	1	1	2	0	0	0	0	0	1	18	21	6.75	2.250
68 Matt Magill, R ERA: 1.35	(8, 1)	0.2		2	0	0	0	1	0	0	0	0	1	0	6	9	0.00	0.000
38 Blake Parker, R ERA: 1.86	(9, 1)	1.0		3	0	0	0	0	0	0	0	0	0	0	5	6	0.00	0.000

PITCHER		IP	WLS	BF	H	R	ER	SO	BB	IBB	HBP	BLK	WP	HR	S	P	ERA	WHIP

Batter	1	2	3	4	5	6	7	8	9	AB	R	H	RBI	BB	SO	LOB
18 Mitch Garver, R (1, 2) OBP: 0.417, SLG: 0.723	C FF 87 X FC 86 0-1 E5 11 G5-4-3		F FC 86 B FC 87 X FF 88 1-1 2-3 3-H 1B		1 SAFE C FC 86 1 SAFE 1 SAFE 1 SAFE B CH 78 S CH 79 B FC 86 H FC 86 3-2 64 G3-1 11 1B 24 2B 1-3 HBP		C CU 72 B CH 79 S CH 79 C FC 84 1-3 ①		X FF 93 0-0 ① P5	4	1	1	1	0	1	0
11 Jorge Polanco, S (1, 6) OBP: 0.405, SLG: 0.584	B FF 89 C FC 87 X FC 87 1-1 ① ② G5-4-3 1-2f		X FC 87 0-0 ② SF8 3-H		D CH 79 X CH 78 1-0 64 G3-1 24 2B 1-2 3-H 1B		X FF 88 0-0 64 HBP 1B		C FS 83 C FS 82 F FF 93 X FF 94 0-2 ② L8	4	1	2	2	0	0	1
64 Willians Astudillo, R (1, 10) OBP: 0.283, SLG: 0.375	F FF 89 F FC 87 X CU 75 0-2 ③ G6-3		F CH 79 F CH 78 D CU 70 X FC 86 1-2 ③ G4-3		X FC 86 0-0 ② G3-1 1-2 2-3		B FC 85 F FF 88 H FF 89 2-1 20 G4-6-3 1-2 HBP		B FF 94 F FS 84 B FF 94 S FS 84 X FS 84 2-2 ③ G5-3	4	0	0	0	0	0	3
20 Eddie Rosario, L (1, 7) OBP: 0.311, SLG: 0.540		C CU 73 B FC 85 F FF 88 S CU 74 1-3 ① K	X FF 87 0-0 ① G4-3	D CU 71 B FC 87 B FC 85 B FC 84 4-0 24 2B BB		B FF 87 X FC 85 1-0 ② ③ G4-6-3 1-2f			3	1	0	0	1	1	2
24 C.J. Cron, R (1, 3) OBP: 0.340, SLG: 0.534		B FF 87 B FC 84 B FC 86 C FF 88 X FF 88 3-1 9 G6-4-3 1B	B FC 86 B CH 80 B FC 85 C FF 87 X CH 79 3-1 ② P3	B FC 86 S CH 80 B CH 80 X CH 81 2-1 1-H 2-H 3-H 2B			C ST 80 S FF 92 B ST 80 C ST 79 1-3 ①		4	0	2	3	0	1	0
9 Marwin Gonzalez, S (1, 9) OBP: 0.315, SLG: 0.380		C FF 88 D CH 80 B FC 86 F FC 86 X CH 81 2-2 ② ③ G6-4-3 1-2f	X CH 80 0-0 22 2B 1B	F FF 89 F FC 86 D CU 72 F FC 86 X FC 84 1-2 ③ P4			C SI 92 C ST 80 S ST 80 0-3 ② K		4	1	1	0	0	1	2
22 Miguel Sanó, R (1, 5) OBP: 0.356, SLG: 0.680			C FF 86 X CH 78 0-1 25 2B 18 1B 1B	B FF 87 X FC 87 1-0 ③ 1-H 2B		B FC 84 B FF 88 B CH 78 C FF 87 B FF 88 4-1 16 G4-3 BB	X ST 79 0-0 16 HR 2B		3	2	3	1	1	0	0
16 Jonathan Schoop, R (1, 4) OBP: 0.317, SLG: 0.500			C FC 86 B FC 86 S CH 79 S FC 86 1-3 ① K	F CH 78 B FC 84 T FC 84 C FC 85 1-3 ① K	S CH 80 S CH 78 X FC 86 0-2 ① ② G4-3 1-2f		X ST 78 0-0 2-H HR		4	1	1	2	0	2	2
25 Byron Buxton, R (1, 8) OBP: 0.325, SLG: 0.517			X FF 89 0-0 18 1B 11 SF8 1-3 2B	B FC 85 X FC 84 1-0 18 E 18 S 11 1B 1B	X CU 73 0-0 ③ F7		X SI 92 0-0 ③ G6-3		4	2	2	0	0	0	0
Inning Stats	R: 0 E: 1 K: 0 S: 7 H: 0 LOB: 0 BB: 0 P: 8	R: 0 E: 0 K: 1 S: 8 H: 1 LOB: 0 BB: 0 P: 14	R: 2 E: 0 K: 1 S: 12 H: 3 LOB: 1 BB: 0 P: 15	R: 1 E: 0 K: 0 S: 5 H: 2 LOB: 1 BB: 0 P: 9	R: 4 E: 0 K: 1 S: 14 H: 3 LOB: 1 BB: 1 P: 27	R: 0 E: 0 K: 0 S: 5 H: 0 LOB: 0 BB: 1 P: 9	R: 0 E: 0 K: 1 S: 6 H: 1 LOB: 1 BB: 0 P: 10	R: 2 E: 0 K: 2 S: 9 H: 2 LOB: 0 BB: 0 P: 10	R: 0 E: 0 K: 0 S: 8 H: 0 LOB: 0 BB: 0 P: 10	1B: 7 2B: 4 3B: 0 HR: 1 SF: 1 SAC: 0 DP: 4 HBP: 2						

TOP

Minnesota Twins @ Tampa Bay Rays

Tropicana Field, St. Petersburg, FL

Sun Jun 02 2019, 1:10 PM - 4:34 PM EDT

Att. 14,616 - Dome - 72 F

livebaseballscorecards.com

AB	34
R	9
H	12
RBI	9
BB	2
SO	6
LOB	10

PITCHER		IP	WLS	BF	H	R	ER	SO	BB	IBB	HBP	BLK	WP	HR	S	P	ERA	WHIP
48 Ryan Yarbrough, L ERA: 6.23	(1, 1)	7.0	L	31	10	7	7	4	2	0	2	0	0	0	57	92	9.00	1.714
52 Chaz Roe, R ERA: 3.12	(8, 1)	1.0		5	2	2	2	2	0	0	0	0	0	1	9	10	18.00	2.000
47 Oliver Drake, R ERA: 1.69	(9, 1)	1.0		3	0	0	0	0	0	0	0	0	0	0	8	10	0.00	0.000

PITCHER	IP	WLS	BF	H	R	ER	SO	BB	IBB	HBP	BLK	WP	HR	S	P	ERA	WHIP

BOTTOM

Minnesota Twins @ Tampa Bay Rays

Tropicana Field, St. Petersburg, FL

Sun Jun 02 2019, 1:10 PM - 4:34 PM EDT

Att. 14,616 - Dome - 72 F

livebaseballscorecards.com

Batter	1	2	3	4	5	6	7	8	9	AB	R	H	RBI	BB	SO	LOB
17 Austin Meadows, L (1, 9) OBP: 0.429, SLG: 0.656	C FF 94 F FS 86 B FF 94 S FF 94 1-3 ① K		C CU 75 F FF 94 X FS 86 0-2 2 F8-3 1B			X FF 93 0-0 ① F7	C CU 85 X CU 85 0-1 8 1B 2 BB 8 E 1-2 2-H 3-H 1B		C SI 95 S CU 80 S CU 81 0-3 ① K	5	1	2	2	0	2	0
2 Yandy Díaz, R (1, 10) OBP: 0.341, SLG: 0.491	B FC 88 S FF 93 B FF 93 B FF 93 C FF 94 B FF 94 4-2 BB		1 SAFE 1 SAFE B FF 94 1 SAFE B FF 93 T FF 93 F FF 94 F FF 93 1 SAFE 2-2 ② ③ X FF 93 F8-3 1-1			B FF 93 B FC 85 C FF 94 C FF 94 B FC 84 S FF 95 3-3 ② K	B FF 94 F SL 87 B SL 86 B FF 94 B FF 94 4-1 8 E 1-2 2-3 BB		B SI 95 C CU 79 F CU 82 S SI 96 1-3 ② K	3	0	0	0	2	2	1
8 Brandon Lowe, L (1, 7) OBP: 0.332, SLG: 0.523	B FS 86 B FS 85 S FF 94 F FF 93 S FF 94 2-3 ② K			F FS 83 X FS 81 0-1 1B		B FF 95 C FF 94 B FF 94 S FF 94 B FF 95 F FF 95 S FF 94 3-3 ③ K	B CU 74 B CU 74 S FF 88 C FF 89 F CU 77 F FF 89 X FF 89 2-2 E4 1-3 2-H 3-H 1B		C SI 95 T CU 81 B CU 80 S CU 80 1-3 ③ K	5	0	2	1	0	3	1
1 Willy Adames, R (1, 6) OBP: 0.314, SLG: 0.371	1 SAFE B FF 94 B FF 94 S FF 94 S FF 94 F FF 94 F FF 94 F FF 94 F FS 86 2-3 S FF 85 ③ K			C FC 86 X FF 93 0-1 ① L9			22 F6 26 1B 39 1B 1B K			4	1	1	0	0	2	4
26 Ji Man Choi, L (1, 3) OBP: 0.340, SLG: 0.414		B CU 74 S FF 93 F FF 94 F FF 94 F FF 94 B FF 95 B FS 83 F FF 94 X FF 94 3-2 22 SH2-3 2B		B FC 91 S FF 93 1 SAFE C FS 84 B FF 94 B FC 87 1 SAFE F FS 85 F FF 94 3-3 ② 1 SAFE 1 SAFE F FF 93 F FF 94 F FF 94 1 SAFE X FF 94 C FF 95 K		D CU 87 C SL 90 B CU 85 S FF 95 X CU 87 2-2 10 HBP 39 1B 17 1B 1-2 1B	B FS 81 B FS 80 C FF 89 B FS 80 B FS 80 4-2 22 HR BB		3	2	2	0	1	1	1
22 Christian Arroyo, R (1, 5) OBP: 0.290, SLG: 0.517		S FF 94 X FF 94 0-1 ① SH2-3 2-3		B FF 94 X FF 94 1-0 ③ P3			C CU 86 X SL 89 0-1 ① F9 2-3	C FF 91 F FS 79 B FS 81 X FS 80 1-2 1-H HR		3	1	1	2	0	0	3
39 Kevin Kiermaier, L (1, 8) OBP: 0.307, SLG: 0.436		X FF 94 0-0 ② G4-3			C FF 93 S FF 94 B FF 94 F FF 95 S FC 89 1-3 ① K		D CU 87 X CU 84 1-0 10 HBP 17 1B 1-2 3-H 1B	C FF 92 F FF 91 B CU 75 F FS 81 B FF 92 B FF 92 S FF 92 3-3 ① K		4	1	1	1	0	2	1
10 Mike Zunino, R (1, 2) OBP: 0.250, SLG: 0.378		B FF 94 S FF 94 B FF 94 C FF 94 S FF 93 2-3 ③ K			S FF 94 B FF 94 B FF 94 S FF 94 B FF 94 F FF 94 F FF 94 S FF 94 3-3 ② K		H FF 94 1-0 2 BB 17 1B 8 E 1-2 2-3 HBP	C FC 89 B FF 90 T FF 90 F FF 91 B FC 88 X FF 92 2-2 ② L8		3	1	0	0	0	2	1
28 Daniel Robertson, R (1, 4) OBP: 0.309, SLG: 0.286			C FF 93 B FF 94 B FF 93 F FC 87 X FF 94 2-2 ① P3		F FF 94 C FF 93 F FF 94 B FF 95 F FF 94 B FC 87 F FF 93 X FF 94 2-2 ③ F8		C SL 87 B FF 94 F SL 89 S SL 89 1-3 ② K	X FC 87 0-0 ③ L8		4	0	0	0	0	1	3
Inning Stats	R: 0 E: 0 K: 3 S: 15 H: 0 LOB: 1 BB: 1 P: 24	R: 0 E: 0 K: 1 S: 12 H: 1 LOB: 1 BB: 0 P: 17	R: 0 E: 0 K: 0 S: 10 H: 1 LOB: 0 BB: 0 P: 14	R: 0 E: 0 K: 1 S: 14 H: 1 LOB: 1 BB: 0 P: 18	R: 0 E: 0 K: 2 S: 15 H: 0 LOB: 0 BB: 0 P: 21	R: 0 E: 0 K: 2 S: 8 H: 0 LOB: 0 BB: 0 P: 14	R: 5 E: 1 K: 2 S: 23 H: 5 LOB: 2 BB: 1 P: 38	R: 2 E: 0 K: 1 S: 14 H: 1 LOB: 0 BB: 1 P: 24	R: 0 E: 0 K: 3 S: 9 H: 0 LOB: 0 BB: 0 P: 11	1B: 7 2B: 2 3B: 0 HR: 1	SF: 0 SAC: 1 DP: 1 HBP: 1	WP: 0 PB: 0 SB: 0 CS: 0	PA: 39				

	AB	34
	R	7
	H	9
	RBI	6
	BB	3
	SO	15
	LOB	15

PITCHER		IP	WLS	BF	H	R	ER	SO	BB	IBB	HBP	BLK	WP	HR	S	P	ERA	WHIP
12 Jake Odorizzi, R ERA: 1.96	(1, 1)	6.0	W	21	3	0	0	9	1	0	0	0	0	0	74	108	0.00	0.667
68 Matt Magill, R ERA: 3.86	(7, 1)	0.2		8	4	5	4	1	1	0	1	0	0	0	15	25	54.00	7.500
19 Ryne Harper, R ERA: 1.9	(7, 1)	0.0		1	1	0	0	0	0	0	0	0	0	0	5	7	∞	∞
38 Blake Parker, R ERA: 2.61	(7, 1)	1.1	H	6	1	2	2	2	1	0	0	0	0	1	17	30	13.50	1.500
55 Taylor Rogers, L ERA: 2.08	(9, 1)	1.0	S	3	0	0	0	3	0	0	0	0	0	0	9	11	0.00	0.000

PITCHER		IP	WLS	BF	H	R	ER	SO	BB	IBB	HBP	BLK	WP	HR	S	P	ERA	WHIP

Batter	1	2	3	4	5	6	7	8	9	AB	R	H	RBI	BB	SO	LOB
26 Max Kepler, L (1, 9) OBP: 0.326, SLG: 0.500	C FF 93 S KC 83 B KC 83 B FF 94 S KC 82 2-3 ① K		X CH 88 0-0 ① G6-3		C FF 93 B KC 83 F KC 82 F FF 94 C FF 94 1-3 ③ K			C SI 91 S SL 79 C SI 93 0-3 ① K		4	0	0	0	0	3	1
11 Jorge Polanco, S (1, 6) OBP: 0.402, SLG: 0.578	S KC 83 B FF 94 B KC 83 X SL 84 2-1 20 CS 1B		B FF 92 B CH 88 X CH 88 2-0 ② L6			C FF 93 B KC 83 C FF 93 B FF 94 B FF 94 X FF 93 3-2 ① G1-3		B FF 91 F SL 79 B SI 93 S SI 92 F FF 93 S FF 93 2-3 ② K		4	0	1	0	0	1	1
23 Nelson Cruz, R (1, 10) OBP: 0.345, SLG: 0.492	B FF 93 S SL 85 S FF 94 S SL 86 1-3 ② K		C SL 85 B SL 85 B SL 84 B SL 84 S SL 84 C FF 93 3-3 ③ K			B SL 84 X FF 93 1-0 ② G4-3		C FF 93 B SL 77 C SL 79 S FF 93 1-3 ③ K		4	0	0	0	0	3	2
20 Eddie Rosario, L (1, 7) OBP: 0.310, SLG: 0.548	B FF 93 1 SAFE C KC 82 1-1 ③ CS 1-2	S KC 82 F SL 84 X FF 93 0-2 ① G3		B FF 93 B CH 88 S CH 88 X FF 94 2-1 ① P5		X FF 93 0-0 HR			B ST 81 F FF 92 B ST 82 X ST 81 2-1 ① P5	4	1	1	1	0	0	0
18 Mitch Garver, R (1, 2) OBP: 0.410, SLG: 0.698		F FF 93 B FF 94 C SL 83 S SL 85 1-3 ② K		B KC 83 B SL 85 C SL 84 F FF 94 X FF 94 2-2 ② P2		B SL 85 S SL 84 S SL 85 B SL 85 B FF 94 C FF 94 3-3 ③ K			H ST 82 1-0 9 G6-4-3 HBP	3	0	0	0	0	2	0
9 Marwin Gonzalez, S (1, 3) OBP: 0.319, SLG: 0.404		B FF 93 F KC 81 X KC 82 1-1 HR		F FF 93 C FF 93 B SL 85 B FF 94 B FF 94 X FF 94 3-2 2B			X CH 88 0-0 ① G3		C FF 93 F FF 94 X FF 94 0-2 ② ③ G6-4-3 1-2f	4	1	2	1	0	0	1
22 Miguel Sanó, R (1, 5) OBP: 0.355, SLG: 0.654		B SL 84 B SL 85 B SL 85 F FF 93 B SL 85 4-1 16 2B BB		B SL 84 S SL 84 F SL 84 B FF 93 B FF 94 X FF 93 3-2 ③ G6-3			B SL 84 B SL 85 F SL 84 F FF 93 S FF 94 2-3 ② K			2	0	0	0	1	1	1
16 Jonathan Schoop, R (1, 4) OBP: 0.318, SLG: 0.503		D SL 85 T FF 93 C FF 93 X SL 84 1-2 1-3 2B			B FF 93 S FF 93 C FF 93 F FF 94 X FF 93 1-2 ① G6-3		X FF 93 0-0 ③ F9			3	0	1	0	0	0	0
25 Byron Buxton, R (1, 8) OBP: 0.320, SLG: 0.508		D SL 84 X SL 83 1-0 ③ P5			X FF 93 0-0 ② G1-3			B FF 93 C FF 93 F FF 93 X FF 94 1-2 E6		3	0	0	0	0	0	2
Inning Stats	R: 0 E: 0 K: 2 S: 9 H: 1 LOB: 0 BB: 0 P: 15	R: 1 E: 0 K: 1 S: 13 H: 2 LOB: 2 BB: 1 P: 21	R: 0 E: 0 K: 1 S: 5 H: 0 LOB: 0 BB: 0 P: 10	R: 0 E: 0 K: 0 S: 11 H: 1 LOB: 1 BB: 0 P: 21	R: 0 E: 0 K: 1 S: 9 H: 0 LOB: 0 BB: 0 P: 11	R: 1 E: 0 K: 1 S: 8 H: 1 LOB: 0 BB: 0 P: 15	R: 0 E: 0 K: 1 S: 5 H: 0 LOB: 0 BB: 0 P: 7	R: 0 E: 1 K: 3 S: 13 H: 0 LOB: 1 BB: 0 P: 17	R: 0 E: 0 K: 0 S: 5 H: 0 LOB: 0 BB: 0 P: 8	1B: 1 2B: 2 3B: 0 HR: 2	SF: 0 SAC: 0 DP: 1 HBP: 1	WP: 0 PB: 0 SB: 0 CS: 1	PA: 34			

PITCHER		IP	WLS	BF	H	R	ER	SO	BB	IBB	HBP	BLK	WP	HR	S	P	ERA	WHIP
57 Shane Bieber, R ERA: 3.57	(1, 1)	7.0	W	27	5	2	2	7	1	0	0	0	0	2	63	104	2.57	0.857
39 Oliver Pérez, L ERA: 3.5	(8, 1)	1.0	H	3	0	0	0	3	0	0	0	0	0	0	10	13	0.00	0.000
33 Brad Hand, L ERA: 1.09	(9, 1)	1.0	S	3	0	0	0	0	0	0	1	0	0	0	5	8	0.00	0.000

PITCHER	IP	WLS	BF	H	R	ER	SO	BB	IBB	HBP	BLK	WP	HR	S	P	ERA	WHIP

TOP

Minnesota Twins @ Cleveland Indians

Progressive Field, Cleveland, OH

Tue Jun 04 2019, 7:12 PM - 9:35 PM EDT

Att. 15,814 - Cloudy - 73 F

livebaseballscorecards.com

AB	31
R	2
H	5
RBI	2
BB	1
SO	10
LOB	8

BOTTOM

Batter	1	2	3	4	5	6	7	8	9	AB	R	H	RBI	BB	SO	LOB
12 Francisco Lindor, S (1, 6) OBP: 0.377, SLG: 0.538	B FF 89 B FF 88 B FF 88 C FF 88 B FF 88 4-1 35 FC5-4 BB		C CU 76 F CU 75 F CU 75 X FF 90 0-2 HR		1 SAFE X CH 83 0-0 1-H HR		B CU 76 S CU 76 X FF 90 1-1 2B			3	2	3	3	1	0	0
35 Óscar Mercado, R (1, 7) OBP: 0.328, SLG: 0.362	1 SAFE C CU 78 S CU 78 B FF 89 X CU 78 1-2 ① FC5-4 41 1B 1-2f		B FF 89 X CH 83 1-0 ② G6-3		X CU 76 0-0 ③ G4-3		B CU 74 S CU 76 S CU 76 S CS 69 1-3 ③ K			4	0	0	0	0	1	2
41 Carlos Santana, S (1, 3) OBP: 0.402, SLG: 0.505	C CU 76 B FF 88 B CU 76 B CH 82 X FF 88 3-1 1-2 1B		B CU 77 B CH 83 X CH 82 2-0 ③ G5-3			X FF 88 0-0 ① F9		F FF 92 X KC 83 0-1 ① G3		4	0	1	0	0	0	0
8 Jordan Luplow, R (1, 9) OBP: 0.294, SLG: 0.505 30 Tyler Naquin, L (8, PH) OBP: 0.313, SLG: 0.374 (9, 9)	B FF 88 B CH 82 F FF 89 X FF 88 2-1 ② P5			X CH 82 0-0 ① G5-3		B FF 89 B CU 76 B FF 89 B FF 89 4-0 11 G5-4-3 BB		C KC 75 F FF 93 B KC 85 S KC 86 1-3 ② K2-3		2 1	0 0	0 0	0 0	1 0	0 1	2 0
11 José Ramírez, S (1, 5) OBP: 0.303, SLG: 0.307	B CH 83 B FF 88 S CH 83 X CH 82 2-1 ③ L8			C FF 88 X CH 82 0-1 ② F9		C CU 75 X CU 76 0-1 ②③ G5-4-3 1-2f		C FF 94 B FF 93 F KC 84 X FF 94 1-2 ③ F8		4	0	0	0	0	0	3
22 Jason Kipnis, L (1, 4) OBP: 0.277, SLG: 0.315		C FF 88 L FF 88 X FF 89 0-2 ① G3		B CU 75 X FF 88 1-0 ③ F7			C FF 88 B CH 81 B CU 76 B FF 87 X FF 88 3-1 ① F8			3	0	0	0	0	0	0
55 Roberto Pérez, R (1, 2) OBP: 0.320, SLG: 0.425		C CU 77 F FF 89 X CU 77 0-2 ② G5-3		C CU 75 B CH 81 B CH 82 B CH 82 F FF 89 X FF 88 3-2 ① F9			C CU 76 X FF 88 0-1 HR			3	1	1	1	0	0	0
10 Jake Bauers, L (1, 10) OBP: 0.312, SLG: 0.356		B CU 77 X FF 89 1-0 ③ P5		C CU 75 F CH 82 B CU 78 S CU 77 1-3 ② K			X CU 77 0-0 HR			3	1	1	1	0	1	0
2 Leonys Martin, L (1, 8) OBP: 0.294, SLG: 0.352		C FF 88 S FF 88 B FF 89 C CU 76 1-3 ① K		B CU 76 C FF 89 F CH 83 B CU 77 B CU 77 F FF 89 B FF 89 4-2 12 HR BB			B FF 88 S CU 74 X FF 90 1-1 ② G6-3			2	1	0	0	1	1	0
Inning Stats	R: 0 E: 0 K: 0 S: 10 H: 1 LOB: 2 BB: 1 P: 22	R: 0 E: 0 K: 0 S: 7 H: 0 LOB: 0 BB: 0 P: 8	R: 1 E: 0 K: 1 S: 9 H: 1 LOB: 0 BB: 0 P: 13	R: 0 E: 0 K: 0 S: 4 H: 0 LOB: 0 BB: 0 P: 5	R: 2 E: 0 K: 1 S: 11 H: 1 LOB: 0 BB: 1 P: 19	R: 0 E: 0 K: 0 S: 3 H: 0 LOB: 0 BB: 1 P: 7	R: 2 E: 0 K: 1 S: 12 H: 3 LOB: 1 BB: 0 P: 18	R: 0 E: 0 K: 1 S: 8 H: 0 LOB: 0 BB: 0 P: 10		1B: 1 2B: 1 3B: 0 HR: 4 SF: 0 SAC: 0 DP: 1 HBP: 0				WP: 0 PB: 0 SB: 0 CS: 0 PA: 32		

PITCHER	IP	WLS	BF	H	R	ER	SO	BB	IBB	HBP	BLK	WP	HR	S	P	ERA	WHIP
31 Devin Smeltzer, L (1, 1) ERA: 3.65	6.1	L	26	5	5	5	2	3	0	0	0	0	4	49	82	7.11	1.263
19 Ryne Harper, R (7, 1) ERA: 1.85	0.2		3	1	0	0	1	0	0	0	0	0	0	7	10	0.00	1.500
21 Tyler Duffey, R (8, 1) ERA: 2.45	1.0		3	0	0	0	1	0	0	0	0	0	0	8	10	0.00	0.000

PITCHER	IP	WLS	BF	H	R	ER	SO	BB	IBB	HBP	BLK	WP	HR	S	P	ERA	WHIP

Minnesota Twins @ Cleveland Indians

Progressive Field, Cleveland, OH

Tue Jun 04 2019, 7:12 PM - 9:35 PM EDT

Att. 15,814 - Cloudy - 73 F

livebaseballscorecards.com

AB	29
R	5
H	6
RBI	5
BB	3
SO	4
LOB	7

Batter	1	2	3	4	5	6	7	8	9	AB	R	H	RBI	BB	SO	LOB
26 Max Kepler, L (1, 9) OBP: 0.324, SLG: 0.490	X CH 79 0-0 ① F9	B CU 74 C CU 74 X FF 87 1-1 ③ G6-3			S SL 83 F SL 83 B FF 92 B FF 93 S SL 83 2-3 ② K2-3		B CH 86 F FF 94 B FF 92 B FF 92 B FF 92 4-1 11 1B 1-2 BB		B FF 92 B FF 93 B FF 92 C FF 92 X FF 92 3-1 ③ G6-3	4	0	0	0	1	1	0
11 Jorge Polanco, S (1, 6) OBP: 0.404, SLG: 0.590	C SI 90 B CU 76 B FS 84 X SI 92 2-1 ② F8		B CH 79 X FF 87 1-0 ① L7		B SL 84 B FF 91 X SL 81 2-0 HR		F CH 86 X FF 92 0-1 ③ 1-3 2-H 1B			4	1	2	2	0	0	0
23 Nelson Cruz, R (1, 10) OBP: 0.342, SLG: 0.507	F FF 92 F CU 76 B FS 84 B FF 91 X FS 83 2-2 ③ L8		C CU 73 X CH 81 0-1 HR		B SL 84 S SL 84 B FF 95 F SL 84 C FF 96 2-3 ③ K			C SI 84 S SI 84 B SL 78 S SL 77 1-3 ① K		4	1	1	1	0	2	0
20 Eddie Rosario, L (1, 7) OBP: 0.309, SLG: 0.552		S SI 89 S FS 83 X FS 83 0-2 24 2B 3B	S CU 74 F CU 74 F CU 76 S CU 74 0-3 ② K			B FF 95 C CH 86 B FF 94 X FF 94 2-1 ① L7		C SI 84 B SL 74 F SI 86 X SL 77 1-2 ② F8		4	1	1	0	0	1	0
24 C.J. Cron, R (1, 3) OBP: 0.342, SLG: 0.536		X FF 91 0-0 22 FC5 3-H 2B	B SL 83 X FF 92 1-0 ③ G6-3			S FF 95 S FF 95 F FF 95 F SL 84 B SL 84 F SL 83 S SL 84 1-3 ② K		B SI 86 B SL 75 B SI 85 B SI 85 4-0 9 BB		3	0	1	1	1	1	0
9 Marwin Gonzalez, S (1, 4) OBP: 0.322, SLG: 0.400		S CH 80 H FF 91 1-1 15 FC4-6 22 FC5 25 HR HBP		C FF 91 B FF 92 X FF 92 1-1 ① F7		C CU 80 F FF 95 B FF 96 B CU 79 X FF 96 2-2 ③ L8		B SI 85 F SI 86 F SL 74 B FF 86 B FF 86 B SI 86 4-2 1-2 BB		2	1	0	0	1	0	0
22 Miguel Sanó, R (1, 5) OBP: 0.348, SLG: 0.625		X CH 79 0-0 ① FC5 15 FC4-6 1-2 2-3f		B SL 83 F FF 92 S SL 82 B FF 92 S FF 92 2-3 ② K			S SL 84 B SL 84 B SL 84 X SL 83 2-1 26 BB 11 1B 1B	X SI 84 0-0 ③ G5-3		4	1	1	0	0	1	4
15 Jason Castro, L (1, 2) OBP: 0.363, SLG: 0.573 18 Mitch Garver, R (9, PH) OBP: 0.406, SLG: 0.690		B FF 87 B FF 87 B FF 88 C FF 88 F FF 87 X FF 87 3-2 ② FC4-6 25 HR 1-2f 2-3		B FF 93 B FF 92 S SL 83 B FF 90 S FF 91 F FF 92 S SL 83 3-3 ③ K			B FF 92 C FF 92 S FF 91 C FF 93 1-3 ① K		C FF 90 C ST 79 S ST 80 0-3 ① K	3 1	1 0	0 0	0 0	0 0	2 1	3 0
25 Byron Buxton, R (1, 8) OBP: 0.318, SLG: 0.519		B CU 72 B CU 73 X FF 87 2-0 1-H 3-H HR			S SL 82 S SL 82 X FF 92 0-2 ① L5		C FF 94 S FF 94 F FF 94 S FF 93 0-3 ② K		C ST 79 B ST 81 S ST 80 X ST 80 1-2 ② G5-3	4	1	1	3	0	1	1
Inning Stats	R: 0 E: 0 K: 0 S: 6 H: 0 LOB: 0 BB: 0 P: 10	R: 4 E: 0 K: 0 S: 12 H: 3 LOB: 0 BB: 0 P: 19	R: 1 E: 0 K: 1 S: 8 H: 1 LOB: 0 BB: 0 P: 10	R: 0 E: 0 K: 2 S: 9 H: 0 LOB: 0 BB: 0 P: 15	R: 1 E: 0 K: 2 S: 10 H: 1 LOB: 0 BB: 0 P: 16	R: 0 E: 0 K: 1 S: 11 H: 0 LOB: 0 BB: 0 P: 16	R: 1 E: 0 K: 2 S: 12 H: 2 LOB: 2 BB: 1 P: 19	R: 0 E: 0 K: 1 S: 9 H: 0 LOB: 2 BB: 2 P: 19	R: 0 E: 0 K: 1 S: 8 H: 0 LOB: 0 BB: 0 P: 12	1B: 2 2B: 1 3B: 1 HR: 3	SF: 0 SAC: 0 DP: 0 HBP: 1			WP: 0 PB: 0 SB: 0 CS: 0		PA: 37	

TOP

Minnesota Twins @ Cleveland Indians

Progressive Field, Cleveland, OH

Wed Jun 05 2019, 7:11 PM - 12:20 AM EDT

Att. 16,962 - Partly Cloudy - 72 F

livebaseballscorecards.com

AB	33
R	7
H	7
RBI	7
BB	3
SO	10
LOB	8

PITCHER		IP	WLS	BF	H	R	ER	SO	BB	IBB	HBP	BLK	WP	HR	S	P	ERA	WHIP
36 Tyler Clippard, R ERA: 4.3	(1, 1)	1.1		7	2	3	3	0	0	0	1	0	0	0	12	17	20.25	1.500
49 Tyler Olson, L ERA: 4.08	(2, 1)	1.1		6	2	2	2	1	0	0	0	0	0	2	13	20	13.50	1.500
44 Nick Goody, R ERA: 4.5	(3, 1)	2.0		7	1	1	1	3	0	0	0	0	0	1	17	28	4.50	0.500
34 A.J. Cole, R ERA: 1.69	(5, 1)	1.1		4	0	0	0	2	0	0	0	0	0	0	14	21	0.00	0.000
62 Nick Wittgren, R ERA: 2.45	(7, 1)	1.0	W	5	2	1	1	2	1	0	0	0	0	0	12	19	9.00	3.000

PITCHER		IP	WLS	BF	H	R	ER	SO	BB	IBB	HBP	BLK	WP	HR	S	P	ERA	WHIP
90 Adam Cimber, R ERA: 3.74	(8, 1)	1.0	H	5	0	0	0	1	2	0	0	0	0	0	9	19	0.00	2.000
33 Brad Hand, L ERA: 1.05	(9, 1)	1.0	S	3	0	0	0	1	0	0	0	0	0	0	8	12	0.00	0.000

Batter	1	2	3	4	5	6	7	8	9	AB	R	H	RBI	BB	SO	LOB
12 Francisco Lindor, S (1, 6) OBP: 0.383, SLG: 0.555	B FF 94 B SI 94 B FC 91 B SI 94 4-0 8 1B 35 1B 11 G3 BB		C SI 94 X CH 87 0-1 41 WP 41 S 11 PB 1B		C FC 88 F CH 84 B FC 89 B CH 86 X SI 94 2-2 E 35 SH1-3 41 FC6-2-1	S FF 97 D CU 81 B FF 96 C FF 97 B SL 83 S FF 96 3-3 ② K		X KC 76 0-0 HR		4	3	2	1	1	1	2
35 Óscar Mercado, R (1, 8) OBP: 0.338, SLG: 0.361	X FF 95 0-0 11 G3 8 1B 1-2 1B		B FF 95 B FC 87 S CH 86 X CH 86 2-1 ① F7		X FC 88 0-0 ① SH1-3 2-3	C CU 80 S FF 96 X CU 80 0-2 ③ L4		B KC 83 F FF 92 B KC 83 B FF 92 S FF 94 F FF 94 B KC 80 4-2 BB		3	0	1	0	1	0	3
41 Carlos Santana, S (1, 3) OBP: 0.402, SLG: 0.505	C CU 79 B FC 90 X FF 96 1-1 ① L8		1 SAFE B FC 90 C FC 89 B FF 95 B FC 88 B SI 94 4-1 11 PB 11 1B 1-3 BB		C CU 81 D FC 88 D CH 86 B SI 94 X SI 94 3-1 ② FC6-2-1 8 2B 3-H		C FF 93 S FF 92 F FS 82 X FS 80 0-2 8 HR 2B	1 SAFE D KC 82 F FF 92 B FF 92 B FF 91 X FF 93 3-1 ② P4		4	3	1	0	1	0	4
8 Jordan Luplow, R (1, 9) OBP: 0.308, SLG: 0.551	F FC 90 S FC 92 X FC 92 0-2 11 G3 1-2 2-3 1B		B FC 90 F FC 92 B FF 97 F CH 88 F CH 86 F FC 91 S CH 87 2-3 ② K		C FC 90 C CH 86 B FC 92 B CH 86 B FF 96 X FC 91 3-2 11 1B 2-H 2B		B CU 75 X FF 92 1-0 2-H HR	B KC 80 F KC 79 C FF 93 S KC 85 1-3 ③ K		5	2	3	3	0	2	3
11 José Ramírez, S (1, 5) OBP: 0.306, SLG: 0.311	B CU 80 C FC 90 B CH 87 B FC 91 X CH 85 3-1 ② G3 1-2 2-3 3-H		F CH 87 F FC 93 F FC 92 B FF 97 X FC 91 1-2 22 S 1-H 3-H 1B		B FC 90 X CH 85 1-0 2-H 1B		X FF 92 0-0 ① F8			4	0	2	3	0	0	2
22 Jason Kipnis, L (1, 4) OBP: 0.271, SLG: 0.307	C SI 95 X CU 82 0-1 ③ G3 3-H		1 SAFE B SI 95 C CU 81 1 SAFE B SI 95 S SI 95 X SI 96 2-2 ③ G1 1-2		1 SAFE 1 SAFE B CU 76 1 SAFE B CU 76 C FF 88 X FF 89 2-1 ③ L7		B CU 76 C FF 92 F FS 81 X FS 79 1-2 ② G6-3			4	0	0	0	0	0	4
55 Roberto Pérez, R (1, 2) OBP: 0.325, SLG: 0.446		C FF 94 X CU 81 0-1 ① G5-3		C SI 94 B SI 94 C FC 88 B CU 80 B FC 90 X SI 94 3-2 ① G5-3		B FF 94 C FF 94 B SL 85 B FF 94 F FF 96 F FF 96 F FF 96 B SL 83 4-2 10 1B BB	X FF 91 0-0 HR		3	1	1	1	1	0	0
10 Jake Bauers, L (1, 7) OBP: 0.311, SLG: 0.354		C SI 95 F CU 81 F SI 96 F CH 88 X FC 90 0-2 ② F9		B SI 94 C CU 81 B SI 94 C FC 88 B CU 81 X SI 95 3-2 ② G4-3		S CU 79 X CH 88 0-1 1-2 1B	B FS 80 B FF 92 B FF 92 C FF 91 C FF 91 F FF 92 F FF 92 X FF 91 3-2 ③ F7			4	0	1	0	0	0	0
30 Tyler Naquin, L (1, 10) OBP: 0.300, SLG: 0.358		B FF 95 F FF 95 F SI 96 X FC 91 1-2 ③ L4		F FF 94 F SI 94 B FF 93 X FF 94 1-2 ③ F9		S FF 97 S FF 97 B FF 98 S FF 97 1-3 ① K		C FF 93 F FF 94 F FF 95 X KC 76 0-2 ① F9		4	0	0	0	0	1	2
Inning Stats	R: 1 E: 0 K: 0 S: 10 H: 2 LOB: 2 BB: 1 P: 18	R: 0 E: 0 K: 0 S: 10 H: 0 LOB: 0 BB: 0 P: 11	R: 2 E: 0 K: 1 S: 17 H: 2 LOB: 1 BB: 1 P: 28	R: 0 E: 0 K: 0 S: 9 H: 0 LOB: 0 BB: 0 P: 16	R: 2 E: 1 K: 0 S: 12 H: 2 LOB: 1 BB: 0 P: 23	R: 0 E: 0 K: 2 S: 15 H: 1 LOB: 2 BB: 1 P: 23	R: 3 E: 0 K: 0 S: 15 H: 3 LOB: 0 BB: 0 P: 20	R: 1 E: 0 K: 1 S: 13 H: 1 LOB: 1 BB: 1 P: 21		1B: 6 2B: 2 3B: 0 HR: 3 SF: 0 SAC: 1 DP: 0 HBP: 0						

BOTTOM

Minnesota Twins @ Cleveland Indians

Progressive Field, Cleveland, OH

Wed Jun 05 2019, 7:11 PM - 12:20 AM EDT

Att. 16,962 - Partly Cloudy - 72 F

livebaseballscorecards.com

AB	35
R	9
H	11
RBI	8
BB	4
SO	4
LOB	20

WP: 1 PA: 40
PB: 1
SB: 2
CS: 0

PITCHER		IP	WLS	BF	H	R	ER	SO	BB	IBB	HBP	BLK	WP	HR	S	P	ERA	WHIP
33 Martín Pérez, L ERA: 3.72	(1, 1)	4.2		23	6	5	2	1	2	0	0	0	1	0	56	92	3.86	1.714
19 Ryne Harper, R ERA: 1.82	(5, 1)	0.1		1	0	0	0	0	0	0	0	0	0	0	2	4	0.00	0.000
65 Trevor May, R ERA: 3.43	(6, 1)	1.0	H	5	1	0	0	2	1	0	0	0	0	0	15	23	0.00	2.000
38 Blake Parker, R ERA: 3.74	(7, 1)	1.0	L	6	3	3	3	0	0	0	0	0	0	2	15	20	27.00	3.000
21 Tyler Duffey, R ERA: 2.87	(8, 1)	1.0		5	1	1	1	1	1	0	0	0	0	1	13	21	9.00	2.000

PITCHER	IP	WLS	BF	H	R	ER	SO	BB	IBB	HBP	BLK	WP	HR	S	P	ERA	WHIP

Minnesota Twins @ Cleveland Indians

Progressive Field, Cleveland, OH

Thu Jun 06 2019, 7:11 PM - 10:13 PM EDT

Att. 15,350 - Partly Cloudy - 63 F

livebaseballscorecards.com

TOP

Batter	1	2	3	4	5	6	7	8	9	AB	R	H	RBI	BB	SO	LOB
26 Max Kepler, L (1, 8) (8, 9) OBP: 0.337, SLG: 0.542	F FF 93 X CH 85 0-1 HR		C KC 77 D KC 78 T FF 93 F KC 79 F ST 80 X ST 80 1-2 1-H HR		B FF 93 B FF 94 C FF 94 B FF 94 B FF 94 4-1 11 FC6-4 BB		X FF 93 0-0 HR		F SL 80 X SL 81 0-1 11 1B 1B	4	3	4	4	1	0	0
11 Jorge Polanco, S (1, 6) OBP: 0.400, SLG: 0.582	B FF 95 B CH 86 X FF 94 2-0 ① F8		B FF 95 X FC 86 1-0 ① G3		C FF 95 1 SAFE S KC 79 X KC 80 0-2 ① FC6-4 18 2B 1-2f		F CH 84 B FF 94 S KC 77 F KC 79 S SI 94 1-3 ① K		C FF 91 B FF 91 X SL 81 1-1 18 S 1-3 1B	5	1	1	0	0	1	1
18 Mitch Garver, R (1, 10) OBP: 0.396, SLG: 0.674	B FF 93 B FC 86 B FC 86 C FF 94 T FF 95 F SI 95 F FF 96 S FC 87 3-3 ② K		C FC 87 C KC 79 C FF 95 0-3 ② K		B FC 85 X FF 94 1-0 20 G3-1 1-H 2B		B ST 79 B ST 79 C FC 85 C FF 94 S ST 79 2-3 ② K		C SL 80 S SL 83 B FF 93 D SL 84 C FF 92 2-3 ③ K 1-2	5	0	1	1	0	4	2
20 Eddie Rosario, L (1, 7) OBP: 0.308, SLG: 0.545	B KC 78 X CH 87 1-0 ③ G3		B KC 78 B KC 78 B CH 86 C FC 86 F FC 86 B CH 86 4-2 BB		X KC 77 0-0 ② G3-1 2-3		B CH 84 B CH 85 F FF 94 S FF 93 X ST 80 2-2 ③ G3			3	0	0	0	1	0	1
9 Marwin Gonzalez, S (1, 9) (8, 5) OBP: 0.321, SLG: 0.394		B FC 85 S CH 85 S FC 86 F FC 86 X FF 95 1-2 ① G1-4-3	1 SAFE S FF 95 F FF 94 1 SAFE 1 SAFE B FF 95 F KC 80 F KC 79 S FC 85 1-3 ③ K		D KC 79 B FC 86 D CH 87 B FC 85 4-0 BB			F CH 84 B KC 76 X FC 84 1-1 ① L6		3	0	0	0	1	1	1
16 Jonathan Schoop, R (1, 4) OBP: 0.312, SLG: 0.492		X FC 86 0-0 ② G5-3		C FC 84 X FC 84 0-1 ① G5-3	S ST 79 X ST 80 0-1 ③ F8			S ST 78 T ST 79 B FF 94 S ST 80 1-3 ② K		4	0	0	0	0	1	2
13 Ehire Adrianza, S (1, 5) OBP: 0.340, SLG: 0.389 25 Byron Buxton, R (8, 8) OBP: 0.318, SLG: 0.519		C FF 95 B KC 81 C FC 85 H KC 81 2-2 HBP		F FF 93 S KC 78 F SI 95 B KC 78 S KC 79 1-3 ② K		C FF 93 B KC 77 X CH 84 1-1 ① G3		B KC 77 B FF 93 F FC 84 X FF 94 2-1 ③ G5-3		3 0	0 0	0 0	0 0	0 0	1 0	0 0
24 C.J. Cron, R (1, 3) OBP: 0.336, SLG: 0.525		X FF 95 0-0 ③ G6-3		C ST 79 B ST 80 B ST 78 C FF 96 F ST 79 X ST 80 2-2 E5		B ST 78 B ST 79 X ST 79 2-0 ② F7			B SL 86 B FF 94 S FF 93 C SL 87 F FF 95 F FF 94 X SL 87 2-2 ① G6-3	4	0	0	0	0	0	1
64 Willians Astudillo, R (1, 2) OBP: 0.282, SLG: 0.370			B FC 83 X FC 85 1-0 26 HR 1B	X FF 95 0-0 ③ F9		B ST 78 C ST 78 F ST 79 X KC 80 1-2 ③ G6-3			F SL 86 X FF 94 0-1 ② P3	4	1	1	0	0	0	1
Inning Stats	R: 1 E: 0 K: 1 S: 9 H: 1 LOB: 0 BB: 0 P: 15	R: 0 E: 0 K: 0 S: 8 H: 0 LOB: 1 BB: 0 P: 11	R: 2 E: 0 K: 2 S: 17 H: 2 LOB: 1 BB: 1 P: 25	R: 0 E: 1 K: 1 S: 11 H: 0 LOB: 1 BB: 0 P: 14	R: 1 E: 0 K: 0 S: 8 H: 1 LOB: 2 BB: 2 P: 17	R: 0 E: 0 K: 0 S: 6 H: 0 LOB: 0 BB: 0 P: 10	R: 1 E: 0 K: 2 S: 11 H: 1 LOB: 0 BB: 0 P: 16	R: 0 E: 0 K: 1 S: 7 H: 0 LOB: 0 BB: 0 P: 11	R: 0 E: 0 K: 1 S: 14 H: 2 LOB: 2 BB: 0 P: 19	1B: 3 2B: 1 3B: 0 HR: 3 SF: 0 SAC: 0 DP: 0 HBP: 1						

	AB	35
	R	5
	H	7
	RBI	5
	BB	3
	SO	8
	LOB	9

WP: 0 PB: 0 SB: 1 CS: 0 PA: 39

PITCHER	IP	WLS	BF	H	R	ER	SO	BB	IBB	HBP	BLK	WP	HR	S	P	ERA	WHIP
47 Trevor Bauer, R (1, 1) ERA: 3.93	8.0	L	34	5	5	5	7	3	0	1	0	0	3	77	119	5.62	1.000
46 Jon Edwards, R (9, 1) ERA: 2.25	0.2		2	0	0	0	0	0	0	0	0	0	0	7	9	0.00	0.000
63 Josh Smith, L (9, 1) ERA: 4.91	0.1		3	2	0	0	1	0	0	0	0	0	0	7	10	0.00	6.000

PITCHER	IP	WLS	BF	H	R	ER	SO	BB	IBB	HBP	BLK	WP	HR	S	P	ERA	WHIP

Minnesota Twins @ Cleveland Indians

Progressive Field, Cleveland, OH

Thu Jun 06 2019, 7:11 PM - 10:13 PM EDT

Att. 15,350 - Partly Cloudy - 63 F

BOTTOM

livebaseballscorecards.com

Batter	1	2	3	4	5	6	7	8	9	AB	R	H	RBI	BB	SO	LOB
12 Francisco Lindor, S (1, 6) OBP: 0.375, SLG: 0.542	B SI 94 C SI 93 F FF 96 F FF 95 B FF 94 X CH 85 2-2 ① G6-3		B SI 93 B SI 93 S SI 94 C FF 94 F FF 95 S CH 83 1 SAFE 2-3 ② K			F FF 94 B CH 82 B FF 93 F SI 93 X SV 82 2-2 ① P1	B FF 97 F FF 96 B CH 87 S FF 96 X FF 96 2-2 ③ FC4-6 1-2f			4	0	0	0	0	1	2
22 Jason Kipnis, L (1, 4) OBP: 0.265, SLG: 0.300	F FF 94 C FF 93 B SV 83 F CH 83 F SV 83 X CH 76 1-2 ② G4-3		C CH 80 C FF 94 X SV 81 0-2 ③ G3			B FF 93 C CH 76 B FF 93 X SI 93 2-1 ② G3-1		C SI 95 C CU 79 B CU 81 F CU 79 S SI 95 1-3 ① K		4	0	0	0	0	1	1
41 Carlos Santana, S (1, 10) OBP: 0.400, SLG: 0.505	C SV 82 B CH 82 C SV 82 X FF 96 1-2 2B			B SI 93 B CH 84 B CH 82 C SI 92 F SI 94 X SV 83 3-2 ① F7		C SI 94 F SI 94 B FF 94 X SI 94 1-2 E6		B SI 94 C CU 79 B ST 84 C SI 94 X CU 81 2-2 ② G4-3		4	0	1	0	0	0	0
10 Jake Bauers, L (1, 3) OBP: 0.305, SLG: 0.347	C SI 93 B SI 94 C CH 84 B SV 82 B FF 95 C CH 81 3-3 ③ K			C SI 94 C SV 79 F FF 94 B CH 82 F SV 83 S SI 94 1-3 ② K		S SI 92 F SI 92 B SV 83 F CH 77 B SI 93 F CH 81 F FF 93 F FF 94 F SI 94 2-3 S CH 72 K		C SI 96 B SI 95 C SI 95 S CU 81 1-3 ③ K2-3		4	0	0	0	0	4	2
11 José Ramírez, S (1, 5) OBP: 0.301, SLG: 0.305		C SI 93 X SV 82 0-1 ① G4-1		B SI 93 C SV 81 B SI 94 B CH 82 X SI 93 3-1 ③ P3			F SI 92 S CH 82 B FF 94 X CH 82 1-2 E4 8 BB 30 1B		C SI 94 C SI 95 F SI 95 X SI 95 0-2 ① F8	4	1	0	0	0	0	0
8 Jordan Luplow, R (1, 7) OBP: 0.306, SLG: 0.535		C SV 81 X SV 80 0-1 ② F9			B SV 82 C FF 94 B SV 81 C CH 84 X SI 93 2-2 ① G5-3		B CU 85 B SL 90 B SL 90 B FF 94 4-0 30 1B 55 SF9 1-2 BB		C CU 80 S ST 85 B ST 87 F SI 96 B SI 96 F CU 80 S SI 95 2-3 ② K	3	1	0	0	1	1	0
30 Tyler Naquin, L (1, 9) OBP: 0.301, SLG: 0.357 35 Óscar Mercado, R (9, PH) OBP: 0.348, SLG: 0.419		C CH 82 F FF 93 S FF 94 0-3 ③ K			C CH 81 S FF 92 F SV 82 F SV 83 F FF 94 B CH 84 X SI 94 1-2 ② G3		X FF 96 0-0 12 FC4-6 1-3 2-H 1B		S SI 95 B CU 82 B ST 84 B SI 94 X SI 94 3-1 HR	3 1	0 1	1 1	1 1	0 0	1 0	0 0
55 Roberto Pérez, R (1, 2) OBP: 0.329, SLG: 0.470			B SV 83 B FF 94 B SI 94 B FF 94 4-0 BB		X SI 93 0-0 HR		S FF 96 B CU 78 X SI 96 1-1 ① SF9 3-H		C CU 79 B SI 94 C SI 94 X ST 84 1-2 ③ G6-3	2	1	1	2	1	0	0
2 Leonys Martin, L (1, 8) OBP: 0.290, SLG: 0.347			C SI 93 M CH 82 B FF 96 F CH 80 S CH 82 1-3 ① K		B CH 84 T SI 94 X CU 72 1-1 ③ G3		X FF 96 0-0 ② P6			3	0	0	0	0	1	2
Inning Stats	R: 0 E: 0 K: 1 S: 15 H: 1 LOB: 1 BB: 0 P: 22	R: 0 E: 0 K: 1 S: 7 H: 0 LOB: 0 BB: 0 P: 7	R: 0 E: 0 K: 2 S: 11 H: 0 LOB: 1 BB: 1 P: 18	R: 0 E: 0 K: 1 S: 10 H: 0 LOB: 0 BB: 0 P: 17	R: 1 E: 0 K: 0 S: 12 H: 1 LOB: 0 BB: 0 P: 16	R: 0 E: 1 K: 1 S: 16 H: 0 LOB: 1 BB: 0 P: 23	R: 2 E: 1 K: 0 S: 10 H: 1 LOB: 1 BB: 1 P: 18	R: 0 E: 0 K: 2 S: 10 H: 0 LOB: 0 BB: 0 P: 14	R: 1 E: 0 K: 1 S: 14 H: 1 LOB: 0 BB: 0 P: 20	1B: 1 2B: 1 3B: 0 HR: 2 SF: 1 SAC: 0 DP: 0 HBP: 0						WP: 0 PB: 0 SB: 0 CS: 0 PA: 35

PITCHER		IP	WLS	BF	H	R	ER	SO	BB	IBB	HBP	BLK	WP	HR	S	P	ERA	WHIP
17 José Berríos, R ERA: 3.14	(1, 1)	6.0	W	23	2	2	2	6	1	0	0	0	0	1	74	107	3.00	0.500
68 Matt Magill, R ERA: 4.5	(7, 1)	0.0		2	1	0	0	0	1	0	0	0	0	0	1	5	∞	∞
65 Trevor May, R ERA: 3.27	(7, 1)	1.0	H	3	0	1	0	0	0	0	0	0	0	0	6	9	0.00	0.000
55 Taylor Rogers, L ERA: 2.25	(8, 1)	2.0	S	7	1	1	1	3	0	0	0	0	0	1	24	34	4.50	0.500

PITCHER	IP	WLS	BF	H	R	ER	SO	BB	IBB	HBP	BLK	WP	HR	S	P	ERA	WHIP

AB	32
R	4
H	4
RBI	4
BB	2
SO	9
LOB	7

Batter	1	2	3	4	5	6	7	8	9	AB	R	H	RBI	BB	SO	LOB
11 Jorge Polanco, S (1, 6) OBP: 0.400, SLG: 0.578	B FF 93 C FF 93 B FF 93 X CH 81 2-1 20 CS 1B		F FF 92 1 SAFE 1 SAFE S SL 80 B FF 93 S SL 80 1-3 ② K 1-2		C CU 74 S FF 92 B SL 80 B SL 78 X CH 80 2-2 18 1B 1B		F FF 92 F FF 93 B SL 79 X FF 93 1-2 ② P3		B FF 94 B SI 92 S SI 93 F SI 92 B SI 93 X SI 92 3-2 ① F8 2-3	5	0	2	0	0	1	2
18 Mitch Garver, R (1, 2) OBP: 0.405, SLG: 0.701	B FF 94 C FF 93 B FF 94 X FF 95 2-1 ① F9		C FF 93 S SL 82 B SL 78 B FF 95 D SL 80 X FF 95 3-2 2-H HR		B CU 73 B SL 80 C CH 79 X FF 92 2-1 1-2 1B		C FF 93 B CH 81 B CH 80 C SL 80 T FF 94 2-2 ③ K		C SI 93 B SI 93 F SI 93 D SL 82 F SI 94 X SI 94 2-2 20 G3 23 BB 3-H 1B	5	1	3	3	0	1	1
23 Nelson Cruz, R (1, 10) OBP: 0.344, SLG: 0.522	S FF 94 X FF 94 0-1 ② F8		B FF 94 F FF 94 B SL 82 X FF 94 2-1 ③ P4		S FF 94 S SL 80 S SL 80 0-3 ③ K			F FF 94 B SL 89 X FF 96 1-1 HR	S SL 85 S SL 84 B SL 84 D SI 94 F SL 81 B SL 86 B SL 88 4-2 20 G3 1-2 BB	4	1	1	1	1	1	3
20 Eddie Rosario, L (1, 7) OBP: 0.302, SLG: 0.533	B SI 92 D SL 83 1 SAFE 2-0 ③ CS 1-2	B FF 88 C FF 93 X SL 80 1-1 ① G3		S FF 92 X SL 80 0-1 ① F8		F FF 89 B SL 80 F SI 90 F SL 82 F SL 78 F FF 94 F SL 78 S SL 81 1-3 ① K2-3		C FF 96 S CH 91 X FF 96 0-2 ① L3	B SL 83 B FF 93 X SL 82 2-0 ② G3 1-2 2-3	5	0	0	0	0	1	2
24 C.J. Cron, R (1, 3) OBP: 0.342, SLG: 0.544		S FF 94 F FF 94 B SL 80 X SL 79 1-2 ② G1-3		X FF 91 0-0 ② P3		B CU 73 F FF 92 X CU 75 1-1 HR		B FF 96 B FF 96 B FF 95 C FF 94 X FF 94 3-1 9 1B 2B	0-0 IBB	4	2	2	1	1	0	0
9 Marwin Gonzalez, S (1, 9) (8, 5) OBP: 0.332, SLG: 0.414		C FF 92 X FF 92 0-1 2B		X FF 91 0-0 2B		F SL 80 B SL 78 X CH 78 1-1 16 FC1-5-4-1 16 WP 1B		C FF 95 X CH 90 0-1 2-H 1B	C FF 93 S SL 84 S SL 83 0-3 ③ K	5	0	4	1	0	1	3
16 Jonathan Schoop, R (1, 4) OBP: 0.306, SLG: 0.483		D CU 75 F FF 93 S FF 95 D SL 82 F FF 95 S SL 80 2-3 ③ K2-3		F FF 92 S SL 80 D SL 80 D SL 80 T FF 94 2-2 ③ K		C FF 91 F FF 93 B SL 80 D SL 79 X FF 95 2-2 ② FC1-5-4-1 1-3		X FF 95 0-0 ② L7		4	0	0	0	0	2	4
64 Willians Astudillo, R (1, 5) 26 Max Kepler, L (8, 9) OBP: 0.337, SLG: 0.542			B FF 92 X CH 78 1-0 ① L5		B SL 78 S CH 80 F FF 91 S SL 80 1-3 ① K	B SL 80 X SL 80 1-0 ③ F7		C FF 97 1 SAFE S FF 95 S FF 95 0-3 ③ K		4 0	0 0	0 0	0 0	0 0	2 0	2 0
25 Byron Buxton, R (1, 8) OBP: 0.322, SLG: 0.524			X FF 90 0-0 18 WP 11 BLK 18 HR 1B		C SL 79 B SL 79 S FF 92 B SL 81 B FF 92 S CH 80 3-3 ② K		B SL 80 B CH 80 X FF 91 2-0 ① L8		T SL 80 B FF 94 S SL 84 B SL 80 F FF 95 F SI 93 X SL 83 2-2 11 F8 18 1B 2B	4	2	2	0	0	1	0
Inning Stats	R: 0 E: 0 K: 0 S: 6 H: 1 LOB: 0 BB: 0 P: 12	R: 0 E: 0 K: 1 S: 11 H: 1 LOB: 1 BB: 0 P: 15	R: 2 E: 0 K: 1 S: 10 H: 2 LOB: 0 BB: 0 P: 17	R: 0 E: 0 K: 1 S: 7 H: 1 LOB: 1 BB: 0 P: 9	R: 0 E: 0 K: 3 S: 14 H: 2 LOB: 2 BB: 0 P: 22	R: 1 E: 0 K: 1 S: 15 H: 2 LOB: 1 BB: 0 P: 21	R: 0 E: 0 K: 1 S: 7 H: 0 LOB: 0 BB: 0 P: 12	R: 2 E: 0 K: 1 S: 13 H: 3 LOB: 1 BB: 0 P: 17	R: 1 E: 0 K: 1 S: 19 H: 2 LOB: 3 BB: 2 P: 32	1B: 7 2B: 4 3B: 0 HR: 3 SF: 0 SAC: 0 DP: 0 HBP: 0					WP: 2 PB: 0 SB: 0 CS: 1	PA: 43	

TOP

Minnesota Twins @ Detroit Tigers

Comerica Park, Detroit, MI

Fri Jun 07 2019, 7:11 PM - 10:34 PM EDT

Att. 21,551 - Clear - 76 F

livebaseballscorecards.com

AB	40
R	6
H	14
RBI	6
BB	2
SO	10
LOB	17

PITCHER		IP	WLS	BF	H	R	ER	SO	BB	IBB	HBP	BLK	WP	HR	S	P	ERA	WHIP
48 Matthew Boyd, L ERA: 3.08	(1, 1)	7.0		29	9	3	3	8	0	0	0	1	2	2	70	108	3.86	1.286
77 Joe Jiménez, R ERA: 5.33	(8, 1)	1.0	L	6	3	2	2	1	0	0	0	0	0	1	13	17	18.00	3.000
26 Zac Reininger, R ERA: 8.0	(9, 1)	0.1		4	2	1	1	0	1	0	0	0	0	0	15	26	27.00	9.000
68 Daniel Stumpf, L ERA: 4.02	(9, 1)	0.2		3	0	0	0	1	0	1	0	0	0	0	4	6	0.00	0.000

PITCHER	IP	WLS	BF	H	R	ER	SO	BB	IBB	HBP	BLK	WP	HR	S	P	ERA	WHIP

BOTTOM

Batter	1	2	3	4	5	6	7	8	9	AB	R	H	RBI	BB	SO	LOB
28 Niko Goodrum, S (1, 6) OBP: 0.316, SLG: 0.400	C FF 93 C FF 94 B FF 94 S FF 94 1-3 ① **K**		X FF 94 0-0 ① **G4-3**		S CH 90 B CH 90 X FF 95 1-1 14 G3-1 14 S 9 1B 1B		B CU 72 F FF 88 S CU 75 B CS 69 S CU 76 2-3 ① **K**		C CU 76 F CU 77 F FF 90 B FF 91 S FS 80 1-3 ① **K**	5	1	1	0	0	3	1
14 Christin Stewart, L (1, 7) OBP: 0.324, SLG: 0.417	B FF 94 C FF 94 B CH 89 F CH 90 F SL 85 X FF 93 2-2 24 1B 9 HBP 12 SF8 1B		C FF 94 X FF 94 0-1 9 G6-4-3 1B		1 SAFE B FF 94 C CH 89 S SL 86 D SL 87 F FF 96 B SL 87 F SL 88 F SL 87 3-2 ② X CH 91 **G3-1** **1-3**		C FF 90 C FF 90 B CS 68 B CU 77 S CS 68 2-3 ② **K**		B CU 75 B FS 80 C FF 90 B FF 90 B FF 90 4-1 9 FC5 **1-2** BB	4	1	2	0	1	1	1
9 Nick Castellanos, R (1, 9) OBP: 0.315, SLG: 0.449	F FF 95 S SL 84 H FF 94 1-2 12 SF8 24 1B **1-2** HBP		C SL 84 X FF 94 0-1 ② ③ **G6-4-3** **1-2f**		B FF 95 X FF 95 1-0 24 1B **3-H** 1B		S CU 75 F CU 77 S CS 68 0-3 ③ **K**		C CU 76 F FS 81 D FS 82 B FF 90 F CU 78 F FF 91 X CU 78 2-2 ② **FC5** **1-2** **2-3f**	4	0	1	1	0	1	3
24 Miguel Cabrera, R (1, 10) OBP: 0.361, SLG: 0.385	F FF 95 B FF 95 X CH 88 1-1 **1-2** **2-3** 1B			S FF 94 S FF 94 F FF 95 X SL 86 0-2 12 F8 60 2B 2B	B SL 87 F FF 95 D SL 87 X FF 94 2-1 **1-2** 1B			B FF 93 F FF 94 S KC 85 X KC 85 1-2 ① **G6-3**	B FF 91 S FF 91 D FC 87 F FF 91 D FS 83 X FF 91 3-2 ③ **L4**	5	1	3	0	0	0	2
12 Brandon Dixon, R (1, 3) OBP: 0.314, SLG: 0.515	B FF 94 B FF 95 X FF 95 2-0 ② **SF8** **2-3** **3-H**			S FF 95 D CH 90 S SL 86 X FF 94 1-2 ① **F8** **2-3**	B FF 95 B FF 94 X FF 94 2-0 ③ **G1-3**			B KC 79 X FF 93 1-0 18 WP 60 1B 1B		3	0	1	1	0	0	3
60 Ronny Rodríguez, R (1, 4) OBP: 0.247, SLG: 0.457	S FF 95 X SL 84 0-1 ③ **F7**			B FF 94 S FF 95 D SL 88 S FF 95 F FF 97 X SL 87 2-2 **3-H** 2B		L CH 74 B SI 91 S SI 92 X SL 82 1-2 ① **F8**		X KC 81 0-0 **1-2** 18 WP 1B		4	0	2	1	0	0	2
55 John Hicks, R (1, 2) OBP: 0.246, SLG: 0.360		F SL 85 X SL 84 0-1 ① **F8**		F FF 95 C FF 95 F SL 88 S FF 95 0-3 ② **K**		S CH 75 S CH 73 B FF 92 F SI 91 B CH 73 X FF 92 2-2 ② **G4-3**		C FF 93 X FF 92 0-1 ② **F3**		4	0	0	0	0	1	3
18 Dawel Lugo, R (1, 5) OBP: 0.268, SLG: 0.358		B FF 95 X SL 84 1-0 ② **G6-3**		C SL 87 S FF 97 X FF 96 0-2 ③ **G6-3**		X SL 81 0-0 21 FC4 1B		F FF 93 S KC 82 B KC 84 B FF 94 X KC 84 2-2 ③ **G1-3** **1-2** **2-3**		4	0	1	0	0	0	3
21 JaCoby Jones, R (1, 8) OBP: 0.310, SLG: 0.410		B FF 95 S FF 95 X FF 95 1-1 ③ **F8**			C SL 85 B FF 95 F CH 89 S FF 95 1-3 ① **K**	1 SAFE 1 SAFE B CH 75 1 SAFE X SL 81 1-0 ③ **FC4** **1-2f**			B FF 91 B FF 91 C FF 91 B FF 92 B FF 91 4-1 9 FC5 14 BB BB	3	0	0	0	1	1	1
Inning Stats	R: 1 E: 0 K: 1 S: 14 H: 2 LOB: 2 BB: 0 P: 21	R: 0 E: 0 K: 0 S: 5 H: 0 LOB: 0 BB: 0 P: 7	R: 0 E: 0 K: 0 S: 5 H: 1 LOB: 0 BB: 0 P: 5	R: 1 E: 0 K: 1 S: 18 H: 2 LOB: 1 BB: 0 P: 21	R: 1 E: 0 K: 1 S: 15 H: 3 LOB: 2 BB: 0 P: 25	R: 0 E: 0 K: 0 S: 9 H: 1 LOB: 1 BB: 0 P: 13	R: 0 E: 0 K: 3 S: 9 H: 0 LOB: 0 BB: 0 P: 13	R: 0 E: 0 K: 0 S: 10 H: 2 LOB: 2 BB: 0 P: 14	R: 0 E: 0 K: 1 S: 14 H: 0 LOB: 2 BB: 2 P: 28	1B: 9 2B: 2 3B: 0 HR: 0	SF: 1 SAC: 0 DP: 1 HBP: 1	WP: 1 PB: 0 SB: 1 CS: 0	PA: 40				

PITCHER		IP	WLS	BF	H	R	ER	SO	BB	IBB	HBP	BLK	WP	HR	S	P	ERA	WHIP
35 Michael Pineda, R ERA: 5.34	(1, 1)	5.0		23	8	3	3	3	0	0	1	0	0	0	57	79	5.40	1.600
51 Mike Morin, R ERA: 0.79	(6, 1)	1.0		4	1	0	0	0	0	0	0	0	0	0	9	13	0.00	1.000
19 Ryne Harper, R ERA: 1.75	(7, 1)	1.0	W	3	0	0	0	3	0	0	0	0	0	0	9	13	0.00	0.000
21 Tyler Duffey, R ERA: 2.7	(8, 1)	1.0	H	5	2	0	0	0	0	0	0	0	1	0	10	14	0.00	2.000
38 Blake Parker, R ERA: 3.57	(9, 1)	1.0	S	5	0	0	0	1	2	0	0	0	0	0	14	28	0.00	2.000

PITCHER	IP	WLS	BF	H	R	ER	SO	BB	IBB	HBP	BLK	WP	HR	S	P	ERA	WHIP

Minnesota Twins @ Detroit Tigers

Comerica Park, Detroit, MI

Fri Jun 07 2019, 7:11 PM - 10:34 PM EDT

Att. 21,551 - Clear - 76 F

livebaseballscorecards.com

AB	36
R	3
H	11
RBI	3
BB	2
SO	7
LOB	19

Batter	1	2	3	4	5	6	7	8	9	AB	R	H	RBI	BB	SO	LOB
26 Max Kepler, L (1, 9) OBP: 0.340, SLG: 0.537	B FF 92 B FF 94 B FF 94 B FF 93 4-0 11 2B BB		B FF 90 B FC 87 B FF 89 C FF 89 F FF 90 F CH 80 D CH 80 4-2 23 1B 24 1B BB	C FC 84 B FC 83 S SI 88 B FC 85 F FC 84 F FF 92 B FC 83 F FF 90 X FF 91 3-2 ③ F8			F SI 93 S CH 89 B SI 94 F SI 94 B CH 90 B SI 94 X SI 94 3-2 ② G4-3			2	2	0	0	2	0	2
11 Jorge Polanco, S (1, 6) OBP: 0.398, SLG: 0.577	C CH 86 1 SAFE X FF 95 0-1 1-H 2B		B CH 80 1 SAFE L SI 89 F FC 85 F CH 79 S CH 79 1-3 ① K		B SI 88 X FC 85 1-0 ① F8		B SI 94 C SI 94 X SI 94 1-1 ③ F7			4	0	1	1	0	1	1
23 Nelson Cruz, R (1, 10) OBP: 0.354, SLG: 0.546	C SL 81 D SL 81 B SL 80 B FF 94 C FF 95 S FF 95 3-3 ① K		X SI 90 0-0 24 1B 1-2 1B		B FC 87 B CH 80 B SI 88 C FF 89 B FC 87 4-1 BB			X FF 88 0-0 HR		3	1	2	1	1	1	1
24 C.J. Cron, R (1, 3) OBP: 0.341, SLG: 0.538	C SL 82 B FF 94 B SL 81 F FF 95 F FF 94 S SL 82 2-3 ② K		X CH 80 0-0 9 G6-4-3 1-2 2-H 1B		D SI 88 F FC 86 B FC 86 C CH 80 S CH 79 2-3 ② K			S CH 78 B CH 79 S CH 79 X CH 78 1-2 ① G5-3		4	0	1	1	0	2	2
9 Marwin Gonzalez, S (1, 7) OBP: 0.326, SLG: 0.406	C CH 87 B CH 88 C FF 95 S FF 96 1-3 ③ K		B FC 87 C SI 90 B FC 88 F CH 79 X CH 79 2-2 ②③ G6-4-3 1-2f		B SI 88 B FC 86 S CH 79 F CH 80 X CH 79 2-2 ③ L4			C FC 87 B CH 79 X CH 79 1-1 ② G6-3		4	0	0	0	0	1	4
22 Miguel Sanó, R (1, 5) OBP: 0.329, SLG: 0.583		B SL 81 B FF 93 C FF 94 B SL 83 F FF 94 S FF 95 3-3 ① K	C FF 89 F FC 86 B FF 92 B CH 79 S CH 79 2-3 ① K		S SI 93 F SI 94 F SL 89 B SI 94 F SI 94 B SL 90 S SI 94 2-3 ① K			B CH 78 X CH 78 1-0 ③ P6		4	0	0	0	0	3	0
16 Jonathan Schoop, R (1, 4) OBP: 0.300, SLG: 0.473		B FF 95 F FF 95 S SL 82 B SL 84 X SL 83 2-2 ② G5-3	B SI 90 F CH 79 B CH 79 B FF 90 F FF 89 X FF 91 3-2 ② L8		F SI 94 B SI 93 B CH 89 S SI 93 S SI 93 2-3 ② K				B SI 92 F SI 92 X FC 88 1-1 ① F9	4	0	0	0	0	1	0
15 Jason Castro, L (1, 2) OBP: 0.368, SLG: 0.565		X FF 94 0-0 1B	B FC 85 C SI 90 B FC 85 F SI 89 F FF 92 B CH 79 B FC 84 4-2 25 1B BB		B SI 93 F SI 94 B SI 94 F SI 95 X CH 89 2-2 ③ G6-3				X FC 89 0-0 ② F7	3	0	1	0	1	0	0
25 Byron Buxton, R (1, 8) OBP: 0.320, SLG: 0.518		S SL 82 X SL 83 0-1 ③ P5	X CH 80 0-0 1-2 1B				B SI 93 F SI 93 B SI 93 X SI 93 2-1 ① G5-3		C SI 92 F ST 80 X SI 94 0-2 ③ G6-3	4	0	1	0	0	0	1
Inning Stats	R: 1 E: 0 K: 3 S: 12 H: 1 LOB: 1 BB: 1 P: 22	R: 0 E: 0 K: 1 S: 9 H: 1 LOB: 1 BB: 0 P: 14	R: 1 E: 0 K: 1 S: 12 H: 2 LOB: 1 BB: 1 P: 19	R: 0 E: 0 K: 1 S: 16 H: 1 LOB: 2 BB: 1 P: 28	R: 0 E: 0 K: 1 S: 8 H: 0 LOB: 1 BB: 1 P: 17	R: 0 E: 0 K: 2 S: 11 H: 0 LOB: 0 BB: 0 P: 17	R: 0 E: 0 K: 0 S: 8 H: 0 LOB: 0 BB: 0 P: 14	R: 1 E: 0 K: 0 S: 7 H: 1 LOB: 0 BB: 0 P: 10	R: 0 E: 0 K: 0 S: 6 H: 0 LOB: 0 BB: 0 P: 7	1B: 4 2B: 1 3B: 0 HR: 1 SF: 0 SAC: 0 DP: 1 HBP: 0						

TOP

Minnesota Twins @ Detroit Tigers

Comerica Park, Detroit, MI

Sat Jun 08 2019, 4:11 PM - 7:24 PM EDT

Att. 26,818 - Sunny - 80 F

livebaseballscorecards.com

AB	32
R	3
H	6
RBI	3
BB	4
SO	9
LOB	11

PITCHER		IP	WLS	BF	H	R	ER	SO	BB	IBB	HBP	BLK	WP	HR	S	P	ERA	WHIP
45 Buck Farmer, R ERA: 4.97	(1, 1)	2.0		9	2	1	1	4	1	0	0	0	0	0	21	36	4.50	1.500
63 Nick Ramirez, L ERA: 2.45	(3, 1)	3.0	W	14	3	1	1	3	3	0	0	0	0	0	36	64	3.00	2.000
58 Victor Alcántara, R ERA: 4.34	(6, 1)	2.0	H	6	0	0	0	2	0	0	0	0	0	0	19	31	0.00	0.000
36 Blaine Hardy, L ERA: 4.94	(8, 1)	1.0	H	4	1	1	1	0	0	0	0	0	0	1	7	10	9.00	1.000
61 Shane Greene, R ERA: 1.04	(9, 1)	1.0		3	0	0	0	0	0	0	0	0	0	0	6	7	0.00	0.000

PITCHER		IP	WLS	BF	H	R	ER	SO	BB	IBB	HBP	BLK	WP	HR	S	P	ERA	WHIP

Batter	1	2	3	4	5	6	7	8	9	AB	R	H	RBI	BB	SO	LOB
28 Niko Goodrum, S (1, 6) OBP: 0.318, SLG: 0.402	C FF 93 B CH 85 F CU 80 S FF 94 1-3 ① K	B CU 81 X CH 87 1-0 ③ G5-3		1 SAFE B CH 85 1 SAFE C CH 85 S SI 94 B FF 94 F CH 86 S CU 81 2-3 ③ K		B FF 94 B CH 84 C FF 93 B FF 93 B FF 93 4-1 14 S BB		F FF 95 C CU 85 B CU 84 F FF 95 X CU 85 1-2 14 F8 18 3B 2B		4	1	1	0	1	2	1
14 Christin Stewart, L (1, 7) OBP: 0.331, SLG: 0.435	C FF 94 B CH 86 S CH 87 B FF 95 B CH 87 F CH 86 B FF 94 4-2 BB	C FF 93 B CH 85 B FF 94 F CH 87 X FF 94 2-2 HR	B CH 86 C SI 92 B CH 86 F SI 94 S CH 85 2-3 ① K	B SL 84 F FF 93 1 SAFE F CH 85 B FF 94 B CH 82 F FF 94 B SL 84 4-2 1-2 BB		X FF 94 0-0 ① F8 2-3		4	1	1	1	2	1	1
9 Nick Castellanos, R (1, 9) OBP: 0.313, SLG: 0.444	C CU 80 S FF 94 B FF 94 S SL 85 1-3 ② K	B SI 94 C CU 82 T SI 94 B CH 88 S SL 86 2-3 ① K	X SI 95 0-0 24 1B 30 1B 1B	B SL 85 C FF 94 F FF 93 T SL 86 1-2 ③ K		D CU 85 S SL 88 F FF 94 S CU 83 1-3 ② K		5	1	1	0	0	4	4
24 Miguel Cabrera, R (1, 10) OBP: 0.363, SLG: 0.387 18 Dawel Lugo, R (7, PR) OBP: 0.281, SLG: 0.407 (8, 10)	S SL 84 S CU 80 B SL 84 F CH 86 F SI 94 S SI 95 1-3 ③ K	B SI 95 S SL 86 B SL 86 B SI 95 S SL 86 X SI 94 3-2 ② L9	C SI 94 F SI 94 X SI 93 0-2 30 1B 1-2 1B	C FF 92 X SL 83 0-1 29 2B 1B	C SL 87 F SL 87 B FF 94 B FF 94 F FF 94 X SL 87 2-2 12 1B 3B 3-H		4	0	2	0	0	1	1
										1	1	1	1	0	0	0
12 Brandon Dixon, R (1, 3) OBP: 0.318, SLG: 0.509		X FF 93 0-0 ① F8	X SI 95 0-0 1B	X SI 94 0-0 ② P3		S SL 85 F FF 92 F FF 93 F SL 86 F FF 94 B SL 85 X SL 85 1-2 ① P6		C CU 83 B FF 95 C CU 87 F FF 94 X SL 86 1-2 30 2B 3-H 1B		5	0	2	1	0	0	3
30 Harold Castro, L (1, 5) OBP: 0.324, SLG: 0.344		C FF 93 F SL 84 F SL 84 B FF 94 S SL 84 1-3 ② K2-3	F SI 95 F FF 95 B SI 94 1 SAFE X SL 84 1-2 ③ L6	D SI 94 X SI 93 1-0 29 FC6-4 1-2 2-H 1B		1 SAFE 1 SAFE B FF 91 C FF 93 F SL 84 F FF 94 T FF 94 1-2 ② K		B CU 82 F FF 92 S FF 92 X CU 84 1-2 1-3 2B		5	0	2	1	0	2	2
29 Gordon Beckham, R (1, 4) OBP: 0.327, SLG: 0.436		C FF 94 S SL 83 B SL 84 B SI 93 X SL 85 2-2 17 BB 21 HR 1B	C SI 92 X SI 92 0-1 ① G6-3	X SI 93 0-0 ③ FC6-4 1-2f		B FF 93 F FF 91 X CH 83 1-1 ③ 1-H 2B		H CH 90 1-0 HBP		4	1	2	0	0	0	2
17 Grayson Greiner, R (1, 2) OBP: 0.239, SLG: 0.291		S CU 82 1 SAFE 1 SAFE B FF 94 1 SAFE B FF 95 F SL 84 F SI 92 B SI 95 4-2 21 HR 1-2 BB	B CU 81 C SI 94 C SL 84 B SI 93 F CU 80 S SI 94 2-3 ② K	B FF 94 X FF 94 1-0 ① L8				C CU 82 S CU 84 S CU 83 1-2 21 HR BB 0-3 ② K		3	2	0	0	2	2	3
21 JaCoby Jones, R (1, 8) OBP: 0.320, SLG: 0.456		C CU 80 X SL 83 0-1 1-H 2-H HR	B SI 94 X SI 94 1-0 1B	C SL 85 C FF 96 S SL 88 0-3 ② K		S SL 88 B FF 96 X SL 89 1-1 1-H HR				4	2	3	5	0	1	0
Inning Stats	R: 0 E: 0 K: 3 S: 14 H: 0 LOB: 1 BB: 1 P: 21	R: 3 E: 0 K: 1 S: 15 H: 2 LOB: 0 BB: 1 P: 23	R: 1 E: 0 K: 1 S: 13 H: 2 LOB: 1 BB: 0 P: 21	R: 0 E: 0 K: 2 S: 11 H: 1 LOB: 1 BB: 0 P: 16	R: 1 E: 0 K: 1 S: 10 H: 3 LOB: 2 BB: 0 P: 13	R: 0 E: 0 K: 2 S: 11 H: 0 LOB: 2 BB: 2 P: 21	R: 0 E: 0 K: 1 S: 14 H: 2 LOB: 3 BB: 0 P: 17	R: 4 E: 0 K: 2 S: 28 H: 5 LOB: 3 BB: 1 P: 40		1B: 8 2B: 3 3B: 1 HR: 3 SF: 0 SAC: 0 DP: 0 HBP: 1					

PITCHER		IP	WLS	BF	H	R	ER	SO	BB	IBB	HBP	BLK	WP	HR	S	P	ERA	WHIP
44 Kyle Gibson, R ERA: 4.14	(1, 1)	5.0	L	25	8	5	5	8	2	0	0	0	0	2	63	94	9.00	2.000
80 Ryan Eades, R ERA:	(6, 1)	2.0		9	2	0	0	3	2	0	0	0	0	0	25	38	0.00	2.000
68 Matt Magill, R ERA: 6.6	(8, 1)	1.0		10	5	4	4	2	1	0	1	0	0	1	28	40	36.00	6.000

PITCHER	IP	WLS	BF	H	R	ER	SO	BB	IBB	HBP	BLK	WP	HR	S	P	ERA	WHIP

BOTTOM

Minnesota Twins @ Detroit Tigers

Comerica Park, Detroit, MI

Sat Jun 08 2019, 4:11 PM - 7:24 PM EDT

Att. 26,818 - Sunny - 80 F

livebaseballscorecards.com

AB	38
R	9
H	15
RBI	9
BB	5
SO	13
LOB	17

Batter	1	2	3	4	5	6	7	8	9	AB	R	H	RBI	BB	SO	LOB
11 Jorge Polanco, S (1, 6) OBP: 0.393, SLG: 0.569	F SI 88 B CH 83 X SI 91 1-1 18 2B 1B	B CU 76 B CU 76 C SI 90 B CH 83 C SI 90 X SI 91 3-2 ③ G3		X SL 81 0-0 ① SF7 3-H	B SL 88 B FF 98 B FF 97 C FF 98 X FF 97 3-1 ② P5	B SI 91 C FC 90 B FF 90 B FF 91 F SI 90 F FC 90 X CU 79 3-2 ③ L6		D SL 84 B CH 87 T FF 94 X FF 94 2-1 ③ F9		5	1	1	1	0	0	3
18 Mitch Garver, R (1, 2) OBP: 0.410, SLG: 0.693	X FF 90 0-0 23 HR 1-H 2B		C SI 88 B CH 84 S CH 82 B SL 82 S CH 85 2-3 ① K	B SI 89 1 SAFE B CH 82 B SI 88 B SI 88 4-0 20 1B 24 2B 1-2 BB	B FF 98 B SL 88 B FF 96 B FF 98 4-0 20 1B 23 1B BB		C FF 90 S FC 89 B FC 89 S CU 80 1-3 ① K		C FF 95 B SL 88 C FF 95 X SL 88 1-2 ① G6-3	4	2	1	1	2	2	0
23 Nelson Cruz, R (1, 10) OBP: 0.359, SLG: 0.565	C FF 90 C FF 91 B FF 91 F SL 84 F FF 91 F FF 92 D CU 79 F FF 91 F SL 84 2-2 F SL 82 X FF 91 2-H HR		C SI 89 X SI 89 0-1 24 1B 1B	B SL 80 X SI 88 1-0 ② L7	C SL 88 X FF 98 0-1 20 1B 1-2 3-H 1B		F FC 90 S CU 80 F FC 90 B SL 81 S FF 91 1-3 ② K		F FF 95 B FF 96 C SL 88 S FF 96 1-3 ② K	6	1	3	3	0	2	2
20 Eddie Rosario, L (1, 7) OBP: 0.307, SLG: 0.545	B FF 92 T FF 91 S SL 83 X SL 83 1-2 ① G3		X SL 82 0-0 ② F7	C SL 83 B SL 82 B FF 89 X SL 81 2-1 24 2B 1-3 2-H 1B	B FF 99 B FF 98 C FF 98 S FF 95 X CH 92 2-2 1-2 2-3 1B		F SI 90 S FF 90 F FC 88 B SL 81 X FC 90 1-2 HR		C FF 96 C CH 91 B CH 91 X FF 97 1-2 ③ G4-3	6	2	3	2	0	0	1
24 C.J. Cron, R (1, 3) OBP: 0.342, SLG: 0.540	C C SL 83 B CU 80 X SL 83 1-2 ② L9		C SI 89 X CH 82 0-1 1-2 1B	C FF 95 C SL 85 F SL 87 B FF 96 F SL 86 F FF 98 F FF 96 X SL 87 1-2 2-H 3-H 2B	C SL 88 X FF 96 0-1 ③ F9		C FC 90 C CU 79 X FC 90 0-2 ③ G6-3			5	0	2	2	0	0	3
26 Max Kepler, L (1, 9) OBP: 0.341, SLG: 0.536	B CU 78 C SL 82 X FF 90 1-1 2B		C SL 82 X SL 82 0-1 ③ P5	C FF 97 B FF 95 B CH 90 B CH 91 B FF 98 4-1 BB		B SI 90 C FC 90 B FC 89 X FC 89 2-1 ① P5		X FF 92 0-0 ① F7		4	0	1	0	1	0	2
22 Miguel Sanó, R (1, 5) OBP: 0.333, SLG: 0.615	B FF 91 S CH 84 B CH 84 F SI 90 B SL 83 F SL 83 X SI 92 3-2 ③ G5-3			K SI 88 0-0 HR B FF 98 B FF 97 C SL 87 C FF 96 F SL 87 F FF 94 S SL 87 2-3 ③ K		S FF 92 B FC 90 C SL 80 S SL 80 1-3 ② K		B FF 93 B FF 93 F CH 86 B CH 87 X FF 93 3-1 13 BB 1B		5	1	2	1	0	2	3
13 Ehire Adrianza, S (1, 4) OBP: 0.360, SLG: 0.409		X SI 89 0-0 ① L9		X SI 88 0-0 25 1B 11 SF7 1B	X FF 96 0-0 25 F8 23 1B 2B	B FC 89 H FC 90 2-0 25 HR HBP		B SL 83 B SL 82 B FF 93 B FF 93 4-0 1-2 BB		3	3	2	0	1	0	0
25 Byron Buxton, R (1, 8) OBP: 0.322, SLG: 0.531		C SI 90 X CH 83 0-1 ② F9		M SL 81 1 SAFE 1 SAFE 1 SAFE 1 SAFE F SL 82 X CH 82 0-2 18 BB 20 1B 1-3 1B	X SL 88 0-0 ① F8 2-3	B FC 90 B FC 90 C FF 90 X FC 90 2-1 1-H HR		F SL 83 S FF 93 F FF 94 S SL 83 0-3 ② K		5	2	2	2	0	1	3
Inning Stats	R: 3 E: 0 K: 0 S: 24 H: 4 LOB: 1 BB: 0 P: 33	R: 0 E: 0 K: 0 S: 6 H: 0 LOB: 0 BB: 0 P: 9	R: 0 E: 0 K: 1 S: 10 H: 2 LOB: 2 BB: 0 P: 12	R: 5 E: 0 K: 1 S: 22 H: 5 LOB: 2 BB: 2 P: 36	R: 1 E: 0 K: 0 S: 11 H: 3 LOB: 3 BB: 1 P: 20	R: 2 E: 0 K: 1 S: 11 H: 1 LOB: 0 BB: 0 P: 21	R: 1 E: 0 K: 2 S: 14 H: 1 LOB: 0 BB: 0 P: 17	R: 0 E: 0 K: 1 S: 9 H: 1 LOB: 2 BB: 1 P: 18	R: 0 E: 0 K: 1 S: 9 H: 0 LOB: 0 BB: 0 P: 12	1B: 9 2B: 4 3B: 0 HR: 4 SF: 1 SAC: 0 DP: 0 HBP: 1	WP: 0 PB: 0 SB: 0 CS: 0 PA: 49					

PITCHER		IP	WLS	BF	H	R	ER	SO	BB	IBB	HBP	BLK	WP	HR	S	P	ERA	WHIP
31 Ryan Carpenter, L ERA: 7.89	(1, 1)	3.2	L	22	10	8	8	1	1	0	0	0	0	2	49	70	19.64	3.000
50 Austin Adams, R ERA: 9.0	(4, 1)	1.1		10	4	1	1	1	2	0	0	0	0	0	24	40	6.75	4.500
19 Carlos Torres, R ERA: 13.5	(6, 1)	2.0		9	2	3	3	3	0	0	1	0	0	2	25	38	13.50	1.000
68 Daniel Stumpf, L ERA: 3.78	(8, 1)	1.0		5	1	0	0	1	1	0	0	0	0	0	9	18	0.00	2.000
77 Joe Jiménez, R ERA: 5.13	(9, 1)	1.0		3	0	0	0	1	0	0	0	0	0	0	9	12	0.00	0.000

PITCHER	IP	WLS	BF	H	R	ER	SO	BB	IBB	HBP	BLK	WP	HR	S	P	ERA	WHIP

TOP

Minnesota Twins @ Detroit Tigers

Comerica Park, Detroit, MI

Sun Jun 09 2019, 1:11 PM - 4:30 PM EDT

Att. 20,127 - Cloudy - 71 F

livebaseballscorecards.com

AB	43
R	12
H	17
RBI	12
BB	4
SO	7
LOB	17

BOTTOM

Minnesota Twins @ Detroit Tigers

Comerica Park, Detroit, MI

Sun Jun 09 2019, 1:11 PM - 4:30 PM EDT

Att. 20,127 - Cloudy - 71 F

livebaseballscorecards.com

Batter	1	2	3	4	5	6	7	8	9	AB	R	H	RBI	BB	SO	LOB
28 Niko Goodrum, S (1, 6) OBP: 0.317, SLG: 0.396	B FF 91 B FF 91 F FF 92 B FF 91 B FF 92 4-1 14 1B 9 G5-4-3 BB	S FF 92 B FF 92 F FF 93 B FF 93 C FF 93 2-3 ③ K	B FS 84 S FF 94 B FF 94 S FF 94 F FF 94 F FF 95 X FF 95 2-2 ③ P5				F CH 75 S CH 74 B FF 92 X FF 92 1-2 ③ G6-3			3	1	0	0	1	1	3
14 Christin Stewart, L (1, 7) OBP: 0.335, SLG: 0.437	C FF 93 X CU 76 0-1 9 G5-4-3 1-3 1B			B FF 92 B FS 85 C FF 92 X FF 92 2-1 1B		B FF 92 C FF 92 F FS 83 B FF 92 F FF 93 F FC 88 F FC 86 F FF 93 C FF 94 2-3 ① K		S SI 92 B CH 75 S CH 76 S CH 74 1-3 ① K		4	0	2	0	0	2	0
9 Nick Castellanos, R (1, 9) OBP: 0.313, SLG: 0.443 29 Gordon Beckham, R (8, 4) OBP: 0.333, SLG: 0.436	X FC 84 0-0 ① ② G5-4-3 1-2f 3-H			B FF 92 S FC 84 X FC 84 1-1 ① F7		C FF 94 F FF 94 X FC 84 0-2 12 L9-4 24 HBP 1B		B SL 82 B SL 81 F SI 92 F SI 91 B SI 92 B SI 92 4-2 60 DI BB		3 0	0 0	1 0	0 0	0 1	0 0	2 0
24 Miguel Cabrera, R (1, 10) OBP: 0.363, SLG: 0.383 60 Ronny Rodríguez, R (6, PR) OBP: 0.245, SLG: 0.454 (7, 10)	X FF 92 0-0 ③ F8			B FF 92 C FC 84 C FF 93 S FF 92 1-3 ② K		C FC 86 F FF 93 B FC 84 D FC 85 H FS 85 3-2 1-2 HBP		C SI 92 S CH 74 X CH 74 0-2 ② F8 1-2		2 1	0 0	0 0	0 0	0 0	1 0	1 1
12 Brandon Dixon, R (1, 3) OBP: 0.307, SLG: 0.491		B FF 92 X FF 92 1-0 ① F8		F FC 85 B FC 84 D FS 84 F FF 93 B FC 86 S FF 93 3-3 ③ K		B FC 86 C FC 84 S FS 84 B FF 94 X FC 87 2-2 ② ③ L9-4 2-2		F SI 91 B SI 92 S SI 92 X CH 74 1-2 ③ F9		4	0	0	0	0	1	4
30 Harold Castro, L (1, 4) OBP: 0.342, SLG: 0.361 (8, 9)		C FF 92 S FF 93 F FF 93 F FF 94 S FF 93 0-3 ② K			C FF 92 F FF 92 F FF 93 F FF 93 X FF 93 0-2 21 F8 18 1B 1B		B SI 92 X SI 92 1-0 18 G6-4-3 1B		B KC 77 F FF 93 F KC 82 B KC 85 S KC 86 2-3 ① K	4	0	2	0	0	2	0
18 Dawel Lugo, R (1, 5) OBP: 0.279, SLG: 0.397		F FF 93 C FF 93 F FF 93 F FF 94 F FF 94 S FC 84 0-3 ③ K			B FF 92 F FF 93 X FC 88 1-1 1-2 1B		C SI 92 X SI 92 0-1 ① ② G6-4-3 1-2f		S FF 94 F FF 93 X FF 96 0-2 ② G4-3	4	0	1	0	0	1	1
55 John Hicks, R (1, 2) OBP: 0.254, SLG: 0.374			F FC 85 F FC 86 S FF 93 0-3 ① K		S FF 93 S FF 94 B FF 94 X FF 93 1-2 ① F6		S SI 92 F SI 93 X CH 74 0-2 21 2B 2B		C KC 82 B FF 93 S KC 85 B KC 87 F KC 86 X FF 95 2-2 21 DI 1B	4	1	2	0	0	1	2
21 JaCoby Jones, R (1, 8) OBP: 0.319, SLG: 0.457			F FF 93 F FF 94 B FF 92 B FF 93 B FF 92 F FF 92 C FC 84 3-3 ② K		F FF 94 S FF 94 B FF 94 X FF 93 1-2 ② F8 2-3		F SI 92 X SI 93 0-1 2-H 2B		C KC 80 B KC 71 F FF 93 S KC 86 1-3 ③ K 1-2	4	0	1	1	0	2	3

Inning Stats	1	2	3	4	5	6	7	8	9
	R: 1 E: 0 K: 0 S: 5 H: 1 LOB: 0 BB: 1 P: 9	R: 0 E: 0 K: 2 S: 12 H: 0 LOB: 0 BB: 0 P: 13	R: 0 E: 0 K: 3 S: 10 H: 0 LOB: 0 BB: 0 P: 15	R: 0 E: 0 K: 2 S: 10 H: 1 LOB: 1 BB: 0 P: 17	R: 0 E: 0 K: 0 S: 18 H: 2 LOB: 2 BB: 0 P: 23	R: 0 E: 0 K: 1 S: 15 H: 1 LOB: 1 BB: 0 P: 22	R: 1 E: 0 K: 0 S: 11 H: 3 LOB: 1 BB: 0 P: 13	R: 0 E: 0 K: 1 S: 11 H: 0 LOB: 1 BB: 1 P: 17	R: 0 E: 0 K: 2 S: 13 H: 1 LOB: 1 BB: 0 P: 18

	AB	33
	R	2
	H	9
	RBI	1
	BB	2
	SO	11
	LOB	17

	1B: 7	SF: 0	WP: 0	PA: 36
	2B: 3	SAC: 0	PB: 0	
	3B: 0	DP: 3	SB: 0	
	HR: 0	HBP: 1	CS: 0	

PITCHER		IP	WLS	BF	H	R	ER	SO	BB	IBB	HBP	BLK	WP	HR	S	P	ERA	WHIP
12 Jake Odorizzi, R ERA: 1.92	(1, 1)	6.0	W	23	5	1	1	8	1	0	1	0	0	0	70	99	1.50	1.000
51 Mike Morin, R ERA: 1.35	(7, 1)	2.0		9	3	1	1	1	1	0	0	0	0	0	22	30	4.50	2.000
21 Tyler Duffey, R ERA: 2.55	(9, 1)	1.0		4	1	0	0	2	0	0	0	0	0	0	13	18	0.00	1.000

PITCHER	IP	WLS	BF	H	R	ER	SO	BB	IBB	HBP	BLK	WP	HR	S	P	ERA	WHIP

Seattle Mariners @ Minnesota Twins

Target Field, Minneapolis, MN

Tue Jun 11 2019, 7:12 PM - 10:13 PM CDT

Att. 23,046 - Cloudy - 62 F

livebaseballscorecards.com

Batter	1	2	3	4	5	6	7	8	9	AB	R	H	RBI	BB	SO	LOB
0 Mallex Smith, L (1, 8) OBP: 0.291, SLG: 0.319	B FF 94 X FF 94 1-0 G3		C CU 80 B FC 89 S SI 95 X SI 96 1-2 16 1B 10 HR 1B		M SI 93 B CU 80 B SI 94 B FC 88 S FF 96 B FF 96 4-2 16 S 20 1B BB		B CU 75 B FF 89 C FF 88 C CU 74 C CU 78 F FF 88 X CU 76 3-2 F9		C CU 76 C CU 78 B CU 78 B FF 96 B FF 96 X FF 95 3-2 16 1B 1B	4	2	2	0	1	0	0
16 Domingo Santana, R (1, 9) OBP: 0.345, SLG: 0.487	B FF 94 B CH 86 X CH 85 2-0 F9		1 SAFE B SI 95 D CH 83 B FC 90 F SI 94 X CH 87 3-1 10 HR 1-2 1B		S CH 86 F FF 96 1 SAFE F FF 95 S FC 89 0-3 K 1-2		S CU 76 S CU 77 F CS 68 B CS 70 X FF 90 1-2 20 BB 15 1B 1B		X CU 79 0-0 1-2 1B	5	2	3	0	0	1	1
10 Edwin Encarnación, R (1, 3) OBP: 0.360, SLG: 0.542	B FC 89 B FC 90 C FF 94 B CH 85 B FC 88 4-1 BB		C SI 95 B SI 96 X FC 89 1-1 1-H 2-H HR		B SI 96 B CH 88 D CH 86 B SI 96 4-0 20 1B BB		C CU 74 C FF 90 1 SAFE F CU 76 X CS 69 0-2 F7		C FF 96 B FF 96 D SL 82 S FF 96 B FF 95 C FF 96 3-3 K	3	1	1	3	2	1	3
20 Daniel Vogelbach, L (1, 10) OBP: 0.380, SLG: 0.536	B FF 94 C FC 87 B FC 91 C CH 87 S FC 89 2-3 K		B CU 80 B FC 88 C FC 88 B CH 86 C FF 95 C CH 88 3-3 K		F FC 88 B FC 89 C FC 88 F FF 96 1 SAFE F FC 90 X SI 95 1-2 1-2 2-H 1B		1 SAFE B CU 74 B CU 74 B FF 90 B FF 88 4-0 15 1B 1-2 BB		C FF 97 X FF 96 0-1 F4	4	0	1	1	1	2	3
15 Kyle Seager, L (1, 5) OBP: 0.342, SLG: 0.455		B CU 79 L SI 93 F FC 90 X CU 80 1-2 P5		B FF 92 C CU 78 S FC 88 X SI 95 1-2 9 1B 1B	S CU 79 F CU 79 F CU 80 S FC 90 0-3 K		C CU 75 B FF 90 F CU 76 F CS 71 F CS 70 B FF 90 F CU 78 F CS 72 X FF 90 2-2 1-2 2-H 1B		B FF 96 F FF 96 B SL 82 B FF 96 S FF 96 F FF 96 X FF 96 3-2 F7	5	0	2	1	0	1	4
2 Tom Murphy, R (1, 2) OBP: 0.314, SLG: 0.590		C FF 95 T FC 90 B CH 87 F FC 90 S CH 86 1-3 K		X FF 95 0-0 F8	B FC 87 B CH 85 B FF 95 C FC 90 X FC 89 3-1 L9		C CU 75 D CU 76 X CU 76 1-1 L7			4	0	0	0	0	1	5
12 Mac Williamson, R (1, 7) OBP: 0.205, SLG: 0.225		S CH 86 S CH 86 X SI 95 0-2 F9	C CH 84 S FC 89 B CH 87 S CH 86 1-3 K			C KC 80 B KC 82 F FF 94 B FF 94 X FF 94 2-2 G3-1		B SL 88 S SL 88 S FF 95 S SL 88 1-3 K		4	0	0	0	0	2	1
9 Dee Strange-Gordon, L (1, 4) OBP: 0.309, SLG: 0.366			B CH 88 F FC 89 F CU 82 X FF 96 1-2 G5-3	X FF 95 0-0 1-2 1B		B FF 94 F FF 94 L KC 83 B FF 95 X KC 83 2-2 G6-3		C FF 95 F FF 95 X FF 95 0-2 F7		4	0	1	0	0	0	0
25 Dylan Moore, R (1, 6) OBP: 0.311, SLG: 0.315			C SI 93 B CH 86 X CH 87 1-1 G6-3	B CH 86 C CH 87 S FC 90 S FC 90 1-3 K		B KC 74 B KC 85 S FF 95 F FF 95 S KC 86 2-3 K2-3		B SL 89 F FC 95 B SL 88 C FF 95 X FF 94 2-2 G4-3		4	0	0	0	0	2	2
Inning Stats	R: 0 E: 0 K: 1 S: 6 H: 0 LOB: 1 BB: 1 P: 15	R: 0 E: 0 K: 1 S: 10 H: 0 LOB: 0 BB: 0 P: 12	R: 3 E: 0 K: 1 S: 15 H: 3 LOB: 0 BB: 0 P: 25	R: 0 E: 0 K: 2 S: 11 H: 2 LOB: 2 BB: 0 P: 14	R: 1 E: 0 K: 2 S: 17 H: 1 LOB: 2 BB: 2 P: 29	R: 0 E: 0 K: 1 S: 9 H: 0 LOB: 0 BB: 0 P: 15	R: 1 E: 0 K: 0 S: 21 H: 2 LOB: 2 BB: 1 P: 32	R: 0 E: 0 K: 1 S: 9 H: 0 LOB: 0 BB: 0 P: 12	R: 0 E: 0 K: 1 S: 14 H: 2 LOB: 2 BB: 0 P: 23	1B: 9 2B: 0 3B: 0 HR: 1 SF: 0 SAC: 0 DP: 0 HBP: 0						

TOP

AB	37
R	5
H	10
RBI	5
BB	4
SO	10
LOB	19

WP: 0 PA: 41
PB: 0
SB: 1
CS: 0

PITCHER		IP	WLS	BF	H	R	ER	SO	BB	IBB	HBP	BLK	WP	HR	S	P	ERA	WHIP
33 Martín Pérez, L ERA: 3.97	(1, 1)	5.0		24	6	4	4	7	3	0	0	0	0	1	59	95	7.20	1.800
21 Tyler Duffey, R ERA: 2.41	(6, 1)	1.0		3	0	0	0	1	0	0	0	0	0	0	9	15	0.00	0.000
19 Ryne Harper, R ERA: 2.03	(7, 1)	1.0		6	2	1	1	0	1	0	0	0	0	0	21	32	9.00	3.000
68 Matt Magill, R ERA: 6.19	(8, 1)	1.0	W	3	0	0	0	1	0	0	0	0	0	0	9	12	0.00	0.000
65 Trevor May, R ERA: 3.13	(9, 1)	1.0	S	5	2	0	0	1	0	0	0	0	0	0	14	23	0.00	2.000

PITCHER	IP	WLS	BF	H	R	ER	SO	BB	IBB	HBP	BLK	WP	HR	S	P	ERA	WHIP

Batter	1	2	3	4	5	6	7	8	9	AB	R	H	RBI	BB	SO	LOB
26 Max Kepler, L (1, 9) OBP: 0.340, SLG: 0.536	B SI 89 B CH 83 X FF 88 2-0 G4-3 ①		B CH 85 X CH 84 1-0 FC4-6 ② 11 HBP 1-2f		B SL 80 C CH 83 B FC 86 F SI 85 S SL 82 2-3 K ①			B CH 86 S FF 96 F SI 96 X CH 86 1-2 11 2B 2B		4	1	1	0	0	1	1
11 Jorge Polanco, S (1, 6) OBP: 0.401, SLG: 0.582	C SI 90 F FC 87 X FC 88 0-2 2B		C KC 81 1 SAFE B FC 88 C FC 88 F FC 90 H SL 83 2-2 23 FC6-4 1-2 HBP		C CH 83 X FC 85 0-1 ② 1B			B SI 96 B 95 X FF 96 2-0 20 F7 22 WP 2-H 2B		3	1	3	1	0	0	0
23 Nelson Cruz, R (1, 10) OBP: 0.357, SLG: 0.553	B FC 81 F FF 90 B CH 85 X FC 88 2-1 P4 ②		C SL 82 B SI 86 X SI 86 1-1 FC6-4 ③ 1-2f		B FF 89 F FC 87 F FC 88 X FC 89 1-2 G6-3 ③			B SL 86 B SL 88 B CH 86 C SL 87 B CH 87 4-1 22 WP 9 1B BB		3	1	0	0	1	0	3
20 Eddie Rosario, L (1, 7) OBP: 0.306, SLG: 0.544	B CH 85 B CH 84 C FC 88 F CH 85 T SL 82 2-2 K ③			B SL 79 B SL 80 F FF 84 S FC 88 X KC 82 2-2 16 HR 2B		X CH 86 0-0 G4-3 ①		B SL 88 D SL 90 X FF 95 2-0 F7 ① 2-3		4	1	1	0	0	1	3
22 Miguel Sanó, R (1, 5) OBP: 0.316, SLG: 0.580		B FF 88 X FC 87 1-0 F8 ①		X FC 87 0-0 P4 ①		C FC 86 X SL 82 0-1 F7 ②		S SL 89 C SL 90 F SL 88 D SL 91 B SL 91 S SL 90 2-3 K ② 1-2 3-H		4	0	0	0	0	1	2
9 Marwin Gonzalez, S (1, 3) OBP: 0.325, SLG: 0.403		C FF 89 C FC 88 F FF 90 F SI 87 S SL 82 0-3 K ②		C FC 88 S FF 90 B CH 86 D SL 83 B FC 88 C SL 82 3-3 K ②		F FF 89 F FC 88 B SI 86 S CH 87 1-3 K ③		D SI 95 C SL 89 X FF 95 1-1 16 FC6-4 2-H 1B		4	0	1	1	0	3	1
16 Jonathan Schoop, R (1, 4) OBP: 0.300, SLG: 0.483		B SI 89 C SI 89 B CH 85 X FC 88 2-1 G3 ③		B SL 81 F FC 86 B CH 87 T FC 88 X FC 83 2-2 2-H HR		X KC 79 0-0 L7 ①		F SL 89 C SL 90 X SL 90 0-2 FC6-4 ③ 1-2f		4	1	1	2	0	0	1
15 Jason Castro, L (1, 2) OBP: 0.367, SLG: 0.589			F FF 87 X SI 88 0-1 G6-3 ① C SL 80 F CH 85 F FC 88 X KC 82 0-2 HR			X CH 83 0-0 L9 ②				3	1	1	1	0	0	0
25 Byron Buxton, R (1, 8) OBP: 0.322, SLG: 0.528			X FF 90 0-0 26 FC4-6 1B	B FF 89 B FF 89 C FC 87 S FF 86 X FF 89 2-2 P6 ③		C KC 81 F FC 89 B FC 88 F FC 89 B CH 86 S FC 89 2-3 K ③				3	0	1	0	0	1	0
Inning Stats	R: 0 E: 0 K: 1 S: 9 H: 1 LOB: 1 BB: 0 P: 15	R: 0 E: 0 K: 1 S: 8 H: 0 LOB: 0 BB: 0 P: 11	R: 0 E: 0 K: 0 S: 9 H: 1 LOB: 2 BB: 0 P: 13	R: 3 E: 0 K: 1 S: 17 H: 3 LOB: 0 BB: 0 P: 26	R: 0 E: 0 K: 1 S: 8 H: 1 LOB: 0 BB: 0 P: 11	R: 0 E: 0 K: 1 S: 6 H: 0 LOB: 0 BB: 0 P: 7	R: 0 E: 0 K: 1 S: 6 H: 0 LOB: 0 BB: 0 P: 8	R: 3 E: 0 K: 1 S: 15 H: 3 LOB: 1 BB: 1 P: 27		1B: 3 2B: 4 3B: 0 HR: 2 SF: 0 SAC: 0 DP: 0 HBP: 1						

PITCHER		IP	WLS	BF	H	R	ER	SO	BB	IBB	HBP	BLK	WP	HR	S	P	ERA	WHIP
8 Mike Leake, R ERA: 4.26	(1, 1)	7.0		27	6	3	3	6	0	0	1	0	0	2	63	91	3.86	0.857
65 Brandon Brennan, R ERA: 4.5	(8, 1)	0.0	L	3	2	3	3	0	1	0	0	0	0	0	5	12	∞	∞
63 Austin Adams, R ERA: 4.4	(8, 1)	1.0	B	4	1	0	0	1	0	0	0	0	1	0	10	15	0.00	1.000

PITCHER	IP	WLS	BF	H	R	ER	SO	BB	IBB	HBP	BLK	WP	HR	S	P	ERA	WHIP

BOTTOM

Seattle Mariners @ Minnesota Twins

Target Field, Minneapolis, MN

Tue Jun 11 2019, 7:12 PM - 10:13 PM CDT

Att. 23,046 - Cloudy - 62 F

livebaseballscorecards.com

AB	32
R	6
H	9
RBI	5
BB	1
SO	7
LOB	11

WP: 1	PA: 34		
PB: 0			
SB: 0			
CS: 0			

Batter	1	2	3	4	5	6	7	8	9	10	AB	R	H	RBI	BB	SO	LOB
0 Mallex Smith, L (1, 8) OBP: 0.297, SLG: 0.335	B SI 91 X SI 93 1-0 15 G6-3 2B		C SV 81 F SV 78 B FF 92 B CH 76 F CH 81 X SV 83 2-2 ① G3		F SV 81 C FF 92 T SV 81 0-2 ① K		B SI 93 B CH 80 S SI 94 S SV 80 F SV 83 B SI 93 F SV 83 X FF 94 3-2 2B	F FF 93 F SL 86 B SL 87 B FF 94 X FF 94 2-2 15 E 15 S 1B		C KC 80 X FF 95 0-1 FC3 10 E 2-3 3-H	6	1	3	0	0	1	1
15 Kyle Seager, L (1, 5) OBP: 0.329, SLG: 0.423	X SV 81 0-0 ① G6-3 2-3		B FF 93 B SI 92 F SI 92 C SV 81 B CH 81 B SI 94 4-2 20 1B BB		T SI 93 C SV 80 S FF 94 0-3 ② K		X SL 84 0-0 ③ G3	B FF 94 C SL 85 B FF 93 B FF 94 F FF 93 F SL 85 F FF 94 S FF 94 3-3 ③ K 1-3		B FF 94 C KC 81 S FF 94 F KC 84 B FF 94 S KC 85 2-3 ② K2-3	5	0	0	0	1	3	5
10 Edwin Encarnación, R (1, 10) OBP: 0.356, SLG: 0.531	B SI 92 F CH 85 B SI 93 F SV 83 S FF 95 2-3 ② K		X FF 94 0-0 ② P4		C SV 83 F CH 83 X SI 94 0-2 ③ G6-3			B FF 95 B FF 93 C FF 96 B SL 83 F FF 96 F FF 95 B FF 96 4-2 20 1B 16 SF8 BB	B SL 84 B FF 92 C FF 92 F SL 84 X FF 94 2-2 ① G6-3	C FF 94 S FF 94 X KC 85 0-2 E5 2-H 3-H	5	1	0	0	1	1	2
20 Daniel Vogelbach, L (1, 3) OBP: 0.391, SLG: 0.558	F FF 94 F FF 94 D CH 82 X CH 82 1-2 ③ P1		C FF 93 1 SAFE S FF 94 X FF 94 0-2 16 FC6-4 1-3 1B			B CH 83 X CH 82 1-0 HR		F FF 97 B SL 83 B CU 81 X FF 95 2-1 22 1B 9 FC 1-3 1B	C FF 94 X FF 94 0-1 16 FC5-4 1B	0-0 IBB	5	2	4	1	1	0	1
16 Domingo Santana, R (1, 9) OBP: 0.341, SLG: 0.481		B FF 92 C SI 92 C CH 82 B SV 82 C SI 93 2-3 ① K	X SI 93 0-0 ③ FC6-4 1-2f			C SV 84 B SI 94 S FF 94 X SV 83 1-2 39 CS 1B		C FF 96 S FF 96 B FF 95 B FF 96 D SL 84 X FF 95 3-2 ① SF8 3-H	X SL 85 0-0 ② FC5-4 1-2f	C KC 76 B FF 93 C FF 92 F FF 92 D KC 85 B KC 84 T FF 93 3-2 ③ K	5	0	1	1	0	2	5
22 Omar Narváez, L (1, 2) OBP: 0.359, SLG: 0.456		B FF 94 B CH 80 B FF 93 B FF 91 4-0 9 2B BB	C SV 80 B CU 75 B SI 92 B CH 81 C SI 92 F SI 93 F SI 94 F CH 83 F SI 94 3-2 X CH 80 9 G4-3 2B			B SI 93 B SV 82 S SI 92 B SI 91 X SI 92 3-1 ① F7		F FF 92 C FF 92 X FF 92 0-2 9 E 39 HR 1-2 1B	1 SAFE C FF 93 F SL 86 1 SAFE B FF 94 1 SAFE D SL 86 F FF 94 F FF 93 2-2 X SL 86 L4		4	1	2	0	1	0	2
9 Dee Strange-Gordon, L (1, 4) OBP: 0.311, SLG: 0.379		X SI 92 0-0 1-3 2B	S CH 80 B CH 80 F FF 93 F CH 82 X SI 93 1-2 ① G4-3 2-3			1 SAFE B SI 92 X FF 92 1-0 ② F7		T FS 80 D FS 81 C CU 76 F CU 77 X FS 82 1-2 FC 39 HR 1-2 2-H		F KC 76 B FF 92 X KC 75 1-1 25 SH1-4 0 E 2B	5	2	2	0	0	0	3
39 Shed Long Jr., L (1, 7) OBP: 0.333, SLG: 0.369		B SV 80 B SV 79 C FF 92 B SI 93 S CH 82 X CH 76 3-2 ② G6-3	F CH 83 S FF 94 C FF 94 0-3 ② K			1 SAFE 0-0 ③ CS 1-2	B SV 82 C SV 81 S FF 93 X SV 83 1-2 ① G4-3	C CU 75 F FS 79 F FF 92 X CU 77 0-2 1-H 2-H HR		B FF 93 B FF 93 B FF 92 B FF 92 4-0 0 E 25 SH1-4 10 E BB	4	2	1	3	1	1	3
25 Dylan Moore, R (1, 6) OBP: 0.299, SLG: 0.301		B SV 82 S SI 91 C FF 94 C SV 80 1-3 ③ K	B SV 84 C SV 82 X SI 91 1-1 ③ G5-3				C SI 92 B CH 84 X SI 92 1-1 ② P2	B FF 92 C SL 85 T FF 93 F SL 84 B FF 94 F SL 84 C SL 86 2-3 ② K		L FF 92 B KC 82 X FF 93 1-1 ① SH1-4 1-2 2-3	4	0	0	0	0	2	3
Inning Stats	R: 0 E: 0 K: 1 S: 8 H: 1 LOB: 1 BB: 0 P: 12	R: 0 E: 0 K: 2 S: 10 H: 1 LOB: 2 BB: 1 P: 20	R: 0 E: 0 K: 0 S: 11 H: 1 LOB: 2 BB: 1 P: 17	R: 0 E: 0 K: 1 S: 16 H: 1 LOB: 1 BB: 0 P: 21	R: 0 E: 0 K: 2 S: 9 H: 0 LOB: 0 BB: 0 P: 9	R: 1 E: 0 K: 0 S: 7 H: 2 LOB: 0 BB: 0 P: 13	R: 0 E: 0 K: 0 S: 11 H: 1 LOB: 1 BB: 0 P: 16	R: 5 E: 1 K: 2 S: 32 H: 4 LOB: 1 BB: 1 P: 49	R: 0 E: 0 K: 0 S: 11 H: 1 LOB: 1 BB: 0 P: 15	R: 3 E: 2 K: 2 S: 17 H: 1 LOB: 2 BB: 2 P: 28	1B: 6 2B: 5 3B: 0 HR: 2 SF: 1 SAC: 1 DP: 0 HBP: 0	WP: 0 PB: 0 SB: 1 CS: 1 PA: 51					

PITCHER		IP	WLS	BF	H	R	ER	SO	BB	IBB	HBP	BLK	WP	HR	S	P	ERA	WHIP
17 José Berríos, R ERA: 3.01	(1, 1)	6.2		28	7	1	1	6	2	0	0	0	0	1	71	107	1.35	1.350
51 Mike Morin, R ERA: 1.32	(7, 1)	0.1		1	0	0	0	0	0	0	0	0	0	0	1	1	0.00	0.000
65 Trevor May, R ERA: 3.86	(8, 1)	0.1		3	1	2	2	0	1	0	0	0	0	0	8	17	54.00	6.000
38 Blake Parker, R ERA: 4.37	(8, 1)	0.0		3	2	3	2	0	0	0	0	0	0	1	11	12	∞	∞
80 Ryan Eades, R ERA:	(8, 1)	1.2		7	2	0	0	2	0	0	0	0	0	0	24	35	0.00	1.200

PITCHER		IP	WLS	BF	H	R	ER	SO	BB	IBB	HBP	BLK	WP	HR	S	P	ERA	WHIP
21 Tyler Duffey, R ERA: 2.29	(10, 1)	1.0	L	8	1	3	0	2	1	1	0	0	0	0	17	28	0.00	2.000

TOP

Seattle Mariners @ Minnesota Twins

Target Field, Minneapolis, MN

Wed Jun 12 2019, 7:11 PM - 11:01 PM CDT

Att. 25,909 - Partly Cloudy - 69 F

livebaseballscorecards.com

AB	43
R	9
H	13
RBI	5
BB	5
SO	10
LOB	25

Batter	1	2	3	4	5	6	7	8	9	10	AB	R	H	RBI	BB	SO	LOB
26 Max Kepler, L (1, 9) OBP: 0.337, SLG: 0.541	B FF 97 B FF 95 C FF 97 C FF 98 X FF 98 2-2 ① G3		B SL 79 X FF 87 1-0 ① F8		X SL 80 0-0 ③ P6			X SL 78 0-0 HR	C SI 96 B SI 96 B SL 90 X SI 96 2-1 ① G1-3		5	1	1	1	0	0	1
11 Jorge Polanco, S (1, 6) OBP: 0.398, SLG: 0.575	F FF 97 S SL 88 B SL 90 B FF 98 X FF 98 2-2 ② F8		C FF 87 F CH 79 B CH 79 F FF 87 B CH 77 S CH 79 2-3 ② K			C CH 79 F FF 87 B CH 78 F CH 78 F FF 88 F FF 88 F CH 79 X CH 80 2-2 ① L8		F CH 77 B FF 86 B FF 87 B CH 78 X CH 78 3-1 20 FC4-6 23 1B 18 1B 1B	C FS 88 B FS 87 X SI 94 1-1 ② G3-1		5	1	1	0	0	1	0
23 Nelson Cruz, R (1, 10) OBP: 0.358, SLG: 0.545	F FF 99 C SL 87 B SL 88 F SL 84 B SL 86 B SL 85 F FF 98 B FF 98 4-2 BB		C CH 79 B CH 79 C FF 88 B CH 79 F CH 78 F CH 79 B FF 88 F SL 79 X CH 79 3-2 ③ F9			C FF 88 C CH 80 B FF 88 B CH 80 S CH 79 2-3 ② K		1 SAFE X SI 90 0-0 20 FC4-6 1-2 1B	B SL 89 B SL 88 X SL 88 2-0 ③ G1-3		4	0	1	0	1	1	0
20 Eddie Rosario, L (1, 7) OBP: 0.300, SLG: 0.533	S SL 86 X SL 83 0-1 ③ F8			B SL 78 B SL 79 B FF 87 C FF 85 C FF 87 X FF 87 3-2 ① G3		S SL 79 T SL 80 B SL 78 X FF 88 1-2 ③ F9		C CH 85 B CH 84 F CH 84 D SL 86 F SL 85 F CH 85 X CH 86 2-2 ② FC4-6 18 1B 9 1B 1-2f 2-3		S FF 92 S FF 94 B FF 93 S FF 95 1-3 ① K	5	1	0	0	0	1	3
18 Mitch Garver, R (1, 2) OBP: 0.410, SLG: 0.679		C FF 98 S SL 87 F SL 86 X FF 98 0-2 24 1B 1B		C CU 74 S CH 79 B CH 78 S CH 79 1-3 ② K			C CH 78 C CU 75 B CH 78 B CH 78 F CH 79 C CH 78 2-3 ① K	B SL 85 1 SAFE X SI 91 1-0 9 1B 1-2 3-H 1B		B CH 86 T CH 86 X CH 86 1-1 ② G5-3	5	0	2	1	0	2	0
9 Marwin Gonzalez, S (1, 4) OBP: 0.326, SLG: 0.417		F FF 98 B SL 85 F SL 86 S SL 88 1-3 ① K		C CH 80 F CH 79 F FF 88 B FF 88 B CH 79 S CH 78 2-3 ③ K			B CU 75 X CU 74 1-0 HR	C SI 91 X SL 87 0-1 24 WP 1-3 2-H 1B		C CH 87 F FF 95 S FF 95 0-3 ③ K	5	1	2	2	0	3	1
24 C.J. Cron, R (1, 3) OBP: 0.340, SLG: 0.535		F FF 98 D SL 87 B SL 87 F FF 97 X FF 98 2-2 25 FC5-4 1-2 1B			X CH 79 0-0 ① G3-1		B CH 79 X CH 79 1-0 ② P4	B SL 88 B SL 87 X SL 88 2-0 ③ F7 1-2			4	0	1	0	0	0	2
22 Miguel Sanó, R (1, 5) OBP: 0.325, SLG: 0.589		B CH 79 F CH 79 C FF 87 S CH 79 1-3 ② K			C CH 80 B CH 79 X CH 79 1-1 2B		C CH 79 B FF 87 F CH 78 B SL 77 X CH 78 2-2 ③ E5		S SL 87 X SL 87 0-1 25 HR 1B		4	1	2	0	0	1	2
25 Byron Buxton, R (1, 8) OBP: 0.321, SLG: 0.537		F CH 79 X CH 79 0-1 ③ FC5-4 1-2f			X CH 80 0-0 ② F8			C FF 85 X CH 77 0-1 ① P5	F SL 88 X SL 87 0-1 1-H HR		4	1	1	2	0	0	3
Inning Stats	R: 0 H: 0 E: 0 LOB: 1 K: 0 BB: 1 S: 12 P: 20	R: 0 H: 2 E: 0 LOB: 2 K: 2 BB: 0 S: 15 P: 19	R: 0 H: 0 E: 0 LOB: 0 K: 1 BB: 0 S: 11 P: 17	R: 0 H: 0 E: 0 LOB: 0 K: 2 BB: 0 S: 10 P: 16	R: 0 H: 1 E: 0 LOB: 1 K: 0 BB: 0 S: 5 P: 6	R: 0 H: 0 E: 0 LOB: 0 K: 1 BB: 0 S: 13 P: 18	R: 1 H: 1 E: 1 LOB: 1 K: 1 BB: 0 S: 9 P: 15	R: 3 H: 5 E: 0 LOB: 2 K: 0 BB: 0 S: 15 P: 23	R: 2 H: 2 E: 0 LOB: 0 K: 0 BB: 0 S: 9 P: 14	R: 0 H: 0 E: 0 LOB: 0 K: 2 BB: 0 S: 8 P: 10	1B: 7 SF: 0 2B: 1 SAC: 0 3B: 0 DP: 0 HR: 3 HBP: 0						

PITCHER		IP	WLS	BF	H	R	ER	SO	BB	IBB	HBP	BLK	WP	HR	S	P	ERA	WHIP
46 Gerson Bautista, R ERA: 5.4	(1, 1)	1.1		7	2	0	0	1	1	0	0	0	0	0	22	33	0.00	2.250
57 Tommy Milone, L ERA: 3.42	(2, 1)	6.0		22	4	3	3	6	0	0	0	0	0	2	58	86	4.50	0.667
35 Cory Gearrin, R ERA: 4.15	(8, 1)	0.1		4	3	1	1	0	0	0	0	0	0	0	9	12	27.00	9.000
52 Anthony Bass, R ERA: 3.38	(8, 1)	1.1	W	6	2	2	2	0	0	0	0	0	1	1	10	17	13.50	1.500
55 Roenis Elías, L ERA: 4.06	(10, 1)	1.0	S	3	0	0	0	2	0	0	0	0	0	0	8	10	0.00	0.000

PITCHER	IP	WLS	BF	H	R	ER	SO	BB	IBB	HBP	BLK	WP	HR	S	P	ERA	WHIP

BOTTOM

Seattle Mariners @ Minnesota Twins

Target Field, Minneapolis, MN

Wed Jun 12 2019, 7:11 PM - 11:01 PM CDT

Att. 25,909 - Partly Cloudy - 69 F

livebaseballscorecards.com

AB	41
R	6
H	11
RBI	6
BB	1
SO	9
LOB	12

1B: 7	SF: 0	WP: 1	PA: 42
2B: 1	SAC: 0	PB: 0	
3B: 0	DP: 0	SB: 0	
HR: 3	HBP: 0	CS: 0	

Batter	1	2	3	4	5	6	7	8	9	AB	R	H	RBI	BB	SO	LOB
0 Mallex Smith, L (1, 8) OBP: 0.295, SLG: 0.332	C FF 92 S CH 86 B CH 88 S FF 93 1-3 **K** ①		S CH 88 B FF 93 X CH 89 1-1 F8 ③			C FF 94 B CH 89 X CH 88 1-1 F8 ②		X SI 96 0-0 15 2B, 25 WP, 1-2 1B	B FF 95 F FF 96 X CU 85 1-1 L7 ①	5	1	1	0	0	1	2
15 Kyle Seager, L (1, 10) OBP: 0.333, SLG: 0.434	F FF 92 L SL 83 S SL 83 0-3 **K** ②			S SL 83 C FF 92 B SL 83 X SL 84 1-2 G3 ①		F FF 93 C FF 94 B FF 93 X SL 84 1-2 16 BB, 20 1B, 1B		C SI 97 B SI 98 D SL 89 F SI 98 X SL 90 2-2 25 WP, 1-3, 2-H 2B	C FF 94 B SL 90 X SL 90 1-1 G6-3 ②	5	1	2	1	0	1	2
16 Domingo Santana, R (1, 9) OBP: 0.341, SLG: 0.478 25 Dylan Moore, R (8, PH) OBP: 0.312, SLG: 0.319 (8, 9)	B FF 94 C FF 94 X CH 88 1-1 G4-3 ③			B SL 84 B CH 88 F FF 94 B FF 94 F FF 93 F SL 84 F FF 94 F FF 94 F SL 85 3-2 X FF 85 G5-3 ②		D SL 85 C FF 94 S CH 89 1 SAFE D CH 89 B FF 95 F FF 94 B FF 96 4-2 20 1B, 1-2 BB		D SL 88 B SI 98 B FF 96 D SI 97 4-0 20 BB, 2-3, 3-H BB	X SL 88 0-0 2-H, 3-H 2B	2 1	0 0	0 1	0 2	1 1	0 0	0 0
20 Daniel Vogelbach, L (1, 3) OBP: 0.395, SLG: 0.562		C SL 82 B FF 94 B FF 93 B SL 82 C FF 93 F SL 84 F FF 95 F SL 84 C SL 84 3-3 **K** ①		B FF 95 C FF 95 B FF 95 B CH 89 X SL 84 3-1 2B		C FF 91 X FF 90 0-1 1-3, 2-H 1B		B SL 90 C FF 96 B FF 96 C FF 96 F SL 91 B FF 97 F FF 97 B FF 97 4-2 9 FC4-6, 1-2 BB	B FF 94 C FF 94 B SL 90 C FF 95 F FF 95 F SL 89 F FF 94 X CU 84 2-2 G3 ③	4	0	2	1	1	1	1
22 Omar Narváez, L (1, 2) OBP: 0.352, SLG: 0.446		F FF 94 F CH 88 S FF 94 0-3 **K** ②		X CH 88 0-0 F7 ③		C FF 91 X FF 91 0-1 G6-3 ③		S FF 97 S FF 96 B FF 96 C FF 97 1-3 **K** ①		4	0	0	0	0	2	6
1 Tim Beckham, R (1, 6) OBP: 0.290, SLG: 0.472		B SL 83 C FF 92 B SL 84 F FF 93 B SL 84 F FF 94 B SL 84 4-2 BB			B SL 84 C FF 93 X FF 92 1-1 P3 ①		C FF 88 C CU 74 C CS 69 0-3 **K** ①	F SL 90 B FF 97 B SL 90 T FF 96 D FF 97 X FF 97 3-2 L8 ②		3	0	0	0	1	1	3
9 Dee Strange-Gordon, L (1, 4) OBP: 0.304, SLG: 0.370		F CH 88 F FF 94 B FF 94 1 SAFE F SL 83 X CH 88 1-2 G4-3 ③			B CH 89 L FF 93 X CH 87 1-1 B1-3 ②		C FF 89 B FF 90 X CU 73 1-1 G3 ②	B CU 84 S FF 96 B FF 95 X FF 96 2-1 FC4-6, 1-2f ③		4	0	0	0	0	0	4
39 Shed Long Jr., L (1, 5) OBP: 0.329, SLG: 0.377			B FF 92 X FF 92 1-0 G4-3 ①		C FF 93 B CH 88 B FF 93 X FF 92 2-1 G3 ③		C SI 93 S CH 74 F CH 73 S SI 93 0-3 **K** ③		F FF 96 X FF 94 0-1 15 G6-3, 25 2B 2B	4	1	1	0	0	1	0
12 Mac Williamson, R (1, 7) OBP: 0.220, SLG: 0.219			B FF 93 C CH 88 B SL 85 F FF 93 X FF 93 2-2 G6-3 ②			C FF 92 F FF 92 F FF 92 F SL 83 B SL 86 F FF 93 B FF 92 X SL 85 2-2 G6-3 ①		B SI 97 B SI 97 F SI 97 C SI 99 B SI 97 B FF 98 4-2 0 1B, 15 2B, BB	B FF 96 D SL 91 F FF 93 S SL 90 B SL 88 B FF 96 4-2 15 G6-3, 25 2B, BB	2	2	0	0	2	0	0

Inning Stats	1	2	3	4	5	6	7	8	9
	R: 0 E: 0 K: 2 S: 8	H: 0 LOB: 0 BB: 0 P: 10	R: 0 E: 0 K: 2 S: 16	H: 0 LOB: 1 BB: 1 P: 24	R: 0 E: 0 K: 0 S: 6	H: 0 LOB: 0 BB: 0 P: 10	R: 0 E: 0 K: 0 S: 13	H: 1 LOB: 1 BB: 0 P: 20	R: 0 E: 0 K: 0 S: 6	H: 0 LOB: 0 BB: 0 P: 10	R: 1 E: 0 K: 0 S: 18	H: 2 LOB: 2 BB: 1 P: 26	R: 0 E: 0 K: 2 S: 9	H: 0 LOB: 0 BB: 0 P: 10	R: 2 E: 0 K: 1 S: 18	H: 2 LOB: 3 BB: 3 P: 38	R: 2 E: 0 K: 0 S: 15	H: 2 LOB: 1 BB: 1 P: 23

1B: 3	SF: 0	WP: 1	PA: 40
2B: 4	SAC: 0	PB: 0	
3B: 0	DP: 0	SB: 0	
HR: 0	HBP: 0	CS: 0	

PITCHER		IP	WLS	BF	H	R	ER	SO	BB	IBB	HBP	BLK	WP	HR	S	P	ERA	WHIP
35 Michael Pineda, R ERA: 5.04	(1, 1)	5.2		21	2	1	1	4	2	0	0	0	0	0	63	96	1.59	0.706
19 Ryne Harper, R ERA: 1.95	(6, 1)	1.0	W	4	1	0	0	1	0	0	0	0	0	0	9	10	0.00	1.000
51 Mike Morin, R ERA: 1.29	(7, 1)	0.1		1	0	0	0	1	0	0	0	0	0	0	4	4	0.00	0.000
77 Fernando Romero, R ERA: 7.88	(8, 1)	0.0		4	2	2	2	0	2	0	0	0	1	0	6	16	∞	∞
68 Matt Magill, R ERA: 6.5	(8, 1)	2.0		10	2	2	2	1	2	0	0	0	0	0	27	45	9.00	2.000

PITCHER	IP	WLS	BF	H	R	ER	SO	BB	IBB	HBP	BLK	WP	HR	S	P	ERA	WHIP

TOP

Seattle Mariners @ Minnesota Twins

Target Field, Minneapolis, MN

Thu Jun 13 2019, 12:12 PM - 4:00 PM CDT

Att. 31,912 - Sunny - 65 F

livebaseballscorecards.com

AB	34
R	5
H	7
RBI	4
BB	6
SO	7
LOB	18

Batter	1	2	3	4	5	6	7	8	9	AB	R	H	RBI	BB	SO	LOB
11 Jorge Polanco, S (1, 6) OBP: 0.397, SLG: 0.569	B FF 94 X FF 90 1-0 ① P4	C FF 94 B FF 96 F SL 90 X SL 88 1-2 ③ FC6-4 1-2f			C CU 74 B FF 93 B FF 93 F SL 88 X CU 77 2-2 ① F7	L SI 91 X CH 86 0-1 9 L8 23 1B 26 1B 1-2 2-3 1B	C FF 94 C CU 78 B FF 94 B CU 79 F FF 94 F CU 78 F FF 94 F FF 94 F CU 78 2-2 24 HR 1-H 1B	S SL 90 X SL 89 0-1 ③ G6-3		6	2	2	1	0	0	5
24 C.J. Cron, R (1, 3) OBP: 0.337, SLG: 0.541	B CU 76 F FF 93 B FF 93 C CU 74 X SL 88 2-2 E5 23 BB	F CU 76 T FF 94 F FF 95 S SL 89 0-3 ① K			F FF 95 B FF 94 B CU 77 X SL 88 2-1 ② G6-3	B SI 92 B SI 92 B SI 93 X SI 92 3-0 ① L7	B SL 89 X FF 95 1-0 1-H HR			5	1	1	2	0	1	3
23 Nelson Cruz, R (1, 10) OBP: 0.370, SLG: 0.570	B FF 93 B FF 93 C CU 76 D CU 77 S SL 87 F SL 88 B SL 88 4-2 9 G4-3 1-2 BB	C FF 95 C FF 95 B CH 86 X SL 88 1-2 HR			X FF 94 0-0 9 2B 1B	B SI 92 F SI 91 X SL 86 1-1 16 HBP 26 1B 1-2 2-H 3-H 1B	B FF 95 C FF 94 C SL 89 F SL 88 B SL 90 S SL 88 2-3 ② K			4	2	3	3	1	1	0
9 Marwin Gonzalez, S (1, 7) OBP: 0.328, SLG: 0.421	C FF 94 B SL 88 F SL 88 F SL 88 B FF 92 X SL 88 2-2 ②③ G4-3 1-2f		B FF 94 C CU 78 F FF 95 X FF 95 1-2 ② G6-3		C FF 95 X SL 86 0-1 1-3 2B	D CU 78 F FF 95 X FF 95 1-1 ② L8 2-3	X SI 95 0-0 16 FC5-4 1B			5	0	2	0	0	0	4
16 Jonathan Schoop, R (1, 4) OBP: 0.306, SLG: 0.488		B CU 74 F FF 93 F FF 93 B SL 88 F SL 89 B CU 77 X FF 94 3-2 13 1B 26 BB 1B	C CU 77 B CU 78 S FF 94 F FF 94 B SL 85 X FF 94 2-2 2B		X SL 89 0-0 ③ F8	C CU 79 F CU 78 H CU 79 1-2 26 1B HBP	S SL 89 D SL 89 X SL 89 1-1 ③ FC5-4 1-2f			4	0	2	0	0	0	3
26 Max Kepler, L (1, 9) OBP: 0.342, SLG: 0.539		F FF 93 B FF 92 B SL 85 B SL 86 F FF 92 F FF 94 B SL 88 4-2 13 1B 1-2 BB	C FF 94 X SL 89 0-1 ③ P5			13 1B 15 E BB 1-2 1B 1-3 2-H 3-H		B SI 93 F SI 93 S SL 89 S SL 88 1-3 ① K		3	1	1	2	2	1	1
13 Ehire Adrianza, S (1, 5) OBP: 0.371, SLG: 0.418		X CU 75 0-0 11 FC6-4 1-2 2-3 1B	S FF 93 C FF 93 F FF 96 B SL 88 X SL 89 1-2 ① G3-1			15 WP 15 E 15 FC4 1-3 1B 2-0 F7		X SL 89 0-0 15 BB 1B		5	1	3	0	0	0	2
15 Jason Castro, L (1, 2) OBP: 0.360, SLG: 0.566		F SL 87 B FF 94 B FF 93 S FF 95 S FF 95 2-3 ① K	C CU 76 X SL 90 0-1 ② L7			B SI 96 C SI 97 B SI 96 S CH 86 1 SAFE B CH 85 F CH 84 X SI 96 3-2 FC4 11 1B 25 BB 23 1B 1-H 3-H	B FF 94 B FF 94 S FF 94 B FF 94 S FF 93 S FF 94 3-3 ① K	B SI 94 B FF 94 B SI 93 B SI 93 4-0 1-2 BB		4	1	0	1	1	2	3
25 Byron Buxton, R (1, 8) OBP: 0.323, SLG: 0.529		F CU 78 S FF 95 B FF 94 S SL 89 1-3 ② K	B FF 94 S FF 94 C FF 94 C FF 95 1-3 ③ K			C SL 87 B FF 95 D CH 85 F SI 96 F SI 95 D CH 86 B CH 84 4-2 11 1B 23 1B 1-2 BB	B CU 79 B CU 79 B FF 94 B FF 94 4-0 11 WP 11 1B BB	B SL 90 X SI 94 1-0 ② F7		3	2	0	0	2	2	5
Inning Stats	R: 0 H: 0 E: 1 LOB: 1 K: 0 BB: 1 S: 11 P: 20	R: 0 H: 2 E: 0 LOB: 3 K: 2 BB: 1 S: 17 P: 28	R: 1 H: 2 E: 0 LOB: 1 K: 1 BB: 0 S: 16 P: 20	R: 0 H: 0 E: 0 LOB: 0 K: 1 BB: 0 S: 9 P: 11	R: 0 H: 2 E: 0 LOB: 2 K: 0 BB: 0 S: 9 P: 13	R: 6 H: 4 E: 1 LOB: 2 K: 0 BB: 2 S: 23 P: 44	R: 3 H: 3 E: 0 LOB: 2 K: 2 BB: 1 S: 20 P: 33	R: 0 H: 1 E: 0 LOB: 2 K: 1 BB: 1 S: 7 P: 13		1B: 10 SF: 0 2B: 2 SAC: 0 3B: 0 DP: 1 HR: 2 HBP: 1						

PITCHER		IP	WLS	BF	H	R	ER	SO	BB	IBB	HBP	BLK	WP	HR	S	P	ERA	WHIP
18 Yusei Kikuchi, L ERA: 4.78	(1, 1)	5.0		23	6	1	1	4	2	0	0	0	0	1	62	92	1.80	1.600
65 Brandon Brennan, R ERA: 5.56	(6, 1)	0.0	L	4	1	4	4	0	2	0	0	0	1	0	10	22	∞	∞
35 Cory Gearrin, R ERA: 4.78	(6, 1)	0.1		3	2	0	0	0	0	0	0	0	0	0	5	9	0.00	6.000
36 Jesse Biddle, L ERA: 7.11	(6, 1)	1.0		7	2	4	4	1	1	0	1	0	1	0	20	34	36.00	3.000
61 Tayler Scott, R ERA: 8.31	(7, 1)	1.2		9	3	1	1	2	1	0	0	0	0	1	15	25	5.40	2.400

PITCHER	IP	WLS	BF	H	R	ER	SO	BB	IBB	HBP	BLK	WP	HR	S	P	ERA	WHIP

BOTTOM

Seattle Mariners @ Minnesota Twins

Target Field, Minneapolis, MN

Thu Jun 13 2019, 12:12 PM - 4:00 PM CDT

Att. 31,912 - Sunny - 65 F

livebaseballscorecards.com

AB	39
R	10
H	14
RBI	9
BB	6
SO	7
LOB	26

PA: 46

Kansas City Royals @ Minnesota Twins

Target Field, Minneapolis, MN

Fri Jun 14 2019, 7:12 PM - 9:32 PM CDT

Att. 38,898 - Partly Cloudy - 82 F

TOP

livebaseballscorecards.com

Batter	1	2	3	4	5	6	7	8	9	AB	R	H	RBI	BB	SO	LOB
15 Whit Merrifield, R (1, 4) OBP: 0.343, SLG: 0.479	C SI 94 S CU 81 B SL 85 X SI 94 1-2 G5-3			X SI 93 0-0 1 G6-4-3 1B		1 SAFE B CU 80 C SL 84 B CH 86 X SL 85 2-1 F8 1-2			X SI 96 0-0 G5-3	4	0	1	0	0	0	1
1 Nicky Lopez, L (1, 6) OBP: 0.252, SLG: 0.305	B SI 94 S CU 80 S CH 86 B SL 86 F SI 95 B CU 82 C SI 95 3-3 K			1 SAFE 1 SAFE X SI 91 0-0 G6-4-3 1-2f			C CU 80 B CH 86 B CH 86 C SI 94 F SI 94 X CU 81 2-2 G4-3			3	0	0	0	0	1	1
4 Alex Gordon, L (1, 10) OBP: 0.351, SLG: 0.471	B FF 95 B SI 91 L SI 93 X FF 95 2-1 G3-1			F FF 95 B CU 81 X CH 86 1-1 G1-3			C SI 94 B SL 85 F CH 87 B SL 85 S CH 86 2-3 K			3	0	0	0	0	1	0
12 Jorge Soler, R (1, 9) OBP: 0.296, SLG: 0.508 0 Terrance Gore, R (5, PH) OBP: 0.347, SLG: 0.341 (5, 9)		C SL 83 C SL 84 B SL 85 S SL 84 1-3 K			C SI 94 S SL 84 S SL 84 0-3 K		B SL 86 C SI 94 X SI 95 1-1 G5-3			1 2	0 0	0 0	0 0	0 0	1 1	0 0
9 Lucas Duda, L (1, 3) OBP: 0.288, SLG: 0.306		S SI 94 B SI 94 B CH 87 S CH 87 S CU 82 2-3 K			B CH 87 B CH 87 C CU 80 B SL 85 X CH 86 3-1 G3			F CU 80 B CH 86 T CH 86 S SL 84 1-3 K		3	0	0	0	0	2	0
19 Cheslor Cuthbert, R (1, 5) OBP: 0.354, SLG: 0.556		X CU 80 0-0 F7			B CU 81 X CH 86 1-0 F7			B SI 94 X FF 94 1-0 L8		3	0	0	0	0	0	0
38 Jorge Bonifacio, R (1, 7)			C SL 84 X SI 94 0-1 G6-3			B SI 93 B SL 84 C SI 94 B CH 87 X SI 95 3-1 G6-3		B CH 87 X SI 94 1-0 G5-3		3	0	0	0	0	0	0
36 Cam Gallagher, R (1, 2) OBP: 0.216, SLG: 0.188			B FF 94 F SI 94 X SL 85 1-1 P3			B CU 82 C SL 85 B CH 88 X SI 96 2-1 G6-3			C CU 80 B ST 86 C ST 86 B CU 82 F SI 96 C CU 82 2-3 K	3	0	0	0	0	1	0
6 Billy Hamilton, S (1, 8) OBP: 0.306, SLG: 0.283			B SI 94 B SI 94 B FF 95 C FF 92 C SI 93 X SI 94 3-2 L1-3			C FF 96 X FF 95 0-1 15 WP 1B			C SI 96 B SI 96 X CU 82 1-1 F7	3	0	1	0	0	0	0
Inning Stats	R: 0 E: 0 K: 1 S: 9 H: 0 LOB: 0 BB: 0 P: 15	R: 0 E: 0 K: 2 S: 7 H: 0 LOB: 0 BB: 0 P: 10	R: 0 E: 0 K: 0 S: 7 H: 0 LOB: 0 BB: 0 P: 11	R: 0 E: 0 K: 0 S: 4 H: 1 LOB: 0 BB: 0 P: 5	R: 0 E: 0 K: 1 S: 6 H: 0 LOB: 0 BB: 0 P: 10	R: 0 E: 0 K: 0 S: 8 H: 1 LOB: 1 BB: 0 P: 15	R: 0 E: 0 K: 1 S: 9 H: 0 LOB: 0 BB: 0 P: 14	R: 0 E: 0 K: 1 S: 5 H: 0 LOB: 0 BB: 0 P: 8	R: 0 E: 0 K: 1 S: 7 H: 0 LOB: 0 BB: 0 P: 10	1B: 2 2B: 0 3B: 0 HR: 0 SF: 0 SAC: 0 DP: 1 HBP: 0						

AB	28
R	0
H	2
RBI	0
BB	0
SO	7
LOB	2

WP: 1 PA: 28
PB: 0
SB: 0
CS: 0

PITCHER		IP	WLS	BF	H	R	ER	SO	BB	IBB	HBP	BLK	WP	HR	S	P	ERA	WHIP
44 Kyle Gibson, R ERA: 3.7	(1, 1)	8.0	W	25	2	0	0	6	0	0	0	0	1	0	55	88	0.00	0.250
55 Taylor Rogers, L ERA: 2.17	(9, 1)	1.0	S	3	0	0	0	1	0	0	0	0	0	0	7	10	0.00	0.000

PITCHER		IP	WLS	BF	H	R	ER	SO	BB	IBB	HBP	BLK	WP	HR	S	P	ERA	WHIP

BOTTOM

Kansas City Royals @ Minnesota Twins

Target Field, Minneapolis, MN

Fri Jun 14 2019, 7:12 PM - 9:32 PM CDT

Att. 38,898 - Partly Cloudy - 82 F

livebaseballscorecards.com

Batter	1	2	3	4	5	6	7	8	9	AB	R	H	RBI	BB	SO	LOB
26 Max Kepler, L (1, 9) (9, 8) OBP: 0.348, SLG: 0.538	F FF 95 F FF 94 B SL 87 X SI 96 1-2 18 CS 1B			B FF 93 X FF 93 1-0 ① P4		1 SAFE 1 SAFE 1 SAFE F FF 92 B SL 83 B FF 93 B FF 93 B FF 94 4-1 1-2 BB		B SL 84 B FF 97 B FF 96 B FF 96 4-0 18 HR BB		2	1	1	0	2	0	0
11 Jorge Polanco, S (1, 10) OBP: 0.395, SLG: 0.563	B SI 95 1 SAFE 1 SAFE B SI 93 F SI 94 X SL 85 2-1 ① F7			C FF 94 S FF 94 B FF 94 B SL 86 B SI 95 F FF 95 B SL 86 4-2 BB		B SI 93 B SL 85 C SI 94 B SI 94 M FF 94 S FF 95 3-3 ① K		1 SAFE C FF 96 B FF 97 S SL 84 X FF 97 1-2 ② L7		3	0	0	0	1	1	4
18 Mitch Garver, R (1, 2) OBP: 0.405, SLG: 0.691	C FF 95 D SL 86 F SL 87 B SI 94 S SL 86 2-3 ② ③ K 1-2			C FF 94 B SI 93 C SL 86 D SL 86 B SI 93 X SL 85 3-2 ② F8		D SL 87 X SL 85 1-0 ② F7 2-3		B SL 85 C FF 98 1 SAFE B SL 85 X SI 96 2-1 1-H HR		4	1	1	2	0	1	4
20 Eddie Rosario, L (1, 7) OBP: 0.296, SLG: 0.525		C SI 95 X SL 88 0-1 ① G4-3		X SI 95 0-0 ③ G4-3		B SI 95 T SI 95 X SL 86 1-1 ③ F8		S SL 83 F SL 84 B SI 94 S SL 83 1-3 ③ K		4	0	0	0	0	1	3
24 C.J. Cron, R (1, 3) OBP: 0.333, SLG: 0.533		C FF 91 S SI 92 B FF 96 B SL 88 F FF 95 S SL 87 2-3 ② K			C SI 93 X SL 87 0-1 ① G6-3		F SL 85 S SI 91 C FF 94 0-3 ① K			3	0	0	0	0	2	0
22 Miguel Sanó, R (1, 5) OBP: 0.326, SLG: 0.573		C SI 92 S SI 93 B SL 87 C SI 94 1-3 ③ K			B SI 94 F SI 94 B SI 93 X SI 93 2-1 E5 13 1B		C SI 94 B SL 86 B SI 93 B SI 94 F SI 93 F FF 96 B SI 94 4-2 13 1B BB			2	0	0	0	1	1	0
13 Ehire Adrianza, S (1, 6) OBP: 0.378, SLG: 0.426			B FF 93 X SI 94 1-0 ① P4		B FF 94 B SI 95 F SI 95 X FF 95 2-1 16 G5-4-3 1B 1-2		B FF 95 F SI 95 X SI 95 1-1 16 G5-4-3 1B 1-2			3	0	2	0	0	0	0
16 Jonathan Schoop, R (1, 4) OBP: 0.302, SLG: 0.482			F SI 92 X SI 93 0-1 ② L9		X SL 87 0-0 ② ③ G5-4-3 1-2f		B SI 93 L SL 86 B SI 94 X SI 93 2-1 ② ③ G5-4-3 1-2f			3	0	0	0	0	0	4
25 Byron Buxton, R (1, 8) OBP: 0.324, SLG: 0.527 9 Marwin Gonzalez, S (8, PH) (9, 9) OBP: 0.326, SLG: 0.419			C SL 86 B SI 94 B SL 86 F FF 94 B SI 94 X FF 96 3-2 ③ L4		C SL 84 H SI 92 1-1 18 F7 26 BB HBP		S FF 96 C SI 96 B SL 85 X FF 97 1-2 ① L9			1 1	0 0	0 0	0 0	0 0	0 0	0 0
Inning Stats	R: 0 E: 0 K: 1 S: 8 H: 1 LOB: 0 BB: 0 P: 13	R: 0 E: 0 K: 2 S: 9 H: 0 LOB: 0 BB: 0 P: 12	R: 0 E: 0 K: 0 S: 6 H: 0 LOB: 0 BB: 0 P: 10	R: 0 E: 0 K: 0 S: 8 H: 0 LOB: 1 BB: 1 P: 16	R: 0 E: 1 K: 0 S: 7 H: 1 LOB: 1 BB: 0 P: 11	R: 0 E: 0 K: 1 S: 8 H: 0 LOB: 2 BB: 1 P: 18	R: 0 E: 0 K: 1 S: 10 H: 1 LOB: 1 BB: 1 P: 17	R: 2 E: 0 K: 1 S: 11 H: 1 LOB: 0 BB: 1 P: 20		1B: 3 2B: 0 3B: 0 HR: 1 SF: 0 SAC: 0 DP: 2 HBP: 1					

	AB	26
	R	2
	H	4
	RBI	2
	BB	4
	SO	6
	LOB	15

WP: 0 PA: 31
PB: 0
SB: 0
CS: 1

PITCHER		IP	WLS	BF	H	R	ER	SO	BB	IBB	HBP	BLK	WP	HR	S	P	ERA	WHIP
56 Brad Keller, R ERA: 3.97	(1, 1)	7.0		26	3	0	0	5	3	0	1	0	0	0	56	97	0.00	0.857
40 Jake Diekman, L ERA: 4.6	(8, 1)	1.0	L	5	1	2	2	1	1	0	0	0	0	1	11	20	18.00	2.000

PITCHER	IP	WLS	BF	H	R	ER	SO	BB	IBB	HBP	BLK	WP	HR	S	P	ERA	WHIP

Kansas City Royals @ Minnesota Twins

Target Field, Minneapolis, MN

Sat Jun 15 2019, 6:59 PM - 10:08 PM CDT

Att. 39,267 - Overcast - 71 F

TOP

livebaseballscorecards.com

Batter	1	2	3	4	5	6	7	8	9	AB	R	H	RBI	BB	SO	LOB
15 Whit Merrifield, R (1, 9) OBP: 0.350, SLG: 0.495	F FF 93 X FF 93 0-1 12 HR 1B		F FC 84 B FF 93 X FC 85 1-1 12 BB 27 1B 1B		B FF 92 B FF 92 F FF 92 F FF 93 X FF 93 2-2 HR		B CU 79 B CU 79 C FF 96 X FF 96 2-1 G4-3 ①		B SI 96 S CU 82 X SI 96 1-1 27 G1-3 1B	5	2	4	1	0	0	0
27 Adalberto Mondesi, S (1, 6) OBP: 0.311, SLG: 0.457	1 SAFE F FF 93 F FF 93 B FF 93 S FF 93 1-3 K ①		F FF 93 B FF 93 S FC 89 X FC 90 1-2 12 BB 1-2 1B		C FF 94 S FF 93 F FF 93 B FS 86 B FS 84 B FF 94 B FF 93 4-2 12 1B 9 SF9 BB		B CU 78 B CH 88 X FF 95 2-0 G4-3 ②		F CU 81 1 SAFE C ST 85 B SI 95 X SI 95 1-2 G1-3 1-2 ②	4	1	1	0	1	1	2
4 Alex Gordon, L (1, 7) OBP: 0.349, SLG: 0.463	S FF 93 1 SAFE L FF 92 B FF 93 S FF 93 1-3 K ②		C FF 93 D FS 86 T FF 93 T FF 93 1-2 K ①		F FF 93 1 SAFE B FF 92 X FF 92 1-1 F9 ①		B FF 95 B CH 86 S FF 96 X FF 96 2-1 E3		B SI 96 B SI 96 T SI 96 B CU 81 B SI 95 4-1 BB	4	0	0	0	1	2	4
12 Jorge Soler, R (1, 10) OBP: 0.302, SLG: 0.519	1 SAFE X FF 93 0-0 1-H HR		B FC 86 B FC 82 C FC 85 B FC 83 B FC 86 4-1 1-2 2-3 BB		1 SAFE C FC 86 B FC 86 X FC 82 1-1 1-3 1B		B CU 78 C CU 77 C CU 79 1 SAFE B CU 79 F FF 96 B CU 79 S FF 96 3-3 K ③		C SI 96 F CU 82 D ST 85 X ST 85 1-2 F8 ③	4	1	2	2	1	1	3
9 Lucas Duda, L (1, 3) OBP: 0.270, SLG: 0.288	C FF 93 S FF 94 B FF 94 B FF 94 F FF 94 F FF 94 F FF 94 X FF 95 2-2 P5 ③		X FF 94 0-0 F5 ②		C FF 93 X FF 93 0-1 SF9 3-H ②			C FS 80 F FS 80 B FS 82 B FS 82 X FF 92 2-2 E5 1 G4-3		3	0	0	1	0	0	3
19 Cheslor Cuthbert, R (1, 5) OBP: 0.327, SLG: 0.510		C FC 84 B FF 92 C FC 84 X FC 85 1-2 G5-3 ①	D FC 86 B FF 94 S FF 94 X FF 93 2-1 P4 ③		C FF 93 C FC 85 B FF 93 C FC 84 1-3 K ③			B FS 82 B FS 81 B FS 80 C FF 91 F FF 92 C FS 80 3-3 K ①		4	0	0	0	0	2	5
1 Nicky Lopez, L (1, 4) OBP: 0.252, SLG: 0.303		B CU 75 S FF 92 F FF 93 C FF 94 1-3 K ②		S FF 92 F FF 93 F FF 93 S FF 93 0-3 K ①		X FF 90 0-0 16 G5-4-3 1B		D CU 76 C FF 93 F FF 92 F FS 82 X FF 92 1-2 G4-3 2-3 ②		4	0	1	0	0	2	1
16 Martín Maldonado, R (1, 2) OBP: 0.281, SLG: 0.267		F FC 86 X FF 94 0-1 E9	X FF 93 0-0 P4 ②			1 SAFE 1 SAFE B FC 85 C FC 84 C FC 82 1 SAFE X FC 83 1-2 G5-4-3 1-2f ① ②		C CU 77 S CU 78 B CS 69 X CU 79 1-2 G5-3 ③		4	0	0	0	0	0	2
6 Billy Hamilton, S (1, 8) OBP: 0.300, SLG: 0.277		C FF 93 F FF 93 B FF 93 F FF 93 F FF 94 S FF 93 1-3 K ③	X FF 93 0-0 B3 ③			X FF 93 0-0 F8 ③			C SI 95 B SI 94 B SI 94 C SI 95 X SI 95 2-2 L9 ①	4	0	0	0	0	1	1
Inning Stats	R: 2 E: 0 K: 2 S: 15 H: 2 LOB: 0 BB: 0 P: 19	R: 0 E: 1 K: 2 S: 13 H: 0 LOB: 1 BB: 0 P: 16	R: 0 E: 0 K: 1 S: 12 H: 2 LOB: 3 BB: 1 P: 21	R: 0 E: 0 K: 1 S: 6 H: 0 LOB: 0 BB: 0 P: 6	R: 2 E: 0 K: 1 S: 15 H: 2 LOB: 1 BB: 1 P: 24	R: 0 E: 0 K: 0 S: 5 H: 1 LOB: 0 BB: 0 P: 6	R: 0 E: 1 K: 1 S: 9 H: 0 LOB: 1 BB: 0 P: 18	R: 0 E: 1 K: 1 S: 13 H: 0 LOB: 1 BB: 0 P: 20	R: 0 E: 0 K: 0 S: 12 H: 1 LOB: 2 BB: 1 P: 21	1B: 6 2B: 0 3B: 0 HR: 2 SF: 1 SAC: 0 DP: 1 HBP: 0						

	AB	36
	R	4
	H	8
	RBI	4
	BB	3
	SO	9
	LOB	21

WP: 0 PA: 40
PB: 0
SB: 0
CS: 0

PITCHER		IP	WLS	BF	H	R	ER	SO	BB	IBB	HBP	BLK	WP	HR	S	P	ERA	WHIP
12 Jake Odorizzi, R ERA: 2.24	(1, 1)	6.0	W	27	7	4	4	7	2	0	0	0	0	2	66	92	6.00	1.500
65 Trevor May, R ERA: 3.7	(7, 1)	1.0	H	4	0	0	0	1	0	0	0	0	0	0	9	18	0.00	0.000
38 Blake Parker, R ERA: 4.24	(8, 1)	0.2	H	3	0	0	0	1	0	0	0	0	0	0	10	16	0.00	0.000
19 Ryne Harper, R ERA: 1.93	(8, 1)	0.1	H	1	0	0	0	0	0	0	0	0	0	0	3	4	0.00	0.000
55 Taylor Rogers, L ERA: 2.1	(9, 1)	1.0	S	5	1	0	0	0	1	0	0	0	0	0	12	21	0.00	2.000

PITCHER		IP	WLS	BF	H	R	ER	SO	BB	IBB	HBP	BLK	WP	HR	S	P	ERA	WHIP

Batter	1	2	3	4	5	6	7	8	9	AB	R	H	RBI	BB	SO	LOB
26 Max Kepler, L (1, 8) OBP: 0.350, SLG: 0.549	B FF 93 X FF 92 1-0 ① F8			X CU 76 0-0 HR	C FF 93 B FF 91 B FF 94 1 SAFE F CH 86 B FF 91 F FF 92 B CU 79 4-2 11 2B 1-2 BB	X FF 95 0-0 ③ L9				3	1	1	1	1	0	3
11 Jorge Polanco, S (1, 6) OBP: 0.393, SLG: 0.562	C FF 93 S FF 93 B FF 93 B CU 81 B FF 96 C FF 94 3-3 ② K			C CU 78 B FF 94 F FF 92 B CH 86 X FF 92 2-2 ① F8	C FF 93 B FF 92 S CH 86 X FF 94 1-2 1-3 2B 2-H		B SL 82 C SL 81 S CH 84 X CH 85 1-2 ① F9			4	0	1	1	0	1	0
23 Nelson Cruz, R (1, 10) OBP: 0.362, SLG: 0.556	F FF 94 B CU 78 B FF 94 F CH 86 F FF 95 S CU 79 2-3 ③ K2-3			C CH 86 F FF 95 S FF 94 0-3 ② K	C CU 80 B FF 93 B CU 79 S CH 86 B FF 95 X CH 86 3-2 ③ G1-3		C SL 81 C SL 84 B FF 95 F CH 87 B SL 84 S FF 95 2-3 ② K			4	0	0	0	0	3	2
20 Eddie Rosario, L (1, 7) OBP: 0.295, SLG: 0.519		B CU 77 X FF 94 1-0 ① L8		B FF 94 B FF 94 F CH 86 X FF 94 2-1 ③ L7		B FF 92 B CH 86 F CH 86 B FF 92 B CU 77 4-1 9 1B 24 2B BB	F FF 95 B FF 95 S CH 87 X FF 96 1-2 ③ G5-3			3	1	0	0	1	0	0
18 Mitch Garver, R (1, 2) OBP: 0.400, SLG: 0.675		C FF 94 F CH 85 X FF 94 0-2 ② P4			C FF 91 F FF 93 F CH 85 F CH 86 X FF 95 0-2 9 HR 1B	C SL 84 1 SAFE X SL 85 0-1 ① F7		C SL 85 B CH 79 B CH 78 X SL 86 2-1 ① G3		4	1	1	0	0	0	1
9 Marwin Gonzalez, S (1, 9) OBP: 0.329, SLG: 0.434		C CU 79 B CU 79 L FF 95 B FF 94 F FF 96 F FF 96 X CU 79 2-2 ③ G3			B CH 84 B FF 92 X FF 92 2-0 1-H HR	1 SAFE S SL 86 1 SAFE D SL 85 C SL 84 1 SAFE X SL 83 1-2 24 2B 16 FC5-2 1B		F SL 85 S SL 86 X FF 90 0-2 ② G5-3		4	1	2	2	0	0	0
24 C.J. Cron, R (1, 3) OBP: 0.332, SLG: 0.533			C FF 93 F FF 92 B CU 77 X CU 78 1-2 ① F7		S CU 78 X FF 94 0-1 ① G1-3	B SL 86 X SL 85 1-0 16 FC5-2 1-3 2B 2-H		C SL 86 S FF 90 B CH 78 B FF 91 X CH 77 2-2 ③ L9		4	0	1	1	0	0	0
13 Ehire Adrianza, S (1, 5) OBP: 0.377, SLG: 0.417			X CU 78 0-0 ② F7		F FF 93 F CH 86 B FF 94 X CU 79 1-2 E5 26 BB 11 2B	0-0 16 FC5-2 IBB				2	1	0	0	1	0	0
16 Jonathan Schoop, R (1, 4) OBP: 0.303, SLG: 0.480			C FF 94 B FF 94 B CU 80 S CH 86 X FF 95 2-2 ③ 1B		B CU 78 S CU 78 1 SAFE X FF 93 1-1 ② F7	B FF 95 D SL 87 X SL 86 2-0 ② FC5-2 1-2 2-3 3-Hf				3	0	1	0	0	0	4
Inning Stats	R: 0 H: 0 E: 0 LOB: 0 K: 2 BB: 0 S: 8 P: 14	R: 0 H: 0 E: 0 LOB: 0 K: 0 BB: 0 S: 9 P: 12	R: 0 H: 1 E: 0 LOB: 1 K: 0 BB: 0 S: 7 P: 10	R: 1 H: 1 E: 0 LOB: 0 K: 1 BB: 0 S: 9 P: 13	R: 3 H: 3 E: 1 LOB: 2 K: 0 BB: 1 S: 22 P: 34	R: 1 H: 2 E: 0 LOB: 3 K: 0 BB: 2 S: 9 P: 17	R: 0 H: 0 E: 0 LOB: 0 K: 1 BB: 0 S: 10 P: 14	R: 0 H: 0 E: 0 LOB: 0 K: 0 BB: 0 S: 8 P: 12		1B: 3 SF: 0 2B: 2 SAC: 0 3B: 0 DP: 0 HR: 2 HBP: 0					WP: 0 PA: 34 PB: 0 SB: 0 CS: 0	

PITCHER	IP	WLS	BF	H	R	ER	SO	BB	IBB	HBP	BLK	WP	HR	S	P	ERA	WHIP
57 Glenn Sparkman, R (1, 1) ERA: 4.01	5.0	L	22	5	5	4	3	2	0	0	0	0	2	56	88	7.20	1.400
58 Scott Barlow, R (6, 1) ERA: 5.35	1.0		6	2	0	0	0	0	1	0	0	0	0	8	12	0.00	2.000
43 Wily Peralta, R (7, 1) ERA: 4.5	1.0		3	0	0	0	1	0	0	0	0	0	0	10	14	0.00	0.000
26 Brad Boxberger, R (8, 1) ERA: 4.85	1.0		3	0	0	0	0	0	0	0	0	0	0	8	12	0.00	0.000

PITCHER	IP	WLS	BF	H	R	ER	SO	BB	IBB	HBP	BLK	WP	HR	S	P	ERA	WHIP

BOTTOM

Kansas City Royals @ Minnesota Twins

Target Field, Minneapolis, MN

Sat Jun 15 2019, 6:59 PM - 10:08 PM CDT

Att. 39,267 - Overcast - 71 F

livebaseballscorecards.com

AB	31
R	5
H	7
RBI	5
BB	3
SO	4
LOB	10

Batter	1	2	3	4	5	6	7	8	9	AB	R	H	RBI	BB	SO	LOB
15 Whit Merrifield, R (1, 3) OBP: 0.351, SLG: 0.492	B SI 92 B SI 92 C SI 92 X CH 85 2-1 G6-3	S CH 84 C FC 90 X CH 86 0-2 27 S 1-3 3-H 1B			B SI 93 C CH 84 B CH 86 X CH 85 2-1 L8		B SI 96 F CH 86 C FC 90 F FC 90 F FC 91 D CH 85 X SI 96 2-2 L8	B SL 82 B SL 83 B SI 92 B SI 92 4-0 BB		4	0	1	1	1	0	2
27 Adalberto Mondesi, S (1, 6) OBP: 0.306, SLG: 0.449	B FC 88 S FF 93 B CH 84 F CH 84 C FC 88 2-3 K	F FF 94 B CH 85 F FF 93 F FC 89 X CH 86 1-2 F8 1-2			S FC 90 C FF 95 B FC 89 X FC 89 1-2 G5-3		F CH 72 B SI 92 S CH 71 X SI 93 1-2 E5 1-3 2-H	C SI 91 F CH 75 F CH 73 X FF 92 0-2 L8		5	0	0	0	0	1	5
4 Alex Gordon, L (1, 7) OBP: 0.346, SLG: 0.456	F FF 92 B SI 92 B SI 92 L CH 84 T SI 94 2-2 K		C FC 87 F SI 93 F FF 95 B SI 96 S SI 95 1-3 K			B FC 89 T SI 93 S SI 95 S SI 96 1-3 K	X CH 73 0-0 L8		C FF 96 B CU 86 B CU 87 B FF 97 B FF 97 4-1 12 G1-3 BB	4	0	0	0	1	3	2
12 Jorge Soler, R (1, 10) OBP: 0.300, SLG: 0.511		B SI 92 C SI 92 B CU 80 S SI 93 B SI 94 B FC 88 4-2 19 1B 38 1B BB	X CU 80 0-0 F8			B SI 94 C SI 94 X SI 95 1-1 G3-1		C SL 84 X SI 91 0-1 G6-3	T SL 90 C SL 90 X CU 86 0-2 G1-3 1-2	4	1	0	0	1	0	1
19 Cheslor Cuthbert, R (1, 5) OBP: 0.316, SLG: 0.481		B FF 94 C FF 93 X CH 85 1-1 1 FC5-6 38 1B 16 1B 1-2 1B	C FC 90 F FC 88 X SI 94 0-2 G6-3			B FF 93 B CH 86 F FC 89 F CH 84 T FF 95 2-2 K		X SI 91 0-0 E1 38 2B	C CU 85 C SL 88 S FF 96 0-3 K	5	2	1	0	0	2	1
38 Jorge Bonifacio, R (1, 9) OBP: 0.250, SLG: 0.375		B CH 86 S SI 94 B SI 94 B SI 94 S CH 86 X CH 86 3-2 1 FC5-6 1-2 2-H 1B		B SI 94 F FC 89 F CH 86 F FC 87 C CH 86 1-3 K			X FC 88 0-0 F7	D SL 82 X SI 92 1-0 16 2B 1-H 2B	S CU 86 F FF 96 D CU 85 D SL 90 X FF 96 2-2 L8	5	1	2	2	0	1	1
1 Nicky Lopez, L (1, 4) OBP: 0.252, SLG: 0.301		X FF 93 0-0 FC5-6 6 FC5-4 16 1B 15 1B 1-2f 2-3		C FF 95 F CU 79 B FC 89 S SI 95 1-3 K			B SI 94 C FC 87 X CU 79 1-1 16 1B 6 SH 1B	C CH 74 S CH 72 F FF 92 X CH 72 0-2 F7		4	2	1	0	0	1	3
16 Martín Maldonado, R (1, 2) OBP: 0.291, SLG: 0.284		1 SAFE C SI 92 B FC 88 C SI 93 X SI 94 1-2 6 FC5-4 1-2 3-H 1B		F FF 95 B FC 90 X FC 90 1-1 G6-3			B FC 88 F FC 88 B FF 93 X FC 88 2-1 6 SH 27 E 1-3 1B	F FF 92 S CH 71 X SL 82 0-2 6 1B 2-H 2B		4	2	3	2	0	0	0
6 Billy Hamilton, S (1, 8) OBP: 0.300, SLG: 0.277		F FC 89 F CH 84 F FF 92 X CH 86 0-2 FC5-4 15 1B 1-2f 2-3			X CH 84 0-0 B1-3		B FC 88 X SI 95 1-0 SH 27 E 1-2 3-H	F SI 92 D CH 72 F CH 73 B CH 70 D CH 73 X SI 91 3-2 2-H 1B		3	0	1	2	0	0	2
Inning Stats	R: 0 E: 0 K: 2 S: 8 H: 0 LOB: 0 BB: 0 P: 14	R: 3 E: 0 K: 0 S: 22 H: 4 LOB: 2 BB: 1 P: 32	R: 0 E: 0 K: 1 S: 8 H: 0 LOB: 0 BB: 0 P: 9	R: 0 E: 0 K: 2 S: 9 H: 0 LOB: 0 BB: 0 P: 12	R: 0 E: 0 K: 0 S: 6 H: 0 LOB: 0 BB: 0 P: 9	R: 0 E: 0 K: 2 S: 8 H: 0 LOB: 0 BB: 0 P: 12	R: 2 E: 1 K: 0 S: 15 H: 2 LOB: 2 BB: 0 P: 22	R: 3 E: 1 K: 0 S: 18 H: 3 LOB: 2 BB: 1 P: 26	R: 0 E: 0 K: 1 S: 10 H: 0 LOB: 1 BB: 1 P: 16	1B: 7 2B: 2 3B: 0 HR: 0 SF: 0 SAC: 1 DP: 0 HBP: 0						

PITCHER		IP	WLS	BF	H	R	ER	SO	BB	IBB	HBP	BLK	WP	HR	S	P	ERA	WHIP
33 Martín Pérez, L ERA: 4.09	(1, 1)	6.2	L	28	6	5	4	7	1	0	0	0	0	0	72	105	5.40	1.050
51 Mike Morin, R ERA: 1.17	(7, 1)	1.1		10	3	3	0	0	1	0	0	0	0	0	22	31	0.00	3.000
68 Matt Magill, R ERA: 6.16	(9, 1)	1.0		4	0	0	0	1	1	0	0	0	0	0	10	16	0.00	1.000

PITCHER	IP	WLS	BF	H	R	ER	SO	BB	IBB	HBP	BLK	WP	HR	S	P	ERA	WHIP

TOP

Kansas City Royals @ Minnesota Twins

Target Field, Minneapolis, MN

Sun Jun 16 2019, 1:15 PM - 5:14 PM CDT

Att. 38,886 - Partly Cloudy - 69 F

livebaseballscorecards.com

AB	38
R	8
H	9
RBI	7
BB	3
SO	8
LOB	17

Batter	1	2	3	4	5	6	7	8	9	AB	R	H	RBI	BB	SO	LOB
26 Max Kepler, L (1, 8) OBP: 0.357, SLG: 0.560	C FF 92 F FF 92 F SL 83 S FF 92 0-3 ① **K**		B FF 91 F SL 81 F FF 92 B FF 92 X FF 93 2-2 **2B**	X SI 92 0-0 1-3 2-H **1B**		C KC 82 C FF 96 2 SAFE B SI 96 S KC 85 1-3 ③ **K**		B SL 84 X FF 91 1-0 1-2 23 2B 11 1B **1B**	F FF 94 X FC 92 0-1 1-H **2B**	6	1	4	2	0	2	1
11 Jorge Polanco, S (1, 6) OBP: 0.395, SLG: 0.557	B FF 91 B SI 92 X FF 92 2-0 ② **F7**		B SI 91 C SL 82 C SL 83 X SL 84 1-2 ① **F8**	0-0 **IBB**			X FF 94 0-0 ① **F7**	B CH 79 B SL 86 X FF 91 2-0 1-2 2-3 23 2B **1B**	F FF 95 B FF 94 C KC 81 B FF 95 B FF 96 F FF 95 B FF 95 4-2 **BB**	4	0	1	0	2	0	1
23 Nelson Cruz, R (1, 10) OBP: 0.366, SLG: 0.575	C SI 91 B SI 92 B SL 83 C SL 83 B SL 84 F FF 93 B SL 83 4-2 22 BB 20 1B **BB**		B SL 83 B SL 82 S SL 82 S SL 92 S SL 84 2-3 ② **K**	C SL 85 B FF 95 S FF 96 S CU 76 1-3 ③ **K**			F FF 95 B SI 94 B CH 87 B SI 93 X FF 96 3-1 **HR**	C SL 85 X CH 78 0-1 1-3 2-H 3-H **2B**	C FC 90 C FC 90 S FC 91 0-3 ③ **K**	5	1	2	3	1	3	6
20 Eddie Rosario, L (1, 7) OBP: 0.297, SLG: 0.517	B FF 92 C SL 83 F SL 83 F FF 92 D SL 85 X SI 93 2-2 22 BB 1-2 **1B**		B SI 93 F SL 83 F SL 84 F FF 92 D CH 87 F FF 94 F SL 84 F FF 94 S FF 93 2-3 ③ **K**		X KC 84 0-0 ① **P6**		F CH 87 S FF 95 B KC 84 F KC 84 F FF 95 X FF 95 1-2 9 1B 22 1B **1B**	F FF 94 X CH 86 0-1 ① **P5**		5	0	2	0	0	1	3
22 Miguel Sanó, R (1, 5) OBP: 0.341, SLG: 0.608	D SL 85 B SL 83 S SL 84 B SL 84 F SI 93 B SI 92 4-2 1-2 2-3 **BB**			F SI 89 F SI 91 B SL 83 B SL 83 X SL 82 2-2 **HR**	C SI 96 F FF 96 B KC 83 B SI 96 B SI 96 F FF 96 C KC 84 3-3 ② **K**		B FF 95 F SI 94 S SI 94 F KC 81 X SI 94 1-2 9 1B 1-2 **1B**	F FF 95 F FF 96 C SL 84 0-3 ② **K**		4	1	2	1	1	2	2
9 Marwin Gonzalez, S (1, 9) OBP: 0.331, SLG: 0.431	X FF 94 0-0 ③ **G3**			S SL 82 S SL 82 H SL 84 1-2 16 1B 26 1B **HBP**	B KC 84 C CH 89 X SL 93 1-1 ③ **B1-3**		B SL 86 C SL 84 F FF 95 F SL 85 X FF 96 1-2 1-2 2-3 **1B**	F SL 85 X SL 84 0-1 ③ **F7**		4	1	1	0	0	0	5
16 Jonathan Schoop, R (1, 4) OBP: 0.309, SLG: 0.482			B FF 92 B SI 90 C SI 89 B SL 82 F FF 91 F SI 92 C SL 82 3-3 ① **K**	B SL 83 F SI 90 X SI 91 1-1 26 1B 1-2 **1B**		C FF 96 X KC 83 0-1 13 G4-3 **1B**	C SL 86 F SL 86 F FF 97 F FF 96 D SL 87 S SL 85 1-3 ② **K**		B FF 95 F FF 95 F FC 92 F FF 94 X KC 82 1-2 26 2B **1B**	5	1	3	0	0	2	3
15 Jason Castro, L (1, 2) OBP: 0.350, SLG: 0.549 18 Mitch Garver, R (7, PH) OBP: 0.394, SLG: 0.664 (8, 2)			B CU 79 X FF 93 1-0 ② **G4-3**	B SL 81 C CU 80 X FF 93 1-1 ① **F7**		C KC 83 B FF 95 C SI 95 1 SAFE X KC 82 1-2 ① **F7**	C SL 85 S SL 86 F SL 85 D SL 85 X SL 84 1-2 ③ **F9**		B FC 93 C FC 91 B FC 91 X FF 94 3-1 ① **F9**	3 2	0 0	0 0	0 0	0 0	0 0	3 4
13 Ehire Adrianza, S (1, 3) OBP: 0.370, SLG: 0.402			C FF 93 F CH 86 B FF 92 F SL 84 F FF 93 B SL 84 F CH 86 F FF 94 F FF 93 2-2 ③ **G4-3**	C SL 81 F SL 84 D SL 84 F FF 93 F SL 85 B SL 82 B FF 92 S SL 83 3-3 ② **K**		F SI 89 1 SAFE X CH 89 0-1 ② **G4-3** 1-2		B FF 89 C FF 90 B CH 77 B CH 78 B FF 91 4-1 11 1B 26 1B 23 2B **BB**	B FF 95 B FF 95 F FF 95 F CH 87 F FF 95 F FF 96 F CH 88 F FC 92 S FF 95 2-3 ② **K**	4	1	0	0	1	2	4
Inning Stats	R: 0 E: 0 K: 1 S: 15 H: 1 LOB: 3 BB: 2 P: 27		R: 0 E: 0 K: 1 S: 13 H: 0 LOB: 0 BB: 0 P: 19	R: 0 E: 0 K: 2 S: 16 H: 1 LOB: 1 BB: 0 P: 23	R: 2 E: 0 K: 2 S: 18 H: 3 LOB: 3 BB: 1 P: 27	R: 0 E: 0 K: 1 S: 7 H: 0 LOB: 0 BB: 0 P: 11	R: 0 E: 0 K: 1 S: 10 H: 1 LOB: 1 BB: 0 P: 12	R: 1 E: 0 K: 1 S: 25 H: 4 LOB: 3 BB: 0 P: 33	R: 2 E: 0 K: 1 S: 12 H: 3 LOB: 2 BB: 1 P: 19	R: 1 E: 0 K: 2 S: 21 H: 2 LOB: 2 BB: 1 P: 31	1B: 10 2B: 3 3B: 0 HR: 2 SF: 0 SAC: 0 DP: 0 HBP: 1						

PITCHER		IP	WLS	BF	H	R	ER	SO	BB	IBB	HBP	BLK	WP	HR	S	P	ERA	WHIP
65 Jakob Junis, R ERA: 5.33	(1, 1)	3.2		20	5	2	2	5	2	1	1	0	0	1	59	92	4.91	1.909
58 Scott Barlow, R ERA: 5.29	(4, 1)	0.1		1	0	0	0	1	0	0	0	0	0	0	3	4	0.00	0.000
28 Jorge López, R ERA: 6.68	(5, 1)	2.1	W	11	4	1	1	2	0	0	0	0	0	1	29	40	3.86	1.714
40 Jake Diekman, L ERA: 4.5	(7, 1)	0.2	H	3	1	0	0	1	0	0	0	0	0	0	13	16	0.00	1.500
26 Brad Boxberger, R ERA: 5.54	(8, 1)	0.0		4	3	2	2	0	1	0	0	0	0	0	5	12	∞	∞

PITCHER		IP	WLS	BF	H	R	ER	SO	BB	IBB	HBP	BLK	WP	HR	S	P	ERA	WHIP
43 Wily Peralta, R ERA: 4.35	(8, 1)	1.0	H	3	0	0	0	1	0	0	0	0	0	0	7	7	0.00	0.000
31 Ian Kennedy, R ERA: 3.86	(9, 1)	1.0	S	6	2	1	1	2	1	0	0	0	0	0	21	31	9.00	3.000

BOTTOM

Kansas City Royals @ Minnesota Twins

Target Field, Minneapolis, MN

Sun Jun 16 2019, 1:15 PM - 5:14 PM CDT

Att. 38,886 - Partly Cloudy - 69 F

livebaseballscorecards.com

AB	42
R	6
H	15
RBI	6
BB	5
SO	12
LOB	32

WP: 0 PA: 48
PB: 0
SB: 0
CS: 0

Boston Red Sox @ Minnesota Twins

Target Field, Minneapolis, MN

Mon Jun 17 2019, 7:12 PM - 9:53 PM CDT

Att. 27,970 - Partly Cloudy - 71 F

livebaseballscorecards.com

Batter	1	2	3	4	5	6	7	8	9	AB	R	H	RBI	BB	SO	LOB
50 Mookie Betts, R (1, 9) OBP: 0.385, SLG: 0.453	C FF 94 B FF 95 B CH 84 F FF 95 F SV 84 X SV 84 2-2 16 1B 28 1B 1B		C SI 95 B CH 85 X CH 84 1-1 ② L8			C SV 84 X CH 82 0-1 ② G4-3		1 SAFE 1 SAFE B SV 84 B SI 94 S SI 94 F CH 84 1 SAFE B SI 93 F CH 85 3-3 C SI 95 K 1-2		4	1	1	0	0	1	1
16 Andrew Benintendi, L (1, 7) OBP: 0.351, SLG: 0.426	1 SAFE B FF 93 B SV 80 S FF 93 1 SAFE M FF 94 1 SAFE X SV 81 2-2 ① 1-3 1B		S SV 83 F FF 94 B SI 95 S SI 95 1-3 ③ K			B SV 82 B CH 83 S FF 94 B SV 82 S SI 94 X SV 84 3-2 ③ F9			C FS 80 B FF 92 X FS 80 1-1 ① L7	4	0	1	0	0	1	0
28 J.D. Martinez, R (1, 10) OBP: 0.378, SLG: 0.562	B SI 94 C FF 94 B SI 94 X SV 82 2-1 3-H 1B			F SI 94 X SI 94 0-1 ① F9			C FF 94 X CH 84 0-1 ① F8		X CU 76 0-0 2 2B 2B	4	1	2	1	0	0	0
11 Rafael Devers, L (1, 5) OBP: 0.357, SLG: 0.495	F FF 94 X FF 94 0-1 ② P6			B SI 94 B CH 85 F SI 95 S CH 85 S FF 95 2-3 ② K			S FF 94 S FF 94 X CH 83 0-2 ② L9		C FS 81 F FS 81 X FF 93 0-2 ② F7	4	0	0	0	0	1	2
2 Xander Bogaerts, R (1, 6) OBP: 0.392, SLG: 0.539	B FF 93 C SV 81 B SI 93 X SI 94 2-1 ③ G4-3			C SI 95 X FF 94 0-1 ③ G6-3			C FF 94 C SV 83 X CH 81 0-2 1B		F FF 93 X FF 93 0-2 2-H 2B	4	0	2	1	0	0	1
12 Brock Holt, L (1, 4) OBP: 0.364, SLG: 0.391		C SI 92 X SI 92 0-1 ① L8			C SI 93 B SI 92 S SV 83 F FF 95 S SV 83 1-3 ① K		F SI 93 B FF 93 C SV 82 F FF 95 1 SAFE X SI 93 1-2 ③ G6-3		B FF 94 C FS 81 C CU 77 B FS 81 B FS 80 X FF 92 3-2 ③ G3-1	4	0	0	0	0	1	2
23 Michael Chavis, R (1, 3) OBP: 0.344, SLG: 0.472		C SI 94 F SI 92 S FF 96 0-3 ② K			F CH 83 S CH 76 F FF 94 C SI 94 0-3 ② K			B FF 93 X SI 92 1-0 19 FC4-6 1B		3	0	1	0	0	2	0
19 Jackie Bradley Jr., L (1, 8) OBP: 0.304, SLG: 0.370		B FF 94 C FF 93 F SV 82 X CH 84 1-2 ③ G3			F SV 83 B FF 94 S FF 94 F SI 94 F FF 94 F CH 84 F SI 94 S SV 77 1-3 ③ K			S FF 93 B FF 93 X CH 82 1-1 ① FC4-6 50 S 1-2f		3	0	0	0	0	1	1
3 Sandy León, S (1, 2) OBP: 0.284, SLG: 0.319			F FF 93 C CH 82 B FF 94 S FF 95 1-3 ① K			C SV 82 S FF 93 F SV 84 F FF 95 S CH 84 0-3 ① K		1 SAFE F SV 81 1 SAFE B FF 93 F CH 82 S FF 94 1-3 ② K		3	0	0	0	0	3	1

Inning Stats	1	2	3	4	5	6	7	8	9
	R: 1 E: 0 K: 0 S: 13	R: 0 E: 0 K: 1 S: 8	R: 0 E: 0 K: 2 S: 8	R: 0 E: 0 K: 1 S: 7	R: 0 E: 0 K: 3 S: 15	R: 0 E: 0 K: 1 S: 10	R: 0 E: 0 K: 0 S: 12	R: 0 E: 0 K: 2 S: 10	R: 1 E: 0 K: 0 S: 12
	H: 3 LOB: 1 BB: 0 P: 21	H: 0 LOB: 0 BB: 0 P: 9	H: 0 LOB: 0 BB: 0 P: 11	H: 0 LOB: 0 BB: 0 P: 9	H: 0 LOB: 0 BB: 0 P: 17	H: 0 LOB: 0 BB: 0 P: 13	H: 1 LOB: 1 BB: 0 P: 13	H: 1 LOB: 1 BB: 0 P: 16	H: 2 LOB: 1 BB: 0 P: 16

1B: 5 SF: 0
2B: 2 SAC: 0
3B: 0 DP: 0
HR: 0 HBP: 0

WP: 0 PA: 33
PB: 0
SB: 1
CS: 0

	AB	33
	R	2
	H	7
	RBI	2
	BB	0
	SO	10
	LOB	8

PITCHER		IP	WLS	BF	H	R	ER	SO	BB	IBB	HBP	BLK	WP	HR	S	P	ERA	WHIP
17 José Berríos, R ERA: 2.86	(1, 1)	8.0	L	28	5	1	1	10	0	0	0	0	0	0	83	109	1.12	0.625
38 Blake Parker, R ERA: 4.44	(9, 1)	1.0		5	2	1	1	0	0	0	0	0	0	0	12	16	9.00	2.000

PITCHER		IP	WLS	BF	H	R	ER	SO	BB	IBB	HBP	BLK	WP	HR	S	P	ERA	WHIP

BOTTOM

Boston Red Sox @ Minnesota Twins

Target Field, Minneapolis, MN

Mon Jun 17 2019, 7:12 PM - 9:53 PM CDT

Att. 27,970 - Partly Cloudy - 71 F

livebaseballscorecards.com

Batter	1	2	3	4	5	6	7	8	9	AB	R	H	RBI	BB	SO	LOB
26 Max Kepler, L (1, 8) OBP: 0.356, SLG: 0.553	X FF 90 0-0 ① P5		C SL 86 B FF 91 B SL 86 F FF 92 S FF 92 2-3 ③ K			B SI 87 F FF 91 F FF 91 X FF 93 1-2 ② G3		F CU 82 B CU 82 C FC 94 F CU 82 B CU 83 F FC 95 B FC 96 F CU 83 B CU 84 4-2 11 SH1-4 1-2 BB		3	0	0	0	1	1	0
11 Jorge Polanco, S (1, 6) OBP: 0.394, SLG: 0.555	C SI 90 C FF 91 F FF 92 B SL 87 F FF 92 X FF 92 1-2 ② G4-3			B CU 76 C SL 84 B CU 75 F FF 90 F SL 86 X FF 91 2-2 ① P5		C SI 87 F SL 85 F FF 92 B CU 78 X CU 73 1-2 1B		B FC 94 X FC 95 1-0 ① SH1-4 1-2 2-3		3	0	1	0	0	0	0
23 Nelson Cruz, R (1, 10) OBP: 0.364, SLG: 0.573	X SI 91 0-0 2B			F FF 92 B FF 91 C FF 90 B SL 84 B SL 84 F SL 84 F SI 90 X SL 84 3-2 ② G1-3		D CU 74 S SL 84 B FF 92 S CU 76 B CU 73 S FF 91 3-3 ③ K		F FC 95 F CU 82 X FC 95 0-2 ② FC1-2-5 3-H		4	0	1	0	0	1	3
20 Eddie Rosario, L (1, 7) OBP: 0.293, SLG: 0.509	B SL 86 X SI 87 1-0 ③ F7			B SI 89 X SL 85 1-0 ③ F9			B SI 86 T SI 86 B CU 75 F SI 90 X FF 92 2-2 ① G4-3	B FC 94 B CU 84 S CU 81 X CU 82 2-1 ③ G3		4	0	0	0	0	0	3
24 C.J. Cron, R (1, 3) OBP: 0.335, SLG: 0.536		C SL 83 X FF 90 0-1 ① F9			X SL 84 0-0 1B		B CU 76 C FF 91 F SI 90 X FF 91 1-2 2B		B FF 96 C FF 96 X SL 86 1-1 ① F7	4	0	2	0	0	0	0
9 Marwin Gonzalez, S (1, 9) OBP: 0.325, SLG: 0.424		F SI 91 F SL 86 C FF 92 0-3 ② K			F CU 75 F SL 84 S FF 92 0-3 ① K		X FF 90 0-0 ② F7		S CH 86 B CH 88 X CH 87 1-1 ② G4-3	4	0	0	0	0	2	2
22 Miguel Sanó, R (1, 5) OBP: 0.337, SLG: 0.585		B SL 86 S SL 84 F SI 91 S CU 75 1-3 ③ K			X SL 83 0-0 ② P6		C FF 91 F CU 74 D CU 76 B CU 75 B FF 91 F FF 91 F FF 92 D SL 85 4-2 BB		C FF 97 C FF 96 B SL 87 B FF 97 S FF 98 2-3 ③ K	3	0	0	0	1	2	1
15 Jason Castro, L (1, 2) OBP: 0.342, SLG: 0.533			C FF 90 B SL 86 F SL 85 S FF 91 1-3 ① K		S FF 91 C FF 92 F FF 93 T FF 91 0-2 ③ K		F FF 91 X FF 91 0-1 ③ F7			3	0	0	0	0	2	3
16 Jonathan Schoop, R (1, 4) OBP: 0.309, SLG: 0.480			F SI 90 F FF 90 S CU 75 0-3 ② K2-3			B CU 74 B FF 91 X FF 91 2-0 ① P3		B CU 82 X FC 93 1-0 11 SH1-4 26 BB 23 FC1-2-5 1B		3	0	1	0	0	1	0

	AB	31
	R	0
	H	5
	RBI	0
	BB	2
	SO	9
	LOB	12

Inning Stats	1	2	3	4	5	6	7	8	9
	R: 0 E: 0 K: 0 S: 8 H: 1 LOB: 1 BB: 0 P: 10	R: 0 E: 0 K: 2 S: 8 H: 0 LOB: 0 BB: 0 P: 9	R: 0 E: 0 K: 3 S: 9 H: 0 LOB: 0 BB: 0 P: 12	R: 0 E: 0 K: 0 S: 10 H: 0 LOB: 0 BB: 0 P: 16	R: 0 E: 0 K: 2 S: 9 H: 1 LOB: 1 BB: 0 P: 9	R: 0 E: 0 K: 1 S: 11 H: 1 LOB: 1 BB: 0 P: 18	R: 0 E: 0 K: 0 S: 13 H: 1 LOB: 2 BB: 1 P: 20	R: 0 E: 0 K: 0 S: 12 H: 1 LOB: 2 BB: 1 P: 20	R: 0 E: 0 K: 1 S: 7 H: 0 LOB: 0 BB: 0 P: 11

	1B: 3	SF: 0	WP: 0	PA: 34
	2B: 2	SAC: 1	PB: 0	
	3B: 0	DP: 0	SB: 0	
	HR: 0	HBP: 0	CS: 0	

PITCHER		IP	WLS	BF	H	R	ER	SO	BB	IBB	HBP	BLK	WP	HR	S	P	ERA	WHIP
22 Rick Porcello, R ERA: 4.31	(1, 1)	7.0	W	26	4	0	0	8	1	0	0	0	0	0	68	94	0.00	0.714
54 Colten Brewer, R ERA: 4.35	(8, 1)	1.0	H	5	1	0	0	0	1	0	0	0	0	0	12	20	0.00	2.000
70 Ryan Brasier, R ERA: 3.64	(9, 1)	1.0	S	3	0	0	0	1	0	0	0	0	0	0	7	11	0.00	0.000

PITCHER	IP	WLS	BF	H	R	ER	SO	BB	IBB	HBP	BLK	WP	HR	S	P	ERA	WHIP

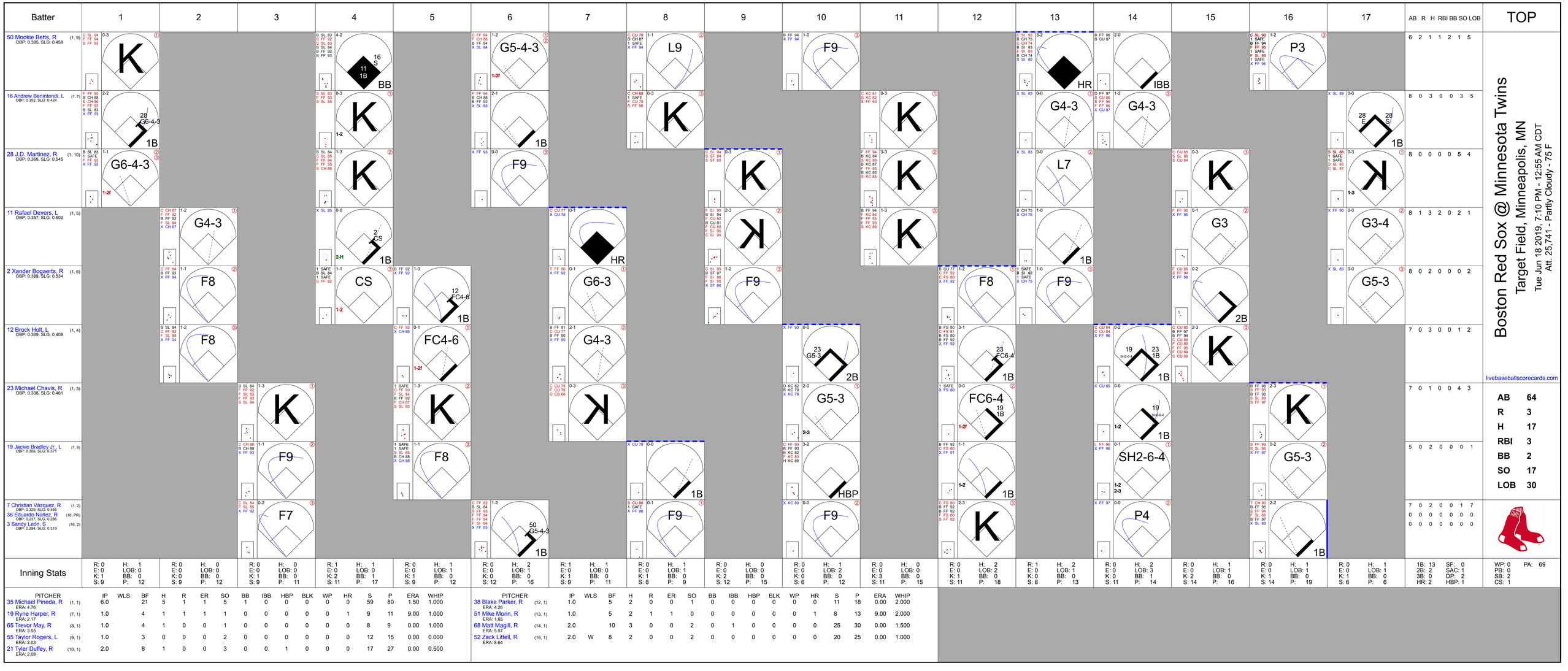
Batter
1
2
3
4
5
6
7
8
9
10
11
12
13
14
15
16
17
AB R H RBI BB SO LOB
TOP
50 Mookie Betts, R (1, 9) OBP: 0.385, SLG: 0.458
16 Andrew Benintendi, L (1, 7) OBP: 0.352, SLG: 0.424
28 J.D. Martinez, R (1, 10) OBP: 0.368, SLG: 0.545
11 Rafael Devers, L (1, 5) OBP: 0.357, SLG: 0.502
2 Xander Bogaerts, R (1, 6) OBP: 0.389, SLG: 0.534
12 Brock Holt, L (1, 4) OBP: 0.369, SLG: 0.408
23 Michael Chavis, R (1, 3) OBP: 0.338, SLG: 0.461
19 Jackie Bradley Jr., L (1, 8) OBP: 0.308, SLG: 0.371
7 Christian Vázquez, R (1, 2) OBP: 0.329, SLG: 0.465
36 Eduardo Núñez, R (16, PR) OBP: 0.237, SLG: 0.286
3 Sandy León, S (16, 2) OBP: 0.284, SLG: 0.319
Inning Stats
Boston Red Sox @ Minnesota Twins
Target Field, Minneapolis, MN
Tue Jun 18 2019, 7:10 PM - 12:55 AM CDT
Att: 25,741 - Partly Cloudy - 75 F
livebaseballscorecards.com
AB 64
R 3
H 17
RBI 3
BB 2
SO 17
LOB 30
1B: 13 SF: 0
2B: 2 SAC: 1
3B: 0 DP: 2
HR: 2 HBP: 1
WP: 0 PA: 69
PB: 0
SB: 2
CS: 1
PITCHER IP WLS BF H R ER SO BB IBB HBP BLK WP HR S P ERA WHIP
35 Michael Pineda, R (1, 1) ERA: 4.76 6.0 21 5 1 1 5 1 0 0 0 0 0 0 2 0 0 1 59 80 1.50 1.000
19 Ryne Harper, R (7, 1) ERA: 2.17 1.0 4 1 1 1 1 0 0 0 0 0 1 0 9 11 9.00 1.000
65 Trevor May, R (8, 1) ERA: 3.55 1.0 4 1 0 0 1 0 0 0 0 0 0 0 8 9 0.00 1.000
55 Taylor Rogers, L (9, 1) ERA: 2.03 1.0 3 0 0 0 2 0 0 0 0 0 0 0 12 15 0.00 0.000
21 Tyler Duffey, R (10, 1) ERA: 2.08 2.0 8 1 0 0 3 0 0 1 0 0 0 0 17 27 0.00 0.500
PITCHER IP WLS BF H R ER SO BB IBB HBP BLK WP HR S P ERA WHIP
38 Blake Parker, R (12, 1) ERA: 4.26 1.0 5 2 0 0 1 0 0 0 0 0 0 0 11 18 0.00 2.000
51 Mike Morin, R (13, 1) ERA: 1.65 1.0 5 2 1 1 0 0 0 0 0 0 1 0 8 13 9.00 2.000
68 Matt Magill, R (14, 1) ERA: 5.57 2.0 10 3 0 0 2 0 1 0 0 0 0 0 25 30 0.00 1.500
52 Zack Littell, R (16, 1) ERA: 8.64 2.0 W 8 2 0 0 2 0 0 0 0 0 0 0 20 25 0.00 1.000

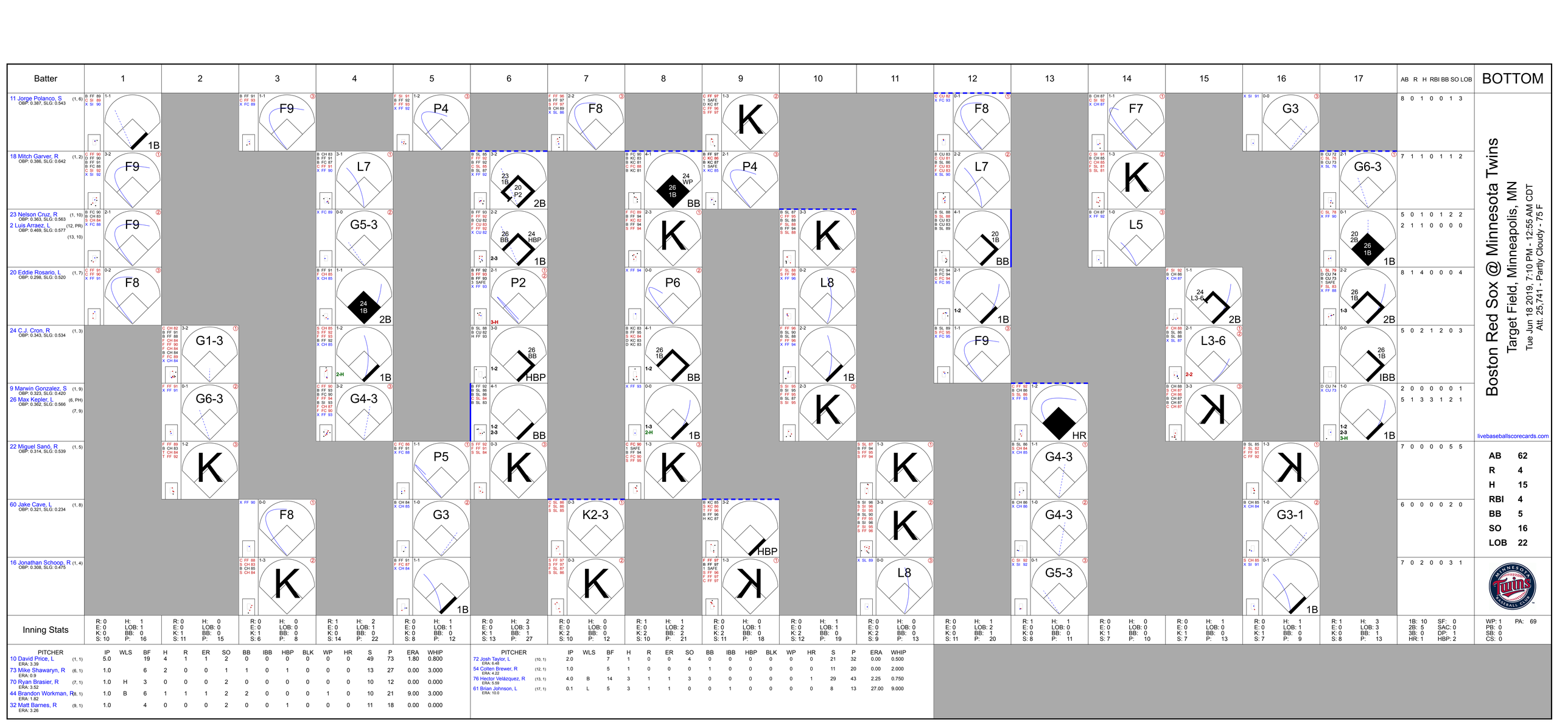
Batter
1
2
3
4
5
6
7
8
9
10
11
12
13
14
15
16
17
AB R H RBI BB SO LOB
BOTTOM
11 Jorge Polanco, S (1, 6)
OBP: 0.387, SLG: 0.543
8 0 1 0 0 1 3
18 Mitch Garver, R (1, 2)
OBP: 0.386, SLG: 0.642
7 1 1 0 1 1 2
23 Nelson Cruz, R (1, 10)
OBP: 0.363, SLG: 0.563
2 Luis Arraez, L (12, PR) (13, 10)
OBP: 0.469, SLG: 0.577
5 0 1 0 1 2 2
2 1 1 0 0 0 0
20 Eddie Rosario, L (1, 7)
OBP: 0.298, SLG: 0.520
8 1 4 0 0 0 4
24 C.J. Cron, R (1, 3)
OBP: 0.343, SLG: 0.534
5 0 2 1 2 0 3
9 Marwin Gonzalez, S (1, 9)
OBP: 0.323, SLG: 0.420
26 Max Kepler, L (6, PH) (7, 9)
OBP: 0.362, SLG: 0.566
2 0 0 0 0 0 1
5 1 3 3 1 2 1
22 Miguel Sanó, R (1, 5)
OBP: 0.314, SLG: 0.539
7 0 0 0 0 5 5
60 Jake Cave, L (1, 8)
OBP: 0.321, SLG: 0.234
6 0 0 0 0 2 0
16 Jonathan Schoop, R (1, 4)
OBP: 0.308, SLG: 0.475
7 0 2 0 0 3 1
Boston Red Sox @ Minnesota Twins
Target Field, Minneapolis, MN
Tue Jun 18 2019, 7:10 PM - 12:55 AM CDT
Att. 25,741 - Partly Cloudy - 75 F
livebaseballscorecards.com
AB 62
R 4
H 15
RBI 4
BB 5
SO 16
LOB 22
Inning Stats
R: 0 E: 0 K: 0 S: 10 H: 1 LOB: 1 BB: 0 P: 16
R: 0 E: 0 K: 1 S: 11 H: 0 LOB: 0 BB: 0 P: 15
R: 0 E: 0 K: 1 S: 6 H: 0 LOB: 0 BB: 0 P: 8
R: 1 E: 0 K: 0 S: 14 H: 2 LOB: 1 BB: 0 P: 22
R: 0 E: 0 K: 1 S: 8 H: 1 LOB: 1 BB: 0 P: 12
R: 0 E: 0 K: 1 S: 13 H: 2 LOB: 3 BB: 1 P: 27
R: 0 E: 0 K: 2 S: 10 H: 0 LOB: 0 BB: 0 P: 12
R: 1 E: 0 K: 2 S: 10 H: 1 LOB: 2 BB: 2 P: 21
R: 0 E: 0 K: 2 S: 11 H: 0 LOB: 1 BB: 0 P: 18
R: 0 E: 0 K: 2 S: 12 H: 1 LOB: 1 BB: 0 P: 19
R: 0 E: 0 K: 2 S: 9 H: 0 LOB: 0 BB: 0 P: 13
R: 0 E: 0 K: 0 S: 11 H: 1 LOB: 2 BB: 1 P: 20
R: 1 E: 0 K: 0 S: 8 H: 1 LOB: 0 BB: 0 P: 11
R: 0 E: 0 K: 1 S: 7 H: 0 LOB: 0 BB: 0 P: 10
R: 0 E: 0 K: 1 S: 7 H: 1 LOB: 0 BB: 0 P: 13
R: 0 E: 0 K: 1 S: 7 H: 1 LOB: 1 BB: 0 P: 9
R: 1 E: 0 K: 0 S: 8 H: 3 LOB: 3 BB: 1 P: 13
1B: 10 2B: 5 3B: 0 HR: 1 SF: 0 SAC: 0 DP: 1 HBP: 2
WP: 1 PB: 0 SB: 0 CS: 0 PA: 69
PITCHER IP WLS BF H R ER SO BB IBB HBP BLK WP HR S P ERA WHIP
10 David Price, L (1, 1) ERA: 3.39 5.0 19 4 1 1 2 0 0 0 0 0 0 49 73 1.80 0.800
73 Mike Shawaryn, R (6, 1) ERA: 0.9 1.0 6 2 0 0 1 1 0 1 0 0 0 13 27 0.00 3.000
70 Ryan Brasier, R (7, 1) ERA: 3.62 1.0 H 3 0 0 0 2 0 0 0 0 0 0 10 12 0.00 0.000
44 Brandon Workman, R (8, 1) ERA: 1.82 1.0 B 6 1 1 1 2 2 0 0 0 1 0 10 21 9.00 3.000
32 Matt Barnes, R (9, 1) ERA: 3.26 1.0 4 0 0 0 2 0 0 1 0 0 0 11 18 0.00 0.000
PITCHER IP WLS BF H R ER SO BB IBB HBP BLK WP HR S P ERA WHIP
72 Josh Taylor, L (10, 1) ERA: 6.48 2.0 7 1 0 0 4 0 0 0 0 0 0 21 32 0.00 0.500
54 Colten Brewer, R (12, 1) ERA: 4.22 1.0 5 1 0 0 1 0 0 0 0 0 0 11 20 0.00 2.000
76 Hector Velázquez, R (13, 1) ERA: 5.59 4.0 B 14 3 1 1 3 0 0 0 0 0 1 29 43 2.25 0.750
61 Brian Johnson, L (17, 1) ERA: 10.0 0.1 L 5 3 1 1 0 0 1 0 0 0 0 0 8 13 27.00 9.000

Batter	1	2	3	4	5	6	7	8	9	AB	R	H	RBI	BB	SO	LOB
50 Mookie Betts, R (1, 10) OBP: 0.387, SLG: 0.464	B SI 94 X SI 93 1-0 ① G6-3	C SI 94 B CH 86 F SL 85 B SI 95 X SL 85 2-2 1-2 2-3 3-H 1B		1 SAFE B SL 85 B SI 94 B SI 95 B SI 95 4-0 1-2 BB	C CU 76 F FF 90 D CS 72 B CU 79 S CS 72 2-3 ③ K			B SL 83 C SI 96 X SL 84 1-1 16 2B 3B	C SI 94 X SL 83 0-1 ③ G6-3	5	1	2	1	1	1	3
16 Andrew Benintendi, L (1, 7) OBP: 0.352, SLG: 0.425	S FF 94 B SL 84 X SL 85 1-1 ② P4	B FF 95 F FF 95 X FF 94 1-1 ② P5		F FF 94 F FF 93 D CU 81 B FF 94 X CH 85 2-2 ③ G3-1		B SI 96 B SI 95 B SI 95 B SI 96 4-0 28 G6-4-3 BB		B SI 94 X SI 93 1-0 28 1B 3-H 2B		4	1	1	1	1	0	5
28 J.D. Martinez, R (1, 9) OBP: 0.368, SLG: 0.540	C SL 85 B FF 96 B SI 95 X CU 82 2-1 ③ G5-3	S SL 85 D SL 85 B SI 95 X SI 95 2-1 ③ G4-3			C CU 80 S CH 86 B SL 85 B CU 82 B SI 94 B SI 94 4-2 11 1B 2 2B BB	C SL 84 C SI 97 X SL 84 0-2 ① ② G6-4-3 1-2f		B SL 85 C SI 95 F SI 95 F SI 96 X SL 84 1-2 36 2B 12 BB 2-H 1B		4	2	1	1	1	0	4
11 Rafael Devers, L (1, 5) OBP: 0.360, SLG: 0.503 36 Eduardo Núñez, R (5, PR) OBP: 0.248, SLG: 0.313 (5, 5)		B FF 93 B FF 93 X SI 91 2-0 2 BB 12 1B 1B	X SL 83 0-0 ① F9		B FF 95 X CH 86 1-0 2 2B 12 SF8 1-2 1B	B SL 84 B SI 97 X SI 96 2-0 2B		B SI 95 C SL 83 B SL 83 X SL 84 2-1 12 BB 1-3 2B		3 2	1 1	2 2	0 0	0 0	0 0	0 0
2 Xander Bogaerts, R (1, 6) OBP: 0.392, SLG: 0.536		C SI 93 S SL 83 F CU 79 D CU 79 1 SAFE B SI 94 B SI 93 B SI 94 4-2 12 1B 23 1B 1-2 BB	C SI 93 S CU 81 0-3 ② K		B SL 85 S SL 84 B SI 94 S CU 82 F CU 82 D CU 82 X CU 81 3-2 12 SF8 1-3 2-H 23 1B 2B	B SI 94 B SI 95 C SI 95 S SL 85 X SL 83 2-2 ③ G6-3		B SI 94 B SI 85 B SI 94 B SI 95 4-0 12 BB BB		3	2	1	1	2	1	1
12 Brock Holt, L (1, 4) OBP: 0.382, SLG: 0.410		C CU 80 B FF 92 X SI 94 1-1 19 BB 23 1B 50 1B 1-2 2-H 1B	X FF 95 0-0 ③ G6-3		B CU 81 S CU 82 D SI 92 D CH 85 C SI 93 X SL 84 3-2 ① SF8 2-3 3-H		B SI 94 B SI 95 B SI 94 C SI 95 C CH 84 B SL 84 4-2 23 G4-3-6 BB	C SL 85 B CH 84 B SL 84 C SI 94 F SI 96 F SL 86 B SI 96 F SI 96 F SI 96 4-2 B SI 96 1-2 2-3 3-H 23 G4-3 BB		2	1	1	3	2	0	0
23 Michael Chavis, R (1, 3) OBP: 0.339, SLG: 0.460		C SI 94 X SI 93 0-1 50 1B 19 BB 1-2 2-H 1B	S SI 93 B SI 92 F CH 86 B SI 93 S CU 82 2-3 ① K	C FF 94 X FF 94 0-1 3 BB 3-H 1B			S SL 84 X SI 94 0-1 ① ② G4-3-6 1-2f	B SI 95 X SL 85 1-0 ② ③ G4-3 1-2f		5	0	2	2	0	1	4
19 Jackie Bradley Jr., L (1, 8) OBP: 0.310, SLG: 0.366		C SI 93 D SL 85 D SL 84 F CH 86 B FF 94 B FF 94 4-2 50 1B 1-2 2-3 BB	B FF 95 B SL 85 B FF 94 B SI 93 4-0 50 BB BB	X CU 77 0-0 ② F9			C SI 96 C SL 84 S SI 96 0-3 ③ K		B SL 84 B SI 94 F SI 93 X SI 93 2-1 ① L7	3	0	0	0	2	1	2
3 Sandy León, S (1, 2) OBP: 0.279, SLG: 0.303		B CH 86 F FF 95 B FF 94 F CH 87 S SL 85 2-3 ① K	1 SAFE X SI 93 0-0 ② F8	B FF 90 C CU 74 B CU 78 B FF 89 F FF 89 B CU 76 4-2 1-2 BB				B SI 94 C SL 84 S CH 84 S SL 84 1-3 ① K	C SL 83 B CH 84 B CH 83 X SI 93 2-1 ② F8	4	0	0	0	1	2	4
Inning Stats	R: 0 E: 0 K: 0 S: 5 H: 0 LOB: 0 BB: 0 P: 9	R: 3 E: 0 K: 1 S: 20 H: 4 LOB: 3 BB: 2 P: 38	R: 0 E: 0 K: 1 S: 5 H: 0 LOB: 0 BB: 0 P: 5	R: 0 E: 0 K: 1 S: 7 H: 0 LOB: 2 BB: 2 P: 19	R: 3 E: 0 K: 1 S: 18 H: 3 LOB: 3 BB: 2 P: 35	R: 0 E: 0 K: 0 S: 7 H: 1 LOB: 1 BB: 1 P: 15	R: 0 E: 0 K: 1 S: 7 H: 0 LOB: 0 BB: 1 P: 11	R: 3 E: 0 K: 1 S: 19 H: 4 LOB: 2 BB: 2 P: 34	R: 0 E: 0 K: 0 S: 6 H: 0 LOB: 0 BB: 0 P: 10	1B: 7 2B: 4 3B: 1 HR: 0 SF: 1 SAC: 0 DP: 3 HBP: 0						

PITCHER	IP	WLS	BF	H	R	ER	SO	BB	IBB	HBP	BLK	WP	HR	S	P	ERA	WHIP
44 Kyle Gibson, R (1, 1) ERA: 4.18	4.1	L	25	7	6	6	3	5	0	0	0	0	0	49	94	12.46	2.769
19 Ryne Harper, R (5, 1) ERA: 2.12	0.2		3	0	0	0	1	1	0	0	0	0	0	6	12	0.00	1.500
71 Sean Poppen, R (6, 1) ERA: 6.75	4.0		18	5	3	3	2	4	0	0	0	0	0	39	70	6.75	2.250

PITCHER	IP	WLS	BF	H	R	ER	SO	BB	IBB	HBP	BLK	WP	HR	S	P	ERA	WHIP

TOP

Boston Red Sox @ Minnesota Twins

Target Field, Minneapolis, MN

Wed Jun 19 2019, 7:11 PM - 10:33 PM CDT

Att. 31,835 - Partly Cloudy - 76 F

livebaseballscorecards.com

AB	35
R	9
H	12
RBI	9
BB	10
SO	6
LOB	23

Batter	1	2	3	4	5	6	7	8	9	AB	R	H	RBI	BB	SO	LOB
26 Max Kepler, L (1, 9) OBP: 0.359, SLG: 0.570	C FF 92 B SI 92 F FF 93 B FF 93 X SL 88 2-2 ① P3	S CH 88 C FF 93 S CH 89 0-3 ③ K		F FF 92 F CH 88 F SL 87 X SL 86 0-2 HR		C SI 94 S SI 94 B CH 89 S CH 90 1-3 ③ K			S FC 92 B SL 86 B SL 87 X FF 93 2-1 ① G4-3	5	1	1	1	0	2	2
24 C.J. Cron, R (1, 3) OBP: 0.341, SLG: 0.527	B FC 90 B FC 90 X FF 94 2-0 23 2B 1B		S CH 88 B FC 90 X CH 89 1-1 ① G1-3	X CH 90 0-0 ② G4-3			C FC 90 B FF 94 S FF 94 X FF 94 1-2 ① G6-3		B FC 92 X SI 95 1-0 ② G5-3	5	0	1	0	0	0	0
23 Nelson Cruz, R (1, 10) OBP: 0.364, SLG: 0.561	B CH 88 X FF 94 1-0 ② 20 1B 1-H 2B		B FC 91 B FF 95 B FC 91 B FF 95 4-0 22 BB 2 1B BB	B CH 89 B CH 89 F FC 92 C FF 95 X CH 89 2-2 ③ G5-3			B CH 89 B CH 89 F FC 91 C FF 95 B CH 89 C FC 89 3-3 ② K		B FF 93 S SL 87 B SL 88 F SI 95 B FC 92 S FC 93 3-3 ③ K	4	2	1	0	1	2	0
20 Eddie Rosario, L (1, 7) OBP: 0.301, SLG: 0.519	F FF 95 C FF 95 X FF 95 0-2 3-H 1B		F CH 89 S SI 93 S FC 86 0-3 ② K		F CH 85 B CH 86 F SI 91 X FF 93 1-2 2 G4-3 1B		B CH 90 B SI 94 F CH 89 X FF 96 2-1 ③ G6-3			4	0	2	1	0	1	1
22 Miguel Sanó, R (1, 5) OBP: 0.311, SLG: 0.522	S FF 94 B FF 94 F FF 94 S FF 94 1-3 ③ K		C FF 94 B FF 94 F FF 94 B CH 88 B FC 90 F SI 95 B SI 94 4-2 2 1B 1-2 BB		C FF 93 B FF 93 B FF 93 F CH 88 B FF 92 1 SAFE S FF 93 3-3 ① K			B FF 96 B FF 97 B FF 98 C FF 98 X FF 98 3-1 ① G6-3		3	0	0	0	1	2	2
2 Luis Arraez, L (1, 6) OBP: 0.500, SLG: 0.571		B SI 92 B FF 92 C FF 92 B FF 94 B FF 93 4-1 64 1B BB	F CH 89 B SI 93 X FF 94 1-1 1-2 2-H 1B		X SI 92 0-0 ② G4-3 1-2			C FF 98 B FF 97 B KC 87 F FF 98 F FF 98 B KC 86 4-2 60 FC3-6 BB		2	0	1	1	2	0	1
60 Jake Cave, L (1, 8) OBP: 0.300, SLG: 0.216		F FF 92 B SI 92 F SI 92 S CH 86 1-3 ① K	S CH 89 F CH 89 C SI 94 0-3 ③ K		B FF 93 S CH 88 F SI 93 S FF 94 1-3 ③ K			B KC 84 S KC 85 C KC 87 X KC 86 1-2 ② FC3-6 64 1B 1-2f		4	0	0	0	0	3	5
64 Willians Astudillo, R (1, 4) OBP: 0.288, SLG: 0.397		X CH 88 0-0 1-2 1B		X FF 93 0-0 HR		B CH 87 X FF 93 1-0 ① F9		F KC 86 D KC 87 X KC 87 1-1 1-2 1B		4	1	3	1	0	0	0
15 Jason Castro, L (1, 2) OBP: 0.331, SLG: 0.514		C FF 94 B FF 95 F SI 93 F CH 88 X FF 94 1-2 ② F7		B CH 88 F FF 94 X SI 92 1-1 ① L5		S CH 88 C FF 95 B FF 94 X FF 94 1-2 ② F8		B FF 98 C FF 97 X FF 97 1-1 ③ F7		4	0	0	0	0	0	4
Inning Stats	R: 1 H: 3 E: 0 LOB: 1 K: 1 BB: 0 S: 11 P: 17	R: 0 H: 1 E: 0 LOB: 2 K: 2 BB: 1 S: 12 P: 18	R: 1 H: 1 E: 0 LOB: 2 K: 2 BB: 2 S: 13 P: 23	R: 2 H: 2 E: 0 LOB: 0 K: 0 BB: 0 S: 11 P: 14	R: 0 H: 1 E: 0 LOB: 1 K: 2 BB: 0 S: 10 P: 15	R: 0 H: 0 E: 0 LOB: 0 K: 1 BB: 0 S: 7 P: 10	R: 0 H: 0 E: 0 LOB: 0 K: 1 BB: 0 S: 8 P: 14	R: 0 H: 1 E: 0 LOB: 2 K: 0 BB: 1 S: 12 P: 22	R: 0 H: 0 E: 0 LOB: 0 K: 1 BB: 0 S: 6 P: 12	1B: 6 SF: 0 2B: 1 SAC: 0 3B: 0 DP: 0 HR: 2 HBP: 0						

PITCHER		IP	WLS	BF	H	R	ER	SO	BB	IBB	HBP	BLK	WP	HR	S	P	ERA	WHIP
57 Eduardo Rodriguez, L ERA: 4.71	(1, 1)	7.0	W	31	8	4	4	9	3	0	0	0	0	2	72	111	5.14	1.571
32 Matt Barnes, R ERA: 3.16	(8, 1)	1.0		5	1	0	0	0	1	0	0	0	0	0	12	22	0.00	2.000
64 Marcus Walden, R ERA: 2.43	(9, 1)	1.0		3	0	0	0	1	0	0	0	0	0	0	6	12	0.00	0.000

PITCHER	IP	WLS	BF	H	R	ER	SO	BB	IBB	HBP	BLK	WP	HR	S	P	ERA	WHIP

BOTTOM

Boston Red Sox @ Minnesota Twins

Target Field, Minneapolis, MN

Wed Jun 19 2019, 7:11 PM - 10:33 PM CDT

Att. 31,835 - Partly Cloudy - 76 F

livebaseballscorecards.com

AB	35
R	4
H	9
RBI	4
BB	4
SO	10
LOB	15

1B: 6	SF: 0	WP: 0	PA: 39
2B: 1	SAC: 0	PB: 0	
3B: 0	DP: 0	SB: 0	
HR: 2	HBP: 0	CS: 0	

Minnesota Twins @ Kansas City Royals

Kauffman Stadium, Kansas City, MO

Thu Jun 20 2019, 7:15 PM - 9:52 PM CDT

Att. 22,683 - Clear - 87 F

TOP

livebaseballscorecards.com

Batter	1	2	3	4	5	6	7	8	9	AB	R	H	RBI	BB	SO	LOB
26 Max Kepler, L (1, 8) OBP: 0.355, SLG: 0.562	B FF 90 F FF 90 X FF 92 1-1 ① G4-3		F FF 94 C FF 92 X CU 79 0-2 ② G1-3		X CH 85 0-0 ② F9			C SL 85 F SL 84 X FF 95 0-2 ① L8		4	0	0	0	0	0	1
11 Jorge Polanco, S (1, 10) OBP: 0.386, SLG: 0.549	B FF 92 B FF 92 C FF 92 B CH 85 X FF 93 3-1 ③ HR		B CH 84 X CH 85 1-0 ③ L7		C FF 93 D CH 86 B FF 93 B CH 85 X FF 94 3-1 ③ G5-3			F FF 96 F CH 91 B FF 95 S FF 96 1-3 ② K		4	1	1	1	0	1	1
18 Mitch Garver, R (1, 2) OBP: 0.378, SLG: 0.627 22 Miguel Sanó, R (7, 5) OBP: 0.308, SLG: 0.516	C FF 93 X CU 78 0-1 ② G5-3			F FF 92 B FF 91 F CH 84 B CH 84 F FF 95 B CU 78 X FF 95 3-2 ① G5-3		B CU 76 C CH 84 X FF 94 1-1 ① F9		C FF 95 C FF 95 B FF 96 B SI 95 S SL 85 2-3 ③ K		3 1	0 0	0 0	0 0	0 0	0 1	0 0
20 Eddie Rosario, L (1, 7) OBP: 0.297, SLG: 0.512	C SL 78 C FF 93 X FF 93 0-2 ③ F7			X CH 85 0-0 ② F8		C CH 85 X CH 84 0-1 ② G3-1			X FF 94 0-0 ① G4-3	4	0	0	0	0	0	0
24 C.J. Cron, R (1, 3) OBP: 0.347, SLG: 0.528		B FF 91 C FF 91 B FF 90 B FF 89 B FF 93 4-1 2 FC5-6 BB		C FF 94 C FF 94 X FF 95 0-2 2 1B 1B		C FF 94 B FF 92 F FF 92 X CU 80 1-2 1B			C FF 94 X FC 92 0-1 ② L8	3	0	2	0	1	0	0
2 Luis Arraez, L (1, 6) OBP: 0.475, SLG: 0.531		B CU 77 C FF 92 C FF 91 X CH 86 1-2 ① FC5-6 1-2f		B FF 93 F CH 84 B CH 86 C FF 93 D CU 79 X FF 92 3-2 1-3 1B		C FF 93 F CU 78 B FF 94 C CH 86 1-3 ③ K			C FF 96 B FF 95 B FF 96 F FF 95 X FF 96 2-2 ③ F7	4	0	1	0	0	1	2
16 Jonathan Schoop, R (1, 4) OBP: 0.305, SLG: 0.469		1 SAFE F CU 78 F FF 91 X FF 92 0-2 ② P5		F CH 85 B CU 78 S FF 92 F FF 92 D CU 79 D CU 78 S CH 85 3-3 ③ K			X FF 94 0-0 ① P4			3	0	0	0	0	1	3
60 Jake Cave, L (1, 9) OBP: 0.286, SLG: 0.204		B FF 91 X FF 93 1-0 ③ L7			C FF 92 B CU 77 C CU 76 F CU 79 B FF 95 F CH 84 S FF 96 2-3 ① K		B FF 94 F FF 94 X CU 80 1-1 ② G6-3			3	0	0	0	0	1	1
64 Willians Astudillo, R (1, 5) (7, 2) OBP: 0.289, SLG: 0.395			X FF 94 0-0 ① L9		C FF 93 X CU 80 0-1 1B		B CU 78 X CH 86 1-0 ③ G6-3			3	0	1	0	0	0	0
Inning Stats	R: 1 H: 1 E: 0 LOB: 0 K: 0 BB: 0 S: 9 P: 13	R: 0 H: 0 E: 0 LOB: 1 K: 0 BB: 1 S: 8 P: 14	R: 0 H: 0 E: 0 LOB: 0 K: 0 BB: 0 S: 5 P: 6	R: 0 H: 2 E: 0 LOB: 2 K: 1 BB: 0 S: 15 P: 24	R: 0 H: 1 E: 0 LOB: 1 K: 1 BB: 0 S: 10 P: 15	R: 0 H: 1 E: 0 LOB: 1 K: 1 BB: 0 S: 10 P: 13	R: 0 H: 0 E: 0 LOB: 0 K: 0 BB: 0 S: 4 P: 6	R: 0 H: 0 E: 0 LOB: 0 K: 2 BB: 0 S: 9 P: 12	R: 0 H: 0 E: 0 LOB: 0 K: 0 BB: 0 S: 6 P: 8	1B: 4 SF: 0 2B: 0 SAC: 0 3B: 0 DP: 0 HR: 1 HBP: 0						

	AB	32
	R	1
	H	5
	RBI	1
	BB	1
	SO	5
	LOB	8

WP: 0 PA: 33
PB: 0
SB: 0
CS: 0

PITCHER		IP	WLS	BF	H	R	ER	SO	BB	IBB	HBP	BLK	WP	HR	S	P	ERA	WHIP
57 Glenn Sparkman, R ERA: 3.62	(1, 1)	7.0	W	27	5	1	1	3	1	0	0	0	0	1	61	91	1.29	0.857
40 Jake Diekman, L ERA: 4.22	(8, 1)	1.0	H	3	0	0	0	2	0	0	0	0	0	0	9	12	0.00	0.000
31 Ian Kennedy, R ERA: 3.6	(9, 1)	1.0	S	3	0	0	0	0	0	0	0	0	0	0	6	8	0.00	0.000

PITCHER	IP	WLS	BF	H	R	ER	SO	BB	IBB	HBP	BLK	WP	HR	S	P	ERA	WHIP

Batter	1	2	3	4	5	6	7	8	9	AB	R	H	RBI	BB	SO	LOB
15 Whit Merrifield, R (1, 9) OBP: 0.346, SLG: 0.502	B FF 92 B FF 93 C FF 92 F FF 93 F FF 94 X FF 93 2-2 1 1B 4 2B 2B	C CU 76 B FC 88 C FC 84 B FC 86 B FC 86 S FC 86 3-3 ③ K		1 SAFE C FC 88 1 SAFE F FC 88 B FC 87 S FF 94 1-3 ② K 1-2			X SI 93 0-0 ② G5-3			4	1	1	0	0	2	2
1 Nicky Lopez, L (1, 4) OBP: 0.274, SLG: 0.326	L FF 93 X FF 94 0-1 4 2B 2-3 1B		C CU 75 B FF 92 F FS 86 X FF 93 1-2 4 FC4-6 1B	C FS 85 X FS 85 0-1 ③ G4-3			B SI 93 C SI 92 F SI 93 F SI 93 F SI 94 F FF 90 B CU 81 X SI 94 2-2 E4			4	1	2	0	0	0	2
4 Alex Gordon, L (1, 7) OBP: 0.340, SLG: 0.445	F FF 94 B FF 94 B FS 84 F FF 94 F FF 95 F FF 94 1 SAFE B FF 94 X FF 93 3-2 19 FC1-4-5 1-H 3-H 2B		1 SAFE D FS 85 X FS 85 1-0 ① FC4-6 12 BB 1-2f		C SI 92 F CU 80 X SL 87 0-2 ① G3-1		B SI 93 1 SAFE 1 SAFE C SI 92 X SI 92 1-1 ③ G4-3			4	0	1	2	0	0	2
12 Jorge Soler, R (1, 10) OBP: 0.309, SLG: 0.523 0 Terrance Gore, R (8, PR) OBP: 0.347, SLG: 0.341 (9, 10)	B FC 85 C FC 85 C FC 85 B FF 93 X FC 86 2-2 ① L4		B FC 88 1 SAFE F FC 82 B FC 88 F FC 86 D FS 85 1 SAFE B FC 87 4-2 19 G5-4-3 1-2 BB		B SL 83 F SI 93 C SL 85 B SL 86 X SI 93 2-2 19 G6-4-3 1B			B SI 91 X SI 91 1-0 9 S 19 S 9 L4-5 1B		3 0	0 0	2 0	0 0	1 0	0 0	1 0
19 Cheslor Cuthbert, R (1, 5) OBP: 0.311, SLG: 0.451	C FC 85 S FC 86 B FF 94 F FF 94 B FF 93 F FC 86 D FS 85 X FF 94 3-2 ② FC1-4-5 9 1B 2-3		C FC 88 B FC 88 T FF 93 B FF 93 F FC 88 X FS 86 2-2 ②③ G5-4-3 1-2f		F SI 92 F SI 93 X SL 86 0-2 ②③ G6-4-3 1-2f			1 SAFE C SI 91 C SL 82 B FF 93 1 SAFE 1 SAFE F SI 93 S SL 84 1-3 ① K 1-2		4	1	0	0	0	1	5
9 Lucas Duda, L (1, 3) OBP: 0.260, SLG: 0.274	C FF 94 B FF 94 X FF 93 1-1 1B 3-H			C FS 84 S FF 93 B FS 85 F FS 85 B FF 93 F FF 94 X FF 94 2-2 2 SH3 16 2B 1B		B SI 92 B CH 83 X SI 91 2-0 ① P5		C SI 92 S SL 85 X SI 93 0-2 ②③ L4-5 2-3		4	1	2	1	0	0	2
2 Humberto Arteaga, R (1, 6)	F FC 87 X FC 86 0-1 ③ F9			X FF 93 0-0 ① SH3 1-2		B SI 92 S SL 86 X SL 86 1-1 E5 16 G6-4-3				2	0	0	0	0	0	1
16 Martín Maldonado, R (1, 2) OBP: 0.290, SLG: 0.312		C FC 84 B FC 85 X FF 92 1-1 ① G4-3		B FC 87 X FC 86 1-0 6 1B 2-H 2B		C SI 92 1 SAFE X SI 93 0-1 ②③ G6-4-3 1-2f				3	0	1	1	0	0	1
6 Billy Hamilton, S (1, 8) OBP: 0.303, SLG: 0.279		F FF 93 X FF 93 0-1 ② F7		X FF 94 0-0 15 S 2-3 1B			X SI 90 0-0 ① L9			3	0	1	0	0	0	0
Inning Stats	R: 3 E: 1 K: 0 S: 23 H: 4 LOB: 1 BB: 0 P: 34	R: 0 E: 0 K: 1 S: 7 H: 0 LOB: 0 BB: 0 P: 11	R: 0 E: 0 K: 0 S: 10 H: 1 LOB: 1 BB: 1 P: 18	R: 1 E: 0 K: 1 S: 13 H: 3 LOB: 2 BB: 0 P: 17	R: 0 E: 0 K: 0 S: 9 H: 1 LOB: 0 BB: 0 P: 11	R: 0 E: 1 K: 0 S: 5 H: 0 LOB: 0 BB: 0 P: 8	R: 0 E: 1 K: 0 S: 10 H: 0 LOB: 1 BB: 0 P: 13	R: 0 E: 0 K: 1 S: 8 H: 1 LOB: 1 BB: 0 P: 10		1B: 7 2B: 4 3B: 0 HR: 0 SF: 0 SAC: 1 DP: 4 HBP: 0				WP: 0 PB: 0 SB: 3 CS: 0 PA: 33		

PITCHER		IP	WLS	BF	H	R	ER	SO	BB	IBB	HBP	BLK	WP	HR	S	P	ERA	WHIP
12 Jake Odorizzi, R ERA: 2.58	(1, 1)	4.0	L	20	8	4	4	2	1	0	0	0	0	0	53	80	9.00	2.250
53 Kohl Stewart, R ERA: 4.5	(5, 1)	4.0		13	2	0	0	1	0	0	0	0	0	0	32	42	0.00	0.500

PITCHER	IP	WLS	BF	H	R	ER	SO	BB	IBB	HBP	BLK	WP	HR	S	P	ERA	WHIP

BOTTOM

Minnesota Twins @ Kansas City Royals

Kauffman Stadium, Kansas City, MO

Thu Jun 20 2019, 7:15 PM - 9:52 PM CDT

Att. 22,683 - Clear - 87 F

livebaseballscorecards.com

AB	31
R	4
H	10
RBI	4
BB	1
SO	3
LOB	16

TOP

Minnesota Twins @ Kansas City Royals

Kauffman Stadium, Kansas City, MO

Fri Jun 21 2019, 7:16 PM - 10:42 PM CDT

Att. 27,418 - Overcast - 80 F

livebaseballscorecards.com

Batter	1	2	3	4	5	6	7	8	9	AB	R	H	RBI	BB	SO	LOB
26 Max Kepler, L (1, 8) OBP: 0.355, SLG: 0.558	F FF 92 B FF 92 F CH 84 F FF 92 X FF 94 1-2 ① L8		F CH 83 B CH 87 C SL 82 X FF 93 1-2 ① F7		F FF 91 B SL 82 X SL 81 1-1 ① P4		B FF 96 S SI 96 F SI 96 X CU 78 1-2 23 WP 11 1B 23 1B 1B	F SL 84 B SL 84 B FF 94 X SL 84 2-1 11 FC1-2 23 FC1-2-5-1 1B 1-3 2-H		5	1	2	1	0	0	1
11 Jorge Polanco, S (1, 6) OBP: 0.386, SLG: 0.550	X FF 92 0-0 2B		C SI 92 F CH 86 F FF 92 B SL 85 B FF 93 C SL 82 2-3 ② K		C CH 85 S CH 86 B FF 92 S FF 92 1-3 ② K		B CU 80 F SI 95 F FF 94 1 SAFE X SL 86 1-2 23 WP 23 1B 1B 1-2	C KC 83 B CH 87 F FF 96 B KC 82 B SI 96 X KC 84 3-2 ① FC1-2 23 FC1-2-5-1 20 1B 2-3 3-H		5	2	2	0	0	2	4
23 Nelson Cruz, R (1, 10) OBP: 0.365, SLG: 0.554	B SL 82 X SI 92 1-0 ② L6		C FF 91 B SL 82 B SL 83 B SI 92 S SL 82 S SI 92 3-3 ③ K		B SL 82 1 SAFE B SL 82 C SL 82 D SI 90 B FF 90 4-1 20 1B 24 E BB 1-2		F SL 84 S SL 85 B SL 84 F CU 76 B SL 86 D SL 86 X FF 96 3-2 20 FC6 1B 1-H 2-H	B FF 96 B SI 95 S FF 96 F FF 96 F KC 83 F SI 96 X CH 89 2-2 ② FC1-2-5-1 20 1B 2-3 3-H		4	1	1	2	1	1	4
20 Eddie Rosario, L (1, 7) OBP: 0.302, SLG: 0.514	X CH 86 0-0 ③ G3			B FF 91 C FF 92 S FF 91 X FF 92 1-2 15 WP 24 G6-3 1B	X CH 86 0-0 24 S 1B 1-3 2-H		F FF 94 X FF 94 0-1 ① FC6 1-2f	X CH 88 0-0 24 FC6-4 1B 1-2 3-H		5	0	3	2	0	0	2
24 C.J. Cron, R (1, 3) OBP: 0.344, SLG: 0.534		C FF 91 B FF 91 S SL 81 B SI 92 B SI 91 X FF 92 3-2 HR		B SL 81 1 SAFE S SL 82 X SI 90 1-1 ① G6-3 1-2	B SL 82 X SI 91 1-0 ③ P3 1-2 3-H		B FF 94 C FF 92 C SL 82 1 SAFE S SL 82 1-3 ② K	F SI 96 B SI 95 F CH 90 D KC 83 X FF 96 2-2 ③ FC6-4 1-2f		5	1	1	1	0	1	5
15 Jason Castro, L (1, 2) OBP: 0.333, SLG: 0.504		C FF 92 F CH 85 B FF 92 F SL 83 X SL 84 1-2 ① F9		F CH 85 B CH 87 B FF 91 F SL 81 D SL 84 B CU 80 4-2 2-3 BB		X FF 89 0-0 16 FC5-4 1B	1 SAFE 1 SAFE B SL 80 1 SAFE 1 SAFE C SL 80 B FF 94 S FF 94 X CH 85 2-2 ③ G4-3		X FF 94 0-0 ① F7	4	0	1	0	1	0	1
22 Miguel Sanó, R (1, 5) OBP: 0.304, SLG: 0.531		B SL 82 F FF 91 F SI 92 T SI 93 1-2 ② K		F SI 92 B SL 82 S SI 92 B SI 93 S SL 83 2-3 ② K		B CU 79 C CU 80 C SI 91 C SI 91 1-3 ① K		B SL 86 C SL 86 B FF 96 F FF 97 B FF 98 X FF 97 3-2 HR	F SI 94 C SI 94 F KC 84 S SL 89 0-3 ② K	5	1	1	1	0	4	3
60 Jake Cave, L (1, 9) OBP: 0.288, SLG: 0.196 18 Mitch Garver, R (8, PH) OBP: 0.382, SLG: 0.627 64 Willians Astudillo, R (8, PR) OBP: 0.287, SLG: 0.392 (8, 9)		B CU 79 H SL 81 2-0 HBP		C CU 80 S SL 84 D SL 84 S SL 84 1-3 ③ K		S CU 80 S SL 82 S SL 84 0-3 ② K		B SL 84 B SL 84 B SI 94 C FF 95 C SI 95 B FF 95 4-2 16 1B 26 1B BB	F FF 95 F FF 96 X SI 95 0-2 ③ G6-3	2 0 1	0 0 1	0 0 1	0 0 0	0 1 0	2 0 0	3 0 0
16 Jonathan Schoop, R (1, 4) OBP: 0.308, SLG: 0.469		B SL 82 X SI 91 1-0 ③ G6-3			B CU 78 S CU 77 S CU 79 F SL 82 F SI 92 F FF 91 F SL 83 X SL 83 1-2 23 BB 20 1B 1B	S SL 82 D SL 84 X CU 81 1-1 ③ FC5-4 1-2f		B SL 83 C SL 84 X SL 83 1-1 26 1B 11 FC1-2 1-2 1B		4	1	2	0	0	0	2
Inning Stats	R: 0 E: 0 K: 0 S: 7 H: 1 LOB: 1 BB: 0 P: 9	R: 1 E: 0 K: 1 S: 11 H: 1 LOB: 1 BB: 0 P: 19	R: 0 E: 0 K: 2 S: 10 H: 0 LOB: 0 BB: 0 P: 16	R: 0 E: 0 K: 2 S: 13 H: 1 LOB: 2 BB: 1 P: 22	R: 2 E: 0 K: 1 S: 15 H: 2 LOB: 1 BB: 1 P: 23	R: 0 E: 0 K: 2 S: 9 H: 1 LOB: 1 BB: 0 P: 11	R: 2 E: 0 K: 1 S: 18 H: 3 LOB: 1 BB: 0 P: 26	R: 3 E: 0 K: 0 S: 21 H: 4 LOB: 2 BB: 1 P: 38	R: 0 E: 0 K: 1 S: 8 H: 0 LOB: 0 BB: 0 P: 8	1B: 10 2B: 1 3B: 0 HR: 2 SF: 0 SAC: 0 DP: 0 HBP: 1						

AB	40
R	8
H	13
RBI	7
BB	3
SO	10
LOB	25

WP: 2 PA: 44
PB: 0
SB: 1
CS: 0

PITCHER		IP	WLS	BF	H	R	ER	SO	BB	IBB	HBP	BLK	WP	HR	S	P	ERA	WHIP
65 Jakob Junis, R ERA: 5.18	(1, 1)	6.0		27	6	3	2	8	2	0	1	0	1	1	65	100	3.00	1.333
58 Scott Barlow, R ERA: 5.82	(7, 1)	0.0		3	3	2	2	0	0	0	0	0	1	0	10	15	∞	∞
43 Wily Peralta, R ERA: 4.22	(7, 1)	1.0	H	3	0	0	0	1	0	0	0	0	0	0	8	11	0.00	0.000
40 Jake Diekman, L ERA: 5.06	(8, 1)	0.0	L	4	3	3	3	0	1	0	0	0	0	1	9	19	∞	∞
28 Jorge López, R ERA: 6.44	(8, 1)	2.0		7	1	0	0	1	0	0	0	0	0	0	20	27	0.00	0.500

PITCHER	IP	WLS	BF	H	R	ER	SO	BB	IBB	HBP	BLK	WP	HR	S	P	ERA	WHIP

BOTTOM

Minnesota Twins @ Kansas City Royals

Kauffman Stadium, Kansas City, MO

Fri Jun 21 2019, 7:16 PM - 10:42 PM CDT

Att. 27,418 - Overcast - 80 F

livebaseballscorecards.com

Batter	1	2	3	4	5	6	7	8	9	AB	R	H	RBI	BB	SO	LOB
15 Whit Merrifield, R (1, 9) OBP: 0.347, SLG: 0.498	C SI 91 B CH 83 B CH 83 X SI 91 2-1 1 CS 1B	B CH 81 X FC 86 1-0 ② F8			B CH 82 B CH 82 B SI 92 B SI 92 4-0 1 HBP 19 HR BB		C FF 89 S CU 76 X CS 69 0-2 ① F7		C SI 96 F SI 95 X ST 84 0-2 E9 1 L1-3	4	1	1	0	1	0	0
1 Nicky Lopez, L (1, 4) OBP: 0.279, SLG: 0.318	F FF 92 B FC 86 B SI 93 B SI 92 C FF 93 B FF 92 4-2 ① 12 BB 19 2B 1-2 BB	C FC 86 X FF 92 0-1 ③ G6-3			B SI 93 1 SAFE C FC 84 1 SAFE T FC 87 H SI 94 2-2 19 HR 1-2 HBP		C CU 75 S FF 90 B CS 70 C FF 90 1-3 ② K		C SI 95 C CU 80 1 SAFE B CU 80 1 SAFE X CU 82 1-2 ②③ L1-3 1-1	3	2	0	0	1	1	1
17 Hunter Dozier, R (1, 5) OBP: 0.391, SLG: 0.577	C FC 86 F FF 93 X FF 92 0-2 ② F9		C FC 87 B CH 84 X FF 93 1-1 ① F8		B FC 88 S CH 84 D CH 84 F FC 88 S CH 85 2-3 ① K		B CU 76 S FF 90 X CU 76 1-1 ③ F9			4	0	0	0	0	1	3
12 Jorge Soler, R (1, 10) OBP: 0.312, SLG: 0.532	1 SAFE F FF 91 B SI 91 B SI 93 B CU 79 1 SAFE B SI 91 4-1 19 2B 2 E 1-2 BB		X FF 93 0-0 ② G6-3		B SI 93 F SI 94 F SI 94 B FC 87 S CH 86 2-3 ② K			B CU 74 X CU 74 1-0 HR		3	2	1	1	1	1	2
19 Cheslor Cuthbert, R (1, 3) OBP: 0.333, SLG: 0.520	X FF 92 0-0 2 E 16 1B 1-3 2-H 2B		C FC 87 B CH 84 X FC 88 1-1 ③ G6-3		B FC 87 C CH 83 X FC 90 1-1 1-H 2-H HR			F FF 89 C CU 76 B CS 70 B CU 75 F CS 68 X FF 90 2-2 2 SH2-4 1B		4	2	3	4	0	0	0
2 Humberto Arteaga, R (1, 6)	B CH 84 X CH 84 1-0 E6 16 1B 2-3 3-H			C SI 91 F CH 83 F FC 89 X CH 85 0-2 ① G1-3	B CH 84 B CH 83 F CH 83 X SI 93 2-1 ③ G3			X SI 93 0-0 ① SH2-4 1-2		3	0	0	0	0	0	1
16 Martín Maldonado, R (1, 2) OBP: 0.289, SLG: 0.311	C FC 87 B CH 83 D FC 89 X CH 84 2-1 1-3 3-H 1B			F FC 89 F FC 88 F CU 79 X CH 86 0-2 ② G6-3	C KC 79 F FF 93 B KC 85 F KC 73 X KC 87 1-2 ① L1-4			B CU 82 B SI 95 S CU 80 F CU 80 B CU 82 C SI 95 3-3 ② K		4	0	1	1	0	1	1
0 Terrance Gore, R (1, 7) OBP: 0.340, SLG: 0.333	C FF 92 X FF 92 0-1 ③ L8			B CU 76 X FC 86 1-0 6 S 1B	C KC 82 S KC 84 B KC 85 F FF 95 B KC 85 B FF 95 X FF 94 3-2 ② P3			B SI 94 X SI 94 1-0 ③ G6-3		4	0	1	0	0	0	3
6 Billy Hamilton, S (1, 8) OBP: 0.297, SLG: 0.274		S CH 89 X CH 83 0-1 ① G5-3		1 SAFE 1 SAFE F CH 82 F CH 83 B FC 88 X CH 85 1-2 ③ F7 1-2	B KC 82 B KC 83 F FF 94 C FF 93 F FF 94 B KC 83 X FF 93 3-2 ③ G3-1				B SI 94 C SI 94 B SI 95 C SI 95 X SI 96 2-2 ① G6-3	4	0	0	0	0	0	1

	AB	33
	R	7
	H	7
	RBI	6
	BB	3
	SO	4
	LOB	12

Inning Stats																				
	R: 3	H: 3	R: 0	H: 0	R: 0	H: 0	R: 0	H: 1	R: 3	H: 1	R: 0	H: 0	R: 0	H: 0	R: 1	H: 2	R: 0	H: 0	1B: 4	SF: 0	WP: 0	PA: 38
	E: 1	LOB: 2	E: 0	LOB: 0	E: 0	LOB: 0	E: 0	LOB: 1	E: 0	LOB: 0	E: 0	LOB: 0	E: 1	LOB: 1	E: 0	LOB: 1	E: 1	LOB: 0	2B: 2	SAC: 1	PB: 0	
	K: 0	BB: 2	K: 0	BB: 0	K: 0	BB: 0	K: 0	BB: 0	K: 2	BB: 1	K: 0	BB: 0	K: 1	BB: 0	K: 1	BB: 0	K: 0	BB: 0	3B: 0	DP: 1	SB: 1	
	S: 14	P: 27	S: 5	P: 6	S: 5	P: 7	S: 12	P: 14	S: 12	P: 25	S: 12	P: 19	S: 8	P: 10	S: 10	P: 17	S: 9	P: 12	HR: 2	HBP: 1	CS: 1	

PITCHER		IP	WLS	BF	H	R	ER	SO	BB	IBB	HBP	BLK	WP	HR	S	P	ERA	WHIP
33 Martín Pérez, L ERA: 4.28	(1, 1)	5.0		24	5	6	4	2	3	0	1	0	0	1	48	79	7.20	1.600
21 Tyler Duffey, R ERA: 1.99	(6, 1)	1.0		3	0	0	0	0	0	0	0	0	0	0	12	19	0.00	0.000
19 Ryne Harper, R ERA: 2.35	(7, 1)	1.0	W	5	2	1	1	1	0	0	0	0	0	1	13	18	9.00	2.000
55 Taylor Rogers, L ERA: 1.91	(8, 1)	2.0	S	6	0	0	0	1	0	0	0	0	0	0	14	21	0.00	0.000

PITCHER	IP	WLS	BF	H	R	ER	SO	BB	IBB	HBP	BLK	WP	HR	S	P	ERA	WHIP

Batter	1	2	3	4	5	6	7	8	9	10	AB	R	H	RBI	BB	SO	LOB
11 Jorge Polanco, S (1, 6) OBP: 0.383, SLG: 0.544	B FF 92 X FF 91 1-0 L7 ①		B SL 81 C FF 91 F CH 82 X SL 84 1-2 24 1B 1B		1 SAFE 1 SAFE X FF 93 0-0 L7 ①			C CH 84 X FF 92 0-1 L8 ①		B SL 80 B SL 79 F FF 93 X FF 94 2-1 F7 ①	5	0	1	0	0	0	3
24 C.J. Cron, R (1, 3) OBP: 0.349, SLG: 0.547	B FF 92 X SL 85 1-0 F8 ②		F FF 91 X FF 92 0-1 1-2 1B		B SL 86 X CH 83 1-0 G6-4-3 ②③ 1-2f			F FF 93 X SL 84 0-1 HR		D SL 83 C SL 81 S SL 83 F FF 94 X SL 84 1-2 20 2B 1-3 2-H 1B	5	1	3	2	0	0	1
23 Nelson Cruz, R (1, 10) OBP: 0.361, SLG: 0.543	F FF 93 B SL 86 S CH 82 B SL 83 B CH 84 B SL 85 4-2 BB		D SL 84 C CH 84 C SI 92 B SL 82 C FF 92 2-3 K ①			S SL 84 S CH 82 B CU 74 F SL 85 B FF 93 F FF 92 B SL 84 S FF 92 3-3 K ①		B SI 94 F CH 84 B FF 93 B CH 82 X FF 94 3-1 G6-3 ②		T SL 82 F FF 94 T CH 85 0-2 K ②	4	0	0	0	1	3	4
20 Eddie Rosario, L (1, 7) OBP: 0.300, SLG: 0.512	C FF 92 X SL 83 0-1 G3 ③		X SL 83 0-0 P4 ②			B SL 84 S SL 84 S FF 93 F SL 84 B SL 85 S FF 95 2-3 K ②		F SL 83 B FF 94 X FF 93 1-1 L8 ③		B FF 94 X CH 84 1-0 1-3 3-H 2B	5	0	1	1	0	1	3
64 Willians Astudillo, R (1, 2) OBP: 0.276, SLG: 0.376		X FF 90 0-0 L8 ① B FF 89 X SL 82 1-0 P3 ② B SL 82 B FF 91 X FF 91 2-0 HR C FF 92 B SL 82 B SL 81 B FF 92 B FF 92 4-1 BB C FF 92 B SL 83 B CH 83 F FF 92 B SL 82 C SL 81 3-3 K ③	F SL 83 S SL 85 X SL 84 0-2 F9 ③			B SL 85 F CH 83 X SL 85 1-1 G6-3 ③			B FC 92 F FC 89 B FC 91 B FF 94 X FF 94 3-1 L7 ① X FF 94 0-0 L8 ② C FF 94 B FF 92 X FF 93 1-1 F9 ③	X SL 83 0-0 F8 ③ B FF 92 B FF 93 C FF 93 F SL 80 F CH 83 X FF 95 2-2 60 HBP 24 1B 1B	5 4 4 3	0 0 1 1	0 0 1 1	0 0 0 0	0 0 0 0	0 0 0 0	4 0 0 0
22 Miguel Sanó, R (1, 5) OBP: 0.302, SLG: 0.549				B SL 83 B FF 90 X FF 91 2-0 F8 ① F SL 84 X SL 85 0-1 F7 ② X FF 93 0-0 F8 ③	X FF 91 0-0 24 G6-4-3 1B		X FF 91 0-0 F7 ① C SL 83 C FF 91 B CH 84 F SL 83 B SL 84 B CH 84 X SL 81 3-2 P5 ②	C SL 82 X SL 80 0-1 HR		1 SAFE H SL 81 1-0 24 1B 20 2B 1-2 HBP	4 3 3	1 1 2	1 1 2	1 1 1	0 0 0	0 0 1	0 0 1
2 Luis Arraez, L (1, 4) OBP: 0.477, SLG: 0.514							B FF 93 C FF 92 X SL 83 1-1 P5 ③										
60 Jake Cave, L (1, 9) OBP: 0.314, SLG: 0.271																	
Inning Stats	R: 0 H: 0 E: 0 LOB: 1 K: 0 BB: 1 S: 6 P: 12	R: 1 H: 1 E: 0 LOB: 1 K: 1 BB: 1 S: 7 P: 17	R: 0 H: 2 E: 0 LOB: 2 K: 1 BB: 0 S: 12 P: 15	R: 0 H: 0 E: 0 LOB: 0 K: 0 BB: 0 S: 4 P: 6	R: 0 H: 1 E: 0 LOB: 0 K: 0 BB: 0 S: 3 P: 4	R: 0 H: 0 E: 0 LOB: 0 K: 2 BB: 0 S: 11 P: 17	R: 0 H: 0 E: 0 LOB: 0 K: 0 BB: 0 S: 7 P: 11	R: 2 H: 2 E: 0 LOB: 0 K: 0 BB: 0 S: 10 P: 14	R: 0 H: 0 E: 0 LOB: 0 K: 0 BB: 0 S: 5 P: 9	R: 2 H: 3 E: 0 LOB: 2 K: 1 BB: 0 S: 15 P: 22	1B: 5 SF: 0 2B: 1 SAC: 0 3B: 0 DP: 1 HR: 3 HBP: 1						

PITCHER		IP	WLS	BF	H	R	ER	SO	BB	IBB	HBP	BLK	WP	HR	S	P	ERA	WHIP
41 Danny Duffy, L ERA: 4.48	(1, 1)	8.0		31	6	3	3	4	2	0	0	0	0	3	60	96	3.38	1.000
31 Ian Kennedy, R ERA: 3.48	(9, 1)	1.0		3	0	0	0	0	0	0	0	0	0	0	5	9	0.00	0.000
43 Wily Peralta, R ERA: 4.64	(10, 1)	1.0	L	7	3	2	2	1	0	0	1	0	0	0	15	22	18.00	3.000

PITCHER	IP	WLS	BF	H	R	ER	SO	BB	IBB	HBP	BLK	WP	HR	S	P	ERA	WHIP

TOP

Minnesota Twins @ Kansas City Royals

Kauffman Stadium, Kansas City, MO

Sat Jun 22 2019, 1:15 PM - 4:11 PM CDT

Att. 28,504 - Partly Cloudy - 88 F

livebaseballscorecards.com

AB	38
R	5
H	9
RBI	5
BB	2
SO	5
LOB	16

WP: 0	PA: 41		
PB: 0			
SB: 0			
CS: 0			

Minnesota Twins @ Kansas City Royals

Kauffman Stadium, Kansas City, MO

Sat Jun 22 2019, 1:15 PM - 4:11 PM CDT

Att. 28,504 - Partly Cloudy - 88 F

livebaseballscorecards.com

Batter	1	2	3	4	5	6	7	8	9	10	AB	R	H	RBI	BB	SO	LOB
15 Whit Merrifield, R (1, 8) (10, 4) OBP: 0.348, SLG: 0.498	X FF 93 0-0 1 1B 4 G3-2 2B		X SI 92 0-0 ③ G5-3			C SV 80 X CH 80 0-1 ② G6-3		B SI 92 C CU 78 B SI 93 C SI 93 T CU 81 2-2 ① K	0-0 IBB		4	0	1	0	1	1	2
1 Nicky Lopez, L (1, 4) (10, 6) OBP: 0.283, SLG: 0.321	X FF 92 0-0 4 G3-2 2-3 1B			C FF 92 B FF 91 B FF 92 X CH 82 2-1 ① G3		B SI 93 X CH 81 1-0 1B		B SI 93 C SI 93 S CU 81 X CU 80 1-2 ② F8	B FF 95 F CH 88 D CU 80 F FF 96 B FF 96 X FF 95 3-2 ③ L7		5	0	2	0	0	0	4
4 Alex Gordon, L (1, 7) OBP: 0.341, SLG: 0.446	F FF 91 B FF 92 X CH 83 1-1 ① ② G3-2 1-3 3-Hf			F SI 93 X FF 93 0-1 ② F7		1 SAFE B SI 91 1 SAFE X SI 92 1-0 ③ F7		B SI 94 B CU 79 X SI 94 2-0 17 1B 1-3 2-H 2B		H CU 75 1-0 19 DI HBP	4	1	1	1	0	0	3
12 Jorge Soler, R (1, 9) OBP: 0.310, SLG: 0.524	C SV 81 X SI 92 0-1 ③ L3			B FF 94 X SV 82 1-0 ③ F9			C SI 95 B SI 92 B CH 84 B SI 92 X SV 82 3-1 ① F9	B CU 79 B CU 80 C SI 94 B CU 81 H CU 81 4-1 17 1B HBP		C FC 87 F FF 90 S FS 80 0-3 ① K	4	0	0	0	0	1	2
17 Hunter Dozier, R (1, 5) OBP: 0.396, SLG: 0.573		B SV 81 F SI 90 B FF 93 B CH 82 B SI 92 4-1 19 G5-4-3 BB			C FF 93 B FF 93 C SI 94 B FF 94 B SI 94 B SV 81 4-2 19 FC3-6 BB		C SV 80 B FF 94 B FF 94 C CH 84 F SI 95 F SV 79 X CH 78 2-2 ② L4	X SI 94 0-0 1-2 2-H 3-H 1B		S FS 79 S FS 80 S FS 80 0-3 ② K	3	0	1	2	2	1	1
19 Cheslor Cuthbert, R (1, 3) OBP: 0.325, SLG: 0.513		D SV 81 B SI 92 C SV 80 X SV 79 2-1 ① ② G5-4-3 1-2f			S SV 80 B FF 93 S CH 82 F FF 94 X SI 94 1-2 ① FC3-6 9 FC1-6 1-2f		C SI 94 B FF 93 S FF 93 B SI 95 B SV 81 X SV 81 3-2 2B	F SI 94 F CU 83 F SI 95 F ST 84 X ST 86 0-2 ③ G5-3		C FF 90 B FS 80 X FF 91 1-1 ③ P3 1-2	5	0	1	0	0	0	5
9 Lucas Duda, L (1, 10) OBP: 0.247, SLG: 0.258		B CH 82 C SV 79 F CH 83 F FF 94 S FF 93 1-3 ③ K			C CH 82 1 SAFE X CH 72 0-1 ② FC1-6 1-2f		B SI 90 X CH 80 1-0 ③ G6-3		B FF 95 B CH 86 X FF 94 2-0 ① L4		4	0	0	0	0	1	2
2 Humberto Arteaga, R (1, 6) 0 Terrance Gore, R (9, PR) (10, 8) OBP: 0.340, SLG: 0.333			S SV 80 F FF 92 S FF 94 0-3 ① K		C FF 93 B FF 93 X SI 90 1-1 ③ L9			B FF 90 X FF 91 1-0 36 WP 4 2B 1B	B CU 78 S FF 94 B FF 94 B FF 95 B FF 94 4-1 36 S BB		3 0	1 0	1 0	0 0	1 0	1 0	1 0
36 Cam Gallagher, R (1, 2) OBP: 0.232, SLG: 0.200			C FF 92 X SV 79 0-1 ② F9			C FF 92 S FF 92 B FF 94 F FF 94 B SV 82 C SI 94 2-3 ① K		B FF 91 C SV 79 B SV 80 B SI 91 B SI 92 4-1 4 2B 17 1B 1-2 BB	1 SAFE 1 SAFE C FF 95 1 SAFE 1 SAFE B FF 92 S FF 95 B FF 94 S FF 94 2-3 ② K 1-2		3	1	0	0	1	2	1
Inning Stats	R: 0 E: 0 K: 0 S: 6 H: 2 LOB: 1 BB: 0 P: 7	R: 0 E: 0 K: 1 S: 7 H: 0 LOB: 0 BB: 1 P: 14	R: 0 E: 0 K: 1 S: 6 H: 0 LOB: 0 BB: 0 P: 6	R: 0 E: 0 K: 0 S: 5 H: 0 LOB: 0 BB: 0 P: 8	R: 0 E: 0 K: 0 S: 10 H: 0 LOB: 1 BB: 1 P: 16	R: 0 E: 0 K: 1 S: 8 H: 1 LOB: 1 BB: 0 P: 12	R: 0 E: 0 K: 0 S: 11 H: 1 LOB: 1 BB: 0 P: 20	R: 3 E: 0 K: 1 S: 16 H: 3 LOB: 2 BB: 1 P: 30	R: 0 E: 0 K: 1 S: 8 H: 0 LOB: 2 BB: 2 P: 19	R: 0 E: 0 K: 2 S: 8 H: 0 LOB: 1 BB: 0 P: 10	1B: 4 2B: 4 3B: 0 HR: 0	SF: 0 SAC: 0 DP: 2 HBP: 2	WP: 1 PB: 0 SB: 1 CS: 0	PA: 42				

	AB	35
	R	3
	H	7
	RBI	3
	BB	5
	SO	7
	LOB	21

PITCHER		IP	WLS	BF	H	R	ER	SO	BB	IBB	HBP	BLK	WP	HR	S	P	ERA	WHIP
17 José Berríos, R ERA: 2.84	(1, 1)	7.0		27	5	2	2	3	3	0	0	0	1	0	55	90	2.57	1.143
55 Taylor Rogers, L ERA: 2.12	(8, 1)	1.0	B	6	2	1	1	1	0	0	1	0	0	0	14	23	9.00	2.000
65 Trevor May, R ERA: 3.42	(9, 1)	1.0	W	5	0	0	0	1	1	1	0	0	0	0	8	19	0.00	1.000
38 Blake Parker, R ERA: 4.1	(10, 1)	1.0	S	4	0	0	0	2	0	0	1	0	0	0	8	10	0.00	0.000

PITCHER	IP	WLS	BF	H	R	ER	SO	BB	IBB	HBP	BLK	WP	HR	S	P	ERA	WHIP

Minnesota Twins @ Kansas City Royals

Kauffman Stadium, Kansas City, MO

Sun Jun 23 2019, 1:19 PM - 4:28 PM CDT

Att. 21,257 - Cloudy - 68 F

TOP

livebaseballscorecards.com

Batter	1	2	3	4	5	6	7	8	9	AB	R	H	RBI	BB	SO	LOB
26 Max Kepler, L (1, 8) OBP: 0.351, SLG: 0.551	F FF 90 B SL 87 F FS 84 B FS 83 X FF 92 2-2 11 FC3-6 1B		C FS 85 S FS 84 B FS 84 B FS 83 F SL 88 B FF 92 X FF 93 3-2 2B		B FS 83 F SL 82 B FF 92 C FF 93 B SL 89 X FS 84 3-2 ① G3		S CH 79 D CH 78 C CH 79 F FF 87 F SL 84 1 SAFE S CH 77 1-3 ② K		B SI 90 F CH 84 X CH 84 1-1 ② G4-3	5	0	2	0	0	1	1
11 Jorge Polanco, S (1, 6) OBP: 0.383, SLG: 0.542	X FF 91 0-0 ① FC3-6 1-2f		X FF 92 0-0 ② F7		B FS 85 F FF 93 F FF 93 X FF 94 1-2 ② L7		C FF 88 D CH 79 C FF 90 X FF 91 1-2 23 HBP 1-2 1B		B SI 90 X SI 90 1-0 1B	5	0	2	0	0	0	2
23 Nelson Cruz, R (1, 10) OBP: 0.357, SLG: 0.531	C SL 85 D SL 86 X FF 91 1-1 ② F9		F FS 84 S SI 92 F FF 92 D FS 84 D FS 85 D FS 86 F KC 79 S FF 92 3-3 ③ K		B SL 90 B SL 88 F FS 89 S FF 93 X FF 94 2-2 ③ P3		B CU 85 H SI 90 2-0 20 FC6 HBP 1-2 2-3		C SI 90 F CH 83 D CH 84 X SI 88 1-2 ③ G5-3	4	0	0	0	0	1	3
20 Eddie Rosario, L (1, 7) OBP: 0.300, SLG: 0.518	B FS 84 B FS 82 X FF 91 2-0 ③ F9			C FF 92 B FF 93 F FS 84 X FS 85 1-2 HR		F FS 84 F FF 92 F FF 92 B SL 88 F FF 92 F KC 79 F B FF 93 B FF 94 3-3 ① K	B SI 91 B SI 91 F SI 91 X CH 84 2-1 ③ FC6 1-2f			4	1	1	1	0	1	4
24 C.J. Cron, R (1, 3) OBP: 0.344, SLG: 0.538		C FF 91 B SL 88 X SL 87 1-1 ① G1-3		B SL 88 F FF 93 B FF 91 B FS 80 X FF 91 3-1 ① G5-3		C FF 92 B FF 93 B SL 83 B FF 94 X FF 93 3-1 ② F9		X SI 90 0-0 ① G4-3		4	0	0	0	0	0	0
2 Luis Arraez, L (1, 4) OBP: 0.521, SLG: 0.590		C FF 92 C FS 84 B FS 84 F FF 92 B FF 93 X FS 83 2-2 1B		B KC 78 C FF 92 F FF 92 F FF 91 F FS 83 X SL 87 1-2 2B		F FF 91 C CU 76 B FF 91 X SL 82 1-2 1B		C SI 90 X SI 90 0-1 1B		4	0	4	0	0	0	0
22 Miguel Sanó, R (1, 5) OBP: 0.300, SLG: 0.533		B SL 87 D SL 87 S FS 83 S FF 92 F FF 92 S FS 84 2-3 ② K		B FS 83 B SL 86 F SL 87 B FF 92 B SI 92 4-1 BB		B SL 83 F FF 92 F FF 91 D CU 75 F FF 93 F SL 82 S FF 90 2-3 ③ K		C SI 90 C SI 91 B SI 91 S CH 84 2-3 ② K		3	0	0	0	1	3	3
15 Jason Castro, L (1, 2) OBP: 0.323, SLG: 0.487		F KC 78 B FF 92 1 SAFE T FF 92 S FF 92 1-3 ③ K		D FS 84 C FF 92 F SI 93 B FF 93 C FS 82 2-3 ② K			C FF 90 S FF 90 X FF 91 0-2 ① F9	S CH 84 B CH 84 X CH 84 1-1 ③ G3		4	0	0	0	0	2	4
60 Jake Cave, L (1, 9) OBP: 0.311, SLG: 0.258			C FF 90 X FS 85 0-1 ① G4-3	C KC 78 F FS 84 D FS 86 F FF 93 X SL 88 1-2 ③ G4-3			C SL 84 C CH 78 B CH 78 F FF 90 F CH 77 B SL 87 F FF 90 H CH 77 3-2 23 HBP 11 1B HBP		C SI 90 B CH 84 S SI 89 B SI 91 S SI 91 2-3 ① K	3	0	0	0	0	1	2
Inning Stats	R: 0 E: 0 K: 0 S: 7 H: 1 LOB: 1 BB: 0 P: 12	R: 0 E: 0 K: 2 S: 13 H: 1 LOB: 1 BB: 0 P: 19	R: 0 E: 0 K: 1 S: 12 H: 1 LOB: 1 BB: 0 P: 18	R: 1 E: 0 K: 1 S: 18 H: 2 LOB: 2 BB: 1 P: 30	R: 0 E: 0 K: 0 S: 9 H: 0 LOB: 0 BB: 0 P: 15	R: 0 E: 0 K: 2 S: 21 H: 1 LOB: 1 BB: 0 P: 30	R: 0 E: 0 K: 1 S: 18 H: 1 LOB: 3 BB: 0 P: 27	R: 0 E: 0 K: 1 S: 8 H: 1 LOB: 1 BB: 0 P: 11	R: 0 E: 0 K: 1 S: 9 H: 1 LOB: 1 BB: 0 P: 14	1B: 6 2B: 2 3B: 0 HR: 1 SF: 0 SAC: 0 DP: 0 HBP: 2						

	AB	36
	R	1
	H	9
	RBI	1
	BB	1
	SO	9
	LOB	19

WP: 0 PA: 39
PB: 0
SB: 0
CS: 0

PITCHER		IP	WLS	BF	H	R	ER	SO	BB	IBB	HBP	BLK	WP	HR	S	P	ERA	WHIP
21 Homer Bailey, R ERA: 4.61	(1, 1)	5.1	W	22	5	1	1	5	1	0	0	0	0	1	70	108	1.69	1.125
58 Scott Barlow, R ERA: 5.71	(6, 1)	0.2		3	1	0	0	1	0	0	0	0	0	0	10	16	0.00	1.500
26 Brad Boxberger, R ERA: 5.4	(7, 1)	0.2		4	1	0	0	1	0	0	1	0	0	0	16	21	0.00	1.500
61 Kevin McCarthy, R ERA: 5.21	(7, 1)	2.1	S	10	2	0	0	2	0	0	1	0	0	0	19	31	0.00	0.857

PITCHER		IP	WLS	BF	H	R	ER	SO	BB	IBB	HBP	BLK	WP	HR	S	P	ERA	WHIP

Batter	1	2	3	4	5	6	7	8	9	AB	R	H	RBI	BB	SO	LOB
15 Whit Merrifield, R (1, 9) OBP: 0.349, SLG: 0.498	C FF 89 X SL 80 0-1 L9		1 SAFE 1 SAFE D SL 81 X FF 90 1-0 4 2B 1 1B 1-3 1B	1 SAFE C SL 82 P SL 85 B SL 84 C FF 90 F FF 91 F FF 91 F FF 93 S SL 85 2-3 K 1-3			X SI 91 0-0 1 FC4-6 1B			4	1	2	0	0	1	1
1 Nicky Lopez, L (1, 4) OBP: 0.282, SLG: 0.319	C FF 90 S CH 85 X CH 86 0-2 G4-3		D CH 85 X FF 91 1-0 4 2B 17 HR 1-2 3-H 1B		X FF 90 0-0 F8		B SI 89 F CH 75 B CH 75 F SI 90 X SL 80 2-2 FC4-6 4 2B 1-2f			4	2	1	1	0	0	1
4 Alex Gordon, L (1, 7) OBP: 0.343, SLG: 0.454	B SL 81 X FF 91 1-0 F8		S SL 83 F FF 92 X SL 83 0-2 17 HR 1-3 2-H 2B		C FF 91 L CH 86 F FF 90 B FF 92 X SL 81 1-2 F7		B SL 82 X SI 91 1-0 1-H 2B			4	1	2	2	0	0	0
17 Hunter Dozier, R (1, 5) OBP: 0.397, SLG: 0.592		S FF 90 B SL 82 F SL 81 S SL 83 1-3 K	S SL 83 X SL 84 0-1 2-H 3-H HR		B FF 91 C FF 91 X SL 83 1-1 2B		B SI 92 B CH 76 X SL 82 2-0 F8			4	1	2	3	0	1	1
12 Jorge Soler, R (1, 10) OBP: 0.306, SLG: 0.517		B FF 92 C FF 92 B CH 86 C FF 92 B SL 83 F FF 92 F FF 92 S FF 92 3-3 K	B FF 93 S FF 92 B CH 87 B FF 92 F FF 92 F FF 91 S CH 85 3-3 K		B FF 91 F FF 92 C CH 87 S FF 93 1-3 K			B FF 96 F FF 96 B SL 90 X SL 91 2-1 G6-3		4	0	0	0	0	3	1
19 Cheslor Cuthbert, R (1, 3) OBP: 0.322, SLG: 0.500		B SL 83 B FF 92 B FF 92 C FF 92 X FF 92 3-1 2 FC6-4 1B	B SL 84 F FF 92 B CH 86 X SL 81 2-1 F7			X FF 94 0-0 P2		B FF 98 F FF 96 B FF 97 B FF 96 F FF 96 F FF 97 X SL 91 3-2 F7		4	0	1	0	0	0	0
2 Humberto Arteaga, R (1, 6) OBP: 0.231, SLG: 0.167	S FF 92 B FF 93 S SL 83 F SL 84 X SL 84 1-2 FC6-4 1-2f			C FF 90 B FF 90 B SL 83 F FF 91 F SL 83 F FF 92 X CH 86 2-2 G6-3		C FF 94 B FF 95 B FF 94 F CH 90 F FF 96 F FF 96 X FF 95 2-2 16 G6-4-3 1B		X CU 87 0-0 G6-3		4	0	1	0	0	0	1
16 Martín Maldonado, R (1, 2) OBP: 0.285, SLG: 0.306			C SL 82 B SL 82 C FF 90 F SL 82 F FF 92 B SL 83 X FF 92 2-2 P4	B FF 92 B CH 85 X FF 91 2-0 G6-3		F FF 89 1 SAFE F FF 92 B CH 86 X FF 94 1-2 G6-4-3 1-2f				3	0	0	0	0	0	1
6 Billy Hamilton, S (1, 8) OBP: 0.302, SLG: 0.280			X FF 92 0-0 15 1B 1 1B 1B	C CH 87 B CH 86 C FF 91 X FF 91 1-2 15 S 1B			S CH 74 B CH 74 L SI 90 F SI 91 S CH 75 1-3 K			3	1	2	0	0	1	0
Inning Stats	R: 0 E: 0 K: 0 S: 6 H: 0 LOB: 0 BB: 0 P: 7	R: 0 E: 0 K: 2 S: 14 H: 1 LOB: 1 BB: 0 P: 22	R: 5 E: 0 K: 1 S: 19 H: 5 LOB: 0 BB: 0 P: 28	R: 0 E: 0 K: 1 S: 16 H: 1 LOB: 1 BB: 0 P: 22	R: 0 E: 0 K: 1 S: 10 H: 1 LOB: 1 BB: 0 P: 13	R: 0 E: 0 K: 0 S: 9 H: 1 LOB: 0 BB: 0 P: 12	R: 1 E: 0 K: 1 S: 10 H: 2 LOB: 1 BB: 0 P: 16	R: 0 E: 0 K: 0 S: 7 H: 0 LOB: 0 BB: 0 P: 12		1B: 7 2B: 3 3B: 0 HR: 1 SF: 0 SAC: 0 DP: 1 HBP: 0					WP: 0 PB: 0 SB: 2 CS: 0	PA: 34

PITCHER		IP	WLS	BF	H	R	ER	SO	BB	IBB	HBP	BLK	WP	HR	S	P	ERA	WHIP
35 Michael Pineda, R ERA: 5.02	(1, 1)	5.0	L	23	8	5	5	5	0	0	0	0	0	1	65	92	9.00	1.600
52 Zack Littell, R ERA: 7.71	(6, 1)	1.0		3	1	0	0	0	0	0	0	0	0	0	9	12	0.00	1.000
51 Mike Morin, R ERA: 2.08	(7, 1)	1.0		5	2	1	1	1	0	0	0	0	0	0	10	16	9.00	2.000
68 Matt Magill, R ERA: 5.32	(8, 1)	1.0		3	0	0	0	0	0	0	0	0	0	0	7	12	0.00	0.000

PITCHER	IP	WLS	BF	H	R	ER	SO	BB	IBB	HBP	BLK	WP	HR	S	P	ERA	WHIP

BOTTOM

Minnesota Twins @ Kansas City Royals

Kauffman Stadium, Kansas City, MO

Sun Jun 23 2019, 1:19 PM - 4:28 PM CDT

Att. 21,257 - Cloudy - 68 F

livebaseballscorecards.com

AB	34
R	6
H	11
RBI	6
BB	0
SO	6
LOB	6

Tampa Bay Rays @ Minnesota Twins

Target Field, Minneapolis, MN

Tue Jun 25 2019, 7:12 PM - 10:13 PM CDT

Att. 31,963 - Partly Cloudy - 82 F

TOP

livebaseballscorecards.com

Batter	1	2	3	4	5	6	7	8	9	AB	R	H	RBI	BB	SO	LOB
8 Brandon Lowe, L (1, 4) OBP: 0.339, SLG: 0.537	B FF 94 F FF 93 L FF 92 C SL 86 1-3 K		B FF 94 B CH 85 X FF 94 2-0 P4			F CU 80 S SL 84 F SI 93 B SL 85 B SL 86 X FF 94 2-2 G4-3	X FF 94 0-0 2-H 3B			4	0	1	1	0	1	1
29 Tommy Pham, R (1, 7) OBP: 0.400, SLG: 0.473 54 Guillermo Heredia, R (6, 7) OBP: 0.325, SLG: 0.350	B SI 95 X SI 95 1-0 G5-3			C CU 82 B SL 84 F SI 93 B CH 86 B SL 85 S SL 85 3-3 K		B FF 95 X FF 95 1-0 26 FC5 1B	D SL 86 S SL 84 F SI 93 D CH 86 B SI 94 S SL 85 3-3 K			3 1	0 0	1 0	0 0	0 0	1 1	0 1
26 Ji Man Choi, L (1, 3) OBP: 0.343, SLG: 0.437	C CU 80 B CH 87 X FF 94 1-1 G4-3			C CH 85 H SL 85 1-1 17 BB HBP		X FF 93 0-0 1-2f FC5		S FF 88 F CU 76 S CS 70 0-3 K		3	0	0	0	0	1	1
17 Austin Meadows, L (1, 10) OBP: 0.375, SLG: 0.545		B FF 94 C FF 94 B CH 86 B SI 91 X SI 95 3-1 F8		B SI 95 F CU 80 B CH 86 F CH 86 F SL 86 D CH 87 B SI 95 4-2 24 G6-4-3 1-2 BB		D CU 80 X SI 92 1-0 G6-3		B CU 75 C FF 90 F FF 89 X CU 75 1-2 G4-3		3	0	0	0	1	0	1
24 Avisaíl García, R (1, 9) OBP: 0.347, SLG: 0.470		S SI 94 S CH 86 B CH 86 X SI 95 1-2 G5-3		B SL 85 X SI 95 1-0 G6-4-3 1-2f			S SI 93 S CH 85 S SL 85 0-3 K	F CU 75 S CU 78 B CS 71 B CU 73 F CU 77 X FF 90 2-2 G5-3		4	0	0	0	0	1	2
39 Kevin Kiermaier, L (1, 8) OBP: 0.294, SLG: 0.420		F FF 95 B FF 94 X FF 94 1-1 P5			B FF 93 F FF 93 X CU 80 1-1 F7		C CU 80 S SL 84 F SI 94 B FF 94 S CU 81 1-3 K		X FF 95 0-0 G6-3	4	0	0	0	0	1	0
37 Travis d'Arnaud, R (1, 2) OBP: 0.262, SLG: 0.360			B FF 93 X SI 93 1-0 F9		X SI 93 0-0 G6-3		S FF 94 B CU 81 B SL 85 X FF 94 2-1 18 2B 43 2B 1B		B FF 95 F FF 95 B KC 84 X KC 82 2-1 F9	4	1	1	0	0	0	0
18 Joey Wendle, L (1, 5) (6, 6) OBP: 0.234, SLG: 0.203			B CH 86 C CH 86 S CU 81 S SL 85 1-3 K		C SI 92 S SL 86 S SL 86 0-3 K		C CH 85 D CU 82 F SL 84 B FF 94 B SL 85 X SL 85 3-2 43 2B 1-3 2B		C KC 83 F KC 86 B KC 87 B FF 96 X KC 75 2-2 G3-1	4	1	1	0	0	2	0
1 Willy Adames, R (1, 6) OBP: 0.319, SLG: 0.393 43 Mike Brosseau, R (6, 5) OBP: 0.333, SLG: 0.500			B SI 95 X SI 94 1-0 1B			C FF 92 B CU 80 X CU 81 1-1 HR	F CU 82 B SI 94 X SI 94 1-1 8 3B 2-H 3-H 2B			2 1	1 1	2 1	1 2	0 0	0 0	0 0
Inning Stats	R: 0 E: 0 K: 1 S: 6 H: 0 LOB: 0 BB: 0 P: 9	R: 0 E: 0 K: 0 S: 7 H: 0 LOB: 0 BB: 0 P: 12	R: 0 E: 0 K: 1 S: 6 H: 1 LOB: 1 BB: 0 P: 11	R: 0 E: 0 K: 1 S: 8 H: 0 LOB: 1 BB: 1 P: 17	R: 0 E: 0 K: 1 S: 6 H: 0 LOB: 0 BB: 0 P: 7	R: 1 E: 0 K: 0 S: 9 H: 2 LOB: 1 BB: 0 P: 14	R: 3 E: 0 K: 3 S: 18 H: 4 LOB: 1 BB: 0 P: 28	R: 0 E: 0 K: 1 S: 10 H: 0 LOB: 0 BB: 0 P: 13	R: 0 E: 0 K: 0 S: 6 H: 0 LOB: 0 BB: 0 P: 10	1B: 3 2B: 2 3B: 1 HR: 1 SF: 0 SAC: 0 DP: 1 HBP: 1						

	AB	33
	R	4
	H	7
	RBI	4
	BB	1
	SO	8
	LOB	6

WP: 0 PB: 0 SB: 0 CS: 0 PA: 35

PITCHER	IP	WLS	BF	H	R	ER	SO	BB	IBB	HBP	BLK	WP	HR	S	P	ERA	WHIP
44 Kyle Gibson, R (1, 1) ERA: 4.26	7.0	W	29	7	4	4	7	1	0	1	0	0	1	60	98	5.14	1.143
19 Ryne Harper, R (8, 1) ERA: 2.27	1.0		3	0	0	0	1	0	0	0	0	0	0	10	13	0.00	0.000
21 Tyler Duffey, R (9, 1) ERA: 1.9	1.0		3	0	0	0	0	0	0	0	0	0	0	6	10	0.00	0.000

PITCHER	IP	WLS	BF	H	R	ER	SO	BB	IBB	HBP	BLK	WP	HR	S	P	ERA	WHIP

Tampa Bay Rays @ Minnesota Twins

Target Field, Minneapolis, MN

Tue Jun 25 2019, 7:12 PM - 10:13 PM CDT

Att. 31,963 - Partly Cloudy - 82 F

livebaseballscorecards.com

Batter	1	2	3	4	5	6	7	8	9	AB	R	H	RBI	BB	SO	LOB
11 Jorge Polanco, S (1, 6) OBP: 0.383, SLG: 0.539	C FF 96 F FF 96 F FF 97 F FF 97 F FF 97 X FF 97 0-2 ① F8		S CH 90 B CH 90 B FF 96 X FF 97 2-1 18 1B 20 1B 1B	B CH 86 D CH 87 D CH 89 C FF 95 F FF 96 F FF 95 D CU 82 4-2 23 1B 18 1B 20 1B 1-2 BB	D FF 94 S CH 87 F CH 87 X FF 96 1-2 ② SF7 3-H			C SI 89 B SI 90 F CH 80 B FF 92 B FF 92 X SI 91 3-2 ① F9		3	2	1	1	1	0	0
18 Mitch Garver, R (1, 2) OBP: 0.389, SLG: 0.649	C FF 98 F FF 96 C FF 97 0-3 ② K		S CH 88 S CH 89 X CH 86 0-2 20 1B 24 1B 1-3 1B	D CU 81 X SL 86 1-0 20 1B 23 1B 1-2 2-H 3-H 1B	C SL 86 S FF 95 S FF 95 0-3 ③ K			C SI 90 B FC 84 X CH 81 1-1 HR		5	2	3	3	0	2	2
23 Nelson Cruz, R (1, 10) OBP: 0.354, SLG: 0.523	B FF 98 F FF 97 B FF 98 B CH 89 X FF 97 3-1 ③ G5-3		B FF 96 B FF 95 S CH 89 F FF 96 B CH 88 C FF 96 3-3 ① K	S CU 80 D CU 81 X FF 94 1-1 20 1B 1-2 2-3 1B		F SI 96 C SL 91 B SI 96 F FF 97 B SI 95 X SL 89 2-2 ① P2		B SI 89 X SI 89 1-0 ② G6-3		5	0	1	0	0	1	2
20 Eddie Rosario, L (1, 7) OBP: 0.307, SLG: 0.526		F FF 96 B SL 86 F FF 96 F FF 96 B CU 83 X CU 80 2-2 26 G4-3 64 1B 2B	S SL 88 F SL 89 B FF 97 X FF 97 1-2 24 1B 1-2 3-H 1B	F CH 84 D CH 85 D FF 94 S FF 93 F FF 94 X SL 86 2-2 24 G6-4-3 1-2 2-3 3-H 1B		F SI 95 S CH 87 B SL 89 X SI 96 1-2 24 FC6-4 1B		B SL 75 B SL 76 X SI 90 2-0 ③ L5		5	1	4	2	0	0	0
24 C.J. Cron, R (1, 3) OBP: 0.342, SLG: 0.534		F FF 96 B FF 95 C FF 96 F FF 96 D SL 87 X FF 94 2-2 ① F8	F FF 96 C FF 96 X FF 95 0-2 26 L3 1-3 2-H 1B	C FF 94 F SL 86 X SL 85 0-2 ②③ G6-4-3 1-2f		X SI 95 0-0 ② FC6-4 1-2f				4	0	1	1	0	0	5
26 Max Kepler, L (1, 8) OBP: 0.351, SLG: 0.547 60 Jake Cave, L (5, PR) OBP: 0.307, SLG: 0.254 (6, 8)		X FF 95 0-0 ② G4-3 2-3 2-2	F SL 89 X SL 87 0-1 ②③ L3 1-1		C CH 85 C CH 86 H FF 95 1-2 16 BB 64 1B 11 SF7 HBP	B SI 94 F SI 95 F SL 89 B FF 96 B CH 86 F SL 88 X FF 95 3-2 ③ L7				2 1	0 1	0 0	0 0	0 0	0 0	3 1
64 Willians Astudillo, R (1, 9) OBP: 0.290, SLG: 0.395		X FF 96 0-0 3-H 1B		B FF 93 X FF 94 1-0 22 1B 18 1B 2B	B SL 85 B FF 93 X FF 93 2-0 16 BB 1-2 1B		C ST 82 X SI 92 0-1 ① P3			4	1	3	1	0	0	0
22 Miguel Sanó, R (1, 5) OBP: 0.298, SLG: 0.523		C CH 88 S FF 95 B FF 96 F FF 96 B FF 96 B FF 96 S FF 96 3-3 ③ K		X CH 86 0-0 11 BB 18 1B 2-3 1B	S SL 87 S SL 86 F FF 96 S SL 86 0-3 ① K		B SI 92 C ST 82 B SI 93 C ST 81 S ST 82 2-3 ② K			4	1	1	0	0	3	3
16 Jonathan Schoop, R (1, 4) OBP: 0.311, SLG: 0.480			F FF 95 F FF 96 X CU 81 0-2 HR	F FF 94 S FF 96 F FF 95 B FF 95 S CH 87 1-3 ① K	B FF 93 B SL 86 F FF 93 D FF 94 B FF 94 4-1 1-2 2-3 BB		C SI 93 B FF 93 S ST 82 X SI 93 1-2 ③ L4			3	1	1	1	1	1	2

	AB	36
	R	9
	H	15
	RBI	9
	BB	2
	SO	7
	LOB	18

Inning Stats																				
	R: 0	H: 0	R: 1	H: 2	R: 3	H: 5	R: 3	H: 5	R: 1	H: 1	R: 0	H: 1	R: 0	H: 0	R: 1	H: 1	1B: 11	SF: 1	WP: 0	PA: 40
	E: 0	LOB: 0	E: 0	LOB: 1	E: 0	LOB: 1	E: 0	LOB: 2	E: 0	LOB: 2	E: 0	LOB: 1	E: 0	LOB: 0	E: 0	LOB: 0	2B: 3	SAC: 0	PB: 0	
	K: 1	BB: 0	K: 1	BB: 0	K: 1	BB: 0	K: 1	BB: 1	K: 2	BB: 1	K: 0	BB: 0	K: 1	BB: 0	K: 0	BB: 0	3B: 0	DP: 2	SB: 0	
	S: 11	P: 14	S: 14	P: 21	S: 19	P: 25	S: 19	P: 29	S: 14	P: 22	S: 12	P: 18	S: 8	P: 11	S: 7	P: 14	HR: 2	HBP: 1	CS: 0	

PITCHER		IP	WLS	BF	H	R	ER	SO	BB	IBB	HBP	BLK	WP	HR	S	P	ERA	WHIP
4 Blake Snell, L ERA: 5.01	(1, 1)	3.1	L	21	11	7	7	4	1	0	0	0	0	1	56	80	18.90	3.600
44 Hunter Wood, R ERA: 2.35	(4, 1)	1.2		8	2	1	1	2	1	0	1	0	0	0	21	31	5.40	1.800
36 Andrew Kittredge, R ERA: 1.93	(6, 1)	1.0		4	1	0	0	0	0	0	0	0	0	0	12	18	0.00	1.000
52 Chaz Roe, R ERA: 4.5	(7, 1)	1.0		3	0	0	0	1	0	0	0	0	0	0	8	11	0.00	0.000
56 Adam Kolarek, L ERA: 4.76	(8, 1)	1.0		4	1	1	1	0	0	0	0	0	0	1	7	14	9.00	1.000

PITCHER	IP	WLS	BF	H	R	ER	SO	BB	IBB	HBP	BLK	WP	HR	S	P	ERA	WHIP

Batter	1	2	3	4	5	6	7	8	9	AB	R	H	RBI	BB	SO	LOB
8 Brandon Lowe, L (1, 4) OBP: 0.338, SLG: 0.531	X FF 93 0-0 ① F8		C FC 88 B FF 94 B FC 89 S FS 86 X FF 94 2-2 ② F8			B FC 88 B FS 85 X FF 94 2-0 ① G6-3	F FF 96 B SL 85 F CH 89 B FF 96 F FF 96 B FF 96 H FF 97 4-2 1-2 HBP			3	0	0	0	0	0	0
29 Tommy Pham, R (1, 7) OBP: 0.398, SLG: 0.480	B FF 94 C FF 93 C FC 86 B FC 86 F FC 84 B FS 88 F FC 89 F FF 94 C FF 95 3-3 ② K		C FF 94 B FC 86 S FC 86 F FF 94 F FF 94 C FC 86 1-3 ③ K			X FC 85 0-0 HR	C FF 96 C SL 87 X FF 96 0-2 ③ F9			4	1	1	1	0	2	2
26 Ji Man Choi, L (1, 3) OBP: 0.345, SLG: 0.436	B FS 87 C FS 85 S FF 94 F FF 94 X FC 89 1-2 ③ G3			B CU 74 X FS 84 1-0 17 1B 1B		B FF 94 B FS 87 B FC 88 C FF 94 B FC 89 4-1 BB		C CU 76 B FF 91 S FS 80 S FS 79 1-3 ① K		3	0	1	0	1	1	0
17 Austin Meadows, L (1, 10) OBP: 0.381, SLG: 0.547		B FF 92 S FF 91 B CU 78 B FS 86 B FF 93 4-1 39 HR BB		C FF 93 X FS 85 0-1 ① 1-3 1B		X CU 75 0-0 ② F9		B FS 80 B FS 80 F FF 92 C FF 92 B FS 81 F FF 93 F FS 80 F FF 93 F FF 92 3-2 X FS 80 1B		3	1	2	0	1	0	1
24 Avisaíl García, R (1, 9) OBP: 0.342, SLG: 0.463		1 SAFE B FC 86 1 SAFE S FF 92 1 SAFE B FF 93 1 SAFE F FF 93 1 SAFE 3-3 ① D FC 86 1 SAFE F FF 93 C FF 94 K		B FC 87 B FC 84 S FF 93 F FF 94 S FS 86 2-3 ② K		X CU 76 0-0 ③ G4-3		C FS 79 B FF 91 F FF 91 S FS 80 1-3 ② K		4	0	0	0	0	3	4
39 Kevin Kiermaier, L (1, 8) OBP: 0.293, SLG: 0.429		D FS 86 1 SAFE X FF 94 1-0 1-H HR		C FC 90 D FS 84 S FS 84 S FS 84 1-3 ③ K			B CU 79 S CU 80 S FF 97 F FF 97 F FF 98 X SL 82 1-2 ① F9	C CU 80 X CU 79 0-1 ③ G4-3		4	1	1	2	0	1	2
1 Willy Adames, R (1, 6) OBP: 0.318, SLG: 0.402		B FC 86 C FC 88 X FS 86 1-1 ② G5-3			B FC 84 F FF 93 F FC 86 B FS 87 B FC 84 F FF 94 S FF 94 3-3 ① K		C SL 84 B FF 97 B FF 97 X CU 80 2-1 HR		X SI 95 0-0 ① G3-1	4	1	1	1	0	1	0
18 Joey Wendle, L (1, 5) OBP: 0.224, SLG: 0.194 37 Travis d'Arnaud, R (9, PH) OBP: 0.260, SLG: 0.357		B FF 93 C FF 94 F FF 93 B FC 87 F FF 93 S FF 94 2-3 ③ K			S FC 89 B FC 83 X FF 94 1-1 ② L8		X FF 98 0-0 ② G3-1		B SI 95 X SI 94 1-0 ② G5-3	3 1	0 0	0 0	0 0	0 0	1 0	0 0
10 Mike Zunino, R (1, 2) OBP: 0.241, SLG: 0.331			B CU 76 B FF 93 C FF 94 B FF 93 C FF 93 F FF 94 F FF 94 X FF 94 3-2 ① F8		B FC 84 X FF 93 1-0 ③ F7		C SL 84 H CU 80 1-1 8 HBP HBP		B SI 95 B SI 95 X SI 96 2-0 ③ G1-3	3	0	0	0	0	0	0
Inning Stats	R: 0 E: 0 K: 1 S: 11 H: 0 LOB: 0 BB: 0 P: 15	R: 2 E: 0 K: 2 S: 12 H: 1 LOB: 0 BB: 1 P: 23	R: 0 E: 0 K: 1 S: 13 H: 0 LOB: 0 BB: 0 P: 19	R: 0 E: 0 K: 2 S: 9 H: 2 LOB: 1 BB: 0 P: 13	R: 0 E: 0 K: 1 S: 7 H: 0 LOB: 0 BB: 0 P: 12	R: 1 E: 0 K: 0 S: 5 H: 1 LOB: 1 BB: 1 P: 11	R: 1 E: 0 K: 0 S: 15 H: 1 LOB: 2 BB: 0 P: 23	R: 0 E: 0 K: 2 S: 15 H: 1 LOB: 1 BB: 0 P: 20	R: 0 E: 0 K: 0 S: 3 H: 0 LOB: 0 BB: 0 P: 6	1B: 3 2B: 0 3B: 0 HR: 3	SF: 0 SAC: 0 DP: 0 HBP: 2			WP: 0 PB: 0 SB: 0 CS: 0	PA: 36	

TOP

Tampa Bay Rays @ Minnesota Twins

Target Field, Minneapolis, MN

Wed Jun 26 2019, 7:11 PM - 10:08 PM CDT

Att. 31,650 - Clear - 84 F

livebaseballscorecards.com

AB	32
R	4
H	6
RBI	4
BB	2
SO	9
LOB	9

PITCHER		IP	WLS	BF	H	R	ER	SO	BB	IBB	HBP	BLK	WP	HR	S	P	ERA	WHIP
12 Jake Odorizzi, R ERA: 2.73	(1, 1)	5.1		21	4	3	3	7	2	0	0	0	0	2	55	91	5.06	1.125
19 Ryne Harper, R ERA: 2.23	(6, 1)	0.2		2	0	0	0	0	0	0	0	0	0	0	2	2	0.00	0.000
65 Trevor May, R ERA: 3.62	(7, 1)	1.0	W	6	1	1	1	0	0	0	2	0	0	1	15	23	9.00	1.000
38 Blake Parker, R ERA: 4.0	(8, 1)	0.2	H	3	1	0	0	2	0	0	0	0	0	0	13	18	0.00	1.500
55 Taylor Rogers, L ERA: 2.04	(8, 1)	1.1	S	4	0	0	0	0	0	0	0	0	0	0	5	8	0.00	0.000

PITCHER	IP	WLS	BF	H	R	ER	SO	BB	IBB	HBP	BLK	WP	HR	S	P	ERA	WHIP

Tampa Bay Rays @ Minnesota Twins

Target Field, Minneapolis, MN

Wed Jun 26 2019, 7:11 PM - 10:08 PM CDT

Att. 31,650 - Clear - 84 F

livebaseballscorecards.com

BOTTOM

Batter	1	2	3	4	5	6	7	8	9	AB	R	H	RBI	BB	SO	LOB
2 Luis Arraez, L (1, 5) (4, 7) (8, 5) OBP: 0.538, SLG: 0.595	C SI 95 B FF 96 B CU 80 B SI 96 F FF 96 F CU 80 B FF 97 4-2 23 1B 20 1B BB	B FF 96 C FC 86 F CU 81 X CU 79 1-2 ③ L8			B FC 84 S FF 94 B FF 94 B FC 86 F FC 86 F FF 95 F CU 80 F SI 95 X FF 96 3-2 23 CS 1B		B FF 92 B FF 92 D FF 92 C FF 92 X FF 92 3-1 23 2B 1-2 2-3 1B			3	2	2	0	1	0	0
11 Jorge Polanco, S (1, 6) OBP: 0.379, SLG: 0.532	B FF 97 F FF 96 F FF 96 S CU 80 1-3 ① K		B FF 95 B FC 87 F FF 96 F CU 80 F CU 81 F CU 82 B SI 95 X FF 96 3-2 ① F8		X FF 95 0-0 ① P5		B FF 92 X FF 92 1-0 ② F4			4	0	0	0	0	1	5
23 Nelson Cruz, R (1, 10) OBP: 0.361, SLG: 0.532	X SI 96 0-0 20 1B 24 1B 1-2 1B		B FC 87 S FC 87 X SI 95 1-1 20 1B 1B		C FC 86 B CU 80 B CU 79 B SI 94 F FF 95 F FF 96 1 SAFE S CU 80 3-3 ②③ K 1-2		F FC 88 S FC 88 X FC 88 0-2 1-H 2-H 3-H 2B			4	1	3	3	0	1	1
20 Eddie Rosario, L (1, 8) OBP: 0.312, SLG: 0.529 22 Miguel Sanó, R (4, 5) OBP: 0.294, SLG: 0.514 26 Max Kepler, L (8, 8) OBP: 0.351, SLG: 0.547	S FF 97 S FF 97 X FF 96 0-2 24 1B 15 WP 1-2 2-H 1B		B FC 88 B CU 79 F FF 95 C CU 80 F CU 80 X SI 95 2-2 ② 1-3 1B			S CU 79 X SI 94 0-1 ① G6-3	B FF 98 F FC 88 B FF 97 D FC 88 X FF 97 3-1 ③ G5-3			2 2 0	1 0 0	2 0 0	1 0 0	0 0 0	0 0 0	0 1 0
24 C.J. Cron, R (1, 3) OBP: 0.341, SLG: 0.530	B FC 89 B FF 96 F FF 96 B FC 88 X SI 96 3-1 15 WP 1-3 2-H 1B		X FC 86 0-0 ③ F7			S FF 94 S CU 80 F FF 96 F CU 80 B CU 79 F FC 86 F FF 96 S FF 96 1-3 ② K		F FF 93 S SL 86 B SL 85 X FF 94 1-2 E4 64 G5-3		4	0	1	1	0	1	1
64 Willians Astudillo, R (1, 7) (4, 9) (8, 7) OBP: 0.282, SLG: 0.383	X SI 96 0-0 ② L8			C FC 85 B CU 79 X SI 95 1-1 ① P4		S FS 86 B FF 96 B FF 96 X SI 94 2-1 ③ G5-3		X SL 86 0-0 ① G5-3 1-2		4	0	0	0	0	0	3
15 Jason Castro, L (1, 2) OBP: 0.321, SLG: 0.479	C CU 81 F FF 96 B CU 81 S CU 81 1-3 ③ K 1-2 3-H			X SI 94 0-0 ② G6-3			B FF 95 B FF 95 B FF 94 C SI 94 X SI 94 3-1 2 1B 60 E 23 2B 1B	B FF 94 B FF 94 F FF 94 X CH 86 2-1 ② P5		4	1	1	0	0	1	2
60 Jake Cave, L (1, 9) (4, 8) (8, 9) OBP: 0.304, SLG: 0.254		C CU 79 S CU 80 S CU 80 0-3 ① K		B FF 96 X CU 79 1-0 1B			X FC 86 0-0 E3 2 1B 23 2B 1-2	C FF 94 B CH 86 F FF 94 S CH 86 1-3 ③ K		4	1	1	0	0	2	2
16 Jonathan Schoop, R (1, 4) OBP: 0.307, SLG: 0.474		X SI 95 0-0 ② G6-3		C FC 87 S CU 79 1 SAFE B CU 80 S CU 80 1-3 ③ K			C SI 94 L SI 96 S CU 80 0-3 ① K			3	0	0	0	0	2	3
Inning Stats	R: 3 E: 0 K: 2 S: 16 H: 3 LOB: 1 BB: 1 P: 25	R: 0 E: 0 K: 1 S: 7 H: 0 LOB: 0 BB: 0 P: 8	R: 0 E: 0 K: 0 S: 12 H: 2 LOB: 1 BB: 0 P: 18	R: 0 E: 0 K: 1 S: 7 H: 1 LOB: 1 BB: 0 P: 10	R: 0 E: 0 K: 1 S: 11 H: 1 LOB: 1 BB: 0 P: 17	R: 0 E: 0 K: 1 S: 11 H: 0 LOB: 0 BB: 0 P: 14	R: 3 E: 1 K: 1 S: 14 H: 3 LOB: 1 BB: 0 P: 24	R: 0 E: 1 K: 1 S: 9 H: 0 LOB: 1 BB: 0 P: 13		1B: 9 2B: 2 3B: 0 HR: 0	SF: 0 SAC: 0 DP: 1 HBP: 0	WP: 1 PB: 0 SB: 0 CS: 1	PA: 35			

PITCHER		IP	WLS	BF	H	R	ER	SO	BB	IBB	HBP	BLK	WP	HR	S	P	ERA	WHIP
50 Charlie Morton, R ERA: 2.43	(1, 1)	6.1	L	27	8	5	4	7	1	0	0	0	1	0	70	101	5.68	1.421
38 Colin Poche, L ERA: 4.82	(7, 1)	0.1	H	2	1	0	0	0	0	0	0	0	0	0	3	7	0.00	3.000
15 Emilio Pagán, R ERA: 1.21	(7, 1)	0.1	B	2	1	1	0	0	0	0	0	0	0	0	5	8	0.00	3.000
44 Hunter Wood, R ERA: 2.25	(8, 1)	1.0		4	0	0	0	1	0	0	0	0	0	0	9	13	0.00	0.000

PITCHER	IP	WLS	BF	H	R	ER	SO	BB	IBB	HBP	BLK	WP	HR	S	P	ERA	WHIP

AB	34
R	6
H	10
RBI	5
BB	1
SO	8
LOB	18

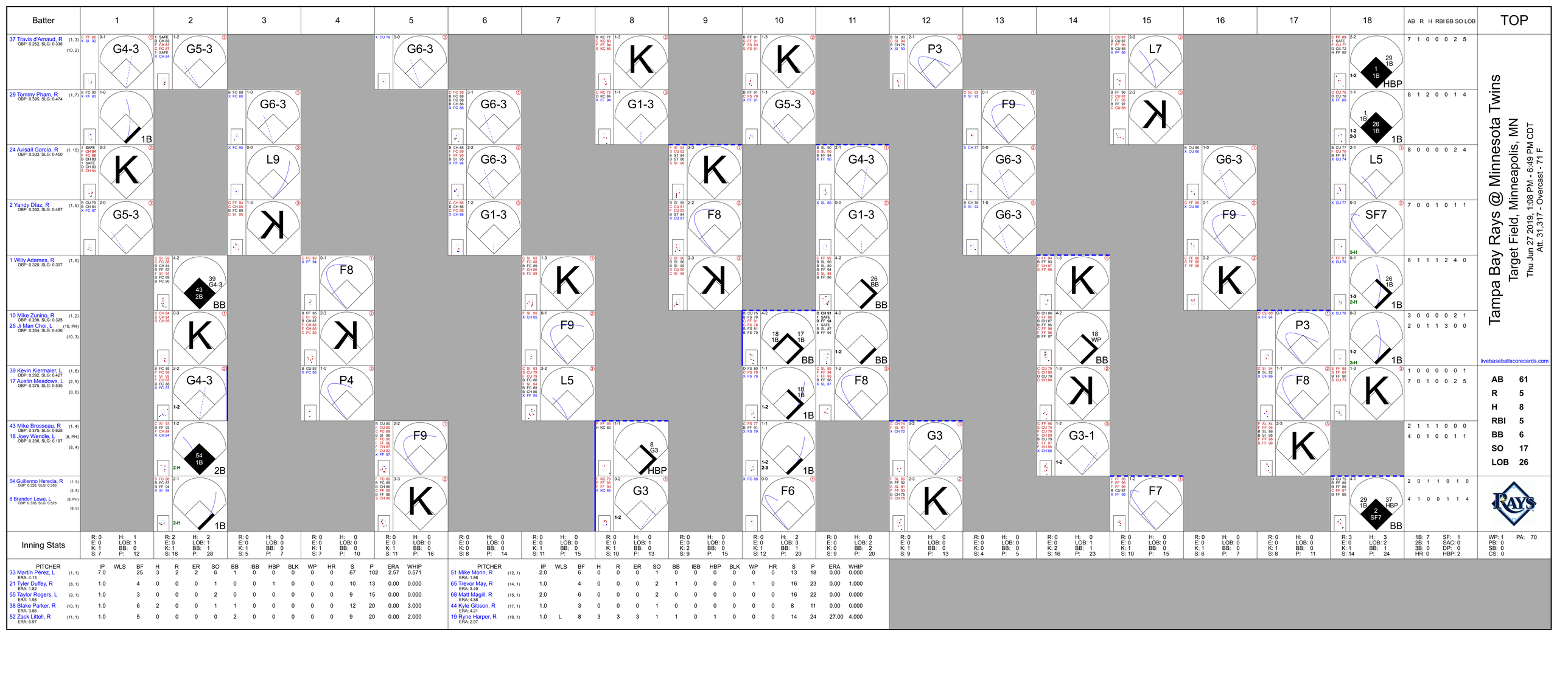
Batter
1
2
3
4
5
6
7
8
9
10
11
12
13
14
15
16
17
18
AB R H RBI BB SO LOB
TOP
37 Travis d'Arnaud, R (1, 3) OBP: 0.252, SLG: 0.336 (10, 2)
29 Tommy Pham, R (1, 7)
24 Avisail García, R (1, 10) OBP: 0.333, SLG: 0.450
2 Yandy Díaz, R (1, 5) OBP: 0.352, SLG: 0.487
1 Willy Adames, R (1, 6) OBP: 0.320, SLG: 0.397
10 Mike Zunino, R (1, 2) OBP: 0.236, SLG: 0.325
26 Ji Man Choi, L (10, PH) OBP: 0.354, SLG: 0.436 (10, 3)
39 Kevin Kiermaier, L (1, 8) OBP: 0.292, SLG: 0.427
17 Austin Meadows, L (2, 9) OBP: 0.375, SLG: 0.535 (8, 8)
43 Mike Brosseau, R (1, 4) OBP: 0.375, SLG: 0.625
18 Joey Wendle, L (8, PH) OBP: 0.236, SLG: 0.197 (8, 4)
54 Guillermo Heredia, R (1, 9) OBP: 0.328, SLG: 0.353 (2, 8)
8 Brandon Lowe, L (8, PH) OBP: 0.336, SLG: 0.523 (8, 9)
Tampa Bay Rays @ Minnesota Twins
Target Field, Minneapolis, MN
Thu Jun 27 2019, 1:08 PM - 6:49 PM CDT
Att. 31,317 - Overcast - 71 F
livebaseballscorecards.com
AB 61
R 5
H 8
RBI 5
BB 6
SO 17
LOB 26
Inning Stats
PITCHER
IP WLS BF H R ER SO BB IBB HBP BLK WP HR S P ERA WHIP
33 Martín Pérez, L (1, 1) ERA: 4.15 7.0 25 3 2 2 6 1 0 0 0 0 0 67 102 2.57 0.571
21 Tyler Duffey, R (8, 1) ERA: 1.82 1.0 4 0 0 0 1 0 0 1 0 0 0 10 13 0.00 0.000
55 Taylor Rogers, L (9, 1) ERA: 1.98 1.0 3 0 0 0 2 0 0 0 0 0 0 9 15 0.00 0.000
38 Blake Parker, R (10, 1) ERA: 3.86 1.0 6 2 0 0 1 1 0 0 0 0 0 12 20 0.00 3.000
52 Zack Littell, R (11, 1) ERA: 6.97 1.0 5 0 0 0 0 2 0 0 0 0 0 9 20 0.00 2.000
51 Mike Morin, R (12, 1) ERA: 1.86 2.0 6 0 0 0 0 1 0 0 0 0 0 0 13 18 0.00 0.000
65 Trevor May, R (14, 1) ERA: 3.49 1.0 4 0 0 0 2 1 0 0 0 1 0 0 16 23 0.00 1.000
68 Matt Magill, R (15, 1) ERA: 4.88 2.0 6 0 0 0 2 0 0 0 0 0 0 0 16 22 0.00 0.000
44 Kyle Gibson, R (17, 1) ERA: 4.21 1.0 3 0 0 0 1 0 0 0 0 0 0 8 11 0.00 0.000
19 Ryne Harper, R (18, 1) ERA: 2.97 1.0 L 8 3 3 3 1 1 0 1 0 0 0 14 24 27.00 4.000
1B: 7 SF: 1
2B: 1 SAC: 0
3B: 0 DP: 0
HR: 0 HBP: 2
WP: 1 PA: 70
PB: 0
SB: 0
CS: 0

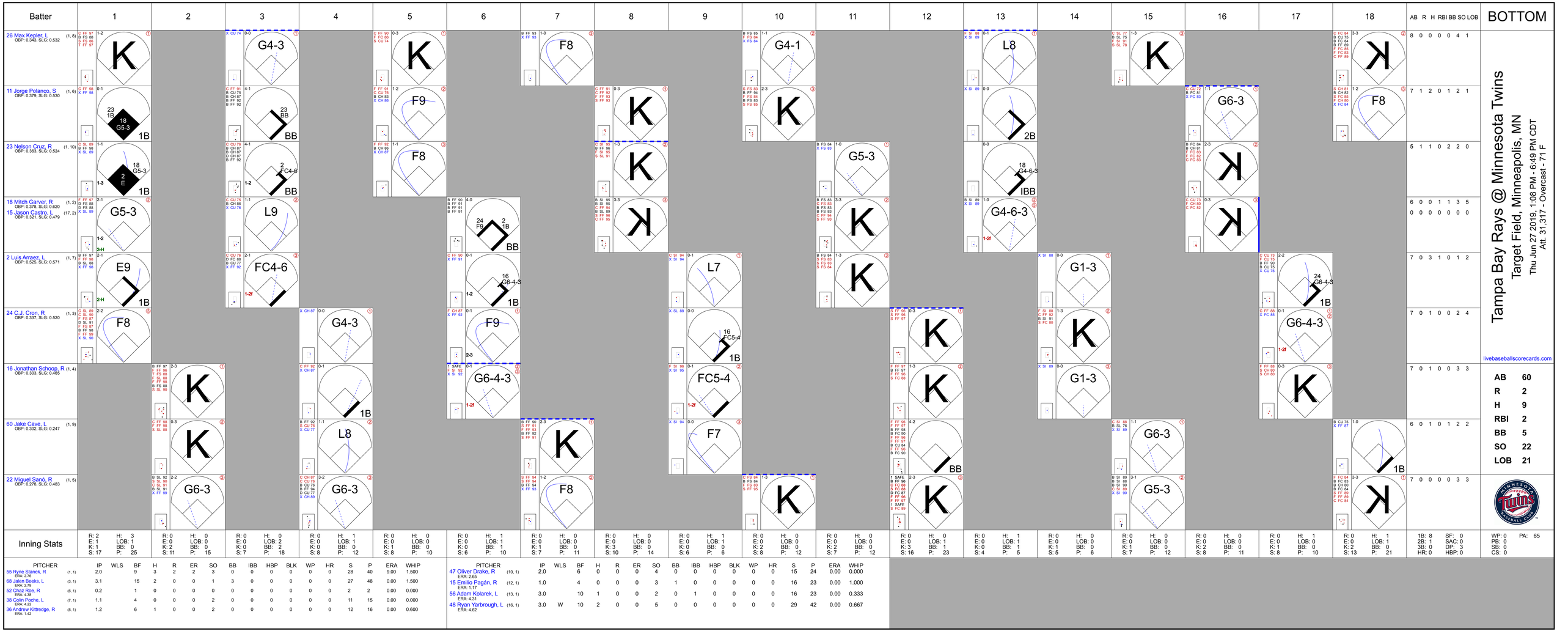
Batter
1
2
3
4
5
6
7
8
9
10
11
12
13
14
15
16
17
18
AB R H RBI BB SO LOB
BOTTOM
26 Max Kepler, L (1, 8) OBP: 0.343, SLG: 0.532
11 Jorge Polanco, S (1, 6) OBP: 0.379, SLG: 0.530
23 Nelson Cruz, R (1, 10) OBP: 0.363, SLG: 0.524
18 Mitch Garver, R (1, 2) OBP: 0.378, SLG: 0.620
15 Jason Castro, L (17, 2) OBP: 0.321, SLG: 0.479
2 Luis Arraez, L (1, 7) OBP: 0.525, SLG: 0.571
24 C.J. Cron, R (1, 3) OBP: 0.337, SLG: 0.520
16 Jonathan Schoop, R (1, 4) OBP: 0.303, SLG: 0.465
60 Jake Cave, L (1, 9) OBP: 0.302, SLG: 0.247
22 Miguel Sanó, R (1, 5) OBP: 0.278, SLG: 0.483
Tampa Bay Rays @ Minnesota Twins
Target Field, Minneapolis, MN
Thu Jun 27 2019, 1:08 PM - 6:49 PM CDT
Att. 31,317 - Overcast - 71 F
livebaseballscorecards.com
AB 60
R 2
H 9
RBI 2
BB 5
SO 22
LOB 21
Inning Stats
R: 2 E: 1 K: 1 S: 17
H: 3 LOB: 1 BB: 0 P: 25
R: 0 E: 0 K: 2 S: 11
H: 0 LOB: 0 BB: 0 P: 15
R: 0 E: 0 K: 0 S: 7
H: 0 LOB: 2 BB: 2 P: 18
R: 0 E: 0 K: 0 S: 8
H: 1 LOB: 1 BB: 0 P: 12
R: 0 E: 0 K: 1 S: 8
H: 0 LOB: 0 BB: 0 P: 10
R: 0 E: 0 K: 0 S: 6
H: 1 LOB: 1 BB: 1 P: 10
R: 0 E: 0 K: 1 S: 7
H: 0 LOB: 0 BB: 0 P: 11
R: 0 E: 0 K: 3 S: 10
H: 0 LOB: 0 BB: 0 P: 14
R: 0 E: 0 K: 0 S: 6
H: 1 LOB: 1 BB: 0 P: 6
R: 0 E: 0 K: 2 S: 8
H: 0 LOB: 0 BB: 0 P: 12
R: 0 E: 0 K: 2 S: 7
H: 0 LOB: 0 BB: 0 P: 12
R: 0 E: 0 K: 3 S: 16
H: 0 LOB: 1 BB: 1 P: 23
R: 0 E: 0 K: 0 S: 4
H: 1 LOB: 1 BB: 1 P: 5
R: 0 E: 0 K: 1 S: 5
H: 0 LOB: 0 BB: 0 P: 6
R: 0 E: 0 K: 1 S: 7
H: 0 LOB: 0 BB: 0 P: 12
R: 0 E: 0 K: 2 S: 8
H: 0 LOB: 0 BB: 0 P: 11
R: 0 E: 0 K: 1 S: 8
H: 1 LOB: 0 BB: 0 P: 10
R: 0 E: 0 K: 2 S: 13
H: 1 LOB: 1 BB: 0 P: 21
1B: 8 2B: 1 3B: 0 HR: 0
SF: 0 SAC: 0 DP: 3 HBP: 0
WP: 0 PB: 0 SB: 0 CS: 0
PA: 65
PITCHER IP WLS BF H R ER SO BB IBB HBP BLK WP HR S P ERA WHIP
55 Ryne Stanek, R (1, 1) ERA: 2.76 2.0 9 3 2 2 3 0 0 0 0 0 0 28 40 9.00 1.500
68 Jalen Beeks, L (3, 1) ERA: 2.79 3.1 15 2 0 0 1 3 0 0 0 0 0 27 48 0.00 1.500
52 Chaz Roe, R (6, 1) ERA: 4.38 0.2 1 0 0 0 0 0 0 0 0 0 0 2 2 0.00 0.000
38 Colin Poche, L (7, 1) ERA: 4.22 1.1 4 0 0 0 2 0 0 0 0 0 0 11 15 0.00 0.000
36 Andrew Kittredge, R (8, 1) ERA: 1.42 1.2 6 1 0 0 2 0 0 0 0 0 0 12 16 0.00 0.600
PITCHER IP WLS BF H R ER SO BB IBB HBP BLK WP HR S P ERA WHIP
47 Oliver Drake, R (10, 1) ERA: 2.65 2.0 6 0 0 0 4 0 0 0 0 0 0 15 24 0.00 0.000
15 Emilio Pagán, R (12, 1) ERA: 1.17 1.0 4 0 0 0 3 1 0 0 0 0 0 16 23 0.00 1.000
56 Adam Kolarek, L (13, 1) ERA: 4.31 3.0 10 1 0 0 2 0 1 0 0 0 0 16 23 0.00 0.333
48 Ryan Yarbrough, L (16, 1) ERA: 4.62 3.0 W 10 2 0 0 5 0 0 0 0 0 0 29 42 0.00 0.667

Batter	1	2	3	4	5	6	7	8	9	AB	R	H	RBI	BB	SO	LOB
11 Jorge Polanco, S (1, 10) OBP: 0.376, SLG: 0.525	C SI 91 X CH 84 0-1 ① G6-3	F CH 85 1 SAFE F FF 91 F CH 85 1 SAFE 0-2 ③ CS 1-2	C SI 88 C FF 91 S CU 78 0-3 ① K		X CU 77 0-0 1B		B SI 97 B SI 97 X SI 96 2-0 ②③ G5-4-3 1-2f		B FC 91 X FC 91 1-0 ② G3	5	0	1	0	0	1	3
26 Max Kepler, L (1, 8) OBP: 0.343, SLG: 0.529	B FF 91 F SI 90 B SI 91 F CU 78 S FC 88 2-3 ② K		S CU 77 B FF 92 F SI 90 B FF 92 X FC 88 2-2 24 G4-6-3 1B		F SI 90 B SI 90 B SI 90 C SI 91 D FF 90 X SI 92 3-2 ③ G4-3			B SL 85 B SI 96 X SI 94 2-0 24 G5-3 1B	B FC 91 F FC 91 F FC 90 B FC 91 X FC 91 2-2 ③ F8	5	0	2	0	0	1	1
24 C.J. Cron, R (1, 3) OBP: 0.336, SLG: 0.516	B CU 77 F FF 92 B FC 87 C CH 85 X CH 85 2-2 1B		S CU 77 B SI 91 D SI 90 X CH 84 2-1 ②③ G4-6-3 1-2f			S SI 94 C CU 83 F CH 86 X CH 88 0-2 ① P4		B SI 96 F SI 94 B SI 95 X SI 94 2-1 ① G5-3 1-2		4	0	1	0	0	0	2
2 Luis Arraez, L (1, 7) OBP: 0.524, SLG: 0.558	C SI 90 B FC 88 X SI 91 1-1 ③ G4-3			C CU 76 B CH 88 F CU 78 B FF 91 X SI 90 2-2 1B		B FF 93 B CH 87 C CH 88 F FF 94 X FF 95 2-2 ② G4-3		B SI 96 F SI 96 B SI 96 F SI 96 B SI 98 B FF 95 4-2 BB		3	0	1	0	1	0	1
16 Jonathan Schoop, R (1, 4) OBP: 0.299, SLG: 0.458		B SI 89 B CH 84 S CH 84 X SI 90 2-1 ① G6-3		S CH 85 F CH 84 F SI 91 B CH 84 X FF 92 1-2 ① L9		C CU 83 S FF 94 F FF 95 B CH 89 F CH 89 B CU 86 S SI 94 2-3 ③ K		C SI 96 S SI 96 D SI 97 X SI 96 1-2 ② L8		4	0	0	0	0	1	3
15 Jason Castro, L (1, 2) OBP: 0.312, SLG: 0.464		B FF 91 X SI 91 1-0 ② F7		1 SAFE C CU 77 S CU 78 F CU 78 B FF 92 B FC 86 S SI 90 2-3 ② K			C CU 78 C CU 78 S FC 87 0-3 ① K	C SI 97 B SI 97 F SI 97 C FC 89 1-3 ③ K		4	0	0	0	0	3	3
13 Ehire Adrianza, S (1, 6) OBP: 0.382, SLG: 0.427		X FC 87 0-0 22 HR 3B		X CH 84 0-0 ③ L8			B CU 80 S FC 89 B CH 86 B FC 89 F FC 89 D FC 91 4-2 23 WP 22 BB BB		B SI 96 X SI 96 1-0 22 WP 22 HR 1B	3	2	2	0	1	0	1
22 Miguel Sanó, R (1, 5) OBP: 0.292, SLG: 0.537		B FF 92 C FF 91 3 SAFE X FF 90 1-1 3-H HR			B CH 83 C CH 84 S CU 77 B FF 90 X CU 77 2-2 ① F7		B SL 84 D FF 93 B FF 94 C FF 94 B FF 94 4-1 23 BB 1-2 BB		C FF 96 B FF 95 B CH 89 B SI 94 X FF 97 3-1 1-H HR	3	2	2	4	1	0	0
30 LaMonte Wade Jr., L (1, 9) 23 Nelson Cruz, R (7, PH) OBP: 0.366, SLG: 0.524 60 Jake Cave, L (7, PR) OBP: 0.299, SLG: 0.243 (7, 9)		H SI 91 1-0 11 CS HBP			B FF 91 X CU 77 1-1 ② L8		B SI 97 F SI 95 B FC 89 C SI 95 B FF 94 B SI 96 4-2 11 G5-4-3 1-2 2-3 BB		C FF 95 S FC 90 S FC 92 0-3 ① K	1 0 1	0 0 0	0 0 0	0 0 0	0 1 0	0 0 1	0 0 0
Inning Stats	R: 0 H: 1 E: 0 LOB: 1 K: 1 BB: 0 S: 10 P: 15	R: 2 H: 2 E: 0 LOB: 0 K: 0 BB: 0 S: 9 P: 14	R: 0 H: 1 E: 0 LOB: 0 K: 1 BB: 0 S: 8 P: 12	R: 0 H: 1 E: 0 LOB: 1 K: 1 BB: 0 S: 12 P: 17	R: 0 H: 1 E: 0 LOB: 1 K: 0 BB: 0 S: 9 P: 15	R: 0 H: 0 E: 0 LOB: 0 K: 1 BB: 0 S: 12 P: 16	R: 0 H: 0 E: 0 LOB: 3 K: 1 BB: 3 S: 9 P: 23	R: 0 H: 1 E: 0 LOB: 2 K: 1 BB: 1 S: 11 P: 21	R: 2 H: 2 E: 0 LOB: 0 K: 1 BB: 0 S: 10 P: 17	1B: 6 2B: 0 3B: 1 HR: 2	SF: 0 SAC: 0 DP: 2 HBP: 1			WP: 2 PB: 0 SB: 0 CS: 1	PA: 39		

PITCHER		IP	WLS	BF	H	R	ER	SO	BB	IBB	HBP	BLK	WP	HR	S	P	ERA	WHIP
54 Ross Detwiler, L ERA: 3.6	(1, 1)	5.0	W	20	6	2	2	3	0	0	1	0	0	1	48	73	3.60	1.200
43 Evan Marshall, R ERA: 2.37	(6, 1)	1.0	H	3	0	0	0	1	0	0	0	0	0	0	12	16	0.00	0.000
57 Jace Fry, L ERA: 5.4	(7, 1)	0.1	H	2	0	0	0	1	1	0	0	0	0	0	5	9	0.00	3.000
37 Juan Minaya, R ERA: 2.96	(7, 1)	0.0		1	0	0	0	0	1	0	0	0	0	0	1	5	∞	∞
39 Aaron Bummer, L ERA: 1.95	(7, 1)	1.2	H	7	1	0	0	1	2	0	0	0	1	0	14	30	0.00	1.800

PITCHER		IP	WLS	BF	H	R	ER	SO	BB	IBB	HBP	BLK	WP	HR	S	P	ERA	WHIP
41 Kelvin Herrera, R ERA: 7.45	(9, 1)	0.0		2	2	2	2	0	0	0	0	0	1	1	3	7	∞	∞
48 Alex Colomé, R ERA: 2.25	(9, 1)	1.0	S	3	0	0	0	1	0	0	0	0	0	0	7	10	0.00	0.000

TOP

Minnesota Twins @ Chicago White Sox

Guaranteed Rate Field, Chicago, IL

Fri Jun 28 2019, 7:11 PM - 10:06 PM CDT

Att. 28,218 - Partly Cloudy - 87 F

livebaseballscorecards.com

AB	33
R	4
H	9
RBI	4
BB	4
SO	7
LOB	14

Batter	1	2	3	4	5	6	7	8	9	AB	R	H	RBI	BB	SO	LOB
28 Leury García, S (1, 6) OBP: 0.330, SLG: 0.399	C FF 93 C FF 93 X FF 94 0-2 E6 33 HR		F SV 81 B FF 94 X SV 81 1-1 79 1B 1B		F FF 91 X FF 94 0-1 45 1B 79 1B 1-2 1B		F FF 92 X SV 82 0-1 ① G4-3			4	2	2	0	0	0	0
45 Jon Jay, L (1, 9) OBP: 0.467, SLG: 0.462	1 SAFE C FF 92 B CH 83 S SV 80 F SV 80 S FF 93 1-3 ① K		1 SAFE X FF 92 0-0 ② F8		C FF 93 B SV 79 X CH 82 1-1 79 1B 33 FC1 1-3 2-H 1B		B FF 91 F SV 80 X SV 81 1-1 ② F8			4	0	1	1	0	1	2
79 José Abreu, R (1, 3) OBP: 0.302, SLG: 0.508	B SI 92 F CH 84 1 SAFE 1 SAFE F SI 92 T FF 94 1-2 ② K		B CU 75 1 SAFE F SI 92 X SI 91 1-1 1-3 1B		F SI 92 X SI 91 0-1 33 FC1 1-3 3-H 1B		C SI 91 S FF 93 F CH 81 X FF 94 0-2 ③ L9			4	0	2	1	0	1	1
33 James McCann, R (1, 2) OBP: 0.385, SLG: 0.530	1 SAFE X FF 93 0-0 1-H HR		X SV 81 0-0 ③ F9		X SV 81 0-0 ② FC1 1-2 3-H			C FF 93 F SI 92 B SI 91 B SV 83 B SV 82 X SI 93 3-2 E6 74 HR		4	2	1	2	0	0	4
18 Daniel Palka, L (1, 10) OBP: 0.174, SLG: 0.026	B CH 85 B FF 93 B FF 94 C SI 93 C CH 81 X CH 82 3-2 ③ G4-3			B FF 93 X CH 84 1-0 ① G4-3	S FF 94 2 SAFE C FF 94 B FF 95 F SV 82 B FF 94 X CH 82 2-2 ③ G1-3			S FF 93 F CH 82 F FF 93 F SV 82 S FF 94 0-3 ① K		4	0	0	0	0	1	3
74 Eloy Jiménez, R (1, 7) OBP: 0.308, SLG: 0.478 49 Ryan Cordell, R (9, 8) OBP: 0.291, SLG: 0.338		C FF 93 F SV 80 B SV 81 B SV 81 C FF 94 2-3 ① K		C SI 94 S CH 84 B SV 82 F CH 83 X FF 95 1-2 ② P4		X SV 82 0-0 1B		X FF 94 0-0 1-H HR		4 0	1 0	2 0	2 0	0 0	1 0	0 0
5 Yolmer Sánchez, S (1, 4) OBP: 0.318, SLG: 0.300		C FF 93 F SV 80 F FF 94 F SI 94 F FF 95 T SV 83 0-2 ② K		C SV 79 B CU 69 F FF 93 X FF 95 1-2 ③ F7		X FF 92 0-0 ① L7		X FF 92 0-0 ② L3		4	0	0	0	0	1	1
22 Charles Tilson, L (1, 8) OBP: 0.309, SLG: 0.312 (9, 7)		C FF 92 X FF 93 0-1 ③ G3			X FF 92 0-0 28 1B 45 1B 1B	C SV 79 B SV 80 B FF 93 B SI 90 X FF 92 3-1 ② F7		C FF 93 X CH 74 0-1 ③ G3		4	1	1	0	0	0	1
20 José Rondón, R (1, 5) OBP: 0.260, SLG: 0.267			B FF 94 X FF 94 1-0 ① G5-3		M SV 81 B SV 81 D CU 72 L FF 90 1 SAFE B SV 81 F SI 92 1 SAFE X SI 93 3-2 ① F7	B SV 76 X SI 91 1-0 ③ G4-3				3	0	0	0	0	0	2
Inning Stats	R: 2 E: 1 K: 2 S: 14 H: 1 LOB: 0 BB: 0 P: 19	R: 0 E: 0 K: 2 S: 11 H: 0 LOB: 0 BB: 0 P: 13	R: 0 E: 0 K: 0 S: 7 H: 2 LOB: 2 BB: 0 P: 10	R: 0 E: 0 K: 0 S: 8 H: 0 LOB: 0 BB: 0 P: 11	R: 2 E: 0 K: 0 S: 16 H: 4 LOB: 2 BB: 0 P: 22	R: 0 E: 0 K: 0 S: 5 H: 1 LOB: 1 BB: 0 P: 9	R: 0 E: 0 K: 0 S: 8 H: 0 LOB: 0 BB: 0 P: 9	R: 2 E: 1 K: 1 S: 12 H: 1 LOB: 0 BB: 0 P: 15		1B: 7 2B: 0 3B: 0 HR: 2 SF: 0 SAC: 0 DP: 0 HBP: 0				WP: 0 PB: 0 SB: 0 CS: 0 PA: 35		

PITCHER	IP	WLS	BF	H	R	ER	SO	BB	IBB	HBP	BLK	WP	HR	S	P	ERA	WHIP
17 José Berríos, R (1, 1) ERA: 2.89	7.1	L	33	9	6	3	5	0	0	0	0	0	2	78	105	3.68	1.227
51 Mike Morin, R (8, 1) ERA: 1.8	0.2		2	0	0	0	0	0	0	0	0	0	0	3	3	0.00	0.000

PITCHER	IP	WLS	BF	H	R	ER	SO	BB	IBB	HBP	BLK	WP	HR	S	P	ERA	WHIP

BOTTOM

Minnesota Twins @ Chicago White Sox

Guaranteed Rate Field, Chicago, IL

Fri Jun 28 2019, 7:11 PM - 10:06 PM CDT

Att. 28,218 - Partly Cloudy - 87 F

livebaseballscorecards.com

AB	35
R	6
H	9
RBI	6
BB	0
SO	5
LOB	14

Batter	1	2	3	4	5	6	7	8	9	AB	R	H	RBI	BB	SO	LOB
26 Max Kepler, L (1, 9) OBP: 0.344, SLG: 0.548 2 Luis Arraez, L (9, 7) OBP: 0.524, SLG: 0.558	B CU 78 S FF 91 B FF 92 C CH 86 B FF 91 X SI 92 3-2 ① G3	B FF 93 X CH 87 1-0 ③ F9			C CU 77 F FF 91 B SI 91 B SI 91 X CU 80 2-2 HR		F FF 94 B FC 91 F FF 95 B FC 90 X FF 96 2-2 HR		X FF 97 0-0 ① F9	5 0	2 0	2 0	2 0	0 0	0 0	1 0
11 Jorge Polanco, S (1, 6) OBP: 0.380, SLG: 0.525	C FF 91 B CU 80 T CH 84 F SI 92 X CU 82 1-2 23 HR 1B		C CH 84 B CH 85 B CH 85 B FF 92 F SI 91 X CH 87 3-2 ① F8		S CH 86 B CH 87 X SI 92 1-1 ① L7		C FC 89 F FF 95 B FF 94 X FC 90 1-2 23 1B 23 S 1B		C FF 97 C CH 87 B FF 97 F FF 98 B FF 97 B CH 89 F FF 98 B CH 88 4-2 23 HR BB	4	3	2	0	1	0	0
23 Nelson Cruz, R (1, 10) OBP: 0.374, SLG: 0.564	B CU 78 F SI 91 X SI 92 1-1 1-H HR		B FF 93 B CH 86 X SI 92 2-0 2B		B SI 90 S CH 86 B FC 87 F CH 86 F FC 86 X FC 84 2-2 ② F8		C FF 94 F FC 88 F CH 86 B FC 90 X CH 87 1-2 1-H 1B		S FF 97 S FF 98 X FF 97 0-2 1-H HR	5	2	4	5	0	0	0
24 C.J. Cron, R (1, 3) OBP: 0.330, SLG: 0.507	B CU 77 B FF 93 F SI 91 X CU 80 2-1 ② P3		X CU 80 0-0 ② G5-3		F SI 91 C SI 92 F FC 87 B FC 86 B FF 92 F FC 86 T SI 92 2-2 ③ K		C FC 88 C FF 95 T FF 95 0-2 ③ K		C CH 87 B SL 91 F FF 97 F SL 91 S FF 97 1-3 ② K	5	0	0	0	0	3	2
9 Marwin Gonzalez, S (1, 7) OBP: 0.320, SLG: 0.415 (9, 9)	F FF 91 X CU 79 0-1 ③ P4		C FF 92 B FF 92 S CU 80 S CU 82 1-3 ③ K			B CH 85 F CH 85 S CH 85 B FF 91 X SI 92 2-2 ① G4-3		F FF 94 F CH 86 F FF 95 X FF 95 0-2 ① G4-3	B CH 87 S CH 88 F CH 88 X FF 96 1-2 E8 1B	5	0	1	0	0	1	1
16 Jonathan Schoop, R (1, 4) OBP: 0.300, SLG: 0.458		C FF 91 S CU 78 B FC 86 F FC 86 B FF 91 F SI 92 X CU 80 2-2 15 1B 25 G4-3 2B		B CU 78 S CH 85 B CU 77 F CU 78 S CH 86 2-3 ① K		X SI 91 0-0 ② G4-3		B CU 83 B CH 88 B FF 94 C FF 94 C FF 95 B FF 94 4-2 22 HR BB	B FF 97 X FF 96 1-0 ③ P3	4	2	1	0	1	1	1
22 Miguel Sanó, R (1, 5) OBP: 0.298, SLG: 0.556	B CU 78 C CU 79 B FF 92 B SI 92 B SI 92 4-1 25 G4-3 15 1B BB		C SI 90 C FC 87 F CU 80 C FF 92 0-3 ② K			B SI 91 B CH 85 X SI 90 2-0 ③ G4-3		B FF 94 X FF 94 1-0 1-H HR		3	1	1	2	1	1	0
15 Jason Castro, L (1, 2) OBP: 0.317, SLG: 0.465	X FF 93 0-0 25 G4-3 1-2 2-3 1B		B CU 80 B FF 93 F SI 92 X CH 87 2-1 1B				B FC 90 X FC 91 1-0 ① F7	C CH 86 B FF 94 F FF 94 X FC 88 1-2 ② F9		4	0	2	0	0	0	0
25 Byron Buxton, R (1, 8) OBP: 0.319, SLG: 0.517	B CU 81 X SI 94 1-0 ① ② G4-3 1-2f 2-3 3-H		D CU 79 X SI 92 1-0 ③ P3				S FF 94 X FF 95 0-1 ② G5-3	B FC 89 B FC 88 T FF 93 C FF 94 F CH 86 X FC 88 2-2 ③ P6		4	0	0	0	0	0	3
Inning Stats	R: 2 E: 0 K: 0 S: 13 H: 2 LOB: 0 BB: 0 P: 20	R: 1 E: 0 K: 0 S: 9 H: 2 LOB: 1 BB: 1 P: 17	R: 0 E: 0 K: 1 S: 8 H: 1 LOB: 1 BB: 0 P: 14	R: 0 E: 0 K: 2 S: 10 H: 1 LOB: 1 BB: 0 P: 15	R: 1 E: 0 K: 1 S: 15 H: 1 LOB: 0 BB: 0 P: 22	R: 0 E: 0 K: 0 S: 5 H: 0 LOB: 0 BB: 0 P: 9	R: 2 E: 0 K: 1 S: 16 H: 3 LOB: 1 BB: 0 P: 21	R: 2 E: 0 K: 0 S: 14 H: 1 LOB: 0 BB: 1 P: 22	R: 2 E: 1 K: 1 S: 16 H: 2 LOB: 1 BB: 1 P: 23	1B: 6 2B: 2 3B: 0 HR: 5 SF: 0 SAC: 0 DP: 1 HBP: 0						

PITCHER		IP	WLS	BF	H	R	ER	SO	BB	IBB	HBP	BLK	WP	HR	S	P	ERA	WHIP
46 Iván Nova, R ERA: 5.92	(1, 1)	6.0	L	25	7	4	4	4	1	0	0	0	0	2	60	97	6.00	1.333
64 Josh Osich, L ERA: 5.33	(7, 1)	0.2		4	2	2	2	0	0	0	0	0	0	1	9	13	27.00	3.000
51 Carson Fulmer, R ERA: 6.14	(7, 1)	1.1		7	2	2	2	1	1	0	0	0	0	1	21	30	13.50	2.250
66 José Ruiz, R ERA: 6.86	(9, 1)	1.0		6	2	2	2	1	1	0	0	0	0	1	16	23	18.00	3.000

PITCHER	IP	WLS	BF	H	R	ER	SO	BB	IBB	HBP	BLK	WP	HR	S	P	ERA	WHIP

TOP

Minnesota Twins @ Chicago White Sox

Guaranteed Rate Field, Chicago, IL

Sat Jun 29 2019, 3:14 PM - 6:25 PM CDT

Att. 27,908 - Cloudy - 77 F

livebaseballscorecards.com

AB	39
R	10
H	13
RBI	9
BB	3
SO	6
LOB	8

Batter	1	2	3	4	5	6	7	8	9	AB	R	H	RBI	BB	SO	LOB
28 Leury García, S (1, 6) OBP: 0.331, SLG: 0.399	B FF 92 B FF 91 C FF 92 F FF 93 X FF 94 2-2 79 BB 10 1B 45 SF9 1B		F FF 93 B FF 93 F CH 88 X SI 94 1-2 ① G4-3		C SL 84 X FF 93 0-1 ② F8		C CU 79 X FF 95 0-1 2-H 1B		C FS 78 B CU 77 S FS 78 F FS 79 X FS 79 1-2 ③ G1-3	5	1	2	1	0	0	1
10 Yoán Moncada, S (1, 5) OBP: 0.352, SLG: 0.514	C FF 93 1 SAFE X CH 89 0-1 79 BB 1-2 1B		B CH 87 F CH 88 S SL 85 F FF 94 S SL 84 1-3 ② K		X CH 88 0-0 ③ F8		S CU 78 C CH 86 B FF 95 B CU 79 F CH 87 X CU 80 2-2 ③ L6			4	0	1	0	0	1	1
79 José Abreu, R (1, 3) OBP: 0.304, SLG: 0.505	C FF 93 F FF 93 B FF 93 B SL 86 F FF 94 B FF 95 D SL 86 4-2 1-2 2-3 BB		S FF 94 B SL 85 H CH 87 2-1 HBP			B FF 92 F FF 93 F SL 84 F FF 92 B FF 93 X SL 86 2-2 ① G6-3		C KC 82 B KC 85 F FF 94 F KC 86 F FF 95 F FF 95 B KC 73 X KC 86 2-2 ① G6-3		2	0	0	0	1	0	0
33 James McCann, R (1, 2) OBP: 0.378, SLG: 0.519	B SL 84 S SL 84 F FF 95 F CH 87 F SL 87 S FF 95 1-3 ① K		C SL 85 B FF 95 C FF 94 S SL 87 1-3 ③ K			X FF 94 0-0 ② F8		C KC 81 F KC 86 B KC 88 C FF 96 1-3 ② K		4	0	0	0	0	3	4
45 Jon Jay, L (1, 9) OBP: 0.421, SLG: 0.500	C CH 87 B FF 96 X CH 88 1-1 ② SF9 3-H			C FF 92 X CH 88 0-1 ① G3		B CH 88 X FF 94 1-0 2B		C KC 74 B CH 88 X FF 93 1-1 ③ G6-3		3	0	1	1	0	0	0
74 Eloy Jiménez, R (1, 7) OBP: 0.307, SLG: 0.488	X FF 96 0-0 ③ F9			C SL 85 F SL 86 B SL 86 X FF 94 1-2 ② F8		S CH 88 D SL 86 F CH 88 F SL 88 S SL 88 1-3 ③ K			B FC 86 C FF 91 X FF 91 1-1 HR	4	1	1	1	0	1	3
5 Yolmer Sánchez, S (1, 4) OBP: 0.317, SLG: 0.308		C FF 93 L FF 94 B FF 94 F FF 94 B CH 89 S CH 88 2-3 ① K		C FF 95 X SL 84 0-1 3B			B FF 95 F FF 96 T CH 87 F FF 96 B CH 87 B FF 96 X FF 96 3-2 E1 28 1B		B FF 91 B FF 91 B FF 90 C FF 96 F FF 90 C FS 76 3-3 ① K	4	1	1	0	0	2	0
38 Zack Collins, L (1, 10) OBP: 0.167, SLG: 0.250		B FF 95 B CH 88 C FF 94 F CH 88 S FF 94 2-3 ② K		B CH 89 B CH 88 S FF 94 F FF 94 B FF 95 X FF 94 3-2 ③ L9			B FF 95 B FF 96 B FF 95 C FF 97 F FF 96 S FF 95 3-3 ① K		B CU 74 C FF 91 B FC 87 C FF 91 X FS 78 2-2 ② G2-3	4	0	0	0	0	2	2
49 Ryan Cordell, R (1, 8) OBP: 0.287, SLG: 0.333 22 Charles Tilson, L (7, PH) OBP: 0.312, SLG: 0.315 (8, 8)		C FF 94 S FF 95 S FF 94 0-3 ③ K			F FF 93 S SL 84 S SL 86 0-3 ① K		C CU 80 B FF 96 F CU 82 B CU 79 F FF 95 S CH 87 2-3 ② K		C FS 78 B FF 91 C FS 77 X FF 91 1-2 1B	2 2	0 0	0 1	0 0	0 1	2 1	0 1
Inning Stats	R: 1 E: 0 K: 1 S: 16 H: 2 LOB: 2 BB: 1 P: 24	R: 0 E: 0 K: 3 S: 10 H: 0 LOB: 0 BB: 0 P: 14	R: 0 E: 0 K: 2 S: 11 H: 0 LOB: 1 BB: 0 P: 16	R: 0 E: 0 K: 0 S: 10 H: 1 LOB: 1 BB: 0 P: 14	R: 0 E: 0 K: 1 S: 6 H: 0 LOB: 0 BB: 0 P: 6	R: 0 E: 0 K: 1 S: 10 H: 1 LOB: 1 BB: 0 P: 14	R: 1 E: 1 K: 2 S: 17 H: 1 LOB: 1 BB: 0 P: 27	R: 0 E: 0 K: 1 S: 11 H: 0 LOB: 0 BB: 0 P: 15	R: 1 E: 0 K: 1 S: 15 H: 2 LOB: 1 BB: 0 P: 23	1B: 4 2B: 1 3B: 1 HR: 1	SF: 1 SAC: 0 DP: 0 HBP: 1		WP: 0 PB: 0 SB: 0 CS: 0	PA: 37			

PITCHER		IP	WLS	BF	H	R	ER	SO	BB	IBB	HBP	BLK	WP	HR	S	P	ERA	WHIP
35 Michael Pineda, R ERA: 4.78	(1, 1)	6.0	W	24	4	1	1	8	1	0	1	0	0	0	63	88	1.50	0.833
65 Trevor May, R ERA: 3.38	(7, 1)	1.0		5	1	1	0	2	0	0	0	0	0	0	17	27	0.00	1.000
21 Tyler Duffey, R ERA: 1.75	(8, 1)	1.0		3	0	0	0	1	0	0	0	0	0	0	11	15	0.00	0.000
38 Blake Parker, R ERA: 4.03	(9, 1)	1.0		5	2	1	1	1	0	0	0	0	0	1	15	23	9.00	2.000

PITCHER	IP	WLS	BF	H	R	ER	SO	BB	IBB	HBP	BLK	WP	HR	S	P	ERA	WHIP

BOTTOM

Minnesota Twins @ Chicago White Sox

Guaranteed Rate Field, Chicago, IL

Sat Jun 29 2019, 3:14 PM - 6:25 PM CDT

Att. 27,908 - Cloudy - 77 F

livebaseballscorecards.com

AB	34
R	3
H	7
RBI	3
BB	1
SO	12
LOB	12

Batter	1	2	3	4	5	6	7	8	9	AB	R	H	RBI	BB	SO	LOB
2 Luis Arraez, L (1, 7) OBP: 0.493, SLG: 0.518	B FF 93 F FF 93 C CH 81 B FF 94 B FF 94 S CH 84 3-3 ① **K**		X CH 80 0-0 ③ **G6-3**			B CH 87 F FF 93 X CH 88 1-1 ③ **L7**		C SI 95 B FC 91 F SI 94 F FF 96 X FC 90 1-2 ① **F9**		4	0	0	0	0	1	1
11 Jorge Polanco, S (1, 6) OBP: 0.378, SLG: 0.521	C CH 81 B CU 79 B CH 82 B FF 95 X FF 95 3-1 ② **P3**			B FF 93 C FF 93 B SL 83 S CH 82 X CH 82 2-2 ① **L8**			B CU 81 C CH 87 F FF 93 X CU 83 1-2 **23 HR 1B**	C SI 98 B SI 97 B FC 90 F SI 97 F SI 97 B SI 95 X FF 97 3-2 ② **F8**		4	1	1	0	0	0	0
23 Nelson Cruz, R (1, 10) OBP: 0.372, SLG: 0.572	B FF 95 C CH 82 X SL 85 1-1 ③ **G4-3**			B SL 83 S SL 82 C FF 95 B CH 83 X FF 94 2-2 ② **L8**			B SI 93 S CH 88 B SI 94 B SI 93 X SI 94 3-1 **1-H HR**	B FC 91 C FC 91 X FC 92 1-1 ③ **G6-3**		4	1	1	2	0	0	0
18 Mitch Garver, R (1, 2) OBP: 0.369, SLG: 0.603		B SL 83 C FF 94 B FF 93 S CH 81 X SL 85 2-2 ① **G6-3**		S FF 94 C FF 94 F FF 95 B SL 87 C CH 82 1-3 ③ **K**			X SI 94 0-0 **E6 24 1B 9 G3 22 1B**		B FC 92 F FC 92 X FC 91 1-1 **E6 9 WP**	4	1	0	0	0	1	0
9 Marwin Gonzalez, S (1, 5) OBP: 0.316, SLG: 0.408 (7, 9)		F FF 94 F FF 95 B CU 82 F CH 82 B SL 85 F FF 95 F FF 96 F FF 94 B CH 84 3-2 ② **G4-3**			B FF 91 X CH 80 1-0 ① **G4-3**		C FF 94 F SI 95 X SI 97 0-2 ① **G3** **1-2**		T FC 91 F FC 90 B FF 93 X FC 90 1-2 ① **L6** **1-2**	4	0	0	0	0	0	2
24 C.J. Cron, R (1, 3) OBP: 0.329, SLG: 0.503		S SL 85 F SL 84 S FF 95 0-3 ③ **K**			F CH 80 B FF 94 X FF 94 1-1 ② **F9**		X SI 98 0-0 **22 1B** **2-3 1B**		B CH 92 F CH 91 F FC 91 X FC 91 1-2 ② **L8**	4	0	1	0	0	1	1
13 Ehire Adrianza, S (1, 9) OBP: 0.376, SLG: 0.420 22 Miguel Sanó, R (7, PH) OBP: 0.301, SLG: 0.556 (7, 5)			B CU 77 X FF 93 1-0 ① **F7**		C FF 93 X CH 81 0-1 ③ **G4-3**		B FF 94 X FF 96 1-0 **1-2 3-H 1B**		S FC 93 D FC 93 F FC 92 X FC 92 1-2 ③ **G5-3**	2 2	0 0	0 1	0 1	0 0	0 0	0 1
16 Jonathan Schoop, R (1, 4) OBP: 0.301, SLG: 0.457			C FF 93 B FF 94 F FF 92 X SL 85 1-2 **1B**			B SI 93 X CH 86 1-0 ① **G5-3**	C SI 96 B SI 97 B SI 97 F SI 98 S SI 97 2-3 ② **K**			3	0	1	0	0	1	2
25 Byron Buxton, R (1, 8) OBP: 0.319, SLG: 0.519			B SL 82 C CH 82 F FF 92 S FF 93 1-3 ② **K**			B SI 94 B SI 93 X SI 94 2-0 ② **2B**	S SI 98 B FF 99 F SI 98 S FC 90 1-3 ③ **K**			3	0	1	0	0	2	3
Inning Stats	R: 0 E: 0 K: 1 S: 7 H: 0 LOB: 0 BB: 0 P: 14	R: 0 E: 0 K: 1 S: 16 H: 0 LOB: 0 BB: 0 P: 21	R: 0 E: 0 K: 1 S: 8 H: 1 LOB: 1 BB: 0 P: 11	R: 0 E: 0 K: 1 S: 10 H: 0 LOB: 0 BB: 0 P: 15	R: 0 E: 0 K: 0 S: 5 H: 0 LOB: 0 BB: 0 P: 7	R: 0 E: 0 K: 0 S: 4 H: 1 LOB: 0 BB: 0 P: 8	R: 3 E: 1 K: 2 S: 17 H: 4 LOB: 2 BB: 0 P: 25	R: 0 E: 0 K: 0 S: 10 H: 0 LOB: 0 BB: 0 P: 15	R: 0 E: 1 K: 0 S: 11 H: 0 LOB: 1 BB: 0 P: 15	1B: 4 2B: 1 3B: 0 HR: 1 SF: 0 SAC: 0 DP: 0 HBP: 0						

PITCHER		IP	WLS	BF	H	R	ER	SO	BB	IBB	HBP	BLK	WP	HR	S	P	ERA	WHIP
27 Lucas Giolito, R ERA: 2.72	(1, 1)	5.0	W	16	1	0	0	4	0	0	0	0	0	0	46	68	0.00	0.200
43 Evan Marshall, R ERA: 3.15	(6, 1)	1.0	H	6	3	3	2	0	0	0	0	0	0	1	10	18	18.00	3.000
39 Aaron Bummer, L ERA: 1.84	(7, 1)	1.2	H	7	2	0	0	2	0	0	0	0	0	0	19	27	0.00	1.200
48 Alex Colomé, R ERA: 2.16	(8, 1)	1.1	S	5	0	0	0	0	0	0	0	0	1	0	13	18	0.00	0.000

PITCHER	IP	WLS	BF	H	R	ER	SO	BB	IBB	HBP	BLK	WP	HR	S	P	ERA	WHIP

TOP

Minnesota Twins @ Chicago White Sox

Guaranteed Rate Field, Chicago, IL

Sun Jun 30 2019, 1:12 PM - 6:51 PM CDT

Att. 27,244 - Partly Cloudy - 81 F

livebaseballscorecards.com

AB	34
R	3
H	6
RBI	3
BB	0
SO	6
LOB	10

WP: 1	PA: 34		
PB: 0			
SB: 0			
CS: 0			

Batter	1	2	3	4	5	6	7	8	9	AB	R	H	RBI	BB	SO	LOB
28 Leury García, S (1, 6) OBP: 0.327, SLG: 0.393	X FF 90 0-0 ① F9		L CH 84 L SL 85 S SL 87 0-3 ① K		B FF 94 C FF 92 S SL 88 B CU 74 S SL 87 2-3 ③ K		C CU 88 S CU 87 B CU 87 X FF 98 1-2 ② G1-3			4	0	0	0	0	2	1
10 Yoán Moncada, S (1, 5) OBP: 0.357, SLG: 0.528	C FF 91 C FF 93 F FF 94 B CU 76 S CU 76 1-3 ② K		C SL 87 S SL 86 B SL 87 1 SAFE B FF 92 X CH 86 2-2 1-H HR			F KC 79 C KC 73 F FF 93 B KC 85 B KC 84 F FF 95 F FF 94 X KC 70 2-2 79 1B 33 1B 1B	S FF 98 B FF 96 S CU 87 B CU 88 B CU 89 X CU 88 3-2 1B		4	2	3	2	0	1	0
79 José Abreu, R (1, 3) OBP: 0.309, SLG: 0.508	C FF 93 C SL 86 X FF 93 0-2 1B		X SL 87 0-0 33 G5-4-3 1B			B KC 81 1 SAFE B FF 91 F SI 93 X KC 81 2-1 33 1B 45 1B 1-3 1B	C SL 91 1 SAFE 1 SAFE B SL 91 S FF 97 S CU 89 1-3 ③ K			4	1	3	0	0	1	1
33 James McCann, R (1, 2) OBP: 0.376, SLG: 0.514	C CH 86 F CH 86 S FF 93 0-3 ③ K		S SL 85 C CU 73 X CU 76 0-2 ② ③ G5-4-3 1-2f			S FF 94 B FF 93 X FF 93 1-1 45 1B 1-2 3-H 1B		C FF 95 S SL 88 B FF 95 F FF 96 S CU 85 1-3 ① K		4	0	1	1	0	2	2
45 Jon Jay, L (1, 9) OBP: 0.391, SLG: 0.450		C FF 90 F FF 93 F FF 93 B CU 75 T FF 92 1-2 ① K	B SL 85 F FF 89 B CH 84 B FF 90 C FF 90 F FF 91 C FF 91 3-3 ① K			C FF 92 B KC 81 X FF 92 1-1 1-2 2-H 1B		F FF 96 B SL 91 X CU 86 1-1 ② L8		4	0	1	1	0	2	0
74 Eloy Jiménez, R (1, 7) OBP: 0.301, SLG: 0.479 22 Charles Tilson, L (9, 7) OBP: 0.312, SLG: 0.315		S CH 85 F FF 93 F FF 93 B CU 76 B CU 73 C FF 94 2-3 ② K		C CU 72 X CU 73 0-1 ② G1-3		F KC 80 B KC 86 B KC 84 X SI 94 2-1 ① L8		X SL 90 0-0 ③ P6		4 0	0 0	0 0	0 0	0 0	1 0	2 0
20 José Rondón, R (1, 10) OBP: 0.264, SLG: 0.265 18 Daniel Palka, L (6, PH) OBP: 0.170, SLG: 0.025 (7, 10)		B SL 87 B CH 84 B FF 92 B FF 91 4-0 5 1B BB		B CU 72 B FF 90 X FF 89 2-0 F8		S CH 74 X CH 74 0-1 ② P2				1 1	0 0	0 0	0 0	1 0	0 0	0 2
5 Yolmer Sánchez, S (1, 4) OBP: 0.321, SLG: 0.313		B FF 91 1 SAFE F FF 91 X FF 90 1-1 ③ 1-3 1B			C CH 82 S SL 86 X CU 72 0-2 49 G5-4-3 1B	B FF 91 B CH 73 S SI 91 T SI 91 X CH 75 2-2 ③ L8				3	0	2	0	0	0	2
49 Ryan Cordell, R (1, 8) OBP: 0.288, SLG: 0.328			C FF 92 S FF 92 B FF 93 B FF 93 B FF 93 D FF 92 4-2 10 HR BB		B FF 90 X CH 82 1-0 ① ② G5-4-3 1-2f		B FF 98 S FF 97 C CU 88 S FF 98 1-3 ① K			2	1	0	0	1	1	1
Inning Stats	R: 0 E: 0 K: 2 S: 11 H: 1 LOB: 1 BB: 0 P: 12	R: 0 E: 0 K: 2 S: 10 H: 1 LOB: 2 BB: 1 P: 18	R: 2 E: 0 K: 1 S: 12 H: 2 LOB: 0 BB: 1 P: 18	R: 0 E: 0 K: 1 S: 7 H: 0 LOB: 0 BB: 0 P: 12	R: 0 E: 0 K: 1 S: 7 H: 1 LOB: 0 BB: 0 P: 10	R: 2 E: 0 K: 0 S: 19 H: 4 LOB: 2 BB: 0 P: 29	R: 0 E: 0 K: 2 S: 12 H: 1 LOB: 1 BB: 0 P: 18	R: 0 E: 0 K: 1 S: 7 H: 0 LOB: 0 BB: 0 P: 9		1B: 9 2B: 0 3B: 0 HR: 1	SF: 0 SAC: 0 DP: 2 HBP: 0			WP: 0 PB: 0 SB: 0 CS: 0	PA: 33	

PITCHER		IP	WLS	BF	H	R	ER	SO	BB	IBB	HBP	BLK	WP	HR	S	P	ERA	WHIP
43 Lewis Thorpe, L ERA: 3.6	(1, 1)	5.0	L	19	5	2	2	7	2	0	0	0	0	1	47	70	3.60	1.400
21 Tyler Duffey, R ERA: 2.42	(6, 1)	0.1		5	4	2	2	0	0	0	0	0	0	0	14	22	54.00	12.000
51 Mike Morin, R ERA: 1.74	(6, 1)	0.2		2	0	0	0	0	0	0	0	0	0	0	5	7	0.00	0.000
68 Matt Magill, R ERA: 4.5	(7, 1)	2.0		7	1	0	0	3	0	0	0	0	0	0	19	27	0.00	0.500

PITCHER	IP	WLS	BF	H	R	ER	SO	BB	IBB	HBP	BLK	WP	HR	S	P	ERA	WHIP

BOTTOM

Minnesota Twins @ Chicago White Sox

Guaranteed Rate Field, Chicago, IL

Sun Jun 30 2019, 1:12 PM - 6:51 PM CDT

Att. 27,244 - Partly Cloudy - 81 F

livebaseballscorecards.com

AB	31
R	4
H	10
RBI	4
BB	2
SO	10
LOB	11

Minnesota Twins @ Oakland Athletics

Oakland Coliseum, Oakland, CA

Tue Jul 02 2019, 7:09 PM - 10:27 PM PDT

Att. 13,926 - Partly Cloudy - 64 F

livebaseballscorecards.com

TOP

Batter	1	2	3	4	5	6	7	8	9	AB	R	H	RBI	BB	SO	LOB
26 Max Kepler, L (1, 9) OBP: 0.342, SLG: 0.545	C FF 89 C FF 91 X FF 92 0-2 ① F9		F FC 86 B FF 92 X CH 83 1-1 11 1B 23 G5-4-3 2B		X CH 81 0-0 ② G4-3		B CH 82 C CH 82 X FC 87 1-1 ② G3-1		C FF 96 D CU 86 B FF 95 X FF 96 2-1 ③ F8	5	1	1	0	0	0	1
11 Jorge Polanco, S (1, 6) OBP: 0.377, SLG: 0.518	C FF 89 F CH 83 S CU 74 0-3 ② K		C CU 72 X FC 86 0-1 23 G5-4-3 2-3 1B		C FC 86 F CU 72 X CU 73 0-2 ③ G4-3		C CH 81 C FF 89 B CU 77 B CH 83 S CH 82 2-3 ③ K			4	0	1	0	0	2	0
23 Nelson Cruz, R (1, 10) OBP: 0.367, SLG: 0.562	C FF 89 B SI 91 F SL 83 X FF 92 1-2 ③ G4-3		B SI 89 S SL 82 B SI 90 B FC 86 F FF 91 X SL 83 3-2 ① ② G5-4-3 1-2f 3-H			X CH 82 0-0 ① P3		B FF 93 B FF 93 X FF 91 2-0 ① L9		4	0	0	0	0	0	1
9 Marwin Gonzalez, S (1, 7) OBP: 0.315, SLG: 0.406		B FF 89 C SI 89 F FF 92 X FC 87 1-2 ① L7	S CU 72 F CH 82 F FF 91 F CU 73 B FC 86 B CH 83 C SI 91 2-3 ③ K			X FC 87 0-0 2 2B 1B		B FF 94 C FF 92 S FF 92 B CH 88 F FF 91 F FF 94 B CH 90 F FF 92 S FF 93 3-3 ② K		4	1	1	0	0	2	0
24 C.J. Cron, R (1, 3) OBP: 0.328, SLG: 0.498		B SL 82 C FF 90 X SL 83 1-1 ② G4-3		C FC 84 F SL 82 S CU 73 0-3 ① K		B FC 85 1 SAFE X FF 89 1-0 ② F9		B FF 93 B CU 78 S FF 93 B SL 80 S FF 92 B CU 74 4-2 BB		3	0	0	0	1	1	1
2 Luis Arraez, L (1, 4) OBP: 0.493, SLG: 0.533		B SI 89 B SI 90 C FC 87 B FC 86 C FF 90 X FF 92 3-2 22 HR 1B		C CH 81 B FC 87 B CU 72 X CH 83 2-1 ② F7		C CH 83 D SI 91 B CH 83 X FC 86 2-1 1-H 2B		F FF 94 B FF 94 S FF 94 S CU 71 1-3 ③ K		4	1	2	1	0	1	1
22 Miguel Sanó, R (1, 5) OBP: 0.306, SLG: 0.577		1 SAFE F SI 90 B SL 83 X FF 90 1-1 1-H HR		C FC 85 F SL 80 S SL 86 0-3 ③ K		B FC 86 B CU 76 C FF 90 B CU 77 F FC 85 X FF 90 3-2 ③ P5			S FF 97 X FF 96 0-1 1B	4	1	2	2	0	1	1
15 Jason Castro, L (1, 2) OBP: 0.329, SLG: 0.526		B SI 88 B FF 92 X FF 91 2-0 2B			C FF 91 F CH 82 F FF 91 B CU 74 F FC 89 X FF 92 1-2 HR		B FF 88 B FF 89 C FF 88 X FF 89 2-1 HR		S FF 96 T FF 97 B FF 97 D SL 89 S SL 89 2-3 ① K	4	2	3	2	0	1	1
25 Byron Buxton, R (1, 8) OBP: 0.314, SLG: 0.509		B SL 83 L SL 82 B SL 84 S SI 90 X SL 83 2-2 ③ F8			C FC 86 B SL 82 C FF 92 F SL 82 S FF 93 1-3 ① K		S FC 85 B FC 87 X FF 90 1-1 ① F8		F FF 96 S SL 90 F SL 88 S FF 97 0-3 ② K	4	0	0	0	0	2	2
Inning Stats	R: 0 E: 0 K: 1 S: 9 H: 0 LOB: 0 BB: 0 P: 10	R: 2 E: 0 K: 0 S: 14 H: 3 LOB: 1 BB: 0 P: 24	R: 1 E: 0 K: 1 S: 12 H: 2 LOB: 0 BB: 0 P: 18	R: 0 E: 0 K: 2 S: 8 H: 0 LOB: 0 BB: 0 P: 10	R: 1 E: 0 K: 1 S: 13 H: 1 LOB: 0 BB: 0 P: 15	R: 1 E: 0 K: 0 S: 8 H: 2 LOB: 1 BB: 0 P: 14	R: 1 E: 0 K: 1 S: 9 H: 1 LOB: 0 BB: 0 P: 15	R: 0 E: 0 K: 2 S: 12 H: 0 LOB: 1 BB: 1 P: 22	R: 0 E: 0 K: 2 S: 11 H: 1 LOB: 1 BB: 0 P: 15	1B: 4 2B: 3 3B: 0 HR: 3 SF: 0 SAC: 0 DP: 1 HBP: 0						

	AB	36
	R	6
	H	10
	RBI	5
	BB	1
	SO	10
	LOB	8

WP: 0 PB: 0 SB: 0 CS: 0 PA: 37

PITCHER		IP	WLS	BF	H	R	ER	SO	BB	IBB	HBP	BLK	WP	HR	S	P	ERA	WHIP
33 Daniel Mengden, R ERA: 4.67	(1, 1)	5.2	W	24	8	5	5	5	0	0	0	0	0	2	61	85	7.94	1.412
36 Yusmeiro Petit, R ERA: 2.64	(6, 1)	1.1	H	5	1	1	1	1	0	0	0	0	0	1	12	21	6.75	0.750
48 Joakim Soria, R ERA: 4.62	(8, 1)	1.0	H	4	0	0	0	2	1	0	0	0	0	0	12	22	0.00	1.000
16 Liam Hendriks, R ERA: 1.32	(9, 1)	1.0	S	4	1	0	0	2	0	0	0	0	0	0	11	15	0.00	1.000

PITCHER	IP	WLS	BF	H	R	ER	SO	BB	IBB	HBP	BLK	WP	HR	S	P	ERA	WHIP

Batter	1	2	3	4	5	6	7	8	9	AB	R	H	RBI	BB	SO	LOB
10 Marcus Semien, R (1, 6) OBP: 0.350, SLG: 0.431	C FF 92 B FC 86 F FF 93 F FS 86 B FC 87 F FF 93 X FF 94 2-2 ① F7		L FC 84 S FS 85 F FS 85 B FF 92 D FS 85 X FF 92 2-2 ① F7 2-3	B SI 93 B FF 94 X FF 93 2-0 1B		X SI 93 0-0 ② L9		F SL 79 D SL 80 X SI 91 1-1 ② ③ G5-4-3 1-2f		5	0	1	0	0	0	3
26 Matt Chapman, R (1, 5) OBP: 0.354, SLG: 0.546	C FC 87 B FC 89 B FF 93 B FF 90 C FF 94 X FS 87 3-2 ② P2		B FC 86 B FF 93 C FC 84 S FS 85 S FF 93 2-3 ② K	D SI 92 C SL 85 F FF 95 X SL 85 1-2 ② F8		F SI 94 B SI 92 F SL 83 C SL 86 1-3 ③ K				4	0	0	0	0	2	2
28 Matt Olson, L (1, 3) OBP: 0.332, SLG: 0.559	C FF 93 X CU 76 0-1 ③ F7		S FS 86 B FF 94 B FF 92 S FF 92 F FF 93 B FF 93 X FS 85 3-2 3-H HR	C SL 82 X FF 94 0-1 ③ F7			C SL 85 X SL 84 0-1 ① F9			4	1	1	2	0	0	1
2 Khris Davis, R (1, 10) OBP: 0.306, SLG: 0.453		B FC 85 X FC 85 1-0 ① G5-3	C FC 84 B FC 86 F FF 93 B FC 86 X FC 86 2-2 ③ G6-3		F FF 94 B SL 86 X CH 82 1-1 ① G6-3		C SL 88 B FF 95 B SL 88 B SL 88 X SL 88 3-1 ② L8			4	0	0	0	0	0	0
20 Mark Canha, R (1, 9) OBP: 0.378, SLG: 0.527		C FC 86 F FF 93 F FC 86 B FS 86 B FF 92 F FS 85 F FF 93 B FC 86 X FF 92 3-2 ② P3		C CU 74 B FF 92 X FS 85 1-1 E5 8 1B 22 BB 5 HR	B CH 84 B SI 92 B FF 94 C FF 94 B SL 84 4-1 22 2B BB		S SL 89 S FF 95 B FF 95 B SL 87 B CU 86 F FF 96 X FF 96 3-2 HR			3	2	1	1	1	0	0
22 Ramón Laureano, R (1, 8) OBP: 0.310, SLG: 0.445		B FF 93 B FF 93 B FF 93 B FF 92 4-0 8 BB BB		C FF 90 D FS 85 B FC 84 B FF 92 D FF 92 4-1 8 1B 5 HR 1-2 BB	D SL 86 B FF 94 X FF 92 2-0 ② 8 1B 1-H 2B		C CU 87 B SL 87 B FF 94 S SL 89 S SL 87 2-3 ③ K			2	2	1	0	2	1	0
8 Robbie Grossman, S (1, 7) OBP: 0.340, SLG: 0.388		1 SAFE 1 SAFE B FS 86 C FF 92 B FS 86 1 SAFE B FF 92 C FF 93 B FF 93 4-2 1-2 BB		F FF 92 X FS 83 0-1 5 HR 1-2 2-3 1B	C SL 82 F CH 84 X FF 95 0-2 3-H 1B			B CU 84 B FF 94 C CU 86 B CU 84 C FF 94 B CU 84 4-2 1 FC1-5 5 BB BB		2	1	2	1	2	0	0
5 Chris Herrmann, L (1, 2) OBP: 0.500, SLG: 1.333		B FF 94 C FF 93 D FS 86 F FF 94 F FS 86 B FF 94 S FS 85 3-3 ③ K		C FF 92 D FS 84 X FF 92 1-1 1-H 2-H 3-H HR	F SL 84 B FF 95 1 SAFE C SL 84 S SL 85 1-3 ③ K			B FF 93 S SL 88 F SL 87 B FF 93 D SL 88 B FF 94 4-2 1 FC1-5 1-2 BB		3	1	1	4	1	2	3
1 Franklin Barreto, R (1, 4) OBP: 0.125, SLG: 0.250			B FF 91 S FF 92 X FC 84 1-1 10 F7 28 HR 2B	B FF 91 B FC 84 C FF 93 X SI 90 2-1 ① G6-3		C SI 91 S SI 91 B FF 92 F SL 86 C SL 85 1-3 ① K		L CH 74 X SI 90 0-1 ① FC1-5 10 G5-4-3 1-2 2-3f		4	1	1	0	0	1	2
Inning Stats	R: 0 E: 0 K: 0 S: 10 H: 0 LOB: 0 BB: 0 P: 15	R: 0 E: 0 K: 1 S: 13 H: 0 LOB: 2 BB: 2 P: 28	R: 2 E: 0 K: 1 S: 16 H: 2 LOB: 0 BB: 0 P: 26	R: 4 E: 1 K: 0 S: 15 H: 3 LOB: 1 BB: 1 P: 26	R: 1 E: 0 K: 1 S: 10 H: 2 LOB: 1 BB: 1 P: 18	R: 0 E: 0 K: 2 S: 8 H: 0 LOB: 0 BB: 0 P: 10	R: 1 E: 0 K: 1 S: 11 H: 1 LOB: 0 BB: 0 P: 19	R: 0 E: 0 K: 0 S: 8 H: 0 LOB: 1 BB: 2 P: 17		1B: 3 2B: 2 3B: 0 HR: 3 SF: 0 SAC: 0 DP: 1 HBP: 0						

PITCHER		IP	WLS	BF	H	R	ER	SO	BB	IBB	HBP	BLK	WP	HR	S	P	ERA	WHIP
12 Jake Odorizzi, R ERA: 3.15	(1, 1)	3.0	L	17	4	6	5	2	3	0	0	0	0	2	46	82	15.00	2.333
49 Adalberto Mejía, L ERA: 7.36	(4, 1)	3.1		13	3	1	1	3	1	0	0	0	0	0	28	43	2.70	1.200
68 Matt Magill, R ERA: 4.73	(7, 1)	0.2		5	1	1	1	1	2	0	0	0	0	1	13	29	13.50	4.500
51 Mike Morin, R ERA: 1.66	(8, 1)	1.0		2	0	0	0	0	0	0	0	0	0	0	4	5	0.00	0.000

PITCHER	IP	WLS	BF	H	R	ER	SO	BB	IBB	HBP	BLK	WP	HR	S	P	ERA	WHIP

BOTTOM

Minnesota Twins @ Oakland Athletics

Oakland Coliseum, Oakland, CA

Tue Jul 02 2019, 7:09 PM - 10:27 PM PDT

Att. 13,926 - Partly Cloudy - 64 F

livebaseballscorecards.com

AB	31
R	8
H	8
RBI	8
BB	6
SO	6
LOB	11

Batter	1	2	3	4	5	6	7	8	9	10	11	12	AB	R	H	RBI	BB	SO	LOB
26 Max Kepler, L (1, 9) OBP: 0.342, SLG: 0.539	F FF 87 B CU 71 B FF 89 B SI 88 T FF 90 X CH 84 3-2 ① G3			F CH 86 S CU 72 S CU 73 0-3 ① K2-3		B SL 87 S SL 86 B SL 87 C CH 85 D CU 75 F SL 87 X SL 87 3-2 18 1B 18 WP 1-2 1B		B FC 90 X FC 88 1-0 ① G4-3	B SL 90 X FF 96 1-0 ② G4-3		1 SAFE P FC 93 C SI 94 B SI 94 B FC 92 B SI 95 4-1 11 BB 18 1B 1-2 BB	5	0	1	0	1	1	0
18 Mitch Garver, R (1, 2) OBP: 0.367, SLG: 0.592	C FF 90 F SL 84 C CU 74 0-3 ② K	B SL 83 X FF 89 1-0 ② F9				C FF 91 F CU 75 B CU 76 X FF 91 1-2 1-3 2-H 1B		B FF 91 B FF 93 B FF 91 C FF 92 F FF 92 X SL 80 3-2 ② F9	F FF 97 X FF 97 0-1 ③ F9			B SI 95 B SI 95 B SI 95 C SI 93 F SI 94 X SI 96 3-2 24 G5-3 11 BB 1-2 2-H 1B	6	0	2	2	0	1	0
11 Jorge Polanco, S (1, 10) OBP: 0.376, SLG: 0.522	X FF 90 0-0 ③ L9	B CU 71 C FF 87 B CH 78 X CH 82 2-1 ③ F7				F SL 88 B FF 91 1 SAFE X CH 84 1-1 ② L8		C FF 91 C SI 94 B CH 88 X CH 87 1-2 HR			C SI 98 X FF 99 0-1 ① G3	B SI 92 F SI 92 B SI 93 B SI 92 B SI 93 4-1 1-2 2-3 BB	5	1	1	1	1	0	2
24 C.J. Cron, R (1, 3) OBP: 0.325, SLG: 0.490		B SL 82 F SI 88 F SL 85 B FF 90 F FF 91 F SI 90 X SL 83 2-2 ① G6-3			F SL 82 X SL 83 0-1 ① G5-3	B SI 91 F SI 93 B SI 91 X SI 91 2-1 ③ L5		C FF 93 B CU 71 C SL 80 S FF 94 1-3 ③ K			S FC 93 B FC 93 B FF 99 B FC 92 D FF 98 4-1 2 1B BB	F SI 94 F FF 93 F FC 87 F SI 94 F FC 87 X SI 94 1-2 ② ③ G5-3 2-3f	5	0	0	0	1	1	5
2 Luis Arraez, L (1, 7) OBP: 0.500, SLG: 0.538		B FF 91 F FF 90 F FF 91 X CU 76 1-2 ② G3-1		C FF 86 B CU 73 F CU 74 S FF 90 1-3 ② K			B FF 88 B SL 84 C FF 87 X FF 90 2-1 13 1B 16 E 1B		C FF 96 F FF 96 B CU 83 B CU 84 B SL 87 F FF 95 X FF 96 3-2 1B		B SI 98 B CH 88 C SI 98 B FC 91 C SI 98 1 SAFE X SI 98 3-2 1-3 1B		5	1	3	0	0	1	0
22 Miguel Sanó, R (1, 5) OBP: 0.303, SLG: 0.570		C SI 89 B SL 84 B SL 82 C SI 90 B CU 74 S CH 80 3-3 ③ K			B SL 83 X SL 84 1-0 2B		S FC 86 X FC 86 0-1 ① P5		B FF 96 1 SAFE S FF 97 1 SAFE X FF 96 1-1 ① F7		C FC 92 1 SAFE B FF 98 X FF 98 1-1 ② P3		5	0	1	0	0	1	4
13 Ehire Adrianza, S (1, 6) OBP: 0.370, SLG: 0.410			C CH 85 B FF 87 B SI 87 C SL 84 F FF 89 X CU 73 2-2 ① G6-3		L SI 88 F FF 89 F CU 74 X CU 74 0-2 ③ L9		X FF 89 0-0 16 E 25 CS 1-2 1B		1 SAFE 1 SAFE S FF 95 C FF 96 F FF 97 S FF 96 0-3 ② K		C FC 92 B SI 98 S FC 92 B FC 92 D CU 81 S FC 91 3-3 ③ K		5	0	1	0	0	2	4
16 Jonathan Schoop, R (1, 4) OBP: 0.299, SLG: 0.452			C SL 81 S SL 84 X FF 90 0-2 ② L8			X SI 87 0-0 18 WP 26 1B 18 1B 1B	S FC 85 X FC 86 0-1 FC6 25 CS 1-3 2-H		B FF 96 S FF 95 B FF 96 C FF 96 1 SAFE F SL 90 S SL 89 2-3 ③ K			C SI 96 B FC 94 S SI 96 S SI 96 1-3 ① K	5	1	1	0	0	2	2
25 Byron Buxton, R (1, 8) OBP: 0.311, SLG: 0.500			C SI 88 B FF 91 C CU 72 X FF 91 1-2 ③ P6			B FF 88 B SI 89 C SL 85 X SI 88 2-1 ① P5	M FC 86 F CU 76 S CU 76 0-3 ② ③ K 2-3 3-H			S FF 96 B FF 97 B FF 96 S FF 95 X FF 96 2-2 ① L7		B SI 95 S SI 97 B SI 96 B SI 95 S SI 96 F SI 96 B FC 92 4-2 26 BB 18 1B BB	4	1	0	0	1	1	3
Inning Stats	R: 0 H: 0 E: 0 LOB: 0 K: 1 BB: 0 S: 7 P: 10	R: 0 H: 0 E: 0 LOB: 0 K: 1 BB: 0 S: 11 P: 17	R: 0 H: 0 E: 0 LOB: 0 K: 0 BB: 0 S: 10 P: 13	R: 0 H: 0 E: 0 LOB: 0 K: 1 BB: 0 S: 6 P: 9	R: 0 H: 1 E: 0 LOB: 1 K: 1 BB: 0 S: 10 P: 12	R: 1 H: 3 E: 0 LOB: 2 K: 0 BB: 0 S: 14 P: 23	R: 1 H: 2 E: 1 LOB: 1 K: 1 BB: 0 S: 10 P: 12	R: 1 H: 1 E: 0 LOB: 0 K: 1 BB: 0 S: 10 P: 16	R: 0 H: 1 E: 0 LOB: 1 K: 2 BB: 0 S: 15 P: 21	R: 0 H: 0 E: 0 LOB: 0 K: 0 BB: 0 S: 6 P: 9	R: 0 H: 1 E: 0 LOB: 2 K: 1 BB: 1 S: 11 P: 22	R: 1 H: 1 E: 0 LOB: 2 K: 1 BB: 3 S: 18 P: 34	1B: 8 SF: 0 2B: 1 SAC: 0 3B: 0 DP: 1 HR: 1 HBP: 0						

PITCHER		IP	WLS	BF	H	R	ER	SO	BB	IBB	HBP	BLK	WP	HR	S	P	ERA	WHIP
50 Mike Fiers, R ERA: 3.87	(1, 1)	6.0		23	5	2	1	4	0	0	0	0	1	0	60	88	1.50	0.833
36 Yusmeiro Petit, R ERA: 2.59	(7, 1)	1.0	H	4	1	0	0	1	0	0	0	0	0	0	8	8	0.00	1.000
52 Ryan Buchter, L ERA: 3.47	(8, 1)	0.1	H	1	0	0	0	0	0	0	0	0	0	0	1	2	0.00	0.000
48 Joakim Soria, R ERA: 4.76	(8, 1)	0.2	B	3	1	1	1	1	0	0	0	0	0	1	9	14	13.50	1.500
16 Liam Hendriks, R ERA: 1.27	(9, 1)	2.0		7	1	0	0	2	0	0	0	0	0	0	21	30	0.00	0.500

PITCHER		IP	WLS	BF	H	R	ER	SO	BB	IBB	HBP	BLK	WP	HR	S	P	ERA	WHIP
62 Lou Trivino, R ERA: 4.62	(11, 1)	1.0		5	1	0	0	1	1	0	0	0	0	0	11	22	0.00	2.000
39 Blake Treinen, R ERA: 4.29	(12, 1)	0.1	L	4	1	1	1	1	2	0	0	0	0	0	11	22	27.00	9.000
54 Brian Schlitter, R ERA: 4.91	(12, 1)	0.2		2	0	0	0	0	1	0	0	0	0	0	7	12	0.00	1.500

TOP

Minnesota Twins @ Oakland Athletics

Oakland Coliseum, Oakland, CA

Wed Jul 03 2019, 6:13 PM - 10:50 PM PDT

Att. 31,570 - Clear - 67 F

livebaseballscorecards.com

AB	45
R	4
H	10
RBI	3
BB	4
SO	10
LOB	20

WP: 1 PA: 49
PB: 0
SB: 0
CS: 2

Batter	1	2	3	4	5	6	7	8	9	10	11	12	AB	R	H	RBI	BB	SO	LOB
10 Marcus Semien, R (1, 6) OBP: 0.347, SLG: 0.429	C SI 94 C SI 93 B SL 86 B SL 86 B SI 94 X SI 94 3-2 L8		C SI 93 C SI 93 X SI 94 0-2 26 L9 2B		C CU 76 B CU 80 B SL 84 F SI 93 B SI 93 F SL 83 X SI 93 3-2 G5-3		C SL 87 B SL 86 B FF 92 F SL 88 X SL 85 2-2 1-2f G6-4-3		C FF 94 C FF 94 X KC 86 0-2 G4-3		B CU 76 X FS 80 1-0 F7		6	0	1	0	0	0	2
26 Matt Chapman, R (1, 5) OBP: 0.354, SLG: 0.544	B FF 94 X CH 86 1-0 F7		B CH 85 T CU 80 X SL 84 1-1 L9 2-3		B FF 93 C SI 94 B CH 86 X SI 93 2-1 G6-3		X FF 93 0-0 2B			B FS 79 B FS 79 T FF 90 B FS 78 B FF 90 4-1 2 FC5-4 28 BB 20 FC BB		X SI 94 0-0 E4 23 1B	5	0	1	0	1	0	1
28 Matt Olson, L (1, 3) OBP: 0.332, SLG: 0.550	B CH 88 B FF 94 C SI 94 F CU 82 B FF 95 S SL 85 3-3 K		B FF 93 B FF 94 D SL 86 X CH 86 3-0 G3		X CH 86 0-0 1B		B SL 88 S SL 88 B FF 94 F SL 89 B SL 85 F SL 90 S FF 95 3-3 K			B FF 90 B FS 79 B FF 91 C FF 90 B FF 90 4-1 2 FC5-4 1-2 BB		B SI 95 B SI 94 S SI 94 S SI 94 F SI 96 S CU 79 2-3 K	5	0	1	0	1	3	3
2 Khris Davis, R (1, 10) OBP: 0.304, SLG: 0.447 23 Jurickson Profar, S (10, PR) OBP: 0.280, SLG: 0.379 (11, 10)		B SI 92 F SI 92 X CU 81 1-1 E3 20 BB 22 HR	B SL 84 B CH 86 F SI 93 B SI 94 B CU 81 4-1 BB		S CH 85 B SL 83 B CU 81 F SL 83 X SI 92 2-2 G4-3			C CU 75 F FF 88 S CS 69 0-3 K		C FC 87 S FS 80 B FS 81 B FF 91 X FS 79 2-2 1-2f 2-3 FC5-4 20 FC		C CU 80 C CU 81 F SI 96 D CU 82 B SI 95 B SI 95 X SI 94 3-2 1-3 1B	4 1	1 0	0 1	0 0	1 0	1 0	3 0
20 Mark Canha, R (1, 9) OBP: 0.377, SLG: 0.516		B SL 84 C SL 84 B SL 84 C SI 94 B SL 85 B CH 86 4-2 1-2 22 HR BB	C SI 94 D SL 84 B SL 85 F CH 86 X CU 82 2-2 G5-3		C CU 79 S SL 83 B CU 80 S CH 85 1-3 K			C CU 76 B CU 76 X CU 75 1-1 1B	X FS 81 0-0 FC 1-2 3-H		C CU 80 D ST 84 C CU 79 F CU 80 S SI 96 1-3 K	5	1	1	0	1	2	5
22 Ramón Laureano, R (1, 8) OBP: 0.315, SLG: 0.455		D SI 95 C SI 94 B CH 87 X SI 94 2-1 1-H 2-H HR		C CU 79 X SL 84 0-1 1 FC4 8 1B 1B		B SI 92 F CH 85 B SI 92 B SI 93 B SI 93 4-1 1 S BB		C FF 88 X CU 74 0-1 F7		C FF 91 B FF 91 F FS 80 S FS 81 1-3 K2-3			4	1	2	3	1	1	3
8 Robbie Grossman, S (1, 7) OBP: 0.345, SLG: 0.390		C SI 95 B FF 94 B FF 95 F CU 81 B SI 93 B SI 95 4-2 19 G5-4-3 BB		X FF 92 0-0 1 FC4 1-2 1B		1 SAFE 1 SAFE B SI 91 1 SAFE B CH 85 C SI 93 F SI 92 1 SAFE S CU 80 2-3 K		1 SAFE B FF 89 B FF 88 C FF 88 F CU 76 S CS 70 2-3 K			C CU 75 C CU 75 X FS 81 0-2 1 WP 1B		4	0	2	0	1	2	2
1 Franklin Barreto, R (1, 4) OBP: 0.077, SLG: 0.154		C SI 93 F SI 94 C SI 94 0-3 K		B CU 79 D SL 83 B SI 92 C SI 93 X SI 94 3-1 FC4 19 G1-4-3 1-2f 2-3		1 SAFE S CU 79 S CU 79 S SL 84 0-3 K 1-2			C KC 79 X KC 82 0-1 G6-3		1 SAFE C FF 90 1 SAFE L FS 79 F FS 80 B FF 90 B FS 81 S FS 81 2-3 K2-3 1-2		5	0	0	0	0	3	5
19 Josh Phegley, R (1, 2) OBP: 0.303, SLG: 0.463 5 Chris Herrmann, L (11, PH) OBP: 0.400, SLG: 1.000 (12, 2)		X SL 85 0-0 G5-4-3 1-2f		C SI 94 1 SAFE C SI 93 X SL 83 0-2 G1-4-3 1-2f			B CH 88 S SL 89 B FF 94 B FF 93 F FF 93 B FF 93 4-2 10 G6-4-3 BB		C KC 82 X FF 94 0-1 F9		S CU 75 B FF 91 C FF 90 S FF 90 1-3 K		3 1	0 0	0 0	0 0	1 1	0 1	3 1
Inning Stats	R: 0 E: 0 K: 1 S: 7 H: 0 LOB: 0 BB: 0 P: 14	R: 3 E: 1 K: 1 S: 12 H: 1 LOB: 0 BB: 2 P: 23	R: 0 E: 0 K: 0 S: 10 H: 1 LOB: 2 BB: 1 P: 20	R: 0 E: 0 K: 0 S: 8 H: 2 LOB: 1 BB: 0 P: 11	R: 0 E: 0 K: 0 S: 10 H: 1 LOB: 1 BB: 0 P: 17	R: 0 E: 0 K: 3 S: 10 H: 0 LOB: 1 BB: 1 P: 17	R: 0 E: 0 K: 1 S: 10 H: 1 LOB: 1 BB: 1 P: 19	R: 0 E: 0 K: 2 S: 10 H: 1 LOB: 1 BB: 0 P: 13	R: 0 E: 0 K: 0 S: 7 H: 0 LOB: 0 BB: 0 P: 7	R: 0 E: 0 K: 1 S: 9 H: 0 LOB: 2 BB: 2 P: 20	R: 0 E: 0 K: 2 S: 11 H: 1 LOB: 1 BB: 0 P: 15	R: 0 E: 1 K: 2 S: 13 H: 1 LOB: 1 BB: 0 P: 19	1B: 6 2B: 2 3B: 0 HR: 1 SF: 0 SAC: 0 DP: 3 HBP: 0	WP: 1 PB: 0 SB: 1 CS: 0 PA: 50					

PITCHER	IP	WLS	BF	H	R	ER	SO	BB	IBB	HBP	BLK	WP	HR	S	P	ERA	WHIP
44 Kyle Gibson, R (1, 1) ERA: 4.13	6.0		26	5	3	2	5	4	0	0	0	0	1	57	102	3.00	1.500
52 Zack Littell, R (7, 1) ERA: 6.35	1.0		4	1	0	0	1	1	0	0	0	0	0	10	19	0.00	2.000
19 Ryne Harper, R (8, 1) ERA: 2.88	1.0		4	1	0	0	2	0	0	0	0	0	0	10	13	0.00	1.000
21 Tyler Duffey, R (9, 1) ERA: 2.33	1.0		3	0	0	0	0	0	0	0	0	0	0	7	7	0.00	0.000
38 Blake Parker, R (10, 1) ERA: 3.77	2.0	W	9	1	0	0	3	2	0	0	0	1	0	20	35	0.00	1.500

PITCHER	IP	WLS	BF	H	R	ER	SO	BB	IBB	HBP	BLK	WP	HR	S	P	ERA	WHIP
55 Taylor Rogers, L (12, 1) ERA: 1.93	1.0	S	4	1	0	0	2	0	0	0	0	0	0	13	19	0.00	1.000

BOTTOM

Minnesota Twins @ Oakland Athletics

Oakland Coliseum, Oakland, CA

Wed Jul 03 2019, 6:13 PM - 10:50 PM PDT

Att. 31,570 - Clear - 67 F

livebaseballscorecards.com

AB	43
R	3
H	9
RBI	3
BB	7
SO	13
LOB	28

Batter	1	2	3	4	5	6	7	8	9	AB	R	H	RBI	BB	SO	LOB
26 Max Kepler, L (1, 9) OBP: 0.340, SLG: 0.537	B SI 92 B SI 92 X SI 92 2-0 F7 ①	B CH 87 X SI 92 1-0 G1-3 ② 1-2		F SI 92 B SL 83 1 SAFE 1 SAFE C SI 92 B SL 87 F SL 85 F SI 92 F SL 83 3-3 B CH 85 1 SAFE S SL 84 K ② 1-2		B SL 83 F FF 88 1 SAFE C FF 91 1 SAFE F SL 84 F FF 93 1 SAFE X SL 84 1-2 P3 ①			S FF 92 B FF 91 F FF 94 F CU 74 X CH 88 1-2 2B	5	0	1	0	0	1	3
11 Jorge Polanco, S (1, 6) OBP: 0.371, SLG: 0.515	C CH 87 B SL 85 F SI 93 F SL 84 S SL 86 1-3 K ② C CH 88 F SI 93 D CH 86 B SL 86 D SL 86 F SI 92 S SL 84 3-3 K ③			X SI 92 0-0 G4-3 ③		B FF 92 1 SAFE S SL 84 F SL 84 X CH 84 1-2 G5-4-3 ②③ 1-2f			B FF 93 C FF 94 S FF 94 B FF 93 B FF 94 S FF 93 3-3 K ①	5	0	0	0	0	3	4
23 Nelson Cruz, R (1, 10) OBP: 0.371, SLG: 0.567	C FF 93 F SL 85 F SI 92 B FF 92 X SL 87 1-2 22 BB 2 1B 13 CI 1B		S FC 88 B SL 84 B SI 92 C SI 93 X SI 92 3-2 2 CS 1B		B SI 92 X SI 92 1-0 2 WP 13 1B 2B		C CU 78 B CH 83 S CH 83 B FF 90 B SL 86 X CH 85 3-2 G5-3 ①		C FF 92 S SI 94 F SL 78 B FF 94 S FF 94 1-3 K ②	5	2	3	0	0	1	1
2 Luis Arraez, L (1, 7) OBP: 0.481, SLG: 0.514	S SI 92 X SL 82 0-1 13 CI 22 BB 1-2 1B		1 SAFE B CH 88 B SI 93 C SI 93 B CH 88 C SI 93 F SI 93 F SI 93 X SL 86 3-2 P5 ①② 1-2		C SL 84 B CH 86 F FF 92 X FF 92 1-2 G4-3 ① 2-3		B SL 85 C FF 93 X SL 84 1-1 G4-3 ②		X CU 71 0-0 G1-3 ③	5	0	1	0	0	0	3
22 Miguel Sanó, R (1, 5) OBP: 0.308, SLG: 0.565	C SI 93 T SL 92 B SL 85 B SL 88 B FF 93 4-1 13 CI 1-2 2-3 BB		B SI 94 T SL 88 X SI 93 1-1 13 1B 1B		F FC 89 F SI 93 F SI 90 B SL 86 X FC 89 1-2 P2 ②		B FF 93 S CH 84 B CH 86 C SL 86 B SL 88 C CH 86 3-3 K ③			3	0	1	0	1	1	1
13 Ehire Adrianza, S (1, 3) OBP: 0.376, SLG: 0.417	S CH 88 D CH 88 F SI 93 1-2 CI 1-2 2-3 3-H		F SL 83 X SI 93 0-1 1-2 1B		B SL 84 X SI 92 1-0 16 1B 3-H 1B			S SI 98 B FC 92 F FC 92 S CH 88 1-3 K ①		3	0	2	2	0	1	0
16 Jonathan Schoop, R (1, 4) OBP: 0.302, SLG: 0.453	F SI 92 F SI 94 F SI 94 X SI 94 0-2 F8 ③		B SL 84 B SI 93 B SI 92 F FC 88 F SL 84 X SL 85 3-2 P3 ③		B FF 90 X FC 88 1-0 1-2 1B			F SI 98 X FC 92 0-1 1B		4	0	2	0	0	0	5
15 Jason Castro, L (1, 2) OBP: 0.327, SLG: 0.518		X SI 93 0-0 26 G1-3 1B		X CH 86 0-0 F8 ① S SL 78 B FF 89 B SL 82 X SL 81 2-1 F8 ③				C SI 97 F S FC 91 0-3 K ②		4	0	1	0	0	1	3
25 Byron Buxton, R (1, 8) OBP: 0.314, SLG: 0.496		X SL 85 0-0 F8 ①		B SI 93 B SL 86 B FF 93 B SI 92 4-0 26 S BB		B CU 74 B FF 89 C FF 88 S SL 83 B CH 82 B CH 82 4-2 11 G5-4-3 BB		X FC 91 0-0 P2 ③		2	0	0	0	2	0	2
Inning Stats	R: 1 E: 1 K: 1 S: 18 H: 2 LOB: 3 BB: 1 P: 27	R: 0 E: 0 K: 1 S: 7 H: 1 LOB: 1 BB: 0 P: 11	R: 0 E: 0 K: 0 S: 16 H: 3 LOB: 2 BB: 0 P: 26	R: 0 E: 0 K: 1 S: 8 H: 0 LOB: 1 BB: 1 P: 15	R: 1 E: 0 K: 0 S: 12 H: 3 LOB: 2 BB: 0 P: 19	R: 0 E: 0 K: 0 S: 10 H: 0 LOB: 0 BB: 1 P: 16	R: 0 E: 0 K: 1 S: 8 H: 0 LOB: 0 BB: 0 P: 15	R: 0 E: 0 K: 2 S: 9 H: 1 LOB: 1 BB: 0 P: 10	R: 0 E: 0 K: 2 S: 12 H: 1 LOB: 1 BB: 0 P: 17	1B: 9 2B: 2 3B: 0 HR: 0 SF: 0 SAC: 0 DP: 1 HBP: 0						

PITCHER	IP	WLS	BF	H	R	ER	SO	BB	IBB	HBP	BLK	WP	HR	S	P	ERA	WHIP
53 Tanner Anderson, R (1, 1) ERA: 6.04	4.2		25	9	2	1	3	2	0	0	0	1	0	59	94	1.93	2.357
61 Wei-Chung Wang, L (5, 1) ERA: 1.56	2.1	W	7	0	0	0	1	1	0	0	0	0	0	20	35	0.00	0.429
62 Lou Trivino, R (8, 1) ERA: 4.5	1.0	H	4	1	0	0	2	0	0	0	0	0	0	9	10	0.00	1.000
48 Joakim Soria, R (9, 1) ERA: 4.65	1.0		4	1	0	0	2	0	0	0	0	0	0	12	17	0.00	1.000

PITCHER	IP	WLS	BF	H	R	ER	SO	BB	IBB	HBP	BLK	WP	HR	S	P	ERA	WHIP

TOP

Minnesota Twins @ Oakland Athletics

Oakland Coliseum, Oakland, CA

Thu Jul 04 2019, 1:09 PM - 4:28 PM PDT

Att. 20,836 - Sunny - 70 F

livebaseballscorecards.com

AB	36
R	2
H	11
RBI	2
BB	3
SO	8
LOB	22

BOTTOM

Minnesota Twins @ Oakland Athletics

Oakland Coliseum, Oakland, CA

Thu Jul 04 2019, 1:09 PM - 4:28 PM PDT

Att. 20,836 - Sunny - 70 F

livebaseballscorecards.com

Batter	1	2	3	4	5	6	7	8	9	AB	R	H	RBI	BB	SO	LOB
10 Marcus Semien, R (1, 6) OBP: 0.350, SLG: 0.447	B FF 92 B FF 92 X SI 92 2-0 G5-3 ①		C SV 81 B SI 91 B CH 82 C SV 80 D SV 83 B CH 83 4-2 BB		C SV 80 F CH 83 B SV 81 X SI 92 1-2 HR	B SL 88 X FF 94 1-0 P3 ②		X CH 74 0-0 1-H 2-H 3-H HR		4	2	2	5	1	0	2
26 Matt Chapman, R (1, 5) OBP: 0.352, SLG: 0.538	C FF 94 B SV 82 B SV 82 F SI 93 X SV 82 2-2 F9 ②		C SV 82 C FF 94 B FF 93 1 SAFE T FF 95 1-2 K ②		B FF 93 F FF 92 B CH 83 B CH 82 B SI 93 4-1 2 BB 28 1B 20 G6-4-3 BB	B X FF 93 1-0 L9 ③		B SI 92 C SI 92 F CH 75 F FF 92 X SL 85 1-2 P2 ①		4	1	0	0	1	1	4
28 Matt Olson, L (1, 3) OBP: 0.329, SLG: 0.541	C FF 92 X CH 82 0-1 P6 ③		S SV 79 X FF 94 0-1 F9 ③		S SV 92 X CH 83 0-1 20 G6-4-3 2 BB 1-2 1B		B CU 78 F FF 95 F CH 88 F SL 84 B SL 83 T FF 96 2-2 K ①	X CH 75 0-0 G3-1 ②		5	0	1	0	0	1	2
2 Khris Davis, R (1, 10) OBP: 0.306, SLG: 0.444		C FF 92 X SV 81 0-1 G4-3 ①	C SI 90 C SV 81 B FF 94 X SV 81 1-2 8 1B 5 1B 1B	C SI 91 F SI 91 B SV 82 F SI 92 B SV 79 B FF 92 B FF 94 4-2 20 G6-4-3 1-2 2-3 BB		S FF 95 B FF 96 C SL 84 S FF 96 1-3 K ②	F SI 91 F SI 92 X CH 75 0-2 G5-3 ③		4	1	1	0	1	1	0
20 Mark Canha, R (1, 9) OBP: 0.374, SLG: 0.510		B SV 81 C SI 91 S SV 81 B SV 81 X FF 92 2-2 G5-3 ②	B SV 81 B SV 81 C SI 91 D CH 84 C SI 92 C SI 92 3-3 K ①	D SV 81 F CH 83 B SI 91 B SI 91 C SI 90 X FF 91 3-2 G6-4-3 ① ② 1-2f 2-3 3-H		B FF 96 C SL 83 C CU 81 B SL 84 X FF 96 2-2 1B			4	0	1	0	0	1	3
22 Ramón Laureano, R (1, 8) OBP: 0.314, SLG: 0.451		C SV 80 S CU 73 B FF 92 H CH 80 2-2 HBP	C FF 94 B SV 83 X SV 81 1-1 F9 ② F SI 90 X SV 80 0-1 F9 ③				C FF 95 S SL 84 B FF 95 F SL 83 S SL 82 1-3 K ③			3	0	0	0	0	1	3
8 Robbie Grossman, S (1, 7) OBP: 0.351, SLG: 0.397		1 SAFE B SI 91 B CH 80 F SI 91 1 SAFE 1 SAFE X CH 83 2-1 P2 ③		1 SAFE B CH 83 X FF 93 1-0 5 1B 1-2 1B		B FF 93 C FF 94 X SL 86 1-1 5 1B 1B		F CH 76 S CH 75 F SL 82 B CH 73 X CH 74 1-2 5 1B 10 HR 1B		4	1	3	0	0	0	1
5 Chris Herrmann, L (1, 2) OBP: 0.667, SLG: 1.125			F SI 91 S FF 92 B FF 92 B SV 81 B SV 82 X SI 92 3-2 23 G3 2B	X CH 83 0-0 1-2 2-H 1B		X SL 86 0-0 1-2 1B		C SL 80 B CH 72 B SI 92 B SI 90 F SI 91 X SI 91 3-2 23 HBP 10 HR 1-3 1B		4	1	4	1	0	0	0
23 Jurickson Profar, S (1, 4) OBP: 0.279, SLG: 0.375			X FF 92 0-0 G3 ① 2-3	S SV 81 F SV 82 F FF 94 D SV 83 B FF 93 X SV 76 2-2 G3 ③		C FF 94 F FF 94 B FF 95 S SL 87 1-3 K ①		F SI 92 H SL 82 1-1 10 HR 1-2 HBP		3	1	0	0	0	1	5
Inning Stats	R: 0 E: 0 K: 0 S: 6 H: 0 LOB: 0 BB: 0 P: 10	R: 0 E: 0 K: 0 S: 9 H: 0 LOB: 1 BB: 0 P: 15	R: 0 E: 0 K: 1 S: 11 H: 1 LOB: 2 BB: 1 P: 19	R: 1 E: 0 K: 1 S: 14 H: 3 LOB: 2 BB: 0 P: 22	R: 2 E: 0 K: 0 S: 14 H: 2 LOB: 1 BB: 2 P: 26	R: 0 E: 0 K: 1 S: 8 H: 2 LOB: 2 BB: 0 P: 12	R: 0 E: 0 K: 3 S: 14 H: 1 LOB: 1 BB: 0 P: 20	R: 4 E: 0 K: 0 S: 17 H: 3 LOB: 0 BB: 0 P: 23		1B: 9 2B: 1 3B: 0 HR: 2 SF: 0 SAC: 0 DP: 1 HBP: 2				WP: 0 PB: 0 SB: 0 CS: 0 PA: 40	

	AB	35
	R	7
	H	12
	RBI	6
	BB	3
	SO	6
	LOB	20

PITCHER		IP	WLS	BF	H	R	ER	SO	BB	IBB	HBP	BLK	WP	HR	S	P	ERA	WHIP
17 José Berríos, R ERA: 3.0	(1, 1)	5.0	L	24	6	3	3	2	3	0	1	0	0	1	54	92	5.40	1.800
52 Zack Littell, R ERA: 5.84	(6, 1)	1.0		5	2	0	0	1	0	0	0	0	0	0	8	12	0.00	2.000
65 Trevor May, R ERA: 3.26	(7, 1)	1.0		4	1	0	0	3	0	0	0	0	0	0	14	20	0.00	1.000
51 Mike Morin, R ERA: 3.18	(8, 1)	1.0		7	3	4	4	0	0	0	1	0	0	1	17	23	36.00	3.000

PITCHER	IP	WLS	BF	H	R	ER	SO	BB	IBB	HBP	BLK	WP	HR	S	P	ERA	WHIP

Texas Rangers @ Minnesota Twins

Target Field, Minneapolis, MN

Fri Jul 05 2019, 8:22 PM - 11:24 PM CDT

Att. 38,073 - Rain - 74 F

TOP

livebaseballscorecards.com

Batter	1	2	3	4	5	6	7	8	9	AB	R	H	RBI	BB	SO	LOB
17 Shin-Soo Choo, L (1, 10) OBP: 0.373, SLG: 0.486	X FF 96 0-0 ① G4-3		C SI 94 C CU 80 X SI 95 0-2 ②③ G6-4-3 1-2f			B SI 92 X SI 93 1-0 ② L6	X FF 90 0-0 3-H HR		B FF 92 S FF 93 B SI 95 B FF 91 X SI 94 3-1 ③ G1-3	5	1	1	2	0	0	1
3 Delino DeShields, R (1, 8) OBP: 0.357, SLG: 0.353	C FF 95 C FF 95 X FC 91 0-2 ② G6-3			F FC 89 B FC 90 B CH 86 F CH 86 B SI 95 X FC 89 3-2 ① G6-3		X CH 86 0-0 2B	X CU 76 0-0 1 WP 1B			4	0	2	0	0	0	0
1 Elvis Andrus, R (1, 6) OBP: 0.342, SLG: 0.451	B FF 96 S SI 93 B CH 86 B CH 86 S SI 94 F FC 90 X SI 95 3-2 1B			C SI 94 B FC 88 X SI 93 1-1 ② G4-3		X SI 94 0-0 ③ G6-3	1 SAFE C FF 90 B FF 90 B CU 78 F CU 78 X CS 72 2-2 ③ F8 1-2			4	0	1	0	0	0	2
30 Nomar Mazara, L (1, 9) OBP: 0.322, SLG: 0.454	B FF 95 F FC 86 S SI 95 1 SAFE 1 SAFE F CH 85 S SI 95 1-3 ③ K			X SI 94 0-0 ③ G4-3			B FC 87 S FC 87 S FC 86 B FC 88 B CH 86 F FC 86 F SI 95 B FF 95 4-2 41 1B 14 1B BB	C FF 93 B FF 94 F KC 84 F KC 86 F FF 96 X KC 83 1-2 ① L7		3	1	0	0	1	1	1
41 Logan Forsythe, R (1, 3) (7, 5) OBP: 0.365, SLG: 0.415		B SI 92 B FF 94 B FC 89 C SI 94 X FF 94 3-1 ① G6-3			C FF 93 B CU 79 B FC 89 X FC 89 2-1 ① G5-3		B FF 95 B FF 93 X FF 94 2-0 14 1B 12 2B 1-2 1B	C FF 94 X FF 94 0-1 HR		4	2	2	1	0	0	0
14 Asdrúbal Cabrera, S (1, 5) OBP: 0.318, SLG: 0.402 5 Willie Calhoun, L (7, PR) OBP: 0.338, SLG: 0.520 (7, 7)		C SI 91 B CH 86 B CH 85 F CH 87 F FC 88 S FC 87 2-3 ② K			B SI 93 C FC 88 B FC 87 B CH 86 F FC 88 B FF 96 4-2 12 1B BB		C FF 93 B FF 93 D CH 85 X FC 88 2-2 12 2B 38 G4-3 1-2 2-H 1B	C KC 80 X KC 86 0-1 ② G3		2 1	0 1	1 0	1 0	1 0	1 0	0 0
12 Rougned Odor, L (1, 4) OBP: 0.262, SLG: 0.395		X FC 88 0-0 ③ F8			F FF 96 B SI 94 C SI 95 X CU 80 1-2 38 G6-4-3 1-3 1B		X FF 93 0-0 38 G4-3 17 HR 1-3 2-H 2B	B SI 91 B SL 83 X SI 91 2-0 ③ F8		4	1	2	1	0	0	0
38 Danny Santana, S (1, 7) (7, 3) OBP: 0.324, SLG: 0.505			B FF 92 F FC 86 F FC 88 B FF 94 S CH 87 2-3 ① K		B FF 95 S FC 88 X SI 94 1-1 ②③ G6-4-3 1-2f		C CU 76 B CU 78 S FF 91 X CS 70 1-2 ① G4-3 2-3 3-H		C SI 92 B FF 92 X FF 92 1-1 ① F7	4	0	0	1	0	1	4
50 Tim Federowicz, R (1, 2) OBP: 0.293, SLG: 0.526			C FF 95 B FF 93 X FC 88 1-1 17 G6-4-3 1B			C SI 92 B CH 84 S CH 84 B SI 94 F CH 86 F FC 88 X FC 89 2-2 ① G5-3	B FF 91 B CU 76 S FF 89 C FF 90 D CS 72 F CU 76 X FF 89 3-2 ② F7		C SL 84 B SI 93 C SI 92 B SL 85 B SL 83 X SI 93 3-2 ② G5-3	4	0	1	0	0	0	2
Inning Stats	R: 0 E: 0 K: 1 S: 12 H: 1 LOB: 1 BB: 0 P: 16	R: 0 E: 0 K: 1 S: 7 H: 0 LOB: 0 BB: 0 P: 12	R: 0 E: 0 K: 1 S: 8 H: 1 LOB: 0 BB: 0 P: 11	R: 0 E: 0 K: 0 S: 6 H: 0 LOB: 0 BB: 0 P: 10	R: 0 E: 0 K: 0 S: 9 H: 1 LOB: 1 BB: 1 P: 17	R: 0 E: 0 K: 0 S: 8 H: 1 LOB: 1 BB: 0 P: 11	R: 5 E: 0 K: 0 S: 21 H: 5 LOB: 2 BB: 1 P: 35	R: 1 E: 0 K: 0 S: 10 H: 1 LOB: 0 BB: 0 P: 13	R: 0 E: 0 K: 0 S: 7 H: 0 LOB: 0 BB: 0 P: 14	1B: 6 2B: 2 3B: 0 HR: 2 SF: 0 SAC: 0 DP: 2 HBP: 0						

	AB	35
	R	6
	H	10
	RBI	6
	BB	2
	SO	3
	LOB	10

WP: 1 PA: 37
PB: 0
SB: 0
CS: 0

PITCHER		IP	WLS	BF	H	R	ER	SO	BB	IBB	HBP	BLK	WP	HR	S	P	ERA	WHIP
33 Martín Pérez, L ERA: 4.26	(1, 1)	6.0	W	25	7	5	5	3	2	0	0	0	0	0	59	94	7.50	1.500
19 Ryne Harper, R ERA: 3.06	(7, 1)	1.0		5	2	0	0	0	0	0	0	0	1	1	12	18	0.00	2.000
21 Tyler Duffey, R ERA: 2.6	(8, 1)	0.2		3	1	1	1	0	0	0	0	0	0	1	9	10	13.50	1.500
53 Kohl Stewart, R ERA: 4.15	(8, 1)	1.1		4	0	0	0	0	0	0	0	0	0	0	8	17	0.00	0.000

PITCHER		IP	WLS	BF	H	R	ER	SO	BB	IBB	HBP	BLK	WP	HR	S	P	ERA	WHIP

BOTTOM

Texas Rangers @ Minnesota Twins

Target Field, Minneapolis, MN

Fri Jul 05 2019, 8:22 PM - 11:24 PM CDT

Att. 38,073 - Rain - 74 F

livebaseballscorecards.com

Batter	1	2	3	4	5	6	7	8	9	AB	R	H	RBI	BB	SO	LOB
26 Max Kepler, L (1, 9) OBP: 0.344, SLG: 0.537	B SI 91 B SI 90 X SI 91 2-0 ① G4-3	S SL 84 X CH 87 0-1 11 HR 2-H 1B		C SI 92 X SI 92 0-1 11 1B 2-H 1B		B SL 84 B SL 84 B FF 92 C FF 91 B SL 85 4-1 11 G5-4-3 BB	T SI 94 F SI 93 X SL 84 0-2 ③ F9			4	1	2	2	1	0	1
11 Jorge Polanco, S (1, 6) OBP: 0.371, SLG: 0.522 13 Ehire Adrianza, S (9, 6) OBP: 0.376, SLG: 0.417	C SI 91 C SI 92 B SL 82 T CH 86 1-2 ② K	1 SAFE C SL 82 1 SAFE X SI 90 0-1 1-H HR		S CH 86 1 SAFE B SI 92 C SL 82 F SI 92 D SL 82 X CH 87 2-2 1-3 1B		C SL 84 X FF 93 0-1 ① ② G5-4-3 1-2f		C CH 82 S SL 79 B SL 80 B FF 88 X CH 80 2-2 ① G5-3		5 0	1 0	2 0	2 0	0 0	1 0	1 0
23 Nelson Cruz, R (1, 10) OBP: 0.372, SLG: 0.571 22 Miguel Sanó, R (4, PH) OBP: 0.308, SLG: 0.560 (5, 10)	F SI 92 B SI 92 S SL 82 S SL 82 1-3 ③ K	B SL 82 S SL 83 B SI 92 X SL 83 2-2 2B		B SL 84 C SL 85 F CU 77 F FF 94 B CU 77 S SL 85 2-3 ② K		F FF 92 F CU 78 X FF 92 0-2 ③ G6-3		C FF 89 B SL 82 B CH 81 B SL 77 X SI 88 3-1 18 BB 9 2B 1B		2 3	0 1	1 1	0 0	0 1	1 2	0 2
18 Mitch Garver, R (1, 2) OBP: 0.374, SLG: 0.616	9 1B 2B K			B SL 85 C CU 78 F SL 85 B FF 93 S CU 77 2-3 ③ K			X SI 92 0-0 HR	B CH 81 B SL 76 B FF 89 B FF 88 4-0 9 2B 24 2B 1-2 BB		4	3	2	1	1	2	3
9 Marwin Gonzalez, S (1, 7) OBP: 0.324, SLG: 0.415	F SI 91 F SL 82 X CH 87 0-2 24 G5-4-3 2-H 1B	B SI 91 S CH 86 B SI 92 S SL 84 T SL 82 2-2 ① K			F SL 84 H FF 93 1-1 24 FC6-4 HBP		S FF 95 S FF 96 X FF 96 0-2 24 2B 16 2B 1B	S SL 76 D SL 77 B CH 82 F CH 80 D SL 81 X SL 82 3-2 1-3 2-H 24 2B 2B		4	2	3	2	0	1	0
24 C.J. Cron, R (1, 3) OBP: 0.326, SLG: 0.495	B SI 90 S SL 82 B SI 92 B SI 91 F SI 91 X SL 83 3-2 ① ② G5-4-3 1-2f	X SI 92 0-0 ② G5-3			X SL 85 0-0 ① FC6-4 16 HR 1-2f		X CU 80 0-0 16 2B 1-3 2B	X SI 88 0-0 2 1B 2-H 3-H 2B		5	2	2	2	0	0	2
2 Luis Arraez, L (1, 5) OBP: 0.477, SLG: 0.547	B SI 93 B CH 87 C SI 92 B SI 91 X SI 92 3-1 HR	B SI 93 C SL 84 X CH 88 1-1 ③ F9			C SL 84 B SL 84 B FF 92 C SL 84 F FF 92 F FF 92 B SL 84 S SL 85 3-3 ② K		B SL 85 B SL 84 X SI 93 2-0 ① G3	B SL 77 X SI 88 1-0 2-3 1B		5	1	2	1	0	1	3
16 Jonathan Schoop, R (1, 4) OBP: 0.307, SLG: 0.473	B SI 92 F SL 84 X SI 93 1-1 25 2B 2B			B SI 89 S SL 81 F SL 80 F SL 82 B SI 92 F SL 83 S SI 93 2-3 ① K	S SL 84 F CU 79 F CU 78 B FF 92 X SL 84 1-2 1-H HR		S FF 94 B FF 94 B FF 94 X SL 83 2-1 25 G4-3 2-H 3-H 2B	S CH 83 C FF 90 B FF 89 X FF 90 1-2 ② P3		5	2	3	4	0	1	2
25 Byron Buxton, R (1, 8) OBP: 0.316, SLG: 0.502	X SI 92 0-0 26 1B 2-H 2B			C SL 83 X SI 93 0-1 26 1B 2B	S SL 84 X SL 84 0-1 ③ F7		B CU 82 X SI 93 1-0 ② G4-3 2-3	B CH 83 C FF 90 S SL 82 D SL 83 B FF 90 T FF 90 3-2 ③ K		5	2	2	1	0	1	3

Inning Stats	1	2	3	4	5	6	7	8	9
	R: 0 E: 0 K: 2 S: 7 H: 0 LOB: 0 BB: 0 P: 11	R: 6 E: 0 K: 1 S: 22 H: 8 LOB: 1 BB: 0 P: 34	R: 0 E: 0 K: 1 S: 6 H: 0 LOB: 0 BB: 0 P: 9	R: 1 E: 0 K: 3 S: 20 H: 3 LOB: 2 BB: 0 P: 28	R: 2 E: 0 K: 1 S: 13 H: 1 LOB: 0 BB: 0 P: 18	R: 0 E: 0 K: 0 S: 6 H: 0 LOB: 0 BB: 1 P: 10	R: 3 E: 0 K: 0 S: 12 H: 4 LOB: 1 BB: 0 P: 17	R: 3 E: 0 K: 1 S: 16 H: 4 LOB: 2 BB: 1 P: 33	

| | | |

Batter	1	2	3	4	5	6	7	8	9	AB	R	H	RBI	BB	SO	LOB
17 Shin-Soo Choo, L (1, 9) OBP: 0.377, SLG: 0.492	B FF 92 B FF 92 X FF 92 2-0 2B		B CH 88 F CH 88 B FF 94 C FF 95 D SL 85 X CH 88 3-2 1 BB 1-2 1B		X CH 89 0-0 1B		B FF 94 C KC 82 B KC 84 C FF 94 S FF 94 2-3 ② K			4	0	3	0	0	1	1
5 Willie Calhoun, L (1, 7) OBP: 0.333, SLG: 0.544	C FF 94 F FF 94 B FF 93 D SL 84 S FF 94 2-3 ① K		F FF 95 D SL 85 F FF 95 X FF 95 1-2 ② L7		X FF 95 0-0 ③ G3		S KC 83 F FF 93 D KC 84 F KC 84 F FF 95 X KC 83 1-2 1-H HR			4	1	1	2	0	1	4
1 Elvis Andrus, R (1, 6) OBP: 0.344, SLG: 0.460	B SL 84 C FF 94 X CH 87 1-1 ② G6-3		C FF 95 B CH 88 B SL 85 B FF 95 F FF 95 F FF 96 F CH 88 F SL 85 B FF 97 4-2 1-2 2-3 BB			C FF 93 B SL 85 X SL 85 1-1 HR	B ST 82 C CU 79 C SI 94 X ST 85 1-2 ③ G6-3			3	1	1	1	1	0	1
13 Joey Gallo, L (1, 8) OBP: 0.413, SLG: 0.640	X FF 94 0-0 ③ F8		S FF 95 D SL 87 B FF 96 F SL 87 B FF 96 S FF 96 3-3 ③ K			S SL 85 F FF 94 B SL 84 B SL 85 B FF 93 S SL 82 3-3 ① K		C CU 79 B SI 95 B CU 79 C CU 79 C SI 95 2-3 ① K		4	0	0	0	0	3	4
30 Nomar Mazara, L (1, 10) OBP: 0.319, SLG: 0.448		S FF 92 S CH 87 C CH 87 0-3 ① K		B FF 92 B SL 82 F CH 87 X CH 88 2-1 ① L8		C SL 85 B FF 94 F FF 92 S SL 85 1-3 ② K		C SI 95 C SI 95 F CU 81 F CU 80 B SI 96 C SI 96 1-3 ② K		4	0	0	0	0	3	0
12 Rougned Odor, L (1, 4) OBP: 0.259, SLG: 0.389		B FF 93 F FF 94 F CH 87 S FF 94 1-3 ② K		X FF 94 0-0 ② F8		B CH 89 F FF 92 B CH 88 X FF 93 2-1 ③ F8		C CU 79 B CU 81 B SI 96 F SI 96 S CU 80 2-3 ③ K		4	0	0	0	0	2	0
14 Asdrúbal Cabrera, S (1, 5) OBP: 0.317, SLG: 0.400		B FF 94 C FF 93 B CH 88 X CH 87 2-1 ③ F9		B FF 93 C FF 94 F SL 84 X FF 94 1-2 ③ G3			F FF 93 B KC 81 X KC 83 1-1 2 BLK 2 1B 1B		C SI 93 B SI 95 B SI 95 B CU 80 F SI 95 S SI 95 3-3 ① K	4	1	1	0	0	1	0
11 Ronald Guzmán, L (1, 3) 41 Logan Forsythe, R (9, PH) OBP: 0.287, SLG: 0.418 OBP: 0.364, SLG: 0.413			C FF 92 S FF 93 B SL 83 B CH 88 X CH 88 2-2 1 BB 17 1B 1B		C FF 92 B FF 91 B FF 93 B CH 88 S FF 93 S FF 93 3-3 ① K		T FF 94 S FF 93 B FF 95 X FF 94 1-2 ① F7		C SI 96 C ST 84 B SI 96 X SI 95 1-2 ② F8	3 1	0 0	1 0	0 0	0 0	1 0	1 0
2 Jeff Mathis, R (1, 2) OBP: 0.208, SLG: 0.216 38 Danny Santana, S (9, PH) OBP: 0.323, SLG: 0.502			B FF 94 F FF 94 F SL 83 S SL 84 1-3 ① K		B FF 93 S FF 93 S SL 84 B FF 94 S SL 84 2-3 ② K		F FF 94 F KC 79 B KC 86 F FF 95 B KC 85 F KC 83 X KC 84 2-2 1-H 5 HR 1B		C SI 96 F SI 96 B CU 82 S CU 80 1-3 ③ K	3 1	1 0	1 0	1 0	0 0	2 1	1 0
Inning Stats	R: 0 E: 0 K: 1 S: 7 H: 1 LOB: 1 BB: 0 P: 12	R: 0 E: 0 K: 2 S: 8 H: 0 LOB: 0 BB: 0 P: 11	R: 0 E: 0 K: 2 S: 20 H: 2 LOB: 3 BB: 1 P: 34	R: 0 E: 0 K: 0 S: 6 H: 0 LOB: 0 BB: 0 P: 9	R: 0 E: 0 K: 2 S: 8 H: 1 LOB: 1 BB: 0 P: 13	R: 1 E: 0 K: 2 S: 10 H: 1 LOB: 0 BB: 0 P: 17	R: 3 E: 0 K: 1 S: 21 H: 3 LOB: 0 BB: 0 P: 29	R: 0 E: 0 K: 3 S: 11 H: 0 LOB: 0 BB: 0 P: 16	R: 0 E: 0 K: 2 S: 9 H: 0 LOB: 0 BB: 0 P: 14	1B: 5 2B: 1 3B: 0 HR: 2 SF: 0 SAC: 0 DP: 0 HBP: 0						

TOP

Texas Rangers @ Minnesota Twins

Target Field, Minneapolis, MN

Sat Jul 06 2019, 1:12 PM - 4:23 PM CDT

Att. 36,969 - Partly Cloudy - 81 F

livebaseballscorecards.com

AB	35
R	4
H	8
RBI	4
BB	1
SO	15
LOB	12

PITCHER		IP	WLS	BF	H	R	ER	SO	BB	IBB	HBP	BLK	WP	HR	S	P	ERA	WHIP
35 Michael Pineda, R ERA: 4.56	(1, 1)	6.0	W	24	5	1	1	9	1	0	0	0	0	1	59	96	1.50	1.000
21 Tyler Duffey, R ERA: 3.49	(7, 1)	0.2		5	3	3	3	1	0	0	0	1	0	1	18	25	40.50	4.500
55 Taylor Rogers, L ERA: 1.82	(7, 1)	2.1	S	7	0	0	0	5	0	0	0	0	0	0	23	34	0.00	0.000

PITCHER		IP	WLS	BF	H	R	ER	SO	BB	IBB	HBP	BLK	WP	HR	S	P	ERA	WHIP

WP: 0	PB: 0	SB: 0	CS: 0
PA: 36			

Texas Rangers @ Minnesota Twins

Target Field, Minneapolis, MN

Sat Jul 06 2019, 1:12 PM - 4:23 PM CDT

Att. 36,969 - Partly Cloudy - 81 F

BOTTOM

livebaseballscorecards.com

Batter	1	2	3	4	5	6	7	8	9	AB	R	H	RBI	BB	SO	LOB
26 Max Kepler, L (1, 9) OBP: 0.339, SLG: 0.528	B SI 89 F SI 90 X FC 88 1-1 P2 ①	B FC 88 B FC 86 1 SAFE 1 SAFE B SI 91 C FC 87 C SI 89 C SI 89 3-3 K ③		B FC 85 B FC 88 X SI 90 2-0 P5 ③			S FF 98 B FF 98 B SL 81 X FF 98 2-1 P5 ②	F SL 84 F FF 93 D SL 82 F SL 85 F SL 84 F SL 83 D SL 85 F SL 84 S FF 93 2-3 K ③		5	0	0	0	0	2	3
11 Jorge Polanco, S (1, 6) OBP: 0.373, SLG: 0.521	B SI 90 C CH 84 X CH 84 1-1 L5 ②		B SI 89 X SI 91 1-0 G3 ①		C FC 84 B FC 87 B SI 88 C FC 86 X SI 90 2-2 2 FC6-4 1B		B SL 81 F CH 90 S SI 98 B FF 98 B SL 84 X CH 91 3-2 23 S 1B			4	0	2	0	0	0	0
23 Nelson Cruz, R (1, 10) OBP: 0.366, SLG: 0.561	C FC 87 B SL 87 X FC 88 1-1 F8 ③		C SI 90 B CH 84 X SI 90 1-1 G5-3 ②		F SI 90 B SL 84 B FC 86 C FC 87 S SL 87 2-3 K ①		F FF 98 F FF 99 B FF 99 F SL 83 B FF 98 S SL 83 2-3 K 1-2			4	0	0	0	0	2	2
2 Luis Arraez, L (1, 5) OBP: 0.467, SLG: 0.544		B SI 90 C FC 87 B CH 84 X SI 91 2-1 16 HBP 15 SF8 2B	C CH 85 C SL 87 B SI 91 B FC 90 F CH 86 X FC 88 2-2 F7 ③		C FC 85 F FC 88 X FC 87 0-2 FC6-4 ② 1-2f		C SL 85 B SI 98 C FF 97 B FF 98 S SL 84 2-3 K ③			4	1	1	0	0	1	3
22 Miguel Sanó, R (1, 3) OBP: 0.313, SLG: 0.569		C FC 86 C SI 91 B FC 86 B SI 90 B SI 90 B FC 88 4-2 15 E 16 HBP 25 1B BB		B SI 90 B SI 91 S FC 87 C SI 92 X FC 87 2-2 16 G1-3 3B	B SI 90 F SL 86 F SI 88 B CH 84 S SL 87 2-3 K ③			B FF 93 B FF 94 C SL 83 B FF 93 X FF 94 3-1 P4 ①		3	2	1	0	1	1	1
30 LaMonte Wade Jr., L (1, 7) 9 Marwin Gonzalez, S (6, 7) OBP: 0.325, SLG: 0.428		B CH 84 C SI 91 X FC 88 1-1 F6 ①		D CH 84 B FC 89 B SL 85 B SI 90 4-0 16 G1-3 15 1B BB		C SI 96 B SI 95 B CU 82 X SI 96 2-1 F8 ①		S SL 82 S SL 83 X FF 95 0-2 HR		1 2	1 1	0 1	0 1	1 0	0 0	2 0
16 Jonathan Schoop, R (1, 4) OBP: 0.313, SLG: 0.473	F SI 91 H SI 90 1-1 15 E 25 1B 1-2 2-3 HBP			B SI 91 D FC 86 S FC 87 F SI 92 F SL 86 1 SAFE X SL 85 2-2 G1-3 ① 1-2 3-H		B SI 96 B SI 96 F SL 84 B SI 96 B SI 96 4-1 15 L6-3 BB		X FF 93 0-0 15 2B 1B		2	2	1	1	1	0	1
15 Jason Castro, L (1, 2) OBP: 0.331, SLG: 0.529	X SI 91 0-0 SF8 ② 1-2 2-3 3-H			B FC 89 D CH 85 S CH 84 C SL 85 F SI 90 X CH 83 2-2 2-H 1B	C SL 84 X SI 95 0-1 L6-3 ②③ 1-1			X SL 82 0-0 1-H 2B		3	0	2	3	0	0	1
25 Byron Buxton, R (1, 8) OBP: 0.315, SLG: 0.498		C SI 90 C SI 90 X FC 87 0-2 2-H 3-H 1B		B SI 90 F SI 90 X SI 88 1-1 L5 ②			C FF 96 B SI 96 S FF 96 F FF 96 B SL 82 B FF 98 F SL 82 F FF 97 S FF 97 3-3 K ①	S SL 83 S FF 94 C FF 92 0-3 K ②		4	0	1	2	0	2	2
Inning Stats	R: 0 E: 0 K: 0 S: 6 H: 0 LOB: 0 BB: 0 P: 9	R: 3 E: 1 K: 1 S: 14 H: 2 LOB: 1 BB: 1 P: 25	R: 0 E: 0 K: 0 S: 7 H: 0 LOB: 0 BB: 0 P: 11	R: 2 E: 0 K: 0 S: 14 H: 2 LOB: 1 BB: 1 P: 27	R: 0 E: 0 K: 2 S: 12 H: 1 LOB: 1 BB: 0 P: 18	R: 0 E: 0 K: 0 S: 5 H: 0 LOB: 0 BB: 1 P: 11	R: 0 E: 0 K: 3 S: 18 H: 1 LOB: 2 BB: 0 P: 30	R: 2 E: 0 K: 2 S: 17 H: 3 LOB: 1 BB: 0 P: 22		1B: 5 2B: 3 3B: 1 HR: 1 SF: 1 SAC: 0 DP: 1 HBP: 1					WP: 1 PB: 0 SB: 1 CS: 0 PA: 37	

	AB	32
	R	7
	H	9
	RBI	7
	BB	3
	SO	8
	LOB	15

PITCHER		IP	WLS	BF	H	R	ER	SO	BB	IBB	HBP	BLK	WP	HR	S	P	ERA	WHIP
53 Jesse Chavez, R ERA: 3.3	(1, 1)	5.0	L	23	5	5	4	3	2	0	1	0	0	0	53	90	7.20	1.400
51 Pedro Payano, R ERA:	(6, 1)	1.0		3	0	0	0	0	1	0	0	0	0	0	5	11	0.00	1.000
25 José Leclerc, R ERA: 4.62	(7, 1)	1.0		5	1	0	0	3	0	0	0	0	1	0	18	30	0.00	1.000
27 Shawn Kelley, R ERA: 3.3	(8, 1)	1.0		6	3	2	2	2	0	0	0	0	0	1	17	22	18.00	3.000

PITCHER	IP	WLS	BF	H	R	ER	SO	BB	IBB	HBP	BLK	WP	HR	S	P	ERA	WHIP

Texas Rangers @ Minnesota Twins

Target Field, Minneapolis, MN

Sun Jul 07 2019, 1:17 PM - 5:28 PM CDT

Att. 35,495 - Partly Cloudy - 81 F

livebaseballscorecards.com

Batter	1	2	3	4	5	6	7	8	9	10	11	AB	R	H	RBI	BB	SO	LOB
17 Shin-Soo Choo, L (1, 10) OBP: 0.384, SLG: 0.495	F SI 92 S CU 80 F SL 85 1-2 1 G3 1B		B CH 82 B CH 81 X FF 88 2-0 1 S 5 F7 1B		B CU 76 B FC 86 C CH 82 B FF 89 F FF 88 B FF 90 4-2 5 PB BB			B SL 87 B SL 87 B FF 95 B FF 94 4-0 1 G6-3 BB		B CU 78 L CU 80 B FF 95 S FF 94 S FF 94 2-3 ② K	C CU 86 T CU 86 B FF 97 S FF 97 1-3 ③ K	2	0	2	0	2	0	0
3 Delino DeShields, R (8, PR) OBP: 0.353, SLG: 0.349 (8, 10)												2	0	0	0	0	2	2
5 Willie Calhoun, L (1, 7) OBP: 0.326, SLG: 0.524	B CU 79 B FF 94 X SI 94 2-0 ① F7		D CU 76 1 SAFE F FF 88 B FC 86 X FF 89 2-1 ① F7 1-2		B FF 88 X CU 76 1-0 ② F9 1-2			C FF 94 1 SAFE B SL 85 S SL 84 1 SAFE B SL 86 F FF 96 F FF 95 1 SAFE 2-3 ① K		B FF 95 D SL 83 X FF 96 2-0 1 FC6-4 1B 1-2		5	0	1	0	0	1	4
2 Jeff Mathis, R (10, 2) OBP: 0.208, SLG: 0.216												0	0	0	0	0	0	0
1 Elvis Andrus, R (1, 6) OBP: 0.339, SLG: 0.453	B SL 94 B SL 85 B SI 96 C SI 95 C SL 85 X SI 96 3-2 ② G3 1-2		C CU 77 B CU 74 S FF 88 B FF 90 F CU 75 F CH 82 F FF 89 S FF 89 2-3 ② K 2-3		F CU 77 F FC 85 X FF 89 0-2 ③ P4			1 SAFE F SL 86 B FF 95 F SL 85 1 SAFE B FF 95 F FF 94 X SL 85 2-2 ② G6-3 1-2		B FF 96 B FF 94 B FF 96 F FF 95 X FF 96 3-1 ③ FC6-4 1-2f		5	0	0	0	0	1	6
30 Nomar Mazara, L (1, 9) OBP: 0.317, SLG: 0.443	B FF 94 B CH 85 B CH 85 B FF 96 4-0 BB		C FF 89 F FF 88 B FF 90 B CU 78 B CU 77 S CH 82 3-3 ③ K			B CU 75 T FF 88 B FF 88 C CH 81 X CH 84 2-2 ① G6-3 X FF 90 0-0 14 CS 1B		B FF 95 S SL 84 S SL 85 F SL 84 S FF 96 1-3 ③ K			B SL 86 F FF 95 F SI 93 F SL 86 X SL 89 1-2 ① L4	4	0	0	0	1	2	3
13 Joey Gallo, L (1, 8) OBP: 0.417, SLG: 0.643	D CU 81 B FF 96 C CU 80 S SL 84 S SL 86 2-3 ③ K			B FF 88 B FF 88 C FF 89 C CH 83 X CU 77 2-2 12 G6-3 38 1B 2B					B FF 96 F C CH 87 B SL 84 F SL 84 F CU 79 F FF 97 S FF 98 2-3 ① K		B FF 96 B FF 96 F FF 95 B SL 87 B FF 94 4-1 14 WP 12 HR BB	4	2	2	0	1	2	2
14 Asdrúbal Cabrera, S (1, 5) OBP: 0.315, SLG: 0.394		X FF 89 0-0 ① F7		C CU 77 F CU 77 T FF 90 0-2 ① K		B FF 91 C CU 75 C CU 76 D CS 72 1 SAFE S FF 90 2-3 ② ③ K 1-2			C FF 97 B SL 82 X SL 84 1-1 ② G3		S SL 85 B CH 84 B SL 85 S FF 94 B CH 83 F FF 95 B SL 86 4-2 12 HR BB 1-2	4	1	0	0	1	2	2
12 Rougned Odor, L (1, 4) OBP: 0.258, SLG: 0.396		C FF 90 C FF 90 S FF 91 0-3 ② K		F CU 76 B FF 89 X FF 88 1-1 ② G6-3 2-3			C CU 76 F FF 90 S CS 70 0-3 ① K		B CU 79 B CU 80 S CH 88 F FF 96 S FF 97 2-3 ③ K		X FF 96 0-0 1-H 2-H HR	5	1	1	3	0	3	1
38 Danny Santana, S (1, 3) OBP: 0.333, SLG: 0.514 (10, 7)		B FF 90 F FF 90 B FF 90 F CH 83 X CU 78 2-2 50 E 1B		X FF 88 0-0 50 CS 1B 3-H			S FF 90 F FF 90 S CS 71 0-3 ② K			C CU 78 X CU 80 0-1 11 FC4-6 1B	S FF 96 S CH 84 F FF 95 X SL 87 0-2 2B	5	0	4	1	0	1	0
50 Tim Federowicz, R (1, 2) OBP: 0.273, SLG: 0.488	B CH 82 1 SAFE S FF 89 X CH 82 1-1 ③ L6 1-2			1 SAFE 0-0 ③ CS 1-2	C CU 75 B FF 89 X FC 85 1-1 ① G6-3		B CU 75 S CU 76 S CU 77 S CS 70 1-3 ③ K			1 SAFE X FF 96 0-0 ① FC4-6 5 1B 1-2f	S FF 95 F SI 92 S FF 94 0-3 ② K	3	0	0	0	0	1	1
11 Ronald Guzmán, L (10, PH) OBP: 0.284, SLG: 0.413 (10, 3)												2	0	0	0	0	1	2
Inning Stats	R: 0 E: 0 K: 1 S: 14 H: 1 LOB: 2 BB: 1 P: 26	R: 0 E: 1 K: 1 S: 9 H: 1 LOB: 1 BB: 0 P: 12	R: 0 E: 0 K: 2 S: 12 H: 1 LOB: 1 BB: 0 P: 21	R: 1 E: 0 K: 1 S: 9 H: 2 LOB: 0 BB: 0 P: 12	R: 0 E: 0 K: 0 S: 8 H: 0 LOB: 1 BB: 1 P: 14	R: 0 E: 0 K: 1 S: 7 H: 1 LOB: 1 BB: 0 P: 11	R: 0 E: 0 K: 3 S: 9 H: 0 LOB: 0 BB: 0 P: 10	R: 0 E: 0 K: 2 S: 16 H: 0 LOB: 2 BB: 1 P: 25	R: 0 E: 0 K: 2 S: 11 H: 0 LOB: 0 BB: 0 P: 16	R: 0 E: 0 K: 1 S: 9 H: 2 LOB: 2 BB: 0 P: 16	R: 3 E: 0 K: 2 S: 19 H: 2 LOB: 1 BB: 2 P: 29	1B: 7 2B: 3 3B: 0 HR: 1	SF: 0 SAC: 0 DP: 1 HBP: 0	WP: 1 PB: 1 SB: 1 CS: 2	PA: 47			

PITCHER		IP	WLS	BF	H	R	ER	SO	BB	IBB	HBP	BLK	WP	HR	S	P	ERA	WHIP
44 Kyle Gibson, R (1, 1) ERA: 4.09		1.0		5	1	0	0	1	1	0	0	0	0	0	14	26	0.00	2.000
31 Devin Smeltzer, L (2, 1) ERA: 3.24		4.1		18	5	1	1	4	1	0	0	0	0	0	42	65	2.08	1.385
19 Ryne Harper, R (6, 1) ERA: 2.92		1.2		4	0	0	0	4	0	0	0	0	0	0	12	15	0.00	0.000
52 Zack Littell, R (8, 1) ERA: 5.4		1.0		4	0	0	0	2	1	0	0	0	0	0	16	25	0.00	1.000
65 Trevor May, R (9, 1) ERA: 3.06		2.0		8	2	0	0	3	0	0	0	0	0	0	20	32	0.00	1.000

PITCHER		IP	WLS	BF	H	R	ER	SO	BB	IBB	HBP	BLK	WP	HR	S	P	ERA	WHIP
49 Adalberto Mejía, L (11, 1) ERA: 8.8		0.2	L	6	2	3	3	1	2	0	0	0	1	1	16	25	40.50	6.000
68 Matt Magill, R (11, 1) ERA: 4.67		0.1		1	0	0	0	1	0	0	0	0	0	0	3	4	0.00	0.000

AB	41
R	4
H	10
RBI	4
BB	5
SO	16
LOB	23

Batter	1	2	3	4	5	6	7	8	9	10	11	AB	R	H	RBI	BB	SO	LOB
26 Max Kepler, L (1, 9) OBP: 0.337, SLG: 0.523 60 Jake Cave, L (10, PR) OBP: 0.299, SLG: 0.243 (11, 9)	S FF 95 S SL 81 F FF 96 B CH 90 X CH 91 1-2 L8	B FF 95 X CH 87 1-0 G3		B CH 87 X FF 95 1-0 F8-5 1-3			S CU 80 C CU 84 X CU 79 0-2 F9			S FF 92 B FF 94 X SL 83 1-1 23 F8 11 E 1B		5 0	0 0	1 0	0 0	0 0	0 0	3 0
11 Jorge Polanco, S (1, 6) OBP: 0.368, SLG: 0.514	X SI 97 0-0 G6-3		B CH 85 C CU 78 B SL 85 X CH 86 2-1 P5		X CH 87 0-0 L7		B CU 77 B FF 94 B CH 88 C FF 93 F CH 87 F FF 94 X FF 93 3-2 F9			B FF 91 B FF 91 C SL 81 B FF 92 X FF 91 3-1 E3 18 DI 1-2		5	0	0	0	0	0	1
23 Nelson Cruz, R (1, 10) OBP: 0.367, SLG: 0.554	B SL 81 B SL 81 C SL 80 B SI 95 S SL 80 B SL 82 4-2 18 1B BB	B SI 94 B SL 86 B SI 93 B SI 93 4-0 18 1B BB		B FF 94 F FF 94 C CU 79 B FF 95 F FF 95 X CU 79 2-2 G6-3		F FC 91 F SL 86 B FF 95 F FC 89 F FF 96 X FF 96 1-2 L7		X FF 93 0-0 F8 2-3		3	0	0	0	2	0	2
18 Mitch Garver, R (1, 2) OBP: 0.375, SLG: 0.609	C SL 80 X SI 96 0-1 1-2 1B	C SI 92 C SI 92 X SL 84 1-1 1-2 1B		B FF 95 C FF 95 B CU 80 F CH 88 S FF 94 2-3 K		B SL 85 F FC 90 F SL 85 S FF 97 1-3 K		B SL 83 B SL 83 F SL 82 F FF 92 F FF 94 X SL 83 2-2 P3 1-2		5	0	2	0	0	2	3
9 Marwin Gonzalez, S (1, 7) OBP: 0.319, SLG: 0.420	X CH 88 0-0 F8		F SI 93 S CU 80 D SL 84 B SI 94 X CH 86 2-2 L9			X CH 87 0-0 G5-3		B FS 89 F FS 89 B FS 90 B FF 94 F FF 96 C FF 97 3-3 K		S SL 79 F SL 80 F SL 80 B SL 83 F SL 82 X SL 85 1-2 P5		5	0	0	0	0	1	4
2 Luis Arraez, L (1, 5) OBP: 0.453, SLG: 0.524		X FF 95 0-0 L9 B FF 95 X FF 94 1-0 F8				C FF 93 B CU 80 B CU 84 F FF 93 F CU 79 X FF 94 2-2 F8			C FF 94 F FF 94 X FS 88 0-2 G5-3		X SL 83 0-0 1B	5	0	1	0	0	0	2
22 Miguel Sanó, R (1, 3) OBP: 0.321, SLG: 0.574		C SI 95 B SI 95 B SL 82 B SL 81 X FF 97 3-1 25 3B 1B		B SI 91 B SI 92 S SL 86 B SI 93 B SI 93 4-1 16 E 16 1B 25 FC5-2 BB		C FF 94 B CH 88 B FF 95 C CU 79 F FF 94 F FF 95 B FF 95 X CH 87 3-2 2B			B FF 95 F FC 90 C FF 95 S FF 95 1-3 K		F FF 93 F SL 84 B FF 92 B FF 93 B SL 84 S SL 82 3-3 K	4	1	2	0	1	2	1
16 Jonathan Schoop, R (1, 4) OBP: 0.311, SLG: 0.469		F SI 96 B FF 97 S SL 81 S SL 82 1-3 K		C SI 93 B SI 93 X SI 93 1-1 E8 25 FC5-2 1-3 1B		B FF 94 S CU 80 F FF 94 S FF 94 1-3 K			F FF 95 S FF 95 B FF 94 X FF 94 1-2 L8		F FF 93 S SL 84 S SL 81 0-3 K	5	0	1	0	0	3	3
25 Byron Buxton, R (1, 8) OBP: 0.314, SLG: 0.502		F SL 82 X SL 80 0-1 1-H 3B		B SI 93 B SL 87 C SI 94 F SI 93 B SL 87 X SI 95 3-2 FC5-2 26 F8-5 26 S 2-3 3-H			L CH 85 F FF 94 X FF 94 0-2 L8			S SL 81 B SL 80 F SL 81 F FF 92 B FF 93 F FF 94 X SL 85 2-2 L5		4	0	1	1	0	0	2
Inning Stats	R: 0 E: 0 K: 0 S: 10 H: 1 LOB: 2 BB: 1 P: 15	R: 1 E: 0 K: 1 S: 9 H: 2 LOB: 1 BB: 0 P: 14	R: 0 E: 0 K: 0 S: 8 H: 1 LOB: 2 BB: 1 P: 18	R: 0 E: 1 K: 0 S: 7 H: 1 LOB: 1 BB: 1 P: 16	R: 0 E: 0 K: 1 S: 8 H: 0 LOB: 0 BB: 0 P: 12	R: 0 E: 0 K: 1 S: 14 H: 1 LOB: 1 BB: 0 P: 20	R: 0 E: 0 K: 0 S: 10 H: 0 LOB: 0 BB: 0 P: 13	R: 0 E: 0 K: 2 S: 11 H: 0 LOB: 0 BB: 0 P: 16	R: 0 E: 0 K: 1 S: 9 H: 0 LOB: 0 BB: 0 P: 11	R: 0 E: 1 K: 0 S: 14 H: 1 LOB: 2 BB: 0 P: 22	R: 0 E: 0 K: 2 S: 12 H: 1 LOB: 1 BB: 0 P: 16	1B: 6 2B: 2 3B: 1 HR: 0 SF: 0 SAC: 0 DP: 1 HBP: 0						

PITCHER		IP	WLS	BF	H	R	ER	SO	BB	IBB	HBP	BLK	WP	HR	S	P	ERA	WHIP
25 José Leclerc, R ERA: 4.65	(1, 1)	1.2		9	3	1	1	1	2	0	0	0	0	0	18	27	5.40	2.400
57 Ariel Jurado, R ERA: 4.23	(2, 1)	2.1		10	2	0	0	0	2	0	0	0	0	0	16	36	0.00	1.714
62 Joe Palumbo, L ERA: 11.0	(5, 1)	3.0		10	1	0	0	2	0	0	0	0	0	0	32	45	0.00	0.333
31 Chris Martin, R ERA: 3.15	(8, 1)	2.0		6	0	0	0	3	0	0	0	0	0	0	20	27	0.00	0.000
27 Shawn Kelley, R ERA: 3.09	(10, 1)	2.0	W	9	2	0	0	2	0	0	0	0	0	0	26	38	0.00	1.000

PITCHER	IP	WLS	BF	H	R	ER	SO	BB	IBB	HBP	BLK	WP	HR	S	P	ERA	WHIP

BOTTOM

Texas Rangers @ Minnesota Twins

Target Field, Minneapolis, MN

Sun Jul 07 2019, 1:17 PM - 5:28 PM CDT

Att. 35,495 - Partly Cloudy - 81 F

livebaseballscorecards.com

AB	41
R	1
H	8
RBI	1
BB	3
SO	8
LOB	21

WP: 0 PA: 44
PB: 0
SB: 1
CS: 0

Minnesota Twins @ Cleveland Indians

Progressive Field, Cleveland, OH

Fri Jul 12 2019, 7:12 PM - 10:54 PM EDT

Att. 30,857 - Clear - 75 F

TOP

livebaseballscorecards.com

Batter	1	2	3	4	5	6	7	8	9	AB	R	H	RBI	BB	SO	LOB
26 Max Kepler, L (1, 9) OBP: 0.335, SLG: 0.518	C FF 97 B FF 96 B FF 97 C FF 96 F FF 97 X FF 97 2-2 ① P5		S CU 78 1 SAFE S CU 77 X CU 77 0-2 ② FC4-5 11 PO 1-2f		B FF 96 F CU 79 B FF 96 B FF 97 S CH 89 F FF 97 F FF 97 S FF 98 3-3 ③ K		B SL 79 C SL 79 S SI 94 X FF 92 1-2 11 2B 1B 3-H		1 SAFE 1 SAFE B FF 93 1 SAFE F FF 93 T FF 92 B FF 93 1 SAFE B FF 93 3-2 ① F7 X FF 84	5	1	1	1	0	1	4
11 Jorge Polanco, S (1, 6) OBP: 0.368, SLG: 0.514	C FF 97 B FF 97 B FF 96 S CH 90 S FF 96 2-3 ② K		1 SAFE B FF 96 1 SAFE 1-0 ③ PO 1-2	B CU 78 B CH 87 B FF 94 C FF 94 X FF 94 3-1 ① G1-3		B FF 95 C FF 94 F CU 78 B FF 96 B CH 88 B FF 97 4-2 23 FC5-4 BB	S SL 79 X SL 78 0-1 1-H 2-H 2B		P CH 85 C FF 92 F FF 93 B FF 93 B CU 80 1 SAFE X FF 93 3-2 ② F7	4	0	1	2	1	1	1
23 Nelson Cruz, R (1, 10) OBP: 0.368, SLG: 0.561	B FF 96 F SL 80 B FF 95 S FF 96 X FF 96 2-2 HR			C SL 81 B SL 81 S SL 81 B SL 83 B SL 82 X SL 81 3-2 ② P4		F SI 84 X SI 85 0-1 ① FC5-4 9 HBP 1-2f	B SL 85 B FF 91 F CH 85 B FF 91 B CH 86 4-1 BB		C SL 83 S SL 82 B SL 84 F SL 83 F SL 83 S SL 83 1-3 ③ K 1-2	4	1	1	1	1	1	2
9 Marwin Gonzalez, S (1, 7) OBP: 0.322, SLG: 0.416	B CH 89 C FF 97 F CH 88 C FF 96 1-3 ③ K			F CH 89 B FF 95 S CU 79 B FF 95 B FF 96 B FF 95 4-2 BB		C FF 87 H FF 87 1-1 18 G5-4-3 HBP 1-2	F CH 86 B FF 92 C FF 92 S FF 92 1-3 ③ K			2	0	0	0	1	2	2
18 Mitch Garver, R (1, 2) OBP: 0.372, SLG: 0.619		C SL 80 B SL 80 C SL 80 S FF 97 1-3 ① K		C FF 96 D SL 81 B SL 82 S SL 81 B SL 80 X SL 79 3-2 ③ G3		C SI 86 F SI 87 B SL 77 F SI 87 B SI 87 B SL 78 X SI 86 3-2 ②③ G5-4-3 1-2f		C CH 78 X FF 90 0-1 HR		4	1	1	1	0	1	3
2 Luis Arraez, L (1, 4) OBP: 0.444, SLG: 0.511		C FF 97 C CU 78 X FF 95 0-2 ② L5			C FF 94 S CU 75 B FF 96 X CU 78 1-2 22 2B 1B		B FF 93 B FF 91 C FF 91 B SL 82 X FF 93 3-1 ① L5	F SI 90 B FF 90 X CH 78 1-1 ① F7		4	0	1	0	0	0	0
22 Miguel Sanó, R (1, 5) OBP: 0.320, SLG: 0.572		F FF 98 B FF 97 S SL 81 X SL 80 1-2 ③ G5-3			X SL 80 0-0 1-3 2B		B FF 93 F SL 82 B SL 83 X FF 92 2-1 E1 25 F9 13 BB 26 1B	C SI 90 B CU 75 S CH 79 F FS 81 F FF 90 B CH 79 X FS 81 2-2 ② G5-3		4	1	1	0	0	0	0
13 Ehire Adrianza, S (1, 3) OBP: 0.379, SLG: 0.415			B FF 95 X CH 88 1-0 26 FC4-5 1B		D CU 78 C CU 76 D CU 78 F FF 95 X FF 96 2-2 ① G5-3		B SL 82 C FF 92 B FF 93 F SL 82 B FF 92 B FF 90 4-2 26 1B 11 2B BB 1-2	C CH 79 F CU 74 B SL 82 X FS 81 1-2 ③ P5		3	1	1	0	1	0	2
25 Byron Buxton, R (1, 8) OBP: 0.313, SLG: 0.498			F SL 79 F SL 78 B SL 80 B SL 81 S FF 97 2-3 ① K		S SL 82 S SL 81 S SL 81 0-3 ② K		B SL 83 B FF 92 X SL 82 2-0 ② F9 2-3		B SL 82 F SL 82 F FF 94 X FF 93 1-2 23 S 1B	4	0	1	0	0	2	5
Inning Stats	R: 1 E: 0 K: 2 S: 13 H: 1 LOB: 0 BB: 0 P: 20	R: 0 E: 0 K: 1 S: 9 H: 0 LOB: 0 BB: 0 P: 11	R: 0 E: 0 K: 1 S: 7 H: 1 LOB: 0 BB: 0 P: 11	R: 0 E: 0 K: 0 S: 10 H: 0 LOB: 1 BB: 1 P: 23	R: 0 E: 0 K: 2 S: 15 H: 2 LOB: 2 BB: 0 P: 21	R: 0 E: 0 K: 0 S: 9 H: 0 LOB: 1 BB: 1 P: 17	R: 3 E: 1 K: 1 S: 16 H: 2 LOB: 2 BB: 2 P: 33	R: 1 E: 0 K: 0 S: 12 H: 1 LOB: 0 BB: 0 P: 16	R: 0 E: 0 K: 1 S: 15 H: 1 LOB: 1 BB: 0 P: 22	1B: 4 2B: 2 3B: 0 HR: 2 SF: 0 SAC: 0 DP: 1 HBP: 1						

	AB	34
	R	5
	H	8
	RBI	5
	BB	4
	SO	8
	LOB	19

WP: 0 PB: 0 SB: 1 CS: 0 PA: 40

PITCHER		IP	WLS	BF	H	R	ER	SO	BB	IBB	HBP	BLK	WP	HR	S	P	ERA	WHIP
52 Mike Clevinger, R ERA: 3.99	(1, 1)	5.0		20	4	1	1	6	2	0	0	0	0	1	56	92	1.80	1.200
90 Adam Cimber, R ERA: 2.97	(6, 1)	1.0	H	3	0	0	0	0	0	0	1	0	0	0	7	11	0.00	0.000
44 Nick Goody, R ERA: 2.45	(7, 1)	0.2	H	4	0	2	1	0	1	0	0	0	0	0	7	18	13.50	1.500
39 Oliver Pérez, L ERA: 3.38	(7, 1)	0.0	L	2	2	1	0	0	0	0	0	0	0	0	5	6	∞	∞
62 Nick Wittgren, R ERA: 3.21	(7, 1)	0.1		2	0	0	0	1	1	0	0	0	0	0	4	9	0.00	3.000

PITCHER		IP	WLS	BF	H	R	ER	SO	BB	IBB	HBP	BLK	WP	HR	S	P	ERA	WHIP
36 Tyler Clippard, R ERA: 3.38	(8, 1)	1.0		4	1	1	1	0	0	0	0	0	0	1	12	16	9.00	1.000
34 A.J. Cole, R ERA: 3.86	(9, 1)	1.0		4	1	0	0	1	0	0	0	0	0	0	15	22	0.00	1.000

Minnesota Twins @ Cleveland Indians

Progressive Field, Cleveland, OH

Fri Jul 12 2019, 7:12 PM - 10:54 PM EDT

Att. 30,857 - Clear - 75 F

livebaseballscorecards.com

BOTTOM

Batter	1	2	3	4	5	6	7	8	9	AB	R	H	RBI	BB	SO	LOB
12 Francisco Lindor, S (1, 6) OBP: 0.351, SLG: 0.503	C FF 93 S SI 94 S FF 93 0-3 ① K		S CH 87 B CU 82 X SI 94 1-1 ② G3-1	C SL 82 S FF 97 F FF 97 X CU 79 0-2 ③ F9			C FF 90 F FF 90 F CS 71 B CU 79 F CU 73 X CU 78 1-2 ② F8			4	0	0	0	0	1	2
35 Óscar Mercado, R (1, 8) OBP: 0.326, SLG: 0.423	F SI 94 F SI 94 B SI 94 X SL 85 1-2 E5 1B		B SI 95 F SI 94 B CH 87 F SI 95 S CU 80 2-3 ③ K		B CU 78 B FF 96 F FF 97 F SL 84 S FF 97 2-3 ① K		F CU 77 B CU 79 X CU 77 1-1 ③ P3			4	0	1	0	0	2	0
41 Carlos Santana, S (1, 3) OBP: 0.416, SLG: 0.546	B CH 84 B CH 84 F SI 93 X FF 94 2-1 ② L6			F FF 93 F SI 94 B SL 84 F FF 94 B CH 86 X CH 86 2-2 HR	C CU 80 B CH 88 B SL 82 B FF 96 F CU 79 F SL 83 F FF 97 F CH 89 3-2 X FF 97 ② F8			C CU 80 B CU 82 C SI 95 B CU 82 B CU 81 F SI 95 F CU 81 C SI 95 3-3 ① K		4	1	1	1	0	1	1
22 Jason Kipnis, L (1, 4) OBP: 0.303, SLG: 0.375	F SI 92 B FF 94 B FF 94 X CH 86 2-1 ③ G6-3			C CU 80 B CU 80 B FF 94 B FF 93 C SI 93 B CH 86 4-2 11 E 55 1B BB	C CU 80 F CU 80 S FF 97 0-3 ③ K			B SI 96 C SI 96 F SI 95 X CU 80 1-2 11 G4-3 1B		3	1	1	0	1	1	1
11 José Ramírez, S (1, 5) OBP: 0.310, SLG: 0.346		B FF 93 X SI 91 1-0 40 S 1B	1 SAFE 1 SAFE C SL 82 D SL 82 F FF 93 B FF 92 D SL 83 1 SAFE X SI 93 3-2 FC3 40 G1-3 55 1B 1-3		C SL 87 F SL 84 B FF 95 X FF 95 1-2 40 G4-6-3 1B			B CU 78 C CU 80 B CU 79 X SI 95 2-1 ②③ G4-3 1-2f		4	1	2	0	0	0	2
40 Bobby Bradley, L (1, 10) OBP: 0.243, SLG: 0.343 8 Jordan Luplow, R (9, PH) OBP: 0.331, SLG: 0.490		S SL 83 D SL 84 F SL 83 S SL 82 1-3 ① K 1-2	1 SAFE F SL 82 D CU 79 1 SAFE X FF 92 1-1 ① G1-3 1-2		1 SAFE 1 SAFE S SL 85 B SL 84 1 SAFE X SL 83 1-1 ①② G4-6-3 1-2f			T SI 94 X SI 94 0-1 ① F9	3 1	0 0	0 0	0 0	0 0	1 0	4 0
10 Jake Bauers, L (1, 7) OBP: 0.315, SLG: 0.406		B CH 85 B CH 84 F SL 84 B CH 84 F SI 94 X FF 94 3-2 ② P2	D CU 80 B CH 85 B FF 93 C CH 84 S SL 84 S SL 84 3-3 ② K		B FF 94 B SL 86 F FF 94 B FF 94 B SL 88 4-1 BB			C SI 95 S CU 82 S CU 81 0-3 ② K	3	0	0	0	1	2	3
55 Roberto Pérez, R (1, 2) OBP: 0.343, SLG: 0.522		C SI 94 F SI 92 B SI 93 D SL 83 S CH 84 2-3 ③ K	B CH 85 D CU 81 C SI 94 X SI 93 2-1 1 HBP 2-H 3-H 1B		C SL 86 1 SAFE C FF 93 F FF 95 B SL 84 1 SAFE B FF 94 S SL 82 2-3 ③ K			B CU 81 C SI 95 C SI 95 C ST 84 1-3 ③ K	4	0	1	2	0	3	2
1 Greg Allen, S (1, 9) OBP: 0.263, SLG: 0.411			C CU 80 S CU 80 B SL 85 B CH 86 X SI 94 2-2 ① G1	L SI 94 B SI 94 S SI 94 H SL 85 2-2 HBP 1-2			B CS 72 S CU 75 F CU 76 B CS 70 B CU 76 C FF 89 3-3 ① K			2	0	0	0	0	1	0

Inning Stats																								
	R: 0	H: 1		R: 0	H: 1		R: 0	H: 0		R: 3	H: 2		R: 0	H: 0		R: 0	H: 1		R: 0	H: 0		R: 0	H: 0	
	E: 1	LOB: 1		E: 0	LOB: 1		E: 0	LOB: 0		E: 1	LOB: 2		E: 0	LOB: 0		E: 0	LOB: 1		E: 0	LOB: 0		E: 0	LOB: 0	
	K: 1	BB: 0		K: 2	BB: 0		K: 1	BB: 0		K: 1	BB: 1		K: 2	BB: 0		K: 1	BB: 1		K: 1	BB: 0		K: 2	BB: 0	
	S: 10	P: 15		S: 10	P: 17		S: 8	P: 13		S: 22	P: 39		S: 14	P: 19		S: 10	P: 18		S: 10	P: 15		S: 10	P: 16	

Batter	1	2	3	4	5	6	7	8	9	AB	R	H	RBI	BB	SO	LOB
26 Max Kepler, L (1, 9) (9, 8) OBP: 0.336, SLG: 0.535	B FF 93 B FF 93 X FF 94 2-0 HR	C KC 80 X KC 79 0-1 HR		B FC 84 B FC 85 B FC 83 C FC 85 C FC 85 1 SAFE F FC 85 F FF 96 S CH 86 3-3 ② K			F FF 87 C CU 73 B CU 74 S CU 74 1-3 ① K	X FF 93 0-0 ③ F8		5	2	2	2	0	2	2
11 Jorge Polanco, S (1, 6) OBP: 0.371, SLG: 0.515	X CH 83 0-0 2 1B 23 BB 1B	B FF 96 B FC 85 F FF 95 S FC 85 F FF 95 C KC 80 2-3 ② K		C KC 78 D KC 80 1 SAFE S KC 78 1 SAFE S KC 80 1-3 ③ K			C CH 81 B CH 82 X FF 87 1-1 1B		C CU 77 B CU 78 C CH 83 X FF 93 1-2 23 E 9 SF7 1B	5	1	3	0	0	2	1
23 Nelson Cruz, R (1, 10) OBP: 0.368, SLG: 0.554	B ST 78 T ST 78 F ST 77 B ST 79 1 SAFE B FF 93 B FF 95 4-2 2 1B 1-2 BB	B FF 96 B FF 95 C ST 78 F FF 96 F ST 79 B ST 80 F FF 97 B ST 80 4-2 BB			B FC 83 C FF 94 B FC 85 B FF 95 S FF 95 X FF 96 3-2 ① G6-3		C SI 90 C FS 82 B SL 82 F FF 90 1 SAFE S SL 82 1-3 ② K	X FF 93 0-0 E5 1-3		3	0	0	0	2	1	2
9 Marwin Gonzalez, S (1, 3) (9, 7) OBP: 0.319, SLG: 0.414	F FF 93 C KC 78 D KC 80 T KC 79 1-2 ① K	B FC 84 F FC 85 S KC 79 B KC 81 S KC 80 2-3 ③ K			B KC 77 F FC 86 B FF 94 X FC 84 2-1 1B		C CH 79 B SI 90 F SI 90 F FS 83 F FS 81 1 SAFE F FS 83 S FF 90 1-3 ③ K		X CU 77 0-0 ① SF7 3-H	4	0	1	1	0	3	4
2 Luis Arraez, L (1, 5) OBP: 0.442, SLG: 0.505	B FF 93 B FF 93 C CH 85 X FF 94 2-1 15 FC4-6 1-2 2-3 1B		C FF 94 B FC 84 X FC 84 1-1 ① L8		F FF 94 C KC 75 F ST 79 F KC 79 X SI 94 0-2 ② L8			C SI 90 B CU 73 C CH 79 B FS 81 B CH 79 X SI 90 3-2 15 SH1-4 16 1B 60 2B 1B	B CU 77 C CU 78 X CU 77 1-1 ② F8	5	1	2	0	0	0	2
16 Jonathan Schoop, R (1, 4) OBP: 0.309, SLG: 0.464	F ST 78 S FF 95 S FF 95 0-3 ② K		S ST 78 S ST 77 X ST 78 0-2 ② P2		C FF 95 B ST 80 S FF 94 S ST 79 1-3 ③ K			X SI 90 0-0 15 SH1-4 1-2 60 2B 1B	F SL 82 S SL 82 B SL 83 B SL 81 S SL 83 2-3 ③ K	5	1	1	0	0	3	5
15 Jason Castro, L (1, 2) OBP: 0.325, SLG: 0.517	C KC 80 X KC 79 0-1 ③ FC4-6 1-2f		F KC 76 B FF 94 B KC 77 T FC 84 S KC 78 2-3 ③ K			F FF 92 S KC 77 S KC 79 0-3 ① K		X CH 80 0-0 ① SH1-4 1-2 2-3		3	0	0	0	0	2	3
60 Jake Cave, L (1, 7) (9, 9) OBP: 0.319, SLG: 0.312		B FF 93 B CH 84 F FF 94 B FC 83 F FF 96 X FF 95 3-2 HR		B FC 84 B FC 83 B FF 94 4-1 BB		C KC 76 S KC 78 B KC 80 F KC 79 C FF 94 F FF 96 T KC 81 1-2 ② K		B FF 89 F CH 79 B FF 91 B CH 79 X CH 80 3-1 2-H 3-H 2B		3	1	2	3	1	1	0
25 Byron Buxton, R (1, 8) OBP: 0.308, SLG: 0.490 22 Miguel Sanó, R (9, 3) OBP: 0.320, SLG: 0.572		B ST 78 S FF 95 F FF 95 B ST 80 B SI 95 X FF 96 3-2 ① F8		S FC 83 S ST 78 S KC 80 0-3 ① K		B KC 78 X FF 95 1-0 ③ L9		B FF 92 X SL 82 1-0 ② P4		4 0	0 0	0 0	0 0	0 0	1 0	2 0
Inning Stats	R: 1 E: 0 K: 2 S: 14 H: 3 LOB: 3 BB: 1 P: 23	R: 2 E: 0 K: 2 S: 19 H: 2 LOB: 1 BB: 1 P: 33	R: 0 E: 0 K: 1 S: 8 H: 0 LOB: 0 BB: 0 P: 11	R: 0 E: 0 K: 3 S: 12 H: 0 LOB: 1 BB: 1 P: 20	R: 0 E: 0 K: 1 S: 13 H: 1 LOB: 1 BB: 0 P: 19	R: 0 E: 0 K: 2 S: 9 H: 0 LOB: 0 BB: 0 P: 11	R: 0 E: 0 K: 3 S: 15 H: 1 LOB: 1 BB: 0 P: 19	R: 2 E: 0 K: 0 S: 9 H: 3 LOB: 1 BB: 0 P: 16	R: 1 E: 1 K: 1 S: 10 H: 1 LOB: 1 BB: 0 P: 14	1B: 7 2B: 1 3B: 0 HR: 3 SF: 1 SAC: 1 DP: 0 HBP: 0	WP: 0 PB: 0 SB: 0 CS: 0 PA: 42					

PITCHER		IP	WLS	BF	H	R	ER	SO	BB	IBB	HBP	BLK	WP	HR	S	P	ERA	WHIP
47 Trevor Bauer, R ERA: 3.65	(1, 1)	6.0	L	27	6	3	3	11	3	0	0	0	0	3	75	117	4.50	1.500
49 Tyler Olson, L ERA: 3.96	(7, 1)	0.1		2	1	0	0	1	0	0	0	0	0	0	5	7	0.00	3.000
36 Tyler Clippard, R ERA: 3.9	(7, 1)	1.0		6	3	2	2	2	0	0	0	0	0	0	17	25	18.00	3.000
34 A.J. Cole, R ERA: 3.54	(8, 1)	1.2		7	1	1	0	1	0	0	0	0	0	0	12	17	0.00	0.600

PITCHER	IP	WLS	BF	H	R	ER	SO	BB	IBB	HBP	BLK	WP	HR	S	P	ERA	WHIP

TOP

Minnesota Twins @ Cleveland Indians

Progressive Field, Cleveland, OH

Sat Jul 13 2019, 7:11 PM - 10:34 PM EDT

Att. 32,277 - Clear - 83 F

livebaseballscorecards.com

AB	37
R	6
H	11
RBI	6
BB	3
SO	15
LOB	21

Minnesota Twins @ Cleveland Indians

Progressive Field, Cleveland, OH

Sat Jul 13 2019, 7:11 PM - 10:34 PM EDT

Att. 32,277 - Clear - 83 F

BOTTOM

Batter	1	2	3	4	5	6	7	8	9	AB	R	H	RBI	BB	SO	LOB
12 Francisco Lindor, S (1, 6) OBP: 0.350, SLG: 0.500	C FF 94 X FS 87 0-1 35 G6-4-3 1B		C FF 94 F FF 93 B FF 94 F FF 94 X FS 86 1-2 ② ③ G3-6-3 1-2f			D FS 86 1 SAFE D FS 85 F FS 84 F FF 93 X FF 94 2-2 ① L7		B CU 73 F FS 78 B FS 80 F FF 91 S FF 91 2-3 ① K		4	0	1	0	0	1	2
35 Óscar Mercado, R (1, 8) OBP: 0.325, SLG: 0.416	1 SAFE C FC 85 X FC 85 0-1 ① ② G6-4-3 1-2f			B CU 76 S FC 86 B FF 94 B FF 94 F FF 93 F CU 75 X FF 95 3-2 ① G6-3		S CU 77 D FC 84 L FC 83 F FF 93 B FC 84 D FC 85 1 SAFE F FF 94 D CU 76 4-2 1-2 BB		X CU 74 0-0 ② F8		3	0	0	0	1	0	1
41 Carlos Santana, S (1, 3) OBP: 0.412, SLG: 0.539	B CU 77 F FS 85 B FF 94 X FF 94 2-1 ③ G4-3			C FF 94 B FS 86 X FS 86 1-1 ② G3		B CU 74 C FF 91 X FF 91 1-1 ② F8 2-3		B FS 79 B FF 92 F FF 91 B FS 80 C FF 91 S FS 79 3-3 ③ K		4	0	0	0	0	1	2
22 Jason Kipnis, L (1, 4) OBP: 0.299, SLG: 0.370		B FF 93 F FF 93 B FS 86 F FF 94 X FF 94 2-2 ① F7		C FF 94 F FS 87 B FS 86 B CU 77 F FS 86 B FF 94 X FS 87 3-2 ③ F7		C CU 76 F FF 91 S CS 70 0-3 ③ K			C SI 94 X CU 79 0-1 ① F7	4	0	0	0	0	1	2
11 José Ramírez, S (1, 5) OBP: 0.309, SLG: 0.354		B FF 94 X FC 86 1-0 HR			C FF 92 X FS 86 0-1 ① P4		B KC 77 F FF 93 B FF 94 B CH 86 X FF 94 3-1 ① L9		F CU 79 F SI 95 X SI 94 0-2 ② G4-3	4	1	1	1	0	0	0
40 Bobby Bradley, L (1, 10) OBP: 0.268, SLG: 0.421		C CU 77 B FS 87 S FF 94 C FF 95 1-3 ② K			B CU 77 S FF 93 B FS 86 B FF 93 S FF 94 F FF 94 F FF 95 B FF 94 4-2 10 FC6 BB		F FF 94 B FF 94 C KC 82 B KC 86 F KC 81 F FF 95 B KC 84 X FF 94 3-2 HR		F CU 81 S CU 79 C SI 95 0-3 ③ K	3	1	1	1	1	2	0
10 Jake Bauers, L (1, 7) OBP: 0.312, SLG: 0.401		B CU 78 B CU 76 X FS 86 2-0 ③ F7			C CU 75 B FC 86 X FS 85 1-1 ② FC6 1-2f		S KC 78 C KC 81 X FF 93 0-2 ② F7			3	0	0	0	0	0	1
55 Roberto Pérez, R (1, 2) OBP: 0.343, SLG: 0.519			C CU 76 B FC 85 X CU 75 1-1 ① G4-3		F CU 75 C FC 83 F FC 82 C FS 85 0-3 ③ K		B KC 80 B FF 93 X KC 80 2-0 1B			3	0	1	0	0	1	1
1 Greg Allen, S (1, 9) OBP: 0.280, SLG: 0.419 8 Jordan Luplow, R (7, PH) OBP: 0.329, SLG: 0.486 (8, 9)			B FF 94 S FF 93 B FS 87 B FF 94 X FF 93 3-1 12 G3-6-3 1B			C FF 92 B FF 92 F FS 86 B FS 86 F FF 93 B CU 76 H FF 94 4-2 41 F8 35 BB HBP	B CU 74 B FF 92 X FF 92 2-0 ③ F9			1 1	0 0	1 0	0 0	0 0	0 0	0 1

Inning Stats	1	2	3	4	5	6	7	8	9	1B: 3	SF: 0	WP: 0	PA: 33
	R: 0 E: 0 K: 0 S: 6 H: 1 LOB: 0 BB: 0 P: 8	R: 1 E: 0 K: 1 S: 8 H: 1 LOB: 0 BB: 0 P: 14	R: 0 E: 0 K: 0 S: 8 H: 1 LOB: 0 BB: 0 P: 13	R: 0 E: 0 K: 0 S: 10 H: 0 LOB: 0 BB: 0 P: 17	R: 0 E: 0 K: 1 S: 12 H: 0 LOB: 1 BB: 1 P: 17	R: 0 E: 0 K: 1 S: 15 H: 0 LOB: 2 BB: 1 P: 26	R: 1 E: 0 K: 0 S: 12 H: 2 LOB: 1 BB: 0 P: 22	R: 0 E: 0 K: 2 S: 7 H: 0 LOB: 0 BB: 0 P: 12	R: 0 E: 0 K: 1 S: 8 H: 0 LOB: 0 BB: 0 P: 8	2B: 0 3B: 0 HR: 2	SAC: 0 DP: 2 HBP: 1	PB: 0 SB: 0 CS: 0	

livebaseballscorecards.com

AB	30
R	2
H	5
RBI	2
BB	2
SO	6
LOB	10

PITCHER		IP	WLS	BF	H	R	ER	SO	BB	IBB	HBP	BLK	WP	HR	S	P	ERA	WHIP
12 Jake Odorizzi, R ERA: 3.06	(1, 1)	5.1	W	20	3	1	1	2	2	0	1	0	0	1	54	89	1.69	0.938
19 Ryne Harper, R ERA: 2.79	(6, 1)	0.2	H	2	0	0	0	1	0	0	0	0	0	0	5	6	0.00	0.000
21 Tyler Duffey, R ERA: 3.72	(7, 1)	0.2	H	4	2	1	1	0	0	0	0	0	0	1	11	19	13.50	3.000
38 Blake Parker, R ERA: 3.62	(7, 1)	1.1	H	4	0	0	0	2	0	0	0	0	0	0	8	15	0.00	0.000
55 Taylor Rogers, L ERA: 1.69	(9, 1)	1.0		3	0	0	0	1	0	0	0	0	0	0	8	8	0.00	0.000

PITCHER		IP	WLS	BF	H	R	ER	SO	BB	IBB	HBP	BLK	WP	HR	S	P	ERA	WHIP

Minnesota Twins @ Cleveland Indians

Progressive Field, Cleveland, OH

Sun Jul 14 2019, 1:12 PM - 4:11 PM EDT

Att. 25,194 - Sunny - 77 F

livebaseballscorecards.com

Batter	1	2	3	4	5	6	7	8	9	AB	R	H	RBI	BB	SO	LOB
26 Max Kepler, L (1, 8) OBP: 0.334, SLG: 0.530	F FF 93 F FF 93 B FF 93 S KC 84 1-3 **K** ①		S KC 83 X FF 94 0-1 **G5-3** ②			F CH 87 S FF 93 B FF 93 S KC 83 1-3 **K** 11 G4-6-3	F SL 79 B SL 80 X SI 93 1-1 1-2 2-3 3-H 1B		C ST 82 S ST 83 S ST 83 0-3 **K** ②	5	0	1	1	0	3	1
11 Jorge Polanco, S (1, 6) OBP: 0.367, SLG: 0.508	B CH 88 X CH 88 1-0 **G3** ②		B KC 83 C KC 83 X FF 93 1-1 **G4-3** ③			C FF 93 D CH 88 X KC 83 1-1 **G4-6-3** ①② 1-2f	C SI 92 B FF 91 B SI 92 S SI 92 S FF 92 2-3 **K** ②		S ST 82 F ST 82 1 SAFE F ST 82 S FF 95 0-3 **K** ③	5	0	0	0	0	2	5
23 Nelson Cruz, R (1, 10) OBP: 0.367, SLG: 0.549	C FF 94 B FF 93 B SL 87 S SL 86 X FF 93 2-2 1B			C FF 92 S SL 85 B SL 86 B KC 83 C FF 93 3-3 **K** ①		B SL 85 F FF 92 B KC 83 C FF 93 B FF 93 S SL 86 3-3 **K** ③	S SI 86 S SL 77 C SL 77 0-3 **K** ③			4	0	1	0	0	3	3
2 Luis Arraez, L (1, 5) OBP: 0.444, SLG: 0.510	F FF 93 F CH 88 X FF 93 0-2 **F7** ③			B CH 88 X FF 93 1-0 **F9** ②			B KC 82 B KC 82 C FF 92 B SL 85 B FF 92 4-1 18 HBP 9 1B BB	B SI 85 B SI 84 C FF 85 X FF 84 2-1 9 L8 2B		3	1	1	0	1	0	1
18 Mitch Garver, R (1, 2) OBP: 0.370, SLG: 0.607		C SL 85 S SL 85 S SL 85 0-3 **K** ①		F FF 94 B FF 93 C FF 94 S SL 86 1-3 **K** ③			C SL 85 H SL 84 1-1 22 1B 9 1B 60 HBP 1-2 HBP	C SI 84 B SI 86 X SI 86 1-1 **G5-3** ①		3	1	0	0	0	2	1
9 Marwin Gonzalez, S (1, 7) OBP: 0.325, SLG: 0.423		B CH 87 B CH 89 F SL 86 B FF 93 X CH 88 3-1 1B			C FF 92 B KC 83 C FF 93 F FF 94 X FF 94 1-2 60 F8 2B		S KC 83 F KC 83 F FF 93 X KC 82 0-2 60 HBP 22 1B 26 1B 1-2 2-H 1B	B SI 86 C FF 87 F FF 88 X FF 88 1-2 **L8** ② 2-3		4	1	3	1	0	0	1
22 Miguel Sanó, R (1, 3) OBP: 0.318, SLG: 0.564		C FF 94 S SL 85 S SL 85 0-3 **K** ②			C FF 93 F SL 85 C FF 93 0-3 **K** ①		C FF 93 B SL 86 S SL 85 B SL 85 B FF 93 F SL 85 X FF 93 3-2 26 1B 60 HBP 1-2 2-3 1B	C SI 87 B SL 77 B SL 77 F SI 87 S SL 78 2-3 **K** ③		4	0	1	0	0	3	3
60 Jake Cave, L (1, 9) 13 Ehire Adrianza, S (9, PH) OBP: 0.319, SLG: 0.304 OBP: 0.377, SLG: 0.411		B FF 93 S KC 82 F FF 92 X KC 82 1-2 **G3** ③			F KC 82 F FF 93 B KC 80 2 SAFE B FF 93 F KC 82 B CH 89 X FF 93 3-2 **F8** ② 2-3		C KC 83 F KC 83 H FF 93 1-2 26 1B 1-2 2-3 3-H HBP		F FF 93 C ST 82 X ST 80 0-2 **E4**	2 1	0 0	0 0	1 0	0 0	0 0	2 0
16 Jonathan Schoop, R (1, 4) OBP: 0.305, SLG: 0.458			C FF 93 B SL 85 S FF 92 F FF 92 X FF 93 1-2 **G6-3** ①		D SL 85 F FF 93 F FF 94 X SL 85 1-2 **G6-3** ③		B FF 93 B FF 93 F FF 93 F FF 92 S SL 86 2-3 **K** ①		1 SAFE S ST 82 F FF 93 F ST 82 B ST 82 S FF 94 1-3 **K** ①	4	0	0	0	0	2	5
Inning Stats	R: 0 E: 0 K: 1 S: 10 H: 1 LOB: 1 BB: 0 P: 14	R: 0 E: 0 K: 2 S: 11 H: 1 LOB: 1 BB: 0 P: 15	R: 0 E: 0 K: 0 S: 8 H: 0 LOB: 0 BB: 0 P: 10	R: 0 E: 0 K: 2 S: 7 H: 0 LOB: 0 BB: 0 P: 12	R: 0 E: 0 K: 1 S: 14 H: 1 LOB: 1 BB: 0 P: 19	R: 0 E: 0 K: 2 S: 8 H: 0 LOB: 0 BB: 0 P: 13	R: 3 E: 0 K: 3 S: 23 H: 3 LOB: 3 BB: 1 P: 37	R: 0 E: 0 K: 1 S: 10 H: 1 LOB: 1 BB: 0 P: 16	R: 0 E: 1 K: 3 S: 14 H: 0 LOB: 1 BB: 0 P: 15	1B: 5 2B: 2 3B: 0 HR: 0		SF: 0 SAC: 0 DP: 1 HBP: 2				

TOP	
AB	35
R	3
H	7
RBI	3
BB	1
SO	15
LOB	22

WP: 1 PB: 0 SB: 0 CS: 0 PA: 38

PITCHER		IP	WLS	BF	H	R	ER	SO	BB	IBB	HBP	BLK	WP	HR	S	P	ERA	WHIP
57 Shane Bieber, R ERA: 3.49	(1, 1)	6.1		27	5	3	3	9	1	0	2	0	1	0	73	109	4.26	0.947
39 Oliver Pérez, L ERA: 3.33	(7, 1)	0.1	B	2	1	0	0	1	0	0	0	0	0	0	5	8	0.00	3.000
90 Adam Cimber, R ERA: 2.86	(7, 1)	1.1	W	5	1	0	0	2	0	0	0	0	0	0	13	19	0.00	0.750
33 Brad Hand, L ERA: 2.11	(9, 1)	1.0	S	4	0	0	0	3	0	0	0	0	0	0	14	15	0.00	0.000

PITCHER	IP	WLS	BF	H	R	ER	SO	BB	IBB	HBP	BLK	WP	HR	S	P	ERA	WHIP

Minnesota Twins @ Cleveland Indians

Progressive Field, Cleveland, OH

Sun Jul 14 2019, 1:12 PM - 4:11 PM EDT

Att. 25,194 - Sunny - 77 F

livebaseballscorecards.com

BOTTOM

Batter	1	2	3	4	5	6	7	8	9	AB	R	H	RBI	BB	SO	LOB
12 Francisco Lindor, S (1, 6) OBP: 0.346, SLG: 0.493	P5	P3		K			G6-3			4	0	0	0	0	1	2
22 Jason Kipnis, L (1, 4) OBP: 0.299, SLG: 0.368	L9		1B	K			K			4	0	1	0	0	2	1
41 Carlos Santana, S (1, 10) OBP: 0.415, SLG: 0.548	BB		F7		BB		HR			2	2	1	1	2	0	1
40 Bobby Bradley, L (1, 3) OBP: 0.267, SLG: 0.390 35 Óscar Mercado, R (8, 7) OBP: 0.325, SLG: 0.416	BB		K	K	K		K			3 0	0 0	0 0	0 0	1 0	3 0	2 0
11 José Ramírez, S (1, 5) OBP: 0.309, SLG: 0.356	2B		G6-3	F8				F7		4	0	1	1	0	0	2
10 Jake Bauers, L (1, 7) OBP: 0.312, SLG: 0.403 (8, 3)	F7			2B	K			F7		4	1	1	0	0	1	3
1 Greg Allen, S (1, 8) OBP: 0.279, SLG: 0.410		K		2B		L7		K		4	1	1	1	0	2	0
27 Kevin Plawecki, R (1, 2) OBP: 0.290, SLG: 0.337		P4		G6-3		F9				3	0	0	0	0	0	1
30 Tyler Naquin, L (1, 9) OBP: 0.311, SLG: 0.471		2B		1B		L7				3	0	2	1	0	0	0
Inning Stats	R: 1 E: 0 K: 0 S: 10 H: 1 LOB: 2 P: 23	R: 0 E: 0 K: 1 S: 14 H: 1 LOB: 1 BB: 0 P: 19	R: 0 E: 0 K: 1 S: 12 H: 1 LOB: 1 BB: 0 P: 16	R: 2 E: 1 K: 2 S: 16 H: 3 LOB: 1 BB: 0 P: 18	R: 0 E: 0 K: 2 S: 8 H: 0 LOB: 1 BB: 1 P: 16	R: 0 E: 0 K: 0 S: 9 H: 0 LOB: 0 BB: 0 P: 10	R: 1 E: 0 K: 2 S: 13 H: 1 LOB: 0 BB: 0 P: 16	R: 0 E: 0 K: 1 S: 6 H: 0 LOB: 0 BB: 0 P: 13		1B: 3 2B: 3 3B: 0 HR: 1 SF: 0 SAC: 0 DP: 0 HBP: 0						

	AB	31
	R	4
	H	7
	RBI	4
	BB	3
	SO	9
	LOB	12

WP: 0 PB: 0 SB: 1 CS: 0 PA: 34

PITCHER		IP	WLS	BF	H	R	ER	SO	BB	IBB	HBP	BLK	WP	HR	S	P	ERA	WHIP
17 José Berríos, R ERA: 3.1	(1, 1)	5.0		24	6	3	3	6	3	0	0	0	0	0	60	92	5.40	1.800
52 Zack Littell, R ERA: 4.7	(6, 1)	1.0		3	0	0	0	0	0	0	0	0	0	0	9	10	0.00	0.000
65 Trevor May, R ERA: 3.12	(7, 1)	1.0	L	4	1	1	1	2	0	0	0	0	0	1	13	16	9.00	1.000
21 Tyler Duffey, R ERA: 3.6	(8, 1)	1.0		3	0	0	0	1	0	0	0	0	0	0	6	13	0.00	0.000

PITCHER	IP	WLS	BF	H	R	ER	SO	BB	IBB	HBP	BLK	WP	HR	S	P	ERA	WHIP

Batter	1	2	3	4	5	6	7	8	9	AB	R	H	RBI	BB	SO	LOB
6 Jeff McNeil, L (1, 9) (9, 7) OBP: 0.408, SLG: 0.511	X FF 93 0-0 24 PB 30 1B 24 SF8 1B	1 SAFE F FF 93 1 SAFE 1 SAFE X CH 88 0-1 ③ G1-3			F FF 94 B CH 88 S FF 94 B FF 94 S FF 94 2-3 ② K 2-3			B CU 74 C FS 77 F CU 76 X FS 79 1-2 ① L7		4	1	1	0	0	1	2
30 Michael Conforto, L (1, 8) (9, 9) OBP: 0.364, SLG: 0.475	C FF 93 D CH 87 1 SAFE B CH 87 X FF 93 2-1 40 WP 24 PB 40 E 1-2 1B	F FF 92 X CH 87 0-1 20 G4-3 1B			X CH 88 0-0 3-H 1B			X FF 91 0-0 24 PB 20 BB 24 FC1-5-2-5 1B		4	1	4	1	0	0	0
20 Pete Alonso, R (1, 3) OBP: 0.368, SLG: 0.612	F FF 94 B SL 84 C SL 84 F FF 94 F SL 85 S SL 86 1-3 ① K		B FF 95 X SL 84 1-0 ① ② G4-3 1-2f		B SL 85 B FF 93 S SL 85 S SL 85 X SL 85 2-2 ③ G5-3			B FC 88 F FC 86 1 SAFE B FS 80 B FS 79 B FS 79 4-1 24 FC1-5-2-5 24 PB 1-2 BB		3	0	0	0	1	1	4
24 Robinson Canó, L (1, 4) OBP: 0.291, SLG: 0.388	B FF 94 F SL 85 F FF 95 F FF 94 F SL 86 X SL 85 1-2 ② SF8 1-2 2-H		B FF 93 C CH 88 X FF 93 1-1 ③ G4-3			F FF 92 X FF 93 0-1 ① L9		D CU 75 F FS 78 B FF 92 S FS 80 X FS 79 2-2 ② ③ FC1-5-2-5 1-3 2-H		3	0	0	1	0	0	2
40 Wilson Ramos, R (1, 2) OBP: 0.347, SLG: 0.398	B SL 87 B FF 94 X FF 94 2-0 E4 2-H			B SL 84 S SL 84 B FF 93 X FF 92 2-1 ① G4-3		X FF 92 0-0 ② F9			F FC 87 B FF 90 B FC 87 B FS 79 F FF 90 X FF 91 3-2 ① G5-3	4	0	0	0	0	0	0
22 Dominic Smith, L (1, 7) OBP: 0.371, SLG: 0.513 12 Juan Lagares, R (9, 8) OBP: 0.242, SLG: 0.252	B FF 94 B FF 94 X FF 94 2-0 ③ F7			C FF 93 F CH 88 X FF 93 0-2 ② G4-3		B FF 93 B CH 86 X FF 92 2-0 ③ P5			S CU 74 B FS 80 B FS 81 X FF 89 2-1 ② G4-3	4 0	0 0	0 0	0 0	0 0	0 0	1 0
21 Todd Frazier, R (1, 5) OBP: 0.333, SLG: 0.436		B FF 93 X FF 93 1-0 ① L7		B FF 93 B SL 84 S FF 93 B FF 93 F FF 93 S SL 84 3-3 ③ K			B FF 94 C FF 94 B SL 88 C SL 88 C SL 85 2-3 ① K		B FF 90 B FC 89 B FC 89 F FC 89 C FC 89 B FC 89 4-2 BB	3	0	0	0	1	2	0
28 J.D. Davis, R (1, 10) OBP: 0.342, SLG: 0.459		B FF 91 X CH 88 1-0 1 FC3-6 1B			B FF 93 B FF 91 C FF 92 X SL 82 2-1 ① P4		C SL 89 F FF 96 B FF 96 X FF 95 1-2 ② G4-3		B FF 97 C SL 91 S FF 96 B FF 96 S SL 91 2-3 ③ K	4	0	1	0	0	1	1
1 Amed Rosario, R (1, 6) OBP: 0.303, SLG: 0.420		C SL 84 S SL 84 X FF 94 0-2 ② FC3-6 1-2f			F SL 83 B FF 92 X SL 82 1-1 6 WP 30 1B 2B		F FF 94 X SL 90 0-1 ③ G4-3			3	1	1	0	0	0	1
Inning Stats	R: 2 E: 1 K: 1 S: 15 H: 2 LOB: 1 BB: 0 P: 23	R: 0 E: 0 K: 0 S: 7 H: 1 LOB: 1 BB: 0 P: 9	R: 0 E: 0 K: 0 S: 5 H: 1 LOB: 0 BB: 0 P: 7	R: 0 E: 0 K: 1 S: 8 H: 0 LOB: 0 BB: 0 P: 13	R: 1 E: 0 K: 1 S: 11 H: 2 LOB: 1 BB: 0 P: 18	R: 0 E: 0 K: 0 S: 4 H: 0 LOB: 0 BB: 0 P: 6	R: 0 E: 0 K: 1 S: 8 H: 0 LOB: 0 BB: 0 P: 11	R: 0 E: 0 K: 0 S: 8 H: 1 LOB: 1 BB: 1 P: 15	R: 0 E: 0 K: 1 S: 10 H: 0 LOB: 1 BB: 1 P: 21	1B: 6 2B: 2 3B: 0 HR: 0 SF: 1 SAC: 0 DP: 2 HBP: 0						

TOP

New York Mets @ Minnesota Twins

Target Field, Minneapolis, MN

Tue Jul 16 2019, 7:11 PM - 10:24 PM CDT

Att. 28,712 - Partly Cloudy - 80 F

livebaseballscorecards.com

AB	32
R	3
H	7
RBI	2
BB	2
SO	5
LOB	11

WP: 2 PA: 35
PB: 2
SB: 0
CS: 0

PITCHER		IP	WLS	BF	H	R	ER	SO	BB	IBB	HBP	BLK	WP	HR	S	P	ERA	WHIP
35 Michael Pineda, R ERA: 4.38	(1, 1)	6.0	L	24	6	3	1	3	0	0	0	0	2	0	50	76	1.50	1.000
52 Zack Littell, R ERA: 4.41	(7, 1)	1.0		3	0	0	0	1	0	0	0	0	0	0	8	11	0.00	0.000
38 Blake Parker, R ERA: 3.44	(8, 1)	1.2		7	1	0	0	0	2	0	0	0	0	0	15	31	0.00	1.800
68 Matt Magill, R ERA: 4.61	(9, 1)	0.1		1	0	0	0	1	0	0	0	0	0	0	3	5	0.00	0.000

PITCHER	IP	WLS	BF	H	R	ER	SO	BB	IBB	HBP	BLK	WP	HR	S	P	ERA	WHIP

BOTTOM

New York Mets @ Minnesota Twins

Target Field, Minneapolis, MN

Tue Jul 16 2019, 7:11 PM - 10:24 PM CDT

Att. 28,712 - Partly Cloudy - 80 F

livebaseballscorecards.com

Batter	1	2	3	4	5	6	7	8	9	AB	R	H	RBI	BB	SO	LOB
11 Jorge Polanco, S (1, 6) OBP: 0.365, SLG: 0.503	C SI 96 B SL 90 B SL 92 F CH 86 X SI 96 2-2 ① L4		C SI 95 F SL 91 B CU 82 X CU 81 1-2 ② G4-3		B SI 96 H CU 81 2-0 9 L3 1-2 HBP		B FF 95 B FF 95 F FC 91 S FF 95 X FC 88 2-2 ② L9		C SL 90 X FF 99 0-1 ② F8	4	0	0	0	0	0	2
9 Marwin Gonzalez, S (1, 9) OBP: 0.327, SLG: 0.422	F SI 96 X SI 96 0-1 ② F9		B SI 94 S CH 86 X SI 95 1-1 1B		S CH 89 B SI 96 X CH 88 1-1 ①② L3 1-1		C SL 84 B SL 83 X FF 96 1-1 ③ G4-3		F SL 92 S SL 91 F FF 97 F FF 100 X FF 99 0-2 1-2 2-3 1B	5	0	2	0	0	0	2
23 Nelson Cruz, R (1, 10) OBP: 0.364, SLG: 0.540	B CH 86 B SL 92 X CH 87 2-0 ③ G6-3		C SL 92 S CH 85 1 SAFE B SI 94 D CU 82 B SL 90 X CH 84 3-2 ③ F8		B SL 89 S SL 90 B SL 90 B SI 97 B SL 91 4-1 BB			F SI 94 B FF 96 C CU 80 S FF 97 1-3 ① K	S FF 99 B FF 99 B FF 100 F FF 99 B FF 98 F FF 99 X FF 99 3-2 ③ P5	4	0	0	0	1	1	4
20 Eddie Rosario, L (1, 7) OBP: 0.314, SLG: 0.529		B SI 95 B SI 95 X SI 95 2-0 ① L5		B SI 94 B SL 89 X SL 91 2-0 24 2B 26 G4-3 1B	B CH 84 S SI 92 B CH 83 X CH 84 2-1 ③ G4-3			X SI 96 0-0 1B		4	1	2	0	0	0	2
24 C.J. Cron, R (1, 3) OBP: 0.328, SLG: 0.502		B SL 91 B SI 95 X CH 87 2-0 2B		B SL 91 F SI 93 B CU 79 C SI 94 F CU 81 B SI 95 F CU 79 X SI 94 3-2 26 G4-3 1-3 2B		B CH 80 B SI 91 X CH 81 2-0 ① P6		C FF 95 B CU 80 S FF 96 X CU 81 1-2 ② F8		4	0	2	0	0	0	1
26 Max Kepler, L (1, 8) OBP: 0.331, SLG: 0.523		C SL 89 B SI 95 S SL 90 X CH 86 1-2 ② L3		B CU 80 D SI 94 X SL 90 2-0 ① G4-3 2-3 3-H		F CH 82 B SI 91 X SI 91 1-1 ② G3-1		F FF 94 B CH 90 1 SAFE S FF 96 S CU 83 1-3 ③ K		4	0	0	1	0	1	3
22 Miguel Sanó, R (1, 5) OBP: 0.317, SLG: 0.553		B SL 89 B CH 85 X SI 95 2-0 ③ G6-3		F SL 91 B SI 93 C SL 91 F CU 79 D CU 80 B SI 94 S CH 85 3-3 ② K		B SI 91 S CH 82 B SI 90 B CH 82 B CH 81 4-1 16 FC6-4 BB			B SL 90 F FF 98 C FF 99 B SL 92 F FF 98 C FF 99 2-3 ① K	3	0	0	0	1	2	2
16 Jonathan Schoop, R (1, 4) OBP: 0.308, SLG: 0.468 2 Luis Arraez, L (9, PH) OBP: 0.450, SLG: 0.510			B SL 91 B SI 94 F SI 95 X CH 87 2-1 HR	0-0 15 CS IBB		B SI 96 D SI 97 C SL 87 C SI 96 X SI 97 2-2 ③ FC6-4 1-2f			F FF 98 S FF 98 F FF 100 F FF 98 F FF 99 B FF 100 B FF 99 F FF 99 B FF 100 4-2 9 1B 18 1B BB	2 0	1 0	1 0	1 0	1 1	0 0	1 0
15 Jason Castro, L (1, 2) OBP: 0.327, SLG: 0.514 18 Mitch Garver, R (7, PH) OBP: 0.371, SLG: 0.606 (8, 2)			C CU 80 S CU 80 S CU 80 0-3 ① K	F CU 80 B SI 94 F CU 79 B SI 94 2-2 ③ CS 1-2	B SI 96 B SI 96 B SI 96 C SI 96 F CH 87 F SI 98 B CH 88 4-2 11 HBP BB		B FC 91 B FF 95 C FC 90 X SL 85 2-1 ① G5-3		B FF 98 X FF 98 1-0 9 1B 1-2 1B	1 2	0 0	0 1	0 0	1 0	1 0	0 0
Inning Stats	R: 0 E: 0 K: 0 S: 6 H: 0 LOB: 0 BB: 0 P: 10	R: 0 E: 0 K: 0 S: 6 H: 1 LOB: 1 BB: 0 P: 13	R: 1 E: 0 K: 1 S: 13 H: 2 LOB: 1 BB: 0 P: 20	R: 1 E: 0 K: 1 S: 13 H: 2 LOB: 1 BB: 1 P: 25	R: 0 E: 0 K: 0 S: 8 H: 0 LOB: 2 BB: 2 P: 21	R: 0 E: 0 K: 0 S: 7 H: 0 LOB: 1 BB: 1 P: 16	R: 0 E: 0 K: 0 S: 7 H: 0 LOB: 0 BB: 0 P: 12	R: 0 E: 0 K: 2 S: 10 H: 1 LOB: 1 BB: 0 P: 13	R: 0 E: 0 K: 1 S: 23 H: 2 LOB: 3 BB: 1 P: 33	1B: 5 2B: 3 3B: 0 HR: 1	SF: 0 SAC: 0 DP: 1 HBP: 1		WP: 0 PB: 0 SB: 0 CS: 1	PA: 40			

	AB	33
	R	2
	H	8
	RBI	2
	BB	5
	SO	5
	LOB	17

PITCHER		IP	WLS	BF	H	R	ER	SO	BB	IBB	HBP	BLK	WP	HR	S	P	ERA	WHIP
32 Steven Matz, L ERA: 4.87	(1, 1)	4.0		17	5	2	2	2	0	1	0	0	0	1	38	68	4.50	1.250
65 Robert Gsellman, R ERA: 5.07	(5, 1)	0.2		4	0	0	0	0	2	0	1	0	0	0	6	17	0.00	3.000
43 Luis Avilán, L ERA: 8.03	(5, 1)	1.0	W	4	0	0	0	0	1	0	0	0	0	0	6	15	0.00	1.000
27 Jeurys Familia, R ERA: 7.34	(6, 1)	0.1	H	1	0	0	0	0	0	0	0	0	0	0	3	5	0.00	0.000
38 Justin Wilson, L ERA: 3.55	(7, 1)	1.0	H	3	0	0	0	0	0	0	0	0	0	0	7	12	0.00	0.000
67 Seth Lugo, R ERA: 3.15	(8, 1)	1.0	H	4	1	0	0	2	0	0	0	0	0	0	10	13	0.00	1.000
39 Edwin Díaz, R ERA: 5.2	(9, 1)	1.0	S	6	2	0	0	1	1	0	0	0	0	0	23	33	0.00	3.000

Batter	1	2	3	4	5	6	7	8	9	AB	R	H	RBI	BB	SO	LOB
6 Jeff McNeil, L (1, 9) OBP: 0.405, SLG: 0.510	F SI 94 X SI 93 0-1 ① G3-1		F SI 94 F SI 95 X SI 96 0-2 ② FC6-4 1-2f		B SI 94 F SI 95 S SI 94 F SI 95 1 SAFE B SI 95 F SI 94 F SI 96 X SI 95 2-2 ② FC4-6 28 1B 1-2f		X FF 96 0-0 ① P6	F FF 95 B FF 94 X SL 88 1-1 22 1B 2-H 2B	C FA 84 X FA 82 0-1 2-3 2B	5	1	1	1	0	0	4
12 Juan Lagares, R (8, 8) OBP: 0.247, SLG: 0.264										1	0	1	0	0	0	0
28 J.D. Davis, R (1, 7) OBP: 0.342, SLG: 0.457	F FF 93 B SI 94 B FF 94 X FC 88 2-1 ② G6-3		1 SAFE C SI 92 B FF 95 F CH 86 1 SAFE F CH 86 C CH 87 1-3 ③ K		F FC 87 F FC 87 F CH 86 X FC 88 0-2 1-2 1B		F FF 98 S CU 81 X CU 81 0-2 2-H 3-H HR	B FF 95 F CU 85 F FF 94 F FF 94 X CU 83 1-2 20 HR 2-H 1B	C FA 66 F CU 63 B CU 66 S FA 62 1-3 ② K	3	0	1	0	0	1	1
(7, PH) 22 Dominic Smith, L OBP: 0.376, SLG: 0.536										3	2	2	4	0	1	2
(7, 7)																
20 Pete Alonso, R (1, 3) OBP: 0.365, SLG: 0.613	S FC 88 S CH 85 S CH 86 0-3 ③ K			X CH 85 0-0 E5 40 2B 21 G4-3	C FC 88 B FF 95 X CH 85 1-1 ③ G6-3		S FF 98 F FF 99 F SL 85 B FF 97 B FF 97 F SL 84 S CH 89 2-3 ② K	D SL 90 D SL 89 C SL 87 X SL 87 2-1 1-H HR	B CU 60 X CU 59 1-0 ③ G5-3	6	2	1	2	0	2	4
40 Wilson Ramos, R (1, 2) OBP: 0.344, SLG: 0.398		X SI 91 0-0 ① G1-3		C SI 93 B SI 92 B CH 84 X SI 93 2-1 21 G4-3 1-3 2B		X CH 84 0-0 ① G6-3	B CH 89 B FF 97 F CH 88 C SL 84 B FF 97 X CH 89 3-2 ③ G5-3	F FF 92 C FF 93 X CU 84 0-2 ③ G6-3		5	0	1	0	0	0	0
24 Robinson Canó, L (1, 10) OBP: 0.293, SLG: 0.383		C FF 92 C FF 92 S FC 88 0-3 ② K		S SI 94 F SI 93 F SI 95 B FC 89 H SI 95 2-2 21 G4-3 HBP		C FF 93 B FC 86 C FF 94 B FC 87 F SI 94 B FC 88 X FC 88 3-2 ② G4-3		B FF 96 F CU 87 B CU 88 S FF 96 B SL 91 F SL 91 F FF 96 B FF 96 4-2 1 1B 11 E BB	B FA 64 C FA 63 B FA 63 B FA 76 X FA 62 3-1 ① L9	3	1	0	0	1	1	0
21 Todd Frazier, R (1, 5) OBP: 0.335, SLG: 0.439		X SI 91 0-0 ③ G6-3		B CH 85 X SI 94 1-0 ① ② G4-3 1-2f 2-3 3-H		C CH 85 S CH 83 X FF 95 0-2 2B		F SL 90 S CU 88 D SL 91 F FF 95 D CU 88 S CU 86 2-3 ① K	B FA 82 S FA 65 X FA 78 1-1 30 1B 1 3B 1B	5	1	2	0	0	1	3
30 Michael Conforto, L (1, 8) OBP: 0.361, SLG: 0.471			X CU 79 0-0 ① P5 F FC 88 B FC 87 B FF 95 S SI 94 S CH 88 2-3 ③ K		B FC 87 F SI 94 X FC 87 1-1 ③ P2		D CU 87 C FF 95 F FF 96 C SL 88 1-3 ② K	C FA 73 X FA 78 0-1 1-3 1 3B 1B	5	1	1	0	0	2	3
(8, 9)																
1 Amed Rosario, R (1, 6) OBP: 0.313, SLG: 0.441			C FF 94 X FC 87 0-1 HR		B CU 78 B CH 84 B SI 92 C SI 91 C SI 93 B SI 95 4-2 11 FC3-6 BB		C SL 85 F FF 96 F FF 97 B SL 86 F SL 84 X FF 98 1-2 11 2B 22 HR 1B	F FF 95 S SL 90 X FF 95 0-2 1-2 11 E 1B	B FA 63 X FA 59 1-0 1-H 3-H 11 2B 3B	4	4	4	3	1	0	0
11 Adeiny Hechavarría, R (1, 4) OBP: 0.279, SLG: 0.449			F FC 88 B SI 92 B SI 94 F SI 92 X CH 85 2-2 6 FC6-4 1B		X FC 86 0-0 ① FC3-6 6 FC4-6 1-2f		1 SAFE X SL 86 0-0 1-3 22 HR 2B	D SL 90 X SL 89 1-0 1-H 2-H 6 2B	X FA 70 0-0 3-H 12 2B 2B	5	2	3	1	0	0	1
Inning Stats	R: 0 E: 0 K: 1 S: 7 H: 0 LOB: 0 BB: 0 P: 9	R: 0 E: 0 K: 1 S: 5 H: 0 LOB: 0 BB: 0 P: 5	R: 1 E: 0 K: 1 S: 13 H: 2 LOB: 1 BB: 0 P: 16	R: 1 E: 1 K: 1 S: 10 H: 1 LOB: 1 BB: 0 P: 17	R: 0 E: 0 K: 0 S: 15 H: 1 LOB: 2 BB: 1 P: 22	R: 0 E: 0 K: 0 S: 10 H: 1 LOB: 1 BB: 0 P: 14	R: 3 E: 0 K: 1 S: 18 H: 3 LOB: 0 BB: 0 P: 24	R: 6 E: 1 K: 2 S: 26 H: 4 LOB: 0 BB: 1 P: 38	R: 3 E: 0 K: 1 S: 14 H: 5 LOB: 2 BB: 0 P: 21	1B: 7 2B: 6 3B: 1 HR: 3 SF: 0 SAC: 0 DP: 1 HBP: 1						

TOP

New York Mets @ Minnesota Twins

Target Field, Minneapolis, MN

Wed Jul 17 2019, 12:47 PM - 4:03 PM CDT

Att. 35,124 - Overcast - 76 F

livebaseballscorecards.com

AB	45
R	14
H	17
RBI	11
BB	2
SO	8
LOB	18

PITCHER		IP	WLS	BF	H	R	ER	SO	BB	IBB	HBP	BLK	WP	HR	S	P	ERA	WHIP
33 Martín Pérez, L ERA: 4.1	(1, 1)	6.0		25	5	2	1	4	1	0	1	0	0	1	60	83	1.50	1.000
65 Trevor May, R ERA: 3.79	(7, 1)	1.0	L	6	3	3	3	1	0	0	0	0	0	1	18	24	27.00	3.000
68 Matt Magill, R ERA: 4.45	(8, 1)	1.0		9	4	6	0	2	1	0	0	0	0	1	26	38	0.00	5.000
13 Ehire Adrianza, R ERA: 27.0	(9, 1)	1.0		8	5	3	3	1	0	0	0	0	0	0	14	21	27.00	5.000

PITCHER	IP	WLS	BF	H	R	ER	SO	BB	IBB	HBP	BLK	WP	HR	S	P	ERA	WHIP

New York Mets @ Minnesota Twins

Target Field, Minneapolis, MN

Wed Jul 17 2019, 12:47 PM - 4:03 PM CDT

Att. 35,124 - Overcast - 76 F

BOTTOM

livebaseballscorecards.com

Batter	1	2	3	4	5	6	7	8	9	AB	R	H	RBI	BB	SO	LOB
18 Mitch Garver, R (1, 2) OBP: 0.379, SLG: 0.625	S FF 82 B CH 78 C CH 78 B CH 78 B FF 85 F CH 80 B CH 80 4-2 11 FC5-4 BB	D CH 79 F CH 79 C SI 85 X CH 80 1-2 ③ L5			X SI 81 0-0 HR			B SI 94 C SI 94 B FC 84 B SI 94 X SI 94 3-1 11 2B 20 G4-3 1B		3	2	2	1	1	0	2
11 Jorge Polanco, S (1, 6) OBP: 0.364, SLG: 0.503	B SI 85 X SI 84 1-0 ① FC5-4 1-2f	C SI 82 X KC 70 0-1 ① G3			C CH 76 B CH 76 F CH 75 C FF 84 1-3 ② K			B SI 93 F SI 93 X SI 93 1-1 20 G4-3 1-3 2B		4	0	1	0	0	1	1
23 Nelson Cruz, R (1, 10) OBP: 0.362, SLG: 0.548	X SI 84 0-0 ② L9	B CH 78 X FF 84 1-0 HR			X CH 77 0-0 ③ F8			S SL 83 C SL 82 D SL 83 F SL 82 T SI 93 1-2 ① K		4	1	1	1	0	1	3
20 Eddie Rosario, L (1, 7) OBP: 0.310, SLG: 0.522	1 SAFE C FF 85 B FF 86 F CH 79 1 SAFE D CH 80 F FF 85 1 SAFE F SI 85 3-2 ③ L9		C SI 84 F SI 84 F KC 71 X KC 71 0-2 ② G4-3			B SI 83 B FF 83 F SI 84 X KC 68 2-1 ① G3-1		X SI 92 0-0 ② G4-3 2-3 3-H		4	0	0	1	0	0	2
24 C.J. Cron, R (1, 3) OBP: 0.324, SLG: 0.495		B FF 84 C FF 84 C CH 78 S KC 72 1-3 ① K	F CH 78 B FF 83 C KC 69 T FF 85 1-2 ③ K			F CH 77 B FF 84 B CH 78 S FF 85 F KC 68 X FF 84 2-2 ② P3		C SL 82 B SI 92 X SI 92 1-1 ③ G1-4-3		4	0	0	0	0	2	1
26 Max Kepler, L (1, 8) OBP: 0.331, SLG: 0.525 60 Jake Cave, L (9, 8) OBP: 0.326, SLG: 0.304		B SI 84 F FF 84 F KC 71 B KC 70 B CH 80 X FF 84 3-2 22 1B 2B		X KC 66 0-0 ① P2		C FF 83 X CH 78 0-1 ③ P3			B SI 92 B SI 93 F SI 93 F CH 85 B SL 82 F SI 92 B SI 92 4-2 BB	3 0	1 0	1 0	0 0	0 1	0 0	0 0
9 Marwin Gonzalez, S (1, 9) OBP: 0.326, SLG: 0.420		S CH 78 S CH 78 X CH 78 0-2 ② F8		X CH 80 0-0 ② F9			C SI 97 F FF 98 B SL 91 F SL 90 F FF 99 F SI 94 X SL 91 1-2 2 G5-4-3 1B		B SI 92 B CH 85 X SI 93 2-0 ① L7	4	0	1	0	0	0	2
22 Miguel Sanó, R (1, 5) OBP: 0.315, SLG: 0.546		C FF 84 B KC 70 C CH 78 X CH 80 1-2 2 1B 2-H 1B		C CH 80 B FF 83 B CH 76 B CH 75 C SI 84 S KC 70 3-3 ③ K			C SI 98 F SI 97 S SI 99 0-3 ① K		B SI 92 B SL 83 C SI 92 S SL 82 C SI 92 2-3 ② K	4	0	1	1	0	3	2
2 Luis Arraez, L (1, 4) OBP: 0.442, SLG: 0.500		C FF 84 F KC 70 X CH 78 0-2 1-2 1B			B FF 80 B FF 82 C FF 82 S KC 68 X FF 84 2-2 ① G4-3		B SI 98 B SI 98 F SI 98 X SI 99 2-1 ② ③ G5-4-3 1-2f		F SI 92 X SI 92 0-1 ③ L7	4	0	1	0	0	0	2
Inning Stats	R: 0 E: 0 K: 0 S: 13 H: 0 LOB: 1 BB: 1 P: 21	R: 1 E: 0 K: 1 S: 18 H: 3 LOB: 2 BB: 0 P: 24	R: 1 E: 0 K: 1 S: 10 H: 1 LOB: 0 BB: 0 P: 12	R: 0 E: 0 K: 1 S: 5 H: 0 LOB: 0 BB: 0 P: 8	R: 1 E: 0 K: 1 S: 8 H: 1 LOB: 0 BB: 0 P: 11	R: 0 E: 0 K: 0 S: 8 H: 0 LOB: 0 BB: 0 P: 12	R: 0 E: 0 K: 1 S: 11 H: 1 LOB: 0 BB: 0 P: 14	R: 1 E: 0 K: 1 S: 11 H: 2 LOB: 1 BB: 0 P: 17	R: 0 E: 0 K: 1 S: 9 H: 0 LOB: 1 BB: 1 P: 17	1B: 4 2B: 2 3B: 0 HR: 2	SF: 0 SAC: 0 DP: 1 HBP: 0	WP: 0 PB: 0 SB: 0 CS: 0	PA: 36				

	AB	34
	R	4
	H	8
	RBI	4
	BB	2
	SO	7
	LOB	15

PITCHER		IP	WLS	BF	H	R	ER	SO	BB	IBB	HBP	BLK	WP	HR	S	P	ERA	WHIP
44 Jason Vargas, L ERA: 4.25	(1, 1)	6.0	W	24	5	3	3	4	1	0	0	0	0	2	62	88	4.50	1.000
27 Jeurys Familia, R ERA: 7.11	(7, 1)	1.0	H	3	1	0	0	1	0	0	0	0	0	0	11	14	0.00	1.000
74 Chris Mazza, R ERA: 3.52	(8, 1)	2.0		9	2	1	1	2	1	0	0	0	0	0	20	34	4.50	1.500

PITCHER	IP	WLS	BF	H	R	ER	SO	BB	IBB	HBP	BLK	WP	HR	S	P	ERA	WHIP

Batter	1	2	3	4	5	6	7	8	9	AB	R	H	RBI	BB	SO	LOB
10 Marcus Semien, R (1, 6) OBP: 0.344, SLG: 0.446	B FF 95 B SI 95 X SI 94 2-0 E4		F CU 79 B CU 81 B SL 83 F SI 95 S CH 86 2-3 ① K		X CH 83 0-0 ① B2-3		C SI 94 B CH 86 S SL 83 B CU 80 X SI 93 2-2 ② G5-3		C CU 82 B ST 85 S CU 80 X SI 97 1-2 ③ G3	5	0	0	0	0	1	0
8 Robbie Grossman, S (1, 7) OBP: 0.353, SLG: 0.388	B CU 79 B FF 95 X SI 94 2-0 ① G5-3		X FF 95 0-0 ② L8		C CU 78 S CU 80 B CU 80 B CH 85 F SL 84 B CH 85 X SI 95 3-2 ② G4-3		C CH 85 F CH 85 B SI 94 F SL 83 F CU 81 C SI 94 1-3 ③ K			4	0	0	0	0	1	1
28 Matt Olson, L (1, 3) OBP: 0.336, SLG: 0.556	B FF 94 F FF 94 F FF 94 C SI 94 1-3 ② K		C SI 94 B CH 87 S FF 95 B SL 85 B SL 85 X FF 95 3-2 1B		B CH 86 B CH 86 B SI 94 C SI 92 S FF 94 F FF 95 S SI 94 3-3 ③ K			C CU 79 C SI 95 B CU 80 F CU 80 X SI 96 1-2 ① G4-3		4	0	1	0	0	2	1
20 Mark Canha, R (1, 9) OBP: 0.382, SLG: 0.548	C CU 81 F SI 94 F SL 85 X SL 84 0-2 ③ P3		C SI 95 S CH 86 X SL 85 0-2 ③ G6-3			F CH 84 F CH 86 X SL 84 0-2 ① G5-3		C CU 79 X ST 84 0-1 22 1B 1B		4	0	1	0	0	0	2
22 Ramón Laureano, R (1, 8) OBP: 0.328, SLG: 0.504		C FF 94 C SI 94 B CH 87 S CH 86 1-3 ① K		T SI 92 F SL 84 X SI 94 0-2 2 WP 2 2B 1B		C CU 80 S CH 85 B CH 86 F SI 94 X SI 94 1-2 23 HR 1B		B SI 95 B SI 96 X SI 96 2-0 1-2 1B		4	2	3	0	0	1	0
2 Khris Davis, R (1, 10) OBP: 0.300, SLG: 0.416		X CU 81 0-0 E5 18 1B		1 SAFE B SI 93 1 SAFE S SL 84 1 SAFE B CH 83 B SI 93 F SL 84 X SL 83 1-H 3-2 23 G3 2B		1 SAFE 1 SAFE X CH 84 0-0 ② L7		S SI 96 C SI 96 B ST 84 C SI 96 1-3 ② K		4	0	1	1	0	1	3
23 Jurickson Profar, S (1, 4) OBP: 0.280, SLG: 0.408		B FF 95 X FF 94 1-0 ② F7		X CU 80 0-0 ① G3 2-3		1 SAFE F FF 93 B FF 93 X FF 93 1-1 1-H HR		B CU 80 X CU 80 1-0 ③ F9		4	1	1	2	0	0	4
18 Chad Pinder, R (1, 5) OBP: 0.290, SLG: 0.435		C SI 94 X SI 94 0-1 1-3 1B		S SL 83 B SL 84 D CU 81 F CH 85 D SL 84 S SL 84 3-3 ② K		S SL 84 B CH 85 F SL 84 S SL 84 1-3 ③ K			C SI 95 C SI 94 X ST 85 0-2 ① G6-3	4	0	1	0	0	2	1
19 Josh Phegley, R (1, 2) OBP: 0.285, SLG: 0.427		D CU 81 B SI 94 B SI 96 C SI 95 X SI 96 3-1 ③ G5-3		F CH 86 F CH 86 X CU 80 0-2 F7			S SL 83 X SL 83 0-1 ① G6-3		F SI 96 B SI 96 X ST 83 1-1 ② P6	4	0	0	0	0	0	3
Inning Stats	R: 0 E: 1 K: 1 S: 9 H: 0 LOB: 1 BB: 0 P: 14	R: 0 E: 1 K: 1 S: 9 H: 1 LOB: 2 BB: 0 P: 14	R: 0 E: 0 K: 1 S: 10 H: 1 LOB: 1 BB: 0 P: 15	R: 1 E: 0 K: 1 S: 13 H: 2 LOB: 1 BB: 0 P: 19	R: 0 E: 0 K: 1 S: 9 H: 0 LOB: 0 BB: 0 P: 15	R: 2 E: 0 K: 1 S: 13 H: 2 LOB: 0 BB: 0 P: 16	R: 0 E: 0 K: 1 S: 10 H: 0 LOB: 0 BB: 0 P: 13	R: 0 E: 0 K: 1 S: 11 H: 2 LOB: 2 BB: 0 P: 16	R: 0 E: 0 K: 0 S: 8 H: 0 LOB: 0 BB: 0 P: 10	1B: 6 2B: 1 3B: 0 HR: 1 SF: 0 SAC: 0 DP: 0 HBP: 0						

PITCHER		IP	WLS	BF	H	R	ER	SO	BB	IBB	HBP	BLK	WP	HR	S	P	ERA	WHIP
44 Kyle Gibson, R ERA: 4.02	(1, 1)	7.0	W	29	6	3	3	7	0	0	0	0	1	1	73	106	3.86	0.857
55 Taylor Rogers, L ERA: 1.61	(8, 1)	2.0	S	8	2	0	0	1	0	0	0	0	0	0	19	26	0.00	1.000

PITCHER	IP	WLS	BF	H	R	ER	SO	BB	IBB	HBP	BLK	WP	HR	S	P	ERA	WHIP

Oakland Athletics @ Minnesota Twins

Target Field, Minneapolis, MN

Thu Jul 18 2019, 7:11 PM - 10:29 PM CDT

Att. 28,432 - Partly Cloudy - 87 F

TOP

livebaseballscorecards.com

AB	37
R	3
H	8
RBI	3
BB	0
SO	8
LOB	15

Oakland Athletics @ Minnesota Twins

Target Field, Minneapolis, MN

Thu Jul 18 2019, 7:11 PM - 10:29 PM CDT

Att. 28,432 - Partly Cloudy - 87 F

livebaseballscorecards.com

Batter	1	2	3	4	5	6	7	8	9	AB	R	H	RBI	BB	SO	LOB
26 Max Kepler, L (1, 8) OBP: 0.332, SLG: 0.523	B FF 90 B SI 91 C SI 91 B SL 87 B SL 88 4-1 23 G5-4-3 BB		B CU 77 X CH 85 1-0 ② ③ L3-5 2-3 3-H			S FF 91 X SL 88 0-1 18 G5-4-3 1B	F FF 90 B FF 90 B FF 90 B CH 83 C FF 90 S CU 76 3-3 ③ K			3	0	1	0	1	1	1
18 Mitch Garver, R (1, 2) OBP: 0.376, SLG: 0.634	C SI 91 F SI 91 B FF 92 S CU 76 1-3 ① K			S SL 84 X SI 92 0-1 ① G6-3		1 SAFE C SL 85 D CU 76 1 SAFE C CU 76 1 SAFE X SI 92 1-2 ① ② G5-4-3 1-2f		B FF 99 C FF 99 F FC 93 B FF 99 B CU 82 X FF 98 3-2 HR		4	1	1	1	0	1	2
23 Nelson Cruz, R (1, 10) OBP: 0.361, SLG: 0.543	F SL 87 1 SAFE B SI 93 X SI 92 1-1 ② ③ G5-4-3 1-2f			B SI 90 S FF 92 X FF 92 1-1 ② P3		B CU 74 F FF 90 X FF 93 1-1 1B		B FF 100 B FC 92 B FF 98 C FF 97 X FF 98 3-1 ① G5-3		4	0	1	0	0	0	1
9 Marwin Gonzalez, S (1, 7) OBP: 0.325, SLG: 0.417 (8, 9)		B FF 90 C FF 91 C FF 92 S CU 76 1-3 ① K		B CU 75 B SI 92 F SL 89 L SL 90 X SI 90 2-2 1B		F CU 75 F CU 77 X CH 84 0-2 ③ P5		B FC 94 F FC 91 C SI 98 F CU 82 X CU 81 1-2 ② F9		4	0	1	0	0	1	1
24 C.J. Cron, R (1, 3) OBP: 0.324, SLG: 0.502		B SL 88 X SL 88 1-0 ② G6-3		B SI 91 1 SAFE B SL 87 F SI 93 F FF 93 S FF 92 2-3 ③ K			S SI 90 B CU 74 X SL 82 1-1 ① G4-3	X FC 92 0-0 HR		4	1	1	1	0	1	1
2 Luis Arraez, L (1, 4) OBP: 0.453, SLG: 0.510		C SI 90 X CU 74 0-1 ③ G4-3			C SL 87 B CU 74 F SL 89 B FF 92 B SI 92 F FF 92 B CH 86 4-2 60 K 22 1B BB		B SL 88 C SI 91 B CU 74 X CH 83 2-1 20 HR 2B	B FF 91 F FF 91 B SL 82 C SL 85 B SL 79 F FF 92 B SL 85 4-2 BB		2	1	1	0	2	0	0
22 Miguel Sanó, R (1, 5) OBP: 0.324, SLG: 0.545			B FF 91 B SL 87 C SL 87 F SI 91 B CU 76 B SI 92 4-2 13 SH5-4 60 1B 26 WP BB		X SI 92 0-0 13 FC4-6 1-2 1B	B FF 91 B SI 91 B SI 92 C SL 85 S CH 84 F CU 76 D CU 76 4-2 20 HR BB	C FF 92 B SL 85 B CH 84 D CH 84 F FF 92 F SL 85 X FF 94 3-2 ③ L9		2	2	1	0	2	0	1
60 Jake Cave, L (1, 9) OBP: 0.330, SLG: 0.309 20 Eddie Rosario, L (7, PH) OBP: 0.312, SLG: 0.533 (8, 7)		C SL 89 B SL 88 C FF 92 F CU 75 X CU 76 1-2 26 WP 13 SH5-4 26 L3-5 1-2 1B		B SL 91 C CH 85 F SL 89 T FF 93 1-2 ① ② K 2-3		X FF 90 0-0 1-H 2-H HR				2 1	0 1	1 1	0 3	0 0	1 0	2 0
13 Ehire Adrianza, S (1, 6) OBP: 0.372, SLG: 0.405			B FF 90 X SL 90 1-0 ① SH5-4 1-2 2-3		X SL 89 0-0 ③ FC4-6 1-2f	X CH 84 0-0 ② L9				2	0	0	0	0	0	1
Inning Stats	R: 0 E: 0 K: 1 S: 6 H: 0 LOB: 0 BB: 1 P: 12	R: 0 E: 0 K: 1 S: 6 H: 0 LOB: 0 BB: 0 P: 8	R: 1 E: 0 K: 0 S: 8 H: 1 LOB: 0 BB: 1 P: 15	R: 0 E: 0 K: 1 S: 10 H: 1 LOB: 1 BB: 0 P: 15	R: 0 E: 0 K: 1 S: 8 H: 1 LOB: 1 BB: 1 P: 13	R: 0 E: 0 K: 0 S: 10 H: 2 LOB: 1 BB: 0 P: 12	R: 3 E: 0 K: 1 S: 12 H: 2 LOB: 0 BB: 1 P: 22	R: 2 E: 0 K: 0 S: 17 H: 2 LOB: 1 BB: 1 P: 31		1B: 5 2B: 2 3B: 0 HR: 3 SF: 0 SAC: 1 DP: 3 HBP: 0	WP: 1 PB: 0 SB: 0 CS: 0 PA: 34					

	AB	28
	R	6
	H	9
	RBI	5
	BB	5
	SO	5
	LOB	10

PITCHER		IP	WLS	BF	H	R	ER	SO	BB	IBB	HBP	BLK	WP	HR	S	P	ERA	WHIP
50 Mike Fiers, R ERA: 3.64	(1, 1)	6.1		25	6	3	3	4	4	0	0	0	1	0	55	89	4.26	1.579
36 Yusmeiro Petit, R ERA: 2.53	(7, 1)	0.2	L	3	1	1	1	1	0	0	0	0	0	1	5	8	13.50	1.500
62 Lou Trivino, R ERA: 4.64	(8, 1)	0.2		4	2	2	2	0	0	0	0	0	0	2	10	17	27.00	3.000
61 Wei-Chung Wang, L ERA: 1.47	(8, 1)	0.1		2	0	0	0	0	1	0	0	0	0	0	7	14	0.00	3.000

PITCHER	IP	WLS	BF	H	R	ER	SO	BB	IBB	HBP	BLK	WP	HR	S	P	ERA	WHIP

Oakland Athletics @ Minnesota Twins

Target Field, Minneapolis, MN

Fri Jul 19 2019, 7:12 PM - 10:32 PM CDT

Att. 31,082 - Cloudy - 94 F

TOP

livebaseballscorecards.com

Batter	1	2	3	4	5	6	7	8	9	AB	R	H	RBI	BB	SO	LOB
10 Marcus Semien, R (1, 6) OBP: 0.349, SLG: 0.463	C FF 92 B FC 84 X FF 92 1-1 HR	B FC 84 C FC 84 B FC 85 B FF 93 F FF 93 B FS 86 4-2 23 CS BB			F FC 81 X CU 75 0-1 28 1B 2B	C FF 90 F CU 75 B FF 90 D CS 70 B FF 90 F FF 89 X FF 90 3-2 ③ F9			B SL 89 S SL 85 B SL 85 C SL 89 X FF 96 2-2 23 G3-2-3 3B	4	2	3	1	1	0	1
23 Jurickson Profar, S (1, 4) OBP: 0.276, SLG: 0.401 26 Matt Chapman, R (9, 5) OBP: 0.365, SLG: 0.553	B FF 92 F FF 92 C FF 93 X FS 85 1-2 ① G5-3	S FF 93 1 SAFE C FC 89 B FF 93 F FF 93 1 SAFE B FC 89 2-2 ③ CS 1-2	C FF 91 B FS 83 X FF 92 1-1 ① P3		B FF 93 C FS 83 S FS 84 S FF 94 1-3 ② K		C KC 77 F FF 93 X FF 94 0-2 ① G6-3		D SL 89 F FF 89 B SL 89 B FF 95 X SL 86 3-1 ②③ G3-2-3 3-Hf	5 0	0 0	0 0	0 0	0 0	1 0	2 0
28 Matt Olson, L (1, 3) OBP: 0.338, SLG: 0.556	C FS 85 B FF 94 S FF 94 F FF 94 S FS 84 1-3 ② K		C CU 73 B FF 93 X FS 85 1-1 ② G3		B FF 94 C FF 94 B FF 94 X FS 84 2-1 2-H 1B		S FF 94 B FF 94 X FF 94 1-1 20 FC5-4 1B			4	0	2	1	0	1	0
20 Mark Canha, R (1, 9) OBP: 0.379, SLG: 0.542	C CU 75 X FS 86 0-1 22 BB 2 1B 1B		C FC 84 F FF 94 B FF 94 X CU 76 1-2 ③ P5		C FC 83 B FC 82 S FF 94 S FF 94 1-3 ③ K		C KC 75 X KC 84 0-1 ② FC5-4 1-2f			4	1	1	0	0	1	2
22 Ramón Laureano, R (1, 8) OBP: 0.332, SLG: 0.511	C CU 75 B FF 94 B FF 93 S FF 93 B FF 94 B FF 95 4-2 2 1B 1-2 BB			B FC 84 F FF 92 F FC 86 B FF 93 F FS 85 B FF 94 F FF 94 X FF 93 3-2 8 L9 2B		C FF 91 X CU 77 0-1 2 1B 2B	B FF 94 F FF 92 F FF 93 S KC 85 1-3 ③ K			3	1	2	0	1	1	1
2 Khris Davis, R (1, 10) OBP: 0.302, SLG: 0.417	D FC 85 T FF 94 X FF 95 1-1 1-3 2-H 1B			B FS 84 B FC 86 X FC 85 2-0 ① L8		S CU 77 B FF 90 B FF 90 X CU 76 2-1 8 FC4-6 2-H 1B		B FF 91 B FC 88 C FF 91 S FF 91 B FF 91 S FF 92 3-3 ① K		4	0	2	2	0	1	1
8 Robbie Grossman, S (1, 7) OBP: 0.352, SLG: 0.386	C CU 76 X FS 86 0-1 ③ G4-3			B FS 85 B FF 94 C FS 86 X FS 84 2-1 ② L9 2-3		F CU 76 B FF 90 C FF 90 B FF 90 X FF 90 2-2 ① FC4-6 5 S 18 1B 1-2f		B FF 92 X FF 92 1-0 5 L3 1B		4	1	1	0	0	0	4
5 Chris Herrmann, L (1, 2) OBP: 0.280, SLG: 0.417		C FS 84 X FS 84 0-1 ① L1		B CU 75 S FS 86 F FS 85 B FF 94 X FS 83 2-2 ③ F7		1 SAFE C CU 76 B FF 90 F FF 91 D CS 71 1 SAFE F FF 90 D CS 72 S CU 76 3-3 ② K 1-2		1 SAFE C FS 78 B FS 79 B FS 77 1 SAFE X FS 79 2-1 ②③ L3 1-1		4	0	0	0	0	1	3
18 Chad Pinder, R (1, 5) OBP: 0.289, SLG: 0.432 (9, 4)		X FC 84 0-0 ② G4-3			C FS 84 C FC 83 B FF 92 B FC 83 X FC 82 2-2 ① G6-3	S CU 78 B FF 91 F CU 77 X CS 69 1-2 2-H 1B			C FF 94 C FF 95 S FF 96 0-3 ① K	4	0	1	1	0	1	0
Inning Stats	R: 2 E: 0 K: 1 S: 17 H: 3 LOB: 2 BB: 1 P: 25	R: 0 E: 0 K: 0 S: 8 H: 0 LOB: 0 BB: 1 P: 14	R: 0 E: 0 K: 0 S: 7 H: 0 LOB: 0 BB: 0 P: 10	R: 0 E: 0 K: 0 S: 11 H: 1 LOB: 1 BB: 0 P: 20	R: 1 E: 0 K: 2 S: 13 H: 2 LOB: 1 BB: 0 P: 19	R: 2 E: 0 K: 1 S: 18 H: 3 LOB: 1 BB: 0 P: 29	R: 0 E: 0 K: 1 S: 10 H: 1 LOB: 1 BB: 0 P: 12	R: 0 E: 0 K: 1 S: 6 H: 1 LOB: 0 BB: 0 P: 12	R: 0 E: 0 K: 1 S: 8 H: 1 LOB: 0 BB: 0 P: 13	1B: 7 2B: 5 3B: 1 HR: 1 SF: 0 SAC: 0 DP: 2 HBP: 0						

	AB	36
	R	5
	H	12
	RBI	5
	BB	2
	SO	7
	LOB	14

WP: 0 PB: 0 SB: 1 CS: 1 PA: 39

PITCHER		IP	WLS	BF	H	R	ER	SO	BB	IBB	HBP	BLK	WP	HR	S	P	ERA	WHIP
12 Jake Odorizzi, R ERA: 3.18	(1, 1)	5.0		22	6	3	3	3	2	0	0	0	0	1	56	88	5.40	1.600
19 Ryne Harper, R ERA: 3.18	(6, 1)	1.0	L	6	3	2	2	1	0	0	0	0	0	0	18	29	18.00	3.000
21 Tyler Duffey, R ERA: 3.48	(7, 1)	1.0		4	1	0	0	1	0	0	0	0	0	0	10	12	0.00	1.000
38 Blake Parker, R ERA: 3.34	(8, 1)	1.0		3	1	0	0	1	0	0	0	0	0	0	6	12	0.00	1.000
52 Zack Littell, R ERA: 4.15	(9, 1)	1.0		3	1	0	0	1	0	0	0	0	0	0	8	13	0.00	1.000

PITCHER	IP	WLS	BF	H	R	ER	SO	BB	IBB	HBP	BLK	WP	HR	S	P	ERA	WHIP

Batter	1	2	3	4	5	6	7	8	9	AB	R	H	RBI	BB	SO	LOB
26 Max Kepler, L (1, 8) OBP: 0.328, SLG: 0.516	C SI 92 X SI 93 0-1 ① G3	C SI 95 F CH 86 D CU 73 F FF 94 X CU 74 1-2 E3 1-3 2-H		X SI 94 0-0 ① L7		X FF 90 0-0 ③ F7			F FF 97 C SL 89 B FF 98 S SL 91 1-3 ① K	5	0	0	0	0	1	3
11 Jorge Polanco, S (1, 6) OBP: 0.362, SLG: 0.501	C SI 92 C CH 84 F CU 71 F FF 95 F FF 95 B CU 72 B CH 84 X FC 88 2-2 2B	C SI 93 1 SAFE B CH 84 F SI 94 D CU 71 X CU 72 2-2 ③ F9		X CH 83 0-0 ② F8			B FF 91 B FF 91 B FF 90 C FF 92 X FF 92 3-1 ① G5-3		C FF 97 C FF 99 B FF 98 B CU 86 X FF 98 2-2 ② F7	5	0	1	0	0	0	3
23 Nelson Cruz, R (1, 10) OBP: 0.365, SLG: 0.541	C SI 94 B FF 93 F FC 90 B CU 72 B FF 94 B SI 93 4-2 BB		S CH 83 B CU 70 F FF 94 F FF 94 H CU 70 2-2 9 HR HBP	D CU 71 C FC 87 B SI 92 F FF 92 C CH 83 2-3 ③ K			F FF 92 B FF 94 B FF 94 X FF 94 2-1 1B		C FF 99 B FF 98 S SL 91 B FF 100 X FF 100 2-2 ③ G5-3	3	1	1	0	1	1	1
20 Eddie Rosario, L (1, 7) OBP: 0.312, SLG: 0.530	F SI 92 F SI 94 X FF 95 0-2 ② F6		F CH 84 X SI 92 0-1 ① L3		S SI 92 X CH 83 0-1 24 G6-4-3 1B		S FF 93 F FF 94 F FF 93 X FF 93 0-2 ② P5			4	0	1	0	0	0	4
24 C.J. Cron, R (1, 3) OBP: 0.320, SLG: 0.495	B SI 94 C FF 95 T FF 94 X SI 95 1-2 ③ G4-3		C FF 94 B SI 93 F SI 92 F SI 93 F FF 92 S CU 70 1-3 ② K		B SI 91 F SI 93 C SI 92 F SI 93 F SI 92 B SI 93 B SI 93 X SI 92 3-2 ①② G6-4-3 1-2f		C FF 94 X SL 78 0-1 ③ F8			4	0	0	0	0	1	5
9 Marwin Gonzalez, S (1, 9) OBP: 0.324, SLG: 0.426		X SI 93 0-0 ① L8	S FF 93 F CH 86 B FF 94 X CU 71 1-2 1-H HR		X CH 83 0-0 ③ G4-3			X FF 91 0-0 ① L9		4	1	1	2	0	0	0
2 Luis Arraez, L (1, 4) OBP: 0.455, SLG: 0.505		C SI 92 X CH 85 0-1 ② G4-3	B FF 94 F SI 94 B CU 69 C SI 93 H FF 93 3-2 HBP			B FF 90 C FF 92 X FC 89 1-1 ① F7		B FF 92 C FF 93 C FF 93 X FF 94 1-2 1B		3	0	1	0	0	0	0
22 Miguel Sanó, R (1, 5) OBP: 0.328, SLG: 0.539		B FF 93 B FF 93 B FF 93 C SI 92 B SI 92 4-1 15 1B 26 E BB	1 SAFE X FC 86 0-0 ③ G5-3			B FF 93 B FF 92 B FF 93 C FF 93 B FF 93 4-1 BB		C FF 98 S SL 90 S FF 98 0-3 ② K		2	1	0	0	2	1	2
15 Jason Castro, L (1, 2) OBP: 0.335, SLG: 0.521 18 Mitch Garver, R (6, PH) (7, 2) OBP: 0.372, SLG: 0.626		B SI 95 S SI 94 B SI 95 S SI 93 F FF 96 X SI 95 2-2 26 E 1-2 1B		S CH 84 F FC 88 B FF 94 B CU 73 B SI 93 X FF 91 3-2 1B		C CU 76 X FF 93 0-1 ② L7		C FF 97 S FF 99 C FF 99 0-3 ③ K		2 2	0 0	2 0	0 0	0 0	0 1	0 2
Inning Stats	R: 0 E: 0 K: 0 S: 16 H: 1 LOB: 2 BB: 1 P: 23	R: 1 E: 1 K: 0 S: 15 H: 1 LOB: 2 BB: 1 P: 24	R: 2 E: 0 K: 1 S: 16 H: 1 LOB: 1 BB: 0 P: 23	R: 0 E: 0 K: 1 S: 8 H: 1 LOB: 1 BB: 0 P: 13	R: 0 E: 0 K: 0 S: 8 H: 1 LOB: 0 BB: 0 P: 11	R: 0 E: 0 K: 0 S: 6 H: 0 LOB: 1 BB: 1 P: 11	R: 0 E: 0 K: 0 S: 10 H: 1 LOB: 1 BB: 0 P: 15	R: 0 E: 0 K: 2 S: 10 H: 1 LOB: 1 BB: 0 P: 11	R: 0 E: 0 K: 1 S: 9 H: 0 LOB: 0 BB: 0 P: 14	1B: 5 2B: 1 3B: 0 HR: 1 SF: 0 SAC: 0 DP: 1 HBP: 2						

PITCHER		IP	WLS	BF	H	R	ER	SO	BB	IBB	HBP	BLK	WP	HR	S	P	ERA	WHIP
40 Chris Bassitt, R ERA: 3.96	(1, 1)	5.0	W	24	5	3	2	2	2	0	2	0	0	1	63	94	3.60	1.400
52 Ryan Buchter, L ERA: 3.16	(6, 1)	1.1	H	5	0	0	0	0	1	0	0	0	0	0	8	16	0.00	0.750
48 Joakim Soria, R ERA: 4.57	(7, 1)	1.0	H	5	2	0	0	0	0	0	0	0	0	0	12	15	0.00	2.000
16 Liam Hendriks, R ERA: 1.15	(8, 1)	1.2	S	5	0	0	0	3	0	0	0	0	0	0	15	20	0.00	0.000

PITCHER	IP	WLS	BF	H	R	ER	SO	BB	IBB	HBP	BLK	WP	HR	S	P	ERA	WHIP

BOTTOM

Oakland Athletics @ Minnesota Twins

Target Field, Minneapolis, MN

Fri Jul 19 2019, 7:12 PM - 10:32 PM CDT

Att. 31,082 - Cloudy - 94 F

livebaseballscorecards.com

AB	34
R	3
H	7
RBI	2
BB	3
SO	5
LOB	20

WP: 0 PA: 39
PB: 0
SB: 0
CS: 0

Oakland Athletics @ Minnesota Twins

Target Field, Minneapolis, MN

Sat Jul 20 2019, 6:11 PM - 9:40 PM CDT

Att. 32,270 - Partly Cloudy - 75 F

TOP

livebaseballscorecards.com

Batter	1	2	3	4	5	6	7	8	9	AB	R	H	RBI	BB	SO	LOB
10 Marcus Semien, R (1, 6) OBP: 0.350, SLG: 0.460	C FF 94 C SI 93 X CH 84 0-2 E3 20 HBP 28 1B		C SV 82 F CH 83 B FF 94 B SV 83 B FF 94 B SV 83 4-2 26 FC4-6 BB		S CH 84 X SV 81 0-1 ② L7		F KC 79 B KC 83 S FF 92 B FF 94 B KC 86 F FF 94 B FF 95 4-2 20 HR BB	X CU 77 0-0 ③ G5-3		3	1	0	0	2	0	1
26 Matt Chapman, R (1, 5) OBP: 0.363, SLG: 0.547	F FF 94 1 SAFE D SV 82 C SV 82 B FF 93 1 SAFE C SI 92 2-3 ① K		C SI 94 1 SAFE 1 SAFE B CH 83 1 SAFE B SV 83 C SV 81 1 SAFE B SV 82 3-2 ① FC4-6 1-2f		C SV 82 F CH 83 B FF 95 F FF 94 B CH 85 F SV 82 F SI 94 B FF 94 F SI 94 4-2 B CH 76 28 HBP BB		X KC 77 0-0 ① P3		X SI 95 0-0 ① G4-3	4	0	0	0	1	1	3
28 Matt Olson, L (1, 3) OBP: 0.339, SLG: 0.551	F FF 94 1 SAFE X FF 93 0-1 20 HBP 1-2 1B		B CH 83 B FF 94 F CH 82 B FF 94 F SI 93 F SV 81 X SI 94 3-2 ② L6		C FF 93 F FF 93 H SV 82 1-2 1-2 HBP		C FF 94 F SL 87 1 SAFE B FF 95 T FF 94 1-2 ② K		C SI 96 C SI 95 B CU 82 S SI 96 1-3 ② K	4	0	1	0	0	2	2
20 Mark Canha, R (1, 9) OBP: 0.384, SLG: 0.554	H SI 93 1-0 1-2 2-3 HBP		C SV 82 B CH 77 B CH 82 X SI 92 2-1 ③ F9		S SV 82 B SI 91 S SV 82 X SV 82 1-2 ③ G5-3		C SL 89 X SL 84 0-1 1-H HR		H CU 82 1-0 22 2B 2 1B HBP	3	2	1	2	0	0	3
22 Ramón Laureano, R (1, 8) OBP: 0.336, SLG: 0.524	C SI 92 F SI 93 F SI 92 F CH 84 S SV 82 0-3 ② K			C FF 92 X SI 92 0-1 2 G6-4-3 1B		C SI 91 B SV 82 S SV 82 F SV 81 X SI 93 1-2 ① G5-3	C FF 95 B SV 85 X FF 95 0-2 HR		B CU 80 C CU 80 C ST 83 B SI 96 X ST 84 2-2 1-3 2 1B 2B	5	2	3	1	0	1	3
2 Khris Davis, R (1, 10) OBP: 0.304, SLG: 0.415	B SV 82 F SI 93 B FF 94 S CH 84 S FF 95 2-3 ③ K			X SV 81 0-0 ①② G6-4-3 1-2f		B SV 83 B CH 83 B SI 92 B SI 92 4-0 5 1B BB	C SL 89 S SL 89 B SL 86 B FF 95 F SL 89 F FF 96 S SL 86 2-3 ③ K		X SI 96 0-0 18 1B 2-H 3-H 1B	4	0	1	2	1	2	4
8 Robbie Grossman, S (1, 7) OBP: 0.354, SLG: 0.388		B SV 81 F FF 93 X SV 80 1-1 5 G4-3-6 1B		C SI 93 C SI 92 B SI 93 B CH 81 X FF 94 2-2 1B		X SI 91 0-0 ② F8		B CU 75 X FF 91 1-0 ① F8	C CU 80 X SI 95 0-1 1-2 1B	4	0	2	0	0	0	1
18 Chad Pinder, R (9, PH) OBP: 0.293, SLG: 0.435 (9, 7)										1	0	1	0	0	0	0
5 Chris Herrmann, L (1, 2) OBP: 0.310, SLG: 0.429		C SI 92 B SI 93 B SI 92 F SI 92 X CH 82 2-2 ①② G4-3-6 1-2f		1 SAFE B CH 80 F SI 91 F CU 72 F SV 80 F FF 93 B FF 93 1 SAFE T SV 81 2-2 ③ K		B CH 82 S CH 82 F SI 92 B SI 93 F FF 94 X CH 81 2-2 1-2 1B		B FF 92 B FF 91 S FF 91 F FF 91 B CU 76 X FF 91 3-2 1B	X SI 95 0-0 ③ G4-3	4	0	2	0	0	1	2
19 Josh Phegley, R (9, PH) OBP: 0.284, SLG: 0.425 (9, 2)										1	0	0	0	0	0	2
1 Franklin Barreto, R (1, 4) OBP: 0.162, SLG: 0.333		B FF 94 X FF 94 1-0 ③ F8			C SV 82 B SV 81 X SV 81 1-1 ① G6-3	C KC 80 S KC 84 D KC 84 B KC 84 B KC 85 S FF 94 3-3 ③ K		S FS 79 F FF 91 S FS 82 0-3 ② K		3	0	0	0	0	1	2
23 Jurickson Profar, S (8, PH) OBP: 0.275, SLG: 0.400 (8, 4)										1	0	0	0	0	1	1

Inning Stats	1	2	3	4	5	6	7	8	9
	R: 0 E: 1 K: 3 S: 16 H: 1 LOB: 3 BB: 0 P: 21	R: 0 E: 0 K: 0 S: 6 H: 1 LOB: 0 BB: 0 P: 10	R: 0 E: 0 K: 0 S: 16 H: 0 LOB: 1 BB: 1 P: 28	R: 0 E: 0 K: 1 S: 11 H: 2 LOB: 1 BB: 0 P: 15	R: 0 E: 0 K: 0 S: 15 H: 0 LOB: 2 BB: 1 P: 22	R: 0 E: 0 K: 1 S: 13 H: 1 LOB: 2 BB: 1 P: 23	R: 3 E: 0 K: 2 S: 17 H: 2 LOB: 0 BB: 1 P: 24	R: 0 E: 0 K: 1 S: 8 H: 1 LOB: 1 BB: 0 P: 12	R: 2 E: 0 K: 1 S: 11 H: 3 LOB: 2 BB: 0 P: 15

1B: 8	SF: 0	WP: 0	PA: 44
2B: 1	SAC: 0	PB: 0	
3B: 0	DP: 2	SB: 0	
HR: 2	HBP: 3	CS: 0	

AB	37
R	5
H	11
RBI	5
BB	4
SO	9
LOB	24

PITCHER		IP	WLS	BF	H	R	ER	SO	BB	IBB	HBP	BLK	WP	HR	S	P	ERA	WHIP
17 José Berríos, R ERA: 2.96	(1, 1)	5.2		26	5	0	0	4	3	0	2	0	0	0	74	113	0.00	1.412
21 Tyler Duffey, R ERA: 3.69	(6, 1)	0.2	H	3	0	1	1	1	1	0	0	0	0	0	7	14	13.50	1.500
52 Zack Littell, R ERA: 5.0	(7, 1)	0.2	B	4	2	2	2	2	0	0	0	0	0	2	13	16	27.00	3.000
38 Blake Parker, R ERA: 3.25	(8, 1)	1.0	H	4	1	0	0	1	0	0	0	0	0	0	8	12	0.00	1.000
55 Taylor Rogers, L ERA: 1.97	(9, 1)	1.0	L	7	3	2	2	1	0	0	1	0	0	0	11	15	18.00	3.000

PITCHER	IP	WLS	BF	H	R	ER	SO	BB	IBB	HBP	BLK	WP	HR	S	P	ERA	WHIP

Oakland Athletics @ Minnesota Twins

Target Field, Minneapolis, MN

Sat Jul 20 2019, 6:11 PM - 9:40 PM CDT

Att. 32,270 - Partly Cloudy - 75 F

livebaseballscorecards.com

Batter	1	2	3	4	5	6	7	8	9	AB	R	H	RBI	BB	SO	LOB
18 Mitch Garver, R (1, 2) OBP: 0.378, SLG: 0.638	C SI 91 X SI 90 0-1 HR		B SI 88 X FF 91 1-0 ① F9			B SL 79 B SL 81 B SI 89 B SI 89 4-0 11 G5-4-3 BB		B SI 95 C SI 97 C SL 89 B SL 90 B SI 97 F SI 97 B FF 97 4-2 23 G5-3 11 1B BB	X FF 98 0-0 ②③ G6-4-3 1-2f	3	1	1	1	2	0	3
11 Jorge Polanco, S (1, 6) OBP: 0.361, SLG: 0.499	F KC 76 F SI 92 B SL 84 X CH 83 1-2 ① G5-3		B KC 75 F FF 89 C SL 82 B SL 82 F FF 90 X CH 83 2-2 ② G6-3			B SL 80 C SL 80 B FF 89 X SI 91 2-1 ①② G5-4-3 1-2f		C SI 96 F FC 92 D SL 87 X SI 96 1-2 23 G5-3 1B 1-2		4	0	1	0	0	0	1
23 Nelson Cruz, R (1, 10) OBP: 0.363, SLG: 0.548	X CH 82 0-0 HR		B FF 90 S SL 82 F FF 93 B SI 92 F SI 93 F SL 84 S SL 84 2-3 ③ K			B SL 82 F FF 89 X SL 81 1-1 ③ P4		B SL 88 S SI 96 F SI 96 D SI 97 X SI 96 2-2 ② G5-3 1-2 2-3		4	1	1	1	0	1	2
22 Miguel Sanó, R (1, 5) OBP: 0.337, SLG: 0.565	C SL 82 F SL 84 B CH 84 X SL 84 1-2 9 G4-3 2B			B KC 75 X FF 88 1-0 ① G5-3			C SL 80 B SI 88 F SL 79 B SL 81 B FF 87 X SL 82 3-2 HR	B SI 97 B FF 96 S SI 96 B SI 97 F SI 96 B FF 98 4-2 BB		3	1	2	1	1	0	0
9 Marwin Gonzalez, S (1, 9) OBP: 0.319, SLG: 0.420 (9, 7)	C SI 93 X KC 78 0-1 ② G4-3 2-3			C FF 88 F SL 82 S SL 83 0-3 ② K			X CH 82 0-0 ① G1-3	B FC 93 X FC 94 1-0 ③ G3		4	0	0	0	0	1	4
24 C.J. Cron, R (1, 3) OBP: 0.320, SLG: 0.494 13 Ehire Adrianza, S (7, PR) OBP: 0.369, SLG: 0.402 (8, 3)	B FF 92 B SI 94 F SI 92 X SL 79 2-1 ③ G4-3			B FF 89 C SI 92 X FF 91 1-1 ③ G6-3			C FC 86 B FF 90 B CU 77 S FC 87 X CU 77 2-2 26 1B 16 SF7 1B		F FF 97 C FF 98 F FF 98 F CU 83 B CU 86 S SL 90 1-3 ① K	3 1	0 1	1 0	0 0	0 0	0 1	1 0
26 Max Kepler, L (1, 8) OBP: 0.330, SLG: 0.515		C FF 88 B SI 91 C SI 92 B SI 93 X SI 94 2-2 ① G3			B SI 90 X SI 91 1-0 ① G4-3		B FF 92 B FF 92 F FF 92 1 SAFE F FF 92 F FF 93 F CU 79 F CU 78 B FF 93 3-2 X FF 92 2 CS 1-3 1B		X FF 98 0-0 16 2B 1B	4	0	2	0	0	0	0
16 Jonathan Schoop, R (1, 4) OBP: 0.308, SLG: 0.470		B FF 89 F KC 77 F FF 91 B SL 83 X SL 85 2-2 ② G5-3			X FF 87 0-0 ② P4		F FC 91 B FF 93 X FC 91 1-1 ② SF7 3-H		F FF 98 S FF 99 X SL 89 0-2 1-3 2B	3	0	1	1	0	0	0
2 Luis Arraez, L (1, 7) OBP: 0.444, SLG: 0.491 60 Jake Cave, L (9, 9) OBP: 0.330, SLG: 0.309 20 Eddie Rosario, L (9, PH) OBP: 0.314, SLG: 0.530		C SI 93 B SI 92 F SI 92 X SI 94 1-2 ③ G1-3			B SI 91 C SI 92 B SI 91 F SI 91 F SI 94 B SI 92 X SI 92 3-2 ③ G4-3		B FC 88 C FF 92 C FF 91 F CU 78 F FF 90 1 SAFE 1-2 ③ CS 1-2	S FC 88 B CU 75 F FF 92 B FF 92 F FC 88 F FC 90 F FF 92 F FF 92 B CU 78 3-2 X FF 91 F7	0-0 18 G6-4-3 IBB	3 0 0	0 0 0	0 0 0	0 0 0	0 0 1	0 0 0	0 0 0

	AB	R	H	RBI	BB	SO	LOB
	32	4	9	4	4	3	11

Inning Stats	1	2	3	4	5	6	7	8	9
	R: 2 E: 0 K: 0 S: 13	H: 3 LOB: 1 BB: 0 P: 17	R: 0 E: 0 K: 0 S: 9	H: 0 LOB: 0 BB: 0 P: 14	R: 0 E: 0 K: 1 S: 10	H: 0 LOB: 0 BB: 0 P: 15	R: 0 E: 0 K: 1 S: 6	H: 0 LOB: 0 BB: 0 P: 8	R: 0 E: 0 K: 0 S: 6	H: 0 LOB: 0 BB: 0 P: 10	R: 0 E: 0 K: 0 S: 4	H: 0 LOB: 0 BB: 1 P: 11	R: 2 E: 0 K: 0 S: 19	H: 3 LOB: 1 BB: 0 P: 29	R: 0 E: 0 K: 0 S: 19	H: 1 LOB: 3 BB: 2 P: 34	R: 0 E: 0 K: 1 S: 10	H: 2 LOB: 2 BB: 1 P: 11

	1B: 4	SF: 1
	2B: 2	SAC: 0
	3B: 0	DP: 2
	HR: 3	HBP: 0

	WP: 0	PA: 38
	PB: 0	
	SB: 0	
	CS: 1	

PITCHER		IP	WLS	BF	H	R	ER	SO	BB	IBB	HBP	BLK	WP	HR	S	P	ERA	WHIP
30 Brett Anderson, L ERA: 3.82	(1, 1)	6.0		22	4	3	3	2	1	0	0	0	0	3	51	81	4.50	0.833
36 Yusmeiro Petit, R ERA: 2.68	(7, 1)	0.1		2	1	0	0	0	0	0	0	0	0	0	4	6	0.00	3.000
52 Ryan Buchter, L ERA: 3.04	(7, 1)	1.0		3	1	1	1	0	0	0	0	0	0	0	19	27	9.00	1.000
39 Blake Treinen, R ERA: 4.46	(8, 1)	0.2	W	5	1	0	0	0	2	0	0	0	0	0	12	24	0.00	4.500
16 Liam Hendriks, R ERA: 1.13	(9, 1)	1.0	S	5	2	0	0	1	0	1	0	0	0	0	10	11	0.00	2.000

PITCHER	IP	WLS	BF	H	R	ER	SO	BB	IBB	HBP	BLK	WP	HR	S	P	ERA	WHIP

Oakland Athletics @ Minnesota Twins

Target Field, Minneapolis, MN

Sun Jul 21 2019, 1:16 PM - 5:17 PM CDT

Att. 34,070 - Partly Cloudy - 78 F

TOP

livebaseballscorecards.com

Batter	1	2	3	4	5	6	7	8	9	AB	R	H	RBI	BB	SO	LOB
10 Marcus Semien, R (1, 6) OBP: 0.353, SLG: 0.459	C FF 91 B SL 82 B SL 81 B FF 92 C FF 92 F FF 93 C FF 92 3-3 ① K		D SL 86 B FF 92 C FF 94 X CH 85 2-1 ③ L8		B SL 85 X FF 93 1-0 20 S 26 1B 1B		B CU 81 B SL 84 B FF 96 C FF 96 B FF 96 4-1 26 2B 20 WP BB	C SL 84 B SL 84 B FF 95 B SL 83 S FF 96 B FF 95 4-2 BB		3	1	1	0	2	1	1
26 Matt Chapman, R (1, 5) OBP: 0.363, SLG: 0.548	C FF 93 S SL 84 S SL 85 0-3 ② K			C SL 82 B SL 84 B FF 93 F CH 85 S SL 85 2-3 ① K	X FF 92 0-0 20 FC6-4 1-2 1B		X FF 96 0-0 20 WP 1-3 2B	C SL 88 F SL 88 D SL 89 1 SAFE B SL 86 S FF 95 2-3 ③ K		5	0	2	0	0	3	2
28 Matt Olson, L (1, 3) OBP: 0.344, SLG: 0.548	B SL 83 X FF 93 1-0 ③ 1B			C FF 93 B CH 87 B CH 87 F FF 92 B SL 85 F FF 93 B FF 94 4-2 22 BB BB	B CH 88 B CH 87 F FF 93 S SL 83 S FF 94 2-3 ② K		B CU 78 C FF 96 B FF 97 B FF 98 F CH 90 S FF 98 3-3 ① K		B CH 85 B SI 93 B CH 87 C SI 93 B CH 87 4-1 BB	3	0	1	0	2	2	4
20 Mark Canha, R (1, 9) OBP: 0.376, SLG: 0.540		S FF 92 C SL 82 B SL 84 B SL 84 X FF 93 2-2 ① L3		C SL 83 D SL 83 X FF 92 1-1 ② F9	C SL 86 X SL 85 0-1 ③ FC6-4 1-2f 2-3		C SL 84 C SL 84 B FF 97 B CU 82 S FF 98 2-3 ② K 2-3 3-H		C SL 85 X SL 85 0-1 ① F9	5	0	0	0	0	1	5
22 Ramón Laureano, R (1, 8) OBP: 0.334, SLG: 0.518		C FF 93 X FF 92 0-1 ② F8		B SL 84 B FF 93 F FF 93 S SL 84 B SL 85 F SL 83 B FF 95 4-2 1-2 BB		F FF 92 C FF 92 B SL 84 F FF 92 B SL 85 F FF 94 F SL 86 F FF 93 S SL 87 2-3 ① K	B FF 97 C CU 82 S SL 84 S SL 83 1-3 ③ K		C SI 92 B SL 86 F SI 93 B SI 92 S SL 88 2-3 ② K	4	0	0	0	1	3	2
2 Khris Davis, R (1, 10) OBP: 0.302, SLG: 0.410		C FF 92 B SL 85 C FF 94 B SL 85 B FF 92 S SL 83 3-3 ③ K		C SL 85 B FF 93 S SL 86 S SL 85 1-3 ③ K		S SL 86 S SL 86 B SL 86 B SL 85 F SL 84 B FF 94 4-2 8 2B 18 SF8 BB		B SL 83 C FF 97 S FF 97 B SL 82 B FF 98 X SL 83 3-2 ① F9	C SI 93 B SL 86 S SI 93 F SL 88 B SI 96 S SL 88 2-3 ③ K	4	1	0	0	1	3	3
8 Robbie Grossman, S (1, 7) OBP: 0.355, SLG: 0.391			C FF 90 B CH 87 S CH 87 F FF 93 S SL 83 1-3 ① K2-3		C FF 92 B CH 87 C CH 87 B SL 84 X FF 92 2-2 ① G4-3	D CU 76 C FF 88 B FF 89 B CU 73 X FF 88 3-1 19 WP 1-3 2B		B CU 81 C FF 97 B CH 90 F FF 98 B FF 97 F FF 97 B FF 97 4-2 5 2B BB		3	1	1	0	1	1	0
23 Jurickson Profar, S (1, 4) OBP: 0.276, SLG: 0.399 18 Chad Pinder, R (6, PH) OBP: 0.291, SLG: 0.435 (6, 4) 5 Chris Herrmann, L (8, PH) OBP: 0.333, SLG: 0.483 1 Franklin Barreto, R (8, PR) OBP: 0.162, SLG: 0.333 (8, 4)			F FF 93 X FF 92 0-1 ② F8		C SL 83 S CH 87 B CH 88 B SL 84 F FF 93 F CH 88 B SL 85 B FF 94 4-2 19 HR BB	F CU 76 S CU 77 F CS 70 B FF 89 D CU 77 X CS 71 2-2 ② SF8 3-H		C FF 98 B FF 97 X FF 97 1-1 19 PB 19 SF9 1-H 2B		1 1 0 0 1 0 0 0 0 0 1 0 0 0 1 0 1 1 0 0 0 0 1 0 0 0 0 0						
19 Josh Phegley, R (1, 2) OBP: 0.287, SLG: 0.439			B FF 94 B SL 84 B FF 93 B FF 93 4-0 BB		C FF 93 B SL 83 B FF 93 1 SAFE X FF 92 2-1 1-H HR	B CU 76 C FF 89 X CU 75 1-1 ③ F7 2-3		C FF 97 B SL 84 B CH 89 B FF 96 F FF 97 X FF 98 3-2 ② SF9 2-H		2	1	1	3	1	0	1
Inning Stats	R: 0 E: 0 K: 2 S: 8 H: 1 LOB: 1 BB: 0 P: 12	R: 0 E: 0 K: 1 S: 8 H: 0 LOB: 0 BB: 0 P: 13	R: 0 E: 0 K: 1 S: 8 H: 0 LOB: 1 BB: 1 P: 15	R: 0 E: 0 K: 2 S: 14 H: 0 LOB: 2 BB: 2 P: 26	R: 2 E: 0 K: 1 S: 16 H: 3 LOB: 2 BB: 1 P: 27	R: 1 E: 0 K: 1 S: 18 H: 1 LOB: 1 BB: 1 P: 30	R: 1 E: 0 K: 3 S: 11 H: 1 LOB: 1 BB: 1 P: 21	R: 2 E: 0 K: 1 S: 16 H: 1 LOB: 2 BB: 2 P: 33	R: 0 E: 0 K: 2 S: 10 H: 0 LOB: 1 BB: 1 P: 18	1B: 3 2B: 3 3B: 0 HR: 1 SF: 2 SAC: 0 DP: 0 HBP: 0						

	AB	31
	R	6
	H	7
	RBI	5
	BB	9
	SO	14
	LOB	18

WP: 2 PB: 1 SB: 1 CS: 0 PA: 42

PITCHER		IP	WLS	BF	H	R	ER	SO	BB	IBB	HBP	BLK	WP	HR	S	P	ERA	WHIP
35 Michael Pineda, R ERA: 4.41	(1, 1)	5.1		24	4	3	3	8	5	0	0	0	0	1	64	109	5.06	1.688
19 Ryne Harper, R ERA: 3.12	(6, 1)	0.2	H	3	1	0	0	0	0	0	0	0	1	0	8	14	0.00	1.500
65 Trevor May, R ERA: 4.1	(7, 1)	1.2	B	10	2	3	2	3	3	0	0	0	1	0	24	49	10.80	3.000
52 Zack Littell, R ERA: 4.91	(8, 1)	0.1		1	0	0	0	1	0	0	0	0	0	0	3	5	0.00	0.000
53 Kohl Stewart, R ERA: 3.93	(9, 1)	1.0	W	4	0	0	0	2	1	0	0	0	0	0	10	18	0.00	1.000

PITCHER	IP	WLS	BF	H	R	ER	SO	BB	IBB	HBP	BLK	WP	HR	S	P	ERA	WHIP

Batter	1	2	3	4	5	6	7	8	9	AB	R	H	RBI	BB	SO	LOB
26 Max Kepler, L (1, 8) OBP: 0.333, SLG: 0.526	B SI 90 B CH 81 B SI 91 C SI 88 C SI 90 X SI 91 3-2 11 2B 2B	X CH 83 0-0 1-H 2-H HR		S CU 71 B FF 91 X SI 89 1-1 ① L8	D SL 87 C FF 93 F FF 94 B FF 95 X SL 87 2-2 ①② G3-2 1-2 2-3 3-Hf		B CU 79 X SI 98 1-0 ③ L9		X FF 98 0-0 3-H 1B	6	2	3	4	0	0	3
11 Jorge Polanco, S (1, 6) OBP: 0.363, SLG: 0.500	C SI 90 B SI 92 B FC 86 B SI 92 F CH 83 X FF 93 3-2 20 1B 2-H 2B	B FF 90 B FF 90 B FC 86 C SI 88 F FC 85 B FF 91 4-2 BB		F SI 90 B SI 90 B CH 82 B FF 91 B FF 92 4-1 23 PB BB	B FF 94 S FF 93 X FF 94 1-1 ③ L5			B FF 93 C FF 93 B FF 92 B FF 92 X FF 92 3-1 E8 23 G6-3		3	0	1	1	2	0	2
23 Nelson Cruz, R (1, 10) OBP: 0.364, SLG: 0.543	C FC 86 B FF 92 F SL 83 B FF 91 D SL 84 S FC 85 3-3 ① K	X FF 89 0-0 ② F8		1 SAFE B FC 83 S FC 84 F FF 90 D CU 74 D SL 83 D SL 82 4-2 1-2 BB		B FF 98 X SI 98 1-0 9 BB 1B		B SL 80 F FF 93 S FF 95 X FF 93 1-2 ① G6-3 2-3		4	0	1	0	1	1	3
20 Eddie Rosario, L (1, 7) OBP: 0.312, SLG: 0.525	B SI 90 X CH 83 1-0 2-3 1B	D FC 84 C FC 85 X FF 90 1-1 ③ P6		C SL 85 S SL 78 S SL 85 0-3 ② K		X FC 92 0-0 ① F9		X FF 94 0-0 ② P5		5	0	1	0	0	1	5
22 Miguel Sanó, R (1, 5) OBP: 0.328, SLG: 0.549	B FC 86 C FC 85 C FF 92 F SI 92 F FF 92 F SI 91 B FF 93 F SL 86 C SL 83 2-3 ② K		F FF 90 B FF 91 B SL 82 B FC 85 F FF 90 X FC 84 3-2 ① F7	B FF 93 X CH 83 1-0 ③ F8		C SI 98 X FC 93 0-1 ② F9		C FF 95 B FF 93 S SL 79 B FF 96 S CU 74 2-3 ③ K		5	0	0	0	0	2	6
9 Marwin Gonzalez, S (1, 9) OBP: 0.324, SLG: 0.419	C SL 85 B CU 72 B SI 90 F FC 84 X FF 91 2-2 ③ L9		B FC 86 B SI 89 B FF 90 B SI 89 4-0 2 1B BB	B FF 88 X CH 83 1-0 2 1B 13 1B 1B		B CU 80 B FF 98 D FF 98 B FF 97 4-0 2 FC6-4 1-2 BB			X FF 98 0-0 ① F7	3	1	1	0	2	0	2
2 Luis Arraez, L (1, 4) OBP: 0.450, SLG: 0.496		X SI 88 0-0 ① G4-3	B SI 89 C SI 89 F SI 89 X FC 86 1-2 1-2 1B	C FF 91 B SL 82 1 SAFE X SL 84 1-1 13 1B 26 G3-2 1-3 1B	C SI 98 B SI 98 C CU 80 F FF 98 X CU 81 1-2 ③ FC6-4 1-2f			C FF 98 X FF 98 0-1 13 3B 1B	5	1	3	0	0	0	2
13 Ehire Adrianza, S (1, 3) OBP: 0.377, SLG: 0.432		B SI 89 F SI 89 X FC 85 1-1 26 HR 2B	C FC 85 X FF 91 0-1 ② F7	B FF 92 S SL 88 B SL 85 F FF 92 X FF 94 2-2 26 G3-2 15 BB 1-3 3-H 1B		X SI 98 0-0 ① G3		S SL 89 1 SAFE B FF 98 S FF 98 B FF 98 X SL 90 2-2 1-H 26 1B 3B	5	2	3	2	0	0	2
15 Jason Castro, L (1, 2) OBP: 0.337, SLG: 0.510		B SI 90 B CH 81 C FC 85 B SL 84 S CH 82 B FF 91 4-2 26 HR BB	X CU 72 0-0 ③ F8	B SL 87 S FF 92 B SL 85 B FF 93 F FF 92 F SL 85 B FF 94 4-2 26 G3-2 1-2 BB			B CU 80 F SI 97 B CU 79 F FC 91 X FC 92 2-2 ② G3-1		C FF 98 B FF 98 S FF 98 B FF 99 F FF 98 S SL 89 2-3 ② K	3	1	0	0	2	1	3
Inning Stats	R: 1 E: 0 K: 2 S: 20 H: 3 LOB: 2 BB: 0 P: 34	R: 3 E: 0 K: 0 S: 11 H: 2 LOB: 1 BB: 2 P: 21	R: 0 E: 0 K: 0 S: 9 H: 1 LOB: 2 BB: 1 P: 17	R: 0 E: 0 K: 1 S: 9 H: 0 LOB: 2 BB: 2 P: 19	R: 1 E: 0 K: 0 S: 14 H: 3 LOB: 2 BB: 1 P: 25	R: 0 E: 0 K: 0 S: 8 H: 1 LOB: 2 BB: 1 P: 14	R: 0 E: 0 K: 0 S: 5 H: 0 LOB: 0 BB: 0 P: 8	R: 0 E: 1 K: 1 S: 9 H: 0 LOB: 1 BB: 0 P: 15	R: 2 E: 0 K: 1 S: 11 H: 3 LOB: 1 BB: 0 P: 15	1B: 8 2B: 3 3B: 1 HR: 1 SF: 0 SAC: 0 DP: 1 HBP: 0						WP: 0 PB: 1 SB: 0 CS: 0 PA: 46	

PITCHER		IP	WLS	BF	H	R	ER	SO	BB	IBB	HBP	BLK	WP	HR	S	P	ERA	WHIP
33 Daniel Mengden, R ERA: 4.65	(1, 1)	3.1		21	6	4	4	2	5	0	0	0	0	1	45	86	10.80	3.300
61 Wei-Chung Wang, L ERA: 1.8	(4, 1)	1.2		8	3	1	1	1	1	0	0	0	0	0	18	30	5.40	2.400
62 Lou Trivino, R ERA: 4.43	(6, 1)	2.0		8	1	0	0	0	1	0	0	0	0	0	13	22	0.00	1.000
48 Joakim Soria, R ERA: 4.47	(8, 1)	1.0	H	4	0	0	0	1	0	0	0	0	0	0	9	15	0.00	0.000
16 Liam Hendriks, R ERA: 1.44	(9, 1)	0.2	L	5	3	2	2	1	0	0	0	0	0	0	11	15	27.00	4.500

PITCHER	IP	WLS	BF	H	R	ER	SO	BB	IBB	HBP	BLK	WP	HR	S	P	ERA	WHIP

BOTTOM

Oakland Athletics @ Minnesota Twins

Target Field, Minneapolis, MN

Sun Jul 21 2019, 1:16 PM - 5:17 PM CDT

Att. 34,070 - Partly Cloudy - 78 F

livebaseballscorecards.com

AB	39
R	7
H	13
RBI	7
BB	7
SO	5
LOB	28

New York Yankees @ Minnesota Twins

Target Field, Minneapolis, MN

Mon Jul 22 2019, 7:12 PM - 10:18 PM CDT

Att. 34,627 - Clear - 78 F

TOP

livebaseballscorecards.com

Batter	1	2	3	4	5	6	7	8	9	AB	R	H	RBI	BB	SO	LOB
26 DJ LeMahieu, R (1, 4) OBP: 0.383, SLG: 0.528	B FF 92 B SI 92 B SI 92 B FF 92 4-0 30 G5-4-3 99 BB BB		1 SAFE B SI 94 C SI 94 B SI 94 B CH 84 F CH 84 1 SAFE F SI 95 F FF 96 3-2 X SI 86 30 1B 1-3 2B		B FC 87 B FC 88 X CH 84 2-0 1-H HR	C FF 89 X FF 89 0-1 99 G6-4-3 1-2 1B			B CU 79 B CU 80 C SI 95 X CU 82 2-1 ① G5-3	4	1	3	2	1	0	0
99 Aaron Judge, R (1, 9) OBP: 0.435, SLG: 0.542	D CU 80 C SI 92 C CH 84 B FC 90 B FC 88 F FF 89 B SI 95 4-2 30 G5-4-3 1-2 BB		S CH 84 S CH 84 B FC 90 F CH 85 B FF 95 B FF 96 F CH 84 B CH 86 4-2 24 G5-3 30 1B BB		C SI 93 B SI 93 B CH 85 S CH 84 B CH 87 B CH 86 4-2 31 FC3-6 30 BB BB	X SL 86 0-0 ② ③ G6-4-3 1-2f			X SI 96 0-0 30 1B 1B	2	0	1	0	3	0	2
30 Edwin Encarnación, R (1, 3) OBP: 0.332, SLG: 0.509 18 Didi Gregorius, L (9, PR) OBP: 0.276, SLG: 0.398	C FC 89 B FC 90 C SI 92 B CH 86 F FF 94 F FC 90 F FC 90 F CU 80 X CH 84 2-2 ① ② ③ G5-4-3 1-2f 2-3f		B SI 93 X FC 89 1-0 1-2 2-3 3-H 1B		C KC 81 S FF 93 D KC 85 B KC 84 B FF 94 B KC 79 4-2 31 FC3-6 1-2 BB		B CU 74 C FF 91 C SL 85 X FF 93 1-2 ① P4		C CU 80 X ST 85 0-1 1-3 1B	4 0	0 0	2 0	1 0	1 0	0 0	2 0
24 Gary Sánchez, R (1, 2) OBP: 0.303, SLG: 0.517		C CU 78 S CH 84 T FF 94 0-2 ① K	B CH 85 X FC 90 1-0 ② ③ G5-3 2-3f		B FF 96 F FF 94 B KC 73 B FF 94 X FF 95 3-1 ① L7		B CU 74 C FF 87 F SL 87 F FF 93 B FF 92 B CU 73 F CH 86 X CU 75 2-2 ② P6		C CU 79 B SI 96 F SI 95 S ST 86 1-3 ② K	5	0	0	0	0	2	7
31 Aaron Hicks, S (1, 8) OBP: 0.332, SLG: 0.459		F SI 93 B CH 85 S CH 85 S SI 95 1-3 ② K		C FC 87 S CH 83 S CU 79 0-3 ① K	C FF 94 X KC 82 0-1 ② FC3-6 1-2f 2-3		C CU 74 F SL 88 S FF 94 0-3 ③ K		X SI 96 0-0 ③ G1-3	5	0	0	0	0	3	4
45 Luke Voit, R (1, 10) OBP: 0.385, SLG: 0.494		S CH 86 F FF 94 S CH 86 0-3 ③ K		F CH 84 X CU 78 0-1 HR	F FF 95 F KC 85 B KC 85 T FF 94 1-2 ③ K			C CU 75 S CU 76 F FF 93 F CU 77 B FF 92 F CU 75 S FF 93 1-3 ① K		4	1	1	1	0	3	2
25 Gleyber Torres, R (1, 6) OBP: 0.360, SLG: 0.513			B SI 93 X CH 85 1-0 ① G1-3	C FC 90 F SI 93 X CH 86 0-2 ② L8		B FF 93 B FF 92 X FF 92 2-0 29 G5-3 39 1B 2B		B CU 75 X SL 86 1-0 ② L5		4	1	1	0	0	0	0
29 Gio Urshela, R (1, 5) OBP: 0.349, SLG: 0.490			X FF 94 0-0 HR	C CH 85 X FC 88 0-1 ③ P4		C FF 88 B FF 89 X FF 89 1-1 ① G5-3 2-3		B SL 84 S CH 85 S CH 85 B FF 93 X CU 75 2-2 2B		4	1	2	1	0	0	1
39 Mike Tauchman, L (1, 7) OBP: 0.354, SLG: 0.473			C FF 94 B FF 94 B FF 94 X FC 89 2-1 26 2B 30 1B 1B		C CU 78 C SI 92 X CH 86 0-2 26 HR 1B	B FF 94 X FF 93 1-0 26 1B 3-H 1B		D CU 77 X CU 77 1-0 ③ G3		4	2	3	1	0	0	1
Inning Stats	R: 0 E: 0 K: 0 S: 10 H: 0 LOB: 0 BB: 2 P: 20	R: 0 E: 0 K: 3 S: 9 H: 0 LOB: 0 BB: 0 P: 10	R: 2 E: 0 K: 0 S: 15 H: 4 LOB: 2 BB: 1 P: 27	R: 1 E: 0 K: 1 S: 10 H: 1 LOB: 0 BB: 0 P: 10	R: 2 E: 0 K: 1 S: 15 H: 2 LOB: 2 BB: 2 P: 29	R: 1 E: 0 K: 0 S: 7 H: 3 LOB: 1 BB: 0 P: 11	R: 0 E: 0 K: 1 S: 11 H: 0 LOB: 0 BB: 0 P: 14	R: 0 E: 0 K: 1 S: 11 H: 1 LOB: 1 BB: 0 P: 16	R: 0 E: 0 K: 1 S: 9 H: 2 LOB: 2 BB: 0 P: 12	1B: 7 2B: 3 3B: 1 HR: 3 SF: 0 SAC: 0 DP: 2 HBP: 0						

	AB	36
	R	6
	H	13
	RBI	6
	BB	5
	SO	8
	LOB	19

PITCHER		IP	WLS	BF	H	R	ER	SO	BB	IBB	HBP	BLK	WP	HR	S	P	ERA	WHIP
33 Martín Pérez, L ERA: 4.37	(1, 1)	4.0		20	7	5	5	4	4	0	0	0	0	3	50	79	11.25	2.750
21 Tyler Duffey, R ERA: 3.58	(5, 1)	1.0		4	0	0	0	1	1	0	0	0	0	0	9	17	0.00	1.000
43 Lewis Thorpe, L ERA: 3.52	(6, 1)	2.2	W	11	4	1	1	2	0	0	0	0	0	0	28	39	3.38	1.500
19 Ryne Harper, R ERA: 3.1	(8, 1)	0.1	H	1	0	0	0	0	0	0	0	0	0	0	1	2	0.00	0.000
55 Taylor Rogers, L ERA: 1.93	(9, 1)	1.0	S	5	2	0	0	1	0	0	0	0	0	0	9	12	0.00	2.000

PITCHER		IP	WLS	BF	H	R	ER	SO	BB	IBB	HBP	BLK	WP	HR	S	P	ERA	WHIP

BOTTOM

New York Yankees @ Minnesota Twins

Target Field, Minneapolis, MN

Mon Jul 22 2019, 7:12 PM - 10:18 PM CDT

Att. 34,627 - Clear - 78 F

livebaseballscorecards.com

Batter	1	2	3	4	5	6	7	8	9	AB	R	H	RBI	BB	SO	LOB
18 Mitch Garver, R (1, 2) OBP: 0.385, SLG: 0.674	B FC 87 F FC 87 B FC 88 S CH 83 B FC 90 X SL 78 3-2 ① F9		B SL 77 C CH 82 F SL 78 B FC 88 F FC 88 X CH 84 2-2 23 CI 11 1B 20 FC4-6 1-2 1B	B FC 90 F FC 89 F FC 91 X FC 92 1-2 HR		C FF 94 C SL 84 X SL 85 0-2 HR				4	3	3	2	0	0	0
11 Jorge Polanco, S (1, 6) OBP: 0.367, SLG: 0.509	C SL 78 X FC 88 0-1 HR		C SL 78 B SL 76 X CH 83 1-1 20 FC4-6 23 CI 22 FC5-4 1-2 2-3 1B	B CH 83 B SI 91 B SI 89 B FC 89 4-0 BB		B FF 94 C FF 93 B CH 86 B FF 94 C FF 92 X SL 84 3-2 ② G4-3				3	2	2	1	1	0	0
23 Nelson Cruz, R (1, 10) OBP: 0.363, SLG: 0.552	C SL 77 B SL 77 S CH 82 B SL 79 X FC 88 2-2 HR		F SL 79 0-1 CI 20 FC4-6 1-2 2-3 3-H	S SL 79 B CH 84 F SL 78 X CH 83 1-2 ③ G6-3		C FF 94 F FF 94 S FF 95 0-3 ③ K				3	1	1	2	0	1	1
20 Eddie Rosario, L (1, 7) OBP: 0.311, SLG: 0.521	X SL 79 0-0 ② G3		B SI 90 B SI 90 C SI 91 F SI 91 X SI 91 2-2 ① FC4-6 22 FC5-4 1-2f 2-3 3-H		F CU 80 X FF 95 0-1 26 BB 1B		B CU 81 S CH 85 B FF 93 F SL 85 F SL 83 B SL 85 S CH 86 3-3 ① K			4	0	1	1	0	1	2
22 Miguel Sanó, R (1, 3) OBP: 0.322, SLG: 0.536	F FC 88 C SL 78 B FC 86 F CH 82 F SL 77 B FC 88 B FC 88 S CH 84 3-3 ③ K		B FC 88 B CH 84 X SL 79 2-0 ② FC5-4 1-2f 3-H		F SL 84 1 SAFE S SL 85 B SL 85 S SL 85 1-3 ① K		C FF 95 B FF 96 C SI 94 B SL 87 B SL 86 X SL 86 3-2 ② P3			4	0	0	1	0	2	2
9 Marwin Gonzalez, S (1, 9) OBP: 0.320, SLG: 0.413		B SL 80 C SL 78 X CH 83 1-1 ① F8	X FC 89 0-0 ③ G5-3		1 SAFE C SL 85 1 SAFE S SL 84 1 SAFE C FF 95 0-3 ② K		B FF 94 F SL 83 B FF 94 F CH 86 B SL 86 F SL 84 X FF 94 3-2 ③ L7			4	0	0	0	0	1	2
26 Max Kepler, L (1, 8) OBP: 0.334, SLG: 0.533		F SI 89 X SI 90 0-1 ② G4-3		B SL 80 B SL 79 F SI 89 X SL 78 2-1 HR	C SL 84 D FF 95 B CH 87 D CH 87 B SL 85 4-1 1-2 BB			B CH 87 F FF 92 F CH 87 B FF 92 F CH 87 F FF 92 X SL 82 2-2 ① G3		3	1	1	1	1	0	0
16 Jonathan Schoop, R (1, 4) OBP: 0.304, SLG: 0.464		S FC 88 B CH 82 B FC 89 X FC 88 2-1 ③ P3		F FC 89 S FC 90 B SL 78 B CH 82 S CH 82 2-3 ① K	F SL 85 S SL 85 D SL 86 S SL 85 1-3 ③ K2-3			C FF 93 F FF 93 S FF 92 0-3 ② K		4	0	0	0	0	3	2
2 Luis Arraez, L (1, 5) OBP: 0.444, SLG: 0.483			B FC 87 B SL 78 B SI 88 B FC 87 4-0 11 1B 18 1B 23 CI BB	F FC 89 X SI 91 0-1 ② G4-3		B FF 92 B CH 86 F FF 92 C SL 84 S SL 83 2-3 ① K		C FF 91 B FF 93 X FF 92 1-1 ③ G1-3		3	1	0	0	1	1	0

	AB	32
	R	8
	H	8
	RBI	8
	BB	3
	SO	9
	LOB	9

Inning Stats	1	2	3	4	5	6	7	8	9
	R: 2 E: 0 K: 1 S: 14	R: 0 E: 0 K: 0 S: 6	R: 3 E: 1 K: 0 S: 12	R: 2 E: 0 K: 1 S: 13	R: 0 E: 0 K: 3 S: 12	R: 1 E: 0 K: 2 S: 12	R: 0 E: 0 K: 1 S: 11	R: 0 E: 0 K: 1 S: 10	
	H: 2 LOB: 0 BB: 0 P: 22	H: 0 LOB: 0 BB: 0 P: 9	H: 2 LOB: 1 BB: 1 P: 23	H: 2 LOB: 1 BB: 1 P: 23	H: 1 LOB: 2 BB: 1 P: 18	H: 1 LOB: 0 BB: 0 P: 17	H: 0 LOB: 0 BB: 0 P: 20	H: 0 LOB: 0 BB: 0 P: 13	

	1B: 3	SF: 0	WP: 0	PA: 36
	2B: 0	SAC: 0	PB: 0	
	3B: 0	DP: 0	SB: 0	
	HR: 5	HBP: 0	CS: 0	

PITCHER		IP	WLS	BF	H	R	ER	SO	BB	IBB	HBP	BLK	WP	HR	S	P	ERA	WHIP
52 CC Sabathia, L ERA: 4.5	(1, 1)	4.0	L	21	6	7	6	2	2	0	0	0	0	4	45	77	13.50	2.000
85 Luis Cessa, R ERA: 4.13	(5, 1)	3.0		12	2	1	1	6	1	0	0	0	0	1	35	55	3.00	1.000
56 Jonathan Holder, R ERA: 6.63	(8, 1)	1.0		3	0	0	0	1	0	0	0	0	0	0	10	13	0.00	0.000

PITCHER	IP	WLS	BF	H	R	ER	SO	BB	IBB	HBP	BLK	WP	HR	S	P	ERA	WHIP

Batter	1	2	3	4	5	6	7	8	9	10	AB	R	H	RBI	BB	SO	LOB
31 Aaron Hicks, S (1, 8) OBP: 0.336, SLG: 0.474	B FF 94 F FF 94 S CH 86 B SL 84 B SI 94 B CH 86 4-2 30 2B 18 2B BB		B CU 78 B CH 85 C SI 91 B CH 85 X FF 94 3-1 99 G4-3 1B		C FF 93 B SI 91 B CH 84 B FF 93 S SI 91 X SI 93 3-2 ① G6-3	F FF 92 X FF 93 0-1 ② F7		C CU 75 B FS 80 F CU 78 D FS 80 S FS 81 2-3 ① K	X SI 97 0-0 1-H HR		5	2	2	2	1	1	4
99 Aaron Judge, R (1, 9) OBP: 0.437, SLG: 0.553	B SI 94 F SI 94 S SL 85 B SL 84 C SI 94 2-3 ① K		X SI 93 0-0 ① ② G4-3 1-2f		C SI 94 B CH 86 S SL 83 F SL 84 B SL 85 X CU 80 2-2 30 1B 18 HR 1B	B SL 82 C FF 92 C FF 92 S SL 85 1-3 ③ K		S CU 77 D FS 81 D FS 82 X CU 76 2-1 18 2B 2-H 3-H 2B	S CU 81 S ST 84 X ST 84 0-2 2B		6	2	3	2	0	2	4
30 Edwin Encarnación, R (1, 10) OBP: 0.334, SLG: 0.510	D SI 94 B CU 80 X SI 94 2-0 18 2B 1-3 2B		B CU 82 B SL 84 B CH 84 B SI 94 4-0 45 1B BB		B CU 80 C SI 94 S SI 95 B SL 84 X SI 94 2-2 18 HR 1-2 1B		C FF 91 B SL 83 C SL 82 S SL 82 1-3 ① K	B KC 75 C KC 83 S FF 94 B KC 84 S FF 94 2-3 ② K	S ST 86 B SI 96 B SI 96 B ST 84 S ST 85 S ST 86 3-3 ③ K		5	2	2	0	1	3	2
45 Luke Voit, R (1, 3) OBP: 0.387, SLG: 0.494 26 DJ LeMahieu, R (8, PR) OBP: 0.383, SLG: 0.526 (8, 3)	B SI 94 S CU 81 S CU 81 D CU 81 B SI 94 F SI 95 C SI 95 3-3 ② K		S CU 80 X SI 94 0-1 18 BB 1-3 1B		D CU 79 B SI 94 X SI 94 2-0 ② L6		T SL 82 X FF 92 0-1 18 1B 1B	F FF 95 C FF 95 D KC 87 F FF 94 B KC 88 B KC 80 B KC 82 4-2 18 2B BB		B SI 90 C SL 83 X SI 92 1-1 ① G1-4-3	4 1	0 1	2 0	0 0	1 0	1 0	4 0
18 Didi Gregorius, L (1, 6) OBP: 0.308, SLG: 0.461	X SI 94 0-0 2-H 3-H 2B		B SL 83 D CH 84 B FF 94 C SI 94 S CH 85 F FF 94 F SL 84 F FF 94 D SL 84 4-2 1-2 BB		X FF 95 0-0 1-H 2-H HR	F FF 92 F CH 84 B FF 92 X CH 86 1-2 24 G6-4-3 1-3 1B		B CU 77 C CU 77 S CU 77 F CS 71 F CU 73 B FF 92 X CS 72 2-2 1-H 2-H 2B	B SI 93 C SI 90 X SI 91 1-1 28 1B 25 1B 1B		5	2	5	7	1	0	0
24 Gary Sánchez, R (1, 2) OBP: 0.299, SLG: 0.508 28 Austin Romine, R (8, 2) OBP: 0.262, SLG: 0.328	D CU 81 S SL 84 D SI 94 X SL 84 2-1 ③ G3		D SL 83 B SI 94 C SI 94 B CU 81 S SL 84 X SL 84 3-2 ③ P6		C CU 81 X SL 84 0-1 ③ G6-3		S SL 83 S SL 83 X SL 84 0-2 ② ③ G6-4-3 1-2f	B CU 77 X CU 78 1-0 ③ G6-3		X SL 85 0-0 25 1B 39 WP 1-2 1B	5 1	0 1	0 1	0 0	0 0	0 0	8 0
25 Gleyber Torres, R (1, 4) OBP: 0.362, SLG: 0.512		S SI 93 B SL 84 S SL 83 X CU 80 1-2 ① G1-3		X SI 93 0-0 ① F8		B FF 92 X SL 83 1-0 39 1B 29 PB 1B		B FC 88 B FF 91 F FF 90 B FC 89 B FF 90 4-1 29 2B 39 2B BB	B CU 80 C SI 95 B SI 95 X SI 96 2-1 ① F9	B SI 91 B SL 84 B SI 93 X SI 93 3-0 39 S 1-3 2-H 1B	5	1	2	1	1	0	0
29 Gio Urshela, R (1, 5) OBP: 0.345, SLG: 0.486		S SL 83 F SI 93 B SL 85 B SL 84 X SI 95 2-2 ② G6-3		B SL 83 C SI 93 X SL 83 1-1 ② G5-3		C FF 92 B SL 84 S FF 92 S SL 82 1-3 ① K 1-2		C FS 79 F FS 79 X FF 91 0-2 39 2B 99 2B 1-3 2B	C SI 96 X SI 96 0-1 ② F8	X SL 83 0-0 ② F8	6	1	1	0	0	1	3
39 Mike Tauchman, L (1, 7) OBP: 0.359, SLG: 0.478		B FF 95 C FF 94 F FF 95 B FF 95 F FF 95 F FF 95 S SL 85 2-3 ③ K		B FF 94 B FF 94 F FF 93 C FF 94 X SI 92 2-2 ③ G4-3		B FF 93 C FF 92 S FF 93 F FF 93 X FF 92 1-2 2-3 1B		C FS 81 D FS 81 B FS 81 F FS 80 X FF 91 2-2 99 2B 2-3 3-H 2B	C CU 81 B CU 81 C SI 97 B CU 82 B CU 83 B SI 96 4-2 31 HR BB	C SL 85 C SL 86 B SL 88 D SL 86 B SI 92 X SL 86 3-2 ③ G4-3 1-2 3-H	5	2	2	1	1	1	1
Inning Stats	R: 2 E: 0 K: 2 S: 13 H: 2 LOB: 1 BB: 1 P: 26	R: 0 E: 0 K: 1 S: 11 H: 0 LOB: 0 BB: 0 P: 16	R: 0 E: 0 K: 0 S: 13 H: 2 LOB: 3 BB: 2 P: 27	R: 0 E: 0 K: 0 S: 6 H: 0 LOB: 0 BB: 0 P: 9	R: 3 E: 0 K: 0 S: 14 H: 3 LOB: 0 BB: 0 P: 23	R: 0 E: 0 K: 2 S: 13 H: 2 LOB: 2 BB: 0 P: 17	R: 0 E: 0 K: 1 S: 11 H: 2 LOB: 1 BB: 0 P: 13	R: 5 E: 0 K: 2 S: 24 H: 4 LOB: 2 BB: 2 P: 43	R: 2 E: 0 K: 1 S: 13 H: 3 LOB: 1 BB: 1 P: 22	R: 2 E: 0 K: 0 S: 10 H: 3 LOB: 1 BB: 0 P: 18	1B: 11 2B: 7 3B: 0 HR: 2 SF: 0 SAC: 0 DP: 2 HBP: 0						

PITCHER		IP	WLS	BF	H	R	ER	SO	BB	IBB	HBP	BLK	WP	HR	S	P	ERA	WHIP
44 Kyle Gibson, R ERA: 4.24	(1, 1)	5.0		24	7	5	5	3	3	0	0	0	0	1	57	101	9.00	2.000
61 Cody Stashak, R ERA:	(6, 1)	2.0		9	4	0	0	3	0	0	0	0	0	0	24	30	0.00	2.000
38 Blake Parker, R ERA: 4.21	(8, 1)	0.1		5	3	4	4	1	1	0	0	0	0	0	12	22	108.00	12.000
21 Tyler Duffey, R ERA: 3.82	(8, 1)	0.1	H	2	0	0	0	1	1	0	0	0	0	0	6	12	0.00	3.000
19 Ryne Harper, R ERA: 3.07	(8, 1)	0.1	B	2	1	1	1	0	0	0	0	0	0	0	6	9	27.00	3.000

PITCHER		IP	WLS	BF	H	R	ER	SO	BB	IBB	HBP	BLK	WP	HR	S	P	ERA	WHIP
55 Taylor Rogers, L ERA: 2.27	(9, 1)	1.0	B	6	2	2	2	1	1	0	0	0	0	1	13	22	18.00	3.000
53 Kohl Stewart, R ERA: 4.66	(10, 1)	1.0	L	6	3	2	2	0	0	0	0	0	1	0	10	18	18.00	3.000

TOP

New York Yankees @ Minnesota Twins

Target Field, Minneapolis, MN

Tue Jul 23 2019, 7:13 PM - 12:14 AM CDT

Att. 32,470 - Clear - 82 F

livebaseballscorecards.com

AB	48
R	14
H	20
RBI	13
BB	6
SO	9
LOB	26

WP: 1 PA: 54
PB: 1
SB: 1
CS: 0

Batter	1	2	3	4	5	6	7	8	9	10	AB	R	H	RBI	BB	SO	LOB
26 Max Kepler, L (1, 8) OBP: 0.333, SLG: 0.527	C FF 95 X CH 88 0-1 23 G6-4-3 1B	X CH 88 0-0 ③ G4-3		F FF 93 X FF 94 0-1 ① F7	B CH 82 C CH 82 B CH 81 X CH 82 2-1 ① G4-3 1-2		C FF 96 F CH 92 F CH 90 F CH 91 B FF 96 S CH 92 1-3 ② K		B FF 97 D FF 95 D SL 84 C FF 96 F FF 97 B FF 96 4-2 1-2 2-3 BB	B FF 97 C FF 96 B FF 97 X FF 97 2-1 ③ L8	6	0	1	0	1	1	8
11 Jorge Polanco, S (1, 6) OBP: 0.369, SLG: 0.520	B FF 94 1 SAFE B CU 82 1 SAFE C CU 81 F CH 87 1 SAFE S FF 95 2-3 ① K		C FF 93 X FF 93 0-1 HR	B FF 94 C CH 86 X CH 88 1-1 20 G3-1 22 HR 23 HBP 1-3 1B	B SI 92 F SI 94 C FF 94 F FF 94 X CH 83 1-2 20 G3 2-H 2B		F FF 96 F FF 96 B CH 93 X FF 98 1-2 F8 ③		B FF 97 F FF 95 D SL 84 S FF 95 F FF 97 X FF 98 2-2 ① SF7 3-H		5	2	3	3	0	1	1
23 Nelson Cruz, R (1, 10) OBP: 0.363, SLG: 0.556	B SI 95 B FF 95 X CU 81 2-0 ② G6-4-3 ③ 1-2f		B FF 94 X CU 83 1-0 HR	1 SAFE H SI 94 1-0 20 G3-1 22 HR 1-2 HBP	C SI 93 D CU 83 B FF 94 F FF 94 X FF 94 2-2 E6 20 G3			T SI 93 X SI 94 0-1 ① G1-3	X FF 98 0-0 ② L8		5	2	1	1	0	0	4
20 Eddie Rosario, L (1, 7) OBP: 0.312, SLG: 0.521		B FF 94 F CU 82 F CH 89 X FF 95 1-2 2 1B 2B	B CU 82 F CH 87 B FF 94 B CH 87 X FF 94 3-1 ① F7	B FF 93 B FF 93 X CH 87 2-0 ② G3-1 1-2 2-3 3-H	X CH 82 0-0 ② G3 1-2 2-3			B SI 93 F SI 94 X SI 95 1-1 22 HR 1B	C FF 98 B FF 97 D SL 84 B FF 96 X SL 83 3-1 ③ L6		6	2	2	1	0	0	6
22 Miguel Sanó, R (1, 5) OBP: 0.322, SLG: 0.562		F FF 96 F SI 96 D CU 85 C CU 82 1-3 ① K	C FF 94 X SI 95 0-1 ② G5-3	F CU 82 B CU 84 B CU 84 F CH 86 B SI 94 F FF 94 F CU 83 X CU 82 3-2 2-H 3-H HR	X SI 92 0-0 ③ G5-3			B SI 95 D SI 95 S SI 94 X SI 95 2-1 1-H HR		B FC 90 C FC 89 C ST 80 B ST 83 F ST 81 C ST 82 2-3 ① K	6	2	2	5	0	2	3
9 Marwin Gonzalez, S (1, 9) OBP: 0.326, SLG: 0.412		S CU 83 B CU 84 B CH 88 S CU 82 B FF 96 D CU 84 4-2 13 BB 2 1B BB	C CH 88 F CH 88 H FF 94 1-2 HBP	B SI 93 C FF 93 S CH 82 B CH 82 X FF 94 2-2 2 1B 1B		C CU 79 T CH 81 B CU 80 B CH 84 X CH 83 2-2 ① F8		B SI 95 B SI 94 C SI 94 B SI 95 X SI 95 3-1 ② G4-3		B FC 90 B SI 95 B SI 95 C SI 94 B SI 94 4-1 13 FC6-4 2 BB BB	3	0	1	0	2	0	0
2 Luis Arraez, L (1, 4) OBP: 0.446, SLG: 0.479		B CU 83 S CH 88 B CH 88 X FF 95 2-1 13 BB 1-2 2-H 1B	X CH 87 0-0 ③ G5-3	B CH 82 X CH 82 1-0 1-2 1B		B SI 93 F FF 93 B SI 92 F SI 92 F FF 93 S CU 83 2-3 ② K		B SI 94 B SI 94 C SI 95 T SI 95 S SI 94 2-3 ③ K		B SI 96 B SI 94 C SI 95 C SI 94 B ST 83 F SI 94 D ST 82 4-2 13 FC6-4 1-2 BB	5	0	2	1	1	2	1
13 Ehire Adrianza, S (1, 3) OBP: 0.381, SLG: 0.434		B FF 96 B FF 95 C CH 88 F FF 94 B CU 84 F CH 88 F CU 83 F FF 96 B FF 96 4-2 1-2 2-3 BB		B FF 92 2-2 F FF 92 C FF 92 F FF 93 X CH 88 15 WP 15 1B 2B X FF 94 0-0 ③ F7		B SI 92 F CH 83 B FF 93 X SI 92 2-1 ③ F7			B FF 97 B FF 95 C FF 96 B FF 96 C FF 95 D SL 85 4-2 26 BB 18 BB 11 SF7 BB	X SI 95 0-0 ② FC6-4 18 BB 1-2f 2-3	4	2	1	0	2	0	4
15 Jason Castro, L (1, 2) 18 Mitch Garver, R (9, PH) OBP: 0.391, SLG: 0.674 (10, 2)		S CU 82 F FF 95 S CU 83 0-3 ② K		C CU 81 B CU 82 B CH 88 X CU 82 2-1 11 1B 20 G3-1 2-H 1B	B SI 92 F FF 93 C FF 92 F FF 93 B CU 82 B CH 83 X SI 94 3-2 26 G4-3 11 2B 1B		B FF 98 S CH 91 S CH 90 B CH 91 S FF 97 2-3 ① K		1 SAFE B SL 83 B SL 82 B FF 96 C FF 97 B FF 95 4-1 26 BB 1-2 BB	B ST 83 B ST 83 B FC 89 B ST 82 4-0 1-2 BB	4	2	2	1	0	2	3
											0	0	0	0	2	0	0
Inning Stats	R: 0 H: 1 E: 0 LOB: 0 K: 1 BB: 0 S: 6 P: 10	R: 1 H: 2 E: 0 LOB: 3 K: 2 BB: 2 S: 19 P: 31	R: 2 H: 2 E: 0 LOB: 1 K: 0 BB: 0 S: 10 P: 15	R: 5 H: 6 E: 0 LOB: 2 K: 0 BB: 0 S: 20 P: 34	R: 1 H: 2 E: 1 LOB: 2 K: 0 BB: 0 S: 15 P: 23	R: 0 H: 0 E: 0 LOB: 0 K: 1 BB: 0 S: 9 P: 15	R: 0 H: 0 E: 0 LOB: 0 K: 2 BB: 0 S: 11 P: 15	R: 2 H: 2 E: 0 LOB: 0 K: 1 BB: 0 S: 11 P: 19	R: 1 H: 0 E: 0 LOB: 2 K: 0 BB: 3 S: 12 P: 29	R: 0 H: 0 E: 0 LOB: 3 K: 1 BB: 3 S: 11 P: 27	1B: 8 SF: 1 2B: 3 SAC: 0 3B: 0 DP: 1 HR: 4 HBP: 2						

PITCHER	IP	WLS	BF	H	R	ER	SO	BB	IBB	HBP	BLK	WP	HR	S	P	ERA	WHIP
55 Domingo Germán, R (1, 1) ERA: 4.03	3.2		23	9	8	8	3	2	0	2	0	1	3	50	82	19.64	3.000
75 David Hale, R (4, 1) ERA: 2.34	2.1		12	4	1	1	1	0	0	0	0	0	0	29	46	3.86	1.714
48 Tommy Kahnle, R (7, 1) ERA: 2.75	1.0		3	0	0	0	2	0	0	0	0	0	0	11	15	0.00	0.000
53 Zack Britton, L (8, 1) ERA: 2.63	1.0	B	5	2	2	2	1	0	0	0	0	0	1	11	19	18.00	2.000
54 Aroldis Chapman, L (9, 1) ERA: 2.56	1.0	W	6	0	1	1	0	3	0	0	0	0	0	12	29	9.00	3.000

PITCHER	IP	WLS	BF	H	R	ER	SO	BB	IBB	HBP	BLK	WP	HR	S	P	ERA	WHIP
0 Adam Ottavino, R (10, 1) ERA: 1.6	0.2	H	5	0	0	0	1	3	0	0	0	0	0	9	23	0.00	4.500
57 Chad Green, R (10, 1) ERA: 4.58	0.1	S	1	0	0	0	0	0	0	0	0	0	0	2	4	0.00	0.000

BOTTOM

New York Yankees @ Minnesota Twins

Target Field, Minneapolis, MN

Tue Jul 23 2019, 7:13 PM - 12:14 AM CDT

Att. 32,470 - Clear - 82 F

livebaseballscorecards.com

AB	44
R	12
H	15
RBI	12
BB	8
SO	8
LOB	30

WP: 1 PA: 55
PB: 0
SB: 0
CS: 0

Batter	1	2	3	4	5	6	7	8	9	AB	R	H	RBI	BB	SO	LOB
26 DJ LeMahieu, R (1, 3) OBP: 0.383, SLG: 0.523	B FF 93 C FF 93 B FF 94 F FF 94 F FF 94 X FS 87 2-2 ① F9	B CU 76 F FC 85 B FF 94 F FF 93 B FS 86 B FF 94 4-2 BB		B FC 86 C FC 83 F FC 83 F FC 84 X FF 93 1-2 ① FC4-6 99 1B 31 1B 1-2f	C FF 90 X CU 77 0-1 ③ G4-3			C CH 84 X CH 84 0-1 31 FC6-4 1B		4	1	1	0	1	0	2
99 Aaron Judge, R (1, 9) OBP: 0.436, SLG: 0.549	C FF 94 S CU 78 B FF 94 B FF 95 C FF 95 2-3 ② K	S FF 94 B FS 85 B FF 93 F FC 84 C FF 92 2-3 ③ K		B FC 84 F FC 84 X FC 87 1-1 31 1B 18 3B 1-3 1B		F CU 77 B CU 78 S CH 83 X CU 79 1-2 1B		1 SAFE C CH 83 X FC 84 0-1 ② F8		5	1	2	0	0	2	2
31 Aaron Hicks, S (1, 8) OBP: 0.338, SLG: 0.487	S FS 87 B FS 85 B FC 89 S FS 86 S FS 86 2-3 ③ K		B CU 75 F FC 89 B FS 85 X FS 84 2-1 HR	B FC 90 B FF 93 F FS 86 B FF 93 S FF 93 F FF 94 F FF 93 X FC 88 3-2 18 3B 1-2 3-H 1B		C CU 76 B FF 89 X FF 89 1-1 ① F9		X CU 79 0-0 ③ FC6-4 1-2f		5	2	2	2	0	1	2
30 Edwin Encarnación, R (1, 10) OBP: 0.335, SLG: 0.520		B FF 93 C FF 93 X FS 86 1-1 18 2B 2B	C FF 93 B FC 86 B FC 85 B FF 92 S FF 93 C FC 86 3-3 ① K	B FF 94 X FF 94 1-0 ② L8		C FC 84 X FF 90 0-1 ② F8			B FC 82 B FC 83 F CH 82 S CU 76 F CU 78 X CH 83 2-2 HR	5	2	2	1	0	1	3
18 Didi Gregorius, L (1, 6) OBP: 0.319, SLG: 0.489		S FS 86 B FF 93 F FF 93 X FS 85 1-2 29 F8 39 3B 2-H 2B	B FF 93 C FF 94 F FC 90 B FC 85 F FF 93 T FC 90 2-2 ② K	F FF 93 X FF 93 0-1 1-H 2-H 3B		S CU 78 X FF 89 0-1 ③ F9			C FF 90 F FF 90 X FF 91 0-2 25 G4-3 1B	5	1	3	3	0	1	1
25 Gleyber Torres, R (1, 4) OBP: 0.362, SLG: 0.517		D FC 86 F FC 87 B FF 92 B FF 92 B FF 93 4-1 29 F8 39 3B BB	B FF 93 X FF 93 1-0 HR	B FC 83 B FC 84 F FC 82 S FC 84 F FF 93 S CU 77 2-3 ③ K			S FF 89 B CH 83 B CU 77 C CH 83 T CH 85 2-2 ① K		D CU 77 X CU 78 1-0 ① ② G4-3 1-2f	4	2	1	1	1	2	2
29 Gio Urshela, R (1, 5) OBP: 0.343, SLG: 0.485		C FC 85 B FC 85 F FC 86 F FC 86 X FC 87 1-2 ① F8 1-2 2-3	X CU 77 0-0 2B		C CH 82 B CH 82 X CU 75 1-1 ① G6-3		C FF 91 F FF 92 B FF 91 F FF 91 B FF 91 S CH 85 2-3 ② K		F FF 90 B FF 89 B CH 82 F CH 82 F CU 78 X CU 79 2-2 ③ L5	5	0	1	0	0	1	2
39 Mike Tauchman, L (1, 7) OBP: 0.363, SLG: 0.500		S FF 93 B FF 93 B FF 93 X FF 93 2-1 28 SF9 3B 2-H 3-H	C FS 85 S FF 94 S FF 94 0-3 ③ K		B FC 86 X FF 90 1-0 2B		C CH 84 S CU 78 F FF 92 B CH 85 S CU 79 1-3 ③ K			4	1	2	2	0	2	1
28 Austin Romine, R (1, 2) OBP: 0.262, SLG: 0.328		C FC 86 B FC 85 F FF 93 B FF 94 X FF 92 2-2 ② SF9 3-H		X FC 86 0-0 26 FC4-6 1B	F CH 82 X CH 82 0-1 ② G6-3			C CU 78 F CU 78 B FF 90 F CU 79 S CH 84 1-3 ① K		3	0	1	1	0	1	1
Inning Stats	R: 0 E: 0 K: 2 S: 10 H: 0 LOB: 0 BB: 0 P: 16	R: 4 E: 0 K: 1 S: 20 H: 3 LOB: 1 BB: 2 P: 37	R: 2 E: 0 K: 3 S: 14 H: 3 LOB: 1 BB: 0 P: 22	R: 3 E: 0 K: 1 S: 19 H: 4 LOB: 1 BB: 0 P: 27	R: 0 E: 0 K: 0 S: 7 H: 1 LOB: 1 BB: 0 P: 9	R: 0 E: 0 K: 0 S: 9 H: 1 LOB: 1 BB: 0 P: 11	R: 0 E: 0 K: 3 S: 11 H: 0 LOB: 0 BB: 0 P: 16	R: 0 E: 0 K: 1 S: 9 H: 1 LOB: 1 BB: 0 P: 10	R: 1 E: 0 K: 0 S: 12 H: 2 LOB: 0 BB: 0 P: 17	1B: 6 2B: 4 3B: 2 HR: 3 SF: 1 SAC: 0 DP: 1 HBP: 0						

PITCHER		IP	WLS	BF	H	R	ER	SO	BB	IBB	HBP	BLK	WP	HR	S	P	ERA	WHIP
12 Jake Odorizzi, R ERA: 3.84	(1, 1)	4.0	L	24	10	9	9	7	2	0	0	0	0	2	63	102	20.25	3.000
Devin Smeltzer, L ERA: 2.91	(5, 1)	5.0		19	5	1	1	4	0	0	0	0	0	1	48	63	1.80	1.000

PITCHER	IP	WLS	BF	H	R	ER	SO	BB	IBB	HBP	BLK	WP	HR	S	P	ERA	WHIP

TOP

New York Yankees @ Minnesota Twins

Target Field, Minneapolis, MN

Wed Jul 24 2019, 7:13 PM - 10:36 PM CDT

Att. 40,127 - Clear - 84 F

livebaseballscorecards.com

AB	40
R	10
H	15
RBI	10
BB	2
SO	11
LOB	16

WP: 0 PA: 43
PB: 0
SB: 0
CS: 0

BOTTOM

New York Yankees @ Minnesota Twins

Target Field, Minneapolis, MN

Wed Jul 24 2019, 7:13 PM - 10:36 PM CDT

Att. 40,127 - Clear - 84 F

livebaseballscorecards.com

Batter	1	2	3	4	5	6	7	8	9	AB	R	H	RBI	BB	SO	LOB
18 Mitch Garver, R (1, 2) OBP: 0.387, SLG: 0.663	C FF 92 B FF 93 F SI 91 B FF 93 F SL 85 F SI 92 B FF 93 X SI 90 3-2 ① G5-3	1 SAFE X FF 93 0-0 ③ F7		B SL 84 C FF 90 X CH 84 1-1 ② SF9 2-3 3-H			C SL 80 B CH 83 X SL 87 1-1 ① P6		B FF 98 B FF 95 B FF 96 B FF 96 4-0 11 FC1-4 BB	3	0	0	1	1	0	1
11 Jorge Polanco, S (1, 6) OBP: 0.365, SLG: 0.514	B SI 90 F SL 84 C FF 92 C FF 94 1-3 ② K		B SI 90 C FF 92 X FF 92 1-1 ① G1-3	F FF 92 F CH 84 F FF 92 F CH 83 B SI 93 S CH 84 1-3 ③ K			X SI 92 0-0 ② L9		C FF 96 F FF 97 B SL 85 X SL 84 1-2 ② FC1-4 1-2f	5	0	0	0	0	2	2
23 Nelson Cruz, R (1, 10) OBP: 0.366, SLG: 0.566	B SI 91 F SI 91 B FF 93 B CH 88 X SI 90 3-1 20 HR 1B		C SL 86 C FF 93 F FF 94 T CH 87 0-2 ② K		B FF 91 X CH 85 1-0 HR		S FF 92 C FF 92 B SI 87 F FF 93 F FF 92 B CH 85 B FF 92 F FF 90 F SL 82 4-2 B FF 92 20 1B BB		C FF 99 C FF 98 F FF 100 S SI 101 0-3 ③ K	4	2	2	1	1	2	1
20 Eddie Rosario, L (1, 7) OBP: 0.314, SLG: 0.529	F FF 94 B SL 86 S SL 86 F FF 94 F SL 86 D SI 92 X SL 85 2-2 1-H HR		B FF 94 F FF 94 X SI 92 1-1 ③ G6-3		X SL 83 0-0 ① F9		X FF 91 0-0 1-2 1B			4	1	2	2	0	0	0
22 Miguel Sanó, R (1, 3) OBP: 0.326, SLG: 0.556	B SI 91 B SL 84 F SI 90 C FF 94 S FF 93 2-3 ③ K			C SI 91 S FF 93 B SI 89 B FF 94 F FF 95 B CH 88 B FF 95 4-2 9 HR BB	C SL 85 C FF 92 F FF 89 B CH 86 B FF 92 F FF 93 B SL 82 B SL 83 4-2 9 G6-4-3 BB		C CH 90 T CH 92 S CH 90 0-3 ③ K			2	1	0	0	2	2	2
9 Marwin Gonzalez, S (1, 9) OBP: 0.325, SLG: 0.420		X SI 90 0-0 ① G1-3		B FF 95 C FF 94 F SI 88 B FF 94 B SI 92 X SI 91 3-2 1-H HR	C SL 83 B FF 90 B FF 90 X SL 84 2-1 ②③ G6-4-3 1-2f			C CH 90 S FF 97 S CH 91 0-3 ① K		4	1	1	2	0	1	1
2 Luis Arraez, L (1, 5) OBP: 0.455, SLG: 0.484		B FF 91 C FF 91 B SL 86 C FF 92 B FF 93 B FF 94 4-2 16 1B 60 SF7 BB		C FF 94 C SL 83 X SI 92 0-2 60 G5-3 16 1B 18 SF9 1B		C FF 90 B SL 84 B FF 91 C SL 82 F FF 92 F CU 72 B FF 91 F FF 90 X SI 88 3-2 16 G5-4-3 1B		C FF 96 B CH 90 S CH 90 F CH 89 B FF 97 B CH 91 X FF 97 3-2 ② G4-3		3	2	2	0	1	0	0
16 Jonathan Schoop, R (1, 4) OBP: 0.306, SLG: 0.465		F FF 94 F FF 93 X FF 94 0-2 1-3 1B		B CH 88 B SI 91 X SI 92 2-0 18 SF9 60 G5-3 1-2 1B		B FF 91 X SL 81 1-0 ①② G5-4-3 1-2f		F CH 90 C FF 96 S CH 92 0-3 ③ K		4	0	2	0	0	1	1
60 Jake Cave, L (1, 8) OBP: 0.320, SLG: 0.301 26 Max Kepler, L (9, PH) OBP: 0.333, SLG: 0.525		B SL 86 F SI 91 X SI 90 1-1 ② SF7 3-H		B SI 90 X SI 90 1-0 ① G5-3 1-2 2-3		B SL 85 S FF 89 B SL 83 X SL 82 2-1 ③ G1-3			S FF 97 X FF 96 0-1 ① F9	2 1	0 0	0 0	1 0	0 0	0 0	2 0
Inning Stats	R: 2 H: 2 E: 0 LOB: 0 K: 2 BB: 0 S: 18 P: 29	R: 1 H: 1 E: 0 LOB: 1 K: 0 BB: 1 S: 9 P: 14	R: 0 H: 0 E: 0 LOB: 0 K: 1 BB: 0 S: 8 P: 10	R: 3 H: 3 E: 0 LOB: 1 K: 1 BB: 1 S: 18 P: 30	R: 1 H: 1 E: 0 LOB: 0 K: 0 BB: 1 S: 8 P: 15	R: 0 H: 1 E: 0 LOB: 0 K: 0 BB: 0 S: 9 P: 15	R: 0 H: 1 E: 0 LOB: 2 K: 1 BB: 1 S: 13 P: 18	R: 0 H: 0 E: 0 LOB: 0 K: 2 BB: 0 S: 10 P: 13	R: 0 H: 0 E: 0 LOB: 1 K: 1 BB: 1 S: 9 P: 14	1B: 6 SF: 2 2B: 0 SAC: 0 3B: 0 DP: 2 HR: 3 HBP: 0					WP: 0 PA: 39 PB: 0 SB: 0 CS: 0	

	AB	32
	R	7
	H	9
	RBI	7
	BB	5
	SO	8
	LOB	10

PITCHER		IP	WLS	BF	H	R	ER	SO	BB	IBB	HBP	BLK	WP	HR	S	P	ERA	WHIP
34 J.A. Happ, L ERA: 5.23	(1, 1)	3.1		18	6	6	6	3	2	0	0	0	0	2	46	74	16.20	2.400
67 Nestor Cortes, L ERA: 4.2	(4, 1)	3.1	W	13	3	1	1	1	2	0	0	0	0	1	34	54	2.70	1.500
48 Tommy Kahnle, R ERA: 2.66	(7, 1)	1.1	H	4	0	0	0	3	0	0	0	0	0	0	13	16	0.00	0.000
54 Aroldis Chapman, L ERA: 2.5	(9, 1)	1.0	S	4	0	0	0	1	1	0	0	0	0	0	9	14	0.00	1.000

PITCHER	IP	WLS	BF	H	R	ER	SO	BB	IBB	HBP	BLK	WP	HR	S	P	ERA	WHIP

Minnesota Twins @ Chicago White Sox

Guaranteed Rate Field, Chicago, IL

Thu Jul 25 2019, 7:11 PM - 10:12 PM CDT

Att. 22,087 - Clear - 81 F

TOP

livebaseballscorecards.com

Batter	1	2	3	4	5	6	7	8	9	AB	R	H	RBI	BB	SO	LOB
26 Max Kepler, L (1, 9) OBP: 0.336, SLG: 0.532	S FF 94 X CH 82 0-1 F9		B FF 94 B SL 85 B CH 82 B FF 95 4-0 23 HR BB		1 SAFE C FF 92 X FF 92 0-1 1-H HR	B SI 98 C CH 89 X SI 97 1-1 ② G4-3 2-3		F FF 96 B FF 96 F CH 87 B FF 96 B FF 97 B CH 87 4-2 BB		3	2	1	2	2	0	1
11 Jorge Polanco, S (1, 6) OBP: 0.365, SLG: 0.511 13 Ehire Adrianza, S (9, 3) OBP: 0.381, SLG: 0.434	C FF 94 C FF 94 B CU 83 B CU 81 F CH 84 S FF 96 2-3 ② K		C CH 81 B FF 93 B FF 93 F FF 94 F SL 85 X CH 81 2-2 ② P5		F CH 82 B FF 95 B CH 83 B CH 81 C FF 95 B FF 95 4-2 23 HR BB	F SI 99 B FF 98 S CH 89 F SI 99 X SL 81 1-2 3-H 1B		F FF 96 F FF 96 C FF 95 0-3 ③ K		4 0	1 0	1 0	1 0	1 0	2 0	3 0
23 Nelson Cruz, R (1, 10) OBP: 0.370, SLG: 0.599	T FF 95 B SL 86 C CH 83 B SL 86 X FF 95 2-2 HR		X CU 80 0-0 1-H HR		C SL 82 X CH 80 0-1 1-H HR	C SL 85 S SI 100 B FF 100 S CH 87 1-3 ③ K			B SI 96 C SI 95 S SI 95 X FF 95 1-2 ① F9	5	3	3	5	0	1	1
20 Eddie Rosario, L (1, 7) OBP: 0.312, SLG: 0.525	B CH 82 S CH 82 S CH 83 F FF 95 X CH 83 1-2 1B		S FF 95 F FF 95 F CU 82 F SL 86 X CU 82 0-2 ③ F8		C CU 80 B FF 95 F FF 92 B SL 85 S CH 82 2-3 ② K		C SI 98 S FF 97 S SL 86 0-3 ① K		B FF 96 B FC 91 S FC 92 X FC 91 2-1 ② F8	5	0	1	0	0	2	0
18 Mitch Garver, R (1, 2) OBP: 0.378, SLG: 0.646	F FF 93 B FF 94 B SL 85 C CH 82 S SL 84 2-3 ③ K			C CH 81 B SL 84 F CH 82 C FF 96 1-3 ① K	F FF 95 B FF 96 S FF 95 B SL 85 F SL 84 F CH 82 B SL 84 S FF 96 3-3 ③ K		B SI 98 B SI 97 X SI 98 2-0 ② G5-3		C SI 96 B FC 90 X FC 90 1-1 ③ F7	5	0	0	0	0	3	1
2 Luis Arraez, L (1, 5) (9, 6) OBP: 0.449, SLG: 0.484		B FF 92 B FF 93 F FF 95 B CH 83 C FF 96 F CH 83 X FF 95 3-2 ① F7		C CH 80 F FF 95 B FF 94 B SL 87 X CH 83 2-2 ② G3		C SI 94 B SI 96 X SI 96 1-1 22 HR 2B	B CH 89 X SI 97 1-0 ③ G4-3			4	1	1	0	0	0	0
22 Miguel Sanó, R (1, 3) (9, 5) OBP: 0.329, SLG: 0.571		B SL 87 C CH 81 F FF 96 B FF 95 X SL 86 2-2 16 G6-4-3 1B		S CH 82 B CH 82 B SL 85 C CH 82 C FF 96 2-3 ③ K	S SI 98 X FF 98 0-1 2-H HR			B CH 87 B FF 97 B FF 96 C FF 96 F FF 95 X FF 97 3-2 ① F7		4	1	2	2	0	1	0
16 Jonathan Schoop, R (1, 4) OBP: 0.306, SLG: 0.462		B SL 85 T FF 93 C FF 94 X FF 94 1-2 ②③ G6-4-3 1-2f			S SL 84 F FF 94 B SL 85 B FF 96 X FF 95 2-2 25 FC3-6 1B	X SI 98 0-0 ① G4-3		B CH 87 B CH 86 F FF 96 X FF 96 2-1 ② F8		4	0	1	0	0	0	1
25 Byron Buxton, R (1, 8) OBP: 0.311, SLG: 0.498			F SL 82 C CU 81 B CH 80 S SL 85 1-3 ① K		X FF 92 0-0 ① FC3-6 26 HR 1-2f	B SI 98 X FF 98 1-0 26 G4-3 11 1B 2B		F FF 96 X SL 88 0-1 2B		4	2	2	0	0	1	1
Inning Stats	R: 1 E: 0 K: 2 S: 16 H: 2 LOB: 1 BB: 0 P: 23	R: 0 E: 0 K: 0 S: 10 H: 1 LOB: 0 BB: 0 P: 16	R: 2 E: 0 K: 1 S: 13 H: 1 LOB: 0 BB: 1 P: 20	R: 0 E: 0 K: 2 S: 9 H: 0 LOB: 0 BB: 0 P: 14	R: 4 E: 0 K: 2 S: 18 H: 3 LOB: 0 BB: 1 P: 29	R: 3 E: 0 K: 1 S: 15 H: 4 LOB: 1 BB: 0 P: 20	R: 0 E: 0 K: 1 S: 5 H: 0 LOB: 0 BB: 0 P: 8	R: 0 E: 0 K: 1 S: 12 H: 1 LOB: 2 BB: 1 P: 21	R: 0 E: 0 K: 0 S: 7 H: 0 LOB: 0 BB: 0 P: 11	1B: 4 2B: 3 3B: 0 HR: 5 SF: 0 SAC: 0 DP: 1 HBP: 0						

	AB	38
	R	10
	H	12
	RBI	10
	BB	3
	SO	10
	LOB	8

PITCHER		IP	WLS	BF	H	R	ER	SO	BB	IBB	HBP	BLK	WP	HR	S	P	ERA	WHIP
27 Lucas Giolito, R ERA: 3.52	(1, 1)	5.0	L	23	7	7	7	7	2	0	0	0	0	4	66	102	12.60	1.800
50 Jimmy Cordero, R ERA: 7.71	(6, 1)	2.0		10	4	3	3	2	0	0	0	0	0	1	20	28	13.50	2.000
66 José Ruiz, R ERA: 5.6	(8, 1)	1.0		5	1	0	0	1	1	0	0	0	0	0	12	21	0.00	2.000
64 Josh Osich, L ERA: 5.3	(9, 1)	1.0		3	0	0	0	0	0	0	0	0	0	0	7	11	0.00	0.000

PITCHER	IP	WLS	BF	H	R	ER	SO	BB	IBB	HBP	BLK	WP	HR	S	P	ERA	WHIP

Batter	1	2	3	4	5	6	7	8	9	AB	R	H	RBI	BB	SO	LOB
28 Leury García, S (1, 9) OBP: 0.323, SLG: 0.381	C FF 94 S FF 93 C FF 95 0-3 K ①		C SV 82 X FF 91 0-1 SH5-3 ① 2-3		B SV 82 C CU 73 X SV 83 1-1 1-3 2-H 1B		F SI 92 B SI 93 F CH 80 X SI 93 1-2 G4-3 ②			3	0	1	1	0	1	0
45 Jon Jay, L (1, 7) OBP: 0.337, SLG: 0.372	F FF 93 B FF 93 S SV 83 F SV 82 X FF 95 1-2 G2-3 ②		X SV 83 0-0 G1-3 ②		C SI 91 1 SAFE F FF 93 S FF 94 0-3 K ②		B CH 79 F CH 82 X SV 80 1-1 L8 ③			4	0	0	0	0	1	3
79 José Abreu, R (1, 3) OBP: 0.309, SLG: 0.490	C FF 93 S CH 85 F CH 85 S FF 95 0-3 K ③		B FF 94 X SI 94 1-0 L8 ③		C SV 81 D SV 77 F SI 92 1 SAFE S CH 83 1-3 K ③			B SL 85 B SI 93 B SI 94 C SI 94 X SI 95 3-1 10 L7-6-4 1B		4	0	1	0	0	2	3
10 Yoán Moncada, S (1, 5) OBP: 0.356, SLG: 0.526		X FF 94 0-0 HR		C SV 82 S CH 74 B FF 95 F FF 96 X SV 83 1-2 P5 ①		B CH 81 T CH 80 X CH 81 1-1 E3 33 E 33 1B 24 E		C SL 84 X SI 94 0-1 L7-6-4 ①② 1-1		4	2	1	1	0	0	1
17 Ryan Goins, L (1, 6) OBP: 0.423, SLG: 0.682		S SV 83 B CH 85 B SV 82 S SI 92 T FF 95 2-2 K ①		B SI 92 B SI 93 C SI 92 C FF 94 F CH 84 F FF 95 S SV 83 2-3 K ②		B SI 91 B SI 91 X SI 90 2-0 F8 ①		B SL 84 C SL 84 F SL 85 F SI 94 B SL 86 B SI 96 B SI 95 4-2 BB		3	0	0	0	1	2	1
33 James McCann, R (1, 2) OBP: 0.343, SLG: 0.480 21 Welington Castillo, R (9, 2) OBP: 0.260, SLG: 0.333		X SV 83 0-0 F9 ②		B CH 84 C CH 83 F SI 94 F FF 94 F FF 95 F CH 84 S FF 95 1-3 K ③		S SI 93 X SI 92 0-1 E4 24 E 24 SF7 1-3 1B		C SL 85 S SL 86 B SL 84 C SI 94 1-3 K ③		4 0	0 0	1 0	0 0	0 0	2 0	1 0
24 AJ Reed, L (1, 10) OBP: 0.257, SLG: 0.290		B SV 83 B SV 83 S CH 84 F SI 94 B FF 95 B SI 94 4-2 BB			B SV 80 F FF 93 B SV 80 F SI 91 B CH 83 X SI 93 3-2 F7 ①	S SI 92 X FF 94 0-1 SF7 ② 1-3 3-H			B SI 94 C SI 93 B SL 85 B SI 93 F SI 94 X SI 94 3-2 G3 ①	2	0	0	1	1	0	0
5 Yolmer Sánchez, S (1, 4) OBP: 0.303, SLG: 0.327 20 José Rondón, R (9, 4) OBP: 0.258, SLG: 0.275		F FF 93 F FF 94 F FF 94 F SV 83 X SI 93 0-2 F8 ③			C FF 92 X SV 82 0-1 15 1B 28 1B 1B	F FF 93 F FF 92 F SV 84 C SI 93 0-3 K ③			C SL 84 S SL 84 S SL 85 0-3 K ②	3 1	1 0	1 0	0 0	0 0	1 1	2 0
15 Adam Engel, R (1, 8) OBP: 0.329, SLG: 0.378			B SV 82 C SI 92 C SI 92 B FF 94 X SV 82 2-2 E4 28 SH5-3 1B		X SI 91 0-0 28 1B 1-2 1B		B SV 82 C SV 81 F CH 83 F FF 95 F FF 95 B CH 82 X SV 83 2-2 G6-3 ①		B SI 94 B SI 93 F SI 95 F SI 94 B SL 84 S SL 85 3-3 K ③	4	0	2	0	0	1	0
Inning Stats	R: 0 E: 0 K: 2 S: 11 H: 0 LOB: 0 BB: 0 P: 12	R: 1 E: 0 K: 1 S: 12 H: 1 LOB: 1 BB: 1 P: 18	R: 0 E: 1 K: 0 S: 7 H: 1 LOB: 1 BB: 0 P: 10	R: 0 E: 0 K: 2 S: 15 H: 0 LOB: 0 BB: 0 P: 19	R: 1 E: 0 K: 2 S: 14 H: 3 LOB: 2 BB: 0 P: 19	R: 1 E: 3 K: 1 S: 11 H: 1 LOB: 1 BB: 0 P: 14	R: 0 E: 0 K: 0 S: 10 H: 0 LOB: 0 BB: 0 P: 14	R: 0 E: 0 K: 1 S: 10 H: 1 LOB: 1 BB: 1 P: 18	R: 0 E: 0 K: 2 S: 9 H: 0 LOB: 0 BB: 0 P: 15	1B: 6 2B: 1 3B: 0 HR: 1		SF: 1 SAC: 1 DP: 1 HBP: 0		WP: 0 PB: 0 SB: 0 CS: 0		PA: 36

PITCHER		IP	WLS	BF	H	R	ER	SO	BB	IBB	HBP	BLK	WP	HR	S	P	ERA	WHIP
17 José Berríos, R ERA: 2.94	(1, 1)	7.0	W	29	6	3	2	8	1	0	0	0	0	1	80	106	2.57	1.000
71 Sean Poppen, R ERA: 4.5	(8, 1)	2.0		7	1	0	0	3	1	0	0	0	0	0	19	33	0.00	1.000

PITCHER	IP	WLS	BF	H	R	ER	SO	BB	IBB	HBP	BLK	WP	HR	S	P	ERA	WHIP

BOTTOM

Minnesota Twins @ Chicago White Sox

Guaranteed Rate Field, Chicago, IL

Thu Jul 25 2019, 7:11 PM - 10:12 PM CDT

Att. 22,087 - Clear - 81 F

livebaseballscorecards.com

AB	32
R	3
H	7
RBI	3
BB	2
SO	11
LOB	11

Minnesota Twins @ Chicago White Sox

Guaranteed Rate Field, Chicago, IL

Fri Jul 26 2019, 7:12 PM - 10:01 PM CDT

Att. 22,602 - Cloudy - 84 F

TOP

livebaseballscorecards.com

Batter	1	2	3	4	5	6	7	8	9	AB	R	H	RBI	BB	SO	LOB
26 Max Kepler, L (1, 9) OBP: 0.334, SLG: 0.535	B FF 96 F FF 97 T FF 97 F KC 79 X FF 98 1-2 **G3-1** ①	B KC 79 C KC 78 B FF 98 B FF 98 C KC 78 X KC 80 3-2 1-H 2-H **HR**		C FF 97 B FF 95 X FF 97 1-1 **F8** ②		X SI 92 0-0 **G5-3** ③		B CU 78 C SI 91 B SI 91 F FC 88 S SI 91 2-3 **K** ③		5	1	1	3	0	1	1
11 Jorge Polanco, S (1, 6) OBP: 0.363, SLG: 0.510	X FF 98 0-0 **E3** 23 BB	B KC 79 B KC 79 B FF 97 C FF 97 X FF 96 3-1 23 1B **2B**		C KC 78 X FF 98 0-1 **G3-1** ③			F CH 85 X FC 86 0-1 **G6-3** ①		X FC 90 0-0 **F7** ①	5	1	1	0	0	0	0
23 Nelson Cruz, R (1, 10) OBP: 0.377, SLG: 0.611	B SL 84 B SL 84 B SL 83 B SI 96 4-0 20 G4-6-3 1-2 **BB**	B SL 85 X FF 97 1-0 20 1B 2-H **1B**			C FF 96 X FF 97 0-1 **F9** ①		F SI 92 B SL 86 F FF 93 F SI 92 B SI 88 X CH 87 2-2 **HR**		C SL 78 X SI 96 0-1 20 G5-6-3 **1B**	4	1	3	2	1	0	0
20 Eddie Rosario, L (1, 7) OBP: 0.311, SLG: 0.520	B KC 78 B FF 96 F FF 97 X KC 80 2-1 **G4-6-3** ②③ 1-2f	F CH 85 F FF 97 X KC 80 0-2 22 FC4 1-2 **1B**			B KC 79 F CH 85 S KC 79 B FF 96 F SL 83 S FF 96 2-3 **K** ②		F CU 80 X SI 91 0-1 **G4-3** ②		C SL 79 X FC 89 0-1 **G5-6-3** ②③ 1-2f	5	0	1	0	0	1	3
22 Miguel Sanó, R (1, 5) OBP: 0.332, SLG: 0.569		C SL 83 F FF 97 C SL 84 C KC 81 X FF 97 1-3 **K** ① F FF 97 B SL 84 C SL 84 C KC 81 X FF 97 2-2 FC4 ③ 1-2f			C KC 81 X FF 97 0-1 2 BB **1B**		B SI 92 B FC 86 X SI 90 2-0 2 FC5-6 **1B**			4	0	2	0	0	1	2
2 Luis Arraez, L (1, 4) OBP: 0.450, SLG: 0.481		C FF 97 X FF 97 0-1 15 BB 9 1B 25 SF7 **1B** B FF 95 C CH 86 B KC 79 C KC 79 B FF 96 X KC 79 3-2 **F8** ①			B FF 96 B FF 96 D KC 78 B FF 96 4-0 **BB** 1-2		C SI 91 B FF 88 X SI 92 1-1 **FC5-6** ③ 1-2f			3	1	1	0	1	0	1
9 Marwin Gonzalez, S (1, 3) OBP: 0.324, SLG: 0.418		B FF 96 B KC 79 S FF 96 X FF 97 2-1 15 BB 26 HR 1-2 **1B** B KC 78 C KC 78 B KC 78 X CH 84 2-1 **G3** ②			C KC 81 F KC 80 S FF 96 0-3 **K** ③			C SI 90 F SI 91 F FF 93 F SL 86 S CU 80 0-3 **K** ①		4	1	1	0	0	2	2
15 Jason Castro, L (1, 2) OBP: 0.339, SLG: 0.500		B FF 98 B SI 97 C FF 97 F FF 98 B KC 79 F KC 79 B FF 98 4-2 26 HR 1-2 2-3 **BB** B SI 97 S KC 77 B CH 85 C CH 84 B SI 97 S SI 96 3-3 **K** ③				B FF 93 B CU 79 X SI 92 2-0 **G4-3** ①		F SI 92 B SI 91 F FC 88 C CU 80 1-3 **K** ②		3	1	0	0	1	2	0
25 Byron Buxton, R (1, 8) OBP: 0.307, SLG: 0.492		B KC 80 B SL 84 F FF 97 X FF 98 2-1 **SF7** ② 3-H		B FF 95 C SL 82 B KC 78 X SL 83 2-1 **G5-3** ①		B CU 80 B SI 92 F FF 93 C CH 86 X SI 92 2-2 **G5-3** ②		X SI 92 0-0 **E4**		3	0	0	1	0	0	0

Inning Stats	1	2	3	4	5	6	7	8	9
	R: 0 E: 1 K: 0 S: 7	R: 5 E: 0 K: 1 S: 24	R: 0 E: 0 K: 1 S: 8	R: 0 E: 0 K: 0 S: 6	R: 0 E: 0 K: 2 S: 11	R: 0 E: 0 K: 0 S: 5	R: 1 E: 0 K: 0 S: 11	R: 0 E: 1 K: 3 S: 12	R: 0 E: 0 K: 0 S: 5
	H: 0 LOB: 1 BB: 1 P: 14	H: 6 LOB: 2 BB: 1 P: 42	H: 0 LOB: 0 BB: 0 P: 16	H: 0 LOB: 0 BB: 0 P: 9	H: 1 LOB: 2 BB: 1 P: 17	H: 0 LOB: 0 BB: 0 P: 9	H: 2 LOB: 1 BB: 0 P: 16	H: 0 LOB: 1 BB: 0 P: 15	H: 1 LOB: 0 BB: 0 P: 5

	AB	36
	R	6
	H	10
	RBI	6
	BB	3
	SO	7
	LOB	9

	1B: 7	SF: 1	WP: 0	PA: 40
	2B: 1	SAC: 0	PB: 0	
	3B: 0	DP: 2	SB: 0	
	HR: 2	HBP: 0	CS: 0	

PITCHER		IP	WLS	BF	H	R	ER	SO	BB	IBB	HBP	BLK	WP	HR	S	P	ERA	WHIP
84 Dylan Cease, R ERA: 6.86	(1, 1)	5.0	L	25	7	5	5	4	3	0	0	0	0	1	56	98	9.00	2.000
54 Ross Detwiler, L ERA: 6.1	(6, 1)	3.0		12	2	1	1	3	0	0	0	0	0	1	28	40	3.00	0.667
64 Josh Osich, L ERA: 5.17	(9, 1)	1.0		3	1	0	0	0	0	0	0	0	0	0	5	5	0.00	1.000

PITCHER	IP	WLS	BF	H	R	ER	SO	BB	IBB	HBP	BLK	WP	HR	S	P	ERA	WHIP

BOTTOM

Minnesota Twins @ Chicago White Sox

Guaranteed Rate Field, Chicago, IL

Fri Jul 26 2019, 7:12 PM - 10:01 PM CDT

Att. 22,602 - Cloudy - 84 F

livebaseballscorecards.com

Batter	1	2	3	4	5	6	7	8	9	AB	R	H	RBI	BB	SO	LOB
28 Leury García, S (1, 9) OBP: 0.325, SLG: 0.383	F FF 90 F SL 80 X SL 82 0-2 45 SH5-3 45 S 1B		F FF 92 B SL 80 X CH 86 1-1 79 G5-4-3 45 FC4 1B		B CH 87 X FF 92 1-0 ② L8			C SL 87 F FF 92 B FF 93 X FF 93 1-2 ① L9		4	0	2	0	0	0	0
45 Jon Jay, L (1, 7) OBP: 0.347, SLG: 0.393	F FF 90 1 SAFE B FF 92 X SL 82 1-1 ① SH5-3 1-3		X FF 91 0-0 FC4 79 G5-4-3 1-2		C FF 92 X SL 81 0-1 2B			B FF 92 C FF 90 F SL 86 F FF 92 B FF 92 X SL 87 2-2 1B		3	0	2	0	0	0	1
79 José Abreu, R (1, 3) OBP: 0.306, SLG: 0.485	T FF 92 D SL 84 B FF 92 F FF 92 S SL 84 2-3 ② K		B FF 91 B SL 82 F FF 92 S SL 82 F FF 93 X SL 83 2-2 ① ② G5-4-3 1-2f 2-3		B FF 92 S SL 83 F FF 93 X SL 83 1-2 ③ F9			B FF 92 X FF 92 1-0 ② L4		4	0	0	0	0	1	5
10 Yoán Moncada, S (1, 5) OBP: 0.355, SLG: 0.522	X CH 87 0-0 ③ L9		B SL 83 B CH 88 B FF 93 B FF 93 4-0 BB			X FF 91 0-0 ① P5		B FF 93 B FF 93 C FF 91 X SL 86 2-1 ③ F9		3	0	0	0	1	0	2
17 Ryan Goins, L (1, 6) OBP: 0.414, SLG: 0.640 20 José Rondón, R (9, PH) OBP: 0.263, SLG: 0.281		B FF 90 B FF 90 C FF 90 F FF 91 F FF 92 F CH 86 X CH 87 2-2 33 G6-4-3 1B	B CH 87 C FF 93 B FF 94 X FF 92 2-1 ③ F7			B FF 91 C FF 91 F CH 86 F CH 85 B SL 82 X FF 92 2-2 ② G4-3			B FF 92 B FF 93 B FF 90 C FF 91 F FF 91 X FF 91 3-2 1B	3 1	0 0	1 1	0 0	0 0	0 0	2 0
33 James McCann, R (1, 2) OBP: 0.339, SLG: 0.473		F FF 92 X SL 81 0-1 ① ② G6-4-3 1-2f	C FF 91 S SL 82 T SL 82 0-2 ① K			X SL 82 0-0 ③ G5-3			C FF 91 B CU 72 S FF 92 X FF 92 1-2 ① L8	4	0	0	0	0	1	2
24 AJ Reed, L (1, 10) OBP: 0.237, SLG: 0.265 21 Welington Castillo, R (9, PH) OBP: 0.259, SLG: 0.331		C FF 93 B CH 87 S CH 87 B SL 83 S SL 82 2-3 ③ K	F FF 92 B FF 92 C CH 86 X SL 83 1-2 ② G3				X FF 90 0-0 ① P5		X FF 92 0-0 ② P3	3 1	0 0	0 0	0 0	0 0	1 1	0 1
5 Yolmer Sánchez, S (1, 4) OBP: 0.302, SLG: 0.326			B FF 91 C FF 92 S FF 92 B SL 82 B CH 87 X FF 92 3-2 15 HR 1B		B SL 81 S CH 86 S CH 87 B SL 82 B FF 92 S FF 92 3-3 ③ K		C CH 85 C FF 91 S FF 91 0-3 ② K		B FF 92 X FF 91 1-0 ③ L5	4	1	1	0	0	2	1
15 Adam Engel, R (1, 8) OBP: 0.329, SLG: 0.416			S SL 81 B SL 81 C FF 90 D SL 83 B CH 84 1 SAFE X SL 82 3-2 1-H HR		B FF 91 C SL 81 B FF 91 X FF 91 2-1 ① P5		B FF 92 B FF 92 X FF 90 2-0 ③ F8			3	1	1	2	0	0	0
Inning Stats	R: 0 E: 0 K: 1 S: 9 H: 1 LOB: 1 BB: 0 P: 12	R: 0 E: 0 K: 1 S: 10 H: 1 LOB: 0 BB: 0 P: 14	R: 2 E: 1 K: 0 S: 15 H: 3 LOB: 2 BB: 1 P: 30	R: 0 E: 0 K: 2 S: 9 H: 0 LOB: 0 BB: 0 P: 13	R: 0 E: 0 K: 0 S: 8 H: 1 LOB: 1 BB: 0 P: 12	R: 0 E: 0 K: 0 S: 6 H: 0 LOB: 0 BB: 0 P: 8	R: 0 E: 0 K: 1 S: 5 H: 0 LOB: 0 BB: 0 P: 7	R: 0 E: 0 K: 0 S: 10 H: 1 LOB: 1 BB: 0 P: 16	R: 0 E: 0 K: 0 S: 8 H: 1 LOB: 1 BB: 0 P: 13	1B: 6 2B: 1 3B: 0 HR: 1		SF: 0 SAC: 1 DP: 2 HBP: 0		WP: 0 PB: 0 SB: 1 CS: 0		PA: 35

	AB	33
	R	2
	H	8
	RBI	2
	BB	1
	SO	5
	LOB	14

PITCHER		IP	WLS	BF	H	R	ER	SO	BB	IBB	HBP	BLK	WP	HR	S	P	ERA	WHIP
35 Michael Pineda, R ERA: 4.3	(1, 1)	7.0	W	27	6	2	2	5	1	0	0	0	0	1	62	96	2.57	1.000
43 Lewis Thorpe, L ERA: 2.79	(8, 1)	2.0		8	2	0	0	0	0	0	0	0	0	0	18	29	0.00	1.000

PITCHER	IP	WLS	BF	H	R	ER	SO	BB	IBB	HBP	BLK	WP	HR	S	P	ERA	WHIP

Batter	1	2	3	4	5	6	7	8	9	AB	R	H	RBI	BB	SO	LOB
26 Max Kepler, L (1, 9) OBP: 0.333, SLG: 0.531	S FF 92 X CU 80 0-1 G6-3		B FF 92 S FF 93 C FF 93 H CU 82 2-2 11 E HBP		X CH 84 0-0 P5			B SI 97 F SI 96 F FC 88 B SI 96 B SI 96 X SI 96 3-2 G4-6-3 1-2f		3	0	0	0	0	0	1
11 Jorge Polanco, S (1, 6) OBP: 0.362, SLG: 0.506	B FF 92 X CH 86 1-0 G5-3		B CU 79 F FF 93 X FF 94 1-1 E5 23 BB 1-3 2-H			B CH 83 F CH 84 C CH 84 B SI 91 X FF 92 2-2 F9			B SI 95 B SI 96 B SI 95 C SI 94 F SI 96 B SI 96 4-2 18 FC5-4 BB	3	0	0	0	1	0	1
23 Nelson Cruz, R (1, 10) OBP: 0.375, SLG: 0.605	C CU 78 C FC 84 X FF 91 0-2 P3		B SI 93 F SI 92 T SI 92 B SI 92 B SI 92 B FC 89 4-2 1-2 BB			T SI 91 S FC 86 B SI 92 F SI 92 B SI 92 S CH 84 2-3 K			C FC 92 B FC 93 F FC 92 C FC 92 1-3 K	3	0	0	0	1	2	1
20 Eddie Rosario, L (1, 7) OBP: 0.307, SLG: 0.514		B SI 91 X FF 90 1-0 F8	B CU 81 X FF 93 1-0 P5			C CU 79 X CU 80 0-1 G4-3			X FC 91 0-0 F8	4	0	0	0	0	0	4
18 Mitch Garver, R (1, 2) OBP: 0.371, SLG: 0.632		B SI 92 B CU 78 C SI 92 F SI 91 S FC 86 2-3 K		B SI 90 B CU 75 B SI 91 C FF 90 F SI 91 F SI 92 X SI 93 3-2 G5-3			C CU 82 C CU 84 B CH 88 C SI 95 1-3 K		X FC 92 0-0 FC5-4 1-2f	4	0	0	0	0	2	1
9 Marwin Gonzalez, S (1, 3) OBP: 0.324, SLG: 0.417		C CH 85 B CU 79 B CU 78 C SI 92 B SI 92 F CH 85 F FF 94 F SI 94 X SI 93 3-2 G5-3		B CU 80 B CU 79 X SI 92 2-0 22 L5-3 1B			C CU 83 B FF 94 C FF 94 B FF 94 X CH 89 2-2 F7			3	0	1	0	0	0	0
22 Miguel Sanó, R (1, 5) OBP: 0.327, SLG: 0.561			C SI 90 B CU 77 F CU 76 F FC 86 X FC 86 1-2 G5-3 C SI 92 F SI 92 B SI 93 B FC 88 B SI 93 1 SAFE X FC 86 3-2 L5-3 1-1			S SI 94 B CU 86 B CH 88 S CH 88 B CH 86 S CH 90 3-3 K			3	0	0	0	0	1	1
16 Jonathan Schoop, R (1, 4) OBP: 0.303, SLG: 0.457			B SI 91 X SI 92 1-0 G5-3		B CU 76 B CU 79 F SI 90 F SI 92 F FC 86 S FC 87 2-3 K			X SI 93 0-0 P2		3	0	0	0	0	1	0
25 Byron Buxton, R (1, 8) OBP: 0.310, SLG: 0.498			F FF 92 X SI 91 0-1 11 E 2B		F SI 92 B CU 80 F CU 77 B FC 86 S FC 86 2-3 K			C SI 94 B SI 93 F CH 87 X CU 84 1-2 26 G4-6-3 1B		3	1	2	0	0	1	0
Inning Stats	R: 0 E: 0 K: 0 S: 6 H: 0 LOB: 0 BB: 0 P: 7	R: 0 E: 0 K: 1 S: 10 H: 0 LOB: 0 BB: 0 P: 16	R: 1 E: 1 K: 0 S: 14 H: 1 LOB: 3 BB: 1 P: 24	R: 0 E: 0 K: 0 S: 8 H: 1 LOB: 0 BB: 0 P: 16	R: 0 E: 0 K: 2 S: 8 H: 0 LOB: 0 BB: 0 P: 12	R: 0 E: 0 K: 1 S: 9 H: 0 LOB: 0 BB: 0 P: 13	R: 0 E: 0 K: 2 S: 9 H: 0 LOB: 0 BB: 0 P: 15	R: 0 E: 0 K: 0 S: 7 H: 1 LOB: 0 BB: 0 P: 11	R: 0 E: 0 K: 1 S: 7 H: 0 LOB: 1 BB: 1 P: 12	1B: 2 2B: 2 3B: 0 HR: 0 SF: 0 SAC: 0 DP: 2 HBP: 1						

PITCHER		IP	WLS	BF	H	R	ER	SO	BB	IBB	HBP	BLK	WP	HR	S	P	ERA	WHIP
46 Iván Nova, R ERA: 5.23	(1, 1)	6.0	W	22	2	1	0	4	1	0	1	0	0	0	55	88	0.00	0.500
43 Evan Marshall, R ERA: 2.63	(7, 1)	1.1	H	5	1	0	0	2	0	0	0	0	0	0	13	20	0.00	0.750
39 Aaron Bummer, L ERA: 1.66	(8, 1)	0.2	H	2	0	0	0	0	1	0	0	0	0	0	5	12	0.00	1.500
48 Alex Colomé, R ERA: 2.27	(9, 1)	1.0		3	0	0	0	1	0	0	0	0	0	0	5	6	0.00	0.000

PITCHER	IP	WLS	BF	H	R	ER	SO	BB	IBB	HBP	BLK	WP	HR	S	P	ERA	WHIP

TOP

Minnesota Twins @ Chicago White Sox

Guaranteed Rate Field, Chicago, IL

Sat Jul 27 2019, 6:10 PM - 9:14 PM CDT
Att. 34,085 - Clear - 89 F

livebaseballscorecards.com

AB	29
R	1
H	3
RBI	0
BB	2
SO	7
LOB	9

PA: 32

Minnesota Twins @ Chicago White Sox

Guaranteed Rate Field, Chicago, IL

Sat Jul 27 2019, 6:10 PM - 9:14 PM CDT

Att. 34,085 - Clear - 89 F

livebaseballscorecards.com

BOTTOM

Batter	1	2	3	4	5	6	7	8	9	AB	R	H	RBI	BB	SO	LOB
28 Leury García, S (1, 7) OBP: 0.326, SLG: 0.386	C FF 92 X FF 91 0-1 79 G6-3 1B	B FC 90 S FC 90 B FF 95 X FF 93 2-1 ③ G5-3			S CU 80 F CH 85 S CH 87 0-3 ① K		X FF 92 0-0 10 2B 2B	1 SAFE B FF 96 X CH 87 1-0 ③ F9		5	1	2	0	0	1	3
10 Yoán Moncada, S (1, 5) OBP: 0.359, SLG: 0.538	F CH 83 1 SAFE 1 SAFE S FC 89 C FC 89 0-3 ① K		B FC 88 X FC 90 1-0 79 1B 21 SF8 2B		F FC 92 X CH 86 0-1 HR		B SL 84 X FF 92 1-0 79 F8 2-H 2B			4	2	3	2	0	1	1
79 José Abreu, R (1, 3) OBP: 0.306, SLG: 0.483	B FC 86 1 SAFE X FC 88 1-0 ② G6-3 1-2		C FF 95 B FF 94 F FC 91 F FF 95 D CH 87 F FF 95 D CH 87 F CH 86 X FF 91 3-2 21 SF8 2-3 1B		C FF 94 B FF 94 X FC 91 1-1 ② G6-3		S SL 84 F FF 93 B FF 93 F SL 83 X SL 83 1-2 ① F8 2-3			4	0	1	0	0	0	2
33 James McCann, R (1, 2) OBP: 0.334, SLG: 0.466	B CH 84 C CH 86 D CH 84 F FC 89 B FC 89 F FC 89 S FF 95 3-3 ③ K		B FF 96 F FC 91 X FC 90 1-1 ① F8		C CU 80 F SI 94 X SI 94 0-2 ③ G4-3		F FF 93 B FF 92 F FF 93 X SL 84 1-2 ② G6-3			4	0	0	0	0	1	4
21 Welington Castillo, R (1, 10) OBP: 0.258, SLG: 0.326		B SI 91 F FF 93 S FF 93 X SI 94 1-2 ① G4-3 B SI 94 X FC 92 1-0 ② SF8 1-2 3-H				B FF 94 B FF 94 C SI 93 B SI 94 B SI 94 4-1 5 1B BB	S SL 83 B SL 84 F FF 92 B SL 84 B FF 93 X FF 93 3-2 ③ G6-3			2	0	0	1	1	0	1
20 José Rondón, R (1, 6) OBP: 0.265, SLG: 0.282 17 Ryan Goins, L (8, PH) OBP: 0.400, SLG: 0.615 (9, 6)		B FF 94 B FF 93 F SI 92 B FF 94 X SI 92 3-1 5 1B 15 FC5 1B B FF 96 F SI 94 F FF 94 B SI 94 X SI 96 2-2 ③ F8				F SI 93 X SI 95 0-1 ① F9		B FF 97 S FF 96 B FF 97 F CH 86 C FF 98 2-3 ① K		3 1	1 0	1 0	0 0	0 0	0 1	2 0
5 Yolmer Sánchez, S (1, 4) OBP: 0.305, SLG: 0.328		B SI 92 B FC 88 F FC 89 X CH 84 2-1 15 E 15 FC5 1-3 1B		C CU 79 X FC 90 0-1 ① G3-1		S CH 85 F CH 86 X CH 86 0-2 1-2 1B		X FF 97 0-0 E4 15 S 15 1B		4	1	2	0	0	0	0
15 Adam Engel, R (1, 8) OBP: 0.326, SLG: 0.407		C SI 93 B SI 94 B FC 89 X FC 91 2-1 FC5 49 S 1-3 3-H		X CH 84 0-0 ② G6-3		C FC 92 B SI 95 F SI 95 F SI 96 B FF 94 F FC 91 F CH 88 B CH 86 S CH 86 3-3 ② K		C SL 84 B FF 95 F CH 88 B SL 84 X FF 97 2-2 2-H 1B		4	0	1	2	0	1	3
49 Ryan Cordell, R (1, 9) OBP: 0.287, SLG: 0.356		1 SAFE 1 SAFE B SI 92 B CH 85 X CH 85 2-0 ② P6 1-2		B CH 85 X CH 84 1-0 ③ F8		B FC 91 S CH 86 S CH 86 B CH 85 B CH 85 X FF 96 3-2 ③ F9		1 SAFE 1 SAFE S FF 96 B CH 87 1 SAFE S FF 96 X FF 96 1-2 ② F9		4	0	0	0	0	0	5

	AB	35
	R	5
	H	10
	RBI	5
	BB	1
	SO	5
	LOB	21

Inning Stats	1	2	3	4	5	6	7	8	9
	R: 0 E: 0 K: 2 S: 10 H: 1 LOB: 1 BB: 0 P: 14	R: 1 E: 1 K: 0 S: 12 H: 2 LOB: 2 BB: 0 P: 24	R: 1 E: 0 K: 0 S: 13 H: 2 LOB: 1 BB: 0 P: 21	R: 0 E: 0 K: 0 S: 4 H: 0 LOB: 0 BB: 0 P: 5	R: 1 E: 0 K: 1 S: 10 H: 1 LOB: 0 BB: 0 P: 11	R: 0 E: 0 K: 1 S: 15 H: 1 LOB: 2 BB: 1 P: 25	R: 1 E: 0 K: 0 S: 12 H: 2 LOB: 1 BB: 0 P: 18	R: 1 E: 1 K: 1 S: 11 H: 1 LOB: 1 BB: 0 P: 17	

	1B: 6	SF: 1	WP: 0	PA: 37
	2B: 3	SAC: 0	PB: 0	
	3B: 0	DP: 0	SB: 2	
	HR: 1	HBP: 0	CS: 0	

PITCHER		IP	WLS	BF	H	R	ER	SO	BB	IBB	HBP	BLK	WP	HR	S	P	ERA	WHIP
33 Martín Pérez, L ERA: 4.38	(1, 1)	6.0	L	27	7	3	3	4	1	0	0	0	0	1	64	100	4.50	1.333
61 Cody Stashak, R ERA: 3.0	(7, 1)	1.0		5	2	1	1	0	0	0	0	0	0	0	12	18	9.00	2.000
65 Trevor May, R ERA: 3.99	(8, 1)	1.0		5	1	1	0	1	0	0	0	0	0	0	11	17	0.00	1.000

PITCHER	IP	WLS	BF	H	R	ER	SO	BB	IBB	HBP	BLK	WP	HR	S	P	ERA	WHIP

Batter	1	2	3	4	5	6	7	8	9	AB	R	H	RBI	BB	SO	LOB
26 Max Kepler, L (1, 9) OBP: 0.334, SLG: 0.540	X SI 94 0-0 11 HR 2B	B SL 80 S CH 87 F FF 96 F FF 99 B SL 82 S CH 89 2-3 K ①		C CU 82 B CH 85 B CH 87 F SL 85 X FF 97 2-2 E3 11 1B 23 2B	C FC 87 B FC 89 X SL 80 1-1 P5 ③			X SI 92 0-0 1-H HR		5	3	2	2	0	1	1
11 Jorge Polanco, S (1, 6) OBP: 0.363, SLG: 0.512 18 Mitch Garver, R (8, 3) OBP: 0.371, SLG: 0.632	B CU 81 B FC 91 X FC 91 2-0 2-H HR	B SI 99 X CH 88 1-0 G4-3 ②		C FF 94 X SL 85 0-1 1-2 23 2B 1B		X SI 90 0-0 F8 ①		B CH 85 B CH 85 F SI 91 F FC 89 B FF 93 F FF 94 S CU 79 3-3 K ①		5 0	2 0	2 0	2 0	0 0	1 0	0 0
23 Nelson Cruz, R (1, 10) OBP: 0.375, SLG: 0.605	C SI 96 B SI 95 S FC 91 F FS 86 X FC 92 1-2 2 1B 22 HR 1B	S SI 99 S SI 99 B SI 100 B SI 100 S CH 90 2-3 K ③		B CH 87 S CH 88 X FF 95 1-1 1-H 2-H 2B		X CH 84 0-0 G4-3 ②		C CU 79 B CH 87 B SI 94 S CU 79 S FC 89 2-3 K ②		5	1	2	2	0	2	0
2 Luis Arraez, L (1, 5) OBP: 0.442, SLG: 0.471	X SI 96 0-0 1-2 22 HR 1B		B FF 98 C CH 91 C SL 83 X FF 100 1-2 G3-1 ①	B FC 84 B FF 91 F FC 88 X FC 86 2-1 G4-3 ③		B CU 78 B SI 90 C SL 83 F SI 90 F SI 90 B SI 91 X SI 92 3-2 G5-3 ③		B CU 80 C FC 90 B SI 94 S FC 90 X FF 94 2-2 L7 ③		5	1	1	0	0	0	1
22 Miguel Sanó, R (1, 3) OBP: 0.335, SLG: 0.579 13 Ehire Adrianza, S (7, PR) OBP: 0.379, SLG: 0.431 (7, 3) (8, 6)	B FC 91 S FS 86 B FS 87 X FC 91 2-1 1-H 2-H HR		C FC 93 B SI 99 X CH 90 1-1 F8 ②	C FC 86 B SI 95 X FC 88 1-1 16 HR 1B			B CH 83 C CU 78 X CH 84 1-1 1B		B CH 84 B CH 85 C CH 84 X CH 78 2-1 G5-3 ①	4 1	2 0	3 0	3 0	0 0	0 0	0 0
9 Marwin Gonzalez, S (1, 7) OBP: 0.323, SLG: 0.412	B SL 80 F CH 86 B FF 94 B FF 95 X SI 94 3-1 F7 ①		B FF 100 B FF 99 S CH 90 B FF 98 F SI 98 B CH 89 4-2 BB	C FF 93 B FC 88 S SL 79 S FC 87 S SL 77 1-3 K ①			S CU 78 B FC 90 F CH 84 S CU 78 1-3 K ①		S CH 78 X CH 80 0-1 F9 ②	4	0	0	0	1	2	2
16 Jonathan Schoop, R (1, 4) OBP: 0.301, SLG: 0.463	B SI 96 S FC 88 F FC 89 F FF 98 F CH 89 B FC 91 X FF 98 2-2 L4-3 ②		B FF 97 D CH 85 X CH 85 2-0 G4-3 ③	X FC 86 0-0 1-H HR			S CH 85 C SI 90 F CU 78 S CU 78 0-3 K ②		B CH 77 F FF 87 F CH 88 B FF 89 B CH 80 X FF 88 3-2 F9 ③	5	1	1	2	0	1	2
15 Jason Castro, L (1, 2) OBP: 0.337, SLG: 0.491	B SI 97 B FF 97 B FF 96 C FF 97 B FF 97 4-1 BB			C CU 82 S FF 94 B FF 95 S CH 84 1-3 K ①	C FF 93 C SL 78 B FF 94 B SL 80 B FF 94 S FC 88 3-3 K ②		X SI 91 0-0 G1-3 ③			3	0	0	0	1	2	1
25 Byron Buxton, R (1, 8) OBP: 0.313, SLG: 0.502	C SI 98 F FC 90 X FF 99 0-2 P3 ③			C FF 96 B FF 94 B FF 95 C CH 84 X FF 95 2-2 G5-3 ②	X SL 80 0-0 2B			C CH 84 C SI 89 B CU 78 F CU 78 F SI 92 X CU 78 1-2 26 HR 1B		4	1	2	0	0	0	1
Inning Stats	R: 5 E: 0 K: 0 S: 20 H: 5 LOB: 1 BB: 1 P: 34	R: 0 E: 0 K: 2 S: 8 H: 0 LOB: 0 BB: 0 P: 13	R: 0 E: 0 K: 0 S: 8 H: 0 LOB: 1 BB: 1 P: 16	R: 2 E: 1 K: 1 S: 15 H: 2 LOB: 1 BB: 0 P: 23	R: 2 E: 0 K: 2 S: 13 H: 3 LOB: 1 BB: 0 P: 19	R: 0 E: 0 K: 0 S: 6 H: 0 LOB: 0 BB: 0 P: 9	R: 0 E: 0 K: 2 S: 10 H: 1 LOB: 1 BB: 0 P: 12	R: 2 E: 0 K: 2 S: 16 H: 2 LOB: 0 BB: 0 P: 24	R: 0 E: 0 K: 0 S: 7 H: 0 LOB: 0 BB: 0 P: 12	1B: 6 2B: 3 3B: 0 HR: 4 SF: 0 SAC: 0 DP: 0 HBP: 0						

PITCHER		IP	WLS	BF	H	R	ER	SO	BB	IBB	HBP	BLK	WP	HR	S	P	ERA	WHIP
68 Dylan Covey, R ERA: 6.99	(1, 1)	0.0	L	5	5	5	5	0	0	0	0	0	0	2	9	14	∞	∞
50 Jimmy Cordero, R ERA: 4.91	(1, 1)	2.2		10	0	0	0	2	2	0	0	0	0	0	26	46	0.00	0.750
66 José Ruiz, R ERA: 5.4	(3, 1)	1.0		6	2	2	0	1	0	0	0	0	0	0	14	22	0.00	2.000
64 Josh Osich, L ERA: 5.45	(4, 1)	1.1		7	3	2	2	2	0	0	0	0	0	1	15	23	13.50	2.250
54 Ross Detwiler, L ERA: 6.35	(6, 1)	2.0		9	3	2	2	2	0	0	0	0	0	1	22	28	9.00	1.500

PITCHER		IP	WLS	BF	H	R	ER	SO	BB	IBB	HBP	BLK	WP	HR	S	P	ERA	WHIP
57 Jace Fry, L ERA: 4.04	(8, 1)	1.0		3	0	0	0	2	0	0	0	0	0	0	10	17	0.00	0.000
24 AJ Reed, L ERA:	(9, 1)	1.0		3	0	0	0	0	0	0	0	0	0	0	7	12	0.00	0.000

TOP

Minnesota Twins @ Chicago White Sox

Guaranteed Rate Field, Chicago, IL

Sun Jul 28 2019, 1:11 PM - 4:25 PM CDT

Att. 27,595 - Partly Cloudy - 88 F

livebaseballscorecards.com

AB	41
R	11
H	13
RBI	11
BB	2
SO	9
LOB	8

WP: 0 PB: 0 SB: 0 CS: 0 PA: 43

BOTTOM

Batter	1	2	3	4	5	6	7	8	9	AB	R	H	RBI	BB	SO	LOB
28 Leury García, S (1, 9) (9, 6) OBP: 0.328, SLG: 0.387	C FF 92 X FF 93 0-1 G4-3		X FF 95 0-0 17 G3-6-3 1B			B CU 79 F FF 93 X SL 84 1-1 10 1B 17 BB 45 1B 1B	C CU 78 S CU 77 S CS 71 0-3 K			4	1	2	0	0	1	0
17 Ryan Goins, L (1, 6) (9, 3) OBP: 0.412, SLG: 0.586	B SI 93 C SI 93 X CH 85 1-1 45 1B 1B		C SI 94 1 SAFE 1 SAFE B SI 93 C SI 94 X SL 84 1-2 G3-6-3 1-2f			C SI 94 B SI 93 B SI 93 B FF 95 B SI 93 4-1 45 1B 10 1B 1-2 BB		B FF 94 C FF 94 S FF 94 S FF 96 1-3 K		3	0	1	0	1	1	1
10 Yoán Moncada, S (1, 5) OBP: 0.358, SLG: 0.535	C FF 94 S SL 84 F SL 83 S SL 84 0-3 K			B CU 78 C SL 82 F CH 84 S SL 83 1-3 K		B CH 85 F FF 95 B FF 95 X SL 83 2-1 45 1B 1-2 2-3 1B		B FF 94 C KC 81 B FF 94 X KC 83 2-1 L8		4	0	1	0	0	2	1
45 Jon Jay, L (1, 7) OBP: 0.354, SLG: 0.398	B FF 94 F FF 94 B FF 94 X FF 95 2-1 1-3 1B			C FF 95 F SL 83 B SL 85 F SI 94 S SL 84 1-3 K		B FF 95 F FF 95 B FF 94 F SL 84 X FF 95 2-2 1-2 2-3 3-H 1B		B KC 72 X FF 95 1-0 G4-3		4	0	2	1	0	1	0
74 Eloy Jiménez, R (1, 10) OBP: 0.304, SLG: 0.478 49 Ryan Cordell, R (9, 9) OBP: 0.286, SLG: 0.354	S SL 84 D SL 85 X SI 94 1-1 L9			C SI 95 S CH 86 B CH 86 X SL 85 1-2 G4-3		F SI 95 S CH 85 F SI 94 F SI 93 D SL 85 F SI 94 D CH 86 D SL 85 C SI 96 3-3 K			X SI 94 0-0 G6-3	3 1	0 0	0 0	0 0	0 0	1 0	5 0
21 Welington Castillo, R (1, 2) OBP: 0.258, SLG: 0.324		C SI 93 B SI 93 B SL 85 C SL 84 S SI 94 2-3 K			X SI 94 0-0 24 G3 1B	C SI 94 S CU 79 D SL 84 S SI 94 1-3 K			F SI 94 F SI 95 B SL 85 S SL 85 1-3 K	4	0	1	0	0	3	3
24 AJ Reed, L (1, 3) (9, 1) OBP: 0.214, SLG: 0.237		B FF 94 B CU 78 C FF 94 C CH 85 F SL 84 F FF 94 C FF 95 2-3 K			F FF 94 X FF 93 0-1 G3 1-2	C CH 86 F FF 94 S SL 86 0-3 K			B SI 96 X SI 95 1-0 G4-3	4	0	0	0	0	2	4
5 Yolmer Sánchez, S (1, 4) OBP: 0.302, SLG: 0.325		X FF 94 0-0 F7			B FF 95 D CH 85 F FF 93 F CH 84 X SL 85 2-2 L6		C CU 78 B CU 77 F FF 90 F CS 70 X CH 78 1-2 G6-3			3	0	0	0	0	0	1
15 Adam Engel, R (1, 8) OBP: 0.315, SLG: 0.393			S SL 83 B SI 92 S SI 92 B CH 85 F SL 84 B SI 94 C SI 93 3-3 K		X SI 94 0-0 L4		B CU 78 F FF 89 X CU 77 1-1 F8			3	0	0	0	0	1	1
Inning Stats	R: 0 E: 0 K: 1 S: 12 H: 2 LOB: 2 BB: 0 P: 16	R: 0 E: 0 K: 2 S: 9 H: 0 LOB: 0 BB: 0 P: 13	R: 0 E: 0 K: 1 S: 8 H: 1 LOB: 0 BB: 0 P: 12	R: 0 E: 0 K: 2 S: 10 H: 0 LOB: 0 BB: 0 P: 13	R: 0 E: 0 K: 0 S: 7 H: 1 LOB: 1 BB: 0 P: 9	R: 1 E: 0 K: 3 S: 20 H: 3 LOB: 3 BB: 1 P: 33	R: 0 E: 0 K: 1 S: 9 H: 0 LOB: 0 BB: 0 P: 11	R: 0 E: 0 K: 1 S: 6 H: 0 LOB: 0 BB: 0 P: 10	R: 0 E: 0 K: 1 S: 5 H: 0 LOB: 0 BB: 0 P: 7	1B: 7 2B: 0 3B: 0 HR: 0	SF: 0 SAC: 0 DP: 1 HBP: 0		WP: 0 PB: 0 SB: 0 CS: 0	PA: 34			

PITCHER	IP	WLS	BF	H	R	ER	SO	BB	IBB	HBP	BLK	WP	HR	S	P	ERA	WHIP
44 Kyle Gibson, R (1, 1) ERA: 4.1	6.0	W	25	7	1	1	9	1	0	0	0	0	0	66	96	1.50	1.333
19 Ryne Harper, R (7, 1) ERA: 3.0	1.0		3	0	0	0	1	0	0	0	0	0	0	9	11	0.00	0.000
21 Tyler Duffey, R (8, 1) ERA: 3.71	1.0		3	0	0	0	1	0	0	0	0	0	0	6	10	0.00	0.000
71 Sean Poppen, R (9, 1) ERA: 3.86	1.0		3	0	0	0	1	0	0	0	0	0	0	5	7	0.00	0.000

PITCHER	IP	WLS	BF	H	R	ER	SO	BB	IBB	HBP	BLK	WP	HR	S	P	ERA	WHIP

Minnesota Twins @ Chicago White Sox

Guaranteed Rate Field, Chicago, IL

Sun Jul 28 2019, 1:11 PM - 4:25 PM CDT

Att. 27,595 - Partly Cloudy - 88 F

livebaseballscorecards.com

AB	33
R	1
H	7
RBI	1
BB	1
SO	12
LOB	16

Batter	1	2	3	4	5	6	7	8	9	AB	R	H	RBI	BB	SO	LOB
26 Max Kepler, L (1, 9) OBP: 0.333, SLG: 0.537	C FF 94 C FF 93 X KC 80 0-2 ① F8		F CH 85 B CH 86 F FF 92 S FF 92 1-3 ③ K			S CH 84 F FF 90 X KC 78 0-2 11 L3 1B		M FF 94 1 SAFE S FF 95 B FF 94 B FF 95 F CU 81 F FF 93 B FF 94 X FF 93 3-2 ① F8		4	0	1	0	0	1	1
11 Jorge Polanco, S (1, 6) OBP: 0.362, SLG: 0.508	B FF 96 F FF 94 B KC 80 F FF 93 F FF 95 S CH 87 2-3 ② K			B KC 79 B CH 85 B FF 91 B FF 93 4-0 20 FC4-6 BB		C CH 84 1 SAFE X FF 92 0-1 ①② L3 1-1		C CH 86 B FF 94 D CH 86 S CH 86 T FF 93 2-2 ② K		3	0	0	0	1	2	2
18 Mitch Garver, R (1, 2) OBP: 0.364, SLG: 0.619	C KC 81 B FF 94 B FC 88 X FF 95 2-1 ③ P6			1 SAFE 1 SAFE S FF 94 1 SAFE B FF 94 S FC 87 1 SAFE 1 SAFE C FF 94 1-3 ① K		C FC 89 S CH 85 B CH 85 X CH 84 1-2 ③ G6-3		C FF 93 F FF 93 B FF 93 B CH 86 F CH 87 S FF 93 2-3 ③ K		4	0	0	0	0	2	2
20 Eddie Rosario, L (1, 7) OBP: 0.307, SLG: 0.511		X KC 80 0-0 ① F9		D FF 94 S CH 84 D CH 85 X FF 93 2-1 ② FC4-6 22 2B 1-2f			F KC 78 B CH 83 S CH 82 X FF 89 1-2 2 G1-3 1B		X CH 85 0-0 ① G1-6-3	4	1	1	0	0	0	1
22 Miguel Sanó, R (1, 5) OBP: 0.342, SLG: 0.583		C FF 94 B KC 80 S FC 86 B FF 92 B FC 86 B FF 93 4-2 2 CS BB		B FF 95 C FF 93 1 SAFE B FC 87 X FC 88 2-1 1-H 2B			1 SAFE C FF 93 1 SAFE C FF 93 1 SAFE 1 SAFE B CH 84 1 SAFE S CH 84 1-3 ① K		B CH 84 B CH 83 B FF 92 B FF 91 4-0 2 FC3-6 BB	2	0	1	1	2	1	1
2 Luis Arraez, L (1, 4) OBP: 0.431, SLG: 0.457		B FF 94 B FF 94 B FF 94 C FF 92 C FF 92 S FF 95 3-3 ②③ K 1-2		C FF 93 F CH 86 F FF 93 F FF 93 B CH 84 B CH 86 F CH 85 F CH 84 F FF 93 3-3 ③ B CH 85 S CH 86 K			D CH 85 C KC 77 1 SAFE X CH 83 1-1 ② G1-3 1-2		F FF 90 X CH 84 0-1 ② FC3-6 1-2f	4	0	0	0	0	2	4
9 Marwin Gonzalez, S (1, 3) OBP: 0.322, SLG: 0.408			C FF 94 B FC 86 B FC 87 C FF 92 F FF 92 F CH 85 X FF 93 2-2 ① L8		C KC 78 F CH 84 B KC 78 B FF 92 B CH 85 S CH 85 3-3 ① K		0-0 IBB		F CH 83 L FF 89 F CH 82 1 SAFE D CH 84 F FF 91 S FF 90 1-3 ③ K	3	0	0	0	1	2	1
25 Byron Buxton, R (1, 8) OBP: 0.313, SLG: 0.511			X KC 80 0-0 HR		B FF 93 C FF 93 B KC 80 F FF 93 S FF 92 2-3 ② K		D FC 89 X FF 93 1-0 ③ F8			3	1	1	1	0	1	2
12 Jake Odorizzi, R (1, 1) 21 Tyler Duffey, R (6, 1) 16 Jonathan Schoop, R (8, PH) OBP: 0.303, SLG: 0.463 54 Sergio Romo, R (8, 1) 55 Taylor Rogers, L (9, 1)			C FF 94 C FF 92 B KC 79 X FF 94 1-2 ② L9		C FF 92 F FF 94 X FF 91 0-2 ③ L7			B CH 85 B FF 94 F FF 93 B FF 94 B FF 92 4-1 BB		2 0 0 0 0	0 0 0 0 0	0 0 0 0 0	0 0 0 0 0	0 0 1 0 0	0 0 0 0 0	0 0 0 0 0
Inning Stats	R: 0 E: 0 K: 1 S: 9 H: 0 LOB: 0 BB: 0 P: 13	R: 0 E: 0 K: 1 S: 6 H: 0 LOB: 1 BB: 1 P: 13	R: 1 E: 0 K: 1 S: 12 H: 1 LOB: 0 BB: 0 P: 16	R: 1 E: 0 K: 2 S: 15 H: 1 LOB: 1 BB: 1 P: 27	R: 0 E: 0 K: 2 S: 9 H: 0 LOB: 0 BB: 0 P: 14	R: 0 E: 0 K: 0 S: 8 H: 1 LOB: 0 BB: 0 P: 9	R: 0 E: 0 K: 1 S: 9 H: 1 LOB: 2 BB: 1 P: 13	R: 0 E: 0 K: 2 S: 13 H: 0 LOB: 1 BB: 1 P: 24	R: 0 E: 0 K: 1 S: 8 H: 0 LOB: 1 BB: 1 P: 13	1B: 2 2B: 3 3B: 0 HR: 1	SF: 0 SAC: 0 DP: 2 HBP: 0			WP: 0 PB: 0 SB: 0 CS: 1	PA: 34		

PITCHER		IP	WLS	BF	H	R	ER	SO	BB	IBB	HBP	BLK	WP	HR	S	P	ERA	WHIP
Zac Gallen, R ERA: 2.72	(1, 1)	7.0	L	26	4	2	2	8	2	1	0	0	0	1	68	105	2.57	0.857
74 José Quijada, L ERA: 3.12	(8, 1)	1.0		4	0	0	0	2	1	0	0	0	0	0	13	24	0.00	1.000
Trevor Richards, R ERA: 4.5	(9, 1)	1.0		4	0	0	0	1	1	0	0	0	0	0	8	13	0.00	1.000

PITCHER	IP	WLS	BF	H	R	ER	SO	BB	IBB	HBP	BLK	WP	HR	S	P	ERA	WHIP

Minnesota Twins @ Miami Marlins

Marlins Park, Miami, FL

Tue Jul 30 2019, 7:12 PM - 10:22 PM EDT

Att. 8,064 - Roof Closed - 77 F

TOP

livebaseballscorecards.com

AB	29
R	2
H	4
RBI	2
BB	5
SO	11
LOB	14

BOTTOM

Minnesota Twins @ Miami Marlins

Marlins Park, Miami, FL

Tue Jul 30 2019, 7:12 PM - 10:22 PM EDT

Att. 8,064 - Roof Closed - 77 F

livebaseballscorecards.com

Batter	1	2	3	4	5	6	7	8	9	AB	R	H	RBI	BB	SO	LOB
19 Miguel Rojas, R (1, 6) OBP: 0.343, SLG: 0.381	C FF 92 B FF 92 F FF 92 B FC 87 X FC 86 2-2 ① L8		C CU 75 X FC 86 0-1 1B		B FF 92 C FF 92 F FF 93 F FF 93 S FS 84 1-3 ③ K			C SI 86 F SI 86 B CH 80 B SL 77 B FF 86 F FF 86 F FF 87 X SL 78 3-2 ② F8		4	0	1	0	0	1	0
15 Brian Anderson, R (1, 9) OBP: 0.324, SLG: 0.433	X FC 86 0-0 ② G1-3		D FC 86 1 SAFE B FF 92 B FF 92 C FF 92 X FF 92 3-1 ③ G6-3			B FF 91 C FF 91 B FF 92 X FC 84 2-1 ① G5-3		H SI 86 1-0 14 S HBP		3	0	0	0	0	0	1
26 Garrett Cooper, R (1, 3) OBP: 0.362, SLG: 0.472 14 Martín Prado, R (3, 5) OBP: 0.263, SLG: 0.304	B FF 92 B FF 92 C FF 93 X FC 86 2-1 ③ G6-3			B FF 90 F FF 91 B FF 92 F FF 91 X FF 92 2-2 ① F9		B FF 91 C FF 92 F FC 84 B FS 84 S FS 85 2-3 ② K		F FF 86 1 SAFE C SL 78 F SL 78 B SL 75 S SI 86 1-3 ③ K 1-2		1 3	0 0	0 0	0 0	0 0	0 2	0 1
18 Neil Walker, S (1, 5) OBP: 0.340, SLG: 0.381 (3, 3)		C FF 91 C FF 92 B FF 92 F FS 85 S FF 92 1-3 ① K		S FS 84 X FF 92 0-1 ② L7		S FF 91 S FS 84 B FF 92 F FF 92 B FS 84 B FS 84 F FF 93 B FS 85 4-2 BB			F SI 95 B ST 85 S ST 84 B SI 96 S ST 85 2-3 ① K	3	0	0	0	1	2	0
13 Starlin Castro, R (1, 4) OBP: 0.277, SLG: 0.356		B FC 86 C FC 85 F FF 93 F FF 93 X FS 85 1-2 ② G5-3		B FF 91 S FC 83 C FF 92 X FF 93 1-2 21 2B 1B		B KC 82 B KC 82 C KC 76 F FF 92 F KC 84 S KC 84 2-3 ③ K			F ST 86 C SI 95 F SI 96 B ST 84 X ST 85 1-2 ② P4	4	1	1	0	0	1	1
21 Curtis Granderson, L (1, 7) OBP: 0.273, SLG: 0.365 2 Yadiel Rivera, R (9, PH) OBP: 0.250, SLG: 0.207		C FF 92 F FF 92 X FF 93 0-2 E7 2B		B FF 93 C FF 92 D FS 85 F FS 84 X FF 92 2-2 1-H 2B			C KC 81 B KC 85 S KC 84 B FF 94 S FF 94 2-3 ① K		B SI 96 X SI 96 1-0 ③ G1-3	3 1	0 0	2 0	1 0	0 0	1 0	0 0
47 Harold Ramírez, R (1, 8) OBP: 0.308, SLG: 0.397		B FC 87 B FC 87 B FF 93 F FF 93 F FC 86 F FF 93 X FF 92 3-2 ③ F8		C FC 85 F FF 93 F FF 93 D FS 84 S FS 85 1-3 ③ K			C KC 77 X FF 94 0-1 ② F9			3	0	0	0	0	1	2
38 Jorge Alfaro, R (1, 2) OBP: 0.302, SLG: 0.421			B FC 85 B FC 85 F FC 85 S FF 92 X FF 92 2-2 ① L9		F FC 84 X FC 86 0-1 ① F9		S KC 86 B KC 86 X KC 82 1-1 ③ G5-3			3	0	0	0	0	0	0
Zac Gallen, R (1, 1) OBP: 0.100, SLG: 0.100 74 José Quijada, L (8, 1) 46 César Puello, R (8, PH) OBP: 0.356, SLG: 0.402 Trevor Richards, R (9, 1) OBP: 0.156, SLG: 0.100			F FF 92 B FF 93 B FF 93 S FF 92 F FF 93 B FF 92 F FF 93 X FF 92 3-2 ② F9		C FF 92 C FC 86 B FF 93 B FF 93 F FF 93 B FC 86 F FF 92 S FF 92 3-3 ② K			C SL 77 S SL 76 B SL 75 B SL 74 B SL 74 X SL 76 3-2 ① F7		2 0 1 0	0 0 0 0	0 0 0 0	0 0 0 0	1 0 0 0	0 0 0 0
Inning Stats	R: 0 E: 0 K: 0 S: 6 H: 0 LOB: 0 BB: 0 P: 10	R: 0 E: 1 K: 1 S: 15 H: 1 LOB: 1 BB: 0 P: 20	R: 0 E: 0 K: 0 S: 12 H: 1 LOB: 1 BB: 0 P: 20	R: 1 E: 0 K: 1 S: 15 H: 2 LOB: 1 BB: 0 P: 21	R: 0 E: 0 K: 2 S: 11 H: 0 LOB: 0 BB: 0 P: 15	R: 0 E: 0 K: 2 S: 13 H: 0 LOB: 1 BB: 1 P: 23	R: 0 E: 0 K: 1 S: 7 H: 0 LOB: 0 BB: 0 P: 10	R: 0 E: 0 K: 1 S: 12 H: 0 LOB: 1 BB: 0 P: 20	R: 0 E: 0 K: 1 S: 8 H: 0 LOB: 0 BB: 0 P: 12	1B: 2 2B: 2 3B: 0 HR: 0 SF: 0 SAC: 0 DP: 0 HBP: 1						WP: 0 PB: 0 SB: 1 CS: 0 PA: 33

	AB	31
	R	1
	H	4
	RBI	1
	BB	1
	SO	9
	LOB	5

PITCHER		IP	WLS	BF	H	R	ER	SO	BB	IBB	HBP	BLK	WP	HR	S	P	ERA	WHIP
12 Jake Odorizzi, R ERA: 3.73	(1, 1)	5.2	W	22	4	1	1	5	1	0	0	0	0	0	68	103	1.59	0.882
21 Tyler Duffey, R ERA: 3.57	(6, 1)	1.1	H	4	0	0	0	2	0	0	0	0	0	0	11	16	0.00	0.000
54 Sergio Romo, R ERA: 3.49	(8, 1)	1.0	H	4	0	0	0	1	0	0	1	0	0	0	12	20	0.00	0.000
55 Taylor Rogers, L ERA: 2.22	(9, 1)	1.0	S	3	0	0	0	1	0	0	0	0	0	0	8	12	0.00	0.000

PITCHER	IP	WLS	BF	H	R	ER	SO	BB	IBB	HBP	BLK	WP	HR	S	P	ERA	WHIP

Batter	1	2	3	4	5	6	7	8	9	AB	R	H	RBI	BB	SO	LOB
26 Max Kepler, L (1, 9) OBP: 0.339, SLG: 0.546 13 Ehire Adrianza, S (8, 9) OBP: 0.377, SLG: 0.428 (9, 3)	B SI 94 B SI 93 C FF 94 B FF 94 B FF 94 4-1 20 2B BB		B FF 94 B CU 79 B SI 93 B SI 92 4-0 18 HR 1-2 BB		S CH 87 F FF 95 B SL 86 F SL 86 F CH 90 X SL 84 1-2 HR	B SL 86 C FF 91 B CU 72 B SL 87 B FF 92 4-1 BB			X FF 95 0-0 ① P5	1 1	2 0	1 0	1 0	3 0	0 0	0 0
11 Jorge Polanco, S (1, 6) OBP: 0.358, SLG: 0.502	B FF 94 C FF 93 X CH 88 1-1 ① P5		B FF 94 B CU 81 C FF 93 S CH 88 B CH 89 X CH 87 3-2 ① F9		C FF 94 B CU 80 B CH 88 X FF 95 2-1 ① F8	D CU 75 C CU 74 S SL 87 F FF 91 B CH 84 X FF 91 2-2 ② F8 2-3			C FF 96 B FF 96 C ST 83 X FF 96 1-2 ② L7	5	0	0	0	0	0	5
18 Mitch Garver, R (1, 2) OBP: 0.365, SLG: 0.629	1 SAFE 1 SAFE T FF 93 F FF 95 F SL 84 B FF 95 X FF 95 1-2 ② P3		C CU 83 F FF 95 F FF 96 B CH 89 F CH 88 X FF 96 1-2 1-H 2-H HR		C CU 83 F SI 95 F FF 97 X CH 89 0-2 20 HR 1B	C CU 71 F FF 90 S FF 92 0-3 ③ K			B ST 84 B FF 96 X FF 96 2-0 ③ G5-3	5	2	2	3	0	1	3
20 Eddie Rosario, L (1, 7) OBP: 0.309, SLG: 0.522	B SI 95 X SI 94 1-0 1-3 2B		C CU 82 B FF 95 B CH 89 S CH 89 X FF 95 2-2 ② F9		X CH 87 0-0 1-H HR		X SL 86 0-0 ① G4-3			4	1	2	2	0	0	0
22 Miguel Sanó, R (1, 5) OBP: 0.345, SLG: 0.578	B SL 85 X FF 94 1-0 ③ G5-3		C SL 84 S CH 89 F CH 90 B SL 86 B SL 85 B FF 96 F CH 89 F CH 88 B CU 79 4-2 BB		B FF 94 B CH 88 S CH 88 B FF 95 F CH 89 B SL 85 4-2 9 2B BB		B CU 74 B CH 84 X CH 85 2-0 ② F7			2	0	0	0	2	0	2
9 Marwin Gonzalez, S (1, 3) OBP: 0.321, SLG: 0.409 (9, 9)		C CU 78 X FF 96 0-1 ① F8	C CU 80 S CH 88 S SL 84 0-3 ③ K		X FF 94 0-0 ② 1-H 16 1B 2B		C FF 92 C CU 75 B FF 93 X FF 91 1-2 ③ G4-3			4	1	1	0	0	1	1
16 Jonathan Schoop, R (1, 4) OBP: 0.303, SLG: 0.460		C FF 96 B SL 85 S SL 86 F FF 96 S CH 89 1-3 ② K	S SL 83 F SL 85 B CH 88 F FF 96 F SL 85 S CH 89 1-3 ① K		C CU 72 C FF 91 X FF 92 0-2 ③ 2-H 1B			F FF 96 B SL 86 X SL 86 1-1 ① F7		4	0	1	1	0	2	0
25 Byron Buxton, R (1, 8) OBP: 0.313, SLG: 0.511		B FF 96 F SL 86 B SI 96 F CH 90 F CH 91 F FF 97 S FF 99 2-3 ③ K	X FF 94 0-0 ② F8			X FF 92 0-0 11 F8 2B		B FF 98 C FF 96 S FF 98 B SL 87 B FF 98 X FF 96 3-2 ② G4-3		4	0	1	0	0	1	0
17 José Berríos, R (1, 1) 23 Nelson Cruz, R (8, PH) OBP: 0.374, SLG: 0.603 71 Sean Poppen, R (8, 1) 55 Taylor Rogers, L (9, 1)			C FF 94 B CU 80 S CU 79 B FF 96 B CH 89 B CU 79 4-2 26 BB 18 HR BB	C FF 94 C FF 94 S SL 86 0-3 ③ K		C FF 90 B FF 91 F FF 90 F CU 72 C FF 91 1-3 ① K		C FF 100 B FF 100 B FF 99 X FF 97 2-1 ③ G6-3	2 1 0 0	1 0 0 0	0 0 0 0	0 0 0 0	1 0 0 0	2 0 0 0	1 0 0 0

| Inning Stats | | |

Minnesota Twins @ Miami Marlins

Marlins Park, Miami, FL

Wed Jul 31 2019, 7:11 PM - 9:51 PM EDT

Att. 8,567 - Roof Closed - 76 F

BOTTOM

Batter	1	2	3	4	5	6	7	8	9	AB	R	H	RBI	BB	SO	LOB
19 Miguel Rojas, R (1, 6) OBP: 0.342, SLG: 0.379	G6-3			L7		K			15 HR 2 1B 1B	4	1	1	0	0	1	0
47 Harold Ramírez, R (1, 9) OBP: 0.306, SLG: 0.394 20 Wei-Yin Chen, R (5, 1) 2 Yadiel Rivera, R (8, 3) OBP: 0.262, SLG: 0.220	K			G6-3		K			15 HR 1B	2 1 1	0 0 1	0 0 1	0 0 1	0 0 0	1 1 0	0 0 0
15 Brian Anderson, R (1, 5) OBP: 0.323, SLG: 0.439	K			L7			G6-3		HR	4	1	1	4	0	1	0
18 Neil Walker, S (1, 3) OBP: 0.340, SLG: 0.380 56 Tayron Guerrero, R (8, 1) 43 Jeff Brigham, R (9, 1) 26 Garrett Cooper, R (9, PH) OBP: 0.361, SLG: 0.470		F7			38 F8 13 1B 1B		K		K	3 0 0 1	0 0 0 0	1 0 0 0	0 0 0 0	0 0 0 0	1 0 0 1	0 0 0 0
13 Starlin Castro, R (1, 4) OBP: 0.277, SLG: 0.355		K			1-2 1B		F8		K	4	0	1	0	0	2	0
21 Curtis Granderson, L (1, 7) OBP: 0.270, SLG: 0.361 14 Martín Prado, R (9, PH) OBP: 0.261, SLG: 0.302		K			K			K	K	3 1	0 0	0 0	0 0	0 0	3 1	2 0
38 Jorge Alfaro, R (1, 2) OBP: 0.299, SLG: 0.417		K			2-3 F8			G6-3		3	0	0	0	0	1	2
46 César Puello, R (1, 8) OBP: 0.348, SLG: 0.392		G1-3			G5-3			K		3	0	0	0	0	1	2
22 Sandy Alcantara, R (1, 1) OBP: 0.194, SLG: 0.176 55 Jon Berti, R (5, 9) OBP: 0.329, SLG: 0.377		K				K			15 HR 2 1B 19 1B 1B	1 2	0 1	0 1	0 1	0 0	1 1	0 0

Inning Stats										
1	R: 0	H: 0	E: 0	LOB: 0	K: 2	BB: 0	S: 7	P: 9		
2	R: 0	H: 0	E: 0	LOB: 0	K: 2	BB: 0	S: 8	P: 11		
3	R: 0	H: 0	E: 0	LOB: 0	K: 2	BB: 0	S: 7	P: 10		
4	R: 0	H: 0	E: 0	LOB: 0	K: 0	BB: 0	S: 4	P: 9		
5	R: 0	H: 2	E: 0	LOB: 2	K: 1	BB: 0	S: 15	P: 19		
6	R: 0	H: 0	E: 0	LOB: 0	K: 3	BB: 0	S: 9	P: 14		
7	R: 0	H: 0	E: 0	LOB: 0	K: 1	BB: 0	S: 6	P: 9		
8	R: 0	H: 0	E: 0	LOB: 0	K: 2	BB: 0	S: 7	P: 11		
9	R: 4	H: 4	E: 0	LOB: 0	K: 3	BB: 0	S: 18	P: 24		

1B: 5	SF: 0
2B: 0	SAC: 0
3B: 0	DP: 0
HR: 1	HBP: 0
WP: 0	PA: 33
PB: 0	
SB: 0	
CS: 0	

AB	33
R	4
H	6
RBI	4
BB	0
SO	16
LOB	6

livebaseballscorecards.com

PITCHER	IP	WLS	BF	H	R	ER	SO	BB	IBB	HBP	BLK	WP	HR	S	P	ERA	WHIP
17 José Berríos, R (1, 1) ERA: 2.8	7.0	W	23	2	0	0	11	0	0	0	0	0	0	56	81	0.00	0.286
71 Sean Poppen, R (8, 1) ERA: 7.56	1.1		8	4	4	4	3	0	0	0	0	0	1	16	24	27.00	3.000
55 Taylor Rogers, L (9, 1) ERA: 2.19	0.2		2	0	0	0	2	0	0	0	0	0	0	9	11	0.00	0.000

PITCHER	IP	WLS	BF	H	R	ER	SO	BB	IBB	HBP	BLK	WP	HR	S	P	ERA	WHIP

Minnesota Twins @ Miami Marlins

Marlins Park, Miami, FL

Thu Aug 01 2019, 12:11 PM - 4:24 PM EDT

Att. 10,390 - Roof Closed - 74 F

livebaseballscorecards.com

TOP

Batter	1	2	3	4	5	6	7	8	9	10	11	12	AB	R	H	RBI	BB	SO	LOB
26 Max Kepler, L (1, 9) OBP: 0.339, SLG: 0.553	F FF 87 C FF 90 B CU 77 X FF 92 1-2 HR		B FC 84 B CH 81 S FC 87 B FF 92 C FF 91 F CU 76 S FC 86 3-3 K ①		B FF 89 B FC 86 X FC 86 2-0 G3-1 ①		F FF 96 B FF 96 X FF 95 1-1 20 1B 2B		C SL 83 B SL 83 D SL 85 X SL 85 2-1 FC9-5 ① 2 G4-6-3 1-2f			B ST 82 B FF 97 F FF 97 F FF 97 F ST 84 F ST 83 F FF 97 F ST 83 F ST 82 3-2 B FF 97 F FF 97 F ST 83 ② F FF 97 X ST 83 F9 ②	6	1	2	1	0	1	1
2 Luis Arraez, L (1, 4) OBP: 0.422, SLG: 0.445	B FF 89 B FF 89 C FF 89 S FC 87 X FF 93 2-2 L9 ①		C FF 91 B CU 77 X FF 91 1-1 G5-3 ②		B FF 89 C FC 87 X FF 92 1-1 11 1B 20 SF7 1B		X FF 95 0-0 F7 ②		X FF 92 0-0 G4-6-3 ②③ 1-2f			F FF 96 B ST 83 B FF 96 X FF 95 2-1 F7 ③	6	1	1	0	0	0	2
11 Jorge Polanco, S (1, 6) OBP: 0.358, SLG: 0.500	C FF 91 X FF 92 0-1 F7 ②		C FC 85 B CH 81 C FC 86 F CU 78 B SL 79 B FF 93 F FC 86 T FF 92 3-2 K ③		X FC 86 0-0 1-3 1B		D SL 86 B FF 95 F FF 94 B FF 95 B CH 87 4-1 20 1B BB			F FF 92 F FF 94 F FF 96 B CH 88 B FF 94 F CH 86 F FF 94 S CH 87 2-3 K ①			4	0	1	0	1	2	0
20 Eddie Rosario, L (1, 7) OBP: 0.307, SLG: 0.519	F FC 88 F FC 85 F FF 92 F FF 92 S CU 77 0-3 K2-3 ③			B FC 84 X FC 85 1-0 F7 ①	D CU 74 X FC 84 1-0 SF7 ② 3-H		C FF 93 F CU 94 B SL 86 D FF 94 X FF 95 2-2 1-2 2-3 1B			X FF 96 0-0 G4-3 ②			4	0	1	1	0	1	0
22 Miguel Sanó, R (1, 5) OBP: 0.342, SLG: 0.573		B FF 88 B FF 90 X FF 91 2-0 F9 ①		C FC 87 F FF 90 B CU 76 X CU 75 1-2 25 2B 2B	F FF 92 1 SAFE B SL 76 C FC 84 B FF 92 C FF 92 2-3 K ③		X CU 84 0-0 F8 ③			C FF 93 S FF 94 B FF 95 F FF 94 B CH 86 S CH 86 2-3 K ③			5	1	1	0	0	2	4
15 Jason Castro, L (1, 2) OBP: 0.333, SLG: 0.482		B FF 91 B FF 90 C FF 91 X CH 82 2-1 13 FC4-6 1B		C FC 86 F FC 84 B FF 93 B FF 94 T CU 76 2-2 K ②	F FF 88 F CU 75 F CU 75 B FF 92 B SL 79 X FC 87 2-2 L7 ①			C SL 87 B FF 94 B SL 88 F FF 95 S SL 89 2-3 K ①			B FF 96 S FF 95 B ST 83 B FF 96 S FF 95 S FF 96 3-3 K ①	5	0	1	0	0	3	1
13 Ehire Adrianza, S (1, 3) OBP: 0.371, SLG: 0.415 61 Cody Stashak, R (11, 1)		B FF 89 F FC 86 1 SAFE B FC 84 X FF 90 2-1 FC4-6 ② 25 1B 1-2f		B FC 86 H FC 86 2-0 25 2B HBP	F FF 92 C CU 74 F FF 94 F FF 92 B CU 77 F CH 80 S FC 86 1-3 K ②			C SL 89 S SL 91 F SL 88 F FF 96 X SL 90 0-2 G4-3 ②			B ST 84 C FF 97 C FF 97 S ST 85 1-3 K ②	4 0	1 0	0 0	0 0	0 0	2 0	1 0
25 Byron Buxton, R (1, 8) OBP: 0.314, SLG: 0.513		S FC 86 X FC 86 0-1 35 S 1-3 1B		C CU 75 S FF 93 X CU 77 0-2 1-H 2-H 2B	C FC 86 S FC 87 S FC 85 0-3 K ③			B SL 91 B FF 95 C FF 96 C FF 95 S SL 93 2-3 K ③			B FF 97 B FF 97 X FF 95 2-0 G5-3 ③		5	0	2	2	0	2	0
35 Michael Pineda, R (1, 1) 16 Jonathan Schoop, R (7, PH) 21 Tyler Duffey, R (7, 1) 54 Sergio Romo, R (8, 1) 23 Nelson Cruz, R (8, PH) 49 Sam Dyson, R (9, 1) 55 Taylor Rogers, L (9, 1) 19 Ryne Harper, R (10, 1) 9 Marwin Gonzalez, S (11, 3) OBP: 0.000, SLG: 0.000		B FF 92 F FF 91 C FF 92 S CU 74 1-3 K ③ 1-2		C FF 93 B FF 94 S CU 73 X FF 93 1-2 L3 ③			C SL 84 T FF 94 T SL 85 0-2 K ①		B SL 86 C FF 93 S SL 86 H SL 85 2-2 26 FC9-5 HBP		C ST 83 B FF 96 C ST 83 X ST 84 1-2 G3 ①	2 0 0 0 0 1 3 1 0 0 0 0 1 0 0 0 0 0 0 0 0 0 0 0 0 0 0 0 0 0 0 0 0 0 0 0 0 0 0 0 0 0 0 0 0 0 0 0 0 1 0 0 0 0 0 0						
Inning Stats	R: 1 H: 1 E: 0 LOB: 0 K: 1 BB: 0 S: 13 P: 16	R: 0 H: 2 E: 0 LOB: 2 K: 1 BB: 0 S: 10 P: 17	R: 0 H: 0 E: 0 LOB: 0 K: 2 BB: 0 S: 11 P: 18	R: 2 H: 2 E: 0 LOB: 1 K: 1 BB: 0 S: 13 P: 20	R: 1 H: 2 E: 0 LOB: 1 K: 1 BB: 0 S: 8 P: 14	R: 0 H: 0 E: 0 LOB: 0 K: 2 BB: 0 S: 13 P: 16	R: 0 H: 2 E: 0 LOB: 3 K: 1 BB: 1 S: 11 P: 18	R: 0 H: 0 E: 0 LOB: 0 K: 2 BB: 0 S: 11 P: 15	R: 0 H: 0 E: 0 LOB: 0 K: 0 BB: 0 S: 5 P: 9	R: 0 H: 0 E: 0 LOB: 0 K: 2 BB: 0 S: 11 P: 15	R: 0 H: 0 E: 0 LOB: 0 K: 2 BB: 0 S: 7 P: 13	R: 0 H: 0 E: 0 LOB: 0 K: 0 BB: 0 S: 16 P: 22	1B: 5 2B: 3 3B: 0 HR: 1	SF: 1 SAC: 0 DP: 1 HBP: 2	WP: 0 PB: 0 SB: 1 CS: 0	PA: 47			

PITCHER	IP	WLS	BF	H	R	ER	SO	BB	IBB	HBP	BLK	WP	HR	S	P	ERA	WHIP
50 Jordan Yamamoto, R (1, 1) ERA: 3.94	6.0		26	7	4	4	8	0	0	1	0	0	1	68	101	6.00	1.167
61 Adam Conley, L (7, 1) ERA: 7.06	1.0		6	2	0	0	1	1	0	0	0	0	0	11	18	0.00	3.000
39 Tyler Kinley, R (8, 1) ERA: 4.91	1.0		3	0	0	0	2	0	0	0	0	0	0	11	15	0.00	0.000
66 Jarlín García, L (9, 1) ERA: 2.43	1.0		3	0	0	0	0	0	0	1	0	0	0	5	9	0.00	0.000
74 José Quijada, L (10, 1) ERA: 2.95	1.0		3	0	0	0	2	0	0	0	0	0	0	11	15	0.00	0.000

PITCHER	IP	WLS	BF	H	R	ER	SO	BB	IBB	HBP	BLK	WP	HR	S	P	ERA	WHIP
43 Jeff Brigham, R (11, 1) ERA: 4.6	2.0	W	6	0	0	0	2	0	0	0	0	0	0	23	35	0.00	0.000

AB	43
R	4
H	9
RBI	4
BB	1
SO	15
LOB	12

Minnesota Twins @ Miami Marlins

Marlins Park, Miami, FL

Thu Aug 01 2019, 12:11 PM - 4:24 PM EDT

Att. 10,390 - Roof Closed - 74 F

BOTTOM

livebaseballscorecards.com

Batter	1	2	3	4	5	6	7	8	9	10	11	12	AB	R	H	RBI	BB	SO	LOB
19 Miguel Rojas, R (1, 6) OBP: 0.342, SLG: 0.380	C FF 91 F FF 91 X SL 81 0-2 F8 ①		C FF 91 C CH 85 B SL 83 B SL 84 F FF 91 X SL 83 2-2 18 2B 1B	B SL 82 S SL 84 C FF 94 X SL 84 1-2 F8 ③			C KC 74 F KC 85 S FF 93 0-3 K ①		X SI 92 0-0 55 2B 18 1B 1-3 1B	C CU 75 B CU 76 B CU 75 X FF 88 2-1 L9 ②		2	0	1	0	0	0	0
2 Yadiel Rivera, R (4, 6) OBP: 0.258, SLG: 0.217													1	0	0	0	0	0	2
14 Martín Prado, R (7, PH) OBP: 0.262, SLG: 0.303 (8, 5)													3	1	1	0	0	1	0
55 Jon Berti, R (1, 5) OBP: 0.329, SLG: 0.388 (8, 6)	C FF 92 S SL 81 F FF 92 S SL 82 0-3 K ②		1 SAFE 1 SAFE X FF 91 0-0 L8 ①	X FF 89 0-0 1B			C KC 78 F FF 94 B KC 87 B KC 85 C FF 96 2-3 K ②		C SI 94 X FC 90 0-1 18 1B 1-3 3-H 2B	C CU 76 S CU 76 B CS 68 B CS 72 X FF 89 2-2 F9 ③			6	1	2	1	0	2	1
15 Brian Anderson, R (1, 9) OBP: 0.323, SLG: 0.434	B SL 81 X FF 93 1-0 P3 ③		B FF 90 1 SAFE C CH 86 C FF 93 B FF 91 F FF 94 F SL 84 X FF 92 2-2 F8 ②		B FF 90 B CH 85 X FF 92 2-0 L8 ①		F KC 72 B FF 94 B FF 95 B FF 94 C FF 96 B FF 96 4-2 18 BB BB		B FF 93 B FC 92 F SI 92 B FC 88 B SI 94 4-1 18 1B BB		F SL 80 X FF 90 0-1 G1-3 ①		4	0	0	0	2	0	2
18 Neil Walker, S (1, 3) OBP: 0.343, SLG: 0.385		S FF 90 X FF 92 0-1 P5 ①	1 SAFE X FF 91 0-0 1-3 2B		B CH 86 X FF 92 1-0 L8 ②		S FF 93 B KC 83 B FF 93 B KC 76 F FF 93 F FF 95 B KC 80 4-2 1-2 BB		B CU 81 B CU 82 B SI 94 C SI 93 X SI 94 3-1 47 IBB 1-3 2-H 3-H 1B		F FF 90 C SL 81 F SL 80 X FF 91 0-2 P5 ②		5	0	2	2	1	0	1
13 Starlin Castro, R (1, 4) OBP: 0.276, SLG: 0.352		C FF 92 X SL 82 0-1 47 3B 1B	B SL 84 D SL 85 C FF 94 C FF 94 X SL 85 2-2 F8 ③		X FF 93 0-0 L9 ③		C KC 84 B KC 84 B FF 94 B FF 94 F FF 93 F KC 84 S KC 82 3-3 K ③		C ST 83 F ST 85 F ST 83 F SI 96 S SI 95 0-3 K ①		F SL 80 B SL 81 X FF 91 1-1 F7 ③		6	1	1	0	0	2	7
47 Harold Ramírez, R (1, 7) OBP: 0.310, SLG: 0.415 (7, 8)		B FF 90 B SL 80 B FF 91 C FF 91 X FF 92 3-1 1-H 3B		C FF 90 B SL 80 B FF 91 X CH 86 2-1 L7 ①		F FF 90 B CH 86 S FF 91 X SL 83 1-2 G5-3 ①		X SL 77 0-0 P4 ①	0-0 1-2 IBB		C SL 80 B FF 91 B FF 90 F SL 80 X FF 91 2-2 HR	5	1	2	2	1	0	0
46 César Puello, R (1, 8) OBP: 0.348, SLG: 0.390		S SL 82 L SL 84 L SL 84 0-3 K ②		C FF 91 X CH 86 0-1 50 SH2-4 28 1B 1B		C FF 92 F CH 86 B SL 80 S SL 82 1-3 K ②		C FF 86 S SL 76 B SL 76 X SL 76 1-2 P4 ②	B CU 78 B SI 95 F SI 95 F ST 84 S ST 84 2-3 K ②			3	0	1	0	0	2	1
61 Adam Conley, L (7, 1)													0	0	0	0	0	0	0
39 Tyler Kinley, R (8, 1)													0	0	0	0	0	0	0
26 Garrett Cooper, R (8, PH) OBP: 0.360, SLG: 0.468													1	0	0	0	0	0	0
66 Jarlín García, L (9, 1)													0	0	0	0	0	0	0
38 Jorge Alfaro, R (9, PH) OBP: 0.298, SLG: 0.415													1	0	0	0	0	1	3
74 José Quijada, L (10, 1)													0	0	0	0	0	0	0
43 Jeff Brigham, R (11, 1)													0	0	0	0	0	0	0
28 Bryan Holaday, R (1, 2) OBP: 0.373, SLG: 0.409		0-0 IBB		B SL 81 X FF 92 1-0 50 SH2-4 1-2 1B		S FF 93 X FF 91 0-1 E6		B SL 77 B SL 77 C SL 78 C SL 77 F SL 77 F SL 77 F SL 78 F SL 78 X SL 77 2-2 P2 ③	C SI 95 B ST 82 F ST 83 B SI 95 S ST 83 2-3 K ③			4	0	1	0	1	1	3
50 Jordan Yamamoto, R (1, 1) OBP: 0.077, SLG: 0.077		F FF 92 B SL 83 C FF 93 B SL 84 X FF 93 2-2 G1-3 ③		X FF 90 0-0 SH2-4 1-2 2-3 ②		C FF 91 B FF 93 F FF 92 X FF 93 1-2 L8 ③			B FC 90 C FC 89 F FC 90 B CH 87 B FC 90 B FC 90 4-2 14 1B 55 2B BB	B CU 75 C CU 75 C FF 90 F CS 70 B CS 72 B FF 90 X CU 76 3-2 F8 ①		1	0	0	0	0	0	2
21 Curtis Granderson, L (6, PH) OBP: 0.271, SLG: 0.358 (7, 7)													2	1	0	0	1	0	1

	AB	44
	R	5
	H	11
	RBI	5
	BB	6
	SO	9
	LOB	23

MIAMI

Inning Stats	1	2	3	4	5	6	7	8	9	10	11	12
	R: 0 E: 0 K: 1 S: 8	H: 0 LOB: 0 BB: 0 P: 9	R: 1 E: 0 K: 1 S: 12	H: 2 LOB: 2 BB: 1 P: 17	R: 0 E: 0 K: 0 S: 14	H: 2 LOB: 2 BB: 0 P: 20	R: 0 E: 0 K: 0 S: 9	H: 2 LOB: 2 BB: 0 P: 13	R: 0 E: 0 K: 0 S: 4	H: 1 LOB: 1 BB: 0 P: 7	R: 0 E: 1 K: 1 S: 11	H: 0 LOB: 1 BB: 0 P: 14
	R: 0 E: 0 K: 3 S: 15	H: 0 LOB: 2 BB: 2 P: 28	R: 0 E: 0 K: 0 S: 11	H: 0 LOB: 0 BB: 0 P: 14	R: 3 E: 0 K: 3 S: 20	H: 3 LOB: 3 BB: 3 P: 35	R: 0 E: 0 K: 0 S: 9	H: 0 LOB: 0 BB: 0 P: 16	R: 0 E: 0 K: 0 S: 8	H: 0 LOB: 0 BB: 0 P: 9	R: 1 E: 0 K: 0 S: 3	H: 1 LOB: 0 BB: 0 P: 5

	1B: 7	SF: 0	WP: 0	PA: 51
	2B: 2	SAC: 1	PB: 0	
	3B: 1	DP: 0	SB: 0	
	HR: 1	HBP: 0	CS: 0	

PITCHER		IP	WLS	BF	H	R	ER	SO	BB	IBB	HBP	BLK	WP	HR	S	P	ERA	WHIP
35 Michael Pineda, R ERA: 4.15	(1, 1)	6.0		27	7	1	1	3	0	1	0	0	0	0	58	80	1.50	1.167
21 Tyler Duffey, R ERA: 3.47	(7, 1)	1.0	H	5	0	0	0	3	2	0	0	0	0	0	15	28	0.00	2.000
54 Sergio Romo, R ERA: 3.4	(8, 1)	1.0	H	3	0	0	0	0	0	0	0	0	0	0	11	14	0.00	0.000
49 Sam Dyson, R ERA: 3.0	(9, 1)	0.0		4	2	3	3	0	2	0	0	0	0	0	6	14	∞	∞
55 Taylor Rogers, L ERA: 2.15	(9, 1)	1.0	B	5	1	0	0	3	0	1	0	0	0	0	14	21	0.00	1.000

PITCHER		IP	WLS	BF	H	R	ER	SO	BB	IBB	HBP	BLK	WP	HR	S	P	ERA	WHIP
19 Ryne Harper, R ERA: 2.93	(10, 1)	1.0		3	0	0	0	0	0	0	0	0	0	0	9	16	0.00	0.000
61 Cody Stashak, R ERA: 4.5	(11, 1)	1.0	L	4	1	1	1	0	0	0	0	0	0	1	11	14	9.00	1.000

Kansas City Royals @ Minnesota Twins

Target Field, Minneapolis, MN

Fri Aug 02 2019, 7:12 PM - 10:26 PM CDT

Att. 32,431 - Partly Cloudy - 83 F

TOP

livebaseballscorecards.com

Batter	1	2	3	4	5	6	7	8	9	AB	R	H	RBI	BB	SO	LOB
15 Whit Merrifield, R (1, 9) (8, 4) OBP: 0.358, SLG: 0.484	B SI 91 B SI 91 X SI 92 2-0 17 G4-3 4 S 12 1B 1B		C SI 93 B CH 85 F CH 86 B FC 89 B CH 84 T FC 89 3-2 ② K		B CH 84 F CH 84 F SI 93 X CH 85 1-2 E6 4 L5-3		X CH 85 0-0 2B	B SL 78 F SL 79 X SL 78 1-1 1-2 1B		5	1	3	0	0	1	0
4 Alex Gordon, L (1, 7) OBP: 0.351, SLG: 0.434	C SI 94 B SI 94 X FC 88 1-1 ① L7 1-2		B FC 88 B SI 92 F FC 89 B SI 94 F FF 94 X CH 86 3-2 ③ G3-1		1 SAFE X SI 92 0-0 ① ② L5-3 1-1		B FF 91 X FF 91 1-0 ② F7	B SL 80 S SL 81 F SL 79 S CH 80 1-3 ③ K		5	0	0	0	0	1	5
17 Hunter Dozier, R (1, 5) (8, 9) OBP: 0.369, SLG: 0.538	B SI 91 X SI 94 1-0 ② G4-3 2-3			X FF 93 0-0 HR	S CH 83 B CH 84 X CH 84 1-1 HR		X FF 96 0-0 ③ F9		C SI 86 B SL 75 X SL 76 1-1 ① L6	5	2	2	2	0	0	2
12 Jorge Soler, R (1, 10) OBP: 0.330, SLG: 0.512	B SI 94 C SI 93 S FC 89 B FC 88 X FF 96 2-2 3-H 1B			C SI 94 B SI 94 X FC 89 1-1 11 SH1-3 19 1B 2 BLK 1B	B SI 93 B SI 92 X SI 92 2-0 ③ G5-3			B SI 93 C SI 94 X SI 94 1-1 19 1B 11 E 2B	C SL 78 S SL 75 B SL 75 B SL 76 F SL 75 B FF 86 S SL 78 3-3 ② K	5	2	3	1	0	1	0
19 Cheslor Cuthbert, R (1, 3) (8, 5) OBP: 0.332, SLG: 0.438	B SI 92 X SI 93 1-0 ③ L8			X CH 85 0-0 2 BLK 11 SH1-3 1-2 1B		B FF 91 B FF 90 B FF 91 C FF 91 C CH 84 X FF 91 3-2 2 2B 2B		C SI 94 X FC 89 0-1 11 1B 11 E 2-3 1B	B FF 85 C SL 77 F SL 76 B FF 86 B SL 75 F FF 86 F SL 77 X SL 77 3-2 ③ L8	5	2	3	0	0	0	1
11 Bubba Starling, R (1, 8) OBP: 0.313, SLG: 0.361		C SI 92 S CH 84 B CH 84 S FC 90 1-3 ① K		X FC 89 0-0 ① SH1-3 1-2 2-3	B CH 84 B CU 72 B FF 90 C CH 84 S CH 84 F CH 84 S CH 84 3-3 ① K		B SI 94 C SI 94 F CH 88 X FC 89 1-2 E5 1 G6-3 36 1B 1-H 3-H 1B		3	1	1	1	0	2	1
2 Humberto Arteaga, R (1, 6) OBP: 0.250, SLG: 0.225 66 Ryan O'Hearn, L (8, PH) OBP: 0.273, SLG: 0.310 (8, 3)		B SI 94 B SI 91 X CH 85 2-0 ② G5-3	D CH 85 F SI 95 F SI 96 S FF 96 1-3 ② K 2-3 3-H		X CH 84 0-0 1 CS 2-H 2B		C FC 91 D CH 87 B FF 94 F FC 92 F FC 90 C SI 93 2-3 ① K		3 1	0 0	1 0	1 0	0 0	1 1	1 1
1 Nicky Lopez, L (1, 4) (8, 6) OBP: 0.261, SLG: 0.287		C FC 89 B FF 94 X FC 89 1-1 ③ G4-3		X FC 90 0-0 ③ G6-3	2 SAFE B CU 73 C CU 72 B FF 91 C CU 74 X CU 74 2-2 ② ③ G6-3 2-3		F SI 95 X FC 92 0-1 ② G6-3 2-3		4	0	0	0	0	0	3
36 Cam Gallagher, R (1, 2) OBP: 0.319, SLG: 0.374			C FF 92 F FC 89 B FF 94 B FC 89 X FC 89 2-2 ① F8		B FC 88 C SI 91 B FF 93 X FC 87 2-1 HR		C FF 90 X CU 73 0-1 ① G5-3	C FC 89 B FF 93 S FF 94 F FC 87 F SI 94 D CH 88 X SI 94 2-2 15 1B 3-H 1B	4	1	2	2	0	0	0
Inning Stats	R: 1 H: 2 E: 0 LOB: 1 K: 0 BB: 0 S: 8 P: 15	R: 0 H: 0 E: 0 LOB: 0 K: 1 BB: 0 S: 6 P: 10	R: 0 H: 0 E: 0 LOB: 0 K: 1 BB: 0 S: 9 P: 17	R: 2 H: 3 E: 0 LOB: 1 K: 1 BB: 0 S: 9 P: 11	R: 2 H: 2 E: 1 LOB: 0 K: 0 BB: 0 S: 9 P: 15	R: 1 H: 2 E: 0 LOB: 0 K: 1 BB: 0 S: 11 P: 19	R: 0 H: 1 E: 0 LOB: 1 K: 0 BB: 0 S: 5 P: 6	R: 3 H: 5 E: 1 LOB: 2 K: 2 BB: 0 S: 23 P: 31	R: 0 H: 0 E: 0 LOB: 0 K: 1 BB: 0 S: 11 P: 18	1B: 8 SF: 0 2B: 5 SAC: 1 3B: 0 DP: 1 HR: 3 HBP: 0						

	AB	40
	R	9
	H	15
	RBI	7
	BB	0
	SO	7
	LOB	14

WP: 0 PA: 41
PB: 0
SB: 1
CS: 1

PITCHER		IP	WLS	BF	H	R	ER	SO	BB	IBB	HBP	BLK	WP	HR	S	P	ERA	WHIP
33 Martín Pérez, L ERA: 4.58	(1, 1)	5.0		22	7	5	5	3	0	0	0	1	0	3	41	68	9.00	1.400
43 Lewis Thorpe, L ERA: 3.18	(6, 1)	1.2	B	7	3	1	1	1	0	0	0	0	0	0	15	24	5.40	1.800
65 Trevor May, R ERA: 3.96	(7, 1)	0.1	W	1	0	0	0	0	0	0	0	0	0	0	1	1	0.00	0.000
49 Sam Dyson, R ERA: 3.48	(8, 1)	0.2		6	4	3	3	1	0	0	0	0	0	0	18	24	40.50	6.000
54 Sergio Romo, R ERA: 3.29	(8, 1)	1.1	S	5	1	0	0	2	0	0	0	0	0	0	16	25	0.00	0.750

PITCHER	IP	WLS	BF	H	R	ER	SO	BB	IBB	HBP	BLK	WP	HR	S	P	ERA	WHIP

Kansas City Royals @ Minnesota Twins

Target Field, Minneapolis, MN

Fri Aug 02 2019, 7:12 PM - 10:26 PM CDT

Att. 32,431 - Partly Cloudy - 83 F

livebaseballscorecards.com

BOTTOM

Batter	1	2	3	4	5	6	7	8	9	AB	R	H	RBI	BB	SO	LOB
26 Max Kepler, L (1, 8) OBP: 0.344, SLG: 0.558	C FF 92 X FF 92 0-1 11 F8 23 HR 2B	X SL 83 0-0 1-H 2B			B FF 92 B FF 93 B FF 92 B FF 93 4-0 11 1B 23 2B BB		B SL 89 F SL 89 B SL 88 F FF 95 B SL 90 F SL 89 B SL 89 4-2 11 2B 23 2B BB	B SI 91 C SI 92 B CH 83 C SI 91 X SI 92 2-2 ① G5-3		3	3	2	1	2	0	0
11 Jorge Polanco, S (1, 6) OBP: 0.359, SLG: 0.501	X FF 92 0-0 ① F8 2-3	B FF 92 B CH 84 C CH 84 F FF 92 F SL 83 D SL 83 F SL 84 S SL 84 3-3 ③ K			C SL 82 B FF 92 1 SAFE X CH 85 1-1 23 2B 20 1B 1-3 1B		1 SAFE B SI 93 F SI 93 B SI 94 B SL 88 X FF 94 3-1 1-3 23 2B 2B	B SI 91 X SI 91 1-0 ② P6		5	2	2	0	0	1	2
23 Nelson Cruz, R (1, 10) OBP: 0.382, SLG: 0.621	S FF 93 C SL 84 B FF 94 X CH 85 1-2 3-H HR	F FF 92 B SL 84 F FF 92 S SL 85 1-3 ① K			X FF 93 0-0 20 1B 1-3 3-H 2B		C SL 84 F FF 97 D SL 87 X FF 97 1-2 20 1B 22 1B 2-H 3-H 2B	B SL 88 B SI 89 B SI 91 B SI 90 4-0 BB		4	2	3	5	1	1	0
20 Eddie Rosario, L (1, 7) OBP: 0.308, SLG: 0.518	C FF 94 X SL 84 0-1 ② G4-3		B SL 85 S FF 93 B FF 93 X FF 92 2-1 ② G4-3		X SL 82 0-0 2-3 3-H 1B		C FF 98 D CU 82 B FF 98 B FF 98 X FF 96 3-1 22 1B 2 G3 2-3 1B	B SI 91 F CH 83 F CH 84 D SI 92 S CH 83 2-3 ③ K		5	1	2	1	0	1	1
22 Miguel Sanó, R (1, 5) OBP: 0.340, SLG: 0.567	C FF 94 F FF 93 B SL 83 B FF 94 F FF 95 S SL 83 2-3 ③ K		B FF 93 S SL 82 B SL 84 X FF 94 2-1 ③ G5-3		F FF 92 X SL 83 0-1 ② P3		D SL 85 B FF 96 C FF 97 B SL 86 C FF 97 X FF 97 3-2 9 G4-3 2 G3 15 1B 1-3 3-H 1B			4	1	1	1	0	1	2
2 Luis Arraez, L (1, 4) OBP: 0.418, SLG: 0.436		C FF 91 B SL 83 B SL 82 B FF 92 F FF 92 B CH 85 4-2 9 G4-3 9 WP 13 SF7 BB		C FF 93 F FF 92 F SL 83 X FF 95 0-2 ① G1-3	C SL 88 S SL 89 X SL 88 0-2 ③ F7		C SL 78 B SL 78 B SI 90 X SL 78 2-1 ① G3 1-2 3-H			3	1	0	1	1	0	3
9 Marwin Gonzalez, S (1, 9) OBP: 0.317, SLG: 0.402		C FF 92 C CH 84 F FF 93 B SL 84 X CH 84 1-2 ① G4-3 1-3		C FF 93 B CH 86 X CH 86 1-1 ② G6-3		B SL 88 B SL 88 X FF 94 2-0 ① L9	B SI 90 F SL 78 X SI 89 1-1 ② G4-3 2-3			4	0	0	0	0	0	2
15 Jason Castro, L (1, 2) OBP: 0.337, SLG: 0.479		B SL 85 S FF 93 B FF 93 T SL 82 B FF 94 D SL 83 4-2 26 2B BB		B FF 92 B SL 84 C FF 93 S FF 94 S FF 95 2-3 ③ K		X SL 90 0-0 ② G1-3	C SL 79 B SI 90 S SL 79 B SL 80 X SL 78 2-2 3-H 1B			3	1	1	1	1	1	0
13 Ehire Adrianza, S (1, 3) OBP: 0.363, SLG: 0.407		S SL 83 B FF 93 X SL 83 1-1 ② SF7 3-H			B FF 92 B FF 92 X FF 93 2-0 ① F7	B SI 95 X SI 94 1-0 ③ G5-3	C FF 92 S FF 92 S FF 91 0-3 ③ K			3	0	0	1	0	1	1
Inning Stats	R: 2 E: 0 K: 1 S: 12 H: 2 LOB: 0 BB: 0 P: 15	R: 2 E: 0 K: 1 S: 16 H: 1 LOB: 1 BB: 2 P: 29	R: 0 E: 0 K: 1 S: 7 H: 0 LOB: 0 BB: 0 P: 12	R: 0 E: 0 K: 1 S: 9 H: 0 LOB: 0 BB: 0 P: 12	R: 2 E: 0 K: 0 S: 10 H: 3 LOB: 2 BB: 1 P: 17	R: 0 E: 0 K: 0 S: 3 H: 0 LOB: 0 BB: 0 P: 6	R: 5 E: 0 K: 1 S: 23 H: 5 LOB: 1 BB: 1 P: 42	R: 0 E: 0 K: 1 S: 7 H: 0 LOB: 1 BB: 1 P: 16		1B: 5 2B: 5 3B: 0 HR: 1	SF: 1 SAC: 0 DP: 0 HBP: 0			WP: 1 PB: 0 SB: 0 CS: 0	PA: 40	

	AB	34
	R	11
	H	11
	RBI	11
	BB	5
	SO	6
	LOB	11

PITCHER		IP	WLS	BF	H	R	ER	SO	BB	IBB	HBP	BLK	WP	HR	S	P	ERA	WHIP
57 Glenn Sparkman, R ERA: 5.58	(1, 1)	4.2		23	6	6	6	4	3	0	0	0	1	1	51	82	11.57	1.929
55 Richard Lovelady, L ERA: 5.06	(5, 1)	1.1	L	6	1	2	2	0	1	0	0	0	0	0	11	21	13.50	1.500
45 Kyle Zimmer, R ERA: 7.5	(7, 1)	0.0		3	3	1	1	0	0	0	0	0	0	0	8	15	∞	∞
54 Tim Hill, L ERA: 3.38	(7, 1)	1.0		4	1	2	2	1	0	0	0	0	0	0	10	15	18.00	1.000
61 Kevin McCarthy, R ERA: 4.81	(8, 1)	1.0		4	0	0	0	1	1	0	0	0	0	0	7	16	0.00	1.000

PITCHER		IP	WLS	BF	H	R	ER	SO	BB	IBB	HBP	BLK	WP	HR	S	P	ERA	WHIP

Kansas City Royals @ Minnesota Twins

Target Field, Minneapolis, MN

Sat Aug 03 2019, 8:00 PM - 10:53 PM CDT

Att. 36,823 - Partly Cloudy - 75 F

livebaseballscorecards.com

Batter	1	2	3	4	5	6	7	8	9	AB	R	H	RBI	BB	SO	LOB
15 Whit Merrifield, R (1, 4) OBP: 0.355, SLG: 0.480 2 Humberto Arteaga, R (7, 6) OBP: 0.250, SLG: 0.225	F FF 94 X CH 85 0-1 G5-3		C CU 78 B CU 80 C SI 93 B CH 86 X SI 93 2-2 G6-3			F SL 83 S SL 82 S CH 84 0-3 K	C FF 89 D CU 77 F CU 77 X CU 72 1-2 F7			4 0	0 0	0 0	0 0	0 0	1 0	3 0
4 Alex Gordon, L (1, 7) OBP: 0.349, SLG: 0.431 66 Ryan O'Hearn, L (7, 3) OBP: 0.272, SLG: 0.309	F CU 80 B CU 80 F SI 93 X FF 94 1-2 G6-3		B FF 95 B SI 92 F SI 93 X FF 94 2-1 G6-3			S CH 85 B CU 81 F CH 86 B SL 84 X FF 94 2-2 G3		X FF 91 0-0 P5		3 1	0 0	0 0	0 0	0 0	0 0	0 0
17 Hunter Dozier, R (1, 5) OBP: 0.365, SLG: 0.532 (7, 9)	F SI 94 S CH 85 S CH 85 0-3 K		B CU 80 B CU 81 C SI 94 C SL 83 B SI 94 F SI 95 X SL 84 3-2 L6			B CH 85 F CH 85 B CH 84 F SI 92 C SI 94 2-3 K		X FF 92 0-0 F7		4	0	0	0	0	2	0
12 Jorge Soler, R (1, 10) OBP: 0.333, SLG: 0.521		S CH 84 B CU 80 X CH 85 1-1 HR	C SI 92 B SI 92 S SL 84 B CU 80 B SI 94 S SL 84 3-3 K				B SL 85 C SI 92 B CH 85 S SL 84 B SL 85 B SI 94 4-2 1 1B 19 1B 72 FC6-4 BB	C FF 92 X FF 92 0-1 1B		3	2	2	1	1	1	0
19 Cheslor Cuthbert, R (1, 3) OBP: 0.330, SLG: 0.435 (7, 5)		F SI 94 X SI 94 0-1 G5-3	X SI 94 0-0 G5-3				C SL 83 B SI 94 B CH 85 X SI 93 2-1 72 FC6-4 1 1B 1-2 1B	F SL 82 B SL 83 X FF 92 1-1 F7		4	0	1	0	0	0	1
1 Nicky Lopez, L (1, 6) OBP: 0.261, SLG: 0.287 (7, 4)		F FF 94 B CU 80 B SL 83 X FF 94 2-1 E4 11 G5-3 72 1B	X FF 94 0-0 F7				B SI 92 C CU 80 X SI 92 1-1 72 FC6-4 1-2 2-3 1B		C SL 80 F SL 79 B FF 92 X FF 92 1-2 F9	4	1	1	0	0	0	0
11 Bubba Starling, R (1, 9) OBP: 0.294, SLG: 0.338 (7, 7)		1 SAFE B SI 93 X SI 93 1-0 G5-3 1-2			C CU 81 S SL 83 B SI 92 X CH 84 1-2 G5-3		F SI 93 F SI 93 F SI 93 B CU 79 S SL 83 1-3 K		B FF 92 S SL 82 F FF 91 S FF 92 1-3 K	4	0	0	0	0	2	4
72 Meibrys Viloria, L (1, 2) OBP: 0.367, SLG: 0.346		C CU 80 D CU 80 S CU 80 B SL 82 B FF 94 X CU 80 3-2 2-H 1B			C FF 94 B FF 94 F SL 83 B SI 93 B SI 93 S SI 93 3-3 K		F CH 88 D SL 84 B FF 92 B FF 94 X SI 91 3-1 FC6-4 6 BB 1-2f 2-3 3-H		F SL 81 S FF 92 C FF 91 0-3 K	4	0	1	2	0	2	2
6 Billy Hamilton, S (1, 8) OBP: 0.276, SLG: 0.262		B FF 95 X FF 94 1-0 G3			S CH 85 B FF 94 S CH 85 F SL 83 X SI 94 1-2 G5-3		S CU 81 S CU 80 D CH 85 F FF 93 D SL 83 B FF 94 B FF 94 4-2 1-2 BB			2	0	0	0	1	0	1

| Inning Stats | | | |

Batter	1	2	3	4	5	6	7	8	9	AB	R	H	RBI	BB	SO	LOB
18 Mitch Garver, R (1, 2) OBP: 0.362, SLG: 0.617	X FF 93 0-0 ① F9	C FF 92 B FF 92 C SL 81 D SL 81 F FF 94 B CH 84 B SL 82 4-2 11 HR 1-2 BB		S CH 81 X FF 92 0-1 ② F8		B KC 83 F FF 96 F SI 95 B KC 85 F KC 82 B SI 96 S KC 85 3-3 ① K		B SI 94 B FF 95 F FF 95 B KC 83 X FF 95 3-1 ② F8		4	1	0	0	1	1	2
11 Jorge Polanco, S (1, 6) OBP: 0.359, SLG: 0.506	B FF 92 B FF 93 B FF 91 C FF 92 B CH 84 4-1 23 HR BB	D SL 81 B FF 92 X FF 91 2-0 1-H 2-H HR		B FF 91 C CH 81 F FF 92 S SL 82 1-3 ③ K3-1		C KC 82 F SI 95 X KC 83 0-2 ② L7		C KC 83 B KC 83 B CH 87 C FF 94 X KC 83 2-2 ③ G5-3		4	2	1	3	1	1	2
23 Nelson Cruz, R (1, 10) OBP: 0.386, SLG: 0.652	F FF 93 D SL 84 B FF 94 X CH 85 2-1 1-H HR	C FF 91 C SL 82 X SL 80 0-2 HR			B SI 92 B CH 82 F FF 92 B FF 93 F SI 91 S FF 93 3-3 ① K	B FF 96 X KC 84 1-0 1-H HR				4	3	3	5	0	1	0
9 Marwin Gonzalez, S (1, 9) OBP: 0.316, SLG: 0.401	F SI 94 X FF 94 0-1 ② P4	S FF 93 S FF 94 B FF 95 X FF 93 1-2 ③ P6			X CH 81 0-0 26 E 26 E 1B	X FF 96 0-0 ③ L7				4	1	1	0	0	0	0
22 Miguel Sanó, R (1, 5) OBP: 0.335, SLG: 0.557 13 Ehire Adrianza, S (8, 5) OBP: 0.363, SLG: 0.407	B FF 94 S SL 83 C FF 93 B SL 83 S SL 83 2-3 ③ K		B SI 92 S CH 81 B FF 92 C FF 92 B CH 83 S SL 82 3-3 ① K		X FF 90 0-0 ② F8		B FF 94 C SI 93 B FF 96 C FF 95 B KC 85 S SI 95 3-3 ① K			4 0	0 0	0 0	0 0	0 0	3 0	1 0
26 Max Kepler, L (1, 8) OBP: 0.343, SLG: 0.555 60 Jake Cave, L (8, 8) OBP: 0.320, SLG: 0.301		C FF 92 F FF 92 F FF 94 B SL 83 S SL 83 1-3 ① K	C FF 91 B SL 80 B SL 81 X FF 92 2-1 ② F8		B SL 79 1 SAFE X FF 90 1-0 E9 24 1B 1-H 1B		S KC 83 B FF 95 S CH 88 X SI 95 1-2 ② G3			4 0	1 0	1 0	1 0	0 0	1 0	0 0
24 C.J. Cron, R (1, 3) OBP: 0.325, SLG: 0.506		B FF 93 B CH 84 X FF 92 2-0 HR	B FF 91 S CH 82 C SI 93 F CH 84 X FF 94 1-2 ③ G4-3		C KC 87 B FF 96 F SI 95 X KC 83 1-2 2-H 1B		F FF 95 C FF 96 X SI 94 0-2 1B			4	1	3	2	0	0	0
16 Jonathan Schoop, R (1, 4) OBP: 0.301, SLG: 0.456		C SI 92 S SL 82 B SL 81 X CH 85 1-2 18 BB 11 HR 1B		C FF 90 B CH 82 X FF 90 1-1 ① G1-4-3	B FF 96 X FF 96 1-0 ③ P3		B KC 84 S FF 96 B FF 96 D KC 84 F FF 95 X FF 96 3-2 ③ G6-3			4	1	1	0	0	0	2
2 Luis Arraez, L (1, 7) OBP: 0.420, SLG: 0.438		B FF 91 B FF 92 C FF 92 C SL 82 F FF 93 X SL 83 2-2 ② F7		X FF 90 0-0 1B		C KC 84 C SI 95 X CH 88 0-2 23 HR 1B		C KC 82 F KC 83 X SI 94 0-2 ① G4-3		4	1	2	0	0	0	1
Inning Stats	R: 2 E: 0 K: 1 S: 9 H: 1 LOB: 0 BB: 1 P: 17	R: 5 E: 0 K: 1 S: 22 H: 4 LOB: 0 BB: 1 P: 35	R: 0 E: 0 K: 1 S: 9 H: 0 LOB: 0 BB: 0 P: 15	R: 0 E: 0 K: 1 S: 8 H: 1 LOB: 1 BB: 0 P: 10	R: 2 E: 2 K: 1 S: 10 H: 3 LOB: 1 BB: 0 P: 16	R: 2 E: 0 K: 1 S: 12 H: 2 LOB: 0 BB: 0 P: 16	R: 0 E: 0 K: 1 S: 12 H: 1 LOB: 1 BB: 0 P: 19	R: 0 E: 0 K: 0 S: 8 H: 0 LOB: 0 BB: 0 P: 13		1B: 7 2B: 0 3B: 0 HR: 5 SF: 0 SAC: 0 DP: 0 HBP: 0				WP: 0 PB: 0 SB: 0 CS: 0 PA: 38		

PITCHER	IP	WLS	BF	H	R	ER	SO	BB	IBB	HBP	BLK	WP	HR	S	P	ERA	WHIP
41 Danny Duffy, L (1, 1) ERA: 4.93	4.2	L	24	8	9	8	5	2	0	0	0	0	4	54	87	15.43	2.143
28 Jorge López, R (5, 1) ERA: 6.19	3.1		14	4	2	2	2	0	0	0	0	0	1	36	54	5.40	1.200

PITCHER	IP	WLS	BF	H	R	ER	SO	BB	IBB	HBP	BLK	WP	HR	S	P	ERA	WHIP

BOTTOM

Kansas City Royals @ Minnesota Twins

Target Field, Minneapolis, MN

Sat Aug 03 2019, 8:00 PM - 10:53 PM CDT

Att. 36,823 - Partly Cloudy - 75 F

livebaseballscorecards.com

AB	36
R	11
H	12
RBI	11
BB	2
SO	7
LOB	8

Batter	1	2	3	4	5	6	7	8	9	AB	R	H	RBI	BB	SO	LOB
15 Whit Merrifield, R (1, 10) OBP: 0.353, SLG: 0.476	B FF 89 C FF 89 B FF 90 B CH 84 X FF 89 3-1 L9			B CH 82 X CH 82 1-0 P4		X FF 89 0-0 F8			B SI 96 X ST 84 1-0 L9	4	0	0	0	0	0	0
4 Alex Gordon, L (1, 7) OBP: 0.351, SLG: 0.431	C FF 90 B FC 84 C CH 84 F FF 91 S FF 90 1-3 K			C FF 89 B CH 83 X CH 82 1-1 1B			B FF 88 S FF 87 B FF 89 B CH 82 B FF 87 4-1 12 CS BB			2	0	1	0	1	1	0
17 Hunter Dozier, R (1, 5) OBP: 0.362, SLG: 0.527	B FF 90 S CH 83 F FF 90 F CH 84 F FF 91 F FC 82 S CH 85 1-3 K			B CU 77 C CH 81 F FF 88 B CH 82 B FF 89 F CH 81 F FF 89 X CU 76 3-2 F7			B KC 76 F FF 94 B KC 85 S FF 95 S KC 86 2-3 K			3	0	0	0	0	2	2
12 Jorge Soler, R (1, 9) OBP: 0.331, SLG: 0.517		C CH 82 B FF 89 C FF 88 B FC 82 B CH 83 X FF 89 3-2 G6-3		F FF 89 C FF 90 X CH 84 0-2 G5-3			B FF 94 S FF 94 B FF 95 B KC 81 F FF 95 1 SAFE S FF 96 3-3 K 1-2			3	0	0	0	0	1	2
19 Cheslor Cuthbert, R (1, 3) OBP: 0.326, SLG: 0.429		C FF 89 B FF 89 B CU 77 F CH 83 X FF 89 2-2 P2			S FF 88 C FF 88 B CU 77 X FF 90 1-2 G5-3			X SL 80 0-0 F7		3	0	0	0	0	0	0
11 Bubba Starling, R (1, 8) OBP: 0.282, SLG: 0.324		C FF 90 X FF 89 0-1 F9			B FF 89 B CH 83 X FF 89 2-0 F9			C FF 88 S SL 77 S SL 80 0-3 K		3	0	0	0	0	1	0
2 Humberto Arteaga, R (1, 6) OBP: 0.241, SLG: 0.216			B FF 88 F FF 88 F CH 83 X CH 84 1-2 G6-3		X FF 89 0-0 F8			C SL 79 X SL 77 0-1 F7		3	0	0	0	0	0	0
1 Nicky Lopez, L (1, 4) OBP: 0.262, SLG: 0.287			C FF 89 X CU 76 0-1 36 K 1B			F CU 75 C FF 89 F CU 79 F CU 78 B FF 90 B CH 85 F FF 89 B FF 89 F CU 76 3-2 T FF 89 K			C SI 96 F SI 96 B CU 81 F ST 85 F SI 96 F SI 97 F CU 80 B SI 97 F SI 96 3-2 B SI 86 X SI 96 G4-3	3	0	1	0	0	1	0
36 Cam Gallagher, R (1, 2) OBP: 0.312, SLG: 0.365			1 SAFE C CU 76 F FF 89 B CU 77 F FF 90 B CH 84 B CU 75 S CU 76 3-3 K 1-2			F CU 76 F CU 76 F FF 90 F CH 83 F FF 89 F FF 88 X CH 84 0-2 G6-3			C ST 84 C ST 86 B SI 96 F ST 85 B SI 97 X SI 96 2-2 G6-3	3	0	0	0	0	1	1
Inning Stats	R: 0 E: 0 K: 2 S: 12 H: 0 LOB: 0 BB: 0 P: 17	R: 0 E: 0 K: 0 S: 8 H: 0 LOB: 0 BB: 0 P: 13	R: 0 E: 0 K: 1 S: 9 H: 1 LOB: 0 BB: 0 P: 13	R: 0 E: 0 K: 0 S: 11 H: 1 LOB: 1 BB: 0 P: 16	R: 0 E: 0 K: 0 S: 5 H: 0 LOB: 0 BB: 0 P: 8	R: 0 E: 0 K: 1 S: 15 H: 0 LOB: 0 BB: 0 P: 18	R: 0 E: 0 K: 2 S: 7 H: 0 LOB: 1 BB: 1 P: 16	R: 0 E: 0 K: 1 S: 6 H: 0 LOB: 0 BB: 0 P: 6	R: 0 E: 0 K: 0 S: 13 H: 0 LOB: 0 BB: 0 P: 19	1B: 2 2B: 1 3B: 0 HR: 0 SF: 0 SAC: 0 DP: 1 HBP: 0						

PITCHER		IP	WLS	BF	H	R	ER	SO	BB	IBB	HBP	BLK	WP	HR	S	P	ERA	WHIP
31 Devin Smeltzer, L ERA: 2.28	(1, 1)	6.0	W	20	2	0	0	4	1	0	0	0	0	0	61	90	0.00	0.500
21 Tyler Duffey, R ERA: 3.38	(7, 1)	1.0	H	2	0	0	0	2	0	0	0	0	0	0	6	11	0.00	0.000
54 Sergio Romo, R ERA: 3.21	(8, 1)	1.0	H	3	0	0	0	1	0	0	0	0	0	0	6	6	0.00	0.000
55 Taylor Rogers, L ERA: 2.1	(9, 1)	1.0	S	3	0	0	0	0	0	0	0	0	0	0	13	19	0.00	0.000

PITCHER | IP | WLS | BF | H | R | ER | SO | BB | IBB | HBP | BLK | WP | HR | S | P | ERA | WHIP

TOP

Kansas City Royals @ Minnesota Twins

Target Field, Minneapolis, MN

Sun Aug 04 2019, 1:40 PM - 4:07 PM CDT

Att. 30,171 - Partly Cloudy - 83 F

livebaseballscorecards.com

AB	27
R	0
H	2
RBI	0
BB	1
SO	7
LOB	5

Batter	1	2	3	4	5	6	7	8	9	AB	R	H	RBI	BB	SO	LOB
26 Max Kepler, L (1, 8) OBP: 0.343, SLG: 0.551	C FF 95 B FF 95 F FF 95 X FF 96 1-2 ① G4-3		B FF 95 B SI 91 S FF 95 B FF 95 B FF 95 4-1 BB		C FF 94 X FF 94 0-1 ③ F9			T FF 95 B SL 89 F SI 94 F SL 90 S SL 90 1-3 ① K		3	0	0	0	1	1	1
2 Luis Arraez, L (1, 4) OBP: 0.427, SLG: 0.442	X FF 96 0-0 1B		C FF 94 D SL 86 X SL 86 1-1 ③ G4-3			F FF 95 X FF 95 0-1 23 G5-3 20 SF9 23 WP 1B		B SL 90 B FF 95 F FF 94 B SL 90 F FF 95 B SL 89 4-2 20 1B 23 BB BB		3	2	2	0	1	0	1
23 Nelson Cruz, R (1, 10) OBP: 0.385, SLG: 0.646	F SI 94 C SI 94 F FF 97 F SI 94 B SL 88 S FF 98 1-3 ② K			C SI 93 F SI 94 B SI 94 F FF 97 X SI 95 1-2 ① P3		B SI 94 F SI 94 C SI 94 F SI 95 F FF 98 B SL 88 F SI 94 X SI 94 2-2 ① G5-3 1-3		B SL 87 B SL 85 C SL 85 D SL 85 C SL 86 B SL 87 4-2 20 1B 20 1B 1-2 BB		3	0	0	0	1	1	2
20 Eddie Rosario, L (1, 7) OBP: 0.310, SLG: 0.519	X SI 95 0-0 ③ P5			B SI 95 X SI 95 1-0 1B		X SI 97 0-0 ② SF9 3-H		X CU 78 0-0 ② 1-H 2-H 1B		3	0	2	2	0	0	1
22 Miguel Sanó, R (1, 5) OBP: 0.329, SLG: 0.547		C SI 93 B SI 95 F SI 94 F FF 98 X SI 94 1-2 ① F8		F SI 94 F SI 92 D SL 87 B FF 97 S SI 94 2-3 ② K		X SI 94 0-0 ③ P4		F SL 86 S SL 88 B SL 87 F SL 86 S CU 79 1-3 ③ K		4	0	0	0	0	2	2
13 Ehire Adrianza, S (1, 6) OBP: 0.356, SLG: 0.399		X FF 96 0-0 ② P6		X FF 96 0-0 ③ F8			C FF 94 F FF 95 S SL 86 0-3 ① K			3	0	0	0	0	1	1
24 C.J. Cron, R (1, 3) OBP: 0.322, SLG: 0.502		C FF 96 C SI 95 F SI 96 F FF 98 B SL 88 F SI 96 F FF 97 F SL 87 S SL 87 1-3 ③ K			X SI 93 0-0 ① L6		B SI 94 B SI 94 C FF 96 C FF 95 F FF 97 X FF 96 2-2 ② L9			3	0	0	0	0	1	0
15 Jason Castro, L (1, 2) OBP: 0.337, SLG: 0.494			B FF 94 F FF 94 S FF 95 F FF 95 B SL 88 B FF 96 S FF 96 3-3 ① K		C FF 95 S FF 95 S FF 97 0-3 ② K		B FF 96 F FF 95 X FF 94 1-1 HR			3	1	1	1	0	2	0
60 Jake Cave, L (1, 9) OBP: 0.320, SLG: 0.302			B SI 95 X SL 88 1-0 ② G3		C SL 86 B SL 86 S SI 94 F SL 85 B FF 96 X SL 84 2-2 1B		B SI 96 F SL 86 B SI 95 C SL 85 S SL 87 2-3 ③ K			3	0	1	0	0	1	0
Inning Stats	R: 0 E: 0 K: 1 S: 10 H: 1 LOB: 1 BB: 0 P: 12	R: 0 E: 0 K: 1 S: 13 H: 0 LOB: 0 BB: 0 P: 15	R: 0 E: 0 K: 1 S: 8 H: 0 LOB: 1 BB: 1 P: 17	R: 0 E: 0 K: 1 S: 9 H: 1 LOB: 1 BB: 0 P: 13	R: 0 E: 0 K: 1 S: 10 H: 1 LOB: 1 BB: 0 P: 12	R: 1 E: 0 K: 0 S: 10 H: 1 LOB: 0 BB: 0 P: 12	R: 1 E: 0 K: 2 S: 12 H: 1 LOB: 0 BB: 0 P: 17	R: 1 E: 0 K: 2 S: 13 H: 1 LOB: 1 BB: 2 P: 23		1B: 5 2B: 0 3B: 0 HR: 1 SF: 1 SAC: 0 DP: 0 HBP: 0						

PITCHER		IP	WLS	BF	H	R	ER	SO	BB	IBB	HBP	BLK	WP	HR	S	P	ERA	WHIP
56 Brad Keller, R ERA: 3.95	(1, 1)	7.0	L	27	5	2	2	7	1	0	0	0	1	1	72	98	2.57	0.857
55 Richard Lovelady, L ERA: 5.51	(8, 1)	0.1		2	0	1	1	1	1	0	0	0	0	0	6	11	27.00	3.000
58 Scott Barlow, R ERA: 5.61	(8, 1)	0.2		3	1	0	0	1	1	0	0	0	0	0	7	12	0.00	3.000

PITCHER	IP	WLS	BF	H	R	ER	SO	BB	IBB	HBP	BLK	WP	HR	S	P	ERA	WHIP

BOTTOM

Kansas City Royals @ Minnesota Twins

Target Field, Minneapolis, MN

Sun Aug 04 2019, 1:40 PM - 4:07 PM CDT

Att. 30,171 - Partly Cloudy - 83 F

livebaseballscorecards.com

AB	28
R	3
H	6
RBI	3
BB	3
SO	9
LOB	8

WP: 1	PA: 32		
PB: 0			
SB: 0			
CS: 0			

Atlanta Braves @ Minnesota Twins

Target Field, Minneapolis, MN

Mon Aug 05 2019, 7:12 PM - 10:12 PM CDT

Att. 26,722 - Partly Cloudy - 76 F

livebaseballscorecards.com

Batter	1	2	3	4	5	6	7	8	9	AB	R	H	RBI	BB	SO	LOB
13 Ronald Acuña Jr., R (1, 9) (7, 8) OBP: 0.372, SLG: 0.505	F FF 93 S FF 93 B FF 93 B FF 92 S FS 86 2-3 K ①		B FC 84 C FF 92 C FC 86 B FF 93 B FF 93 S FF 93 3-3 K ①		S FC 85 B FF 93 F CU 76 B FF 92 B FS 86 F FF 94 S FF 94 3-3 K ①		F CU 76 B CU 77 X FF 91 1-1 1 PB 1 E 1B		C SL 83 B CH 88 X CH 89 1-1 1 F8 1B	5	1	2	0	0	3	0
1 Ozzie Albies, S (1, 4) OBP: 0.342, SLG: 0.472	S FF 93 B FF 93 B FF 92 S FF 93 S FF 93 2-3 K ②		C CU 76 S FS 86 X FF 94 0-2 F8 ②		S FF 94 X FS 86 0-1 G3-1 ②		1 SAFE 1 SAFE B CU 75 1 SAFE C CU 74 B FF 90 X CU 76 2-1 E9 20 1B 1-H 1B		X SI 98 0-0 F8 ② 1-2	5	1	1	1	0	1	1
5 Freddie Freeman, L (1, 3) OBP: 0.396, SLG: 0.562	B FF 93 B FF 94 F FS 86 F FS 87 F FF 95 F FF 94 B CU 72 F FF 94 F FC 89 4-2 B FF 84 BB		B FS 86 B FF 94 F FC 87 B FS 86 X FS 85 3-1 20 BB 1B		B FS 88 X FF 93 1-0 HR		B CU 77 B CU 76 C FF 90 S CU 78 F CU 73 B CS 71 F FF 91 X CU 76 3-2 F7 ②		F FF 96 F FF 97 D CH 90 S FF 98 1-3 K ③	4	1	2	1	1	1	2
20 Josh Donaldson, R (1, 5) OBP: 0.374, SLG: 0.524	B FC 85 S FF 92 D FS 86 B FS 85 F FS 84 F FS 85 X FC 85 3-2 G5-3 ③		1 SAFE 1 SAFE D FC 87 B FC 86 B FS 86 B FC 83 4-0 1-2 BB		C CU 76 F FF 93 B CU 76 B FS 86 X FF 94 2-2 1B		X KC 76 0-0 2-H 1B			3	0	2	1	1	0	1
16 Brian McCann, L (1, 2) OBP: 0.343, SLG: 0.455		C FF 92 X FS 85 0-1 23 FC5-4 1B	C FF 93 D FS 86 B FS 85 X FF 93 2-1 P6 ③		C FF 94 D FS 86 C FS 85 0-3 K ③		1 SAFE S FF 94 X FF 93 0-1 P4 ③			4	0	1	0	0	1	4
23 Adam Duvall, R (1, 7) OBP: 0.405, SLG: 0.816		C FS 85 X FF 91 0-1 FC5-4 17 BB 1-2f ①	B FC 85 C CU 75 F FF 92 B FS 85 C FF 93 2-3 K ①		X CU 74 0-0 F8 ①		B FF 97 B FF 95 C FF 97 B CH 89 B FF 97 4-1 17 G4-6-3 BB			3	0	0	0	1	1	1
14 Matt Joyce, L (1, 10) OBP: 0.375, SLG: 0.432		B FF 92 B FS 85 X FF 92 2-0 P4 ②	X FS 86 0-0 1B		B FF 94 C FF 93 F FS 85 B FF 94 B FF 94 F FS 86 X FF 94 3-2 G3 ②		B FF 98 S FF 98 F FF 98 F FF 98 1 SAFE F CH 88 S CH 89 1-3 K ①			4	0	1	0	0	1	2
17 Johan Camargo, S (1, 6) OBP: 0.264, SLG: 0.335		B FF 93 B FF 92 B FF 92 B FF 90 4-0 1-2 BB	C FF 93 1 SAFE D FS 86 S FF 92 X FF 93 1-2 F7 ②		F FS 86 B FS 85 F FF 94 X FF 94 1-2 F7 ③		X FF 100 0-0 G4-6-3 ② ③ 1-2f			3	0	0	0	1	0	2
11 Ender Inciarte, L (1, 8) OBP: 0.314, SLG: 0.369 8 Charlie Culberson, R (7, 9) OBP: 0.348, SLG: 0.542		B FF 92 C FF 92 C FS 85 F FF 92 S FS 84 1-3 K ③	S FS 86 S FF 93 X FF 94 0-2 F9 ③				S CU 76 B FF 91 C FF 91 S CS 72 1-3 K ①		B SI 96 X FF 95 1-0 L8 ①	3 1	0 0	0 0	0 0	0 0	2 0	3 0

TOP	
AB	35
R	3
H	9
RBI	3
BB	4
SO	10
LOB	16

Inning Stats	1	2	3	4	5	6	7	8	9	1B: 8 SF: 0	WP: 0 PA: 39
	R: 0 E: 0 K: 2 S: 16 H: 0 LOB: 1 BB: 1 P: 27	R: 0 E: 0 K: 1 S: 9 H: 1 LOB: 2 BB: 1 P: 16	R: 0 E: 0 K: 1 S: 10 H: 1 LOB: 2 BB: 1 P: 22	R: 0 E: 0 K: 1 S: 10 H: 1 LOB: 1 BB: 0 P: 13	R: 1 E: 0 K: 2 S: 13 H: 2 LOB: 1 BB: 0 P: 19	R: 0 E: 0 K: 0 S: 8 H: 0 LOB: 0 BB: 0 P: 12	R: 2 E: 1 K: 1 S: 15 H: 3 LOB: 1 BB: 0 P: 22	R: 0 E: 0 K: 1 S: 7 H: 0 LOB: 0 BB: 1 P: 12	R: 0 E: 0 K: 1 S: 7 H: 1 LOB: 1 BB: 0 P: 10	2B: 0 SAC: 0 3B: 0 DP: 1 HR: 1 HBP: 0	PB: 1 SB: 0 CS: 0

PITCHER		IP	WLS	BF	H	R	ER	SO	BB	IBB	HBP	BLK	WP	HR	S	P	ERA	WHIP
12 Jake Odorizzi, R ERA: 3.61	(1, 1)	6.0		26	5	1	1	7	3	0	0	0	0	1	66	109	1.50	1.333
19 Ryne Harper, R ERA: 3.07	(7, 1)	0.2	H	4	2	2	1	1	0	0	0	0	0	0	12	19	13.50	3.000
21 Tyler Duffey, R ERA: 3.35	(7, 1)	0.1	B	2	1	0	0	0	0	0	0	0	0	0	3	3	0.00	3.000
65 Trevor May, R ERA: 3.76	(8, 1)	2.0	W	7	1	0	0	2	1	0	0	0	0	0	14	22	0.00	1.000

PITCHER	IP	WLS	BF	H	R	ER	SO	BB	IBB	HBP	BLK	WP	HR	S	P	ERA	WHIP

Atlanta Braves @ Minnesota Twins

Target Field, Minneapolis, MN

Mon Aug 05 2019, 7:12 PM - 10:12 PM CDT

Att. 26,722 - Partly Cloudy - 76 F

livebaseballscorecards.com

Batter	1	2	3	4	5	6	7	8	9	AB	R	H	RBI	BB	SO	LOB
26 Max Kepler, L (1, 8) OBP: 0.342, SLG: 0.556	B SI 92 B SI 90 C FF 92 B CH 83 X SI 92 3-1 ① F9			B FF 92 S CH 82 X FF 92 1-1 ① P3	X SI 91 0-0 HR			B KC 81 F FC 91 B FC 92 B FC 92 S FC 92 C FC 93 3-3 ① K		4	1	1	1	0	1	0
11 Jorge Polanco, S (1, 6) OBP: 0.356, SLG: 0.501	C SI 92 X FF 93 0-1 ② G3			B SL 82 C SL 83 B CH 82 X SI 92 2-1 ② G4-3	S SI 93 C CH 83 B FF 93 B SL 83 X SL 85 2-2 ③ G6-3			C KC 82 B FC 92 F KC 81 F FC 92 B FC 92 X KC 83 2-2 ② G6-3		4	0	0	0	0	0	0
23 Nelson Cruz, R (1, 10) OBP: 0.383, SLG: 0.641	C FF 93 S SI 92 B SL 85 S SL 83 1-3 ③ K			X SI 93 0-0 9 1B 20 1B 2 1B 1B		C SL 82 B FF 92 C FF 92 B SI 93 B FF 94 F SL 85 X FF 93 3-2 ① P6		S FC 92 B FC 92 B FC 92 S FC 92 S FC 92 2-3 ③ K		4	1	1	0	0	2	0
20 Eddie Rosario, L (1, 7) OBP: 0.310, SLG: 0.516		C SI 91 B SI 91 X CH 83 1-1 ① P3		X SI 93 0-0 9 1B 2 1B 1-2 1B		B SL 81 F CH 83 B SI 92 F SI 92 S SL 83 2-3 ② K			F FF 96 B FF 97 B FC 90 S SL 87 X FS 89 2-2 ① G1-3	4	1	1	0	0	1	0
9 Marwin Gonzalez, S (1, 5) OBP: 0.315, SLG: 0.399		X SI 93 0-0 ② L7		B SL 85 X FF 93 1-0 2 1B 1-2 2-3 1B		C SL 80 F CH 83 F SL 82 B SL 82 F CH 81 X FF 93 1-2 ③ F9			B FC 90 C ST 85 F SI 95 B SL 87 X FS 90 2-2 ② G4-3	4	0	1	0	0	0	0
2 Luis Arraez, L (1, 4) OBP: 0.429, SLG: 0.444		C SL 82 F FF 94 F FF 94 B CH 82 X SL 84 1-2 ③ F8		C CH 84 X FF 93 0-1 1-2 2-H 3-H 1B			C FF 90 B SL 81 X CH 81 1-1 ① F8		B FF 97 C FF 96 B FS 90 X FF 96 2-1 22 HR 1B	4	1	2	2	0	0	0
13 Ehire Adrianza, S (1, 3) OBP: 0.356, SLG: 0.393 22 Miguel Sanó, R (9, PH) OBP: 0.332, SLG: 0.563			B FF 92 B FF 92 X SI 92 2-0 ① G6-3	B SL 85 B CH 83 X SI 93 2-0 ③ G3-1			B SL 79 S CH 81 B FF 92 B SI 92 B SL 82 4-1 15 G3 BB		C ST 86 X FC 90 0-1 1-H HR	2 1	0 1	0 1	0 2	1 0	0 0	2 0
15 Jason Castro, L (1, 2) OBP: 0.337, SLG: 0.491			S FF 94 B FF 95 X FF 94 1-1 ② L8		X FF 91 0-0 ① 1B		C SL 82 C FF 91 B SL 82 1 SAFE B CH 82 1 SAFE B FF 93 X CH 82 3-2 ② G3 1-2			3	0	1	0	0	0	1
60 Jake Cave, L (1, 9) OBP: 0.311, SLG: 0.292			S SL 84 S SL 83 B FF 96 F SL 84 F FF 95 S CH 83 1-3 ③ K		C SI 91 B SI 91 X SI 92 1-1 ② G4-3		B CH 83 B SI 92 X SL 83 2-0 ③ G3			3	0	0	0	0	1	1
Inning Stats	R: 0 E: 0 K: 1 S: 7 H: 0 LOB: 0 BB: 0 P: 11	R: 0 E: 0 K: 0 S: 7 H: 0 LOB: 0 BB: 0 P: 9	R: 0 E: 0 K: 1 S: 8 H: 0 LOB: 0 BB: 0 P: 12	R: 2 E: 0 K: 0 S: 10 H: 4 LOB: 2 BB: 0 P: 16	R: 1 E: 0 K: 0 S: 7 H: 2 LOB: 0 BB: 0 P: 10	R: 0 E: 0 K: 1 S: 12 H: 0 LOB: 0 BB: 0 P: 18	R: 0 E: 0 K: 0 S: 7 H: 0 LOB: 1 BB: 1 P: 17	R: 0 E: 0 K: 2 S: 10 H: 0 LOB: 0 BB: 0 P: 17	R: 2 E: 0 K: 0 S: 10 H: 2 LOB: 0 BB: 0 P: 16	1B: 6 2B: 0 3B: 0 HR: 2 SF: 0 SAC: 0 DP: 0 HBP: 0						

BOTTOM	
AB	33
R	5
H	8
RBI	5
BB	1
SO	5
LOB	4

PITCHER		IP	WLS	BF	H	R	ER	SO	BB	IBB	HBP	BLK	WP	HR	S	P	ERA	WHIP	PITCHER	IP	WLS	BF	H	R	ER	SO	BB	IBB	HBP	BLK	WP	HR	S	P	ERA	WHIP
40 Michael Soroka, R ERA: 2.45	(1, 1)	7.0		27	6	3	3	3	1	0	0	0	0	1	58	93	3.86	1.000																	
36 Mark Melancon, R ERA: 3.35	(8, 1)	1.0		3	0	0	0	2	0	0	0	0	0	0	10	17	0.00	0.000																	
51 Chris Martin, R ERA: 3.4	(9, 1)	0.2	L	4	2	2	2	0	0	0	0	0	0	1	10	16	27.00	3.000																	

Batter	1	2	3	4	5	6	7	8	9	AB	R	H	RBI	BB	SO	LOB
13 Ronald Acuña Jr., R (1, 9) OBP: 0.376, SLG: 0.513	X FF 94 0-0 HR		C SI 94 B SV 84 F SV 83 B FF 94 F FF 95 B CH 85 B SI 93 4-2 1 1B 5 HR BB		X SV 82 0-0 1 1B 1 S 1B	X SI 92 0-0 1-H 3-H 1 3B 1B		C FF 91 B FF 91 B CH 84 S SL 82 B SL 83 S SL 81 3-3 ① K	F SL 90 B FF 94 B FF 94 B SL 86 X SL 88 3-1 1-2 FC6	5	4	3	2	1	1	1
1 Ozzie Albies, S (1, 4) OBP: 0.346, SLG: 0.479	B FF 94 X FF 92 1-0 ① P4		1 SAFE X FF 91 0-0 1-2 5 HR 1B		1 SAFE C SV 80 X CH 81 0-1 1-H 5 S 1B	C FF 92 S FF 91 X FF 93 0-2 1-H 5 1B 3B		C CH 87 F CH 86 B FF 91 B SL 83 F FF 91 X CH 85 2-2 5 16 1B 1B	B FF 92 S FF 92 B FF 93 S SL 88 T FF 94 2-2 ③ K	6	3	4	2	0	1	2
5 Freddie Freeman, L (1, 3) OBP: 0.398, SLG: 0.569	C FF 94 X FF 93 0-1 ② F8		X SV 82 0-0 1-H 2-H HR		1 SAFE C FF 91 1 SAFE F FF 91 B FF 92 X SV 82 1-2 ① F7 1-2	B FF 92 X SL 82 1-0 20 2B 16 1B 3-H 1B		X FF 91 0-0 16 1B 1-2 1B		5	2	3	4	0	0	1
20 Josh Donaldson, R (1, 5) OBP: 0.377, SLG: 0.525	B SV 84 B SI 91 B SI 92 B SI 92 4-0 BB		B SI 92 B CH 83 B SI 92 C SI 92 B SV 82 4-1 16 G3-6-3 BB		B FF 90 C SI 91 F CH 82 B FF 91 C SV 81 2-3 ② K	C SL 83 S SL 83 B FF 92 F FF 91 F SL 83 F FF 92 B FF 93 F FF 92 F FF 93 2-2 X FF 92 1-3 16 1B 2B		X FF 94 0-0 ② F7		3	1	1	0	2	1	3
16 Brian McCann, L (1, 2) OBP: 0.344, SLG: 0.454	C SV 80 X SV 80 0-1 ③ F9		B SI 89 C SI 92 D CH 83 C FF 92 F SI 91 X SV 82 2-2 ② ③ G3-6-3 1-2f		C SV 79 F FF 91 X FF 92 0-2 ③ P6	C FF 92 X FF 91 0-1 2-H 3-H 1B		B SL 88 C SL 88 X FF 94 1-1 1-3 2-H 1B		5	0	2	3	0	0	3
23 Adam Duvall, R (1, 7) OBP: 0.362, SLG: 0.721		B SV 82 S SI 91 F CH 82 S FF 93 1-3 ① K		C SV 80 B CU 74 C SV 80 B SV 81 F FF 91 C CH 83 2-3 ① K		C FF 89 S FF 92 S FF 92 0-3 ① K C SL 83 C FF 92 T FF 97 0-2 ① K		C SL 86 S FF 95 X FF 96 0-2 ③ G3		5	0	0	0	0	4	3
14 Matt Joyce, L (1, 10) OBP: 0.368, SLG: 0.414		F SI 91 C FF 92 F FF 94 B SV 82 C SV 82 1-3 ② K		X SV 81 0-0 ② G4-3		B CH 81 C CH 81 B SV 82 F SI 90 B CH 83 B SV 83 4-2 11 1B 13 BLK BB	B SL 81 X FF 91 1-0 ① F8		C SL 88 B SL 86 B SL 85 S SL 90 S FF 96 2-3 ① K	4	1	0	0	1	2	0
8 Charlie Culberson, R (1, 6) OBP: 0.340, SLG: 0.523		C FF 93 B FF 92 B SV 81 S SI 93 S CH 84 2-3 ③ K		B SV 82 X SI 90 1-0 E5 11 1B		B SV 81 B SI 90 C FF 91 B SI 90 F SI 91 C SI 92 3-3 ② K	B SL 81 S SL 82 S SL 82 F FF 91 F SL 83 B FF 90 F SL 82 F FF 92 C CH 85 2-3 ② K		B SL 88 X SL 90 1-0 13 FC6 1B	5	0	1	0	0	3	1
11 Ender Inciarte, L (1, 8) OBP: 0.316, SLG: 0.370			X FF 92 0-0 ① F8	1 SAFE C SV 79 B CH 80 1 SAFE F FF 92 1 SAFE X SV 81 1-2 ③ 1-3 1B		C FF 91 C SI 91 B SI 91 X FF 93 1-2 13 BLK 13 1B 1-3 1B	F SL 82 C CH 86 S FF 92 0-3 ③ K		X SL 89 0-0 ② P3	5	1	2	0	0	1	1
Inning Stats	R: 1 E: 0 K: 0 S: 6 H: 1 LOB: 1 BB: 1 P: 11	R: 0 E: 0 K: 3 S: 10 H: 0 LOB: 0 BB: 0 P: 14	R: 3 E: 0 K: 0 S: 11 H: 2 LOB: 0 BB: 2 P: 21	R: 0 E: 1 K: 1 S: 9 H: 1 LOB: 2 BB: 0 P: 13	R: 1 E: 0 K: 1 S: 12 H: 2 LOB: 1 BB: 0 P: 15	R: 6 E: 0 K: 3 S: 29 H: 6 LOB: 1 BB: 1 P: 40	R: 0 E: 0 K: 2 S: 11 H: 0 LOB: 0 BB: 0 P: 14	R: 1 E: 0 K: 1 S: 14 H: 3 LOB: 2 BB: 0 P: 20	R: 0 E: 0 K: 2 S: 10 H: 1 LOB: 2 BB: 0 P: 18	1B: 12 2B: 1 3B: 1 HR: 2 SF: 0 SAC: 0 DP: 1 HBP: 0						

TOP

Atlanta Braves @ Minnesota Twins

Target Field, Minneapolis, MN

Tue Aug 06 2019, 7:10 PM - 10:36 PM CDT

Att. 36,721 - Partly Cloudy - 83 F

livebaseballscorecards.com

AB	43
R	12
H	16
RBI	11
BB	4
SO	13
LOB	15

PITCHER		IP	WLS	BF	H	R	ER	SO	BB	IBB	HBP	BLK	WP	HR	S	P	ERA	WHIP
17 José Berríos, R ERA: 3.24	(1, 1)	5.2	L	29	9	9	9	7	4	0	0	1	0	2	63	97	14.29	2.294
61 Cody Stashak, R ERA: 5.87	(6, 1)	1.2		10	5	3	3	4	0	0	0	0	0	0	33	44	16.20	3.000
52 Zack Littell, R ERA: 4.5	(8, 1)	1.2		8	2	0	0	2	0	0	0	0	0	0	16	25	0.00	1.200

PITCHER		IP	WLS	BF	H	R	ER	SO	BB	IBB	HBP	BLK	WP	HR	S	P	ERA	WHIP

Batter	1	2	3	4	5	6	7	8	9	AB	R	H	RBI	BB	SO	LOB
26 Max Kepler, L (1, 8) (7, 9) OBP: 0.340, SLG: 0.551	B FF 94 X FF 94 1-0 ① F9		C CU 80 B SL 87 B SL 87 X CH 88 2-1 ② G4-3		S SI 96 S SL 88 B SL 88 F SL 87 B SI 96 X SL 88 2-2 ③ F8		B FF 94 X FF 93 1-0 60 23 1B HR 1B	B FF 94 C FF 94 S SL 88 S SL 87 1-3 ③ K		5	1	1	0	0	1	1
11 Jorge Polanco, S (1, 6) OBP: 0.356, SLG: 0.499 60 Jake Cave, L (7, 8) OBP: 0.315, SLG: 0.297	B CU 80 F SI 95 B SL 86 C SL 86 S FF 97 2-3 ② K		B SI 96 C SL 87 S CH 88 B FF 98 B SL 86 B FF 96 4-2 23 1B BB			B FF 93 B SI 92 X FF 93 2-0 ① F9	D FF 94 C FF 94 C FF 94 X CU 78 1-2 23 HR 1B 1-2		C SI 91 S FC 88 S FC 87 0-3 ① K	2 2	0 1	0 1	0 0	1 0	1 1	0 0
23 Nelson Cruz, R (1, 10) OBP: 0.389, SLG: 0.662	B SL 86 S SL 85 X FF 96 1-1 1B		B SL 86 B FF 95 B SI 96 X FF 93 3-0 1-2 1B			B FF 95 S SL 86 X FF 95 1-1 HR	D CU 79 B FF 95 X FF 95 2-0 1-H 2-H HR		B SI 92 X SI 93 1-0 ② G6-3	5	2	4	4	0	0	0
20 Eddie Rosario, L (1, 7) OBP: 0.311, SLG: 0.522	B SL 86 C SL 85 X SL 86 1-1 ③ F7		B FF 97 F SL 86 S SL 86 F SI 98 S SL 88 1-3 ③ K			F SL 84 F FF 96 F SI 95 F SL 86 F CH 88 X SL 87 0-2 18 HR 1B	B FF 95 F SL 82 F SL 82 B FF 95 X CU 82 2-2 ① G4-3		S SI 92 X SI 94 0-1 HR	5	2	2	1	0	1	3
18 Mitch Garver, R (1, 2) OBP: 0.358, SLG: 0.621		C SL 86 B FF 95 F FF 98 B SL 87 B SL 86 S SL 86 3-3 ① K		C SI 95 S SL 86 B SI 96 F SI 95 S SL 88 1-3 ① K		B SI 95 C SI 94 B SL 86 X SL 85 2-1 1-H HR	B FF 95 B FF 94 C FF 96 B CU 79 X FF 96 3-1 ② L9		C SI 92 C ST 80 B FC 88 C SI 92 1-3 ③ K	5	1	1	2	0	3	0
2 Luis Arraez, L (1, 4) (7, 6) OBP: 0.419, SLG: 0.433		C FF 96 F SL 86 F SL 87 B FF 98 B SL 88 F FF 97 B CH 90 X FF 95 3-2 ② G4-3		C SI 96 X CH 88 0-1 ② P3		B FF 96 C FF 95 B CU 84 X SL 86 2-1 ② G6-3	C FF 94 B FF 94 B CU 79 T FF 96 F FF 96 F SL 82 T FF 96 2-2 ③ K			4	0	0	0	0	1	0
22 Miguel Sanó, R (1, 5) OBP: 0.338, SLG: 0.562		B SL 88 S SL 86 F SI 97 B SL 88 B SL 86 B SL 87 4-2 BB		F SI 96 B SL 88 F CH 88 X SL 87 1-2 ③ G5-3		B SL 87 B SL 87 C SL 85 S SL 87 F FF 97 F SL 86 B SL 87 B SL 86 4-2 16 BB BB		B SL 85 X FF 92 1-0 16 FC6-4 1B		2	0	1	0	2	0	0
9 Marwin Gonzalez, S (1, 9) OBP: 0.313, SLG: 0.396 16 Jonathan Schoop, R (6, PH) (7, 4) OBP: 0.303, SLG: 0.455	B FF 96 F SL 85 C SI 96 B SL 88 X CH 89 2-2 ③ G3				C CU 82 S CH 88 S SL 88 0-3 ① K	B SL 87 B FF 96 D FF 96 B FF 96 4-0 1-2 BB	C FF 94 S SL 87 D SL 86 F SL 87 F FF 94 D SL 89 X FF 93 2-2 ① FC6-4 24 FC6-4 1-2f			2 1	0 0	0 0	0 0	0 1	1 0	1 1
24 C.J. Cron, R (1, 3) OBP: 0.319, SLG: 0.495			B FF 95 C SI 95 F SL 86 T FF 96 1-2 ① K		F SL 86 C SI 96 F SL 87 S SI 95 0-3 ② K	C SL 87 S FF 96 B FF 96 X SL 87 1-2 ③ L9		X SL 88 0-0 ② FC6-4 1-2f		4	0	0	0	0	2	3
Inning Stats	R: 0 E: 0 K: 1 S: 8 H: 1 LOB: 1 BB: 0 P: 13	R: 0 E: 0 K: 1 S: 13 H: 0 LOB: 1 BB: 1 P: 25	R: 0 E: 0 K: 2 S: 12 H: 1 LOB: 2 BB: 1 P: 23	R: 0 E: 0 K: 1 S: 9 H: 0 LOB: 0 BB: 0 P: 11	R: 0 E: 0 K: 2 S: 11 H: 0 LOB: 0 BB: 0 P: 13	R: 3 E: 0 K: 0 S: 20 H: 3 LOB: 2 BB: 2 P: 36	R: 3 E: 0 K: 1 S: 16 H: 3 LOB: 0 BB: 0 P: 27	R: 0 E: 0 K: 1 S: 10 H: 1 LOB: 1 BB: 0 P: 14	R: 1 E: 0 K: 2 S: 9 H: 1 LOB: 0 BB: 0 P: 11	1B: 6 2B: 0 3B: 0 HR: 4 SF: 0 SAC: 0 DP: 0 HBP: 0						

PITCHER		IP	WLS	BF	H	R	ER	SO	BB	IBB	HBP	BLK	WP	HR	S	P	ERA	WHIP
26 Mike Foltynewicz, R ERA: 6.26	(1, 1)	5.1	W	23	5	3	3	7	2	0	0	0	0	2	64	101	5.06	1.312
77 Luke Jackson, R ERA: 3.83	(6, 1)	0.2		4	0	0	0	0	2	0	0	0	0	0	9	20	0.00	3.000
15 Sean Newcomb, L ERA: 2.98	(7, 1)	1.0		6	3	3	3	1	0	0	0	0	0	1	16	27	27.00	3.000
38 Anthony Swarzak, R ERA: 3.46	(8, 1)	1.0		4	1	0	0	1	0	0	0	0	0	0	10	14	0.00	1.000
19 Shane Greene, R ERA: 2.2	(9, 1)	1.0		4	1	1	1	2	0	0	0	0	0	1	9	11	9.00	1.000

PITCHER	IP	WLS	BF	H	R	ER	SO	BB	IBB	HBP	BLK	WP	HR	S	P	ERA	WHIP

BOTTOM

Atlanta Braves @ Minnesota Twins

Target Field, Minneapolis, MN

Tue Aug 06 2019, 7:10 PM - 10:36 PM CDT

Att. 36,721 - Partly Cloudy - 83 F

livebaseballscorecards.com

AB	37
R	7
H	10
RBI	7
BB	4
SO	11
LOB	9

1B: 6 SF: 0
2B: 0 SAC: 0
3B: 0 DP: 0
HR: 4 HBP: 0

WP: 0 PA: 41
PB: 0
SB: 0
CS: 0

Atlanta Braves @ Minnesota Twins

Target Field, Minneapolis, MN

Wed Aug 07 2019, 12:12 PM - 3:44 PM CDT

Att. 35,682 - Sunny - 82 F

TOP

livebaseballscorecards.com

Batter	1	2	3	4	5	6	7	8	9	AB	R	H	RBI	BB	SO	LOB
13 Ronald Acuña Jr., R (1, 9) OBP: 0.374, SLG: 0.516	C FF 93 B FF 93 B FF 93 X FF 94 2-1 F8 ①	F FF 94 B FC 91 B SI 93 X CH 85 2-1 G5-3 ③		C SI 93 C SI 92 C FC 90 0-3 K ②		F FC 89 F FF 92 B FC 87 B SI 94 F FC 87 B CH 85 S FC 88 3-3 K ②		T SI 92 D SL 86 B SL 84 X SI 91 2-1 1-H HR		5	1	1	2	0	2	0
1 Ozzie Albies, S (1, 4) OBP: 0.351, SLG: 0.496	X FF 94 0-0 HR		B SI 91 X CH 84 1-0 20 BB, 5 1B, 23 PB 1B	B SI 94 F FC 92 X SI 94 1-1 5 1B 1B		X FC 90 0-0 HR		S CU 77 X SI 88 0-1 G3 ③		5	3	4	2	0	0	0
5 Freddie Freeman, L (1, 3) OBP: 0.400, SLG: 0.576	X FF 92 0-0 HR		C FC 88 F SI 94 X SI 95 0-2 23 PB, 20 BB, 8 1B, 1-2 1B	C FC 87 B CH 84 B CH 84 X SI 95 2-1 1-2 1B		B CH 85 C CU 78 F CH 83 S FF 94 1-3 K ③			S FF 91 B CU 78 X FF 91 1-1 G6-3 ①	5	2	3	1	0	1	0
20 Josh Donaldson, R (1, 5) OBP: 0.379, SLG: 0.524	C FC 89 B CH 84 F CH 85 B FC 89 B FC 87 X SI 92 3-2 G5-3 ②		B FC 89 B FC 90 B FC 90 B SI 94 4-0 8 1B, 23 PB, 17 BB, 1-2 2-3 BB	C FC 90 B FC 89 S CH 84 C FC 89 1-3 K ③			X SI 90 0-0 8 G6-4-3 1B		B SI 91 S SL 84 F SI 91 B SL 85 B SL 86 B SI 92 4-2 8 2B, 17 1B BB	3	2	1	0	2	1	2
23 Adam Duvall, R (1, 7) OBP: 0.365, SLG: 0.688	F CH 84 X FC 88 0-1 8 2B 1B		S SI 94 F SI 95 F FF 95 B CH 86 F CH 85 B FC 90 X CH 86 3-2 17 BB, 8 1B, 1-2 2-3 3-H 1B		C CU 77 X FC 86 0-2 P3 ①		B SL 83 C SL 84 F SI 91 F SL 84 X FF 89 1-2 F8 ①		S SL 86 C SI 92 F SL 85 C SL 85 0-3 K ②	5	1	2	0	0	1	2
8 Charlie Culberson, R (1, 6) OBP: 0.364, SLG: 0.559	X SI 92 0-0 1-H 2B		F FC 89 X FC 91 0-1 25 G5-4-3, 17 BB, 1-2 2-3 3-H 1B		B CU 77 X FC 87 1-0 1B		B SL 85 B SL 85 F SI 92 X SI 92 2-1 G6-4-3 ②③ 1-2f		S SL 85 S SL 84 F SL 84 B SI 92 X SL 83 1-2 17 1B 1-3 2B	5	1	4	2	0	0	1
17 Johan Camargo, S (1, 10) OBP: 0.267, SLG: 0.333	F CU 78 S CH 83 X CH 83 0-2 F8 ③		B FC 91 D CH 84 F CH 84 B CH 83 B SI 93 4-1 25 G5-4-3, 1-2 2-3 3-H BB		X FC 88 0-0 L6 ②			B SI 91 B CU 75 X SI 91 2-0 L8 ①	C SL 84 D SL 86 X FF 92 1-1 2-H 3-H 1B	4	0	1	3	1	0	2
25 Tyler Flowers, R (1, 2) OBP: 0.300, SLG: 0.421		C FC 89 X FC 89 0-1 P4 ①	F SI 93 X FC 89 0-1 G5-4-3 ①②③ 1-2f 2-3f		B CH 84 S CH 84 S CH 83 B FC 88 F FC 86 D CH 85 S CH 86 3-3 K ③			C SI 93 X SI 93 0-1 L6 ②	X SL 84 0-0 P3 ③	5	0	0	0	0	1	5
11 Ender Inciarte, L (1, 8) OBP: 0.315, SLG: 0.367		F SI 93 F CU 81 F SI 93 X SI 95 0-2 G4-3 ②		B CH 89 B SI 92 F SI 93 F FC 89 S CH 85 2-3 K ①		C FC 85 B FC 86 B CH 84 X CU 78 2-1 P5 ①		B FF 94 C SI 93 X CH 88 1-1 13 HR 1B		4	1	1	0	0	1	0
Inning Stats	R: 3 H: 4 E: 0 LOB: 1 K: 0 BB: 0 S: 13 P: 18	R: 0 H: 0 E: 0 LOB: 0 K: 0 BB: 0 S: 8 P: 10	R: 3 H: 4 E: 0 LOB: 1 K: 0 BB: 2 S: 14 P: 26	R: 0 H: 2 E: 0 LOB: 2 K: 3 BB: 0 S: 13 P: 19	R: 0 H: 1 E: 0 LOB: 1 K: 1 BB: 0 S: 9 P: 13	R: 1 H: 1 E: 0 LOB: 0 K: 2 BB: 0 S: 10 P: 16	R: 0 H: 1 E: 0 LOB: 0 K: 0 BB: 0 S: 7 P: 10	R: 2 H: 2 E: 0 LOB: 0 K: 0 BB: 0 S: 9 P: 14	R: 2 H: 2 E: 0 LOB: 1 K: 1 BB: 1 S: 15 P: 22	1B: 11 SF: 0 2B: 2 SAC: 0 3B: 1 DP: 1 HR: 4 HBP: 0						WP: 0 PA: 44 PB: 1 SB: 0 CS: 0

	AB	41
	R	11
	H	17
	RBI	10
	BB	3
	SO	7
	LOB	12

PITCHER		IP	WLS	BF	H	R	ER	SO	BB	IBB	HBP	BLK	WP	HR	S	P	ERA	WHIP
33 Martín Pérez, L ERA: 4.87	(1, 1)	6.0	L	30	12	7	7	6	2	0	0	0	0	3	67	102	10.50	2.333
53 Kohl Stewart, R ERA: 5.64	(7, 1)	3.0		14	5	4	4	1	1	0	0	0	0	1	31	46	12.00	2.000

PITCHER	IP	WLS	BF	H	R	ER	SO	BB	IBB	HBP	BLK	WP	HR	S	P	ERA	WHIP

Batter	1	2	3	4	5	6	7	8	9	AB	R	H	RBI	BB	SO	LOB
18 Mitch Garver, R (1, 2) OBP: 0.357, SLG: 0.619 13 Ehire Adrianza, S (9, PH) OBP: 0.360, SLG: 0.397	C FF 92 C CU 74 B FF 94 B CU 76 B FF 94 S FF 95 3-3 ① K			B FC 92 B FF 93 C FC 92 X FF 93 2-1 20 WP 2B	B CU 73 B CU 75 B FF 95 C FF 94 X FF 96 3-1 ③ F9		C SI 92 X SL 87 0-1 ① G5-3		B SI 88 B FC 87 C SI 88 X FC 87 2-1 20 1B 22 HR 1-2 1B	4 1	0 1	1 1	0 1	0 0	1 0	2 0
11 Jorge Polanco, S (1, 6) OBP: 0.355, SLG: 0.494	B FF 93 T FF 94 B FF 94 F FF 94 C SL 84 2-3 ② K			F FF 94 B FF 96 S CU 75 X SL 87 1-2 ① G5-3		B CU 74 X FF 92 1-0 20 E6 1B 22 1B	C FF 94 B FF 93 B FF 93 B SL 87 B SL 85 4-1 BB		B CU 76 B FF 89 C FC 87 C FC 86 F FC 88 F CH 84 D FC 87 X FC 88 3-2 ① F8	4	1	0	0	1	1	3
23 Nelson Cruz, R (1, 10) OBP: 0.386, SLG: 0.654	B FF 95 B FF 95 B FF 94 C FF 94 F FF 95 C FF 98 3-3 ③ K			S FF 96 B FF 96 D CU 77 B FF 96 B FF 96 4-1 20 WP BB		B CU 75 X SL 84 1-0 ① F8	S SL 86 B SL 88 D SL 87 X SL 86 2-1 ② P6		D FC 86 C FC 87 X FF 89 1-1 ② L7	4	0	0	0	1	1	4
20 Eddie Rosario, L (1, 7) OBP: 0.312, SLG: 0.521		C SL 81 B SL 83 F CU 75 F CU 76 S FF 96 1-3 ① K		D SL 85 C FF 95 F FF 95 F CU 76 S SL 85 1-3 ② 1-2 2-3 K		F FF 93 C FF 93 B FF 92 X CU 74 1-2 9 F7 22 1B 24 1B 1-3 1B	S FF 94 S SL 87 D SL 88 B SL 87 X SL 87 2-2 ③ G6-3		B FC 88 S CU 76 B CH 86 D CH 85 F FC 87 X FC 87 3-2 22 HR 1-3 2-H 1B	5	2	2	1	0	2	3
22 Miguel Sanó, R (1, 5) OBP: 0.340, SLG: 0.571		C FF 95 C FF 94 X SL 85 0-2 ② F8		B CU 73 D SL 83 C CU 74 X FF 95 2-1 ③ L8		S FF 93 D CU 74 X CU 74 1-1 24 1B 60 2B 1-2 3-H 1B		X SI 94 0-0 ① G5-3	B FC 87 C CU 76 F FF 88 X FC 87 1-2 1-H 3-H HR	5	2	2	4	0	0	2
9 Marwin Gonzalez, S (1, 9) OBP: 0.315, SLG: 0.395		B FF 94 C FF 94 C FF 95 S CU 77 1-3 ③ K			F CU 72 X SL 80 0-1 60 2B 1B	F FF 95 B SL 87 D SL 87 X SL 85 2-1 ② F7 2-3		F FF 95 C FF 96 S FF 96 0-3 ② K	B CU 75 B CH 82 B FF 88 B FF 88 4-0 BB	4	0	1	0	1	2	2
24 C.J. Cron, R (1, 3) OBP: 0.320, SLG: 0.494			B FF 92 C FF 92 F FF 92 X FF 96 1-2 ① G6-3		F FF 94 B FF 94 C FF 93 F CU 76 D CU 76 F CU 76 S FF 97 2-3 ① K	X SL 87 0-0 60 2B 1-3 3-H 1B		B SI 95 S FF 96 X SI 95 1-1 1B	B KC 80 S FF 92 X FC 91 1-1 ③ G5-3	5	0	2	1	0	1	2
60 Jake Cave, L (1, 8) OBP: 0.321, SLG: 0.326			C FF 93 C FF 93 S SL 86 0-3 ② K	B SL 83 C FF 92 X CU 75 1-1 1-3 2B		B FF 96 C FF 96 B FF 96 B SL 87 X SL 87 3-1 1-3 3-H 2B		B FF 95 B FC 90 F FF 96 S FC 91 B FF 96 F FF 96 F FF 96 S FS 88 3-3 ③ K		4	0	2	1	0	2	1
16 Jonathan Schoop, R (1, 4) OBP: 0.302, SLG: 0.452			B CU 73 F CU 75 F FF 95 B FF 97 C FF 96 2-3 ③ K		F CU 75 S CU 74 S CU 73 0-3 ② K	B SL 87 S SL 87 S FF 96 X SL 87 1-2 ③ G4-3			B SI 88 X CU 76 1-0 13 1B 20 1B 1B	4	1	1	0	0	2	4
Inning Stats	R: 0 E: 0 K: 3 S: 9 H: 0 LOB: 0 BB: 0 P: 17	R: 0 E: 0 K: 2 S: 10 H: 0 LOB: 0 BB: 0 P: 12	R: 0 E: 0 K: 2 S: 9 H: 0 LOB: 0 BB: 0 P: 12	R: 0 E: 0 K: 1 S: 12 H: 1 LOB: 2 BB: 1 P: 22	R: 0 E: 0 K: 2 S: 14 H: 2 LOB: 2 BB: 0 P: 20	R: 3 E: 1 K: 0 S: 15 H: 4 LOB: 2 BB: 0 P: 25	R: 0 E: 0 K: 0 S: 8 H: 0 LOB: 1 BB: 1 P: 16	R: 0 E: 0 K: 2 S: 11 H: 1 LOB: 1 BB: 0 P: 15	R: 4 E: 0 K: 0 S: 18 H: 4 LOB: 1 BB: 1 P: 34	1B: 8 2B: 3 3B: 0 HR: 1 SF: 0 SAC: 0 DP: 0 HBP: 0						

BOTTOM

Atlanta Braves @ Minnesota Twins

Target Field, Minneapolis, MN

Wed Aug 07 2019, 12:12 PM - 3:44 PM CDT

Att. 35,682 - Sunny - 82 F

livebaseballscorecards.com

AB	40
R	7
H	12
RBI	7
BB	3
SO	12
LOB	23

WP: 1 PA: 43
PB: 0
SB: 0
CS: 0

PITCHER	IP	WLS	BF	H	R	ER	SO	BB	IBB	HBP	BLK	WP	HR	S	P	ERA	WHIP
54 Max Fried, L (1, 1) ERA: 3.89	5.1	W	23	5	3	0	10	1	0	0	0	1	0	61	94	0.00	1.125
77 Luke Jackson, R (6, 1) ERA: 3.78	0.2		4	2	0	0	0	0	0	0	0	0	0	8	14	0.00	3.000
38 Anthony Swarzak, R (7, 1) ERA: 3.38	1.0		4	0	0	0	0	1	0	0	0	0	0	8	16	0.00	1.000
51 Chris Martin, R (8, 1) ERA: 3.32	1.0		4	1	0	0	2	0	0	0	0	0	0	11	15	0.00	1.000
32 Josh Tomlin, R (9, 1) ERA: 4.05	0.2		7	4	4	4	0	1	0	0	0	0	1	16	31	54.00	7.500

PITCHER	IP	WLS	BF	H	R	ER	SO	BB	IBB	HBP	BLK	WP	HR	S	P	ERA	WHIP
36 Mark Melancon, R (9, 1) ERA: 3.33	0.1		1	0	0	0	0	0	0	0	0	0	0	2	3	0.00	0.000

Cleveland Indians @ Minnesota Twins

Target Field, Minneapolis, MN

Thu Aug 08 2019, 7:11 PM - 10:50 PM CDT

Att. 32,517 - Partly Cloudy - 79 F

livebaseballscorecards.com

Batter	1	2	3	4	5	6	7	8	9	AB	R	H	RBI	BB	SO	LOB
12 Francisco Lindor, S (1, 6) OBP: 0.352, SLG: 0.524	X SI 92 0-0 ① G4-3		B FF 94 F CU 80 F CH 84 X SL 85 1-2 ③ P5		C CH 83 B CH 85 X SI 92 1-1 66 BB 35 G1-3 11 2B 1B	C FF 94 C FF 94 F FF 96 F SL 89 X FF 95 0-2 ③ G4-3			C SL 84 B CH 89 B FF 96 B FF 96 B FF 96 4-1 66 S BB	4	1	1	0	1	0	0
35 Óscar Mercado, R (1, 8) OBP: 0.329, SLG: 0.452	C FF 92 B FF 92 B CU 80 X SI 93 2-1 ② F8			B CU 77 B SI 92 B SI 92 B FF 91 4-0 66 FC6-4 41 BB 11 1B BB	1 SAFE B SI 92 X SI 91 1-0 ① G1-3 1-2		B FF 92 F FF 93 B SL 87 S FF 94 X FF 94 2-2 ① L7		1 SAFE B FF 95 1 SAFE C FF 96 S SL 84 1 SAFE B FF 95 S SL 84 2-3 ① K	4	1	0	0	1	1	2
41 Carlos Santana, S (1, 3) OBP: 0.403, SLG: 0.520	B CU 78 M FF 93 X SI 93 1-1 ③ G6-3			1 SAFE 1 SAFE B CU 79 F FF 92 D SI 90 B CH 85 B SI 92 4-1 66 FC6-4 1-2 BB	C CU 79 B FF 92 D CH 84 B CH 84 C SI 92 F FF 93 B FF 93 4-2 66 BB 11 2B BB		C FF 93 F SL 88 B SL 88 B FF 94 B FF 95 F SL 89 F FF 94 F SL 87 S SL 86 3-3 ② K		1 SAFE 1 SAFE B FF 95 B CH 86 F FF 96 1 SAFE X FF 95 2-1 ② P5	3	1	0	0	2	1	1
66 Yasiel Puig, R (1, 9) OBP: 0.307, SLG: 0.471		B SI 93 X SI 93 1-0 32 E 3B		X SI 93 0-0 ① FC6-4 11 1B 22 2B 1-2f 2-3	B SI 94 S CU 79 B CU 79 B SI 93 B SI 92 4-1 11 2B 1-2 2-3 BB		F FF 93 C FF 94 B FF 94 X FF 95 1-2 ③ F9		1 SAFE F FF 96 C SL 84 T FF 97 0-2 ③ K 1-2	4	2	1	0	1	1	3
11 José Ramírez, S (1, 5) OBP: 0.321, SLG: 0.440		F FF 95 C CH 85 D CU 79 B FF 93 B CH 85 F SL 85 B SI 94 4-2 32 G5-4-3 BB		B CU 79 B SI 92 F CH 85 F CH 85 X SI 93 2-2 22 2B 1-3 3-H 1B	X FF 93 0-0 1-3 2-H 3-H 2B			B CU 75 C FF 89 B CH 78 B CU 74 X FF 88 3-1 ① G4-3		3	1	2	3	1	0	0
22 Jason Kipnis, L (1, 4) OBP: 0.320, SLG: 0.418		1 SAFE 1 SAFE F CH 85 F CH 84 1 SAFE B SL 83 B FF 93 S SL 84 2-3 ① K		1 SAFE X CU 79 0-0 55 G5-3 1-H 3-H 2B	X SL 84 0-0 ② F9			B CU 76 B FF 89 B FF 89 C FF 88 X FF 88 3-1 32 G3-1 2B		4	0	2	2	0	1	4
32 Franmil Reyes, R (1, 10) OBP: 0.297, SLG: 0.503		1 SAFE 1 SAFE S SL 84 1 SAFE S SL 84 D SL 83 X SI 92 1-2 ② ③ G5-4-3 1-2f 3-H		C SL 83 C SI 93 D SL 84 B SL 84 B SI 93 F SI 93 D SL 84 4-2 55 G5-3 BB	X SL 86 0-0 ③ P2			C CU 77 X FF 91 0-1 ② G3-1 2-3		3	0	0	0	1	0	4
55 Roberto Pérez, R (1, 2) OBP: 0.316, SLG: 0.469			B CU 78 B SI 93 B SI 90 C FF 92 X SI 93 3-1 ① F9	B SI 92 X SI 92 1-0 ② G5-3 1-2 2-3		B SL 85 B FF 93 S SL 89 C SL 88 B SL 86 B FF 94 4-2 30 G4-6-3 BB		X CU 77 0-0 ③ B2-3		3	0	0	0	1	0	3
30 Tyler Naquin, L (1, 7) OBP: 0.314, SLG: 0.491			B FF 92 S CH 86 B FF 93 X SI 92 2-1 ② G4-3	C FF 93 S CH 84 B FF 92 S CH 85 1-3 ③ K		X FF 94 0-0 ① ② G4-6-3 1-2f			B FF 95 X FF 96 1-0 HR	4	1	1	1	0	1	3
Inning Stats	R: 0 E: 0 K: 0 S: 5 H: 0 LOB: 0 BB: 0 P: 8	R: 1 E: 1 K: 1 S: 10 H: 1 LOB: 0 BB: 1 P: 18	R: 0 E: 0 K: 0 S: 7 H: 0 LOB: 0 BB: 0 P: 13	R: 3 E: 0 K: 1 S: 13 H: 2 LOB: 2 BB: 3 P: 29	R: 2 E: 0 K: 0 S: 10 H: 2 LOB: 2 BB: 2 P: 20	R: 0 E: 0 K: 0 S: 8 H: 0 LOB: 0 BB: 1 P: 12	R: 0 E: 0 K: 1 S: 12 H: 0 LOB: 0 BB: 0 P: 18	R: 0 E: 0 K: 0 S: 7 H: 1 LOB: 1 BB: 0 P: 13	R: 1 E: 0 K: 2 S: 10 H: 1 LOB: 1 BB: 1 P: 19	1B: 2 2B: 3 3B: 1 HR: 1 SF: 0 SAC: 0 DP: 2 HBP: 0						

TOP

AB	32
R	7
H	7
RBI	6
BB	8
SO	5
LOB	20

WP: 0 PB: 0 SB: 1 CS: 0 PA: 40

PITCHER		IP	WLS	BF	H	R	ER	SO	BB	IBB	HBP	BLK	WP	HR	S	P	ERA	WHIP
44 Kyle Gibson, R ERA: 4.24	(1, 1)	4.1	L	22	4	6	5	2	6	0	0	0	0	0	42	85	10.38	2.308
52 Zack Littell, R ERA: 3.97	(5, 1)	2.2		9	1	0	0	1	1	0	0	0	0	0	23	33	0.00	0.750
19 Ryne Harper, R ERA: 3.0	(8, 1)	1.0		4	1	0	0	0	0	0	0	0	0	0	7	13	0.00	1.000
65 Trevor May, R ERA: 3.89	(9, 1)	1.0		5	1	1	1	2	1	0	0	0	0	1	10	19	9.00	2.000

PITCHER		IP	WLS	BF	H	R	ER	SO	BB	IBB	HBP	BLK	WP	HR	S	P	ERA	WHIP

BOTTOM

Cleveland Indians @ Minnesota Twins

Target Field, Minneapolis, MN

Thu Aug 08 2019, 7:11 PM - 10:50 PM CDT

Att. 32,517 - Partly Cloudy - 79 F

livebaseballscorecards.com

Batter	1	2	3	4	5	6	7	8	9	AB	R	H	RBI	BB	SO	LOB
26 Max Kepler, L (1, 8) OBP: 0.341, SLG: 0.548	B FF 96 S CH 88 B CH 88 B FF 96 C FF 95 X FF 96 3-2 ① G1-3		X CH 87 0-0 ③ G3-1		C FF 96 S FF 95 B FF 96 B FF 97 X FF 95 3-2 ② F7			B SI 87 B SI 86 B SI 86 B SI 86 4-0 11 2B, 20 FC5-6, 1-2 BB	B ST 83 T ST 82 X ST 82 1-1 11 F8, 1-2 1B	4	1	1	0	1	0	0
11 Jorge Polanco, S (1, 6) OBP: 0.355, SLG: 0.495	B FF 96 C CH 86 B CU 78 X CH 86 2-1 ② G4-3			B FF 95 C FF 93 B FF 95 B FF 95 B FF 96 4-1 20 G1-3, 2 1B, BB	C CH 87 B SL 80 X CU 78 1-1 ③ G4-3			C SI 86 B SL 77 X FF 86 1-1 20 FC5-6, 1-3, 2-H 2B	C ST 81 B ST 82 F ST 82 B FF 94 X FF 94 2-2 ② F8, 1-2, 2-3	4	1	1	1	1	0	2
23 Nelson Cruz, R (1, 10) OBP: 0.384, SLG: 0.650 24 C.J. Cron, R (4, PH) OBP: 0.320, SLG: 0.491 (5, 10) 60 Jake Cave, L (9, PR) OBP: 0.321, SLG: 0.326	B FF 95 C FF 96 B FF 96 S SL 83 F FF 97 B SL 81 S SL 80 3-3 ③ K			D SL 80 F SL 80 B FF 96 S FF 96 S FF 97 2-3 ① K	S SL 78 S SL 81 B SL 82 S FF 97 1-3 ① K			B SL 75 B SL 77 F SI 85 C SL 76 S FF 88 2-3 ① K	B FF 94 B ST 83 F ST 82 B FF 94 3-1 IBB	1 3 0	0 0 0	0 0 0	0 1 0	0 3 0	1 3 0	0 3 0
20 Eddie Rosario, L (1, 7) OBP: 0.308, SLG: 0.514		C FF 96 X CU 76 0-1 ① F7		B CH 88 B FF 96 S CH 86 S FF 96 X FF 97 2-2 ② G1-3, 1-2	B CU 77 C SL 80 F FF 96 B SL 82 F FF 97 F CH 86 F CH 87 B CU 80 F SL 80 3-3 ② K S CH 86			S SI 93 F FF 92 X SI 93 0-2 ② FC5-6, 22 2B, 2-3, 3-H	S ST 83 X ST 82 0-1 ③ F7	5	1	0	1	0	1	5
22 Miguel Sanó, R (1, 5) OBP: 0.342, SLG: 0.573		B FF 96 S SL 81 F FF 95 B FF 96 B SL 81 C FF 97 3-3 ② K		B SL 80 H FF 95 2-0 2 1B, 9 1B, HBP	S SL 81 S FF 97 B FF 97 T FF 97 1-2 ③ K			F SL 82 B FF 91 C FF 92 B FF 92 B FF 93 X FF 93 3-2 1-H 2B		3	1	1	1	0	2	0
2 Luis Arraez, L (1, 4) OBP: 0.426, SLG: 0.443		B CH 88 B FF 95 B CH 85 C FF 92 S CH 84 F FF 96 X FF 96 3-2 2B		C FF 96 D CU 79 X CH 86 1-1 9 1B, 1-2, 2-H 1B			B FF 95 C FF 95 B FF 96 B FF 95 F FF 96 X FF 95 3-2 ① L8	B ST 82 B ST 83 D ST 82 3-0 IBB		3	0	2	1	1	0	0
9 Marwin Gonzalez, S (1, 9) OBP: 0.314, SLG: 0.393		C FF 96 S FF 96 B CH 86 X CH 88 1-2 ③ L7		C CH 87 B FF 96 X CH 86 1-1 1-3, 2-H 1B			C FF 96 B FF 96 X FF 96 1-1 ② G4-3	B ST 81 B FF 93 F FF 94 F ST 81 F ST 82 F FF 94 X ST 83 2-2 ③ F9		4	0	1	1	0	0	3
15 Jason Castro, L (1, 2) OBP: 0.332, SLG: 0.483 18 Mitch Garver, R (9, PH) OBP: 0.355, SLG: 0.616			B CH 86 S FF 96 S FF 96 B CU 79 X CH 87 2-2 ① G3-1	S FF 97 S FF 95 B FF 97 C FF 97 1-3 ③ K			S FF 96 B CU 78 B CU 79 F FF 96 S FF 95 2-3 ③ K	X FF 92	0-0 ① G6-3	3 1	0 0	0 0	0 0	0 0	2 0	2 0
13 Ehire Adrianza, S (1, 3) OBP: 0.363, SLG: 0.400			C CU 78 B CH 86 C FF 95 F FF 96 C FF 96 1-3 ② K		B FF 93 X FF 94 1-0 ① L7			C SI 85 X FF 86 0-1 26 BB, 11 2B, 1B	C FF 91 C ST 82 F ST 82 F ST 82 F FF 94 X ST 82 0-2 11 F8, 26 1B, 1B	4	1	2	0	0	1	0

	AB	35
	R	5
	H	8
	RBI	5
	BB	4
	SO	10
	LOB	15

Inning Stats	1	2	3	4	5	6	7	8	9
	R: 0 E: 0 K: 1 S: 9	R: 0 E: 0 K: 1 S: 12	R: 0 E: 0 K: 1 S: 8	R: 2 E: 0 K: 2 S: 14	R: 0 E: 0 K: 0 S: 6	R: 0 E: 0 K: 3 S: 13	R: 0 E: 0 K: 1 S: 8	R: 3 E: 0 K: 1 S: 18	R: 0 E: 0 K: 0 S: 15
	H: 0 LOB: 0 BB: 0 P: 17	H: 1 LOB: 1 BB: 0 P: 19	H: 0 LOB: 0 BB: 0 P: 11	H: 2 LOB: 2 BB: 1 P: 27	H: 0 LOB: 0 BB: 0 P: 11	H: 0 LOB: 0 BB: 0 P: 18	H: 0 LOB: 0 BB: 0 P: 14	H: 3 LOB: 2 BB: 2 P: 33	H: 2 LOB: 3 BB: 1 P: 21

1B: 5	SF: 0	WP: 0	PA: 40
2B: 3	SAC: 0	PB: 0	
3B: 0	DP: 0	SB: 0	
HR: 0	HBP: 1	CS: 0	

PITCHER		IP	WLS	BF	H	R	ER	SO	BB	IBB	HBP	BLK	WP	HR	S	P	ERA	WHIP
52 Mike Clevinger, R ERA: 3.02	(1, 1)	7.0	W	26	3	2	2	9	1	0	1	0	0	0	70	117	2.57	0.571
90 Adam Cimber, R ERA: 3.74	(8, 1)	0.1		4	2	3	3	1	1	0	0	0	0	0	7	14	81.00	9.000
39 Oliver Pérez, L ERA: 3.0	(8, 1)	0.1	H	1	0	0	0	0	0	0	0	0	0	0	3	3	0.00	0.000
62 Nick Wittgren, R ERA: 2.62	(8, 1)	0.0		1	1	0	0	0	0	0	0	0	0	0	3	6	∞	∞
33 Brad Hand, L ERA: 2.28	(8, 1)	1.1	S	8	2	0	0	0	0	2	0	0	0	0	20	31	0.00	1.500

PITCHER	IP	WLS	BF	H	R	ER	SO	BB	IBB	HBP	BLK	WP	HR	S	P	ERA	WHIP

Cleveland Indians @ Minnesota Twins

Target Field, Minneapolis, MN

Fri Aug 09 2019, 7:12 PM - 10:20 PM CDT

Att. 36,641 - Overcast - 76 F

livebaseballscorecards.com

Batter	1	2	3	4	5	6	7	8	9	AB	R	H	RBI	BB	SO	LOB
12 Francisco Lindor, S (1, 6) OBP: 0.353, SLG: 0.521	B FF 89 C FF 89 B CU 78 F CH 83 B CU 78 X FF 90 3-2 L8		B FF 88 B CU 77 B FF 88 C FF 88 B CH 81 4-1 41 FC4-6 BB		F FF 89 S CU 76 B FF 89 S CU 79 1-3 K	C FF 94 B CH 87 B CH 86 X SI 94 2-1 1B		M CH 84 B CH 85 X SI 92 1-1 G4-6-3 1-2f		4	0	1	0	1	1	2
35 Óscar Mercado, R (1, 8) OBP: 0.330, SLG: 0.451	C FF 90 S CH 82 B FF 90 F CU 79 X FF 91 1-2 F8		1 SAFE X FF 88 0-0 B3		X CH 81 0-0 41 1B 66 1B 1-2 1B	X FF 92 0-0 F8		B SI 92 F SL 82 X SI 93 1-1 1B		5	1	2	0	0	0	2
41 Carlos Santana, S (1, 3) OBP: 0.401, SLG: 0.516	B FF 90 B CU 78 C FF 89 F FF 89 C FF 91 2-3 K		C CU 75 1 SAFE X CU 76 0-1 FC4-6 1-2f		X CU 76 0-0 66 1B 11 2B 1-3 2-H 1B	X FF 93 0-0 P5		1 SAFE 1 SAFE 1 SAFE B SI 89 B FF 91 C SI 91 X FF 92 2-1 G3		5	1	1	1	0	1	3
66 Yasiel Puig, R (1, 9) OBP: 0.311, SLG: 0.473		F FF 89 B CH 82 F CH 82 C FF 90 1-3 K	F FF 88 X CH 81 0-1 L7		C FF 90 B FF 90 B FF 89 X CH 83 2-1 11 2B 55 1B 1-2 3-H 1B		B SL 82 B SI 92 F FF 94 S SL 84 F SI 94 X SL 85 2-2 11 1B 22 FC3-2 1B		C SL 83 X SI 91 0-1 11 E 1B	5	1	3	1	0	1	1
11 José Ramírez, S (1, 5) OBP: 0.326, SLG: 0.445		B FF 90 B CU 78 B CH 82 F FF 89 F CH 82 D FF 90 4-2 55 BLK 32 2B BB		C FF 88 X CH 82 0-1 32 WP 22 G3 1B	B CU 77 B CU 76 X FF 89 2-0 55 1B 22 SF9 1-3 2-H 2B		C SI 92 D SI 92 F FF 93 D SL 82 F SI 92 B FF 93 1 SAFE F SI 92 F FF 94 3-2 X SL 83 22 FC3-2 55 S 1-3 1B		C FF 90 C SI 90 B SL 82 1 SAFE B FF 93 F SI 91 F FF 93 B SI 91 F FF 92 3-2 1 SAFE F SI 92 F FF 93 X SL 84 L6 1-3	4	2	3	1	1	0	1
55 Roberto Pérez, R (1, 2) OBP: 0.315, SLG: 0.464		1 SAFE 1 SAFE S FF 88 B CU 75 B CH 82 S CH 81 B FF 89 S CH 80 3-3 K 1-2		F FF 88 B CU 75 B CH 82 X FF 89 3-1 F9	B KC 82 X KC 78 1-0 2-3 3-H 1B		C SI 83 S SI 92 S SI 93 0-3 K 1-2		F SL 82 C FF 94 D SI 92 B CH 85 S CH 86 2-3 K	5	0	1	1	0	3	5
22 Jason Kipnis, L (1, 4) OBP: 0.319, SLG: 0.415		C FF 89 D CU 78 B FF 89 B CU 77 C CU 77 F FF 90 D FF 88 4-2 32 2B BB		1 SAFE C FF 89 F CU 77 B FF 90 X CH 82 1-2 G3 1-2	C FF 93 F KC 82 D KC 86 F FF 94 X KC 84 1-2 SF9 3-H		B CH 86 B SI 93 F CH 86 X SI 92 2-1 FC3-2 2-3 3-H		X SI 92 0-0 G4-3	3	0	0	1	1	0	4
32 Franmil Reyes, R (1, 10) OBP: 0.296, SLG: 0.503		C FF 89 T FF 89 X FF 90 0-2 1-3 2-H 2B		B CU 77 X FF 89 1-0 F9 2-3	C KC 86 B FF 94 C KC 85 C KC 85 1-3 K		S SL 83 D SL 83 T FF 94 F SL 84 S SL 84 1-3 K			4	0	1	1	0	2	4
1 Greg Allen, S (1, 7) OBP: 0.304, SLG: 0.382		F FF 89 X FF 89 0-1 L9			X FF 88 0-0 35 1B 41 1B 1B	B FF 96 X FF 94 1-0 G4-3		B FF 91 B FF 92 F FF 92 X FF 92 2-1 12 G4-6-3 1B		4	1	2	0	0	0	2
Inning Stats	R: 0 E: 0 K: 1 S: 10 H: 0 LOB: 0 BB: 0 P: 16	R: 1 E: 0 K: 2 S: 16 H: 1 LOB: 2 BB: 2 P: 28	R: 0 E: 0 K: 0 S: 6 H: 0 LOB: 1 BB: 1 P: 10	R: 0 E: 0 K: 0 S: 8 H: 1 LOB: 1 BB: 0 P: 13	R: 5 E: 0 K: 2 S: 17 H: 6 LOB: 1 BB: 0 P: 25	R: 0 E: 0 K: 0 S: 5 H: 1 LOB: 1 BB: 0 P: 8	R: 0 E: 0 K: 2 S: 19 H: 2 LOB: 2 BB: 0 P: 27	R: 0 E: 0 K: 0 S: 8 H: 2 LOB: 1 BB: 0 P: 14	R: 0 E: 1 K: 1 S: 14 H: 1 LOB: 1 BB: 0 P: 19	1B: 12 2B: 2 3B: 0 HR: 0 SF: 1 SAC: 0 DP: 1 HBP: 0						

TOP	
AB	39
R	6
H	14
RBI	6
BB	3
SO	8
LOB	24

WP: 1 PA: 43
PB: 0
SB: 1
CS: 0

PITCHER		IP	WLS	BF	H	R	ER	SO	BB	IBB	HBP	BLK	WP	HR	S	P	ERA	WHIP
31 Devin Smeltzer, L ERA: 3.66	(1, 1)	4.1	L	23	7	6	6	4	3	0	0	1	1	0	49	81	12.46	2.308
21 Tyler Duffey, R ERA: 3.29	(5, 1)	0.2		3	1	0	0	1	0	0	0	0	0	0	8	11	0.00	1.500
68 Randy Dobnak, R ERA:	(6, 1)	4.0		17	6	0	0	3	0	0	0	0	0	0	46	68	0.00	1.500

PITCHER	IP	WLS	BF	H	R	ER	SO	BB	IBB	HBP	BLK	WP	HR	S	P	ERA	WHIP

BOTTOM

Batter	1	2	3	4	5	6	7	8	9	AB	R	H	RBI	BB	SO	LOB
26 Max Kepler, L (1, 8) OBP: 0.340, SLG: 0.544	F FF 94 F FF 94 B FF 93 B SL 86 X KC 83 2-2 G3-1 ①		X KC 84 0-0 11 1B 1B		B CH 87 X CH 87 1-0 G3-1 ②		F FF 93 C FF 94 S KC 84 0-3 K ②		F FF 94 B FF 94 F SL 83 F SL 83 S SL 83 1-3 K ③	5	0	1	0	0	2	2
11 Jorge Polanco, S (1, 6) OBP: 0.356, SLG: 0.495	B KC 83 C FF 94 B KC 83 S SL 84 C FF 94 2-3 K ②		C CH 88 B FF 94 X SL 86 1-1 1-2 1B		X CH 87 0-0 1B		B KC 83 S FF 94 B FF 94 C FF 94 D KC 84 S KC 84 3-3 K ③			4	0	2	0	0	2	1
22 Miguel Sanó, R (1, 10) OBP: 0.344, SLG: 0.568	B FF 94 B SL 84 F SL 85 S SL 86 B FF 94 B FF 94 4-2 BB		C SL 85 B FF 94 C FF 94 S SL 87 1-3 K ③		F SL 86 S SL 85 B SL 86 C FF 94 1-3 K ③			C SL 86 B KC 82 B KC 84 B SL 87 B SL 86 4-1 9 E 20 G5-3 BB		2	0	0	0	2	2	3
20 Eddie Rosario, L (1, 7) OBP: 0.308, SLG: 0.519	C FF 94 S SL 86 X KC 83 0-2 G3 ③			S CH 87 B FF 94 F FF 93 F FF 94 F FF 94 F SL 86 S KC 84 1-3 K ①		X KC 84 0-0 HR		B SI 91 X SL 79 1-0 G5-3 ① 1-2		4	1	1	1	0	1	2
9 Marwin Gonzalez, S (1, 5) OBP: 0.313, SLG: 0.391		F FF 93 B FF 93 X SL 86 1-1 P4 ①		X CH 88 0-0 2 FC4-6 1B		C FF 94 X FF 94 0-1 G6-3 ①		C SL 79 F SI 92 X FF 91 0-2 L8 ② 2-3		4	0	1	0	0	0	1
2 Luis Arraez, L (1, 4) OBP: 0.418, SLG: 0.433		B FF 93 C FF 94 F FF 93 B FF 94 B KC 84 X SL 86 3-2 G4-3 ②		C FF 94 X FF 94 0-1 FC4-6 ② 1-2f		F FF 94 X FF 94 0-1 F7 ②		X SI 91 0-0 G4-3 ③		4	0	0	0	0	0	2
24 C.J. Cron, R (1, 3) OBP: 0.316, SLG: 0.485		C FF 94 B SL 86 B SL 86 X SL 84 2-1 G5-3 ③		C FF 94 1 SAFE C FF 94 S SL 86 0-3 K ③		C SL 86 B SL 86 B FF 94 C SL 86 F FF 93 X FF 94 2-2 F8 ③			B SL 84 S SL 82 F FF 92 X FF 94 1-2 F9 ①	4	0	0	0	0	1	1
15 Jason Castro, L (1, 2) OBP: 0.330, SLG: 0.494			C KC 82 F KC 83 B FF 94 B FF 93 S FF 94 2-3 K ①		T FF 93 F FF 94 X FF 94 0-2 HR		S KC 83 C KC 83 B KC 83 S KC 83 1-3 K ①		F FF 92 B SL 84 S SL 82 F FF 94 X FF 94 1-2 G6-3 ②	4	1	1	1	0	2	0
60 Jake Cave, L (1, 9) OBP: 0.328, SLG: 0.333			F CH 88 F FF 94 C FF 93 0-3 K ②		F KC 83 B SL 86 B KC 84 F KC 83 C FF 94 2-3 K ①		S KC 83 B KC 84 X CH 88 1-1 1B		B SL 84 B SL 83 X FF 93 2-0 1B	4	0	2	0	0	2	0
Inning Stats	R: 0 E: 0 K: 1 S: 11 H: 0 LOB: 1 BB: 1 P: 19	R: 0 E: 0 K: 0 S: 7 H: 0 LOB: 0 BB: 0 P: 13	R: 0 E: 0 K: 3 S: 12 H: 2 LOB: 2 BB: 0 P: 16	R: 0 E: 0 K: 2 S: 12 H: 1 LOB: 1 BB: 0 P: 13	R: 1 E: 0 K: 2 S: 11 H: 2 LOB: 1 BB: 0 P: 15	R: 1 E: 0 K: 0 S: 9 H: 1 LOB: 0 BB: 0 P: 11	R: 0 E: 0 K: 3 S: 11 H: 1 LOB: 1 BB: 0 P: 16	R: 0 E: 1 K: 0 S: 6 H: 0 LOB: 1 BB: 1 P: 11	R: 0 E: 0 K: 1 S: 13 H: 1 LOB: 1 BB: 0 P: 18	1B: 6 2B: 0 3B: 0 HR: 2 SF: 0 SAC: 0 DP: 0 HBP: 0						WP: 0 PB: 0 SB: 0 CS: 0 PA: 37

PITCHER		IP	WLS	BF	H	R	ER	SO	BB	IBB	HBP	BLK	WP	HR	S	P	ERA	WHIP
57 Shane Bieber, R ERA: 3.28	(1, 1)	7.0	W	30	7	2	2	11	2	0	0	0	0	2	74	108	2.57	1.286
39 Oliver Pérez, L ERA: 2.9	(8, 1)	1.0		3	0	0	0	0	0	0	0	0	0	0	5	6	0.00	0.000
44 Nick Goody, R ERA: 1.3	(9, 1)	1.0		4	1	0	0	1	0	0	0	0	0	0	13	18	0.00	1.000

PITCHER	IP	WLS	BF	H	R	ER	SO	BB	IBB	HBP	BLK	WP	HR	S	P	ERA	WHIP

Cleveland Indians @ Minnesota Twins

Target Field, Minneapolis, MN

Fri Aug 09 2019, 7:12 PM - 10:20 PM CDT

Att. 36,641 - Overcast - 76 F

livebaseballscorecards.com

AB	35
R	2
H	8
RBI	2
BB	2
SO	12
LOB	12

Cleveland Indians @ Minnesota Twins

Target Field, Minneapolis, MN

Sat Aug 10 2019, 8:02 PM - 11:07 PM CDT

Att. 35,268 - Overcast - 67 F

livebaseballscorecards.com

Batter	1	2	3	4	5	6	7	8	9	AB	R	H	RBI	BB	SO	LOB
12 Francisco Lindor, S (1, 6) OBP: 0.353, SLG: 0.521	B FF 92 B FF 92 B FF 92 B FF 92 0-0 41 1B BB	B FS 85 B FS 85 X FS 85 2-0 ③ G3		B FS 85 C FF 91 B FS 84 X FS 84 2-1 2B		B SL 79 D CH 82 C SL 79 F SL 78 X FF 87 2-2 ③ P4			C SI 96 B ST 86 F SI 96 F ST 85 X SI 96 1-2 ② P3	4	0	1	0	1	0	3
35 Óscar Mercado, R (1, 8) OBP: 0.325, SLG: 0.443	1 SAFE S FF 92 F FF 93 S FF 93 0-3 ① K		X CU 74 0-0 ① G5-3	X FF 91 0-0 ③ F7			C SL 78 B SI 88 S SL 77 B SL 77 S SL 78 2-3 ① K		F CU 81 B ST 85 B ST 85 F SI 97 F ST 84 X SI 97 2-2 ③ F8	5	0	0	0	0	2	2
41 Carlos Santana, S (1, 3) OBP: 0.402, SLG: 0.515	B FF 92 1 SAFE X FF 92 1-0 1-2 1B		C FF 91 B FC 88 F FC 85 F FS 85 F FF 93 B FS 86 B FF 92 D FS 85 4-2 22 BB 66 1B BB		B FS 85 X FF 92 1-0 ① F7		B SL 78 B FF 86 S SL 79 B SL 77 S SI 86 X SL 79 3-2 ② G2-3			3	0	1	0	1	0	0
66 Yasiel Puig, R (1, 9) OBP: 0.315, SLG: 0.485	B FF 92 S FF 92 S FS 85 S FF 93 1-3 ② K		X FC 84 0-0 22 BB 1-2 1B		B FF 91 C FF 92 B FS 86 X FF 92 2-1 11 G4-3 2B		C FF 86 B SL 76 C FF 86 X SL 77 1-2 HR			4	1	3	1	0	1	2
11 José Ramírez, S (1, 5) OBP: 0.323, SLG: 0.441	S FS 84 X FF 93 0-1 ③ F9		B FF 92 C FF 93 C FF 92 B FF 92 S FS 85 2-3 ② K		C FF 93 F FF 93 F FF 93 B FF 94 D FS 84 X FS 83 2-2 ② G4-3 2-3		B SI 85 C SI 85 B SI 85 C SL 78 S CH 81 2-3 ③ K			4	0	0	0	0	2	5
22 Jason Kipnis, L (1, 4) OBP: 0.321, SLG: 0.414		C FF 90 F CU 75 S FS 84 0-3 ① K	B FS 84 B FF 92 B FF 92 C FF 92 B FF 92 4-1 1-2 2-3 BB		C FF 93 B FF 93 S FF 94 T FF 94 1-2 ③ K			F SI 95 X SI 96 0-1 1 G3-6-3 1B		3	0	1	0	1	2	1
1 Greg Allen, S (1, 7) OBP: 0.309, SLG: 0.389		S FS 85 B FS 85 B FF 92 F FF 92 F FS 85 B FF 92 B FF 92 4-2 30 1B 55 G5-3 BB	C FF 92 S FS 84 S FF 93 0-3 ③ K			C FF 91 C FF 91 F FF 93 X FF 93 0-2 55 L7 2B		F SI 95 F ST 86 D ST 87 B SI 96 B ST 84 F ST 85 F SI 96 F SI 96 X SI 97 3-2 ① ② G3-6-3 1-2f		3	0	1	0	1	1	4
55 Roberto Pérez, R (1, 2) OBP: 0.311, SLG: 0.458		S CU 75 1 SAFE S CU 75 B FC 83 B FF 92 X FS 84 2-2 ② G5-3 1-2		X FC 81 0-0 ① G5-3		B CU 75 F FC 82 C FC 83 D FS 84 D FS 84 X FS 84 3-2 ① L7 2-3		C ST 84 B ST 85 S ST 85 F SI 97 C SI 97 1-3 ③ K		4	0	0	0	0	1	2
30 Tyler Naquin, L (1, 10) OBP: 0.314, SLG: 0.489 32 Franmil Reyes, R (9, PH) OBP: 0.296, SLG: 0.501		S FF 93 F FF 93 D FS 84 F FF 93 X FS 84 1-2 2-3 1B		B FF 90 B FF 91 S FF 90 B FF 90 F FF 91 X FF 91 3-2 ② G4-3		S FS 84 B FF 93 X FS 84 1-1 ② P6			C SI 96 B SI 96 S SI 96 S ST 85 1-3 ① K	3 1	0 0	1 0	0 0	0 0	0 1	1 0

Inning Stats	1	2	3	4	5	6	7	8	9
	R: 0 E: 0 K: 2 S: 9 H: 1 LOB: 2 BB: 1 P: 15	R: 0 E: 0 K: 1 S: 14 H: 1 LOB: 2 BB: 1 P: 23	R: 0 E: 0 K: 2 S: 13 H: 1 LOB: 2 BB: 2 P: 23	R: 0 E: 0 K: 0 S: 7 H: 1 LOB: 1 BB: 0 P: 12	R: 0 E: 0 K: 1 S: 10 H: 1 LOB: 1 BB: 0 P: 16	R: 0 E: 0 K: 0 S: 12 H: 1 LOB: 1 BB: 0 P: 18	R: 1 E: 0 K: 2 S: 12 H: 1 LOB: 0 BB: 0 P: 20	R: 0 E: 0 K: 1 S: 12 H: 1 LOB: 0 BB: 0 P: 16	R: 0 E: 0 K: 1 S: 11 H: 0 LOB: 0 BB: 0 P: 15

1B: 4 SF: 0
2B: 3 SAC: 0
3B: 0 DP: 1
HR: 1 HBP: 0

WP: 0 PA: 38
PB: 0
SB: 0
CS: 0

	AB	34
	R	1
	H	8
	RBI	1
	BB	4
	SO	10
	LOB	20

PITCHER		IP	WLS	BF	H	R	ER	SO	BB	IBB	HBP	BLK	WP	HR	S	P	ERA	WHIP
12 Jake Odorizzi, R ERA: 3.44	(1, 1)	5.2	W	27	6	0	0	6	4	0	0	0	0	0	62	102	0.00	1.765
54 Sergio Romo, R ERA: 3.32	(6, 1)	1.1	H	5	1	1	1	2	0	0	0	0	0	1	15	25	6.75	0.750
55 Taylor Rogers, L ERA: 2.03	(8, 1)	2.0	S	6	1	0	0	2	0	0	0	0	0	0	23	31	0.00	0.500

PITCHER		IP	WLS	BF	H	R	ER	SO	BB	IBB	HBP	BLK	WP	HR	S	P	ERA	WHIP

Batter	1	2	3	4	5	6	7	8	9	AB	R	H	RBI	BB	SO	LOB
26 Max Kepler, L (1, 8) OBP: 0.339, SLG: 0.549	C FF 90 B FF 89 X CH 84 1-1 ① P6		S CH 83 X FC 86 0-1 ② L9		C FF 90 B FC 86 X FF 91 1-1 HR		B CH 78 1 SAFE X CH 78 1-0 ①② G4-3 1-2f			4	1	1	1	0	0	2
11 Jorge Polanco, S (1, 10) OBP: 0.357, SLG: 0.495	B FF 90 S CH 84 F FF 91 X FF 91 1-2 1B		C FF 90 B FF 91 C FF 91 B FF 91 X CH 85 2-2 ③ L7		C CH 84 B CU 75 B CU 78 C FC 86 F FF 92 F FF 91 X FF 91 2-2 ① F7		C CU 74 X SI 90 0-1 1B			4	0	2	0	0	0	1
22 Miguel Sanó, R (1, 5) OBP: 0.339, SLG: 0.558	C FF 90 S FC 83 T FF 91 0-2 ② K			F FC 85 B FF 90 B FC 85 B FC 85 C FC 84 X FF 90 3-2 ① P3	C CU 77 C CU 75 B FC 86 B FF 91 S CU 76 2-3 ② K		1 SAFE B SI 89 X SL 83 1-0 ③ F8			4	0	0	0	0	2	2
20 Eddie Rosario, L (1, 7) OBP: 0.305, SLG: 0.514	C FF 91 B FC 85 F FC 87 B FF 91 S CH 85 2-3 ③ K			X CH 86 0-0 ② F9	B CH 85 X CH 85 1-0 ③ F9			B SL 81 B SL 80 S SL 80 B SI 91 C SI 90 F SI 91 X SL 81 3-2 ① P5		4	0	0	0	0	1	1
18 Mitch Garver, R (1, 2) OBP: 0.353, SLG: 0.614		C FC 82 B CU 76 B CU 75 B FC 86 X FC 87 3-1 ① P3		B FC 88 C FC 86 X CU 78 1-1 2 3B 2B	B FC 85 X FC 85 1-0 ① F7			B FF 92 B SL 80 C FF 91 S SL 80 F FF 90 X SL 82 2-2 ② F8		4	1	1	0	0	0	0
2 Luis Arraez, L (1, 4) OBP: 0.419, SLG: 0.443		F FF 90 C CH 85 X FF 92 0-2 ② F9		D CH 84 B CH 84 B FF 91 C CH 85 F CH 84 F FF 90 X CH 85 3-2 24 1B 2-H 3B	C FF 89 X FF 90 0-1 ② L4			B SI 90 B SI 89 B SI 91 B FF 92 4-0 BB		3	1	1	1	1	0	0
24 C.J. Cron, R (1, 3) OBP: 0.316, SLG: 0.483		C CU 77 B CU 78 B FC 87 X FF 90 2-1 ③ F9		X FC 87 0-0 9 1B 13 1B 3-H 1B	B CU 75 C FF 90 X CU 76 1-1 ③ F7			B FF 90 F FF 90 S FF 90 B SL 81 B SL 81 F FF 90 C FF 92 3-3 ③ K		4	0	1	1	0	1	1
9 Marwin Gonzalez, S (1, 9) OBP: 0.316, SLG: 0.402			F FF 89 X FF 90 0-1 ① L7	B FF 91 B FC 85 X CH 86 2-0 13 1B 1-2 1B			B FF 90 X CH 84 1-0 HR			3	1	2	1	0	0	0
13 Ehire Adrianza, S (1, 6) OBP: 0.373, SLG: 0.408			B FF 91 B CH 84 B FF 89 B FF 90 4-0 BB	D CU 75 C CU 76 X CH 83 1-1 ③ 1-2 2-H 1B			F FF 91 X FF 90 0-1 26 G4-3 1B			2	0	2	0	1	0	0
Inning Stats	R: 0 E: 0 K: 2 S: 11 H: 1 LOB: 1 BB: 0 P: 15	R: 0 E: 0 K: 0 S: 7 H: 0 LOB: 0 BB: 0 P: 12	R: 0 E: 0 K: 0 S: 7 H: 0 LOB: 1 BB: 1 P: 13	R: 2 E: 0 K: 0 S: 14 H: 5 LOB: 2 BB: 0 P: 24	R: 1 E: 0 K: 1 S: 11 H: 1 LOB: 0 BB: 0 P: 17	R: 0 E: 0 K: 0 S: 5 H: 0 LOB: 0 BB: 0 P: 7	R: 1 E: 0 K: 0 S: 7 H: 3 LOB: 1 BB: 0 P: 10	R: 0 E: 0 K: 1 S: 12 H: 0 LOB: 1 BB: 1 P: 24		1B: 6 2B: 1 3B: 1 HR: 2 SF: 0 SAC: 0 DP: 1 HBP: 0				WP: 0 PB: 0 SB: 0 CS: 0 PA: 34		

BOTTOM

Cleveland Indians @ Minnesota Twins

Target Field, Minneapolis, MN

Sat Aug 10 2019, 8:02 PM - 11:07 PM CDT

Att. 35,268 - Overcast - 67 F

livebaseballscorecards.com

AB	32
R	4
H	10
RBI	4
BB	2
SO	4
LOB	7

PITCHER		IP	WLS	BF	H	R	ER	SO	BB	IBB	HBP	BLK	WP	HR	S	P	ERA	WHIP
45 Adam Plutko, R ERA: 4.68	(1, 1)	6.0	L	27	9	4	4	3	1	0	0	0	0	2	58	92	6.00	1.667
36 Tyler Clippard, R ERA: 2.68	(7, 1)	1.0		3	1	0	0	0	0	0	0	0	0	0	4	6	0.00	1.000
63 Josh Smith, L ERA: 4.5	(8, 1)	1.0		4	0	0	0	1	1	0	0	0	0	0	12	24	0.00	1.000

PITCHER	IP	WLS	BF	H	R	ER	SO	BB	IBB	HBP	BLK	WP	HR	S	P	ERA	WHIP

Batter	1	2	3	4	5	6	7	8	9	10	AB	R	H	RBI	BB	SO	LOB
12 Francisco Lindor, S (1, 6) OBP: 0.356, SLG: 0.522	C FF 92 C SI 92 X SI 93 0-2 F7 ①		B SV 81 C SI 91 X SI 90 1-1 41 1B 2B		C SV 81 B FF 92 F FF 92 X FF 93 1-2 F7 ②		B FF 95 C FF 95 B FF 95 B FF 95 B FF 94 4-1 1-2 BB			1 SAFE B SI 95 B SI 94 B ST 83 B SI 94 4-0 1 1B 41 HR 1-2 BB	3	2	1	0	2	0	0
1 Greg Allen, S (1, 8) OBP: 0.313, SLG: 0.412 (10, 7)	C SI 91 X FF 92 0-1 HR		L SV 80 X FF 91 0-1 F9 ①		C CH 83 S CH 83 B CH 80 X FF 93 1-2 F8 ③		B FF 90 C CU 74 S FF 91 X CS 69 1-2 L4 ③			X SI 94 0-0 41 HR 1-2 2-3 1B	5	2	2	1	0	0	4
41 Carlos Santana, S (1, 3) OBP: 0.404, SLG: 0.522	B SV 81 B SV 80 B CH 82 C SI 91 B SI 90 4-1 66 2B BB		C FF 91 F FF 90 B FF 92 B SV 81 B FF 92 X SI 91 3-2 2-H 1B			C SV 81 B SV 82 C SI 91 B FF 92 B SI 92 F FF 93 S CH 83 3-3 K ①		B CU 76 X FF 89 1-0 G4-3 ①		B SI 95 B ST 84 C SI 95 X SI 95 2-1 1-H 2-H 3-H HR	4	2	2	5	1	1	0
66 Yasiel Puig, R (1, 9) OBP: 0.313, SLG: 0.484	C SI 91 B SI 90 X SV 81 1-1 1-H 2B		C SI 91 B SI 90 F SI 90 B FF 90 X SI 91 2-2 L4 ②			B SI 91 B SI 91 C SI 93 F CH 83 S FF 95 2-3 K ②		F FF 95 B FF 96 F FF 96 F FF 97 X FF 97 1-2 G6-3 ②		C SI 95 C SI 95 B ST 84 F ST 85 B SI 95 C SI 94 2-3 K ①	5	0	1	1	0	2	2
11 José Ramírez, S (1, 5) OBP: 0.320, SLG: 0.436	B SI 90 C FF 91 C FF 92 F FF 92 C FF 92 1-3 K ②		C CH 82 S CH 82 F FF 92 X FF 92 0-2 G6-3 ③			B CH 83 C SV 82 X CH 82 1-1 G6-3 ③		X FF 96 0-0 P5 ③		C FF 90 C CH 82 X FF 91 0-2 F9 ②	5	0	0	0	0	1	3
22 Jason Kipnis, L (1, 4) OBP: 0.319, SLG: 0.411	C SV 80 X SV 80 0-1 P5 ③			C FF 92 F CH 82 B FF 93 B SV 81 B SV 84 F SI 92 X SI 91 3-2 F7 ①			X CH 80 0-0 27 F9 32 1B 1B		C FF 95 B FF 95 C CH 87 B CH 88 X FF 97 2-2 L9 ①	B SL 81 F FF 92 B CH 83 B CH 84 X FF 91 3-1 P2 ③	5	0	1	0	0	0	2
32 Franmil Reyes, R (1, 10) OBP: 0.295, SLG: 0.499		B SI 91 F SI 91 X SI 91 1-1 F8 ①		F SI 92 X FF 94 0-1 G6-3 ②			C SV 82 S SV 81 B FF 92 X FF 92 1-2 12 BB 1-2 1B		S FF 96 F FF 96 S SL 85 0-3 K ②		4	0	1	0	0	1	0
30 Tyler Naquin, L (1, 7) OBP: 0.309, SLG: 0.481 55 Roberto Pérez, R (10, 2) OBP: 0.311, SLG: 0.458		B FF 91 F FF 91 F CH 83 X FF 92 1-2 F8 ②		C FF 92 F SV 82 B FF 93 S FF 93 1-3 K ③			X FF 94 0-0 B2 ①		C FF 97 F FF 97 B FF 97 B FF 97 S SL 86 2-3 K ③		4 0	0 0	0 0	0 0	0 0	2 0	2 0
27 Kevin Plawecki, R (1, 2) OBP: 0.292, SLG: 0.336 35 Óscar Mercado, R (10, PR) OBP: 0.325, SLG: 0.443 (10, 8)		B FF 92 C FF 92 X CH 83 1-1 G5-3 ③			B CH 82 F FF 92 C CH 82 B SV 81 X SI 92 2-2 G4-3 ①		B KC 84 D KC 83 F FF 94 X FF 94 2-1 F9 ② 2-3			B SI 94 F ST 84 S ST 84 B ST 83 X SI 95 2-2 1 1B 12 BB 41 HR 1B	4 0	0 1	1 0	0 0	0 0	0 0	2 0
Inning Stats	R: 2 H: 2 E: 0 LOB: 1 K: 1 BB: 1 S: 14 P: 20	R: 0 H: 0 E: 0 LOB: 0 K: 0 BB: 0 S: 7 P: 10	R: 1 H: 2 E: 0 LOB: 1 K: 0 BB: 0 S: 14 P: 20	R: 0 H: 0 E: 0 LOB: 0 K: 1 BB: 0 S: 9 P: 13	R: 0 H: 0 E: 0 LOB: 0 K: 0 BB: 0 S: 9 P: 13	R: 0 H: 0 E: 0 LOB: 0 K: 2 BB: 0 S: 9 P: 15	R: 0 H: 2 E: 0 LOB: 3 K: 0 BB: 1 S: 11 P: 19	R: 0 H: 0 E: 0 LOB: 0 K: 0 BB: 0 S: 6 P: 8	R: 0 H: 0 E: 0 LOB: 0 K: 2 BB: 0 S: 9 P: 13	R: 4 H: 3 E: 0 LOB: 1 K: 1 BB: 1 S: 15 P: 28	1B: 5 2B: 2 3B: 0 HR: 2	SF: 0 SAC: 0 DP: 0 HBP: 0					

TOP

Cleveland Indians @ Minnesota Twins

Target Field, Minneapolis, MN

Sun Aug 11 2019, 1:13 PM - 4:41 PM CDT

Att. 37,849 - Overcast - 72 F

livebaseballscorecards.com

AB	39
R	7
H	9
RBI	7
BB	3
SO	7
LOB	15

WP: 0 PA: 42
PB: 0
SB: 0
CS: 0

PITCHER		IP	WLS	BF	H	R	ER	SO	BB	IBB	HBP	BLK	WP	HR	S	P	ERA	WHIP
17 José Berríos, R ERA: 3.29	(1, 1)	6.0		25	6	3	3	4	1	0	0	0	0	1	66	96	4.50	1.167
21 Tyler Duffey, R ERA: 3.23	(7, 1)	0.2		3	0	0	0	0	1	0	0	0	0	0	4	10	0.00	1.500
19 Ryne Harper, R ERA: 2.96	(7, 1)	0.2		2	0	0	0	0	0	0	0	0	0	0	4	6	0.00	0.000
65 Trevor May, R ERA: 3.74	(8, 1)	1.2		5	0	0	0	2	0	0	0	0	0	0	14	19	0.00	0.000
55 Taylor Rogers, L ERA: 2.68	(10, 1)	0.1	L	5	3	4	4	1	1	0	0	0	0	1	10	20	108.00	12.000

PITCHER		IP	WLS	BF	H	R	ER	SO	BB	IBB	HBP	BLK	WP	HR	S	P	ERA	WHIP
61 Cody Stashak, R ERA: 5.4	(10, 1)	0.2		2	0	0	0	0	0	0	0	0	0	0	5	8	0.00	0.000

Cleveland Indians @ Minnesota Twins

Target Field, Minneapolis, MN

Sun Aug 11 2019, 1:13 PM - 4:41 PM CDT

Att. 37,849 - Overcast - 72 F

livebaseballscorecards.com

Batter	1	2	3	4	5	6	7	8	9	10	AB	R	H	RBI	BB	SO	LOB
26 Max Kepler, L (1, 8) OBP: 0.335, SLG: 0.542	X SI 91 0-0 ① P6		B CH 83 B FC 86 B FC 88 C FC 88 C CH 84 S SI 93 3-3 ② K		S FC 88 B SI 93 F FC 89 B SI 94 F SL 85 T CU 77 2-2 ③ K			X FF 92 0-0 ① G6-3		X FF 96 0-0 ① G3-1	5	0	0	0	0	2	3
11 Jorge Polanco, S (1, 6) OBP: 0.354, SLG: 0.489	B SI 92 C SI 92 S CH 84 F FC 90 S FC 89 1-3 ② K		T SI 93 C SI 93 F SL 84 B FC 89 F SI 93 C CU 77 1-3 ③ K			C SI 91 B CH 82 B CU 75 S CH 84 X SI 92 2-2 ① P6		C FF 92 S FF 93 S SI 94 0-3 ② K		C FF 96 C CU 76 X CH 87 0-2 ② G1-3	5	0	0	0	0	3	1
22 Miguel Sanó, R (1, 5) OBP: 0.333, SLG: 0.547	B FC 88 B SL 83 C SI 92 S FC 88 B SI 94 F FC 89 F SI 93 X FC 89 3-2 ③ G6-3			T SI 93 F FC 88 B FF 93 F CU 76 B SL 83 C SI 95 2-3 ① K		X SL 82 0-0 ② F7		C SI 84 F SL 75 X SL 77 0-2 ③ G5-3		C SL 88 F SL 90 B CU 78 F FF 96 X SL 86 1-2 ③ G6-3	5	0	0	0	0	1	0
20 Eddie Rosario, L (1, 7) OBP: 0.307, SLG: 0.519		F CH 82 B FC 88 B SI 92 B FC 88 F SI 92 X FC 89 3-2 18 F9 2 SF9 2B		F CU 76 X SI 94 0-1 ② F7		C CU 75 F FC 87 B CU 76 F SI 93 F SL 83 F SI 94 B FC 89 X SI 94 2-2 ③ F7			X ST 80 0-0 2 1B 2B		4	2	2	0	0	0	0
18 Mitch Garver, R (1, 2) OBP: 0.352, SLG: 0.605		C FC 88 B SL 84 F FC 88 B SL 84 X FC 88 2-2 ① F9 2-3		B SL 84 X FC 88 1-0 ③ L7			B SL 82 C FF 92 B SL 82 B SL 82 B FF 93 4-1 2 1B BB		B FF 92 D ST 82 B ST 82 C FF 94 C FF 94 S ST 83 3-3 ① K		3	0	0	0	1	1	2
2 Luis Arraez, L (1, 10) OBP: 0.421, SLG: 0.446		B FC 89 C SI 93 X CH 85 1-1 ② SF9 3-H	B SI 92 C FC 86 B CU 75 F SI 92 F SI 93 B SI 94 X CH 86 3-2 ① F9				C FF 92 F SL 83 F SL 83 B FF 94 F SL 83 X FF 93 1-2 1B		X FF 94 0-0 24 1B 9 2B 2-H 1B		3	1	2	2	0	0	0
24 C.J. Cron, R (1, 3) OBP: 0.318, SLG: 0.483 13 Ehire Adrianza, S (9, PR) OBP: 0.373, SLG: 0.408 (10, 3)	X SL 84 0-0 ③ G6-3		C FC 88 C SI 93 B CU 78 B SL 83 X SI 94 2-2 9 1B 1B				C SL 83 F SL 82 F FF 94 X SL 83 0-2 ① F8		S FF 94 B SI 94 F ST 83 D ST 82 F FF 94 B FF 94 F ST 83 F FF 94 F ST 83 3-2 X ST 82 1-2 9 2B 1B		4 0	0 0	2 0	0 0	0 0	0 0	2 0
9 Marwin Gonzalez, S (1, 9) OBP: 0.318, SLG: 0.406			F SI 92 S CH 83 X FF 93 0-2 ① G4-3		C FC 88 F FC 88 B SL 84 B SI 94 X FC 88 2-2 1-2 1B		B SL 81 X SL 82 1-0 ② F6		F ST 81 F FF 94 F ST 81 F ST 82 X FF 94 0-2 1-H 2-H ② 2B		4	0	2	1	0	0	2
16 Jonathan Schoop, R (1, 4) OBP: 0.301, SLG: 0.450			X FC 88 0-0 1B		C SL 83 B SI 93 X SL 83 1-1 ② F3		F SL 82 F FF 94 F SL 83 S SL 83 0-3 ③ K		B ST 82 X ST 82 1-0 ③ G5-3		4	0	1	0	0	1	6
Inning Stats	R: 0 E: 0 K: 1 S: 10 H: 0 LOB: 0 BB: 0 P: 14	R: 1 E: 0 K: 0 S: 9 H: 1 LOB: 0 BB: 0 P: 15	R: 0 E: 0 K: 2 S: 12 H: 1 LOB: 1 BB: 0 P: 16	R: 0 E: 0 K: 1 S: 7 H: 0 LOB: 0 BB: 0 P: 10	R: 0 E: 0 K: 1 S: 16 H: 2 LOB: 2 BB: 0 P: 26	R: 0 E: 0 K: 0 S: 10 H: 0 LOB: 0 BB: 0 P: 14	R: 0 E: 0 K: 1 S: 15 H: 1 LOB: 2 BB: 1 P: 21	R: 0 E: 0 K: 1 S: 7 H: 0 LOB: 0 BB: 0 P: 7	R: 2 E: 0 K: 1 S: 18 H: 4 LOB: 2 BB: 0 P: 25	R: 0 E: 0 K: 0 S: 8 H: 0 LOB: 0 BB: 0 P: 9	1B: 6 2B: 3 3B: 0 HR: 0 SF: 1 SAC: 0 DP: 0 HBP: 0	WP: 0 PB: 0 SB: 0 CS: 0 PA: 39					

PITCHER		IP	WLS	BF	H	R	ER	SO	BB	IBB	HBP	BLK	WP	HR	S	P	ERA	WHIP
67 Aaron Civale, R ERA: 1.0	(1, 1)	6.0		22	4	1	1	5	0	0	0	0	0	0	64	95	1.50	0.667
44 Nick Goody, R ERA: 1.26	(7, 1)	1.0	H	5	1	0	0	1	1	0	0	0	0	0	15	21	0.00	2.000
39 Oliver Pérez, L ERA: 2.84	(8, 1)	0.2	H	2	0	0	0	1	0	0	0	0	0	0	4	4	0.00	0.000
90 Adam Cimber, R ERA: 3.72	(8, 1)	0.1	H	1	0	0	0	0	0	0	0	0	0	0	3	3	0.00	0.000
33 Brad Hand, L ERA: 2.61	(9, 1)	1.0	W	6	4	2	2	1	0	0	0	0	0	0	18	25	18.00	4.000

PITCHER		IP	WLS	BF	H	R	ER	SO	BB	IBB	HBP	BLK	WP	HR	S	P	ERA	WHIP
54 Hunter Wood, R ERA: 2.18	(10, 1)	1.0		3	0	0	0	0	0	0	0	0	0	0	8	9	0.00	0.000

AB	37
R	3
H	9
RBI	3
BB	1
SO	8
LOB	16

Minnesota Twins @ Milwaukee Brewers

Miller Park, Milwaukee, WI

Tue Aug 13 2019, 7:11 PM - 10:57 PM CDT

Att. 44,331 - Partly Cloudy - 74 F

TOP

livebaseballscorecards.com

Batter	1	2	3	4	5	6	7	8	9	AB	R	H	RBI	BB	SO	LOB
26 Max Kepler, L (1, 8) OBP: 0.336, SLG: 0.539	C FF 92 B CH 81 X CH 83 1-1 ① F9		B CU 78 B FF 92 B FF 93 C FF 92 B FF 93 4-1 18 HR BB	F FF 93 F FF 93 X FF 93 0-2 ③ F7			S FS 82 F FS 84 B FF 94 C FF 94 1-3 ① K		B CH 85 B FF 97 B FF 96 B FF 96 4-0 20 1B 18 G5-3 BB	3	1	0	0	2	1	1
18 Mitch Garver, R (1, 2) OBP: 0.349, SLG: 0.610	C FF 93 C FF 93 S FC 90 0-3 ② K		X FF 93 0-0 1-H HR		B CU 76 C FF 91 B CH 82 B CH 83 C FF 94 F FC 89 F FF 93 F FF 94 X FF 94 3-2 ① G5-3		B FF 94 B FF 94 B FF 94 C FF 94 C FF 94 X FS 81 3-2 ② G6-3 2-3		B FF 97 C FF 96 B FC 92 F FF 97 X CH 87 2-2 ① G5-3 1-2	5	1	1	2	0	1	2
11 Jorge Polanco, S (1, 6) OBP: 0.354, SLG: 0.487	C FF 92 B CH 83 F FC 91 B CU 79 B CH 83 B CH 84 4-2 BB		B CH 84 F CH 82 C CH 83 F FF 94 X FC 91 1-2 ① G3		B CU 77 B SI 92 X CH 83 2-0 ② G5-3		S FF 94 B FF 95 D FS 82 B FF 94 F FF 94 X FF 94 3-2 ③ P4		B CH 87 S CH 85 C CH 87 B FF 97 X CH 88 2-2 22 G5-3 20 1B 1B	4	0	1	0	1	0	1
20 Eddie Rosario, L (1, 7) OBP: 0.310, SLG: 0.521	B CH 83 B FF 93 X FF 93 2-0 ③ F8		B CH 83 B CU 77 F CH 83 B CH 82 B FF 93 4-1 22 1B 2 FC4-6 BB		C SI 92 B FC 90 F SI 93 F FF 93 B FF 93 S FC 90 2-3 ③ K			B KC 80 C FF 93 F FF 92 X KC 82 1-2 9 HR 2B	S CH 87 S FF 98 F FF 98 X CH 89 0-2 1-2 2-3 1B	4	2	2	0	1	1	1
22 Miguel Sanó, R (1, 5) OBP: 0.334, SLG: 0.542		C FF 92 B CH 82 B CH 82 C FF 93 B CH 84 X FF 93 3-2 ① L7	B FC 90 D CH 84 X CH 84 2-0 1-3 2 FC4-6 1B			B FF 94 C FF 94 X CU 78 1-1 ① L8		B SI 92 B FF 91 C FF 92 B FF 93 F FF 93 B KC 82 4-2 9 HR BB	C FF 98 B CH 87 F FF 96 B FF 96 B CH 87 X FF 98 3-2 ②③ G5-3 2-3f	4	1	1	0	1	0	3
2 Luis Arraez, L (1, 4) OBP: 0.422, SLG: 0.444		B FF 94 B CU 77 C CH 84 F CH 83 B CU 78 F CH 83 X FF 94 3-2 24 HBP 1B	B FC 92 C CU 78 X FC 91 1-1 ② FC4-6 1-2f 3-H			B CU 78 C FF 95 B FF 94 B FF 94 F FF 94 F FF 93 B FF 95 4-2 24 CS BB		C FF 92 L FF 92 F KC 81 X FF 94 0-2 ① F7		3	0	1	1	1	0	3
24 C.J. Cron, R (1, 3) OBP: 0.317, SLG: 0.479		B FF 93 S FF 93 C CH 83 F CH 84 H FF 94 2-2 1-2 HBP	B FC 90 F FF 93 X CH 82 1-1 ③ P4			B FF 95 S FF 95 S FF 95 F FF 96 F CU 78 S FF 96 1-3 ②③ K 1-2		S SL 86 C SI 92 D SL 81 B SI 92 B SI 94 S SI 96 3-3 ② K		3	0	0	0	0	2	4
9 Marwin Gonzalez, S (1, 9) OBP: 0.320, SLG: 0.416		B FF 92 X CH 83 1-0 ② F7	B FC 90 F CU 78 B CU 77 B CH 83 X FF 94 3-1 ① F8				B FF 94 B FS 83 B FF 94 C FF 95 X FF 95 3-1 13 WP 13 2B 1B	X SI 96 0-0 1-H 2-H HR		4	2	2	3	0	0	2
33 Martín Pérez, L (1, 1) 13 Elvis Andrus, S (7, PH) OBP: 0.376, SLG: 0.418 19 Ryne Harper, R (7, 1) 21 Tyler Duffey, R (7, 1) 16 Jonathan Schoop, R (8, PH) OBP: 0.301, SLG: 0.449 49 Sam Dyson, R (8, 1) 54 Sergio Romo, R (9, 1)		F FF 94 S CH 82 S CH 83 0-3 ③ K	C FF 93 C FF 93 F FF 91 S CH 82 0-3 ② K				C FF 94 D FS 83 B FF 94 S FS 84 B FS 84 X FF 94 3-2 18 G6-3 1-H 2B	B SL 83 C SI 95 F SI 95 F SI 94 S SI 95 1-3 ③ K		2	0	0	0	0	2	2
										1	0	1	1	0	0	0
										0	0	0	0	0	0	0
										0	0	0	0	0	0	0
										1	0	0	0	0	1	0
										0	0	0	0	0	0	0
										0	0	0	0	0	0	0
Inning Stats	R: 0 E: 0 K: 1 S: 8 H: 0 LOB: 1 BB: 1 P: 15	R: 0 E: 0 K: 1 S: 14 H: 1 LOB: 2 BB: 0 P: 23	R: 3 E: 0 K: 0 S: 12 H: 2 LOB: 1 BB: 2 P: 25	R: 0 E: 0 K: 1 S: 9 H: 0 LOB: 0 BB: 0 P: 12	R: 0 E: 0 K: 1 S: 11 H: 0 LOB: 0 BB: 0 P: 18	R: 0 E: 0 K: 1 S: 10 H: 0 LOB: 1 BB: 1 P: 16	R: 1 E: 0 K: 1 S: 14 H: 2 LOB: 1 BB: 0 P: 27	R: 3 E: 0 K: 2 S: 17 H: 2 LOB: 0 BB: 1 P: 26	R: 0 E: 0 K: 0 S: 13 H: 2 LOB: 2 BB: 1 P: 24	1B: 5 2B: 3 3B: 0 HR: 2 SF: 0 SAC: 0 DP: 2 HBP: 1						

AB	34
R	7
H	9
RBI	7
BB	6
SO	8
LOB	19

WP: 1 PA: 41
PB: 0
SB: 0
CS: 1

PITCHER		IP	WLS	BF	H	R	ER	SO	BB	IBB	HBP	BLK	WP	HR	S	P	ERA	WHIP
57 Chase Anderson, R ERA: 3.78	(1, 1)	5.0		22	3	3	3	4	3	0	1	0	0	1	54	93	5.40	1.200
51 Freddy Peralta, R ERA: 5.26	(6, 1)	1.0		3	0	0	0	1	1	0	0	0	0	0	10	16	0.00	1.000
36 Jake Faria, R ERA: 4.05	(7, 1)	1.0		5	2	1	1	1	0	0	0	0	1	0	14	27	9.00	2.000
15 Drew Pomeranz, L ERA: 5.7	(8, 1)	0.1	L	3	1	2	2	0	1	0	0	0	0	0	9	14	54.00	6.000
43 Matt Albers, R ERA: 3.91	(8, 1)	0.1	H	1	0	0	0	1	0	0	0	0	0	0	3	6	0.00	0.000

PITCHER		IP	WLS	BF	H	R	ER	SO	BB	IBB	HBP	BLK	WP	HR	S	P	ERA	WHIP
71 Josh Hader, L ERA: 2.91	(8, 1)	0.1	B	2	1	1	1	1	0	0	0	0	0	1	5	6	27.00	3.000
38 Devin Williams, R ERA:	(9, 1)	1.0		5	2	0	0	0	1	0	0	0	0	0	13	24	0.00	3.000

Batter	1	2	3	4	5	6	7	8	9	AB	R	H	RBI	BB	SO	LOB
6 Lorenzo Cain, R (1, 8) OBP: 0.314, SLG: 0.358	C SI 95 B FC 89 B SI 94 X CH 87 2-1 G4-3	X FC 89 0-0 G5-3		F FC 90 B FC 88 X FC 91 1-1 FC6-4 18 BB 1-2f 3-H		B FF 95 F FC 88 B FF 95 D CH 85 F CH 86 F FC 88 S CH 87 3-3 K	B FF 93 X KC 82 1-0 G6-3			5	0	0	1	0	1	6
18 Keston Hiura, R (1, 4) OBP: 0.372, SLG: 0.587	C FF 96 X SI 94 0-1 22 FC6-4 1B		C FC 90 X FC 90 0-1 F9	1 SAFE B FF 95 B FC 88 D CH 85 B SI 95 4-0 1-2 BB			C CU 75 B CU 77 B CU 78 F FF 89 F CS 70 X CU 76 2-2 22 2B 1B	B FF 95 B FF 95 F FF 94 S SI 95 F CH 89 S FC 91 2-3 K		4	1	2	0	1	1	0
22 Christian Yelich, L (1, 9) OBP: 0.425, SLG: 0.699	C SI 95 1 SAFE C SI 96 X SI 96 0-2 FC6-4 8 1B 1-2f		X SI 96 0-0 G6-3	C SI 96 X SI 96 0-1 G3			B CU 76 B CU 76 X FF 90 2-0 10 HR 1-H 2B	C FC 94 X FC 90 0-1 G3		5	1	1	1	0	0	3
8 Ryan Braun, R (1, 7) OBP: 0.333, SLG: 0.483	1 SAFE X CU 80 0-0 1-3 1B		C SI 94 B SI 94 B CH 86 B SI 94 B FC 90 4-1 10 1B BB		B FF 95 B FC 89 B FF 94 C SI 95 F FC 88 X FF 96 3-2 G5-3		C FF 90 F CU 76 F CS 70 D CU 72 F CU 77 F FF 91 1-2 CI 10 HR	X FF 94 0-0 B2-3		3	1	1	0	1	0	0
10 Yasmani Grandal, S (1, 3) OBP: 0.373, SLG: 0.476	C SI 96 B FC 90 B CH 88 X CH 87 2-1 F7		X CH 87 0-0 1-2 1B		C FC 88 B FC 87 B CU 80 F SI 95 B FF 96 B FC 87 4-2 11 G5-6-3 BB		X CU 77 0-0 1-H 2-H HR		C SI 86 S CH 81 B CH 80 X CH 80 1-2 L9	4	1	2	3	1	0	2
11 Mike Moustakas, L (1, 5) OBP: 0.326, SLG: 0.509		X FF 95 0-0 14 G6-3 2B	F SI 95 X SI 96 0-1 G6-3		S FC 88 B CH 87 X SI 95 1-1 G5-6-3 1-2f		C KC 82 X FF 93 0-1 P4		X SI 87 0-0 G6-3	5	0	1	0	0	0	3
9 Manny Piña, R (1, 2) OBP: 0.309, SLG: 0.421		C FC 89 X FC 88 0-1 L7		B SI 94 B FC 89 C SI 95 B FC 88 F SI 96 S FC 88 3-3 K		B FF 95 X SI 93 1-0 2B	B FF 93 B KC 82 C KC 84 S FF 94 B KC 86 F FF 95 F FF 95 X KC 82 3-2 7 WP 1B		C SI 86 H SI 86 1-1 HBP	4	0	2	0	0	1	1
14 Hernán Pérez, R (1, 6) OBP: 0.276, SLG: 0.381 2 Trent Grisham, L (9, PH) OBP: 0.314, SLG: 0.452		B SI 94 X SI 95 1-0 G6-3 2-3		C FC 88 X SI 94 0-1 57 E 6 FC6-4 1B		B FC 91 C FC 89 F FC 88 X CH 87 1-2 G6-3	C FF 93 C FF 93 F FF 93 S FF 94 0-3 K		B SI 86 C SI 86 C CH 81 F SL 78 B FF 87 F FF 87 F CH 81 X CH 80 2-2 P4	4 1	1 0	1 0	0 0	0 0	1 0	3 1
57 Chase Anderson, R (1, 1) 51 Freddy Peralta, R (6, 1) 16 Ben Gamel, L (6, PH) 36 Jake Faria, R (7, 1) 7 Eric Thames, L (7, PH) 15 Drew Pomeranz, R (8, 1) 43 Matt Albers, L (8, 1) 71 Josh Hader, L (8, 1) 38 Devin Williams, R (9, 1)		B FF 96 B FF 95 B SI 95 C SI 96 C SI 95 F SI 95 B FF 96 4-2 BB		L SI 94 X FF 92 0-1 FC1 6 FC6-4 1-3		C FC 88 S FC 87 S SI 96 0-3 K	F FF 94 B KC 85 D KC 84 F FF 93 F FF 93 F KC 84 B FF 94 F FF 93 F KC 72 4-2 D KC 86 1-2 BB			1 0 1 0 0 0 0 0 0	0 0 0 0 0 0 0 0 0	0 0 0 0 0 0 0 0 0	0 0 0 0 1 0 0 0 0	1 0 0 0 0 0 0 0 0	0 0 1 0 0 0 0 0 0	1 0 1 0 0 0 0 0 0
Inning Stats	R: 0 E: 0 K: 0 S: 10 H: 2 LOB: 2 BB: 0 P: 14	R: 0 E: 0 K: 0 S: 8 H: 1 LOB: 2 BB: 1 P: 13	R: 0 E: 0 K: 0 S: 7 H: 1 LOB: 2 BB: 1 P: 11	R: 1 E: 1 K: 1 S: 11 H: 1 LOB: 2 BB: 1 P: 19	R: 0 E: 0 K: 0 S: 7 H: 0 LOB: 0 BB: 1 P: 15	R: 0 E: 0 K: 2 S: 11 H: 1 LOB: 1 BB: 0 P: 16	R: 4 E: 1 K: 1 S: 29 H: 4 LOB: 2 BB: 1 P: 42	R: 0 E: 0 K: 1 S: 7 H: 0 LOB: 0 BB: 0 P: 9	R: 0 E: 0 K: 0 S: 12 H: 0 LOB: 1 BB: 0 P: 16	1B: 6 2B: 3 3B: 0 HR: 1 SF: 0 SAC: 0 DP: 1 HBP: 1						

PITCHER		IP	WLS	BF	H	R	ER	SO	BB	IBB	HBP	BLK	WP	HR	S	P	ERA	WHIP
33 Martín Pérez, L ERA: 4.64	(1, 1)	6.0		28	6	1	0	3	4	0	0	0	0	0	54	88	0.00	1.667
19 Ryne Harper, R ERA: 3.55	(7, 1)	0.0	B	4	3	4	3	0	0	0	0	0	0	1	11	16	∞	∞
21 Tyler Duffey, R ERA: 3.15	(7, 1)	1.0	W	5	1	0	0	1	1	0	0	0	1	0	18	26	0.00	2.000
49 Sam Dyson, R ERA: 3.42	(8, 1)	1.0	H	3	0	0	0	1	0	0	0	0	0	0	7	9	0.00	0.000
54 Sergio Romo, R ERA: 3.25	(9, 1)	1.0	S	4	0	0	0	0	0	0	1	0	0	0	12	16	0.00	0.000

PITCHER	IP	WLS	BF	H	R	ER	SO	BB	IBB	HBP	BLK	WP	HR	S	P	ERA	WHIP

BOTTOM

Minnesota Twins @ Milwaukee Brewers

Miller Park, Milwaukee, WI

Tue Aug 13 2019, 7:11 PM - 10:57 PM CDT

Att. 44,331 - Partly Cloudy - 74 F

livebaseballscorecards.com

AB	37
R	5
H	10
RBI	5
BB	5
SO	5
LOB	21

Batter	1	2	3	4	5	6	7	8	9	AB	R	H	RBI	BB	SO	LOB
18 Mitch Garver, R (1, 2) OBP: 0.346, SLG: 0.614	B SI 87 C CH 80 B FF 88 F FF 90 X SI 89 2-2 HR	B FF 88 X CH 82 1-0 ③ G5-3		D CU 77 B CH 82 C CH 83 B CH 82 F CH 82 F CH 82 S CH 83 3-3 ② K		S FF 98 F FF 99 F FF 99 X SL 86 0-2 ②③ L5 3-3			C SI 94 X SL 84 0-1 ② G6-3	5	1	1	1	0	1	5
11 Jorge Polanco, S (1, 6) OBP: 0.355, SLG: 0.485	B SI 88 F FF 89 B CU 74 S CH 83 B FF 90 S FF 90 3-3 ① K		B CU 73 B CH 82 S CH 82 B CH 82 S CH 83 X FF 90 3-2 ① F9	D CU 75 F CH 83 X CH 83 1-1 1-3 2-H 3-H 1B			C CU 82 S FS 86 X FF 95 0-2 ① P5		B SL 85 S CH 84 B FF 96 F CH 86 F FF 95 B SL 87 B SI 94 4-2 20 BB 22 BB BB	4	0	1	2	1	1	0
22 Miguel Sanó, R (1, 5) OBP: 0.336, SLG: 0.549	C CU 75 B CH 83 B CH 83 F CH 82 B FF 90 C FF 90 3-3 ② K		B CH 83 X FF 90 1-0 HR	S KC 80 B SI 94 C KC 84 B FF 95 S FS 92 2-3 ③ K			B CU 85 S CU 84 B FF 93 C FF 94 B FS 86 X CU 82 3-2 ② F8		B SL 85 1 SAFE B SI 94 B SL 86 B SI 95 4-0 1-2 20 BB BB	4	1	1	1	1	2	2
20 Eddie Rosario, L (1, 7) OBP: 0.311, SLG: 0.525	C SI 87 F SI 87 X FF 88 0-2 HR		C FF 91 B CU 75 S CU 76 B CU 77 X CU 76 2-2 ② F8		F FS 89 B SI 94 X KC 81 1-1 ① G1-3		F CU 84 B SI 94 X FS 87 1-1 ③ G4-3		B CH 84 B SI 93 B CH 85 B CH 85 4-0 1-2 2-3 BB	4	1	1	1	1	0	0
24 C.J. Cron, R (1, 3) OBP: 0.321, SLG: 0.476	B FF 90 B FF 90 S CH 83 B CH 84 B CH 84 4-1 BB		B CH 84 C CH 84 B SI 91 B CH 85 X CH 84 3-1 ③ G6-3		H SI 94 1-0 HBP			S CU 82 B FF 93 B CU 83 H SI 93 3-1 HBP	B SL 86 C FF 94 S SI 95 X FF 93 1-2 ③ F8	2	0	0	0	1	0	3
9 Marwin Gonzalez, S (1, 9) OBP: 0.316, SLG: 0.411	C CH 83 F FF 90 D CU 76 S CU 75 1-3 ③ K			X CU 74 0-0 ① G6-3	C SI 93 S KC 82 F FS 90 B FF 95 D KC 80 S KC 81 2-3 ② K			C SI 94 S FS 85 T FS 86 0-2 ① K		4	0	0	0	0	3	3
26 Max Kepler, L (1, 8) OBP: 0.337, SLG: 0.536		B CH 85 B SI 86 F CH 81 B SI 88 B SI 89 4-1 44 SH1-4 BB		C CH 82 B CH 83 B CH 82 B CH 84 B FF 90 4-1 16 2B 11 1B BB	C SI 94 X FF 95 0-1 ③ F8			S FS 84 F FS 86 B FS 86 X FF 94 1-2 ② F7		2	1	0	0	2	0	2
16 Jonathan Schoop, R (1, 4) OBP: 0.300, SLG: 0.449		B FF 89 S FF 89 F FF 90 B CH 82 S CH 82 2-3 ① K		X CH 83 0-0 11 1B 1-3 2B		F FF 97 B FF 99 S FF 98 B FF 99 X FF 98 2-2 ① G6-3		C FF 93 B CU 83 F FS 85 S FF 94 1-3 ③ K		4	1	1	0	0	2	2
44 Kyle Gibson, R (1, 1) 13 Ehire Adrianza, S (6, PH) OBP: 0.380, SLG: 0.434 49 Sam Dyson, R (6, 1) 65 Trevor May, R (7, 1) 54 Sergio Romo, R (8, 1) 52 Zack Littell, R (8, 1) 2 Luis Arraez, L (9, PH) OBP: 0.420, SLG: 0.442		X CH 78 0-0 ② SH1-4 1-2		C CH 82 B SI 90 B CH 82 B FF 91 C SI 90 B SI 90 4-2 11 1B BB		F FF 98 C SL 85 B SL 84 B FF 99 F FF 99 F SL 84 X FF 99 2-2 18 L5 3B			B SL 77 B SI 87 C SI 86 S SL 77 F SL 78 X SL 78 2-2 ① P5	0 1 0 0 0 0 1	0 0 0 0 0 0 0	0 1 0 0 0 0 0	0 0 0 0 0 0 0	1 0 0 0 0 0 0	0 0 0 0 0 0 0	0 0 0 0 0 0 0
Inning Stats	R: 2 E: 0 K: 3 S: 16 H: 2 LOB: 1 BB: 1 P: 29	R: 0 E: 0 K: 1 S: 6 H: 0 LOB: 1 BB: 1 P: 13	R: 1 E: 0 K: 0 S: 9 H: 1 LOB: 0 BB: 0 P: 18	R: 2 E: 0 K: 2 S: 14 H: 2 LOB: 2 BB: 2 P: 28	R: 0 E: 0 K: 1 S: 8 H: 0 LOB: 1 BB: 0 P: 12	R: 0 E: 0 K: 0 S: 12 H: 1 LOB: 0 BB: 0 P: 16	R: 0 E: 0 K: 0 S: 8 H: 0 LOB: 0 BB: 0 P: 12	R: 0 E: 0 K: 2 S: 10 H: 0 LOB: 1 BB: 0 P: 15	R: 0 E: 0 K: 0 S: 12 H: 0 LOB: 3 BB: 3 P: 27	1B: 1 2B: 2 3B: 1 HR: 3	SF: 0 SAC: 1 DP: 1 HBP: 2			WP: 0 PB: 0 SB: 0 CS: 0	PA: 41	

PITCHER		IP	WLS	BF	H	R	ER	SO	BB	IBB	HBP	BLK	WP	HR	S	P	ERA	WHIP
47 Gio González, L ERA: 3.81	(1, 1)	3.2		20	5	5	5	5	4	0	0	0	0	3	42	83	12.27	2.455
32 Jeremy Jeffress, R ERA: 4.62	(4, 1)	1.1		5	0	0	0	2	0	0	1	0	0	0	11	17	0.00	0.000
50 Ray Black, R ERA: 3.0	(6, 1)	1.0		3	1	0	0	0	0	0	0	0	0	0	12	16	0.00	1.000
41 Junior Guerra, R ERA: 3.78	(7, 1)	2.0	W	7	0	0	0	2	0	0	1	0	0	0	18	27	0.00	0.000
58 Alex Claudio, L ERA: 4.04	(9, 1)	0.1	H	1	0	0	0	0	0	0	0	0	0	0	4	6	0.00	0.000

PITCHER		IP	WLS	BF	H	R	ER	SO	BB	IBB	HBP	BLK	WP	HR	S	P	ERA	WHIP
43 Matt Albers, R ERA: 3.86	(9, 1)	0.2	S	5	0	0	0	0	3	0	0	0	0	0	8	21	0.00	4.500

TOP

Minnesota Twins @ Milwaukee Brewers

Miller Park, Milwaukee, WI

Wed Aug 14 2019, 1:12 PM - 4:59 PM CDT

Att. 41,077 - Roof Closed - 76 F

livebaseballscorecards.com

AB	31
R	5
H	6
RBI	5
BB	7
SO	9
LOB	17

BOTTOM

Minnesota Twins @ Milwaukee Brewers

Miller Park, Milwaukee, WI

Wed Aug 14 2019, 1:12 PM - 4:59 PM CDT

Att. 41,077 - Roof Closed - 76 F

livebaseballscorecards.com

Batter	1	2	3	4	5	6	7	8	9	AB	R	H	RBI	BB	SO	LOB
2 Trent Grisham, L (1, 7) OBP: 0.350, SLG: 0.543	B FF 93 X FF 93 1-0 10 WP 18 1B 1B	B CH 85 C SL 84 S CH 86 D SL 85 B FF 93 B FF 93 4-2 BB		C CU 80 B CU 80 B CH 84 S CH 85 F SL 84 F CH 85 F FF 94 X CU 80 2-2 ② G3		B SI 94 F FC 90 C SI 94 B FC 91 F SI 94 S FC 88 2-3 ② K		B CH 81 B SI 86 C FF 87 C SL 77 X FF 87 2-2 1-H 3-H HR		4	2	2	3	1	1	0
10 Yasmani Grandal, S (1, 2) OBP: 0.375, SLG: 0.475	B CU 78 B CH 84 B SI 94 C SI 93 B SI 93 4-1 11 FC4 18 1B 1-2 BB	X SI 93 0-0 ③ G6-3		C CH 86 B CH 84 B CU 80 B FF 92 C SI 93 B CU 78 4-2 BB		B SI 94 B FC 90 C SI 92 F SI 93 B SI 92 F SI 94 X SI 94 3-2 1B		C CH 81 B SL 78 C SL 74 B CH 80 X CH 81 2-2 ① F7		3	0	1	0	2	0	2
22 Christian Yelich, L (1, 9) OBP: 0.420, SLG: 0.690	C FF 94 F FF 94 S SL 84 0-3 ① K		C CH 84 F FF 92 X CU 79 0-2 ① G3	S SL 83 D CH 84 T SL 84 B SI 92 B SI 93 X CH 84 3-2 ③ L8		X SI 94 0-0 ③ F7		C SI 86 B CH 80 S CH 80 S SL 78 1-3 ② K		5	0	0	0	0	2	4
18 Keston Hiura, R (1, 4) OBP: 0.377, SLG: 0.585	B SI 94 S SL 84 X SI 94 1-1 11 E 1-2 2-H 1B		S CU 79 B CH 84 X CU 80 1-1 6 1B 7 1B 1B		B SI 92 X SI 92 1-0 ① F9		F FF 94 B FF 95 B FF 95 T SL 83 F FF 95 F FF 96 B CH 86 F FF 95 F FF 95 4-2 F CH 87 B FF 95 11 WP BB	X SL 84 0-0 ③ F7		4	1	2	1	1	0	0
11 Mike Moustakas, L (1, 5) OBP: 0.326, SLG: 0.509	B CU 80 B CU 81 X SI 93 2-0 FC4 6 G6-4-3 1-2 2-3		B FF 92 X FF 93 1-0 ② P5		C SL 84 B CU 79 T CH 85 B SL 83 B CU 80 X CH 84 3-2 6 G6-3 7 1B 2B		S FF 96 B FF 96 C SL 84 B SL 84 S FF 96 2-3 ① K 1-2			4	1	1	0	0	1	4
6 Lorenzo Cain, R (1, 8) OBP: 0.314, SLG: 0.357	B SI 94 F SI 94 B SI 94 X SI 93 2-1 ② ③ G6-4-3 1-2f		1 SAFE X SI 93 0-0 7 1B 1-2 1B		S SL 83 B SI 92 D SL 84 X SI 93 2-1 ② G6-3 2-3		T SL 83 B SL 84 B FF 95 B FF 95 F FF 95 S SL 85 3-3 ② K			4	0	1	0	0	1	5
7 Eric Thames, L (1, 3) OBP: 0.360, SLG: 0.495		F SI 93 X SI 93 0-1 2B	X FF 93 0-0 3 S 1-3 2-H 1B		X CH 84 0-0 3-H 1B		S CH 88 B FF 97 C FF 98 X CH 89 1-2 ③ P2			4	0	3	2	0	0	1
3 Orlando Arcia, R (1, 6) OBP: 0.291, SLG: 0.358 32 Jeremy Jeffress, R (4, 1) 16 Ben Gamel, L (5, PH) OBP: 0.330, SLG: 0.366 50 Ray Black, R (6, 1) 41 Junior Guerra, R (7, 1) 8 Ryan Braun, R (8, PH) OBP: 0.332, SLG: 0.482 58 Alex Claudio, L (9, 1) 43 Matt Albers, L (9, 1)	S SL 85 B SL 82 X SL 84 1-1 ① G6-3		S CU 79 F SL 82 D CU 79 D SL 83 F SI 93 B SL 84 S CU 80 3-3 ③ K 1-2		C FF 93 F FF 92 S SL 83 0-3 ③ K			C SL 79 X FF 87 0-1 E6 14 1B 2 HR		2 0 1 0 0 1 0 0 1 0	0 0 0 0 0 1 0 0 1 0	0 0 0 0 0 1 0 0 1 0	0 0 0 0 0 1 0 0 1 0	1 0 0 0 0 0 0 0 0 0	0 0 0 0 0 0 0 0 0 0	3 0 1 0 0 0 0 0 0 0
47 Gio González, R (1, 1) 14 Hernán Pérez, R (4, 6) OBP: 0.277, SLG: 0.380		B SI 93 F SI 94 B FF 94 X SI 93 2-1 ② F8		C CU 81 S SL 84 X CU 81 0-2 ① G5-3		C FF 94 B FC 91 F SI 94 F SL 84 F SL 82 B FC 93 F FC 90 F SL 81 F SI 94 2-3 C SI 94 K		B FF 87 C FF 87 1 SAFE F FF 87 X SL 78 1-2 2 HR 1-3 1B		1 3	0 1	0 1	0 1	0 0	0 1	1 0
Inning Stats	R: 1 E: 1 K: 1 S: 10 H: 2 LOB: 2 BB: 1 P: 20	R: 0 E: 0 K: 0 S: 9 H: 1 LOB: 2 BB: 1 P: 16	R: 1 E: 0 K: 1 S: 12 H: 3 LOB: 2 BB: 0 P: 17	R: 0 E: 0 K: 0 S: 14 H: 0 LOB: 1 BB: 1 P: 23	R: 1 E: 0 K: 1 S: 10 H: 2 LOB: 1 BB: 0 P: 16	R: 0 E: 0 K: 2 S: 17 H: 1 LOB: 1 BB: 0 P: 24	R: 0 E: 0 K: 1 S: 16 H: 0 LOB: 1 BB: 1 P: 26	R: 3 E: 1 K: 1 S: 15 H: 2 LOB: 0 BB: 0 P: 21		1B: 8 2B: 2 3B: 0 HR: 1 SF: 0 SAC: 0 DP: 1 HBP: 0	WP: 2 PB: 0 SB: 1 CS: 0 PA: 40				

	AB	36
	R	6
	H	11
	RBI	6
	BB	4
	SO	8
	LOB	21

PITCHER		IP	WLS	BF	H	R	ER	SO	BB	IBB	HBP	BLK	WP	HR	S	P	ERA	WHIP
44 Kyle Gibson, R ERA: 4.28	(1, 1)	5.0		26	8	3	3	3	3	0	0	0	1	0	55	92	5.40	2.200
49 Sam Dyson, R ERA: 3.35	(6, 1)	1.0	H	4	1	0	0	2	0	0	0	0	0	0	17	24	0.00	1.000
65 Trevor May, R ERA: 3.65	(7, 1)	1.0	H	4	0	0	0	2	1	0	0	0	1	0	16	26	0.00	1.000
54 Sergio Romo, R ERA: 3.6	(8, 1)	0.2	L	5	2	3	2	1	0	0	0	0	0	1	14	20	27.00	3.000
52 Zack Littell, R ERA: 3.91	(8, 1)	0.1		1	0	0	0	0	0	0	0	0	0	0	1	1	0.00	0.000

PITCHER	IP	WLS	BF	H	R	ER	SO	BB	IBB	HBP	BLK	WP	HR	S	P	ERA	WHIP

Minnesota Twins @ Texas Rangers

Globe Life Park in Arlington, Arlington, TX

Thu Aug 15 2019, 8:08 PM - 11:26 PM EDT

Att. 20,494 - Clear - 95 F

TOP

livebaseballscorecards.com

Batter	1	2	3	4	5	6	7	8	9	AB	R	H	RBI	BB	SO	LOB
26 Max Kepler, L (1, 8) OBP: 0.335, SLG: 0.530	X SI 93 0-0 ① G4-3	C CH 85 X CH 84 0-1 FC6 2-H 3-H		X CH 82 0-0 ① G5-3 1-2	F SI 94 C SI 94 B CU 82 F CU 82 F FF 94 C CU 81 1-3 ② K		B CH 85 F CH 87 B SI 94 C SI 94 B CU 80 F SI 94 X SI 94 3-2 ① F8		B SL 82 B SL 82 B FF 92 H FF 93 4-0 13 G3 1-2 HBP	5	0	0	0	0	1	2
22 Miguel Sanó, R (1, 5) OBP: 0.337, SLG: 0.556 13 Ehire Adrianza, S (9, PH) OBP: 0.378, SLG: 0.431 (9, 5)	C SI 94 B SI 94 B SL 86 S SL 85 B SI 94 S SL 84 3-3 ② K	B SL 85 S SL 84 B SI 93 C SI 93 D SL 85 S SL 85 3-3 ② K		B SI 93 B CH 84 S SL 84 B SL 83 S SL 83 B SI 93 4-2 11 1B 24 E BB	B SI 94 B SI 94 C SI 95 X SI 95 2-1 HR		X SI 93 0-0 ② ③ G5-4-3 1-2f		B SL 81 B SL 81 F FF 92 F FF 92 X SL 84 2-2 ② G3 1-2 2-3	4 1	2 0	1 0	1 0	1 0	2 0	2 2
11 Jorge Polanco, S (1, 6) OBP: 0.354, SLG: 0.483	X CH 85 0-0 ③ G6-3	B SI 93 S SL 86 B CH 85 F CH 83 X SI 93 2-2 ③ G5-3		X SL 84 0-0 20 BB 24 E 1-3 2-H 1B	C CH 88 X CU 80 0-1 ③ F8			X SI 95 0-0 20 G3-1 2 1B 1B	X FF 91 0-0 ③ G3-1	6	2	2	1	0	0	3
20 Eddie Rosario, L (1, 7) OBP: 0.312, SLG: 0.530		C SL 83 C SI 94 B SL 84 X SI 94 1-2 ① L4	C CH 83 B SI 93 B CH 84 S SL 84 F CU 80 F SI 94 B SL 84 S CH 83 3-3 ① K	B SL 85 B FF 93 B SL 84 C FF 93 B FF 92 4-1 24 E 9 1B 1-2 BB		F CU 78 X CU 79 0-1 HR		F SL 85 B SL 85 X SI 95 1-1 ① G3-1 1-2		4	2	1	1	1	1	1
24 C.J. Cron, R (1, 3) OBP: 0.319, SLG: 0.472		B SI 94 B SI 94 C SL 84 B SL 85 S SI 94 X SL 84 3-2 2 HR 1B	F SI 94 B SL 84 C SL 85 X SL 84 1-2 ② G4-3	B SL 85 F FF 93 S SL 85 X SL 85 1-2 E5 9 1B 1-3 2-H 3-H		X SI 93 0-0 ① P6		B SI 96 F SI 96 X SL 85 1-1 ② F7		5	1	1	1	0	0	2
2 Luis Arraez, L (1, 4) OBP: 0.425, SLG: 0.468		B CH 85 X SI 93 1-0 1-H HR	B SI 95 B SL 85 B CH 85 C SI 94 X SI 94 3-1 9 1B 2B	C FF 93 B FF 93 D FF 93 X FF 92 2-1 ② F8		C SI 93 X CH 87 0-1 ② P6		D CU 84 B SI 95 C FF 95 X FF 96 2-1 2-H 1B		5	2	3	3	0	0	2
9 Marwin Gonzalez, S (1, 10) OBP: 0.323, SLG: 0.419		B SI 94 C SI 93 S CU 81 B SI 94 B CU 81 F SI 93 X SL 85 3-2 60 2B 2B	C SI 93 X CH 85 0-1 2-H 1B	X SL 84 0-0 1-3 3-H 1B		S CH 88 B CH 88 C CU 80 B CU 81 X SI 93 2-2 1B		B SI 96 B FF 95 C SL 86 X FF 96 2-1 ③ G4-3		5	1	4	2	0	0	1
15 Jason Castro, L (1, 2) OBP: 0.327, SLG: 0.484		B CH 83 B SI 93 B SI 92 B SI 93 4-0 60 2B 26 E BB	B CH 81 B SI 91 X SI 94 2-0 ③ F7	B FF 92 X FF 92 1-0 ③ F8		S SI 94 B CU 80 F CU 79 C CU 80 1-3 ③			T FF 91 B SL 82 S SL 82 B SL 82 S SL 83 2-3 ① K	4	1	0	0	1	2	4
60 Jake Cave, L (1, 9) OBP: 0.347, SLG: 0.353		B SI 94 X SI 94 1-0 26 E 1-3 2-H 2B		C SI 93 C SI 93 B SL 84 B SL 84 F CH 87 B SI 94 B SI 93 4-2 26 G5-3 11 1B BB	C SI 93 S CH 87 B CU 79 B CU 83 S CU 80 2-3 ① K		S CU 78 B CU 79 H CU 79 2-1 22 G5-4-3 HBP		B FF 92 B SL 81 B FF 91 X FF 91 3-0 13 G3 26 HBP 1B	3	2	2	1	1	1	0
Inning Stats	R: 0 E: 0 K: 1 S: 5 H: 0 LOB: 0 BB: 0 P: 8	R: 5 E: 1 K: 1 S: 20 H: 4 LOB: 1 BB: 1 P: 38	R: 1 E: 0 K: 1 S: 13 H: 2 LOB: 1 BB: 0 P: 22	R: 4 E: 1 K: 0 S: 15 H: 2 LOB: 2 BB: 3 P: 31	R: 1 E: 0 K: 2 S: 12 H: 1 LOB: 0 BB: 0 P: 17	R: 1 E: 0 K: 1 S: 11 H: 2 LOB: 1 BB: 0 P: 14	R: 0 E: 0 K: 0 S: 6 H: 0 LOB: 0 BB: 0 P: 11	R: 1 E: 0 K: 0 S: 9 H: 2 LOB: 1 BB: 0 P: 15	R: 0 E: 0 K: 1 S: 8 H: 1 LOB: 2 BB: 0 P: 19	1B: 8 2B: 3 3B: 0 HR: 3 SF: 0 SAC: 0 DP: 1 HBP: 2						

AB	42
R	13
H	14
RBI	10
BB	4
SO	7
LOB	19

WP: 0 PB: 0 SB: 0 CS: 0 PA: 48

PITCHER		IP	WLS	BF	H	R	ER	SO	BB	IBB	HBP	BLK	WP	HR	S	P	ERA	WHIP
51 Pedro Payano, R ERA: 5.73	(1, 1)	3.1	L	20	6	8	6	3	3	0	0	0	0	1	44	82	16.20	2.700
49 David Carpenter, R ERA: 7.71	(4, 1)	0.2		6	2	2	0	0	1	0	0	0	0	0	9	17	0.00	4.500
46 Taylor Guerrieri, R ERA: 4.2	(5, 1)	3.0		12	3	2	2	3	0	0	1	0	0	2	29	42	6.00	1.000
59 Brett Martin, L ERA: 5.09	(8, 1)	1.0		5	2	1	1	0	0	0	0	0	0	0	9	15	9.00	2.000
27 Shawn Kelley, R ERA: 4.0	(9, 1)	1.0		5	1	0	0	1	0	0	1	0	0	0	8	19	0.00	1.000

PITCHER		IP	WLS	BF	H	R	ER	SO	BB	IBB	HBP	BLK	WP	HR	S	P	ERA	WHIP

Minnesota Twins @ Texas Rangers

Globe Life Park in Arlington, Arlington, TX

Thu Aug 15 2019, 8:08 PM - 11:26 PM EDT

Att. 20,494 - Clear - 95 F

livebaseballscorecards.com

BOTTOM

Batter	1	2	3	4	5	6	7	8	9	AB	R	H	RBI	BB	SO	LOB
3 Delino DeShields, R (1, 8) OBP: 0.348, SLG: 0.371	C FF 91 X SL 80 0-1 ① G6-3		B SL 83 F FF 93 B SL 83 F FF 93 B FF 93 C FF 94 3-3 ③ K		B CH 83 C FF 93 F SL 82 F FF 94 S SL 85 1-3 ② K	B FF 90 C FF 89 B CH 84 C FF 90 F CH 84 F FF 91 F FF 90 F CU 77 B CH 83 3-2 ③ F FF 91 X FF 90 1-3 2-H 2B			B FF 90 X CH 81 1-0 38 1B 3B	5	1	2	1	0	2	1
38 Danny Santana, S (1, 3) OBP: 0.342, SLG: 0.577	C FF 90 X FF 92 0-1 ② L8			B FF 91 B FF 90 B FF 90 C FF 91 X FF 92 3-1 ① F7	B CH 86 F FF 94 B FF 94 F CH 86 X FF 94 2-2 1 1B 1-2 1B		C FF 89 T CH 83 B FC 81 B FF 90 S CH 82 2-3 ① K		F FF 88 F CH 82 X FF 89 0-2 3-H 1B	5	0	2	1	0	1	0
1 Elvis Andrus, R (1, 6) OBP: 0.322, SLG: 0.415	B FF 91 C FF 91 B CH 87 F FF 92 B SL 82 X FF 92 3-2 ③ L8			C FF 92 X SL 82 0-1 ② G6-3	B SL 86 C FF 95 B FF 93 B FF 95 X FF 95 3-1 1-3 2-H 1B		X FF 89 0-0 ② G6-3		B CU 77 B FF 87 X FF 88 2-0 ③ L9	5	0	1	1	0	0	1
30 Nomar Mazara, L (1, 9) OBP: 0.317, SLG: 0.463		C FF 90 B FF 91 X FF 91 1-1 ① G3-1		B FF 92 F FF 92 S CH 87 X FF 92 1-2 2B	B SI 94 F FF 94 S SL 86 S SL 86 1-3 ③ K		C CU 76 C FF 90 F CU 77 F FF 91 X FF 90 0-2 ③ F7			4	0	1	0	0	1	2
24 Hunter Pence, R (1, 10) OBP: 0.345, SLG: 0.567		C FF 91 B FF 92 B CH 86 S FF 93 B SL 83 F FF 93 F FF 93 D SL 83 4-2 BB		B FF 92 C FF 93 D SL 84 B FF 94 C FF 93 T FF 94 3-2 ③ K		C CU 77 S CH 83 B FF 91 F CH 85 X FF 91 1-2 HR		C CH 82 B CU 76 F CH 82 X CU 76 1-2 ① L9		3	1	1	1	1	1	1
5 Willie Calhoun, L (1, 7) OBP: 0.321, SLG: 0.554		B FF 92 X FF 93 1-0 ② F7			F FF 90 X CH 85 0-1 HR	C FF 91 F CH 84 F FF 91 B CH 84 X CH 84 1-2 12 2B 1B		X CU 75 0-0 ② F8		4	1	2	1	0	0	1
12 Rougned Odor, L (1, 4) OBP: 0.278, SLG: 0.435		B FF 93 B CH 86 F FF 92 S CH 87 S FF 93 2-3 ③ K			X FF 92 0-0 41 1B 56 E 1B	B FF 90 B CH 83 D FF 89 C FF 88 C FF 89 X CH 82 3-2 ① 41 FC5-2 1-H 2B		B FF 89 B CH 83 B CU 76 C FF 89 S FF 88 F FF 88 S CU 77 3-3 ③ K		4	1	2	0	0	2	1
41 Logan Forsythe, R (1, 5) OBP: 0.351, SLG: 0.397			C FF 91 X FF 91 0-1 ① F8		B FF 92 B FF 92 F FF 93 X FF 93 2-1 56 FC3-6 1-2 1B	B FF 90 C FF 89 X CU 77 1-1 ② FC5-2 56 1B 3 2B 3-H			C FF 87 B FF 88 C CU 76 B CU 78 B FF 89 B FF 88 4-2 56 G5-4-3 BB	3	1	1	0	1	0	1
56 Jose Trevino, R (1, 2) OBP: 0.167, SLG: 0.167			T FF 92 C FF 92 S SL 84 0-3 ② K		C FF 93 S SL 84 D SL 84 X FF 94 1-2 ① FC3-6 38 1B 1 1B 1-2f 2-H	C FF 90 X CH 83 0-1 3 2B 1-2 1B			C FF 88 X CH 82 0-1 ①② G5-4-3 1-2f	4	1	1	0	0	1	2
Inning Stats	R: 0 E: 0 K: 0 S: 7 H: 0 LOB: 0 BB: 0 P: 10	R: 0 E: 0 K: 1 S: 10 H: 0 LOB: 1 BB: 1 P: 18	R: 0 E: 0 K: 2 S: 8 H: 0 LOB: 0 BB: 0 P: 11	R: 0 E: 0 K: 1 S: 10 H: 1 LOB: 1 BB: 0 P: 17	R: 3 E: 1 K: 2 S: 20 H: 5 LOB: 2 BB: 0 P: 30	R: 2 E: 0 K: 0 S: 23 H: 5 LOB: 2 BB: 0 P: 32	R: 0 E: 0 K: 1 S: 9 H: 0 LOB: 0 BB: 0 P: 11	R: 0 E: 0 K: 1 S: 8 H: 0 LOB: 0 BB: 0 P: 12	R: 1 E: 0 K: 0 S: 9 H: 2 LOB: 1 BB: 1 P: 16	1B: 7 2B: 3 3B: 1 HR: 2 SF: 0 SAC: 0 DP: 1 HBP: 0						WP: 0 PB: 0 SB: 0 CS: 0 PA: 39	

	AB	37
	R	6
	H	13
	RBI	5
	BB	2
	SO	8
	LOB	10

PITCHER		IP	WLS	BF	H	R	ER	SO	BB	IBB	HBP	BLK	WP	HR	S	P	ERA	WHIP
35 Michael Pineda, R ERA: 4.2	(1, 1)	5.0	W	22	6	3	3	6	1	0	0	0	0	1	55	86	5.40	1.400
31 Devin Smeltzer, L ERA: 4.0	(6, 1)	4.0	S	17	7	3	3	2	1	0	0	0	0	1	49	71	6.75	2.000

PITCHER	IP	WLS	BF	H	R	ER	SO	BB	IBB	HBP	BLK	WP	HR	S	P	ERA	WHIP

Minnesota Twins @ Texas Rangers

Globe Life Park in Arlington, Arlington, TX

Fri Aug 16 2019, 8:10 PM - 11:20 PM EDT

Att. 24,742 - Partly Cloudy - 97 F

livebaseballscorecards.com

Batter	1	2	3	4	5	6	7	8	9	AB	R	H	RBI	BB	SO	LOB
18 Mitch Garver, R (1, 2) OBP: 0.343, SLG: 0.605	B FF 92 C FF 91 F FF 92 B KC 80 S KC 81 2-3 ① K2-3		F FF 91 B CH 85 C FF 92 X CH 86 1-2 ② G1-3		X CH 85 0-0 ① F8		B KC 79 C FF 90 X SL 86 1-1 1B		B FC 101 X FC 100 0-1 ③ G6-3	5	0	1	0	0	1	2
2 Luis Arraez, L (1, 7) (7, 4) OBP: 0.421, SLG: 0.463	B FF 92 C SL 85 X SL 85 1-1 22 BB 1B		F FF 91 C KC 80 X FF 93 0-2 ③ G6-3		1 SAFE B FF 92 D SL 85 F FF 91 X SL 85 2-1 ②③ F8 1-2		S SL 85 B SL 85 C FF 93 B KC 81 B CH 86 X FF 92 3-2 ③ L7			4	0	1	0	0	0	2
11 Jorge Polanco, S (1, 10) OBP: 0.352, SLG: 0.479	C FF 92 F FF 93 D SL 86 B SL 87 X FF 94 2-2 ② F9			C CH 84 F FF 92 B KC 81 B KC 82 S CH 86 2-3 ① K	C CH 85 B SL 86 C FF 93 X FF 93 1-2 ① L3			C SL 85 B SL 87 F FF 96 B CH 88 X SL 85 2-2 ① L8		4	0	0	0	0	1	1
22 Miguel Sanó, R (1, 5) OBP: 0.339, SLG: 0.552	B FF 92 C FF 93 F FF 93 B CH 88 F FF 93 B KC 82 F FF 95 B CH 88 4-2 26 FC4-6 BB 1-2			B KC 79 B SL 86 B FF 92 X FF 92 3-0 E4 26 HR	B SL 84 F FF 92 F FF 93 X SL 86 1-2 ② F8			C SL 83 B SI 96 B CH 89 B SL 86 S CH 91 B SL 85 4-2 BB		2	1	0	0	2	0	0
26 Max Kepler, L (1, 8) OBP: 0.335, SLG: 0.534	S KC 81 D KC 83 B FF 93 F FF 94 X FF 94 2-2 ③ FC4-6 1-2f			X FF 93 0-0 1-H HR	S KC 80 F SL 86 S CH 85 0-3 ③ K			C CH 91 B CH 90 F CH 91 S CH 90 1-3 ② K		4	1	1	2	0	2	3
24 C.J. Cron, R (1, 3) OBP: 0.316, SLG: 0.467		B SL 84 F FF 91 B FF 91 C CH 85 C FF 92 2-3 ① K		C CH 87 B CH 87 F FF 93 B FF 93 X CH 87 2-2 ② G5-3			S KC 78 B KC 80 F FF 91 C FF 92 1-3 ① K	F SL 85 B FF 97 B CH 91 B FF 97 S FF 96 X FF 95 3-2 ③ F8		4	0	0	0	0	2	1
9 Marwin Gonzalez, S (1, 9) OBP: 0.327, SLG: 0.423		B FF 92 X SL 86 1-0 ② 1B		B FF 93 C FF 92 B KC 81 X SL 86 2-1 16 FC6-4 1B			B KC 79 C FF 91 F KC 80 F KC 81 X FF 92 1-2 16 HR 1B		S FC 100 X FC 100 0-1 ① G4-3	4	1	3	0	0	0	0
16 Jonathan Schoop, R (1, 4) OBP: 0.300, SLG: 0.457 20 Eddie Rosario, L (7, 7) OBP: 0.311, SLG: 0.529		B FF 91 X FF 91 1-0 ③ L8		F CH 87 T FF 93 X FF 93 0-2 ③ FC6-4 1-2f			B KC 79 D SL 86 S CH 86 C FF 92 X CH 86 2-2 1-H HR		C FC 101 B FC 101 F FC 100 F SL 91 B SL 92 F FC 100 S FC 99 2-3 ② K	3 1	1 0	1 0	2 0	0 0	0 1	1 0
13 Ehire Adrianza, S (1, 6) OBP: 0.380, SLG: 0.439			F FF 90 X SL 84 0-1 ① L4		B KC 77 B CH 84 F FF 91 X FF 92 2-1 2 CS 1B		B KC 80 F CH 85 B FF 91 T CH 86 X CH 86 2-2 ② F9		B FC 100 X FC 98 1-0 2B	4	0	2	0	0	0	0
Inning Stats	R: 0 E: 0 K: 1 S: 15 H: 1 LOB: 2 BB: 1 P: 26	R: 0 E: 0 K: 1 S: 5 H: 1 LOB: 0 BB: 0 P: 9	R: 0 E: 0 K: 0 S: 8 H: 0 LOB: 0 BB: 0 P: 9	R: 2 E: 1 K: 1 S: 13 H: 2 LOB: 1 BB: 0 P: 22	R: 0 E: 0 K: 0 S: 5 H: 1 LOB: 0 BB: 0 P: 9	R: 0 E: 0 K: 1 S: 9 H: 0 LOB: 0 BB: 0 P: 11	R: 2 E: 0 K: 1 S: 18 H: 3 LOB: 1 BB: 0 P: 28	R: 0 E: 0 K: 1 S: 11 H: 0 LOB: 1 BB: 1 P: 21	R: 0 E: 0 K: 1 S: 9 H: 1 LOB: 1 BB: 0 P: 13	1B: 6 2B: 1 3B: 0 HR: 2	SF: 0 SAC: 0 DP: 0 HBP: 0					

TOP

AB	35
R	4
H	9
RBI	4
BB	2
SO	7
LOB	10

PITCHER		IP	WLS	BF	H	R	ER	SO	BB	IBB	HBP	BLK	WP	HR	S	P	ERA	WHIP
23 Mike Minor, L ERA: 2.94	(1, 1)	7.0	L	29	8	4	3	5	1	0	0	0	0	2	73	114	3.86	1.286
48 Rafael Montero, R ERA: 1.38	(8, 1)	1.0		4	0	0	0	1	1	0	0	0	0	0	11	21	0.00	1.000
43 Emmanuel Clase, R ERA: 1.35	(9, 1)	1.0		4	1	0	0	1	0	0	0	0	0	0	9	13	0.00	1.000

PITCHER		IP	WLS	BF	H	R	ER	SO	BB	IBB	HBP	BLK	WP	HR	S	P	ERA	WHIP

BOTTOM

Minnesota Twins @ Texas Rangers

Globe Life Park in Arlington, Arlington, TX

Fri Aug 16 2019, 8:10 PM - 11:20 PM EDT

Att. 24,742 - Partly Cloudy - 97 F

livebaseballscorecards.com

Batter	1	2	3	4	5	6	7	8	9	AB	R	H	RBI	BB	SO	LOB
17 Shin-Soo Choo, L (1, 10) OBP: 0.371, SLG: 0.471	F7		K			2B	G4-6-3		BB	4	1	1	0	1	1	2
38 Danny Santana, S (1, 3) OBP: 0.337, SLG: 0.569	G3		K	K		K		K	G6-3	5	0	0	0	0	3	3
1 Elvis Andrus, R (1, 6) OBP: 0.321, SLG: 0.414	L8			1B		G4-3		L8		4	1	1	0	0	0	1
5 Willie Calhoun, L (1, 7) OBP: 0.331, SLG: 0.556		L4		1B		BB		1B		3	1	2	0	1	0	0
30 Nomar Mazara, L (1, 9) OBP: 0.321, SLG: 0.471		2B		K		2B		1B		4	0	3	2	0	1	2
12 Rougned Odor, L (1, 4) OBP: 0.278, SLG: 0.431		G6-4-3 BB		F8		K		K		3	0	0	0	1	2	4
3 Delino DeShields, R (1, 8) OBP: 0.343, SLG: 0.365		G6-4-3			L9		G1-3		G6-3	4	0	0	0	0	0	2
9 Isiah Kiner-Falefa, R (1, 5) OBP: 0.312, SLG: 0.336			G6-3		F9		BB		2B	3	0	1	0	1	0	0
2 Jeff Mathis, R (1, 2) OBP: 0.218, SLG: 0.230 24 Hunter Pence, R (7, PH) OBP: 0.347, SLG: 0.569 56 Jose Trevino, R (8, 2) OBP: 0.167, SLG: 0.167 41 Logan Forsythe, R (9, PH) OBP: 0.350, SLG: 0.395			K		P4		G4-6-3		G6-3	2 1 0 1	0 0 0 0	0 1 0 0	0 0 0 0	1 0 0 0	0 0 0 0	0 0 0 1
AB 34 **R** 3 **H** 9 **RBI** 2 **BB** 4 **SO** 8 **LOB** 15																

Inning Stats	1	2	3	4	5	6	7	8	9
	R: 0 E: 0 K: 0 S: 10	R: 0 E: 0 K: 0 S: 9	R: 0 E: 0 K: 2 S: 12	R: 1 E: 0 K: 2 S: 13	R: 0 E: 0 K: 0 S: 4	R: 2 E: 0 K: 2 S: 17	R: 0 E: 0 K: 0 S: 7	R: 0 E: 0 K: 2 S: 12	R: 0 E: 0 K: 0 S: 12
	H: 0 LOB: 0 BB: 0 P: 16	H: 1 LOB: 1 BB: 1 P: 18	H: 0 LOB: 0 BB: 0 P: 18	H: 2 LOB: 1 BB: 0 P: 22	H: 0 LOB: 0 BB: 0 P: 6	H: 2 LOB: 1 BB: 1 P: 28	H: 1 LOB: 1 BB: 1 P: 13	H: 2 LOB: 2 BB: 0 P: 17	H: 1 LOB: 2 BB: 1 P: 19

1B: 5 SF: 0 WP: 1 PA: 38
2B: 4 SAC: 0 PB: 0
3B: 0 DP: 2 SB: 0
HR: 0 HBP: 0 CS: 0

PITCHER		IP	WLS	BF	H	R	ER	SO	BB	IBB	HBP	BLK	WP	HR	S	P	ERA	WHIP
12 Jake Odorizzi, R ERA: 3.5	(1, 1)	5.2		23	5	3	3	5	2	0	0	0	1	0	59	99	4.76	1.235
21 Tyler Duffey, R ERA: 3.12	(6, 1)	0.1	W	1	0	0	0	1	0	0	0	0	0	0	6	9	0.00	0.000
49 Sam Dyson, R ERA: 3.29	(7, 1)	1.0	H	4	1	0	0	0	1	0	0	0	0	0	7	13	0.00	2.000
55 Taylor Rogers, L ERA: 2.63	(8, 1)	1.0	H	5	2	0	0	2	0	0	0	0	0	0	12	17	0.00	2.000
54 Sergio Romo, R ERA: 3.52	(9, 1)	1.0	S	5	1	0	0	0	1	0	0	0	0	0	12	19	0.00	2.000

PITCHER	IP	WLS	BF	H	R	ER	SO	BB	IBB	HBP	BLK	WP	HR	S	P	ERA	WHIP

Minnesota Twins @ Texas Rangers

Globe Life Park in Arlington, Arlington, TX

Sat Aug 17 2019, 8:48 PM - 12:17 AM EDT

Att. 30,136 - Partly Cloudy - 97 F

TOP

livebaseballscorecards.com

Batter	1	2	3	4	5	6	7	8	9	AB	R	H	RBI	BB	SO	LOB
26 Max Kepler, L (1, 10) OBP: 0.337, SLG: 0.533	G4-3	BB	F7		1B		1B		P5	5	1	2	1	1	0	3
22 Miguel Sanó, R (1, 5) OBP: 0.342, SLG: 0.562	1B	1B	K		K		FC6-4		HR	6	3	3	2	0	2	7
11 Jorge Polanco, S (1, 6) OBP: 0.355, SLG: 0.483	1B	1B		L9	FC5-4			2B	BB	5	1	3	0	1	0	3
20 Eddie Rosario, L (1, 7) OBP: 0.307, SLG: 0.522	FC3-6	SF8		K	G3			F7	P5	5	1	0	1	0	1	3
18 Mitch Garver, R (1, 2) OBP: 0.344, SLG: 0.599	BB	FC5-4		G5-3	F8			1B		4	1	1	2	1	0	1
2 Luis Arraez, L (1, 4) OBP: 0.416, SLG: 0.456	1B	G4-3			K	F8		P6		5	1	1	1	0	1	2
9 Marwin Gonzalez, S (1, 9) OBP: 0.330, SLG: 0.428	2B		1B		1B		G6-3	G4-3		5	2	3	2	0	0	1
24 C.J. Cron, R (1, 3) OBP: 0.319, SLG: 0.476	HR		1B		HBP		K		G6-3	4	1	2	2	0	1	0
60 Jake Cave, L (1, 8) OBP: 0.357, SLG: 0.364	L7		K		1B		1B		1B	5	1	3	0	0	1	2

	AB	R	H	RBI	BB	SO	LOB
AB	44						
R		12					
H			18				
RBI				11			
BB					3		
SO						6	
LOB							22

Inning Stats	1	2	3	4	5	6	7	8	9	1B	SF	WP	PA
	R: 6 E: 1 K: 0 S: 22	R: 2 E: 0 K: 0 S: 15	R: 0 E: 0 K: 2 S: 12	R: 0 E: 0 K: 1 S: 11	R: 1 E: 0 K: 2 S: 13	R: 0 E: 0 K: 0 S: 6	R: 0 E: 0 K: 1 S: 18	R: 1 E: 0 K: 0 S: 10	R: 2 E: 0 K: 0 S: 11	1B: 14	SF: 1	WP: 0	PA: 49
	H: 5 LOB: 0 BB: 1 P: 38	H: 2 LOB: 1 BB: 1 P: 23	H: 2 LOB: 2 BB: 0 P: 17	H: 0 LOB: 0 BB: 0 P: 17	H: 3 LOB: 3 BB: 0 P: 23	H: 0 LOB: 0 BB: 0 P: 9	H: 2 LOB: 2 BB: 0 P: 24	H: 2 LOB: 1 BB: 0 P: 14	H: 2 LOB: 1 BB: 1 P: 20	2B: 2 3B: 0 HR: 2	SAC: 0 DP: 0 HBP: 1	PB: 0 SB: 0 CS: 0	

PITCHER		IP	WLS	BF	H	R	ER	SO	BB	IBB	HBP	BLK	WP	HR	S	P	ERA	WHIP
57 Ariel Jurado, R	(1, 1)	2.0	L	15	7	8	2	0	2	0	0	0	0	1	37	61	9.00	4.500
ERA: 5.38																		
63 Ian Gibaut, R	(3, 1)	2.0		8	2	0	0	3	0	0	0	0	0	0	23	34	0.00	1.000
ERA: 4.5																		
59 Brett Martin, L	(5, 1)	2.2		14	5	1	1	3	0	0	1	0	0	0	34	52	3.38	1.875
ERA: 4.99																		
27 Shawn Kelley, R	(7, 1)	1.1		6	2	1	1	0	0	0	0	0	0	0	13	18	6.75	1.500
ERA: 4.1																		
52 Adrian Sampson, R	(9, 1)	1.0		6	2	2	2	0	1	0	0	0	0	1	11	20	18.00	3.000
ERA: 5.82																		

PITCHER	IP	WLS	BF	H	R	ER	SO	BB	IBB	HBP	BLK	WP	HR	S	P	ERA	WHIP

Minnesota Twins @ Texas Rangers

Globe Life Park in Arlington, Arlington, TX

Sat Aug 17 2019, 8:48 PM - 12:17 AM EDT

Att. 30,136 - Partly Cloudy - 97 F

BOTTOM

Batter	1	2	3	4	5	6	7	8	9	AB	R	H	RBI	BB	SO	LOB
17 Shin-Soo Choo, L (1, 7) OBP: 0.373, SLG: 0.475	B FF 92 F SI 91 X FF 92 1-1 38 HR 1B	C FF 94 X SV 81 0-1 ② G6-3 2-3 3-H		C CU 74 S CH 82 B SV 82 S SV 81 1-3 ③ K		X FF 91 0-0 ① 1-H 2B			B FF 90 F SL 90 B SL 89 C FF 95 B SL 85 X FF 95 3-2 1 FC5-4 1B	5	1	3	1	0	1	1
38 Danny Santana, S (1, 8) OBP: 0.338, SLG: 0.584	X SI 91 0-0 1-H HR	B FF 93 X FF 94 1-0 3-H HR			C CH 85 X CH 83 0-1 ① G3	X CU 76 0-0 ② F7			C FF 95 T SL 88 B FF 97 T SL 84 1-2 ① K	5	2	2	4	0	1	2
1 Elvis Andrus, R (1, 6) OBP: 0.320, SLG: 0.412	C SV 82 B SI 92 B CH 84 B CH 84 C SI 92 X SI 93 3-2 ① G1-3	B SI 92 X SI 92 1-0 ③ G5-3			B SI 91 C CH 83 F CH 82 B SI 92 X SI 93 2-2 24 BB 30 1B 12 BB 1B	C FF 91 F CU 75 X CS 70 0-2 ③ P6			S SL 89 F SL 87 X FF 94 0-2 ② FC5-4 1-2f	5	1	1	0	0	0	2
30 Nomar Mazara, L (1, 9) OBP: 0.320, SLG: 0.468	C SV 82 S SV 81 B FF 94 B SV 84 S SV 83 2-3 ② K	B SV 82 S SV 82 C FF 94 F FF 95 X SV 83 1-2 ① G3-1			F FF 94 1 SAFE B CH 81 X FF 93 1-1 12 BB 24 BB 1-2 1B		B FF 95 F FF 95 X SL 84 1-1 ① G2-3		X FF 93 0-0 ③ G3	5	0	1	0	0	1	1
24 Hunter Pence, R (1, 10) OBP: 0.346, SLG: 0.562	C SV 82 S CH 82 X FF 94 0-2 ③ P4	S SV 81 S CH 84 S CH 82 0-3 ② K			B SI 92 C FF 93 B SI 93 B CH 83 S CH 81 B SV 84 4-2 12 BB 1-2 2-3 BB		S FF 95 B CH 89 B CH 86 B FF 95 X FF 95 3-1 ② G5-3			3	0	0	0	1	1	0
12 Rougned Odor, L (1, 4) OBP: 0.282, SLG: 0.432		C SV 81 B SV 81 F SI 93 B CH 85 F SV 82 B CH 84 F FF 95 B FF 94 4-2 41 E 9 1B BB	B CH 84 X CH 84 1-0 1B		B SV 83 C SI 94 D SV 83 B SI 93 S FF 94 B FF 95 4-2 1-2 2-3 3-H BB		S FF 96 S FF 97 C FF 98 0-3 ③ K			2	1	1	1	2	1	0
41 Logan Forsythe, R (1, 3) OBP: 0.345, SLG: 0.389		B FF 93 B SI 92 1 SAFE X SI 92 2-0 E5 9 1B 17 G6-3 1-3	1 SAFE D SV 81 B SV 80 C SI 92 B SV 81 F SI 92 F SI 93 S FF 94 3-3 ③ K		C FF 93 D SV 81 B FF 93 B KC 84 F KC 84 T FF 93 2-2 ② K			B FF 94 F FF 95 S FF 94 B CH 89 B FF 95 X FF 95 3-2 ① P3	4	1	0	0	0	2	5
9 Isiah Kiner-Falefa, R (1, 5) OBP: 0.310, SLG: 0.333		B SV 81 C SV 80 B SV 81 X SI 93 2-1 17 G6-3 38 HR 2-3 3-H 1B		B FF 92 B SV 80 F SI 92 C SI 91 S CH 83 2-3 ① K	C KC 78 S KC 85 X FF 93 0-2 ③ F8			C FF 96 X SL 84 0-1 ② F8	4	1	1	1	0	1	3
56 Jose Trevino, R (1, 2) OBP: 0.185, SLG: 0.185 5 Willie Calhoun, L (8, PH) OBP: 0.329, SLG: 0.553 2 Jeff Mathis, R (9, 2) OBP: 0.218, SLG: 0.230		C SV 81 S SV 80 S SV 80 0-3 ① K		C SV 82 X FF 94 0-1 ② L8		B CU 75 B CU 76 X FF 90 2-0 17 2B 1B			F FF 96 X FF 95 0-1 ③ P3	3 1 0	0 0 0	1 0 0	0 0 0	0 0 0	1 0 0	2 0 0
Inning Stats	R: 2 E: 0 K: 1 S: 12 H: 2 LOB: 0 BB: 0 P: 18	R: 4 E: 1 K: 1 S: 14 H: 2 LOB: 0 BB: 1 P: 24	R: 0 E: 0 K: 2 S: 12 H: 1 LOB: 1 BB: 0 P: 17	R: 0 E: 0 K: 2 S: 8 H: 0 LOB: 0 BB: 0 P: 11	R: 1 E: 0 K: 1 S: 18 H: 2 LOB: 3 BB: 2 P: 31	R: 0 E: 0 K: 0 S: 6 H: 2 LOB: 1 BB: 0 P: 8	R: 0 E: 0 K: 1 S: 7 H: 0 LOB: 0 BB: 0 P: 11	R: 0 E: 0 K: 0 S: 7 H: 0 LOB: 0 BB: 0 P: 10	R: 0 E: 0 K: 1 S: 10 H: 1 LOB: 1 BB: 0 P: 14	1B: 7 2B: 1 3B: 0 HR: 2 SF: 0 SAC: 0 DP: 0 HBP: 0						

livebaseballscorecards.com

AB	37
R	7
H	10
RBI	7
BB	3
SO	9
LOB	16

| | | | | | |

Minnesota Twins @ Texas Rangers

Globe Life Park in Arlington, Arlington, TX

Sun Aug 18 2019, 3:09 PM - 6:57 PM EDT

Att. 18,500 - Sunny - 95 F

TOP

livebaseballscorecards.com

Batter	1	2	3	4	5	6	7	8	9	AB	R	H	RBI	BB	SO	LOB
26 Max Kepler, L (1, 8) OBP: 0.336, SLG: 0.529 24 C.J. Cron, R (7, 3) OBP: 0.319, SLG: 0.474	B SI 92 B FF 93 B SI 92 C FF 93 B FF 94 4-1 11 1B 9 2B BB	C CU 81 B FF 94 1 SAFE F FF 95 X CU 82 1-2 ② F7		X FC 90 0-0 ① F9		C CU 78 F CU 81 B CU 82 S CU 82 1-3 ② K		B SL 91 X FC 100 1-0 ② FC 22 BB 11 3B 2-3 3-H		3 1 0 0 1 1 1 1 1 0 0 0 0 2						
22 Miguel Sanó, R (1, 10) OBP: 0.346, SLG: 0.563	B FF 94 S FF 94 F FF 95 B FC 89 B FF 97 C FF 96 3-3 ① K	F SI 93 B FF 96 B SI 92 B FF 96 B FF 95 4-1 11 E 1-2 BB		C FF 94 B CU 83 S FF 94 X FF 94 1-2 20 WP 20 SF8 2B		B SI 94 C SI 94 S FF 94 B CU 83 S CU 83 2-3 ③ K		B FC 100 B FC 99 B FC 100 B FC 98 4-0 11 3B 1-2 BB		3 2 1 0 2 2 1						
11 Jorge Polanco, S (1, 6) OBP: 0.358, SLG: 0.487	B FF 95 1 SAFE C FF 95 T SI 93 X FF 96 1-2 9 2B 1-2 1B	C CU 82 T SI 94 C CU 84 X CU 83 1-2 E3 1-2 2-3		B SI 91 B CH 88 D SI 93 B SI 91 4-0 20 SF8 20 WP BB			C CH 87 F CH 87 B CU 80 B CU 81 F SI 93 S CH 88 2-3 ① K	B FC 100 B FC 99 C FC 99 X FC 99 2-1 1-H 2-H 3-H 3B		4 1 2 3 1 1 2						
20 Eddie Rosario, L (1, 7) OBP: 0.304, SLG: 0.518	D CU 82 X FF 96 1-0 ② F8	F FC 92 S SI 94 F SI 94 F FF 95 X CU 81 0-2 ③ F9		C FF 95 F FC 92 B CU 84 F FC 88 F SI 94 D FC 91 X SI 90 2-2 ② SF8 1-3 2-H			B CU 80 B SI 94 S CH 87 X SI 94 2-1 ② G3	S SL 92 X SL 90 0-1 ③ F8		4 0 0 1 0 0 6						
9 Marwin Gonzalez, S (1, 5) OBP: 0.331, SLG: 0.429 (7, 9)	S FF 96 B FF 97 S SI 94 F SI 95 B FC 92 X FF 97 2-2 1-H 2-H 2B		C CH 90 X CU 80 0-1 ① L9	C CU 82 B FF 96 X FF 96 1-1 ③ G3			B CH 88 B FC 88 B SI 94 B SI 93 4-0 BB		B FF 93 S SL 84 F FF 93 B FF 94 X SL 84 2-2 ① G3-1	4 0 1 2 1 0 1						
2 Luis Arraez, L (1, 4) OBP: 0.412, SLG: 0.447	B FF 94 C FF 94 B SI 92 B FF 94 C FF 95 B FF 95 4-2 BB		C SI 92 C CU 81 F FC 89 F SI 94 B CU 82 C FF 95 1-3 ② K		C CU 79 B FF 93 C FF 93 F CU 82 X CU 81 1-2 ① G3		X CH 87 0-0 ③ F7		F SL 84 X FF 94 0-1 ② G6-3	4 0 0 0 1 1 1							
13 Ehire Adrianza, S (1, 3) OBP: 0.381, SLG: 0.444 (7, 5)	F FF 96 F FC 92 B FF 97 X CU 82 1-2 ③ F8		C SI 92 F FC 92 B SI 92 X FF 95 2-2 E3 15 BB	F FF 94 B CH 89 B FC 91 B SI 94 X SI 93 3-1 ② G4-3				X FC 99 0-0 15 2B 24 FC 1B	B FF 93 F FF 93 F FF 94 X FF 93 1-2 2B	5 0 2 0 0 0 2						
15 Jason Castro, L (1, 2) OBP: 0.329, SLG: 0.484		B FF 93 C FF 94 C CU 80 S CU 82 1-3 ① K	B CU 82 B FF 94 S FF 94 F FF 95 B CU 81 B FF 95 4-2 1-2 BB	B CU 82 B FF 95 X FF 94 2-0 ③ L8				B FC 101 S FC 100 1 SAFE X FC 101 1-1 24 FC 1-3 11 3B 2B	F FF 93 B FF 94 C CH 88 B SL 84 F SL 85 B FF 94 F SL 84 S SL 85 3-3 ③ K	4 1 1 0 1 2 1						
60 Jake Cave, L (1, 9) OBP: 0.354, SLG: 0.360 (7, 8)		B SI 93 X SI 91 1-0 11 E 22 BB 1B	S CU 82 B CU 81 F FF 95 X CU 81 1-2 ③ L4			C CH 86 C CH 88 F FF 94 B CU 81 S CU 82 1-3 ① K		F SL 92 B SL 91 S SL 91 B SL 91 S FC 100 2-3 ① K		4 0 1 0 0 2 4						
Inning Stats	R: 2 E: 0 K: 1 S: 17 H: 2 LOB: 2 BB: 2 P: 33	R: 0 E: 1 K: 1 S: 16 H: 1 LOB: 3 BB: 1 P: 24	R: 0 E: 1 K: 1 S: 15 H: 0 LOB: 2 BB: 1 P: 23	R: 1 E: 0 K: 0 S: 11 H: 1 LOB: 1 BB: 1 P: 19	R: 0 E: 0 K: 0 S: 7 H: 0 LOB: 0 BB: 0 P: 13	R: 0 E: 0 K: 3 S: 10 H: 0 LOB: 0 BB: 0 P: 14	R: 0 E: 0 K: 1 S: 7 H: 0 LOB: 1 BB: 1 P: 15	R: 3 E: 0 K: 1 S: 11 H: 3 LOB: 1 BB: 1 P: 21	R: 0 E: 0 K: 1 S: 13 H: 1 LOB: 1 BB: 0 P: 19	1B: 3 2B: 4 3B: 1 HR: 0 SF: 1 SAC: 0 DP: 0 HBP: 0							

PITCHER		IP	WLS	BF	H	R	ER	SO	BB	IBB	HBP	BLK	WP	HR	S	P	ERA	WHIP
35 Lance Lynn, R ERA: 3.6	(1, 1)	5.0		26	4	3	3	3	5	0	0	0	1	0	66	112	5.40	1.800
46 Taylor Guerrieri, R ERA: 3.71	(6, 1)	2.0		7	0	0	0	4	1	0	0	0	0	0	17	29	0.00	0.500
43 Emmanuel Clase, R ERA: 4.7	(8, 1)	1.0	L	7	3	3	3	1	1	0	0	0	0	0	11	21	27.00	4.000
49 David Carpenter, R ERA: 5.4	(9, 1)	1.0		4	1	0	0	1	0	0	0	0	0	0	13	19	0.00	1.000

PITCHER	IP	WLS	BF	H	R	ER	SO	BB	IBB	HBP	BLK	WP	HR	S	P	ERA	WHIP

AB	36
R	6
H	8
RBI	6
BB	7
SO	9
LOB	21

WP: 1 PA: 44
PB: 0
SB: 0
CS: 0

Minnesota Twins @ Texas Rangers

Globe Life Park in Arlington, Arlington, TX

Sun Aug 18 2019, 3:09 PM - 6:57 PM EDT

Att. 18,500 - Sunny - 95 F

BOTTOM

livebaseballscorecards.com

Batter	1	2	3	4	5	6	7	8	9	AB	R	H	RBI	BB	SO	LOB
17 Shin-Soo Choo, L (1, 9) OBP: 0.373, SLG: 0.481 56 Jose Trevino, R (9, 2) OBP: 0.185, SLG: 0.185	C FF 94 X SI 95 0-1 G4-3 ①		C SI 92 X CU 80 0-1 P5 ①	X SI 95 0-0 38 S 1-3 1B			C FC 91 B CH 88 X FF 94 1-1 HR	B SL 77 F SL 80 D CH 80 C SI 86 T CH 80 2-2 K ③		5 0	1 0	2 0	1 0	0 0	1 0	1 0
38 Danny Santana, S (1, 3) OBP: 0.333, SLG: 0.575	B FF 95 F FF 95 B CH 85 S CH 85 F FC 90 S CH 87 2-3 K ②		B FC 88 S CH 85 B CH 86 X SI 94 2-1 P3 ②	S FF 95 D CH 86 F FF 95 B FC 90 F FF 96 D CH 87 F CH 86 F FC 90 F CH 86 3-2 X CH 87 G6-3 ③ 1-2			B FC 90 C SI 94 S FC 91 S FC 90 1-3 K ①		C SI 94 S ST 83 B SI 94 F ST 82 F SI 94 B ST 83 F SI 95 C SI 95 2-3 K ①	5	0	0	0	0	3	2
1 Elvis Andrus, R (1, 6) OBP: 0.320, SLG: 0.410	B FF 96 C FC 88 B FF 95 T CH 86 F FC 90 B SI 96 D FC 89 4-2 BB		C FC 88 X SI 94 0-1 1B		B FC 86 F SI 92 C FC 88 X FF 95 1-2 G6-3 ①		C SI 95 C FC 91 B SI 95 X SI 95 1-2 G6-3 ②		B CU 80 F CU 79 B ST 84 C SI 94 X ST 85 2-2 P3 ②	4	0	1	0	1	0	0
5 Willie Calhoun, L (1, 7) OBP: 0.331, SLG: 0.548	1 SAFE C FC 89 S CH 87 1 SAFE F FC 89 F SI 96 X CH 85 0-2 G3 ③		C CU 79 X FC 87 0-1 L8 ③		C FF 94 F FF 95 B FF 96 B CH 87 X FC 88 2-2 F9 ②		C FC 91 X SI 95 0-1 24 1B 1B		B CU 80 C CU 79 B CU 80 X SI 94 2-1 24 1B 1B	5	0	2	0	0	0	2
24 Hunter Pence, R (1, 10) OBP: 0.354, SLG: 0.565		C FF 94 C FC 88 X CH 86 0-2 F9 ①		C FC 87 S FC 88 B FF 95 F SI 95 B FC 90 X CH 86 2-2 2 WP 3 1B 2 1B 1B	B CH 86 B CH 86 S FF 96 B CH 87 F FC 88 B FF 95 4-2 12 E BB		1 SAFE B SI 95 F SI 95 S CH 88 F CH 89 X FC 91 1-2 1-2 1B		B SI 95 S CU 79 X ST 83 1-1 1-2 1B	4	1	3	0	1	0	0
12 Rougned Odor, L (1, 4) OBP: 0.279, SLG: 0.426		C SI 95 F SI 94 B SI 96 B SI 95 F SI 94 X CH 86 2-2 G5-3 ②		F FF 94 F SI 94 S CH 87 0-3 K ① 1 SAFE 1 SAFE F SI 95 X FC 88 0-1 F8 ③ 1-2			F FC 91 X CH 88 0-1 G4-3 ③		F CU 80 B CU 81 B CU 79 B SI 96 S CU 81 F CU 80 C SI 96 3-3 K ③	5	0	0	0	0	2	6
41 Logan Forsythe, R (1, 5) OBP: 0.344, SLG: 0.385		B SI 94 B FF 95 F FC 90 B FC 90 B FC 88 4-1 3 BB BB		B FF 95 1 SAFE B FF 95 B FF 93 C FC 88 X FC 88 3-1 L8 ②		B FF 93 B FF 94 F SL 88 C SL 88 S FF 95 2-3 K ①		B FF 86 C SL 78 B SL 75 C SL 80 X SL 76 2-2 E6 30 G1-3		3	0	0	0	1	1	1
3 Delino DeShields, R (1, 8) OBP: 0.345, SLG: 0.364		C SI 96 F SI 95 B FC 90 B CH 86 B FF 95 D CH 85 4-2 1-2 BB		X SI 95 0-0 2 WP 2 1B 1-2 1B		B SL 89 F FF 94 B CH 89 F FF 94 B SL 86 F FF 94 F SL 85 X FF 94 3-2 L9 ②		L SL 79 B SL 79 B SL 78 X FF 87 2-1 G4-3 ①		3	1	1	0	1	0	1
2 Jeff Mathis, R (1, 2) OBP: 0.220, SLG: 0.231 30 Nomar Mazara, L (8, PH) OBP: 0.319, SLG: 0.467 (9, 9)		S CH 86 B CH 87 X FC 90 1-1 G3-1 ③		S CH 86 C FC 89 B CH 85 X CH 87 1-2 17 1B 1-H 2-H 1B		B SL 86 B FF 95 C FF 94 X SL 89 2-1 F9 ③		C SL 78 D CH 80 X SI 87 1-1 G1-3 ② 2-3		3 1	0 0	1 0	2 0	0 0	0 0	2 1
Inning Stats	R: 0 E: 0 K: 1 S: 14 H: 0 LOB: 1 BB: 1 P: 20	R: 0 E: 0 K: 0 S: 12 H: 0 LOB: 2 BB: 2 P: 23	R: 0 E: 0 K: 0 S: 8 H: 1 LOB: 1 BB: 0 P: 10	R: 2 E: 0 K: 1 S: 21 H: 4 LOB: 2 BB: 0 P: 30	R: 0 E: 1 K: 0 S: 10 H: 0 LOB: 1 BB: 1 P: 17	R: 0 E: 0 K: 1 S: 10 H: 0 LOB: 0 BB: 0 P: 17	R: 1 E: 0 K: 1 S: 16 H: 3 LOB: 2 BB: 0 P: 20	R: 0 E: 1 K: 1 S: 10 H: 0 LOB: 1 BB: 0 P: 17	R: 0 E: 0 K: 2 S: 17 H: 2 LOB: 2 BB: 0 P: 27	1B: 9 2B: 0 3B: 0 HR: 1 SF: 0 SAC: 0 DP: 0 HBP: 0						

	AB	38
	R	3
	H	10
	RBI	3
	BB	4
	SO	7
	LOB	16

WP: 1 PA: 42
PB: 0
SB: 1
CS: 0

PITCHER		IP	WLS	BF	H	R	ER	SO	BB	IBB	HBP	BLK	WP	HR	S	P	ERA	WHIP
33 Martín Pérez, L ERA: 4.6	(1, 1)	5.0		24	5	2	2	2	4	0	0	0	1	0	65	100	3.60	1.800
52 Zack Littell, R ERA: 3.6	(6, 1)	1.0	H	3	0	0	0	1	0	0	0	0	0	0	10	17	0.00	0.000
49 Sam Dyson, R ERA: 3.4	(7, 1)	1.0	W	6	3	1	1	1	0	0	0	0	0	1	16	20	9.00	3.000
54 Sergio Romo, R ERA: 3.45	(8, 1)	1.0	H	4	0	0	0	1	0	0	0	0	0	0	10	17	0.00	0.000
55 Taylor Rogers, L ERA: 2.59	(9, 1)	1.0	S	5	2	0	0	2	0	0	0	0	0	0	17	27	0.00	2.000

PITCHER	IP	WLS	BF	H	R	ER	SO	BB	IBB	HBP	BLK	WP	HR	S	P	ERA	WHIP

Batter	1	2	3	4	5	6	7	8	9	AB	R	H	RBI	BB	SO	LOB
28 Leury García, S (1, 8) (8, 7) OBP: 0.312, SLG: 0.386	X FF 92 0-0 ① G3		X FF 93 0-0 ② F8		B CH 83 B SL 84 B SI 94 C FF 90 X SI 91 3-1 ② L7		B CU 74 C CU 76 B FF 91 X CU 77 2-1 ③ F8		S SL 88 F FF 92 F SL 88 B CH 88 F FF 92 X SL 87 1-2 ③ L8	5	0	0	0	0	0	3
17 Ryan Goins, L (1, 5) OBP: 0.370, SLG: 0.404	C FF 93 B FF 93 S CH 86 B CH 84 X FF 94 2-2 79 G4-3 1B		D CU 80 C CH 84 F FF 93 B CU 84 X FF 94 2-2 79 HR 1-3 2-H 1B		B FF 94 C CH 85 X FF 92 1-1 ③ G4-1			C FF 92 B FF 93 C FF 91 X CU 76 1-2 45 BB 74 1B 1B		4	2	3	1	0	0	0
79 José Abreu, R (1, 3) OBP: 0.313, SLG: 0.491	D SI 93 C CU 78 X SI 93 1-1 ②③ G4-3 1-2f		X SI 92 0-0 2-H 3-H HR			B CH 84 B CH 85 B CU 79 C SI 92 F SL 83 X SI 94 3-2 ① G5-3		B FF 92 B FF 91 C FF 92 S SL 86 F SL 86 F FF 92 S FF 91 2-3 ① K		4	1	1	3	0	1	2
45 Jon Jay, L (1, 9) OBP: 0.308, SLG: 0.322 15 Adam Engel, R (8, PR) (8, 8) OBP: 0.280, SLG: 0.331		B FF 91 X FF 92 1-0 ① G1-3	C CH 86 F CH 87 B FF 94 X CH 86 1-2 E4			B FF 93 F CH 85 F FF 92 S FF 94 1-3 ② K		F CU 74 B CU 75 S FF 92 D CU 75 B FF 93 F FF 92 1 SAFE D CU 75 4-2 7 G3 74 1B 1-2 BB		3 0	0 0	0 0	0 0	1 0	1 0	0 0
74 Eloy Jiménez, R (1, 7) OBP: 0.294, SLG: 0.477 49 Ryan Cordell, R (8, PR) (8, 9) OBP: 0.284, SLG: 0.356		B SI 94 C SI 93 B CU 79 X FF 92 2-1 ② G5-3	S CH 84 B SI 93 C CU 80 B SL 84 X SI 94 2-2 ③ G6-3			S SL 84 X SI 93 0-1 ③ G4-3		X CH 85 0-0 7 G3 1-2 2-H 1B		4 0	0 0	1 0	1 0	0 0	0 0	1 0
7 Tim Anderson, R (1, 6) OBP: 0.352, SLG: 0.493		C SI 94 B CU 79 F CH 85 S SI 94 1-3 ③ K		C SI 93 B CU 78 S CH 85 X CH 86 1-2 ① G6-3			C SI 91 B CH 82 X SL 82 1-1 33 G4-3 5 SH1-3 2B	S SL 85 X FF 92 0-1 ② G3 1-2 2-3		4	1	1	0	0	1	2
33 James McCann, R (1, 2) OBP: 0.343, SLG: 0.477			C CU 80 F CU 79 B FF 90 F SI 92 C SI 94 1-3 ① K	F SI 93 F CU 79 S SL 82 0-3 ② K			F CU 77 D CU 78 X SI 90 1-1 ① G4-3 2-3	B FF 92 C FF 92 B CH 86 X FF 92 2-1 ③ L9		4	0	0	0	0	2	4
32 Matt Skole, L (1, 10) OBP: 0.333, SLG: 0.281 21 Welington Castillo, R (9, PH) (9, 10) OBP: 0.275, SLG: 0.377			X FF 93 0-0 5 1B 17 1B 1B	C CU 78 C CH 85 B SL 83 B SL 83 F FF 93 X CH 86 2-2 ③ G5-3			D CU 79 B FF 92 B FF 93 B FF 93 4-0 5 SH1-3 BB		S FF 91 C CH 85 B SL 86 S SL 87 1-3 ① K	2 1	1 0	1 0	0 0	1 0	0 1	0 0
5 Yolmer Sánchez, S (1, 4) OBP: 0.312, SLG: 0.323			C SI 93 X SI 90 0-1 ② 17 1B 79 HR 1-2 1B		B CU 77 B FF 92 F SI 92 B CH 84 F SI 93 F SI 94 X FF 92 3-2 ① P4		C SI 92 F CH 80 F FF 89 F FF 90 F CU 81 X FF 89 0-2 ② SH1-3 1-2 3-H		S SL 85 S FF 93 B FF 88 B FF 92 B CH 84 S SL 86 3-3 ② K	3	1	1	1	0	1	0
Inning Stats	R: 0 E: 0 K: 0 S: 6 H: 1 LOB: 0 BB: 0 P: 9	R: 0 E: 0 K: 1 S: 6 H: 0 LOB: 0 BB: 0 P: 10	R: 4 E: 1 K: 1 S: 18 H: 4 LOB: 1 BB: 0 P: 24	R: 0 E: 0 K: 1 S: 10 H: 0 LOB: 0 BB: 0 P: 13	R: 0 E: 0 K: 0 S: 8 H: 0 LOB: 0 BB: 0 P: 15	R: 0 E: 0 K: 1 S: 8 H: 0 LOB: 0 BB: 0 P: 12	R: 1 E: 0 K: 0 S: 12 H: 1 LOB: 1 BB: 1 P: 20	R: 1 E: 0 K: 1 S: 16 H: 2 LOB: 3 BB: 1 P: 25	R: 0 E: 0 K: 2 S: 11 H: 0 LOB: 0 BB: 0 P: 16	1B: 6 2B: 1 3B: 0 HR: 1 SF: 0 SAC: 1 DP: 1 HBP: 0	WP: 0 PB: 0 SB: 0 CS: 0 PA: 37					

PITCHER		IP	WLS	BF	H	R	ER	SO	BB	IBB	HBP	BLK	WP	HR	S	P	ERA	WHIP
44 Kyle Gibson, R ERA: 4.4	(1, 1)	6.2	L	27	6	5	5	4	1	0	0	0	0	1	66	99	6.75	1.050
19 Ryne Harper, R ERA: 3.45	(7, 1)	0.1		1	0	0	0	0	0	0	0	0	0	0	2	4	0.00	0.000
43 Lewis Thorpe, L ERA: 3.38	(8, 1)	2.0		9	2	1	1	3	1	0	0	0	0	0	27	41	4.50	1.500

PITCHER	IP	WLS	BF	H	R	ER	SO	BB	IBB	HBP	BLK	WP	HR	S	P	ERA	WHIP

TOP

Chicago White Sox @ Minnesota Twins

Target Field, Minneapolis, MN

Mon Aug 19 2019, 7:10 PM - 10:37 PM CDT

Att. 25,564 - Clear - 81 F

livebaseballscorecards.com

AB	34
R	6
H	8
RBI	6
BB	2
SO	7
LOB	12

Batter	1	2	3	4	5	6	7	8	9	AB	R	H	RBI	BB	SO	LOB
2 Luis Arraez, L (1, 4) OBP: 0.416, SLG: 0.456	B SI 91 F SI 91 F CU 78 F FF 92 B FF 93 B SI 93 F SI 92 F FF 94 F FF 94 3-2 X SI 94 11 2B 2B	B CU 80 C CH 87 B CU 80 F FF 93 X SI 93 2-2 1-2 1B		C CU 81 X CU 80 0-1 L7 ③			B SI 95 C SI 95 B FC 89 X SI 96 2-1 G1-3 ①		C FC 90 B FC 90 F FC 90 B FF 95 F FC 90 X FC 90 2-2 11 FC6-5 1B	5	1	3	0	0	0	2
11 Jorge Polanco, S (1, 6) OBP: 0.358, SLG: 0.494	B FF 94 B FF 94 F FF 94 X CH 87 2-1 23 1B 2-H 2B	C CU 82 X FF 94 0-1 F7 ③			F CH 85 X CH 86 0-1 G5-3 ①		S SI 96 C SI 97 X SI 96 0-2 HR		B FC 90 C FC 89 F FC 90 F FC 90 X FC 90 1-2 FC6-5 23 1B: 20 1B 1-2f ②	5	3	2	2	0	0	3
23 Nelson Cruz, R (1, 10) OBP: 0.385, SLG: 0.646	F SI 93 B SI 93 F SI 93 X FC 88 1-2 20 G4-6-3 2-H 1B		C CU 78 B FC 86 X FC 85 1-1 P6 ①		C FF 91 B SI 90 S CH 86 B FC 87 X CH 86 2-2 G5-3 ②		C SI 98 B ST 85 X FC 90 1-1 G6-3 ②		X FC 91 0-0 20 1B 1-3 1B	5	0	2	1	0	0	0
20 Eddie Rosario, L (1, 7) OBP: 0.307, SLG: 0.519	B CU 81 S CU 81 X FF 94 1-1 G4-6-3 ① ② 1-2f		S FF 92 S CU 81 F CU 80 B FF 92 X SI 92 1-2 22 G4-3 1B		X FF 93 0-0 F8 ③		F ST 84 X FF 97 0-1 1B		X FC 90 0-0 1-2 3-H 1B	5	0	3	1	0	0	1
22 Miguel Sanó, R (1, 5) OBP: 0.347, SLG: 0.560	F FC 87 B FC 87 X FC 86 1-1 1B		S SI 92 T SI 92 B FC 88 X SI 93 1-2 G4-3 ② ③ 1-2f			C FF 92 F CH 85 X FC 86 0-2 60 E 24 FC5-2 1B	B SI 97 C SI 96 S FC 88 S SI 97 1-3 K ③		D FC 92 B FC 91 S FC 91 F FC 91 S FC 90 2-3 K ③	5	0	2	0	0	2	4
9 Marwin Gonzalez, S (1, 9) OBP: 0.328, SLG: 0.424	B CU 81 S FF 93 C FF 93 C SI 92 1-3 K ③			B CH 85 X CH 86 1-0 P5 ①		F FF 94 D CU 82 F CU 80 F FF 95 F FF 94 T FC 89 1-2 K ①		F FF 93 B CH 87 X CH 88 1-1 B2 ①		4	0	0	0	0	2	2
60 Jake Cave, L (1, 8) OBP: 0.358, SLG: 0.374		C FF 91 B CU 81 B CH 85 B FF 92 S FF 92 X FF 92 3-2 G4-3 ①		B CU 79 C CU 80 F CU 81 B FF 92 X SI 93 2-2 2B		C FF 95 C CU 82 B FF 93 B FF 94 B FC 89 F CH 87 F CH 88 F FF 94 X SI 95 3-2 E8 1-3 1B		B CU 80 F CH 89 F FF 94 B FF 93 S CH 89 2-3 K ②		4	0	2	0	0	1	0
24 C.J. Cron, R (1, 3) OBP: 0.318, SLG: 0.472		B FC 86 X SI 91 1-0 2 1B 1B		F SI 94 F SI 94 X FC 89 0-2 F8 ②		F SI 97 D SI 98 F SI 98 B CH 88 X CH 88 2-2 FC5-2 3-H ②		C CU 84 B FF 94 S CH 89 F CH 90 B CU 85 B CH 89 F CH 90 F SI 94 X CH 89 3-2 F9 ③		4	0	1	0	0	0	3
15 Jason Castro, L (1, 2) OBP: 0.329, SLG: 0.479 18 Mitch Garver, R (9, PH) OBP: 0.343, SLG: 0.597		B FF 92 B FF 93 B SI 93 C SI 93 X SI 93 3-1 F7 ②		B CU 81 D CU 82 B FF 94 C SI 94 B FF 93 4-1 BB		B CH 87 S SI 98 F CH 88 D SI 99 B SI 98 S CH 91 3-3 K ③			B FC 91 C FC 91 B FC 91 X FC 90 2-1 G3-1 ①	2 1	0 0	0 0	0 0	1 0	1 0	3 0
Inning Stats	R: 2 E: 0 K: 1 S: 19 H: 4 LOB: 1 BB: 0 P: 28	R: 0 E: 0 K: 0 S: 11 H: 2 LOB: 2 BB: 0 P: 20	R: 0 E: 0 K: 0 S: 9 H: 1 LOB: 0 BB: 0 P: 12	R: 0 E: 0 K: 0 S: 10 H: 1 LOB: 2 BB: 1 P: 17	R: 0 E: 0 K: 0 S: 6 H: 0 LOB: 0 BB: 0 P: 8	R: 0 E: 1 K: 2 S: 20 H: 2 LOB: 2 BB: 0 P: 29	R: 1 E: 0 K: 1 S: 12 H: 2 LOB: 1 BB: 0 P: 16	R: 0 E: 0 K: 1 S: 11 H: 0 LOB: 0 BB: 0 P: 17	R: 1 E: 0 K: 1 S: 15 H: 3 LOB: 2 BB: 0 P: 22	1B: 11 2B: 3 3B: 0 HR: 1 SF: 0 SAC: 0 DP: 2 HBP: 0						

PITCHER		IP	WLS	BF	H	R	ER	SO	BB	IBB	HBP	BLK	WP	HR	S	P	ERA	WHIP
46 Iván Nova, R ERA: 4.47	(1, 1)	5.1	W	25	10	2	2	2	1	0	0	0	0	0	69	103	3.38	2.062
50 Jimmy Cordero, R ERA: 4.41	(6, 1)	0.2	H	2	0	0	0	1	0	0	0	0	0	0	6	11	0.00	0.000
39 Aaron Bummer, L ERA: 1.8	(7, 1)	1.0	H	5	2	1	1	1	0	0	0	0	0	1	12	16	9.00	2.000
43 Evan Marshall, R ERA: 3.15	(8, 1)	1.0	H	3	0	0	0	1	0	0	0	0	0	0	11	17	0.00	0.000
48 Alex Colomé, R ERA: 2.44	(9, 1)	1.0	S	6	3	1	1	1	0	0	0	0	0	0	15	22	9.00	3.000

PITCHER	IP	WLS	BF	H	R	ER	SO	BB	IBB	HBP	BLK	WP	HR	S	P	ERA	WHIP

BOTTOM

Chicago White Sox @ Minnesota Twins

Target Field, Minneapolis, MN

Mon Aug 19 2019, 7:10 PM - 10:37 PM CDT

Att. 25,564 - Clear - 81 F

livebaseballscorecards.com

AB	40
R	4
H	15
RBI	4
BB	1
SO	6
LOB	18

WP: 0	PB: 0	SB: 0	CS: 0
PA: 41			

Chicago White Sox @ Minnesota Twins

Target Field, Minneapolis, MN

Tue Aug 20 2019, 7:11 PM - 10:06 PM CDT

Att. 26,798 - Partly Cloudy - 81 F

livebaseballscorecards.com

TOP

Batter	1	2	3	4	5	6	7	8	9	AB	R	H	RBI	BB	SO	LOB
28 Leury García, S (1, 8) OBP: 0.311, SLG: 0.384	B FF 92 F FF 92 F FF 91 X FF 93 1-2 79 G5-3 7 G6-3 1B		B FF 94 1 SAFE 1 SAFE X CH 87 1-0 ② L9		S CH 86 B CH 87 S FF 93 B FF 94 X CH 88 2-2 ③ F7			F FF 95 F FF 94 F FF 95 F FF 96 B KC 85 S KC 86 1-3 ② K		4	0	1	0	0	1	1
7 Tim Anderson, R (1, 6) OBP: 0.354, SLG: 0.504	1 SAFE C FF 93 1 SAFE F FF 92 B FF 91 X SL 83 1-2 ① G6-3 1-2		S CH 84 X FF 94 0-1 79 HR 1-H 2B			C FF 92 F CH 87 X SL 81 0-2 HR		S SL 80 S SL 77 S SL 79 0-3 ③ K		4	2	2	2	0	1	1
79 José Abreu, R (1, 3) OBP: 0.313, SLG: 0.496 15 Adam Engel, R (9, PH) OBP: 0.278, SLG: 0.328	F FF 92 S FF 94 B FF 94 X SL 84 1-2 ② G5-3 2-3		F FF 94 X FF 94 0-1 2-H HR			C FF 92 X SL 82 0-1 ① P6			B FF 96 S FF 95 S FF 94 X SL 85 1-2 ① G5-3	3 1	1 0	1 0	2 0	0 0	0 0	1 0
74 Eloy Jiménez, R (1, 7) OBP: 0.291, SLG: 0.472	X SL 84 0-0 ③ G5-3		C FF 94 X SL 84 0-1 ③ G6-3			B SL 82 B FF 91 C FF 93 B SL 84 F FF 93 S SL 84 3-3 ② K			B FF 96 C FF 96 B CH 88 X FF 96 2-1 ② P3	4	0	0	0	0	1	1
17 Ryan Goins, L (1, 5) OBP: 0.366, SLG: 0.398		C FF 92 C CH 87 F FF 93 F FF 94 X SL 85 0-2 45 L3 1B		C CH 86 X CH 87 0-1 ① G4-3		X CH 86 0-0 ③ G1-3			B FF 96 C FF 95 F CH 88 F FF 97 S SI 98 1-3 ③ K	4	0	1	0	0	1	0
21 Welington Castillo, R (1, 2) OBP: 0.270, SLG: 0.371		C SL 82 D SL 83 F FF 93 B CH 88 1 SAFE F FF 94 S FF 94 2-3 ① K		C FF 94 S CH 86 F FF 94 S SL 83 0-3 ② K			C SL 81 B SL 83 S FF 94 S SL 85 1-3 ① K		3	0	0	0	0	3	1
45 Jon Jay, L (1, 9) OBP: 0.302, SLG: 0.316		F FF 94 C FF 94 F FF 94 F CH 88 F CH 88 X SL 85 0-2 ②③ L3 1-1		B FF 93 X CH 87 1-0 ③ F7			B CH 87 X CH 87 1-0 ② L7		3	0	0	0	0	0	1
32 Matt Skole, L (1, 10) OBP: 0.308, SLG: 0.257			C FF 92 X CH 87 0-1 ① F9		C CH 85 X FF 93 0-1 ① L7		C FF 95 B SL 84 X CH 88 1-1 ③ G3-1		3	0	0	0	0	0	0
5 Yolmer Sánchez, S (1, 4) OBP: 0.312, SLG: 0.323			C FF 93 C FF 93 B FF 94 F FF 94 F CH 88 B FF 95 X SL 84 2-2 7 2B 1B		C FF 93 S FF 94 F FF 94 B FF 93 X CH 87 1-2 ② G4-3			S FF 94 B FF 93 C KC 86 B FF 95 X KC 86 2-2 ① L9		3	1	1	0	0	0	0
Inning Stats	R: 0 E: 0 K: 0 S: 10 H: 1 LOB: 1 BB: 0 P: 13	R: 0 E: 0 K: 1 S: 15 H: 1 LOB: 0 BB: 0 P: 17	R: 3 E: 0 K: 0 S: 14 H: 3 LOB: 0 BB: 0 P: 17	R: 0 E: 0 K: 1 S: 7 H: 0 LOB: 0 BB: 0 P: 8	R: 0 E: 0 K: 0 S: 9 H: 0 LOB: 0 BB: 0 P: 12	R: 1 E: 0 K: 1 S: 9 H: 1 LOB: 0 BB: 0 P: 12	R: 0 E: 0 K: 1 S: 6 H: 0 LOB: 0 BB: 0 P: 9	R: 0 E: 0 K: 2 S: 11 H: 0 LOB: 0 BB: 0 P: 14	R: 0 E: 0 K: 1 S: 9 H: 0 LOB: 0 BB: 0 P: 13	1B: 3 2B: 2 3B: 0 HR: 2 SF: 0 SAC: 0 DP: 1 HBP: 0						

	AB	32
	R	4
	H	6
	RBI	4
	BB	0
	SO	7
	LOB	6

WP: 0 PB: 0 SB: 0 CS: 0 PA: 32

PITCHER		IP	WLS	BF	H	R	ER	SO	BB	IBB	HBP	BLK	WP	HR	S	P	ERA	WHIP
35 Michael Pineda, R ERA: 4.26	(1, 1)	7.0	W	26	6	4	4	4	0	0	0	0	0	2	70	88	5.14	0.857
21 Tyler Duffey, R ERA: 3.02	(8, 1)	0.2	H	2	0	0	0	1	0	0	0	0	0	0	8	11	0.00	0.000
54 Sergio Romo, R ERA: 3.42	(8, 1)	0.1	H	1	0	0	0	1	0	0	0	0	0	0	3	3	0.00	0.000
65 Trevor May, R ERA: 3.42	(9, 1)	1.0		3	0	0	0	1	0	0	0	0	0	0	9	13	0.00	0.000

PITCHER	IP	WLS	BF	H	R	ER	SO	BB	IBB	HBP	BLK	WP	HR	S	P	ERA	WHIP

BOTTOM

Chicago White Sox @ Minnesota Twins

Target Field, Minneapolis, MN

Tue Aug 20 2019, 7:11 PM - 10:06 PM CDT

Att. 26,798 - Partly Cloudy - 81 F

livebaseballscorecards.com

Batter	1	2	3	4	5	6	7	8	9	AB	R	H	RBI	BB	SO	LOB
26 Max Kepler, L (1, 8) OBP: 0.337, SLG: 0.537	X FF 94 0-0 ① F7		B CH 86 X CU 80 1-0 3-H HR		X FF 98 0-0 E3 11 HBP 23 2B 1-3		B SI 91 B FC 88 S FC 88 S FC 88 B FC 88 X FC 89 3-2 ② G4-3	B SL 82 C FF 91 X FF 92 1-1 11 HR 2-H 2B		5	3	2	3	0	0	1
11 Jorge Polanco, S (1, 6) OBP: 0.358, SLG: 0.498 13 Ehire Adrianza, S (9, 6) OBP: 0.381, SLG: 0.444	B FF 96 C CU 77 B FF 97 X FF 95 2-1 ② F7		B FF 97 F FF 96 F FF 98 B FF 98 B SL 86 F FF 98 S CH 85 3-3 ③ K		B FF 96 B CH 85 F CH 86 F B CH 86 F FF 98 H FF 98 4-2 23 2B 20 1B 1-2 HBP		B CH 85 B FC 89 X FF 93 2-0 ③ F9	X CH 84 0-0 2-H HR		4 0	2 0	1 0	2 0	0 0	1 0	0 0
23 Nelson Cruz, R (1, 10) OBP: 0.390, SLG: 0.667	B FF 97 B SL 83 S SL 84 X FF 97 2-1 ③ G4-3			X SL 83 0-0 HR	F FF 96 S FF 98 B FF 99 F FF 98 B FF 98 F CH 87 X FF 97 2-2 20 1B 1-3 2-H 3-H 2B					5	3	4	3	0	0	0
20 Eddie Rosario, L (1, 7) OBP: 0.308, SLG: 0.517		B FF 96 S FF 95 X FF 96 1-1 ① F7		F FF 95 X FF 97 0-1 ① G3-1	X FF 97 0-0 2-H 3-H 1B					5	0	2	2	0	0	1
22 Miguel Sanó, R (1, 5) OBP: 0.345, SLG: 0.558		C FF 97 F FF 97 X SL 87 0-2 ② L7		C FF 97 C FF 98 S FF 98 0-3 ② K	B SL 88 X FF 97 1-0 ③ L7					5	1	1	1	0	2	3
2 Luis Arraez, L (1, 4) OBP: 0.413, SLG: 0.452		C FF 97 B FF 97 F SL 86 B FF 100 F FF 98 X FF 98 2-2 ③ P5		X FF 96 0-0 ③ P6		B CH 84 X FF 95 1-0 ① F7		F FF 98 B SI 97 S CH 90 B FF 98 F CH 91 X FF 97 2-2 18 S 24 2B 2-3 1B		4	1	1	0	0	0	0
18 Mitch Garver, R (1, 2) OBP: 0.342, SLG: 0.595			C FF 96 C FF 96 B FF 97 F FF 98 B SL 88 B FF 97 X FF 98 3-2 9 G4-3 26 HR 2B		C FF 97 B FF 97 X CH 86 1-1 ① G5-3	C SL 84 B CH 85 F FF 96 X FF 96 1-2 ② L8		C SL 82 F FF 94 S SL 81 0-3 ② K 1-2		4	1	1	0	0	1	2
9 Marwin Gonzalez, S (1, 3) OBP: 0.327, SLG: 0.421 (8, 9)			B CU 78 B FF 96 X FF 96 2-0 ① G4-3 2-3		B FF 96 C CH 86 X FF 97 1-1 ② G6-3	C CH 84 S FF 96 F FF 96 X SL 86 0-2 ③ G4-3		0-0 24 2B IBB		3	1	0	0	1	0	1
60 Jake Cave, L (1, 9) OBP: 0.360, SLG: 0.376 24 C.J. Cron, R (7, PH) OBP: 0.319, SLG: 0.475 (8, 3)			B FF 98 F CU 79 F FF 98 S FF 98 1-3 ② K		C FF 97 S FF 99 F FF 98 X FF 97 0-2 26 E 23 2B 1B		C CU 77 F CH 85 S FC 85 0-3 ① K	B FF 94 X SL 83 1-0 1-H 2-H 3-H 26 2B 2B		2 2	1 1	1 1	0 3	0 0	1 1	1 0
Inning Stats	R: 0 H: 0 E: 0 LOB: 0 K: 0 BB: 0 S: 5 P: 9	R: 0 H: 0 E: 0 LOB: 0 K: 0 BB: 0 S: 9 P: 12	R: 2 H: 2 E: 0 LOB: 0 K: 2 BB: 0 S: 13 P: 23	R: 1 H: 1 E: 0 LOB: 0 K: 1 BB: 0 S: 7 P: 7	R: 4 H: 3 E: 1 LOB: 1 K: 0 BB: 0 S: 19 P: 28	R: 0 H: 0 E: 0 LOB: 0 K: 0 BB: 0 S: 8 P: 10	R: 0 H: 0 E: 0 LOB: 0 K: 1 BB: 0 S: 7 P: 12	R: 7 H: 8 E: 0 LOB: 2 K: 2 BB: 1 S: 28 P: 40		1B: 4 SF: 0 2B: 7 SAC: 0 3B: 0 DP: 0 HR: 3 HBP: 1						

AB	39
R	14
H	14
RBI	14
BB	1
SO	6
LOB	9

PITCHER		IP	WLS	BF	H	R	ER	SO	BB	IBB	HBP	BLK	WP	HR	S	P	ERA	WHIP
40 Reynaldo López, R ERA: 5.25	(1, 1)	6.0	L	26	6	7	3	3	0	0	1	0	0	2	61	89	4.50	1.000
57 Jace Fry, L ERA: 5.01	(7, 1)	1.0		3	0	0	0	1	0	0	0	0	0	0	7	12	0.00	0.000
41 Kelvin Herrera, R ERA: 8.0	(8, 1)	0.2		7	4	5	5	1	0	1	0	0	0	0	17	24	67.50	6.000
53 Héctor Santiago, L ERA: 7.13	(8, 1)	0.1		5	4	2	2	1	0	0	0	0	0	1	11	16	54.00	12.000

PITCHER	IP	WLS	BF	H	R	ER	SO	BB	IBB	HBP	BLK	WP	HR	S	P	ERA	WHIP

Chicago White Sox @ Minnesota Twins

Target Field, Minneapolis, MN

Wed Aug 21 2019, 12:12 PM - 3:28 PM CDT

Att. 31,389 - Partly Cloudy - 73 F

TOP

livebaseballscorecards.com

Batter	1	2	3	4	5	6	7	8	9	AB	R	H	RBI	BB	SO	LOB
28 Leury García, S (1, 9) OBP: 0.312, SLG: 0.385	C FF 91 X FF 92 0-1 7 E 79 1B 1B	C FS 83 F FC 89 B FC 89 B CU 77 F FS 84 X FC 88 2-2 7 1B 79 1B 1B	1 SAFE 1 SAFE D FS 85 X FS 83 1-0 ② L6	S CU 76 B FF 90 1 SAFE F CU 75 X CS 70 1-2 ① P4	B FF 95 B FF 94 F FF 96 F SI 95 F SL 85 F SL 84 F FF 96 F SL 84 S FF 96 2-3 ① K	5	2	2	0	0	1	3
7 Tim Anderson, R (1, 6) OBP: 0.354, SLG: 0.503	F FF 92 1 SAFE 1 SAFE F FC 85 B FC 86 1 SAFE F FF 92 X CU 76 1-2 FC4 32 WP 79 1B 32 1B 1-2	B FC 88 1 SAFE F FC 86 1 SAFE F FF 92 F FF 93 B FS 85 1 SAFE X FF 93 2-2 74 1B 79 1B 1-3 1B	1 SAFE C FC 87 B FC 87 1 SAFE F FC 86 X FS 84 1-2 ③ FC6-4 1-2f	C CU 76 1 SAFE F CU 76 F CS 70 1 SAFE S CS 72 0-3 ② K	C FF 97 X SL 84 0-1 1B	5	1	2	0	0	1	4
79 José Abreu, R (1, 10) OBP: 0.316, SLG: 0.499	S FC 84 B FF 92 S FF 92 B FC 86 X FC 86 2-2 32 1B 32 WP 1-2 2-H 1B	1 SAFE X FC 87 0-0 74 1B 1-2 3-H 1B	B FS 83 B FC 84 T FF 93 F FS 84 X FS 84 2-2 32 G4-3 17 WP 2B	S CU 76 C CU 77 F CS 72 F CS 70 F CU 77 X FF 90 0-2 ③ G6-3	B SL 83 S FF 94 1 SAFE F FF 96 B FF 96 F FF 95 F SL 86 X CH 87 2-2 ② P3	5	1	3	2	0	0	3
33 James McCann, R (1, 2) OBP: 0.339, SLG: 0.470	B FF 92 B FF 92 C FF 92 F CU 75 S FF 92 2-3 ① K	X FC 88 0-0 ① F9	C FF 93 F FF 94 B FF 94 B FC 86 C FF 94 2-3 ① K	S SI 93 C SL 83 B SL 85 S SL 84 1-3 ① K	S FF 96 F FF 96 B FF 97 F SL 85 F FF 97 X SL 85 1-2 ③ L7	5	0	0	0	0	3	6
32 Matt Skole, L (1, 3) OBP: 0.302, SLG: 0.256	B CU 76 D FF 92 S FS 84 F FF 92 X FS 84 2-2 74 G6-4-3 1-3 2-H 1B	S FC 90 D FS 86 B FS 84 B FF 92 C FS 84 S FC 88 3-3 ② K	B FS 85 B FC 90 F FF 94 B FS 85 S FS 84 X FS 86 3-2 ② G4-3 2-3	X FF 93 0-0 ② F8	4	0	1	1	0	1	3
74 Eloy Jiménez, R (1, 7) OBP: 0.293, SLG: 0.471	B FC 86 X FF 92 1-0 ②③ G6-4-3 1-2f	F FC 85 C FS 85 B FC 87 X FC 87 1-2 1-2 2-3 1B	B FC 85 B FC 84 F FC 85 D FS 85 S FS 83 F FS 86 F FF 94 F FS 86 D FC 85 4-2 17 WP BB	B SI 94 F SL 84 B SL 84 B SI 94 X SI 95 3-1 ③ G6-3	3	0	1	0	1	0	2
17 Ryan Goins, L (1, 5) OBP: 0.354, SLG: 0.384	C FF 91 B FS 83 B FS 82 F FF 92 F FF 92 S FS 84 2-3 ① K	C FS 84 F FF 93 S FS 84 0-3 ③ K	S FF 93 B FS 84 F FF 94 B FF 94 S FF 94 2-3 ③ K 1-2 3-H	F FF 93 C KC 80 T FF 93 0-2 ① K	4	0	0	0	0	4	4
5 Yolmer Sánchez, S (1, 4) OBP: 0.312, SLG: 0.325	B FF 93 X FS 84 1-0 ② P6	B CU 74 C FS 84 X FS 85 1-1 ① G3	C CU 76 B FF 86 B FF 89 B FF 88 X FF 88 3-1 15 WP 2B	C KC 81 X KC 83 0-1 ② G5-3	4	0	1	0	0	0	0
15 Adam Engel, R (1, 8) OBP: 0.285, SLG: 0.323	B FC 87 B FF 92 X FC 85 2-0 ③ G6-3	B FF 92 F FS 86 H FF 92 2-1 7 FC6-4 HBP	B CU 75 F CU 75 F FF 90 F CS 72 F FF 90 B CU 73 B FF 91 B FF 90 4-2 2-3 BB	B KC 86 S FF 94 B FF 95 T FF 93 F FF 95 F FF 94 S KC 86 2-3 ③ K	2	0	0	0	1	1	0
Inning Stats	R: 2 E: 1 K: 1 S: 16 H: 3 LOB: 1 BB: 0 P: 24	R: 0 E: 0 K: 1 S: 6 H: 0 LOB: 0 BB: 0 P: 11	R: 1 E: 0 K: 2 S: 19 H: 4 LOB: 3 BB: 0 P: 27	R: 0 E: 0 K: 0 S: 7 H: 0 LOB: 1 BB: 0 P: 12	R: 1 E: 0 K: 2 S: 17 H: 1 LOB: 1 BB: 1 P: 30	R: 0 E: 0 K: 1 S: 19 H: 1 LOB: 2 BB: 1 P: 27	R: 0 E: 0 K: 1 S: 6 H: 0 LOB: 0 BB: 0 P: 10	R: 0 E: 0 K: 2 S: 10 H: 0 LOB: 0 BB: 0 P: 12	R: 0 E: 0 K: 1 S: 19 H: 1 LOB: 1 BB: 0 P: 24	1B: 8 2B: 2 3B: 0 HR: 0	SF: 0 SAC: 0 DP: 1 HBP: 1	WP: 3 PB: 0 SB: 0 CS: 0	PA: 40			

	AB	37
	R	4
	H	10
	RBI	3
	BB	2
	SO	11
	LOB	25

PITCHER		IP	WLS	BF	H	R	ER	SO	BB	IBB	HBP	BLK	WP	HR	S	P	ERA	WHIP
12 Jake Odorizzi, R ERA: 3.57	(1, 1)	5.0	L	25	8	4	3	6	1	0	1	0	2	0	65	104	5.40	1.800
19 Ryne Harper, R ERA: 3.38	(6, 1)	1.0		5	1	0	0	1	1	0	0	0	1	0	19	27	0.00	2.000
49 Sam Dyson, R ERA: 3.34	(7, 1)	1.0		3	0	0	0	1	0	0	0	0	0	0	6	10	0.00	0.000
21 Tyler Duffey, R ERA: 2.95	(8, 1)	1.0		3	0	0	0	2	0	0	0	0	0	0	10	12	0.00	0.000
65 Trevor May, R ERA: 3.35	(9, 1)	1.0		4	1	0	0	1	0	0	0	0	0	0	19	24	0.00	1.000

PITCHER	IP	WLS	BF	H	R	ER	SO	BB	IBB	HBP	BLK	WP	HR	S	P	ERA	WHIP

Batter	1	2	3	4	5	6	7	8	9	AB	R	H	RBI	BB	SO	LOB
26 Max Kepler, L (1, 8) OBP: 0.334, SLG: 0.532	C FF 92 B CH 80 C CH 79 F FF 95 X FF 95 1-2 ① P5		C FF 95 X FF 96 0-1 ③ G4-3			C CH 80 X CH 79 0-1 ② P5			F CH 80 F FF 95 B FF 97 F FF 96 B CH 82 S CH 82 2-3 ① K	4	0	0	0	0	1	0
11 Jorge Polanco, S (1, 6) OBP: 0.358, SLG: 0.496	X FF 93 0-0 1B			C FF 94 F SL 83 B CH 81 S FF 96 1-3 ① K		C CH 78 F CH 80 F FF 96 X FF 95 0-2 ③ P5			X FF 94 0-0 ② P6	4	0	1	0	0	1	0
23 Nelson Cruz, R (1, 10) OBP: 0.389, SLG: 0.662	C CH 80 F CH 80 D SL 85 D SL 84 S FF 95 2-3 ② K			B SL 84 B FF 95 C FF 96 X FF 95 2-1 20 FC6-5 1B			B FF 94 B CH 80 B SL 80 C FF 95 F CH 82 X FF 95 3-2 ① L8		B FF 95 B SL 84 F CH 80 C SL 85 B CU 80 F FF 96 F SL 83 S CH 82 3-3 ③ K	4	0	1	0	0	2	1
20 Eddie Rosario, L (1, 7) OBP: 0.307, SLG: 0.515 13 Ehire Adrianza, S (6, 3) OBP: 0.379, SLG: 0.441	S CH 80 F FF 94 B FF 94 B FF 94 B FF 95 F CH 81 S CH 81 3-3 ③ K			F FF 93 S FF 94 X CH 81 0-2 ② FC6-5 1-2f			B CH 79 X CH 80 1-0 ② G1-3			2 1	0 0	0 0	0 0	0 0	1 0	2 0
22 Miguel Sanó, R (1, 3) OBP: 0.342, SLG: 0.552 (6, 5)		X SL 82 0-0 ① G1-3		S FF 94 C CH 81 D SL 85 S CH 81 1-3 ③ K			C SL 83 S SL 86 B FF 96 S FF 95 1-3 ③ K			3	0	0	0	0	2	1
2 Luis Arraez, L (1, 5) OBP: 0.408, SLG: 0.445 (6, 7)		C FF 93 B SL 83 S FF 94 F CH 82 C FF 96 1-3 ② K			C FF 93 F FF 94 B FF 95 F FF 95 X CH 83 1-2 ① G4-3			B CH 79 C CH 80 B SL 83 B FF 94 X FF 94 3-1 ① F8		3	0	0	0	0	1	0
16 Jonathan Schoop, R (1, 4) OBP: 0.301, SLG: 0.459		C FF 94 B FF 96 X FF 94 1-1 ③ F8			S CH 80 X SL 85 0-1 ② G6-3			B CH 81 C FF 95 S CH 80 F FF 96 X CH 81 1-2 2B		3	0	1	0	0	0	0
15 Jason Castro, L (1, 2) OBP: 0.324, SLG: 0.472			B FF 91 C FF 92 S FF 93 S FF 95 1-3 ① K		X CH 80 0-0 ③ P4			T FF 93 S FF 94 S FF 95 0-3 ② K		3	0	0	0	0	2	1
60 Jake Cave, L (1, 9) OBP: 0.353, SLG: 0.367			C CH 80 S FF 94 S FF 95 0-3 ② K			B FF 92 B CH 79 X FF 93 2-0 ① F7		S FF 94 B FF 95 S FF 94 B FF 96 F FF 96 B FF 95 S CH 82 3-3 ③ K		3	0	0	0	0	2	1
Inning Stats	R: 0 E: 0 K: 2 S: 12 H: 1 LOB: 1 BB: 0 P: 18	R: 0 E: 0 K: 1 S: 7 H: 0 LOB: 0 BB: 0 P: 9	R: 0 E: 0 K: 2 S: 8 H: 0 LOB: 0 BB: 0 P: 9	R: 0 E: 0 K: 2 S: 11 H: 1 LOB: 1 BB: 0 P: 15	R: 0 E: 0 K: 0 S: 7 H: 0 LOB: 0 BB: 0 P: 8	R: 0 E: 0 K: 0 S: 7 H: 0 LOB: 0 BB: 0 P: 9	R: 0 E: 0 K: 1 S: 7 H: 0 LOB: 0 BB: 0 P: 12	R: 0 E: 0 K: 2 S: 13 H: 1 LOB: 1 BB: 0 P: 20	R: 0 E: 0 K: 2 S: 10 H: 0 LOB: 0 BB: 0 P: 15	1B: 2 2B: 1 3B: 0 HR: 0 SF: 0 SAC: 0 DP: 0 HBP: 0						

PITCHER	IP	WLS	BF	H	R	ER	SO	BB	IBB	HBP	BLK	WP	HR	S	P	ERA	WHIP
27 Lucas Giolito, R (1, 1) ERA: 3.2	9.0	W	30	3	0	0	12	0	0	0	0	0	0	82	115	0.00	0.333

PITCHER	IP	WLS	BF	H	R	ER	SO	BB	IBB	HBP	BLK	WP	HR	S	P	ERA	WHIP

BOTTOM

Chicago White Sox @ Minnesota Twins

Target Field, Minneapolis, MN

Wed Aug 21 2019, 12:12 PM - 3:28 PM CDT

Att. 31,389 - Partly Cloudy - 73 F

livebaseballscorecards.com

AB	30
R	0
H	3
RBI	0
BB	0
SO	12
LOB	6

WP: 0 PA: 30
PB: 0
SB: 0
CS: 0

Detroit Tigers @ Minnesota Twins

Target Field, Minneapolis, MN

Fri Aug 23 2019, 7:11 PM - 10:36 PM CDT

Att. 31,238 - Partly Cloudy - 76 F

livebaseballscorecards.com

Batter	1	2	3	4	5	6	7	8	9	AB	R	H	RBI	BB	SO	LOB
22 Victor Reyes, S (1, 7) OBP: 0.313, SLG: 0.384	C FF 93 B FF 94 X SV 81 1-1 ① L8		F FF 93 F SI 92 F FF 93 B SV 82 F SV 83 X FF 94 1-2 ① F7		1 SAFE D SV 80 C SV 80 X FF 93 1-1 ②③ G6-4-3 1-2f	C KC 81 F F KC 86 F FF 93 F KC 82 X KC 80 0-2 ③ F8		S CH 81 B CH 80 B SL 78 F SL 78 F CH 80 F SL 80 F CH 81 F SL 80 X CH 82 2-2 30 2B 1B 2-3		5	1	1	0	0	0	2
30 Harold Castro, L (1, 8) OBP: 0.300, SLG: 0.390	X FF 94 0-0 2B		B CH 84 X CH 84 1-0 ② G6-3			C SI 91 X CH 81 0-1 24 1B 18 2B 1B	C FF 94 X FF 93 0-1 ① L4	B CH 81 X SI 86 1-0 1-H 3-H 2B		5	1	3	2	0	0	0
24 Miguel Cabrera, R (1, 10) OBP: 0.341, SLG: 0.388	C FF 94 F SV 82 S SV 83 0-3 ② K		C SV 82 F SI 92 B FF 94 X SV 81 1-2 1B			F FF 93 X SI 91 0-1 18 2B 60 HR 1-2 1B	B FF 93 B KC 86 B KC 86 C SI 94 F FF 94 B FF 94 4-2 18 2B BB	X CU 74 0-0 ③ L7		4	1	2	0	1	1	2
28 Niko Goodrum, S (1, 4) OBP: 0.322, SLG: 0.421 18 Dawel Lugo, R (4, 5) OBP: 0.252, SLG: 0.314	B FF 95 B CH 85 S CH 84 C SI 94 F CH 83 F FF 95 F FF 95 B CH 83 F CH 79 4-2 BB		X CH 83 0-0 ③ G3			C SV 82 C SI 93 F SV 82 X FF 94 0-2 60 HR 2B 1-3 2-H	X FF 93 0-0 1-3 2B		B CU 76 X CU 75 1-0 12 2B 50 1B 1B	1 3	0 2	0 3	0 1	1 0	0 0	1 0
12 Brandon Dixon, R (1, 3) OBP: 0.292, SLG: 0.452	B SV 82 X SI 93 1-0 ③ F8			B SI 91 F CH 83 F CH 83 S FF 93 1-3 ① K		C SV 81 X SI 92 0-1 ① L6	D KC 85 C KC 86 S FF 94 S FF 93 1-3 ② K		1 SAFE C CU 74 B FF 89 X FF 89 1-1 50 1B 2B 1-3	5	1	1	0	0	2	6
50 Travis Demeritte, R (1, 9) OBP: 0.360, SLG: 0.453		F FF 93 B SV 82 X SV 82 1-1 60 1B 1B		B FF 94 X CH 84 1-0 ② L8		D SV 81 F SI 92 B CH 83 B SV 82 S FF 95 B FF 94 4-2 60 HR BB	B FF 96 B FF 94 S FF 96 X FF 97 2-1 ③ G4-3		C CU 75 F FF 90 X CS 71 0-2 60 K2-4 1B 2-H 3-H	4	1	2	2	1	0	2
60 Ronny Rodríguez, R (1, 5) OBP: 0.262, SLG: 0.470 (4, 4)		1 SAFE 1 SAFE B FF 92 X FF 92 1-0 7 A4 D8 1B 1-3		X SI 93 0-0 ③ G6-3		C SV 82 D SV 82 S SV 82 X SV 82 1-2 HR 1-H 2-H 3-H		C SL 78 X SL 79 0-1 22 1B 30 2B 7 S 1B	1 SAFE S CU 75 1 SAFE F FF 89 1 SAFE S CS 71 0-3 ①② K2-4 1-2	5	2	3	4	0	1	1
7 Jordy Mercer, R (1, 6) OBP: 0.295, SLG: 0.402		C SV 81 C FF 93 D SV 82 B SV 82 B FF 94 C SI 94 3-3 ①② K 1-2			C SI 91 B SV 81 B SV 80 S FF 92 B SV 81 F FF 94 X FF 92 3-2 22 G6-4-3 1B	X SI 93 0-0 1B		B SL 79 F FF 86 1 SAFE 1 SAFE B SL 80 B SL 78 C SL 78 S SL 79 3-3 ① K 1-2	C CU 76 X CU 76 0-1 ③ L7	5	0	2	0	0	2	3
34 Jake Rogers, R (1, 2) OBP: 0.233, SLG: 0.313		F SV 82 B FF 93 S CH 83 F SI 93 S SV 82 1-3 ③ K2-3			1 SAFE B CH 82 F CH 83 C SI 92 F FF 93 F SV 80 S SV 82 1-3 ① K	C KC 79 B X KC 84 1-1 ② L8		C SL 77 T SL 78 B SL 75 B SL 75 X SL 77 2-2 ② L3		4	0	0	0	0	2	4

| | | |

Batter	1	2	3	4	5	6	7	8	9	AB	R	H	RBI	BB	SO	LOB
26 Max Kepler, L (1, 8) OBP: 0.333, SLG: 0.528	C SI 94 C SL 84 S FF 95 0-3 ① K	X SI 93 0-0 ③ G4-3			C SL 84 B SL 85 B FF 93 X SI 93 2-1 ② F7		D CH 92 D CH 92 B FF 97 D FF 96 4-0 1-2 2-3 BB		C SL 86 S FF 95 F FF 97 S FF 96 0-3 ② K	4	0	0	0	1	2	1
11 Jorge Polanco, S (1, 6) OBP: 0.358, SLG: 0.494	X SI 93 0-0 23 2B 1B		F FF 92 B FF 95 X SI 93 1-1 ① F9		B FF 93 B CU 77 X CH 90 2-0 ③ F9		B FF 98 C FF 95 X FF 96 1-1 ③ P5		C SL 85 B FF 96 F FF 94 B SL 87 B FF 95 B FF 95 4-2 BB	4	1	1	0	1	0	3
23 Nelson Cruz, R (1, 10) OBP: 0.386, SLG: 0.658	F SL 83 S SL 86 B SI 95 X SI 94 1-2 1-H 2B		B SI 94 B SI 94 F SI 95 F SI 94 B SL 86 S SL 85 3-3 ② K			B SI 91 C SL 82 B SL 83 B SL 85 S SI 93 S CU 77 3-3 ① K		C FF 95 B FF 94 B FF 93 F SL 83 S SL 83 2-3 ① K	F FF 96 X FF 96 0-1 ③ F9	5	0	1	1	0	3	1
9 Marwin Gonzalez, S (1, 9) OBP: 0.324, SLG: 0.416	F SI 93 B FF 94 F SL 83 B CU 80 B FF 95 F SL 84 S SL 84 3-3 ② K		B CU 76 C FF 94 S CU 78 S SL 85 1-3 ③ K			B CU 77 F FF 92 B FF 93 C SI 93 S CU 80 2-3 ② K		B CH 89 X FF 96 1-0 ② P5		4	0	0	0	0	3	1
2 Luis Arraez, L (1, 4) OBP: 0.405, SLG: 0.442	F SI 95 B SI 95 B FF 95 C SL 86 B FF 96 X SI 94 3-2 ③ L7			B SI 96 B SI 92 F SI 93 C SL 82 S CU 80 2-3 ① K		C CU 78 B CU 79 F FF 94 B SL 87 B FF 95 C CU 77 3-3 ③ K		X FF 96 0-0 22 HR 1B		4	1	1	0	0	2	1
22 Miguel Sanó, R (1, 5) OBP: 0.343, SLG: 0.572		B SI 94 X SL 84 1-0 HR		F SL 86 B SI 95 S SI 94 B SI 94 B CU 80 C SI 94 3-3 ② K			C SL 88 B CH 90 C FF 98 S FF 97 1-3 ① K	S CH 89 X FF 96 0-1 1-H HR		4	2	2	3	0	2	0
13 Ehire Adrianza, S (1, 3) OBP: 0.371, SLG: 0.431		B SI 94 C SI 94 B FF 93 F SI 92 X FF 95 2-2 ① G4-3		B FF 95 C CU 78 F SL 85 S FF 95 1-3 ③ K			F FF 97 B CH 91 F FF 97 B CH 91 F FF 97 F FF 97 X FF 98 2-2 ② P6	B FF 95 X CH 89 1-0 ③ F9		4	0	0	0	0	1	0
15 Jason Castro, L (1, 2) OBP: 0.327, SLG: 0.472		S SL 85 S SL 87 S SL 86 0-3 ② K			B SI 94 X SI 92 1-0 ① 1B		B CH 91 B FF 96 C FF 97 B SL 86 X FF 98 3-1 26 BB 60 HBP 1B		B FF 95 S FF 95 S FF 96 X SL 87 1-2 ① G5-3	4	0	2	0	0	1	0
60 Jake Cave, L (1, 7) OBP: 0.371, SLG: 0.426		C SL 85 B FF 94 B CU 77 B FF 95 D SI 94 4-1 BB			C SL 85 B FF 93 S CU 77 B CU 79 X SL 85 2-2 HR		C SI 97 H SI 97 1-1 26 BB 1-2 HBP		B FF 96 B FF 94 F FF 95 B FF 96 F FF 94 X FF 95 3-2 HR	2	2	2	2	1	0	0
Inning Stats	R: 1 E: 0 K: 2 S: 14 H: 2 LOB: 1 BB: 0 P: 21	R: 1 E: 0 K: 1 S: 9 H: 1 LOB: 1 BB: 1 P: 16	R: 0 E: 0 K: 2 S: 8 H: 0 LOB: 0 BB: 0 P: 13	R: 0 E: 0 K: 3 S: 9 H: 0 LOB: 0 BB: 0 P: 15	R: 1 E: 0 K: 0 S: 7 H: 2 LOB: 0 BB: 0 P: 14	R: 0 E: 0 K: 3 S: 9 H: 0 LOB: 0 BB: 0 P: 17	R: 0 E: 0 K: 1 S: 13 H: 1 LOB: 3 BB: 1 P: 25	R: 2 E: 0 K: 1 S: 8 H: 2 LOB: 0 BB: 0 P: 12	R: 1 E: 0 K: 1 S: 14 H: 1 LOB: 1 BB: 1 P: 22	1B: 4 2B: 1 3B: 0 HR: 4	SF: 0 SAC: 0 DP: 0 HBP: 1			WP: 0 PB: 0 SB: 0 CS: 0	PA: 39		

PITCHER		IP	WLS	BF	H	R	ER	SO	BB	IBB	HBP	BLK	WP	HR	S	P	ERA	WHIP
54 Drew VerHagen, R ERA: 6.31	(1, 1)	6.0	W	23	5	3	3	11	1	0	0	0	0	2	56	96	4.50	1.000
67 José Cisnero, R ERA: 4.07	(7, 1)	0.2	H	5	1	0	0	1	1	0	1	0	0	0	11	22	0.00	3.000
45 Buck Farmer, R ERA: 3.98	(7, 1)	1.1	H	6	2	2	2	1	0	0	0	0	0	1	10	15	13.50	1.500
77 Joe Jiménez, R ERA: 4.81	(9, 1)	1.0		5	1	1	1	1	1	0	0	0	0	1	14	22	9.00	2.000

PITCHER	IP	WLS	BF	H	R	ER	SO	BB	IBB	HBP	BLK	WP	HR	S	P	ERA	WHIP

BOTTOM

Detroit Tigers @ Minnesota Twins

Target Field, Minneapolis, MN

Fri Aug 23 2019, 7:11 PM - 10:36 PM CDT

Att. 31,238 - Partly Cloudy - 76 F

livebaseballscorecards.com

AB	35
R	6
H	9
RBI	6
BB	3
SO	14
LOB	7

Batter	1	2	3	4	5	6	7	8	9	AB	R	H	RBI	BB	SO	LOB
22 Victor Reyes, S (1, 7) OBP: 0.322, SLG: 0.392	B FF 92 X FF 92 1-0 24 G6-4-3 1B		B SI 91 B SI 92 X SI 92 2-0 FC4 60 SF9 30 1B 1-2	S CH 84 D CU 78 X CH 84 1-1 1-H 2-H 1B		C FF 95 D CH 88 S FC 91 X FC 92 1-2 2-H 1B		C SI 93 B ST 84 X ST 84 1-1 ② P4		5	0	3	2	0	0	3
30 Harold Castro, L (1, 8) OBP: 0.298, SLG: 0.386	1 SAFE F CU 75 1 SAFE S CH 82 1 SAFE F FF 89 T FF 91 0-2 ① K		B SI 92 D CU 79 F FF 93 X CH 84 2-1 12 S 1-2 2-3 1B	B CH 84 D CH 83 X CH 84 2-0 ③ G3		1 SAFE F FC 91 F FC 90 S SI 94 0-3 ③ K		B SI 95 B SI 95 C SI 94 F SI 95 F CU 80 X SI 95 2-2 ③ G6-3		5	0	1	0	0	2	5
24 Miguel Cabrera, R (1, 10) OBP: 0.342, SLG: 0.389	C SI 92 B SI 92 S CU 77 1 SAFE X SI 93 1-2 ②③ G6-4-3 1-2f		S SL 84 D SL 83 S SI 93 D CU 78 S SL 83 2-3 ① K		X SI 90 0-0 50 WP 2B		B SI 94 B SI 93 B SI 93 B FF 94 4-0 BB		C ST 83 S ST 84 S ST 84 0-3 ① K	4	0	1	0	1	2	4
60 Ronny Rodríguez, R (1, 4) OBP: 0.260, SLG: 0.465		B FF 91 B SI 91 C SI 92 X SI 92 2-1 50 1B 1B	D SL 83 X SL 82 1-0 ② SF9 2-3 3-H		X SI 91 0-0 ① G5-3		C SI 94 B FC 92 F SI 94 X SL 85 1-2 ① P3		C SI 95 B ST 85 B SI 95 F SI 95 F ST 85 C SI 95 2-3 ② K	4	0	1	1	0	1	2
12 Brandon Dixon, R (1, 3) OBP: 0.287, SLG: 0.445		C CU 77 1 SAFE D CU 78 S SL 81 1 SAFE S SI 91 1-3 ① K	S SI 93 B CH 84 S SL 82 D SL 82 S CH 84 2-3 ③ K 1-2		T CH 83 D SL 82 S SI 92 D CH 84 S SI 91 2-3 ② K		S SI 94 B SI 94 B SI 94 X FC 90 2-1 ② F9		F SI 95 C SI 96 B ST 85 F ST 83 S SI 95 1-3 ③ K	5	0	0	0	0	4	5
50 Travis Demeritte, R (1, 9) OBP: 0.367, SLG: 0.456		F CU 77 1 SAFE F SI 91 F SL 81 F CH 83 B SI 92 X SI 92 1-2 49 L1-3 1B		B CU 78 C CU 80 X SL 80 1-1 18 1B 22 1B 1B	D CU 78 S SL 82 D SL 83 B CH 84 X SI 93 3-1 ③ G4-3 2-3		B SI 95 B SI 94 B SI 94 C SI 94 F SI 94 X SI 94 3-2 ③ G4-3			4	1	2	0	0	0	2
49 Willi Castro, S (1, 6) OBP: 0.500, SLG: 0.750		B SI 92 F FF 92 B CU 77 X FF 92 2-1 ②③ L1-3 1-1		C SI 90 1 SAFE B SI 91 F CH 83 1 SAFE C SL 81 1-3 ① K		B FF 90 B CH 82 X SI 92 2-0 22 1B 2B		B SI 85 X SI 86 1-0 18 BB 1B		4	1	2	0	0	1	3
18 Dawel Lugo, R (1, 5) OBP: 0.263, SLG: 0.340			C SI 92 X CU 79 0-1 HR	C SI 91 X SL 82 0-1 22 1B 22 1B 1-2 1B		B SI 92 D CU 82 F CU 82 S SI 92 F CH 85 S SL 82 2-3 ① K		C SL 79 B SI 86 S SL 77 D SL 74 B SL 75 B FF 86 4-2 1-2 BB		3	2	2	1	1	1	1
34 Jake Rogers, R (1, 2) OBP: 0.234, SLG: 0.299			C SI 93 B CH 84 H SI 92 2-1 30 1B 22 E 60 SF9 HBP	C SI 92 F CH 83 D CH 83 D SL 82 F SL 82 D SI 93 C SI 92 3-3 ② K		C SI 94 X SL 82 0-1 ② P3		S SL 79 F SL 77 D SL 75 C SI 86 1-3 ① K		3	1	0	0	0	2	5
Inning Stats	R: 0 E: 0 K: 1 S: 8 H: 1 LOB: 0 BB: 0 P: 10	R: 0 E: 0 K: 1 S: 12 H: 2 LOB: 1 BB: 0 P: 18	R: 2 E: 1 K: 2 S: 13 H: 2 LOB: 2 BB: 0 P: 24	R: 2 E: 0 K: 2 S: 14 H: 3 LOB: 1 BB: 0 P: 22	R: 0 E: 0 K: 1 S: 7 H: 1 LOB: 1 BB: 0 P: 12	R: 1 E: 0 K: 2 S: 13 H: 2 LOB: 1 BB: 0 P: 18	R: 0 E: 0 K: 0 S: 8 H: 0 LOB: 1 BB: 1 P: 18	R: 0 E: 0 K: 1 S: 12 H: 1 LOB: 2 BB: 1 P: 21	R: 0 E: 0 K: 3 S: 11 H: 0 LOB: 0 BB: 0 P: 14	1B: 9 2B: 3 3B: 0 HR: 1 SF: 1 SAC: 0 DP: 2 HBP: 1						

PITCHER		IP	WLS	BF	H	R	ER	SO	BB	IBB	HBP	BLK	WP	HR	S	P	ERA	WHIP
44 Kyle Gibson, R ERA: 4.49	(1, 1)	5.1	W	26	10	5	4	8	0	0	1	0	1	1	59	95	6.75	1.875
49 Sam Dyson, R ERA: 3.24	(6, 1)	1.2	H	7	1	0	0	1	1	0	0	0	0	0	16	27	0.00	1.200
54 Sergio Romo, R ERA: 3.72	(8, 1)	0.1	H	3	1	0	0	1	1	0	0	0	0	0	6	12	0.00	6.000
55 Taylor Rogers, L ERA: 2.51	(8, 1)	1.2	S	5	0	0	0	3	0	0	0	0	0	0	17	23	0.00	0.000

PITCHER	IP	WLS	BF	H	R	ER	SO	BB	IBB	HBP	BLK	WP	HR	S	P	ERA	WHIP

TOP

Detroit Tigers @ Minnesota Twins

Target Field, Minneapolis, MN

Sat Aug 24 2019, 6:10 PM - 9:33 PM CDT
Att. 39,429 - Partly Cloudy - 74 F

livebaseballscorecards.com

AB	37
R	5
H	12
RBI	4
BB	2
SO	13
LOB	30

WP: 1 PA: 41
PB: 0
SB: 1
CS: 0

Batter	1	2	3	4	5	6	7	8	9	AB	R	H	RBI	BB	SO	LOB
26 Max Kepler, L (1, 8) OBP: 0.335, SLG: 0.537	B SI 94 F SI 93 B SI 94 F FC 91 B SI 94 X FC 90 3-2 HR		X SI 93 0-0 ① F7		D CU 81 B CH 85 C SI 91 F SL 85 X SL 84 2-2 11 1B 23 1B 2-H 2B	B FC 84 X FF 91 1-0 1B		B FF 90 B FF 89 X FF 90 2-0 ③ G6-3		5	2	3	2	0	0	0
11 Jorge Polanco, S (1, 6) OBP: 0.359, SLG: 0.493	B FC 90 B SI 93 B FC 92 C SI 93 B SI 94 4-1 23 PB BB		B SI 93 C FF 93 C CU 79 S SL 87 1-3 ② K		X SI 92 0-0 2 L8 23 1B 22 HR 2-3 1B	F FF 91 F FF 90 F CU 77 S CU 76 0-3 ② K				3	1	1	0	1	2	1
23 Nelson Cruz, R (1, 10) OBP: 0.385, SLG: 0.653	B FF 92 S SL 86 C SL 87 B FC 94 X SL 88 2-2 ① G6-3 1-2		B FC 93 B SI 91 B SI 95 B FC 90 F FC 90 S FC 92 3-3 ③ K		F FF 91 S SL 88 B FF 92 D SL 86 X SL 88 2-2 22 HR 1-2 3-H 1B	B FF 91 C FF 91 S CU 77 F FF 91 X CU 77 1-2 ③ F9				4	1	1	1	0	1	2
2 Luis Arraez, L (1, 4) OBP: 0.402, SLG: 0.438	C FC 93 B CH 88 C FC 92 D CU 81 X SL 85 2-2 ② L7			C SI 92 C CU 80 X FF 93 0-2 ① L7	B FC 90 X FC 92 1-0 ② L8 2-3		C FF 89 C CU 76 X CU 76 0-2 1B			4	0	1	0	0	0	3
22 Miguel Sanó, R (1, 5) OBP: 0.342, SLG: 0.578	B FC 93 S FC 93 X FF 94 1-1 ③ F7			B FC 92 B CH 85 T FC 91 B SL 87 C SL 87 F FC 91 S SL 87 3-3 ② K	X FC 88 0-0 1-H 3-H HR		1 SAFE F FF 89 B CH 81 S FF 90 C CU 76 1-3 ① K			4	1	1	3	0	2	2
9 Marwin Gonzalez, S (1, 9) OBP: 0.323, SLG: 0.415		B FF 92 X FF 92 1-0 ① P5		X CH 87 0-0 1B	F FC 94 C FC 94 X FF 95 0-2 ③ G4-3		B CU 75 C FF 89 X FF 90 1-1 ② L8			4	0	1	0	0	0	1
18 Mitch Garver, R (1, 2) OBP: 0.340, SLG: 0.590		B SL 87 C FF 93 S FC 92 B FC 93 S SL 88 2-3 ② K		C FC 91 X FC 94 0-1 ③ L8		B FF 91 C FF 91 B FF 91 B FF 91 X FF 90 3-1 60 HR 1B	C FF 90 B FF 90 S CU 76 D CU 77 C FF 90 2-3 ③ K			4	1	1	0	0	2	2
60 Jake Cave, L (1, 7) OBP: 0.381, SLG: 0.464		B FC 92 B SI 94 B SI 95 B FF 92 4-0 24 FC5-4 BB			B FC 90 F FC 92 X CU 78 1-1 26 2B 2B	D CH 86 S FF 90 D CU 78 B FF 90 X FF 90 3-1 1-H HR		B FF 90 B FF 88 C FF 89 S SL 82 S CU 77 2-3 ① K		3	2	2	2	1	1	0
24 C.J. Cron, R (1, 3) OBP: 0.316, SLG: 0.470		C SL 87 1 SAFE B SL 87 F SI 93 B FC 93 X FC 93 2-2 ③ FC5-4 1-2f			C SL 86 S SL 86 T SL 86 0-2 ① K	B FF 92 C FF 92 X FF 91 1-1 ① F9		B FF 89 B FF 89 C FF 89 C SL 82 X CU 77 2-2 ② G5-3		4	0	0	0	0	1	2
Inning Stats	R: 1 E: 0 K: 0 S: 12 H: 1 LOB: 1 BB: 1 P: 24	R: 0 E: 0 K: 1 S: 7 H: 0 LOB: 1 BB: 1 P: 16	R: 0 E: 0 K: 2 S: 8 H: 0 LOB: 0 BB: 0 P: 12	R: 0 E: 0 K: 1 S: 10 H: 1 LOB: 1 BB: 0 P: 13	R: 5 E: 0 K: 1 S: 17 H: 5 LOB: 0 BB: 0 P: 23	R: 2 E: 0 K: 1 S: 15 H: 3 LOB: 1 BB: 0 P: 24	R: 0 E: 0 K: 2 S: 11 H: 1 LOB: 1 BB: 0 P: 15	R: 0 E: 0 K: 1 S: 7 H: 0 LOB: 0 BB: 0 P: 13		1B: 6 2B: 2 3B: 0 HR: 3 SF: 0 SAC: 0 DP: 0 HBP: 0					WP: 0 PB: 1 SB: 0 CS: 0 PA: 37	

PITCHER		IP	WLS	BF	H	R	ER	SO	BB	IBB	HBP	BLK	WP	HR	S	P	ERA	WHIP
19 Edwin Jackson, R ERA: 8.7	(1, 1)	5.0	L	24	7	6	6	5	2	0	0	0	0	2	54	88	10.80	1.800
64 Matt Hall, L ERA: 6.0	(6, 1)	3.0		13	4	2	2	4	0	0	0	0	0	1	33	52	6.00	1.333

PITCHER	IP	WLS	BF	H	R	ER	SO	BB	IBB	HBP	BLK	WP	HR	S	P	ERA	WHIP

BOTTOM

Detroit Tigers @ Minnesota Twins

Target Field, Minneapolis, MN

Sat Aug 24 2019, 6:10 PM - 9:33 PM CDT

Att. 39,429 - Partly Cloudy - 74 F

livebaseballscorecards.com

AB	35
R	8
H	11
RBI	8
BB	2
SO	9
LOB	13

Detroit Tigers @ Minnesota Twins

Target Field, Minneapolis, MN

Sun Aug 25 2019, 1:16 PM - 4:04 PM CDT

Att. 32,892 - Partly Cloudy - 72 F

livebaseballscorecards.com

Batter	1	2	3	4	5	6	7	8	9	AB	R	H	RBI	BB	SO	LOB
22 Victor Reyes, S (1, 7) OBP: 0.318, SLG: 0.385	C SI 93 B SI 92 C SI 93 F FF 94 X FC 90 1-2 ① L8		F CH 86 B CH 86 C FC 87 B FC 88 X SI 95 2-2 30 S 1B		X FC 88 0-0 ② G3			C FF 92 S FF 91 X FF 92 0-2 ① F8	B SL 85 S SL 84 B FF 90 F CH 84 F CU 73 X CU 73 2-2 ③ G6-3 1-2	5	0	1	0	0	0	2
30 Harold Castro, L (1, 8) OBP: 0.301, SLG: 0.388	C FF 94 S SI 94 B SI 94 B FF 94 S SI 94 2-3 ② K		F FC 88 1 SAFE F SI 94 B FC 89 S CH 87 1-3 ② K 1-2		C SI 94 B FC 87 X FC 88 1-1 1B 3-H			B SL 83 B CH 87 C FF 91 F FF 92 F FF 92 X FF 92 2-2 1B		4	0	2	1	0	2	1
50 Travis Demeritte, R (1, 9) OBP: 0.351, SLG: 0.434	C SI 93 S CH 86 B FF 95 F CH 86 B FC 91 B FC 89 S FC 89 3-3 ③ K		S FC 89 C FC 91 X FC 89 0-2 ③ P3		C FC 88 C FC 88 F CH 86 X FC 91 0-2 ③ F8			B SL 84 F SL 83 S FF 92 X FF 92 1-2 ② P3		4	0	0	0	0	1	3
60 Ronny Rodríguez, R (1, 10) OBP: 0.256, SLG: 0.456		B FC 88 F SI 92 F FF 93 F SI 94 X FC 90 1-2 ① G5-3		B FC 89 C FC 89 B SI 92 F FC 89 X FF 93 2-2 ① F9		C FF 92 F FF 91 B SI 92 X FC 91 1-2 ① L6		S FF 92 F FF 92 F FF 93 F FF 92 B FF 92 X FF 91 1-2 ③ F7		4	0	0	0	0	0	1
18 Dawel Lugo, R (1, 5) OBP: 0.263, SLG: 0.338		C CH 86 X CH 86 0-1 7 FC4-6 49 BB 1B		F FC 88 B FC 88 B SI 93 F SI 94 F FC 90 C FC 90 2-3 ② K		B SI 91 X SI 93 1-0 ② G6-3			C FF 91 F CU 74 F CU 75 S FF 93 0-3 ① K	4	0	1	0	0	2	0
49 Willi Castro, S (1, 6) OBP: 0.500, SLG: 0.571		F FC 90 B FC 88 S FC 88 B FF 94 D CH 84 D CH 85 4-2 7 FC4-6 1-2 BB		B FF 93 F FF 93 F FC 88 C SI 93 1-3 ③ K		B SI 93 F CH 84 X FF 93 1-1 ③ G4-3			B FF 92 C FF 91 X FF 92 1-1 7 2B 1B	3	1	1	0	1	1	0
7 Jordy Mercer, R (1, 3) OBP: 0.299, SLG: 0.415		C SI 93 B FC 88 F FC 86 F FC 89 B CH 87 X CH 86 2-2 ② FC4-6 1-2f 2-3			B SI 91 B CH 85 C SI 91 X CH 85 2-1 55 2B 2B		B FF 91 B SL 82 B FF 92 C FF 91 S FF 92 S FF 92 3-3 ① K		B FF 91 B CH 85 C FF 88 B SL 84 F FF 90 X FF 89 3-2 55 1B 2B 1-H	4	2	2	1	0	1	2
55 John Hicks, R (1, 2) OBP: 0.242, SLG: 0.368		X CH 85 0-0 ③ P6			B FC 88 F FC 87 D FC 90 S CH 85 B CH 86 X FC 88 3-2 29 G1-3 30 1B 2B 2-H		X FF 92 0-0 ② F9		C CU 73 X CH 85 0-1 22 DI 1B 2-H	4	1	2	2	0	0	2
29 Gordon Beckham, R (1, 4) OBP: 0.280, SLG: 0.378			B CU 80 F SI 91 C FC 86 X FC 88 1-2 ① F9		C CH 85 S FC 89 B FC 89 F FC 88 X CH 87 1-2 ① G1-3 2-3		B SL 85 S FF 92 X FF 92 1-1 ③ F7		B FF 90 B CH 83 C FF 89 X FF 89 2-1 ② F7	4	0	0	0	0	0	2
Inning Stats	R: 0 E: 0 K: 2 S: 11 H: 0 LOB: 0 BB: 0 P: 17	R: 0 E: 0 K: 0 S: 13 H: 1 LOB: 2 BB: 1 P: 20	R: 0 E: 0 K: 1 S: 12 H: 1 LOB: 1 BB: 0 P: 16	R: 0 E: 0 K: 2 S: 10 H: 0 LOB: 0 BB: 0 P: 15	R: 2 E: 0 K: 0 S: 16 H: 3 LOB: 1 BB: 0 P: 23	R: 0 E: 0 K: 0 S: 6 H: 0 LOB: 0 BB: 0 P: 9	R: 0 E: 0 K: 1 S: 6 H: 0 LOB: 0 BB: 0 P: 10	R: 0 E: 0 K: 0 S: 15 H: 1 LOB: 1 BB: 0 P: 19	R: 2 E: 0 K: 1 S: 17 H: 3 LOB: 1 BB: 0 P: 25	1B: 6 2B: 3 3B: 0 HR: 0 SF: 0 SAC: 0 DP: 0 HBP: 0						

TOP	
AB	36
R	4
H	9
RBI	4
BB	1
SO	7
LOB	13

WP: 0 PA: 37
PB: 0
SB: 1
CS: 0

PITCHER		IP	WLS	BF	H	R	ER	SO	BB	IBB	HBP	BLK	WP	HR	S	P	ERA	WHIP
33 Martín Pérez, L ERA: 4.53	(1, 1)	6.0	W	24	5	2	2	5	1	0	0	0	0	0	68	100	3.00	1.000
61 Cody Stashak, R ERA: 4.35	(7, 1)	2.0		7	1	0	0	1	0	0	0	0	0	0	21	29	0.00	0.500
43 Lewis Thorpe, L ERA: 4.4	(9, 1)	1.0		6	3	2	2	1	0	0	0	0	0	0	17	25	18.00	3.000

PITCHER	IP	WLS	BF	H	R	ER	SO	BB	IBB	HBP	BLK	WP	HR	S	P	ERA	WHIP

Detroit Tigers @ Minnesota Twins

Target Field, Minneapolis, MN

Sun Aug 25 2019, 1:16 PM - 4:04 PM CDT

Att. 32,892 - Partly Cloudy - 72 F

livebaseballscorecards.com

Batter	1	2	3	4	5	6	7	8	9	AB	R	H	RBI	BB	SO	LOB
18 Mitch Garver, R (1, 2) OBP: 0.343, SLG: 0.591	B FF 94 B FF 93 C SL 80 B FF 93 C SL 81 F FF 94 B SL 82 4-2 BB		X FF 94 0-0 11 G4-3 23 G5-3 1-H 2B	B CU 74 C FF 93 X FF 93 1-1 ② P5		X FF 93 0-0 ③ G5-3				3	1	1	1	1	0	1
11 Jorge Polanco, S (1, 6) OBP: 0.356, SLG: 0.489	X FF 93 0-0 ① F9		B FF 92 S SL 81 X SL 82 1-1 ① G4-3 2-3	B CU 73 X FF 92 1-0 ③ P4			F SI 96 F SI 96 F SL 84 S SI 96 0-3 ① K			4	0	0	0	0	1	3
23 Nelson Cruz, R (1, 10) OBP: 0.381, SLG: 0.646	S FF 94 B FF 93 F FF 94 D SL 82 S SL 83 2-3 ② K		D CU 74 X FF 94 1-0 ② G5-3 3-H		X FF 92 0-0 ① G6-3		F FF 95 C FF 97 X FF 95 0-2 ② G6-3			4	0	0	1	0	1	1
9 Marwin Gonzalez, S (1, 9) OBP: 0.323, SLG: 0.413	B FF 95 S SL 81 B SL 81 T FF 94 S SL 82 2-3 ③ K		F FF 92 F FF 93 B SL 81 F FF 95 B SL 81 F SL 82 F FF 93 S SL 82 2-3 ③ K		S SL 79 B SI 92 X CH 79 1-1 ② F7		C SI 96 B SI 95 B CH 89 X FF 96 2-1 22 FC6-4 1B			4	0	1	0	0	2	1
22 Miguel Sanó, R (1, 5) OBP: 0.344, SLG: 0.579		B FF 93 B FF 93 B FF 94 B SL 80 4-0 BB		B SL 79 B SL 79 S FF 92 B SL 82 S CH 79 X FF 92 3-2 24 HR 2B	C FF 92 B SL 79 F FF 92 B SL 80 B CH 80 X SL 82 3-2 ③ G5-3		S SI 97 X SI 95 0-1 ③ FC6-4 1-2f			3	1	1	0	1	0	1
26 Max Kepler, L (1, 8) OBP: 0.335, SLG: 0.533		C SI 92 X SI 92 0-1 ① P5		B SL 81 H SI 90 2-0 24 HR HBP		F SI 90 B SL 80 S SL 79 B FF 91 S SL 81 2-3 ① K		B SI 94 C SI 94 B SI 95 B SV 78 X SI 94 3-1 ① P5		3	1	0	0	0	1	1
24 C.J. Cron, R (1, 3) OBP: 0.320, SLG: 0.478		S FF 95 S SL 81 F SL 81 B FF 95 S SL 81 1-3 ② K		B SL 80 F FF 92 X SL 82 1-1 1-H 2-H HR		F FF 92 S FF 92 B FF 92 B SL 81 B CH 80 B FF 93 4-2 16 HR BB		C SV 78 B SI 95 B SV 78 B SV 79 F SI 94 B SI 95 4-2 BB		2	2	1	3	2	1	1
2 Luis Arraez, L (1, 7) OBP: 0.402, SLG: 0.434 60 Jake Cave, L (7, 7) OBP: 0.378, SLG: 0.460		C FF 94 B CU 76 F FF 94 T SI 92 1-2 ③ K		B FF 93 B SL 82 C SI 92 C SL 80 F FF 92 B CU 76 F SI 92 F SI 92 B SL 81 4-2 BB		B FF 93 X SL 79 1-0 ② F9		C SI 95 F SI 93 C SV 80 0-3 ② K		2 1	0 0	0 0	0 0	1 0	1 1	2 1
16 Jonathan Schoop, R (1, 4) OBP: 0.303, SLG: 0.466			B FF 93 F FF 93 B SL 79 B SL 80 B FF 93 4-1 18 2B BB	C FF 93 F SL 81 S FF 93 0-3 ① K		C FF 92 B FF 93 X SL 79 1-1 1-H HR		B SI 94 C SV 78 F SI 94 F SV 79 S SV 78 1-3 ③ K		3	2	1	2	1	2	2
Inning Stats	R: 0 E: 0 K: 2 S: 10 H: 0 LOB: 1 BB: 1 P: 18	R: 0 E: 0 K: 2 S: 9 H: 0 LOB: 1 BB: 1 P: 15	R: 2 E: 0 K: 1 S: 11 H: 1 LOB: 0 BB: 1 P: 19	R: 3 E: 0 K: 1 S: 16 H: 2 LOB: 1 BB: 1 P: 28	R: 0 E: 0 K: 0 S: 6 H: 0 LOB: 0 BB: 0 P: 10	R: 2 E: 0 K: 1 S: 9 H: 1 LOB: 0 BB: 1 P: 17	R: 0 E: 0 K: 1 S: 11 H: 1 LOB: 1 BB: 0 P: 13	R: 0 E: 0 K: 2 S: 11 H: 0 LOB: 1 BB: 1 P: 19		1B: 1 2B: 2 3B: 0 HR: 2 SF: 0 SAC: 0 DP: 0 HBP: 1						

	AB	29
	R	7
	H	5
	RBI	7
	BB	6
	SO	10
	LOB	14

WP: 0 PB: 0 SB: 0 CS: 0 PA: 36

PITCHER		IP	WLS	BF	H	R	ER	SO	BB	IBB	HBP	BLK	WP	HR	S	P	ERA	WHIP
48 Matthew Boyd, L ERA: 4.47	(1, 1)	6.0	L	28	4	7	7	7	5	0	1	0	0	2	61	107	10.50	1.500
65 Gregory Soto, L ERA: 6.27	(7, 1)	1.0		4	1	0	0	1	0	0	0	0	0	0	11	13	0.00	1.000
62 David McKay, R ERA: 6.0	(8, 1)	1.0		4	0	0	0	2	1	0	0	0	0	0	11	19	0.00	1.000

PITCHER	IP	WLS	BF	H	R	ER	SO	BB	IBB	HBP	BLK	WP	HR	S	P	ERA	WHIP

Batter	1	2	3	4	5	6	7	8	9	AB	R	H	RBI	BB	SO	LOB
18 Mitch Garver, R (1, 2) OBP: 0.338, SLG: 0.581	C FF 95 X SL 84 0-1 G5-3	C FF 96 B FF 96 F FF 95 S CH 84 1-3 K			B CH 80 F CH 81 F FF 96 F FF 97 B FF 97 S CH 82 2-3 K			B CU 82 C CU 83 B SI 93 C CH 88 B SI 94 S CH 88 3-3 K		4	0	0	0	0	3	0
11 Jorge Polanco, S (1, 6) OBP: 0.359, SLG: 0.489	C FF 95 C FF 95 B FF 96 F FF 97 B CH 83 B CH 83 F CH 83 F FF 96 B FF 96 4-2 23 1B BB		C FF 94 B SL 85 F SL 85 B CH 84 X FF 95 2-2 G5-3			B CH 81 F FF 95 B SL 84 F SL 84 F FF 97 B FF 96 F FF 96 F CH 83 B CH 82 4-2 20 WP BB		B FC 90 C FC 90 X SI 96 1-1 23 1B 20 1B 1B		2	1	1	0	2	0	0
23 Nelson Cruz, R (1, 10) OBP: 0.382, SLG: 0.644	B SL 85 B FF 94 F FF 95 B FF 95 F CH 82 X SL 87 3-2 1-3 1B		B CH 81 F CH 82 F FF 95 S FF 96 1-3 K			B SL 85 S SL 86 S SL 85 X FF 95 1-2 P3		C FF 95 1 SAFE 1 SAFE S FF 96 B SL 83 X SL 82 1-2 20 1B 1-2 1B		4	0	2	0	0	1	1
20 Eddie Rosario, L (1, 7) OBP: 0.306, SLG: 0.512	X FF 95 0-0 P5		S FF 95 F SL 85 C FF 96 0-3			F CH 82 B CH 82 F FF 95 F FF 94 F CH 81 D CH 82 X FF 95 2-2 L4 1-2		F FF 99 X CH 91 0-1 1-2 2-H 1B		4	0	1	1	0	1	3
22 Miguel Sanó, R (1, 5) OBP: 0.343, SLG: 0.574	C FF 95 B FF 95 S FF 96 S FF 96 1-3 K			T SL 84 X FF 94 0-1 9 G3-5-3 1B		C FF 95 B FF 86 S CH 82 0-3 K		F SI 97 B FF 97 X SI 97 1-1 L7		4	0	1	0	0	2	5
9 Marwin Gonzalez, S (1, 9) 26 Max Kepler, L (8, PH) (8, 8) OBP: 0.323, SLG: 0.420 OBP: 0.334, SLG: 0.532		C CH 80 S FF 95 B FF 96 X FF 96 1-2 HR		C FF 93 B CH 82 F CH 80 D SL 86 X CH 81 2-2 G3-5-3 1-2f			C CU 82 X CH 88 0-1 L9	X FF 99 0-0 F7		3 1	1 0	1 0	1 0	0 0	0 0	1 2
24 C.J. Cron, R (1, 3) OBP: 0.319, SLG: 0.475		C FF 95 B SL 87 S CH 82 F FF 97 F CH 81 S SL 86 1-3 K		B CH 81 F CH 81 C FF 96 B FF 95 F FF 96 B SL 87 S CH 82 3-3 K			C CU 84 B CU 84 X CH 88 1-1 60 G3-4-1 1B		X SI 96 0-0 P3	4	0	1	0	0	2	0
60 Jake Cave, L (1, 8) (8, 9) OBP: 0.375, SLG: 0.450		C FF 94 S FF 96 B FF 97 S CH 84 1-3 K			B CH 80 B CH 80 F FF 93 B FF 95 B FF 94 4-1 16 G3-6-3 BB		F FF 94 F FF 94 X CH 89 0-2 G3-4-1 1-2		S FF 98 B FF 97 B FF 97 B CH 90 S FF 99 F FF 98 X FF 97 3-2 L7	3	0	0	0	1	1	1
16 Jonathan Schoop, R (1, 4) OBP: 0.302, SLG: 0.472		S FF 94 X SL 84 0-1 HR			S CH 81 B FF 94 C FF 94 X FF 95 1-2 G3-6-3 1-2f		X SI 93 0-0 P3		B SL 83 T SI 96 X SI 95 1-1 L6	4	1	1	1	0	0	2
Inning Stats	R: 0 E: 0 K: 1 S: 14 H: 1 LOB: 2 BB: 1 P: 22	R: 2 E: 0 K: 3 S: 16 H: 2 LOB: 0 BB: 0 P: 20	R: 0 E: 0 K: 2 S: 9 H: 0 LOB: 0 BB: 0 P: 12	R: 0 E: 0 K: 1 S: 9 H: 1 LOB: 0 BB: 0 P: 14	R: 0 E: 0 K: 1 S: 8 H: 0 LOB: 0 BB: 1 P: 15	R: 0 E: 0 K: 1 S: 16 H: 0 LOB: 1 BB: 1 P: 23	R: 0 E: 0 K: 0 S: 8 H: 1 LOB: 1 BB: 0 P: 9	R: 1 E: 0 K: 1 S: 13 H: 3 LOB: 2 BB: 0 P: 19	R: 0 E: 0 K: 0 S: 7 H: 0 LOB: 0 BB: 0 P: 11	1B: 6 2B: 0 3B: 0 HR: 2	SF: 0 SAC: 0 DP: 2 HBP: 0					

PITCHER		IP	WLS	BF	H	R	ER	SO	BB	IBB	HBP	BLK	WP	HR	S	P	ERA	WHIP
27 Lucas Giolito, R ERA: 3.2	(1, 1)	6.0	L	23	4	2	2	9	3	0	0	0	1	2	72	106	3.00	1.167
43 Evan Marshall, R ERA: 2.84	(7, 1)	1.1		5	1	0	0	1	0	0	0	0	0	0	11	15	0.00	0.750
64 Josh Osich, L ERA: 5.44	(8, 1)	0.0		1	1	0	0	0	0	0	0	0	0	0	2	3	∞	∞
41 Kelvin Herrera, R ERA: 7.45	(8, 1)	1.2		7	2	1	1	0	0	0	0	0	0	0	15	21	5.40	1.200

PITCHER	IP	WLS	BF	H	R	ER	SO	BB	IBB	HBP	BLK	WP	HR	S	P	ERA	WHIP

TOP

Minnesota Twins @ Chicago White Sox

Guaranteed Rate Field, Chicago, IL

Tue Aug 27 2019, 7:12 PM - 10:27 PM CDT

Att. 12,175 - Clear - 75 F

livebaseballscorecards.com

AB	33
R	3
H	8
RBI	3
BB	3
SO	10
LOB	15

BOTTOM

Minnesota Twins @ Chicago White Sox

Guaranteed Rate Field, Chicago, IL

Tue Aug 27 2019, 7:12 PM - 10:27 PM CDT

Att. 12,175 - Clear - 75 F

livebaseballscorecards.com

Batter	1	2	3	4	5	6	7	8	9	AB	R	H	RBI	BB	SO	LOB
28 Leury García, S (1, 9) (8, 8) OBP: 0.313, SLG: 0.386	C FF 89 F FF 91 S FF 91 0-3 ① K		B FF 92 X FF 92 1-0 ② ③ F8-2-4 1-1		B CH 84 F FF 91 S CH 87 1 SAFE C CH 88 1-3 ② K		B FF 94 B FF 94 X SI 94 2-0 ③ L5			4	0	0	0	0	2	4
7 Tim Anderson, R (1, 6) OBP: 0.348, SLG: 0.496	C FF 91 S CH 87 F FF 91 F FF 93 B SL 83 S SL 84 1-3 ② K			B FF 91 F FF 92 X FF 92 1-1 HR	F FF 92 C CH 87 B CH 88 B SL 85 S SL 86 2-3 ③ K 1-2			B SL 78 C SL 78 B CH 79 B SL 77 S SL 79 T SL 79 3-2 ① K		4	1	1	1	0	3	1
79 José Abreu, R (1, 3) OBP: 0.317, SLG: 0.494	B FF 93 B CH 88 B FF 93 C FF 92 C FF 92 D SL 85 4-2 BB			S FF 92 F FF 93 F FF 93 S SL 83 0-3 ① K		C SI 95 C SL 84 X SL 84 0-2 ① G1-3		C FF 85 C SL 78 F SL 78 S SI 86 0-3 ② K		3	0	0	0	1	2	0
10 Yoán Moncada, S (1, 5) OBP: 0.353, SLG: 0.540	B CH 87 T FF 92 B FF 93 F CH 87 S SL 85 2-3 ③ K			F CH 88 S SL 84 B SL 85 F SL 86 B CH 89 B SL 86 C SL 85 3-3 ② K		B FF 95 T FC 92 B SI 95 F FC 91 X SI 94 2-2 ② L6		C SL 79 B SI 85 F SL 74 S CH 80 1-3 ③ K		4	0	0	0	0	3	1
33 James McCann, R (1, 2) OBP: 0.332, SLG: 0.469		C FF 91 B FF 91 B SL 83 F FF 92 F SL 84 B SL 85 X FF 94 3-2 ① G4-3		C FF 94 B FF 94 B SL 86 B FF 92 X FF 92 3-1 74 1B 1B		C SI 96 B FC 91 B SI 95 X SI 95 2-1 G5-3			C SI 96 C SI 95 B ST 83 X ST 84 1-2 ① L8	4	0	1	0	0	0	0
74 Eloy Jiménez, R (1, 7) OBP: 0.289, SLG: 0.460		F FF 94 F FF 93 S SL 85 0-3 ② K		S SL 83 D SL 84 1 SAFE F CH 86 D SL 86 F FF 94 D SL 86 X FF 94 3-2 1-3 1B			B FF 94 F FF 94 B KC 84 B KC 80 F SI 96 X FF 95 3-2 ① F8		C ST 82 B SI 94 F ST 83 B ST 83 S ST 83 2-3 ② K	4	0	1	0	0	2	0
17 Ryan Goins, L (1, 10) OBP: 0.356, SLG: 0.393		C FF 93 F FF 93 X SL 84 0-2 ③ G3		B CH 87 C FF 94 X CH 87 1-1 ③ G3			B FF 95 B FF 95 X SI 96 2-0 5 1B 1B		C SI 95 B SI 94 X SI 95 1-1 ③ L1	4	0	1	0	0	0	2
5 Yolmer Sánchez, S (1, 4) OBP: 0.317, SLG: 0.325			F FF 92 F CH 87 F SL 83 F FF 94 F SL 85 X CH 88 0-2 ① G6-3		C CH 84 B CH 86 F FF 91 B FF 93 F FF 92 X CH 88 2-2 7 WP 1B		C FF 93 B KC 75 X KC 81 1-1 1-2 1B			3	0	2	0	0	0	0
15 Adam Engel, R (1, 8) OBP: 0.294, SLG: 0.345 32 Matt Skole, L (7, PH) OBP: 0.288, SLG: 0.239 45 Jon Jay, L (8, 9) OBP: 0.311, SLG: 0.315			C FF 93 B SL 85 H CH 86 2-1 28 F8-2-4 HBP		1 SAFE X FF 90 0-0 ① P3		C KC 82 D KC 85 B FF 94 B KC 83 C FF 95 S SI 95 3-3 ② K			1 1 0	0 0 0	0 0 0	0 0 0	0 0 0	0 1 0	1 2 0
Inning Stats	R: 0 H: 0 E: 0 LOB: 1 K: 3 BB: 1 S: 13 P: 20	R: 0 H: 0 E: 0 LOB: 0 K: 1 BB: 0 S: 10 P: 13	R: 0 H: 0 E: 0 LOB: 0 K: 0 BB: 0 S: 8 P: 11	R: 1 H: 3 E: 0 LOB: 2 K: 2 BB: 0 S: 18 P: 29	R: 0 H: 1 E: 0 LOB: 1 K: 2 BB: 0 S: 11 P: 16	R: 0 H: 0 E: 0 LOB: 0 K: 0 BB: 0 S: 8 P: 12	R: 0 H: 2 E: 0 LOB: 2 K: 1 BB: 0 S: 10 P: 21	R: 0 H: 0 E: 0 LOB: 0 K: 3 BB: 0 S: 10 P: 14	R: 0 H: 0 E: 0 LOB: 0 K: 1 BB: 0 S: 8 P: 12	1B: 5 2B: 1 3B: 0 HR: 1	SF: 0 SAC: 0 DP: 1 HBP: 1			WP: 1 PB: 0 SB: 0 CS: 0	PA: 34		

PITCHER	IP	WLS	BF	H	R	ER	SO	BB	IBB	HBP	BLK	WP	HR	S	P	ERA	WHIP
35 Michael Pineda, R (1, 1) ERA: 4.16	5.0	W	20	4	1	1	8	1	0	1	0	1	1	60	89	1.80	1.000
49 Sam Dyson, R (6, 1) ERA: 3.19	1.0	H	3	0	0	0	0	0	0	0	0	0	0	8	12	0.00	0.000
21 Tyler Duffey, R (7, 1) ERA: 2.8	1.0	H	5	2	0	0	1	0	0	0	0	0	0	10	21	0.00	2.000
54 Sergio Romo, R (8, 1) ERA: 3.65	1.0	H	3	0	0	0	3	0	0	0	0	0	0	10	14	0.00	0.000
55 Taylor Rogers, L (9, 1) ERA: 2.47	1.0	S	3	0	0	0	1	0	0	0	0	0	0	8	12	0.00	0.000

PITCHER	IP	WLS	BF	H	R	ER	SO	BB	IBB	HBP	BLK	WP	HR	S	P	ERA	WHIP

AB	32
R	1
H	6
RBI	1
BB	1
SO	13
LOB	11

Batter	1	2	3	4	5	6	7	8	9	AB	R	H	RBI	BB	SO	LOB
18 Mitch Garver, R (1, 2) OBP: 0.346, SLG: 0.595	C FF 92 S FC 90 F FF 94 B CU 79 S FC 90 1-3 ① K		B FF 92 S CH 84 C CH 84 F FF 93 H FF 93 2-2 11 2B 20 FC4-6 HBP	B SI 90 F CH 84 C FF 92 F CU 79 F FF 93 B FC 89 X FF 92 2-2 23 IBB 11 1B 1B		B SI 98 C CH 88 B FC 90 X SI 97 2-1 1B		B FF 93 B CH 88 X FF 94 2-0 2-H HR		4	2	3	2	0	1	0
11 Jorge Polanco, S (1, 6) OBP: 0.359, SLG: 0.490	F SI 92 F FC 90 F FC 88 S CU 80 0-3 ② K2-3		B CH 85 B FC 89 X CH 85 2-0 20 FC4-6 1-3 22 E 2B	B SI 91 X SI 92 1-0 23 IBB 1-2 1B		C CH 89 X FF 98 0-1 ③ L6		C FF 90 C FF 90 B FF 90 B FF 91 S SL 86 2-3 ② K		5	1	2	0	0	2	1
23 Nelson Cruz, R (1, 10) OBP: 0.382, SLG: 0.639	B SI 92 S CH 86 X FC 89 1-1 ③ G5-3		0-0 20 FC4-6 IBB	0-0 1-2 2-3 IBB			C FF 96 F FF 95 B CH 89 X FF 96 1-2 ① L4	S SL 87 B FF 91 B FF 92 T SL 86 X FF 92 2-2 ③ P6		3	0	0	0	2	0	0
20 Eddie Rosario, L (1, 7) OBP: 0.305, SLG: 0.509		C SI 90 C SI 91 B FF 93 F SI 92 B CU 80 X SI 92 2-2 13 1B 16 HR 1B	D SI 92 X SI 91 1-0 ① FC4-6 22 E 1-2f 2-3 3-H	B SI 91 F SI 90 X SI 91 1-1 ③ G4-3			B SL 81 S CH 88 B FF 97 T FF 97 F CH 89 T CH 90 2-2 ② K		X FF 89 0-0 ① L9	5	1	1	1	0	1	5
22 Miguel Sanó, R (1, 5) OBP: 0.343, SLG: 0.570 2 Luis Arraez, L (7, PH) OBP: 0.402, SLG: 0.435 (7, 5)		B FF 92 B FC 89 B CH 85 C SI 92 F FC 90 F FC 90 1 SAFE F FC 90 S FF 94 3-3 ① K	X FC 89 0-0 FC6 1-3 3-H		S SI 96 B SI 97 S FC 89 H SI 98 2-2 24 G6-4-3 HBP		F FF 98 B CH 91 B CH 89 X FF 97 2-1 1B		C FF 90 F CH 87 B FF 91 X CU 72 1-2 ② G4-3	2 2	0 0	0 1	1 0	0 0	1 0	2 0
24 C.J. Cron, R (1, 3) OBP: 0.318, SLG: 0.472		C FF 93 B FF 93 B FF 92 X FF 92 2-1 ② F8	B CH 86 F FF 92 X CH 86 1-1 ② G5-3		F SI 96 C SI 97 F FF 98 X FC 91 0-2 ① ② G6-4-3 1-2f		C FF 96 F SI 95 X CH 90 0-2 ③ G5-3		B SL 88 C CH 80 B FF 93 X SL 89 2-1 1B	5	0	1	0	0	0	5
13 Ehire Adrianza, S (1, 9) OBP: 0.367, SLG: 0.425		B FC 89 F FC 88 B FC 90 1 SAFE 1 SAFE B FC 89 X SI 91 3-1 1-2 16 HR 1B	F FC 88 B FF 94 B FC 91 B FC 88 C FF 93 X FF 93 3-2 ③ G5-3		S CH 88 X FF 98 0-1 ③ L4			X FF 91 0-0 ① P5	C SL 86 F SL 86 B CU 74 C FF 93 1-3 ③ K	5	1	1	0	0	1	3
16 Jonathan Schoop, R (1, 4) OBP: 0.304, SLG: 0.489		B FC 89 C FF 93 X FC 90 1-1 1-H 2-H HR		B CH 84 S CH 84 X SI 90 1-1 ① G6-3		B SI 96 F SI 97 S CH 87 B FC 90 X SI 97 2-2 ① G5-3		B FF 93 F CH 87 X FC 87 1-1 HR		4	2	2	4	0	0	0
60 Jake Cave, L (1, 8) OBP: 0.372, SLG: 0.451		C SI 92 C FC 88 T CU 80 0-2 ③ K		B SI 90 F SI 90 F SI 89 B CU 78 C SI 90 2-3 ② K		X FF 97 0-0 ② L8		B CU 79 X SI 92 1-0 18 HR 2B		4	1	1	0	0	2	0
Inning Stats	R: 0 E: 0 K: 2 S: 10 H: 0 LOB: 0 BB: 0 P: 12	R: 3 E: 0 K: 2 S: 18 H: 3 LOB: 0 BB: 0 P: 29	R: 2 E: 1 K: 0 S: 11 H: 1 LOB: 2 BB: 1 P: 20	R: 0 E: 0 K: 1 S: 13 H: 2 LOB: 3 BB: 1 P: 20	R: 0 E: 0 K: 0 S: 8 H: 0 LOB: 0 BB: 0 P: 10	R: 0 E: 0 K: 0 S: 8 H: 1 LOB: 1 BB: 0 P: 12	R: 0 E: 0 K: 1 S: 12 H: 1 LOB: 1 BB: 0 P: 17	R: 3 E: 0 K: 1 S: 11 H: 3 LOB: 0 BB: 0 P: 19	R: 0 E: 0 K: 1 S: 9 H: 1 LOB: 1 BB: 0 P: 13	1B: 7 2B: 2 3B: 0 HR: 3 SF: 0 SAC: 0 DP: 1 HBP: 2						

TOP

Minnesota Twins @ Chicago White Sox

Guaranteed Rate Field, Chicago, IL

Wed Aug 28 2019, 7:13 PM - 10:25 PM CDT

Att. 16,802 - Clear - 74 F

livebaseballscorecards.com

AB	39
R	8
H	12
RBI	8
BB	2
SO	8
LOB	16

PITCHER		IP	WLS	BF	H	R	ER	SO	BB	IBB	HBP	BLK	WP	HR	S	P	ERA	WHIP
54 Ross Detwiler, L ERA: 5.96	(1, 1)	4.0	L	22	6	5	5	5	0	2	1	0	0	1	52	81	11.25	1.500
50 Jimmy Cordero, R ERA: 4.22	(5, 1)	2.0		7	1	0	0	0	0	0	1	0	0	0	16	22	0.00	0.500
41 Kelvin Herrera, R ERA: 7.26	(7, 1)	1.0		4	1	0	0	1	0	0	0	0	0	0	12	17	0.00	1.000
57 Jace Fry, L ERA: 5.48	(8, 1)	0.1		4	3	3	3	0	0	0	0	0	0	2	5	9	81.00	9.000
53 Héctor Santiago, L ERA: 6.52	(8, 1)	1.2		6	1	0	0	2	0	0	0	0	0	0	15	23	0.00	0.600

PITCHER	IP	WLS	BF	H	R	ER	SO	BB	IBB	HBP	BLK	WP	HR	S	P	ERA	WHIP

BOTTOM

Batter	1	2	3	4	5	6	7	8	9	AB	R	H	RBI	BB	SO	LOB
28 Leury García, S (1, 8) OBP: 0.311, SLG: 0.386	X FF 91 0-0 79 WP 79 2B 2B		C FF 94 B FS 86 X FF 94 1-1 ② G6-3		X FS 85 0-0 ② G1-3		B FF 97 S CH 88 F FF 97 S SL 86 1-3 ② K		C FF 92 X FF 92 0-1 ②③ G1-6-3 1-2f	5	1	1	0	0	1	3
17 Ryan Goins, L (1, 9) OBP: 0.353, SLG: 0.383	F FF 93 L FF 93 F FF 94 D FS 85 X FF 94 1-2 ① F7		C FF 93 X FF 94 0-1 ③ L8		B FS 84 B FF 92 B FF 93 B FF 91 4-0 79 1B BB		C CH 88 F FF 97 D SL 83 S FF 97 1-3 ③ K			3	0	0	0	1	1	2
79 José Abreu, R (1, 3) OBP: 0.319, SLG: 0.496	B FC 86 F FC 86 F FF 94 B FC 85 X FF 94 2-2 2-H 2B			B FS 84 X FC 86 1-0 ① L5	1 SAFE F FC 86 F FC 86 F FS 84 B FS 83 F FF 94 B FS 84 1 SAFE X FC 87 2-2 1-2 1B			S SL 83 X SL 83 0-1 ① G6-3		4	0	2	1	0	0	0
10 Yoán Moncada, S (1, 5) OBP: 0.352, SLG: 0.537	B FS 84 B FS 84 B FS 85 C FF 92 S FS 85 C FF 94 3-3 ② K			X CU 76 0-0 7 1B 32 FC4-6 1B	C FF 94 F FF 94 S FF 94 0-3 ③ K			C SL 83 S SL 82 B SL 83 B FF 92 C FF 92 2-3 ② K		4	1	1	0	0	3	3
7 Tim Anderson, R (1, 6) OBP: 0.350, SLG: 0.499	F FC 87 B FS 85 C FF 94 D FS 86 S FF 94 2-3 ③ K			D FS 84 B FS 84 X FF 94 2-0 32 FC4-6 74 BB 1-3 1B	B FF 91 X FF 92 1-0 ① L9			F FF 92 B FF 92 B CH 86 X SL 83 2-1 2B		4	0	2	0	0	1	1
74 Eloy Jiménez, R (1, 7) OBP: 0.289, SLG: 0.456		B FF 92 F FF 93 S FF 93 F FF 92 X FF 93 1-2 ① G6-3		B FC 88 B FC 86 B FC 83 B FF 93 4-0 32 FC4-6 1-2 BB	B FC 85 S FS 85 B FC 87 S FS 84 B FS 84 S FS 86 3-3 ② K			S SL 83 B FF 92 B FF 91 B SL 83 X SL 83 3-1 ③ P3		3	0	0	0	1	1	1
32 Matt Skole, L (1, 10) OBP: 0.286, SLG: 0.240		S FF 93 B FF 92 B FF 93 S FF 92 B FF 93 X FF 93 3-2 ② F7		F FF 92 B FF 94 B FF 94 C FF 93 B FS 85 X FF 94 3-2 ② FC4-6 1-2f 2-3 3-H	B FS 85 B FF 94 C FF 93 X FF 94 2-1 ③ P5				B SL 80 B FF 91 C FF 91 F FF 91 X FF 92 2-2 5 1B 1B	4	0	1	1	0	0	2
21 Welington Castillo, R (1, 2) OBP: 0.265, SLG: 0.360		B FF 93 C FF 93 B FF 93 F FF 93 T FF 94 2-2 ③ K		B FF 93 F FF 94 S FF 91 F FF 93 S FF 94 1-3 ③ K			B FF 96 F FF 94 B CH 86 F FF 96 C FF 97 2-3 ① K		C SL 82 S SL 82 X FF 92 0-2 ① F8	4	0	0	0	0	3	3
5 Yolmer Sánchez, S (1, 4) OBP: 0.319, SLG: 0.329			C FF 92 T FF 92 S FF 93 0-3 ① K		F FF 91 S FF 92 B FF 93 T FF 92 1-2 ① K		X FF 97 0-0 2B		B SL 83 X FF 92 1-0 28 G1-6-3 1-2 1B	4	0	2	0	0	2	0
Inning Stats	R: 1 E: 0 K: 2 S: 14 H: 2 LOB: 1 BB: 0 P: 22	R: 0 E: 0 K: 1 S: 10 H: 0 LOB: 0 BB: 0 P: 16	R: 0 E: 0 K: 1 S: 7 H: 0 LOB: 0 BB: 0 P: 8	R: 1 E: 0 K: 1 S: 10 H: 2 LOB: 2 BB: 1 P: 21	R: 0 E: 0 K: 2 S: 12 H: 1 LOB: 2 BB: 1 P: 19	R: 0 E: 0 K: 1 S: 6 H: 0 LOB: 0 BB: 0 P: 12	R: 0 E: 0 K: 3 S: 10 H: 1 LOB: 1 BB: 0 P: 14	R: 0 E: 0 K: 1 S: 9 H: 1 LOB: 1 BB: 0 P: 16	R: 0 E: 0 K: 0 S: 9 H: 2 LOB: 1 BB: 0 P: 12	1B: 5 2B: 4 3B: 0 HR: 0 SF: 0 SAC: 0 DP: 1 HBP: 0						

PITCHER		IP	WLS	BF	H	R	ER	SO	BB	IBB	HBP	BLK	WP	HR	S	P	ERA	WHIP
12 Jake Odorizzi, R ERA: 3.55	(1, 1)	6.0	W	25	5	2	2	8	2	0	0	0	1	0	59	98	3.00	1.167
65 Trevor May, R ERA: 3.26	(7, 1)	1.0	H	4	1	0	0	3	0	0	0	0	0	0	10	14	0.00	1.000
61 Cody Stashak, R ERA: 3.65	(8, 1)	2.0		8	3	0	0	1	0	0	0	0	0	0	18	28	0.00	1.500

PITCHER	IP	WLS	BF	H	R	ER	SO	BB	IBB	HBP	BLK	WP	HR	S	P	ERA	WHIP

WP: 1 PA: 37
PB: 0
SB: 0
CS: 0

Minnesota Twins @ Chicago White Sox

Guaranteed Rate Field, Chicago, IL

Wed Aug 28 2019, 7:13 PM - 10:25 PM CDT

Att. 16,802 - Clear - 74 F

livebaseballscorecards.com

AB	35
R	2
H	9
RBI	2
BB	2
SO	12
LOB	15

Batter	1	2	3	4	5	6	7	8	9	AB	R	H	RBI	BB	SO	LOB
2 Luis Arraez, L (1, 5) OBP: 0.401, SLG: 0.432	B FF 97 F FF 97 X KC 81 1-1 11 1B 23 1B 1B	F FF 99 F FF 98 S SL 87 0-3 ① K	B FC 89 C SI 94 X FC 90 1-1 ③ L7		C FC 85 D FC 86 X SI 90 1-1 ① SF7 3-H		B FF 90 C FF 90 F FF 91 B FF 92 B CH 81 F CH 82 B FF 92 4-2 1-2 BB		F SL 85 F B FF 92 F FF 93 X SL 84 1-2 ③ F7	4	1	1	1	1	1	1
11 Jorge Polanco, S (1, 6) OBP: 0.361, SLG: 0.491	B FF 97 C SL 84 B FF 98 B SL 83 X FF 97 3-1 23 1B 20 1B 1-3 1B	B FF 99 B SL 78 F FF 98 1 SAFE B FF 97 B FF 98 4-1 23 WP 23 1B 1-2 BB		C FC 88 B CH 83 B CH 85 S FC 90 X CH 86 2-2 13 BB 1B	X FC 86 0-0 ② ③ G6-4-3 1-2f		X FF 91 0-0 ③ P4			4	2	2	0	1	0	4
23 Nelson Cruz, R (1, 10) OBP: 0.385, SLG: 0.637	C SL 86 F FF 100 F FF 99 X KC 83 0-2 13 1B 20 1B 60 G1-2-3 1-2 3-H 1B	B FF 99 B SL 88 S SL 89 X SL 88 2-1 1-H 2-H 1B		B SL 79 X SL 77 1-0 ① P3		B CU 76 X CH 85 1-0 ① G5-3		B CH 79 B CH 83 C CH 84 B FF 92 F FF 92 B FF 92 4-2 60 PB 20 1B BB		4	0	2	3	1	0	1
20 Eddie Rosario, L (1, 7) OBP: 0.306, SLG: 0.508	S KC 82 X KC 83 0-1 60 G1-2-3 13 1B 24 1B 1-2 2-H 1B	B FF 99 S SL 86 F SL 87 S FF 98 1-3 ② K	B FC 89 C SI 94 B FC 90 X FC 90 2-1 ② F7			X FC 87 0-0 ② G6-3		C CH 83 F CH 88 F CH 80 F CU 72 B CU 72 X CH 88 1-2 60 PB 1-2 1B		5	1	2	1	0	1	2
13 Ehire Adrianza, S (1, 9) OBP: 0.368, SLG: 0.421	X FF 98 0-0 60 G1-2-3 24 1B 1-2 2-3 1B	B FF 96 S SL 87 B FF 98 F SL 86 F SL 86 X KC 83 2-2 ③ G4-3		C SL 77 D FC 89 D CH 85 S FC 89 B FC 89 B FC 89 4-2 1-2 BB		C FC 88 S CU 78 S FC 88 0-3 ③ K		B FF 92 B FF 91 B CH 84 C FF 90 C FF 90 T FF 91 3-2 ① K		4	1	1	0	1	2	3
60 Jake Cave, L (1, 8) OBP: 0.373, SLG: 0.493	B FF 99 T FF 99 X FF 99 1-1 ① ② G1-2-3 1-2 2-3 3-Hf		C SL 84 B FF 96 X SL 84 1-1 HR	C FC 90 C SI 94 S FC 90 0-3 ③ K			B FF 89 X SL 84 1-0 HR		S FF 89 B FF 91 B CH 81 B FF 90 S FF 90 S FF 91 3-3 ② K 1-2 2-3	5	2	2	2	0	2	7
24 C.J. Cron, R (1, 3) OBP: 0.321, SLG: 0.484	C SL 88 B FF 99 X FF 99 1-1 2-H 3-H 1B		B KC 83 C FF 97 X SL 86 1-1 HR		B SI 94 X SI 95 1-0 16 1B 2 SF7 2B		C FF 90 C FF 91 B FF 91 C FF 92 1-3 ① K	C FF 92 B CU 76 S FF 93 S FF 92 1-3 ③ K		5	2	3	3	0	2	2
15 Jason Castro, L (1, 2) OBP: 0.325, SLG: 0.463	B FF 100 B FF 99 B FF 98 C FF 98 S FF 98 F FF 98 S FF 98 3-3 ③ K		S FC 89 B SL 79 S FC 88 B FC 90 S FC 88 2-3 ① K		B FF 96 B CH 87 B FF 95 C SI 94 S SI 95 B SI 97 4-2 16 1B BB		S FF 89 B FF 89 B FF 91 C FF 91 F SL 83 X FF 91 2-2 ② G1-3		C FF 88 C FF 90 B SL 84 B CH 82 S FF 90 2-3 ① K	4	0	0	0	1	3	1
16 Jonathan Schoop, R (1, 4) OBP: 0.308, SLG: 0.490		B SL 85 S SL 85 F FF 97 F SL 85 X FF 98 1-2 23 WP 11 BB 23 1B 1B	B SL 76 B CH 84 F FC 89 S CH 83 F CH 83 B FC 90 T FC 89 3-2 ② K		B SI 97 X SI 96 1-0 11 G6-4-3 1-2 2-3 1B		B FF 92 F FF 91 F CH 80 X CH 80 1-2 2 BB 1B		B FF 90 B FF 91 S FF 90 S FF 91 F FF 92 F FF 92 X SL 85 2-2 ② G4-3	5	1	3	0	0	1	0
Inning Stats	R: 4 E: 0 K: 1 S: 19 H: 6 LOB: 1 BB: 0 P: 28	R: 2 E: 0 K: 2 S: 17 H: 2 LOB: 1 BB: 1 P: 27	R: 2 E: 0 K: 2 S: 13 H: 2 LOB: 0 BB: 0 P: 21	R: 0 E: 0 K: 1 S: 11 H: 1 LOB: 2 BB: 1 P: 20	R: 1 E: 0 K: 0 S: 7 H: 2 LOB: 1 BB: 1 P: 14	R: 0 E: 0 K: 1 S: 5 H: 0 LOB: 0 BB: 0 P: 6	R: 1 E: 0 K: 1 S: 15 H: 2 LOB: 2 BB: 1 P: 24	R: 0 E: 0 K: 3 S: 16 H: 1 LOB: 2 BB: 1 P: 28	R: 0 E: 0 K: 1 S: 12 H: 0 LOB: 0 BB: 0 P: 17	1B: 12 2B: 1 3B: 0 HR: 3 SF: 1 SAC: 0 DP: 2 HBP: 0	WP: 1 PB: 1 SB: 0 CS: 0 PA: 46					

PITCHER		IP	WLS	BF	H	R	ER	SO	BB	IBB	HBP	BLK	WP	HR	S	P	ERA	WHIP
84 Dylan Cease, R ERA: 6.92	(1, 1)	2.0	L	16	10	8	8	3	1	0	0	0	1	2	40	61	36.00	5.500
64 Josh Osich, L ERA: 5.23	(3, 1)	2.0		8	1	0	0	3	1	0	0	0	0	0	20	35	0.00	1.000
50 Jimmy Cordero, R ERA: 4.64	(5, 1)	0.0		3	2	1	1	0	1	0	0	0	0	0	4	10	∞	∞
57 Jace Fry, L ERA: 5.24	(5, 1)	2.0		5	0	0	0	1	0	0	0	0	0	0	8	10	0.00	0.000
53 Héctor Santiago, L ERA: 6.04	(7, 1)	3.0		14	3	1	1	5	2	0	0	0	0	1	43	69	3.00	1.667

PITCHER	IP	WLS	BF	H	R	ER	SO	BB	IBB	HBP	BLK	WP	HR	S	P	ERA	WHIP

TOP

Minnesota Twins @ Chicago White Sox

Guaranteed Rate Field, Chicago, IL

Thu Aug 29 2019, 1:12 PM - 4:31 PM CDT

Att. 15,886 - Sunny - 81 F

livebaseballscorecards.com

AB	40
R	10
H	16
RBI	10
BB	5
SO	12
LOB	21

Batter	1	2	3	4	5	6	7	8	9	AB	R	H	RBI	BB	SO	LOB
28 Leury García, S (1, 9) OBP: 0.308, SLG: 0.382	B FF 92 C FF 91 F SV 81 B SV 82 F FF 93 C FF 94 2-3 K ①			B SV 80 F FF 91 B FF 92 C FF 92 S SV 82 2-3 K ①	B SV 83 S SV 83 F FF 92 B SV 83 X FF 94 2-2 FC1-6 ② 1-3 3-H		F FF 94 X FF 94 0-1 L3 ①		C SI 92 X FF 93 0-1 FC6-4 ① 17 G3 79 2B 1-2f 3-H	5	1	0	1	0	2	4
17 Ryan Goins, L (1, 6) OBP: 0.355, SLG: 0.379	B FF 92 B FF 92 X FF 92 2-0 79 G5-4-3 1B			B SV 79 B FF 90 B SI 90 C FF 90 F FF 91 B SI 92 4-2 10 WP 79 1B BB	C CH 82 B FF 91 B CH 75 X SI 91 2-1 G4-3 ③		C SI 92 F CH 85 F SI 94 B SL 85 F SI 91 F CH 87 X SI 94 1-2 G6-4-3 ② ③ 1-2f		C SI 92 X CH 85 0-1 G3 ② 1-2	4	0	1	0	1	0	4
79 José Abreu, R (1, 10) OBP: 0.323, SLG: 0.503	B FF 93 1 SAFE X SI 90 1-0 G5-4-3 ② ③ 1-2f			F SI 90 S SV 81 F FF 92 X FF 93 0-2 10 WP 1-2 1B		F SV 82 X CH 83 0-1 33 WP 74 1B 2B		B SL 81 X SI 92 1-0 10 1B 1B	C FF 95 D SL 84 B FF 95 S FF 95 F FF 96 X SL 86 2-2 2-H 2B	5	1	4	1	0	0	1
10 Yoán Moncada, S (1, 5) OBP: 0.350, SLG: 0.533		C FF 92 X CH 81 0-1 G4-3 ①		F CH 82 F SI 91 B CH 82 F CH 82 B FF 93 S SV 83 2-3 K ② 1-2 2-3		F SI 92 X CH 82 0-1 F8 ①		B SI 91 X SI 91 1-0 1-2 1B	B SI 93 B CH 85 C SI 91 B CH 86 X SI 92 3-1 G1-3 ③	5	0	1	0	0	1	4
33 James McCann, R (1, 2) OBP: 0.329, SLG: 0.464		C FF 92 B SV 81 C SV 81 F FF 92 B SV 80 F CH 82 S FF 93 2-3 K ②		S SV 81 B FF 93 S SV 93 C SI 92 1-3 ③		B SI 93 F SI 92 F SI 93 B SV 83 F SI 93 F FF 93 B SV 83 X FF 93 3-2 P3 ② 2-3		C FF 94 S SL 83 B FF 94 F SL 84 F SI 93 X SL 84 1-2 F3 ①		4	0	0	0	0	2	5
74 Eloy Jiménez, R (1, 7) OBP: 0.291, SLG: 0.457		B FF 92 B CH 82 S CH 83 X FF 92 2-1 G5-3 ③			B FF 92 S SI 90 T CH 82 B SV 81 X SI 92 2-2 32 2B 5 1B 1B	X SI 91 0-0 32 WP 3-H 1B		B FF 94 C FF 93 S FF 93 X SI 94 1-2 L3 ②		4	1	2	1	0	0	2
32 Matt Skole, L (1, 3) OBP: 0.300, SLG: 0.264			C FF 90 B CH 81 B FF 90 B FF 91 B FF 91 4-1 15 G5-4-3 BB		X FF 92 0-0 5 1B 28 WP 1-3 2B	F FF 93 B CH 82 B CH 82 F CH 82 C SV 82 2-3 K ③ 1-2		X FF 94 0-0 G3 ③		3	1	1	0	1	1	3
5 Yolmer Sánchez, S (1, 4) OBP: 0.321, SLG: 0.331			C SI 90 B CH 81 C CH 79 B FF 93 S CH 80 2-3 K ①		X SV 81 0-0 28 FC1-6 28 WP 2-3 3-H 1B		B SI 94 B SI 94 C SI 92 X SI 92 2-1 15 1B 1B		C SI 92 X CH 85 0-1 E6 15 E 15 FC6 28 FC6-4	4	1	2	1	0	1	1
15 Adam Engel, R (1, 8) OBP: 0.293, SLG: 0.343			X SI 89 0-0 G5-4-3 ② ③ 1-2f		B SI 92 F SI 91 S CH 83 B FF 94 B CH 82 F CH 82 T FF 93 3-2 K ①		C SI 91 S SL 84 F SL 83 X SI 91 0-2 17 G6-4-3 1-2 1B		B SI 91 S SI 91 B CH 84 X SI 92 2-1 FC6 28 FC6-4 1-3	4	0	1	0	0	1	4
Inning Stats	R: 0 E: 0 K: 1 S: 6 H: 1 LOB: 0 BB: 0 P: 11	R: 0 E: 0 K: 1 S: 9 H: 0 LOB: 0 BB: 0 P: 13	R: 0 E: 0 K: 1 S: 5 H: 0 LOB: 0 BB: 1 P: 11	R: 0 E: 0 K: 3 S: 16 H: 1 LOB: 2 BB: 1 P: 25	R: 2 E: 0 K: 1 S: 14 H: 3 LOB: 1 BB: 0 P: 23	R: 1 E: 0 K: 1 S: 13 H: 2 LOB: 1 BB: 0 P: 18	R: 0 E: 0 K: 0 S: 14 H: 2 LOB: 1 BB: 0 P: 17	R: 0 E: 0 K: 0 S: 11 H: 2 LOB: 2 BB: 0 P: 15	R: 2 E: 2 K: 0 S: 14 H: 1 LOB: 1 BB: 0 P: 21	1B: 9 2B: 3 3B: 0 HR: 0 SF: 0 SAC: 0 DP: 3 HBP: 0						

BOTTOM

Minnesota Twins @ Chicago White Sox

Guaranteed Rate Field, Chicago, IL

Thu Aug 29 2019, 1:12 PM - 4:31 PM CDT

Att. 15,886 - Sunny - 81 F

livebaseballscorecards.com

AB	38
R	5
H	12
RBI	4
BB	2
SO	8
LOB	28

PITCHER		IP	WLS	BF	H	R	ER	SO	BB	IBB	HBP	BLK	WP	HR	S	P	ERA	WHIP
17 José Berríos, R ERA: 3.57	(1, 1)	6.0	W	25	7	3	3	8	2	0	0	0	4	0	63	101	4.50	1.500
68 Randy Dobnak, R ERA:	(7, 1)	3.0	S	15	5	2	0	0	0	0	0	0	0	0	39	53	0.00	1.667

PITCHER	IP	WLS	BF	H	R	ER	SO	BB	IBB	HBP	BLK	WP	HR	S	P	ERA	WHIP

Batter	1	2	3	4	5	6	7	8	9	AB	R	H	RBI	BB	SO	LOB
26 Max Kepler, L (1, 8) (7, 9) OBP: 0.336, SLG: 0.535	C SI 94 C FF 94 B FF 96 B FF 96 F SL 86 B FC 92 B FC 93 4-2 11 1B 23 1B BB	1 SAFE B FF 92 C FC 90 B FC 91 1 SAFE F FC 93 X FC 91 2-2 11 1B 23 SF8 1-H 2B	B CU 76 B FF 91 X FF 91 2-0 ③ P5 2-3 3-H		S FC 83 X FC 89 0-1 ② F7			X SI 95 0-0 20 1B 2B	B SI 94 C SV 79 F SV 79 X SV 79 1-2 ③ L7	5	3	2	1	1	0	2
11 Jorge Polanco, S (1, 6) OBP: 0.364, SLG: 0.493 13 Ehire Adrianza, S (7, 6) OBP: 0.366, SLG: 0.418	C FC 92 1 SAFE C FC 95 X FF 96 0-2 23 1B 20 1B 1-3 1B	B FC 94 F FC 93 B SI 95 C FC 91 F CH 88 X SL 86 2-2 2-3 1B		C FF 90 B FF 91 C CU 76 F CU 77 X FF 92 1-2 23 1B 20 FC4-6 1B	C FC 87 B CH 78 B CH 79 X SI 88 2-1 ③ G1			X SI 95 0-0 ① F7		4 1	2 0	3 0	0 0	0 0	0 0	0 1
23 Nelson Cruz, R (1, 10) OBP: 0.388, SLG: 0.638	S FC 94 X SI 96 0-1 20 1B 22 E 1-2 3-H 1B	X SL 86 0-0 ② SF8 3-H		C CU 76 C FF 91 X CU 77 0-2 20 FC4-6 1-3 1B		C SI 87 B CH 78 B FC 87 X SI 88 2-1 20 FC6 1B		B SV 79 B SV 78 X SI 95 2-0 ② F9		4	1	3	2	0	0	1
20 Eddie Rosario, L (1, 7) OBP: 0.307, SLG: 0.507	B SL 84 B CH 88 S FC 92 F SI 94 X FC 92 2-2 22 E 2 FC4-6 1-2 2-H 1B	B SL 83 C FC 92 F SI 94 D CH 88 S FC 93 2-3 ③ K		C FF 91 X CU 76 0-1 ① FC4-6 2 BB 24 HR 1-2f 3-H		B FC 82 F FC 87 B SI 87 X SI 88 2-1 ① FC6 1-2f		C SI 95 X SV 79 0-1 16 1B 2-H 1B		5	2	2	3	0	1	3
22 Miguel Sanó, R (1, 5) OBP: 0.339, SLG: 0.563 16 Jonathan Schoop, R (8, PH) OBP: 0.310, SLG: 0.492 (8, 4)	C FC 95 B FC 92 B SL 86 B FC 94 S FC 92 X FC 91 3-2 FC6 2 FC4-6 1-3 2-H	F FC 94 B SI 93 B CH 87 X FC 92 2-1 ① G6-3	D CH 83 F FF 91 B FF 91 S CU 77 F FF 92 F FF 93 S CU 77 2-3 ② K		C FC 86 C FF 88 B FF 94 D CH 80 S CH 79 2-3 ② K		B SI 95 B SI 94 S SI 95 B SI 94 X SI 95 3-1 2 WP 1-3 1B		4 1	0 0	0 1	0 0	0 0	2 0	3 0
2 Luis Arraez, L (1, 4) (8, 5) OBP: 0.401, SLG: 0.429	B FC 92 X FF 92 1-0 ① FC4-6 24 G5-4-3 1-2f 3-H	C CU 78 X CH 87 0-1 24 2B 60 G5-3 1B	B FF 91 B FF 91 C FF 90 B FF 90 F FF 90 B FF 89 4-2 24 HR 1-2 BB		X FF 88 0-0 ③ L1			B SI 95 F SI 94 F SV 79 X SI 94 1-2 ③ L9 1-2		4	2	1	1	1	0	4
24 C.J. Cron, R (1, 3) OBP: 0.322, SLG: 0.493	C FC 92 B FC 91 X FC 92 1-1 ② ③ G5-4-3 1-2f	X FC 92 0-0 60 G5-3 26 PB 1-3 2B	C FF 89 B FF 90 F CU 76 X CU 77 1-2 1-H 2-H HR				B SI 88 C SI 87 B SI 88 B SI 87 S SI 88 F SI 88 X CH 79 3-2 ① F7		C SV 79 F SI 95 F SI 94 B SV 79 X SV 80 1-2 ① L8	5	2	2	3	0	0	1
15 Jason Castro, L (1, 2) OBP: 0.330, SLG: 0.458		C FC 91 F SI 95 B FF 95 B FC 92 B SI 92 B SI 93 4-2 60 FC4-6 BB	F FC 93 B FF 93 S FC 94 B SI 95 F SI 96 D SL 87 F SL 80 B FC 92 4-2 26 PB 60 G5-3 BB	C FF 92 C FF 91 B FF 92 F SL 81 S SL 82 1-3 ③ K			B FC 84 F SI 88 F CH 79 S CH 79 1-3 ② K		S SI 94 C SI 94 B SI 94 B SV 79 B SI 95 B SI 95 4-2 BB	2	0	0	0	3	2	0
60 Jake Cave, L (1, 9) (7, 8) OBP: 0.361, SLG: 0.476		B SI 91 S FC 92 1 SAFE B CH 88 X FC 92 2-1 ① FC4-6 26 2B 1-2f	F FF 91 X CU 75 0-1 ② G5-3 1-2 2-3 3-H		C FF 88 S FC 84 B FC 83 X FC 84 1-2 ① L6		F SI 88 B KC 79 B KC 78 F FC 87 B CH 80 S SI 88 3-3 ③ K		B SI 94 C SV 78 F SI 92 B SV 79 S SI 95 2-3 ② K	5	1	0	1	0	2	4

Inning Stats	1	2	3	4	5	6	7	8	9
	R: 4 E: 1 K: 0 S: 17 H: 3 LOB: 0 BB: 1 P: 28	R: 2 E: 0 K: 1 S: 15 H: 2 LOB: 1 BB: 1 P: 27	R: 2 E: 0 K: 0 S: 12 H: 2 LOB: 1 BB: 1 P: 20	R: 4 E: 0 K: 2 S: 23 H: 3 LOB: 0 BB: 1 P: 32	R: 0 E: 0 K: 0 S: 7 H: 0 LOB: 0 BB: 0 P: 10	R: 0 E: 0 K: 1 S: 8 H: 1 LOB: 1 BB: 0 P: 14	R: 0 E: 0 K: 2 S: 10 H: 0 LOB: 0 BB: 0 P: 17	R: 1 E: 0 K: 0 S: 10 H: 3 LOB: 2 BB: 0 P: 16	R: 0 E: 0 K: 1 S: 12 H: 0 LOB: 1 BB: 1 P: 20

1B: 10 SF: 1
2B: 3 SAC: 0
3B: 0 DP: 1
HR: 1 HBP: 0

WP: 1 PA: 46
PB: 1
SB: 0
CS: 0

PITCHER		IP	WLS	BF	H	R	ER	SO	BB	IBB	HBP	BLK	WP	HR	S	P	ERA	WHIP
19 Edwin Jackson, R ERA: 9.35	(1, 1)	2.1	L	17	7	8	6	1	3	0	0	0	0	0	41	70	23.14	4.286
64 Matt Hall, L ERA: 6.89	(3, 1)	1.2		9	3	4	4	2	1	0	0	0	0	1	26	37	21.60	2.400
63 Nick Ramirez, L ERA: 4.35	(5, 1)	3.0		10	1	0	0	3	0	0	0	0	0	0	25	41	0.00	0.333
62 David McKay, R ERA: 5.89	(8, 1)	2.0		10	3	1	1	1	1	0	0	0	1	0	22	36	4.50	2.000

PITCHER	IP	WLS	BF	H	R	ER	SO	BB	IBB	HBP	BLK	WP	HR	S	P	ERA	WHIP

TOP

Minnesota Twins @ Detroit Tigers

Comerica Park, Detroit, MI

Fri Aug 30 2019, 7:13 PM - 10:41 PM EDT

Att. 17,273 - Partly Cloudy - 73 F

livebaseballscorecards.com

AB	40
R	13
H	14
RBI	11
BB	5
SO	7
LOB	19

Batter	1	2	3	4	5	6	7	8	9	AB	R	H	RBI	BB	SO	LOB
22 Victor Reyes, S (1, 7) OBP: 0.316, SLG: 0.388	B FF 92 B SI 93 C FF 91 C SL 82 F SL 83 F SI 93 F SI 94 X FF 94 2-2 49 1B 60 2B 2B	B FF 93 F SI 90 F SL 83 D SL 83 X SI 93 2-2 30 G6-3 2-3 1B		C CH 86 B CH 86 F SI 93 F SL 83 X CU 78 1-2 ③ F7			C FF 97 F FF 97 B FF 97 S SL 86 1-3 ② K2-3		B SL 82 S SL 80 F SL 76 B CH 82 F CH 80 B SL 82 S SL 81 3-3 ③ K 2-3	5	1	2	0	0	2	1
49 Willi Castro, S (1, 6) OBP: 0.292, SLG: 0.364	C FF 92 S CH 85 X CH 85 0-2 60 2B 2-3 1B	F SI 93 S CH 84 B FF 92 B FF 92 S CH 84 2-3 ① K			B CU 77 F CH 85 B FF 93 X CH 85 2-1 1B		S FF 97 S SI 97 B FF 96 S FF 98 1-3 ③ K			4	0	2	0	0	2	2
30 Harold Castro, L (1, 8) OBP: 0.296, SLG: 0.380	F FF 94 B FF 93 S CH 85 F CU 81 S CH 84 1-3 ① K	1 SAFE S CH 83 X FF 91 0-1 ② G6-3 1-2f ③			C FF 92 X FF 93 0-1 ① P2			C FF 95 B CH 87 X FC 90 1-1 ① G3		4	0	0	0	0	1	5
60 Ronny Rodríguez, R (1, 10) OBP: 0.253, SLG: 0.459	D SI 93 F SI 93 1 SAFE D SL 83 S SI 92 B SI 92 1 SAFE X SI 94 3-2 ② 18 WP 18 1B 1-2 3-H 2B		C SI 92 S SL 82 B SL 82 S SL 83 1-3 ① K		C CU 79 F SI 92 F SL 81 B CH 85 D SL 81 T SI 91 2-2 ② K			B SI 95 C SI 94 X FC 91 1-1 HR		4	2	2	2	0	2	1
18 Dawel Lugo, R (1, 5) OBP: 0.258, SLG: 0.349	F SI 93 B SI 94 B SL 85 X SI 94 2-1 7 1B 2-H 1B		C SL 83 S SL 83 F SL 83 B SI 94 B SL 83 F SL 83 F SI 93 X SI 94 2-2 ② G6-3		D SL 84 F CH 84 X SI 92 1-1 ③ G5-3			B SI 94 F SI 94 X SI 95 1-1 ② G5-3		4	0	1	1	0	0	1
7 Jordy Mercer, R (1, 4) OBP: 0.299, SLG: 0.409	B SI 92 C SI 92 D SL 83 C SI 93 B SL 84 F SI 94 X SL 83 3-2 50 FC6-4 1-2 1B		C FF 92 S SI 93 B SL 83 B SL 84 X SI 94 2-2 ③ G5-3			C FF 94 B FF 95 C FF 94 S KC 86 1-3 ① K2-3		C SI 95 C SI 94 B SL 86 C SL 84 1-3 ③ K		4	0	1	0	0	2	0
50 Travis Demeritte, R (1, 9) OBP: 0.318, SLG: 0.385	S FF 92 X CU 78 0-1 ③ FC6-4 1-2f			C FF 92 B CH 82 S FF 92 B FF 92 S CH 84 2-3 ① K		C FF 96 S FF 95 S FF 97 0-3 ② K			C SL 78 S SL 78 B SL 78 X SL 76 1-2 22 WP 34 G6-3 1B	4	0	1	0	0	2	2
55 John Hicks, R (1, 3) OBP: 0.244, SLG: 0.379		B SL 82 X SL 82 1-0 34 2B 2B		S SL 83 F FF 93 F SL 83 F CU 78 F FF 93 X FF 93 0-2 HR		S FF 96 S KC 85 S FF 96 0-3 ③ K			B SL 79 F SL 78 X SL 77 1-1 ① P6	4	2	2	1	0	1	1
34 Jake Rogers, R (1, 2) OBP: 0.230, SLG: 0.289		B SI 93 X CH 83 1-0 22 1B 2-H 2B		C SL 84 B SI 92 F SI 93 B SL 82 F SL 83 B SI 93 F SI 93 X SI 93 3-2 ② G5-3			B FF 96 S FF 95 B FF 95 B CH 86 C FF 96 S FF 96 3-3 ① K		B SL 79 S SL 78 X SL 75 1-1 ② G6-3 1-2	4	0	1	1	0	1	1
Inning Stats	R: 2 E: 0 K: 1 S: 24 H: 5 LOB: 2 BB: 0 P: 35	R: 1 E: 0 K: 1 S: 10 H: 3 LOB: 1 BB: 0 P: 16	R: 0 E: 0 K: 1 S: 12 H: 0 LOB: 0 BB: 0 P: 17	R: 1 E: 0 K: 1 S: 18 H: 1 LOB: 0 BB: 0 P: 24	R: 0 E: 0 K: 1 S: 10 H: 1 LOB: 1 BB: 0 P: 15	R: 0 E: 0 K: 3 S: 9 H: 0 LOB: 0 BB: 0 P: 10	R: 0 E: 0 K: 3 S: 9 H: 0 LOB: 0 BB: 0 P: 14	R: 1 E: 0 K: 1 S: 9 H: 1 LOB: 0 BB: 0 P: 13	R: 0 E: 0 K: 1 S: 11 H: 1 LOB: 1 BB: 0 P: 17	1B: 6 2B: 4 3B: 0 HR: 2 SF: 0 SAC: 0 DP: 1 HBP: 0	WP: 2 PB: 0 SB: 0 CS: 0 PA: 37					

PITCHER		IP	WLS	BF	H	R	ER	SO	BB	IBB	HBP	BLK	WP	HR	S	P	ERA	WHIP
44 Kyle Gibson, R ERA: 4.58	(1, 1)	5.0	W	23	10	4	4	5	0	0	0	0	1	1	74	107	7.20	2.000
21 Tyler Duffey, R ERA: 2.74	(6, 1)	1.0		3	0	0	0	3	0	0	0	0	0	0	9	10	0.00	0.000
65 Trevor May, R ERA: 3.2	(7, 1)	1.0		3	0	0	0	3	0	0	0	0	0	0	9	14	0.00	0.000
49 Sam Dyson, R ERA: 3.28	(8, 1)	1.0		4	1	1	1	1	0	0	0	0	0	1	9	13	9.00	1.000
54 Sergio Romo, R ERA: 3.58	(9, 1)	1.0		4	1	0	0	1	0	0	0	0	1	0	11	17	0.00	1.000

PITCHER	IP	WLS	BF	H	R	ER	SO	BB	IBB	HBP	BLK	WP	HR	S	P	ERA	WHIP

BOTTOM

Minnesota Twins @ Detroit Tigers

Comerica Park, Detroit, MI

Fri Aug 30 2019, 7:13 PM - 10:41 PM EDT

Att. 17,273 - Partly Cloudy - 73 F

livebaseballscorecards.com

AB	37
R	5
H	12
RBI	5
BB	0
SO	13
LOB	14

Minnesota Twins @ Detroit Tigers

Comerica Park, Detroit, MI

Sat Aug 31 2019, 6:11 PM - 9:30 PM EDT

Att. 16,713 - Cloudy - 70 F

TOP

livebaseballscorecards.com

Batter	1	2	3	4	5	6	7	8	9	AB	R	H	RBI	BB	SO	LOB
18 Mitch Garver, R (1, 2) OBP: 0.353, SLG: 0.619	B FF 94 B FF 93 X FF 93 2-0 HR		B FF 92 C CH 78 B CH 79 B SL 80 C SL 80 F FF 94 X CH 79 3-2 ① P4		F FF 93 B CH 80 B SL 81 B CH 79 B SL 81 4-1 11 HR BB		B SI 98 B SI 95 B FF 96 B FF 95 4-0 BB		X FF 93 0-0 HR	3	3	2	2	2	0	0
11 Jorge Polanco, S (1, 6) OBP: 0.366, SLG: 0.498	F FF 94 B FF 95 X CH 82 1-1 1B		B FF 92 F FF 93 B SL 84 F FF 93 C SL 82 2-3 ② K		C CU 73 X FF 92 0-1 1-H HR		B SI 96 C SL 85 C SI 96 S SL 86 1-3 ③ K		B FF 95 B FF 95 B FF 93 B FF 94 4-0 20 FC3-6 BB	4	1	2	2	1	2	1
23 Nelson Cruz, R (1, 10) OBP: 0.388, SLG: 0.643	C FF 94 B FF 94 C FF 94 S SL 81 1-3 ① K		B FF 92 X FF 92 1-0 1B		C FF 92 B CH 80 B SL 82 S FF 92 B SL 83 F FF 94 T FF 93 3-2 ③ K			C SL 82 F FF 96 X SL 83 0-2 HR	C FF 96 F SL 86 X FF 95 0-2 ① P6	5	1	2	1	0	2	2
20 Eddie Rosario, L (1, 7) OBP: 0.306, SLG: 0.505	C FF 95 F SI 91 F SL 80 X FF 93 0-2 ② F7		F SL 81 C FF 94 S SL 81 0-3 ③ K			X SL 78 0-0 ① F7		B FF 96 X CH 89 1-0 60 WP 2B	F FF 96 X CH 91 0-1 ② 1-2f FC3-6 22 DI	5	0	1	0	0	1	3
22 Miguel Sanó, R (1, 5) OBP: 0.334, SLG: 0.554	X FF 94 0-0 ③ P4			B FF 91 SL 80 C SL 77 C CU 74 T FF 93 2-2 ① K		B CU 73 C FF 92 B FF 91 F CH 79 B SL 80 F FF 93 F SL 82 S CH 79 3-3 ② K		C SL 83 B FF 94 D CH 89 T SL 83 B CH 88 S SL 83 3-3 ① K	C SL 83 B SL 87 S FF 95 D SL 87 S FF 95 2-3 ③ 1-2 K	5	0	0	0	0	4	3
24 C.J. Cron, R (1, 3) OBP: 0.321, SLG: 0.498		F FF 92 F FF 91 B FF 92 S SL 79 1-3 ① K		T FF 92 F CH 79 S FF 94 0-3 ② K		S FF 92 C FF 91 B FF 93 B SL 83 F FF 93 F FF 93 B CH 80 X FF 93 3-2 HR		S SL 83 B SL 84 B FF 95 F CH 89 D CH 88 C SL 83 3-3 ② K		4	1	1	1	0	3	1
13 Ehire Adrianza, S (1, 9) OBP: 0.361, SLG: 0.412 60 Jake Cave, L (6, 9) OBP: 0.359, SLG: 0.472		C CU 74 B FF 93 B FF 93 F CH 80 B SL 80 F FF 93 X FF 93 3-2 ② G5-3		F FF 91 F SL 83 B SL 81 F FF 92 B SL 81 C SL 83 2-3 ③ K		C SL 80 X FF 91 0-1 ③ G6-3		F FF 96 S FF 96 B FF 96 S CH 89 1-3 26 BB 2-3 K		3 1	0 0	0 0	0 0	0 1	1 1	0 1
26 Max Kepler, L (1, 8) OBP: 0.339, SLG: 0.542		S FF 92 B SL 80 F SL 79 F SL 81 F FF 90 F SI 91 B SL 81 X FF 93 2-2 HR			F CU 74 C CU 74 B SL 79 X FF 93 1-2 ① G5-3		C SI 97 F SL 84 B FF 97 F SL 84 X SL 86 1-2 16 G6-4-3 1B	B FF 95 B CH 88 B CH 89 B FF 96 4-0 1-2 BB		3	1	2	1	1	0	0
16 Jonathan Schoop, R (1, 4) OBP: 0.307, SLG: 0.488 2 Luis Arraez, L (8, PH) OBP: 0.399, SLG: 0.427 (8, 4)		C FF 93 S FF 93 F FF 92 B SL 80 S SL 83 1-3 ③ K			C FF 91 F FF 92 S CH 80 0-3 ② K		B SI 96 X SI 95 1-0 ①② G6-4-3 1-2f	B FF 96 B CH 89 C FF 96 B CH 90 F FF 96 F FF 97 F FF 97 C SL 85 3-3 ③ K		3 1	0 0	0 0	0 0	0 0	2 1	1 3
Inning Stats	R: 1 E: 0 K: 1 S: 11 H: 2 LOB: 1 BB: 0 P: 15	R: 1 E: 0 K: 2 S: 17 H: 1 LOB: 0 BB: 0 P: 24	R: 0 E: 0 K: 2 S: 11 H: 1 LOB: 1 BB: 0 P: 17	R: 0 E: 0 K: 3 S: 10 H: 0 LOB: 0 BB: 0 P: 14	R: 2 E: 0 K: 2 S: 13 H: 1 LOB: 0 BB: 1 P: 21	R: 1 E: 0 K: 1 S: 13 H: 1 LOB: 0 BB: 0 P: 19	R: 0 E: 0 K: 1 S: 8 H: 1 LOB: 1 BB: 1 P: 15	R: 1 E: 0 K: 4 S: 18 H: 2 LOB: 3 BB: 1 P: 33	R: 1 E: 0 K: 1 S: 9 H: 1 LOB: 1 BB: 1 P: 15	1B: 3 2B: 1 3B: 0 HR: 6	SF: 0 SAC: 0 DP: 1 HBP: 0	WP: 1 PB: 0 SB: 0 CS: 0	PA: 41			

	AB	37
	R	7
	H	10
	RBI	7
	BB	4
	SO	17
	LOB	15

PITCHER		IP	WLS	BF	H	R	ER	SO	BB	IBB	HBP	BLK	WP	HR	S	P	ERA	WHIP
48 Matthew Boyd, L ERA: 4.58	(1, 1)	6.0	W	25	6	5	5	11	1	0	0	0	0	4	75	110	7.50	1.167
65 Gregory Soto, L ERA: 6.02	(7, 1)	1.0		4	1	0	0	1	1	0	0	0	0	0	8	15	0.00	2.000
45 Buck Farmer, R ERA: 4.18	(8, 1)	0.2		6	2	1	1	3	1	0	0	0	1	1	13	25	13.50	4.500
67 José Cisnero, R ERA: 3.86	(8, 1)	0.1	H	1	0	0	0	1	0	0	0	0	0	0	5	8	0.00	0.000
77 Joe Jiménez, R ERA: 4.97	(9, 1)	1.0		5	1	1	1	1	1	0	0	0	0	1	9	15	9.00	2.000

PITCHER		IP	WLS	BF	H	R	ER	SO	BB	IBB	HBP	BLK	WP	HR	S	P	ERA	WHIP

Batter	1	2	3	4	5	6	7	8	9	AB	R	H	RBI	BB	SO	LOB
22 Victor Reyes, S (1, 8) OBP: 0.324, SLG: 0.394	B SI 94 B SI 93 B SI 94 C FF 94 F SI 94 X SI 95 3-2 24 PB 24 S 60 SF7 1B		C FF 96 0-1 X FF 95 E9 49 1B 1B C CH 85 1-1 D CH 85 X FF 95 E9 1-3 2-H 1B			C FF 90 S FF 91 F FF 91 F SL 83 X FF 92 0-2 ① G3	S FF 95 B FF 95 X FF 96 1-1 ③ F8			5	2	3	1	0	0	1
49 Willi Castro, S (1, 6) OBP: 0.310, SLG: 0.346	S FF 95 F FC 87 B FC 88 F SI 95 X CH 86 1-2 ① P3		B FC 90 1-0 X FC 91 24 2B 3-H 1B F8			B SL 82 S SL 83 F SL 83 F SL 82 F FF 91 H SL 82 2-2 24 FC4-6 HBP		C SL 83 B FF 93 F CH 86 S SL 84 1-3 ① K		4	1	1	1	0	1	3
24 Miguel Cabrera, R (1, 10) OBP: 0.343, SLG: 0.390 30 Harold Castro, L (8, PR) OBP: 0.296, SLG: 0.380 (9, 10)	B FC 89 B FC 89 F FC 88 F CH 87 B FF 95 B FC 89 4-2 1-3 BB		1 SAFE B FC 89 C FF 95 B FC 89 X FF 95 2-1 60 HR 1-H 2B	C SL 80 X FF 91 0-1 ① L8		S SL 81 1 SAFE 1 SAFE X SL 82 0-1 ② FC4-6 60 HR 1-2f		X FF 93 0-0 18 1B 1B		4 0	2 0	2 0	1 0	1 0	0 0	1 0
60 Ronny Rodríguez, R (1, 3) OBP: 0.256, SLG: 0.487	C FC 90 S FC 90 F FF 95 F FC 91 X FC 90 0-2 ② SF7 3-H		S CH 86 X FF 95 0-1 2-H HR	C SL 82 B SL 82 B FF 91 F SL 81 S SL 82 2-3 ② K		C FF 91 X FF 91 0-1 1-H HR		S SI 90 S SL 83 D SL 83 S SI 91 1-3 ② K		4	2	2	5	0	2	1
18 Dawel Lugo, R (1, 5) OBP: 0.267, SLG: 0.367	B CH 86 F SI 94 D SI 95 S CH 86 F CH 87 C SI 95 2-3 ③ K		X CU 79 0-0 12 2B 1B	X SL 82 0-0 F8		X SL 81 0-0 3B		S SL 84 S SL 85 F SL 85 X SL 85 0-2 1-2 1B		5	1	3	0	0	1	1
12 Brandon Dixon, R (1, 7) OBP: 0.287, SLG: 0.442		T FF 93 F FC 90 B FF 95 B FF 95 X CH 88 2-2 ① F8	X FC 88 0-0 55 1B 1-H 2B		S SL 81 S SL 82 B SL 81 B FF 91 B FF 90 X SL 81 3-2 50 L8 2B	B FF 91 X SL 83 1-0 ③ L8		F SI 93 C SL 85 F SL 84 S SL 85 0-3 ③ K		5	1	2	1	0	1	3
50 Travis Demeritte, R (1, 9) OBP: 0.315, SLG: 0.374		C CU 80 S FC 90 B FC 89 S FC 91 1-3 ② K	B FC 88 F FC 89 D CH 86 D CU 80 S CH 85 B CH 86 4-2 55 1B 22 E BB		C SL 81 S SL 82 F SL 82 X FF 92 0-2 ① L8 2-3		S FF 94 B SL 84 F CH 86 B FF 95 S FF 96 2-3 ① K			3	1	0	0	1	2	1
55 John Hicks, R (1, 2) OBP: 0.244, SLG: 0.378		S FF 95 B FF 96 F FC 91 F FC 91 F CH 88 F SI 95 F CH 88 F FC 90 F CH 86 1-3 ③ S SI 86 K	B FF 94 B FC 91 S CH 84 S CH 86 X CH 87 2-2 22 E 22 1B 1-2 2-H 1B		C FF 91 F FF 91 S SL 83 0-3 ② K		C FF 96 B SL 86 F SL 83 B FF 97 F FF 95 S FF 95 2-3 ② K			4	0	1	1	0	3	1
29 Gordon Beckham, R (1, 4) OBP: 0.279, SLG: 0.373			B FF 83 1-2 ① F CH 88 X FC 87 G6-3 B FC 91 2-2 ② K		B SL 83 S SL 82 X FF 91 1-1 ③ F8		F FF 95 B FF 95 F SL 84 X SL 84 1-2 1B			4	0	1	0	0	1	3
Inning Stats	R: 1 H: 1 E: 0 LOB: 1 K: 1 BB: 1 S: 18 P: 28	R: 0 H: 0 E: 0 LOB: 0 K: 2 BB: 0 S: 15 P: 19	R: 7 H: 8 E: 2 LOB: 2 K: 1 BB: 1 S: 24 P: 37	R: 0 H: 0 E: 0 LOB: 0 K: 1 BB: 0 S: 6 P: 8	R: 0 H: 1 E: 0 LOB: 1 K: 1 BB: 0 S: 12 P: 16	R: 2 H: 2 E: 0 LOB: 1 K: 0 BB: 0 S: 15 P: 18	R: 0 H: 1 E: 0 LOB: 1 K: 2 BB: 0 S: 12 P: 18	R: 0 H: 2 E: 0 LOB: 2 K: 3 BB: 0 S: 15 P: 17		1B: 9 SF: 1 2B: 3 SAC: 0 3B: 1 DP: 0 HR: 2 HBP: 1					WP: 0 PA: 42 PB: 1 SB: 1 CS: 0	

BOTTOM

Minnesota Twins @ Detroit Tigers

Comerica Park, Detroit, MI

Sat Aug 31 2019, 6:11 PM - 9:30 PM EDT

Att. 16,713 - Cloudy - 70 F

livebaseballscorecards.com

AB	38
R	10
H	15
RBI	10
BB	2
SO	11
LOB	15

PITCHER		IP	WLS	BF	H	R	ER	SO	BB	IBB	HBP	BLK	WP	HR	S	P	ERA	WHIP
33 Martín Pérez, L ERA: 4.89	(1, 1)	2.2	L	19	9	8	7	4	2	0	0	0	0	1	55	82	23.62	4.125
61 Cody Stashak, R ERA: 4.02	(3, 1)	3.1		14	3	2	2	2	0	0	1	0	0	1	35	44	5.40	0.900
65 Trevor May, R ERA: 3.14	(7, 1)	1.0		4	1	0	0	2	0	0	0	0	0	0	12	18	0.00	1.000
68 Randy Dobnak, R ERA:	(8, 1)	1.0		5	2	0	0	3	0	0	0	0	0	0	15	17	0.00	2.000

PITCHER	IP	WLS	BF	H	R	ER	SO	BB	IBB	HBP	BLK	WP	HR	S	P	ERA	WHIP

Minnesota Twins @ Detroit Tigers

Comerica Park, Detroit, MI

Sun Sep 01 2019, 1:32 PM - 4:38 PM EDT

Att. 13,776 - Cloudy - 63 F

TOP

livebaseballscorecards.com

Batter	1	2	3	4	5	6	7	8	9	AB	R	H	RBI	BB	SO	LOB
26 Max Kepler, L (1, 8) OBP: 0.338, SLG: 0.539	C FF 92 B SI 94 F FF 92 S CU 83 1-3 K	B SI 94 X SI 94 1-0 L7		S CU 78 F SI 93 F CU 79 B CU 78 B FF 93 F SI 94 B SI 94 B FF 94 4-2 BB		B CH 92 X SI 94 1-0 F8		C ST 78 X FF 91 0-1 FC3-6 11 1B 23 1B 1-2f		3	0	0	0	1	1	2
30 LaMonte Wade Jr., L (6, 9)										1	1	0	0	0	0	1
11 Jorge Polanco, S (1, 6) OBP: 0.366, SLG: 0.497	F FF 93 X FF 93 0-1 F8	X SL 85 0-0 23 1B 1-2 2-H 1B		C FF 92 S SI 92 D CU 78 X FF 92 1-2 F8		C FF 94 B FF 95 B SI 95 F SI 94 B CH 88 C FF 96 3-3 K		F FF 92 B ST 78 C FF 92 X SI 91 1-2 23 1B 20 1B 1-2 1B		5	1	2	1	0	1	1
23 Nelson Cruz, R (1, 10) OBP: 0.390, SLG: 0.643	B FF 93 S SL 86 B SI 86 B SL 87 F SI 95 F CU 84 F SL 88 S SI 94 3-3 K	C SL 85 B SI 94 B FF 94 X SL 86 2-1 1-3 2-H 1B		C SL 85 D SL 85 S SL 86 X SL 85 1-2 F8		X SL 86 0-0 1B		B ST 77 F FF 91 C FF 92 D ST 80 X FF 91 2-2 20 1B 1-3 2-H 1B		5	0	3	2	0	1	1
20 Eddie Rosario, L (1, 7) OBP: 0.305, SLG: 0.502		G1-3 B FF 94 C FF 92 F FF 93 S CU 82 1-3 K		1 SAFE B FF 92 X FF 90 1-0 P5		T CH 89 X CH 89 0-1 L9		F FF 90 X FF 92 0-1 1-2 3-H 1B		5	0	1	1	0	1	4
22 Miguel Sanó, R (1, 5) OBP: 0.335, SLG: 0.548		B FF 91 B SI 93 S FF 93 C SL 88 B SI 95 F SL 88 B SI 95 4-2 2 2B 60 1B BB	B SI 91 B FF 92 C FF 93 B FF 92 C FF 93 B SL 87 4-2 2 FC6 BB		B FF 93 S FF 92 B CH 87 S FF 93 F FF 94 F FF 94 S SI 96 2-3 K		B FF 90 X FF 90 1-0 G6-3	C SI 94 C SI 94 C SI 94 0-3 K		3	1	0	0	2	2	2
2 Luis Arraez, L (1, 4) OBP: 0.399, SLG: 0.430		C SL 87 X SL 84 0-1 60 1B 1-3 2B	C SI 93 X FF 92 0-1 FC6 60 1B 1-2f		B FF 95 B SI 96 C SI 96 B SI 95 C FF 95 X FF 95 3-2 60 G4-3 64 1B 1B		C SI 92 B ST 80 F SI 92 F CH 88 B CH 88 F SI 92 X FF 93 2-2 L9		C SI 93 C SV 78 B SI 94 B SV 78 X SI 94 2-2 F7	5	2	2	0	0	0	1
60 Jake Cave, L (1, 9) OBP: 0.360, SLG: 0.470 (6, 8) 25 Byron Buxton, R (9, 8) OBP: 0.314, SLG: 0.513		S FF 93 D CU 81 B FF 94 B FF 95 F FF 95 X CU 82 3-2 64 HBP 15 1B 2-H 3-H 1B	B SI 92 F SL 86 X FF 93 1-1 1-2 1B		B SL 87 X SI 94 1-0 G4-3 1-2		C CH 86 B SI 94 C FF 93 B FF 94 S ST 80 2-3 K		F SI 94 C SI 94 B SV 78 S SI 94 1-3 K	5 0	1 0	2 0	2 0	0 0	2 0	1 0
64 Willians Astudillo, R (1, 3) OBP: 0.295, SLG: 0.385 24 C.J. Cron, R (8, 3) OBP: 0.321, SLG: 0.496		B SL 86 H SI 93 2-0 15 1B 11 1B 1-2 HBP	X SI 92 0-0 F7		C SI 96 B SL 88 B SL 89 F SI 96 X SI 97 2-2 2-H 1B			F FF 91 H ST 78 1-1 30 FC3-6 HBP	C SI 94 C SV 78 B SV 81 X SI 95 1-2 L9	2 1	1 0	1 0	1 0	0 0	0 0	2 0
15 Jason Castro, L (1, 2) OBP: 0.329, SLG: 0.454		C FF 93 B SI 94 S FF 94 B FF 93 B CH 86 X FF 94 3-2 11 1B 23 1B 1-2 2-H 1B	S SL 85 B SI 94 X SL 85 1-1 F7		B SI 92 B SI 94 C FF 94 B SL 84 S FF 95 S FF 95 3-3 K			B FF 90 C FF 91 F CH 86 B FF 92 S ST 78 2-3 K		4	1	1	1	0	2	4

Inning Stats	1	2	3	4	5	6	7	8	9
	R: 0 E: 0 K: 2 S: 10 H: 0 LOB: 0 BB: 0 P: 14	R: 5 E: 0 K: 1 S: 19 H: 5 LOB: 2 BB: 1 P: 35	R: 0 E: 0 K: 0 S: 9 H: 1 LOB: 2 BB: 1 P: 15	R: 0 E: 0 K: 0 S: 11 H: 0 LOB: 1 BB: 1 P: 18	R: 1 E: 0 K: 2 S: 15 H: 2 LOB: 1 BB: 0 P: 26	R: 0 E: 0 K: 1 S: 7 H: 1 LOB: 1 BB: 0 P: 11	R: 0 E: 0 K: 1 S: 9 H: 0 LOB: 0 BB: 0 P: 14	R: 2 E: 0 K: 2 S: 17 H: 3 LOB: 2 BB: 0 P: 23	R: 0 E: 0 K: 1 S: 9 H: 0 LOB: 0 BB: 0 P: 13

1B: 11	SF: 0	WP: 0
2B: 1	SAC: 0	PA: 44
3B: 0	DP: 0	PB: 0
HR: 0	HBP: 2	SB: 0
		CS: 0

AB	39
R	8
H	12
RBI	8
BB	3
SO	10
LOB	19

PITCHER		IP	WLS	BF	H	R	ER	SO	BB	IBB	HBP	BLK	WP	HR	S	P	ERA	WHIP
56 Spencer Turnbull, R ERA: 4.45	(1, 1)	4.2	L	26	8	6	6	4	3	0	1	0	0	0	61	102	11.57	2.357
67 José Cisnero, R ERA: 3.67	(5, 1)	1.1		5	1	0	0	2	0	0	0	0	0	0	10	17	0.00	0.750
71 John Schreiber, R ERA: 13.5	(7, 1)	1.2		9	3	2	2	2	0	0	1	0	0	0	23	34	10.80	1.800
62 David McKay, R ERA: 5.49	(8, 1)	1.1		4	0	0	0	2	0	0	0	0	0	0	12	16	0.00	0.000

PITCHER	IP	WLS	BF	H	R	ER	SO	BB	IBB	HBP	BLK	WP	HR	S	P	ERA	WHIP

Minnesota Twins @ Detroit Tigers

Comerica Park, Detroit, MI

Sun Sep 01 2019, 1:32 PM - 4:38 PM EDT

Att. 13,776 - Cloudy - 63 F

BOTTOM

Batter	1	2	3	4	5	6	7	8	9	AB	R	H	RBI	BB	SO	LOB
22 Victor Reyes, S (1, 9) OBP: 0.328, SLG: 0.397	B SL 87 B FF 90 C FF 89 X FF 90 2-1 49 S 1B		B FF 90 C SL 82 F SL 84 F FF 92 F SL 84 F SL 84 B FF 92 F CH 88 F FF 94 2-2 X SL 85 G5-3 ①		X FF 92 0-0 3-H 1B		B SI 94 C FC 91 C FC 91 X SI 93 1-2 L8 ②			4	0	2	1	0	0	1
49 Willi Castro, S (1, 6) OBP: 0.273, SLG: 0.300	1 SAFE C FF 89 B CH 84 1 SAFE 1 SAFE B FF 90 B FF 91 F CH 84 S FF 92 3-3 1-2 K ①		C CH 87 B SL 85 B FF 92 X CH 86 2-1 F9 ②		1 SAFE S CH 85 F CH 85 T FF 93 0-2 K ③		B FC 90 C FC 89 X CH 87 1-1 F8 ③			4	0	0	0	0	2	3
24 Miguel Cabrera, R (1, 10) OBP: 0.342, SLG: 0.389	F FF 92 X FF 90 0-1 L9 ②		B FF 93 B SL 84 F FF 93 B FF 92 X FF 93 3-1 F8 ③			F FF 90 X SL 84 0-1 1B		B SL 79 F SL 78 B SL 76 F FF 88 F CH 81 T SL 79 2-2 K ①		4	0	1	0	0	1	1
60 Ronny Rodríguez, R (1, 4) OBP: 0.252, SLG: 0.478	X SL 84 0-0 G3 ③			B FF 91 C SL 83 X CH 87 1-1 F9 ①		F SL 82 C FF 93 S SL 85 0-3 K ①		F SL 78 X FF 86 0-1 F8 ②		4	0	0	0	0	1	2
30 Harold Castro, L (1, 8) OBP: 0.292, SLG: 0.374		C FF 90 C CH 86 S FF 91 0-3 K ①		X CH 86 0-0 F7 ②		C CH 86 F FF 91 S FF 92 0-3 K ②		C SL 78 B CH 80 X SL 78 1-1 F8 ③		4	0	0	0	0	2	1
18 Dawel Lugo, R (1, 5) OBP: 0.267, SLG: 0.370		C FF 91 X SL 83 0-1 12 2B 2B		B FF 92 C FF 92 X CH 87 1-1 F8 ③		F SL 84 T FF 92 C FF 92 0-3 K ③			C SI 100 C SI 99 B SI 99 C SI 98 1-3 K ①	4	1	1	0	0	2	1
12 Brandon Dixon, R (1, 7) OBP: 0.292, SLG: 0.447		B FF 91 F FF 91 F CH 86 X SL 84 1-2 2-H 2B	C SL 88 B FF 90 B CH 84 B FF 90 T FF 89 B FF 90 4-2 34 K2-3 7 WP 22 1B BB			B SI 93 F SI 94 X SI 94 1-1 G4-3 ①		C SI 98 B SI 99 C SL 88 B SI 99 X SL 90 2-2 7 1B 7 WP 1B	3	1	2	1	1	0	0
7 Jordy Mercer, R (1, 3) OBP: 0.303, SLG: 0.425		F FF 92 X SL 84 0-1 P3 ②	F FF 90 B FF 91 F CH 85 F SL 84 S SL 84 1-3 1-2 K ①				B SI 94 B SI 93 B SI 93 C SI 92 X SI 93 3-1 HR	C FF 99 C SI 98 B SL 88 X SI 99 1-2 34 G4-3 1-3 1B	4	1	2	1	0	1	2
34 Jake Rogers, R (1, 2) OBP: 0.231, SLG: 0.278		B FF 91 F SL 84 S FF 91 S FF 91 1-3 K ③	S FF 90 B CH 85 F FF 89 S SL 86 1-3 K2-3 ② 2-3			B SL 83 B SI 93 C SI 93 B SL 84 D CH 87 4-1 BB		X SI 100 0-0 1-2f G4-3 ②③	3	0	0	0	1	2	4
Inning Stats	R: 0 E: 0 K: 1 S: 8 H: 1 LOB: 1 BB: 0 P: 13	R: 1 E: 0 K: 2 S: 13 H: 2 LOB: 1 BB: 0 P: 15	R: 0 E: 0 K: 0 S: 12 H: 0 LOB: 0 BB: 0 P: 19	R: 0 E: 0 K: 0 S: 5 H: 0 LOB: 0 BB: 0 P: 7	R: 1 E: 0 K: 3 S: 13 H: 1 LOB: 1 BB: 1 P: 19	R: 0 E: 0 K: 3 S: 11 H: 1 LOB: 1 BB: 0 P: 11	R: 1 E: 0 K: 0 S: 10 H: 1 LOB: 1 BB: 1 P: 20	R: 0 E: 0 K: 1 S: 8 H: 0 LOB: 0 BB: 0 P: 11	R: 0 E: 0 K: 1 S: 10 H: 2 LOB: 1 BB: 0 P: 14	1B: 5 2B: 2 3B: 0 HR: 1	SF: 0 SAC: 0 DP: 1 HBP: 0			WP: 2 PB: 0 SB: 1 CS: 0	PA: 36		

livebaseballscorecards.com

PITCHER		IP	WLS	BF	H	R	ER	SO	BB	IBB	HBP	BLK	WP	HR	S	P	ERA	WHIP
35 Michael Pineda, R ERA: 4.11	(1, 1)	6.0	W	24	5	2	2	9	1	0	0	0	1	0	62	84	3.00	1.000
49 Sam Dyson, R ERA: 3.38	(7, 1)	1.0		5	1	1	1	0	1	0	0	0	0	1	10	20	9.00	2.000
54 Sergio Romo, R ERA: 3.51	(8, 1)	1.0		3	0	0	0	1	0	0	0	0	0	0	8	11	0.00	0.000
51 Brusdar Graterol, R ERA:	(9, 1)	1.0		4	2	0	0	1	0	0	0	0	1	0	10	14	0.00	2.000

PITCHER	IP	WLS	BF	H	R	ER	SO	BB	IBB	HBP	BLK	WP	HR	S	P	ERA	WHIP

AB	34
R	3
H	8
RBI	3
BB	2
SO	11
LOB	15

Batter	1	2	3	4	5	6	7	8	9	AB	R	H	RBI	BB	SO	LOB
26 Max Kepler, L (1, 8) (9, 9) OBP: 0.339, SLG: 0.537	C FF 92 B SI 91 F SI 91 B FF 91 F CU 81 F SI 91 B CU 80 F SI 90 C SL 86 3-3 ① K	C CU 80 B CU 79 B SI 91 B SI 90 X CU 80 3-1 1B	B SI 90 F CU 79 F FF 90 S CU 81 1-3 ① K	X SL 87 0-0 ② F8	D CU 77 F FF 91 B FC 85 X FF 92 2-1 1-3 2-H 3-H 1B		5	0	2	2	0	2	0
11 Jorge Polanco, S (1, 6) OBP: 0.368, SLG: 0.498	S SI 91 B SI 88 X SI 92 1-1 23 1B 1B	B SI 90 C CU 80 B CU 79 F SI 90 X SI 90 2-2 ③ G4-3			C SI 90 B CH 88 B SI 90 B SI 91 X SL 88 3-1 20 1B 1B		X SI 97 0-0 23 1B 1B	C CU 78 C CU 77 S CU 78 0-3 ③ K		5	0	3	0	0	1	3
23 Nelson Cruz, R (1, 10) OBP: 0.390, SLG: 0.639	X FF 91 0-0 18 FC6-4 1-2 1B	B SL 86 B SL 85 S SL 85 X SL 87 2-1 ① G1-3			F SL 86 B SI 90 1 SAFE B SL 86 X SL 86 2-1 ② F8		C SI 95 C CH 88 F SL 88 D SL 87 X SI 97 1-2 1-2 1B		C SI 94 B SL 89 S SL 88 X SL 90 1-2 ① P4	5	0	2	0	0	0	1
20 Eddie Rosario, L (1, 7) OBP: 0.304, SLG: 0.499	B SI 92 F SI 91 F SI 91 S CU 80 1-3 ② K	X CU 78 0-0 ② G4-3			C CU 80 F CU 80 D CU 79 X CU 80 1-2 1-3 1B		D SL 88 F SL 87 X SL 86 1-1 ③ F7		B SI 94 F SI 95 F SI 94 F CH 88 F CH 86 X CH 87 1-2 ② G3-1	5	0	1	0	0	1	4
18 Mitch Garver, R (1, 2) OBP: 0.354, SLG: 0.618 64 Willians Astudillo, R (4, 2) OBP: 0.293, SLG: 0.382 30 LaMonte Wade Jr., L (8, PH) (8, 9) 25 Byron Buxton, R (9, 8) OBP: 0.314, SLG: 0.513	C SL 85 C FF 92 D FF 92 X SL 86 2-1 ③ FC6-4 1-2f	B CU 78 C FF 90 X CU 80 1-1 1B			B SI 91 X SL 86 1-0 ③ L4			C SL 82 B CH 89 B FF 95 B SL 83 B FF 96 4-1 13 1B 2 1B 26 1B BB	C SI 95 B CH 87 X SI 95 1-1 ③ G3	2 1 1 0	0 0 1 0	1 0 0 0	0 0 1 0	0 0 0 0	0 0 0 0	2 2 0 0
2 Luis Arraez, L (1, 4) OBP: 0.404, SLG: 0.440		C FF 91 B SL 87 C SI 90 B SL 83 X SI 91 2-2 13 HR 2B	B CU 78 F CU 81 X FF 91 1-1 ③ F7		B CU 78 C FF 90 X FF 90 1-1 60 G4-6-3 1B			C CH 89 1 SAFE 1 SAFE F FF 95 B FF 96 1 SAFE B FF 96 F FF 96 D CH 90 3-2 X FF 97 1-2 13 1B 26 1B 1B		4	2	3	0	0	0	1
24 C.J. Cron, R (1, 3) OBP: 0.318, SLG: 0.491		X SL 87 0-0 ① G5-3		C SL 85 B FF 91 C FF 91 X CU 81 1-2 ① F9	C SL 86 B SL 85 B SL 85 1 SAFE X SI 90 2-1 ① L7	C SL 86 B SL 85 C SI 90 X SI 91 1-1 ② ③ G4-6-3 1-2f		S SL 84 B SL 83 F FF 96 S SL 84 1-3 ① K		4	0	0	0	0	1	4
60 Jake Cave, L (1, 9) OBP: 0.352, SLG: 0.458 15 Jason Castro, L (8, 2) OBP: 0.329, SLG: 0.454		X SI 92 0-0 ② L8		C CU 80 X CU 82 0-1 ② F7				C CH 89 B FF 96 F CH 90 B FF 96 S CH 90 2-3 ② K		4 0	0 0	0 0	0 0	0 0	1 0	4 0
13 Ehire Adrianza, S (1, 5) OBP: 0.364, SLG: 0.429		X FF 91 0-0 2-H HR		C CU 80 B SI 91 F SI 91 B CU 83 X FF 91 2-2 ③ L8			C SI 96 F SL 86 S SL 88 0-3 ① K	X CH 89 0-0 1-2 2-3 26 1B 1B		4	1	2	2	0	1	0
Inning Stats	R: 0 E: 0 K: 2 S: 14 H: 2 LOB: 2 BB: 0 P: 21	R: 2 E: 0 K: 0 S: 11 H: 3 LOB: 1 BB: 0 P: 18	R: 0 E: 0 K: 0 S: 7 H: 1 LOB: 1 BB: 0 P: 11	R: 0 E: 0 K: 0 S: 8 H: 0 LOB: 0 BB: 0 P: 11	R: 0 E: 0 K: 1 S: 11 H: 2 LOB: 2 BB: 0 P: 19	R: 0 E: 0 K: 0 S: 6 H: 1 LOB: 0 BB: 0 P: 10	R: 0 E: 0 K: 1 S: 11 H: 2 LOB: 2 BB: 0 P: 13	R: 2 E: 0 K: 3 S: 17 H: 3 LOB: 2 BB: 1 P: 29	R: 0 E: 0 K: 0 S: 10 H: 0 LOB: 0 BB: 0 P: 13	1B: 12 2B: 1 3B: 0 HR: 1	SF: 0 SAC: 0 DP: 1 HBP: 0	WP: 0 PB: 0 SB: 0 CS: 0	PA: 41				

Minnesota Twins @ Detroit Tigers

Comerica Park, Detroit, MI

Mon Sep 02 2019, 1:13 PM - 4:17 PM EDT

Att. 14,614 - Sunny - 76 F

TOP

livebaseballscorecards.com

AB	40
R	4
H	14
RBI	4
BB	1
SO	7
LOB	21

PITCHER		IP	WLS	BF	H	R	ER	SO	BB	IBB	HBP	BLK	WP	HR	S	P	ERA	WHIP
27 Jordan Zimmermann, R ERA: 6.03	(1, 1)	6.0		26	9	2	2	3	0	0	0	0	0	1	57	90	3.00	1.500
65 Gregory Soto, L ERA: 5.9	(7, 1)	1.0	H	5	2	0	0	1	0	0	0	0	0	0	11	13	0.00	2.000
45 Buck Farmer, R ERA: 4.45	(8, 1)	0.2	L	5	2	2	2	2	1	0	0	0	0	0	12	22	27.00	4.500
64 Matt Hall, L ERA: 6.75	(8, 1)	0.1	B	2	1	0	0	1	0	0	0	0	0	0	5	7	0.00	3.000
33 Bryan Garcia, R ERA:	(9, 1)	1.0		3	0	0	0	0	0	0	0	0	0	0	10	13	0.00	0.000

PITCHER	IP	WLS	BF	H	R	ER	SO	BB	IBB	HBP	BLK	WP	HR	S	P	ERA	WHIP

Minnesota Twins @ Detroit Tigers

Comerica Park, Detroit, MI

Mon Sep 02 2019, 1:13 PM - 4:17 PM EDT

Att. 14,614 - Sunny - 76 F

livebaseballscorecards.com

BOTTOM

Batter	1	2	3	4	5	6	7	8	9	AB	R	H	RBI	BB	SO	LOB
22 Victor Reyes, S (1, 7) OBP: 0.332, SLG: 0.407	B FF 92 S FF 92 F FF 92 S FF 93 1-3 K ①		B FF 93 X FF 93 1-0 1B		X FF 94 0-0 SF8 ② 2-3 3-H		B FF 94 X CH 87 1-0 49 1B 2B			3	0	2	1	0	1	0
49 Willi Castro, S (1, 6) OBP: 0.270, SLG: 0.294	S FF 92 B FF 92 S FF 93 B FF 93 S FF 93 2-3 K ②		S FF 93 1 SAFE 1 SAFE F FF 93 B FF 94 F FF 94 F FF 95 F FF 92 S FS 84 1-3 K ③		F FF 93 B FF 93 B FS 83 F FS 84 B FF 94 X FS 84 3-2 G3 ③		X FF 93 0-0 2-H 1B ③			4	0	1	0	0	2	2
24 Miguel Cabrera, R (1, 10) OBP: 0.344, SLG: 0.397	F FF 93 B FF 93 B FF 93 B FF 93 X FF 94 3-1 HR			B FC 85 X FC 86 1-0 G5-3 ①		B KC 85 C FF 94 F FF 95 X FF 95 1-2 30 E 1B		X SL 78 0-0 G5-3 ①		4	1	2	1	0	0	0
60 Ronny Rodríguez, R (1, 4) OBP: 0.248, SLG: 0.470	C FF 94 X FC 87 0-1 G6-3 ③			C FC 85 B FC 84 S FC 85 B FC 84 X FF 93 2-2 L9 ②		C FF 95 S SI 94 B KC 87 S KC 85 1-3 K ①		B SL 78 B SL 77 S SL 78 S SL 77 X SL 77 2-2 G5-3 ②		4	0	0	0	0	1	1
30 Harold Castro, L (1, 8) OBP: 0.291, SLG: 0.372		C FF 92 B FF 92 B FF 92 F FF 92 F FF 92 F FF 93 X FS 85 2-2 G3-1 ①		B FS 84 B FF 93 S FF 91 F FF 93 F FF 94 F FF 93 X FF 93 2-2 G3-1 ③		F FF 94 B FF 94 B CH 86 F KC 84 B FF 95 X FF 95 3-2 E9 1-3 1B		S SI 87 B CH 82 S CH 81 B SL 74 X SL 74 2-2 G4-3 ③		4	0	1	0	0	0	0
18 Dawel Lugo, R (1, 5) OBP: 0.266, SLG: 0.367		S FF 93 C FF 93 F FF 93 B FC 86 F FF 93 F FF 93 B FS 86 S FF 94 2-3 K ②			F FF 91 B FF 92 F FF 91 X FC 86 1-2 7 1B 50 1B 1B	B FF 94 C KC 85 F FF 96 S KC 86 1-3 K ②			C SI 95 F ST 84 B ST 84 F ST 85 F SI 96 X ST 84 1-2 L8 ①	4	1	1	0	0	2	2
7 Jordy Mercer, R (1, 3) OBP: 0.302, SLG: 0.422		C FF 94 C FC 85 B FC 85 F FF 94 F FC 84 S FF 94 1-3 K ③			B FF 92 F FC 86 F FF 93 X FF 93 1-2 34 SH5-4 50 1B 22 SF8 1-2 1B	S KC 86 S KC 85 B KC 86 D KC 86 F FF 96 C FF 95 2-3 K ③			X SI 96 0-0 F8 ②	4	1	1	0	0	2	2
50 Travis Demeritte, R (1, 9) OBP: 0.313, SLG: 0.369			B FF 92 F FC 86 F FC 87 T FF 92 1-2 K ①		B FF 93 C FC 86 S FF 93 F FC 85 B FF 93 X FF 92 2-2 22 SF8 34 SH5-4 1-2 2-H 1B		F FF 94 B FF 95 X SL 86 1-1 F8 ①		C ST 82 B ST 86 S ST 85 S ST 83 1-3 K ③	4	0	1	1	0	2	0
34 Jake Rogers, R (1, 2) OBP: 0.226, SLG: 0.272			B FF 92 B FF 93 C FF 93 F FF 92 S FF 93 2-3 K ②		X FF 93 0-0 SH5-4 ① 1-2 2-3		B SL 86 B FF 94 X FF 93 2-0 P6 ②			2	0	0	0	0	1	0

Inning Stats	1	2	3	4	5	6	7	8	9
	R: 1 E: 0 K: 2 S: 10	R: 0 E: 0 K: 2 S: 16	R: 0 E: 0 K: 3 S: 13	R: 0 E: 0 K: 0 S: 9	R: 2 E: 0 K: 0 S: 15	R: 0 E: 1 K: 3 S: 16	R: 0 E: 0 K: 0 S: 5	R: 0 E: 0 K: 0 S: 7	R: 0 E: 0 K: 1 S: 9
	H: 1 LOB: 0 BB: 0 P: 16	H: 0 LOB: 0 BB: 0 P: 21	H: 1 LOB: 1 BB: 0 P: 18	H: 0 LOB: 0 BB: 0 P: 14	H: 3 LOB: 1 BB: 0 P: 22	H: 2 LOB: 2 BB: 0 P: 24	H: 2 LOB: 2 BB: 0 P: 9	H: 0 LOB: 0 BB: 0 P: 11	H: 0 LOB: 0 BB: 0 P: 11

1B: 7	SF: 1	WP: 0
2B: 1	SAC: 1	PB: 0
3B: 0	DP: 0	SB: 0
HR: 1	HBP: 0	CS: 0

PA: 35

AB	33
R	3
H	9
RBI	3
BB	0
SO	11
LOB	7

PITCHER		IP	WLS	BF	H	R	ER	SO	BB	IBB	HBP	BLK	WP	HR	S	P	ERA	WHIP
12 Jake Odorizzi, R ERA: 3.61	(1, 1)	5.0		20	5	3	3	7	0	0	0	0	0	1	63	91	5.40	1.000
21 Tyler Duffey, R ERA: 2.68	(6, 1)	1.0		5	2	0	0	3	0	0	0	0	0	0	16	24	0.00	2.000
52 Zack Littell, R ERA: 3.46	(7, 1)	1.0	W	4	2	0	0	0	0	0	0	0	0	0	5	9	0.00	2.000
54 Sergio Romo, R ERA: 3.44	(8, 1)	1.0	H	3	0	0	0	0	0	0	0	0	0	0	7	11	0.00	0.000
55 Taylor Rogers, L ERA: 2.43	(9, 1)	1.0	S	3	0	0	0	1	0	0	0	0	0	0	9	11	0.00	0.000

PITCHER	IP	WLS	BF	H	R	ER	SO	BB	IBB	HBP	BLK	WP	HR	S	P	ERA	WHIP

Batter	1	2	3	4	5	6	7	8	9	AB	R	H	RBI	BB	SO	LOB
26 Max Kepler, L (1, 9) OBP: 0.337, SLG: 0.533	F FF 90 F CU 75 H CU 77 1-2 23 BB 22 1B HBP	C CH 80 B FF 91 B FF 92 F CH 81 F CH 80 X FF 92 2-2 ③ P5		B CU 74 F CH 80 F FF 91 F SL 85 1 SAFE F FF 91 C SI 89 1-3 ② K	B SL 78 C FF 88 X SL 79 1-1 ③ G4-3			B CH 87 S CH 86 X FF 95 1-1 ② F7		4	1	0	0	0	1	4
11 Jorge Polanco, S (1, 6) OBP: 0.367, SLG: 0.495	B FF 89 F FF 90 B FF 90 F FF 91 X FF 91 2-2 ① F8		C CH 78 X FF 90 0-1 2 2B 60 3B 1B	F CH 81 X CH 81 0-1 ③ G3		B SL 85 B FC 92 C FC 92 F FC 92 S SL 85 2-3 ① K		B CU 83 X CH 86 1-0 ③ F7		5	1	1	0	0	1	2
23 Nelson Cruz, R (1, 10) OBP: 0.390, SLG: 0.643	B SI 90 B SI 90 S SI 91 B CH 81 B CH 80 4-1 22 1B 1-2 BB		F CH 80 1 SAFE B SI 90 S SI 90 T FF 92 1-2 ① K		C CU 74 X SL 81 0-1 HR	B SI 94 X SI 94 1-0 ② G5-3			B FF 93 S KC 81 F FF 94 B KC 81 S KC 82 2-3 ① K	4	1	1	1	1	2	1
2 Luis Arraez, L (1, 4) OBP: 0.408, SLG: 0.445	B FF 92 D CU 75 S CH 80 F FF 91 F FF 92 B FF 91 F CH 81 F CH 80 C SI 90 3-3 ② K		B CU 76 B CH 80 X CH 81 2-0 60 3B 1-3 2B		B FF 90 C FF 90 C SL 83 F SI 89 B CH 81 X FF 91 2-2 22 HR 1B	B FC 92 B FF 94 B FC 92 C FF 93 B FC 91 4-1 BB			C FC 87 B FF 95 F KC 82 S FF 94 1-3 ② K	4	2	2	0	1	2	2
22 Miguel Sanó, R (1, 5) OBP: 0.336, SLG: 0.556	F FF 91 S FF 92 B FF 91 X CU 74 1-2 1-2 2-H 1B		B CU 73 B FF 90 C FF 91 C FF 92 S FF 92 2-3 ② K		B SI 89 S CH 81 X FF 90 1-1 1-H HR	D SL 85 B SL 84 S SL 85 S SL 85 B SL 85 F SL 85 F FF 93 S SL 86 3-3 ③ K			B FF 94 C KC 81 B FC 89 B KC 81 F KC 81 S FC 88 3-3 ③ K	5	1	2	3	0	3	3
60 Jake Cave, L (1, 8) (8, 7) OBP: 0.350, SLG: 0.465	C FF 90 D CH 82 S CH 81 X FF 92 1-2 ③ F9		B CH 80 B FF 90 X FF 92 2-0 2-H 3-H 3B		X SI 94 0-0 ① G6-3		B FF 99 C FF 96 S FF 96 S FF 97 1-3 ① K			4	0	1	2	0	1	2
24 C.J. Cron, R (1, 3) OBP: 0.317, SLG: 0.488		C SI 88 X CU 71 0-1 ① G5-3 B CU 74 F CU 73 X SI 89 1-1 ③ P6		F FF 95 B FF 94 H FF 94 2-1 30 FC3-6 15 BB HBP		C FF 99 F FF 98 C FF 98 0-3 ② K			3	0	0	0	0	1	1
15 Jason Castro, L (1, 2) OBP: 0.332, SLG: 0.452		C CU 75 S CU 75 S FF 92 0-3 ② K		B CU 75 B CH 79 F CH 80 X CH 80 2-1 1B	B SL 76 B FF 89 D SL 77 B FF 87 4-0 30 FC3-6 1-2 BB		C SL 84 B SL 87 B SL 85 S FF 98 S FF 98 2-3 ③ K			3	0	1	0	1	2	0
30 LaMonte Wade Jr., L (1, 7) 25 Byron Buxton, R (8, 8) OBP: 0.314, SLG: 0.513		B FF 91 B FF 90 B SI 89 C FF 88 F SI 90 B FF 91 4-2 BB		X SI 88 0-0 ① F9	B FF 87 C FF 86 F FF 86 X SL 79 1-2 ② FC3-6 1-2f 2-3			C CU 82 C FF 95 B CH 84 X CH 85 1-2 ① G4-3		3 0	0 0	0 0	0 0	1 0	0 0	3 0
Inning Stats	R: 1 E: 0 K: 1 S: 18 H: 1 LOB: 2 BB: 1 P: 30	R: 0 E: 0 K: 1 S: 11 H: 0 LOB: 1 BB: 1 P: 17	R: 2 E: 0 K: 2 S: 12 H: 3 LOB: 1 BB: 0 P: 20	R: 0 E: 0 K: 1 S: 10 H: 1 LOB: 1 BB: 0 P: 13	R: 3 E: 0 K: 0 S: 15 H: 3 LOB: 2 BB: 1 P: 26	R: 0 E: 0 K: 2 S: 10 H: 0 LOB: 1 BB: 1 P: 20	R: 0 E: 0 K: 3 S: 9 H: 0 LOB: 0 BB: 0 P: 12	R: 0 E: 0 K: 0 S: 6 H: 0 LOB: 0 BB: 0 P: 9	R: 0 E: 0 K: 3 S: 9 H: 0 LOB: 0 BB: 0 P: 15	1B: 4 2B: 1 3B: 1 HR: 2 SF: 0 SAC: 0 DP: 0 HBP: 2						WP: 0 PB: 0 SB: 0 CS: 0 PA: 41

TOP

Minnesota Twins @ Boston Red Sox

Fenway Park, Boston, MA

Tue Sep 03 2019, 7:11 PM - 10:38 PM EDT

Att. 35,129 - Clear - 70 F

livebaseballscorecards.com

AB	35
R	6
H	8
RBI	6
BB	4
SO	13
LOB	18

PITCHER		IP	WLS	BF	H	R	ER	SO	BB	IBB	HBP	BLK	WP	HR	S	P	ERA	WHIP
22 Rick Porcello, R ERA: 5.63	(1, 1)	4.0	L	23	8	6	6	5	2	0	1	0	0	2	59	91	13.50	2.500
72 Josh Taylor, L ERA: 3.05	(5, 1)	0.1		2	0	0	0	0	0	0	1	0	0	0	2	4	0.00	0.000
61 Brian Johnson, L ERA: 6.42	(5, 1)	0.2		3	0	0	0	0	1	0	0	0	0	0	5	11	0.00	1.500
64 Marcus Walden, R ERA: 3.36	(6, 1)	1.0		4	0	0	0	2	1	0	0	0	0	0	10	20	0.00	1.000
63 Darwinzon Hernández, L ERA: 2.96	(7, 1)	1.0		3	0	0	0	3	0	0	0	0	0	0	9	12	0.00	0.000

PITCHER		IP	WLS	BF	H	R	ER	SO	BB	IBB	HBP	BLK	WP	HR	S	P	ERA	WHIP
48 Andrew Cashner, R ERA: 4.51	(8, 1)	1.0		3	0	0	0	0	0	0	0	0	0	0	6	9	0.00	0.000
44 Brandon Workman, R ERA: 2.17	(9, 1)	1.0		3	0	0	0	3	0	0	0	0	0	0	9	15	0.00	0.000

Minnesota Twins @ Boston Red Sox

Fenway Park, Boston, MA

Tue Sep 03 2019, 7:11 PM - 10:38 PM EDT

Att. 35,129 - Clear - 70 F

BOTTOM

livebaseballscorecards.com

Batter	1	2	3	4	5	6	7	8	9	AB	R	H	RBI	BB	SO	LOB
50 Mookie Betts, R (1, 9) OBP: 0.385, SLG: 0.503	B SI 93 B FF 93 F FF 94 X CH 86 2-1 L3		B FF 92 B SL 82 X FF 91 2-0 G4-3		B FF 95 B FF 94 X FF 95 2-0 F9		C SL 83 B FF 95 B SL 82 B SL 82 B SI 94 4-1 2-3 BB		C SI 95 B ST 85 F ST 85 X ST 84 1-2 G1-3	4	0	0	0	1	0	4
11 Rafael Devers, L (1, 5) OBP: 0.369, SLG: 0.579	C SI 94 F SI 93 B SI 94 F SL 85 F SL 83 T SI 94 1-2 K		B SL 85 T SL 83 F FF 92 F CU 74 C FF 92 1-3 K		B SI 97 F FF 95 S FF 96 B FF 96 F FF 96 X SL 84 2-2 1-H 3-H HR		F SL 81 X FC 92 0-1 F7		C ST 82 S ST 84 T ST 85 0-2 K	5	1	1	3	0	3	4
2 Xander Bogaerts, R (1, 6) OBP: 0.387, SLG: 0.577	B FF 94 B SI 92 B SI 93 C FF 94 B SI 93 4-1 BB			B FF 90 B SL 83 B FF 90 C FF 90 F SL 84 X SL 85 3-2 P4	B FF 95 C FF 95 B CH 88 X FF 96 2-1 G3			B SI 94 B CH 88 C SI 94 F SI 93 X SL 84 2-2 F7		3	0	0	0	1	0	0
28 J.D. Martinez, R (1, 10) OBP: 0.391, SLG: 0.586	B SL 83 F FF 94 F SL 85 S SL 83 1-3 K			B SL 85 F FF 92 B FF 92 F SL 83 F FF 94 X FF 91 2-2 P3		F SL 83 B FF 95 B FF 95 B SL 85 C FF 95 S FF 95 3-3 K		X SI 94 0-0 G6-3		4	0	0	0	0	2	1
16 Andrew Benintendi, L (1, 7) OBP: 0.357, SLG: 0.465		X FF 88 0-0 7 F8 2B		C SL 83 S SL 84 S SL 85 0-3 K		C CH 88 F FF 95 B FF 96 B FF 95 S FF 94 2-3 K		B SI 95 X SI 94 1-0 HR		4	1	2	1	0	2	0
18 Mitch Moreland, L (1, 3) OBP: 0.328, SLG: 0.493 36 Chris Owings, R (8, PR) OBP: 0.190, SLG: 0.212 (9, 4)		B FF 90 S FF 90 C CH 85 S CU 72 1-3 K			B SL 80 F FF 90 B SL 82 B FF 89 B FF 89 4-1 12 WP 7 1B 12 G6-3 BB	X CH 88 0-0 L3		H CU 77 1-0 HBP		2	1	0	0	1	1	1
										0	0	0	0	0	0	0
7 Christian Vázquez, R (1, 2) OBP: 0.311, SLG: 0.469		S FF 92 F FF 92 B SL 83 F SL 82 X FF 92 1-2 F8 2-3			B FF 88 B SL 84 T FF 88 X SL 83 2-1 12 G6-3 12 WP 11 HR 1-2 1B		F KC 84 C FF 95 S KC 86 0-3 K2-3	C SI 95 1 SAFE B ST 84 F ST 86 F SI 96 F ST 83 B SI 96 S ST 84 2-3 K		4	1	1	0	0	2	2
12 Brock Holt, L (1, 4) OBP: 0.393, SLG: 0.448 (9, 3) 40 Marco Hernández, L (9, PR) OBP: 0.340, SLG: 0.427		B SL 84 X FF 90 1-0 G6-3			C SL 83 B CU 73 B FF 91 X SL 84 2-1 G6-3 1-3 2-H		F FF 95 S FF 95 F FF 96 S KC 85 0-3 K		B SI 95 X SI 95 1-0 47 SH3 1B	4	0	1	1	0	1	2
										0	0	0	0	0	0	0
19 Jackie Bradley Jr., L (1, 8) OBP: 0.319, SLG: 0.412 47 Gorkys Hernández, R (9, PH)			C CU 71 B FF 91 S CU 72 B CU 74 F FF 91 S FF 92 2-3 K		D CU 72 F FF 90 D CU 73 B FF 90 C SL 84 B FF 89 4-2 11 HR BB		B KC 83 S FF 95 B FF 96 X KC 82 2-1 50 WP 2B		X SI 95 0-0 SH3 1-2	2	1	1	0	1	1	0
										0	0	0	0	0	0	0
Inning Stats	R: 0 E: 0 K: 2 S: 11 H: 0 LOB: 1 BB: 1 P: 19	R: 0 E: 0 K: 1 S: 9 H: 1 LOB: 1 BB: 0 P: 12	R: 0 E: 0 K: 2 S: 9 H: 0 LOB: 0 BB: 0 P: 14	R: 0 E: 0 K: 1 S: 10 H: 0 LOB: 0 BB: 0 P: 15	R: 4 E: 0 K: 0 S: 14 H: 2 LOB: 0 BB: 2 P: 32	R: 0 E: 0 K: 2 S: 7 H: 0 LOB: 0 BB: 0 P: 12	R: 0 E: 0 K: 2 S: 12 H: 1 LOB: 2 BB: 1 P: 18	R: 1 E: 0 K: 1 S: 10 H: 1 LOB: 1 BB: 0 P: 16	R: 0 E: 0 K: 1 S: 9 H: 1 LOB: 2 BB: 0 P: 11	1B: 2 2B: 2 3B: 0 HR: 2 SF: 0 SAC: 1 DP: 0 HBP: 1						

		AB	32
		R	5
		H	6
		RBI	5
		BB	4
		SO	12
		LOB	14

PITCHER		IP	WLS	BF	H	R	ER	SO	BB	IBB	HBP	BLK	WP	HR	S	P	ERA	WHIP
68 Randy Dobnak, R ERA:	(1, 1)	1.0		4	0	0	0	2	1	0	0	0	0	0	11	19	0.00	1.000
43 Lewis Thorpe, L ERA: 5.09	(2, 1)	3.1	W	14	2	3	3	4	2	0	0	0	1	0	35	60	8.10	1.200
65 Trevor May, R ERA: 3.21	(5, 1)	1.2		6	1	1	1	2	0	0	0	0	0	1	14	25	5.40	0.600
21 Tyler Duffey, R ERA: 2.64	(7, 1)	0.2	H	3	1	0	0	2	0	0	0	0	0	0	9	11	0.00	1.500
49 Sam Dyson, R ERA: 3.32	(7, 1)	1.0	H	4	0	0	0	0	1	0	0	0	1	0	7	13	0.00	1.000

PITCHER		IP	WLS	BF	H	R	ER	SO	BB	IBB	HBP	BLK	WP	HR	S	P	ERA	WHIP
55 Taylor Rogers, L ERA: 2.52	(8, 1)	1.1	S	7	2	1	1	2	0	0	1	0	0	1	15	21	6.75	1.500

Batter	1	2	3	4	5	6	7	8	9	AB	R	H	RBI	BB	SO	LOB
26 Max Kepler, L (1, 8) OBP: 0.339, SLG: 0.531 (2, 9) 41 Ian Miller, L (7, 8) 18 Mitch Garver, R (9, PH) OBP: 0.356, SLG: 0.618	B SI 92 F SI 93 B SI 94 F SI 94 S CH 88 2-3 ① K	F SI 90 S SI 91 B FF 92 T FF 93 1-2 ① K	S FF 92 H SI 91 1-1 11 G1-4-3 HBP	B SI 93 F SI 92 S SI 93 B CU 84 F CH 87 B FF 94 F CH 87 B SI 94 4-2 BB	B SL 82 C SL 82 S SL 82 B FF 98 F FF 97 F SL 84 B SL 82 B SL 82 4-2 2 WP BB	2	0	0	0	1	2	1
										0	0	0	0	0	0	0
										0	0	0	0	1	0	0
11 Jorge Polanco, S (1, 6) OBP: 0.365, SLG: 0.492 2 Luis Arraez, L (8, 6) OBP: 0.410, SLG: 0.445	F FC 90 F FF 94 B CH 90 S FF 94 1-3 ② K	X FF 93 0-0 ② F9	C FF 92 X FF 93 0-1 ① ② G1-4-3 1-2f	F FF 92 B CH 87 S CH 87 B SI 93 B FF 93 S CH 88 3-3 ③ K	B FF 98 B FF 97 C FF 98 F FF 97 F FF 97 B FF 98 B FF 97 4-2 1-2 23 G1-4-3 BB	4	0	0	0	0	2	3
										0	0	0	0	1	0	0
23 Nelson Cruz, R (1, 10) OBP: 0.388, SLG: 0.638	C FC 89 S CH 89 B FF 94 C SI 94 1-3 ③ K	B FC 90 S CH 88 F FF 94 D CU 85 X FF 94 2-2 ③ G5-3	B CU 82 X FF 94 1-0 ③ F9	X FF 97 0-0 20 HR 1B	F KC 80 B FF 93 D KC 83 X FC 86 2-1 ② ③ G1-4-3 1-2f	5	1	1	0	0	1	3
20 Eddie Rosario, L (1, 7) OBP: 0.305, SLG: 0.505	B CH 85 X FF 91 1-0 ① P5	B CU 82 B CU 83 B SI 91 C FF 93 X SI 92 3-1 60 G4-6-3 22 1B 1B	F SI 92 F SI 93 B FF 93 X SI 92 1-2 ① F8	S SL 84 B FF 97 X FF 97 1-1 1-H HR	4	1	2	2	0	0	0
22 Miguel Sanó, R (1, 5) OBP: 0.341, SLG: 0.557	B CH 88 B FF 93 S CH 88 B CH 89 B CH 90 4-1 24 1B BB	C FC 88 B CH 88 S CH 88 X SI 93 1-2 60 G4-6-3 1-2 1B	B FC 91 S CH 88 X CH 89 1-1 1B	C SL 87 C SL 84 B SL 87 F SL 84 B SL 87 X FF 96 2-2 ① F9	3	0	2	0	1	0	0
60 Jake Cave, L (1, 9) OBP: 0.342, SLG: 0.453 (2, 8) (7, 9)	S SI 92 F SI 91 C FF 93 0-3 ② K	C CH 92 X SI 92 0-1 ① ② G4-6-3 1-2f 2-3	S SI 92 F SI 91 B FF 92 S CH 85 1-3 ② K	C SI 95 B SI 95 C SI 95 B SL 89 F SI 96 X SI 95 2-2 ② G4-3	4	0	0	0	0	2	4
24 C.J. Cron, R (1, 3) OBP: 0.321, SLG: 0.489	C FC 89 B FC 91 S CH 88 B SI 93 F SI 94 B FF 93 X CH 89 3-2 1-3 1B	S FF 94 B SI 94 B FF 94 F CH 89 F SI 95 B FF 94 B SI 95 4-2 16 BB BB	X FF 93 0-0 ③ P6	X FF 96 0-0 1B	3	0	2	0	1	0	1
16 Jonathan Schoop, R (1, 4) OBP: 0.307, SLG: 0.484	B FF 93 B FC 89 S FF 93 F FF 94 S FF 93 2-3 ③ K	D CH 88 B FF 93 B FC 89 C FF 93 S CH 88 D CH 89 4-2 1-2 BB	X FC 88 0-0 ① L7	S FF 95 D SL 89 F FF 95 D SL 86 F FF 96 F FF 96 S FF 97 2-3 ③ K	3	0	0	0	1	2	3
64 Willians Astudillo, R (1, 2) OBP: 0.291, SLG: 0.379	B CH 87 B FC 89 X FC 89 2-0 1B	F FF 94 B FF 95 T CH 89 X FF 95 1-2 ③ F9	C FC 87 B CH 86 B FF 93 X SI 92 2-1 ② F8	B FF 98 S FF 97 B FF 97 C FF 97 F FF 98 S FF 97 2-3 ① K	4	0	1	0	0	1	3
Inning Stats	R: 0 H: 0 E: 0 LOB: 0 K: 3 BB: 0 S: 9 P: 13	R: 0 H: 1 E: 0 LOB: 2 K: 2 BB: 1 S: 12 P: 22	R: 0 H: 1 E: 0 LOB: 1 K: 1 BB: 0 S: 8 P: 13	R: 0 H: 2 E: 0 LOB: 3 K: 0 BB: 2 S: 15 P: 28	R: 0 H: 0 E: 0 LOB: 0 K: 0 BB: 0 S: 4 P: 6	R: 0 H: 1 E: 0 LOB: 1 K: 1 BB: 0 S: 9 P: 12	R: 0 H: 0 E: 0 LOB: 1 K: 1 BB: 1 S: 10 P: 19	R: 2 H: 3 E: 0 LOB: 1 K: 1 BB: 0 S: 17 P: 24	R: 0 H: 0 E: 0 LOB: 1 K: 1 BB: 2 S: 13 P: 25	1B: 7 SF: 0 2B: 0 SAC: 0 3B: 0 DP: 3 HR: 1 HBP: 1				WP: 1 PA: 39 PB: 0 SB: 0 CS: 0		

TOP

Minnesota Twins @ Boston Red Sox

Fenway Park, Boston, MA

Wed Sep 04 2019, 7:59 PM - 11:19 PM EDT

Att. 35,218 - Overcast - 79 F

livebaseballscorecards.com

AB	32
R	2
H	8
RBI	2
BB	6
SO	10
LOB	18

PITCHER		IP	WLS	BF	H	R	ER	SO	BB	IBB	HBP	BLK	WP	HR	S	P	ERA	WHIP
57 Eduardo Rodriguez, L ERA: 3.81	(1, 1)	7.0	W	29	5	0	0	8	4	0	1	0	0	0	67	113	0.00	1.286
70 Ryan Brasier, R ERA: 5.4	(8, 1)	0.1		3	2	2	2	0	0	0	0	0	0	1	7	10	54.00	6.000
72 Josh Taylor, L ERA: 3.0	(8, 1)	0.2		3	1	0	0	1	0	0	0	0	0	0	10	14	0.00	1.500
63 Darwinzon Hernández, L ERA: 2.93	(9, 1)	0.1		3	0	0	0	1	2	0	0	0	1	0	11	21	0.00	6.000
44 Brandon Workman, R ERA: 2.14	(9, 1)	0.2	S	1	0	0	0	0	0	0	0	0	0	0	2	4	0.00	0.000

PITCHER		IP	WLS	BF	H	R	ER	SO	BB	IBB	HBP	BLK	WP	HR	S	P	ERA	WHIP

Batter	1	2	3	4	5	6	7	8	9	AB	R	H	RBI	BB	SO	LOB
50 Mookie Betts, R (1, 9) OBP: 0.388, SLG: 0.516	X FF 94 0-0 HR	X SV 82 0-0 1-H 2-H HR		B SI 92 X CH 83 1-0 1B		C FF 91 X SL 82 0-1 11 F7 2-3 3-H 1B		B SI 98 X SI 98 1-0 ③ L1		5	2	4	5	0	0	1
11 Rafael Devers, L (1, 5) OBP: 0.367, SLG: 0.575	S FF 93 S FF 94 B FF 94 C FF 95 1-3 ① K	F CH 85 X FF 93 0-1 ② F8		1 SAFE S FF 93 1 SAFE 1 SAFE X FF 93 0-1 ③ L8		B FF 92 F CH 86 S FF 92 X FF 93 1-2 ② F7 1-2				4	0	0	0	0	1	3
2 Xander Bogaerts, R (1, 6) OBP: 0.386, SLG: 0.574	B FF 94 C SV 82 C FF 93 B FF 94 B CH 85 X FF 95 3-2 16 BB 1B	C SI 93 B SV 76 B SI 91 B SI 92 S SI 93 F SI 94 S SV 83 3-3 ③ K			B SI 92 B SI 93 B CH 83 C SI 93 X SI 92 3-1 ① G4-3	B SL 83 B FF 93 C SL 83 F FF 93 F SL 83 S SL 83 2-3 ③ K				4	0	1	0	0	2	2
28 J.D. Martinez, R (1, 10) OBP: 0.388, SLG: 0.581	F FF 94 S SV 81 F FF 94 B SV 83 1 SAFE S SV 83 1-3 ② K		C SV 81 X SI 91 0-1 ① G6-3		C FF 93 X CH 84 0-1 ② G5-3		X SL 81 0-0 ① F7			4	0	0	0	0	1	1
16 Andrew Benintendi, L (1, 7) OBP: 0.356, SLG: 0.462	B FF 94 1 SAFE B SI 92 1 SAFE S CH 84 B FF 94 B CH 84 4-1 1-2 BB		B CH 81 S FF 92 F FF 94 S CH 75 1-3 ② K		B CH 82 F SV 82 S CH 81 B FF 94 F FF 94 B CH 82 X CH 83 3-2 ③ G1-3		C FF 91 X CH 84 0-1 ② G4-3			3	0	0	0	1	1	0
12 Brock Holt, L (1, 4) OBP: 0.395, SLG: 0.449	B CH 83 S CH 83 F FF 94 S FF 93 1-3 ③ K		X SI 93 0-0 1B			F SI 92 B FF 93 F FF 91 B SV 82 F SV 81 F CH 83 X CH 82 2-2 18 BB 7 2B 1B	B CH 85 F CH 86 B FF 92 C FF 92 F FF 92 B CH 85 X FF 93 3-2 ③ F8			4	1	2	0	0	1	2
18 Mitch Moreland, L (1, 3) OBP: 0.331, SLG: 0.489		B CH 84 X CH 84 1-0 ① G2-3	C FF 94 F FF 94 S FF 93 0-3 ③ K			C FF 93 B CH 83 B FF 93 S CH 77 F FF 93 B SV 82 1 SAFE B CH 81 4-2 7 2B 50 1B 1-2 BB		B SI 98 B FF 100 B SI 98 C FF 98 B SI 99 4-1 BB		2	1	0	0	2	1	1
7 Christian Vázquez, R (1, 2) OBP: 0.313, SLG: 0.472		X FF 93 0-0 19 BB 50 HR 1B		F SV 80 F SV 81 F FF 92 F SV 82 F SV 82 X FF 94 0-2 ① P4		B FF 93 B SI 93 C SI 93 C FF 94 F SV 82 X SI 93 2-2 50 1B 1-3 2-H 2B		F SL 89 X SI 99 0-1 ① L5		4	1	2	1	0	0	1
19 Jackie Bradley Jr., L (1, 8) OBP: 0.318, SLG: 0.409		B CH 84 C FF 94 D CH 83 B SI 92 D SI 92 4-1 50 HR 1-2 BB		S CH 83 B FF 93 B FF 93 X CH 77 2-1 ② G1-3		C CU 75 X FF 91 0-1 ① G4-3		C SI 99 T SI 98 F SI 99 X FF 98 0-2 ② F7		3	1	0	0	1	0	3
Inning Stats	R: 1 H: 2 E: 0 LOB: 2 K: 3 BB: 1 S: 15 P: 25	R: 3 H: 2 E: 0 LOB: 0 K: 1 BB: 1 S: 10 P: 18	R: 0 H: 1 E: 0 LOB: 1 K: 2 BB: 0 S: 9 P: 10	R: 0 H: 1 E: 0 LOB: 1 K: 0 BB: 0 S: 11 P: 14	R: 0 H: 0 E: 0 LOB: 0 K: 0 BB: 0 S: 8 P: 14	R: 2 H: 3 E: 0 LOB: 2 K: 1 BB: 1 S: 23 P: 34	R: 0 H: 0 E: 0 LOB: 0 K: 0 BB: 0 S: 7 P: 10	R: 0 H: 0 E: 0 LOB: 1 K: 0 BB: 1 S: 8 P: 13		1B: 6 SF: 0 2B: 1 SAC: 0 3B: 0 DP: 0 HR: 2 HBP: 0				WP: 0 PA: 37 PB: 0 SB: 0 CS: 0		

PITCHER		IP	WLS	BF	H	R	ER	SO	BB	IBB	HBP	BLK	WP	HR	S	P	ERA	WHIP
17 José Berríos, R ERA: 3.78	(1, 1)	5.0	L	26	8	6	6	6	3	0	0	0	0	2	65	101	10.80	2.200
19 Ryne Harper, R ERA: 3.62	(6, 1)	0.1		1	0	0	0	0	0	0	0	0	0	0	2	2	0.00	0.000
61 Cody Stashak, R ERA: 3.63	(6, 1)	1.2		6	1	0	0	1	0	0	0	0	0	0	16	22	0.00	0.600
51 Brusdar Graterol, R ERA:	(8, 1)	1.0		4	0	0	0	0	1	0	0	0	0	0	8	13	0.00	1.000

PITCHER	IP	WLS	BF	H	R	ER	SO	BB	IBB	HBP	BLK	WP	HR	S	P	ERA	WHIP

BOTTOM

Minnesota Twins @ Boston Red Sox

Fenway Park, Boston, MA

Wed Sep 04 2019, 7:59 PM - 11:19 PM EDT

Att. 35,218 - Overcast - 79 F

livebaseballscorecards.com

AB	33
R	6
H	9
RBI	6
BB	4
SO	7
LOB	14

Batter	1	2	3	4	5	6	7	8	9	AB	R	H	RBI	BB	SO	LOB
26 Max Kepler, L (1, 9) OBP: 0.336, SLG: 0.527	X FF 99 0-0 ① G4-3		C FF 100 C FS 92 F FF 99 F FS 92 B FS 90 F FS 89 B FF 100 X FC 95 2-2 ③ G4-3			B FF 94 X FC 92 1-0 ① G3	B FF 97 B FF 97 C KC 86 F KC 87 D KC 88 F KC 87 S KC 87 3-3 ③ K2-3			4	0	0	0	0	1	3
2 Luis Arraez, L (1, 6) OBP: 0.411, SLG: 0.444	C FF 96 B FS 91 X FS 91 1-1 ① 23 G6-4-3 1B			C CU 80 B FF 96 F FC 95 B FF 98 X FS 89 2-2 ① L1-4-3		B FC 91 B FF 93 C FC 92 B FC 91 B FF 94 4-1 ① 23 G5-4-3 BB		C FF 96 X KC 85 0-1 ① G4-3		3	0	1	0	1	0	0
23 Nelson Cruz, R (1, 10) OBP: 0.385, SLG: 0.631	B FF 97 S FC 94 S FF 97 B FF 98 B FF 97 F FC 93 F FF 95 X FF 97 3-2 ②③ G6-4-3 1-2f			F FS 90 C FC 94 X FF 98 0-2 ② G1-3		1 SAFE X SI 94 0-0 ②③ G5-4-3 1-2f		S KC 86 B FF 97 B KC 86 X KC 86 2-1 ② G4-3		4	0	0	0	0	0	2
20 Eddie Rosario, L (1, 7) OBP: 0.303, SLG: 0.501		C FS 90 B FS 90 F FF 97 F CU 81 F FF 99 F FS 89 S CU 82 1-3 ① K		C FF 98 F FF 100 X FF 100 0-2 ③ F8			S CH 86 F CH 86 B CH 84 B FF 94 X CH 85 2-2 ① F8	T CH 89 F KC 86 B KC 86 F CH 88 S KC 87 1-3 ③ K		4	0	0	0	0	2	0
22 Miguel Sanó, R (1, 5) OBP: 0.345, SLG: 0.555		B CU 81 B FF 95 B FS 90 C FF 99 B FC 94 4-1 BB			B FC 94 B FF 97 B FS 86 B FF 97 4-0 60 BB 18 BB 24 G6-4-3 BB		B CU 82 B FF 95 B SL 86 B FF 94 4-0 24 BB 18 BB 64 1B BB		X SL 88 0-0 ① L9	1	2	0	0	3	0	0
18 Mitch Garver, R (1, 2) OBP: 0.362, SLG: 0.616 25 Byron Buxton, R (9, PR) OBP: 0.314, SLG: 0.513 (9, 8)		C FF 97 C FS 86 S FS 88 0-3 ② K			S CU 81 C FF 96 B FF 98 D CU 81 B FS 88 B FF 96 4-2 24 G6-4-3 60 BB 1-2 BB		D SL 87 B CH 86 S SL 88 C FF 96 D CH 86 D SL 87 4-2 64 1B 24 BB 1-2 BB		B SL 88 B FC 94 F FC 93 F CU 82 B CU 82 D SL 90 4-2 60 E BB	1 0	0 0	0 0	0 0	3 0	1 0	1 0
60 Jake Cave, L (1, 8) OBP: 0.340, SLG: 0.445 15 Jason Castro, L (9, 2) OBP: 0.332, SLG: 0.452		C FS 88 F FS 90 X FF 97 0-2 ③ L7			B FS 85 S FS 87 B FS 86 T FC 91 F FF 97 D FS 88 D FC 93 4-2 24 G6-4-3 1-2 2-3 BB		D CH 87 F CU 83 B FF 96 S CH 87 S CH 87 2-3 ② K		C FC 94 B CU 82 S CU 83 F CU 83 X CU 83 1-2 E3 24 G6-4-3 1-2	3 0	0 0	0 0	0 0	1 0	1 0	4 0
24 C.J. Cron, R (1, 3) OBP: 0.320, SLG: 0.486			C FF 98 F CU 82 B FF 98 S FC 92 1-3 ① K2-3		C CU 80 F CU 82 X CU 82 0-2 ①② G6-4-3 1-2f 2-3 3-H		B SL 87 B SL 86 D SL 87 B SL 87 4-0 64 1B 1-2 2-3 BB		D CU 83 X FC 93 1-0 ②③ G6-4-3 1-2f	3	0	0	0	1	1	4
16 Jonathan Schoop, R (1, 4) OBP: 0.305, SLG: 0.481 64 Willians Astudillo, R (7, PH) OBP: 0.296, SLG: 0.383 (7, 4)			B FC 95 X FF 98 1-0 ② L9		X FC 95 0-0 ③ L9		C KC 86 B FF 96 B FF 97 C FF 97 X FF 98 2-2 1-2 2-3 3-H 1B			2 1	0 0	0 1	0 1	0 0	0 0	1 0
Inning Stats	R: 0 E: 0 K: 0 S: 8 H: 1 LOB: 0 BB: 0 P: 12	R: 0 E: 0 K: 2 S: 13 H: 0 LOB: 1 BB: 1 P: 18	R: 0 E: 0 K: 1 S: 10 H: 0 LOB: 0 BB: 0 P: 14	R: 0 E: 0 K: 0 S: 9 H: 0 LOB: 0 BB: 0 P: 11	R: 1 E: 0 K: 0 S: 9 H: 0 LOB: 1 BB: 3 P: 21	R: 0 E: 0 K: 0 S: 3 H: 0 LOB: 0 BB: 1 P: 8	R: 1 E: 0 K: 2 S: 16 H: 1 LOB: 3 BB: 3 P: 37	R: 0 E: 0 K: 1 S: 8 H: 0 LOB: 0 BB: 0 P: 11	R: 0 E: 1 K: 0 S: 8 H: 0 LOB: 1 BB: 1 P: 14	1B: 2 2B: 0 3B: 0 HR: 0 SF: 0 SAC: 0 DP: 4 HBP: 0						

TOP

Minnesota Twins @ Boston Red Sox

Fenway Park, Boston, MA

Thu Sep 05 2019, 7:10 PM - 10:08 PM EDT

Att. 32,632 - Partly Cloudy - 64 F

livebaseballscorecards.com

AB	26
R	2
H	2
RBI	1
BB	9
SO	6
LOB	15

PITCHER		IP	WLS	BF	H	R	ER	SO	BB	IBB	HBP	BLK	WP	HR	S	P	ERA	WHIP
17 Nathan Eovaldi, R ERA: 5.77	(1, 1)	5.0		18	1	1	1	3	4	0	0	0	0	0	49	76	1.80	1.000
64 Marcus Walden, R ERA: 3.31	(6, 1)	1.0		3	0	0	0	0	1	0	0	0	0	0	3	8	0.00	1.000
48 Andrew Cashner, R ERA: 4.55	(7, 1)	0.2	L	5	0	1	1	1	3	0	0	0	0	0	9	25	13.50	4.500
32 Matt Barnes, R ERA: 4.23	(7, 1)	1.1		5	1	0	0	2	0	0	0	0	0	0	15	23	0.00	0.750
54 Colten Brewer, R ERA: 4.22	(9, 1)	1.0		4	0	0	0	0	1	0	0	0	0	0	8	14	0.00	1.000

PITCHER	IP	WLS	BF	H	R	ER	SO	BB	IBB	HBP	BLK	WP	HR	S	P	ERA	WHIP

WP: 0	PB: 0	SB: 0	CS: 0
PA: 35			

BOTTOM

Minnesota Twins @ Boston Red Sox

Fenway Park, Boston, MA

Thu Sep 05 2019, 7:10 PM - 10:08 PM EDT

Att. 32,632 - Partly Cloudy - 64 F

livebaseballscorecards.com

Batter	1	2	3	4	5	6	7	8	9	AB	R	H	RBI	BB	SO	LOB
50 Mookie Betts, R (1, 9) OBP: 0.389, SLG: 0.524	X SI 93 0-0 ① G4-3			B SI 93 B FC 90 X SI 95 2-0 HR		B FC 91 X FC 90 1-0 11 E 2B			B SL 77 C SL 76 S SL 76 F SL 76 B SL 75 F SL 74 X SL 77 2-2 ① P3	4	1	2	1	0	0	0
2 Xander Bogaerts, R (1, 6) OBP: 0.387, SLG: 0.573	B FF 92 B FF 92 C SI 93 F SI 94 C FC 90 2-3 ② K			C FC 89 X CH 87 0-1 ① G6-3		C FC 90 F SI 96 B FC 92 B FC 90 B CH 86 D CH 88 4-2 11 E BB			C SL 77 B SL 77 B SL 78 F SL 77 F FF 86 X SL 75 2-2 11 FC4-6 1B	3	0	1	0	1	1	0
11 Rafael Devers, L (1, 5) OBP: 0.364, SLG: 0.570	C FF 94 F SI 94 F SI 93 X SI 94 0-2 ③ P4			X SI 95 0-0 ② G6-3		C SI 95 F SI 94 2 SAFE F SI 96 D FC 90 X CH 88 1-2 ③ G3 1-2 2-3			F SI 94 S SI 94 X ST 84 0-2 ② FC4-6 28 2B 1-2f	4	0	0	0	0	0	3
28 J.D. Martinez, R (1, 10) OBP: 0.387, SLG: 0.580		C FC 91 X FC 89 0-1 ① G5-3		B SI 94 X SI 95 1-0 ③ L9			B FF 94 C FF 96 C SL 84 B FF 96 C SL 83 2-3 ① K		B ST 84 S ST 83 B SI 96 F SI 95 X ST 85 2-2 ③ 1-H 2B	4	0	1	0	0	1	0
7 Christian Vázquez, R (1, 2) OBP: 0.311, SLG: 0.468		F SI 93 X CH 86 0-1 ② F7			B FF 94 C FF 93 X FC 90 1-1 ① P3		B SL 83 F FF 95 B SL 83 B CU 82 F FF 95 X FF 96 3-2 ② L8			3	0	0	0	0	0	0
16 Andrew Benintendi, L (1, 7) OBP: 0.356, SLG: 0.460		X SI 94 0-0 ③ G5-3			B SI 94 B SI 94 B FC 88 C SI 95 B SI 95 4-1 59 G6-4-3 BB		X FF 97 0-0 ③ G4-3			2	0	0	0	1	0	0
59 Sam Travis, R (1, 3) OBP: 0.292, SLG: 0.420 19 Jackie Bradley Jr., L (8, PH) OBP: 0.317, SLG: 0.408 (9, 8)		C CU 79 C CH 85 X FC 90 0-2 ① G5-3			F CH 86 B SI 95 X FC 89 1-1 ②③ G6-4-3 1-2f			S FF 94 B KC 86 S KC 85 B KC 86 S KC 84 2-3 ① K		2 1	0 0	0 0	0 0	0 0	0 1	1 0
47 Gorkys Hernández, R (1, 8) 18 Mitch Moreland, L (8, PH) OBP: 0.330, SLG: 0.487 (9, 3)		S FF 94 B FF 94 S CH 86 F SI 95 F FC 91 X CH 86 1-2 ② G4-3				C CH 85 B FF 94 S FC 90 X CH 86 1-2 ① G6-3		F FF 94 B FF 95 S FF 95 X KC 85 1-2 ② F7		2 1	0 0	0 0	0 0	0 0	0 0	0 0
12 Brock Holt, L (1, 4) OBP: 0.390, SLG: 0.443		B SI 94 C SI 94 C FC 88 F CH 88 F FC 90 X CH 87 1-2 ③ F9				B FF 95 C SI 95 F FC 87 X SI 96 1-2 ② G5-3		C KC 80 S KC 85 S FF 96 0-3 ③ K		3	0	0	0	0	1	0
Inning Stats	R: 0 E: 0 K: 1 S: 8 H: 0 LOB: 0 BB: 0 P: 10	R: 0 E: 0 K: 0 S: 5 H: 0 LOB: 0 BB: 0 P: 5	R: 0 E: 0 K: 0 S: 13 H: 0 LOB: 0 BB: 0 P: 15	R: 1 E: 0 K: 0 S: 5 H: 1 LOB: 0 BB: 0 P: 8	R: 0 E: 0 K: 0 S: 5 H: 0 LOB: 0 BB: 1 P: 11	R: 0 E: 1 K: 0 S: 13 H: 1 LOB: 2 BB: 1 P: 21	R: 0 E: 0 K: 1 S: 7 H: 0 LOB: 0 BB: 0 P: 12	R: 0 E: 0 K: 2 S: 9 H: 0 LOB: 0 BB: 0 P: 12	R: 0 E: 0 K: 0 S: 15 H: 2 LOB: 2 BB: 0 P: 21	1B: 1 2B: 2 3B: 0 HR: 1	SF: 0 SAC: 0 DP: 1 HBP: 0						

	AB	29
	R	1
	H	4
	RBI	1
	BB	2
	SO	4
	LOB	4

PITCHER		IP	WLS	BF	H	R	ER	SO	BB	IBB	HBP	BLK	WP	HR	S	P	ERA	WHIP
33 Martín Pérez, L ERA: 4.75	(1, 1)	6.0	W	21	2	1	1	1	2	0	0	0	0	1	49	70	1.50	0.667
65 Trevor May, R ERA: 3.15	(7, 1)	1.0	H	3	0	0	0	1	0	0	0	0	0	0	7	12	0.00	0.000
21 Tyler Duffey, R ERA: 2.59	(8, 1)	1.0	H	3	0	0	0	2	0	0	0	0	0	0	9	12	0.00	0.000
54 Sergio Romo, R ERA: 3.42	(9, 1)	0.1	H	2	1	0	0	0	0	0	0	0	0	0	9	13	0.00	3.000
55 Taylor Rogers, L ERA: 2.49	(9, 1)	0.2	S	2	1	0	0	0	0	0	0	0	0	0	6	8	0.00	1.500

PITCHER	IP	WLS	BF	H	R	ER	SO	BB	IBB	HBP	BLK	WP	HR	S	P	ERA	WHIP

WP: 0 PA: 31
PB: 0
SB: 0
CS: 0

Batter	1	2	3	4	5	6	7	8	9	10	11	AB	R	H	RBI	BB	SO	LOB
12 Francisco Lindor, S (1, 6) OBP: 0.348, SLG: 0.536	C FF 91 B SL 83 S FF 93 S SL 84 1-3 ① K2-3		B SL 84 S SL 84 X FF 94 1-1 HR		B FF 94 D SL 86 X FF 93 2-0 ② F9		B SL 85 B SL 84 C FF 97 F FF 97 X FF 96 2-2 ③ P3			F FF 92 B FF 92 C FF 92 X SL 83 1-2 ② G4-3	X FF 99 0-0 41 BB 35 1B 1B 1-2 2-3 3-H	6	1	2	2	0	1	2
35 Óscar Mercado, R (1, 8) OBP: 0.323, SLG: 0.429	X FF 93 0-0 ② F9		B FF 94 X SL 84 1-1 ② G5-3		1 SAFE S SL 86 B FF 94 B FF 94 C SL 84 B SL 87 F FF 96 B SL 86 1-2 4-2 BB			B SL 75 X SL 78 1-0 66 SF8 3B		X FF 92 0-0 1B	B SL 74 X SI 85 1-0 41 BB 1B 1-2 2-H 3-H	5	1	3	2	1	0	0
41 Carlos Santana, S (1, 3) OBP: 0.404, SLG: 0.537	C FF 92 B FF 94 X CH 88 1-1 1B		F CH 88 X FF 93 0-1 1B		C FF 95 D CH 88 B FF 95 S FF 94 B FF 94 F FF 95 F SL 85 X FF 95 3-2 ③ F7 2-3			C SL 79 D CH 81 S CH 81 D CH 80 F SL 74 B CH 81 F FF 87 X FF 86 3-2 ① P4		F SI 85 1 SAFE B CH 83 C CU 72 X FF 92 1-2 P4	B SI 85 B CH 75 B CH 75 F SI 85 F SI 85 B SI 85 4-2 BB 1-2 2-3	5	0	2	0	1	0	4
66 Yasiel Puig, R (1, 9) OBP: 0.309, SLG: 0.454	S FF 92 F FF 94 B FF 94 F FF 95 B SL 86 F SL 87 C FF 94 2-3 ③ K		S SL 86 B FF 93 X FF 93 1-1 ③ F9			B FF 93 C SL 85 F FF 93 B FF 94 B SL 87 S FF 94 3-3 ① K		F SL 78 F SL 80 B SL 79 F SL 76 F SI 86 X SL 76 1-2 ② SF8 3-H			32 WP 22 G4-3 55 1B 1B G5-3	5	1	1	1	0	2	5
22 Jason Kipnis, L (1, 4) OBP: 0.301, SLG: 0.404		C FF 92 B CH 86 F FF 93 T SL 85 1-2 ① K		C FF 92 B FF 93 X CH 87 1-1 ① L8		F SL 83 B FF 93 C CH 86 B FF 93 F SL 84 F FF 94 S FF 93 2-3 ② K		B SI 86 X SI 86 1-0 ③ L8			B SL 84 C FF 90 L SL 85 X SL 86 1-2 ① G4-3 1-2	5	0	0	0	0	2	1
32 Franmil Reyes, R (1, 10) OBP: 0.311, SLG: 0.520		S FF 94 F FF 94 F SL 86 S FF 95 0-3 ② K		S SL 85 B FF 94 S CH 86 S FF 94 1-3 ② K		F SL 85 F FF 94 B SL 87 B SL 86 F SL 87 F FF 95 B SL 86 F FF 93 S SL 85 3-3 ③ K			B SL 86 C SL 87 B FF 94 X SL 87 2-1 ① G6-3		C CU 73 B CU 75 C FF 92 F FF 92 S SL 85 1-3 ② K 2-3	5	0	0	0	0	4	1
10 Jake Bauers, L (1, 7) OBP: 0.313, SLG: 0.382		C FF 94 B CH 87 B CH 88 F FF 93 B FF 94 B SL 86 4-2 BB		F FF 94 C CH 89 B FF 94 F SL 86 B FF 94 C FF 95 2-3 ③ K			C FF 96 B CH 88 S FF 96 F SI 97 B FF 96 B CH 88 F FF 96 C FF 97 3-3 ① K		B SL 88 B SL 88 F SL 88 F FF 95 B FF 96 F SL 88 B FF 94 4-2 55 K BB		B SL 87 D SI 97 2-0 6 HBP 55 1B 12 1B IBB	2	0	0	0	2	2	0
8 Jordan Luplow, R (11, PH) OBP: 0.352, SLG: 0.510												0	0	0	0	0	0	0
1 Greg Allen, S (11, PH) OBP: 0.294, SLG: 0.365												0	1	0	0	1	0	0
(11, 7)																		
55 Roberto Pérez, R (1, 2) OBP: 0.310, SLG: 0.449		B SL 84 B FF 94 F FF 94 C FF 94 X SL 86 2-2 ③ G1-3		C SL 84 C FF 91 B SL 86 F FF 93 S SL 86 1-3 ① K			B SL 85 C FF 96 S SL 84 X FF 97 1-2 ② L8		B SL 88 F SL 88 1 SAFE S SL 86 S FF 95 1-3 ②③ K 1-2		C FF 97 B SL 86 X FF 97 1-1 12 1B 6 HBP 35 1B 1B 1-2 3-H	5	1	1	1	0	2	2
2 Yu Chang, R (1, 5) OBP: 0.350, SLG: 0.294			C FF 93 X SL 84 0-1 ① F8		C FF 94 X FF 93 0-1 41 WP 35 WP 1B		B FF 96 B FF 96 F FF 96 S FF 96 B FF 97 F FF 96 B FF 96 4-2 BB			C FF 90 B SL 81 S SL 81 F FF 90 X FF 91 1-2 ① F9	F FF 98 B FF 99 F FF 99 H SL 87 2-2 12 1B 35 1B HBP 1-2 2-3	3	0	1	0	1	0	0
6 Mike Freeman, L (11, PH) OBP: 0.381, SLG: 0.429												0	1	0	0	0	0	0
(11, 5)																		

TOP

Cleveland Indians @ Minnesota Twins

Target Field, Minneapolis, MN

Fri Sep 06 2019, 7:12 PM - 11:27 PM CDT

Att. 35,418 - Partly Cloudy - 75 F

livebaseballscorecards.com

AB	41
R	6
H	10
RBI	6
BB	6
SO	13
LOB	15

Inning Stats	1	2	3	4	5	6	7	8	9	10	11
	R: 0 E: 0 K: 2 S: 11	R: 0 E: 0 K: 2 S: 12	R: 1 E: 0 K: 0 S: 10	R: 0 E: 0 K: 2 S: 9	R: 0 E: 0 K: 1 S: 15	R: 0 E: 0 K: 3 S: 14	R: 0 E: 0 K: 1 S: 14	R: 1 E: 0 K: 0 S: 12	R: 0 E: 0 K: 1 S: 8	R: 0 E: 0 K: 0 S: 11	R: 4 E: 0 K: 1 S: 19
	H: 1 LOB: 1 BB: 0 P: 15	H: 0 LOB: 1 BB: 1 P: 19	H: 2 LOB: 1 BB: 0 P: 13	H: 0 LOB: 0 BB: 0 P: 13	H: 1 LOB: 2 BB: 1 P: 25	H: 0 LOB: 0 BB: 0 P: 22	H: 0 LOB: 1 BB: 1 P: 24	H: 1 LOB: 0 BB: 0 P: 18	H: 0 LOB: 0 BB: 1 P: 15	H: 1 LOB: 1 BB: 0 P: 14	H: 4 LOB: 3 BB: 2 P: 33

1B: 8	SF: 1
2B: 0	SAC: 0
3B: 1	DP: 0
HR: 1	HBP: 1

WP: 3	PA: 49
PB: 0	
SB: 0	
CS: 0	

PITCHER		IP	WLS	BF	H	R	ER	SO	BB	IBB	HBP	BLK	WP	HR	S	P	ERA	WHIP
35 Michael Pineda, R ERA: 4.01	(1, 1)	6.0		24	4	1	1	10	2	0	0	0	2	1	71	107	1.50	1.000
65 Trevor May, R ERA: 3.09	(7, 1)	1.0	H	4	0	0	0	1	1	0	0	0	0	0	14	24	0.00	1.000
54 Sergio Romo, R ERA: 3.52	(8, 1)	1.0	B	4	1	1	1	0	0	0	0	0	0	0	12	18	9.00	1.000
52 Zack Littell, R ERA: 3.33	(9, 1)	1.0		3	0	0	0	1	1	0	0	0	0	0	8	15	0.00	1.000
61 Cody Stashak, R ERA: 3.5	(10, 1)	0.2		3	1	0	0	0	0	0	0	0	0	0	8	10	0.00	1.500

PITCHER		IP	WLS	BF	H	R	ER	SO	BB	IBB	HBP	BLK	WP	HR	S	P	ERA	WHIP
43 Lewis Thorpe, L ERA: 5.3	(10, 1)	1.0	L	4	1	1	1	1	0	0	0	0	1	0	13	18	9.00	1.000
51 Brusdar Graterol, R ERA: 13.5	(11, 1)	0.0		4	2	1	1	0	0	0	1	0	0	0	5	10	∞	∞
39 Trevor Hildenberger, R ERA: 8.16	(11, 1)	0.1		3	1	2	2	0	1	0	0	0	0	0	4	9	54.00	6.000

Batter	1	2	3	4	5	6	7	8	9	10	11	AB	R	H	RBI	BB	SO	LOB
26 Max Kepler, L (1, 8) OBP: 0.337, SLG: 0.525	X FF 91 0-0 F9		B CH 82 X CH 82 1-0 G5-3		F FF 90 C FF 90 B FF 90 F CH 82 F FF 90 X FF 92 1-2 23 G6-4-3 11 1B 1-3 1B		F SI 93 S FF 94 B SL 80 F SI 93 B SL 83 F SI 94 X SI 92 2-2 1B		F SI 90 F SI 91 S SL 83 0-3 K			5	0	2	0	0	1	1
11 Jorge Polanco, S (1, 6) OBP: 0.365, SLG: 0.491	C FF 92 F FF 91 B FF 91 B FF 93 X CH 83 2-2 1B		C CU 80 C FF 92 B FF 90 X CU 78 1-2 G3-1		X FF 90 0-0 23 G6-4-3 1-2 3-H 1B		F SI 94 L FF 92 C FF 94 0-3 K			B CH 77 B SI 90 C CH 77 F CH 79 S FS 81 2-3 K		5	0	2	1	0	2	1
23 Nelson Cruz, R (1, 10) OBP: 0.384, SLG: 0.627 16 Jonathan Schoop, R (10, PH) OBP: 0.304, SLG: 0.480 (11, 10)	F FC 84 S FF 90 F FF 90 S FF 91 0-3 K			C CU 78 B FC 87 S FF 91 X FF 91 1-2 20 FC6-5 1B	D FC 86 S FC 87 S FC 87 B FC 87 X FC 87 2-2 G6-4-3 1-2f 2-3			B SL 86 B SI 92 S SL 84 S SL 84 B SL 85 S SL 84 3-3 K		F FF 90 B FS 80 F FS 80 S FF 90 1-3 K		4 1	0 0	1 0	0 0	0 0	2 1	3 0
20 Eddie Rosario, L (1, 7) OBP: 0.302, SLG: 0.498	F FF 90 F FF 91 X FF 92 0-2 G4-3			C FF 92 F CH 83 D CH 84 X FF 91 1-2 FC6-5 2 1B 24 2B 1-2f	D CH 84 X CH 84 1-0 G4-3			X FF 95 0-0 1B		B SI 91 F SI 91 F FS 82 X SL 81 1-2 G3		5	1	1	0	0	0	4
22 Miguel Sanó, R (1, 5) OBP: 0.340, SLG: 0.546		X FF 91 0-0 F7		C FC 86 C CU 78 B FC 87 B FF 92 B FF 93 1 SAFE S FF 92 3-3 K		B FC 85 S FC 84 F FC 84 C FF 91 1-3 K		B FF 94 S SL 84 F SL 84 S SL 85 1-3 K			C SL 82 C SL 82 B FF 94 B FF 94 S FF 94 2-3 K	5	0	0	0	0	4	2
2 Luis Arraez, L (1, 4) OBP: 0.411, SLG: 0.440	B FF 91 B FF 91 C FF 92 B FC 86 F FF 91 F FF 92 B CH 86 4-2 BB			B CH 84 F FF 92 X FF 91 1-1 24 2B 1-3 1B	C FC 86 B FC 87 X FC 86 1-1 G4-3		C FC 86 B FC 87 X FC 86 1-1 G4-3	1 SAFE X SI 92 0-0 G6-3			B FF 93 B FF 93 X FF 92 2-0 F9	4	0	1	0	1	0	1
24 C.J. Cron, R (1, 3) OBP: 0.319, SLG: 0.485	C FF 91 B FF 92 F FF 91 S FF 91 1-3 K			X FF 92 0-0 1-3 3-H 2B	C FC 87 B CU 80 B FC 87 C FC 87 S FF 93 2-3 K				B SI 87 X SI 86 1-0 G6-3		B SL 83 F FF 94 S SL 83 B FF 94 S FF 93 2-3 K	5	0	1	1	0	3	1
15 Jason Castro, L (1, 2) OBP: 0.329, SLG: 0.448 18 Mitch Garver, R (7, PH) OBP: 0.359, SLG: 0.611 (8, 2)	F FF 90 B FF 92 B CH 84 X CH 84 2-1 G3			X FF 91 0-0 G4-3			B FF 91 B SI 91 C SL 79 C SI 91 S FF 90 2-3 K		B SI 87 B SI 86 C SI 86 B SI 86 F SI 86 X SI 88 3-2 L9			2 2	0 0	0 0	0 0	0 0	0 1	3 0
60 Jake Cave, L (1, 9) OBP: 0.342, SLG: 0.446 30 LaMonte Wade Jr., L (5, PR) (6, 9)			C FF 92 B CU 77 F CH 84 F FF 91 X FC 85 1-2 G4-3		F FF 91 F FF 90 F FC 84 B CU 76 X CH 82 1-2 26 1B 11 1B 1B		B B SL 81 C SI 93 B FF 93 C SI 93 F SI 93 X SI 95 3-2 G4-3		B SL 76 B SI 88 B SI 86 C FF 86 B FF 86 4-1 BB			2 1	0 1	1 0	0 0	0 1	0 0	0 0
Inning Stats	R: 0 E: 0 K: 1 S: 11 H: 1 LOB: 1 BB: 0 P: 13	R: 0 E: 0 K: 1 S: 9 H: 0 LOB: 1 BB: 1 P: 16	R: 0 E: 0 K: 0 S: 8 H: 0 LOB: 0 BB: 0 P: 11	R: 1 E: 0 K: 1 S: 13 H: 3 LOB: 2 BB: 0 P: 19	R: 1 E: 0 K: 0 S: 14 H: 3 LOB: 2 BB: 0 P: 19	R: 0 E: 0 K: 2 S: 8 H: 0 LOB: 0 BB: 0 P: 12	R: 0 E: 0 K: 2 S: 15 H: 1 LOB: 1 BB: 0 P: 22	R: 0 E: 0 K: 2 S: 8 H: 1 LOB: 1 BB: 0 P: 12	R: 0 E: 0 K: 1 S: 8 H: 0 LOB: 1 BB: 1 P: 16	R: 0 E: 0 K: 2 S: 9 H: 0 LOB: 0 BB: 0 P: 13	R: 0 E: 0 K: 2 S: 7 H: 0 LOB: 0 BB: 0 P: 13	1B: 8 2B: 1 3B: 0 HR: 0	SF: 0 SAC: 0 DP: 1 HBP: 0					

PITCHER		IP	WLS	BF	H	R	ER	SO	BB	IBB	HBP	BLK	WP	HR	S	P	ERA	WHIP
45 Adam Plutko, R ERA: 4.44	(1, 1)	6.0		25	7	2	2	5	1	0	0	0	0	0	63	90	3.00	1.333
39 Oliver Pérez, L ERA: 2.7	(7, 1)	1.0		4	1	0	0	2	0	0	0	0	0	0	15	22	0.00	1.000
59 Carlos Carrasco, R ERA: 5.43	(8, 1)	1.0		4	1	0	0	2	0	0	0	0	0	0	8	12	0.00	1.000
90 Adam Cimber, R ERA: 3.98	(9, 1)	0.2		3	0	0	0	0	1	0	0	0	0	0	5	13	0.00	1.500
36 Tyler Clippard, R ERA: 2.62	(9, 1)	1.1	W	4	0	0	0	3	0	0	0	0	0	0	12	16	0.00	0.000

PITCHER		IP	WLS	BF	H	R	ER	SO	BB	IBB	HBP	BLK	WP	HR	S	P	ERA	WHIP
44 Nick Goody, R ERA: 2.52	(11, 1)	1.0		3	0	0	0	2	0	0	0	0	0	0	7	13	0.00	0.000

BOTTOM

Cleveland Indians @ Minnesota Twins

Target Field, Minneapolis, MN

Fri Sep 06 2019, 7:12 PM - 11:27 PM CDT

Att. 35,418 - Partly Cloudy - 75 F

livebaseballscorecards.com

AB	41
R	2
H	9
RBI	2
BB	2
SO	14
LOB	16

PA: 43

WP: 0 PB: 0 SB: 0 CS: 0

Cleveland Indians @ Minnesota Twins

Target Field, Minneapolis, MN

Sat Sep 07 2019, 6:12 PM - 9:27 PM CDT

Att. 39,573 - Overcast - 61 F

TOP

livebaseballscorecards.com

Batter	1	2	3	4	5	6	7	8	9	AB	R	H	RBI	BB	SO	LOB
12 Francisco Lindor, S (1, 6) OBP: 0.347, SLG: 0.534	F FF 92 F FF 93 S FF 93 0-3 ① K		C FF 94 X FF 90 0-1 1B			B FS 85 F FS 85 S FF 92 F FF 93 F FF 94 X FF 93 1-2 ① P4	1 SAFE C FF 93 B SL 88 X SL 87 1-1 ③ F9 1-2			4	0	1	0	0	1	1
35 Óscar Mercado, R (1, 8) OBP: 0.322, SLG: 0.425	C FF 93 B FF 94 F FF 93 S FF 93 1-3 ② K		1 SAFE B FC 88 B FS 86 S FS 87 1 SAFE F FF 92 C FS 86 2-3 ③ K			B CU 76 B FC 85 B FF 93 B FF 92 4-0 41 BB 66 2B BB		C FF 86 X SI 85 0-1 ① G5-3		3	1	0	0	1	2	1
41 Carlos Santana, S (1, 3) OBP: 0.403, SLG: 0.533	C FS 87 B FF 93 B FF 92 C FF 93 S FF 94 2-3 ③ K			B FF 93 C FS 85 S FS 85 B FS 86 F FF 93 S FF 94 2-3 ① K		B FF 93 S FF 92 B FF 93 B FS 86 B FS 86 4-1 66 2B 32 WP 1-2 BB		B SI 85 C CH 80 F SL 80 B CH 80 B CH 80 C SL 81 3-3 ② K		3	1	0	0	1	3	0
66 Yasiel Puig, R (1, 9) OBP: 0.310, SLG: 0.459		F FF 92 F FF 92 B FS 86 S FS 86 1-3 ① K		X FF 93 0-0 ② G1		B FF 93 S FF 94 B FF 93 F FF 93 F FF 93 X FF 93 2-2 32 WP 1-3 2-H 2B		B SL 78 B SI 86 C SL 78 F FF 86 X FF 85 2-2 22 1B 2B		4	1	2	1	0	1	0
22 Jason Kipnis, L (1, 4) OBP: 0.302, SLG: 0.405		B FF 92 S FF 92 F FF 90 F FF 93 B FS 86 F FF 93 B FS 86 X FF 93 3-2 ② P4		S FS 85 B FF 93 S FS 86 X FF 94 1-2 1B		C FF 92 B KC 83 S KC 84 F FF 94 C FF 95 1-3 ② K		B SL 78 C SL 80 B CH 80 F SL 80 X FF 86 2-2 2-H 1B		4	0	2	1	0	1	2
32 Franmil Reyes, R (1, 10) OBP: 0.310, SLG: 0.517		B FC 85 B FC 87 X FC 85 2-0 1B		F FF 94 S FF 93 F FF 93 D FS 86 1 SAFE S FS 84 1-3 ③ K		B KC 85 B KC 84 B KC 84 S SI 94 C FF 93 S FF 94 3-3 ③ K 2-3 3-H		C SL 78 S SL 79 S SL 77 0-3 ③ K		4	0	1	0	0	3	3
6 Mike Freeman, L (1, 5) OBP: 0.374, SLG: 0.419 2 Yu Chang, R (9, PH) OBP: 0.341, SLG: 0.286		F FF 93 X FF 93 0-1 ③ F7			S FF 92 F FF 92 S FS 84 0-3 ① K2-3		F SL 86 B SL 86 C FF 92 F SL 87 X SL 86 1-2 ① L3		X SI 94 0-0 ① G1	3 1	0 0	0 0	0 0	0 0	1 0	1 0
55 Roberto Pérez, R (1, 2) OBP: 0.310, SLG: 0.447			B FC 85 F FF 92 X CU 78 1-1 ① G4-3		F FC 86 B FF 93 C FC 86 B FS 85 F FS 85 S FF 93 2-3 ② K		B FF 94 C SL 87 C SL 87 B SL 87 X FF 94 2-2 1 FC3-6 1B		C SI 95 B ST 83 X SI 94 1-1 ② F9	4	0	1	0	0	1	0
1 Greg Allen, S (1, 7) OBP: 0.290, SLG: 0.359 8 Jordan Luplow, R (9, PH) OBP: 0.350, SLG: 0.508			B FF 93 F FF 92 F FC 89 B FS 86 F FF 93 F FF 94 B FF 92 S FF 92 3-3 ② K		F FF 93 F FF 93 B FS 86 F FS 84 F FS 83 X FF 94 1-2 ③ F7		D SL 87 X FF 93 1-0 ② FC3-6 12 S 1-2f		C CU 79 B ST 84 B CU 79 F SI 95 B ST 84 S ST 83 3-3 ③ K	3 1	0 0	0 0	0 0	0 0	1 1	1 0
Inning Stats	R: 0 E: 0 K: 3 S: 9 H: 0 LOB: 0 BB: 0 P: 12	R: 0 E: 0 K: 1 S: 11 H: 1 LOB: 1 BB: 0 P: 17	R: 0 E: 0 K: 2 S: 12 H: 1 LOB: 1 BB: 0 P: 18	R: 0 E: 0 K: 2 S: 12 H: 1 LOB: 1 BB: 0 P: 16	R: 0 E: 0 K: 2 S: 12 H: 0 LOB: 0 BB: 0 P: 15	R: 2 E: 0 K: 2 S: 17 H: 1 LOB: 1 BB: 2 P: 32	R: 0 E: 0 K: 0 S: 10 H: 1 LOB: 1 BB: 0 P: 15	R: 1 E: 0 K: 2 S: 14 H: 2 LOB: 1 BB: 0 P: 21	R: 0 E: 0 K: 1 S: 6 H: 0 LOB: 0 BB: 0 P: 10	1B: 5 2B: 2 3B: 0 HR: 0 SF: 0 SAC: 0 DP: 0 HBP: 0						

PITCHER		IP	WLS	BF	H	R	ER	SO	BB	IBB	HBP	BLK	WP	HR	S	P	ERA	WHIP
12 Jake Odorizzi, R ERA: 3.6	(1, 1)	5.1		22	4	2	2	10	2	0	0	0	0	0	66	99	3.38	1.125
21 Tyler Duffey, R ERA: 2.55	(6, 1)	0.2		2	0	0	0	2	0	0	0	0	1	0	7	11	0.00	0.000
52 Zack Littell, R ERA: 3.21	(7, 1)	1.0	W	4	1	0	0	0	0	0	0	0	0	0	10	15	0.00	1.000
54 Sergio Romo, R ERA: 3.62	(8, 1)	1.0	H	5	2	1	1	2	0	0	0	0	0	0	14	21	9.00	2.000
55 Taylor Rogers, L ERA: 2.45	(9, 1)	1.0	S	3	0	0	0	1	0	0	0	0	0	0	6	10	0.00	0.000

PITCHER	IP	WLS	BF	H	R	ER	SO	BB	IBB	HBP	BLK	WP	HR	S	P	ERA	WHIP

AB	34
R	3
H	7
RBI	2
BB	2
SO	15
LOB	9

WP: 1 PA: 36
PB: 0
SB: 1
CS: 0

Batter	1	2	3	4	5	6	7	8	9	AB	R	H	RBI	BB	SO	LOB
26 Max Kepler, L (1, 8) (9, 9) OBP: 0.338, SLG: 0.523	F FC 88 B FC 89 B FC 88 F FC 89 S CU 77 2-3 ① K2-3		B CU 77 B CU 76 B FC 89 B SI 94 4-0 11 WP 18 BB BB		X SI 91 0-0 ① G6-3		C SL 80 B SL 79 D SL 79 B SI 92 B SL 80 4-1 18 HR BB			2	1	0	0	2	1	0
18 Mitch Garver, R (1, 2) OBP: 0.364, SLG: 0.634	C SL 84 B CU 75 B SL 84 B FC 90 X FC 89 3-1 HR		C SI 93 B SL 85 1 SAFE 1 SAFE C SI 93 B FF 93 D CH 86 B SI 94 4-2 11 WP 1-2 BB		C SI 92 B CU 76 B SI 92 X SI 93 2-1 ② G6-3		B FF 93 F FF 93 X FF 93 1-1 1-H 3-H HR			3	2	2	4	1	0	0
11 Jorge Polanco, S (1, 6) OBP: 0.364, SLG: 0.488	B CH 85 X SI 94 1-0 ② F7		B SI 94 B FC 88 B CU 77 B SI 93 4-0 1-2 2-3 BB		B SI 93 B CH 86 B SI 93 C SI 92 F FC 88 X SI 94 3-2 ③ F9		B SL 83 B SL 82 B FF 93 C FF 92 X FF 91 3-1 ① L7			3	0	0	0	1	0	0
20 Eddie Rosario, L (1, 9) (8, 7) OBP: 0.300, SLG: 0.494	B CU 76 C SI 93 B SI 94 F SI 94 S SI 95 2-3 ③ K		B FC 88 B SI 92 F FC 90 B SI 92 X SI 93 3-1 ③ F7			F SI 90 F SI 90 B FS 82 F FS 80 S FS 81 1-3 ① K	S SL 83 X SL 82 0-1 ② F9			4	0	0	0	0	2	3
22 Miguel Sanó, R (1, 10) OBP: 0.339, SLG: 0.546		C SI 92 F SL 84 B SL 84 B CU 77 C SI 95 2-3 ① K		C SI 92 B SI 92 S SL 84 X SL 84 1-2 E1 2 2B 24 FC6-2		F SI 90 X FS 80 0-1 2B	S SL 83 C SL 82 B FF 92 B FF 92 S SL 82 2-3 ③ K			4	0	1	0	0	2	0
2 Luis Arraez, L (1, 7) OBP: 0.410, SLG: 0.443 30 LaMonte Wade Jr., L (8, 9) 25 Byron Buxton, R (8, PR) OBP: 0.314, SLG: 0.513 (9, 8)		B SI 94 C SL 85 F SL 83 X SI 94 1-2 ② F7		B SI 92 C SI 92 C SI 94 X SI 94 1-2 1-3 2B		C FF 90 D FS 82 B CH 78 X CH 78 2-1 ② P4		B FF 95 B FF 94 B FF 94 4-0 BB		3 0 0	0 0 0	1 0 0	0 0 0	0 1 0	0 0 0	1 0 0
24 C.J. Cron, R (1, 3) OBP: 0.316, SLG: 0.480		B SI 95 S SL 83 C SI 94 C SI 95 1-3 ③ K		X SI 93 0-0 ① FC6-2 16 FC5-4 3-H		S SI 84 F SI 86 C SL 77 0-3 ③ K		1 SAFE B FF 95 C FF 94 S FF 94 S FF 95 1-3 ① K		4	0	0	0	0	3	4
64 Willians Astudillo, R (1, 5) OBP: 0.301, SLG: 0.386			X SI 92 0-0 16 G6-4-3 1B	X SI 93 0-0 ② F8			X SL 75 0-0 16 3B 1B	X FF 94 0-0 ② P4		4	1	2	0	0	0	3
16 Jonathan Schoop, R (1, 4) OBP: 0.304, SLG: 0.483			C SI 92 B SI 92 S SL 83 F SI 94 B FF 93 B SL 84 X SI 94 3-2 ① ② G6-4-3 1-2f	B SI 93 X SI 93 1-0 ③ FC5-4 1-2f			B SI 84 X SI 84 1-0 1-H 18 HR 3B	B FF 95 B FF 94 B SL 88 C FF 94 X FF 93 3-1 ③ F8		4	1	1	1	0	0	4
Inning Stats	R: 1 H: 1 E: 0 LOB: 0 K: 2 BB: 0 S: 9 P: 17	R: 0 H: 0 E: 0 LOB: 0 K: 2 BB: 0 S: 9 P: 13	R: 0 H: 1 E: 0 LOB: 3 K: 0 BB: 3 S: 9 P: 27	R: 0 H: 1 E: 1 LOB: 2 K: 0 BB: 0 S: 9 P: 12	R: 0 H: 0 E: 0 LOB: 0 K: 0 BB: 0 S: 6 P: 11	R: 0 H: 1 E: 0 LOB: 1 K: 2 BB: 0 S: 11 P: 14	R: 4 H: 3 E: 0 LOB: 0 K: 1 BB: 1 S: 12 P: 23	R: 0 H: 0 E: 0 LOB: 1 K: 1 BB: 1 S: 6 P: 14		1B: 2 SF: 0 2B: 2 SAC: 0 3B: 1 DP: 1 HR: 2 HBP: 0				WP: 1 PA: 36 PB: 0 SB: 0 CS: 0		

PITCHER		IP	WLS	BF	H	R	ER	SO	BB	IBB	HBP	BLK	WP	HR	S	P	ERA	WHIP
67 Aaron Civale, R ERA: 1.93	(1, 1)	5.0		21	3	1	1	4	3	0	0	0	1	1	42	80	1.80	1.200
36 Tyler Clippard, R ERA: 2.59	(6, 1)	0.2	H	3	1	0	0	1	0	0	0	0	0	0	8	11	0.00	1.500
90 Adam Cimber, R ERA: 4.3	(6, 1)	0.1	L	3	2	2	2	1	0	0	0	0	0	0	5	6	54.00	6.000
39 Oliver Pérez, L ERA: 2.95	(7, 1)	0.0		1	0	0	0	0	1	0	0	0	0	0	1	5	∞	∞
44 Nick Goody, R ERA: 2.7	(7, 1)	1.0		4	1	2	2	1	0	0	0	0	0	1	9	15	18.00	1.000

PITCHER		IP	WLS	BF	H	R	ER	SO	BB	IBB	HBP	BLK	WP	HR	S	P	ERA	WHIP
54 Hunter Wood, R ERA: 2.88	(8, 1)	1.0		4	0	0	0	1	1	0	0	0	0	0	6	14	0.00	1.000

BOTTOM

Cleveland Indians @ Minnesota Twins

Target Field, Minneapolis, MN

Sat Sep 07 2019, 6:12 PM - 9:27 PM CDT

Att. 39,573 - Overcast - 61 F

livebaseballscorecards.com

AB	31
R	5
H	7
RBI	5
BB	5
SO	8
LOB	15

Batter	1	2	3	4	5	6	7	8	9	AB	R	H	RBI	BB	SO	LOB
12 Francisco Lindor, S (1, 6) OBP: 0.348, SLG: 0.540	C SI 91 X FF 92 0-1 P6		C FF 91 C FF 90 X CH 85 0-2 ① G5-3		B CH 83 B FF 88 X FF 89 2-0 HR		X FF 90 0-0 66 S 1-3 2B		F CH 91 B SI 97 S SI 97 F SI 99 F SI 98 B SI 98 F CH 93 B SI 97 S SL 86 3-3 ② K	5	1	2	1	0	1	0
35 Óscar Mercado, R (1, 8) OBP: 0.321, SLG: 0.426	C FF 93 B SI 93 C SI 94 X FF 95 1-2 ② P3		S FF 90 B CU 78 F FF 91 S CH 85 1-3 ② K		C FF 89 C FC 82 B FC 82 B CU 77 B CH 82 S CH 83 3-3 ① K		C FF 91 F SL 80 F SL 81 B SL 81 X FF 91 1-2 ① SF8 3-H		F SL 84 B SI 97 F SI 98 B SI 98 X SL 87 2-2 2B	4	0	1	1	0	2	0
41 Carlos Santana, S (1, 3) OBP: 0.405, SLG: 0.538	C SI 92 X CH 86 0-1 ③ L7		X FF 91 0-0 HR		C CH 84 B FC 81 B FF 89 F CH 82 B CH 84 B FF 90 4-2 66 G5-4-3 BB		F FF 88 S FF 90 B CS 68 F FF 89 B CS 70 S CU 76 2-3 ② K		0-0 IBB	3	1	1	1	2	1	1
66 Yasiel Puig, R (1, 9) OBP: 0.311, SLG: 0.457		C FF 93 F SL 83 B SL 83 B SL 82 F FF 94 F FF 94 B SL 84 B FF 93 4-2 22 2B 32 1B BB	X CH 84 0-0 22 1B 1B		X CH 83 0-0 ②③ G5-4-3 1-2f		B CU 76 C CU 75 B CU 77 X CU 76 2-1 ③ F8 2-3		S FF 96 S SL 87 S SL 87 0-3 ③ K	4	1	1	0	1	1	4
22 Jason Kipnis, L (1, 4) OBP: 0.306, SLG: 0.410		B SI 91 B SI 91 1 SAFE X SI 91 2-0 32 1B 1-3 2B	1 SAFE C FF 90 B FF 90 F CH 84 D CU 80 X CU 77 2-2 1-2 1B			B FC 82 F FF 87 C CH 82 F CH 82 B CU 78 F FF 89 B CH 82 X CH 82 3-2 1B		B FF 87 C CU 74 F CU 76 C FF 88 1-3 ① K		4	1	3	0	0	1	0
32 Franmil Reyes, R (1, 10) OBP: 0.312, SLG: 0.517		C FF 94 D SL 83 F FF 93 X FF 94 1-2 1 1B 2-H 3-H 1B	B CH 84 X FC 82 1-0 ③ G6-3			B FF 89 F CH 82 C CU 76 C CH 82 1-3 ① K		B SI 96 B SL 86 X SI 97 2-0 1 FC6-4 1B		4	0	2	2	0	1	3
1 Greg Allen, S (1, 7) OBP: 0.289, SLG: 0.357	S SI 92 X SI 92 0-1 ① 1-3 1B			B FF 88 C CH 82 T FF 89 X CH 83 1-2 ① G6-3		L FF 88 F CH 81 S FF 89 0-3 ② K		S SI 97 X SI 97 0-1 ② FC6-4 27 WP 1-2f		4	0	1	0	0	1	2
27 Kevin Plawecki, R (1, 2) OBP: 0.275, SLG: 0.336	S SL 83 B SI 92 X SL 83 1-1 ② G5-3			B CH 83 C FF 90 B CH 83 X FF 89 2-1 ② P4		D CU 77 B CH 81 X CH 82 2-0 ③ L7		B SI 97 B SI 96 X SI 96 2-0 ③ P4 1-2		4	0	0	0	0	0	3
2 Yu Chang, R (1, 5) OBP: 0.333, SLG: 0.263		B FF 93 S SL 84 F SL 83 B CH 86 S SL 85 2-3 ③ K		B CH 83 C FF 90 S CU 76 S CH 83 1-3 ③ K			S FF 89 F FF 89 B SL 80 B FF 90 B SL 80 F FF 90 B FF 90 4-2 12 2B 35 SF8 BB		C SI 96 B SL 87 B FF 96 X SI 96 2-1 ① F9	3	1	0	0	1	2	1
Inning Stats	R: 0 E: 0 K: 0 S: 7 H: 0 LOB: 0 BB: 0 P: 8	R: 2 E: 0 K: 1 S: 15 H: 3 LOB: 1 BB: 1 P: 25	R: 1 E: 0 K: 1 S: 12 H: 3 LOB: 2 BB: 0 P: 16	R: 0 E: 0 K: 1 S: 8 H: 0 LOB: 0 BB: 0 P: 12	R: 1 E: 0 K: 1 S: 7 H: 1 LOB: 0 BB: 1 P: 16	R: 0 E: 0 K: 2 S: 12 H: 1 LOB: 1 BB: 0 P: 18	R: 1 E: 0 K: 1 S: 14 H: 1 LOB: 1 BB: 1 P: 23	R: 0 E: 0 K: 1 S: 7 H: 1 LOB: 1 BB: 0 P: 12	R: 0 E: 0 K: 2 S: 14 H: 1 LOB: 2 BB: 1 P: 21	1B: 6 2B: 3 3B: 0 HR: 2 SF: 1 SAC: 0 DP: 1 HBP: 0	WP: 1 PB: 0 SB: 1 CS: 0 PA: 40					

Cleveland Indians @ Minnesota Twins

Target Field, Minneapolis, MN

Sun Sep 08 2019, 1:13 PM - 4:20 PM CDT

Att. 31,380 - Rain - 57 F

TOP

livebaseballscorecards.com

AB	35
R	5
H	11
RBI	5
BB	4
SO	10
LOB	14

PITCHER		IP	WLS	BF	H	R	ER	SO	BB	IBB	HBP	BLK	WP	HR	S	P	ERA	WHIP
68 Randy Dobnak, R ERA: 1.64	(1, 1)	2.0	L	9	3	2	2	1	1	0	0	0	0	0	22	33	9.00	2.000
31 Devin Smeltzer, L ERA: 4.05	(3, 1)	4.0		17	5	2	2	5	1	0	0	0	0	2	39	62	4.50	1.500
61 Cody Stashak, R ERA: 3.93	(7, 1)	0.1		3	1	1	1	0	1	0	0	0	0	0	8	13	27.00	6.000
19 Ryne Harper, R ERA: 3.55	(7, 1)	1.0		3	0	0	0	2	0	0	0	0	0	0	9	14	0.00	0.000
77 Fernando Romero, R ERA: 6.52	(8, 1)	1.2		8	2	0	0	2	0	1	0	0	1	0	18	29	0.00	1.200

PITCHER	IP	WLS	BF	H	R	ER	SO	BB	IBB	HBP	BLK	WP	HR	S	P	ERA	WHIP

Cleveland Indians @ Minnesota Twins

Target Field, Minneapolis, MN

Sun Sep 08 2019, 1:13 PM - 4:20 PM CDT

Att. 31,380 - Rain - 57 F

livebaseballscorecards.com

Batter	1	2	3	4	5	6	7	8	9	AB	R	H	RBI	BB	SO	LOB
26 Max Kepler, L (1, 9) OBP: 0.337, SLG: 0.522 41 Ian Miller, L (2, 8) 24 C.J. Cron, R (7, PH) OBP: 0.316, SLG: 0.479 27 Ryan LaMarre, R (8, 8)	C FF 94 F FF 94 F FF 94 B CU 77 X CH 85 1-2 ① P1		S FF 95 F FF 94 X CH 86 0-2 ③ G1-3		C FF 93 B CH 87 F FF 94 S FF 93 1-3 ③ K		F SL 84 T FF 92 B FF 93 B FF 92 S SL 83 2-3 ② K		C ST 82 D ST 82 S FF 92 D ST 82 B FF 92 F ST 81 C FF 93 3-3 ③ K	1 2 1 1	0 0 0 0	0 0 0 0	0 0 0 0	0 0 0 0	0 1 1 1	0 2 3 2
18 Mitch Garver, R (1, 10) OBP: 0.363, SLG: 0.639	S FF 95 B SL 81 B SL 80 X FF 95 2-1 ② F7			B SL 78 C SL 78 B SL 80 X FF 94 2-1 HR		B FF 95 B SL 81 C SL 80 F SL 80 B CH 85 F SL 78 S FF 94 3-3 ① K	C SL 84 B SL 84 B SL 85 S SL 82 S FF 93 2-3 ③ K			4	1	1	1	0	2	3
11 Jorge Polanco, S (1, 6) OBP: 0.362, SLG: 0.485	C FF 94 S CH 87 S CH 87 0-3 ③ K			S CH 86 B FF 92 C CH 86 B CU 77 X FF 94 2-2 ① F9		X FF 93 0-0 ② L8		B SL 77 B SL 78 X FF 91 2-0 ① F8		4	0	0	0	0	1	0
20 Eddie Rosario, L (1, 7) OBP: 0.297, SLG: 0.490		S CH 85 F FF 92 B CU 78 X FF 93 1-2 ① F7		F CU 78 S FF 93 B CH 86 F CH 86 F FF 94 B SL 82 F CH 87 S CU 78 2-3 ② K		B CH 86 C CH 87 B FF 92 B CH 86 S CH 84 X FF 94 3-2 ③ G5-3		B SL 79 C SL 76 X FF 92 1-1 ② F8		4	0	0	0	0	1	0
64 Willians Astudillo, R (1, 2) OBP: 0.300, SLG: 0.389		C SL 80 X FF 94 0-1 ② F9		B SL 81 B FF 93 C SL 80 B SL 82 C SL 77 X FF 95 3-2 2B			C SL 78 B FF 94 B FF 94 F SL 78 X SL 80 2-2 ① G5-3	B SL 79 X SI 92 1-0 ③ G5-3		4	0	1	0	0	0	0
2 Luis Arraez, L (1, 5) OBP: 0.408, SLG: 0.440		C FF 93 B CH 87 B FF 94 X FF 94 2-1 ③ F8		X CH 86 0-0 ③ G3-1			B FF 95 C FF 94 X FF 95 1-1 13 2B 30 1B 1B		C FF 91 B ST 82 B FF 92 F FF 92 X FF 92 2-2 ① L7	4	1	1	0	0	0	1
13 Ehire Adrianza, S (1, 3) OBP: 0.362, SLG: 0.431			S FF 93 B CH 87 F FF 94 B FF 94 B CH 86 C FF 95 3-3 ① K		C CH 86 F SL 80 S CU 78 0-3 ① K		B FF 95 D CH 87 C FF 93 B FF 94 X FF 94 3-1 30 1B 1-3 2B		B FF 92 F FF 92 B ST 82 X FF 92 2-1 ② F7	4	0	1	0	0	2	0
30 LaMonte Wade Jr., L (1, 8) OBP: 0.556, SLG: 0.111 (2, 9)			B FF 95 F FF 95 B CH 87 B FF 94 F FF 94 F FF 94 B FF 95 4-2 BB		B FF 94 S CH 86 B FF 93 F FF 93 B CU 78 B FF 93 4-2 BB		S FF 92 X CH 86 0-1 16 BB 2-3 3-H 1B		C FF 93 H ST 80 1-1 16 BB HBP	1	0	1	1	2	0	0
16 Jonathan Schoop, R (1, 4) OBP: 0.306, SLG: 0.480			S SL 80 B SL 80 C FF 94 X FF 95 1-2 ② L8		S SL 80 D SL 81 S SL 81 B SL 81 1 SAFE D SL 82 F SL 81 S FF 95 3-3 ② K		B SL 83 D SL 82 C SL 84 B SL 82 B FF 92 4-1 1-2 BB		B ST 82 B FF 92 B FF 92 B FF 92 4-0 1-2 BB	2	0	0	0	2	1	2
Inning Stats	R: 0 E: 0 K: 1 S: 9 H: 0 LOB: 0 BB: 0 P: 12	R: 0 E: 0 K: 0 S: 7 H: 0 LOB: 0 BB: 0 P: 10	R: 0 E: 0 K: 1 S: 12 H: 0 LOB: 1 BB: 1 P: 20	R: 1 E: 0 K: 1 S: 15 H: 2 LOB: 1 BB: 0 P: 24	R: 0 E: 0 K: 3 S: 12 H: 0 LOB: 1 BB: 1 P: 20	R: 0 E: 0 K: 1 S: 8 H: 0 LOB: 0 BB: 0 P: 14	R: 1 E: 0 K: 2 S: 16 H: 3 LOB: 3 BB: 1 P: 30	R: 0 E: 0 K: 0 S: 4 H: 0 LOB: 0 BB: 0 P: 8	R: 0 E: 0 K: 1 S: 10 H: 0 LOB: 2 BB: 1 P: 22	1B: 2 2B: 2 3B: 0 HR: 1 SF: 0 SAC: 0 DP: 0 HBP: 1	WP: 0 PB: 0 SB: 0 CS: 0 PA: 37					

PITCHER	IP	WLS	BF	H	R	ER	SO	BB	IBB	HBP	BLK	WP	HR	S	P	ERA	WHIP
52 Mike Clevinger, R (1, 1) ERA: 2.72	6.1	W	25	4	2	2	7	2	0	0	0	0	1	70	113	2.84	0.947
62 Nick Wittgren, R (7, 1) ERA: 2.7	0.2	H	4	1	0	0	2	1	0	0	0	0	0	9	17	0.00	3.000
39 Oliver Pérez, L (8, 1) ERA: 2.87	1.0	H	3	0	0	0	0	0	0	0	0	0	0	4	8	0.00	0.000
33 Brad Hand, L (9, 1) ERA: 3.36	1.0	S	5	0	0	0	1	1	0	1	0	0	0	10	22	0.00	1.000

PITCHER	IP	WLS	BF	H	R	ER	SO	BB	IBB	HBP	BLK	WP	HR	S	P	ERA	WHIP

BOTTOM

AB	32
R	2
H	5
RBI	2
BB	4
SO	10
LOB	13

Batter	1	2	3	4	5	6	7	8	9	AB	R	H	RBI	BB	SO	LOB
7 Trea Turner, R (1, 6) OBP: 0.357, SLG: 0.479	F FF 93 X SI 91 0-1 ① G4-3			B SI 92 B CH 82 B FF 94 C FF 93 F SI 93 F FF 95 F SI 94 F CH 83 F FF 95 3-3 ① K S SV 83		C SV 81 X CH 83 0-1 1B			C FF 96 B SL 86 B SL 85 X FF 96 2-1 ② F8	4	0	1	0	0	1	0
2 Adam Eaton, L (1, 9) OBP: 0.372, SLG: 0.435	B FF 92 F SI 91 C FF 94 B FF 94 F SV 82 B SV 82 F FF 94 X SI 93 3-2 ② P5			B CH 82 F SI 92 F CH 82 C FF 95 1-3 ② K		C SV 81 1 SAFE 1 SAFE X CH 78 0-1 ③ G4-3			C SI 97 S CH 88 F FF 97 S SI 97 0-3 ③ K	4	0	0	0	0	2	1
6 Anthony Rendon, R (1, 5) OBP: 0.417, SLG: 0.628	B FF 94 B CH 84 F FF 94 X FF 94 2-1 ③ G4-3			F CH 83 X SI 93 0-1 ③ L5			B FF 94 C FF 94 F FF 94 F SI 95 B SV 83 B SV 83 B SI 93 4-2 22 G4-3 BB			2	0	0	0	1	0	0
22 Juan Soto, L (1, 7) OBP: 0.404, SLG: 0.576		C SV 82 F SV 81 B FF 94 B FF 94 C FF 95 2-3 ① K			S FF 93 B FF 94 C SV 82 X SV 83 1-2 ① F7		B SI 93 C SV 82 B CH 80 C CH 80 X CH 82 2-2 ①② G4-3 1-2f			3	0	0	0	0	1	1
47 Howie Kendrick, R (1, 10) OBP: 0.376, SLG: 0.546		B FF 94 B SI 93 C FF 94 X CH 84 2-1 ② F7			B SV 82 C SV 81 B CU 74 X SI 93 2-1 13 E 1B		C FF 93 B FF 94 B SV 83 C SV 82 X FF 94 2-2 ③ L3			3	0	1	0	0	0	0
13 Asdrúbal Cabrera, S (1, 4) OBP: 0.338, SLG: 0.433		B FF 94 X SI 92 1-0 ③ G6-3			B FF 94 1 SAFE X FF 92 1-0 ② L8 1-2			F SI 86 B SL 80 S SL 80 X CH 79 1-2 ① L4		3	0	0	0	0	0	1
11 Ryan Zimmerman, R (1, 3) OBP: 0.301, SLG: 0.413			C FF 94 C SI 93 X SV 81 0-2 ① G1-3		B SI 92 F SI 92 S SV 82 X SV 83 1-2 ③ G6-3			C FF 86 B SL 77 X SL 77 1-1 ② P2		3	0	0	0	0	0	1
10 Yan Gomes, R (1, 2) OBP: 0.312, SLG: 0.360			C SI 91 C FF 92 B FF 93 X CH 84 1-2 ② F9			C SV 81 F FF 91 S FF 91 0-3 ① K		C SL 80 B SL 77 C SL 78 B SL 77 B SL 78 F SL 78 F SL 79 F SL 78 S SL 79 3-3 ③ K		3	0	0	0	0	2	0
16 Victor Robles, R (1, 8) OBP: 0.322, SLG: 0.426			F SV 80 B FF 93 B FF 94 F SV 82 B FF 94 X SI 94 3-2 ③ G6-3			F FF 93 X FF 92 0-1 ② B1-3			B FF 96 B FF 94 C FF 95 B FF 95 C FF 94 X FF 96 3-2 ① L9	3	0	0	0	0	0	0
Inning Stats	R: 0 E: 0 K: 0 S: 9 H: 0 LOB: 0 BB: 0 P: 14	R: 0 E: 0 K: 1 S: 6 H: 0 LOB: 0 BB: 0 P: 11	R: 0 E: 0 K: 0 S: 9 H: 0 LOB: 0 BB: 0 P: 13	R: 0 E: 0 K: 2 S: 12 H: 0 LOB: 0 BB: 0 P: 16	R: 0 E: 1 K: 0 S: 9 H: 1 LOB: 1 BB: 0 P: 14	R: 0 E: 0 K: 1 S: 9 H: 1 LOB: 1 BB: 0 P: 9	R: 0 E: 0 K: 0 S: 9 H: 0 LOB: 0 BB: 1 P: 17	R: 0 E: 0 K: 1 S: 11 H: 0 LOB: 0 BB: 0 P: 16	R: 0 E: 0 K: 1 S: 9 H: 0 LOB: 0 BB: 0 P: 14	1B: 2 2B: 0 3B: 0 HR: 0	SF: 0 SAC: 0 DP: 1 HBP: 0			WP: 0 PB: 0 SB: 0 CS: 0	PA: 29		

PITCHER	IP	WLS	BF	H	R	ER	SO	BB	IBB	HBP	BLK	WP	HR	S	P	ERA	WHIP
17 José Berríos, R (1, 1) ERA: 3.63	7.0	W	23	2	0	0	4	1	0	0	0	0	0	63	94	0.00	0.429
54 Sergio Romo, R (8, 1) ERA: 3.56	1.0	H	3	0	0	0	1	0	0	0	0	0	0	11	16	0.00	0.000
65 Trevor May, R (9, 1) ERA: 3.04	1.0		3	0	0	0	1	0	0	0	0	0	0	9	14	0.00	0.000

PITCHER	IP	WLS	BF	H	R	ER	SO	BB	IBB	HBP	BLK	WP	HR	S	P	ERA	WHIP

TOP

Washington Nationals @ Minnesota Twins

Target Field, Minneapolis, MN

Tue Sep 10 2019, 6:40 PM - 9:12 PM CDT

Att. 24,813 - Clear - 78 F

livebaseballscorecards.com

AB	28
R	0
H	2
RBI	0
BB	1
SO	6
LOB	4

BOTTOM

Washington Nationals @ Minnesota Twins

Target Field, Minneapolis, MN

Tue Sep 10 2019, 6:40 PM - 9:12 PM CDT

Att. 24,813 - Clear - 78 F

livebaseballscorecards.com

Batter	1	2	3	4	5	6	7	8	9	AB	R	H	RBI	BB	SO	LOB
2 Luis Arraez, L (1, 7) OBP: 0.409, SLG: 0.445	B FF 89 B FF 90 F FF 89 L FF 89 X FS 84 2-2 ① G3		1 SAFE C CU 78 1 SAFE 1 SAFE B FS 83 X FS 86 1-1 ③ F7			C FF 90 C FF 91 B FF 91 B FC 88 F CH 74 B FS 86 X FC 88 3-2 2B		C FF 99 1 SAFE B FF 98 X FF 96 1-1 11 WP 1-2 11 2B 1B		4	1	2	0	0	0	1
41 Ian Miller, L (9, 8)										0	0	0	0	0	0	0
11 Jorge Polanco, S (1, 6) OBP: 0.361, SLG: 0.485	B CU 78 X FF 91 1-0 ② F8			B FF 91 C FC 87 B FS 83 F FS 85 X FC 89 2-2 ① G4-3		B FF 92 C FS 85 B FF 93 B CU 76 S FS 84 X FC 88 3-2 ② L7		B SL 87 F FF 98 X FF 97 1-1 18 BB 1-H 2-H 13 SF8 2B		4	1	1	2	0	0	1
23 Nelson Cruz, R (1, 10) OBP: 0.380, SLG: 0.621	C SI 90 X FC 87 0-1 ③ L5			C FC 88 S FF 92 C FC 89 0-3 ② K		F FF 91 F FC 89 D FS 86 D FS 86 X FC 87 2-2 ③ G4-3		D SL 88 F FF 98 B FF 99 S FF 99 B FF 99 S SL 87 3-3 ① K		4	0	0	0	0	2	2
20 Eddie Rosario, L (1, 9) OBP: 0.299, SLG: 0.491		B FF 90 B FF 88 S FF 90 S FS 85 B FS 84 S FS 85 3-3 ① K		B FF 92 B FF 90 S FS 85 F FF 91 F CH 70 B FS 86 S FC 88 3-3 ③ K			S FF 90 B FF 90 F FF 92 X FF 92 1-2 18 HR 2B		0-0 18 BB IBB		3	1	1	0	1	2	0
18 Mitch Garver, R (1, 2) OBP: 0.364, SLG: 0.646		B CU 77 C FF 92 F FF 91 B SL 84 C FS 85 2-3 ② K			X FF 91 0-0 ① F9		C FC 88 2 SAFE X SL 85 0-1 2-H HR	B FF 98 C FF 98 B SL 88 B FF 98 F FF 98 B FF 97 4-2 1-2 2-3 BB		3	1	1	2	1	1	0
13 Ehire Adrianza, S (1, 5) OBP: 0.355, SLG: 0.424		F FF 88 B FF 92 X FC 88 1-1 ③ F7			C CU 77 B FF 92 B FS 85 F FS 84 S FC 90 2-3 ② K		X FS 86 0-0 ① G4-3	D CU 78 B FF 92 F FF 92 F FF 92 X SL 87 2-2 ② SF8 3-H		3	0	0	1	0	1	0
64 Willians Astudillo, R (1, 3) OBP: 0.301, SLG: 0.388			X FF 90 0-0 ① F7		C FC 89 F SI 93 X SI 93 0-2 1B		X FF 90 0-0 ② F7	B FF 95 S SL 88 F SL 83 C FF 96 1-3 ③ K		3	0	1	0	0	0	0
24 C.J. Cron, R (8, 3) OBP: 0.315, SLG: 0.478										1	0	0	0	0	1	2
30 LaMonte Wade Jr., L (1, 8) (9, 7) OBP: 0.476, SLG: 0.083			C FF 90 X FS 85 0-1 ② L3		B CU 78 1 SAFE B FF 89 C FS 84 S FF 90 B FC 89 X FC 89 3-2 ③ F9		C FF 90 F FS 84 X FF 89 0-2 ③ F8			3	0	0	0	0	0	1
16 Jonathan Schoop, R (1, 4) OBP: 0.308, SLG: 0.479			B FC 90 B FF 92 F FC 87 B FF 90 B FS 83 4-1 BB			X FF 90 0-0 ① P5		C FF 98 B SL 89 H FF 98 2-1 11 WP 2 1B 11 2B HBP		1	1	0	0	1	0	0
Inning Stats	R: 0 E: 0 K: 0 S: 6 H: 0 LOB: 0 BB: 0 P: 9	R: 0 E: 0 K: 2 S: 8 H: 0 LOB: 0 BB: 0 P: 14	R: 0 E: 0 K: 0 S: 6 H: 0 LOB: 1 BB: 1 P: 11	R: 0 E: 0 K: 2 S: 10 H: 0 LOB: 0 BB: 0 P: 15	R: 0 E: 0 K: 1 S: 10 H: 1 LOB: 1 BB: 0 P: 15	R: 0 E: 0 K: 0 S: 11 H: 1 LOB: 1 BB: 0 P: 19	R: 2 E: 0 K: 0 S: 10 H: 2 LOB: 0 BB: 0 P: 11	R: 3 E: 0 K: 2 S: 16 H: 2 LOB: 2 BB: 2 P: 30		1B: 2 2B: 3 3B: 0 HR: 1 SF: 1 SAC: 0 DP: 0 HBP: 1	WP: 1 PB: 0 SB: 0 CS: 0 PA: 34					

	AB	29
	R	5
	H	6
	RBI	5
	BB	3
	SO	7
	LOB	7

PITCHER		IP	WLS	BF	H	R	ER	SO	BB	IBB	HBP	BLK	WP	HR	S	P	ERA	WHIP
19 Aníbal Sánchez, R ERA: 4.04	(1, 1)	7.0	L	26	4	2	2	5	1	0	0	0	0	1	61	94	2.57	0.714
21 Tanner Rainey, R ERA: 4.62	(8, 1)	0.1		6	2	3	3	1	1	1	1	0	1	0	10	21	81.00	9.000
48 Javy Guerra, R ERA: 4.75	(8, 1)	0.2		2	0	0	0	1	0	0	0	0	0	0	6	9	0.00	0.000

PITCHER	IP	WLS	BF	H	R	ER	SO	BB	IBB	HBP	BLK	WP	HR	S	P	ERA	WHIP

Washington Nationals @ Minnesota Twins

Target Field, Minneapolis, MN

Wed Sep 11 2019, 6:46 PM - 9:57 PM CDT

Att. 20,062 - Drizzle - 64 F

livebaseballscorecards.com

Batter	1	2	3	4	5	6	7	8	9	AB	R	H	RBI	BB	SO	LOB
7 Trea Turner, R (1, 6) OBP: 0.355, SLG: 0.482	C SI 92 B CH 83 B SI 92 X CH 84 2-1 P3 ①	B SI 93 C FC 90 B FC 90 C CH 86 B FC 91 F CU 81 X FF 94 3-2 G4-3 ③		B CH 86 F FF 94 F FC 88 F FF 95 X CH 86 1-2 G4-3 ② **1-2**			B FF 98 C FF 99 B SL 88 F FF 99 F SL 89 F SI 98 F SL 88 F SI 99 X SI 98 2-2 G4-3 ①		F SI 93 B SI 91 X SL 83 1-1 HR	5	1	1	1	0	0	1
2 Adam Eaton, L (1, 9) OBP: 0.370, SLG: 0.435 3 Michael Taylor, R (9, 9) OBP: 0.273, SLG: 0.272	C FF 94 B FC 87 X FF 93 1-1 22 1B 2B	B FF 94 C FC 90 X CU 79 1-1 F8 ①	B FF 94 C CH 86 C FC 87 X CH 87 1-2 F8 ③				F FF 100 B SI 99 F CH 91 B SI 99 F SL 88 F SI 97 F SI 99 F SL 90 F FF 99 2-2 X CH 81 F8 ②		B SI 92 X SI 92 1-0 G4-3 ②	5 0	1 0	1 0	0 0	0 0	0 0	1 0
6 Anthony Rendon, R (1, 5) OBP: 0.415, SLG: 0.623	B FF 94 B FC 90 B CH 86 C CH 85 B FC 88 4-1 22 1B 11 1B BB	X CU 80 0-0 P4 ②			B CH 84 C CH 85 F FF 94 F FC 90 B FF 94 F CU 80 B CH 87 X SI 95 3-2 G6-3 ①		C SI 99 B SL 87 F SI 98 S SI 98 1-3 K ③		B SL 84 F SI 93 X SI 93 1-1 L7 ③	4	1	0	0	1	1	0
22 Juan Soto, L (1, 7) OBP: 0.405, SLG: 0.574	B SI 94 X SI 95 1-0 11 1B **1-2** **2-H** 1B	B SI 94 B SI 94 C CH 86 B SI 95 B FC 91 4-1 47 2B BB			F SI 95 X SI 94 0-1 L3 ②			C SL 86 C SI 97 X SL 88 0-2 G3-1 ①		3	1	1	1	1	0	0
47 Howie Kendrick, R (1, 10) OBP: 0.380, SLG: 0.553	F SI 93 X FC 89 0-1 F4 ②	C CU 80 F CH 86 X FC 88 0-2 11 HR **1-H** 2B			C CH 87 B FC 90 X CH 86 1-1 1B			C SI 96 B SL 86 C SI 97 C SI 97 B SL 88 F SI 98 F SI 98 X SI 97 2-2 11 1B 1B		4	1	3	1	0	0	2
11 Ryan Zimmerman, R (1, 3) OBP: 0.312, SLG: 0.444	C FF 93 X CH 85 0-1 **1-3** **2-H** 1B	F CU 79 X FF 94 0-1 **2-H** HR			1 SAFE S CH 86 S CH 84 D CH 86 F CH 86 C FC 90 1-3 K ③			X SI 97 0-0 **1-2** 1B		4	1	3	3	0	1	1
9 Brian Dozier, R (1, 4) OBP: 0.338, SLG: 0.427	C FC 89 X CH 84 0-1 L5 ③	S CH 85 B CH 86 B FC 90 F CH 85 C FC 89 2-3 K ③				B FF 93 S FF 93 B SL 87 S SL 86 B FF 94 F FF 94 F SL 86 X FF 93 3-2 G5-3 ①		C SI 96 B SL 88 B SI 96 B SI 96 X SI 96 3-1 F4 ②		4	0	0	0	0	1	4
10 Yan Gomes, R (1, 2) OBP: 0.311, SLG: 0.356		S SI 92 S FC 88 B FC 89 S CH 86 1-3 K ①		C CH 84 B FC 89 B CH 85 B SI 92 S SI 93 B FC 88 4-2 7 G4-3 BB		C FF 93 T FF 93 S FF 93 0-3 K ②		B SI 97 C SI 98 F SI 96 F SI 98 S SL 88 1-3 K ③		3	0	0	0	1	3	2
16 Victor Robles, R (1, 8) OBP: 0.319, SLG: 0.422		F SI 93 X FC 90 0-1 F7 ②		B FC 89 F FC 88 L CH 84 F FF 93 S CH 86 1-3 K ①		S SL 86 X SL 86 0-1 G5-3 ③			C FF 91 F SL 83 S SL 85 0-3 K ①	4	0	0	0	0	2	1

	AB	36
	R	6
	H	9
	RBI	6
	BB	3
	SO	8
	LOB	12

Inning Stats																				
	R: 2	H: 3	R: 0	H: 0	R: 3	H: 2	R: 0	H: 0	R: 0	H: 1	R: 0	H: 0	R: 0	H: 0	R: 0	H: 2	R: 1	H: 1	1B: 5	SF: 0	WP: 0	PA: 39
	E: 0	LOB: 2	E: 0	LOB: 0	E: 0	LOB: 0	E: 0	LOB: 1	E: 0	LOB: 1	E: 0	LOB: 0	E: 0	LOB: 0	E: 0	LOB: 2	E: 0	LOB: 0	2B: 2	SAC: 0	PB: 0	
	K: 0	BB: 1	K: 1	BB: 0	K: 1	BB: 1	K: 1	BB: 1	K: 1	BB: 0	K: 1	BB: 0	K: 1	BB: 0	K: 1	BB: 0	K: 1	BB: 0	3B: 0	DP: 0	SB: 0	
	S: 12	P: 20	S: 9	P: 13	S: 12	P: 19	S: 13	P: 20	S: 13	P: 18	S: 10	P: 13	S: 18	P: 23	S: 15	P: 21	S: 8	P: 11	HR: 2	HBP: 0	CS: 0	

PITCHER		IP	WLS	BF	H	R	ER	SO	BB	IBB	HBP	BLK	WP	HR	S	P	ERA	WHIP
33 Martín Pérez, L ERA: 4.89	(1, 1)	5.0	L	24	6	5	5	4	3	0	0	0	0	1	59	90	9.00	1.800
52 Zack Littell, R ERA: 3.1	(6, 1)	1.0		3	0	0	0	1	0	0	0	0	0	0	10	13	0.00	0.000
51 Brusdar Graterol, R ERA: 9.0	(7, 1)	1.0		3	0	0	0	1	0	0	0	0	0	0	18	23	0.00	0.000
77 Fernando Romero, R ERA: 5.91	(8, 1)	1.0		5	2	0	0	1	0	0	0	0	0	0	15	21	0.00	2.000
68 Randy Dobnak, R ERA: 2.25	(9, 1)	1.0		4	1	1	1	1	0	0	0	0	0	1	8	11	9.00	1.000

PITCHER	IP	WLS	BF	H	R	ER	SO	BB	IBB	HBP	BLK	WP	HR	S	P	ERA	WHIP

Batter	1	2	3	4	5	6	7	8	9	AB	R	H	RBI	BB	SO	LOB
2 Luis Arraez, L (1, 7) OBP: 0.413, SLG: 0.448	B FF 94 C FF 94 B CU 83 F FF 95 X SI 95 2-2 20 FC4-6 23 BB 1B		B SI 94 C CH 89 B FF 95 X SI 95 2-1 11 HR 1B		B CU 82 C FF 94 F CU 82 F FF 95 B CU 84 F CH 89 X CU 84 2-2 ① G4-3		C FF 91 F FF 91 F FF 93 B SL 82 D SL 81 X FF 93 2-2 ③ L7		B FF 95 B FF 95 B FF 95 C FF 94 X FF 94 3-1 1-2 1B	5	1	3	0	0	0	1
11 Jorge Polanco, S (1, 6) OBP: 0.361, SLG: 0.490	C CU 83 F FF 93 D CH 89 B CH 88 1 SAFE B CH 88 F FF 94 F FF 94 S CU 84 3-3 ① K		F CH 88 X FF 94 0-1 1-H HR		B CH 88 F SI 95 B CU 84 B CH 89 S CH 88 F CU 84 F FF 95 X CH 88 3-2 ② G1-3			C SI 91 X CH 82 0-1 23 BB 1B	C FF 96 B CH 89 F FF 96 X SL 85 1-2 ③ G3	5	1	2	2	0	1	3
23 Nelson Cruz, R (1, 10) OBP: 0.381, SLG: 0.618	S FF 94 F SI 94 D CU 83 B CU 83 B SI 94 B FF 96 4-2 20 FC4-6 1-2 BB		C CU 83 S CH 89 B FF 95 S CU 84 1-3 ② K		T FF 94 C CU 82 B SI 96 B CH 89 F SI 95 B CU 84 X CU 82 3-2 ③ G5-3			S SI 92 F SI 92 B FF 93 B CH 82 B FF 91 B FF 92 4-2 1-2 BB		2	0	0	0	2	1	0
20 Eddie Rosario, L (1, 9) OBP: 0.297, SLG: 0.487	B CU 83 S CH 88 B CU 83 F FF 94 B FF 94 F CH 87 X SI 93 3-2 ② FC4-6 1-2f 2-3		X SI 94 0-0 ③ L8			C CU 83 X CU 83 0-1 ① F9		F SI 93 X FF 94 0-1 ① F7		4	0	0	0	0	0	4
64 Willians Astudillo, R (1, 3) OBP: 0.293, SLG: 0.378	F FF 94 B CU 84 X FF 94 1-1 ③ G6-3			B CU 81 F FF 94 F CU 83 B CU 84 S CH 89 2-3 ① K		B FF 93 F SI 94 X CH 87 1-1 ② F7		B SI 94 F SI 94 X CH 84 1-1 ② F8		4	0	0	0	0	1	4
13 Ehire Adrianza, S (1, 5) OBP: 0.349, SLG: 0.416		C CU 82 F SI 94 F CH 89 S FF 96 0-3 ① K		F SI 95 S CH 89 B CH 88 S FF 94 1-3 ② K		X CH 87 0-0 ③ B1-3		F FF 93 B CH 83 D CH 84 S CH 83 X FF 95 2-2 ③ P6		4	0	0	0	0	2	2
30 LaMonte Wade Jr., L (1, 8) OBP: 0.440, SLG: 0.067		F SI 95 C CU 83 B FF 94 F CH 89 S CH 90 1-3 ② K2-3		B CU 83 B CU 83 F FF 95 B CH 87 B FF 95 4-1 16 2B BB			B FC 92 C FC 91 B CH 88 B FC 91 C FC 90 S FC 93 3-3 ① K		B FF 95 F FF 95 B FF 96 X FF 95 2-1 ① G3	3	0	0	0	1	2	0
16 Jonathan Schoop, R (1, 4) OBP: 0.308, SLG: 0.479		X SI 94 0-0 ③ P5		B CU 83 1 SAFE X FF 94 1-0 1-3 2B			C FC 93 B CH 88 F FC 94 F CH 88 X FC 93 1-2 ② G5-3		B SL 86 X FF 95 1-0 ② P2	4	0	1	0	0	0	0
15 Jason Castro, L (1, 2) OBP: 0.332, SLG: 0.449			B FF 94 S CU 83 C FF 95 X CH 89 1-2 ① G1-3	S CU 84 S CH 89 D CH 90 B CH 90 B FF 96 C FF 96 3-3 ③ K			B CH 87 C FC 92 B CH 87 S FC 92 X CH 89 2-2 1B		X FF 95 0-0 2 1B 1B	4	0	2	0	0	1	2
Inning Stats	R: 0 E: 0 K: 1 S: 16 H: 1 LOB: 2 BB: 1 P: 29	R: 0 E: 0 K: 2 S: 9 H: 0 LOB: 0 BB: 0 P: 10	R: 2 E: 0 K: 1 S: 11 H: 2 LOB: 0 BB: 0 P: 15	R: 0 E: 0 K: 3 S: 11 H: 1 LOB: 2 BB: 1 P: 22	R: 0 E: 0 K: 0 S: 14 H: 0 LOB: 0 BB: 0 P: 22	R: 0 E: 0 K: 0 S: 5 H: 0 LOB: 0 BB: 0 P: 6	R: 0 E: 0 K: 1 S: 14 H: 1 LOB: 1 BB: 0 P: 22	R: 0 E: 0 K: 0 S: 11 H: 1 LOB: 2 BB: 1 P: 18	R: 0 E: 0 K: 0 S: 9 H: 2 LOB: 2 BB: 0 P: 16	1B: 6 2B: 1 3B: 0 HR: 1	SF: 0 SAC: 0 DP: 0 HBP: 0			WP: 0 PB: 0 SB: 0 CS: 0	PA: 38		

PITCHER		IP	W/L/S	BF	H	R	ER	SO	BB	IBB	HBP	BLK	WP	HR	S	P	ERA	WHIP
37 Stephen Strasburg, R ERA: 3.49	(1, 1)	6.0	W	24	4	2	2	7	2	0	0	0	0	1	66	104	3.00	1.000
51 Wander Suero, R ERA: 4.39	(7, 1)	0.2	H	3	1	0	0	1	0	0	0	0	0	0	10	16	0.00	1.500
63 Sean Doolittle, L ERA: 4.07	(7, 1)	0.1	H	1	0	0	0	0	0	0	0	0	0	0	4	6	0.00	0.000
56 Fernando Rodney, R ERA: 5.4	(8, 1)	1.0	H	5	1	0	0	0	1	0	0	0	0	0	11	18	0.00	2.000
44 Daniel Hudson, R ERA: 2.81	(9, 1)	1.0		5	2	0	0	0	0	0	0	0	0	0	9	16	0.00	2.000

PITCHER	IP	W/L/S	BF	H	R	ER	SO	BB	IBB	HBP	BLK	WP	HR	S	P	ERA	WHIP

BOTTOM

Washington Nationals @ Minnesota Twins

Target Field, Minneapolis, MN

Wed Sep 11 2019, 6:46 PM - 9:57 PM CDT

Att. 20,062 - Drizzle - 64 F

livebaseballscorecards.com

AB	35
R	2
H	8
RBI	2
BB	3
SO	8
LOB	16

Batter	1	2	3	4	5	6	7	8	9	AB	R	H	RBI	BB	SO	LOB
7 Trea Turner, R (1, 6) OBP: 0.357, SLG: 0.482	C FF 94 F SI 94 S CH 86 0-3 ① K		B CU 80 F CH 86 X SI 92 1-1 2 1B 22 FC4-6 2B	C SI 93 C SL 82 B SL 83 B CU 80 X CH 86 2-2 ③ G6-3		C SI 93 B SL 84 S SI 92 B SI 94 D SL 84 D SI 93 4-2 2 S 6 2B BB	X SI 89 0-0 ② FC3-4 1-2f 2-3		B SL 73 C CH 75 S SI 84 B CH 74 F CH 75 B SL 74 B CH 75 4-2 BB	4	2	1	0	2	1	2
2 Adam Eaton, L (1, 9) OBP: 0.371, SLG: 0.441 3 Michael Taylor, R (8, 9) OBP: 0.270, SLG: 0.268	B SI 95 C SI 95 F SI 95 X FF 94 1-2 ② P5		L CH 85 F CU 79 X SL 80 0-2 22 FC4-6 6 BB 13 1B 2-3 1B		B FF 92 C SI 90 X SL 82 1-1 HR	C SI 92 F SI 92 F SI 93 S SL 84 0-3 ② K 1-2 2-3	C SI 91 F SL 80 F SL 82 C SI 92 0-3 ③ K		X CH 75 0-0 ③ G6-3	5 1	2 0	2 0	1 0	0 0	2 0	4 1
6 Anthony Rendon, R (1, 5) OBP: 0.418, SLG: 0.631	B SI 95 X SI 95 1-0 HR		1 SAFE B CH 86 D SL 84 D CH 86 B SL 85 4-0 22 FC4-6 1-2 BB		C CH 87 F CH 87 B SI 92 B SL 82 F CH 86 F SI 93 B CU 80 B SI 93 4-2 22 FC3-6 BB	X SI 92 0-0 22 HR 2-H 3-H 2B		C SI 85 F CH 74 B CH 75 C SL 75 1-3 ① K		3	2	2	3	2	1	0
22 Juan Soto, L (1, 7) OBP: 0.405, SLG: 0.579	X FF 95 0-0 ③ 1B		D CU 80 X SI 94 1-0 ① FC4-6 13 1B 1-2f 2-3 3-H		D CU 79 C CH 86 B CH 85 B SI 92 C SI 93 F CH 86 X CU 79 3-2 ① FC3-6 13 3B 1-2f	B CH 84 S CH 85 F SI 93 D SL 84 D SL 83 F SL 82 X SI 93 3-2 HR 2-H		B SI 86 B CH 76 F CH 76 X CH 76 2-1 ② G3-1	5	2	2	3	0	0	3
47 Howie Kendrick, R (1, 10) OBP: 0.381, SLG: 0.548		B CU 80 F SI 93 B SI 94 D FF 94 4-0 13 G3-6-1 BB	F SI 93 F SI 93 F CH 86 D SI 93 1 SAFE 1 SAFE F CH 83 S CU 79 1-3 ② K		C SL 82 C SI 91 S CH 84 0-3 ② K	B SL 82 B SL 82 B SI 91 X SI 91 3-0 13 WP 1B		X SL 75 0-0 ③ F8		4	0	1	0	1	2	3
13 Asdrúbal Cabrera, S (1, 4) (4, 3) OBP: 0.338, SLG: 0.437		B SI 93 C SI 93 X CH 84 1-1 ① ② G3-6-1 1-2f	X CH 84 0-0 1-2 3-H 1B		1 SAFE X FF 92 0-0 9 PB 1-H 3B	F SI 90 B CH 86 X SL 82 1-1 ③ F8 1-2			C SI 84 X CH 75 0-1 ① G3-1	5	1	2	2	0	0	2
15 Matt Adams, L (1, 3) OBP: 0.278, SLG: 0.475 9 Brian Dozier, R (4, 4) OBP: 0.338, SLG: 0.427		C CU 79 S CH 85 B CU 80 B CH 85 B FF 93 B CH 86 4-2 16 1B BB	F CH 84 S CU 80 D CU 80 C FF 93 1-3 ③ K		B FF 91 B SL 83 X FF 92 2-0 ③ P3 3-H	X SI 91 0-0 7 FC3-4 10 HBP 1B			C SI 86 S CH 75 F SL 76 F SL 76 B SL 76 B CH 74 F CH 74 B SL 75 F SI 85 3-2 ② X CH 74 G4-3	1 3	0 0	0 1	0 0	1 0	1 0	2 0
16 Victor Robles, R (1, 8) OBP: 0.322, SLG: 0.425		F SI 94 D SL 84 B SL 84 S SL 82 X SI 94 2-2 1-2 1B		F SL 83 S SL 83 B SL 83 F SL 84 B CH 85 X CU 80 2-2 ① L4		C SI 92 C SI 94 F SI 92 B SL 83 B SI 94 B SI 94 X SI 94 3-2 2 S 6 2B 2B	C CU 79 C CH 82 S SL 83 0-3 ① K		H SI 86 1-0 10 HR HBP	4	2	2	0	0	1	1
10 Yan Gomes, R (1, 2) OBP: 0.313, SLG: 0.366		B FF 93 C SI 94 S SL 85 D SL 84 S SL 84 2-3 ③ K		C SI 94 F SI 93 B CH 86 X FF 94 1-2 ② G6-3		X SI 92 0-0 ① G5-3	H SI 91 1-0 7 FC3-4 1-2 HBP		1 SAFE B CH 75 X SI 85 1-0 1-H HR	4	1	1	2	0	1	3
Inning Stats	R: 1 E: 0 K: 1 S: 8 H: 2 LOB: 1 BB: 0 P: 10	R: 0 E: 0 K: 1 S: 10 H: 1 LOB: 2 BB: 2 P: 23	R: 2 E: 0 K: 2 S: 15 H: 3 LOB: 2 BB: 1 P: 23	R: 0 E: 0 K: 0 S: 10 H: 0 LOB: 0 BB: 0 P: 15	R: 3 E: 0 K: 1 S: 15 H: 2 LOB: 0 BB: 1 P: 25	R: 4 E: 0 K: 1 S: 19 H: 4 LOB: 1 BB: 1 P: 33	R: 0 E: 0 K: 2 S: 9 H: 1 LOB: 2 BB: 0 P: 10	R: 0 E: 0 K: 1 S: 6 H: 0 LOB: 0 BB: 0 P: 9	R: 2 E: 0 K: 0 S: 14 H: 1 LOB: 1 BB: 1 P: 23	1B: 6 2B: 3 3B: 1 HR: 4 SF: 0 SAC: 0 DP: 1 HBP: 2						

PITCHER		IP	WLS	BF	H	R	ER	SO	BB	IBB	HBP	BLK	WP	HR	S	P	ERA	WHIP
44 Kyle Gibson, R ERA: 4.73	(1, 1)	4.2	L	24	8	6	5	5	4	0	0	0	0	2	57	93	9.64	2.571
61 Cody Stashak, R ERA: 3.86	(5, 1)	0.1		1	0	0	0	0	0	0	0	0	0	0	1	3	0.00	0.000
53 Kohl Stewart, R ERA: 6.66	(6, 1)	2.0		13	5	4	4	3	1	0	1	0	1	1	28	43	18.00	3.000
39 Trevor Hildenberger, R ERA: 8.27	(8, 1)	2.0		9	1	2	2	1	1	0	1	0	0	1	20	32	9.00	1.000

PITCHER	IP	WLS	BF	H	R	ER	SO	BB	IBB	HBP	BLK	WP	HR	S	P	ERA	WHIP

Washington Nationals @ Minnesota Twins

Target Field, Minneapolis, MN

Thu Sep 12 2019, 7:31 PM - 11:15 PM CDT

Att. 19,167 - Overcast - 66 F

TOP

livebaseballscorecards.com

AB	39
R	12
H	14
RBI	11
BB	6
SO	9
LOB	21

WP: 1	PA: 47		
PB: 1			
SB: 2			
CS: 0			

BOTTOM

Washington Nationals @ Minnesota Twins

Target Field, Minneapolis, MN

Thu Sep 12 2019, 7:31 PM - 11:15 PM CDT

Att. 19,167 - Overcast - 66 F

livebaseballscorecards.com

Batter	1	2	3	4	5	6	7	8	9	AB	R	H	RBI	BB	SO	LOB
18 Mitch Garver, R (1, 2) OBP: 0.364, SLG: 0.647 30 LaMonte Wade Jr., L (7, 7) OBP: 0.444, SLG: 0.118 (9, 8)	C SI 90 X CH 84 0-1 ① G6-3	B FF 92 C SI 93 C FF 93 D SL 83 D SL 82 X FF 93 3-2 ③ G5-3			B CU 66 B SL 82 C FF 91 C SI 91 X SI 93 2-2 23 1B 2B		B SI 95 X SI 95 1-0 ① P5	B SI 92 B SI 92 B SI 92 C SI 92 C SI 92 X SI 91 3-2 15 BB 1-2 2-H 1B		3 1 1 0 0 0 2 2 0 1 1 0 0 0					
2 Luis Arraez, L (1, 7) OBP: 0.412, SLG: 0.450 15 Jason Castro, L (7, 2) OBP: 0.337, SLG: 0.449	C SI 90 B SL 81 F SL 82 B SI 93 B SL 83 F SI 93 X SL 82 3-2 23 F9 20 1B 2B	B FF 89 C FF 90 C SI 90 X SI 92 1-2 ① G4-3			C SL 79 B FF 93 F SL 82 C SI 93 1-3 ① K		C SI 95 C CH 91 B SL 84 F SI 96 B FC 90 B SI 96 B FC 92 4-2 BB	B SI 93 F SI 93 C SI 94 B SI 94 D CH 83 F SI 93 F FF 94 B SI 94 4-2 1-2 2-3 BB		3 1 1 0 0 1 1 0 0 0 0 2 0 0					
23 Nelson Cruz, R (1, 10) OBP: 0.381, SLG: 0.623	C SI 92 C FF 92 D SI 93 F SL 84 D SL 82 X SI 93 2-2 ② F9 2-3	C CU 67 S SI 92 B SI 94 B SL 83 B SL 84 X FF 94 3-2 HR			D SL 82 S CH 85 X FF 93 1-1 24 1B 2-H 1B		D SL 84 C FF 96 C FF 96 F SL 85 B SI 97 S SI 96 2-3 ② K	S SI 94 S CH 84 D SI 94 S CH 84 1-3 ② K		5 1 2 2 0 2 5					
20 Eddie Rosario, L (1, 9) OBP: 0.297, SLG: 0.486 41 Ian Miller, L (7, 9) 11 Jorge Polanco, S (8, PH) OBP: 0.361, SLG: 0.489 (9, 6)	B FF 92 X SL 82 1-0 24 FC4 1B 3-H	F FF 92 B SL 82 X FF 92 1-1 ② G5-3			T SI 93 F FF 92 B SI 94 S SL 82 1-3 ② K		F SI 96 F CH 90 B FF 95 F CH 89 D CH 90 X SI 96 2-2 ③ L7	C SI 94 D CH 84 S CH 85 S CH 86 1-3 ③ K		3 0 1 1 0 1 1 1 0 0 0 0 0 1 1 0 0 0 0 1 3					
24 C.J. Cron, R (1, 3) OBP: 0.314, SLG: 0.475	X SI 92 0-0 ③ FC4 1-2f	B SL 80 S SL 80 F SL 80 B SL 83 F SL 82 S FF 92 2-3 ③ K			B SI 92 T FF 92 B SI 93 D SL 82 X SI 92 3-1 64 FC6-4 1B 1-2			B SI 92 B FF 92 X FF 91 2-0 ① G6-3	B FF 91 C SL 84 F FF 91 F SL 83 B FF 94 S FF 92 2-3 ① K	5 0 1 0 0 2 1					
64 Willians Astudillo, R (1, 5) OBP: 0.297, SLG: 0.375		X SI 90 0-0 13 SH1-3 16 1B 27 FC6-2 1B		B SI 90 F CH 82 C SL 80 F SL 82 X SI 93 1-2 ① G5-3	S SL 81 B SI 93 D CH 85 X SI 93 2-1 ③ FC6-4 1-2f			B FF 91 B FF 90 B FF 91 B FF 90 4-0 16 HR BB	B FF 93 S SL 85 X FF 93 1-1 ② L8	4 1 1 0 1 0 2					
16 Jonathan Schoop, R (1, 4) OBP: 0.311, SLG: 0.489		B FF 91 F SL 81 B SI 92 X CH 83 2-1 27 FC6-2 13 SH1-3 1-2 1B	C SI 91 X FF 92 0-1 74 FC9-6 1B			C SI 89 S CU 70 X SI 93 0-2 ① G6-3		B SI 90 C CU 80 B CU 81 F SI 91 X CU 82 2-2 1-H HR	B FF 94 B SL 86 C FF 93 X FF 92 2-1 ③ F8	5 1 3 2 0 0 0					
13 Ehire Adrianza, S (1, 6) OBP: 0.349, SLG: 0.416 74 Ronald Torreyes, R (3, 6) OBP: 0.333, SLG: 0.333 (9, 7)		F SI 92 B SL 80 X SI 91 1-1 ① SH1-3 1-2 2-3	X SI 92 0-0 ② FC9-6 27 FC6-4 1-2f			B SI 90 X SI 90 1-0 ② F8		X FF 90 0-0 27 BB 30 1B 1B		0 0 0 0 0 0 0 3 1 1 0 0 0 1						
27 Ryan LaMarre, R (1, 8) (9, 9)		S SL 80 B SL 79 X SI 92 1-1 ② FC6-2 2-3 3-H	C SI 91 1 SAFE B SI 92 D SL 80 F SL 81 X SL 81 2-2 ③ FC6-4 1-2f			F SI 91 B CU 69 X SI 92 1-1 ③ G3-1		B FF 90 S SL 83 B FF 90 C SI 91 B SI 91 B SI 92 4-2 15 BB 30 1B 1-2 BB		3 0 0 0 1 0 3						
Inning Stats	R: 1 E: 0 K: 0 S: 12 H: 2 LOB: 1 BB: 0 P: 18	R: 0 E: 0 K: 0 S: 10 H: 2 LOB: 2 BB: 0 P: 17	R: 1 E: 0 K: 1 S: 12 H: 1 LOB: 0 BB: 0 P: 19	R: 0 E: 0 K: 0 S: 10 H: 1 LOB: 1 BB: 0 P: 13	R: 1 E: 0 K: 2 S: 15 H: 3 LOB: 2 BB: 0 P: 25	R: 0 E: 0 K: 0 S: 6 H: 0 LOB: 0 BB: 0 P: 8	R: 0 E: 0 K: 1 S: 12 H: 0 LOB: 1 BB: 1 P: 21	R: 3 E: 0 K: 2 S: 20 H: 3 LOB: 3 BB: 3 P: 41	R: 0 E: 0 K: 1 S: 8 H: 0 LOB: 0 BB: 0 P: 13	1B: 8 2B: 2 3B: 0 HR: 2 SF: 0 SAC: 1 DP: 0 HBP: 0				WP: 0 PB: 0 SB: 0 CS: 0	PA: 43	

PITCHER		IP	WLS	BF	H	R	ER	SO	BB	IBB	HBP	BLK	WP	HR	S	P	ERA	WHIP
46 Patrick Corbin, L ERA: 3.2	(1, 1)	6.0	W	27	9	3	3	3	0	0	0	0	0	1	65	100	4.50	1.500
60 Hunter Strickland, R ERA: 4.82	(7, 1)	1.0		4	0	0	0	1	1	0	0	0	0	0	12	21	0.00	1.000
32 Aaron Barrett, R ERA: 20.25	(8, 1)	0.1		6	3	3	3	0	2	0	0	0	0	1	10	25	81.00	15.000
56 Fernando Rodney, R ERA: 5.31	(8, 1)	0.2	H	3	0	0	0	2	1	0	0	0	0	0	10	16	0.00	1.500
48 Javy Guerra, R ERA: 4.67	(9, 1)	1.0		3	0	0	0	1	0	0	0	0	0	0	8	13	0.00	0.000

PITCHER	IP	WLS	BF	H	R	ER	SO	BB	IBB	HBP	BLK	WP	HR	S	P	ERA	WHIP

Batter	1	2	3	4	5	6	7	8	9	AB	R	H	RBI	BB	SO	LOB
26 Max Kepler, L (1, 9) OBP: 0.338, SLG: 0.524	B FF 94 B CH 87 X FF 94 2-0 2B		B FF 94 C FF 94 X CH 87 1-1 11 HR 1B		B CU 77 B CU 79 B CH 85 C FF 94 X FF 95 3-1 ② L7		C CU 78 S CU 78 S CU 78 0-3 ③ K2-3			4	1	2	0	0	1	0
11 Jorge Polanco, S (1, 6) OBP: 0.360, SLG: 0.492	C CU 76 S CU 77 B FF 94 F FF 95 D CU 77 B FF 94 S CH 87 3-3 ① K		B CU 75 X CH 86 1-0 1-H HR		B CU 79 X CU 77 1-0 ③ G3			C FF 94 F CU 78 B CU 78 B CU 79 S CU 78 2-3 ① K		4	1	1	2	0	2	1
23 Nelson Cruz, R (1, 10) OBP: 0.378, SLG: 0.617	B SL 81 S SL 81 B SL 80 S SL 81 B SL 82 S SL 80 3-3 ② K		B SL 80 S SL 80 B SL 80 C SL 79 B SL 81 C FF 95 3-3 ② K			B SL 79 S SL 80 F SL 80 X SL 80 1-2 ① F9		C FF 96 C SL 81 B FF 96 C FF 94 2-3 ② K		4	0	0	0	0	3	1
20 Eddie Rosario, L (1, 7) OBP: 0.295, SLG: 0.482	C CU 77 B FF 95 F CU 78 B FF 94 S FF 95 2-3 ③ K		B FF 96 S FF 94 F FF 94 F CU 77 B FF 95 F FF 96 X FF 94 2-2 ③ F8			B CH 86 B CU 76 X CU 77 2-0 ② L9		X FF 95 0-0 ③ P5		4	0	0	0	0	1	1
18 Mitch Garver, R (1, 2) OBP: 0.363, SLG: 0.641		C FF 96 B CU 78 C SL 80 B SL 81 F SL 79 X SL 80 2-2 ① G1-3		B SL 80 X FF 94 1-0 ① F7		C SL 80 B SL 82 X SL 81 1-1 2 2B 1B			C FF 93 B SL 84 X SL 84 1-1 ① P3	4	0	1	0	0	0	0
2 Luis Arraez, L (1, 4) OBP: 0.413, SLG: 0.455		X SL 81 0-0 1B		C FF 94 X SL 80 0-1 ② L7		C SL 80 X CU 78 0-1 1-3 2B			C SL 84 X CH 89 0-1 ② G5-3	4	0	2	0	0	0	0
22 Miguel Sanó, R (1, 5) OBP: 0.341, SLG: 0.544		F FF 96 S FF 96 B FF 95 S FF 96 1-3 ② K		B SL 80 B SL 81 C SL 80 B SL 80 B SL 81 4-1 BB		S FF 96 B FF 96 C FF 96 S FF 97 1-3 ③ K			B SL 86 B SL 84 S SL 83 S SL 84 B SI 94 X SI 94 3-2 1B	3	0	1	0	1	2	3
30 LaMonte Wade Jr., L (1, 8) OBP: 0.400, SLG: 0.100 27 Ryan LaMarre, R (8, 8)		C FF 96 B FF 95 C FF 96 S CU 77 1-3 ③ K		X FF 95 0-0 ③ L8			B FF 94 X FF 93 1-0 ① P2		C SI 94 D SL 85 D CH 93 B SI 94 C SI 94 S SL 85 3-3 ③ K	3 1	0 0	0 0	0 0	0 0	1 1	2 1
64 Willians Astudillo, R (1, 3) OBP: 0.291, SLG: 0.368 24 C.J. Cron, R (7, 3) OBP: 0.314, SLG: 0.475			X SL 79 0-0 ① F9		C FF 96 B CU 77 X SL 81 1-1 ① P6		B FF 96 F FF 95 F FF 96 B FF 95 X SL 82 2-2 ② P4			3 0	0 0	0 0	0 0	0 0	0 0	0 0
Inning Stats	R: 0 E: 0 K: 3 S: 11 H: 1 LOB: 1 BB: 0 P: 21	R: 0 E: 0 K: 2 S: 11 H: 1 LOB: 1 BB: 0 P: 15	R: 2 E: 0 K: 1 S: 12 H: 2 LOB: 0 BB: 0 P: 19	R: 0 E: 0 K: 0 S: 5 H: 0 LOB: 1 BB: 1 P: 10	R: 0 E: 0 K: 0 S: 5 H: 0 LOB: 0 BB: 0 P: 10	R: 0 E: 0 K: 1 S: 11 H: 2 LOB: 2 BB: 0 P: 16	R: 0 E: 0 K: 1 S: 7 H: 0 LOB: 0 BB: 0 P: 10	R: 0 E: 0 K: 2 S: 7 H: 0 LOB: 0 BB: 0 P: 11	R: 0 E: 0 K: 1 S: 10 H: 1 LOB: 1 BB: 0 P: 17	1B: 4 2B: 2 3B: 0 HR: 1 SF: 0 SAC: 0 DP: 0 HBP: 0						

PITCHER		IP	WLS	BF	H	R	ER	SO	BB	IBB	HBP	BLK	WP	HR	S	P	ERA	WHIP
52 Mike Clevinger, R ERA: 2.68	(1, 1)	8.0	L	31	6	2	2	10	1	0	0	0	0	1	69	112	2.25	0.875
50 James Hoyt, R ERA:	(9, 1)	1.0		4	1	0	0	1	0	0	0	0	0	0	10	17	0.00	1.000

PITCHER	IP	WLS	BF	H	R	ER	SO	BB	IBB	HBP	BLK	WP	HR	S	P	ERA	WHIP

TOP

Minnesota Twins @ Cleveland Indians

Progressive Field, Cleveland, OH

Sat Sep 14 2019, 1:11 PM - 4:03 PM EDT

Att. 24,258 - Sunny - 73 F

livebaseballscorecards.com

AB	34
R	2
H	7
RBI	2
BB	1
SO	11
LOB	9

PA: 35

WP: 0 PB: 0 SB: 0 CS: 0

BOTTOM

Minnesota Twins @ Cleveland Indians

Progressive Field, Cleveland, OH

Sat Sep 14 2019, 1:11 PM - 4:03 PM EDT

Att. 24,258 - Sunny - 73 F

livebaseballscorecards.com

Batter	1	2	3	4	5	6	7	8	9	AB	R	H	RBI	BB	SO	LOB
12 Francisco Lindor, S (1, 6) OBP: 0.343, SLG: 0.541	C FF 88 B FC 82 B FC 84 X FF 89 2-1 F6 ①		B CU 77 X FC 82 1-0 F5 ②		C FF 94 X SL 87 0-1 P2 ③			C SL 80 B SI 87 F SI 87 F CH 80 X CH 79 1-2 L8 ①		4	0	0	0	0	0	3
35 Óscar Mercado, R (1, 8) OBP: 0.323, SLG: 0.422	X FF 89 0-0 F7 ②		S CU 76 C CU 77 B FC 80 B CH 83 F FF 90 D CU 77 B CH 82 4-2 BB 1-2 2-3			B KC 79 S KC 84 X SI 94 1-1 1B		C SI 87 F CH 79 X SL 80 0-2 66 1B 1B		3	0	2	0	1	0	0
41 Carlos Santana, S (1, 3) OBP: 0.400, SLG: 0.531	B CU 78 S FF 89 X FC 84 1-1 G6-3 ③		C CU 76 B CH 84 C FF 89 B FF 89 F CU 78 D FC 83 F FF 89 X CH 83 3-2 L6 ③			C FF 93 B FF 93 1 SAFE B KC 85 X SI 93 2-1 L5 ①		C ST 84 B SI 94 F SI 94 F SI 94 C ST 82 1-3 K ②		4	0	0	0	0	1	5
66 Yasiel Puig, R (1, 9) OBP: 0.316, SLG: 0.454		B CH 83 C CU 77 X FF 88 1-1 P4 ①		B FF 93 F SL 88 F FF 94 B SL 87 X FF 94 2-2 G3-1 ①		1 SAFE C FF 93 B FF 93 B KC 74 S KC 82 S FF 94 2-3 K ②		B ST 83 C ST 82 F SI 96 B ST 83 D ST 85 X SI 94 3-2 1-2 1B		4	0	1	0	0	1	1
8 Jordan Luplow, R (1, 7) OBP: 0.361, SLG: 0.520 1 Greg Allen, S (6, PH) OBP: 0.291, SLG: 0.358 (7, 7)		C FC 84 B CU 78 F FC 83 S CH 84 1-3 K ②		C SL 87 F FF 94 S FF 94 0-3 K ②		X FF 93 0-0 F9 ③		C SI 95 D ST 84 F ST 81 B ST 83 C ST 83 2-3 K ③		2 2	0 0	0 0	0 0	0 0	2 1	0 3
32 Franmil Reyes, R (1, 10) OBP: 0.308, SLG: 0.507		F FC 82 B FF 89 F CU 80 X CU 77 1-2 L9 ③		F FF 93 B FF 94 B SL 89 S FF 94 S FF 95 2-3 K ③			B FF 93 S FF 93 C FF 94 X KC 86 1-2 G6-3 ①		C SI 95 C SI 95 B SI 95 X SI 95 1-2 G4-3 ①	4	0	0	0	0	1	0
22 Jason Kipnis, L (1, 4) OBP: 0.304, SLG: 0.409			B FF 88 B FF 88 C FF 89 S CH 84 H CU 77 3-2 35 BB 55 1B HBP		C FF 92 S SL 86 X SL 87 0-2 F9 ①		C KC 80 X KC 83 0-1 G4-3 ②		B SI 96 C SI 94 X SI 96 1-1 E1	3	0	0	0	0	0	0
55 Roberto Pérez, R (1, 2) OBP: 0.315, SLG: 0.445			X CH 83 0-0 35 BB 1-2 1B		C SL 85 C SL 87 F FF 94 F SL 87 B SL 86 X FF 94 1-2 1B		S FF 95 B FF 94 S FF 94 F FF 95 B KC 84 B KC 83 H FF 95 4-2 HBP		C SI 95 C ST 84 B ST 85 D ST 84 S SI 96 2-3 K ②	3	0	2	0	0	1	1
2 Yu Chang, R (1, 5) OBP: 0.322, SLG: 0.333 6 Mike Freeman, L (7, PH) OBP: 0.367, SLG: 0.410 (8, 5)			B FC 83 F FC 83 F FC 81 D CU 78 F CH 82 B FF 89 X CH 83 3-2 F9 ①		C SL 87 B SL 86 X SL 87 1-1 L6 ②		C SL 79 B SL 79 B SL 79 F SL 79 S CH 80 2-3 K ③		C SI 95 F ST 83 S ST 85 0-3 K ③	2 2	0 0	0 0	0 0	0 0	0 2	3 2

Inning Stats																																	
	R: 0 E: 0 K: 0 S: 5	H: 0 LOB: 0 BB: 0 P: 8	R: 0 E: 0 K: 1 S: 8	H: 0 LOB: 0 BB: 0 P: 11	R: 0 E: 0 K: 0 S: 16	H: 1 LOB: 3 BB: 1 P: 30	R: 0 E: 0 K: 2 S: 9	H: 0 LOB: 0 BB: 0 P: 13	R: 0 E: 0 K: 0 S: 12	H: 1 LOB: 1 BB: 0 P: 14	R: 0 E: 0 K: 1 S: 8	H: 1 LOB: 1 BB: 0 P: 13	R: 0 E: 0 K: 1 S: 11	H: 0 LOB: 1 BB: 0 P: 18	R: 0 E: 0 K: 2 S: 17	H: 2 LOB: 2 BB: 0 P: 24	R: 0 E: 1 K: 2 S: 11	H: 0 LOB: 1 BB: 0 P: 15	1B: 5 2B: 0 3B: 0 HR: 0	SF: 0 SAC: 0 DP: 0 HBP: 2	WP: 0 PB: 0 SB: 0 CS: 0	PA: 36

	AB	33
	R	0
	H	5
	RBI	0
	BB	1
	SO	9
	LOB	18

PITCHER		IP	WLS	BF	H	R	ER	SO	BB	IBB	HBP	BLK	WP	HR	S	P	ERA	WHIP
31 Devin Smeltzer, L ERA: 3.77	(1, 1)	3.0		12	1	0	0	1	1	0	1	0	0	0	29	49	0.00	0.667
52 Zack Littell, R ERA: 2.9	(4, 1)	2.0	W	7	1	0	0	2	0	0	0	0	0	0	21	27	0.00	0.500
21 Tyler Duffey, R ERA: 2.47	(6, 1)	1.2	H	7	1	0	0	1	0	0	1	0	0	0	16	26	0.00	0.600
54 Sergio Romo, R ERA: 3.51	(7, 1)	0.2	H	3	1	0	0	1	0	0	0	0	0	0	10	13	0.00	1.500
55 Taylor Rogers, L ERA: 2.39	(8, 1)	1.2	S	7	1	0	0	4	0	0	0	0	0	0	21	31	0.00	0.600

PITCHER	IP	WLS	BF	H	R	ER	SO	BB	IBB	HBP	BLK	WP	HR	S	P	ERA	WHIP

Batter	1	2	3	4	5	6	7	8	9	AB	R	H	RBI	BB	SO	LOB
26 Max Kepler, L (1, 8) (8, 9) OBP: 0.336, SLG: 0.519	X SI 89 0-0 ① F7		F FF 94 X CU 78 0-1 ② G6-3			X SI 91 0-0 ② G4-3		X SI 90 0-0 ① FC3-6 11 2B 1-2f	C CU 84 S FF 98 F CU 86 S CU 86 0-3 K	5	1	0	0	0	1	1
11 Jorge Polanco, S (1, 6) OBP: 0.362, SLG: 0.495	B CU 72 B CH 77 C CH 77 F SI 90 X CH 77 2-2 20 HR 1B		B FF 95 B CH 86 F FF 95 X FF 96 2-1 ③ G3-1			B SI 93 B CH 86 X CH 87 2-0 23 HR 1B		X FF 91 0-0 20 BB 22 HR 2-H 2B	B FF 98 B CU 84 F FF 97 S FF 97 F FF 97 B FF 97 F FF 98 C CU 84 3-3 ② K	5	3	3	1	0	1	1
23 Nelson Cruz, R (1, 10) OBP: 0.379, SLG: 0.622 30 LaMonte Wade Jr., L (9, PH) (9, 10) OBP: 0.387, SLG: 0.095	B SI 90 X CH 78 1-0 ② F9			B SL 89 S SL 88 B SL 87 C FF 94 B SL 86 S SL 86 3-3 ① K		S SL 85 F SL 84 F SL 86 X CU 82 0-2 1-H HR		0-0 20 BB 22 HR IBB	C CU 85 S CU 86 B FF 97 B FF 98 B CU 86 X CU 86 3-2 ③ P6	3 1	2 0	1 0	2 0	1 0	1 0	1 1
20 Eddie Rosario, L (1, 9) (8, 7) OBP: 0.296, SLG: 0.487	1 SAFE X SI 90 0-0 1-H HR			B CU 75 B CH 83 B FF 94 F FF 93 X CH 87 3-1 ② G3		B CH 88 F SI 93 F CH 88 C SI 93 1-3 ③ K		B SL 79 B SL 77 D SI 91 B SI 92 4-0 22 HR 1-2 2-3 BB		3	2	1	2	1	1	0
22 Miguel Sanó, R (1, 5) OBP: 0.340, SLG: 0.549	C SL 83 F FS 80 F FF 90 B FS 81 B SL 81 B FS 82 S CH 78 3-3 ③ K			B SL 87 B FF 94 X SL 85 2-0 ③ F9			C SI 85 C SI 85 S FF 88 0-3 ① K	X SL 83 0-0 1-H 2-H 3-H HR		4	1	1	4	0	2	0
2 Luis Arraez, L (1, 7) OBP: 0.411, SLG: 0.450		C CH 76 X FS 78 0-1 ① F7			C SI 94 F CH 89 F CH 90 C SI 94 0-3 ① K		F SI 84 B FF 88 X SL 76 1-1 ② F7	B FF 94 B FF 93 B FF 93 B FF 93 4-0 BB		3	0	0	0	1	1	0
24 C.J. Cron, R (1, 3) OBP: 0.313, SLG: 0.473		B SI 89 C SL 83 B CH 76 X SI 89 2-1 ② F9			C FF 94 S SL 85 X SL 84 0-2 ② G6-3		S SI 86 X SI 87 0-1 1B	B SL 83 F FF 92 C SL 82 S SL 83 1-3 ② K		4	0	1	0	0	1	1
15 Jason Castro, L (1, 2) OBP: 0.332, SLG: 0.441		B CH 78 C CH 76 C FF 89 B FS 81 F FS 81 S FF 89 2-3 ③ K			B CH 88 B SI 93 X CH 85 2-0 ③ F9		B SI 86 C SI 86 B SL 78 X SI 86 2-1 ③ G3	B FF 98 B FF 98 X FF 98 2-0 ③ F8		4	0	0	0	0	1	2
16 Jonathan Schoop, R (1, 4) OBP: 0.311, SLG: 0.487 41 Ian Miller, L (8, PR) (8, 8)			C SL 90 B SL 87 F FF 96 B FF 96 F SL 88 X SL 89 2-2 ① L8			C FF 93 B SL 83 S SL 81 S CH 86 1-3 ① K		X SL 76 0-0 26 FC3-6 1B	S FF 97 C CU 85 S CU 86 0-3 ① K2-3	3 1	0 0	1 0	0 0	0 0	1 1	0 0
Inning Stats	R: 2 E: 0 K: 1 S: 10 H: 2 LOB: 0 BB: 0 P: 16	R: 0 E: 0 K: 1 S: 8 H: 0 LOB: 0 BB: 0 P: 12	R: 0 E: 0 K: 0 S: 8 H: 0 LOB: 0 BB: 0 P: 12	R: 0 E: 0 K: 1 S: 6 H: 0 LOB: 0 BB: 0 P: 14	R: 0 E: 0 K: 1 S: 8 H: 0 LOB: 0 BB: 0 P: 10	R: 2 E: 0 K: 2 S: 12 H: 2 LOB: 0 BB: 0 P: 16	R: 0 E: 0 K: 1 S: 9 H: 1 LOB: 1 BB: 0 P: 12	R: 5 E: 1 K: 1 S: 8 H: 3 LOB: 1 BB: 3 P: 19	R: 0 E: 0 K: 3 S: 15 H: 0 LOB: 1 BB: 0 P: 21	1B: 4 2B: 1 3B: 0 HR: 3 SF: 0 SAC: 0 DP: 0 HBP: 0						

TOP

Minnesota Twins @ Cleveland Indians

Progressive Field, Cleveland, OH

Sat Sep 14 2019, 7:11 PM - 10:12 PM EDT

Att. 31,841 - Clear - 72 F

livebaseballscorecards.com

AB	36
R	9
H	8
RBI	9
BB	3
SO	11
LOB	7

WP: 1 PA: 39
PB: 0
SB: 0
CS: 0

PITCHER		IP	WLS	BF	H	R	ER	SO	BB	IBB	HBP	BLK	WP	HR	S	P	ERA	WHIP
36 Tyler Clippard, R ERA: 2.87	(1, 1)	2.0		8	2	2	2	2	0	0	0	0	0	1	18	28	9.00	1.000
54 Hunter Wood, R ERA: 2.74	(3, 1)	2.0		6	0	0	0	1	0	0	0	0	0	0	14	26	0.00	0.000
59 Carlos Carrasco, R ERA: 5.45	(5, 1)	2.0	H	8	2	2	2	3	0	0	0	0	0	1	20	26	9.00	1.000
90 Adam Cimber, R ERA: 4.36	(7, 1)	1.0	H	5	2	1	1	1	0	0	0	0	0	0	10	13	9.00	2.000
39 Oliver Pérez, L ERA: 3.52	(8, 1)	0.1	L	4	1	0	0	0	1	1	0	0	0	0	2	6	0.00	6.000

PITCHER		IP	WLS	BF	H	R	ER	SO	BB	IBB	HBP	BLK	WP	HR	S	P	ERA	WHIP
44 Nick Goody, R ERA: 2.84	(8, 1)	0.1		3	1	4	4	1	1	0	0	0	0	1	4	9	108.00	6.000
70 James Karinchak, R ERA:	(8, 1)	1.1		5	0	0	0	3	0	0	0	0	1	0	16	24	0.00	0.000

BOTTOM

Minnesota Twins @ Cleveland Indians

Progressive Field, Cleveland, OH

Sat Sep 14 2019, 7:11 PM - 10:12 PM EDT

Att. 31,841 - Clear - 72 F

livebaseballscorecards.com

Batter	1	2	3	4	5	6	7	8	9	AB	R	H	RBI	BB	SO	LOB
12 Francisco Lindor, S (1, 6) OBP: 0.344, SLG: 0.538	BB			1B		G5-3			F7	4	2	1	0	1	0	1
35 Óscar Mercado, R (1, 8) OBP: 0.326, SLG: 0.437	2B	2B		HR		K			F8	5	2	3	2	0	1	0
41 Carlos Santana, S (1, 3) OBP: 0.400, SLG: 0.531	1B	G4-3		1B			G6-3			4	0	2	1	0	0	1
66 Yasiel Puig, R (1, 9) OBP: 0.316, SLG: 0.452	BB		F9	P4			K			3	0	0	0	1	1	1
8 Jordan Luplow, R (1, 7) OBP: 0.364, SLG: 0.534 1 Greg Allen, S (7, PH) OBP: 0.290, SLG: 0.356 (8, 7)	BB		HR		K		G4-3			2 1	1 0	1 0	2 0	1 0	1 0	0 0
32 Franmil Reyes, R (1, 10) OBP: 0.307, SLG: 0.504	K	K	K		1B			L4		4	0	1	0	0	2	3
2 Yu Chang, R (1, 5) OBP: 0.311, SLG: 0.321 10 Jake Bauers, L (5, PH) OBP: 0.314, SLG: 0.381 7 Ryan Flaherty, L (6, 5)	K	K	K		F9			K		2 1 1	0 0 0	0 0 0	0 0 0	0 0 1	2 0 0	3 1 0
27 Kevin Plawecki, R (1, 2) OBP: 0.281, SLG: 0.342 4 Bradley Zimmer, L (8, PH) 38 Eric Haase, R (9, 2)	K			P5	K			G5-3		3 1 0	0 0 0	0 0 0	0 0 0	0 0 0	2 0 0	4 0 0
6 Mike Freeman, L (1, 4) OBP: 0.365, SLG: 0.401		BB		K		K			G6-3	3	0	0	0	1	2	0
Inning Stats	R: 2 E: 0 K: 3 S: 20 H: 2 LOB: 3 BB: 3 P: 41	R: 0 E: 0 K: 0 S: 10 H: 1 LOB: 1 BB: 1 P: 19	R: 1 E: 0 K: 2 S: 10 H: 1 LOB: 0 BB: 0 P: 12	R: 2 E: 0 K: 1 S: 10 H: 3 LOB: 1 BB: 0 P: 12	R: 0 E: 0 K: 2 S: 13 H: 1 LOB: 1 BB: 0 P: 16	R: 0 E: 0 K: 2 S: 10 H: 0 LOB: 0 BB: 0 P: 14	R: 0 E: 0 K: 1 S: 7 H: 0 LOB: 0 BB: 0 P: 11	R: 0 E: 0 K: 1 S: 9 H: 0 LOB: 0 BB: 0 P: 14	R: 0 E: 0 K: 0 S: 6 H: 0 LOB: 0 BB: 0 P: 9	1B: 4 2B: 2 3B: 0 HR: 2 SF: 0 SAC: 0 DP: 1 HBP: 0	WP: 1 PB: 0 SB: 0 CS: 0 PA: 38					

PITCHER		IP	WLS	BF	H	R	ER	SO	BB	IBB	HBP	BLK	WP	HR	S	P	ERA	WHIP
43 Lewis Thorpe, L ERA: 6.45	(1, 1)	3.2		21	7	5	5	6	4	0	0	0	1	2	49	83	12.27	3.000
61 Cody Stashak, R ERA: 3.6	(4, 1)	1.1		5	1	0	0	2	0	0	0	0	0	0	14	17	0.00	0.750
51 Brusdar Graterol, R ERA: 5.4	(6, 1)	2.0	W	6	0	0	0	3	0	0	0	0	0	0	17	25	0.00	0.000
65 Trevor May, R ERA: 2.93	(8, 1)	2.0		6	0	0	0	1	0	0	0	0	0	0	15	23	0.00	0.000

PITCHER	IP	WLS	BF	H	R	ER	SO	BB	IBB	HBP	BLK	WP	HR	S	P	ERA	WHIP

AB	34
R	5
H	8
RBI	5
BB	4
SO	12
LOB	14

TOP

Minnesota Twins @ Cleveland Indians

Progressive Field, Cleveland, OH

Sun Sep 15 2019, 1:11 PM - 4:19 PM EDT

Att. 26,414 - Cloudy - 76 F

livebaseballscorecards.com

Batter	1	2	3	4	5	6	7	8	9	AB	R	H	RBI	BB	SO	LOB
2 Luis Arraez, L (1, 10) OBP: 0.411, SLG: 0.447	G4-3		F7		22 G4-6-3 1B	K			BB	4	0	1	0	1	1	2
22 Miguel Sanó, R (1, 5) OBP: 0.341, SLG: 0.556	1B		HR		G4-6-3 1-2f		K		K	5	1	2	1	0	2	2
60 Jake Cave, L (1, 9) OBP: 0.344, SLG: 0.450	20 1B 1B		2B			K	G6-3		K	5	0	2	0	0	2	1
20 Eddie Rosario, L (1, 7) OBP: 0.299, SLG: 0.500	1-3 1B		L7			HR	HR		P2	5	2	3	2	0	0	2
64 Willians Astudillo, R (1, 2) OBP: 0.296, SLG: 0.367	F9		G5-3			30 HR BB	1B			3	1	1	0	1	0	3
16 Jonathan Schoop, R (1, 4) OBP: 0.311, SLG: 0.485		24 G1-3 1B		G5-3		K	K			4	0	1	0	0	2	2
30 LaMonte Wade Jr., L (1, 8) OBP: 0.371, SLG: 0.240		F7		L8		1-H HR		G4-3		4	1	1	2	0	0	1
24 C.J. Cron, R (1, 3) OBP: 0.313, SLG: 0.471		G1-3 1-2		G5-3		11 1B 1B		G6-3		4	0	1	0	0	0	1
74 Ronald Torreyes, R (1, 6) OBP: 0.200, SLG: 0.200		K			K			G3		2	0	0	0	0	2	1
11 Jorge Polanco, S (6, PH) OBP: 0.362, SLG: 0.495 (6, 6)						1-2 1B				2	0	1	0	0	0	0

| Inning Stats | | | | | |

BOTTOM

Minnesota Twins @ Cleveland Indians

Progressive Field, Cleveland, OH

Sun Sep 15 2019, 1:11 PM - 4:19 PM EDT

Att. 26,414 - Cloudy - 76 F

livebaseballscorecards.com

Batter	1	2	3	4	5	6	7	8	9	AB	R	H	RBI	BB	SO	LOB
12 Francisco Lindor, S (1, 6) OBP: 0.343, SLG: 0.535	B FF 93 S CH 86 F FF 94 B SI 93 B SL 84 X SI 94 3-2 E7 35 1B 41 FC4-6 1B	F FF 93 F CH 86 B SL 84 C SI 93 1-3 ③ K			C SI 92 B CH 85 B FF 93 X SI 92 2-1 ① G3-1	F SI 95 B FF 94 F CH 87 B CU 81 F CH 87 B SL 84 F CH 86 X CH 86 3-2 ③ G1-3		B FF 90 C CH 76 C CU 76 B FF 90 X CS 70 2-2 ③ G3		5	1	1	0	0	1	2
35 Óscar Mercado, R (1, 8) OBP: 0.330, SLG: 0.439	B FF 94 S SI 93 X SI 93 1-1 41 FC4-6 2-3 1B		C FF 92 C FF 92 F SL 84 X FF 94 0-2 66 CS 1B		F SL 83 X FF 95 0-1 ② L8		C SI 93 B FF 94 S CH 86 B CH 87 B SL 83 B SI 94 4-2 66 E 6 1B BB			3	1	2	0	1	0	0
41 Carlos Santana, S (1, 3) OBP: 0.398, SLG: 0.527	B SI 93 S CH 86 1 SAFE X FF 94 1-1 ① FC4-6 66 BB 22 E 1-2f 3-H		B CH 85 X SI 91 1-0 ① F8		C SI 93 F SI 93 B CH 87 B CH 87 B SI 94 X SI 94 3-2 ③ G4-3		X SI 94 0-0 ① L8			4	1	0	1	0	0	3
66 Yasiel Puig, R (1, 9) OBP: 0.317, SLG: 0.451	B FF 93 S SL 83 B SL 84 D SL 86 B SI 93 4-1 22 FC5-6 1-2 BB		C FF 94 B SL 85 S FF 94 X FF 95 1-2 ② 1-2 1B			B SI 96 S SL 84 B SI 97 F SI 98 S SL 87 2-3 ① K	1 SAFE B FF 93 D SI 93 X SI 94 2-0 FC5 6 1B 1-2			3	0	1	0	1	1	1
22 Jason Kipnis, L (1, 4) OBP: 0.304, SLG: 0.410 6 Mike Freeman, L (7, PH) OBP: 0.368, SLG: 0.406 (8, 4)	C CH 87 X SI 93 0-1 ② FC5-6 1-2f 2-H		X SI 91 0-0 ③ G4-3			C SI 99 B CH 92 S CH 92 X SI 99 1-2 1 WP 1 E 2B	C CU 77 B SI 93 B CH 85 X SI 94 2-1 32 G6-4-3 1-2 2-H 1B			3 1	1 0	1 1	0 1	0 0	0 0	2 0
32 Franmil Reyes, R (1, 10) OBP: 0.307, SLG: 0.501	B FF 94 S SL 84 B SL 84 B FF 93 F SL 85 F FF 94 S SL 86 3-3 ③ K			T FF 93 C FF 92 X FF 94 0-2 ① G3-1		B SL 85 B SI 98 S SL 87 B SL 86 B SL 86 4-1 1 E 1 WP 55 HR BB	S CU 76 X CU 75 0-1 ② ③ G6-4-3 1-2f			3	1	0	0	1	1	3
1 Greg Allen, S (1, 7) OBP: 0.294, SLG: 0.359		B SI 91 B CH 86 X CH 86 2-0 7 G4-6-3 55 HBP 1B	X SI 93 0-0 ② G3		B CH 92 T SI 97 X SI 97 1-1 E4 55 HR 1-3 2-H			B FF 89 X FF 88 1-0 55 S 1B		4	1	2	1	0	0	1
55 Roberto Pérez, R (1, 2) OBP: 0.320, SLG: 0.456		1 SAFE H SI 89 1-0 7 G4-6-3 1-2 HBP	B SI 91 B SL 85 S SI 92 F SI 92 B SI 94 X SI 94 3-2 1B			B SI 93 X SI 94 1-0 1-H 3-H HR		D FF 90 C FF 88 X CU 76 1-1 ① F8 1-2		3	1	2	3	0	0	1
7 Ryan Flaherty, L (1, 5)		M CH 86 2 SAFE X FF 92 0-1 ① ② G4-6-3 1-2f 2-3	B SI 93 D CH 86 B SI 92 C FF 93 X FF 93 3-1 ③ G3			F SI 95 B SI 95 S CH 88 B FF 95 B CU 81 F CH 86 X FF 94 3-2 ② L9		B FF 89 C CU 76 B FF 90 S CU 77 F CS 69 C FF 90 2-3 ② K		4	0	0	0	0	1	4
Inning Stats	R: 2 E: 2 K: 1 S: 14 H: 2 LOB: 1 BB: 1 P: 26	R: 0 E: 0 K: 1 S: 6 H: 1 LOB: 1 BB: 0 P: 10	R: 0 E: 0 K: 0 S: 9 H: 2 LOB: 1 BB: 0 P: 11	R: 0 E: 0 K: 0 S: 9 H: 1 LOB: 1 BB: 0 P: 15	R: 0 E: 0 K: 0 S: 7 H: 0 LOB: 0 BB: 0 P: 12	R: 4 E: 1 K: 1 S: 19 H: 2 LOB: 0 BB: 1 P: 34	R: 1 E: 1 K: 0 S: 8 H: 1 LOB: 1 BB: 1 P: 16	R: 0 E: 0 K: 1 S: 10 H: 1 LOB: 1 BB: 0 P: 16		1B: 8 2B: 1 3B: 0 HR: 1 SF: 0 SAC: 0 DP: 2 HBP: 1		WP: 1 PB: 0 SB: 1 CS: 1 PA: 37		

	AB	33
	R	7
	H	10
	RBI	6
	BB	3
	SO	4
	LOB	17

PITCHER		IP	WLS	BF	H	R	ER	SO	BB	IBB	HBP	BLK	WP	HR	S	P	ERA	WHIP
68 Randy Dobnak, R ERA: 2.12	(1, 1)	5.0		21	6	2	1	2	1	0	1	0	0	0	45	74	1.80	1.400
77 Fernando Romero, R ERA: 7.36	(6, 1)	0.1	L	4	1	3	3	1	1	0	0	0	1	0	9	17	81.00	6.000
44 Kyle Gibson, R ERA: 4.76	(6, 1)	1.0	B	7	2	2	0	0	1	0	0	0	0	1	16	31	0.00	3.000
19 Ryne Harper, R ERA: 3.44	(7, 1)	1.2		5	1	0	0	1	0	0	0	0	0	0	12	18	0.00	0.600

PITCHER	IP	WLS	BF	H	R	ER	SO	BB	IBB	HBP	BLK	WP	HR	S	P	ERA	WHIP

Batter	1	2	3	4	5	6	7	8	9	AB	R	H	RBI	BB	SO	LOB
28 Leury García, S (1, 8) (8, 9) OBP: 0.306, SLG: 0.373	B FF 95 X FF 95 1-0 10 2B 79 SF8-3-5 1B		C CH 84 X CH 82 0-1 ① G4-3		B SV 78 C SV 81 B CU 71 X SI 93 2-1 ③ F7			1 SAFE C SI 93 F SI 92 F FF 95 X SV 84 0-2 ① G3 1-2		4	1	1	0	0	0	1
10 Yoán Moncada, S (1, 5) OBP: 0.365, SLG: 0.538	B SI 92 C SI 92 1 SAFE X SV 83 1-1 79 SF8-3-5 1-3 2B		C SI 93 B FF 94 X SI 93 1-1 ② G1-3			B SI 93 B SI 93 X SI 93 2-0 74 K 1B		C FF 93 X FF 92 0-1 ② L9 2-3		4	0	2	0	0	0	2
79 José Abreu, R (1, 10) OBP: 0.329, SLG: 0.511	B SV 82 S SV 82 F FF 95 X SV 82 1-2 ① ② SF8-3-5 2-3 3-H		S SI 94 S FF 95 B FF 95 B FF 94 C SV 82 2-3 ③ K			C SV 82 1 SAFE X SI 91 0-1 ① F8		C FF 94 X KC 86 0-1 ③ G1-3		3	0	0	1	0	1	3
74 Eloy Jiménez, R (1, 7) OBP: 0.309, SLG: 0.494	B FF 95 T FF 93 F CH 85 S FF 95 1-3 ③ K			S CH 85 B SV 82 S SV 78 X FF 94 1-2 ① G6-3		F FF 94 1 SAFE B FF 94 F CH 83 1 SAFE 1 SAFE S CH 84 1-3 ② ③ K 1-2			B SL 78 X SL 77 1-0 HR	4	1	1	1	0	2	1
33 James McCann, R (1, 2) OBP: 0.328, SLG: 0.461		X SV 81 0-0 HR		C FF 94 S FF 95 B FF 94 S SV 83 1-3 ② K			C SI 94 C FF 94 B SV 82 F SV 82 X CH 85 1-2 ① G6-3		B FF 87 C SL 78 B SL 78 F SL 81 C FF 86 2-3 ① K	4	1	1	1	0	2	0
32 Matt Skole, L (1, 3) OBP: 0.301, SLG: 0.262 21 Welington Castillo, R (9, PH) OBP: 0.266, SLG: 0.396		X FF 94 0-0 ① G5-3		B FF 94 B FF 94 C CH 83 B CH 73 B SI 93 4-1 BB			C SV 81 C SI 94 B FF 94 B SI 94 S SV 84 2-3 ② K		C SI 94 F ST 84 B ST 84 X SI 96 1-2 ② G5-3	2 1	0 0	0 0	0 0	1 0	1 0	0 0
20 Danny Mendick, R (1, 6) OBP: 0.280, SLG: 0.400		B FF 94 C FF 93 B FF 93 F SI 94 S SV 83 2-3 ② K		1 SAFE X FF 95 0-0 ③ G3			F SV 82 S SV 82 B SV 83 X SV 81 1-2 E5		B SI 96 C SI 95 C SI 95 S ST 84 1-3 ③ K2-3	4	0	0	0	0	2	1
5 Yolmer Sánchez, S (1, 4) OBP: 0.318, SLG: 0.315		B CH 84 B CH 84 B SI 93 C FF 92 B SI 92 4-1 BB			X SV 82 0-0 ① L8		C SI 92 1 SAFE S FF 94 F SV 83 S FF 94 0-3 ③ K			2	0	0	0	1	1	1
17 Ryan Goins, L (1, 9) OBP: 0.342, SLG: 0.357 15 Adam Engel, R (8, PR) (8, 8) OBP: 0.300, SLG: 0.366		1 SAFE C SV 80 X CH 83 0-1 ③ G1-3			B SI 94 C CH 84 F SV 82 S FF 94 1-3 ② K			C FF 94 C SI 94 X SV 85 0-2 10 L9 28 G3 1B		3 0	0 0	1 0	0 0	0 0	1 0	1 0
Inning Stats	R: 1 E: 0 K: 1 S: 9 H: 2 LOB: 0 BB: 0 P: 13	R: 1 E: 0 K: 1 S: 8 H: 1 LOB: 1 BB: 1 P: 14	R: 0 E: 0 K: 1 S: 7 H: 0 LOB: 0 BB: 0 P: 10	R: 0 E: 0 K: 1 S: 8 H: 0 LOB: 1 BB: 1 P: 14	R: 0 E: 0 K: 1 S: 6 H: 0 LOB: 0 BB: 0 P: 9	R: 0 E: 0 K: 1 S: 6 H: 1 LOB: 0 BB: 0 P: 9	R: 0 E: 1 K: 2 S: 14 H: 0 LOB: 1 BB: 0 P: 18	R: 0 E: 0 K: 0 S: 11 H: 1 LOB: 2 BB: 0 P: 11	R: 1 E: 0 K: 2 S: 10 H: 1 LOB: 0 BB: 0 P: 15	1B: 3 2B: 2 3B: 0 HR: 2 SF: 1 SAC: 0 DP: 1 HBP: 0						

PITCHER		IP	WLS	BF	H	R	ER	SO	BB	IBB	HBP	BLK	WP	HR	S	P	ERA	WHIP
17 José Berríos, R ERA: 3.58	(1, 1)	7.1	W	28	5	2	2	8	2	0	0	0	0	1	65	94	2.46	0.955
21 Tyler Duffey, R ERA: 2.44	(8, 1)	0.2	H	2	0	0	0	0	0	0	0	0	0	0	4	4	0.00	0.000
54 Sergio Romo, R ERA: 3.65	(9, 1)	0.1	H	2	1	1	1	1	0	0	0	0	0	1	4	7	27.00	3.000
55 Taylor Rogers, L ERA: 2.37	(9, 1)	0.2	S	2	0	0	0	1	0	0	0	0	0	0	6	8	0.00	0.000

PITCHER	IP	WLS	BF	H	R	ER	SO	BB	IBB	HBP	BLK	WP	HR	S	P	ERA	WHIP

TOP

Chicago White Sox @ Minnesota Twins

Target Field, Minneapolis, MN

Mon Sep 16 2019, 6:41 PM - 9:23 PM CDT

Att. 21,850 - Cloudy - 82 F

livebaseballscorecards.com

AB	31
R	3
H	6
RBI	3
BB	2
SO	10
LOB	10

BOTTOM

Chicago White Sox @ Minnesota Twins

Target Field, Minneapolis, MN

Mon Sep 16 2019, 6:41 PM - 9:23 PM CDT

Att. 21,850 - Cloudy - 82 F

livebaseballscorecards.com

Batter	1	2	3	4	5	6	7	8	9	AB	R	H	RBI	BB	SO	LOB
2 Luis Arraez, L (1, 4) OBP: 0.415, SLG: 0.451	C FF 94 B CU 79 F FF 95 F CU 82 B CU 79 F CH 84 F FF 97 X FF 96 2-2 18 BB 20 E 1B	B CU 77 C CU 80 B FF 95 X FF 95 2-1 23 1B 1-2 2-3 1B		C CH 84 X FF 98 0-1 ③ L7		D CU 77 X FC 88 1-0 11 G1-4-3 2-H 3-H 1B				4	0	3	2	0	0	0
11 Jorge Polanco, S (1, 6) OBP: 0.362, SLG: 0.496	F FF 94 B FF 95 X CH 82 1-1 ① F7	C CU 78 X FF 96 0-1 ② SF7 3-H			X FF 95 0-0 23 E 18 2B 2B	F CU 78 D CU 80 1 SAFE X CH 86 1-1 ②③ G1-4-3 1-2f				3	1	1	1	0	0	2
23 Nelson Cruz, R (1, 10) OBP: 0.378, SLG: 0.618	C SL 84 X SL 84 0-1 ② L9	B SL 85 B FF 95 X SL 83 2-0 1-2 2-H 1B			D SL 83 X CH 82 1-0 ① F7 2-3		B SI 98 S CH 89 F SI 98 S FC 93 1-3 ① K			4	0	1	1	0	1	2
20 Eddie Rosario, L (1, 7) OBP: 0.297, SLG: 0.496	B CU 78 B CH 82 F CH 83 B FF 96 X FF 95 3-1 E4 18 BB 1-2	S FF 94 F CU 79 F FF 96 S SL 83 0-3 ③ K			D CU 79 F FF 95 F FF 97 S SL 84 1-3 ② K		B CH 90 S CH 89 X CH 89 1-1 ② G4-3			4	0	0	0	0	2	4
18 Mitch Garver, R (1, 2) OBP: 0.367, SLG: 0.645	C FF 96 B SL 84 B SL 84 B CH 84 B FF 97 4-1 1-2 2-3 BB	B FF 95 F FF 94 C FF 95 X FF 96 1-2 60 G4-6-3 1B			X SL 84 0-0 3-H 2B		B SI 100 B SI 99 X SI 98 2-0 ③ G5-3			3	0	2	1	1	0	0
60 Jake Cave, L (1, 9) OBP: 0.337, SLG: 0.440	B FF 96 X FF 95 1-0 ③ L7		C FF 95 B FF 95 X FF 96 1-1 ①② G4-6-3 1-2f		B FF 96 S CH 83 B FF 97 X CU 80 2-1 ③ G1-3			B FF 97 S SI 97 B FF 97 F CH 88 B FF 96 S CH 89 3-3 ① K		4	0	0	0	0	1	5
22 Miguel Sanó, R (1, 5) OBP: 0.343, SLG: 0.554		B FF 95 S SL 83 B FF 95 F FF 94 X FF 96 2-2 2 1B 9 1B 11 SF7 1B	S SL 84 B SL 84 X SL 82 1-1 ③ G5-3			F CU 82 F FF 95 F CU 82 B CH 84 B CU 82 B FF 96 F FF 96 F SL 84 F SL 82 4-2 F FF 96 F FF 97 B CH 84 9 FC4-6 BB		C SL 83 B SI 95 F FC 90 F FF 98 X FF 97 1-2 ② F9		3	1	1	0	1	0	0
9 Marwin Gonzalez, S (1, 3) OBP: 0.322, SLG: 0.418		X CH 81 0-0 2 1B 23 1B 1-2 1B	B CU 77 F FF 94 C FF 96 X SL 84 1-2 ① G4-3			D CU 81 F FF 95 X CH 83 1-1 ① FC4-6 30 2B 2 1B 1-2f		C SL 81 B CH 92 F FF 98 B CH 89 S FC 91 2-3 ③ K		4	2	1	0	0	1	1
30 LaMonte Wade Jr., L (1, 8) OBP: 0.368, SLG: 0.286 27 Ryan LaMarre, R (9, 8)		B FF 96 C FF 95 X CU 77 1-1 ① F7	B FF 97 B CH 83 C FF 96 X FF 96 2-1 ② G4-1			X FF 96 0-0 2 1B 1-3 2B				3 0	1 0	1 0	0 0	0 0	0 0	2 0
Inning Stats	R: 0 E: 1 K: 0 S: 14 H: 1 LOB: 3 BB: 1 P: 25	R: 2 E: 0 K: 1 S: 15 H: 4 LOB: 2 BB: 0 P: 22	R: 0 E: 0 K: 0 S: 7 H: 1 LOB: 0 BB: 0 P: 10	R: 0 E: 0 K: 0 S: 7 H: 0 LOB: 0 BB: 0 P: 10	R: 1 E: 1 K: 1 S: 8 H: 2 LOB: 1 BB: 0 P: 12	R: 2 E: 0 K: 0 S: 14 H: 2 LOB: 0 BB: 1 P: 21	R: 0 E: 0 K: 1 S: 6 H: 0 LOB: 0 BB: 0 P: 10	R: 0 E: 0 K: 2 S: 10 H: 0 LOB: 0 BB: 0 P: 16		1B: 7 2B: 3 3B: 0 HR: 0 SF: 1 SAC: 0 DP: 2 HBP: 0		WP: 0 PB: 0 SB: 0 CS: 0 PA: 35	

	AB	32
	R	5
	H	10
	RBI	5
	BB	2
	SO	5
	LOB	16

PITCHER		IP	WLS	BF	H	R	ER	SO	BB	IBB	HBP	BLK	WP	HR	S	P	ERA	WHIP
40 Reynaldo López, R ERA: 5.44	(1, 1)	5.1	L	27	9	5	5	2	2	0	0	0	0	0	62	95	8.44	2.062
57 Jace Fry, L ERA: 5.12	(6, 1)	0.2		2	1	0	0	0	0	0	0	0	0	0	3	5	0.00	1.500
50 Jimmy Cordero, R ERA: 3.64	(7, 1)	1.0		3	0	0	0	1	0	0	0	0	0	0	6	10	0.00	0.000
41 Kelvin Herrera, R ERA: 6.75	(8, 1)	1.0		3	0	0	0	2	0	0	0	0	0	0	10	16	0.00	0.000

PITCHER	IP	WLS	BF	H	R	ER	SO	BB	IBB	HBP	BLK	WP	HR	S	P	ERA	WHIP

Batter	1	2	3	4	5	6	7	8	9	10	11	12	AB	R	H	RBI	BB	SO	LOB
28 Leury García, S (1, 9) (10, 8) OBP: 0.304, SLG: 0.370	X FF 89 0-0 F8		C FF 93 X CU 79 0-1 L9		X FF 91 0-0 7 SF9 7 WP 79 1B 1-2 1B	F CH 88 X SL 84 0-1 G3			B CU 77 S ST 83 X ST 83 1-1 E6 79 G6-4-3 7 FC1	F FF 94 F SW 96 F FF 97 X FF 97 0-2 F7		S CU 76 X CU 75 0-1 G3-1	7	1	1	0	0	0	4
7 Tim Anderson, R (1, 6) OBP: 0.356, SLG: 0.513	C SI 91 C CH 83 F FF 93 X SI 92 0-2 74 1B 1B		X FC 90 0-0 79 G6-4-3 1B		B FF 92 X SI 94 1-0 SF9 1-3 2-H	X CH 88 0-0 G6-3			F SI 94 F ST 82 1 SAFE X ST 83 0-2 FC1 79 G6-4-3 1-2		B SL 85 F FF 93 S SL 84 B SL 85 X FF 94 2-2 HR	X FF 88 0-0 79 1B 1B	6	1	4	2	0	0	1
79 José Abreu, R (1, 3) OBP: 0.329, SLG: 0.508	C SI 91 X SI 90 0-1 L4		B FC 89 B FC 89 C FC 87 X CH 86 2-1 G6-4-3 1-2f		X CH 85 0-0 10 1B 1B 3-H		F KC 82 B KC 85 B KC 86 F KC 81 S KC 86 2-3 K		C SI 95 B SI 96 S ST 85 B SI 96 X SI 95 2-2 G6-4-3 1-2f 2-3		C SL 85 B SL 85 S SL 87 S SL 86 1-3 K	C CU 75 1 SAFE F CU 74 X CS 71 0-2 1-3 1B	7	0	2	1	0	2	4
74 Eloy Jiménez, R (1, 7) OBP: 0.311, SLG: 0.495	1 SAFE X FC 88 0-0 1-2 1B			C CH 84 B CH 84 X CH 84 1-1 33 1B 2B	C FF 94 S FC 89 B SI 95 B SI 95 D CU 81 S CH 86 3-3 K		S KC 74 S KC 85 B FF 96 B KC 87 S FF 95 2-3 K		F ST 84 F ST 82 S ST 84 0-3 K		B SL 86 B SL 85 S SL 86 S SL 86 X SL 86 2-2 1B	C FF 90 X CU 75 0-1 G5-3	7	1	3	0	0	3	4
10 Yoán Moncada, S (1, 5) OBP: 0.364, SLG: 0.536	B FC 85 B FC 87 C FF 93 F CH 84 C FC 89 2-3 K			C FC 89 C FF 95 F CH 85 C FC 90 0-3 K	S CU 81 X FF 95 0-1 1-2 1B		C FF 96 S FF 96 B FF 96 B KC 88 B KC 86 C KC 86 3-3 K			C SL 86 F FF 95 B SL 86 F FF 96 F SL 87 X SL 87 1-2 5 SH5-3 33 1B 1B	C SL 85 B FF 93 F FF 94 F FF 95 B FF 95 F FF 94 B SL 86 S SL 86 3-3 K		6	0	2	0	0	4	4
33 James McCann, R (1, 2) OBP: 0.328, SLG: 0.460		C CU 78 X SI 93 0-1 G6-3		F CH 85 B FF 95 X FC 90 1-1 2-H 1B	C FF 96 S FF 96 B FF 97 D SL 86 S FF 96 2-3 K			F SL 80 F SL 77 C FF 86 0-3 K		1 SAFE 1 SAFE D SL 87 1 SAFE X FF 94 1-0 5 SH5-3 1-2 1B	X SL 87 0-0 G6-3		6	0	2	1	0	2	3
5 Yolmer Sánchez, S (1, 4) OBP: 0.319, SLG: 0.316	B FF 93 C FF 92 B FF 93 B CU 79 F CH 85 X FC 88 3-2 1B			F CH 84 B FC 90 F SI 94 B SI 94 C SI 94 2-3 K	B CH 86 B CH 86 C FF 96 T FF 96 F FF 97 B FF 97 X FF 96 3-2 F7		C CH 80 B CH 80 X SL 75 1-1 1B		X SL 87 0-0 SH5-3 1-2 2-3		X FF 89 0-0 G4-3	5	0	2	0	0	1	1
38 Zack Collins, L (1, 10) OBP: 0.288, SLG: 0.295 20 Danny Mendick, R (12, PR) OBP: 0.280, SLG: 0.400 (12, 10)	X SI 93 0-0 L7			B SI 94 X SI 94 1-0 G4-3	B SL 86 X FF 96 1-0 HR		1 SAFE C SI 85 1 SAFE 1 SAFE S SI 85 1 SAFE 1 SAFE 1 SAFE 2-3 D CH 80 B SF 85 1 SAFE S CH 80 K			0-0 IBB	B FF 90 B CU 75 C CU 75 C CU 75 B CS 70 B FF 90 4-2 49 HR BB	4 0	1 1	1 0	1 0	2 0	1 0	3 0
15 Adam Engel, R (1, 8) OBP: 0.304, SLG: 0.385 17 Ryan Goins, L (10, PH) OBP: 0.340, SLG: 0.355 49 Ryan Cordell, R (10, 9) OBP: 0.279, SLG: 0.362	C CU 78 B FF 92 D CU 80 B FF 93 X SI 92 3-1 G1-3				X FC 89 0-0 7 WP 28 1B 7 SF9 1B	X FF 96 0-0 HR	1 SAFE B SL 80 1 SAFE 1 SAFE S SL 80 D SL 78 F SL 80 B SL 78 S SL 80 3-3 K		C FF 94 B FF 94 F FF 94 X FF 96 1-2 P5		1 SAFE C CU 75 B FF 89 B FF 89 1 SAFE C FF 88 F FF 90 1 SAFE F CU 75 2-2 X FF 89 1-H HR	4 1 1	2 0 1	2 0 1	1 0 2	0 0 0	1 0 0	2 3 0
Inning Stats	R: 0 H: 2 E: 0 LOB: 2 K: 1 BB: 0 S: 11 P: 13	R: 0 H: 1 E: 0 LOB: 1 K: 0 BB: 0 S: 8 P: 14	R: 0 H: 1 E: 0 LOB: 0 K: 0 BB: 0 S: 5 P: 7	R: 1 H: 2 E: 0 LOB: 1 K: 2 BB: 0 S: 12 P: 17	R: 2 H: 4 E: 0 LOB: 2 K: 2 BB: 0 S: 12 P: 18	R: 2 H: 2 E: 0 LOB: 0 K: 0 BB: 0 S: 9 P: 13	R: 0 H: 0 E: 0 LOB: 0 K: 3 BB: 0 S: 9 P: 16	R: 0 H: 1 E: 0 LOB: 1 K: 3 BB: 0 S: 11 P: 17	R: 0 H: 0 E: 1 LOB: 1 K: 1 BB: 0 S: 11 P: 14	R: 0 H: 2 E: 0 LOB: 3 K: 0 BB: 1 S: 14 P: 17	R: 1 H: 2 E: 0 LOB: 1 K: 2 BB: 0 S: 15 P: 23	R: 2 H: 3 E: 0 LOB: 2 K: 0 BB: 1 S: 16 P: 22	1B: 15 SF: 1 2B: 1 SAC: 1 3B: 0 DP: 2 HR: 4 HBP: 0						

PITCHER		IP	WLS	BF	H	R	ER	SO	BB	IBB	HBP	BLK	WP	HR	S	P	ERA	WHIP
33 Martín Pérez, L ERA: 4.92	(1, 1)	4.2		23	10	3	3	4	0	0	0	0	1	0	45	64	5.79	2.143
65 Trevor May, R ERA: 3.17	(5, 1)	1.1		6	2	2	2	1	0	0	0	0	0	2	12	18	13.50	1.500
21 Tyler Duffey, R ERA: 2.39	(7, 1)	1.0		3	0	0	0	3	0	0	0	0	0	0	9	16	0.00	0.000
54 Sergio Romo, R ERA: 3.59	(8, 1)	1.0		4	1	0	0	3	0	0	0	0	0	0	11	17	0.00	1.000
55 Taylor Rogers, L ERA: 2.33	(9, 1)	1.0		4	0	0	0	1	0	0	0	0	0	0	11	14	0.00	0.000

PITCHER		IP	WLS	BF	H	R	ER	SO	BB	IBB	HBP	BLK	WP	HR	S	P	ERA	WHIP
52 Zack Littell, R ERA: 3.0	(10, 1)	2.0		11	4	1	1	2	0	1	0	0	0	1	29	40	4.50	2.000
19 Ryne Harper, R ERA: 3.71	(12, 1)	1.0	W	7	3	2	2	0	1	0	0	0	0	1	16	22	18.00	4.000

TOP

Chicago White Sox @ Minnesota Twins

Target Field, Minneapolis, MN

Tue Sep 17 2019, 6:41 PM - 11:31 PM CDT

Att. 22,518 - Clear - 86 F

livebaseballscorecards.com

AB	54
R	8
H	20
RBI	8
BB	2
SO	14
LOB	29

WP: 1 PA: 58
PB: 0
SB: 0
CS: 0

Batter	1	2	3	4	5	6	7	8	9	10	11	12	AB	R	H	RBI	BB	SO	LOB
18 Mitch Garver, R (1, 2) OBP: 0.364, SLG: 0.636	X SI 90 0-0 ① L4		B FF 92 C CH 86 B FC 89 F FC 89 B CU 80 B SI 92 4-2 11 SH5-3 20 2B BB	B SI 89 B FF 91 C FC 88 X CH 84 2-1 ① F7			C CU 83 B FF 93 X FF 93 1-1 ① F9		C SL 81 B SL 83 X SI 95 1-1 ① L4		B FC 91 B FC 91 C FC 90 D FC 91 S FC 90 X FC 90 3-2 ② SF8 2-H		4	1	0	1	1	0	1
11 Jorge Polanco, S (1, 6) OBP: 0.360, SLG: 0.492	B SI 90 C FF 91 B FC 88 F CH 85 B FF 93 B FF 92 4-2 23 G4-3 BB		X CH 87 0-0 ① SH5-3 1-2	F FC 86 F FC 86 B FC 88 S CU 79 1-3 ② K			C CU 82 F FF 93 F CU 85 F CH 89 S CH 87 0-3 ② K		B SL 80 S CH 89 B SL 82 X FF 97 2-1 ② L8		B FF 96 C FF 95 B FC 91 F FF 95 B FC 90 F FF 95 F FF 95 S FC 92 3-3 ③ K		4	0	0	0	1	3	2
23 Nelson Cruz, R (1, 10) OBP: 0.382, SLG: 0.616	X FC 88 0-0 ② G4-3 ③ 1-2f		0-0 20 2B 22 HR IBB	B CH 84 B CH 85 B FC 88 F CH 84 F FF 92 X FC 89 3-2 ③ F9			B FF 95 B CU 85 B CH 88 B FF 94 4-0 20 1B BB		S FC 91 B FC 90 B FC 91 F FF 98 B SI 96 B FC 91 4-2 BB			B FF 96 B FF 96 C FF 94 T FF 96 X CH 88 2-2 20 2B 9 1B 1B	3	2	1	0	3	0	2
20 Eddie Rosario, L (1, 9) OBP: 0.299, SLG: 0.500		X SI 89 0-0 ① F9	X CU 78 0-0 1-3 2-H 22 HR 2B		X FF 90 0-0 ① L9		X SI 96 0-0 1-2 1B		F CH 90 B FF 98 X FF 97 1-1 ③ G4-3			X FF 96 0-0 1-3 9 1B 2B	6	2	3	1	0	0	1
22 Miguel Sanó, R (1, 5) OBP: 0.340, SLG: 0.556		B SI 91 B FF 91 X SI 91 2-0 ② F9	F FF 93 C FC 90 B CH 86 X FF 92 1-2 2-H 3-H HR		C FF 90 B CU 76 B CH 83 B CH 83 F FC 87 X FC 88 3-2 ② F9		C SI 96 F SL 85 B SI 98 F SI 96 S FF 95 1-3 ③ K			B FC 90 B SI 96 X SI 95 2-0 ① P3		T FF 97 F FF 96 S SL 91 0-3 ① K	6	1	1	3	0	2	4
9 Marwin Gonzalez, S (1, 3) OBP: 0.324, SLG: 0.420		F FF 92 X FC 88 0-1 2 1B 1B	B CU 77 F CH 85 S FF 92 T FF 91 1-2 ② K		S CU 78 F CH 85 X CU 78 0-2 ③ L9			F FF 95 X SI 96 0-1 16 FC1-4-5-6 2 G4-3 1B			B SL 82 B CH 88 C FF 97 B CH 88 C FF 97 F FF 96 S FC 90 3-3 ② K		B FF 96 F CH 87 S SL 91 F SL 91 X FF 97 1-2 30 1B 2 1B 74 HBP 2-H 3-H 1B	6	1	3	2	0	2	0
2 Luis Arraez, L (1, 7) OBP: 0.419, SLG: 0.457		C FF 92 B CU 78 X CU 79 1-1 1-2 1B	F SI 90 F SI 90 F SI 92 B FC 89 B FF 90 F SI 92 B FF 94 X SI 92 3-2 2B			B FF 90 B SL 86 B SI 90 C SI 88 B SI 90 4-1 16 G5-4-3 BB		B SI 94 D SI 97 S SI 95 C SI 96 X SI 97 2-2 ① G4-3 1-2			F CH 88 F CH 89 B SL 92 X CH 89 1-2 74 HBP 30 1B 1-2 1B	5	0	3	0	1	1	1
16 Jonathan Schoop, R (1, 4) OBP: 0.310, SLG: 0.481 30 LaMonte Wade Jr., L (11, PR) OBP: 0.385, SLG: 0.310 (12, 8)		B CH 85 B CH 86 F FF 92 X FC 89 2-1 ③ P5	X FC 89 0-0 ③ G5-3			B CH 85 S CH 87 D SI 93 S SI 95 F SI 93 F CH 87 X CU 84 2-2 ① ② G5-4-3 1-2f	C SI 96 B SI 96 S SI 97 F SI 96 B FC 88 F SI 97 X SI 97 2-2 ② FC1-4-5-6 2-3			F FF 95 S FF 95 X FF 95 0-2 18 WP 18 SF8 24 G5-3 1B	F FF 96 B SL 90 D SL 92 X CH 88 2-1 74 HBP 1-2 2-3 1B	5 1	0 1	1 1	0 0	0 0	0 0	5 0
27 Ryan LaMarre, R (1, 8) 60 Jake Cave, L (6, PH) OBP: 0.335, SLG: 0.438 (7, 8) 64 Willians Astudillo, R (8, PH) OBP: 0.294, SLG: 0.365 41 Ian Miller, L (9, 8) 24 C.J. Cron, R (11, PH) OBP: 0.312, SLG: 0.470 74 Ronald Torreyes, R (12, 4) OBP: 0.333, SLG: 0.200			B FF 91 X SI 91 1-0 HR	S FF 90 B CU 75 B FC 87 F FF 91 F FC 88 X FC 88 2-2 1B			F FF 94 C CU 83 B FF 93 B CH 89 B CH 87 F CH 88 S CH 88 3-3 ③ K		B SI 97 X SI 96 1-0 ③ G6-3		F FC 90 1 SAFE F FC 90 F FF 94 D FC 91 X FC 91 1-2 ① G5-3 1-2	B SL 91 S FF 94 H FF 95 2-1 1-2 2-3 3-H HBP	2 1 1 0 0 0 0	1 0 0 0 0 0 0	2 0 0 0 0 0 0	1 0 0 0 0 0 0	0 0 0 0 0 0 0	0 1 1 0 1 0 0	0 0 0 1 0 1 0
Inning Stats	R: 0 E: 0 K: 0 S: 4 H: 0 LOB: 0 BB: 1 P: 8	R: 0 E: 0 K: 0 S: 8 H: 2 LOB: 2 BB: 0 P: 13	R: 5 E: 0 K: 1 S: 17 H: 4 LOB: 1 BB: 2 P: 27	R: 0 E: 0 K: 1 S: 12 H: 1 LOB: 1 BB: 0 P: 20	R: 0 E: 0 K: 0 S: 7 H: 0 LOB: 0 BB: 0 P: 10	R: 0 E: 0 K: 1 S: 10 H: 0 LOB: 0 BB: 1 P: 19	R: 0 E: 0 K: 2 S: 12 H: 1 LOB: 2 BB: 1 P: 18	R: 0 E: 0 K: 0 S: 11 H: 1 LOB: 1 BB: 0 P: 16	R: 0 E: 0 K: 0 S: 8 H: 0 LOB: 1 BB: 1 P: 16	R: 0 E: 0 K: 2 S: 9 H: 0 LOB: 0 BB: 0 P: 15	R: 1 E: 0 K: 1 S: 15 H: 1 LOB: 1 BB: 0 P: 22	R: 3 E: 0 K: 1 S: 17 H: 5 LOB: 3 BB: 0 P: 25	1B: 10 2B: 3 3B: 0 HR: 2	SF: 1 SAC: 1 DP: 2 HBP: 1	WP: 1 PB: 0 SB: 0 CS: 0	PA: 54						

PITCHER		IP	WLS	BF	H	R	ER	SO	BB	IBB	HBP	BLK	WP	HR	S	P	ERA	WHIP
54 Ross Detwiler, L ERA: 6.98	(1, 1)	5.0		25	7	5	5	2	3	1	0	0	0	2	49	83	9.00	2.000
43 Evan Marshall, R ERA: 2.76	(6, 1)	1.2		5	0	0	0	2	1	0	0	0	0	0	16	26	0.00	0.600
39 Aaron Bummer, L ERA: 2.34	(7, 1)	1.1		6	2	0	0	1	0	0	0	0	0	0	16	22	0.00	1.500
41 Kelvin Herrera, R ERA: 6.51	(9, 1)	1.2		6	0	0	0	1	1	0	0	0	0	0	13	26	0.00	0.600
64 Josh Osich, L ERA: 4.71	(10, 1)	0.1		1	0	0	0	1	0	0	0	0	0	0	4	5	0.00	0.000

PITCHER		IP	WLS	BF	H	R	ER	SO	BB	IBB	HBP	BLK	WP	HR	S	P	ERA	WHIP
48 Alex Colomé, R ERA: 2.64	(11, 1)	1.0	B	4	1	1	1	1	0	0	0	0	1	0	15	22	9.00	1.000
66 José Ruiz, R ERA: 5.87	(12, 1)	0.1	L	7	5	3	3	1	0	0	1	0	0	0	17	25	81.00	15.000

BOTTOM

Chicago White Sox @ Minnesota Twins

Target Field, Minneapolis, MN

Tue Sep 17 2019, 6:41 PM - 11:31 PM CDT

Att. 22,518 - Clear - 86 F

livebaseballscorecards.com

AB	45
R	9
H	15
RBI	9
BB	6
SO	9
LOB	18

Chicago White Sox @ Minnesota Twins

Target Field, Minneapolis, MN

Wed Sep 18 2019, 6:43 PM - 9:51 PM CDT

Att. 23,759 - Cloudy - 81 F

TOP

livebaseballscorecards.com

Batter	1	2	3	4	5	6	7	8	9	AB	R	H	RBI	BB	SO	LOB
28 Leury García, S (1, 8) (7, 9) OBP: 0.305, SLG: 0.371	B FF 92 S FF 92 X FS 86 1-1 79 CS 1B		X FS 86 0-0 ③ G4-3			X FS 85 0-0 7 FC6-4 1B	X FF 94 0-0 ③ G4-3			4	0	2	0	0	0	1
7 Tim Anderson, R (1, 6) OBP: 0.355, SLG: 0.511	F FF 93 1 SAFE C FC 85 F FC 85 S FC 86 0-3 ① K			C FC 86 B FF 93 X FC 86 1-1 ① G1-3		B FC 88 F FC 89 X FC 85 1-1 ① FC6-4 10 2B 1-2f		B SI 97 X SI 97 1-0 74 WP 79 G1-3 1B		4	1	1	0	0	1	2
79 José Abreu, R (1, 10) OBP: 0.327, SLG: 0.505	B FC 84 D FC 86 1 SAFE B FC 85 C FF 92 F FC 85 S FF 93 3-3 ②③ K 1-2			S FF 92 F FC 87 B FC 86 F FF 93 S FC 87 1-3 ② K		B FC 86 B FC 84 B FC 86 C FF 93 X FF 92 3-1 ② F9		B SI 97 F SI 97 X SL 86 1-1 ① G1-3 1-2		4	0	0	0	0	2	3
10 Yoán Moncada, S (1, 5) OBP: 0.365, SLG: 0.540		C FF 92 X FS 85 0-1 74 1B 2B		S FF 94 B FF 93 F FF 94 B FF 94 F FF 94 B FF 94 C FF 94 3-3 ③ K		F FF 94 F FF 94 X FF 94 0-2 1-H 2B		B SI 98 F CH 90 B SI 97 F CH 91 T SL 88 2-2 ② K		4	1	2	1	0	2	1
74 Eloy Jiménez, R (1, 7) OBP: 0.314, SLG: 0.497		B FF 92 B FF 93 X FS 85 2-0 38 G6-5-3 2-H 1B			X FF 93 0-0 5 1B 1B	B FC 86 B FS 86 D FC 86 C FC 85 B FS 86 4-1 BB		B SI 99 D SI 99 F SI 98 X SI 98 2-1 ③ G1-3 2-3		3	0	2	1	1	0	1
38 Zack Collins, L (1, 2) OBP: 0.286, SLG: 0.338		S FF 93 C FF 93 X FF 93 0-2 ①② G6-5-3 1-2f			B CU 75 B FF 91 C FF 92 S FF 93 F FF 93 C FF 94 2-3 ① K	S SL 80 C FF 93 S SL 82 0-3 ③ K			F SI 98 F SI 99 X CH 91 0-2 HR	4	1	1	1	0	2	4
5 Yolmer Sánchez, S (1, 4) OBP: 0.320, SLG: 0.317		C FS 85 S FF 93 F FF 94 B FF 93 B FS 85 S FF 93 2-3 ③ K			C FF 94 B FS 85 S FF 94 F FF 94 1 SAFE F FF 94 F FS 84 B FF 93 B FF 94 3-2 F FF 93 X FF 94 1-2 1B		B CH 86 F FF 92 X CH 86 1-1 1B		C SI 100 C SL 88 X SI 99 0-2 ① G5-3	4	0	2	0	0	1	0
32 Matt Skole, L (1, 3) OBP: 0.286, SLG: 0.246			B FF 92 B FF 92 S FF 92 F FF 92 B FF 94 C FS 86 3-3 ① K		C FF 94 F FS 84 B FF 94 B FF 94 S FF 94 2-3 ② K		C FF 92 1 SAFE B FF 92 F CH 86 S FF 93 1-3 ① K		X SI 99 0-0 ② G5-3	4	0	0	0	0	3	3
18 Daniel Palka, L (1, 9) OBP: 0.127, SLG: 0.031 15 Adam Engel, R (7, 8) OBP: 0.302, SLG: 0.383			B FF 94 F FF 94 F FF 94 B FF 94 C FS 85 2-3 ② K		X FS 85 0-0 ③ L9		B FF 93 1 SAFE F CH 87 T CH 87 D FF 92 F FF 93 S FF 93 2-3 ② K		S SL 89 C SL 88 B SI 100 F SL 89 S SI 100 1-3 ③ K	3 1	0 0	0 0	0 0	0 0	2 1	3 0
Inning Stats	R: 0 H: 1 E: 0 LOB: 1 K: 2 BB: 0 S: 9 P: 13	R: 1 H: 2 E: 0 LOB: 0 K: 1 BB: 0 S: 10 P: 14	R: 0 H: 0 E: 0 LOB: 0 K: 2 BB: 0 S: 7 P: 12	R: 0 H: 0 E: 0 LOB: 0 K: 2 BB: 0 S: 10 P: 15	R: 0 H: 2 E: 0 LOB: 2 K: 2 BB: 0 S: 16 P: 23	R: 1 H: 2 E: 0 LOB: 2 K: 1 BB: 1 S: 12 P: 20	R: 0 H: 1 E: 0 LOB: 1 K: 2 BB: 0 S: 10 P: 14	R: 0 H: 1 E: 0 LOB: 1 K: 1 BB: 0 S: 8 P: 14	R: 1 H: 1 E: 0 LOB: 0 K: 1 BB: 0 S: 11 P: 12	1B: 7 SF: 0 2B: 3 SAC: 0 3B: 0 DP: 2 HR: 1 HBP: 0						WP: 1 PA: 36 PB: 0 SB: 0 CS: 1

	AB	35
	R	3
	H	10
	RBI	3
	BB	1
	SO	14
	LOB	18

PITCHER		IP	WLS	BF	H	R	ER	SO	BB	IBB	HBP	BLK	WP	HR	S	P	ERA	WHIP
12 Jake Odorizzi, R ERA: 3.59	(1, 1)	5.2	L	23	7	2	2	9	1	0	0	0	0	0	61	94	3.18	1.412
61 Cody Stashak, R ERA: 3.38	(6, 1)	1.1		5	1	0	0	3	0	0	0	0	0	0	13	17	0.00	0.750
77 Fernando Romero, R ERA: 6.94	(8, 1)	0.2		3	1	0	0	1	0	0	0	0	0	0	6	10	0.00	1.500
51 Brusdar Graterol, R ERA: 5.68	(8, 1)	1.1		5	1	1	1	1	0	0	0	0	1	1	13	16	6.75	0.750

PITCHER		IP	WLS	BF	H	R	ER	SO	BB	IBB	HBP	BLK	WP	HR	S	P	ERA	WHIP

Batter	1	2	3	4	5	6	7	8	9	AB	R	H	RBI	BB	SO	LOB
2 Luis Arraez, L (1, 7) (7, 4) OBP: 0.414, SLG: 0.451	C FF 93 C FF 92 B FF 93 F CU 82 X SI 94 1-2 F7 ①		B FC 87 X FF 92 1-0 G3 ①			C SL 76 B SL 80 X FC 92 1-1 G4-3 ① C SI 94 F SI 94 B FC 88 X SI 95 1-2 G1-3 ③				4	0	0	0	0	0	0
11 Jorge Polanco, S (1, 6) OBP: 0.361, SLG: 0.492	F CH 86 F SI 94 B SI 92 B CU 83 B FF 93 B FF 94 4-2 22 WP 23 BB BB		B SI 93 B SI 92 B CU 79 C FF 93 S FC 88 S FC 88 3-3 K ②			X SL 80 0-0 23 BB 20 1B 1B		C SI 95 B FC 89 X SI 96 1-1 G5-3 ①		3	1	1	0	1	1	0
23 Nelson Cruz, R (1, 10) OBP: 0.383, SLG: 0.613	B SI 93 B SI 93 B SI 94 B FF 93 4-0 22 WP 1-2 BB		C FF 94 B FF 95 B FC 88 S CH 87 X FC 90 2-2 G3 ③			B CH 88 C FF 97 B SI 98 B SI 98 B SI 97 4-1 60 PB 20 1B 1-2 BB		X FF 92 0-0 G6-3 ②		2	0	0	0	2	0	0
20 Eddie Rosario, L (1, 9) (7, 7) OBP: 0.300, SLG: 0.502	B CH 88 F SI 94 X SI 94 1-1 F5 ②			B CH 87 X FF 93 1-0 F7 ①		S CH 89 F FF 98 F FC 93 X SI 99 0-2 60 PB 1-2 2-H 1B		C CU 80 F FF 93 X FF 93 0-2 2B ③		4	0	2	1	0	0	2
22 Miguel Sanó, R (1, 5) OBP: 0.337, SLG: 0.550	F SI 95 F FF 95 B FC 91 B SI 95 S SI 94 2-3 K ③ 1-2 2-3			B FF 94 X FF 94 1-0 G5-3 ②		F FF 99 S FC 93 B FF 100 X CH 88 1-2 F7 ②			S FC 90 S FC 90 S FC 90 0-3 K ①	4	0	0	0	0	2	4
60 Jake Cave, L (1, 8) (7, 9) OBP: 0.338, SLG: 0.433		B CU 78 B FC 88 B FF 91 C FF 91 B FF 91 4-1 BB		C CU 84 B FF 94 X CH 88 1-1 G3-1 ③		B SI 99 F SI 98 B FF 97 F CH 89 D FC 92 D SI 98 4-2 1-2 2-3 BB			B FC 90 B FC 90 S FC 89 X FC 90 2-1 L5 ②	2	0	0	0	2	0	0
16 Jonathan Schoop, R (1, 4) OBP: 0.308, SLG: 0.479 30 LaMonte Wade Jr., L (6, PH) (7, 8) OBP: 0.366, SLG: 0.290		C FF 94 T FC 88 D FC 88 S FC 89 1-3 K ①			B FC 89 F CH 87 S FC 88 X CU 84 1-2 G5-3 ①	B CH 90 B SI 98 C FF 97 X SI 96 2-1 G4-3 ③			C FF 94 T FC 90 B FC 91 F FC 90 B FC 90 X FC 90 2-2 L9 ③	2 2	0 0	0 0	0 0	0 0	1 0	1 3
15 Jason Castro, L (1, 2) OBP: 0.328, SLG: 0.435		B FC 89 F FC 88 C CU 78 D FC 89 S FC 88 2-3 K ②			C FF 94 B CU 84 B CH 87 X CH 88 2-1 G4-3 ②		S SI 96 B SI 97 B FC 89 B FF 96 F FF 96 X SI 97 3-2 L7 ①			3	0	0	0	0	1	1
64 Willians Astudillo, R (1, 3) OBP: 0.290, SLG: 0.359		F CU 80 X SI 93 0-1 G5-3 ③			B FF 93 B CH 87 F CH 86 X FF 94 2-1 F8 ③		F FC 91 B CH 90 F SI 98 X SL 83 1-2 L8 ②			3	0	0	0	0	0	1
Inning Stats	R: 0 E: 0 K: 1 S: 11 H: 0 LOB: 2 BB: 2 P: 23	R: 0 E: 0 K: 2 S: 9 H: 0 LOB: 1 BB: 1 P: 16	R: 0 E: 0 K: 1 S: 7 H: 0 LOB: 0 BB: 0 P: 13	R: 0 E: 0 K: 0 S: 4 H: 0 LOB: 0 BB: 0 P: 7	R: 0 E: 0 K: 0 S: 7 H: 0 LOB: 0 BB: 0 P: 12	R: 1 E: 0 K: 0 S: 15 H: 2 LOB: 3 BB: 2 P: 27	R: 0 E: 0 K: 0 S: 9 H: 0 LOB: 0 BB: 0 P: 14	R: 0 E: 0 K: 0 S: 6 H: 1 LOB: 1 BB: 0 P: 7	R: 0 E: 0 K: 1 S: 9 H: 0 LOB: 0 BB: 0 P: 13	1B: 2 2B: 1 3B: 0 HR: 0 SF: 0 SAC: 0 DP: 0 HBP: 0						

PITCHER		IP	WLS	BF	H	R	ER	SO	BB	IBB	HBP	BLK	WP	HR	S	P	ERA	WHIP
46 Iván Nova, R ERA: 4.83	(1, 1)	1.0		5	0	0	0	1	2	0	0	0	1	0	11	23	0.00	2.000
57 Jace Fry, L ERA: 4.96	(2, 1)	1.2	W	6	0	0	0	3	1	0	0	0	0	0	13	24	0.00	0.600
51 Carson Fulmer, R ERA: 5.33	(3, 1)	2.1	H	7	0	0	0	0	0	0	0	0	0	0	14	24	0.00	0.000
64 Josh Osich, L ERA: 4.83	(6, 1)	0.1	H	2	1	1	1	0	0	0	0	0	0	0	3	4	27.00	3.000
50 Jimmy Cordero, R ERA: 3.48	(6, 1)	1.1	H	7	1	0	0	0	2	0	0	0	0	0	18	33	0.00	2.250

PITCHER		IP	WLS	BF	H	R	ER	SO	BB	IBB	HBP	BLK	WP	HR	S	P	ERA	WHIP
39 Aaron Bummer, L ERA: 2.31	(7, 1)	0.2	H	2	0	0	0	0	0	0	0	0	0	0	5	7	0.00	0.000
43 Evan Marshall, R ERA: 2.72	(8, 1)	0.2	H	2	1	0	0	0	0	0	0	0	0	0	4	4	0.00	1.500
48 Alex Colomé, R ERA: 2.59	(9, 1)	1.0	S	3	0	0	0	1	0	0	0	0	0	0	9	13	0.00	0.000

BOTTOM

Chicago White Sox @ Minnesota Twins

Target Field, Minneapolis, MN

Wed Sep 18 2019, 6:43 PM - 9:51 PM CDT

Att. 23,759 - Cloudy - 81 F

livebaseballscorecards.com

AB	29
R	1
H	3
RBI	1
BB	5
SO	5
LOB	12

Batter	1	2	3	4	5	6	7	8	9	AB	R	H	RBI	BB	SO	LOB
15 Whit Merrifield, R (1, 9) OBP: 0.351, SLG: 0.465	X SI 94 0-0 ① G4-3	B SI 94 D CH 85 C CH 85 D SL 83 B SI 95 4-1 12 BB 27 BB 1-2 2-3 BB		C CU 72 B CH 83 X SL 83 1-1 27 FC6-4 1-3 1B	B CU 71 C CU 73 T SL 85 B FF 92 F CU 73 X CH 83 2-2 ③ F8			C FF 96 B SL 84 F CH 87 C SL 84 1-3 K		4	0	1	0	1	1	4
27 Adalberto Mondesi, S (1, 6) OBP: 0.294, SLG: 0.428	B FF 94 F CU 79 B SL 84 S SL 83 F CU 79 T CH 86 2-2 ② K	B CH 85 S CH 84 C FF 94 D SL 83 D CU 80 F CH 84 B FF 95 4-2 12 BB 1-2 2-3 3-H BB		F FF 91 B FF 90 S FF 92 B FF 91 1 SAFE X FF 91 2-2 ① FC6-4 1-2f 3-H		B SL 84 S SL 82 X CH 82 1-1 ① P2		S CH 88 B CH 88 S CU 82 S FF 96 1-3 ② K		4	0	0	2	1	2	3
12 Jorge Soler, R (1, 10) OBP: 0.344, SLG: 0.553	B SI 95 B SL 83 S SL 84 C SI 95 B SL 84 X CH 86 3-2 CI	B SI 94 C SI 95 B CU 82 C SI 94 B SI 94 B SI 94 4-2 1-2 2-3 3-H BB		1 SAFE S CU 73 S CH 84 D SL 84 S FF 90 1-3 ② K		S CH 84 B FF 91 D CU 74 C CU 74 B SL 83 S SL 83 3-3 ② K		C SL 79 B SL 78 D CH 80 S SL 79 X SL 78 2-2 ③ G6-3		3	0	0	1	1	2	3
17 Hunter Dozier, R (1, 5) OBP: 0.351, SLG: 0.533	B SI 95 F SI 94 S SL 83 C SI 95 1-3 ③ K	F FF 93 B SL 84 B SL 85 X SL 86 2-1 ③ G5-3		B CU 71 B CU 73 X CH 85 2-0 ③ G6-3		F CU 74 S SL 84 F FF 91 B SL 82 B SL 82 F CH 84 S FF 90 2-3 ③ K			C ST 82 S ST 83 B ST 84 S SI 95 1-3 ① K	5	0	0	0	0	3	5
4 Alex Gordon, L (1, 7) OBP: 0.341, SLG: 0.399		B CH 84 F SI 93 T CH 86 B CU 80 F CH 84 B CU 80 X SI 95 3-2 ① G6-3	C FF 89 C CU 74 X CU 75 0-2 26 1B 1B	C FF 90 X CH 84 0-1 9 2B 72 SF7 1B			B KC 74 B FF 94 X SI 94 2-0 ① F8		B SI 95 S ST 82 C SI 95 B ST 83 B ST 83 F ST 82 X SI 95 3-2 ② L8	5	1	2	0	0	0	0
9 Ryan McBroom, R (1, 3) OBP: 0.327, SLG: 0.354		B SI 94 X SI 94 1-0 26 BB 72 1B 1B	F SL 84 C FF 92 F CU 75 F FF 92 S CU 76 0-3 ① K	B CH 83 C CH 82 X CU 73 1-1 1-3 2B			C FF 95 B FF 94 B KC 86 B KC 86 S FF 95 F FF 95 F KC 85 C FF 95 3-3 ② K		C ST 84 F ST 83 S SI 96 0-3 ③ K	5	0	2	0	0	3	1
26 Erick Mejia, S (1, 8) OBP: 0.429, SLG: 0.222		B SI 93 B SI 94 B SI 94 B FF 93 4-0 72 1B 1 1B 1-2 BB	B FF 90 F FF 90 F SL 85 X CU 74 1-2 72 G6-3 1-2 1B	F FF 91 B FF 91 F FF 91 B FF 92 B FF 92 F FF 92 B FF 92 4-2 BB			X FF 95 0-0 ③ G1-3			2	1	1	0	2	0	0
72 Meibrys Viloria, L (1, 2) OBP: 0.263, SLG: 0.289		C SI 93 X FF 94 0-1 ② 15 BB 1 1B 27 BB 1-3 2-H 1B	B FF 91 S FF 90 C FF 91 F FF 91 X FF 93 1-2 G6-3 1-2f ② ③		B CU 72 X FF 90 1-0 ① SF7 3-H			B FF 96 B FF 95 B FF 95 C FF 95 B FF 95 4-1 1 1B BB	2	1	1	1	1	0	2
1 Nicky Lopez, L (1, 4) OBP: 0.263, SLG: 0.300		B CU 80 X CU 79 1-0 27 BB 15 BB 12 BB 1-2 3-H 1B		C FF 91 L FF 91 X CU 73 0-2 15 1B 27 FC6-4 1B	X CU 72 0-0 ② F7			B FF 96 B CH 86 C FF 96 F FF 96 B FF 96 F FF 95 X FF 96 3-2 1-2 1B	4	2	3	1	0	0	2
Inning Stats	R: 0 E: 1 K: 2 S: 11 H: 0 LOB: 1 BB: 0 P: 17	R: 3 E: 0 K: 0 S: 16 H: 3 LOB: 3 BB: 4 P: 39	R: 0 E: 0 K: 1 S: 15 H: 2 LOB: 1 BB: 0 P: 17	R: 1 E: 0 K: 1 S: 12 H: 2 LOB: 1 BB: 0 P: 18	R: 1 E: 0 K: 0 S: 13 H: 2 LOB: 2 BB: 1 P: 21	R: 0 E: 0 K: 2 S: 10 H: 0 LOB: 0 BB: 0 P: 16	R: 0 E: 0 K: 1 S: 7 H: 0 LOB: 0 BB: 0 P: 12	R: 0 E: 0 K: 2 S: 14 H: 1 LOB: 2 BB: 1 P: 25	R: 0 E: 0 K: 2 S: 10 H: 0 LOB: 0 BB: 0 P: 14	1B: 9 2B: 1 3B: 0 HR: 0 SF: 1 SAC: 0 DP: 1 HBP: 0						WP: 0 PB: 0 SB: 0 CS: 0 PA: 42

TOP

Kansas City Royals @ Minnesota Twins

Target Field, Minneapolis, MN

Thu Sep 19 2019, 6:40 PM - 10:17 PM CDT

Att. 24,565 - Partly Cloudy - 82 F

livebaseballscorecards.com

AB	34
R	5
H	10
RBI	5
BB	6
SO	11
LOB	20

PITCHER		IP	WLS	BF	H	R	ER	SO	BB	IBB	HBP	BLK	WP	HR	S	P	ERA	WHIP
44 Kyle Gibson, R ERA: 4.88	(1, 1)	1.2		12	3	3	3	2	4	0	0	0	0	0	25	52	16.20	4.200
52 Zack Littell, R ERA: 2.97	(2, 1)	0.1		1	0	0	0	0	0	0	0	0	0	0	2	4	0.00	0.000
43 Lewis Thorpe, L ERA: 6.15	(3, 1)	4.0	W	18	6	2	2	4	1	0	0	0	0	0	50	72	4.50	1.750
21 Tyler Duffey, R ERA: 2.35	(7, 1)	1.0	H	3	0	0	0	1	0	0	0	0	0	0	7	12	0.00	0.000
65 Trevor May, R ERA: 3.13	(8, 1)	0.2	H	4	1	0	0	2	1	0	0	0	0	0	11	20	0.00	3.000
54 Sergio Romo, R ERA: 3.57	(8, 1)	0.1	H	1	0	0	0	0	0	0	0	0	0	0	3	5	0.00	0.000
55 Taylor Rogers, L ERA: 2.3	(9, 1)	1.0	S	3	0	0	0	2	0	0	0	0	0	0	10	14	0.00	0.000

Batter	1	2	3	4	5	6	7	8	9	AB	R	H	RBI	BB	SO	LOB
18 Mitch Garver, R (1, 2) OBP: 0.370, SLG: 0.646	B SI 93 B FC 89 B FC 89 C FF 92 C SI 93 S FC 88 3-3 ① **K**		B CH 85 B FC 88 X FF 92 2-0 11 2B 23 HR 1B	1 SAFE 1 SAFE C CH 82 1 SAFE S CH 84 B CH 83 B CU 78 2-2 ③ **CS** 1-2	C FF 91 B CU 76 B CU 78 B CH 83 S SI 92 X SI 91 3-2 HR		B SL 83 B FF 92 C FF 94 B SL 82 F FF 93 F FF 95 B SL 84 4-2 23 HR BB	C CU 82 C FF 95 B CU 83 D CU 84 B FF 94 B FF 96 4-2 1-2 BB	3	3	2	1	2	1	0
11 Jorge Polanco, S (1, 6) OBP: 0.360, SLG: 0.491	C SI 94 C CU 77 B FF 93 F FC 88 B FF 92 F CH 84 B FF 94 S SI 94 3-3 ② **K**		X FC 88 0-0 23 HR 1-3 2B		B FF 93 B FF 94 T FC 90 F FF 95 X FC 89 2-2 ① **F7**		C FF 93 D SL 87 D CH 88 X FF 93 2-1 ① **F9**	B CU 80 C FF 94 B FF 95 C CU 80 X CU 81 2-2 ③ **F7**		5	1	1	0	0	1	3
23 Nelson Cruz, R (1, 10) OBP: 0.384, SLG: 0.626	F SI 94 B FF 93 X CU 78 1-1 ③ **G1-3**		F FC 89 F SI 93 B FC 85 X FC 88 1-2 2-H 3-H HR		C FF 95 S FC 89 B FF 94 B FF 95 X FC 90 2-2 ② **G6-3**		F FF 94 X FF 94 0-1 1-H HR			4	2	2	5	0	0	0
20 Eddie Rosario, L (1, 9) OBP: 0.302, SLG: 0.502		B FF 92 B SI 92 C FF 92 X FC 89 2-1 9 FC5-4 1B	S FF 92 B SI 93 B CH 85 F SI 93 X SI 92 2-2 ② **F8**		B FC 89 B FC 89 B FF 93 X FF 93 3-0 22 2B 1B		C SL 84 B SL 84 B FF 94 F SL 82 S SL 83 2-3 ② **K**			4	1	2	0	0	1	0
22 Miguel Sanó, R (1, 5) OBP: 0.341, SLG: 0.562		B FF 92 B SI 93 X SI 93 2-0 ① **L8**	C FF 92 C FC 86 B CU 79 B CH 86 F FC 84 F SI 92 X SI 92 2-2 HR		D FC 90 F FF 95 B FF 94 S FC 89 X FC 89 2-2 1-H 2B		B SL 83 B FF 91 B FF 92 B FF 92 4-0 BB			3	1	2	2	1	0	1
9 Marwin Gonzalez, S (1, 3) OBP: 0.322, SLG: 0.415		1 SAFE B FC 89 F FC 88 X SI 93 1-1 ② **FC5-4** 2 BB 1-2f	B FF 92 F CH 84 B CU 77 S FC 90 X CH 84 2-2 ③ **G4-3**		B FF 93 X FC 89 1-0 ③ **G1-3**		C FF 92 B SL 82 B SL 82 C FF 92 S SL 83 2-3 ③ **K**			4	0	0	0	0	1	3
2 Luis Arraez, L (1, 7) OBP: 0.412, SLG: 0.446 30 LaMonte Wade Jr., L (9, 7) OBP: 0.366, SLG: 0.290		B FC 87 D SI 93 D SI 93 B SI 92 4-0 1-2 BB	B FC 89 C FF 90 C CU 76 F FC 86 X CH 83 1-2 ① **G3-1**		F FF 94 B CH 88 B CH 88 X CU 81 1-2 ① **G6-3**			B FF 95 F FF 97 C FF 97 B CU 86 X CU 82 2-2 ① **G1-3**		3 0	0 0	0 0	0 0	1 0	0 0	0 0
16 Jonathan Schoop, R (1, 4) OBP: 0.305, SLG: 0.474		C CU 76 X CU 79 0-1 ③ **F7**		F FF 92 S CH 84 B SI 93 S CU 77 1-3 ② **K**		B FF 95 F SL 84 B CH 89 C FF 94 F FF 95 F CH 88 B SL 86 S SL 86 3-3 ② **K**		B FF 98 S FF 96 C CU 83 X CU 84 1-2 ② **F9**		4	0	0	0	0	2	2
27 Ryan LaMarre, R (1, 8) OBP: 0.417, SLG: 0.600			C FC 90 B CU 77 B FC 88 B CH 84 X SI 93 3-1 ① **F8**	C CU 77 B CH 84 B CH 83 B FC 87 F CH 82 X FF 91 3-2 18 CS 1B		C FF 95 B SL 82 C CH 88 F SL 85 F FF 94 S SL 82 1-3 ③ **K**		B FF 96 B FF 96 C FF 95 B FC 95 F FF 95 F FF 96 B FF 96 4-2 18 BB		3	0	1	0	1	1	0
Inning Stats	R: 0 E: 0 K: 2 S: 10 H: 0 LOB: 0 BB: 0 P: 17	R: 0 E: 0 K: 0 S: 7 H: 1 LOB: 2 BB: 1 P: 16	R: 4 E: 0 K: 0 S: 18 H: 4 LOB: 0 BB: 0 P: 30	R: 0 E: 0 K: 1 S: 12 H: 1 LOB: 0 BB: 0 P: 19	R: 2 E: 0 K: 0 S: 14 H: 3 LOB: 1 BB: 0 P: 27	R: 0 E: 0 K: 2 S: 13 H: 0 LOB: 0 BB: 0 P: 18	R: 2 E: 0 K: 2 S: 13 H: 1 LOB: 1 BB: 2 P: 27	R: 0 E: 0 K: 0 S: 14 H: 0 LOB: 2 BB: 2 P: 27		1B: 4 2B: 2 3B: 0 HR: 4 SF: 0 SAC: 0 DP: 0 HBP: 0				WP: 0 PB: 0 SB: 0 CS: 1 PA: 39		

PITCHER	IP	WLS	BF	H	R	ER	SO	BB	IBB	HBP	BLK	WP	HR	S	P	ERA	WHIP
21 Mike Montgomery, L (1, 1) ERA: 5.0	4.0		19	7	5	5	3	1	0	0	0	0	3	50	88	11.25	2.000
50 Jacob Barnes, R (5, 1) ERA: 6.75	1.0	L	5	2	1	1	0	0	0	0	0	0	0	11	21	9.00	2.000
49 Heath Fillmyer, R (6, 1) ERA: 7.84	1.0		3	0	0	0	2	0	0	0	0	0	0	13	18	0.00	0.000
68 Jake Newberry, R (7, 1) ERA: 3.9	1.0		6	1	2	2	2	2	0	0	0	0	1	13	27	18.00	3.000
63 Josh Staumont, R (8, 1) ERA: 4.08	1.0		5	0	0	0	0	2	0	0	0	0	0	14	27	0.00	2.000

PITCHER	IP	WLS	BF	H	R	ER	SO	BB	IBB	HBP	BLK	WP	HR	S	P	ERA	WHIP

BOTTOM

Kansas City Royals @ Minnesota Twins

Target Field, Minneapolis, MN

Thu Sep 19 2019, 6:40 PM - 10:17 PM CDT

Att. 24,565 - Partly Cloudy - 82 F

livebaseballscorecards.com

AB	33
R	8
H	10
RBI	8
BB	5
SO	7
LOB	9

Kansas City Royals @ Minnesota Twins

Target Field, Minneapolis, MN

Fri Sep 20 2019, 7:12 PM - 10:11 PM CDT

Att. 29,468 - Clear - 83 F

livebaseballscorecards.com

TOP

Batter	1	2	3	4	5	6	7	8	9	AB	R	H	RBI	BB	SO	LOB
15 Whit Merrifield, R (1, 9) OBP: 0.348, SLG: 0.462	C SI 92 B SI 92 S FF 94 B SL 86 B SL 86 X FF 94 3-2 ① P3		C SI 91 C SI 91 D SL 84 T FF 93 1-2 ① K		C SL 85 F SI 92 C SL 85 0-3 ② K		C CU 76 S CU 76 S CU 75 0-3 ③ K		B FF 96 S FF 96 B FF 96 F FF 95 C FF 96 2-3 ② K	5	0	0	0	0	4	2
27 Adalberto Mondesi, S (1, 6) OBP: 0.290, SLG: 0.423	S SL 84 S SL 85 S FF 95 0-3 ② K		C SI 91 B CH 84 X CH 85 1-1 ② FC3-6 (17 S, 12 S) 1-2f		F CH 85 F CH 85 B SL 86 C SL 86 1-3 ③ K			X CU 75 0-0 E5 (17, 1B)	M CH 88 B SI 96 F CH 89 B FF 97 S FF 97 2-3 ③ K	5	1	0	0	0	3	2
12 Jorge Soler, R (1, 10) OBP: 0.347, SLG: 0.553	C SI 94 B CH 87 F CH 86 B SL 86 S SI 93 2-3 ③ K		1 SAFE S CH 83 B SL 85 B CH 85 F SI 93 B SI 94 B CH 86 4-2 BB (17 S) 1-2			C SL 84 X SL 84 0-1 4 (17 G2-3) 2B 1B		C CH 82 B CU 79 B CU 75 B CH 82 B CH 82 4-1 4 (17, 1B) G4-3 BB		2	2	1	0	2	1	0
17 Hunter Dozier, R (1, 5) OBP: 0.351, SLG: 0.530		S SL 83 F SI 92 F SL 84 X SI 93 0-2 ① G6-3	B SI 94 B SL 86 C SI 92 D SL 85 X CH 86 3-1 ③ P4 1-2 2-3			X SI 92 0-0 ① G2-3 1-2		X SI 99 0-0 ① 1-3 2-H 1B		4	0	1	1	0	0	3
4 Alex Gordon, L (1, 7) OBP: 0.342, SLG: 0.400		H SL 84 1-0 26 FC3-6 9 1B HBP		B SI 91 B SI 91 X FF 92 2-0 ① G4-3		S SL 84 B FF 93 S SL 84 X SL 84 1-2 2-H 2B		B SI 99 C SL 86 B SI 99 X SI 99 2-1 ② G4-3 3-H		3	0	1	2	0	0	0
9 Ryan McBroom, R (1, 3) OBP: 0.357, SLG: 0.385		C SI 92 X SI 91 0-1 26 FC3-6 1-2 1B		B SI 93 X CH 86 1-0 26 G3-6-3 1B		S SL 84 F FF 92 F FF 93 B FF 93 C SL 82 1-3 ② K		B SL 89 B SL 88 C FF 99 F SI 100 X SL 90 2-2 26 1B		4	0	3	0	0	1	1
26 Erick Mejia, S (1, 8) OBP: 0.389, SLG: 0.231		B SI 92 X SI 92 1-0 ② FC3-6 1-2f 2-3		B SI 90 D SI 92 C SI 92 X SI 91 2-1 ②③ G3-6-3 1-2f		B FF 93 S FF 93 S FF 92 B FF 93 S FF 93 2-3 ③ K		C SI 98 X FF 98 0-1 1-3 1B		4	0	1	0	0	1	4
1 Nicky Lopez, L (1, 4) OBP: 0.263, SLG: 0.298		C CH 85 X CH 85 0-1 ③ F8			B SI 92 B FF 93 B SI 92 B FF 94 4-0 BB		B FF 90 B FF 88 C FF 89 F FF 89 X FF 90 2-2 ① G6-3	B SI 99 X SI 98 1-0 ③ G1-3		3	0	0	0	1	0	4
33 Nick Dini, R (1, 2) OBP: 0.269, SLG: 0.311 66 Ryan O'Hearn, L (9, PH) OBP: 0.274, SLG: 0.347			B SL 82 F SI 92 S SI 91 F SL 85 F SL 84 H SI 92 2-2 27 FC3-6 HBP		B SI 92 X SI 92 1-0 ① L9		S FF 90 F CU 77 F CU 79 B FF 90 X CH 83 1-2 ② G6-3		C CH 88 S CH 87 S FF 97 0-3 ① K	2 1	0 0	0 0	0 0	0 0	0 1	1 0

Inning Stats	1	2	3	4	5	6	7	8	9
	R: 0 E: 0 K: 2 S: 9 H: 0 LOB: 0 BB: 0 P: 14	R: 0 E: 0 K: 0 S: 9 H: 1 LOB: 2 BB: 0 P: 11	R: 0 E: 0 K: 1 S: 13 H: 0 LOB: 2 BB: 1 P: 24	R: 0 E: 0 K: 0 S: 4 H: 1 LOB: 0 BB: 0 P: 9	R: 0 E: 0 K: 2 S: 7 H: 0 LOB: 1 BB: 1 P: 13	R: 1 E: 0 K: 2 S: 13 H: 2 LOB: 1 BB: 0 P: 17	R: 0 E: 0 K: 1 S: 10 H: 0 LOB: 0 BB: 0 P: 13	R: 2 E: 1 K: 0 S: 11 H: 3 LOB: 2 BB: 1 P: 20	R: 0 E: 0 K: 3 S: 9 H: 0 LOB: 0 BB: 0 P: 13

| | | |

Batter	1	2	3	4	5	6	7	8	9	AB	R	H	RBI	BB	SO	LOB
18 Mitch Garver, R (1, 2) OBP: 0.369, SLG: 0.640	B CH 88 C CH 88 B CU 84 B FF 89 B FF 89 4-1 11 2B 23 SF8 BB		F CH 87 C FF 88 B CU 84 X CH 82 1-2 ① G6-3		B SI 90 C CH 83 X SI 90 1-1 ③ G6-3		C SL 85 X SL 84 0-1 ② F8			3	1	0	0	1	0	0
11 Jorge Polanco, S (1, 6) OBP: 0.361, SLG: 0.492	X CU 76 0-0 23 SF8 22 3B 1-3 2B		F SI 89 F FF 90 B FF 91 B FF 90 X CH 84 2-2 ② F8			F SL 83 F SI 95 B FF 95 F FF 95 B SL 85 B CH 86 B SI 95 4-2 20 FC4-6 BB	B FF 95 F CH 86 B CH 86 B FF 96 X FF 95 3-1 ③ L4			3	1	1	0	1	0	0
23 Nelson Cruz, R (1, 10) OBP: 0.383, SLG: 0.626	B FF 90 F FF 90 B FF 90 B CU 85 C FF 90 X CH 84 3-2 ① SF8 2-3 3-H		B SI 90 B CU 77 C CH 83 F FF 89 B FF 91 X FF 90 3-2 2B			C SL 81 C FF 95 F FF 95 B SL 83 X SI 96 1-2 ① F9		X SL 84 0-0 ① G6-3		3	0	1	1	0	0	1
20 Eddie Rosario, L (1, 7) OBP: 0.300, SLG: 0.498	X CU 84 0-0 ② P5		B CU 84 B FF 90 C SI 90 F CU 84 X CU 77 2-2 ③ G4-3			1 SAFE B SL 84 X SL 81 1-0 ② FC4-6 22 BB 9 2B 1-2f		B SI 94 B SI 92 S FF 94 S FF 95 B SL 85 F FF 95 X SI 95 3-2 ② G4-3		4	1	0	0	0	0	3
22 Miguel Sanó, R (1, 5) OBP: 0.342, SLG: 0.565	C FF 90 B FF 90 S CH 86 X SI 90 1-2 3-H 3B			B CU 74 X SI 88 1-0 ① G5-3		B SL 82 S SL 82 B SI 93 D SL 84 C CU 76 B FF 94 4-2 9 2B 1-2 BB		B SI 94 S SL 87 X SI 95 1-1 ③ G6-3		3	1	1	1	1	0	0
9 Marwin Gonzalez, S (1, 9) OBP: 0.322, SLG: 0.417	B SI 91 F CU 77 F CH 84 B CU 86 F FF 90 X FF 90 2-2 ③ F8			C FF 88 B FF 89 X CH 82 1-1 ② G6-3		B CU 78 F FF 94 X FF 95 1-1 24 1B 1-H 2-H 2B				3	0	1	2	0	0	1
24 C.J. Cron, R (1, 3) OBP: 0.312, SLG: 0.469		C FF 89 B FF 89 F CH 84 F CH 86 B FF 92 F SI 91 F CH 84 B FF 91 F SI 91 3-2 ① X CU 77 L7		B SI 88 F CU 76 X CH 82 1-1 ③ G4-3		C SL 83 S FF 94 F CU 78 X SL 83 0-2 16 FC6-4 2-3 1B				3	0	1	0	0	0	0
16 Jonathan Schoop, R (1, 4) OBP: 0.303, SLG: 0.471		F CH 86 B SI 92 S CH 84 B CH 88 X CH 85 2-2 ② L7			B SI 91 F SL 88 F CH 83 F SL 87 F CH 83 B SL 90 B SI 90 X CH 83 3-2 ① F7	S CU 76 F FF 93 B SL 83 X FF 93 1-2 ③ FC6-4 1-2f				3	0	0	0	0	0	2
27 Ryan LaMarre, R (1, 8) OBP: 0.357, SLG: 0.500 30 LaMonte Wade Jr., L (7, PH) OBP: 0.357, SLG: 0.281 (8, 8) 41 Ian Miller, L (9, 8)		B FF 90 C FF 90 B CH 86 S CH 83 F FF 92 F FF 91 F CH 84 X CH 83 2-2 ③ L7			C SI 91 C SL 87 B SL 88 B SI 91 B CH 83 C FF 92 3-3 ② K		B SL 83 C FF 95 X FF 96 1-1 ① G6-3			2 1 0	0 0 0	0 0 0	0 0 0	0 0 0	1 0 0	0 0 0
Inning Stats	R: 2 E: 0 K: 0 S: 13 H: 2 LOB: 1 BB: 1 P: 23	R: 0 E: 0 K: 0 S: 16 H: 0 LOB: 0 BB: 0 P: 23	R: 0 E: 0 K: 0 S: 12 H: 1 LOB: 1 BB: 0 P: 20	R: 0 E: 0 K: 0 S: 5 H: 0 LOB: 0 BB: 0 P: 8	R: 0 E: 0 K: 1 S: 10 H: 0 LOB: 0 BB: 0 P: 17	R: 2 E: 0 K: 0 S: 19 H: 2 LOB: 2 BB: 2 P: 31	R: 0 E: 0 K: 0 S: 6 H: 0 LOB: 0 BB: 0 P: 10	R: 0 E: 0 K: 0 S: 7 H: 0 LOB: 0 BB: 0 P: 11							

PITCHER		IP	WLS	BF	H	R	ER	SO	BB	IBB	HBP	BLK	WP	HR	S	P	ERA	WHIP
53 Eric Skoglund, L ERA: 7.5	(1, 1)	4.0	L	16	3	2	2	0	1	0	0	0	0	0	46	74	4.50	1.000
61 Kevin McCarthy, R ERA: 4.85	(5, 1)	1.0		3	0	0	0	1	0	0	0	0	0	0	10	17	0.00	0.000
67 Gabe Speier, L ERA: 9.0	(6, 1)	0.2		3	0	1	1	0	1	0	0	0	0	0	8	14	13.50	1.500
58 Scott Barlow, R ERA: 4.43	(6, 1)	0.1		4	2	1	1	0	1	0	0	0	0	0	11	17	27.00	9.000
45 Kyle Zimmer, R ERA: 11.57	(7, 1)	1.1		4	0	0	0	0	0	0	0	0	0	0	7	11	0.00	0.000

PITCHER		IP	WLS	BF	H	R	ER	SO	BB	IBB	HBP	BLK	WP	HR	S	P	ERA	WHIP
43 Randy Rosario, L ERA: 4.97	(8, 1)	0.2		2	0	0	0	0	0	0	0	0	0	0	6	10	0.00	0.000

BOTTOM

Kansas City Royals @ Minnesota Twins

Target Field, Minneapolis, MN

Fri Sep 20 2019, 7:12 PM - 10:11 PM CDT

Att. 29,468 - Clear - 83 F

livebaseballscorecards.com

AB	28
R	4
H	5
RBI	4
BB	3
SO	1
LOB	7

1B: 1 SF: 1
2B: 3 SAC: 0
3B: 1 DP: 0
HR: 0 HBP: 0

WP: 0 PA: 32
PB: 0
SB: 0
CS: 0

Kansas City Royals @ Minnesota Twins

Target Field, Minneapolis, MN

Sat Sep 21 2019, 6:12 PM - 9:36 PM CDT

Att. 37,750 - Partly Cloudy - 80 F

livebaseballscorecards.com

TOP

Batter	1	2	3	4	5	6	7	8	9	AB	R	H	RBI	BB	SO	LOB
15 Whit Merrifield, R (1, 4) OBP: 0.347, SLG: 0.460	F FF 94 B FF 93 T SV 82 B SV 82 B FF 95 X FF 94 3-2 ① L9		C SV 82 B SV 82 X CH 83 1-1 ① F7		B FF 94 F CH 82 F FF 94 F SV 84 F FF 94 S CH 83 1-3 ② K		B KC 73 X KC 84 1-0 ① G5-3		1-1 27 2B 2B 3-1 ③ F7	6	1	1	0	0	1	3
27 Adalberto Mondesi, S (1, 6) OBP: 0.289, SLG: 0.423	C SV 84 S CH 84 S FF 94 0-3 ② K		X CH 83 0-0 ② G3-1		B SV 83 B SV 81 S SI 92 X FF 93 2-1 ③ F7		F KC 79 X KC 80 0-1 ② L9		F CH 74 B FF 87 F CH 75 B CH 74 X SL 76 2-2 12 S 12 1B 2B 2-H	5	1	1	1	0	1	0
12 Jorge Soler, R (1, 10) OBP: 0.349, SLG: 0.555 1 Nicky Lopez, L (9, PR) OBP: 0.263, SLG: 0.298 (9, 10)	C FF 95 C CH 83 B FF 95 B CH 83 X SV 84 2-2 ③ F8		C SV 82 B FF 94 F CH 83 X SI 94 1-2 2B		S CH 83 B SV 82 B FF 94 X CH 82 2-1 4 G4-6-3 9 1B 17 1B 1B		S KC 86 B KC 86 C KC 85 F FF 94 S KC 86 1-3 ③ K		C SI 85 B CH 74 F CH 75 X SL 77 1-2 17 1B 4 1B 1B 2-H	5	1	3	1	0	1	0
										0	1	0	0	0	0	0
17 Hunter Dozier, R (1, 5) OBP: 0.353, SLG: 0.530		B FF 94 B CH 83 X SI 93 2-0 ① G4-3	B CH 83 B SI 92 S CH 84 F CH 82 D SV 84 F CH 82 B FF 95 4-2 BB			X CH 82 0-0 4 G4-6-3 1-2 1B		C SL 78 B SL 79 S SL 78 B SL 78 F SL 77 S SL 77 2-3 ① K	X SI 86 0-0 4 E 26 1B 4 1B 1-2 1B	4	1	2	0	1	1	0
4 Alex Gordon, L (1, 7) OBP: 0.343, SLG: 0.399		C FF 94 H SV 82 1-1 9 1B 66 2B HBP	C FF 94 T FF 93 X FF 94 0-2 ③ G6-3			C FF 94 T FF 92 X FF 94 0-2 ① ② G4-6-3 1-2f 2-3		C SL 80 F SL 80 B CH 80 B CH 81 F SL 77 X SL 82 2-2 ② F9	D SI 86 B CH 76 X SI 86 2-0 E5 26 1B 19 BB 1B 1-3 2-H	4	2	1	1	0	0	4
9 Ryan McBroom, R (1, 9) OBP: 0.377, SLG: 0.393 11 Bubba Starling, R (9, 9) OBP: 0.253, SLG: 0.307		C SI 92 F FF 92 B FF 93 X SV 83 1-2 66 2B 72 SF7 1B		C FF 94 B SV 82 F CH 83 B FF 93 X SV 81 2-2 ① P3		C SV 83 X FF 92 0-1 66 HR 1B 3-H		C SL 80 B SL 80 S SL 78 B SL 79 X SL 77 2-2 ③ G6-3	B CH 75 B CH 75 B SL 79 C SI 86 B SI 86 4-1 19 BB 26 1B BB	4	2	2	1	1	0	0
										0	0	0	0	0	0	0
66 Ryan O'Hearn, L (1, 3) OBP: 0.279, SLG: 0.365 26 Erick Mejia, S (9, PR) OBP: 0.421, SLG: 0.286 (9, 8)		C FF 93 D CH 83 X FF 93 1-1 1-3 2-H 2B		S SV 83 X CH 81 0-1 ② G3-1		1 SAFE B CH 82 S CH 83 X CH 82 1-1 1-H HR			2 SH1-3 19 HR 1B 3-2 19 BB 1B 1-2 2-3 3-H	4	1	3	3	0	0	0
										1	1	1	1	0	0	0
72 Meibrys Viloria, L (1, 2) OBP: 0.265, SLG: 0.293 2 Humberto Arteaga, R (9, PH) OBP: 0.250, SLG: 0.223 33 Nick Dini, R (9, 2) OBP: 0.269, SLG: 0.311		B FF 94 C FF 93 C SV 81 X FF 93 1-2 ② SF7 3-H		X FF 92 0-0 ③ P6		B SV 82 C SV 82 B FF 94 X FF 93 2-1 1B			SH1-3 1-2 C SL 86 X SL 87 0-1 ② F7	2	0	1	1	0	0	0
										1	0	0	0	0	0	3
										0	0	0	0	0	0	0
14 Brett Phillips, L (1, 8) OBP: 0.271, SLG: 0.288 19 Cheslor Cuthbert, R (9, PH) OBP: 0.299, SLG: 0.389 (9, 3)		S SV 82 B SV 82 F FF 93 F FF 94 S SV 83 1-3 ③ K			C SV 82 C FF 93 S FF 94 0-3 ① K	B SV 80 F FF 93 C SV 82 D SV 82 B FF 93 S FF 93 3-3 ③ K			1-2 2-H HR 4-2 BB	3	0	0	0	0	3	2
										1	1	1	3	1	0	0

Inning Stats	1	2	3	4	5	6	7	8	9
	R: 0 E: 0 K: 1 S: 9	H: 0 LOB: 0 BB: 0 P: 14	R: 2 E: 0 K: 1 S: 14	H: 2 LOB: 1 BB: 0 P: 21	R: 0 E: 0 K: 0 S: 12	H: 1 LOB: 2 BB: 1 P: 18	R: 0 E: 0 K: 0 S: 6	H: 0 LOB: 0 BB: 0 P: 8	R: 0 E: 0 K: 2 S: 10	H: 0 LOB: 0 BB: 0 P: 13	R: 3 E: 0 K: 1 S: 15	H: 5 LOB: 1 BB: 0 P: 23	R: 0 E: 0 K: 1 S: 7	H: 0 LOB: 0 BB: 0 P: 9	R: 0 E: 0 K: 1 S: 11	H: 0 LOB: 0 BB: 0 P: 17	R: 7 E: 1 K: 0 S: 30	H: 8 LOB: 3 BB: 2 P: 55

| | | | | | | | | | |

BOTTOM

Kansas City Royals @ Minnesota Twins

Target Field, Minneapolis, MN

Sat Sep 21 2019, 6:12 PM - 9:36 PM CDT

Att. 37,750 - Partly Cloudy - 80 F

livebaseballscorecards.com

Batter	1	2	3	4	5	6	7	8	9	AB	R	H	RBI	BB	SO	LOB
2 Luis Arraez, L (1, 4) OBP: 0.412, SLG: 0.449	C FF 92 B CH 86 F FF 93 B CU 81 B FF 94 X FF 93 3-2 ① G6-3		C CU 80 X CU 83 0-1 1B		B FF 94 X CH 88 1-0 23 1B 2B 3-H	X SI 94 0-0 ① L8		B SI 93 C SI 93 F SL 87 F FF 95 1 SAFE X SL 87 1-2 ③ G1-3		5	1	2	1	0	0	2
11 Jorge Polanco, S (1, 6) OBP: 0.360, SLG: 0.489	B FF 93 X CU 79 1-0 ② F7		C FF 92 F CH 87 T FF 94 0-2 ② K		B FF 92 D CH 87 B CH 87 B CU 81 4-0 23 1B 22 1B BB	X SL 85 0-0 ② FC4-6 1-2f			S FF 93 F FF 94 B KC 79 F KC 80 B FF 94 X FF 94 2-2 ① P6	4	1	0	0	1	1	2
23 Nelson Cruz, R (1, 10) OBP: 0.383, SLG: 0.624	F FF 94 F FF 94 X CU 82 0-2 1B		T FF 93 B CU 82 X FF 93 1-1 ③ G5-3		X FF 94 0-0 22 1B 64 FC6 1B 1-2 2-H	B FF 95 C SL 86 S SI 95 B SL 85 D SL 86 S SL 83 3-3 ③ K			F FF 94 F FC 90 S FC 91 0-3 ② K	5	1	2	1	0	2	2
20 Eddie Rosario, L (1, 7) OBP: 0.297, SLG: 0.494	C FF 92 B CH 87 X CH 86 1-1 ③ F9			X CU 83 0-0 ① L7	X SL 76 0-0 ① P5		F FF 93 S SL 82 X FF 94 0-2 ① G4-3		F FF 93 B FF 94 F KC 79 X FF 94 1-2 ③ G4-3	5	0	0	0	0	0	3
22 Miguel Sanó, R (1, 5) OBP: 0.344, SLG: 0.565		C FF 93 C FF 94 C FF 95 0-3 ① K		B CU 82 X FF 94 1-0 9 G2-3 1B	B FF 89 B FF 90 2 SAFE B SL 78 C SI 89 X SL 79 3-1 64 E 1B 1-3 2-H		S SL 82 B CU 78 F FF 96 S SL 83 1-3 ② K			4	0	2	1	0	2	0
9 Marwin Gonzalez, S (1, 3) OBP: 0.319, SLG: 0.413 (6, 9)		B CU 82 C FF 94 C FF 94 X CH 88 1-2 ② G4-3		F CH 87 X CH 86 0-1 ② G2-3 1-2	F FF 90 F FF 90 S FF 90 0-3 ② K		C FF 94 B SL 81 B SL 81 C SI 94 T CU 79 2-2 ③ K			4	0	0	0	0	2	3
60 Jake Cave, L (1, 9) OBP: 0.340, SLG: 0.430 64 Willians Astudillo, R (5, PH) OBP: 0.286, SLG: 0.355 (6, 3)		C CH 87 B FF 96 B CH 86 F FF 96 S FF 96 2-3 ③ K		F CU 81 B CH 86 B FF 94 S CH 86 B FF 94 F CH 86 D CU 82 4-2 BB	B SL 77 F SI 90 X SI 91 1-1 FC6 1-2 3-H			B SL 83 F FF 93 F SL 83 B CU 75 F FF 92 F CU 75 X FF 93 2-2 ① G6-3		1 2	0 0	0 0	0 0	1 0	1 0	0 1
15 Jason Castro, L (1, 2) OBP: 0.327, SLG: 0.432 26 Max Kepler, L (8, PR) OBP: 0.336, SLG: 0.519 18 Mitch Garver, R (9, 2) OBP: 0.369, SLG: 0.640			C FF 94 S CU 82 B CU 85 X CH 86 1-2 ① F8	C CH 86 B CH 86 B FF 93 F CH 86 S FF 94 2-3 ③ K	F SL 79 C SI 91 C FF 92 0-3 ③ K			B SL 84 C FF 92 X SI 92 1-1 30 FC4-6 1B		4 0 0	0 0 0	1 0 0	0 0 0	0 0 0	2 0 0	4 0 0
30 LaMonte Wade Jr., L (1, 8) OBP: 0.391, SLG: 0.457			X FF 95 0-0 HR		B CH 85 X CH 86 1-0 2 2B 3B	C SI 94 B SL 84 B CH 87 B FF 94 C FF 93 B SI 94 4-2 11 FC4-6 BB		B FF 93 S SL 82 B SL 83 B SI 92 X FF 93 3-1 ② FC4-6 1-2f		3	2	2	1	1	0	1

Inning Stats	1	2	3	4	5	6	7	8	9
	R: 0 E: 0 K: 0 S: 9	R: 0 E: 0 K: 2 S: 9	R: 1 E: 0 K: 1 S: 11	R: 0 E: 0 K: 1 S: 10	R: 4 E: 1 K: 2 S: 14	R: 0 E: 0 K: 1 S: 7	R: 0 E: 0 K: 2 S: 9	R: 0 E: 0 K: 0 S: 13	R: 0 E: 0 K: 1 S: 10
	H: 1 LOB: 1 BB: 0 P: 14	H: 0 LOB: 0 BB: 0 P: 12	H: 2 LOB: 1 BB: 0 P: 13	H: 1 LOB: 2 BB: 1 P: 17	H: 4 LOB: 2 BB: 1 P: 24	H: 0 LOB: 1 BB: 1 P: 14	H: 0 LOB: 0 BB: 0 P: 12	H: 1 LOB: 1 BB: 0 P: 20	H: 0 LOB: 0 BB: 0 P: 13

1B: 6	SF: 0
2B: 1	SAC: 0
3B: 1	DP: 0
HR: 1	HBP: 0
WP: 0	PA: 40
PB: 0	
SB: 0	
CS: 0	

AB	37
R	5
H	9
RBI	4
BB	3
SO	10
LOB	18

PITCHER		IP	WLS	BF	H	R	ER	SO	BB	IBB	HBP	BLK	WP	HR	S	P	ERA	WHIP
57 Glenn Sparkman, R ERA: 6.11	(1, 1)	4.0		21	7	5	4	4	2	0	0	0	0	1	42	65	9.00	2.250
54 Tim Hill, L ERA: 3.31	(5, 1)	1.0		5	1	0	0	2	0	0	0	0	0	0	11	15	0.00	1.000
32 Jesse Hahn, R ERA: 6.23	(6, 1)	1.0		4	0	0	0	1	1	0	0	0	0	0	7	14	0.00	1.000
58 Scott Barlow, R ERA: 4.33	(7, 1)	1.2		6	1	0	0	2	0	0	0	0	0	0	18	27	0.00	0.600
43 Randy Rosario, L ERA: 4.85	(8, 1)	0.1	W	1	0	0	0	0	0	0	0	0	0	0	4	5	0.00	0.000

PITCHER		IP	WLS	BF	H	R	ER	SO	BB	IBB	HBP	BLK	WP	HR	S	P	ERA	WHIP
31 Ian Kennedy, R ERA: 3.23	(9, 1)	1.0		3	0	0	0	1	0	0	0	0	0	0	10	13	0.00	0.000

Batter	1	2	3	4	5	6	7	8	9	AB	R	H	RBI	BB	SO	LOB
15 Whit Merrifield, R (1, 7) OBP: 0.349, SLG: 0.462	S SI 90 B CH 82 B SI 90 S FC 87 B FC 88 F FF 92 F FC 89 F SI 93 X SI 92 3-2 12 S 27 1B 1B	F SI 91 X CH 84 0-1 ③ G5-3		C FF 95 X SL 86 0-1 E6 1 2B 1B		B FF 96 C SL 84 B SL 83 S FF 95 F FF 95 F SL 84 F FF 95 F FF 95 X SL 82 2-2 1 FC4-6 1-2 1B			B SI 98 C SI 98 B SL 87 F SI 98 F SI 98 S SL 88 2-3 ① K	5	1	3	0	0	1	0
27 Adalberto Mondesi, S (1, 6) OBP: 0.291, SLG: 0.424 1 Nicky Lopez, L (1, 4) OBP: 0.268, SLG: 0.306	S CH 82 B CH 83 F CH 83 F SI 92 F CH 84 F FC 88 X CH 83 1-2 12 S 1B		X SI 92 0-0 12 2B 2B	B FF 94 B SL 87 C FF 94 X CH 87 2-1 ② 2-H 2B		B FF 95 B CH 86 C FF 95 X CH 86 2-1 ③ FC4-6 1-2f			B SI 98 F SI 98 B FF 99 B SI 98 F SI 97 D CH 92 4-2 9 BB 12 BB 19 BB BB	1 3	0 2	1 2	0 1	0 1	0 0	0 2
12 Jorge Soler, R (1, 10) OBP: 0.349, SLG: 0.555	B SI 92 C CH 85 B FC 88 F FC 88 X CH 86 2-2 ① G5-3 1-2 2-3		B SI 91 D FC 86 B FC 87 X SI 92 3-0 ① 17 1B 9 G4-3 2-H 2B	C FF 94 B FF 94 F FF 95 B FF 96 S FF 95 2-3 ③ K			C SL 82 S SL 82 S SL 83 0-3 ① K		B SI 98 C SI 97 B SL 87 B SL 87 B SI 98 4-1 19 BB 9 BB 66 BB 1-2 BB	4	2	1	1	1	2	2
17 Hunter Dozier, R (1, 5) OBP: 0.352, SLG: 0.527	F FC 87 F FF 93 B FF 93 F FF 93 C FC 86 1-3 ② K		X FF 92 0-0 9 G4-3 19 1B 2-3 1B		C KC 81 S FF 95 S FF 95 0-3 ① K		B CH 85 B SL 83 F FF 91 S SL 82 S FF 92 2-3 ② K		C FF 97 B SI 99 F SI 98 S SL 89 1-3 ② K	5	1	1	0	0	4	4
9 Ryan McBroom, R (1, 9) OBP: 0.379, SLG: 0.400	B CH 84 F CH 85 F FC 89 X CH 85 1-2 ③ G6-3		C FF 92 X FF 94 0-1 ① G4-3 1-2 3-H		C KC 86 B KC 86 S FF 96 S FF 96 1-3 ② K		B FF 91 B SL 83 C FF 91 X FF 91 2-1 2B		B SL 87 B SL 98 B SL 87 B SI 97 4-0 66 BB 19 BB 1-2 2-3 BB	4	0	1	1	1	1	3
19 Cheslor Cuthbert, R (1, 3) OBP: 0.300, SLG: 0.387		B SI 90 B SI 90 C SI 90 C SI 92 X SI 93 2-2 ① G3	D CH 85 X CH 86 1-0 2-H 1B		C KC 86 B KC 86 S FF 95 B KC 87 S FF 96 2-3 ③ K		B SL 84 B SL 81 C FF 91 X SL 82 2-1 ③ F8		B SL 78 B SL 78 F SL 79 B SL 76 B SL 79 4-1 66 BB 1-2 2-3 3-H BB	4	0	1	2	1	1	1
11 Bubba Starling, R (1, 8) OBP: 0.253, SLG: 0.306 66 Ryan O'Hearn, L (9, PH) OBP: 0.281, SLG: 0.365		X SI 92 0-0 33 HR 1B	B FF 93 X SL 86 1-0 ② G5-3			C CU 81 B SL 84 B FF 94 C FF 95 X SL 84 2-2 ① L5		C SL 89 B SL 90 F FF 99 S SL 88 1-3 ① K	C SL 80 D CH 80 B SL 79 F SL 80 F CH 80 F FF 85 D SL 75 B SL 81 4-2 1-2 2-3 3-H BB	4 0	1 0	1 0	0 1	0 1	1 0	1 0
2 Humberto Arteaga, R (1, 4) OBP: 0.250, SLG: 0.217 (1, 6) 4 Alex Gordon, L (9, PH) OBP: 0.342, SLG: 0.399		F SI 92 F FF 93 X CH 84 0-2 ② F9	B FF 93 S FF 92 S FF 94 F FF 95 B SL 86 F FF 95 B SL 87 X SL 87 3-2 ③ G1-3			C SL 82 F SL 82 B FF 96 B CU 81 B SL 84 B FF 94 4-2 15 1B BB		B SL 88 C SI 99 B SL 88 C SI 99 C FF 98 2-3 ② K	F SL 80 F SI 86 S SL 76 0-3 ③ K	3 1	0 0	0 0	0 0	1 0	1 1	2 3
33 Nick Dini, R (1, 2) OBP: 0.273, SLG: 0.375 72 Meibrys Viloria, L (6, 2) OBP: 0.263, SLG: 0.290		X CU 78 0-0 1-H HR		C SL 84 S SL 86 B SL 84 B FF 95 F FF 93 F SL 86 C FF 94 2-3 ① K		B FF 96 B FF 95 C FF 95 B FF 94 C FF 94 S FF 95 3-3 ② K		C SI 100 F SL 88 B SL 89 F FF 98 S SI 100 1-3 ③ K		3 1	1 0	1 0	2 0	0 0	2 1	1 0
Inning Stats	R: 0 H: 2 E: 0 LOB: 2 K: 1 BB: 0 S: 22 P: 30	R: 2 H: 2 E: 0 LOB: 0 K: 0 BB: 0 S: 10 P: 12	R: 3 H: 4 E: 0 LOB: 1 K: 0 BB: 0 S: 12 P: 20	R: 1 H: 2 E: 1 LOB: 0 K: 2 BB: 0 S: 12 P: 18	R: 0 H: 0 E: 0 LOB: 0 K: 3 BB: 0 S: 9 P: 12	R: 0 H: 1 E: 0 LOB: 2 K: 1 BB: 1 S: 17 P: 30	R: 0 H: 1 E: 0 LOB: 1 K: 2 BB: 0 S: 10 P: 16	R: 0 H: 0 E: 0 LOB: 0 K: 3 BB: 0 S: 10 P: 14	R: 2 H: 0 E: 0 LOB: 3 K: 3 BB: 5 S: 18 P: 41	1B: 7 2B: 4 3B: 0 HR: 1	SF: 0 SAC: 0 DP: 0 HBP: 0			WP: 0 PB: 0 SB: 2 CS: 0	PA: 44		

PITCHER		IP	WLS	BF	H	R	ER	SO	BB	IBB	HBP	BLK	WP	HR	S	P	ERA	WHIP
33 Martín Pérez, L ERA: 5.13	(1, 1)	2.1		15	8	5	5	1	0	0	0	0	0	1	38	52	19.29	3.429
52 Zack Littell, R ERA: 2.83	(3, 1)	1.2	W	6	2	1	0	2	0	0	0	0	0	0	18	28	0.00	1.200
21 Tyler Duffey, R ERA: 2.26	(5, 1)	1.0	H	3	0	0	0	3	0	0	0	0	0	0	9	12	0.00	0.000
65 Trevor May, R ERA: 3.03	(6, 1)	1.0	H	5	1	0	0	1	1	0	0	0	0	0	17	30	0.00	2.000
61 Cody Stashak, R ERA: 3.13	(7, 1)	1.0		4	1	0	0	2	0	0	0	0	0	0	10	16	0.00	1.000

PITCHER		IP	WLS	BF	H	R	ER	SO	BB	IBB	HBP	BLK	WP	HR	S	P	ERA	WHIP
51 Brusdar Graterol, R ERA: 4.32	(8, 1)	1.0		3	0	0	0	3	0	0	0	0	0	0	10	14	0.00	0.000
77 Fernando Romero, R ERA: 8.03	(9, 1)	0.2		5	0	2	2	2	3	0	0	0	0	0	10	25	27.00	4.500
54 Sergio Romo, R ERA: 3.49	(9, 1)	0.1		3	0	0	0	1	2	0	0	0	0	0	8	16	0.00	6.000

TOP

Kansas City Royals @ Minnesota Twins

Target Field, Minneapolis, MN

Sun Sep 22 2019, 1:16 PM - 5:18 PM CDT

Att. 31,628 - Overcast - 65 F

livebaseballscorecards.com

AB	38
R	8
H	12
RBI	8
BB	6
SO	15
LOB	19

Batter	1	2	3	4	5	6	7	8	9	AB	R	H	RBI	BB	SO	LOB
2 Luis Arraez, L (1, 4) OBP: 0.408, SLG: 0.443	G6-3 1-2 3-H 1B		K			G4-3	F7	F8		6	0	1	1	0	1	1
11 Jorge Polanco, S (1, 6) OBP: 0.362, SLG: 0.490	20 2B 23 1B 1B F7			B1-3		20 2B 2B	20 2B 23 BB BB			4	3	2	0	1	0	2
23 Nelson Cruz, R (1, 10) OBP: 0.387, SLG: 0.631	20 2B 9 1B 1-2 1B		F8	HR		20 2B 9 1B IBB	20 2B 9 BB 1-2 BB			3	4	2	1	2	0	0
20 Eddie Rosario, L (1, 7) OBP: 0.301, SLG: 0.501 41 Ian Miller, L (9, 7)	9 1B 22 HR 1-3 2-H 2B	L9		BB		9 1B 1-3 2-H 2B	9 BB 1-3 2-H 2B			4 0	1 0	3 0	3 0	1 0	0 0	0 0
18 Mitch Garver, R (1, 2) OBP: 0.366, SLG: 0.634 15 Jason Castro, L (5, 2) OBP: 0.328, SLG: 0.430	G4-3	G3		K		K	9 BB BB			3 1	0 0	0 0	0 0	0 1	1 1	3 2
9 Marwin Gonzalez, S (1, 3) OBP: 0.322, SLG: 0.414	22 HR 2-3 3-H 1B		G3-1	G4-3		22 BB 2-3 3-H 1B	1-2 2-3 3-H BB			4	1	2	3	1	0	1
22 Miguel Sanó, R (1, 5) OBP: 0.347, SLG: 0.580	1-H 3-H HR		HR		K		K			4	2	2	4	1	2	3
60 Jake Cave, L (1, 9) OBP: 0.336, SLG: 0.421	30 1B 2 1B BB		F7		K	G4-3		F7		4	1	0	0	1	1	3
30 LaMonte Wade Jr., L (1, 8) OBP: 0.400, SLG: 0.447 27 Ryan LaMarre, R (8, 8)	2 1B 1-3 1B		BB		G6-3		K	L5		3 1	0 0	1 0	0 0	1 0	1 0	0 0
Inning Stats	R: 6 H: 7 E: 0 LOB: 2 K: 0 BB: 1 S: 20 P: 29	R: 0 H: 0 E: 0 LOB: 0 K: 0 BB: 0 S: 8 P: 12	R: 1 H: 1 E: 0 LOB: 1 K: 1 BB: 1 S: 14 P: 26	R: 1 H: 1 E: 0 LOB: 1 K: 1 BB: 1 S: 15 P: 21	R: 0 H: 0 E: 0 LOB: 0 K: 2 BB: 0 S: 9 P: 14	R: 2 H: 3 E: 0 LOB: 3 K: 1 BB: 2 S: 16 P: 30	R: 2 H: 1 E: 0 LOB: 3 K: 2 BB: 4 S: 14 P: 35	R: 0 H: 0 E: 0 LOB: 0 K: 0 BB: 0 S: 8 P: 13		1B: 6 SF: 0 2B: 4 SAC: 0 3B: 0 DP: 0 HR: 3 HBP: 0						WP: 0 PA: 46 PB: 0 SB: 0 CS: 0

BOTTOM

Kansas City Royals @ Minnesota Twins

Target Field, Minneapolis, MN

Sun Sep 22 2019, 1:16 PM - 5:18 PM CDT

Att. 31,628 - Overcast - 65 F

livebaseballscorecards.com

AB	37
R	12
H	13
RBI	12
BB	9
SO	7
LOB	15

PITCHER		IP	WLS	BF	H	R	ER	SO	BB	IBB	HBP	BLK	WP	HR	S	P	ERA	WHIP
28 Jorge López, R ERA: 6.35	(1, 1)	2.1	L	16	8	7	7	0	1	0	0	0	0	2	34	52	27.00	3.857
67 Gabe Speier, L ERA: 9.0	(3, 1)	1.0		6	1	1	1	1	2	0	0	0	0	1	17	28	9.00	3.000
61 Kevin McCarthy, R ERA: 4.76	(4, 1)	1.0		3	0	0	0	2	0	0	0	0	0	0	9	13	0.00	0.000
54 Tim Hill, L ERA: 3.68	(5, 1)	1.1		7	2	2	2	2	0	1	0	0	0	0	15	23	13.50	1.500
50 Jacob Barnes, R ERA: 6.68	(6, 1)	0.1		3	1	0	0	0	1	0	0	0	0	0	7	16	0.00	6.000

PITCHER		IP	WLS	BF	H	R	ER	SO	BB	IBB	HBP	BLK	WP	HR	S	P	ERA	WHIP
49 Heath Fillmyer, R ERA: 8.31	(7, 1)	1.0		8	1	2	2	2	4	0	0	0	0	0	14	35	18.00	5.000
63 Josh Staumont, R ERA: 3.86	(8, 1)	1.0		3	0	0	0	0	0	0	0	0	0	0	8	13	0.00	0.000

Batter	1	2	3	4	5	6	7	8	9	AB	R	H	RBI	BB	SO	LOB
2 Luis Arraez, L (1, 4) OBP: 0.405, SLG: 0.439	C FF 94 B FF 93 B SI 95 X FF 94 2-1 11 FC4-6 1B		B FF 94 C FF 94 B CU 82 C FF 94 F FF 94 F FF 96 X CU 85 2-2 ① G3		C FF 95 B CH 88 F CH 86 F CU 80 X FF 95 1-2 ② L7		B FF 89 X FC 86 1-0 ① G1-3 1-2 2-3		F CH 88 B FF 95 B FF 94 X CH 89 2-1 ② L8	5	0	1	0	0	0	2
11 Jorge Polanco, S (1, 6) OBP: 0.359, SLG: 0.486	X CH 88 0-0 ① FC4-6 23 1B 1-2f		B CH 88 F FF 93 C CU 83 B CU 81 X SI 97 2-2 ② G6-3		X FF 95 0-0 ③ L8		B FC 86 X CH 78 1-0 ② L5		X FF 95 0-0 ③ L7	5	0	0	0	0	0	3
23 Nelson Cruz, R (1, 10) OBP: 0.388, SLG: 0.629	B SI 96 C FF 94 X SI 95 1-1 1-2 1B		B SL 86 B SL 86 F FF 95 C SI 96 B SL 88 F SL 88 S FF 95 3-3 ③ K			B SI 93 X SL 85 1-0 ① G1-3	0-0 20 2B IBB			3	0	1	0	1	1	0
20 Eddie Rosario, L (1, 7) OBP: 0.303, SLG: 0.502	B FF 96 D CH 88 X FF 96 2-0 ② L8			B FF 94 B SL 86 B SI 93 B FF 93 4-0 22 G6-4-3 BB		F CH 86 S FF 93 F SL 85 B SL 84 X FF 94 1-2 ② F8	B FC 87 X FC 86 1-0 1-3 2-H 3-H 2B			3	0	1	2	1	0	2
22 Miguel Sanó, R (1, 5) OBP: 0.343, SLG: 0.574	C SL 88 C SL 86 D SL 86 S SI 97 1-3 ③ K			B SI 93 S CH 85 X SI 96 1-1 ①② G6-4-3 1-2f		C CH 86 B FF 95 F SI 95 S CH 86 1-3 ③ K	S CH 79 B FF 88 B FF 89 S CH 79 S CH 78 2-3 ③ K			4	0	0	0	0	3	5
60 Jake Cave, L (1, 9) OBP: 0.340, SLG: 0.422		B SI 93 C FF 92 B SL 86 F SI 94 B CU 82 X FF 94 3-2 ① L8		B FF 94 B SI 94 B FF 95 C SI 93 F FF 92 X FF 94 3-2 30 1B 1B			C SI 94 X CH 86 0-1 30 2B 64 1B 1B	C FC 80 S FF 88 S FC 82 0-3 ① K		4	1	2	0	0	1	0
30 LaMonte Wade Jr., L (1, 8) OBP: 0.415, SLG: 0.488 27 Ryan LaMarre, R (8, PH) OBP: 0.313, SLG: 0.429 (8, 8)		C FF 93 X FF 94 0-1 ② L7		D CH 87 1 SAFE X FF 92 1-0 1-2 1B			C FF 93 L FF 94 B FF 94 B CU 82 F FF 94 X CH 87 2-2 1-3 64 1B 2B	X SI 88 0-0 ② L3		3 1	1 0	2 0	0 0	0 0	0 0	0 0
64 Willians Astudillo, R (1, 3) OBP: 0.291, SLG: 0.354		B SL 87 B FF 95 B FF 94 C FF 94 B FF 94 4-1 BB		X SI 93 0-0 ③ L6			C SV 78 B SV 79 X SV 78 1-1 2 G1-3 15 HBP 20 2B 2-H 3-H 1B	X FF 88 0-0 ③ F7		3	1	1	2	1	0	2
15 Jason Castro, L (1, 2) OBP: 0.327, SLG: 0.424		F FF 94 B FF 96 F FF 95 B CU 84 F FF 95 S FF 95 2-3 ③ K			F SL 84 F SL 84 B FF 94 S CU 80 1-3 ① K2-3		F SI 91 F SI 93 H SV 79 1-2 2 G1-3 20 2B 1-2 HBP		T FF 93 F CH 88 B CH 88 S CH 87 1-3 ① K	3	1	0	0	0	3	1

TOP

Minnesota Twins @ Detroit Tigers

Comerica Park, Detroit, MI

Tue Sep 24 2019, 6:41 PM - 9:33 PM EDT

Att. 16,174 - Clear - 73 F

livebaseballscorecards.com

AB	34
R	4
H	8
RBI	4
BB	3
SO	8
LOB	15

Inning Stats	1	2	3	4	5	6	7	8	9	1B: 6	SF: 0	WP: 0	PA: 38
	R: 0 E: 0 K: 1 S: 9	R: 0 E: 0 K: 1 S: 10	R: 0 E: 0 K: 1 S: 12	R: 0 E: 0 K: 0 S: 7	R: 0 E: 0 K: 1 S: 8	R: 0 E: 0 K: 1 S: 8	R: 4 E: 0 K: 1 S: 16	R: 0 E: 0 K: 1 S: 5	R: 0 E: 0 K: 1 S: 6	2B: 2 3B: 0 HR: 0	SAC: 0 DP: 1 HBP: 1	PB: 0 SB: 0 CS: 0	
	H: 2 LOB: 2 BB: 0 P: 15	H: 0 LOB: 1 BB: 1 P: 19	H: 0 LOB: 0 BB: 0 P: 19	H: 2 LOB: 2 BB: 1 P: 16	H: 0 LOB: 0 BB: 0 P: 10	H: 0 LOB: 0 BB: 0 P: 11	H: 4 LOB: 2 BB: 1 P: 25	H: 0 LOB: 0 BB: 0 P: 5	H: 0 LOB: 0 BB: 0 P: 9				

PITCHER		IP	WLS	BF	H	R	ER	SO	BB	IBB	HBP	BLK	WP	HR	S	P	ERA	WHIP
56 Spencer Turnbull, R ERA: 4.59	(1, 1)	6.0	L	25	6	2	2	5	2	0	0	0	0	0	60	98	3.00	1.333
62 David McKay, R ERA: 5.26	(7, 1)	0.0	B	2	1	0	0	0	0	0	1	0	0	0	4	6	∞	∞
63 Nick Ramirez, L ERA: 4.07	(7, 1)	2.0		8	1	2	2	2	0	1	0	0	0	0	11	16	9.00	0.500
45 Buck Farmer, R ERA: 3.78	(9, 1)	1.0		3	0	0	0	1	0	0	0	0	0	0	6	9	0.00	0.000

PITCHER	IP	WLS	BF	H	R	ER	SO	BB	IBB	HBP	BLK	WP	HR	S	P	ERA	WHIP

BOTTOM

Minnesota Twins @ Detroit Tigers

Comerica Park, Detroit, MI

Tue Sep 24 2019, 6:41 PM - 9:33 PM EDT

Att. 16,174 - Clear - 73 F

livebaseballscorecards.com

Batter	1	2	3	4	5	6	7	8	9	AB	R	H	RBI	BB	SO	LOB
22 Victor Reyes, S (1, 8) OBP: 0.328, SLG: 0.432	C FF 92 F FF 92 B FF 94 S FF 93 1-3 ① K		F FF 94 F FF 94 B FC 88 B FF 94 F FF 94 B FS 87 F FF 94 X FF 94 3-2 ② F7			S FF 92 X FF 92 0-1 ① L7		C FF 94 X FF 95 0-1 ① L7		4	0	0	0	0	1	1
18 Dawel Lugo, R (1, 5) OBP: 0.278, SLG: 0.391	B FF 93 X FF 92 1-0 30 1B 46 SF9 2B		C FF 94 B FS 86 S FF 93 X FS 87 1-2 ③ G5-3			C FF 92 B FS 86 F FF 94 B FS 85 C FF 94 2-3 ② K		C SI 94 F CH 86 B SI 95 B SI 95 F CH 86 X FF 95 2-2 30 G4-3 2-H 2B		4	1	2	1	0	1	0
30 Harold Castro, L (1, 4) OBP: 0.312, SLG: 0.393	B FF 93 X FF 93 1-0 2-3 1B			C FF 93 X FS 86 0-1 ① G3		F FF 93 S FF 94 B FF 94 B FF 93 X FS 86 2-2 ③ G4-3		B FF 94 S CH 86 B FF 94 X CH 86 2-1 ② G4-3 2-3		4	0	1	0	0	0	1
46 Jeimer Candelario, S (1, 3) OBP: 0.303, SLG: 0.331	B FS 85 B FF 93 C FF 94 X FS 85 2-1 ② SF9 3-H			B FF 93 B FS 86 S FF 94 B FS 86 B FF 94 4-1 BB			C FF 94 S CH 87 S FF 94 0-3 ① K	C CH 86 S CH 86 D CH 86 B SL 84 F CH 84 S FF 94 2-3 ③ K		2	0	0	1	1	2	1
14 Christin Stewart, L (1, 7) OBP: 0.314, SLG: 0.403	C CU 76 B FS 86 1 SAFE B FS 85 B FF 93 X FF 94 3-1 ③ F8			C FS 85 F FS 85 B FF 94 B FF 94 S FF 95 2-3 ② K			C FF 96 F CH 87 B SL 85 B SL 85 X SI 94 2-2 50 1B 1B		B SI 94 C SI 94 B CU 79 C SI 95 X CU 78 2-2 ① F9	4	0	1	0	0	1	2
12 Brandon Dixon, R (1, 10) OBP: 0.290, SLG: 0.432		B FC 84 S FF 92 T FC 87 S FF 93 1-3 ① K		B FF 94 X FC 87 1-0 ③ P6			C FF 95 S CH 85 S SL 84 0-3 ② K		F SI 96 X SI 95 0-1 ② G6-3	4	0	0	0	0	2	2
50 Travis Demeritte, R (1, 9) OBP: 0.277, SLG: 0.340		B FF 90 S FF 92 C FF 92 S FC 86 1-3 ② K			S FF 92 B FF 94 S FF 93 F FF 93 B FF 92 S FF 92 2-3 ① K		B FF 95 D SL 84 C SI 94 C FF 94 F CH 86 X SI 95 2-2 1-3 1B		C ST 83 B SI 95 C SI 94 B ST 84 S ST 83 2-3 ③ K	4	0	1	0	0	3	0
34 Jake Rogers, R (1, 2) OBP: 0.227, SLG: 0.267		T FF 93 S FF 94 X FF 94 0-2 ③ P5			B FF 92 B FF 93 B FF 93 C FF 92 F FF 93 F FF 94 F FF 94 F FF 93 F FF 94 3-2 ② X FC 87 G6-3		F SI 96 B CH 85 C SL 84 S SL 83 1-3 ③ K			3	0	0	0	0	1	2
49 Willi Castro, S (1, 6) OBP: 0.281, SLG: 0.330			F FF 92 B FS 84 S FF 93 F FF 94 B FF 93 F FF 94 S FF 93 2-3 ① K		B FS 86 F FF 94 S FF 94 X FF 93 1-2 ③ F7			C FF 94 S CH 87 F FF 94 X SL 84 0-2 18 2B 2B		3	1	1	0	0	1	0
Inning Stats	R: 1 E: 0 K: 1 S: 9 H: 2 LOB: 1 BB: 0 P: 17	R: 0 E: 0 K: 2 S: 9 H: 0 LOB: 0 BB: 0 P: 11	R: 0 E: 0 K: 1 S: 13 H: 0 LOB: 0 BB: 0 P: 19	R: 0 E: 0 K: 1 S: 7 H: 0 LOB: 1 BB: 1 P: 14	R: 0 E: 0 K: 1 S: 14 H: 0 LOB: 0 BB: 0 P: 20	R: 0 E: 0 K: 1 S: 8 H: 0 LOB: 0 BB: 0 P: 12	R: 0 E: 0 K: 3 S: 16 H: 2 LOB: 2 BB: 0 P: 21	R: 1 E: 0 K: 1 S: 16 H: 2 LOB: 1 BB: 0 P: 22	R: 0 E: 0 K: 1 S: 8 H: 0 LOB: 0 BB: 0 P: 12	1B: 3 2B: 3 3B: 0 HR: 0 SF: 1 SAC: 0 DP: 0 HBP: 0						WP: 0 PB: 0 SB: 0 CS: 0 PA: 34

	AB	32
	R	2
	H	6
	RBI	2
	BB	1
	SO	12
	LOB	9

PITCHER		IP	WLS	BF	H	R	ER	SO	BB	IBB	HBP	BLK	WP	HR	S	P	ERA	WHIP
12 Jake Odorizzi, R ERA: 3.51	(1, 1)	6.0	W	21	2	1	1	7	1	0	0	0	0	0	60	93	1.50	0.500
44 Kyle Gibson, R ERA: 4.88	(7, 1)	2.0	H	10	4	1	1	4	0	0	0	0	0	0	32	43	4.50	2.000
55 Taylor Rogers, L ERA: 2.65	(9, 1)	1.0	S	3	0	0	0	1	0	0	0	0	0	0	8	12	0.00	0.000

PITCHER	IP	WLS	BF	H	R	ER	SO	BB	IBB	HBP	BLK	WP	HR	S	P	ERA	WHIP

Minnesota Twins @ Detroit Tigers

Comerica Park, Detroit, MI

Wed Sep 25 2019, 6:44 PM - 9:12 PM EDT

Att. 16,242 - Clear - 74 F

livebaseballscorecards.com

Batter	1	2	3	4	5	6	7	8	9	AB	R	H	RBI	BB	SO	LOB
18 Mitch Garver, R (1, 2) OBP: 0.361, SLG: 0.623	C FF 92 S CH 86 B CH 89 B SL 85 F CH 87 F FF 93 F SL 86 B CH 86 C FF 91 3-3 ① K		S CH 85 B FF 92 B CH 85 1 SAFE B CH 85 S FF 92 S FF 90 3-3 ② K		C SI 94 B SI 95 S SL 86 B SL 86 T SI 95 2-2 ③ K			F SI 91 C SL 85 B CU 80 S CU 78 1-3 ① K	B FF 91 X FF 91 1-0 ② G5-3	5	0	0	0	4	2
11 Jorge Polanco, S (1, 6) OBP: 0.359, SLG: 0.489	B SL 85 C FF 91 X CH 86 1-1 ② G5-3		S CH 86 X CH 88 0-1 ③ FC6-4 1-2f			B SI 93 B SL 84 X SI 94 2-0 23 G4-3 1B		C SL 84 X FF 93 0-1 23 1B 3B	B CU 77 C FF 90 B CH 82 C FF 91 B FF 92 S FF 92 3-3 ③ K	5	1	2	0	0	1	1
23 Nelson Cruz, R (1, 10) OBP: 0.389, SLG: 0.630	B FF 93 B SL 86 B FF 92 X FF 90 3-0 ③ G5-3			B FF 95 B SI 94 X SI 94 2-0 20 L1-3 22 FC5 2B		C SL 84 C SI 94 X SL 87 0-2 ①② G4-3 1-2f		F SI 89 X ST 78 0-1 20 HR 1B 3-H		4	1	2	1	0	0	1
20 Eddie Rosario, L (1, 9) OBP: 0.302, SLG: 0.505		B SL 85 C SL 85 C FF 91 S CH 85 1-3 ① K		C SL 83 B CU 77 X SI 92 1-1 ① L1-3 2-3		B CU 76 X SI 94 1-0 ③ G3		F SI 91 B FF 91 B ST 77 F FF 90 F CH 86 F FF 93 X ST 79 2-2 1-H HR		4	1	1	2	0	1	1
22 Miguel Sanó, R (1, 5) OBP: 0.343, SLG: 0.570		F FF 92 F CH 87 S CH 89 0-3 ② K		S SL 84 X SL 85 0-1 ② FC5 3-H			B SL 87 C SI 95 S SL 85 B SI 96 B SL 83 B SL 83 4-2 2 HR BB	C FF 92 F FF 90 S ST 80 0-3 ② K		3	1	0	0	1	2	1
2 Luis Arraez, L (1, 7) (7, 4) OBP: 0.409, SLG: 0.451		X FF 92 0-0 1B		X SL 84 0-0 ③ G3			B SI 93 C SL 82 X SL 84 1-1 1-H HR	B SL 86 F FF 98 B FF 96 B FF 97 B FF 99 4-1 24 1B BB		3	1	2	2	1	0	1
24 C.J. Cron, R (1, 3) OBP: 0.312, SLG: 0.467		S CH 87 F CH 87 B FF 93 B CH 87 S CH 88 2-3 ③ K			F SI 92 F SL 83 B SL 85 B CU 79 X SL 85 2-2 ① F7		B SI 93 F SI 92 X SI 94 1-1 ① G1-3	B SI 96 B SL 88 F FF 96 F FF 97 F FF 97 X SI 96 2-2 1-2 1B	B FF 91 X FF 91 1-0 ② G5-3	4	0	1	0	0	1	1
27 Ryan LaMarre, R (1, 8) OBP: 0.294, SLG: 0.400 30 LaMonte Wade Jr., L (5, PH) (5, 8) (7, 7) OBP: 0.411, SLG: 0.465			B FF 91 B FF 90 X FF 90 2-0 ① L8		C SI 92 B SL 85 F FF 94 B CU 79 B SL 84 F SI 92 B FF 95 4-2 16 FC6-4 BB		X SI 94 0-0 ② L8	B SI 98 C SI 98 C SL 86 F SI 98 S SL 88 1-3 ③ K		1 2	0 0	0 0	0 1	0 1	0 1	0 2
16 Jonathan Schoop, R (1, 4) OBP: 0.304, SLG: 0.470 41 Ian Miller, L (7, 8)			B SL 85 F FF 91 X CH 84 1-1 11 FC6-4 1B		B SL 84 C SI 93 X SI 93 1-1 ② FC6-4 1-2f		X SL 86 0-0 ③ P2		F FF 91 C FF 90 B CU 77 B FF 92 B FF 91 S FF 90 3-3 ① K	3 1	0 0	1 0	0 0	0 0	0 1	1 0
Inning Stats	R: 0 E: 0 K: 1 S: 9 H: 0 LOB: 0 BB: 0 P: 16	R: 0 E: 0 K: 3 S: 10 H: 1 LOB: 1 BB: 0 P: 13	R: 0 E: 0 K: 1 S: 8 H: 1 LOB: 1 BB: 0 P: 14	R: 0 E: 1 K: 0 S: 6 H: 1 LOB: 1 BB: 0 P: 9	R: 0 E: 0 K: 1 S: 11 H: 0 LOB: 1 BB: 1 P: 20	R: 0 E: 0 K: 0 S: 5 H: 1 LOB: 0 BB: 0 P: 8	R: 2 E: 0 K: 0 S: 8 H: 1 LOB: 0 BB: 1 P: 14	R: 3 E: 0 K: 3 S: 24 H: 4 LOB: 2 BB: 1 P: 34	R: 0 E: 0 K: 2 S: 7 H: 0 LOB: 0 BB: 0 P: 14	1B: 5 2B: 1 3B: 1 HR: 2 SF: 0 SAC: 0 DP: 1 HBP: 0	WP: 0 PB: 0 SB: 0 CS: 0 PA: 38					

TOP

AB	35
R	5
H	9
RBI	5
BB	3
SO	11
LOB	11

PITCHER		IP	WLS	BF	H	R	ER	SO	BB	IBB	HBP	BLK	WP	HR	S	P	ERA	WHIP
44 Daniel Norris, L ERA: 4.49	(1, 1)	3.0		11	2	0	0	5	0	0	0	0	0	0	27	43	0.00	0.667
54 Drew VerHagen, R ERA: 5.9	(4, 1)	4.1	L	18	4	3	3	2	2	0	0	0	0	1	35	57	6.23	1.385
71 John Schreiber, R ERA: 6.75	(8, 1)	0.1		3	2	2	2	1	0	0	0	0	0	1	10	12	54.00	6.000
65 Gregory Soto, L ERA: 5.88	(8, 1)	0.1		3	1	0	0	1	1	0	0	0	0	0	9	16	0.00	6.000
64 Matt Hall, L ERA: 7.71	(9, 1)	1.0		3	0	0	0	2	0	0	0	0	0	0	7	14	0.00	0.000

PITCHER	IP	WLS	BF	H	R	ER	SO	BB	IBB	HBP	BLK	WP	HR	S	P	ERA	WHIP

Batter	1	2	3	4	5	6	7	8	9	AB	R	H	RBI	BB	SO	LOB
22 Victor Reyes, S (1, 9) OBP: 0.324, SLG: 0.425	C SI 92 X SI 92 0-1 L1-3 ①		C SL 84 F CH 86 B SL 85 B FF 94 X CH 86 2-2 G4-3 ②			C FF 93 B FF 92 S CH 86 F SL 85 S SL 85 1-3 K ①		B FF 96 X FF 95 1-0 F8 ③		4	0	0	0	0	1	0
30 Harold Castro, L (1, 8) OBP: 0.309, SLG: 0.389	C SI 92 B SL 83 X FF 93 1-1 F7 ②		F SL 84 S FF 94 S SL 87 0-3 K ③			C FF 94 B FF 94 C SL 84 F FF 95 F CH 86 S SL 86 1-3 K ②			B FF 93 X FF 94 1-0 L7 ①	4	0	0	0	0	2	0
24 Miguel Cabrera, R (1, 10) OBP: 0.348, SLG: 0.388	B SL 85 C SI 93 X SI 93 1-1 E6 46 2B			S SL 84 X SL 85 0-1 E5 14 FC5-4		B SI 92 S CH 87 B FF 95 C SL 84 F SI 95 S CH 87 2-3 K ③			B FF 94 C FF 94 B SL 86 B SL 87 C FF 93 X SL 88 3-2 G4-3 ②	4	1	0	0	0	1	0
46 Jeimer Candelario, S (1, 3) OBP: 0.303, SLG: 0.333	X SI 92 0-0 1-H 2B			C CH 87 D CH 86 C SL 84 X SL 85 1-2 F7 ①			C KC 82 S KC 84 S KC 86 0-3 K2-3 ①		S SL 86 B SL 86 X FF 94 1-1 P3 ③	4	0	1	1	0	1	1
14 Christin Stewart, L (1, 7) OBP: 0.312, SLG: 0.399	C SL 84 F SL 85 B FF 95 X SL 85 1-2 P2 ③			B SI 93 S SI 92 S SL 85 X SL 84 1-2 FC5-4 18 BLK 1-2f ②			C FF 96 X KC 85 0-1 F9 ②			3	0	0	0	0	0	2
18 Dawel Lugo, R (1, 5) OBP: 0.279, SLG: 0.395		B SI 92 F SI 92 X CH 85 1-1 F8 ①		B SI 93 T SI 93 B SI 93 S SL 85 X SI 94 2-2 G6-3 ③ 1-2			C FF 96 F FF 94 B FF 95 B FF 95 B KC 86 F KC 85 X FF 96 3-2 2B			3	0	1	0	0	0	1
7 Jordy Mercer, R (1, 4) OBP: 0.309, SLG: 0.440		C SL 86 B SL 85 X SI 93 1-1 F9 ②			B SI 91 C SI 91 B CH 84 X SI 92 2-1 G5-3 ①		B KC 83 D KC 81 C KC 80 B KC 86 F FF 94 C FF 95 3-3 K ③			3	0	0	0	0	1	1
17 Grayson Greiner, R (1, 2) OBP: 0.253, SLG: 0.312		S SL 85 X SI 92 0-1 G5-3 ③			C SL 84 B SL 84 S SL 83 S SL 85 1-3 K ②			C SL 82 X SL 82 0-1 P4 ①		3	0	0	0	0	1	0
49 Willi Castro, S (1, 6) OBP: 0.273, SLG: 0.319			B FF 90 F SI 92 F CH 85 C SL 86 1-3 K ①		S SL 83 F FF 94 F FF 95 F SL 84 X SI 94 0-2 F7 ③			C FF 96 X CH 89 0-1 L9 ②		3	0	0	0	0	1	0
Inning Stats	R: 1 E: 1 K: 0 S: 10 H: 1 LOB: 1 BB: 0 P: 13	R: 0 E: 0 K: 0 S: 6 H: 0 LOB: 0 BB: 0 P: 8	R: 0 E: 0 K: 2 S: 9 H: 0 LOB: 0 BB: 0 P: 12	R: 0 E: 1 K: 0 S: 11 H: 0 LOB: 1 BB: 0 P: 15	R: 0 E: 0 K: 1 S: 10 H: 0 LOB: 0 BB: 0 P: 13	R: 0 E: 0 K: 3 S: 13 H: 0 LOB: 0 BB: 0 P: 17	R: 0 E: 0 K: 2 S: 12 H: 1 LOB: 1 BB: 0 P: 18	R: 0 E: 0 K: 0 S: 5 H: 0 LOB: 0 BB: 0 P: 6	R: 0 E: 0 K: 0 S: 6 H: 0 LOB: 0 BB: 0 P: 11	1B: 0 2B: 2 3B: 0 HR: 0	SF: 0 SAC: 0 DP: 0 HBP: 0					

PITCHER		IP	WLS	BF	H	R	ER	SO	BB	IBB	HBP	BLK	WP	HR	S	P	ERA	WHIP
68 Randy Dobnak, R ERA: 1.59	(1, 1)	6.0	W	21	1	1	0	6	0	0	0	1	0	0	59	78	0.00	0.167
21 Tyler Duffey, R ERA: 2.22	(7, 1)	1.0	H	4	1	0	0	2	0	0	0	0	0	0	12	18	0.00	1.000
65 Trevor May, R ERA: 2.98	(8, 1)	1.0		3	0	0	0	0	0	0	0	0	0	0	5	6	0.00	0.000
52 Zack Littell, R ERA: 2.75	(9, 1)	1.0		3	0	0	0	0	0	0	0	0	0	0	6	11	0.00	0.000

PITCHER	IP	WLS	BF	H	R	ER	SO	BB	IBB	HBP	BLK	WP	HR	S	P	ERA	WHIP

BOTTOM

Minnesota Twins @ Detroit Tigers

Comerica Park, Detroit, MI

Wed Sep 25 2019, 6:44 PM - 9:12 PM EDT

Att. 16,242 - Clear - 74 F

livebaseballscorecards.com

AB	31
R	1
H	2
RBI	1
BB	0
SO	8
LOB	5

Minnesota Twins @ Detroit Tigers

Comerica Park, Detroit, MI

Thu Sep 26 2019, 1:12 PM - 4:17 PM EDT

Att. 17,557 - Partly Cloudy - 67 F

livebaseballscorecards.com

Batter	1	2	3	4	5	6	7	8	9	AB	R	H	RBI	BB	SO	LOB
41 Ian Miller, L (1, 7) OBP: 0.200, SLG: 0.200	C FF 91 F SI 90 F CU 80 B CU 82 B FF 90 B FF 91 X FF 91 3-2 ① F7		F CH 87 F FF 90 D CU 81 B FF 91 F SL 86 X SI 92 2-2 1-H 1B		D CH 86 1 SAFE X SL 85 1-0 2 FC1-5-2 64 1B 1-3 1B	S SI 92 B CH 89 X SI 94 1-1 ② P6		F SI 93 B CH 82 X SI 93 1-1 ① F8		5	1	2	1	0	0	0
2 Luis Arraez, L (1, 4) OBP: 0.403, SLG: 0.444	B FF 91 X SI 91 1-0 ② F7		1 SAFE F CU 79 1 SAFE F FF 90 1 SAFE B FF 86 X FF 90 1-2 ③ F9		B CU 80 C FF 90 X FF 90 1-1 ① FC1-5-2 64 1B 60 3B 1-3 3-H	B CH 88 X SI 94 1-0 ③ F8		B SI 95 B SI 94 X SI 93 2-0 ② F7		5	1	0	0	0	0	3
64 Willians Astudillo, R (1, 5) OBP: 0.304, SLG: 0.383	C SL 86 F SI 90 X SL 88 0-2 ③ G4-3			B SL 87 C SL 87 F SI 91 B CU 81 X SL 87 2-2 60 G4-3 60 PB 16 1B	B SI 90 F FF 90 D CU 80 S FF 91 X SL 84 2-2 60 3B 2-3 3-H 1B		X FF 94 0-0 16 HR 1B	B SL 82 B SL 85 B SI 93 C SI 95 X SI 94 3-1 HR		5	4	4	2	0	0	0
60 Jake Cave, L (1, 9) OBP: 0.341, SLG: 0.432		B SI 90 X FF 92 1-0 ① L4		C CU 78 C FF 91 B CU 81 B CU 80 B SI 91 F FF 91 X CU 80 3-2 ① G4-3 1-3	X CU 80 0-0 15 WP 1-H 3-H 3B		C SL 88 F FF 95 S FF 94 0-3 ① K	B CH 85 X SL 87 1-0 1B		5	1	2	2	0	1	2
16 Jonathan Schoop, R (1, 10) OBP: 0.305, SLG: 0.476		C SL 86 B SL 86 C FF 92 B SL 87 F SL 87 S SL 87 2-3 ② K		B SL 87 S SI 92 D SI 92 X SL 88 2-1 27 FC5 15 BB 3-H 1B	X SI 92 0-0 ② G5-3		X SL 84 0-0 1-H HR	C FF 96 D CU 82 C FF 96 C FF 95 1-3 ③ K		5	1	2	3	0	2	2
15 Jason Castro, L (1, 2) OBP: 0.332, SLG: 0.423		B SL 86 C FF 91 B CU 82 F CH 87 S FF 91 2-3 ③ K		B SI 91 B CH 87 C FF 92 B FF 92 B SI 91 4-1 27 FC5 1-2 BB	S SI 92 B SL 88 D SI 93 B SI 93 X SI 92 3-1 27 BB 3-H 1B		B SI 96 B FF 95 B FF 96 C FF 95 B FF 95 4-1 27 FC6-4 BB		B FF 93 F FF 93 F CH 89 C FF 95 1-3 ① K	3	0	1	0	2	2	0
27 Ryan LaMarre, R (1, 8) OBP: 0.273, SLG: 0.316			B SL 86 C FF 90 X SL 86 1-1 ① F9	C SL 86 B FF 91 B FF 91 F SL 86 F SL 86 D CU 79 X SL 86 3-2 ② FC5 1-2 2-3f	C SI 93 D SL 88 B SI 93 B SL 89 B CH 91 4-1 1-2 BB		B SL 88 X FF 96 1-0 ② FC6-4 30 1B 30 E 1-2f		C SL 83 C SL 84 X FF 95 0-2 ② P4	4	1	0	0	1	0	3
30 LaMonte Wade Jr., L (1, 3) OBP: 0.393, SLG: 0.438			B SI 90 C FF 90 X CU 81 1-1 ② G3	X SI 88 0-0 ③ G3	C SI 93 C SI 93 D CH 88 F SL 87 B SI 94 S SL 89 2-3 ③ K		B CH 89 X CH 89 1-0 E3 1-H 1B		F FF 96 B CH 90 B FF 95 C FF 94 F FF 95 S SL 86 2-3 ③ K	5	0	1	0	0	2	4
74 Ronald Torreyes, R (1, 6) OBP: 0.300, SLG: 0.222			C FF 91 B SL 87 S SI 90 X FF 91 1-2 41 S 41 1B 1B		C SL 85 C CU 78 B FF 89 F CU 80 B SI 90 X SL 85 2-2 E6 41 1B 2 FC1-5-2	F SI 92 B SL 88 C SL 87 F SI 93 C SL 88 1-3 ① K	X SL 88 0-0 ③ G6-3			4	1	1	0	0	1	1

| Inning Stats | | |

Minnesota Twins @ Detroit Tigers

Comerica Park, Detroit, MI

Thu Sep 26 2019, 1:12 PM - 4:17 PM EDT

Att. 17,557 - Partly Cloudy - 67 F

livebaseballscorecards.com

BOTTOM

Batter	1	2	3	4	5	6	7	8	9	AB	R	H	RBI	BB	SO	LOB
22 Victor Reyes, S (1, 8) OBP: 0.329, SLG: 0.426	B FF 89 S FF 88 F CH 83 S FF 91 1-3 ① **K**	D CH 83 F FF 89 X CH 82 1-1 ③ **L9**		F FF 89 X CH 84 0-1 **2-H** **1B**		F CU 76 B FF 91 X CU 75 1-1 **12 S** **3-H** **1B**		C SI 99 F SI 99 F FF 98 B SL 88 B SL 88 B SI 99 B SI 98 4-2 **1-2** **BB**		4	0	2	2	1	1	2
12 Brandon Dixon, R (1, 7) OBP: 0.291, SLG: 0.437	C FF 90 B CH 83 B CH 83 F FF 89 X FF 90 2-2 **60 1B** **1B**		X FF 87 0-0 **24 G4-3** **3B**	X CH 83 0-0 ③ **F9**		S CU 76 D CU 76 B FF 91 S CU 77 D CU 78 C FF 91 3-3 ② **K** **1-2**		C SL 88 B SI 87 B SI 97 F SI 98 S SL 87 2-3 ③ **K**		5	1	2	0	0	2	4
24 Miguel Cabrera, R (1, 10) OBP: 0.346, SLG: 0.386	B FF 90 C FF 88 F CU 78 S CU 77 1-3 ② **K**		B CU 79 B CU 78 C CU 78 X CU 78 2-1 ① **G4-3** **3-H**		B FF 87 B FF 87 C CU 76 F FF 88 X CU 78 2-2 **18 1B** **1B**	C CU 76 S CU 76 S CS 70 0-3 ③ **K**			S FF 94 B FF 95 S FF 95 C SL 88 1-3 ① **K**	5	0	1	1	0	3	2
60 Ronny Rodríguez, R (1, 4) OBP: 0.248, SLG: 0.429	X CU 78 0-0 **1-2** **1B**		C FF 89 F CH 83 X FF 90 0-2 ② **L6**		B CH 81 B CH 80 X FF 88 2-0 ① **F7**		C SL 87 S SL 87 B SI 99 S SL 88 1-3 ① **K**		S FF 96 S FF 97 X SL 85 0-2 ② **L7**	5	0	1	0	0	1	1
18 Dawel Lugo, R (1, 5) OBP: 0.278, SLG: 0.391	B CH 83 B CH 82 S FF 90 F FF 89 F CU 78 F FF 90 X CU 79 2-2 ③ **F7**		X CH 84 0-0 ③ **G4-3**		X CH 82 0-0 **1-2** **1B**		X SL 88 0-0 ② **L4**		X FF 96 0-0 ③ **F9**	5	0	1	0	0	0	2
55 John Hicks, R (1, 3) OBP: 0.240, SLG: 0.370		C CU 77 F CU 78 X FF 89 0-2 ① **F7**		B CU 77 F FF 86 X CH 81 1-1 ① **G6-3**	S CU 76 S CU 75 S CU 75 0-3 ② **K**		B SL 89 X SL 88 1-0 ③ **F9**			4	0	0	0	0	1	2
50 Travis Demeritte, R (1, 9) OBP: 0.282, SLG: 0.350		B FF 89 S FF 89 B CU 79 F FF 88 X CU 78 2-2 **34 1B** **1B**		C FF 88 X CU 77 0-1 **49 1B** **2B**	B FF 89 C FF 89 F FF 88 X FF 89 1-2 ③ **F8**			B FF 96 B SI 97 C FF 97 F SI 98 S SL 89 2-3 ① **K**		4	1	2	0	0	1	2
34 Jake Rogers, R (1, 2) OBP: 0.228, SLG: 0.266		B FF 90 X FF 89 1-0 **1-2** **1B**		B CH 81 S CH 82 B FF 88 C CH 81 X FF 89 2-2 ② **P3**		C CU 74 X CU 75 0-1 ① **F7**		F SI 98 C SI 99 C SL 88 0-3 ② **K**		4	0	1	0	0	1	1
49 Willi Castro, S (1, 6) OBP: 0.291, SLG: 0.358		B FF 90 B FF 87 F FF 89 F CU 75 S CU 76 2-3 ② **K**		B FF 88 B FF 88 S CU 76 X FF 88 2-1 **22 1B** **2-H** **1B**		C CU 74 X CU 75 0-1 **22 1B** **3B**		B SL 89 B SI 98 C SI 97 S SI 98 F SI 99 B SL 90 X SI 99 3-2 **22 BB** **1B**		4	2	3	1	0	1	2
Inning Stats	R: 0 H: 2 E: 0 LOB: 2 K: 2 BB: 0 S: 15 P: 21	R: 0 H: 2 E: 0 LOB: 2 K: 1 BB: 0 S: 12 P: 18	R: 1 H: 1 E: 0 LOB: 0 K: 0 BB: 0 S: 7 P: 9	R: 2 H: 3 E: 0 LOB: 1 K: 0 BB: 0 S: 12 P: 17	R: 0 H: 2 E: 0 LOB: 2 K: 1 BB: 0 S: 11 P: 16	R: 1 H: 2 E: 0 LOB: 1 K: 2 BB: 0 S: 12 P: 16	R: 0 H: 0 E: 0 LOB: 0 K: 1 BB: 0 S: 5 P: 7	R: 0 H: 1 E: 0 LOB: 2 K: 3 BB: 1 S: 16 P: 27	R: 0 H: 0 E: 0 LOB: 0 K: 1 BB: 0 S: 7 P: 8	1B: 10 SF: 0 2B: 1 SAC: 0 3B: 2 DP: 0 HR: 0 HBP: 0						

	AB	40
	R	4
	H	13
	RBI	4
	BB	1
	SO	11
	LOB	18

WP: 0 PA: 41
PB: 0
SB: 1
CS: 0

PITCHER		IP	WLS	BF	H	R	ER	SO	BB	IBB	HBP	BLK	WP	HR	S	P	ERA	WHIP
31 Devin Smeltzer, L ERA: 3.86	(1, 1)	5.0	W	25	10	3	3	4	0	0	0	0	0	0	57	81	5.40	2.000
19 Ryne Harper, R ERA: 3.81	(6, 1)	1.0	H	5	2	1	1	2	0	0	0	0	0	0	12	16	9.00	2.000
51 Brusdar Graterol, R ERA: 3.86	(7, 1)	1.0		3	0	0	0	1	0	0	0	0	0	0	5	7	0.00	0.000
77 Fernando Romero, R ERA: 7.43	(8, 1)	1.0		5	1	0	0	3	1	0	0	0	0	0	16	27	0.00	2.000
66 Jorge Alcala, R ERA:	(9, 1)	1.0		3	0	0	0	1	0	0	0	0	0	0	7	8	0.00	0.000

PITCHER	IP	WLS	BF	H	R	ER	SO	BB	IBB	HBP	BLK	WP	HR	S	P	ERA	WHIP

Batter	1	2	3	4	5	6	7	8	9	AB	R	H	RBI	BB	SO	LOB
22 Miguel Sanó, R (1, 5) OBP: 0.344, SLG: 0.577	B FF 90 F FF 90 B FF 90 X CH 83 2-1 60 BB 23 1B 1B	1 SAFE B CU 75 X SI 89 1-0 1-H HR		X FF 90 0-0 ① L5		B SL 85 D SL 83 S FF 94 S SL 84 S SL 83 2-3 ② K				4	2	2	2	0	1	1
60 Jake Cave, L (1, 9) OBP: 0.348, SLG: 0.433	B FF 90 B FF 90 B FF 90 B FF 90 4-0 23 1B 20 1B 1-2 BB	C FF 91 B CH 88 F CU 85 X FF 91 1-2 23 1B 1B		C FF 89 X SL 80 0-1 ② L4		C FF 94 B FF 89 B CH 88 F FF 94 B SL 84 F FF 94 B FF 95 4-2 23 FC6-4 1-2 BB				2	1	1	0	2	0	0
23 Nelson Cruz, R (1, 10) OBP: 0.391, SLG: 0.631	B CU 85 B FF 90 C FF 91 F CH 84 B CU 85 X SI 90 3-2 20 1B 1-3 2-H 1B	B SI 90 S CH 82 B FF 90 X SI 90 2-1 1-2 1B		F SI 90 X FF 90 0-1 1B		B SL 85 C FF 93 F SL 83 D SL 85 X FF 94 2-2 ③ FC6-4 1-2f				4	0	3	1	0	0	2
20 Eddie Rosario, L (1, 7) OBP: 0.302, SLG: 0.504	B CU 85 B FF 90 X CH 85 2-0 24 G5-4-3 1-2 3-H 1B	F FF 90 T CU 86 D CU 80 F CU 85 F SI 91 X CU 79 1-2 ③ G4-3		C SL 80 C FF 91 B SL 77 X SI 90 1-2 ③ G4-3			B FF 95 S FF 96 S SL 85 F SL 84 F SL 84 X FF 97 1-2 ① G4-3			4	0	1	1	0	0	3
64 Willians Astudillo, R (1, 2) OBP: 0.298, SLG: 0.375	B SI 90 C CH 84 B SI 89 X FF 90 2-1 ① F1		B SI 89 X CH 82 1-0 ① L4		X SI 90 0-0 ① L8		B FF 96 X FF 95 1-0 ② G3			4	0	0	0	0	0	2
24 C.J. Cron, R (1, 3) OBP: 0.311, SLG: 0.465	F CU 78 X CH 85 0-1 ②③ G5-4-3 1-2f		B CH 81 X CH 88 1-0 27 HR 1B		X SI 91 0-0 ② P4		B SL 85 C FF 96 S FF 96 X SL 84 1-2 ③ P6			4	1	1	0	0	0	2
16 Jonathan Schoop, R (1, 4) OBP: 0.305, SLG: 0.478		B CU 75 S FF 88 F FF 90 F CU 77 X CH 83 1-2 74 FC6-5 2B	S CU 78 S SI 89 S CU 79 0-3 ② K	S SI 91 X SL 88 0-1 ③ G5-3						3	0	1	0	0	1	1
27 Ryan LaMarre, R (1, 8) OBP: 0.320, SLG: 0.500		C FF 89 F CU 84 S SI 89 0-3 ① K	B SI 91 X FF 90 1-0 1-H HR			C FF 94 B SL 83 C SL 84 F SL 84 B FF 94 X FF 94 2-2 60 S 1B				3	1	2	2	0	1	1
74 Ronald Torreyes, R (1, 6) OBP: 0.231, SLG: 0.167		B SI 89 X FF 90 1-0 ② FC6-5 22 HR 2-3	X SI 91 0-0 ③ P4			S FF 94 S FF 94 X SL 84 0-2 ① P4				3	1	0	0	0	0	2
Inning Stats	R: 2 E: 0 K: 0 S: 10 H: 3 LOB: 1 BB: 1 P: 23	R: 2 E: 0 K: 1 S: 19 H: 4 LOB: 2 BB: 0 P: 26	R: 2 E: 0 K: 1 S: 7 H: 2 LOB: 0 BB: 0 P: 10	R: 0 E: 0 K: 0 S: 8 H: 1 LOB: 1 BB: 0 P: 9	R: 0 E: 0 K: 0 S: 4 H: 0 LOB: 0 BB: 0 P: 4	R: 0 E: 0 K: 1 S: 16 H: 1 LOB: 2 BB: 1 P: 26	R: 0 E: 0 K: 0 S: 9 H: 0 LOB: 0 BB: 0 P: 12			1B: 8 2B: 1 3B: 0 HR: 2 SF: 0 SAC: 0 DP: 1 HBP: 0				WP: 0 PB: 0 SB: 1 CS: 0 PA: 33		

TOP

Minnesota Twins @ Kansas City Royals

Kauffman Stadium, Kansas City, MO

Fri Sep 27 2019, 7:32 PM - 9:24 PM CDT

Att. 15,389 - Cloudy - 85 F

livebaseballscorecards.com

AB	31
R	6
H	11
RBI	6
BB	2
SO	3
LOB	14

PITCHER		IP	WLS	BF	H	R	ER	SO	BB	IBB	HBP	BLK	WP	HR	S	P	ERA	WHIP
53 Eric Skoglund, L ERA: 9.0	(1, 1)	3.0	L	18	9	6	6	2	1	0	0	0	0	2	36	59	18.00	3.333
54 Tim Hill, L ERA: 3.49	(4, 1)	1.0		4	1	0	0	0	0	0	0	0	0	0	8	9	0.00	1.000
61 Kevin McCarthy, R ERA: 4.53	(5, 1)	1.0		3	0	0	0	0	0	0	0	0	0	0	4	4	0.00	0.000
68 Jake Newberry, R ERA: 3.77	(6, 1)	1.0		5	1	0	0	1	1	0	0	0	0	0	16	26	0.00	2.000
45 Kyle Zimmer, R ERA: 10.8	(7, 1)	1.0		3	0	0	0	0	0	0	0	0	0	0	9	12	0.00	0.000

PITCHER	IP	WLS	BF	H	R	ER	SO	BB	IBB	HBP	BLK	WP	HR	S	P	ERA	WHIP

Batter	1	2	3	4	5	6	7	8	9	AB	R	H	RBI	BB	SO	LOB
15 Whit Merrifield, R (1, 4) OBP: 0.347, SLG: 0.462	X FF 95 0-0 17 2B 4 G4-3 1B		C SV 82 X SI 92 0-1 ① G6-3		S FF 94 F SV 83 X FF 93 0-2 12 SF9 3B					3	2	2	0	0	0	0
12 Jorge Soler, R (1, 10) OBP: 0.352, SLG: 0.555	X FF 94 0-0 ① L9		B FF 95 C SV 84 X FF 96 1-1 1B		B SV 84 X SV 82 1-0 ① SF9 3-H					2	0	1	1	0	0	1
17 Hunter Dozier, R (1, 5) OBP: 0.349, SLG: 0.523	1 SAFE B FF 93 D SV 82 B FF 94 X FF 93 3-0 4 G4-3 1-3 2B		C SI 94 F CH 85 B FF 96 B SV 84 S SV 84 2-3 ② K		C SV 82 S SV 81 B SV 76 F FF 95 X SV 82 1-2 ② G6-3					3	0	1	0	0	1	1
4 Alex Gordon, L (1, 7) OBP: 0.342, SLG: 0.395	F FF 94 X FF 94 0-1 ② G4-3 2-3 3-H		S CH 83 X FF 94 0-1 ③ F8		C FF 96 B CH 83 F CH 83 B SV 84 F FF 96 S CH 83 2-3 ③ K					3	0	0	1	0	1	2
9 Ryan McBroom, R (1, 9) OBP: 0.359, SLG: 0.366	B FF 94 B FF 94 F CH 83 F FF 94 C FF 95 2-3 ③ K			S FF 94 B FF 94 B SV 83 F FF 94 F SV 84 B SV 84 X SI 94 3-2 ① G4-3		C FF 94 F SI 93 S SV 82 0-3 ① K				3	0	0	0	0	2	1
66 Ryan O'Hearn, L (1, 3) OBP: 0.281, SLG: 0.366		B CH 83 F FF 94 S FF 94 S FF 95 1-3 ① K		C CH 82 B CH 79 B CH 81 B SI 94 X SI 93 3-1 ② L8		X CH 84 0-0 1 FC4-6 1B				3	0	1	0	0	1	0
1 Nicky Lopez, L (1, 6) OBP: 0.278, SLG: 0.327		C FF 94 B SI 94 B FF 93 T CH 82 B FF 95 F FF 95 B FF 95 4-2 72 WP BB		F SI 92 B FF 94 X CH 81 1-1 2B		X FF 94 0-0 ② FC4-6 1-2f				2	0	1	0	1	0	1
72 Meibrys Viloria, L (1, 2) OBP: 0.259, SLG: 0.286		B FF 92 B CH 82 B SI 94 C FF 92 C CH 82 S CH 84 3-3 ② K2-3 1-3		B FF 93 B SI 94 B SI 94 B FF 93 4-0 BB		B SV 83 S CH 82 B FF 95 B CH 81 F FF 92 S FF 96 3-3 ③ K				2	0	0	0	1	2	2
14 Brett Phillips, L (1, 8) OBP: 0.257, SLG: 0.270		B CH 82 B CH 82 C FF 93 C FF 95 F FF 96 B SV 83 T FF 95 3-2 ③ K		F CH 81 B FF 94 S FF 93 S FF 94 1-3 ③ K						2	0	0	0	0	2	3
Inning Stats	R: 1 E: 0 K: 1 S: 8 H: 2 LOB: 1 BB: 0 P: 13	R: 0 E: 0 K: 3 S: 13 H: 0 LOB: 1 BB: 1 P: 24	R: 0 E: 0 K: 1 S: 9 H: 1 LOB: 1 BB: 0 P: 12	R: 0 E: 0 K: 1 S: 11 H: 1 LOB: 2 BB: 1 P: 23	R: 1 E: 0 K: 1 S: 12 H: 1 LOB: 0 BB: 0 P: 16	R: 0 E: 0 K: 2 S: 8 H: 1 LOB: 1 BB: 0 P: 11				1B: 3 2B: 2 3B: 1 HR: 0 SF: 1 SAC: 0 DP: 0 HBP: 0						

PITCHER	IP	WLS	BF	H	R	ER	SO	BB	IBB	HBP	BLK	WP	HR	S	P	ERA	WHIP
17 José Berríos, R (1, 1) ERA: 3.68	6.0	W	26	6	2	2	9	2	0	0	0	1	0	61	99	3.00	1.333

PITCHER	IP	WLS	BF	H	R	ER	SO	BB	IBB	HBP	BLK	WP	HR	S	P	ERA	WHIP

BOTTOM

Minnesota Twins @ Kansas City Royals

Kauffman Stadium, Kansas City, MO

Fri Sep 27 2019, 7:32 PM - 9:24 PM CDT

Att. 15,389 - Cloudy - 85 F

livebaseballscorecards.com

AB	23
R	2
H	6
RBI	2
BB	2
SO	9
LOB	11

WP: 1 PA: 26
PB: 0
SB: 0
CS: 0

Minnesota Twins @ Kansas City Royals

Kauffman Stadium, Kansas City, MO

Sat Sep 28 2019, 1:16 PM - 4:19 PM CDT

Att. 21,995 - Overcast - 67 F

TOP

livebaseballscorecards.com

Batter	1	2	3	4	5	6	7	8	9	AB	R	H	RBI	BB	SO	LOB
2 Luis Arraez, L (1, 5) OBP: 0.399, SLG: 0.439	B FF 93 F FF 94 F CU 84 X FF 95 1-2 ① L8		C FF 92 C CH 85 F FF 94 B SL 82 F FF 94 B CU 82 F F FF 95 B CH 87 3-2 ① G4-3		C CU 80 B CH 84 C FF 92 D CU 80 X FF 91 2-2 ① G3-1 2-3		X SL 87 0-0 ② F7		1 SAFE X FF 93 0-0 ③ G5-3	4	0	0	0	0	0	1
74 Ronald Torreyes, R (8, 6) OBP: 0.214, SLG: 0.154										1	0	0	0	0	0	1
11 Jorge Polanco, S (1, 6) OBP: 0.357, SLG: 0.486	C FF 94 F FF 93 B FF 95 X CU 85 1-2 ② G4-3		C FF 94 B CH 88 F CH 88 B FF 94 F SL 83 F FF 94 C CH 86 2-3 ② K		F CU 81 F FF 93 B FF 92 X FF 93 1-2 ② SF8 3-H		B SI 94 C FF 94 F FF 94 F SL 89 B SI 94 X SL 89 2-2 ③ F8			3	0	0	1	0	1	0
27 Ryan LaMarre, R (8, 9) OBP: 0.320, SLG: 0.500										0	0	0	0	0	0	0
23 Nelson Cruz, R (1, 10) OBP: 0.392, SLG: 0.639	C FF 94 B CU 85 B CH 87 X FF 94 2-1 ③ L9		C FF 94 B FF 88 S CU 81 X FF 95 1-2 2B		C FF 94 F FF 92 C CU 81 0-3 ③ K			B FF 92 B FF 92 F FF 93 B FF 93 C FC 88 X FC 85 3-2 HR		4	1	2	1	0	1	0
20 Eddie Rosario, L (1, 9) OBP: 0.300, SLG: 0.500		C FF 93 F FF 92 B CH 86 S CH 87 1-3 ① K	X CU 80 0-0 ③ L9			B SI 90 B SL 77 C SI 89 X SL 80 2-1 ① G4-3		S FC 88 F FC 88 B FC 88 B FF 93 F FC 89 X FF 92 2-2 ① G1-3		4	0	0	0	0	1	1
24 C.J. Cron, R (8, 3) OBP: 0.311, SLG: 0.465										0	0	0	0	0	0	0
18 Mitch Garver, R (1, 2) OBP: 0.365, SLG: 0.630		B CU 81 B CU 82 F FF 94 B SL 86 X FF 94 3-1 64 2B 2B	B FF 92 B FF 93 S FF 93 B CU 82 B FF 93 4-1 64 FC4-6 BB			C SI 89 B SI 91 C SI 90 X SI 91 1-2 64 1B 2B		C FC 85 B FF 90 B FC 87 S FC 86 C FC 90 2-3 ② K		3	2	2	0	1	1	0
30 LaMonte Wade Jr., L (1, 7) OBP: 0.369, SLG: 0.404		C FF 93 F SL 82 X FF 92 0-2 ② F8	C CH 85 F FF 92 S SL 81 0-3 ① K			B SL 79 C FF 89 X FF 91 1-1 ② L7		C FF 90 B FC 86 B FF 90 B FF 91 X FF 90 3-1 ③ G1-3		4	0	0	0	0	1	3
64 Willians Astudillo, R (1, 3) OBP: 0.302, SLG: 0.383		D SL 83 X FF 92 1-0 16 1B 2-H 2B	B CU 80 C FF 92 B CU 81 F FF 92 X FF 93 2-2 ② FC4-6 1-2f			X SI 90 0-0 2-H 1B			B SL 83 F SL 82 B CU 78 X FF 94 2-1 ① L8	4	0	2	2	0	0	1
(8, 5)																
16 Jonathan Schoop, R (1, 4) OBP: 0.307, SLG: 0.478		C FF 93 B CU 80 F CH 86 X SL 83 1-2 2-3 1B	D FF 93 D CU 80 X FF 94 2-0 ③ P4			F SL 80 F FF 90 B SL 80 F SL 78 B FF 90 F SI 90 S FF 91 2-3 ③ K			B FF 94 B SL 81 F FF 93 B SL 83 X FF 94 3-1 41 FC6-4 1B	4	0	2	0	0	1	2
41 Ian Miller, L (1, 8) OBP: 0.214, SLG: 0.286		C FF 92 F FF 92 X SL 82 0-2 ③ F7			B FF 92 F FF 93 B CH 86 B FF 92 C FF 92 X FF 93 3-2 2 G3-1 11 SF8 2B		S FF 93 B SL 87 S SL 85 B SL 85 F FF 94 B SL 86 X SI 93 3-2 ① G4-3		C FF 94 S SL 83 D CU 78 X SI 92 1-2 ② FC6-4 1-2f	4	1	1	0	0	0	3
Inning Stats	R: 0 E: 0 K: 0 S: 8 H: 0 LOB: 0 BB: 0 P: 12	R: 1 E: 0 K: 1 S: 15 H: 3 LOB: 2 BB: 0 P: 21	R: 0 E: 0 K: 1 S: 17 H: 1 LOB: 1 BB: 0 P: 23	R: 0 E: 0 K: 1 S: 8 H: 0 LOB: 1 BB: 1 P: 16	R: 1 E: 0 K: 1 S: 12 H: 1 LOB: 0 BB: 0 P: 18	R: 1 E: 0 K: 1 S: 13 H: 2 LOB: 1 BB: 0 P: 19	R: 0 E: 0 K: 0 S: 9 H: 0 LOB: 0 BB: 0 P: 14	R: 1 E: 0 K: 1 S: 12 H: 1 LOB: 0 BB: 0 P: 22	R: 0 E: 0 K: 0 S: 8 H: 1 LOB: 1 BB: 0 P: 14	1B: 3 2B: 5 3B: 0 HR: 1 SF: 1 SAC: 0 DP: 0 HBP: 0						

AB	35
R	4
H	9
RBI	4
BB	1
SO	6
LOB	12

WP: 0 PA: 37
PB: 0
SB: 0
CS: 0

PITCHER		IP	WLS	BF	H	R	ER	SO	BB	IBB	HBP	BLK	WP	HR	S	P	ERA	WHIP
57 Glenn Sparkman, R ERA: 6.02	(1, 1)	5.0		21	5	2	2	4	1	0	0	0	0	0	60	90	3.60	1.200
54 Tim Hill, L ERA: 3.63	(6, 1)	1.0		5	2	1	1	1	0	0	0	0	0	0	13	19	9.00	2.000
43 Randy Rosario, L ERA: 4.4	(7, 1)	1.0		3	0	0	0	0	0	0	0	0	0	0	9	14	0.00	0.000
50 Jacob Barnes, R ERA: 7.44	(8, 1)	1.0	L	4	1	1	1	1	0	0	0	0	0	1	12	22	9.00	1.000
58 Scott Barlow, R ERA: 4.22	(9, 1)	1.0		4	1	0	0	0	0	0	0	0	0	0	8	14	0.00	1.000

PITCHER	IP	WLS	BF	H	R	ER	SO	BB	IBB	HBP	BLK	WP	HR	S	P	ERA	WHIP

Batter	1	2	3	4	5	6	7	8	9	AB	R	H	RBI	BB	SO	LOB
15 Whit Merrifield, R (1, 9) OBP: 0.349, SLG: 0.464 14 Brett Phillips, L (7, PR) OBP: 0.257, SLG: 0.270 (8, 9)	C SL 81 F FF 93 S SL 82 0-3 K ①		S SL 84 L SL 85 B FF 94 X CH 86 1-2 17 FC1-3-6 12 BB 1B		X CU 73 0-0 17 S 1B		C KC 87 B FF 96 F FF 96 X KC 87 1-2 12 HR 1B			4 0	0 1	3 0	0 0	0 0	1 0	0 0
12 Jorge Soler, R (1, 10) OBP: 0.354, SLG: 0.566	C SL 82 C SL 82 B SL 82 B SL 83 X FF 93 2-2 HR		1 SAFE B SL 84 1 SAFE C SI 93 S SI 94 B CH 86 B SI 95 F SI 95 1 SAFE 4-2 D SL 83 17 FC1-3-6 1-2 BB		1 SAFE C CU 72 B FF 93 F FF 92 1 SAFE F FF 91 F FF 91 S FF 92 1-3 ② K		X KC 85 0-0 1-H HR			3	2	2	3	1	1	1
17 Hunter Dozier, R (1, 5) OBP: 0.347, SLG: 0.519	X FF 93 0-0 ② P3		C SI 94 F CH 86 B FF 94 D SL 84 F SL 83 X SI 95 2-2 ② FC1-3-6 4 BB 1-2f 2-3		B CH 86 B CH 85 C CH 84 F FF 92 X FF 92 2-2 ③ F9 1-2		S FF 95 B FF 94 F KC 86 B FF 95 X FF 96 2-2 ③ P3			4	0	0	0	0	0	4
4 Alex Gordon, L (1, 7) OBP: 0.344, SLG: 0.396	C FF 92 B CH 87 X FF 92 1-1 1B		D CH 85 B CH 87 B FF 94 F FF 94 F FF 94 B FF 94 4-2 1-2 BB			C FF 95 B FF 96 X CH 88 1-1 1B		B SL 81 C SL 80 F SL 80 B SI 86 B SL 74 C SL 80 3-3 ①		3	0	2	0	1	1	0
19 Cheslor Cuthbert, R (1, 3) OBP: 0.298, SLG: 0.384 66 Ryan O'Hearn, L (8, PH) OBP: 0.280, SLG: 0.365 (9, 3)	C FF 93 X FF 92 0-1 ③ F8		C CU 80 S SL 83 D SL 85 B CH 86 C SI 94 2-3 ③ K			B FF 96 B SL 84 X FF 94 2-0 ① F8		B CH 80 X SI 86 1-0 ② F7		3 1	0 0	0 0	0 0	0 0	1 0	5 0
26 Erick Mejia, S (1, 8) OBP: 0.348, SLG: 0.222	C FF 91 S FF 91 F FF 92 B FF 92 F SL 81 S FF 92 1-3 ① K		C SL 87 B FF 93 F CH 86 S FF 93 1-3 ① K			F FF 96 S FF 96 B FF 96 B FF 96 F FF 95 C SL 84 2-3 ② K		S SL 82 S SL 79 B CH 80 B CH 79 X SL 80 2-2 ③ P4		4	0	0	0	0	3	1
2 Humberto Arteaga, R (1, 6) OBP: 0.242, SLG: 0.210	X FF 92 0-0 ② L8		B SL 87 S SL 86 B SL 87 F SL 88 S FF 94 2-3 ② K			C SL 86 D SL 84 B FF 95 S FF 94 C FF 96 2-3 ③ K			C SI 94 B SI 93 C ST 81 S ST 82 1-3 ① K	4	0	0	0	0	3	1
1 Nicky Lopez, L (1, 4) OBP: 0.276, SLG: 0.325 9 Ryan McBroom, R (9, PH) OBP: 0.367, SLG: 0.366	B CH 86 C X 1-1 ③ F7		B X SL 88 1-0 ③ F7				C KC 81 C KC 86 B FF 94 S FF 95 1-3 ① K		B ST 83 C ST 82 B ST 84 S SI 95 B ST 84 B ST 84 4-2 33 G4-3 BB	3 0	0 0	0 0	0 0	0 1	1 0	0 0
33 Nick Dini, R (1, 2) OBP: 0.254, SLG: 0.346			F SI 94 B FF 94 F FF 94 S SL 85 1-3 ① K		B CU 73 B CH 84 B FF 90 C FF 90 X FF 90 3-1 ① P3		S FF 95 B FF 95 S KC 86 B FF 96 S FF 96 2-3 ② K		X SI 95 0-0 ② ③ G4-3 1-2f	4	0	0	0	0	2	1
Inning Stats	R: 1 E: 0 K: 1 S: 11 H: 2 LOB: 1 BB: 0 P: 14	R: 0 E: 0 K: 1 S: 8 H: 0 LOB: 0 BB: 0 P: 10	R: 0 E: 0 K: 2 S: 18 H: 1 LOB: 3 BB: 2 P: 32	R: 0 E: 0 K: 2 S: 7 H: 0 LOB: 0 BB: 0 P: 11	R: 0 E: 0 K: 1 S: 11 H: 1 LOB: 1 BB: 0 P: 17	R: 0 E: 0 K: 2 S: 10 H: 1 LOB: 1 BB: 0 P: 17	R: 2 E: 0 K: 2 S: 13 H: 2 LOB: 1 BB: 0 P: 19	R: 0 E: 0 K: 1 S: 7 H: 0 LOB: 0 BB: 0 P: 13	R: 0 E: 0 K: 1 S: 6 H: 0 LOB: 0 BB: 1 P: 11	1B: 5 2B: 0 3B: 0 HR: 2	SF: 0 SAC: 0 DP: 1 HBP: 0					

PITCHER		IP	WLS	BF	H	R	ER	SO	BB	IBB	HBP	BLK	WP	HR	S	P	ERA	WHIP
61 Cody Stashak, R ERA: 3.24	(1, 1)	2.0		8	2	1	1	2	0	0	0	0	0	1	19	24	4.50	1.000
44 Kyle Gibson, R ERA: 4.85	(3, 1)	1.0		6	1	0	0	2	2	0	0	0	0	0	18	32	0.00	3.000
52 Zack Littell, R ERA: 2.68	(4, 1)	1.0		3	0	0	0	2	0	0	0	0	0	0	7	11	0.00	0.000
43 Lewis Thorpe, L ERA: 5.93	(5, 1)	1.0	H	4	1	0	0	1	0	0	0	0	0	0	11	17	0.00	1.000
65 Trevor May, R ERA: 2.94	(6, 1)	1.0	H	4	1	0	0	2	0	0	0	0	0	0	10	17	0.00	1.000

PITCHER		IP	WLS	BF	H	R	ER	SO	BB	IBB	HBP	BLK	WP	HR	S	P	ERA	WHIP
21 Tyler Duffey, R ERA: 2.5	(7, 1)	1.0	W	5	2	2	2	2	0	0	0	0	0	1	13	19	18.00	2.000
54 Sergio Romo, R ERA: 3.43	(8, 1)	1.0	H	3	0	0	0	1	0	0	0	0	0	0	7	13	0.00	0.000
55 Taylor Rogers, L ERA: 2.61	(9, 1)	1.0	S	3	0	0	0	1	1	0	0	0	0	0	6	11	0.00	1.000

BOTTOM

Minnesota Twins @ Kansas City Royals

Kauffman Stadium, Kansas City, MO

Sat Sep 28 2019, 1:16 PM - 4:19 PM CDT

Att. 21,995 - Overcast - 67 F

livebaseballscorecards.com

AB	33
R	3
H	7
RBI	3
BB	3
SO	13
LOB	13

WP: 0 PA: 36
PB: 0
SB: 1
CS: 0

Batter	1	2	3	4	5	6	7	8	9	AB	R	H	RBI	BB	SO	LOB
30 LaMonte Wade Jr., L (1, 7) OBP: 0.348, SLG: 0.375	C SI 94 X KC 82 0-1 ① F8		B SI 93 C CH 86 X FF 92 1-1 ① F8		B KC 80 B SI 91 B KC 80 C FF 92 X FF 94 3-1 ③ G4-3			S SL 83 F FF 94 B SL 84 S SL 84 1-3 ① K		4	0	0	0	0	1	0
11 Jorge Polanco, S (1, 6) OBP: 0.356, SLG: 0.485 64 Willians Astudillo, R (3, 5) OBP: 0.299, SLG: 0.379	C FF 94 B SI 95 X CH 88 1-1 ② L7		B KC 80 F FF 93 B SI 92 B KC 81 X SI 93 3-1 ② G3			X FF 93 0-0 ① G6-3		C SI 92 B SL 89 F CH 84 T SI 91 1-2 ② K		2 2	0 0	0 0	0 0	0 0	0 1	0 0
22 Miguel Sanó, R (1, 10) OBP: 0.346, SLG: 0.576 27 Ryan LaMarre, R (8, PH) OBP: 0.308, SLG: 0.478 (8, 10)	C KC 82 C FF 95 B KC 82 B KC 82 F FF 95 B CH 89 X SI 94 3-2 24 HR 1B		C FF 91 B FF 92 S KC 80 S CH 86 1-3 ③ K			B FF 93 B KC 80 C KC 82 C FF 94 B KC 82 F SI 94 H CH 87 4-2 60 2B HBP		X SI 91 0-0 ③ G5-3		2 1	1 0	1 0	0 0	0 0	1 0	0 0
24 C.J. Cron, R (1, 3) OBP: 0.311, SLG: 0.469	C FF 93 B SI 94 X FF 94 1-1 1-H HR			C KC 79 X CH 85 0-1 ① L7		C KC 81 X KC 81 0-1 ② F7			C FF 94 B FF 95 B KC 81 S FF 95 C FF 95 2-3 ① K	4	1	1	2	0	1	1
60 Jake Cave, L (1, 8) OBP: 0.351, SLG: 0.455	C KC 81 B CH 89 X FF 93 1-1 HR			X CH 86 0-0 ② G3		D SI 94 F CH 87 B FF 94 F KC 81 X SI 94 2-2 1-3 2B			B FF 96 F FF 95 S FF 95 F KC 80 F FF 96 S FF 96 1-3 ② K	4	1	2	1	0	1	0
16 Jonathan Schoop, R (1, 4) OBP: 0.304, SLG: 0.473	X FF 94 0-0 ③ F8			C FF 92 S KC 81 S KC 82 0-3 ③ K		B KC 80 C FF 94 F KC 81 S KC 82 1-3 ③ K			C FF 95 B FC 92 X FF 95 1-1 ③ P4	4	0	0	0	0	2	2
15 Jason Castro, L (1, 2) OBP: 0.332, SLG: 0.435		X SI 91 0-0 ① F7			B SI 91 C CH 85 X KC 80 1-1 HR		B FF 95 C SL 81 C FF 96 B SL 84 S FF 96 2-3 ① K			3	1	1	1	0	1	0
74 Ronald Torreyes, R (1, 5) OBP: 0.235, SLG: 0.188 (3, 6)		C FF 92 B KC 80 B SI 92 X SI 92 2-1 41 L3 1B			F FF 92 X SI 92 0-1 ① F9		F FF 95 X FF 96 0-1 ② P5			3	0	1	0	0	0	0
41 Ian Miller, L (1, 9) OBP: 0.176, SLG: 0.235		S KC 78 B FF 93 1 SAFE S CH 84 B SI 92 F SI 93 X CH 85 2-2 ②③ L3 1-1			C SI 93 X CH 85 0-1 ② G3		C SL 82 B SL 82 X FF 96 1-1 ③ G4-3			3	0	0	0	0	0	1
Inning Stats	R: 3 E: 0 K: 0 S: 13 H: 3 LOB: 0 BB: 0 P: 19	R: 0 E: 0 K: 0 S: 7 H: 1 LOB: 0 BB: 0 P: 11	R: 0 E: 0 K: 1 S: 7 H: 0 LOB: 0 BB: 0 P: 12	R: 0 E: 0 K: 1 S: 6 H: 0 LOB: 0 BB: 0 P: 6	R: 1 E: 0 K: 0 S: 8 H: 1 LOB: 0 BB: 0 P: 12	R: 0 E: 0 K: 1 S: 12 H: 1 LOB: 2 BB: 0 P: 19	R: 0 E: 0 K: 1 S: 7 H: 0 LOB: 0 BB: 0 P: 10	R: 0 E: 0 K: 2 S: 7 H: 0 LOB: 0 BB: 0 P: 9	R: 0 E: 0 K: 2 S: 10 H: 0 LOB: 0 BB: 0 P: 14	1B: 2 2B: 2 3B: 0 HR: 3 SF: 0 SAC: 0 DP: 1 HBP: 1						

PITCHER		IP	WLS	BF	H	R	ER	SO	BB	IBB	HBP	BLK	WP	HR	S	P	ERA	WHIP
28 Jorge López, R ERA: 6.33	(1, 1)	6.0		24	6	4	4	3	0	0	1	0	0	3	53	79	6.00	1.000
67 Gabe Speier, L ERA: 7.36	(7, 1)	1.1		4	0	0	0	2	0	0	0	0	0	0	10	14	0.00	0.000
61 Kevin McCarthy, R ERA: 4.48	(8, 1)	0.2		2	0	0	0	1	0	0	0	0	0	0	4	5	0.00	0.000
31 Ian Kennedy, R ERA: 3.41	(9, 1)	1.0	W	3	0	0	0	2	0	0	0	0	0	0	10	14	0.00	0.000

PITCHER	IP	WLS	BF	H	R	ER	SO	BB	IBB	HBP	BLK	WP	HR	S	P	ERA	WHIP

TOP

Minnesota Twins @ Kansas City Royals

Kauffman Stadium, Kansas City, MO

Sun Sep 29 2019, 2:17 PM - 4:56 PM CDT

Att. 17,875 - Partly Cloudy - 86 F

livebaseballscorecards.com

AB	32
R	4
H	6
RBI	4
BB	0
SO	8
LOB	4

WP: 0	PA: 33					
PB: 0						
SB: 0						
CS: 0						

Batter	1	2	3	4	5	6	7	8	9	AB	R	H	RBI	BB	SO	LOB
15 Whit Merrifield, R (1, 4) OBP: 0.348, SLG: 0.463 14 Brett Phillips, L (4, 8) OBP: 0.247, SLG: 0.262	C SI 92 B FF 94 F CH 85 B FC 88 B CH 85 C FC 88 3-3 ① K		X CH 84 0-0 ① F9	X SI 93 0-0 ③ G4-3			X SI 93 0-0 ② L9		B SI 100 F SI 99 F SI 99 F SI 100 X SI 98 1-2 ① SF9 3-H	2 2	0 0	0 0	0 1	0 0	1 0	0 2
12 Jorge Soler, R (1, 10) OBP: 0.354, SLG: 0.569	B SI 93 F FC 88 B CH 85 F CH 86 B FC 87 X CH 86 3-2 HR		F SI 93 B SI 93 S CH 86 X SI 95 1-2 ② G4-3		X CH 83 0-0 ① G5-3		X CU 81 0-0 ③ G5-3			4	1	1	1	0	0	0
17 Hunter Dozier, R (1, 5) OBP: 0.348, SLG: 0.522 (6, 9)	B FF 94 B FF 94 C FC 88 B FC 88 B FF 94 S FC 88 3-3 ② K		S FF 95 S CH 86 B FC 89 B FF 95 X CH 87 2-2 ③ F9		B FF 92 B CH 83 F FC 88 S CH 85 B FF 94 B FC 89 4-2 9 FC6-4 BB			C CU 74 X CH 88 0-1 66 2B 3B		3	1	1	0	1	1	0
4 Alex Gordon, L (1, 7) OBP: 0.345, SLG: 0.396 66 Ryan O'Hearn, L (5, 7) OBP: 0.281, SLG: 0.369 (6, 3)	B SI 93 B CH 85 B SI 93 B SI 92 4-0 BB			X SI 92 0-0 ① G4-3	C F SI 94 B CH 86 D FC 88 F SI 93 F SI 94 F SI 94 F SI 94 C FF 95 2-3 ② K			B CU 73 X FF 91 1-0 3-H 2B		1 2	0 0	0 1	0 1	1 0	0 1	0 1
9 Ryan McBroom, R (1, 9) OBP: 0.361, SLG: 0.360 (6, 7)	B FF 94 C CH 85 F SI 94 B SI 95 B FC 88 F CH 86 F SI 96 F FC 88 X SI 96 3-2 ③ F9			C FC 87 B CH 85 X CH 86 1-1 26 2B 1B	C FC 88 B FC 88 X CH 86 1-1 ③ FC6-4 1-2f			C FF 92 F FF 94 B FF 92 F FF 92 F FF 93 D CU 76 F FF 93 F CU 75 B CU 73 3-3 ① K S CH 86		4	1	1	0	0	1	3
19 Cheslor Cuthbert, R (1, 3) OBP: 0.294, SLG: 0.379 (6, 5)		B SI 92 B SI 93 X CU 78 2-0 ① L9		F FF 94 S FF 94 C FF 94 0-3 ② K		X SI 92 0-0 ① F9		C SL 84 B SL 86 S SL 86 X SL 87 1-2 ② P3		4	0	0	0	0	1	2
26 Erick Mejia, S (1, 8) OBP: 0.333, SLG: 0.273 (4, 4)		C FF 93 S FF 94 X SI 94 0-2 ② G6-3		F FC 88 B FF 94 B CH 85 S CH 84 X FC 88 2-2 1-H 33 1B 2B		B SI 90 C CH 82 F CH 83 S CH 85 1-3 ② K		B SL 84 F SI 98 B SI 98 S SL 86 B SL 86 F SL 87 X SI 98 3-2 ③ G3		4	1	1	1	0	1	1
2 Humberto Arteaga, R (1, 6) OBP: 0.258, SLG: 0.230		L CH 86 X SI 94 0-1 1B		L FF 93 S FF 94 B FF 95 B SI 94 B FC 88 F FC 89 F FF 95 F FC 89 B CH 85 4-2 33 1B BB		B SL 83 B FF 94 C SI 95 F SL 83 F SL 85 B FF 96 S SL 84 3-3 ③ K			B SI 100 X SL 88 1-0 33 1B 14 SF9 2B	3	1	2	0	1	1	0
33 Nick Dini, R (1, 2) OBP: 0.270, SLG: 0.357		B FF 94 S FF 94 X CH 86 1-1 ③ G5-3		S FF 94 B FF 94 B CH 86 X FC 90 2-1 1-2 3-H 1B			C SI 91 B CU 80 X CU 81 1-1 ① F9		X SL 90 0-0 2-3 1B	4	0	2	1	0	0	1
Inning Stats	R: 1 H: 1 E: 0 LOB: 1 K: 2 BB: 1 S: 15 P: 31	R: 0 H: 1 E: 0 LOB: 1 K: 0 BB: 0 S: 8 P: 11	R: 0 H: 0 E: 0 LOB: 0 K: 0 BB: 0 S: 7 P: 10	R: 2 H: 3 E: 0 LOB: 2 K: 1 BB: 1 S: 17 P: 26	R: 0 H: 0 E: 0 LOB: 1 K: 1 BB: 1 S: 12 P: 19	R: 0 H: 0 E: 0 LOB: 0 K: 2 BB: 0 S: 8 P: 12	R: 0 H: 0 E: 0 LOB: 0 K: 0 BB: 0 S: 4 P: 5	R: 1 H: 2 E: 0 LOB: 1 K: 1 BB: 0 S: 17 P: 25	R: 1 H: 2 E: 0 LOB: 1 K: 0 BB: 0 S: 6 P: 8	1B: 4 SF: 1 2B: 3 SAC: 0 3B: 1 DP: 0 HR: 1 HBP: 0						WP: 0 PA: 37 PB: 0 SB: 0 CS: 0

PITCHER		IP	WLS	BF	H	R	ER	SO	BB	IBB	HBP	BLK	WP	HR	S	P	ERA	WHIP
33 Martín Pérez, L ERA: 5.12	(1, 1)	5.2		25	5	3	3	5	3	0	0	0	0	1	63	102	4.76	1.412
44 Kyle Gibson, R ERA: 4.84	(6, 1)	0.1	H	1	0	0	0	1	0	0	0	0	0	0	4	7	0.00	0.000
53 Kohl Stewart, R ERA: 6.39	(7, 1)	1.0	H	3	0	0	0	0	0	0	0	0	0	0	4	5	0.00	0.000
43 Lewis Thorpe, L ERA: 6.18	(8, 1)	0.1	B	3	2	1	1	1	0	0	0	0	0	0	10	14	27.00	6.000
77 Fernando Romero, R ERA: 7.07	(8, 1)	0.2		2	0	0	0	0	0	0	0	0	0	0	7	11	0.00	0.000

PITCHER		IP	WLS	BF	H	R	ER	SO	BB	IBB	HBP	BLK	WP	HR	S	P	ERA	WHIP
51 Brusdar Graterol, R ERA: 4.66	(9, 1)	0.1	L	3	2	1	1	0	0	0	0	0	0	0	6	8	27.00	6.000

BOTTOM

Minnesota Twins @ Kansas City Royals

Kauffman Stadium, Kansas City, MO

Sun Sep 29 2019, 2:17 PM - 4:56 PM CDT

Att. 17,875 - Partly Cloudy - 86 F

livebaseballscorecards.com

AB	33
R	5
H	9
RBI	5
BB	3
SO	7
LOB	10

Batter	1	2	3	4	5	6	7	8	9	AB	R	H	RBI	BB	SO	LOB
18 Mitch Garver, R (1, 2)	B FF 97 B KC 83 C FF 97 F FF 98 B KC 83 S KC 83 3-3 ① **K**		B KC 82 C KC 82 F FF 96 B FF 98 C FF 96 2-3 ① **K**		B KC 82 C KC 81 F FF 97 D KC 83 D KC 83 S KC 83 3-3 ② **K**		C SI 93 B SL 80 X SI 94 1-1 ① **G1-3**		B FF 97 B FF 97 C FF 96 X FF 95 2-1 ① **G6-3**	5	0	0	0	0	3	1
11 Jorge Polanco, S (1, 6) OBP: 0.800, SLG: 1.667	B KC 83 F FF 97 X FF 98 1-1 **HR**		C FF 98 X KC 83 0-1 ② **F9**		B KC 82 S KC 82 F KC 83 F FF 98 D KC 84 F FC 89 F KC 84 D KC 85 X KC 82 3-2 **23 S 1B** 2-H		B SI 94 B SI 94 B SI 94 B SI 95 4-0 **20 PB BB**		B SL 85 F FF 96 C SL 83 F FF 99 F FF 98 B SL 86 B SL 84 B FF 99 4-2 **BB**	3	1	2	2	2	0	0
23 Nelson Cruz, R (1, 10) OBP: 0.600, SLG: 1.333	F FF 98 B FF 97 B FF 97 C KC 83 B KC 83 B KC 84 4-2 **BB**		X FF 98 0-0 **HR**		S ST 81 C SI 94 B ST 82 B ST 83 B ST 82 B ST 82 4-2 **1-2 BB**		B SL 80 B SI 95 C SI 95 S SI 95 S SL 81 2-3 ② **K**		C SL 83 B FF 98 S SL 84 B SI 100 S FF 98 2-3 ② **K**	3	1	1	1	2	2	2
20 Eddie Rosario, L (1, 9)	S FC 90 S FC 91 S FC 91 0-3 ② **K**		B KC 83 C FC 90 F FC 88 S KC 85 1-3 ③ **K**		X CH 90 0-0 ③ **L8**		S SL 81 F SL 80 X SL 81 0-2 ③ **L9** 1-2		X SL 83 0-0 ③ **P2**	5	0	0	0	0	2	5
22 Miguel Sanó, R (1, 5) OBP: 0.250, SLG: 1.000	C KC 83 D KC 84 F FF 97 S FC 88 1-3 ③ **K**			C KC 80 B FF 95 X FC 88 1-1 ① **P4**		C CH 89 C CH 89 X CH 92 0-2 **HR**		B FF 93 B FF 94 S FF 94 F FF 94 S FF 95 2-3 ① **K**		4	1	1	1	0	2	1
26 Max Kepler, L (1, 8)		B FC 89 B FC 89 X FF 96 2-0 ① **G4-3**		B FF 96 S FC 89 X FF 96 1-1 ② **G3**		B CH 90 B CH 88 B CH 88 C FF 98 S FF 97 B CH 91 4-2 **24 G2-3 BB**		C FF 94 B SL 89 S SI 92 B CU 82 B SI 93 B FF 94 4-2 **24 F9 9 1B BB**		2	0	0	0	2	0	0
9 Marwin Gonzalez, S (1, 7) OBP: 0.500, SLG: 0.750		B KC 83 X FF 97 1-0 **2B**		S KC 82 F KC 83 B KC 84 B FF 98 S KC 82 2-3 ③ **K**		S CH 88 F CH 90 S CH 90 0-3 ① **K**		D FF 94 B CH 87 F FF 93 F FF 94 B CH 88 F FF 94 X FF 94 3-2 1-2 **1B**		4	0	2	0	0	2	1
24 C.J. Cron, R (1, 3)	B FF 95 B FF 97 B FF 97 C FF 97 X KC 83 3-1 **E3** 2 **G5-4-3**				B FF 97 B FF 95 C FF 96 F FF 97 B FF 98 S KC 84 3-3 ① **K2-3**	C FF 96 1 SAFE F FF 95 1 SAFE F FF 95 D SL 87 X SL 87 1-2 ② **G2-3** 1-2		X FF 92 0-0 ② **F9** 2-3		4	0	0	0	0	1	4
2 Luis Arraez, L (1, 4) OBP: 0.333, SLG: 0.667 16 Jonathan Schoop, R (8, PH) (8, 4)	B KC 83 B FC 89 C FF 97 F FF 96 X FC 88 2-2 ② ③ **G5-4-3** 1-2f				C FF 98 B KC 84 B FF 97 B FC 87 X FF 97 3-1 **11 1B 2B**	C FF 96 B FF 96 X FF 96 1-1 ③ **P5**		S FF 93 S FF 94 B CH 88 S FF 94 1-3 ③ **K**		3 1	1 0	1 0	0 0	0 0	0 1	3 2
Inning Stats	R: 1 H: 1 E: 0 LOB: 1 K: 3 BB: 1 S: 13 P: 22	R: 0 H: 1 E: 1 LOB: 1 K: 0 BB: 0 S: 7 P: 15	R: 1 H: 1 E: 0 LOB: 0 K: 2 BB: 0 S: 9 P: 12	R: 0 H: 0 E: 0 LOB: 0 K: 1 BB: 0 S: 7 P: 11	R: 1 H: 2 E: 0 LOB: 2 K: 2 BB: 1 S: 17 P: 33	R: 1 H: 1 E: 0 LOB: 1 K: 1 BB: 1 S: 14 P: 20	R: 0 H: 0 E: 0 LOB: 1 K: 1 BB: 1 S: 8 P: 15	R: 0 H: 1 E: 0 LOB: 2 K: 2 BB: 1 S: 13 P: 23	R: 0 H: 0 E: 0 LOB: 1 K: 1 BB: 1 S: 10 P: 18	1B: 2 2B: 2 3B: 0 HR: 3	SF: 0 SAC: 0 DP: 1 HBP: 0			WP: 0 PB: 1 SB: 1 CS: 0	PA: 40		

PITCHER		IP	WLS	BF	H	R	ER	SO	BB	IBB	HBP	BLK	WP	HR	S	P	ERA	WHIP
65 James Paxton, L ERA: 5.79	(1, 1)	4.2		20	5	3	3	8	1	0	0	0	0	2	50	86	5.79	1.286
0 Adam Ottavino, R ERA:	(5, 1)	0.0		1	0	0	0	0	1	0	0	0	0	0	2	6	∞	∞
48 Tommy Kahnle, R ERA: 13.5	(5, 1)	0.2	W	4	1	1	1	1	1	0	0	0	0	1	9	13	13.50	3.000
57 Chad Green, R ERA:	(6, 1)	0.2	H	2	0	0	0	0	0	0	0	0	0	0	6	8	0.00	0.000
53 Zack Britton, L ERA:	(7, 1)	1.0	H	4	0	0	0	1	1	0	0	0	0	0	8	15	0.00	1.000

PITCHER		IP	WLS	BF	H	R	ER	SO	BB	IBB	HBP	BLK	WP	HR	S	P	ERA	WHIP
34 J.A. Happ, L ERA:	(8, 1)	1.0		5	1	0	0	2	1	0	0	0	0	0	13	23	0.00	2.000
54 Aroldis Chapman, L ERA:	(9, 1)	1.0		4	0	0	0	1	1	0	0	0	0	0	10	18	0.00	1.000

TOP

Minnesota Twins @ New York Yankees

Yankee Stadium, Bronx, NY

Fri Oct 04 2019, 7:11 PM - 11:24 PM EDT

Att. 49,233 - Cloudy - 58 F

livebaseballscorecards.com

AB	34
R	4
H	7
RBI	4
BB	6
SO	13
LOB	19

BOTTOM

Minnesota Twins @ New York Yankees

Yankee Stadium, Bronx, NY

Fri Oct 04 2019, 7:11 PM - 11:24 PM EDT

Att. 49,233 - Cloudy - 58 F

livebaseballscorecards.com

Batter	1	2	3	4	5	6	7	8	9	AB	R	H	RBI	BB	SO	LOB
26 DJ LeMahieu, R (1, 3) OBP: 0.600, SLG: 1.400	B FF 95 C FF 95 S FF 95 F FF 96 F SI 95 B FF 96 S SV 84 2-3 K ①		C SI 93 X SI 92 0-1 1B: 11 L9, 99 1B, 30 2B ③ C SV 83 F SV 83 F FF 94 C SV 83 0-3 K		X FF 92 0-0 HR	C CU 80 D CU 81 B SI 95 T SI 94 X SL 85 2-2 1-H 2-H 3-H 2B				5	2	3	4	0	2	0
99 Aaron Judge, R (1, 9) OBP: 0.600, SLG: 0.333	C SV 84 S SI 94 B SV 84 B FF 95 B CH 84 B CH 85 4-2 30 2B BB		F SI 94 D CH 84 F FF 95 X FF 95 1-2 1-2: 30 2B, 25 FC5-4 1B		B FF 90 B FF 94 F SL 89 B SL 89 B FF 95 4-1 27 BB, 11 WP, 25 2B BB	S SL 84 B SL 83 F SL 83 F FF 92 F FF 92 F SL 84 X FF 93 1-2 ② F7	S CH 85 X CH 86 0-1 ③ F8			3	2	1	0	2	0	2
11 Brett Gardner, L (1, 8) OBP: 0.400, SLG: 1.000	C SI 93 B SV 84 T FF 94 F FF 95 D SV 84 S CH 85 2-3 K ②		B SV 82 S SV 82 C CH 84 F SV 85 F FF 95 X CH 85 1-2 ① L9 2-3		B SL 89 B CH 89 H FF 96 3-0 27 BB, 25 2B 1-2 HBP	C FF 92 X SL 83 0-1 HR		C SI 100 C SI 100 F SI 100 B SI 101 S FF 100 1-3 ① K		4	2	1	1	0	2	3
30 Edwin Encarnación, R (1, 10) OBP: 0.400, SLG: 0.800	X SI 94 0-0 1-3 2B		B SI 93 B SI 93 F SI 94 X SI 95 2-1 25 FC5-4 1-3 2B 3-H		S KC 82 C FF 94 T KC 86 0-2 ① K	C SL 84 S SL 83 B SL 83 F SL 83 F SL 82 X FF 92 1-2 ③ P3		F SI 101 B FF 100 S SL 92 F SI 100 F SL 90 F SI 99 F SI 100 F SL 91 F SL 90 1-2 ② X SI 101 L9		5	1	2	1	0	1	2
27 Giancarlo Stanton, R (1, 7) 38 Cameron Maybin, R (7, PR) (8, 7)	B FF 95 B SV 84 F FF 83 X SI 94 3-0 ③ G5-3		D SV 85 C SV 84 F FF 94 B SV 85 B SV 83 B SV 84 4-2 25 FC5-4 BB		B FF 95 S KC 83 B KC 85 D KC 86 B FF 95 4-1 25 2B 1-2 2-3 BB		B SL 85 B SL 85 C SI 95 B CH 86 B SL 85 4-2 18 S, 25 S, 26 2B BB	C SI 101 T SL 90 S SL 92 0-3 ③ K		1 1	0 1	0 0	0 0	3 0	0 1	2 0
25 Gleyber Torres, R (1, 4) OBP: 0.500, SLG: 0.667		C SV 85 B SI 94 B SI 95 F CH 84 S FF 95 2-3 ① K	X SV 83 0-0 ② FC5-4 1-2f 2-H 3-H		F FF 95 C FF 95 B KC 86 B FF 95 B KC 86 F KC 83 X FF 95 3-2 1-3 2-H 3-H 2B		1 SAFE B SI 94 F SI 94 D SL 85 S CH 86 B FF 94 D CU 81 4-2 18 S, 26 2B 1-2 BB			3	1	1	2	1	1	1
24 Gary Sánchez, R (1, 2)		S FF 95 B FF 95 B FF 95 B SV 84 B SI 94 4-1 BB	C FF 94 S FF 94 F FF 94 B SV 82 S FF 95 1-3 ③ K		C KC 84 S KC 86 F FF 93 F FF 93 D KC 85 C KC 83 1-3 ② K		C SI 94 F SI 93 B CH 85 F CH 85 S SL 85 1-3 ① K			3	0	0	0	1	3	5
18 Didi Gregorius, L (1, 6)		C FF 95 C FF 94 F FF 95 B SI 96 D CH 84 F SV 84 F SV 84 S SI 94 2-3 ② K	B SV 83 B FF 94 F SI 92 X SV 84 2-1 ① P2		F KC 82 T FF 94 D KC 84 T FF 92 1-2 ③ K		S SL 84 S SL 84 F FF 93 D SL 85 B SL 84 F CH 86 B SL 84 D FF 95 4-2 26 2B 1-2 2-3 BB			3	1	0	0	1	2	3
29 Gio Urshela, R (1, 5)		B CH 85 B FF 95 C SI 95 C SI 94 D SV 85 X SI 94 3-2 ③ G5-3	B SV 83 F CH 83 F FF 95 X FF 95 1-2 ② F8			B FF 92 F FF 92 F FF 93 X FF 92 1-2 ① F8	F SI 95 X SI 94 0-1 ② F8			4	0	0	0	0	0	4
Inning Stats	R: 0 E: 0 K: 2 S: 13 H: 1 LOB: 2 BB: 1 P: 24	R: 0 E: 0 K: 2 S: 13 H: 0 LOB: 1 BB: 1 P: 24	R: 3 E: 1 K: 1 S: 19 H: 3 LOB: 1 BB: 1 P: 28	R: 0 E: 0 K: 1 S: 9 H: 0 LOB: 0 BB: 0 P: 12	R: 2 E: 0 K: 3 S: 17 H: 1 LOB: 2 BB: 2 P: 33	R: 2 E: 0 K: 0 S: 17 H: 2 LOB: 0 BB: 0 P: 20	R: 3 E: 0 K: 1 S: 19 H: 1 LOB: 2 BB: 3 P: 34	R: 0 E: 0 K: 2 S: 16 H: 0 LOB: 0 BB: 0 P: 18		1B: 2 2B: 4 3B: 0 HR: 2	SF: 0 SAC: 0 DP: 0 HBP: 1		WP: 1 PB: 0 SB: 3 CS: 0	PA: 41		

	AB	32
	R	10
	H	8
	RBI	8
	BB	8
	SO	12
	LOB	22

PITCHER		IP	WLS	BF	H	R	ER	SO	BB	IBB	HBP	BLK	WP	HR	S	P	ERA	WHIP
17 José Berríos, R ERA: 2.25	(1, 1)	4.0		19	4	3	1	6	3	0	0	0	0	0	54	88	2.25	1.750
52 Zack Littell, R ERA:	(5, 1)	0.0	L	2	0	2	2	0	1	0	1	0	1	0	1	8	∞	∞
21 Tyler Duffey, R ERA:	(5, 1)	1.0		5	1	0	0	3	1	0	0	0	0	0	16	25	0.00	2.000
61 Cody Stashak, R ERA: 18.0	(6, 1)	1.0		5	2	2	2	0	0	0	0	0	0	2	17	20	18.00	2.000
44 Kyle Gibson, R ERA: 27.0	(7, 1)	1.0		7	1	3	3	1	3	0	0	0	0	0	19	34	27.00	4.000

PITCHER		IP	WLS	BF	H	R	ER	SO	BB	IBB	HBP	BLK	WP	HR	S	P	ERA	WHIP
51 Brusdar Graterol, R ERA:	(8, 1)	1.0		3	0	0	0	2	0	0	0	0	0	0	16	18	0.00	0.000

Batter	1	2	3	4	5	6	7	8	9	AB	R	H	RBI	BB	SO	LOB
26 Max Kepler, L (1, 8)	F SL 82 B FS 85 S FS 85 X FS 86 1-2 G4-3		F CU 76 F FF 92 B FF 92 S SL 85 1-3 K		S FF 91 B FF 91 F SL 83 X FF 93 1-2 P5			C SL 80 S SL 81 C SL 80 0-3 K		4	0	0	0	0	2	0
11 Jorge Polanco, S (1, 6) OBP: 0.556, SLG: 0.833	C FF 91 H SL 83 1-1 23 1B HBP			C SL 79 S FS 84 B FF 89 X FS 84 1-2 F7		F FF 97 B CH 90 F FF 96 B FF 96 B CH 89 S FF 97 3-3 K		B SL 80 B SL 78 C CH 84 X CH 84 2-1 F7		3	0	0	0	0	1	0
23 Nelson Cruz, R (1, 10) OBP: 0.556, SLG: 0.833	B SL 83 S SL 82 B FF 91 B FS 90 X SL 85 3-1 20 G3-6-1 1-2 1B			B FS 84 B SL 83 C SL 82 B FS 89 B SL 82 4-1 20 1B 18 1B BB		F SL 84 X FF 97 0-1 G4-3			C FF 97 B CU 84 X SI 97 1-1 G5-3	3	1	1	0	1	0	0
20 Eddie Rosario, L (1, 9) OBP: 0.111, SLG: 0.111	D FS 87 F SL 82 X FS 87 1-1 G3-6-1 1-2f			D SL 81 X FS 84 1-0 18 1B 1-3 1B		S CH 90 C FF 97 B FF 96 S CH 90 1-3 K			S FF 98 S FF 98 S FF 97 0-3 K	4	0	1	0	0	2	2
18 Mitch Garver, R (1, 2) OBP: 0.222, SLG: 0.222		B SL 81 C SL 82 C FS 85 F SL 85 B FF 92 F SL 84 X FS 87 2-2 G6-3		B SL 83 B FS 85 B SL 83 C FF 91 X FS 86 3-1 1-2 3-H 1B			B ST 81 C ST 80 B FC 88 S ST 79 F ST 80 F SI 93 X ST 81 3-2 G5-3		C FF 98 F SI 97 B CU 85 F FF 97 B CU 84 X CU 83 2-2 2 2B 1B	4	1	2	1	0	0	0
2 Luis Arraez, L (1, 4) (8, 5) OBP: 0.429, SLG: 0.857		C FF 90 B FF 90 S SL 83 F FS 87 B FF 90 S SL 83 2-3 K		D FS 85 C SL 82 S FS 85 F SL 84 S FS 87 1-3 K			B SI 93 X SI 93 1-0 2B		B FF 97 F CH 88 B FF 97 X CH 89 2-1 1-H 2B	4	0	2	1	0	2	2
22 Miguel Sanó, R (1, 5) (8, 3) OBP: 0.125, SLG: 0.500		B SL 82 B FS 86 S SL 84 S FS 86 S SL 84 2-3 K		S FS 85 S FS 85 S SL 86 0-3 K			B ST 82 F ST 81 C SI 92 C SI 94 1-3 K		B SI 97 F SI 96 F CU 84 F CU 83 B FF 96 F FF 98 S CU 84 2-3 K	4	0	0	0	0	4	4
9 Marwin Gonzalez, S (1, 3) (8, 7) OBP: 0.286, SLG: 0.429			B FS 84 F SL 82 B SL 82 B FS 86 F SL 83 X FS 87 3-2 G3		C SL 82 B SL 83 F SL 83 S FF 91 1-3 K		B ST 80 B ST 78 S SI 92 B ST 82 X SI 93 3-1 F7			3	0	0	0	0	1	1
60 Jake Cave, L (1, 7) 16 Jonathan Schoop, R (8, PH) (8, 4)			C SL 82 B FF 91 C SL 82 F FS 87 B FF 92 B FS 87 C SL 84 3-3 K		C SL 82 X FS 85 0-1 G3-1			C SL 79 F SI 91 T SI 90 0-2 K		2 1	0 0	0 0	0 0	0 0	1 1	0 0
Inning Stats	R: 0 E: 0 K: 0 S: 8 H: 1 LOB: 1 BB: 0 P: 14	R: 0 E: 0 K: 2 S: 12 H: 0 LOB: 0 BB: 0 P: 18	R: 0 E: 0 K: 2 S: 10 H: 0 LOB: 0 BB: 0 P: 17	R: 1 E: 0 K: 2 S: 14 H: 2 LOB: 2 BB: 1 P: 24	R: 0 E: 0 K: 1 S: 8 H: 0 LOB: 0 BB: 0 P: 10	R: 0 E: 0 K: 2 S: 8 H: 0 LOB: 0 BB: 0 P: 12	R: 0 E: 0 K: 1 S: 11 H: 1 LOB: 1 BB: 0 P: 19	R: 0 E: 0 K: 2 S: 8 H: 0 LOB: 0 BB: 0 P: 10	R: 1 E: 0 K: 2 S: 16 H: 2 LOB: 1 BB: 0 P: 23	1B: 4 2B: 2 3B: 0 HR: 0 SF: 0 SAC: 0 DP: 1 HBP: 1						

TOP

Minnesota Twins @ New York Yankees

Yankee Stadium, Bronx, NY

Sat Oct 05 2019, 5:10 PM - 8:43 PM EDT

Att. 49,277 - Clear - 59 F

livebaseballscorecards.com

AB	32
R	2
H	6
RBI	2
BB	1
SO	14
LOB	9

PITCHER		IP	WLS	BF	H	R	ER	SO	BB	IBB	HBP	BLK	WP	HR	S	P	ERA	WHIP
19 Masahiro Tanaka, R ERA: 1.8	(1, 1)	5.0	W	19	3	1	1	7	1	0	1	0	0	0	52	83	1.80	0.800
48 Tommy Kahnle, R ERA: 5.4	(6, 1)	1.0		3	0	0	0	2	0	0	0	0	0	0	8	12	0.00	0.000
0 Adam Ottavino, R ERA:	(7, 1)	1.0		4	1	0	0	1	0	0	0	0	0	0	11	19	0.00	1.000
70 Tyler Lyons, L ERA:	(8, 1)	1.0		3	0	0	0	2	0	0	0	0	0	0	8	10	0.00	0.000
43 Jonathan Loáisiga, R ERA: 9.0	(9, 1)	1.0		5	2	1	1	2	0	0	0	0	0	0	16	23	9.00	2.000

PITCHER	IP	WLS	BF	H	R	ER	SO	BB	IBB	HBP	BLK	WP	HR	S	P	ERA	WHIP

Batter	1	2	3	4	5	6	7	8	9	AB	R	H	RBI	BB	SO	LOB
26 DJ LeMahieu, R (1, 3) OBP: 0.500, SLG: 1.000	B SI 93 B SI 93 C FF 94 X SI 93 2-1 11 F8 30 1B 2B	C FF 93 X SI 91 0-1 ③ G6-3	B FF 93 B KC 83 C KC 83 B KC 83 B FF 93 4-1 99 1B 11 1B BB		B CH 83 C CH 83 B SL 79 X FF 89 2-1 ② L9		X SL 82 0-0 ② F8 2-3			4	2	1	0	1	0	4
99 Aaron Judge, R (1, 9) OBP: 0.700, SLG: 0.500	B CH 86 S CH 87 C SL 86 B SL 87 B CH 87 F SI 94 B SL 86 4-2 30 1B BB	X SI 92 0-0 30 1B 11 BB 27 SF8 1B F FF 96 1-2 C CH 80 F FF 90 D CU 79 X CH 84 11 1B 1-2 1B			B CU 77 B CU 76 C CH 84 B FF 89 B CU 76 4-1 BB		X FF 96 0-0 ③ F8			3	1	2	0	2	0	2
11 Brett Gardner, L (1, 8) OBP: 0.400, SLG: 0.625	C SI 92 F SI 92 B SL 86 X SI 93 1-2 ① F8 2-3		B SI 90 4-1 B SI 91 F SI 92 I SAFE H SI 91 B SI 92 27 SF8 30 1B 25 1B 1-2 BB X FF 90 0-0 1-3 2-H 1B		C FF 89 B CU 79 B CU 79 B FF 89 C FF 89 T FF 89 3-2 ③ K			B SL 78 X SL 79 1-0 ① F9		4	1	1	1	1	1	3
30 Edwin Encarnación, R (1, 10) OBP: 0.500, SLG: 0.667	F SI 92 B SI 92 B SI 92 X SL 85 2-1 27 G5-4-3 1-2 3-H 1B		D SL 84 2-0 H SI 92 24 HBP 25 1B 18 HR 1-2 2-3 1B C CU 80 0-2 ③ F CU 77 F CU 78 X FF 90 P5			S FF 88 F CU 78 B CU 78 B FF 90 C CH 84 2-3 ① K		C SL 78 B SL 77 S SL 78 B SL 77 B FF 85 B SL 77 4-2 BB		4	1	2	1	1	1	2
27 Giancarlo Stanton, R (1, 7) 38 Cameron Maybin, R (6, PR) (7, 7)	D SL 85 B SL 86 X SI 93 2-0 ②③ G5-4-3 1-2f		B FF 93 C FF 93 C FF 94 B FF 93 X KC 85 2-2 ① SF8 2-3 3-H F CH 83 S CH 85 B FF 90 F FF 90 B CH 84 S CU 81 2-3 ① K			F FF 90 F CU 78 B FF 89 B CH 83 F FF 89 B FF 90 4-2 25 G5-4-3 BB		B SL 79 C SL 78 S SL 77 F SL 78 B SL 76 F SL 77 S SL 78 2-3 ② K		2 1	0 0	0 0	1 0	1 0	1 1	2 1
25 Gleyber Torres, R (1, 4) OBP: 0.333, SLG: 0.375		B SL 83 F SI 92 X SI 92 1-1 ① L9	F KC 84 F SI 93 X FF 93 0-2 24 HBP 18 HR 1-2 3-H 1B C CU 80 C CU 78 C CU 80 0-3 ② K			1 SAFE 1 SAFE X CH 82 0-0 ②③ G5-4-3 1-2f		F FF 93 S FF 94 X FF 95 0-2 ③ F7		5	1	1	1	0	1	2
24 Gary Sánchez, R (1, 2)		B SI 92 X SI 92 1-0 ② G5-3	C KC 79 S KC 84 H FF 93 1-2 18 HR 1-2 2-3 HBP	B CU 79 C CH 85 B FF 90 B CU 80 B CH 84 4-1 BB			B SL 81 B SL 82 C FF 91 X FF 91 2-1 ① P2			2	1	0	0	1	0	0
18 Didi Gregorius, L (1, 6) OBP: 0.500, SLG: 0.833		F SI 92 B SL 84 S SL 84 X SL 84 1-2 29 1B 1B	F FF 94 S KC 84 D KC 85 F FF 94 X FF 94 1-2 1-H 2-H 3-H HR	B CU 80 B CU 78 F FF 89 B CH 84 F FF 90 F CU 77 X CH 84 3-2 ③ G3			B FF 90 F CH 85 B FF 91 B FF 91 B FF 91 4-1 26 F8 29 1B BB			3	1	2	4	1	0	1
29 Gio Urshela, R (1, 5) OBP: 0.250, SLG: 0.250		X SI 89 0-0 1-2 1B	B KC 82 B KC 84 F FF 93 F KC 85 B KC 85 S KC 85 3-3 ② K		B FF 88 X CU 78 1-0 ① F8		X FF 91 0-0 1-2 1B			4	0	2	0	0	1	0
Inning Stats	R: 1 E: 0 K: 0 S: 11 H: 2 LOB: 1 BB: 1 P: 22	R: 0 E: 0 K: 0 S: 9 H: 2 LOB: 2 BB: 0 P: 12	R: 7 E: 0 K: 1 S: 27 H: 6 LOB: 2 BB: 2 P: 46	R: 0 E: 0 K: 2 S: 12 H: 0 LOB: 1 BB: 1 P: 21	R: 0 E: 0 K: 1 S: 7 H: 0 LOB: 1 BB: 1 P: 17	R: 0 E: 0 K: 1 S: 7 H: 0 LOB: 1 BB: 1 P: 13	R: 0 E: 0 K: 0 S: 6 H: 1 LOB: 2 BB: 1 P: 12	R: 0 E: 0 K: 1 S: 11 H: 0 LOB: 1 BB: 1 P: 18		1B: 9 2B: 1 3B: 0 HR: 1 SF: 1 SAC: 0 DP: 2 HBP: 1						

PITCHER		IP	WLS	BF	H	R	ER	SO	BB	IBB	HBP	BLK	WP	HR	S	P	ERA	WHIP
68 Randy Dobnak, R ERA: 18.0	(1, 1)	2.0	L	13	6	4	4	0	2	0	0	0	0	0	23	43	18.00	4.000
21 Tyler Duffey, R ERA: 21.6	(3, 1)	0.2		6	2	3	3	1	1	0	1	0	0	1	16	27	40.50	4.500
31 Devin Smeltzer, L ERA:	(3, 1)	3.1		14	2	1	1	4	3	0	0	0	0	0	34	61	2.70	1.500
61 Cody Stashak, R ERA: 10.8	(7, 1)	0.2		4	1	0	0	0	1	0	0	0	0	0	5	11	0.00	3.000
65 Trevor May, R ERA:	(7, 1)	0.1		1	0	0	0	0	0	0	0	0	0	0	1	1	0.00	0.000

PITCHER		IP	WLS	BF	H	R	ER	SO	BB	IBB	HBP	BLK	WP	HR	S	P	ERA	WHIP
54 Sergio Romo, R ERA:	(8, 1)	0.2		3	0	0	0	1	1	0	0	0	0	0	8	15	0.00	1.500
52 Zack Littell, R ERA: 54.0	(8, 1)	0.1		1	0	0	0	0	0	0	0	0	0	0	3	3	0.00	0.000

BOTTOM

Minnesota Twins @ New York Yankees

Yankee Stadium, Bronx, NY

Sat Oct 05 2019, 5:10 PM - 8:43 PM EDT

Att. 49,277 - Clear - 59 F

livebaseballscorecards.com

AB	32
R	8
H	11
RBI	8
BB	8
SO	6
LOB	17

WP: 0	PA: 42		
PB: 0			
SB: 0			
CS: 0			

New York Yankees @ Minnesota Twins

Target Field, Minneapolis, MN

Mon Oct 07 2019, 7:43 PM - 11:44 PM CDT

Att. 41,121 - Clear - 62 F

TOP

livebaseballscorecards.com

Batter	1	2	3	4	5	6	7	8	9	AB	R	H	RBI	BB	SO	LOB
26 DJ LeMahieu, R (1, 3) OBP: 0.333, SLG: 0.643	B FF 93 C FF 94 F FF 94 S FF 94 1-3 ① K		B FC 86 B FC 87 F FF 94 B FC 88 F FF 93 X FF 94 3-2 ① G6-3 2-3		C FC 85 S FF 94 B FS 88 F FF 93 X FS 86 1-2 ② G2			B SL 80 B SL 80 X SL 79 2-0 ① P3	B FF 97 C SL 87 S SL 87 F FF 97 B FF 97 C FF 96 2-3 ③ K	5	0	0	0	0	2	3
99 Aaron Judge, R (1, 9) OBP: 0.538, SLG: 0.333	X FF 94 0-0 CI 11 WP		B FS 86 S FS 86 B FS 86 F FF 94 B FC 87 C FF 94 3-3 ② K		X FF 93 0-0 ③ F9			C FF 86 C CH 80 B CH 80 B SL 79 X SL 79 2-2 ② F8		3	0	0	0	0	1	1
11 Brett Gardner, L (1, 8) OBP: 0.357, SLG: 0.500	F FF 94 C FF 94 B FF 90 B FF 94 F FF 92 F FF 93 D FS 86 F FF 92 S FS 85 3-3 ② K 1-2		B FF 93 C FF 93 B FS 86 F FF 93 X FF 94 2-2 1B 3-H			C SI 96 S ST 84 S ST 85 0-3 ① K2-3		B SI 85 B SI 85 S SI 85 X SI 86 2-1 ③ P6		4	0	1	1	0	2	1
30 Edwin Encarnación, R (1, 10) OBP: 0.357, SLG: 0.462	B FC 86 C FC 86 B FF 92 D FC 86 X FC 85 3-1 ③ F7		X FF 94 0-0 ③ F8			C SI 96 B ST 85 X ST 83 1-1 ② P3			B SL 78 F SL 79 X SL 77 1-1 ① G5-3	4	0	0	0	0	0	2
27 Giancarlo Stanton, R (1, 7) OBP: 0.455, SLG: 0.167 38 Cameron Maybin, R (7, 7) OBP: 0.333, SLG: 1.333		B FF 92 S FF 92 S FF 92 S FF 92 1-3 ① K		B FC 86 X FC 86 1-0 25 G6-4-3 1B		B ST 84 X SI 96 1-0 ③ G6-3			C FF 85 B SL 76 B SL 78 X SL 77 2-1 HR	3 1	0 1	1 1	0 1	0 0	1 0	0 0
25 Gleyber Torres, R (1, 4) OBP: 0.462, SLG: 0.917		X FC 84 0-0 HR		B FC 85 B FF 92 F FF 91 S FF 93 F FF 93 B FS 86 X FF 93 3-2 ① ② G6-4-3 1-2f			C ST 83 B ST 84 X ST 82 1-1 18 1B 2B		S SL 78 F FF 84 B CH 79 X CH 79 1-2 24 S 18 1B 2B	4	3	3	1	0	0	1
24 Gary Sánchez, R (1, 2) OBP: 0.417, SLG: 0.125		B FC 87 S FC 86 B FS 86 F FF 93 X FS 86 2-2 ② P6		B FF 93 S FF 93 F FF 94 X FC 88 1-2 1B			C ST 83 B ST 83 F SI 95 F ST 84 F SI 95 F ST 83 F SI 95 F ST 82 B SI 94 2-3 ① K S SI 94		F SL 78 B SL 77 B SL 77 F SI 85 D CH 80 F FF 84 F FF 85 F FF 84 B FF 84 4-2 18 1B 2-3 BB	3	0	1	0	1	1	1
18 Didi Gregorius, L (1, 6) OBP: 0.500, SLG: 0.700		S FS 86 B FS 86 C FF 93 B FS 86 X FS 86 2-2 ③ G6-3		F FF 92 F FF 93 S FF 93 0-3 ③ K			X ST 82 0-0 29 G5-4-3 1B 2-H		D SL 87 X SL 86 1-0 1-2 3-H 1B	4	0	2	2	0	1	1
29 Gio Urshela, R (1, 5) OBP: 0.250, SLG: 0.333			B FF 92 F FF 92 F FF 92 F FS 86 X FF 94 1-2 26 G6-3 11 1B 2B		B FC 86 F FC 85 X FC 87 1-1 ① F8		F SI 94 1 SAFE B SI 94 F SI 94 X ST 82 1-2 ② ③ G5-4-3 1-2f		S FF 97 C FF 97 S FF 98 0-3 ② K	4	1	1	0	0	1	3

	AB	R	H	RBI	BB	SO	LOB
	35	5	10	5	1	9	13

Inning Stats																																		
	R: 0 E: 1 K: 2 S: 12		H: 0 LOB: 1 BB: 0 P: 19		R: 1 E: 0 K: 1 S: 10		H: 1 LOB: 0 BB: 0 P: 15		R: 1 E: 0 K: 1 S: 14		H: 2 LOB: 1 BB: 0 P: 23		R: 0 E: 0 K: 1 S: 11		H: 2 LOB: 1 BB: 0 P: 16		R: 0 E: 0 K: 0 S: 7		H: 0 LOB: 0 BB: 0 P: 9		R: 0 E: 0 K: 1 S: 6		H: 0 LOB: 0 BB: 0 P: 8		R: 1 E: 0 K: 1 S: 14		H: 2 LOB: 0 BB: 0 P: 18		R: 0 E: 0 K: 0 S: 6		H: 0 LOB: 0 BB: 0 P: 12		R: 2 E: 0 K: 2 S: 20		H: 3 LOB: 2 BB: 1 P: 31		1B: 5 2B: 3 3B: 0 HR: 2		SF: 0 SAC: 0 DP: 2 HBP: 0		WP: 1 PB: 0 SB: 1 CS: 0		PA: 37

PITCHER		IP	WLS	BF	H	R	ER	SO	BB	IBB	HBP	BLK	WP	HR	S	P	ERA	WHIP
12 Jake Odorizzi, R ERA: 3.6	(1, 1)	5.0	L	20	5	2	2	5	0	0	0	0	1	1	54	82	3.60	1.000
55 Taylor Rogers, L ERA: 4.5	(6, 1)	2.0		7	2	1	1	2	0	0	0	0	0	0	20	26	4.50	1.000
54 Sergio Romo, R ERA: 9.0	(8, 1)	1.1		7	2	2	2	0	1	0	0	0	0	1	18	32	13.50	2.250
65 Trevor May, R ERA:	(9, 1)	0.2		3	1	0	0	2	0	0	0	0	0	0	8	11	0.00	1.500

PITCHER	IP	WLS	BF	H	R	ER	SO	BB	IBB	HBP	BLK	WP	HR	S	P	ERA	WHIP

New York Yankees @ Minnesota Twins

Target Field, Minneapolis, MN

Mon Oct 07 2019, 7:43 PM - 11:44 PM CDT

Att. 41,121 - Clear - 62 F

livebaseballscorecards.com

BOTTOM

Batter	1	2	3	4	5	6	7	8	9	AB	R	H	RBI	BB	SO	LOB
26 Max Kepler, L (1, 8)	B FF 93 B FF 94 B FF 95 C FF 94 B FF 96 4-1 23 G4-3 BB		B CH 85 F CH 87 B FF 94 B FF 96 S FF 96 X FF 98 3-2 ① P5		B CH 88 F CH 88 X FF 96 1-1 ① L8		D SI 94 X SI 94 1-0 ① F9		B FF 95 S SL 83 F SL 82 T SL 82 1-2 ① K	4	0	0	0	1	1	4
11 Jorge Polanco, S (1, 6) OBP: 0.429, SLG: 0.545	C FF 94 ① 1 SAFE F SL 87 B SL 85 F FF 96 F CH 90 B FF 96 1 SAFE X CH 89 2-2 ① F7		F FF 97 S FF 97 B CH 88 X FF 97 1-2 20 1B 1B		B FF 97 S CH 88 F FF 96 D CH 90 X FF 96 2-2 ② F7		X SI 94 0-0 ② G4-1 1-2		X FF 98 0-0 ② L6	5	0	1	0	0	0	5
23 Nelson Cruz, R (1, 10) OBP: 0.429, SLG: 0.500	C CH 88 B SL 87 X CH 89 1-1 ②③ G4-3 1-2f		X SL 83 0-0 ② F9		B ST 82 B ST 81 B ST 81 B SI 94 4-0 1-2 BB		D SI 93 S SI 95 B SI 93 F SI 94 B SL 79 X SI 95 3-2 ③ G1-3 2-3		B FF 98 F FF 98 C SL 84 F SI 100 C SI 99 1-3 ③ K	4	0	0	0	1	1	5
20 Eddie Rosario, L (1, 9) OBP: 0.308, SLG: 0.615		B CH 87 C FF 96 S SL 87 X FF 96 1-2 2 1B 2B	B SL 87 F CH 89 F SL 85 X CH 90 1-2 1-2 1B		B FF 95 F FF 95 S FF 96 X FF 97 1-2 ③ G4-3			C SI 94 S SL 79 F SL 80 F SL 80 X SI 94 0-2 HR		4	1	3	1	0	0	2
18 Mitch Garver, R (1, 2) OBP: 0.231, SLG: 0.167		B SL 87 B SL 84 C CH 89 B FF 97 B SL 87 4-1 2 1B BB	B FF 98 B FF 97 B SL 85 2 SAFE C FF 97 2 SAFE S SL 87 S FF 98 3-3 ③ K			C SL 85 B FF 95 C FF 96 B SL 87 B SL 85 S FF 97 3-3 ① K		X SI 96 0-0 ① G6-3	3	0	0	0	1	2	2
2 Luis Arraez, L (1, 4) OBP: 0.455, SLG: 0.818		B FF 96 F FF 97 X FF 98 1-1 1-2 2-3 1B		C FF 93 F FF 96 X FF 95 0-2 ① G6-3		B FF 97 C FF 96 F FF 96 F FF 98 B SL 86 X FF 96 2-2 2B		B FF 97 X FF 96 1-0 ② L9		4	0	2	0	0	0	0
22 Miguel Sanó, R (1, 5) OBP: 0.083, SLG: 0.333		B FF 98 C SL 86 B FF 98 S FF 97 F SL 89 F FF 99 B SL 86 X FF 98 3-2 ① F3		B CH 87 C SL 86 B FF 96 S CH 90 B SL 87 F CH 88 S FF 98 3-3 ② K		B FF 97 S FF 97 S FF 96 B SL 87 B SL 86 F FF 97 X FF 98 3-2 ② L9		S FF 100 B FF 99 B SL 85 S FF 98 S FF 100 2-3 ③ K		4	0	0	0	0	2	4
9 Marwin Gonzalez, S (1, 3) (8, 7) OBP: 0.273, SLG: 0.364		B SL 88 F SL 87 S SL 87 S SL 85 1-3 ② K		C FF 97 C FF 98 B SL 85 F FF 97 F FF 96 F SL 85 X SL 82 1-2 ③ L3		F FF 96 X FF 96 0-1 ③ F9			S FF 97 F FF 99 X SI 100 0-2 24 BB 1B	4	0	1	0	0	1	4
60 Jake Cave, L (1, 7) OBP: 0.250, SLG: 0.250 24 C.J. Cron, R (7, PH) OBP: 0.333, SLG: 0.200 (8, 3)		B SL 86 F SL 86 C FF 98 F FF 98 B FF 98 C SL 89 2-3 ③ K			C FF 97 X CH 90 0-1 23 BB 1B		S FF 95 T FF 94 B FF 97 X SL 87 1-2 23 WP 11 G4-1 1B		S FF 98 B FF 96 B FF 96 B FF 97 C FF 95 B FF 96 4-2 1-2 BB	2 1	0 0	1 1	0 0	0 1	1 0	3 0
Inning Stats	R: 0 E: 0 K: 0 S: 8 H: 0 LOB: 0 BB: 1 P: 15	R: 0 E: 0 K: 2 S: 18 H: 2 LOB: 3 BB: 1 P: 30	R: 0 E: 0 K: 1 S: 13 H: 2 LOB: 2 BB: 0 P: 21	R: 0 E: 0 K: 1 S: 13 H: 0 LOB: 0 BB: 0 P: 17	R: 0 E: 0 K: 0 S: 10 H: 1 LOB: 2 BB: 1 P: 18	R: 0 E: 0 K: 1 S: 13 H: 1 LOB: 1 BB: 0 P: 21	R: 0 E: 0 K: 0 S: 8 H: 1 LOB: 1 BB: 0 P: 13	R: 1 E: 0 K: 1 S: 10 H: 1 LOB: 0 BB: 0 P: 13	R: 0 E: 0 K: 2 S: 13 H: 1 LOB: 2 BB: 1 P: 19	1B: 6 2B: 2 3B: 0 HR: 1 SF: 0 SAC: 0 DP: 1 HBP: 0						WP: 1 PB: 0 SB: 0 CS: 0 PA: 39	

	AB	35
	R	1
	H	9
	RBI	1
	BB	4
	SO	8
	LOB	29

PITCHER		IP	WLS	BF	H	R	ER	SO	BB	IBB	HBP	BLK	WP	HR	S	P	ERA	WHIP
40 Luis Severino, R ERA:	(1, 1)	4.0		17	4	0	0	4	2	0	0	0	0	0	52	83	0.00	1.500
48 Tommy Kahnle, R ERA: 3.86	(5, 1)	0.2		3	1	0	0	0	0	0	0	0	0	0	7	10	0.00	1.500
0 Adam Ottavino, R ERA:	(5, 1)	0.0		1	0	0	0	0	1	0	0	0	0	0	0	4	∞	∞
57 Chad Green, R ERA:	(5, 1)	1.1	W	6	2	0	0	1	0	0	0	0	0	0	19	29	0.00	1.500
53 Zack Britton, L ERA: 3.86	(7, 1)	1.1	H	5	1	1	1	0	0	0	0	0	1	1	11	15	6.75	0.750

PITCHER		IP	WLS	BF	H	R	ER	SO	BB	IBB	HBP	BLK	WP	HR	S	P	ERA	WHIP
54 Aroldis Chapman, L ERA:	(8, 1)	1.2	S	7	1	0	0	3	1	0	0	0	0	0	17	26	0.00	1.200