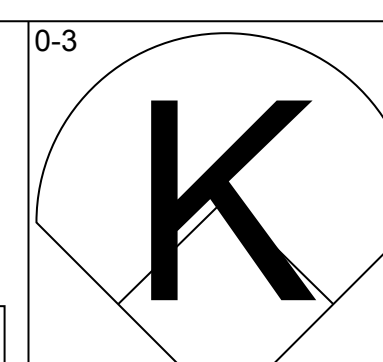
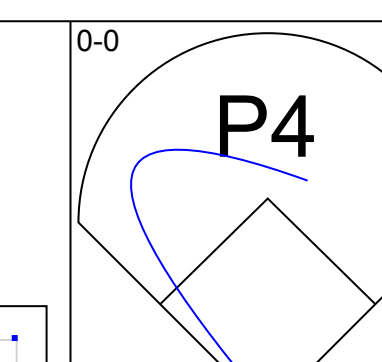
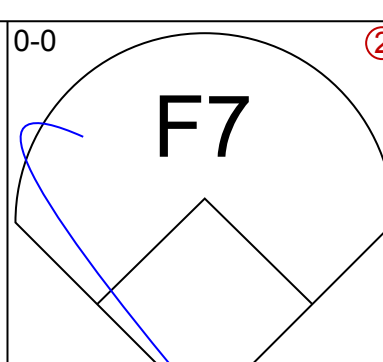
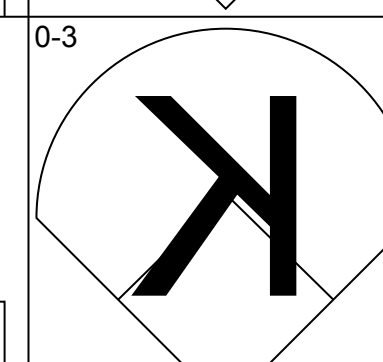
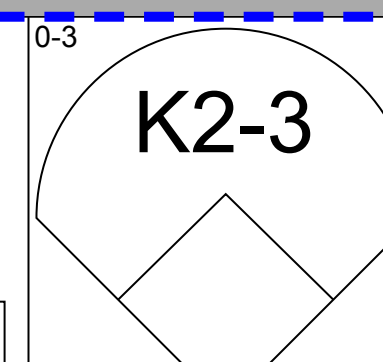
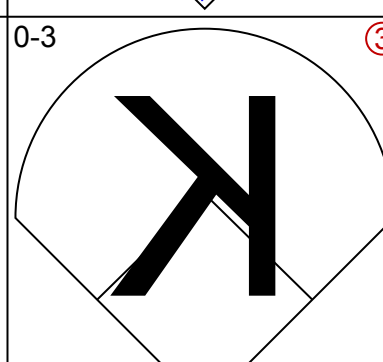
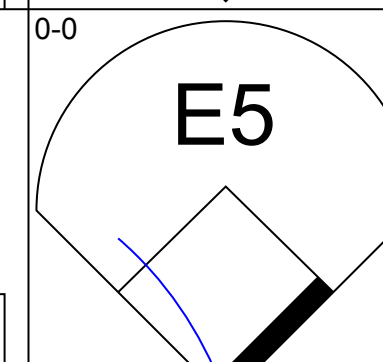
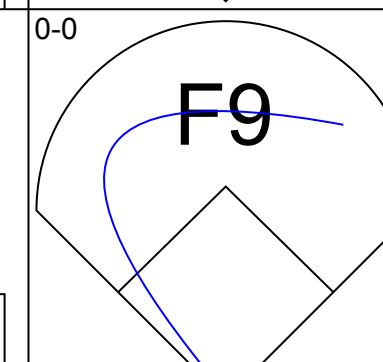
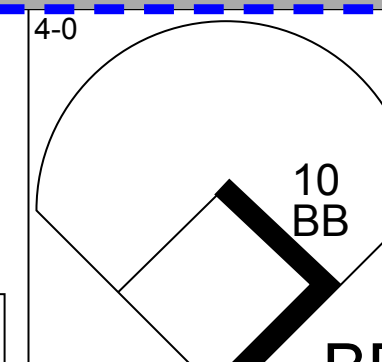
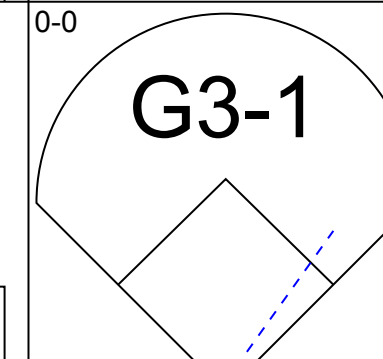
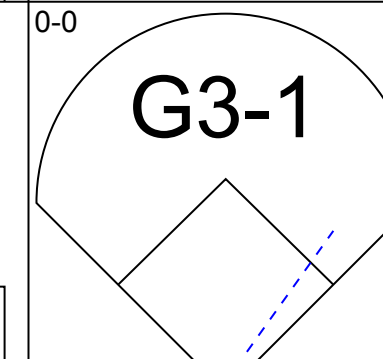
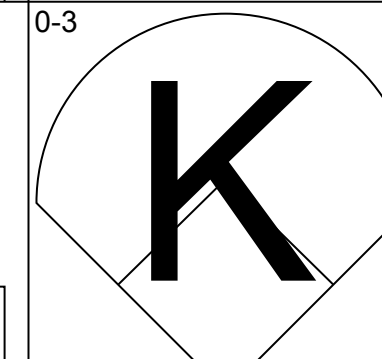
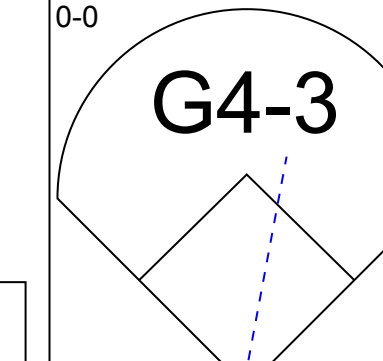
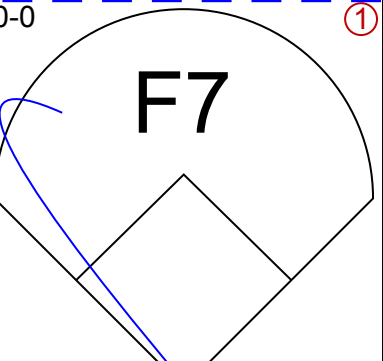
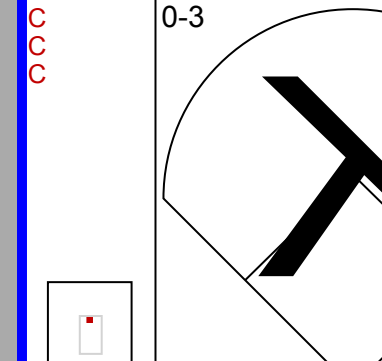
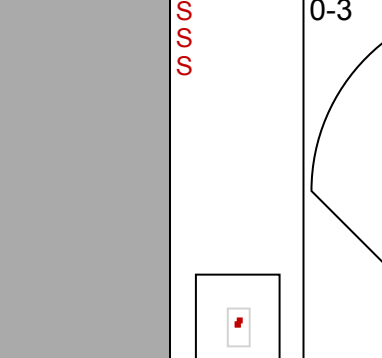
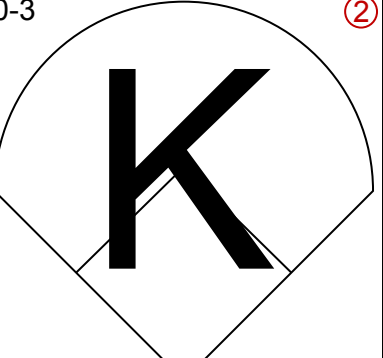
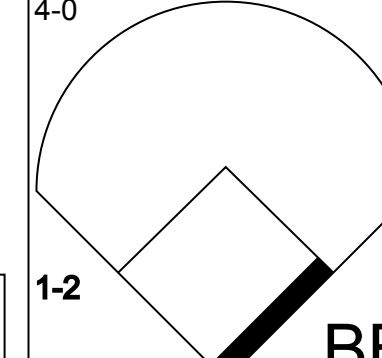
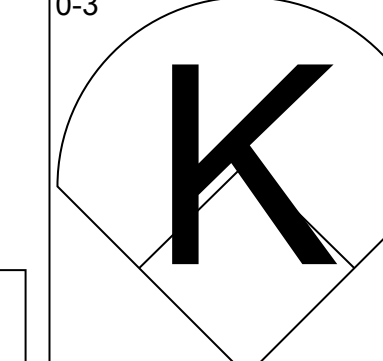
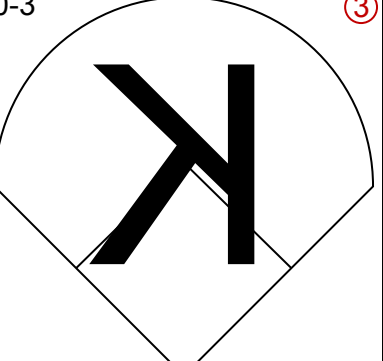
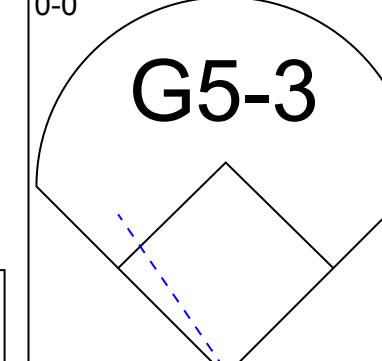
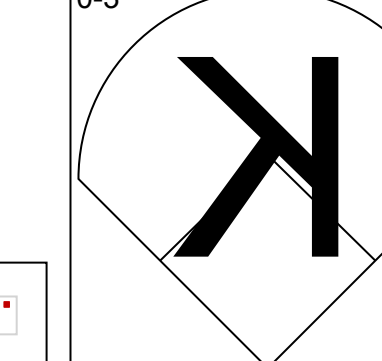
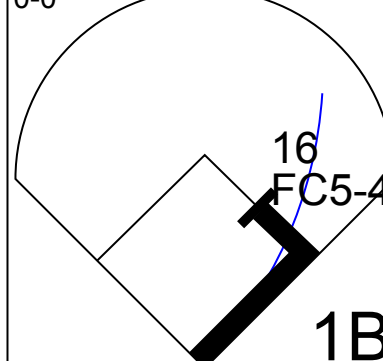
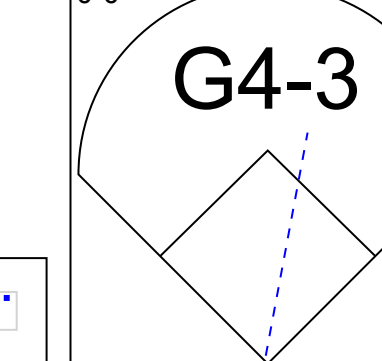
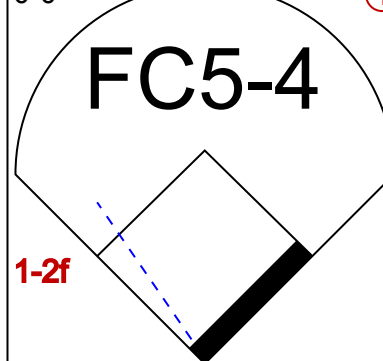
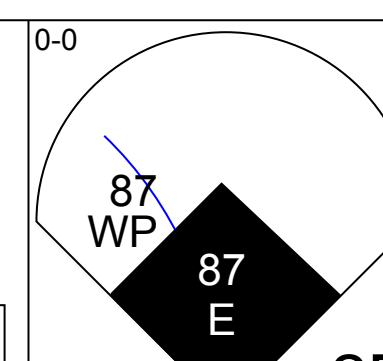
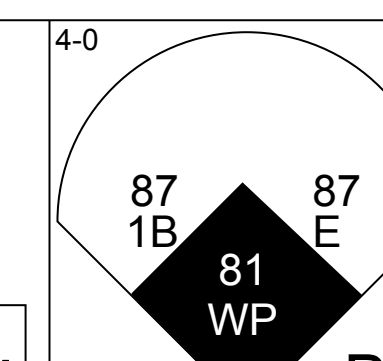
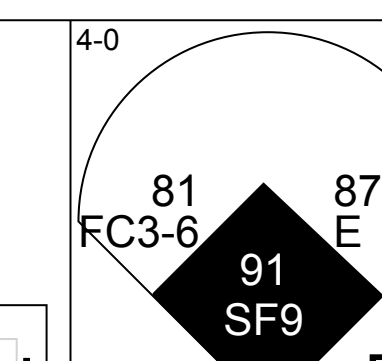
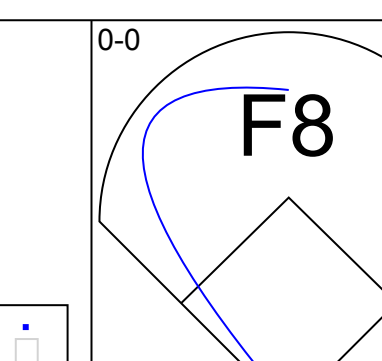
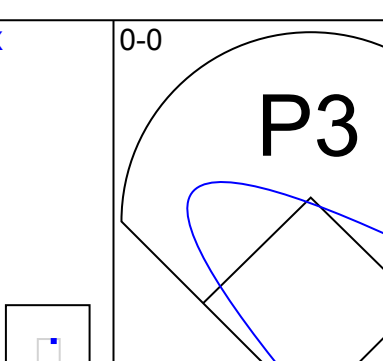

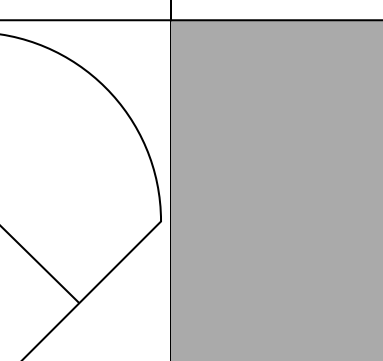
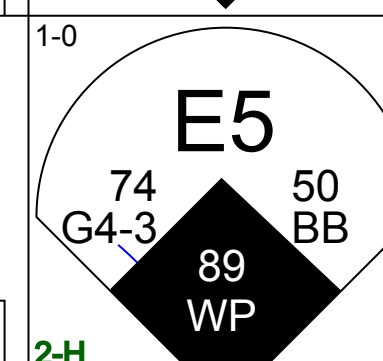
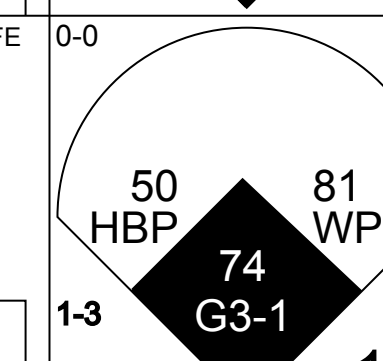
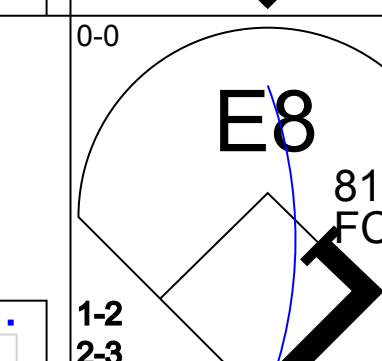
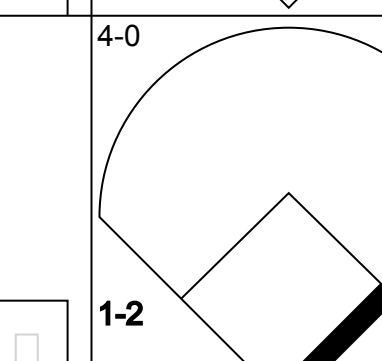

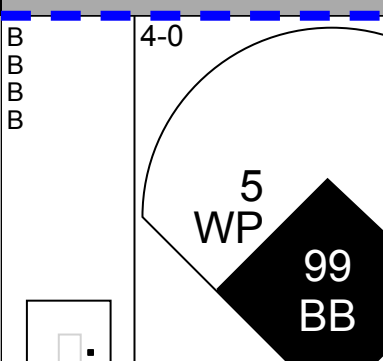

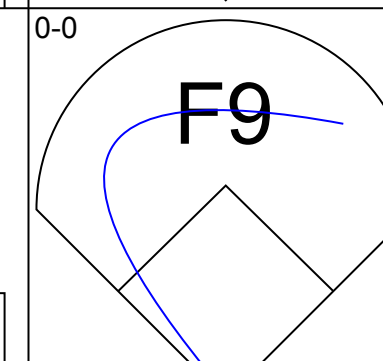
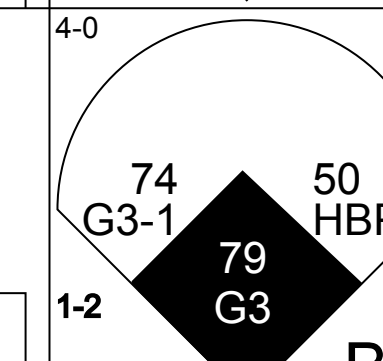
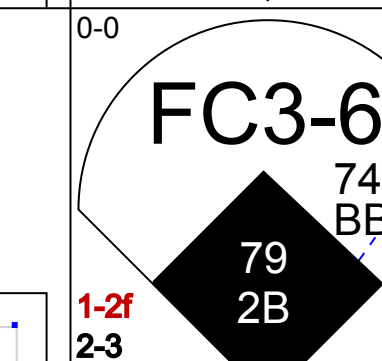
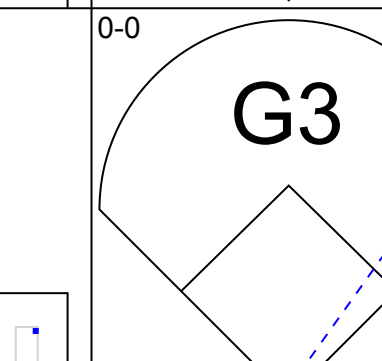

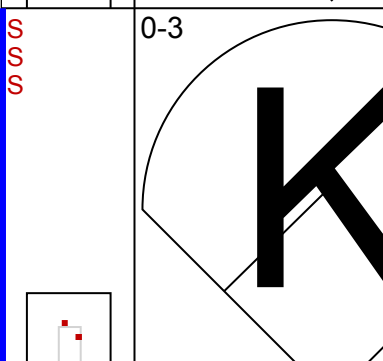

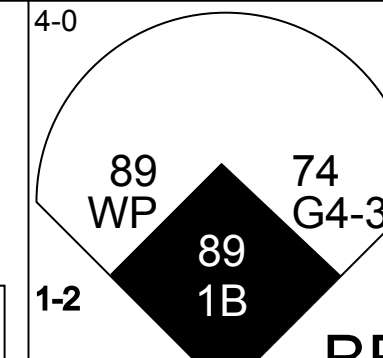
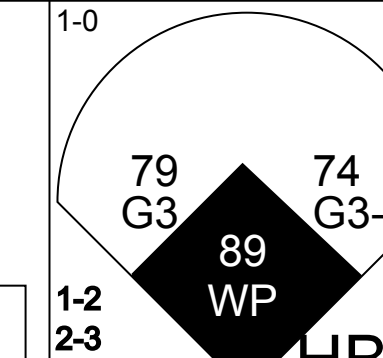
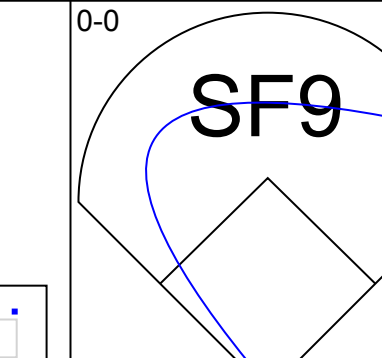

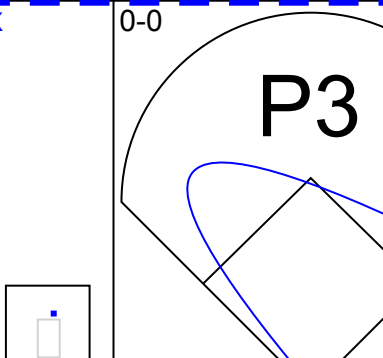
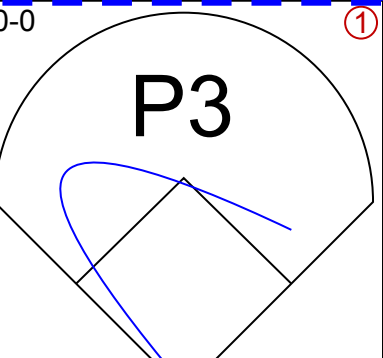
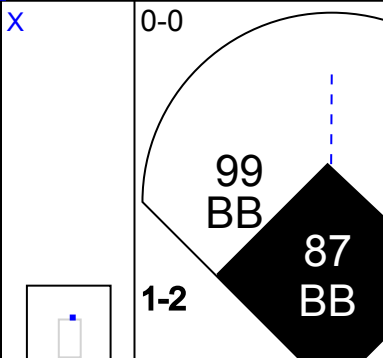

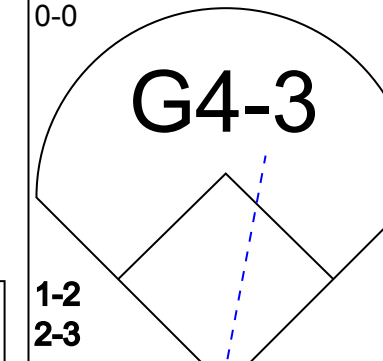
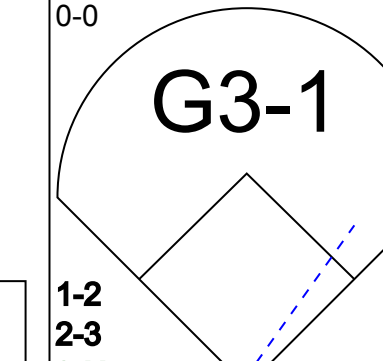
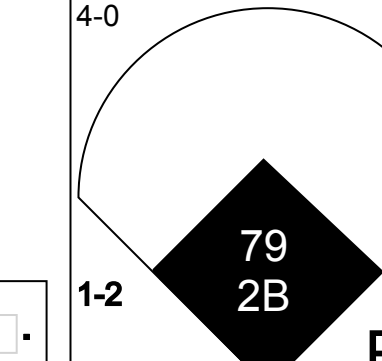

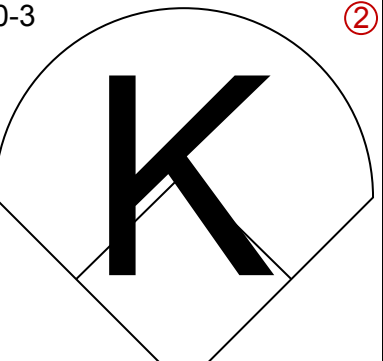
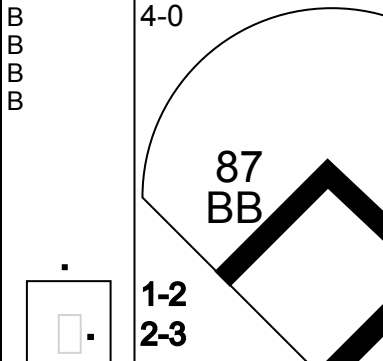

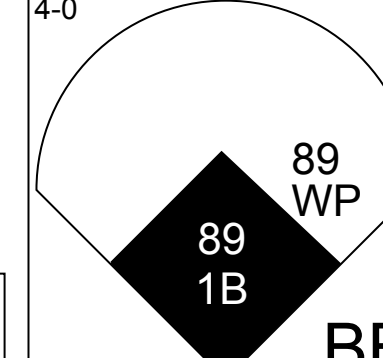
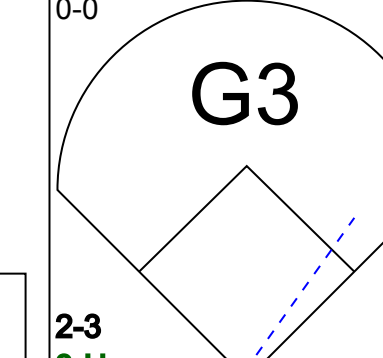
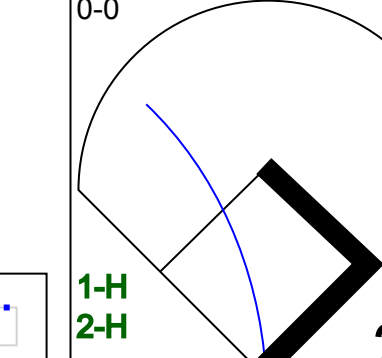

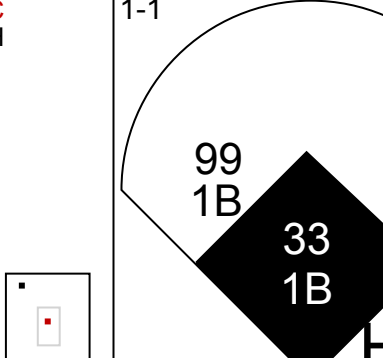
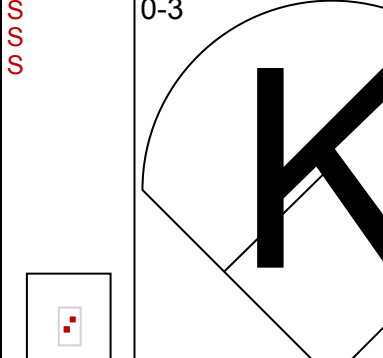

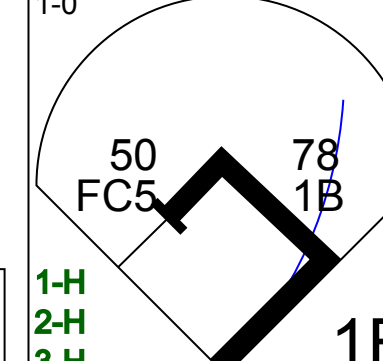
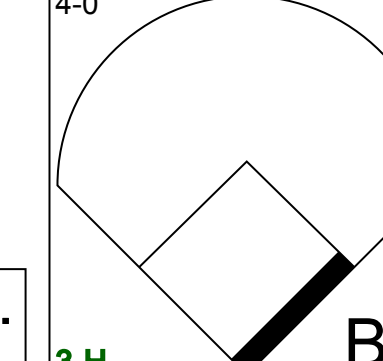
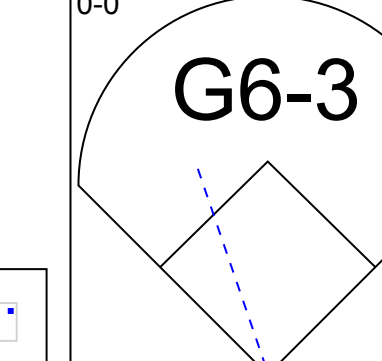

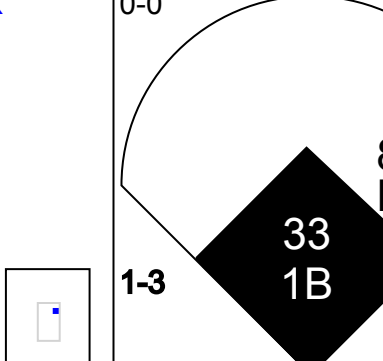
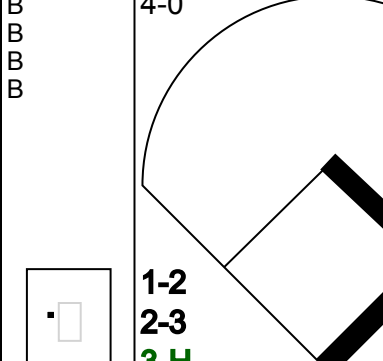

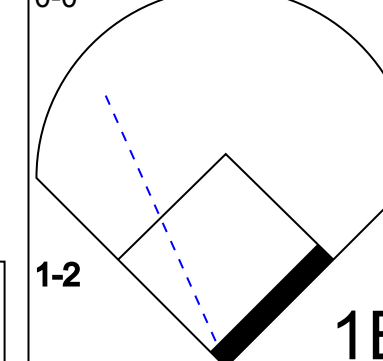
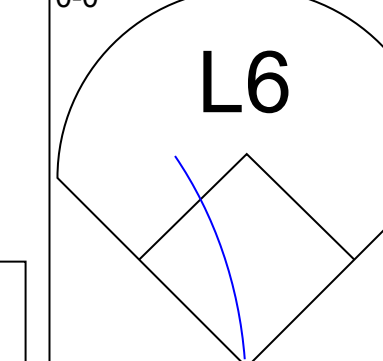

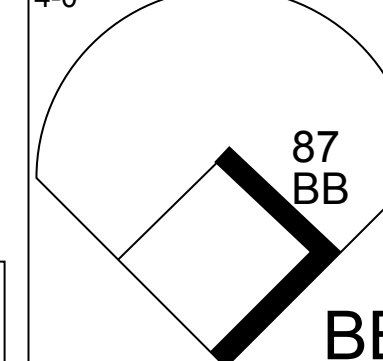
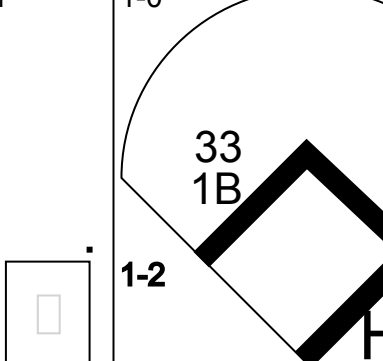
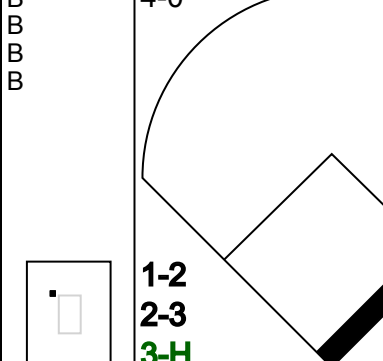

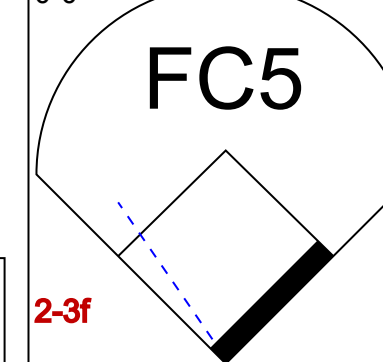

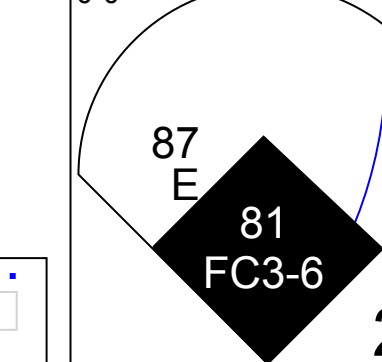
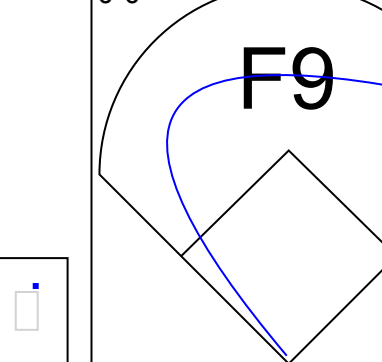
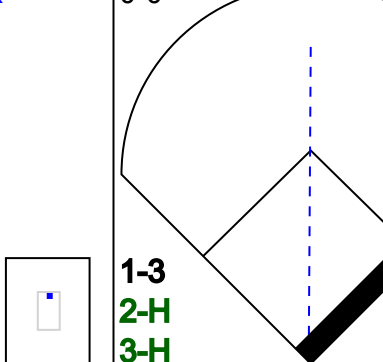
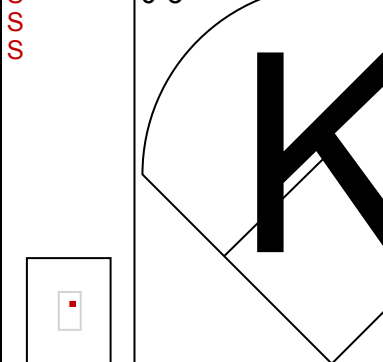



Minnesota Twins - 2020

Batter	1	2	3	4	5	6	7	8	9	AB	R	H	RBI	BB	SO	LOB	TOP	
8 Andrew Wilhite, L (1, 7) 13 Otto Grimm, L (6, PH) (6, 7)										2	0	0	0	0	1	0	Minnesota Golden Gophers @ Minnesota Twins CenturyLink Sports Complex, Fort Myers, FL Fri Feb 21 2020, 6:06 PM - 8:39 PM EST Att: 4,596 - Cloudy - 59 F	
2 Zack Raabe, R (1, 4) 35 Noah Berghammer, R (6, PH) (6, 4)										2	0	0	0	0	2	0		
28 Jack Kelly, L (1, 2) (6, 5)										2	0	0	0	1	0	0		
4 Ronald Sweeney, L (1, 3)										3	0	0	0	0	1	2		
30 Jack Wassel, L (1, 5) 20 Riley Swenson, R (6, 2)										2	0	0	0	0	0	0		
7 Jordan Kozicky, R (1, 6) 10 Drew Stahl, R (7, PH) (7, 6)										2	0	0	0	0	2	0		
21 Drew Hmielewski, L (1, 8)										3	0	0	0	0	2	2		
19 Gabe Knowles, L (1, 10) OBP: 0.500, SLG: 0.500										2	0	1	0	0	1	0		
16 Easton Bertrand, R (1, 9)										2	0	0	0	0	0	1		
Inning Stats	R: 0 E: 1 K: 2 S: 8	H: 0 LOB: 1 BB: 0 P: 8	R: 0 E: 0 K: 2 S: 7	H: 0 LOB: 0 BB: 0 P: 7	R: 0 E: 0 K: 1 S: 5	H: 0 LOB: 0 BB: 0 P: 5	R: 0 E: 0 K: 1 S: 5	H: 0 LOB: 0 BB: 0 P: 5	R: 0 E: 0 K: 2 S: 7	H: 1 LOB: 1 BB: 0 P: 6	R: 0 E: 0 K: 2 S: 7	H: 0 LOB: 2 BB: 2 P: 15	1B: 1 2B: 0 3B: 0 HR: 0	SF: 0 SAC: 0 DP: 0 HBP: 0	WP: 0 PB: 0 SB: 0 CS: 0	PA: 25		
PITCHER	IP WLS BF H R ER SO BB IBB HBP BLK WP HR S P ERA WHIP	IP WLS BF H R ER SO BB IBB HBP BLK WP HR S P ERA WHIP																
68 Randy Dobnak, R (1, 1) ERA: 2.0	2.0 W 7 0 0 0 4 0 0 0 0 0 0 0 15 15 0.00 0.000																	
65 Trevor May, R (3, 1) ERA: 1.0	1.0 3 0 0 0 1 0 0 0 0 0 0 0 5 5 0.00 0.000																	
21 Tyler Duffey, R (4, 1) ERA: 1.0	1.0 3 0 0 0 1 0 0 0 0 0 0 0 5 5 0.00 0.000																	
37 Matt Wisler, R (5, 1) ERA: 1.0	1.0 3 0 0 0 2 0 0 0 0 0 0 0 7 7 0.00 0.000																	
58 Blaine Hardy, L (6, 1) ERA: 1.0	1.0 4 1 0 0 1 0 0 0 0 0 0 0 6 6 0.00 1.000																	

Batter	1	2	3	4	5	6	7	8	9	AB	R	H	RBI	BB	SO	LOB	BOTTOM	
75 Royce Lewis, R (1, 6) OBP: 0.750, SLG: 1.000 88 Drew Maggi, R (5, 6)										2	3	1	0	2	0	1	Minnesota Golden Gophers @ Minnesota Twins CenturyLink Sports Complex, Fort Myers, FL Fri Feb 21 2020, 6:06 PM - 8:39 PM EST Att: 4,596 - Cloudy - 59 F	
87 Ryan Jeffers, R (1, 2) OBP: 0.500, SLG: 0.333 73 Juan Graterol, R (5, 2)										3	2	1	1	1	0	2		
81 Trevor Larnach, L (1, 10) 95 Taylor Grzelakowski, L (6, PH) (7, 10)										3	2	0	1	1	0	5		
50 Brent Rooker, R (1, 7) 91 Mark Contreras, L (2, PR) OBP: 0.333, SLG: 0.500 (3, 7)										0	1	0	0	1	0	0		
74 Travis Blankenhorn, L (1, 4) 5 Peter Mooney, L (5, 4)										2	1	0	1	1	0	4		
79 Gilberto Celestino, R (1, 8) OBP: 0.667, SLG: 1.000 23 Gabriel Maciel, S (5, 8)										2	1	1	3	1	0	2		
89 Zander Wiel, R (1, 3) OBP: 0.667, SLG: 0.500 99 Cody Asche, L (5, 3) OBP: 1.000, SLG: 1.000										2	0	1	2	1	0	1		
78 Jack Reinheimer, R (1, 5) OBP: 0.667, SLG: 0.500 87 Kody Eaves, L (4, PR) (5, 5)										2	0	1	0	1	0	1		
50 Jimmy Kerrigan, S (1, 9) OBP: 0.333, SLG: 0.667 33 Ramón Flores, L (5, 9) OBP: 0.500, SLG: 0.500										3	1	1	0	0	0	3		
Inning Stats	R: 4 E: 1 K: 0 S: 7	H: 3 LOB: 2 BB: 2 P: 17	R: 4 E: 1 K: 0 S: 4	H: 1 LOB: 3 BB: 3 P: 17	R: 4 E: 1 K: 0 S: 6	H: 2 LOB: 1 BB: 2 P: 14	R: 0 E: 0 K: 0 S: 3	H: 0 LOB: 2 BB: 2 P: 11	R: 2 E: 0 K: 1 S: 8	H: 2 LOB: 3 BB: 4 P: 10	R: 2 E: 0 K: 3 S: 10	H: 1 LOB: 3 BB: 4 P: 26	R: 0 E: 0 K: 0 S: 0	H: 0 LOB: 0 BB: 0 P: 0	1B: 6 2B: 3 3B: 0 HR: 0	SF: 1 SAC: 0 DP: 0 HBP: 3		WP: 5 PB: 0 SB: 0 CS: 0
PITCHER	IP WLS BF H R ER SO BB IBB HBP BLK WP HR S P ERA WHIP	IP WLS BF H R ER SO BB IBB HBP BLK WP HR S P ERA WHIP																
37 Trent Schoeberl, R (1, 1) ERA: 22.5	2.0 L 17 4 8 5 0 5 0 0 0 0 0 0 6 14 22.50 4.500																	
18 Will Anderson, L (3, 1) ERA: 36.0	1.0 8 2 4 4 0 2 0 0 0 0 0 0 6 14 36.00 4.000																	
44 Sam Ireland, R (4, 1) ERA: 1.0	1.0 5 0 0 0 0 2 0 0 0 0 0 0 3 11 0.00 2.000																	
17 Danny Kapala, L (5, 1) ERA: 18.0	1.0 7 2 2 2 1 0 0 2 0 0 0 0 8 10 18.00 2.000																	
38 Michael Gurka, R (6, 1) ERA: 27.0	0.2 7 1 2 2 2 4 0 0 0 0 1 0 7 23 27.00 7.500																	

AB 23
R 0
H 1
RBI 0
BB 2
SO 11
LOB 8



AB 29
R 16
H 9
RBI 13
BB 13
SO 4
LOB 28



Batter	1	2	3	4	5	6	7	8	9	AB	R	H	RBI	BB	SO	LOB	TOP						
23 Derek Fisher, L OBP: 0.400, SLG: 0.600 82 Forrest Wall, L OBP: 0.500, SLG: 0.500										3	0	1	0	0	0	2	Toronto Blue Jays @ Minnesota Twins CenturyLink Sports Complex, Fort Myers, FL Sun Feb 23 2020, 1:08 PM - 4:03 PM EST Att: 8:309 - Sunny - 75 F						
2 Joe Panik, L 80 Logan Warmoth, R										2	0	0	1	0	1	1							
3 Brandon Drury, R 75 Andy Burns, R OBP: 0.750, SLG: 1.000										2	0	0	0	0	1	0							
6 Travis Shaw, L 46 Patrick Kivlehan, R OBP: 0.500, SLG: 0.333										2	0	0	0	0	1	0							
44 Rowdy Tellez, L 76 Riley Adams, R OBP: 0.600, SLG: 0.500 (8, PH)										3	0	2	2	0	1	0							
30 Anthony Alford, R 92 Chavez Young, S OBP: 0.200, SLG: 0.200 (6, 8)										3	0	0	0	0	2	3							
10 Reese McGuire, L 85 Alejandro Kirk, R OBP: 0.500, SLG: 0.333 (6, 2)										2	0	0	0	0	2	1							
28 Billy McKinney, L 77 Joshua Palacios, L OBP: 0.250, SLG: 0.250 (6, 9)										1	1	0	0	1	0	0							
72 Santiago Espinal, R 78 Kevin Smith, R (6, 6)										2	1	1	0	0	1	0							
Inning Stats	R: 0 E: 0 K: 1 S: 5	H: 1 LOB: 0 BB: 0 P: 6	R: 0 E: 0 K: 3 S: 9	H: 0 LOB: 0 BB: 0 P: 9	R: 0 E: 0 K: 2 S: 7	H: 0 LOB: 0 BB: 0 P: 7	R: 0 E: 0 K: 1 S: 5	H: 0 LOB: 0 BB: 0 P: 5	R: 0 E: 0 K: 1 S: 6	H: 1 LOB: 1 BB: 0 P: 6	R: 3 E: 0 K: 1 S: 7	H: 2 LOB: 2 BB: 2 P: 16	R: 2 E: 0 K: 2 S: 9	H: 2 LOB: 2 BB: 2 P: 17	R: 0 E: 0 K: 0 S: 3	H: 0 LOB: 0 BB: 0 P: 3		R: 0 E: 0 K: 1 S: 6	H: 1 LOB: 1 BB: 0 P: 6	1B: 6 2B: 2 3B: 0 HR: 0	SF: 2 SAC: 0 DP: 1 HBP: 1	WP: 0 PB: 0 SB: 0 CS: 0	PA: 38
PITCHER	IP	WLS	BF	H	R	ER	SO	BB	IBB	HBP	BLK	WP	HR	S	P	ERA	WHIP					ERA	WHIP
17 Jose Berrios, R ERA: 27.0	2.0	0	6	1	0	0	4	0	0	0	0	0	0	14	15	0.00	0.500					27.00	6.000
54 Sergio Romo, R ERA: 27.0	1.0	0	3	0	0	0	2	0	0	0	0	0	0	7	7	0.00	0.000					0.00	0.000
36 Tyler Clippard, R ERA: 27.0	1.0	0	3	0	0	0	1	0	0	0	0	0	0	5	5	0.00	0.000					0.00	0.000
55 Taylor Rogers, L ERA: 27.0	1.0	0	4	1	0	0	1	0	0	0	0	0	0	6	6	0.00	1.000					0.00	1.000
66 Jorge Alcala, R ERA: 27.0	1.0	0	8	2	3	3	1	2	0	1	0	0	0	7	16	27.00	4.000					0.00	1.000
49 Jake Reed, R ERA: 27.0	0.2	0	6	2	2	2	1	2	0	0	0	0	0	6	14	27.00	6.000					27.00	6.000
11 Mitch Horacek, L ERA: 27.0	0.1	0	1	0	0	0	1	0	0	0	0	0	0	3	3	0.00	0.000					0.00	0.000
83 Griffin Jax, R ERA: 27.0	1.0	0	3	0	0	0	0	0	0	0	0	0	0	3	3	0.00	0.000					0.00	0.000
82 Sam Clay, L ERA: 27.0	1.0	0	4	1	0	0	1	0	0	0	0	0	0	6	6	0.00	1.000					0.00	1.000

AB 31
R 5
H 7
RBI 5
BB 4
SO 12
LOB 12



Batter	1	2	3	4	5	6	7	8	9	AB	R	H	RBI	BB	SO	LOB	BOTTOM						
87 Ryan Jeffers, R 90 Caleb Hamilton, R (7, PH)										3	0	0	0	0	3	2	Toronto Blue Jays @ Minnesota Twins CenturyLink Sports Complex, Fort Myers, FL Sun Feb 23 2020, 1:08 PM - 4:03 PM EST Att: 8:309 - Sunny - 75 F						
24 Josh Donaldson, R 73 Juan Graterol, R										3	0	0	0	0	1	0							
8 Mitch Garver, R 88 Drew Maggi, R (5, PR)										2	0	1	0	1	0	0							
22 Miguel Sanó, R 89 Zander Wiel, R OBP: 0.667, SLG: 2.000										3	1	1	0	0	0	2							
13 Ehre Adrianza, S 78 Jack Reinheimer, R (5, PR)										3	2	2	0	0	0	0							
30 LaMonte Wade Jr., L 91 Mark Contreras, L (6, 8)										3	0	1	0	0	0	4							
74 Travis Blankenhorn, L 9 Joe Cronin, R										2	0	0	2	0	0	1							
50 Jimmy Kerrigan, S 33 Ramón Flores, L (7, 9)										3	0	2	1	0	0	0							
99 Cody Asche, L 22 Tyler Webb, R OBP: 1.000, SLG: 2.000										3	0	0	0	0	1	3							
Inning Stats	R: 0 E: 0 K: 1 S: 5	H: 0 LOB: 0 BB: 0 P: 5	R: 2 E: 0 K: 1 S: 8	H: 3 LOB: 1 BB: 0 P: 8	R: 0 E: 0 K: 2 S: 7	H: 0 LOB: 1 BB: 1 P: 11	R: 1 E: 1 K: 1 S: 8	H: 3 LOB: 2 BB: 0 P: 8	R: 1 E: 1 K: 0 S: 5	H: 1 LOB: 2 BB: 0 P: 5	R: 0 E: 0 K: 0 S: 3	H: 0 LOB: 0 BB: 0 P: 3	R: 0 E: 0 K: 2 S: 7	H: 0 LOB: 0 BB: 0 P: 7	R: 1 E: 0 K: 0 S: 5	H: 1 LOB: 1 BB: 0 P: 10		R: 0 E: 0 K: 1 S: 6	H: 1 LOB: 0 BB: 0 P: 6	1B: 6 2B: 2 3B: 0 HR: 1	SF: 1 SAC: 0 DP: 1 HBP: 0	WP: 0 PB: 0 SB: 0 CS: 1	PA: 38
PITCHER	IP	WLS	BF	H	R	ER	SO	BB	IBB	HBP	BLK	WP	HR	S	P	ERA	WHIP					ERA	WHIP
47 Anthony Kay, L ERA: 9.0	2.0	0	9	3	2	2	2	0	0	0	0	0	0	13	13	9.00	1.500					9.00	1.500
62 Jacob Waguespack, R ERA: 9.0	1.0	0	4	0	0	0	2	1	0	0	0	0	0	7	11	0.00	1.000					0.00	1.000
45 Thomas Pannone, L ERA: 9.0	1.0	0	6	3	1	1	1	0	0	0	0	0	0	8	8	9.00	3.000					9.00	3.000
54 Sean Reid-Foley, R ERA: 9.0	1.0	0	5	1	1	0	0	0	0	0	0	0	0	5	5	0.00	1.000					0.00	1.000
60 Justin Miller, R ERA: 9.0	1.0	0	3	0	0	0	0	0	0	0	0	0	0	3	3	0.00	0.000					0.00	0.000
69 Thomas Hatch, R ERA: 9.0	1.0	0	3	0	0	0	0	0	0	0	0	0	0	7	7	0.00	0.000					0.00	0.000
83 Kirby Sneed, L ERA: 9.0	1.0	0	4	1	1	1	0	1	0	0	0	0	0	5	10	9.00	2.000					9.00	2.000
38 Ryan Dull, R ERA: 9.0	1.0	0	3	1	0	0	1	0	0	0	0	0	0	6	6	0.00	1.000					0.00	1.000

AB 34
R 5
H 9
RBI 4
BB 2
SO 8
LOB 14



Batter	1	2	3	4	5	6	7	8	9	AB	R	H	RBI	BB	SO	LOB	TOP				
16 Andrew Benintendi, L OBP: 0.400, SLG: 1.000 36 Tyler Dearden, L (5, 9)	1-0 HR		0-3 K		0-3 K			0-0 G4-3		3	1	1	1	0	2	1	Boston Red Sox @ Minnesota Twins CenturyLink Sports Complex, Fort Myers, FL Mon Feb 24 2020, 1:06 PM - 3:49 PM EST Att: 6,215 - Sunny - 79 F				
19 Jackie Bradley Jr., L OBP: 0.400, SLG: 0.400 46 Keith Curcio, L (1, 8) (5, 7)	0-0 1B		0-0 1B		0-0 F9			0-0 F8		3	0	2	0	0	0	1					
28 J.D. Martinez, R (1, 10) 48 Joey Meneeses, R OBP: 0.500, SLG: 0.500 (6, PH) (6, 10)	4-0 BB		0-3 K		0-0 1B			0-0 F7		1	0	0	0	1	1	1					
18 Mitch Moreland, L (1, 3) 47 Jeff Bandy, R OBP: 0.500, SLG: 0.500 91 Roldani Baldwin, R OBP: 1.000, SLG: 2.000 (4, 2) (8, 2)	0-0 F9			0-0 P6				0-0 G5-4-3		2	0	0	0	0	0	2					
7 Christian Vázquez, R (1, 2) 12 Pedro Castellanos, R (4, 3)	0-0 G4-6-3			0-0 F7				0-0 G4-3		2	0	0	0	0	0	2					
5 Kevin Pillar, R OBP: 0.250, SLG: 0.250 38 Tate Matheny, R (1, 9) (5, 8)		0-0 P3		0-0 1B				0-3 K		2	0	1	0	0	0	0					
29 Bobby Dalbec, R (1, 5) 7 Brett Netzer, L OBP: 0.500, SLG: 0.500 (6, 4)	0-0 G5-3			0-3 K				0-3 K		2	0	0	0	0	1	1					
36 Jonathan Araúz, S OBP: 0.250, SLG: 0.500 22 Ryan Fitzgerald, L (1, 6) (6, 6)	0-3 K2-3			0-0 2B				0-3 K		2	0	1	0	0	1	0					
71 Chad De La Guerra, L (1, 4) 11 Josh Tobias, S (6, 5)			0-3 K		0-3 K			0-0 G5-3		2	0	0	0	0	2	1					
										1	0	0	0	0	0	0					
Inning Stats	R: 1 E: 0 K: 4 S: 4	H: 2 LOB: 1 BB: 1 P: 9	R: 0 E: 0 K: 1 S: 5	H: 0 LOB: 0 BB: 0 P: 5	R: 0 E: 0 K: 3 S: 10	H: 1 LOB: 1 BB: 0 P: 10	R: 0 E: 0 K: 1 S: 6	H: 1 LOB: 1 BB: 0 P: 6	R: 0 E: 0 K: 2 S: 8	H: 1 LOB: 0 BB: 0 P: 3	R: 0 E: 0 K: 3 S: 9	H: 0 LOB: 0 BB: 0 P: 9	R: 0 E: 0 K: 0 S: 3	H: 0 LOB: 0 BB: 0 P: 3	R: 1 E: 1 K: 1 S: 8	H: 2 LOB: 2 BB: 0 P: 9	1B: 5 2B: 2 3B: 0 HR: 1	SF: 0 SAC: 0 DP: 2 HBP: 0	WP: 1 PB: 0 SB: 0 CS: 0	PA: 35	
PITCHER	IP WLS BF ERA WHIP	IP WLS BF ERA WHIP	IP WLS BF ERA WHIP	IP WLS BF ERA WHIP	IP WLS BF ERA WHIP	IP WLS BF ERA WHIP	IP WLS BF ERA WHIP	IP WLS BF ERA WHIP	IP WLS BF ERA WHIP	IP WLS BF ERA WHIP	IP WLS BF ERA WHIP	IP WLS BF ERA WHIP	IP WLS BF ERA WHIP	IP WLS BF ERA WHIP	IP WLS BF ERA WHIP	IP WLS BF ERA WHIP	IP WLS BF ERA WHIP	IP WLS BF ERA WHIP	IP WLS BF ERA WHIP	IP WLS BF ERA WHIP	
18 Kenta Maeda, R ERA: 4.5	(1, 1) 2.0 W 8 4.50 1.500	(3, 1) 1.0 W 4 0.00 1.000	(4, 1) 1.0 H 4 0.00 1.000	(5, 1) 1.0 H 4 0.00 1.000	(6, 1) 1.0 H 3 0.00 1.000					53 Danny Coulombe, L ERA: 4.5	(7, 1) 1.0 H 3 0.00 1.000	(8, 1) 2.0 S 9 4.50 1.000									

AB	34
R	2
H	8
RBI	2
BB	1
SO	11
LOB	13



Batter	1	2	3	4	5	6	7	8	9	AB	R	H	RBI	BB	SO	LOB	BOTTOM				
2 Luis Arraez, L OBP: 0.333, SLG: 0.333 5 Peter Mooney, L (1, 4) (6, 4)	0-0 F7		0-0 20 G4-3 HR 1B		0-0 G3			0-0 P6		3	1	1	0	0	0	0	Boston Red Sox @ Minnesota Twins CenturyLink Sports Complex, Fort Myers, FL Mon Feb 24 2020, 1:06 PM - 3:49 PM EST Att: 6,215 - Sunny - 79 F				
20 Eddie Rosario, L (1, 7) 9 DaShawn Keirse Jr., L (6, 8)	0-0 F8		0-0 G4-3		0-0 F8			4-0 BB		3	0	0	0	0	0	1					
23 Nelson Cruz, R OBP: 0.667, SLG: 1.667 81 Trevor Lamach, L (7, PH) (8, 10)	0-0 1B		0-0 2H HR		0-3 K			0-0 G4-3		3	1	2	2	0	1	0					
16 Alex Avila, L (1, 2) 50 Brent Rooker, R OBP: 1.000, SLG: 1.000 (6, 7)	0-3 K		4-0 BB			0-0 88 G4-3 1B		4-0 89 F8 56 S BB		1	0	0	0	1	1	1					
13 Ehire Adrianza, S OBP: 0.400, SLG: 0.400 56 Tomás Telis, S (1, 3) (6, 2)		0-3 K	0-0 F8		0-0 G4-3			0-3 K		2	0	0	0	0	1	1					
60 Jake Cave, L OBP: 0.200, SLG: 0.200 89 Zander Wiel, R OBP: 0.600, SLG: 1.333 (1, 9) (6, 3)	0-3 K		0-0 G4-3		4-0 88 G4-3 BB			0-0 F8		2	0	0	0	0	1	1					
64 Willians Astudillo, R OBP: 0.600, SLG: 0.600 88 Drew Maggi, R (1, 5) (6, 6)	0-0 1B			0-0 G4-3		0-0 G4-3		0-0 G6-3		2	0	1	0	0	0	0					
75 Royce Lewis, R (1, 6) 33 Ramón Flores, L (6, 9)	0-3 K			0-3 K2-3		0-0 G4-3				2	0	0	0	0	2	1					
79 Gilberto Celestino, R OBP: 0.500, SLG: 1.333 99 Cody Asche, L (1, 8) (6, 5)			2-0 HR		0-0 G4-3			0-0 L4		2	1	1	1	0	0	0					
										1	0	0	0	0	0	0					
Inning Stats	R: 0 E: 0 K: 1 S: 6	H: 1 LOB: 1 BB: 0 P: 6	R: 0 E: 0 K: 3 S: 10	H: 1 LOB: 0 BB: 0 P: 10	R: 3 E: 0 K: 0 S: 6	H: 3 LOB: 1 BB: 1 P: 12	R: 0 E: 0 K: 1 S: 5	H: 0 LOB: 0 BB: 0 P: 5	R: 0 E: 0 K: 1 S: 4	H: 1 LOB: 2 BB: 1 P: 8	R: 0 E: 0 K: 0 S: 3	H: 0 LOB: 1 BB: 1 P: 7	R: 0 E: 0 K: 1 S: 5	H: 0 LOB: 1 BB: 1 P: 9	R: 0 E: 0 K: 0 S: 3	H: 0 LOB: 1 BB: 1 P: 9	1B: 4 2B: 0 3B: 0 HR: 2	SF: 0 SAC: 0 DP: 0 HBP: 0	WP: 0 PB: 0 SB: 1 CS: 0	PA: 34	
PITCHER	IP WLS BF ERA WHIP	IP WLS BF ERA WHIP	IP WLS BF ERA WHIP	IP WLS BF ERA WHIP	IP WLS BF ERA WHIP	IP WLS BF ERA WHIP	IP WLS BF ERA WHIP	IP WLS BF ERA WHIP	IP WLS BF ERA WHIP	IP WLS BF ERA WHIP	IP WLS BF ERA WHIP	IP WLS BF ERA WHIP	IP WLS BF ERA WHIP	IP WLS BF ERA WHIP	IP WLS BF ERA WHIP	IP WLS BF ERA WHIP	IP WLS BF ERA WHIP	IP WLS BF ERA WHIP	IP WLS BF ERA WHIP	IP WLS BF ERA WHIP	
17 Nathan Eovaldi, R ERA: 27.0	(1, 1) 2.0 L 7 27.00 4.000	(3, 1) 1.0 L 7 0.00 0.000	(4, 1) 2.0 6 0.00 0.000	(6, 1) 2.0 9 0.00 1.500	(8, 1) 1.0 4 0.00 1.000																

AB	30
R	3
H	6
RBI	3
BB	4
SO	7
LOB	14



Batter	1	2	3	4	5	6	7	8	9	AB	R	H	RBI	BB	SO	LOB	TOP								
8 Mitch Garver, R OBP: 0.500, SLG: 0.400 88 Drew Maggi, R (6, 4)	F9		F7			G6-4-3 1B	G6-3		G5-3	3	0	1	0	0	0	0									
64 Willians Astudillo, R OBP: 0.375, SLG: 0.175 87 Kody Eaves, L (1, 5) (6, 5)	F7			L8		G6-4-3 1B		K	F8	3	0	0	0	0	0	2									
22 Miguel Sanó, R OBP: 0.167, SLG: 0.167 5 Peter Mooney, L (1, 3) (6, 6)	K			P3		P3		K	G4-3	3	0	0	0	0	1	1									
81 Trevor Larnach, L OBP: 0.429, SLG: 0.833 23 Gabriel Maciel, S (8, PH) (8, 10)		HR					G5-3 95 BB, 91 HBP			2	2	2	1	1	0	0									
30 LaMonte Wade Jr., L OBP: 0.429, SLG: 0.500 87 Ryan Jeffers, R OBP: 0.200, SLG: 0.200 (1, 7) (6, 2)	K			L6			F8			2	0	0	0	0	1	1									
79 Gilberto Celestino, R OBP: 0.333, SLG: 0.800 50 Jimmy Kerrigan, S OBP: 0.571, SLG: 0.800 (1, 8) (6, 8)	K					F8	G5-3 91 BB, 95 HBP			2	0	0	0	0	1	0									
50 Brent Rooker, R OBP: 0.333, SLG: 0.333 95 Gabe Snyder, L OBP: 0.750, SLG: 0.500 (1, 9) (6, 3)	P6					K	G5-3 91 BB			2	0	0	0	0	1	0									
74 Travis Blankenhorn, L (1, 4) 91 Mark Contreras, L OBP: 0.400, SLG: 0.250 (6, 9)			G4-3			K				2	0	0	0	0	1	0									
78 Jack Reinheimer, R (1, 6) 22 Tyler Webb, R OBP: 1.000, SLG: 3.000 (6, 7)			K				G5-3			2	1	1	1	0	0	2									
							G6-4-3 64 BB, 8 1B			1	0	0	0	1	1	0									
										1	1	1	2	1	0	0									
Inning Stats	R: 0 E: 0 K: 1 S: 6	H: 0 LOB: 0 BB: 0 P: 6	R: 1 E: 0 K: 2 S: 9	H: 1 LOB: 0 BB: 0 P: 11	R: 0 E: 0 K: 1 S: 5	H: 0 LOB: 0 BB: 0 P: 5	R: 0 E: 0 K: 0 S: 4	H: 1 LOB: 1 BB: 0 P: 5	R: 0 E: 0 K: 2 S: 7	H: 0 LOB: 0 BB: 0 P: 7	R: 0 E: 0 K: 0 S: 3	H: 1 LOB: 1 BB: 1 P: 7	R: 1 E: 0 K: 0 S: 3	H: 0 LOB: 3 BB: 3 P: 16	R: 0 E: 0 K: 3 S: 10	H: 1 LOB: 3 BB: 1 P: 15	R: 2 E: 0 K: 0 S: 6	H: 2 LOB: 0 BB: 0 P: 7	1B: 4 2B: 0 3B: 0 HR: 2	SF: 0 SAC: 0 DP: 1 HBP: 2	WP: 0 PB: 0 SB: 1 CS: 0	PA: 39			
PITCHER	IP WLS BF H R ER SO BB IBB HBP BLK WP HR S P ERA WHIP	2.0 1.0 7 1 1 1 3 0 0 0 0 0 0 0 15 17 4.50 0.500	2.0 3 0 0 0 0 0 0 0 0 0 0 0 5 7 0.00 0.000	2.0 7 1 0 0 2 0 0 0 0 0 0 0 11 12 0.00 0.500	1.0 H 4 1 0 0 0 1 0 0 0 0 0 3 7 0.00 2.000	0.2 B 6 0 1 1 0 3 0 1 0 0 0 2 15 13.50 4.500	0.1 1 0 0 0 0 0 0 0 0 0 0 0 1 1 0.00 0.000	1.0 H 6 1 0 0 3 1 0 1 0 0 0 10 15 0.00 2.000	1.0 B 5 2 2 2 0 0 0 0 0 0 1 6 7 18.00 2.000	ERA: 4.5 73 Chris Nunn, L ERA: 9.0	ERA: 9.0	ERA: 9.0	ERA: 9.0	ERA: 9.0	ERA: 9.0	ERA: 9.0	ERA: 9.0	ERA: 9.0	ERA: 9.0	ERA: 9.0	ERA: 9.0	ERA: 9.0	ERA: 9.0	ERA: 9.0	ERA: 9.0

Minnesota Twins @ Atlanta Braves
CoolToday Park, North Port, FL
Tue Feb 25 2020, 1:06 PM - 4:07 PM EST
Att: 4,937 - Sunny - 81 F

AB	32
R	4
H	6
RBI	4
BB	5
SO	9
LOB	13



Batter	1	2	3	4	5	6	7	8	9	AB	R	H	RBI	BB	SO	LOB	BOTTOM						
13 Ronald Acuña Jr., R OBP: 0.286, SLG: 0.286 74 Greyson Jenista, L OBP: 0.200, SLG: 0.200 (1, 9) (6, 9)	L9		F9				K		K	3	0	1	2	0	0	1							
1 Ozzie Albies, S OBP: 0.571, SLG: 0.667 0 Pete Kozma, R OBP: 0.200, SLG: 0.200 (1, 4) (6, 4)			F7		FC3-6 45 1B		L7		G6-3	3	0	1	0	0	0	2							
45 Yonder Alonso, L OBP: 0.111, SLG: 0.111 58 Peter O'Brien, R (1, 3) (6, 3)	G5-3			F7			K			3	0	1	0	0	0	1							
20 Marcell Ozuna, R (1, 10) 83 Braden Shewmake, (& PH) (9, 10)	K			K		P3			G4-3	3	0	0	0	0	2	3							
27 Austin Riley, R OBP: 0.200, SLG: 0.200 70 Yanervis Solarte, S OBP: 0.167, SLG: 0.167 (1, 5) (7, 5)		F8				G6-3			G5-3	3	0	1	0	0	0	0							
11 Ender Inciarte, L OBP: 0.143, SLG: 0.167 38 Shane Robinson, R OBP: 0.333, SLG: 0.200 (1, 8) (6, 8)		F8		K			F8			2	0	0	0	0	1	1							
7 Dansby Swanson, R OBP: 0.429, SLG: 0.400 8 Charlie Culberson, R (1, 6) (6, 6)							F7		G5-3	1	1	0	0	1	1	0							
23 Adam Duvall, R OBP: 0.333, SLG: 0.500 18 Rafael Ortega, L OBP: 0.600, SLG: 0.750 (1, 7) (6, 7)			E6							2	1	1	0	0	0	0							
25 Tyler Flowers, R (1, 2) 88 Shea Langeliers, R OBP: 0.500, SLG: 1.250 (6, 2)	K									1	1	1	0	1	0	0							
										2	0	0	0	0	2	3							
										2	1	1	2	0	0	1							
Inning Stats	R: 0 E: 0 K: 1 S: 6	H: 1 LOB: 1 BB: 0 P: 6	R: 0 E: 0 K: 1 S: 5	H: 0 LOB: 0 BB: 0 P: 5	R: 0 E: 1 K: 2 S: 8	H: 1 LOB: 1 BB: 0 P: 8	R: 2 E: 0 K: 1 S: 8	H: 3 LOB: 2 BB: 1 P: 12	R: 0 E: 0 K: 0 S: 3	H: 0 LOB: 0 BB: 0 P: 3	R: 2 E: 0 K: 2 S: 10	H: 2 LOB: 0 BB: 0 P: 12	R: 0 E: 0 K: 0 S: 3	H: 0 LOB: 1 BB: 1 P: 7	R: 0 E: 0 K: 1 S: 5	H: 0 LOB: 1 BB: 1 P: 9	1B: 3 2B: 3 3B: 0 HR: 1	SF: 0 SAC: 0 DP: 0 HBP: 0	WP: 0 PB: 0 SB: 1 CS: 0	PA: 38			
PITCHER	IP WLS BF H R ER SO BB IBB HBP BLK WP HR S P ERA WHIP	2.0 H 8 1 0 0 3 0 0 0 0 0 0 14 14 0.00 0.500	1.0 B 7 3 2 2 1 1 0 0 0 0 0 8 12 18.00 4.000	1.0 3 0 0 0 0 0 0 0 0 0 0 0 3 3 0.00 0.000	1.0 5 2 2 2 2 0 0 0 0 0 1 10 12 18.00 2.000	1.0 4 0 0 0 1 1 0 0 0 0 0 5 9 0.00 1.000	1.0 4 0 0 0 1 1 0 0 0 0 0 5 9 0.00 1.000	1.0 4 0 0 0 1 1 0 0 0 0 0 5 9 0.00 1.000	1.0 4 0 0 0 1 1 0 0 0 0 0 5 9 0.00 1.000	ERA: 0.00 82 Sam Clay, L ERA: 9.0	ERA: 9.0	ERA: 9.0	ERA: 9.0	ERA: 9.0	ERA: 9.0	ERA: 9.0	ERA: 9.0	ERA: 9.0	ERA: 9.0	ERA: 9.0	ERA: 9.0	ERA: 9.0	ERA: 9.0

Minnesota Twins @ Atlanta Braves
CoolToday Park, North Port, FL
Tue Feb 25 2020, 1:06 PM - 4:07 PM EST
Att: 4,937 - Sunny - 81 F

AB	35
R	4
H	7
RBI	4
BB	3
SO	9
LOB	15



Batter	1	2	3	4	5	6	7	8	9	AB	R	H	RBI	BB	SO	LOB	TOP																			
30 Tzu-Wei Lin, L OBP: 0.385, SLG: 0.333 38 Tate Matheny, R (6, 8)	G4-3		G4-3			K		L1-4-1-4-3-6		3	0	0	0	0	1	0																				
11 Rafael Devers, L 71 Chad De La Guerra, L (1, 5) (4, 5)	K			F9		K			29 F8 43 HBP BB	2	0	0	0	0	1	0																				
28 J.D. Martinez, R 43 C.J. Chatham, R (1, 10) (6, PH) (6, 10)	3B			HR		F9			HBP	2	1	2	1	0	0	0																				
23 Michael Chavis, R 29 Bobby Dalbec, R (1, 3) (6, 3)	F8			F8			G6-3		F8	2	0	0	0	0	0	1																				
3 José Peraza, R 12 Jonathan Lucroy, R 47 Jett Bandy, R (1, 4) (6, 2) (8, 2)	K			P2			G4-3		K	2	0	0	0	0	1	0																				
25 Kevin Plawecki, R 36 Jonathan Araúz, S (1, 2) (6, 4)	1B			F9					F8	2	0	1	0	0	0	0																				
38 Rusney Castillo, R 83 Nick Longhi, R (1, 7) (6, 7)	G4-3			1B						2	0	1	0	0	0	1																				
93 César Puello, R 39 Marcus Wilson, R (1, 9) (6, 9)	F7			K					38 20 BB 1B	2	0	0	0	0	1	1																				
92 Jarren Duran, L 20 Jeter Downs, R (1, 8) (6, 6)	F8			F7					38 1-2 BB	2	0	0	0	0	0	1																				
Inning Stats	R: 0 E: 0 K: 1 S: 6	H: 1 LOB: 1 BB: 0 P: 6	R: 0 E: 0 K: 1 S: 5	H: 1 LOB: 0 BB: 0 P: 5	R: 0 E: 0 K: 0 S: 3	H: 0 LOB: 0 BB: 0 P: 3	R: 1 E: 0 K: 0 S: 6	H: 1 LOB: 1 BB: 0 P: 7	R: 0 E: 0 K: 1 S: 7	H: 0 LOB: 0 BB: 0 P: 7	R: 0 E: 0 K: 1 S: 6	H: 1 LOB: 1 BB: 0 P: 6	R: 0 E: 0 K: 0 S: 2	H: 1 LOB: 0 BB: 1 P: 6	R: 0 E: 0 K: 1 S: 5	H: 0 LOB: 2 BB: 1 P: 10	1B: 4 2B: 0 3B: 2 HR: 1	SF: 0 SAC: 0 DP: 1 HBP: 1	WP: 0 PB: 0 SB: 0 CS: 0	PA: 33																
PITCHER	IP	WLS	BF	H	R	ER	SO	BB	IBB	HBP	BLK	WP	HR	S	P	ERA	WHIP	PITCHER		IP	WLS	BF	H	R	ER	SO	BB	IBB	HBP	BLK	WP	HR	S	P	ERA	WHIP
15 Homer Bailey, R ERA: 0.00	2.0	7	7	2	0	0	2	0	0	0	0	0	0	11	11	0.00	1.000	85 Charlie Barnes, L ERA: 2.25		2.0	8	8	1	0	0	1	2	0	1	0	0	7	16	0.00	1.500	
65 Trevor May, R ERA: 13.5	1.0	3	0	0	0	0	0	0	0	0	0	0	0	3	3	0.00	0.000																			
38 Cory Gearrin, R ERA: 13.5	1.0	4	1	1	1	0	0	0	0	0	0	0	0	1	6	7	9.00	1.000																		
61 Cody Stashak, R ERA: 9.0	2.0	7	1	0	0	3	0	0	0	0	0	0	0	13	13	0.00	0.500																			
66 Jorge Alcala, R ERA: 9.0	1.0	4	1	0	0	1	0	0	0	0	0	0	0	6	6	0.00	1.000																			

Boston Red Sox @ Minnesota Twins
CenturyLink Sports Complex, Fort Myers, FL
Fri Feb 28 2020, 1:05 PM - 3:36 PM EST
Att: 8,026 - Cloudy - 63 F

AB 30
R 1
H 6
RBI 1
BB 2
SO 7
LOB 13



Batter	1	2	3	4	5	6	7	8	9	AB	R	H	RBI	BB	SO	LOB	BOTTOM																			
26 Max Kepler, L 76 Alex Kirilloff, L (1, 9) (6, 9)	L4		F8			2B				2	0	0	0	0	0	0																				
24 Josh Donaldson, R 81 Trevor Larnach, L (1, 10) (7, PH) (8, 10)	F9			2B		F7			HR	3	0	1	0	0	0	1																				
8 Mitch Garver, R 85 Yunior Severino, S (1, 2) (6, PR) (7, 4)	BB			E5		2B			F7	1	0	0	0	2	0	1																				
22 Miguel Sanó, R 91 Mark Contreras, L (1, 3) (7, 7)	F8			G6-4-3		K			K	3	0	0	0	0	1	5																				
20 Eddie Rosario, L Wander Javier, R (1, 7) (6, PR) (7, 6)	G3			P5		2B			BB	3	0	1	2	0	0	1																				
2 Luis Arraez, L 99 Cody Asche, L (1, 4) (7, 5)	K					F9			K	2	0	0	0	1	1	2																				
64 Willians Astudillo, R 56 Tomás Telis, S (1, 5) (7, 3)	F8					BB			K	2	0	0	0	0	0	1																				
30 LaMonte Wade Jr., L 73 Juan Graterol, R (1, 8) (7, 2)	K					BB			G3	1	0	0	0	0	0	0																				
88 Drew Maggi, R 50 Jimmy Kerrigan, S (1, 6) (7, 8)	K					BB			HR	1	0	0	0	0	0	0																				
Inning Stats	R: 0 E: 0 K: 0 S: 3	H: 0 LOB: 1 BB: 1 P: 7	R: 0 E: 0 K: 1 S: 5	H: 0 LOB: 0 BB: 0 P: 5	R: 0 E: 0 K: 2 S: 7	H: 0 LOB: 0 BB: 0 P: 7	R: 0 E: 1 K: 0 S: 4	H: 1 LOB: 1 BB: 0 P: 4	R: 0 E: 0 K: 0 S: 2	H: 0 LOB: 2 BB: 2 P: 10	R: 2 E: 0 K: 1 S: 7	H: 2 LOB: 1 BB: 1 P: 11	R: 2 E: 0 K: 1 S: 7	H: 2 LOB: 0 BB: 0 P: 8	R: 0 E: 0 K: 2 S: 7	H: 0 LOB: 1 BB: 1 P: 11	1B: 2 2B: 2 3B: 0 HR: 1	SF: 0 SAC: 0 DP: 2 HBP: 0	WP: 0 PB: 0 SB: 0 CS: 0	PA: 33																
PITCHER	IP	WLS	BF	H	R	ER	SO	BB	IBB	HBP	BLK	WP	HR	S	P	ERA	WHIP	PITCHER		IP	WLS	BF	H	R	ER	SO	BB	IBB	HBP	BLK	WP	HR	S	P	ERA	WHIP
81 Kyle Hart, L ERA: 9.0	2.0	7	0	0	0	1	1	0	0	0	0	0	0	8	12	0.00	0.500	77 Robinson Leyer, R ERA: 9.0		1.0	5	5	2	2	2	1	0	0	0	0	7	8	18.00	2.000		
72 Josh Taylor, L ERA: 9.0	1.0	3	0	0	0	2	0	0	0	0	0	0	0	7	7	0.00	0.000	56 Matt Hall, L ERA: 9.0		1.0	4	4	0	0	0	2	1	0	0	0	7	11	0.00	1.000		
31 Austin Brice, R ERA: 9.0	1.0	4	1	0	0	0	0	0	0	0	0	0	0	4	4	0.00	1.000																			
76 Hector Velázquez, R ERA: 9.0	1.0	4	0	0	0	0	2	0	0	0	0	0	0	2	10	0.00	2.000																			
78 Trevor Hildenberger, R ERA: 9.0	1.0	6	2	2	2	1	1	0	0	0	0	0	0	7	11	18.00	3.000																			

Boston Red Sox @ Minnesota Twins
CenturyLink Sports Complex, Fort Myers, FL
Fri Feb 28 2020, 1:05 PM - 3:36 PM EST
Att: 8,026 - Cloudy - 63 F


AB 28
R 4
H 5
RBI 4
BB 5
SO 7
LOB 15




Batter	1	2	3	4	5	6	7	8	9	AB	R	H	RBI	BB	SO	LOB	TOP			
26 Max Kepler, L (1, 9) 88 Drew Maggi, R OBP: 0.083, SLG: 0.091 (6, 6)	G3-1		K					G5-3		3	0	0	0	0	1	0	Minnesota Twins @ Tampa Bay Rays Charlotte Sports Park, Port Charlotte, FL Sun Mar 01 2020, 1:09 PM - 3:50 PM EST Att: 4,168 - Sunny - 60 F			
2 Luis Aráez, L (1, 4) 90 Caleb Hamilton, R OBP: 0.500, SLG: 1.000 (6, 5)	F7		L6					1B		3	0	0	0	0	1	0				
11 Jorge Polanco, S (1, 10) 73 Juan Graterol, R OBP: 0.250, SLG: 0.250 (6, PH) (8, 10)	2B		1B					G1-3		3	0	2	0	0	0	0				
8 Mitch Garver, R (1, 2) 96 Willie Joe Garry Jr., L (6, PR) (6, 8)	K		K					G5-4-3		3	0	2	0	0	0	0				
22 Miguel Sanó, R (1, 3) 85 Ernie De La Trinidad, L (6, PR) (6, 9)		K						G1-3		3	0	1	0	0	2	2				
64 Williams Astudillo, R (1, 5) 9 Jacob Pearson, L OBP: 1.000, SLG: 1.000 (6, 7)	F7		G4-6-3					G3-1		2	0	0	0	1	1	0				
30 LaMonte Wade Jr., L (1, 8) 78 Jack Reinheimer, R (6, 4)								1B		3	0	0	0	0	0	3				
75 Royce Lewis, R (1, 6) 56 Tomás Telis, S OBP: 0.111, SLG: 0.111 (6, 2)	HR		CS					78 PB 1B		1	1	1	0	1	0	0				
50 Brent Rooker, R (1, 7) 89 Zander Wiel, R OBP: 0.417, SLG: 0.900 (6, 3)	F9		F9					1B		1	0	0	0	0	1	0				
										2	1	1	2	0	0	0				
Inning Stats	R: 0 E: 0 K: 1 S: 6	H: 1 LOB: 1 P: 7	R: 2 E: 0 K: 1 S: 8	H: 2 LOB: 0 P: 10	R: 0 E: 0 K: 2 S: 8	H: 1 LOB: 1 P: 8	R: 0 E: 1 K: 0 S: 2	H: 0 LOB: 0 P: 7	R: 0 E: 0 K: 1 S: 3	H: 1 LOB: 2 P: 10	R: 0 E: 0 K: 3 S: 9	H: 0 LOB: 0 P: 9	R: 0 E: 0 K: 0 S: 3	H: 1 LOB: 0 P: 3	R: 0 E: 0 K: 0 S: 4	H: 1 LOB: 2 P: 8	1B: 4 2B: 2 3B: 0 HR: 1	SF: 0 SAC: 0 DP: 2 HBP: 0	WP: 0 PB: 1 SB: 0 CS: 1	PA: 36
PITCHER	IP WLS BF H R ER SO BB IBB HBP BLK WP HR S P ERA WHIP	67 Joe Ryan, R ERA: 10.39 (1, 1) 63 Diego Castillo, R ERA: (3, 1) 70 Nick Anderson, R ERA: (4, 1) 36 Andrew Kittredge, R ERA: (5, 1) 84 John Curtiss, R ERA: (6, 1)	2.0 9 3 2 2 2 0 0 0 0 0 0 1 14 17 9.00 1.500	1.0 4 1 0 0 2 0 0 0 0 0 0 0 8 8 0.00 1.000	1.0 3 0 0 0 0 1 0 0 0 0 0 0 2 7 0.00 1.000	1.0 3 0 0 0 0 0 0 0 0 0 0 0 3 3 0.00 0.000	1.0 5 1 0 0 1 1 0 0 0 0 0 0 6 10 0.00 2.000	PITCHER	IP WLS BF H R ER SO BB IBB HBP BLK WP HR S P ERA WHIP	65 D.J. Snellen, L ERA: (7, 1) 71 Ryan Sherriff, L ERA: (8, 1) 81 Ryan Thompson, R ERA: (9, 1)	1.0 3 0 0 0 3 0 0 0 0 0 0 0 14 17 9.00 1.500	1.0 3 1 0 0 0 0 0 0 0 0 0 0 8 8 0.00 1.000	1.0 5 1 0 0 0 1 0 0 0 0 0 0 4 8 0.00 2.000	1.0 3 0 0 0 3 0 0 0 0 0 0 0 14 17 9.00 1.500	1.0 3 1 0 0 0 0 0 0 0 0 0 0 8 8 0.00 1.000	1.0 5 1 0 0 0 1 0 0 0 0 0 0 4 8 0.00 2.000	1B: 4 2B: 2 3B: 0 HR: 1	SF: 0 SAC: 0 DP: 2 HBP: 0	WP: 0 PB: 1 SB: 0 CS: 1	PA: 36

Batter	1	2	3	4	5	6	7	8	9	AB	R	H	RBI	BB	SO	LOB	BOTTOM		
2 Yandy Diaz, R (1, 5) 35 Nathaniel Lowe, L OBP: 0.214, SLG: 0.231 (6, 5)	26 BB 1B	K		SF8				G3		2	0	1	1	0	1	0	Minnesota Twins @ Tampa Bay Rays Charlotte Sports Park, Port Charlotte, FL Sun Mar 01 2020, 1:09 PM - 3:50 PM EST Att: 4,168 - Sunny - 60 F		
25 Yoshi Tsutsugo, L (1, 7) 73 Ryan LaMarre, R OBP: 0.333, SLG: 0.500 (6, 8)	F7	F9		K				F9		3	0	0	0	0	1	3			
10 Mike Zunino, R (1, 2) 74 Brett Sullivan, L OBP: 0.250, SLG: 0.500 (6, 2)	K		K					HR		3	1	1	3	0	2	1			
26 Ji Man Choi, L (1, 3) 31 Brian O'Grady, L OBP: 0.333, SLG: 0.727 (6, 3)			F8					K		2	0	0	0	1	1	0			
56 Randy Arozarena, R (1, 9) 60 Dylan Cozens, L OBP: 0.313, SLG: 0.231 (6, 9)	G4-3							K		1	0	0	0	1	0	2			
39 Kevin Kiermaier, L (1, 8) 76 Dalton Kelly, L OBP: 0.625, SLG: 1.000 (6, 7)		E7 44 E	G3					G4-3		3	1	0	0	0	0	1			
44 Kevan Smith, R (1, 10) 79 René Pinto, R (5, PH) (6, 10)	E3 18 WP 18 HR							F9		2	2	1	1	0	0	0			
18 Joey Wendle, L (1, 4) 43 Mike Brosseau, R OBP: 0.500, SLG: 0.667 (6, 4)								K		2	2	2	2	0	0	0			
28 Daniel Robertson, R (1, 6) 19 Lucius Fox, S OBP: 0.400, SLG: 0.250 (6, 6)	F7							1B		1	1	0	0	1	0	0			
										2	0	1	0	0	1	1			
Inning Stats	R: 0 E: 0 K: 1 S: 6	H: 1 LOB: 2 P: 10	R: 3 E: 2 K: 1 S: 10	H: 1 LOB: 0 P: 12	R: 0 E: 0 K: 1 S: 5	H: 0 LOB: 1 P: 9	R: 4 E: 0 K: 2 S: 12	H: 3 LOB: 0 P: 18	R: 0 E: 0 K: 1 S: 5	H: 0 LOB: 0 P: 6	R: 0 E: 0 K: 3 S: 9	H: 0 LOB: 0 P: 9	R: 1 E: 0 K: 1 S: 7	H: 2 LOB: 1 P: 8	1B: 4 2B: 0 3B: 0 HR: 3	SF: 1 SAC: 0 DP: 0 HBP: 0	WP: 1 PB: 0 SB: 0 CS: 0	PA: 37	
PITCHER	IP WLS BF H R ER SO BB IBB HBP BLK WP HR S P ERA WHIP	18 Kenta Maeda, R ERA: 3.86 (1, 1) 46 Juan Minaya, R ERA: (3, 1) 45 Jhoulys Chacín, R ERA: 7.2 (4, 1) 38 Cory Gearrin, R ERA: 9.0 (7, 1) 37 Matt Wisler, R ERA: 3.0 (8, 1)	2.2 14 1 0 0 0 0 0 0 0 0 0 0 20 30 3.38 1.500	0.1 1 0 0 0 0 0 0 0 0 0 0 0 1 1 0.00 0.000	3.0 14 3 4 4 4 1 0 0 0 0 0 0 23 29 12.00 1.333	1.0 3 0 0 0 3 0 0 0 0 0 0 0 9 9 0.00 0.000	1.0 5 2 1 1 1 0 0 0 0 0 0 0 7 8 9.00 2.000	PITCHER	IP WLS BF H R ER SO BB IBB HBP BLK WP HR S P ERA WHIP	18 Kenta Maeda, R ERA: 3.86 (1, 1) 46 Juan Minaya, R ERA: (3, 1) 45 Jhoulys Chacín, R ERA: 7.2 (4, 1) 38 Cory Gearrin, R ERA: 9.0 (7, 1) 37 Matt Wisler, R ERA: 3.0 (8, 1)	2.2 14 1 0 0 0 0 0 0 0 0 0 0 20 30 3.38 1.500	0.1 1 0 0 0 0 0 0 0 0 0 0 0 1 1 0.00 0.000	3.0 14 3 4 4 4 1 0 0 0 0 0 0 23 29 12.00 1.333	1.0 3 0 0 0 3 0 0 0 0 0 0 0 9 9 0.00 0.000	1.0 5 2 1 1 1 0 0 0 0 0 0 0 7 8 9.00 2.000	1B: 4 2B: 0 3B: 0 HR: 3	SF: 1 SAC: 0 DP: 0 HBP: 0	WP: 1 PB: 0 SB: 0 CS: 0	PA: 37

AB 32
R 2
H 7
RBI 2
BB 3
SO 8
LOB 8



AB 33
R 8
H 7
RBI 8
BB 3
SO 11
LOB 11



livebaseballscores.com

livebaseballscores.com

Batter	1	2	3	4	5	6	7	8	9	AB	R	H	RBI	BB	SO	LOB	TOP											
64 Willians Astudillo, R OBP: 0.158, SLG: 0.158 74 Travis Blankenhorn, L OBP: 0.231, SLG: 0.200	0-0 P3		0-0 P5		0-0 G2-3		0-0 F7		0-3 K	3	0	0	0	0	0	0												
20 Eddie Rosario, L OBP: 0.059, SLG: 0.118 50 Brent Rooker, R OBP: 0.375, SLG: 0.308	0-0 P5		0-3 K		0-0 F7		0-0 1B			3	0	0	0	0	1	0												
23 Nelson Cruz, R OBP: 0.333, SLG: 1.143 81 Trevor Larnach, L OBP: 0.388, SLG: 0.647	2-2 HR		0-0 1B		0-0 1B		0-0 L9			3	1	3	1	0	0	0												
22 Miguel Sanó, R OBP: 0.250, SLG: 0.333 89 Zander Wiel, R OBP: 0.462, SLG: 0.909	0-0 L8		0-3 K		0-3 K					3	0	0	0	0	2	2												
16 Alex Avila, L 78 Jack Reinheimer, R OBP: 0.200, SLG: 0.231		0-3 K		4-0 BB		4-0 BB		0-0 G5-4-3		1	1	0	0	2	1	0												
30 LaMonte Wade Jr., L OBP: 0.528, SLG: 0.500 88 Drew Maggi, R OBP: 0.071, SLG: 0.077		4-0 BB		0-0 1B		0-0 P5		0-3 K		2	0	1	0	1	0	1												
75 Royce Lewis, R OBP: 0.158, SLG: 0.308 9 DaShawn Keirsey Jr., L	0-0 1B		0-0 G6-4-3		0-0 G6-4-3					3	0	1	0	0	0	3												
79 Gilberto Celestino, R OBP: 0.235, SLG: 0.438 76 Alex Krieff, L OBP: 0.636, SLG: 1.200	0-0 G3-1		0-0 1B		0-0 1B		0-0 1B		0-0 HR	2	0	1	1	0	0	2												
1 Nick Gordon, L 56 Tomás Telis, S OBP: 0.071, SLG: 0.071	0-0 G3-1		0-0 F9		0-0 F7		0-0 F7		0-0 F9	2	0	0	0	0	0	3												
Inning Stats	R: 1 E: 0 K: 0 S: 6	H: 1 LOB: 0 BB: 0 P: 8	R: 0 E: 0 K: 1 S: 6	H: 1 LOB: 2 BB: 1 P: 10	R: 0 E: 0 K: 2 S: 8	H: 1 LOB: 1 BB: 0 P: 8	R: 1 E: 0 K: 0 S: 4	H: 2 LOB: 1 BB: 1 P: 8	R: 0 E: 0 K: 1 S: 6	H: 0 LOB: 1 BB: 1 P: 6	R: 0 E: 0 K: 0 S: 5	H: 2 LOB: 2 BB: 0 P: 5	R: 0 E: 0 K: 1 S: 8	H: 1 LOB: 0 BB: 0 P: 5	R: 1 E: 0 K: 2 S: 8	H: 1 LOB: 3 BB: 1 P: 8	1B: 8 2B: 0 3B: 0 HR: 2	SF: 0 SAC: 0 DP: 3 HBP: 0	WP: 0 PB: 0 SB: 0 CS: 0	PA: 37								
PITCHER	IP WLS BF H R ER SO BB IBB HBP BLK WP HR S P ERA WHIP	2.2 12 3 1 0 1 2 1 0 0 0 0 1 17 23 3.38 1.500	IP WLS BF H R ER SO BB IBB HBP BLK WP HR S P ERA WHIP	2.0 8 3 0 0 1 0 0 0 0 0 0 3 3 9.00 3.000	IP WLS BF H R ER SO BB IBB HBP BLK WP HR S P ERA WHIP	1.0 4 1 1 1 2 0 0 0 0 0 0 4 8 9.00 1.000	IP WLS BF H R ER SO BB IBB HBP BLK WP HR S P ERA WHIP	2.0 8 3 0 0 1 0 0 0 0 0 0 4 3 9.00 1.000	IP WLS BF H R ER SO BB IBB HBP BLK WP HR S P ERA WHIP	2.0 8 3 0 0 1 0 0 0 0 0 4 3 9.00 1.000	IP WLS BF H R ER SO BB IBB HBP BLK WP HR S P ERA WHIP	2.0 8 3 0 0 1 0 0 0 0 0 4 3 9.00 1.000	IP WLS BF H R ER SO BB IBB HBP BLK WP HR S P ERA WHIP	2.0 8 3 0 0 1 0 0 0 0 0 4 3 9.00 1.000	IP WLS BF H R ER SO BB IBB HBP BLK WP HR S P ERA WHIP	2.0 8 3 0 0 1 0 0 0 0 0 4 3 9.00 1.000	IP WLS BF H R ER SO BB IBB HBP BLK WP HR S P ERA WHIP	2.0 8 3 0 0 1 0 0 0 0 0 4 3 9.00 1.000	IP WLS BF H R ER SO BB IBB HBP BLK WP HR S P ERA WHIP	2.0 8 3 0 0 1 0 0 0 0 0 4 3 9.00 1.000	IP WLS BF H R ER SO BB IBB HBP BLK WP HR S P ERA WHIP	2.0 8 3 0 0 1 0 0 0 0 0 4 3 9.00 1.000	IP WLS BF H R ER SO BB IBB HBP BLK WP HR S P ERA WHIP	2.0 8 3 0 0 1 0 0 0 0 0 4 3 9.00 1.000	IP WLS BF H R ER SO BB IBB HBP BLK WP HR S P ERA WHIP	2.0 8 3 0 0 1 0 0 0 0 0 4 3 9.00 1.000	IP WLS BF H R ER SO BB IBB HBP BLK WP HR S P ERA WHIP	2.0 8 3 0 0 1 0 0 0 0 0 4 3 9.00 1.000

Minnesota Twins @ Baltimore Orioles
Ed Smith Stadium, Sarasota, FL
Thu Mar 05 2020, 3:06 PM - 5:49 PM EST
Att: 5,626 - Partly Cloudy - 81 F

AB 34
R 3
H 10
RBI 3
BB 3
SO 7
LOB 16



Batter	1	2	3	4	5	6	7	8	9	AB	R	H	RBI	BB	SO	LOB	BOTTOM											
57 Hanser Alberto, R OBP: 0.348, SLG: 0.391 9 Richard Urena, S OBP: 0.182, SLG: 0.455	0-0 1B		0-0 G5-3		0-0 G5-3			0-3 K	0-3 K	3	0	1	0	0	0	1												
2 Dilson Herrera, R OBP: 0.292, SLG: 0.478 78 Malquin Canelo, R OBP: 0.400, SLG: 0.500	1-3 K		0-0 F8		0-0 G6-3			0-0 E5	0-0 G2-3	4	0	0	0	0	1	2												
19 Chris Davis, L OBP: 0.600, SLG: 1.250 37 Taylor Davis, R OBP: 0.400, SLG: 0.250	0-0 G4-3		0-0 1B		0-3 K		0-3 K		4-0 BB	3	0	1	1	0	1	1												
6 Ryan Mountcastle, R OBP: 0.296, SLG: 0.519 65 Ryan McKenna, R OBP: 0.250, SLG: 0.143	0-0 G4-3		0-3 K		0-3 K			0-0 FC4		3	0	0	0	0	2	2												
14 Rio Ruiz, L OBP: 0.500, SLG: 0.810 81 Rylan Bannon, R OBP: 0.462, SLG: 0.727		0-0 L3		0-0 F8		0-0 G5-3			4-0 BB	3	0	0	0	0	0	0												
13 José Rondón, R OBP: 0.438, SLG: 0.500 76 Adley Rutschman, 9B, PH OBP: 0.200, SLG: 0.111 84 Mason Janvrin, R OBP: 0.200, SLG: 0.111		0-0 1B		0-0 1B				0-3 K	0-0 1B	3	0	2	0	0	1	0												
80 Yusniel Díaz, R OBP: 0.429, SLG: 0.490 90 T.J. Nichting, S OBP: 0.286, SLG: 0.167	1-0 G5-3		0-3 K		0-3 K			0-0 1B	0-0 1B	3	0	1	0	0	1	2												
36 Bryan Holaday, R OBP: 0.286, SLG: 0.538 61 Austin Wynns, R OBP: 0.333, SLG: 0.364 89 Joey Ortiz, R	0-0 P5		0-0 F7					0-0 G5-4-3		2	0	0	0	0	0	2												
31 Cedric Mullins, L OBP: 0.316, SLG: 0.235 95 Zach Jarrett, R		0-0 1B		0-0 K		0-3 K			0-3 K	3	1	1	0	0	2	0												
Inning Stats	R: 0 E: 0 K: 1 S: 6	H: 1 LOB: 1 BB: 0 P: 7	R: 0 E: 0 K: 0 S: 4	H: 1 LOB: 1 BB: 0 P: 5	R: 1 E: 0 K: 1 S: 7	H: 2 LOB: 1 BB: 0 P: 7	R: 0 E: 0 K: 1 S: 6	H: 1 LOB: 1 BB: 0 P: 6	R: 0 E: 0 K: 2 S: 7	H: 0 LOB: 0 BB: 0 P: 5	R: 0 E: 0 K: 1 S: 5	H: 1 LOB: 0 BB: 0 P: 5	R: 0 E: 0 K: 2 S: 8	H: 0 LOB: 2 BB: 1 P: 12	R: 2 E: 0 K: 2 S: 10	H: 3 LOB: 3 BB: 1 P: 14	1B: 9 2B: 0 3B: 0 HR: 0	SF: 0 SAC: 0 DP: 1 HBP: 0	WP: 2 PB: 0 SB: 0 CS: 0	PA: 38								
PITCHER	IP WLS BF H R ER SO BB IBB HBP BLK WP HR S P ERA WHIP	3.0 13 4 1 0 1 2 0 0 0 0 0 6 6 0.00 1.000	IP WLS BF H R ER SO BB IBB HBP BLK WP HR S P ERA WHIP	1.0 4 1 0 0 1 0 0 0 0 0 0 5 5 0.00 0.000	IP WLS BF H R ER SO BB IBB HBP BLK WP HR S P ERA WHIP	2.0 6 3 0 0 3 0 0 0 0 0 0 12 12 0.00 0.500	IP WLS BF H R ER SO BB IBB HBP BLK WP HR S P ERA WHIP	1.0 5 0 0 0 2 1 0 0 0 0 0 8 12 0.00 1.000	IP WLS BF H R ER SO BB IBB HBP BLK WP HR S P ERA WHIP	1.0 5 0 0 0 2 1 0 0 0 0 8 12 0.00 1.000	IP WLS BF H R ER SO BB IBB HBP BLK WP HR S P ERA WHIP	1.0 5 0 0 0 2 1 0 0 0 0 8 12 0.00 1.000	IP WLS BF H R ER SO BB IBB HBP BLK WP HR S P ERA WHIP	1.0 5 0 0 0 2 1 0 0 0 0 8 12 0.00 1.000	IP WLS BF H R ER SO BB IBB HBP BLK WP HR S P ERA WHIP	1.0 5 0 0 0 2 1 0 0 0 0 8 12 0.00 1.000	IP WLS BF H R ER SO BB IBB HBP BLK WP HR S P ERA WHIP	1.0 5 0 0 0 2 1 0 0 0 0 8 12 0.00 1.000	IP WLS BF H R ER SO BB IBB HBP BLK WP HR S P ERA WHIP	1.0 5 0 0 0 2 1 0 0 0 0 8 12 0.00 1.000	IP WLS BF H R ER SO BB IBB HBP BLK WP HR S P ERA WHIP	1.0 5 0 0 0 2 1 0 0 0 0 8 12 0.00 1.000	IP WLS BF H R ER SO BB IBB HBP BLK WP HR S P ERA WHIP	1.0 5 0 0 0 2 1 0 0 0 0 8 12 0.00 1.000	IP WLS BF H R ER SO BB IBB HBP BLK WP HR S P ERA WHIP	1.0 5 0 0 0 2 1 0 0 0 0 8 12 0.00 1.000	IP WLS BF H R ER SO BB IBB HBP BLK WP HR S P ERA WHIP	1.0 5 0 0 0 2 1 0 0 0 0 8 12 0.00 1.000

Minnesota Twins @ Baltimore Orioles
Ed Smith Stadium, Sarasota, FL
Thu Mar 05 2020, 3:06 PM - 5:49 PM EST
Att: 5,626 - Partly Cloudy - 81 F

AB 36
R 3
H 9
RBI 3
BB 2
SO 11
LOB 20



Batter	1	2	3	4	5	6	7	8	9	AB	R	H	RBI	BB	SO	LOB	TOP																
64 Willians Astudillo, R OBP: 0.227, SLG: 0.227 86 Daniel Ozoria, S (5, 5)										3	0	2	2	0	0	0	Minnesota Twins @ Detroit Tigers Estadio Quisqueya Juan Marichal, Santo Domingo Sat Mar 07 2020, 11:35 AM - 2:26 PM EST Att: 10,672 - Sunny - 74 F																
20 Eddie Rosario, L OBP: 0.650, SLG: 0.100 50 Brent Rooker, R OBP: 0.389, SLG: 0.286 (5, 7)										3	0	0	0	0	0	2																	
23 Nelson Cruz, R OBP: 0.556, SLG: 1.118 88 Drew Maggi, R OBP: 0.125, SLG: 0.333 (5, 10)										3	1	2	0	0	0	1																	
22 Miguel Sanó, R OBP: 0.304, SLG: 0.524 89 Zander Wiel, R OBP: 0.400, SLG: 0.769 (5, 3)										3	1	2	3	0	1	1																	
16 Alex Avila, L OBP: 0.353, SLG: 0.231 87 Ryan Jeffers, R OBP: 0.091, SLG: 0.091 (5, 2)										3	1	2	2	0	0	0																	
30 LaMonte Wade Jr., L OBP: 0.476, SLG: 0.438 22 Tyler Webb, R OBP: 0.625, SLG: 1.143 (5, 9)										2	0	0	0	0	0	1																	
79 Gilberto Celestino, R OBP: 0.190, SLG: 0.350 (1, 8)										4	0	0	0	0	1	5																	
74 Travis Blankenhorn, L OBP: 0.250, SLG: 0.231 85 Yunior Severino, S OBP: 0.250, SLG: 0.500 (6, 4)										3	0	1	1	0	0	1																	
78 Jack Reinheimer, R OBP: 0.167, SLG: 0.188 Wander Javier, R (6, 6)										3	0	0	0	0	1	2																	
Inning Stats	R: 0 E: 0 K: 1 S: 7	H: 1 LOB: 1 BB: 0 P: 7	R: 1 E: 1 K: 1 S: 7	H: 1 LOB: 1 BB: 0 P: 7	R: 2 E: 0 K: 0 S: 6	H: 2 LOB: 0 BB: 0 P: 6	R: 0 E: 0 K: 1 S: 6	H: 1 LOB: 1 BB: 0 P: 6	R: 3 E: 0 K: 0 S: 7	H: 4 LOB: 2 BB: 0 P: 7	R: 0 E: 0 K: 0 S: 3	H: 0 LOB: 0 BB: 0 P: 3	R: 1 E: 0 K: 1 S: 6	H: 1 LOB: 0 BB: 0 P: 7	R: 0 E: 0 K: 1 S: 5	H: 1 LOB: 0 BB: 0 P: 5		R: 0 E: 0 K: 2 S: 7	H: 0 LOB: 2 BB: 2 P: 16	1B: 7 2B: 2 3B: 0 HR: 2	SF: 0 SAC: 0 DP: 1 HBP: 0	WP: 1 PB: 0 SB: 1 CS: 0	PA: 40										
PITCHER	IP WLS BF H R ER SO BB IBB HBP BLK WP HR S P ERA WHIP																																
43 Iván Nova, R ERA: 9.0	1.0	4	1	0	0	1	0	0	0	0	0	0	0	0	7	7	0.00	1.000															
44 Daniel Norris, L ERA: 13.5	3.1	B	17	6	6	5	2	0	0	0	0	0	0	1	22	22	13.50	1.800															
67 José Cisnero, R ERA: 15.0	0.2	B	4	2	0	0	0	0	0	0	0	0	0	0	4	4	0.00	3.000															
65 Gregory Soto, L ERA: 7.36	1.0	3	0	0	0	0	0	0	0	0	0	0	0	3	3	0.00	0.000																
Rony García, R ERA: 3.86	1.0	L	4	1	1	1	1	0	0	0	0	0	0	1	6	7	9.00	1.000															

AB	38
R	7
H	11
RBI	7
BB	2
SO	7
LOB	19



Batter	1	2	3	4	5	6	7	8	9	AB	R	H	RBI	BB	SO	LOB	BOTTOM																
22 Victor Reyes, S OBP: 0.435, SLG: 0.571 29 Derek Hill, R OBP: 0.200, SLG: 0.400 (7, 8)										3	1	2	0	0	0	1	Minnesota Twins @ Detroit Tigers Estadio Quisqueya Juan Marichal, Santo Domingo Sat Mar 07 2020, 11:35 AM - 2:26 PM EST Att: 10,672 - Sunny - 74 F																
18 Dawel Lugo, R OBP: 0.238, SLG: 0.286 (1, 10)										5	0	1	0	0	1	2																	
30 Harold Castro, L OBP: 0.333, SLG: 0.500 85 Daniel Pintero, R OBP: 0.545, SLG: 1.143 (7, 4)										2	2	1	1	1	0	2																	
46 Jeimer Candelario, S OBP: 0.130, SLG: 0.304 19 Isaac Paredes, R (7, 5)										3	1	1	1	0	1	2																	
57 Jorge Bonifacio, R OBP: 0.350, SLG: 0.750 78 Brady Polecilli, R OBP: 0.300, SLG: 0.500 (7, 9)										2	1	1	2	0	0	0																	
12 Brandon Dixon, R OBP: 0.368, SLG: 0.529 61 Frank Schwindel, R OBP: 0.350, SLG: 0.667 (7, 3)										2	1	2	1	1	0	0																	
13 Eric Haase, R OBP: 0.462, SLG: 1.000 90 Jhon Nuñez, S OBP: 0.250, SLG: 0.143 (7, 2)										3	0	1	1	0	0	2																	
49 Willi Castro, S OBP: 0.304, SLG: 0.381 40 Sergio Alcántara, S OBP: 0.471, SLG: 0.647 (7, 6)										3	0	1	0	0	1	2																	
54 José Azocar, R OBP: 0.333, SLG: 0.471 80 Danny Woodrow, L OBP: 0.308, SLG: 0.250 (7, 7)										3	0	0	0	0	2	2																	
Inning Stats	R: 3 E: 0 K: 0 S: 7	H: 4 LOB: 1 BB: 0 P: 7	R: 0 E: 0 K: 0 S: 4	H: 1 LOB: 1 BB: 0 P: 4	R: 2 E: 0 K: 2 S: 12	H: 3 LOB: 0 BB: 0 P: 15	R: 0 E: 0 K: 1 S: 6	H: 1 LOB: 2 BB: 1 P: 10	R: 1 E: 0 K: 1 S: 6	H: 1 LOB: 1 BB: 1 P: 10	R: 0 E: 0 K: 1 S: 5	H: 0 LOB: 1 BB: 1 P: 9	R: 0 E: 0 K: 2 S: 7	H: 0 LOB: 0 BB: 0 P: 7	R: 0 E: 0 K: 1 S: 5	H: 0 LOB: 0 BB: 0 P: 5		R: 0 E: 1 K: 1 S: 6	H: 0 LOB: 2 BB: 1 P: 10	1B: 4 2B: 4 3B: 0 HR: 2	SF: 1 SAC: 0 DP: 0 HBP: 0	WP: 0 PB: 0 SB: 0 CS: 0	PA: 42										
PITCHER	IP WLS BF H R ER SO BB IBB HBP BLK WP HR S P ERA WHIP																																
31 Devin Smeltzer, L ERA: 8.88	3.0	17	8	5	5	2	1	0	0	0	0	0	0	0	6	10	0.00	2.000															
55 Taylor Rogers, L ERA: 7.2	1.0	5	1	0	0	1	1	0	0	0	0	0	0	6	10	9.00	2.000																
66 Jorge Alcalá, R ERA: 7.2	1.0	B	5	1	1	1	1	1	0	0	0	0	0	6	10	9.00	2.000																
49 Jake Reed, R ERA: 9.82	1.0	W	4	0	0	0	1	1	0	0	0	0	0	5	9	0.00	1.000																
59 Jhohan Duran, R ERA:	1.0	H	3	0	0	0	2	0	0	0	0	0	0	7	7	0.00	0.000																



Batter	1	2	3	4	5	6	7	8	9	AB	R	H	RBI	BB	SO	LOB	TOP				
13 Matt Carpenter, L (1, 5) OBP: 0.333, SLG: 0.400 84 Evan Mendoza, R (5, FR) OBP: 0.417, SLG: 0.300	G4-3		G3		G4-3		G6-3		G1-3	1	0	0	0	2	0	0	St. Louis Cardinals @ Minnesota Twins CenturyLink Sports Complex, Fort Myers, FL Mon Mar 09 2020, 1:05 PM - 3:53 PM EDT Att: 9,123 - Cloudy - 73 F livebaseballscorecards.com				
55 Max Schrock, L (1, 4) OBP: 0.394, SLG: 0.385	G4-3		G3		SF9		K		G1-3	4	0	0	1	0	1	3					
47 Rangel Ravelo, R (1, 10) OBP: 0.368, SLG: 0.344	K		K		G5-3				G5-3	4	0	0	0	0	2	3					
38 Austin Dean, R (1, 9) OBP: 0.394, SLG: 0.643		G4-3			HR		P6		2B	4	1	2	1	0	0	0					
26 Justin Williams, L (1, 7) OBP: 0.214, SLG: 0.360	G5-3				BB		1B		E3	3	0	1	0	1	0	1					
35 Lane Thomas, R (1, 8) OBP: 0.391, SLG: 0.467	P6				G6-4-3		P5		BB	3	0	0	0	1	0	2					
7 Andrew Knizner, R (1, 2) 28 Oscar Hernández, R (9, 2)			E5		G6-3		E4		G1-3	4	1	1	0	0	0	3					
63 Edmundo Sosa, R (1, 6) OBP: 0.289, SLG: 0.441			1B				F8		G6-3	3	1	1	0	1	0	2					
83 John Nogowski, R (1, 3) OBP: 0.308, SLG: 0.182	G5-3				G4-3		K		P6	4	0	0	1	0	1	2					
Inning Stats	R: 0 E: 0 K: 1 S: 5	H: 0 LOB: 0 BB: 0 P: 6	R: 0 E: 0 K: 0 S: 3	H: 0 LOB: 0 BB: 0 P: 3	R: 1 E: 1 K: 1 S: 7	H: 2 LOB: 2 BB: 1 P: 11	R: 1 E: 0 K: 0 S: 5	H: 1 LOB: 0 BB: 1 P: 9	R: 1 E: 0 K: 0 S: 3	H: 0 LOB: 1 BB: 2 P: 11	R: 0 E: 0 K: 2 S: 7	H: 0 LOB: 0 BB: 0 P: 7	R: 0 E: 1 K: 0 S: 4	H: 1 LOB: 2 BB: 1 P: 8	R: 0 E: 0 K: 0 S: 4	H: 1 LOB: 1 BB: 0 P: 4	1B: 4 2B: 1 3B: 0 HR: 1	SF: 1 SAC: 0 DP: 1 HBP: 0	WP: 0 PB: 1 SB: 0 CS: 0	PA: 38	
PITCHER	IP	WLS	BF	H	R	ER	SO	BB	IBB	HBP	BLK	WP	HR	S	P	ERA	WHIP				
68 Randy Dobnak, R (1, 1) ERA: 2.7	4.0	L	16	3	2	2	2	2	0	0	0	0	1	20	29	4.50	1.250				
54 Sergio Romo, R (5, 1) ERA: 1.8	1.0		5	0	1	0	0	2	0	0	0	0	0	3	11	0.00	2.000				
36 Tyler Clippard, R (6, 1) ERA:	1.0		5	1	0	0	0	0	0	0	0	0	0	5	5	0.00	1.000				
65 Trevor May, R (7, 1) ERA:	1.0		3	0	0	0	2	0	0	0	0	0	0	7	7	0.00	0.000				
52 Zack Littell, R (8, 1) ERA:	1.0		5	1	0	0	0	1	0	0	0	0	0	4	8	0.00	2.000				
61 Cody Stashak, R (9, 1) ERA:	1.0		4	1	0	0	0	0	0	0	0	0	0	4	4	0.00	1.000				

Batter	1	2	3	4	5	6	7	8	9	AB	R	H	RBI	BB	SO	LOB	BOTTOM					
26 Max Kepler, L (1, 9) OBP: 0.222, SLG: 0.235 97 Matt Wallner, L (7, 9) OBP: 0.400, SLG: 1.000	K		F8			F9		F7		3	0	0	0	0	1	2	St. Louis Cardinals @ Minnesota Twins CenturyLink Sports Complex, Fort Myers, FL Mon Mar 09 2020, 1:05 PM - 3:53 PM EDT Att: 9,123 - Cloudy - 73 F livebaseballscorecards.com					
24 Josh Donaldson, R (1, 5) OBP: 0.318, SLG: 0.455 88 Drew Maggi, R (6, FR) OBP: 0.118, SLG: 0.313	K		FC5			1B			K	3	0	1	0	0	1	2						
11 Jorge Polanco, S (1, 6) OBP: 0.167, SLG: 0.250 95 Gabe Snyder, L (7, 3) OBP: 0.697, SLG: 0.500	G1-3				F8		F7		1B	3	0	0	0	0	0	1						
23 Nelson Cruz, R (1, 10) OBP: 0.476, SLG: 0.950 81 Trevor Larnach, L (9, PH) OBP: 0.458, SLG: 0.810		K			P6		P6		1B	3	0	0	0	0	1	1						
20 Eddie Rosario, L (1, 7) OBP: 0.045, SLG: 0.091 50 Brent Rooker, R (6, 7) OBP: 0.400, SLG: 0.313		F9			K				1B	2	0	0	0	0	1	0						
22 Miguel Sanó, R (1, 3) OBP: 0.320, SLG: 0.500 87 Ryan Jeffers, R (7, 2) OBP: 0.077, SLG: 0.077		G6-3				1B			K	2	0	1	0	0	1	2						
9 Marwin Gonzalez, S (1, 4) OBP: 0.429, SLG: 1.143 Travis Blankenhorn, L (8, 4) OBP: 0.250, SLG: 0.231			K			F7			P1	3	0	0	0	0	1	1						
16 Alex Avila, L (1, 2) OBP: 0.421, SLG: 0.286 78 Jack Reinheimer, R (7, 6) OBP: 0.158, SLG: 0.176			1B			1B			K	1	0	1	0	1	0	0						
Gilberto Celestino, R (1, 8) OBP: 0.208, SLG: 0.348 9 DaShawn Keirse Jr., L (9, 8) ERA: 6.31			1B			G6-4-3			G1-3	3	0	1	0	0	0	2						
Inning Stats	R: 0 E: 0 K: 2 S: 7	H: 0 LOB: 0 BB: 0 P: 7	R: 0 E: 0 K: 1 S: 5	H: 0 LOB: 0 BB: 0 P: 5	R: 0 E: 0 K: 1 S: 7	H: 2 LOB: 2 BB: 0 P: 7	R: 0 E: 0 K: 1 S: 5	H: 0 LOB: 0 BB: 0 P: 5	R: 0 E: 0 K: 0 S: 2	H: 0 LOB: 1 BB: 2 P: 11	R: 0 E: 0 K: 0 S: 4	H: 1 LOB: 1 BB: 0 P: 4	R: 0 E: 0 K: 0 S: 3	H: 1 LOB: 0 BB: 0 P: 3	R: 0 E: 0 K: 1 S: 5	H: 0 LOB: 0 BB: 0 P: 5	R: 0 E: 0 K: 2 S: 9	H: 2 LOB: 2 BB: 0 P: 9	1B: 6 2B: 0 3B: 0 HR: 0	SF: 0 SAC: 0 DP: 2 HBP: 0	WP: 0 PB: 1 SB: 0 CS: 0	PA: 33
PITCHER	IP	WLS	BF	H	R	ER	SO	BB	IBB	HBP	BLK	WP	HR	S	P	ERA	WHIP					
33 Kwang Hyun Kim, L (1, 1) ERA: 0.69	5.0	H	17	2	0	0	2	2	0	0	0	0	0	19	28	0.00	0.667					
29 Alex Reyes, R (9, 1) ERA: 6.31	1.0	S	5	2	0	0	2	0	0	0	0	0	0	9	9	0.00	2.000					

Batter	1	2	3	4	5	6	7	8	9	AB	R	H	RBI	BB	SO	LOB	TOP																																																																																																					
2 Luis Arraez, L (1,4) OBP: 0.207, SLG: 0.115 88 Drew Maggi, R (8,4) OBP: 0.118, SLG: 0.313										4	0	0	0	0	1	2																																																																																																						
64 Willians Astudillo, R (1,2) OBP: 0.269, SLG: 0.269 9 Joe Cronin, R (8, PR)										4	0	2	0	0	1	1																																																																																																						
73 Juan Graterol, R (8,2) OBP: 0.143, SLG: 0.143										0	0	0	0	0	0	0																																																																																																						
60 Jake Cave, L (1,8) OBP: 0.320, SLG: 0.478 50 Jimmy Kerrigan, S (7,8) OBP: 0.286, SLG: 0.250										3	0	0	0	0	2	2																																																																																																						
13 Ehire Adrianza, S (1,5) OBP: 0.421, SLG: 0.412 41 Wilfredo Tovar, R (7,5) OBP: 0.333, SLG: 0.333										3	0	2	0	0	1	0																																																																																																						
30 LaMonte Wade Jr., L (1,9) OBP: 0.417, SLG: 0.368 78 Jack Reinheimer, R (7,6) OBP: 0.150, SLG: 0.167										3	0	0	0	0	1	2																																																																																																						
81 Trevor Larnach, L (1,10) OBP: 0.464, SLG: 0.739										2	0	0	0	1	0	1																																																																																																						
76 Alex Kirilloff, L (1,3) OBP: 0.320, SLG: 0.895 90 Caleb Hamilton, R (7,9) OBP: 0.375, SLG: 0.714										3	0	1	0	0	1	3																																																																																																						
75 Royce Lewis, R (1,6) OBP: 0.200, SLG: 0.480 89 Zander Wiel, R (7,3) OBP: 0.375, SLG: 0.714										3	1	1	1	0	0	1																																																																																																						
50 Brent Rooker, R (1,7) OBP: 0.435, SLG: 0.368 22 Tyler Webb, R (8, PR) OBP: 0.625, SLG: 1.143										3	0	2	0	0	1	0																																																																																																						
Inning Stats	R: 0 E: 0 K: 3 S: 9	H: 0 LOB: 0 BB: 0 P: 9	R: 0 E: 0 K: 2 S: 8	H: 1 LOB: 1 BB: 0 P: 8	R: 1 E: 0 K: 1 S: 7	H: 2 LOB: 1 BB: 0 P: 7	R: 0 E: 0 K: 0 S: 3	H: 1 LOB: 0 BB: 1 P: 7	R: 0 E: 0 K: 1 S: 5	H: 0 LOB: 0 BB: 0 P: 5	R: 0 E: 0 K: 1 S: 5	H: 1 LOB: 1 BB: 0 P: 5	R: 0 E: 0 K: 0 S: 4	H: 1 LOB: 1 BB: 0 P: 4	R: 0 E: 0 K: 1 S: 7	H: 2 LOB: 2 BB: 0 P: 7	R: 0 E: 0 K: 1 S: 5	H: 0 LOB: 1 BB: 0 P: 6	1B: 6 2B: 1 3B: 0 HR: 1	SF: 0 SAC: 0 DP: 2 HBP: 1	WP: 0 PB: 0 SB: 0 CS: 0	PA: 35																																																																																																
PITCHER	IP WLS BF H R ER SO BB IBB HBP BLK WP HR S P ERA WHIP	<table border="0"> <tr> <td>45 Zack Wheeler, R (1,1) ERA: 5.4</td> <td>4.0</td> <td>W</td> <td>16</td> <td>4</td> <td>1</td> <td>1</td> <td>6</td> <td>1</td> <td>0</td> <td>0</td> <td>0</td> <td>0</td> <td>0</td> <td>0</td> <td>1</td> <td>27</td> <td>31</td> <td>2.25</td> <td>1.250</td> </tr> <tr> <td>39 Anthony Swarzak, R (6,1) ERA: 7.2</td> <td>1.0</td> <td>H</td> <td>3</td> <td>0</td> <td>0</td> <td>0</td> <td>1</td> <td>0</td> <td>0</td> <td>0</td> <td>0</td> <td>0</td> <td>0</td> <td>0</td> <td>0</td> <td>5</td> <td>5</td> <td>0.00</td> <td>0.000</td> </tr> <tr> <td>50 Héctor Neris, R (6,1) ERA: 3.6</td> <td>1.0</td> <td>H</td> <td>3</td> <td>1</td> <td>0</td> <td>0</td> <td>1</td> <td>0</td> <td>0</td> <td>0</td> <td>0</td> <td>0</td> <td>0</td> <td>0</td> <td>0</td> <td>5</td> <td>5</td> <td>0.00</td> <td>1.000</td> </tr> <tr> <td>29 Drew Storen, R (7,1) ERA: 3.6</td> <td>1.0</td> <td></td> <td>4</td> <td>1</td> <td>0</td> <td>0</td> <td>0</td> <td>0</td> <td>0</td> <td>0</td> <td>0</td> <td>0</td> <td>0</td> <td>0</td> <td>4</td> <td>4</td> <td>0.00</td> <td>1.000</td> </tr> <tr> <td>83 Spencer Howard, R (8,1) ERA: 3.6</td> <td>1.0</td> <td></td> <td>5</td> <td>2</td> <td>0</td> <td>0</td> <td>1</td> <td>0</td> <td>0</td> <td>0</td> <td>0</td> <td>0</td> <td>0</td> <td>0</td> <td>7</td> <td>7</td> <td>0.00</td> <td>2.000</td> </tr> </table>																			45 Zack Wheeler, R (1,1) ERA: 5.4	4.0	W	16	4	1	1	6	1	0	0	0	0	0	0	1	27	31	2.25	1.250	39 Anthony Swarzak, R (6,1) ERA: 7.2	1.0	H	3	0	0	0	1	0	0	0	0	0	0	0	0	5	5	0.00	0.000	50 Héctor Neris, R (6,1) ERA: 3.6	1.0	H	3	1	0	0	1	0	0	0	0	0	0	0	0	5	5	0.00	1.000	29 Drew Storen, R (7,1) ERA: 3.6	1.0		4	1	0	0	0	0	0	0	0	0	0	0	4	4	0.00	1.000	83 Spencer Howard, R (8,1) ERA: 3.6	1.0		5	2	0	0	1	0	0	0	0	0	0	0	7	7	0.00	2.000
45 Zack Wheeler, R (1,1) ERA: 5.4	4.0	W	16	4	1	1	6	1	0	0	0	0	0	0	1	27	31	2.25	1.250																																																																																																			
39 Anthony Swarzak, R (6,1) ERA: 7.2	1.0	H	3	0	0	0	1	0	0	0	0	0	0	0	0	5	5	0.00	0.000																																																																																																			
50 Héctor Neris, R (6,1) ERA: 3.6	1.0	H	3	1	0	0	1	0	0	0	0	0	0	0	0	5	5	0.00	1.000																																																																																																			
29 Drew Storen, R (7,1) ERA: 3.6	1.0		4	1	0	0	0	0	0	0	0	0	0	0	4	4	0.00	1.000																																																																																																				
83 Spencer Howard, R (8,1) ERA: 3.6	1.0		5	2	0	0	1	0	0	0	0	0	0	0	7	7	0.00	2.000																																																																																																				

Minnesota Twins @ Philadelphia Phillies
Spectrum Field, Clearwater, FL
Tue Mar 10 2020, 1:10 PM - 3:46 PM EDT
Att: 7,719 - Sunny - 80 F

livebaseballscores.com


AB 33
R 1
H 8
RBI 1
BB 1
SO 10
LOB 17


Batter	1	2	3	4	5	6	7	8	9	AB	R	H	RBI	BB	SO	LOB	BOTTOM																																																																																																							
10 J.T. Realmuto, R (1,2) OBP: 0.407, SLG: 0.739 13 Logan Forsythe, R (5,5) OBP: 0.520, SLG: 0.950										3	1	1	2	0	1	1																																																																																																								
3 Bryce Harper, L (1,9) OBP: 0.591, SLG: 1.250 72 Kyle Garlick, R (1, PR) OBP: 0.292, SLG: 0.227										0	0	0	0	0	0	0																																																																																																								
2 Jean Segura, R (1,5) OBP: 0.444, SLG: 0.435 8 Phil Gosselin, R (5,3) OBP: 0.261, SLG: 0.238										3	0	2	0	0	0	1																																																																																																								
17 Rhys Hoskins, R (1,3) OBP: 0.355, SLG: 0.519 87 Henri Larigue, S (5,2) OBP: 0.250, SLG: 0.143										3	0	1	0	0	1	3																																																																																																								
18 Didi Gregorius, L (1,6) OBP: 0.241, SLG: 0.083 74 Ronald Torreyes, R (5, PR) OBP: 0.364, SLG: 0.400										2	0	2	1	1	0	0																																																																																																								
4 Scott Kingery, R (1,4) OBP: 0.281, SLG: 0.333 12 Neil Walker, S (6,4) OBP: 0.269, SLG: 0.250										3	0	2	1	0	1	1																																																																																																								
5 Nick Williams, L (1,7) OBP: 0.241, SLG: 0.130 31 Nick Martini, L (6,7) OBP: 0.500, SLG: 0.750										3	0	0	0	0	0	6																																																																																																								
40 Adam Haseley, L (1,8) OBP: 0.217, SLG: 0.190 78 Mickey Moniak, L (7,8) OBP: 0.500, SLG: 0.533										3	0	0	0	0	2	0																																																																																																								
45 Zack Wheeler, L (1,1) OBP: 1.000, SLG: 1.000 9 Jay Bruce, L (4, PR) OBP: 0.333, SLG: 0.967 39 Anthony Swarzak, R (5,1) OBP: 0.292, SLG: 0.227 50 Héctor Neris, R (6,1) OBP: 0.292, SLG: 0.227 9 Jay Bruce, L (5, PR) OBP: 0.333, SLG: 0.967 29 Drew Storen, S (7,1) OBP: 0.281, SLG: 0.333 83 Spencer Howard, R (8,1) OBP: 0.281, SLG: 0.333 52 Jose Alvarez, L (8,1) OBP: 0.281, SLG: 0.333										1	0	1	0	0	0	0																																																																																																								
Inning Stats	R: 1 E: 0 K: 1 S: 8	H: 3 LOB: 3 BB: 0 P: 9	R: 0 E: 0 K: 1 S: 5	H: 1 LOB: 0 BB: 0 P: 5	R: 1 E: 0 K: 0 S: 5	H: 3 LOB: 2 BB: 1 P: 9	R: 2 E: 1 K: 2 S: 10	H: 3 LOB: 1 BB: 0 P: 13	R: 0 E: 0 K: 1 S: 5	H: 1 LOB: 1 BB: 0 P: 5	R: 1 E: 0 K: 2 S: 8	H: 1 LOB: 0 BB: 0 P: 10	R: 0 E: 0 K: 0 S: 3	H: 0 LOB: 0 BB: 0 P: 3	R: 0 E: 0 K: 1 S: 5	H: 0 LOB: 0 BB: 0 P: 5	1B: 10 2B: 0 3B: 0 HR: 2	SF: 0 SAC: 0 DP: 3 HBP: 1	WP: 0 PB: 0 SB: 0 CS: 0	PA: 35																																																																																																				
PITCHER	IP WLS BF H R ER SO BB IBB HBP BLK WP HR S P ERA WHIP	<table border="0"> <tr> <td>71 Sean Poppen, R (1,1) ERA: 3.0</td> <td>3.0</td> <td>L</td> <td>16</td> <td>7</td> <td>2</td> <td>2</td> <td>2</td> <td>1</td> <td>0</td> <td>0</td> <td>0</td> <td>0</td> <td>0</td> <td>0</td> <td>1</td> <td>15</td> <td>18</td> <td>9.00</td> <td>2.000</td> </tr> <tr> <td>83 Griffin Jax, R (4,1) ERA: 6.0</td> <td>2.0</td> <td></td> <td>9</td> <td>4</td> <td>2</td> <td>2</td> <td>3</td> <td>0</td> <td>0</td> <td>0</td> <td>0</td> <td>0</td> <td>0</td> <td>0</td> <td>1</td> <td>8</td> <td>10</td> <td>9.00</td> <td>1.000</td> </tr> <tr> <td>53 Danny Coulombe, L (6,1) ERA: 2.25</td> <td>1.0</td> <td></td> <td>4</td> <td>1</td> <td>1</td> <td>1</td> <td>2</td> <td>0</td> <td>0</td> <td>0</td> <td>0</td> <td>0</td> <td>0</td> <td>0</td> <td>0</td> <td>3</td> <td>3</td> <td>0.00</td> <td>0.000</td> </tr> <tr> <td>70 Ryan Garton, R (7,1) ERA: 7.2</td> <td>1.0</td> <td></td> <td>3</td> <td>0</td> <td>0</td> <td>0</td> <td>0</td> <td>0</td> <td>0</td> <td>0</td> <td>0</td> <td>0</td> <td>0</td> <td>0</td> <td>0</td> <td>5</td> <td>5</td> <td>0.00</td> <td>0.000</td> </tr> <tr> <td>85 Charlie Barnes, L (8,1) ERA: 1.8</td> <td>1.0</td> <td></td> <td>3</td> <td>0</td> <td>0</td> <td>0</td> <td>1</td> <td>0</td> <td>0</td> <td>0</td> <td>0</td> <td>0</td> <td>0</td> <td>0</td> <td>0</td> <td>5</td> <td>5</td> <td>0.00</td> <td>0.000</td> </tr> </table>																			71 Sean Poppen, R (1,1) ERA: 3.0	3.0	L	16	7	2	2	2	1	0	0	0	0	0	0	1	15	18	9.00	2.000	83 Griffin Jax, R (4,1) ERA: 6.0	2.0		9	4	2	2	3	0	0	0	0	0	0	0	1	8	10	9.00	1.000	53 Danny Coulombe, L (6,1) ERA: 2.25	1.0		4	1	1	1	2	0	0	0	0	0	0	0	0	3	3	0.00	0.000	70 Ryan Garton, R (7,1) ERA: 7.2	1.0		3	0	0	0	0	0	0	0	0	0	0	0	0	5	5	0.00	0.000	85 Charlie Barnes, L (8,1) ERA: 1.8	1.0		3	0	0	0	1	0	0	0	0	0	0	0	0	5	5	0.00	0.000
71 Sean Poppen, R (1,1) ERA: 3.0	3.0	L	16	7	2	2	2	1	0	0	0	0	0	0	1	15	18	9.00	2.000																																																																																																					
83 Griffin Jax, R (4,1) ERA: 6.0	2.0		9	4	2	2	3	0	0	0	0	0	0	0	1	8	10	9.00	1.000																																																																																																					
53 Danny Coulombe, L (6,1) ERA: 2.25	1.0		4	1	1	1	2	0	0	0	0	0	0	0	0	3	3	0.00	0.000																																																																																																					
70 Ryan Garton, R (7,1) ERA: 7.2	1.0		3	0	0	0	0	0	0	0	0	0	0	0	0	5	5	0.00	0.000																																																																																																					
85 Charlie Barnes, L (8,1) ERA: 1.8	1.0		3	0	0	0	1	0	0	0	0	0	0	0	0	5	5	0.00	0.000																																																																																																					

Minnesota Twins @ Philadelphia Phillies
Spectrum Field, Clearwater, FL
Tue Mar 10 2020, 1:10 PM - 3:46 PM EDT
Att: 7,719 - Sunny - 80 F

livebaseballscores.com

AB 33
R 5
H 12
RBI 5
BB 1
SO 8
LOB 12

Batter	1	2	3	4	5	6	7	8	9	AB R H RBI BB SO LOB	TOP																								
											<p>Baltimore Orioles @ Minnesota Twins CenturyLink Sports Complex, Fort Myers, FL Thu Mar 12 2020, 6:05 PM EDT</p> <p>livebaseballscorecards.com</p> <p>AB 0 R 0 H 0 RBI 0 BB 0 SO 0 LOB 0</p> 																								
Inning Stats										1B: 0 SF: 0 WP: 0 PA: 0 2B: 0 SAC: 0 FB: 0 3B: 0 DP: 0 SB: 0 HR: 0 HBP: 0 CS: 0																									
PITCHER	IP	WLS	BF	H	R	ER	SO	BB	IBB	HBP	BLK	WP	HR	S	P	ERA	WHIP	PITCHER	IP	WLS	BF	H	R	ER	SO	BB	IBB	HBP	BLK	WP	HR	S	P	ERA	WHIP

Batter	1	2	3	4	5	6	7	8	9	AB R H RBI BB SO LOB	BOTTOM																								
											<p>Baltimore Orioles @ Minnesota Twins CenturyLink Sports Complex, Fort Myers, FL Thu Mar 12 2020, 6:05 PM EDT</p> <p>livebaseballscorecards.com</p> <p>AB 0 R 0 H 0 RBI 0 BB 0 SO 0 LOB 0</p> 																								
Inning Stats										1B: 0 SF: 0 WP: 0 PA: 0 2B: 0 SAC: 0 FB: 0 3B: 0 DP: 0 SB: 0 HR: 0 HBP: 0 CS: 0																									
PITCHER	IP	WLS	BF	H	R	ER	SO	BB	IBB	HBP	BLK	WP	HR	S	P	ERA	WHIP	PITCHER	IP	WLS	BF	H	R	ER	SO	BB	IBB	HBP	BLK	WP	HR	S	P	ERA	WHIP

Batter	1	2	3	4	5	6	7	8	9	AB	R	H	RBI	BB	SO	LOB	TOP										
8 Mitch Garver, R OBP: 0.393, SLG: 0.227 16 Alex Avila, L OBP: 0.381, SLG: 0.250	G5-3						FC4-6 23 BB 11 FC6-4 24 1B		K	2	0	0	0	1	1	2	Minnesota Twins @ Chicago Cubs Wrigley Field, Chicago, IL Wed Jul 22 2020, 6:06 PM - 9:10 PM CDT Partly Cloudy - 81 F										
24 Josh Donaldson, R OBP: 0.333, SLG: 0.393	F7								K	4	0	1	0	1	2	3											
23 Nelson Cruz, R OBP: 0.414, SLG: 0.778	F9								F7	4	0	0	0	1	4												
11 Jorge Polanco, S OBP: 0.125, SLG: 0.188		K					G4-3		FC6-4	4	0	0	1	0	2	2											
Miguel Sanó, R OBP: 0.281, SLG: 0.393		K							G4-3	3	0	0	0	1	2												
20 Eddie Rosario, L OBP: 0.120, SLG: 0.200 60 Jake Cave, L OBP: 0.308, SLG: 0.458										3	0	2	0	0	0	0											
										1	0	0	0	0	1	0											
9 Marwin Gonzalez, S OBP: 0.273, SLG: 0.727		G5-3								4	0	0	0	0	1	3											
26 Max Kepler, L OBP: 0.240, SLG: 0.182 LaMonte Wade Jr., L OBP: 0.423, SLG: 0.931			P6							3	1	0	0	1	0	2											
										0	0	0	0	0	0	0											
13 Ehre Adrianza, S OBP: 0.478, SLG: 0.421 2 Luis Arraez, L OBP: 0.235, SLG: 0.133										1	1	1	0	0	0	0											
										1	0	1	0	0	0	0											
Inning Stats	R: 0 E: 0 K: 0 S: 7	H: 0 LOB: 0 BB: 0 P: 11	R: 0 E: 0 K: 2 S: 13	H: 1 LOB: 1 BB: 0 P: 17	R: 0 E: 0 K: 1 S: 12	H: 0 LOB: 2 BB: 1 P: 20	R: 0 E: 0 K: 1 S: 6	H: 0 LOB: 0 BB: 0 P: 8	R: 2 E: 0 K: 2 S: 17	H: 1 LOB: 1 BB: 2 P: 34	R: 0 E: 0 K: 0 S: 12	H: 1 LOB: 2 BB: 1 P: 20	R: 1 E: 0 K: 0 S: 11	H: 1 LOB: 2 BB: 1 P: 23	R: 0 E: 0 K: 2 S: 10	H: 0 LOB: 0 BB: 0 P: 13	R: 0 E: 0 K: 2 S: 12	H: 1 LOB: 0 BB: 0 P: 18	1B: 4 2B: 1 3B: 0 HR: 0	SF: 0 SAC: 0 DP: 0 HBP: 2	WP: 1 PB: 2 SB: 0 CS: 0	PA: 39					
PITCHER	IP	WLS	BF	H	R	ER	SO	BB	IBB	HBP	BLK	WP	HR	S	P	ERA	WHIP										
34 Jon Lester, L ERA: 4.08 Dillon Maples, R ERA: 2.57 65 Casey Sadler, R ERA: 3.38 56 Kyle Ryan, L ERA: 3.38 Duane Underwood Jr., R ERA: 7.38	4.1		17	1	1	1	4	2	0	1	0	0	0	42	66	2.08	0.692										
38 Brad Wieck, L ERA:	1.0	S	4	1	0	0	2	0	0	0	0	0	0	12	24	0.00	3.000										

Batter	1	2	3	4	5	6	7	8	9	AB	R	H	RBI	BB	SO	LOB	BOTTOM										
8 Ian Happ, S OBP: 0.500, SLG: 0.742 33 Daniel Descalso, L OBP: 0.258, SLG: 0.179 0 Brennan Davis, R	44 HR						F7			1	1	1	0	2	0	0	Minnesota Twins @ Chicago Cubs Wrigley Field, Chicago, IL Wed Jul 22 2020, 6:06 PM - 9:10 PM CDT Partly Cloudy - 81 F										
44 Anthony Rizzo, L OBP: 0.375, SLG: 0.519 7 Victor Caratini, S OBP: 0.429, SLG: 0.600										3	1	2	2	0	1	1											
9 Javier Báez, R OBP: 0.390, SLG: 0.595 2 Nico Hoerner, R OBP: 0.372, SLG: 0.361										3	0	0	0	0	0	2											
										1	0	0	0	0	0	0											
12 Kyle Schwarber, L OBP: 0.289, SLG: 0.517 21 Steven Souza Jr., R OBP: 0.323, SLG: 0.296										3	0	0	0	0	1	0											
										1	0	0	0	0	1	0											
40 Wilson Contreras, R OBP: 0.394, SLG: 0.774 4 Josh Phegley, R OBP: 0.462, SLG: 0.792										3	2	3	2	0	0	0											
										1	0	0	0	0	0	0											
22 Jason Heyward, L OBP: 0.389, SLG: 0.222 86 P.J. Higgins, R OBP: 0.485, SLG: 0.600										3	0	0	0	1	1	1											
										0	0	0	0	0	0	0											
13 David Bote, R OBP: 0.368, SLG: 0.303										3	0	0	0	0	1	1											
27 Jason Kipnis, L OBP: 0.194, SLG: 0.345 41 Hernán Pérez, R OBP: 0.291, SLG: 0.120										3	0	0	0	0	0	0											
										0	0	0	0	0	0	0											
5 Albert Almora Jr., R OBP: 0.256, SLG: 0.405 79 Ian Miller OBP: 0.450, SLG: 0.457										3	0	0	0	0	0	0											
										0	0	0	0	0	0	0											
Inning Stats	R: 3 E: 0 K: 2 S: 18	H: 3 LOB: 1 BB: 1 P: 28	R: 0 E: 0 K: 0 S: 15	H: 1 LOB: 2 BB: 1 P: 22	R: 1 E: 0 K: 1 S: 13	H: 1 LOB: 0 BB: 0 P: 18	R: 0 E: 0 K: 1 S: 11	H: 0 LOB: 1 BB: 1 P: 17	R: 0 E: 0 K: 0 S: 14	H: 1 LOB: 1 BB: 0 P: 22	R: 0 E: 0 K: 0 S: 7	H: 0 LOB: 0 BB: 0 P: 11	R: 0 E: 0 K: 0 S: 5	H: 0 LOB: 0 BB: 0 P: 8	R: 0 E: 0 K: 1 S: 8	H: 0 LOB: 0 BB: 0 P: 12	1B: 3 2B: 0 3B: 0 HR: 3	SF: 0 SAC: 0 DP: 0 HBP: 0	WP: 0 PB: 0 SB: 0 CS: 0	PA: 33							
PITCHER	IP	WLS	BF	H	R	ER	SO	BB	IBB	HBP	BLK	WP	HR	S	P	ERA	WHIP										
15 Homer Bailey, R ERA: 5.63 36 Tyler Clippard, R ERA: 3.0 37 Matt Wisler, R ERA: 3.0 52 Zack Littell, R ERA: 72 Caleb Thielbar, L ERA: 2.57	3.0	L	16	5	4	4	3	2	0	0	0	0	0	11	17	0.00	1.000										
Jorge Alcalá, R ERA: 6.0	1.0		3	0	0	0	1	0	0	0	0	0	0	7	11	0.00	0.000										

AB	32
R	3
H	5
RBI	1
BB	5
SO	10
LOB	20



AB	30
R	4
H	6
RBI	4
BB	3
SO	5
LOB	5




Batter	1	2	3	4	5	6	7	8	9	AB	R	H	RBI	BB	SO	LOB	TOP								
26 Max Kepler, L OBP: 0.400, SLG: 1.600										5	2	2	2	0	0	4	Minnesota Twins @ Chicago White Sox Guaranteed Rate Field, Chicago, IL Fri Jul 24 2020, 7:15 PM - 10:47 PM CDT Clear - 81 F								
24 Josh Donaldson, R (1.5)										3	0	0	0	2	0	0									
11 Jorge Polanco, S (1.6)										5	2	2	2	0	0	1									
23 Nelson Cruz, R (1.10)										4	2	2	0	1	1	0									
20 Eddie Rosario, L (1.7)										4	2	1	1	1	1	3									
8 Mitch Garver, R (1.2)										3	0	0	1	1	2	0									
60 Jake Cave, L (1.8)										5	0	2	2	0	2	3									
22 Miguel Sanó, R (1.3)										4	1	0	0	0	3	5									
2 Luis Arraez, L (1.4)										4	1	2	2	0	0	0									
Inning Stats	R: 4 E: 0 K: 1 S: 18	H: 3 LOB: 1 BB: 2 P: 31	R: 1 E: 0 K: 0 S: 12	H: 1 LOB: 0 BB: 0 P: 15	R: 0 E: 0 K: 2 S: 9	H: 0 LOB: 0 BB: 0 P: 12	R: 2 E: 0 K: 0 S: 20	H: 3 LOB: 3 BB: 2 P: 36	R: 0 E: 0 K: 3 S: 9	H: 0 LOB: 0 BB: 0 P: 12	R: 0 E: 0 K: 0 S: 6	H: 0 LOB: 0 BB: 0 P: 10	R: 3 E: 0 K: 2 S: 20	H: 4 LOB: 2 BB: 1 P: 34	R: 0 E: 0 K: 0 S: 6	H: 0 LOB: 0 BB: 0 P: 9		R: 0 E: 0 K: 1 S: 10	H: 0 LOB: 0 BB: 0 P: 16	1B: 9 2B: 0 3B: 0 HR: 2	SF: 1 SAC: 0 DP: 0 HBP: 0	WP: 1 PB: 1 SB: 0 CS: 0	PA: 43		
PITCHER	IP WLS BF H R ER SO BB IBB HBP BLK WP HR S P ERA WHIP	3.2 L 20 6 7 7 3 3 0 0 0 1 2 51 80 17.18 2.455	IP WLS BF H R ER SO BB IBB HBP BLK WP HR S P ERA WHIP	1.0 W 4 0 0 0 1 1 0 0 0 0 0 11 17 0.00 3.000	1.1 W 4 0 0 0 2 0 0 0 0 0 0 5 9 54.00 6.000	0.2 W 5 2 1 1 2 1 0 0 0 0 0 15 26 13.50 4.500	IP WLS BF H R ER SO BB IBB HBP BLK WP HR S P ERA WHIP	7.1 L 3 0 0 0 0 0 0 0 0 0 0 11 17 0.00 3.000	8.1 L 1 0 0 0 0 0 0 0 0 0 0 10 16 0.00 0.000	9.1 L 3 0 0 0 0 0 0 0 0 0 0 10 16 0.00 0.000	IP WLS BF H R ER SO BB IBB HBP BLK WP HR S P ERA WHIP	1.0 W 3 0 0 0 0 0 0 0 0 0 0 6 8 0.00 0.000	0.1 W 1 0 0 0 0 0 0 0 0 0 0 1 2 0.00 0.000	1.0 W 3 0 0 0 0 0 0 0 0 0 0 10 16 0.00 0.000	IP WLS BF H R ER SO BB IBB HBP BLK WP HR S P ERA WHIP	1.0 W 3 0 0 0 0 0 0 0 0 0 0 10 16 0.00 0.000	IP WLS BF H R ER SO BB IBB HBP BLK WP HR S P ERA WHIP	1.0 W 3 0 0 0 0 0 0 0 0 0 0 10 16 0.00 0.000	IP WLS BF H R ER SO BB IBB HBP BLK WP HR S P ERA WHIP	1.0 W 3 0 0 0 0 0 0 0 0 0 10 16 0.00 0.000	IP WLS BF H R ER SO BB IBB HBP BLK WP HR S P ERA WHIP	1.0 W 3 0 0 0 0 0 0 0 0 10 16 0.00 0.000	IP WLS BF H R ER SO BB IBB HBP BLK WP HR S P ERA WHIP	1.0 W 3 0 0 0 0 0 0 0 0 10 16 0.00 0.000	
27 Lucas Giolito, R (1.1)										5	2	2	0	0	1	0	Minnesota Twins @ Chicago White Sox Guaranteed Rate Field, Chicago, IL Fri Jul 24 2020, 7:15 PM - 10:47 PM CDT Clear - 81 F								
43 Evan Marshall, R (4.1)										5	1	3	3	0	2	0									
57 Jace Fry, L (5.1)										4	0	0	1	0	2										
50 Jimmy Cordero, R (6.1)										3	0	0	0	1	1	2									
39 Aaron Bummer, L (7.1)										4	0	0	0	0	1	2									
74 Eloy Jiménez, R (1.7)										3	1	2	0	1	1	0									
88 Luis Robert Jr., R (1.8)										4	0	2	0	0	1	2									
26 Nicky Delmonico, L (1.9)										4	0	0	0	0	0	4									
28 Leury García, S (1.4)										3	1	0	0	1	1	1									
Inning Stats	R: 1 E: 0 K: 0 S: 16	H: 2 LOB: 1 BB: 0 P: 19	R: 4 E: 0 K: 0 S: 19	H: 4 LOB: 0 BB: 1 P: 31	R: 0 E: 0 K: 0 S: 9	H: 1 LOB: 1 BB: 0 P: 15	R: 0 E: 0 K: 1 S: 8	H: 0 LOB: 0 BB: 0 P: 10	R: 0 E: 0 K: 1 S: 13	H: 0 LOB: 1 BB: 1 P: 23	R: 0 E: 0 K: 1 S: 7	H: 0 LOB: 1 BB: 1 P: 13	R: 0 E: 0 K: 2 S: 11	H: 1 LOB: 0 BB: 0 P: 13	R: 0 E: 0 K: 2 S: 14	H: 1 LOB: 1 BB: 0 P: 17		R: 0 E: 0 K: 1 S: 7	H: 0 LOB: 0 BB: 0 P: 11	1B: 5 2B: 3 3B: 0 HR: 1	SF: 0 SAC: 0 DP: 1 HBP: 0	WP: 1 PB: 0 SB: 0 CS: 0	PA: 38		
PITCHER	IP WLS BF H R ER SO BB IBB HBP BLK WP HR S P ERA WHIP	4.0 W 4 0 0 0 1 1 0 0 0 0 0 13 23 0.00 1.000	1.0 W 4 0 0 0 1 1 0 0 0 0 0 7 13 0.00 1.000	1.0 W 4 1 0 0 2 0 0 0 0 0 0 11 13 0.00 1.000	2.0 W 7 1 0 0 3 0 0 0 0 0 0 21 28 0.00 0.500	IP WLS BF H R ER SO BB IBB HBP BLK WP HR S P ERA WHIP	11.25 L 19 7 5 5 1 1 0 0 0 0 0 13 23 0.00 1.000	1.0 W 4 0 0 0 1 1 0 0 0 0 0 7 13 0.00 1.000	1.0 W 4 1 0 0 2 0 0 0 0 0 0 11 13 0.00 1.000	2.0 W 7 1 0 0 3 0 0 0 0 0 0 21 28 0.00 0.500	IP WLS BF H R ER SO BB IBB HBP BLK WP HR S P ERA WHIP	11.25 L 19 7 5 5 1 1 0 0 0 0 0 13 23 0.00 1.000	1.0 W 4 0 0 0 1 1 0 0 0 0 0 7 13 0.00 1.000	1.0 W 4 1 0 0 2 0 0 0 0 0 0 11 13 0.00 1.000	2.0 W 7 1 0 0 3 0 0 0 0 0 0 21 28 0.00 0.500	IP WLS BF H R ER SO BB IBB HBP BLK WP HR S P ERA WHIP	11.25 L 19 7 5 5 1 1 0 0 0 0 0 13 23 0.00 1.000	1.0 W 4 0 0 0 1 1 0 0 0 0 0 7 13 0.00 1.000	1.0 W 4 1 0 0 2 0 0 0 0 0 0 11 13 0.00 1.000	2.0 W 7 1 0 0 3 0 0 0 0 0 0 21 28 0.00 0.500	IP WLS BF H R ER SO BB IBB HBP BLK WP HR S P ERA WHIP	11.25 L 19 7 5 5 1 1 0 0 0 0 0 13 23 0.00 1.000	1.0 W 4 0 0 0 1 1 0 0 0 0 0 7 13 0.00 1.000	1.0 W 4 1 0 0 2 0 0 0 0 0 0 11 13 0.00 1.000	2.0 W 7 1 0 0 3 0 0 0 0 0 0 21 28 0.00 0.500

Batter	1	2	3	4	5	6	7	8	9	AB	R	H	RBI	BB	SO	LOB	TOP								
8 Mitch Garver, R OBP: 0.444, SLG: 0.333	G4-3			24 G5-4-3 1B		23 HR 1B		24 1B BB		3	1	2	0	1	0	0	Minnesota Twins @ Chicago White Sox Guaranteed Rate Field, Chicago, IL Sat Jul 25 2020, 1:12 PM - 4:28 PM CDT Sunny - 86 F								
24 Josh Donaldson, R OBP: 0.333, SLG: 0.143	K			1-2 G5-4-3		F7		1B		4	0	1	0	0	1	3									
23 Nelson Cruz, R OBP: 0.444, SLG: 0.750	G6-3			E6		HR		K		4	1	1	3	0	1	2									
11 Jorge Polanco, S OBP: 0.222, SLG: 0.222			G4-3	L5		G3		G4-3		4	0	0	0	0	0	3									
22 Miguel Sanó, R (1, 3)		G5-3			G6-3		G5-3		K	4	0	0	0	0	1	0									
20 Eddie Rosario, L OBP: 0.333, SLG: 0.250 58 Aaron Whitefield, R (9, PR)		P6			G5-3		G3		1B	4	0	1	0	0	0	0									
9 Marwin Gonzalez, S (1, 9)				L9	L8			F9		3	0	0	0	1	0	1									
26 Max Kepler, L OBP: 0.222, SLG: 0.889		F9			P4		K	G1-3		4	0	0	0	0	1	2									
13 Ehire Adrianza, S OBP: 0.333, SLG: 0.333			L8			8 23 HR 1B		K		3	1	1	0	0	1	0									
Inning Stats	R: 0 E: 0 K: 1 S: 9	H: 0 LOB: 0 BB: 0 P: 13	R: 0 E: 0 K: 0 S: 5	H: 0 LOB: 0 BB: 0 P: 8	R: 0 E: 1 K: 0 S: 7	H: 0 LOB: 1 BB: 0 P: 11	R: 0 E: 0 K: 0 S: 8	H: 1 LOB: 1 BB: 0 P: 12	R: 0 E: 0 K: 0 S: 10	H: 0 LOB: 0 BB: 0 P: 16	R: 3 E: 0 K: 0 S: 15	H: 3 LOB: 0 BB: 0 P: 23	R: 0 E: 0 K: 1 S: 8	H: 0 LOB: 1 BB: 1 P: 20	R: 0 E: 0 K: 2 S: 16	H: 1 LOB: 2 BB: 1 P: 24	R: 0 E: 0 K: 1 S: 12	H: 1 LOB: 1 BB: 0 P: 17	1B: 5 2B: 0 3B: 0 HR: 1	SF: 0 SAC: 0 DP: 1 HBP: 0	WP: 0 PB: 0 SB: 0 CS: 0	PA: 35			
PITCHER	IP	WLS	BF	H	R	ER	SO	BB	IBB	HBP	BLK	WP	HR	S	P	ERA	WHIP								
60 Dallas Keuchel, L ERA: 3.38	5.1	W	19	3	2	2	1	0	0	0	0	0	0	47	73	3.38	0.562								
31 Steve Cishek, R ERA: 9.0	1.0		4	1	1	1	0	0	0	0	0	0	1	10	16	9.00	1.000								
39 Aaron Bummer, L ERA: 6.75	0.2	H	3	0	0	0	1	1	0	0	0	0	0	5	14	0.00	1.500								
43 Evan Marshall, R ERA	1.0		5	1	0	0	2	1	0	0	0	0	0	16	24	0.00	2.000								
58 Jimmy Lambert, R ERA	1.0		4	1	0	0	1	0	0	0	0	0	0	12	17	0.00	1.000								

Batter	1	2	3	4	5	6	7	8	9	AB	R	H	RBI	BB	SO	LOB	BOTTOM									
7 Tim Anderson, R OBP: 0.300, SLG: 0.222	G5-3		FC5-4 10 2B		K		G4-3			4	1	0	0	1	1	1	Minnesota Twins @ Chicago White Sox Guaranteed Rate Field, Chicago, IL Sat Jul 25 2020, 1:12 PM - 4:28 PM CDT Sunny - 86 F									
10 Yadir Moncada, S OBP: 0.500, SLG: 1.000	79 G6-3 BB		2B		G5-3		K		P5	4	0	1	1	1	2											
79 José Abreu, R OBP: 0.222, SLG: 0.222	G6-3		G6-3		23 HR 1B		K		38 BB 1B	5	1	2	0	0	1	4										
23 Edwin Encarnación, R OBP: 0.125, SLG: 0.500 38 Zack Collins, L (8, PH) (9, 10)	K		G5-3		HR		K		BB	4	1	1	2	0	2	1										
74 Eloy Jiménez, R OBP: 0.556, SLG: 1.000	K		88 FC4-6 26 BB 1B		HR		K		K	5	1	2	1	0	3	2										
26 Nicky Delmonico, L (1, 9)	K		88 FC4-6 BB		G6-3		K		K	2	0	0	0	1	1	0										
15 Adam Engel, R OBP: 0.500, SLG: 0.500 (7, PH) (8, 9)	K		88 FC4-6 BB		G6-3		88 1B 33 1B		K	2	1	1	0	0	1	2										
88 Luis Robert Jr., R OBP: 0.375, SLG: 0.500	G6-3		FC4-6 33 FC6-4		K		33 1B 28 HR 1B			4	1	1	0	0	1	2										
33 James McCann, R OBP: 0.750, SLG: 1.500			FC6-4 28 FC4-6 1B		HR		28 HR 1B			4	2	3	2	0	0	2										
28 Leury García, S OBP: 0.500, SLG: 1.286	FC4-6 7 FC5-4				HR		7 BB 1B		HR	4	2	3	4	0	0	1										
Inning Stats	R: 0 E: 0 K: 1 S: 13	H: 0 LOB: 1 BB: 1 P: 18	R: 0 E: 0 K: 2 S: 15	H: 0 LOB: 0 BB: 0 P: 19	R: 1 E: 0 K: 0 S: 11	H: 2 LOB: 1 BB: 0 P: 16	R: 0 E: 0 K: 0 S: 12	H: 1 LOB: 1 BB: 1 P: 20	R: 4 E: 0 K: 1 S: 18	H: 4 LOB: 0 BB: 0 P: 24	R: 1 E: 0 K: 3 S: 16	H: 2 LOB: 2 BB: 1 P: 27	R: 4 E: 0 K: 2 S: 14	H: 4 LOB: 0 BB: 0 P: 23	R: 0 E: 0 K: 2 S: 14	H: 1 LOB: 2 BB: 1 P: 24	1B: 8 2B: 1 3B: 0 HR: 5	SF: 0 SAC: 0 DP: 0 HBP: 0	WP: 0 PB: 0 SB: 0 CS: 0	PA: 42						
PITCHER	IP	WLS	BF	H	R	ER	SO	BB	IBB	HBP	BLK	WP	HR	S	P	ERA	WHIP									
68 Randy Dobnak, R ERA: 2.25	4.0	L	17	3	1	1	3	2	0	0	0	0	0	3	18	24	2.25	1.250								
52 Zack Littell, R ERA: 36.0	1.0		7	4	4	4	1	0	0	0	0	0	0	2	30	50	22.50	3.500								
31 Devin Smeltzer, L ERA: 22.5	2.0		13	6	5	5	5	1	0	0	0	0	0	14	24	0.00	2.000									
37 Matt Wisler, R ERA	1.0		5	1	0	0	2	1	0	0	0	0	0	14	24	0.00	2.000									

livebaseballscores.com




Batter	1	2	3	4	5	6	7	8	9	AB	R	H	RBI	BB	SO	LOB	TOP												
16 Koltan Wong, L OBP: 0.294, SLG: 0.375	G3		K		G4-3		G5-3			4	0	0	0	0	1	1	St. Louis Cardinals @ Minnesota Twins Target Field, Minneapolis, MN Tue Jul 28 2020, 7:13 PM - 9:54 PM CDT Clear - 82 F												
19 Tommy Edman, S OBP: 0.353, SLG: 0.688	BB		2B		G4-3			HR		3	1	2	1	1	0	0													
46 Paul Goldschmidt, R OBP: 0.353, SLG: 0.950	F7		K			F8		K		4	0	0	0	0	2	2													
11 Paul DeJong, R OBP: 0.375, SLG: 0.571	F9				G4-3		P5		K	4	0	0	0	0	1	1													
13 Matt Carpenter, L OBP: 0.313, SLG: 0.286	L8				1B			K		4	0	2	0	0	1	0													
4 Yadier Molina, R OBP: 0.200, SLG: 0.200	K				G6-4-3		F8		L7	4	0	0	0	0	1	2													
25 Dexter Fowler, S OBP: 0.286, SLG: 0.462									F8	3	1	1	0	1	1	0													
41 Tyler O'Neill, R OBP: 0.357, SLG: 0.750	L1-3						F9		HBP	3	1	1	2	0	0	1													
48 Harrison Bader, R OBP: 0.273, SLG: 0.222			K				P3		K	4	0	1	0	0	2	1													
Inning Stats	R: 0 E: 0 K: 0 S: 9	H: 0 LOB: 1 BB: 1 P: 15	R: 0 E: 0 K: 1 S: 9	H: 0 LOB: 1 BB: 1 P: 18	R: 0 E: 0 K: 3 S: 12	H: 1 LOB: 1 BB: 0 P: 18	R: 0 E: 0 K: 0 S: 5	H: 1 LOB: 0 BB: 0 P: 8	R: 2 E: 0 K: 0 S: 11	H: 2 LOB: 0 BB: 0 P: 21	R: 0 E: 0 K: 0 S: 11	H: 1 LOB: 1 BB: 0 P: 18	R: 0 E: 0 K: 1 S: 12	H: 1 LOB: 0 BB: 0 P: 17	R: 1 E: 0 K: 3 S: 13	H: 1 LOB: 0 BB: 0 P: 21	R: 0 E: 0 K: 1 S: 11	H: 0 LOB: 1 BB: 0 P: 15	1B: 3 2B: 2 3B: 0 HR: 2	SF: 0 SAC: 0 DP: 1 HBP: 1	WP: 0 PB: 0 SB: 0 CS: 0	PA: 36							
PITCHER	IP	WLS	BF	H	R	ER	SO	BB	IBB	HBP	BLK	WP	HR	S	P	ERA	WHIP												
15 Homer Bailey, R ERA: 3.6	(1, 1)	5.0	W	20	4	2	2	4	2	0	0	0	0	0	1	46	80	3.60	1.200										
36 Tyler Clippard, R ERA:	(6, 1)	1.0		4	1	0	0	0	0	0	0	0	0	0	11	18	0.00	1.000											
61 Cody Stashak, R ERA:	(7, 1)	1.0		4	1	0	0	1	0	0	0	0	0	0	12	17	0.00	1.000											
65 Trevor May, R ERA: 4.5	(8, 1)	1.0		4	1	1	1	3	0	0	0	0	0	1	13	21	9.00	1.000											
54 Sergio Romo, R ERA:	(9, 1)	1.0	S	4	0	0	0	1	0	0	1	0	0	0	11	15	0.00	0.000											


Batter	1	2	3	4	5	6	7	8	9	AB	R	H	RBI	BB	SO	LOB	BOTTOM												
26 Max Kepler, L OBP: 0.167, SLG: 0.500	P5				G1-3		G3-1			4	1	1	1	0	0	0	St. Louis Cardinals @ Minnesota Twins Target Field, Minneapolis, MN Tue Jul 28 2020, 7:13 PM - 9:54 PM CDT Clear - 82 F												
24 Josh Donaldson, R OBP: 0.389, SLG: 0.462	1B	SF9			HR		K			3	1	2	2	0	1	0													
11 Jorge Polanco, S OBP: 0.389, SLG: 0.529	1B	HR			F7		F9			4	1	2	2	0	0	0													
23 Nelson Cruz, R OBP: 0.444, SLG: 1.059	P3	G4-3			L8		G3			4	0	0	0	0	2	2													
20 Eddie Rosario, L OBP: 0.333, SLG: 0.267	IBB	F8			F7		G6-3			3	0	0	0	1	0	0													
8 Mitch Garver, R OBP: 0.308, SLG: 0.200	G5-3				K		K			4	0	0	0	0	3	3													
2 Luis Arraez, L OBP: 0.417, SLG: 0.417		G4-3			G4-3		L7			3	1	1	0	0	0	0													
22 Miguel Sanó, R OBP: 0.091, SLG: 0.182		G3-1			G3-1		G5-3			3	1	1	0	0	0	0													
25 Byron Buxton, R ERA:	(1, 8)	FC6			K		L9			3	1	0	1	0	1	1													
Inning Stats	R: 0 E: 1 K: 0 S: 12	H: 2 LOB: 3 BB: 1 P: 21	R: 5 E: 0 K: 0 S: 22	H: 4 LOB: 0 BB: 0 P: 31	R: 0 E: 0 K: 1 S: 10	H: 0 LOB: 0 BB: 0 P: 14	R: 1 E: 0 K: 1 S: 6	H: 1 LOB: 0 BB: 0 P: 9	R: 0 E: 0 K: 1 S: 7	H: 0 LOB: 0 BB: 0 P: 9	R: 0 E: 0 K: 1 S: 6	H: 0 LOB: 0 BB: 0 P: 9	R: 0 E: 0 K: 1 S: 9	H: 0 LOB: 0 BB: 0 P: 10	R: 0 E: 0 K: 1 S: 9	H: 0 LOB: 0 BB: 0 P: 10	1B: 4 2B: 1 3B: 0 HR: 2	SF: 1 SAC: 0 DP: 0 HBP: 0	WP: 0 PB: 0 SB: 0 CS: 0	PA: 33									
PITCHER	IP	WLS	BF	H	R	ER	SO	BB	IBB	HBP	BLK	WP	HR	S	P	ERA	WHIP												
18 Carlos Martinez, R ERA: 14.73	(1, 1)	3.2	L	20	7	6	6	2	0	1	0	0	0	0	2	49	73	14.73	1.909										
36 Austin Gomber, L ERA:	(4, 1)	1.2		5	0	0	0	1	0	0	0	0	0	10	19	0.00	0.000												
65 Giovanni Gallegos, R ERA:	(6, 1)	0.2		2	0	0	0	0	0	0	0	0	0	5	6	0.00	0.000												
30 Tyler Webb, L ERA:	(7, 1)	1.0		3	0	0	0	1	0	0	0	0	0	6	9	0.00	0.000												
53 John Gant, R ERA:	(8, 1)	1.0		3	0	0	0	1	0	0	0	0	0	9	10	0.00	0.000												

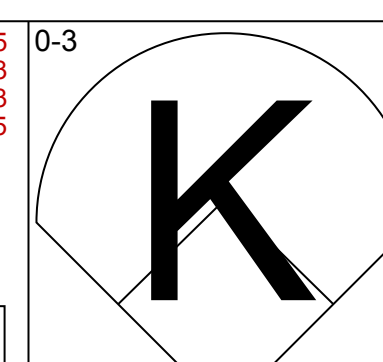
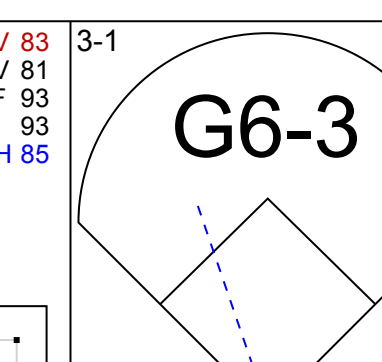
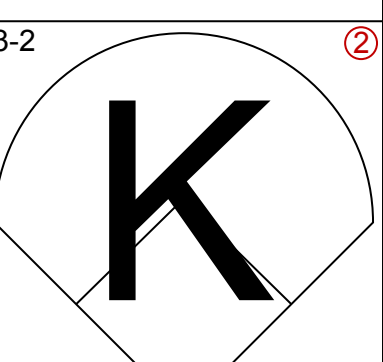
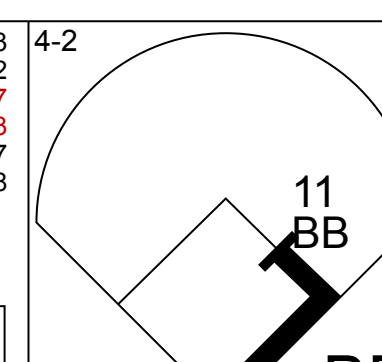
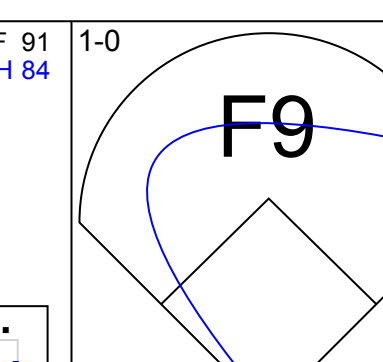
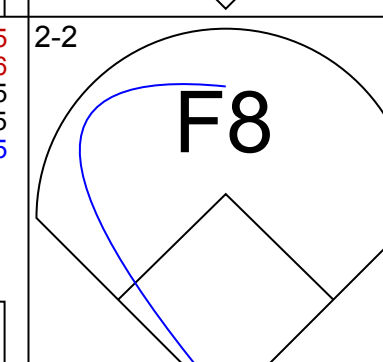
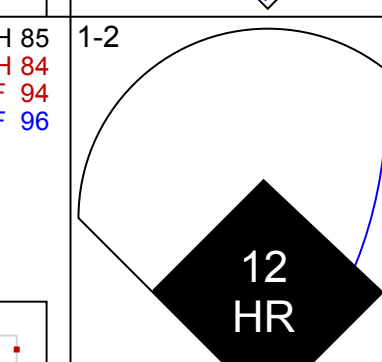
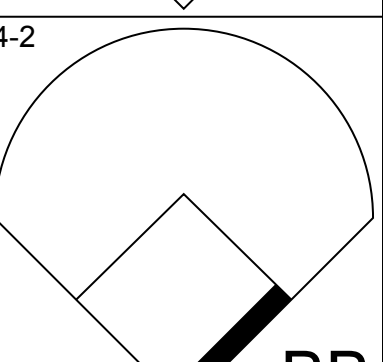
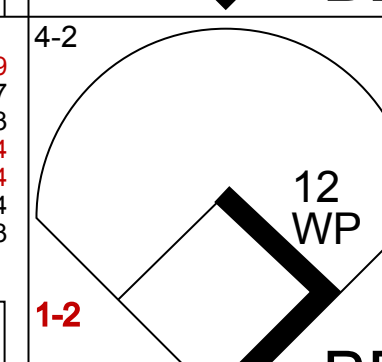
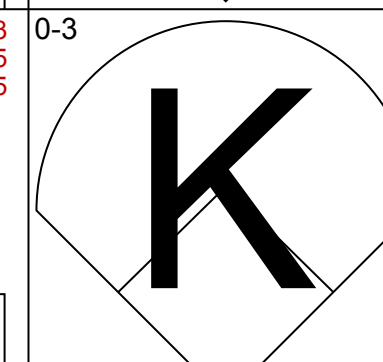
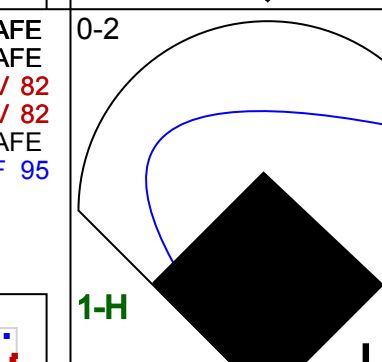
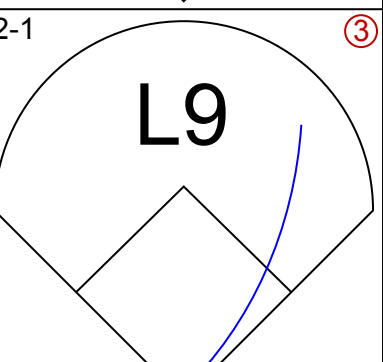
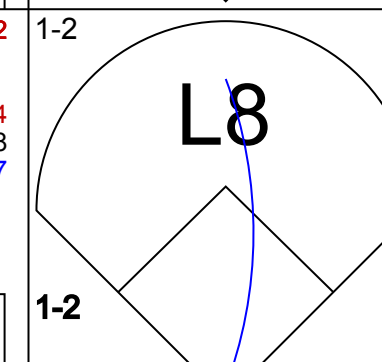
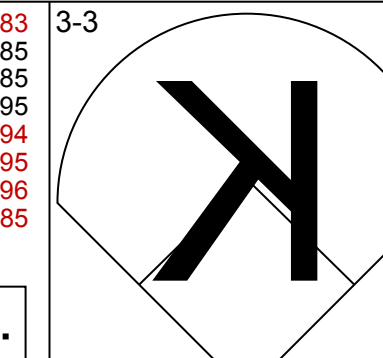

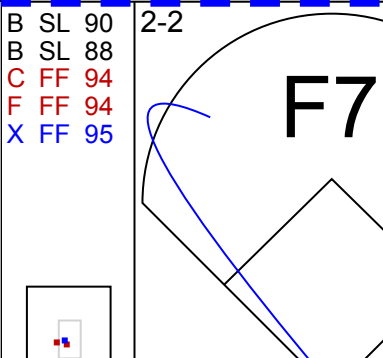
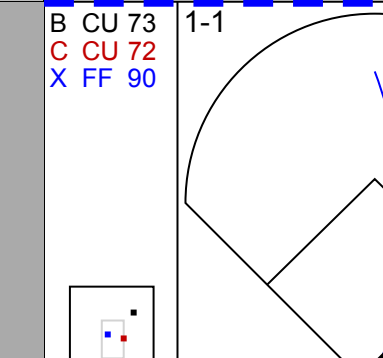
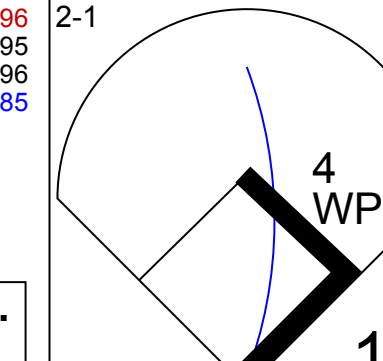

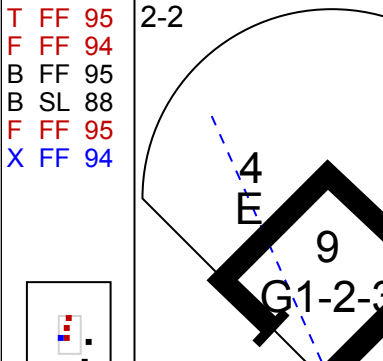
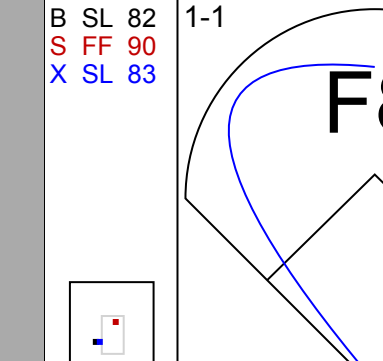
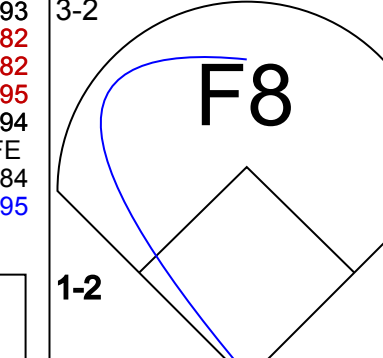
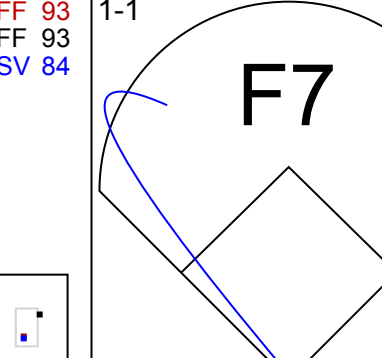
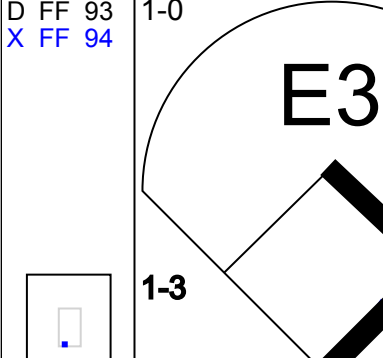
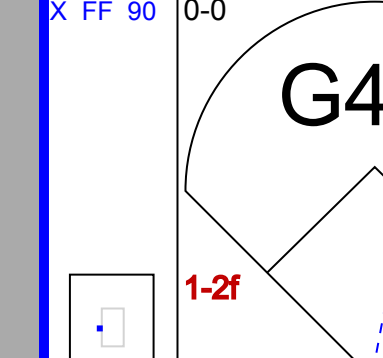
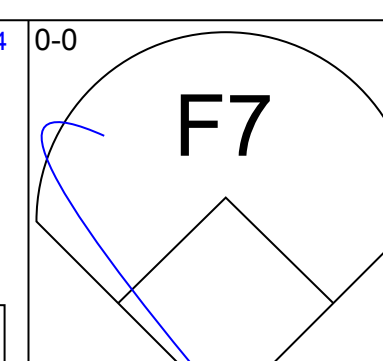
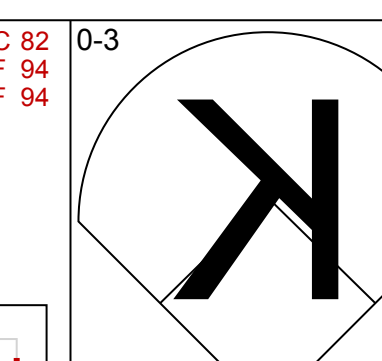
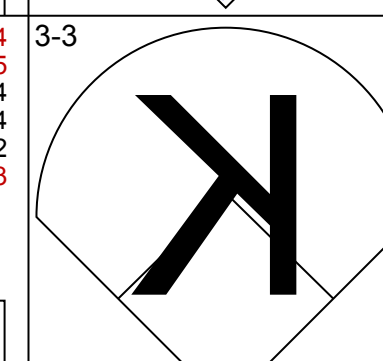

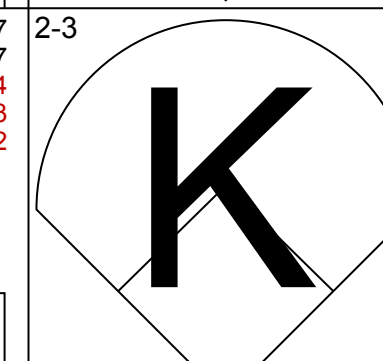

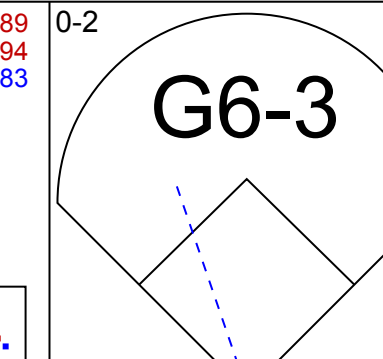
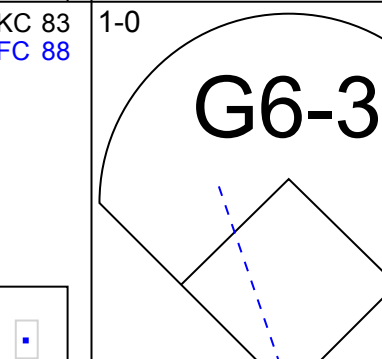
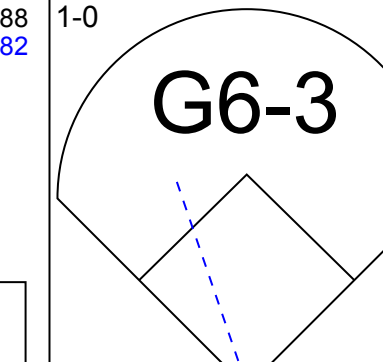
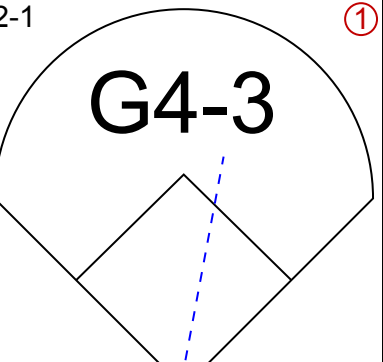
Batter	1	2	3	4	5	6	7	8	9	AB	R	H	RBI	BB	SO	LOB	TOP			
16 Koltan Wong, L (1,4) OBP: 0.238, SLG: 0.300	L6		P4			K			G5-3	4	0	0	0	0	1	0	St. Louis Cardinals @ Minnesota Twins Target Field, Minneapolis, MN Wed Jul 29 2020, 7:11 PM - 10:04 PM CDT Partly Cloudy - 80 F livebaseballscorecards.com			
19 Tommy Edman, S (1,5) OBP: 0.286, SLG: 0.550	K		F8			K			K	4	0	0	0	0	3	0				
46 Paul Goldschmidt, R (1,3) OBP: 0.391, SLG: 0.474						K			K	3	0	1	0	1	2	0				
11 Paul DeJong, R (1,6) OBP: 0.316, SLG: 0.471						K			K	3	0	0	0	0	1	2				
41 Tyler O'Neill, R (1,7) OBP: 0.294, SLG: 0.600						K			K	3	0	0	0	0	0	1				
4 Yadier Molina, R (1,2) OBP: 0.222, SLG: 0.222						K			K	3	0	1	0	0	0	1				
25 Dexter Fowler, S (1,9)						K			K	3	0	1	0	0	1	1				
47 Rangel Ravelo, R (1,10)						K			K	2	0	0	0	0	0	1				
13 Matt Carpenter, L (8,PH) (8,10)						K			K	1	0	0	0	0	1	1				
48 Harrison Bader, R (1,8) 32 Matt Wieters, S (8,PH) 35 Lane Thomas, R (8,8)						K			P4-3	2	0	0	0	0	0	0				
						K				1	0	0	0	0	0	1				
						K				0	0	0	0	0	0	0				
Inning Stats	R: 0 E: 0 K: 1 S: 8	H: 1 LOB: 1 BB: 0 P: 14	R: 0 E: 0 K: 1 S: 10	H: 1 LOB: 1 BB: 0 P: 13	R: 0 E: 0 K: 0 S: 7	H: 0 LOB: 0 BB: 0 P: 10	R: 0 E: 0 K: 0 S: 7	H: 0 LOB: 1 BB: 1 P: 14	R: 0 E: 0 K: 0 S: 9	H: 0 LOB: 0 BB: 0 P: 17	R: 0 E: 0 K: 3 S: 9	H: 0 LOB: 0 BB: 0 P: 13	R: 0 E: 0 K: 1 S: 12	H: 1 LOB: 0 BB: 0 P: 16	R: 0 E: 0 K: 2 S: 9	H: 0 LOB: 0 BB: 0 P: 11	1B: 3 2B: 1 3B: 0 HR: 0	SF: 0 SAC: 0 DP: 1 HBP: 0	WP: 0 PB: 0 SB: 0 CS: 0	PA: 30
PITCHER	IP WLS BF H R ER SO BB IBB HBP BLK WP HR S P ERA WHIP																			
44 Rich Hill, L (1,1) ERA: 6.75	5.0 W 18 2 0 0 2 1 0 0 0 0 0 0 41 68 0.00 0.600																			
21 Tyler Duffey, R (6,1) ERA: 6.75	1.0 H 3 0 0 0 3 0 0 0 0 0 0 0 9 17 0.00 0.000																			
54 Sergio Romo, R (7,1) ERA: 6.75	1.0 H 3 0 0 0 1 0 0 0 0 0 0 0 9 13 0.00 0.000																			
36 Tyler Clippard, R (8,1) ERA: 6.75	1.0 H 3 1 0 0 1 0 0 0 0 0 0 0 12 16 0.00 1.000																			
55 Taylor Rogers, L (9,1) ERA: 6.75	1.0 S 3 0 0 0 2 0 0 0 0 0 0 0 9 11 0.00 0.000																			

Batter	1	2	3	4	5	6	7	8	9	AB	R	H	RBI	BB	SO	LOB	BOTTOM			
2 Luis Arraez, L (1,4) OBP: 0.438, SLG: 0.400			K			F7				3	1	1	0	1	1	2	St. Louis Cardinals @ Minnesota Twins Target Field, Minneapolis, MN Wed Jul 29 2020, 7:11 PM - 10:04 PM CDT Partly Cloudy - 80 F livebaseballscorecards.com			
24 Josh Donaldson, R (1,5) OBP: 0.318, SLG: 0.353			K			K				4	0	0	0	0	2	3				
11 Jorge Polanco, S (1,6) OBP: 0.318, SLG: 0.429			F9			G4-3				4	0	0	0	0	1	3				
23 Nelson Cruz, R (1,10)						K				4	0	1	1	0	2	0				
20 Eddie Rosario, L (1,7) OBP: 0.318, SLG: 0.421						K				4	1	1	1	0	2	1				
22 Miguel Sanó, R (1,3) 58 Aaron Whitefield, R (7,8)						K				3	0	0	0	0	2	0				
60 Jake Cave, L (1,8) (7,9)						K				2	1	0	0	0	1	0				
9 Marwin Gonzalez, S (1,9) (7,3)						K				1	0	1	0	2	0	0				
16 Alex Avila, L (1,2) OBP: 0.375, SLG: 0.286						K				3	0	1	1	0	1	2				
						K														
Inning Stats	R: 1 E: 0 K: 2 S: 18	H: 1 LOB: 1 BB: 1 P: 31	R: 0 E: 0 K: 2 S: 12	H: 0 LOB: 1 BB: 1 P: 22	R: 0 E: 0 K: 2 S: 10	H: 0 LOB: 0 BB: 0 P: 12	R: 2 E: 0 K: 2 S: 19	H: 2 LOB: 2 BB: 1 P: 31	R: 0 E: 0 K: 1 S: 9	H: 0 LOB: 0 BB: 0 P: 14	R: 0 E: 0 K: 1 S: 11	H: 0 LOB: 0 BB: 0 P: 17	R: 0 E: 0 K: 0 S: 13	H: 2 LOB: 2 BB: 0 P: 21	R: 0 E: 0 K: 2 S: 7	H: 0 LOB: 0 BB: 0 P: 8	1B: 3 2B: 1 3B: 0 HR: 1	SF: 0 SAC: 0 DP: 0 HBP: 1	WP: 0 PB: 0 SB: 0 CS: 0	PA: 33
PITCHER	IP WLS BF H R ER SO BB IBB HBP BLK WP HR S P ERA WHIP																			
62 Daniel Ponce de Leon, R (1,1) ERA: 6.75	3.2 L 17 2 3 3 8 3 0 1 0 0 0 0 7 11 7.36 1.364																			
30 Tyler Webb, L (4,1) ERA: 6.75	0.1 2 1 0 0 0 0 0 0 0 0 0 0 0 7 11 0.00 3.000																			
38 Kodi Whitley, R (5,1) ERA: 6.75	1.2 5 0 0 0 2 0 0 0 0 0 0 0 0 17 28 0.00 0.000																			
21 Andrew Miller, L (6,1) ERA: 6.75	0.2 4 2 0 0 0 0 0 0 0 0 0 0 0 11 26 0.00 3.000																			
56 Ryan Helsley, R (7,1) ERA: 6.75	1.2 5 0 0 0 2 0 0 0 0 0 0 0 0 12 16 0.00 0.000																			

AB 29
R 0
H 3
RBI 0
BB 1
SO 9
LOB 8

AB 29
R 3
H 5
RBI 3
BB 3
SO 12
LOB 11



Batter	1	2	3	4	5	6	7	8	9	AB	R	H	RBI	BB	SO	LOB	TOP							
7 César Hernández, S OBP: 0.385, SLG: 0.348			G6-3 		K 		BB 		F9 	4	0	0	0	1	2	1	Cleveland Indians @ Minnesota Twins Target Field, Minneapolis, MN Thu Jul 30 2020, 6:09 PM - 9:00 PM CDT Partly Cloudy - 80 F							
11 José Ramírez, S OBP: 0.533, SLG: 0.760	F8 		1B 		BB 		BB 			2	1	1	0	2	0	0								
12 Francisco Lindor, S OBP: 0.233, SLG: 0.453	K 		HR 		L9 		L8 			4	1	1	2	0	1	2								
41 Carlos Santana, S OBP: 0.464, SLG: 0.429		K 	BB 			F7 			8 G4-3 1B 	3	0	1	0	1	1	0								
32 Franmil Reyes, R OBP: 0.261, SLG: 0.227	WP 1B 		K 			4 E 4 1B G1-2-3 			F8 	4	0	2	0	0	1	2								
4 Bradley Zimmer, L OBP: 0.368, SLG: 0.467	F8 				F7 		E3 1B 		G4-3 	3	0	1	0	0	0	1								
8 Jordan Luplow, R (8, PH)										1	0	0	0	0	0	1								
24 Domingo Santana, R (6, PR)										1	0	0	0	1	1	0								
1 Greg Allen, S (6, P)										1	0	0	0	0	0	0								
9 Sandy León, S OBP: 0.273, SLG: 0.200										4	0	1	0	0	0	5								
35 Óscar Mercado, R OBP: 0.105, SLG: 0.105										4	0	0	0	0	1	1								
Inning Stats	R: 0 E: 0 K: 2 S: 10	H: 0 LOB: 0 BB: 0 P: 12	R: 0 E: 0 K: 1 S: 15	H: 1 LOB: 2 BB: 0 P: 26	R: 2 E: 0 K: 1 S: 15	H: 2 LOB: 1 BB: 1 P: 27	R: 0 E: 0 K: 1 S: 7	H: 0 LOB: 0 BB: 0 P: 10	R: 0 E: 0 K: 1 S: 10	H: 2 LOB: 2 BB: 1 P: 21	R: 0 E: 0 K: 0 S: 13	H: 0 LOB: 1 BB: 2 P: 22	R: 0 E: 0 K: 0 S: 9	H: 0 LOB: 1 BB: 2 P: 18	R: 0 E: 0 K: 0 S: 5	H: 1 LOB: 0 BB: 0 P: 7	R: 0 E: 0 K: 1 S: 9	H: 1 LOB: 1 BB: 0 P: 13	1B: 6 2B: 0 3B: 0 HR: 1	SF: 0 SAC: 0 DP: 2 HBP: 1	WP: 2 PB: 0 SB: 0 CS: 0	PA: 37		
PITCHER	IP WLS BF H R ER SO BB IBB HBP BLK WP HR S P ERA WHIP	IP WLS BF H R ER SO BB IBB HBP BLK WP HR S P ERA WHIP	IP WLS BF H R ER SO BB IBB HBP BLK WP HR S P ERA WHIP	IP WLS BF H R ER SO BB IBB HBP BLK WP HR S P ERA WHIP	IP WLS BF H R ER SO BB IBB HBP BLK WP HR S P ERA WHIP	IP WLS BF H R ER SO BB IBB HBP BLK WP HR S P ERA WHIP	IP WLS BF H R ER SO BB IBB HBP BLK WP HR S P ERA WHIP	IP WLS BF H R ER SO BB IBB HBP BLK WP HR S P ERA WHIP	IP WLS BF H R ER SO BB IBB HBP BLK WP HR S P ERA WHIP	IP WLS BF H R ER SO BB IBB HBP BLK WP HR S P ERA WHIP	IP WLS BF H R ER SO BB IBB HBP BLK WP HR S P ERA WHIP	IP WLS BF H R ER SO BB IBB HBP BLK WP HR S P ERA WHIP	IP WLS BF H R ER SO BB IBB HBP BLK WP HR S P ERA WHIP	IP WLS BF H R ER SO BB IBB HBP BLK WP HR S P ERA WHIP	IP WLS BF H R ER SO BB IBB HBP BLK WP HR S P ERA WHIP	IP WLS BF H R ER SO BB IBB HBP BLK WP HR S P ERA WHIP	IP WLS BF H R ER SO BB IBB HBP BLK WP HR S P ERA WHIP	IP WLS BF H R ER SO BB IBB HBP BLK WP HR S P ERA WHIP	IP WLS BF H R ER SO BB IBB HBP BLK WP HR S P ERA WHIP	IP WLS BF H R ER SO BB IBB HBP BLK WP HR S P ERA WHIP	IP WLS BF H R ER SO BB IBB HBP BLK WP HR S P ERA WHIP	IP WLS BF H R ER SO BB IBB HBP BLK WP HR S P ERA WHIP	IP WLS BF H R ER SO BB IBB HBP BLK WP HR S P ERA WHIP	IP WLS BF H R ER SO BB IBB HBP BLK WP HR S P ERA WHIP
17 José Berrios, R ERA: 7.0	5.0	L	21	3	2	2	6	2	0	0	1	0	0	0	0	0	1	1	57	96	3.60	1.000		
52 Zack Littell, R ERA: 12.0	2.0		9	2	0	0	0	3	0	0	0	1	0	22	40	0.00	2.500							
43 Lewis Thorpe, L ERA:	2.0		7	2	0	0	1	0	0	0	0	0	0	14	20	0.00	1.000							
Batter	1	2	3	4	5	6	7	8	9	AB	R	H	RBI	BB	SO	LOB	BOTTOM							
26 Max Kepler, L OBP: 0.182, SLG: 0.455	F7 		K 							4	0	1	0	0	2	1	Cleveland Indians @ Minnesota Twins Target Field, Minneapolis, MN Thu Jul 30 2020, 6:09 PM - 9:00 PM CDT Partly Cloudy - 80 F							
24 Josh Donaldson, R OBP: 0.293, SLG: 0.286	K 		K 							4	0	0	0	0	3	2								
11 Jorge Polanco, S OBP: 0.269, SLG: 0.360	K 		P6 							4	0	0	0	0	1	2								
23 Nelson Cruz, R OBP: 0.360, SLG: 0.833		G6-3 		G6-3 						3	0	0	0	0	0	0								
20 Eddie Rosario, L OBP: 0.280, SLG: 0.364		G6-3 				G4-3 				3	0	0	0	0	1	0								
8 Mitch Garver, R OBP: 0.250, SLG: 0.154										3	0	0	0	0	3	0								
2 Luis Arraez, L OBP: 0.421, SLG: 0.389										3	0	1	0	0	0	0								
22 Miguel Sanó, R OBP: 0.059, SLG: 0.118										3	0	0	0	0	2	1								
25 Byron Buxton, R OBP: 0.167, SLG: 0.167										3	0	1	0	0	2	1								
Inning Stats	R: 0 E: 0 K: 2 S: 7	H: 0 LOB: 0 BB: 0 P: 12	R: 0 E: 0 K: 1 S: 7	H: 0 LOB: 0 BB: 0 P: 8	R: 0 E: 0 K: 3 S: 13	H: 1 LOB: 1 BB: 0 P: 14	R: 0 E: 0 K: 1 S: 7	H: 0 LOB: 0 BB: 0 P: 12	R: 0 E: 0 K: 1 S: 7	H: 0 LOB: 0 BB: 0 P: 9	R: 0 E: 0 K: 1 S: 10	H: 2 LOB: 2 BB: 0 P: 17	R: 0 E: 0 K: 2 S: 8	H: 0 LOB: 0 BB: 0 P: 16	R: 0 E: 0 K: 2 S: 10	H: 0 LOB: 0 BB: 0 P: 14		R: 0 E: 0 K: 1 S: 6	H: 0 LOB: 0 BB: 0 P: 6	1B: 3 2B: 0 3B: 0 HR: 0	SF: 0 SAC: 0 DP: 0 HBP: 0	WP: 0 PB: 0 SB: 0 CS: 0	PA: 30	
PITCHER	IP WLS BF H R ER SO BB IBB HBP BLK WP HR S P ERA WHIP	IP WLS BF H R ER SO BB IBB HBP BLK WP HR S P ERA WHIP	IP WLS BF H R ER SO BB IBB HBP BLK WP HR S P ERA WHIP	IP WLS BF H R ER SO BB IBB HBP BLK WP HR S P ERA WHIP	IP WLS BF H R ER SO BB IBB HBP BLK WP HR S P ERA WHIP	IP WLS BF H R ER SO BB IBB HBP BLK WP HR S P ERA WHIP	IP WLS BF H R ER SO BB IBB HBP BLK WP HR S P ERA WHIP	IP WLS BF H R ER SO BB IBB HBP BLK WP HR S P ERA WHIP	IP WLS BF H R ER SO BB IBB HBP BLK WP HR S P ERA WHIP	IP WLS BF H R ER SO BB IBB HBP BLK WP HR S P ERA WHIP	IP WLS BF H R ER SO BB IBB HBP BLK WP HR S P ERA WHIP	IP WLS BF H R ER SO BB IBB HBP BLK WP HR S P ERA WHIP	IP WLS BF H R ER SO BB IBB HBP BLK WP HR S P ERA WHIP	IP WLS BF H R ER SO BB IBB HBP BLK WP HR S P ERA WHIP	IP WLS BF H R ER SO BB IBB HBP BLK WP HR S P ERA WHIP	IP WLS BF H R ER SO BB IBB HBP BLK WP HR S P ERA WHIP	IP WLS BF H R ER SO BB IBB HBP BLK WP HR S P ERA WHIP	IP WLS BF H R ER SO BB IBB HBP BLK WP HR S P ERA WHIP	IP WLS BF H R ER SO BB IBB HBP BLK WP HR S P ERA WHIP	IP WLS BF H R ER SO BB IBB HBP BLK WP HR S P ERA WHIP	IP WLS BF H R ER SO BB IBB HBP BLK WP HR S P ERA WHIP	IP WLS BF H R ER SO BB IBB HBP BLK WP HR S P ERA WHIP	IP WLS BF H R ER SO BB IBB HBP BLK WP HR S P ERA WHIP	IP WLS BF H R ER SO BB IBB HBP BLK WP HR S P ERA WHIP
57 Shane Bieber, R ERA:	8.0	W	27	3	0	0	13	0	0	0	0	0	0	0	0	0	1	0	69	102	0.00	0.375		
99 James Karinchak, R ERA:	1.0	S	3	0	0	0	1	0	0	0	0	0	0	6	6	0.00	0.000							

Batter	1	2	3	4	5	6	7	8	9	AB	R	H	RBI	BB	SO	LOB	TOP							
7 César Hernández, S OBP: 0.400, SLG: 0.370										4	0	2	0	0	1	1	Cleveland Indians @ Minnesota Twins Target Field, Minneapolis, MN Fri Jul 31 2020, 7:13 PM - 10:17 PM CDT Clear - 82 F							
11 José Ramírez, S OBP: 0.529, SLG: 0.714										3	1	1	0	1	0	3								
12 Francisco Lindor, S OBP: 0.235, SLG: 0.455										4	0	1	0	0	0	2								
41 Carlos Santana, S OBP: 0.406, SLG: 0.360										4	0	0	0	0	2	3								
32 Franmil Reyes, R OBP: 0.259, SLG: 0.269										4	0	1	1	0	1	1								
8 Jordan Luplow, R (1, 7)										4	0	0	0	0	1	2								
24 Domingo Santana, R OBP: 0.524, SLG: 0.308											2	0	0	0	2	1		0						
46 Beau Taylor, L (1, 2)										3	0	0	0	0	1	2								
35 Óscar Mercado, R OBP: 0.091, SLG: 0.091										3	0	0	0	0	1	2								
Inning Stats	R: 0 E: 0 K: 0 S: 16	H: 1 LOB: 0 BB: 0 P: 22	R: 0 E: 0 K: 1 S: 7	H: 0 LOB: 0 BB: 0 P: 9	R: 0 E: 0 K: 1 S: 16	H: 1 LOB: 2 BB: 1 P: 26	R: 0 E: 0 K: 1 S: 9	H: 1 LOB: 1 BB: 0 P: 13	R: 0 E: 0 K: 1 S: 15	H: 0 LOB: 1 BB: 1 P: 24	R: 1 E: 0 K: 1 S: 14	H: 1 LOB: 0 BB: 0 P: 20	R: 0 E: 0 K: 1 S: 8	H: 0 LOB: 0 BB: 0 P: 14	R: 0 E: 0 K: 2 S: 11	H: 1 LOB: 1 BB: 0 P: 19		R: 0 E: 0 K: 0 S: 4	H: 0 LOB: 0 BB: 0 P: 5	1B: 4 2B: 2 3B: 0 HR: 0	SF: 0 SAC: 0 DP: 1 HBP: 0	WP: 0 PB: 0 SB: 1 CS: 0	PA: 34	
PITCHER	IP WLS BF H R ER SO BB IBB HBP BLK WP HR S P ERA WHIP	IP WLS BF H R ER SO BB IBB HBP BLK WP HR S P ERA WHIP	IP WLS BF H R ER SO BB IBB HBP BLK WP HR S P ERA WHIP	IP WLS BF H R ER SO BB IBB HBP BLK WP HR S P ERA WHIP	IP WLS BF H R ER SO BB IBB HBP BLK WP HR S P ERA WHIP	IP WLS BF H R ER SO BB IBB HBP BLK WP HR S P ERA WHIP	IP WLS BF H R ER SO BB IBB HBP BLK WP HR S P ERA WHIP	IP WLS BF H R ER SO BB IBB HBP BLK WP HR S P ERA WHIP	IP WLS BF H R ER SO BB IBB HBP BLK WP HR S P ERA WHIP	IP WLS BF H R ER SO BB IBB HBP BLK WP HR S P ERA WHIP	IP WLS BF H R ER SO BB IBB HBP BLK WP HR S P ERA WHIP	IP WLS BF H R ER SO BB IBB HBP BLK WP HR S P ERA WHIP	IP WLS BF H R ER SO BB IBB HBP BLK WP HR S P ERA WHIP	IP WLS BF H R ER SO BB IBB HBP BLK WP HR S P ERA WHIP	IP WLS BF H R ER SO BB IBB HBP BLK WP HR S P ERA WHIP	IP WLS BF H R ER SO BB IBB HBP BLK WP HR S P ERA WHIP	IP WLS BF H R ER SO BB IBB HBP BLK WP HR S P ERA WHIP	IP WLS BF H R ER SO BB IBB HBP BLK WP HR S P ERA WHIP	IP WLS BF H R ER SO BB IBB HBP BLK WP HR S P ERA WHIP	IP WLS BF H R ER SO BB IBB HBP BLK WP HR S P ERA WHIP	IP WLS BF H R ER SO BB IBB HBP BLK WP HR S P ERA WHIP	IP WLS BF H R ER SO BB IBB HBP BLK WP HR S P ERA WHIP	IP WLS BF H R ER SO BB IBB HBP BLK WP HR S P ERA WHIP	IP WLS BF H R ER SO BB IBB HBP BLK WP HR S P ERA WHIP

Batter	1	2	3	4	5	6	7	8	9	AB	R	H	RBI	BB	SO	LOB	BOTTOM							
26 Max Kepler, L OBP: 0.231, SLG: 0.560										3	1	1	1	1	0	1	Cleveland Indians @ Minnesota Twins Target Field, Minneapolis, MN Fri Jul 31 2020, 7:13 PM - 10:17 PM CDT Clear - 82 F							
24 Josh Donaldson, R OBP: 0.296, SLG: 0.318										1	1	1	0	0	0	0								
13 Ehire Adrianza, S OBP: 0.286, SLG: 0.429										4	0	2	0	0	1	3								
11 Jorge Polanco, S OBP: 0.300, SLG: 0.414										3	1	1	0	1	1	0								
23 Nelson Cruz, R OBP: 0.379, SLG: 0.778										3	1	1	0	1	1	0								
20 Eddie Rosario, L OBP: 0.310, SLG: 0.423										4	0	2	2	0	0	2								
60 Jake Cave, L OBP: 0.353, SLG: 0.429										3	0	0	0	1	2	2								
25 Byron Buxton, R OBP: 0.167, SLG: 0.167										0	0	0	0	0	0	0								
9 Marwin Gonzalez, S OBP: 0.436, SLG: 0.500										3	0	0	0	1	2	4								
2 Luis Arraez, L OBP: 0.391, SLG: 0.333										3	0	0	0	1	0	3								
16 Alex Avila, L OBP: 0.500, SLG: 0.667										2	1	1	1	1	0	1								
Inning Stats	R: 3 E: 0 K: 2 S: 20	H: 3 LOB: 2 BB: 2 P: 38	R: 1 E: 0 K: 1 S: 12	H: 2 LOB: 1 BB: 0 P: 18	R: 0 E: 0 K: 1 S: 6	H: 1 LOB: 0 BB: 0 P: 10	R: 0 E: 0 K: 1 S: 9	H: 0 LOB: 3 BB: 3 P: 22	R: 0 E: 0 K: 2 S: 16	H: 2 LOB: 2 BB: 0 P: 23	R: 0 E: 0 K: 0 S: 15	H: 1 LOB: 2 BB: 0 P: 21	R: 0 E: 0 K: 1 S: 8	H: 0 LOB: 0 BB: 0 P: 13	R: 0 E: 0 K: 0 S: 6	H: 0 LOB: 1 BB: 1 P: 13	R: 0 E: 0 K: 0 S: 6	H: 0 LOB: 0 BB: 0 P: 5	1B: 4 2B: 4 3B: 0 HR: 2	SF: 0 SAC: 0 DP: 2 HBP: 1	WP: 0 PB: 0 SB: 0 CS: 0	PA: 36		
PITCHER	IP WLS BF H R ER SO BB IBB HBP BLK WP HR S P ERA WHIP	IP WLS BF H R ER SO BB IBB HBP BLK WP HR S P ERA WHIP	IP WLS BF H R ER SO BB IBB HBP BLK WP HR S P ERA WHIP	IP WLS BF H R ER SO BB IBB HBP BLK WP HR S P ERA WHIP	IP WLS BF H R ER SO BB IBB HBP BLK WP HR S P ERA WHIP	IP WLS BF H R ER SO BB IBB HBP BLK WP HR S P ERA WHIP	IP WLS BF H R ER SO BB IBB HBP BLK WP HR S P ERA WHIP	IP WLS BF H R ER SO BB IBB HBP BLK WP HR S P ERA WHIP	IP WLS BF H R ER SO BB IBB HBP BLK WP HR S P ERA WHIP	IP WLS BF H R ER SO BB IBB HBP BLK WP HR S P ERA WHIP	IP WLS BF H R ER SO BB IBB HBP BLK WP HR S P ERA WHIP	IP WLS BF H R ER SO BB IBB HBP BLK WP HR S P ERA WHIP	IP WLS BF H R ER SO BB IBB HBP BLK WP HR S P ERA WHIP	IP WLS BF H R ER SO BB IBB HBP BLK WP HR S P ERA WHIP	IP WLS BF H R ER SO BB IBB HBP BLK WP HR S P ERA WHIP	IP WLS BF H R ER SO BB IBB HBP BLK WP HR S P ERA WHIP	IP WLS BF H R ER SO BB IBB HBP BLK WP HR S P ERA WHIP	IP WLS BF H R ER SO BB IBB HBP BLK WP HR S P ERA WHIP	IP WLS BF H R ER SO BB IBB HBP BLK WP HR S P ERA WHIP	IP WLS BF H R ER SO BB IBB HBP BLK WP HR S P ERA WHIP	IP WLS BF H R ER SO BB IBB HBP BLK WP HR S P ERA WHIP	IP WLS BF H R ER SO BB IBB HBP BLK WP HR S P ERA WHIP	IP WLS BF H R ER SO BB IBB HBP BLK WP HR S P ERA WHIP	IP WLS BF H R ER SO BB IBB HBP BLK WP HR S P ERA WHIP



Batter	1	2	3	4	5	6	7	8	9	AB	R	H	RBI	BB	SO	LOB	TOP										
3 Cole Tucker, S OBP: 0.250, SLG: 0.421										4	1	1	1	0	3		Pittsburgh Pirates @ Minnesota Twins Target Field, Minneapolis, MN Mon Aug 03 2020, 7:11 PM - 10:23 PM CDT Clear - 71 F										
27 Kevin Newman, R OBP: 0.235, SLG: 0.281										4	0	1	0	0	3												
55 Josh Bell, S OBP: 0.211, SLG: 0.278										4	1	1	0	0	2	0											
36 José Osuna, R OBP: 0.238, SLG: 0.316										4	0	0	0	0	2	1											
10 Bryan Reynolds, S OBP: 0.270, SLG: 0.194										3	0	0	0	1	2	1											
64 Phillip Evans, R OBP: 0.464, SLG: 0.435										4	1	2	1	0	0	1											
5 Guillermo Heredia, R OBP: 0.270, SLG: 0.186										3	1	2	0	1	0	0											
58 Jacob Stallings, R OBP: 0.231, SLG: 0.208										3	0	1	1	1	1	1											
2 Erik González, R OBP: 0.125, SLG: 0.188										4	0	1	1	0	0	3											
Inning Stats	R: 1 E: 0 K: 0 S: 6	H: 1 LOB: 0 BB: 0 P: 9	R: 1 E: 0 K: 1 S: 12	H: 3 LOB: 2 BB: 0 P: 19	R: 0 E: 0 K: 2 S: 7	H: 1 LOB: 0 BB: 0 P: 12	R: 1 E: 0 K: 0 S: 11	H: 1 LOB: 3 BB: 4 P: 27	R: 1 E: 0 K: 1 S: 14	H: 2 LOB: 2 BB: 0 P: 22	R: 0 E: 0 K: 1 S: 8	H: 0 LOB: 0 BB: 0 P: 13	R: 0 E: 0 K: 1 S: 7	H: 0 LOB: 0 BB: 0 P: 10	R: 0 E: 0 K: 1 S: 8	H: 0 LOB: 0 BB: 0 P: 10		R: 0 E: 0 K: 0 S: 11	H: 1 LOB: 1 BB: 0 P: 16	1B: 7 2B: 1 3B: 0 HR: 1	SF: 0 SAC: 0 DP: 1 HBP: 0	WP: 0 PB: 1 SB: 1 CS: 0	PA: 37				
PITCHER	IP	WLS	BF	H	R	ER	SO	BB	IBB	HBP	BLK	WP	HR	S	P	ERA	WHIP										
43 Lewis Thorpe, L ERA: 3.12	4.0		20	6	3	3	3	4	0	0	0	0	1	36	67	6.75	2.500										
66 Jorge Alcalá, R ERA:	2.0		7	2	1	0	2	0	0	0	0	0	0	22	35	0.00	1.000										
37 Matt Wisler, R ERA:	2.0		6	0	0	0	2	0	0	0	0	0	0	15	20	0.00	0.000										
55 Taylor Rogers, L ERA:	1.0	W	4	1	0	0	0	0	0	0	0	0	0	11	16	0.00	1.000										

Batter	1	2	3	4	5	6	7	8	9	AB	R	H	RBI	BB	SO	LOB	BOTTOM										
8 Mitch Garver, R OBP: 0.296, SLG: 0.286										3	1	0	0	2	0	0	Pittsburgh Pirates @ Minnesota Twins Target Field, Minneapolis, MN Mon Aug 03 2020, 7:11 PM - 10:23 PM CDT Clear - 71 F										
2 Luis Arraez, L OBP: 0.294, SLG: 0.226										4	0	0	0	1	3												
23 Nelson Cruz, R OBP: 0.405, SLG: 0.667										5	1	3	2	0	2	1											
22 Miguel Sanó, R OBP: 0.148, SLG: 0.385										3	1	0	0	1	2	2											
26 Max Kepler, L OBP: 0.289, SLG: 0.595										4	1	3	2	0	0	1											
9 Marwin González, S OBP: 0.423, SLG: 0.429										3	0	0	0	1	2	2											
60 Jake Cave, L OBP: 0.333, SLG: 0.353										3	0	0	0	1	2	2											
25 Byron Buxton, R OBP: 0.125, SLG: 0.067										3	0	0	0	1	0	1											
13 Ehire Adrianza, S OBP: 0.200, SLG: 0.300										3	0	0	0	0	1	3											
11 Jorge Polanco, S OBP: 0.308, SLG: 0.395										1	1	1	0	0	0	0											
Inning Stats	R: 0 E: 0 K: 1 S: 7	H: 0 LOB: 0 BB: 0 P: 10	R: 0 E: 0 K: 2 S: 11	H: 1 LOB: 1 BB: 0 P: 16	R: 0 E: 0 K: 1 S: 8	H: 0 LOB: 0 BB: 0 P: 10	R: 0 E: 0 K: 1 S: 11	H: 1 LOB: 1 BB: 0 P: 18	R: 0 E: 0 K: 0 S: 5	H: 0 LOB: 0 BB: 0 P: 7	R: 4 E: 0 K: 0 S: 19	H: 2 LOB: 3 BB: 5 P: 44	R: 0 E: 0 K: 2 S: 12	H: 0 LOB: 1 BB: 1 P: 20	R: 0 E: 1 K: 2 S: 12	H: 1 LOB: 1 BB: 0 P: 18	R: 1 E: 0 K: 0 S: 11	H: 2 LOB: 2 BB: 1 P: 20	1B: 6 2B: 1 3B: 0 HR: 0	SF: 0 SAC: 0 DP: 0 HBP: 0	WP: 1 PB: 1 SB: 0 CS: 0	PA: 39					
PITCHER	IP	WLS	BF	H	R	ER	SO	BB	IBB	HBP	BLK	WP	HR	S	P	ERA	WHIP										
45 Derek Holland, L ERA: 4.78	5.2		23	4	4	4	5	2	0	0	0	0	0	54	86	6.35	1.059										
63 Miguel Del Pozo, L ERA: 21.6	0.0	B	3	0	0	0	0	3	0	0	0	1	0	6	18	-	-										
46 Chris Stratton, R ERA: 3.86	1.1		5	0	0	0	2	1	0	0	0	0	0	13	21	0.00	0.750										
88 Richard Rodríguez, R ERA: 3.6	1.0		4	1	0	0	2	0	0	0	0	0	0	12	18	0.00	1.000										
57 Nick Burdi, R ERA: 3.86	0.1	L	4	2	1	1	0	1	0	0	0	0	0	11	20	27.00	9.000										



Batter	1	2	3	4	5	6	7	8	9	AB	R	H	RBI	BB	SO	LOB	TOP					
26 Adam Frazier, L (1,4) OBP: 0.250, SLG: 0.275	G4-3		K				K			4	0	1	0	1	2	2	Pittsburgh Pirates @ Minnesota Twins Target Field, Minneapolis, MN Tue Aug 04 2020, 1:12 PM - 4:50 PM CDT Sunny - 73 F					
64 Phillip Evans, R (1,5) OBP: 0.465, SLG: 0.464	K		K				F8			5	0	3	1	0	1	2						
55 Josh Bell, S (1,10) OBP: 0.186, SLG: 0.244	K		G4-5-3				P5			5	0	0	0	0	2	5						
19 Colin Moran, L (1,3) OBP: 0.300, SLG: 0.676										4	0	0	0	1	0	2						
10 Bryan Reynolds, S (1,7) OBP: 0.293, SLG: 0.265										3	1	1	0	1	1	1						
25 Gregory Polanco, L (1,9) OBP: 0.200, SLG: 0.125										2	0	0	1	1	1	1						
2 Erik González, R (1,6) OBP: 0.250, SLG: 0.350										4	1	3	0	0	0	0						
6 Jarrod Dyson, L (1,8) OBP: 0.120, SLG: 0.083										3	0	0	0	1	1	4						
18 John Ryan Murphy, R (1,2) OBP: 0.333, SLG: 0.273										4	1	1	1	0	1	5						
Inning Stats	R: 0 H: 0 E: 0 K: 2 S: 8	H: 0 LOB: 0 BB: 0 P: 15	R: 0 H: 1 E: 0 K: 3 S: 15	H: 1 LOB: 3 BB: 2 P: 30	R: 0 H: 1 E: 0 K: 1 S: 7	H: 1 LOB: 0 BB: 0 P: 11	R: 1 H: 1 E: 0 K: 0 S: 11	H: 1 LOB: 2 BB: 1 P: 13	R: 0 H: 0 E: 0 K: 0 S: 6	H: 0 LOB: 0 BB: 0 P: 10	R: 0 H: 1 E: 0 K: 1 S: 10	H: 1 LOB: 2 BB: 1 P: 17	R: 0 H: 0 E: 0 K: 2 S: 13	H: 0 LOB: 1 BB: 1 P: 21	R: 2 H: 4 E: 0 K: 0 S: 14	H: 4 LOB: 2 BB: 0 P: 18	1B: 7 2B: 1 3B: 1 HR: 0	SF: 1 SAC: 0 DP: 1 HBP: 0	WP: 1 PB: 0 SB: 0 CS: 0	PA: 40		
PITCHER	IP WLS BF H R ER SO BB IBB HBP BLK WP HR S P ERA WHIP	IP WLS BF H R ER SO BB IBB HBP BLK WP HR S P ERA WHIP	IP WLS BF H R ER SO BB IBB HBP BLK WP HR S P ERA WHIP	IP WLS BF H R ER SO BB IBB HBP BLK WP HR S P ERA WHIP	IP WLS BF H R ER SO BB IBB HBP BLK WP HR S P ERA WHIP	IP WLS BF H R ER SO BB IBB HBP BLK WP HR S P ERA WHIP	IP WLS BF H R ER SO BB IBB HBP BLK WP HR S P ERA WHIP	IP WLS BF H R ER SO BB IBB HBP BLK WP HR S P ERA WHIP	IP WLS BF H R ER SO BB IBB HBP BLK WP HR S P ERA WHIP	IP WLS BF H R ER SO BB IBB HBP BLK WP HR S P ERA WHIP	IP WLS BF H R ER SO BB IBB HBP BLK WP HR S P ERA WHIP	IP WLS BF H R ER SO BB IBB HBP BLK WP HR S P ERA WHIP	IP WLS BF H R ER SO BB IBB HBP BLK WP HR S P ERA WHIP	IP WLS BF H R ER SO BB IBB HBP BLK WP HR S P ERA WHIP	IP WLS BF H R ER SO BB IBB HBP BLK WP HR S P ERA WHIP	IP WLS BF H R ER SO BB IBB HBP BLK WP HR S P ERA WHIP	IP WLS BF H R ER SO BB IBB HBP BLK WP HR S P ERA WHIP					
17 José Berrios, R (1,1) ERA: 4.8	6.0	W	24	4	1	1	6	3	0	0	0	0	0	0	0	0	1	0	57	98	1.50	1.167
72 Caleb Thielbar, L (7,1) ERA: 7.71	2.1	S	14	5	2	2	3	2	0	0	0	0	0	0	0	0	0	0	34	51	7.71	3.000
65 Trevor May, R (9,1) ERA: 1.93	0.2	S	2	0	0	0	0	0	0	0	0	0	0	0	0	0	0	0	3	5	0.00	0.000

AB	34
R	3
H	9
RBI	3
BB	5
SO	9
LOB	22



Batter	1	2	3	4	5	6	7	8	9	AB	R	H	RBI	BB	SO	LOB	BOTTOM					
26 Max Kepler, L (1,9) OBP: 0.349, SLG: 0.595										0	2	0	1	4	0	0	Pittsburgh Pirates @ Minnesota Twins Target Field, Minneapolis, MN Tue Aug 04 2020, 1:12 PM - 4:50 PM CDT Sunny - 73 F					
11 Jorge Polanco, S (1,6) OBP: 0.318, SLG: 0.366										3	0	0	0	2	0	3						
23 Nelson Cruz, R (1,10) OBP: 0.435, SLG: 0.674										4	1	3	1	0	1	0						
20 Eddie Rosario, L (1,7) OBP: 0.325, SLG: 0.472										4	1	2	2	0	0	3						
22 Miguel Sanó, R (1,3) OBP: 0.161, SLG: 0.400										4	0	1	1	0	2	5						
2 Luis Arraez, L (1,4) OBP: 0.289, SLG: 0.212										2	1	0	1	1	0	0						
9 Marwin Gonzalez, S (1,5) OBP: 0.400, SLG: 0.400										4	1	1	0	0	0	1						
16 Alex Avila, L (1,2) OBP: 0.438, SLG: 0.500										3	0	0	0	1	1	0						
25 Byron Buxton, R (1,8) OBP: 0.150, SLG: 0.111										3	1	1	1	0	0	0						
Inning Stats	R: 3 H: 3 E: 1 K: 0 S: 23	H: 3 LOB: 1 BB: 1 P: 33	R: 1 H: 2 E: 1 K: 2 S: 15	H: 2 LOB: 2 BB: 2 P: 28	R: 0 H: 0 E: 0 K: 0 S: 5	H: 0 LOB: 0 BB: 0 P: 5	R: 1 H: 2 E: 0 K: 1 S: 14	H: 2 LOB: 2 BB: 2 P: 29	R: 2 H: 1 E: 0 K: 0 S: 14	H: 1 LOB: 1 BB: 2 P: 28	R: 0 H: 0 E: 0 K: 1 S: 6	H: 0 LOB: 0 BB: 0 P: 10	R: 0 H: 0 E: 0 K: 0 S: 6	H: 0 LOB: 0 BB: 0 P: 10	R: 0 H: 0 E: 0 K: 0 S: 5	H: 0 LOB: 1 BB: 1 P: 11	1B: 7 2B: 1 3B: 0 HR: 0	SF: 3 SAC: 0 DP: 1 HBP: 0	WP: 0 PB: 0 SB: 1 CS: 0	PA: 38		
PITCHER	IP WLS BF H R ER SO BB IBB HBP BLK WP HR S P ERA WHIP	IP WLS BF H R ER SO BB IBB HBP BLK WP HR S P ERA WHIP	IP WLS BF H R ER SO BB IBB HBP BLK WP HR S P ERA WHIP	IP WLS BF H R ER SO BB IBB HBP BLK WP HR S P ERA WHIP	IP WLS BF H R ER SO BB IBB HBP BLK WP HR S P ERA WHIP	IP WLS BF H R ER SO BB IBB HBP BLK WP HR S P ERA WHIP	IP WLS BF H R ER SO BB IBB HBP BLK WP HR S P ERA WHIP	IP WLS BF H R ER SO BB IBB HBP BLK WP HR S P ERA WHIP	IP WLS BF H R ER SO BB IBB HBP BLK WP HR S P ERA WHIP	IP WLS BF H R ER SO BB IBB HBP BLK WP HR S P ERA WHIP	IP WLS BF H R ER SO BB IBB HBP BLK WP HR S P ERA WHIP	IP WLS BF H R ER SO BB IBB HBP BLK WP HR S P ERA WHIP	IP WLS BF H R ER SO BB IBB HBP BLK WP HR S P ERA WHIP	IP WLS BF H R ER SO BB IBB HBP BLK WP HR S P ERA WHIP	IP WLS BF H R ER SO BB IBB HBP BLK WP HR S P ERA WHIP	IP WLS BF H R ER SO BB IBB HBP BLK WP HR S P ERA WHIP	IP WLS BF H R ER SO BB IBB HBP BLK WP HR S P ERA WHIP					
59 Joe Musgrove, R (1,1) ERA: 6.75	3.1	L	21	6	5	5	2	5	0	0	0	0	0	0	0	0	0	0	51	84	13.50	3.300
54 Sam Howard, L (4,1) ERA: 0.91	0.2	L	2	1	0	0	1	0	0	0	0	0	0	0	0	0	0	0	6	11	0.00	1.500
71 Nik Turley, L (5,1) ERA: 9.31	1.0	L	6	1	2	2	0	2	0	0	0	0	0	0	0	0	0	0	14	28	18.00	3.000
66 Dovydas Neverauskas, R (6,1) ERA: 0.91	1.0	L	3	0	0	0	1	0	0	0	0	0	0	0	0	0	0	0	6	10	0.00	0.000
38 Yackel Rios, R (7,1) ERA: 0.91	2.0	L	6	0	0	0	0	1	0	0	0	0	0	0	0	0	0	0	11	21	0.00	0.500

AB	27
R	7
H	8
RBI	7
BB	8
SO	4
LOB	12



Batter	1	2	3	4	5	6	7	8	9	AB R H RBI BB SO LOB	TOP										
26 Max Kepler, L (1,9) OBP: 0.354, SLG: 0.634	P5		L6-3 BB			K		L7	HR	4 1 1 3 1 1 1	Minnesota Twins @ Pittsburgh Pirates PNC Park, Pittsburgh, PA Wed Aug 05 2020, 7:07 PM - 9:57 PM EDT Cloudy - 79 F										
11 Jorge Polanco, S (1,6) OBP: 0.306, SLG: 0.348	G4-3		L6-3			L7		E7	K	5 0 1 0 0 1 1											
23 Nelson Cruz, R (1,10) OBP: 0.440, SLG: 0.652			G1-3			K				3 0 1 0 1 1 0											
20 Eddie Rosario, L (1,7) OBP: 0.295, SLG: 0.425	F9									4 0 0 0 0 0 4											
60 Jake Cave, L (1,8) OBP: 0.333, SLG: 0.316										2 1 0 0 0 1 0											
25 Byron Buxton, R (7,8) OBP: 0.190, SLG: 0.211										1 1 1 0 0 0 0											
2 Luis Arraez, L (1,4) OBP: 0.286, SLG: 0.243										4 0 1 0 0 0 2											
8 Mitch Garver, R (1,2) OBP: 0.290, SLG: 0.250										3 1 0 0 1 2 2											
9 Marwin Gonzalez, S (1,3) OBP: 0.412, SLG: 0.414										4 1 2 2 0 0 0											
13 Ehire Adrianza, S (1,5) OBP: 0.214, SLG: 0.231										3 0 0 0 1 1 3											
Inning Stats	R: 0 H: 1 E: 0 K: 0 S: 8	H: 1 LOB: 1 BB: 0 P: 16	R: 1 H: 1 E: 0 K: 1 S: 12	H: 1 LOB: 1 BB: 0 P: 17	R: 0 H: 0 E: 0 K: 0 S: 5	H: 0 LOB: 0 BB: 0 P: 10	R: 0 H: 0 E: 0 K: 1 S: 9	H: 0 LOB: 0 BB: 0 P: 15	R: 0 H: 0 E: 0 K: 2 S: 10	H: 0 LOB: 0 BB: 0 P: 14		R: 0 H: 1 E: 0 K: 1 S: 11	H: 1 LOB: 1 BB: 0 P: 15	R: 0 H: 1 E: 1 K: 0 S: 11	H: 1 LOB: 3 BB: 2 P: 25	R: 4 H: 3 E: 0 K: 2 S: 13	H: 3 LOB: 0 BB: 1 P: 24	1B: 4 2B: 3 3B: 0 HR: 1	SF: 0 SAC: 0 DP: 1 HBP: 1	WP: 0 PB: 0 SB: 0 CS: 0	PA: 38
PITCHER	IP WLS BF H R ER SO BB IBB HBP BLK WP HR S P ERA WHIP											IP WLS BF H R ER SO BB IBB HBP BLK WP HR S P ERA WHIP									
34 Trevor Williams, R (1,1) ERA: 3.52	7.0 L 25 3 1 1 5 1 0 1 0 0 0 0 63 98 1.29 0.571																				
32 Geoff Hartlieb, R (8,1) ERA: 3.38	1.1 9 2 2 2 0 3 0 0 0 0 0 0 16 34 13.50 3.750																				
66 Dovydas Neverauskas, R (9,1) ERA: 3.0	0.2 4 2 2 2 2 0 0 0 0 0 0 0 1 8 15 27.00 3.000																				

AB 33
R 5
H 7
RBI 5
BB 4
SO 7
LOB 13



Batter	1	2	3	4	5	6	7	8	9	AB R H RBI BB SO LOB	BOTTOM						
26 Adam Frazier, L (1,4) OBP: 0.250, SLG: 0.256	F7		G3-1			L7			55 HR BB	3 1 0 0 1 0 0	Minnesota Twins @ Pittsburgh Pirates PNC Park, Pittsburgh, PA Wed Aug 05 2020, 7:07 PM - 9:57 PM EDT Cloudy - 79 F						
27 Kevin Newman, R (1,6) OBP: 0.211, SLG: 0.250	G4-3					G4-3			F9	4 0 0 0 0 0 1							
55 Josh Bell, S (1,3) OBP: 0.234, SLG: 0.378										4 1 3 2 0 0 0							
19 Colin Moran, L (1,10) OBP: 0.273, SLG: 0.610										4 0 0 0 0 3 2							
10 Bryan Reynolds, S (1,7) OBP: 0.273, SLG: 0.243										3 0 0 0 0 0 1							
25 Gregory Polanco, L (1,9) OBP: 0.174, SLG: 0.105										3 0 0 0 0 1 0							
2 Erik González, R (1,5) OBP: 0.281, SLG: 0.348										3 0 1 0 0 0 0							
3 Cole Tucker, S (1,8) OBP: 0.217, SLG: 0.364										3 0 0 0 0 1 1							
5B Jacob Stallings, R (1,2) OBP: 0.214, SLG: 0.192										2 0 0 0 0 0 0							
15 JT Riddle, L (9,PH)										1 0 0 0 0 1 0							
Inning Stats	R: 0 H: 1 E: 0 K: 0 S: 10	H: 0 LOB: 0 BB: 0 P: 19	R: 0 H: 0 E: 0 K: 0 S: 7	H: 0 LOB: 0 BB: 0 P: 12	R: 0 H: 1 E: 0 K: 1 S: 9	H: 1 LOB: 0 BB: 0 P: 11	R: 0 H: 0 E: 0 K: 0 S: 5	H: 0 LOB: 0 BB: 0 P: 9	R: 0 H: 0 E: 0 K: 2 S: 10	H: 0 LOB: 0 BB: 0 P: 17		R: 2 H: 1 E: 0 K: 2 S: 14	H: 1 LOB: 0 BB: 1 P: 24	1B: 2 2B: 1 3B: 0 HR: 1	SF: 0 SAC: 0 DP: 0 HBP: 0	WP: 0 PB: 0 SB: 0 CS: 1	PA: 31
PITCHER	IP WLS BF H R ER SO BB IBB HBP BLK WP HR S P ERA WHIP											IP WLS BF H R ER SO BB IBB HBP BLK WP HR S P ERA WHIP					
68 Randy Dobnak, R (1,1) ERA: 0.6	6.0 W 20 3 0 0 1 0 0 0 0 0 0 0 7 10 0.00 0.500																
61 Cody Stashak, R (7,1) ERA:	1.0 H 3 0 0 0 1 0 0 0 0 0 0 0 7 10 0.00 0.000																
21 Tyler Duffey, R (8,1) ERA:	1.0 H 3 0 0 0 2 0 0 0 0 0 0 0 10 17 0.00 0.000																
66 Jorge Alcalá, R (9,1) ERA: 6.0	1.0 5 1 2 2 2 1 0 0 0 0 0 0 1 14 24 18.00 2.000																

AB 30
R 2
H 4
RBI 2
BB 1
SO 6
LOB 5




Batter	1	2	3	4	5	6	7	8	9	AB	R	H	RBI	BB	SO	LOB	TOP			
26 Max Kepler, L OBP: 0.321, SLG: 0.565	G4-3	G4-3		F8			F7		K	5	0	0	0	0	1	1	Minnesota Twins @ Pittsburgh Pirates PNC Park, Pittsburgh, PA Thu Aug 06 2020, 1:36 PM - 4:43 PM EDT Partly Cloudy - 82 F			
11 Jorge Polanco, S OBP: 0.333, SLG: 0.373	1B		1B		G6-3		G1-4-3		1B	5	1	3	0	0	0	0				
23 Nelson Cruz, R OBP: 0.171, SLG: 0.608	P3		F9		G4-3				FC5-4	5	0	1	0	0	0	3				
20 Eddie Rosario, L OBP: 0.333, SLG: 0.500	HR						G3			2	2	1	1	2	0	1				
22 Miguel Sanó, R OBP: 0.171, SLG: 0.471	HR		K		K				F8	4	1	1	3	0	2	2				
9 Marwin Gonzalez, S OBP: 0.388, SLG: 0.364	K		F7				G3-1		K	4	0	0	0	0	2	2				
13 Ehire Adrianza, S OBP: 0.278, SLG: 0.294					P6		F7		1B	4	0	2	0	0	0	0				
16 Alex Avila, L OBP: 0.400, SLG: 0.400		G4-6-3		K					L7	3	0	0	0	1	1	2				
25 Byron Buxton, R OBP: 0.200, SLG: 0.348	E5						K		F7	4	1	1	1	0	1	1				
Inning Stats	R: 3 H: 2 E: 0 K: 1 S: 16	H: 2 R: 3 ER: 1 LOB: 1 P: 23	R: 0 H: 1 E: 1 K: 0 S: 8	H: 1 R: 0 ER: 0 LOB: 1 P: 12	R: 0 H: 1 E: 0 K: 1 S: 10	H: 1 R: 0 ER: 0 LOB: 0 P: 17	R: 1 H: 1 E: 0 K: 1 S: 10	H: 1 R: 0 ER: 0 LOB: 0 P: 15	R: 1 H: 1 E: 0 K: 1 S: 10	H: 0 R: 0 ER: 0 LOB: 1 P: 18	R: 0 H: 1 E: 0 K: 0 S: 10	H: 1 R: 0 ER: 0 LOB: 1 P: 16	R: 0 H: 1 E: 0 K: 1 S: 14	H: 1 R: 0 ER: 0 LOB: 1 P: 19	R: 0 H: 1 E: 0 K: 1 S: 11	H: 1 R: 0 ER: 0 LOB: 1 P: 16	1B: 6 2B: 0 3B: 0 HR: 3	SF: 0 SAC: 0 DP: 1 HBP: 0	WP: 1 PB: 0 SB: 1 CS: 0	PA: 39
PITCHER	IP WLS BF H R ER SO BB IBB HBP BLK WP HR S P ERA WHIP	IP WLS BF H R ER SO BB IBB HBP BLK WP HR S P ERA WHIP	IP WLS BF H R ER SO BB IBB HBP BLK WP HR S P ERA WHIP	IP WLS BF H R ER SO BB IBB HBP BLK WP HR S P ERA WHIP	IP WLS BF H R ER SO BB IBB HBP BLK WP HR S P ERA WHIP	IP WLS BF H R ER SO BB IBB HBP BLK WP HR S P ERA WHIP	IP WLS BF H R ER SO BB IBB HBP BLK WP HR S P ERA WHIP	IP WLS BF H R ER SO BB IBB HBP BLK WP HR S P ERA WHIP	IP WLS BF H R ER SO BB IBB HBP BLK WP HR S P ERA WHIP	IP WLS BF H R ER SO BB IBB HBP BLK WP HR S P ERA WHIP	IP WLS BF H R ER SO BB IBB HBP BLK WP HR S P ERA WHIP	IP WLS BF H R ER SO BB IBB HBP BLK WP HR S P ERA WHIP	IP WLS BF H R ER SO BB IBB HBP BLK WP HR S P ERA WHIP	IP WLS BF H R ER SO BB IBB HBP BLK WP HR S P ERA WHIP	IP WLS BF H R ER SO BB IBB HBP BLK WP HR S P ERA WHIP	IP WLS BF H R ER SO BB IBB HBP BLK WP HR S P ERA WHIP	IP WLS BF H R ER SO BB IBB HBP BLK WP HR S P ERA WHIP	IP WLS BF H R ER SO BB IBB HBP BLK WP HR S P ERA WHIP	IP WLS BF H R ER SO BB IBB HBP BLK WP HR S P ERA WHIP	IP WLS BF H R ER SO BB IBB HBP BLK WP HR S P ERA WHIP

AB	36
R	5
H	9
RBI	5
BB	3
SO	7
LOB	12



Batter	1	2	3	4	5	6	7	8	9	AB	R	H	RBI	BB	SO	LOB	BOTTOM					
26 Adam Frazier, L OBP: 0.231, SLG: 0.234	F8		F8			B1-3		F7		4	0	0	0	0	0	1	Minnesota Twins @ Pittsburgh Pirates PNC Park, Pittsburgh, PA Thu Aug 06 2020, 1:36 PM - 4:43 PM EDT Partly Cloudy - 82 F					
64 Phillip Evans, R OBP: 0.432, SLG: 0.406	F8		F9			F8		G5-3		4	0	0	1	0	0	0						
55 Josh Bell, S OBP: 0.235, SLG: 0.354	L8		K					K		3	0	0	0	1	2	0						
19 Colin Moran, L OBP: 0.292, SLG: 0.600					K					4	1	2	0	0	1	1						
3 Cole Tucker, S OBP: 0.217, SLG: 0.364			1B		K				1B	0	1	0	0	0	0	0						
10 Bryan Reynolds, S OBP: 0.292, SLG: 0.293					K					4	2	2	0	0	1	0						
25 Gregory Polanco, L OBP: 0.185, SLG: 0.261					L9				K	4	1	1	3	0	2	3						
15 JT Riddle, L OBP: 0.250, SLG: 0.250						G6-3				3	0	1	0	0	0	0						
27 Kevin Newman, R OBP: 0.231, SLG: 0.270									1B	1	0	1	2	0	0	0						
18 John Ryan Murphy, R OBP: 0.267, SLG: 0.214									K	3	0	0	0	0	2	1						
6 Jarrod Dyson, L OBP: 0.143, SLG: 0.077						B1-3				2	1	0	0	1	0	0						
Inning Stats	R: 0 H: 0 E: 0 K: 0 S: 7	H: 3 R: 3 ER: 0 LOB: 0 P: 10	R: 3 H: 3 E: 0 K: 1 S: 12	H: 3 R: 3 ER: 0 LOB: 0 P: 15	R: 0 H: 0 E: 0 K: 1 S: 9	H: 0 R: 0 ER: 0 LOB: 0 P: 11	R: 0 H: 0 E: 0 K: 2 S: 10	H: 0 R: 0 ER: 0 LOB: 0 P: 18	R: 0 H: 0 E: 0 K: 0 S: 11	H: 0 R: 0 ER: 0 LOB: 1 P: 17	R: 0 H: 0 E: 0 K: 0 S: 4	H: 0 R: 0 ER: 0 LOB: 1 P: 9	R: 0 H: 1 E: 0 K: 2 S: 10	H: 1 R: 0 ER: 0 LOB: 0 P: 12	R: 1 H: 0 E: 0 K: 1 S: 9	H: 0 R: 0 ER: 0 LOB: 1 P: 15	R: 2 H: 3 E: 0 K: 1 S: 10	H: 3 R: 1 ER: 0 LOB: 1 P: 15	1B: 5 2B: 1 3B: 0 HR: 1	SF: 0 SAC: 0 DP: 0 HBP: 0	WP: 0 PB: 0 SB: 2 CS: 0	PA: 34
PITCHER	IP WLS BF H R ER SO BB IBB HBP BLK WP HR S P ERA WHIP	IP WLS BF H R ER SO BB IBB HBP BLK WP HR S P ERA WHIP	IP WLS BF H R ER SO BB IBB HBP BLK WP HR S P ERA WHIP	IP WLS BF H R ER SO BB IBB HBP BLK WP HR S P ERA WHIP	IP WLS BF H R ER SO BB IBB HBP BLK WP HR S P ERA WHIP	IP WLS BF H R ER SO BB IBB HBP BLK WP HR S P ERA WHIP	IP WLS BF H R ER SO BB IBB HBP BLK WP HR S P ERA WHIP	IP WLS BF H R ER SO BB IBB HBP BLK WP HR S P ERA WHIP	IP WLS BF H R ER SO BB IBB HBP BLK WP HR S P ERA WHIP	IP WLS BF H R ER SO BB IBB HBP BLK WP HR S P ERA WHIP	IP WLS BF H R ER SO BB IBB HBP BLK WP HR S P ERA WHIP	IP WLS BF H R ER SO BB IBB HBP BLK WP HR S P ERA WHIP	IP WLS BF H R ER SO BB IBB HBP BLK WP HR S P ERA WHIP	IP WLS BF H R ER SO BB IBB HBP BLK WP HR S P ERA WHIP	IP WLS BF H R ER SO BB IBB HBP BLK WP HR S P ERA WHIP	IP WLS BF H R ER SO BB IBB HBP BLK WP HR S P ERA WHIP	IP WLS BF H R ER SO BB IBB HBP BLK WP HR S P ERA WHIP	IP WLS BF H R ER SO BB IBB HBP BLK WP HR S P ERA WHIP	IP WLS BF H R ER SO BB IBB HBP BLK WP HR S P ERA WHIP	IP WLS BF H R ER SO BB IBB HBP BLK WP HR S P ERA WHIP		

AB	32
R	6
H	7
RBI	6
BB	2
SO	8
LOB	6



Batter	1	2	3	4	5	6	7	8	9	AB	R	H	RBI	BB	SO	LOB	TOP															
26 Max Kepler, L OBP: 0.316, SLG: 0.531	G6-3		G4-3				P5										3 0 0 0 1 0 0															
11 Jorge Polanco, S OBP: 0.345, SLG: 0.382	G4-3																4 0 2 0 0 0 1															
22 Miguel Sanó, R OBP: 0.179, SLG: 0.432	F8																3 0 0 0 1 1 1															
20 Eddie Rosario, L OBP: 0.308, SLG: 0.457		K															4 0 0 0 0 1 3															
60 Jake Cave, L OBP: 0.286, SLG: 0.261	G4-3																4 0 0 0 0 0 0															
9 Marwin Gonzalez, S OBP: 0.381, SLG: 0.459																	4 1 2 1 0 0 0															
8 Mitch Garver, R OBP: 0.286, SLG: 0.222																	3 0 0 0 1 1 0															
13 Ehire Adrianza, S OBP: 0.238, SLG: 0.250																	3 0 0 0 0 2 2															
23 Nelson Cruz, R OBP: 0.411, SLG: 0.599																	1 0 0 0 0 1 0															
25 Byron Buxton, R OBP: 0.214, SLG: 0.462																	3 1 1 1 0 1 0															
Inning Stats	R: 0 E: 0 K: 0 S: 6	H: 0 LOB: 0 BB: 0 P: 8	R: 0 E: 0 K: 1 S: 11	H: 1 LOB: 2 BB: 1 P: 19	R: 1 E: 0 K: 0 S: 12	H: 2 LOB: 1 BB: 0 P: 18	R: 1 E: 0 K: 1 S: 11	H: 1 LOB: 0 BB: 0 P: 15	R: 0 E: 0 K: 0 S: 10	H: 0 LOB: 1 BB: 1 P: 19	R: 0 E: 0 K: 0 S: 6	H: 0 LOB: 0 BB: 0 P: 9	R: 0 E: 0 K: 2 S: 10	H: 0 LOB: 1 BB: 1 P: 19	R: 0 E: 0 K: 1 S: 7	H: 0 LOB: 0 BB: 0 P: 12	R: 0 E: 0 K: 2 S: 10	H: 0 LOB: 0 BB: 0 P: 14	1B: 3 2B: 0 3B: 0 HR: 2	SF: 0 SAC: 0 DP: 0 HBP: 0	WP: 1 PB: 0 SB: 0 CS: 0	PA: 35										
PITCHER	IP WLS BF H R ER SO BB IBB HBP BLK WP HR S P ERA WHIP																															
65 Jakob Junis, R ERA: 4.0	4.2	21	5	2	2	2	1	1	0	1	1	2	49	76	3.86	1.286																
35 Greg Holland, R ERA: 2.57	1.1	W	4	0	0	0	0	0	0	0	0	0	7	12	0.00	0.000																
63 Josh Staumont, R ERA: 1.59	0.2	H	3	0	0	0	2	1	0	0	0	0	8	15	0.00	1.500																
58 Scott Barlow, R ERA: 2.0	1.1	H	4	0	0	0	1	0	0	0	0	0	9	16	0.00	0.000																
40 Trevor Rosenthal, R ERA: 1.59	1.0	S	3	0	0	0	2	0	0	0	0	0	10	14	0.00	0.000																

Minnesota Twins @ Kansas City Royals
Kauffman Stadium, Kansas City, MO
Fri Aug 07 2020, 7:07 PM - 10:08 PM CDT
Partly Cloudy - 84 F

AB 32
R 2
H 5
RBI 2
BB 3
SO 7
LOB 7



Batter	1	2	3	4	5	6	7	8	9	AB	R	H	RBI	BB	SO	LOB	BOTTOM															
15 Whit Merrifield, R OBP: 0.338, SLG: 0.533																	3 0 0 0 1 1 4															
12 Jorge Soler, R OBP: 0.344, SLG: 0.455																	4 0 0 0 0 0 4															
13 Salvador Perez, R OBP: 0.302, SLG: 0.452																	4 0 1 0 0 1 0															
9 Ryan McBroom, R OBP: 0.290, SLG: 0.533																	3 1 1 1 0 1 0															
66 Ryan O'Hearn, L OBP: 0.306, SLG: 0.382																	1 0 0 0 0 1 1															
27 Adalberto Mondesi, S OBP: 0.281, SLG: 0.393																	4 0 1 0 0 0 0															
4 Alex Gordon, L OBP: 0.275, SLG: 0.319																	4 1 1 0 0 0 2															
7 Maikel Franco, R OBP: 0.250, SLG: 0.525																	3 1 1 0 0 0 1															
1 Nicky Lopez, L OBP: 0.267, SLG: 0.250																	2 0 1 1 0 0 0															
0 Nick Heath, L OBP: 0.429, SLG: 0.500																	1 0 1 1 0 0 0															
14 Brett Phillips, L OBP: 0.375, SLG: 0.524																	1 0 1 0 1 0 0															
Inning Stats	R: 0 E: 0 K: 0 S: 5	H: 0 LOB: 0 BB: 1 P: 10	R: 0 E: 0 K: 0 S: 5	H: 0 LOB: 0 BB: 0 P: 10	R: 1 E: 0 K: 1 S: 13	H: 2 LOB: 1 BB: 0 P: 19	R: 0 E: 0 K: 1 S: 6	H: 0 LOB: 0 BB: 0 P: 9	R: 1 E: 0 K: 0 S: 13	H: 2 LOB: 2 BB: 1 P: 24	R: 1 E: 0 K: 0 S: 12	H: 1 LOB: 0 BB: 0 P: 15	R: 0 E: 0 K: 0 S: 7	H: 1 LOB: 1 BB: 0 P: 13	R: 0 E: 0 K: 1 S: 9	H: 2 LOB: 2 BB: 0 P: 15	1B: 5 2B: 2 3B: 0 HR: 1	SF: 0 SAC: 1 DP: 0 HBP: 0	WP: 0 PB: 0 SB: 1 CS: 1	PA: 33												
PITCHER	IP WLS BF H R ER SO BB IBB HBP BLK WP HR S P ERA WHIP																															
31 Devin Smeltzer, L ERA: 8.0	4.1		4	2	2	2	1	0	0	0	0	0	17	25	5.40	1.200																
37 Matt Wieler, R ERA: 1.23	1.2	L	7	1	1	1	1	0	0	0	0	0	7	13	0.00	1.000																
72 Caleb Thielbar, L ERA: 5.4	1.0		4	1	0	0	0	0	0	0	0	0	9	15	0.00	2.000																
71 Sean Poppen, R ERA:	1.0		5	2	0	0	1	0	0	0	0	0	9	15	0.00	2.000																

Minnesota Twins @ Kansas City Royals
Kauffman Stadium, Kansas City, MO
Fri Aug 07 2020, 7:07 PM - 10:08 PM CDT
Partly Cloudy - 84 F

AB 30
R 3
H 8
RBI 3
BB 2
SO 4
LOB 12



Batter	1	2	3	4	5	6	7	8	9	AB	R	H	RBI	BB	SO	LOB	TOP			
26 Max Kepler, L OBP: 0.333, SLG: 0.579										3	0	1	1	1	1	1				
11 Jorge Polanco, S OBP: 0.317, SLG: 0.350										4	0	0	1	0	1	3				
23 Nelson Cruz, R OBP: 0.400, SLG: 0.607										4	0	2	0	0	1	1				
20 Eddie Rosario, L OBP: 0.300, SLG: 0.415										4	0	1	0	0	0	3				
9 Marwin Gonzalez, S OBP: 0.400, SLG: 0.455										4	0	0	0	0	1	2				
22 Miguel Sano, R OBP: 0.149, SLG: 0.356										4	0	0	0	0	2	2				
2 Luis Arraez, L OBP: 0.320, SLG: 0.256										4	0	1	0	0	1	0				
25 Byron Buxton, R OBP: 0.250, SLG: 0.529										4	1	1	0	0	1	2				
16 Alex Avila, L OBP: 0.417, SLG: 0.389										3	1	1	0	1	2	0				
Inning Stats	R: 0 E: 0 K: 1 S: 12	H: 0 LOB: 0 BB: 0 P: 20	R: 0 E: 0 K: 1 S: 7	H: 0 LOB: 0 BB: 0 P: 10	R: 2 E: 1 K: 1 S: 19	H: 2 LOB: 1 BB: 1 P: 29	R: 0 E: 0 K: 0 S: 13	H: 2 LOB: 2 BB: 0 P: 14	R: 0 E: 0 K: 1 S: 10	H: 0 LOB: 0 BB: 0 P: 15	R: 0 E: 0 K: 2 S: 13	H: 1 LOB: 1 BB: 0 P: 17	R: 0 E: 0 K: 1 S: 11	H: 1 LOB: 1 BB: 0 P: 16	R: 0 E: 0 K: 2 S: 7	H: 0 LOB: 0 BB: 0 P: 12	1B: 6 2B: 1 3B: 0 HR: 0	SF: 0 SAC: 0 DP: 0 HBP: 0	WP: 0 PB: 0 SB: 0 CS: 0	PA: 36
PITCHER	IP WLS BF H R ER SO BB IBB HBP BLK WP HR S P ERA WHIP																			
51 Brady Singer, R ERA: 4.5	5.0 W 22 5 2 2 4 2 0 0 0 0 0 0 64 95 3.60 1.400																			
35 Greg Holland, R ERA: 2.08	1.0 H 3 0 0 0 1 0 0 0 0 0 0 0 10 15 0.00 0.000																			
63 Josh Staumont, R ERA: 1.17	2.0 H 8 2 0 0 3 0 0 0 0 0 0 0 24 33 0.00 1.000																			
58 Scott Barlow, R ERA: 1.8	1.0 S 3 0 0 0 2 0 0 0 0 0 0 0 7 12 0.00 0.000																			

Minnesota Twins @ Kansas City Royals
Kauffman Stadium, Kansas City, MO
Sun Aug 09 2020, 1:32 PM - 4:45 PM CDT
Partly Cloudy - 79 F

livebaseballscores.com

AB 34
R 2
H 7
RBI 2
BB 2
SO 10
LOB 14

Batter	1	2	3	4	5	6	7	8	9	AB	R	H	RBI	BB	SO	LOB	BOTTOM			
15 Whit Merrifield, R OBP: 0.351, SLG: 0.507										3	2	1	0	1	1	1				
12 Jorge Soler, R OBP: 0.370, SLG: 0.556										3	1	2	0	1	0	1				
14 Brett Phillips, L OBP: 0.357, SLG: 0.480										0	0	0	0	0	0	0				
13 Salvador Perez, R OBP: 0.333, SLG: 0.522										2	0	1	1	1	0	2				
17 Hunter Dozier, R OBP: 0.250, SLG: 0.250										4	0	1	2	0	0	4				
27 Adalberto Mondesi, S OBP: 0.273, SLG: 0.359										3	0	0	0	1	0	3				
4 Alex Gordon, L OBP: 0.254, SLG: 0.278										4	0	0	0	0	3	5				
7 Maikel Franco, R OBP: 0.265, SLG: 0.545										4	1	1	1	0	1	0				
1 Nicky Lopez, L OBP: 0.316, SLG: 0.400										3	0	1	0	1	0	0				
36 Cam Gallagher, R OBP: 0.250, SLG: 0.286										4	0	1	0	0	1	2				
Inning Stats	R: 2 E: 0 K: 1 S: 15	H: 3 LOB: 1 BB: 0 P: 23	R: 0 E: 0 K: 1 S: 8	H: 0 LOB: 0 BB: 0 P: 11	R: 1 E: 0 K: 0 S: 12	H: 1 LOB: 1 BB: 1 P: 18	R: 0 E: 0 K: 1 S: 8	H: 1 LOB: 1 BB: 0 P: 12	R: 0 E: 0 K: 1 S: 12	H: 1 LOB: 3 BB: 2 P: 22	R: 1 E: 0 K: 0 S: 14	H: 2 LOB: 1 BB: 0 P: 21	R: 0 E: 0 K: 1 S: 9	H: 0 LOB: 1 BB: 1 P: 18	R: 0 E: 0 K: 0 S: 7	H: 0 LOB: 0 BB: 1 P: 12	1B: 5 2B: 2 3B: 0 HR: 1	SF: 1 SAC: 0 DP: 0 HBP: 0	WP: 0 PB: 0 SB: 1 CS: 1	PA: 36
PITCHER	IP WLS BF H R ER SO BB IBB HBP BLK WP HR S P ERA WHIP																			
17 José Berrios, R ERA: 5.31	5.1 L 27 8 4 4 4 3 0 0 0 0 0 0 7 96 6.75 2.062																			
36 Tyler Clippard, R ERA: 1.17	0.2 2 0 0 0 1 0 0 0 0 0 0 0 7 11 0.00 0.000																			
38 Cory Gearrin, R ERA: 1.17	2.0 7 0 0 0 1 2 0 0 0 0 0 0 16 30 0.00 1.000																			

Minnesota Twins @ Kansas City Royals
Kauffman Stadium, Kansas City, MO
Sun Aug 09 2020, 1:32 PM - 4:45 PM CDT
Partly Cloudy - 79 F

livebaseballscores.com

AB 30
R 4
H 8
RBI 4
BB 5
SO 6
LOB 18


Batter	1	2	3	4	5	6	7	8	9	AB	R	H	RBI	BB	SO	LOB	TOP						
26 Max Kepler, L OBP: 0.324, SLG: 0.548	L5			L9			F9		K	5	0	1	0	0	1	3	Minnesota Twins @ Milwaukee Brewers Miller Park, Milwaukee, WI Mon Aug 10 2020, 7:12 PM - 10:09 PM CDT Cloudy - 73 F						
11 Jorge Polanco, S OBP: 0.315, SLG: 0.344	F7		FC5-4 23 HBP				P4			4	1	1	0	0	0	3							
23 Nelson Cruz, R OBP: 0.391, SLG: 0.578	G5-3						K			3	1	0	0	0	2	2							
20 Eddie Rosario, L OBP: 0.297, SLG: 0.456		F7							K	4	1	1	4	0	1	0							
9 Marwin Gonzalez, S OBP: 0.370, SLG: 0.417		G3		G5-3					K	4	0	0	0	0	1	1							
2 Luis Arraez, L OBP: 0.315, SLG: 0.255									K	4	0	1	0	0	2	0							
13 Ehire Adrianza, S OBP: 0.250, SLG: 0.259										4	0	2	0	0	1	0							
25 Byron Buxton, R OBP: 0.225, SLG: 0.474										4	0	0	0	0	3	3							
16 Alex Avila, L OBP: 0.464, SLG: 0.400										2	1	1	0	2	1	1							
Inning Stats	R: 0 E: 0 K: 0 S: 5	H: 0 LOB: 0 BB: 0 P: 8	R: 0 E: 0 K: 1 S: 15	H: 2 LOB: 2 BB: 0 P: 20	R: 4 E: 0 K: 1 S: 14	H: 3 LOB: 0 BB: 0 P: 18	R: 0 E: 0 K: 1 S: 8	H: 0 LOB: 1 BB: 0 P: 14	R: 0 E: 1 K: 1 S: 13	H: 1 LOB: 1 BB: 0 P: 17	R: 0 E: 0 K: 2 S: 10	H: 0 LOB: 0 BB: 1 P: 11	R: 0 E: 0 K: 1 S: 8	H: 0 LOB: 1 BB: 1 P: 19	R: 0 E: 0 K: 3 S: 11	H: 0 LOB: 0 BB: 0 P: 16	R: 0 E: 0 K: 2 S: 11	H: 1 LOB: 1 BB: 0 P: 15	1B: 6 2B: 0 3B: 0 HR: 1	SF: 0 SAC: 0 DP: 0 HBP: 1	WP: 0 PB: 0 SB: 0 CS: 1	PA: 37	
PITCHER	IP WLS BF H R ER SO BB IBB HBP BLK WP HR S P ERA WHIP	5.0 L 23 6 4 4 4 1 0 0 0 0 1 55 77 7.20 1.400	4.0 1 0 0 8 1 0 0 0 0 0 0 40 61 0.00 0.500																				

AB 34
R 4
H 7
RBI 4
BB 2
SO 12
LOB 13



Batter	1	2	3	4	5	6	7	8	9	AB	R	H	RBI	BB	SO	LOB	BOTTOM					
7 Eric Sogard, L OBP: 0.388, SLG: 0.263										3	0	0	0	1	1	2	Minnesota Twins @ Milwaukee Brewers Miller Park, Milwaukee, WI Mon Aug 10 2020, 7:12 PM - 10:09 PM CDT Cloudy - 73 F					
18 Keston Hiura, R OBP: 0.283, SLG: 0.500										4	1	2	1	0	0	0						
22 Christian Yelich, L OBP: 0.283, SLG: 0.451										4	0	1	0	0	1	2						
12 Justin Smoak, S OBP: 0.212, SLG: 0.271										4	0	0	0	0	2	3						
24 Avisail Garcia, R OBP: 0.320, SLG: 0.279										4	0	1	0	0	0	3						
16 Ben Gamel, L OBP: 0.244, SLG: 0.462										3	0	0	0	0	2	1						
5 Jedd Gorko, R OBP: 0.316, SLG: 0.471										1	0	0	0	0	0	0						
2 Luis Urias, R OBP: 0.250, SLG: 0.250										4	1	1	0	0	1	0						
10 Omar Narváez, L OBP: 0.342, SLG: 0.226										3	0	1	0	0	0	1						
9 Manny Pina, R OBP: 0.474, SLG: 0.400										1	0	1	0	0	0	0						
3 Orlando Arcia, R OBP: 0.333, SLG: 0.355										2	0	1	1	0	0	0						
11 Brock Holt, L OBP: 0.316, SLG: 0.143										1	0	0	0	0	0	1						
13 Mark Mathias, R OBP: 0.313, SLG: 0.313										1	0	0	0	0	1	1						
Inning Stats	R: 0 E: 0 K: 1 S: 11	H: 1 LOB: 2 BB: 1 P: 21	R: 1 E: 0 K: 1 S: 14	H: 2 LOB: 1 BB: 0 P: 21	R: 0 E: 0 K: 0 S: 9	H: 1 LOB: 1 BB: 0 P: 15	R: 0 E: 0 K: 0 S: 6	H: 0 LOB: 0 BB: 0 P: 9	R: 0 E: 0 K: 1 S: 9	H: 0 LOB: 0 BB: 0 P: 13	R: 0 E: 0 K: 2 S: 9	H: 1 LOB: 1 BB: 0 P: 14	R: 0 E: 0 K: 0 S: 13	H: 1 LOB: 0 BB: 0 P: 20	R: 1 E: 0 K: 1 S: 11	H: 1 LOB: 0 BB: 0 P: 17	R: 0 E: 0 K: 2 S: 15	H: 1 LOB: 1 BB: 0 P: 21	1B: 5 2B: 2 3B: 0 HR: 1	SF: 0 SAC: 0 DP: 0 HBP: 0	WP: 0 PB: 1 SB: 0 CS: 0	PA: 36
PITCHER	IP WLS BF H R ER SO BB IBB HBP BLK WP HR S P ERA WHIP	5.0 H 4 1 0 0 2 0 0 0 0 0 9 14 0.00 1.000	1.0 H 4 1 0 0 0 0 0 0 0 0 13 20 0.00 1.000	1.0 H 4 1 1 1 1 0 0 0 0 0 1 11 9.00 1.000	1.0 S 4 1 0 0 2 0 0 0 0 0 15 21 0.00 1.000																	

AB 35
R 2
H 8
RBI 2
BB 1
SO 8
LOB 14



Batter	1	2	3	4	5	6	7	8	9	AB	R	H	RBI	BB	SO	LOB	TOP
15 Whit Merrifield, R OBP: 0.345, SLG: 0.487	G6-3			G6-3		K				3	0	0	0	0	1	0	Kansas City Royals @ Minnesota Twins Target Field, Minneapolis, MN Sat Aug 15 2020, 12:38 PM - 3:06 PM CDT Sunny - 73 F
12 Jorge Soler, R OBP: 0.337, SLG: 0.480	K			K		K				3	0	0	0	0	3	0	
13 Salvador Perez, R OBP: 0.341, SLG: 0.549	G6-3			1B		F8				3	0	1	0	0	0	0	
17 Hunter Dozier, R OBP: 0.412, SLG: 0.231		L4		G5-3						3	0	1	0	0	0	1	
9 Ryan McBroom, R OBP: 0.350, SLG: 0.622	K					G5-4-3				3	1	1	0	0	1	1	
7 Maikel Franco, R OBP: 0.288, SLG: 0.553	K									3	1	2	2	0	1	0	
4 Alex Gordon, L OBP: 0.242, SLG: 0.250				F9		L9				3	0	0	0	0	1	1	
27 Adalberto Mondesi, S OBP: 0.260, SLG: 0.324				K		K				2	0	0	0	0	2	0	
1 Nicky Lopez, L OBP: 0.313, SLG: 0.372				K		G4-3				2	0	0	0	0	1	0	
Inning Stats	R: 0 H: 0 E: 0 K: 1 S: 12	H: 0 LOB: 0 BB: 0 P: 17	R: 0 H: 0 E: 0 K: 2 S: 8	H: 0 LOB: 0 BB: 0 P: 13	R: 0 H: 0 E: 0 K: 2 S: 8	H: 0 LOB: 0 BB: 0 P: 10	R: 0 H: 1 E: 0 K: 1 S: 17	H: 1 LOB: 1 BB: 0 P: 28	R: 2 H: 2 E: 0 K: 1 S: 15	H: 2 LOB: 0 BB: 0 P: 21	R: 0 H: 0 E: 0 K: 2 S: 9	H: 0 LOB: 0 BB: 0 P: 12	R: 0 H: 2 E: 0 K: 1 S: 9	H: 2 LOB: 1 BB: 0 P: 16			
PITCHER	IP	WLS	BF	H	R	ER	SO	BB	IBB	HBP	BLK	WP	HR	S	P	ERA	WHIP
12 Jake Odorizzi, R ERA: 5.14	4.0		15	3	2	2	6	0	0	0	0	0	1	53	79	4.50	0.750
21 Tyler Duffey, R ERA: 5.14	1.0	W	3	0	0	0	1	0	0	0	0	0	0	7	10	0.00	0.000
54 Sergio Romo, R ERA: 2.57	1.0	H	3	0	0	0	2	0	0	0	0	0	0	9	12	0.00	0.000
55 Taylor Rogers, L ERA: 4.91	1.0	S	4	2	0	0	1	0	0	0	0	0	0	9	16	0.00	2.000

AB	25
R	2
H	5
RBI	2
BB	0
SO	10
LOB	3



1B:	3	SF:	0
2B:	1	SAC:	0
3B:	0	DP:	1
HR:	1	HBP:	0
WP:	0	PA:	25
FB:	0		
CS:	0		

Batter	1	2	3	4	5	6	7	8	9	AB	R	H	RBI	BB	SO	LOB	BOTTOM
26 Max Kepler, L OBP: 0.304, SLG: 0.493	K		G1-3		F7					3	0	0	0	0	1	0	Kansas City Royals @ Minnesota Twins Target Field, Minneapolis, MN Sat Aug 15 2020, 12:38 PM - 3:06 PM CDT Sunny - 73 F
11 Jorge Polanco, S OBP: 0.338, SLG: 0.408					F8					3	1	2	0	0	0	0	
23 Nelson Cruz, R OBP: 0.415, SLG: 0.603				23 HR						3	2	2	2	0	0	1	
20 Eddie Rosario, L OBP: 0.308, SLG: 0.529	P2			20 2B						3	0	1	1	0	1	1	
9 Marwin Gonzalez, S OBP: 0.348, SLG: 0.407										3	0	0	0	0	1	1	
22 Miguel Sanó, R OBP: 0.237, SLG: 0.415										2	1	1	0	1	1	0	
13 Ehire Adrianza, S OBP: 0.241, SLG: 0.250				25 SF7						0	0	0	0	0	0	0	
2 Luis Arraez, L OBP: 0.333, SLG: 0.276										3	0	2	0	0	1	1	
25 Byron Buxton, R OBP: 0.288, SLG: 0.612										2	0	0	1	0	1	2	
16 Alex Avila, L OBP: 0.406, SLG: 0.333										3	0	0	0	0	2	2	
Inning Stats	R: 0 H: 1 E: 0 K: 1 S: 8	H: 0 LOB: 1 BB: 0 P: 14	R: 0 H: 0 E: 0 K: 2 S: 12	H: 0 LOB: 1 BB: 1 P: 20	R: 2 H: 2 E: 0 K: 2 S: 17	H: 2 LOB: 0 BB: 0 P: 28	R: 1 H: 2 E: 0 K: 2 S: 14	H: 2 LOB: 1 BB: 0 P: 22	R: 1 H: 2 E: 0 K: 0 S: 10	H: 2 LOB: 1 BB: 0 P: 15	R: 0 H: 1 E: 0 K: 1 S: 8	H: 1 LOB: 0 BB: 0 P: 14	R: 0 H: 2 E: 0 K: 1 S: 9	H: 2 LOB: 1 BB: 0 P: 16			
PITCHER	IP	WLS	BF	H	R	ER	SO	BB	IBB	HBP	BLK	WP	HR	S	P	ERA	WHIP
31 Ian Kennedy, R ERA: 6.3	2.0		8	1	0	0	3	1	0	0	0	0	0	9	15	13.50	1.500
67 Gabe Speier, L ERA: 7.2	0.2	L	3	1	1	1	1	0	0	0	0	0	0	9	15	13.50	1.500
53 Tyler Zuber, R ERA: 5.99	0.2		5	3	2	2	2	0	0	0	0	0	1	16	26	27.00	4.500
35 Greg Holland, R ERA: 2.61	1.2		7	2	1	1	1	0	0	0	0	0	0	16	24	5.40	1.200
58 Scott Barlow, R ERA: 2.08	1.0		4	1	0	0	1	0	0	0	0	0	0	8	14	0.00	1.000

AB	25
R	4
H	8
RBI	4
BB	1
SO	8
LOB	8




1B:	4	SF:	1
2B:	3	SAC:	0
3B:	0	DP:	0
HR:	1	HBP:	0
WP:	0	PA:	27
FB:	0		
CS:	0		

Batter	1	2	3	4	5	6	7	8	9	AB	R	H	RBI	BB	SO	LOB	TOP		
15 Whit Merrifield, R OBP: 0.363, SLG: 0.549										4	1	3	4	0	0	2			
12 Jorge Soler, R OBP: 0.326, SLG: 0.462										3	0	0	0	0	3	3			
11 Bubba Starling, R OBP: 0.261, SLG: 0.250										1	0	0	0	0	1	0			
13 Salvador Perez, R OBP: 0.326, SLG: 0.523										4	0	0	0	0	1	1			
17 Hunter Dozier, R OBP: 0.381, SLG: 0.188										3	0	0	0	1	2	0			
66 Ryan O'Hearn, L OBP: 0.353, SLG: 0.386										1	0	0	0	2	1	0			
7 Maikel Franco, R OBP: 0.277, SLG: 0.532										3	0	0	0	0	1	4			
1 Nicky Lopez, L OBP: 0.353, SLG: 0.400										2	1	2	0	1	0	0			
27 Adalberto Mondesi, S OBP: 0.263, SLG: 0.325										3	1	1	0	0	0	2			
36 Cam Gallagher, R OBP: 0.455, SLG: 0.444										2	1	2	0	1	0	0			
Inning Stats	R: 0 H: 1 E: 0 K: 3 S: 12	H: 1 LOB: 3 BB: 2 P: 26	R: 1 H: 3 E: 0 K: 1 S: 16	H: 3 LOB: 1 BB: 0 P: 24	R: 0 H: 0 E: 0 K: 2 S: 7	H: 0 LOB: 0 BB: 0 P: 9	R: 3 H: 1 E: 0 K: 1 S: 15	H: 1 LOB: 0 BB: 2 P: 25	R: 0 H: 0 E: 0 K: 0 S: 8	H: 0 LOB: 1 BB: 1 P: 15	R: 0 H: 3 E: 0 K: 0 S: 10	H: 3 LOB: 1 BB: 0 P: 16	R: 0 H: 0 E: 0 K: 2 S: 8	H: 0 LOB: 0 BB: 0 P: 12					
PITCHER	IP: 4.0 WLS: L BF: 20 ERA: 9.92	H: 5 R: 4 ER: 4 SO: 7	BB: 4 IBB: 0 HBP: 0 BLK: 0	WP: 0 HR: 1 S: 50 P: 84	ERA: 9.00 WHIP: 2.250	IP: 2.0 WLS: 8 BF: 3 ERA: 2.57	H: 3 R: 0 ER: 0 SO: 0	BB: 1 IBB: 0 HBP: 0 BLK: 0	WP: 0 HR: 0 S: 18 P: 31	ERA: 0.00 WHIP: 2.000	IP: 1.0 WLS: 3 BF: 0 ERA: 9.00	H: 0 R: 0 ER: 0 SO: 2	BB: 0 IBB: 0 HBP: 0 BLK: 0	WP: 0 HR: 0 S: 8 P: 12	ERA: 0.00 WHIP: 0.000				

Kansas City Royals @ Minnesota Twins
 Target Field, Minneapolis, MN
 Sat Aug 15 2020, 3:42 PM - 6:24 PM CDT
 Partly Cloudy - 76 F

livebaseballscores.com

AB	26
R	4
H	8
RBI	4
BB	5
SO	9
LOB	12




WP	0	PA	32
FB	0		
SB	1		
CS	2		

Batter	1	2	3	4	5	6	7	8	9	AB	R	H	RBI	BB	SO	LOB	BOTTOM		
8 Mitch Garver, R OBP: 0.264, SLG: 0.222										3	1	0	0	0	2	1			
11 Jorge Polanco, S OBP: 0.349, SLG: 0.410										2	0	1	0	0	0	0			
23 Nelson Cruz, R OBP: 0.412, SLG: 0.632										3	1	1	1	0	1	3			
9 Marwin Gonzalez, S OBP: 0.333, SLG: 0.393										2	0	0	1	0	0	1			
22 Miguel Sanó, R OBP: 0.226, SLG: 0.393										3	0	0	0	0	3	2			
26 Max Kepler, L OBP: 0.305, SLG: 0.479										2	0	0	0	1	1	0			
25 Byron Buxton, R OBP: 0.273, SLG: 0.577										3	0	0	0	0	2	1			
60 Jake Cave, L OBP: 0.250, SLG: 0.258										3	0	0	0	0	3	1			
13 Ehire Adrianza, S OBP: 0.258, SLG: 0.241										1	0	0	0	1	0	0			
20 Eddie Rosario, L OBP: 0.304, SLG: 0.521										1	0	0	0	0	1	1			
Inning Stats	R: 1 H: 1 E: 1 K: 1 S: 17	H: 1 LOB: 1 BB: 0 P: 27	R: 0 H: 0 E: 0 K: 2 S: 8	H: 0 LOB: 0 BB: 0 P: 10	R: 0 H: 0 E: 0 K: 1 S: 7	H: 0 LOB: 0 BB: 0 P: 12	R: 1 H: 1 E: 0 K: 1 S: 9	H: 1 LOB: 0 BB: 0 P: 16	R: 0 H: 0 E: 0 K: 3 S: 12	H: 0 LOB: 1 BB: 1 P: 19	R: 0 H: 0 E: 0 K: 2 S: 13	H: 0 LOB: 1 BB: 0 P: 20	R: 0 H: 0 E: 0 K: 3 S: 11	H: 0 LOB: 1 BB: 1 P: 16					
PITCHER	IP: 5.0 WLS: W BF: 19 ERA: 4.44	H: 2 R: 2 ER: 1 SO: 8	BB: 1 IBB: 0 HBP: 0 BLK: 0	WP: 0 HR: 1 S: 53 P: 84	ERA: 1.80 WHIP: 0.600	IP: 1.0 WLS: H BF: 4 ERA: 0.93	H: 0 R: 0 ER: 0 SO: 2	BB: 0 IBB: 0 HBP: 1 BLK: 0	WP: 0 HR: 0 S: 13 P: 20	ERA: 0.00 WHIP: 0.000	IP: 1.0 WLS: S BF: 4 ERA: 0.9	H: 0 R: 0 ER: 0 SO: 3	BB: 1 IBB: 0 HBP: 0 BLK: 0	WP: 0 HR: 0 S: 8 P: 16	ERA: 0.00 WHIP: 1.000				

Kansas City Royals @ Minnesota Twins
 Target Field, Minneapolis, MN
 Sat Aug 15 2020, 3:42 PM - 6:24 PM CDT
 Partly Cloudy - 76 F

livebaseballscores.com

AB	23
R	2
H	2
RBI	2
BB	2
SO	13
LOB	10



WP	1	PA	27
FB	0		
SB	0		
CS	0		

Batter	1	2	3	4	5	6	7	8	9	AB	R	H	RBI	BB	SO	LOB	TOP				
15 Whit Merrifield, R OBP: 0.358, SLG: 0.535	G5-3		G4-3			L7-4 1B		P6		4	0	1	0	0	0	1	Kansas City Royals @ Minnesota Twins Target Field, Minneapolis, MN Sun Aug 16 2020, 1:11 PM - 3:48 PM CDT Sunny - 79 F livebaseballscorecards.com				
1 Nicky Lopez, L OBP: 0.345, SLG: 0.375	K		G3-1			L7-4 BB		K		3	0	0	0	1	2	0					
17 Hunter Dozier, R OBP: 0.360, SLG: 0.350	HR				F9	L7-4 2-2		K		4	1	1	1	0	1	2					
12 Jorge Soler, R OBP: 0.323, SLG: 0.451	K				K			K		4	0	1	0	0	3	0					
66 Ryan O'Hearn, L OBP: 0.333, SLG: 0.362		F7			G3			K		3	0	0	0	0	1	1					
7 Maikel Franco, R OBP: 0.267, SLG: 0.512		G6-3			G5-3			G6-4-3 1B		3	0	0	0	0	0	1					
4 Alex Gordon, L OBP: 0.246, SLG: 0.302		G6-3 HR			G6-3			G5-3		3	1	1	1	0	0	0					
27 Adalberto Mondesi, S OBP: 0.253, SLG: 0.313		G4-3			F8			K		3	0	0	0	0	1	0					
72 Meibrys Viloria, L (1, 2)					G3			L7 1B		2	0	0	0	0	0	0					
9 Ryan McBroom, R OBP: 0.366, SLG: 0.632 36 Cam Gallagher, R OBP: 0.455, SLG: 0.444					G3					1	0	1	0	0	0	0					
Inning Stats	R: 1 E: 0 K: 2 S: 8	H: 1 LOB: 0 BB: 0 P: 11	R: 1 E: 0 K: 0 S: 8	H: 1 LOB: 0 BB: 0 P: 17	R: 0 E: 0 K: 0 S: 6	H: 0 LOB: 0 BB: 0 P: 7	R: 0 E: 0 K: 1 S: 6	H: 0 LOB: 0 BB: 0 P: 11	R: 0 E: 0 K: 0 S: 11	H: 1 LOB: 1 BB: 1 P: 15	R: 0 E: 0 K: 1 S: 9	H: 1 LOB: 1 BB: 0 P: 15	R: 0 E: 0 K: 1 S: 9	H: 1 LOB: 1 BB: 0 P: 12	R: 0 E: 0 K: 3 S: 9	H: 0 LOB: 0 BB: 0 P: 15	1B: 3 2B: 1 3B: 0 HR: 2	SF: 0 SAC: 0 DP: 2 HBP: 0	WP: 0 PB: 0 CS: 0	PA: 31	
PITCHER	IP	WLS	BF	H	R	ER	SO	BB	IBB	HBP	BLK	WP	HR	S	P	ERA	WHIP				
68 Randy Dobnak, R ERA: 1.42	5.1	W	20	3	2	2	3	1	0	0	0	0	2	48	74	3.38	0.750				
36 Tyler Clippard, R ERA: 1.93	0.2	H	1	0	0	0	0	0	0	0	0	0	0	4	7	0.00	0.000				
65 Trevor May, R ERA: 3.38	1.0	H	3	1	0	0	1	0	0	0	0	0	0	9	15	0.00	1.000				
55 Taylor Rogers, L ERA: 4.32	1.0	H	4	1	0	0	1	0	0	0	0	0	0	9	12	0.00	1.000				
54 Sergio Romo, R ERA: 2.25	1.0	S	3	0	0	0	3	0	0	0	0	0	0	9	15	0.00	0.000				

Batter	1	2	3	4	5	6	7	8	9	AB	R	H	RBI	BB	SO	LOB	BOTTOM				
26 Max Kepler, L OBP: 0.314, SLG: 0.520	F8		P6		HR			SH5-3 1B		4	1	2	2	0	0	1	Kansas City Royals @ Minnesota Twins Target Field, Minneapolis, MN Sun Aug 16 2020, 1:11 PM - 3:48 PM CDT Sunny - 79 F livebaseballscorecards.com				
11 Jorge Polanco, S OBP: 0.347, SLG: 0.395	G1-3		G3		F8		SH5-3 1B		3	0	0	2	0	0	0	0					
23 Nelson Cruz, R OBP: 0.416, SLG: 0.620	L3		G3 1B		G5-3		IBB		3	0	1	0	1	0	0	0					
20 Eddie Rosario, L OBP: 0.289, SLG: 0.493		G3	G3		G4-3		K		4	0	0	0	0	1	4	0					
9 Marwin Gonzalez, S OBP: 0.315, SLG: 0.369		K			G1-3		G3		4	0	0	0	0	1	3	0					
2 Luis Arraez, L OBP: 0.343, SLG: 0.290		BB 1B			G4-3 1B		G4-3		4	0	2	0	0	0	0	0					
22 Miguel Sanó, R OBP: 0.457, SLG: 0.386		BB 1B			K		BB		1	0	0	0	2	1	1	1					
8 Mitch Garver, R OBP: 0.259, SLG: 0.217		BB FC6-4			K		BB		1	0	0	0	0	1	0	0					
25 Byron Buxton, R OBP: 0.254, SLG: 0.536		FC6-4			F8		F7		4	0	0	0	0	0	4	0					
16 Alex Avila, L OBP: 0.457, SLG: 0.400					HR BB		SH5-3 2B		1	2	1	0	2	0	0	0					
4 Ildemaro Vargas, S OBP: 0.190, SLG: 0.150					HR BB				0	1	0	0	0	0	0	0					
Inning Stats	R: 0 E: 0 K: 0 S: 4	H: 0 LOB: 0 BB: 0 P: 6	R: 0 E: 0 K: 1 S: 13	H: 1 LOB: 2 BB: 1 P: 23	R: 1 E: 0 K: 0 S: 14	H: 1 LOB: 1 BB: 1 P: 23	R: 0 E: 0 K: 1 S: 8	H: 1 LOB: 0 BB: 0 P: 13	R: 2 E: 0 K: 0 S: 8	H: 1 LOB: 0 BB: 1 P: 17	R: 0 E: 0 K: 0 S: 11	H: 0 LOB: 1 BB: 1 P: 20	R: 1 E: 0 K: 1 S: 12	H: 2 LOB: 3 BB: 1 P: 19	R: 0 E: 0 K: 1 S: 6	H: 0 LOB: 0 BB: 0 P: 9	1B: 4 2B: 1 3B: 0 HR: 1	SF: 0 SAC: 1 DP: 0 HBP: 0	WP: 1 PB: 0 SB: 0 CS: 0	PA: 35	
PITCHER	IP	WLS	BF	H	R	ER	SO	BB	IBB	HBP	BLK	WP	HR	S	P	ERA	WHIP				
51 Brady Singer, R ERA: 4.56	5.2	L	25	4	3	3	2	4	0	0	0	0	1	56	100	4.76	1.412				
35 Greg Holland, R ERA: 3.09	1.1		7	2	1	1	1	0	1	0	0	0	0	14	21	6.75	1.500				
58 Scott Barlow, R ERA: 1.93	1.0		3	0	0	0	1	0	0	0	0	0	0	6	9	0.00	0.000				

Kansas City Royals @ Minnesota Twins
 Target Field, Minneapolis, MN
 Sun Aug 16 2020, 1:11 PM - 3:48 PM CDT
 Sunny - 79 F

AB 30
 R 2
 H 5
 RBI 2
 BB 1
 SO 8
 LOB 5



Kansas City Royals @ Minnesota Twins
 Target Field, Minneapolis, MN
 Sun Aug 16 2020, 1:11 PM - 3:48 PM CDT
 Sunny - 79 F

AB 29
 R 4
 H 6
 RBI 4
 BB 5
 SO 4
 LOB 13



Batter	1	2	3	4	5	6	7	8	9	10	11	12	AB	R	H	RBI	BB	SO	LOB	TOP
24 Avisail Garcia, R OBP: 0.321, SLG: 0.348	P2		K			G1-3			2B		P3		5	1	1	0	0	1	0	
22 Christian Yelich, L OBP: 0.318, SLG: 0.459	BB			K			G4-3		BB		BB		2	1	0	0	0	3	1	
18 Keston Hiura, R OBP: 0.280, SLG: 0.424	K			K			P3		1B		F9		5	0	1	1	0	2	2	
41 David Phelps, R	K			K					FC6-4				0	0	0	0	0	0	0	
12 Justin Smoak, S OBP: 0.237, SLG: 0.352	G3						K				G6-3		3	0	0	0	0	2	1	
5 Jedd Gyorko, R OBP: 0.276, SLG: 0.481							K						2	0	0	1	0	0	2	
8 Ryan Braun, R OBP: 0.250, SLG: 0.294	L4						K		K				5	0	1	0	0	3	1	
10 Omar Narváez, L OBP: 0.276, SLG: 0.156																				
9 Manny Piña, R OBP: 0.394, SLG: 0.552	G4-3						K						2	0	0	0	1	1	0	
16 Ben Gamel, L OBP: 0.186, SLG: 0.321													2	0	0	0	0	1	3	
3 Orlando Arcia, R OBP: 0.333, SLG: 0.438	F8						K				F8		3	0	0	0	0	2	1	
2 Luis Urrías, R OBP: 0.400, SLG: 0.458													2	0	0	0	0	0	2	
7 Eric Sogard, L OBP: 0.224, SLG: 0.233													5	0	0	0	0	1	3	
71 Josh Hader, L													4	1	1	0	0	1	0	
11 Brock Holt, L OBP: 0.241, SLG: 0.125	K						G4-3		1B		F7		0	0	0	0	0	0	0	
Inning Stats	R: 0 E: 0 K: 1 S: 7	H: 0 LOB: 1 BB: 1 P: 15	R: 0 E: 0 K: 0 S: 6	H: 0 LOB: 0 BB: 0 P: 7	R: 0 E: 0 K: 2 S: 11	H: 0 LOB: 0 BB: 0 P: 15	R: 0 E: 0 K: 3 S: 11	H: 0 LOB: 0 BB: 0 P: 16	R: 0 E: 0 K: 3 S: 11	H: 0 LOB: 1 BB: 1 P: 21	R: 3 E: 1 K: 2 S: 17	H: 3 LOB: 0 BB: 1 P: 24	R: 0 E: 0 K: 0 S: 8	H: 0 LOB: 0 BB: 0 P: 13	R: 0 E: 0 K: 1 S: 7	H: 1 LOB: 2 BB: 0 P: 12	1B: 3 2B: 1 3B: 0 HR: 0	SF: 0 SAC: 0 DP: 0 HBP: 0	WP: 0 PB: 0 SB: 1 CS: 0	PA: 44
PITCHER	IP WLS BF H R ER SO BB IBB HBP BLK WP HR S P ERA WHIP	8.0 1.0 1.0 2.0	27 6 3 8	2 2 0 1	1 1 0 0	12 2 0 1	11 0 0 0	15 22 8 13	26 9.00 0.00 0.00	1.12 3.00 0.00 1.00										

Milwaukee Brewers @ Minnesota Twins
Target Field, Minneapolis, MN
Tue Aug 18 2020, 7:12 PM - 11:40 PM CDT
Clear - 78 F

AB 40
R 3
H 4
RBI 2
BB 4
SO 15
LOB 15



Batter	1	2	3	4	5	6	7	8	9	10	11	12	AB	R	H	RBI	BB	SO	LOB	BOTTOM		
26 Max Kepler, L OBP: 0.333, SLG: 0.494	G3		K		BB		F5						3	0	0	0	2	1	2			
11 Jorge Polanco, S OBP: 0.344, SLG: 0.389	G4-3		K		BB				K			FC4	5	0	1	2	1	2	3			
23 Nelson Cruz, R OBP: 0.418, SLG: 0.663					BB								4	0	0	0	1	2	7			
60 Jake Cave, L OBP: 0.250, SLG: 0.258							G4-3						0	0	0	0	0	0	0			
20 Eddie Rosario, L OBP: 0.293, SLG: 0.470	F7												4	1	0	0	1	0	1			
9 Marwin Gonzalez, S OBP: 0.283, SLG: 0.329													5	0	0	0	0	2	1			
8 Mitch Garver, R OBP: 0.259, SLG: 0.204	G6-3						L8						0	0	0	0	0	0	0			
2 Luis Arraez, L OBP: 0.351, SLG: 0.308	L8												3	1	1	0	1	0	0			
4 Ildemaro Vargas, S OBP: 0.182, SLG: 0.143													1	0	0	0	0	1	0			
22 Miguel Sanó, R OBP: 0.284, SLG: 0.438													3	0	2	1	0	1	0			
13 Ehire Adrianza, S OBP: 0.250, SLG: 0.235	K												2	1	1	1	0	0	0			
25 Byron Buxton, R OBP: 0.235, SLG: 0.477	G3												5	1	0	0	0	0	5			
16 Alex Avila, L OBP: 0.425, SLG: 0.345	F7												4	0	0	0	1	2	1			
Inning Stats	R: 0 E: 0 K: 8 S: 8	H: 0 LOB: 1 BB: 1 P: 13	R: 0 E: 0 K: 1 S: 6	H: 0 LOB: 0 BB: 0 P: 9	R: 0 E: 0 K: 2 S: 11	H: 0 LOB: 0 BB: 0 P: 16	R: 0 E: 0 K: 0 S: 5	H: 0 LOB: 0 BB: 0 P: 11	R: 1 E: 0 K: 2 S: 19	H: 2 LOB: 3 BB: 2 P: 34	R: 1 E: 0 K: 0 S: 17	H: 2 LOB: 1 BB: 1 P: 24	R: 1 E: 0 K: 3 S: 14	H: 1 LOB: 0 BB: 0 P: 22	R: 0 E: 0 K: 0 S: 3	H: 0 LOB: 0 BB: 0 P: 16	R: 0 E: 0 K: 0 S: 8	H: 0 LOB: 2 BB: 0 P: 14	1B: 2 2B: 3 3B: 0 HR: 0	SF: 0 SAC: 0 DP: 2 HBP: 1	WP: 2 PB: 0 SB: 3 CS: 0	PA: 47
PITCHER	IP WLS BF H R ER SO BB IBB HBP BLK WP HR S P ERA WHIP	5.0 1.0 0.1 0.2 1.0	21 3 1 3 5	2 0 1 0 1	1 0 0 0 0	5 7 6 11 27.00	83 11 11 13 9.00	1.00 0.00 1.50 3.00														

Milwaukee Brewers @ Minnesota Twins
Target Field, Minneapolis, MN
Tue Aug 18 2020, 7:12 PM - 11:40 PM CDT
Clear - 78 F

AB 39
R 4
H 5
RBI 4
BB 7
SO 11
LOB 20




Batter	1	2	3	4	5	6	7	8	9	AB	R	H	RBI	BB	SO	LOB	TOP										
24 Avisail García, R OBP: 0.322, SLG: 0.377	G6-3			G5-3		G4-3		F7		4	0	0	0	0	0	1	Milwaukee Brewers @ Minnesota Twins Target Field, Minneapolis, MN Thu Aug 20 2020, 6:22 PM - 9:18 PM CDT Partly Cloudy - 82 F										
22 Christian Yelich, L OBP: 0.330, SLG: 0.488	K			K		L7		1B	4	0	1	0	0	2	0												
18 Keston Hiura, R OBP: 0.314, SLG: 0.467	K			BB		L7		1B	3	0	1	0	1	1	0												
12 Justin Smoak, S OBP: 0.247, SLG: 0.392	G4-3			K		HR		G4-6-3	4	1	1	1	0	1	3												
8 Ryan Braun, R OBP: 0.298, SLG: 0.357	K			L9		G6-3		F9	4	0	0	0	0	1	1												
7 Eric Sogard, L OBP: 0.234, SLG: 0.238	K			1B		G4-3			3	0	1	0	0	1	0												
9 Manny Piña, R OBP: 0.325, SLG: 0.444				K				G4-3	2	0	0	0	0	2	1												
10 Omar Narváez, L OBP: 0.273, SLG: 0.152				K					1	0	0	0	0	0	0												
11 Brock Holt, L OBP: 0.219, SLG: 0.111	G3			F7				G1-3	3	0	0	0	0	0	1												
3 Orlando Arcia, R OBP: 0.328, SLG: 0.407	K					P3		1B	3	0	1	0	0	1	0												
Inning Stats	R: 0 E: 0 K: 2 S: 9	H: 0 LOB: 0 BB: 0 P: 13	R: 0 E: 0 K: 2 S: 10	H: 0 LOB: 0 BB: 0 P: 13	R: 0 E: 0 K: 2 S: 9	H: 0 LOB: 1 BB: 1 P: 16	R: 0 E: 0 K: 1 S: 9	H: 1 LOB: 0 BB: 0 P: 13	R: 0 E: 0 K: 0 S: 12	H: 0 LOB: 0 BB: 0 P: 17	R: 1 E: 0 K: 0 S: 10	H: 1 LOB: 0 BB: 0 P: 12	R: 0 E: 0 K: 0 S: 9	H: 1 LOB: 1 BB: 0 P: 13	R: 0 E: 0 K: 0 S: 9	H: 2 LOB: 1 BB: 0 P: 14	1B: 4 2B: 0 3B: 0 HR: 1	SF: 0 SAC: 0 DP: 1 HBP: 0	WP: 0 PB: 0 SB: 0 CS: 0	PA: 32							
PITCHER	IP	WLS	BF	H	R	ER	SO	BB	IBB	HBP	BLK	WP	HR	S	P	ERA	WHIP										
17 José Berrios, R ERA: 4.75	6.0	W	20	1	0	0	9	1	0	0	0	0	0	58	89	0.00	0.333										
21 Tyler Duffey, R ERA: 0.9	1.0	H	4	1	1	1	0	0	0	0	0	0	1	10	12	9.00	1.000										
54 Sergio Romo, R ERA: 2.0	1.0	H	4	1	0	0	0	0	0	0	0	0	0	9	13	0.00	1.000										
52 Zack Littell, R ERA: 7.5	1.0		4	2	0	0	0	0	0	0	0	0	0	9	14	0.00	2.000										

Batter	1	2	3	4	5	6	7	8	9	AB	R	H	RBI	BB	SO	LOB	BOTTOM										
26 Max Kepler, L OBP: 0.343, SLG: 0.488	P5			F7		1B		23 HR		4	1	2	1	1	0	1	Milwaukee Brewers @ Minnesota Twins Target Field, Minneapolis, MN Thu Aug 20 2020, 6:22 PM - 9:18 PM CDT Partly Cloudy - 82 F										
11 Jorge Polanco, S OBP: 0.330, SLG: 0.380	G6-3			G5-3		23 G6-4-3		1B	5	0	2	2	0	1	2												
23 Nelson Cruz, R OBP: 0.415, SLG: 0.667	G6-3			K		G6-4-3		HR	4	1	1	2	1	1	3												
20 Eddie Rosario, L OBP: 0.297, SLG: 0.457	K			2B		60 1B		G6-3	5	1	2	0	0	2	3												
22 Miguel Sanó, R OBP: 0.284, SLG: 0.458	K			60 1B		60 1B		K	4	0	1	0	1	3	3												
60 Jake Cave, L OBP: 0.288, SLG: 0.278	G5-3			1B		BB		K	4	0	2	0	0	1	0												
13 Ehire Adrianza, S OBP: 0.273, SLG: 0.225	P5			P5		1B		K	3	1	0	0	1	1	5												
4 Ildemaro Vargas, S OBP: 0.233, SLG: 0.321	3B			L8		SF7		FC	3	2	1	1	0	0	1												
39 Ryan Jeffers, R OBP: 0.750, SLG: 0.667	1B			11 1B		P3		26 BB	3	1	2	1	0	0	2												
Inning Stats	R: 0 E: 0 K: 0 S: 9	H: 0 LOB: 0 BB: 0 P: 14	R: 0 E: 0 K: 2 S: 10	H: 0 LOB: 0 BB: 0 P: 16	R: 1 E: 0 K: 0 S: 10	H: 2 LOB: 1 BB: 0 P: 15	R: 0 E: 0 K: 1 S: 9	H: 3 LOB: 2 BB: 0 P: 15	R: 0 E: 0 K: 0 S: 12	H: 3 LOB: 2 BB: 0 P: 19	R: 1 E: 0 K: 1 S: 13	H: 2 LOB: 2 BB: 1 P: 23	R: 2 E: 0 K: 2 S: 11	H: 2 LOB: 0 BB: 0 P: 14	R: 3 E: 1 K: 3 S: 20	H: 1 LOB: 3 BB: 3 P: 35	1B: 9 2B: 2 3B: 1 HR: 1	SF: 1 SAC: 0 DP: 1 HBP: 1	WP: 0 PB: 0 SB: 0 CS: 0	PA: 41							
PITCHER	IP	WLS	BF	H	R	ER	SO	BB	IBB	HBP	BLK	WP	HR	S	P	ERA	WHIP										
53 Brandon Woodruff, R ERA: 3.23	5.0	L	23	9	2	2	3	1	0	0	0	0	0	54	89	3.60	2.000										
51 Freddy Peralta, R ERA: 3.86	2.0		9	3	2	2	3	0	0	0	0	0	1	20	27	9.00	1.500										
47 Angel Perdomo, L ERA: 13.5	1.0		9	1	3	2	3	2	1	1	0	0	0	20	35	18.00	3.000										

AB	31
R	1
H	5
RBI	1
BB	1
SO	9
LOB	7

AB	35
R	7
H	13
RBI	7
BB	4
SO	9
LOB	20



Batter	1	2	3	4	5	6	7	8	9	AB	R	H	RBI	BB	SO	LOB	TOP										
9 Marwin Gonzalez, S OBP: 0.308, SLG: 0.370										4	0	1	0	1	1	0	Minnesota Twins @ Kansas City Royals Kauffman Stadium, Kansas City, MO Fri Aug 21 2020, 7:06 PM - 10:19 PM CDT Clear - 87 F livebaseballscorecards.com										
60 Jake Cave, L OBP: 0.297, SLG: 0.275										4	0	1	0	0	2	2											
23 Nelson Cruz, R OBP: 0.418, SLG: 0.656										3	1	1	0	1	0	1											
22 Miguel Sanó, R OBP: 0.306, SLG: 0.473										2	0	1	0	2	1	2											
20 Eddie Rosario, L OBP: 0.286, SLG: 0.438										4	1	0	0	0	1	4											
4 Ildemaro Vargas, S OBP: 0.265, SLG: 0.344										4	0	2	0	0	0	2											
13 Ehire Adrianza, S OBP: 0.271, SLG: 0.209										3	0	0	1	1	1	4											
26 Max Kepler, L OBP: 0.330, SLG: 0.467										4	0	0	0	0	1	2											
39 Ryan Jeffers, R OBP: 0.429, SLG: 0.333										3	0	0	0	0	3	0											
30 LaMonte Wade Jr., L (9, PH)										1	0	0	0	0	1	0											
Inning Stats	R: 0 E: 0 K: 1 S: 7	H: 1 LOB: 0 BB: 0 P: 10	R: 1 E: 0 K: 1 S: 14	H: 1 LOB: 1 BB: 1 P: 23	R: 0 E: 0 K: 3 S: 13	H: 2 LOB: 2 BB: 0 P: 20	R: 0 E: 0 K: 0 S: 8	H: 0 LOB: 0 BB: 1 P: 16	R: 0 E: 0 K: 0 S: 9	H: 1 LOB: 2 BB: 1 P: 16	R: 0 E: 0 K: 2 S: 10	H: 0 LOB: 1 BB: 1 P: 18	R: 1 E: 0 K: 2 S: 16	H: 1 LOB: 1 BB: 1 P: 27	R: 0 E: 0 K: 1 S: 7	H: 0 LOB: 0 BB: 0 P: 10	1B: 5 2B: 1 3B: 0 HR: 0	SF: 0 SAC: 0 DP: 1 HBP: 0	WP: 1 PB: 0 SB: 0 CS: 0	PA: 37							
PITCHER	IP	WLS	BF	H	R	ER	SO	BB	IBB	HBP	BLK	WP	HR	S	P	ERA	WHIP										
41 Danny Duffy, L ERA: 3.99	5.0	W	20	4	1	1	6	2	0	0	0	0	0	49	81	1.80	1.200										
53 Tyler Zuber, R ERA: 4.79	1.0		5	1	0	0	0	1	0	0	0	0	0	9	16	0.00	2.000										
63 Josh Staumont, R ERA: 0.79	1.0		4	0	0	0	2	1	0	0	0	0	0	10	18	0.00	1.000										
45 Kyle Zimmer, R ERA: 1.8	1.0		5	1	1	1	2	1	0	0	0	1	0	16	27	9.00	2.000										
58 Scott Barlow, R ERA: 1.8	1.0		3	0	0	0	1	0	0	0	0	0	0	7	10	0.00	0.000										

Batter	1	2	3	4	5	6	7	8	9	AB	R	H	RBI	BB	SO	LOB	BOTTOM										
15 Whit Merrifield, R OBP: 0.364, SLG: 0.515										3	1	2	1	1	0	1	Minnesota Twins @ Kansas City Royals Kauffman Stadium, Kansas City, MO Fri Aug 21 2020, 7:06 PM - 10:19 PM CDT Clear - 87 F livebaseballscorecards.com										
1 Nicky Lopez, L OBP: 0.304, SLG: 0.323										4	2	1	0	0	1	5											
17 Hunter Dozier, R OBP: 0.359, SLG: 0.500										4	2	2	3	0	1	3											
12 Jorge Soler, R OBP: 0.336, SLG: 0.489										3	1	1	3	0	2	0											
66 Ryan O'Hearn, L OBP: 0.302, SLG: 0.321										3	0	0	0	0	1	0											
9 Ryan McBroom, R OBP: 0.326, SLG: 0.558										1	0	0	0	0	1	1											
11 Bubba Starling, R OBP: 0.261, SLG: 0.250										0	0	0	0	0	0	0											
7 Maikel Franco, R OBP: 0.280, SLG: 0.495										4	1	1	0	0	0	1											
4 Alex Gordon, L OBP: 0.253, SLG: 0.292										3	0	1	0	0	1	0											
14 Brett Phillips, L OBP: 0.303, SLG: 0.400										1	0	0	0	0	0	0											
27 Adalberto Mondesi, S OBP: 0.253, SLG: 0.304										4	0	1	0	0	1	0											
36 Cam Gallagher, R OBP: 0.444, SLG: 0.357										4	0	1	0	0	0	3											
Inning Stats	R: 4 E: 0 K: 0 S: 17	H: 4 LOB: 0 BB: 0 P: 27	R: 0 E: 0 K: 0 S: 10	H: 1 LOB: 1 BB: 0 P: 13	R: 0 E: 0 K: 1 S: 11	H: 0 LOB: 0 BB: 0 P: 18	R: 1 E: 0 K: 2 S: 16	H: 3 LOB: 3 BB: 1 P: 31	R: 0 E: 0 K: 2 S: 7	H: 0 LOB: 0 BB: 0 P: 7	R: 0 E: 0 K: 2 S: 9	H: 0 LOB: 0 BB: 0 P: 12	R: 2 E: 0 K: 1 S: 19	H: 2 LOB: 1 BB: 0 P: 25	R: 0 E: 0 K: 0 S: 5	H: 0 LOB: 0 BB: 0 P: 8	1B: 7 2B: 1 3B: 0 HR: 2	SF: 0 SAC: 0 DP: 0 HBP: 1	WP: 1 PB: 0 SB: 0 CS: 0	PA: 36							
PITCHER	IP	WLS	BF	H	R	ER	SO	BB	IBB	HBP	BLK	WP	HR	S	P	ERA	WHIP										
12 Jake Odorizzi, R ERA: 8.1	3.0	L	16	7	5	5	1	0	0	0	0	0	0	26	41	15.00	2.333										
66 Jorge Alcalá, R ERA: 1.5	3.0		11	1	0	0	6	1	0	0	0	0	0	26	41	0.00	0.667										
52 Zack Littell, R ERA: 9.95	0.1		4	2	2	2	0	0	0	1	0	0	1	9	13	54.00	6.000										
72 Caleb Thielbar, L ERA: 2.7	0.2		2	0	0	0	1	0	0	0	0	1	0	10	12	0.00	0.000										
65 Trevor May, R ERA: 2.7	1.0		3	0	0	0	0	0	0	0	0	0	0	5	8	0.00	0.000										

AB 32
R 2
H 6
RBI 1
BB 5
SO 11
LOB 17



AB 34
R 7
H 10
RBI 7
BB 1
SO 8
LOB 14



Batter	1	2	3	4	5	6	7	8	9	AB	R	H	RBI	BB	SO	LOB	TOP					
26 Max Kepler, L OBP: 0.342, SLG: 0.455										4	0	2	0	0	1	1						
11 Jorge Polanco, S OBP: 0.319, SLG: 0.381										4	0	1	0	0	0	2						
23 Nelson Cruz, R OBP: 0.429, SLG: 0.699										4	1	1	1	0	2	1						
20 Eddie Rosario, L OBP: 0.319, SLG: 0.481										3	1	1	0	1	0	1						
22 Miguel Sanó, R OBP: 0.333, SLG: 0.563										4	1	1	2	0	2	3						
60 Jake Cave, L OBP: 0.299, SLG: 0.264										4	0	1	0	0	1	1						
9 Marwin Gonzalez, S OBP: 0.314, SLG: 0.359										4	0	0	0	0	2	2						
2 Luis Arraez, L OBP: 0.341, SLG: 0.301										4	0	1	0	0	0	1						
16 Alex Avila, L OBP: 0.391, SLG: 0.294										2	0	0	0	0	2	1						
13 Ehre Adrianza, S OBP: 0.265, SLG: 0.205										1	0	0	0	0	0	0						
39 Ryan Jeffers, R OBP: 0.333, SLG: 0.273										0	0	0	0	0	0	0						
Inning Stats	R: 0 E: 1 K: 2 S: 9	H: 1 LOB: 2 BB: 0 P: 12	R: 0 E: 0 K: 1 S: 7	H: 0 LOB: 0 BB: 0 P: 15	R: 0 E: 0 K: 2 S: 11	H: 0 LOB: 0 BB: 0 P: 15	R: 1 E: 0 K: 1 S: 10	H: 1 LOB: 1 BB: 1 P: 20	R: 0 E: 0 K: 1 S: 11	H: 2 LOB: 2 BB: 0 P: 13	R: 2 E: 0 K: 1 S: 13	H: 3 LOB: 1 BB: 0 P: 20	R: 0 E: 0 K: 0 S: 9	H: 1 LOB: 0 BB: 0 P: 11	R: 0 E: 0 K: 2 S: 8	H: 0 LOB: 0 BB: 0 P: 11	R: 0 E: 0 K: 0 S: 8	H: 0 LOB: 0 BB: 0 P: 14	1B: 4 2B: 2 3B: 0 HR: 2	SF: 0 SAC: 0 DP: 1 HBP: 0	WP: 0 PB: 0 SB: 1 CS: 0	PA: 35
PITCHER	IP WLS BF H R ER SO BB IBB HBP BLK WP HR S P ERA WHIP																					
43 Aaron Civale, R ERA: 3.15	6.0 L 26 7 3 3 8 1 0 0 0 0 0 2 61 95 4.50 1.333																					
39 Oliver Pérez, L ERA: 0.94	1.0 3 1 0 0 0 0 0 0 0 0 0 0 9 11 0.00 1.000																					
99 James Karinchak, R ERA: 0.57	1.0 3 0 0 0 2 0 0 0 0 0 0 0 8 11 0.00 0.000																					
62 Nick Wittgren, R ERA: 2.19	1.0 3 0 0 0 0 0 0 0 0 0 0 0 8 14 0.00 0.000																					

Minnesota Twins @ Cleveland Indians
 Progressive Field, Cleveland, OH
 Mon Aug 24 2020, 7:10 PM - 10:23 PM EDT
 Partly Cloudy - 84 F

livebaseballscores.com

AB 34
 R 3
 H 8
 RBI 3
 BB 1
 SO 10
 LOB 13

Batter	1	2	3	4	5	6	7	8	9	AB	R	H	RBI	BB	SO	LOB	BOTTOM			
7 César Hernández, S OBP: 0.364, SLG: 0.430										5	1	2	1	0	1	1				
11 José Ramírez, S OBP: 0.328, SLG: 0.434										5	0	0	0	0	2	2				
12 Francisco Lindor, S OBP: 0.319, SLG: 0.497										4	0	2	0	1	2	0				
41 Carlos Santana, S OBP: 0.389, SLG: 0.323										5	0	3	1	0	1	3				
32 Franmil Reyes, R OBP: 0.336, SLG: 0.485										4	0	0	0	0	3	4				
30 Tyler Naquin, L OBP: 0.297, SLG: 0.417										4	0	2	0	0	2	1				
6 Mike Freeman, L OBP: 0.273, SLG: 0.250										2	0	1	0	0	1	1				
8 Jordan Luplow, R OBP: 0.262, SLG: 0.250										2	0	1	0	0	0	1				
55 Roberto Pérez, R OBP: 0.258, SLG: 0.115										4	0	0	0	0	1	5				
1 Greg Allen, S OBP: 0.211, SLG: 0.333										4	1	1	0	0	1	3				
Inning Stats	R: 1 E: 0 K: 1 S: 12	H: 2 LOB: 1 BB: 0 P: 17	R: 0 E: 0 K: 1 S: 9	H: 1 LOB: 0 BB: 0 P: 13	R: 0 E: 0 K: 2 S: 13	H: 1 LOB: 2 BB: 1 P: 18	R: 0 E: 1 K: 2 S: 14	H: 1 LOB: 2 BB: 0 P: 21	R: 0 E: 0 K: 3 S: 16	H: 2 LOB: 2 BB: 0 P: 26	R: 1 E: 0 K: 2 S: 13	H: 3 LOB: 1 BB: 0 P: 19	R: 0 E: 0 K: 1 S: 10	H: 1 LOB: 1 BB: 0 P: 15	R: 0 E: 0 K: 1 S: 9	H: 1 LOB: 1 BB: 0 P: 11	1B: 9 2B: 2 3B: 0 HR: 1	SF: 0 SAC: 0 DP: 0 HBP: 0	WP: 0 PB: 0 SB: 0 CS: 1	PA: 40
PITCHER	IP WLS BF H R ER SO BB IBB HBP BLK WP HR S P ERA WHIP																			
18 Kenta Maeda, R ERA: 2.21	5.0 W 21 5 2 0 3 1 0 0 0 0 0 16 26 0.00 2.000																			
72 Caleb Thielbar, L ERA: 2.35	1.0 H 5 2 0 0 3 0 0 0 0 0 0 0 16 26 0.00 2.000																			
65 Trevor May, R ERA: 3.0	1.0 H 6 3 1 1 2 0 0 0 0 0 0 0 13 19 9.00 3.000																			
54 Sergio Romo, R ERA: 1.74	1.0 H 4 1 0 0 1 0 0 0 0 0 0 0 10 15 0.00 1.000																			
55 Taylor Rogers, L ERA: 4.76	1.0 S 4 1 0 0 1 0 0 0 0 0 0 0 9 11 0.00 1.000																			

Minnesota Twins @ Cleveland Indians
 Progressive Field, Cleveland, OH
 Mon Aug 24 2020, 7:10 PM - 10:23 PM EDT
 Partly Cloudy - 84 F

livebaseballscores.com

AB 39
 R 2
 H 12
 RBI 2
 BB 1
 SO 14
 LOB 21

Batter	1	2	3	4	5	6	7	8	9	AB	R	H	RBI	BB	SO	LOB	TOP					
26 Max Kepler, L (1,9) OBP: 0.347, SLG: 0.452										3	0	1	1	1	1	1	Minnesota Twins @ Cleveland Indians Progressive Field, Cleveland, OH Tue Aug 25 2020, 7:12 PM - 10:02 PM EDT Clear - 79 F livebaseballscorecards.com					
11 Jorge Polanco, S (1,6) OBP: 0.317, SLG: 0.376										4	0	1	0	0	0	4						
23 Nelson Cruz, R (1,10) OBP: 0.415, SLG: 0.673										4	0	0	0	0	3	1						
20 Eddie Rosario, L (1,7) OBP: 0.309, SLG: 0.464										4	0	0	0	0	1	1						
22 Miguel Sanó, R (1,3) OBP: 0.350, SLG: 0.562										2	1	1	0	2	1	0						
30 LaMonte Wade Jr., L (1,8) OBP: 0.222, SLG: 0.333										4	0	0	0	0	3	3						
9 Marwin Gonzalez, S (1,5) OBP: 0.321, SLG: 0.358										3	0	1	0	1	1	0						
2 Luis Arraez, L (1,4) OBP: 0.337, SLG: 0.312										4	1	1	1	0	1	1						
39 Ryan Jeffers, R (1,2) OBP: 0.333, SLG: 0.286										3	0	1	0	0	1	3						
4 Ildemaro Vargas, S (9,PH) OBP: 0.225, SLG: 0.289										1	0	0	0	0	0	0						
Inning Stats	R: 0 E: 0 K: 2 S: 12	H: 1 LOB: 1 BB: 0 P: 17	R: 2 E: 0 K: 1 S: 9	H: 2 LOB: 2 BB: 2 P: 23	R: 0 E: 0 K: 2 S: 12	H: 0 LOB: 1 BB: 1 P: 19	R: 0 E: 0 K: 1 S: 11	H: 1 LOB: 1 BB: 0 P: 18	R: 0 E: 0 K: 3 S: 9	H: 0 LOB: 0 BB: 0 P: 13	R: 0 E: 0 K: 3 S: 9	H: 0 LOB: 0 BB: 0 P: 12	R: 0 E: 0 K: 0 S: 8	H: 1 LOB: 1 BB: 1 P: 15	R: 0 E: 0 K: 1 S: 7	H: 1 LOB: 1 BB: 0 P: 14	R: 0 E: 0 K: 1 S: 10	H: 0 LOB: 0 BB: 0 P: 14	1B: 5 2B: 1 3B: 0 HR: 0	SF: 0 SAC: 0 DP: 1 HBP: 0	WP: 0 PB: 0 SB: 0 CS: 0	PA: 36
PITCHER	IP WLS BF H R ER SO BB IBB HBP BLK WP HR S P ERA WHIP																					
57 Shane Bieber, R (1,1) ERA: 1.35	6.0 W 25 4 2 2 10 3 0 0 0 0 0 0 60 102 3.00 1.167																					
39 Oliver Pérez, L (7,1) ERA: 0.77	1.0 H 4 1 0 0 0 1 0 0 0 0 0 0 8 15 0.00 2.000																					
99 James Karinchak, R (8,1) ERA: 0.54	1.0 H 4 1 0 0 1 0 0 0 0 0 0 0 7 12 0.00 1.000																					
33 Brad Hand, L (9,1) ERA: 4.15	1.0 S 3 0 0 0 1 0 0 0 0 0 0 0 10 14 0.00 0.000																					

Batter	1	2	3	4	5	6	7	8	9	AB	R	H	RBI	BB	SO	LOB	BOTTOM					
7 César Hernández, S (1,4) OBP: 0.361, SLG: 0.419										3	0	0	0	1	1	0	Minnesota Twins @ Cleveland Indians Progressive Field, Cleveland, OH Tue Aug 25 2020, 7:12 PM - 10:02 PM EDT Clear - 79 F livebaseballscorecards.com					
11 José Ramírez, S (1,5) OBP: 0.333, SLG: 0.436										4	2	2	0	0	0	2						
12 Francisco Lindor, S (1,6) OBP: 0.316, SLG: 0.426										4	1	1	2	0	0	3						
41 Carlos Santana, S (1,3) OBP: 0.392, SLG: 0.323										3	1	1	1	1	1	0						
32 Franmil Reyes, R (1,10) OBP: 0.342, SLG: 0.486										4	0	2	0	0	1	1						
8 Jordan Luplow, R (1,7) OBP: 0.295, SLG: 0.250										0	0	0	0	2	0	0						
30 Tyler Naquin, L (6,PH) OBP: 0.308, SLG: 0.447										2	0	1	1	0	0	0						
24 Domingo Santana, R (1,9) OBP: 0.296, SLG: 0.294										3	0	0	0	0	2	4						
1 Greg Allen, S (8,7) OBP: 0.211, SLG: 0.333										0	0	0	0	0	0	0						
55 Roberto Pérez, R (1,2) OBP: 0.235, SLG: 0.103										3	0	0	0	0	1	2						
0 Delino DeShields, R (1,8) OBP: 0.333, SLG: 0.235										2	0	0	0	1	2	0						
Inning Stats	R: 1 E: 0 K: 0 S: 14	H: 3 LOB: 2 BB: 0 P: 21	R: 0 E: 0 K: 0 S: 6	H: 0 LOB: 0 BB: 1 P: 12	R: 0 E: 0 K: 1 S: 8	H: 0 LOB: 0 BB: 0 P: 12	R: 0 E: 0 K: 1 S: 12	H: 1 LOB: 2 BB: 1 P: 19	R: 0 E: 0 K: 3 S: 10	H: 0 LOB: 0 BB: 0 P: 14	R: 3 E: 0 K: 1 S: 16	H: 3 LOB: 1 BB: 1 P: 24	R: 0 E: 0 K: 0 S: 8	H: 0 LOB: 1 BB: 2 P: 17	R: 0 E: 0 K: 2 S: 10	H: 0 LOB: 0 BB: 0 P: 18	R: 0 E: 0 K: 2 S: 10	H: 0 LOB: 0 BB: 0 P: 18	1B: 5 2B: 1 3B: 0 HR: 1	SF: 0 SAC: 0 DP: 1 HBP: 0	WP: 0 PB: 0 SB: 2 CS: 1	PA: 33
PITCHER	IP WLS BF H R ER SO BB IBB HBP BLK WP HR S P ERA WHIP																					
44 Rich Hill, L (1,1) ERA: 3.55	5.0 L 19 4 1 1 1 5 2 0 0 0 0 0 1 16 24 1.80 1.200																					
66 Jorge Alcala, R (6,1) ERA: 3.46	1.0 L 7 3 3 3 1 1 0 0 0 0 0 1 16 24 27.00 4.000																					
71 Sean Poppo, R (7,1) ERA: 2.7	2.0 7 0 0 0 2 2 0 0 0 0 0 0 18 35 0.00 1.000																					

Minnesota Twins @ Cleveland Indians
 Progressive Field, Cleveland, OH
 Tue Aug 25 2020, 7:12 PM - 10:02 PM EDT
 Clear - 79 F

AB 32
 R 2
 H 6
 RBI 2
 BB 4
 SO 12
 LOB 14

Minnesota Twins @ Cleveland Indians
 Progressive Field, Cleveland, OH
 Tue Aug 25 2020, 7:12 PM - 10:02 PM EDT
 Clear - 79 F

AB 28
 R 4
 H 7
 RBI 4
 BB 5
 SO 8
 LOB 12

Batter	1	2	3	4	5	6	7	8	9	AB R H RBI BB SO LOB	TOP									
26 Max Kepler, L OBP: 0.352, SLG: 0.486 60 Jake Cave, L OBP: 0.279, SLG: 0.286										1 1 1 1 0 0 0 3 0 2 1 0 0 0	Minnesota Twins @ Cleveland Indians Progressive Field, Cleveland, OH Wed Aug 26 2020, 7:11 PM - 10:24 PM EDT Partly Cloudy - 81 F									
11 Jorge Polanco, S OBP: 0.315, SLG: 0.367										3 0 0 0 1 0 3										
23 Nelson Cruz, R OBP: 0.402, SLG: 0.649										4 0 0 0 0 1 3										
20 Eddie Rosario, L OBP: 0.307, SLG: 0.457										4 0 1 0 0 2 1										
9 Marwin Gonzalez, S OBP: 0.319, SLG: 0.354										4 0 1 0 0 1 0										
2 Luis Arraez, L OBP: 0.344, SLG: 0.321										4 0 2 0 0 0 0										
22 Miguel Sanó, R OBP: 0.346, SLG: 0.559										4 1 1 0 0 1 2										
30 LaMonte Wade Jr., L OBP: 0.273, SLG: 0.364										2 0 1 1 0 0 1										
13 Ehire Adrianza, S OBP: 0.275, SLG: 0.239										2 1 1 0 0 0 0										
16 Alex Avila, L OBP: 0.367, SLG: 0.270										3 0 0 0 0 2 2										
Inning Stats	R: 1 E: 0 K: 0 S: 8	H: 3 LOB: 2 BB: 1 P: 17	R: 1 E: 0 K: 1 S: 13	H: 2 LOB: 0 BB: 0 P: 16	R: 0 E: 0 K: 1 S: 10	H: 0 LOB: 1 BB: 0 P: 14	R: 0 E: 0 K: 2 S: 9	H: 1 LOB: 1 BB: 0 P: 10	R: 0 E: 0 K: 1 S: 10	H: 1 LOB: 1 BB: 0 P: 13	R: 0 E: 0 K: 1 S: 6	H: 0 LOB: 0 BB: 0 P: 8	R: 0 E: 0 K: 0 S: 8	H: 0 LOB: 0 BB: 0 P: 12	R: 0 E: 0 K: 0 S: 8	H: 0 LOB: 0 BB: 0 P: 12	1B: 7 2B: 2 3B: 0 HR: 1	SF: 0 SAC: 0 DP: 2 HBP: 0	WP: 0 PB: 0 SB: 0 CS: 1	PA: 36
PITCHER	IP WLS BF H R ER SO BB IBB HBP BLK WP HR S P ERA WHIP	6.0 25 8 2 2 6 1 0 0 0 0 1 58 86 3.00 1.500	0.1 3 2 1 1 0 0 0 0 0 0 0 6 7 27.00 6.000	1.2 4 0 0 0 1 0 0 0 0 0 0 10 12 0.00 0.000	1.0 3 0 0 0 0 0 0 0 0 0 0 8 12 0.00 0.000	PITCHER											IP WLS BF H R ER SO BB IBB HBP BLK WP HR S P ERA WHIP			

Batter	1	2	3	4	5	6	7	8	9	AB R H RBI BB SO LOB	BOTTOM							
7 César Hernández, S OBP: 0.370, SLG: 0.417										3 1 1 1 2 0 0	Minnesota Twins @ Cleveland Indians Progressive Field, Cleveland, OH Wed Aug 26 2020, 7:11 PM - 10:24 PM EDT Partly Cloudy - 81 F							
11 José Ramírez, S OBP: 0.336, SLG: 0.455										4 1 1 3 1 2 1								
12 Francisco Lindor, S OBP: 0.319, SLG: 0.433										5 0 2 0 0 2 3								
41 Carlos Santana, S OBP: 0.396, SLG: 0.324										3 1 1 0 1 2 1								
32 Franmil Reyes, R OBP: 0.347, SLG: 0.482										3 1 1 0 1 0 2								
30 Tyler Naquin, L OBP: 0.326, SLG: 0.476										4 1 2 1 0 0 1								
1 Greg Allen, S OBP: 0.217, SLG: 0.381										3 0 1 1 0 1 1								
55 Roberto Pérez, R OBP: 0.263, SLG: 0.097										2 0 0 0 1 1 1								
0 Delino DeShields, R OBP: 0.326, SLG: 0.237										4 1 1 0 0 2 5								
Inning Stats	R: 0 E: 0 K: 0 S: 8	H: 1 LOB: 2 BB: 2 P: 19	R: 0 E: 0 K: 0 S: 9	H: 0 LOB: 0 BB: 0 P: 11	R: 3 E: 0 K: 1 S: 16	H: 2 LOB: 0 BB: 1 P: 30	R: 0 E: 0 K: 3 S: 12	H: 1 LOB: 1 BB: 0 P: 16	R: 0 E: 0 K: 2 S: 11	H: 2 LOB: 2 BB: 1 P: 19		R: 0 E: 0 K: 2 S: 9	H: 0 LOB: 0 BB: 0 P: 9	R: 3 E: 0 K: 1 S: 19	H: 3 LOB: 3 BB: 2 P: 35	1B: 6 2B: 3 3B: 0 HR: 1	SF: 1 SAC: 0 DP: 1 HBP: 1	WP: 1 PB: 0 SB: 1 CS: 0
PITCHER	IP WLS BF H R ER SO BB IBB HBP BLK WP HR S P ERA WHIP	5.2 26 7 3 3 6 4 0 0 0 0 0 3 6 4.76 1.941	0.1 0 0 0 0 1 0 0 0 0 0 0 3 6 0.00 0.000	1.0 3 0 0 0 2 0 0 0 0 0 0 9 9 0.00 0.000	0.1 5 2 3 3 0 1 0 1 0 0 0 9 17 81.00 9.000	0.2 4 1 0 0 1 1 0 0 0 0 0 10 18 0.00 3.000	PITCHER											IP WLS BF H R ER SO BB IBB HBP BLK WP HR S P ERA WHIP

Batter	1	2	3	4	5	6	7	8	9	AB	R	H	RBI	BB	SO	LOB	TOP			
11 Jorge Polanco, S OBP: 0.315, SLG: 0.369										2	0	1	1	0	0	0	Minnesota Twins @ Detroit Tigers Comerica Park, Detroit, MI Sat Aug 29 2020, 1:11 PM - 3:21 PM EDT Partly Cloudy - 74 F			
22 Miguel Sanó, R OBP: 0.336, SLG: 0.542										3	0	0	0	0	2	1				
23 Nelson Cruz, R OBP: 0.400, SLG: 0.667										3	1	1	1	0	0	1				
9 Marwin Gonzalez, S OBP: 0.319, SLG: 0.353										3	0	1	0	0	2	1				
4 Ildemaro Vargas, S OBP: 0.209, SLG: 0.268										3	0	0	0	0	0	1				
20 Eddie Rosario, L OBP: 0.300, SLG: 0.445										3	0	0	0	0	0	0				
13 Ehire Adrianza, S OBP: 0.278, SLG: 0.265										3	0	1	0	0	0	0				
26 Max Kepler, L OBP: 0.344, SLG: 0.472										3	1	0	0	0	2	1				
16 Alex Avila, L OBP: 0.353, SLG: 0.256										2	0	0	0	0	1	2				
Inning Stats	R: 0 E: 0 K: 1 S: 8	H: 1 LOB: 1 BB: 0 P: 10	R: 0 E: 0 K: 0 S: 7	H: 0 LOB: 0 BB: 0 P: 10	R: 1 E: 1 K: 2 S: 13	H: 0 LOB: 0 BB: 0 P: 23	R: 0 E: 0 K: 1 S: 9	H: 0 LOB: 2 BB: 0 P: 14	R: 0 E: 0 K: 1 S: 8	H: 1 LOB: 1 BB: 0 P: 12	R: 1 E: 0 K: 1 S: 11	H: 2 LOB: 1 BB: 0 P: 18	R: 0 E: 0 K: 1 S: 6	H: 0 LOB: 0 BB: 0 P: 9			1B: 2 2B: 1 3B: 0 HR: 1	SF: 1 SAC: 0 DP: 0 HBP: 0	WP: 1 PB: 0 SB: 0 CS: 0	PA: 26
PITCHER	IP WLS BF H R ER SO BB IBB HBP BLK WP HR S P ERA WHIP																			
48 Matthew Boyd, L ERA: 7.27	(1, 1) 6.0 W 23 4 2 1 6 0 0 0 0 0 1 1 56 87 1.50 0.667																			
33 Bryan Garcia, R ERA: 2.09	(7, 1) 1.0 3 0 0 0 1 0 0 0 0 0 0 0 6 9 0.00 0.000																			

Batter	1	2	3	4	5	6	7	8	9	AB	R	H	RBI	BB	SO	LOB	BOTTOM		
22 Victor Reyes, S OBP: 0.330, SLG: 0.432										4	1	4	0	0	0	0	Minnesota Twins @ Detroit Tigers Comerica Park, Detroit, MI Sat Aug 29 2020, 1:11 PM - 3:21 PM EDT Partly Cloudy - 74 F		
8 Jonathan Schoop, R OBP: 0.328, SLG: 0.509										4	0	1	1	0	0	5			
24 Miguel Cabrera, R OBP: 0.315, SLG: 0.349										4	0	1	2	0	0	2			
19 Isaac Paredes, R OBP: 0.367, SLG: 0.423										0	0	0	0	0	0	0			
46 Jeimer Candelario, S OBP: 0.333, SLG: 0.465										2	2	1	0	2	0	1			
28 Niko Goodrum, S OBP: 0.280, SLG: 0.417										3	2	2	0	1	1	2			
21 JaCoby Jones, R OBP: 0.337, SLG: 0.543										4	1	2	0	0	0	4			
14 Christin Stewart, L OBP: 0.234, SLG: 0.336										1	0	1	2	0	0	0			
57 Jorge Bonifacio, R OBP: 0.250, SLG: 0.368										1	0	1	2	0	0	0			
7 Austin Romine, R OBP: 0.309, SLG: 0.418										3	0	1	1	0	1	3			
49 Willi Castro, S OBP: 0.324, SLG: 0.514										3	2	2	0	0	0	1			
Inning Stats	R: 0 E: 0 K: 0 S: 4	H: 1 LOB: 0 BB: 0 P: 6	R: 1 E: 0 K: 1 S: 11	H: 3 LOB: 1 BB: 0 P: 19	R: 1 E: 0 K: 0 S: 10	H: 3 LOB: 1 BB: 0 P: 17	R: 2 E: 0 K: 0 S: 10	H: 3 LOB: 2 BB: 1 P: 16	R: 2 E: 0 K: 0 S: 11	H: 3 LOB: 1 BB: 1 P: 20	R: 2 E: 1 K: 1 S: 18	H: 3 LOB: 2 BB: 1 P: 30	R: 2 E: 0 K: 1 S: 6	H: 0 LOB: 0 BB: 0 P: 9		1B: 13 2B: 3 3B: 0 HR: 0	SF: 1 SAC: 0 DP: 4 HBP: 0	WP: 0 PB: 0 SB: 0 CS: 0	PA: 33
PITCHER	IP WLS BF H R ER SO BB IBB HBP BLK WP HR S P ERA WHIP																		
68 Randy Dobnak, R ERA: 3.12	(1, 1) 4.1 L 24 12 6 6 1 1 2 0 0 0 0 0 0 22 73 12.46 3.231																		
43 Lewis Thorpe, L ERA: 6.06	(5, 1) 1.2 9 4 2 1 1 1 0 0 0 0 0 0 22 35 5.40 3.000																		

AB	25
R	2
H	4
RBI	2
BB	0
SO	7
LOB	7



WP	1
PA	26

1B	2
2B	1
3B	0
HR	1
SF	1
SAC	0
DP	0
HBP	0

AB	29
R	8
H	16
RBI	8
BB	3
SO	2
LOB	18



WP	0
PA	33

1B	13
2B	3
3B	0
HR	0
SF	1
SAC	0
DP	4
HBP	0

Batter	1	2	3	4	5	6	7	8	9	AB	R	H	RBI	BB	SO	LOB	TOP	
11 Jorge Polanco, S OBP: 0.308, SLG: 0.360	L7		K			G4-3				3	0	0	0	0	1	0	Minnesota Twins @ Detroit Tigers Comerica Park, Detroit, MI Sat Aug 29 2020, 4:08 PM - 6:18 PM EDT Partly Cloudy - 78 F	
26 Max Kepler, L OBP: 0.336, SLG: 0.459	K			P6		F8				3	0	0	0	0	1	0		
23 Nelson Cruz, R OBP: 0.406, SLG: 0.692	L3				HR					3	1	2	1	0	0	0		
20 Eddie Rosario, L OBP: 0.308, SLG: 0.446										2	1	1	0	1	0	0		
13 Ehire Adnanza, S OBP: 0.276, SLG: 0.295										0	0	0	0	0	0	0		
22 Miguel Sanó, R OBP: 0.336, SLG: 0.535										3	0	1	0	0	0	2		
9 Marwin Gonzalez, S OBP: 0.311, SLG: 0.346										2	0	0	1	0	1	2		
2 Luis Arraez, L OBP: 0.337, SLG: 0.313										2	0	0	0	0	0	1		
60 Jake Cave, L OBP: 0.270, SLG: 0.276										2	0	0	0	0	0	0		
39 Ryan Jeffers, R OBP: 0.313, SLG: 0.267										1	0	0	0	0	0	0		
30 LaMonte Wade Jr., L OBP: 0.250, SLG: 0.333										1	0	0	0	0	0	0		
16 Alex Avila, L OBP: 0.353, SLG: 0.256										0	0	0	0	0	0	0		
Inning Stats	R: 0 E: 0 K: 1 S: 15	H: 0 LOB: 0 BB: 0 P: 20	R: 1 E: 0 K: 0 S: 7	H: 2 LOB: 0 BB: 0 P: 10	R: 0 E: 0 K: 1 S: 8	H: 0 LOB: 0 BB: 0 P: 15	R: 1 E: 0 K: 0 S: 7	H: 1 LOB: 0 BB: 0 P: 11	R: 0 E: 0 K: 0 S: 9	H: 0 LOB: 0 BB: 0 P: 14	R: 0 E: 0 K: 0 S: 6	H: 0 LOB: 0 BB: 0 P: 11	R: 0 E: 0 K: 1 S: 7	H: 1 LOB: 2 BB: 1 P: 18			1B: 3 2B: 0 3B: 0 HR: 1	WP: 0 PA: 24
PITCHER	IP WLS BF H R ER SO BB IBB HBP BLK WP HR S P ERA WHIP																	
29 Tarik Skubal, L ERA: 6.75	5.0 W 17 3 2 2 2 0 0 0 0 0 1 46 70 3.60 0.600																	
67 José Cisneros, R ERA: 1.53	1.0 H 3 0 0 0 0 0 0 0 0 0 0 6 11 0.00 0.000																	
65 Gregory Soto, L ERA: 3.31	1.0 S 4 1 0 0 1 1 0 0 0 0 0 7 18 0.00 2.000																	

Batter	1	2	3	4	5	6	7	8	9	AB	R	H	RBI	BB	SO	LOB	BOTTOM	
22 Victor Reyes, S OBP: 0.317, SLG: 0.414	K	K			G6-3	K				4	0	0	0	0	3	3	Minnesota Twins @ Detroit Tigers Comerica Park, Detroit, MI Sat Aug 29 2020, 4:08 PM - 6:18 PM EDT Partly Cloudy - 78 F	
8 Jonathan Schoop, R OBP: 0.336, SLG: 0.504				F7						1	1	0	0	2	0	0		
24 Miguel Cabrera, R OBP: 0.323, SLG: 0.384										3	2	2	2	0	0	1		
46 Jeimer Candelario, S OBP: 0.342, SLG: 0.500										3	1	2	2	0	0	0		
28 Niko Goodrum, S OBP: 0.281, SLG: 0.410										2	0	0	0	1	2	2		
14 Christin Stewart, L OBP: 0.239, SLG: 0.317										2	0	0	0	1	1	1		
57 Jorge Bonifacio, R OBP: 0.250, SLG: 0.368										0	0	0	0	0	0	0		
4 Cameron Maybin, R OBP: 0.311, SLG: 0.415										2	0	0	0	1	0	1		
17 Grayson Greiner, R OBP: 0.233, SLG: 0.308										3	0	0	0	0	1	2		
19 Isaac Paredes, R OBP: 0.394, SLG: 0.429										2	0	1	0	1	0	0		
Inning Stats	R: 0 E: 0 K: 2 S: 13	H: 1 LOB: 2 BB: 1 P: 22	R: 0 E: 0 K: 2 S: 16	H: 0 LOB: 2 BB: 2 P: 28	R: 2 E: 0 K: 1 S: 11	H: 2 LOB: 0 BB: 0 P: 17	R: 0 E: 0 K: 0 S: 7	H: 0 LOB: 0 BB: 0 P: 11	R: 2 E: 0 K: 1 S: 10	H: 1 LOB: 1 BB: 2 P: 23	R: 0 E: 0 K: 0 S: 9	H: 1 LOB: 1 BB: 1 P: 15	R: 0 E: 0 K: 1 S: 7	H: 1 LOB: 2 BB: 1 P: 18			1B: 3 2B: 0 3B: 0 HR: 2	WP: 1 PA: 28
PITCHER	IP WLS BF H R ER SO BB IBB HBP BLK WP HR S P ERA WHIP																	
37 Matt Wisler, R ERA: 1.15	1.2 9 1 0 0 3 3 0 0 0 0 0 1 13 19 27.00 3.000																	
65 Trevor May, R ERA: 4.29	0.2 4 2 2 2 1 0 0 0 0 0 0 1 13 19 27.00 3.000																	
36 Tyler Clippard, R ERA: 1.23	1.2 5 0 0 0 1 0 0 0 0 0 0 0 12 18 0.00 0.000																	
21 Tyler Duffey, R ERA: 2.13	0.2 L 5 1 2 2 0 2 0 0 0 0 0 1 7 17 27.00 4.500																	
66 Jorge Alcala, R ERA: 3.14	1.1 5 1 0 0 2 1 0 0 0 0 1 0 12 21 0.00 1.500																	

AB	22
R	2
H	4
RBI	2
BB	1
SO	3
LOB	5



WP	0	PA	24
PB	0		
SB	0		
CS	0		

AB	22
R	4
H	5
RBI	4
BB	6
SO	7
LOB	10



WP	1	PA	28
PB	0		
SB	0		
CS	0		

1B	3	SF	0
2B	0	SAC	0
3B	0	DP	1
HR	2	HBP	0

Batter	1	2	3	4	5	6	7	8	9	AB	R	H	RBI	BB	SO	LOB	TOP										
26 Max Kepler, L OBP: 0.331, SLG: 0.448	G3	K		1B			G3		L8	5	0	1	0	0	1	2	Minnesota Twins @ Detroit Tigers Comerica Park, Detroit, MI Sun Aug 30 2020, 1:10 PM - 3:51 PM EDT Partly Cloudy - 71 F										
11 Jorge Polanco, S OBP: 0.314, SLG: 0.388	F7			HR	F9		1B			4	1	2	1	0	0	1											
23 Nelson Cruz, R OBP: 0.409, SLG: 0.681	22 HBP			FC1-5	60 HBP		K			2	0	0	0	1	1												
22 Miguel Sanó, R OBP: 0.333, SLG: 0.520	HBP			K			K			3	0	0	0	0	3	1											
60 Jake Cave, L OBP: 0.269, SLG: 0.262	K			FC1-5	HBP		F8		G4-3	3	0	0	0	0	1	2											
2 Luis Arreola, L OBP: 0.323, SLG: 0.299		L8		FC1-5			G3		G4-3	4	0	0	0	0	0	2											
9 Marwin Gonzalez, S OBP: 0.309, SLG: 0.336		16 WP		K			F9		F7	3	1	0	0	1	1	2											
30 LaMonte Wade Jr., L OBP: 0.200, SLG: 0.267	P2			K			G4-3		F7	3	0	0	0	0	1	1											
20 Eddie Rosario, L OBP: 0.306, SLG: 0.443				K			G4-3		F7	1	0	0	0	0	0	0											
16 Alex Avila, L OBP: 0.358, SLG: 0.268				K			L5		1B	2	0	1	0	0	1	0											
13 Ehire Adrianza, S OBP: 0.273, SLG: 0.260										1	0	0	0	0	0	0											
39 Ryan Jeffers, R OBP: 0.353, SLG: 0.313										1	0	1	0	0	0	0											
Inning Stats	R: 0 H: 0 E: 0 K: 1 S: 10	H: 0 LOB: 2 BB: 1 P: 17	R: 1 H: 1 E: 0 K: 1 S: 13	H: 1 LOB: 1 BB: 1 P: 22	R: 1 H: 1 E: 0 K: 2 S: 16	H: 1 LOB: 2 BB: 0 P: 28	R: 0 H: 1 E: 0 K: 2 S: 11	H: 1 LOB: 1 BB: 0 P: 17	R: 0 H: 0 E: 0 K: 0 S: 8	H: 0 LOB: 0 BB: 0 P: 10	R: 0 H: 1 E: 0 K: 1 S: 11	H: 1 LOB: 1 BB: 0 P: 16	R: 0 H: 0 E: 0 K: 1 S: 12	H: 0 LOB: 0 BB: 0 P: 19	R: 0 H: 1 E: 0 K: 0 S: 9	H: 1 LOB: 1 BB: 0 P: 15	1B: 4 2B: 0 3B: 0 HR: 1	SF: 0 SAC: 0 DP: 0 HBP: 3	WP: 1 PB: 0 SB: 0 CS: 0	PA: 37							
PITCHER	IP	WLS	BF	H	R	ER	SO	BB	IBB	HBP	BLK	WP	HR	S	P	ERA	WHIP	PITCHER									
12 Casey Mize, R ERA: 6.75	3.0		16	2	2	2	4	2	0	3	0	1	1	39	67	6.00	1.333										
70 Tyler Alexander, L ERA: 4.13	3.2	W	13	2	0	0	3	0	0	0	0	0	0	33	49	0.00	0.545										
77 Joe Jiménez, R ERA: 11.7	0.1	H	1	0	0	0	1	0	0	0	0	0	0	3	4	0.00	0.000										
45 Buck Farmer, R ERA: 4.76	1.0	H	3	0	0	0	1	0	0	0	0	0	0	12	19	0.00	0.000										
65 Gregory Soto, L ERA: 3.12	1.0	S	4	1	0	0	0	0	0	0	0	0	0	9	15	0.00	1.000										
Batter	1	2	3	4	5	6	7	8	9	AB	R	H	RBI	BB	SO	LOB	BOTTOM										
22 Victor Reyes, S OBP: 0.315, SLG: 0.427	24 1B		G3-1		G4-3			G5-3		4	1	1	0	0	0	0	Minnesota Twins @ Detroit Tigers Comerica Park, Detroit, MI Sun Aug 30 2020, 1:10 PM - 3:51 PM EDT Partly Cloudy - 71 F										
8 Jonathan Schoop, R OBP: 0.341, SLG: 0.529	K		1B		HR		K			4	1	2	1	0	2	1											
24 Miguel Cabrera, R OBP: 0.328, SLG: 0.388			P4		46 FC6-5		L5			4	0	2	1	0	0	1											
46 Jeimer Candelario, S OBP: 0.342, SLG: 0.523	F8		HR		FC6-5		1B			3	1	1	1	0	0	2											
28 Niko Goodrum, S OBP: 0.274, SLG: 0.398	K		K		K		K			3	0	0	0	0	3	2											
21 JaCoby Jones, R OBP: 0.327, SLG: 0.526	F8		L4		K		K			3	0	0	0	0	1	1											
14 Christin Stewart, L OBP: 0.232, SLG: 0.306	G4-3		L4				K			2	0	0	0	0	0	0											
57 Jorge Bonifacio, R OBP: 0.238, SLG: 0.350							K			1	0	0	0	0	1	0											
17 Grayson Greiner, R OBP: 0.212, SLG: 0.276	K						K			3	0	0	0	0	3	0											
19 Isaac Paredes, R OBP: 0.361, SLG: 0.387	G3						K			3	0	0	0	0	2	0											
Inning Stats	R: 1 H: 2 E: 0 K: 2 S: 13	H: 0 LOB: 1 BB: 0 P: 21	R: 0 H: 0 E: 0 K: 1 S: 8	H: 0 LOB: 0 BB: 0 P: 11	R: 0 H: 1 E: 0 K: 0 S: 10	H: 1 LOB: 1 BB: 0 P: 13	R: 1 H: 1 E: 0 K: 1 S: 10	H: 1 LOB: 0 BB: 0 P: 18	R: 0 H: 0 E: 0 K: 2 S: 7	H: 0 LOB: 0 BB: 0 P: 9	R: 1 H: 2 E: 0 K: 2 S: 12	H: 2 LOB: 1 BB: 0 P: 19	R: 0 H: 0 E: 0 K: 3 S: 9	H: 0 LOB: 0 BB: 0 P: 17	R: 0 H: 0 E: 0 K: 1 S: 7	H: 0 LOB: 0 BB: 0 P: 10	1B: 3 2B: 0 3B: 1 HR: 2	SF: 0 SAC: 0 DP: 0 HBP: 0	WP: 0 PB: 0 SB: 0 CS: 0	PA: 30							
PITCHER	IP	WLS	BF	H	R	ER	SO	BB	IBB	HBP	BLK	WP	HR	S	P	ERA	WHIP	PITCHER									
18 Kenta Maeda, R ERA: 2.53	6.0	L	24	6	3	3	8	0	0	0	0	0	2	60	91	4.50	1.000										
72 Caleb Thielbar, L ERA: 1.96	2.0		6	0	0	0	4	0	0	0	0	0	0	16	27	0.00	0.000										

Batter	1	2	3	4	5	6	7	8	9	AB	R	H	RBI	BB	SO	LOB	TOP																				
7 Tim Anderson, R OBP: 0.385, SLG: 0.600	0-2 F FF 93 R SL 83 X SL 83 1B		0-2 C FF 92 F FF 93 X SL 84 1B		0-2 1 SAFE C SL 84 X FF 93 1B		1-3 T FF 91 F CU 92 F FF 93 B CU 70 S CU 71 1-2			4	1	3	0	0	1	1																					
24 Yasmani Grandal, S OBP: 0.339, SLG: 0.379	1-1 B FF 93 1 SAFE C CH 97 X CH 88 1B		0-1 F CH 86 X FF 92 1B		4-1 B FF 92 B CH 87 C CH 92 D SL 84 D BB 93 1-2			2-2 C SL 78 S SL 86 S CH 81 F CH 80 B CH 80 B CH 81 X SL 86 1B		3	0	0	0	1	0	2																					
79 José Abreu, R OBP: 0.357, SLG: 0.626	1-1 S FF 92 D SL 83 X SL 82 1B		3-2 C FF 94 B CH 88 S SL 85 B SL 86 X FF 94 1B		0-0 X SL 84 G3			1-2 B SL 77 S SL 78 X SL 76 1B		4	1	1	0	0	0	3																					
23 Edwin Encarnación, R OBP: 0.257, SLG: 0.411	0-2 F FF 94 X FF 94 1B			0-3 C FF 92 S SL 84 S SL 85 1B		1-1 B FF 92 X FF 92 1B		3-2 C FF 96 F SL 73 B FF 85 B FF 86 X SL 77 1B		4	0	0	0	0	1	2																					
74 Eloy Jiménez, R OBP: 0.329, SLG: 0.588	1-1 D SL 85 X FF 94 1B			0-0 X FF 93 1B		2-3 C SL 84 B SL 84 S SL 83 S SL 85 1B		0-2 S SL 85 S SL 84 S SL 84 S SL 84 1B		4	0	1	2	0	1	0																					
88 Luis Robert Jr., R OBP: 0.338, SLG: 0.592	2-0 D SL 85 B FF 92 X SL 82 1B			0-0 X SL 84 1B		0-2 S SL 86 S SL 85 X SL 86 1B		0-3 S SL 85 S SL 84 S SL 84 S SL 84 1B		4	0	0	0	0	1	1																					
30 Nomar Mazara, L OBP: 0.329, SLG: 0.286		2-1 C CH 93 B SL 84 B FF 93 X FF 92 1B		1-3 E: 0 LOB: 3 K: 1 S: 14 1B		0-2 B ST 79 B FF 91 S FF 90 X SL 80 1B		3-3 B SL 85 S SL 85 S SL 85 S SL 85 1B		4	0	1	0	0	2	0																					
5 Yolmer Sánchez, S (1.5)		0-3 C FF 94 S SL 84 S SL 83 1B		1-1 S SL 83 X SL 83 1B		1-3 F FF 90 D CU 99 C FF 91 S CU 89 1B				3	0	0	0	0	2	1																					
1 Nick Madrigal, R OBP: 0.412, SLG: 0.394		3-2 S FF 94 B SL 85 B FF 93 X FF 94 1B		2-2 C FF 93 B SL 85 B SL 85 X FF 92 1B		1-2 B ST 77 L FF 89 F FF 90 X CU 70 1B				3	0	1	0	0	0	1																					
Inning Stats	R: 2 E: 0 K: 0 S: 13	H: 3 LOB: 1 BB: 0 P: 18	R: 0 E: 0 K: 1 S: 8	H: 0 LOB: 0 BB: 0 P: 13	R: 0 E: 0 K: 0 S: 9	H: 1 LOB: 0 BB: 0 P: 12	R: 0 E: 0 K: 1 S: 5	H: 0 LOB: 0 BB: 0 P: 5	R: 0 E: 0 K: 1 S: 14	H: 2 LOB: 3 BB: 1 P: 22	R: 0 E: 0 K: 1 S: 8	H: 0 LOB: 0 BB: 0 P: 11	R: 0 E: 0 K: 2 S: 14	H: 1 LOB: 1 BB: 0 P: 20	R: 0 E: 0 K: 0 S: 12	H: 0 LOB: 0 BB: 0 P: 18	R: 0 E: 0 K: 2 S: 11	H: 0 LOB: 0 BB: 0 P: 14	1B: 6 2B: 1 HR: 0	SF: 0 SAC: 0 HBP: 0	WP: 1 PB: 0 SB: 0 CS: 0	PA: 34															
PITCHER	IP WLS BF H R ER SO BB IBB HBP BLK WP HR S P ERA WHIP																																				
35 Michael Pineda, R ERA: 3.0	6.0	24	6	2	2	4	1	0	0	0	0	0	0	0	57	81	3.00	1.167																			
72 Caleb Thielbar, L ERA: 1.99	1.0	W 4	1	0	0	2	0	0	0	0	0	1	0	14	20	0.00	1.000																				
54 Sergio Romo, R ERA: 3.55	1.0	H 3	0	0	0	0	0	0	0	0	0	0	0	12	18	0.00	0.000																				
37 Matt Wisler, R ERA: 1.08	1.0	S 3	0	0	0	2	0	0	0	0	0	0	0	11	14	0.00	0.000																				

Chicago White Sox @ Minnesota Twins
Target Field, Minneapolis, MN
Tue Sep 01 2020, 7:11 PM - 10:22 PM CDT
Cloudy - 70 F

livebaseballscorecards.com

AB 33
R 2
H 7
RBI 2
BB 1
SO 8
LOB 11




Batter	1	2	3	4	5	6	7	8	9	AB	R	H	RBI	BB	SO	LOB	BOTTOM																			
22 Miguel Sanó, R OBP: 0.333, SLG: 0.527	1-3 S SI 86 B FF 89 F CH 77 C SI 85 1B		1-0 B CH 76 X CH 77 1B		2-3 B FC 84 C SI 86 B CH 78 S FF 85 1B		0-0 X SI 98 FC6-5		1-3 C SL 78 B SL 77 F SL 80 S SL 79 1B	5	0	0	0	0	3	1																				
11 Jorge Polanco, S OBP: 0.306, SLG: 0.374	1-2 B SL 73 S CH 77 X FC 85 1B		2-0 B SL 74 B FC 83 X FC 83 1B		1-2 C SI 87 B SL 76 F CH 79 X FC 85 1B		2-3 D KC 84 L SI 88 X CH 90 1B		3-3 C SI 91 B SL 78 B SL 78 F FF 80 S SL 78 1B	5	1	2	0	0	1	1																				
23 Nelson Cruz, R OBP: 0.421, SLG: 0.680	4-2 C SI 86 S FC 84 B CH 78 B FF 88 B CH 77 1B		3-1 D SI 88 D CH 78 B SI 87 X CH 79 1B		3-0 B FC 84 B SI 87 B CH 79 X SI 86 1B		1-2 C SL 86 S SL 87 B FF 88 X CH 90 1B		4-2 B CU 82 S CH 88 B CH 88 F FF 94 B CH 88 B CH 88 1B	3	1	3	0	1	0	0																				
9 Marwin Gonzalez, S OBP: 0.298, SLG: 0.316	0-1 C FC 85 X CH 79 1B		3-1 B FC 86 B FC 84 B CH 79 X CH 79 1B		2-0 B CH 79 X CH 79 1B		2-0 B CH 79 X CH 79 1B		4-2 B CU 82 S CH 88 B CH 88 F FF 94 B CH 88 B CH 88 1B	3	0	0	0	1	0	4																				
20 Eddie Rosario, L OBP: 0.310, SLG: 0.434		0-0 X SI 84 1B		0-1 F CH 77 X SI 86 1B		1-1 B FC 84 X SL 74 1B		0-1 S CU 83 X FF 92 1B		4	0	2	0	0	0	2																				
13 Ehre Adrianza, S OBP: 0.254, SLG: 0.241		2-3 S CH 77 B FC 86 B SI 88 C FC 86 1B		2-0 B SL 74 B SI 88 X SI 86 1B		1-0 B SI 88 X CH 78 1B		0-2 F FF 94 F CH 87 F FF 92 F CH 87 X CH 89 1B		4	0	0	0	0	1	5																				
25 Byron Buxton, R OBP: 0.240, SLG: 0.458		1-0 D SI 88 X FC 84 1B		1-1 B CH 78 F SI 87 X SI 88 1B		0-1 F SI 94 X SI 96 1B		0-1 F SI 92 X FF 93 1B		4	0	2	1	0	0	1																				
4 Ildemaro Vargas, S OBP: 0.222, SLG: 0.262		1-2 C FC 85 B CH 78 X FC 86 1B		4-1 B CH 78 B SI 88 C CH 79 B SI 86 1B		3-2 B SL 85 B SI 88 B SI 88 B CH 89 X SI 97 1B		1-3 B SI 90 S SI 91 S SI 90 S SI 83 1B		1	0	0	0	1	0	1																				
60 Jake Cave, L OBP: 0.274, SLG: 0.299				1-2 B CH 78 X FC 86 1B		1-2 B CH 78 X FC 86 1B		0-1 F SI 94 X SI 96 1B		2	1	1	0	0	1	2																				
39 Ryan Jeffers, R OBP: 0.348, SLG: 0.286						0-0 X CH 88 1B		2-3 B SL 77 S SL 78 S SL 78 1B		2	0	0	0	0	1	2																				
2 Luis Arraez, L OBP: 0.327, SLG: 0.315										1	0	1	1	0	0	0																				
16 Alex Avila, L OBP: 0.352, SLG: 0.262										1	0	0	0	0	1	0																				
Inning Stats	R: 0 E: 0 K: 1 S: 12	H: 0 LOB: 1 BB: 1 P: 18	R: 0 E: 0 K: 1 S: 9	H: 1 LOB: 1 BB: 0 P: 13	R: 0 E: 0 K: 0 S: 7	H: 2 LOB: 2 BB: 0 P: 16	R: 0 E: 0 K: 1 S: 9	H: 1 LOB: 2 BB: 1 P: 17	R: 1 E: 0 K: 1 S: 11	H: 3 LOB: 2 BB: 0 P: 21	R: 0 E: 0 K: 0 S: 9	H: 2 LOB: 1 BB: 0 P: 13	R: 1 E: 0 K: 1 S: 19	H: 2 LOB: 2 BB: 1 P: 25	R: 0 E: 0 K: 3 S: 12	H: 0 LOB: 0 BB: 0 P: 18	1B: 8 2B: 2 3B: 1 HR: 0	SF: 0 SAC: 0 DP: 1 HBP: 0	WP: 0 PB: 0 SB: 0 CS: 0	PA: 38																
PITCHER	IP WLS BF H R ER SO BB IBB HBP BLK WP HR S P ERA WHIP																																			
60 Dallas Keuchel, L ERA: 2.42	5.0	24	7	1	0	0	2	0	0	0	0	0	0	48	85	0.00	1.800																			
50 Jimmy Cordero, R ERA: 5.4	1.0	L 6	3	2	2	0	0	0	0	0	0	0	0	13	18	18.00	3.000																			
43 Evan Marshall, R ERA: 2.4	0.2	4	1	0	0	0	1	0	0	0	0	0	0	12	16	0.00	3.000																			
54 Ross Detwiler, L ERA: 1.29	0.1	1	0	0	0	1	0	0	0	0	0	0	0	3	4	0.00	0.000																			
31 Steve Cishek, R ERA: 5.93	1.0	3	0	0	0	3	0	0	0	0	0	0	0	12	18	0.00	0.000																			

Chicago White Sox @ Minnesota Twins
Target Field, Minneapolis, MN
Tue Sep 01 2020, 7:11 PM - 10:22 PM CDT
Cloudy - 70 F

livebaseballscorecards.com


AB 35
R 3
H 11
RBI 2
BB 3
SO 8
LOB 19



Batter	1	2	3	4	5	6	7	8	9	AB	R	H	RBI	BB	SO	LOB	TOP										
7 Tim Anderson, R (1,6) OBP: 0.372, SLG: 0.579 20 Danny Mendick, R (7,6) OBP: 0.283, SLG: 0.402	G6-3		FC4 24 BB 79 G3-1		E4 10 WP		G3-1			4	1	0	0	0	0	1	Chicago White Sox @ Minnesota Twins Target Field, Minneapolis, MN Wed Sep 02 2020, 7:12 PM - 10:33 PM CDT Clear - 79 F										
10 Yadir Muncada, S (1,5) OBP: 0.338, SLG: 0.421 5 Yolmer Sánchez, S (8,5)	B1-3		79 G3-1 24 BB		K			K		3	0	0	0	1	2	1											
24 Yasmani Grandal, S (1,2) OBP: 0.345, SLG: 0.388	K		79 G3-1		F7			2B		3	0	1	0	1	1												
79 José Abreu, R (1,3) OBP: 0.360, SLG: 0.620			23 1B		G3-1			K		3	0	1	1	0	1	3											
74 Eloy Jiménez, R (1,7) OBP: 0.322, SLG: 0.575 32 Jarrod Dyson, L (8,PH) OBP: 0.214, SLG: 0.154	K				K			G6-3		3	0	0	0	0	3	4											
23 Edwin Encarnación, R (1,10) OBP: 0.257, SLG: 0.454	1B				L8			F9		4	0	1	0	0	1	1											
88 Luis Robert Jr., R (1,8) OBP: 0.329, SLG: 0.574	K				G6-3			L9		4	0	0	0	0	1	3											
30 Nomar Mazara, L (1,9) OBP: 0.313, SLG: 0.270	K				K			G3		4	0	0	0	0	2	2											
1 Nick Madrigal, R (1,4) OBP: 0.405, SLG: 0.389					G1-3			G5-3		3	0	1	0	0	0	0											
Inning Stats	R: 0 E: 0 K: 1 S: 10	H: 0 LOB: 0 BB: 0 P: 13	R: 0 E: 0 K: 3 S: 13	H: 2 LOB: 2 BB: 0 P: 18	R: 1 E: 0 K: 1 S: 14	H: 1 LOB: 2 BB: 2 P: 26	R: 0 E: 0 K: 1 S: 9	H: 0 LOB: 0 BB: 0 P: 10	R: 0 E: 0 K: 1 S: 11	H: 0 LOB: 1 BB: 0 P: 17	R: 0 E: 0 K: 1 S: 9	H: 0 LOB: 0 BB: 0 P: 15	R: 0 E: 0 K: 0 S: 8	H: 0 LOB: 0 BB: 0 P: 13	R: 0 E: 0 K: 2 S: 10	H: 1 LOB: 1 BB: 0 P: 14		R: 0 E: 0 K: 1 S: 7	H: 0 LOB: 0 BB: 0 P: 10	1B: 3 2B: 1 3B: 0 HR: 0	SF: 0 SAC: 0 DP: 0 HBP: 1	WP: 1 PB: 0 CS: 0	PA: 35				
PITCHER	IP	WLS	BF	H	R	ER	SO	BB	IBB	HBP	BLK	WP	HR	S	P	ERA	WHIP										
17 José Berrios, R (1,1) ERA: 4.29	6.0	W	25	3	1	1	8	2	0	1	0	1	0	66	99	1.50	0.833										
66 Jorge Alcalá, R (7,1) ERA: 2.75	2.0		7	1	0	0	2	0	0	0	0	0	0	18	27	0.00	0.500										
31 Devin Smeltzer, L (9,1) ERA: 6.14	1.0		3	0	0	0	1	0	0	0	0	0	0	7	10	0.00	0.000										

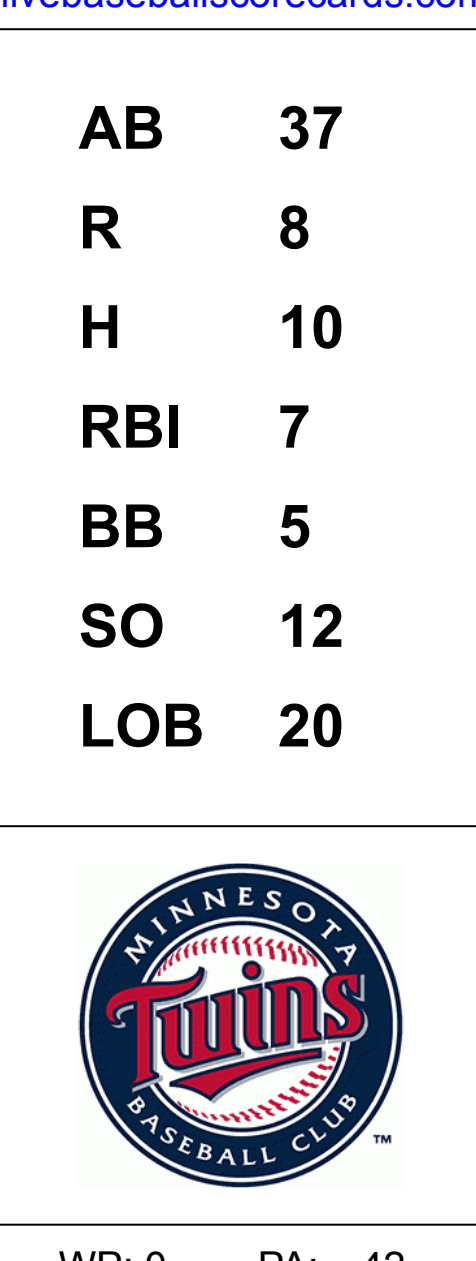
Batter	1	2	3	4	5	6	7	8	9	AB	R	H	RBI	BB	SO	LOB	BOTTOM										
26 Max Kepler, L (1,9) OBP: 0.322, SLG: 0.431 9 Marwin González, S (3,9) OBP: 0.299, SLG: 0.310	11 BB 24 1B	E4 24 2B		G4-3			F8			2	1	1	0	0	0	1	Chicago White Sox @ Minnesota Twins Target Field, Minneapolis, MN Wed Sep 02 2020, 7:12 PM - 10:33 PM CDT Clear - 79 F										
24 Josh Donaldson, R (1,5) OBP: 0.313, SLG: 0.370	11 BB			K			K			5	0	2	2	0	3	2											
11 Jorge Polanco, S (1,6) OBP: 0.309, SLG: 0.366	20 C4-6-3			E5 23 1B			G4-3			3	0	0	0	2	1	2											
23 Nelson Cruz, R (1,10) OBP: 0.420, SLG: 0.667	K			G1-3			20 HR			4	1	1	0	1	2	5											
20 Eddie Rosario, L (1,7) OBP: 0.306, SLG: 0.448	G4-6-3			G3			1B			5	1	1	2	0	0	5											
22 Miguel Sano, R (1,3) OBP: 0.336, SLG: 0.557							2B			5	2	2	1	0	2	0											
2 Luis Arráez, L (1,4) OBP: 0.324, SLG: 0.313 13 Ehire Adrianza, S (6,PR) OBP: 0.254, SLG: 0.241	F7						FC3 60 1B			4	1	1	0	0	0	0											
60 Jake Cave, L (1,8) OBP: 0.286, SLG: 0.352							9 BB			4	1	2	2	0	2	2											
39 Ryan Jeffers, R (1,2) OBP: 0.333, SLG: 0.250							26 E			3	1	0	0	1	2	3											
Inning Stats	R: 0 E: 0 K: 1 S: 10	H: 2 LOB: 2 BB: 1 P: 20	R: 3 E: 1 K: 1 S: 24	H: 2 LOB: 2 BB: 2 P: 43	R: 1 E: 0 K: 1 S: 12	H: 2 LOB: 1 BB: 0 P: 20	R: 0 E: 0 K: 1 S: 15	H: 1 LOB: 2 BB: 0 P: 25	R: 2 E: 1 K: 3 S: 18	H: 2 LOB: 2 BB: 1 P: 30	R: 2 E: 1 K: 3 S: 14	H: 1 LOB: 1 BB: 1 P: 24	R: 0 E: 0 K: 1 S: 7	H: 0 LOB: 0 BB: 0 P: 10	R: 0 E: 0 K: 1 S: 6	H: 0 LOB: 0 BB: 0 P: 9		1B: 5 2B: 2 3B: 0 HR: 3	SF: 0 SAC: 0 DP: 1 HBP: 0	WP: 0 PB: 0 CS: 0	PA: 42						
PITCHER	IP	WLS	BF	H	R	ER	SO	BB	IBB	HBP	BLK	WP	HR	S	P	ERA	WHIP										
40 Reynaldo López, R (1,1) ERA: 8.38	1.2	L	11	4	3	1	2	2	0	0	0	0	1	31	53	5.40	3.600										
54 Ross Detwiler, L (2,1) ERA: 1.65	2.1		12	3	1	1	2	1	0	0	0	0	1	30	55	3.86	1.714										
62 Zack Burdi, R (5,1) ERA: 11.05	1.0		7	2	2	1	3	1	0	0	0	0	0	18	30	9.00	3.000										
50 Jimmy Cordero, R (6,1) ERA: 6.19	1.0		6	1	2	2	3	1	0	0	0	0	1	14	24	18.00	2.000										
65 Codi Heuer, R (7,1) ERA: 2.92	1.1		4	0	0	0	2	0	0	0	0	0	0	10	14	0.00	0.000										

AB	32
R	1
H	4
RBI	1
BB	2
SO	11
LOB	17



WP	1
PA	35

AB	37
R	8
H	10
RBI	7
BB	5
SO	12
LOB	20



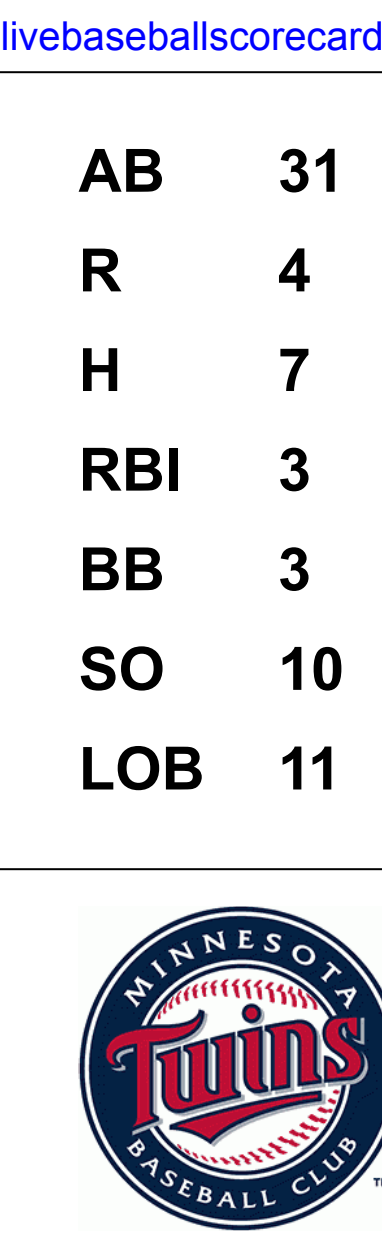
WP	0
PA	42

Batter	1	2	3	4	5	6	7	8	9	AB	R	H	RBI	BB	SO	LOB	TOP			
22 Victor Reyes, S OBP: 0.328, SLG: 0.470										3	0	1	0	0	1	0	Detroit Tigers @ Minnesota Twins Target Field, Minneapolis, MN Fri Sep 04 2020, 1:12 PM - 2:55 PM CDT Partly Cloudy - 68 F			
8 Jonathan Schoop, R OBP: 0.355, SLG: 0.519										3	0	1	0	0	1	1				
24 Miguel Cabrera, R OBP: 0.322, SLG: 0.383										3	0	1	0	0	1	0				
46 Jeimer Candelario, S OBP: 0.349, SLG: 0.504										3	0	1	0	0	1	2				
49 Willi Castro, S OBP: 0.347, SLG: 0.553										3	0	0	0	0	0	3				
14 Christin Stewart, L OBP: 0.259, SLG: 0.366										2	0	1	0	0	0	0				
57 Jorge Bonifacio, R OBP: 0.286, SLG: 0.360										1	0	0	0	0	0	1				
50 Travis Demeritte, R OBP: 0.279, SLG: 0.250										2	0	0	0	1	1	1				
7 Austin Romine, R OBP: 0.287, SLG: 0.388										2	0	0	0	0	1	2				
19 Isaac Paredes, R OBP: 0.310, SLG: 0.324										2	0	0	0	0	1	1				
Inning Stats	R: 0 H: 2 E: 0 K: 2 S: 12	H: 2 LOB: 2 BB: 0 P: 17	R: 0 H: 1 E: 0 K: 1 S: 8	H: 1 LOB: 1 BB: 1 P: 17	R: 0 H: 1 E: 0 K: 0 S: 4	H: 0 LOB: 0 BB: 0 P: 7	R: 0 H: 0 E: 0 K: 1 S: 8	H: 0 LOB: 0 BB: 0 P: 12	R: 0 H: 0 E: 0 K: 2 S: 11	H: 1 LOB: 1 BB: 0 P: 14	R: 0 H: 1 E: 0 K: 1 S: 12	H: 1 LOB: 1 BB: 0 P: 17					1B: 5 2B: 0 3B: 0 HR: 0	SF: 0 SAC: 0 DP: 2 HBP: 0	WP: 1 PB: 0 CS: 0	PA: 25
PITCHER	IP WLS BF H R ER SO BB IBB HBP BLK WP HR S P ERA WHIP																			
68 Randy Dobnak, R ERA: 2.72	5.0 W 18	4 0 0 4	1 0 0 0	0 0 0 0	0 0 0 0	0 0 11 14	0.00 1.000													
21 Tyler Duffey, R ERA: 1.75	1.0 H 3	0 0 0 2	0 0 0 0	0 0 0 0	0 0 11 14	0.00 0.000														
55 Taylor Rogers, L ERA: 4.05	1.0 S 4	1 0 0 1	0 0 0 0	0 0 0 0	1 0 12 17	0.00 1.000														
Batter	1	2	3	4	5	6	7	8	9	AB	R	H	RBI	BB	SO	LOB	BOTTOM			
11 Jorge Polanco, S OBP: 0.310, SLG: 0.386										3	1	1	1	0	0	2	Detroit Tigers @ Minnesota Twins Target Field, Minneapolis, MN Fri Sep 04 2020, 1:12 PM - 2:55 PM CDT Partly Cloudy - 68 F			
24 Josh Donaldson, R OBP: 0.343, SLG: 0.483										2	1	1	1	0	1	0				
23 Nelson Cruz, R OBP: 0.418, SLG: 0.659										3	0	1	0	0	0	1				
22 Miguel Sanó, R OBP: 0.328, SLG: 0.542										3	0	0	0	0	3	1				
9 Marwin Gonzalez, S OBP: 0.294, SLG: 0.305										2	0	0	0	0	1	1				
13 Ehre Adrianza, S OBP: 0.246, SLG: 0.232										2	0	0	0	0	0	1				
50 Brent Rooker, R										1	0	0	0	0	0	0				
25 Byron Buxton, R OBP: 0.240, SLG: 0.458										0	0	0	0	0	0	0				
60 Jake Cave, L OBP: 0.278, SLG: 0.342										2	0	0	0	0	2	1				
39 Ryan Jeffers, R OBP: 0.345, SLG: 0.269										2	0	1	0	0	1	1				
Inning Stats	R: 2 H: 3 E: 0 K: 2 S: 18	H: 3 LOB: 1 BB: 0 P: 28	R: 0 H: 0 E: 0 K: 2 S: 10	H: 0 LOB: 1 BB: 0 P: 17	R: 0 H: 0 E: 0 K: 1 S: 10	H: 0 LOB: 0 BB: 0 P: 15	R: 0 H: 0 E: 0 K: 0 S: 3	H: 0 LOB: 0 BB: 0 P: 4	R: 0 H: 1 E: 0 K: 1 S: 7	H: 0 LOB: 0 BB: 0 P: 10	R: 0 H: 0 E: 0 K: 2 S: 10	H: 0 LOB: 0 BB: 0 P: 15					1B: 2 2B: 0 3B: 0 HR: 2	SF: 0 SAC: 0 DP: 2 HBP: 2	WP: 1 PB: 0 CS: 0	PA: 22
PITCHER	IP WLS BF H R ER SO BB IBB HBP BLK WP HR S P ERA WHIP																			
48 Matthew Boyd, L ERA: 6.64	6.0 L 22	4 2 2 8	0 0 2 0	0 0 2 0	1 2 58 89	3.00 0.667														

Batter	1	2	3	4	5	6	7	8	9	AB	R	H	RBI	BB	SO	LOB	TOP		
22 Victor Reyes, S OBP: 0.338, SLG: 0.496 (1, 8)										4	1	2	1	0	1	0	Detroit Tigers @ Minnesota Twins Target Field, Minneapolis, MN Sat Sep 05 2020, 6:12 PM - 9:03 PM CDT Partly Cloudy - 77 F		
8 Jonathan Schoop, R OBP: 0.349, SLG: 0.515 (1, 4)										3	1	0	0	1	1				
24 Miguel Cabrera, R OBP: 0.325, SLG: 0.382 (1, 10)										4	1	1	0	0	2	1			
46 Jeimer Candelario, S OBP: 0.351, SLG: 0.488 (1, 3)										4	0	1	1	0	2	0			
49 Willi Castro, S OBP: 0.351, SLG: 0.527 (1, 6)										4	0	2	0	0	1	0			
57 Jorge Bonifacio, R OBP: 0.287, SLG: 0.313 (1, 9)										4	0	1	1	0	0	1			
14 Christin Stewart, L 54 Derek Hill, R (7, PR)										3	0	0	0	0	1	3			
7 Austin Romine, R OBP: 0.278, SLG: 0.375 (1, 2)										3	0	0	0	0	2	3			
19 Isaac Paredes, R OBP: 0.271, SLG: 0.279 (1, 5)										3	0	0	0	0	1	3			
Inning Stats	R: 1 H: 1 E: 0 K: 2 S: 11	H: 1 LOB: 0 BB: 0 P: 14	R: 0 H: 0 E: 0 K: 2 S: 9	H: 0 LOB: 0 BB: 0 P: 11	R: 0 H: 0 E: 0 K: 1 S: 7	H: 0 LOB: 0 BB: 0 P: 11	R: 0 H: 0 E: 0 K: 1 S: 11	H: 0 LOB: 0 BB: 0 P: 16	R: 0 H: 0 E: 0 K: 2 S: 12	H: 0 LOB: 0 BB: 0 P: 16	R: 2 H: 4 E: 0 K: 1 S: 23	H: 4 LOB: 3 BB: 1 P: 35	R: 0 H: 1 E: 0 K: 2 S: 8	H: 1 LOB: 1 BB: 0 P: 11	R: 0 H: 1 E: 0 K: 2 S: 11	H: 1 LOB: 0 BB: 0 P: 13		1B: 6 2B: 1 3B: 0 HR: 1	SF: 0 SAC: 0 DP: 1 HBP: 0
PITCHER	IP WLS BF H R ER SO BB IBB HBP BLK WP HR S P ERA WHIP	IP WLS BF H R ER SO BB IBB HBP BLK WP HR S P ERA WHIP	IP WLS BF H R ER SO BB IBB HBP BLK WP HR S P ERA WHIP	IP WLS BF H R ER SO BB IBB HBP BLK WP HR S P ERA WHIP	IP WLS BF H R ER SO BB IBB HBP BLK WP HR S P ERA WHIP	IP WLS BF H R ER SO BB IBB HBP BLK WP HR S P ERA WHIP	IP WLS BF H R ER SO BB IBB HBP BLK WP HR S P ERA WHIP	IP WLS BF H R ER SO BB IBB HBP BLK WP HR S P ERA WHIP	IP WLS BF H R ER SO BB IBB HBP BLK WP HR S P ERA WHIP	IP WLS BF H R ER SO BB IBB HBP BLK WP HR S P ERA WHIP	IP WLS BF H R ER SO BB IBB HBP BLK WP HR S P ERA WHIP	IP WLS BF H R ER SO BB IBB HBP BLK WP HR S P ERA WHIP	IP WLS BF H R ER SO BB IBB HBP BLK WP HR S P ERA WHIP	IP WLS BF H R ER SO BB IBB HBP BLK WP HR S P ERA WHIP	IP WLS BF H R ER SO BB IBB HBP BLK WP HR S P ERA WHIP	IP WLS BF H R ER SO BB IBB HBP BLK WP HR S P ERA WHIP	IP WLS BF H R ER SO BB IBB HBP BLK WP HR S P ERA WHIP	IP WLS BF H R ER SO BB IBB HBP BLK WP HR S P ERA WHIP	IP WLS BF H R ER SO BB IBB HBP BLK WP HR S P ERA WHIP
18 Kenta Maeda, R ERA: 2.77 (1, 1)	6.0	21	2	3	3	8	1	0	0	0	0	0	0	0	0	0	4.50	0.500	
36 Tyler Clippard, R ERA: 2.09 (7, 1)	1.0	6	3	0	0	1	0	0	0	0	0	0	0	0	0	0	0.00	3.000	
66 Jorge Alcalá, R ERA: 2.45 (8, 1)	2.0	7	2	0	0	3	0	0	0	0	0	0	0	0	0	0	0.00	1.000	

Batter	1	2	3	4	5	6	7	8	9	AB	R	H	RBI	BB	SO	LOB	BOTTOM				
11 Jorge Polanco, S OBP: 0.319, SLG: 0.392 (1, 6)										4	0	0	0	0	1	2	Detroit Tigers @ Minnesota Twins Target Field, Minneapolis, MN Sat Sep 05 2020, 6:12 PM - 9:03 PM CDT Partly Cloudy - 77 F				
24 Josh Donaldson, R OBP: 0.375, SLG: 0.452 (1, 5)										2	0	0	0	2	0	1					
13 Ehire Adrianza, S OBP: 0.246, SLG: 0.220 (8, PR)										0	1	0	0	0	0	0					
23 Nelson Cruz, R OBP: 0.416, SLG: 0.643 (1, 10)										4	1	1	0	0	1	1					
50 Brent Rooker, R OBP: 0.429, SLG: 0.333 (5, PR)										2	0	1	0	0	0	0					
60 Jake Cave, L OBP: 0.272, SLG: 0.333 (6, 9)										2	1	0	0	0	2	2					
22 Miguel Sanó, R OBP: 0.331, SLG: 0.556 (1, 3)										4	1	3	2	0	1	0					
20 Eddie Rosario, L OBP: 0.297, SLG: 0.430 (1, 7)										4	0	0	0	0	1	3					
25 Byron Buxton, R OBP: 0.241, SLG: 0.438 (1, 8)										4	0	1	1	0	2	1					
9 Marwin Gonzalez, S OBP: 0.301, SLG: 0.306 (1, 4)										2	0	0	0	1	0	0					
39 Ryan Jeffers, R OBP: 0.303, SLG: 0.233 (1, 2)										2	0	0	0	0	2	1					
30 LaMonte Wade Jr., L 64 Williams Astudillo, R (8, PH)										1	0	1	0	0	0	0					
64 Williams Astudillo, R (9, 2)										0	0	0	0	0	0	0					
Inning Stats	R: 0 H: 0 E: 0 K: 0 S: 7	H: 0 LOB: 0 BB: 0 P: 14	R: 0 H: 0 E: 0 K: 1 S: 7	H: 0 LOB: 0 BB: 0 P: 13	R: 0 H: 0 E: 0 K: 2 S: 7	H: 0 LOB: 0 BB: 0 P: 11	R: 0 H: 0 E: 0 K: 1 S: 7	H: 0 LOB: 0 BB: 1 P: 15	R: 1 H: 2 E: 0 K: 1 S: 11	H: 2 LOB: 1 BB: 0 P: 12	R: 0 H: 0 E: 0 K: 1 S: 6	H: 0 LOB: 1 BB: 1 P: 13	R: 1 H: 1 E: 0 K: 3 S: 13	H: 1 LOB: 0 BB: 0 P: 17	R: 0 H: 1 E: 0 K: 0 S: 9	H: 1 LOB: 0 BB: 0 P: 14	R: 2 H: 3 E: 0 K: 1 S: 13	H: 3 LOB: 2 BB: 1 P: 23	1B: 6 2B: 0 3B: 0 HR: 1	SF: 0 SAC: 0 DP: 2 HBP: 0	WP: 0 PA: 34 PB: 0 SB: 0 CS: 0
PITCHER	IP WLS BF H R ER SO BB IBB HBP BLK WP HR S P ERA WHIP	IP WLS BF H R ER SO BB IBB HBP BLK WP HR S P ERA WHIP	IP WLS BF H R ER SO BB IBB HBP BLK WP HR S P ERA WHIP	IP WLS BF H R ER SO BB IBB HBP BLK WP HR S P ERA WHIP	IP WLS BF H R ER SO BB IBB HBP BLK WP HR S P ERA WHIP	IP WLS BF H R ER SO BB IBB HBP BLK WP HR S P ERA WHIP	IP WLS BF H R ER SO BB IBB HBP BLK WP HR S P ERA WHIP	IP WLS BF H R ER SO BB IBB HBP BLK WP HR S P ERA WHIP	IP WLS BF H R ER SO BB IBB HBP BLK WP HR S P ERA WHIP	IP WLS BF H R ER SO BB IBB HBP BLK WP HR S P ERA WHIP	IP WLS BF H R ER SO BB IBB HBP BLK WP HR S P ERA WHIP	IP WLS BF H R ER SO BB IBB HBP BLK WP HR S P ERA WHIP	IP WLS BF H R ER SO BB IBB HBP BLK WP HR S P ERA WHIP	IP WLS BF H R ER SO BB IBB HBP BLK WP HR S P ERA WHIP	IP WLS BF H R ER SO BB IBB HBP BLK WP HR S P ERA WHIP	IP WLS BF H R ER SO BB IBB HBP BLK WP HR S P ERA WHIP	IP WLS BF H R ER SO BB IBB HBP BLK WP HR S P ERA WHIP	IP WLS BF H R ER SO BB IBB HBP BLK WP HR S P ERA WHIP	IP WLS BF H R ER SO BB IBB HBP BLK WP HR S P ERA WHIP		
29 Tanik Skubal, L ERA: 4.7 (1, 1)	6.0	20	2	1	1	6	2	0	0	0	0	0	0	0	0	0	1.50	0.667			
77 Joe Jiménez, R ERA: 10.95 (7, 1)	0.2	3	1	1	1	2	0	0	0	0	0	1	10	13	13.50	1.500					
65 Gregory Soto, L ERA: 3.57 (7, 1)	0.1	1	0	0	0	1	0	0	0	0	0	0	3	4	0.00	0.000					
45 Buck Farmer, R ERA: 5.02 (8, 1)	1.0	4	1	0	0	0	0	0	0	0	0	0	9	14	0.00	1.000					
67 José Cisneros, R ERA: 2.21 (9, 1)	0.2	6	3	2	2	1	1	0	0	0	0	0	13	23	27.00	6.000					

livebaseballscores.com



Batter	1	2	3	4	5	6	7	8	9	AB	R	H	RBI	BB	SO	LOB	TOP															
22 Victor Reyes, S OBP: 0.348, SLG: 0.496										4	1	2	0	1	1	0																
8 Jonathan Schoop, R OBP: 0.351, SLG: 0.532										5	2	2	1	0	1	2																
24 Miguel Cabrera, R OBP: 0.327, SLG: 0.383										5	1	2	1	0	1	2																
46 Jeimer Candelario, S OBP: 0.360, SLG: 0.500										5	1	3	1	0	2	2																
49 Willi Castro, S OBP: 0.355, SLG: 0.567										5	1	2	3	0	0	3																
57 Jorge Bonifacio, R OBP: 0.275, SLG: 0.351										5	2	2	0	0	2	2																
50 Travis Demeritte, R OBP: 0.304, SLG: 0.250										4	0	1	1	0	2	1																
17 Grayson Greiner, R OBP: 0.217, SLG: 0.405										5	1	2	2	0	0	3																
40 Sergio Alcántara, S OBP: 0.333, SLG: 1.333										3	1	1	1	0	2	1																
14 Christin Stewart, L OBP: 0.233, SLG: 0.333										1	0	0	0	0	0	0																
19 Isaac Paredes, R OBP: 0.271, SLG: 0.279										0	0	0	0	0	0	0																
Inning Stats	R: 0 E: 0 K: 2 S: 12	H: 1 LOB: 1 BB: 0 P: 21	R: 1 E: 0 K: 0 S: 10	H: 2 LOB: 0 BB: 0 P: 15	R: 1 E: 0 K: 0 S: 9	H: 1 LOB: 0 BB: 0 P: 11	R: 0 E: 0 K: 1 S: 13	H: 1 LOB: 2 BB: 0 P: 18	R: 0 E: 0 K: 2 S: 9	H: 1 LOB: 1 BB: 0 P: 12	R: 3 E: 0 K: 2 S: 15	H: 4 LOB: 1 BB: 0 P: 22	R: 2 E: 1 K: 2 S: 21	H: 3 LOB: 1 BB: 0 P: 29	R: 3 E: 0 K: 1 S: 24	H: 4 LOB: 2 BB: 1 P: 41	R: 0 E: 0 K: 1 S: 7	H: 0 LOB: 0 BB: 0 P: 12	1B: 10 2B: 3 3B: 1 HR: 3	SF: 0 SAC: 0 DP: 1 HBP: 1	WP: 2 PB: 0 SB: 1 CS: 0	PA: 44										
PITCHER	IP: 5.0 ERA: 3.86	WLS: 6 ERA: 5.74	BF: 20 ERA: 2.16	H: 6 ERA: 3.77	R: 2 ERA: 6.75	ER: 2 ERA: 3.00	SO: 5 ERA: 3.00	BB: 0 ERA: 3.00	IBB: 0 ERA: 3.00	HBP: 1 ERA: 3.00	BLK: 0 ERA: 3.00	WP: 1 ERA: 3.00	HR: 1 ERA: 3.00	S: 53 ERA: 3.00	P: 77 ERA: 3.00	ERA: 3.60 WHIP: 1.200	IP: 6.1 ERA: 5.74	WLS: 7 ERA: 2.16	BF: 4 ERA: 3.77	H: 3 ERA: 6.75	R: 3 ERA: 3.00	ER: 3 ERA: 3.00	SO: 3 ERA: 3.00	BB: 0 ERA: 3.00	IBB: 0 ERA: 3.00	HBP: 0 ERA: 3.00	BLK: 0 ERA: 3.00	WP: 0 ERA: 3.00	HR: 1 ERA: 3.00	S: 24 ERA: 3.00	P: 41 ERA: 3.00	ERA: 3.60 WHIP: 1.200

Detroit Tigers @ Minnesota Twins
 Target Field, Minneapolis, MN
 Sun Sep 06 2020, 1:11 PM - 4:53 PM CDT
 Overcast - 77 F

AB	42
R	10
H	17
RBI	10
BB	1
SO	11
LOB	16



Batter	1	2	3	4	5	6	7	8	9	AB	R	H	RBI	BB	SO	LOB	BOTTOM															
11 Jorge Polanco, S OBP: 0.321, SLG: 0.399										5	1	2	0	0	0	2																
2 Luis Arraez, L OBP: 0.327, SLG: 0.327										5	2	2	1	0	0	1																
22 Miguel Sanó, R OBP: 0.333, SLG: 0.543										3	1	0	0	2	2	2																
20 Eddie Rosario, L OBP: 0.306, SLG: 0.452										4	1	2	2	1	0	2																
50 Brent Rooker, R OBP: 0.333, SLG: 0.364										5	1	1	2	0	2	2																
30 LaMonte Wade Jr., L OBP: 0.286, SLG: 0.300										4	0	1	0	1	2	3																
60 Jake Cave, L OBP: 0.291, SLG: 0.342										4	1	2	1	1	0	1																
13 Ehire Adrianza, S OBP: 0.271, SLG: 0.254										4	1	2	0	1	0	3																
64 Williams Astudillo, R OBP: 0.250, SLG: 0.250										3	0	1	2	0	0	4																
24 Josh Donaldson, R OBP: 0.356, SLG: 0.459										1	0	0	0	0	1	1																
39 Ryan Jeffers, R OBP: 0.294, SLG: 0.226										1	0	0	0	0	0	1																
Inning Stats	R: 0 E: 0 K: 0 S: 5	H: 0 LOB: 0 BB: 0 P: 9	R: 0 E: 0 K: 2 S: 16	H: 0 LOB: 0 BB: 0 P: 22	R: 2 E: 0 K: 1 S: 18	H: 3 LOB: 2 BB: 1 P: 29	R: 0 E: 0 K: 0 S: 14	H: 1 LOB: 2 BB: 1 P: 22	R: 4 E: 0 K: 0 S: 20	H: 5 LOB: 2 BB: 2 P: 37	R: 1 E: 0 K: 2 S: 14	H: 2 LOB: 2 BB: 1 P: 27	R: 0 E: 0 K: 1 S: 9	H: 0 LOB: 1 BB: 1 P: 17	R: 1 E: 0 K: 1 S: 9	H: 1 LOB: 0 BB: 0 P: 14	R: 0 E: 0 K: 0 S: 9	H: 1 LOB: 1 BB: 0 P: 14	1B: 8 2B: 4 3B: 0 HR: 1	SF: 0 SAC: 0 DP: 0 HBP: 0	WP: 0 PB: 0 SB: 1 CS: 0	PA: 45										
PITCHER	IP: 4.0 ERA: 6.75	WLS: 6 ERA: 7.07	BF: 3 ERA: 6.08	H: 3 ERA: 6.06	R: 3 ERA: 6.06	ER: 3 ERA: 1.69	SO: 3 ERA: 1.69	BB: 2 ERA: 1.69	IBB: 0 ERA: 1.69	HBP: 0 ERA: 1.69	BLK: 0 ERA: 1.69	WP: 0 ERA: 1.69	HR: 1 ERA: 1.69	S: 54 ERA: 1.69	P: 31 ERA: 1.69	ERA: 6.75 WHIP: 7.500	IP: 5.1 ERA: 7.07	WLS: 7 ERA: 2.16	BF: 3 ERA: 6.08	H: 3 ERA: 6.06	R: 3 ERA: 6.06	ER: 3 ERA: 1.69	SO: 3 ERA: 1.69	BB: 0 ERA: 1.69	IBB: 0 ERA: 1.69	HBP: 0 ERA: 1.69	BLK: 0 ERA: 1.69	WP: 0 ERA: 1.69	HR: 1 ERA: 1.69	S: 24 ERA: 1.69	P: 41 ERA: 1.69	ERA: 6.75 WHIP: 7.500

Detroit Tigers @ Minnesota Twins
 Target Field, Minneapolis, MN
 Sun Sep 06 2020, 1:11 PM - 4:53 PM CDT
 Overcast - 77 F

AB	39
R	8
H	13
RBI	8
BB	6
SO	7
LOB	22

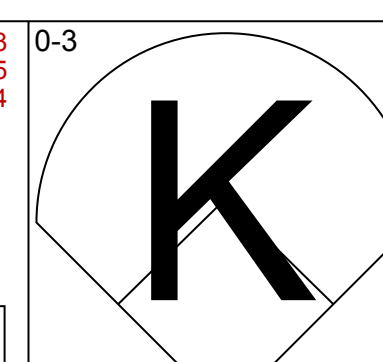
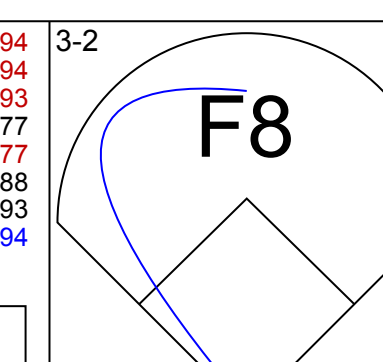
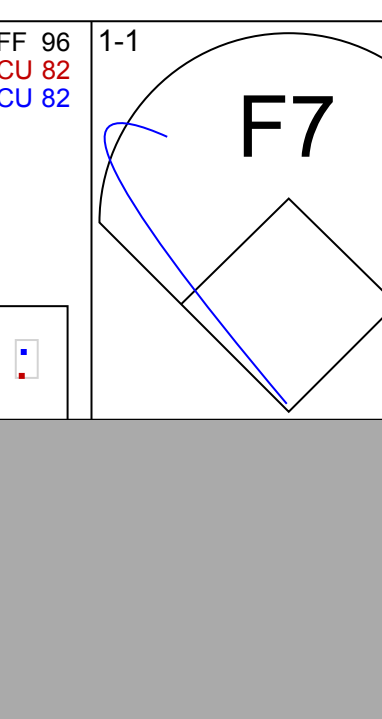
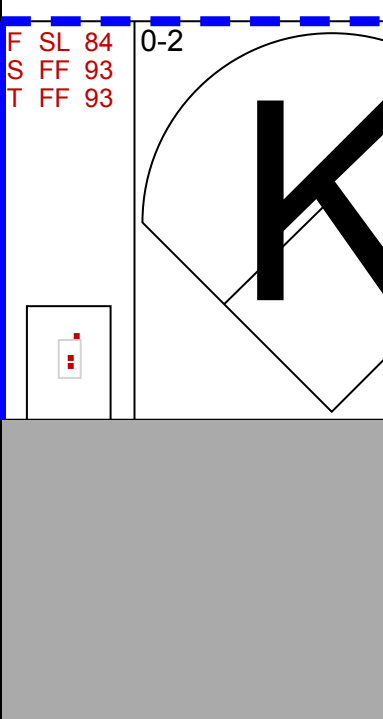
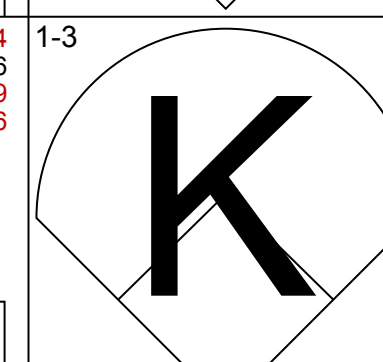
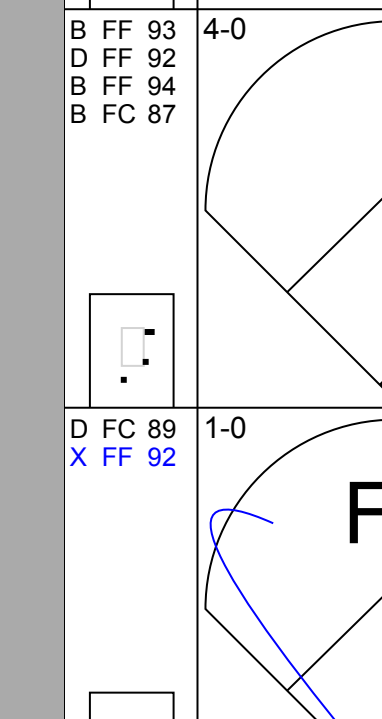
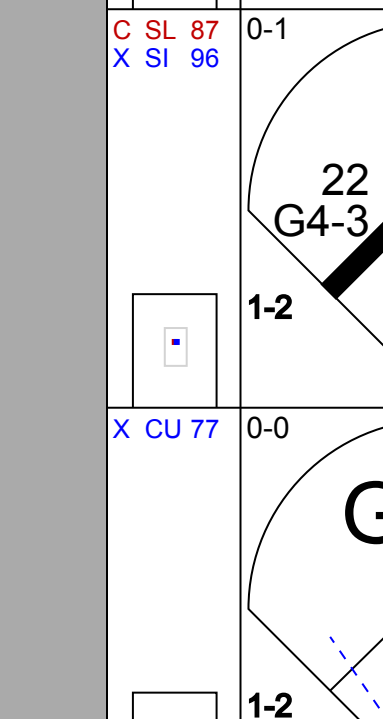
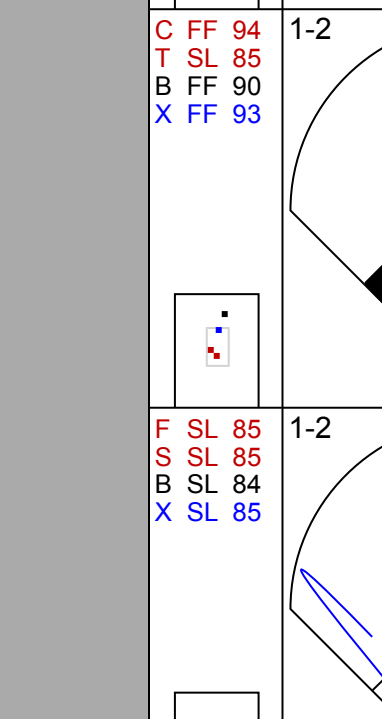
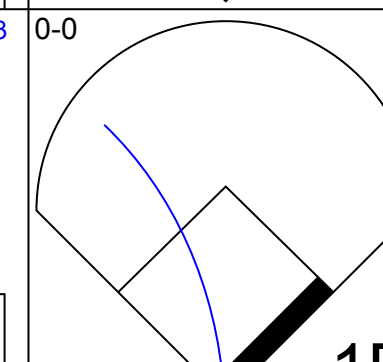
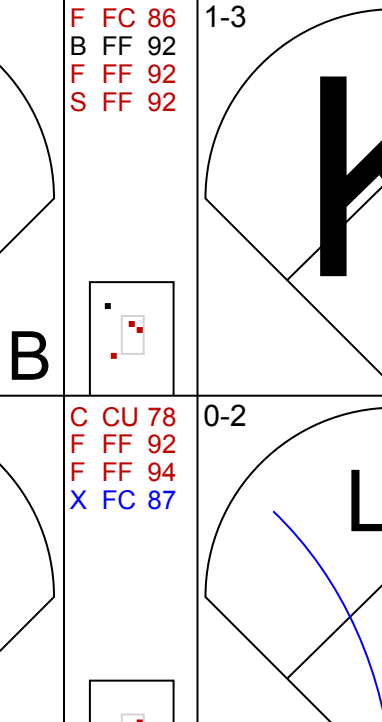
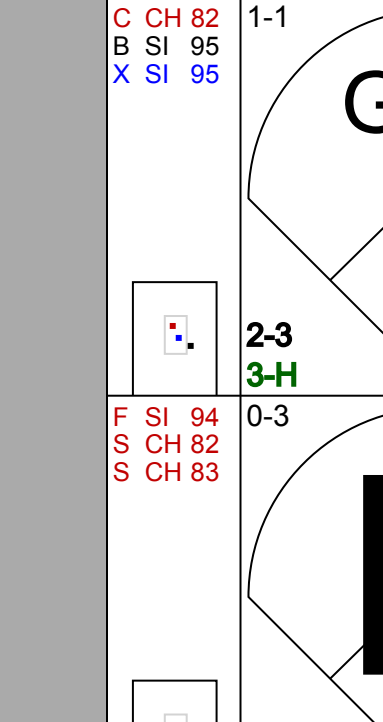
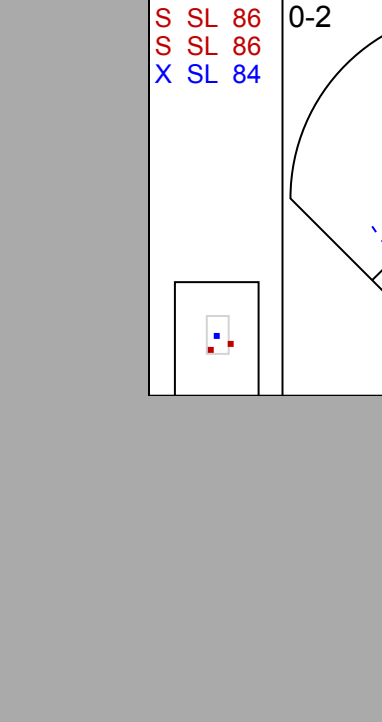
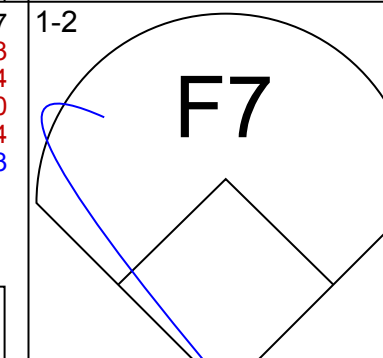
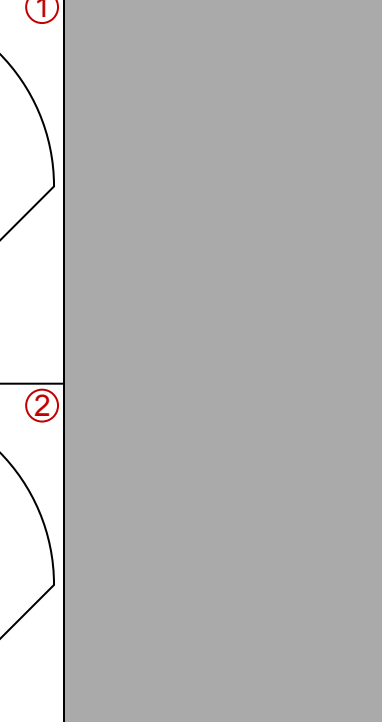
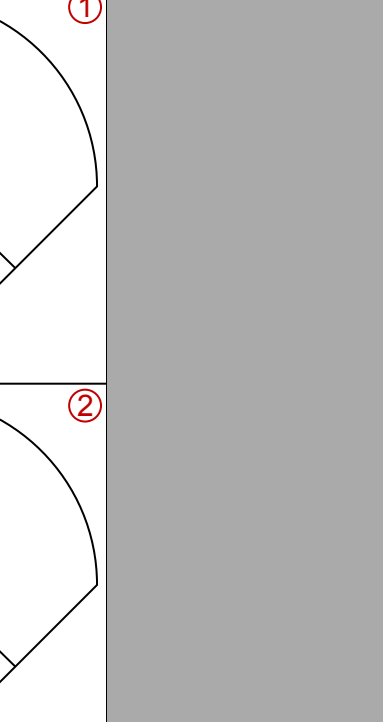
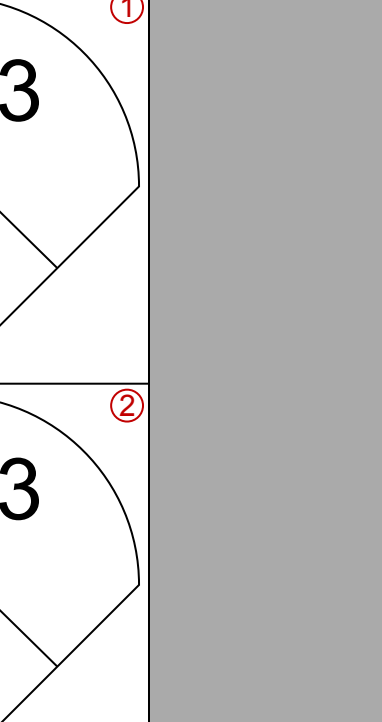
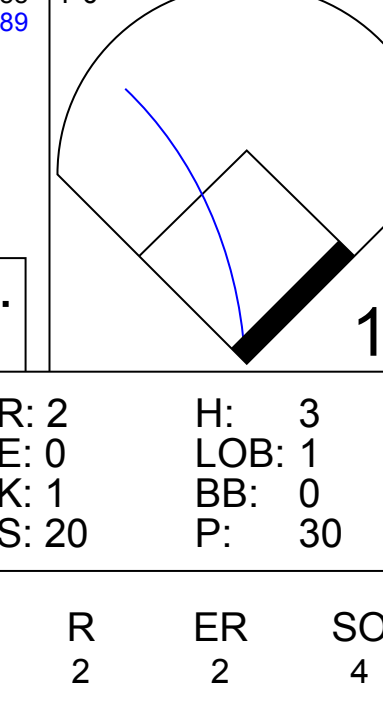
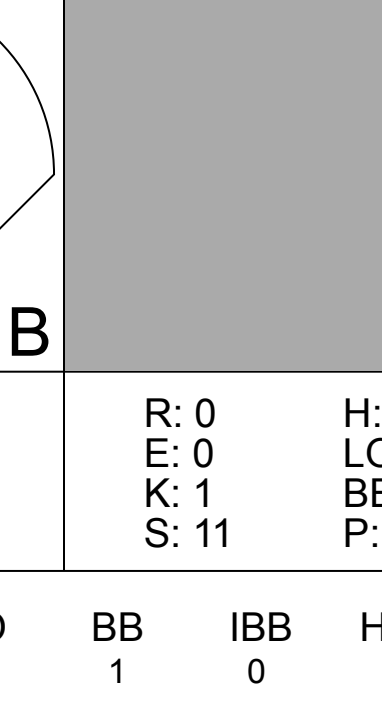
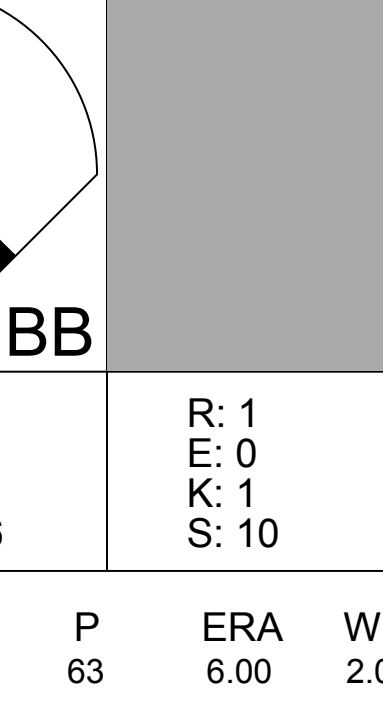
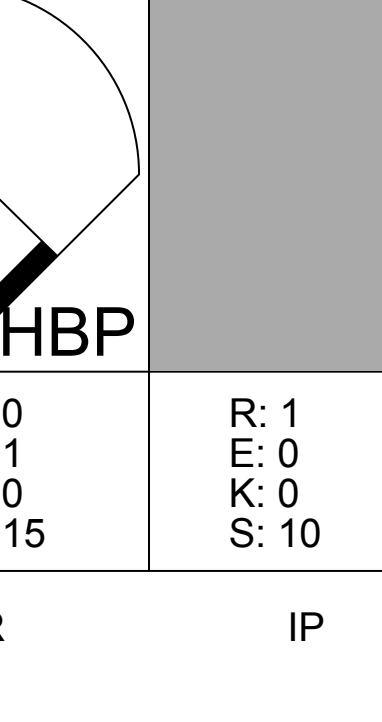
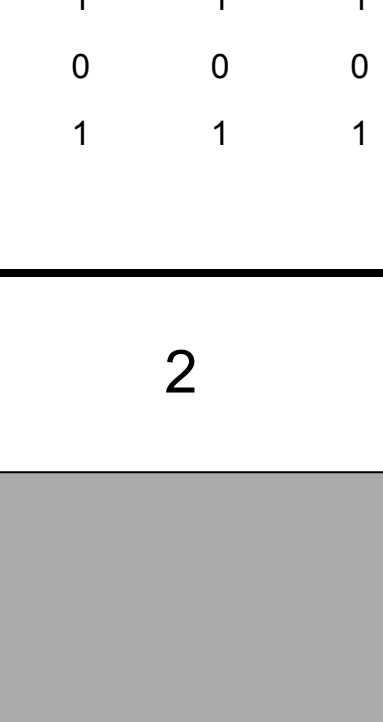
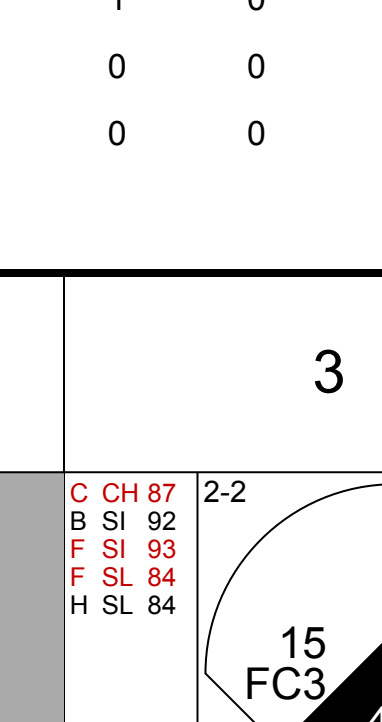
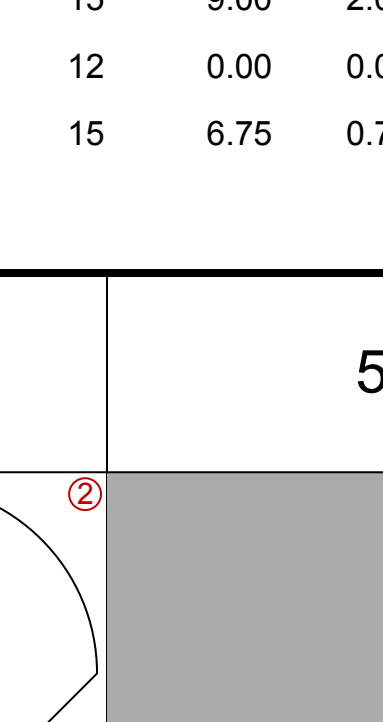

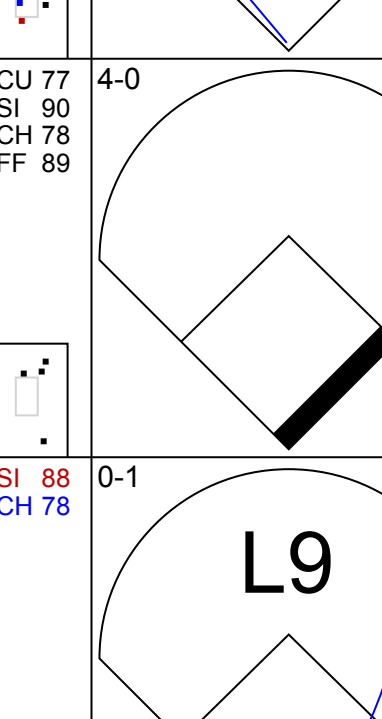
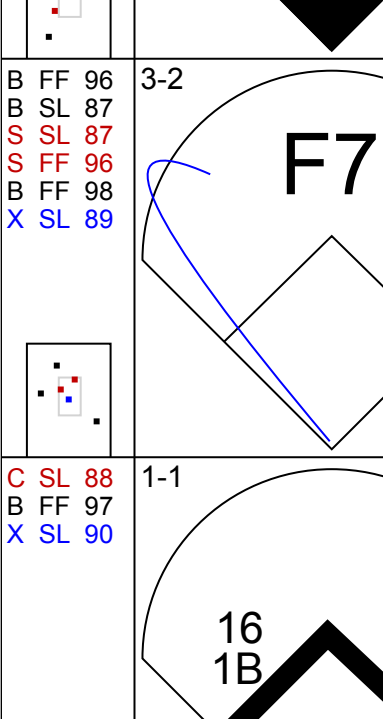
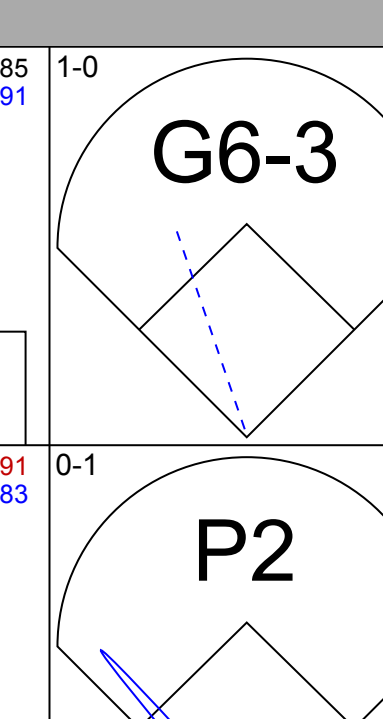

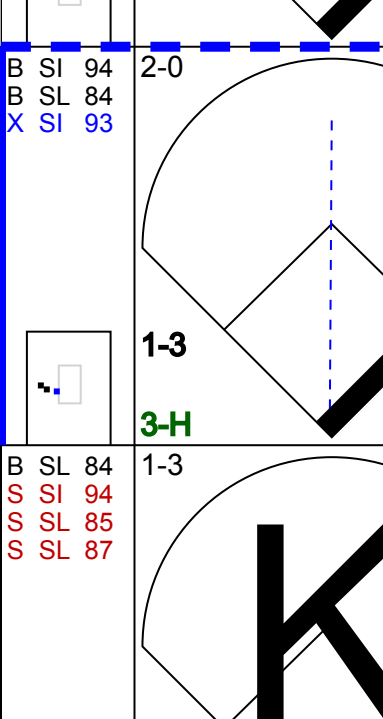
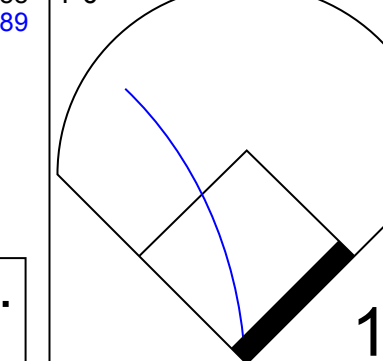






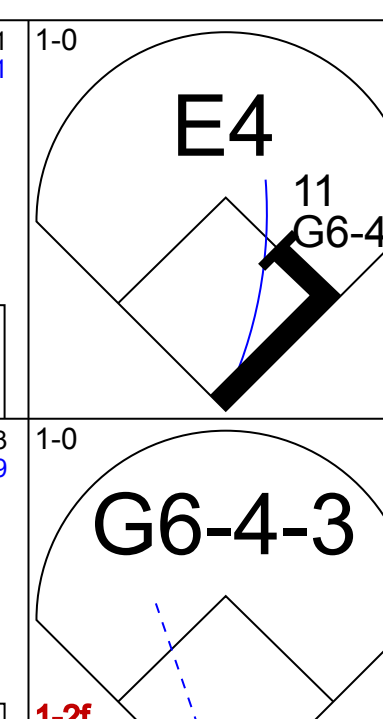
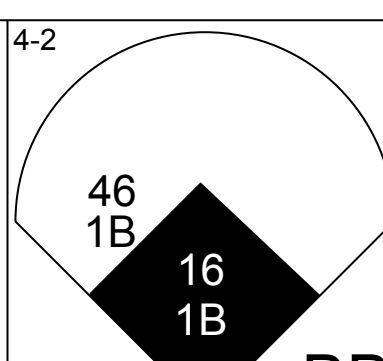
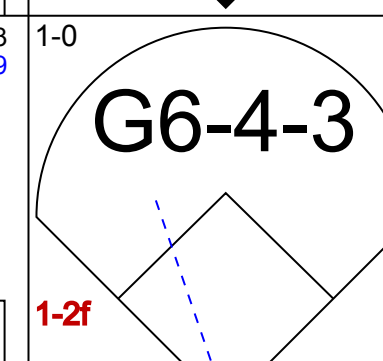
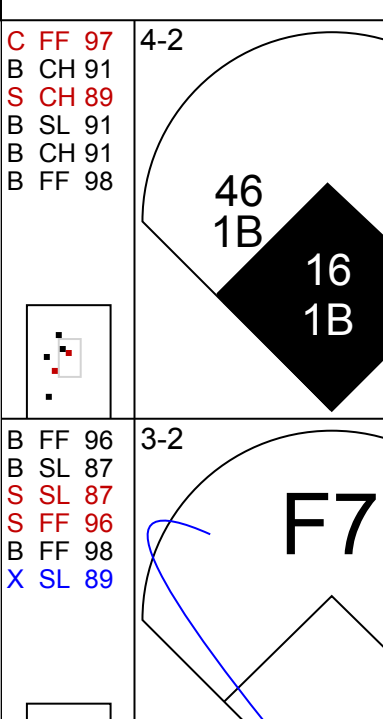
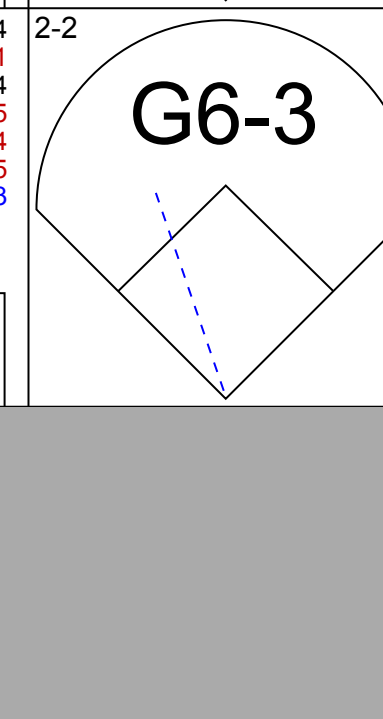
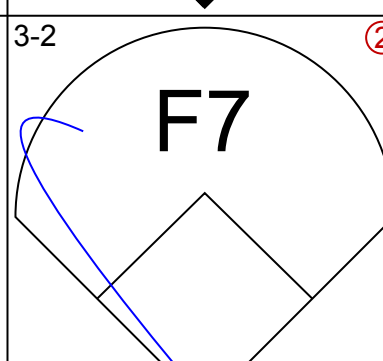
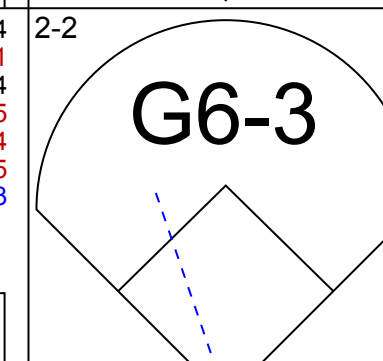
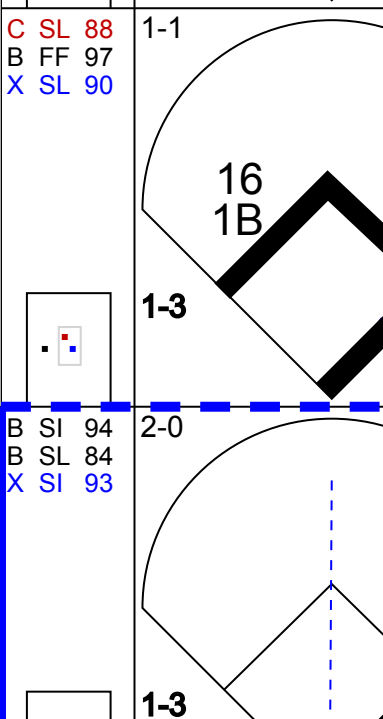

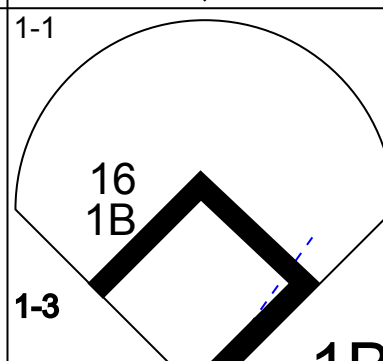
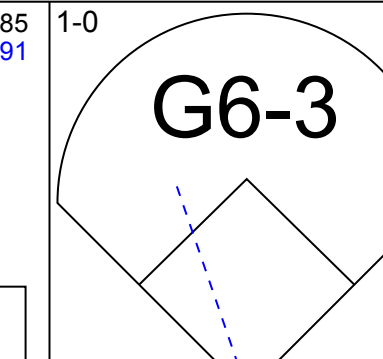
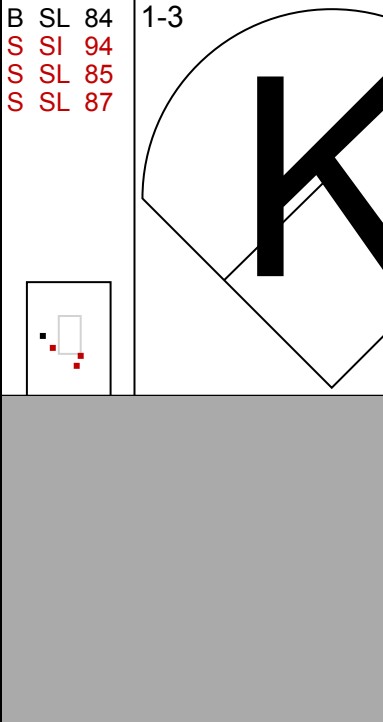


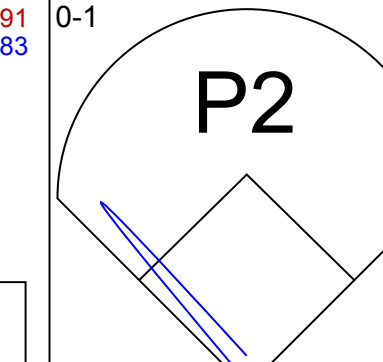



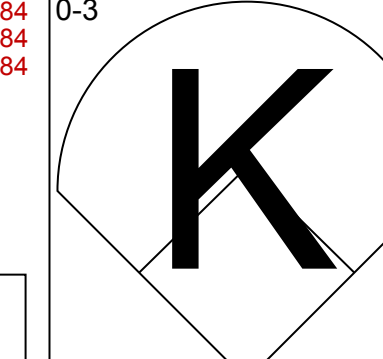
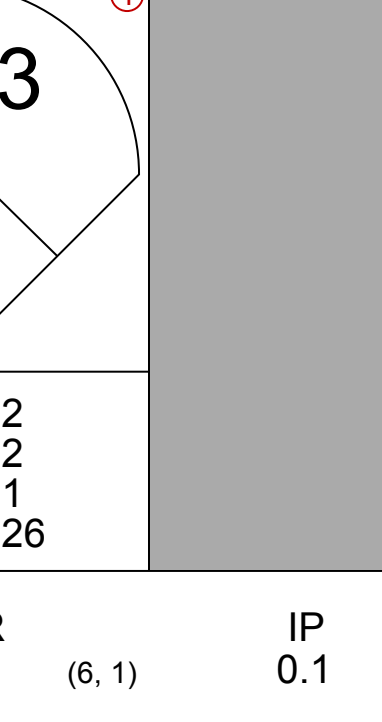





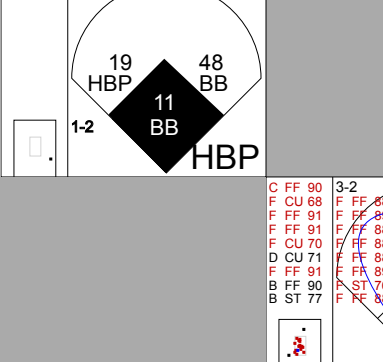
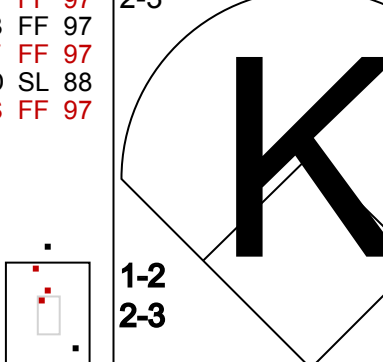

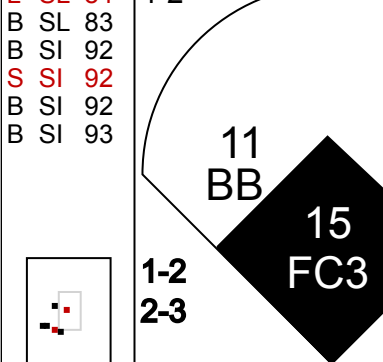

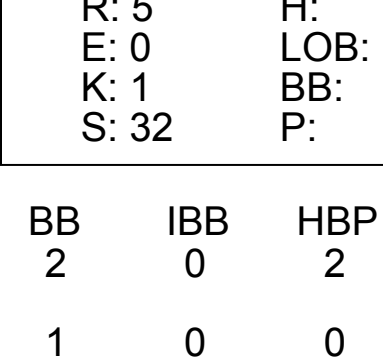
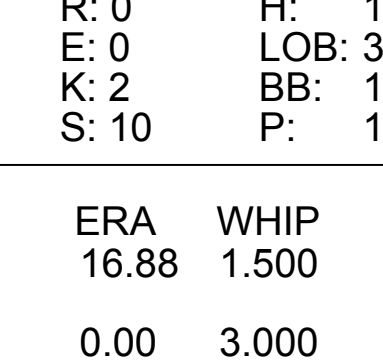



Batter	1	2	3	4	5	6	7	8	9	AB	R	H	RBI	BB	SO	LOB	TOP										
22 Victor Reyes, S (1, 8) OBP: 0.345, SLG: 0.485	G3		G6-3			K		BB		3	0	0	0	1	1	0	Detroit Tigers @ Minnesota Twins Target Field, Minneapolis, MN Mon Sep 07 2020, 1:12 PM - 3:54 PM CDT Overcast - 58 F										
8 Jonathan Schoop, R (1, 4) OBP: 0.342, SLG: 0.517	G5-3			F8		G6-3		G5-3		4	0	0	0	0	0	1											
24 Miguel Cabrera, R (1, 10) OBP: 0.319, SLG: 0.372	F9			G6-3		K		K		4	0	0	0	0	2	1											
46 Jeimer Candelario, S (1, 3) OBP: 0.371, SLG: 0.519		BB		49 1B	2B				K	3	2	2	0	1	1	0											
49 Willi Castro, S (1, 6) OBP: 0.364, SLG: 0.556	K				2H	1B			K	3	0	1	1	1	2	1											
14 Christin Stewart, L (1, 7) OBP: 0.230, SLG: 0.325	K						F8		K	3	0	0	0	0	1	4											
50 Travis Demeritte, R (9, PH) OBP: 0.292, SLG: 0.238	K								K	1	0	0	0	0	1	0											
57 Jorge Bonifacio, R (1, 9) OBP: 0.256, SLG: 0.325	K					P6	FC5-4		K	3	0	0	1	0	1	2											
7 Austin Romine, R (1, 2) OBP: 0.269, SLG: 0.363			G5-3			K			K	3	0	0	0	0	2	1											
19 Isaac Paredes, R (1, 5) OBP: 0.255, SLG: 0.261	K					F9			F8	3	0	0	0	0	1	0											
Inning Stats	R: 0 E: 0 K: 0 S: 11	H: 0 LOB: 0 BB: 0 P: 17	R: 0 E: 0 K: 3 S: 12	H: 0 LOB: 1 BB: 1 P: 20	R: 0 E: 0 K: 1 S: 6	H: 0 LOB: 0 BB: 0 P: 8	R: 1 E: 0 K: 0 S: 8	H: 2 LOB: 1 BB: 0 P: 13	R: 0 E: 0 K: 2 S: 5	H: 0 LOB: 0 BB: 0 P: 7	R: 0 E: 0 K: 2 S: 11	H: 0 LOB: 0 BB: 0 P: 12	R: 1 E: 0 K: 1 S: 14	H: 1 LOB: 1 BB: 1 P: 27	R: 0 E: 0 K: 1 S: 11	H: 0 LOB: 1 BB: 1 P: 19	R: 0 E: 0 K: 3 S: 9	H: 0 LOB: 0 BB: 0 P: 14	1B: 1 2B: 2 3B: 0 HR: 0	SF: 0 SAC: 0 DP: 0 HBP: 0	WP: 1 PB: 0 SB: 0 CS: 0	PA: 33					
PITCHER	IP	WLS	BF	H	R	ER	SO	BB	IBB	HBP	BLK	WP	HR	S	P	ERA	WHIP										
35 Michael Pineda, R (1, 1) ERA: 2.77	7.0	W	26	3	2	2	8	2	0	0	0	0	0	67	104	2.57	0.714										
61 Cody Stashak, R (8, 1) ERA: 3.39	1.0	H	4	0	0	0	1	1	0	0	0	1	0	11	19	0.00	1.000										
55 Taylor Rogers, L (9, 1) ERA: 3.77	1.0		3	0	0	0	3	0	0	0	0	0	0	9	14	0.00	0.000										

Batter	1	2	3	4	5	6	7	8	9	AB	R	H	RBI	BB	SO	LOB	BOTTOM										
30 LaMonte Wade Jr., L (1, 3) OBP: 0.320, SLG: 0.375	P5		50 1B	20 2B	G3					4	1	2	0	0	0	1	Detroit Tigers @ Minnesota Twins Target Field, Minneapolis, MN Mon Sep 07 2020, 1:12 PM - 3:54 PM CDT Overcast - 58 F										
24 Josh Donaldson, R (1, 5) OBP: 0.356, SLG: 0.400	G6-3			50 1B		G5-3		G5-3		3	1	0	0	1	0	1											
50 Brent Rooker, R (1, 10) OBP: 0.313, SLG: 0.333	G5-3			20 2B		G1-3		K		4	1	1	0	0	1	1											
20 Eddie Rosario, L (1, 7) OBP: 0.311, SLG: 0.460		1B			L9			F8		4	0	2	3	0	0	0											
9 Marwin Gonzalez, S (1, 4) OBP: 0.293, SLG: 0.297	F8				G5-3			F8		4	0	0	0	0	0	1											
25 Byron Buxton, R (1, 8) OBP: 0.253, SLG: 0.488	F9				K					4	1	2	1	0	1	1											
60 Jake Cave, L (1, 9) OBP: 0.289, SLG: 0.337	L5				13 1B	G5-3		F7		4	1	1	0	0	1	2											
13 Ehire Adrianza, S (1, 6) OBP: 0.260, SLG: 0.242	F8				G5-3					3	0	0	0	0	0	2											
39 Ryan Jeffers, R (1, 2) OBP: 0.324, SLG: 0.353								K		3	1	2	2	0	1	0											
Inning Stats	R: 0 E: 0 K: 0 S: 9	H: 0 LOB: 0 BB: 0 P: 17	R: 0 E: 0 K: 0 S: 6	H: 1 LOB: 1 BB: 0 P: 11	R: 4 E: 0 K: 0 S: 12	H: 4 LOB: 0 BB: 1 P: 28	R: 1 E: 0 K: 1 S: 12	H: 2 LOB: 1 BB: 0 P: 16	R: 0 E: 0 K: 0 S: 7	H: 0 LOB: 0 BB: 0 P: 10	R: 0 E: 0 K: 1 S: 12	H: 1 LOB: 1 BB: 0 P: 17	R: 0 E: 0 K: 2 S: 12	H: 1 LOB: 0 BB: 0 P: 22	R: 1 E: 0 K: 0 S: 10	H: 1 LOB: 0 BB: 0 P: 16	R: 0 E: 0 K: 3 S: 9	H: 0 LOB: 0 BB: 0 P: 14	1B: 5 2B: 3 3B: 0 HR: 2	SF: 0 SAC: 0 DP: 0 HBP: 0	WP: 0 PB: 0 SB: 1 CS: 0	PA: 34					
PITCHER	IP	WLS	BF	H	R	ER	SO	BB	IBB	HBP	BLK	WP	HR	S	P	ERA	WHIP										
32 Michael Fulmer, R (1, 1) ERA: 8.24	2.1	L	12	4	4	4	0	0	0	0	0	0	0	23	47	15.43	2.143										
44 Daniel Norris, L (3, 1) ERA: 2.57	3.2		14	4	1	1	2	0	0	0	0	0	0	35	52	2.46	1.091										
77 Joe Jiménez, R (7, 1) ERA: 10.13	1.0		4	1	0	0	2	0	0	0	0	0	0	12	22	0.00	1.000										
Rony García, R (8, 1) ERA: 7.2	1.0		4	1	1	1	0	0	0	0	0	0	1	10	16	9.00	1.000										

Batter	1	2	3	4	5	6	7	8	9	AB	R	H	RBI	BB	SO	LOB	TOP		
2 Luis Arreaez, L (1,4) OBP: 0.336, SLG: 0.337	G1-3		24 HR	24 BB		L5				3	1	2	1	0	0	0	Minnesota Twins @ St. Louis Cardinals Busch Stadium, St. Louis, MO Tue Sep 08 2020, 2:17 PM - 4:47 PM CDT Overcast - 88 F		
9 Marwin Gonzalez, S (4,FR) OBP: 0.291, SLG: 0.295			1B	2H	1B					1	0	0	0	0	0	0			
24 Josh Donaldson, R (1,5) OBP: 0.388, SLG: 0.500	1B		HR	BB		K				3	1	2	3	1	1	0			
11 Jorge Polanco, S (1,6) OBP: 0.320, SLG: 0.395	L9		G4-3	F8						4	1	1	0	0	0	3			
23 Nelson Cruz, R (1,10) OBP: 0.418, SLG: 0.657	K		20 BB							3	1	1	1	1	2	2			
20 Eddie Rosario, L (1,7) OBP: 0.315, SLG: 0.468		G3-1		60 G4-3	22 G5-3					4	0	2	0	0	0	1			
22 Miguel Sanó, R (1,3) OBP: 0.331, SLG: 0.556	G5-3		G4-3		G5-3					4	1	1	2	0	0	3			
60 Jake Cave, L (1,9) OBP: 0.277, SLG: 0.322										4	0	0	0	0	2	1			
25 Byron Buxton, R (1,8) OBP: 0.244, SLG: 0.471			G6-3	P3	F7					3	0	0	0	0	0	1			
64 Willians Astudillo, R (1,2) OBP: 0.429, SLG: 0.571			2 HR	2 BB		F9				3	2	2	0	0	0	0			
Inning Stats	R: 0 H: 1 E: 0 K: 1 S: 15	H: 1 LOB: 1 BB: 0 P: 21	R: 0 H: 0 E: 0 K: 1 S: 8	H: 0 LOB: 0 BB: 0 P: 10	R: 3 H: 4 E: 0 K: 0 S: 23	H: 4 LOB: 2 BB: 1 P: 36	R: 1 H: 2 E: 0 K: 1 S: 12	H: 2 LOB: 2 BB: 1 P: 22	R: 1 H: 2 E: 0 K: 0 S: 8	H: 2 LOB: 1 BB: 0 P: 9	R: 0 H: 0 E: 0 K: 1 S: 8	H: 0 LOB: 0 BB: 0 P: 15	R: 2 H: 2 E: 0 K: 1 S: 10	H: 2 LOB: 0 BB: 0 P: 14			1B: 6 2B: 2 HR: 3	SF: 0 SAC: 0 HBP: 0	WP: 0 PA: 34 CS: 0
PITCHER	IP WLS BF H R ER SO BB IBB HBP BLK WP HR S P ERA WHIP																		
18 Carlos Martinez, R (1,1) ERA: 12.27	3.2 L 19 7 4 4 3 1 0 0 0 0 1 54 80 9.82 2.182																		
40 Jake Woodford, R (4,1) ERA: 3.94	2.1 10 2 1 1 1 1 0 0 0 0 1 20 33 3.86 1.286																		
56 Ryan Helsley, R (7,1) ERA: 6.0	1.0 5 2 2 2 1 0 0 0 0 0 1 10 14 18.00 2.000																		

Batter	1	2	3	4	5	6	7	8	9	AB	R	H	RBI	BB	SO	LOB	BOTTOM		
16 Koltan Wong, L (1,4) OBP: 0.376, SLG: 0.324	L8					19 HR				1	1	0	0	2	0	0	Minnesota Twins @ St. Louis Cardinals Busch Stadium, St. Louis, MO Tue Sep 08 2020, 2:17 PM - 4:47 PM CDT Overcast - 88 F		
19 Tommy Edman, S (1,5) OBP: 0.311, SLG: 0.388	G6-3		BB			BB				3	1	1	2	0	1	1			
46 Paul Goldschmidt, R (1,3) OBP: 0.487, SLG: 0.599						HR				3	1	2	0	0	1	0			
15 Brad Miller, L (1,10) OBP: 0.406, SLG: 0.549	F7					15 G4-3	15 PB			3	0	0	0	0	1	2			
11 Paul DeJong, R (1,6) OBP: 0.360, SLG: 0.463						G4-3				3	0	0	0	0	2	0			
4 Yadier Molina, R (1,2) OBP: 0.302, SLG: 0.344	L9					G4-3				3	0	0	0	0	0	0			
41 Tyler O'Neill, R (1,7) OBP: 0.277, SLG: 0.367	F9									3	0	1	0	0	1	0			
48 Harrison Bader, R (1,8) OBP: 0.353, SLG: 0.500			P3							3	0	0	0	0	2	1			
35 Lane Thomas, R (1,9) OBP: 0.259, SLG: 0.217										2	0	0	0	0	2	1			
13 Matt Carpenter, L (7,PH) OBP: 0.327, SLG: 0.270										1	0	0	0	0	1	0			
Inning Stats	R: 0 H: 1 E: 0 K: 0 S: 8	H: 1 LOB: 1 BB: 0 P: 14	R: 0 H: 0 E: 0 K: 1 S: 7	H: 0 LOB: 0 BB: 0 P: 9	R: 0 H: 0 E: 0 K: 2 S: 14	H: 0 LOB: 1 BB: 1 P: 22	R: 0 H: 0 E: 0 K: 3 S: 12	H: 0 LOB: 0 BB: 0 P: 18	R: 0 H: 1 E: 0 K: 2 S: 11	H: 1 LOB: 1 BB: 0 P: 18	R: 3 H: 2 E: 0 K: 0 S: 28	H: 2 LOB: 1 BB: 1 P: 41	R: 0 H: 0 E: 0 K: 3 S: 9	H: 0 LOB: 0 BB: 0 P: 14			1B: 3 2B: 0 3B: 0 HR: 1	SF: 0 SAC: 0 DP: 0 HBP: 0	WP: 1 PA: 27 CS: 0
PITCHER	IP WLS BF H R ER SO BB IBB HBP BLK WP HR S P ERA WHIP																		
17 José Berrios, R (1,1) ERA: 4.4	5.0 W 21 4 3 3 8 2 0 0 0 0 1 65 101 5.40 1.200																		
37 Matt Wisler, R (6,1) ERA: 0.92	1.0 H 3 0 0 0 0 0 0 0 0 0 1 0 15 21 0.00 0.000																		
54 Sergio Romo, R (7,1) ERA: 3.52	1.0 3 0 0 0 3 0 0 0 0 0 0 0 9 14 0.00 0.000																		

Batter	1	2	3	4	5	6	7	8	9	AB	R	H	RBI	BB	SO	LOB	TOP																																																																																									
30 LaMonte Wade Jr., L (1,8) OBP: 0.286, SLG: 0.333 64 Williams Astudillo, R (6,PH) OBP: 0.375, SLG: 0.560 60 Jake Cave, L (6,8) OBP: 0.277, SLG: 0.322										3	0	0	0	0	1	2	Minnesota Twins @ St. Louis Cardinals Busch Stadium, St. Louis, MO Tue Sep 08 2020, 5:35 PM - 8:22 PM CDT Partly Cloudy - 80 F																																																																																									
24 Josh Donaldson, R (1,5) OBP: 0.395, SLG: 0.512										3	1	1	0	1	1	0																																																																																										
23 Nelson Cruz, R (1,10) OBP: 0.432, SLG: 0.685										3	1	3	1	1	0	0																																																																																										
20 Eddie Rosario, L (1,7) OBP: 0.308, SLG: 0.456										4	0	0	0	0	0	5																																																																																										
22 Miguel Sanó, R (1,3) OBP: 0.329, SLG: 0.547										4	1	1	1	0	1	3																																																																																										
50 Brent Rooker, R (1,9) OBP: 0.316, SLG: 0.500										3	1	1	2	0	1	3																																																																																										
13 Ehire Adrianza, S (1,6) OBP: 0.250, SLG: 0.232										3	0	0	0	0	1	0																																																																																										
9 Marwin Gonzalez, S (1,4) OBP: 0.285, SLG: 0.288										3	0	0	0	0	1	0																																																																																										
39 Ryan Jeffers, R (1,2) OBP: 0.375, SLG: 0.371										1	0	1	0	1	0	0																																																																																										
Inning Stats	R: 0 E: 0 K: 2 S: 12	H: 1 LOB: 1 BB: 0 P: 14	R: 2 E: 0 K: 1 S: 20	H: 3 LOB: 1 BB: 0 P: 30	R: 0 E: 0 K: 1 S: 11	H: 0 LOB: 1 BB: 1 P: 19	R: 0 E: 0 K: 1 S: 8	H: 0 LOB: 1 BB: 1 P: 16	R: 1 E: 0 K: 1 S: 10	H: 1 LOB: 1 BB: 1 P: 15	R: 0 E: 0 K: 1 S: 9	H: 0 LOB: 0 BB: 0 P: 15	R: 1 E: 0 K: 0 S: 10	H: 1 LOB: 0 BB: 0 P: 12																																																																																												
PITCHER	IP WLS BF H R ER SO BB IBB HBP BLK WP HR S P ERA WHIP	<table border="1"> <tr> <td>62 Daniel Ponce de Leon, R (1,1) ERA: 7.47</td> <td>3.0</td> <td>15</td> <td>5</td> <td>2</td> <td>2</td> <td>4</td> <td>1</td> <td>0</td> <td>0</td> <td>0</td> <td>0</td> <td>0</td> <td>1</td> <td>43</td> <td>63</td> <td>6.00</td> <td>2.000</td> </tr> <tr> <td>92 Génesis Cabrera, L (4,1) ERA: 2.7</td> <td>1.0</td> <td>W</td> <td>4</td> <td>0</td> <td>0</td> <td>0</td> <td>1</td> <td>0</td> <td>0</td> <td>0</td> <td>0</td> <td>0</td> <td>0</td> <td>8</td> <td>16</td> <td>0.00</td> <td>1.000</td> </tr> <tr> <td>53 John Gant, R (5,1) ERA: 2.03</td> <td>1.0</td> <td>H</td> <td>5</td> <td>1</td> <td>1</td> <td>1</td> <td>1</td> <td>0</td> <td>0</td> <td>0</td> <td>0</td> <td>0</td> <td>0</td> <td>10</td> <td>15</td> <td>9.00</td> <td>2.000</td> </tr> <tr> <td>21 Andrew Miller, L (6,1) ERA: 3.68</td> <td>0.2</td> <td>H</td> <td>3</td> <td>0</td> <td>0</td> <td>0</td> <td>0</td> <td>0</td> <td>1</td> <td>0</td> <td>0</td> <td>0</td> <td>0</td> <td>6</td> <td>12</td> <td>0.00</td> <td>0.000</td> </tr> <tr> <td>65 Giovanni Gallegos, R (6,1) ERA: 1.99</td> <td>1.1</td> <td>S</td> <td>5</td> <td>1</td> <td>1</td> <td>1</td> <td>1</td> <td>0</td> <td>0</td> <td>0</td> <td>0</td> <td>0</td> <td>1</td> <td>13</td> <td>15</td> <td>6.75</td> <td>0.750</td> </tr> </table>															62 Daniel Ponce de Leon, R (1,1) ERA: 7.47	3.0	15	5	2	2	4	1	0	0	0	0	0	1	43	63	6.00	2.000	92 Génesis Cabrera, L (4,1) ERA: 2.7	1.0	W	4	0	0	0	1	0	0	0	0	0	0	8	16	0.00	1.000	53 John Gant, R (5,1) ERA: 2.03	1.0	H	5	1	1	1	1	0	0	0	0	0	0	10	15	9.00	2.000	21 Andrew Miller, L (6,1) ERA: 3.68	0.2	H	3	0	0	0	0	0	1	0	0	0	0	6	12	0.00	0.000	65 Giovanni Gallegos, R (6,1) ERA: 1.99	1.1	S	5	1	1	1	1	0	0	0	0	0	1	13	15	6.75	0.750
62 Daniel Ponce de Leon, R (1,1) ERA: 7.47	3.0	15	5	2	2	4	1	0	0	0	0	0	1	43	63	6.00	2.000																																																																																									
92 Génesis Cabrera, L (4,1) ERA: 2.7	1.0	W	4	0	0	0	1	0	0	0	0	0	0	8	16	0.00	1.000																																																																																									
53 John Gant, R (5,1) ERA: 2.03	1.0	H	5	1	1	1	1	0	0	0	0	0	0	10	15	9.00	2.000																																																																																									
21 Andrew Miller, L (6,1) ERA: 3.68	0.2	H	3	0	0	0	0	0	1	0	0	0	0	6	12	0.00	0.000																																																																																									
65 Giovanni Gallegos, R (6,1) ERA: 1.99	1.1	S	5	1	1	1	1	0	0	0	0	0	1	13	15	6.75	0.750																																																																																									
AB	<table border="1"> <tr> <td>1B: 4</td> <td>SF: 0</td> <td>WP: 0</td> <td>PA: 32</td> </tr> <tr> <td>2B: 1</td> <td>SAC: 0</td> <td>FB: 0</td> <td></td> </tr> <tr> <td>3B: 0</td> <td>DP: 0</td> <td>CS: 0</td> <td></td> </tr> <tr> <td>HR: 2</td> <td>HBP: 1</td> <td></td> <td></td> </tr> </table>															1B: 4	SF: 0	WP: 0	PA: 32	2B: 1	SAC: 0	FB: 0		3B: 0	DP: 0	CS: 0		HR: 2	HBP: 1																																																																													
1B: 4	SF: 0	WP: 0	PA: 32																																																																																																							
2B: 1	SAC: 0	FB: 0																																																																																																								
3B: 0	DP: 0	CS: 0																																																																																																								
HR: 2	HBP: 1																																																																																																									

Batter	1	2	3	4	5	6	7	8	9	AB	R	H	RBI	BB	SO	LOB	BOTTOM																																																																																									
19 Tommy Edman, S (1,9) OBP: 0.316, SLG: 0.382										2	2	0	1	1	0	0	Minnesota Twins @ St. Louis Cardinals Busch Stadium, St. Louis, MO Tue Sep 08 2020, 5:35 PM - 8:22 PM CDT Partly Cloudy - 80 F																																																																																									
11 Paul DeJong, R (1,6) OBP: 0.395, SLG: 0.451										2	0	0	1	2	0	2																																																																																										
46 Paul Goldschmidt, R (1,10) OBP: 0.491, SLG: 0.950										4	0	1	0	0	1	4																																																																																										
15 Brad Miller, L (1,4) OBP: 0.404, SLG: 0.541										3	1	1	1	0	0	2																																																																																										
16 Kolten Wong, L (6,PR) OBP: 0.391, SLG: 0.330										1	0	1	1	0	0	0																																																																																										
47 Rangel Ravelo, R (1,3) OBP: 0.182, SLG: 0.273										4	0	1	1	0	1	3																																																																																										
41 Tyler O'Neill, R (1,7) OBP: 0.269, SLG: 0.355										3	0	0	0	0	2	5																																																																																										
13 Matt Carpenter, L (1,5) OBP: 0.345, SLG: 0.278										1	1	1	1	2	0	0																																																																																										
35 Lane Thomas, R (6,PR) OBP: 0.259, SLG: 0.217										0	0	0	0	0	0	0																																																																																										
32 Matt Wieters, S (1,2) OBP: 0.158, SLG: 0.059										2	1	0	0	0	1	5																																																																																										
48 Harrison Bader, R (1,8) OBP: 0.352, SLG: 0.483										2	1	0	0	1	1	0																																																																																										
Inning Stats	R: 0 E: 1 K: 0 S: 7	H: 0 LOB: 0 BB: 0 P: 11	R: 0 E: 0 K: 1 S: 6	H: 0 LOB: 0 BB: 0 P: 7	R: 5 E: 0 K: 1 S: 32	H: 2 LOB: 3 BB: 3 P: 54	R: 0 E: 0 K: 1 S: 9	H: 0 LOB: 1 BB: 1 P: 18	R: 0 E: 0 K: 2 S: 10	H: 1 LOB: 3 BB: 1 P: 19	R: 1 E: 0 K: 1 S: 14	H: 2 LOB: 2 BB: 1 P: 26																																																																																														
PITCHER	IP WLS BF H R ER SO BB IBB HBP BLK WP HR S P ERA WHIP	<table border="1"> <tr> <td>68 Randy Dobnak, R (1,1) ERA: 3.61</td> <td>2.2</td> <td>L</td> <td>15</td> <td>2</td> <td>5</td> <td>5</td> <td>2</td> <td>0</td> <td>0</td> <td>0</td> <td>0</td> <td>0</td> <td>0</td> <td>27</td> <td>47</td> <td>16.88</td> <td>1.500</td> </tr> <tr> <td>72 Caleb Thielbar, L (3,1) ERA: 1.35</td> <td>0.1</td> <td></td> <td>2</td> <td>0</td> <td>0</td> <td>0</td> <td>1</td> <td>0</td> <td>0</td> <td>0</td> <td>0</td> <td>0</td> <td>0</td> <td>18</td> <td>25</td> <td>0.00</td> <td>3.000</td> </tr> <tr> <td>36 Tyler Clippard, R (4,1) ERA: 1.96</td> <td>1.0</td> <td></td> <td>4</td> <td>0</td> <td>0</td> <td>0</td> <td>1</td> <td>0</td> <td>0</td> <td>0</td> <td>0</td> <td>0</td> <td>0</td> <td>9</td> <td>18</td> <td>0.00</td> <td>1.000</td> </tr> <tr> <td>65 Trevor May, R (5,1) ERA: 5.4</td> <td>1.0</td> <td></td> <td>5</td> <td>1</td> <td>0</td> <td>0</td> <td>2</td> <td>1</td> <td>0</td> <td>0</td> <td>0</td> <td>1</td> <td>0</td> <td>10</td> <td>19</td> <td>0.00</td> <td>2.000</td> </tr> <tr> <td>66 Jorge Alcala, R (6,1) ERA: 2.84</td> <td>0.2</td> <td></td> <td>4</td> <td>1</td> <td>1</td> <td>1</td> <td>0</td> <td>1</td> <td>0</td> <td>0</td> <td>0</td> <td>0</td> <td>0</td> <td>10</td> <td>19</td> <td>13.50</td> <td>3.000</td> </tr> </table>															68 Randy Dobnak, R (1,1) ERA: 3.61	2.2	L	15	2	5	5	2	0	0	0	0	0	0	27	47	16.88	1.500	72 Caleb Thielbar, L (3,1) ERA: 1.35	0.1		2	0	0	0	1	0	0	0	0	0	0	18	25	0.00	3.000	36 Tyler Clippard, R (4,1) ERA: 1.96	1.0		4	0	0	0	1	0	0	0	0	0	0	9	18	0.00	1.000	65 Trevor May, R (5,1) ERA: 5.4	1.0		5	1	0	0	2	1	0	0	0	1	0	10	19	0.00	2.000	66 Jorge Alcala, R (6,1) ERA: 2.84	0.2		4	1	1	1	0	1	0	0	0	0	0	10	19	13.50	3.000
68 Randy Dobnak, R (1,1) ERA: 3.61	2.2	L	15	2	5	5	2	0	0	0	0	0	0	27	47	16.88	1.500																																																																																									
72 Caleb Thielbar, L (3,1) ERA: 1.35	0.1		2	0	0	0	1	0	0	0	0	0	0	18	25	0.00	3.000																																																																																									
36 Tyler Clippard, R (4,1) ERA: 1.96	1.0		4	0	0	0	1	0	0	0	0	0	0	9	18	0.00	1.000																																																																																									
65 Trevor May, R (5,1) ERA: 5.4	1.0		5	1	0	0	2	1	0	0	0	1	0	10	19	0.00	2.000																																																																																									
66 Jorge Alcala, R (6,1) ERA: 2.84	0.2		4	1	1	1	0	1	0	0	0	0	0	10	19	13.50	3.000																																																																																									
AB	<table border="1"> <tr> <td>1B: 5</td> <td>SF: 0</td> <td>WP: 1</td> <td>PA: 32</td> </tr> <tr> <td>2B: 0</td> <td>SAC: 0</td> <td>FB: 0</td> <td></td> </tr> <tr> <td>3B: 0</td> <td>DP: 1</td> <td>CS: 0</td> <td></td> </tr> <tr> <td>HR: 0</td> <td>HBP: 2</td> <td></td> <td></td> </tr> </table>															1B: 5	SF: 0	WP: 1	PA: 32	2B: 0	SAC: 0	FB: 0		3B: 0	DP: 1	CS: 0		HR: 0	HBP: 2																																																																													
1B: 5	SF: 0	WP: 1	PA: 32																																																																																																							
2B: 0	SAC: 0	FB: 0																																																																																																								
3B: 0	DP: 1	CS: 0																																																																																																								
HR: 0	HBP: 2																																																																																																									

Batter	1	2	3	4	5	6	7	8	9	AB	R	H	RBI	BB	SO	LOB	TOP			
12 Francisco Lindor, S OBP: 0.337, SLG: 0.447	L8		G4-3					F7		4	0	1	0	0	0	0	Cleveland Indians @ Minnesota Twins Target Field, Minneapolis, MN Fri Sep 11 2020, 7:52 PM - 10:35 PM CDT Rain - \$5 F			
7 César Hernández, S OBP: 0.332, SLG: 0.374	K			1B				F9		4	0	1	0	0	2	1				
11 José Ramírez, S OBP: 0.353, SLG: 0.491				P5				F7		4	1	2	1	0	0	1				
41 Carlos Santana, S OBP: 0.356, SLG: 0.312	G4-3			F8				G5-3		3	0	0	0	1	0	2				
32 Franmil Reyes, R OBP: 0.369, SLG: 0.509		F8			K			G5-4-3		4	0	1	0	0	1	2				
30 Tyler Naquin, L OBP: 0.280, SLG: 0.462		K								3	0	1	0	0	1	0				
35 Oscar Mercado, R (9, PH) OBP: 0.206, SLG: 0.155		K								1	0	0	0	0	0	1				
22 Josh Naylor, L OBP: 0.261, SLG: 0.303		G4-3						G4-3		2	0	0	0	1	0	1				
55 Roberto Pérez, R OBP: 0.282, SLG: 0.242								G4-3		3	0	0	0	0	2	1				
0 Delino DeShields, R OBP: 0.316, SLG: 0.301								F7		3	0	0	0	0	1	1				
Inning Stats	R: 0 H: 1 E: 0 K: 1 S: 10	H: 1 LOB: 1 BB: 0 P: 14	R: 0 H: 0 E: 0 K: 1 S: 9	H: 0 LOB: 0 BB: 0 P: 11	R: 0 H: 0 E: 0 K: 2 S: 7	H: 0 LOB: 0 BB: 0 P: 9	R: 0 H: 1 E: 0 K: 1 S: 8	H: 1 LOB: 1 BB: 0 P: 14	R: 0 H: 0 E: 0 K: 1 S: 12	H: 0 LOB: 1 BB: 1 P: 19	R: 0 H: 1 E: 0 K: 1 S: 9	H: 1 LOB: 1 BB: 1 P: 16	R: 0 H: 0 E: 0 K: 0 S: 10	H: 0 LOB: 0 BB: 0 P: 16	R: 1 H: 2 E: 0 K: 0 S: 9	H: 2 LOB: 1 BB: 0 P: 13	1B: 4 2B: 1 3B: 0 HR: 1	SF: 0 SAC: 0 DP: 1 HBP: 0	WP: 0 PB: 0 SB: 0 CS: 0	PA: 33
PITCHER	IP WLS BF H R ER SO BB IBB HBP BLK WP HR S P ERA WHIP																			
18 Kenta Maeda, R ERA: 2.43	7.0 W 25 4 0 0 7 2 0 0 0 0 0 0 63 94 0.00 0.857																			
54 Sergio Romo, R ERA: 3.31	1.0 H 3 0 0 0 0 0 0 0 0 0 0 0 10 16 0.00 0.000																			
55 Taylor Rogers, L ERA: 4.11	1.0 S 5 2 1 1 0 0 0 0 0 0 0 1 9 13 9.00 2.000																			

Batter	1	2	3	4	5	6	7	8	9	AB	R	H	RBI	BB	SO	LOB	BOTTOM			
11 Jorge Polanco, S OBP: 0.318, SLG: 0.388	G4-3							G6-3		3	0	0	0	1	0	0	Cleveland Indians @ Minnesota Twins Target Field, Minneapolis, MN Fri Sep 11 2020, 7:52 PM - 10:35 PM CDT Rain - \$5 F			
24 Josh Donaldson, R OBP: 0.386, SLG: 0.489	G1-3							K		4	0	1	0	0	1	1				
20 Eddie Rosario, L OBP: 0.313, SLG: 0.453								K		3	0	1	0	1	1	1				
23 Nelson Cruz, R OBP: 0.422, SLG: 0.667	P4							K		4	0	0	0	0	2	4				
22 Miguel Sanó, R OBP: 0.323, SLG: 0.536		F8						F9		3	0	0	0	0	1	2				
60 Jake Cave, L OBP: 0.278, SLG: 0.333								K		3	1	1	0	0	1	2				
25 Byron Buxton, R OBP: 0.247, SLG: 0.500								K2-3		3	1	1	2	0	2	0				
9 Marwin Gonzalez, S OBP: 0.279, SLG: 0.281								P6		3	0	0	0	0	2	0				
39 Ryan Jeffers, R OBP: 0.372, SLG: 0.447								K		3	1	1	1	0	1	0				
Inning Stats	R: 0 H: 0 E: 0 K: 0 S: 9	H: 0 LOB: 1 BB: 1 P: 14	R: 2 H: 2 E: 0 K: 1 S: 10	H: 2 LOB: 0 BB: 0 P: 16	R: 0 H: 0 E: 0 K: 1 S: 14	H: 0 LOB: 1 BB: 1 P: 21	R: 0 H: 0 E: 0 K: 2 S: 8	H: 0 LOB: 0 BB: 0 P: 10	R: 0 H: 2 E: 0 K: 1 S: 11	H: 2 LOB: 2 BB: 0 P: 16	R: 1 H: 1 E: 0 K: 1 S: 8	H: 1 LOB: 0 BB: 0 P: 12	R: 0 H: 0 E: 0 K: 3 S: 10	H: 0 LOB: 0 BB: 0 P: 14	R: 0 H: 0 E: 0 K: 0 S: 9	H: 0 LOB: 0 BB: 0 P: 13		1B: 2 2B: 1 3B: 0 HR: 2	SF: 0 SAC: 0 DP: 0 HBP: 0	WP: 0 PB: 0 SB: 0 CS: 0
PITCHER	IP WLS BF H R ER SO BB IBB HBP BLK WP HR S P ERA WHIP																			
57 Shane Bieber, R ERA: 1.53	7.0 L 28 5 3 3 8 2 0 0 0 0 0 0 2 73 1.00 3.86																			
99 James Karinchak, R ERA: 2.57	1.0 3 0 0 0 3 0 0 0 0 0 0 0 0 10 14 0.00 0.000																			

Batter	1	2	3	4	5	6	7	8	9	AB	R	H	RBI	BB	SO	LOB	TOP					
12 Francisco Lindor, S OBP: 0.330, SLG: 0.440	P3		FC6-4 1B		G5-3		L8		F9	5	0	1	0	0	0	0	Cleveland Indians @ Minnesota Twins Target Field, Minneapolis, MN Sat Sep 12 2020, 7:08 PM - 10:04 PM CDT Overcast - 63 F					
7 César Hernández, S OBP: 0.330, SLG: 0.377	K		FC6-4				F9			4	0	1	0	0	1							
11 José Ramírez, S OBP: 0.361, SLG: 0.512					F8					3	2	2	1	1	0							
41 Carlos Santana, S OBP: 0.359, SLG: 0.318	G6-3				HR					3	2	1	0	1	1							
32 Franmil Reyes, R OBP: 0.361, SLG: 0.497	K				F8					3	2	1	0	1	2							
8 Jordan Luplow, R OBP: 0.303, SLG: 0.296	K									4	0	0	0	0	2							
30 Tyler Naquin, L OBP: 0.268, SLG: 0.462	K									2	0	1	1	1	1							
35 Óscar Mercado, R OBP: 0.257, SLG: 0.299	K				SF9					0	0	0	0	0	1							
22 Josh Naylor, L OBP: 0.257, SLG: 0.299	K									1	0	0	0	0	0							
55 Roberto Pérez, R OBP: 0.267, SLG: 0.227	K				K					4	0	0	0	0	3							
0 Delino DeShields, R OBP: 0.301, SLG: 0.286	F9									4	0	0	0	0	3							
Inning Stats	R: 0 E: 0 K: 1 S: 9	H: 0 LOB: 1 BB: 1 P: 16	R: 0 E: 0 K: 3 S: 13	H: 0 LOB: 0 BB: 0 P: 18	R: 0 E: 0 K: 1 S: 9	H: 1 LOB: 1 BB: 0 P: 14	R: 2 E: 0 K: 1 S: 16	H: 2 LOB: 1 BB: 0 P: 27	R: 0 E: 0 K: 1 S: 11	H: 1 LOB: 1 BB: 0 P: 15	R: 1 E: 0 K: 1 S: 14	H: 1 LOB: 1 BB: 0 P: 24	R: 0 E: 0 K: 1 S: 7	H: 0 LOB: 0 BB: 0 P: 11	R: 1 E: 0 K: 2 S: 15	H: 1 LOB: 1 BB: 1 P: 27	R: 0 E: 0 K: 1 S: 12	H: 0 LOB: 0 BB: 0 P: 15	1B: 2 2B: 2 HR: 1	SF: 1 SAC: 0 DP: 0 HBP: 0	WP: 1 PB: 2 SB: 1 CS: 0	PA: 37
PITCHER	IP WLS BF H R ER SO BB IBB HBP BLK WP HR S P ERA WHIP																					
44 Rich Hill, L ERA: 3.81	5.0 W 21 4 2 2 7 2 0 0 0 0 1 58 90 3.60 1.200																					
37 Matt Wisler, R ERA: 1.29	1.1 H 6 1 1 1 2 1 0 0 0 0 0 17 29 6.75 1.500																					
36 Tyler Clippard, R ERA: 1.86	1.0 H 4 1 1 0 2 1 0 0 0 0 1 0 11 19 0.00 1.000																					
21 Tyler Duffey, R ERA: 2.08	0.2 H 3 0 0 0 1 1 0 0 0 0 0 8 14 0.00 1.500																					
55 Taylor Rogers, L ERA: 3.86	1.0 3 0 0 0 1 0 0 0 0 0 0 12 15 0.00 0.000																					
Batter	1	2	3	4	5	6	7	8	9	AB	R	H	RBI	BB	SO	LOB	BOTTOM					
11 Jorge Polanco, S OBP: 0.317, SLG: 0.381		F8			P5			L7		3	0	0	0	1	0	0	Cleveland Indians @ Minnesota Twins Target Field, Minneapolis, MN Sat Sep 12 2020, 7:08 PM - 10:04 PM CDT Overcast - 63 F					
24 Josh Donaldson, R OBP: 0.361, SLG: 0.449	K		F9		G6-3			K		4	0	0	0	0	2	1						
23 Nelson Cruz, R OBP: 0.418, SLG: 0.654	F7		K		P3					3	1	0	0	1	1							
20 Eddie Rosario, L OBP: 0.317, SLG: 0.473	G1-3		K							4	1	2	2	0	1							
22 Miguel Sanó, R OBP: 0.321, SLG: 0.549	F8				K					4	1	1	1	0	2							
50 Brent Rooker, R OBP: 0.381, SLG: 0.579										1	1	1	0	0	0							
60 Jake Cave, L OBP: 0.273, SLG: 0.326	HR				HR					2	1	0	0	0	1							
25 Byron Buxton, R OBP: 0.250, SLG: 0.527	P3									3	1	1	2	0	0							
9 Marwin Gonzalez, S OBP: 0.287, SLG: 0.312										3	1	2	2	0	0							
64 Willians Astudillo, R OBP: 0.364, SLG: 0.727										3	1	1	1	0	0							
39 Ryan Jeffers, R OBP: 0.372, SLG: 0.447					F9			L9		0	0	0	0	0	0							
Inning Stats	R: 0 E: 0 K: 1 S: 10	H: 0 LOB: 1 BB: 1 P: 21	R: 3 E: 0 K: 0 S: 14	H: 3 LOB: 0 BB: 0 P: 16	R: 0 E: 0 K: 2 S: 8	H: 0 LOB: 0 BB: 0 P: 13	R: 2 E: 0 K: 1 S: 9	H: 2 LOB: 1 BB: 0 P: 13	R: 0 E: 0 K: 0 S: 4	H: 0 LOB: 0 BB: 0 P: 5	R: 0 E: 0 K: 1 S: 5	H: 1 LOB: 0 BB: 0 P: 5	R: 0 E: 0 K: 0 S: 10	H: 0 LOB: 0 BB: 0 P: 14	R: 3 E: 0 K: 2 S: 12	H: 2 LOB: 0 BB: 1 P: 21	R: 3 E: 0 K: 2 S: 12	H: 2 LOB: 0 BB: 0 P: 21	1B: 2 2B: 1 3B: 0 HR: 5	SF: 0 SAC: 0 DP: 0 HBP: 1	WP: 0 PB: 0 SB: 0 CS: 0	PA: 33
PITCHER	IP WLS BF H R ER SO BB IBB HBP BLK WP HR S P ERA WHIP																					
34 Zach Plesac, R ERA: 2.2	7.0 L 27 6 5 5 5 1 0 0 0 0 0 3 60 87 6.43 1.000																					
62 Nick Wittgren, R ERA: 3.2	1.0 6 2 3 3 2 1 0 0 0 0 0 2 12 21 27.00 3.000																					

Batter	1	2	3	4	5	6	7	8	9	AB	R	H	RBI	BB	SO	LOB	TOP				
12 Francisco Lindor, S OBP: 0.335, SLG: 0.441										4	2	2	1	0	1	3					
7 César Hernández, S OBP: 0.337, SLG: 0.383										5	1	3	0	0	0	1					
11 José Ramírez, S OBP: 0.362, SLG: 0.515										5	0	2	0	0	2	5					
41 Carlos Santana, S OBP: 0.365, SLG: 0.327										5	0	3	2	0	1	2					
32 Franmil Reyes, R OBP: 0.356, SLG: 0.488										3	0	0	1	1	3	4					
30 Tyler Naquin, L OBP: 0.285, SLG: 0.458										5	1	1	0	0	2	7					
22 Josh Naylor, L OBP: 0.257, SLG: 0.286										3	1	0	0	1	1	1					
9 Sandy León, S OBP: 0.301, SLG: 0.267										3	0	1	1	1	1	0					
0 Delino DeShields, R OBP: 0.301, SLG: 0.296										0	0	0	0	0	0	0					
35 Óscar Mercado, R OBP: 0.203, SLG: 0.159										3	0	1	0	0	0	2					
6 Mike Freeman, L OBP: 0.324, SLG: 0.367										1	0	0	0	0	1	1					
55 Roberto Pérez, R OBP: 0.267, SLG: 0.227										0	0	0	0	0	0	0					
Inning Stats	R: 1 H: 3 E: 1 K: 3 S: 17	H: 3 LOB: 2 BB: 0 P: 24	R: 0 H: 0 E: 0 K: 2 S: 13	H: 0 LOB: 0 BB: 0 P: 16	R: 2 H: 3 E: 0 K: 1 S: 14	H: 3 LOB: 1 BB: 0 P: 23	R: 0 H: 1 E: 0 K: 2 S: 15	H: 1 LOB: 1 BB: 1 P: 25	R: 1 H: 0 E: 0 K: 0 S: 11	H: 0 LOB: 1 BB: 2 P: 20	R: 0 H: 1 E: 0 K: 1 S: 10	H: 1 LOB: 0 BB: 0 P: 17	R: 1 H: 2 E: 0 K: 1 S: 16	H: 2 LOB: 2 BB: 0 P: 25	R: 0 H: 2 E: 0 K: 1 S: 17	H: 2 LOB: 2 BB: 0 P: 25	1B: 11 2B: 2 3B: 0 HR: 0	SF: 2 SAC: 0 DP: 0 HBP: 0	WP: 0 PB: 0 SB: 2 CS: 0	PA: 42	
PITCHER	IP WLS BF H R ER SO BB IBB HBP BLK WP HR S P ERA WHIP	IP WLS BF H R ER SO BB IBB HBP BLK WP HR S P ERA WHIP	IP WLS BF H R ER SO BB IBB HBP BLK WP HR S P ERA WHIP	IP WLS BF H R ER SO BB IBB HBP BLK WP HR S P ERA WHIP	IP WLS BF H R ER SO BB IBB HBP BLK WP HR S P ERA WHIP	IP WLS BF H R ER SO BB IBB HBP BLK WP HR S P ERA WHIP	IP WLS BF H R ER SO BB IBB HBP BLK WP HR S P ERA WHIP	IP WLS BF H R ER SO BB IBB HBP BLK WP HR S P ERA WHIP	IP WLS BF H R ER SO BB IBB HBP BLK WP HR S P ERA WHIP	IP WLS BF H R ER SO BB IBB HBP BLK WP HR S P ERA WHIP	IP WLS BF H R ER SO BB IBB HBP BLK WP HR S P ERA WHIP	IP WLS BF H R ER SO BB IBB HBP BLK WP HR S P ERA WHIP	IP WLS BF H R ER SO BB IBB HBP BLK WP HR S P ERA WHIP	IP WLS BF H R ER SO BB IBB HBP BLK WP HR S P ERA WHIP	IP WLS BF H R ER SO BB IBB HBP BLK WP HR S P ERA WHIP	IP WLS BF H R ER SO BB IBB HBP BLK WP HR S P ERA WHIP	IP WLS BF H R ER SO BB IBB HBP BLK WP HR S P ERA WHIP	IP WLS BF H R ER SO BB IBB HBP BLK WP HR S P ERA WHIP	IP WLS BF H R ER SO BB IBB HBP BLK WP HR S P ERA WHIP	IP WLS BF H R ER SO BB IBB HBP BLK WP HR S P ERA WHIP	
35 Michael Pineda, R ERA: 3.57	4.2	23	8	3	3	8	1	0	0	0	0	0	0	0	66	98	5.79	1.929			
72 Caleb Thielbar, L ERA: 1.93	0.2	4	0	1	1	1	2	0	0	0	0	0	0	11	19	13.50	3.000				
65 Trevor May, R ERA: 5.0	1.1	4	1	0	0	0	0	0	0	0	0	0	0	11	16	0.00	0.750				
61 Cody Stashak, R ERA: 3.86	1.1	6	2	1	1	2	0	0	0	0	0	0	0	19	30	6.75	1.500				
54 Sergio Romo, R ERA: 3.12	1.0	5	2	0	0	1	0	0	0	0	0	0	0	17	25	0.00	2.000				
Batter	1	2	3	4	5	6	7	8	9	AB	R	H	RBI	BB	SO	LOB	BOTTOM				
26 Max Kepler, L OBP: 0.313, SLG: 0.417										4	0	0	0	0	1	3					
24 Josh Donaldson, R OBP: 0.354, SLG: 0.491										4	1	1	1	0	1	0					
11 Jorge Polanco, S OBP: 0.315, SLG: 0.378										4	0	1	0	0	2	0					
23 Nelson Cruz, R OBP: 0.420, SLG: 0.669										4	2	2	1	0	2	1					
20 Eddie Rosario, L OBP: 0.315, SLG: 0.467										4	0	1	0	0	0	1					
60 Jake Cave, L OBP: 0.273, SLG: 0.326										0	0	0	0	0	0	0					
22 Miguel Sanó, R OBP: 0.315, SLG: 0.537										3	0	0	0	0	3	2					
13 Ehire Adrianza, S OBP: 0.247, SLG: 0.229										1	0	0	0	0	1	0					
30 LaMonte Wade Jr., L OBP: 0.350, SLG: 0.533										0	2	0	0	2	0	0					
25 Byron Buxton, R OBP: 0.247, SLG: 0.521										1	0	0	0	0	0	0					
9 Marwin Gonzalez, S OBP: 0.286, SLG: 0.333										3	1	1	3	0	1	1					
39 Ryan Jeffers, R OBP: 0.391, SLG: 0.525										2	1	1	2	1	0	0					
Inning Stats	R: 0 H: 0 E: 0 K: 1 S: 11	H: 0 LOB: 0 BB: 0 P: 16	R: 0 H: 0 E: 0 K: 2 S: 8	H: 0 LOB: 0 BB: 0 P: 13	R: 2 H: 1 E: 0 K: 1 S: 13	H: 1 LOB: 1 BB: 1 P: 25	R: 1 H: 1 E: 0 K: 2 S: 10	H: 1 LOB: 0 BB: 0 P: 16	R: 3 H: 2 E: 0 K: 2 S: 16	H: 2 LOB: 3 BB: 2 P: 23	R: 1 H: 2 E: 0 K: 1 S: 13	H: 2 LOB: 2 BB: 2 P: 17	R: 0 H: 1 E: 0 K: 1 S: 10	H: 0 LOB: 0 BB: 0 P: 12	R: 0 H: 0 E: 0 K: 1 S: 7	H: 0 LOB: 0 BB: 0 P: 12	1B: 3 2B: 0 3B: 0 HR: 4	SF: 1 SAC: 0 DP: 0 HBP: 1	WP: 1 PB: 0 SB: 0 CS: 0	PA: 35	
PITCHER	IP WLS BF H R ER SO BB IBB HBP BLK WP HR S P ERA WHIP	IP WLS BF H R ER SO BB IBB HBP BLK WP HR S P ERA WHIP	IP WLS BF H R ER SO BB IBB HBP BLK WP HR S P ERA WHIP	IP WLS BF H R ER SO BB IBB HBP BLK WP HR S P ERA WHIP	IP WLS BF H R ER SO BB IBB HBP BLK WP HR S P ERA WHIP	IP WLS BF H R ER SO BB IBB HBP BLK WP HR S P ERA WHIP	IP WLS BF H R ER SO BB IBB HBP BLK WP HR S P ERA WHIP	IP WLS BF H R ER SO BB IBB HBP BLK WP HR S P ERA WHIP	IP WLS BF H R ER SO BB IBB HBP BLK WP HR S P ERA WHIP	IP WLS BF H R ER SO BB IBB HBP BLK WP HR S P ERA WHIP	IP WLS BF H R ER SO BB IBB HBP BLK WP HR S P ERA WHIP	IP WLS BF H R ER SO BB IBB HBP BLK WP HR S P ERA WHIP	IP WLS BF H R ER SO BB IBB HBP BLK WP HR S P ERA WHIP	IP WLS BF H R ER SO BB IBB HBP BLK WP HR S P ERA WHIP	IP WLS BF H R ER SO BB IBB HBP BLK WP HR S P ERA WHIP	IP WLS BF H R ER SO BB IBB HBP BLK WP HR S P ERA WHIP	IP WLS BF H R ER SO BB IBB HBP BLK WP HR S P ERA WHIP	IP WLS BF H R ER SO BB IBB HBP BLK WP HR S P ERA WHIP	IP WLS BF H R ER SO BB IBB HBP BLK WP HR S P ERA WHIP	IP WLS BF H R ER SO BB IBB HBP BLK WP HR S P ERA WHIP	IP WLS BF H R ER SO BB IBB HBP BLK WP HR S P ERA WHIP
26 Triston McKenzie, R ERA: 3.91	4.1	18	3	5	7	1	0	0	0	0	0	0	0	51	82	10.38	0.923				
38 Cal Quantrill, R ERA: 2.86	1.0	6	3	2	2	2	0	0	0	0	1	12	20	18.00	3.000						
99 James Karinchak, R ERA: 2.45	0.2	4	0	0	0	0	2	0	0												

Batter	1	2	3	4	5	6	7	8	9	AB	R	H	RBI	BB	SO	LOB	TOP										
26 Max Kepler, L OBP: 0.314, SLG: 0.407	L1		F9		P2			K		4	0	0	0	0	1	0	Minnesota Twins @ Chicago White Sox Guaranteed Rate Field, Chicago, IL Tue Sep 15 2020, 7:11 PM - 10:16 PM CDT Cloudy - 77 F										
24 Josh Donaldson, R OBP: 0.365, SLG: 0.458	G5-3		K		G5-3			BB		3	0	0	0	1	1	0											
11 Jorge Polanco, S OBP: 0.316, SLG: 0.369	L3				20 WP BB			K		3	0	0	0	1	1	1											
23 Nelson Cruz, R OBP: 0.413, SLG: 0.646					P6			K		3	0	1	0	0	1	1											
13 Ehre Adnanza, S OBP: 0.290, SLG: 0.250								K		1	0	0	0	0	1	1											
20 Eddie Rosario, L OBP: 0.314, SLG: 0.459								F9		3	0	0	0	1	2	1											
22 Miguel Sanó, R OBP: 0.308, SLG: 0.523								G1-3		4	0	0	0	0	2	3											
74 Travis Blankenhorn, L OBP: 0.500, SLG: 0.667										3	0	1	0	0	0	3											
25 Byron Buxton, R OBP: 0.255, SLG: 0.544								F9		4	2	2	1	0	0	2											
39 Ryan Jeffers, R OBP: 0.367, SLG: 0.488										3	0	0	1	0	2	1											
Inning Stats	R: 0 E: 0 K: 0 S: 6	H: 0 LOB: 0 BB: 0 P: 9	R: 0 E: 0 K: 1 S: 9	H: 1 LOB: 1 BB: 0 P: 17	R: 1 E: 0 K: 2 S: 9	H: 1 LOB: 0 BB: 0 P: 14	R: 0 E: 0 K: 1 S: 10	H: 0 LOB: 2 BB: 2 P: 21	R: 1 E: 0 K: 0 S: 8	H: 1 LOB: 0 BB: 0 P: 13	R: 0 E: 0 K: 1 S: 7	H: 0 LOB: 0 BB: 0 P: 11	R: 0 E: 0 K: 3 S: 10	H: 0 LOB: 1 BB: 1 P: 18	R: 0 E: 0 K: 1 S: 11	H: 1 LOB: 1 BB: 0 P: 16	1B: 2 2B: 1 3B: 0 HR: 1	SF: 0 SAC: 0 DP: 0 HBP: 1	WP: 3 PB: 1 SB: 0 CS: 0	PA: 35							
PITCHER	IP	WLS	BF	H	R	ER	SO	BB	IBB	HBP	BLK	WP	HR	S	P	ERA	WHIP										
51 Dane Dunning, R ERA: 2.33	7.0	W	27	3	2	1	7	2	0	1	0	3	0	62	102	1.29	0.714										
57 Jace Fry, L ERA: 3.29	1.1		5	0	0	0	4	1	0	0	0	0	0	13	23	0.00	0.750										
63 Matt Foster, R ERA: 1.27	0.2		3	1	0	0	0	0	0	0	0	0	0	8	11	0.00	1.500										

Batter	1	2	3	4	5	6	7	8	9	AB	R	H	RBI	BB	SO	LOB	BOTTOM										
7 Tim Anderson, R OBP: 0.414, SLG: 0.605	79 1B 74 1B	F8		L9		HR		1B		5	2	3	1	0	0	2	Minnesota Twins @ Chicago White Sox Guaranteed Rate Field, Chicago, IL Tue Sep 15 2020, 7:11 PM - 10:16 PM CDT Cloudy - 77 F										
10 Yadir Moncada, S OBP: 0.341, SLG: 0.395	F7	K		G6-3		P6		K		5	0	0	0	0	2	4											
24 Yasmani Grandal, S OBP: 0.363, SLG: 0.412	L7			G3-1		F7				3	1	0	0	1	0	1											
79 José Abreu, R OBP: 0.370, SLG: 0.621	74 1B			E6		33 HBP		K		4	1	3	0	0	1	0											
74 Eloy Jiménez, R OBP: 0.344, SLG: 0.583	1B			K		L8		G6-3		4	0	1	1	0	1	3											
32 Jarrod Dyson, L OBP: 0.224, SLG: 0.167	1B			K						0	0	0	0	0	0	0											
33 James McCann, R OBP: 0.389, SLG: 0.595	K			88 1B		HBP		HR		3	2	2	2	0	1	2											
88 Luis Robert Jr., R OBP: 0.317, SLG: 0.503	G6-3			15 S		K		P3		4	0	1	2	0	1	2											
15 Adam Engel, R OBP: 0.342, SLG: 0.444	HBP			K		F8		G6-4-3		4	0	2	0	0	1	3											
1 Nick Madrigal, R OBP: 0.368, SLG: 0.369	HBP			G1-3		F8		G6-4-3		3	0	0	0	0	0	2											
Inning Stats	R: 1 E: 0 K: 1 S: 22	H: 3 LOB: 2 BB: 0 P: 31	R: 0 E: 0 K: 1 S: 12	H: 1 LOB: 0 BB: 0 P: 20	R: 3 E: 1 K: 2 S: 18	H: 3 LOB: 1 BB: 1 P: 31	R: 0 E: 0 K: 0 S: 5	H: 0 LOB: 0 BB: 0 P: 8	R: 0 E: 0 K: 1 S: 7	H: 1 LOB: 2 BB: 0 P: 14	R: 1 E: 0 K: 0 S: 11	H: 1 LOB: 0 BB: 0 P: 23	R: 1 E: 0 K: 1 S: 10	H: 1 LOB: 0 BB: 0 P: 17	R: 0 E: 0 K: 1 S: 13	H: 2 LOB: 1 BB: 0 P: 20	1B: 9 2B: 1 3B: 0 HR: 2	SF: 0 SAC: 0 DP: 1 HBP: 2	WP: 0 PB: 0 SB: 2 CS: 0	PA: 38							
PITCHER	IP	WLS	BF	H	R	ER	SO	BB	IBB	HBP	BLK	WP	HR	S	P	ERA	WHIP										
68 Randy Dobnak, R ERA: 4.05	4.1	L	24	8	4	4	4	1	0	2	0	0	0	60	97	8.31	2.077										
36 Tyler Clippard, R ERA: 2.14	1.2		6	1	1	1	1	0	0	0	0	0	1	15	30	5.40	0.600										
66 Jorge Alcalá, R ERA: 2.91	2.0		8	3	1	1	2	0	0	0	0	0	1	23	37	4.50	1.500										

AB 31
R 2
H 4
RBI 2
BB 3
SO 11
LOB 13



AB 35
R 6
H 12
RBI 6
BB 1
SO 7
LOB 19



Batter	1	2	3	4	5	6	7	8	9	AB	R	H	RBI	BB	SO	LOB	TOP					
25 Byron Buxton, R OBP: 0.280, SLG: 0.614										3	0	1	0	1	1	0	Minnesota Twins @ Chicago Cubs Wrigley Field, Chicago, IL Fri Sep 18 2020, 7:17 PM - 9:49 PM CDT Clear - 55 F					
24 Josh Donaldson, R OBP: 0.353, SLG: 0.464										4	0	1	0	0	1	2						
23 Nelson Cruz, R OBP: 0.403, SLG: 0.623										3	0	0	0	1	0	2						
26 Max Kepler, L OBP: 0.305, SLG: 0.387										0	0	0	0	0	0	0						
20 Eddie Rosario, L OBP: 0.315, SLG: 0.462										3	0	0	0	1	2	1						
22 Miguel Sanó, R OBP: 0.294, SLG: 0.512										3	0	0	0	0	1	2						
8 Mitch Garver, R OBP: 0.250, SLG: 0.200										3	0	0	0	0	2	0						
60 Jake Cave, L OBP: 0.280, SLG: 0.333										3	0	1	0	0	1	0						
11 Jorge Polanco, S OBP: 0.310, SLG: 0.357										3	0	0	0	0	2	1						
9 Marwin Gonzalez, S OBP: 0.285, SLG: 0.325										3	0	0	0	0	1	0						
Inning Stats	R: 0 E: 0 K: 1 S: 12	H: 1 LOB: 2 BB: 1 P: 19	R: 0 E: 0 K: 2 S: 10	H: 1 LOB: 0 BB: 0 P: 14	R: 0 E: 0 K: 0 S: 9	H: 0 LOB: 0 BB: 0 P: 12	R: 0 E: 0 K: 1 S: 8	H: 0 LOB: 0 BB: 0 P: 11	R: 0 E: 0 K: 2 S: 8	H: 0 LOB: 0 BB: 0 P: 13	R: 0 E: 0 K: 2 S: 10	H: 1 LOB: 1 BB: 0 P: 13	R: 0 E: 0 K: 2 S: 9	H: 0 LOB: 0 BB: 0 P: 13	R: 0 E: 0 K: 0 S: 7	H: 0 LOB: 0 BB: 0 P: 9	R: 0 E: 0 K: 1 S: 14	H: 0 LOB: 1 BB: 2 P: 26	1B: 3 2B: 0 3B: 0 HR: 0	SF: 0 SAC: 0 DP: 1 HBP: 0	WP: 1 PB: 0 SB: 0 CS: 1	PA: 32
PITCHER	IP WLS BF H R ER SO BB IBB HBP BLK WP HR S P ERA WHIP																					
28 Kyle Hendricks, R ERA: 2.93	8.0 W 27 3 0 0 10 1 0 0 0 0 0 0 0 0.00 0.500																					
24 Jeremy Jeffress, R ERA: 1.69	1.0 S 4 0 0 0 1 2 0 0 0 0 0 0 0 0.00 2.000																					

Batter	1	2	3	4	5	6	7	8	9	AB	R	H	RBI	BB	SO	LOB	BOTTOM					
44 Anthony Rizzo, L OBP: 0.340, SLG: 0.398										3	1	0	0	1	0	0	Minnesota Twins @ Chicago Cubs Wrigley Field, Chicago, IL Fri Sep 18 2020, 7:17 PM - 9:49 PM CDT Clear - 55 F					
17 Kris Bryant, R OBP: 0.295, SLG: 0.316									2	0	0	0	2	1	0							
40 Wilson Contreras, R OBP: 0.352, SLG: 0.396									3	0	2	1	1	0	0							
12 Kyle Schwarber, L OBP: 0.314, SLG: 0.405									3	0	1	0	0	1	3							
6 Billy Hamilton, S OBP: 0.120, SLG: 0.087									0	0	0	0	0	0	0							
16 Ildemaro Vargas, S OBP: 0.222, SLG: 0.314									1	0	0	0	0	1	2							
8 Ian Happ, S OBP: 0.380, SLG: 0.561									0	0	0	0	0	0	0							
9 Javier Báez, R OBP: 0.245, SLG: 0.372									3	0	0	0	0	2	3							
22 Jason Heyward, L OBP: 0.403, SLG: 0.504									3	0	0	0	0	0	2							
15 Cameron Maybin, R OBP: 0.304, SLG: 0.405										3	0	0	0	0	0	0						
27 Jason Kipnis, L OBP: 0.357, SLG: 0.447										3	0	0	0	0	1	0						
2 Nico Hoerner, R OBP: 0.321, SLG: 0.284										3	0	0	0	0	0	0						
Inning Stats	R: 1 E: 0 K: 1 S: 15	H: 1 LOB: 2 BB: 2 P: 27	R: 0 E: 0 K: 1 S: 7	H: 0 LOB: 0 BB: 0 P: 10	R: 0 E: 0 K: 2 S: 10	H: 1 LOB: 0 BB: 0 P: 15	R: 0 E: 0 K: 0 S: 6	H: 0 LOB: 0 BB: 0 P: 11	R: 0 E: 0 K: 1 S: 6	H: 0 LOB: 0 BB: 0 P: 10	R: 0 E: 0 K: 1 S: 7	H: 1 LOB: 1 BB: 0 P: 12	R: 0 E: 0 K: 0 S: 7	H: 0 LOB: 0 BB: 0 P: 10	R: 0 E: 0 K: 1 S: 11	H: 0 LOB: 2 BB: 2 P: 23	R: 0 E: 0 K: 1 S: 11	H: 0 LOB: 2 BB: 2 P: 23	1B: 3 2B: 0 3B: 0 HR: 0	SF: 0 SAC: 0 DP: 0 HBP: 0	WP: 0 PB: 0 SB: 1 CS: 0	PA: 31
PITCHER	IP WLS BF H R ER SO BB IBB HBP BLK WP HR S P ERA WHIP																					
44 Rich Hill, L ERA: 3.27	7.0 L 26 3 1 1 5 2 0 0 0 0 0 0 0 1.29 0.714																					
72 Caleb Thielbar, L ERA: 1.69	1.0 5 0 0 0 1 2 0 0 0 0 0 0 0 0.00 2.000																					

AB	28
R	0
H	3
RBI	0
BB	3
SO	11
LOB	8



AB	27
R	1
H	3
RBI	1
BB	4
SO	6
LOB	10



Batter	1	2	3	4	5	6	7	8	9	AB	R	H	RBI	BB	SO	LOB	TOP					
30 LaMonte Wade Jr., L OBP: 0.325, SLG: 0.314			G1-3			G1-3	L8-4			4	0	0	0	0	1	4	Minnesota Twins @ Chicago Cubs Wrigley Field, Chicago, IL Sat Sep 19 2020, 7:16 PM - 10:26 PM CDT Clear - 61 F					
25 Byron Buxton, R OBP: 0.279, SLG: 0.602			G6-3			G5-3				4	0	1	1	0	1	2						
20 Eddie Rosario, L OBP: 0.319, SLG: 0.478										4	1	2	2	0	2	0						
22 Miguel Sanó, R OBP: 0.293, SLG: 0.524										4	1	1	1	0	3	0						
26 Max Kepler, L OBP: 0.304, SLG: 0.390		F7				G4-3				4	1	1	0	0	1	0						
11 Jorge Polanco, S OBP: 0.314, SLG: 0.360										4	1	2	0	0	1	0						
9 Marwin Gonzalez, S OBP: 0.284, SLG: 0.318						G1-6-3				3	1	0	0	0	0	1						
13 Ehire Adrianza, S OBP: 0.270, SLG: 0.241										2	0	0	0	0	1	0						
24 Josh Donaldson, R OBP: 0.256, SLG: 0.507										2	2	1	1	0	0	2						
16 Alex Avila, L OBP: 0.367, SLG: 0.298										1	0	1	0	1	0	0						
60 Jake Cave, L OBP: 0.280, SLG: 0.333										0	1	0	0	0	0	0						
39 Ryan Jeffers, R OBP: 0.365, SLG: 0.478										0	0	0	0	0	0	0						
8 Mitch Garver, R OBP: 0.258, SLG: 0.211										2	0	1	2	0	1	0						
Inning Stats	R: 1 E: 0 K: 3 S: 13	H: 1 LOB: 0 BB: 0 P: 15	R: 0 E: 0 K: 1 S: 7	H: 0 LOB: 0 BB: 0 P: 11	R: 0 E: 0 K: 0 S: 8	H: 1 LOB: 1 BB: 0 P: 9	R: 0 E: 0 K: 2 S: 8	H: 0 LOB: 0 BB: 0 P: 13	R: 0 E: 0 K: 1 S: 10	H: 1 LOB: 0 BB: 0 P: 15	R: 1 E: 0 K: 0 S: 7	H: 1 LOB: 1 BB: 1 P: 14	R: 5 E: 1 K: 0 S: 19	H: 5 LOB: 1 BB: 0 P: 35	R: 0 E: 0 K: 3 S: 14	H: 0 LOB: 0 BB: 0 P: 20	R: 1 E: 0 K: 1 S: 9	H: 1 LOB: 0 BB: 0 P: 16	1B: 5 2B: 3 3B: 0 HR: 3	SF: 0 SAC: 0 DP: 2 HBP: 1	WP: 0 PB: 0 SB: 0 CS: 0	PA: 37
PITCHER	IP WLS BF H R ER SO BB IBB HBP BLK WP HR S P ERA WHIP																					
30 Alec Mills, R ERA: 4.14	(1, 1) 6.0 L 23 6 4 4 7 1 0 0 0 0 0 2 58 85 6.00 1.167																					
37 Josh Osich, L ERA: 6.38	(7, 1) 0.0 3 1 0 0 0 0 0 0 1 0 0 0 6 11 ∞ ∞																					
Duane Underwood Jr., R ERA: 5.09	(7, 1) 1.0 3 2 3 1 0 0 0 0 0 0 0 0 8 16 9.00 2.000																					
48 Rex Brothers, L ERA: 8.1	(8, 1) 1.0 3 0 0 0 3 0 0 0 0 0 0 0 14 20 0.00 0.000																					
43 Dan Winkler, R ERA: 3.45	(9, 1) 1.0 4 1 1 1 1 0 0 0 0 0 0 1 9 16 9.00 1.000																					

AB	34
R	8
H	10
RBI	7
BB	1
SO	11
LOB	9



Batter	1	2	3	4	5	6	7	8	9	AB	R	H	RBI	BB	SO	LOB	BOTTOM					
8 Ian Happ, S OBP: 0.373, SLG: 0.549			K			G3-1				4	0	0	0	0	2	0	Minnesota Twins @ Chicago Cubs Wrigley Field, Chicago, IL Sat Sep 19 2020, 7:16 PM - 10:26 PM CDT Clear - 61 F					
17 Kris Bryant, R OBP: 0.286, SLG: 0.305			P3			F8				4	0	0	0	0	1	0						
44 Anthony Rizzo, L OBP: 0.333, SLG: 0.389										4	0	0	0	0	1	0						
7 Victor Caratini, S OBP: 0.330, SLG: 0.303			F9							0	0	0	0	0	0	0						
40 Wilson Contreras, R OBP: 0.350, SLG: 0.389						G2-3				3	1	0	0	0	1	0						
12 Kyle Schwarber, L OBP: 0.308, SLG: 0.395										4	0	0	0	0	1	1						
9 Javier Báez, R OBP: 0.246, SLG: 0.372										3	0	1	0	0	1	1						
6 Billy Hamilton, S OBP: 0.115, SLG: 0.083										1	0	0	0	0	0	0						
22 Jason Heyward, L OBP: 0.414, SLG: 0.516										3	0	3	0	0	0	0						
16 Ildemaro Vargas, S OBP: 0.222, SLG: 0.314										0	0	0	0	0	0	0						
13 David Bote, R OBP: 0.315, SLG: 0.425										3	0	1	1	0	1	3						
2 Nico Hoerner, R OBP: 0.313, SLG: 0.276										3	0	0	0	0	1	3						
Inning Stats	R: 0 E: 0 K: 0 S: 9	H: 0 LOB: 0 BB: 0 P: 15	R: 1 E: 0 K: 0 S: 14	H: 2 LOB: 2 BB: 0 P: 27	R: 0 E: 0 K: 1 S: 10	H: 0 LOB: 0 BB: 0 P: 14	R: 0 E: 0 K: 0 S: 16	H: 2 LOB: 2 BB: 0 P: 20	R: 0 E: 0 K: 0 S: 10	H: 0 LOB: 0 BB: 0 P: 16	R: 0 E: 0 K: 1 S: 6	H: 0 LOB: 0 BB: 0 P: 8	R: 0 E: 0 K: 3 S: 14	H: 1 LOB: 1 BB: 0 P: 17	R: 0 E: 0 K: 3 S: 10	H: 0 LOB: 0 BB: 0 P: 15		R: 0 E: 0 K: 1 S: 9	H: 0 LOB: 0 BB: 0 P: 16	1B: 4 2B: 1 3B: 0 HR: 0	SF: 0 SAC: 0 DP: 0 HBP: 1	WP: 0 PB: 0 SB: 0 CS: 0
PITCHER	IP WLS BF H R ER SO BB IBB HBP BLK WP HR S P ERA WHIP																					
35 Michael Pineda, R ERA: 3.18	(1, 1) 5.0 W 20 4 1 1 1 1 0 0 0 0 0 0 6 59 92 1.80 0.800																					
21 Tyler Duffey, R ERA: 1.69	(6, 1) 1.0 H 3 0 0 0 1 0 0 0 0 0 0 0 6 8 0.00 0.000																					
37 Matt Wisler, R ERA: 1.11	(7, 1) 2.0 7 1 0 0 6 0 0 0 0 0 0 0 24 32 0.00 0.500																					
36 Tyler Clippard, R ERA: 2.78	(9, 1) 1.0 3 0 0 0 1 0 0 0 0 0 0 0 9 16 0.00 0.000																					

AB	32
R	1
H	5
RBI	1
BB	0
SO	9
LOB	8



Batter	1	2	3	4	5	6	7	8	9	AB	R	H	RBI	BB	SO	LOB	TOP					
26 Max Kepler, L OBP: 0.312, SLG: 0.424										5	2	3	3	0	0	0	Minnesota Twins @ Chicago Cubs Wrigley Field, Chicago, IL Sun Sep 20 2020, 6:08 PM - 9:16 PM CDT Clear - 66 F					
24 Josh Donaldson, R OBP: 0.390, SLG: 0.514										3	0	2	0	2	1	0						
20 Eddie Rosario, L OBP: 0.316, SLG: 0.471										5	0	1	1	0	0	4						
22 Miguel Sanó, R OBP: 0.287, SLG: 0.512										4	0	0	0	0	4	3						
30 LaMonte Wade Jr., L OBP: 0.319, SLG: 0.308										4	0	1	0	0	0	0						
11 Jorge Polanco, S OBP: 0.313, SLG: 0.363										4	0	1	0	0	2	3						
8 Mitch Garver, R OBP: 0.243, SLG: 0.197										4	0	0	0	0	3	4						
60 Jake Cave, L OBP: 0.279, SLG: 0.350										4	1	1	0	0	1	1						
9 Marwin Gonzalez, S OBP: 0.283, SLG: 0.323										4	1	1	0	0	1	1						
Inning Stats	R: 1 E: 0 K: 3 S: 20	H: 3 LOB: 3 BB: 1 P: 30	R: 1 E: 0 K: 1 S: 13	H: 2 LOB: 1 BB: 0 P: 17	R: 0 E: 0 K: 2 S: 9	H: 0 LOB: 0 BB: 0 P: 9	R: 0 E: 0 K: 1 S: 9	H: 1 LOB: 1 BB: 0 P: 8	R: 0 E: 0 K: 1 S: 10	H: 1 LOB: 1 BB: 0 P: 15	R: 2 E: 0 K: 2 S: 18	H: 2 LOB: 0 BB: 0 P: 22	R: 0 E: 0 K: 1 S: 8	H: 0 LOB: 0 BB: 0 P: 9	R: 0 E: 0 K: 0 S: 7	H: 1 LOB: 2 BB: 1 P: 10	1B: 5 2B: 3 3B: 1 HR: 1	SF: 0 SAC: 0 DP: 0 HBP: 0	WP: 1 PB: 0 SB: 0 CS: 0	PA: 39		
PITCHER	IP WLS BF H R ER SO BB IBB HBP BLK WP HR S P ERA WHIP	IP WLS BF H R ER SO BB IBB HBP BLK WP HR S P ERA WHIP	IP WLS BF H R ER SO BB IBB HBP BLK WP HR S P ERA WHIP	IP WLS BF H R ER SO BB IBB HBP BLK WP HR S P ERA WHIP	IP WLS BF H R ER SO BB IBB HBP BLK WP HR S P ERA WHIP	IP WLS BF H R ER SO BB IBB HBP BLK WP HR S P ERA WHIP	IP WLS BF H R ER SO BB IBB HBP BLK WP HR S P ERA WHIP	IP WLS BF H R ER SO BB IBB HBP BLK WP HR S P ERA WHIP	IP WLS BF H R ER SO BB IBB HBP BLK WP HR S P ERA WHIP	IP WLS BF H R ER SO BB IBB HBP BLK WP HR S P ERA WHIP	IP WLS BF H R ER SO BB IBB HBP BLK WP HR S P ERA WHIP	IP WLS BF H R ER SO BB IBB HBP BLK WP HR S P ERA WHIP	IP WLS BF H R ER SO BB IBB HBP BLK WP HR S P ERA WHIP	IP WLS BF H R ER SO BB IBB HBP BLK WP HR S P ERA WHIP	IP WLS BF H R ER SO BB IBB HBP BLK WP HR S P ERA WHIP	IP WLS BF H R ER SO BB IBB HBP BLK WP HR S P ERA WHIP	IP WLS BF H R ER SO BB IBB HBP BLK WP HR S P ERA WHIP	IP WLS BF H R ER SO BB IBB HBP BLK WP HR S P ERA WHIP	IP WLS BF H R ER SO BB IBB HBP BLK WP HR S P ERA WHIP	IP WLS BF H R ER SO BB IBB HBP BLK WP HR S P ERA WHIP	IP WLS BF H R ER SO BB IBB HBP BLK WP HR S P ERA WHIP	
11 Yu Darvish, R ERA: 2.22	6.0	L	28	9	4	4	9	1	0	0	0	0	0	0	0	0	1	1	76	99	6.00	1.667
52 Ryan Tepera, R ERA: 4.12	1.0		3	0	0	0	2	0	0	0	0	0	0	0	0	0	0	0	10	13	0.00	0.000
60 Jason Adam, R ERA: 2.38	1.0		3	0	0	0	1	0	0	0	0	0	0	0	0	0	0	0	8	9	0.00	0.000
39 Andrew Chafin, L ERA: 7.04	1.0		5	1	0	0	0	0	1	0	0	0	0	0	0	0	0	0	7	10	0.00	1.000
Batter	1	2	3	4	5	6	7	8	9	AB	R	H	RBI	BB	SO	LOB	BOTTOM					
8 Ian Happ, S OBP: 0.370, SLG: 0.539										3	0	0	0	1	1	1	Minnesota Twins @ Chicago Cubs Wrigley Field, Chicago, IL Sun Sep 20 2020, 6:08 PM - 9:16 PM CDT Clear - 66 F					
44 Anthony Rizzo, L OBP: 0.323, SLG: 0.386										4	0	1	0	0	1	1						
17 Kris Bryant, R OBP: 0.285, SLG: 0.303										4	0	1	0	0	1	3						
12 Kyle Schwarber, L OBP: 0.306, SLG: 0.393										1	0	0	0	0	0	1						
15 Cameron Maybin, R OBP: 0.293, SLG: 0.390										3	0	0	0	0	1	2						
40 Wilson Contreras, R OBP: 0.332, SLG: 0.394										3	0	1	0	1	2	0						
22 Jason Heyward, L OBP: 0.410, SLG: 0.504										3	0	0	0	0	1	2						
9 Javier Báez, R OBP: 0.242, SLG: 0.364										4	0	0	0	0	1	4						
7 Victor Caratini, S OBP: 0.328, SLG: 0.294										3	0	0	0	1	0	2						
27 Jason Kipnis, L OBP: 0.360, SLG: 0.448										2	0	1	0	0	1	0						
53 José Martínez, R OBP: 0.283, SLG: 0.317										1	0	0	0	0	1	0						
2 Nico Hoerner, R OBP: 0.310, SLG: 0.273										1	0	0	0	0	1	3						
Inning Stats	R: 0 E: 0 K: 0 S: 8	H: 1 LOB: 1 BB: 0 P: 15	R: 0 E: 0 K: 0 S: 13	H: 0 LOB: 1 BB: 1 P: 22	R: 0 E: 0 K: 2 S: 12	H: 2 LOB: 2 BB: 0 P: 19	R: 0 E: 0 K: 0 S: 7	H: 1 LOB: 0 BB: 0 P: 9	R: 0 E: 0 K: 1 S: 9	H: 0 LOB: 0 BB: 0 P: 13	R: 0 E: 0 K: 1 S: 5	H: 0 LOB: 0 BB: 0 P: 7	R: 0 E: 0 K: 2 S: 10	H: 0 LOB: 1 BB: 1 P: 15	R: 0 E: 0 K: 2 S: 9	H: 0 LOB: 3 BB: 1 P: 17	R: 0 E: 0 K: 3 S: 15	H: 0 LOB: 3 BB: 1 P: 26	1B: 3 2B: 1 3B: 0 HR: 0	SF: 0 SAC: 0 DP: 0 HBP: 1	WP: 0 PB: 1 SB: 0 CS: 0	PA: 36
PITCHER	IP WLS BF H R ER SO BB IBB HBP BLK WP HR S P ERA WHIP	IP WLS BF H R ER SO BB IBB HBP BLK WP HR S P ERA WHIP	IP WLS BF H R ER SO BB IBB HBP BLK WP HR S P ERA WHIP	IP WLS BF H R ER SO BB IBB HBP BLK WP HR S P ERA WHIP	IP WLS BF H R ER SO BB IBB HBP BLK WP HR S P ERA WHIP	IP WLS BF H R ER SO BB IBB HBP BLK WP HR S P ERA WHIP	IP WLS BF H R ER SO BB IBB HBP BLK WP HR S P ERA WHIP	IP WLS BF H R ER SO BB IBB HBP BLK WP HR S P ERA WHIP	IP WLS BF H R ER SO BB IBB HBP BLK WP HR S P ERA WHIP	IP WLS BF H R ER SO BB IBB HBP BLK WP HR S P ERA WHIP	IP WLS BF H R ER SO BB IBB HBP BLK WP HR S P ERA WHIP	IP WLS BF H R ER SO BB IBB HBP BLK WP HR S P ERA WHIP	IP WLS BF H R ER SO BB IBB HBP BLK WP HR S P ERA WHIP	IP WLS BF H R ER SO BB IBB HBP BLK WP HR S P ERA WHIP	IP WLS BF H R ER SO BB IBB HBP BLK WP HR S P ERA WHIP	IP WLS BF H R ER SO BB IBB HBP BLK WP HR S P ERA WHIP	IP WLS BF H R ER SO BB IBB HBP BLK WP HR S P ERA WHIP	IP WLS BF H R ER SO BB IBB HBP BLK WP HR S P ERA WHIP	IP WLS BF H R ER SO BB IBB HBP BLK WP HR S P ERA WHIP	IP WLS BF H R ER SO BB IBB HBP BLK WP HR S P ERA WHIP	IP WLS BF H R ER SO BB IBB HBP BLK WP HR S P ERA WHIP	IP WLS BF H R ER SO BB IBB HBP BLK WP HR S P ERA WHIP
17 José Berrios, R ERA: 3.72	6.0	W	23	4	0	0	4	1	0	0	0	0	0	0	0	0	1	0	54	54	0.00	0.833
65 Trevor May, R ERA: 4.35	1.0		3	0	0	0	2	0	0	0	0	0	0	0	0	0	0	0	10	15	0.00	0.000
55 Taylor Rogers, L ERA: 4.58	1.0		4	0	0	0	2	1	0	0	0	0	0	0	0	0	0	0	9	17	0.00	1.000
54 Sergio Romo, R ERA: 2.89	1.0		6	0	0	0	3	1	0	1	0	0	0	0	0	0	0	0	15	26	0.00	1.000


Batter	1	2	3	4	5	6	7	8	9	AB	R	H	RBI	BB	SO	LOB	TOP			
22 Victor Reyes, S OBP: 0.317, SLG: 0.402										5	0	1	0	0	3	5	Detroit Tigers @ Minnesota Twins Target Field, Minneapolis, MN Wed Sep 23, 2020, 6:43 PM - 9:58 PM CDT Partly Cloudy - 79 F			
49 Willi Castro, S OBP: 0.375, SLG: 0.534										5	2	2	0	0	0	4				
24 Miguel Cabrera, R OBP: 0.326, SLG: 0.403										5	2	2	6	0	0	1				
46 Jeimer Candelario, S OBP: 0.373, SLG: 0.508										4	0	0	0	1	1	1				
28 Niko Goodrum, S OBP: 0.253, SLG: 0.336										4	0	0	0	0	2	1				
30 Harold Castro, L OBP: 0.391, SLG: 0.415										4	0	2	0	0	1	0				
13 Eric Haase, R OBP: 0.273, SLG: 0.200										4	0	0	0	0	1	3				
41 Daz Cameron, R OBP: 0.200, SLG: 0.256										4	0	1	0	0	2	1				
19 Isaac Paredes, R OBP: 0.280, SLG: 0.310										4	2	3	0	0	1	0				
Inning Stats	R: 0 E: 0 K: 0 S: 9	H: 1 LOB: 1 BB: 0 P: 13	R: 0 E: 1 K: 3 S: 12	H: 0 LOB: 1 BB: 0 P: 15	R: 0 E: 0 K: 2 S: 10	H: 0 LOB: 0 BB: 0 P: 14	R: 0 E: 0 K: 2 S: 10	H: 0 LOB: 0 BB: 0 P: 13	R: 0 E: 0 K: 1 S: 17	H: 3 LOB: 3 BB: 1 P: 25	R: 0 E: 0 K: 0 S: 10	H: 1 LOB: 2 BB: 1 P: 23	R: 3 E: 0 K: 1 S: 15	H: 3 LOB: 0 BB: 0 P: 20	1B: 8 2B: 1 HR: 2	SF: 0 SAC: 0 DP: 0 HBP: 0	WP: 0 PB: 0 SB: 1 CS: 0	PA: 40		
PITCHER	IP: 6.0 WLS: W BF: 23 ERA: 2.7	IP: 0.1 WLS: H BF: 2 ERA: 1.09	IP: 0.2 WLS: H BF: 2 ERA: 2.59	IP: 1.0 WLS: 5 BF: 1 ERA: 2.78	IP: 0.2 WLS: 4 BF: 2 ERA: 2.7	IP: 0.1 WLS: S BF: 2 ERA: 3.15	IP: 0.1 WLS: S BF: 2 ERA: 3.15	IP: 0.1 WLS: S BF: 2 ERA: 3.15	IP: 0.1 WLS: S BF: 2 ERA: 3.15	IP: 0.1 WLS: S BF: 2 ERA: 3.15	IP: 0.1 WLS: S BF: 2 ERA: 3.15	IP: 0.1 WLS: S BF: 2 ERA: 3.15	IP: 0.1 WLS: S BF: 2 ERA: 3.15	IP: 0.1 WLS: S BF: 2 ERA: 3.15	IP: 0.1 WLS: S BF: 2 ERA: 3.15	IP: 0.1 WLS: S BF: 2 ERA: 3.15	IP: 0.1 WLS: S BF: 2 ERA: 3.15	IP: 0.1 WLS: S BF: 2 ERA: 3.15	IP: 0.1 WLS: S BF: 2 ERA: 3.15	IP: 0.1 WLS: S BF: 2 ERA: 3.15

AB	39
R	6
H	11
RBI	6
BB	1
SO	11
LOB	16



Batter	1	2	3	4	5	6	7	8	9	AB	R	H	RBI	BB	SO	LOB	BOTTOM					
25 Byron Buxton, R OBP: 0.267, SLG: 0.591										4	0	0	1	0	3	2	Detroit Tigers @ Minnesota Twins Target Field, Minneapolis, MN Wed Sep 23, 2020, 6:43 PM - 9:58 PM CDT Partly Cloudy - 79 F					
26 Max Kepler, L OBP: 0.373, SLG: 0.438										4	0	0	0	0	0	1						
24 Josh Donaldson, R OBP: 0.376, SLG: 0.475										3	1	0	0	1	0	1						
20 Eddie Rosario, L OBP: 0.321, SLG: 0.482										3	2	1	2	1	0	0						
22 Miguel Sanó, R OBP: 0.279, SLG: 0.492										4	0	0	0	0	1	1						
60 Jake Cave, L OBP: 0.287, SLG: 0.411										4	2	2	3	0	1	0						
11 Jorge Polanco, S OBP: 0.311, SLG: 0.360										4	1	1	0	0	1	0						
9 Marwin Gonzalez, S OBP: 0.283, SLG: 0.317										2	1	1	1	0	0	0						
39 Ryan Jeffers, R OBP: 0.373, SLG: 0.462										3	0	2	0	0	0	1						
Inning Stats	R: 0 E: 0 K: 1 S: 8	H: 0 LOB: 0 BB: 0 P: 12	R: 0 E: 0 K: 1 S: 8	H: 0 LOB: 0 BB: 0 P: 11	R: 2 E: 0 K: 0 S: 13	H: 3 LOB: 1 BB: 0 P: 20	R: 2 E: 0 K: 1 S: 15	H: 1 LOB: 1 BB: 1 P: 27	R: 2 E: 0 K: 2 S: 13	H: 1 LOB: 0 BB: 1 P: 24	R: 1 E: 0 K: 1 S: 11	H: 2 LOB: 1 BB: 0 P: 16	R: 0 E: 0 K: 0 S: 6	H: 0 LOB: 0 BB: 0 P: 12	R: 0 E: 0 K: 0 S: 6	H: 0 LOB: 0 BB: 0 P: 11	R: 0 E: 0 K: 0 S: 6	H: 0 LOB: 0 BB: 0 P: 11	1B: 4 2B: 0 3B: 0 HR: 3	SF: 0 SAC: 0 DP: 0 HBP: 1	WP: 1 PB: 0 SB: 2 CS: 0	PA: 34
PITCHER	IP: 4.2 WLS: L BF: 22 ERA: 6.99	IP: 2.1 WLS: 9 BF: 2 ERA: 5.91	IP: 1.0 WLS: 3 BF: 0 ERA: 8.14	IP: 0.0 WLS: 0 BF: 0 ERA: 0.00	IP: 0.0 WLS: 0 BF: 0 ERA: 0.00	IP: 0.0 WLS: 0 BF: 0 ERA: 0.00	IP: 0.0 WLS: 0 BF: 0 ERA: 0.00	IP: 0.0 WLS: 0 BF: 0 ERA: 0.00	IP: 0.0 WLS: 0 BF: 0 ERA: 0.00	IP: 0.0 WLS: 0 BF: 0 ERA: 0.00	IP: 0.0 WLS: 0 BF: 0 ERA: 0.00	IP: 0.0 WLS: 0 BF: 0 ERA: 0.00	IP: 0.0 WLS: 0 BF: 0 ERA: 0.00	IP: 0.0 WLS: 0 BF: 0 ERA: 0.00	IP: 0.0 WLS: 0 BF: 0 ERA: 0.00	IP: 0.0 WLS: 0 BF: 0 ERA: 0.00	IP: 0.0 WLS: 0 BF: 0 ERA: 0.00	IP: 0.0 WLS: 0 BF: 0 ERA: 0.00	IP: 0.0 WLS: 0 BF: 0 ERA: 0.00	IP: 0.0 WLS: 0 BF: 0 ERA: 0.00		

AB	31
R	7
H	7
RBI	7
BB	2
SO	6
LOB	6



Batter	1	2	3	4	5	6	7	8	9	AB	R	H	RBI	BB	SO	LOB	TOP					
4 Shogo Akiyama, L OBP: 0.356, SLG: 0.293										5	1	2	1	0	1	1						
2 Nick Castellanos, R OBP: 0.297, SLG: 0.493										5	0	1	1	0	2	4						
19 Joey Votto, L OBP: 0.346, SLG: 0.444										4	1	0	0	1	1	4						
7 Eugenio Suárez, R OBP: 0.311, SLG: 0.474										5	0	0	0	0	2	5						
9 Mike Moustakas, L OBP: 0.344, SLG: 0.489										4	2	2	3	0	0	0						
33 Jesse Winker, L OBP: 0.388, SLG: 0.545										2	0	0	0	2	1	0						
38 Jose Barrero, R OBP: 0.215, SLG: 0.203										4	1	1	0	0	1	1						
15 Nick Senzel, R OBP: 0.257, SLG: 0.373										4	1	1	0	0	1	1						
3 Freddy Galvis, S OBP: 0.307, SLG: 0.412										4	1	3	2	0	0	0						
16 Tucker Barnhart, L OBP: 0.287, SLG: 0.385										3	0	0	0	1	0	1						
Inning Stats	R: 0 E: 0 K: 2 S: 8	H: 0 LOB: 0 BB: 0 P: 10	R: 0 E: 0 K: 1 S: 9	H: 0 LOB: 1 BB: 1 P: 14	R: 0 E: 0 K: 1 S: 13	H: 1 LOB: 1 BB: 0 P: 20	R: 2 E: 0 K: 1 S: 12	H: 1 LOB: 0 BB: 1 P: 20	R: 2 E: 0 K: 2 S: 13	H: 3 LOB: 1 BB: 0 P: 17	R: 0 E: 0 K: 0 S: 10	H: 0 LOB: 0 BB: 0 P: 15	R: 0 E: 0 K: 0 S: 5	H: 0 LOB: 0 BB: 0 P: 6	R: 0 E: 0 K: 1 S: 9	H: 0 LOB: 0 BB: 0 P: 13	R: 3 E: 1 K: 0 S: 21	H: 4 LOB: 3 BB: 2 P: 36	1B: 5 2B: 1 3B: 0 HR: 3	SF: 0 SAC: 0 DP: 0 HBP: 0	WP: 0 PB: 0 SB: 0 CS: 0	PA: 40
PITCHER	IP WLS BF H R ER SO BB IBB HBP BLK WP HR S P ERA WHIP	PITCHER																				
17 José Berrios, R ERA: 4.0	5.0 L 22 5 4 4 7 2 0 0 0 0 0 2 55 81 7.20 1.400																					
72 Caleb Thielbar, L ERA: 2.41	2.0 6 0 0 0 0 0 0 0 0 0 0 0 15 21 0.00 0.000																					
65 Trevor May, R ERA: 4.03	1.0 3 0 0 0 1 0 0 0 0 0 0 0 9 13 0.00 0.000																					
86 Edwar Colina, R ERA: 81.0	0.1 7 4 3 3 0 2 0 0 0 0 0 1 12 24 81.00 18.000																					
66 Jorge Alcalá, R ERA: 2.7	0.2 2 0 0 0 0 0 0 0 0 0 0 0 9 12 0.00 0.000																					

Cincinnati Reds @ Minnesota Twins
Target Field, Minneapolis, MN
Fri Sep 25 2020, 7:12 PM - 10:49 PM CDT
Partly Cloudy - 75 F

AB	36
R	7
H	9
RBI	7
BB	4
SO	8
LOB	16



Batter	1	2	3	4	5	6	7	8	9	AB	R	H	RBI	BB	SO	LOB	BOTTOM					
26 Max Kepler, L OBP: 0.316, SLG: 0.433										4	1	1	0	1	1	3						
24 Josh Donaldson, R OBP: 0.373, SLG: 0.469										1	0	0	0	0	0	1						
13 Ehire Adrianza, S OBP: 0.289, SLG: 0.259										3	0	0	0	2	3	1						
23 Nelson Cruz, R OBP: 0.403, SLG: 0.612										3	0	0	0	2	3	1						
30 LaMonte Wade Jr., L OBP: 0.318, SLG: 0.308										5	0	2	0	0	0	2						
20 Eddie Rosario, L OBP: 0.323, SLG: 0.480										5	0	2	0	0	0	2						
25 Byron Buxton, R OBP: 0.267, SLG: 0.577										3	0	0	0	0	2	5						
60 Jake Cave, L OBP: 0.287, SLG: 0.411										0	0	0	0	0	0	0						
22 Miguel Sanó, R OBP: 0.279, SLG: 0.484										3	1	0	0	1	2	4						
11 Jorge Polanco, S OBP: 0.315, SLG: 0.368										4	0	2	0	0	0	1						
8 Mitch Garver, R OBP: 0.241, SLG: 0.257										4	0	1	0	0	3	4						
9 Marwin Gonzalez, S OBP: 0.283, SLG: 0.315										4	0	1	1	0	1	5						
Inning Stats	R: 0 E: 0 K: 2 S: 16	H: 1 LOB: 3 BB: 2 P: 29	R: 0 E: 0 K: 1 S: 10	H: 0 LOB: 0 BB: 0 P: 14	R: 1 E: 0 K: 2 S: 18	H: 2 LOB: 1 BB: 0 P: 32	R: 0 E: 0 K: 1 S: 15	H: 2 LOB: 2 BB: 0 P: 22	R: 0 E: 0 K: 2 S: 9	H: 1 LOB: 1 BB: 0 P: 15	R: 1 E: 0 K: 2 S: 11	H: 1 LOB: 1 BB: 1 P: 20	R: 0 E: 0 K: 2 S: 8	H: 0 LOB: 0 BB: 0 P: 10	R: 0 E: 0 K: 2 S: 14	H: 1 LOB: 3 BB: 0 P: 27	R: 0 E: 0 K: 1 S: 10	H: 0 LOB: 2 BB: 1 P: 16	1B: 5 2B: 3 3B: 0 HR: 0	SF: 0 SAC: 0 DP: 0 HBP: 1	WP: 0 PB: 0 SB: 0 CS: 0	PA: 40
PITCHER	IP WLS BF H R ER SO BB IBB HBP BLK WP HR S P ERA WHIP	PITCHER																				
30 Tyler Mahle, R ERA: 3.99	2.1 12 3 1 1 4 2 0 0 0 0 0 0 37 62 3.86 2.143																					
21 Michael Lorenzen, R ERA: 4.28	3.1 W 14 3 1 1 4 1 0 0 0 0 0 0 37 62 2.70 1.200																					
50 Amir Garrett, L ERA: 2.5	0.1 H 2 1 0 0 1 0 0 0 0 0 0 5 8 0.00 3.000																					
39 Lucas Sims, R ERA: 2.59	1.0 H 4 0 0 0 2 0 0 0 1 0 0 0 8 13 0.00 0.000																					
26 Rafael Iglesias, R ERA: 2.91	1.0 H 4 1 0 0 2 0 0 0 0 0 0 0 14 24 0.00 1.000																					
22 Wade Miley, L ERA: 5.65	1.0 4 0 0 0 0 0 0 0 0 0 0 0 9 16 0.00 1.000																					

Cincinnati Reds @ Minnesota Twins
Target Field, Minneapolis, MN
Fri Sep 25 2020, 7:12 PM - 10:49 PM CDT
Partly Cloudy - 75 F


AB	35
R	2
H	8
RBI	2
BB	4
SO	14
LOB	26



Batter	1	2	3	4	5	6	7	8	9	AB	R	H	RBI	BB	SO	LOB	TOP			
4 Shogo Akiyama, L OBP: 0.361, SLG: 0.301 2 Nick Castellanos, R OBP: 0.300, SLG: 0.452 15 Nick Senzel, R OBP: 0.253, SLG: 0.368										3	1	2	0	0	0	0	Cincinnati Reds @ Minnesota Twins Target Field, Minneapolis, MN Sat Sep 26 2020, 6:12 PM - 9:16 PM CDT Cloudy - 69 F			
33 Jesse Winker, L OBP: 0.307, SLG: 0.537 42 Aristides Aquino, R OBP: 0.321, SLG: 0.341										2	1	0	0	1	0	1				
19 Joey Votto, L OBP: 0.349, SLG: 0.451										4	0	2	1	0	1	3				
7 Eugenio Suárez, R OBP: 0.310, SLG: 0.466										3	0	0	0	1	1	5				
9 Mike Moustakas, L OBP: 0.335, SLG: 0.478										3	0	0	1	0	0	1				
3 Freddy Galvis, S OBP: 0.306, SLG: 0.403										3	0	0	0	1	1	1				
17 Brian Goodwin, L OBP: 0.299, SLG: 0.417										3	1	1	0	0	0	2				
38 Jose Barrero, R OBP: 0.212, SLG: 0.200										4	0	1	0	0	2	0				
52 Kyle Farmer, R OBP: 0.324, SLG: 0.306									4	0	1	0	0	2	0					
12 Curt Casali, R OBP: 0.360, SLG: 0.507									4	0	0	0	0	3	2					
Inning Stats	R: 2 H: 2 E: 0 K: 1 S: 18	WLS: 2 BF: 2 LOB: 2 BB: 2 P: 34	R: 0 H: 1 E: 0 K: 1 S: 11	H: 1 LOB: 1 BB: 0 P: 17	R: 0 H: 1 E: 0 K: 1 S: 10	H: 1 LOB: 1 BB: 1 P: 17	R: 0 H: 0 E: 0 K: 0 S: 9	H: 0 LOB: 0 BB: 0 P: 12	R: 0 H: 0 E: 0 K: 0 S: 8	H: 0 LOB: 0 BB: 0 P: 15	R: 1 H: 3 E: 0 K: 2 S: 20	H: 3 LOB: 3 BB: 0 P: 27	R: 0 H: 0 E: 0 K: 0 S: 7	H: 0 LOB: 0 BB: 0 P: 8	R: 0 H: 0 E: 0 K: 3 S: 9	H: 0 LOB: 0 BB: 0 P: 13	1B: 6 2B: 1 3B: 0 HR: 0	SF: 1 SAC: 0 DP: 1 HBP: 1	WP: 0 PB: 0 SB: 1 CS: 0	PA: 37
PITCHER	IP WLS BF H R ER SO BB IBB HBP BLK WP HR S P ERA WHIP	IP WLS BF H R ER SO BB IBB HBP BLK WP HR S P ERA WHIP	IP WLS BF H R ER SO BB IBB HBP BLK WP HR S P ERA WHIP	IP WLS BF H R ER SO BB IBB HBP BLK WP HR S P ERA WHIP	IP WLS BF H R ER SO BB IBB HBP BLK WP HR S P ERA WHIP	IP WLS BF H R ER SO BB IBB HBP BLK WP HR S P ERA WHIP	IP WLS BF H R ER SO BB IBB HBP BLK WP HR S P ERA WHIP	IP WLS BF H R ER SO BB IBB HBP BLK WP HR S P ERA WHIP	IP WLS BF H R ER SO BB IBB HBP BLK WP HR S P ERA WHIP	IP WLS BF H R ER SO BB IBB HBP BLK WP HR S P ERA WHIP	IP WLS BF H R ER SO BB IBB HBP BLK WP HR S P ERA WHIP	IP WLS BF H R ER SO BB IBB HBP BLK WP HR S P ERA WHIP	IP WLS BF H R ER SO BB IBB HBP BLK WP HR S P ERA WHIP	IP WLS BF H R ER SO BB IBB HBP BLK WP HR S P ERA WHIP	IP WLS BF H R ER SO BB IBB HBP BLK WP HR S P ERA WHIP	IP WLS BF H R ER SO BB IBB HBP BLK WP HR S P ERA WHIP	IP WLS BF H R ER SO BB IBB HBP BLK WP HR S P ERA WHIP			
35 Michael Pineda, R ERA: 3.38 36 Tyler Clippard, R ERA: 2.49 61 Cody Stashak, R ERA: 3.0 55 Taylor Rogers, L ERA: 4.05 21 Tyler Duffey, R ERA: 1.88	IP WLS BF H R ER SO BB IBB HBP BLK WP HR S P ERA WHIP	IP WLS BF H R ER SO BB IBB HBP BLK WP HR S P ERA WHIP	IP WLS BF H R ER SO BB IBB HBP BLK WP HR S P ERA WHIP	IP WLS BF H R ER SO BB IBB HBP BLK WP HR S P ERA WHIP	IP WLS BF H R ER SO BB IBB HBP BLK WP HR S P ERA WHIP	IP WLS BF H R ER SO BB IBB HBP BLK WP HR S P ERA WHIP	IP WLS BF H R ER SO BB IBB HBP BLK WP HR S P ERA WHIP	IP WLS BF H R ER SO BB IBB HBP BLK WP HR S P ERA WHIP	IP WLS BF H R ER SO BB IBB HBP BLK WP HR S P ERA WHIP	IP WLS BF H R ER SO BB IBB HBP BLK WP HR S P ERA WHIP	IP WLS BF H R ER SO BB IBB HBP BLK WP HR S P ERA WHIP	IP WLS BF H R ER SO BB IBB HBP BLK WP HR S P ERA WHIP	IP WLS BF H R ER SO BB IBB HBP BLK WP HR S P ERA WHIP	IP WLS BF H R ER SO BB IBB HBP BLK WP HR S P ERA WHIP	IP WLS BF H R ER SO BB IBB HBP BLK WP HR S P ERA WHIP	IP WLS BF H R ER SO BB IBB HBP BLK WP HR S P ERA WHIP				

Batter	1	2	3	4	5	6	7	8	9	AB	R	H	RBI	BB	SO	LOB	BOTTOM			
26 Max Kepler, L OBP: 0.325, SLG: 0.449										3	3	2	0	1	0	0	Cincinnati Reds @ Minnesota Twins Target Field, Minneapolis, MN Sat Sep 26 2020, 6:12 PM - 9:16 PM CDT Cloudy - 69 F			
2 Luis Arraez, L OBP: 0.359, SLG: 0.389										4	2	4	3	0	0	0				
20 Eddie Rosario, L OBP: 0.322, SLG: 0.483										3	0	1	2	0	0	2				
23 Nelson Cruz, R OBP: 0.400, SLG: 0.604										4	0	1	1	0	1	2				
60 Jake Cave, L OBP: 0.286, SLG: 0.400										3	0	0	0	0	1	3				
11 Jorge Polanco, S OBP: 0.309, SLG: 0.361										4	0	0	0	0	1	1				
9 Marwin Gonzalez, S OBP: 0.282, SLG: 0.320										4	1	1	0	0	2	0				
39 Ryan Jeffers, R OBP: 0.355, SLG: 0.436										3	0	0	0	0	1	1				
13 Ehire Adrianza, S OBP: 0.290, SLG: 0.273									3	1	1	0	0	1	0					
Inning Stats	R: 1 H: 2 E: 0 K: 1 S: 17	H: 2 LOB: 1 BB: 0 P: 27	R: 0 H: 0 E: 0 K: 1 S: 10	H: 0 LOB: 0 BB: 0 P: 13	R: 2 H: 3 E: 0 K: 0 S: 12	H: 3 LOB: 1 BB: 0 P: 19	R: 1 H: 1 E: 0 K: 2 S: 14	H: 2 LOB: 0 BB: 0 P: 18	R: 1 H: 2 E: 0 K: 1 S: 9	H: 2 LOB: 1 BB: 0 P: 16	R: 0 H: 0 E: 0 K: 1 S: 7	H: 0 LOB: 0 BB: 0 P: 10	R: 2 H: 2 E: 0 K: 1 S: 13	H: 2 LOB: 1 BB: 1 P: 22	R: 0 H: 0 E: 0 K: 1 S: 8	H: 0 LOB: 0 BB: 0 P: 12		1B: 2 2B: 9 3B: 0 HR: 0	SF: 1 SAC: 0 DP: 1 HBP: 1	WP: 2 PB: 0 SB: 0 CS: 1
PITCHER	IP WLS BF H R ER SO BB IBB HBP BLK WP HR S P ERA WHIP	IP WLS BF H R ER SO BB IBB HBP BLK WP HR S P ERA WHIP	IP WLS BF H R ER SO BB IBB HBP BLK WP HR S P ERA WHIP	IP WLS BF H R ER SO BB IBB HBP BLK WP HR S P ERA WHIP	IP WLS BF H R ER SO BB IBB HBP BLK WP HR S P ERA WHIP	IP WLS BF H R ER SO BB IBB HBP BLK WP HR S P ERA WHIP	IP WLS BF H R ER SO BB IBB HBP BLK WP HR S P ERA WHIP	IP WLS BF H R ER SO BB IBB HBP BLK WP HR S P ERA WHIP	IP WLS BF H R ER SO BB IBB HBP BLK WP HR S P ERA WHIP	IP WLS BF H R ER SO BB IBB HBP BLK WP HR S P ERA WHIP	IP WLS BF H R ER SO BB IBB HBP BLK WP HR S P ERA WHIP	IP WLS BF H R ER SO BB IBB HBP BLK WP HR S P ERA WHIP	IP WLS BF H R ER SO BB IBB HBP BLK WP HR S P ERA WHIP	IP WLS BF H R ER SO BB IBB HBP BLK WP HR S P ERA WHIP	IP WLS BF H R ER SO BB IBB HBP BLK WP HR S P ERA WHIP	IP WLS BF H R ER SO BB IBB HBP BLK WP HR S P ERA WHIP				
58 Luis Castillo, R ERA: 3.21 28 Anthony DeSclafani, R ERA: 7.22 55 Robert Stephenson, R ERA: 9.9	IP WLS BF H R ER SO BB IBB HBP BLK WP HR S P ERA WHIP	IP WLS BF H R ER SO BB IBB HBP BLK WP HR S P ERA WHIP	IP WLS BF H R ER SO BB IBB HBP BLK WP HR S P ERA WHIP	IP WLS BF H R ER SO BB IBB HBP BLK WP HR S P ERA WHIP	IP WLS BF H R ER SO BB IBB HBP BLK WP HR S P ERA WHIP	IP WLS BF H R ER SO BB IBB HBP BLK WP HR S P ERA WHIP	IP WLS BF H R ER SO BB IBB HBP BLK WP HR S P ERA WHIP	IP WLS BF H R ER SO BB IBB HBP BLK WP HR S P ERA WHIP	IP WLS BF H R ER SO BB IBB HBP BLK WP HR S P ERA WHIP	IP WLS BF H R ER SO BB IBB HBP BLK WP HR S P ERA WHIP	IP WLS BF H R ER SO BB IBB HBP BLK WP HR S P ERA WHIP	IP WLS BF H R ER SO BB IBB HBP BLK WP HR S P ERA WHIP	IP WLS BF H R ER SO BB IBB HBP BLK WP HR S P ERA WHIP	IP WLS BF H R ER SO BB IBB HBP BLK WP HR S P ERA WHIP	IP WLS BF H R ER SO BB IBB HBP BLK WP HR S P ERA WHIP	IP WLS BF H R ER SO BB IBB HBP BLK WP HR S P ERA WHIP				

AB 32
R 3
H 7
RBI 3
BB 3
SO 9
LOB 15



AB 31
R 7
H 10
RBI 6
BB 1
SO 7
LOB 9



