

Minnesota Twins - 2023

Batter	1	2	3	4	5	6	7	8	9	AB	R	H	RBI	BB	SO	LOB	TOP					
15 Josh Lowe, L OBP: 0.500, SLG: 1.000 99 Jordan Qsar, L OBP: 0.333, SLG: 0.333										2	0	1	0	0	0	2	Tampa Bay Rays @ Minnesota Twins Hammond Stadium, Fort Myers, FL Sat Feb 25 2023, 1:09 PM - 3:40 PM EST Att: 6,346 - Sunny - 87 F					
7 Vidal Brujan, S 37 Oslevis Basabe, R OBP: 0.500, SLG: 0.500										2	0	0	0	0	3	2						
87 Harold Ramirez, R OBP: 0.500, SLG: 0.500 73 Kyle Manzardo, L OBP: 0.500, SLG: 0.500										2	1	1	0	0	1	1						
17 Isaac Paredes, R 93 Austin Shenton, L OBP: 0.500, SLG: 0.500										1	1	0	0	1	0	1						
21 Francisco Mejia, S 79 Gavin Collins, R (5, PH)										2	0	0	0	0	2	2						
50 René Pinto, R 69 Roberto Alvarez, R (6, PH)										2	0	0	1	0	0	1						
26 Daniel Robertson, R OBP: 0.500, SLG: 0.500 77 Ronny Simon, S										2	0	1	1	0	1	0						
74 Kameron Misner, L OBP: 1.000, SLG: 1.000 75 Grant Witherspoon, L										1	1	1	0	1	0	0						
78 Ruben Cardenas, R (1, 9)										1	0	0	0	1	1	1						
76 Niko Hulsizer, R (5, 9)										2	0	0	0	0	1	1						
Inning Stats	R: 0 E: 0 K: 1 S: 10	H: 1 LOB: 1 BB: 0 P: 13	R: 0 E: 0 K: 1 S: 8	H: 0 LOB: 0 BB: 0 P: 10	R: 0 E: 0 K: 0 S: 9	H: 0 LOB: 1 BB: 2 P: 18	R: 2 E: 0 K: 0 S: 11	H: 2 LOB: 2 BB: 1 P: 18	R: 2 E: 1 K: 1 S: 19	H: 4 LOB: 2 BB: 0 P: 30	R: 0 E: 0 K: 0 S: 13	H: 0 LOB: 1 BB: 1 P: 18	R: 0 E: 0 K: 2 S: 10	H: 1 LOB: 0 BB: 0 P: 16	R: 0 E: 0 K: 1 S: 8	H: 0 LOB: 0 BB: 0 P: 14	R: 0 E: 0 K: 2 S: 8	H: 0 LOB: 0 BB: 0 P: 13	1B: 7 2B: 1 3B: 0 HR: 0	SF: 0 SAC: 0 DP: 1 HBP: 0	WP: 0 PB: 0 SB: 0 CS: 0	PA: 37
PITCHER	IP WLS BF H R ER SO BB IBB HBP BLK WP HR S P ERA WHIP	18 Kenta Maeda, R ERA: 0.00	59 Jhron Duran, R ERA: 0.00	71 Jovani Moran, L ERA: 0.00	66 Jorge Alcala, R ERA: 18.0	77 Cole Sands, R ERA: 18.0	94 Nolan Blackwood, R ERA: 0.00	87 Derek Rodriguez, R ERA: 0.00	51 Kody Funderburk, L ERA: 0.00													

AB	33
R	4
H	8
RBI	3
BB	4
SO	8
LOB	16



Batter	1	2	3	4	5	6	7	8	9	AB	R	H	RBI	BB	SO	LOB	BOTTOM			
13 Joey Gallo, L OBP: 1.000, SLG: 1.500 1 Misael Urbina, R										2	1	2	0	0	0	0	Tampa Bay Rays @ Minnesota Twins Hammond Stadium, Fort Myers, FL Sat Feb 25 2023, 1:09 PM - 3:40 PM EST Att: 6,346 - Sunny - 87 F			
27 Ryan Jeffers, R OBP: 0.500, SLG: 0.500 5 Noah Miller, S										2	0	1	0	0	0	1				
12 Kyle Farmer, R 23 Jake Rucker, R										1	0	0	1	0	0	2				
26 Max Kepler, L 21 Will Holland, R										2	0	0	0	0	0	2				
2 Michael Taylor, R OBP: 1.000, SLG: 1.500 9 DaShawn Keirse Jr., L OBP: 0.500, SLG: 0.500										2	1	2	0	0	0	0				
95 Edouard Julien, L OBP: 1.000, SLG: 1.000 73 David Bañuelos, R OBP: 0.500, SLG: 1.000										1	1	1	0	1	0	0				
50 Willi Castro, S 27 Seth Gray, L OBP: 0.500, SLG: 0.500										1	1	1	2	0	0	0				
72 Brooks Lee, S OBP: 0.333, SLG: 0.333 23 Ben Ross, R (8, PH)										3	1	1	1	0	2	4				
16 Tyler White, R OBP: 0.500, SLG: 2.000 86 Jorel Ortega, R										2	1	1	2	0	0	3				
Inning Stats	R: 0 E: 0 K: 0 S: 10	H: 2 LOB: 1 BB: 0 P: 15	R: 6 E: 0 K: 0 S: 15	H: 6 LOB: 0 BB: 0 P: 25	R: 0 E: 0 K: 1 S: 13	H: 1 LOB: 2 BB: 1 P: 22	R: 0 E: 0 K: 0 S: 8	H: 0 LOB: 0 BB: 0 P: 11	R: 0 E: 0 K: 3 S: 9	H: 0 LOB: 0 BB: 0 P: 13	R: 0 E: 0 K: 3 S: 16	H: 1 LOB: 1 BB: 0 P: 24	R: 2 E: 0 K: 1 S: 14	H: 2 LOB: 1 BB: 1 P: 25	R: 0 E: 0 K: 1 S: 12	H: 0 LOB: 0 BB: 0 P: 17		1B: 7 2B: 3 3B: 1 HR: 1	SF: 1 SAC: 0 DP: 2 HBP: 1	WP: 0 PB: 0 SB: 2 CS: 0
PITCHER	IP WLS BF H R ER SO BB IBB HBP BLK WP HR S P ERA WHIP	71 Cooper Criswell, R ERA: 54.0	19 Josh Fleming, L ERA: 54.0	49 Kevin Kelly, R ERA: 0.00	90 Mason Montgomery, L ERA: 0.00	86 Eyan Reifert, R ERA: 0.00	85 Trevor Brigden, R ERA: 0.00	87 Josh Roberson, R ERA: 18.0	85 Joe La Sorsa, L ERA: 0.00											

AB	33
R	8
H	12
RBI	8
BB	2
SO	9
LOB	16



Batter	1	2	3	4	5	6	7	8	9	AB	R	H	RBI	BB	SO	LOB	TOP																											
95 Edouard Julien, L 86 Chris Williams, R										3	0	0	0	0	3	0	Minnesota Twins @ Philadelphia Phillies BayCare Ballpark, Clearwater, FL Sun Feb 26 2023, 1:10 PM - 4:15 PM EST Att: 7,181 - Sunny - 81 F																											
32 Tony Wolters, L 12 Mikey Perez, R										2	0	0	0	1	0	0																												
64 Jose Miranda, R 1 Alex Isola, R										1	0	1	0	2	0	0																												
1 Misael Urbina, R 12 Kyle Schmidt, R										0	0	0	0	1	0	0																												
50 Willi Castro, S 21 Willi Holland, R										3	0	0	0	0	2	4																												
21 Gilberto Celestino, R 56 Kaiel Rosario, R										3	0	1	2	0	1	1																												
72 Brooks Lee, S 23 Jake Rucker, R										3	1	1	0	0	0	1																												
96 Aaron Sabato, R 1 Alex Isola, R										2	1	0	0	1	1	0																												
24 Ryan LaMarre, R 9 DaShawn Keirsej Jr., L										2	1	0	0	1	1	0																												
60 Elliot Soto, R 38 Ernie Yake, L										3	1	2	4	0	0	0																												
Inning Stats	R: 0 E: 0 K: 2 S: 9	H: 0 LOB: 1 BB: 1 P: 19	R: 0 E: 0 K: 1 S: 7	H: 0 LOB: 0 BB: 0 P: 9	R: 0 E: 0 K: 2 S: 13	H: 0 LOB: 0 BB: 0 P: 21	R: 0 E: 0 K: 1 S: 11	H: 1 LOB: 1 BB: 0 P: 20	R: 6 E: 0 K: 1 S: 15	H: 3 LOB: 1 BB: 4 P: 39	R: 0 E: 0 K: 1 S: 10	H: 1 LOB: 1 BB: 1 P: 15	R: 0 E: 0 K: 1 S: 9	H: 1 LOB: 1 BB: 1 P: 16	R: 1 E: 0 K: 2 S: 17	H: 1 LOB: 3 BB: 2 P: 31	R: 1 E: 1 K: 0 S: 11	H: 0 LOB: 1 BB: 1 P: 21	1B: 4 2B: 2 3B: 0 HR: 1	SF: 1 SAC: 0 DP: 0 HBP: 1	WP: 1 PB: 0 SB: 1 CS: 0	PA: 44																						
PITCHER	IP WLS BF H R ER SO BB IBB HBP BLK WP HR S P ERA WHIP	<table border="0"> <tr> <td>64 Andrew Bellatti, R 75 Connor Brogdon, R 37 Andrew Vasquez, L 79 McKinley Moore, R 35 Brian Marzoni, L 40 Keynan Johnson, L 56 Taylor Lehman, L 41 Adam Leverett, R</td> <td>1.0 1.0 1.0 1.0 0.1 0.2 1.0 1.0</td> <td>0 0 0 0 1 1 0 1</td> <td>4 3 3 4 6 4 4 4</td> <td>0 0 0 1 2 1 1 1</td> <td>0 0 0 0 5 1 0 0</td> <td>2 0 2 0 3 1 1 1</td> <td>1 0 0 0 0 0 0 0</td> <td>0 0 0 0 0 0 0 0</td> <td>0 0 0 0 0 0 0 0</td> <td>0 0 0 0 1 1 0 1</td> <td>9 9 13 21 23 16 15 16</td> <td>0.00 0.00 0.00 0.00 135.00 13.50 0.00 2.00</td> <td>1.000 0.000 0.000 1.000 15.000 3.000 1.000 2.000</td> </tr> <tr> <td>99 Tristan Gamett, L 26 Braden Zartnitsky, R 24 Ernie Armenta, L</td> <td>0.2 0.1 1.0</td> <td>0 H S</td> <td>6 1 5</td> <td>1 0 0</td> <td>1 0 0</td> <td>2 0 0</td> <td>2 0 0</td> <td>1 0 0</td> <td>0 0 0</td> <td>0 0 0</td> <td>9 7 5</td> <td>0.00 0.00 0.00</td> <td>1.000 0.000 1.000</td> </tr> </table>															64 Andrew Bellatti, R 75 Connor Brogdon, R 37 Andrew Vasquez, L 79 McKinley Moore, R 35 Brian Marzoni, L 40 Keynan Johnson, L 56 Taylor Lehman, L 41 Adam Leverett, R	1.0 1.0 1.0 1.0 0.1 0.2 1.0 1.0	0 0 0 0 1 1 0 1	4 3 3 4 6 4 4 4	0 0 0 1 2 1 1 1	0 0 0 0 5 1 0 0	2 0 2 0 3 1 1 1	1 0 0 0 0 0 0 0	0 0 0 0 0 0 0 0	0 0 0 0 0 0 0 0	0 0 0 0 1 1 0 1	9 9 13 21 23 16 15 16	0.00 0.00 0.00 0.00 135.00 13.50 0.00 2.00	1.000 0.000 0.000 1.000 15.000 3.000 1.000 2.000	99 Tristan Gamett, L 26 Braden Zartnitsky, R 24 Ernie Armenta, L	0.2 0.1 1.0	0 H S	6 1 5	1 0 0	1 0 0	2 0 0	2 0 0	1 0 0	0 0 0	0 0 0	9 7 5	0.00 0.00 0.00	1.000 0.000 1.000
64 Andrew Bellatti, R 75 Connor Brogdon, R 37 Andrew Vasquez, L 79 McKinley Moore, R 35 Brian Marzoni, L 40 Keynan Johnson, L 56 Taylor Lehman, L 41 Adam Leverett, R	1.0 1.0 1.0 1.0 0.1 0.2 1.0 1.0	0 0 0 0 1 1 0 1	4 3 3 4 6 4 4 4	0 0 0 1 2 1 1 1	0 0 0 0 5 1 0 0	2 0 2 0 3 1 1 1	1 0 0 0 0 0 0 0	0 0 0 0 0 0 0 0	0 0 0 0 0 0 0 0	0 0 0 0 1 1 0 1	9 9 13 21 23 16 15 16	0.00 0.00 0.00 0.00 135.00 13.50 0.00 2.00	1.000 0.000 0.000 1.000 15.000 3.000 1.000 2.000																															
99 Tristan Gamett, L 26 Braden Zartnitsky, R 24 Ernie Armenta, L	0.2 0.1 1.0	0 H S	6 1 5	1 0 0	1 0 0	2 0 0	2 0 0	1 0 0	0 0 0	0 0 0	9 7 5	0.00 0.00 0.00	1.000 0.000 1.000																															

Batter	1	2	3	4	5	6	7	8	9	AB	R	H	RBI	BB	SO	LOB	BOTTOM																											
7 Trea Turner, R 27 Gabriel Rincones Jr., L										3	1	2	1	0	0	0	Minnesota Twins @ Philadelphia Phillies BayCare Ballpark, Clearwater, FL Sun Feb 26 2023, 1:10 PM - 4:15 PM EST Att: 7,181 - Sunny - 81 F																											
12 Kyle Schwarber, L 80 Vito Friscia, R										3	0	0	0	0	3	3																												
10 J.T. Realmuto, R 26 Ethan Wilson, L										3	0	2	1	0	1	2																												
8 Nick Castellanos, R 7 Garrett Whitley, R										2	1	1	2	1	1	0																												
5 Bryson Stott, L 17 Hao-Yu Lee, R										3	0	0	0	0	1	3																												
84 Johan Rojas, R 23 Kody Clemens, L										2	0	0	0	0	2																													
67 Jim Haley, R 41 Aramis Garcia, R										1	1	0	0	0	1	0																												
39 Vimalael Machin, L 73 Will Tolley, L										2	0	0	0	0	1	0																												
53 Carlos De La Cruz, R 29 Trevor Magill, R										2	0	1	0	0	1	0																												
Inning Stats	R: 1 E: 0 K: 2 S: 17	H: 2 LOB: 2 BB: 1 P: 28	R: 1 E: 1 K: 2 S: 19	H: 2 LOB: 0 BB: 0 P: 27	R: 0 E: 0 K: 1 S: 7	H: 0 LOB: 0 BB: 0 P: 10	R: 0 E: 0 K: 2 S: 10	H: 0 LOB: 0 BB: 0 P: 14	R: 2 E: 0 K: 1 S: 13	H: 2 LOB: 1 BB: 0 P: 18	R: 6 E: 0 K: 2 S: 19	H: 3 LOB: 3 BB: 3 P: 38	R: 0 E: 0 K: 3 S: 11	H: 0 LOB: 0 BB: 0 P: 15	R: 0 E: 0 K: 2 S: 8	H: 0 LOB: 1 BB: 1 P: 17		1B: 6 2B: 0 3B: 0 HR: 3	SF: 0 SAC: 0 DP: 0 HBP: 1	WP: 1 PB: 0 SB: 1 CS: 0	PA: 39																							
PITCHER	IP WLS BF H R ER SO BB IBB HBP BLK WP HR S P ERA WHIP	<table border="0"> <tr> <td>41 Joe Ryan, R 44 Michael Boyle, L 94 Brent Headrick, L 80 Austin Schuller, R 58 Trevor Magill, R</td> <td>1.1 0.2 2.0 1.0 0.1</td> <td>L</td> <td>7 4 6 5 7</td> <td>3 2 0 2 3</td> <td>6 0 0 2 6</td> <td>6 2 0 1 1</td> <td>3 0 0 0 0</td> <td>0 0 0 0 0</td> <td>0 0 0 0 0</td> <td>1 0 0 0 1</td> <td>2 12 17 13 14</td> <td>33 0.00 0.00 18.00 162.00</td> <td>18.000 3.000 0.000 2.000 18.000</td> </tr> <tr> <td>68 Seth Nordin, R 93 Cody Laweryson, R 38 Locke St. John, L</td> <td>0.2 1.0 1.0</td> <td></td> <td>2 3 4</td> <td>0 0 0</td> <td>0 0 0</td> <td>0 3 2</td> <td>0 0 1</td> <td>0 0 0</td> <td>0 0 0</td> <td>0 0 0</td> <td>5 11 8</td> <td>0.00 0.00 0.00</td> <td>0.000 0.000 1.000</td> </tr> </table>															41 Joe Ryan, R 44 Michael Boyle, L 94 Brent Headrick, L 80 Austin Schuller, R 58 Trevor Magill, R	1.1 0.2 2.0 1.0 0.1	L	7 4 6 5 7	3 2 0 2 3	6 0 0 2 6	6 2 0 1 1	3 0 0 0 0	0 0 0 0 0	0 0 0 0 0	1 0 0 0 1	2 12 17 13 14	33 0.00 0.00 18.00 162.00	18.000 3.000 0.000 2.000 18.000	68 Seth Nordin, R 93 Cody Laweryson, R 38 Locke St. John, L	0.2 1.0 1.0		2 3 4	0 0 0	0 0 0	0 3 2	0 0 1	0 0 0	0 0 0	0 0 0	5 11 8	0.00 0.00 0.00	0.000 0.000 1.000
41 Joe Ryan, R 44 Michael Boyle, L 94 Brent Headrick, L 80 Austin Schuller, R 58 Trevor Magill, R	1.1 0.2 2.0 1.0 0.1	L	7 4 6 5 7	3 2 0 2 3	6 0 0 2 6	6 2 0 1 1	3 0 0 0 0	0 0 0 0 0	0 0 0 0 0	1 0 0 0 1	2 12 17 13 14	33 0.00 0.00 18.00 162.00	18.000 3.000 0.000 2.000 18.000																															
68 Seth Nordin, R 93 Cody Laweryson, R 38 Locke St. John, L	0.2 1.0 1.0		2 3 4	0 0 0	0 0 0	0 3 2	0 0 1	0 0 0	0 0 0	0 0 0	5 11 8	0.00 0.00 0.00	0.000 0.000 1.000																															

Batter	1	2	3	4	5	6	7	8	9	AB	R	H	RBI	BB	SO	LOB	TOP																		
17 Kevin Pillar, R OBP: 0.333, SLG: 0.833 76 Cody Milligan, L (5, 8)										3	2	2	3	0	0	0																			
18 Vaughn Grissom, R OBP: 0.167, SLG: 0.714 65 Braden Shewmake, L (5, 6)										3	0	3	2	0	0	0																			
20 Marcell Ozuna, R OBP: 0.250, SLG: 0.167 88 Forrest Wall, L (5, 7)										3	0	1	0	0	2	2																			
14 Sam Hilliard, L OBP: 0.286, SLG: 0.429 64 Hoy Park, L (8, 10)										4	0	1	1	0	2	3																			
48 Chadwick Tromp, R OBP: 0.286, SLG: 0.167 71 Joe Hudson, R (5, 2)										3	0	0	0	0	1	2																			
38 Eli White, R OBP: 0.625, SLG: 0.600 74 Justin Dean, R OBP: 0.571, SLG: 0.500 (5, 9)										2	1	1	0	1	1	0																			
67 Joe Dunand, R OBP: 0.250, SLG: 0.500 75 Luke Waddell, L (5, 5)										3	0	1	0	0	2	2																			
36 Joshua Fuentes, R OBP: 0.333, SLG: 0.333 89 Ryan Casteel, R OBP: 0.429, SLG: 0.200 (5, 3)										3	1	1	0	0	1	2																			
45 Yolmer Sánchez, S 78 Cal Conley, L (6, 4)										2	2	0	0	0	0	1																			
Inning Stats	R: 0 E: 0 K: 0 S: 12	H: 2 LOB: 2 BB: 0 P: 19	R: 3 E: 0 K: 3 S: 20	H: 2 LOB: 1 BB: 1 P: 30	R: 0 E: 0 K: 3 S: 11	H: 1 LOB: 1 BB: 0 P: 15	R: 2 E: 1 K: 2 S: 20	H: 3 LOB: 1 BB: 0 P: 30	R: 0 E: 0 K: 1 S: 8	H: 1 LOB: 1 BB: 0 P: 11	R: 1 E: 1 K: 1 S: 13	H: 2 LOB: 2 BB: 0 P: 18	R: 1 E: 0 K: 2 S: 10	H: 1 LOB: 1 BB: 0 P: 16	R: 0 E: 0 K: 0 S: 9	H: 0 LOB: 0 BB: 0 P: 9	R: 0 E: 0 K: 1 S: 9	H: 1 LOB: 2 BB: 0 P: 12	1B: 9 2B: 3 3B: 0 HR: 1	SF: 0 SAC: 0 DP: 0 HBP: 3	WP: 1 PB: 0 SB: 2 CS: 0	PA: 45													
PITCHER	IP	WLS	BF	H	R	ER	SO	BB	IBB	HBP	BLK	WP	HR	S	P	ERA	WHIP	PITCHER	IP	WLS	BF	H	R	ER	SO	BB	IBB	HBP	BLK	WP	HR	S	P	ERA	WHIP
51 Tyler Mahle, R ERA: 27.0	1.0	W	5	2	0	0	0	0	0	0	0	0	0	12	19	0.00	2.000	53 Danny Coulombe, L ERA: 9.0	1.0	H	5	1	1	0	2	0	0	1	0	0	10	16	0.00	1.000	
43 Aaron Sanchez, R ERA: 27.0	1.0		7	2	3	3	3	1	0	1	0	0	0	20	30	27.00	3.000	61 Brock Stewart, R ERA: 18.0	1.0	H	3	0	0	0	0	0	0	0	0	9	9	0.00	0.000		
71 Jovani Moran, L ERA: 10.8	1.0	H	4	1	0	0	3	0	0	0	0	0	0	11	15	0.00	1.000	76 Blayne Enlow, R ERA: 9.0	1.0	S	5	1	0	0	1	0	0	1	0	0	9	12	0.00	1.000	
87 José De León, R ERA: 10.8	1.2		8	3	2	2	3	0	0	0	0	0	1	26	39	10.80	1.800																		
64 Tyler Webb, L ERA: 10.8	1.1		8	3	1	0	1	0	0	0	0	0	0	15	20	0.00	2.250																		

Atlanta Braves @ Minnesota Twins
Hammond Stadium, Fort Myers, FL
Tue Feb 28 2023, 1:04 PM - 3:54 PM EST
Att. 4,477 - Partly Cloudy - 83 F

AB 41
R 7
H 13
RBI 6
BB 1
SO 13
LOB 22



Batter	1	2	3	4	5	6	7	8	9	AB	R	H	RBI	BB	SO	LOB	BOTTOM																		
95 Edouard Julien, L OBP: 0.500, SLG: 1.286 89 Andrew Bechtold, R (6, 4)										3	2	2	4	0	1	0																			
64 Jose Miranda, R OBP: 0.667, SLG: 0.667 45 Anthony Prato, R (7, 10)										2	0	0	0	1	0	0																			
8 Christian Vázquez, R OBP: 0.800, SLG: 1.333 44 Grayson Greiner, R (5, 2)										3	0	0	0	0	1	1																			
38 Matt Wallner, L OBP: 0.333, SLG: 0.200 24 Ryan LaMarre, R (6, 7)										2	1	1	0	1	0	0																			
21 Gilberto Celestino, R OBP: 0.500, SLG: 0.250 96 Aaron Sabato, R OBP: 0.625, SLG: 0.250 (6, 3)										1	2	0	0	2	0	1																			
50 Willi Castro, S OBP: 0.375, SLG: 1.000 60 Elliot Soto, R OBP: 0.500, SLG: 1.250 (6, 6)										3	1	1	3	0	1	2																			
72 Brooks Lee, S OBP: 0.444, SLG: 0.556 23 Jake Rucker, R OBP: 0.400, SLG: 0.333 (7, 5)										3	1	2	1	0	0	0																			
55 Mark Contreras, L OBP: 0.625, SLG: 1.167 9 DaShawn Keirsey Jr., L OBP: 0.500, SLG: 0.250 (6, 8)										2	1	1	1	0	0	1																			
16 Tyler White, R OBP: 0.375, SLG: 0.667 21 Will Holland, R OBP: 0.429, SLG: 0.500 (6, 9)										2	1	0	0	1	0	1																			
Inning Stats	R: 4 E: 0 K: 0 S: 17	H: 3 LOB: 1 BB: 2 P: 34	R: 0 E: 0 K: 2 S: 10	H: 0 LOB: 1 BB: 1 P: 21	R: 5 E: 0 K: 1 S: 14	H: 3 LOB: 0 BB: 2 P: 30	R: 0 E: 0 K: 0 S: 7	H: 1 LOB: 1 BB: 0 P: 10	R: 0 E: 0 K: 0 S: 6	H: 0 LOB: 1 BB: 0 P: 12	R: 0 E: 0 K: 1 S: 7	H: 0 LOB: 0 BB: 0 P: 8	R: 0 E: 0 K: 2 S: 14	H: 1 LOB: 1 BB: 0 P: 24	R: 1 E: 0 K: 2 S: 20	H: 1 LOB: 2 BB: 2 P: 33	1B: 4 2B: 2 3B: 0 HR: 3	SF: 0 SAC: 0 DP: 1 HBP: 1	WP: 1 PB: 0 SB: 1 CS: 0	PA: 40															
PITCHER	IP	WLS	BF	H	R	ER	SO	BB	IBB	HBP	BLK	WP	HR	S	P	ERA	WHIP	PITCHER	IP	WLS	BF	H	R	ER	SO	BB	IBB	HBP	BLK	WP	HR	S	P	ERA	WHIP
36 Ian Anderson, R ERA: 27.0	1.1	L	10	3	4	4	4	3	0	0	0	0	0	21	44	27.00	4.500	84 Jared Shuster, L ERA: 13.5	2.0		7	1	0	0	0	0	0	0	0	0	13	22	0.00	0.500	
38 Allen Winans, R ERA: 27.0	0.1		1	0	0	0	0	0	0	0	0	1	0	3	6	0.00	0.000	80 Danny Young, L ERA: 13.5	1.0		3	0	0	0	1	0	0	0	0	0	7	8	0.00	0.000	
36 Ian Anderson, R ERA: 27.0	1.1	L	10	3	4	4	4	3	0	0	0	0	0	21	44	27.00	4.500	81 Victor Vodnik, R ERA: 13.5	1.0		4	1	0	0	2	0	0	0	0	0	14	24	0.00	1.000	
51 Michael Tonkin, R ERA: 18.0	1.0		7	2	4	4	2	2	0	0	0	0	0	15	32	36.00	4.000	34 Domingo Gonzalez, R ERA: 13.5	0.2		5	1	1	1	1	2	0	0	16	27	13.50	4.500			
64 Kyle Wilcox, R ERA: 27.0	0.1		2	1	1	1	0	0	0	0	0	0	1	2	3	27.00	3.000	80 Jose Montilla, R ERA: 13.5	0.1		1	0	0	0	1	0	0	0	4	6	0.00	0.000			

Atlanta Braves @ Minnesota Twins
Hammond Stadium, Fort Myers, FL
Tue Feb 28 2023, 1:04 PM - 3:54 PM EST
Att. 4,477 - Partly Cloudy - 83 F

AB 32
R 10
H 9
RBI 10
BB 7
SO 8
LOB 12



Batter	1	2	3	4	5	6	7	8	9	AB	R	H	RBI	BB	SO	LOB	TOP			
60 Akil Badtoo, L (1, 7) 74 Brendon Davis, R (6, 7)	G6-3							K		3	1	1	0	0	1	1	Detroit Tigers @ Minnesota Twins Hammond Stadium, Fort Myers, FL Sun Mar 05 2023, 1:06 PM - 3:23 PM EST Att: 8,256 - Partly Cloudy - 84 F livebaseballscorecards.com			
31 Riley Greene, L (1, 8) 39 Jonathan Davis, R (6, 8)	K						L8	K		3	0	1	1	0	1	1				
28 Javier Báez, R (1, 6) 84 Luis García, S (7, 4)	G3-1							K		3	0	0	0	0	0	1				
17 Austin Meadows, L (1, 9) 22 Parker Meadows, L (6, 9)	G1-3									3	0	0	0	0	0	0				
13 Eric Haase, R (1, 10) 79 Dillon Dingler, R (9, PH)	K							FC5-4		3	0	0	0	0	2	0				
20 Spencer Torkelson, R (1, 3) 84 Mario Feliciano, R (7, PR)	K									2	0	1	0	0	1	0				
18 Tyler Nevin, R (1, 5) 82 Justyn-Henry Malloy, R (7, 5)										3	0	0	0	0	1	2				
32 Ryan Kreidler, R (1, 4) 59 Zack Short, R (6, 6)	G6-3									2	0	0	0	0	0	0				
34 Jake Rogers, R (1, 2) 64 Michael Paperski, S (7, PH)										2	1	2	1	0	0	0				
Inning Stats	R: 0 E: 0 K: 1 S: 8	H: 0 LOB: 0 BB: 0 P: 12	R: 0 E: 0 K: 2 S: 9	H: 0 LOB: 0 BB: 0 P: 11	R: 2 E: 0 K: 1 S: 15	H: 3 LOB: 1 BB: 0 P: 22	R: 0 E: 0 K: 1 S: 9	H: 0 LOB: 1 BB: 0 P: 15	R: 0 E: 0 K: 0 S: 5	H: 0 LOB: 0 BB: 0 P: 9	R: 0 E: 0 K: 1 S: 8	H: 1 LOB: 1 BB: 1 P: 12	R: 0 E: 0 K: 3 S: 7	H: 0 LOB: 0 BB: 0 P: 14	R: 0 E: 0 K: 1 S: 11	H: 1 LOB: 1 BB: 0 P: 16		1B: 3 2B: 2 3B: 0 HR: 1	SF: 0 SAC: 0 DP: 1 HBP: 1	WP: 0 PB: 0 SB: 0 CS: 0
PITCHER	IP WLS BF H R ER SO BB IBB HBP BLK WP HR S P ERA WHIP																			
49 Pablo López, R (1, 1) 51 Tyler Mahle, L (4, 1) 56 Caleb Thielbar, R (6, 1) 59 Jhoan Duran, R (7, 1) 66 Jorge Alcalá, R (8, 1)	3.0 2.0 1.0 1.0 1.0	WLS 8 W H 3	BF 12 8 3 4	H 3 1 1 0	R 2 0 0 0	ER 2 0 0 0	SO 4 2 0 1	BB 0 0 0 0	IBB 0 0 0 0	HBP 0 1 0 0	BLK 0 0 0 0	WP 0 0 0 0	HR 1 0 5 8	S 32 18 9 12	P 45 34 0 12	ERA 6.00 0.00 0.00 2.00	WHIP 1.000 0.500 0.000 2.000			
22 Griffin Jax, R (9, 1)	1.0	WLS 4	BF 4	H 1	R 0	ER 0	SO 1	BB 0	IBB 0	HBP 0	BLK 0	WP 0	HR 0	S 11	P 16	ERA 0.00	WHIP 1.000			

Batter	1	2	3	4	5	6	7	8	9	AB	R	H	RBI	BB	SO	LOB	BOTTOM			
39 Donovan Solano, R (1, 4) 85 Jose Salas, S (5, PR)	F9									2	0	0	0	1	0	1	Detroit Tigers @ Minnesota Twins Hammond Stadium, Fort Myers, FL Sun Mar 05 2023, 1:06 PM - 3:23 PM EST Att: 8,256 - Partly Cloudy - 84 F livebaseballscorecards.com			
4 Carlos Correa, R (1, 6) 60 Elliot Soto, R (5, PR)	G6-4-3									2	0	1	0	1	0	1				
12 Kyle Farmer, R (1, 5) 44 Grayson Greiner, R (7, 2)	G6-4-3									3	0	0	0	1	4					
13 Joey Gallo, L (1, 7) 56 Kaleb Rosario, R (7, 9)	HR									3	1	3	2	0	0	0				
8 Christian Vázquez, R (1, 2) 12 Mikey Pérez, R (7, 5)	F7									2	0	0	0	1	1	2				
26 Max Kepler, L (1, 9) 1 Misaél Urbina, R (7, 7)	2B									3	1	2	1	0	0	2				
2 Michael Taylor, R (1, 8) 23 Willie Joe Garry Jr., L (6, PR)	K									2	0	0	0	1	2	3				
27 Ryan Jeffers, R (1, 10) 23 Ben Ross, R (8, PH)	K									3	0	0	0	0	1	4				
16 Tyler White, R (1, 3) 30 Dalton Kelly, L (7, 3)										3	0	1	0	0	1	1				
Inning Stats	R: 0 E: 0 K: 0 S: 4	H: 0 LOB: 0 BB: 1 P: 9	R: 1 E: 0 K: 2 S: 12	H: 2 LOB: 1 BB: 0 P: 18	R: 0 E: 0 K: 0 S: 11	H: 1 LOB: 1 BB: 0 P: 16	R: 0 E: 0 K: 1 S: 11	H: 1 LOB: 2 BB: 1 P: 22	R: 1 E: 0 K: 3 S: 15	H: 2 LOB: 2 BB: 1 P: 25	R: 1 E: 0 K: 0 S: 5	H: 1 LOB: 1 BB: 1 P: 15	R: 3 E: 0 K: 0 S: 17	H: 4 LOB: 1 BB: 0 P: 24	R: 0 E: 0 K: 2 S: 7	H: 0 LOB: 0 BB: 0 P: 10		1B: 5 2B: 3 3B: 0 HR: 3	SF: 0 SAC: 0 DP: 1 HBP: 0	WP: 0 PB: 0 SB: 1 CS: 1
PITCHER	IP WLS BF H R ER SO BB IBB HBP BLK WP HR S P ERA WHIP																			
43 Joey Wentz, L (1, 1) 58 Miguel Díaz, R (4, 1) 67 José Cisneros, R (5, 1) 51 Rony García, R (6, 1) 49 Alex Faedo, R (7, 1)	3.0 1.0 1.0 1.0 0.2	WLS H B L 6	BF 12 5 6 4 6	H 3 2 1 4	R 1 1 1 1	ER 1 0 1 1	SO 2 0 1 0	BB 1 0 0 0	IBB 0 0 0 0	HBP 0 0 0 0	BLK 0 0 0 0	WP 0 0 0 0	HR 1 0 1 5	S 27 11 15 5	P 43 22 25 15	ERA 3.00 0.00 9.00 9.00	WHIP 1.333 2.000 3.000 2.000			
92 Billy Lescher, R (7, 1) 85 Jace Fry, L (8, 1)	0.1 1.0	WLS 0 3	BF 1 3	H 0 0	R 0 0	ER 0 0	SO 0 2	BB 0 0	IBB 0 0	HBP 0 0	BLK 0 0	WP 0 0	HR 0 7	S 1 10	P 1 10	ERA 0.00 0.00	WHIP 0.000 0.000			



Batter	1	2	3	4	5	6	7	8	9	AB	R	H	RBI	BB	SO	LOB	TOP					
95 Edouard Julien, L (1,4) 86 Jorel Ortega, R (6,4)										3	0	1	0	0	1	0	Minnesota Twins @ Pittsburgh Pirates LECOM Park, Bradenton, FL Sun Mar 05 2023, 1:07 PM - 3:23 PM EST Att: 4,603 - Cloudy - 82 F					
64 Jose Miranda, R (1,10) 86 Chris Williams, R (8,PH) (8,10)										3	2	2	2	0	0	1						
38 Matt Wallner, L (1,9) 44 Kyler Fedko, R (6,9)										3	0	1	0	0	1	1						
50 Willi Castro, S (1,7) 45 Yonner Fajardo, L (6,7)										3	0	1	0	0	1	2						
32 Tony Wolters, L (1,2) 73 David Bañuelos, R (6,2)										2	0	0	0	1	1	1						
72 Brooks Lee, S (1,6) 84 Danny De Andrade, R (7,6)										3	0	0	0	0	0	2						
24 Ryan LaMarre, R (1,8) 8 Alerick Soularie, R (7,PR) (7,8)										2	0	0	0	0	1	2						
96 Aaron Sabato, R (1,3) 27 Seth Gray, L (7,3)										3	0	0	0	0	2	1						
89 Andrew Bechtold, R (1,5) 38 Dalton Shuffield, R (7,5)										3	0	0	0	0	1	1						
Inning Stats	R: 0 E: 0 K: 1 S: 12	H: 1 LOB: 1 BB: 0 P: 17	R: 0 E: 0 K: 1 S: 7	H: 0 LOB: 0 BB: 0 P: 10	R: 0 E: 0 K: 2 S: 7	H: 0 LOB: 0 BB: 0 P: 14	R: 1 E: 0 K: 1 S: 12	H: 2 LOB: 2 BB: 1 P: 20	R: 0 E: 0 K: 1 S: 5	H: 0 LOB: 0 BB: 0 P: 8	R: 1 E: 0 K: 1 S: 9	H: 2 LOB: 0 BB: 0 P: 14	R: 0 E: 0 K: 1 S: 8	H: 0 LOB: 1 BB: 0 P: 14	R: 0 E: 0 K: 1 S: 6	H: 1 LOB: 0 BB: 0 P: 13		R: 0 E: 0 K: 2 S: 12	H: 1 LOB: 2 BB: 1 P: 20	1B: 4 2B: 0 3B: 0 HR: 2	SF: 0 SAC: 0 DP: 0 HBP: 1	WP: 0 PB: 0 SB: 1 CS: 1
PITCHER	IP WLS BF H R ER SO BB IBB HBP BLK WP HR S P ERA WHIP																PITCHER	IP WLS BF H R ER SO BB IBB HBP BLK WP HR S P ERA WHIP				
34 JT Brubaker, R (1,1) 68 Angel Perdomo, L (4,1) 35 Colin Holderman, R (5,1) 61 Jose Hernandez, L (6,1) 56 Duane Underwood Jr., R (7,1) ERA: 3.0	3.0 0 10 1 0 0 4 0 0 0 0 0 0 0 26 41 0.00 0.333																83 Caleb Smith, L (8,1) 36 Dauri Moreta, R (9,1) ERA: 3.38	1.0 0 3 0 0 0 1 0 0 0 0 0 0 0 12 20 9.00 3.000				

Batter	1	2	3	4	5	6	7	8	9	AB	R	H	RBI	BB	SO	LOB	BOTTOM			
3 Ji Hwan Bae, L (1,4) 92 Andrés Alvarez, R (7,4)										3	0	0	0	0	1	0	Minnesota Twins @ Pittsburgh Pirates LECOM Park, Bradenton, FL Sun Mar 05 2023, 1:07 PM - 3:23 PM EST Att: 4,603 - Cloudy - 82 F			
10 Bryan Reynolds, S (1,7) 77 Lolo Sanchez, R (7,7)										3	0	1	0	0	2	0				
22 Andrew McCutchen, R (1,10) 32 Henry Davis, R (6,PH) (7,10)										2	0	0	0	0	1	1				
41 Carlos Santana, S (1,3) 73 Drew Maggi, R (7,3)										2	1	0	0	1	0	1				
65 Jack Suwinski, L (1,8) 76 Matt Gorski, R (7,8)										3	1	1	0	0	2	1				
31 Cal Mitchell, L (1,9) 69 Chavez Young, S (7,9)										3	0	1	2	0	0	1				
14 Rodolfo Castro, S (1,5) 19 Jared Triolo, R (7,5)										3	1	2	1	0	1	1				
18 Austin Hedges, R (1,2) 25 Endy Rodríguez, S (6,2)										2	0	0	0	0	2	2				
79 Chris Owings, R (1,6) 60 Llover Peguero, R (7,6)										2	1	1	2	0	1	0				
Inning Stats	R: 0 E: 0 K: 1 S: 9	H: 0 LOB: 0 BB: 0 P: 10	R: 1 E: 0 K: 2 S: 14	H: 1 LOB: 1 BB: 1 P: 23	R: 0 E: 0 K: 3 S: 11	H: 1 LOB: 1 BB: 0 P: 17	R: 0 E: 0 K: 1 S: 7	H: 0 LOB: 0 BB: 0 P: 10	R: 2 E: 0 K: 2 S: 14	H: 2 LOB: 0 BB: 0 P: 22	R: 2 E: 1 K: 2 S: 13	H: 2 LOB: 1 BB: 1 P: 23	R: 0 E: 0 K: 0 S: 8	H: 1 LOB: 0 BB: 0 P: 11	R: 0 E: 0 K: 2 S: 14	H: 1 LOB: 1 BB: 0 P: 24		1B: 5 2B: 2 3B: 0 HR: 1	SF: 0 SAC: 0 DP: 0 HBP: 0	WP: 0 PB: 0 SB: 1 CS: 0
PITCHER	IP WLS BF H R ER SO BB IBB HBP BLK WP HR S P ERA WHIP																PITCHER	IP WLS BF H R ER SO BB IBB HBP BLK WP HR S P ERA WHIP		
87 José De León, R (1,1) 43 Aaron Sanchez, R (4,1) 57 Jeff Hoffman, R (6,1) 62 Oliver Ortega, R (7,1) 77 Cole Sands, R (8,1) ERA: 5.79	3.0 0 12 2 2 2 3 0 0 0 0 0 0 1 21 32 9.00 1.000																87 José De León, R (1,1) 43 Aaron Sanchez, R (4,1) 57 Jeff Hoffman, R (6,1) 62 Oliver Ortega, R (7,1) 77 Cole Sands, R (8,1) ERA: 5.79	1.0 0 4 1 0 0 0 0 0 0 0 0 0 8 11 0.00 1.000		



Batter	1	2	3	4	5	6	7	8	9	AB	R	H	RBI	BB	SO	LOB	TOP										
72 Brooks Lee, S (1, 6) OBP: 0.240, SLG: 0.320 84 Danny De Andrade, R (6, 6) OBP: 0.400, SLG: 0.333	K2-3		K		F7		K		23 S 1B	3	0	0	0	0	2	1	Minnesota Twins @ Baltimore Orioles Ed Smith Stadium, Sarasota, FL Fri Mar 10 2023, 6:06 PM - 8:50 PM EST Att: 6,897 - Partly Cloudy - 76 F										
9 Trevor Larnach, L (1, 9) OBP: 0.273, SLG: 0.200 23 Willie Joe Garry Jr., L (6, 9) (6, 9)	G4-3		P5			K	K		K	2	0	0	0	0	0	0											
50 Willi Castro, S (1, 5) OBP: 0.450, SLG: 0.778 27 Seth Gray, L (6, PH) (6, 5)	1B				K		HR		F9	2	0	1	0	0	1	0											
38 Matt Wallner, L (1, 10) OBP: 0.316, SLG: 0.471 45 Anthony Prato, R (6, PH) (6, 10)	L8				HR		G2-3		85 K2 BB	2	1	1	1	0	0	1											
32 Tony Wolters, L (1, 2) 85 Jair Camargo, R (6, PH) (6, 2)		F9			K		G3		K2	2	0	0	0	0	1	0											
55 Mark Contreras, L (1, 8) OBP: 0.409, SLG: 0.471 9 DaShawn Keirsej Jr., L (6, 8) OBP: 0.455, SLG: 0.444		K			K				L7	2	0	0	0	0	2	0											
16 Tyler White, R (1, 3) OBP: 0.348, SLG: 0.421 96 Aaron Sabato, R (6, 3) OBP: 0.526, SLG: 0.182									21 BB 12 2B 1B	1	0	1	0	1	0	0											
24 Ryan LaMarre, R (1, 7) 21 Will Holland, R (6, 7) OBP: 0.438, SLG: 0.462 23 Ben Ross, R (9, PR) OBP: 0.571, SLG: 0.250 (9, 7)									12 2B 1B	2	0	0	0	0	2	2											
60 Elliot Soto, R (1, 4) OBP: 0.308, SLG: 0.615 12 Mikey Perez, R (6, 4) OBP: 0.500, SLG: 0.667									84 1B 23 S HBP	2	0	0	0	0	0	0											
									1-3 2-H 2B	2	0	1	1	0	1	2											
Inning Stats	R: 0 E: 0 K: 1 S: 6	H: 1 LOB: 1 BB: 0 P: 7	R: 0 E: 0 K: 2 S: 7	H: 0 LOB: 1 BB: 1 P: 11	R: 0 E: 0 K: 2 S: 7	H: 0 LOB: 0 BB: 0 P: 7	R: 1 E: 0 K: 3 S: 10	H: 1 LOB: 0 BB: 0 P: 11	R: 0 E: 0 K: 2 S: 8	H: 1 LOB: 0 BB: 0 P: 8	R: 1 E: 0 K: 1 S: 7	H: 1 LOB: 0 BB: 0 P: 10	R: 1 E: 0 K: 2 S: 8	H: 1 LOB: 2 BB: 2 P: 16	R: 0 E: 0 K: 1 S: 4	H: 0 LOB: 1 BB: 1 P: 8	R: 2 E: 0 K: 3 S: 11	H: 2 LOB: 2 BB: 0 P: 13	1B: 4 2B: 2 3B: 0 HR: 2	SF: 0 SAC: 0 DP: 1 HBP: 1	WP: 0 PB: 0 SB: 2 CS: 0	PA: 38					
PITCHER	IP	WLS	BF	H	R	ER	SO	BB	IBB	HBP	BLK	WP	HR	S	P	ERA	WHIP										
39 Kyle Bradish, R (1, 1) ERA: 2.0	4.0		15	2	1	1	8	1	0	0	0	0	1	30	36	2.25	0.750										
60 Mychal Givens, R (5, 1) ERA:	1.0	B	4	1	0	0	2	0	0	0	0	0	0	8	8	0.00	1.000										
43 Bryan Baker, R (6, 1) ERA: 14.73	1.0	B	4	1	1	1	2	0	0	0	0	0	1	7	10	9.00	1.000										
93 Cade Povich, L (7, 1) ERA: 1.5	2.0		9	1	1	1	3	3	0	0	0	0	0	12	24	4.50	2.000										
32 Eduard Bazarzo, R (9, 1) ERA: 5.4	1.0	B	6	2	2	2	3	0	0	1	0	0	0	11	13	18.00	2.000										

AB	33
R	5
H	7
RBI	4
BB	4
SO	17
LOB	14



Batter	1	2	3	4	5	6	7	8	9	AB	R	H	RBI	BB	SO	LOB	BOTTOM										
12 Adam Frazier, L (1, 4) OBP: 0.222, SLG: 0.235 94 Connor Norby, R (6, 4) OBP: 0.263, SLG: 0.368	K									2	0	1	0	1	1	0	Minnesota Twins @ Baltimore Orioles Ed Smith Stadium, Sarasota, FL Fri Mar 10 2023, 6:06 PM - 8:50 PM EST Att: 6,897 - Partly Cloudy - 76 F										
77 Terin Vavra, L (1, 5) OBP: 0.571, SLG: 1.000 92 Josh Lester, L (4, 5) OBP: 0.391, SLG: 0.381										2	0	1	0	0	0	1											
6 Ryan Mountcastle, R (1, 3) ERA: 4.15 28 Lewin Diaz, L (6, 3) OBP: 0.450, SLG: 0.625										3	1	1	1	0	1	3											
83 Kyle Stowers, L (1, 9) OBP: 0.440, SLG: 0.400 75 Heston Kjerstad, L (6, 9) OBP: 0.500, SLG: 0.541										3	0	1	1	0	1	3											
21 Austin Hays, R (1, 7) OBP: 0.375, SLG: 0.714 41 Daz Cameron, R (7, 7) OBP: 0.278, SLG: 0.188										2	0	1	0	0	0	0											
15 Nomar Mazara, L (1, 10) OBP: 0.158, SLG: 0.111 99 Maverick Handley, R (6, PR) OBP: 0.600, SLG: 0.429 (7, 10)										2	0	1	0	1	0	0											
27 James McCann, R (1, 2) 49 Mark Kolozsvary, R (7, 2) OBP: 0.250, SLG: 0.375										3	0	0	0	0	0	3											
3 Jorge Mateo, R (1, 6) OBP: 0.211, SLG: 0.118 87 Jackson Holliday, L (7, 6) OBP: 0.462, SLG: 0.400										3	1	1	0	0	0	2											
26 Ryan McKenna, R (1, 8) OBP: 0.375, SLG: 0.300 76 Colton Cowser, L (7, PR) OBP: 0.500, SLG: 0.429 (8, 8)										0	1	0	0	1	0	0											
										3	0	2	0	0	1	0											
Inning Stats	R: 0 E: 0 K: 3 S: 10	H: 1 LOB: 1 BB: 0 P: 10	R: 0 E: 0 K: 0 S: 3	H: 0 LOB: 0 BB: 0 P: 3	R: 0 E: 0 K: 1 S: 6	H: 1 LOB: 0 BB: 0 P: 6	R: 1 E: 0 K: 0 S: 5	H: 3 LOB: 1 BB: 0 P: 5	R: 1 E: 0 K: 1 S: 7	H: 2 LOB: 2 BB: 1 P: 11	R: 0 E: 0 K: 1 S: 5	H: 0 LOB: 2 BB: 1 P: 10	R: 1 E: 0 K: 1 S: 6	H: 2 LOB: 1 BB: 1 P: 11	R: 2 E: 1 K: 1 S: 8	H: 2 LOB: 2 BB: 2 P: 14	R: 0 E: 0 K: 0 S: 3	H: 0 LOB: 0 BB: 0 P: 3	1B: 6 2B: 5 3B: 0 HR: 0	SF: 0 SAC: 0 DP: 2 HBP: 0	WP: 0 PB: 2 SB: 0 CS: 1	PA: 41					
PITCHER	IP	WLS	BF	H	R	ER	SO	BB	IBB	HBP	BLK	WP	HR	S	P	ERA	WHIP										
41 Joe Ryan, R (1, 1) ERA:	3.0		11	2	0	0	4	0	0	0	0	0	0	19	19	0.00	0.667										
78 Simson Woods Richardson, R (6, 1) ERA: 9.0	2.0	B	11	5	2	2	1	1	0	0	0	0	0	12	16	9.00	3.000										
53 Danny Coulombe, L (6, 1) ERA:	1.0		4	0	0	0	1	1	0	0	0	0	0	5	10	0.00	1.000										
61 Brock Stewart, R (7, 1) ERA: 9.0	1.0	B	5	2	1	1	1	1	0	0	0	0	0	6	11	9.00	3.000										
80 Austin Schuler, R (8, 1) ERA: 5.78	0.2		6	2	2	0	1	2	0	0	0	0	0	7	13	0.00	6.000										
PITCHER	IP	WLS	BF	H	R	ER	SO	BB	IBB	HBP	BLK	WP	HR	S	P	ERA	WHIP										
68 Seth Nordin, R (8, 1) ERA:	0.1		1	0	0	0	0	0	0	0	0	0	0	0	0	0.00	0.000										
91 Connor Sadzeck, R (9, 1) ERA: 20.25	1.0		3	0	0	0	0	0	0	0	0	0	0	3	3	0.00	0.000										

AB	36
R	5
H	11
RBI	3
BB	5
SO	8
LOB	24



Batter	1	2	3	4	5	6	7	8	9	AB	R	H	RBI	BB	SO	LOB	TOP						
91 Oswald Peraza, R (1,6) <small>OBP: 0.333, SLG: 0.235</small> 68 Michael Hermosillo, R (6,8) <small>OBP: 0.304, SLG: 0.211</small>										2	0	0	0	1	0	0	New York Yankees @ Minnesota Twins Hammond Stadium, Fort Myers, FL Mon Mar 13, 2023, 1:06 PM - 3:17 PM EDT Att: 8,568 - Overcast - 81 F						
77 Anthony Volpe, R (1,4) <small>OBP: 0.424, SLG: 0.679</small> 80 Anthony Seigler, S (7,2) <small>OBP: 0.538, SLG: 0.250</small>										3	0	1	0	0	0	2							
95 Oswaldo Cabrera, S (1,5) <small>OBP: 0.300, SLG: 0.590</small> 96 Jamie Westbrook, R (6,4) <small>OBP: 0.227, SLG: 0.263</small>										3	0	1	0	0	1	1							
24 Willie Calhoun, L (1,10) <small>OBP: 0.464, SLG: 0.542</small> 82 Jeisson Rosario, L (9,PH) <small>OBP: 0.412, SLG: 0.500</small>										2	0	1	0	1	0	0							
31 Aaron Hicks, S (1,8) <small>OBP: 0.250, SLG: 0.417</small> 98 Jesus Bastidas, R (6,6) <small>OBP: 0.412, SLG: 0.500</small>										3	0	0	0	0	2	3							
71 Rafael Ortega, L (1,7) <small>OBP: 0.417, SLG: 0.722</small> 82 Tyler Hardman, R (7,3) <small>OBP: 0.364, SLG: 0.300</small>										3	0	0	0	0	0	1							
87 Andrés Chaparro, R (1,3) <small>OBP: 0.417, SLG: 0.722</small> 60 Jake Bauers, L (7,PH) <small>OBP: 0.333, SLG: 0.375</small>										2	0	0	0	0	1	0							
90 Estevan Florial, L (1,9) <small>OBP: 0.222, SLG: 0.167</small> 96 Matt Pita, R (7,9) <small>OBP: 0.400, SLG: 0.250</small>										2	0	0	0	1	1	0							
94 Carlos Narvaez, R (1,2) <small>OBP: 0.333, SLG: 0.727</small> 30 Wilmer Difo, S (6,5) <small>OBP: 0.238, SLG: 0.263</small>										2	0	0	0	0	2	1							
Inning Stats	R: 0 E: 0 K: 0 S: 8	H: 2 LOB: 2 BB: 0 P: 16	R: 0 E: 0 K: 1 S: 6	H: 0 LOB: 0 BB: 0 P: 9	R: 0 E: 0 K: 1 S: 11	H: 1 LOB: 1 BB: 0 P: 17	R: 0 E: 0 K: 1 S: 8	H: 0 LOB: 0 BB: 1 P: 16	R: 0 E: 0 K: 2 S: 16	H: 0 LOB: 2 BB: 2 P: 31	R: 0 E: 0 K: 2 S: 8	H: 0 LOB: 0 BB: 0 P: 14	R: 0 E: 0 K: 1 S: 6	H: 0 LOB: 0 BB: 0 P: 9	R: 0 E: 0 K: 1 S: 7	H: 0 LOB: 0 BB: 0 P: 11		R: 0 E: 0 K: 1 S: 7	H: 0 LOB: 0 BB: 0 P: 9	1B: 2 2B: 1 3B: 0 HR: 0	SF: 0 SAC: 0 DP: 0 HBP: 0	WP: 0 FB: 0 SB: 1 CS: 0	PA: 32
PITCHER	IP: 2.0 WLS: 8 BF: 2	H: 2 R: 0 ER: 0 SO: 1	BB: 0 IBB: 0 HBP: 0 BLK: 0	WP: 0 HR: 0 S: 14 P: 25	ERA: 0.00 WHIP: 1.000	53 Darryl Coulombe, L (1,1) <small>ERA: 0.00</small>	IP: 1.0 WLS: 4 BF: 1	H: 1 R: 0 ER: 0 SO: 1	BB: 0 IBB: 0 HBP: 0 BLK: 0	WP: 0 HR: 0 S: 11 P: 17	ERA: 0.00 WHIP: 1.000	66 Alex Phillips, R (7,1) <small>ERA: 0.00</small>	IP: 2.0 WLS: 6 BF: 0	H: 0 R: 0 ER: 0 SO: 2	BB: 0 IBB: 0 HBP: 0 BLK: 0	WP: 0 HR: 0 S: 14 P: 20	ERA: 0.00 WHIP: 0.000	97 Sean Mooney, R (8,1) <small>ERA: 0.00</small>	IP: 1.0 WLS: 3 BF: 0	H: 0 R: 0 ER: 0 SO: 1	BB: 0 IBB: 0 HBP: 0 BLK: 0	WP: 0 HR: 0 S: 6 P: 9	ERA: 0.00 WHIP: 0.000
Batter	39 Donovan Solano, R (1,4) <small>OBP: 0.214, SLG: 0.083</small> 26 Tanner Schobel, R (7,4) <small>OBP: 0.571, SLG: 0.250</small>									3	0	0	0	0	0	1	New York Yankees @ Minnesota Twins Hammond Stadium, Fort Myers, FL Mon Mar 13, 2023, 1:06 PM - 3:17 PM EDT Att: 8,568 - Overcast - 81 F						
30 Kyle Garlick, R (1,7) <small>OBP: 0.200, SLG: 0.200</small> 20 Emmanuel Rodriguez, (6,PH) <small>OBP: 0.571, SLG: 0.250</small>										3	0	1	0	0	2	1							
64 Jose Miranda, R (1,10) <small>OBP: 0.476, SLG: 1.000</small>										3	0	0	0	0	1	1							
26 Max Kepler, L (1,9) <small>OBP: 0.478, SLG: 0.850</small> 21 Will Holland, R (7,9) <small>OBP: 0.436, SLG: 0.462</small>										3	1	2	1	0	1	1							
12 Kyle Farmer, R (1,6) <small>OBP: 0.318, SLG: 0.529</small> 84 Danny De Andrade, R (8,6) <small>OBP: 0.400, SLG: 0.333</small>										2	0	0	0	1	0	1							
13 Joey Gallo, L (1,3) <small>OBP: 0.409, SLG: 0.526</small> 86 Chris Williams, R (8,3) <small>OBP: 0.250, SLG: 0.286</small>										3	0	1	0	0	1	1							
27 Ryan Jeffers, R (1,2) <small>OBP: 0.318, SLG: 0.667</small> 23 Ben Ross, R (8,5) <small>OBP: 0.571, SLG: 0.250</small>										3	0	0	0	0	0	3							
2 Michael Taylor, R (1,8) <small>OBP: 0.333, SLG: 0.316</small> 9 DaShawn Keirse Jr., L (9,7) <small>OBP: 0.417, SLG: 0.400</small>										2	0	0	0	1	0	0							
89 Andrew Bechtold, R (1,5) <small>OBP: 0.182, SLG: 0.053</small> 32 Tony Wolters, L (8,2) <small>OBP: 0.571, SLG: 0.250</small>										1	0	0	0	1	0	1							
Inning Stats	R: 0 E: 0 K: 2 S: 10	H: 0 LOB: 0 BB: 0 P: 13	R: 0 E: 0 K: 0 S: 8	H: 2 LOB: 1 BB: 0 P: 14	R: 0 E: 1 K: 1 S: 10	H: 0 LOB: 1 BB: 1 P: 18	R: 0 E: 0 K: 0 S: 17	H: 1 LOB: 1 BB: 1 P: 30	R: 0 E: 0 K: 0 S: 5	H: 0 LOB: 0 BB: 1 P: 10	R: 0 E: 0 K: 1 S: 8	H: 1 LOB: 1 BB: 0 P: 9	R: 0 E: 0 K: 1 S: 8	H: 0 LOB: 0 BB: 0 P: 16	R: 0 E: 0 K: 2 S: 9	H: 0 LOB: 1 BB: 1 P: 15		R: 0 E: 0 K: 2 S: 9	H: 0 LOB: 1 BB: 1 P: 15	1B: 3 2B: 0 3B: 0 HR: 1	SF: 0 SAC: 0 DP: 3 HBP: 0	WP: 1 FB: 0 SB: 0 CS: 1	PA: 29
PITCHER	IP: 2.2 WLS: 10 BF: 2	H: 2 R: 1 ER: 1 SO: 2	BB: 2 IBB: 0 HBP: 0 BLK: 0	WP: 1 HR: 0 S: 25 P: 41	ERA: 0.00 WHIP: 1.125	80 Tanner Tully, L (1,1) <small>ERA: 0.00</small>	IP: 3.1 WLS: 12 BF: 2	H: 2 R: 1 ER: 1 SO: 2	BB: 2 IBB: 0 HBP: 0 BLK: 0	WP: 1 HR: 0 S: 33 P: 53	ERA: 2.70 WHIP: 1.200	74 James Norwood, R (7,1) <small>ERA: 1.8</small>	IP: 1.0 WLS: 3 BF: 0	H: 0 R: 0 ER: 0 SO: 1	BB: 0 IBB: 0 HBP: 0 BLK: 0	WP: 0 HR: 0 S: 8 P: 16	ERA: 0.00 WHIP: 0.000	61 Matt Bowman, R (8,1) <small>ERA: 11.57</small>	IP: 1.0 WLS: 4 BF: 0	H: 0 R: 0 ER: 0 SO: 2	BB: 1 IBB: 0 HBP: 0 BLK: 0	WP: 0 HR: 0 S: 9 P: 15	ERA: 0.00 WHIP: 1.000

AB 29
R 0
H 3
RBI 0
BB 3
SO 10
LOB 8

AB 25
R 1
H 4
RBI 1
BB 4
SO 7
LOB 11

AB 29
R 0
H 3
RBI 0
BB 3
SO 10
LOB 8

Batter	1	2	3	4	5	6	7	8	9	AB	R	H	RBI	BB	SO	LOB	TOP					
3 Ji Hwan Bae, L (1.6) 78 Malcom Nuñez, R (7.3) OBP: 0.217, SLG: 0.182 OBP: 0.273, SLG: 0.200	G6-3		CS	G4-3													3 0 1 0 0 0 0 0 0 0 0 1 0 0					
89 Mark Mathias, R (1.4) 36 Mike Jarvis, R (7.4)	K			F8													3 0 0 0 0 2 2 1 0 0 0 0 1 2					
28 Canaan Smith-Njigba, L (1.9) 76 Matt Gorski, R (7.8) OBP: 0.423, SLG: 0.429 OBP: 0.290, SLG: 0.290	G3-1			HR													2 1 1 1 1 0 0 1 0 1 1 0 0 0					
2 Connor Joe, R (1.3) 77 Lolo Sanchez, R (7.9) OBP: 0.280, SLG: 0.273 OBP: 0.182, SLG: 0.455	G4-3			K													3 0 0 0 0 1 3 1 0 0 0 0 1 2					
26 Miguel Andujar, R (1.10) OBP: 0.208, SLG: 0.182	F8			L8													3 0 0 0 0 1 0 0					
31 Cal Mitchell, L (1.7) 27 Maikol Escotto, R (7.6) OBP: 0.295, SLG: 0.269 OBP: 0.500, SLG: 0.500	F7			K													3 0 0 0 0 1 1 1 0 1 0 0 0 0					
14 Rodolfo Castro, S (1.5) 24 Jack Brannigan, R (7.5) OBP: 1.000, SLG: 1.000	F9			K													3 0 0 0 0 1 1 1 0 1 0 0 0 0					
79 Chris Owings, R (1.8) 84 Matt Frazer, L (7.7) OBP: 0.435, SLG: 0.500 OBP: 0.400, SLG: 0.400	CS			BB													1 0 1 0 1 0 0 2 1 1 0 0 0 2					
6 Kevin Plawecki, R (1.2) 55 Jason Delay, R (7.2) OBP: 0.167, SLG: 0.250 OBP: 0.400, SLG: 0.625	F8			P6													2 0 0 0 0 0 2 2 0 0 0 0 0 3					
Inning Stats	R: 0 E: 0 K: 1 S: 12	H: 0 LOB: 0 BB: 0 P: 19	R: 0 E: 0 K: 0 S: 6	H: 0 LOB: 0 BB: 0 P: 9	R: 0 E: 0 K: 0 S: 8	H: 0 LOB: 0 BB: 1 P: 16	R: 1 E: 0 K: 1 S: 11	H: 1 LOB: 0 BB: 0 P: 15	R: 0 E: 0 K: 2 S: 11	H: 0 LOB: 0 BB: 0 P: 17	R: 0 E: 0 K: 1 S: 13	H: 2 LOB: 3 BB: 1 P: 22	R: 0 E: 0 K: 0 S: 5	H: 0 LOB: 0 BB: 1 P: 14	R: 1 E: 0 K: 2 S: 16	H: 2 LOB: 2 BB: 0 P: 26	R: 0 E: 0 K: 0 S: 11	H: 2 LOB: 0 BB: 0 P: 17	1B: 6 2B: 0 3B: 0 HR: 1	SF: 0 SAC: 0 DP: 1 HBP: 0	WP: 0 PB: 0 SB: 0 CS: 1	PA: 37
PITCHER	IP WLS BF H R ER SO BB IBB HBP BLK WP HR S P ERA WHIP	PITCHER																				
17 Bailey Ober, R (1.1) ERA: 1.59	3.0 0 0 0 1 1 0 0 0 0 0 0 26 44 0.00 0.333																					
94 Brent Headrick, L (4.1) ERA: 2.57	3.0 B 13 3 1 1 4 1 0 0 0 0 1 35 54 3.00 1.333																					
47 Dennis Santana, R (7.1) ERA: 5.4	1.0 H 3 0 0 0 0 1 0 0 0 0 0 5 14 0.00 1.000																					
58 Trevor Megill, R (8.1) ERA: 11.81	1.0 B 6 2 1 1 2 1 0 0 0 0 0 16 26 9.00 3.000																					
64 Tyler Webb, L (9.1) ERA:	1.0 5 2 0 0 0 0 0 0 0 0 0 11 17 0.00 2.000																					
Batter	1	2	3	4	5	6	7	8	9	AB	R	H	RBI	BB	SO	LOB	BOTTOM					
26 Max Kepler, L (1.9) OBP: 0.500, SLG: 0.818 ERA: 2.57	F7			BB													2 0 1 1 1 0 0 2 0 0 0 0 1 0					
23 Jake Rucker, R (5. PR) OBP: 0.375, SLG: 0.333	F7			P6													3 0 0 0 0 0 3 1 0 0 0 1 1 0					
64 Jose Miranda, R (1.10) OBP: 0.417, SLG: 0.850 ERA: 5.4	F7			K													0 0 0 0 0 0 0					
93 Patrick Winkel, L (7. PH) OBP: 0.375, SLG: 0.333	F8			K													3 0 0 0 0 1 3 2 0 0 0 0 0 1					
33 Luis Baez, R (9. PR) OBP: 0.455, SLG: 0.455 OBP: 0.455, SLG: 0.143	F8			G5-3													3 0 0 0 0 0 2 1 0 0 0 0 0 1					
39 Donovan Solano, R (1.4) OBP: 0.176, SLG: 0.067 ERA: 5.4	G4-3			G5-3													3 1 2 0 0 0 0 1 0 0 0 0 0 1					
26 Tanner Schobel, R (6.4) OBP: 0.500, SLG: 0.200	G4-3			G4-3													3 0 0 0 0 0 0 1 0 0 0 0 0 0					
2 Michael Taylor, R (1.8) OBP: 0.375, SLG: 0.455 ERA: 5.4	G5-3			2B													3 0 1 1 0 0 1 0 0 0 0 1 0 0					
9 DaShawn Keirse Jr., L (6. PR) OBP: 0.350, SLG: 0.354	G4-3			2B													3 0 0 0 0 1 2 0 0 0 0 1 0 0					
9 Trevor Larnach, L (1.7) OBP: 0.333, SLG: 0.500 ERA: 5.4	G4-3			2B													3 0 0 0 0 1 2 0 0 0 0 1 0 0					
21 Will Holland, R (7.7) OBP: 0.471, SLG: 0.482	G4-3			BB													3 0 0 0 0 1 2 0 0 0 0 1 0 0					
50 Willi Castro, S (1.6) OBP: 0.333, SLG: 0.750 ERA: 5.4	K			P3													1 1 1 0 1 0 0 2 0 0 0 0 1 5					
5 Noah Miller, S (7.6) OBP: 0.400, SLG: 0.250	K			BB													1 1 1 0 1 0 0 2 0 0 0 0 1 5					
12 Kyle Farmer, R (1.5) OBP: 0.375, SLG: 0.611 ERA: 5.4	26 1B			BB													1 0 0 0 1 0 2 2 0 0 0 0 0 0					
55 Mark Contreras, L (6.9) OBP: 0.400, SLG: 0.450	26 1B			L7													1 0 0 0 1 0 2 2 0 0 0 0 0 0					
32 Tony Wolters, L (1.2) OBP: 0.267, SLG: 0.306	BB			BB													1 0 0 0 1 0 2 2 0 0 0 0 0 0					
44 Grayson Greiner, R (6.2) OBP: 0.267, SLG: 0.306	BB			BB													1 0 0 0 1 0 2 2 0 0 0 0 0 0					
Inning Stats	R: 0 E: 0 K: 1 S: 6	H: 0 LOB: 0 BB: 0 P: 10	R: 0 E: 0 K: 0 S: 9	H: 0 LOB: 0 BB: 0 P: 14	R: 1 E: 0 K: 2 S: 16	H: 2 LOB: 2 BB: 1 P: 32	R: 1 E: 0 K: 0 S: 15	H: 2 LOB: 2 BB: 1 P: 24	R: 0 E: 0 K: 0 S: 8	H: 0 LOB: 0 BB: 1 P: 16	R: 0 E: 0 K: 0 S: 9	H: 1 LOB: 2 BB: 0 P: 13	R: 0 E: 0 K: 1 S: 10	H: 0 LOB: 0 BB: 0 P: 16	R: 0 E: 1 K: 1 S: 11	H: 0 LOB: 3 BB: 2 P: 22	R: 0 E: 0 K: 1 S: 10	H: 0 LOB: 1 BB: 1 P: 21	1B: 1 2B: 4 3B: 0 HR: 0	SF: 0 SAC: 0 DP: 0 HBP: 0	WP: 1 PB: 0 SB: 0 CS: 0	PA: 39
PITCHER	IP WLS BF H R ER SO BB IBB HBP BLK WP HR S P ERA WHIP	PITCHER																				
72 Kyle Nicolas, R (1.1) ERA: 1.59	2.2 1 1 1 1 1 0 0 0 0 0 0 18 30 6.75 2.250																					
61 Jose Hernandez, L (3.1) ERA: 5.4	1.1 7 2 1 1 1 1 0 0 0 0 0 8 16 0.00 1.000																					
35 Colin Holderman, R (5.1) ERA: 5.4	1.0 4 0 0 0 0 1 0 0 0 0 0 8 16 0.00 1.000																					
63 Daniel Zamora, L (6.1) ERA: 2.84	2.0 7 1 0 0 1 0 0 0 0 0 0 19 29 0.00 0.500																					
50 Tyler Chatwood, R (8.1) ERA: 16.2	1.0 6 0 0 0 1 2 0 0 1 1 0 11 22 0.00 2.000																					
65 Juan Minaya, R (9.1) ERA:	1.0 4 0 0 0 0 0 0 0 0 0 0 10 16 0.00 1.000																					

Pittsburgh Pirates @ Minnesota Twins
Hammond Stadium, Fort Myers, FL
Tue Mar 14 2023, 1:06 PM - 3:38 PM EDT
Att. 4,962 - Overcast - 76 F

AB 32
R 2
H 7
RBI 2
BB 4
SO 7
LOB 18



Pittsburgh Pirates @ Minnesota Twins
Hammond Stadium, Fort Myers, FL
Tue Mar 14 2023, 1:06 PM - 3:38 PM EDT
Att. 4,962 - Overcast - 76 F

AB 33
R 2
H 5
RBI 2
BB 6
SO 5
LOB 21



Batter	1	2	3	4	5	6	7	8	9	AB	R	H	RBI	BB	SO	LOB	TOP								
1 Ozzie Albies, S OBP: 0.342, SLG: 0.531 92 E.J. Exposito, R (9, PH)										4	2	2	1	0	0	2	Atlanta Braves @ Minnesota Twins Hammond Stadium, Fort Myers, FL Sun Mar 19 2023, 1:06 PM - 3:20 PM EDT Att: 6,364 - Overcast - 65 F								
65 Braden Shewmake, L OBP: 0.382, SLG: 0.452 64 Hoy Park, L OBP: 0.375, SLG: 0.167										4	1	1	0	0	1	2									
12 Sean Murphy, R OBP: 0.292, SLG: 0.238 89 Ryan Casteel, R OBP: 0.333, SLG: 0.394										4	0	0	0	0	1	2									
20 Marcell Ozuna, R OBP: 0.325, SLG: 0.459 8 Andrew Moritz, L OBP: 0.697, SLG: 0.667										3	1	1	3	0	1	0									
14 Sam Hilliard, L OBP: 0.406, SLG: 0.529 46 Magneuris Sierra, L OBP: 0.429, SLG: 0.353										2	1	0	0	2	1	0									
24 Jordan Luplow, R OBP: 0.313, SLG: 0.357 77 Greyson Jenista, L OBP: 0.333, SLG: 0.833										3	0	0	0	1	2	3									
9 Ehire Adrianza, S OBP: 0.429, SLG: 1.286 81 Mitchell Tolman, L OBP: 0.429, SLG: 1.286										4	0	0	0	0	1	4									
36 Joshua Fuentes, R OBP: 0.333, SLG: 0.462										3	0	1	1	1	1	1									
45 Yolmer Sánchez, S OBP: 0.229, SLG: 0.069 37 Keshawn Ogans, R OBP: 0.250, SLG: 0.250										3	0	0	0	0	0	2									
Inning Stats	R: 1 H: 1 E: 0 K: 2 S: 12	H: 1 LOB: 0 BB: 0 P: 18	R: 1 H: 1 E: 0 K: 1 S: 11	H: 1 LOB: 1 BB: 1 P: 17	R: 3 H: 3 E: 0 K: 1 S: 15	H: 3 LOB: 0 BB: 0 P: 20	R: 0 H: 0 E: 1 K: 1 S: 11	H: 0 LOB: 2 BB: 1 P: 20	R: 0 H: 0 E: 0 K: 1 S: 7	H: 0 LOB: 0 BB: 0 P: 11	R: 0 H: 0 E: 0 K: 1 S: 7	H: 0 LOB: 0 BB: 1 P: 17	R: 0 H: 0 E: 0 K: 0 S: 6	H: 0 LOB: 0 BB: 0 P: 11	R: 0 H: 1 E: 0 K: 1 S: 12	H: 1 LOB: 2 BB: 1 P: 23		R: 0 H: 0 E: 0 K: 0 S: 10	H: 0 LOB: 0 BB: 0 P: 14	1B: 4 2B: 0 3B: 0 HR: 2	SF: 0 SAC: 0 DP: 0 HBP: 0	WP: 0 PB: 0 SB: 1 CS: 2	PA: 38		
PITCHER	IP WLS BF H R ER SO BB IBB HBP BLK WP HR S P ERA WHIP	IP WLS BF H R ER SO BB IBB HBP BLK WP HR S P ERA WHIP	IP WLS BF H R ER SO BB IBB HBP BLK WP HR S P ERA WHIP	IP WLS BF H R ER SO BB IBB HBP BLK WP HR S P ERA WHIP	IP WLS BF H R ER SO BB IBB HBP BLK WP HR S P ERA WHIP	IP WLS BF H R ER SO BB IBB HBP BLK WP HR S P ERA WHIP	IP WLS BF H R ER SO BB IBB HBP BLK WP HR S P ERA WHIP	IP WLS BF H R ER SO BB IBB HBP BLK WP HR S P ERA WHIP	IP WLS BF H R ER SO BB IBB HBP BLK WP HR S P ERA WHIP	IP WLS BF H R ER SO BB IBB HBP BLK WP HR S P ERA WHIP	IP WLS BF H R ER SO BB IBB HBP BLK WP HR S P ERA WHIP	IP WLS BF H R ER SO BB IBB HBP BLK WP HR S P ERA WHIP	IP WLS BF H R ER SO BB IBB HBP BLK WP HR S P ERA WHIP	IP WLS BF H R ER SO BB IBB HBP BLK WP HR S P ERA WHIP	IP WLS BF H R ER SO BB IBB HBP BLK WP HR S P ERA WHIP	IP WLS BF H R ER SO BB IBB HBP BLK WP HR S P ERA WHIP	IP WLS BF H R ER SO BB IBB HBP BLK WP HR S P ERA WHIP	IP WLS BF H R ER SO BB IBB HBP BLK WP HR S P ERA WHIP	IP WLS BF H R ER SO BB IBB HBP BLK WP HR S P ERA WHIP	IP WLS BF H R ER SO BB IBB HBP BLK WP HR S P ERA WHIP	IP WLS BF H R ER SO BB IBB HBP BLK WP HR S P ERA WHIP	IP WLS BF H R ER SO BB IBB HBP BLK WP HR S P ERA WHIP	IP WLS BF H R ER SO BB IBB HBP BLK WP HR S P ERA WHIP	IP WLS BF H R ER SO BB IBB HBP BLK WP HR S P ERA WHIP	IP WLS BF H R ER SO BB IBB HBP BLK WP HR S P ERA WHIP

AB 33
R 5
H 6
RBI 5
BB 4
SO 8
LOB 17



Batter	1	2	3	4	5	6	7	8	9	AB	R	H	RBI	BB	SO	LOB	BOTTOM								
39 Donovan Solano, R OBP: 0.111, SLG: 0.040										4	0	0	0	0	0	2	Atlanta Braves @ Minnesota Twins Hammond Stadium, Fort Myers, FL Sun Mar 19 2023, 1:06 PM - 3:20 PM EDT Att: 6,364 - Overcast - 65 F								
4 Carlos Correa, R OBP: 0.297, SLG: 0.214 5 Noah Miller, S OBP: 0.400, SLG: 0.250 85 Jair Camargo, R OBP: 0.111, SLG: 0.111										3	0	0	0	0	1	0									
12 Kyle Farmer, R OBP: 0.355, SLG: 0.760										4	0	0	0	0	1	0									
26 Max Kepler, L OBP: 0.433, SLG: 0.692 24 Ryan LaMarre, R OBP: 0.346, SLG: 0.105										1	0	0	0	0	0	0									
2 Michael Taylor, R OBP: 0.294, SLG: 0.438										4	0	0	0	0	3	3									
30 Kyle Garlick, R OBP: 0.214, SLG: 0.286										3	0	1	0	0	0	1									
13 Joey Gallo, L OBP: 0.290, SLG: 0.357										3	0	0	0	0	1	1									
27 Ryan Jeffers, R OBP: 0.333, SLG: 0.583										1	0	0	0	2	1	0									
1 Nick Gordon, L OBP: 0.353, SLG: 0.529										3	0	0	0	0	1	2									
Inning Stats	R: 0 H: 0 E: 0 K: 0 S: 7	H: 0 LOB: 0 BB: 0 P: 9	R: 0 H: 0 E: 0 K: 0 S: 4	H: 0 LOB: 0 BB: 0 P: 5	R: 0 H: 0 E: 0 K: 2 S: 8	H: 0 LOB: 1 BB: 1 P: 15	R: 0 H: 0 E: 0 K: 1 S: 9	H: 0 LOB: 1 BB: 1 P: 16	R: 0 H: 0 E: 0 K: 1 S: 9	H: 1 LOB: 0 BB: 0 P: 11	R: 0 H: 0 E: 0 K: 1 S: 6	H: 0 LOB: 0 BB: 0 P: 8	R: 0 H: 0 E: 1 K: 1 S: 8	H: 0 LOB: 1 BB: 0 P: 10	R: 0 H: 0 E: 0 K: 0 S: 9	H: 0 LOB: 1 BB: 1 P: 20		R: 0 H: 1 E: 0 K: 2 S: 10	H: 1 LOB: 0 BB: 0 P: 13	1B: 2 2B: 0 3B: 0 HR: 0	SF: 0 SAC: 0 DP: 1 HBP: 0	WP: 0 PB: 0 SB: 0 CS: 0	PA: 32		
PITCHER	IP WLS BF H R ER SO BB IBB HBP BLK WP HR S P ERA WHIP	IP WLS BF H R ER SO BB IBB HBP BLK WP HR S P ERA WHIP	IP WLS BF H R ER SO BB IBB HBP BLK WP HR S P ERA WHIP	IP WLS BF H R ER SO BB IBB HBP BLK WP HR S P ERA WHIP	IP WLS BF H R ER SO BB IBB HBP BLK WP HR S P ERA WHIP	IP WLS BF H R ER SO BB IBB HBP BLK WP HR S P ERA WHIP	IP WLS BF H R ER SO BB IBB HBP BLK WP HR S P ERA WHIP	IP WLS BF H R ER SO BB IBB HBP BLK WP HR S P ERA WHIP	IP WLS BF H R ER SO BB IBB HBP BLK WP HR S P ERA WHIP	IP WLS BF H R ER SO BB IBB HBP BLK WP HR S P ERA WHIP	IP WLS BF H R ER SO BB IBB HBP BLK WP HR S P ERA WHIP	IP WLS BF H R ER SO BB IBB HBP BLK WP HR S P ERA WHIP	IP WLS BF H R ER SO BB IBB HBP BLK WP HR S P ERA WHIP	IP WLS BF H R ER SO BB IBB HBP BLK WP HR S P ERA WHIP	IP WLS BF H R ER SO BB IBB HBP BLK WP HR S P ERA WHIP	IP WLS BF H R ER SO BB IBB HBP BLK WP HR S P ERA WHIP	IP WLS BF H R ER SO BB IBB HBP BLK WP HR S P ERA WHIP	IP WLS BF H R ER SO BB IBB HBP BLK WP HR S P ERA WHIP	IP WLS BF H R ER SO BB IBB HBP BLK WP HR S P ERA WHIP	IP WLS BF H R ER SO BB IBB HBP BLK WP HR S P ERA WHIP	IP WLS BF H R ER SO BB IBB HBP BLK WP HR S P ERA WHIP	IP WLS BF H R ER SO BB IBB HBP BLK WP HR S P ERA WHIP	IP WLS BF H R ER SO BB IBB HBP BLK WP HR S P ERA WHIP	IP WLS BF H R ER SO BB IBB HBP BLK WP HR S P ERA WHIP	IP WLS BF H R ER SO BB IBB HBP BLK WP HR S P ERA WHIP



Batter	1	2	3	4	5	6	7	8	9	AB	R	H	RBI	BB	SO	LOB	TOP											
15 Josh Lowe, L OBP: 0.282, SLG: 0.514	F7		K					F8		4	0	1	0	0	1	0	Tampa Bay Rays @ Minnesota Twins Hammond Stadium, Fort Myers, FL Tue Mar 21 2023, 6:05 PM - 8:19 PM EDT Att: 6,703 - Clear - 80 F											
50 René Pinto, R OBP: 0.345, SLG: 0.462 69 Roberto Alvarez, R OBP: 0.250, SLG: 0.125	K		HR					K		3	1	1	1	0	1	1												
55 Luke Raley, L OBP: 0.410, SLG: 0.794 18 Evan Edwards, L OBP: 0.500, SLG: 0.333	G6-3		HR					F8		2	1	1	1	1	0	0												
76 Niko Hulsizer, R OBP: 0.448, SLG: 0.682		1B	G1-3					BB		3	0	2	0	1	0	0												
7 Vidal Bruján, S OBP: 0.294, SLG: 0.179	G5-3							G6-3		4	0	0	0	0	0	4												
9 Ben Gamel, L OBP: 0.179, SLG: 0.192 75 Grant Witherspoon, L OBP: 0.276, SLG: 0.238										2	0	1	0	0	0	0												
17 Carson Williams, R 55 Carlos Colmenarez, L	K							K		2	0	0	0	0	1	2												
47 Junior Caminero, R 79 Gavin Collins, R OBP: 0.320, SLG: 0.478	K							G5-3		2	0	0	0	0	1	2												
37 Shane Sasaki, R OBP: 0.200, SLG: 0.400			G4-3					K		3	0	0	0	0	2	0												
Inning Stats	R: 0 E: 0 K: 1 S: 8	H: 0 LOB: 0 BB: 0 P: 10	R: 0 E: 0 K: 2 S: 13	H: 2 LOB: 2 BB: 0 P: 20	R: 2 E: 0 K: 1 S: 13	H: 2 LOB: 0 BB: 0 P: 19	R: 0 E: 0 K: 0 S: 10	H: 0 LOB: 0 BB: 0 P: 13	R: 0 E: 0 K: 1 S: 8	H: 1 LOB: 1 BB: 2 P: 13	R: 0 E: 0 K: 0 S: 9	H: 0 LOB: 1 BB: 2 P: 20	R: 0 E: 0 K: 2 S: 9	H: 0 LOB: 0 BB: 0 P: 15	R: 0 E: 0 K: 1 S: 6	H: 0 LOB: 0 BB: 0 P: 7		R: 0 E: 0 K: 1 S: 9	H: 2 LOB: 1 BB: 0 P: 12	1B: 5 2B: 0 3B: 0 HR: 2	SF: 0 SAC: 0 DP: 2 HBP: 0	WP: 0 PB: 0 SB: 0 CS: 0	PA: 34					
PITCHER	IP	WLS	BF	H	R	ER	SO	BB	IBB	HBP	BLK	WP	HR	S	P	ERA		WHIP										
54 Sonny Gray, R ERA: 2.7	5.0	W	20	5	2	2	5	0	0	0	0	0	2	52	75	3.60		1.000										
71 Jovani Moran, L ERA:	1.0	H	4	0	0	0	0	2	0	0	0	0	0	9	20	0.00		2.000										
56 Caleb Thielbar, L ERA:	1.0	H	3	0	0	0	2	0	0	0	0	0	0	9	15	0.00		0.000										
48 Jorge López, R ERA:	1.0	H	3	0	0	0	1	0	0	0	0	0	0	6	7	0.00	0.000											
62 Oliver Ortega, R ERA: 1.29	1.0	S	4	2	0	0	1	0	0	0	0	0	0	9	12	0.00	2.000											

Batter	1	2	3	4	5	6	7	8	9	AB	R	H	RBI	BB	SO	LOB	BOTTOM											
25 Byron Buxton, R OBP: 0.333, SLG: 0.667 21 Will Holland, R OBP: 0.421, SLG: 0.400	HR		K					K		3	1	1	0	0	1	1	Tampa Bay Rays @ Minnesota Twins Hammond Stadium, Fort Myers, FL Tue Mar 21 2023, 6:05 PM - 8:19 PM EDT Att: 6,703 - Clear - 80 F											
4 Carlos Correa, R OBP: 0.333, SLG: 0.471 60 Elliot Soto, R OBP: 0.200, SLG: 0.333	HR		G1-3					K		3	2	2	2	0	0	0												
12 Kyle Farmer, R OBP: 0.314, SLG: 0.655 89 Andrew Bechtold, R OBP: 0.179, SLG: 0.042	G3-1		L5					F9		4	1	0	1	0	0	1												
13 Joey Gallo, L OBP: 0.314, SLG: 0.333 16 Tyler White, R OBP: 0.392, SLG: 0.429	BB							F8		2	0	0	0	2	1	2												
8 Christian Vázquez, R OBP: 0.211, SLG: 0.118 32 Tony Wolters, L OBP: 0.239, SLG: 0.059	K							P2		4	0	1	2	0	2	2												
2 Michael Taylor, R OBP: 0.289, SLG: 0.400 55 Mark Contreras, L OBP: 0.367, SLG: 0.440	F7							K		3	0	0	0	1	1	2												
30 Kyle Garlick, R OBP: 0.176, SLG: 0.235 89 Andrew Stevenson, L	G6-3							F8		3	0	0	0	0	1	2												
1 Nick Gordon, L OBP: 0.300, SLG: 0.450 24 Ryan LaMarre, R OBP: 0.346, SLG: 0.105	G6-3							K		3	0	0	0	0	0	0												
50 Willi Castro, S OBP: 0.389, SLG: 0.613 20 Yunior Severino, S	K							F7		2	1	0	0	0	1	0												
Inning Stats	R: 2 E: 0 K: 1 S: 12	H: 2 LOB: 1 BB: 1 P: 24	R: 0 E: 0 K: 1 S: 11	H: 0 LOB: 0 BB: 0 P: 14	R: 0 E: 0 K: 1 S: 10	H: 0 LOB: 0 BB: 0 P: 17	R: 0 E: 0 K: 2 S: 13	H: 0 LOB: 2 BB: 2 P: 22	R: 3 E: 1 K: 1 S: 18	H: 2 LOB: 1 BB: 0 P: 26	R: 0 E: 0 K: 1 S: 7	H: 0 LOB: 0 BB: 0 P: 9	R: 0 E: 0 K: 2 S: 9	H: 0 LOB: 0 BB: 0 P: 12	R: 0 E: 0 K: 1 S: 6	H: 0 LOB: 0 BB: 0 P: 12		1B: 2 2B: 1 3B: 0 HR: 1	SF: 0 SAC: 0 DP: 0 HBP: 1	WP: 0 PB: 1 SB: 1 CS: 0	PA: 33							
PITCHER	IP	WLS	BF	H	R	ER	SO	BB	IBB	HBP	BLK	WP	HR	S	P	ERA		WHIP										
19 Josh Fleming, L ERA: 4.91	3.1		15	2	2	2	4	3	0	0	0	0	0	4	72	5.40		1.500										
67 Alfredo Zarraga, R ERA:	0.2		2	0	0	0	1	0	0	0	0	0	0	4	5	0.00		0.000										
42 Ryan Thompson, R ERA: 2.08	0.2	L	6	2	3	1	1	0	0	1	1	0	0	14	19	13.50		3.000										
80 Braden Bristo, R ERA: 3.86	0.1		1	0	0	0	0	0	0	0	0	0	0	4	7	0.00	0.000											
49 Kevin Kelly, R ERA: 2.61	2.0		6	0	0	0	3	0	0	0	0	0	0	16	21	0.00	0.000											
PITCHER	IP	WLS	BF	H	R	ER	SO	BB	IBB	HBP	BLK	WP	HR	S	P	ERA	WHIP											
29 Pete Fairbanks, R ERA:	1.0		3	0	0	0	1	0	0	0	0	0	0	6	12	0.00	0.000											

AB 32
R 2
H 7
RBI 2
BB 2
SO 9
LOB 12



AB 29
R 5
H 4
RBI 5
BB 3
SO 10
LOB 12



Batter	1	2	3	4	5	6	7	8	9	AB	R	H	RBI	BB	SO	LOB	TOP										
Edouard Julien, L (1,4) OBP: 0.333, SLG: 0.750	G4-3		1B		K			HR		4	1	2	1	0	1	1	Minnesota Twins @ New York Yankees George M. Steinbrenner Field, Tampa, FL Fri Mar 24 2023, 1:06 PM - 3:30 PM EDT Att: 9,047 - Sunny - 81 F										
64 Jose Miranda, R (1,3) OBP: 0.359, SLG: 0.706 27 Seth Gray, L (8,3) OBP: 0.200, SLG: 0.500	G5-3			2B		F9		L7		4	0	1	0	0	0	0											
8 Christian Vázquez, R (1,2) OBP: 0.192, SLG: 0.167 1 Alex Isola, R (9,2)	2B			P3		L9		G5-3		4	0	1	0	0	0	1											
9 Trevor Larnach, L (1,9) OBP: 0.424, SLG: 0.733 1 Misael Urbina, R (9, PR) OBP: 0.167, SLG: 0.091	F7			F7		F7		1B		4	0	1	0	0	0	2											
30 Kyle Garlick, R (1,10) OBP: 0.125, SLG: 0.167 31 Dillon Tatum, R (9, PR) (9,10)	G6-3			K		L5		FC6-4		4	0	0	0	0	1	2											
72 Brooks Lee, S (1,6) OBP: 0.233, SLG: 0.225	F7			F8		K		1B		3	1	0	0	1	1	0											
24 Ryan LaMarre, R (1,7) OBP: 0.281, SLG: 0.080 19 Armani Smith, R (8,7) OBP: 1.000, SLG: 1.000	K			G6-3		K2-3		1B		3	0	0	0	0	2	0											
20 Emmanuel Rodríguez, L (1,8) OBP: 0.333, SLG: 0.833	G4-3			1B		K		HR		4	2	2	3	0	1	0											
89 Andrew Bechtold, R (1,5) OBP: 0.188, SLG: 0.107 20 Yunior Severino, S (8,5)	G1-3			2B		P4		K		3	0	1	1	0	0	0											
Inning Stats	R: 0 E: 0 K: 0 S: 11	H: 1 LOB: 1 BB: 0 P: 17	R: 0 E: 0 K: 1 S: 8	H: 0 LOB: 0 BB: 0 P: 13	R: 0 E: 0 K: 0 S: 6	H: 1 LOB: 1 BB: 0 P: 11	R: 0 E: 0 K: 1 S: 11	H: 1 LOB: 1 BB: 0 P: 15	R: 1 E: 0 K: 1 S: 14	H: 2 LOB: 1 BB: 0 P: 20	R: 0 E: 0 K: 0 S: 6	H: 0 LOB: 0 BB: 0 P: 10	R: 0 E: 0 K: 2 S: 9	H: 0 LOB: 0 BB: 0 P: 13	R: 1 E: 0 K: 1 S: 15	H: 1 LOB: 0 BB: 0 P: 22		R: 4 E: 0 K: 1 S: 14	H: 3 LOB: 1 BB: 1 P: 25	1B: 4 2B: 3 HR: 2	SF: 0 SAC: 0 DP: 0 HBP: 0	WP: 0 PB: 0 CS: 0	PA: 36				
PITCHER	IP	WLS	BF	H	R	ER	SO	BB	IBB	HBP	BLK	WP	HR	S	P	ERA	WHIP										
45 Gerrit Cole, R (1,1) ERA: 3.32	5.2		21	5	1	1	3	0	0	0	0	0	0	55	84	1.59	0.882										
70 Jimmy Cordero, R (6,1) ERA: 4.0	1.2	H	5	0	0	0	3	0	0	0	0	0	0	13	21	0.00	0.000										
84 Albert Abreu, R (8,1) ERA: 5.79	1.1	L	9	4	5	5	0	1	0	0	0	0	2	23	37	33.75	3.750										
82 Michael Gomez, R (9,1) ERA:	0.1		1	0	0	0	1	0	0	0	0	0	0	3	4	0.00	0.000										

Batter	1	2	3	4	5	6	7	8	9	AB	R	H	RBI	BB	SO	LOB	BOTTOM										
77 Anthony Volpe, R (1,6) OBP: 0.393, SLG: 0.574 96 Jamie Westbrook, R (8,5) OBP: 0.346, SLG: 0.300	K		HR	G5-3		FC5-4			BB	4	1	1	2	0	1	3	Minnesota Twins @ New York Yankees George M. Steinbrenner Field, Tampa, FL Fri Mar 24 2023, 1:06 PM - 3:30 PM EDT Att: 9,047 - Sunny - 81 F										
Aaron Judge, R (1,7) OBP: 0.395, SLG: 0.576 19 Trey Sweeney, L (8,6) OBP: 0.500, SLG: 0.778	F8		G6-3		F8		K	K		4	0	0	0	0	1	0											
48 Anthony Rizzo, L (1,3) OBP: 0.216, SLG: 0.235 87 Andrés Chaparro, R (6,3) OBP: 0.417, SLG: 0.710	L7		G5-3		K		F9	F8		3	0	0	0	0	1	0											
28 Josh Donaldson, R (1,5) OBP: 0.333, SLG: 0.515 82 Jeisson Rosario, L (8,7)	24 1B		G6-3		BB		P3			2	0	0	0	2	0	0											
24 Willie Cauthon, L (1,10) OBP: 0.367, SLG: 0.395	1B		L9		L3		F8			4	0	1	0	0	0	1											
31 Aaron Hicks, S (1,8) OBP: 0.333, SLG: 0.351 94 Carlos Narvaez, R (7,2) OBP: 0.310, SLG: 0.455	F8		BB	30 G3 39 1B		BB		K		1	1	0	0	2	0	2											
39 Jose Trevino, R (1,2) OBP: 0.360, SLG: 0.435 88 Brandon Lockridge, R (6, PR) OBP: 0.250, SLG: 0.333	F7		BB	30 G3 90 1B		1B		F7		3	1	2	0	0	0	2											
30 Wilmer Difo, S (1,4) OBP: 0.265, SLG: 0.355 98 Benjamin Cowles, R (9,4) OBP: 0.167, SLG: 0.364	K		G3		G3		K			3	0	0	0	0	2	6											
90 Estevan Florial, L (1,9) OBP: 0.295, SLG: 0.289 92 Elijah Dunham, L (8,9) OBP: 0.600, SLG: 0.429	77 HR		BB		1B		K		96 BB	2	1	1	2	1	1	2											
Inning Stats	R: 0 E: 0 K: 1 S: 5	H: 0 LOB: 0 BB: 0 P: 5	R: 0 E: 0 K: 1 S: 12	H: 1 LOB: 2 BB: 1 P: 22	R: 2 E: 0 K: 0 S: 9	H: 1 LOB: 0 BB: 1 P: 15	R: 0 E: 0 K: 0 S: 10	H: 2 LOB: 1 BB: 1 P: 17	R: 0 E: 0 K: 2 S: 12	H: 1 LOB: 2 BB: 1 P: 20	R: 0 E: 0 K: 1 S: 8	H: 0 LOB: 0 BB: 0 P: 10	R: 0 E: 0 K: 1 S: 6	H: 0 LOB: 0 BB: 0 P: 10	R: 0 E: 0 K: 1 S: 8	H: 0 LOB: 2 BB: 2 P: 21		1B: 4 2B: 0 3B: 0 HR: 1	SF: 0 SAC: 0 DP: 0 HBP: 0	WP: 0 PB: 0 CS: 0	PA: 39						
PITCHER	IP	WLS	BF	H	R	ER	SO	BB	IBB	HBP	BLK	WP	HR	S	P	ERA	WHIP										
49 Pablo López, R (1,1) ERA: 4.0	3.0		13	2	2	2	2	2	0	0	0	0	0	26	42	6.00	1.333										
18 Kenta Maeda, R (4,1) ERA: 4.91	5.0	W	21	3	2	2	5	3	0	0	0	0	0	45	73	3.60	1.200										
44 Michael Boyle, L (9,1) ERA: 3.38	1.0	S	5	0	0	0	1	2	0	0	0	0	0	8	21	0.00	2.000										

Batter	1	2	3	4	5	6	7	8	9	AB	R	H	RBI	BB	SO	LOB	TOP											
39 Donovan Solano, R OBP: 0.216, SLG: 0.206 30 Dalton Kelly, L OBP: 0.625, SLG: 0.400	F8		G4-6-3 BB		2B		1B		G4-6-3 BB	2	0	1	0	1	0	0	Minnesota Twins @ Boston Red Sox JetBlue Park, Ft. Myers, FL Sun Mar 26 2023, 1:09 PM - 3:41 PM EDT Att: 9,098 - Sunny - 88 F											
4 Carlos Correa, R OBP: 0.333, SLG: 0.400 38 Ernie Yake, L OBP: 0.286, SLG: 0.286	F7		G4-6-3		1B		K		G4-6-3	3	0	1	0	0	0	2												
12 Kyle Farmer, R OBP: 0.333, SLG: 0.649 84 Hernán Pérez, R OBP: 0.333, SLG: 1.333				1B	L6					2	1	1	0	1	0	3												
8 Christian Vázquez, R OBP: 0.172, SLG: 0.148 32 Tony Wolters, L OBP: 0.240, SLG: 0.050	K			1B			K			3	0	0	0	0	1	2												
27 Ryan Jeffers, R OBP: 0.297, SLG: 0.559 12 Mikey Perez, R OBP: 0.444, SLG: 0.667		F7		HR			F8		F7	3	1	1	2	0	0	0												
2 Michael Taylor, R OBP: 0.319, SLG: 0.442 55 Mark Contreras, L OBP: 0.326, SLG: 0.432	F8			G6-3						2	0	0	0	1	0	0												
50 Willi Castro, S OBP: 0.172, SLG: 0.590 89 Andrew Bechtold, R OBP: 0.212, SLG: 0.138										2	1	1	2	0	1	0												
30 Kyle Garlick, R OBP: 0.194, SLG: 0.355 21 Willi Holland, R OBP: 0.409, SLG: 0.353					F7					3	0	1	0	0	0	2												
56 Kala'i Rosario, R OBP: 0.381, SLG: 0.789 9 DaShawn Keirseay Jr., L OBP: 0.375, SLG: 0.557			L7							4	0	0	0	0	3	1												
										0	0	0	0	0	0	0												
Inning Stats	R: 0 E: 0 K: 1 S: 6	H: 0 LOB: 1 BB: 1 P: 10	R: 0 E: 0 K: 1 S: 5	H: 0 LOB: 0 BB: 0 P: 5	R: 0 E: 0 K: 0 S: 3	H: 1 LOB: 1 BB: 1 P: 7	R: 2 E: 0 K: 0 S: 5	H: 2 LOB: 1 BB: 0 P: 6	R: 0 E: 0 K: 1 S: 6	H: 2 LOB: 3 BB: 1 P: 7	R: 2 E: 0 K: 0 S: 4	H: 1 LOB: 1 BB: 1 P: 8	R: 2 E: 0 K: 3 S: 11	H: 2 LOB: 0 BB: 0 P: 11	R: 1 E: 0 K: 1 S: 6	H: 2 LOB: 0 BB: 0 P: 6		R: 0 E: 0 K: 1 S: 4	H: 0 LOB: 0 BB: 1 P: 8	1B: 4 2B: 3 3B: 0 HR: 3	SF: 0 SAC: 0 DP: 2 HBP: 1	WP: 0 PB: 0 SB: 0 CS: 1	PA: 38					
PITCHER	IP	WLS	BF	H	R	ER	SO	BB	IBB	HBP	BLK	WP	HR	S	P	ERA		WHIP										
41 Chris Sale, L ERA: 4.8 61 Kaleb Ort, R ERA: 9.64 Richard Bleier, L ERA: 3.88 46 John Schreiber, R ERA: 7.0 80 Jordan Divalero, R ERA:	5.0		21	5	2	2	3	2	0	1	0	0	0	1	25	35	3.60	1.400										

Batter	1	2	3	4	5	6	7	8	9	AB	R	H	RBI	BB	SO	LOB	BOTTOM											
99 Alex Verdugo, L OBP: 0.400, SLG: 0.400 17 Raimel Tapia, L OBP: 0.378, SLG: 0.585	G5-3		K		F7				L7	3	0	0	0	0	1	2	Minnesota Twins @ Boston Red Sox JetBlue Park, Ft. Myers, FL Sun Mar 26 2023, 1:09 PM - 3:41 PM EDT Att: 9,098 - Sunny - 88 F											
11 Rafael Devers, L OBP: 0.394, SLG: 0.533 23 Niko Goodrum, S OBP: 0.288, SLG: 0.178	F8			HR	1B					3	1	2	1	0	0	0												
2 Justin Turner, R OBP: 0.536, SLG: 0.524 30 Rob Refsnyder, R OBP: 0.314, SLG: 0.293	G1-3			BB	1B					2	0	1	1	1	0	0												
7 Masataka Yoshida, L OBP: 0.273, SLG: 0.222 16 Jarron Duran, L OBP: 0.500, SLG: 0.786										2	0	0	0	1	1	1												
18 Adam Duvall, R OBP: 0.364, SLG: 0.638 31 Greg Allen, S OBP: 0.292, SLG: 0.400										3	0	1	0	0	2	3												
36 Triston Casas, L OBP: 0.397, SLG: 0.615 92 Alex Binelas, L										2	0	0	0	1	2	0												
39 Christian Arroyo, R OBP: 0.339, SLG: 0.595 87 Eddinson Paulino, L OBP: 0.286, SLG: 0.417										3	0	1	0	0	0	3												
3 Reese McGuire, L OBP: 0.286, SLG: 0.314 38 Jorge Alfaro, R OBP: 0.520, SLG: 0.870										1	0	0	0	1	0	0												
5 Enrique Hernández, R OBP: 0.231, SLG: 0.136 29 Bobby Dalbec, R OBP: 0.304, SLG: 0.910										0	0	0	0	0	0	0												
										3	1	0	0	0	0	1												
Inning Stats	R: 0 E: 0 K: 0 S: 3	H: 0 LOB: 0 BB: 0 P: 3	R: 0 E: 0 K: 3 S: 9	H: 0 LOB: 0 BB: 0 P: 9	R: 0 E: 0 K: 1 S: 5	H: 0 LOB: 1 BB: 0 P: 6	R: 1 E: 0 K: 0 S: 5	H: 2 LOB: 2 BB: 2 P: 16	R: 1 E: 0 K: 1 S: 7	H: 2 LOB: 3 BB: 2 P: 15	R: 0 E: 0 K: 1 S: 5	H: 1 LOB: 1 BB: 0 P: 5	R: 0 E: 0 K: 1 S: 5	H: 0 LOB: 2 BB: 2 P: 13	R: 0 E: 0 K: 1 S: 5	H: 0 LOB: 0 BB: 0 P: 5		R: 0 E: 0 K: 0 S: 3	H: 0 LOB: 0 BB: 0 P: 3	1B: 3 2B: 2 3B: 0 HR: 1	SF: 0 SAC: 0 DP: 2 HBP: 1	WP: 0 PB: 0 SB: 0 CS: 0	PA: 37					
PITCHER	IP	WLS	BF	H	R	ER	SO	BB	IBB	HBP	BLK	WP	HR	S	P	ERA		WHIP										
54 Sonny Gray, R ERA: 1.86 77 Cole Sands, R ERA: 5.23 46 Jose Bravo, R ERA: 66 Jorge Alcalá, R ERA: 1.86 59 Jhoan Duran, R ERA:	3.0		10	4	2	2	0	4	0	0	0	0	0	1	9	28	10.80	4.800										
91 Connor Sadzeck, R ERA: 11.57	1.0		3	0	0	0	0	0	0	0	0	0	0	3	3	0.00	0.000											

AB 33
R 7
H 10
RBI 7
BB 4
SO 8
LOB 12



AB 30
R 2
H 5
RBI 2
BB 6
SO 8
LOB 15



Batter	1	2	3	4	5	6	7	8	9	AB	R	H	RBI	BB	SO	LOB	TOP			
15 Oneil Cruz, L (1,6) OBP: 0.278, SLG: 0.423 10 Yordany De Los Santos, R (6)	G4-3		G4-3		K		K		FC5	4	0	1	0	0	2	0	Pittsburgh Pirates @ Minnesota Twins Hammond Stadium, Fort Myers, FL Mon Mar 27 2023, 1:04 PM - 3:25 PM EDT Att.: 5,568 - Sunny - 88 F			
10 Bryan Reynolds, S (1,7) OBP: 0.299, SLG: 0.380 27 Maikol Escotto, R (7, PR) OBP: 0.400, SLG: 1.000	G4-3		G4-3		K				HR	4	0	1	0	0	1	1				
22 Andrew McCutchen, R (1,10) OBP: 0.397, SLG: 0.385 2 Devis Nadal, L (9, PH)					K		G4-3		HR	3	0	1	0	1	1	2				
41 Carlos Santana, S (1,3) OBP: 0.286, SLG: 0.220 35 Ewry Espinal, L (8, PR) OBP: 0.206, SLG: 0.100	G4-3				F8				G3-6	3	0	1	0	1	0	1				
65 Jack Suwinski, L (1,8) OBP: 0.280, SLG: 0.357 31 Joshua Palacios, L (8,9)					K		G1-3			4	0	0	0	0	2	3				
13 Ke'Bryan Hayes, R (1,5) OBP: 0.341, SLG: 0.718 73 Drew Maggi, R (7,5) OBP: 0.412, SLG: 0.700					K		G5-3		K	3	1	1	0	0	1	0				
28 Canaan Smith-Njigba, L (1,9) OBP: 0.404, SLG: 0.522 46 Connor Scott, L (8,7)									K	4	0	2	0	0	2	1				
55 Jason Delay, R (1,2) OBP: 0.261, SLG: 0.300 54 Tyler Heineman, S (6,2) OBP: 0.182, SLG: 0.182										3	0	1	1	0	1	1				
3 Ji Hwan Bae, L (1,4) OBP: 0.292, SLG: 0.267 6 Jase Bowen, R (9, PR)					F8				HR	4	0	1	0	0	1	2				
					K					0	1	0	0	0	0	0				
Inning Stats	R: 0 E: 0 K: 0 S: 7	H: 1 LOB: 1 BB: 0 P: 12	R: 0 E: 0 K: 3 S: 14	H: 1 LOB: 1 BB: 0 P: 19	R: 0 E: 0 K: 1 S: 11	H: 1 LOB: 1 BB: 0 P: 13	R: 1 E: 0 K: 2 S: 17	H: 3 LOB: 2 BB: 0 P: 27	R: 0 E: 0 K: 1 S: 8	H: 0 LOB: 0 BB: 0 P: 12	R: 0 E: 0 K: 1 S: 10	H: 1 LOB: 1 BB: 0 P: 12	R: 0 E: 0 K: 2 S: 15	H: 0 LOB: 1 BB: 1 P: 23	R: 3 E: 1 K: 0 S: 10	H: 3 LOB: 1 BB: 0 P: 15	1B: 8 2B: 2 3B: 0 HR: 1	SF: 0 SAC: 0 DP: 1 HBP: 1	WP: 0 PB: 0 SB: 0 CS: 0	PA: 40
PITCHER	IP WLS BF H R ER SO BB IBB HBP BLK WP HR S P ERA WHIP	3.1 W 13 3 0 0 4 0 0 0 0 0 0 33 47 0.00 0.900	2.1 L 10 3 1 1 2 0 0 0 0 0 0 16 24 13.50 4.500	1.0 R 7 1 0 0 2 1 0 0 0 0 0 8 12 0.00 0.000	1.0 R 7 1 0 0 1 0 0 0 0 0 0 10 12 0.00 1.000	1.0 L 7 4 0 0 0 2 1 0 0 0 0 0 3 4 0.00 1.000	1.0 R 7 3 3 3 3 0 0 0 1 0 0 0 1 15 23 27.00 3.000	9.82												

Batter	1	2	3	4	5	6	7	8	9	AB	R	H	RBI	BB	SO	LOB	BOTTOM			
39 Donovan Solano, R (1,10) OBP: 0.220, SLG: 0.289 21 Will Holland, R (8, PH) OBP: 0.435, SLG: 0.389	G5-3	P3	HR			P3				4	1	1	2	0	0	1	Pittsburgh Pirates @ Minnesota Twins Hammond Stadium, Fort Myers, FL Mon Mar 27 2023, 1:04 PM - 3:25 PM EDT Att.: 5,568 - Sunny - 88 F			
64 Jose Miranda, R (1,5) OBP: 0.400, SLG: 0.825 23 Jake Rucker, R (6, PR) OBP: 0.300, SLG: 0.250	1B	2B	L9			2B		G4-3		4	1	3	1	0	0	0				
8 Christian Vázquez, R (1,2) OBP: 0.152, SLG: 0.129 44 Kyler Fedko, R (7,7) OBP: 0.500, SLG: 1.000	L9	F9		L9		F8				4	0	0	0	0	0	3				
26 Max Kepler, L (1,9) OBP: 0.444, SLG: 0.656 23 Willie Joe Garry Jr., L (7,8)	1B	1B		K		G6-3				4	0	2	1	0	1	1				
13 Joey Gallo, L (1,3) OBP: 0.311, SLG: 0.350 27 Seth Gray, L (7,3) OBP: 0.231, SLG: 0.462	K	1B		P4		K				3	0	1	0	0	1	2				
9 Trevor Larnach, L (1,7) OBP: 0.421, SLG: 0.771 32 Tony Wolters, L (7,2) OBP: 0.231, SLG: 0.048					G4-3		G6-3			3	1	1	0	0	0	2				
1 Nick Gordon, L (1,8) OBP: 0.266, SLG: 0.370 19 Armani Smith, R (7,9) OBP: 0.500, SLG: 0.500					G1-3		G5-3			3	1	1	0	0	0	0				
Edouard Julien, L (1,4) OBP: 0.375, SLG: 0.739 12 Mikey Pérez, R (6,4) OBP: 0.400, SLG: 0.600					G4-3			F7		3	2	2	1	0	0	0				
84 Hernán Pérez, R (1,6) OBP: 0.500, SLG: 1.600 38 Dalton Shuffield, R (8,6)								G6-3		2	2	1	3	1	1	1				
										1	0	0	0	0	0	0				
Inning Stats	R: 0 E: 0 K: 1 S: 10	H: 2 LOB: 2 BB: 0 P: 13	R: 5 E: 0 K: 0 S: 30	H: 7 LOB: 2 BB: 0 P: 41	R: 2 E: 0 K: 1 S: 13	H: 2 LOB: 0 BB: 0 P: 16	R: 0 E: 0 K: 1 S: 7	H: 0 LOB: 0 BB: 0 P: 8	R: 0 E: 0 K: 0 S: 5	H: 0 LOB: 0 BB: 1 P: 8	R: 1 E: 0 K: 0 S: 10	H: 1 LOB: 1 BB: 1 P: 16	R: 0 E: 0 K: 1 S: 7	H: 0 LOB: 0 BB: 0 P: 10	R: 0 E: 0 K: 0 S: 9	H: 1 LOB: 1 BB: 0 P: 11	1B: 9 2B: 2 3B: 0 HR: 2	SF: 0 SAC: 0 DP: 0 HBP: 0	WP: 0 PB: 0 SB: 0 CS: 0	PA: 38
PITCHER	IP WLS BF H R ER SO BB IBB HBP BLK WP HR S P ERA WHIP	4.2 L 25 11 7 7 3 0 0 0 0 0 0 2 62 83 13.50 2.357	9.24 L 25 11 7 7 3 0 0 0 0 0 0 2 62 83 13.50 2.357	0.1 L 7 1 1 1 0 1 0 0 0 0 0 8 14 13.50 3.000	0.1 L 7 1 1 1 0 1 0 0 0 0 0 2 2 0.00 0.000	1.0 L 7 4 0 0 0 2 1 0 0 0 0 0 3 3 0.00 0.000	1.0 L 7 4 0 0 0 2 1 0 0 0 0 0 3 3 0.00 0.000	7.1 L 10 3 1 0 0 0 0 0 0 0 0 0 0 9 11 0.00 1.000	4.5 L 10 3 1 0 0 0 0 0 0 0 0 0 0 0 9 11 0.00 1.000											



Batter	1	2	3	4	5	6	7	8	9	AB	R	H	RBI	BB	SO	LOB	TOP					
13 Joey Gallo, L OBP: 0.345, SLG: 0.333 1 Alex Isola, R (3,3)										2	0	0	0	0	2	0						
4 Carlos Correa, R OBP: 0.345, SLG: 0.407 50 Willi Castro, S OBP: 0.375, SLG: 0.575 (4, PR)										2	0	1	0	0	0	0						
36 Dalton Shuffield, R OBP: 0.250, SLG: 0.250 (8, PH)										2	0	1	0	0	0	0						
26 Max Kepler, L OBP: 0.447, SLG: 0.647 19 Armani Smith, R OBP: 0.400, SLG: 0.250 (4, PR)										2	0	1	0	0	0	0						
9 Trevor Larnach, L OBP: 0.400, SLG: 0.730 21 Willi Holland, R OBP: 0.423, SLG: 0.381 (4, 7)										2	0	0	0	0	2	2						
12 Kyle Farmer, R OBP: 0.362, SLG: 0.692 45 Anthony Prato, R OBP: 0.400, SLG: 0.364 (4, PR)										2	0	2	1	0	0	0						
1 Nick Gordon, L OBP: 0.287, SLG: 0.345 26 Tanner Schobel, R OBP: 0.462, SLG: 0.125 (4, 4)										2	0	0	0	0	1	4						
39 Donovan Solano, R OBP: 0.209, SLG: 0.275 27 Seth Gray, L OBP: 0.333, SLG: 0.714 (7, PH)										2	0	0	0	0	1	4						
27 Ryan Jeffers, R OBP: 0.308, SLG: 0.583 12 Kyle Schmidt, R (5, PR)										2	0	1	0	0	0	0						
32 Tony Wolters, L OBP: 0.286, SLG: 0.217 81 Frank Nigro, R (9, 2)										0	1	0	0	0	0	0						
2 Michael Taylor, R OBP: 0.327, SLG: 0.444 23 Willie Joe Garry Jr., L (5, PR)										2	0	1	0	0	0	0						
Inning Stats	R: 0 H: 0 E: 0 K: 1 S: 8	H: 0 LOB: 0 BB: 0 P: 13	R: 0 H: 1 E: 0 K: 1 S: 11	H: 1 LOB: 1 BB: 0 P: 14	R: 0 H: 0 E: 0 K: 1 S: 9	H: 0 LOB: 0 BB: 0 P: 13	R: 1 H: 3 E: 0 K: 3 S: 14	H: 3 LOB: 3 BB: 0 P: 17	R: 1 H: 2 E: 0 K: 1 S: 10	H: 2 LOB: 2 BB: 0 P: 13	R: 0 H: 0 E: 0 K: 2 S: 7	H: 0 LOB: 1 BB: 0 P: 12	R: 1 H: 1 E: 0 K: 0 S: 8	H: 1 LOB: 1 BB: 1 P: 17	R: 4 H: 4 E: 0 K: 2 S: 26	H: 4 LOB: 1 BB: 1 P: 45	R: 0 H: 1 E: 0 K: 1 S: 11	H: 1 LOB: 1 BB: 0 P: 15	1B: 6 2B: 5 3B: 1 HR: 1	SF: 0 SAC: 0 DP: 2 HBP: 1	WP: 0 PB: 0 SB: 0 CS: 0	PA: 40
PITCHER	IP WLS BF H R ER SO BB IBB HBP BLK WP HR S P ERA WHIP	5.0 20 6 2 2 7 0 0 0 0 0 0 52 70 3.60 1.200	1.0 3 0 0 0 2 0 0 0 0 0 0 7 12 0.00 0.000	1.0 H 5 1 1 1 0 1 0 0 0 0 8 17 9.00 2.000	0.2 H 4 2 2 2 1 0 0 0 0 0 15 24 27.00 3.000	0.1 L 4 2 2 2 1 1 0 0 0 0 1 11 54.00 9.000	1.0 5.0 20 6 2 2 7 0 0 0 0 0 52 70 3.60 1.200	9.1 1.0 4 1 0 0 1 0 0 0 0 0 8 12 9.00 2.000	5.79 1.0 4 1 0 0 1 0 0 0 0 0 11 15 0.00 1.000													

Minnesota Twins @ Pittsburgh Pirates
LECOM Park, Bradenton, FL
Tue Mar 28 2023, 1:06 PM - 3:29 PM EDT
Att. 4,714 - Partly Cloudy - 81 F

AB	37
R	7
H	12
RBI	6
BB	2
SO	12
LOB	21



Batter	1	2	3	4	5	6	7	8	9	AB	R	H	RBI	BB	SO	LOB	BOTTOM					
15 Oneil Cruz, L OBP: 0.286, SLG: 0.444 27 Maikol Escotto, R OBP: 0.429, SLG: 0.833 (5, 6)										2	0	1	0	0	1	0						
10 Bryan Reynolds, S OBP: 0.250, SLG: 0.365 28 Canaan Smith-Njigba, L OBP: 0.407, SLG: 0.583 (6, 9)										2	0	0	0	0	0	1						
22 Andrew McCutchen, R OBP: 0.364, SLG: 0.370 97 Javier Rivas, R OBP: 0.500, SLG: 0.500 (6, PH)										1	0	0	1	0	0	0						
41 Carlos Santana, S OBP: 0.275, SLG: 0.209 42 Ji Man Choi, L OBP: 0.308, SLG: 0.444 72 Brenden Dixon, R (9, 5)										2	0	0	0	0	1	1						
65 Jack Suwinski, L OBP: 0.269, SLG: 0.341 3 Ji Hwan Bae, L OBP: 0.280, SLG: 0.255 (6, 4)										2	0	0	0	0	1	0						
13 Ke'Bryan Hayes, R OBP: 0.348, SLG: 0.707 16 Shalin Polanco, L (5, PR)										2	0	1	0	0	0	0						
14 Rodolfo Castro, S OBP: 0.259, SLG: 0.345 73 Drew Maggi, R OBP: 0.417, SLG: 0.688 (6, 5)										2	0	0	0	0	1	1						
2 Connor Joe, R OBP: 0.326, SLG: 0.429 3 Tres Gonzalez, L OBP: 0.333, SLG: 0.333 (6, 7)										2	0	0	0	0	0	1						
18 Austin Hedges, R OBP: 0.135, SLG: 0.162 58 Ermy Ordonez, R (6, PR)										2	0	1	0	0	0	0						
55 Jason Delay, R OBP: 0.250, SLG: 0.286 (7, 2)										1	0	0	0	0	0	1						
Inning Stats	R: 0 H: 0 E: 0 K: 1 S: 5	H: 0 LOB: 0 BB: 0 P: 7	R: 0 H: 0 E: 0 K: 0 S: 8	H: 0 LOB: 0 BB: 0 P: 10	R: 0 H: 0 E: 0 K: 1 S: 9	H: 0 LOB: 0 BB: 0 P: 12	R: 1 H: 1 E: 0 K: 1 S: 8	H: 1 LOB: 1 BB: 0 P: 14	R: 0 H: 1 E: 0 K: 1 S: 9	H: 1 LOB: 1 BB: 0 P: 16	R: 4 H: 4 E: 0 K: 1 S: 20	H: 4 LOB: 1 BB: 1 P: 32	R: 0 H: 1 E: 0 K: 0 S: 8	H: 1 LOB: 1 BB: 0 P: 10	R: 0 H: 0 E: 0 K: 1 S: 8	H: 0 LOB: 0 BB: 0 P: 11	R: 0 H: 1 E: 0 K: 0 S: 8	H: 1 LOB: 1 BB: 0 P: 12	1B: 6 2B: 1 3B: 0 HR: 1	SF: 1 SAC: 0 DP: 0 HBP: 0	WP: 1 PB: 0 SB: 0 CS: 0	PA: 35
PITCHER	IP WLS BF H R ER SO BB IBB HBP BLK WP HR S P ERA WHIP	4.0 13 4 1 0 0 1 0 0 0 0 0 9 16 0.00 1.000	1.0 B 7 4 4 4 1 1 0 0 0 0 1 20 32 36.00 5.000	1.0 W 4 1 0 0 0 0 0 0 0 0 8 10 0.00 1.000	1.0 H 3 0 0 0 1 0 0 0 0 0 8 11 0.00 0.000	1.1 4.0 13 4 1 0 0 1 0 0 0 0 9 16 0.00 1.000	9.1 1.0 4 1 0 0 1 0 0 0 0 0 8 12 0.00 1.000	5.09 1.0 4 1 0 0 1 0 0 0 0 0 9 16 0.00 1.000	9.0 1.0 4 1 0 0 0 0 0 0 0 0 8 10 0.00 1.000													

Minnesota Twins @ Pittsburgh Pirates
LECOM Park, Bradenton, FL
Tue Mar 28 2023, 1:06 PM - 3:29 PM EDT
Att. 4,714 - Partly Cloudy - 81 F

AB	33
R	5
H	8
RBI	5
BB	1
SO	6
LOB	9



Batter	1	2	3	4	5	6	7	8	9	AB	R	H	RBI	BB	SO	LOB	TOP			
26 Max Kepler, L (1,9)																	5 0 0 0 0 1 5			
4 Carlos Correa, R (1,6) OBP: 0.200, SLG: 0.200																	5 0 1 0 0 0 2			
25 Byron Buxton, R (1,10) OBP: 0.400, SLG: 0.800																	5 1 2 0 0 1 0			
9 Trevor Larnach, L (1,7) OBP: 0.600, SLG: 0.500																	4 1 2 1 1 2 2			
64 Jose Miranda, R (1,5)																	3 0 0 0 2 0 2			
1 Nick Gordon, L (1,4)																	2 0 0 0 0 0 3			
12 Kyle Farmer, R (6,PH) (6,4)																	1 0 1 0 1 0 0			
13 Joey Gallo, L (1,3) 39 Donovan Solano, R (6,PH) (6,3)																	2 0 1 0 0 1 0 2 0 1 1 0 0 3			
8 Christian Vázquez, R (1,2) OBP: 0.500, SLG: 0.500																	4 0 2 0 0 1 1			
2 Michael Taylor, R (1,8) OBP: 0.250, SLG: 0.250																	4 0 1 0 0 3 3			
Inning Stats	R: 0 E: 0 K: 1 S: 13	H: 2 LOB: 3 BB: 1 P: 21	R: 0 E: 0 K: 1 S: 10	H: 1 LOB: 0 BB: 0 P: 11	R: 0 E: 0 K: 0 S: 6	H: 0 LOB: 0 BB: 0 P: 11	R: 0 E: 0 K: 1 S: 10	H: 0 LOB: 2 BB: 0 P: 14	R: 2 E: 0 K: 1 S: 19	H: 4 LOB: 3 BB: 1 P: 33	R: 0 E: 0 K: 0 S: 9	H: 1 LOB: 3 BB: 2 P: 22	R: 0 E: 0 K: 3 S: 10	H: 0 LOB: 0 BB: 0 P: 15	R: 0 E: 0 K: 1 S: 10	H: 1 LOB: 1 BB: 0 P: 15	1B: 10 2B: 0 3B: 1 HR: 0	SF: 0 SAC: 0 DP: 1 HBP: 0	WP: 0 PB: 0 SB: 0 CS: 0	PA: 41
PITCHER	IP WLS BF H R ER SO BB IBB HBP BLK WP HR S P ERA WHIP																			
23 Zack Greinke, R (1,1) ERA: 3.38	5.1 L 23 7 2 2 4 1 0 0 0 0 0 56 80 3.38 1.500																			
22 Amir Garrett, L (6,1) ERA:	0.2 5 2 0 0 1 1 0 0 0 0 0 9 24 0.00 4.500																			
65 Dylan Coleman, R (7,1) ERA:	1.0 6 1 0 0 0 2 0 0 0 0 0 13 22 0.00 3.000																			
74 Jose Cuas, R (8,1) ERA:	1.0 3 0 0 0 3 0 0 0 0 0 0 10 15 0.00 0.000																			
43 Carlos Hernández, R (9,1) ERA:	1.0 4 1 0 0 1 0 0 0 0 0 0 10 15 0.00 1.000																			

Minnesota Twins @ Kansas City Royals
Kauffman Stadium, Kansas City, MO
Thu Mar 30 2023, 3:11 PM - 5:43 PM CDT
Att: 38,351 - Cloudy - 67 F

AB	37
R	2
H	11
RBI	2
BB	4
SO	9
LOB	21



Batter	1	2	3	4	5	6	7	8	9	AB	R	H	RBI	BB	SO	LOB	BOTTOM					
7 Bobby Witt Jr., R (1,6)																	2 0 0 0 2 1 1					
1 MJ Melendez, L (1,9)																	3 0 0 0 1 1 4					
13 Salvador Perez, R (1,2) OBP: 0.250, SLG: 0.250																	4 0 1 0 0 1 0					
9 Vinnie Pasquantino, L (1,3)																	3 0 0 0 1 1 2					
99 Franmil Reyes, R (1,10)																	4 0 0 0 0 3 3					
19 Michael Massey, L (1,4)																	4 0 0 0 0 2 3					
17 Hunter Dozier, R (1,5)																	3 0 0 0 0 2 0					
28 Kyle Isbel, L (1,8) OBP: 0.667, SLG: 1.000																	2 0 1 0 1 0 0					
14 Edward Olivares, R (1,7)																	2 0 0 0 0 0 1					
Inning Stats	R: 0 E: 0 K: 1 S: 7	H: 0 LOB: 0 BB: 0 P: 13	R: 0 E: 0 K: 2 S: 9	H: 0 LOB: 0 BB: 0 P: 12	R: 0 E: 0 K: 1 S: 11	H: 0 LOB: 1 BB: 1 P: 20	R: 0 E: 0 K: 2 S: 11	H: 1 LOB: 2 BB: 1 P: 17	R: 0 E: 0 K: 1 S: 9	H: 0 LOB: 2 BB: 1 P: 19	R: 0 E: 0 K: 2 S: 10	H: 0 LOB: 0 BB: 0 P: 13	R: 0 E: 0 K: 1 S: 6	H: 0 LOB: 0 BB: 0 P: 7	R: 0 E: 0 K: 0 S: 4	H: 0 LOB: 0 BB: 1 P: 9	R: 0 E: 0 K: 1 S: 10	H: 0 LOB: 1 BB: 1 P: 17	1B: 1 2B: 1 3B: 0 HR: 0	SF: 0 SAC: 0 DP: 2 HBP: 1	WP: 0 PB: 0 SB: 0 CS: 0	PA: 33
PITCHER	IP WLS BF H R ER SO BB IBB HBP BLK WP HR S P ERA WHIP																					
49 Pablo López, R (1,1) ERA:	5.1 W 21 2 0 0 0 3 0 0 0 0 0 50 85 0.00 0.938																					
56 Caleb Thielbar, L (6,1) ERA:	1.0 H 3 0 0 0 1 0 0 0 0 0 0 8 11 0.00 0.000																					
48 Jorge López, R (7,1) ERA:	0.2 H 2 0 0 0 1 0 0 0 0 0 0 5 5 0.00 0.000																					
22 Griffin Jax, R (8,1) ERA:	1.0 H 3 0 0 0 0 1 0 0 0 0 0 4 9 0.00 1.000																					
59 Jhoan Duran, R (9,1) ERA:	1.0 S 4 0 0 0 1 1 0 0 0 0 0 10 17 0.00 1.000																					

Minnesota Twins @ Kansas City Royals
Kauffman Stadium, Kansas City, MO
Thu Mar 30 2023, 3:11 PM - 5:43 PM CDT
Att: 38,351 - Cloudy - 67 F

AB	27
R	0
H	2
RBI	0
BB	5
SO	11
LOB	14



Batter	1	2	3	4	5	6	7	8	9	AB	R	H	RBI	BB	SO	LOB	TOP					
26 Max Kepler, L (1,9)	L8		F8		P5		G3			4	0	0	0	0	0	1	Minnesota Twins @ Kansas City Royals Kauffman Stadium, Kansas City, MO Sat Apr 01 2023, 3:11 PM - 5:28 PM CDT Att: 16,633 - Sunny - 55 F					
4 Carlos Correa, R (1,6)	F7		BB		G6-3			K	3	0	0	0	1	1	1							
25 Byron Buxton, R (1,10)	64 1B	2B	L8		L8	64 FC6 12 SF8 1B		K	4	2	2	0	0	1	1							
9 Trevor Larnach, L (1,7)	64 1B	BB	F7		F8			K	3	0	0	0	1	1	2							
64 Jose Miranda, R (1,5)	FC5-4	1B	F8		FC6			K	4	0	1	1	0	1	1							
1 Nick Gordon, L (1,4)	FC5-4		L8		L8			K	2	0	0	0	0	0	2							
12 Kyle Farmer, R (6,PH)	FC5-4		L8		L8			K	1	0	0	1	0	1	0							
13 Joey Gallo, L (1,3)			K		K			K	4	0	0	0	0	3	1							
8 Christian Vázquez, R (1,2)			L4-3		L3			L3	3	0	2	0	0	0	0							
2 Michael Taylor, R (1,8)	L4-3		L4-3		F8			G1-3	3	0	0	0	0	0	2							
Inning Stats	R: 1 E: 0 K: 0 S: 13	H: 2 LOB: 2 BB: 1 P: 25	R: 0 E: 0 K: 1 S: 10	H: 1 LOB: 0 BB: 0 P: 15	R: 0 E: 0 K: 1 S: 7	H: 0 LOB: 1 BB: 1 P: 14	R: 0 E: 0 K: 1 S: 8	H: 0 LOB: 0 BB: 0 P: 12	R: 0 E: 0 K: 0 S: 8	H: 1 LOB: 1 BB: 0 P: 10	R: 1 E: 0 K: 0 S: 8	H: 1 LOB: 1 BB: 0 P: 14	R: 0 E: 0 K: 0 S: 6	H: 0 LOB: 0 BB: 0 P: 8	R: 0 E: 0 K: 3 S: 10	H: 0 LOB: 0 BB: 0 P: 16	R: 0 E: 0 K: 3 S: 9	H: 0 LOB: 0 BB: 0 P: 13	1B: 4 2B: 2 HR: 0	SF: 1 SAC: 0 HBP: 0	WP: 0 PB: 1 CS: 0	PA: 34
PITCHER	IP WLS BF H R ER SO BB IBB HBP BLK WP HR S P ERA WHIP																					
24 Jordan Lyles, R (1,1)	5.1 L 23 5 2 1 2 2 0 0 0 0 0 0 51 86 1.69 1.312																					
48 Ryan Yarbrough, L (6,1)	1.2 5 0 0 0 0 0 0 0 0 0 0 9 12 0.00 0.000																					
45 Taylor Clarke, R (8,1)	1.0 3 0 0 0 3 0 0 0 0 0 0 0 10 16 0.00 0.000																					
54 Aroldis Chapman, L (9,1)	1.0 3 0 0 0 3 0 0 0 0 0 0 0 9 13 0.00 0.000																					
Batter	1	2	3	4	5	6	7	8	9	AB	R	H	RBI	BB	SO	LOB	BOTTOM					
7 Bobby Witt Jr., R (1,6)	F8		L5		P4		G6-3			4	0	0	0	0	0	1	Minnesota Twins @ Kansas City Royals Kauffman Stadium, Kansas City, MO Sat Apr 01 2023, 3:11 PM - 5:28 PM CDT Att: 16,633 - Sunny - 55 F					
1 MJ Melendez, L (1,9)	G4-3		BB		L7			K	3	0	0	0	1	1	0							
13 Salvador Perez, R (1,2)	F8		F8		F8			1B	4	0	2	0	0	0	2							
9 Vinnie Pasquantino, L (1,3)			BB		G6-3			K	3	0	1	0	1	1	2							
99 Franmil Reyes, R (1,10)	BB		K		BB			K	2	0	0	0	2	2	4							
17 Hunter Dozier, R (1,5)	L7				E5		F8			4	0	0	0	0	3							
28 Kyle Isbel, L (1,8)	G4-3		BB		G4-6-3			K	4	0	1	0	0	1	3							
18 Nate Eaton, R (1,7)	L9				FC5-6			L5	3	0	0	0	0	0	4							
19 Michael Massey, L (9,PH)	L9				FC5-6			L5	1	0	0	0	0	0	0							
8 Nicky Lopez, L (1,4)			BB		G4-6-3			G4-3	2	0	0	0	1	0	2							
Inning Stats	R: 0 E: 0 K: 0 S: 5	H: 0 LOB: 0 BB: 0 P: 7	R: 0 E: 0 K: 0 S: 12	H: 1 LOB: 2 BB: 1 P: 20	R: 0 E: 0 K: 1 S: 17	H: 0 LOB: 3 BB: 3 P: 31	R: 0 E: 1 K: 0 S: 8	H: 1 LOB: 1 BB: 0 P: 9	R: 0 E: 0 K: 0 S: 10	H: 0 LOB: 0 BB: 0 P: 16	R: 0 E: 0 K: 0 S: 7	H: 0 LOB: 0 BB: 1 P: 12	R: 0 E: 0 K: 0 S: 7	H: 0 LOB: 0 BB: 0 P: 11	R: 0 E: 0 K: 3 S: 14	H: 1 LOB: 1 BB: 0 P: 18	R: 0 E: 0 K: 1 S: 6	H: 0 LOB: 0 BB: 0 P: 8	1B: 3 2B: 1 HR: 0	SF: 0 SAC: 0 HBP: 0	WP: 0 PB: 0 CS: 0	PA: 35
PITCHER	IP WLS BF H R ER SO BB IBB HBP BLK WP HR S P ERA WHIP																					
54 Sonny Gray, R (1,1)	5.0 W 22 5 0 0 0 4 0 0 0 0 0 0 7 12 0.00 1.000																					
66 Jorge Alcalá, R (6,1)	1.0 H 3 0 0 0 0 1 0 0 0 0 0 0 7 12 0.00 1.000																					
22 Griffin Jax, R (7,1)	1.0 H 3 0 0 0 0 0 0 0 0 0 0 0 7 11 0.00 0.000																					
56 Caleb Thielbar, L (8,1)	1.0 H 4 1 0 0 3 0 0 0 0 0 0 0 14 18 0.00 1.000																					
48 Jorge López, R (9,1)	1.0 S 3 0 0 0 1 0 0 0 0 0 0 0 6 8 0.00 0.000																					

Batter	1	2	3	4	5	6	7	8	9	AB	R	H	RBI	BB	SO	LOB	TOP					
26 Max Kepler, L (1, 9)										4	0	0	0	1	1	4	Minnesota Twins @ Kansas City Royals Kauffman Stadium, Kansas City, MO Sun Apr 02 2023, 1:11 PM - 3:45 PM CDT Att: 14,589 - Sunny - 72 F					
4 Carlos Correa, R (1, 6)										5	1	1	0	0	3	2						
25 Byron Buxton, R (1, 10)										4	0	2	0	1	1	1						
9 Trevor Larnach, L (1, 7)										4	1	3	1	1	1	0						
64 Jose Miranda, R (1, 5)										4	1	1	0	1	2	4						
1 Nick Gordon, L (1, 4)											2	0	0	0	0	2						
12 Kyle Farmer, R (5, PH) (5, 4)											3	1	0	0	0	5						
13 Joey Gallo, L (1, 3)										4	3	3	4	1	0	2						
27 Ryan Jeffers, R (1, 2)										5	0	2	2	0	0	1						
2 Michael Taylor, R (1, 8)										3	0	1	0	0	1	1						
Inning Stats	R: 0 E: 0 K: 1 S: 8	H: 0 LOB: 0 BB: 1 P: 14	R: 1 E: 0 K: 0 S: 10	H: 3 LOB: 3 BB: 0 P: 15	R: 0 E: 0 K: 3 S: 11	H: 0 LOB: 0 BB: 0 P: 17	R: 1 E: 0 K: 2 S: 12	H: 2 LOB: 1 BB: 0 P: 18	R: 0 E: 0 K: 0 S: 14	H: 0 LOB: 3 BB: 3 P: 30	R: 1 E: 0 K: 1 S: 13	H: 2 LOB: 1 BB: 0 P: 22	R: 3 E: 0 K: 0 S: 9	H: 3 LOB: 0 BB: 0 P: 11	R: 1 E: 0 K: 2 S: 15	H: 3 LOB: 2 BB: 0 P: 25	R: 0 E: 0 K: 0 S: 4	H: 0 LOB: 0 BB: 1 P: 13	1B: 9 2B: 2 3B: 0 HR: 2	SF: 0 SAC: 0 DP: 2 HBP: 1	WP: 0 PB: 0 CS: 0	PA: 44
PITCHER	IP WLS BF H R ER SO BB IBB HBP BLK WP HR S P ERA WHIP																PITCHER	IP WLS BF H R ER SO BB IBB HBP BLK WP HR S P ERA WHIP				
56 Brad Keller, R (1, 1)	4.2 L 23 5 2 2 6 4 0 1 0 0 0 50 88 3.86 1.929																					
22 Amir Garrett, L (5, 1)	1.0 5 2 1 1 0 0 0 0 0 0 1 15 23 9.00 2.000																					
65 Dylan Coleman, R (6, 1)	1.1 7 3 3 3 1 0 0 0 0 0 1 12 16 20.25 2.250																					
74 Jose Cuas, R (8, 1)	1.0 6 3 1 1 2 0 0 0 0 0 0 15 25 9.00 3.000																					
58 Scott Barlow, R (9, 1)	1.0 3 0 0 0 0 1 0 0 0 0 0 4 13 0.00 1.000																					
Batter	1	2	3	4	5	6	7	8	9	AB	R	H	RBI	BB	SO	LOB	BOTTOM					
1 MJ Melendez, L (1, 10)										3	0	0	0	1	3	0	Minnesota Twins @ Kansas City Royals Kauffman Stadium, Kansas City, MO Sun Apr 02 2023, 1:11 PM - 3:45 PM CDT Att: 14,589 - Sunny - 72 F					
7 Bobby Witt Jr., R (1, 6)										4	0	0	0	0	2	2						
9 Vinnie Pasquantino, L (1, 3)										4	0	0	0	0	2	2						
13 Salvador Perez, R (1, 2)										3	0	1	0	1	0	0						
19 Michael Massey, L (1, 4)										4	1	1	0	0	1	2						
14 Edward Olivares, R (1, 7)										4	1	2	2	0	0	1						
28 Kyle Isbel, L (1, 8)											4	0	0	0	2	2						
Jackie Bradley Jr., L (1, 9)										3	1	0	0	1	0	1						
15 Matt Duffy, R (1, 5)											4	1	2	2	0	1						
Inning Stats	R: 0 E: 0 K: 1 S: 7	H: 0 LOB: 0 BB: 0 P: 12	R: 1 E: 0 K: 0 S: 10	H: 1 LOB: 0 BB: 0 P: 16	R: 0 E: 0 K: 1 S: 11	H: 1 LOB: 2 BB: 1 P: 19	R: 0 E: 0 K: 1 S: 11	H: 1 LOB: 1 BB: 0 P: 13	R: 0 E: 0 K: 2 S: 7	H: 0 LOB: 0 BB: 0 P: 10	R: 0 E: 0 K: 1 S: 6	H: 0 LOB: 1 BB: 1 P: 10	R: 2 E: 0 K: 2 S: 11	H: 1 LOB: 0 BB: 1 P: 20	R: 0 E: 0 K: 0 S: 8	H: 0 LOB: 0 BB: 0 P: 11	R: 1 E: 0 K: 1 S: 11	H: 2 LOB: 1 BB: 0 P: 16	1B: 2 2B: 2 3B: 0 HR: 2	SF: 0 SAC: 0 DP: 0 HBP: 0	WP: 1 PB: 0 CS: 0	PA: 36
PITCHER	IP WLS BF H R ER SO BB IBB HBP BLK WP HR S P ERA WHIP																PITCHER	IP WLS BF H R ER SO BB IBB HBP BLK WP HR S P ERA WHIP				
41 Joe Ryan, R (1, 1)	6.0 W 23 3 1 1 6 2 0 0 0 0 1 52 80 1.50 0.833																					
71 Jovani Moran, L (7, 1)	1.0 5 1 2 2 2 1 0 0 0 0 0 1 11 20 18.00 2.000																					
48 Jorge López, R (8, 1)	1.0 3 0 0 0 0 0 0 0 0 0 0 8 11 0.00 0.000																					
15 Emilio Pagán, R (9, 1)	1.0 5 2 1 1 1 0 0 0 0 0 0 1 16 9.00 2.000																					

Batter	1	2	3	4	5	6	7	8	9	AB	R	H	RBI	BB	SO	LOB	TOP							
26 Max Kepler, L OBP: 0.176, SLG: 0.313 12 Kyle Farmer, R OBP: 0.222, SLG: 0.143										3	1	2	1	0	0	0								
4 Carlos Correa, R OBP: 0.278, SLG: 0.294 50 Willi Castro, S										4	1	2	2	0	0	0								
25 Byron Buxton, R OBP: 0.444, SLG: 0.563 27 Ryan Jeffers, R OBP: 0.500, SLG: 1.000										3	1	0	0	1	1	3								
9 Trevor Larnach, L OBP: 0.526, SLG: 0.750										5	2	2	3	0	0	2								
64 Jose Miranda, R OBP: 0.389, SLG: 0.214										3	1	1	1	1	0	0								
1 Nick Gordon, L OBP: 0.100, SLG: 0.100										4	1	1	0	0	0	1								
13 Joey Gallo, L OBP: 0.154, SLG: 0.333 39 Donovan Solano, R OBP: 0.333, SLG: 0.333										3	1	1	3	0	0	1								
8 Christian Vázquez, R OBP: 0.545, SLG: 0.444										2	1	0	0	2	0	0								
2 Michael Taylor, R OBP: 0.200, SLG: 0.214										4	0	0	0	0	1	2								
Inning Stats	R: 1 H: 1 E: 0 K: 0 S: 8	L: 1 BB: 0 P: 16	R: 3 H: 2 E: 0 K: 0 S: 11	H: 2 LOB: 0 BB: 1 P: 21	R: 2 H: 2 E: 0 K: 0 S: 8	L: 2 LOB: 1 BB: 1 P: 17	R: 2 H: 2 E: 1 K: 0 S: 14	H: 2 LOB: 2 BB: 1 P: 24	R: 0 H: 0 E: 0 K: 0 S: 10	L: 0 LOB: 0 BB: 0 P: 17	R: 0 H: 0 E: 0 K: 0 S: 8	L: 0 LOB: 0 BB: 1 P: 15	R: 2 H: 2 E: 0 K: 1 S: 14	H: 2 LOB: 0 BB: 0 P: 20	R: 0 H: 0 E: 0 K: 2 S: 11	L: 0 LOB: 0 BB: 0 P: 16	R: 1 H: 1 E: 0 K: 0 S: 8	L: 1 LOB: 0 BB: 0 P: 13	1B: 4 2B: 1 3B: 1 HR: 4	SF: 0 SAC: 0 DP: 1 HBP: 0	WP: 0 PB: 0 SB: 0 CS: 0	PA: 40		
PITCHER	IP WLS BF H R ER SO BB IBB HBP BLK WP HR S P ERA WHIP	IP WLS BF H R ER SO BB IBB HBP BLK WP HR S P ERA WHIP	IP WLS BF H R ER SO BB IBB HBP BLK WP HR S P ERA WHIP	IP WLS BF H R ER SO BB IBB HBP BLK WP HR S P ERA WHIP	IP WLS BF H R ER SO BB IBB HBP BLK WP HR S P ERA WHIP	IP WLS BF H R ER SO BB IBB HBP BLK WP HR S P ERA WHIP	IP WLS BF H R ER SO BB IBB HBP BLK WP HR S P ERA WHIP	IP WLS BF H R ER SO BB IBB HBP BLK WP HR S P ERA WHIP	IP WLS BF H R ER SO BB IBB HBP BLK WP HR S P ERA WHIP	IP WLS BF H R ER SO BB IBB HBP BLK WP HR S P ERA WHIP	IP WLS BF H R ER SO BB IBB HBP BLK WP HR S P ERA WHIP	IP WLS BF H R ER SO BB IBB HBP BLK WP HR S P ERA WHIP	IP WLS BF H R ER SO BB IBB HBP BLK WP HR S P ERA WHIP	IP WLS BF H R ER SO BB IBB HBP BLK WP HR S P ERA WHIP	IP WLS BF H R ER SO BB IBB HBP BLK WP HR S P ERA WHIP	IP WLS BF H R ER SO BB IBB HBP BLK WP HR S P ERA WHIP	IP WLS BF H R ER SO BB IBB HBP BLK WP HR S P ERA WHIP	IP WLS BF H R ER SO BB IBB HBP BLK WP HR S P ERA WHIP	IP WLS BF H R ER SO BB IBB HBP BLK WP HR S P ERA WHIP	IP WLS BF H R ER SO BB IBB HBP BLK WP HR S P ERA WHIP	IP WLS BF H R ER SO BB IBB HBP BLK WP HR S P ERA WHIP	IP WLS BF H R ER SO BB IBB HBP BLK WP HR S P ERA WHIP	IP WLS BF H R ER SO BB IBB HBP BLK WP HR S P ERA WHIP	IP WLS BF H R ER SO BB IBB HBP BLK WP HR S P ERA WHIP
47 Johnny Cueto, R ERA: 36.0 56 Jeff Lindgren, R ERA: 7.2 43 Andrew Nardi, L ERA: 15.43 84 JT Chargois, R ERA: 9.0 58 Jacob Stallings, R ERA: 9.0	1.0 L 7 3 4 4 0 1 0 0 0 0 2 12 25 36.00 4.000	5.0 21 4 4 4 0 3 0 0 0 0 0 47 85 7.20 1.400	1.0 5 2 2 2 1 0 0 0 0 0 1 14 20 18.00 2.000	1.0 3 0 0 0 2 0 0 0 0 0 0 11 16 0.00 0.000	1.0 4 1 1 1 0 0 0 0 0 0 1 8 13 9.00 1.000																			
3 Luis Arraez, L OBP: 0.545, SLG: 0.571										5	0	2	1	0	0	1								
12 Jorge Soler, R OBP: 0.286, SLG: 0.550 4 Nick Fortes, R OBP: 0.429, SLG: 0.857										4	0	1	0	0	1	3								
26 Garrett Cooper, R OBP: 0.375, SLG: 0.688 10 Yuli Gurriel, R OBP: 0.375, SLG: 0.375										3	0	1	0	0	2	1								
2 Jazz Chisholm Jr., L OBP: 0.300, SLG: 0.412										4	0	1	0	0	2	4								
24 Avisail García, R OBP: 0.267, SLG: 0.154										4	0	2	0	0	1	2								
9 Jean Segura, R OBP: 0.325, SLG: 0.067										4	0	0	0	0	1	5								
14 Bryan De La Cruz, R OBP: 0.273, SLG: 0.364										4	1	3	0	0	1	0								
58 Jacob Stallings, R OBP: 0.300, SLG: 0.250										3	0	0	0	1	1	1								
5 Jon Berti, R OBP: 0.167, SLG: 0.167										4	0	1	0	0	2	2								
Inning Stats	R: 0 H: 1 E: 0 K: 0 S: 12	L: 1 LOB: 1 BB: 0 P: 19	R: 0 H: 1 E: 0 K: 1 S: 6	H: 1 LOB: 0 BB: 0 P: 7	R: 0 H: 0 E: 0 K: 2 S: 7	L: 0 LOB: 0 BB: 0 P: 12	R: 0 H: 1 E: 0 K: 2 S: 14	H: 1 LOB: 1 BB: 0 P: 21	R: 1 H: 2 E: 0 K: 2 S: 14	L: 2 LOB: 2 BB: 1 P: 24	R: 0 H: 1 E: 0 K: 3 S: 13	L: 1 LOB: 0 BB: 0 P: 19	R: 0 H: 1 E: 0 K: 0 S: 5	H: 1 LOB: 0 BB: 0 P: 6	R: 0 H: 3 E: 0 K: 1 S: 15	L: 3 LOB: 0 BB: 0 P: 23	R: 0 H: 2 E: 0 K: 0 S: 4	L: 2 LOB: 1 BB: 0 P: 5	1B: 10 2B: 2 3B: 0 HR: 0	SF: 0 SAC: 0 DP: 2 HBP: 0	WP: 0 PB: 0 SB: 0 CS: 0	PA: 37		
PITCHER	IP WLS BF H R ER SO BB IBB HBP BLK WP HR S P ERA WHIP	IP WLS BF H R ER SO BB IBB HBP BLK WP HR S P ERA WHIP	IP WLS BF H R ER SO BB IBB HBP BLK WP HR S P ERA WHIP	IP WLS BF H R ER SO BB IBB HBP BLK WP HR S P ERA WHIP	IP WLS BF H R ER SO BB IBB HBP BLK WP HR S P ERA WHIP	IP WLS BF H R ER SO BB IBB HBP BLK WP HR S P ERA WHIP	IP WLS BF H R ER SO BB IBB HBP BLK WP HR S P ERA WHIP	IP WLS BF H R ER SO BB IBB HBP BLK WP HR S P ERA WHIP	IP WLS BF H R ER SO BB IBB HBP BLK WP HR S P ERA WHIP	IP WLS BF H R ER SO BB IBB HBP BLK WP HR S P ERA WHIP	IP WLS BF H R ER SO BB IBB HBP BLK WP HR S P ERA WHIP	IP WLS BF H R ER SO BB IBB HBP BLK WP HR S P ERA WHIP	IP WLS BF H R ER SO BB IBB HBP BLK WP HR S P ERA WHIP	IP WLS BF H R ER SO BB IBB HBP BLK WP HR S P ERA WHIP	IP WLS BF H R ER SO BB IBB HBP BLK WP HR S P ERA WHIP	IP WLS BF H R ER SO BB IBB HBP BLK WP HR S P ERA WHIP	IP WLS BF H R ER SO BB IBB HBP BLK WP HR S P ERA WHIP	IP WLS BF H R ER SO BB IBB HBP BLK WP HR S P ERA WHIP	IP WLS BF H R ER SO BB IBB HBP BLK WP HR S P ERA WHIP	IP WLS BF H R ER SO BB IBB HBP BLK WP HR S P ERA WHIP	IP WLS BF H R ER SO BB IBB HBP BLK WP HR S P ERA WHIP	IP WLS BF H R ER SO BB IBB HBP BLK WP HR S P ERA WHIP	IP WLS BF H R ER SO BB IBB HBP BLK WP HR S P ERA WHIP	
51 Tyler Mahle, R ERA: 1.8 66 Jorge Alcalá, R ERA: 7.9 77 Cole Sands, R ERA: 7.9	5.0 W 20 5 1 1 1 0 1 0 0 0 0 0 18 25 0.00 1.000	2.0 7 2 0 0 3 0 0 0 0 0 0 18 25 0.00 1.000	2.0 10 5 0 0 1 0 0 0 0 0 0 19 28 0.00 2.500																					

Minnesota Twins @ Miami Marlins
loanDepot park, Miami, FL
Mon Apr 03 2023, 6:43 PM - 9:13 PM EDT
Att: 8,898 - Partly Cloudy - 83 F

AB	36
R	11
H	10
RBI	11
BB	4
SO	3
LOB	9



Minnesota Twins @ Miami Marlins
loanDepot park, Miami, FL
Mon Apr 03 2023, 6:43 PM - 9:13 PM EDT
Att: 8,898 - Partly Cloudy - 83 F

AB	36
R	1
H	12
RBI	1
BB	1
SO	11
LOB	19



Batter	1	2	3	4	5	6	7	8	9	AB	R	H	RBI	BB	SO	LOB	TOP					
1 Nick Gordon, L (1,4) OBP: 0.071, SLG: 0.071	G3			G3		F7			G5-3	4	0	0	0	0	0	1	Minnesota Twins @ Miami Marlins loanDepot park, Miami, FL Tue Apr 04 2023, 6:43 PM - 8:40 PM EDT Att: 10,668 - Clear - 83 F					
4 Carlos Correa, R (1,6) OBP: 0.273, SLG: 0.286	F9			F9		K			G6-3 1B	4	0	1	0	0	1	1						
9 Trevor Larnach, L (1,9) OBP: 0.522, SLG: 0.684	K								G6-3 1-2	3	0	1	0	1	1	1						
64 Jose Miranda, R (1,5) OBP: 0.333, SLG: 0.176		G4-3				L9			G5-3	3	0	0	0	0	0	2						
13 Joey Gallo, L (1,3) OBP: 0.353, SLG: 0.938		K				F8			K	3	0	0	0	0	2	1						
39 Donovan Solano, R (1,10) OBP: 0.167, SLG: 0.167		G5-3				L8			F9	3	0	0	0	0	0	1						
50 Willi Castro, S (1,7)						F9			F7	3	0	0	0	0	0	0						
8 Christian Vázquez, R (1,2) OBP: 0.429, SLG: 0.333						L8			K	3	0	0	0	0	1	0						
2 Michael Taylor, R (1,8) OBP: 0.222, SLG: 0.235						G6-3			G4-3	3	0	1	0	0	0	0						
Inning Stats	R: 0 E: 0 K: 1 S: 5	H: 0 LOB: 0 BB: 0 P: 9	R: 0 E: 0 K: 1 S: 8	H: 0 LOB: 0 BB: 0 P: 12	R: 0 E: 0 K: 0 S: 11	H: 0 LOB: 0 BB: 0 P: 18	R: 0 E: 0 K: 0 S: 6	H: 1 LOB: 1 BB: 0 P: 8	R: 0 E: 0 K: 0 S: 4	H: 0 LOB: 0 BB: 0 P: 4	R: 0 E: 0 K: 1 S: 10	H: 1 LOB: 1 BB: 0 P: 14	R: 0 E: 0 K: 1 S: 10	H: 0 LOB: 1 BB: 1 P: 16	R: 0 E: 0 K: 1 S: 8	H: 0 LOB: 0 BB: 0 P: 12	R: 0 E: 0 K: 0 S: 6	H: 1 LOB: 0 BB: 0 P: 7	1B: 3 2B: 0 3B: 0 HR: 0	SF: 0 SAC: 0 DP: 1 HBP: 0	WP: 0 PB: 0 SB: 0 CS: 0	PA: 30
PITCHER 22 Sandy Alcantara, R (1,1) ERA: 1.84	IP: 9.0 WLS: W BF: 30	H: 3 R: 0 ER: 0 SO: 5	BB: 1 IBB: 0 HBP: 0 BLK: 0	WP: 0 HR: 0 S: 68 P: 100	ERA: 0.00 WHIP: 0.444	PITCHER										IP: 9.0 WLS: W BF: 30	H: 3 R: 0 ER: 0 SO: 5	BB: 1 IBB: 0 HBP: 0 BLK: 0	WP: 0 HR: 0 S: 68 P: 100	ERA: 0.00 WHIP: 0.444		

AB	29
R	0
H	3
RBI	0
BB	1
SO	5
LOB	7



Batter	1	2	3	4	5	6	7	8	9	AB	R	H	RBI	BB	SO	LOB	BOTTOM					
3 Luis Arraez, L (1,4) OBP: 0.520, SLG: 0.522	F8					K				2	0	0	0	1	1	0	Minnesota Twins @ Miami Marlins loanDepot park, Miami, FL Tue Apr 04 2023, 6:43 PM - 8:40 PM EDT Att: 10,668 - Clear - 83 F					
12 Jorge Soler, R (1,10) OBP: 0.250, SLG: 0.478	K					G4-3				3	0	0	0	0	1	2						
26 Garrett Cooper, R (1,3) OBP: 0.316, SLG: 0.579	G4-3					F9				3	0	0	0	0	0	2						
2 Jazz Chisholm Jr., L (1,8) OBP: 0.261, SLG: 0.350		K				F7				3	0	0	0	0	1	0						
24 Avisail García, R (1,9) OBP: 0.278, SLG: 0.375		HR				K				3	1	1	1	0	2	0						
14 Bryan De La Cruz, R (1,7) OBP: 0.214, SLG: 0.266		K								3	0	0	0	0	3	0						
9 Jean Segura, R (1,5) OBP: 0.156, SLG: 0.111						K				3	0	1	0	0	1	0						
58 Jacob Stallings, R (1,2) OBP: 0.231, SLG: 0.182		K				K				3	0	0	0	0	3	1						
5 Jon Berti, R (1,6) OBP: 0.200, SLG: 0.200						F8				3	0	1	0	0	0	0						
Inning Stats	R: 0 E: 0 K: 1 S: 9	H: 2 LOB: 0 BB: 0 P: 14	R: 1 E: 0 K: 3 S: 15	H: 2 LOB: 1 BB: 0 P: 22	R: 0 E: 0 K: 1 S: 8	H: 0 LOB: 0 BB: 0 P: 13	R: 0 E: 0 K: 1 S: 11	H: 0 LOB: 0 BB: 0 P: 14	R: 0 E: 0 K: 3 S: 9	H: 0 LOB: 0 BB: 0 P: 11	R: 0 E: 0 K: 0 S: 7	H: 1 LOB: 1 BB: 1 P: 15	R: 0 E: 0 K: 2 S: 9	H: 0 LOB: 0 BB: 0 P: 16	R: 0 E: 0 K: 1 S: 7	H: 0 LOB: 0 BB: 0 P: 15	R: 0 E: 0 K: 1 S: 7	H: 0 LOB: 0 BB: 0 P: 15	1B: 2 2B: 0 3B: 0 HR: 1	SF: 0 SAC: 0 DP: 1 HBP: 0	WP: 0 PB: 0 SB: 1 CS: 0	PA: 27
PITCHER 18 Kenta Maeda, R (1,1) ERA: 1.8 15 Emilio Pagan, R (6,1) ERA: 3.0 71 Jovani Moran, L (8,1) ERA: 9.0	IP: 5.0 WLS: L BF: 18	H: 3 R: 1 ER: 1 SO: 9	BB: 0 IBB: 0 HBP: 0 BLK: 0	WP: 0 HR: 1 S: 54 P: 79	ERA: 1.80 WHIP: 0.600	PITCHER										IP: 5.0 WLS: L BF: 18	H: 3 R: 1 ER: 1 SO: 9	BB: 0 IBB: 0 HBP: 0 BLK: 0	WP: 0 HR: 1 S: 54 P: 79	ERA: 1.80 WHIP: 0.600		

AB	26
R	1
H	3
RBI	1
BB	1
SO	12
LOB	5



Batter	1	2	3	4	5	6	7	8	9	10	AB	R	H	RBI	BB	SO	LOB	TOP
3 Jeremy Peña, R OBP: 0.256, SLG: 0.314	(1,6) F CU 79 B ST 82 S ST 83		(2,3) S CU 79 B CU 79 F ST 82 B CU 81 S ST 82		(2,3) F CS 74 B ST 84 C SI 93 F CU 80 B ST 84 S ST 83			(1,3) C SI 85 F ST 97 C FF 96 S ST 86		(1,2) C SI 99 B ST 98 F SL 89 X SL 89	5	0	0	0	0	4	2	
2 Alex Bregman, R OBP: 0.243, SLG: 0.152	(1,5) B FF 92 C FF 92 X FF 92		(0,0) X FF 93			(1,0) B SI 92 X FC 96		(3,2) B ST 86 C ST 85 B ST 86 F ST 85 F FF 96 F ST 86 B ST 86 X ST 86			4	0	1	1	0	0	0	
44 Yordan Alvarez, L OBP: 0.419, SLG: 0.600	(1,7) B CU 79 B CU 79 F FF 92		(2,0) B FF 91 B CU 78 X CU 77			(2,2) B FF 91 B CU 79 C SI 91 X CU 77		(3,3) B CU 78 F FF 91 B ST 87 F CU 81 C SI 92		(4,2) B CU 97 B FF 101 S CU 97 B FF 103 B CU 97	2	0	0	0	2	1	1	
79 José Abreu, R OBP: 0.389, SLG: 0.364	(1,10) C CU 80 B SI 92 S CU 86		(1,3) C SI 91 B CU 78 B CU 79 X CU 80			(0,1) C SI 98 X CU 80		(0,3) C CU 98 S FF 100 F FF 100 C CU 97			4	0	1	0	0	3	2	
30 Kyle Tucker, L OBP: 0.441, SLG: 0.714		(1,0) B CU 77 X CU 78		(2,2) C CH 86 FF 92 B SI 91 X CU 79		(0,1) C FF 92 X CH 87		(0,3) C FF 101 S FF 101 S FF 101			4	0	1	0	0	1	2	
17 David Hensley, R OBP: 0.308, SLG: 0.217	(1,3) C CU 78 B SI 91 S SI 81 C ST 81		(0,3) C CU 78 S SI 82 S ST 83				(3,1) B FC 87 B CU 79 S SI 92 B CU 79 X SI 92			(3,1) D CU 88 B FF 102 F FF 100 C FF 102 X FF 102	4	1	0	0	0	2	2	
20 Chas McCormick, R OBP: 0.364, SLG: 0.444	(1,8) B CU 80 C FF 93 B CU 79 C FC 87 F ST 81 C ST 82		(3,3) C SI 92 D ST 83 S ST 83 C FC 87 C SI 94				(1,3) C CU 79 F ST 83 B ST 84 C SI 94				4	0	0	0	0	3	1	
14 Mauricio Dubón, R OBP: 0.300, SLG: 0.316			(2,0) B FC 87 B FF 92 X FF 92		(2,2) B SI 91 L CU 79 B ST 84 T ST 82			(0,1) C SI 94 X SI 93			4	1	2	1	0	1	0	
15 Martín Maldonado, R OBP: 0.286, SLG: 0.167			(0,0) X FC 87		(1,3) C CU 78 B SI 92 S SI 82 C CU 79			(0,0) X ST 84		(0,0) X SL 87	3	0	0	0	0	1	1	
Inning Stats	R: 0 E: 0 K: 2 S: 8	H: 0 LOB: 1 BB: 1 P: 16	R: 0 E: 0 K: 2 S: 8	H: 0 LOB: 0 BB: 0 P: 12	R: 1 E: 0 K: 1 S: 7	H: 2 LOB: 1 BB: 0 P: 13	R: 0 E: 0 K: 3 S: 12	H: 1 LOB: 1 BB: 0 P: 18	R: 0 E: 0 K: 1 S: 8	H: 0 LOB: 0 BB: 0 P: 11	R: 0 E: 0 K: 2 S: 12	H: 0 LOB: 1 BB: 1 P: 19	R: 1 E: 0 K: 0 S: 7	H: 1 LOB: 1 BB: 0 P: 8	1B: 3 2B: 2 3B: 0 HR: 0	SF: 0 SAC: 1 DP: 0 HBP: 0	WP: 0 PB: 0 SB: 0 CS: 0	PA: 37
PITCHER	IP 7.0	WLS 26	BF 4	H 1	R 1	ER 1	SO 13	BB 1	IBB 0	HBP 0	BLK 0	WP 0	HR 0	S 61	P 98	ERA 1.29	WHIP 0.714	
54 Sonny Gray, R ERA: 0.75	(1,1)																	
22 Griffin Jax, R ERA: 5.4	(8,1)	1.0	3	0	0	0	1	0	0	0	0	0	0	9	13	0.00	0.000	
59 Jhoan Duran, R ERA:	(9,1)	1.0	4	0	0	0	2	1	0	0	0	0	0	12	19	0.00	1.000	
48 Jorge López, R ERA:	(10,1)	1.0	W	4	1	1	0	0	0	0	0	0	0	7	8	0.00	1.000	

Houston Astros @ Minnesota Twins
Target Field, Minneapolis, MN
Fri Apr 07 2023, 3:18 PM - 6:04 PM CDT
Att. 38,465 - Sunny - 47 F

AB 34
R 2
H 5
RBI 2
BB 2
SO 16
LOB 11

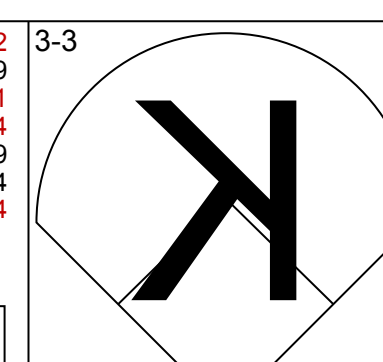
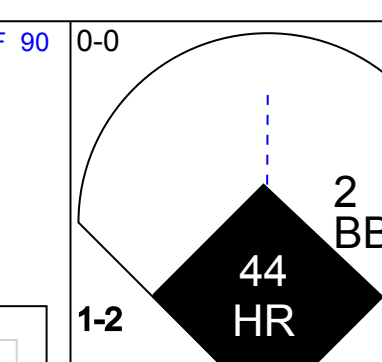
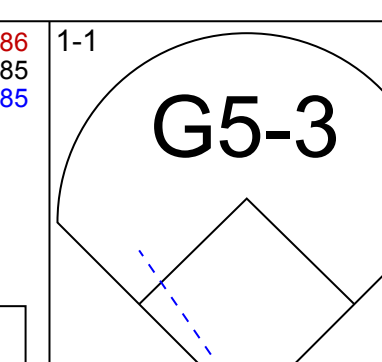
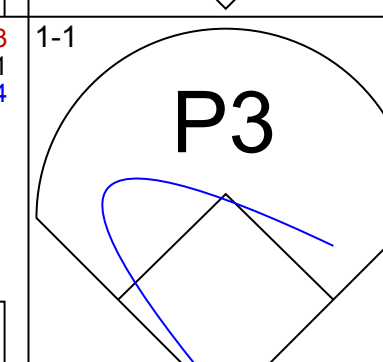
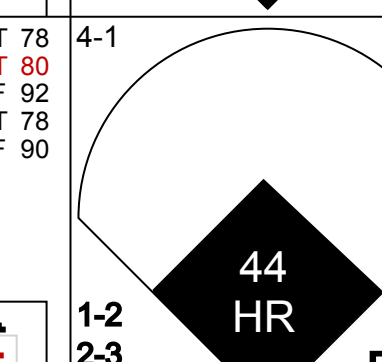
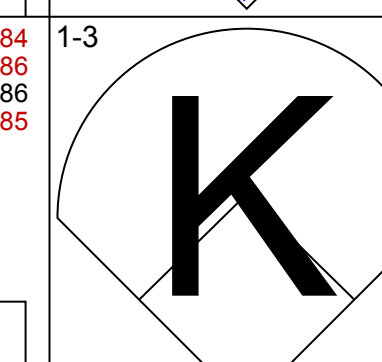
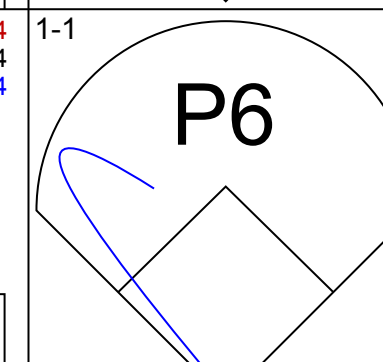
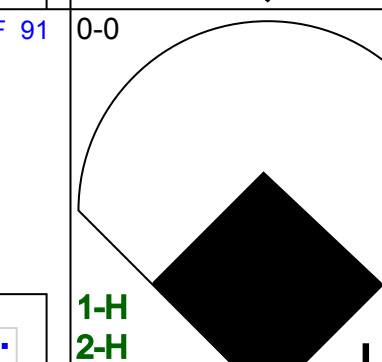

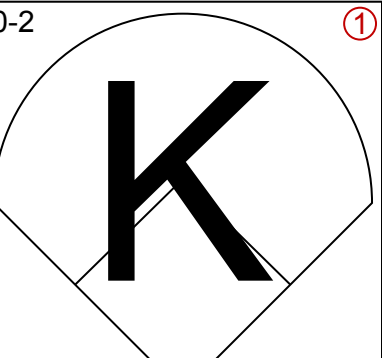
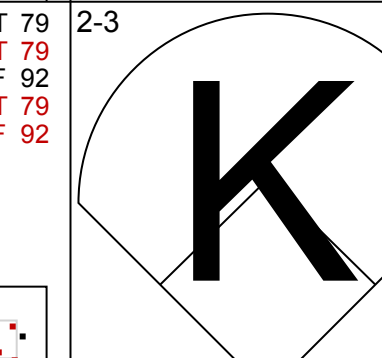

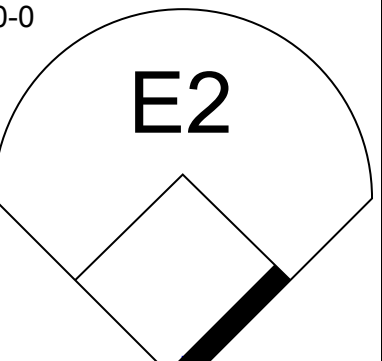
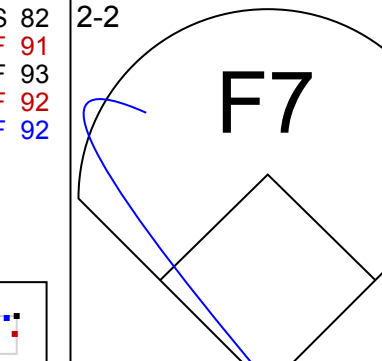

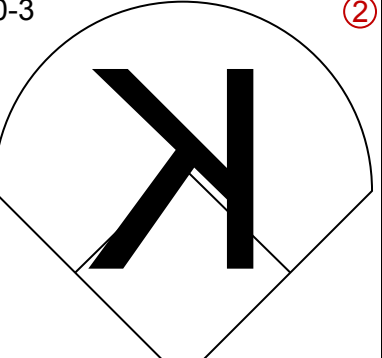

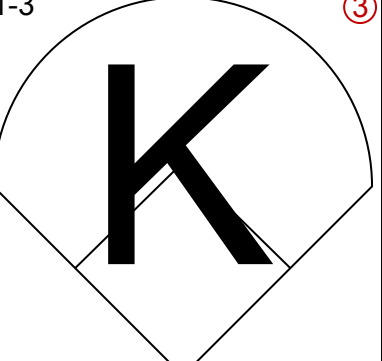

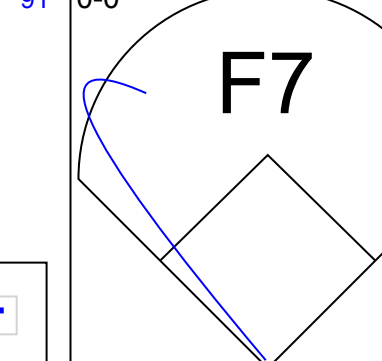
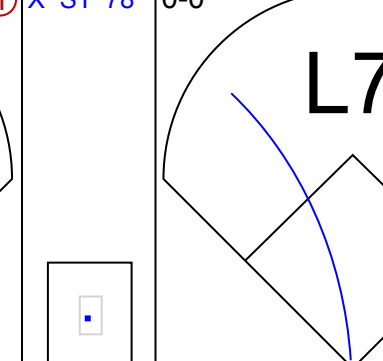

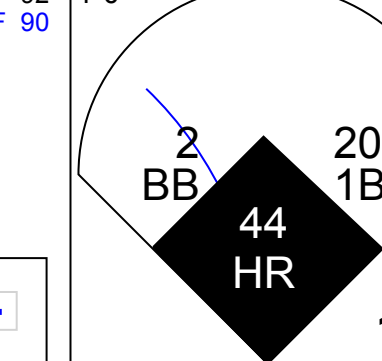
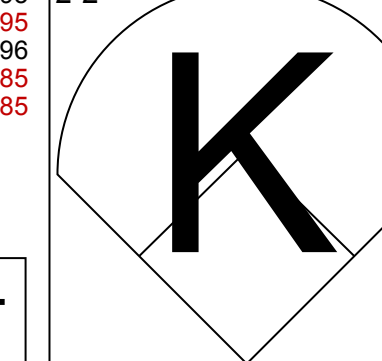
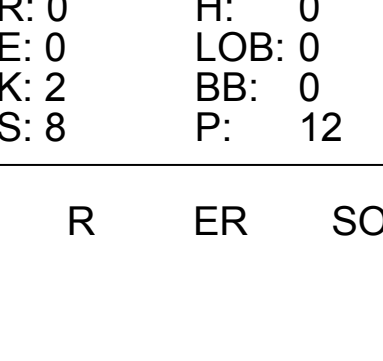


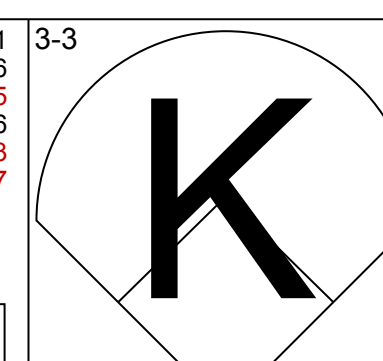
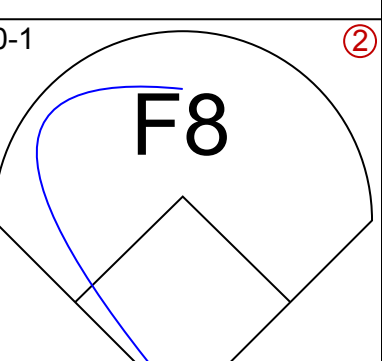
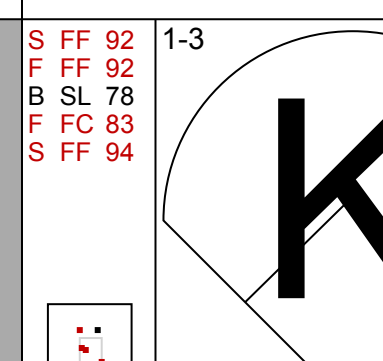
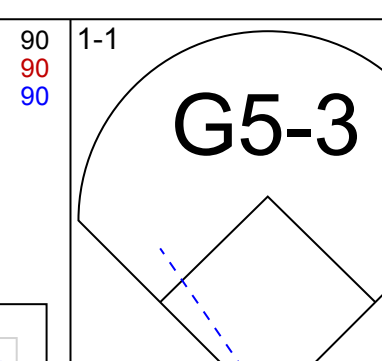
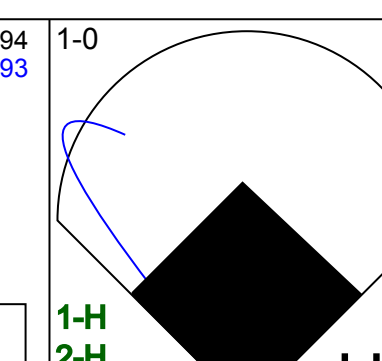
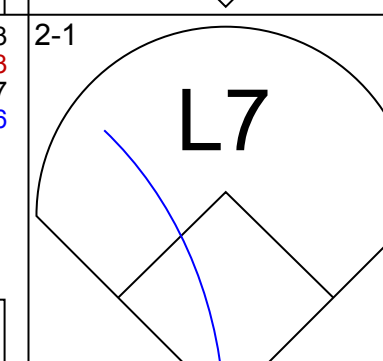
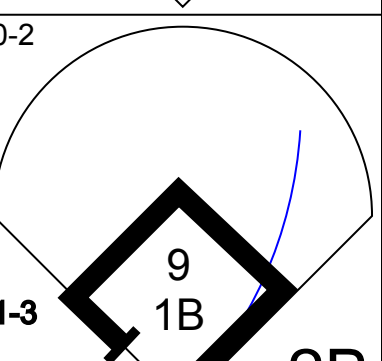
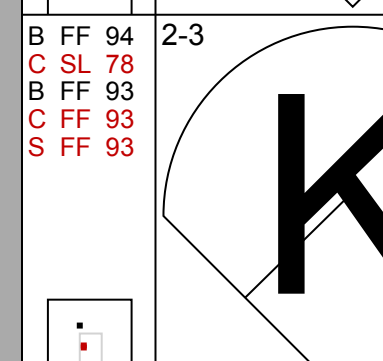
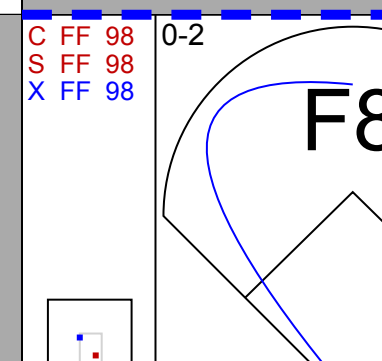
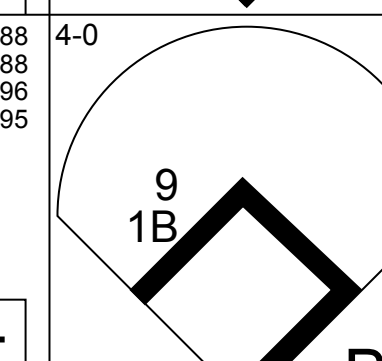
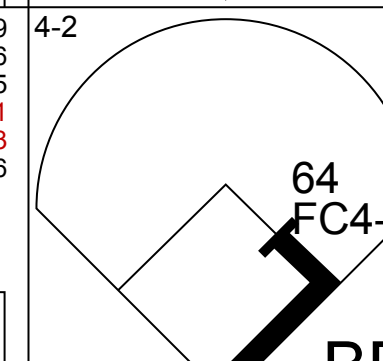
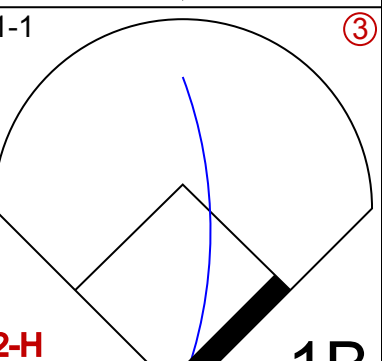
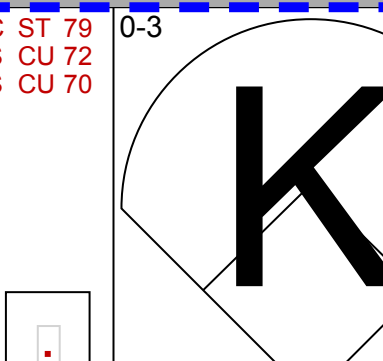
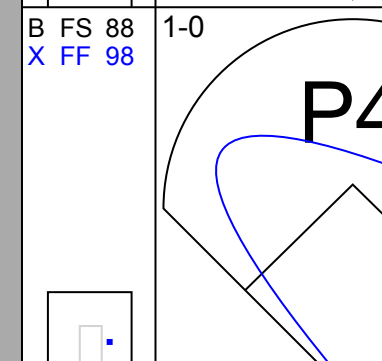
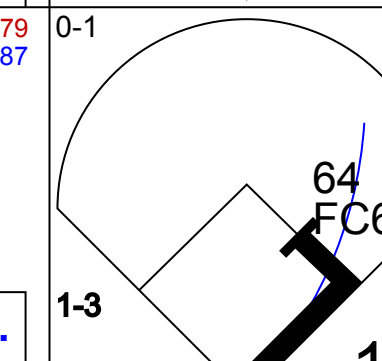
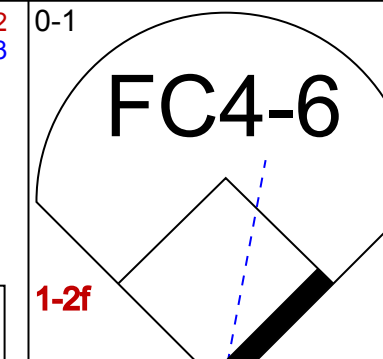
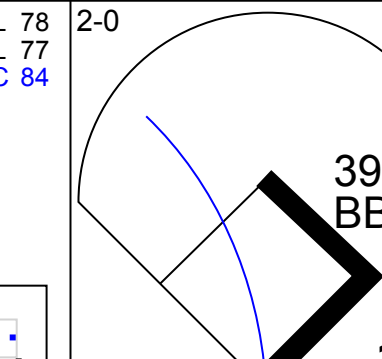
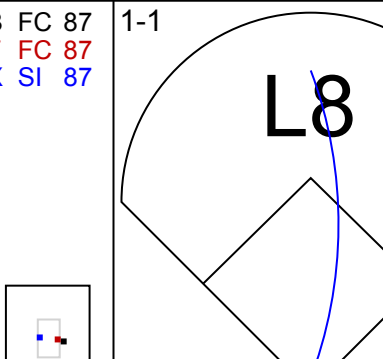
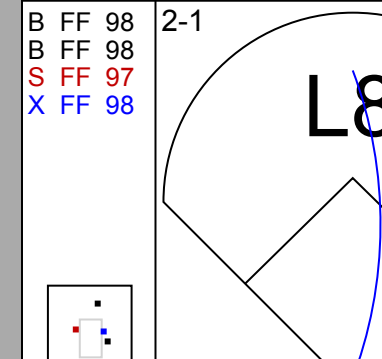
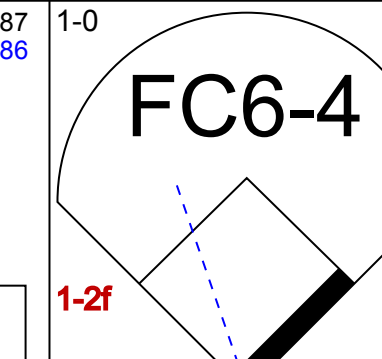
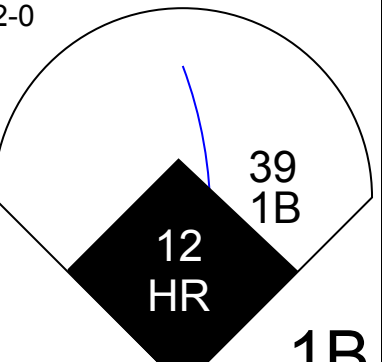
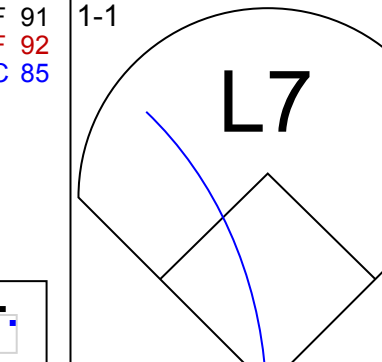
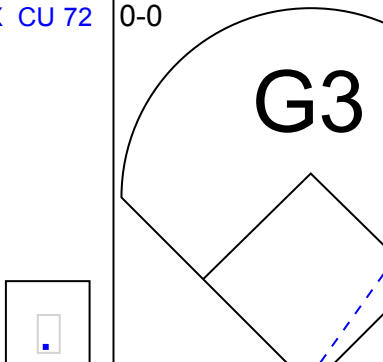
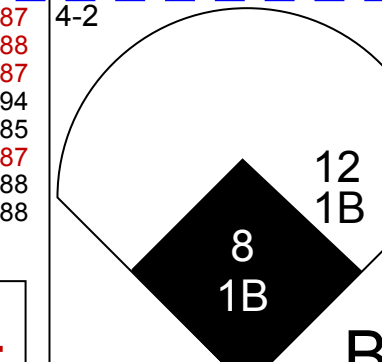
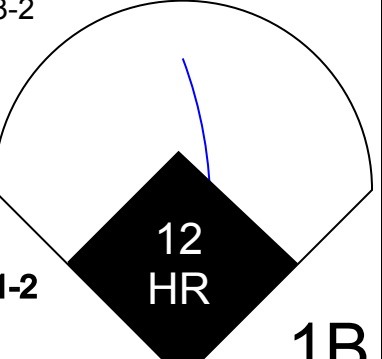
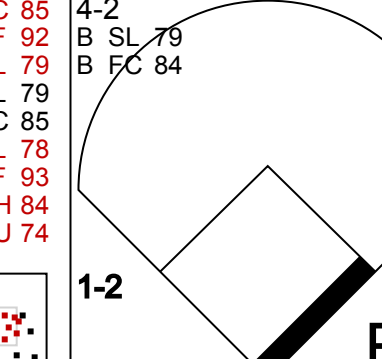
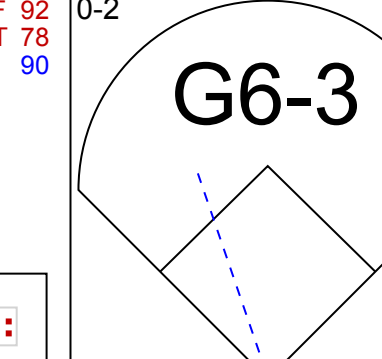
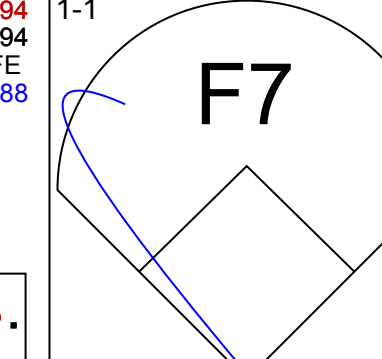
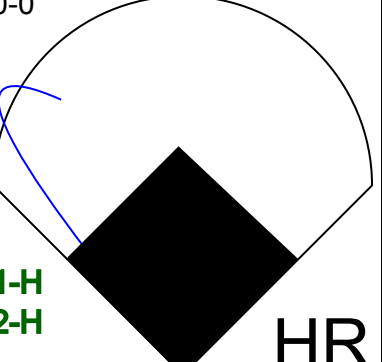
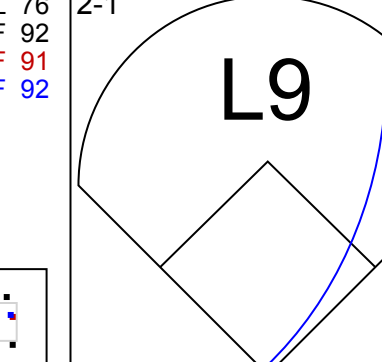
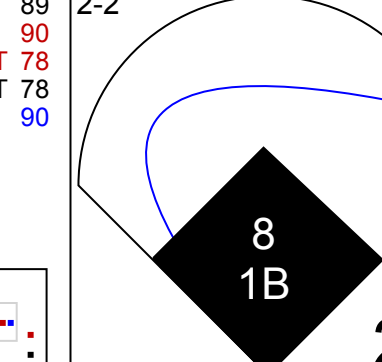
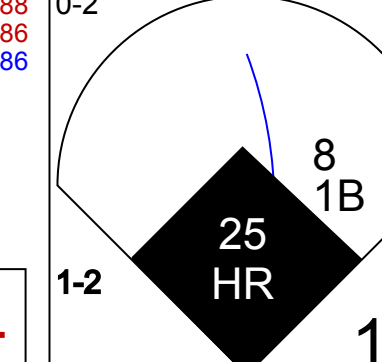
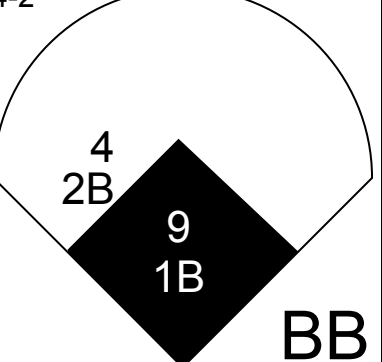
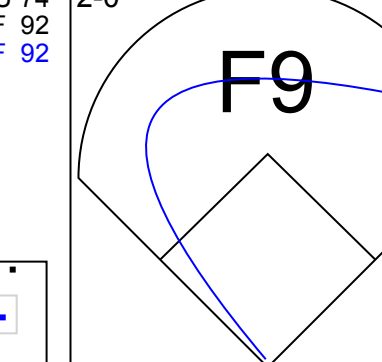
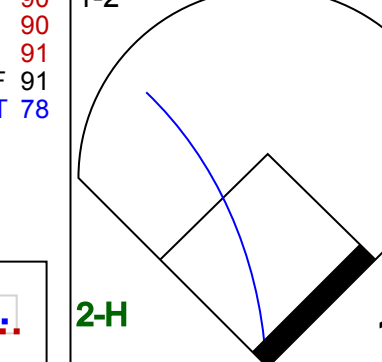
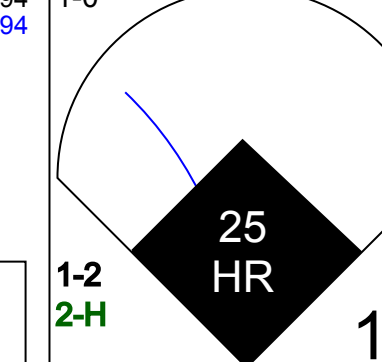

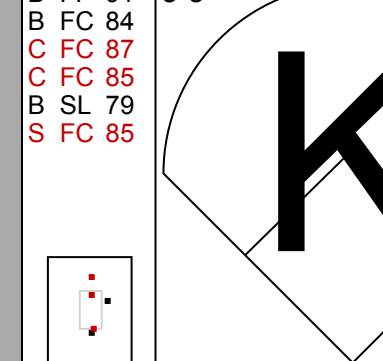
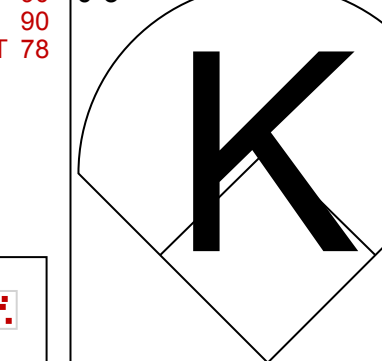
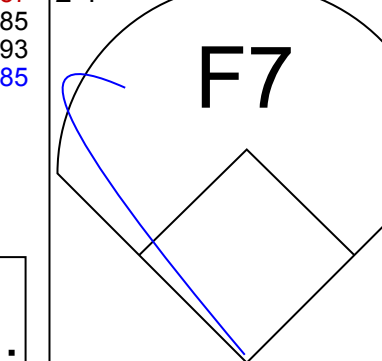
Batter	1	2	3	4	5	6	7	8	9	10	AB	R	H	RBI	BB	SO	LOB	BOTTOM
25 Byron Buxton, R OBP: 0.407, SLG: 0.480	(1,10) F SI 91 B CH 85 F CH 86 B SI 93 F CH 87 X CU 78		(0,0) X CH 86		(0,0) X SI 93		(2,1) B CH 93 S CH 93 B CH 93 X CH 93		(0,3) C CU 92 D CH 89 S SL 88		5	1	2	0	0	1	1	
4 Carlos Correa, R OBP: 0.226, SLG: 0.207	(1,6) C ST 80 B ST 81 X FF 92		(1,3) C CU 80 B ST 81 S ST 80		(2,3) B FF 92 F FF 93 F ST 83 D CH 87 S CH 87		(0,1) C FF 93 X CH 93			(3,3) B SL 86 C SL 86 S FS 89 B FF 99 F FF 99 C FF 99	5	0	0	0	0	3	4	
9 Trevor Larnach, L OBP: 0.438, SLG: 0.519	(1,7) B CU 78 B CU 79 S FF 91 S CH 85 C CH 87				(2,1) B FF 91 B CH 85 S CH 85		(2,1) B CU 80 B CU 81 C CH 87 X CH 87			(4,2) D FS 90 B FF 99 D FS 90 S FF 99 F FF 99 B FS 89	4	1	0	0	1	1	1	
64 José Miranda, R OBP: 0.333, SLG: 0.231		(1,1) B ST 81 B ST 80 X FF 92		(1,1) C CU 78 B ST 80 X SI 92		(2,2) B FF 92 C FF 93 F ST 83 T FF 93				(1,1) D SL 88 C SL 87 X SL 87	5	0	3	1	0	1	0	
39 Donovan Solano, R OBP: 0.337, SLG: 0.308		(1,0) B FF 92 X FF 92		(2,2) F FF 92 B ST 80 F FF 92 X FF 92		(1,2) F FF 93 X FF 93				(3,0) B FF 98 F SI 92 D FS 89	4	1	2	0	1	1	1	
12 Kyle Farmer, R OBP: 0.278, SLG: 0.250			(3,2) C SI 93 B ST 82 B ST 81 T FF 92		(0,0) X ST 81		(1,1) C SI 92 D SI 94 X SI 92			(1,1) C SL 87 B FF 96 X FF 96	5	0	2	1	0	1	3	
13 Joey Gallo, L OBP: 0.350, SLG: 0.833	(1,9)		(3,2) B CU 78 S FF 90 F FF 92 B CH 84 B FF 93 F FF 92 X FF 93		(4,2) B FF 92 F FF 92 B CH 86 F FF 92 B CH 86		(1,1) B SL 86 F FF 92 S SI 86			(3,2) F FF 92 1 SAFE F FS 92 B FS 82 F FS 92 B FF 92 F FS 83 X FS 82	1	0	0	0	1	0	0	
1 Nick Gordon, L OBP: 0.063, SLG: 0.063	(6,PH) (7,7)				(1,2) F FF 92 2-3						2	0	0	0	0	0	3	
8 Christian Vázquez, R OBP: 0.389, SLG: 0.267	(1,2)		(0,3) C CU 77 S FF 91		(2,2) ST 82 X FF 92					(2,3) B FF 92 C FF 93 F FF 93 S SL 86	3	0	0	0	1	2	3	
2 Michael Taylor, R OBP: 0.280, SLG: 0.333	(1,8)		(1,0) B SI 92		(1,2) C ST 81 B ST 82 X ST 80		(2,3) B SI 82 C SI 97 B SI 86			(1,3) F CU 80 B CU 81 C FF 94	4	0	2	0	0	2	2	
Inning Stats	R: 0 E: 0 K: 1 S: 11	H: 0 LOB: 0 BB: 0 P: 16	R: 0 E: 0 K: 1 S: 6	H: 0 LOB: 0 BB: 0 P: 11	R: 0 E: 0 K: 2 S: 12	H: 2 LOB: 2 BB: 0 P: 17	R: 0 E: 0 K: 0 S: 17	H: 2 LOB: 3 BB: 1 P: 26	R: 0 E: 0 K: 1 S: 10	H: 1 LOB: 1 BB: 0 P: 15	R: 1 E: 0 K: 2 S: 14	H: 2 LOB: 2 BB: 1 P: 24	R: 0 E: 0 K: 3 S: 10	H: 0 LOB: 0 BB: 0 P: 13	1B: 10 2B: 1 3B: 0 HR: 0	SF: 0 SAC: 0 DP: 1 HBP: 0	WP: 3 PB: 0 SB: 0 CS: 0	PA: 42
PITCHER	IP 5.1	WLS 24	BF 7	H 1	R 1	ER 1	SO 6	BB 1	IBB 0	HBP 0	BLK 0	WP 0	HR 0	S 63	P 95	ERA 1.69	WHIP 1.500	
65 José Urquidy, R ERA: 3.88	(1,1)																	
52 Bryan Abreu, R ERA: 1.93	(6,1)	0.2	B	3	0	0	1	1	0	0	0	1	0	7	14	0.00	1.500	
47 Rafael Montero, R ERA: 3.6	(7,1)	1.0	3	1	0	0	0	0	0	0	0	0	0	6	10	0.00	1.000	
50 Héctor Neris, R ERA: 3.38	(8,1)	1.0	4	1	0	0	1	0	0	0	0	0	0	10	17	0.00	1.000	
55 Ryan Pressly, R ERA: 4.5	(9,1)	1.0	3	0	0	0	3	0	0	0	0	0	0	10	13	0.00	0.000	
PITCHER	IP 10.1	WLS 5	BF 2	H 2	R 2	ER 1	SO 1	BB 1	IBB 1	HBP 0	BLK 0	WP 2	HR 0	S 11	P 23	ERA 27.00	WHIP 9.000	
45 Ryne Stanek, R ERA: 9.0	(10,1)	0.1	L	5	2	2	1	1	1	0	0	2	0	11	23	27.00	9.000	

Houston Astros @ Minnesota Twins
Target Field, Minneapolis, MN
Fri Apr 07 2023, 3:18 PM - 6:04 PM CDT
Att. 38,465 - Sunny - 47 F

AB 38
R 3
H 11
RBI 2
BB 4
SO 12
LOB 18



Batter	1	2	3	4	5	6	7	8	9	AB	R	H	RBI	BB	SO	LOB	TOP					
20 Chas McCormick, R (1, 7) OBP: 0.346, SLG: 0.409										4	1	1	0	0	1	0	Houston Astros @ Minnesota Twins Target Field, Minneapolis, MN Sat Apr 08 2023, 1:13 PM - 3:39 PM CDT Att: 26,330 - Sunny - 56 F					
2 Alex Bregman, R (1, 5) OBP: 0.244, SLG: 0.139										3	1	0	0	1	1	0						
44 Yordan Alvarez, L (1, 10) OBP: 0.400, SLG: 0.655										4	1	1	4	0	0	0						
79 José Abreu, R (1, 3) OBP: 0.375, SLG: 0.351										4	1	1	0	0	3	0						
30 Kyle Tucker, L (1, 9) OBP: 0.395, SLG: 0.625										4	0	0	0	0	2	1						
3 Jeremy Peña, R (1, 6) OBP: 0.256, SLG: 0.385										4	1	1	2	0	3	1						
17 David Hensley, R (1, 4) OBP: 0.300, SLG: 0.222										4	0	1	0	0	3	1						
6 Jake Meyers, R (1, 8) OBP: 0.267, SLG: 0.214										4	0	1	0	0	1	0						
15 Martín Maldonado, R (1, 2) OBP: 0.292, SLG: 0.190										3	1	1	0	0	2	0						
21 Yainer Díaz, R (9, PH)										1	0	0	0	0	1	2						
Inning Stats	R: 0 E: 0 K: 1 S: 8	H: 0 LOB: 0 BB: 0 P: 13	R: 0 E: 1 K: 3 S: 9	H: 0 LOB: 1 BB: 0 P: 10	R: 4 E: 0 K: 1 S: 11	H: 3 LOB: 0 BB: 1 P: 20	R: 0 E: 0 K: 2 S: 7	H: 0 LOB: 0 BB: 0 P: 12	R: 0 E: 0 K: 1 S: 8	H: 0 LOB: 0 BB: 0 P: 12	R: 0 E: 0 K: 2 S: 10	H: 0 LOB: 0 BB: 0 P: 14	R: 0 E: 0 K: 3 S: 10	H: 0 LOB: 0 BB: 0 P: 14	R: 0 E: 0 K: 2 S: 8	H: 0 LOB: 0 BB: 0 P: 12	R: 2 E: 0 K: 2 S: 17	H: 4 LOB: 2 BB: 0 P: 23	1B: 5 2B: 0 3B: 0 HR: 2	SF: 0 SAC: 0 DP: 0 HBP: 0	WP: 0 PB: 0 SB: 0 CS: 0	PA: 36
PITCHER	IP WLS BF H R ER SO BB IBB HBP BLK WP HR S P ERA WHIP																					
41 Joe Ryan, R (1, 1) ERA: 3.75	6.0 W 23	H 3 R 4 ER 4 SO 10	BB 1 IBB 0 HBP 0 BLK 0	WP 0 HR 1 S 53 P 81	ERA 6.00 WHIP 0.667																	
48 Jorge López, R (7, 1) ERA	1.0 H 3	0 0 0 3	0 0 0 0	0 0 10 14	0.00 0.000																	
22 Griffin Jax, R (8, 1) ERA: 4.15	1.0 H 3	0 0 0 2	0 0 0 0	0 0 8 12	0.00 0.000																	
71 Jovani Moran, L (9, 1) ERA: 13.5	0.2 S 6	4 2 2 1	0 0 0 0	0 1 14 20	27.00 6.000																	
59 Jhoan Duran, R (9, 1) ERA	0.1 S 1	0 0 0 1	0 0 0 0	0 0 3 3	0.00 0.000																	

Batter	1	2	3	4	5	6	7	8	9	AB	R	H	RBI	BB	SO	LOB	BOTTOM					
25 Byron Buxton, R (1, 10) OBP: 0.375, SLG: 0.533										5	1	1	3	0	2	2	Houston Astros @ Minnesota Twins Target Field, Minneapolis, MN Sat Apr 08 2023, 1:13 PM - 3:39 PM CDT Att: 26,330 - Sunny - 56 F					
4 Carlos Correa, R (1, 6) OBP: 0.250, SLG: 0.242										4	0	1	0	1	1	0						
9 Trevor Larnach, L (1, 9) OBP: 0.459, SLG: 0.516										4	0	2	1	1	1	0						
64 Jose Miranda, R (1, 5) OBP: 0.314, SLG: 0.226										5	0	1	0	0	0	3						
1 Nick Gordon, L (1, 7) OBP: 0.150, SLG: 0.105										3	2	1	0	1	0	1						
39 Donovan Solano, R (1, 3) OBP: 0.289, SLG: 0.313										3	1	1	0	1	0	1						
12 Kyle Farmer, R (1, 4) OBP: 0.364, SLG: 0.550										4	3	3	3	0	0	2						
8 Christian Vázquez, R (1, 2) OBP: 0.455, SLG: 0.333										3	2	2	2	1	0	2						
2 Michael Taylor, R (1, 8) OBP: 0.241, SLG: 0.286										4	0	0	0	0	2	4						
Inning Stats	R: 0 E: 0 K: 1 S: 9	H: 0 LOB: 1 BB: 1 P: 18	R: 4 E: 0 K: 0 S: 18	H: 5 LOB: 3 BB: 1 P: 28	R: 0 E: 0 K: 0 S: 13	H: 1 LOB: 1 BB: 1 P: 24	R: 0 E: 0 K: 3 S: 10	H: 0 LOB: 0 BB: 0 P: 16	R: 0 E: 0 K: 1 S: 6	H: 0 LOB: 0 BB: 0 P: 7	R: 1 E: 0 K: 0 S: 15	H: 2 LOB: 1 BB: 0 P: 19	R: 0 E: 0 K: 0 S: 6	H: 0 LOB: 0 BB: 0 P: 9	R: 4 E: 0 K: 0 S: 16	H: 4 LOB: 2 BB: 2 P: 30		1B: 8 2B: 2 3B: 0 HR: 2	SF: 0 SAC: 0 DP: 0 HBP: 0	WP: 0 PB: 0 SB: 0 CS: 0	PA: 40	
PITCHER	IP WLS BF H R ER SO BB IBB HBP BLK WP HR S P ERA WHIP																					
77 Luis Garcia, R (1, 1) ERA: 7.0	4.0	W 20	H 4 R 4 ER 4 SO 4	BB 3 IBB 0 HBP 0 BLK 0	WP 0 HR 1 S 50 P 86	ERA 9.00 WHIP 2.250																
88 Phil Maton, R (5, 1) ERA	1.0	3	0 0 0 1	0 0 0 0	0 0 6 7	0.00 0.000																
61 Seth Martinez, R (6, 1) ERA: 9.0	1.0 L 5	2 1 1 1	0 0 0 0	0 0 15 19	9.00 2.000																	
45 Ryne Stanek, R (7, 1) ERA: 6.75	1.0	3	0 0 0 0	0 0 0 0	0 0 6 9	0.00 0.000																
56 Ronel Blanco, R (8, 1) ERA: 9.0	1.0	9	4 4 4 0	2 0 0 0	0 1 16 30	36.00 6.000																

AB	35
R	6
H	7
RBI	6
BB	1
SO	17
LOB	5



AB	35
R	9
H	12
RBI	9
BB	5
SO	6
LOB	15



Batter	1	2	3	4	5	6	7	8	9	AB	R	H	RBI	BB	SO	LOB	TOP										
7 Tim Anderson, R (1,6) OBP: 0.327, SLG: 0.404 12 Romy Gonzalez, R (6,4) OBP: 0.200, SLG: 0.200										3	0	0	0	0	1	2	Chicago White Sox @ Minnesota Twins Target Field, Minneapolis, MN Mon Apr 10 2023, 1:13 PM - 3:51 PM CDT Att: 12,078 - Partly Cloudy - 66 F										
88 Luis Robert Jr., R (1,8) OBP: 0.333, SLG: 0.667										4	0	0	0	0	1	1											
23 Andrew Benintendi, L (1,7) OBP: 0.311, SLG: 0.310										4	1	1	0	0	0	0											
25 Andrew Vaughn, R (1,10) OBP: 0.400, SLG: 0.405										4	0	1	0	0	0	1											
32 Gavin Sheets, L (1,3) OBP: 0.500, SLG: 0.389 30 Jake Burger, R (8,PH) OBP: 0.444, SLG: 1.000										3	1	1	0	0	0	1											
24 Yasmani Grandal, S (1,2) OBP: 0.400, SLG: 0.500										4	1	2	1	0	1	2											
Hanser Alberto, R (1,5) OBP: 0.308, SLG: 0.538										4	1	1	3	0	0	2											
22 Oscar Colás, L (1,9) OBP: 0.359, SLG: 0.417										3	0	1	0	1	0	1											
1 Elvis Andrus, R (1,4) OBP: 0.200, SLG: 0.190										4	0	1	0	0	1	2											
Inning Stats	R: 0 E: 0 K: 1 S: 9	H: 0 LOB: 0 BB: 0 P: 10	R: 0 E: 0 K: 1 S: 7	H: 1 LOB: 1 BB: 0 P: 11	R: 0 E: 0 K: 0 S: 8	H: 1 LOB: 1 BB: 0 P: 11	R: 4 E: 0 K: 0 S: 19	H: 5 LOB: 0 BB: 0 P: 29	R: 0 E: 0 K: 1 S: 8	H: 1 LOB: 1 BB: 0 P: 9	R: 0 E: 0 K: 1 S: 7	H: 0 LOB: 0 BB: 0 P: 10	R: 0 E: 0 K: 0 S: 10	H: 0 LOB: 1 BB: 1 P: 15	R: 0 E: 0 K: 2 S: 10	H: 0 LOB: 1 BB: 1 P: 20		1B: 5 2B: 2 3B: 0 HR: 1	SF: 0 SAC: 0 DP: 0 HBP: 0	WP: 0 PB: 0 SB: 0 CS: 0	PA: 37						
PITCHER	IP	WLS	BF	H	R	ER	SO	BB	IBB	HBP	BLK	WP	HR	S	P	ERA	WHIP										
18 Kenta Maeda, R (1,1) ERA: 4.09	6.0	L	26	8	4	4	3	0	0	0	0	0	1	55	83	6.00	1.333										
56 Caleb Thielbar, L (7,1) ERA: 4.91	1.0		3	0	0	0	1	0	0	0	0	0	0	7	10	0.00	0.000										
71 Jovani Moran, L (8,1) ERA: 7.71	2.0		8	0	0	0	2	2	0	0	0	0	0	20	35	0.00	1.000										
71 Jovani Moran, L (9,1) ERA: 7.71	2.0		8	0	0	0	2	2	0	0	0	0	0	20	35	0.00	1.000										

Batter	1	2	3	4	5	6	7	8	9	AB	R	H	RBI	BB	SO	LOB	BOTTOM										
9 Trevor Larnach, L (1,7) OBP: 0.413, SLG: 0.436										5	0	1	1	0	3	1	Chicago White Sox @ Minnesota Twins Target Field, Minneapolis, MN Mon Apr 10 2023, 1:13 PM - 3:51 PM CDT Att: 12,078 - Partly Cloudy - 66 F										
64 Jose Miranda, R (1,10) OBP: 0.273, SLG: 0.200										5	0	1	0	0	1	2											
39 Donovan Solano, R (1,3) OBP: 0.370, SLG: 0.333										4	0	1	0	0	2	0											
1 Nick Gordon, L (1,4) OBP: 0.111, SLG: 0.077										4	1	0	0	0	0	3											
12 Kyle Farmer, R (1,6) OBP: 0.310, SLG: 0.423										4	0	0	0	0	3	5											
42 Matt Wallner, L (1,9) 25 Byron Buxton, R (8,PH) OBP: 0.351, SLG: 0.486 71 Jovani Moran, L (9,1)										1	1	0	0	1	0	0											
50 Willi Castro, S (1,5) (9,7)										3	0	0	0	0	1	3											
8 Christian Vázquez, R (1,2) OBP: 0.462, SLG: 0.333										3	0	1	0	1	0	1											
2 Michael Taylor, R (1,8) OBP: 0.194, SLG: 0.229										4	1	0	0	0	2	4											
Inning Stats	R: 0 E: 0 K: 3 S: 9	H: 0 LOB: 0 BB: 0 P: 14	R: 0 E: 0 K: 0 S: 11	H: 0 LOB: 1 BB: 1 P: 19	R: 1 E: 1 K: 1 S: 13	H: 2 LOB: 3 BB: 0 P: 18	R: 1 E: 0 K: 0 S: 12	H: 1 LOB: 2 BB: 1 P: 20	R: 1 E: 2 K: 2 S: 17	H: 0 LOB: 1 BB: 0 P: 27	R: 0 E: 0 K: 2 S: 8	H: 0 LOB: 1 BB: 0 P: 15	R: 0 E: 0 K: 1 S: 9	H: 1 LOB: 0 BB: 0 P: 15	R: 0 E: 0 K: 2 S: 11	H: 0 LOB: 0 BB: 0 P: 20		R: 0 E: 0 K: 2 S: 11	H: 0 LOB: 0 BB: 0 P: 16	1B: 4 2B: 0 3B: 0 HR: 0	SF: 0 SAC: 0 DP: 0 HBP: 3	WP: 0 PB: 0 SB: 0 CS: 0	PA: 39				
PITCHER	IP	WLS	BF	H	R	ER	SO	BB	IBB	HBP	BLK	WP	HR	S	P	ERA	WHIP										
84 Dylan Cease, R (1,1) ERA: 1.65	5.0	W	25	3	3	1	6	2	0	0	0	0	0	8	15	0.00	0.000										
58 Jimmy Lambert, R (6,1) ERA: 5.75	1.0	H	3	0	0	0	2	0	0	0	0	0	0	9	15	0.00	1.000										
49 Kendall Graveman, R (7,1) ERA: 5.75	1.0	H	4	1	0	0	1	0	0	0	0	0	0	9	15	0.00	1.000										
39 Aaron Bummer, L (8,1) ERA: 7.71	0.2	H	3	0	0	0	1	0	0	1	0	0	0	8	15	0.00	0.000										
40 Reynaldo López, R (8,1) ERA: 7.71	1.1	S	4	0	0	0	3	0	0	0	0	0	0	14	21	0.00	0.000										

AB	35
R	4
H	8
RBI	4
BB	2
SO	6
LOB	13

AB	34
R	3
H	4
RBI	1
BB	2
SO	13
LOB	19



Batter	1	2	3	4	5	6	7	8	9	AB	R	H	RBI	BB	SO	LOB	TOP			
23 Andrew Benintendi, L (1.7) OBP: 0.302, SLG: 0.300										4	0	1	0	0	0	1	Chicago White Sox @ Minnesota Twins Target Field, Minneapolis, MN Wed Apr 12 2023, 12:12 PM - 2:48 PM CDT Att: 17,658 - Sunny - 76 F			
88 Luis Robert Jr., R (1.8) OBP: 0.340, SLG: 0.698										4	0	1	0	0	1	2				
25 Andrew Vaughn, R (1.3) OBP: 0.415, SLG: 0.419										2	0	1	0	2	0	0				
12 Romy Gonzalez, R (8, PR) OBP: 0.158, SLG: 0.158										0	0	0	0	0	0	0				
32 Gavin Sheets, L (1.9) OBP: 0.400, SLG: 0.280										4	0	0	0	0	0	5				
24 Yasmani Grandal, S (1.10) OBP: 0.349, SLG: 0.421										4	0	1	0	0	0	2				
Hanser Alberto, R (1.5) OBP: 0.222, SLG: 0.389										4	0	0	0	0	2	1				
50 Lenyn Sosa, R (1.4) OBP: 0.250, SLG: 1.000										4	1	1	1	0	1	0				
44 Seby Zavala, R (1.2) OBP: 0.357, SLG: 0.615										3	0	1	0	1	0	0				
1 Elvis Andrus, R (1.6) OBP: 0.176, SLG: 0.167										3	0	0	0	0	1	2				
Inning Stats	R: 0 E: 0 K: 0 S: 10	H: 1 LOB: 2 BB: 1 P: 19	R: 0 E: 0 K: 1 S: 6	H: 0 LOB: 0 BB: 0 P: 8	R: 0 E: 0 K: 0 S: 11	H: 2 LOB: 2 BB: 0 P: 18	R: 0 E: 0 K: 2 S: 9	H: 0 LOB: 0 BB: 0 P: 14	R: 0 E: 0 K: 2 S: 9	H: 0 LOB: 1 BB: 0 P: 15	R: 0 E: 0 K: 0 S: 8	H: 1 LOB: 1 BB: 0 P: 12	R: 0 E: 0 K: 0 S: 8	H: 0 LOB: 1 BB: 1 P: 12	R: 1 E: 0 K: 0 S: 12	H: 2 LOB: 0 BB: 0 P: 15	1B: 3 2B: 2 3B: 0 HR: 1	SF: 0 SAC: 0 DP: 1 HBP: 0	WP: 1 PB: 0 SB: 0 CS: 0	PA: 35
PITCHER	IP WLS BF H R ER SO BB IBB HBP BLK WP HR S P ERA WHIP																			
54 Sonny Gray, R (1.1) ERA: 0.53	5.0 W 20 3 0 0 5 2 0 0 0 0 0 0 45 78 0.00 1.000																			
66 Jorge Alcalá, R (6.1) ERA:	1.0 H 3 0 0 0 0 0 0 0 0 0 0 9 15 0.00 0.000																			
48 Jorge López, R (7.1) ERA:	1.0 H 4 1 0 0 0 0 0 0 0 0 1 0 8 12 0.00 1.000																			
22 Griffin Jax, R (8.1) ERA: 2.84	1.0 H 4 0 0 0 0 1 0 0 0 0 0 0 8 12 0.00 1.000																			
59 Jhohan Duran, R (9.1) ERA: 4.15	1.0 S 4 2 1 1 0 0 0 0 0 0 0 1 12 15 9.00 2.000																			

Batter	1	2	3	4	5	6	7	8	9	AB	R	H	RBI	BB	SO	LOB	BOTTOM			
39 Donovan Solano, R (1.3) OBP: 0.389, SLG: 0.364										5	0	2	0	0	0	4	Chicago White Sox @ Minnesota Twins Target Field, Minneapolis, MN Wed Apr 12 2023, 12:12 PM - 2:48 PM CDT Att: 17,658 - Sunny - 76 F			
25 Byron Buxton, R (1.10) OBP: 0.333, SLG: 0.512										4	0	1	0	0	2	2				
64 Jose Miranda, R (1.5) OBP: 0.269, SLG: 0.191										3	0	1	0	1	2	2				
1 Nick Gordon, L (1.7) OBP: 0.143, SLG: 0.147										4	0	0	0	0	1	6				
27 Ryan Jeffers, R (1.2) OBP: 0.471, SLG: 0.800										4	2	2	0	0	1	0				
9 Trevor Larnach, L (1.9) OBP: 0.389, SLG: 0.391										4	0	0	0	0	2	2				
12 Kyle Farmer, R (1.6) ERA: 7.94										1	0	0	0	0	1	0				
50 Willi Castro, S (4, PR) OBP: 0.214, SLG: 0.231										2	1	2	1	0	0	0				
47 Edouard Julien, L (1.4) OBP: 0.214, SLG: 0.231										2	0	0	0	1	0	1				
42 Matt Wallner, L (8.9) OBP: 0.214, SLG: 0.231										1	0	0	0	0	0	1				
2 Michael Taylor, R (1.8) OBP: 0.250, SLG: 0.349										4	0	2	2	0	1	2				
Inning Stats	R: 0 E: 0 K: 2 S: 13	H: 1 LOB: 1 BB: 0 P: 18	R: 0 E: 0 K: 3 S: 10	H: 0 LOB: 0 BB: 0 P: 17	R: 0 E: 0 K: 0 S: 11	H: 2 LOB: 3 BB: 1 P: 20	R: 0 E: 0 K: 0 S: 8	H: 1 LOB: 3 BB: 1 P: 19	R: 0 E: 0 K: 0 S: 12	H: 0 LOB: 0 BB: 0 P: 16	R: 0 E: 0 K: 0 S: 11	H: 1 LOB: 1 BB: 0 P: 18	R: 0 E: 0 K: 2 S: 18	H: 2 LOB: 2 BB: 0 P: 22	R: 2 E: 0 K: 1 S: 17	H: 3 LOB: 1 BB: 0 P: 20	1B: 8 2B: 1 3B: 1 HR: 0	SF: 0 SAC: 0 DP: 0 HBP: 1	WP: 0 PB: 0 SB: 0 CS: 0	PA: 37
PITCHER	IP WLS BF H R ER SO BB IBB HBP BLK WP HR S P ERA WHIP																			
27 Lucas Giolito, R (1.1) ERA: 6.0	6.0 L 26 5 1 1 7 2 0 0 0 0 0 0 16 20 1.50 1.167																			
99 Keynan Middleton, R (7.1) ERA:	0.2 4 2 0 0 2 0 0 0 0 0 0 0 2 2 0.00 3.000																			
55 Jake Diekmann, L (7.1) ERA: 7.94	0.1 1 0 0 0 0 0 0 0 0 0 0 0 2 2 0.00 0.000																			
39 Aaron Bummer, L (8.1) ERA: 3.86	0.2 4 2 2 2 1 0 0 0 0 0 0 0 12 15 27.00 3.000																			
60 Gregory Santos, R (8.1) ERA: 6.75	0.1 2 1 0 0 0 0 0 0 0 0 0 0 5 5 0.00 3.000																			

Chicago White Sox @ Minnesota Twins
Target Field, Minneapolis, MN
Wed Apr 12 2023, 12:12 PM - 2:48 PM CDT
Att: 17,658 - Sunny - 76 F

AB	32
R	1
H	6
RBI	1
BB	3
SO	5
LOB	13



Chicago White Sox @ Minnesota Twins
Target Field, Minneapolis, MN
Wed Apr 12 2023, 12:12 PM - 2:48 PM CDT
Att: 17,658 - Sunny - 76 F

AB	34
R	3
H	10
RBI	3
BB	2
SO	10
LOB	20



Batter	1	2	3	4	5	6	7	8	9	AB	R	H	RBI	BB	SO	LOB	TOP					
47 Edouard Julien, L OBP: 0.375, SLG: 0.714			G5-3		FC3-6			G6-3		5	2	1	0	0	1		Minnesota Twins @ New York Yankees Yankee Stadium, Bronx, NY Thu Apr 13 2023, 7:09 PM - 9:28 PM EDT Att: 39,024 - Clear - 86 F					
4 Carlos Correa, R OBP: 0.300, SLG: 0.361										3	2	1	1	0	0							
50 Willi Castro, S OBP: 0.200, SLG: 0.214			F8					K		1	0	0	0	0	1							
25 Byron Buxton, R OBP: 0.347, SLG: 0.489										2	1	0	0	2	1							
30 Kyle Garlick, R			K		FC5			G6-3		1	0	0	0	0	0							
9 Trevor Larnach, L OBP: 0.356, SLG: 0.360										4	0	0	1	0	1							
64 Jose Miranda, R OBP: 0.281, SLG: 0.231		L8		P6				G6-3		5	1	2	2	0	0							
39 Donovan Solano, R OBP: 0.390, SLG: 0.421			G4-3					K		5	1	2	1	0	1							
1 Nick Gordon, L OBP: 0.125, SLG: 0.128			G4-3							5	0	0	0	0	2	3						
8 Christian Vázquez, R OBP: 0.471, SLG: 0.483										4	2	3	1	0	1	0						
2 Michael Taylor, R OBP: 0.271, SLG: 0.489										4	2	2	4	0	2	1						
42 Matt Wallner, L										0	0	0	0	0	0	0						
Inning Stats	R: 9 E: 0 K: 0 S: 30	H: 8 LOB: 1 BB: 2 P: 51	R: 0 E: 0 K: 0 S: 4	H: 0 LOB: 0 BB: 0 P: 4	R: 2 E: 0 K: 1 S: 14	H: 2 LOB: 0 BB: 0 P: 18	R: 0 E: 0 K: 1 S: 9	H: 1 LOB: 1 BB: 0 P: 13	R: 0 E: 0 K: 1 S: 11	H: 1 LOB: 2 BB: 1 P: 24	R: 0 E: 0 K: 2 S: 9	H: 0 LOB: 0 BB: 0 P: 11	R: 0 E: 0 K: 3 S: 10	H: 0 LOB: 0 BB: 0 P: 12	R: 0 E: 0 K: 1 S: 8	H: 1 LOB: 1 BB: 0 P: 12	1B: 4 2B: 5 3B: 0 HR: 4	SF: 1 SAC: 0 DP: 0 HBP: 0	WP: 1 PB: 0 CS: 0	PA: 43		
PITCHER	IP WLS BF H R ER SO BB IBB HBP BLK WP HR S P ERA WHIP																					
76 Jhony Brito, R ERA: 6.75	(1, 1) 0.2 L 9 6 7 7 0 1 0 0 0 0 0 1 22 34 94.50 10.500																					
54 Colton Brewer, R ERA: 4.32	(1, 1) 3.1 16 5 4 4 2 1 0 0 0 0 1 3 35 52 10.80 1.800																					
71 Ian Hamilton, R ERA: 2.08	(5, 1) 3.0 11 1 0 0 6 1 0 0 0 0 0 0 30 47 0.00 0.667																					
70 Jimmy Cordero, R ERA: 3.86	(8, 1) 1.0 3 0 0 0 1 0 0 0 0 0 0 0 8 9 0.00 0.000																					
12 Isiah Kiner-Falefa, R ERA:	(9, 1) 1.0 4 1 0 0 0 0 0 0 0 0 0 0 8 12 0.00 1.000																					
Batter	1	2	3	4	5	6	7	8	9	AB	R	H	RBI	BB	SO	LOB	BOTTOM					
25 Gleyber Torres, R OBP: 0.480, SLG: 0.590					F9			F8		4	0	0	0	0	1	1	Minnesota Twins @ New York Yankees Yankee Stadium, Bronx, NY Thu Apr 13 2023, 7:09 PM - 9:28 PM EDT Att: 39,024 - Clear - 86 F					
Aaron Judge, R OBP: 0.382, SLG: 0.574										3	0	0	0	0	2	1						
31 Aaron Hicks, S OBP: 0.200, SLG: 0.158										1	0	0	0	0	0	0						
48 Anthony Rizzo, L OBP: 0.423, SLG: 0.581										4	2	3	2	0	0	0						
27 Giancarlo Stanton, R OBP: 0.283, SLG: 0.500										4	0	0	0	0	2	1						
24 Willie Cauthoun, L OBP: 0.167, SLG: 0.250										3	0	0	0	0	1	1						
95 Oswaldo Cabrera, S OBP: 0.275, SLG: 0.316										3	0	0	0	0	1	1						
33 Franchy Cordero, L OBP: 0.300, SLG: 0.714										3	0	0	0	0	2	0						
66 Kyle Higashioka, R OBP: 0.176, SLG: 0.313										3	0	0	0	0	1	0						
11 Anthony Volpe, R OBP: 0.256, SLG: 0.237										3	0	1	0	0	2	0						
Inning Stats	R: 0 E: 0 K: 1 S: 6	H: 0 LOB: 0 BB: 0 P: 8	R: 0 E: 0 K: 1 S: 10	H: 0 LOB: 0 BB: 0 P: 13	R: 0 E: 0 K: 2 S: 9	H: 0 LOB: 0 BB: 0 P: 11	R: 1 E: 0 K: 1 S: 16	H: 1 LOB: 0 BB: 0 P: 21	R: 0 E: 0 K: 2 S: 8	H: 0 LOB: 0 BB: 0 P: 10	R: 0 E: 0 K: 2 S: 9	H: 1 LOB: 1 BB: 0 P: 14	R: 0 E: 0 K: 1 S: 11	H: 1 LOB: 1 BB: 0 P: 15	R: 0 E: 0 K: 1 S: 6	H: 0 LOB: 0 BB: 0 P: 10	R: 1 E: 0 K: 1 S: 8	H: 1 LOB: 0 BB: 0 P: 13	1B: 2 2B: 0 3B: 0 HR: 2	SF: 0 SAC: 0 DP: 0 HBP: 0	WP: 0 PB: 0 CS: 0	PA: 31
PITCHER	IP WLS BF H R ER SO BB IBB HBP BLK WP HR S P ERA WHIP																					
41 Joe Ryan, R ERA: 2.84	(1, 1) 7.0 W 24 3 1 1 1 2 0 0 0 0 0 0 1 14 23 4.50 0.500																					
77 Cole Sands, R ERA: 2.25	(8, 1) 2.0 7 1 1 1 2 0 0 0 0 0 0 1 14 23 4.50 0.500																					

Batter	1	2	3	4	5	6	7	8	9	AB	R	H	RBI	BB	SO	LOB	TOP					
25 Byron Buxton, R OBP: 0.340, SLG: 0.458	F7		K			K		BB		3	1	0	0	1	2	0	Minnesota Twins @ New York Yankees Yankee Stadium, Bronx, NY Fri Apr 14 2023, 7:08 PM - 9:19 PM EDT Att: 41,039 - Partly Cloudy - 78 F					
4 Carlos Correa, R OBP: 0.318, SLG: 0.475	K			F8		HR		2B		4	1	2	3	0	1	0						
39 Donovan Solano, R OBP: 0.366, SLG: 0.439 1 Nick Gordon, L OBP: 0.122, SLG: 0.125	F9			2B		L9		FC6-4		3	0	1	0	0	0	0						
64 Jose Miranda, R OBP: 0.295, SLG: 0.250	1B			1B		P3		G5-4-3		4	0	2	0	0	0	1						
27 Ryan Jeffers, R OBP: 0.476, SLG: 0.706	1B			P4				K		2	0	0	0	1	1	2						
30 Kyle Garlick, R OBP: 0.250, SLG: 1.000 9 Trevor Larnach, L OBP: 0.350, SLG: 0.353	K			P3		HR		K		3	1	1	1	0	1	4						
50 Willi Castro, S OBP: 0.211, SLG: 0.176	G5-4-3					F7		K		3	0	0	0	0	1	3						
47 Edouard Julien, L OBP: 0.273, SLG: 0.950 8 Christian Vázquez, R OBP: 0.457, SLG: 0.467 42 Matt Wallner, L			G1-3			G5-4-3		K		3	0	0	0	0	1	1						
2 Michael Taylor, R OBP: 0.275, SLG: 0.480			P6			K		1B		3	1	1	0	0	1	0						
Inning Stats	R: 0 H: 0 E: 0 K: 1 S: 10	H: 0 LOB: 0 BB: 0 P: 13	R: 0 H: 1 E: 0 K: 1 S: 9	H: 1 LOB: 1 BB: 0 P: 16	R: 0 H: 0 E: 0 K: 1 S: 5	H: 0 LOB: 0 BB: 0 P: 8	R: 0 H: 2 E: 0 K: 0 S: 13	H: 2 LOB: 2 BB: 0 P: 21	R: 0 H: 0 E: 0 K: 1 S: 7	H: 0 LOB: 0 BB: 0 P: 10	R: 1 H: 1 E: 0 K: 1 S: 9	H: 1 LOB: 0 BB: 0 P: 12	R: 1 H: 1 E: 0 K: 2 S: 10	H: 1 LOB: 0 BB: 0 P: 13	R: 2 H: 2 E: 0 K: 0 S: 11	H: 2 LOB: 0 BB: 1 P: 17		R: 0 H: 0 E: 0 K: 2 S: 11	H: 0 LOB: 1 BB: 1 P: 18	1B: 3 2B: 2 3B: 0 HR: 2	SF: 0 SAC: 0 DP: 3 HBP: 2	WP: 0 PB: 0 CS: 0
PITCHER	IP	WLS	BF	H	R	ER	SO	BB	IBB	HBP	BLK	WP	HR	S	P	ERA	WHIP					
65 Nestor Cortes, L ERA: 2.6	7.0		26	5	2	2	7	0	0	2	0	0	2	63	93	2.57	0.714					
35 Clay Holmes, R ERA: 5.4	1.0	L	5	2	2	2	0	1	0	0	0	0	0	11	17	18.00	3.000					
58 Wandy Peralta, L ERA:	1.0		4	0	0	0	2	1	0	0	0	0	0	11	18	0.00	1.000					

Batter	1	2	3	4	5	6	7	8	9	AB	R	H	RBI	BB	SO	LOB	BOTTOM					
11 Anthony Volpe, R OBP: 0.277, SLG: 0.317	HR		K			BB		K		3	1	1	1	1	2	1	Minnesota Twins @ New York Yankees Yankee Stadium, Bronx, NY Fri Apr 14 2023, 7:08 PM - 9:19 PM EDT Att: 41,039 - Partly Cloudy - 78 F					
Aaron Judge, R OBP: 0.373, SLG: 0.608	HR		G6-3			K		G6-3		4	1	1	1	0	1	1						
48 Anthony Rizzo, L OBP: 0.411, SLG: 0.553	HR		K			K		K		4	0	1	0	0	3	1						
27 Giancarlo Stanton, R OBP: 0.300, SLG: 0.563 31 Aaron Hicks, S OBP: 0.200, SLG: 0.158	1B					G5-3		HR		4	1	2	1	0	1	1						
25 Gleyber Torres, R OBP: 0.444, SLG: 0.535	F9					HR		K		4	0	0	0	0	2	2						
33 Franchy Cordero, L OBP: 0.294, SLG: 0.656	K					G5-3		1B		4	0	1	0	0	2	1						
95 Oswaldo Cabrera, S OBP: 0.295, SLG: 0.333			1B			G5-3		G6-3		4	0	2	0	0	0	1						
39 Jose Trevino, R OBP: 0.226, SLG: 0.300 24 Willie Calhoun, L OBP: 0.154, SLG: 0.231	F9					L9		P6		3	0	0	0	0	0	2						
12 Isiah Kiner-Falefa, R OBP: 0.091, SLG: 0.091	FC5-4					G6-3		F9		3	0	0	0	0	0	1						
Inning Stats	R: 2 H: 3 E: 0 K: 2 S: 14	H: 3 LOB: 1 BB: 0 P: 19	R: 0 H: 1 E: 0 K: 1 S: 12	H: 1 LOB: 0 BB: 0 P: 17	R: 0 H: 0 E: 0 K: 1 S: 5	H: 0 LOB: 0 BB: 0 P: 8	R: 0 H: 1 E: 0 K: 1 S: 9	H: 1 LOB: 0 BB: 0 P: 12	R: 0 H: 0 E: 0 K: 2 S: 10	H: 0 LOB: 1 BB: 1 P: 16	R: 1 H: 1 E: 0 K: 1 S: 7	H: 1 LOB: 0 BB: 0 P: 11	R: 0 H: 0 E: 0 K: 1 S: 8	H: 0 LOB: 0 BB: 0 P: 12	R: 0 H: 1 E: 0 K: 2 S: 11	H: 1 LOB: 0 BB: 0 P: 15		R: 0 H: 1 E: 0 K: 0 S: 5	H: 1 LOB: 0 BB: 0 P: 10	1B: 5 2B: 0 3B: 0 HR: 3	SF: 0 SAC: 0 DP: 1 HBP: 0	WP: 0 PB: 0 CS: 0
PITCHER	IP	WLS	BF	H	R	ER	SO	BB	IBB	HBP	BLK	WP	HR	S	P	ERA	WHIP					
37 Louie Varland, R ERA: 4.5	6.0		25	6	3	3	8	1	0	0	0	0	0	8	12	0.00	0.000					
15 Emilio Pagan, R ERA: 1.69	1.0	W	3	0	0	0	1	0	0	0	0	0	0	8	12	0.00	0.000					
48 Jorge López, R ERA:	1.0	H	4	1	0	0	2	0	0	0	0	0	0	11	15	0.00	1.000					
59 Jhoan Duran, R ERA: 3.38	1.0	S	3	1	0	0	0	0	0	0	0	0	0	5	10	0.00	1.000					

AB	31
R	4
H	7
RBI	4
BB	2
SO	9
LOB	14



AB	34
R	3
H	8
RBI	3
BB	1
SO	11
LOB	11



Batter	1	2	3	4	5	6	7	8	9	AB	R	H	RBI	BB	SO	LOB	TOP										
47 Edouard Julien, L (1.4) OBP: 0.200, SLG: 0.357										4	0	0	0	0	2	2	Minnesota Twins @ New York Yankees Yankee Stadium, Bronx, NY Sat Apr 15 2023, 1:10 PM - 3:35 PM EDT Att: 38,363 - Overcast - 68 F										
4 Carlos Correa, R (1.6) OBP: 0.292, SLG: 0.432										4	0	0	0	0	2	2											
25 Byron Buxton, R (1.10) OBP: 0.316, SLG: 0.423										4	0	0	0	0	4	0											
9 Trevor Larnach, L (1.7) OBP: 0.344, SLG: 0.364										4	1	1	0	0	2	0											
64 Jose Miranda, R (1.5) OBP: 0.297, SLG: 0.271										3	0	1	1	0	1	0											
39 Donovan Solano, R (1.3) OBP: 0.383, SLG: 0.432										3	0	1	0	0	0	0											
26 Max Kepler, L (1.9) OBP: 0.150, SLG: 0.263										3	0	0	0	0	1	2											
8 Christian Vázquez, R (1.2) OBP: 0.447, SLG: 0.455										3	0	1	0	0	0	0											
2 Michael Taylor, R (1.8) OBP: 0.278, SLG: 0.472										3	0	1	0	0	1	0											
Inning Stats	R: 0 E: 0 K: 3 S: 10	H: 0 LOB: 0 BB: 0 P: 14	R: 0 E: 0 K: 1 S: 8	H: 0 LOB: 0 BB: 0 P: 10	R: 0 E: 0 K: 2 S: 8	H: 0 LOB: 0 BB: 0 P: 11	R: 0 E: 0 K: 2 S: 11	H: 0 LOB: 0 BB: 0 P: 15	R: 0 E: 0 K: 0 S: 8	H: 2 LOB: 2 BB: 0 P: 11	R: 1 E: 0 K: 1 S: 12	H: 3 LOB: 1 BB: 0 P: 16	R: 0 E: 0 K: 1 S: 7	H: 0 LOB: 0 BB: 0 P: 13	R: 0 E: 0 K: 1 S: 10	H: 0 LOB: 0 BB: 0 P: 16	1B: 3 2B: 2 3B: 0 HR: 0	SF: 0 SAC: 0 DP: 1 HBP: 0	WP: 0 PB: 0 CS: 0	PA: 31							
PITCHER	IP	WLS	BF	H	R	ER	SO	BB	IBB	HBP	BLK	WP	HR	S	P	ERA	WHIP										
0 Domingo Germán, R (1.1) ERA: 3.86	6.1	W	22	3	1	1	11	0	0	0	0	0	0	58	78	1.42	0.474										
34 Michael King, R (7.1) ERA: 1.95	2.2		9	2	0	0	2	0	0	0	0	0	0	24	38	0.00	0.750										

Batter	1	2	3	4	5	6	7	8	9	AB	R	H	RBI	BB	SO	LOB	BOTTOM										
26 DJ LeMahieu, R (1.5) OBP: 0.340, SLG: 0.476										4	1	1	1	0	1	2	Minnesota Twins @ New York Yankees Yankee Stadium, Bronx, NY Sat Apr 15 2023, 1:10 PM - 3:35 PM EDT Att: 38,363 - Overcast - 68 F										
Aaron Judge, R (1.8) OBP: 0.397, SLG: 0.623										2	1	1	0	2	0	0											
48 Anthony Rizzo, L (1.3) OBP: 0.400, SLG: 0.588										4	1	1	1	0	0	5											
27 Giancarlo Stanton, R (1.10) OBP: 0.296, SLG: 0.558										4	0	1	2	0	1	3											
31 Aaron Hicks, S (8.10) OBP: 0.200, SLG: 0.158										0	0	0	0	0	0	0											
25 Gleyber Torres, R (1.4) OBP: 0.431, SLG: 0.500										3	0	0	0	1	1	1											
33 Franchy Cordero, L (1.9) OBP: 0.263, SLG: 0.563										4	1	0	0	0	1	4											
95 Oswaldo Cabrera, S (1.7) OBP: 0.271, SLG: 0.304										4	0	0	0	0	3	1											
66 Kyle Higashioka, R (1.2) OBP: 0.190, SLG: 0.450										4	1	1	2	0	2	0											
11 Anthony Volpe, R (1.6) OBP: 0.314, SLG: 0.326										2	1	1	0	2	0	0											
Inning Stats	R: 0 E: 0 K: 1 S: 11	H: 0 LOB: 1 BB: 1 P: 19	R: 2 E: 1 K: 1 S: 14	H: 1 LOB: 1 BB: 1 P: 24	R: 1 E: 0 K: 2 S: 10	H: 1 LOB: 0 BB: 0 P: 18	R: 0 E: 0 K: 1 S: 9	H: 0 LOB: 0 BB: 0 P: 11	R: 1 E: 0 K: 0 S: 13	H: 2 LOB: 3 BB: 2 P: 28	R: 0 E: 0 K: 2 S: 8	H: 0 LOB: 0 BB: 0 P: 16	R: 2 E: 0 K: 1 S: 17	H: 1 LOB: 1 BB: 1 P: 31	R: 0 E: 0 K: 1 S: 8	H: 1 LOB: 1 BB: 0 P: 13	1B: 2 2B: 2 3B: 0 HR: 2	SF: 0 SAC: 0 DP: 0 HBP: 1	WP: 0 PB: 0 CS: 0	PA: 37							
PITCHER	IP	WLS	BF	H	R	ER	SO	BB	IBB	HBP	BLK	WP	HR	S	P	ERA	WHIP										
51 Tyler Mahle, R (1.1) ERA: 4.11	4.1	L	21	4	4	2	5	3	0	0	0	0	0	12	26	0.00	0.600										
71 Jovani Moran, L (5.1) ERA: 5.69	1.2		6	0	0	0	2	1	0	0	0	0	0	25	44	9.00	1.500										
66 Jorge Alcalá, R (7.1) ERA: 2.35	2.0		10	2	2	2	2	1	0	1	0	0	0	25	44	9.00	1.500										

Batter	1	2	3	4	5	6	7	8	9	AB	R	H	RBI	BB	SO	LOB	TOP					
47 Edouard Julien, L (1,4) OBP: 0.167, SLG: 0.294										3	0	0	0	0	2	0	Minnesota Twins @ New York Yankees Yankee Stadium, Bronx, NY Sun Apr 16 2023, 1:39 PM - 3:45 PM EDT Att: 39,342 - Cloudy - 65 F					
4 Carlos Correa, R (1,6) OBP: 0.299, SLG: 0.396										4	0	0	0	0	1	1						
25 Byron Buxton, R (1,10) OBP: 0.300, SLG: 0.400										3	0	0	0	0	3	0						
9 Trevor Larnach, L (1,7) OBP: 0.343, SLG: 0.351										2	0	0	0	1	1	0						
64 Jose Miranda, R (1,5) OBP: 0.284, SLG: 0.258										3	0	0	0	0	0	1						
39 Donovan Solano, R (1,3) OBP: 0.380, SLG: 0.426										3	0	1	0	0	1	0						
26 Max Kepler, L (1,9) OBP: 0.130, SLG: 0.227										3	0	0	0	0	1	1						
8 Christian Vázquez, R (1,2) OBP: 0.415, SLG: 0.417										3	0	0	0	0	1	0						
2 Michael Taylor, R (1,8) OBP: 0.281, SLG: 0.464										3	0	1	0	0	0	0						
Inning Stats	R: 0 E: 0 K: 2 S: 13	H: 0 LOB: 0 BB: 0 P: 19	R: 0 E: 0 K: 0 S: 4	H: 0 LOB: 0 BB: 1 P: 8	R: 0 E: 0 K: 2 S: 9	H: 0 LOB: 0 BB: 0 P: 16	R: 0 E: 0 K: 3 S: 9	H: 0 LOB: 0 BB: 0 P: 10	R: 0 E: 0 K: 1 S: 11	H: 1 LOB: 1 BB: 0 P: 16	R: 0 E: 0 K: 0 S: 10	H: 1 LOB: 1 BB: 0 P: 15	R: 0 E: 0 K: 1 S: 6	H: 0 LOB: 0 BB: 0 P: 9	R: 0 E: 0 K: 1 S: 5	H: 0 LOB: 0 BB: 0 P: 5	R: 0 E: 0 K: 0 S: 6	H: 0 LOB: 0 BB: 0 P: 11	1B: 2 2B: 0 3B: 0 HR: 0	SF: 0 SAC: 1 DP: 1 HBP: 0	WP: 0 PB: 0 CS: 0	PA: 29
PITCHER	IP: 9.0 WLS: W BF: 29	H: 2 R: 0 ER: 0 SO: 10	BB: 1 IBB: 0 HBP: 0 BLK: 0	WP: 0 HR: 0 S: 73 P: 109	ERA: 0.00 WHIP: 0.333	PITCHER										IP: 9.0 WLS: W BF: 29	H: 2 R: 0 ER: 0 SO: 10	BB: 1 IBB: 0 HBP: 0 BLK: 0	WP: 0 HR: 0 S: 73 P: 109	ERA: 0.00 WHIP: 0.333		

AB	27
R	0
H	2
RBI	0
BB	1
SO	10
LOB	3



Batter	1	2	3	4	5	6	7	8	9	AB	R	H	RBI	BB	SO	LOB	BOTTOM			
11 Anthony Volpe, R (1,6) OBP: 0.309, SLG: 0.319										4	0	1	0	0	0	0	Minnesota Twins @ New York Yankees Yankee Stadium, Bronx, NY Sun Apr 16 2023, 1:39 PM - 3:45 PM EDT Att: 39,342 - Cloudy - 65 F			
Aaron Judge, R (1,8) OBP: 0.386, SLG: 0.589										3	1	0	0	1	2	1				
48 Anthony Rizzo, L (1,3) OBP: 0.406, SLG: 0.574										3	0	1	0	0	2	1				
25 Gleyber Torres, R (1,4) OBP: 0.435, SLG: 0.490										3	0	1	0	1	1	3				
26 DJ LeMahieu, R (1,5) OBP: 0.353, SLG: 0.543										4	1	2	2	0	1	3				
24 Willie Calhoun, L (1,10) OBP: 0.176, SLG: 0.235										4	0	1	0	0	1	3				
95 Oswaldo Cabrera, S (1,9) OBP: 0.255, SLG: 0.286										3	0	0	0	0	0	1				
39 Jose Trevino, R (1,2) OBP: 0.235, SLG: 0.303										3	0	1	0	0	0	1				
31 Aaron Hicks, S (1,7) OBP: 0.174, SLG: 0.136										3	0	0	0	0	3	2				
Inning Stats	R: 0 E: 0 K: 2 S: 14	H: 2 LOB: 2 BB: 0 P: 19	R: 0 E: 0 K: 1 S: 10	H: 1 LOB: 1 BB: 0 P: 19	R: 1 E: 0 K: 1 S: 9	H: 1 LOB: 2 BB: 1 P: 15	R: 0 E: 0 K: 1 S: 8	H: 0 LOB: 0 BB: 0 P: 12	R: 0 E: 0 K: 1 S: 13	H: 1 LOB: 1 BB: 0 P: 18	R: 1 E: 0 K: 1 S: 13	H: 2 LOB: 1 BB: 0 P: 20	R: 0 E: 0 K: 2 S: 9	H: 0 LOB: 0 BB: 0 P: 13	R: 0 E: 0 K: 1 S: 8	H: 0 LOB: 1 BB: 1 P: 15	1B: 6 2B: 1 3B: 0 HR: 1	SF: 0 SAC: 0 DP: 1 HBP: 1	WP: 1 PB: 0 SB: 0 CS: 1	PA: 33
PITCHER	IP: 6.0 WLS: L BF: 27	H: 7 R: 2 ER: 2 SO: 7	BB: 1 IBB: 0 HBP: 0 BLK: 0	WP: 1 HR: 1 S: 67 P: 103	ERA: 3.00 WHIP: 1.333	PITCHER										IP: 6.0 WLS: L BF: 27	H: 7 R: 2 ER: 2 SO: 7	BB: 1 IBB: 0 HBP: 0 BLK: 0	WP: 1 HR: 1 S: 67 P: 103	ERA: 3.00 WHIP: 1.333



Batter	1	2	3	4	5	6	7	8	9	AB	R	H	RBI	BB	SO	LOB	TOP						
26 Max Kepler, L OBP: 0.393										3	2	1	0	1	0	0							
4 Carlos Correa, R OBP: 0.364										5	0	0	0	0	1	4							
50 Willi Castro, S OBP: 0.211										0	0	0	0	0	0	0							
25 Byron Buxton, R OBP: 0.387										4	2	1	0	1	0	0							
9 Trevor Larnach, L OBP: 0.387										3	2	1	4	1	0	1							
1 Nick Gordon, L OBP: 0.119										1	0	0	0	0	0	0							
47 Edouard Julien, L OBP: 0.500										4	2	3	2	0	0	0							
64 Jose Miranda, R OBP: 0.239										4	1	1	1	1	0	2							
13 Joey Gallo, L OBP: 0.870										4	1	1	1	1	0	2							
27 Ryan Jeffers, R OBP: 0.571										5	1	2	3	0	1	2							
2 Michael Taylor, R OBP: 0.419										4	0	0	0	0	2	1							
Inning Stats	R: 3 H: 2 E: 0 K: 0 S: 15	WLS: 0 BF: 22	H: 0 R: 1 ER: 0 K: 1 S: 11	R: 1 LOB: 2 BB: 0 P: 20	ER: 0 SO: 4 BB: 2 IBB: 0 HBP: 2 BLK: 0 WP: 0 HR: 2 S: 65 P: 103	H: 2 LOB: 1 BB: 1 P: 31	R: 0 H: 0 E: 0 K: 1 S: 9	LOB: 0 BB: 0 P: 13	R: 0 H: 1 E: 1 K: 1 S: 13	LOB: 2 BB: 0 P: 17	R: 3 H: 3 E: 0 K: 1 S: 17	H: 3 LOB: 1 BB: 1 P: 31	R: 0 H: 0 E: 0 K: 1 S: 12	LOB: 0 BB: 0 P: 17	R: 0 H: 0 E: 0 K: 0 S: 5	LOB: 0 BB: 0 P: 5	R: 0 H: 0 E: 0 K: 0 S: 7	LOB: 1 BB: 1 P: 15	1B: 4 2B: 2 3B: 0 HR: 3	SF: 0 SAC: 0 DP: 0 HBP: 2	WP: 0 PB: 0 SB: 0 CS: 0	PA: 43	
PITCHER	IP: 5.0 WLS: L BF: 26	H: 6 R: 7 ER: 7 SO: 4	BB: 2 IBB: 0 HBP: 2 BLK: 0	WP: 0 HR: 2 S: 65 P: 103	ERA: 12.60 WHIP: 1.600	IP: 6.1 WLS: 3 BF: 33	H: 3 R: 3 ER: 3 SO: 1	BB: 1 IBB: 0 HBP: 0 BLK: 0	WP: 0 HR: 1 S: 17 P: 21	ERA: 27.00 WHIP: 4.000	IP: 7.1 WLS: 6 BF: 30	H: 0 R: 0 ER: 0 SO: 1	BB: 0 IBB: 0 HBP: 0 BLK: 0	WP: 0 HR: 0 S: 17 P: 32	ERA: 0.00 WHIP: 0.000	IP: 9.1 WLS: 4 BF: 40	H: 0 R: 0 ER: 0 SO: 0	BB: 1 IBB: 0 HBP: 0 BLK: 0	WP: 0 HR: 0 S: 15 P: 15	1B: 4 2B: 2 3B: 0 HR: 3	SF: 0 SAC: 0 DP: 0 HBP: 2	WP: 0 PB: 0 SB: 0 CS: 0	PA: 43
28 Corey Kluber, R ERA: 8.5	IP: 5.0 WLS: L BF: 26	H: 6 R: 7 ER: 7 SO: 4	BB: 2 IBB: 0 HBP: 2 BLK: 0	WP: 0 HR: 2 S: 65 P: 103	ERA: 12.60 WHIP: 1.600	IP: 6.1 WLS: 3 BF: 33	H: 3 R: 3 ER: 3 SO: 1	BB: 1 IBB: 0 HBP: 0 BLK: 0	WP: 0 HR: 1 S: 17 P: 21	ERA: 27.00 WHIP: 4.000	IP: 7.1 WLS: 6 BF: 30	H: 0 R: 0 ER: 0 SO: 1	BB: 0 IBB: 0 HBP: 0 BLK: 0	WP: 0 HR: 0 S: 17 P: 32	ERA: 0.00 WHIP: 0.000	IP: 9.1 WLS: 4 BF: 40	H: 0 R: 0 ER: 0 SO: 0	BB: 1 IBB: 0 HBP: 0 BLK: 0	WP: 0 HR: 0 S: 15 P: 15	1B: 4 2B: 2 3B: 0 HR: 3	SF: 0 SAC: 0 DP: 0 HBP: 2	WP: 0 PB: 0 SB: 0 CS: 0	PA: 43
70 Ryan Brasier, R ERA: 8.97	IP: 1.0 WLS: 7 BF: 3	H: 3 R: 3 ER: 3 SO: 3	BB: 1 IBB: 0 HBP: 0 BLK: 0	WP: 0 HR: 1 S: 17 P: 21	ERA: 27.00 WHIP: 4.000	IP: 7.1 WLS: 6 BF: 30	H: 0 R: 0 ER: 0 SO: 1	BB: 0 IBB: 0 HBP: 0 BLK: 0	WP: 0 HR: 0 S: 17 P: 32	ERA: 0.00 WHIP: 0.000	IP: 9.1 WLS: 4 BF: 40	H: 0 R: 0 ER: 0 SO: 0	BB: 1 IBB: 0 HBP: 0 BLK: 0	WP: 0 HR: 0 S: 15 P: 15	1B: 4 2B: 2 3B: 0 HR: 3	SF: 0 SAC: 0 DP: 0 HBP: 2	WP: 0 PB: 0 SB: 0 CS: 0	PA: 43					
61 Kaleb Ort, R ERA: 4.5	IP: 1.0 WLS: 4 BF: 0	H: 0 R: 0 ER: 0 SO: 0	BB: 1 IBB: 0 HBP: 0 BLK: 0	WP: 0 HR: 0 S: 7 P: 15	ERA: 0.00 WHIP: 1.000	IP: 9.1 WLS: 4 BF: 40	H: 0 R: 0 ER: 0 SO: 0	BB: 1 IBB: 0 HBP: 0 BLK: 0	WP: 0 HR: 0 S: 15 P: 15	1B: 4 2B: 2 3B: 0 HR: 3	SF: 0 SAC: 0 DP: 0 HBP: 2	WP: 0 PB: 0 SB: 0 CS: 0	PA: 43										

Minnesota Twins @ Boston Red Sox
Fenway Park, Boston, MA
Wed Apr 19 2023, 7:13 PM - 9:48 PM EDT
Att: 30,027 - Cloudy - 46 F

AB	37
R	10
H	9
RBI	10
BB	4
SO	6
LOB	13



Batter	1	2	3	4	5	6	7	8	9	AB	R	H	RBI	BB	SO	LOB	BOTTOM			
99 Alex Verdugo, L OBP: 0.438										4	0	0	0	0	0	3				
17 Raimel Tapia, L OBP: 0.350										4	0	0	1	0	0	2				
2 Justin Turner, R OBP: 0.362										4	0	0	0	0	1	2				
11 Rafael Devers, L OBP: 0.622										4	0	0	0	0	1	0				
5 Enrique Hernández, R OBP: 0.385										3	2	2	1	1	1	0				
3 Reese McGuire, L OBP: 0.531										4	0	2	0	0	1	1				
36 Triston Casas, L OBP: 0.296										2	1	0	0	2	0	2				
16 Jarren Duran, L OBP: 0.636										3	1	1	1	0	1	1				
Enmanuel Valdez, L OBP: 0.500										4	0	2	0	0	1	2				
Inning Stats	R: 0 H: 0 E: 0 K: 0 S: 11	WLS: 0 BF: 18	H: 0 R: 0 ER: 0 K: 1 S: 7	R: 0 LOB: 0 BB: 0 P: 11	R: 1 H: 1 E: 0 K: 1 S: 17	H: 1 LOB: 2 BB: 1 P: 24	R: 0 H: 1 E: 0 K: 1 S: 14	LOB: 1 BB: 0 P: 18	R: 1 H: 2 E: 0 K: 0 S: 14	H: 2 LOB: 1 BB: 0 P: 17	R: 0 H: 0 E: 0 K: 2 S: 10	LOB: 0 BB: 0 P: 14	R: 0 H: 0 E: 0 K: 2 S: 9	LOB: 0 BB: 0 P: 11	R: 1 H: 1 E: 0 K: 0 S: 10	LOB: 2 BB: 2 P: 22	1B: 4 2B: 2 3B: 0 HR: 1	SF: 1 SAC: 0 DP: 1 HBP: 1	WP: 0 PB: 0 SB: 0 CS: 0	PA: 37
PITCHER	IP: 6.0 WLS: W BF: 25	H: 3 R: 3 ER: 3 SO: 3	BB: 1 IBB: 0 HBP: 1 BLK: 0	WP: 0 HR: 1 S: 70 P: 100	ERA: 4.50 WHIP: 1.167															

Batter	1	2	3	4	5	6	7	8	9	AB	R	H	RBI	BB	SO	LOB	TOP							
28 Lane Thomas, R OBP: 0.325, SLG: 0.338										4	1	1	1	0	0	1	Washington Nationals @ Minnesota Twins Target Field, Minneapolis, MN Fri Apr 21 2023, 7:11 PM - 9:44 PM CDT Att: 12,469 - Cloudy - 37 F							
20 Keibert Ruiz, S OBP: 0.324, SLG: 0.354										4	0	1	1	0	0	0								
9 Jeimer Candelario, S OBP: 0.301, SLG: 0.416										4	0	0	0	0	1	1								
45 Joey Menezes, R OBP: 0.266, SLG: 0.333										4	1	1	1	0	1	0								
2 Luis Garcia Jr., L OBP: 0.241, SLG: 0.353										4	0	0	0	0	1	0								
22 Dominic Smith, L OBP: 0.227, SLG: 0.227										4	0	1	0	0	1	1								
36 Stone Garrett, R 17 Alex Call, R OBP: 0.313, SLG: 0.283										3	0	0	0	0	2	1								
16 Victor Robles, R OBP: 0.371, SLG: 0.327										3	0	1	0	0	0	1								
5 CJ Abrams, L OBP: 0.294, SLG: 0.328										3	1	1	0	0	0	1								
Inning Stats	R: 0 E: 0 K: 0 S: 8	H: 0 LOB: 0 BB: 0 P: 12	R: 0 E: 0 K: 1 S: 7	H: 0 LOB: 0 BB: 0 P: 10	R: 0 E: 0 K: 1 S: 11	H: 1 LOB: 1 BB: 0 P: 16	R: 0 E: 0 K: 1 S: 9	H: 0 LOB: 0 BB: 0 P: 16	R: 0 E: 0 K: 0 S: 10	H: 1 LOB: 1 BB: 0 P: 17	R: 0 E: 0 K: 0 S: 11	H: 0 LOB: 0 BB: 0 P: 16	R: 1 E: 0 K: 0 S: 8	H: 1 LOB: 0 BB: 0 P: 17	R: 2 E: 0 K: 2 S: 20	H: 3 LOB: 1 BB: 0 P: 31		R: 0 E: 1 K: 0 S: 9	H: 0 LOB: 1 BB: 0 P: 16	1B: 4 2B: 1 3B: 0 HR: 1	SF: 0 SAC: 0 DP: 0 HBP: 0	WP: 0 PB: 0 CS: 0	PA: 34	
PITCHER	IP WLS BF H R ER SO BB IBB HBP BLK WP HR S P ERA WHIP																							
51 Tyler Mahle, R ERA: 3.32	6.1		22	3	1	1	4	0	0	0	0	0	0	0	1	58	92	1.42	0.474					
56 Caleb Thielbar, L ERA: 3.18	0.2	H	2	0	0	0	0	0	0	0	0	0	0	0	0	6	12	0.00	0.000					
22 Griffin Jax, R ERA: 3.86	1.0	L	6	3	2	2	2	0	0	0	0	0	0	0	2	31	18.00	3.000						
48 Jorge López, R ERA:	1.0		4	0	0	0	0	0	0	0	0	0	0	0	9	16	0.00	0.000						

AB	34
R	3
H	6
RBI	3
BB	0
SO	6
LOB	7



Batter	1	2	3	4	5	6	7	8	9	AB	R	H	RBI	BB	SO	LOB	BOTTOM							
26 Max Kepler, L OBP: 0.244, SLG: 0.389										3	0	0	1	0	1	0	Washington Nationals @ Minnesota Twins Target Field, Minneapolis, MN Fri Apr 21 2023, 7:11 PM - 9:44 PM CDT Att: 12,469 - Cloudy - 37 F							
4 Carlos Correa, R OBP: 0.291, SLG: 0.339										4	0	0	0	0	1	0								
25 Byron Buxton, R OBP: 0.311, SLG: 0.409										4	0	2	0	0	0	0								
9 Trevor Larnach, L OBP: 0.333, SLG: 0.362										3	0	0	0	1	1	1								
50 Willi Castro, S OBP: 0.290, SLG: 0.435										0	0	0	0	0	0	0								
11 Jorge Polanco, S OBP: 0.250, SLG: 0.250										4	0	1	0	0	0	2								
64 Jose Miranda, R OBP: 0.271, SLG: 0.241										4	0	1	0	0	1	3								
13 Joey Gallo, L OBP: 0.406, SLG: 0.889										1	1	1	1	2	0	0								
27 Ryan Jeffers, R OBP: 0.393, SLG: 0.583										3	1	1	0	0	1	3								
2 Michael Taylor, R OBP: 0.273, SLG: 0.413										1	0	0	0	0	1	1								
1 Nick Gordon, L OBP: 0.125, SLG: 0.149										1	0	0	0	0	1	0								
Inning Stats	R: 0 E: 0 K: 0 S: 8	H: 0 LOB: 0 BB: 0 P: 10	R: 0 E: 0 K: 1 S: 9	H: 1 LOB: 0 BB: 0 P: 13	R: 2 E: 0 K: 0 S: 16	H: 2 LOB: 0 BB: 0 P: 26	R: 0 E: 0 K: 0 S: 6	H: 0 LOB: 0 BB: 0 P: 8	R: 0 E: 0 K: 3 S: 11	H: 0 LOB: 1 BB: 1 P: 22	R: 0 E: 0 K: 0 S: 10	H: 1 LOB: 1 BB: 0 P: 14	R: 0 E: 0 K: 0 S: 7	H: 1 LOB: 1 BB: 0 P: 14	R: 0 E: 0 K: 3 S: 13	H: 0 LOB: 0 BB: 0 P: 18	R: 0 E: 0 K: 0 S: 12	H: 1 LOB: 2 BB: 1 P: 20	1B: 3 2B: 2 3B: 0 HR: 1	SF: 1 SAC: 1 DP: 3 HBP: 0	WP: 0 PB: 0 CS: 0	PA: 33		
PITCHER	IP WLS BF H R ER SO BB IBB HBP BLK WP HR S P ERA WHIP																							
32 Trevor Williams, R ERA: 3.38	6.0		22	4	2	2	4	1	0	0	0	0	0	0	1	60	93	3.00	0.833					
61 Erasmo Ramirez, R ERA: 4.35	1.0	W	4	1	0	0	0	1	0	0	0	0	0	0	7	14	0.00	2.000						
73 Hunter Harvey, R ERA: 3.12	1.0	H	3	0	0	0	3	0	0	0	0	0	0	0	13	18	0.00	0.000						
67 Kyle Finnegan, R ERA: 8.59	1.0	S	4	1	0	0	0	1	0	0	0	0	0	0	12	20	0.00	2.000						


AB	28
R	2
H	6
RBI	2
BB	3
SO	7
LOB	10



Batter	1	2	3	4	5	6	7	8	9	AB	R	H	RBI	BB	SO	LOB	TOP				
17 Alex Call, R OBP: 0.329, SLG: 0.268										3	2	0	0	2	3	3					
9 Jaimer Candelario, S OBP: 0.303, SLG: 0.427										5	1	2	2	0	0	2					
45 Joey Meneses, R OBP: 0.294, SLG: 0.370										6	0	4	2	0	2	2					
2 Luis Garcia Jr., L OBP: 0.271, SLG: 0.364										4	0	2	1	1	0	1					
28 Lane Thomas, R OBP: 0.318, SLG: 0.329										5	1	1	0	0	3	8					
22 Dominic Smith, L OBP: 0.318, SLG: 0.243										4	1	2	0	1	1	3					
15 Riley Adams, R OBP: 0.231, SLG: 0.167										3	1	1	0	1	1	3					
5 CJ Abrams, L OBP: 0.288, SLG: 0.364										5	1	1	3	0	1	3					
16 Victor Robles, R OBP: 0.388, SLG: 0.390										4	3	2	1	0	1	2					
Inning Stats	R: 2 H: 2 E: 0 K: 3 S: 19	WLS: 2 BF: 23 LOB: 2 P: 28	R: 2 H: 2 E: 0 K: 1 S: 19	H: 2 LOB: 2 BB: 1 P: 27	R: 0 H: 1 E: 0 K: 0 S: 6	H: 1 LOB: 0 BB: 0 P: 7	R: 1 H: 3 E: 0 K: 2 S: 16	H: 3 LOB: 2 BB: 0 P: 21	R: 0 H: 2 E: 0 K: 3 S: 19	H: 0 LOB: 0 BB: 0 P: 12	R: 3 H: 2 E: 0 K: 1 S: 9	H: 2 LOB: 1 BB: 1 P: 17	R: 0 H: 1 E: 0 K: 0 S: 11	H: 1 LOB: 1 BB: 0 P: 15	R: 2 H: 2 E: 0 K: 1 S: 16	H: 2 LOB: 2 BB: 2 P: 29	1B: 10 2B: 3 3B: 1 HR: 1	SF: 1 SAC: 1 DP: 1 HBP: 2	WP: 1 PB: 1 CS: 0	PA: 48	
PITCHER	IP WLS BF H R ER SO BB IBB HBP BLK WP HR S P ERA WHIP	IP WLS BF H R ER SO BB IBB HBP BLK WP HR S P ERA WHIP	IP WLS BF H R ER SO BB IBB HBP BLK WP HR S P ERA WHIP	IP WLS BF H R ER SO BB IBB HBP BLK WP HR S P ERA WHIP	IP WLS BF H R ER SO BB IBB HBP BLK WP HR S P ERA WHIP	IP WLS BF H R ER SO BB IBB HBP BLK WP HR S P ERA WHIP	IP WLS BF H R ER SO BB IBB HBP BLK WP HR S P ERA WHIP	IP WLS BF H R ER SO BB IBB HBP BLK WP HR S P ERA WHIP	IP WLS BF H R ER SO BB IBB HBP BLK WP HR S P ERA WHIP	IP WLS BF H R ER SO BB IBB HBP BLK WP HR S P ERA WHIP	IP WLS BF H R ER SO BB IBB HBP BLK WP HR S P ERA WHIP	IP WLS BF H R ER SO BB IBB HBP BLK WP HR S P ERA WHIP	IP WLS BF H R ER SO BB IBB HBP BLK WP HR S P ERA WHIP	IP WLS BF H R ER SO BB IBB HBP BLK WP HR S P ERA WHIP	IP WLS BF H R ER SO BB IBB HBP BLK WP HR S P ERA WHIP	IP WLS BF H R ER SO BB IBB HBP BLK WP HR S P ERA WHIP	IP WLS BF H R ER SO BB IBB HBP BLK WP HR S P ERA WHIP	IP WLS BF H R ER SO BB IBB HBP BLK WP HR S P ERA WHIP	IP WLS BF H R ER SO BB IBB HBP BLK WP HR S P ERA WHIP	IP WLS BF H R ER SO BB IBB HBP BLK WP HR S P ERA WHIP	IP WLS BF H R ER SO BB IBB HBP BLK WP HR S P ERA WHIP
49 Pablo López, R ERA: 3.0	4.0	L	23	8	5	5	6	2	0	2	0	1	0	60	83	11.25	2.500				
78 Simeon Woods Richardson, R ERA: 9.64	4.2		24	7	5	5	5	3	0	0	0	0	1	60	97	9.64	2.143				
53 Brent Headrick, L ERA: 2.7	0.1		1	0	0	0	1	0	0	0	0	0	0	3	3	0.00	0.000				

Washington Nationals @ Minnesota Twins
Target Field, Minneapolis, MN
Sat Apr 22 2023, 1:13 PM - 4:20 PM CDT
Att: 23,045 - Cloudy - 35 F

AB 39
R 10
H 15
RBI 9
BB 5
SO 12
LOB 27



Batter	1	2	3	4	5	6	7	8	9	AB	R	H	RBI	BB	SO	LOB	BOTTOM					
25 Byron Buxton, R OBP: 0.316, SLG: 0.443										4	1	1	1	1	2	3						
13 Joey Gallo, L OBP: 0.381, SLG: 0.774										4	1	0	0	0	2	1						
39 Donovan Solano, R (8, PH) OBP: 0.379, SLG: 0.385										4	1	0	0	0	0	0						
4 Carlos Correa, R OBP: 0.297, SLG: 0.364										4	0	3	1	1	1	0						
26 Max Kepler, L OBP: 0.244, SLG: 0.400										4	1	1	0	0	1	4						
50 Willi Castro, S (8, PH) OBP: 0.209, SLG: 0.417										1	0	0	0	0	1	1						
11 Jorge Polanco, S OBP: 0.222, SLG: 0.333										5	1	1	0	0	1	5						
9 Trevor Larnach, L OBP: 0.329, SLG: 0.370										4	0	1	2	0	0	1						
64 Jose Miranda, R OBP: 0.281, SLG: 0.253										4	0	2	0	0	0	1						
8 Christian Vázquez, R OBP: 0.377, SLG: 0.362										3	0	0	0	1	2	2						
2 Michael Taylor, R OBP: 0.275, SLG: 0.400										2	0	0	0	1	1	2						
1 Nick Gordon, L (8, PH) OBP: 0.122, SLG: 0.146										1	0	0	0	0	0	0						
Inning Stats	R: 0 H: 0 E: 0 K: 2 S: 9	H: 0 LOB: 2 BB: 2 P: 23	R: 0 H: 0 E: 0 K: 0 S: 13	H: 0 LOB: 1 BB: 1 P: 24	R: 1 H: 2 E: 0 K: 2 S: 16	H: 2 LOB: 0 BB: 0 P: 28	R: 0 H: 1 E: 0 K: 1 S: 13	H: 1 LOB: 2 BB: 1 P: 23	R: 1 H: 1 E: 1 K: 1 S: 13	H: 1 LOB: 1 BB: 0 P: 15	R: 0 H: 1 E: 0 K: 3 S: 12	H: 1 LOB: 1 BB: 0 P: 18	R: 2 H: 3 E: 0 K: 0 S: 17	H: 3 LOB: 1 BB: 0 P: 19	R: 0 H: 0 E: 0 K: 1 S: 8	H: 0 LOB: 0 BB: 0 P: 11	R: 0 H: 1 E: 0 K: 1 S: 16	H: 1 LOB: 1 BB: 0 P: 20	1B: 5 2B: 3 3B: 0 HR: 1	SF: 0 SAC: 0 DP: 0 HBP: 0	WP: 1 PB: 1 CS: 0	PA: 41
PITCHER	IP WLS BF H R ER SO BB IBB HBP BLK WP HR S P ERA WHIP	IP WLS BF H R ER SO BB IBB HBP BLK WP HR S P ERA WHIP	IP WLS BF H R ER SO BB IBB HBP BLK WP HR S P ERA WHIP	IP WLS BF H R ER SO BB IBB HBP BLK WP HR S P ERA WHIP	IP WLS BF H R ER SO BB IBB HBP BLK WP HR S P ERA WHIP	IP WLS BF H R ER SO BB IBB HBP BLK WP HR S P ERA WHIP	IP WLS BF H R ER SO BB IBB HBP BLK WP HR S P ERA WHIP	IP WLS BF H R ER SO BB IBB HBP BLK WP HR S P ERA WHIP	IP WLS BF H R ER SO BB IBB HBP BLK WP HR S P ERA WHIP	IP WLS BF H R ER SO BB IBB HBP BLK WP HR S P ERA WHIP	IP WLS BF H R ER SO BB IBB HBP BLK WP HR S P ERA WHIP	IP WLS BF H R ER SO BB IBB HBP BLK WP HR S P ERA WHIP	IP WLS BF H R ER SO BB IBB HBP BLK WP HR S P ERA WHIP	IP WLS BF H R ER SO BB IBB HBP BLK WP HR S P ERA WHIP	IP WLS BF H R ER SO BB IBB HBP BLK WP HR S P ERA WHIP	IP WLS BF H R ER SO BB IBB HBP BLK WP HR S P ERA WHIP	IP WLS BF H R ER SO BB IBB HBP BLK WP HR S P ERA WHIP	IP WLS BF H R ER SO BB IBB HBP BLK WP HR S P ERA WHIP	IP WLS BF H R ER SO BB IBB HBP BLK WP HR S P ERA WHIP	IP WLS BF H R ER SO BB IBB HBP BLK WP HR S P ERA WHIP	IP WLS BF H R ER SO BB IBB HBP BLK WP HR S P ERA WHIP	IP WLS BF H R ER SO BB IBB HBP BLK WP HR S P ERA WHIP
26 Chad Kuhl, R ERA: 7.36	3.2		18	3	1	1	5	4	0	0	0	0	0	0	27	35	0.00	0.857				
71 Mason Thompson, R ERA: 1.15	2.1	W	10	2	1	0	4	0	0	0	0	0	0	0	17	19	18.00	3.000				
75 Hobie Harris, R ERA: 4.5	1.0		3	3	2	2	0	0	0	0	0	0	0	8	11	0.00	0.000					
58 Carl Edwards Jr., R ERA: 0.96	1.0		3	0	0	0	1	0	0	0	0	0	0	8	11	0.00	0.000					
50 Anthony Banda, L ERA: 6.6	1.0		4	1	0	0	1	0	0	0	0	0	0	16	20	0.00	1.000					

Washington Nationals @ Minnesota Twins
Target Field, Minneapolis, MN
Sat Apr 22 2023, 1:13 PM - 4:20 PM CDT
Att: 23,045 - Cloudy - 35 F

AB 37
R 4
H 9
RBI 4
BB 4
SO 11
LOB 20



Batter	1	2	3	4	5	6	7	8	9	AB	R	H	RBI	BB	SO	LOB	TOP			
17 Alex Call, R OBP: 0.324, SLG: 0.267	F FF 92 X FF 92 0-1 F8	B SL 80 C SL 79 X SL 81 2-1 L7			C SL 81 X SL 81 0-1 CS 9 CS 1B			C SI 97 F CH 89 X SI 97 0-2 G5-3		4	0	1	0	0	0	1				
9 Jeimer Candelario, S OBP: 0.301, SLG: 0.412	B FF 91 F FF 92 B FF 91 B FF 91 B FF 91		B CH 83 C CH 83 B FF 90 F FF 90 X FF 90	3-2 F9	C CH 83 0-1 CS	C CU 78 F FF 91 X CU 78 0-2 G3-1		X KC 84 0-0 G4-3		3	1	0	0	1	0	0				
45 Joey Meneses, R OBP: 0.281, SLG: 0.353	F FF 91 S SL 82 B SL 82 F FF 91 X CH 85	2-2 P4	B CU 77 F FF 90 C SL 80 X SL 80	1-2 P5	B SL 81 F FF 91 C SL 82 X SL 81	1-2 G4-3		F FS 98 X FS 100 0-1 G1-3		4	0	0	0	0	0	1				
2 Luis Garcia Jr., L OBP: 0.270, SLG: 0.345	B CH 85 B FF 91 B FF 91 B FF 91	4-0 20 2B BB	S CH 83 X CU 78 0-2 G4-3		B ST 81 F FF 91 S ST 81 F FF 91 S ST 81	1-3 K		B CU 90 B CU 90 F FS 97 B FS 99 F FS 98 S FF 102	3-3 K	3	0	0	0	1	2	0				
20 Keibert Ruiz, S OBP: 0.320, SLG: 0.362	C FF 90 D CU 79 X FF 91	2-1 2B		B CH 84 X CH 83 1-0 F9		B CU 74 B CU 74 X FF 92 2-0 F7		S CU 92 X FS 99 0-2 G4-3		4	0	1	1	0	0	0				
22 Dominic Smith, L OBP: 0.325, SLG: 0.233	C FF 91 B FF 92 B CH 85 F FF 90 S FF 90	2-3 K		B CH 82 F FF 90 X FF 90 2-1 L7		B FF 92 X FF 93 1-0 L7				3	0	0	0	0	1	2				
36 Stone Garrett, R OBP: 0.452, SLG: 0.607			F FF 90 C CU 77 C SL 81 0-3 K		C CU 76 S SL 80 B SL 80 B SL 80 F FF 91 S SL 82	2-3 K		F FF 93 B CU 75 B FF 93 B FF 93	4-1 BB	2	0	0	0	1	2	0				
5 CJ Abrams, L OBP: 0.303, SLG: 0.368	S FF 92 F FF 91 B FF 92 B FF 92 B FF 92 B FF 92	4-2 BB		B FF 90 F FF 90 X SL 81 1-2 16 B2-6-3 1B		C ST 80 D ST 82 X SL 81 1-1 G4-3				2	0	1	0	1	0	1				
16 Victor Robles, R OBP: 0.371, SLG: 0.371	B FF 90 C SL 80 F FF 90 S SL 81	1-3 K		X SL 80 0-0 B2-6-3				C SI 97 X SL 88 0-1 P3		3	0	0	0	0	1	2				
Inning Stats	R: 1 E: 0 K: 1 S: 14	H: 1 LOB: 2 BB: 2 P: 28	R: 0 E: 0 K: 2 S: 13	H: 0 LOB: 1 BB: 1 P: 20	R: 0 E: 0 K: 0 S: 9	H: 0 LOB: 0 BB: 0 P: 13	R: 0 E: 0 K: 1 S: 8	H: 2 LOB: 0 BB: 0 P: 13	R: 0 E: 0 K: 0 S: 10	H: 0 LOB: 0 BB: 0 P: 12	R: 0 E: 0 K: 0 S: 5	H: 0 LOB: 1 BB: 1 P: 13	R: 0 E: 0 K: 0 S: 7	H: 0 LOB: 0 BB: 0 P: 7	R: 0 E: 0 K: 1 S: 8	H: 0 LOB: 0 BB: 0 P: 11	1B: 2 2B: 1 3B: 0 HR: 0	SF: 0 SAC: 0 DP: 1 HBP: 0	WP: 0 PB: 0 CS: 1	PA: 33
PITCHER	IP WLS BF H R ER SO BB IBB HBP BLK WP HR S P ERA WHIP	IP WLS BF H R ER SO BB IBB HBP BLK WP HR S P ERA WHIP																		
Bailey Ober, R ERA: 1.99	(1, 1)	5.2 W 21	3 1 1 4	3 0 0 0	3 0 0 0	0 0 0 0	0 0 0 0	0 0 0 0	0 0 0 0	0 0 0 0	0 0 0 0	0 0 0 0	0 0 0 0	0 0 0 0	0 0 0 0	0 0 0 0	0 0 0 0	1.59 1.059		
56 Caleb Thielbar, L ERA: 2.57	(6, 1)	1.1 H 5	0 0 0 1	0 0 0 0	1 0 0 0	0 0 0 0	0 0 0 0	0 0 0 0	0 0 0 0	0 0 0 0	0 0 0 0	0 0 0 0	0 0 0 0	0 0 0 0	0 0 0 0	0 0 0 0	0 0 0 0	0.00 0.750		
48 Jorge López, R ERA:	(8, 1)	1.0 H 3	0 0 0 0	0 0 0 1	0 0 0 0	0 0 0 0	0 0 0 0	0 0 0 0	0 0 0 0	0 0 0 0	0 0 0 0	0 0 0 0	0 0 0 0	0 0 0 0	0 0 0 0	0 0 0 0	0 0 0 0	0.00 0.000		
59 Jhoan Duran, R ERA: 2.45	(9, 1)	1.0 S 3	0 0 0 1	0 0 0 0	0 0 0 0	0 0 0 0	0 0 0 0	0 0 0 0	0 0 0 0	0 0 0 0	0 0 0 0	0 0 0 0	0 0 0 0	0 0 0 0	0 0 0 0	0 0 0 0	0 0 0 0	0.00 0.000		

Washington Nationals @ Minnesota Twins
Target Field, Minneapolis, MN
Sun Apr 23 2023, 1:12 PM - 3:24 PM CDT
Att: 14,763 - Cloudy - 40 F

AB	28
R	1
H	3
RBI	1
BB	4
SO	6
LOB	7



Batter	1	2	3	4	5	6	7	8	9	AB	R	H	RBI	BB	SO	LOB	BOTTOM			
39 Donovan Solano, R OBP: 0.355, SLG: 0.357	C SI 90 X SI 90 0-1 F9		C SL 78 F CH 83 B SL 83 X SL 82 1-2 E5 4 FC3-6	X SL 78 0-0 L7		B SL 78 B SL 91 B SL 92 X SI 92 2-2 G5-3				4	0	0	0	0	0	0				
26 Max Kepler, L OBP: 0.244, SLG: 0.400										0	0	0	0	0	0	0				
4 Carlos Correa, R OBP: 0.282, SLG: 0.343	F SI 92 B SL 81 B CH 81 X SI 92 2-2 L9		B SL 80 F FC 92 B SL 94 X CH 82 2-2 FC3-6 64 1B	1-2 1B	C SL 78 X SI 92 0-1 G4-3		B SI 91 F FC 92 X SI 92 2-1 P4			4	0	0	0	0	0	1				
25 Byron Buxton, R OBP: 0.313, SLG: 0.432	C SI 93 B CH 84 B SL 91 X SI 92 3-3 K		B CH 82 F FC 92 B SL 93 X SI 92 1-3 K		F SI 77 B SL 79 F FC 92 X SI 92 2-2 L9		S SI 92 F FC 92 X SI 92 1-2 64 FC6-4 1B			4	0	1	0	0	2	1				
64 Jose Miranda, R OBP: 0.301, SLG: 0.267		C SL 77 X SL 78 0-1 50 BB 11 1B	X SI 93 0-0 1B		B SL 84 B SL 79 B SL 92 X SI 92 4-0 27 1B 11 BB		C SI 91 X SI 91 0-1 FC6-4 27 1B			3	1	2	0	1	0	1				
27 Ryan Jeffers, R OBP: 0.406, SLG: 0.571		C SI 91 B SL 93 D SL 93 X SI 93 1-3 K	C SI 93 B SL 93 S SL 84 X SI 93 2-3 K		S SL 79 X SL 80 1-1 11 1B		C FC 88 B SL 91 F FC 87 B SL 91 F FC 88 X SI 92 3-2 11 1B			4	0	2	0	0	2	3				
11 Jorge Polanco, S OBP: 0.385, SLG: 0.692	X SI 93 0-0 50 BB 1B			B SL 76 X CH 80 1-0 HR		C SI 93 X SI 93 0-1 1B		F FC 86 B SL 93 F FC 89 C FC 89 2-3 K		4	1	3	2	0	1	2				
13 Joey Gallo, L OBP: 0.350, SLG: 0.706	F SI 91 S SL 81 D SL 82 S SL 82 1-3 K		S SL 77 B SL 80 S SL 82 X SL 82 1-3 K		S SL 77 X SL 78 1-3 G4-3		B SL 84 B CH 84 B FF 93 4-1 50 FC6-4 BB			3	0	0	0	1	2	4				
50 Willi Castro, S OBP: 0.267, SLG: 0.370	C SL 80 B SL 80 D SL 77 X SL 77 4-1 P3		C SL 80 X SL 78 0-1 P3		F SL 77 X SL 78 0-1 G6-3		C FF 94 B CH 86 X FF 94 1-2 FC6-4 2 F8-3			3	0	0	0	1	0	1				
2 Michael Taylor, R OBP: 0.274, SLG: 0.435	C SI 94 D SL 92 B SL 93 X SI 93 3-2 G6-3		X SI 91 0-0 HR		C SL 76 B SL 80 X SL 81 2-2 P4		X CH 86 0-0 F8-3			4	1	1	1	0	0	4				
Inning Stats	R: 0 E: 0 K: 1 S: 8	H: 0 LOB: 0 BB: 0 P: 13	R: 0 E: 0 K: 2 S: 13	H: 2 LOB: 3 BB: 1 P: 22	R: 0 E: 0 K: 2 S: 14	H: 1 LOB: 2 BB: 0 P: 20	R: 2 E: 0 K: 1 S: 9	H: 2 LOB: 0 BB: 0 P: 11	R: 1 E: 0 K: 0 S: 11	H: 2 LOB: 2 BB: 1 P: 18	R: 0 E: 0 K: 0 S: 8	H: 0 LOB: 0 BB: 0 P: 12	R: 0 E: 0 K: 1 S: 14	H: 2 LOB: 0 BB: 0 P: 22	R: 0 E: 0 K: 0 S: 5	H: 0 LOB: 0 BB: 1 P: 10	1B: 7 2B: 1 3B: 0 HR: 2	SF: 0 SAC: 0 DP: 1 HBP: 0	WP: 0 PB: 0 CS: 0	PA: 36
PITCHER	IP WLS BF H R ER SO BB IBB HBP BLK WP HR S P ERA WHIP	IP WLS BF H R ER SO BB IBB HBP BLK WP HR S P ERA WHIP																		
46 Patrick Corbin, L ERA: 5.88	(1, 1)	6.0 L 28	7 3 3 6	2 0 0 0	2 0 0 0	0 0 0 0	0 0 0 0	0 0 0 0	0 0 0 0	0 0 0 0	0 0 0 0	0 0 0 0	0 0 0 0	0 0 0 0	0 0 0 0	0 0 0 0	0 0 0 0	4.50 1.500		
61 Erasmo Ramirez, R ERA: 3.97	(7, 1)	1.0 5	2 0 0 1	0 0 0 0	0 0 0 0	0 0 0 0	0 0 0 0	0 0 0 0	0 0 0 0	0 0 0 0	0 0 0 0	0 0 0 0	0 0 0 0	0 0 0 0	0 0 0 0	0 0 0 0	0 0 0 0	0.00 2.000		
50 Anthony Banda, L ERA: 5.14	(8, 1)	1.0 3	0 0 0 0	1 0 0 0	0 0 0 0	0 0 0 0	0 0 0 0	0 0 0 0	0 0 0 0	0 0 0 0	0 0 0 0	0 0 0 0	0 0 0 0	0 0 0 0	0 0 0 0	0 0 0 0	0 0 0 0	0.00 1.000		

Washington Nationals @ Minnesota Twins
Target Field, Minneapolis, MN
Sun Apr 23 2023, 1:12 PM - 3:24 PM CDT
Att: 14,763 - Cloudy - 40 F

AB	33
R	3
H	9
RBI	3
BB	3
SO	7
LOB	17



Batter	1	2	3	4	5	6	7	8	9	AB	R	H	RBI	BB	SO	LOB	TOP										
11 Anthony Volpe, R OBP: 0.333, SLG: 0.329	L7	1B			FC5-4 1B		K			4	0	2	0	0	1	0	New York Yankees @ Minnesota Twins Target Field, Minneapolis, MN Tue Apr 25 2023, 6:42 PM - 8:58 PM CDT Att: 19,201 - Partly Cloudy - 50 F										
48 Anthony Rizzo, L OBP: 0.378, SLG: 0.512	K	F7			K		K	K		4	0	0	0	0	3	4											
Aaron Judge, R OBP: 0.337, SLG: 0.488	26 WP 1B			F8	FC5-4			G4-3		4	1	1	0	0	0	1											
26 DJ LeMahieu, R OBP: 0.375, SLG: 0.493	24 1B			K	G1-3			G4-3		4	0	1	1	0	1	1											
24 Willie Calhoun, L OBP: 0.250, SLG: 0.231	1B			K						4	0	2	0	0	1	0											
91 Oswald Peraza, R OBP: 0.304, SLG: 0.158	F8									4	0	0	0	0	1	3											
33 Franchy Cordero, L OBP: 0.192, SLG: 0.420	F7			G6-3			K			4	0	0	0	0	2	1											
39 Jose Trevino, R OBP: 0.241, SLG: 0.308	FC3-6 1B			F7			G5-3			4	0	1	0	0	0	1											
31 Aaron Hicks, S OBP: 0.206, SLG: 0.129	FC3-6 1B				E 1B		F4			3	1	1	0	0	0	1											
Inning Stats	R: 1 E: 0 K: 1 S: 14	H: 3 LOB: 2 BB: 0 P: 20	R: 0 E: 0 K: 0 S: 13	H: 2 LOB: 2 BB: 0 P: 14	R: 0 E: 0 K: 2 S: 7	H: 0 LOB: 0 BB: 0 P: 9	R: 0 E: 0 K: 1 S: 9	H: 0 LOB: 0 BB: 0 P: 10	R: 1 E: 1 K: 1 S: 12	H: 2 LOB: 1 BB: 0 P: 15	R: 0 E: 0 K: 1 S: 6	H: 0 LOB: 0 BB: 0 P: 8	R: 0 E: 0 K: 1 S: 11	H: 0 LOB: 0 BB: 0 P: 15	R: 0 E: 0 K: 1 S: 6	H: 1 LOB: 1 BB: 0 P: 15	1B: 8 2B: 0 3B: 0 HR: 0	SF: 0 SAC: 0 DP: 0 HBP: 0	WP: 1 PB: 0 SB: 0 CS: 0	PA: 35							
PITCHER	IP	WLS	BF	H	R	ER	SO	BB	IBB	HBP	BLK	WP	HR	S	P	ERA	WHIP										
41 Joe Ryan, R ERA: 2.81	7.0	W	28	7	2	1	7	0	0	0	0	1	0	72	91	1.29	1.000										
48 Jorge López, R ERA:	1.0		3	0	0	0	1	0	0	0	0	0	0	6	10	0.00	0.000										
59 Jhoan Duran, R ERA: 2.16	1.0		4	1	0	0	1	0	0	0	0	0	0	9	15	0.00	1.000										

AB	35
R	2
H	8
RBI	1
BB	0
SO	9
LOB	12



Batter	1	2	3	4	5	6	7	8	9	AB	R	H	RBI	BB	SO	LOB	BOTTOM										
39 Donovan Solano, R OBP: 0.354, SLG: 0.373	P3									3	1	1	1	0	0	0	New York Yankees @ Minnesota Twins Target Field, Minneapolis, MN Tue Apr 25 2023, 6:42 PM - 8:58 PM CDT Att: 19,201 - Partly Cloudy - 50 F										
13 Joey Gallo, L OBP: 0.378, SLG: 0.789			11 2B		F4					1	0	1	0	0	0	0											
4 Carlos Correa, R OBP: 0.276, SLG: 0.346	P4		K		P4					3	0	0	0	1	1	1											
11 Jorge Polanco, S OBP: 0.409, SLG: 0.727	F8									4	1	2	1	0	0	2											
25 Byron Buxton, R OBP: 0.308, SLG: 0.463			F7							4	1	2	2	0	0	3											
64 Jose Miranda, R OBP: 0.287, SLG: 0.247	P2		L7							4	0	0	0	0	1	4											
27 Ryan Jeffers, R OBP: 0.389, SLG: 0.531	K									4	1	1	0	0	3	1											
50 Willi Castro, S OBP: 0.265, SLG: 0.333										3	0	0	0	1	2	1											
9 Trevor Larnach, L OBP: 0.355, SLG: 0.410	K				F6					3	1	1	2	1	1	2											
2 Michael Taylor, R OBP: 0.284, SLG: 0.421			E6							4	1	0	0	0	1	1											
Inning Stats	R: 0 E: 0 K: 0 S: 11	H: 0 LOB: 0 BB: 0 P: 15	R: 0 E: 0 K: 2 S: 11	H: 1 LOB: 2 BB: 1 P: 20	R: 2 E: 1 K: 1 S: 15	H: 2 LOB: 1 BB: 0 P: 25	R: 0 E: 0 K: 2 S: 9	H: 0 LOB: 0 BB: 0 P: 14	R: 0 E: 0 K: 1 S: 12	H: 0 LOB: 0 BB: 0 P: 14	R: 4 E: 0 K: 2 S: 20	H: 4 LOB: 2 BB: 0 P: 32	R: 0 E: 0 K: 0 S: 11	H: 1 LOB: 2 BB: 1 P: 18	R: 0 E: 0 K: 1 S: 9	H: 0 LOB: 1 BB: 1 P: 17	1B: 1 2B: 5 3B: 0 HR: 2	SF: 0 SAC: 0 DP: 0 HBP: 0	WP: 0 PB: 0 SB: 0 CS: 0	PA: 36							
PITCHER	IP	WLS	BF	H	R	ER	SO	BB	IBB	HBP	BLK	WP	HR	S	P	ERA	WHIP										
65 Nestor Cortes, L ERA: 3.49	5.0	L	22	5	4	3	6	1	0	0	0	0	0	64	98	5.40	1.200										
97 Ron Marinaccio, R ERA: 2.53	1.0		5	2	2	2	2	0	0	0	0	0	1	14	22	18.00	2.000										
63 Nick Ramirez, L ERA:	2.0		9	1	0	0	1	2	0	0	0	0	0	20	35	0.00	1.500										

AB	33
R	6
H	8
RBI	6
BB	3
SO	9
LOB	15




Batter	1	2	3	4	5	6	7	8	9	AB	R	H	RBI	BB	SO	LOB	TOP				
7 Bobby Witt Jr., R OBP: 0.284, SLG: 0.427	F9		K		K			P4		4	0	0	0	0	2	3					
9 Vinnie Pasquantino, L OBP: 0.371, SLG: 0.522	L4			HR		G6-3		L9		4	1	1	1	0	0	1					
1 MJ Melendez, L OBP: 0.280, SLG: 0.325	K			F9		F7		K		4	0	0	0	0	2	0					
99 Franmil Reyes, R OBP: 0.246, SLG: 0.309		G5-3		K		K		G5-3		4	0	0	0	0	2	0					
28 Kyle Isbel, L OBP: 0.247, SLG: 0.329	F8			2B		K		19 DI BB		3	0	1	0	1	1	0					
19 Michael Massey, L OBP: 0.184, SLG: 0.183	K			K		F7		K		4	0	0	0	0	3	2					
17 Hunter Dozier, R OBP: 0.207, SLG: 0.250		E6				K		K		3	0	0	0	0	2	0					
8 Nicky Lopez, L OBP: 0.323, SLG: 0.288	K			FC3-8 1B		F7		F7		3	0	1	0	0	1	1					
Jackie Bradley Jr., L OBP: 0.222, SLG: 0.150	F9			FC3-6 1-2		BB		BB		2	0	0	0	1	0	2					
Inning Stats	R: 0 E: 0 K: 1 S: 8	H: 0 LOB: 0 BB: 0 P: 11	R: 0 E: 0 K: 1 S: 8	H: 0 LOB: 0 BB: 0 P: 12	R: 0 E: 1 K: 2 S: 11	H: 0 LOB: 1 BB: 0 P: 19	R: 1 E: 0 K: 2 S: 17	H: 2 LOB: 1 BB: 0 P: 24	R: 0 E: 0 K: 1 S: 9	H: 0 LOB: 0 BB: 0 P: 13	R: 0 E: 0 K: 2 S: 7	H: 0 LOB: 0 BB: 0 P: 11	R: 0 E: 0 K: 0 S: 8	H: 0 LOB: 1 BB: 1 P: 18	R: 0 E: 0 K: 2 S: 10	H: 0 LOB: 1 BB: 1 P: 16	1B: 1 2B: 1 3B: 0 HR: 1	SF: 0 SAC: 0 DP: 0 HBP: 0	WP: 0 PB: 0 SB: 0 CS: 0	PA: 33	
PITCHER	IP	WLS	BF	H	R	ER	SO	BB	IBB	HBP	BLK	WP	HR	S	P	ERA	WHIP				
51 Tyler Mahle, R ERA: 3.16	4.0		15	2	1	1	6	0	0	0	0	0	1	44	66	2.25	0.500				
61 Brock Stewart, R ERA:	2.0	W	7	1	0	0	3	0	0	0	0	0	0	21	28	0.00	0.500				
71 Jovani Moran, L ERA: 6.17	2.0		7	0	0	0	2	1	0	0	0	0	0	15	29	0.00	0.500				
59 Jhoan Duran, R ERA: 1.93	1.0		4	0	0	0	2	1	0	0	0	0	0	10	16	0.00	1.000				

Kansas City Royals @ Minnesota Twins
Target Field, Minneapolis, MN
Thu Apr 27 2023, 6:40 PM - 9:02 PM CDT
Att: 12,862 - Overcast - 58 F

livebaseballscores.com

AB 31
R 1
H 3
RBI 1
BB 2
SO 13
LOB 9




Batter	1	2	3	4	5	6	7	8	9	AB	R	H	RBI	BB	SO	LOB	BOTTOM				
25 Byron Buxton, R OBP: 0.305, SLG: 0.488	P3	F7		HR		L9				4	1	1	3	0	0	2					
4 Carlos Correa, R OBP: 0.280, SLG: 0.373	11 BB 9 BB	K		HR		F9				3	2	1	1	1	1	1					
11 Jorge Polanco, S OBP: 0.385, SLG: 0.654	9 BB 1 BB		F8	G4-3		K		K		4	0	1	0	0	1	0					
9 Trevor Larnach, L OBP: 0.347, SLG: 0.388	64 G1-4-3 3-H		G3		K	K		K		4	0	1	1	0	2	0					
64 Jose Miranda, R OBP: 0.294, SLG: 0.310	G1-4-3		K		L5			P4		4	0	0	0	0	1	2					
13 Joey Gallo, L OBP: 0.358, SLG: 0.783		26 BB 2 BB	G4-3		K			F8		4	1	1	0	0	1	0					
8 Christian Vázquez, R OBP: 0.369, SLG: 0.533		26 BB 2 FC6-4		2 BB 25 HR		F8		1B		3	2	2	0	1	0	0					
26 Max Kepler, L OBP: 0.276, SLG: 0.415		2 FC6-4 1B		K		2B		K		4	0	2	1	0	2	2					
2 Michael Taylor, R OBP: 0.286, SLG: 0.418	FC6-4			25 HR		K		K		3	1	1	1	0	1	2					
Inning Stats	R: 1 E: 0 K: 0 S: 12	H: 2 LOB: 1 BB: 1 P: 22	R: 2 E: 0 K: 1 S: 17	H: 2 LOB: 1 BB: 1 P: 29	R: 0 E: 0 K: 1 S: 7	H: 0 LOB: 0 BB: 0 P: 12	R: 4 E: 0 K: 1 S: 20	H: 4 LOB: 0 BB: 0 P: 30	R: 0 E: 0 K: 2 S: 10	H: 0 LOB: 0 BB: 0 P: 13	R: 0 E: 0 K: 1 S: 6	H: 1 LOB: 1 BB: 0 P: 9	R: 0 E: 0 K: 2 S: 9	H: 0 LOB: 0 BB: 0 P: 11	R: 0 E: 0 K: 1 S: 8	H: 1 LOB: 1 BB: 0 P: 13	1B: 6 2B: 2 3B: 0 HR: 2	SF: 0 SAC: 0 DP: 1 HBP: 0	WP: 0 PB: 0 SB: 0 CS: 0	PA: 35	
PITCHER	IP	WLS	BF	H	R	ER	SO	BB	IBB	HBP	BLK	WP	HR	S	P	ERA	WHIP				
23 Zack Greinke, R ERA: 6.1	3.2	L	20	8	7	7	3	2	0	0	0	0	2	53	88	17.18	2.727				
43 Carlos Hernández, R ERA: 5.68	2.1		8	1	0	0	3	0	0	0	0	0	0	19	27	0.00	0.429				
63 Josh Staumont, R ERA: 3.6	1.0		3	0	0	0	2	0	0	0	0	0	0	9	11	0.00	0.000				
74 Jose Cuas, R ERA: 5.11	1.0		4	1	0	0	1	0	0	0	0	0	0	8	13	0.00	1.000				

Kansas City Royals @ Minnesota Twins
Target Field, Minneapolis, MN
Thu Apr 27 2023, 6:40 PM - 9:02 PM CDT
Att: 12,862 - Overcast - 58 F

livebaseballscores.com

AB 33
R 7
H 10
RBI 7
BB 2
SO 9
LOB 9



Batter	1	2	3	4	5	6	7	8	9	AB	R	H	RBI	BB	SO	LOB	TOP									
7 Bobby Witt Jr., R OBP: 0.281, SLG: 0.426										5	2	1	1	0	0	1	Kansas City Royals @ Minnesota Twins Target Field, Minneapolis, MN Fri Apr 28 2023, 5:09 PM - 7:45 PM CDT Att: 11,754 - Overcast - 48 F									
9 Vinnie Pasquantino, L OBP: 0.355, SLG: 0.495										5	0	0	0	0	2	2										
13 Salvador Perez, R OBP: 0.307, SLG: 0.436										4	1	3	3	0	0	0										
1 MJ Melendez, L OBP: 0.276, SLG: 0.318										5	0	1	0	0	3	1										
14 Edward Olivares, R OBP: 0.321, SLG: 0.461										4	2	3	0	0	1	0										
32 Nick Pratto, L OBP: 0.333, SLG: 0.333										5	0	3	2	0	2	4										
28 Kyle Isbel, L OBP: 0.235, SLG: 0.312										4	0	0	0	0	1	4										
17 Hunter Dozier, R OBP: 0.226, SLG: 0.241										2	1	0	0	2	0	1										
19 Michael Massey, L OBP: 0.169, SLG: 0.187										4	0	1	0	0	3	2										
Inning Stats	R: 1 E: 0 K: 1 S: 14	H: 1 LOB: 0 BB: 0 P: 20	R: 0 E: 0 K: 1 S: 11	H: 1 LOB: 1 BB: 0 P: 14	R: 0 E: 0 K: 1 S: 6	H: 0 LOB: 0 BB: 0 P: 9	R: 1 E: 0 K: 1 S: 13	H: 2 LOB: 1 BB: 0 P: 15	R: 0 E: 0 K: 1 S: 6	H: 0 LOB: 0 BB: 0 P: 8	R: 2 E: 0 K: 2 S: 13	H: 3 LOB: 1 BB: 0 P: 17	R: 2 E: 0 K: 2 S: 17	H: 2 LOB: 1 BB: 1 P: 25	R: 0 E: 0 K: 2 S: 14	H: 1 LOB: 2 BB: 1 P: 25		R: 0 E: 0 K: 1 S: 12	H: 2 LOB: 3 BB: 0 P: 20	1B: 7 2B: 3 3B: 1 HR: 1	SF: 1 SAC: 0 DP: 0 HBP: 1	WP: 1 PB: 0 SB: 1 CS: 0	PA: 42			
PITCHER	IP	WLS	BF	H	R	ER	SO	BB	IBB	HBP	BLK	WP	HR	S	P	ERA	WHIP									
49 Pablo López, R ERA: 4.0	6.0	W	27	8	6	6	7	1	0	0	0	0	1	0	12	16	9.00	1.500								
22 Griffin Jax, R ERA: 3.18	1.0	H	4	1	0	0	2	0	0	0	0	1	0	12	16	0.00	1.000									
56 Caleb Thielbar, L ERA: 2.25	1.0	H	5	1	0	0	2	1	0	0	0	0	0	14	25	0.00	2.000									
48 Jorge López, R ERA:	1.0	S	6	2	0	0	1	0	0	1	0	0	0	12	20	0.00	2.000									

Batter	1	2	3	4	5	6	7	8	9	AB	R	H	RBI	BB	SO	LOB	BOTTOM								
26 Max Kepler, L OBP: 0.290, SLG: 0.473										2	2	1	2	1	1	0	Kansas City Royals @ Minnesota Twins Target Field, Minneapolis, MN Fri Apr 28 2023, 5:09 PM - 7:45 PM CDT Att: 11,754 - Overcast - 48 F								
4 Carlos Correa, R OBP: 0.298, SLG: 0.356										4	0	0	0	0	1	4									
11 Jorge Polanco, S OBP: 0.367, SLG: 0.700										4	1	1	3	0	2	0									
25 Byron Buxton, R OBP: 0.313, SLG: 0.494										3	0	1	0	1	1	0									
9 Trevor Larnach, L OBP: 0.356, SLG: 0.391										2	1	1	0	1	1	1									
39 Donovan Solano, R(7, PH) OBP: 0.343, SLG: 0.359										1	0	0	0	0	0	1									
50 Willi Castro, S OBP: 0.297, SLG: 0.323										0	0	0	0	0	0	0									
64 Jose Miranda, R OBP: 0.301, SLG: 0.356										4	2	2	1	0	0	2									
13 Joey Gallo, L OBP: 0.368, SLG: 0.796										3	1	1	0	1	2	0									
8 Christian Vázquez, R OBP: 0.348, SLG: 0.311										4	0	0	0	0	1	4									
2 Michael Taylor, R OBP: 0.295, SLG: 0.427										3	1	1	2	1	1	0									
Inning Stats	R: 1 E: 0 K: 3 S: 11	H: 1 LOB: 0 BB: 0 P: 15	R: 2 E: 0 K: 0 S: 14	H: 1 LOB: 2 BB: 3 P: 30	R: 0 E: 0 K: 0 S: 11	H: 1 LOB: 1 BB: 0 P: 20	R: 4 E: 0 K: 1 S: 16	H: 4 LOB: 1 BB: 1 P: 29	R: 1 E: 0 K: 3 S: 12	H: 1 LOB: 0 BB: 0 P: 21	R: 0 E: 0 K: 2 S: 8	H: 0 LOB: 0 BB: 0 P: 11	R: 0 E: 0 K: 0 S: 3	H: 0 LOB: 0 BB: 1 P: 8	R: 0 E: 0 K: 1 S: 8	H: 0 LOB: 0 BB: 0 P: 10	R: 0 E: 0 K: 1 S: 4	H: 0 LOB: 0 BB: 0 P: 20	1B: 1 2B: 3 3B: 1 HR: 3	SF: 1 SAC: 0 DP: 1 HBP: 0	WP: 1 PB: 0 SB: 1 CS: 0	PA: 36			
PITCHER	IP	WLS	BF	H	R	ER	SO	BB	IBB	HBP	BLK	WP	HR	S	P	ERA	WHIP								
24 Jordan Lyles, R ERA: 6.11	4.0	L	23	7	7	7	4	4	0	0	0	0	1	20	32	15.75	2.750								
36 Josh Taylor, L ERA: 3.95	2.0		7	1	1	1	5	0	0	0	0	0	1	20	32	4.50	0.500								
22 Amir Garrett, L ERA: 2.53	1.0		3	0	0	0	0	1	0	0	0	0	0	3	8	0.00	1.000								
45 Taylor Clarke, R ERA: 5.25	1.0		3	0	0	0	1	0	0	0	0	0	0	8	10	0.00	0.000								

AB	38
R	6
H	12
RBI	6
BB	2
SO	12
LOB	15



AB	30
R	8
H	8
RBI	8
BB	5
SO	10
LOB	12



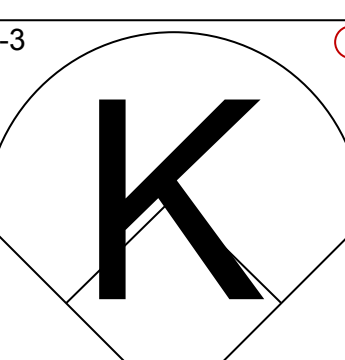
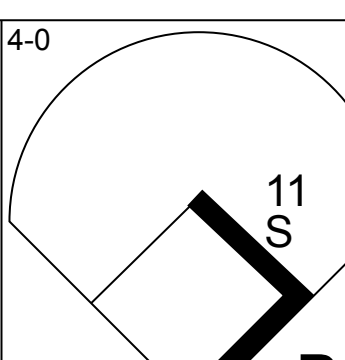
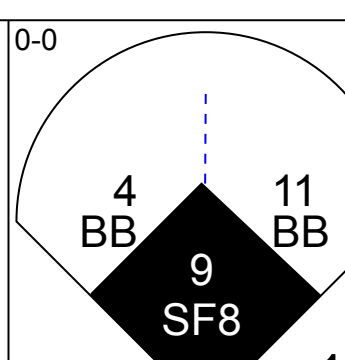
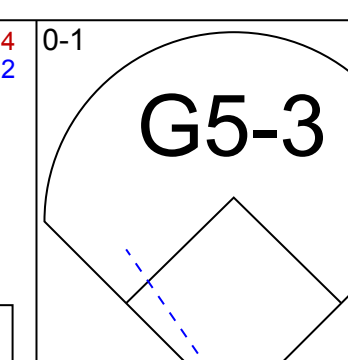
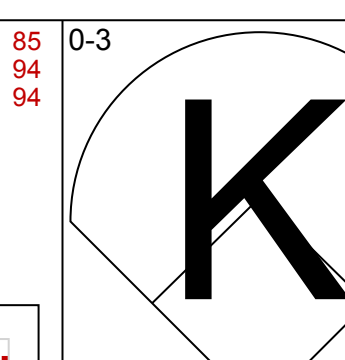
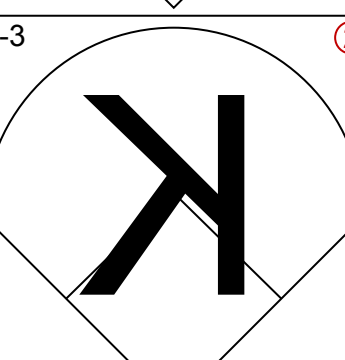
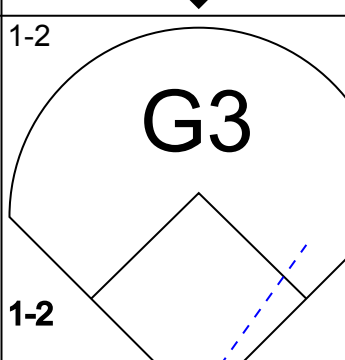
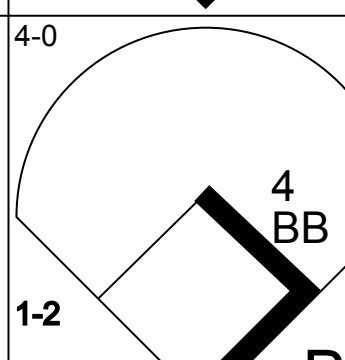
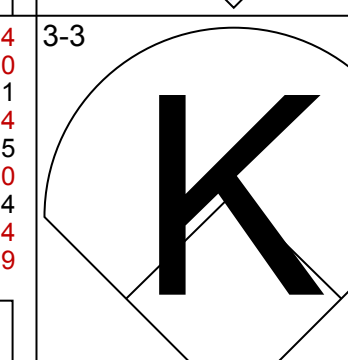
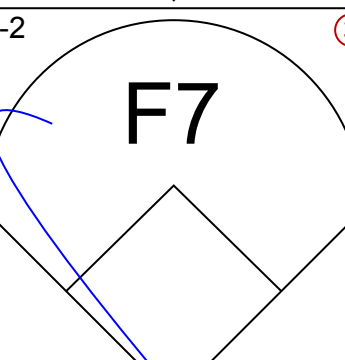
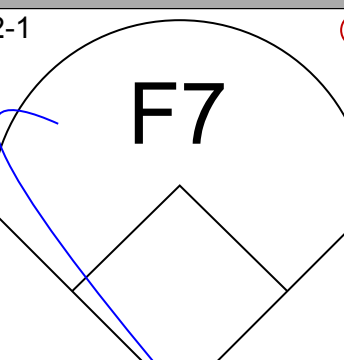
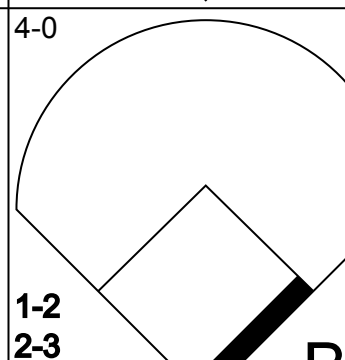
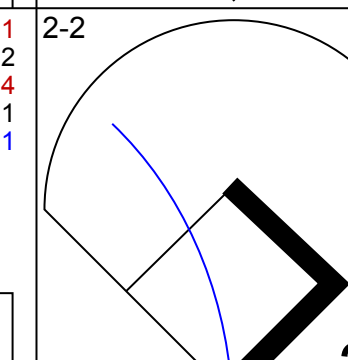


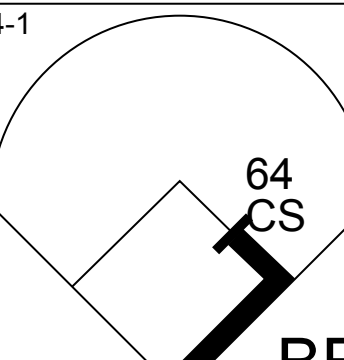
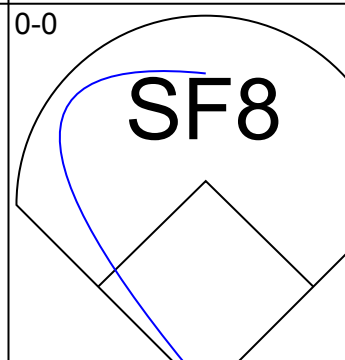
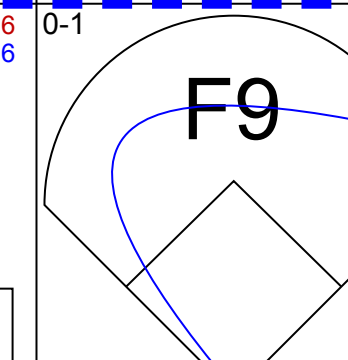

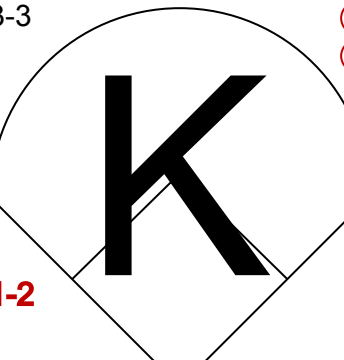
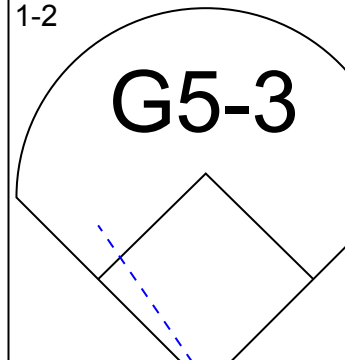


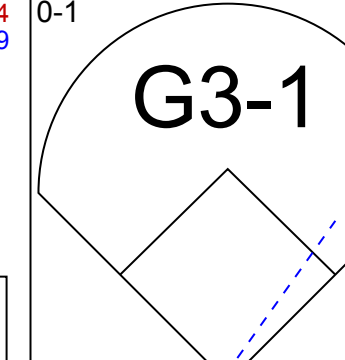
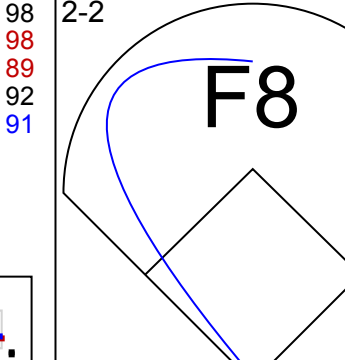
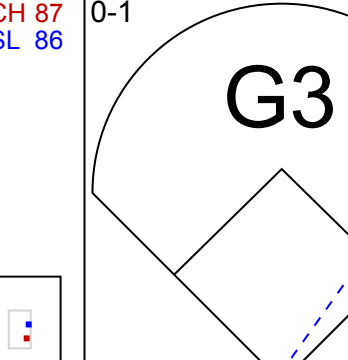

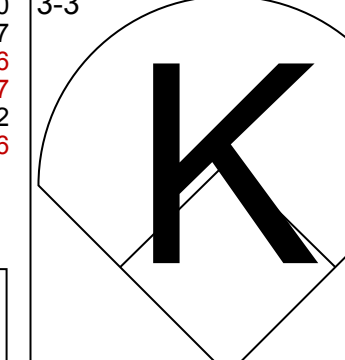
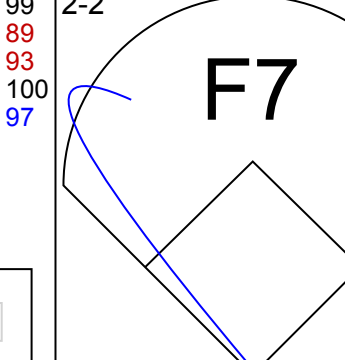
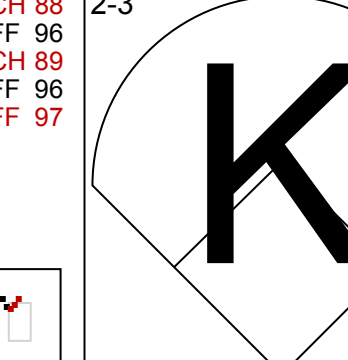
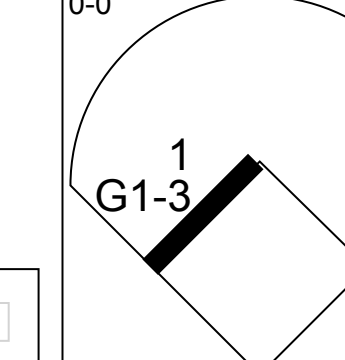
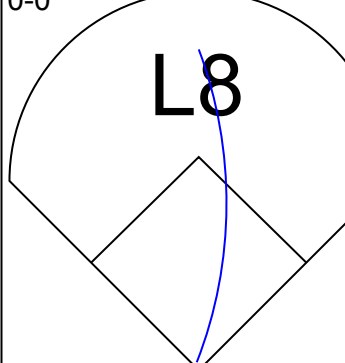
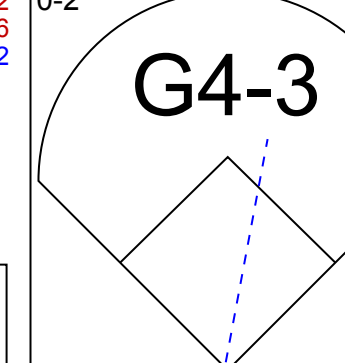
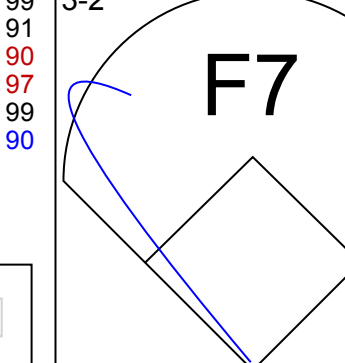


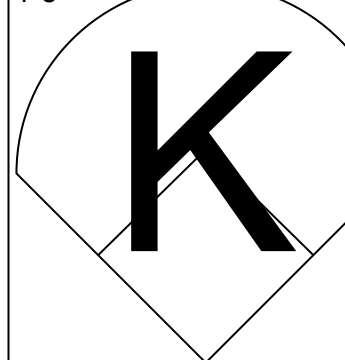
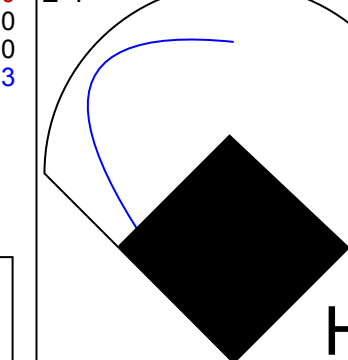
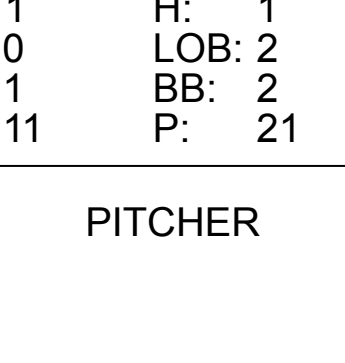
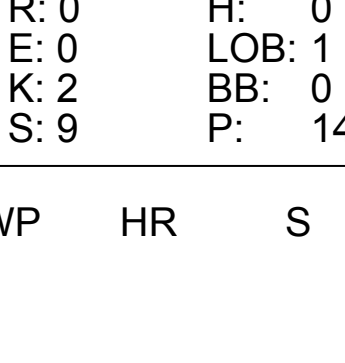
Batter	1	2	3	4	5	6	7	8	9	AB	R	H	RBI	BB	SO	LOB	TOP																						
7 Bobby Witt Jr., R OBP: 0.266, SLG: 0.393	G6-3		G6-3		L9		F9		FC4-6	5	1	0	0	0	0	4	Kansas City Royals @ Minnesota Twins Target Field, Minneapolis, MN Sun Apr 30 2023, 1:15 PM - 4:04 PM CDT Att: 17,150 - Cloudy - 45 F																						
9 Vinnie Pasquantino, L OBP: 0.375, SLG: 0.590	G6-3		BB			13B 14B G5-3	2B		1B	4	1	3	2	1	0	0																							
13 Salvador Perez, R OBP: 0.306, SLG: 0.426	F9		P4							3	0	1	0	0	0	2																							
1 MJ Melendez, L OBP: 0.267, SLG: 0.315										2	0	1	0	0	1	2																							
14 Edward Olivares, R OBP: 0.344, SLG: 0.482		32E 32S 1B			F9				F9	4	0	1	1	1	0	3																							
32 Nick Pratto, L OBP: 0.400, SLG: 0.368	K									4	0	1	0	0	3	3																							
99 Frammil Reyes, R OBP: 0.231, SLG: 0.288	K				F7					4	0	0	0	0	2	4																							
17 Hunter Dozier, R OBP: 0.212, SLG: 0.226	K				K					4	0	0	0	0	3	2																							
Jackie Bradley Jr., L OBP: 0.245, SLG: 0.205			G6-3		G3-1				FC4-6	4	2	2	0	0	0	0																							
15 Matt Duffy, R OBP: 0.400, SLG: 0.500										3	0	1	0	1	1	0																							
Inning Stats	R: 0 H: 0 E: 0 K: 0 S: 9	H: 0 LOB: 0 BB: 0 P: 11	R: 0 H: 1 E: 1 K: 3 S: 13	LOB: 1 BB: 0 P: 23	R: 0 H: 1 E: 0 K: 0 S: 9	LOB: 2 BB: 1 P: 16	R: 0 H: 1 E: 0 K: 1 S: 12	LOB: 1 BB: 0 P: 15	R: 0 H: 0 E: 0 K: 1 S: 7	LOB: 0 BB: 0 P: 7	R: 1 H: 2 E: 0 K: 2 S: 15	H: 2 LOB: 1 BB: 0 P: 23	R: 1 H: 2 E: 1 K: 1 S: 15	H: 2 LOB: 2 BB: 0 P: 23	R: 0 H: 0 E: 0 K: 1 S: 6	LOB: 0 BB: 1 P: 13	R: 2 H: 3 E: 0 K: 1 S: 18	LOB: 2 BB: 1 P: 30	1B: 6 2B: 4 3B: 0 HR: 0	SF: 0 SAC: 0 DP: 1 HBP: 0	WP: 0 PB: 0 SB: 1 CS: 0	PA: 40																	
PITCHER	IP	WLS	BF	H	R	ER	SO	BB	IBB	HBP	BLK	WP	HR	S	P	ERA	WHIP	PITCHER	IP	WLS	BF	H	R	ER	SO	BB	IBB	HBP	BLK	WP	HR	S	P	ERA	WHIP				
54 Sonny Gray, R ERA: 0.77	6.0	W	24	5	1	1	7	1	0	0	0	0	0	65	95	1.50	1.000																						
15 Emilio Pagan, R ERA: 6.3	1.0		6	2	1	0	1	0	0	0	0	0	0	15	23	0.00	2.000																						
61 Brock Stewart, R ERA:	1.0		3	0	0	0	1	1	0	0	0	0	0	6	13	0.00	1.000																						
74 Josh Winder, R ERA: 27.0	0.2	S	6	3	2	2	1	1	0	0	0	0	0	13	23	27.00	6.000																						
59 Jhoan Duran, R ERA: 2.53	0.1	S	1	0	0	0	0	0	0	0	0	0	0	5	7	0.00	0.000																						
26 Max Kepler, L OBP: 0.319, SLG: 0.452	P6																																						
11 Jorge Polanco, S OBP: 0.333, SLG: 0.590	K																																						
4 Carlos Correa, R OBP: 0.283, SLG: 0.351	K																																						
25 Byron Buxton, R OBP: 0.324, SLG: 0.557			13L9 1 SH1-3																																				
9 Trevor Larnach, L OBP: 0.354, SLG: 0.389																																							
13 Joey Gallo, L OBP: 0.354, SLG: 0.709	L9																																						
1 Nick Gordon, L OBP: 0.143, SLG: 0.200	SH1-3																																						
50 Willi Castro, S OBP: 0.300, SLG: 0.324																																							
39 Donovan Solano, R (8, PH) OBP: 0.332, SLG: 0.369	K																																						
8 Christian Vázquez, R OBP: 0.342, SLG: 0.308																																							
Inning Stats	R: 0 H: 0 E: 0 K: 2 S: 8	H: 0 LOB: 0 BB: 0 P: 11	R: 1 H: 1 E: 0 K: 1 S: 8	H: 1 LOB: 1 BB: 1 P: 13	R: 7 H: 5 E: 0 K: 4 S: 36	H: 5 LOB: 2 BB: 2 P: 59	R: 0 H: 0 E: 0 K: 1 S: 6	H: 0 LOB: 0 BB: 0 P: 10	R: 0 H: 0 E: 0 K: 1 S: 12	H: 0 LOB: 0 BB: 1 P: 20	R: 0 H: 0 E: 0 K: 0 S: 8	H: 0 LOB: 0 BB: 0 P: 13	R: 0 H: 0 E: 0 K: 3 S: 9	H: 0 LOB: 0 BB: 0 P: 10	R: 0 H: 1 E: 0 K: 2 S: 12	LOB: 1 BB: 0 P: 15	1B: 5 2B: 1 3B: 0 HR: 1	SF: 0 SAC: 1 DP: 0 HBP: 1	WP: 1 PB: 1 SB: 1 CS: 0	PA: 37																			
PITCHER	IP	WLS	BF	H	R	ER	SO	BB	IBB	HBP	BLK	WP	HR	S	P	ERA	WHIP	PITCHER	IP	WLS	BF	H	R	ER	SO	BB	IBB	HBP	BLK	WP	HR	S	P	ERA	WHIP				
51 Brady Singer, R ERA: 4.49	2.2	L	17	5	8	8	5	3	0	1	0	0	1	41	66	27.00	3.000																						
63 Josh Staumont, R ERA: 2.84	1.1		6	1	0	0	3	0	0	0	0	0	0	17	27	0.00	0.750																						
22 Amir Garrett, L ERA: 2.19	1.2		6	0	0	0	1	1	0	0	0	0	0	17	28	0.00	0.600																						
43 Carlos Hernández, R ERA: 5.14	1.1		4	0	0	0	3	0	0	0	0	0	0	12	15	0.00	0.000																						
38 Josh Taylor, L ERA: 3.38	1.0		4	1	0	0	2	0	0	0	0	0	0	12	15	0.00	1.000																						

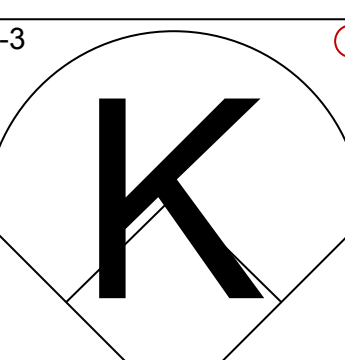
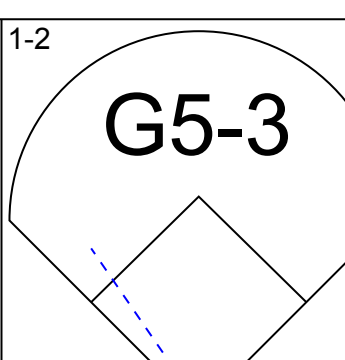
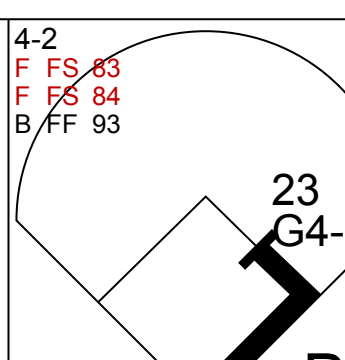
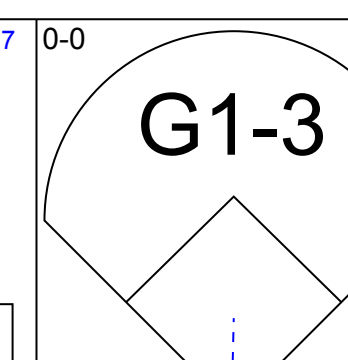
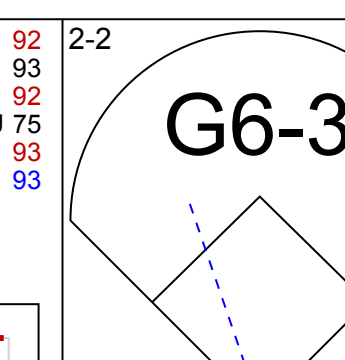
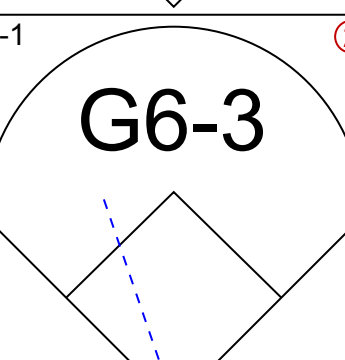
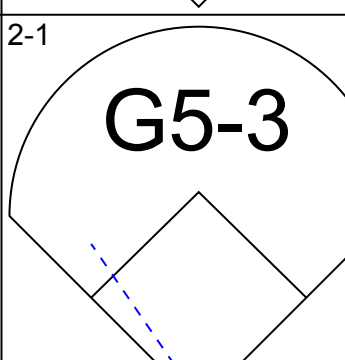

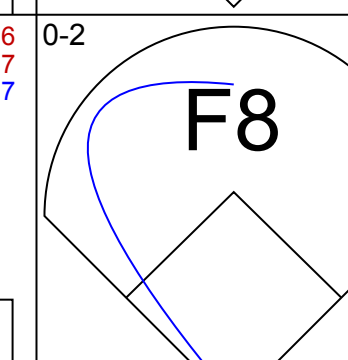
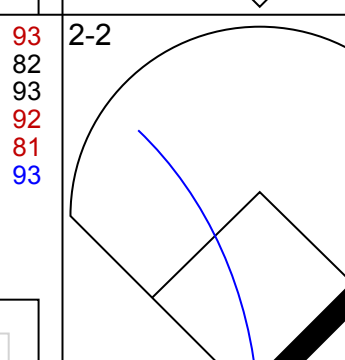
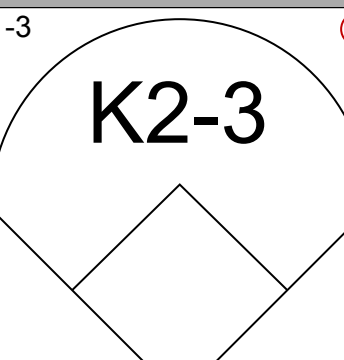

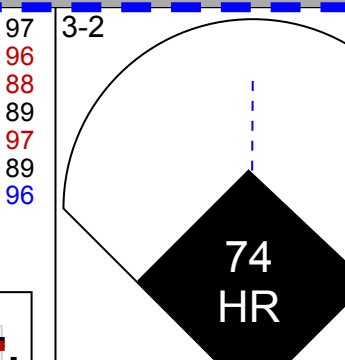


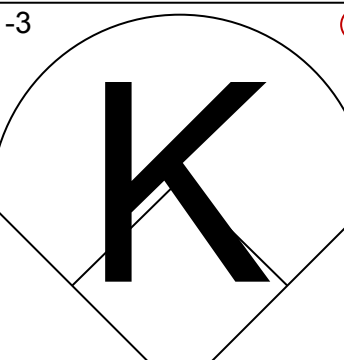


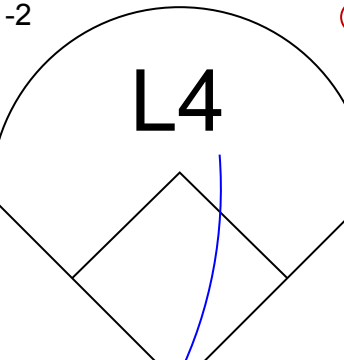





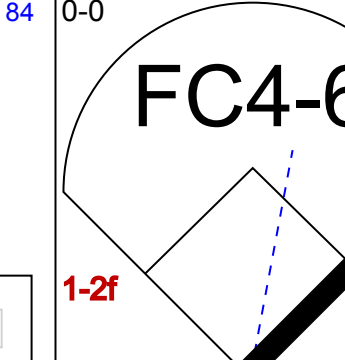




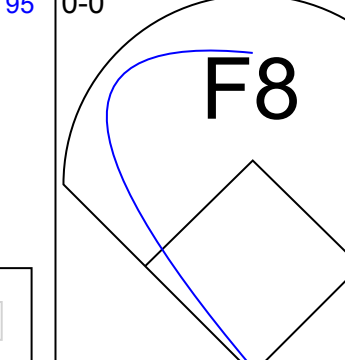


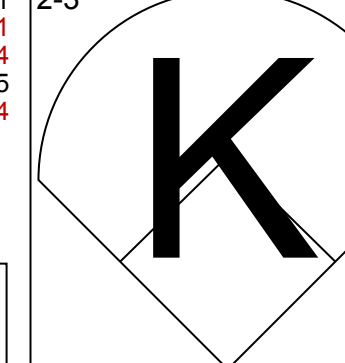
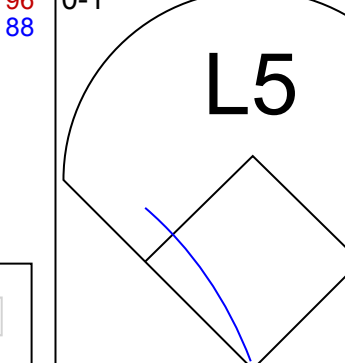




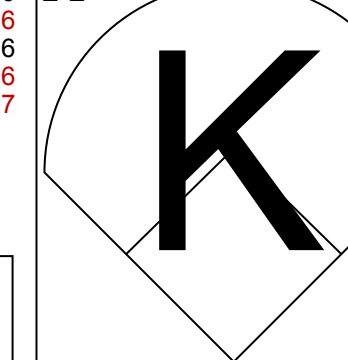
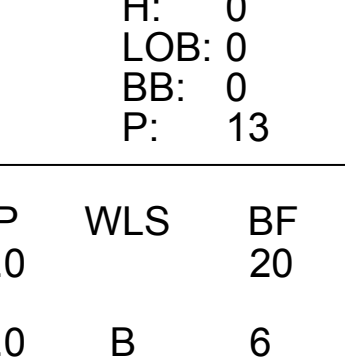
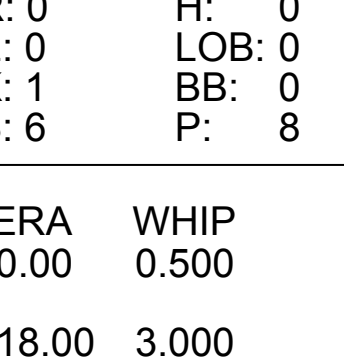
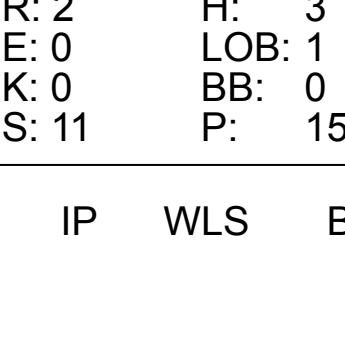
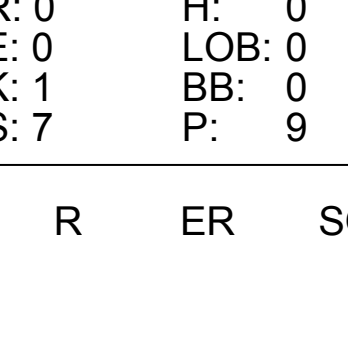




AB 37
R 4
H 10
RBI 3
BB 3
SO 10
LOB 20



AB 31
R 8
H 7
RBI 8
BB 4
SO 14
LOB 12



Batter	1	2	3	4	5	6	7	8	9	10	AB	R	H	RBI	BB	SO	LOB	TOP							
25 Byron Buxton, R OBP: 0.327, SLG: 0.545											4	1	1	0	1	2	1	Minnesota Twins @ Chicago White Sox Guaranteed Rate Field, Chicago, IL Tue May 02 2023, 6:11 PM - 8:55 PM CDT Att: 13,094 - Overcast - 48 F							
11 Jorge Polanco, S OBP: 0.326, SLG: 0.548											3	0	0	0	1	2	1								
4 Carlos Correa, R OBP: 0.291, SLG: 0.361											3	0	1	0	1	0	0								
9 Trevor Lamach, L OBP: 0.350, SLG: 0.381											2	0	0	1	1	1	1								
64 Jose Miranda, R OBP: 0.298, SLG: 0.342											4	0	0	0	0	1	3								
26 Max Kepler, L OBP: 0.316, SLG: 0.431											3	0	0	0	1	0	0								
13 Joey Gallo, L OBP: 0.333, SLG: 0.661											4	0	0	0	0	2	1								
8 Christian Vázquez, R OBP: 0.325, SLG: 0.290											4	0	0	0	0	1	0								
2 Michael Taylor, R OBP: 0.287, SLG: 0.409											2	0	0	0	0	2	0								
1 Nick Gordon, L OBP: 0.155, SLG: 0.263											2	1	1	1	0	0	0								
Inning Stats	R: 0 E: 0 K: 2 S: 9	H: 0 LOB: 0 BB: 10	R: 0 E: 0 K: 1 S: 9	H: 0 LOB: 1 BB: 1 P: 18	R: 0 E: 0 K: 1 S: 8	H: 0 LOB: 1 BB: 1 P: 14	R: 0 E: 0 K: 1 S: 6	H: 0 LOB: 0 BB: 15	R: 0 E: 0 K: 1 S: 8	H: 0 LOB: 0 BB: 0 P: 11	R: 1 E: 0 K: 1 S: 11	H: 1 LOB: 2 BB: 2 P: 21	R: 0 E: 0 K: 0 S: 9	H: 0 LOB: 0 BB: 0 P: 16	R: 1 E: 0 K: 1 S: 15	H: 2 LOB: 1 BB: 0 P: 22	R: 0 E: 0 K: 1 S: 7	H: 0 LOB: 0 BB: 0 P: 10	R: 0 E: 0 K: 2 S: 9	H: 0 LOB: 1 BB: 0 P: 14	1B: 1 2B: 2 3B: 0 HR: 1	SF: 1 SAC: 0 DP: 1 HBP: 0	WP: 0 PB: 0 SB: 1 CS: 1	PA: 37	
PITCHER	IP WLS BF H R ER SO BB IBB HBP BLK WP HR S P ERA WHIP	IP WLS BF H R ER SO BB IBB HBP BLK WP HR S P ERA WHIP	IP WLS BF H R ER SO BB IBB HBP BLK WP HR S P ERA WHIP	IP WLS BF H R ER SO BB IBB HBP BLK WP HR S P ERA WHIP	IP WLS BF H R ER SO BB IBB HBP BLK WP HR S P ERA WHIP	IP WLS BF H R ER SO BB IBB HBP BLK WP HR S P ERA WHIP	IP WLS BF H R ER SO BB IBB HBP BLK WP HR S P ERA WHIP	IP WLS BF H R ER SO BB IBB HBP BLK WP HR S P ERA WHIP	IP WLS BF H R ER SO BB IBB HBP BLK WP HR S P ERA WHIP	IP WLS BF H R ER SO BB IBB HBP BLK WP HR S P ERA WHIP	IP WLS BF H R ER SO BB IBB HBP BLK WP HR S P ERA WHIP	IP WLS BF H R ER SO BB IBB HBP BLK WP HR S P ERA WHIP	IP WLS BF H R ER SO BB IBB HBP BLK WP HR S P ERA WHIP	IP WLS BF H R ER SO BB IBB HBP BLK WP HR S P ERA WHIP	IP WLS BF H R ER SO BB IBB HBP BLK WP HR S P ERA WHIP	IP WLS BF H R ER SO BB IBB HBP BLK WP HR S P ERA WHIP	IP WLS BF H R ER SO BB IBB HBP BLK WP HR S P ERA WHIP	IP WLS BF H R ER SO BB IBB HBP BLK WP HR S P ERA WHIP	IP WLS BF H R ER SO BB IBB HBP BLK WP HR S P ERA WHIP	IP WLS BF H R ER SO BB IBB HBP BLK WP HR S P ERA WHIP	IP WLS BF H R ER SO BB IBB HBP BLK WP HR S P ERA WHIP	IP WLS BF H R ER SO BB IBB HBP BLK WP HR S P ERA WHIP	IP WLS BF H R ER SO BB IBB HBP BLK WP HR S P ERA WHIP	IP WLS BF H R ER SO BB IBB HBP BLK WP HR S P ERA WHIP	IP WLS BF H R ER SO BB IBB HBP BLK WP HR S P ERA WHIP

Batter	1	2	3	4	5	6	7	8	9	10	AB	R	H	RBI	BB	SO	LOB	BOTTOM							
7 Tim Anderson, R OBP: 0.315, SLG: 0.373											4	0	0	0	1	1	1	Minnesota Twins @ Chicago White Sox Guaranteed Rate Field, Chicago, IL Tue May 02 2023, 6:11 PM - 8:55 PM CDT Att: 13,094 - Overcast - 48 F							
23 Andrew Benintendi, L OBP: 0.330, SLG: 0.327											5	0	1	1	0	0	1								
25 Andrew Vaughn, R OBP: 0.362, SLG: 0.431											3	1	1	0	1	2	0								
0 Billy Hamilton, S											0	0	0	0	0	0	0								
44 Seby Zavala, R OBP: 0.229, SLG: 0.303											0	0	0	0	0	0	0								
74 Eloy Jiménez, R OBP: 0.293, SLG: 0.381											4	1	1	2	0	1	1								
88 Luis Robert Jr., R OBP: 0.263, SLG: 0.405											3	0	1	0	1	1	0								
32 Gavin Sheets, L OBP: 0.351, SLG: 0.400											3	0	1	0	0	0	1								
51 Adam Haseley, L OBP: 0.571, SLG: 0.583											1	0	0	0	0	0	2								
24 Yasmani Grandal, S OBP: 0.330, SLG: 0.435											2	0	0	0	2	0	1								
30 Jake Burger, R OBP: 0.320, SLG: 0.631											3	0	0	0	0	2	3								
26 Hanser Alberto, R OBP: 0.200, SLG: 0.350											1	1	0	0	0	0	3								
1 Elvis Andrus, R OBP: 0.267, SLG: 0.238											3	0	0	0	0	1	0								
Inning Stats	R: 0 E: 0 K: 2 S: 9	H: 0 LOB: 0 BB: 13	R: 0 E: 0 K: 2 S: 13	H: 1 LOB: 2 BB: 1 P: 19	R: 0 E: 0 K: 0 S: 9	H: 0 LOB: 0 BB: 0 P: 15	R: 0 E: 0 K: 2 S: 11	H: 0 LOB: 0 BB: 0 P: 14	R: 0 E: 0 K: 1 S: 6	H: 0 LOB: 0 BB: 0 P: 8	R: 2 E: 0 K: 0 S: 11	H: 3 LOB: 1 BB: 0 P: 15	R: 0 E: 0 K: 0 S: 7	H: 0 LOB: 0 BB: 0 P: 9	R: 0 E: 0 K: 0 S: 11	H: 0 LOB: 3 BB: 0 P: 24	R: 1 E: 0 K: 0 S: 9	H: 1 LOB: 1 BB: 0 P: 13	1B: 4 2B: 0 3B: 0 HR: 1	SF: 0 SAC: 1 DP: 1 HBP: 0	WP: 1 PB: 0 SB: 1 CS: 0	PA: 38			
PITCHER	IP WLS BF H R ER SO BB IBB HBP BLK WP HR S P ERA WHIP	IP WLS BF H R ER SO BB IBB HBP BLK WP HR S P ERA WHIP	IP WLS BF H R ER SO BB IBB HBP BLK WP HR S P ERA WHIP	IP WLS BF H R ER SO BB IBB HBP BLK WP HR S P ERA WHIP	IP WLS BF H R ER SO BB IBB HBP BLK WP HR S P ERA WHIP	IP WLS BF H R ER SO BB IBB HBP BLK WP HR S P ERA WHIP	IP WLS BF H R ER SO BB IBB HBP BLK WP HR S P ERA WHIP	IP WLS BF H R ER SO BB IBB HBP BLK WP HR S P ERA WHIP	IP WLS BF H R ER SO BB IBB HBP BLK WP HR S P ERA WHIP	IP WLS BF H R ER SO BB IBB HBP BLK WP HR S P ERA WHIP	IP WLS BF H R ER SO BB IBB HBP BLK WP HR S P ERA WHIP	IP WLS BF H R ER SO BB IBB HBP BLK WP HR S P ERA WHIP	IP WLS BF H R ER SO BB IBB HBP BLK WP HR S P ERA WHIP	IP WLS BF H R ER SO BB IBB HBP BLK WP HR S P ERA WHIP	IP WLS BF H R ER SO BB IBB HBP BLK WP HR S P ERA WHIP	IP WLS BF H R ER SO BB IBB HBP BLK WP HR S P ERA WHIP	IP WLS BF H R ER SO BB IBB HBP BLK WP HR S P ERA WHIP	IP WLS BF H R ER SO BB IBB HBP BLK WP HR S P ERA WHIP	IP WLS BF H R ER SO BB IBB HBP BLK WP HR S P ERA WHIP	IP WLS BF H R ER SO BB IBB HBP BLK WP HR S P ERA WHIP	IP WLS BF H R ER SO BB IBB HBP BLK WP HR S P ERA WHIP	IP WLS BF H R ER SO BB IBB HBP BLK WP HR S P ERA WHIP	IP WLS BF H R ER SO BB IBB HBP BLK WP HR S P ERA WHIP	IP WLS BF H R ER SO BB IBB HBP BLK WP HR S P ERA WHIP	IP WLS BF H R ER SO BB IBB HBP BLK WP HR S P ERA WHIP

Minnesota Twins @ Chicago White Sox
 Guaranteed Rate Field, Chicago, IL
 Tue May 02 2023, 6:11 PM - 8:55 PM CDT
 Att: 13,094 - Overcast - 48 F

AB 31
 R 2
 H 3
 RBI 2
 BB 5
 SO 11
 LOB 7



Minnesota Twins @ Chicago White Sox
 Guaranteed Rate Field, Chicago, IL
 Tue May 02 2023, 6:11 PM - 8:55 PM CDT
 Att: 13,094 - Overcast - 48 F

AB 32
 R 3
 H 5
 RBI 3
 BB 5
 SO 8
 LOB 13



Batter	1	2	3	4	5	6	7	8	9	AB	R	H	RBI	BB	SO	LOB	TOP											
26 Max Kepler, L OBP: 0.321, SLG: 0.420										4	0	1	0	1	2	1	Minnesota Twins @ Chicago White Sox Guaranteed Rate Field, Chicago, IL Wed May 03 2023, 6:11 PM - 8:53 PM CDT Att: 11,468 - Clear - 48 F											
11 Jorge Polanco, S OBP: 0.354, SLG: 0.543										4	1	2	0	1	0	0												
4 Carlos Correa, R OBP: 0.287, SLG: 0.363										5	1	1	2	0	2	4												
25 Byron Buxton, R OBP: 0.342, SLG: 0.553										2	0	1	1	2	0	3												
9 Trevor Larnach, L OBP: 0.339, SLG: 0.366										4	0	0	0	0	4	6												
13 Joey Gallo, L OBP: 0.324, SLG: 0.639										2	0	0	0	0	0	1												
39 Donovan Solano, R (6, PH) OBP: 0.342, SLG: 0.358										2	0	0	0	0	0	0												
1 Nick Gordon, L OBP: 0.324, SLG: 0.322										2	1	1	1	0	0	1												
64 Jose Miranda, R (6, PH) OBP: 0.293, SLG: 0.336										2	0	0	0	0	2	0												
50 Willi Castro, S OBP: 0.318, SLG: 0.324										3	1	1	0	1	0	0												
27 Ryan Jeffers, R OBP: 0.370, SLG: 0.450										3	0	1	0	1	2	1												
Inning Stats	R: 0 E: 0 K: 1 S: 8	H: 0 LOB: 0 BB: 0 P: 11	R: 0 E: 0 K: 1 S: 8	H: 0 LOB: 1 BB: 1 P: 16	R: 3 E: 0 K: 2 S: 18	H: 4 LOB: 1 BB: 0 P: 27	R: 1 E: 0 K: 0 S: 11	H: 1 LOB: 2 BB: 2 P: 26	R: 0 E: 0 K: 2 S: 11	H: 0 LOB: 0 BB: 1 P: 18	R: 0 E: 0 K: 1 S: 14	H: 3 LOB: 3 BB: 0 P: 19	R: 0 E: 0 K: 1 S: 8	H: 0 LOB: 0 BB: 0 P: 10	R: 0 E: 0 K: 3 S: 16	H: 0 LOB: 1 BB: 1 P: 23	1B: 5 2B: 2 3B: 0 HR: 1	SF: 0 SAC: 0 DP: 0 HBP: 0	WP: 0 PB: 1 SB: 1 CS: 1	PA: 40								
PITCHER	IP	WLS	BF	H	R	ER	SO	BB	IBB	HBP	BLK	WP	HR	S	P	ERA	WHIP											
84 Dylan Cease, R ERA: 4.58	(1, 1)	5.0		24	5	4	4	6	4	0	0	0	0	1	56	98	7.20	1.800										
39 Aaron Bummer, L ERA: 9.0	(6, 1)	0.2	W	6	3	0	0	1	1	0	0	0	0	0	10	16	0.00	1.500										
60 Gregory Santos, R ERA: 1.62	(6, 1)	1.1		6	3	0	0	1	0	0	0	0	0	15	21	0.00	2.250											
49 Kendall Graveman, R ERA: 5.11	(8, 1)	1.0	H	3	0	0	0	1	0	0	0	0	0	8	10	0.00	0.000											
99 Keynan Middleton, R ERA: 2.89	(9, 1)	1.0	S	4	0	0	0	3	1	0	0	0	0	16	23	0.00	1.000											

Batter	1	2	3	4	5	6	7	8	9	AB	R	H	RBI	BB	SO	LOB	BOTTOM											
7 Tim Anderson, R OBP: 0.356, SLG: 0.400										4	1	3	1	1	0	1	Minnesota Twins @ Chicago White Sox Guaranteed Rate Field, Chicago, IL Wed May 03 2023, 6:11 PM - 8:53 PM CDT Att: 11,468 - Clear - 48 F											
23 Andrew Benintendi, L OBP: 0.327, SLG: 0.354										4	1	1	0	0	1	2												
25 Andrew Vaughn, R OBP: 0.366, SLG: 0.429										3	0	1	0	1	1	2												
74 Eloy Jiménez, R OBP: 0.302, SLG: 0.386										4	1	2	1	0	1	2												
88 Luis Robert Jr., R OBP: 0.262, SLG: 0.426										4	1	1	3	0	1	3												
32 Gavin Sheets, L OBP: 0.344, SLG: 0.389										4	1	1	0	0	2	2												
51 Adam Haseley, L OBP: 0.571, SLG: 0.583										0	0	0	0	0	0	0												
24 Yasmani Grandal, S OBP: 0.347, SLG: 0.449										4	0	3	0	0	1	0												
0 Billy Hamilton, S (6, PR)										0	1	0	0	0	0	0												
44 Seby Zavala, R OBP: 0.229, SLG: 0.303										0	0	0	0	0	0	0												
30 Jake Burger, R OBP: 0.312, SLG: 0.612										2	0	0	0	0	1	2												
26 Hanser Alberto, R OBP: 0.190, SLG: 0.333										1	0	0	0	0	0	1												
1 Elvis Andrus, R OBP: 0.267, SLG: 0.231										3	0	0	1	1	0	2												
Inning Stats	R: 3 E: 0 K: 2 S: 17	H: 2 LOB: 0 BB: 1 P: 28	R: 0 E: 0 K: 1 S: 9	H: 0 LOB: 0 BB: 0 P: 11	R: 0 E: 0 K: 0 S: 10	H: 1 LOB: 0 BB: 0 P: 16	R: 1 E: 0 K: 1 S: 14	H: 3 LOB: 2 BB: 1 P: 19	R: 0 E: 0 K: 3 S: 13	H: 1 LOB: 1 BB: 0 P: 20	R: 0 E: 0 K: 1 S: 8	H: 1 LOB: 2 BB: 1 P: 15	R: 1 E: 0 K: 0 S: 7	H: 1 LOB: 1 BB: 0 P: 9	1B: 11 2B: 0 3B: 0 HR: 1	SF: 0 SAC: 1 DP: 0 HBP: 0	WP: 1 PB: 0 SB: 0 CS: 0	PA: 37										
PITCHER	IP	WLS	BF	H	R	ER	SO	BB	IBB	HBP	BLK	WP	HR	S	P	ERA	WHIP											
37 Louie Varland, R ERA: 5.91	(1, 1)	4.2		22	7	4	4	6	2	0	0	0	0	1	59	87	7.71	1.929										
15 Emilio Pagan, R ERA: 5.56	(5, 1)	1.1		5	1	0	0	2	0	0	0	0	0	12	18	0.00	0.750											
22 Griffin Jax, R ERA: 3.86	(7, 1)	1.0	L	6	3	1	1	0	1	0	0	0	0	9	15	9.00	4.000											
71 Jovani Moran, L ERA: 6.39	(8, 1)	1.0		4	1	1	1	0	0	0	0	0	0	7	9	9.00	1.000											

AB	33
R	4
H	8
RBI	4
BB	6
SO	12
LOB	17



AB	33
R	6
H	12
RBI	6
BB	3
SO	8
LOB	17



Batter	1	2	3	4	5	6	7	8	9	10	11	12	AB	R	H	RBI	BB	SO	LOB	TOP		
26 Max Kepler, L OBP: 0.333, SLG: 0.411 (1, 9)													4	1	1	0	2	1	0			
4 Carlos Correa, R OBP: 0.289, SLG: 0.383 (1, 6)													5	1	1	2	1	2	2			
25 Byron Buxton, R OBP: 0.350, SLG: 0.570 (1, 10)													4	1	1	1	2	2	3			
11 Jorge Polanco, S OBP: 0.333, SLG: 0.500 (1, 4)													6	0	1	2	0	1	3			
39 Donovan Solano, R OBP: 0.329, SLG: 0.343 9 Trevor Larnach, L OBP: 0.331, SLG: 0.356 (9, PH) (9, 7)													3	0	0	0	0	2	3			
64 Jose Miranda, R OBP: 0.281, SLG: 0.322 (1, 5)													5	0	0	0	0	2	-1			
13 Joey Gallo, L OBP: 0.342, SLG: 0.619 (1, 7) (9, 3)													2	1	0	0	3	0	1			
8 Christian Vázquez, R OBP: 0.309, SLG: 0.274 50 Willi Castro, S OBP: 0.318, SLG: 0.324 27 Ryan Jeffers, R OBP: 0.303, SLG: 0.439 (1, 2) (10, PH) (10, 2)													4	0	0	0	0	1	3			
2 Michael Taylor, R OBP: 0.281, SLG: 0.400 1 Nick Gordon, L OBP: 0.175, SLG: 0.339 (1, 8) (7, PH) (7, 8)													2	0	0	0	0	1	1			
Inning Stats	R: 0 E: 0 K: 1 S: 11	H: 1 LOB: 2 BB: 1 P: 21	R: 0 E: 1 K: 1 S: 10	H: 0 LOB: 1 BB: 0 P: 14	R: 0 E: 0 K: 2 S: 7	H: 0 LOB: 0 BB: 0 P: 9	R: 0 E: 0 K: 0 S: 8	H: 0 LOB: 0 BB: 0 P: 12	R: 0 E: 0 K: 0 S: 7	H: 0 LOB: 1 BB: 1 P: 11	R: 1 E: 0 K: 1 S: 13	H: 1 LOB: 1 BB: 1 P: 20	R: 0 E: 0 K: 2 S: 9	H: 0 LOB: 1 BB: 1 P: 14	R: 0 E: 0 K: 3 S: 11	H: 0 LOB: 0 BB: 0 P: 16	R: 5 E: 1 K: 2 S: 23	H: 2 LOB: 2 BB: 3 P: 42	1B: 2 2B: 1 3B: 0 HR: 2	SF: 0 SAC: 0 DP: 1 HBP: 0	WP: 0 PB: 0 SB: 0 CS: 0	PA: 50
PITCHER	IP WLS BF H R ER SO BB IBB HBP BLK WP HR S P ERA WHIP	(1, 1) 7.0 27 2 1 1 7 3 0 0 0 0 0 1 9 13 1.29 1.000	(8, 1) 1.0 4 1 1 1 1 3 0 0 0 0 0 1 9 13 9.00 1.000	(8, PH) 1.0 4 0 0 0 2 1 0 0 0 0 0 7 14 0.00 1.000	(10, 1) 1.0 3 0 0 0 0 1 0 0 0 0 0 5 11 0.00 1.000	(11, 1) 1.0 3 0 0 0 0 3 0 0 0 0 0 11 16 0.00 0.000	(12, 1) 0.1 L 3 0 1 0 6 2 0 0 0 0 0 17 31 40.50 6.000	(12, 1) 0.2 L 6 2 4 3 2 2 0 0 0 0 0 0 17 31 40.50 6.000														

Minnesota Twins @ Chicago White Sox
Guaranteed Rate Field, Chicago, IL
Thu May 04 2023, 1:12 PM - 4:48 PM CDT
Att. 14,650 - Sunny - 63 F

AB 42
R 7
H 5
RBI 6
BB 8
SO 15
LOB 20



Batter	1	2	3	4	5	6	7	8	9	10	11	12	AB	R	H	RBI	BB	SO	LOB	BOTTOM						
23 Andrew Benintendi, L OBP: 0.336, SLG: 0.321 (1, 7)													4	0	1	0	2	0	1							
25 Andrew Vaughn, R OBP: 0.363, SLG: 0.417 0 Billy Hamilton, S (8, PH) (9, 9)													3	0	0	0	1	1	2							
74 Eloy Jiménez, R OBP: 0.324, SLG: 0.430 (1, 10)													5	1	3	3	1	0	1							
32 Gavin Sheets, L OBP: 0.320, SLG: 0.388 51 Adam Haseley, L OBP: 0.571, SLG: 0.583 7 Tim Anderson, R OBP: 0.339, SLG: 0.379 (1, 9) (8, PH) (9, 6)													3	0	0	0	0	1	1							
88 Luis Robert Jr., R OBP: 0.273, SLG: 0.429 (1, 8)													4	0	1	0	2	2	1							
26 Hanser Alberto, R OBP: 0.192, SLG: 0.346 (1, 5) (9, 3)													5	0	1	0	0	2	6							
1 Elvis Andrus, R OBP: 0.272, SLG: 0.232 (1, 6) (9, 4)													4	0	1	0	1	2	6							
50 Lenyn Sosa, R OBP: 0.156, SLG: 0.228 (1, 4) (9, 5)													4	0	0	0	0	2	2							
44 Seby Zavala, R OBP: 0.227, SLG: 0.286 24 Yasmani Grandal, S, PH OBP: 0.340, SLG: 0.440 (1, 2) (10, 2)													2	1	0	0	1	2	0							
Inning Stats	R: 0 E: 0 K: 0 S: 9	H: 2 LOB: 1 BB: 0 P: 13	R: 0 E: 0 K: 2 S: 12	H: 1 LOB: 1 BB: 0 P: 18	R: 2 E: 0 K: 1 S: 15	H: 1 LOB: 0 BB: 1 P: 23	R: 0 E: 0 K: 1 S: 10	H: 1 LOB: 0 BB: 0 P: 13	R: 0 E: 0 K: 1 S: 6	H: 0 LOB: 0 BB: 0 P: 6	R: 0 E: 0 K: 1 S: 11	H: 1 LOB: 2 BB: 1 P: 16	R: 0 E: 0 K: 1 S: 7	H: 0 LOB: 0 BB: 0 P: 12	R: 0 E: 0 K: 0 S: 9	H: 0 LOB: 2 BB: 2 P: 16	R: 0 E: 0 K: 3 S: 12	H: 0 LOB: 3 BB: 2 P: 16	R: 0 E: 0 K: 2 S: 13	H: 0 LOB: 1 BB: 1 P: 20	R: 1 E: 0 K: 1 S: 9	H: 1 LOB: 0 BB: 0 P: 15	1B: 4 2B: 2 3B: 0 HR: 1	SF: 0 SAC: 1 DP: 2 HBP: 0	WP: 3 PB: 0 SB: 1 CS: 0	PA: 50
PITCHER	IP WLS BF H R ER SO BB IBB HBP BLK WP HR S P ERA WHIP	(1, 1) 7.0 28 6 2 2 8 1 0 0 0 0 1 1 70 101 2.57 1.000	(8, 1) 1.0 5 0 0 0 0 1 1 0 0 0 0 0 9 16 0.00 1.000	(9, 1) 1.0 5 0 0 0 0 1 1 0 0 0 0 0 9 16 0.00 1.000	(10, 1) 1.0 5 0 0 0 3 0 2 0 0 1 0 12 16 0.00 0.000	(11, 1) 1.0 W 4 0 0 0 2 0 1 0 0 0 0 13 20 0.00 0.000	(12, 1) 1.0 3 1 1 0 1 0 0 0 0 0 0 9 15 0.00 1.000																			

Minnesota Twins @ Chicago White Sox
Guaranteed Rate Field, Chicago, IL
Thu May 04 2023, 1:12 PM - 4:48 PM CDT
Att. 14,650 - Sunny - 63 F

AB 41
R 3
H 7
RBI 3
BB 8
SO 14
LOB 28



Batter	1	2	3	4	5	6	7	8	9	AB R H RBI BB SO LOB	TOP											
26 Max Kepler, L OBP: 0.330, SLG: 0.442	G4-3			F8		1-H HR			K	4 1 1 2 0 1 0	Minnesota Twins @ Cleveland Guardians Progressive Field, Cleveland, OH Fri May 05 2023, 7:10 PM - 9:21 PM EDT Att: 17,849 - Clear - 59 F											
4 Carlos Correa, R OBP: 0.290, SLG: 0.369	K			G5-3		L8			G5-3	4 0 0 0 0 1 0												
11 Jorge Polanco, S OBP: 0.328, SLG: 0.482	F8			G3-1					G3-1	4 0 1 0 0 0 0												
25 Byron Buxton, R OBP: 0.346, SLG: 0.555	K			K					K	3 0 0 0 1 3 0												
13 Joey Gallo, L OBP: 0.329, SLG: 0.582	K			P4					K	4 0 0 0 0 2 2												
39 Donovan Solano, R OBP: 0.329, SLG: 0.333	G6-3			L9					G4-3	2 0 0 0 1 0 0												
2 Michael Taylor, R OBP: 0.281, SLG: 0.400									BB	0 0 0 0 0 0 0												
1 Nick Gordon, L OBP: 0.167, SLG: 0.323				K2-3					F7	3 0 0 0 0 1 1												
64 Jose Miranda, R OBP: 0.275, SLG: 0.314				F7					FC5-2-5	3 0 0 0 0 0 2												
50 Willi Castro, S OBP: 0.316, SLG: 0.324				L6					FC6-4	0 0 0 0 0 0 0												
8 Christian Vázquez, R OBP: 0.310, SLG: 0.276									FC6-4	3 1 1 0 0 0 1												
Inning Stats	R: 0 E: 0 K: 1 S: 5	H: 0 LOB: 0 BB: 0 P: 7	R: 0 E: 0 K: 2 S: 10	H: 0 LOB: 0 BB: 0 P: 13	R: 0 E: 0 K: 1 S: 9	H: 0 LOB: 0 BB: 0 P: 11	R: 0 E: 0 K: 0 S: 8	H: 0 LOB: 0 BB: 0 P: 12	R: 0 E: 0 K: 1 S: 11	H: 0 LOB: 0 BB: 0 P: 13	R: 2 E: 0 K: 0 S: 13	H: 2 LOB: 0 BB: 0 P: 20	R: 0 E: 0 K: 2 S: 12	H: 0 LOB: 0 BB: 0 P: 15	R: 0 E: 0 K: 0 S: 9	H: 0 LOB: 1 BB: 1 P: 15	R: 0 E: 0 K: 1 S: 11	H: 1 LOB: 2 BB: 1 P: 17	1B: 2 2B: 0 3B: 0 HR: 1	SF: 0 SAC: 0 DP: 0 HBP: 0	WP: 1 PB: 1 CS: 0	PA: 32
PITCHER	IP WLS BF H R ER SO BB IBB HBP BLK WP HR S P ERA WHIP											IP WLS BF H R ER SO BB IBB HBP BLK WP HR S P ERA WHIP										
50 Peyton Battenfield, R ERA: 4.07	7.0 L 23 2 2 2 7 0 0 0 0 0 1 1 68 91 2.57 0.286											50 Peyton Battenfield, R ERA: 4.07										
62 Eneal De Los Santos, R ERA: 1.59	1.0 4 0 0 0 0 1 0 0 0 0 0 0 9 15 0.00 1.000											62 Eneal De Los Santos, R ERA: 1.59										
44 Xzavion Curry, R ERA: 2.37	1.0 5 1 0 0 1 1 0 0 0 0 0 0 11 17 0.00 2.000											44 Xzavion Curry, R ERA: 2.37										

Batter	1	2	3	4	5	6	7	8	9	AB R H RBI BB SO LOB	BOTTOM											
38 Steven Kwan, L OBP: 0.358, SLG: 0.315	F8		G6-3			L9			G4-3	3 0 0 0 1 0 1	Minnesota Twins @ Cleveland Guardians Progressive Field, Cleveland, OH Fri May 05 2023, 7:10 PM - 9:21 PM EDT Att: 17,849 - Clear - 59 F											
1 Amed Rosario, R OBP: 0.282, SLG: 0.316	F8			K		K			K	4 0 0 0 0 3 1												
11 José Ramírez, S OBP: 0.371, SLG: 0.447	F9			F9					G4-3	4 0 1 0 0 0 1												
22 Josh Naylor, L OBP: 0.265, SLG: 0.337	K					F7			K	4 0 1 0 0 2 2												
55 Josh Bell, S OBP: 0.323, SLG: 0.366	F8			G4-3		G1-3				3 0 0 0 0 0 2												
39 Oscar Gonzalez, R OBP: 0.213, SLG: 0.288	K									3 0 1 0 0 2 0												
0 Andrés Giménez, L OBP: 0.310, SLG: 0.345				F7		K			G4-3	3 0 0 0 0 1 0												
10 Mike Zunino, R OBP: 0.333, SLG: 0.397				F7		G5-3			K	3 0 0 0 0 1 0												
7 Myles Straw, R OBP: 0.336, SLG: 0.291						G3			G4-3	2 0 0 0 1 0 0												
Inning Stats	R: 0 E: 0 K: 0 S: 8	H: 0 LOB: 0 BB: 0 P: 10	R: 0 E: 0 K: 2 S: 9	H: 0 LOB: 0 BB: 0 P: 13	R: 0 E: 1 K: 0 S: 12	H: 0 LOB: 1 BB: 1 P: 18	R: 0 E: 0 K: 1 S: 10	H: 1 LOB: 0 BB: 0 P: 13	R: 0 E: 0 K: 2 S: 9	H: 0 LOB: 0 BB: 0 P: 13		R: 0 E: 0 K: 1 S: 7	H: 0 LOB: 0 BB: 0 P: 10	R: 0 E: 0 K: 0 S: 11	H: 2 LOB: 2 BB: 0 P: 14	R: 0 E: 0 K: 1 S: 8	H: 0 LOB: 0 BB: 0 P: 10	R: 0 E: 0 K: 2 S: 11	H: 0 LOB: 1 BB: 1 P: 18	1B: 2 2B: 1 3B: 0 HR: 0	SF: 0 SAC: 0 DP: 0 HBP: 0	WP: 0 PB: 0 CS: 0
PITCHER	IP WLS BF H R ER SO BB IBB HBP BLK WP HR S P ERA WHIP											IP WLS BF H R ER SO BB IBB HBP BLK WP HR S P ERA WHIP										
17 Bailey Ober, R ERA: 0.98	7.0 W 24 3 0 0 0 1 0 0 0 0 0 0 8 10 0.00 0.571											17 Bailey Ober, R ERA: 0.98										
48 Jorge López, R ERA: 1.2	1.0 H 3 0 0 0 1 0 0 0 0 0 0 0 8 10 0.00 0.000											48 Jorge López, R ERA: 1.2										
59 Jhoan Duran, R ERA: 2.13	1.0 S 4 0 0 0 2 1 0 0 0 0 0 0 11 18 0.00 1.000											59 Jhoan Duran, R ERA: 2.13										

AB	30
R	2
H	3
RBI	2
BB	2
SO	8
LOB	6



AB	29
R	0
H	3
RBI	0
BB	2
SO	9
LOB	7



WP	0
PB	0
CS	0

Batter	1	2	3	4	5	6	7	8	9	AB R H RBI BB SO LOB	TOP																
25 Byron Buxton, R (1, 10) OBP: 0.341, SLG: 0.535	G5-3								F9	4 0 0 0 1 1 2	Minnesota Twins @ Cleveland Guardians Progressive Field, Cleveland, OH Sat May 06 2023, 6:10 PM - 8:33 PM EDT Att: 20,795 - Cloudy - 62 F																
11 Jorge Polanco, S (1, 4) OBP: 0.323, SLG: 0.467	G4-3 1B									4 0 1 0 0 1 4																	
4 Carlos Correa, R (1, 6) OBP: 0.279, SLG: 0.391	G4-3									4 1 1 1 1 0 0 5																	
39 Donovan Solano, R (1, 3) OBP: 0.317, SLG: 0.320 19 Alex Kiriloff, L (7, PH) (7, 3)	K									3 0 0 0 0 1 1 1 0 0 0 0 0 0																	
64 Jose Miranda, R (1, 5) OBP: 0.281, SLG: 0.320		F8								4 1 2 0 0 0 0																	
26 Max Kepler, L (1, 9) OBP: 0.326, SLG: 0.469	L7									4 1 1 2 0 1 1																	
50 Willi Castro, S (1, 7) OBP: 0.313, SLG: 0.317	G6-3									4 0 1 0 0 2 1																	
27 Ryan Jeffers, R (1, 2) OBP: 0.360, SLG: 0.455 13 Joey Gallo, L (9, PH) (9, 3)										3 0 1 0 0 1 1 1 0 0 0 0 1 0																	
2 Michael Taylor, R (1, 8) OBP: 0.296, SLG: 0.407 1 Nick Gordon, L (6, PH) (6, 8)										1 0 1 0 1 0 0 2 0 0 0 0 1 1																	
Inning Stats	R: 0 H: 1 E: 0 K: 1 S: 9	H: 1 LOB: 1 BB: 0 P: 14	R: 0 H: 0 E: 0 K: 0 S: 6	H: 0 LOB: 0 BB: 0 P: 9	R: 0 H: 1 E: 0 K: 1 S: 10	H: 1 LOB: 2 BB: 1 P: 19	R: 0 H: 1 E: 0 K: 1 S: 10	H: 1 LOB: 2 BB: 1 P: 17	R: 0 H: 3 E: 0 K: 1 S: 15	H: 1 LOB: 1 BB: 0 P: 23		R: 1 H: 1 E: 0 K: 2 S: 12	H: 1 LOB: 0 BB: 0 P: 16	R: 0 H: 0 E: 0 K: 2 S: 10	H: 0 LOB: 0 BB: 0 P: 13	R: 0 H: 0 E: 0 K: 1 S: 8	H: 0 LOB: 0 BB: 0 P: 10	1B: 5 2B: 1 3B: 0 HR: 2	SF: 0 SAC: 0 DP: 0 HBP: 0	WP: 0 PA: 37 PB: 0 SB: 1 CS: 0							
PITCHER	IP WLS BF H R ER SO BB IBB HBP BLK WP HR S P ERA WHIP											IP WLS BF H R ER SO BB IBB HBP BLK WP HR S P ERA WHIP															
41 Logan Allen, L (1, 1) ERA: 2.7	5.2	26	7	2	2	3	2	0	0	0	0	0	1	55	92	3.18	1.588										
99 James Karinchak, R (6, 1) ERA: 5.74	0.1	H	1	0	0	1	0	0	0	0	0	0	0	4	6	0.00	0.000										
37 Trevor Stephan, R (7, 1) ERA: 1.93	1.1	W	5	1	1	2	0	0	0	0	0	0	1	13	17	6.75	0.750										
31 Sam Hentges, L (8, 1) ERA:	0.2	H	2	0	0	2	0	0	0	0	0	0	0	9	12	0.00	0.000										
48 Emmanuel Clase, R (9, 1) ERA: 2.08	1.0	S	3	0	0	1	0	0	0	0	0	0	0	8	10	0.00	0.000										

Batter	1	2	3	4	5	6	7	8	9	AB R H RBI BB SO LOB	BOTTOM																
38 Steven Kwan, L (1, 7) OBP: 0.355, SLG: 0.336	K									4 1 1 1 0 1 3	Minnesota Twins @ Cleveland Guardians Progressive Field, Cleveland, OH Sat May 06 2023, 6:10 PM - 8:33 PM EDT Att: 20,795 - Cloudy - 62 F																
1 Amed Rosario, R (1, 6) OBP: 0.282, SLG: 0.308	K									3 1 0 0 1 1 0																	
11 José Ramirez, S (1, 5) OBP: 0.367, SLG: 0.441	G3									4 1 1 0 0 0 0																	
22 Josh Naylor, L (1, 10) OBP: 0.265, SLG: 0.333	G4-3									4 1 1 1 0 1 0																	
55 Josh Bell, S (1, 3) OBP: 0.328, SLG: 0.371 17 Will Brennan, L (9, 9) OBP: 0.243, SLG: 0.294										4 0 2 1 0 2 0 0 0 0 0 0 0 0																	
0 Andrés Giménez, L (1, 4) OBP: 0.302, SLG: 0.336	FC5-6 1B									3 0 0 0 0 0 3																	
13 Gabriel Arias, R (1, 9) OBP: 0.261, SLG: 0.268 (9, 3)	K									2 0 0 0 1 2 1																	
10 Mike Zunino, R (1, 2) OBP: 0.321, SLG: 0.380										3 0 0 0 0 2 3																	
7 Myles Straw, R (1, 8) OBP: 0.336, SLG: 0.286										2 0 0 1 1 2 0																	
Inning Stats	R: 0 H: 0 E: 0 K: 2 S: 10	H: 1 LOB: 1 BB: 0 P: 14	R: 0 H: 0 E: 0 K: 1 S: 11	H: 1 LOB: 0 BB: 0 P: 18	R: 0 H: 0 E: 0 K: 2 S: 8	H: 0 LOB: 0 BB: 0 P: 9	R: 3 H: 3 E: 1 K: 1 S: 19	H: 3 LOB: 3 BB: 3 P: 39	R: 0 H: 0 E: 0 K: 0 S: 7	H: 0 LOB: 0 BB: 0 P: 10		R: 0 H: 0 E: 0 K: 2 S: 10	H: 0 LOB: 0 BB: 0 P: 15	R: 1 H: 1 E: 0 K: 1 S: 8	H: 1 LOB: 0 BB: 0 P: 14	R: 0 H: 0 E: 0 K: 2 S: 9	H: 0 LOB: 0 BB: 0 P: 12	1B: 4 2B: 0 3B: 0 HR: 1	SF: 0 SAC: 0 DP: 0 HBP: 0	WP: 0 PA: 32 PB: 0 SB: 0 CS: 0							
PITCHER	IP WLS BF H R ER SO BB IBB HBP BLK WP HR S P ERA WHIP											IP WLS BF H R ER SO BB IBB HBP BLK WP HR S P ERA WHIP															
54 Sonny Gray, R (1, 1) ERA: 1.35	5.0	R	3	3	3	6	3	0	0	0	0	0	1	55	90	5.40	1.400										
66 Jorge Alcalá, R (6, 1) ERA: 4.5	2.0	L	7	1	1	3	0	0	0	0	0	0	1	18	29	4.50	0.500										
71 Jovani Moran, L (8, 1) ERA: 5.52	1.0		3	0	0	2	0	0	0	0	0	0	0	9	12	0.00	0.000										



Batter	1	2	3	4	5	6	7	8	9	AB	R	H	RBI	BB	SO	LOB	TOP	
26 Max Kepler, L OBP: 0.313, SLG: 0.447	G4-3		G3-1			G3		F8		4	0	0	0	0	0	1	Minnesota Twins @ Cleveland Guardians Progressive Field, Cleveland, OH Sun May 07 2023, 1:40 PM - 3:49 PM EDT Att: 17,477 - Cloudy - 68 F	
4 Carlos Correa, R OBP: 0.271, SLG: 0.378	G6-3		G6-3			G6-3		L8		4	0	0	0	0	0	2		
11 Jorge Polanco, S OBP: 0.303, SLG: 0.438	G4-3			F7			K		K	4	0	0	0	0	2	0		
25 Byron Buxton, R OBP: 0.338, SLG: 0.521		HBP		F7			G5-3		P5	3	0	0	0	0	0	0		
19 Alex Kirilloff, L OBP: 0.600, SLG: 0.333		BB		K			BB			2	0	1	0	2	1	0		
13 Joey Gallo, L OBP: 0.329, SLG: 0.557		BB					BB		G3	2	0	0	0	2	1	1		
64 Jose Miranda, R OBP: 0.275, SLG: 0.313										3	0	0	0	0	1	5		
1 Nick Gordon, L OBP: 0.155, SLG: 0.300										3	0	0	0	0	1	3		
8 Christian Vázquez, R OBP: 0.310, SLG: 0.299										2	0	0	0	1	0	0		
2 Michael Taylor, R OBP: 0.256, SLG: 0.407										0	0	0	0	0	0	0		
27 Ryan Jeffers, R OBP: 0.360, SLG: 0.455										0	0	0	0	0	0	0		
																	WP: 0 PA: 33 FB: 0 SB: 1 CS: 0	
Inning Stats	R: 0 E: 0 K: 0 S: 6	H: 0 LOB: 0 BB: 0 P: 10	R: 0 E: 0 K: 0 S: 6	H: 0 LOB: 2 BB: 2 P: 18	R: 0 E: 0 K: 0 S: 8	H: 0 LOB: 0 BB: 0 P: 13	R: 0 E: 0 K: 1 S: 12	H: 1 LOB: 0 BB: 1 P: 17	R: 0 E: 0 K: 1 S: 6	H: 0 LOB: 0 BB: 0 P: 6	R: 0 E: 0 K: 2 S: 10	H: 1 LOB: 2 BB: 1 P: 18	R: 0 E: 0 K: 1 S: 11	H: 0 LOB: 2 BB: 1 P: 17	R: 0 E: 0 K: 1 S: 7	H: 0 LOB: 1 BB: 1 P: 13	1B: 1 SF: 0 2B: 0 SAC: 0 3B: 0 DP: 1 HR: 0 HBP: 1	
PITCHER	IP WLS BF H R ER SO BB IBB HBP BLK WP HR S P ERA WHIP	7.0 W 25 1 0 0 4 3 0 1 0 0 0 58 95 0.00 0.571	1.0 H 4 0 0 0 1 1 0 0 0 0 0 11 17 0.00 1.000	1.0 S 4 0 0 0 1 1 0 0 0 0 0 7 13 0.00 1.000	PITCHER													

Batter	1	2	3	4	5	6	7	8	9	AB	R	H	RBI	BB	SO	LOB	BOTTOM	
38 Steven Kwan, L OBP: 0.359, SLG: 0.341	L6									4	1	2	0	0	0	0	Minnesota Twins @ Cleveland Guardians Progressive Field, Cleveland, OH Sun May 07 2023, 1:40 PM - 3:49 PM EDT Att: 17,477 - Cloudy - 68 F	
7 Myles Straw, R OBP: 0.333, SLG: 0.284	BB									4	1	1	0	0	1	1		
11 José Ramírez, S OBP: 0.364, SLG: 0.435	BB									4	0	1	1	0	0	1		
22 Josh Naylor, L OBP: 0.256, SLG: 0.321	BB									4	0	0	0	0	0	2		
55 Josh Bell, S OBP: 0.333, SLG: 0.375	BB									4	0	2	1	0	0	0		
0 Andrés Giménez, L OBP: 0.295, SLG: 0.328	F7									3	0	0	0	0	0	3		
13 Gabriel Arias, R OBP: 0.286, SLG: 0.318	G5-3									3	0	2	0	0	0	2		
17 Will Brennan, L OBP: 0.234, SLG: 0.282										3	0	0	0	0	2	3		
35 Cam Gallagher, R OBP: 0.152, SLG: 0.100										3	0	0	0	0	1	0		
																		WP: 0 PA: 32 FB: 0 SB: 0 CS: 0
Inning Stats	R: 2 E: 0 K: 0 S: 22	H: 4 LOB: 2 BB: 0 P: 26	R: 0 E: 0 K: 2 S: 8	H: 0 LOB: 0 BB: 0 P: 9	R: 0 E: 0 K: 1 S: 9	H: 0 LOB: 0 BB: 0 P: 13	R: 0 E: 0 K: 0 S: 11	H: 1 LOB: 1 BB: 0 P: 15	R: 0 E: 0 K: 0 S: 9	H: 1 LOB: 1 BB: 0 P: 14	R: 0 E: 0 K: 1 S: 18	H: 2 LOB: 2 BB: 0 P: 23	R: 0 E: 0 K: 0 S: 9	H: 0 LOB: 0 BB: 0 P: 12	R: 0 E: 0 K: 0 S: 7	H: 0 LOB: 0 BB: 0 P: 11	1B: 7 SF: 0 2B: 1 SAC: 0 3B: 0 DP: 0 HR: 0 HBP: 0	
PITCHER	IP WLS BF H R ER SO BB IBB HBP BLK WP HR S P ERA WHIP	6.0 L 26 8 2 2 4 0 0 0 0 0 0 9 77 100 3.00 1.333	1.0 3 0 0 0 0 0 0 0 0 0 0 9 12 0.00 0.000	1.0 3 0 0 0 0 0 0 0 0 0 7 11 0.00 0.000	PITCHER													

Batter	1	2	3	4	5	6	7	8	9	AB	R	H	RBI	BB	SO	LOB	TOP			
23 Fernando Tatis Jr., R OBP: 0.299, SLG: 0.486	F6		K		F8		FC6-4		K	5	1	0	0	0	2	2				
9 Jake Cronenworth, L OBP: 0.340, SLG: 0.410	K		F7			F8	E2		13 HR	3	1	0	0	2	1	0				
13 Manny Machado, R OBP: 0.306, SLG: 0.412	K			K		2B	P6		HR	5	1	2	3	0	2	1				
22 Juan Soto, L OBP: 0.400, SLG: 0.433		1B								4	1	4	0	1	0	0				
2 Xander Bogaerts, R OBP: 0.366, SLG: 0.447	G5-4-3			K						5	0	0	0	0	2	6				
14 Matt Carpenter, L OBP: 0.337, SLG: 0.437		7B				G5-3				3	0	1	1	1	1	3				
7 Ha-Seong Kim, R OBP: 0.336, SLG: 0.367			1B		L7					4	1	2	0	0	1	2				
1 Trent Grisham, L OBP: 0.333, SLG: 0.402		G3-1								3	0	0	0	1	0	2				
26 Austin Nola, R OBP: 0.264, SLG: 0.224			F4		P2		SH1-4		9 BB	3	1	1	1	0	0	0				
Inning Stats	R: 0 E: 0 K: 2 S: 11	H: 0 LOB: 0 BB: 0 P: 14	R: 0 E: 0 K: 0 S: 9	H: 2 LOB: 2 BB: 1 P: 16	R: 0 E: 0 K: 1 S: 9	H: 0 LOB: 0 BB: 0 P: 12	R: 1 E: 0 K: 2 S: 13	H: 2 LOB: 1 BB: 0 P: 19	R: 0 E: 0 K: 0 S: 7	H: 1 LOB: 2 BB: 1 P: 24	R: 2 E: 2 K: 0 S: 10	H: 1 LOB: 2 BB: 2 P: 21	R: 0 E: 0 K: 2 S: 14	H: 1 LOB: 1 BB: 0 P: 20	R: 3 E: 0 K: 1 S: 16	H: 3 LOB: 1 BB: 1 P: 23	1B: 7 2B: 2 3B: 0 HR: 1	SF: 0 SAC: 1 DP: 1 HBP: 0	WP: 0 PB: 0 SB: 2 CS: 0	PA: 41
PITCHER	IP	WLS	BF	H	R	ER	SO	BB	IBB	HBP	BLK	WP	HR	S	P	ERA	WHIP			
37 Louie Varland, R ERA: 4.32	6.0		24	5	1	1	6	2	0	0	0	0	0	66	95	1.50	1.167			
22 Griffin Jax, R ERA: 4.3	0.2	L	5	1	2	1	0	2	0	0	0	0	0	8	18	13.50	4.500			
15 Emilio Pagán, R ERA: 4.3	1.1		5	1	0	0	2	0	0	0	0	0	0	16	24	0.00	0.750			
66 Jorge Alcalá, R ERA: 6.23	1.0		7	3	3	3	1	1	0	0	0	0	1	16	23	27.00	4.000			

San Diego Padres @ Minnesota Twins
Target Field, Minneapolis, MN
Tue May 09 2023, 6:40 PM - 9:21 PM CDT
Att: 16,882 - Overcast - 66 F

AB 35
R 6
H 10
RBI 5
BB 5
SO 9
LOB 16



Batter	1	2	3	4	5	6	7	8	9	AB	R	H	RBI	BB	SO	LOB	BOTTOM					
26 Max Kepler, L OBP: 0.308, SLG: 0.427	F8				G4-3		K		P6	4	0	0	0	1	1	4						
4 Carlos Correa, R OBP: 0.291, SLG: 0.363	G5-3		P3		K		K		G4-3	5	0	0	0	0	2	6						
25 Byron Buxton, R OBP: 0.336, SLG: 0.508	F7			19 BB		F7			K	3	1	0	0	1	1	0						
19 Alex Kirilloff, L OBP: 0.556, SLG: 0.200		G3		64 BB		L5				2	0	0	0	2	0	0						
11 Jorge Polanco, S OBP: 0.300, SLG: 0.426		K		L7					F8	4	0	1	0	0	1	3						
64 José Miranda, R OBP: 0.275, SLG: 0.318		G6-3				G1-3			K	4	0	1	1	0	1	2						
13 Joey Gallo, L OBP: 0.326, SLG: 0.541			P5		K				F8	4	0	1	0	0	1	2						
8 Christian Vázquez, R OBP: 0.363, SLG: 0.263			K		G6-3					2	0	0	0	0	1	2						
50 Willi Castro, S OBP: 0.306, SLG: 0.310										1	0	0	0	0	1	1						
27 Ryan Jeffers, R OBP: 0.373, SLG: 0.455			K						39 BB	0	0	0	0	1	0	0						
2 Michael Taylor, R OBP: 0.300, SLG: 0.409										2	0	1	0	0	0	0						
1 Nick Gordon, L OBP: 0.167, SLG: 0.310					G5-3					1	0	1	0	0	0	0						
39 Donovan Solano, R OBP: 0.325, SLG: 0.342										1	0	1	0	0	0	0						
Inning Stats	R: 0 E: 0 K: 0 S: 4	H: 0 LOB: 0 BB: 0 P: 10	R: 0 E: 0 K: 1 S: 8	H: 0 LOB: 0 BB: 0 P: 12	R: 0 E: 0 K: 1 S: 11	H: 1 LOB: 2 BB: 1 P: 18	R: 1 E: 0 K: 0 S: 12	H: 1 LOB: 2 BB: 2 P: 23	R: 0 E: 0 K: 1 S: 8	H: 0 LOB: 0 BB: 0 P: 12	R: 0 E: 0 K: 0 S: 11	H: 1 LOB: 1 BB: 0 P: 16	R: 0 E: 0 K: 3 S: 13	H: 2 LOB: 2 BB: 0 P: 17	R: 0 E: 0 K: 2 S: 13	H: 0 LOB: 1 BB: 1 P: 19	R: 0 E: 0 K: 0 S: 9	H: 1 LOB: 2 BB: 1 P: 17	1B: 4 2B: 2 3B: 0 HR: 0	SF: 0 SAC: 0 DP: 0 HBP: 0	WP: 0 PB: 0 SB: 1 CS: 0	PA: 38
PITCHER	IP	WLS	BF	H	R	ER	SO	BB	IBB	HBP	BLK	WP	HR	S	P	ERA	WHIP					
52 Michael Wacha, R ERA: 4.82	6.0	W	24	3	1	1	4	0	0	0	0	0	0	7	10	0.00	6.000					
66 Luis García, R ERA: 6.43	0.1	H	3	2	0	0	1	0	0	0	0	0	0	7	10	0.00	6.000					
36 Steven Wilson, R ERA: 3.86	0.2	H	2	0	0	0	2	0	0	0	0	0	0	6	7	0.00	0.000					
21 Nick Martínez, R ERA: 3.06	1.0	H	4	0	0	0	2	1	0	0	0	0	0	13	19	0.00	1.000					
25 Tim Hill, L ERA: 2.7	1.0		5	1	0	0	0	1	0	0	0	0	0	9	17	0.00	2.000					

San Diego Padres @ Minnesota Twins
Target Field, Minneapolis, MN
Tue May 09 2023, 6:40 PM - 9:21 PM CDT
Att: 16,882 - Overcast - 66 F

AB 33
R 1
H 6
RBI 1
BB 5
SO 9
LOB 20



Batter	1	2	3	4	5	6	7	8	9	10	11	AB	R	H	RBI	BB	SO	LOB	TOP							
23 Fernando Tatis Jr., R OBP: 0.293, SLG: 0.488												5	0	1	0	0	3	1								
9 Jake Cronenworth, L OBP: 0.266, SLG: 0.407												1	0	0	0	3	0	0								
13 Manny Machado, R OBP: 0.296, SLG: 0.400												4	0	0	1	0	0	3								
22 Juan Soto, L OBP: 0.406, SLG: 0.454												3	1	1	1	2	0	3								
2 Xander Bogaerts, R OBP: 0.367, SLG: 0.441												4	0	1	0	1	2	1								
14 Matt Carpenter, L OBP: 0.319, SLG: 0.408												5	0	0	0	0	3	5								
24 Rougned Odor, L OBP: 0.209, SLG: 0.158												4	1	0	0	0	2	1								
1 Trent Grisham, L OBP: 0.338, SLG: 0.400												3	1	1	0	1	0	1								
29 Brett Sullivan, L OBP: 0.240, SLG: 0.417												2	0	0	0	0	1	1								
32 Nelson Cruz, R OBP: 0.280, SLG: 0.456												1	0	0	0	0	0	1								
26 Austin Nola, R OBP: 0.254, SLG: 0.224												0	0	0	1	0	0	0								
Inning Stats	R: 0 E: 0 K: 1 S: 10	H: 0 LOB: 0 BB: 1 P: 20	R: 0 E: 0 K: 1 S: 7	H: 0 LOB: 0 BB: 1 P: 15	R: 0 E: 0 K: 1 S: 6	H: 0 LOB: 0 BB: 1 P: 12	R: 0 E: 0 K: 0 S: 6	H: 0 LOB: 0 BB: 0 P: 10	R: 0 E: 0 K: 2 S: 8	H: 1 LOB: 1 BB: 0 P: 13	R: 0 E: 0 K: 2 S: 11	H: 0 LOB: 1 BB: 1 P: 17	R: 1 E: 0 K: 0 S: 15	H: 1 LOB: 0 BB: 0 P: 20	R: 1 E: 1 K: 0 S: 10	H: 2 LOB: 2 BB: 1 P: 17	R: 0 E: 0 K: 1 S: 7	H: 0 LOB: 0 BB: 0 P: 9	R: 1 E: 0 K: 0 S: 5	H: 0 LOB: 0 BB: 0 P: 8	R: 0 E: 0 K: 1 S: 10	H: 0 LOB: 3 BB: 2 P: 17	1B: 3 2B: 2 3B: 0 HR: 1	SF: 1 SAC: 1 DP: 2 HBP: 1	WP: 0 PB: 0 SB: 3 CS: 1	PA: 42
PITCHER	IP WLS BF H R ER SO BB IBB HBP BLK WP HR S P ERA WHIP	49 Pablo López, R ERA: 3.47	61 Brock Stewart, R ERA:	46 Jorge López, R ERA: 1.69	59 Jhoan Duran, R ERA: 1.84	22 Griffin Jax, R ERA: 4.02	PITCHER	IP WLS BF H R ER SO BB IBB HBP BLK WP HR S P ERA WHIP	49 Pablo López, R ERA: 3.47	61 Brock Stewart, R ERA:	46 Jorge López, R ERA: 1.69	59 Jhoan Duran, R ERA: 1.84	22 Griffin Jax, R ERA: 4.02	PITCHER	IP WLS BF H R ER SO BB IBB HBP BLK WP HR S P ERA WHIP											

San Diego Padres @ Minnesota Twins
Target Field, Minneapolis, MN
Wed May 10 2023, 6:42 PM - 9:32 PM CDT
Att: 18,467 - Party Cloudy - 77 F

livebaseballscorecards.com

AB 32
R 3
H 4
RBI 3
BB 7
SO 11
LOB 17



Batter	1	2	3	4	5	6	7	8	9	10	11	AB	R	H	RBI	BB	SO	LOB	BOTTOM							
25 Byron Buxton, R OBP: 0.331, SLG: 0.492												4	0	0	0	1	0	1								
26 Max Kepler, L OBP: 0.312, SLG: 0.468												5	3	2	1	0	1	3								
4 Carlos Correa, R OBP: 0.273, SLG: 0.370												3	0	1	1	2	0	0								
19 Alex Kiriloff, L OBP: 0.571, SLG: 0.333												4	0	2	1	1	0	1								
11 Jorge Polanco, S OBP: 0.297, SLG: 0.431												4	0	1	0	0	1	2								
12 Kyle Farmer, R OBP: 0.289, SLG: 0.353												3	0	1	0	0	1	1								
50 Willi Castro, S OBP: 0.300, SLG: 0.302												1	0	1	1	0	0	0								
13 Joey Gallo, L OBP: 0.315, SLG: 0.519												3	0	0	0	0	2	2								
39 Donovan Solano, R OBP: 0.333, SLG: 0.351												1	0	1	1	0	0	0								
8 Christian Vázquez, R OBP: 0.290, SLG: 0.250												4	0	0	0	0	2	2								
2 Michael Taylor, R OBP: 0.229, SLG: 0.400												2	0	0	0	0	0	0								
1 Nick Gordon, L OBP: 0.176, SLG: 0.315												2	0	1	0	0	1	1								
Inning Stats	R: 1 E: 0 K: 0 S: 9	H: 1 LOB: 0 BB: 0 P: 10	R: 0 E: 0 K: 2 S: 11	H: 1 LOB: 1 BB: 0 P: 16	R: 1 E: 0 K: 0 S: 10	H: 3 LOB: 2 BB: 0 P: 16	R: 0 E: 0 K: 2 S: 8	H: 0 LOB: 0 BB: 0 P: 14	R: 0 E: 0 K: 1 S: 6	H: 0 LOB: 0 BB: 0 P: 9	R: 0 E: 0 K: 0 S: 10	H: 1 LOB: 1 BB: 1 P: 19	R: 0 E: 0 K: 0 S: 5	H: 1 LOB: 0 BB: 0 P: 8	R: 0 E: 0 K: 0 S: 7	H: 0 LOB: 0 BB: 0 P: 11	R: 0 E: 0 K: 0 S: 12	H: 0 LOB: 1 BB: 1 P: 22	R: 1 E: 0 K: 3 S: 11	H: 1 LOB: 2 BB: 1 P: 16	R: 1 E: 0 K: 0 S: 1	H: 1 LOB: 2 BB: 1 P: 3	1B: 5 2B: 3 3B: 0 HR: 1	SF: 0 SAC: 0 DP: 2 HBP: 0	WP: 1 PB: 1 SB: 0 CS: 0	PA: 40
PITCHER	IP WLS BF H R ER SO BB IBB HBP BLK WP HR S P ERA WHIP	67 Seth Lugo, R ERA: 3.16	45 Brent Honeywell, R ERA: 3.1	25 Tim Hill, L ERA: 2.55	66 Luis Garcia, R ERA: 6.0	71 Josh Hader, L ERA: 1.06	PITCHER	IP WLS BF H R ER SO BB IBB HBP BLK WP HR S P ERA WHIP	67 Seth Lugo, R ERA: 3.16	45 Brent Honeywell, R ERA: 3.1	25 Tim Hill, L ERA: 2.55	66 Luis Garcia, R ERA: 6.0	71 Josh Hader, L ERA: 1.06	PITCHER	IP WLS BF H R ER SO BB IBB HBP BLK WP HR S P ERA WHIP											

San Diego Padres @ Minnesota Twins
Target Field, Minneapolis, MN
Wed May 10 2023, 6:42 PM - 9:32 PM CDT
Att: 18,467 - Party Cloudy - 77 F

livebaseballscorecards.com

AB 36
R 4
H 9
RBI 4
BB 4
SO 8
LOB 14



Batter	1	2	3	4	5	6	7	8	9	AB	R	H	RBI	BB	SO	LOB	TOP				
23 Fernando Tatis Jr., R OBP: 0.314, SLG: 0.512										3	1	2	1	1	0	0	San Diego Padres @ Minnesota Twins Target Field, Minneapolis, MN Thu May 11 2023, 12:11 PM - 2:44 PM CDT Att: 23,365 - Partly Cloudy - 71 F				
9 Jake Cronenworth, L OBP: 0.346, SLG: 0.394										4	0	0	0	0	1	2					
13 Manny Machado, R (1, 10) OBP: 0.295, SLG: 0.493										4	1	1	0	0	0	2					
22 Juan Soto, L OBP: 0.414, SLG: 0.474										3	0	2	1	1	1	0					
5 Adam Engel, R (8, PR)										0	0	0	0	0	0	0					
2 Xander Bogaerts, R OBP: 0.364, SLG: 0.432										3	0	0	0	0	0	2					
1 Trent Grisham, L OBP: 0.328, SLG: 0.387										4	0	0	0	0	3	4					
7 Ha-Seong Kim, R OBP: 0.328, SLG: 0.357										3	0	0	0	0	2	1	AB 33 R 3 H 6 RBI 3 BB 2 SO 10 LOB 11				
14 Matt Carpenter, L (9, PH) OBP: 0.315, SLG: 0.403										1	0	0	0	0	0	0					
24 Rougned Odor, L OBP: 0.213, SLG: 0.238										4	1	1	1	0	1	0					
26 Austin Nola, R OBP: 0.256, SLG: 0.215										3	0	0	0	0	1	0					
32 Nelson Cruz, R (9, PH) OBP: 0.277, SLG: 0.450										1	0	0	0	0	1	0					
Inning Stats	R: 1 H: 2 E: 0 K: 0 S: 14	H: 2 LOB: 1 BB: 0 P: 20	R: 0 H: 0 E: 0 K: 1 S: 7	H: 0 LOB: 0 BB: 0 P: 13	R: 0 H: 0 E: 0 K: 1 S: 8	H: 0 LOB: 0 BB: 0 P: 12	R: 1 H: 2 E: 0 K: 1 S: 14	H: 2 LOB: 1 BB: 0 P: 18	R: 0 H: 0 E: 0 K: 2 S: 9	H: 0 LOB: 0 BB: 0 P: 15	R: 0 H: 0 E: 0 K: 1 S: 8	H: 0 LOB: 0 BB: 0 P: 12	R: 0 H: 0 E: 0 K: 1 S: 13	H: 0 LOB: 3 BB: 2 P: 28	R: 0 H: 0 E: 0 K: 2 S: 10	H: 0 LOB: 0 BB: 0 P: 15		1B: 1 2B: 3 3B: 0 HR: 2	SF: 0 SAC: 0 DP: 0 HBP: 1	WP: 1 PB: 0 SB: 0 CS: 0	PA: 36
PITCHER	IP WLS BF H R ER SO BB IBB HBP BLK WP HR S P ERA WHIP																				
17 Bailey Ober, R (1, 1) ERA: 1.85	6.0	24	6	3	3	6	0	0	0	0	0	1	2	66	96	4.50	1.000				
15 Emilio Pagan, R (7, 1) ERA: 4.02	1.0	3	0	0	0	1	0	0	0	0	0	0	8	12	0.00	0.000					
61 Brock Stewart, R (8, 1) ERA: 1.59	1.0	3	0	0	0	2	0	0	0	0	0	0	13	28	0.00	2.000					
48 Jorge López, R (9, 1) ERA: 1.59	1.0	3	0	0	0	2	0	0	0	0	0	0	10	15	0.00	0.000					
Batter	1	2	3	4	5	6	7	8	9	AB	R	H	RBI	BB	SO	LOB	BOTTOM				
25 Byron Buxton, R (1, 10) OBP: 0.329, SLG: 0.480										3	0	0	0	1	1	3	San Diego Padres @ Minnesota Twins Target Field, Minneapolis, MN Thu May 11 2023, 12:11 PM - 2:44 PM CDT Att: 23,365 - Partly Cloudy - 71 F				
26 Max Kepler, L (1, 9) OBP: 0.301, SLG: 0.449										4	0	0	1	0	0	2					
2 Michael Taylor, R (7, PR) OBP: 0.294, SLG: 0.400										0	1	0	0	0	0	0					
4 Carlos Correa, R (1, 6) OBP: 0.272, SLG: 0.374										4	0	1	2	0	2	0					
19 Alex Kirilloff, L (1, 3) OBP: 0.556, SLG: 0.333										3	1	1	0	1	2	0					
11 Jorge Polanco, S (1, 4) OBP: 0.295, SLG: 0.421										4	0	1	0	0	2	2					
1 Nick Gordon, L (1, 8) OBP: 0.169, SLG: 0.303										3	0	0	0	0	0	2					
39 Donovan Solano, R (8, PH) OBP: 0.329, SLG: 0.346										1	0	0	0	0	0	0					
50 Willi Castro, S (9, 7) OBP: 0.300, SLG: 0.302										0	0	0	0	0	0	0					
12 Kyle Farmer, R (1, 5) OBP: 0.310, SLG: 0.432										3	1	1	1	0	0	0	AB 30 R 5 H 6 RBI 5 BB 3 SO 9 LOB 13				
13 Joey Gallo, L (1, 7) OBP: 0.333, SLG: 0.538										3	1	2	1	1	1	0					
27 Ryan Jeffers, R (1, 2) OBP: 0.370, SLG: 0.435										3	1	2	1	1	1	0					
Inning Stats	R: 0 H: 0 E: 0 K: 1 S: 9	H: 2 LOB: 3 BB: 1 P: 27	R: 1 H: 2 E: 0 K: 2 S: 15	H: 2 LOB: 0 BB: 0 P: 14	R: 0 H: 0 E: 0 K: 1 S: 5	H: 0 LOB: 0 BB: 0 P: 7	R: 1 H: 2 E: 0 K: 1 S: 10	H: 2 LOB: 1 BB: 0 P: 15	R: 0 H: 0 E: 0 K: 1 S: 7	H: 0 LOB: 0 BB: 0 P: 10	R: 0 H: 0 E: 0 K: 1 S: 6	H: 0 LOB: 0 BB: 0 P: 7	R: 3 H: 2 E: 0 K: 1 S: 10	H: 2 LOB: 2 BB: 2 P: 27	R: 0 H: 0 E: 0 K: 1 S: 11	H: 0 LOB: 0 BB: 0 P: 14		1B: 3 2B: 2 3B: 0 HR: 1	SF: 0 SAC: 0 DP: 0 HBP: 2	WP: 0 PB: 0 SB: 0 CS: 0	PA: 35
PITCHER	IP WLS BF H R ER SO BB IBB HBP BLK WP HR S P ERA WHIP																				
11 Yu Darvish, R (1, 1) ERA: 3.16	6.0	24	4	2	2	7	1	0	1	0	0	0	5	15	40.50	3.000					
45 Brent Honeywell, R (7, 1) ERA: 4.29	0.2	5	1	3	3	0	1	0	1	0	0	0	5	12	0.00	6.000					
36 Steven Wilson, R (7, 1) ERA: 3.79	0.1	3	1	0	0	1	1	0	0	0	0	0	5	12	0.00	6.000					
59 Tom Cosgrove, L (8, 1) ERA: 3.79	1.0	3	0	0	0	1	0	0	0	0	0	0	11	14	0.00	0.000					

Batter	1	2	3	4	5	6	7	8	9	AB	R	H	RBI	BB	SO	LOB	TOP				
5 Christopher Morel, R OBP: 0.462, SLG: 1.000										5	1	2	2	0	1	2	Chicago Cubs @ Minnesota Twins Target Field, Minneapolis, MN Fri May 12 2023, 7:13 PM - 9:53 PM CDT Att: 30,037 - Overcast - 69 F				
7 Dansby Swanson, R OBP: 0.392, SLG: 0.414										3	2	0	0	2	2						
8 Ian Happ, S OBP: 0.430, SLG: 0.481										5	0	3	0	0	0						
24 Cody Bellinger, L OBP: 0.348, SLG: 0.515										4	0	0	1	0	1	3					
27 Seiya Suzuki, R OBP: 0.343, SLG: 0.368										4	0	1	1	0	2	1					
16 Patrick Wisdom, R OBP: 0.348, SLG: 0.607										3	1	2	0	1	1	0					
22 Matt Mervis, L OBP: 0.231, SLG: 0.240										4	1	1	1	0	2	4					
36 Trey Mancini, R OBP: 0.323, SLG: 0.373										3	0	1	0	0	2	0					
20 Miles Mastroianni, L OBP: 0.190, SLG: 0.238										1	0	0	0	0	0	0					
15 Yan Gomes, R OBP: 0.354, SLG: 0.581										3	1	1	1	1	1	0					
Inning Stats	R: 0 H: 1 E: 0 K: 2 S: 11	H: 1 LOB: 1 BB: 0 P: 18	R: 0 H: 0 E: 0 K: 3 S: 13	H: 0 LOB: 0 BB: 0 P: 21	R: 0 H: 0 E: 0 K: 2 S: 9	H: 0 LOB: 0 BB: 0 P: 13	R: 1 H: 2 E: 0 K: 0 S: 11	H: 2 LOB: 2 BB: 1 P: 20	R: 0 H: 1 E: 0 K: 1 S: 10	H: 0 LOB: 0 BB: 0 P: 15	R: 2 H: 4 E: 0 K: 2 S: 18	H: 4 LOB: 2 BB: 0 P: 26	R: 0 H: 1 E: 0 K: 1 S: 11	H: 1 LOB: 2 BB: 2 P: 21	R: 3 H: 2 E: 0 K: 0 S: 12	H: 2 LOB: 1 BB: 2 P: 22	1B: 7 2B: 3 3B: 0 HR: 1	SF: 2 SAC: 0 DP: 0 HBP: 0	WP: 0 PB: 0 SB: 0 CS: 1	PA: 42	
PITCHER	IP	WLS	BF	H	R	ER	SO	BB	IBB	HBP	BLK	WP	HR	S	P	ERA	WHIP				
54 Sonny Gray, R ERA: 1.39	5.1		20	4	1	1	9	1	0	0	0	0	0	57	94	1.69	0.938				
71 Jovani Moran, L ERA: 5.28	0.2	H	2	0	0	0	0	0	0	0	0	0	0	6	9	0.00	0.000				
22 Griffin Jax, R ERA: 4.86	1.0	L	7	4	2	2	2	0	0	0	0	0	0	18	26	18.00	4.000				
66 Jorge Alcalá, R ERA: 6.91	1.1		8	2	2	2	1	2	0	0	0	0	1	18	33	13.50	3.000				
58 Derek Rodríguez, R ERA: 13.5	0.2		4	1	1	1	0	1	0	0	0	0	0	5	10	13.50	3.000				

Batter	1	2	3	4	5	6	7	8	9	AB	R	H	RBI	BB	SO	LOB	BOTTOM				
25 Byron Buxton, R OBP: 0.327, SLG: 0.469										3	0	0	0	1	0	1	Chicago Cubs @ Minnesota Twins Target Field, Minneapolis, MN Fri May 12 2023, 7:13 PM - 9:53 PM CDT Att: 30,037 - Overcast - 69 F				
39 Donovan Solano, R OBP: 0.330, SLG: 0.338										2	0	0	0	1	0	0					
13 Joey Gallo, L OBP: 0.330, SLG: 0.531										1	0	0	0	0	1	1					
4 Carlos Correa, R OBP: 0.272, SLG: 0.378										4	0	1	0	0	1	3					
12 Kyle Farmer, R OBP: 0.304, SLG: 0.415										4	1	1	0	0	1	1					
11 Jorge Polanco, S OBP: 0.280, SLG: 0.400										4	0	0	0	0	0	1					
50 Willi Castro, S OBP: 0.296, SLG: 0.319										4	1	1	0	0	2	0					
2 Michael Taylor, R OBP: 0.298, SLG: 0.402										2	0	1	0	0	0	1					
26 Max Kepler, L OBP: 0.298, SLG: 0.444										1	0	0	0	0	0	0					
27 Ryan Jeffers, R OBP: 0.370, SLG: 0.435										0	0	0	0	0	0	0					
8 Christian Vázquez, R OBP: 0.284, SLG: 0.247										1	0	0	1	0	0	1					
19 Alex Krieff, L OBP: 0.528, SLG: 0.308										1	0	0	0	0	0	0					
1 Nick Gordon, L OBP: 0.175, SLG: 0.304										3	0	1	0	0	0	1					
Inning Stats	R: 0 H: 0 E: 0 K: 1 S: 12	H: 0 LOB: 0 BB: 0 P: 17	R: 2 H: 2 E: 1 K: 0 S: 11	H: 2 LOB: 1 BB: 0 P: 14	R: 0 H: 1 E: 0 K: 1 S: 9	H: 1 LOB: 1 BB: 0 P: 13	R: 0 H: 1 E: 0 K: 0 S: 9	H: 1 LOB: 1 BB: 1 P: 10	R: 0 H: 0 E: 0 K: 1 S: 6	H: 0 LOB: 0 BB: 0 P: 6	R: 0 H: 0 E: 0 K: 0 S: 6	H: 0 LOB: 0 BB: 0 P: 9	R: 0 H: 0 E: 0 K: 1 S: 8	H: 0 LOB: 0 BB: 1 P: 13	R: 0 H: 0 E: 0 K: 0 S: 7	H: 0 LOB: 0 BB: 0 P: 8	1B: 3 2B: 2 3B: 0 HR: 0	SF: 1 SAC: 0 DP: 2 HBP: 0	WP: 0 PB: 0 SB: 0 CS: 0	PA: 33	
PITCHER	IP	WLS	BF	H	R	ER	SO	BB	IBB	HBP	BLK	WP	HR	S	P	ERA	WHIP				
11 Drew Smyly, L ERA: 2.64	6.0	W	24	5	2	0	4	1	0	0	0	0	0	53	75	0.00	1.000				
73 Adbert Alzolay, R ERA: 2.19	2.0	H	6	0	0	0	1	1	0	0	0	0	0	14	22	0.00	0.500				
38 Mark Leiter Jr., R ERA: 1.06	1.0		3	0	0	0	0	0	0	0	0	0	0	7	8	0.00	0.000				

Chicago Cubs @ Minnesota Twins
 Target Field, Minneapolis, MN
 Fri May 12 2023, 7:13 PM - 9:53 PM CDT
 Att: 30,037 - Overcast - 69 F

AB 35
R 6
H 11
RBI 6
BB 4
SO 12
LOB 12

Chicago Cubs @ Minnesota Twins
 Target Field, Minneapolis, MN
 Fri May 12 2023, 7:13 PM - 9:53 PM CDT
 Att: 30,037 - Overcast - 69 F

AB 30
R 2
H 5
RBI 1
BB 2
SO 5
LOB 10

Batter	1	2	3	4	5	6	7	8	9	AB	R	H	RBI	BB	SO	LOB	TOP			
5 Christopher Morel, R OBP: 0.581, SLG: 0.857	G5-3			HR		G6-3	K			4	1	1	1	0	1	2				
7 Dansby Swanson, R OBP: 0.380, SLG: 0.405	F7			F9		WP 2B		G4-3		4	0	1	0	0	0	0				
8 Ian Happ, S OBP: 0.425, SLG: 0.465	F8			F7		K		K		4	0	0	0	0	2	1				
27 Seiya Suzuki, R OBP: 0.353, SLG: 0.406		G4-3		F8		HR		F9		4	1	1	1	0	0	0				
16 Patrick Wisdom, R OBP: 0.338, SLG: 0.587		K		K		G5-3		L4		4	0	0	0	0	2	0				
36 Trey Mancini, R OBP: 0.321, SLG: 0.364		K		K		K		P3		3	1	0	0	1	2	0				
22 Matt Mervis, L OBP: 0.265, SLG: 0.250				K		1B		G1-3		4	0	2	0	0	1	0				
15 Yan Gomes, R OBP: 0.341, SLG: 0.558		F8		K		K		F7		3	0	0	0	0	1	3				
1 Nick Madrigal, R OBP: 0.289, SLG: 0.316		G3		G4-3		G4-3		1B		3	0	1	1	0	0	0				
Inning Stats	R: 0 H: 0 E: 0 K: 0 S: 6	H: 0 LOB: 0 BB: 0 P: 9	R: 0 H: 0 E: 0 K: 2 S: 10	H: 0 LOB: 0 BB: 0 P: 14	R: 0 H: 0 E: 0 K: 1 S: 9	H: 0 LOB: 0 BB: 0 P: 12	R: 1 H: 1 E: 0 K: 0 S: 9	H: 1 LOB: 0 BB: 0 P: 12	R: 0 H: 1 E: 0 K: 1 S: 9	H: 1 LOB: 1 BB: 0 P: 16	R: 2 H: 3 E: 0 K: 1 S: 27	H: 3 LOB: 2 BB: 1 P: 41	R: 0 H: 0 E: 0 K: 1 S: 6	H: 0 LOB: 0 BB: 0 P: 9	R: 0 H: 0 E: 0 K: 0 S: 8	H: 0 LOB: 0 BB: 0 P: 13	1B: 3 2B: 1 HR: 2	SF: 0 SAC: 0 DP: 0 HBP: 0	WP: 1 PA: 34 PB: 0 SB: 0 CS: 0	
PITCHER	IP	WLS	BF	H	R	ER	SO	BB	IBB	HBP	BLK	WP	HR	S	P	ERA	WHIP			
37 Louie Varland, R ERA: 4.3	6.1	W	24	4	3	3	7	1	0	0	0	1	2	64	97	4.26	0.789			
15 Emilio Pagan, R ERA: 3.95	0.2		4	2	0	0	1	0	0	0	0	0	0	17	23	0.00	3.000			
48 Jorge López, R ERA: 1.5	1.0		3	0	0	0	1	0	0	0	0	0	0	6	9	0.00	0.000			
66 Jorge Alcalá, R ERA: 6.46	1.0		3	0	0	0	0	0	0	0	0	0	0	8	13	0.00	0.000			

Chicago Cubs @ Minnesota Twins
Target Field, Minneapolis, MN
Sun May 14 2023, 1:11 PM - 3:56 PM CDT
Att: 33,419 - Cloudy - 60 F

AB	33
R	3
H	6
RBI	3
BB	1
SO	9
LOB	6



Batter	1	2	3	4	5	6	7	8	9	AB	R	H	RBI	BB	SO	LOB	BOTTOM			
13 Joey Gallo, L OBP: 0.327, SLG: 0.582	G4-3	G4-3	HR			P3	G6-3	HR		5	1	1	2	0	0	3				
2 Michael Taylor, R OBP: 0.302, SLG: 0.434										1	1	1	2	0	0	0				
19 Alex Kiriloff, L OBP: 0.536, SLG: 0.773			K			F8		2B		6	2	2	0	0	2	0				
4 Carlos Correa, R OBP: 0.290, SLG: 0.407										5	1	2	2	0	1	0				
50 Willi Castro, S OBP: 0.293, SLG: 0.333										0	0	0	0	0	0	0				
25 Byron Buxton, R OBP: 0.329, SLG: 0.467										5	2	2	0	0	2	1				
11 Jorge Polanco, S OBP: 0.304, SLG: 0.437										2	1	1	0	3	0	2				
9 Trevor Larnach, L OBP: 0.341, SLG: 0.396										4	2	2	4	1	0	3				
12 Kyle Farmer, R OBP: 0.345, SLG: 0.449	F7									5	2	3	2	0	1	3				
1 Nick Gordon, L OBP: 0.180, SLG: 0.318		G3								5	2	2	2	0	1	2				
8 Christian Vázquez, R OBP: 0.300, SLG: 0.258										4	2	2	2	1	1	0				
Inning Stats	R: 1 H: 2 E: 0 K: 1 S: 18	H: 2 LOB: 3 BB: 2 P: 29	R: 0 H: 0 E: 0 K: 1 S: 5	H: 0 LOB: 0 BB: 0 P: 7	R: 7 H: 7 E: 0 K: 2 S: 27	H: 7 LOB: 0 BB: 0 P: 36	R: 0 H: 0 E: 0 K: 0 S: 8	H: 0 LOB: 1 BB: 1 P: 16	R: 0 H: 0 E: 0 K: 1 S: 8	H: 0 LOB: 0 BB: 0 P: 12	R: 0 H: 0 E: 0 K: 1 S: 9	H: 0 LOB: 0 BB: 0 P: 15	R: 1 H: 2 E: 0 K: 1 S: 23	H: 2 LOB: 3 BB: 2 P: 38	R: 7 H: 7 E: 0 K: 1 S: 21	H: 7 LOB: 0 BB: 0 P: 32	1B: 8 2B: 7 HR: 3	SF: 0 SAC: 0 DP: 0 HBP: 0	WP: 1 PA: 47 PB: 0 SB: 0 CS: 0	
PITCHER	IP	WLS	BF	H	R	ER	SO	BB	IBB	HBP	BLK	WP	HR	S	P	ERA	WHIP			
0 Marcus Stroman, R ERA: 3.24	2.2	L	17	7	6	6	3	2	0	0	0	0	1	44	64	20.25	3.375			
59 Michael Rucker, R ERA: 3.38	1.1		7	2	2	2	1	1	0	0	0	0	1	14	24	13.50	2.250			
71 Keegan Thompson, R ERA: 2.95	2.0		6	0	0	0	2	0	0	0	0	0	0	17	27	0.00	0.000			
66 Julian Merryweather, R ERA: 6.14	0.2		6	2	1	1	1	2	0	0	0	0	0	19	33	13.50	6.000			
47 Brandon Hughes, L ERA: 3.98	0.1		1	0	0	0	0	0	0	0	0	0	0	4	5	0.00	0.000			
PITCHER	IP	WLS	BF	H	R	ER	SO	BB	IBB	HBP	BLK	WP	HR	S	P	ERA	WHIP			
32 Michael Fulmer, R ERA: 6.75	0.2		5	3	3	3	1	0	0	0	0	0	0	11	15	40.50	4.500			
20 Miles Mastrobuoni, R ERA: 108.0	0.1		5	4	4	4	0	0	0	0	0	0	1	10	17	108.00	12.000			

Chicago Cubs @ Minnesota Twins
Target Field, Minneapolis, MN
Sun May 14 2023, 1:11 PM - 3:56 PM CDT
Att: 33,419 - Cloudy - 60 F

AB	42
R	16
H	18
RBI	16
BB	5
SO	8
LOB	14



Batter	1	2	3	4	5	6	7	8	9	AB	R	H	RBI	BB	SO	LOB	TOP																																				
39 Donovan Solano, R OBP: 0.391, SLG: 0.349										3	1	2	0	0	1	2	Minnesota Twins @ Los Angeles Dodgers Dodger Stadium, Los Angeles, CA Tue May 16 2023, 7:11 PM - 10:00 PM PDT Att: 52,159 - Clear - 63 F																																				
9 Trevor Larnach, L OBP: 0.336, SLG: 0.407										2	0	0	0	0	1	1																																					
4 Carlos Correa, R OBP: 0.275, SLG: 0.390										5	0	1	0	0	2	5																																					
25 Byron Buxton, R OBP: 0.337, SLG: 0.476										4	2	2	0	1	1	2																																					
12 Kyle Farmer, R OBP: 0.364, SLG: 0.483										4	1	2	3	1	1	2																																					
19 Alex Kirilloff, L OBP: 0.450, SLG: 0.563										3	0	0	0	0	2	3																																					
27 Ryan Jeffers, R OBP: 0.387, SLG: 0.423										4	0	0	1	0	1	5	Minnesota Twins BASEBALL CLUB																																				
2 Michael Taylor, R OBP: 0.297, SLG: 0.417										3	1	0	0	1	1	1																																					
13 Joey Gallo, L OBP: 0.325, SLG: 0.561										4	0	2	0	0	1	0																																					
50 Willi Castro, S OBP: 0.299, SLG: 0.333										4	0	2	1	0	1	1																																					
Inning Stats										R: 1	H: 2	R: 0	H: 2	R: 0	H: 1	R: 1		H: 2	R: 1	H: 0	R: 0	H: 0	R: 0	H: 1	R: 0	H: 2	R: 2	H: 2	1B: 8	SF: 0	WP: 0	PA: 42																					
PITCHER										IP	WLS	BF	H	R	ER	SO		BB	IBB	HBP	BLK	WP	HR	S	P	ERA	WHIP	PITCHER										IP	WLS	BF	H	R	ER	SO	BB	IBB	HBP	BLK	WP	HR	S	P	ERA
22 Clayton Kershaw, L ERA: 2.52	4.0	L	20	7	2	2	7	1	0	1	0	0	0	0	0	57	90	4.50	2.000																																		
18 Shelby Miller, R ERA: 2.7	2.0		8	0	1	1	2	1	0	1	0	0	0	0	0	20	30	4.50	0.500																																		
81 Victor González, L ERA:	1.0		5	1	0	0	1	1	0	0	0	0	0	0	10	17	0.00	2.000																																			
63 Justin Bruihl, L ERA: 2.53	2.0		9	3	2	2	2	0	0	0	0	0	0	0	1	19	28	9.00	1.500																																		
Batter	1	2	3	4	5	6	7	8	9	AB	R	H	RBI	BB	SO	LOB	BOTTOM																																				
50 Mookie Betts, R OBP: 0.353, SLG: 0.494										4	0	1	0	1	1	2	Minnesota Twins @ Los Angeles Dodgers Dodger Stadium, Los Angeles, CA Tue May 16 2023, 7:11 PM - 10:00 PM PDT Att: 52,159 - Clear - 63 F																																				
5 Freddie Freeman, L OBP: 0.387, SLG: 0.518										3	0	2	1	1	0	1																																					
23 Jason Heyward, L OBP: 0.318, SLG: 0.432										2	0	0	0	1	0	2																																					
3 Chris Taylor, R OBP: 0.259, SLG: 0.469										1	0	0	0	0	0	3																																					
13 Max Muncy, L OBP: 0.363, SLG: 0.558										4	0	1	0	0	2	2																																					
28 J.D. Martinez, R OBP: 0.294, SLG: 0.500										4	0	1	0	0	1	2																																					
33 James Outman, L OBP: 0.350, SLG: 0.529										4	0	0	0	0	2	2	Minnesota Twins BASEBALL CLUB																																				
6 David Peralta, L OBP: 0.240, SLG: 0.316										4	0	1	0	0	2	2																																					
11 Miguel Rojas, R OBP: 0.247, SLG: 0.225										4	1	1	0	0	0	1																																					
15 Austin Barnes, R OBP: 0.200, SLG: 0.115										4	0	1	0	0	1	2																																					
Inning Stats										R: 0	H: 1	R: 0	H: 0	R: 0	H: 1	R: 0		H: 2	R: 1	H: 2	R: 0	H: 0	R: 0	H: 0	R: 0	H: 1	R: 0	H: 0	1B: 4	SF: 0	WP: 0	PA: 38																					
PITCHER										IP	WLS	BF	H	R	ER	SO		BB	IBB	HBP	BLK	WP	HR	S	P	ERA	WHIP	PITCHER										IP	WLS	BF	H	R	ER	SO	BB	IBB	HBP	BLK	WP	HR	S	P	ERA
17 Bailey Ober, R ERA: 1.78	6.0	W	24	6	1	1	6	1	0	0	0	0	0	0	0	65	102	1.50	1.167																																		
61 Brock Stewart, R ERA:	0.2	H	4	1	0	0	1	1	0	0	0	0	0	0	10	17	0.00	3.000																																			
71 Jovani Moran, L ERA: 5.09	1.1	H	5	0	0	0	1	1	0	0	0	0	0	0	12	25	0.00	0.750																																			
22 Griffin Jax, R ERA: 4.82	1.0		4	1	0	0	1	0	0	0	0	0	0	8	11	0.00	1.000																																				

Batter	1	2	3	4	5	6	7	8	9	AB	R	H	RBI	BB	SO	LOB	TOP										
31 LaMonte Wade Jr., L (1,3) OBP: 0.352, SLG: 0.462	G3		G1-3 1B		G3	K				5	0	2	0	0	1	3	San Francisco Giants @ Minnesota Twins Target Field, Minneapolis, MN Tue May 23 2023, 6:41 PM - 9:21 PM CDT Att: 20,790 - Clear - 83 F										
39 Thairo Estrada, R (1,6) OBP: 0.352, SLG: 0.475	G4-3		G1-3		K			K		5	1	1	0	0	2	4											
7 J.D. Davis, R (1,5) OBP: 0.355, SLG: 0.483	K		F8					G5-3		4	1	0	0	1	1	3											
8 Michael Conforto, L (1,9)		G3		K					L7	5	2	2	2	0	2	0											
17 Mitch Haniger, R (1,7)				L9					K	4	0	1	0	1	0	0											
5 Mike Yastrzemski, L (1,8) OBP: 0.310, SLG: 0.440										2	0	1	0	0	0	1											
6 Casey Schmitt, R (6,PH) OBP: 0.340, SLG: 0.528										2	0	0	0	0	0	3											
2 Blake Sabol, L (1,10) OBP: 0.287, SLG: 0.429										2	0	1	0	0	0	1											
41 Wilmer Flores, R (6,PH) OBP: 0.287, SLG: 0.429										2	0	0	0	0	2	3											
14 Patrick Bailey, S (1,2)										3	0	1	1	1	1	2											
70 Brett Wisely, L (1,4) OBP: 0.200, SLG: 0.259										2	0	1	0	0	1	0											
58 Bryce Johnson, S (6,PH) OBP: 0.216, SLG: 0.294										1	0	0	1	1	1	1											
Inning Stats	R: 0 H: 0 E: 0 K: 1 S: 7	H: 0 LOB: 0 BB: 0 P: 10	R: 0 H: 1 E: 0 K: 1 S: 14	LOB: 1 BB: 0 P: 20	R: 0 H: 2 E: 0 K: 1 S: 14	H: 2 LOB: 0 BB: 0 P: 21	R: 0 H: 2 E: 0 K: 2 S: 18	H: 2 LOB: 2 BB: 0 P: 26	R: 0 H: 0 E: 0 K: 2 S: 16	H: 0 LOB: 0 BB: 0 P: 10	R: 2 H: 1 E: 0 K: 2 S: 16	H: 1 LOB: 3 BB: 4 P: 38	R: 2 H: 2 E: 0 K: 0 S: 11	H: 2 LOB: 0 BB: 0 P: 18	R: 0 H: 2 E: 0 K: 3 S: 14	H: 2 LOB: 2 BB: 0 P: 18	R: 0 H: 0 E: 0 K: 1 S: 6	H: 0 LOB: 0 BB: 0 P: 9	1B: 6 2B: 3 HR: 1	SF: 0 SAC: 0 DP: 0 HBP: 0	WP: 0 PB: 0 SB: 0 CS: 0	PA: 41					
PITCHER	IP	WLS	BF	H	R	ER	SO	BB	IBB	HBP	BLK	WP	HR	S	P	ERA	WHIP										
54 Sonny Gray, R (1,1) ERA: 1.82	5.0		23	6	2	2	6	2	0	0	0	0	0	69	105	3.60	1.600										
71 Jovani Moran, L (6,1) ERA: 4.43	0.2	H	3	0	0	0	1	1	0	0	0	0	0	5	10	0.00	1.500										
61 Brock Stewart, R (6,1) ERA: 4.43	0.1	H	2	0	0	0	1	1	0	0	0	0	0	4	10	0.00	3.000										
48 Jorge López, R (7,1) ERA: 2.45	1.0	L	5	2	2	2	0	0	0	0	0	0	1	11	18	18.00	2.000										
22 Griffin Jax, R (8,1) ERA: 5.09	1.0		5	2	0	0	3	0	0	0	0	0	0	14	18	0.00	2.000										

AB	37
R	4
H	10
RBI	4
BB	4
SO	12
LOB	21



Batter	1	2	3	4	5	6	7	8	9	AB	R	H	RBI	BB	SO	LOB	BOTTOM										
13 Joey Gallo, L (1,3) OBP: 0.328, SLG: 0.561	F7									2	0	1	0	1	0	0	San Francisco Giants @ Minnesota Twins Target Field, Minneapolis, MN Tue May 23 2023, 6:41 PM - 9:21 PM CDT Att: 20,790 - Clear - 83 F										
30 Kyle Garlick, R (8,PH) OBP: 0.250, SLG: 0.600										1	0	0	0	0	0	0											
39 Donovan Solano, R (1,5) OBP: 0.356, SLG: 0.346										4	1	1	0	0	1	2											
19 Alex Kirilloff, L (1,9) OBP: 0.404, SLG: 0.551										4	0	0	0	0	1	1											
25 Byron Buxton, R (1,10) OBP: 0.346, SLG: 0.494										4	1	2	2	0	1	0											
47 Edouard Julien, L (1,4) OBP: 0.256, SLG: 0.361										4	0	0	0	0	2	1											
12 Kyle Farmer, R (1,6) OBP: 0.341, SLG: 0.425										3	0	0	0	0	2	1											
38 Matt Wallner, L (9,PH) ERA: 4.42										0	0	0	0	0	0	0											
50 Willi Castro, S (1,7) OBP: 0.286, SLG: 0.357										4	0	0	0	0	1	2											
8 Christian Vázquez, R (1,2) OBP: 0.306, SLG: 0.259										3	0	1	0	0	1	1											
2 Michael Taylor, R (1,8) OBP: 0.273, SLG: 0.408										3	1	1	1	0	2	1											
Inning Stats	R: 2 H: 2 E: 0 K: 1 S: 11	H: 2 LOB: 0 BB: 0 P: 14	R: 0 H: 0 E: 0 K: 0 S: 5	H: 0 LOB: 0 BB: 0 P: 6	R: 0 H: 1 E: 0 K: 1 S: 7	H: 1 LOB: 0 BB: 0 P: 13	R: 0 H: 1 E: 0 K: 2 S: 14	H: 1 LOB: 1 BB: 0 P: 21	R: 1 H: 1 E: 0 K: 2 S: 12	H: 1 LOB: 1 BB: 1 P: 22	R: 0 H: 0 E: 0 K: 0 S: 6	H: 0 LOB: 0 BB: 0 P: 8	R: 0 H: 1 E: 0 K: 2 S: 9	H: 1 LOB: 1 BB: 0 P: 11	R: 0 H: 0 E: 0 K: 0 S: 9	H: 0 LOB: 0 BB: 0 P: 11	R: 0 H: 0 E: 0 K: 3 S: 11	H: 0 LOB: 1 BB: 0 P: 19	1B: 4 2B: 0 HR: 2	SF: 0 SAC: 0 DP: 2 HBP: 1	WP: 0 PB: 0 SB: 1 CS: 0	PA: 34					
PITCHER	IP	WLS	BF	H	R	ER	SO	BB	IBB	HBP	BLK	WP	HR	S	P	ERA	WHIP										
38 Alex Cobb, R (1,1) ERA: 2.17	7.0		27	6	3	3	8	1	0	0	0	0	0	9	95	3.86	1.000										
54 Scott Alexander, L (8,1) ERA: 4.42	1.0	H	3	0	0	0	0	0	0	0	0	0	0	9	11	0.00	0.000										
75 Camilo Doval, R (9,1) ERA: 1.99	1.0	S	4	0	0	0	3	0	0	1	0	0	0	11	19	0.00	0.000										



Batter	1	2	3	4	5	6	7	8	9	AB	R	H	RBI	BB	SO	LOB	TOP											
31 LaMonte Wade Jr., L OBP: 0.425, SLG: 0.463										4	0	2	0	1	1	2	San Francisco Giants @ Minnesota Twins Target Field, Minneapolis, MN Wed May 24 2023, 12:12 PM - 3:03 PM CDT Att: 23,464 - Cloudy - 70 F											
39 Thairo Estrada, R OBP: 0.353, SLG: 0.479										5	0	2	0	0	1	7												
17 Mitch Haniger, R OBP: 0.225, SLG: 0.306										5	0	0	0	0	2	8												
8 Michael Conforto, L OBP: 0.320, SLG: 0.437										5	0	1	0	0	2	5												
2 Blake Sabol, L OBP: 0.345, SLG: 0.471										4	0	0	0	1	1	3												
5 Mike Yastrzemski, L OBP: 0.310, SLG: 0.445										3	1	1	0	0	1	3												
41 Wilmer Flores, R OBP: 0.290, SLG: 0.438										2	0	1	0	0	1	1												
6 Casey Schmitt, R OBP: 0.328, SLG: 0.500										5	0	1	1	0	3	5												
35 Brandon Crawford, L OBP: 0.252, SLG: 0.323										2	0	1	0	2	1	1												
70 Brett Wisely, L OBP: 0.203, SLG: 0.258										4	0	1	0	0	1	3												
Inning Stats	R: 0 E: 0 K: 0 S: 17	H: 2 LOB: 2 BB: 0 P: 24	R: 1 E: 0 K: 0 S: 15	H: 2 LOB: 2 BB: 1 P: 21	R: 0 E: 1 K: 1 S: 14	H: 1 LOB: 2 BB: 0 P: 17	R: 0 E: 0 K: 1 S: 14	H: 1 LOB: 1 BB: 0 P: 21	R: 0 E: 0 K: 3 S: 15	H: 0 LOB: 1 BB: 0 P: 21	R: 0 E: 0 K: 1 S: 12	H: 2 LOB: 3 BB: 1 P: 21	R: 0 E: 0 K: 3 S: 14	H: 0 LOB: 1 BB: 1 P: 23	R: 0 E: 0 K: 3 S: 11	H: 1 LOB: 1 BB: 0 P: 15	R: 0 E: 0 K: 3 S: 16	H: 1 LOB: 1 BB: 0 P: 19	1B: 6 2B: 4 3B: 0 HR: 0	SF: 0 SAC: 0 DP: 0 HBP: 0	WP: 0 PB: 0 SB: 0 CS: 0	PA: 43						
PITCHER	IP	WLS	BF	H	R	ER	SO	BB	IBB	HBP	BLK	WP	HR	S	P	ERA	WHIP											
41 Joe Ryan, R ERA: 2.21	5.0	W	25	6	1	1	4	2	0	0	0	0	0	72	107	1.80	1.600											
61 Brock Stewart, R ERA:	0.2		5	2	0	0	1	1	0	0	0	0	0	11	20	0.00	4.500											
71 Jovani Moran, L ERA: 4.15	1.1	H	5	0	0	0	3	1	0	0	0	0	0	15	24	0.00	0.750											
87 José De León, R ERA: 5.79	1.1		5	1	0	0	4	0	0	0	0	0	0	15	21	0.00	0.750											
59 Jhoan Duran, R ERA: 1.47	0.2		3	1	0	0	2	0	0	0	0	0	0	12	13	0.00	1.500											
Batter	1	2	3	4	5	6	7	8	9	AB	R	H	RBI	BB	SO	LOB	BOTTOM											
47 Edouard Julien, L OBP: 0.273, SLG: 0.436										3	2	1	2	1	1	2	San Francisco Giants @ Minnesota Twins Target Field, Minneapolis, MN Wed May 24 2023, 12:12 PM - 3:03 PM CDT Att: 23,464 - Cloudy - 70 F											
25 Byron Buxton, R OBP: 0.344, SLG: 0.488										4	0	1	0	0	2	2												
39 Donovan Solano, R OBP: 0.352, SLG: 0.343										4	0	1	0	0	2	1												
19 Alex Kirilloff, L OBP: 0.377, SLG: 0.509										4	0	0	0	0	2	2												
12 Kyle Farmer, R OBP: 0.326, SLG: 0.405										4	1	0	0	0	0	1												
50 Willi Castro, S OBP: 0.305, SLG: 0.379										3	2	2	0	0	0	0												
38 Matt Wallner, L OBP: 0.313, SLG: 0.167										4	1	1	1	0	0	2												
27 Ryan Jeffers, R OBP: 0.395, SLG: 0.426										2	1	1	1	2	0	1												
2 Michael Taylor, R OBP: 0.265, SLG: 0.395										4	0	0	0	0	4	4												
Inning Stats	R: 1 E: 0 K: 0 S: 10	H: 2 LOB: 1 BB: 0 P: 16	R: 2 E: 1 K: 2 S: 12	H: 2 LOB: 1 BB: 1 P: 19	R: 2 E: 2 K: 2 S: 16	H: 0 LOB: 1 BB: 0 P: 27	R: 1 E: 0 K: 2 S: 13	H: 1 LOB: 1 BB: 1 P: 22	R: 0 E: 0 K: 0 S: 5	H: 0 LOB: 0 BB: 0 P: 7	R: 1 E: 0 K: 3 S: 13	H: 1 LOB: 0 BB: 0 P: 19	R: 0 E: 0 K: 1 S: 10	H: 0 LOB: 0 BB: 0 P: 16	R: 0 E: 0 K: 1 S: 12	H: 1 LOB: 2 BB: 1 P: 22	R: 0 E: 0 K: 3 S: 16	H: 1 LOB: 2 BB: 1 P: 22	1B: 3 2B: 2 3B: 0 HR: 2	SF: 1 SAC: 0 DP: 0 HBP: 1	WP: 1 PB: 0 SB: 4 CS: 0	PA: 37						
PITCHER	IP	WLS	BF	H	R	ER	SO	BB	IBB	HBP	BLK	WP	HR	S	P	ERA	WHIP											
26 Anthony DeSclafani, R ERA: 3.45	5.0	L	26	6	7	4	6	2	0	1	0	0	0	2	59	97	7.20	1.600										
74 Ryan Walker, R ERA:	2.0		6	0	0	0	4	0	0	0	0	0	0	20	29	0.00	0.000											
33 Taylor Rogers, L ERA: 4.8	1.0		5	1	0	0	1	1	0	0	0	0	0	12	22	0.00	2.000											

Batter	1	2	3	4	5	6	7	8	9	AB	R	H	RBI	BB	SO	LOB	TOP										
4 George Springer, R (1.9) OBP: 0.329, SLG: 0.397										3	1	2	0	1	1	0	Toronto Blue Jays @ Minnesota Twins Target Field, Minneapolis, MN Sun May 28 2023, 1:13 PM - 3:59 PM CDT Att: 31,025 - Partly Cloudy - 78 F										
11 Bo Bichette, R (1.6) OBP: 0.380, SLG: 0.541										4	0	2	0	0	0	1											
27 Vladimir Guerrero Jr., R (1.3) OBP: 0.350, SLG: 0.463										4	0	0	0	0	3	3											
13 Brandon Belt, L (1.10) OBP: 0.361, SLG: 0.382										4	0	0	0	0	2	1											
26 Matt Chapman, R (1.5) OBP: 0.366, SLG: 0.485										2	1	1	0	1	0	0											
15 Whit Merrifield, R (1.7) OBP: 0.335, SLG: 0.378										4	0	0	0	0	1	3											
25 Daulton Varsho, L (1.8) OBP: 0.277, SLG: 0.372										4	1	1	0	0	0	1											
30 Alejandro Kirk, R (1.2) OBP: 0.351, SLG: 0.325										3	0	1	2	0	0	0											
8 Cavan Biggio, L (1.4) OBP: 0.222, SLG: 0.333										3	0	0	0	0	2	1											
Inning Stats	R: 0 E: 0 K: 0 S: 9	H: 2 LOB: 0 BB: 0 P: 15	R: 2 E: 0 K: 3 S: 21	H: 2 LOB: 1 BB: 1 P: 35	R: 0 E: 0 K: 2 S: 14	H: 1 LOB: 0 BB: 0 P: 17	R: 0 E: 0 K: 0 S: 6	H: 0 LOB: 0 BB: 0 P: 9	R: 0 E: 0 K: 1 S: 7	H: 0 LOB: 0 BB: 0 P: 12	R: 0 E: 0 K: 0 S: 7	H: 0 LOB: 0 BB: 0 P: 12	R: 1 E: 1 K: 1 S: 13	H: 1 LOB: 1 BB: 0 P: 22	R: 0 E: 0 K: 0 S: 11	H: 1 LOB: 1 BB: 0 P: 16	1B: 6 2B: 2 3B: 0 HR: 0	SF: 0 SAC: 0 DP: 2 HBP: 1	WP: 0 PB: 0 SB: 0 CS: 1	PA: 34							
PITCHER	IP	WLS	BF	H	R	ER	SO	BB	IBB	HBP	BLK	WP	HR	S	P	ERA	WHIP										
17 Bailey Ober, R (1.1) ERA: 2.68	5.0	L	19	5	2	2	7	1	0	0	0	0	0	61	95	3.60	1.200										
22 Griffin Jax, R (6.1) ERA: 4.54	1.0		3	0	0	0	1	0	0	0	0	0	0	7	12	0.00	0.000										
15 Emilio Pagán, R (7.1) ERA: 4.57	0.0		1	0	0	0	0	0	0	1	0	0	0	4	7	∞	∞										
87 José De León, R (7.1) ERA: 3.52	2.0		7	1	1	0	1	1	0	0	0	0	0	16	27	0.00	1.000										
77 Cole Sands, R (9.1) ERA: 0.9	1.0		4	1	0	0	0	0	0	0	0	0	0	11	16	0.00	1.000										

Batter	1	2	3	4	5	6	7	8	9	AB	R	H	RBI	BB	SO	LOB	BOTTOM										
13 Joey Gallo, L (1.3) OBP: 0.338, SLG: 0.537										3	0	1	0	1	2	1	Toronto Blue Jays @ Minnesota Twins Target Field, Minneapolis, MN Sun May 28 2023, 1:13 PM - 3:59 PM CDT Att: 31,025 - Partly Cloudy - 78 F										
47 Edouard Julien, L (1.4) OBP: 0.316, SLG: 0.510										3	0	0	0	1	2	2											
4 Carlos Correa, R (1.6) OBP: 0.308, SLG: 0.392										4	0	1	0	0	0	0											
25 Byron Buxton, R (1.10) OBP: 0.325, SLG: 0.455										4	0	0	0	0	3	2											
19 Alex Kirilloff, L (1.7) OBP: 0.384, SLG: 0.468										2	0	0	0	2	1	2											
50 Willi Castro, S (1.8) OBP: 0.321, SLG: 0.443										4	0	1	0	0	2	1											
38 Matt Wallner, L (1.9) OBP: 0.520, SLG: 0.579										2	0	2	0	2	0	0											
12 Kyle Farmer, R (1.5) OBP: 0.324, SLG: 0.379										4	0	0	0	0	3	4											
8 Christian Vázquez, R (1.2) OBP: 0.296, SLG: 0.250										2	0	0	0	0	0	1											
39 Donovan Solano, R (7. PH) OBP: 0.346, SLG: 0.336										1	0	0	0	0	1	1											
27 Ryan Jeffers, R (8.2) OBP: 0.370, SLG: 0.394										0	0	0	0	0	0	0											
Inning Stats	R: 0 E: 0 K: 1 S: 12	H: 2 LOB: 2 BB: 1 P: 21	R: 0 E: 0 K: 0 S: 7	H: 0 LOB: 0 BB: 1 P: 12	R: 0 E: 0 K: 2 S: 9	H: 0 LOB: 0 BB: 0 P: 13	R: 0 E: 0 K: 0 S: 14	H: 1 LOB: 2 BB: 1 P: 22	R: 0 E: 0 K: 1 S: 6	H: 1 LOB: 2 BB: 1 P: 13	R: 0 E: 0 K: 2 S: 11	H: 0 LOB: 1 BB: 1 P: 19	R: 0 E: 0 K: 3 S: 15	H: 0 LOB: 1 BB: 1 P: 21	R: 0 E: 0 K: 2 S: 8	H: 0 LOB: 0 BB: 0 P: 15	R: 0 E: 0 K: 3 S: 10	H: 1 LOB: 1 BB: 0 P: 16	1B: 5 2B: 0 3B: 0 HR: 0	SF: 0 SAC: 0 DP: 1 HBP: 0	WP: 1 PB: 0 SB: 0 CS: 0	PA: 35					
PITCHER	IP	WLS	BF	H	R	ER	SO	BB	IBB	HBP	BLK	WP	HR	S	P	ERA	WHIP										
17 José Berrios, R (1.1) ERA: 3.86	5.2	W	23	4	0	0	3	5	0	0	0	1	0	54	94	0.00	1.588										
33 Trevor Richards, R (6.1) ERA: 3.69	1.0	H	4	0	0	0	3	1	0	0	0	0	0	17	24	0.00	1.000										
50 Erik Swanson, R (7.1) ERA: 3.2	1.1	H	4	0	0	0	3	0	0	0	0	0	0	11	18	0.00	0.000										
68 Jordan Romano, R (9.1) ERA: 3.0	1.0	S	4	1	0	0	3	0	0	0	0	0	0	10	16	0.00	1.000										

AB	31
R	3
H	7
RBI	2
BB	2
SO	9
LOB	10



AB	29
R	0
H	5
RBI	0
BB	6
SO	14
LOB	14



Batter	1	2	3	4	5	6	7	8	9	10	AB	R	H	RBI	BB	SO	LOB	TOP									
13 Joey Gallo, L OBP: 0.338, SLG: 0.524 (8, 7)											5	0	1	0	1	3	2										
47 Edouard Julien, L OBP: 0.311, SLG: 0.491 (1, 4)											4	0	1	0	0	2	2										
12 Kyle Farmer, R OBP: 0.327, SLG: 0.381 (7, 4)											2	1	1	0	0	1	2										
4 Carlos Correa, R OBP: 0.304, SLG: 0.381 (1, 6)											5	1	0	0	1	2	5										
19 Alex Kiriloff, L OBP: 0.423, SLG: 0.484 (1, 10)											2	1	2	0	3	0	0										
23 Royce Lewis, R OBP: 0.400, SLG: 1.000 (1, 5)											5	1	2	4	0	0	5										
26 Max Kepler, L OBP: 0.286, SLG: 0.423 (1, 9)											5	1	0	0	0	2	3										
27 Ryan Jeffers, R OBP: 0.384, SLG: 0.451 (1, 2)											5	1	3	2	0	2	0										
50 Willi Castro, S OBP: 0.324, SLG: 0.441 (8, 8)											5	1	2	0	0	2	2										
2 Michael Taylor, R OBP: 0.259, SLG: 0.378 (1, 8)											3	0	1	1	0	1	2										
39 Donovan Solano, R OBP: 0.349, SLG: 0.339 (8, 3)											2	0	1	0	0	0	1										
Inning Stats	R: 0 E: 0 K: 1 S: 10	H: 1 LOB: 2 BB: 1 P: 16	R: 0 E: 0 K: 1 S: 7	H: 1 LOB: 0 BB: 0 P: 11	R: 3 E: 0 K: 2 S: 13	H: 2 LOB: 1 BB: 1 P: 22	R: 1 E: 0 K: 1 S: 10	H: 2 LOB: 1 BB: 0 P: 16	R: 0 E: 0 K: 1 S: 7	H: 0 LOB: 1 BB: 1 P: 14	R: 0 E: 0 K: 2 S: 11	H: 1 LOB: 1 BB: 0 P: 18	R: 0 E: 0 K: 0 S: 8	H: 2 LOB: 0 BB: 0 P: 12	R: 0 E: 0 K: 2 S: 9	H: 1 LOB: 1 BB: 0 P: 13	R: 1 E: 0 K: 2 S: 16	H: 2 LOB: 2 BB: 1 P: 27	R: 2 E: 0 K: 3 S: 16	H: 2 LOB: 2 BB: 1 P: 21	1B: 12 2B: 0 3B: 0 HR: 2	SF: 0 SAC: 0 DP: 1 HBP: 0	WP: 1 PB: 0 SB: 1 CS: 0	PA: 48			
PITCHER	IP 6.0	WLS 28	BF 7	H 4	R 4	ER 4	SO 8	BB 3	IBB 0	HBP 0	BLK 0	WP 1	HR 1	S 58	P 97	ERA 6.00	WHIP 1.667										
68 J.P. France, R ERA: 4.0 (1, 1)	1.0	4	2	0	0	0	0	0	0	0	0	0	0	8	12	0.00	2.000										
61 Seth Martinez, R ERA: 4.12 (7, 1)	1.0	H	4	1	0	0	2	0	0	0	0	0	0	9	13	0.00	1.000										
50 Hector Neris, R ERA: 1.19 (8, 1)	1.0	B	6	2	1	1	2	1	0	0	0	0	0	16	27	9.00	3.000										
55 Ryan Pressly, R ERA: 3.22 (9, 1)	1.0	L	6	2	2	1	3	1	0	0	0	0	1	16	21	9.00	3.000										
52 Bryan Abreu, R ERA: 2.19 (10, 1)																											

Minnesota Twins @ Houston Astros
Minute Maid Park, Houston, TX
Mon May 29 2023, 3:11 PM - 6:07 PM CDT
Att: 40,744 - Roof Closed - 73 F

AB 43
R 7
H 14
RBI 7
BB 5
SO 15
LOB 24



Batter	1	2	3	4	5	6	7	8	9	10	AB	R	H	RBI	BB	SO	LOB	BOTTOM								
27 Jose Altuve, R OBP: 0.444, SLG: 0.645 (1, 4)											4	1	1	4	1	1	1									
3 Jeremy Peña, R OBP: 0.290, SLG: 0.431 (1, 6)											4	0	0	0	1	0	2									
44 Yordan Alvarez, L OBP: 0.402, SLG: 0.609 (1, 10)											4	1	1	0	0	1	1									
2 Alex Bregman, R OBP: 0.332, SLG: 0.368 (1, 5)											4	0	1	0	0	1	1									
30 Kyle Tucker, L OBP: 0.332, SLG: 0.443 (1, 9)											4	1	1	0	0	0	1									
79 José Abreu, R OBP: 0.276, SLG: 0.266 (1, 3)											3	1	1	0	1	0	0									
6 Jake Meyers, R OBP: 0.329, SLG: 0.406 (1, 8)											4	0	0	0	0	2	3									
14 Mauricio Dubón, R OBP: 0.326, SLG: 0.386 (1, 7)											4	1	2	0	0	0	1									
15 Martín Maldonado, R OBP: 0.294, SLG: 0.314 (1, 2)											3	0	1	0	0	2	4									
21 Yainer Díaz, R OBP: 0.242, SLG: 0.317 (9, PH) (10, 2)											1	0	0	0	0	1	1									
Inning Stats	R: 0 E: 0 K: 0 S: 5	H: 0 LOB: 0 BB: 1 P: 11	R: 0 E: 0 K: 1 S: 6	H: 0 LOB: 0 BB: 0 P: 8	R: 0 E: 0 K: 0 S: 9	H: 1 LOB: 2 BB: 1 P: 17	R: 1 E: 0 K: 0 S: 8	H: 2 LOB: 0 BB: 0 P: 14	R: 0 E: 0 K: 2 S: 9	H: 1 LOB: 1 BB: 0 P: 9	R: 0 E: 0 K: 4 S: 20	H: 0 LOB: 3 BB: 1 P: 29	R: 0 E: 0 K: 0 S: 4	H: 0 LOB: 0 BB: 0 P: 6	R: 0 E: 0 K: 1 S: 12	H: 1 LOB: 1 BB: 0 P: 17	R: 0 E: 0 K: 2 S: 9	H: 0 LOB: 0 BB: 0 P: 12	1B: 5 2B: 2 3B: 0 HR: 1	SF: 0 SAC: 0 DP: 3 HBP: 1	WP: 0 PB: 1 SB: 0 CS: 0	PA: 39				
PITCHER	IP 6.0	WLS 24	BF 5	H 3	R 3	ER 3	SO 3	BB 3	IBB 0	HBP 0	BLK 0	WP 0	HR 0	S 46	P 79	ERA 4.50	WHIP 1.333									
54 Sonny Gray, R ERA: 2.09 (1, 1)	1.0	B	5	2	2	2	2	0	0	0	0	0	1	15	18	18.00	2.000									
61 Brock Stewart, R ERA: 1.2 (7, 1)	1.0		3	0	0	0	0	0	0	1	0	0	0	4	6	0.00	0.000									
48 Jorge López, R ERA: 3.52 (8, 1)	2.0	W	7	1	0	0	3	0	0	0	0	0	0	21	29	0.00	0.500									
59 Jhoan Duran, R ERA: 1.27 (9, 1)																										

Minnesota Twins @ Houston Astros
Minute Maid Park, Houston, TX
Mon May 29 2023, 3:11 PM - 6:07 PM CDT
Att: 40,744 - Roof Closed - 73 F


AB 35
R 5
H 8
RBI 4
BB 3
SO 8
LOB 15



Batter	1	2	3	4	5	6	7	8	9	AB	R	H	RBI	BB	SO	LOB	TOP							
13 Joey Gallo, L (1,7) OBP: 0.333, SLG: 0.508	L6		BB		F9		K		K	4	0	0	0	1	2	3								
47 Edouard Julien, L (1,4) OBP: 0.323, SLG: 0.491	G6-3		G3			1B		1B		4	0	2	0	0	0	1								
4 Carlos Correa, R (1,6) OBP: 0.303, SLG: 0.378	K			K		1B		G6-4-3		4	0	1	0	0	2	1								
25 Byron Buxton, R (1,10) OBP: 0.324, SLG: 0.448		K		L8		G6-4-3		1B		3	0	0	0	1	1	2								
19 Alex Kirilloff, L (1,3) OBP: 0.439, SLG: 0.485		BB		G6-3		BB		BB		2	0	1	0	2	0	0								
23 Royce Lewis, R (1,5) OBP: 0.333, SLG: 0.778	K					K		K		4	1	1	0	0	3	5								
26 Max Kepler, L (1,9) OBP: 0.276, SLG: 0.407	G4-3					K				4	0	0	0	0	2	2								
2 Michael Taylor, R (1,8) OBP: 0.260, SLG: 0.372																								
39 Donovan Solano, R (9,PH) OBP: 0.336, SLG: 0.336																								
8 Christian Vázquez, R (1,2) OBP: 0.302, SLG: 0.259																								
Inning Stats	R: 0 H: 0 E: 0 K: 1 S: 8	H: 0 LOB: 0 BB: 0 P: 12	R: 0 H: 0 E: 0 K: 2 S: 7	H: 0 LOB: 1 BB: 1 P: 14	R: 0 H: 0 E: 0 K: 1 S: 11	H: 0 LOB: 1 BB: 1 P: 21	R: 0 H: 0 E: 0 K: 1 S: 7	H: 0 LOB: 0 BB: 0 P: 12	R: 1 H: 2 E: 0 K: 1 S: 13	H: 2 LOB: 1 BB: 0 P: 21	R: 0 H: 2 E: 0 K: 1 S: 9	H: 2 LOB: 2 BB: 1 P: 17	R: 0 H: 0 E: 0 K: 3 S: 13	H: 0 LOB: 1 BB: 1 P: 24	R: 0 H: 2 E: 0 K: 1 S: 9	H: 2 LOB: 2 BB: 1 P: 17	R: 0 H: 1 E: 0 K: 1 S: 10	H: 1 LOB: 1 BB: 0 P: 15	1B: 6 2B: 1 3B: 0 HR: 0	SF: 0 SAC: 0 DP: 2 HBP: 0	WP: 0 PB: 0 SB: 0 CS: 0	PA: 37		
PITCHER	IP WLS BF H R ER SO BB IBB HBP BLK WP HR S P ERA WHIP	IP WLS BF H R ER SO BB IBB HBP BLK WP HR S P ERA WHIP	IP WLS BF H R ER SO BB IBB HBP BLK WP HR S P ERA WHIP	IP WLS BF H R ER SO BB IBB HBP BLK WP HR S P ERA WHIP	IP WLS BF H R ER SO BB IBB HBP BLK WP HR S P ERA WHIP	IP WLS BF H R ER SO BB IBB HBP BLK WP HR S P ERA WHIP	IP WLS BF H R ER SO BB IBB HBP BLK WP HR S P ERA WHIP	IP WLS BF H R ER SO BB IBB HBP BLK WP HR S P ERA WHIP	IP WLS BF H R ER SO BB IBB HBP BLK WP HR S P ERA WHIP	IP WLS BF H R ER SO BB IBB HBP BLK WP HR S P ERA WHIP	IP WLS BF H R ER SO BB IBB HBP BLK WP HR S P ERA WHIP	IP WLS BF H R ER SO BB IBB HBP BLK WP HR S P ERA WHIP	IP WLS BF H R ER SO BB IBB HBP BLK WP HR S P ERA WHIP	IP WLS BF H R ER SO BB IBB HBP BLK WP HR S P ERA WHIP	IP WLS BF H R ER SO BB IBB HBP BLK WP HR S P ERA WHIP	IP WLS BF H R ER SO BB IBB HBP BLK WP HR S P ERA WHIP	IP WLS BF H R ER SO BB IBB HBP BLK WP HR S P ERA WHIP	IP WLS BF H R ER SO BB IBB HBP BLK WP HR S P ERA WHIP	IP WLS BF H R ER SO BB IBB HBP BLK WP HR S P ERA WHIP	IP WLS BF H R ER SO BB IBB HBP BLK WP HR S P ERA WHIP	IP WLS BF H R ER SO BB IBB HBP BLK WP HR S P ERA WHIP	IP WLS BF H R ER SO BB IBB HBP BLK WP HR S P ERA WHIP	IP WLS BF H R ER SO BB IBB HBP BLK WP HR S P ERA WHIP	IP WLS BF H R ER SO BB IBB HBP BLK WP HR S P ERA WHIP

Minnesota Twins @ Houston Astros
Minute Maid Park, Houston, TX
Tue May 30 2023, 7:11 PM - 9:41 PM CDT
Att: 34,604 - Roof Closed - 73 F


AB 32
R 1
H 7
RBI 1
BB 5
SO 12
LOB 16



Batter	1	2	3	4	5	6	7	8	9	AB	R	H	RBI	BB	SO	LOB	BOTTOM								
27 Jose Altuve, R (1,4) OBP: 0.425, SLG: 0.588	P3		K	P4			BB			3	0	0	0	1	1	0									
3 Jeremy Peña, R (1,6) OBP: 0.296, SLG: 0.436	K		BB		2B		BB			2	1	1	0	2	1	0									
44 Yordan Alvarez, L (1,10) OBP: 0.399, SLG: 0.601	K		BB		K		BB			4	1	1	0	0	2	3									
2 Alex Bregman, R (1,5) OBP: 0.335, SLG: 0.385		HR	1B		K					4	1	2	2	0	1	1									
30 Kyle Tucker, L (1,9) OBP: 0.350, SLG: 0.436	F8		BB		F7					3	0	0	0	1	0	1									
79 José Abreu, R (1,3) OBP: 0.276, SLG: 0.264			BB							2	0	0	1	1	1	0									
9 Corey Julks, R (1,7) OBP: 0.289, SLG: 0.387	FC6-4		P3							3	1	0	0	0	0	3									
20 Chas McCormick, R (1,8) OBP: 0.304, SLG: 0.439	HR				K					3	1	1	2	0	2	0									
18 César Salazar, L (1,2) OBP: 0.200, SLG: 0.143	K				K		P4			3	0	0	0	0	2	0									
Inning Stats	R: 0 H: 0 E: 0 K: 2 S: 12	H: 2 LOB: 0 BB: 0 P: 19	R: 3 H: 2 E: 0 K: 1 S: 18	H: 2 LOB: 1 BB: 1 P: 27	R: 2 H: 2 E: 0 K: 1 S: 14	H: 2 LOB: 2 BB: 2 P: 27	R: 0 H: 0 E: 0 K: 2 S: 12	H: 0 LOB: 0 BB: 0 P: 15	R: 0 H: 1 E: 0 K: 2 S: 15	H: 1 LOB: 1 BB: 0 P: 21	R: 0 H: 0 E: 0 K: 2 S: 8	H: 0 LOB: 0 BB: 2 P: 11	R: 0 H: 0 E: 0 K: 0 S: 9	H: 0 LOB: 1 BB: 2 P: 17	R: 0 H: 0 E: 0 K: 0 S: 6	H: 0 LOB: 0 BB: 0 P: 8	R: 0 H: 0 E: 0 K: 0 S: 6	H: 0 LOB: 0 BB: 0 P: 8	1B: 2 2B: 1 3B: 0 HR: 2	SF: 1 SAC: 0 DP: 1 HBP: 0	WP: 1 PB: 0 SB: 0 CS: 0	PA: 33			
PITCHER	IP WLS BF H R ER SO BB IBB HBP BLK WP HR S P ERA WHIP	IP WLS BF H R ER SO BB IBB HBP BLK WP HR S P ERA WHIP	IP WLS BF H R ER SO BB IBB HBP BLK WP HR S P ERA WHIP	IP WLS BF H R ER SO BB IBB HBP BLK WP HR S P ERA WHIP	IP WLS BF H R ER SO BB IBB HBP BLK WP HR S P ERA WHIP	IP WLS BF H R ER SO BB IBB HBP BLK WP HR S P ERA WHIP	IP WLS BF H R ER SO BB IBB HBP BLK WP HR S P ERA WHIP	IP WLS BF H R ER SO BB IBB HBP BLK WP HR S P ERA WHIP	IP WLS BF H R ER SO BB IBB HBP BLK WP HR S P ERA WHIP	IP WLS BF H R ER SO BB IBB HBP BLK WP HR S P ERA WHIP	IP WLS BF H R ER SO BB IBB HBP BLK WP HR S P ERA WHIP	IP WLS BF H R ER SO BB IBB HBP BLK WP HR S P ERA WHIP	IP WLS BF H R ER SO BB IBB HBP BLK WP HR S P ERA WHIP	IP WLS BF H R ER SO BB IBB HBP BLK WP HR S P ERA WHIP	IP WLS BF H R ER SO BB IBB HBP BLK WP HR S P ERA WHIP	IP WLS BF H R ER SO BB IBB HBP BLK WP HR S P ERA WHIP	IP WLS BF H R ER SO BB IBB HBP BLK WP HR S P ERA WHIP	IP WLS BF H R ER SO BB IBB HBP BLK WP HR S P ERA WHIP	IP WLS BF H R ER SO BB IBB HBP BLK WP HR S P ERA WHIP	IP WLS BF H R ER SO BB IBB HBP BLK WP HR S P ERA WHIP	IP WLS BF H R ER SO BB IBB HBP BLK WP HR S P ERA WHIP	IP WLS BF H R ER SO BB IBB HBP BLK WP HR S P ERA WHIP	IP WLS BF H R ER SO BB IBB HBP BLK WP HR S P ERA WHIP	IP WLS BF H R ER SO BB IBB HBP BLK WP HR S P ERA WHIP	IP WLS BF H R ER SO BB IBB HBP BLK WP HR S P ERA WHIP

Minnesota Twins @ Houston Astros
Minute Maid Park, Houston, TX
Tue May 30 2023, 7:11 PM - 9:41 PM CDT
Att: 34,604 - Roof Closed - 73 F

AB 27
R 5
H 5
RBI 5
BB 5
SO 10
LOB 8



Batter	1	2	3	4	5	6	7	8	9	AB R H RBI BB SO LOB	TOP																
38 Steven Kwan, L (1,7) OBP: 0.343, SLG: 0.342										5 1 1 0 0 1 0	Cleveland Guardians @ Minnesota Twins Target Field, Minneapolis, MN Thu Jun 01 2023, 6:42 PM - 9:16 PM CDT Att: 16,788 - Partly Cloudy - 85 F																
1 Amed Rosario, R (1,6) OBP: 0.274, SLG: 0.319										5 0 0 0 0 0 2																	
11 José Ramírez, S (1,5) OBP: 0.346, SLG: 0.461										4 1 1 1 0 0 0																	
0 Andrés Giménez, L (1,4) OBP: 0.304, SLG: 0.347										4 1 1 1 0 0 1																	
55 Josh Bell, S (1,10) OBP: 0.329, SLG: 0.348										4 1 1 1 0 1 1																	
13 Gabriel Arias, R (1,3) OBP: 0.306, SLG: 0.389										4 1 2 0 0 2 1																	
17 Will Brennan, L (1,9) OBP: 0.273, SLG: 0.336										4 0 2 1 0 1 1																	
10 Mike Zunino, R (1,2) OBP: 0.289, SLG: 0.346										4 0 1 2 0 0 3																	
7 Myles Straw, R (1,8) OBP: 0.312, SLG: 0.290										3 1 0 0 1 1 2																	
Inning Stats	R: 0 E: 0 K: 0 S: 11	H: 0 LOB: 0 BB: 0 P: 15	R: 1 E: 0 K: 2 S: 17	H: 2 LOB: 1 BB: 0 P: 20	R: 0 E: 0 K: 1 S: 7	H: 0 LOB: 0 BB: 0 P: 7	R: 0 E: 0 K: 0 S: 9	H: 0 LOB: 0 BB: 0 P: 12	R: 0 E: 0 K: 2 S: 7	H: 0 LOB: 0 BB: 0 P: 9		R: 5 E: 0 K: 0 S: 23	H: 6 LOB: 2 BB: 1 P: 33	R: 0 E: 0 K: 0 S: 6	H: 0 LOB: 0 BB: 0 P: 11	R: 0 E: 1 K: 0 S: 9	H: 1 LOB: 2 BB: 0 P: 14	R: 0 E: 0 K: 1 S: 7	H: 0 LOB: 0 BB: 0 P: 12	1B: 8 2B: 1 3B: 0 HR: 0	SF: 0 SAC: 0 DP: 0 HBP: 0	WP: 0 PB: 0 SB: 0 CS: 0	PA: 38				
PITCHER	IP WLS BF H R ER SO BB IBB HBP BLK WP HR S P ERA WHIP											IP WLS BF H R ER SO BB IBB HBP BLK WP HR S P ERA WHIP															
49 Pablo López, R (1,1) ERA: 4.54	5.2	26	8	6	6	5	1	0	0	0	0	0	0	67	88	9.53	1.588										
15 Emilio Pagan, R (6,1) ERA: 4.13	2.1	9	1	0	0	0	0	0	0	0	0	0	0	22	33	0.00	0.429										
22 Griffin Jax, R (9,1) ERA: 4.44	1.0	W	3	0	0	0	1	0	0	0	0	0	0	7	12	0.00	0.000										

Batter	1	2	3	4	5	6	7	8	9	AB R H RBI BB SO LOB	BOTTOM																
11 Jorge Polanco, S (1,4) OBP: 0.321, SLG: 0.480										5 0 1 0 0 0 2	Cleveland Guardians @ Minnesota Twins Target Field, Minneapolis, MN Thu Jun 01 2023, 6:42 PM - 9:16 PM CDT Att: 16,788 - Partly Cloudy - 85 F																
19 Alex Kiriloff, L (1,3) OBP: 0.457, SLG: 0.479										3 1 1 1 2 0 0																	
4 Carlos Correa, R (1,6) OBP: 0.299, SLG: 0.372										3 0 0 0 0 2 2																	
50 Willi Castro, S (7,7) OBP: 0.339, SLG: 0.449										1 1 1 1 0 0 0																	
25 Byron Buxton, R (1,10) OBP: 0.325, SLG: 0.445										1 0 0 0 0 0 0																	
39 Donovan Solano, R (5,PH) OBP: 0.365, SLG: 0.369										2 1 2 1 0 0 0																	
26 Max Kepler, L (1,9) OBP: 0.275, SLG: 0.397										3 0 1 1 0 1 2																	
12 Kyle Farmer, R (7,6) OBP: 0.319, SLG: 0.369										1 0 0 0 0 0 1																	
23 Royce Lewis, R (1,5) OBP: 0.306, SLG: 0.846										4 1 1 2 0 1 2																	
13 Joey Gallo, L (1,7) OBP: 0.321, SLG: 0.478										4 0 0 0 0 3 2																	
2 Michael Taylor, R (1,8) OBP: 0.271, SLG: 0.396										4 1 1 1 0 1 0																	
8 Christian Vázquez, R (1,2) OBP: 0.316, SLG: 0.277										3 1 2 0 1 0 0																	
27 Ryan Jeffers, R (9,PR) OBP: 0.396, SLG: 0.467										0 1 0 0 0 0 0																	
Inning Stats	R: 0 E: 0 K: 0 S: 5	H: 0 LOB: 0 BB: 0 P: 10	R: 0 E: 0 K: 1 S: 11	H: 0 LOB: 0 BB: 0 P: 16	R: 0 E: 0 K: 2 S: 11	H: 1 LOB: 1 BB: 0 P: 16	R: 1 E: 0 K: 2 S: 11	H: 1 LOB: 2 BB: 1 P: 22	R: 2 E: 0 K: 1 S: 20	H: 4 LOB: 2 BB: 0 P: 32	R: 0 E: 0 K: 1 S: 9	H: 0 LOB: 0 BB: 0 P: 14	R: 0 E: 0 K: 0 S: 6	H: 0 LOB: 0 BB: 0 P: 7	R: 3 E: 0 K: 1 S: 13	H: 3 LOB: 0 BB: 0 P: 17	R: 1 E: 0 K: 0 S: 7	H: 1 LOB: 2 BB: 2 P: 15	1B: 5 2B: 3 3B: 0 HR: 2	SF: 1 SAC: 0 DP: 0 HBP: 1	WP: 0 PB: 0 SB: 0 CS: 0	PA: 39					
PITCHER	IP WLS BF H R ER SO BB IBB HBP BLK WP HR S P ERA WHIP											IP WLS BF H R ER SO BB IBB HBP BLK WP HR S P ERA WHIP															
61 Tanner Bibbee, R (1,1) ERA: 3.2	5.0	23	6	3	3	3	0	0	0	0	0	0	0	9	14	0.00	0.000										
52 Nick Sandlin, R (6,1) ERA: 3.1	1.0	H	3	0	0	0	1	0	0	0	0	0	0	6	7	0.00	0.000										
99 James Karinchak, R (7,1) ERA: 4.18	1.0	H	3	0	0	0	0	0	0	0	0	0	0	1	13	27.00	3.000										
37 Trevor Stephan, R (8,1) ERA: 2.96	1.0	B	6	3	3	3	1	0	0	0	0	0	0	7	15	27.00	6.000										
49 Eli Morgan, R (9,1) ERA: 1.93	0.1	L	4	1	1	1	0	1	1	0	0	0	0	7	15	27.00	6.000										

Batter	1	2	3	4	5	6	7	8	9	AB	R	H	RBI	BB	SO	LOB	TOP	
38 Steven Kwan, L (1, 7) OBP: 0.341, SLG: 0.345	G1-3		F9		F7					4	0	1	0	0	0	3	Cleveland Guardians @ Minnesota Twins Target Field, Minneapolis, MN Fri Jun 02 2023, 7:12 PM - 9:44 PM CDT Att: 26,818 - Partly Cloudy - 83 F	
2 Tyler Freeman, R (1, 5) OBP: 0.296, SLG: 0.346	K			G6-3		G4-6-3		F7		4	0	1	0	0	1			
11 José Ramírez, S (1, 10) OBP: 0.340, SLG: 0.452	F7			G1-3		G4-6-3		K2-3		4	0	0	0	0	1			
22 Josh Naylor, L (1, 3) OBP: 0.309, SLG: 0.441		P5				F9				3	0	1	0	1	0			
0 Andrés Giménez, L (1, 4) OBP: 0.299, SLG: 0.340	G4-3			G5-3				K		4	0	0	0	0	1			
6 Brayan Rocchio, S (1, 6) OBP: 0.214, SLG: 0.214	K				G5-3					4	0	1	0	0	1			
17 Will Brennan, L (1, 9) OBP: 0.287, SLG: 0.344				HBP				K2-3		3	0	2	0	0	1			
7 Myles Straw, R (1, 8) OBP: 0.315, SLG: 0.294				F9						4	0	2	0	0	0			
35 Cam Gallagher, R (1, 2) OBP: 0.164, SLG: 0.159										2	0	0	0	0	1			
1 Amed Rosario, R (7, PH) OBP: 0.272, SLG: 0.317				K				G5-3		1	0	0	0	0	0			
12 David Fry, R (7, 2) OBP: 0.188, SLG: 0.133										0	0	0	0	0	0			
13 Gabriel Arias, R (9, PH) OBP: 0.303, SLG: 0.385										1	0	0	0	0	0			
Inning Stats	R: 0 E: 0 K: 1 S: 8	H: 0 LOB: 0 BB: 0 P: 11	R: 0 E: 0 K: 1 S: 7	H: 0 LOB: 0 BB: 0 P: 7	R: 0 E: 0 K: 1 S: 10	H: 0 LOB: 1 BB: 0 P: 12	R: 0 E: 0 K: 0 S: 18	H: 2 LOB: 2 BB: 0 P: 24	R: 0 E: 0 K: 0 S: 14	H: 2 LOB: 2 BB: 0 P: 20	R: 0 E: 0 K: 2 S: 13	H: 1 LOB: 2 BB: 1 P: 22	R: 0 E: 0 K: 1 S: 10	H: 1 LOB: 1 BB: 0 P: 12	1B: 7 2B: 1 3B: 0 HR: 0	SF: 0 SAC: 0 DP: 1 HBP: 1	WP: 0 PB: 0 SB: 1 CS: 0	PA: 36
PITCHER	IP WLS BF H R ER SO BB IBB HBP BLK WP HR S P ERA WHIP																	
17 Bailey Ober, R (1, 1) ERA: 2.33	6.0	22	4	0	0	3	0	0	1	0	0	0	0	0	58	78	0.00	0.667
71 Jovani Moran, L (7, 1) ERA: 3.75	0.1	3	2	0	0	0	0	0	0	0	0	0	0	8	13	0.00	6.000	
61 Brock Stewart, R (7, 1) ERA: 1.06	1.0	W	4	1	0	0	0	0	0	0	0	0	0	12	15	0.00	1.000	
59 Jhoan Duran, R (8, 1) ERA: 1.17	1.2	S	7	1	0	0	3	0	1	0	0	0	0	17	26	0.00	0.600	

Batter	1	2	3	4	5	6	7	8	9	AB	R	H	RBI	BB	SO	LOB	BOTTOM			
11 Jorge Polanco, S (1, 4) OBP: 0.318, SLG: 0.481	G1-3		K		F6					4	0	1	1	0	1	0	Cleveland Guardians @ Minnesota Twins Target Field, Minneapolis, MN Fri Jun 02 2023, 7:12 PM - 9:44 PM CDT Att: 26,818 - Partly Cloudy - 83 F			
23 Royce Lewis, R (1, 5) OBP: 0.235, SLG: 0.647	G5-3		G5-3		G2-3					4	0	0	0	0	2					
19 Alex Kirilloff, L (1, 3) OBP: 0.448, SLG: 0.481			L9							4	0	1	0	0	0					
39 Donovan Solano, R (1, 10) OBP: 0.369, SLG: 0.368					FC6-4		L4			3	0	1	0	1	1					
26 Max Kepler, L (1, 9) OBP: 0.274, SLG: 0.392					F7					4	0	1	0	0	1					
27 Ryan Jeffers, R (1, 2) OBP: 0.404, SLG: 0.481										2	0	1	0	1	1					
50 Willi Castro, S (1, 7) OBP: 0.331, SLG: 0.436					FC6-4					3	0	0	0	0	2					
12 Kyle Farmer, R (1, 6) OBP: 0.328, SLG: 0.371					L5					2	1	1	0	1	0					
2 Michael Taylor, R (1, 8) OBP: 0.266, SLG: 0.388										3	0	0	0	0	1					
Inning Stats	R: 0 E: 0 K: 1 S: 11	H: 2 LOB: 3 BB: 1 P: 17	R: 0 E: 0 K: 1 S: 12	H: 1 LOB: 0 BB: 0 P: 16	R: 0 E: 0 K: 1 S: 12	H: 0 LOB: 0 BB: 0 P: 17	R: 0 E: 0 K: 0 S: 13	H: 1 LOB: 2 BB: 1 P: 23	R: 0 E: 0 K: 1 S: 8	H: 0 LOB: 0 BB: 0 P: 10	R: 0 E: 0 K: 1 S: 9	H: 0 LOB: 0 BB: 0 P: 12	R: 1 E: 0 K: 1 S: 18	H: 2 LOB: 2 BB: 1 P: 27	R: 0 E: 0 K: 1 S: 9	H: 0 LOB: 0 BB: 0 P: 14		1B: 3 2B: 3 3B: 0 HR: 0	SF: 0 SAC: 0 DP: 1 HBP: 0	WP: 0 PB: 0 SB: 1 CS: 0
PITCHER	IP WLS BF H R ER SO BB IBB HBP BLK WP HR S P ERA WHIP																			
43 Aaron Civale, R (1, 1) ERA: 2.04	5.0	20	4	0	0	4	2	0	0	0	0	0	0	9	12	0.00	1.200			
31 Sam Hentges, L (6, 1) ERA: 3.0	1.0	3	0	0	0	1	0	0	0	0	0	0	0	9	12	0.00	0.000			
52 Nick Sandlin, R (7, 1) ERA: 3.38	1.0	L	6	2	1	1	1	1	0	0	0	0	0	18	27	9.00	3.000			
33 Hunter Gaddis, R (8, 1) ERA: 5.17	1.0	3	0	0	0	1	0	0	0	0	0	0	0	9	14	0.00	0.000			



Batter	1	2	3	4	5	6	7	8	9	AB R H RBI BB SO LOB	TOP											
38 Steven Kwan, L (1, 7) OBP: 0.342, SLG: 0.359	G4-3		G5-6-3		L7		1B		HR	5 1 2 1 0 0 2	Cleveland Guardians @ Minnesota Twins Target Field, Minneapolis, MN Sat Jun 03 2023, 6:16 PM - 8:52 PM CDT Att: 27,153 - Clear - 88 F											
1 Amed Rosario, R (1, 6) OBP: 0.270, SLG: 0.314	L6		G3		G5-3		1B		BB	2 0 0 0 0 0 0												
2 Tyler Freeman, R (4, 6) OBP: 0.333, SLG: 0.357	L6		G3		G5-3		1B		BB	2 0 1 0 1 0 1												
11 José Ramírez, S (1, 5) OBP: 0.333, SLG: 0.442	G3			G4-3		L3			F7	5 0 0 0 0 1 3												
22 Josh Naylor, L (1, 10) OBP: 0.311, SLG: 0.437		P5		1B		L9		G4-3	0 BB	4 0 1 0 0 0 0												
0 Andrés Giménez, L (1, 4) OBP: 0.310, SLG: 0.354		13 1B 17 FC6-4		1B		P3		13 BB	1B	4 1 3 0 1 0 0												
13 Gabriel Arias, R (1, 3) OBP: 0.316, SLG: 0.390		17 FC6-4		1B	G4-3		17 HR		G3	4 1 2 0 1 0 5												
17 Will Brennan, L (1, 9) OBP: 0.286, SLG: 0.364		1B		G1-3					F4	4 1 1 3 0 0 5												
10 Mike Zunino, R (1, 2) OBP: 0.280, SLG: 0.333		1B		K					K	4 0 0 0 0 3 3												
7 Myles Straw, R (1, 8) OBP: 0.319, SLG: 0.299									K	4 0 2 0 0 1 0												
Inning Stats	R: 0 E: 0 K: 0 S: 6	H: 0 LOB: 0 BB: 0 P: 7	R: 1 E: 0 K: 1 S: 11	H: 2 LOB: 1 BB: 0 P: 14	R: 0 E: 0 K: 0 S: 8	H: 1 LOB: 0 BB: 0 P: 14	R: 0 E: 0 K: 0 S: 12	H: 2 LOB: 2 BB: 0 P: 16	R: 0 E: 0 K: 1 S: 7	H: 1 LOB: 0 BB: 0 P: 10	R: 0 E: 0 K: 0 S: 5	H: 0 LOB: 0 BB: 0 P: 8	R: 2 E: 0 K: 1 S: 16	H: 4 LOB: 2 BB: 0 P: 26	R: 0 E: 0 K: 1 S: 11	H: 1 LOB: 2 BB: 1 P: 19	R: 1 E: 0 K: 1 S: 18	H: 1 LOB: 3 BB: 2 P: 30	1B: 9 2B: 1 3B: 0 HR: 2	SF: 0 SAC: 0 DP: 1 HBP: 1	WP: 0 PB: 0 SB: 1 CS: 0	PA: 42
PITCHER	IP WLS BF H R ER SO BB IBB HBP BLK WP HR S P ERA WHIP											PITCHER	IP WLS BF H R ER SO BB IBB HBP BLK WP HR S P ERA WHIP									
54 Sonny Gray, R (1, 1) ERA: 2.28	6.2 L 29 10 3 3 2 0 0 0 0 0 0 1 62 90 4.05 1.500																					
71 Jovani Moran, L (7, 1) ERA: 3.5	1.0 5 1 0 0 1 1 0 0 0 0 0 1 11 19 0.00 2.000																					
48 Jorge López, R (8, 1) ERA: 4.5	1.0 7 1 1 1 2 2 0 1 0 0 0 1 18 31 9.00 3.000																					
15 Emilio Pagán, R (9, 1) ERA: 4.07	0.1 1 0 0 0 0 0 0 0 0 0 0 0 3 4 0.00 0.000																					

Batter	1	2	3	4	5	6	7	8	9	AB R H RBI BB SO LOB	BOTTOM											
11 Jorge Polanco, S (1, 4) OBP: 0.316, SLG: 0.500	HR		G6-4-3		G4-3		K			4 1 1 1 0 1 2	Cleveland Guardians @ Minnesota Twins Target Field, Minneapolis, MN Sat Jun 03 2023, 6:16 PM - 8:52 PM CDT Att: 27,153 - Clear - 88 F											
39 Donovan Solano, R (1, 3) OBP: 0.372, SLG: 0.380	G5-3		1B		2B				F7	4 0 2 1 0 0 0												
23 Royce Lewis, R (1, 5) OBP: 0.238, SLG: 0.571	1B		K		F9				G5-3	4 0 1 0 0 1 2												
12 Kyle Farmer, R (1, 6) OBP: 0.333, SLG: 0.376	P3		G6-3		1B				1B	4 0 2 0 0 0 1												
30 Kyle Garlick, R (1, 9) OBP: 0.318, SLG: 0.600	K		K		1B				P5	3 0 1 0 0 2 1												
26 Max Kepler, L (7, 9) OBP: 0.272, SLG: 0.388	K		K		1B				1B	1 0 0 0 0 0 1												
27 Ryan Jeffers, R (1, 10) OBP: 0.402, SLG: 0.468		F9		50 FC5-4		SH3			K	2 0 0 0 1 1 0												
50 Willi Castro, S (1, 7) OBP: 0.320, SLG: 0.421		P6		1B		L5			K	4 0 0 0 0 1 3												
2 Michael Taylor, R (1, 8) OBP: 0.263, SLG: 0.383									G4-3	2 0 0 0 0 1 0												
19 Alex Kirilloff, L (7, PH) ERA: 1.54									G4-3	2 0 0 0 0 0 0												
8 Christian Vázquez, R (1, 2) OBP: 0.324, SLG: 0.289									K	2 1 1 0 1 1 0												
Inning Stats	R: 1 E: 0 K: 1 S: 13	H: 2 LOB: 1 BB: 0 P: 19	R: 0 E: 0 K: 1 S: 6	H: 0 LOB: 0 BB: 0 P: 9	R: 0 E: 0 K: 1 S: 12	H: 1 LOB: 1 BB: 1 P: 18	R: 0 E: 0 K: 1 S: 9	H: 0 LOB: 1 BB: 1 P: 19	R: 1 E: 0 K: 0 S: 12	H: 2 LOB: 1 BB: 0 P: 17	R: 0 E: 0 K: 0 S: 9	H: 2 LOB: 1 BB: 0 P: 13	R: 0 E: 0 K: 2 S: 9	H: 0 LOB: 0 BB: 0 P: 14	R: 0 E: 0 K: 0 S: 8	H: 1 LOB: 1 BB: 0 P: 14	R: 0 E: 0 K: 2 S: 9	H: 0 LOB: 0 BB: 0 P: 15	1B: 5 2B: 3 3B: 0 HR: 1	SF: 0 SAC: 1 DP: 2 HBP: 0	WP: 0 PB: 0 SB: 0 CS: 0	PA: 35
PITCHER	IP WLS BF H R ER SO BB IBB HBP BLK WP HR S P ERA WHIP											PITCHER	IP WLS BF H R ER SO BB IBB HBP BLK WP HR S P ERA WHIP									
41 Logan Allen, L (1, 1) ERA: 2.78	6.0 W 25 7 2 2 4 2 0 0 0 0 0 0 9 14 0.00 0.000																					
99 James Karinchak, R (7, 1) ERA: 4.01	1.0 H 3 0 0 0 2 0 0 0 0 0 0 0 9 14 0.00 0.000																					
62 Enyel De Los Santos, R (8, 1) ERA: 1.54	1.0 H 4 1 0 0 0 0 0 0 0 0 0 0 8 14 0.00 1.000																					
48 Emmanuel Clase, R (9, 1) ERA: 3.21	1.0 S 3 0 0 0 2 0 0 0 0 0 0 0 9 15 0.00 0.000																					

Batter	1	2	3	4	5	6	7	8	9	AB	R	H	RBI	BB	SO	LOB	TOP			
38 Steven Kwan, L OBP: 0.337, SLG: 0.353										4	0	0	0	0	1	0				
2 Tyler Freeman, R OBP: 0.294, SLG: 0.313										4	0	0	0	0	1	0				
11 José Ramírez, S OBP: 0.332, SLG: 0.436										3	1	0	0	1	0	0				
22 Josh Naylor, L OBP: 0.311, SLG: 0.441										3	1	1	1	0	1	0				
0 Andrés Giménez, L OBP: 0.311, SLG: 0.363										3	0	1	1	0	0	0				
13 Gabriel Arias, R OBP: 0.308, SLG: 0.379										3	0	0	0	0	1	1				
17 Will Brennan, L OBP: 0.294, SLG: 0.366										2	0	1	0	1	0	0				
7 Myles Straw, R OBP: 0.314, SLG: 0.294										3	0	0	0	0	2	2				
35 Cam Gallagher, R OBP: 0.157, SLG: 0.152										3	0	0	0	0	0	1				
Inning Stats	R: 0 E: 0 K: 1 S: 15	H: 0 LOB: 0 BB: 0 P: 18	R: 0 E: 0 K: 2 S: 9	H: 0 LOB: 0 BB: 0 P: 11	R: 0 E: 0 K: 1 S: 12	H: 1 LOB: 0 BB: 0 P: 16	R: 0 E: 0 K: 0 S: 6	H: 0 LOB: 0 BB: 0 P: 8	R: 0 E: 0 K: 0 S: 6	H: 0 LOB: 0 BB: 0 P: 10	R: 2 E: 0 K: 0 S: 15	H: 2 LOB: 1 BB: 1 P: 27	R: 0 E: 0 K: 1 S: 8	H: 0 LOB: 0 BB: 0 P: 12	R: 0 E: 0 K: 1 S: 7	H: 0 LOB: 0 BB: 0 P: 11	1B: 1 2B: 2 3B: 1 HR: 0	SF: 0 SAC: 0 DP: 2 HBP: 0	WP: 0 PB: 0 CS: 1	PA: 30
PITCHER	IP WLS BF H R ER SO BB IBB HBP BLK WP HR S P ERA WHIP																			
41 Joe Ryan, R ERA: 2.76	(1, 1) 6.2 L 22 2 2 2 4 1 0 0 0 0 0 65 88 2.70 0.450																			
56 Caleb Thielbar, L ERA: 1.74	(7, 1) 0.1 2 1 0 0 0 0 0 0 0 0 0 6 10 0.00 3.000																			
87 José De León, R ERA: 2.79	(8, 1) 1.0 3 0 0 0 1 1 0 0 0 0 0 8 12 0.00 1.000																			
22 Griffin Jax, R ERA: 4.26	(9, 1) 1.0 3 0 0 0 1 0 0 0 0 0 0 7 11 0.00 0.000																			

Cleveland Guardians @ Minnesota Twins
Target Field, Minneapolis, MN
Sun Jun 04 2023, 1:14 PM - 3:30 PM CDT
Att: 23,629 - Partly Cloudy - 85 F

AB	28
R	2
H	3
RBI	2
BB	2
SO	6
LOB	4

AB	28
R	2
H	3
RBI	2
BB	2
SO	6
LOB	4

Batter	1	2	3	4	5	6	7	8	9	AB	R	H	RBI	BB	SO	LOB	BOTTOM			
11 Jorge Polanco, S OBP: 0.305, SLG: 0.482										4	0	0	0	0	2	3				
23 Royce Lewis, R OBP: 0.200, SLG: 0.480										4	0	0	0	0	3	2				
39 Donovan Solano, R OBP: 0.369, SLG: 0.371										3	0	0	0	1	2	1				
26 Max Kepler, L OBP: 0.264, SLG: 0.376										4	0	0	0	0	1	1				
27 Ryan Jeffers, R OBP: 0.396, SLG: 0.451										3	0	0	0	1	2	1				
12 Kyle Farmer, R OBP: 0.331, SLG: 0.372										4	0	1	0	0	2	0				
50 Willi Castro, S OBP: 0.318, SLG: 0.441										4	1	1	1	0	3	2				
30 Kyle Garlick, R OBP: 0.280, SLG: 0.522										3	0	0	0	0	1	0				
2 Michael Taylor, R OBP: 0.276, SLG: 0.401										3	0	3	0	0	0	0				
Inning Stats	R: 0 E: 0 K: 2 S: 10	H: 0 LOB: 0 BB: 0 P: 13	R: 0 E: 0 K: 2 S: 7	H: 0 LOB: 0 BB: 0 P: 11	R: 0 E: 0 K: 2 S: 9	H: 1 LOB: 1 BB: 0 P: 15	R: 0 E: 0 K: 2 S: 17	H: 0 LOB: 1 BB: 1 P: 29	R: 0 E: 0 K: 2 S: 9	H: 0 LOB: 0 BB: 0 P: 11	R: 0 E: 0 K: 2 S: 11	H: 1 LOB: 1 BB: 0 P: 16	R: 0 E: 0 K: 0 S: 7	H: 2 LOB: 0 BB: 0 P: 10	R: 0 E: 0 K: 2 S: 11	H: 1 LOB: 2 BB: 1 P: 19	1B: 3 2B: 1 3B: 0 HR: 1	SF: 0 SAC: 0 DP: 0 HBP: 0	WP: 0 PB: 0 CS: 0	PA: 34
PITCHER	IP WLS BF H R ER SO BB IBB HBP BLK WP HR S P ERA WHIP																			
24 Triston McKenzie, R ERA: 3.86	(1, 1) 5.0 17 1 0 0 10 1 0 0 0 0 0 52 79 0.00 0.400																			
99 James Karinchak, R ERA: 3.86	(6, 1) 1.0 W 4 1 0 0 2 0 0 0 0 0 0 11 16 0.00 1.000																			
37 Trevor Stephan, R ERA: 2.84	(7, 1) 1.0 H 3 0 0 0 2 0 0 0 0 0 0 7 8 0.00 2.000																			
62 Enyel De Los Santos, R ERA: 1.96	(8, 1) 1.0 H 5 2 1 1 0 0 0 0 0 0 0 1 7 10 9.00 2.000																			
48 Emmanuel Clase, R ERA: 3.1	(9, 1) 1.0 S 5 1 0 0 2 1 0 0 0 0 0 0 11 19 0.00 2.000																			

Cleveland Guardians @ Minnesota Twins
Target Field, Minneapolis, MN
Sun Jun 04 2023, 1:14 PM - 3:30 PM CDT
Att: 23,629 - Partly Cloudy - 85 F

AB	32
R	1
H	5
RBI	1
BB	2
SO	16
LOB	10

AB	32
R	1
H	5
RBI	1
BB	2
SO	16
LOB	10

Batter	1	2	3	4	5	6	7	8	9	AB	R	H	RBI	BB	SO	LOB	TOP						
11 Jorge Polanco, S OBP: 0.295, SLG: 0.466										4	0	0	0	0	1	1							
19 Alex Kirilloff, L OBP: 0.441, SLG: 0.463										3	0	1	0	1	2	0							
4 Carlos Correa, R OBP: 0.298, SLG: 0.375										4	0	1	0	0	3	3							
39 Donovan Solano, R (1, 10) OBP: 0.359, SLG: 0.360										4	0	0	0	0	2	1							
9 Trevor Larnach, L OBP: 0.314, SLG: 0.383										3	0	0	0	1	1	1							
50 Willi Castro, S OBP: 0.316, SLG: 0.434										4	0	1	0	0	1	1							
26 Max Kepler, L OBP: 0.261, SLG: 0.370										2	0	0	0	0	1	1							
30 Kyle Garlick, R OBP: 0.269, SLG: 0.500										1	0	0	0	0	0	1							
8 Christian Vázquez, R OBP: 0.317, SLG: 0.282										3	0	0	0	0	1	0							
2 Michael Taylor, R OBP: 0.277, SLG: 0.406										3	0	1	0	0	0	0							
Inning Stats	R: 0 E: 0 K: 3 S: 13	H: 0 LOB: 0 BB: 0 P: 18	R: 0 E: 0 K: 2 S: 8	H: 0 LOB: 1 BB: 1 P: 15	R: 0 E: 0 K: 0 S: 6	H: 0 LOB: 0 BB: 0 P: 9	R: 0 E: 0 K: 2 S: 12	H: 1 LOB: 1 BB: 0 P: 18	R: 0 E: 0 K: 1 S: 6	H: 0 LOB: 0 BB: 0 P: 10	R: 0 E: 0 K: 1 S: 13	H: 1 LOB: 1 BB: 0 P: 18	R: 0 E: 0 K: 0 S: 9	H: 1 LOB: 2 BB: 1 P: 16	R: 0 E: 0 K: 2 S: 10	H: 1 LOB: 2 BB: 1 P: 20	R: 0 E: 0 K: 1 S: 9	H: 0 LOB: 0 BB: 0 P: 15	1B: 2 2B: 2 3B: 0 HR: 0	SF: 0 SAC: 0 DP: 0 HBP: 0	WP: 0 PB: 0 SB: 0 CS: 0	PA: 33	
PITCHER	IP WLS BF H R ER SO BB IBB HBP BLK WP HR S P ERA WHIP	IP WLS BF H R ER SO BB IBB HBP BLK WP HR S P ERA WHIP	IP WLS BF H R ER SO BB IBB HBP BLK WP HR S P ERA WHIP	IP WLS BF H R ER SO BB IBB HBP BLK WP HR S P ERA WHIP	IP WLS BF H R ER SO BB IBB HBP BLK WP HR S P ERA WHIP	IP WLS BF H R ER SO BB IBB HBP BLK WP HR S P ERA WHIP	IP WLS BF H R ER SO BB IBB HBP BLK WP HR S P ERA WHIP	IP WLS BF H R ER SO BB IBB HBP BLK WP HR S P ERA WHIP	IP WLS BF H R ER SO BB IBB HBP BLK WP HR S P ERA WHIP	IP WLS BF H R ER SO BB IBB HBP BLK WP HR S P ERA WHIP	IP WLS BF H R ER SO BB IBB HBP BLK WP HR S P ERA WHIP	IP WLS BF H R ER SO BB IBB HBP BLK WP HR S P ERA WHIP	IP WLS BF H R ER SO BB IBB HBP BLK WP HR S P ERA WHIP	IP WLS BF H R ER SO BB IBB HBP BLK WP HR S P ERA WHIP	IP WLS BF H R ER SO BB IBB HBP BLK WP HR S P ERA WHIP	IP WLS BF H R ER SO BB IBB HBP BLK WP HR S P ERA WHIP	IP WLS BF H R ER SO BB IBB HBP BLK WP HR S P ERA WHIP	IP WLS BF H R ER SO BB IBB HBP BLK WP HR S P ERA WHIP	IP WLS BF H R ER SO BB IBB HBP BLK WP HR S P ERA WHIP	IP WLS BF H R ER SO BB IBB HBP BLK WP HR S P ERA WHIP	IP WLS BF H R ER SO BB IBB HBP BLK WP HR S P ERA WHIP	IP WLS BF H R ER SO BB IBB HBP BLK WP HR S P ERA WHIP	IP WLS BF H R ER SO BB IBB HBP BLK WP HR S P ERA WHIP

Minnesota Twins @ Tampa Bay Rays
Tropicana Field, St. Petersburg, FL
Tue Jun 06 2023, 6:42 PM - 8:47 PM EDT
Att: 14,689 - Dome - 72 F

AB 31
R 0
H 4
RBI 0
BB 2
SO 12
LOB 9



Batter	1	2	3	4	5	6	7	8	9	AB	R	H	RBI	BB	SO	LOB	BOTTOM						
2 Yandy Diaz, R OBP: 0.410, SLG: 0.566										3	1	1	0	1	1	0							
5 Wander Franco, S OBP: 0.374, SLG: 0.500										3	1	1	0	1	0	1							
55 Luke Raley, L OBP: 0.355, SLG: 0.590										3	2	2	2	1	1	2							
56 Randy Arozarena, R (1, 7) OBP: 0.392, SLG: 0.484										4	1	1	2	0	1	3							
87 Harold Ramírez, R (1, 10) OBP: 0.342, SLG: 0.494										3	1	0	0	1	1	3							
6 Taylor Walls, S OBP: 0.329, SLG: 0.426										4	0	0	0	0	2	2							
14 Christian Bethancourt, R (1, 2) OBP: 0.273, SLG: 0.470										4	0	1	1	0	0	0							
7 Vidal Bruján, S OBP: 0.214, SLG: 0.185										3	0	0	1	0	0	0							
22 Jose Siri, R OBP: 0.291, SLG: 0.586										3	1	1	1	0	1	1							
Inning Stats	R: 0 E: 0 K: 1 S: 10	H: 1 LOB: 2 BB: 1 P: 19	R: 0 E: 0 K: 1 S: 5	H: 0 LOB: 0 BB: 0 P: 6	R: 0 E: 0 K: 0 S: 7	H: 0 LOB: 0 BB: 0 P: 9	R: 3 E: 0 K: 1 S: 12	H: 3 LOB: 1 BB: 1 P: 20	R: 2 E: 0 K: 2 S: 12	H: 1 LOB: 0 BB: 1 P: 18	R: 0 E: 0 K: 0 S: 7	H: 0 LOB: 0 BB: 0 P: 8	R: 2 E: 0 K: 1 S: 12	H: 2 LOB: 1 BB: 1 P: 20	R: 0 E: 0 K: 1 S: 7	H: 0 LOB: 0 BB: 0 P: 10	R: 0 E: 0 K: 1 S: 7	H: 0 LOB: 0 BB: 0 P: 10	1B: 3 2B: 1 3B: 1 HR: 2	SF: 0 SAC: 1 DP: 0 HBP: 0	WP: 0 PB: 0 SB: 0 CS: 0	PA: 35	
PITCHER	IP WLS BF H R ER SO BB IBB HBP BLK WP HR S P ERA WHIP	IP WLS BF H R ER SO BB IBB HBP BLK WP HR S P ERA WHIP	IP WLS BF H R ER SO BB IBB HBP BLK WP HR S P ERA WHIP	IP WLS BF H R ER SO BB IBB HBP BLK WP HR S P ERA WHIP	IP WLS BF H R ER SO BB IBB HBP BLK WP HR S P ERA WHIP	IP WLS BF H R ER SO BB IBB HBP BLK WP HR S P ERA WHIP	IP WLS BF H R ER SO BB IBB HBP BLK WP HR S P ERA WHIP	IP WLS BF H R ER SO BB IBB HBP BLK WP HR S P ERA WHIP	IP WLS BF H R ER SO BB IBB HBP BLK WP HR S P ERA WHIP	IP WLS BF H R ER SO BB IBB HBP BLK WP HR S P ERA WHIP	IP WLS BF H R ER SO BB IBB HBP BLK WP HR S P ERA WHIP	IP WLS BF H R ER SO BB IBB HBP BLK WP HR S P ERA WHIP	IP WLS BF H R ER SO BB IBB HBP BLK WP HR S P ERA WHIP	IP WLS BF H R ER SO BB IBB HBP BLK WP HR S P ERA WHIP	IP WLS BF H R ER SO BB IBB HBP BLK WP HR S P ERA WHIP	IP WLS BF H R ER SO BB IBB HBP BLK WP HR S P ERA WHIP	IP WLS BF H R ER SO BB IBB HBP BLK WP HR S P ERA WHIP	IP WLS BF H R ER SO BB IBB HBP BLK WP HR S P ERA WHIP	IP WLS BF H R ER SO BB IBB HBP BLK WP HR S P ERA WHIP	IP WLS BF H R ER SO BB IBB HBP BLK WP HR S P ERA WHIP	IP WLS BF H R ER SO BB IBB HBP BLK WP HR S P ERA WHIP	IP WLS BF H R ER SO BB IBB HBP BLK WP HR S P ERA WHIP	IP WLS BF H R ER SO BB IBB HBP BLK WP HR S P ERA WHIP

Minnesota Twins @ Tampa Bay Rays
Tropicana Field, St. Petersburg, FL
Tue Jun 06 2023, 6:42 PM - 8:47 PM EDT
Att: 14,689 - Dome - 72 F

AB 30
R 7
H 7
RBI 7
BB 4
SO 7
LOB 12



Batter	1	2	3	4	5	6	7	8	9	AB	R	H	RBI	BB	SO	LOB	TOP				
11 Jorge Polanco, S OBP: 0.294, SLG: 0.454	F8		BB		L9			L9		3	0	0	0	1	0	1					
19 Alex Kirilloff, L OBP: 0.438, SLG: 0.452	L8		F7					K		2	0	0	0	0	0	2					
30 Kyle Garlick, R OBP: 0.259, SLG: 0.480	G1-3		K					P5		1	0	0	0	0	1	0					
4 Carlos Correa, R OBP: 0.293, SLG: 0.367										4	0	0	0	0	2	3					
9 Trevor Larnach, L OBP: 0.313, SLG: 0.375		K			K			F8		3	0	0	0	1	2	0					
39 Donovan Solano, R OBP: 0.357, SLG: 0.353	G5-3		G4-3					BB		3	0	0	0	0	1	2					
2 Michael Taylor, R OBP: 0.277, SLG: 0.406								K		0	1	0	0	0	0	0					
26 Max Kepler, L OBP: 0.277, SLG: 0.369			F8					K		3	0	1	0	1	1	2					
23 Royce Lewis, R OBP: 0.207, SLG: 0.448	G1-3							BB		3	0	1	0	1	1	2					
12 Kyle Farmer, R OBP: 0.331, SLG: 0.372								K		4	0	1	1	0	1	1					
50 Willi Castro, S OBP: 0.314, SLG: 0.424			L9					BB		0	0	0	0	0	0	0					
27 Ryan Jeffers, R OBP: 0.400, SLG: 0.447								K		3	0	0	0	0	1	0					
								P5		0	0	0	0	0	0	0					
								K		3	0	0	0	0	1	0					
								K		3	0	0	0	0	1	0					
								P5		3	0	1	0	1	0	3					
								BB													
Inning Stats	R: 0 E: 0 K: 0 S: 5	H: 0 LOB: 0 BB: 0 P: 8	R: 0 E: 0 K: 1 S: 9	H: 1 LOB: 1 BB: 0 P: 16	R: 0 E: 0 K: 1 S: 13	H: 1 LOB: 2 BB: 1 P: 19	R: 0 E: 0 K: 1 S: 8	H: 0 LOB: 0 BB: 0 P: 13	R: 0 E: 0 K: 1 S: 9	H: 0 LOB: 1 BB: 1 P: 16	R: 0 E: 0 K: 3 S: 11	H: 0 LOB: 2 BB: 1 P: 22	R: 0 E: 0 K: 1 S: 10	H: 0 LOB: 0 BB: 0 P: 13	R: 0 E: 0 K: 1 S: 9	H: 0 LOB: 3 BB: 1 P: 25	1B: 3 2B: 0 3B: 0 HR: 0	SF: 0 SAC: 0 DP: 1 HBP: 3	WP: 0 PB: 0 SB: 2 CS: 0	PA: 36	
PITCHER	IP	WLS	BF	H	R	ER	SO	BB	IBB	HBP	BLK	WP	HR	S	P	ERA	WHIP				
64 Shawn Armstrong, R ERA: 5.14	2.0		7	1	0	0	1	0	0	0	0	0	0	14	24	0.00	0.500				
71 Cooper Criswell, R ERA: 5.14	3.1		14	1	0	0	4	2	0	1	0	0	0	34	57	0.00	0.900				
49 Kevin Kelly, R ERA: 4.0	0.2	H	3	0	0	0	2	1	0	0	0	0	0	7	13	0.00	1.500				
26 Robert Stephenson, R ERA: 4.41	1.0	H	3	0	0	0	1	0	0	0	0	0	0	10	13	0.00	0.000				
36 Colin Poche, L ERA: 1.99	1.0	H	3	0	0	0	1	0	0	0	0	0	0	9	13	0.00	0.000				
PITCHER	IP	WLS	BF	H	R	ER	SO	BB	IBB	HBP	BLK	WP	HR	S	P	ERA	WHIP				
47 Jason Adam, R ERA: 3.08	1.0	W	6	1	1	1	0	1	0	2	0	0	0	13	25	9.00	2.000				

Minnesota Twins @ Tampa Bay Rays
Tropicana Field, St. Petersburg, FL
Wed Jun 07 2023, 6:40 PM - 8:57 PM EDT
Att: 10,846 - Dome - 72 F

AB 29
R 1
H 3
RBI 1
BB 4
SO 9
LOB 14



Batter	1	2	3	4	5	6	7	8	9	AB	R	H	RBI	BB	SO	LOB	BOTTOM					
15 Josh Lowe, L OBP: 0.337, SLG: 0.547	P5		1B		K			K		4	0	1	0	0	2	1						
5 Wander Franco, S OBP: 0.372, SLG: 0.496	L8		1B		FC5-6			F9		4	0	1	0	0	0	1						
56 Randy Arozarena, R OBP: 0.394, SLG: 0.498	1B		K					G6-3		4	1	2	1	0	1	2						
55 Luke Raley, L OBP: 0.348, SLG: 0.577	G4-3							K		3	0	0	0	0	1	1						
17 Isaac Paredes, R OBP: 0.350, SLG: 0.467								G5-3		2	1	1	1	1	0	0						
6 Taylor Walls, S OBP: 0.324, SLG: 0.417	K				F8			F8		3	0	0	0	0	1	1						
22 Jose Siri, R OBP: 0.285, SLG: 0.571	K				G1-3			F9		3	0	0	0	0	1	1						
13 Manuel Margot, R OBP: 0.321, SLG: 0.336	P3							G6-3		3	0	0	0	0	1	0						
21 Francisco Mejia, S OBP: 0.269, SLG: 0.333	G6-3							K		3	0	1	0	0	1	0						
Inning Stats	R: 0 E: 0 K: 0 S: 6	H: 1 LOB: 1 BB: 0 P: 8	R: 1 E: 0 K: 2 S: 8	H: 1 LOB: 0 BB: 0 P: 13	R: 0 E: 0 K: 1 S: 16	H: 2 LOB: 1 BB: 0 P: 23	R: 0 E: 0 K: 0 S: 9	H: 0 LOB: 1 BB: 1 P: 17	R: 0 E: 0 K: 2 S: 11	H: 1 LOB: 1 BB: 0 P: 13	R: 0 E: 0 K: 1 S: 7	H: 0 LOB: 0 BB: 0 P: 10	R: 0 E: 0 K: 0 S: 6	H: 0 LOB: 0 BB: 0 P: 8	R: 0 E: 0 K: 2 S: 11	H: 0 LOB: 0 BB: 0 P: 13	R: 1 E: 0 K: 0 S: 2	H: 1 LOB: 0 BB: 0 P: 2	1B: 4 2B: 0 3B: 0 HR: 2	SF: 0 SAC: 0 DP: 0 HBP: 0	WP: 0 PB: 0 SB: 0 CS: 0	PA: 30
PITCHER	IP	WLS	BF	H	R	ER	SO	BB	IBB	HBP	BLK	WP	HR	S	P	ERA	WHIP					
49 Pablo López, R ERA: 4.25	7.0		26	5	1	1	6	1	0	0	0	0	0	11	63	1.29	0.857					
61 Brock Stewart, R ERA: 1.0	1.0		3	0	0	0	2	0	0	0	0	0	0	11	13	0.00	0.000					
59 Jhoan Duran, R ERA: 1.57	0.0	L	1	1	1	1	0	0	0	0	0	0	1	2	2	∞	∞					

Minnesota Twins @ Tampa Bay Rays
Tropicana Field, St. Petersburg, FL
Wed Jun 07 2023, 6:40 PM - 8:57 PM EDT
Att: 10,846 - Dome - 72 F


AB 29
R 2
H 6
RBI 2
BB 1
SO 8
LOB 7




Batter	1	2	3	4	5	6	7	8	9	AB	R	H	RBI	BB	SO	LOB	TOP								
50 Willi Castro, S OBP: 0.312, SLG: 0.419										4	0	1	0	0	0	0	Minnesota Twins @ Tampa Bay Rays Tropicana Field, St. Petersburg, FL Thu Jun 08 2023, 1:10 PM - 3:17 PM EDT Att: 12,584 - Dome - 72 F								
19 Alex Kirilloff, L OBP: 0.440, SLG: 0.466										4	0	2	0	0	0	1									
11 Jorge Polanco, S OBP: 0.291, SLG: 0.450										1	0	0	0	0	0	1									
39 Donovan Solano, R OBP: 0.350, SLG: 0.345										3	0	0	0	0	0	2									
4 Carlos Correa, R OBP: 0.296, SLG: 0.385										4	1	2	1	0	0	1									
9 Trevor Larnach, L OBP: 0.309, SLG: 0.370										2	0	0	0	0	1	2									
12 Kyle Farmer, R OBP: 0.325, SLG: 0.365										2	0	0	0	0	1	1									
23 Royce Lewis, R OBP: 0.182, SLG: 0.394										4	0	0	0	0	2	0									
26 Max Kepler, L OBP: 0.254, SLG: 0.364										2	0	0	0	0	1	0									
30 Kyle Garlick, R OBP: 0.250, SLG: 0.462										1	0	0	0	0	1	0									
8 Christian Vázquez, R OBP: 0.310, SLG: 0.276										3	0	0	0	0	0	0									
2 Michael Taylor, R OBP: 0.278, SLG: 0.424										3	1	1	1	0	1	0									
Inning Stats	R: 0 E: 0 K: 0 S: 7	H: 2 LOB: 2 BB: 0 P: 10	R: 0 E: 0 K: 1 S: 8	H: 0 LOB: 0 BB: 0 P: 11	R: 0 E: 0 K: 0 S: 8	H: 1 LOB: 1 BB: 0 P: 11	R: 1 E: 0 K: 2 S: 9	H: 1 LOB: 0 BB: 0 P: 17	R: 0 E: 0 K: 1 S: 8	H: 0 LOB: 0 BB: 0 P: 8	R: 0 E: 0 K: 0 S: 7	H: 1 LOB: 1 BB: 0 P: 10	R: 0 E: 0 K: 2 S: 10	H: 0 LOB: 0 BB: 0 P: 16	R: 1 E: 0 K: 0 S: 10	H: 1 LOB: 0 BB: 0 P: 12	R: 0 E: 0 K: 1 S: 10	H: 0 LOB: 0 BB: 0 P: 13	1B: 3 2B: 1 3B: 0 HR: 2	SF: 0 SAC: 0 DP: 0 HBP: 0	WP: 0 PB: 0 SB: 0 CS: 0	PA: 33			
PITCHER	IP	WLS	BF	H	R	ER	SO	BB	IBB	HBP	BLK	WP	HR	S	P	ERA	WHIP								
72 Yonny Chirinos, R ERA: 2.6	5.2	W	22	5	1	1	4	0	0	0	0	0	1	45	65	1.59	0.882								
30 Jake Diekman, L ERA: 6.1	1.1	H	4	0	0	0	2	0	0	0	0	0	0	12	18	0.00	0.000								
38 Colin Poche, L ERA: 2.28	1.0	H	4	1	1	1	0	0	0	0	0	0	1	10	12	9.00	1.000								
47 Jason Adam, R ERA: 2.96	1.0	S	3	0	0	0	1	0	0	0	0	0	0	10	13	0.00	0.000								

Batter	1	2	3	4	5	6	7	8	9	AB	R	H	RBI	BB	SO	LOB	BOTTOM								
15 Josh Lowe, L OBP: 0.340, SLG: 0.546										4	0	2	0	0	0	0	Minnesota Twins @ Tampa Bay Rays Tropicana Field, St. Petersburg, FL Thu Jun 08 2023, 1:10 PM - 3:17 PM EDT Att: 12,584 - Dome - 72 F								
5 Wander Franco, S OBP: 0.366, SLG: 0.487									4	1	0	0	0	0	2										
56 Randy Arozarena, R OBP: 0.397, SLG: 0.495									1	1	0	0	2	0	0										
55 Luke Raley, L OBP: 0.348, SLG: 0.586										3	1	1	1	0	2	1									
87 Harold Ramirez, R OBP: 0.342, SLG: 0.509										3	1	1	2	0	2	1									
17 Isaac Paredes, R OBP: 0.344, SLG: 0.459										3	0	0	0	0	1	0									
6 Taylor Walls, S OBP: 0.318, SLG: 0.409										3	0	0	0	0	2	0									
14 Christian Bethancourt, R OBP: 0.268, SLG: 0.459										3	0	0	0	0	2	0									
13 Manuel Margot, R OBP: 0.315, SLG: 0.329										3	0	0	0	0	1	0									
Inning Stats	R: 0 E: 0 K: 0 S: 9	H: 0 LOB: 0 BB: 0 P: 16	R: 0 E: 0 K: 3 S: 11	H: 0 LOB: 0 BB: 0 P: 14	R: 0 E: 0 K: 3 S: 9	H: 0 LOB: 0 BB: 0 P: 15	R: 3 E: 0 K: 0 S: 11	H: 2 LOB: 0 BB: 1 P: 20	R: 0 E: 0 K: 1 S: 7	H: 0 LOB: 0 BB: 0 P: 13	R: 1 E: 0 K: 2 S: 12	H: 1 LOB: 1 BB: 1 P: 20	R: 0 E: 0 K: 1 S: 10	H: 0 LOB: 0 BB: 0 P: 14	R: 0 E: 0 K: 0 S: 7	H: 1 LOB: 0 BB: 0 P: 12		1B: 2 2B: 0 3B: 1 HR: 1	SF: 0 SAC: 0 DP: 1 HBP: 0	WP: 0 PB: 0 SB: 1 CS: 0	PA: 29				
PITCHER	IP	WLS	BF	H	R	ER	SO	BB	IBB	HBP	BLK	WP	HR	S	P	ERA	WHIP								
17 Bailey Ober, R ERA: 2.61	5.1	L	21	3	4	3	7	2	0	0	0	0	0	7	10	0.00	0.938								
22 Griffin Jax, R ERA: 4.15	0.2		2	0	0	0	2	0	0	0	0	0	0	7	10	0.00	0.000								
87 José De León, R ERA: 2.31	2.0		6	1	0	0	1	0	0	0	0	0	0	17	26	0.00	0.500								

AB 33
R 2
H 6
RBI 2
BB 0
SO 7
LOB 8



AB 27
R 4
H 4
RBI 3
BB 2
SO 10
LOB 4



Batter	1	2	3	4	5	6	7	8	9	10	AB	R	H	RBI	BB	SO	LOB	TOP		
39 Donovan Solano, R (1.3) OBP: 0.350, SLG: 0.352 19 Alex Kiriloff, L (8, PH) OBP: 0.432, SLG: 0.456 (8, 3)											3	0	1	0	0	1	0	Minnesota Twins @ Toronto Blue Jays Rogers Centre, Toronto, ON Fri Jun 09 2023, 7:08 PM - 10:06 PM EDT Att: 35,222 - Cloudy - 70 F		
50 Willi Castro, S (1.9) OBP: 0.303, SLG: 0.406 (9, 4)											4	0	0	0	0	1	1			
30 Kyle Garlick, R (1.7) OBP: 0.219, SLG: 0.429 9 Trevor Larnach, L (6, PH) OBP: 0.305, SLG: 0.364 (6, 7)											2	0	0	0	0	0	1			
4 Carlos Correa, R (1.6) OBP: 0.300, SLG: 0.384											3	0	1	0	1	0	0			
12 Kyle Farmer, R (1.4) OBP: 0.233, SLG: 0.356 26 Max Kepler, L (9, PH) OBP: 0.262, SLG: 0.361 (9, 9)											3	0	0	0	0	0	3			
27 Ryan Jeffers, R (1.10) OBP: 0.385, SLG: 0.427											4	1	0	0	0	3	1			
23 Royce Lewis, R (1.5) OBP: 0.270, SLG: 0.459											4	1	4	0	0	0	0			
8 Cristian Vázquez, R (1.2) OBP: 0.301, SLG: 0.267											4	0	0	0	0	1	5			
2 Michael Taylor, R (1.8) OBP: 0.277, SLG: 0.441											3	1	1	3	0	1	1			
Inning Stats	R: 0 E: 0 K: 1 S: 15	H: 1 LOB: 2 BB: 1 P: 25	R: 0 E: 0 K: 1 S: 9	H: 1 LOB: 1 BB: 0 P: 16	R: 0 E: 0 K: 1 S: 9	H: 0 LOB: 0 BB: 0 P: 14	R: 2 E: 0 K: 2 S: 14	H: 2 LOB: 0 BB: 0 P: 18	R: 0 E: 0 K: 1 S: 10	H: 1 LOB: 1 BB: 0 P: 15	R: 0 E: 0 K: 1 S: 9	H: 0 LOB: 0 BB: 0 P: 16	R: 0 E: 0 K: 2 S: 9	H: 0 LOB: 0 BB: 0 P: 15	R: 1 E: 1 K: 0 S: 9	H: 1 LOB: 1 BB: 0 P: 12	1B: 5 2B: 1 3B: 0 HR: 1		SF: 1 SAC: 0 DP: 1 HBP: 0	WP: 0 PB: 0 SB: 0 CS: 0
PITCHER	IP WLS BF H R ER SO BB IBB HBP BLK WP HR S P ERA WHIP	5.0 2.0 1.0 1.0 0.2	WLS BF H R ER SO BB IBB HBP BLK WP HR S P ERA WHIP	4.34 2.25 5.53 2.56 3.95	5.0 2.0 1.0 1.0 0.2	WLS BF H R ER SO BB IBB HBP BLK WP HR S P ERA WHIP	0.1 1.0 1.0 0.0 0.0	0.1 1.0 1.0 0.0 0.0	0.1 1.0 1.0 0.0 0.0	0.1 1.0 1.0 0.0 0.0	0.1 1.0 1.0 0.0 0.0	0.1 1.0 1.0 0.0 0.0	0.1 1.0 1.0 0.0 0.0	0.1 1.0 1.0 0.0 0.0	0.1 1.0 1.0 0.0 0.0	0.1 1.0 1.0 0.0 0.0	0.1 1.0 1.0 0.0 0.0	0.00 0.00	0.00 0.00	1.66

AB	35
R	3
H	7
RBI	3
BB	1
SO	9
LOB	13



Batter	1	2	3	4	5	6	7	8	9	10	AB	R	H	RBI	BB	SO	LOB	BOTTOM					
11 Bo Bichette, R (1.6) OBP: 0.356, SLG: 0.522											5	0	1	1	0	3	3	Minnesota Twins @ Toronto Blue Jays Rogers Centre, Toronto, ON Fri Jun 09 2023, 7:08 PM - 10:06 PM EDT Att: 35,222 - Cloudy - 70 F					
27 Vladimir Guerrero Jr., R (1.3) OBP: 0.354, SLG: 0.450											3	0	0	0	2	1	1						
13 Brandon Belt, L (1.10) OBP: 0.376, SLG: 0.427 39 Kevin Kiermaier, L (10, PR) OBP: 0.358, SLG: 0.481											5	0	0	0	0	2	7						
26 Matt Chapman, R (1.5) OBP: 0.352, SLG: 0.470											5	0	1	0	0	0	3						
15 Whit Merrifield, R (1.7) OBP: 0.353, SLG: 0.366											4	0	1	0	1	1	1						
25 Daulton Varsho, L (1.8) OBP: 0.286, SLG: 0.394											5	0	0	0	0	1	3						
5 Santiago Espinal, R (1.4) OBP: 0.275, SLG: 0.277											3	2	1	0	1	0	2						
8 Cavan Biggio, L (1.9) OBP: 0.252, SLG: 0.323 4 George Springer, R (6, PH) OBP: 0.321, SLG: 0.398 (7, 9)											2	0	0	0	0	2	1						
55 Tyler Heineman, S (1.2) OBP: 0.348, SLG: 0.263 30 Alejandro Kirk, R (6, PH) OBP: 0.346, SLG: 0.346 (7, 2)											2	0	2	0	0	0	0						
Inning Stats	R: 0 E: 0 K: 1 S: 5	H: 0 LOB: 0 BB: 0 P: 6	R: 0 E: 0 K: 0 S: 11	H: 1 LOB: 1 BB: 0 P: 17	R: 0 E: 0 K: 2 S: 8	H: 1 LOB: 1 BB: 0 P: 11	R: 0 E: 0 K: 0 S: 7	H: 1 LOB: 1 BB: 0 P: 11	R: 1 E: 0 K: 2 S: 18	H: 2 LOB: 3 BB: 2 P: 31	R: 0 E: 0 K: 2 S: 12	H: 2 LOB: 1 BB: 0 P: 16	R: 0 E: 1 K: 2 S: 9	H: 0 LOB: 0 BB: 0 P: 15	R: 0 E: 0 K: 0 S: 8	H: 0 LOB: 0 BB: 0 P: 13	R: 0 E: 0 K: 1 S: 13		H: 1 LOB: 3 BB: 1 P: 21	R: 0 E: 0 K: 1 S: 8	H: 0 LOB: 1 BB: 1 P: 17	1B: 5 2B: 3 3B: 0 HR: 0	SF: 0 SAC: 0 DP: 0 HBP: 1
PITCHER	IP WLS BF H R ER SO BB IBB HBP BLK WP HR S P ERA WHIP	5.0 0.2 1.1 1.0 2.0	WLS BF H R ER SO BB IBB HBP BLK WP HR S P ERA WHIP	2.25 3.80 0.93 4.0 1.44	5.0 0.2 1.1 1.0 2.0	WLS BF H R ER SO BB IBB HBP BLK WP HR S P ERA WHIP	0.0 6.7 15.0 8.0 21.0	0.0 6.7 15.0 8.0 21.0	0.0 6.7 15.0 8.0 21.0	0.0 6.7 15.0 8.0 21.0	0.0 6.7 15.0 8.0 21.0	0.0 6.7 15.0 8.0 21.0	0.0 6.7 15.0 8.0 21.0	0.0 6.7 15.0 8.0 21.0	0.0 6.7 15.0 8.0 21.0	0.0 6.7 15.0 8.0 21.0	0.0 6.7 15.0 8.0 21.0	0.0 6.7 15.0 8.0 21.0	1.80 1.400	1.500	0.750	0.000	0.000

AB	38
R	2
H	8
RBI	2
BB	4
SO	11
LOB	24



Batter	1	2	3	4	5	6	7	8	9	AB	R	H	RBI	BB	SO	LOB	TOP				
22 Christian Yelich, L OBP: 0.359, SLG: 0.424	F7		11 1B 2B		E5		HR		1-2 1B	5	2	3	4	0	0	0	Milwaukee Brewers @ Minnesota Twins Target Field, Minneapolis, MN Tue Jun 13 2023, 6:42 PM - 9:34 PM CDT Att: 34,514 - Partly Cloudy - 84 F				
27 Willy Adames, R OBP: 0.288, SLG: 0.382	K		G6-3		P6		1B		K	5	0	1	0	0	2	4					
11 Rowdy Tellez, L OBP: 0.306, SLG: 0.436	F8		1B		P5		FC4-6 1B		K	5	0	2	1	0	1	3					
16 Blake Perkins, S OBP: 0.250, SLG: 0.333	F8		1B		FC4-6 1B		P5		K	0	0	0	0	0	0	0					
6 Owen Miller, R OBP: 0.344, SLG: 0.442	K		F8		FC4-6 1-2		K2-3			4	0	0	0	0	2	2					
12 Jon Singleton, L OBP: 0.178, SLG: 0.154	K				K		P6			4	0	0	0	0	3	1					
9 Brian Anderson, R OBP: 0.327, SLG: 0.387	K				K		G4-3		2B	4	0	1	0	0	2	1					
2 Luis Urias, R OBP: 0.276, SLG: 0.091			7 1B 22 2B BB		G1-3		K		K	3	1	0	0	1	2	1					
7 Victor Caratini, S OBP: 0.344, SLG: 0.369			22 2B 1B		G1-3		HR 1B		22 1B 1B	4	2	3	0	0	0	0					
2B Joey Wiemer, R OBP: 0.288, SLG: 0.395	K		K		K		P3		F8	4	0	0	0	0	2	4					
Inning Stats	R: 0 E: 0 K: 1 S: 10	H: 0 LOB: 0 BB: 0 P: 13	R: 0 E: 0 K: 3 S: 12	H: 0 LOB: 0 BB: 0 P: 17	R: 3 E: 0 K: 1 S: 12	H: 3 LOB: 1 BB: 1 P: 23	R: 0 E: 0 K: 2 S: 10	H: 0 LOB: 0 BB: 0 P: 12	R: 0 E: 1 K: 1 S: 8	H: 1 LOB: 1 BB: 0 P: 14	R: 2 E: 0 K: 1 S: 16	H: 3 LOB: 1 BB: 0 P: 24	R: 0 E: 0 K: 2 S: 11	H: 1 LOB: 1 BB: 0 P: 16	R: 0 E: 0 K: 2 S: 14	H: 2 LOB: 2 BB: 0 P: 22	1B: 7 2B: 2 3B: 0 HR: 1	SF: 0 SAC: 0 DP: 0 HBP: 0	WP: 0 PB: 0 SB: 0 CS: 0	PA: 39	
PITCHER	IP	WLS	BF	H	R	ER	SO	BB	IBB	HBP	BLK	WP	HR	S	P	ERA	WHIP				
49 Pablo López, R ERA: 4.27	6.0		24	4	3	3	9	1	0	0	0	0	0	64	97	4.50	0.833				
87 José De León, R ERA: 3.95	1.0	H	6	3	2	2	1	0	0	0	0	0	1	16	24	18.00	3.000				
74 Josh Winder, R ERA: 6.75	2.0	W	9	3	0	0	4	0	0	0	0	0	0	25	38	0.00	1.500				

Batter	1	2	3	4	5	6	7	8	9	AB	R	H	RBI	BB	SO	LOB	BOTTOM				
47 Edouard Julien, L OBP: 0.353, SLG: 0.493	1B		39 1B 4 FC5-4 2B		K		G3-1		39 S 1B BB	4	1	2	0	1	1	1	Milwaukee Brewers @ Minnesota Twins Target Field, Minneapolis, MN Tue Jun 13 2023, 6:42 PM - 9:34 PM CDT Att: 34,514 - Partly Cloudy - 84 F				
50 Willi Castro, S OBP: 0.300, SLG: 0.394	K		4 FC5-4 1B		L5		K		4 HR 1B	5	1	2	2	0	2	2					
39 Donovan Solano, R OBP: 0.371, SLG: 0.389	K		4 FC5-4 1B		L5		K		4 HR 1B	5	1	2	2	0	2	2					
4 Carlos Correa, R OBP: 0.302, SLG: 0.415	K		FC5-4		G6-3		F9		HR	5	1	1	3	0	1	2					
19 Alex Kirilloff, L OBP: 0.408, SLG: 0.442	K		9 FC1-4 26 BB 1B		G6-3		9 FC1-4 26 BB 1B			4	0	1	0	0	2	2					
23 Royce Lewis, R OBP: 0.318, SLG: 0.477	1B		K		G5-3		9 FC1-4 BB			3	0	1	0	0	1	1					
26 Max Kepler, L OBP: 0.266, SLG: 0.376	1B		K		G5-3		9 FC1-4 BB			0	0	0	0	1	0	0					
27 Ryan Jeffers, R OBP: 0.382, SLG: 0.396	K		K		F7		FC1-4-6 12 HBP			3	0	0	0	0	2	0					
9 Trevor Larnach, L OBP: 0.309, SLG: 0.380	K		K		F7		FC1-4-6 12 HBP			1	0	0	0	0	0	2					
12 Kyle Farmer, R OBP: 0.328, SLG: 0.393	2B		L4		L4		HR		HBP	3	1	2	1	0	0	0					
13 Joey Gallo, L OBP: 0.325, SLG: 0.482	F8		47 2B 39 1B 1B		L5		G3-1 2B		HR	3	0	1	0	1	1	4					
8 Devin Williams, R OBP: 0.300, SLG: 0.261	F8		47 2B 39 1B 1B		L5		G3-1 2B		HR	0	0	0	0	0	0	0					
2 Michael Taylor, R OBP: 0.281, SLG: 0.451			47 2B 39 1B 1B		L5		G3-1 2B		HR	4	2	2	1	0	1	2					
Inning Stats	R: 0 E: 0 K: 3 S: 12	H: 1 LOB: 1 BB: 0 P: 18	R: 0 E: 0 K: 1 S: 10	H: 2 LOB: 1 BB: 0 P: 14	R: 2 E: 0 K: 2 S: 17	H: 3 LOB: 1 BB: 0 P: 22	R: 0 E: 0 K: 1 S: 14	H: 0 LOB: 1 BB: 1 P: 22	R: 0 E: 0 K: 0 S: 7	H: 0 LOB: 0 BB: 0 P: 9	R: 1 E: 0 K: 2 S: 12	H: 2 LOB: 1 BB: 0 P: 21	R: 0 E: 0 K: 1 S: 13	H: 1 LOB: 3 BB: 1 P: 25	R: 4 E: 0 K: 0 S: 7	H: 3 LOB: 1 BB: 1 P: 14	1B: 6 2B: 3 3B: 0 HR: 3	SF: 0 SAC: 0 DP: 0 HBP: 1	WP: 0 PB: 0 SB: 1 CS: 0	PA: 39	
PITCHER	IP	WLS	BF	H	R	ER	SO	BB	IBB	HBP	BLK	WP	HR	S	P	ERA	WHIP				
39 Corbin Burnes, R ERA: 3.44	6.0		25	7	3	3	8	1	0	0	0	0	0	6	11	0.00	1.500				
55 Hoby Milner, L ERA: 3.28	0.2	H	3	1	0	0	1	0	0	0	0	0	0	6	11	0.00	1.500				
59 Elvis Peguero, R ERA: 2.25	0.1	H	1	0	0	0	1	0	0	0	0	0	0	4	6	0.00	0.000				
31 Joel Payamps, R ERA: 2.59	1.0	H	6	1	0	0	1	1	0	1	0	0	0	13	25	0.00	2.000				
38 Devin Williams, R ERA: 2.08	0.0	L	4	3	4	4	0	1	0	0	0	0	2	7	14	∞	∞				

Batter	1	2	3	4	5	6	7	8	9	AB	R	H	RBI	BB	SO	LOB	TOP										
22 Christian Yelich, L OBP: 0.361, SLG: 0.430										4	0	2	0	0	0	0	Milwaukee Brewers @ Minnesota Twins Target Field, Minneapolis, MN Wed Jun 14 2023, 12:11 PM - 2:34 PM CDT Att: 32,222 - Overcast - 83 F										
27 Willy Adames, R OBP: 0.283, SLG: 0.375										4	0	0	0	0	1	2											
11 Rowdy Tellez, L OBP: 0.305, SLG: 0.433										4	0	1	0	0	1	0											
6 Owen Miller, R OBP: 0.337, SLG: 0.432										4	0	0	0	0	1	2											
24 William Contreras, R OBP: 0.335, SLG: 0.415										4	0	1	0	0	2	2											
12 Jon Singleton, L OBP: 0.188, SLG: 0.138										3	0	0	0	1	2	1											
9 Brian Anderson, R OBP: 0.327, SLG: 0.400										3	1	1	1	0	1	1											
2 Luis Urias, R OBP: 0.281, SLG: 0.240										3	1	1	1	0	1	0											
2B Joey Wiemer, R OBP: 0.286, SLG: 0.391 3 Raimel Tapia, L OBP: 0.330, SLG: 0.364										2	0	0	0	0	2	0											
Inning Stats	R: 0 H: 2 E: 0 K: 1 S: 12	WLS: 2 BF: 14	H: 2 R: 3 ER: 0 K: 2 S: 16	H: 3 R: 1 LOB: 1 BB: 0 P: 26	R: 0 H: 0 E: 0 K: 2 S: 11	H: 0 R: 0 LOB: 0 BB: 0 P: 13	R: 0 H: 0 E: 0 K: 0 S: 11	H: 0 R: 0 LOB: 0 BB: 1 P: 15	R: 0 H: 0 E: 0 K: 1 S: 10	H: 1 R: 0 LOB: 1 BB: 0 P: 10	R: 0 H: 0 E: 0 K: 3 S: 10	H: 0 R: 0 LOB: 0 BB: 0 P: 14	R: 0 H: 0 E: 0 K: 1 S: 8	H: 0 R: 0 LOB: 0 BB: 0 P: 11	1B: 3 2B: 1 3B: 0 HR: 2	SF: 0 SAC: 0 DP: 1 HBP: 0		WP: 0 PB: 0 SB: 0 CS: 0	PA: 33								
PITCHER	IP	WLS	BF	H	R	ER	SO	BB	IBB	HBP	BLK	WP	HR	S	P	ERA	WHIP										
17 Bailey Ober, R ERA: 2.65	6.0	W	24	6	2	2	7	1	0	0	0	0	2	68	93	3.00	1.167										
61 Brock Stewart, R ERA: 0.95	1.0	H	3	0	0	0	3	0	0	0	0	0	0	10	14	0.00	0.000										
59 Jhoan Duran, R ERA: 1.38	1.0	H	3	0	0	0	1	0	0	0	0	0	0	8	12	0.00	0.000										
22 Griffin Jax, R ERA: 3.72	1.0	S	3	0	0	0	1	0	0	0	0	0	0	8	11	0.00	0.000										

Batter	1	2	3	4	5	6	7	8	9	AB	R	H	RBI	BB	SO	LOB	BOTTOM										
47 Edouard Julien, L OBP: 0.360, SLG: 0.500 50 Willi Castro, S OBP: 0.300, SLG: 0.394										3	1	1	0	1	1	0	Milwaukee Brewers @ Minnesota Twins Target Field, Minneapolis, MN Wed Jun 14 2023, 12:11 PM - 2:34 PM CDT Att: 32,222 - Overcast - 83 F										
39 Donovan Solano, R OBP: 0.374, SLG: 0.384 12 Kyle Farmer, R OBP: 0.328, SLG: 0.393										2	1	0	0	2	1	0											
19 Alex Kirilloff, L OBP: 0.411, SLG: 0.434										2	0	0	0	2	0	4											
4 Carlos Correa, R OBP: 0.305, SLG: 0.423										3	1	1	2	1	1	2											
Trevor Larnach, L OBP: 0.311, SLG: 0.388 23 Royce Lewis, R OBP: 0.304, SLG: 0.457										2	1	1	1	0	0	0											
13 Joey Gallo, L OBP: 0.329, SLG: 0.479										3	0	1	1	1	0	2											
26 Max Kepler, L OBP: 0.265, SLG: 0.372										4	0	1	0	0	1	3											
8 Christian Vázquez, R OBP: 0.294, SLG: 0.255										3	0	0	0	0	1	2											
2 Michael Taylor, R OBP: 0.277, SLG: 0.443										3	0	0	0	0	1	1											
Inning Stats	R: 0 H: 0 E: 0 K: 2 S: 9	WLS: 0 BF: 22	H: 0 R: 4 ER: 1 K: 1 S: 12	H: 0 R: 4 LOB: 1 BB: 0 P: 15	R: 4 H: 4 E: 0 K: 0 S: 15	H: 4 R: 0 LOB: 2 BB: 1 P: 26	R: 0 H: 1 E: 0 K: 0 S: 8	H: 0 R: 0 LOB: 0 BB: 0 P: 9	R: 0 H: 0 E: 0 K: 1 S: 12	H: 0 R: 0 LOB: 1 BB: 1 P: 20	R: 0 H: 0 E: 0 K: 1 S: 6	H: 0 R: 0 LOB: 2 BB: 1 P: 12	R: 0 H: 0 E: 0 K: 1 S: 12	H: 0 R: 0 LOB: 2 BB: 2 P: 23	R: 0 H: 0 E: 0 K: 1 S: 9	H: 0 R: 0 LOB: 1 BB: 1 P: 14		1B: 2 2B: 2 3B: 1 HR: 0	SF: 0 SAC: 0 DP: 2 HBP: 0	WP: 0 PB: 0 SB: 0 CS: 0	PA: 34						
PITCHER	IP	WLS	BF	H	R	ER	SO	BB	IBB	HBP	BLK	WP	HR	S	P	ERA	WHIP										
48 Colin Rea, R ERA: 4.71	5.0	L	22	5	4	4	4	3	0	0	0	0	0	56	90	7.20	1.600										
55 Hoby Milner, L ERA: 3.16	1.0		3	0	0	0	1	1	0	0	0	0	0	6	12	0.00	1.000										
46 Bryse Wilson, R ERA: 2.83	1.0		5	0	0	0	1	2	0	0	0	0	0	12	23	0.00	2.000										
50 Tyson Miller, R ERA: 5.19	1.0		4	0	0	0	1	1	0	0	0	0	0	9	14	0.00	1.000										

Batter	1	2	3	4	5	6	7	8	9	AB	R	H	RBI	BB	SO	LOB	TOP										
39 Zach McKinstry, L OBP: 0.338, SLG: 0.376 (1, 9) (5, 5)	F8		G3		K		K		P5	5	0	0	0	0	2	2											
20 Spencer Torkelson, R OBP: 0.324, SLG: 0.367 (1, 3) (5, 3)	P4		G6-3		G6-3		G6-3		G6-3	5	2	2	2	0	0	0											
30 Kerry Carpenter, L OBP: 0.317, SLG: 0.457 (5, 9) (8, 4)	G6-3		G3		G3		K		G6-3	4	1	1	0	0	1	0											
59 Zack Short, R OBP: 0.333, SLG: 0.438 (8, 4)	G6-3		G3		G3		K		G6-3	1	0	1	1	0	0	0											
28 Javier Báez, R OBP: 0.269, SLG: 0.329 (1, 6)	K		K		K		K		K	5	2	2	2	0	1	1											
9 Nick Maton, L OBP: 0.290, SLG: 0.301 (5, PH) (5, 7)	G1-3		G1-3		G4-3		G4-3		G4-3	1	0	0	0	1	0	0											
13 Eric Haase, R OBP: 0.280, SLG: 0.311 (5, 7)	G1-3		G1-3		G4-3		G4-3		G4-3	2	0	1	1	0	0	0											
77 Andy Ibáñez, R OBP: 0.262, SLG: 0.400 (1, 4) (8, 8)	G6-3		G6-3		G6-3		G6-3		G6-3	2	1	0	0	2	0	1											
15 Jake Marisnick, R OBP: 0.243, SLG: 0.257 (8, 8)	G6-3		G6-3		G6-3		G6-3		G6-3	0	0	0	0	0	0	0											
24 Miguel Cabrera, R OBP: 0.301, SLG: 0.319 (1, 10)	G5-4-3		G5-4-3		G5-4-3		G5-4-3		G5-4-3	4	0	1	0	0	0	2											
8 Matt Vierling, R OBP: 0.316, SLG: 0.383 (1, 8) (8, 9)	G5-4-3		G5-4-3		G5-4-3		G5-4-3		G5-4-3	3	1	3	1	1	0	0											
34 Jake Rogers, R OBP: 0.272, SLG: 0.445 (1, 2)	K		K		K		K		K	4	1	1	0	0	3	5											
Inning Stats	R: 0 E: 0 K: 0 S: 7	H: 0 LOB: 0 BB: 0 P: 11	R: 1 E: 0 K: 2 S: 17	H: 2 LOB: 2 BB: 1 P: 27	R: 0 E: 0 K: 0 S: 4	H: 0 LOB: 0 BB: 0 P: 6	R: 1 E: 0 K: 1 S: 17	H: 1 LOB: 2 BB: 3 P: 35	R: 3 E: 0 K: 1 S: 15	H: 3 LOB: 0 BB: 0 P: 22	R: 0 E: 0 K: 2 S: 8	H: 0 LOB: 0 BB: 0 P: 12	R: 0 E: 0 K: 0 S: 6	H: 1 LOB: 0 BB: 0 P: 8	R: 3 E: 0 K: 0 S: 14	H: 4 LOB: 1 BB: 0 P: 24	1B: 8 2B: 3 HR: 0	SF: 0 SAC: 0 DP: 2 HBP: 0	WP: 0 PB: 0 SB: 1 CS: 1	PA: 40							
PITCHER	IP	WLS	BF	H	R	ER	SO	BB	IBB	HBP	BLK	WP	HR	S	P	ERA	WHIP										
54 Sonny Gray, R ERA: 2.37 (1, 1)	4.0		18	3	2	2	3	4	0	0	0	0	0	45	79	4.50	1.750										
71 Jovani Moran, L ERA: 4.5 (5, 1)	1.0	L	6	3	3	3	1	0	0	0	0	0	0	15	22	27.00	3.000										
15 Emilio Pagán, R ERA: 4.3 (6, 1)	2.0		6	1	0	0	3	0	0	0	0	0	0	16	24	0.00	0.500										
48 Jorge López, R ERA: 5.0 (8, 1)	2.0		10	5	3	3	0	0	0	0	0	0	0	20	32	13.50	2.500										

Detroit Tigers @ Minnesota Twins
Target Field, Minneapolis, MN
Thu Jun 15 2023, 6:12 PM - 8:42 PM CDT
Att: 27,570 - Clear - 71 F

AB 36
R 8
H 12
RBI 7
BB 4
SO 7
LOB 11



Batter	1	2	3	4	5	6	7	8	9	AB	R	H	RBI	BB	SO	LOB	BOTTOM											
39 Donovan Solano, R OBP: 0.378, SLG: 0.404 (1, 3) (8, PH) (9, 9)	K		K		K		K		K	2	1	1	3	1	1	0												
26 Max Kepler, L OBP: 0.264, SLG: 0.370 (8, PH) (9, 9)	K		K		K		K		K	1	0	0	0	0	0	0												
4 Carlos Correa, R OBP: 0.304, SLG: 0.424 (1, 6)	G4-3		G4-3		G5-4-3		G5-4-3		G5-4-3	4	0	1	0	0	1	1												
19 Alex Kirilloff, L OBP: 0.398, SLG: 0.418 (9, 3)	K2-3		G4-3		G4-3		G4-3		G1-3	4	0	0	0	0	1	1												
25 Byron Buxton, R OBP: 0.319, SLG: 0.435 (1, 10)	G5-3		F6		F6		K		E6	4	0	0	0	0	1	1												
12 Kyle Farmer, R OBP: 0.326, SLG: 0.389 (1, 4)	K		K		L8		L8		F8	4	0	1	0	0	1	1												
23 Royce Lewis, R OBP: 0.300, SLG: 0.440 (1, 5)	K		K		K		K		K	4	1	1	0	0	2	2												
2 Michael Taylor, R OBP: 0.274, SLG: 0.438 (1, 8)	K		K		K		K		F9	2	0	0	0	0	2	1												
47 Edouard Julien, L OBP: 0.356, SLG: 0.494 (7, PH) (8, 2)	K		K		K		K		F9	1	0	0	0	0	0	0												
8 Christian Vázquez, R OBP: 0.292, SLG: 0.254 (8, 2)	K		K		K		K		F9	1	0	0	0	0	0	1												
27 Ryan Jeffers, R OBP: 0.364, SLG: 0.398 (1, 2) (7, PH) (8, 7)	K		K		K		K		F9	2	1	1	0	0	1	0												
13 Joey Gallo, L OBP: 0.326, SLG: 0.476 (7, PH) (8, 7)	K		K		K		K		F9	1	0	0	0	0	0	0												
50 Willi Castro, S OBP: 0.307, SLG: 0.407 (1, 7) (8, 8)	K		K		K		K		F9	3	1	2	1	0	1	0												
Inning Stats	R: 0 E: 0 K: 2 S: 9	H: 1 LOB: 1 BB: 0 P: 11	R: 4 E: 0 K: 2 S: 18	H: 4 LOB: 0 BB: 0 P: 25	R: 0 E: 0 K: 1 S: 8	H: 1 LOB: 1 BB: 0 P: 11	R: 0 E: 0 K: 2 S: 7	H: 1 LOB: 0 BB: 0 P: 12	R: 0 E: 0 K: 0 S: 7	H: 0 LOB: 0 BB: 1 P: 14	R: 0 E: 0 K: 1 S: 6	H: 0 LOB: 0 BB: 0 P: 11	R: 0 E: 0 K: 1 S: 10	H: 0 LOB: 0 BB: 0 P: 14	R: 0 E: 0 K: 1 S: 10	H: 0 LOB: 0 BB: 0 P: 15	R: 0 E: 0 K: 1 S: 11	H: 0 LOB: 1 BB: 0 P: 18	1B: 4 2B: 2 HR: 1	SF: 0 SAC: 0 DP: 1 HBP: 0	WP: 0 PB: 0 SB: 0 CS: 0	PA: 34						
PITCHER	IP	WLS	BF	H	R	ER	SO	BB	IBB	HBP	BLK	WP	HR	S	P	ERA	WHIP											
48 Matthew Boyd, L ERA: 5.6 (1, 1)	6.0		24	7	4	4	8	1	0	0	0	0	0	1	55	84	6.00	1.333										
19 Willi Vest, R ERA: 3.2 (7, 1)	1.0	H	3	0	0	0	1	0	0	0	0	0	0	10	14	0.00	0.000											
6B Jason Foley, R ERA: 2.45 (8, 1)	1.0	H	3	0	0	0	1	0	0	0	0	0	0	10	15	0.00	0.000											
55 Alex Lange, R ERA: 3.18 (9, 1)	1.0		4	0	0	0	1	0	0	0	0	0	0	11	18	0.00	0.000											

Detroit Tigers @ Minnesota Twins
Target Field, Minneapolis, MN
Thu Jun 15 2023, 6:12 PM - 8:42 PM CDT
Att: 27,570 - Clear - 71 F

AB 33
R 4
H 7
RBI 4
BB 1
SO 11
LOB 8



Batter	1	2	3	4	5	6	7	8	9	AB	R	H	RBI	BB	SO	LOB	TOP																				
8 Matt Vierling, R OBP: 0.318, SLG: 0.415	G4-3			L9		F8			K	4	0	0	0	0	1	0																					
20 Spencer Torkelson, R OBP: 0.320, SLG: 0.384	P4			G5-3			G4-3			3	0	0	0	0	0	0																					
30 Kerry Carpenter, L OBP: 0.306, SLG: 0.450	K			G4-3			P5			3	0	0	0	0	1	0																					
28 Javier Báez, R OBP: 0.270, SLG: 0.337		K			K		G4-3			3	0	0	0	0	2	0																					
9 Nick Maton, L OBP: 0.286, SLG: 0.295		F8			F9			59 G5-4-3 1B		3	0	1	0	0	0	0																					
59 Zack Short, R OBP: 0.333, SLG: 0.427								G5-4-3 1-2		2	0	0	0	1	0	1																					
24 Miguel Cabrera, R OBP: 0.301, SLG: 0.328				G5-3				G4-3		3	0	1	0	0	0	0																					
34 Jake Rogers, R OBP: 0.268, SLG: 0.438					F7					2	0	0	0	0	0	0																					
39 Zach McKinstry, L OBP: 0.340, SLG: 0.376						P6			13 G5-4-3 1B	1	0	1	0	0	0	0																					
15 Jake Marisnick, R OBP: 0.225, SLG: 0.237									G5-4-3 1-2	2	0	0	0	0	1	0																					
13 Eric Haase, R OBP: 0.278, SLG: 0.308						K				1	0	0	0	0	0	1																					
Inning Stats	R: 0 E: 0 K: 1 S: 8	H: 0 LOB: 0 BB: 0 P: 11	R: 0 E: 0 K: 1 S: 10	H: 0 LOB: 0 BB: 0 P: 13	R: 0 E: 0 K: 0 S: 11	H: 0 LOB: 0 BB: 0 P: 16	R: 0 E: 0 K: 0 S: 4	H: 0 LOB: 0 BB: 0 P: 8	R: 0 E: 0 K: 1 S: 14	H: 1 LOB: 2 BB: 1 P: 21	R: 0 E: 0 K: 1 S: 9	H: 0 LOB: 0 BB: 0 P: 11	R: 0 E: 0 K: 0 S: 5	H: 0 LOB: 0 BB: 0 P: 5	R: 0 E: 0 K: 0 S: 5	H: 1 LOB: 0 BB: 0 P: 8	R: 0 E: 0 K: 1 S: 8	H: 1 LOB: 0 BB: 0 P: 15	1B: 2 2B: 1 3B: 0 HR: 0	SF: 0 SAC: 0 DP: 2 HBP: 0	WP: 0 PB: 0 SB: 0 CS: 0	PA: 28															
PITCHER	IP	WLS	BF	H	R	ER	SO	BB	IBB	HBP	BLK	WP	HR	S	P	ERA	WHIP	PITCHER	IP	WLS	BF	H	R	ER	SO	BB	IBB	HBP	BLK	WP	HR	S	P	ERA	WHIP		
87 José De León, R ERA: 3.38	2.0		6	0	0	0	2	0	0	0	0	0	0	18	24	0.00	0.000	59 Jhoan Duran, R ERA: 1.33	1.0	S	3	1	0	0	1	0	0	0	0	0	8	15	0.00	1.000			
15 Emilio Pagan, R ERA: 4.09	1.2		5	0	0	0	0	0	0	0	0	0	0	14	21	0.00	0.000																				
53 Brent Headrick, L ERA: 2.53	2.1	W	8	1	0	0	2	1	0	0	0	0	0	24	35	0.00	0.857																				
61 Brock Stewart, R ERA: 0.82	1.0	H	3	0	0	0	0	0	0	0	0	0	0	5	5	0.00	0.000																				
22 Griffin Jax, R ERA: 3.6	1.0	H	3	1	0	0	0	0	0	0	0	0	0	5	8	0.00	1.000																				
Batter	1	2	3	4	5	6	7	8	9	AB	R	H	RBI	BB	SO	LOB	BOTTOM																				
25 Byron Buxton, R OBP: 0.308, SLG: 0.418	K			K		F9			K	4	0	0	0	0	3	1																					
39 Donovan Solano, R OBP: 0.378, SLG: 0.399	K			P3		G6-3				3	0	0	0	1	1	0																					
4 Carlos Correa, R OBP: 0.295, SLG: 0.409	F7			F7					BB	4	0	0	0	0	1	2																					
12 Kyle Farmer, R OBP: 0.319, SLG: 0.380		L8			K					3	0	0	0	0	1	0																					
23 Royce Lewis, R OBP: 0.298, SLG: 0.400							50 19 1B BB			2	1	0	0	1	2	0																					
50 Willi Castro, S OBP: 0.314, SLG: 0.408							19 1B 27 FC5-4 1B			2	1	1	0	1	1	0																					
19 Alex Kiriloff, L OBP: 0.393, SLG: 0.436										3	0	1	1	0	1	1																					
26 Max Kepler, L OBP: 0.264, SLG: 0.370										0	0	0	0	0	0	0																					
27 Ryan Jeffers, R OBP: 0.355, SLG: 0.386										3	0	0	1	0	0	1																					
2 Michael Taylor, R OBP: 0.270, SLG: 0.435										3	0	1	0	0	1	1																					
Inning Stats	R: 0 E: 0 K: 2 S: 11	H: 0 LOB: 0 BB: 0 P: 19	R: 0 E: 0 K: 2 S: 12	H: 0 LOB: 0 BB: 0 P: 15	R: 0 E: 0 K: 1 S: 9	H: 0 LOB: 0 BB: 0 P: 17	R: 0 E: 0 K: 1 S: 7	H: 0 LOB: 0 BB: 0 P: 10	R: 2 E: 0 K: 2 S: 16	H: 2 LOB: 1 BB: 1 P: 26	R: 0 E: 0 K: 1 S: 14	H: 0 LOB: 0 BB: 0 P: 20	R: 0 E: 0 K: 1 S: 11	H: 0 LOB: 1 BB: 1 P: 18	R: 0 E: 0 K: 1 S: 11	H: 1 LOB: 2 BB: 1 P: 17	1B: 2 2B: 1 3B: 0 HR: 0	SF: 0 SAC: 0 DP: 0 HBP: 0	WP: 0 PB: 0 SB: 0 CS: 0	PA: 30																	
PITCHER	IP	WLS	BF	H	R	ER	SO	BB	IBB	HBP	BLK	WP	HR	S	P	ERA	WHIP	PITCHER	IP	WLS	BF	H	R	ER	SO	BB	IBB	HBP	BLK	WP	HR	S	P	ERA	WHIP		
43 Joey Wentz, L ERA: 6.82	6.0	L	21	2	2	2	9	1	0	0	0	0	0	69	107	3.00	0.500																				
70 Tyler Alexander, L ERA: 4.93	2.0		9	1	0	0	2	2	0	0	0	0	0	22	35	0.00	1.500																				

Detroit Tigers @ Minnesota Twins
Target Field, Minneapolis, MN
Sat Jun 17 2023, 1:11 PM - 3:16 PM CDT
Att: 26,950 - Cloudy - 81 F

AB	27
R	0
H	3
RBI	0
BB	1
SO	5
LOB	2



Detroit Tigers @ Minnesota Twins
Target Field, Minneapolis, MN
Sat Jun 17 2023, 1:11 PM - 3:16 PM CDT
Att: 26,950 - Cloudy - 81 F

AB	27
R	2
H	3
RBI	2
BB	3
SO	11
LOB	6



Batter	1	2	3	4	5	6	7	8	9	AB	R	H	RBI	BB	SO	LOB	TOP										
16 Jarren Duran, L OBP: 0.360, SLG: 0.467 30 Rob Refsnyder, R OBP: 0.419, SLG: 0.380										3	0	3	2	0	0	0	1										
99 Alex Verdugo, L OBP: 0.377, SLG: 0.467										4	0	2	4	0	1	2	1										
11 Rafael Devers, L OBP: 0.305, SLG: 0.491										4	0	0	0	1	2	5	5										
18 Adam Duvall, R OBP: 0.408, SLG: 0.661										3	0	0	1	2	1	1	3										
7 Masataka Yoshida, L OBP: 0.375, SLG: 0.473										5	0	0	0	0	2	6	5										
39 Christian Arroyo, R OBP: 0.287, SLG: 0.357										4	1	0	0	1	2	0	4										
36 Triston Casas, L OBP: 0.335, SLG: 0.395										5	2	2	2	0	0	0	5										
12 Connor Wong, R OBP: 0.306, SLG: 0.445										4	2	1	0	1	0	0	4										
19 Pablo Reyes, R OBP: 0.343, SLG: 0.369										3	3	2	0	1	1	2	3										
Inning Stats	R: 0 E: 0 K: 1 S: 9	H: 1 LOB: 1 BB: 0 P: 15	R: 0 E: 0 K: 0 S: 7	H: 0 LOB: 0 BB: 0 P: 9	R: 1 E: 0 K: 2 S: 17	H: 1 LOB: 3 BB: 2 P: 29	R: 2 E: 1 K: 2 S: 16	H: 2 LOB: 1 BB: 1 P: 24	R: 0 E: 0 K: 2 S: 8	H: 0 LOB: 0 BB: 0 P: 10	R: 3 E: 0 K: 2 S: 20	H: 3 LOB: 1 BB: 1 P: 30	R: 2 E: 0 K: 0 S: 12	H: 1 LOB: 0 BB: 1 P: 18	R: 1 E: 0 K: 0 S: 15	H: 2 LOB: 2 BB: 2 P: 24	R: 0 E: 0 K: 0 S: 6	H: 0 LOB: 0 BB: 0 P: 10	1B: 4 2B: 4 3B: 1 HR: 1	SF: 0 SAC: 0 DP: 1 HBP: 1	WP: 0 PB: 0 SB: 0 CS: 0	PA: 44					
PITCHER	IP	WLS	BF	H	R	ER	SO	BB	IBB	HBP	BLK	WP	HR	S	P	ERA	WHIP										
49 Pablo López, R ERA: 4.4	5.2	L	27	6	5	4	9	3	0	1	0	0	0	69	104	6.35	1.588										
71 Jovani Moran, L ERA: 4.5	0.1		3	1	1	1	0	1	0	0	0	0	0	8	13	27.00	6.000										
87 José De León, R ERA: 4.67	1.1		8	3	3	3	0	1	0	0	0	0	1	19	25	20.25	3.000										
15 Emilio Pagán, R ERA: 3.98	0.2		3	0	0	0	0	2	0	0	0	0	0	8	17	0.00	3.000										
22 Griffin Jax, R ERA: 3.49	1.0		3	0	0	0	0	0	0	0	0	0	0	6	10	0.00	0.000										

Boston Red Sox @ Minnesota Twins
Target Field, Minneapolis, MN
Mon Jun 19 2023, 6:42 PM - 9:31 PM CDT
Att: 22,081 - Parly Cloudy - 89 F

AB 36
R 9
H 10
RBI 9
BB 7
SO 9
LOB 17



Batter	1	2	3	4	5	6	7	8	9	AB	R	H	RBI	BB	SO	LOB	BOTTOM										
39 Donovan Solano, R OBP: 0.375, SLG: 0.391										5	0	1	0	0	1	3	5										
47 Edouard Julien, L OBP: 0.340, SLG: 0.449										4	0	0	0	0	2	1	4										
25 Byron Buxton, R OBP: 0.306, SLG: 0.409										3	0	0	0	1	2	1	3										
4 Carlos Correa, R OBP: 0.301, SLG: 0.410										4	0	1	0	0	0	1	4										
19 Alex Kirilloff, L OBP: 0.384, SLG: 0.423										4	0	0	0	0	2	2	4										
50 Willi Castro, S OBP: 0.315, SLG: 0.411										4	1	2	0	0	1	0	4										
12 Kyle Farmer, R OBP: 0.329, SLG: 0.385										2	1	1	0	1	1	0	2										
13 Joey Gallo, L OBP: 0.319, SLG: 0.462										4	0	1	0	0	1	5	4										
8 Christian Vázquez, R OBP: 0.299, SLG: 0.286										3	1	1	3	1	1	3	3										
Inning Stats	R: 0 E: 0 K: 1 S: 9	H: 0 LOB: 0 BB: 0 P: 13	R: 0 E: 0 K: 0 S: 7	H: 0 LOB: 0 BB: 0 P: 11	R: 0 E: 0 K: 2 S: 11	H: 1 LOB: 1 BB: 0 P: 13	R: 0 E: 0 K: 0 S: 4	H: 0 LOB: 0 BB: 1 P: 11	R: 3 E: 0 K: 1 S: 14	H: 2 LOB: 0 BB: 0 P: 22	R: 0 E: 0 K: 2 S: 12	H: 0 LOB: 0 BB: 0 P: 17	R: 0 E: 0 K: 2 S: 17	H: 2 LOB: 2 BB: 0 P: 22	R: 0 E: 0 K: 1 S: 10	H: 2 LOB: 2 BB: 0 P: 14	R: 0 E: 0 K: 2 S: 11	H: 0 LOB: 2 BB: 2 P: 23	1B: 6 2B: 0 3B: 0 HR: 1	SF: 0 SAC: 0 DP: 1 HBP: 1	WP: 0 PB: 0 SB: 0 CS: 0	PA: 37					
PITCHER	IP	WLS	BF	H	R	ER	SO	BB	IBB	HBP	BLK	WP	HR	S	P	ERA	WHIP										
65 James Paxton, L ERA: 3.29	6.1	W	23	3	3	3	7	1	0	1	0	0	0	14	18	4.26	0.632										
25 Josh Winckowski, R ERA: 2.34	0.2		4	2	0	0	1	0	0	0	0	0	0	14	18	0.00	3.000										
63 Justin Garza, R ERA: 3.46	2.0		10	2	0	0	3	2	0	0	0	0	0	21	37	0.00	2.000										

Boston Red Sox @ Minnesota Twins
Target Field, Minneapolis, MN
Mon Jun 19 2023, 6:42 PM - 9:31 PM CDT
Att: 22,081 - Parly Cloudy - 89 F

AB 33
R 3
H 7
RBI 3
BB 3
SO 11
LOB 16



Batter	1	2	3	4	5	6	7	8	9	AB	R	H	RBI	BB	SO	LOB	TOP							
99 Alex Verdugo, L (1,9) OBP: 0.374, SLG: 0.462	G4-3		F8		G3		G4-3			5	1	1	0	0	0	2								
2 Justin Turner, R (1,10) OBP: 0.360, SLG: 0.453	7 PB 1B		K		HBP		7 1B 2B	7 HR BB		3	2	2	1	1	1	0								
11 Rafael Devers, L (1,5) OBP: 0.304, SLG: 0.484	F8		K		G1-3		36 1B 39 2B 7 1B HBP	F7		4	1	0	0	0	1	3								
7 Masataka Yoshida, L (1,7) OBP: 0.379, SLG: 0.488	K2-3			G1-3		39 1B 12 1B 1B	36 1B 39 2B 1B	HR		5	3	3	3	0	1	1								
18 Adam Duvall, R (1,8) OBP: 0.395, SLG: 0.672		K		HR		F7	F7	F4		5	1	1	1	0	1	3								
36 Triston Casas, L (1,3) OBP: 0.332, SLG: 0.390	F9		G4-3		F8		F8	K		5	1	1	0	0	1	1								
39 Christian Arroyo, R (1,4) OBP: 0.290, SLG: 0.419		12 1B 1B		HR		12 1B 1B	12 1B 1B	2B		5	1	5	4	0	0	0								
12 Connor Wong, R (1,2) OBP: 0.314, SLG: 0.447		1B		P3		1B	1B	BB		4	0	2	1	1	0	1								
5 Enrique Hernández, R (1,6) OBP: 0.292, SLG: 0.352	F8		F8		P3		F9	G4-6-3		5	0	0	0	0	0	7								
Inning Stats	R: 0 E: 0 K: 1 S: 9	H: 1 LOB: 1 BB: 0 P: 13	R: 0 E: 0 K: 1 S: 12	H: 2 LOB: 2 BB: 0 P: 14	R: 0 E: 0 K: 2 S: 9	H: 0 LOB: 0 BB: 0 P: 16	R: 2 E: 0 K: 0 S: 9	H: 2 LOB: 0 BB: 0 P: 15	R: 0 E: 0 K: 0 S: 8	H: 0 LOB: 1 BB: 0 P: 15	R: 1 E: 0 K: 0 S: 16	H: 3 LOB: 2 BB: 0 P: 22	R: 5 E: 0 K: 0 S: 26	H: 5 LOB: 2 BB: 1 P: 41	R: 2 E: 0 K: 1 S: 9	H: 1 LOB: 0 BB: 1 P: 16	R: 0 E: 0 K: 0 S: 4	H: 1 LOB: 0 BB: 0 P: 9	1B: 10 2B: 2 HR: 3	SF: 0 SAC: 0 HBP: 2	WP: 0 PB: 1 SB: 0 CS: 0	PA: 45		
PITCHER	IP WLS BF H R ER SO BB IBB HBP BLK WP HR S P ERA WHIP	IP WLS BF H R ER SO BB IBB HBP BLK WP HR S P ERA WHIP	IP WLS BF H R ER SO BB IBB HBP BLK WP HR S P ERA WHIP	IP WLS BF H R ER SO BB IBB HBP BLK WP HR S P ERA WHIP	IP WLS BF H R ER SO BB IBB HBP BLK WP HR S P ERA WHIP	IP WLS BF H R ER SO BB IBB HBP BLK WP HR S P ERA WHIP	IP WLS BF H R ER SO BB IBB HBP BLK WP HR S P ERA WHIP	IP WLS BF H R ER SO BB IBB HBP BLK WP HR S P ERA WHIP	IP WLS BF H R ER SO BB IBB HBP BLK WP HR S P ERA WHIP	IP WLS BF H R ER SO BB IBB HBP BLK WP HR S P ERA WHIP	IP WLS BF H R ER SO BB IBB HBP BLK WP HR S P ERA WHIP	IP WLS BF H R ER SO BB IBB HBP BLK WP HR S P ERA WHIP	IP WLS BF H R ER SO BB IBB HBP BLK WP HR S P ERA WHIP	IP WLS BF H R ER SO BB IBB HBP BLK WP HR S P ERA WHIP	IP WLS BF H R ER SO BB IBB HBP BLK WP HR S P ERA WHIP	IP WLS BF H R ER SO BB IBB HBP BLK WP HR S P ERA WHIP	IP WLS BF H R ER SO BB IBB HBP BLK WP HR S P ERA WHIP	IP WLS BF H R ER SO BB IBB HBP BLK WP HR S P ERA WHIP	IP WLS BF H R ER SO BB IBB HBP BLK WP HR S P ERA WHIP	IP WLS BF H R ER SO BB IBB HBP BLK WP HR S P ERA WHIP	IP WLS BF H R ER SO BB IBB HBP BLK WP HR S P ERA WHIP	IP WLS BF H R ER SO BB IBB HBP BLK WP HR S P ERA WHIP	IP WLS BF H R ER SO BB IBB HBP BLK WP HR S P ERA WHIP	IP WLS BF H R ER SO BB IBB HBP BLK WP HR S P ERA WHIP
17 Bailey Ober, R (1,1) ERA: 2.83	6.0	L	27	8	3	3	4	0	0	0	0	1	0	0	0	0	0	2	63	95	4.50	1.333		
53 Brent Headrick, L (7,1) ERA: 6.17	1.0		10	5	5	5	0	1	0	1	0	0	0	0	0	0	0	1	9	16	18.00	2.000		
62 Oliver Ortega, R (8,1) ERA: 18.0	1.0		5	1	2	2	1	1	0	0	0	0	0	0	0	0	0	1	9	16	18.00	2.000		
50 Willi Castro, R (9,1) ERA:	1.0		3	1	0	0	0	0	0	0	0	0	0	0	0	0	0	0	4	9	0.00	1.000		

Boston Red Sox @ Minnesota Twins
 Target Field, Minneapolis, MN
 Tue Jun 20 2023, 6:41 PM - 9:18 PM CDT
 Att: 22,650 - Clear - 89 F

AB 41
 R 10
 H 15
 RBI 10
 BB 2
 SO 5
 LOB 18



Batter	1	2	3	4	5	6	7	8	9	AB	R	H	RBI	BB	SO	LOB	BOTTOM							
47 Edouard Julien, L (1,4) OBP: 0.333, SLG: 0.436	G1-4-3		P6		K			25 HR 1B	G3	5	1	1	0	0	1	3								
4 Carlos Correa, R (1,6) OBP: 0.301, SLG: 0.409	K		K		K			K	G1-3	3	0	1	0	0	2	1								
12 Kyle Farmer, R (8,6) OBP: 0.325, SLG: 0.380	K		1B		K			K	G1-3	2	0	0	0	0	1	2								
19 Alex Kirilloff, L (1,3) OBP: 0.378, SLG: 0.416			G6-3		K			F7		2	0	0	0	0	1	2								
39 Donovan Solano, R (6,PH) OBP: 0.371, SLG: 0.386					K			F7		2	0	0	0	0	1	1								
25 Byron Buxton, R (1,10) OBP: 0.313, SLG: 0.428		23 1B 1B		P5				HR		3	1	2	2	1	0	0								
8 Christian Vázquez, R (9,3) OBP: 0.299, SLG: 0.286					BB			HR		0	0	0	0	0	0	0								
13 Joey Gallo, L (1,7) OBP: 0.312, SLG: 0.450		P5		K				K		4	0	0	0	0	3	2								
23 Royce Lewis, R (1,5) OBP: 0.333, SLG: 0.475		26 G2-6-3 1B		1B				K		4	1	3	1	0	0	1								
26 Max Kepler, L (1,9) OBP: 0.266, SLG: 0.384		G2-6-3		F7				HR		3	1	1	1	1	0	3								
27 Ryan Jeffers, R (1,2) OBP: 0.365, SLG: 0.406			4 1B 1B		50 G3 2B			G5-4-3		4	0	3	0	0	0	1								
50 Willi Castro, S (1,8) OBP: 0.308, SLG: 0.400			P5		G3			P5		4	0	0	0	0	0	3								
Inning Stats	R: 0 E: 0 K: 2 S: 9	H: 0 LOB: 0 BB: 0 P: 16	R: 0 E: 0 K: 0 S: 11	H: 2 LOB: 1 BB: 0 P: 16	R: 0 E: 0 K: 0 S: 13	H: 2 LOB: 2 BB: 0 P: 18	R: 0 E: 0 K: 1 S: 8	H: 1 LOB: 1 BB: 0 P: 11	R: 0 E: 0 K: 2 S: 9	H: 0 LOB: 1 BB: 0 P: 18	R: 0 E: 0 K: 0 S: 5	H: 0 LOB: 0 BB: 1 P: 11	R: 2 E: 0 K: 2 S: 12	H: 2 LOB: 0 BB: 0 P: 15	R: 2 E: 0 K: 0 S: 17	H: 3 LOB: 1 BB: 0 P: 22	1B: 7 2B: 1 HR: 3	SF: 0 SAC: 0 HBP: 0	WP: 0 PB: 0 SB: 0 CS: 0	PA: 38				
PITCHER	IP WLS BF H R ER SO BB IBB HBP BLK WP HR S P ERA WHIP	IP WLS BF H R ER SO BB IBB HBP BLK WP HR S P ERA WHIP	IP WLS BF H R ER SO BB IBB HBP BLK WP HR S P ERA WHIP	IP WLS BF H R ER SO BB IBB HBP BLK WP HR S P ERA WHIP	IP WLS BF H R ER SO BB IBB HBP BLK WP HR S P ERA WHIP	IP WLS BF H R ER SO BB IBB HBP BLK WP HR S P ERA WHIP	IP WLS BF H R ER SO BB IBB HBP BLK WP HR S P ERA WHIP	IP WLS BF H R ER SO BB IBB HBP BLK WP HR S P ERA WHIP	IP WLS BF H R ER SO BB IBB HBP BLK WP HR S P ERA WHIP	IP WLS BF H R ER SO BB IBB HBP BLK WP HR S P ERA WHIP	IP WLS BF H R ER SO BB IBB HBP BLK WP HR S P ERA WHIP	IP WLS BF H R ER SO BB IBB HBP BLK WP HR S P ERA WHIP	IP WLS BF H R ER SO BB IBB HBP BLK WP HR S P ERA WHIP	IP WLS BF H R ER SO BB IBB HBP BLK WP HR S P ERA WHIP	IP WLS BF H R ER SO BB IBB HBP BLK WP HR S P ERA WHIP	IP WLS BF H R ER SO BB IBB HBP BLK WP HR S P ERA WHIP	IP WLS BF H R ER SO BB IBB HBP BLK WP HR S P ERA WHIP	IP WLS BF H R ER SO BB IBB HBP BLK WP HR S P ERA WHIP	IP WLS BF H R ER SO BB IBB HBP BLK WP HR S P ERA WHIP	IP WLS BF H R ER SO BB IBB HBP BLK WP HR S P ERA WHIP	IP WLS BF H R ER SO BB IBB HBP BLK WP HR S P ERA WHIP	IP WLS BF H R ER SO BB IBB HBP BLK WP HR S P ERA WHIP	IP WLS BF H R ER SO BB IBB HBP BLK WP HR S P ERA WHIP	IP WLS BF H R ER SO BB IBB HBP BLK WP HR S P ERA WHIP
50 Kutter Crawford, R (1,1) ERA: 3.74	5.0	W	20	5	0	0	5	0	0	0	0	0	0	0	0	0	0	0	50	77	0.00	1.200		
83 Brennan Bernardino, L (6,1) ERA: 2.53	1.0	H	4	0	0	0	2	1	0	0	0	9	18	0.00	1.000									
28 Corey Kluber, R (7,1) ERA: 7.04	3.0	S	14	5	4	4	2	1	0	0	0	3	34	12.00	2.000									

Boston Red Sox @ Minnesota Twins
 Target Field, Minneapolis, MN
 Tue Jun 20 2023, 6:41 PM - 9:18 PM CDT
 Att: 22,650 - Clear - 89 F

AB 36
 R 4
 H 11
 RBI 4
 BB 2
 SO 9
 LOB 19




Batter	1	2	3	4	5	6	7	8	9	10	AB	R	H	RBI	BB	SO	LOB	TOP									
16 Jarren Duran, L (1.8) OBP: 0.351, SLG: 0.454 (8.7) (9.8)	G4-3		K		K		B1-3		K		5	0	0	0	0	3	0										
99 Alex Verdugo, L (1.9) OBP: 0.374, SLG: 0.468	G3-1		P5		2B		1B		G4-3		5	1	2	0	0	0	0										
2 Justin Turner, R (1.10) OBP: 0.364, SLG: 0.465	BB		HR		1B		F9		G6-3		4	2	2	2	1	0	0										
11 Rafael Devers, L (1.5) OBP: 0.302, SLG: 0.482	2B		K		K		G3		K		5	0	1	1	0	3	1										
7 Masataka Yoshida, L (8.4) 70 David Hamilton, L (10.7)	G5-3		E8		F7		BB		IBB		3	0	1	0	1	0	2										
18 Adam Duvall, R (10.7) 19 Pablo Reyes, R (10.6)	G5-3		G4-3		1B		36S 2B				0	0	0	0	1	0	0										
36 Triston Casas, L (1.3) OBP: 0.333, SLG: 0.395	F7		G4-3		1B		39 1B		K		5	0	2	1	0	1	2										
39 Christian Arroyo, R (1.4) OBP: 0.302, SLG: 0.421	1B		K		1B		12 1B		G6-3		4	0	2	0	0	1	3										
3 Reese McGuire, L (1.2) OBP: 0.313, SLG: 0.352	F8		BB		BB		G4-3		G4-3		1	0	0	0	1	0	1										
12 Connor Wong, R (6.7) OBP: 0.311, SLG: 0.441	F8		BB		BB		K		K		2	0	0	0	0	1	4										
5 Enrique Hernández, R (8.8) OBP: 0.289, SLG: 0.347	G6-3		L7		K		K		K		3	0	0	0	0	1	4										
30 Rob Refsnyder, R (9.7) OBP: 0.416, SLG: 0.376	G6-3		L7		K		K		K		1	0	0	0	0	1	0										
Inning Stats	R: 1 E: 0 K: 0 S: 8	H: 1 LOB: 1 BB: 1 P: 14	R: 0 E: 0 K: 0 S: 11	H: 1 LOB: 1 BB: 0 P: 18	R: 1 E: 0 K: 2 S: 9	H: 1 LOB: 2 BB: 1 P: 13	R: 0 E: 1 K: 2 S: 13	H: 2 LOB: 2 BB: 0 P: 18	R: 1 E: 1 K: 2 S: 19	H: 2 LOB: 1 BB: 0 P: 29	R: 0 E: 0 K: 0 S: 10	H: 1 LOB: 0 BB: 0 P: 15	R: 0 E: 0 K: 0 S: 6	H: 1 LOB: 0 BB: 0 P: 8	R: 1 E: 0 K: 0 S: 7	H: 1 LOB: 2 BB: 1 P: 15	R: 0 E: 0 K: 2 S: 12	H: 0 LOB: 0 BB: 0 P: 17	R: 0 E: 0 K: 2 S: 10	H: 0 LOB: 1 BB: 1 P: 17	1B: 6 2B: 2 3B: 1 HR: 1	SF: 0 DP: 0 HBP: 0	WP: 0 PB: 0 SB: 2 CS: 1	PA: 42			
PITCHER	IP	WLS	BF	H	R	ER	SO	BB	IBB	HBP	BLK	WP	HR	S	P	ERA	WHIP										
54 Sonny Gray, R ERA: 2.56	5.0		23	6	3	3	5	2	0	0	0	0	0	10	15	0.00	2.000										
61 Brock Stewart, R ERA: 0.78	1.0		4	2	0	0	2	0	0	0	0	0	0	6	8	0.00	1.000										
22 Griffin Jax, R ERA: 3.38	1.0	H	3	1	0	0	0	0	0	0	0	0	0	6	8	4.00	1.000										
59 Jhoan Duran, R ERA: 1.55	2.0	B	8	1	1	1	2	1	0	0	0	0	0	19	32	4.50	1.000										
71 Jovani Moran, L ERA: 4.45	1.0	W	4	0	0	0	2	0	1	0	0	0	0	10	17	0.00	0.000										

Boston Red Sox @ Minnesota Twins
Target Field, Minneapolis, MN
Wed Jun 21 2023, 6:43 PM - 9:36 PM CDT
Att. 23,912 - Partly Cloudy - 90 F

livebaseballscorecards.com

AB 38
R 4
H 10
RBI 4
BB 4
SO 11
LOB 17




Batter	1	2	3	4	5	6	7	8	9	10	AB	R	H	RBI	BB	SO	LOB	BOTTOM									
47 Edouard Julien, L (1.4) OBP: 0.342, SLG: 0.454	F8		19 F7 4 G5-3		1B		G6-3				3	1	2	0	0	0	0										
12 Kyle Farmer, R (7.4) OBP: 0.327, SLG: 0.381	F8		19 F7 4 G5-3		1B		G6-3				2	0	1	1	0	0	0										
19 Alex Kirilloff, L (1.3) OBP: 0.375, SLG: 0.411	P5		F7		FC6-4		K				4	0	1	0	0	1	1										
4 Carlos Correa, R (1.6) OBP: 0.297, SLG: 0.402	K		G5-3		FC6-4		G4-3				4	0	0	1	0	1	2										
25 Byron Buxton, R (1.10) OBP: 0.312, SLG: 0.429	K		K		F6		K				4	1	1	0	0	2	0										
26 Max Kepler, L (1.9) OBP: 0.272, SLG: 0.406	1B		K		HR		K				4	1	2	2	0	2	0										
23 Royce Lewis, R (1.5) OBP: 0.328, SLG: 0.477	FC1-4		FC1-4		L7		P5				4	1	1	0	0	0	1										
13 Joey Gallo, L (1.7) OBP: 0.309, SLG: 0.444	K		K		P5		B1-3				2	0	0	0	0	2	2										
50 Willi Castro, S (5.7) OBP: 0.304, SLG: 0.395	K		K		P5		B1-3				2	1	0	0	0	0	0										
8 Christian Vázquez, R (1.2) OBP: 0.304, SLG: 0.287	1B		F7		L8		L8				3	0	1	1	1	0	0										
2 Michael Taylor, R (1.8) OBP: 0.287, SLG: 0.423	P3		F7		G3-1		G3-1				3	0	0	0	0	1	1										
Inning Stats	R: 0 E: 0 K: 1 S: 5	H: 0 LOB: 0 BB: 0 P: 6	R: 2 E: 0 K: 1 S: 12	H: 3 LOB: 1 BB: 0 P: 18	R: 1 E: 0 K: 1 S: 10	H: 1 LOB: 0 BB: 0 P: 14	R: 0 E: 0 K: 2 S: 7	H: 1 LOB: 0 BB: 0 P: 11	R: 0 E: 0 K: 0 S: 8	H: 0 LOB: 0 BB: 0 P: 12	R: 0 E: 0 K: 2 S: 14	H: 0 LOB: 0 BB: 0 P: 16	R: 0 E: 0 K: 1 S: 6	H: 0 LOB: 0 BB: 0 P: 9	R: 1 E: 0 K: 0 S: 4	H: 1 LOB: 2 BB: 1 P: 5	1B: 5 2B: 3 3B: 0 HR: 1	SF: 0 DP: 0 HBP: 0	WP: 1 PB: 0 SB: 0 CS: 0	PA: 37							
PITCHER	IP	WLS	BF	H	R	ER	SO	BB	IBB	HBP	BLK	WP	HR	S	P	ERA	WHIP										
22 Garrett Whitlock, R ERA: 4.5	7.0		28	8	4	4	6	0	0	0	0	0	0	14	16	0.00	0.000										
55 Chris Martin, R ERA: 1.99	1.0		3	0	0	0	2	0	0	0	0	0	0	6	9	0.00	0.000										
74 Kenley Jansen, R ERA: 2.92	1.0		3	0	0	0	1	0	0	0	0	0	0	4	5	0.00	3.000										
61 Kaleb Ort, R ERA: 6.0	0.1	L	3	1	1	0	0	0	1	0	0	0	0	4	5	0.00	3.000										

Boston Red Sox @ Minnesota Twins
Target Field, Minneapolis, MN
Wed Jun 21 2023, 6:43 PM - 9:36 PM CDT
Att. 23,912 - Partly Cloudy - 90 F

livebaseballscorecards.com

AB 35
R 5
H 9
RBI 5
BB 1
SO 9
LOB 7



Batter	1	2	3	4	5	6	7	8	9	AB	R	H	RBI	BB	SO	LOB	TOP	
16 Jarren Duran, L (1, 8) OBP: 0.344, SLG: 0.444										4	0	0	0	0	2	0	Boston Red Sox @ Minnesota Twins Target Field, Minneapolis, MN Thu Jun 22 2023, 12:12 PM - 2:26 PM CDT Att: 28,553 - Cloudy - 86 F	
2 Justin Turner, R (1, 10) OBP: 0.362, SLG: 0.462										4	0	1	0	0	0	0		
7 Masataka Yoshida, L (1, 7) OBP: 0.375, SLG: 0.479										4	0	0	0	0	0	1		
11 Rafael Devers, L (1, 5) OBP: 0.302, SLG: 0.480										3	0	1	0	0	0	1		
18 Adam Duvall, R (1, 9) OBP: 0.388, SLG: 0.643										3	0	0	0	0	2	1		
36 Triston Casas, L (1, 3) OBP: 0.329, SLG: 0.390										3	0	0	0	0	2	0		
12 Connor Wong, R (1, 2) OBP: 0.306, SLG: 0.433										3	0	0	0	0	3	0		
70 David Hamilton, L (1, 6) OBP: 0.333, SLG: 0.333										3	0	1	0	0	0	0		
19 Pablo Reyes, R (1, 4) OBP: 0.338, SLG: 0.364										1	0	0	0	0	0	0		
5 Enrique Hernández, R (4, 4) OBP: 0.287, SLG: 0.344										2	0	0	0	0	0	1		
Inning Stats	R: 0 H: 0 E: 0 K: 1 S: 11	H: 0 LOB: 0 BB: 0 P: 13	R: 0 H: 0 E: 0 K: 1 S: 8	H: 0 LOB: 0 BB: 0 P: 10	R: 0 H: 0 E: 0 K: 1 S: 8	H: 1 LOB: 1 BB: 0 P: 14	R: 0 H: 0 E: 0 K: 3 S: 11	H: 0 LOB: 0 BB: 0 P: 16	R: 0 H: 0 E: 0 K: 0 S: 6	H: 0 LOB: 1 BB: 0 P: 7	R: 0 H: 1 E: 0 K: 2 S: 11	H: 1 LOB: 1 BB: 0 P: 16	R: 0 H: 0 E: 0 K: 1 S: 9	H: 0 LOB: 0 BB: 0 P: 14	1B: 3 2B: 0 3B: 0 HR: 0	SF: 0 SAC: 0 DP: 0 HBP: 0	WP: 0 PB: 0 SB: 0 CS: 0	PA: 30
PITCHER 41 Joe Ryan, R (1, 1) ERA: 2.98	IP: 9.0 WLS: W BF: 30 H: 3 R: 0 ER: 0 SO: 9 BB: 0 IBB: 0 HBP: 0 BLK: 0 WP: 0 HR: 0 S: 83 P: 112 ERA: 0.00 WHIP: 0.333																	

livebaseballscorecards.com

AB 30
R 0
H 3
RBI 0
BB 0
SO 9
LOB 4



Batter	1	2	3	4	5	6	7	8	9	AB	R	H	RBI	BB	SO	LOB	BOTTOM	
47 Edouard Julien, L (1, 4) OBP: 0.339, SLG: 0.449										1	0	0	0	0	1	0	Boston Red Sox @ Minnesota Twins Target Field, Minneapolis, MN Thu Jun 22 2023, 12:12 PM - 2:26 PM CDT Att: 28,553 - Cloudy - 86 F	
39 Donovan Solano, R (2, FH) OBP: 0.376, SLG: 0.384										1	0	0	0	2	0	0		
4 Carlos Correa, R (1, 6) OBP: 0.296, SLG: 0.412										4	1	1	1	0	0	3		
19 Alex Kirilloff, L (1, 3) OBP: 0.373, SLG: 0.408										1	0	0	0	0	1	0		
12 Kyle Farmer, R (2, PH) OBP: 0.327, SLG: 0.376										2	1	0	0	1	0	2		
25 Byron Buxton, R (1, 10) OBP: 0.315, SLG: 0.459										4	2	2	2	0	0	1		
26 Max Kepler, L (1, 9) OBP: 0.271, SLG: 0.403										4	0	1	0	0	1	1		
23 Royce Lewis, R (1, 5) OBP: 0.338, SLG: 0.478										4	0	2	1	0	0	1		
27 Ryan Jeffers, R (1, 2) OBP: 0.369, SLG: 0.418										4	1	2	0	0	1	2		
50 Willi Castro, S (1, 7) OBP: 0.303, SLG: 0.391										4	1	1	0	0	0	2		
2 Michael Taylor, R (1, 8) OBP: 0.267, SLG: 0.425										4	0	1	2	0	1	1		
Inning Stats	R: 2 H: 3 E: 0 K: 2 S: 18	H: 3 LOB: 1 BB: 0 P: 26	R: 2 H: 3 E: 0 K: 0 S: 15	H: 3 LOB: 1 BB: 1 P: 27	R: 1 H: 2 E: 0 K: 2 S: 13	H: 2 LOB: 1 BB: 0 P: 17	R: 0 H: 0 E: 0 K: 0 S: 4	H: 0 LOB: 0 BB: 0 P: 6	R: 1 H: 1 E: 0 K: 0 S: 8	H: 1 LOB: 1 BB: 1 P: 17	R: 0 H: 0 E: 0 K: 0 S: 7	H: 0 LOB: 0 BB: 0 P: 9	R: 0 H: 1 E: 0 K: 1 S: 10	H: 1 LOB: 1 BB: 0 P: 17	1B: 5 2B: 3 3B: 0 HR: 3	SF: 0 SAC: 0 DP: 1 HBP: 0	WP: 0 PB: 0 SB: 1 CS: 0	PA: 36
PITCHER 63 Justin Garza, R (1, 1) ERA: 5.14	IP: 1.0 WLS: L BF: 7 H: 4 R: 3 ER: 3 SO: 2 BB: 0 IBB: 0 HBP: 0 BLK: 0 WP: 0 HR: 2 S: 22 P: 32 ERA: 27.00 WHIP: 4.000																	
Brandon Waller, L (2, 1) ERA: 4.05	6.2 28 6 3 3 2 3 0 0 0 0 1 56 92 4.05 1.350																	
7B Joe Jacques, L (8, 1) ERA: 2.08	0.1 1 0 0 0 1 0 0 0 0 0 0 3 5 0.00 0.000																	

livebaseballscorecards.com

AB 33
R 6
H 10
RBI 6
BB 3
SO 5
LOB 13



Batter	1	2	3	4	5	6	7	8	9	AB	R	H	RBI	BB	SO	LOB	TOP										
39 Donovan Solano, R OBP: 0.380, SLG: 0.382 19 Alex Kirilloff, L OBP: 0.368, SLG: 0.402	G5-3	BB			4B BB	K			K	1	0	0	0	2	0	0											
4 Carlos Correa, R OBP: 0.295, SLG: 0.408	L4	P4			1B			G6-3	E5	5	0	1	0	0	0	2											
25 Byron Buxton, R OBP: 0.309, SLG: 0.449	F7				K			K	F7	5	0	0	0	0	3	3											
23 Royce Lewis, R OBP: 0.333, SLG: 0.507		HR			P3					4	1	1	1	0	1	2											
12 Kyle Farmer, R OBP: 0.325, SLG: 0.379		G6-3			G6-3					4	1	1	0	0	0	0											
50 Willi Castro, S OBP: 0.307, SLG: 0.387		26 HR BB			G6-3				G4-3	2	1	0	0	2	1	0											
26 Max Kepler, L OBP: 0.276, SLG: 0.423		HR			G4-3				E8 8 WP BB	4	1	2	2	0	0	2											
8 Christian Vázquez, R OBP: 0.302, SLG: 0.292					K				G6-3	4	0	1	0	0	1	3											
2 Michael Taylor, R OBP: 0.263, SLG: 0.418 13 Joey Gallo, L OBP: 0.307, SLG: 0.442		K			G6-3				F9	3	0	0	0	0	2	3											
Inning Stats	R: 0 E: 0 K: 0 S: 7	H: 0 LOB: 0 BB: 0 P: 8	R: 3 E: 0 K: 1 S: 18	H: 3 LOB: 2 BB: 2 P: 37	R: 0 E: 0 K: 1 S: 7	H: 0 LOB: 0 BB: 0 P: 9	R: 0 E: 0 K: 1 S: 6	H: 0 LOB: 0 BB: 0 P: 8	R: 0 E: 0 K: 1 S: 11	H: 1 LOB: 2 BB: 1 P: 17	R: 1 E: 0 K: 2 S: 22	H: 1 LOB: 2 BB: 1 P: 35	R: 0 E: 0 K: 2 S: 9	H: 0 LOB: 0 BB: 0 P: 10	R: 0 E: 0 K: 1 S: 10	H: 1 LOB: 1 BB: 0 P: 14	R: 0 E: 1 K: 1 S: 10	H: 0 LOB: 1 BB: 0 P: 13	1B: 2 2B: 2 3B: 0 HR: 2	SF: 0 SAC: 0 DP: 0 HBP: 0	WP: 1 PB: 0 SB: 0 CS: 0	PA: 39					
PITCHER	IP	WLS	BF	H	R	ER	SO	BB	IBB	HBP	BLK	WP	HR	S	P	ERA	WHIP										
43 Joey Wentz, L ERA: 6.72	5.0	L	25	5	4	3	4	4	0	0	0	0	2	58	96	5.40	1.800										
52 Brendan White, R ERA: 2.45	1.0		3	0	0	0	2	0	0	0	0	1	0	13	18	0.00	0.000										
53 Mason Englert, R ERA: 4.68	1.2		5	0	0	0	3	0	0	0	0	0	0	14	18	0.00	0.000										
70 Tyler Alexander, L ERA: 4.5	1.1		6	1	0	0	1	0	0	0	0	0	0	15	19	0.00	0.750										

Minnesota Twins @ Detroit Tigers
Comerica Park, Detroit, MI
Fri Jun 23 2023, 6:41 PM - 9:28 PM EDT
Att: 19,782 - Cloudy - 68 F

AB	35
R	4
H	6
RBI	3
BB	4
SO	10
LOB	17



Batter	1	2	3	4	5	6	7	8	9	AB	R	H	RBI	BB	SO	LOB	BOTTOM										
39 Zach McKinstry, L OBP: 0.333, SLG: 0.365	20B BB				K				K	3	0	1	0	1	2	2											
20 Spencer Torkelson, R OBP: 0.364, SLG: 0.373	G6-4-3 1B				K				K	4	0	1	0	0	3	1											
30 Kerry Carpenter, L OBP: 0.317, SLG: 0.500 77 Andy Ibáñez, R OBP: 0.282, SLG: 0.422	K				L8				K	2	0	0	0	0	1	2											
28 Javier Báez, R OBP: 0.276, SLG: 0.348	G6-4-3				L8				G6-4-3	2	1	2	0	0	0	0											
9 Nick Maton, L OBP: 0.286, SLG: 0.284 7 Jonathan Schoop, R OBP: 0.288, SLG: 0.265					K				K	2	0	0	0	0	2	0											
8 Matt Vierling, R OBP: 0.324, SLG: 0.411					K				K	2	0	1	0	0	1	0											
24 Miguel Cabrera, R OBP: 0.311, SLG: 0.323					K				K	3	0	1	1	1	1	0											
59 Zack Short, R OBP: 0.330, SLG: 0.427					F9				K	4	0	0	0	0	2	2											
34 Jake Rogers, R OBP: 0.277, SLG: 0.426					K				K	2	0	0	0	1	2	0											
Inning Stats	R: 0 E: 0 K: 1 S: 8	H: 1 LOB: 1 BB: 1 P: 14	R: 0 E: 0 K: 3 S: 11	H: 0 LOB: 0 BB: 0 P: 15	R: 0 E: 1 K: 2 S: 11	H: 1 LOB: 1 BB: 0 P: 16	R: 0 E: 0 K: 1 S: 10	H: 0 LOB: 0 BB: 0 P: 17	R: 0 E: 0 K: 1 S: 13	H: 1 LOB: 2 BB: 1 P: 21	R: 1 E: 0 K: 0 S: 18	H: 3 LOB: 2 BB: 1 P: 29	R: 0 E: 0 K: 3 S: 9	H: 0 LOB: 0 BB: 0 P: 15	R: 0 E: 0 K: 1 S: 7	H: 1 LOB: 0 BB: 0 P: 12	R: 0 E: 0 K: 3 S: 13	H: 0 LOB: 1 BB: 1 P: 19	1B: 6 2B: 1 3B: 0 HR: 0	SF: 0 SAC: 0 DP: 3 HBP: 0	WP: 0 PB: 0 SB: 0 CS: 0	PA: 35					
PITCHER	IP	WLS	BF	H	R	ER	SO	BB	IBB	HBP	BLK	WP	HR	S	P	ERA	WHIP										
18 Kenta Maeda, R ERA: 6.86	5.0	W	19	3	1	1	1	1	0	0	0	0	0	9	16	27.00	6.000										
71 Jovani Moran, L ERA: 4.7	0.1		3	1	1	1	1	1	0	0	0	0	0	9	16	27.00	6.000										
61 Brock Stewart, R ERA: 0.73	1.2	H	6	2	0	0	3	0	0	0	0	0	0	18	28	0.00	1.200										
22 Griffin Jax, R ERA: 3.27	1.0	H	3	1	0	0	1	0	0	0	0	0	0	7	12	0.00	1.000										
59 Jhohan Duran, R ERA: 1.5	1.0	S	4	0	0	0	3	1	0	0	0	0	0	13	19	0.00	1.000										

Minnesota Twins @ Detroit Tigers
Comerica Park, Detroit, MI
Fri Jun 23 2023, 6:41 PM - 9:28 PM EDT
Att: 19,782 - Cloudy - 68 F

AB	31
R	1
H	7
RBI	1
BB	4
SO	16
LOB	14



Batter	1	2	3	4	5	6	7	8	9	AB	R	H	RBI	BB	SO	LOB	TOP								
47 Edouard Julien, L (1,10) OBP: 0.341, SLG: 0.441										4	0	2	0	0	2	0	Minnesota Twins @ Atlanta Braves Truist Park, Atlanta, GA Mon Jun 26 2023, 7:21 PM - 9:45 PM EDT Att: 40,884 - Partly Cloudy - 88 F								
19 Alex Kirilloff, L (1,3) OBP: 0.396, SLG: 0.397										4	0	2	0	0	2	1									
26 Max Kepler, L (1,9) OBP: 0.278, SLG: 0.413										3	0	0	0	1	0	3									
4 Carlos Correa, R (1,6) OBP: 0.289, SLG: 0.407										4	0	0	0	0	1	5									
50 Willi Castro, S (1,8) OBP: 0.312, SLG: 0.384										4	0	0	0	0	0	2									
39 Donovan Solano, R (1,4) OBP: 0.379, SLG: 0.394										4	0	1	0	0	2	0									
13 Joey Gallo, L (1,7) OBP: 0.305, SLG: 0.462										3	1	1	1	1	2	1									
12 Kyle Farmer, R (1,5) 25 Byron Buxton, R (9,PH) OBP: 0.311, SLG: 0.362 OBP: 0.375, SLG: 0.438										3	0	0	0	0	2	1									
27 Ryan Jeffers, R (1,2) OBP: 0.377, SLG: 0.427										1	0	0	0	0	1	1									
Inning Stats	R: 0 E: 0 K: 1 S: 11	H: 1 LOB: 2 BB: 1 P: 20	R: 1 E: 0 K: 1 S: 10	H: 1 LOB: 0 BB: 0 P: 12	R: 0 E: 0 K: 2 S: 9	H: 1 LOB: 1 BB: 0 P: 15	R: 0 E: 0 K: 2 S: 8	H: 0 LOB: 0 BB: 0 P: 12	R: 0 E: 0 K: 1 S: 10	H: 0 LOB: 0 BB: 0 P: 14	R: 0 E: 0 K: 1 S: 8	H: 0 LOB: 0 BB: 0 P: 11	R: 0 E: 0 K: 1 S: 9	H: 0 LOB: 1 BB: 1 P: 16	R: 0 E: 0 K: 0 S: 12	H: 2 LOB: 2 BB: 0 P: 16		R: 0 E: 0 K: 2 S: 15	H: 1 LOB: 1 BB: 0 P: 22	1B: 5 2B: 0 3B: 0 HR: 1	SF: 0 SAC: 0 DP: 0 HBP: 0	WP: 0 PB: 0 CS: 0	PA: 35		
PITCHER	IP WLS BF H R ER SO BB IBB HBP BLK WP HR S P ERA WHIP	7.0 W 26 3 1 1 10 2 0 0 0 0 0 0 9 11 1.29 0.714	0.2 H 4 2 0 0 0 0 0 0 0 0 0 0 3 5 0.00 3.000	0.1 H 1 0 0 0 0 0 0 0 0 0 0 0 3 5 0.00 0.000	1.0 S 4 1 0 0 2 0 0 0 0 0 0 0 15 22 0.00 1.000																				

Batter	1	2	3	4	5	6	7	8	9	AB	R	H	RBI	BB	SO	LOB	BOTTOM						
13 Ronald Acuña Jr., R (1,9) OBP: 0.403, SLG: 0.568										3	1	1	2	1	0	1	Minnesota Twins @ Atlanta Braves Truist Park, Atlanta, GA Mon Jun 26 2023, 7:21 PM - 9:45 PM EDT Att: 40,884 - Partly Cloudy - 88 F						
1 Ozzie Albies, S (1,4) OBP: 0.315, SLG: 0.495										4	0	0	0	0	2	2							
27 Austin Riley, R (1,5) OBP: 0.332, SLG: 0.438										4	1	1	0	0	0	0							
28 Matt Olson, L (1,3) OBP: 0.348, SLG: 0.537										4	0	1	0	0	1	0							
16 Travis d'Arnaud, R (1,2) OBP: 0.357, SLG: 0.483										3	0	1	1	1	1	1							
20 Marcell Ozuna, R (1,10) OBP: 0.329, SLG: 0.495										4	1	1	1	0	1	3							
8 Eddie Rosario, L (1,7) OBP: 0.322, SLG: 0.508										3	0	0	0	0	1	0							
11 Orlando Arcia, R (1,6) OBP: 0.369, SLG: 0.451										3	0	0	0	0	1	0							
23 Michael Harris II, L (1,8) OBP: 0.314, SLG: 0.417										3	1	3	0	0	0	0							
Inning Stats	R: 0 E: 0 K: 0 S: 8	H: 0 LOB: 0 BB: 0 P: 15	R: 0 E: 0 K: 1 S: 12	H: 1 LOB: 0 BB: 0 P: 19	R: 0 E: 0 K: 1 S: 12	H: 1 LOB: 1 BB: 0 P: 15	R: 1 E: 1 K: 0 S: 8	H: 2 LOB: 1 BB: 0 P: 11	R: 0 E: 0 K: 2 S: 11	H: 1 LOB: 2 BB: 1 P: 18	R: 0 E: 0 K: 1 S: 7	H: 0 LOB: 0 BB: 0 P: 11	R: 3 E: 0 K: 1 S: 15	H: 3 LOB: 0 BB: 0 P: 21	R: 0 E: 0 K: 1 S: 9	H: 0 LOB: 1 BB: 1 P: 19		1B: 5 2B: 1 3B: 0 HR: 2	SF: 0 SAC: 0 DP: 0 HBP: 0	WP: 0 PB: 0 CS: 0	PA: 33		
PITCHER	IP WLS BF H R ER SO BB IBB HBP BLK WP HR S P ERA WHIP	6.2 L 27 7 3 3 3 5 1 0 0 0 0 0 1 6 4.05 1.200	0.1 2 1 1 1 1 0 0 0 0 0 0 1 6 27.00 3.000	1.0 4 0 0 0 1 1 0 0 0 0 0 0 9 19 0.00 1.000																			

AB 33
R 1
H 6
RBI 1
BB 2
SO 12
LOB 14



AB 31
R 4
H 8
RBI 4
BB 2
SO 7
LOB 7



Batter	1	2	3	4	5	6	7	8	9	AB	R	H	RBI	BB	SO	LOB	TOP										
39 Donovan Solano, R OBP: 0.372, SLG: 0.385										3	0	0	0	0	2	2											
47 Edouard Julien, L OBP: 0.348, SLG: 0.439										1	0	0	0	0	0	0											
25 Byron Buxton, R OBP: 0.297, SLG: 0.432										4	0	1	0	0	2	0											
23 Royce Lewis, R OBP: 0.348, SLG: 0.477										4	0	0	0	0	3	1											
12 Kyle Farmer, R OBP: 0.304, SLG: 0.353										4	0	0	0	0	1	1											
50 Willi Castro, S OBP: 0.316, SLG: 0.386										3	0	2	0	0	0	1											
19 Alex Kirilloff, L OBP: 0.368, SLG: 0.401										3	0	1	0	0	1	2											
8 Christian Vázquez, R OBP: 0.300, SLG: 0.280										2	0	0	0	1	0	2											
2 Michael Taylor, R OBP: 0.258, SLG: 0.406										2	0	0	0	0	2	2											
26 Max Kepler, L OBP: 0.271, SLG: 0.401										1	0	0	0	0	0	0											
13 Joey Gallo, L OBP: 0.305, SLG: 0.461										3	0	0	0	0	3	2											
Inning Stats	R: 0 H: 0 E: 0 K: 3 S: 10	H: 0 LOB: 0 BB: 0 P: 14	R: 0 H: 1 E: 0 K: 1 S: 12	LOB: 1 BB: 0 P: 16	R: 0 H: 0 E: 0 K: 2 S: 8	H: 0 LOB: 0 BB: 0 P: 11	R: 0 H: 1 E: 0 K: 0 S: 8	H: 1 LOB: 1 BB: 0 P: 10	R: 0 H: 1 E: 0 K: 3 S: 17	LOB: 2 BB: 1 P: 26	R: 0 H: 0 E: 0 K: 2 S: 11	H: 0 LOB: 0 BB: 0 P: 19	R: 0 H: 1 E: 0 K: 0 S: 9	LOB: 0 BB: 0 P: 13	R: 0 H: 0 E: 0 K: 1 S: 13	H: 0 LOB: 0 BB: 0 P: 18	R: 0 H: 0 E: 0 K: 2 S: 7	LOB: 0 BB: 0 P: 10	1B: 3 2B: 2 HR: 0	SF: 0 SAC: 0 HBP: 0	WP: 1 PB: 0 CS: 0	PA: 31					
PITCHER	IP	WLS	BF	H	R	ER	SO	BB	IBB	HBP	BLK	WP	HR	S	P	ERA	WHIP										
49 Kolby Allard, L ERA: 2.87	4.2		18	3	0	0	8	1	0	0	0	1	0	52	71	0.00	0.857										
22 Kirby Yates, R ERA: 2.87	1.1	W	4	0	0	0	3	0	0	0	0	0	0	14	25	0.00	0.000										
33 A.J. Minter, L ERA: 5.26	1.0	H	3	1	0	0	0	0	0	0	0	0	0	9	13	0.00	1.000										
77 Joe Jiménez, R ERA: 3.38	1.0	H	3	0	0	0	1	0	0	0	0	0	0	13	18	0.00	0.000										
26 Raisel Iglesias, R ERA: 4.37	1.0	S	3	0	0	0	2	0	0	0	0	0	0	7	10	0.00	0.000										

Minnesota Twins @ Atlanta Braves
Truist Park, Atlanta, GA
Wed Jun 28 2023, 12:22 PM - 2:44 PM EDT
Att: 38,260 - Sunny - 85 F

AB	30
R	0
H	4
RBI	0
BB	1
SO	14
LOB	13



Batter	1	2	3	4	5	6	7	8	9	AB	R	H	RBI	BB	SO	LOB	BOTTOM										
13 Ronald Acuña Jr., R OBP: 0.408, SLG: 0.585										2	1	1	0	2	1	0											
1 Ozzie Albies, S OBP: 0.314, SLG: 0.495										3	0	0	1	0	1	3											
27 Austin Riley, R OBP: 0.333, SLG: 0.444										4	0	0	0	0	1	3											
28 Matt Olson, L OBP: 0.346, SLG: 0.542										4	1	2	2	0	1	1											
16 Travis d'Arnaud, R OBP: 0.353, SLG: 0.471										3	0	0	0	1	1	1											
20 Marcell Ozuna, R OBP: 0.332, SLG: 0.493										3	0	1	0	0	1	1											
8 Eddie Rosario, L OBP: 0.318, SLG: 0.500										3	0	0	0	0	2	2											
11 Orlando Arcia, R OBP: 0.358, SLG: 0.436										3	0	0	0	0	0	1											
23 Michael Harris II, L OBP: 0.318, SLG: 0.432										3	1	2	0	0	0	0											
Inning Stats	R: 1 H: 1 E: 0 K: 1 S: 12	H: 1 LOB: 1 BB: 1 P: 22	R: 0 H: 0 E: 0 K: 2 S: 11	LOB: 0 BB: 0 P: 14	R: 1 H: 2 E: 0 K: 0 S: 10	H: 2 LOB: 1 BB: 0 P: 16	R: 0 H: 1 E: 0 K: 1 S: 10	H: 1 LOB: 1 BB: 0 P: 14	R: 0 H: 1 E: 0 K: 0 S: 10	LOB: 1 BB: 1 P: 16	R: 0 H: 0 E: 0 K: 2 S: 13	H: 0 LOB: 0 BB: 1 P: 24	R: 0 H: 0 E: 0 K: 1 S: 8	H: 0 LOB: 0 BB: 0 P: 12	R: 1 H: 1 E: 0 K: 1 S: 12	H: 1 LOB: 0 BB: 0 P: 18	1B: 4 2B: 1 HR: 1	SF: 1 SAC: 0 HBP: 0	WP: 1 PB: 0 CS: 0	PA: 32							
PITCHER	IP	WLS	BF	H	R	ER	SO	BB	IBB	HBP	BLK	WP	HR	S	P	ERA	WHIP										
18 Kenta Maeda, R ERA: 6.23	5.0	L	21	5	2	2	4	2	0	0	0	1	0	53	82	3.60	1.400										
71 Jovanji Moran, L ERA: 4.41	2.0		7	0	0	0	3	1	0	0	0	0	0	21	36	0.00	0.500										
81 Jordan Balazovic, R ERA: 1.5	1.0		4	1	1	1	1	0	0	0	0	0	1	12	18	9.00	1.000										

Minnesota Twins @ Atlanta Braves
Truist Park, Atlanta, GA
Wed Jun 28 2023, 12:22 PM - 2:44 PM EDT
Att: 38,260 - Sunny - 85 F

AB	28
R	3
H	6
RBI	3
BB	3
SO	8
LOB	12



Batter	1	2	3	4	5	6	7	8	9	AB	R	H	RBI	BB	SO	LOB	TOP			
4 Carlos Correa, R OBP: 0.292, SLG: 0.408	2-2 1B	0-2		3-2 12 HR HBP		1-1 F7		1-2 L7		4	2	2	0	0	0	0				
2 Michael Taylor, R OBP: 0.258, SLG: 0.406		2B								0	0	0	0	0	0	0				
47 Edouard Julien, L OBP: 0.343, SLG: 0.431	2-3 K	2-3 K		0-1 F7		0-2 G6-3		1-2 2B		2	0	0	0	0	0	2				
12 Kyle Farmer, R OBP: 0.305, SLG: 0.358				1-2 2-3						3	0	1	0	0	0	2				
25 Byron Buxton, R OBP: 0.303, SLG: 0.450	0-3 K		4-2 19 1B BB	1-2 HR		0-1 2B		2-2 G6-3		4	2	2	3	1	1	2				
19 Alex Kirilloff, L OBP: 0.369, SLG: 0.401	0-1 23 1B		3-1 26 HR 1B	3-3 K		2-0 F7		2-2 G6-3		5	1	2	1	0	1	1				
23 Royce Lewis, R OBP: 0.361, SLG: 0.484	2-2 K		1-1 F8	2-1 1B						5	0	3	1	0	1	1				
26 Max Kepler, L OBP: 0.274, SLG: 0.418	3-3 K		2-2 HR	3-2 G4-3						5	1	2	2	0	1	4				
27 Ryan Jeffers, R OBP: 0.364, SLG: 0.410		2-2 L7	0-3 K							5	0	0	0	0	3	2				
50 Willi Castro, S OBP: 0.310, SLG: 0.378		3-2 P6	0-0 F8							4	0	0	0	0	1	1				
13 Joey Gallo, L OBP: 0.308, SLG: 0.475		3-2 HR		4-0 12 F7 25 HR 4 HBP BB		2-2 G6-3		1-3 K		3	2	1	1	1	1	0				
Inning Stats	R: 1 E: 0 K: 3 S: 18	H: 3 LOB: 2 BB: 0 P: 27	R: 1 E: 0 K: 1 S: 17	H: 2 LOB: 1 BB: 0 P: 27	R: 3 E: 0 K: 1 S: 14	H: 2 LOB: 0 BB: 1 P: 24	R: 3 E: 0 K: 1 S: 19	H: 2 LOB: 1 BB: 1 P: 35	R: 0 E: 0 K: 0 S: 8	H: 1 LOB: 1 BB: 0 P: 11	R: 0 E: 0 K: 2 S: 11	H: 1 LOB: 1 BB: 0 P: 15	R: 0 E: 0 K: 1 S: 12	H: 1 LOB: 1 BB: 0 P: 17	R: 0 E: 0 K: 1 S: 8	H: 1 LOB: 1 BB: 0 P: 17	1B: 7 2B: 3 3B: 0 HR: 3	SF: 0 SAC: 0 DP: 0 HBP: 1	WP: 0 PB: 0 SB: 1 CS: 0	PA: 43
PITCHER	IP WLS BF H R ER SO BB IBB HBP BLK WP HR S P ERA WHIP	IP WLS BF H R ER SO BB IBB HBP BLK WP HR S P ERA WHIP	IP WLS BF H R ER SO BB IBB HBP BLK WP HR S P ERA WHIP	IP WLS BF H R ER SO BB IBB HBP BLK WP HR S P ERA WHIP	IP WLS BF H R ER SO BB IBB HBP BLK WP HR S P ERA WHIP	IP WLS BF H R ER SO BB IBB HBP BLK WP HR S P ERA WHIP	IP WLS BF H R ER SO BB IBB HBP BLK WP HR S P ERA WHIP	IP WLS BF H R ER SO BB IBB HBP BLK WP HR S P ERA WHIP	IP WLS BF H R ER SO BB IBB HBP BLK WP HR S P ERA WHIP	IP WLS BF H R ER SO BB IBB HBP BLK WP HR S P ERA WHIP	IP WLS BF H R ER SO BB IBB HBP BLK WP HR S P ERA WHIP	IP WLS BF H R ER SO BB IBB HBP BLK WP HR S P ERA WHIP	IP WLS BF H R ER SO BB IBB HBP BLK WP HR S P ERA WHIP	IP WLS BF H R ER SO BB IBB HBP BLK WP HR S P ERA WHIP	IP WLS BF H R ER SO BB IBB HBP BLK WP HR S P ERA WHIP	IP WLS BF H R ER SO BB IBB HBP BLK WP HR S P ERA WHIP	IP WLS BF H R ER SO BB IBB HBP BLK WP HR S P ERA WHIP			
64 Dean Kremer, R ERA: 5.04	3.0 L	19 7	7 7	5 5	2 0	0 1	0 0	0 0	2 53	89	21.00	3.000								
50 Bruce Zimmermann, L ERA: 6.1	2.0 0	8 2	1 1	2 3	0 0	0 0	0 0	0 0	1 23	35	4.50	1.000								
79 Nick Vespi, L ERA: 6.1	3.0 0	12 3	0 0	2 0	0 0	0 0	0 0	0 0	31 43	0.00	1.000									
58 Cionel Pérez, L ERA: 4.6	1.0 4	1 0	0 0	1 1	0 0	0 0	0 0	0 0	8 17	0.00	1.000									

Minnesota Twins @ Baltimore Orioles
 Oriole Park at Camden Yards, Baltimore, MD
 Fri Jun 30 2023, 8:32 PM - 11:21 PM EDT
 Att: 34,792 - Cloudy - 73 F

AB 40
 R 8
 H 13
 RBI 8
 BB 2
 SO 11
 LOB 15



Batter	1	2	3	4	5	6	7	8	9	AB	R	H	RBI	BB	SO	LOB	BOTTOM					
31 Cedric Mullins, L OBP: 0.352, SLG: 0.453	4-2 BB	0-0 F9			2-1 P5			1-3 K		3	0	0	0	1	1	3						
35 Adley Rutschman, S OBP: 0.377, SLG: 0.419	1-2 L9		2-2 G1-3			2-2 HR		2-2 F9		4	1	1	1	0	0	1						
25 Anthony Santander, S OBP: 0.325, SLG: 0.491	1-2 P6		1-2 F8			1-3 K		2-2 1B		4	0	1	0	0	1	1						
32 Ryan O'Hearn, L OBP: 0.336, SLG: 0.523	0-0 P6		2-3 K			1-3 K		1-3 K		4	0	0	0	0	3	2						
21 Austin Hays, R OBP: 0.357, SLG: 0.498		2-2 37 BB 29 BB 1B		2-0 P6						4	0	2	0	0	0	0						
2 Gunnar Henderson, L OBP: 0.338, SLG: 0.459		0-2 F8		0-2 K						4	0	0	0	0	2	2						
29 Ramón Urias, R OBP: 0.328, SLG: 0.378		4-2 37 BB 1-2 BB		2-3 K						3	0	0	0	1	1	0						
12 Adam Frazier, L OBP: 0.301, SLG: 0.392		0-0 F9								2	0	0	0	0	0	2						
11 Jordan Westburg, R OBP: 0.467, SLG: 0.462										1	0	0	0	0	1	0						
37 Anthony Bemboom, L OBP: 0.300, SLG: 0.125		4-1 1-2 2-3 BB								2	0	0	0	1	0	0						
Inning Stats	R: 0 E: 0 K: 0 S: 10	H: 0 LOB: 1 BB: 1 P: 16	R: 0 E: 0 K: 0 S: 11	H: 1 LOB: 3 BB: 2 P: 21	R: 0 E: 0 K: 1 S: 10	H: 0 LOB: 0 BB: 0 P: 15	R: 0 E: 0 K: 2 S: 8	H: 0 LOB: 0 BB: 0 P: 12	R: 0 E: 0 K: 0 S: 8	H: 0 LOB: 0 BB: 0 P: 11	R: 1 E: 0 K: 3 S: 19	H: 2 LOB: 1 BB: 0 P: 25	R: 0 E: 0 K: 1 S: 7	H: 0 LOB: 0 BB: 0 P: 8	R: 0 E: 0 K: 2 S: 13	H: 1 LOB: 1 BB: 0 P: 19	R: 0 E: 0 K: 0 S: 6	H: 0 LOB: 0 BB: 0 P: 9	1B: 3 2B: 0 3B: 0 HR: 1	SF: 0 SAC: 0 DP: 0 HBP: 0	WP: 0 PB: 0 SB: 0 CS: 0	PA: 34
PITCHER	IP WLS BF H R ER SO BB IBB HBP BLK WP HR S P ERA WHIP	IP WLS BF H R ER SO BB IBB HBP BLK WP HR S P ERA WHIP	IP WLS BF H R ER SO BB IBB HBP BLK WP HR S P ERA WHIP	IP WLS BF H R ER SO BB IBB HBP BLK WP HR S P ERA WHIP	IP WLS BF H R ER SO BB IBB HBP BLK WP HR S P ERA WHIP	IP WLS BF H R ER SO BB IBB HBP BLK WP HR S P ERA WHIP	IP WLS BF H R ER SO BB IBB HBP BLK WP HR S P ERA WHIP	IP WLS BF H R ER SO BB IBB HBP BLK WP HR S P ERA WHIP	IP WLS BF H R ER SO BB IBB HBP BLK WP HR S P ERA WHIP	IP WLS BF H R ER SO BB IBB HBP BLK WP HR S P ERA WHIP	IP WLS BF H R ER SO BB IBB HBP BLK WP HR S P ERA WHIP	IP WLS BF H R ER SO BB IBB HBP BLK WP HR S P ERA WHIP	IP WLS BF H R ER SO BB IBB HBP BLK WP HR S P ERA WHIP	IP WLS BF H R ER SO BB IBB HBP BLK WP HR S P ERA WHIP	IP WLS BF H R ER SO BB IBB HBP BLK WP HR S P ERA WHIP	IP WLS BF H R ER SO BB IBB HBP BLK WP HR S P ERA WHIP	IP WLS BF H R ER SO BB IBB HBP BLK WP HR S P ERA WHIP					
49 Pablo López, R ERA: 4.24	6.0 W	24 3	1 0	1 0	6 1	66 7	1.50	1.000														
71 Jovani Moran, L ERA: 4.28	1.0 0	3 0	0 0	0 1	0 0	0 0	0.00	0.000														
15 Emilio Pagan, R ERA: 3.95	1.0 0	4 1	0 0	2 0	0 0	0 0	0.00	1.000														
81 Jordan Palazovic, R ERA: 1.29	1.0 3	0 0	0 0	0 0	0 0	0 0	0.00	0.000														

Minnesota Twins @ Baltimore Orioles
 Oriole Park at Camden Yards, Baltimore, MD
 Fri Jun 30 2023, 8:32 PM - 11:21 PM EDT
 Att: 34,792 - Cloudy - 73 F

AB 31
 R 1
 H 4
 RBI 1
 BB 3
 SO 9
 LOB 11



Batter	1	2	3	4	5	6	7	8	9	AB R H RBI BB SO LOB	TOP									
4 Carlos Correa, R OBP: 0.292, SLG: 0.406	G1-3		K		K		K			4 0 1 0 0 2 1	Minnesota Twins @ Baltimore Orioles Oriole Park at Camden Yards, Baltimore, MD Sat Jul 01 2023, 4:05 PM - 6:25 PM EDT Att: 40,012 - Overcast - 81 F									
47 Edouard Julien, L OBP: 0.336, SLG: 0.420 39 Donovan Solano, R (8, PH) OBP: 0.371, SLG: 0.383	G4-3		K		G1-3		K			3 0 0 0 0 1 1 1 0 0 0 0 1 0										
25 Byron Buxton, R OBP: 0.302, SLG: 0.447	1B		L7		L6		F9			4 0 1 0 0 0 1										
19 Alex Kirilloff, L OBP: 0.369, SLG: 0.400 50 Willi Castro, S OBP: 0.306, SLG: 0.376	K2-3		1B		G3		G4-3			3 0 1 0 0 1 1 1 0 0 0 0 0 0										
23 Royce Lewis, R OBP: 0.354, SLG: 0.474 12 Kyle Farmer, R OBP: 0.307, SLG: 0.360	K		G3-1		FC5		K			2 0 0 0 0 1 2 2 0 1 0 0 1 0										
26 Max Kepler, L OBP: 0.276, SLG: 0.420	1B		1B		K		K			4 0 2 0 0 2 1										
8 Christian Vázquez, R OBP: 0.299, SLG: 0.261	K		G6-4-3		FC5		G1-6-3			4 0 0 0 0 1 3										
13 Joey Gallo, L OBP: 0.313, SLG: 0.492	BB		HR		K		K			2 1 1 1 1 1 0										
2 Michael Taylor, R OBP: 0.259, SLG: 0.402	K		G5-3		BB					2 0 0 0 1 1 2										
Inning Stats	R: 0 E: 0 K: 1 S: 11	H: 1 LOB: 1 BB: 0 P: 15	R: 0 E: 0 K: 3 S: 13	H: 1 LOB: 2 BB: 1 P: 22	R: 0 E: 0 K: 1 S: 10	H: 2 LOB: 2 BB: 0 P: 16	R: 1 E: 0 K: 0 S: 8	H: 2 LOB: 0 BB: 0 P: 14	R: 0 E: 0 K: 1 S: 10	H: 1 LOB: 1 BB: 0 P: 15	R: 0 E: 0 K: 2 S: 7	H: 0 LOB: 0 BB: 1 P: 15	R: 0 E: 0 K: 1 S: 7	H: 0 LOB: 0 BB: 0 P: 12	R: 0 E: 0 K: 2 S: 8	H: 0 LOB: 0 BB: 0 P: 10	1B: 6 2B: 0 3B: 0 HR: 1	SF: 0 SAC: 0 DP: 1 HBP: 0	WP: 1 PB: 0 SB: 0 CS: 1	PA: 34
PITCHER	IP WLS BF H R ER SO BB IBB HBP BLK WP HR S P ERA WHIP											PITCHER	IP WLS BF H R ER SO BB IBB HBP BLK WP HR S P ERA WHIP							
Kyle Bradish, R ERA: 3.58	6.0 L 25 7 1 1 7 1 0 0 0 0 1 1 60 94 1.50 1.333																			
53 Mike Baumann, R ERA: 3.92	1.0 3 0 0 0 2 1 0 0 0 0 0 0 7 15 0.00 1.000																			
54 Danny Coulombe, L ERA: 2.2	1.0 3 0 0 0 1 0 0 0 0 0 0 0 7 12 0.00 0.000																			
78 Yennier Cano, R ERA: 1.12	1.0 3 0 0 0 2 0 0 0 0 0 0 0 8 10 0.00 0.000																			

Batter	1	2	3	4	5	6	7	8	9	AB R H RBI BB SO LOB	BOTTOM									
31 Cedric Mullins, L OBP: 0.347, SLG: 0.445	P3		K			K				4 0 0 0 0 2 0	Minnesota Twins @ Baltimore Orioles Oriole Park at Camden Yards, Baltimore, MD Sat Jul 01 2023, 4:05 PM - 6:25 PM EDT Att: 40,012 - Overcast - 81 F									
35 Adley Rutschman, S OBP: 0.375, SLG: 0.417 3 Jorge Mateo, R (8, FR) OBP: 0.267, SLG: 0.350	L7		G6-3		G3-1		G3-1			4 0 1 0 0 0 0 0 0 0 0 0 0 0										
25 Anthony Santander, S OBP: 0.324, SLG: 0.478	P5		K		1B		F9			4 0 1 0 0 1 1										
32 Ryan O'Hearn, L OBP: 0.333, SLG: 0.509	K		HBP		F7		1B			3 0 0 0 0 1 3										
21 Austin Hays, R OBP: 0.353, SLG: 0.493	G5-3		F9		K		K			3 0 0 0 0 1 2										
2 Gunnar Henderson, L OBP: 0.338, SLG: 0.457	1B		K		K		K			3 0 1 0 0 2 1										
34 Aaron Hicks, S OBP: 0.327, SLG: 0.377	G1-3		K		K		G3			3 0 0 0 0 1 1										
11 Jordan Westburg, R OBP: 0.389, SLG: 0.375	G6-3		F8		G5-3		G5-3			3 0 0 0 0 0 0										
12 Adam Frazier, L OBP: 0.298, SLG: 0.387	L9		P3		L5					3 0 0 0 0 0 0										
Inning Stats	R: 0 E: 0 K: 0 S: 5	H: 0 LOB: 0 BB: 0 P: 8	R: 0 E: 0 K: 1 S: 8	H: 1 LOB: 1 BB: 0 P: 11	R: 0 E: 0 K: 1 S: 8	H: 0 LOB: 0 BB: 0 P: 9	R: 0 E: 0 K: 1 S: 10	H: 0 LOB: 1 BB: 0 P: 17	R: 0 E: 0 K: 2 S: 9	H: 0 LOB: 0 BB: 0 P: 13	R: 0 E: 0 K: 1 S: 7	H: 0 LOB: 0 BB: 0 P: 13	R: 0 E: 0 K: 2 S: 11	H: 1 LOB: 1 BB: 0 P: 14	R: 0 E: 0 K: 0 S: 8	H: 0 LOB: 0 BB: 0 P: 11	1B: 3 2B: 0 3B: 0 HR: 0	SF: 0 SAC: 0 DP: 0 HBP: 1	WP: 0 PB: 0 SB: 1 CS: 0	PA: 31
PITCHER	IP WLS BF H R ER SO BB IBB HBP BLK WP HR S P ERA WHIP											PITCHER	IP WLS BF H R ER SO BB IBB HBP BLK WP HR S P ERA WHIP							
17 Bailey Ober, R ERA: 2.7	7.0 W 24 2 0 0 0 0 0 0 0 0 0 0 8 11 0.00 0.286																			
22 Griffin Jax, R ERA: 3.09	1.0 H 3 0 0 0 0 0 0 0 0 0 0 0 8 11 0.00 0.000																			
59 Jhoan Duran, R ERA: 1.41	1.0 S 4 1 0 0 0 0 0 0 0 0 0 0 7 8 0.00 1.000																			

AB 32
R 1
H 7
RBI 1
BB 2
SO 12
LOB 12



AB 30
R 0
H 3
RBI 0
SO 8
LOB 8



Batter	1	2	3	4	5	6	7	8	9	AB	R	H	RBI	BB	SO	LOB	TOP				
11 Maikel Garcia, R OBP: 0.351, SLG: 0.410										3	1	2	1	2	0	0	Kansas City Royals @ Minnesota Twins Target Field, Minneapolis, MN Mon Jul 03 2023, 7:12 PM - 9:56 PM CDT Att: 28,218 - Partly Cloudy - 92 F				
7 Bobby Witt Jr., R OBP: 0.294, SLG: 0.420										5	1	2	1	0	1	3					
32 Nick Pratto, L OBP: 0.349, SLG: 0.415										5	1	2	2	0	2	4					
14 Edward Olivares, R (1, 10) OBP: 0.304, SLG: 0.423										4	0	0	0	0	2	1					
1 MJ Melendez, L OBP: 0.294, SLG: 0.335										3	0	0	0	1	2	0					
34 Freddy Fermin, R OBP: 0.320, SLG: 0.456										4	0	1	0	0	2	1					
6 Drew Waters, S OBP: 0.303, SLG: 0.370										4	0	0	0	0	2	2					
28 Kyle Isbel, L OBP: 0.235, SLG: 0.312										4	0	0	0	0	2	1					
8 Nicky Lopez, L OBP: 0.359, SLG: 0.322										4	1	2	0	0	0	0					
Inning Stats	R: 1 E: 0 K: 2 S: 8	H: 1 LOB: 0 BB: 0 P: 12	R: 0 E: 0 K: 1 S: 7	H: 0 LOB: 1 BB: 1 P: 15	R: 1 E: 0 K: 0 S: 13	H: 2 LOB: 1 BB: 0 P: 20	R: 0 E: 0 K: 3 S: 9	H: 0 LOB: 0 BB: 0 P: 13	R: 0 E: 0 K: 3 S: 12	H: 1 LOB: 1 BB: 0 P: 16	R: 0 E: 0 K: 1 S: 14	H: 0 LOB: 1 BB: 1 P: 23	R: 1 E: 0 K: 2 S: 12	H: 1 LOB: 0 BB: 0 P: 12	R: 1 E: 0 K: 1 S: 15	H: 2 LOB: 2 BB: 1 P: 25	1B: 5 2B: 2 HR: 2	SF: 0 SAC: 0 HBP: 0	WP: 0 PB: 0 SB: 2 CS: 0	PA: 39	
PITCHER	IP	WLS	BF	H	R	ER	SO	BB	IBB	HBP	BLK	WP	HR	S	P	ERA	WHIP				
41 Joe Ryan, R ERA: 3.42	(1, 1)	6.0	25	6	2	2	9	1	0	0	0	0	1	62	94	3.00	1.167				
71 Jovani Moran, L ERA: 4.19	(7, 1)	0.2	H	3	0	0	0	1	0	0	0	0	0	10	17	0.00	1.500				
81 Jordan Balazovic, R ERA: 1.23	(7, 1)	0.1	H	1	0	0	0	0	0	0	0	0	0	4	6	0.00	0.000				
53 Brent Headrick, L ERA: 5.4	(8, 1)	1.0	W	4	1	1	2	0	0	0	0	0	1	12	12	9.00	1.000				
15 Emilio Pagan, R ERA: 4.04	(9, 1)	1.0		6	2	1	1	1	0	0	0	0	0	15	25	9.00	3.000				

AB	36
R	4
H	9
RBI	4
BB	3
SO	13
LOB	12



Batter	1	2	3	4	5	6	7	8	9	AB	R	H	RBI	BB	SO	LOB	BOTTOM				
4 Carlos Correa, R OBP: 0.299, SLG: 0.414										5	1	4	1	0	1	0	Kansas City Royals @ Minnesota Twins Target Field, Minneapolis, MN Mon Jul 03 2023, 7:12 PM - 9:56 PM CDT Att: 28,218 - Partly Cloudy - 92 F				
39 Donovan Solano, R OBP: 0.370, SLG: 0.379										2	0	1	0	1	0	1					
19 Alex Kirilloff, L OBP: 0.378, SLG: 0.403										2	0	2	1	0	0	0					
25 Byron Buxton, R OBP: 0.300, SLG: 0.440										3	0	0	2	0	1	4					
12 Kyle Farmer, R OBP: 0.301, SLG: 0.351										3	0	0	0	0	1	4					
47 Edouard Julien, L OBP: 0.336, SLG: 0.443										2	1	1	1	0	0	2					
50 Willi Castro, S OBP: 0.320, SLG: 0.382										2	1	1	0	2	0	0					
64 Jose Miranda, R OBP: 0.287, SLG: 0.309										2	0	0	0	0	1	2					
13 Joey Gallo, L OBP: 0.312, SLG: 0.484										1	1	0	0	1	1	1					
8 Christian Vázquez, R OBP: 0.296, SLG: 0.261										4	1	1	0	0	1	3					
2 Michael Taylor, R OBP: 0.264, SLG: 0.407										4	1	2	2	0	0	1					
26 Max Kepler, L OBP: 0.282, SLG: 0.419										4	2	2	1	0	1	1					
Inning Stats	R: 1 E: 0 K: 0 S: 10	H: 2 LOB: 0 BB: 0 P: 15	R: 1 E: 0 K: 3 S: 17	H: 1 LOB: 1 BB: 1 P: 28	R: 0 E: 0 K: 1 S: 9	H: 1 LOB: 0 BB: 0 P: 12	R: 0 E: 0 K: 0 S: 5	H: 1 LOB: 0 BB: 0 P: 5	R: 1 E: 0 K: 0 S: 13	H: 2 LOB: 2 BB: 1 P: 24	R: 0 E: 0 K: 1 S: 8	H: 0 LOB: 1 BB: 1 P: 15	R: 0 E: 0 K: 1 S: 9	H: 1 LOB: 0 BB: 0 P: 15	R: 5 E: 0 K: 1 S: 18	H: 6 LOB: 2 BB: 1 P: 26	1B: 12 2B: 1 3B: 0 HR: 1	SF: 2 SAC: 0 DP: 1 HBP: 0	WP: 0 PB: 0 SB: 2 CS: 1	PA: 41	
PITCHER	IP	WLS	BF	H	R	ER	SO	BB	IBB	HBP	BLK	WP	HR	S	P	ERA	WHIP				
53 Austin Cox, L ERA: 3.05	(1, 1)	4.2	21	7	3	3	4	2	0	0	0	0	0	9	18	0.00	0.750				
74 Jose Cuas, R ERA: 4.37	(5, 1)	1.1	5	0	0	0	1	1	0	0	0	0	0	9	18	0.00	1.000				
40 Collin Snider, R ERA:	(7, 1)	1.0	4	1	0	0	1	0	0	0	0	0	0	9	15	0.00	1.000				
45 Taylor Clarke, R ERA: 6.06	(8, 1)	0.1	L	7	5	5	5	0	1	0	0	0	1	12	18	135.00	18.000				
64 Nick Wittgren, R ERA: 4.96	(8, 1)	0.2	3	1	0	0	1	0	0	0	0	0	0	6	8	0.00	1.500				

AB	34
R	8
H	14
RBI	8
BB	4
SO	7
LOB	19



Batter	1	2	3	4	5	6	7	8	9	AB R H RBI BB SO LOB	TOP										
11 Maikel Garcia, R (1,10) OBP: 0.349, SLG: 0.406										4 2 1 0 0 2 0	Kansas City Royals @ Minnesota Twins Target Field, Minneapolis, MN Tue Jul 04 2023, 1:13 PM - 3:31 PM CDT Att: 25,033 - Overcast - 79 F										
7 Bobby Witt Jr., R (1,6) OBP: 0.296, SLG: 0.430										4 1 2 2 0 1 0											
32 Nick Pratto, L (1,3) OBP: 0.343, SLG: 0.410										3 0 0 1 0 2 0											
13 Salvador Perez, R (1,2) OBP: 0.290, SLG: 0.447										3 0 0 0 1 1 1											
1 MJ Melendez, L (1,7) OBP: 0.294, SLG: 0.334										3 0 1 0 0 1 1											
28 Kyle Isbel, L (1,8) OBP: 0.229, SLG: 0.304										3 0 0 0 0 1 2											
19 Michael Massey, L (1,4) OBP: 0.280, SLG: 0.316										3 0 1 0 0 1 0											
44 Dairon Blanco, R (1,9) OBP: 0.239, SLG: 0.310										3 0 0 0 0 0 1											
8 Nicky Lopez, L (1,5) OBP: 0.351, SLG: 0.315										3 0 0 0 0 0 0											
Inning Stats	R: 0 E: 0 K: 3 S: 12	H: 0 LOB: 0 BB: 0 P: 18	R: 0 E: 0 K: 0 S: 4	H: 0 LOB: 0 BB: 1 P: 9	R: 0 E: 0 K: 1 S: 6	H: 0 LOB: 0 BB: 0 P: 8	R: 2 E: 1 K: 2 S: 18	H: 2 LOB: 1 BB: 0 P: 22	R: 0 E: 0 K: 1 S: 7	H: 0 LOB: 0 BB: 0 P: 13	R: 0 E: 0 K: 2 S: 7	H: 0 LOB: 0 BB: 0 P: 9	R: 0 E: 0 K: 0 S: 8	H: 0 LOB: 0 BB: 0 P: 13	R: 1 E: 0 K: 0 S: 6	H: 2 LOB: 0 BB: 0 P: 8	1B: 4 2B: 0 3B: 0 HR: 1	SF: 1 SAC: 0 DP: 3 HBP: 0	WP: 0 PB: 0 SB: 0 CS: 0	PA: 31	
PITCHER	IP WLS BF H R ER SO BB IBB HBP BLK WP HR S P ERA WHIP	7.0 W 24 3 2 1 9 1 0 0 0 0 1 59 87 1.29 0.571	1.0 3 0 0 0 0 0 0 0 0 0 0 8 13 0.00 0.000	1.0 4 2 1 1 0 0 0 0 0 0 0 6 8 9.00 2.000	PITCHER										IP WLS BF H R ER SO BB IBB HBP BLK WP HR S P ERA WHIP						
18 Kenta Maeda, R (1,1) ERA: 5.18											7.0 W 24 3 2 1 9 1 0 0 0 0 1 59 87 1.29 0.571										
62 Oliver Ortega, R (8,1) ERA: 3.5											1.0 3 0 0 0 0 0 0 0 0 0 0 8 13 0.00 0.000										
48 Jorge López, R (9,1) ERA: 5.14											1.0 4 2 1 1 0 0 0 0 0 0 0 6 8 9.00 2.000										

AB	29
R	3
H	5
RBI	3
BB	1
SO	9
LOB	5



Batter	1	2	3	4	5	6	7	8	9	AB R H RBI BB SO LOB	BOTTOM										
4 Carlos Correa, R (1,6) OBP: 0.298, SLG: 0.410										5 1 1 0 0 1 0	Kansas City Royals @ Minnesota Twins Target Field, Minneapolis, MN Tue Jul 04 2023, 1:13 PM - 3:31 PM CDT Att: 25,033 - Overcast - 79 F										
39 Donovan Solano, R (1,4) OBP: 0.376, SLG: 0.411										4 3 3 1 0 0 0											
13 Joey Gallo, L (8,7) OBP: 0.311, SLG: 0.481										4 3 3 1 0 0 2											
25 Byron Buxton, R (1,10) OBP: 0.306, SLG: 0.457										3 1 1 2 0 0 2											
19 Alex Kirilloff, L (1,3) OBP: 0.381, SLG: 0.401										3 1 1 2 0 0 2											
26 Max Kepler, L (1,9) OBP: 0.290, SLG: 0.439										3 1 2 4 1 1 0											
64 Jose Miranda, R (1,5) OBP: 0.282, SLG: 0.302										3 0 0 0 0 0 2											
12 Kyle Farmer, R (7,5) OBP: 0.304, SLG: 0.351										0 0 0 0 0 0 0											
50 Willi Castro, S (1,7) OBP: 0.319, SLG: 0.376										3 0 0 1 1 0 0											
8 Christian Vázquez, R (1,2) OBP: 0.292, SLG: 0.274										4 0 0 0 0 0 3											
2 Michael Taylor, R (1,8) OBP: 0.260, SLG: 0.400										4 0 0 0 0 3 0											
Inning Stats	R: 1 E: 0 K: 1 S: 14	H: 2 LOB: 2 BB: 0 P: 20	R: 0 E: 0 K: 1 S: 7	H: 0 LOB: 0 BB: 0 P: 13	R: 3 E: 0 K: 0 S: 11	H: 3 LOB: 0 BB: 0 P: 19	R: 0 E: 0 K: 0 S: 6	H: 0 LOB: 0 BB: 0 P: 8	R: 2 E: 0 K: 1 S: 10	H: 2 LOB: 0 BB: 0 P: 16	R: 0 E: 0 K: 0 S: 6	H: 0 LOB: 0 BB: 0 P: 9	R: 3 E: 0 K: 1 S: 17	H: 3 LOB: 3 BB: 2 P: 33	R: 0 E: 0 K: 2 S: 9	H: 0 LOB: 0 BB: 0 P: 11	1B: 5 2B: 2 3B: 0 HR: 3	SF: 0 SAC: 0 DP: 0 HBP: 2	WP: 0 PB: 0 SB: 1 CS: 0	PA: 38	
PITCHER	IP WLS BF H R ER SO BB IBB HBP BLK WP HR S P ERA WHIP	5.1 L 24 7 6 6 3 0 0 1 0 0 0 3 51 82 10.12 1.312	1.2 11 3 3 3 1 2 0 1 0 0 0 20 36 16.20 3.000	1.0 3 0 0 0 2 0 0 0 0 0 0 9 11 0.00 0.000	PITCHER										IP WLS BF H R ER SO BB IBB HBP BLK WP HR S P ERA WHIP						
23 Zack Greinke, R (1,1) ERA: 5.44											5.1 L 24 7 6 6 3 0 0 1 0 0 0 3 51 82 10.12 1.312										
64 Nick Wittgren, R (6,1) ERA: 6.0											1.2 11 3 3 3 1 2 0 1 0 0 0 20 36 16.20 3.000										
49 Jonathan Heasley, R (8,1) ERA: 4.91											1.0 3 0 0 0 2 0 0 0 0 0 0 9 11 0.00 0.000										

AB	34
R	9
H	10
RBI	9
BB	2
SO	6
LOB	9



Batter	1	2	3	4	5	6	7	8	9	AB	R	H	RBI	BB	SO	LOB	TOP			
11 Maikel Garcia, R OBP: 0.347, SLG: 0.403										4	0	1	0	0	2	0	Kansas City Royals @ Minnesota Twins Target Field, Minneapolis, MN Wed Jul 05 2023, 6:42 PM - 8:58 PM CDT Att: 19,692 - Partly Cloudy - 75 F			
7 Bobby Witt Jr., R OBP: 0.293, SLG: 0.425										4	0	0	0	0	3	1				
1 MJ Melendez, L OBP: 0.294, SLG: 0.337										4	0	1	0	0	0	0				
13 Salvador Perez, R OBP: 0.287, SLG: 0.442										3	0	0	0	0	1	1				
32 Nick Pratto, L OBP: 0.339, SLG: 0.404										3	0	0	0	0	2	0				
19 Michael Massey, L OBP: 0.276, SLG: 0.311										3	0	0	0	0	1	0				
6 Drew Waters, S OBP: 0.304, SLG: 0.369										3	0	1	0	0	1	0				
28 Kyle Isbel, L OBP: 0.231, SLG: 0.313										3	0	1	0	0	1	0				
15 Matt Duffy, R OBP: 0.333, SLG: 0.356										3	0	0	0	0	1	1				
Inning Stats	R: 0 H: 1 E: 0 K: 2 S: 12	H: 1 LOB: 1 BB: 0 P: 15	R: 0 H: 1 E: 0 K: 1 S: 7	H: 1 LOB: 0 BB: 0 P: 8	R: 0 H: 1 E: 0 K: 1 S: 8	H: 1 LOB: 1 BB: 0 P: 11	R: 0 H: 0 E: 0 K: 1 S: 8	H: 0 LOB: 0 BB: 0 P: 13	R: 0 H: 0 E: 0 K: 3 S: 11	H: 0 LOB: 0 BB: 0 P: 13	R: 0 H: 0 E: 0 K: 1 S: 8	H: 0 LOB: 1 BB: 0 P: 13	R: 0 H: 1 E: 0 K: 0 S: 6	H: 1 LOB: 1 BB: 0 P: 7	R: 0 H: 0 E: 0 K: 0 S: 5	H: 0 LOB: 0 BB: 0 P: 6		1B: 2 2B: 2 3B: 0 HR: 0	SF: 0 SAC: 0 DP: 0 HBP: 0	WP: 0 PB: 0 SB: 0 CS: 0
PITCHER	IP: 9.0 WLS: W BF: 30 H: 4 R: 0 ER: 0 SO: 12 BB: 0 IBB: 0 HBP: 0 BLK: 0 WP: 0 HR: 0 S: 76 P: 100 ERA: 0.00 WHIP: 0.444																			

Batter	1	2	3	4	5	6	7	8	9	AB	R	H	RBI	BB	SO	LOB	BOTTOM					
4 Carlos Correa, R OBP: 0.300, SLG: 0.407										2	1	0	0	2	1	0	Kansas City Royals @ Minnesota Twins Target Field, Minneapolis, MN Wed Jul 05 2023, 6:42 PM - 8:58 PM CDT Att: 19,692 - Partly Cloudy - 75 F					
47 Edouard Julien, L OBP: 0.343, SLG: 0.468										2	1	1	1	1	1	2						
12 Kyle Farmer, R OBP: 0.303, SLG: 0.349										1	0	0	0	0	0	1						
25 Byron Buxton, R OBP: 0.309, SLG: 0.453										2	1	0	0	2	1	2						
19 Alex Kirilloff, L OBP: 0.378, SLG: 0.398										4	0	1	1	0	2	2						
26 Max Kepler, L OBP: 0.285, SLG: 0.430										4	0	0	0	0	1	3						
39 Donovan Solano, R OBP: 0.374, SLG: 0.413										4	0	1	1	0	1	1						
2 Michael Taylor, R OBP: 0.260, SLG: 0.490										0	0	0	0	0	0	0						
50 Willi Castro, S OBP: 0.322, SLG: 0.372										2	0	0	0	1	0	1						
13 Joey Gallo, L OBP: 0.307, SLG: 0.474										3	0	0	0	0	2	2						
27 Ryan Jeffers, R OBP: 0.367, SLG: 0.434										3	2	2	1	0	0	0						
Inning Stats	R: 1 H: 1 E: 0 K: 2 S: 10	H: 1 LOB: 0 BB: 0 P: 13	R: 0 H: 0 E: 0 K: 1 S: 12	H: 0 LOB: 1 BB: 0 P: 20	R: 2 H: 2 E: 0 K: 2 S: 22	H: 2 LOB: 1 BB: 1 P: 31	R: 0 H: 0 E: 0 K: 0 S: 5	H: 0 LOB: 0 BB: 1 P: 11	R: 0 H: 0 E: 0 K: 1 S: 11	H: 0 LOB: 1 BB: 1 P: 18	R: 1 H: 1 E: 0 K: 1 S: 11	H: 1 LOB: 1 BB: 1 P: 21	R: 1 H: 1 E: 0 K: 2 S: 13	H: 1 LOB: 1 BB: 1 P: 21	R: 1 H: 1 E: 0 K: 2 S: 13	H: 1 LOB: 1 BB: 1 P: 21	1B: 2 2B: 1 3B: 0 HR: 2	SF: 0 SAC: 0 DP: 0 HBP: 1	WP: 1 PB: 0 SB: 1 CS: 0	PA: 35		
PITCHER	IP: 5.0 WLS: L BF: 20 H: 3 R: 3 ER: 2 SO: 5 BB: 3 IBB: 0 HBP: 0 BLK: 0 WP: 1 HR: 0 S: 60 P: 91 ERA: 3.60 WHIP: 1.200																					
67 Alec Marsh, R ERA: 7.0	1.0	4	0	0	0	1	1	0	0	0	0	0	0	0	0	0	1	0	11	18	0.00	1.000
22 Amir Garrett, L ERA: 2.63	1.0	5	1	1	1	1	1	0	0	0	0	0	0	0	0	0	0	1	11	21	9.00	2.000
45 Taylor Clarke, R ERA: 6.14	1.0	5	1	1	1	2	1	0	0	0	0	0	0	0	0	0	0	0	13	21	9.00	2.000
65 Dylan Coleman, R ERA: 16.5	1.0	5	1	1	1	2	1	0	0	0	0	0	0	0	0	0	0	0	13	21	9.00	2.000

livebaseballscorecards.com

AB 30
R 0
H 4
RBI 0
BB 0
SO 12
LOB 3

livebaseballscorecards.com

AB 27
R 5
H 5
RBI 4
BB 6
SO 9
LOB 14

Batter	1	2	3	4	5	6	7	8	9	AB	R	H	RBI	BB	SO	LOB	TOP							
2 Gunnar Henderson, L (1, 6) OBP: 0.339, SLG: 0.456										4	0	1	1	0	0	0								
35 Adley Rutschman, S (1, 2) OBP: 0.373, SLG: 0.413										4	0	0	0	0	3	2								
25 Anthony Santander, S (1, 10) OBP: 0.336, SLG: 0.480										4	0	1	1	0	1	0								
32 Ryan O'Hearn, L (1, 3)										4	1	1	0	0	0	2								
21 Austin Hays, R (1, 7) OBP: 0.354, SLG: 0.489										3	1	1	0	1	2	0								
34 Aaron Hicks, S (1, 8) OBP: 0.328, SLG: 0.384										3	1	1	0	1	0	1								
17 Colton Cowser, L (1, 9) OBP: 0.389, SLG: 0.154										3	1	0	1	1	0	1								
29 Ramón Urias, R (1, 5) OBP: 0.326, SLG: 0.381										3	1	0	1	1	0	1								
12 Adam Frazier, L (1, 4) OBP: 0.299, SLG: 0.397										4	1	1	2	0	0	0								
Inning Stats	R: 0 H: 0 E: 0 K: 1 S: 8	H: 0 LOB: 0 BB: 0 P: 10	R: 6 H: 6 E: 0 K: 1 S: 23	H: 6 LOB: 1 BB: 2 P: 36	R: 0 H: 0 E: 0 K: 1 S: 9	H: 0 LOB: 0 BB: 0 P: 15	R: 0 H: 0 E: 0 K: 0 S: 6	H: 0 LOB: 0 BB: 0 P: 8	R: 0 H: 0 E: 0 K: 1 S: 5	H: 0 LOB: 0 BB: 0 P: 6	R: 0 H: 0 E: 0 K: 1 S: 9	H: 0 LOB: 1 BB: 1 P: 16	R: 0 H: 0 E: 0 K: 1 S: 8	H: 0 LOB: 0 BB: 0 P: 11	R: 0 H: 0 E: 0 K: 0 S: 8	H: 0 LOB: 1 BB: 1 P: 14	R: 0 H: 0 E: 0 K: 0 S: 10	H: 0 LOB: 0 BB: 0 P: 13	1B: 6 2B: 1 3B: 0 HR: 0	SF: 0 SAC: 0 DP: 1 HBP: 0	WP: 1 PB: 0 CS: 0	PA: 36		
PITCHER	IP WLS BF H R ER SO BB IBB HBP BLK WP HR S P ERA WHIP	IP WLS BF H R ER SO BB IBB HBP BLK WP HR S P ERA WHIP	IP WLS BF H R ER SO BB IBB HBP BLK WP HR S P ERA WHIP	IP WLS BF H R ER SO BB IBB HBP BLK WP HR S P ERA WHIP	IP WLS BF H R ER SO BB IBB HBP BLK WP HR S P ERA WHIP	IP WLS BF H R ER SO BB IBB HBP BLK WP HR S P ERA WHIP	IP WLS BF H R ER SO BB IBB HBP BLK WP HR S P ERA WHIP	IP WLS BF H R ER SO BB IBB HBP BLK WP HR S P ERA WHIP	IP WLS BF H R ER SO BB IBB HBP BLK WP HR S P ERA WHIP	IP WLS BF H R ER SO BB IBB HBP BLK WP HR S P ERA WHIP	IP WLS BF H R ER SO BB IBB HBP BLK WP HR S P ERA WHIP	IP WLS BF H R ER SO BB IBB HBP BLK WP HR S P ERA WHIP	IP WLS BF H R ER SO BB IBB HBP BLK WP HR S P ERA WHIP	IP WLS BF H R ER SO BB IBB HBP BLK WP HR S P ERA WHIP	IP WLS BF H R ER SO BB IBB HBP BLK WP HR S P ERA WHIP	IP WLS BF H R ER SO BB IBB HBP BLK WP HR S P ERA WHIP	IP WLS BF H R ER SO BB IBB HBP BLK WP HR S P ERA WHIP	IP WLS BF H R ER SO BB IBB HBP BLK WP HR S P ERA WHIP	IP WLS BF H R ER SO BB IBB HBP BLK WP HR S P ERA WHIP	IP WLS BF H R ER SO BB IBB HBP BLK WP HR S P ERA WHIP	IP WLS BF H R ER SO BB IBB HBP BLK WP HR S P ERA WHIP	IP WLS BF H R ER SO BB IBB HBP BLK WP HR S P ERA WHIP	IP WLS BF H R ER SO BB IBB HBP BLK WP HR S P ERA WHIP	IP WLS BF H R ER SO BB IBB HBP BLK WP HR S P ERA WHIP

Baltimore Orioles @ Minnesota Twins
Target Field, Minneapolis, MN
Sat Jul 08 2023, 1:12 PM - 3:38 PM CDT
Att: 27,617 - Partly Cloudy - 76 F

AB 32
R 6
H 6
RBI 6
BB 4
SO 6
LOB 7



Batter	1	2	3	4	5	6	7	8	9	AB	R	H	RBI	BB	SO	LOB	BOTTOM							
4 Carlos Correa, R (1, 6) OBP: 0.298, SLG: 0.402										5	0	1	0	0	0	2								
47 Edouard Julien, L (1, 4) OBP: 0.345, SLG: 0.473										4	1	2	0	0	0	2								
25 Byron Buxton, R (1, 10) OBP: 0.304, SLG: 0.443										4	1	1	0	0	1	2								
39 Donovan Solano, R (1, 3) OBP: 0.378, SLG: 0.430										4	0	3	1	0	0	0								
26 Max Kepler, L (1, 9) OBP: 0.284, SLG: 0.417										2	0	0	0	2	1	2								
27 Ryan Jeffers, R (1, 2) OBP: 0.357, SLG: 0.421										4	0	0	0	0	1	4								
12 Kyle Farmer, R (1, 5) OBP: 0.297, SLG: 0.347										4	0	0	0	0	1	2								
13 Joey Gallo, L (1, 7) OBP: 0.306, SLG: 0.469										3	0	0	0	0	3	0								
50 Willi Castro, S (9, PH) OBP: 0.324, SLG: 0.369										1	0	0	0	0	0	0								
2 Michael Taylor, R (1, 8) OBP: 0.266, SLG: 0.404										3	0	2	0	1	0	0								
Inning Stats	R: 1 H: 2 E: 0 K: 0 S: 11	H: 2 LOB: 1 BB: 0 P: 13	R: 0 H: 0 E: 0 K: 1 S: 7	H: 0 LOB: 0 BB: 0 P: 10	R: 0 H: 1 E: 0 K: 0 S: 8	H: 1 LOB: 1 BB: 1 P: 14	R: 0 H: 1 E: 0 K: 0 S: 10	H: 1 LOB: 1 BB: 1 P: 16	R: 0 H: 0 E: 0 K: 1 S: 7	H: 0 LOB: 0 BB: 0 P: 11	R: 1 H: 2 E: 0 K: 2 S: 13	H: 2 LOB: 1 BB: 0 P: 18	R: 0 H: 2 E: 0 K: 2 S: 14	H: 2 LOB: 2 BB: 0 P: 20	R: 0 H: 0 E: 0 K: 1 S: 9	H: 0 LOB: 1 BB: 1 P: 16	R: 0 H: 1 E: 0 K: 0 S: 15	H: 1 LOB: 0 BB: 0 P: 20	1B: 4 2B: 5 3B: 0 HR: 0	SF: 0 SAC: 0 DP: 2 HBP: 0	WP: 1 PB: 0 CS: 0	PA: 37		
PITCHER	IP WLS BF H R ER SO BB IBB HBP BLK WP HR S P ERA WHIP	IP WLS BF H R ER SO BB IBB HBP BLK WP HR S P ERA WHIP	IP WLS BF H R ER SO BB IBB HBP BLK WP HR S P ERA WHIP	IP WLS BF H R ER SO BB IBB HBP BLK WP HR S P ERA WHIP	IP WLS BF H R ER SO BB IBB HBP BLK WP HR S P ERA WHIP	IP WLS BF H R ER SO BB IBB HBP BLK WP HR S P ERA WHIP	IP WLS BF H R ER SO BB IBB HBP BLK WP HR S P ERA WHIP	IP WLS BF H R ER SO BB IBB HBP BLK WP HR S P ERA WHIP	IP WLS BF H R ER SO BB IBB HBP BLK WP HR S P ERA WHIP	IP WLS BF H R ER SO BB IBB HBP BLK WP HR S P ERA WHIP	IP WLS BF H R ER SO BB IBB HBP BLK WP HR S P ERA WHIP	IP WLS BF H R ER SO BB IBB HBP BLK WP HR S P ERA WHIP	IP WLS BF H R ER SO BB IBB HBP BLK WP HR S P ERA WHIP	IP WLS BF H R ER SO BB IBB HBP BLK WP HR S P ERA WHIP	IP WLS BF H R ER SO BB IBB HBP BLK WP HR S P ERA WHIP	IP WLS BF H R ER SO BB IBB HBP BLK WP HR S P ERA WHIP	IP WLS BF H R ER SO BB IBB HBP BLK WP HR S P ERA WHIP	IP WLS BF H R ER SO BB IBB HBP BLK WP HR S P ERA WHIP	IP WLS BF H R ER SO BB IBB HBP BLK WP HR S P ERA WHIP	IP WLS BF H R ER SO BB IBB HBP BLK WP HR S P ERA WHIP	IP WLS BF H R ER SO BB IBB HBP BLK WP HR S P ERA WHIP	IP WLS BF H R ER SO BB IBB HBP BLK WP HR S P ERA WHIP	IP WLS BF H R ER SO BB IBB HBP BLK WP HR S P ERA WHIP	IP WLS BF H R ER SO BB IBB HBP BLK WP HR S P ERA WHIP

Baltimore Orioles @ Minnesota Twins
Target Field, Minneapolis, MN
Sat Jul 08 2023, 1:12 PM - 3:38 PM CDT
Att: 27,617 - Partly Cloudy - 76 F

AB 34
R 2
H 9
RBI 1
BB 3
SO 7
LOB 14



Batter	1	2	3	4	5	6	7	8	9	AB	R	H	RBI	BB	SO	LOB	TOP					
4 Carlos Correa, R OBP: 0.307, SLG: 0.408										2	0	0	0	1	1	0						
39 Donovan Solano, R OBP: 0.376, SLG: 0.419										4	0	0	0	0	0	4						
25 Byron Buxton, R OBP: 0.289, SLG: 0.417										4	0	0	0	0	3	0						
12 Kyle Farmer, R OBP: 0.306, SLG: 0.378										4	0	0	0	0	1	0						
50 Willi Castro, S OBP: 0.315, SLG: 0.359										4	0	0	0	0	0	0						
26 Max Kepler, L OBP: 0.280, SLG: 0.400										4	1	1	0	0	1	0						
8 Christian Vázquez, R OBP: 0.295, SLG: 0.287										3	2	2	1	1	1	0						
2 Michael Taylor, R OBP: 0.264, SLG: 0.410										2	0	0	0	0	1	1						
47 Edouard Julien, L OBP: 0.359, SLG: 0.518										1	1	1	0	0	0	0						
13 Joey Gallo, L OBP: 0.310, SLG: 0.473										4	1	2	4	0	1	2						
19 Alex Kirilloff, L OBP: 0.370, SLG: 0.411										4	1	2	4	0	1	2						
Inning Stats	R: 0 E: 0 K: 1 S: 7	H: 0 LOB: 0 BB: 0 P: 10	R: 0 E: 0 K: 1 S: 7	H: 0 LOB: 0 BB: 0 P: 13	R: 0 E: 0 K: 2 S: 12	H: 1 LOB: 2 BB: 0 P: 18	R: 0 E: 0 K: 1 S: 8	H: 0 LOB: 0 BB: 0 P: 12	R: 2 E: 0 K: 0 S: 12	H: 2 LOB: 0 BB: 0 P: 19	R: 0 E: 0 K: 2 S: 7	H: 0 LOB: 0 BB: 0 P: 12	R: 3 E: 0 K: 0 S: 18	H: 3 LOB: 1 BB: 2 P: 29	R: 0 E: 0 K: 1 S: 9	H: 0 LOB: 0 BB: 0 P: 13	R: 0 E: 0 K: 1 S: 9	H: 0 LOB: 1 BB: 1 P: 16	1B: 3 2B: 1 3B: 0 HR: 2	SF: 0 SAC: 0 DP: 1 HBP: 1	WP: 0 PB: 0 SB: 0 CS: 0	PA: 36
PITCHER	IP WLS BF H R ER SO BB IBB HBP BLK WP HR S P ERA WHIP																					
38 JP Sears, L ERA: 3.99	(1, 1) 6.1 0 0 24 4 3 3 7 0 0 1 0 0 2 58 90 4.26 0.632																					
70 Lucas Erceg, R ERA: 5.88	(7, 1) 0.0 L 4 2 2 2 0 2 0 0 0 0 0 0 0 11 21 ∞ ∞																					
11 Shintaro Fujinami, R ERA: 8.75	(7, 1) 1.2 4 0 0 0 1 0 0 0 0 0 0 0 11 15 0.00 0.000																					
66 Sam Long, L ERA: 4.15	(9, 1) 1.0 4 0 0 0 1 1 0 0 0 0 0 0 9 16 0.00 1.000																					

Minnesota Twins @ Oakland Athletics
Oakland Coliseum, Oakland, CA
Sun Jul 16 2023, 1:10 PM - 3:57 PM PDT
Att: 9,335 - Partly Cloudy - 79 F

AB	32
R	5
H	6
RBI	5
BB	3
SO	9
LOB	7



Batter	1	2	3	4	5	6	7	8	9	AB	R	H	RBI	BB	SO	LOB	BOTTOM					
5 Tony Kemp, L OBP: 0.287, SLG: 0.289										5	0	1	0	0	0	2						
20 Zack Gelof, R OBP: 0.333, SLG: 0.667										4	1	2	1	0	1	1						
33 JJ Bleday, L OBP: 0.327, SLG: 0.360										3	1	0	0	1	3	2						
15 Seth Brown, L OBP: 0.276, SLG: 0.389										2	0	0	0	1	0	2						
37 Tyler Soderstrom, L OBP: 0.417, SLG: 0.300										3	0	1	0	1	0	1						
13 Jordan Diaz, R OBP: 0.267, SLG: 0.430										2	1	1	2	0	1	2						
49 Ryan Noda, L OBP: 0.374, SLG: 0.403										1	0	0	0	0	0	0						
12 Aledmys Diaz, R OBP: 0.260, SLG: 0.290										4	0	1	1	0	0	2						
23 Shea Langeliers, R OBP: 0.270, SLG: 0.375										3	1	1	0	1	2	2						
48 Cody Thomas, L OBP: 0.273, SLG: 0.300										0	0	0	0	0	0	0						
10 Nick Allen, R OBP: 0.254, SLG: 0.240										2	0	0	0	0	1	0						
6 Jace Peterson, L OBP: 0.299, SLG: 0.311										2	0	0	0	0	1	2						
Inning Stats	R: 0 E: 0 K: 1 S: 5	H: 0 LOB: 0 BB: 0 P: 6	R: 1 E: 0 K: 0 S: 8	H: 1 LOB: 0 BB: 1 P: 16	R: 0 E: 0 K: 1 S: 5	H: 0 LOB: 0 BB: 0 P: 9	R: 2 E: 0 K: 1 S: 16	H: 3 LOB: 2 BB: 1 P: 26	R: 0 E: 0 K: 3 S: 12	H: 1 LOB: 1 BB: 0 P: 18	R: 0 E: 0 K: 1 S: 9	H: 0 LOB: 1 BB: 1 P: 17	R: 1 E: 0 K: 2 S: 13	H: 1 LOB: 1 BB: 1 P: 20	R: 0 E: 0 K: 0 S: 5	H: 0 LOB: 0 BB: 0 P: 9	R: 0 E: 0 K: 0 S: 11	H: 1 LOB: 0 BB: 0 P: 18	1B: 3 2B: 4 3B: 0 HR: 1	SF: 1 SAC: 0 DP: 2 HBP: 1	WP: 1 PB: 0 SB: 1 CS: 0	PA: 37
PITCHER	IP WLS BF H R ER SO BB IBB HBP BLK WP HR S P ERA WHIP																					
41 Joe Ryan, R ERA: 3.77	(1, 1) 5.1 0 0 24 5 3 3 7 3 0 0 0 0 1 54 91 5.06 1.500																					
48 Jorge López, R ERA: 4.68	(6, 1) 1.1 W 5 1 1 1 1 1 0 0 0 0 1 0 11 18 6.75 1.500																					
15 Emilio Pagán, R ERA: 3.66	(7, 1) 1.1 H 4 0 0 0 1 0 0 0 0 0 0 0 8 12 0.00 0.000																					
59 Jhoan Duran, R ERA: 2.17	(9, 1) 1.0 S 4 1 0 0 0 0 0 0 0 0 0 0 11 18 0.00 1.000																					

Minnesota Twins @ Oakland Athletics
Oakland Coliseum, Oakland, CA
Sun Jul 16 2023, 1:10 PM - 3:57 PM PDT
Att: 9,335 - Partly Cloudy - 79 F

AB	31
R	4
H	7
RBI	4
BB	4
SO	9
LOB	16



Batter	1	2	3	4	5	6	7	8	9	AB	R	H	RBI	BB	SO	LOB	TOP								
4 Carlos Correa, R OBP: 0.309, SLG: 0.416										6	2	2	1	0	0	1									
47 Edouard Julien, L OBP: 0.380, SLG: 0.548										5	3	3	1	0	1	1									
2 Michael Taylor, R OBP: 0.264, SLG: 0.412										1	0	0	0	0	1	0									
19 Alex Kirilloff, L OBP: 0.381, SLG: 0.447										4	3	3	2	1	1	1									
26 Max Kepler, L OBP: 0.289, SLG: 0.426										3	1	2	2	1	0	1									
38 Matt Wallner, L OBP: 0.483, SLG: 0.500										2	0	0	0	0	1	2									
39 Donovan Solano, R (6, PH) OBP: 0.374, SLG: 0.412										2	0	0	0	0	0	3									
50 Willi Castro, S OBP: 0.321, SLG: 0.364										5	0	3	2	0	1	2									
12 Kyle Farmer, R OBP: 0.313, SLG: 0.393										3	1	1	1	2	1	4									
13 Joey Gallo, L OBP: 0.306, SLG: 0.474										4	0	0	0	1	3	4									
8 Christian Vázquez, R OBP: 0.288, SLG: 0.280										5	0	0	0	0	3	3									
Inning Stats	R: 2 H: 2 E: 0 K: 2 S: 19	H: 2 LOB: 2 BB: 1 P: 30	R: 0 H: 0 E: 0 K: 1 S: 8	H: 0 LOB: 0 BB: 0 P: 11	R: 3 H: 3 E: 0 K: 1 S: 17	H: 3 LOB: 2 BB: 2 P: 30	R: 2 H: 3 E: 0 K: 2 S: 16	H: 3 LOB: 1 BB: 0 P: 25	R: 0 H: 0 E: 0 K: 1 S: 11	H: 0 LOB: 1 BB: 1 P: 20	R: 1 H: 3 E: 0 K: 2 S: 21	H: 3 LOB: 3 BB: 1 P: 27	R: 0 H: 0 E: 0 K: 1 S: 8	H: 0 LOB: 0 BB: 0 P: 11	R: 0 H: 1 E: 0 K: 0 S: 13	H: 1 LOB: 1 BB: 0 P: 16	R: 2 H: 2 E: 0 K: 2 S: 14	H: 2 LOB: 0 BB: 0 P: 21	1B: 8 2B: 1 3B: 1 HR: 4	SF: 1 SAC: 0 DP: 0 HBP: 1	WP: 2 PB: 2 SB: 1 CS: 0	PA: 47			
PITCHER	IP WLS BF H R ER SO BB IBB HBP BLK WP HR S P ERA WHIP	IP WLS BF H R ER SO BB IBB HBP BLK WP HR S P ERA WHIP	IP WLS BF H R ER SO BB IBB HBP BLK WP HR S P ERA WHIP	IP WLS BF H R ER SO BB IBB HBP BLK WP HR S P ERA WHIP	IP WLS BF H R ER SO BB IBB HBP BLK WP HR S P ERA WHIP	IP WLS BF H R ER SO BB IBB HBP BLK WP HR S P ERA WHIP	IP WLS BF H R ER SO BB IBB HBP BLK WP HR S P ERA WHIP	IP WLS BF H R ER SO BB IBB HBP BLK WP HR S P ERA WHIP	IP WLS BF H R ER SO BB IBB HBP BLK WP HR S P ERA WHIP	IP WLS BF H R ER SO BB IBB HBP BLK WP HR S P ERA WHIP	IP WLS BF H R ER SO BB IBB HBP BLK WP HR S P ERA WHIP	IP WLS BF H R ER SO BB IBB HBP BLK WP HR S P ERA WHIP	IP WLS BF H R ER SO BB IBB HBP BLK WP HR S P ERA WHIP	IP WLS BF H R ER SO BB IBB HBP BLK WP HR S P ERA WHIP	IP WLS BF H R ER SO BB IBB HBP BLK WP HR S P ERA WHIP	IP WLS BF H R ER SO BB IBB HBP BLK WP HR S P ERA WHIP	IP WLS BF H R ER SO BB IBB HBP BLK WP HR S P ERA WHIP	IP WLS BF H R ER SO BB IBB HBP BLK WP HR S P ERA WHIP	IP WLS BF H R ER SO BB IBB HBP BLK WP HR S P ERA WHIP	IP WLS BF H R ER SO BB IBB HBP BLK WP HR S P ERA WHIP	IP WLS BF H R ER SO BB IBB HBP BLK WP HR S P ERA WHIP	IP WLS BF H R ER SO BB IBB HBP BLK WP HR S P ERA WHIP	IP WLS BF H R ER SO BB IBB HBP BLK WP HR S P ERA WHIP		
33 Bryan Woo, R ERA: 4.74	3.1 L 22 8 7 6 4 3 0 1 0 1 2 54 87 16.20 3.300	1.2 6 0 0 0 3 1 0 0 0 0 0 17 29 0.00 0.600	2.0 10 3 1 1 3 1 0 0 0 0 0 29 38 4.50 2.000	2.0 9 3 2 2 2 0 0 0 0 0 2 27 37 9.00 1.500																					
49 Isaiah Campbell, R ERA: 2.6																									
60 Tayler Saucedo, L ERA: 3.45																									
70 Ty Adcock, R ERA: 3.45																									

Minnesota Twins @ Seattle Mariners
T-Mobile Park, Seattle, WA
Tue Jul 18 2023, 6:42 PM - 9:44 PM PDT
Att: 28,141 - Clear - 77 F

AB 40
R 10
H 14
RBI 9
BB 5
SO 12
LOB 22



Batter	1	2	3	4	5	6	7	8	9	AB	R	H	RBI	BB	SO	LOB	BOTTOM								
3 J.P. Crawford, L OBP: 0.366, SLG: 0.396										3	1	1	0	1	0	1									
28 Eugenio Suárez, R OBP: 0.325, SLG: 0.387										3	1	1	2	0	1	3									
10 Jarrod Kelenic, L OBP: 0.321, SLG: 0.441										4	1	1	0	0	1	1									
29 Cal Raleigh, S OBP: 0.300, SLG: 0.403										4	0	0	0	0	2	1									
35 Teoscar Hernández, R OBP: 0.296, SLG: 0.422										4	0	1	0	0	1	0									
23 Ty France, R OBP: 0.321, SLG: 0.376										4	0	1	1	0	0	0									
20 Mike Ford, L OBP: 0.330, SLG: 0.604										4	0	2	0	0	0	0									
8 AJ Pollock, R OBP: 0.222, SLG: 0.315										4	0	1	0	0	1	1									
76 José Caballero, R OBP: 0.353, SLG: 0.340										4	0	1	0	0	1	2									
Inning Stats	R: 3 H: 6 E: 0 K: 1 S: 20	H: 1 LOB: 2 BB: 0 P: 26	R: 0 H: 0 E: 0 K: 1 S: 10	H: 1 LOB: 0 BB: 0 P: 16	R: 0 H: 0 E: 0 K: 2 S: 7	H: 0 LOB: 0 BB: 0 P: 11	R: 0 H: 0 E: 0 K: 1 S: 10	H: 0 LOB: 0 BB: 0 P: 13	R: 0 H: 0 E: 0 K: 0 S: 9	H: 0 LOB: 1 BB: 0 P: 13	R: 0 H: 0 E: 0 K: 0 S: 7	H: 0 LOB: 0 BB: 0 P: 11	R: 0 H: 1 E: 0 K: 0 S: 7	H: 1 LOB: 2 BB: 1 P: 15	R: 0 H: 0 E: 0 K: 1 S: 6	H: 0 LOB: 0 BB: 0 P: 8	R: 0 H: 1 E: 0 K: 1 S: 10	H: 1 LOB: 1 BB: 0 P: 17	1B: 5 2B: 3 3B: 0 HR: 1	SF: 0 SAC: 0 DP: 0 HBP: 1	WP: 0 PB: 0 SB: 0 CS: 0	PA: 36			
PITCHER	IP WLS BF H R ER SO BB IBB HBP BLK WP HR S P ERA WHIP	IP WLS BF H R ER SO BB IBB HBP BLK WP HR S P ERA WHIP	IP WLS BF H R ER SO BB IBB HBP BLK WP HR S P ERA WHIP	IP WLS BF H R ER SO BB IBB HBP BLK WP HR S P ERA WHIP	IP WLS BF H R ER SO BB IBB HBP BLK WP HR S P ERA WHIP	IP WLS BF H R ER SO BB IBB HBP BLK WP HR S P ERA WHIP	IP WLS BF H R ER SO BB IBB HBP BLK WP HR S P ERA WHIP	IP WLS BF H R ER SO BB IBB HBP BLK WP HR S P ERA WHIP	IP WLS BF H R ER SO BB IBB HBP BLK WP HR S P ERA WHIP	IP WLS BF H R ER SO BB IBB HBP BLK WP HR S P ERA WHIP	IP WLS BF H R ER SO BB IBB HBP BLK WP HR S P ERA WHIP	IP WLS BF H R ER SO BB IBB HBP BLK WP HR S P ERA WHIP	IP WLS BF H R ER SO BB IBB HBP BLK WP HR S P ERA WHIP	IP WLS BF H R ER SO BB IBB HBP BLK WP HR S P ERA WHIP	IP WLS BF H R ER SO BB IBB HBP BLK WP HR S P ERA WHIP	IP WLS BF H R ER SO BB IBB HBP BLK WP HR S P ERA WHIP	IP WLS BF H R ER SO BB IBB HBP BLK WP HR S P ERA WHIP	IP WLS BF H R ER SO BB IBB HBP BLK WP HR S P ERA WHIP	IP WLS BF H R ER SO BB IBB HBP BLK WP HR S P ERA WHIP	IP WLS BF H R ER SO BB IBB HBP BLK WP HR S P ERA WHIP	IP WLS BF H R ER SO BB IBB HBP BLK WP HR S P ERA WHIP	IP WLS BF H R ER SO BB IBB HBP BLK WP HR S P ERA WHIP	IP WLS BF H R ER SO BB IBB HBP BLK WP HR S P ERA WHIP	IP WLS BF H R ER SO BB IBB HBP BLK WP HR S P ERA WHIP	
17 Bailey Ober, R ERA: 2.74	6.0 W 24 7 3 3 5 0 0 1 0 0 63 90 4.50 1.167	1.0 5 1 0 0 0 1 0 0 0 0 0 7 15 0.00 2.000	1.0 3 0 0 0 1 0 0 0 0 0 0 6 8 0.00 0.000	1.0 4 1 0 0 1 0 0 0 0 0 0 10 17 0.00 1.000																					
81 Jordan Balazovic, R ERA: 1.5																									
15 Emilio Pagan, R ERA: 0.95																									
77 Cole Sands, R ERA: 4.61																									

Minnesota Twins @ Seattle Mariners
T-Mobile Park, Seattle, WA
Tue Jul 18 2023, 6:42 PM - 9:44 PM PDT
Att: 28,141 - Clear - 77 F

AB 34
R 3
H 9
RBI 3
BB 1
SO 7
LOB 9



Batter	1	2	3	4	5	6	7	8	9	AB	R	H	RBI	BB	SO	LOB	TOP										
4 Carlos Correa, R OBP: 0.305, SLG: 0.410	G5-3	K			F9		G1-3	G6-3		5	0	0	0	0	1	5	Minnesota Twins @ Seattle Mariners T-Mobile Park, Seattle, WA Wed Jul 19 2023, 6:41 PM - 9:22 PM PDT Att: 25,825 - Clear - 83 F livebaseballscorecards.com										
47 Edouard Julien, L OBP: 0.394, SLG: 0.574 2 Michael Taylor, R OBP: 0.267, SLG: 0.412	BB		1B		HR		BB	19 HR	BB	2	1	2	1	2	0	0											
19 Alex Kirilloff, L OBP: 0.377, SLG: 0.456	K		K		K		K	1-H	HR	5	1	1	2	0	4	3											
26 Max Kepler, L OBP: 0.291, SLG: 0.439	G5-3		K		HR			50 1B 39 PB	G3-1	5	2	2	1	0	1	2											
38 Matt Wallner, L OBP: 0.441, SLG: 0.423	12 1B 27 1B		K		G3			L8	G6-3	4	1	0	0	1	1	2											
50 Willi Castro, S OBP: 0.322, SLG: 0.365	K				12 G6-3 1B		F9	39 PB 39 S	L9	5	0	2	0	0	1	1											
12 Kyle Farmer, R OBP: 0.312, SLG: 0.390	27 1B 1B		G6-3		L9		L9	K		4	0	1	0	0	1	3											
13 Joey Gallo, L OBP: 0.303, SLG: 0.467 39 Donovan Solano, R OBP: 0.376, SLG: 0.412	K		K		K		K	27 BB		3	0	0	0	0	3	3											
27 Ryan Jeffers, R OBP: 0.371, SLG: 0.415	1-2 2-H 1B		K		K		K	3-H	BB	0	0	0	0	1	0	0											
Inning Stats	R: 0 E: 0 K: 1 S: 9	H: 0 LOB: 1 BB: 1 P: 17	R: 1 E: 0 K: 3 S: 17	H: 2 LOB: 2 BB: 1 P: 29	R: 0 E: 0 K: 3 S: 13	H: 1 LOB: 1 BB: 0 P: 16	R: 0 E: 0 K: 2 S: 10	H: 1 LOB: 1 BB: 0 P: 13	R: 2 E: 0 K: 1 S: 14	H: 2 LOB: 0 BB: 0 P: 20	R: 0 E: 0 K: 1 S: 7	H: 0 LOB: 0 BB: 0 P: 9	R: 0 E: 0 K: 2 S: 16	H: 0 LOB: 1 BB: 1 P: 25	R: 1 E: 0 K: 1 S: 14	H: 2 LOB: 3 BB: 2 P: 27		R: 2 E: 0 K: 0 S: 12	H: 1 LOB: 0 BB: 1 P: 20	1B: 6 2B: 0 3B: 0 HR: 3	SF: 0 SAC: 0 DP: 0 HBP: 0	WP: 0 PB: 1 CS: 1	PA: 42				
PITCHER	IP	WLS	BF	H	R	ER	SO	BB	IBB	HBP	BLK	WP	HR	S	P	ERA	WHIP										
58 Luis Castillo, R ERA: 3.04	6.0		26	6	3	3	11	2	0	0	0	0	2	70	104	4.50	1.333										
48 Justin Topa, R ERA: 2.72	0.2		3	0	0	0	1	1	0	0	0	0	0	11	17	0.00	1.500										
55 Gabe Speier, L ERA: 4.11	0.1		1	0	0	0	1	0	0	0	0	0	0	5	8	0.00	0.000										
75 Andrés Muñoz, R ERA: 2.79	1.0	L	7	2	1	1	1	2	0	0	0	0	0	14	27	9.00	4.000										
31 Devin Sweet, R ERA: 18.0	1.0		5	1	2	2	0	1	0	0	0	0	1	12	20	18.00	2.000										

Batter	1	2	3	4	5	6	7	8	9	AB	R	H	RBI	BB	SO	LOB	BOTTOM										
3 J.P. Crawford, L OBP: 0.367, SLG: 0.397	G4-3			G4-3		K			28 G6-3 44 HBP	4	0	2	0	0	1	0	Minnesota Twins @ Seattle Mariners T-Mobile Park, Seattle, WA Wed Jul 19 2023, 6:41 PM - 9:22 PM PDT Att: 25,825 - Clear - 83 F livebaseballscorecards.com										
44 Julio Rodríguez, R OBP: 0.311, SLG: 0.401	K			K		G6-3		28 G6-3 HBP	3	0	0	0	0	2	1												
10 Jarred Kelenic, L OBP: 0.320, SLG: 0.439	G5-6-3			K			28 HR	1B	4	1	1	0	0	2	3												
28 Eugenio Suárez, R OBP: 0.324, SLG: 0.394	K			L6		L6		G6-3	4	1	1	2	0	1	2												
20 Mike Ford, L OBP: 0.318, SLG: 0.580	K			K		K		K	4	0	0	0	0	4	2												
35 Teóscar Hernández, R OBP: 0.294, SLG: 0.419	L6			K		K		G6-3	3	0	0	0	0	1	0												
23 Ty France, R OBP: 0.319, SLG: 0.373	L8					K		P6	3	0	0	0	0	1	0												
2 Tom Murphy, R OBP: 0.330, SLG: 0.539	G4-3					HR		K	3	1	1	1	0	1	0												
16 Kolten Wong, L OBP: 0.240, SLG: 0.211	F6					F7		K	3	0	0	0	0	1	0												
Inning Stats	R: 0 E: 0 K: 1 S: 6	H: 1 LOB: 0 BB: 0 P: 10	R: 0 E: 0 K: 2 S: 8	H: 0 LOB: 0 BB: 0 P: 10	R: 0 E: 0 K: 0 S: 6	H: 0 LOB: 0 BB: 0 P: 8	R: 0 E: 0 K: 2 S: 10	H: 0 LOB: 0 BB: 0 P: 13	R: 0 E: 0 K: 2 S: 8	H: 0 LOB: 0 BB: 0 P: 12	R: 1 E: 0 K: 2 S: 10	H: 1 LOB: 0 BB: 0 P: 14	R: 2 E: 0 K: 1 S: 18	H: 2 LOB: 0 BB: 0 P: 28	R: 0 E: 0 K: 2 S: 9	H: 0 LOB: 0 BB: 0 P: 11		R: 0 E: 0 K: 2 S: 16	H: 1 LOB: 2 BB: 0 P: 20	1B: 3 2B: 0 3B: 0 HR: 2	SF: 0 SAC: 0 DP: 1 HBP: 1	WP: 0 PB: 0 CS: 0	PA: 32				
PITCHER	IP	WLS	BF	H	R	ER	SO	BB	IBB	HBP	BLK	WP	HR	S	P	ERA	WHIP										
18 Kenta Maeda, R ERA: 5.1	6.1		21	3	2	2	9	0	0	0	0	0	1	56	80	2.84	0.474										
22 Griffin Jax, R ERA: 2.97	0.2	B	3	1	1	1	1	0	0	0	0	0	0	10	15	13.50	1.500										
15 Emilio Pagan, R ERA: 3.48	1.0	W	3	0	0	0	2	0	0	0	0	0	0	9	11	0.00	0.000										
59 Jhoan Duran, R ERA: 2.11	1.0	S	5	1	0	0	2	0	0	1	0	0	0	16	20	0.00	1.000										

Minnesota Twins @ Seattle Mariners
 T-Mobile Park, Seattle, WA
 Wed Jul 19 2023, 6:41 PM - 9:22 PM PDT
 Att: 25,825 - Clear - 83 F

AB 36
 R 6
 H 9
 RBI 5
 BB 6
 SO 14
 LOB 20



Minnesota Twins @ Seattle Mariners
 T-Mobile Park, Seattle, WA
 Wed Jul 19 2023, 6:41 PM - 9:22 PM PDT
 Att: 25,825 - Clear - 83 F

AB 31
 R 3
 H 5
 RBI 3
 BB 0
 SO 14
 LOB 8



Batter	1	2	3	4	5	6	7	8	9	AB	R	H	RBI	BB	SO	LOB	TOP			
47 Edouard Julien, L OBP: 0.391, SLG: 0.566 27 Ryan Jeffers, R OBP: 0.371, SLG: 0.415										4	0	1	0	0	2	0				
19 Alex Kirilloff, L OBP: 0.370, SLG: 0.447										4	0	0	0	0	2	1				
39 Donovan Solano, R OBP: 0.378, SLG: 0.411										3	0	1	0	0	1	1				
38 Matt Wallner, L OBP: 0.447, SLG: 0.433										4	0	2	0	0	1	2				
25 Byron Buxton, R OBP: 0.281, SLG: 0.404										4	0	0	0	0	2	3				
50 Willi Castro, S OBP: 0.319, SLG: 0.360										3	0	0	0	0	2	1				
13 Joey Gallo, L OBP: 0.299, SLG: 0.461										3	0	0	0	0	1	1				
12 Kyle Farmer, R OBP: 0.312, SLG: 0.399										3	0	1	0	0	2	0				
8 Christian Vázquez, R OBP: 0.286, SLG: 0.277 26 Max Kepler, L OBP: 0.250, SLG: 0.437										2	0	0	0	0	0	1				
Inning Stats	R: 0 H: 0 E: 0 K: 2 S: 10	H: 0 LOB: 1 BB: 0 P: 15	R: 0 H: 0 E: 0 K: 0 S: 10	H: 0 LOB: 0 BB: 0 P: 11	R: 0 H: 0 E: 0 K: 2 S: 9	H: 0 LOB: 0 BB: 0 P: 10	R: 0 H: 1 E: 0 K: 3 S: 13	H: 1 LOB: 1 BB: 0 P: 20	R: 0 H: 1 E: 0 K: 0 S: 4	H: 0 LOB: 0 BB: 0 P: 6	R: 0 H: 1 E: 0 K: 1 S: 13	H: 0 LOB: 0 BB: 0 P: 19	R: 0 H: 0 E: 0 K: 1 S: 10	H: 0 LOB: 0 BB: 0 P: 14	R: 0 H: 1 E: 0 K: 2 S: 13	H: 1 LOB: 1 BB: 0 P: 15	1B: 4 2B: 0 3B: 1 HR: 0	SF: 0 SAC: 0 DP: 1 HBP: 1	WP: 0 PB: 0 CS: 0	PA: 32
PITCHER	IP	WLS	BF	H	R	ER	SO	BB	IBB	HBP	BLK	WP	HR	S	P	ERA	WHIP			
68 George Kirby, R ERA: 3.23 47 Matt Brash, R ERA: 3.23 37 Paul Sewald, R ERA: 3.03	7.0	W	25	4	0	0	10	0	0	1	0	0	0	73	99	0.00	0.571			
	1.0	H	3	0	0	0	1	0	0	0	0	0	0	10	14	0.00	0.000			
	1.0		4	1	0	0	2	0	0	0	0	0	0	13	15	0.00	1.000			

Minnesota Twins @ Seattle Mariners
T-Mobile Park, Seattle, WA
Thu Jul 20 2023, 12:42 PM - 3:16 PM PDT
Att: 29,443 - Sunny - 76 F

AB 31
R 0
H 5
RBI 0
BB 0
SO 13
LOB 10



Batter	1	2	3	4	5	6	7	8	9	AB	R	H	RBI	BB	SO	LOB	BOTTOM			
3 J.P. Crawford, L OBP: 0.368, SLG: 0.398										5	1	2	0	0	1	2				
44 Julio Rodríguez, R OBP: 0.310, SLG: 0.399										4	0	1	0	0	1	1				
28 Eugenio Suárez, R OBP: 0.328, SLG: 0.399										3	1	2	0	1	0	0				
20 Mike Ford, L OBP: 0.316, SLG: 0.596										4	1	1	2	0	3	5				
35 Teoscar Hernández, R OBP: 0.296, SLG: 0.428										4	1	2	2	0	1	2				
29 Cal Raleigh, S OBP: 0.299, SLG: 0.399										3	1	0	0	0	2	3				
23 Ty France, R OBP: 0.318, SLG: 0.369										3	0	0	0	0	1	3				
18 Cade Marlowe, L OBP: 0.351, SLG: 0.333										3	0	0	0	1	2	2				
76 José Caballero, R OBP: 0.351, SLG: 0.333										3	0	0	0	0	1					
Inning Stats	R: 1 H: 3 E: 0 K: 3 S: 21	H: 3 LOB: 3 BB: 1 P: 36	R: 0 H: 0 E: 0 K: 1 S: 6	H: 0 LOB: 0 BB: 0 P: 9	R: 0 H: 0 E: 0 K: 2 S: 11	H: 0 LOB: 0 BB: 0 P: 18	R: 1 H: 1 E: 0 K: 0 S: 12	H: 1 LOB: 1 BB: 1 P: 19	R: 0 H: 2 E: 0 K: 1 S: 10	H: 0 LOB: 2 BB: 0 P: 16	R: 0 H: 0 E: 0 K: 1 S: 7	H: 0 LOB: 0 BB: 0 P: 8	R: 3 H: 2 E: 0 K: 2 S: 16	H: 2 LOB: 2 BB: 0 P: 29	R: 0 H: 0 E: 0 K: 1 S: 16	H: 0 LOB: 0 BB: 0 P: 29	1B: 5 2B: 1 3B: 0 HR: 2	SF: 0 SAC: 0 DP: 0 HBP: 3	WP: 1 PB: 0 CS: 0	PA: 37
PITCHER	IP	WLS	BF	H	R	ER	SO	BB	IBB	HBP	BLK	WP	HR	S	P	ERA	WHIP			
49 Pablo López, R ERA: 4.22 62 Oliver Ortega, R ERA: 3.27 48 Jorge López, R ERA: 5.4 77 Cole Sands, R ERA: 4.5	5.0	L	23	6	2	2	7	2	0	0	0	0	0	60	98	3.60	1.600			
	1.2		5	0	0	0	2	0	0	0	0	0	0	15	18	0.00	0.000			
	1.0		8	2	3	3	2	0	0	3	0	0	1	17	28	27.00	2.000			
	0.1		1	0	0	0	0	0	0	0	0	1	0	1	3	0.00	0.000			

Minnesota Twins @ Seattle Mariners
T-Mobile Park, Seattle, WA
Thu Jul 20 2023, 12:42 PM - 3:16 PM PDT
Att: 29,443 - Sunny - 76 F

AB 32
R 5
H 8
RBI 4
BB 2
SO 11
LOB 19




Batter	1	2	3	4	5	6	7	8	9	AB R H RBI BB SO LOB	TOP											
23 Andrew Benintendi, L (1,7) OBP: 0.352, SLG: 0.382	 HR		 F8		 F8		 1B		 F7	5 1 2 1 0 0 2	Chicago White Sox @ Minnesota Twins Target Field, Minneapolis, MN Fri Jul 21 2023, 7:11 PM - 9:31 PM CDT Att: 31,339 - Partly Cloudy - 82 F											
7 Tim Anderson, R (1,6) OBP: 0.277, SLG: 0.276	 K		 G5-3		 K	 K	 K		 K	3 0 1 1 1 1 1												
88 Luis Robert Jr., R (1,8) OBP: 0.326, SLG: 0.565	 K			 F7	 K		 F9		 K	4 0 0 0 0 2 3												
74 Eloy Jiménez, R (1,10) OBP: 0.318, SLG: 0.468	 K			 K		 24 HR	 FC6-4		 K	4 1 2 0 0 0 2												
30 Jake Burger, R (1,5) OBP: 0.275, SLG: 0.517	 K	 K		 K		 K		 K	 K	4 0 0 0 0 4 2												
24 Yasmani Grandal, S (1,2) (8,3)	 K	 K		 K		 HR		 G1-6-3	 K	3 1 1 2 1 1 0												
32 Gavin Sheets, L (1,3) 36 Carlos Pérez, R (8,PH) OBP: 0.231, SLG: 0.250	 F8			 K	 K	 K		 K	 K	3 0 0 0 0 0 2 1 0 0 0 0 1 0												
28 Zach Remillard, R (1,9) OBP: 0.365, SLG: 0.364			 K		 K	 K		 G4-3	 K	4 0 0 0 0 3 0												
1 Elvis Andrus, R (1,4) OBP: 0.291, SLG: 0.286			 K		 K		 L7	 K	 K	4 1 2 0 0 0 0												
Inning Stats	R: 1 H: 1 E: 0 K: 2 S: 13	H: 1 LOB: 0 BB: 0 P: 17	R: 0 H: 0 E: 0 K: 2 S: 9	H: 0 LOB: 0 BB: 0 P: 14	R: 0 H: 1 E: 0 K: 1 S: 8	H: 1 LOB: 1 BB: 0 P: 10	R: 0 H: 1 E: 0 K: 1 S: 10	H: 2 LOB: 2 BB: 0 P: 21	R: 1 H: 2 E: 0 K: 2 S: 12	H: 2 LOB: 0 BB: 0 P: 22		R: 2 H: 2 E: 0 K: 2 S: 12	H: 1 LOB: 2 BB: 1 P: 15	R: 0 H: 0 E: 0 K: 2 S: 9	H: 0 LOB: 0 BB: 0 P: 15	R: 0 H: 0 E: 0 K: 0 S: 5	H: 0 LOB: 0 BB: 0 P: 7	R: 0 H: 0 E: 0 K: 0 S: 5	H: 0 LOB: 0 BB: 0 P: 7	1B: 4 2B: 2 3B: 0 HR: 2	SF: 0 SAC: 0 DP: 0 HBP: 0	WP: 0 PB: 0 SB: 0 CS: 0
PITCHER	IP WLS BF H R ER SO BB IBB HBP BLK WP HR S P ERA WHIP											IP WLS BF H R ER SO BB IBB HBP BLK WP HR S P ERA WHIP										
41 Joe Ryan, R (1,1) ERA: 3.88	6.0 W 26 7 4 4 10 1 0 0 0 0 2 64 104 6.00 1.333																					
15 Emilio Pagan, R (7,1) ERA: 3.4	1.0 H 5 1 0 0 0 1 0 0 0 0 0 10 15 0.00 2.000																					
71 Jovani Moran, L (8,1) ERA: 4.31	2.0 6 0 0 0 2 0 0 0 0 0 0 14 22 0.00 0.000																					

Batter	1	2	3	4	5	6	7	8	9	AB R H RBI BB SO LOB	BOTTOM											
4 Carlos Correa, R (1,6) OBP: 0.301, SLG: 0.404	 F8	 G5-4-3		 L8			 19 HR	 L7		5 1 0 0 0 0 4	Chicago White Sox @ Minnesota Twins Target Field, Minneapolis, MN Fri Jul 21 2023, 7:11 PM - 9:31 PM CDT Att: 31,339 - Partly Cloudy - 82 F											
47 Edouard Julien, L (1,4) OBP: 0.399, SLG: 0.565	 19 HR	 F7		 19 HR	 FC6-4		 19 HR	 19 HR	 19 HR	2 2 1 0 2 0 0 0 0 0 0 0 0 0												
12 Kyle Farmer, R (8,5) OBP: 0.312, SLG: 0.399	 19 HR	 F7		 FC6-4	 FC6-4		 19 HR	 19 HR	 19 HR	4 1 2 4 0 1 1												
19 Alex Kirilloff, L (1,3) OBP: 0.372, SLG: 0.468	 2-H HR		 K		 FC6-4		 19 HR	 19 HR	 19 HR	4 1 1 0 0 0 2												
26 Max Kepler, L (1,9) OBP: 0.290, SLG: 0.433	 38 HR	 F7		 L8	 G5-6-3		 19 HR	 L9	 19 HR	3 1 1 0 1 1 0												
38 Matt Walner, L (1,7) OBP: 0.452, SLG: 0.424	 25 HR	 F7		 L8	 G5-6-3		 19 HR	 L9	 19 HR	4 2 2 4 0 1 1												
25 Byron Buxton, R (1,10) OBP: 0.294, SLG: 0.426	 25 HR	 F7		 L8	 G5-6-3		 19 HR	 L9	 19 HR	3 0 0 0 0 2 0												
39 Donovan Solano, R (1,5) (8,4)	 25 HR	 F7		 L8	 G5-6-3		 19 HR	 L9	 19 HR	4 2 2 4 0 1 1												
27 Ryan Jeffers, R (1,2) OBP: 0.368, SLG: 0.432	 25 HR	 F7		 L8	 G5-6-3		 19 HR	 L9	 19 HR	3 0 0 0 0 2 0												
2 Michael Taylor, R (1,8) OBP: 0.270, SLG: 0.411	 25 HR	 F7		 L8	 G5-6-3		 19 HR	 L9	 19 HR	4 1 1 1 0 1 2												
Inning Stats	R: 5 H: 4 E: 1 K: 1 S: 13	H: 4 LOB: 0 BB: 1 P: 21	R: 0 H: 1 E: 0 K: 0 S: 5	H: 1 LOB: 0 BB: 0 P: 8	R: 0 H: 0 E: 0 K: 1 S: 7	H: 0 LOB: 0 BB: 0 P: 10	R: 2 H: 2 E: 0 K: 1 S: 13	H: 2 LOB: 0 BB: 0 P: 19	R: 0 H: 0 E: 0 K: 2 S: 8	H: 0 LOB: 0 BB: 0 P: 12	R: 0 H: 0 E: 0 K: 2 S: 8	H: 1 LOB: 1 BB: 1 P: 20	R: 0 H: 1 E: 0 K: 1 S: 13	H: 1 LOB: 3 BB: 1 P: 19	R: 0 H: 0 E: 0 K: 1 S: 13	H: 0 LOB: 3 BB: 1 P: 19	1B: 4 2B: 1 3B: 0 HR: 4	SF: 0 SAC: 0 DP: 2 HBP: 1	WP: 0 PB: 0 SB: 0 CS: 0	PA: 37		
PITCHER	IP WLS BF H R ER SO BB IBB HBP BLK WP HR S P ERA WHIP											IP WLS BF H R ER SO BB IBB HBP BLK WP HR S P ERA WHIP										
33 Lance Lynn, R (1,1) ERA: 6.18	6.2 L 30 8 9 6 6 3 0 0 0 0 0 4 65 100 8.10 1.650																					
41 Bryan Shaw, R (7,1) ERA: 9.39	1.1 7 1 0 0 1 1 0 1 0 0 0 14 21 0.00 1.500																					

Batter	1	2	3	4	5	6	7	8	9	10	11	12	AB	R	H	RBI	BB	SO	LOB	TOP				
23 Andrew Benintendi, L (1,7) OBP: 0.351, SLG: 0.377	F8		G3-1			74 FC5-4 1B		L9		G6-3			5	0	1	0	0	0	0					
7 Tim Anderson, R (1,6) OBP: 0.281, SLG: 0.283	G6-3		L8					74 1B					5	0	2	1	0	1	1					
88 Luis Robert Jr., R (1,8) OBP: 0.323, SLG: 0.558	K							K		K			5	0	0	0	0	4	3					
74 Eloy Jiménez, R (1,10) OBP: 0.322, SLG: 0.477		HR	G3-1			FC5-4						L8	5	1	2	1	0	0	1					
24 Yasmani Grandal, S (1,3) OBP: 0.323, SLG: 0.392		F9								G3		G4-3	5	0	1	0	0	0	2					
30 Jake Burger, R (1,5) OBP: 0.210, SLG: 0.504		G5-3											5	0	0	0	0	2	2					
22 Oscar Colás, L (1,9) OBP: 0.252, SLG: 0.277			K										5	1	3	0	0	2	0					
28 Zach Remillard, R (1,4) OBP: 0.367, SLG: 0.402													5	2	2	2	0	1	3					
44 Seby Zavala, R (1,2) OBP: 0.204, SLG: 0.301													3	0	0	0	0	2	3					
36 Carlos Pérez, R (10, PH) OBP: 0.188, SLG: 0.200			K										2	0	0	0	0	1	1					
Inning Stats	R: 0 E: 0 K: 1 S: 10	H: 0 LOB: 0 BB: 14	R: 1 E: 0 K: 1 S: 10	H: 1 LOB: 0 BB: 17	R: 1 E: 0 K: 1 S: 9	H: 1 LOB: 0 BB: 15	R: 0 E: 0 K: 1 S: 7	H: 0 LOB: 0 BB: 10	R: 1 E: 0 K: 1 S: 10	H: 2 LOB: 0 BB: 15	R: 0 E: 0 K: 2 S: 16	H: 2 LOB: 2 BB: 18	R: 0 E: 0 K: 1 S: 14	H: 1 LOB: 1 BB: 9	R: 1 E: 0 K: 2 S: 12	H: 1 LOB: 1 BB: 16	R: 0 E: 0 K: 1 S: 6	H: 0 LOB: 1 BB: 8	R: 0 E: 0 K: 1 S: 9	H: 0 LOB: 1 BB: 11	1B: 8 2B: 1 3B: 0 HR: 2	SF: 0 SAC: 0 DP: 1 HBP: 0	WP: 0 PB: 0 SB: 1 CS: 1	PA: 46
PITCHER	IP WLS BF H R ER SO BB IBB HBP BLK WP HR S P ERA WHIP	17 Bailey Ober, R (1,1) ERA: 2.76	6.0 2.0 10 4 0 0 3 0 0 0 0 0 0 30 36 0.00 2.000	62 Oliver Ortega, R (7,1) ERA: 2.77	2.0 1.0 3 1 0 0 0 0 0 0 0 0 0 7 9 0.00 1.000	48 Jorge López, R (9,1) ERA: 5.24	1.0 4 1 1 0 2 0 0 0 0 0 0 0 12 16 0.00 1.000	59 Jhoan Duran, R (10, PH) ERA: 2.01	1.0 3 0 0 0 1 0 0 0 0 0 0 0 0 6 8 0.00 0.000	22 Griffin Jax, R (11,1) ERA: 2.83	1.0 3 0 0 0 1 0 0 0 0 0 0 0 6 8 0.00 0.000	PITCHER	IP WLS BF H R ER SO BB IBB HBP BLK WP HR S P ERA WHIP	15 Emilio Pagán, R (12, 1) ERA: 3.32	1.0 1.0 3 0 0 0 1 0 0 0 0 0 0 0 1 9 0.00 0.000									

Chicago White Sox @ Minnesota Twins
Target Field, Minneapolis, MN
Sun Jul 23 2023, 1:14 PM - 4:41 PM CDT
Att. 29,001 - Overcast - 82 F

AB	45
R	4
H	11
RBI	4
BB	0
SO	13
LOB	16



Batter	1	2	3	4	5	6	7	8	9	10	11	12	AB	R	H	RBI	BB	SO	LOB	BOTTOM				
4 Carlos Correa, R (1,6) OBP: 0.306, SLG: 0.409	19 33-6-1 BB 1B		K					F9		SF7			4	0	1	1	1	2	0					
47 Edouard Julien, L (1,4) OBP: 0.388, SLG: 0.540	19 33-6-1 BB							K		L7		IBB	5	0	1	0	1	3	2					
19 Alex Kirilloff, L (1,3) OBP: 0.373, SLG: 0.484	G3-6-1							F7				L3	5	0	2	1	1	0	3					
39 Donovan Solano, R (1,5) OBP: 0.370, SLG: 0.390													5	0	0	0	0	4	5					
13 Joey Gallo, L (10, PH) OBP: 0.298, SLG: 0.459	K		K					K		G6-3		B3	1	1	0	0	0	0	2					
26 Max Kepler, L (1,9) OBP: 0.288, SLG: 0.429													3	0	1	0	1	0	2					
12 Kyle Farmer, R (10, PH) OBP: 0.314, SLG: 0.401													1	1	1	1	0	0	0					
25 Byron Buxton, R (1,10) OBP: 0.284, SLG: 0.418													5	0	1	0	1	2	2					
38 Matt Wallner, L (1,7) OBP: 0.460, SLG: 0.436													2	1	2	0	1	0	0					
8 Christian Vázquez, R (10, PH) OBP: 0.288, SLG: 0.290													2	0	0	0	0	0	4					
27 Ryan Jeffers, R (1,2) OBP: 0.379, SLG: 0.437													5	1	3	1	1	1	3					
2 Michael Taylor, R (1,8) OBP: 0.288, SLG: 0.405													3	0	0	0	0	3	5					
50 Willi Castro, S (9, PH) OBP: 0.320, SLG: 0.366	K												2	1	1	1	0	0	2					
Inning Stats	R: 0 E: 0 K: 1 S: 11	H: 1 LOB: 1 BB: 19	R: 0 E: 0 K: 2 S: 15	H: 3 LOB: 2 BB: 18	R: 0 E: 0 K: 3 S: 14	H: 0 LOB: 1 BB: 23	R: 0 E: 0 K: 1 S: 12	H: 0 LOB: 2 BB: 20	R: 0 E: 0 K: 3 S: 15	H: 2 LOB: 2 BB: 21	R: 0 E: 0 K: 3 S: 12	H: 1 LOB: 1 BB: 18	R: 0 E: 0 K: 0 S: 11	H: 3 LOB: 1 BB: 22	R: 1 E: 0 K: 0 S: 8	H: 1 LOB: 2 BB: 16	R: 0 E: 0 K: 1 S: 6	H: 0 LOB: 2 BB: 11	R: 1 E: 0 K: 3 S: 8	H: 2 LOB: 1 BB: 13	1B: 9 2B: 4 3B: 0 HR: 0	SF: 2 SAC: 0 DP: 2 HBP: 1	WP: 1 PB: 0 SB: 1 CS: 0	PA: 53
PITCHER	IP WLS BF H R ER SO BB IBB HBP BLK WP HR S P ERA WHIP	27 Lucas Giolito, R (1,1) ERA: 3.79	5.0 1.0 H 4 1 0 0 3 3 0 0 1 0 0 67 101 0.00 1.800	17 Joe Kelly, R (9, PH) ERA: 4.66	1.0 2.0 H 6 0 0 0 2 0 0 0 0 0 0 19 29 0.00 0.000	40 Reynaldo López, R (7,1) ERA: 4.29	1.0 B 7 3 3 3 0 1 0 0 0 0 0 11 22 27.00 4.000	49 Kendal Graveman, R (9,1) ERA: 3.56	1.0 2.0 B 9 1 1 0 1 1 1 0 0 1 0 14 26 0.00 1.000	57 Tanner Banks, L (10,1) ERA: 5.2	2.0 B 9 1 1 0 1 1 1 0 0 1 0 14 26 0.00 1.000	PITCHER	IP WLS BF H R ER SO BB IBB HBP BLK WP HR S P ERA WHIP	62 Jesse Scholtens, R (12, 1) ERA: 3.09	0.2 L 4 2 1 0 0 0 0 1 0 0 0 0 8 13 0.00 3.000									

Chicago White Sox @ Minnesota Twins
Target Field, Minneapolis, MN
Sun Jul 23 2023, 1:14 PM - 4:41 PM CDT
Att. 29,001 - Overcast - 82 F

AB	43
R	5
H	13
RBI	5
BB	7
SO	15
LOB	30



Batter	1	2	3	4	5	6	7	8	9	AB R H RBI BB SO LOB	TOP																	
3 J.P. Crawford, L (1, 6) OBP: 0.368, SLG: 0.399	G3		G3-1			28 F8 2B		29 2B BB	28 2B 35 SF8 HBP	3 2 1 0 1 0 0	Seattle Mariners @ Minnesota Twins Target Field, Minneapolis, MN Tue Jul 25 2023, 6:42 PM - 9:36 PM CDT Att: 26,824 - Cloudy - 90 F																	
28 Eugenio Suárez, R (1, 5) OBP: 0.324, SLG: 0.387	K			K		F8		29 2B 35 G4-3 BB	35 SF8 2B	4 1 1 2 1 2 1																		
29 Cal Raleigh, S (1, 2) OBP: 0.308, SLG: 0.425	F7					K		44 HR 2B	K	5 1 2 1 0 2 3																		
35 Teoscar Hernández, R (1, 9) OBP: 0.289, SLG: 0.416		K		FC5-4 1B		K		G4-3	SF8	4 0 0 2 0 2 3																		
44 Julio Rodríguez, R (1, 8) OBP: 0.312, SLG: 0.413		HR		G6-3				HR	K	5 2 2 3 0 2 2																		
20 Mike Ford, L (1, 10) OBP: 0.310, SLG: 0.573						K				3 0 0 0 1 1 0																		
23 Ty France, R (1, 3) OBP: 0.320, SLG: 0.366										4 0 1 0 0 1 1																		
18 Cade Marlowe, L (1, 7) OBP: 0.455, SLG: 0.778										3 2 2 1 1 0 0																		
16 Koltan Wong, L (1, 4) OBP: 0.244, SLG: 0.230										4 1 1 0 0 1 2																		
Inning Stats	R: 0 E: 0 K: 1 S: 6	H: 0 LOB: 0 BB: 0 P: 10	R: 1 E: 0 K: 1 S: 8	H: 1 LOB: 0 BB: 1 P: 15	R: 0 E: 0 K: 1 S: 8	H: 0 LOB: 0 BB: 0 P: 12	R: 0 E: 0 K: 1 S: 11	H: 1 LOB: 0 BB: 0 P: 16	R: 1 E: 0 K: 1 S: 9	H: 1 LOB: 0 BB: 0 P: 13		R: 0 E: 0 K: 2 S: 12	H: 2 LOB: 2 BB: 0 P: 12	R: 4 E: 0 K: 1 S: 19	H: 2 LOB: 0 BB: 2 P: 33	R: 3 E: 0 K: 2 S: 16	H: 2 LOB: 1 BB: 1 P: 28	1B: 3 2B: 4 3B: 0 HR: 3	SF: 1 SAC: 0 DP: 1 HBP: 1	WP: 0 PB: 0 SB: 1 CS: 0	PA: 41							
PITCHER	IP WLS BF H R ER SO BB IBB HBP BLK WP HR S P ERA WHIP											IP WLS BF H R ER SO BB IBB HBP BLK WP HR S P ERA WHIP																
49 Pablo López, R (1, 1) ERA: 4.13	7.0		27	6	2	2	8	1	0	0	0	0	0	2	63	94	2.57	1.000										
71 Jovani Moran, L (8, 1) ERA: 4.91	0.0		3	1	3	3	0	2	0	0	0	0	0	0	5	14	∞	∞										
15 Emilio Pagán, R (8, 1) ERA: 3.45	1.0	B	4	1	1	1	1	0	0	0	0	0	0	1	14	19	9.00	1.000										
62 Oliver Ortega, R (9, 1) ERA: 4.5	1.0	L	7	2	3	3	2	1	0	1	0	0	0	0	16	28	27.00	3.000										

AB	35
R	9
H	10
RBI	9
BB	4
SO	11
LOB	12



Batter	1	2	3	4	5	6	7	8	9	AB R H RBI BB SO LOB	BOTTOM																
4 Carlos Correa, R (1, 6) OBP: 0.308, SLG: 0.407	47 3B 2B			G3		K			G6-3	4 1 1 0 1 1 1	Seattle Mariners @ Minnesota Twins Target Field, Minneapolis, MN Tue Jul 25 2023, 6:42 PM - 9:36 PM CDT Att: 26,824 - Cloudy - 90 F																
47 Edouard Julien, L (1, 4) OBP: 0.392, SLG: 0.545				G5-3					L8	3 1 1 1 0 1 2																	
12 Kyle Farmer, R (7, PH) OBP: 0.314, SLG: 0.397	26 1B 3B									1 0 0 0 1 0 0																	
19 Alex Kirilloff, L (1, 3) OBP: 0.364, SLG: 0.454	K								F7	5 0 0 0 0 3 4																	
26 Max Kepler, L (1, 9) OBP: 0.298, SLG: 0.440	38 HR 1B									4 2 2 1 0 2 1																	
38 Matt Wallner, L (1, 10) OBP: 0.414, SLG: 0.447										4 1 1 2 0 3 1																	
50 Willi Castro, S (1, 5) OBP: 0.322, SLG: 0.370	K									3 1 1 1 1 2 0																	
9 Trevor Larnach, L (1, 7) OBP: 0.310, SLG: 0.392										3 0 0 0 1 3 2																	
27 Ryan Jeffers, R (1, 2) OBP: 0.385, SLG: 0.439										3 0 1 0 1 1 2																	
13 Joey Gallo, L (1, 8) OBP: 0.292, SLG: 0.448										2 0 0 0 0 2 1																	
39 Donovan Solano, R (6, PH) OBP: 0.367, SLG: 0.396										0 0 0 1 0 0 0																	
2 Michael Taylor, R (7, 8) OBP: 0.271, SLG: 0.419										1 1 1 1 0 0 0																	
Inning Stats	R: 4 E: 0 K: 3 S: 21	H: 4 LOB: 0 BB: 0 P: 28	R: 0 E: 0 K: 3 S: 15	H: 1 LOB: 2 BB: 1 P: 23	R: 1 E: 0 K: 2 S: 16	H: 2 LOB: 1 BB: 0 P: 23	R: 0 E: 0 K: 1 S: 10	H: 0 LOB: 0 BB: 0 P: 15	R: 0 E: 0 K: 3 S: 10	H: 0 LOB: 0 BB: 0 P: 13	R: 1 E: 0 K: 2 S: 14	H: 0 LOB: 1 BB: 2 P: 28	R: 0 E: 0 K: 1 S: 9	H: 0 LOB: 0 BB: 1 P: 17	R: 0 E: 0 K: 3 S: 12	H: 0 LOB: 1 BB: 1 P: 18	R: 1 E: 0 K: 0 S: 9	H: 1 LOB: 0 BB: 0 P: 13	1B: 3 2B: 1 3B: 2 HR: 2	SF: 1 SAC: 0 DP: 0 HBP: 0	WP: 0 PB: 0 SB: 3 CS: 1	PA: 40					
PITCHER	IP WLS BF H R ER SO BB IBB HBP BLK WP HR S P ERA WHIP											IP WLS BF H R ER SO BB IBB HBP BLK WP HR S P ERA WHIP															
68 George Kirby, R (1, 1) ERA: 3.49	4.0		20	7	5	5	9	1	0	0	0	0	0	10	13	9.00	2.000										
55 Gabe Speier, L (5, 1) ERA: 4.13	1.0		3	0	0	0	3	0	0	0	0	0	0	10	13	0.00	0.000										
49 Isaiah Campbell, R (6, 1) ERA: 1.5	1.0		5	0	1	1	2	2	0	0	0	0	0	14	28	9.00	2.000										
60 Tayler Saucedo, L (7, 1) ERA: 2.37	1.0		3	0	0	0	1	1	0	0	0	0	0	9	17	0.00	1.000										
47 Matt Brash, R (8, 1) ERA: 3.48	1.0	W	4	0	0	0	3	1	0	0	0	0	0	12	18	0.00	1.000										



Batter	1	2	3	4	5	6	7	8	9	AB R H RBI BB SO LOB	TOP											
44 Julio Rodríguez, R (1, 8) OBP: 0.315, SLG: 0.427										5 3 3 1 0 1 3	Seattle Mariners @ Minnesota Twins Target Field, Minneapolis, MN Wed Jul 26 2023, 12:13 PM - 2:52 PM CDT Att: 25,728 - Partly Cloudy - 83 F											
28 Eugenio Suárez, R (1, 5) OBP: 0.325, SLG: 0.386										4 0 1 1 1 2 4												
35 Teoscar Hernández, R (1, 9) OBP: 0.289, SLG: 0.414										5 0 1 1 0 3 5												
20 Mike Ford, L (1, 10) OBP: 0.299, SLG: 0.549										5 0 0 0 0 3 3												
23 Ty France, R (1, 3) OBP: 0.319, SLG: 0.363										3 1 0 0 1 1 2												
2 Tom Murphy, R (1, 2)										4 1 1 0 0 0 1												
18 Cade Marlowe, L (1, 7)										2 1 0 0 2 0 0												
25 Dylan Moore, R (1, 6)										4 2 3 4 0 1 0												
16 Koltan Wong, L (1, 4)										4 0 1 1 0 1 0												
Inning Stats	R: 1 E: 0 K: 3 S: 13	H: 2 LOB: 1 BB: 0 P: 23	R: 1 E: 0 K: 0 S: 8	H: 1 LOB: 0 BB: 0 P: 12	R: 1 E: 0 K: 2 S: 16	H: 1 LOB: 1 BB: 1 P: 22	R: 1 E: 0 K: 2 S: 28	H: 3 LOB: 3 BB: 1 P: 42	R: 3 E: 0 K: 1 S: 17	H: 1 LOB: 0 BB: 2 P: 28	R: 1 E: 0 K: 1 S: 10	H: 2 LOB: 0 BB: 0 P: 14	R: 0 E: 0 K: 0 S: 5	H: 0 LOB: 0 BB: 0 P: 7	R: 0 E: 0 K: 2 S: 7	H: 0 LOB: 0 BB: 0 P: 7	R: 0 E: 0 K: 1 S: 5	H: 0 LOB: 0 BB: 0 P: 8	1B: 4 2B: 3 3B: 0 HR: 3	SF: 0 SAC: 0 DP: 1 HBP: 0	WP: 0 PB: 0 SB: 0 CS: 0	PA: 40
PITCHER	IP WLS BF H R ER SO BB IBB HBP BLK WP HR S P ERA WHIP											IP WLS BF H R ER SO BB IBB HBP BLK WP HR S P ERA WHIP										
41 Joe Ryan, R (1, 1) ERA: 4.08	3.2 L 20 7 4 4 7 2 0 0 0 0 2 63 95 9.82 2.455																					
81 Jordan Balazovic, R (4, 1) ERA: 2.93	1.1 7 1 3 3 1 2 0 0 0 0 0 1 19 32 20.25 2.250																					
74 Josh Winder, R (6, 1) ERA: 3.72	4.0 13 2 1 1 4 0 0 0 0 0 0 27 36 2.25 0.500																					

AB	36
R	8
H	10
RBI	8
BB	4
SO	12
LOB	18



Batter	1	2	3	4	5	6	7	8	9	AB R H RBI BB SO LOB	BOTTOM											
4 Carlos Correa, R (1, 6) OBP: 0.304, SLG: 0.401										5 0 0 0 0 1 2	Seattle Mariners @ Minnesota Twins Target Field, Minneapolis, MN Wed Jul 26 2023, 12:13 PM - 2:52 PM CDT Att: 25,728 - Partly Cloudy - 83 F											
47 Edouard Julien, L (1, 4) OBP: 0.387, SLG: 0.552										5 1 1 1 0 1 2												
26 Max Kepler, L (1, 10) OBP: 0.293, SLG: 0.431										5 0 0 0 0 1 2												
38 Matt Wallner, L (1, 9) OBP: 0.419, SLG: 0.569										4 2 2 2 0 1 0												
50 Willi Castro, S (1, 8) OBP: 0.321, SLG: 0.372										4 0 1 0 0 1 0												
Trevor Lamach, L (1, 7) OBP: 0.314, SLG: 0.401										4 1 2 0 0 1 1												
12 Kyle Farmer, R (1, 5) OBP: 0.317, SLG: 0.399										4 1 2 1 0 1 2												
13 Joey Gallo, L (1, 3) OBP: 0.293, SLG: 0.451										3 1 1 1 0 2 1												
39 Donovan Solano, R (8, 3) OBP: 0.366, SLG: 0.594										1 0 0 0 0 0 1												
8 Christian Vázquez, R (1, 2) OBP: 0.297, SLG: 0.314										4 1 3 2 0 0 0												
2 Michael Taylor, R (9, PR) OBP: 0.271, SLG: 0.419										0 0 0 0 0 0 0												
Inning Stats	R: 0 E: 0 K: 1 S: 6	H: 0 LOB: 0 BB: 0 P: 10	R: 0 E: 0 K: 3 S: 14	H: 1 LOB: 1 BB: 0 P: 19	R: 2 E: 0 K: 1 S: 8	H: 2 LOB: 1 BB: 0 P: 10	R: 1 E: 0 K: 2 S: 13	H: 2 LOB: 1 BB: 0 P: 22	R: 0 E: 0 K: 0 S: 7	H: 0 LOB: 0 BB: 0 P: 12	R: 4 E: 0 K: 1 S: 21	H: 5 LOB: 1 BB: 0 P: 33	R: 0 E: 0 K: 1 S: 7	H: 0 LOB: 0 BB: 0 P: 10	R: 0 E: 0 K: 0 S: 10	H: 1 LOB: 1 BB: 0 P: 16	R: 0 E: 0 K: 0 S: 9	H: 1 LOB: 2 BB: 0 P: 12	1B: 5 2B: 3 3B: 0 HR: 4	SF: 0 SAC: 0 DP: 0 HBP: 0	WP: 0 PB: 0 SB: 0 CS: 0	PA: 39
PITCHER	IP WLS BF H R ER SO BB IBB HBP BLK WP HR S P ERA WHIP											IP WLS BF H R ER SO BB IBB HBP BLK WP HR S P ERA WHIP										
50 Bryce Miller, R (1, 1) ERA: 3.96	5.2 W 25 8 6 6 7 0 0 0 0 0 0 9 14 27.00 6.000																					
47 Matt Brash, R (6, 1) ERA: 3.67	0.1 H 3 2 1 1 1 0 0 0 0 0 0 0 9 14 27.00 6.000																					
55 Gabe Speier, L (7, 1) ERA: 4.01	1.0 H 3 0 0 0 1 0 0 0 0 0 0 0 7 10 0.00 0.000																					
48 Justin Topa, R (8, 1) ERA: 2.7	1.0 H 4 1 0 0 0 0 0 0 0 0 0 0 10 16 0.00 1.000																					
75 Andrés Muñoz, R (9, 1) ERA: 2.82	1.0 S 4 1 0 0 0 0 0 0 0 0 0 0 9 12 0.00 1.000																					

AB	39
R	7
H	12
RBI	7
BB	0
SO	9
LOB	11



Batter	1	2	3	4	5	6	7	8	9	10	AB	R	H	RBI	BB	SO	LOB	TOP							
4 Carlos Correa, R OBP: 0.305, SLG: 0.402	(1,6) K		(1,2) BB		(1,1) 26 F	(2,1) F7			(1,1) G4-3	(1,2) CS	4	0	1	0	1	1	2								
47 Edouard Julien, L OBP: 0.387, SLG: 0.543	(1,4) HBP		(3,1) L8		(3,3) 2B		(0,1) G3-1		(4,2) 11 HBP		3	0	0	0	1	1	3								
2 Michael Taylor, R OBP: 0.271, SLG: 0.419	(9, PR)							(2,2) G5-3			3	0	0	0	0	3	4								
19 Alex Kirilloff, L OBP: 0.350, SLG: 0.448	(1,3) K		(3,3) K						(2,2) 11 HBP		1	0	0	0	0	0	0								
39 Donovan Solano, R OBP: 0.387, SLG: 0.393	(7, PH)								(1,2) 2-3		5	1	1	0	0	1	5								
26 Max Kepler, L OBP: 0.291, SLG: 0.430	(1,9) G3-1			(2,2) 27 1B		(1,2) E1			(0,1) F4		4	0	1	2	0	2	1								
11 Jorge Polanco, S OBP: 0.295, SLG: 0.452	(1,5) K				(2,2) HBP				(3,2) F8		4	0	1	2	0	2	1								
38 Matt Walner, L OBP: 0.388, SLG: 0.518	(1,10) G3-1				(1,3) K				(2,3) 2B		5	1	0	0	0	2	7								
50 Willi Castro, S OBP: 0.322, SLG: 0.367	(9,7) G1-3				(4,0) 27 1B					(0,0) 12 1B	3	1	0	0	2	1	0								
27 Ryan Jeffers, R OBP: 0.385, SLG: 0.438	(1,2) K				(2,2) 4 BB				(0,2) F8		5	0	2	1	0	1	1								
13 Joey Gallo, L OBP: 0.293, SLG: 0.450	(9, PH)				(1,3) 13 S						3	0	1	0	0	2	2								
25 Byron Buxton, R OBP: 0.267, SLG: 0.420	(9,5) K				(2,3) 1B						1	1	1	0	0	0	0								
12 Kyle Farmer, R OBP: 0.320, SLG: 0.402					(1,2) 1B						1	0	1	1	0	0	0								
Inning Stats	R: 0 E: 0 K: 2 S: 10	H: 0 LOB: 1 BB: 0 P: 16	R: 0 E: 0 K: 1 S: 7	H: 0 LOB: 0 BB: 0 P: 8	R: 0 E: 0 K: 2 S: 16	H: 1 LOB: 2 BB: 1 P: 28	R: 2 E: 0 K: 3 S: 18	H: 2 LOB: 1 BB: 1 P: 28	R: 0 E: 1 K: 2 S: 16	H: 1 LOB: 3 BB: 0 P: 24	R: 0 E: 0 K: 1 S: 9	H: 0 LOB: 0 BB: 0 P: 13	R: 0 E: 0 K: 1 S: 11	H: 0 LOB: 1 BB: 1 P: 20	R: 2 E: 0 K: 0 S: 13	H: 2 LOB: 3 BB: 1 P: 23	R: 1 E: 0 K: 1 S: 10	H: 1 LOB: 0 BB: 0 P: 14	1B: 5 2B: 3 3B: 0 HR: 0	SF: 0 SAC: 0 DP: 0 HBP: 3	WP: 0 PB: 0 SB: 2 CS: 1	PA: 46			
PITCHER	IP WLS BF H R ER SO BB IBB HBP BLK WP HR S P ERA WHIP	5.0 1.0 1.0 1.0 1.0 1.0 1.0 5.0	WLS BF H R ER SO BB IBB HBP BLK WP HR S P ERA WHIP	2.0 3.0 2.0 1.0 1.0 1.0 1.0 2.0	5.0 1.0 1.0 1.0 1.0 1.0 1.0 5.0	1.0 3.0 2.0 1.0 1.0 1.0 1.0 1.0	1.0 3.0 2.0 1.0 1.0 1.0 1.0 1.0	1.0 3.0 2.0 1.0 1.0 1.0 1.0 1.0	1.0 3.0 2.0 1.0 1.0 1.0 1.0 1.0	1.0 3.0 2.0 1.0 1.0 1.0 1.0 1.0	1.0 3.0 2.0 1.0 1.0 1.0 1.0 1.0	1.0 3.0 2.0 1.0 1.0 1.0 1.0 1.0	1.0 3.0 2.0 1.0 1.0 1.0 1.0 1.0	1.0 3.0 2.0 1.0 1.0 1.0 1.0 1.0	1.0 3.0 2.0 1.0 1.0 1.0 1.0 1.0	1.0 3.0 2.0 1.0 1.0 1.0 1.0 1.0	1.0 3.0 2.0 1.0 1.0 1.0 1.0 1.0	1.0 3.0 2.0 1.0 1.0 1.0 1.0 1.0	1.0 3.0 2.0 1.0 1.0 1.0 1.0 1.0	1.0 3.0 2.0 1.0 1.0 1.0 1.0 1.0	1.0 3.0 2.0 1.0 1.0 1.0 1.0 1.0	1.0 3.0 2.0 1.0 1.0 1.0 1.0 1.0	1.0 3.0 2.0 1.0 1.0 1.0 1.0 1.0	1.0 3.0 2.0 1.0 1.0 1.0 1.0 1.0	1.0 3.0 2.0 1.0 1.0 1.0 1.0 1.0

Minnesota Twins @ Kansas City Royals
Kauffman Stadium, Kansas City, MO
Fri Jul 28 2023, 7:11 PM - 10:28 PM CDT
Att: 23,022 - Clear - 97 F

AB 38
R 5
H 8
RBI 4
BB 4
SO 14
LOB 25



Batter	1	2	3	4	5	6	7	8	9	10	AB	R	H	RBI	BB	SO	LOB	BOTTOM							
11 Maikel Garcia, R OBP: 0.323, SLG: 0.386	(1,5) L9		(1,1) F9			(2,2) 7 2B					4	2	1	0	1	0	1								
7 Bobby Witt Jr., R OBP: 0.296, SLG: 0.451	(1,6) 1B					(1,3) K					5	2	4	6	0	1	0								
1 MJ Melendez, L OBP: 0.294, SLG: 0.355	(1,7) F7					(0,3) K					4	0	1	1	0	1	2								
44 Dairon Blanco, R OBP: 0.292, SLG: 0.433	(9,7) F7					(2,1) 1B					0	0	0	0	0	0	0								
13 Salvador Perez, R OBP: 0.285, SLG: 0.433	(1,3) L5					(1,2) F9					4	0	0	0	0	0	1								
34 Freddy Fermin, R OBP: 0.346, SLG: 0.464	(1,2) K					(2,1) L9					4	0	1	0	0	2	0								
0 Samad Taylor, R OBP: 0.275, SLG: 0.152	(9, PR)										0	0	0	0	0	0	0								
15 Matt Duffy, R OBP: 0.318, SLG: 0.339	(10,3) K										0	0	0	0	0	0	0								
19 Michael Massey, L OBP: 0.270, SLG: 0.344	(1,10) G4-3										4	0	0	0	0	0	1								
28 Kyle Isbel, L OBP: 0.249, SLG: 0.373	(1,8) HR										4	2	1	1	0	0	1								
6 Drew Waters, S OBP: 0.285, SLG: 0.358	(1,9) K2-3										4	1	1	0	0	3	0								
8 Nicky Lopez, L OBP: 0.322, SLG: 0.280	(1,4) G3										2	1	0	0	1	0	0								
Inning Stats	R: 0 E: 0 K: 0 S: 7	H: 1 LOB: 0 BB: 0 P: 13	R: 0 E: 0 K: 1 S: 6	H: 0 LOB: 0 BB: 0 P: 9	R: 1 E: 0 K: 1 S: 8	H: 1 LOB: 0 BB: 0 P: 10	R: 0 E: 0 K: 2 S: 12	H: 0 LOB: 0 BB: 0 P: 14	R: 0 E: 0 K: 0 S: 6	H: 0 LOB: 0 BB: 0 P: 8	R: 2 E: 0 K: 1 S: 17	H: 3 LOB: 1 BB: 0 P: 26	R: 0 E: 0 K: 1 S: 13	H: 0 LOB: 0 BB: 0 P: 18	R: 1 E: 0 K: 0 S: 12	H: 2 LOB: 1 BB: 0 P: 18	R: 0 E: 0 K: 0 S: 7	H: 1 LOB: 2 BB: 0 P: 10	R: 4 E: 0 K: 1 S: 12	H: 1 LOB: 0 BB: 2 P: 25	1B: 5 2B: 1 3B: 1 HR: 2	SF: 0 SAC: 1 DP: 0 HBP: 0	WP: 0 PB: 0 SB: 4 CS: 0	PA: 38	
PITCHER	IP WLS BF H R ER SO BB IBB HBP BLK WP HR S P ERA WHIP	6.0 1.0 0.2 0.1 1.0 6.0	WLS BF H R ER SO BB IBB HBP BLK WP HR S P ERA WHIP	3.0 2.0 1.1 0.0 0.0 3.0	5.0 1.0 0.2 0.1 1.0 5.0	1.0 3.0 0.0 0.0 0.0 1.0	1.0 3.0 0.0 0.0 0.0 1.0	1.0 3.0 0.0 0.0 0.0 1.0	1.0 3.0 0.0 0.0 0.0 1.0	1.0 3.0 0.0 0.0 0.0 1.0	1.0 3.0 0.0 0.0 0.0 1.0	1.0 3.0 0.0 0.0 0.0 1.0	1.0 3.0 0.0 0.0 0.0 1.0	1.0 3.0 0.0 0.0 0.0 1.0	1.0 3.0 0.0 0.0 0.0 1.0	1.0 3.0 0.0 0.0 0.0 1.0	1.0 3.0 0.0 0.0 0.0 1.0	1.0 3.0 0.0 0.0 0.0 1.0	1.0 3.0 0.0 0.0 0.0 1.0	1.0 3.0 0.0 0.0 0.0 1.0	1.0 3.0 0.0 0.0 0.0 1.0	1.0 3.0 0.0 0.0 0.0 1.0	1.0 3.0 0.0 0.0 0.0 1.0	1.0 3.0 0.0 0.0 0.0 1.0	1.0 3.0 0.0 0.0 0.0 1.0

Minnesota Twins @ Kansas City Royals
Kauffman Stadium, Kansas City, MO
Fri Jul 28 2023, 7:11 PM - 10:28 PM CDT
Att: 23,022 - Clear - 97 F

AB 35
R 8
H 9
RBI 8
BB 2
SO 7
LOB 6



Batter	1	2	3	4	5	6	7	8	9	AB	R	H	RBI	BB	SO	LOB	TOP								
4 Carlos Correa, R OBP: 0.304, SLG: 0.399										5	0	1	0	0	2	4	Minnesota Twins @ Kansas City Royals Kauffman Stadium, Kansas City, MO Sat Jul 29 2023, 6:11 PM - 9:23 PM CDT Att: 20,643 - Cloudy - 85 F								
47 Edouard Julien, L OBP: 0.388, SLG: 0.539										5	1	2	0	0	1	1									
19 Alex Kirilloff, L OBP: 0.297, SLG: 0.442										5	1	1	0	0	2	2									
26 Max Kepler, L OBP: 0.297, SLG: 0.447										4	2	2	1	1	1	1									
11 Jorge Polanco, S OBP: 0.292, SLG: 0.442										5	1	1	1	0	1	4									
25 Byron Buxton, R OBP: 0.295, SLG: 0.436										3	2	3	2	0	0	0									
38 Matt Wallner, L OBP: 0.380, SLG: 0.492										3	0	0	0	1	1	5									
8 Christian Vázquez, R OBP: 0.296, SLG: 0.313										4	0	1	2	0	1	2									
50 Willi Castro, S OBP: 0.328, SLG: 0.368										2	0	1	1	1	1	0									
Inning Stats	R: 0 E: 0 K: 1 S: 11	H: 0 LOB: 0 BB: 0 P: 16	R: 0 E: 0 K: 0 S: 8	H: 1 LOB: 1 BB: 0 P: 16	R: 0 E: 0 K: 2 S: 12	H: 0 LOB: 0 BB: 0 P: 18	R: 3 E: 0 K: 1 S: 19	H: 3 LOB: 1 BB: 1 P: 31	R: 0 E: 0 K: 0 S: 11	H: 0 LOB: 1 BB: 1 P: 19	R: 2 E: 0 K: 3 S: 16	H: 3 LOB: 2 BB: 1 P: 26	R: 0 E: 0 K: 3 S: 10	H: 0 LOB: 0 BB: 0 P: 14	R: 2 E: 0 K: 1 S: 11	H: 4 LOB: 2 BB: 0 P: 18		R: 0 E: 0 K: 2 S: 13	H: 1 LOB: 1 BB: 0 P: 18	1B: 7 2B: 5 3B: 0 HR: 1	SF: 0 SAC: 0 DP: 2 HBP: 2	WP: 0 PB: 0 SB: 0 CS: 0	PA: 41		
PITCHER	IP	WLS	BF	H	R	ER	SO	BB	IBB	HBP	BLK	WP	HR	S	P	ERA	WHIP								
24 Jordan Lyles, R ERA: 6.15	5.0	W	21	4	3	3	4	2	0	1	0	0	0	61	100	5.40	1.200								
74 Jose Cuas, R ERA: 4.54	0.1	H	5	3	2	2	0	1	0	0	0	0	1	11	19	54.00	12.000								
65 Dylan Coleman, R ERA: 10.8	0.2	H	2	0	0	0	0	0	0	1	0	0	0	5	7	0.00	0.000								
43 Carlos Hernández, R ERA: 3.63	1.0	H	3	0	0	0	3	0	0	0	0	0	0	10	14	0.00	0.000								
45 Taylor Clarke, R ERA: 6.0	1.0	H	6	4	2	2	1	0	0	0	0	0	0	11	18	18.00	4.000								
58 Scott Barlow, R ERA: 5.35	1.0	S	4	1	0	0	2	0	0	0	0	0	0	13	18	0.00	1.000								

Batter	1	2	3	4	5	6	7	8	9	AB	R	H	RBI	BB	SO	LOB	BOTTOM								
11 Maikel García, R OBP: 0.321, SLG: 0.384										4	1	1	2	0	2	3	Minnesota Twins @ Kansas City Royals Kauffman Stadium, Kansas City, MO Sat Jul 29 2023, 6:11 PM - 9:23 PM CDT Att: 20,643 - Cloudy - 85 F								
7 Bobby Witt Jr., R OBP: 0.302, SLG: 0.467										5	2	4	3	0	0	0									
1 MJ Meléndez, L OBP: 0.293, SLG: 0.353										5	0	1	0	0	2	4									
44 Dairon Blanco, R OBP: 0.292, SLG: 0.433										0	0	0	0	0	0	0									
13 Salvador Pérez, R OBP: 0.289, SLG: 0.434										4	1	2	1	1	1	1									
19 Michael Massey, L OBP: 0.272, SLG: 0.358										5	1	2	1	0	0	4									
14 Edward Olivares, R OBP: 0.299, SLG: 0.409										5	1	1	0	0	1	3									
28 Kyle Isbel, L OBP: 0.264, SLG: 0.391										5	2	4	2	0	0	0									
6 Drew Waters, S OBP: 0.294, SLG: 0.374										4	2	2	1	0	0	1									
15 Matt Duffy, R OBP: 0.321, SLG: 0.336										4	0	1	0	1	1	4									
Inning Stats	R: 1 E: 0 K: 2 S: 12	H: 1 LOB: 0 BB: 0 P: 18	R: 3 E: 0 K: 1 S: 17	H: 4 LOB: 2 BB: 0 P: 25	R: 2 E: 0 K: 0 S: 14	H: 4 LOB: 2 BB: 0 P: 22	R: 0 E: 0 K: 2 S: 17	H: 2 LOB: 0 BB: 0 P: 25	R: 0 E: 0 K: 1 S: 11	H: 0 LOB: 1 BB: 1 P: 19	R: 1 E: 0 K: 0 S: 9	H: 2 LOB: 1 BB: 0 P: 14	R: 3 E: 0 K: 1 S: 26	H: 4 LOB: 2 BB: 1 P: 39	R: 0 E: 0 K: 0 S: 8	H: 1 LOB: 1 BB: 0 P: 12	R: 0 E: 0 K: 2 S: 13	H: 1 LOB: 1 BB: 0 P: 18	1B: 12 2B: 2 3B: 2 HR: 2	SF: 1 SAC: 0 DP: 0 HBP: 1	WP: 1 PB: 0 SB: 0 CS: 0	PA: 45			
PITCHER	IP	WLS	BF	H	R	ER	SO	BB	IBB	HBP	BLK	WP	HR	S	P	ERA	WHIP								
17 Bailey Ober, R ERA: 3.19	4.0	L	24	11	6	6	5	0	0	1	0	0	0	20	33	4.50	1.500								
81 Jordan Balazovic, R ERA: 3.12	2.0		9	2	1	1	1	1	0	0	0	0	0	8	11	54.00	6.000								
71 Jovani Moran, L ERA: 6.44	0.1		3	2	2	2	1	0	0	0	0	0	0	26	40	5.40	2.400								
74 Josh Winder, R ERA: 3.97	1.2		9	3	1	1	0	1	0	0	0	0	0	26	40	5.40	2.400								

AB	36
R	7
H	12
RBI	7
BB	3
SO	10
LOB	19



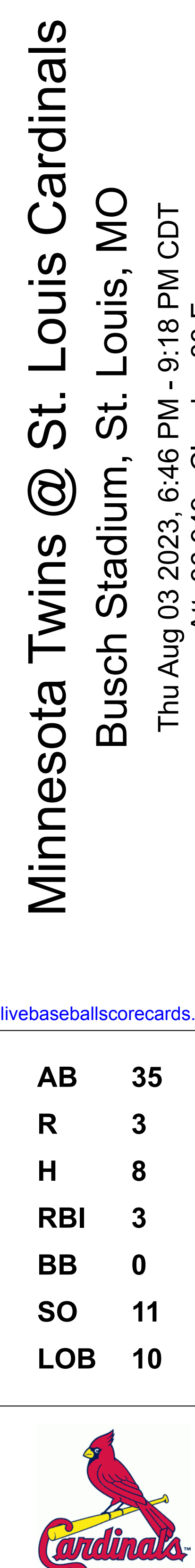
Batter	1	2	3	4	5	6	7	8	9	AB	R	H	RBI	BB	SO	LOB	TOP										
4 Carlos Correa, R (1, 6) OBP: 0.299, SLG: 0.392 50 Willi Castro, S (5, 4) OBP: 0.331, SLG: 0.367										2	0	0	0	0	1	0	Minnesota Twins @ St. Louis Cardinals Busch Stadium, St. Louis, MO Wed Aug 02 2023, 6:47 PM - 9:08 PM CDT Att: 34,332 - Overcast - 81 F										
47 Edouard Julien, L (1, 10) OBP: 0.373, SLG: 0.516										4	0	0	0	0	2	2											
11 Jorge Polanco, S (1, 4) OBP: 0.289, SLG: 0.417										3	0	0	0	1	1	0											
26 Max Kepler, L (1, 9) OBP: 0.295, SLG: 0.439 39 Donovan Solano, R (9, PH) OBP: 0.399, SLG: 0.395										2	1	0	0	1	1	1											
12 Kyle Farmer, R (1, 5) OBP: 0.318, SLG: 0.394										3	1	0	0	0	1	1											
38 Matt Wallner, L (1, 7) OBP: 0.383, SLG: 0.574										3	1	1	3	1	2	1											
8 Christian Vázquez, R (1, 2) OBP: 0.289, SLG: 0.304										3	0	0	0	0	0	1											
13 Joey Gallo, L (1, 3) OBP: 0.290, SLG: 0.443										3	0	1	0	0	1	0											
2 Michael Taylor, R (1, 8) OBP: 0.269, SLG: 0.412										3	0	1	0	0	0	1											
Inning Stats	R: 0 E: 0 K: 2 S: 10	H: 0 LOB: 0 BB: 0 P: 15	R: 0 E: 0 K: 1 S: 9	H: 0 LOB: 0 BB: 0 P: 11	R: 0 E: 0 K: 0 S: 5	H: 0 LOB: 0 BB: 0 P: 7	R: 0 E: 0 K: 1 S: 7	H: 0 LOB: 1 BB: 0 P: 13	R: 0 E: 0 K: 1 S: 5	H: 1 LOB: 0 BB: 0 P: 10	R: 3 E: 0 K: 2 S: 15	H: 1 LOB: 0 BB: 1 P: 28	R: 0 E: 0 K: 0 S: 13	H: 1 LOB: 1 BB: 0 P: 17	R: 0 E: 0 K: 2 S: 10	H: 1 LOB: 1 BB: 0 P: 13		1B: 3 2B: 0 3B: 0 HR: 1	SF: 0 SAC: 0 DP: 3 HBP: 2	WP: 0 PB: 0 SB: 0 CS: 0	PA: 33						
PITCHER	IP	WLS	BF	H	R	ER	SO	BB	IBB	HBP	BLK	WP	HR	S	P	ERA	WHIP										
43 Dakota Hudson, R (1, 1) ERA: 4.1	7.0	W	25	2	3	3	7	3	0	1	0	0	1	55	94	3.86	0.714										
53 Andre Pallante, R (8, 1) ERA: 4.32	1.0		4	1	0	0	0	0	0	1	0	0	0	13	17	0.00	1.000										
59 JoJo Romero, L (9, 1) ERA: 3.74	1.0		4	1	0	0	2	0	0	0	0	0	0	10	13	0.00	1.000										

Batter	1	2	3	4	5	6	7	8	9	AB	R	H	RBI	BB	SO	LOB	BOTTOM										
21 Lars Nootbaar, L (1, 8) OBP: 0.380, SLG: 0.442										4	1	2	2	0	0	1	Minnesota Twins @ St. Louis Cardinals Busch Stadium, St. Louis, MO Wed Aug 02 2023, 6:47 PM - 9:08 PM CDT Att: 34,332 - Overcast - 81 F										
46 Paul Goldschmidt, R (1, 3) OBP: 0.365, SLG: 0.460										4	0	0	0	0	1	1											
16 Nolan Gorman, L (1, 4) OBP: 0.327, SLG: 0.492										2	0	0	0	1	2	0											
28 Nolan Arenado, R (1, 5) OBP: 0.327, SLG: 0.505										4	1	1	0	0	2	3											
40 Wilson Contreras, R (1, 2) OBP: 0.344, SLG: 0.423										4	1	2	0	0	1	3											
27 Tyler O'Neill, R (1, 7) OBP: 0.324, SLG: 0.403										4	1	1	1	0	1	3											
41 Alec Burleson, L (1, 10) OBP: 0.333, SLG: 0.406 55 Taylor Motter, R (8, PH) OBP: 0.261, SLG: 0.238										3	1	1	3	0	0	0											
18 Jordan Walker, R (1, 9) OBP: 0.333, SLG: 0.436 3 Dylan Carlson, S (8, 8) OBP: 0.322, SLG: 0.338										3	1	2	1	0	1	0											
19 Tommy Edman, S (1, 6) OBP: 0.299, SLG: 0.384										4	1	1	0	0	1	1											
Inning Stats	R: 0 E: 0 K: 0 S: 15	H: 1 LOB: 2 BB: 1 P: 27	R: 4 E: 0 K: 1 S: 19	H: 4 LOB: 0 BB: 0 P: 26	R: 3 E: 0 K: 0 S: 16	H: 4 LOB: 1 BB: 0 P: 25	R: 0 E: 0 K: 3 S: 16	H: 0 LOB: 1 BB: 0 P: 25	R: 0 E: 0 K: 1 S: 6	H: 0 LOB: 0 BB: 0 P: 11	R: 0 E: 0 K: 3 S: 11	H: 1 LOB: 1 BB: 0 P: 16	R: 0 E: 0 K: 2 S: 7	H: 0 LOB: 0 BB: 0 P: 11	R: 0 E: 0 K: 2 S: 10	H: 1 LOB: 1 BB: 0 P: 13		1B: 5 2B: 1 3B: 0 HR: 4	SF: 0 SAC: 0 DP: 0 HBP: 1	WP: 0 PB: 0 SB: 1 CS: 0	PA: 36						
PITCHER	IP	WLS	BF	H	R	ER	SO	BB	IBB	HBP	BLK	WP	HR	S	P	ERA	WHIP										
41 Joe Ryan, R (1, 1) ERA: 4.43	4.0	L	23	9	7	7	4	1	0	1	0	0	0	24	36	0.00	0.333										
74 Josh Winder, R (5, 1) ERA: 3.14	3.0		10	1	0	0	4	0	0	0	0	0	0	7	11	0.00	0.000										
56 Caleb Thielbar, L (8, 1) ERA: 1.59	1.0		3	0	0	0	2	0	0	0	0	0	0	7	11	0.00	0.000										



Batter	1	2	3	4	5	6	7	8	9	AB R H RBI BB SO LOB	TOP							
4 Carlos Correa, R OBP: 0.298, SLG: 0.387	G5-3	G6-3			G1-3		K		BB	4 0 0 0 1 1 0	Minnesota Twins @ St. Louis Cardinals Busch Stadium, St. Louis, MO Thu Aug 03 2023, 6:46 PM - 9:18 PM CDT Att: 36,949 - Cloudy - 83 F							
12 Kyle Farmer, R OBP: 0.311, SLG: 0.385	P3		G6-3		G4-3		K		F9	5 0 0 0 0 1 1								
39 Donovan Solano, R OBP: 0.371, SLG: 0.397	F9		1B			50 BB 2 BB 47 1B	G4-3			4 1 2 0 0 0 0								
11 Jorge Polanco, S OBP: 0.294, SLG: 0.415		BB	P3						1B	3 0 1 0 1 0 2								
47 Edouard Julien, L OBP: 0.371, SLG: 0.510		FC4	G4-3						1B	4 1 1 0 0 0 3								
13 Joey Gallo, L OBP: 0.290, SLG: 0.443		2B				2 BB 50 BB				0 0 0 0 0 0 0								
27 Ryan Jeffers, R OBP: 0.285, SLG: 0.455	HR									4 1 1 2 0 1 3								
50 Willi Castro, S OBP: 0.333, SLG: 0.371		2B								3 1 1 0 1 0 1								
2 Michael Taylor, R OBP: 0.272, SLG: 0.423		HR								4 1 1 2 0 1 3								
38 Matt Wallner, L OBP: 0.369, SLG: 0.549										3 1 1 0 1 0 1								
26 Max Kepler, L OBP: 0.294, SLG: 0.437	F7				G6-3		K		L7	3 0 0 0 0 1 3								
										1 0 0 0 0 0 0								
Inning Stats	R: 0 E: 0 K: 0 S: 6	H: 0 LOB: 0 BB: 0 P: 11	R: 4 E: 0 K: 0 S: 16	H: 3 LOB: 0 BB: 1 P: 27	R: 0 E: 0 K: 0 S: 11	H: 1 LOB: 1 BB: 0 P: 16	R: 0 E: 0 K: 1 S: 6	H: 0 LOB: 0 BB: 0 P: 8	R: 0 E: 0 K: 2 S: 10	H: 0 LOB: 0 BB: 0 P: 14	R: 0 E: 0 K: 0 S: 13	H: 1 LOB: 1 BB: 0 P: 18	R: 0 E: 0 K: 0 S: 9	H: 0 LOB: 1 BB: 1 P: 16	1B: 4 2B: 1 3B: 0 HR: 2	SF: 0 SAC: 0 DP: 0 HBP: 0	WP: 1 PB: 0 SB: 1 CS: 0	PA: 38
PITCHER	IP WLS BF H R ER SO BB IBB HBP BLK WP HR S P ERA WHIP											IP WLS BF H R ER SO BB IBB HBP BLK WP HR S P ERA WHIP						
52 Matthew Liberatore, L ERA: 6.93	5.2 L 25 6 5 5 1 2 0 0 0 0 1 2 56 93 7.94 1.412																	
34 Drew VerHagen, R ERA: 4.57	1.1 5 0 0 0 3 1 0 0 0 0 0 0 14 25 0.00 0.750																	
57 Zack Thompson, L ERA: 4.78	1.0 4 1 0 0 0 0 0 0 0 0 0 0 13 18 0.00 1.000																	
68 James Naile, R ERA: 10.38	1.0 4 0 0 0 0 1 0 0 0 0 0 0 9 16 0.00 1.000																	

Batter	1	2	3	4	5	6	7	8	9	AB R H RBI BB SO LOB	BOTTOM							
21 Lars Nootbaar, L OBP: 0.376, SLG: 0.436	K				G3					4 0 0 0 0 3 2	Minnesota Twins @ St. Louis Cardinals Busch Stadium, St. Louis, MO Thu Aug 03 2023, 6:46 PM - 9:18 PM CDT Att: 36,949 - Cloudy - 83 F							
46 Paul Goldschmidt, R OBP: 0.362, SLG: 0.655	G3									4 0 0 0 0 2 1								
18 Jordan Walker, R OBP: 0.328, SLG: 0.429	G6-3									4 0 0 0 0 1 1								
41 Alec Burleson, L OBP: 0.298, SLG: 0.425										4 2 3 1 0 1 0								
19 Tommy Edman, S OBP: 0.298, SLG: 0.382		FC4-6							1B	4 1 1 0 0 1 2								
3 Dylan Carlson, S OBP: 0.321, SLG: 0.341		2B								4 0 1 2 0 0 1								
7 Andrew Knizner, R OBP: 0.268, SLG: 0.464	F7									4 0 1 0 0 0 1								
55 Taylor Motter, R OBP: 0.240, SLG: 0.217	P3									4 0 0 0 0 2 2								
35 José Fermín, R OBP: 0.267, SLG: 0.214										3 0 2 0 0 1 0								
										4 0 1 0 0 0 1								
Inning Stats	R: 0 E: 0 K: 1 S: 6	H: 2 LOB: 1 BB: 0 P: 7	R: 1 E: 0 K: 0 S: 10	H: 2 LOB: 0 BB: 0 P: 12	R: 0 E: 0 K: 3 S: 9	H: 0 LOB: 0 BB: 0 P: 13	R: 0 E: 0 K: 1 S: 10	H: 1 LOB: 0 BB: 0 P: 15	R: 0 E: 0 K: 2 S: 6	H: 0 LOB: 0 BB: 0 P: 8	R: 0 E: 0 K: 1 S: 11	H: 1 LOB: 1 BB: 0 P: 15	R: 1 E: 0 K: 1 S: 10	H: 2 LOB: 1 BB: 0 P: 13	1B: 6 2B: 1 3B: 0 HR: 1	SF: 0 SAC: 0 DP: 0 HBP: 0	WP: 1 PB: 0 SB: 0 CS: 0	PA: 35
PITCHER	IP WLS BF H R ER SO BB IBB HBP BLK WP HR S P ERA WHIP											IP WLS BF H R ER SO BB IBB HBP BLK WP HR S P ERA WHIP						
54 Sonny Gray, R ERA: 3.18	7.0 W 26 5 2 2 8 0 0 0 0 0 0 11 55 7 2.57 0.714																	
22 Griffin Jax, R ERA: 2.91	1.0 H 4 1 0 0 2 0 0 0 0 0 0 11 15 0.00 1.000																	
59 Jhoan Duran, R ERA: 2.95	1.0 S 5 2 1 1 1 0 0 0 0 0 1 0 10 13 9.00 2.000																	



Batter	1	2	3	4	5	6	7	8	9	AB	R	H	RBI	BB	SO	LOB	TOP										
2 Gerardo Perdomo, S (1,6) OBP: 0.375, SLG: 0.400										5	0	1	0	0	1	4	Arizona Diamondbacks @ Minnesota Twins Target Field, Minneapolis, MN Fri Aug 04 2023, 7:13 PM - 9:58 PM CDT Att: 29,408 - Overcast - 83 F										
4 Ketel Marte, S (1,4) OBP: 0.363, SLG: 0.504										5	0	0	0	0	1	3											
7 Corbin Carroll, L (1,8) OBP: 0.353, SLG: 0.525										4	0	1	0	0	1	1											
53 Christian Walker, R (1,3) OBP: 0.340, SLG: 0.509										4	0	1	0	0	1	2											
28 Tommy Pham, R (1,7) OBP: 0.346, SLG: 0.462										4	0	1	0	0	1	1											
12 Lourdes Gurriel Jr., R (1,10) OBP: 0.298, SLG: 0.460										3	2	1	1	0	1	2											
15 Emmanuel Rivera, R (1,5) OBP: 0.325, SLG: 0.393										2	0	0	0	0	0	1											
6 Jace Peterson, L (6,PH) OBP: 0.310, SLG: 0.321										3	0	2	0	1	0	1											
31 Jake McCarthy, L (1,9) OBP: 0.325, SLG: 0.342										3	0	1	1	0	1	1											
11 Jose Herrera, S (1,2) OBP: 0.313, SLG: 0.278										1	0	1	0	0	0	0											
5 Alek Thomas, L (9,PH) OBP: 0.271, SLG: 0.412										1	0	1	0	0	0	0											
Inning Stats	R: 0 E: 0 K: 0 S: 17	H: 1 LOB: 1 BB: 0 P: 22	R: 1 E: 0 K: 0 S: 12	H: 2 LOB: 1 BB: 0 P: 17	R: 0 E: 0 K: 2 S: 12	H: 1 LOB: 1 BB: 0 P: 19	R: 1 E: 0 K: 1 S: 19	H: 2 LOB: 2 BB: 0 P: 28	R: 0 E: 0 K: 0 S: 12	H: 1 LOB: 1 BB: 0 P: 18	R: 0 E: 0 K: 1 S: 12	H: 0 LOB: 0 BB: 0 P: 19	R: 0 E: 0 K: 2 S: 8	H: 0 LOB: 0 BB: 0 P: 11	R: 0 E: 0 K: 0 S: 9	H: 1 LOB: 1 BB: 0 P: 12	R: 0 E: 0 K: 1 S: 12	H: 1 LOB: 2 BB: 1 P: 19	1B: 7 2B: 1 3B: 0 HR: 1	SF: 0 SAC: 0 DP: 0 HBP: 1	WP: 1 PB: 0 SB: 1 CS: 0	PA: 38					
PITCHER	IP	WLS	BF	H	R	ER	SO	BB	IBB	HBP	BLK	WP	HR	S	P	ERA	WHIP										
17 Bailey Ober, R (1,1) ERA: 3.21	5.0		22	6	2	2	3	0	0	1	0	0	1	72	104	3.60	1.200										
58 Dylan Floro, R (6,1) ERA: 4.29	1.0		4	1	0	0	1	0	0	0	0	0	0	12	19	0.00	1.000										
56 Caleb Thielbar, R (7,1) ERA: 1.42	1.1	W	4	0	0	0	2	0	0	0	0	0	0	9	12	0.00	0.000										
15 Emilio Pagán, R (8,1) ERA: 3.19	0.2	H	3	1	0	0	0	0	0	0	0	1	0	8	11	0.00	1.500										
59 Jhoan Duran, R (9,1) ERA: 2.89	1.0	S	5	1	0	0	1	1	0	0	0	0	0	12	19	0.00	2.000										

Batter	1	2	3	4	5	6	7	8	9	AB	R	H	RBI	BB	SO	LOB	BOTTOM										
4 Carlos Correa, R (1,6) OBP: 0.295, SLG: 0.383										4	0	0	0	0	2	0	Arizona Diamondbacks @ Minnesota Twins Target Field, Minneapolis, MN Fri Aug 04 2023, 7:13 PM - 9:58 PM CDT Att: 29,408 - Overcast - 83 F										
47 Edouard Julien, L (1,4) OBP: 0.373, SLG: 0.508										3	0	1	0	1	2	0											
12 Kyle Farmer, R (8,5) OBP: 0.311, SLG: 0.385										0	0	0	0	0	0	0											
11 Jorge Polanco, S (1,5) OBP: 0.299, SLG: 0.434										3	1	1	1	1	1	1											
26 Max Kepler, L (1,9) OBP: 0.294, SLG: 0.445										4	1	1	1	0	1	2											
38 Matt Walner, L (1,10) OBP: 0.375, SLG: 0.534										2	0	0	0	1	2	0											
50 Willi Castro, S (1,7) OBP: 0.332, SLG: 0.369										4	0	1	0	0	1	4											
8 Christian Vázquez, R (1,2) OBP: 0.292, SLG: 0.336										4	0	2	0	0	0	1											
13 Joey Gallo, L (1,3) OBP: 0.290, SLG: 0.437										3	0	0	0	1	2	2											
2 Michael Taylor, R (1,8) OBP: 0.272, SLG: 0.432										4	1	1	1	0	1	3											
Inning Stats	R: 0 E: 0 K: 2 S: 9	H: 0 LOB: 0 BB: 0 P: 16	R: 0 E: 0 K: 1 S: 12	H: 1 LOB: 3 BB: 1 P: 20	R: 1 E: 0 K: 1 S: 9	H: 1 LOB: 0 BB: 0 P: 13	R: 0 E: 0 K: 2 S: 14	H: 1 LOB: 1 BB: 0 P: 21	R: 0 E: 0 K: 1 S: 7	H: 1 LOB: 1 BB: 0 P: 9	R: 1 E: 0 K: 2 S: 11	H: 2 LOB: 1 BB: 0 P: 14	R: 1 E: 0 K: 3 S: 16	H: 1 LOB: 3 BB: 3 P: 34	R: 0 E: 0 K: 0 S: 6	H: 0 LOB: 0 BB: 0 P: 12	R: 0 E: 0 K: 1 S: 12	H: 0 LOB: 0 BB: 0 P: 19	1B: 4 2B: 0 3B: 0 HR: 3	SF: 0 SAC: 0 DP: 0 HBP: 1	WP: 0 PB: 0 SB: 1 CS: 0	PA: 36					
PITCHER	IP	WLS	BF	H	R	ER	SO	BB	IBB	HBP	BLK	WP	HR	S	P	ERA	WHIP										
29 Merrill Kelly, R (1,1) ERA: 3.21	6.0		26	6	2	2	9	1	0	1	0	0	1	12	28	3.00	1.167										
30 Scott McGough, R (7,1) ERA: 4.31	0.2	L	6	1	1	1	2	3	0	0	0	0	1	12	28	13.50	6.000										
65 Luis Frias, R (7,1) ERA: 5.84	0.1		1	0	0	0	1	0	0	0	0	0	0	4	6	0.00	0.000										
50 Miguel Castro, R (8,1) ERA: 3.97	1.0		3	0	0	0	0	0	0	0	0	0	0	6	12	0.00	0.000										

AB 36
R 2
H 9
RBI 2
BB 1
SO 7
LOB 17

AB 31
R 3
H 7
RBI 3
BB 4
SO 12
LOB 13



Batter	1	2	3	4	5	6	7	8	9	AB	R	H	RBI	BB	SO	LOB	TOP		
2 Gerardo Pardo, S OBP: 0.371, SLG: 0.395 (1, 6)										4	0	0	0	0	1	0	Arizona Diamondbacks @ Minnesota Twins Target Field, Minneapolis, MN Sat Aug 05 2023, 6:48 PM - 9:15 PM CDT Att: 34,044 - Partly Cloudy - 84 F		
4 Ketel Marte, S OBP: 0.381, SLG: 0.500 13 Nick Ahmed, R OBP: 0.274, SLG: 0.331 (1, 4) (8, 6)									3	0	0	0	0	1	0	0			
7 Corbin Carroll, L OBP: 0.353, SLG: 0.522 31 Jake McCarthy, L OBP: 0.327, SLG: 0.342 (1, 9) (8, 9)									2	0	0	0	0	1	0	0			
53 Christian Walker, R OBP: 0.338, SLG: 0.505 15 Emmanuel Rivera, R OBP: 0.323, SLG: 0.392 (1, 3) (9, PH)									3	0	0	0	0	2	1	1			
28 Tommy Pham, R OBP: 0.342, SLG: 0.456 18 Carson Kelly, R OBP: 0.215, SLG: 0.230 (1, 10) (8, 1)									3	0	0	0	0	2	0	0			
12 Lourdes Gurriel Jr., R OBP: 0.330, SLG: 0.467 (1, 7)									3	1	1	1	1	0	3	3			
6 Jace Peterson, L OBP: 0.310, SLG: 0.320 (1, 5)									4	0	1	0	0	1	4	4			
5 Alek Thomas, L OBP: 0.267, SLG: 0.407 (1, 8)									3	0	0	0	0	1	1	1			
11 Jose Herrera, S OBP: 0.302, SLG: 0.267 (1, 2)									3	0	0	0	0	0	1	1			
Inning Stats	R: 0 H: 0 E: 0 K: 2 S: 11	H: 0 LOB: 1 BB: 0 P: 15	R: 1 H: 2 E: 0 K: 2 S: 13	H: 2 LOB: 1 BB: 0 P: 24	R: 0 H: 0 E: 0 K: 1 S: 9	H: 0 LOB: 0 BB: 0 P: 14	R: 0 H: 0 E: 0 K: 1 S: 8	H: 0 LOB: 0 BB: 0 P: 14	R: 0 H: 0 E: 0 K: 1 S: 6	H: 0 LOB: 1 BB: 1 P: 18	R: 0 H: 0 E: 0 K: 0 S: 6	H: 0 LOB: 0 BB: 0 P: 8	R: 0 H: 0 E: 0 K: 1 S: 13	H: 0 LOB: 3 BB: 3 P: 30	1B: 1 2B: 0 3B: 0 HR: 1	SF: 0 SAC: 0 DP: 0 HBP: 0		WP: 0 PB: 0 SB: 2 CS: 0	PA: 34
PITCHER	IP WLS BF H R ER SO BB IBB HBP BLK WP HR S P ERA WHIP	IP WLS BF H R ER SO BB IBB HBP BLK WP HR S P ERA WHIP	IP WLS BF H R ER SO BB IBB HBP BLK WP HR S P ERA WHIP	IP WLS BF H R ER SO BB IBB HBP BLK WP HR S P ERA WHIP	IP WLS BF H R ER SO BB IBB HBP BLK WP HR S P ERA WHIP	IP WLS BF H R ER SO BB IBB HBP BLK WP HR S P ERA WHIP	IP WLS BF H R ER SO BB IBB HBP BLK WP HR S P ERA WHIP	IP WLS BF H R ER SO BB IBB HBP BLK WP HR S P ERA WHIP	IP WLS BF H R ER SO BB IBB HBP BLK WP HR S P ERA WHIP	IP WLS BF H R ER SO BB IBB HBP BLK WP HR S P ERA WHIP	IP WLS BF H R ER SO BB IBB HBP BLK WP HR S P ERA WHIP	IP WLS BF H R ER SO BB IBB HBP BLK WP HR S P ERA WHIP	IP WLS BF H R ER SO BB IBB HBP BLK WP HR S P ERA WHIP	IP WLS BF H R ER SO BB IBB HBP BLK WP HR S P ERA WHIP	IP WLS BF H R ER SO BB IBB HBP BLK WP HR S P ERA WHIP	IP WLS BF H R ER SO BB IBB HBP BLK WP HR S P ERA WHIP	IP WLS BF H R ER SO BB IBB HBP BLK WP HR S P ERA WHIP	IP WLS BF H R ER SO BB IBB HBP BLK WP HR S P ERA WHIP	
18 Kenta Maeda, R ERA: 4.22 (1, 1)	6.0 W 21 2 1 1 7 0 0 0 1 0 0 0 1 54 87 1.50 0.333	7.0 L 21 2 0 0 1 1 0 0 0 0 0 0 0 14 26 0.00 0.500	1.0 W 6 0 0 0 1 3 0 0 0 0 0 0 0 13 30 0.00 3.000																
81 Jordan Balazovic, R ERA: 2.79 (7, 1)	2.0 L 7 0 0 0 1 1 0 0 0 0 0 0 0 14 26 0.00 0.500	1.0 W 6 0 0 0 1 3 0 0 0 0 0 0 0 13 30 0.00 3.000																	
71 Jovani Moran, L ERA: 5.31 (9, 1)	1.0 L 6 0 0 0 1 3 0 0 0 0 0 0 0 13 30 0.00 3.000																		

AB	29
R	1
H	2
RBI	1
BB	4
SO	9
LOB	12



BOTTOM

AB	40
R	12
H	17
RBI	12
BB	1
SO	13
LOB	12



1B:	10	SF:	1
2B:	2	SAC:	0
3B:	1	DP:	0
HR:	4	HBP:	0

WP:	0	PA:	42
PB:	0		
SB:	0		
CS:	0		

Batter	1	2	3	4	5	6	7	8	9	AB	R	H	RBI	BB	SO	LOB	TOP					
4 Ketel Marte, S OBP: 0.359, SLG: 0.496										3	0	0	0	0	0	2	Arizona Diamondbacks @ Minnesota Twins Target Field, Minneapolis, MN Sun Aug 06 2023, 3:23 PM - 6:02 PM CDT Att: 24,778 - Overcast - 74 F					
2 Geraldo Perdomo, S OBP: 0.369, SLG: 0.392										2	0	0	0	0	4							
7 Corbin Carroll, L OBP: 0.368, SLG: 0.523										3	1	2	0	2	1	2						
28 Tommy Pham, R OBP: 0.339, SLG: 0.449										4	0	0	1	1	1	3						
53 Christian Walker, R OBP: 0.338, SLG: 0.511										5	1	2	1	0	0	3						
12 Lourdes Gurriel Jr., R OBP: 0.303, SLG: 0.471										5	0	3	1	0	0	2						
5 Alek Thomas, L OBP: 0.267, SLG: 0.407										0	0	0	0	0	0	0						
15 Emmanuel Rivera, R OBP: 0.316, SLG: 0.382										5	0	0	0	0	2	3						
31 Jake McCarthy, L OBP: 0.333, SLG: 0.346										3	0	2	0	1	0	1						
13 Nick Ahmed, R OBP: 0.267, SLG: 0.322										4	0	0	0	0	1	5						
18 Carson Kelly, R OBP: 0.244, SLG: 0.263										2	1	2	0	1	0	0						
6 Jace Peterson, L OBP: 0.312, SLG: 0.320										0	0	0	0	1	0	0						
11 Jose Herrera, S OBP: 0.302, SLG: 0.267										0	0	0	0	0	0	0						
Inning Stats	R: 0 E: 0 K: 0 S: 4	H: 0 LOB: 0 BB: 1 P: 10	R: 0 E: 0 K: 0 S: 12	H: 2 LOB: 2 BB: 0 P: 17	R: 0 E: 0 K: 0 S: 11	H: 2 LOB: 2 BB: 1 P: 20	R: 0 E: 0 K: 0 S: 7	H: 1 LOB: 1 BB: 0 P: 11	R: 1 E: 0 K: 1 S: 12	H: 3 LOB: 2 BB: 0 P: 16	R: 0 E: 0 K: 1 S: 13	H: 1 LOB: 1 BB: 1 P: 20	R: 1 E: 0 K: 1 S: 10	H: 1 LOB: 1 BB: 1 P: 18	R: 0 E: 0 K: 2 S: 15	H: 0 LOB: 0 BB: 2 P: 27	R: 1 E: 0 K: 1 S: 10	H: 1 LOB: 0 BB: 0 P: 17	1B: 8 2B: 2 3B: 0 HR: 1	SF: 0 SAC: 0 DP: 2 HBP: 0	WP: 1 PB: 0 SB: 8 CS: 0	PA: 42
PITCHER	IP WLS BF H R ER SO BB IBB HBP BLK WP HR S P ERA WHIP																					
60 Dallas Keuchel, L ERA: 1.8	5.0	23	8	1	1	0	2	0	0	0	0	0	0	0	46	74	1.80	2.000				
58 Dylan Florio, R ERA: 4.19	1.0	5	1	0	0	1	1	0	0	0	0	0	0	13	20	0.00	2.000					
15 Emilio Pagán, R ERA: 3.31	1.0	B	5	1	1	1	1	0	0	0	1	0	0	10	18	9.00	2.000					
22 Griffin Jax, R ERA: 2.85	1.0	5	0	0	0	2	2	0	0	0	0	0	15	27	0.00	2.000						
56 Caleb Thielbar, L ERA: 1.99	1.0	W	4	1	1	1	0	0	0	0	0	1	10	17	9.00	1.000						

Batter	1	2	3	4	5	6	7	8	9	AB	R	H	RBI	BB	SO	LOB	BOTTOM					
47 Edouard Julien, L OBP: 0.389, SLG: 0.512										1	1	1	0	3	0	0	Arizona Diamondbacks @ Minnesota Twins Target Field, Minneapolis, MN Sun Aug 06 2023, 3:23 PM - 6:02 PM CDT Att: 24,778 - Overcast - 74 F					
4 Carlos Correa, R OBP: 0.295, SLG: 0.381										4	0	1	2	0	1	3						
26 Max Kepler, L OBP: 0.299, SLG: 0.468										4	1	1	1	0	2	1						
39 Donovan Solano, R OBP: 0.373, SLG: 0.396										2	0	0	0	0	0	0						
11 Jorge Polanco, S OBP: 0.296, SLG: 0.423										0	1	0	0	1	0	0						
38 Matt Wallner, L OBP: 0.381, SLG: 0.573										4	1	1	2	0	1	1						
27 Ryan Jeffers, R OBP: 0.391, SLG: 0.500										3	0	1	0	0	2	0						
8 Christian Vázquez, R OBP: 0.289, SLG: 0.304										3	0	0	0	0	0	2						
50 Willi Castro, S OBP: 0.330, SLG: 0.378										3	1	1	0	0	2	0						
2 Michael Taylor, R OBP: 0.269, SLG: 0.435										3	0	0	0	0	2	1						
Inning Stats	R: 0 E: 0 K: 1 S: 8	H: 0 LOB: 0 BB: 1 P: 16	R: 0 E: 0 K: 2 S: 9	H: 0 LOB: 0 BB: 0 P: 12	R: 0 E: 0 K: 2 S: 9	H: 0 LOB: 0 BB: 0 P: 12	R: 0 E: 0 K: 0 S: 5	H: 1 LOB: 0 BB: 0 P: 8	R: 0 E: 0 K: 1 S: 7	H: 0 LOB: 0 BB: 0 P: 10	R: 2 E: 0 K: 2 S: 15	H: 2 LOB: 1 BB: 1 P: 25	R: 0 E: 0 K: 0 S: 10	H: 1 LOB: 1 BB: 0 P: 14	R: 0 E: 0 K: 2 S: 8	H: 0 LOB: 1 BB: 1 P: 17	R: 3 E: 0 K: 0 S: 5	H: 2 LOB: 0 BB: 1 P: 9	1B: 3 2B: 2 3B: 0 HR: 2	SF: 0 SAC: 0 DP: 3 HBP: 1	WP: 1 PB: 0 SB: 1 CS: 0	PA: 32
PITCHER	IP WLS BF H R ER SO BB IBB HBP BLK WP HR S P ERA WHIP																					
23 Zac Gallen, R ERA: 3.37	7.0	25	4	2	2	0	2	0	1	0	0	0	0	63	97	0.00	1.000					
37 Kevin Ginkel, R ERA: 2.08	1.0	4	0	0	0	2	1	0	0	0	0	0	8	17	0.00	1.000						
38 Paul Sewald, R ERA: 3.48	0.0	L	3	2	3	3	0	0	0	0	2	5	9	∞	∞							



Batter	1	2	3	4	5	6	7	8	9	AB	R	H	RBI	BB	SO	LOB	TOP									
39 Donovan Solano, R (1, 3) OBP: 0.377, SLG: 0.402 13 Joey Gallo, L (3, FR) OBP: 0.296, SLG: 0.430										2	0	1	0	0	1	0	Minnesota Twins @ Detroit Tigers Comerica Park, Detroit, MI Tue Aug 08 2023, 6:40 PM - 9:05 PM EDT Att. 16,588 - Clear - 82 F									
11 Jorge Polanco, S (1, 4) OBP: 0.292, SLG: 0.418										4	0	1	0	0	1	2										
4 Carlos Correa, R (1, 6) OBP: 0.301, SLG: 0.395										3	0	2	0	1	0	1										
16 Jordan Luplow, R (1, 10) OBP: 0.423, SLG: 0.364 47 Edouard Julien, L (8, PH) OBP: 0.397, SLG: 0.510										2	0	0	0	1	0	3										
50 Willi Castro, S (1, 7) OBP: 0.330, SLG: 0.378										4	0	1	0	0	0	3										
12 Kyle Farmer, R (1, 5) OBP: 0.312, SLG: 0.377										4	0	1	0	0	0	1										
38 Matt Wallner, L (1, 9) OBP: 0.366, SLG: 0.547										4	0	0	0	0	2	2										
8 Christian Vázquez, R (1, 2) OBP: 0.284, SLG: 0.298										4	0	0	0	0	0	2										
2 Michael Taylor, R (1, 8) OBP: 0.265, SLG: 0.424										3	0	0	0	0	2	1										
Inning Stats	R: 0 H: 1 E: 0 K: 1 S: 13	H: 1 LOB: 2 BB: 1 P: 19	R: 0 H: 0 E: 0 K: 0 S: 5	H: 0 LOB: 0 BB: 0 P: 6	R: 0 H: 2 E: 0 K: 1 S: 12	H: 2 LOB: 2 BB: 0 P: 17	R: 0 H: 0 E: 0 K: 1 S: 8	H: 0 LOB: 0 BB: 0 P: 11	R: 0 H: 0 E: 0 K: 1 S: 14	H: 0 LOB: 1 BB: 1 P: 21	R: 0 H: 0 E: 0 K: 0 S: 8	H: 0 LOB: 0 BB: 0 P: 12	R: 0 H: 1 E: 0 K: 1 S: 10	H: 1 LOB: 1 BB: 0 P: 16	R: 0 H: 1 E: 0 K: 2 S: 10	H: 1 LOB: 1 BB: 0 P: 13		R: 0 H: 1 E: 0 K: 1 S: 13	H: 1 LOB: 1 BB: 0 P: 19	1B: 4 2B: 2 3B: 0 HR: 0	SF: 0 SAC: 0 DP: 1 HBP: 0	WP: 0 PB: 0 SB: 0 CS: 0	PA: 35			
PITCHER	IP WLS BF H R ER SO BB IBB HBP BLK WP HR S P ERA WHIP	7.0 W 27 4 0 0 5 3 0 0 0 0 0 70 102 0.00 1.000	7.0 L 27 4 0 0 5 3 0 0 0 0 0 70 102 0.00 1.000	7.0 W 27 4 0 0 5 3 0 0 0 0 0 70 102 0.00 1.000	7.0 L 27 4 0 0 5 3 0 0 0 0 0 70 102 0.00 1.000	7.0 W 27 4 0 0 5 3 0 0 0 0 0 70 102 0.00 1.000	7.0 L 27 4 0 0 5 3 0 0 0 0 0 70 102 0.00 1.000	7.0 W 27 4 0 0 5 3 0 0 0 0 0 70 102 0.00 1.000	7.0 L 27 4 0 0 5 3 0 0 0 0 0 70 102 0.00 1.000	7.0 W 27 4 0 0 5 3 0 0 0 0 0 70 102 0.00 1.000	7.0 L 27 4 0 0 5 3 0 0 0 0 0 70 102 0.00 1.000	7.0 L 27 4 0 0 5 3 0 0 0 0 0 70 102 0.00 1.000	7.0 W 27 4 0 0 5 3 0 0 0 0 0 70 102 0.00 1.000	7.0 L 27 4 0 0 5 3 0 0 0 0 0 70 102 0.00 1.000	7.0 W 27 4 0 0 5 3 0 0 0 0 0 70 102 0.00 1.000	7.0 L 27 4 0 0 5 3 0 0 0 0 0 70 102 0.00 1.000	7.0 W 27 4 0 0 5 3 0 0 0 0 0 70 102 0.00 1.000	7.0 L 27 4 0 0 5 3 0 0 0 0 0 70 102 0.00 1.000	7.0 W 27 4 0 0 5 3 0 0 0 0 0 70 102 0.00 1.000	7.0 L 27 4 0 0 5 3 0 0 0 0 0 70 102 0.00 1.000	7.0 W 27 4 0 0 5 3 0 0 0 0 0 70 102 0.00 1.000	7.0 L 27 4 0 0 5 3 0 0 0 0 0 70 102 0.00 1.000	7.0 L 27 4 0 0 5 3 0 0 0 0 0 70 102 0.00 1.000	7.0 L 27 4 0 0 5 3 0 0 0 0 0 70 102 0.00 1.000	7.0 L 27 4 0 0 5 3 0 0 0 0 0 70 102 0.00 1.000	7.0 L 27 4 0 0 5 3 0 0 0 0 0 70 102 0.00 1.000

AB	32
R	0
H	6
RBI	0
BB	3
SO	8
LOB	16



Batter	1	2	3	4	5	6	7	8	9	AB	R	H	RBI	BB	SO	LOB	BOTTOM										
60 Akil Badtoo, L (1, 7) OBP: 0.312, SLG: 0.356										4	0	2	0	0	1	0	Minnesota Twins @ Detroit Tigers Comerica Park, Detroit, MI Tue Aug 08 2023, 6:40 PM - 9:05 PM EDT Att. 16,588 - Clear - 82 F										
31 Riley Greene, L (1, 8) OBP: 0.363, SLG: 0.463										4	1	1	0	0	3	2											
20 Spencer Torkelson, R (1, 3) OBP: 0.299, SLG: 0.399										4	0	0	0	0	1	3											
24 Miguel Cabrera, R (1, 10) OBP: 0.331, SLG: 0.330 13 Eric Haase, R (8, PR) OBP: 0.236, SLG: 0.270										4	1	2	0	0	0	1											
30 Kerry Carpenter, L (1, 9) OBP: 0.336, SLG: 0.481										4	2	2	0	0	1	1											
28 Javier Baez, R (1, 6) OBP: 0.294, SLG: 0.325										3	0	1	1	1	1	0											
39 Zach McKinstry, L (1, 5) OBP: 0.302, SLG: 0.351										4	0	1	1	0	2	3											
9 Nick Maton, L (1, 4) OBP: 0.293, SLG: 0.313 59 Zack Short, R (8, 4) OBP: 0.307, SLG: 0.383										3	0	0	0	0	3	2											
34 Jake Rogers, R (1, 2) OBP: 0.291, SLG: 0.450										4	1	1	1	0	1	3											
Inning Stats	R: 1 H: 1 E: 1 K: 2 S: 11	H: 1 LOB: 1 BB: 0 P: 16	R: 0 H: 0 E: 0 K: 3 S: 9	H: 0 LOB: 0 BB: 0 P: 12	R: 0 H: 1 E: 0 K: 2 S: 10	H: 1 LOB: 1 BB: 0 P: 12	R: 2 H: 4 E: 0 K: 1 S: 15	H: 4 LOB: 1 BB: 0 P: 20	R: 0 H: 1 E: 0 K: 2 S: 14	H: 1 LOB: 1 BB: 0 P: 21	R: 0 H: 0 E: 0 K: 0 S: 6	H: 0 LOB: 0 BB: 0 P: 9	R: 1 H: 1 E: 0 K: 2 S: 11	H: 1 LOB: 0 BB: 0 P: 17	R: 2 H: 3 E: 0 K: 1 S: 16	H: 3 LOB: 2 BB: 1 P: 25		R: 0 H: 1 E: 0 K: 1 S: 10	H: 1 LOB: 1 BB: 0 P: 13	1B: 8 2B: 2 3B: 0 HR: 1	SF: 0 SAC: 0 DP: 0 HBP: 0	WP: 1 PB: 0 SB: 0 CS: 1	PA: 36				
PITCHER	IP WLS BF H R ER SO BB IBB HBP BLK WP HR S P ERA WHIP	6.0 L 25 7 3 3 3 1 0 0 0 0 1 27 42 3.00 2.500	6.0 L 25 7 3 3 3 1 0 0 0 0 1 27 42 3.00 2.500	6.0 L 25 7 3 3 3 1 0 0 0 0 1 27 42 3.00 2.500	6.0 L 25 7 3 3 3 1 0 0 0 0 1 27 42 3.00 2.500	6.0 L 25 7 3 3 3 1 0 0 0 0 1 27 42 3.00 2.500	6.0 L 25 7 3 3 3 1 0 0 0 0 1 27 42 3.00 2.500	6.0 L 25 7 3 3 3 1 0 0 0 0 1 27 42 3.00 2.500	6.0 L 25 7 3 3 3 1 0 0 0 0 1 27 42 3.00 2.500	6.0 L 25 7 3 3 3 1 0 0 0 0 1 27 42 3.00 2.500	6.0 L 25 7 3 3 3 1 0 0 0 0 1 27 42 3.00 2.500	6.0 L 25 7 3 3 3 1 0 0 0 0 1 27 42 3.00 2.500	6.0 L 25 7 3 3 3 1 0 0 0 0 1 27 42 3.00 2.500	6.0 L 25 7 3 3 3 1 0 0 0 0 1 27 42 3.00 2.500	6.0 L 25 7 3 3 3 1 0 0 0 0 1 27 42 3.00 2.500	6.0 L 25 7 3 3 3 1 0 0 0 0 1 27 42 3.00 2.500	6.0 L 25 7 3 3 3 1 0 0 0 0 1 27 42 3.00 2.500	6.0 L 25 7 3 3 3 1 0 0 0 0 1 27 42 3.00 2.500	6.0 L 25 7 3 3 3 1 0 0 0 0 1 27 42 3.00 2.500	6.0 L 25 7 3 3 3 1 0 0 0 0 1 27 42 3.00 2.500	6.0 L 25 7 3 3 3 1 0 0 0 0 1 27 42 3.00 2.500	6.0 L 25 7 3 3 3 1 0 0 0 0 1 27 42 3.00 2.500	6.0 L 25 7 3 3 3 1 0 0 0 0 1 27 42 3.00 2.500	6.0 L 25 7 3 3 3 1 0 0 0 0 1 27 42 3.00 2.500	6.0 L 25 7 3 3 3 1 0 0 0 0 1 27 42 3.00 2.500	6.0 L 25 7 3 3 3 1 0 0 0 0 1 27 42 3.00 2.500	6.0 L 25 7 3 3 3 1 0 0 0 0 1 27 42 3.00 2.500

AB	35
R	6
H	11
RBI	5
BB	1
SO	13
LOB	15



Batter	1	2	3	4	5	6	7	8	9	AB	R	H	RBI	BB	SO	LOB	TOP			
50 Willi Castro, S OBP: 0.322, SLG: 0.371										4	0	0	0	0	2	1	Minnesota Twins @ Philadelphia Phillies Citizens Bank Park, Philadelphia, PA Fri Aug 11 2023, 7:09 PM - 9:54 PM EDT Att: 33,071 - Partly Cloudy - 84 F			
16 Jordan Luplow, R OBP: 0.424, SLG: 0.333										3	0	0	0	1	1	0				
4 Carlos Correa, R OBP: 0.392, SLG: 0.491										2	0	1	0	1	1	1				
47 Edouard Julien, L OBP: 0.380, SLG: 0.490										0	0	0	0	1	0	0				
27 Ryan Jeffers, R OBP: 0.379, SLG: 0.495										4	0	1	0	0	0	3				
11 Jorge Polanco, S OBP: 0.304, SLG: 0.435										4	1	2	1	0	0	2				
26 Max Kepler, L OBP: 0.299, SLG: 0.465										2	1	1	1	1	0	1				
38 Matt Wallner, L OBP: 0.361, SLG: 0.516										1	0	0	0	0	1	2				
12 Kyle Farmer, R OBP: 0.298, SLG: 0.364										4	0	0	0	0	2	1				
2 Michael Taylor, R OBP: 0.268, SLG: 0.426										4	0	2	0	0	2	0				
13 Joey Gallo, L OBP: 0.294, SLG: 0.432										4	0	0	0	0	2	3				
Inning Stats	R: 0 E: 0 K: 2 S: 12	H: 1 LOB: 1 BB: 0 P: 16	R: 2 E: 0 K: 2 S: 14	H: 3 LOB: 1 BB: 2 P: 22	R: 0 E: 0 K: 1 S: 9	H: 0 LOB: 0 BB: 1 P: 17	R: 0 E: 0 K: 0 S: 12	H: 1 LOB: 2 BB: 1 P: 20	R: 0 E: 0 K: 0 S: 9	H: 0 LOB: 0 BB: 1 P: 16	R: 0 E: 0 K: 2 S: 7	H: 0 LOB: 2 BB: 0 P: 9	R: 0 E: 0 K: 1 S: 9	H: 1 LOB: 2 BB: 1 P: 17	R: 0 E: 0 K: 3 S: 13	H: 0 LOB: 0 BB: 0 P: 21	1B: 4 2B: 1 3B: 0 HR: 2	SF: 0 SAC: 0 DP: 2 HBP: 0	WP: 0 PB: 0 SB: 0 CS: 0	PA: 36
PITCHER	IP WLS BF H R ER SO BB IBB HBP BLK WP HR S P ERA WHIP	IP WLS BF H R ER SO BB IBB HBP BLK WP HR S P ERA WHIP	IP WLS BF H R ER SO BB IBB HBP BLK WP HR S P ERA WHIP	IP WLS BF H R ER SO BB IBB HBP BLK WP HR S P ERA WHIP	IP WLS BF H R ER SO BB IBB HBP BLK WP HR S P ERA WHIP	IP WLS BF H R ER SO BB IBB HBP BLK WP HR S P ERA WHIP	IP WLS BF H R ER SO BB IBB HBP BLK WP HR S P ERA WHIP	IP WLS BF H R ER SO BB IBB HBP BLK WP HR S P ERA WHIP	IP WLS BF H R ER SO BB IBB HBP BLK WP HR S P ERA WHIP	IP WLS BF H R ER SO BB IBB HBP BLK WP HR S P ERA WHIP	IP WLS BF H R ER SO BB IBB HBP BLK WP HR S P ERA WHIP	IP WLS BF H R ER SO BB IBB HBP BLK WP HR S P ERA WHIP	IP WLS BF H R ER SO BB IBB HBP BLK WP HR S P ERA WHIP	IP WLS BF H R ER SO BB IBB HBP BLK WP HR S P ERA WHIP	IP WLS BF H R ER SO BB IBB HBP BLK WP HR S P ERA WHIP	IP WLS BF H R ER SO BB IBB HBP BLK WP HR S P ERA WHIP	IP WLS BF H R ER SO BB IBB HBP BLK WP HR S P ERA WHIP			
61 Cristopher Sánchez, L ERA: 3.38	6.0	W	25	6	2	2	5	3	0	0	0	0	0	2	67	107	3.00	1.500		
68 Jeff Hoffman, R ERA: 2.97	1.0		3	0	0	0	2	0	0	0	0	0	0	0	7	9	0.00	0.000		
54 Dylan Covey, R ERA: 4.5	2.0		8	1	0	0	4	1	0	0	0	0	0	22	38	0.00	1.000			

AB	32
R	2
H	7
RBI	2
BB	4
SO	11
LOB	14



Batter	1	2	3	4	5	6	7	8	9	AB	R	H	RBI	BB	SO	LOB	BOTTOM			
12 Kyle Schwarber, L OBP: 0.329, SLG: 0.433										2	2	2	1	2	0	0	Minnesota Twins @ Philadelphia Phillies Citizens Bank Park, Philadelphia, PA Fri Aug 11 2023, 7:09 PM - 9:54 PM EDT Att: 33,071 - Partly Cloudy - 84 F			
29 Rodolfo Castro, S OBP: 0.307, SLG: 0.335										3	1	0	1	1	0	3				
28 Alec Bohm, R OBP: 0.344, SLG: 0.437										5	1	3	2	0	1	1				
7 Trea Turner, R OBP: 0.298, SLG: 0.395										4	1	3	1	0	1	0				
8 Nick Castellanos, R OBP: 0.320, SLG: 0.475										4	1	3	1	0	1	0				
44 Jake Cave, L OBP: 0.288, SLG: 0.330										1	0	0	0	0	0	2				
5 Bryson Stott, L OBP: 0.345, SLG: 0.445										4	2	2	3	0	0	4				
10 J.T. Realmuto, R OBP: 0.314, SLG: 0.464										4	2	2	2	0	0	1				
21 Garrett Stubbs, L OBP: 0.289, SLG: 0.270										1	0	0	0	0	0	0				
37 Weston Wilson, R OBP: 0.700, SLG: 1.000										3	0	1	0	2	1	0				
33 Edmundo Sosa, R OBP: 0.281, SLG: 0.399										3	2	1	0	0	1	3				
18 Johan Rojas, R OBP: 0.338, SLG: 0.419										5	2	1	3	0	2	4				
Inning Stats	R: 0 E: 0 K: 0 S: 6	H: 0 LOB: 0 BB: 1 P: 12	R: 6 E: 0 K: 0 S: 23	H: 6 LOB: 2 BB: 1 P: 40	R: 0 E: 0 K: 1 S: 9	H: 1 LOB: 0 BB: 0 P: 12	R: 3 E: 0 K: 0 S: 18	H: 3 LOB: 2 BB: 2 P: 33	R: 0 E: 0 K: 2 S: 14	H: 1 LOB: 1 BB: 0 P: 19	R: 2 E: 0 K: 3 S: 17	H: 2 LOB: 1 BB: 1 P: 26	R: 0 E: 0 K: 0 S: 12	H: 1 LOB: 2 BB: 1 P: 17	R: 2 E: 0 K: 0 S: 6	H: 1 LOB: 0 BB: 0 P: 11	1B: 8 2B: 4 3B: 0 HR: 3	SF: 2 SAC: 0 DP: 1 HBP: 2	WP: 1 PB: 0 SB: 0 CS: 0	PA: 46
PITCHER	IP WLS BF H R ER SO BB IBB HBP BLK WP HR S P ERA WHIP	IP WLS BF H R ER SO BB IBB HBP BLK WP HR S P ERA WHIP	IP WLS BF H R ER SO BB IBB HBP BLK WP HR S P ERA WHIP	IP WLS BF H R ER SO BB IBB HBP BLK WP HR S P ERA WHIP	IP WLS BF H R ER SO BB IBB HBP BLK WP HR S P ERA WHIP	IP WLS BF H R ER SO BB IBB HBP BLK WP HR S P ERA WHIP	IP WLS BF H R ER SO BB IBB HBP BLK WP HR S P ERA WHIP	IP WLS BF H R ER SO BB IBB HBP BLK WP HR S P ERA WHIP	IP WLS BF H R ER SO BB IBB HBP BLK WP HR S P ERA WHIP	IP WLS BF H R ER SO BB IBB HBP BLK WP HR S P ERA WHIP	IP WLS BF H R ER SO BB IBB HBP BLK WP HR S P ERA WHIP	IP WLS BF H R ER SO BB IBB HBP BLK WP HR S P ERA WHIP	IP WLS BF H R ER SO BB IBB HBP BLK WP HR S P ERA WHIP	IP WLS BF H R ER SO BB IBB HBP BLK WP HR S P ERA WHIP	IP WLS BF H R ER SO BB IBB HBP BLK WP HR S P ERA WHIP	IP WLS BF H R ER SO BB IBB HBP BLK WP HR S P ERA WHIP	IP WLS BF H R ER SO BB IBB HBP BLK WP HR S P ERA WHIP			
60 Dallas Keuchel, L ERA: 9.45	1.2	L	13	6	6	6	0	2	0	0	0	0	0	1	0	27	49	32.40	4.800	
74 Josh Winder, R ERA: 6.2	2.0		12	4	3	3	1	2	0	0	0	0	1	0	26	43	13.50	3.000		
53 Brent Headrick, L ERA: 6.2	3.1		16	4	2	2	5	2	0	0	0	0	2	46	67	5.40	1.800			
16 Jordan Luplow, R ERA: 18.0	1.0		5	1	2	2	0	0	0	1	0	6	11	18.00	1.000					

AB	36
R	13
H	15
RBI	13
BB	6
SO	6
LOB	18



Batter	1	2	3	4	5	6	7	8	9	AB	R	H	RBI	BB	SO	LOB	TOP			
47 Edouard Julien, L (1.4)										4	1	0	0	1	1	2	Minnesota Twins @ Philadelphia Phillies Citizens Bank Park, Philadelphia, PA Sat Aug 12 2023, 6:56 PM - 9:54 PM EDT Att: 40,117 - Partly Cloudy - 84 F			
11 Jorge Polanco, S (1.5)										4	0	1	0	1	2	0				
4 Carlos Correa, R (1.6)										2	1	1	1	2	0	2				
12 Kyle Farmer, R (7.6)										1	0	1	0	0	0	0				
26 Max Kepler, L (1.9)										5	1	2	1	0	2	4				
27 Ryan Jeffers, R (1.10)										2	0	0	0	2	0	4				
38 Matt Wallner, L (1.7)										5	2	2	2	0	1	4				
8 Christian Vázquez, R (1.2)										5	1	0	0	0	1	2				
13 Joey Gallo, L (1.3)										4	2	4	4	1	0	0				
2 Michael Taylor, R (1.8)										5	0	0	0	0	2	3				
Inning Stats	R: 1 E: 0 K: 0 S: 10	H: 0 LOB: 2 BB: 3 P: 22	R: 0 E: 0 K: 0 S: 12	H: 0 LOB: 1 BB: 1 P: 17	R: 0 E: 0 K: 1 S: 9	H: 1 LOB: 1 BB: 1 P: 19	R: 2 E: 0 K: 0 S: 10	H: 2 LOB: 0 BB: 0 P: 17	R: 0 E: 0 K: 3 S: 15	H: 1 LOB: 1 BB: 2 P: 20	R: 5 E: 0 K: 1 S: 21	H: 4 LOB: 0 BB: 1 P: 34	R: 0 E: 0 K: 1 S: 14	H: 2 LOB: 2 BB: 0 P: 20	R: 0 E: 0 K: 2 S: 12	H: 1 LOB: 1 BB: 0 P: 16	1B: 6 2B: 1 3B: 0 HR: 4	SF: 0 SAC: 0 DP: 1 HBP: 1	WP: 1 PB: 0 CS: 0 SB: 0	PA: 45
PITCHER	IP WLS BF H R ER SO BB IBB HBP BLK WP HR S P ERA WHIP																			
99 Taijuan Walker, R (1.1)	5.0 L 24 3 3 3 2 6 0 1 0 0 0 2 50 94 5.40 1.800																			
25 Matt Strahm, L (6.1)	1.0 4 1 0 0 3 0 0 0 0 0 0 15 22 0.00 1.000																			
30 Gregory Soto, L (7.1)	0.1 5 3 4 4 1 1 0 0 0 0 1 13 23 108.00 12.000																			
43 Yunior Marte, R (7.1)	1.2 8 3 1 1 1 0 0 0 0 0 1 22 31 5.40 1.800																			
68 Jeff Hoffman, R (9.1)	1.0 4 1 0 0 2 0 0 0 0 1 0 12 16 0.00 1.000																			

AB	37
R	8
H	11
RBI	8
BB	7
SO	9
LOB	21



Batter	1	2	3	4	5	6	7	8	9	AB	R	H	RBI	BB	SO	LOB	BOTTOM					
12 Kyle Schwarber, L (1.7)										5	0	0	0	0	2	5	Minnesota Twins @ Philadelphia Phillies Citizens Bank Park, Philadelphia, PA Sat Aug 12 2023, 6:56 PM - 9:54 PM EDT Att: 40,117 - Partly Cloudy - 84 F					
28 Alec Bohm, R (1.3)										4	0	0	0	0	0	0						
3 Bryce Harper, L (1.10)										4	0	1	0	0	2	0						
8 Nick Castellanos, R (1.9)										4	0	2	0	0	0	1						
5 Bryson Stott, L (1.4)										4	0	0	0	0	1	3						
7 Trea Turner, R (1.6)										3	1	3	0	1	0	0						
10 J.T. Realmuto, R (1.2)										4	0	1	0	0	3	3						
44 Jake Cave, L (1.8)										4	0	1	0	0	1	3						
29 Rodolfo Castro, S (1.5)										4	0	1	1	0	1	3						
Inning Stats	R: 0 E: 0 K: 2 S: 8	H: 0 LOB: 0 BB: 0 P: 10	R: 0 E: 0 K: 1 S: 11	H: 0 LOB: 1 BB: 1 P: 17	R: 0 E: 0 K: 2 S: 10	H: 0 LOB: 0 BB: 0 P: 13	R: 0 E: 0 K: 1 S: 10	H: 1 LOB: 1 BB: 0 P: 15	R: 0 E: 0 K: 0 S: 10	H: 2 LOB: 2 BB: 0 P: 21	R: 0 E: 0 K: 0 S: 10	H: 1 LOB: 1 BB: 0 P: 16	R: 1 E: 0 K: 0 S: 12	H: 2 LOB: 1 BB: 0 P: 15	R: 0 E: 0 K: 1 S: 11	H: 1 LOB: 2 BB: 0 P: 15	R: 0 E: 1 K: 2 S: 14	H: 2 LOB: 2 BB: 0 P: 18	1B: 7 2B: 2 3B: 0 HR: 0	SF: 0 SAC: 0 DP: 0 HBP: 0	WP: 1 PB: 0 CS: 0 SB: 0	PA: 37
PITCHER	IP WLS BF H R ER SO BB IBB HBP BLK WP HR S P ERA WHIP																					
49 Pablo López, R (1.1)	6.0 W 23 4 0 0 7 1 0 0 0 0 0 0 60 92 0.00 0.833																					
22 Griffin Jax, R (7.1)	1.0 5 2 1 1 0 0 0 0 0 0 0 12 15 9.00 2.000																					
56 Caleb Thielbar, L (8.1)	1.0 4 1 0 0 1 0 0 0 0 0 0 11 15 0.00 1.000																					
81 Jordan Balazovic, R (9.1)	1.0 5 2 0 0 2 0 0 0 0 0 0 14 18 0.00 2.000																					

AB	36
R	1
H	9
RBI	1
BB	1
SO	10
LOB	18




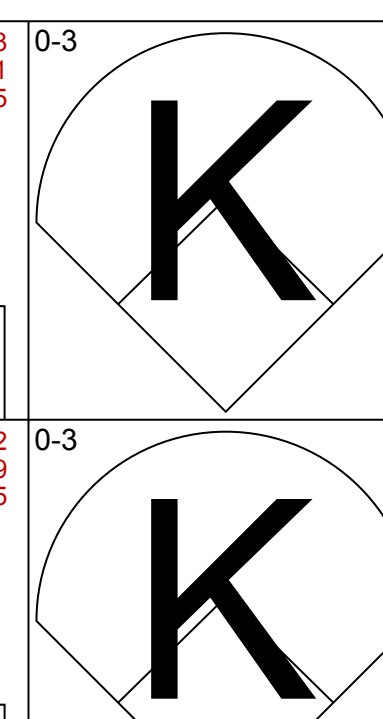
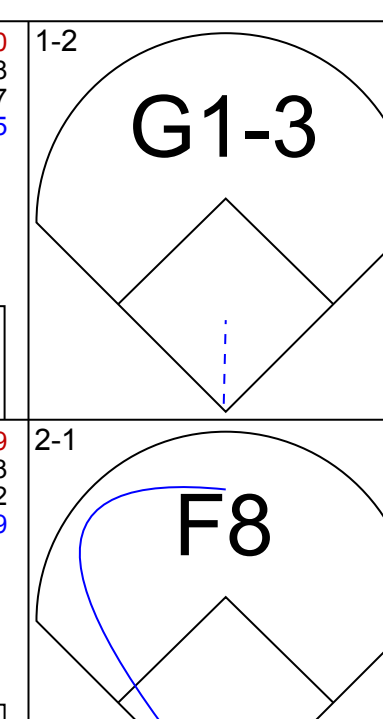
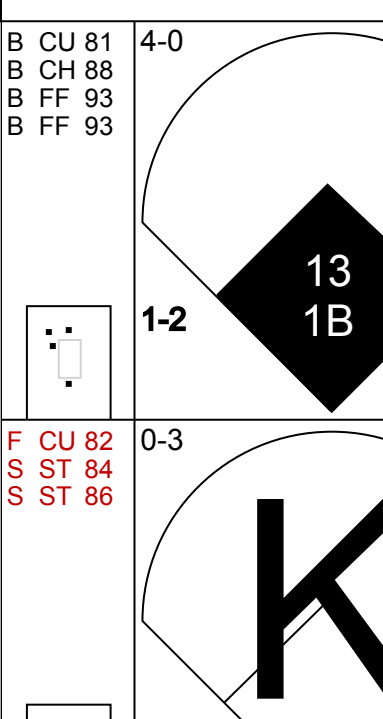
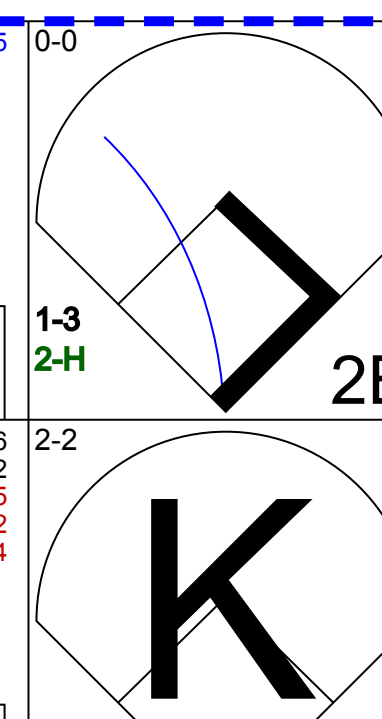
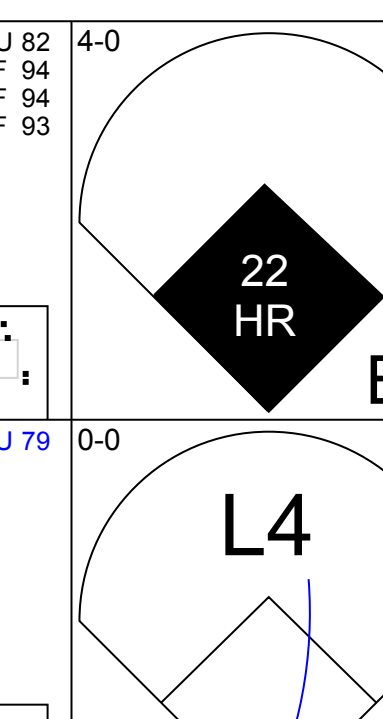
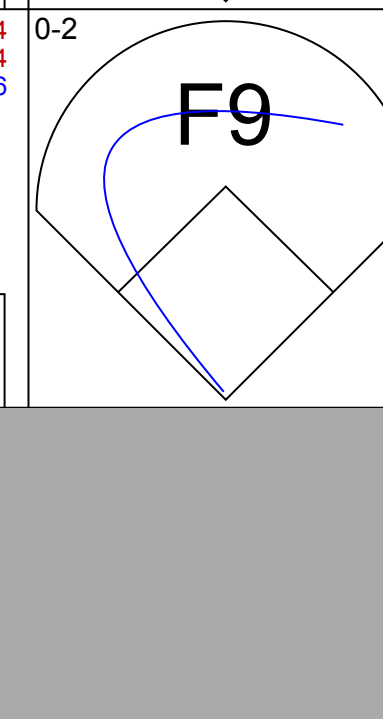
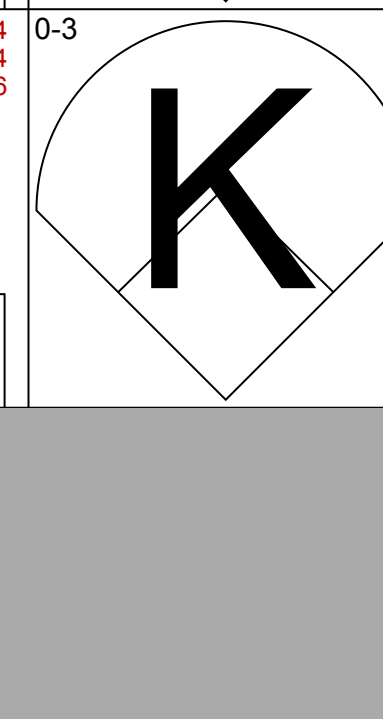
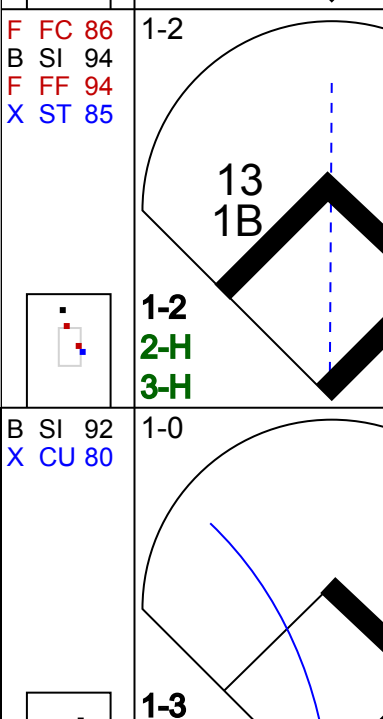

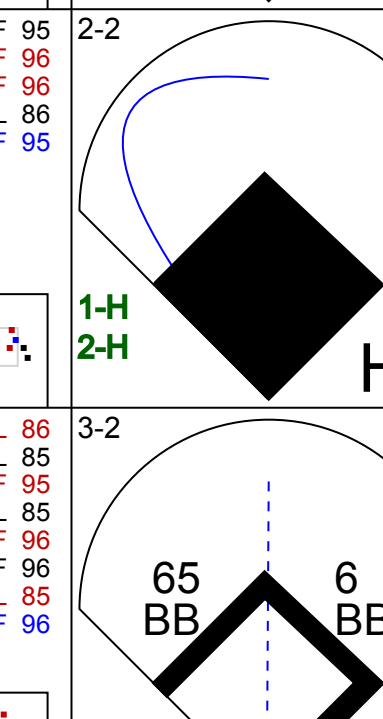


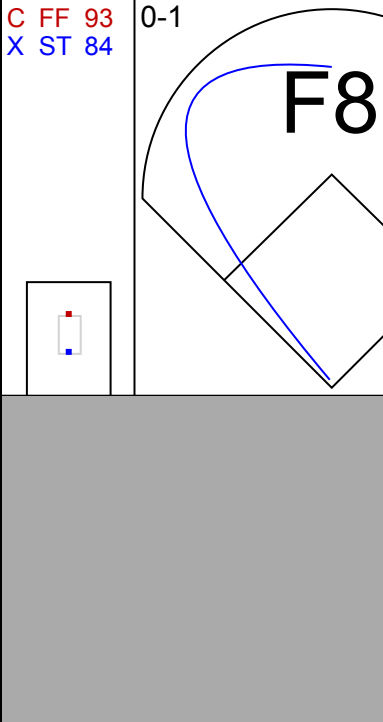
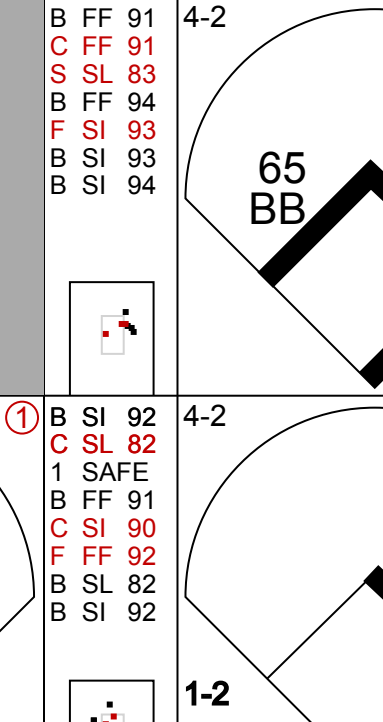
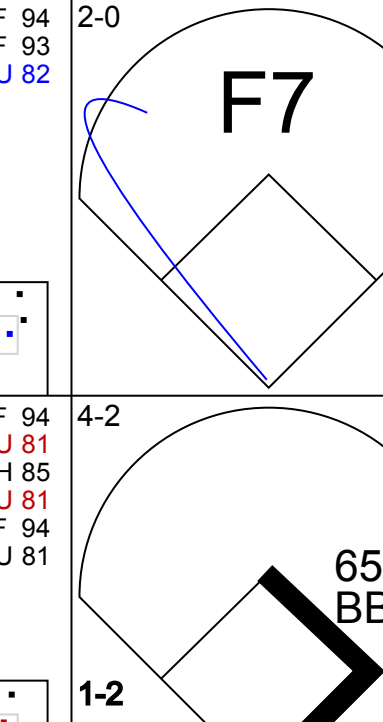
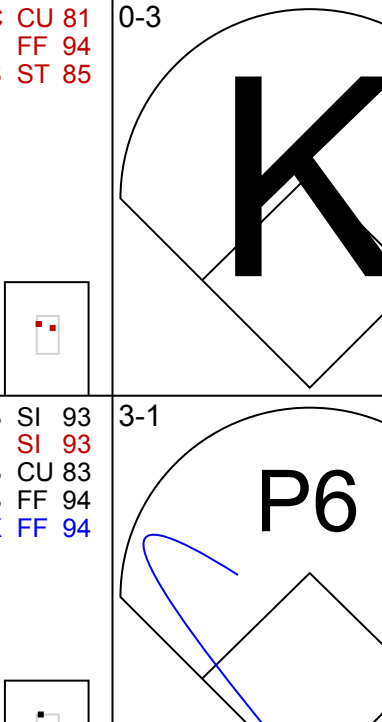
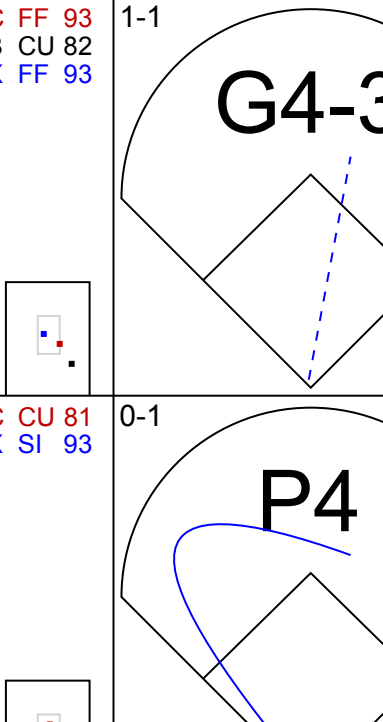
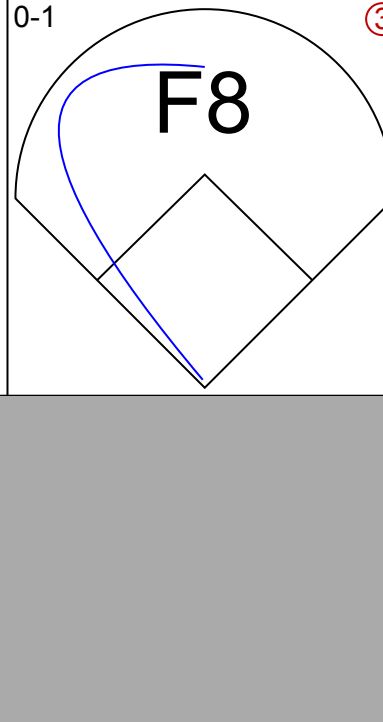
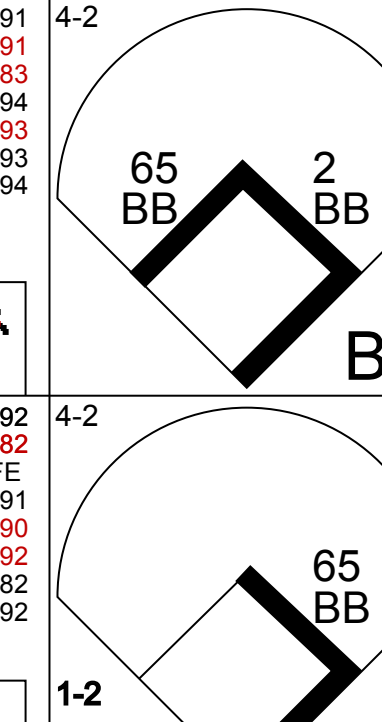
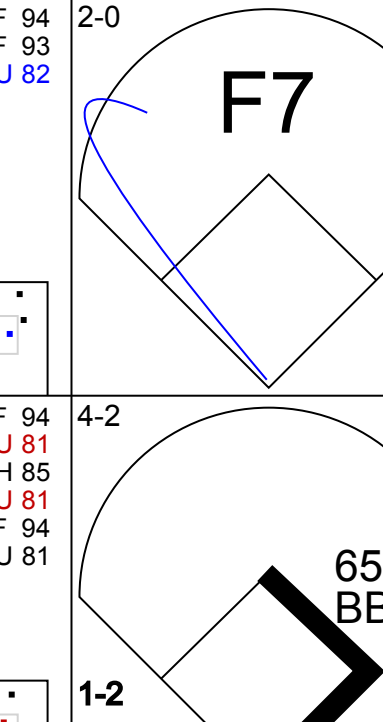


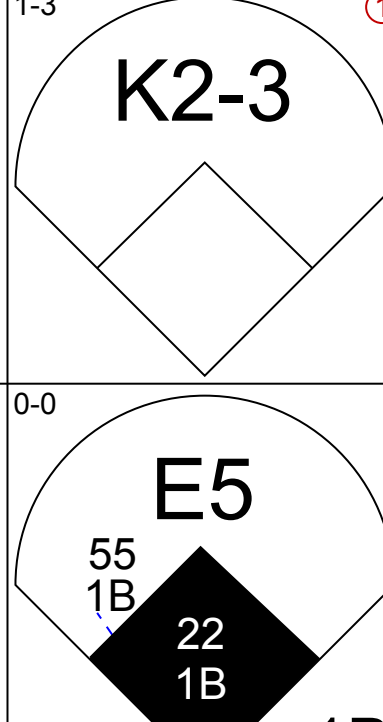
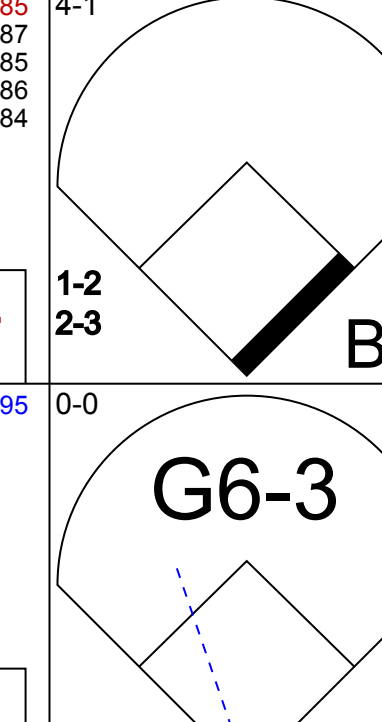
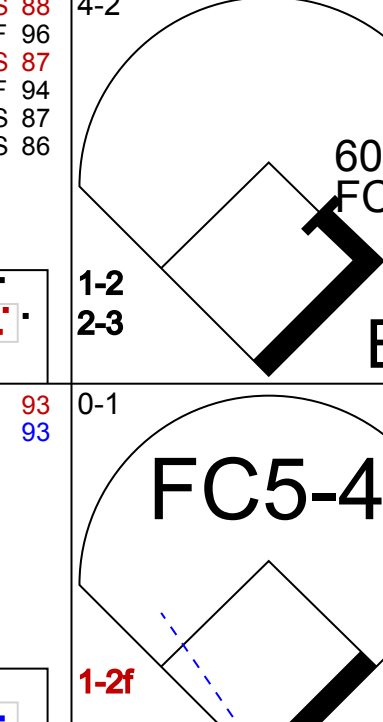


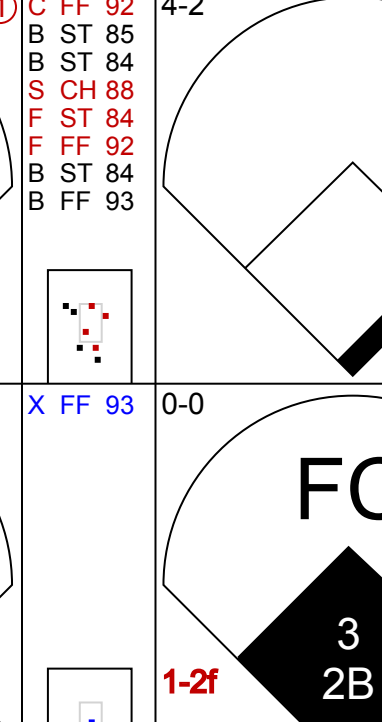
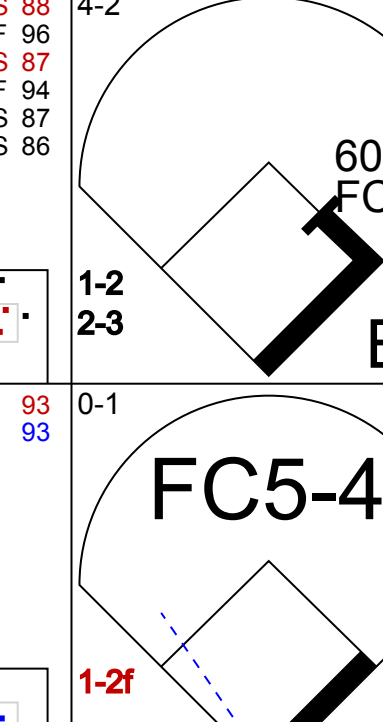
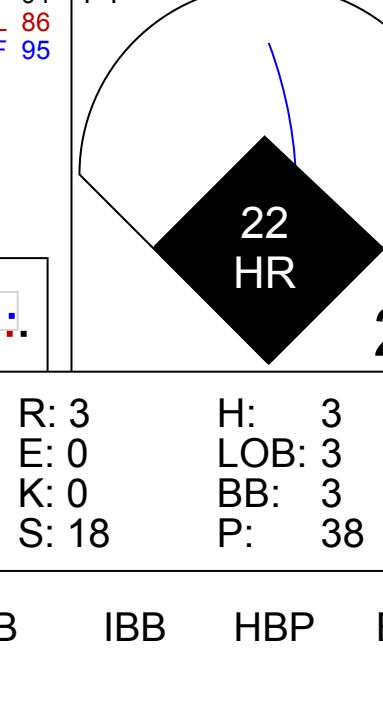
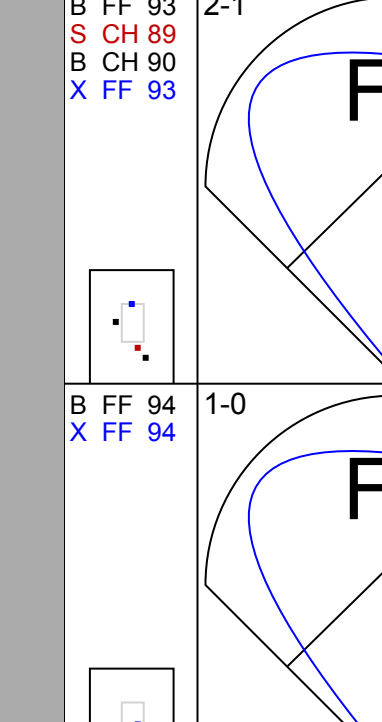
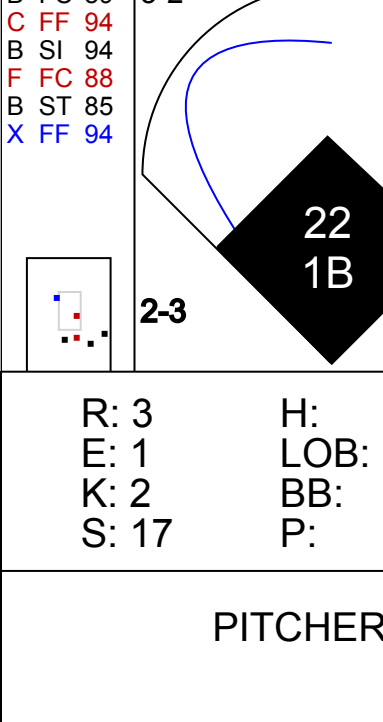
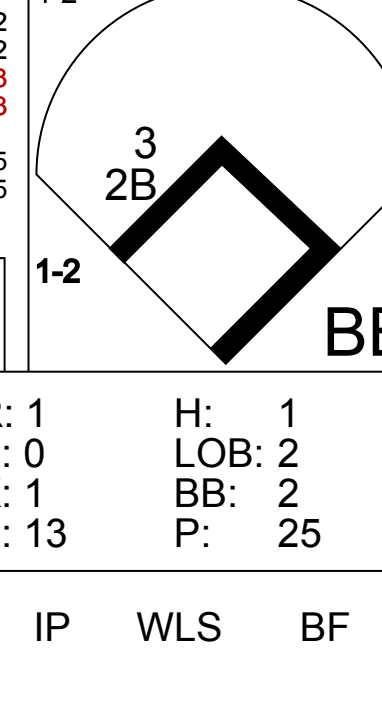
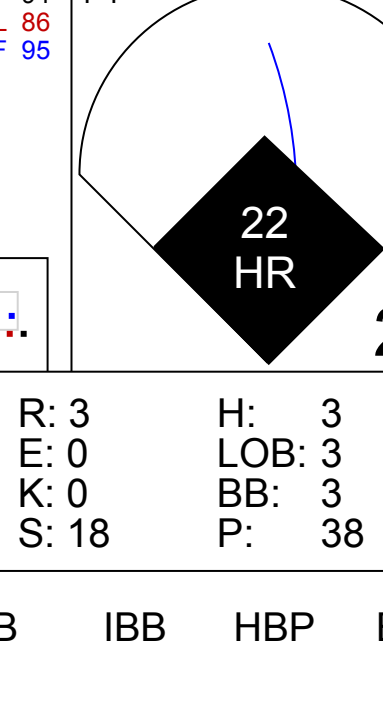
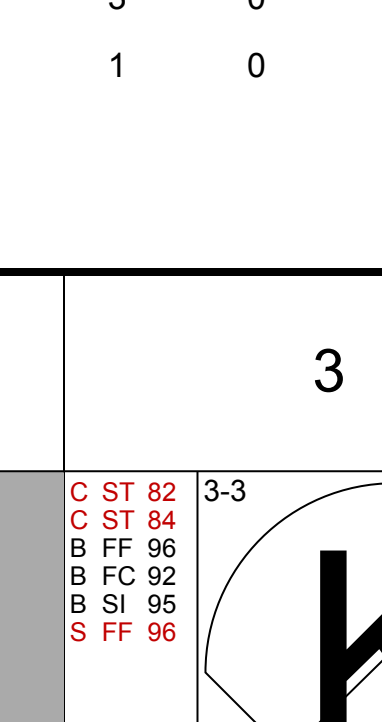
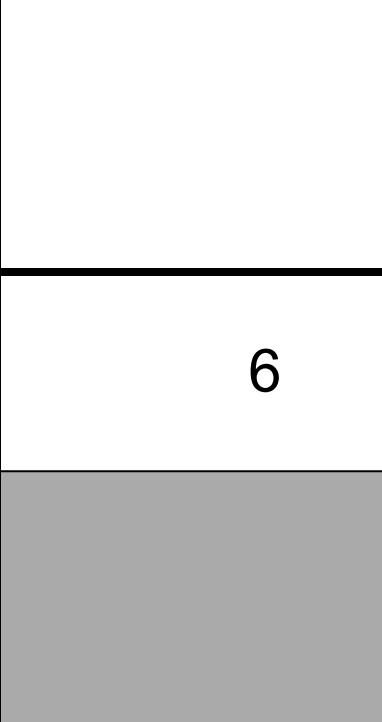
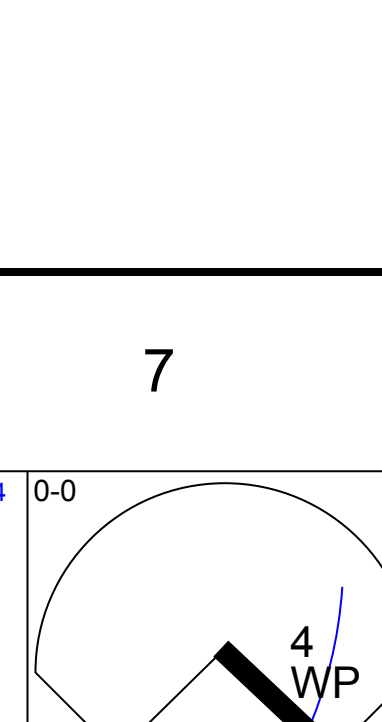
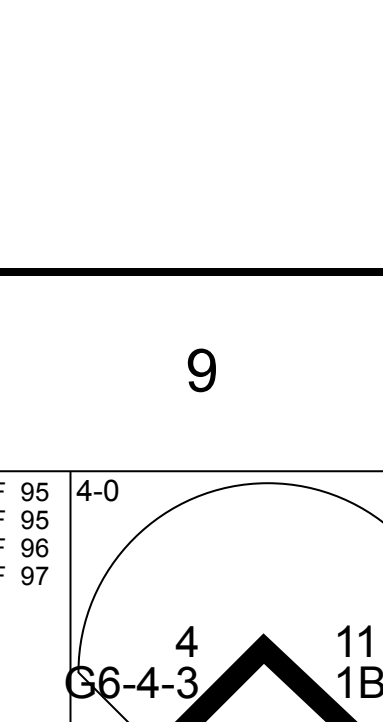
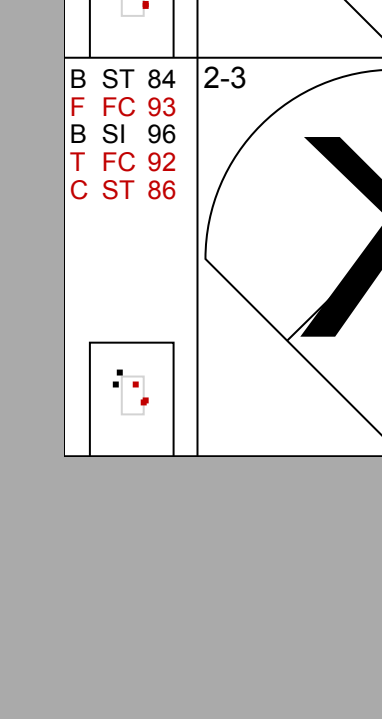
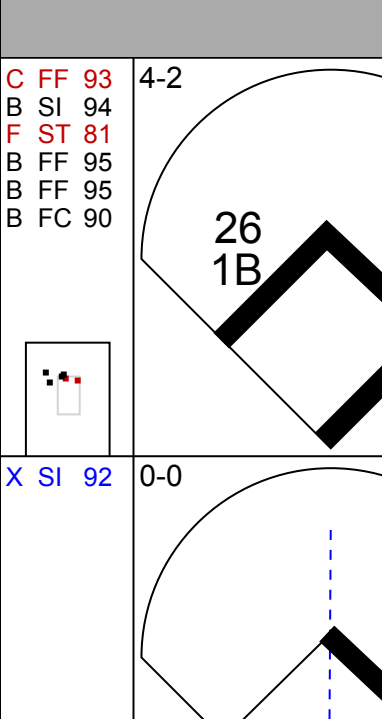
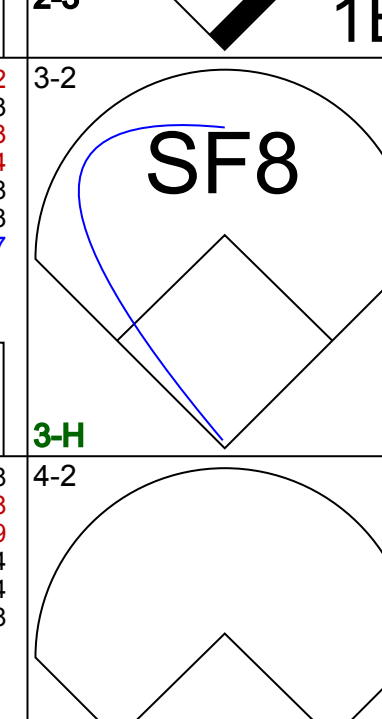
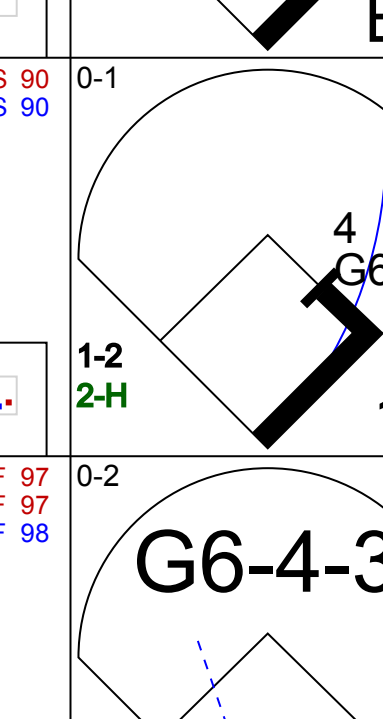
Batter	1	2	3	4	5	6	7	8	9	AB	R	H	RBI	BB	SO	LOB	TOP								
39 Donovan Solano, R (1, 10) OBP: 0.381, SLG: 0.406	L7		1B						1B	5	0	3	0	0	1	1	Minnesota Twins @ Philadelphia Phillies Citizens Bank Park, Philadelphia, PA Sun Aug 13 2023, 1:40 PM - 4:19 PM EDT Att: 40,111 - Partly Cloudy - 86 F livebaseballscorecards.com								
11 Jorge Polanco, S (1, 5)	G6-3		1B						1B	5	0	2	2	0	0	2									
16 Jordan Luplow, R (1, 7)	HR		1B						1B	5	1	1	1	0	2	5									
27 Ryan Jeffers, R (1, 2)	K		K						G5-3	4	0	1	0	1	2	4									
8 Christian Vázquez, R (1, 3) 26 Max Kepler, L (8, PH) OBP: 0.264, SLG: 0.455	1B		K						L9	3	0	2	0	0	1	0									
38 Matt Wallner, L (1, 9) 13 Joey Gallo, L (8, 3) OBP: 0.350, SLG: 0.520	P5		P6						FC3-6	4	0	0	0	0	0	3									
12 Kyle Farmer, R (1, 6)	K		F9						G6-3	3	0	0	0	1	1	1									
2 Michael Taylor, R (1, 8)			K						G4-3	3	0	0	0	1	1	3									
47 Edouard Julien, L (1, 4)	1B		1B						G4-3	3	2	1	0	1	0	1									
Inning Stats	R: 1 E: 0 K: 1 S: 8	H: 1 LOB: 0 BB: 0 P: 11	R: 0 E: 0 K: 1 S: 7	H: 1 LOB: 0 BB: 0 P: 12	R: 1 E: 0 K: 3 S: 18	H: 3 LOB: 2 BB: 0 P: 27	R: 0 E: 0 K: 1 S: 5	H: 0 LOB: 0 BB: 0 P: 8	R: 0 E: 0 K: 1 S: 7	H: 0 LOB: 1 BB: 1 P: 12	R: 0 E: 0 K: 1 S: 11	H: 1 LOB: 3 BB: 2 P: 21	R: 0 E: 0 K: 0 S: 8	H: 1 LOB: 0 BB: 0 P: 13	R: 0 E: 0 K: 0 S: 8	H: 1 LOB: 1 BB: 0 P: 10		R: 1 E: 0 K: 0 S: 12	H: 2 LOB: 2 BB: 1 P: 20	1B: 9 2B: 0 3B: 0 HR: 1	SF: 0 SAC: 0 DP: 0 HBP: 0	WP: 0 PB: 0 CS: 0	PA: 40		
PITCHER	IP	WLS	BF	H	R	ER	SO	BB	IBB	HBP	BLK	WP	HR	S	P	ERA	WHIP	PITCHER							
55 Ranger Suárez, L (1, 1) ERA: 3.88	6.1	L	27	6	2	2	8	3	0	0	0	0	1	57	92	2.84	1.421								
58 Seranthony Dominguez, R (7, 1) ERA: 4.05	0.2		3	1	0	0	0	0	0	0	0	0	0	7	12	0.00	1.500								
31 Craig Kimbrel, R (8, 1) ERA: 3.18	1.0		4	1	0	0	0	0	0	0	0	0	0	8	10	0.00	1.000								
54 Dylan Covey, R (9, 1) ERA: 4.66	1.0		6	2	1	1	0	1	0	0	0	0	0	12	20	9.00	3.000								

Batter	1	2	3	4	5	6	7	8	9	AB	R	H	RBI	BB	SO	LOB	BOTTOM								
12 Kyle Schwarber, L (1, 7)	F9		K							3	0	0	0	1	1	6	Minnesota Twins @ Philadelphia Phillies Citizens Bank Park, Philadelphia, PA Sun Aug 13 2023, 1:40 PM - 4:19 PM EDT Att: 40,111 - Partly Cloudy - 86 F livebaseballscorecards.com								
28 Alec Bohm, R (1, 5) 33 Edmundo Sosa, R (8, 5) OBP: 0.340, SLG: 0.431	1B		G4-3						K	4	0	1	0	0	1	4									
3 Bryce Harper, L (1, 10)	L9		BB						K	3	0	0	0	1	2	1									
8 Nick Castellanos, R (1, 9)	G1-3		G6-4-3						K	4	0	0	0	0	2	2									
5 Bryson Stott, L (1, 4)	BB		G6-4-3						K	3	0	0	0	1	1	0									
7 Trea Turner, R (1, 6)	K		G6-4-3						K	4	0	1	0	0	1	1									
44 Jake Cave, L (1, 3)	1B		G4-3						F8	4	0	2	0	0	0	1									
21 Garrett Stubbs, L (1, 2)	K		G4-3						L3	4	0	1	0	0	2	3									
18 Johan Rojas, R (1, 8)	HBP		K						1B	1	0	0	0	0	1	0									
Inning Stats	R: 0 E: 0 K: 0 S: 9	H: 1 LOB: 1 BB: 0 P: 10	R: 0 E: 0 K: 3 S: 11	H: 1 LOB: 3 BB: 1 P: 22	R: 0 E: 0 K: 0 S: 4	H: 0 LOB: 0 BB: 1 P: 11	R: 0 E: 0 K: 0 S: 7	H: 0 LOB: 0 BB: 0 P: 11	R: 0 E: 0 K: 2 S: 12	H: 0 LOB: 1 BB: 1 P: 18	R: 0 E: 0 K: 2 S: 8	H: 0 LOB: 0 BB: 0 P: 8	R: 0 E: 0 K: 1 S: 14	H: 2 LOB: 3 BB: 0 P: 21	R: 0 E: 0 K: 3 S: 9	H: 0 LOB: 0 BB: 0 P: 14		R: 0 E: 0 K: 0 S: 7	H: 1 LOB: 0 BB: 0 P: 13	1B: 5 2B: 1 3B: 0 HR: 0	SF: 0 SAC: 0 DP: 2 HBP: 2	WP: 0 PB: 0 CS: 0	PA: 35		
PITCHER	IP	WLS	BF	H	R	ER	SO	BB	IBB	HBP	BLK	WP	HR	S	P	ERA	WHIP	PITCHER							
54 Sonny Gray, R (1, 1) ERA: 3.04	6.0	W	23	2	0	0	7	3	0	1	0	0	0	9	12	0.00	6.000								
22 Griffin Jax, R (7, 1) ERA: 2.99	0.1	H	4	2	0	0	0	0	0	1	0	0	0	9	12	0.00	6.000								
56 Caleb Thielbar, L (7, 1) ERA: 1.72	1.0	H	3	0	0	0	2	0	0	0	0	0	0	8	14	0.00	0.000								
15 Emilio Pagan, R (8, 1) ERA: 3.2	0.2	H	2	0	0	0	2	0	0	0	0	0	0	6	9	0.00	0.000								
59 Jhoan Duran, R (9, 1) ERA: 2.78	1.0	S	3	1	0	0	0	0	0	0	0	0	0	7	13	0.00	1.000								

Batter	1	2	3	4	5	6	7	8	9	AB	R	H	RBI	BB	SO	LOB	TOP										
3 Ji Hwan Bae, L (1, 8) OBP: 0.307, SLG: 0.317										4	0	2	0	1	1	1	Pittsburgh Pirates @ Minnesota Twins Target Field, Minneapolis, MN Fri Aug 18 2023, 7:12 PM - 10:02 PM CDT Att: 30,687 - Clear - 78 F										
10 Bryan Reynolds, S (1, 10) OBP: 0.333, SLG: 0.470										5	0	3	1	0	1	3											
13 Ke'Bryan Hayes, R (1, 5) OBP: 0.297, SLG: 0.417										4	0	0	0	1	2	6											
65 Jack Suwinski, L (1, 7) OBP: 0.331, SLG: 0.450										4	0	0	0	0	2	7											
32 Henry Davis, R (1, 9) OBP: 0.311, SLG: 0.344										4	0	0	0	0	3	4											
25 Endy Rodríguez, S (1, 2) OBP: 0.232, SLG: 0.430										4	0	3	0	0	1	0											
60 Llover Peguero, R (1, 4) OBP: 0.295, SLG: 0.479									3	0	0	0	0	1	2												
6 Alfonso Rivas III, L (1, 3) OBP: 0.297, SLG: 0.389									3	0	0	0	0	0	1												
75 Arika Williams, R (1, 6) OBP: 0.293, SLG: 0.269										2	1	1	0	1	1	1											
54 Joshua Palacios, L (9, PH) OBP: 0.255, SLG: 0.376										1	0	0	0	0	1	0											
Inning Stats	R: 0 E: 0 K: 2 S: 13	H: 2 LOB: 2 BB: 0 P: 20	R: 0 E: 0 K: 0 S: 7	H: 1 LOB: 1 BB: 0 P: 11	R: 0 E: 0 K: 2 S: 10	H: 1 LOB: 1 BB: 0 P: 17	R: 0 E: 0 K: 1 S: 7	H: 0 LOB: 3 BB: 2 P: 27	R: 0 E: 0 K: 1 S: 14	H: 1 LOB: 1 BB: 0 P: 12	R: 1 E: 0 K: 2 S: 15	H: 2 LOB: 2 BB: 1 P: 21	R: 0 E: 0 K: 1 S: 8	H: 0 LOB: 2 BB: 0 P: 11	R: 0 E: 0 K: 3 S: 11	H: 1 LOB: 1 BB: 0 P: 17	1B: 6 2B: 3 3B: 0 HR: 0	SF: 0 SAC: 1 DP: 1 HBP: 1	WP: 0 PB: 0 SB: 0 CS: 0	PA: 39							
PITCHER	IP	WLS	BF	H	R	ER	SO	BB	IBB	HBP	BLK	WP	HR	S	P	ERA	WHIP										
49 Pablo López, R (1, 1) ERA: 3.51	6.0	W	26	6	0	0	7	2	0	1	0	0	0	58	99	0.00	1.333										
56 Caleb Thielbar, L (7, 1) ERA: 2.16	0.0		3	2	1	1	0	1	0	0	0	0	0	6	10	∞	∞										
22 Griffin Jax, R (7, 1) ERA: 3.55	1.0	H	3	0	0	0	2	0	0	0	0	0	0	9	11	0.00	0.000										
15 Emilio Pagán, R (8, 1) ERA: 3.02	1.0		3	0	0	0	1	0	0	0	0	0	0	8	11	0.00	0.000										
59 Jhoan Duran, R (9, 1) ERA: 2.53	1.0		4	1	0	0	3	0	0	0	0	0	0	11	17	0.00	1.000										
Batter	1	2	3	4	5	6	7	8	9	AB	R	H	RBI	BB	SO	LOB	BOTTOM										
47 Edouard Julien, L (1, 10) OBP: 0.385, SLG: 0.482										2	0	0	0	1	0	0	Pittsburgh Pirates @ Minnesota Twins Target Field, Minneapolis, MN Fri Aug 18 2023, 7:12 PM - 10:02 PM CDT Att: 30,687 - Clear - 78 F										
16 Jordan Luplow, R (7, PH) (8, 10)									1	0	0	0	0	1	0												
23 Royce Lewis, R (1, 5) OBP: 0.381, SLG: 0.491										4	1	1	0	0	1	3											
26 Max Kepler, L (1, 9) OBP: 0.302, SLG: 0.470										5	0	1	0	0	2	3											
4 Carlos Correa, R (1, 6) OBP: 0.309, SLG: 0.407										2	1	0	0	2	2	0											
11 Jorge Polanco, S (1, 4) OBP: 0.314, SLG: 0.435										4	0	1	1	0	1	2											
38 Matt Wallner, L (1, 7) OBP: 0.341, SLG: 0.527										3	1	1	0	0	2	0											
12 Kyle Farmer, R (7, PH) OBP: 0.301, SLG: 0.367										1	0	1	1	0	0	0											
13 Joey Gallo, L (8, 7) OBP: 0.307, SLG: 0.458										0	0	0	0	0	0	0											
39 Donovan Solano, R (1, 3) OBP: 0.375, SLG: 0.491										4	0	2	1	0	0	2											
8 Christian Vázquez, R (1, 2) OBP: 0.286, SLG: 0.300										4	1	2	0	0	1	2											
2 Michael Taylor, R (1, 8) OBP: 0.267, SLG: 0.422										3	1	1	2	1	1	2											
Inning Stats	R: 0 E: 0 K: 1 S: 10	H: 1 LOB: 2 BB: 1 P: 14	R: 0 E: 0 K: 1 S: 12	H: 1 LOB: 3 BB: 2 P: 23	R: 0 E: 0 K: 2 S: 11	H: 0 LOB: 0 BB: 0 P: 14	R: 2 E: 0 K: 1 S: 10	H: 2 LOB: 0 BB: 0 P: 17	R: 0 E: 0 K: 2 S: 12	H: 0 LOB: 0 BB: 0 P: 16	R: 1 E: 0 K: 2 S: 13	H: 2 LOB: 1 BB: 0 P: 18	R: 2 E: 0 K: 1 S: 11	H: 3 LOB: 2 BB: 1 P: 15	R: 0 E: 0 K: 1 S: 15	H: 1 LOB: 2 BB: 0 P: 27	1B: 5 2B: 4 3B: 0 HR: 1	SF: 0 SAC: 0 DP: 1 HBP: 2	WP: 0 PB: 0 SB: 1 CS: 0	PA: 39							
PITCHER	IP	WLS	BF	H	R	ER	SO	BB	IBB	HBP	BLK	WP	HR	S	P	ERA	WHIP										
41 Andre Jackson, R (1, 1) ERA: 5.28	4.1	L	20	4	2	2	6	3	0	0	0	0	0	14	21	9.00	1.615										
43 Ryan Borucki, L (5, 1) ERA: 4.07	1.0		4	1	1	1	1	0	0	0	0	0	0	8	10	0.00	1.500										
52 Colin Selby, R (6, 1) ERA: 9.53	0.2		3	1	0	0	2	0	0	0	0	0	0	9	13	27.00	4.500										
68 Angel Perdomo, L (7, 1) ERA: 3.72	0.2		6	3	2	2	1	0	1	0	0	0	0	9	17	0.00	0.750										
46 Yoán Ramírez, R (7, 1) ERA: 3.94	1.1		6	1	0	0	1	0	0	2	0	0	0	17	29	0.00	0.750										

AB	34
R	1
H	9
RBI	1
BB	3
SO	13
LOB	25

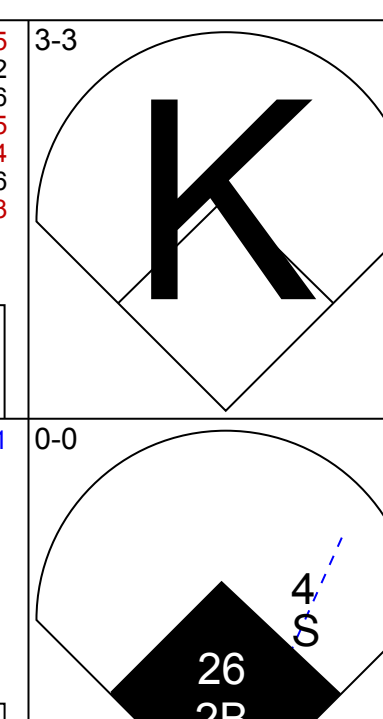
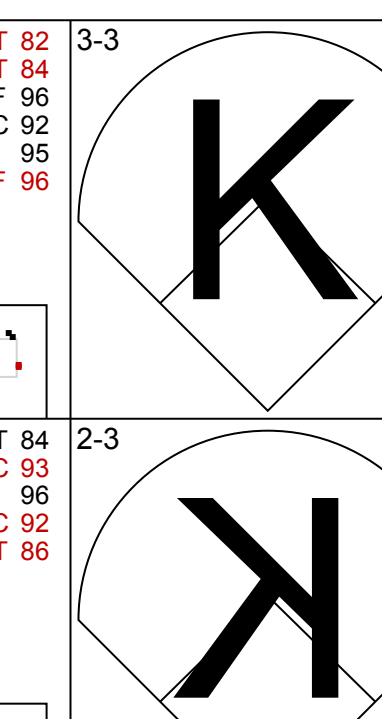
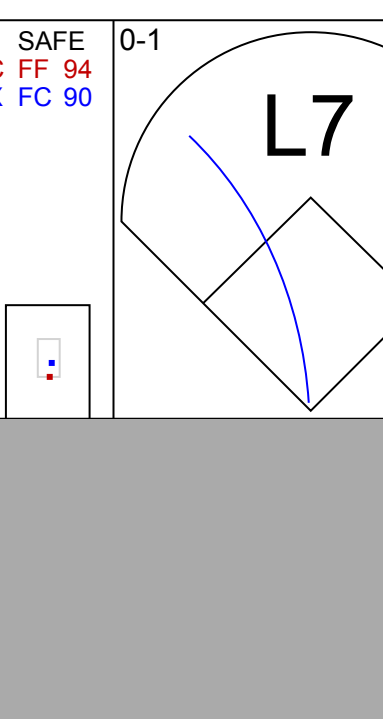
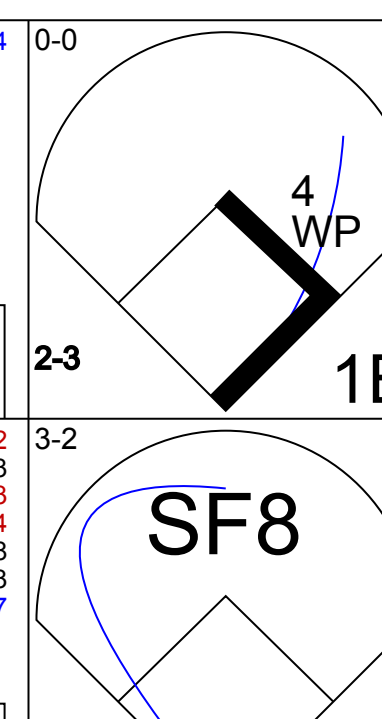
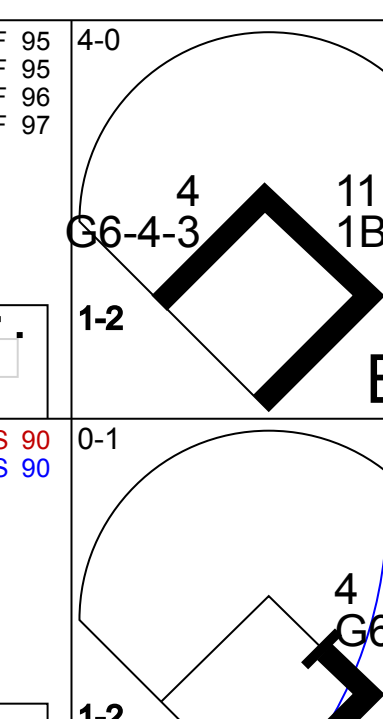
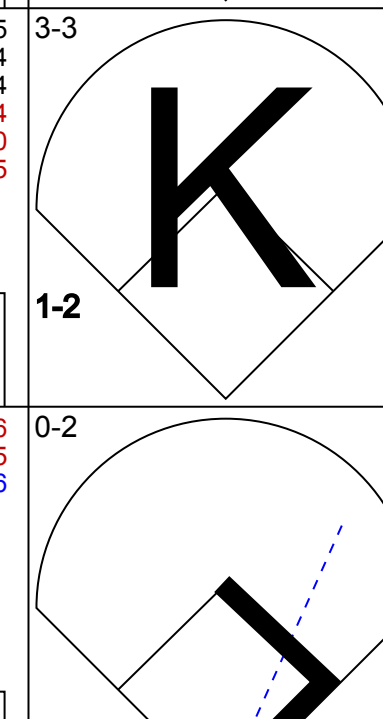

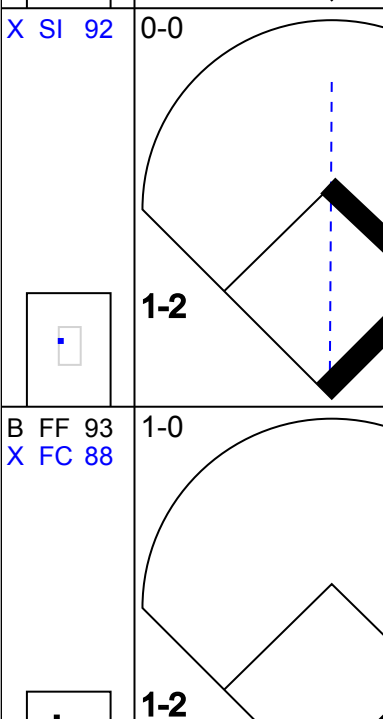
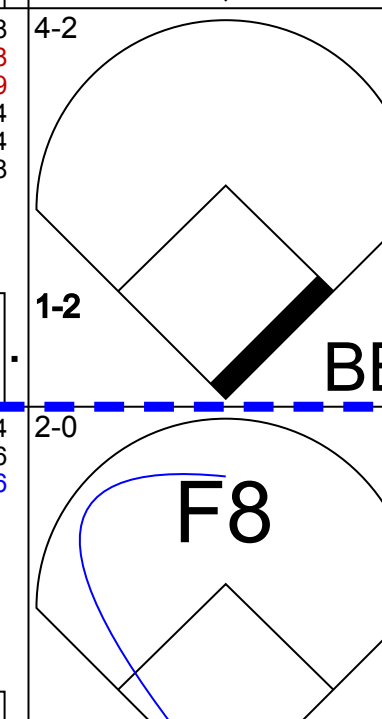
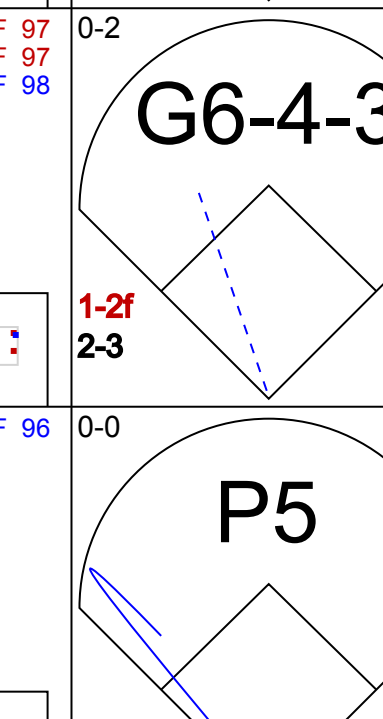

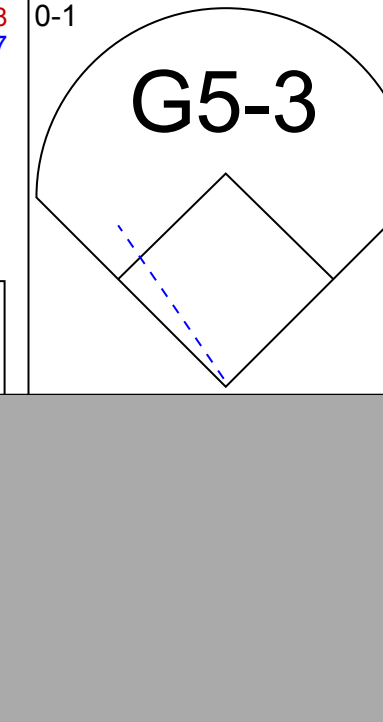
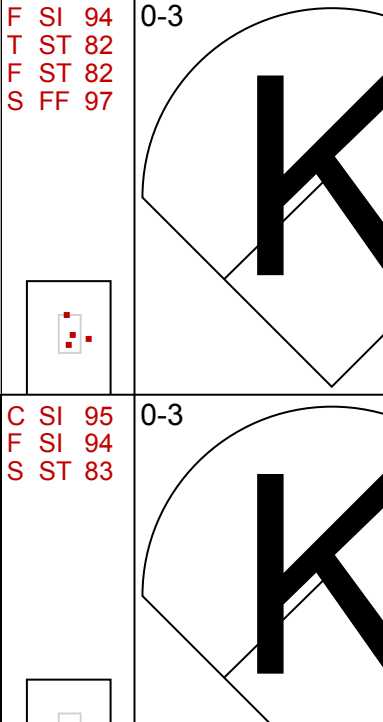




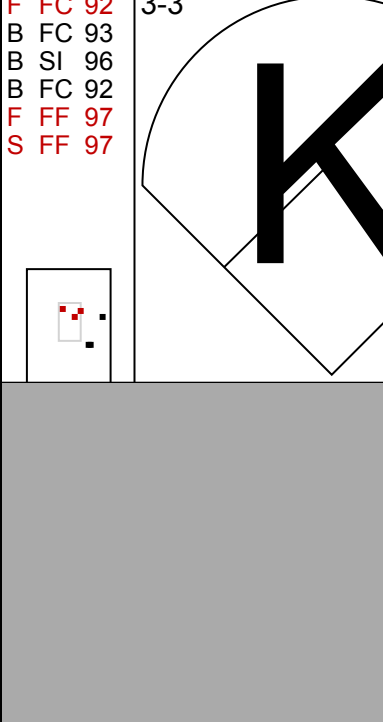
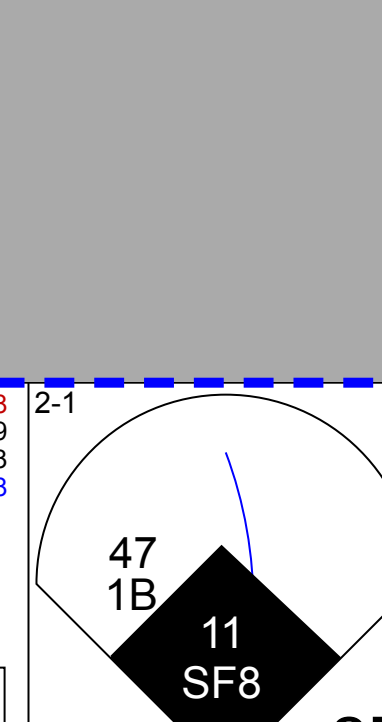


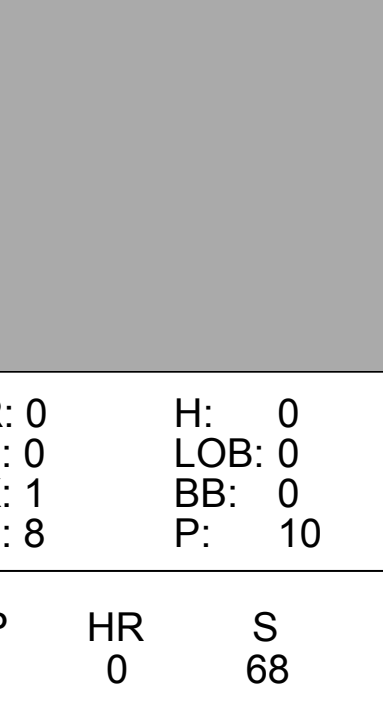
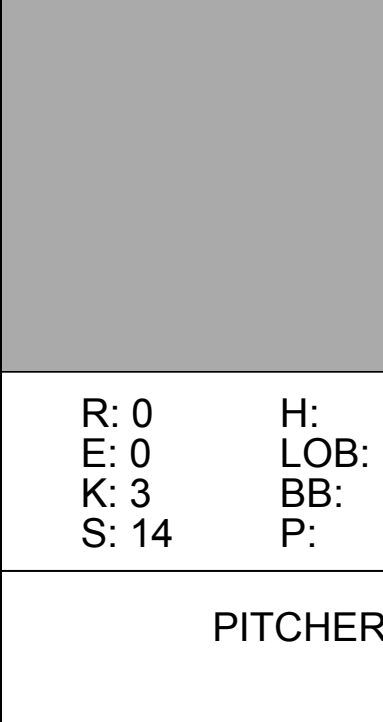
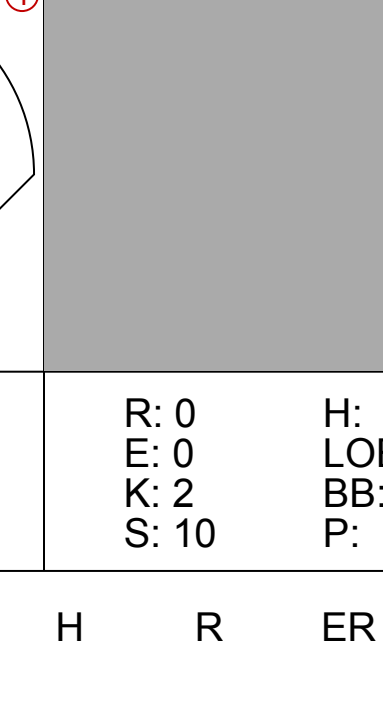
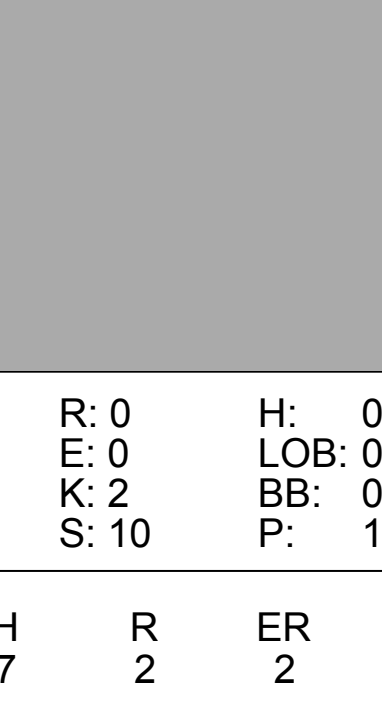
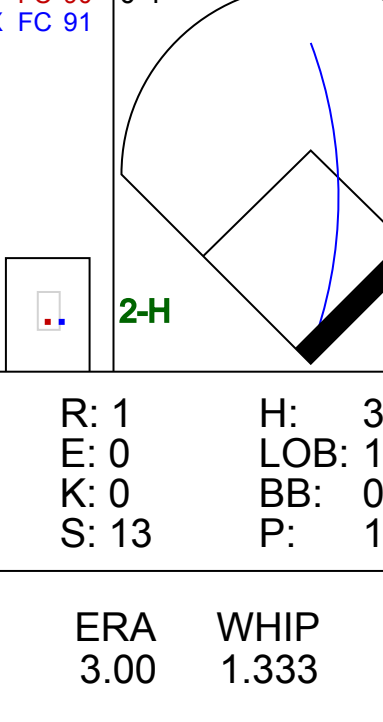
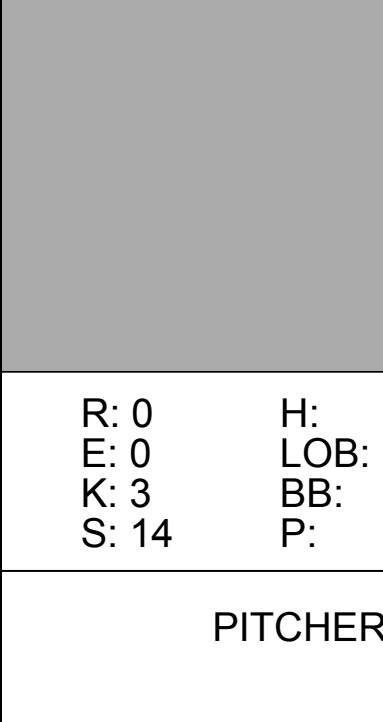
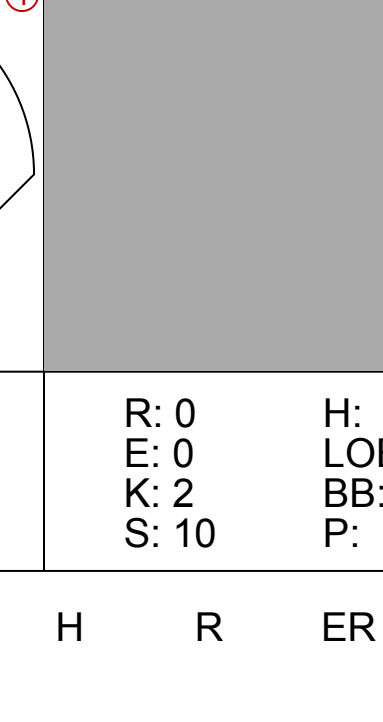

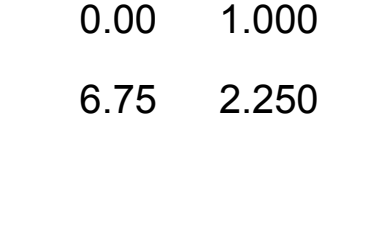




Batter	1	2	3	4	5	6	7	8	9	AB	R	H	RBI	BB	SO	LOB	TOP					
3 Ji Hwan Bae, L (1,4) OBP: 0.313, SLG: 0.321										3	2	1	1	2	1	0						
10 Bryan Reynolds, S (1,7) OBP: 0.330, SLG: 0.465										5	0	0	0	0	0	3	7					
22 Andrew McCutchen, R (1,10) OBP: 0.377, SLG: 0.390										5	1	2	5	0	2	0						
13 Ke'Bryan Hayes, R (1,5) OBP: 0.298, SLG: 0.417										5	0	2	1	0	1	0						
54 Joshua Palacios, L (1,9) OBP: 0.253, SLG: 0.366										4	0	0	0	1	1	3						
2 Connor Joe, R (1,3) OBP: 0.333, SLG: 0.422										3	0	0	0	1	0	0						
6 Alfonso Rivas III, L (8,3) OBP: 0.308, SLG: 0.389										0	0	0	0	1	0	0						
65 Jack Suwinski, L (1,8) OBP: 0.334, SLG: 0.447										2	0	0	0	3	1	0						
60 Liover Peguero, R (1,6) OBP: 0.289, SLG: 0.462										5	2	1	0	0	0	7						
55 Jason Delay, R (1,2) OBP: 0.343, SLG: 0.397										3	2	2	0	1	0	0						
Inning Stats	R: 0 H: 0 K: 2 S: 9	H: 0 LOB: 0 BB: 0 P: 9	R: 0 H: 0 K: 2 S: 8	H: 0 LOB: 0 BB: 0 P: 14	R: 0 H: 0 K: 0 S: 4	H: 0 LOB: 0 BB: 0 P: 7	R: 0 H: 0 K: 1 S: 8	H: 0 LOB: 0 BB: 0 P: 11	R: 0 H: 0 K: 0 S: 5	H: 0 LOB: 0 BB: 0 P: 6	R: 3 H: 4 K: 2 S: 17	H: 2 LOB: 2 BB: 1 P: 27	R: 1 H: 1 K: 1 S: 13	H: 2 LOB: 2 BB: 2 P: 25	R: 0 H: 0 K: 1 S: 12	H: 0 LOB: 3 BB: 3 P: 27	R: 3 H: 3 K: 0 S: 18	H: 3 LOB: 3 BB: 3 P: 38	1B: 5 2B: 2 3B: 0 HR: 1	SF: 0 SAC: 0 DP: 0 HBP: 0	WP: 0 PB: 0 SB: 0 CS: 0	PA: 44
PITCHER	IP	WLS	BF	H	R	ER	SO	BB	IBB	HBP	BLK	WP	HR	S	P	ERA	WHIP					
54 Sonny Gray, R (1,1) ERA: 3.15	6.2	L	27	4	4	4	7	3	0	0	0	0	0	60	93	5.40	1.050					
58 Dylan Floro, R (7,1) ERA: 4.21	1.0		6	1	0	0	2	2	0	0	0	0	0	14	27	0.00	3.000					
81 Jordan Balazovic, R (8,1) ERA: 4.44	1.0		9	3	3	3	0	3	0	0	0	0	1	16	36	27.00	6.000					
77 Cole Sands, R (9,1) ERA: 4.4	0.1		2	0	0	0	0	1	0	0	0	0	0	4	8	0.00	3.000					

Pittsburgh Pirates @ Minnesota Twins
Target Field, Minneapolis, MN
Sat Aug 19 2023, 6:12 PM - 9:17 PM CDT
Att: 23,822 - Clear - 90 F

AB 35
R 7
H 8
RBI 7
BB 9
SO 9
LOB 17



Batter	1	2	3	4	5	6	7	8	9	AB	R	H	RBI	BB	SO	LOB	BOTTOM					
47 Edouard Julien, L (1,4) OBP: 0.386, SLG: 0.478										4	0	1	0	1	2	1						
11 Jorge Polanco, S (1,5) OBP: 0.321, SLG: 0.439										3	1	2	2	1	1	0						
4 Carlos Correa, R (1,6) OBP: 0.310, SLG: 0.405										4	0	1	0	1	1	3						
26 Max Kepler, L (1,9) OBP: 0.303, SLG: 0.472										5	0	2	1	0	1	3						
23 Royce Lewis, R (1,10) OBP: 0.368, SLG: 0.473										4	0	0	0	0	3	4						
39 Donovan Solano, R (1,3) OBP: 0.373, SLG: 0.399										4	0	1	0	0	2	3						
13 Joey Gallo, L (1,7) OBP: 0.306, SLG: 0.452										3	0	0	0	1	2	4						
8 Christian Vázquez, R (1,2) OBP: 0.289, SLG: 0.311										4	2	2	0	0	1	1						
2 Michael Taylor, R (1,8) OBP: 0.270, SLG: 0.423										4	1	2	1	0	2	1						
Inning Stats	R: 1 H: 2 K: 3 S: 14	H: 2 LOB: 1 BB: 0 P: 22	R: 0 H: 0 K: 2 S: 10	H: 0 LOB: 0 BB: 0 P: 13	R: 0 H: 0 K: 3 S: 9	H: 0 LOB: 0 BB: 0 P: 14	R: 0 H: 0 K: 1 S: 8	H: 0 LOB: 0 BB: 0 P: 10	R: 1 H: 3 K: 0 S: 13	H: 3 LOB: 1 BB: 0 P: 17	R: 0 H: 2 K: 3 S: 14	H: 2 LOB: 3 BB: 1 P: 22	R: 1 H: 2 K: 1 S: 13	H: 2 LOB: 2 BB: 1 P: 26	R: 0 H: 0 K: 2 S: 10	H: 0 LOB: 1 BB: 1 P: 19	R: 1 H: 2 K: 0 S: 8	H: 2 LOB: 1 BB: 1 P: 13	1B: 8 2B: 3 3B: 0 HR: 0	SF: 1 SAC: 0 DP: 2 HBP: 0	WP: 1 PB: 0 SB: 1 CS: 0	PA: 40
PITCHER	IP	WLS	BF	H	R	ER	SO	BB	IBB	HBP	BLK	WP	HR	S	P	ERA	WHIP					
23 Mitch Keller, R (1,1) ERA: 4.22	6.0	W	25	7	2	2	12	1	0	0	0	1	0	12	23	13.50	4.500					
35 Colin Holderman, R (7,1) ERA: 3.89	0.2	H	5	2	1	1	1	1	0	0	0	1	0	12	23	13.50	4.500					
3B Thomas Hatch, R (7,1) ERA: 3.55	1.0	H	4	0	0	0	2	1	0	0	0	0	0	10	20	0.00	1.000					
51 David Bednar, R (8,1) ERA: 2.12	1.1	S	6	2	1	1	0	1	0	0	0	0	0	9	15	6.75	2.250					

Pittsburgh Pirates @ Minnesota Twins
Target Field, Minneapolis, MN
Sat Aug 19 2023, 6:12 PM - 9:17 PM CDT
Att: 23,822 - Clear - 90 F

AB 35
R 4
H 11
RBI 4
BB 4
SO 15
LOB 20



Batter	1	2	3	4	5	6	7	8	9	AB	R	H	RBI	BB	SO	LOB	TOP			
3 Ji Hwan Bae, L (1, 8) OBP: 0.308, SLG: 0.316	G3-1			L7			G5-3		K	4	0	0	0	0	1	0	Pittsburgh Pirates @ Minnesota Twins Target Field, Minneapolis, MN Sun Aug 20 2023, 1:13 PM - 3:33 PM CDT Att: 25,987 - Overcast - 76 F			
10 Bryan Reynolds, S (1, 7) OBP: 0.331, SLG: 0.468	G1-3			L7			2B		22 DI 1B	4	0	2	0	0	0	0				
22 Andrew McCutchen, R (1, 10) OBP: 0.374, SLG: 0.385	G5-3			G6-3			K		G4-3	4	0	0	0	0	1	2				
13 Ke'Bryan Hayes, R (1, 5) OBP: 0.296, SLG: 0.414		F8			G4-3		K			3	0	0	0	0	1	1				
2 Connor Joe, R (1, 3) OBP: 0.333, SLG: 0.420		G5-3			F4				25 WP BB	2	0	0	0	1	0	0				
25 Endy Rodriguez, S (1, 2) OBP: 0.311, SLG: 0.415		K			K				F9	3	0	0	0	0	2	1				
32 Henry Davis, R (1, 9) OBP: 0.306, SLG: 0.339					F7				F7	3	0	0	0	0	0	1				
60 Liover Peguero, R (1, 4) OBP: 0.279, SLG: 0.444					G1-3				F6	3	0	0	0	0	0	1				
75 Arika Williams, R (1, 6) OBP: 0.283, SLG: 0.259					G6-3					2	0	0	0	0	1	0	P			
54 Joshua Palacios, L (9, PH) OBP: 0.252, SLG: 0.363										1	0	0	0	0	1	0				
Inning Stats	R: 0 E: 0 K: 0 S: 7	H: 0 LOB: 0 BB: 0 P: 12	R: 0 E: 0 K: 1 S: 9	H: 0 LOB: 0 BB: 0 P: 12	R: 0 E: 0 K: 0 S: 7	H: 0 LOB: 0 BB: 0 P: 9	R: 0 E: 0 K: 0 S: 7	H: 0 LOB: 0 BB: 0 P: 11	R: 0 E: 0 K: 1 S: 8	H: 0 LOB: 0 BB: 0 P: 12	R: 0 E: 0 K: 2 S: 11	H: 1 LOB: 1 BB: 0 P: 22	R: 0 E: 0 K: 0 S: 10	H: 0 LOB: 1 BB: 1 P: 18	R: 0 E: 0 K: 2 S: 12	H: 1 LOB: 1 BB: 0 P: 17	1B: 1 2B: 1 3B: 0 HR: 0	SF: 0 SAC: 0 DP: 0 HBP: 0	WP: 1 PB: 0 SB: 0 CS: 0	PA: 30
PITCHER	IP WLS BF H R ER SO BB IBB HBP BLK WP HR S P ERA WHIP																			
60 Dallas Keuchel, L (1, 1) ERA: 4.85	6.1 W 20 1 0 0 3 0 0 0 0 0 0 0 53 85 0.00 0.158																			
22 Griffin Jax, R (7, 1) ERA: 3.51	0.2 H 2 0 0 0 2 0 0 0 0 0 0 6 11 0.00 0.000																			
56 Caleb Thielbar, L (8, 1) ERA: 2.04	1.0 H 4 0 0 0 0 1 0 0 0 0 1 0 10 18 0.00 1.000																			
59 Jhoan Duran, R (9, 1) ERA: 2.77	1.0 S 4 1 0 0 2 0 0 0 0 0 0 0 12 17 0.00 1.000																			

Batter	1	2	3	4	5	6	7	8	9	AB	R	H	RBI	BB	SO	LOB	BOTTOM			
16 Jordan Luplow, R (1, 7) OBP: 0.390, SLG: 0.382	G5-3									1	0	0	0	0	0	0	Pittsburgh Pirates @ Minnesota Twins Target Field, Minneapolis, MN Sun Aug 20 2023, 1:13 PM - 3:33 PM CDT Att: 25,987 - Overcast - 76 F			
13 Joey Gallo, L (3, PH) OBP: 0.304, SLG: 0.447			K							3	0	0	0	0	3	3				
39 Donovan Solano, R (1, 3) OBP: 0.375, SLG: 0.404										4	2	2	0	0	2	0				
4 Carlos Correa, R (1, 6) OBP: 0.310, SLG: 0.404		G4-3								4	0	1	0	0	2	1				
11 Jorge Polanco, S (1, 10) OBP: 0.315, SLG: 0.430										4	0	0	0	0	4	3				
47 Edouard Julien, L (1, 4) OBP: 0.385, SLG: 0.483										2	0	1	2	0	1	0				
12 Kyle Farmer, R (8, 4) OBP: 0.301, SLG: 0.367										0	0	0	0	0	0	0				
23 Royce Lewis, R (1, 5) OBP: 0.358, SLG: 0.460										3	0	0	0	0	1	2				
27 Ryan Jeffers, R (1, 2) OBP: 0.377, SLG: 0.473										3	0	0	0	0	1	0				
38 Matt Wallner, L (1, 9) OBP: 0.341, SLG: 0.518										2	0	0	0	0	1	0				
2 Michael Taylor, R (1, 8) OBP: 0.274, SLG: 0.424										2	0	1	0	1	1	1				
Inning Stats	R: 0 E: 0 K: 1 S: 6	H: 0 LOB: 0 BB: 0 P: 10	R: 0 E: 0 K: 2 S: 8	H: 0 LOB: 0 BB: 0 P: 9	R: 0 E: 0 K: 1 S: 14	H: 1 LOB: 1 BB: 0 P: 23	R: 1 E: 0 K: 2 S: 13	H: 2 LOB: 1 BB: 0 P: 20	R: 0 E: 0 K: 2 S: 10	H: 0 LOB: 1 BB: 0 P: 18	R: 1 E: 0 K: 2 S: 13	H: 2 LOB: 1 BB: 0 P: 20	R: 0 E: 0 K: 3 S: 11	H: 0 LOB: 1 BB: 1 P: 21	R: 0 E: 0 K: 3 S: 10	H: 0 LOB: 0 BB: 0 P: 17	1B: 3 2B: 2 3B: 0 HR: 0	SF: 1 SAC: 0 DP: 0 HBP: 1	WP: 0 PB: 0 SB: 0 CS: 0	PA: 31
PITCHER	IP WLS BF H R ER SO BB IBB HBP BLK WP HR S P ERA WHIP																			
43 Ryan Borucki, L (1, 1) ERA: 3.76	2.0 L 15 4 2 2 6 0 0 0 0 0 0 0 43 69 5.40 1.200																			
70 Osvaldo Bido, R (3, 1) ERA: 5.08	0.2 3 1 0 0 1 0 0 0 0 0 0 7 12 0.00 1.500																			
61 Jose Hernandez, L (6, 1) ERA: 3.99	1.0 4 0 0 0 3 1 0 0 0 0 0 11 21 0.00 1.000																			
36 Dauri Moreta, R (7, 1) ERA: 4.01	1.0 3 0 0 0 3 0 0 0 0 0 0 10 17 0.00 0.000																			
52 Colin Setby, R (8, 1) ERA: 8.1																				

Batter	1	2	3	4	5	6	7	8	9	AB	R	H	RBI	BB	SO	LOB	TOP			
39 Donovan Solano, R OBP: 0.372, SLG: 0.400	G6-3		F8		L6			K		3	0	0	0	0	0	1	Minnesota Twins @ Milwaukee Brewers American Family Field, Milwaukee, WI Tue Aug 22 2023, 7:11 PM - 9:44 PM CDT Att: 38,688 - Clear - 76 F			
47 Edouard Julien, L OBP: 0.384, SLG: 0.481	K		G6-3		F9			1B		4	0	1	0	0	1	1				
11 Jorge Polanco, S OBP: 0.314, SLG: 0.426	K							1B		4	1	1	0	0	1	2				
16 Jordan Luplow, R OBP: 0.378, SLG: 0.395	K			2B	P3			F8		4	1	1	0	0	1	2				
4 Carlos Correa, R OBP: 0.309, SLG: 0.401	G6-3			12 1B				K		3	0	0	0	1	1	1				
23 Royce Lewis, R OBP: 0.355, SLG: 0.453	P4			F8				F9		4	0	1	0	0	0	2				
12 Kyle Farmer, R OBP: 0.305, SLG: 0.371	8 HR			1B				G6-3		3	1	2	1	0	0	0				
26 Max Kepler, L OBP: 0.302, SLG: 0.470	1B			1B				K		1	0	0	0	0	1	0				
8 Christian Vázquez, R OBP: 0.289, SLG: 0.322	1H			K				P4		4	1	1	2	0	1	2				
38 Matt Wallner, L OBP: 0.333, SLG: 0.504	K			G4-3				K		3	0	0	0	0	2	2				
2 Michael Taylor, R OBP: 0.274, SLG: 0.423	L8							K		3	0	1	0	0	1	0				
Inning Stats	R: 0 E: 0 K: 2 S: 9	H: 0 LOB: 0 BB: 0 P: 12	R: 2 E: 0 K: 1 S: 15	H: 2 LOB: 0 BB: 0 P: 23	R: 0 E: 0 K: 0 S: 7	H: 0 LOB: 0 BB: 0 P: 9	R: 1 E: 0 K: 1 S: 17	H: 2 LOB: 2 BB: 1 P: 28	R: 0 E: 0 K: 1 S: 10	H: 0 LOB: 0 BB: 0 P: 8	R: 0 E: 0 K: 2 S: 11	H: 0 LOB: 0 BB: 0 P: 17	R: 0 E: 0 K: 1 S: 9	H: 1 LOB: 1 BB: 0 P: 12	R: 0 E: 0 K: 1 S: 8	H: 1 LOB: 0 BB: 0 P: 9	1B: 5 2B: 1 3B: 0 HR: 1	SF: 0 SAC: 0 DP: 0 HBP: 0	WP: 0 PB: 0 SB: 0 CS: 0	PA: 34
PITCHER	IP WLS BF H R ER SO BB IBB HBP BLK WP HR S P ERA WHIP																			
20 Wade Miley, L ERA: 3.18	(1, 1) 5.0 0 21 5 3 3 4 1 0 0 0 0 0 1 58 89 5.40 1.200																			
46 Bryse Wilson, R ERA: 3.15	(6, 1) 2.0 W 6 0 0 0 3 0 0 0 0 0 0 0 0 16 25 0.00 0.000																			
55 Hoby Milner, L ERA: 2.26	(8, 1) 1.0 4 1 0 0 1 0 0 0 0 0 0 0 0 9 12 0.00 1.000																			
29 Trevor Megill, R ERA: 4.09	(9, 1) 1.0 3 1 0 0 1 0 0 0 0 0 0 0 0 8 9 0.00 1.000																			

Batter	1	2	3	4	5	6	7	8	9	AB	R	H	RBI	BB	SO	LOB	BOTTOM			
22 Christian Yelich, L OBP: 0.371, SLG: 0.456	F8		41 G4-6-3		K			K		5	0	1	0	0	3	2	Minnesota Twins @ Milwaukee Brewers American Family Field, Milwaukee, WI Tue Aug 22 2023, 7:11 PM - 9:44 PM CDT Att: 38,688 - Clear - 76 F			
24 William Contreras, R OBP: 0.349, SLG: 0.443	27 HR		41 G4-6-3		21 E		15 BB	27 G2-3		2	2	1	0	3	0	1				
41 Carlos Santana, S OBP: 0.302, SLG: 0.410	P4		G4-6-3		21 E		F8			4	1	1	0	0	0	4				
27 Willy Adames, R OBP: 0.295, SLG: 0.393	1H		L5		15 1B		G2-3			4	1	1	2	0	1	4				
21 Mark Canha, R OBP: 0.341, SLG: 0.380			L9		15 1B		15 BB			2	1	1	1	2	0	0				
15 Tyrone Taylor, R OBP: 0.248, SLG: 0.373	F7		G4-3		9 1B		BB			3	1	1	1	1	0	1				
0 Bryce Turang, L OBP: 0.293, SLG: 0.327	P5		F7		9 1B		G1			4	1	1	1	0	0	3				
9 Brian Anderson, R OBP: 0.310, SLG: 0.365	K				K		F9			4	0	1	2	0	2	0				
2B Joey Wiemer, R OBP: 0.290, SLG: 0.376	G5-3				G6-3		F8			3	0	0	0	1	0	1				
Inning Stats	R: 2 E: 0 K: 0 S: 13	H: 1 LOB: 1 BB: 2 P: 23	R: 0 E: 0 K: 1 S: 8	H: 0 LOB: 0 BB: 0 P: 11	R: 0 E: 0 K: 0 S: 10	H: 1 LOB: 1 BB: 1 P: 20	R: 0 E: 0 K: 0 S: 7	H: 0 LOB: 0 BB: 0 P: 10	R: 0 E: 0 K: 2 S: 12	H: 0 LOB: 0 BB: 0 P: 14	R: 5 E: 1 K: 2 S: 21	H: 6 LOB: 1 BB: 0 P: 31	R: 0 E: 0 K: 0 S: 13	H: 0 LOB: 3 BB: 3 P: 29	R: 0 E: 0 K: 1 S: 10	H: 0 LOB: 1 BB: 1 P: 14		1B: 6 2B: 1 3B: 0 HR: 1	SF: 0 SAC: 0 DP: 1 HBP: 0	WP: 0 PB: 0 SB: 1 CS: 0
PITCHER	IP WLS BF H R ER SO BB IBB HBP BLK WP HR S P ERA WHIP																			
17 Bailey Ober, R ERA: 3.41	(1, 1) 5.0 0 19 2 2 2 3 3 0 0 0 0 0 0 50 78 3.60 1.000																			
58 Dylan Floro, R ERA: 5.06	(6, 1) 1.0 L 9 6 5 5 2 0 0 0 0 0 0 0 0 21 31 45.00 6.000																			
62 Oliver Ortega, R ERA: 4.3	(7, 1) 0.2 4 0 0 0 0 2 0 0 0 0 0 0 0 10 22 0.00 3.000																			
77 Cole Sands, R ERA: 4.02	(7, 1) 1.1 6 0 0 0 1 2 0 0 0 0 0 0 0 13 21 0.00 1.500																			

AB 33
R 3
H 7
RBI 3
BB 1
SO 9
LOB 11



AB 31
R 7
H 8
RBI 7
SO 6
LOB 16



Batter	1	2	3	4	5	6	7	8	9	AB	R	H	RBI	BB	SO	LOB	TOP			
2 Marcus Semien, R OBP: 0.348, SLG: 0.466										5	1	1	1	0	2	0	Texas Rangers @ Minnesota Twins Target Field, Minneapolis, MN Thu Aug 24 2023, 6:13 PM - 8:45 PM CDT Att: 23,333 - Partly Cloudy - 84 F			
5 Corey Seager, L OBP: 0.416, SLG: 0.661										4	1	2	1	1	1	0				
30 Nathaniel Lowe, L OBP: 0.369, SLG: 0.449										4	1	1	0	1	1	2				
53 Adolis Garcia, R OBP: 0.331, SLG: 0.502										4	1	1	0	0	1	1				
18 Mitch Garver, R OBP: 0.355, SLG: 0.487										3	0	0	0	1	0	1				
16 Travis Jankowski, L OBP: 0.376, SLG: 0.364										4	0	3	2	0	1	0				
20 Ezequiel Duran, R OBP: 0.339, SLG: 0.473										3	0	1	0	1	1	3				
28 Jonah Heim, S OBP: 0.325, SLG: 0.452										4	0	0	0	0	0	3				
3 Leody Taveras, S OBP: 0.298, SLG: 0.423										4	1	1	1	0	1	1				
Inning Stats	R: 1 H: 1 E: 0 K: 1 S: 12	H: 1 LOB: 0 BB: 0 P: 19	R: 0 H: 2 E: 0 K: 0 S: 7	H: 2 LOB: 1 BB: 0 P: 10	R: 3 H: 4 E: 0 K: 2 S: 19	H: 4 LOB: 2 BB: 1 P: 30	R: 1 H: 2 E: 0 K: 1 S: 13	H: 2 LOB: 1 BB: 0 P: 20	R: 0 H: 0 E: 0 K: 1 S: 7	H: 0 LOB: 0 BB: 0 P: 12	R: 0 H: 0 E: 0 K: 1 S: 7	H: 0 LOB: 1 BB: 1 P: 15	R: 0 H: 0 E: 0 K: 1 S: 12	H: 0 LOB: 1 BB: 1 P: 21	R: 0 H: 0 E: 0 K: 1 S: 8	H: 0 LOB: 0 BB: 1 P: 15		1B: 7 2B: 0 3B: 0 HR: 3	SF: 0 SAC: 0 DP: 2 HBP: 0	WP: 0 PB: 0 SB: 2 CS: 0
PITCHER	IP WLS BF H R ER SO BB IBB HBP BLK WP HR S P ERA WHIP																			
49 Pablo López, R ERA: 3.89	5.0		25	10	5	5	4	1	0	0	0	0	0	0	3	58	91	9.00	2.200	
74 Josh Winder, R ERA: 4.54	3.0	W	11	0	0	0	3	2	0	0	0	0	0	0	26	46	0.00	0.667		
22 Griffin Jax, R ERA: 3.38	1.0	S	3	0	0	0	1	1	0	0	0	0	0	0	8	15	0.00	1.000		

Batter	1	2	3	4	5	6	7	8	9	AB	R	H	RBI	BB	SO	LOB	BOTTOM			
39 Donovan Solano, R OBP: 0.368, SLG: 0.398										4	0	1	0	0	2	0	Texas Rangers @ Minnesota Twins Target Field, Minneapolis, MN Thu Aug 24 2023, 6:13 PM - 8:45 PM CDT Att: 23,333 - Partly Cloudy - 84 F			
11 Jorge Polanco, S OBP: 0.319, SLG: 0.423										3	0	1	0	1	1	1				
16 Jordan Luplow, R OBP: 0.340, SLG: 0.349										2	0	0	0	0	1	2				
38 Matt Wallner, L OBP: 0.341, SLG: 0.504										2	1	1	0	0	1	1				
4 Carlos Correa, R OBP: 0.310, SLG: 0.401										4	1	1	1	0	0	3				
23 Royce Lewis, R OBP: 0.368, SLG: 0.512										3	1	3	1	1	0	0				
26 Max Kepler, L OBP: 0.303, SLG: 0.468										4	0	0	0	0	1	4				
12 Kyle Farmer, R OBP: 0.311, SLG: 0.366										2	1	1	1	0	1	1				
47 Edouard Julien, L OBP: 0.379, SLG: 0.473										1	0	0	0	0	1	0				
27 Ryan Jeffers, R OBP: 0.380, SLG: 0.493										1	1	1	2	0	0	0				
13 Joey Gallo, L OBP: 0.304, SLG: 0.447										0	0	0	0	0	0	0				
8 Christian Vázquez, R OBP: 0.285, SLG: 0.317										4	0	0	0	0	1	1				
2 Michael Taylor, R OBP: 0.278, SLG: 0.452										3	2	2	2	0	0	0				
Inning Stats	R: 0 H: 0 E: 0 K: 1 S: 8	H: 0 LOB: 1 BB: 1 P: 15	R: 1 H: 2 E: 0 K: 1 S: 11	H: 2 LOB: 0 BB: 0 P: 16	R: 1 H: 2 E: 0 K: 0 S: 10	H: 2 LOB: 1 BB: 0 P: 18	R: 0 H: 1 E: 0 K: 2 S: 12	H: 1 LOB: 1 BB: 0 P: 14	R: 1 H: 2 E: 0 K: 2 S: 16	H: 2 LOB: 1 BB: 0 P: 21	R: 1 H: 1 E: 0 K: 1 S: 8	H: 1 LOB: 0 BB: 0 P: 16	R: 0 H: 0 E: 0 K: 2 S: 9	H: 0 LOB: 0 BB: 0 P: 15	R: 3 H: 3 E: 0 K: 0 S: 10	H: 3 LOB: 0 BB: 1 P: 17	1B: 3 2B: 4 3B: 0 HR: 5	SF: 0 SAC: 0 DP: 2 HBP: 0	WP: 0 PB: 0 SB: 0 CS: 1	PA: 35
PITCHER	IP WLS BF H R ER SO BB IBB HBP BLK WP HR S P ERA WHIP																			
44 Andrew Heaney, L ERA: 4.34	4.1		20	7	3	3	5	1	0	0	0	0	0	0	1	13	24	5.40	0.600	
35 Chris Stratton, R ERA: 3.63	1.2	H	3	0	0	0	2	0	0	0	0	0	0	0	9	15	0.00	0.000		
25 José Leclerc, R ERA: 2.61	1.0	L	3	2	3	3	0	1	0	0	0	0	0	5	11	∞	∞			
66 Josh Sborz, R ERA: 4.89	0.0	L	3	2	3	3	0	1	0	0	0	0	0	5	11	∞	∞			
51 Will Smith, L ERA: 4.27	1.0		3	1	0	0	0	0	0	0	0	0	0	1	5	6	0.00	1.000		

AB	35
R	5
H	10
RBI	5
BB	4
SO	8
LOB	11



Batter	1	2	3	4	5	6	7	8	9	AB	R	H	RBI	BB	SO	LOB	TOP
2 Marcus Semien, R (1,4) OBP: 0.348, SLG: 0.462										3	0	1	1	1	2	0	
5 Corey Seager, L (1,6) OBP: 0.412, SLG: 0.654										4	0	0	1	0	2	3	
30 Nathaniel Lowe, L (1,3) OBP: 0.372, SLG: 0.449										3	0	1	0	2	2	1	
53 Adolis Garcia, R (1,9) OBP: 0.329, SLG: 0.503										5	2	2	1	0	2	5	
18 Mitch Garver, R (1,2) OBP: 0.361, SLG: 0.515										4	1	2	1	0	0	0	
50 J.P. Martinez, L (9, PR) OBP: 0.303, SLG: 0.310										0	1	0	0	0	0	0	
28 Jonah Heim, S (9, 2) OBP: 0.325, SLG: 0.452										0	0	0	0	0	0	0	
16 Travis Jankowski, L (1,7) OBP: 0.365, SLG: 0.351										4	0	0	0	0	1	2	
20 Ezequiel Duran, R (1,5) OBP: 0.338, SLG: 0.468										3	1	1	0	0	1	0	
4 Robbie Grossman, S (1, 10) OBP: 0.315, SLG: 0.391										3	1	1	1	1	1	0	
3 Leody Taveras, S (1, 8) OBP: 0.302, SLG: 0.428										3	0	1	1	1	0	1	
Inning Stats	R: 0 H: 1 E: 0 K: 3 S: 11	H: 3 LOB: 1 BB: 0 P: 15	R: 0 H: 0 E: 0 K: 2 S: 10	H: 0 LOB: 0 BB: 1 P: 17	R: 0 H: 0 E: 0 K: 1 S: 8	H: 1 LOB: 1 BB: 1 P: 19	R: 1 H: 1 E: 0 K: 1 S: 8	H: 0 LOB: 0 BB: 0 P: 14	R: 0 H: 1 E: 0 K: 2 S: 8	H: 2 LOB: 3 BB: 3 P: 40	1B: 6 2B: 2 3B: 0 HR: 2	SF: 1 SAC: 0 DP: 1 HBP: 2	WP: 0 PB: 0 SB: 0 CS: 2	PA: 40			
PITCHER	IP: 5.0 WLS: 4 BF: 20 ERA: 4.33	H: 5 R: 1 ER: 1 SO: 7	BB: 2 IBB: 0 HBP: 0 BLK: 0	WP: 0 HR: 1 S: 51 P: 80	ERA: 1.80 WHIP: 1.400	IP: 0.2 WLS: 0 BF: 4 ERA: 4.99	H: 0 R: 0 ER: 0 SO: 0	BB: 1 IBB: 0 HBP: 1 BLK: 0	WP: 0 HR: 0 S: 7 P: 12	ERA: 0.00 WHIP: 1.500							

Texas Rangers @ Minnesota Twins
Target Field, Minneapolis, MN
Sat Aug 26 2023, 6:17 PM - 8:58 PM CDT
Att: 25,843 - Overcast - 72 F

AB 32
R 6
H 9
RBI 6
BB 5
SO 11
LOB 12



Batter	1	2	3	4	5	6	7	8	9	AB	R	H	RBI	BB	SO	LOB	BOTTOM			
47 Edouard Julien, L (1, 10) OBP: 0.378, SLG: 0.482										3	1	1	0	0	1	0				
12 Kyle Farmer, R (8, PH) OBP: 0.310, SLG: 0.395										4	1	2	1	0	0	1				
11 Jorge Polanco, S (1, 4) OBP: 0.328, SLG: 0.438										4	0	2	1	0	1	1				
26 Max Kepler, L (1, 9) OBP: 0.312, SLG: 0.485										4	0	2	1	0	1	1				
4 Carlos Correa, R (1, 6) OBP: 0.308, SLG: 0.403										3	0	0	0	1	2	1				
38 Matt Walner, L (1, 7) OBP: 0.342, SLG: 0.516										3	0	0	0	0	2	2				
16 Jordan Luplow, R (9, PH) OBP: 0.333, SLG: 0.326										0	0	0	0	1	0	0				
23 Royce Lewis, R (1, 5) OBP: 0.386, SLG: 0.492										4	0	0	0	0	1	1				
39 Donovan Solano, R (1, 3) OBP: 0.367, SLG: 0.394										4	0	0	0	0	1	1				
13 Joey Gallo, L (1, 8) OBP: 0.299, SLG: 0.439										3	0	0	0	0	3	0				
8 Christian Vázquez, R (1, 2) OBP: 0.282, SLG: 0.313										3	0	0	0	0	0	0				
Inning Stats	R: 0 H: 1 E: 0 K: 2 S: 15	H: 0 LOB: 2 BB: 1 P: 28	R: 0 H: 0 E: 0 K: 1 S: 8	H: 0 LOB: 0 BB: 0 P: 13	R: 1 H: 2 E: 0 K: 1 S: 13	H: 0 LOB: 1 BB: 0 P: 18	R: 0 H: 0 E: 0 K: 1 S: 10	H: 0 LOB: 0 BB: 0 P: 13	R: 0 H: 1 E: 0 K: 2 S: 9	H: 0 LOB: 1 BB: 1 P: 12	R: 0 H: 0 E: 0 K: 2 S: 7	H: 0 LOB: 0 BB: 0 P: 9	R: 0 H: 1 E: 0 K: 1 S: 12	H: 0 LOB: 1 BB: 1 P: 16	R: 0 H: 0 E: 0 K: 1 S: 9	H: 0 LOB: 1 BB: 1 P: 16	1B: 2 2B: 2 3B: 0 HR: 1	SF: 0 SAC: 0 DP: 0 HBP: 0	WP: 0 PB: 0 SB: 0 CS: 0	PA: 34
PITCHER	IP: 7.0 WLS: 2 BF: 26 ERA: 3.71	H: 4 R: 2 ER: 2 SO: 10	BB: 1 IBB: 0 HBP: 0 BLK: 0	WP: 0 HR: 1 S: 68 P: 101	ERA: 2.57 WHIP: 0.714	IP: 1.0 WLS: 0 BF: 4 ERA: 3.33	H: 1 R: 0 ER: 0 SO: 1	BB: 0 IBB: 0 HBP: 0 BLK: 0	WP: 0 HR: 0 S: 12 P: 16	ERA: 0.00 WHIP: 1.000	IP: 1.0 WLS: 0 BF: 4 ERA: 2.23	H: 0 R: 0 ER: 0 SO: 1	BB: 1 IBB: 0 HBP: 0 BLK: 0	WP: 0 HR: 0 S: 9 P: 16	ERA: 0.00 WHIP: 1.000					

Texas Rangers @ Minnesota Twins
Target Field, Minneapolis, MN
Sat Aug 26 2023, 6:17 PM - 8:58 PM CDT
Att: 25,843 - Overcast - 72 F

AB 32
R 2
H 5
RBI 2
BB 2
SO 12
LOB 7



Batter	1	2	3	4	5	6	7	8	9	10	11	12	13	AB	R	H	RBI	BB	SO	LOB	TOP	
2 Marcus Semien, R OBP: 0.340, SLG: 0.461														5	0	2	0	1	0	2		
5 Corey Seager, L OBP: 0.406, SLG: 0.648														5	0	1	1	0	0	4		
30 Nathaniel Lowe, L OBP: 0.370, SLG: 0.448														6	1	1	0	0	1	4		
18 Mitch Garver, R OBP: 0.360, SLG: 0.508														5	1	1	0	1	2	0		
4 Robbie Grossman, S OBP: 0.320, SLG: 0.362														2	1	1	0	2	0	0		
16 Travis Jankowski, L OBP: 0.362, SLG: 0.348														2	0	0	0	0	1	2		
50 J.P. Martinez, L OBP: 0.306, SLG: 0.406														3	1	1	1	0	2	4		
53 Adolis Garcia, R OBP: 0.327, SLG: 0.500														3	0	0	0	0	1	3		
28 Jonah Heim, S OBP: 0.322, SLG: 0.455														6	1	1	4	0	0	3		
47 Josh Smith, L OBP: 0.322, SLG: 0.324														2	0	0	0	0	1	0		
20 Ezequiel Duran, R OBP: 0.338, SLG: 0.467														3	0	1	0	0	2	0		
3 Leody Taveras, S OBP: 0.301, SLG: 0.425														5	1	1	0	0	2	0		
Inning Stats	R: 0 E: 0 K: 0 S: 9	H: 0 LOB: 0 BB: 0 P: 11	R: 1 E: 0 K: 1 S: 17	H: 1 LOB: 0 BB: 0 P: 24	R: 0 E: 0 K: 2 S: 9	H: 1 LOB: 1 BB: 0 P: 12	R: 4 E: 0 K: 5 S: 17	H: 3 LOB: 0 BB: 1 P: 26	R: 0 E: 0 K: 0 S: 6	H: 1 LOB: 0 BB: 0 P: 9	R: 0 E: 0 K: 1 S: 11	H: 1 LOB: 2 BB: 0 P: 20	R: 0 E: 1 K: 0 S: 6	H: 0 LOB: 0 BB: 0 P: 9	R: 0 E: 0 K: 1 S: 7	H: 0 LOB: 0 BB: 0 P: 11	R: 0 E: 0 K: 2 S: 11	H: 0 LOB: 1 BB: 1 P: 19	1B: 7 2B: 1 3B: 0 HR: 2	SF: 1 SAC: 0 DP: 2 HBP: 0	WIP: 0 PB: 0 SB: 0 CS: 0	PA: 52
PITCHER	IP 4.0	WLS 18	BF 5	H 5	ER 5	SO 4	BB 1	IBB 0	HBP 0	BLK 0	WP 0	HR 2	S 52	P 73	ERA 11.25	WHIP 1.500						
17 Bailey Ober, R ERA: 3.67	5.0	21	5	0	0	3	2	0	0	0	0	0	45	76	0.00	1.400						
60 Dallas Keuchel, L ERA: 3.5	1.0	3	0	0	0	0	0	0	0	0	0	0	6	9	0.00	0.000						
59 Jhoan Duran, R ERA: 2.58	1.0	3	0	0	0	2	0	0	0	0	0	0	10	11	0.00	0.000						
56 Caleb Thielbar, L ERA: 2.61	1.0	3	0	1	0	1	0	0	0	0	0	0	7	11	0.00	0.000						
15 Emilio Pagan, R ERA: 3.16																						

Texas Rangers @ Minnesota Twins
Target Field, Minneapolis, MN
Sun Aug 27 2023, 1:13 PM - 5:22 PM CDT
Att. 24,431 - Partly Cloudy - 71 F

AB 47
R 6
H 10
RBI 6
SO 12
LOB 22



Batter	1	2	3	4	5	6	7	8	9	10	11	12	13	AB	R	H	RBI	BB	SO	LOB	BOTTOM									
39 Donovan Solano, R OBP: 0.372, SLG: 0.396														4	1	2	1	2	1	0										
11 Jorge Polanco, S OBP: 0.326, SLG: 0.435														6	1	2	1	0	1	2										
16 Jordan Luplow, R OBP: 0.310, SLG: 0.308														3	0	0	0	0	3											
26 Max Kepler, L OBP: 0.317, SLG: 0.488														2	0	2	0	1	0	0										
4 Carlos Correa, R OBP: 0.308, SLG: 0.400														4	2	0	0	2	1	5										
23 Royce Lewis, R OBP: 0.356, SLG: 0.500														6	1	1	4	0	2	2										
27 Ryan Jeffers, R OBP: 0.383, SLG: 0.484														5	0	0	0	1	4	2										
12 Kyle Farmer, R OBP: 0.331, SLG: 0.404														3	0	1	0	0	0	0										
47 Edwardo Juncos, R OBP: 0.286, SLG: 0.371														0	0	0	0	0	0	0										
8 Christian Vazquez, R OBP: 0.286, SLG: 0.371														0	0	0	0	0	1	0										
13 Joey Gallo, L OBP: 0.201, SLG: 0.429														0	0	0	0	0	0	0										
38 Matt Wallner, L OBP: 0.336, SLG: 0.496														5	0	0	0	1	2	2										
2 Michael Taylor, R OBP: 0.279, SLG: 0.446														4	2	0	1	2	1	2										
Inning Stats	R: 0 E: 0 K: 1 S: 9	H: 0 LOB: 0 BB: 0 P: 11	R: 0 E: 0 K: 2 S: 10	H: 0 LOB: 0 BB: 0 P: 13	R: 0 E: 0 K: 0 S: 7	H: 0 LOB: 0 BB: 0 P: 10	R: 0 E: 0 K: 1 S: 10	H: 1 LOB: 1 BB: 0 P: 15	R: 0 E: 0 K: 1 S: 9	H: 1 LOB: 2 BB: 1 P: 19	R: 4 E: 0 K: 1 S: 18	H: 3 LOB: 0 BB: 1 P: 34	R: 0 E: 0 K: 1 S: 13	H: 0 LOB: 1 BB: 1 P: 24	R: 0 E: 0 K: 2 S: 11	H: 1 LOB: 2 BB: 1 P: 20	R: 1 E: 0 K: 3 S: 16	H: 1 LOB: 2 BB: 2 P: 34	R: 0 E: 0 K: 0 S: 7	H: 0 LOB: 0 BB: 0 P: 9	R: 0 E: 0 K: 0 S: 7	H: 0 LOB: 0 BB: 0 P: 11	R: 1 E: 0 K: 0 S: 11	H: 1 LOB: 1 BB: 1 P: 17	R: 1 E: 0 K: 2 S: 8	H: 0 LOB: 3 BB: 3 P: 23	1B: 7 2B: 1 3B: 0 HR: 1	SF: 0 SAC: 0 DP: 2 HBP: 0	WIP: 2 PB: 0 SB: 0 CS: 0	PA: 54
PITCHER	IP 5.1	WLS 22	BF 4	H 3	ER 3	SO 4	BB 2	IBB 0	HBP 0	BLK 0	WP 0	HR 1	S 20	P 35	ERA 5.06	WHIP 1.125														
52 Jordan Montgomery, L ERA: 3.19	1.2	H	7	1	1	1	2	1	0	0	0	1	20	35	5.40	1.200														
35 Chris Stratton, R ERA: 3.68	0.2	H	4	1	0	0	1	1	0	0	0	0	8	15	0.00	3.000														
25 Joshi Leclerc, R ERA: 2.97	0.1	H	1	0	0	0	1	0	0	0	0	0	3	5	0.00	0.000														
51 Will Smith, L ERA: 4.24	1.0	B	6	1	1	1	3	2	0	0	0	1	0	16	34	9.00	3.000													
45 Aroldis Chapman, L ERA: 2.37																														
66 Josh Sborz, R ERA: 4.69	2.0	WLS	5	0	0	0	0	0	0	0	0	0	14	20	0.00	0.000														
46 Brock Burke, L ERA: 3.27	1.0	B	4	1	1	0	0	0	0	0	0	0	11	17	0.00	2.000														
72 Jonathan Hernández, R ERA: 6.45	0.2	L	5	0	1	0	2	3	0	0	0	0	8	23	0.00	4.500														

Texas Rangers @ Minnesota Twins
Target Field, Minneapolis, MN
Sun Aug 27 2023, 1:13 PM - 5:22 PM CDT
Att. 24,431 - Partly Cloudy - 71 F

AB 44
R 7
H 8
RBI 7
SO 13
LOB 20



Batter	1	2	3	4	5	6	7	8	9	AB	R	H	RBI	BB	SO	LOB	TOP					
38 Steven Kwan, L (1.7) OBP: 0.334, SLG: 0.374	G6-3	L7		2H 2B			G4-3			4	0	1	1	0	0	0	Cleveland Guardians @ Minnesota Twins Target Field, Minneapolis, MN Mon Aug 28 2023, 6:42 PM - 9:18 PM CDT Att: 20,323 - Partly Cloudy - 83 F					
11 José Ramírez, S (1.5) OBP: 0.351, SLG: 0.485	F9		F8	L3			K			4	0	0	0	0	1							
56 Kole Calhoun, L (1.3) OBP: 0.281, SLG: 0.420	K		10 1B 0 FC5	BB			G1			3	1	0	0	1	1							
10 Ramón Laureano, R (1.9) OBP: 0.298, SLG: 0.382		0 2B 17 SF8	1B	0 E			K			4	1	2	0	0	1							
0 Andrés Giménez, L (1.4) OBP: 0.306, SLG: 0.386		13 2B	2B	17 G4-6-3			G1-3			4	1	1	1	0	0							
17 Will Brennan, L (1.10) OBP: 0.288, SLG: 0.355	SF8		G4-6-3				K			3	0	0	1	0	1							
13 Gabriel Arias, R (1.6) OBP: 0.287, SLG: 0.349	23 HR	2B		38 2B			K			4	2	2	1	0	1							
23 Bo Naylor, L (1.2) OBP: 0.288, SLG: 0.394	2B	HR		K			F6			4	1	1	2	0	1							
7 Myles Straw, R (1.8) OBP: 0.303, SLG: 0.298	G1-3			K			F8			3	0	0	0	0	1							
Inning Stats	R: 0 E: 0 K: 1 S: 8	H: 0 LOB: 0 BB: 0 P: 10	R: 4 E: 0 K: 0 S: 15	H: 4 LOB: 1 BB: 25 P: 25	R: 1 E: 1 K: 0 S: 10	H: 1 LOB: 1 BB: 1 P: 17	R: 1 E: 0 K: 2 S: 10	H: 2 LOB: 1 BB: 0 P: 14	R: 0 E: 0 K: 1 S: 10	H: 0 LOB: 0 BB: 0 P: 14	R: 0 E: 0 K: 1 S: 8	H: 0 LOB: 0 BB: 0 P: 12	R: 0 E: 0 K: 0 S: 5	H: 0 LOB: 0 BB: 0 P: 5	R: 0 E: 0 K: 0 S: 4	H: 0 LOB: 0 BB: 0 P: 7	1B: 2 2B: 4 3B: 0 HR: 1	SF: 1 SAC: 0 DP: 1 HBP: 0	WP: 0 PB: 0 SB: 0 CS: 0	PA: 35		
PITCHER	IP	WLS	BF	H	R	ER	SO	BB	IBB	HBP	BLK	WP	HR	S	P	ERA	WHIP					
18 Kenta Maeda, R (1.1) ERA: 4.69	4.0		20	7	6	6	3	1	0	0	0	0	0	1	43	66	13.50	2.000				
55 Kody Funderburk, L (5.1) ERA:	2.0	W	6	0	0	0	3	0	0	0	0	0	0	0	20	28	0.00	0.000				
74 Josh Winder, R (7.1) ERA: 4.26	3.0	S	9	0	0	0	1	0	0	0	0	0	0	17	24	0.00	0.000					

Batter	1	2	3	4	5	6	7	8	9	AB	R	H	RBI	BB	SO	LOB	BOTTOM				
47 Edouard Julien, L (1.4) OBP: 0.378, SLG: 0.478	G4-3	23 HR		G4-3			K			4	1	1	0	1	2	2	Cleveland Guardians @ Minnesota Twins Target Field, Minneapolis, MN Mon Aug 28 2023, 6:42 PM - 9:18 PM CDT Att: 20,323 - Partly Cloudy - 83 F				
12 Kyle Farmer, R (9.4) OBP: 0.310, SLG: 0.394	26 G4-6-3	1B						K		0	0	0	0	0	0						
23 Royce Lewis, R (1.5) OBP: 0.386, SLG: 0.521	P4			11 HR			11 4 BB	FC6-2 26 BB		4	2	2	4	1	0	2					
26 Max Kepler, L (1.9) OBP: 0.321, SLG: 0.490	G4-6-3	HR		11 HR			K			3	1	1	0	2	1	2					
4 Carlos Correa, R (1.6) OBP: 0.309, SLG: 0.398		2B		K				BB		4	1	1	0	1	1	5					
11 Jorge Polanco, S (1.10) OBP: 0.331, SLG: 0.454				K			F7-4	F8		4	2	2	3	0	0	2					
27 Ryan Jeffers, R (1.2) OBP: 0.377, SLG: 0.475				HR						4	0	0	0	0	2	2					
38 Matt Wallner, L (1.7) OBP: 0.340, SLG: 0.515				HR						3	2	1	1	0	2	0					
39 Donovan Solano, R (1.3) OBP: 0.376, SLG: 0.400										4	1	3	1	0	1	0					
2 Michael Taylor, R (1.8) OBP: 0.278, SLG: 0.444										4	0	1	0	0	2	4					
Inning Stats	R: 0 E: 0 K: 0 S: 11	H: 1 LOB: 0 BB: 0 P: 14	R: 6 E: 0 K: 2 S: 23	H: 5 LOB: 1 BB: 1 P: 39	R: 1 E: 0 K: 0 S: 8	H: 2 LOB: 1 BB: 0 P: 15	R: 3 E: 0 K: 1 S: 18	H: 2 LOB: 0 BB: 1 P: 33	R: 0 E: 0 K: 3 S: 12	H: 1 LOB: 1 BB: 0 P: 16	R: 0 E: 0 K: 1 S: 10	H: 0 LOB: 1 BB: 2 P: 20	R: 0 E: 0 K: 3 S: 12	H: 0 LOB: 0 BB: 0 P: 19	R: 0 E: 0 K: 1 S: 10	H: 1 LOB: 2 BB: 1 P: 17	1B: 7 2B: 3 3B: 0 HR: 3	SF: 0 SAC: 0 DP: 2 HBP: 1	WP: 0 PB: 0 SB: 1 CS: 0	PA: 40	
PITCHER	IP	WLS	BF	H	R	ER	SO	BB	IBB	HBP	BLK	WP	HR	S	P	ERA	WHIP				
44 Xzavion Curry, R (1.1) ERA: 4.1	2.0	L	13	6	6	6	2	1	0	1	1	0	1	34	53	27.00	3.500				
53 Daniel Norris, L (3.1) ERA: 5.68	2.0		11	4	4	4	1	1	0	0	0	0	2	26	48	18.00	2.500				
49 Eli Morgan, R (5.1) ERA: 3.13	1.1		6	1	0	0	4	1	0	0	0	0	0	18	28	0.00	1.500				
62 Enyel De Los Santos, R (6.1) ERA: 2.95	1.2		5	0	0	0	3	1	0	0	0	0	0	16	27	0.00	0.600				
99 James Karinchak, R (8.1) ERA: 3.55	1.0		5	1	0	0	1	1	0	0	1	0	0	10	17	0.00	2.000				

AB	33
R	6
H	7
RBI	6
BB	1
SO	7
LOB	6

AB	34
R	10
H	12
RBI	9
BB	5
SO	11
LOB	19

Batter	1	2	3	4	5	6	7	8	9	AB	R	H	RBI	BB	SO	LOB	TOP										
38 Steven Kwan, L (1, 7) OBP: 0.337, SLG: 0.376											5	0	3	0	0	1	1										
11 José Ramírez, S (1, 5) OBP: 0.391, SLG: 0.486											5	1	2	0	0	0	5										
56 Kole Calhoun, L (1, 3) OBP: 0.354, SLG: 0.425											4	0	1	1	1	0	3										
10 Ramón Laureano, R (1, 8) OBP: 0.296, SLG: 0.379											5	0	1	0	0	2	7										
0 Andrés Giménez, L (1, 4) OBP: 0.303, SLG: 0.382											5	1	0	0	0	1	6										
17 Will Brennan, L (1, 9) OBP: 0.283, SLG: 0.355											3	0	1	1	1	0	0										
39 Oscar Gonzalez, R (1, 10) OBP: 0.240, SLG: 0.317											4	0	0	0	0	2	3										
23 Bo Naylor, L (1, 2) OBP: 0.293, SLG: 0.418											4	1	2	1	0	0	0										
13 Gabriel Arias, R (1, 6) OBP: 0.290, SLG: 0.353											3	1	1	0	1	0	0										
Inning Stats	R: 0 H: 1 E: 0 K: 0 S: 13	H: 1 LOB: 2 BB: 1 P: 22	R: 1 H: 2 E: 0 K: 1 S: 9	H: 2 LOB: 1 BB: 0 P: 13	R: 1 H: 2 E: 0 K: 2 S: 11	H: 2 LOB: 2 BB: 1 P: 19	R: 1 H: 2 E: 0 K: 1 S: 14	H: 2 LOB: 2 BB: 1 P: 24	R: 0 H: 0 E: 0 K: 1 S: 8	H: 0 LOB: 0 BB: 0 P: 10	R: 0 H: 1 E: 0 K: 0 S: 7	H: 1 LOB: 1 BB: 0 P: 9	R: 1 H: 2 E: 0 K: 0 S: 9	H: 2 LOB: 0 BB: 0 P: 14	R: 0 H: 0 E: 0 K: 1 S: 13	H: 0 LOB: 0 BB: 0 P: 17	R: 0 H: 1 E: 0 K: 0 S: 6	H: 1 LOB: 1 BB: 0 P: 7	1B: 7 2B: 3 3B: 0 HR: 1	SF: 0 SAC: 0 DP: 0 HBP: 0	WP: 1 PB: 1 CS: 0	PA: 41					
PITCHER	IP WLS BF H R ER SO BB IBB HBP BLK WP HR S P ERA WHIP	IP WLS BF H R ER SO BB IBB HBP BLK WP HR S P ERA WHIP	IP WLS BF H R ER SO BB IBB HBP BLK WP HR S P ERA WHIP	IP WLS BF H R ER SO BB IBB HBP BLK WP HR S P ERA WHIP	IP WLS BF H R ER SO BB IBB HBP BLK WP HR S P ERA WHIP	IP WLS BF H R ER SO BB IBB HBP BLK WP HR S P ERA WHIP	IP WLS BF H R ER SO BB IBB HBP BLK WP HR S P ERA WHIP	IP WLS BF H R ER SO BB IBB HBP BLK WP HR S P ERA WHIP	IP WLS BF H R ER SO BB IBB HBP BLK WP HR S P ERA WHIP	IP WLS BF H R ER SO BB IBB HBP BLK WP HR S P ERA WHIP	IP WLS BF H R ER SO BB IBB HBP BLK WP HR S P ERA WHIP	IP WLS BF H R ER SO BB IBB HBP BLK WP HR S P ERA WHIP	IP WLS BF H R ER SO BB IBB HBP BLK WP HR S P ERA WHIP	IP WLS BF H R ER SO BB IBB HBP BLK WP HR S P ERA WHIP	IP WLS BF H R ER SO BB IBB HBP BLK WP HR S P ERA WHIP	IP WLS BF H R ER SO BB IBB HBP BLK WP HR S P ERA WHIP	IP WLS BF H R ER SO BB IBB HBP BLK WP HR S P ERA WHIP	IP WLS BF H R ER SO BB IBB HBP BLK WP HR S P ERA WHIP	IP WLS BF H R ER SO BB IBB HBP BLK WP HR S P ERA WHIP	IP WLS BF H R ER SO BB IBB HBP BLK WP HR S P ERA WHIP	IP WLS BF H R ER SO BB IBB HBP BLK WP HR S P ERA WHIP	IP WLS BF H R ER SO BB IBB HBP BLK WP HR S P ERA WHIP	IP WLS BF H R ER SO BB IBB HBP BLK WP HR S P ERA WHIP	IP WLS BF H R ER SO BB IBB HBP BLK WP HR S P ERA WHIP			
49 Pablo López, R (1, 1) ERA: 3.66	1.0 W 5 2 1 1 0 0 0 0 0 0 0 0 9 14 9.00 2.000	1.0 W 5 2 1 1 0 0 0 0 0 0 0 0 9 14 9.00 2.000	1.0 W 5 2 1 1 0 0 0 0 0 0 0 0 9 14 9.00 2.000	1.0 W 5 2 1 1 0 0 0 0 0 0 0 0 9 14 9.00 2.000	1.0 W 5 2 1 1 0 0 0 0 0 0 0 0 9 14 9.00 2.000	1.0 W 5 2 1 1 0 0 0 0 0 0 0 0 9 14 9.00 2.000	1.0 W 5 2 1 1 0 0 0 0 0 0 0 0 9 14 9.00 2.000	1.0 W 5 2 1 1 0 0 0 0 0 0 0 0 9 14 9.00 2.000	1.0 W 5 2 1 1 0 0 0 0 0 0 0 0 9 14 9.00 2.000	1.0 W 5 2 1 1 0 0 0 0 0 0 0 0 9 14 9.00 2.000	1.0 W 5 2 1 1 0 0 0 0 0 0 0 0 9 14 9.00 2.000	1.0 W 5 2 1 1 0 0 0 0 0 0 0 0 9 14 9.00 2.000	1.0 W 5 2 1 1 0 0 0 0 0 0 0 0 9 14 9.00 2.000	1.0 W 5 2 1 1 0 0 0 0 0 0 0 0 9 14 9.00 2.000	1.0 W 5 2 1 1 0 0 0 0 0 0 0 0 9 14 9.00 2.000	1.0 W 5 2 1 1 0 0 0 0 0 0 0 0 9 14 9.00 2.000	1.0 W 5 2 1 1 0 0 0 0 0 0 0 0 9 14 9.00 2.000	1.0 W 5 2 1 1 0 0 0 0 0 0 0 0 9 14 9.00 2.000	1.0 W 5 2 1 1 0 0 0 0 0 0 0 0 9 14 9.00 2.000	1.0 W 5 2 1 1 0 0 0 0 0 0 0 0 9 14 9.00 2.000	1.0 W 5 2 1 1 0 0 0 0 0 0 0 0 9 14 9.00 2.000	1.0 W 5 2 1 1 0 0 0 0 0 0 0 0 9 14 9.00 2.000	1.0 W 5 2 1 1 0 0 0 0 0 0 0 0 9 14 9.00 2.000	1.0 W 5 2 1 1 0 0 0 0 0 0 0 0 9 14 9.00 2.000			
15 Emilio Pagán, R (7, 1) ERA: 3.29	2.0 W 7 1 0 0 1 0 0 0 0 0 0 0 19 24 0.00 0.500	2.0 W 7 1 0 0 1 0 0 0 0 0 0 0 19 24 0.00 0.500	2.0 W 7 1 0 0 1 0 0 0 0 0 0 0 19 24 0.00 0.500	2.0 W 7 1 0 0 1 0 0 0 0 0 0 0 19 24 0.00 0.500	2.0 W 7 1 0 0 1 0 0 0 0 0 0 0 19 24 0.00 0.500	2.0 W 7 1 0 0 1 0 0 0 0 0 0 0 19 24 0.00 0.500	2.0 W 7 1 0 0 1 0 0 0 0 0 0 0 19 24 0.00 0.500	2.0 W 7 1 0 0 1 0 0 0 0 0 0 0 19 24 0.00 0.500	2.0 W 7 1 0 0 1 0 0 0 0 0 0 0 19 24 0.00 0.500	2.0 W 7 1 0 0 1 0 0 0 0 0 0 0 19 24 0.00 0.500	2.0 W 7 1 0 0 1 0 0 0 0 0 0 0 19 24 0.00 0.500	2.0 W 7 1 0 0 1 0 0 0 0 0 0 0 19 24 0.00 0.500	2.0 W 7 1 0 0 1 0 0 0 0 0 0 0 19 24 0.00 0.500	2.0 W 7 1 0 0 1 0 0 0 0 0 0 0 19 24 0.00 0.500	2.0 W 7 1 0 0 1 0 0 0 0 0 0 0 19 24 0.00 0.500	2.0 W 7 1 0 0 1 0 0 0 0 0 0 0 19 24 0.00 0.500	2.0 W 7 1 0 0 1 0 0 0 0 0 0 0 19 24 0.00 0.500	2.0 W 7 1 0 0 1 0 0 0 0 0 0 0 19 24 0.00 0.500	2.0 W 7 1 0 0 1 0 0 0 0 0 0 0 19 24 0.00 0.500	2.0 W 7 1 0 0 1 0 0 0 0 0 0 0 19 24 0.00 0.500	2.0 W 7 1 0 0 1 0 0 0 0 0 0 0 19 24 0.00 0.500	2.0 W 7 1 0 0 1 0 0 0 0 0 0 0 19 24 0.00 0.500	2.0 W 7 1 0 0 1 0 0 0 0 0 0 0 19 24 0.00 0.500	2.0 W 7 1 0 0 1 0 0 0 0 0 0 0 19 24 0.00 0.500	2.0 W 7 1 0 0 1 0 0 0 0 0 0 0 19 24 0.00 0.500	2.0 W 7 1 0 0 1 0 0 0 0 0 0 0 19 24 0.00 0.500	
77 Cole Sands, R (8, 1) ERA: 3.2	2.0 W 7 1 0 0 1 0 0 0 0 0 0 0 19 24 0.00 0.500	2.0 W 7 1 0 0 1 0 0 0 0 0 0 0 19 24 0.00 0.500	2.0 W 7 1 0 0 1 0 0 0 0 0 0 0 19 24 0.00 0.500	2.0 W 7 1 0 0 1 0 0 0 0 0 0 0 19 24 0.00 0.500	2.0 W 7 1 0 0 1 0 0 0 0 0 0 0 19 24 0.00 0.500	2.0 W 7 1 0 0 1 0 0 0 0 0 0 0 19 24 0.00 0.500	2.0 W 7 1 0 0 1 0 0 0 0 0 0 0 19 24 0.00 0.500	2.0 W 7 1 0 0 1 0 0 0 0 0 0 0 19 24 0.00 0.500	2.0 W 7 1 0 0 1 0 0 0 0 0 0 0 19 24 0.00 0.500	2.0 W 7 1 0 0 1 0 0 0 0 0 0 0 19 24 0.00 0.500	2.0 W 7 1 0 0 1 0 0 0 0 0 0 0 19 24 0.00 0.500	2.0 W 7 1 0 0 1 0 0 0 0 0 0 0 19 24 0.00 0.500	2.0 W 7 1 0 0 1 0 0 0 0 0 0 0 19 24 0.00 0.500	2.0 W 7 1 0 0 1 0 0 0 0 0 0 0 19 24 0.00 0.500	2.0 W 7 1 0 0 1 0 0 0 0 0 0 0 19 24 0.00 0.500	2.0 W 7 1 0 0 1 0 0 0 0 0 0 0 19 24 0.00 0.500	2.0 W 7 1 0 0 1 0 0 0 0 0 0 0 19 24 0.00 0.500	2.0 W 7 1 0 0 1 0 0 0 0 0 0 0 19 24 0.00 0.500	2.0 W 7 1 0 0 1 0 0 0 0 0 0 0 19 24 0.00 0.500	2.0 W 7 1 0 0 1 0 0 0 0 0 0 0 19 24 0.00 0.500	2.0 W 7 1 0 0 1 0 0 0 0 0 0 0 19 24 0.00 0.500	2.0 W 7 1 0 0 1 0 0 0 0 0 0 0 19 24 0.00 0.500	2.0 W 7 1 0 0 1 0 0 0 0 0 0 0 19 24 0.00 0.500	2.0 W 7 1 0 0 1 0 0 0 0 0 0 0 19 24 0.00 0.500	2.0 W 7 1 0 0 1 0 0 0 0 0 0 0 19 24 0.00 0.500	2.0 W 7 1 0 0 1 0 0 0 0 0 0 0 19 24 0.00 0.500	2.0 W 7 1 0 0 1 0 0 0 0 0 0 0 19 24 0.00 0.500

Cleveland Guardians @ Minnesota Twins
Target Field, Minneapolis, MN
Tue Aug 29 2023, 6:42 PM - 9:27 PM CDT
Att: 23,433 - Clear - 80 F

livebaseballscores.com

AB 38
R 4
H 11
RBI 3
BB 3
SO 6
LOB 25

Batter	1	2	3	4	5	6	7	8	9	AB	R	H	RBI	BB	SO	LOB	BOTTOM
47 Edouard Julien, L (1, 4) OBP: 0.378, SLG: 0.474											4	0	1	0	1	0	1
11 Jorge Polanco, S (1, 5) OBP: 0.328, SLG: 0.446											4	0	0	0	1	0	3
26 Max Kepler, L (1, 9) OBP: 0.323, SLG: 0.493											4	0	2	0	0	0	2
4 Carlos Correa, R (1, 6) OBP:																	

Batter	1	2	3	4	5	6	7	8	9	10	AB	R	H	RBI	BB	SO	LOB	TOP								
38 Steven Kwan, L OBP: 0.379, SLG: 0.379											5	0	2	1	0	0	2	Cleveland Guardians @ Minnesota Twins Target Field, Minneapolis, MN Wed Aug 30 2023, 12:12 PM - 3:21 PM CDT Att. 20,169 - Partly Cloudy - 74 F								
11 José Ramírez, S OBP: 0.352, SLG: 0.483											3	1	0	0	2	2	1									
56 Kole Calhoun, L OBP: 0.356, SLG: 0.455											4	1	1	3	1	1	3									
10 Ramón Laureano, R OBP: 0.292, SLG: 0.372											5	0	0	0	0	1	2									
0 Andrés Giménez, L OBP: 0.247, SLG: 0.380											3	1	0	0	1	1	1									
17 Will Brennan, L OBP: 0.291, SLG: 0.357											4	0	2	0	0	0	1									
13 Gabriel Arias, R OBP: 0.289, SLG: 0.356											4	1	1	0	0	0	3									
9 Eric Haase, R OBP: 0.247, SLG: 0.281											3	0	0	0	0	1	2									
23 Bo Naylor, L OBP: 0.291, SLG: 0.415											1	1	0	0	0	1	1									
7 Myles Straw, R OBP: 0.303, SLG: 0.298											3	0	1	0	0	0	1									
Inning Stats	R: 0 E: 0 K: 2 S: 9	H: 1 LOB: 1 BB: 0 P: 11	R: 0 E: 0 K: 1 S: 7	H: 0 LOB: 0 BB: 0 P: 9	R: 0 E: 0 K: 0 S: 9	H: 0 LOB: 0 BB: 0 P: 13	R: 0 E: 0 K: 1 S: 7	H: 0 LOB: 0 BB: 0 P: 10	R: 0 E: 0 K: 0 S: 8	H: 1 LOB: 1 BB: 0 P: 12	R: 0 E: 0 K: 1 S: 5	H: 1 LOB: 0 BB: 0 P: 7	R: 0 E: 0 K: 0 S: 11	H: 0 LOB: 1 BB: 1 P: 19	R: 1 E: 0 K: 1 S: 16	H: 2 LOB: 2 BB: 1 P: 24	R: 1 E: 0 K: 1 S: 10	H: 1 LOB: 1 BB: 1 P: 20	R: 3 E: 0 K: 0 S: 7	H: 1 LOB: 0 BB: 1 P: 15	1B: 4 2B: 2 3B: 0 HR: 1	SF: 0 SAC: 1 DP: 1 HBP: 0	WP: 2 PB: 0 SB: 1 CS: 0	PA: 40		
PITCHER	IP 7.0	WLS 24	H 3	R 0	ER 0	SO 5	BB 1	IBB 0	HBP 0	BLK 0	WP 1	HR 0	S 56	P 81	ERA 0.00	WHIP 0.571										
54 Sonny Gray, R ERA: 2.92	0.2	H 3	1 1	1 1	1 1	0 0	0 0	0 0	0 0	0 0	0 0	7 8	13.50	1.500												
22 Griffin Jax, R ERA: 4.14	1.0	H 3	1 1	0 0	0 0	1 1	0 0	0 0	0 0	0 0	1 0	9 10	16	0.00	6.000											
56 Caleb Thielbar, L ERA: 2.57	0.1	B 5	1 1	1 1	1 1	0 0	0 0	0 0	1 0	0 0	1 0	10	20	9.00	2.000											
59 Jhoan Duran, R ERA: 2.7	0.2	L 3	0 0	0 0	0 0	0 0	1 0	0 0	0 0	0 0	0 0	4 7	7	0.00	0.000											
15 Emilio Pagan, R ERA: 3.39																										
PITCHER	IP 0.1	WLS 2	H 1	R 3	ER 2	SO 0	BB 0	IBB 0	HBP 0	BLK 0	WP 0	HR 1	S 3	P 8	ERA 54.00	WHIP 3.000										
55 Kody Funderburk, L ERA: 3.86	0.2	H 3	1 1	0 0	0 0	1 1	0 0	0 0	0 0	0 0	0 0	9 10	16	0.00	6.000											
59 Jhoan Duran, R ERA: 2.7	0.2	L 3	0 0	0 0	0 0	0 0	1 0	0 0	0 0	0 0	0 0	4 7	7	0.00	0.000											
15 Emilio Pagan, R ERA: 3.39																										
Batter	1	2	3	4	5	6	7	8	9	10	AB	R	H	RBI	BB	SO	LOB	BOTTOM								
47 Edouard Julien, L OBP: 0.375, SLG: 0.467											4	0	0	0	1	2	2	Cleveland Guardians @ Minnesota Twins Target Field, Minneapolis, MN Wed Aug 30 2023, 12:12 PM - 3:21 PM CDT Att. 20,169 - Partly Cloudy - 74 F								
11 Jorge Polanco, S OBP: 0.339, SLG: 0.455											2	0	2	2	2	0	0									
4 Carlos Correa, R OBP: 0.304, SLG: 0.391											4	0	0	0	0	2	5									
26 Max Kepler, L OBP: 0.320, SLG: 0.487											4	0	0	0	0	1	2									
23 Royce Lewis, R OBP: 0.354, SLG: 0.520											4	0	0	0	0	2	1									
38 Matt Walner, L OBP: 0.348, SLG: 0.504											2	1	0	0	2	1	0									
27 Ryan Jeffers, R OBP: 0.372, SLG: 0.467											4	0	0	0	0	4	2									
39 Donovan Solano, R OBP: 0.375, SLG: 0.399											4	1	2	0	0	0	0									
13 Joey Gallo, L OBP: 0.301, SLG: 0.436											1	0	0	0	0	1	1									
16 Jordan Luplow, R OBP: 0.305, SLG: 0.294											2	0	0	0	0	1	2									
2 Michael Taylor, R OBP: 0.280, SLG: 0.452											1	0	0	0	0	0	1									
Inning Stats	R: 0 E: 0 K: 3 S: 9	H: 0 LOB: 1 BB: 1 P: 13	R: 0 E: 0 K: 1 S: 6	H: 0 LOB: 0 BB: 0 P: 10	R: 0 E: 0 K: 1 S: 10	H: 1 LOB: 1 BB: 0 P: 14	R: 0 E: 0 K: 1 S: 12	H: 1 LOB: 1 BB: 0 P: 21	R: 2 E: 0 K: 2 S: 16	H: 2 LOB: 2 BB: 2 P: 32	R: 0 E: 0 K: 2 S: 13	H: 0 LOB: 1 BB: 1 P: 19	R: 0 E: 0 K: 0 S: 8	H: 0 LOB: 0 BB: 0 P: 13	R: 0 E: 0 K: 3 S: 12	H: 0 LOB: 0 BB: 0 P: 17	R: 0 E: 0 K: 1 S: 8	H: 0 LOB: 1 BB: 0 P: 11	1B: 3 2B: 1 3B: 0 HR: 0	SF: 0 SAC: 0 DP: 2 HBP: 0	WP: 1 PB: 0 SB: 0 CS: 0	PA: 37				
PITCHER	IP 5.0	WLS 4	H 4	R 2	ER 2	SO 8	BB 3	IBB 0	HBP 0	BLK 0	WP 1	HR 0	S 53	P 90	ERA 3.60	WHIP 1.400										
61 Tanner Bibee, R ERA: 3.03	1.0	4	0	0	0	2	1	0	0	0	0	0	13	19	0.00	1.000										
99 James Karinchak, R ERA: 3.44	2.0	6	0	0	0	0	1	0	0	0	0	0	20	33	0.00	0.500										
36 Cody Morris, R ERA: 6.75	1.0	W 3	0	0	0	3	0	0	0	0	0	0	12	17	0.00	0.000										
37 Trevor Stephan, R ERA: 2.78	1.0	S 3	0	0	0	1	0	0	0	0	0	0	8	11	0.00	0.000										
48 Emmanuel Clase, R ERA: 2.95																										
PITCHER	IP 5.0	WLS 4	H 4	R 2	ER 2	SO 8	BB 3	IBB 0	HBP 0	BLK 0	WP 1	HR 0	S 53	P 90	ERA 3.60	WHIP 1.400										
61 Tanner Bibee, R ERA: 3.03	1.0	4	0	0	0	2	1	0	0	0	0	0	13	19	0.00	1.000										
99 James Karinchak, R ERA: 3.44	2.0	6	0	0	0	0	1	0	0	0	0	0	20	33	0.00	0.500										
36 Cody Morris, R ERA: 6.75	1.0	W 3	0	0	0	3	0	0	0	0	0	0	12	17	0.00	0.000										
37 Trevor Stephan, R ERA: 2.78	1.0	S 3	0	0	0	1	0	0	0	0	0	0	8	11	0.00	0.000										
48 Emmanuel Clase, R ERA: 2.95																										

Batter	1	2	3	4	5	6	7	8	9	AB	R	H	RBI	BB	SO	LOB	TOP					
47 Edouard Julien, L (1,10) OBP: 0.372, SLG: 0.462 27 Ryan Jeffers, R (8,PH) OBP: 0.373, SLG: 0.471										3	0	0	0	0	3	0						
11 Jorge Polanco, S (1,4) OBP: 0.337, SLG: 0.465										4	1	1	2	0	2	0						
23 Royce Lewis, R (1,5) OBP: 0.352, SLG: 0.513										4	0	1	0	0	0	0						
26 Max Kepler, L (1,9) OBP: 0.319, SLG: 0.483										3	0	0	0	1	1	1						
4 Carlos Correa, R (1,6) OBP: 0.304, SLG: 0.390										4	1	1	0	0	0	2						
38 Matt Wallner, L (1,7) OBP: 0.348, SLG: 0.500 16 Jordan Luplow, R (7,PH) OBP: 0.311, SLG: 0.358										1	0	0	0	1	0	1						
2 Michael Taylor, R (9,8) OBP: 0.280, SLG: 0.452										4	0	1	0	0	1	2						
45 Andrew Stevenson, L (1,8) OBP: 0.250, SLG: 0.250										4	1	1	1	0	1	2						
8 Christian Vázquez, R (1,2) OBP: 0.276, SLG: 0.316										4	1	1	1	0	1	2						
13 Joey Gallo, L (1,3) OBP: 0.301, SLG: 0.431										3	0	0	0	1	2	1						
Inning Stats	R: 0 E: 0 K: 2 S: 7	H: 0 LOB: 0 BB: 0 P: 10	R: 0 E: 0 K: 1 S: 7	H: 0 LOB: 1 BB: 1 P: 13	R: 0 E: 0 K: 2 S: 9	H: 0 LOB: 0 BB: 0 P: 15	R: 0 E: 0 K: 0 S: 11	H: 1 LOB: 1 BB: 0 P: 17	R: 0 E: 0 K: 0 S: 12	H: 0 LOB: 1 BB: 1 P: 14	R: 3 E: 0 K: 1 S: 14	H: 3 LOB: 0 BB: 0 P: 17	R: 2 E: 0 K: 1 S: 13	H: 2 LOB: 0 BB: 0 P: 17	R: 0 E: 0 K: 1 S: 16	H: 1 LOB: 2 BB: 1 P: 26	1B: 3 2B: 1 3B: 0 HR: 3	SF: 0 SAC: 0 DP: 0 HBP: 0	WP: 0 PB: 1 SB: 4 CS: 0	PA: 37		
PITCHER	IP WLS BF H R ER SO BB IBB HBP BLK WP HR S P ERA WHIP	IP WLS BF H R ER SO BB IBB HBP BLK WP HR S P ERA WHIP	IP WLS BF H R ER SO BB IBB HBP BLK WP HR S P ERA WHIP	IP WLS BF H R ER SO BB IBB HBP BLK WP HR S P ERA WHIP	IP WLS BF H R ER SO BB IBB HBP BLK WP HR S P ERA WHIP	IP WLS BF H R ER SO BB IBB HBP BLK WP HR S P ERA WHIP	IP WLS BF H R ER SO BB IBB HBP BLK WP HR S P ERA WHIP	IP WLS BF H R ER SO BB IBB HBP BLK WP HR S P ERA WHIP	IP WLS BF H R ER SO BB IBB HBP BLK WP HR S P ERA WHIP	IP WLS BF H R ER SO BB IBB HBP BLK WP HR S P ERA WHIP	IP WLS BF H R ER SO BB IBB HBP BLK WP HR S P ERA WHIP	IP WLS BF H R ER SO BB IBB HBP BLK WP HR S P ERA WHIP	IP WLS BF H R ER SO BB IBB HBP BLK WP HR S P ERA WHIP	IP WLS BF H R ER SO BB IBB HBP BLK WP HR S P ERA WHIP	IP WLS BF H R ER SO BB IBB HBP BLK WP HR S P ERA WHIP	IP WLS BF H R ER SO BB IBB HBP BLK WP HR S P ERA WHIP	IP WLS BF H R ER SO BB IBB HBP BLK WP HR S P ERA WHIP	IP WLS BF H R ER SO BB IBB HBP BLK WP HR S P ERA WHIP	IP WLS BF H R ER SO BB IBB HBP BLK WP HR S P ERA WHIP	IP WLS BF H R ER SO BB IBB HBP BLK WP HR S P ERA WHIP	IP WLS BF H R ER SO BB IBB HBP BLK WP HR S P ERA WHIP	IP WLS BF H R ER SO BB IBB HBP BLK WP HR S P ERA WHIP

Minnesota Twins @ Texas Rangers
Globe Life Field, Arlington, TX
Fri Sep 01 2023, 7:08 PM - 9:25 PM CDT
Att: 26,940 - Roof Closed - 74 F

AB 34
R 5
H 7
RBI 5
BB 3
SO 10
LOB 11



Batter	1	2	3	4	5	6	7	8	9	AB	R	H	RBI	BB	SO	LOB	BOTTOM						
2 Marcus Semien, R (1,4) OBP: 0.346, SLG: 0.453										3	0	0	0	0	0	1							
5 Corey Seager, L (1,6) OBP: 0.410, SLG: 0.655										4	1	1	1	0	0	1							
30 Nathaniel Lowe, L (1,3) OBP: 0.374, SLG: 0.447										4	0	1	0	0	2	0							
53 Adolis Garcia, R (1,9) OBP: 0.326, SLG: 0.492										3	0	0	0	0	1	1							
18 Mitch Garver, R (1,10) OBP: 0.359, SLG: 0.505										3	0	0	0	0	1	1							
28 Jonah Heim, S (1,2) OBP: 0.321, SLG: 0.447										3	0	0	0	0	2	1							
4 Robbie Grossman, S (1,7) OBP: 0.320, SLG: 0.390										3	0	1	0	0	0	0							
20 Ezequiel Duran, R (1,5) OBP: 0.330, SLG: 0.456										3	0	0	0	0	2	1							
3 Leody Taveras, S (1,8) OBP: 0.298, SLG: 0.417										3	0	0	0	0	1	1							
Inning Stats	R: 0 E: 0 K: 0 S: 7	H: 0 LOB: 0 BB: 0 P: 10	R: 0 E: 0 K: 3 S: 10	H: 0 LOB: 0 BB: 0 P: 15	R: 0 E: 0 K: 2 S: 12	H: 1 LOB: 1 BB: 0 P: 16	R: 1 E: 0 K: 0 S: 15	H: 2 LOB: 1 BB: 0 P: 22	R: 0 E: 0 K: 1 S: 5	H: 0 LOB: 0 BB: 0 P: 5	R: 0 E: 0 K: 1 S: 7	H: 0 LOB: 0 BB: 0 P: 11	R: 0 E: 0 K: 0 S: 6	H: 0 LOB: 0 BB: 0 P: 8	R: 0 E: 0 K: 1 S: 6	H: 0 LOB: 0 BB: 0 P: 9	1B: 1 2B: 1 3B: 0 HR: 1	SF: 0 SAC: 0 DP: 1 HBP: 1	WP: 0 PB: 0 SB: 0 CS: 0	PA: 30			
PITCHER	IP WLS BF H R ER SO BB IBB HBP BLK WP HR S P ERA WHIP	IP WLS BF H R ER SO BB IBB HBP BLK WP HR S P ERA WHIP	IP WLS BF H R ER SO BB IBB HBP BLK WP HR S P ERA WHIP	IP WLS BF H R ER SO BB IBB HBP BLK WP HR S P ERA WHIP	IP WLS BF H R ER SO BB IBB HBP BLK WP HR S P ERA WHIP	IP WLS BF H R ER SO BB IBB HBP BLK WP HR S P ERA WHIP	IP WLS BF H R ER SO BB IBB HBP BLK WP HR S P ERA WHIP	IP WLS BF H R ER SO BB IBB HBP BLK WP HR S P ERA WHIP	IP WLS BF H R ER SO BB IBB HBP BLK WP HR S P ERA WHIP	IP WLS BF H R ER SO BB IBB HBP BLK WP HR S P ERA WHIP	IP WLS BF H R ER SO BB IBB HBP BLK WP HR S P ERA WHIP	IP WLS BF H R ER SO BB IBB HBP BLK WP HR S P ERA WHIP	IP WLS BF H R ER SO BB IBB HBP BLK WP HR S P ERA WHIP	IP WLS BF H R ER SO BB IBB HBP BLK WP HR S P ERA WHIP	IP WLS BF H R ER SO BB IBB HBP BLK WP HR S P ERA WHIP	IP WLS BF H R ER SO BB IBB HBP BLK WP HR S P ERA WHIP	IP WLS BF H R ER SO BB IBB HBP BLK WP HR S P ERA WHIP	IP WLS BF H R ER SO BB IBB HBP BLK WP HR S P ERA WHIP	IP WLS BF H R ER SO BB IBB HBP BLK WP HR S P ERA WHIP	IP WLS BF H R ER SO BB IBB HBP BLK WP HR S P ERA WHIP	IP WLS BF H R ER SO BB IBB HBP BLK WP HR S P ERA WHIP	IP WLS BF H R ER SO BB IBB HBP BLK WP HR S P ERA WHIP	IP WLS BF H R ER SO BB IBB HBP BLK WP HR S P ERA WHIP

Minnesota Twins @ Texas Rangers
Globe Life Field, Arlington, TX
Fri Sep 01 2023, 7:08 PM - 9:25 PM CDT
Att: 26,940 - Roof Closed - 74 F

AB 29
R 1
H 3
RBI 1
BB 0
SO 9
LOB 7



Batter	1	2	3	4	5	6	7	8	9	AB	R	H	RBI	BB	SO	LOB	TOP							
47 Edouard Julien, L OBP: 0.375, SLG: 0.468 16 Jordan Luplow, R OBP: 0.323, SLG: 0.357										3 1 2 0 0 1 0 1 1 0 0 1 1 0														
11 Jorge Polanco, S OBP: 0.340, SLG: 0.455										2 1 0 0 3 1 1														
23 Royce Lewis, R OBP: 0.354, SLG: 0.521										5 2 3 4 0 1 2														
26 Max Kepler, L OBP: 0.323, SLG: 0.482										4 0 1 0 1 2 1														
4 Carlos Correa, R OBP: 0.308, SLG: 0.392										5 0 3 1 0 1 3														
38 Matt Wallner, L OBP: 0.349, SLG: 0.483 50 Willi Castro, S OBP: 0.321, SLG: 0.369										3 0 1 0 1 1 3 1 0 0 0 0 0 0														
45 Andrew Stevenson, L OBP: 0.310, SLG: 0.391 12 Kyle Farmer, R OBP: 0.310, SLG: 0.391										3 0 1 0 1 0 3 1 0 0 0 0 1 0														
8 Christian Vázquez, R OBP: 0.271, SLG: 0.310										5 0 0 0 0 2 8														
13 Joey Gallo, L OBP: 0.298, SLG: 0.427 39 Donovan Solano, R OBP: 0.379, SLG: 0.411										2 0 0 0 0 0 0 2 0 0 0 0 1 0														
Inning Stats	R: 0 E: 0 K: 1 S: 10	H: 1 LOB: 1 BB: 0 P: 12	R: 0 E: 0 K: 1 S: 9	H: 0 LOB: 1 BB: 1 P: 15	R: 0 E: 0 K: 2 S: 14	H: 0 LOB: 1 BB: 1 P: 24	R: 0 E: 0 K: 3 S: 13	H: 2 LOB: 2 BB: 0 P: 17	R: 3 E: 0 K: 1 S: 16	H: 4 LOB: 3 BB: 2 P: 28	R: 0 E: 0 K: 2 S: 12	H: 0 LOB: 2 BB: 0 P: 14	R: 1 E: 0 K: 0 S: 13	H: 3 LOB: 2 BB: 0 P: 22	R: 1 E: 0 K: 1 S: 17	H: 1 LOB: 2 BB: 3 P: 32	R: 0 E: 0 K: 1 S: 10	H: 0 LOB: 0 BB: 0 P: 14	1B: 9 2B: 1 3B: 0 HR: 1	SF: 0 SAC: 0 DP: 1 HBP: 0	WP: 0 PB: 1 SB: 2 CS: 0	PA: 44		
PITCHER	IP: 5.0 WLS: 1 BF: 26 ERA: 3.85	WLS: 2 BF: 11 ERA: 3.74	WLS: 1 BF: 11 ERA: 3.53	WLS: 1 BF: 11 ERA: 3.02	WLS: 1 BF: 11 ERA: 3.89	WLS: 1 BF: 11 ERA: 3.85	WLS: 1 BF: 11 ERA: 3.85	WLS: 1 BF: 11 ERA: 3.85	WLS: 1 BF: 11 ERA: 3.85	WLS: 1 BF: 11 ERA: 3.85	WLS: 1 BF: 11 ERA: 3.85	WLS: 1 BF: 11 ERA: 3.85	WLS: 1 BF: 11 ERA: 3.85	WLS: 1 BF: 11 ERA: 3.85	WLS: 1 BF: 11 ERA: 3.85	WLS: 1 BF: 11 ERA: 3.85	WLS: 1 BF: 11 ERA: 3.85	WLS: 1 BF: 11 ERA: 3.85	WLS: 1 BF: 11 ERA: 3.85	WLS: 1 BF: 11 ERA: 3.85	WLS: 1 BF: 11 ERA: 3.85	WLS: 1 BF: 11 ERA: 3.85	WLS: 1 BF: 11 ERA: 3.85	WLS: 1 BF: 11 ERA: 3.85

Minnesota Twins @ Texas Rangers
Globe Life Field, Arlington, TX
Sun Sep 03 2023, 1:38 PM - 4:45 PM CDT
Att: 35,531 - Roof Closed - 74 F

AB	37
R	5
H	11
RBI	5
BB	7
SO	12
LOB	21



Batter	1	2	3	4	5	6	7	8	9	AB	R	H	RBI	BB	SO	LOB	BOTTOM						
2 Marcus Semien, R OBP: 0.345, SLG: 0.451										4 1 1 0 1 0 2													
5 Corey Seager, L OBP: 0.405, SLG: 0.643										5 1 2 0 0 1 3													
30 Nathaniel Lowe, L OBP: 0.374, SLG: 0.443										3 1 1 0 2 0 2													
53 Adolis Garcia, R OBP: 0.326, SLG: 0.499										5 1 1 1 0 4 6													
18 Mitch Garver, R OBP: 0.371, SLG: 0.537										4 2 4 4 0 0 0													
28 Jonah Heim, S OBP: 0.324, SLG: 0.455										4 0 2 0 0 0 1													
4 Robbie Grossman, S OBP: 0.323, SLG: 0.394 16 Travis Jankowski, L OBP: 0.362, SLG: 0.345										3 0 0 0 1 1 3 0 0 0 0 0 0 0													
47 Josh Smith, L OBP: 0.313, SLG: 0.314										4 0 0 0 0 2 4													
3 Leody Taveras, S OBP: 0.302, SLG: 0.423										4 0 2 0 0 0 2													
Inning Stats	R: 3 E: 0 K: 1 S: 17	H: 4 LOB: 2 BB: 1 P: 25	R: 0 E: 0 K: 1 S: 9	H: 1 LOB: 2 BB: 1 P: 16	R: 0 E: 0 K: 0 S: 8	H: 2 LOB: 0 BB: 0 P: 12	R: 0 E: 0 K: 0 S: 6	H: 1 LOB: 0 BB: 0 P: 10	R: 0 E: 0 K: 1 S: 10	H: 1 LOB: 1 BB: 0 P: 17	R: 1 E: 0 K: 2 S: 16	H: 1 LOB: 2 BB: 2 P: 31	R: 1 E: 0 K: 2 S: 12	H: 1 LOB: 0 BB: 0 P: 19	R: 0 E: 0 K: 1 S: 11	H: 1 LOB: 1 BB: 0 P: 14	R: 1 E: 0 K: 0 S: 3	H: 1 LOB: 0 BB: 0 P: 5	1B: 6 2B: 4 3B: 0 HR: 3	SF: 0 SAC: 0 DP: 1 HBP: 0	WP: 1 PB: 0 SB: 1 CS: 0	PA: 40	
PITCHER	IP: 5.0 WLS: 1 BF: 25 ERA: 4.73	WLS: 2 BF: 10 ERA: 3.74	WLS: 1 BF: 10 ERA: 2.08	WLS: 1 BF: 10 ERA: 4.44	WLS: 1 BF: 10 ERA: 4.44	WLS: 1 BF: 10 ERA: 4.44	WLS: 1 BF: 10 ERA: 4.44	WLS: 1 BF: 10 ERA: 4.44	WLS: 1 BF: 10 ERA: 4.44	WLS: 1 BF: 10 ERA: 4.44	WLS: 1 BF: 10 ERA: 4.44	WLS: 1 BF: 10 ERA: 4.44	WLS: 1 BF: 10 ERA: 4.44	WLS: 1 BF: 10 ERA: 4.44	WLS: 1 BF: 10 ERA: 4.44	WLS: 1 BF: 10 ERA: 4.44	WLS: 1 BF: 10 ERA: 4.44	WLS: 1 BF: 10 ERA: 4.44	WLS: 1 BF: 10 ERA: 4.44	WLS: 1 BF: 10 ERA: 4.44	WLS: 1 BF: 10 ERA: 4.44	WLS: 1 BF: 10 ERA: 4.44	WLS: 1 BF: 10 ERA: 4.44

Minnesota Twins @ Texas Rangers
Globe Life Field, Arlington, TX
Sun Sep 03 2023, 1:38 PM - 4:45 PM CDT
Att: 35,531 - Roof Closed - 74 F


AB	36
R	6
H	13
RBI	5
BB	4
SO	8
LOB	23




Batter	1	2	3	4	5	6	7	8	9	AB	R	H	RBI	BB	SO	LOB	TOP																					
47 Edouard Julien, L OBP: 0.378, SLG: 0.463 8 Christian Vázquez, R OBP: 0.271, SLG: 0.310	L7	11 BB 23 HR	K			11 BB 23 1B	13 HR	F9		3	3	0	0	3	1	1	Minnesota Twins @ Cleveland Guardians Progressive Field, Cleveland, OH Mon Sep 04 2023, 6:12 PM - 9:08 PM EDT Att: 17,359 - Partly Cloudy - 84 F																					
11 Jorge Polanco, S OBP: 0.349, SLG: 0.475 13 Joey Gallo, L OBP: 0.302, SLG: 0.441	HR	23 HR			23 G5-3 1B	23 1B	HR	1B		3	3	3	2	1	0	0																						
23 Royce Lewis, R OBP: 0.363, SLG: 0.545 45 Andrew Stevenson, L OBP: 0.333, SLG: 0.273	1B	HR			G5-3	39 F9 38 1B	12 HR	F7		4	2	3	6	0	0	1																						
26 Max Kepler, L OBP: 0.319, SLG: 0.477 16 Jordan Luplow, R OBP: 0.326, SLG: 0.362	L7	G3			K	L8	12 HR		G4-3	4	0	0	0	0	1	4																						
4 Carlos Correa, R OBP: 0.309, SLG: 0.400 12 Kyle Farmer, R OBP: 0.311, SLG: 0.403	L5				G6-3	38 1B	HR		G4-3	4	1	2	2	0	0	2																						
39 Donovan Solano, R OBP: 0.376, SLG: 0.410			K		F9		L8		38 HR	6	1	1	0	0	1	2																						
38 Matt Wallner, L OBP: 0.354, SLG: 0.503		K			G6-3	27 2B	P5			6	2	3	3	0	1	0																						
27 Ryan Jeffers, R OBP: 0.369, SLG: 0.466		47 WP 11 BB	50 1B		G4-3	50 SF7		P4	F9	5	2	1	1	1	0	2																						
50 Willi Castro, S OBP: 0.325, SLG: 0.372	11 BB 23 HR		SF7			11 1B 23 1B	P6			3	2	2	1	1	0	0																						
	R: 1 E: 0 K: 0 S: 11	H: 2 LOB: 1 BB: 0 P: 16	R: 5 E: 0 K: 2 S: 23	H: 2 LOB: 0 BB: 3 P: 42	R: 3 E: 0 K: 1 S: 16	H: 3 LOB: 0 BB: 0 P: 18	R: 0 E: 0 K: 1 S: 10	H: 1 LOB: 1 BB: 0 P: 15	R: 0 E: 0 K: 0 S: 5	H: 0 LOB: 0 BB: 0 P: 6	R: 4 E: 0 K: 0 S: 19	H: 4 LOB: 2 BB: 1 P: 34	R: 5 E: 0 K: 0 S: 8	H: 4 LOB: 0 BB: 1 P: 16	R: 0 E: 0 K: 0 S: 10	H: 2 LOB: 2 BB: 0 P: 13		R: 2 E: 0 K: 0 S: 9	H: 2 LOB: 0 BB: 0 P: 15	1B: 12 2B: 2 3B: 0 HR: 6	SF: 1 2B: 2 3B: 0 HBP: 0	WP: 1 PB: 0 SB: 0 CS: 0	PA: 53															
PITCHER	IP	WLS	BF	H	R	ER	SO	BB	IBB	HBP	BLK	WP	HR	S	P	ERA	WHIP	PITCHER		IP	WLS	BF	H	R	ER	SO	BB	IBB	HBP	BLK	WP	HR	S	P	ERA	WHIP		
27 Lucas Giolito, R ERA: 4.88	(1, 1)	3.0	L	19	7	9	9	3	0	0	0	1	3	50	76	27.00	3.333																					
31 Sam Hentges, L ERA: 4.12	(4, 1)	1.0		4	1	0	0	1	0	0	0	0	0	10	15	0.00	1.000																					
62 Eryel De Los Santos, R ERA: 3.47	(5, 1)	1.0		7	2	4	4	2	0	0	0	0	0	10	20	36.00	4.000																					
12 David Fry, R ERA: 12.6	(6, 1)	4.0		23	10	7	7	0	1	0	0	0	3	41	64	15.75	2.750																					
	R: 0 E: 0 K: 0 S: 11	H: 1 LOB: 2 BB: 1 P: 18	R: 0 E: 0 K: 1 S: 7	H: 1 LOB: 1 BB: 0 P: 11	R: 1 E: 0 K: 2 S: 13	H: 2 LOB: 1 BB: 0 P: 20	R: 0 E: 0 K: 0 S: 8	H: 1 LOB: 2 BB: 1 P: 15	R: 0 E: 1 K: 0 S: 11	H: 2 LOB: 3 BB: 1 P: 17	R: 2 E: 1 K: 1 S: 24	H: 3 LOB: 2 BB: 0 P: 36	R: 0 E: 0 K: 1 S: 14	H: 0 LOB: 2 BB: 1 P: 24	R: 3 E: 0 K: 0 S: 10	H: 2 LOB: 1 BB: 2 P: 22	1B: 9 2B: 1 3B: 2 HR: 1	SF: 1 2B: 1 3B: 0 HBP: 2	WP: 0 PB: 0 SB: 0 CS: 0	PA: 47																		
PITCHER	IP	WLS	BF	H	R	ER	SO	BB	IBB	HBP	BLK	WP	HR	S	P	ERA	WHIP	PITCHER		IP	WLS	BF	H	R	ER	SO	BB	IBB	HBP	BLK	WP	HR	S	P	ERA	WHIP		
49 Pablo López, R ERA: 3.59	(1, 1)	6.0	W	28	8	1	1	3	0	0	0	0	1	28	46	18.00	4.000																					
53 Brent Headrick, L ERA: 6.45	(7, 1)	1.0		9	3	2	2	1	1	0	2	0	0	1	28	46	18.00	4.000																				
58 Dylan Floro, R ERA: 4.73	(8, 1)	1.0		3	0	0	0	1	0	0	0	0	0	10	14	0.00	0.000																					
50 Willi Castro, R ERA: 11.57	(9, 1)	1.0		7	2	3	3	0	2	0	0	0	0	10	22	27.00	4.000																					
	R: 0 E: 0 K: 0 S: 11	H: 1 LOB: 2 BB: 1 P: 18	R: 0 E: 0 K: 1 S: 7	H: 1 LOB: 1 BB: 0 P: 11	R: 1 E: 0 K: 2 S: 13	H: 2 LOB: 1 BB: 0 P: 20	R: 0 E: 0 K: 0 S: 8	H: 1 LOB: 2 BB: 1 P: 15	R: 0 E: 1 K: 0 S: 11	H: 2 LOB: 3 BB: 1 P: 17	R: 2 E: 1 K: 1 S: 24	H: 3 LOB: 2 BB: 0 P: 36	R: 0 E: 0 K: 1 S: 14	H: 0 LOB: 2 BB: 1 P: 24	R: 3 E: 0 K: 0 S: 10	H: 2 LOB: 1 BB: 2 P: 22	1B: 9 2B: 1 3B: 2 HR: 1	SF: 1 2B: 1 3B: 0 HBP: 2	WP: 0 PB: 0 SB: 0 CS: 0	PA: 47																		
PITCHER	IP	WLS	BF	H	R	ER	SO	BB	IBB	HBP	BLK	WP	HR	S	P	ERA	WHIP	PITCHER		IP	WLS	BF	H	R	ER	SO	BB	IBB	HBP	BLK	WP	HR	S	P	ERA	WHIP		
38 Steven Kwan, L OBP: 0.337, SLG: 0.375	G3		11 3B		F7																																	
11 José Ramírez, S OBP: 0.346, SLG: 0.476 2 Tyler Freeman, R OBP: 0.306, SLG: 0.354	G4-3		3B		G4-3																																	
22 Josh Naylor, L OBP: 0.345, SLG: 0.499 8 José Tena, L OBP: 0.286, SLG: 0.308	56 BB				G4-6-3																																	
56 Kole Calhoun, L OBP: 0.333, SLG: 0.402	1B				G4-6-3																																	
10 Ramón Laureano, R OBP: 0.294, SLG: 0.375	P2				G6-3																																	
0 Andrés Giménez, L OBP: 0.308, SLG: 0.378					G4-3																																	
17 Will Brennan, L OBP: 0.296, SLG: 0.363	K																																					
13 Gabriel Arias, R OBP: 0.297, SLG: 0.369	FC6-4				G5-3																																	
23 Bo Naylor, L OBP: 0.306, SLG: 0.421	G4-3																																					
	R: 0 E: 0 K: 0 S: 11	H: 1 LOB: 2 BB: 1 P: 18	R: 0 E: 0 K: 1 S: 7	H: 1 LOB: 1 BB: 0 P: 11	R: 1 E: 0 K: 2 S: 13	H: 2 LOB: 1 BB: 0 P: 20	R: 0 E: 0 K: 0 S: 8	H: 1 LOB: 2 BB: 1 P: 15	R: 0 E: 1 K: 0 S: 11	H: 2 LOB: 3 BB: 1 P: 17	R: 2 E: 1 K: 1 S: 24	H: 3 LOB: 2 BB: 0 P: 36	R: 0 E: 0 K: 1 S: 14	H: 0 LOB: 2 BB: 1 P: 24	R: 3 E: 0 K: 0 S: 10	H: 2 LOB: 1 BB: 2 P: 22	1B: 9 2B: 1 3B: 2 HR: 1	SF: 1 2B: 1 3B: 0 HBP: 2	WP: 0 PB: 0 SB: 0 CS: 0	PA: 47																		
PITCHER	IP	WLS	BF	H	R	ER	SO	BB	IBB	HBP	BLK	WP	HR	S	P	ERA	WHIP	PITCHER		IP	WLS	BF	H	R	ER	SO	BB	IBB	HBP	BLK	WP	HR	S	P	ERA	WHIP		
49 Pablo López, R ERA: 3.59	(1, 1)	6.0	W	28	8	1	1	3	0	0	0	0	1	28	46	18.00	4.000																					
53 Brent Headrick, L ERA: 6.45	(7, 1)	1.0		9	3	2	2	1	1	0	2	0	0	1	28	46	18.00	4.000																				
58 Dylan Floro, R ERA: 4.73	(8, 1)	1.0		3	0	0	0	1	0	0	0	0	0	10	14	0.00	0.000																					
50 Willi Castro, R ERA: 11.57	(9, 1)	1.0		7	2	3	3	0	2	0	0	0	0	10	22	27.00	4.000																					



Batter	1	2	3	4	5	6	7	8	9	AB	R	H	RBI	BB	SO	LOB	TOP						
47 Edouard Julien, L (1,4) OBP: 0.374, SLG: 0.458 12 Kyle Farmer, R (6,PH) OBP: 0.312, SLG: 0.406	G6-3	K			K			K	G4-3	3	0	0	0	0	2	2	Minnesota Twins @ Cleveland Guardians Progressive Field, Cleveland, OH Tue Sep 05 2023, 6:12 PM - 9:15 PM EDT Att: 20,224 - Clear - 86 F						
11 Jorge Polanco, S (1,10) OBP: 0.347, SLG: 0.475	F8	L9						SF9		4	0	1	1	0	1	4							
23 Royce Lewis, R (1,5) OBP: 0.370, SLG: 0.541	26 BB				L6					3	2	1	0	2	1	2							
26 Max Kepler, L (1,9) OBP: 0.320, SLG: 0.477	4 BB				L8					4	2	1	1	1	1	2							
4 Carlos Correa, R (1,6) OBP: 0.312, SLG: 0.399					L7					3	1	1	1	1	0	0							
39 Donovan Solano, R (1,3) OBP: 0.376, SLG: 0.416 27 Ryan Jeffers, R (8,2) OBP: 0.369, SLG: 0.466	K				F7					5	0	2	3	0	1	4							
38 Matt Wallner, L (1,7) OBP: 0.353, SLG: 0.500 16 Jordan Luplow, R (6,PH) OBP: 0.324, SLG: 0.356					F8					1	0	0	0	1	0	0							
45 Andrew Stevenson, L (7,PH) OBP: 0.286, SLG: 0.231										1	0	0	0	0	1	0							
8 Christian Vázquez, R (1,2) OBP: 0.281, SLG: 0.326 13 Joey Gallo, L (8,PH) OBP: 0.301, SLG: 0.440										2	1	2	1	2	0	0							
50 Willi Castro, S (1,8) OBP: 0.327, SLG: 0.378					G4-3					4	1	2	0	0	1	1							
Inning Stats	R: 2 H: 2 E: 0 K: 1 S: 11	H: 2 BB: 1 P: 20	R: 0 H: 0 E: 0 K: 1 S: 11	H: 0 BB: 2 P: 19	R: 0 H: 0 E: 0 K: 0 S: 7	H: 0 BB: 0 P: 8	R: 0 H: 0 E: 0 K: 0 S: 8	H: 0 BB: 1 P: 16	R: 0 H: 2 E: 0 K: 2 S: 14	H: 3 BB: 0 P: 22	R: 0 H: 1 E: 0 K: 1 S: 9	H: 1 BB: 0 P: 11	R: 5 H: 3 E: 0 K: 1 S: 19	H: 3 BB: 2 P: 33	R: 0 H: 0 E: 0 K: 1 S: 9	H: 0 BB: 0 P: 13	1B: 5 2B: 4 3B: 1 HR: 1	SF: 1 SAC: 1 DP: 0 HBP: 0	WP: 2 PB: 0 SB: 0 CS: 0	PA: 46			
PITCHER	IP WLS BF H R ER SO BB IBB HBP BLK WP HR S P ERA WHIP	IP WLS BF H R ER SO BB IBB HBP BLK WP HR S P ERA WHIP	IP WLS BF H R ER SO BB IBB HBP BLK WP HR S P ERA WHIP	IP WLS BF H R ER SO BB IBB HBP BLK WP HR S P ERA WHIP	IP WLS BF H R ER SO BB IBB HBP BLK WP HR S P ERA WHIP	IP WLS BF H R ER SO BB IBB HBP BLK WP HR S P ERA WHIP	IP WLS BF H R ER SO BB IBB HBP BLK WP HR S P ERA WHIP	IP WLS BF H R ER SO BB IBB HBP BLK WP HR S P ERA WHIP	IP WLS BF H R ER SO BB IBB HBP BLK WP HR S P ERA WHIP	IP WLS BF H R ER SO BB IBB HBP BLK WP HR S P ERA WHIP	IP WLS BF H R ER SO BB IBB HBP BLK WP HR S P ERA WHIP	IP WLS BF H R ER SO BB IBB HBP BLK WP HR S P ERA WHIP	IP WLS BF H R ER SO BB IBB HBP BLK WP HR S P ERA WHIP	IP WLS BF H R ER SO BB IBB HBP BLK WP HR S P ERA WHIP	IP WLS BF H R ER SO BB IBB HBP BLK WP HR S P ERA WHIP	IP WLS BF H R ER SO BB IBB HBP BLK WP HR S P ERA WHIP	IP WLS BF H R ER SO BB IBB HBP BLK WP HR S P ERA WHIP	IP WLS BF H R ER SO BB IBB HBP BLK WP HR S P ERA WHIP	IP WLS BF H R ER SO BB IBB HBP BLK WP HR S P ERA WHIP	IP WLS BF H R ER SO BB IBB HBP BLK WP HR S P ERA WHIP	IP WLS BF H R ER SO BB IBB HBP BLK WP HR S P ERA WHIP		
61 Tanner Bibee, R (1,1) ERA: 3.05 55 Matt Moore, L (6,1) ERA: 2.72 40 Reynaldo López, R (7,1) ERA: 3.79 37 Trevor Stephan, R (8,1) ERA: 3.54 49 Eli Morgan, R (8,1) ERA: 3.29	5.0 1.0 1.0 0.2 1.1	WLS B 6 L 4	BF 24 6 8 4	H 4 1 3 0	R 2 0 5 0	ER 2 1 5 0	SO 4 3 1 0	BB 5 0 2 0	IBB 0 0 0 0	HBP 0 0 1 0	BLK 0 0 0 0	WP 0 1 0 0	HR 0 14 9 17	S 51 22 31 15	P 87 22 11 31 15	ERA 3.60 9.00 67.50 0.00	WHIP 1.800 3.000 7.500 0.000						
38 Steven Kwan, L (1,7) OBP: 0.335, SLG: 0.373	F7				G4-3			G4-3		4	0	0	0	0	1	3	Minnesota Twins @ Cleveland Guardians Progressive Field, Cleveland, OH Tue Sep 05 2023, 6:12 PM - 9:15 PM EDT Att: 20,224 - Clear - 86 F						
11 José Ramírez, S (1,5) OBP: 0.348, SLG: 0.475					F9					3	0	1	0	1	0	0							
22 Josh Naylor, L (1,3) OBP: 0.344, SLG: 0.493					G4-3					4	0	0	0	0	2								
56 Kole Calhoun, L (1,10) OBP: 0.333, SLG: 0.400 12 David Fry, R (8,PH) OBP: 0.304, SLG: 0.424					L5					3	0	1	0	0	0	0							
0 Andrés Giménez, L (1,4) OBP: 0.306, SLG: 0.375					F7					4	0	0	0	0	2	2							
13 Gabriel Arias, R (1,6) OBP: 0.296, SLG: 0.371					K					4	1	1	0	0	1	2							
17 Will Brennan, L (1,9) OBP: 0.298, SLG: 0.365										4	1	2	0	0	1	1							
23 Bo Naylor, L (1,2) OBP: 0.313, SLG: 0.442										2	1	1	2	1	1	1							
7 Myles Straw, R (1,8) OBP: 0.301, SLG: 0.299										2	0	1	1	0	1	1							
Inning Stats	R: 0 H: 0 E: 0 K: 0 S: 8	H: 0 LOB: 1 P: 13	R: 0 H: 0 E: 0 K: 1 S: 9	H: 0 LOB: 0 P: 14	R: 2 H: 3 E: 0 K: 1 S: 18	H: 3 LOB: 0 P: 26	R: 0 H: 0 E: 0 K: 1 S: 10	H: 0 LOB: 0 P: 17	R: 0 H: 2 E: 0 K: 1 S: 12	H: 1 LOB: 2 P: 16	R: 0 H: 1 E: 0 K: 2 S: 14	H: 1 LOB: 1 P: 17	R: 0 H: 0 E: 0 K: 0 S: 6	H: 0 LOB: 0 P: 10	R: 0 H: 0 E: 0 K: 1 S: 9	H: 0 LOB: 0 P: 12		1B: 5 2B: 2 3B: 0 HR: 1	SF: 1 SAC: 0 DP: 2 HBP: 0	WP: 0 PB: 0 SB: 1 CS: 1	PA: 34		
PITCHER	IP WLS BF H R ER SO BB IBB HBP BLK WP HR S P ERA WHIP	IP WLS BF H R ER SO BB IBB HBP BLK WP HR S P ERA WHIP	IP WLS BF H R ER SO BB IBB HBP BLK WP HR S P ERA WHIP	IP WLS BF H R ER SO BB IBB HBP BLK WP HR S P ERA WHIP	IP WLS BF H R ER SO BB IBB HBP BLK WP HR S P ERA WHIP	IP WLS BF H R ER SO BB IBB HBP BLK WP HR S P ERA WHIP	IP WLS BF H R ER SO BB IBB HBP BLK WP HR S P ERA WHIP	IP WLS BF H R ER SO BB IBB HBP BLK WP HR S P ERA WHIP	IP WLS BF H R ER SO BB IBB HBP BLK WP HR S P ERA WHIP	IP WLS BF H R ER SO BB IBB HBP BLK WP HR S P ERA WHIP	IP WLS BF H R ER SO BB IBB HBP BLK WP HR S P ERA WHIP	IP WLS BF H R ER SO BB IBB HBP BLK WP HR S P ERA WHIP	IP WLS BF H R ER SO BB IBB HBP BLK WP HR S P ERA WHIP	IP WLS BF H R ER SO BB IBB HBP BLK WP HR S P ERA WHIP	IP WLS BF H R ER SO BB IBB HBP BLK WP HR S P ERA WHIP	IP WLS BF H R ER SO BB IBB HBP BLK WP HR S P ERA WHIP	IP WLS BF H R ER SO BB IBB HBP BLK WP HR S P ERA WHIP	IP WLS BF H R ER SO BB IBB HBP BLK WP HR S P ERA WHIP	IP WLS BF H R ER SO BB IBB HBP BLK WP HR S P ERA WHIP	IP WLS BF H R ER SO BB IBB HBP BLK WP HR S P ERA WHIP	IP WLS BF H R ER SO BB IBB HBP BLK WP HR S P ERA WHIP		
54 Sonny Gray, R (1,1) ERA: 2.98 22 Griffin Jax, R (7,1) ERA: 3.95 56 Caleb Thielbar, L (8,1) ERA: 2.31 15 Emilio Pagán, R (9,1) ERA: 3.43	6.0 1.0 1.0 1.0	WLS W 3 3	BF 24 4 3	H 1 0 0	R 0 0 0	ER 3 0 0	SO 4 2 0	BB 2 0 0	IBB 0 0 0	HBP 0 0 0	BLK 0 0 0	WP 0 0 0	HR 1 14 6 9	S 66 17 10 12	P 101 17 10 12	ERA 4.50 0.00 0.000 0.000	WHIP 1.333 1.000 0.000 0.000						

Batter	1	2	3	4	5	6	7	8	9	AB	R	H	RBI	BB	SO	LOB	TOP										
9 Brandon Nimmo, L (1,8) OBP: 0.356, SLG: 0.451	L9		G4-3		G4-3			F7		4	0	0	0	0	0	1	<p>New York Mets @ Minnesota Twins Target Field, Minneapolis, MN Fri Sep 08 2023, 7:11 PM - 9:44 PM CDT Att: 26,154 - Clear - 75 F</p> <p>livebaseballscores.com</p> <p>AB 30 R 2 H 4 RBI 2 BB 3 SO 11 LOB 9</p> 										
4 Francisco Alvarez, R (1,2) OBP: 0.250, SLG: 0.435	G1-3			20 2B		F9		G6-3		3	1	0	0	1	0	0											
20 Pete Alonso, R (1,3) OBP: 0.330, SLG: 0.529	G4-3			12 2B		G5-3			27 FC4-6	3	1	1	0	1	0	0											
12 Francisco Lindor, S (1,6) OBP: 0.331, SLG: 0.467		K				F9			K	4	0	1	2	0	2	1											
27 Mark Vientos, R (1,10) OBP: 0.256, SLG: 0.340		K							FC4-6	4	0	0	0	0	3	2											
1 Jeff McNeil, L (1,9) OBP: 0.332, SLG: 0.361	L9								K	3	0	1	0	1	1	1											
Ronny Mauricio, S (1,4) OBP: 0.364, SLG: 0.409			G1-3		G6-4-3				K	3	0	0	0	0	1	3											
22 Brett Baty, L (1,5) OBP: 0.284, SLG: 0.323			K						L8	3	0	0	0	0	2	1											
26 Tim Locastro, R (1,7) OBP: 0.306, SLG: 0.267										2	0	1	0	0	1	0											
30 Rafael Ortega, L (8,PH) OBP: 0.333, SLG: 0.289								K		1	0	0	0	0	1	0											
Inning Stats	R: 0 E: 0 K: 0 S: 10	H: 0 LOB: 0 BB: 0 P: 13	R: 0 E: 0 K: 2 S: 9	H: 0 LOB: 0 BB: 0 P: 13	R: 0 E: 0 K: 1 S: 8	H: 1 LOB: 0 BB: 0 P: 13	R: 2 E: 0 K: 1 S: 15	H: 2 LOB: 1 BB: 2 P: 28	R: 0 E: 0 K: 2 S: 7	H: 0 LOB: 0 BB: 0 P: 8	R: 0 E: 0 K: 0 S: 8	H: 0 LOB: 0 BB: 0 P: 11	R: 0 E: 0 K: 2 S: 11	H: 1 LOB: 0 BB: 0 P: 15	R: 0 E: 0 K: 1 S: 8	H: 0 LOB: 0 BB: 0 P: 8	R: 0 E: 0 K: 2 S: 8	H: 0 LOB: 1 BB: 1 P: 14	1B: 2 2B: 2 3B: 0 HR: 0	SF: 0 SAC: 0 DP: 1 HBP: 0	WP: 0 PB: 0 SB: 0 CS: 0	PA: 33					
PITCHER	IP	WLS	BF	H	R	ER	SO	BB	IBB	HBP	BLK	WP	HR	S	P	ERA	WHIP										
60 Dallas Keuchel, L (1,1) ERA: 4.78	5.0		19	3	2	2	6	2	0	0	0	0	0	49	75	3.60	1.000										
15 Emilio Pagan, R (6,1) ERA: 3.38	1.0		3	0	0	0	0	0	0	0	0	0	0	8	11	0.00	0.000										
56 Caleb Thielbar, L (7,1) ERA: 2.22	1.0	W	4	1	0	0	2	0	0	0	0	0	0	11	15	0.00	1.000										
22 Griffin Jax, R (8,1) ERA: 3.88	1.0	H	3	0	0	0	1	0	0	0	0	0	0	8	8	0.00	0.000										
59 Jhoan Duran, R (9,1) ERA: 2.59	1.0	S	4	0	0	0	2	1	0	0	0	0	0	8	14	0.00	1.000										

Batter	1	2	3	4	5	6	7	8	9	AB	R	H	RBI	BB	SO	LOB	BOTTOM										
47 Edouard Julien, L (1,10) OBP: 0.374, SLG: 0.449	G4-3	G4-3								3	0	0	0	1	1	2	<p>New York Mets @ Minnesota Twins Target Field, Minneapolis, MN Fri Sep 08 2023, 7:11 PM - 9:44 PM CDT Att: 26,154 - Clear - 75 F</p> <p>livebaseballscores.com</p> <p>AB 31 R 5 H 8 RBI 4 BB 5 SO 8 LOB 16</p> 										
11 Jorge Polanco, S (1,4) OBP: 0.344, SLG: 0.466			F8							3	1	1	0	1	1	2											
23 Royce Lewis, R (1,5) OBP: 0.370, SLG: 0.545										4	1	2	2	0	0	2											
26 Max Kepler, L (1,9) OBP: 0.317, SLG: 0.469		K								4	0	1	1	0	1	2											
4 Carlos Correa, R (1,6) OBP: 0.313, SLG: 0.406										3	1	2	1	1	1	0											
19 Alex Kirilloff, L (1,3) OBP: 0.355, SLG: 0.439	P6									4	0	1	0	0	1	5											
8 Christian Vázquez, R (1,2) OBP: 0.277, SLG: 0.322		G4-3								4	0	0	0	0	1	1											
38 Matt Wallner, L (1,7) OBP: 0.353, SLG: 0.484										2	0	0	0	1	1	1											
45 Andrew Stevenson, L (7,PR) OBP: 0.278, SLG: 0.235										1	1	0	0	0	0	0											
50 Willi Castro, S (1,8) OBP: 0.329, SLG: 0.375										3	1	1	0	1	1	1											
Inning Stats	R: 1 E: 0 K: 1 S: 14	H: 1 LOB: 2 BB: 2 P: 27	R: 0 E: 0 K: 1 S: 10	H: 0 LOB: 1 BB: 1 P: 21	R: 0 E: 0 K: 0 S: 8	H: 0 LOB: 0 BB: 0 P: 11	R: 1 E: 0 K: 1 S: 9	H: 2 LOB: 1 BB: 0 P: 14	R: 0 E: 0 K: 0 S: 7	H: 0 LOB: 1 BB: 1 P: 15	R: 0 E: 0 K: 2 S: 9	H: 0 LOB: 0 BB: 0 P: 13	R: 3 E: 0 K: 2 S: 24	H: 4 LOB: 3 BB: 1 P: 41	R: 0 E: 0 K: 1 S: 7	H: 0 LOB: 0 BB: 0 P: 11	1B: 4 2B: 3 3B: 0 HR: 1	SF: 0 SAC: 0 DP: 1 HBP: 0	WP: 0 PB: 0 SB: 2 CS: 0	PA: 36							
PITCHER	IP	WLS	BF	H	R	ER	SO	BB	IBB	HBP	BLK	WP	HR	S	P	ERA	WHIP										
34 Kodai Senga, R (1,1) ERA: 3.07	6.0		25	4	2	2	5	4	0	0	0	0	0	57	101	3.00	1.333										
71 Sean Reid-Foley, R (7,1) ERA: 4.05	0.2	L	5	2	3	3	2	1	0	0	0	0	0	16	28	40.50	4.500										
93 Grant Hartwig, R (7,1) ERA: 5.19	0.1		3	2	0	0	0	0	0	0	0	0	0	8	13	0.00	6.000										
45 Sam Coonrod, R (8,1) ERA: 7.11	1.0		3	0	0	0	1	0	0	0	0	0	0	7	11	0.00	0.000										

Batter	1	2	3	4	5	6	7	8	9	AB	R	H	RBI	BB	SO	LOB	TOP		
9 Brandon Nimmo, L (1.8) OBP: 0.355, SLG: 0.454	1-1 HR		1-0 F8		1-3 K		1-3 K		1-3 K	5	1	1	1	0	3	0	New York Mets @ Minnesota Twins Target Field, Minneapolis, MN Sat Sep 09 2023, 1:13 PM - 3:50 PM CDT Att: 30,673 - Overcast - 74 F		
1 Jeff McNeil, L (1.7) OBP: 0.331, SLG: 0.360	0-2 1B		2-1 F9		1-2 G4-3		1-0 P2			4	1	1	0	0	0	0			
20 Pete Alonso, R (1.3) OBP: 0.332, SLG: 0.534	1-2 F9		2-2 HBP		1-0 G6-3			1-2 HR		3	1	1	1	0	0	1			
12 Francisco Lindor, S (1.6) OBP: 0.331, SLG: 0.465	1-2 P2		1-0 1B		1-2 G4-3		2-3 K		2-3 K	4	0	1	0	0	1	1			
32 Daniel Vogelbach, L (1.10) OBP: 0.334, SLG: 0.399	1-2 1B		0-1 F8		4-1 BB		2-3 K		2-3 K	3	0	1	1	1	1	2			
29 DJ Stewart, L (1.9) OBP: 0.345, SLG: 0.637	2-2 L8		1-1 F8		2-3 K		0-1 HR		0-1 HR	4	1	1	1	0	1	2			
Ronny Mauricio, S (1.4) OBP: 0.385, SLG: 0.400		1-2 G4-3		0-0 1B		4-1 BB		0-0 G4-3		3	0	1	0	1	0	0			
22 Brett Baty, L (1.5) OBP: 0.281, SLG: 0.319		1-1 L5		2-3 K		3-1 G3-1			1-3 K	4	0	0	0	0	2	3			
2 Omar Narváez, L (1.2) OBP: 0.274, SLG: 0.255		3-2 L9		0-0 F7					0-1 F8	2	0	0	0	0	0	1			
4 Francisco Alvarez, R (7.2) OBP: 0.286, SLG: 0.434										2	0	0	0	0	1	0			
Inning Stats	R: 2 H: 3 E: 0 K: 0 S: 17	H: 3 LOB: 1 BB: 0 P: 23	R: 0 H: 0 E: 0 K: 0 S: 12	H: 0 LOB: 0 BB: 0 P: 17	R: 0 H: 1 E: 0 K: 0 S: 8	H: 1 LOB: 2 BB: 0 P: 14	R: 0 H: 1 E: 0 K: 1 S: 7	H: 0 LOB: 1 BB: 0 P: 10	R: 0 H: 0 E: 0 K: 1 S: 10	H: 0 LOB: 2 BB: 2 P: 24	R: 0 H: 0 E: 0 K: 2 S: 8	H: 0 LOB: 0 BB: 0 P: 10	R: 2 H: 2 E: 0 K: 2 S: 15	H: 2 LOB: 0 BB: 0 P: 20	R: 0 H: 0 E: 0 K: 2 S: 9	H: 0 LOB: 0 BB: 0 P: 11	1B: 4 2B: 0 3B: 0 HR: 3	SF: 0 SAC: 0 DP: 0 HBP: 1	WP: 0 PA: 37 PB: 0 SB: 1 CS: 0
PITCHER	IP WLS BF H R ER SO BB IBB HBP BLK WP HR S P ERA WHIP	IP WLS BF H R ER SO BB IBB HBP BLK WP HR S P ERA WHIP	IP WLS BF H R ER SO BB IBB HBP BLK WP HR S P ERA WHIP	IP WLS BF H R ER SO BB IBB HBP BLK WP HR S P ERA WHIP	IP WLS BF H R ER SO BB IBB HBP BLK WP HR S P ERA WHIP	IP WLS BF H R ER SO BB IBB HBP BLK WP HR S P ERA WHIP	IP WLS BF H R ER SO BB IBB HBP BLK WP HR S P ERA WHIP	IP WLS BF H R ER SO BB IBB HBP BLK WP HR S P ERA WHIP	IP WLS BF H R ER SO BB IBB HBP BLK WP HR S P ERA WHIP	IP WLS BF H R ER SO BB IBB HBP BLK WP HR S P ERA WHIP	IP WLS BF H R ER SO BB IBB HBP BLK WP HR S P ERA WHIP	IP WLS BF H R ER SO BB IBB HBP BLK WP HR S P ERA WHIP	IP WLS BF H R ER SO BB IBB HBP BLK WP HR S P ERA WHIP	IP WLS BF H R ER SO BB IBB HBP BLK WP HR S P ERA WHIP	IP WLS BF H R ER SO BB IBB HBP BLK WP HR S P ERA WHIP	IP WLS BF H R ER SO BB IBB HBP BLK WP HR S P ERA WHIP	IP WLS BF H R ER SO BB IBB HBP BLK WP HR S P ERA WHIP		
18 Kenta Maeda, R (1.1) ERA: 4.65	5.1 W 23	5 2 2 2	1 0 0 0	1 0 0 0	0 0 0 0	0 0 6 15	0 0 8 10	0 0 15 20	0 0 9 11	3.38 1.125									
55 Kody Funderburk, L (6.1) ERA: 1.5	0.2 H 3	0 0 0 1	0 0 0 2	0 0 0 0	0 0 0 0	0 0 8 10	0 0 15 20	0 0 9 11	0.00 0.000										
56 Caleb Thielbar, L (7.1) ERA: 2.13	1.0 H 3	0 0 0 2	0 0 0 0	0 0 0 0	0 0 0 0	0 0 8 10	0 0 15 20	0 0 9 11	0.00 0.000										
37 Louie Varland, R (8.1) ERA: 5.25	1.0 5 2	2 2 2 2	0 0 0 0	0 0 0 0	0 0 2 15	0 0 15 20	0 0 9 11	0.00 0.000											
58 Dylan Floro, R (9.1) ERA: 4.64	1.0 3 0	0 0 0 2	0 0 0 0	0 0 0 0	0 0 9 11	0.00 0.000													

AB	34
R	4
H	7
RBI	4
BB	2
SO	9
LOB	10



Batter	1	2	3	4	5	6	7	8	9	AB	R	H	RBI	BB	SO	LOB	BOTTOM
39 Donovan Solano, R (1.3) OBP: 0.378, SLG: 0.416	3-2 HBP		1-0 1B		0-0 G6-3		4-1 BB		0-2 F8	2	0	1	2	0	0	0	New York Mets @ Minnesota Twins Target Field, Minneapolis, MN Sat Sep 09 2023, 1:13 PM - 3:50 PM CDT Att: 30,673 - Overcast - 74 F
19 Alex Kirilloff, L (7.7) OBP: 0.356, SLG: 0.437	2-H 3-H 1B		0-0 L3		1-3 K		2-2 K		3-3 K	5	0	1	0	0	3	2	
11 Jorge Polanco, S (1.4) OBP: 0.341, SLG: 0.461	1-0 1B		0-0 L3		1-3 K		2-2 K		3-3 K	5	0	1	0	0	3	2	
23 Royce Lewis, R (1.10) OBP: 0.367, SLG: 0.538	1-3 K		0-0 F8		1-0 P3		2-2 1B			4	1	1	0	0	1	2	
4 Carlos Correa, R (1.6) OBP: 0.312, SLG: 0.403	0-3 K		0-0 G1-3		1-1 F8		4-2 BB			3	1	0	0	1	1	2	
16 Jordan Luplow, R (1.7) OBP: 0.338, SLG: 0.387	0-3 K		2-2 2B		3-2 1B		2-2 BB			3	1	2	0	0	1	2	
26 Max Kepler, L (7.7) OBP: 0.318, SLG: 0.476	0-3 K		2-2 2B		3-2 1B		2-2 BB			1	1	1	3	0	0	0	
12 Kyle Farmer, R (1.5) OBP: 0.318, SLG: 0.415		2-2 K		2-2 1B		3-2 1B		1-0 2B		4	0	3	2	0	1	0	
27 Ryan Jeffers, R (1.2) OBP: 0.370, SLG: 0.461		1-1 1B		1-0 CS		3-3 K		4-2 K		3	1	1	0	1	2	1	
38 Matt Wallner, L (1.9) OBP: 0.347, SLG: 0.475		0-3 K		0-3 1B		0-3 K		2-3 K		3	0	0	0	0	2	3	
45 Andrew Stevenson, L (8.8) OBP: 0.263, SLG: 0.222		0-3 K		0-3 K		1-1 G3		1-1 K		1	0	0	0	0	1	0	
50 Willi Castro, S (1.8) OBP: 0.334, SLG: 0.393		1-2 2B		0-0 G3				1-0 HR		4	2	3	1	0	0	0	
Inning Stats	R: 0 H: 1 E: 0 K: 3 S: 13	H: 3 LOB: 2 BB: 0 P: 18	R: 2 H: 3 E: 0 K: 2 S: 15	H: 3 LOB: 0 BB: 0 P: 20	R: 1 H: 2 E: 0 K: 0 S: 8	H: 2 LOB: 0 BB: 0 P: 13	R: 0 H: 0 E: 0 K: 2 S: 7	H: 0 LOB: 0 BB: 0 P: 10	R: 0 H: 2 E: 0 K: 0 S: 14	H: 2 LOB: 2 BB: 1 P: 26	R: 4 H: 4 E: 0 K: 2 S: 21	H: 4 LOB: 1 BB: 2 P: 36	R: 1 H: 1 E: 0 K: 2 S: 13	H: 1 LOB: 0 BB: 0 P: 19	1B: 8 2B: 3 3B: 1 HR: 1	SF: 0 SAC: 0 DP: 0 HBP: 1	WP: 0 PA: 39 PB: 0 SB: 0 CS: 2
PITCHER	IP WLS BF H R ER SO BB IBB HBP BLK WP HR S P ERA WHIP	IP WLS BF H R ER SO BB IBB HBP BLK WP HR S P ERA WHIP	IP WLS BF H R ER SO BB IBB HBP BLK WP HR S P ERA WHIP	IP WLS BF H R ER SO BB IBB HBP BLK WP HR S P ERA WHIP	IP WLS BF H R ER SO BB IBB HBP BLK WP HR S P ERA WHIP	IP WLS BF H R ER SO BB IBB HBP BLK WP HR S P ERA WHIP	IP WLS BF H R ER SO BB IBB HBP BLK WP HR S P ERA WHIP	IP WLS BF H R ER SO BB IBB HBP BLK WP HR S P ERA WHIP	IP WLS BF H R ER SO BB IBB HBP BLK WP HR S P ERA WHIP	IP WLS BF H R ER SO BB IBB HBP BLK WP HR S P ERA WHIP	IP WLS BF H R ER SO BB IBB HBP BLK WP HR S P ERA WHIP	IP WLS BF H R ER SO BB IBB HBP BLK WP HR S P ERA WHIP	IP WLS BF H R ER SO BB IBB HBP BLK WP HR S P ERA WHIP	IP WLS BF H R ER SO BB IBB HBP BLK WP HR S P ERA WHIP	IP WLS BF H R ER SO BB IBB HBP BLK WP HR S P ERA WHIP	IP WLS BF H R ER SO BB IBB HBP BLK WP HR S P ERA WHIP	
23 David Peterson, L (1.1) ERA: 5.34	6.0 L 26	6 3 4 4	3 4 4 1	2 0 0 0	0 0 15 29	0 0 15 29	0 0 19 26	6.75 1.500									
40 Drew Smith, R (7.1) ERA: 4.56	0.2 6 3	4 4 1	2 0 0 0	0 0 0 0	0 0 15 29	0 0 15 29	0 0 19 26	6.75 1.500									
43 Jeff Brigham, R (7.1) ERA: 4.91	1.1 6 2	1 1 3	0 0 0 0	0 0 0 0	0 0 19 26	0 0 19 26	6.75 1.500										

AB	34
R	8
H	13
RBI	8
BB	3
SO	12
LOB	12



Batter	1	2	3	4	5	6	7	8	9	AB R H RBI BB SO LOB	TOP									
2 Yandy Diaz, R OBP: 0.404, SLG: 0.513										6 2 4 1 0 0 2	Tampa Bay Rays @ Minnesota Twins Target Field, Minneapolis, MN Mon Sep 11 2023, 6:43 PM - 9:52 PM CDT Att: 18,683 - Partly Cloudy - 72 F									
8 Brandon Lowe, L OBP: 0.330, SLG: 0.440										5 1 1 0 0 2 4										
56 Randy Arozarena, R OBP: 0.369, SLG: 0.422										4 1 2 0 1 1 0										
15 Josh Lowe, L OBP: 0.327, SLG: 0.494										5 1 3 1 0 0 3										
22 Jose Siri, R OBP: 0.267, SLG: 0.494										2 1 1 1 0 0 2										
7 Vidal Bruján, S OBP: 0.250, SLG: 0.205										2 0 0 1 0 0 2										
55 Luke Raley, L OBP: 0.317, SLG: 0.490										3 0 1 0 0 1 2										
6 Taylor Walls, S OBP: 0.318, SLG: 0.360										4 1 1 3 1 2 7										
62 Jonathan Aranda, L OBP: 0.381, SLG: 0.367										2 0 0 0 3 0 0										
50 René Pinto, R OBP: 0.279, SLG: 0.470										5 0 0 0 0 2 4										
Inning Stats	R: 1 E: 0 K: 2 S: 21	H: 3 LOB: 3 BB: 0 P: 33	R: 0 E: 0 K: 1 S: 8	H: 1 LOB: 1 BB: 1 P: 14	R: 1 E: 0 K: 1 S: 12	H: 1 LOB: 1 BB: 0 P: 21	R: 0 E: 0 K: 1 S: 14	H: 1 LOB: 1 BB: 0 P: 20	R: 3 E: 0 K: 2 S: 14	H: 2 LOB: 1 BB: 1 P: 24	R: 2 E: 0 K: 0 S: 16	H: 4 LOB: 2 BB: 0 P: 24	R: 0 E: 0 K: 1 S: 12	H: 1 LOB: 1 BB: 1 P: 18	R: 0 E: 0 K: 0 S: 11	H: 0 LOB: 2 BB: 2 P: 23	1B: 9 2B: 2 3B: 0 HR: 2	SF: 0 SAC: 0 DP: 1 HBP: 3	WP: 2 PB: 1 SB: 1 CS: 0	PA: 46
PITCHER	IP WLS BF H R ER SO BB IBB HBP BLK WP HR S P ERA WHIP											IP WLS BF H R ER SO BB IBB HBP BLK WP HR S P ERA WHIP								
54 Sonny Gray, R ERA: 2.96	(1, 1) 4.0 L 20 6 2 1 5 1 0 2 0 2 0 0 55 89 2.25 1.750											(1, 1) 4.0 L 20 6 2 1 5 1 0 2 0 2 0 0 55 89 2.25 1.750								
58 Dylan Floro, R ERA: 5.09	(5, 1) 1.0 7 2 3 3 2 1 0 0 1 0 0 1 14 24 27.00 3.000											(5, 1) 1.0 7 2 3 3 2 1 0 0 1 0 0 1 14 24 27.00 3.000								
53 Brent Headrick, L ERA: 6.57	(6, 1) 2.1 11 4 2 2 1 0 0 0 0 0 1 31 47 7.71 1.714											(6, 1) 2.1 11 4 2 2 1 0 0 0 0 0 1 31 47 7.71 1.714								
74 Josh Winder, R ERA: 4.18	(8, 1) 1.2 8 1 0 0 0 3 0 0 0 0 0 0 19 38 0.00 2.400											(8, 1) 1.2 8 1 0 0 0 3 0 0 0 0 0 0 19 38 0.00 2.400								

AB	38
R	7
H	13
RBI	7
BB	5
SO	8
LOB	26



Batter	1	2	3	4	5	6	7	8	9	AB R H RBI BB SO LOB	BOTTOM											
47 Edouard Julien, L OBP: 0.381, SLG: 0.448										2 1 1 0 1 1 0	Tampa Bay Rays @ Minnesota Twins Target Field, Minneapolis, MN Mon Sep 11 2023, 6:43 PM - 9:52 PM CDT Att: 18,683 - Partly Cloudy - 72 F											
16 Jordan Luplow, R OBP: 0.347, SLG: 0.387										0 0 0 0 1 0 0												
19 Alex Kirilloff, L OBP: 0.352, SLG: 0.430										3 1 1 0 0 1 2												
12 Kyle Farmer, R OBP: 0.315, SLG: 0.412										1 0 0 0 0 1 1												
23 Royce Lewis, R OBP: 0.363, SLG: 0.540										4 1 1 3 0 2 1												
26 Max Kepler, L OBP: 0.319, SLG: 0.480										3 1 2 1 1 1 1												
4 Carlos Correa, R OBP: 0.310, SLG: 0.401										4 0 0 0 0 2 2												
50 Willi Castro, S OBP: 0.332, SLG: 0.396										4 0 0 0 0 2 2												
39 Donovan Solano, R OBP: 0.376, SLG: 0.499										3 0 0 0 0 1 1												
27 Ryan Jeffers, R OBP: 0.368, SLG: 0.457										4 0 1 0 0 1 1												
45 Andrew Stevenson, L OBP: 0.227, SLG: 0.190										3 0 0 0 0 1 1												
Inning Stats	R: 0 E: 0 K: 3 S: 9	H: 0 LOB: 0 BB: 0 P: 10	R: 0 E: 0 K: 2 S: 13	H: 0 LOB: 1 BB: 1 P: 23	R: 0 E: 0 K: 1 S: 7	H: 1 LOB: 1 BB: 1 P: 13	R: 1 E: 0 K: 1 S: 8	H: 1 LOB: 0 BB: 0 P: 12	R: 0 E: 0 K: 1 S: 6	H: 0 LOB: 0 BB: 0 P: 8	R: 3 E: 0 K: 1 S: 17	H: 4 LOB: 0 BB: 0 P: 27	R: 0 E: 0 K: 2 S: 10	H: 0 LOB: 0 BB: 0 P: 13	R: 0 E: 0 K: 2 S: 18	H: 0 LOB: 1 BB: 1 P: 30	R: 0 E: 0 K: 1 S: 12	H: 0 LOB: 1 BB: 0 P: 17	1B: 4 2B: 1 3B: 0 HR: 2	SF: 0 SAC: 0 DP: 2 HBP: 1	WP: 1 PB: 2 SB: 0 CS: 0	PA: 35
PITCHER	IP WLS BF H R ER SO BB IBB HBP BLK WP HR S P ERA WHIP											IP WLS BF H R ER SO BB IBB HBP BLK WP HR S P ERA WHIP										
20 Tyler Glasnow, R ERA: 3.15	(1, 1) 6.0 W 24 4 4 4 8 2 0 0 0 0 0 0 60 93 6.00 1.333											(1, 1) 6.0 W 24 4 4 4 8 2 0 0 0 0 0 0 60 93 6.00 1.333										
49 Kevin Kelly, R ERA: 3.22	(7, 1) 1.0 H 3 0 0 0 2 0 0 0 0 0 0 10 13 0.00 0.000											(7, 1) 1.0 H 3 0 0 0 2 0 0 0 0 0 0 10 13 0.00 0.000										
30 Jake Diekmann, L ERA: 3.73	(8, 1) 1.0 H 4 0 0 0 2 1 0 0 0 0 0 0 18 30 0.00 1.000											(8, 1) 1.0 H 4 0 0 0 2 1 0 0 0 0 0 0 18 30 0.00 1.000										
29 Pete Fairbanks, R ERA: 2.23	(9, 1) 1.0 S 4 0 0 0 1 0 0 0 1 0 0 0 12 17 0.00 0.000											(9, 1) 1.0 S 4 0 0 0 1 0 0 0 1 0 0 0 12 17 0.00 0.000										

AB	31
R	4
H	6
RBI	4
BB	3
SO	13
LOB	12



Batter	1	2	3	4	5	6	7	8	9	AB	R	H	RBI	BB	SO	LOB	TOP											
2 Yandy Diaz, R OBP: 0.403, SLG: 0.510 25 Curtis Mead, R OBP: 0.364, SLG: 0.270										2	0	0	0	1	0	0												
8 Brandon Lowe, L OBP: 0.332, SLG: 0.442										3	1	1	0	1	1	1												
56 Randy Arozarena, R OBP: 0.368, SLG: 0.421										4	0	1	0	0	1	2												
15 Josh Lowe, L OBP: 0.327, SLG: 0.492										4	0	1	1	0	0	3												
17 Isaac Paredes, R OBP: 0.354, SLG: 0.503										4	0	1	0	0	2	0												
55 Luke Raley, L OBP: 0.333, SLG: 0.484										4	0	0	0	0	2	2												
6 Taylor Walls, S OBP: 0.314, SLG: 0.354										4	0	0	0	0	2	2												
62 Jonathan Aranda, L OBP: 0.364, SLG: 0.346										3	0	0	0	0	2	0												
50 René Pinto, R OBP: 0.296, SLG: 0.522										3	1	2	1	0	1	0												
Inning Stats	R: 0 E: 0 K: 1 S: 13	H: 0 LOB: 1 BB: 1 P: 21	R: 0 E: 0 K: 2 S: 13	H: 0 LOB: 0 BB: 0 P: 17	R: 0 E: 0 K: 2 S: 11	H: 0 LOB: 0 BB: 0 P: 15	R: 1 E: 0 K: 1 S: 19	H: 3 LOB: 2 BB: 0 P: 24	R: 1 E: 0 K: 1 S: 18	H: 2 LOB: 2 BB: 1 P: 29	R: 0 E: 0 K: 3 S: 9	H: 0 LOB: 0 BB: 0 P: 15	R: 0 E: 0 K: 0 S: 9	H: 1 LOB: 0 BB: 0 P: 12	R: 0 E: 0 K: 1 S: 7	H: 0 LOB: 0 BB: 0 P: 11	R: 0 E: 0 K: 0 S: 6	H: 0 LOB: 0 BB: 0 P: 10	1B: 4 2B: 1 3B: 0 HR: 1	SF: 0 SAC: 0 DP: 1 HBP: 0	WP: 0 PB: 0 SB: 0 CS: 0	PA: 34						
PITCHER	IP 4.2	WLS 7	BF 21	H 5	R 2	ER 2	SO 7	BB 2	IBB 0	HBP 0	BLK 0	WP 0	HR 1	S 71	P 102	ERA 3.86	WHIP 1.500											
41 Joe Ryan, R ERA: 4.2	(1, 1)	2.1	W	7	1	0	0	3	0	0	0	0	0	0	21	31	0.00	0.429										
37 Louie Varland, R ERA: 5.05	(5, 1)	1.0	H	3	0	0	0	1	0	0	0	0	0	7	11	0.00	0.000											
56 Caleb Thielbar, L ERA: 2.05	(8, 1)	1.0	S	3	0	0	0	0	0	0	0	0	0	6	10	0.00	0.000											
59 Jhoan Duran, R ERA: 2.51	(9, 1)																											

Tampa Bay Rays @ Minnesota Twins
Target Field, Minneapolis, MN
Tue Sep 12 2023, 6:42 PM - 9:04 PM CDT
Att: 24,390 - Partly Cloudy - G3 F

AB	32
R	2
H	6
RBI	2
BB	2
SO	11
LOB	11



Batter	1	2	3	4	5	6	7	8	9	AB	R	H	RBI	BB	SO	LOB	BOTTOM										
47 Edouard Julien, L OBP: 0.383, SLG: 0.457										3	1	1	1	1	0	0											
23 Royce Lewis, R OBP: 0.356, SLG: 0.528										4	0	0	0	0	2	2											
39 Donovan Solano, R OBP: 0.372, SLG: 0.404										4	0	0	0	0	1	2											
26 Max Kepler, L OBP: 0.321, SLG: 0.479										3	1	1	0	1	0	0											
4 Carlos Correa, R OBP: 0.309, SLG: 0.400										4	0	1	0	0	1	4											
50 Willi Castro, S OBP: 0.332, SLG: 0.405										3	1	1	2	0	1	1											
38 Matt Wallner, L ERA: 4.25	(1, 1)									3	0	1	0	0	2	1											
45 Andrew Stevenson, L OBP: 0.227, SLG: 0.190	(7, PR)									0	0	0	0	0	0	0											
12 Kyle Farmer, R OBP: 0.312, SLG: 0.407	(1, 4)									3	0	0	0	0	0	1											
8 Christian Vázquez, R OBP: 0.277, SLG: 0.321	(1, 2)									3	0	1	0	0	2	0											
Inning Stats	R: 0 E: 0 K: 2 S: 8	H: 1 LOB: 1 BB: 0 P: 13	R: 0 E: 0 K: 2 S: 8	H: 1 LOB: 0 BB: 0 P: 9	R: 1 E: 0 K: 1 S: 9	H: 1 LOB: 0 BB: 0 P: 9	R: 0 E: 0 K: 0 S: 6	H: 0 LOB: 0 BB: 0 P: 8	R: 0 E: 0 K: 1 S: 11	H: 0 LOB: 0 BB: 0 P: 14	R: 0 E: 0 K: 1 S: 10	H: 0 LOB: 0 BB: 0 P: 13	R: 2 E: 0 K: 1 S: 15	H: 3 LOB: 1 BB: 0 P: 19	R: 0 E: 0 K: 1 S: 10	H: 1 LOB: 3 BB: 2 P: 23	1B: 3 2B: 1 3B: 0 HR: 2	SF: 0 SAC: 0 DP: 0 HBP: 0	WP: 0 PB: 0 SB: 0 CS: 0	PA: 32							
PITCHER	IP 7.0	WLS L	BF 26	H 5	R 3	ER 3	SO 8	BB 0	IBB 0	HBP 0	BLK 0	WP 0	HR 2	S 67	P 85	ERA 3.86	WHIP 0.714										
52 Zack Littell, R ERA: 4.25	(1, 1)	0.2	4	1	0	0	1	1	0	0	0	0	0	7	13	0.00	3.000										
36 Andrew Kittredge, R ERA: 5.4	(8, 1)	0.1	2	0	0	0	0	1	0	0	0	0	0	3	10	0.00	3.000										
48 Chris Devenski, R ERA: 5.11	(8, 1)																										

Tampa Bay Rays @ Minnesota Twins
Target Field, Minneapolis, MN
Tue Sep 12 2023, 6:42 PM - 9:04 PM CDT
Att: 24,390 - Partly Cloudy - G3 F

AB	30
R	3
H	6
RBI	3
BB	2
SO	9
LOB	11



Batter	1	2	3	4	5	6	7	8	9	AB	R	H	RBI	BB	SO	LOB	TOP										
2 Yandy Diaz, R OBP: 0.403, SLG: 0.511										5	0	2	2	0	1	0	<p>Tampa Bay Rays @ Minnesota Twins Target Field, Minneapolis, MN Wed Sep 13 2023, 12:11 PM - 3:02 PM CDT Att: 18,342 - Sunny - 60 F</p>										
56 Randy Arozarena, R OBP: 0.365, SLG: 0.426										5	1	2	1	0	1	1											
87 Harold Ramirez, R OBP: 0.341, SLG: 0.443										5	0	2	0	0	1	2											
55 Luke Raley, L OBP: 0.333, SLG: 0.484										0	0	0	0	0	0	0											
17 Isaac Paredes, R OBP: 0.355, SLG: 0.501										2	1	0	0	2	1	3											
25 Curtis Mead, R OBP: 0.375, SLG: 0.366										4	1	2	1	0	0	4											
15 Josh Lowe, L OBP: 0.326, SLG: 0.488										3	0	0	0	1	1	2											
37 Oseivis Basabe, R OBP: 0.284, SLG: 0.324										4	0	0	1	0	1	2											
14 Christian Bethancourt, R OBP: 0.255, SLG: 0.367										4	1	1	0	0	1	2											
7 Vidal Bruján, S OBP: 0.241, SLG: 0.197										3	1	0	0	0	0	2											
62 Jonathan Aranda, L OBP: 0.358, SLG: 0.340										1	0	0	0	0	1	0											
6 Taylor Wallis, S OBP: 0.314, SLG: 0.354										0	0	0	0	0	0	0											
Inning Stats	R: 0 E: 0 K: 1 S: 7	H: 1 LOB: 1 BB: 0 P: 10	R: 3 E: 0 K: 1 S: 18	H: 3 LOB: 1 BB: 0 P: 27	R: 1 E: 0 K: 1 S: 8	H: 1 LOB: 2 BB: 2 P: 19	R: 0 E: 0 K: 0 S: 9	H: 0 LOB: 0 BB: 0 P: 11	R: 0 E: 0 K: 0 S: 12	H: 1 LOB: 1 BB: 1 P: 24	R: 0 E: 0 K: 1 S: 10	H: 0 LOB: 0 BB: 0 P: 15	R: 0 E: 0 K: 1 S: 11	H: 2 LOB: 2 BB: 0 P: 14	R: 0 E: 0 K: 2 S: 13	H: 0 LOB: 0 BB: 0 P: 17	R: 1 E: 0 K: 1 S: 10	H: 1 LOB: 0 BB: 0 P: 16	1B: 4 2B: 3 3B: 1 HR: 1	SF: 0 SAC: 0 DP: 1 HBP: 0	WP: 0 PB: 0 SB: 0 CS: 0	PA: 39					
PITCHER	IP	WLS	BF	H	R	ER	SO	BB	IBB	HBP	BLK	WP	HR	S	P	ERA	WHIP										
60 Dallas Keuchel, L ERA: 5.34	4.0		22	6	4	4	3	3	0	0	0	0	0	47	78	9.00	2.250										
58 Dylan Floro, R ERA: 4.97	1.0		2	0	0	0	0	0	0	0	0	0	0	7	13	0.00	0.000										
15 Emilio Pagán, R ERA: 3.27	2.0		8	2	0	0	2	0	0	0	0	0	0	21	29	0.00	1.000										
56 Caleb Thielbar, L ERA: 1.98	1.0		3	0	0	0	2	0	0	0	0	0	0	13	17	0.00	0.000										
22 Griffin Jax, R ERA: 4.2	1.0	L	4	1	1	1	1	0	0	0	0	0	1	10	16	9.00	1.000										

Batter	1	2	3	4	5	6	7	8	9	AB	R	H	RBI	BB	SO	LOB	BOTTOM										
47 Edouard Julien, L OBP: 0.381, SLG: 0.453										3	1	0	0	1	2	1	<p>Tampa Bay Rays @ Minnesota Twins Target Field, Minneapolis, MN Wed Sep 13 2023, 12:11 PM - 3:02 PM CDT Att: 18,342 - Sunny - 60 F</p>										
8 Christian Vázquez, R OBP: 0.276, SLG: 0.320										1	0	0	0	0	1	2											
11 Jorge Polanco, S OBP: 0.344, SLG: 0.463										3	1	1	0	1	1	0											
23 Royce Lewis, R OBP: 0.354, SLG: 0.520										3	0	0	0	1	0	3											
26 Max Kepler, L OBP: 0.320, SLG: 0.482										4	0	1	2	0	1	2											
19 Alex Kirilloff, L OBP: 0.349, SLG: 0.427										2	0	0	0	0	1	0											
39 Donovan Solano, R OBP: 0.370, SLG: 0.402										2	0	0	0	0	1	1											
27 Ryan Jeffers, R OBP: 0.367, SLG: 0.458										4	0	1	0	0	2	1											
50 Willi Castro, S OBP: 0.329, SLG: 0.490										4	0	0	0	0	1	1											
38 Matt Wallner, L OBP: 0.345, SLG: 0.485										3	1	1	1	0	0	1											
16 Jordan Luplow, R OBP: 0.356, SLG: 0.387										0	0	0	0	1	0	0											
45 Andrew Stevenson, L OBP: 0.227, SLG: 0.190										0	0	0	0	0	0	0											
12 Kyle Farmer, R OBP: 0.311, SLG: 0.416										4	1	1	1	0	1	1											
Inning Stats	R: 0 E: 0 K: 1 S: 7	H: 0 LOB: 1 BB: 1 P: 16	R: 0 E: 0 K: 2 S: 8	H: 0 LOB: 0 BB: 0 P: 8	R: 2 E: 0 K: 2 S: 12	H: 3 LOB: 1 BB: 0 P: 16	R: 0 E: 0 K: 1 S: 6	H: 1 LOB: 1 BB: 0 P: 7	R: 2 E: 0 K: 2 S: 24	H: 1 LOB: 1 BB: 2 P: 38	R: 0 E: 0 K: 1 S: 11	H: 0 LOB: 0 BB: 0 P: 15	R: 0 E: 1 K: 1 S: 8	H: 0 LOB: 0 BB: 0 P: 12	R: 0 E: 1 K: 0 S: 6	H: 0 LOB: 1 BB: 0 P: 8	R: 0 E: 0 K: 1 S: 15	H: 0 LOB: 2 BB: 1 P: 23	1B: 0 2B: 3 3B: 1 HR: 2	SF: 0 SAC: 0 DP: 1 HBP: 0	WP: 1 PB: 0 SB: 1 CS: 1	PA: 37					
PITCHER	IP	WLS	BF	H	R	ER	SO	BB	IBB	HBP	BLK	WP	HR	S	P	ERA	WHIP										
45 Taj Bradley, R ERA: 5.56	4.2		21	4	4	4	7	3	0	0	0	0	0	5	80	7.71	1.500										
30 Jake Diekmann, L ERA: 3.11	0.1		2	1	0	0	1	0	0	0	0	0	0	5	5	0.00	3.000										
64 Shawn Armstrong, R ERA: 0.79	1.0		3	0	0	0	1	0	0	0	0	0	0	11	15	0.00	0.000										
49 Kevin Kelly, R ERA: 3.12	2.0	W	7	0	0	0	1	0	0	0	0	0	0	14	20	0.00	0.000										
38 Colin Poche, L ERA: 2.19	0.2	H	3	0	0	0	0	1	0	0	0	0	0	12	20	0.00	1.500										

AB	36
R	5
H	9
RBI	5
BB	3
SO	8
LOB	18



AB	33
R	4
H	5
RBI	4
BB	4
SO	11
LOB	13



Batter	1	2	3	4	5	6	7	8	9	AB R H RBI BB SO LOB	TOP											
47 Edouard Julien, L (1, 10) OBP: 0.382, SLG: 0.460	F7			HR		K	BB		K	4 1 1 1 1 2 2	Minnesota Twins @ Chicago White Sox Guaranteed Rate Field, Chicago, IL Thu Sep 14 2023, 6:41 PM - 9:14 PM CDT Att: 13,233 - Clear - 67 F											
11 Jorge Polanco, S (1, 4) OBP: 0.341, SLG: 0.458	F7		K			K	G1-3		23 BB, 26 BB, 1B	5 1 1 1 1 0 2 1												
26 Max Kepler, L (1, 9) OBP: 0.321, SLG: 0.482	K								19 BB, 23 BB, 1B	4 1 1 0 1 2 0												
16 Jordan Luplow, R (9, 9) OBP: 0.356, SLG: 0.387	K					F9			19 BB, 23 BB, 1B	0 0 0 0 0 0 0 0												
23 Royce Lewis, R (1, 5) OBP: 0.355, SLG: 0.530	K			HR			F8	P5	19 BB, 23 BB, 1B	4 1 1 2 1 1 1 1												
19 Alex Kirilloff, L (1, 3) OBP: 0.350, SLG: 0.426	G3			G6-3				F8	50 2B, 38 1B	5 1 2 2 0 0 1												
50 Willi Castro, S (1, 8) OBP: 0.327, SLG: 0.400	F4					K		K	19 BB, 23 BB, 1B	5 1 1 0 0 2 3												
38 Matt Wallner, L (1, 7) OBP: 0.349, SLG: 0.486									19 BB, 23 BB, 1B	4 1 2 2 0 1 0												
45 Andrew Stevenson, L (9, 8) OBP: 0.227, SLG: 0.190									19 BB, 23 BB, 1B	0 0 0 0 0 0 0 0												
12 Kyle Farmer, R (1, 6) OBP: 0.311, SLG: 0.424						F8			19 BB, 23 BB, 1B	4 2 1 2 0 1 1												
8 Christian Vázquez, R (1, 2) OBP: 0.276, SLG: 0.316									19 BB, 23 BB, 1B	3 1 0 0 0 1 1 1												
Inning Stats	R: 0 E: 0 K: 1 S: 10	H: 0 LOB: 0 BB: 0 P: 12	R: 0 E: 0 K: 1 S: 9	H: 0 LOB: 0 BB: 0 P: 13	R: 0 E: 0 K: 1 S: 9	H: 0 LOB: 0 BB: 0 P: 13	R: 2 E: 0 K: 2 S: 10	H: 2 LOB: 0 BB: 0 P: 15	R: 0 E: 0 K: 1 S: 8	H: 1 LOB: 1 BB: 0 P: 11	R: 0 E: 0 K: 2 S: 10	H: 0 LOB: 0 BB: 0 P: 15	R: 4 E: 0 K: 1 S: 17	H: 4 LOB: 1 BB: 1 P: 27	R: 0 E: 0 K: 1 S: 8	H: 1 LOB: 1 BB: 0 P: 12	R: 4 E: 1 K: 2 S: 21	H: 2 LOB: 2 BB: 3 P: 44	1B: 5 2B: 2 3B: 0 HR: 3	SF: 0 SAC: 0 DP: 0 HBP: 0	WP: 0 PB: 0 SB: 0 CS: 0	PA: 42
PITCHER	IP WLS BF H R ER SO BB IBB HBP BLK WP HR S P ERA WHIP											IP WLS BF H R ER SO BB IBB HBP BLK WP HR S P ERA WHIP										
54 José Ureña, R (1, 1) ERA: 8.48	6.1 L 26 7 0 6 6 8 0 0 0 0 0 0 3 66 90 8.53 1.105																					
41 Bryan Shaw, R (7, 1) ERA: 4.79	0.2 3 0 0 0 0 1 0 0 0 0 0 0 7 16 0.00 1.500																					
64 Deivi García, R (8, 1) ERA: 2.16	1.2 11 2 4 0 3 3 0 0 0 0 0 0 24 48 0.00 3.000																					
67 Sammy Peralta, L (9, 1) ERA: 4.3	0.1 2 1 0 0 0 0 0 0 0 0 0 0 5 8 0.00 3.000																					
Batter	1	2	3	4	5	6	7	8	9	AB R H RBI BB SO LOB	BOTTOM											
7 Tim Anderson, R (1, 6) OBP: 0.284, SLG: 0.294	K		L9			G6-3				4 0 1 0 0 1 0	Minnesota Twins @ Chicago White Sox Guaranteed Rate Field, Chicago, IL Thu Sep 14 2023, 6:41 PM - 9:14 PM CDT Att: 13,233 - Clear - 67 F											
23 Andrew Benintendi, L (1, 7) OBP: 0.332, SLG: 0.365	F7			P3		F7		F6		4 0 0 0 0 0 1												
88 Luis Robert Jr., R (1, 8) OBP: 0.319, SLG: 0.539	K			F8		K		K		4 0 0 0 0 3 1												
74 Eloy Jiménez, R (1, 10) OBP: 0.316, SLG: 0.439		G5-3		G3-1		G6-3		25 FB, 2B		4 0 1 0 0 0 0												
10 Yoán Moncada, S (1, 5) OBP: 0.304, SLG: 0.406					K		25 HR, BB	K		3 1 1 0 1 2 1												
25 Andrew Vaughn, R (1, 3) OBP: 0.315, SLG: 0.438		K		G5-3		G5-3		F8		4 1 1 2 0 1 2												
32 Gavin Sheets, L (1, 9) OBP: 0.273, SLG: 0.342							HR	K		4 0 1 0 0 1 2												
50 Lenyn Sosa, R (1, 4) OBP: 0.200, SLG: 0.341					K		F9			3 0 1 0 0 1 0												
26 Korey Lee, R (1, 2) OBP: 0.159, SLG: 0.150					K			G5-3		3 0 0 0 0 1 2												
Inning Stats	R: 0 E: 0 K: 2 S: 8	H: 1 LOB: 1 BB: 0 P: 12	R: 0 E: 0 K: 1 S: 14	H: 1 LOB: 0 BB: 0 P: 20	R: 0 E: 0 K: 2 S: 7	H: 0 LOB: 0 BB: 0 P: 10	R: 0 E: 0 K: 0 S: 5	H: 0 LOB: 0 BB: 0 P: 9	R: 0 E: 0 K: 1 S: 12	H: 2 LOB: 2 BB: 0 P: 15		R: 0 E: 0 K: 1 S: 8	H: 0 LOB: 0 BB: 0 P: 11	R: 2 E: 0 K: 1 S: 15	H: 1 LOB: 0 BB: 1 P: 28	R: 0 E: 0 K: 1 S: 9	H: 1 LOB: 1 BB: 0 P: 14	R: 0 E: 0 K: 1 S: 9	H: 1 LOB: 1 BB: 0 P: 15	1B: 4 2B: 1 3B: 0 HR: 1	SF: 0 SAC: 0 DP: 0 HBP: 0	WP: 0 PB: 0 SB: 0 CS: 0
PITCHER	IP WLS BF H R ER SO BB IBB HBP BLK WP HR S P ERA WHIP											IP WLS BF H R ER SO BB IBB HBP BLK WP HR S P ERA WHIP										
18 Kenta Maeda, R (1, 1) ERA: 4.5	7.0 W 26 4 2 2 2 8 1 0 0 0 0 0 0 69 105 2.57 0.714																					
74 Josh Winder, R (8, 1) ERA: 4.03	1.0 4 1 0 0 1 0 0 0 0 0 0 0 9 14 0.00 1.000																					
53 Brent Headrick, L (9, 1) ERA: 6.31	1.0 4 1 0 0 1 0 0 0 0 0 0 0 9 15 0.00 1.000																					

AB 38
R 10
H 10
RBI 10
BB 4
SO 12
LOB 10



AB 33
R 2
H 6
RBI 2
BB 1
SO 10
LOB 9



Batter	1	2	3	4	5	6	7	8	9	AB	R	H	RBI	BB	SO	LOB	TOP			
47 Edouard Julien, L (1, 10) OBP: 0.380, SLG: 0.458 39 Donovan Solano, R (6, PH) OBP: 0.367, SLG: 0.399										2	1	1	0	0	1	0	Minnesota Twins @ Chicago White Sox Guaranteed Rate Field, Chicago, IL Sat Sep 16 2023, 6:10 PM - 8:52 PM CDT Att: 24,964 - Overcast - 67 F			
11 Jorge Polanco, S (1, 4)										4	2	2	0	1	1					
23 Royce Lewis, R (1, 5) OBP: 0.374, SLG: 0.549 45 Andrew Stevenson, L (9, PR) OBP: 0.227, SLG: 0.190										4	1	3	1	1	1	0				
26 Max Kepler, L (1, 9) OBP: 0.321, SLG: 0.478										5	1	1	0	0	3	5				
4 Carlos Correa, R (1, 6)										2	1	1	1	3	1	0				
19 Alex Kirilloff, L (1, 3) OBP: 0.352, SLG: 0.426 12 Kyle Farmer, R (6, PH) OBP: 0.306, SLG: 0.414										2	0	0	0	0	1	2				
50 Willi Castro, S (1, 8) OBP: 0.326, SLG: 0.395										4	0	0	0	0	1	4				
38 Matt Wallner, L (1, 7)										3	0	1	0	1	1	0				
8 Christian Vázquez, R (1, 2) OBP: 0.272, SLG: 0.312										4	0	0	0	0	1	4				
Inning Stats	R: 1 E: 0 K: 2 S: 14	H: 2 LOB: 2 BB: 1 P: 24	R: 0 E: 0 K: 1 S: 10	H: 0 LOB: 0 BB: 0 P: 15	R: 0 E: 0 K: 3 S: 10	H: 0 LOB: 0 BB: 0 P: 15	R: 0 E: 0 K: 1 S: 7	H: 1 LOB: 0 BB: 0 P: 10	R: 0 E: 0 K: 3 S: 18	H: 2 LOB: 3 BB: 1 P: 30	R: 0 E: 0 K: 1 S: 10	H: 0 LOB: 1 BB: 1 P: 18	R: 4 E: 1 K: 0 S: 13	H: 2 LOB: 1 BB: 2 P: 30	R: 1 E: 0 K: 1 S: 16	H: 2 LOB: 3 BB: 2 P: 30	1B: 8 2B: 1 3B: 0 HR: 0	SF: 0 SAC: 0 DP: 2 HBP: 1	WP: 1 PB: 0 SB: 0 CS: 0	PA: 43
PITCHER	IP WLS BF ERA WHIP	5.0 W 18 5.4 0.800	H R ER SO BB IBB HBP BLK WP HR S P	3 1 1 8 1 0 0 0 0 0 49 74	R ER SO BB IBB HBP BLK WP HR S P	1 0 0 3 1 0 0 0 0 0 18 30	0.00 3.000	41 Bryan Shaw, R (7, 1) ERA: 4.42	1.0 4 0 0 0 1 0 0 0 0 18 18	0.00 1.000	60 Gregory Santos, R (8, 1) ERA: 3.39	1.0 8 2 4 3 2 0 0 0 1 0 13 30	27.00 4.000	68 Lane Ramsey, R (9, 1) ERA: 4.58	0.1 H 3 2 1 1 0 0 0 0 0 6 8	27.00 6.000	57 Tanner Banks, L (9, 1) ERA: 4.47	0.2 S 4 0 0 0 0 1 2 0 0 10 22	0.00 3.000	
7 Tim Anderson, R (1, 6) OBP: 0.287, SLG: 0.300										4	2	3	1	0	0	0	Minnesota Twins @ Chicago White Sox Guaranteed Rate Field, Chicago, IL Sat Sep 16 2023, 6:10 PM - 8:52 PM CDT Att: 24,964 - Overcast - 67 F			
23 Andrew Benintendi, L (1, 7) OBP: 0.330, SLG: 0.363										4	0	1	1	0	2	3				
88 Luis Robert Jr., R (1, 8) OBP: 0.314, SLG: 0.531										4	0	0	0	0	3	4				
74 Eloy Jiménez, R (1, 10) OBP: 0.315, SLG: 0.443										4	1	1	2	0	1	2				
10 Yoán Moncada, S (1, 5) OBP: 0.300, SLG: 0.400										4	1	1	0	0	2	0				
25 Andrew Vaughn, R (1, 3) OBP: 0.316, SLG: 0.438										4	1	1	0	0	1	0				
32 Gavin Sheets, L (1, 9) OBP: 0.274, SLG: 0.353 43 Trayce Thompson, R (8, 9) OBP: 0.271, SLG: 0.314										3	1	1	3	0	2	0				
1 Elvis Andrus, R (1, 4) OBP: 0.314, SLG: 0.367										3	1	2	0	0	0	0				
36 Carlos Pérez, R (1, 2) OBP: 0.306, SLG: 0.333										3	0	1	0	0	0	2				
Inning Stats	R: 5 E: 1 K: 2 S: 21	H: 5 LOB: 0 BB: 0 P: 29	R: 0 E: 0 K: 3 S: 14	H: 2 LOB: 2 BB: 0 P: 19	R: 0 E: 0 K: 2 S: 9	H: 0 LOB: 0 BB: 0 P: 12	R: 0 E: 0 K: 0 S: 12	H: 1 LOB: 0 BB: 0 P: 17	R: 0 E: 0 K: 1 S: 6	H: 0 LOB: 0 BB: 0 P: 8	R: 0 E: 0 K: 2 S: 8	H: 0 LOB: 0 BB: 0 P: 12	R: 2 E: 0 K: 0 S: 10	H: 3 LOB: 0 BB: 0 P: 13	R: 0 E: 0 K: 1 S: 6	H: 0 LOB: 0 BB: 0 P: 9	1B: 7 2B: 2 3B: 0 HR: 2	SF: 0 SAC: 0 DP: 2 HBP: 0	WP: 0 PB: 0 SB: 0 CS: 0	PA: 33
PITCHER	IP WLS BF ERA WHIP	5.0 L 22 3.58 1.600	H R ER SO BB IBB HBP BLK WP HR S P	8 2 2 2 0 0 0 0 0 0 18 25	2 2 2 2 0 0 0 0 0 0 6 9	0.00 0.000	49 Pablo López, R (1, 1) ERA: 3.58	2.0 8 3 2 2 2 0 0 0 0 18 25	9.00 1.500	59 Jhoan Duran, R (8, 1) ERA: 2.47	1.0 3 0 0 0 0 1 0 0 0 6 9	0.00 0.000								

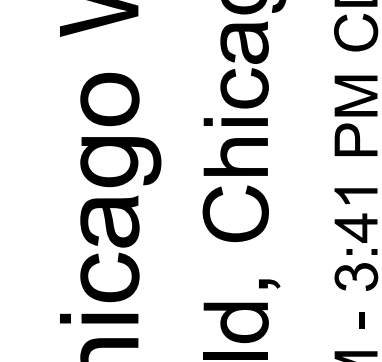
Batter	1	2	3	4	5	6	7	8	9	AB	R	H	RBI	BB	SO	LOB	TOP								
47 Edouard Julien, L OBP: 0.378, SLG: 0.465 19 Alex Kirilloff, L OBP: 0.352, SLG: 0.426	G3		L7		HR		K			4	1	1	3	0	1	0	Minnesota Twins @ Chicago White Sox Guaranteed Rate Field, Chicago, IL Sun Sep 17 2023, 1:10 PM - 3:41 PM CDT Att: 17,641 - Cloudy - 64 F								
11 Jorge Polanco, S OBP: 0.347, SLG: 0.468	BB		K		K			HR		3	1	1	1	1	2	0									
50 Willi Castro, S OBP: 0.322, SLG: 0.390	F8		G3		P5			F8		4	0	0	0	0	0	1									
23 Royce Lewis, R OBP: 0.372, SLG: 0.543	F7				K		K			4	0	1	0	0	2	1									
4 Carlos Correa, R OBP: 0.312, SLG: 0.399	L7				L4		L6			4	0	0	0	0	0	1									
38 Matt Wallner, L OBP: 0.359, SLG: 0.495	27 WP 2B		G4-3		G4-3		1B			4	0	2	0	0	1	0									
45 Andrew Stevenson, L OBP: 0.291, SLG: 0.290	P6				F7		K			4	0	1	0	0	1	2									
27 Ryan Jeffers, R OBP: 0.369, SLG: 0.455							G4-3			3	1	1	0	1	0	1									
12 Kyle Farmer, R OBP: 0.305, SLG: 0.410	P3						F9			3	1	0	0	1	0	3									
Inning Stats	R: 0 H: 0 E: 0 K: 0 S: 11	H: 0 LOB: 1 BB: 1 P: 19	R: 0 H: 1 E: 0 K: 0 S: 9	LOB: 2 BB: 1 P: 15	R: 0 H: 0 E: 0 K: 1 S: 8	LOB: 0 BB: 0 P: 11	R: 0 H: 0 E: 0 K: 1 S: 8	LOB: 0 BB: 0 P: 12	R: 3 H: 2 E: 0 K: 1 S: 20	LOB: 0 BB: 1 P: 34	R: 0 H: 1 E: 0 K: 2 S: 11	LOB: 1 BB: 0 P: 15	R: 0 H: 0 E: 0 K: 1 S: 7	LOB: 0 BB: 0 P: 8	R: 1 H: 2 E: 0 K: 0 S: 8	LOB: 2 BB: 0 P: 12		R: 0 H: 1 E: 1 K: 1 S: 10	LOB: 1 BB: 0 P: 14	1B: 4 2B: 1 3B: 0 HR: 2	SF: 0 SAC: 0 DP: 1 HBP: 0	WP: 1 PB: 0 SB: 0 CS: 1	PA: 36		
PITCHER	IP	WLS	BF	H	R	ER	SO	BB	IBB	HBP	BLK	WP	HR	S	P	ERA	WHIP								
84 Dylan Cease, R ERA: 4.85 77 Luis Patiño, R ERA: 4.8	(1, 1) (7, 1)	6.0 3.0	L 11	25 3	4 1	3 1	5 2	3 0	0 0	0 0	0 0	1 0	1 25	67 34	106 34	4.50 3.00	1.167 1.000								

Batter	1	2	3	4	5	6	7	8	9	AB	R	H	RBI	BB	SO	LOB	BOTTOM								
1 Elvis Andrus, R OBP: 0.314, SLG: 0.368	F9		G3					G6-3		4	0	1	0	0	0	0	Minnesota Twins @ Chicago White Sox Guaranteed Rate Field, Chicago, IL Sun Sep 17 2023, 1:10 PM - 3:41 PM CDT Att: 17,641 - Cloudy - 64 F								
23 Andrew Benintendi, L OBP: 0.332, SLG: 0.369	25 CS 1B				25 F9 2B		F8			4	0	2	0	0	1	1									
25 Andrew Vaughn, R OBP: 0.314, SLG: 0.435	K				F9		K2-3			4	0	0	0	0	2	3									
74 Eloy Jiménez, R OBP: 0.315, SLG: 0.441	G4-3				K		P3			4	0	1	0	0	1	2									
32 Gavin Sheets, L OBP: 0.271, SLG: 0.348	K				F9		L8			4	0	0	0	0	1	2									
43 Travis Thompson, R OBP: 0.285, SLG: 0.323					E4 28 G1-4-3 1B		1B			3	0	2	0	1	0	0									
50 Lenyn Sosa, R OBP: 0.194, SLG: 0.331	K				P3		L8			4	0	0	0	0	2	5									
28 Zach Remillard, R OBP: 0.296, SLG: 0.323					G5-3		G1-4-3			3	0	0	0	0	0	2									
26 Korey Lee, R OBP: 0.140, SLG: 0.130					G5-3		K			3	0	0	0	0	1	1									
Inning Stats	R: 0 H: 1 E: 0 K: 1 S: 8	H: 1 LOB: 1 BB: 0 P: 14	R: 0 H: 1 E: 0 K: 2 S: 10	LOB: 0 BB: 0 P: 13	R: 0 H: 0 E: 0 K: 0 S: 7	LOB: 0 BB: 0 P: 9	R: 0 H: 1 E: 0 K: 1 S: 11	LOB: 1 BB: 0 P: 14	R: 0 H: 0 E: 1 K: 1 S: 8	LOB: 1 BB: 0 P: 12	R: 0 H: 1 E: 0 K: 1 S: 7	LOB: 1 BB: 0 P: 10	R: 0 H: 1 E: 0 K: 0 S: 6	LOB: 1 BB: 0 P: 9	R: 0 H: 0 E: 0 K: 1 S: 8	LOB: 0 BB: 0 P: 13		R: 0 H: 1 E: 0 K: 1 S: 16	LOB: 2 BB: 1 P: 22	1B: 4 2B: 3 3B: 0 HR: 0	SF: 0 SAC: 0 DP: 1 HBP: 0	WP: 0 PB: 0 SB: 0 CS: 1	PA: 34		
PITCHER	IP	WLS	BF	H	R	ER	SO	BB	IBB	HBP	BLK	WP	HR	S	P	ERA	WHIP								
54 Sonny Gray, R ERA: 2.84 22 Griffin Jax, R ERA: 4.09 15 Emilio Pagán, R ERA: 3.22	(1, 1) (8, 1) (9, 1)	7.0 1.0 1.0	W 3	26 0	0 0	0 0	6 1	0 0	0 0	0 0	0 0	0 0	8 16	13 22	0.00 0.00 0.00	0.714 0.000 2.000									

AB 33
R 4
H 7
RBI 4
BB 3
SO 7
LOB 9




AB 33
R 0
H 6
RBI 0
BB 1
SO 8
LOB 16




Batter	1	2	3	4	5	6	7	8	9	AB R H RBI BB SO LOB	TOP											
47 Edouard Julien, L (1, 10) OBP: 0.377, SLG: 0.460	L9		BB		K			G3		3 0 0 0 1 1 0	Minnesota Twins @ Cincinnati Reds Great American Ball Park, Cincinnati, OH Mon Sep 18 2023, 6:42 PM - 8:54 PM EDT Att: 15,364 - Partly Cloudy - 72 F											
11 Jorge Polanco, S (1, 4) OBP: 0.343, SLG: 0.462	K		K			F7		F7	4 0 0 0 0 2 1													
23 Royce Lewis, R (1, 5) OBP: 0.370, SLG: 0.551	F9					P3		G5-3	4 1 1 1 0 0 0													
26 Max Kepler, L (1, 9) OBP: 0.322, SLG: 0.478	F7					G5-3		1B	4 1 2 0 0 0 0													
4 Carlos Correa, R (1, 6) OBP: 0.312, SLG: 0.399	E6					G4-3		F7	0 0 0 0 0 0 0													
12 Kyle Farmer, R (2, PH) OBP: 0.305, SLG: 0.411	FC3-6					G6-3		2B	4 0 1 1 0 0 1													
19 Alex Kirilloff, L (1, 3) OBP: 0.351, SLG: 0.435	FC3-6					G6-3		HR	4 1 1 1 0 1 3													
38 Matt Wallner, L (1, 7) OBP: 0.353, SLG: 0.484	G3					G3		K	4 0 0 0 0 2 3													
8 Christian Vázquez, R (1, 2) OBP: 0.270, SLG: 0.309	F7					F9		K	3 0 0 0 0 1 0													
2 Michael Taylor, R (1, 8) OBP: 0.279, SLG: 0.452	K					K		P6	3 0 0 0 0 2 0													
Inning Stats	R: 0 E: 0 K: 1 S: 10	H: 0 LOB: 0 BB: 0 P: 13	R: 0 E: 1 K: 0 S: 6	H: 0 LOB: 1 BB: 0 P: 11	R: 0 E: 0 K: 2 S: 12	H: 0 LOB: 1 BB: 1 P: 18	R: 1 E: 0 K: 0 S: 8	H: 2 LOB: 1 BB: 0 P: 12	R: 0 E: 0 K: 2 S: 8	H: 0 LOB: 0 BB: 0 P: 11	R: 0 E: 0 K: 0 S: 6	H: 0 LOB: 0 BB: 0 P: 11	R: 1 E: 0 K: 2 S: 12	H: 1 LOB: 0 BB: 0 P: 17	R: 0 E: 0 K: 0 S: 5	H: 0 LOB: 0 BB: 0 P: 7	R: 1 E: 0 K: 2 S: 13	H: 2 LOB: 1 BB: 0 P: 15	1B: 2 2B: 1 3B: 0 HR: 2	SF: 0 SAC: 0 DP: 0 HBP: 0	WP: 0 PB: 0 SB: 0 CS: 0	PA: 34
PITCHER	IP WLS BF H R ER SO BB IBB HBP BLK WP HR S P ERA WHIP											IP WLS BF H R ER SO BB IBB HBP BLK WP HR S P ERA WHIP										
34 Connor Phillips, R (1, 1) ERA: 5.74	7.0 W 26 3 2 2 7 1 0 0 0 0 2 62 93 2.57 0.571																					
47 Derek Law, R (8, 1) ERA: 3.79	1.0 3 0 0 0 0 0 0 0 0 0 0 5 7 0.00 0.000																					
48 Alex Young, L (9, 1) ERA: 3.42	1.0 5 2 1 1 2 0 0 0 0 0 0 13 15 9.00 2.000																					

Batter	1	2	3	4	5	6	7	8	9	AB R H RBI BB SO LOB	BOTTOM									
6 Jonathan India, R (1, 4) OBP: 0.332, SLG: 0.406	BB	K		F7			BB	G1-3		3 1 0 0 2 1 1	Minnesota Twins @ Cincinnati Reds Great American Ball Park, Cincinnati, OH Mon Sep 18 2023, 6:42 PM - 8:54 PM EDT Att: 15,364 - Partly Cloudy - 72 F									
29 TJ Friedl, L (1, 8) OBP: 0.341, SLG: 0.444	P6		G4-3		F8		BB	1B	4 0 1 0 0 0 1											
7 Spencer Steer, R (1, 7) OBP: 0.358, SLG: 0.457	K		1B		2B		1B	1B	4 1 3 1 0 1 1											
27 Jake Fraley, L (1, 10) OBP: 0.345, SLG: 0.461	F9		P5		F9		1B	1B	3 0 0 0 0 0 3											
15 Nick Senzel, R (7, PH) OBP: 0.299, SLG: 0.399	F9		P5		F9		1B	1B	1 1 1 0 0 0 0											
37 Tyler Stephenson, R (1, 2) OBP: 0.324, SLG: 0.374	BB		G5-3		F9		1B	1B	3 1 0 0 1 0 5											
19 Joey Votto, L (1, 3) OBP: 0.309, SLG: 0.458	1B				K		F6	1B	4 1 2 2 0 1 0											
44 Ely De La Cruz, S (1, 6) OBP: 0.300, SLG: 0.401	K		K		K		G5-3	1B	3 0 0 0 1 2 3											
16 Noelvi Marte, R (1, 5) OBP: 0.368, SLG: 0.405	1B				BB		G5-3	F9	3 1 1 1 1 0 1											
30 Will Benson, L (1, 9) OBP: 0.360, SLG: 0.498	SF8				HR		K	K	3 1 1 3 0 2 1											
Inning Stats	R: 0 E: 0 K: 1 S: 9	H: 0 LOB: 1 BB: 1 P: 15	R: 2 E: 0 K: 2 S: 16	H: 2 LOB: 1 BB: 1 P: 26	R: 0 E: 0 K: 0 S: 8	H: 1 LOB: 0 BB: 0 P: 12	R: 2 E: 0 K: 2 S: 15	H: 1 LOB: 0 BB: 1 P: 24	R: 0 E: 0 K: 0 S: 6	H: 1 LOB: 1 BB: 0 P: 7	R: 0 E: 0 K: 1 S: 10	H: 0 LOB: 1 BB: 1 P: 16	R: 3 E: 0 K: 0 S: 19	H: 4 LOB: 1 BB: 1 P: 31	R: 0 E: 0 K: 1 S: 8	H: 0 LOB: 0 BB: 0 P: 11	1B: 7 2B: 1 3B: 0 HR: 1	SF: 1 SAC: 0 DP: 1 HBP: 0	WP: 0 PB: 0 SB: 0 CS: 0	PA: 37
PITCHER	IP WLS BF H R ER SO BB IBB HBP BLK WP HR S P ERA WHIP											IP WLS BF H R ER SO BB IBB HBP BLK WP HR S P ERA WHIP								
41 Joe Ryan, R (1, 1) ERA: 4.3	5.0 L 23 4 3 4 5 3 0 0 0 0 0 1 54 84 7.20 1.600																			
60 Dallas Keuchel, L (6, 1) ERA: 5.67	3.0 14 4 3 3 2 2 0 0 0 0 0 0 37 58 9.00 2.000																			

livebaseballscorecards.com




livebaseballscorecards.com



Batter	1	2	3	4	5	6	7	8	9	AB	R	H	RBI	BB	SO	LOB	TOP					
18 Nolan Schanuel, L (1, 3) OBP: 0.414, SLG: 0.337										5	0	1	1	0	1	2						
9 Zach Neto, R (1, 6) OBP: 0.300, SLG: 0.381										4	0	0	0	1	3	2						
Brandon Drury, R (1, 10) OBP: 0.303, SLG: 0.480										5	1	2	0	0	1	5						
14 Logan O'Hoppe, R (1, 2) OBP: 0.269, SLG: 0.478										4	1	1	2	0	0	1						
7 Jo Adell, R (1, 8) OBP: 0.290, SLG: 0.571										3	1	0	0	1	2	0						
20 Jared Walsh, L (1, 9) OBP: 0.243, SLG: 0.319										4	1	1	2	0	2	0						
15 Randal Grichuk, R (1, 7) OBP: 0.327, SLG: 0.464										3	2	1	0	1	0	0						
22 David Fletcher, R (1, 4) OBP: 0.278, SLG: 0.338										4	0	1	0	0	0	1						
38 Michael Stefanic, R (1, 5) OBP: 0.378, SLG: 0.316										4	0	2	1	0	1	0						
4 Brett Phillips, L (9, PR) OBP: 0.297, SLG: 0.375										0	0	0	0	0	0	0						
Inning Stats	R: 0 E: 0 K: 2 S: 12	H: 1 LOB: 1 BB: 0 P: 14	R: 0 E: 0 K: 1 S: 8	H: 0 LOB: 0 BB: 0 P: 10	R: 0 E: 0 K: 0 S: 7	H: 0 LOB: 0 BB: 0 P: 9	R: 0 E: 0 K: 2 S: 9	H: 0 LOB: 0 BB: 0 P: 16	R: 3 E: 0 K: 1 S: 18	H: 4 LOB: 2 BB: 1 P: 28	R: 0 E: 0 K: 1 S: 7	H: 0 LOB: 0 BB: 0 P: 13	R: 0 E: 0 K: 1 S: 8	H: 0 LOB: 0 BB: 0 P: 11	R: 2 E: 0 K: 1 S: 13	H: 2 LOB: 0 BB: 0 P: 20	R: 1 E: 0 K: 1 S: 17	H: 2 LOB: 3 BB: 2 P: 34	1B: 7 2B: 0 3B: 0 HR: 2	SF: 0 SAC: 0 DP: 0 HBP: 0	WP: 1 PB: 0 SB: 0 CS: 0	PA: 39
PITCHER	IP WLS BF H R ER SO BB IBB HBP BLK WP HR S P ERA WHIP																					
49 Pablo López, R (1, 1) ERA: 3.61	6.0 W 24 5 3 3 7 1 0 0 0 0 0 1 61 90 4.50 1.000																					
37 Louie Varland, R (7, 1) ERA: 4.52	1.0 H 3 0 0 0 1 0 0 0 0 0 0 0 8 11 0.00 0.000																					
56 Caleb Thielbar, L (8, 1) ERA: 2.45	1.0 5 2 2 2 1 0 0 0 0 0 0 1 13 20 18.00 2.000																					
59 Jhoan Duran, R (9, 1) ERA: 2.54	1.0 S 7 2 1 1 1 2 0 0 0 0 1 0 17 34 9.00 4.000																					

Los Angeles Angels @ Minnesota Twins
Target Field, Minneapolis, MN
Fri Sep 22 2023, 7:13 PM - 10:02 PM CDT
Att: 32,006 - Cloudy - 72 F

AB 36
R 6
H 9
RBI 6
BB 3
SO 10
LOB 11



Batter	1	2	3	4	5	6	7	8	9	AB	R	H	RBI	BB	SO	LOB	BOTTOM			
39 Donovan Solano, R (1, 3) OBP: 0.365, SLG: 0.395										1	0	0	0	0	1	0				
19 Alex Kirilloff, L (2, PH) OBP: 0.343, SLG: 0.439										2	1	1	3	0	0	3				
11 Jorge Polanco, S (1, 10) OBP: 0.343, SLG: 0.460										4	0	2	1	1	1	0				
27 Ryan Jeffers, R (1, 2) OBP: 0.366, SLG: 0.455										5	0	0	0	0	1	6				
26 Max Kepler, L (1, 9) OBP: 0.323, SLG: 0.469										4	2	0	0	1	1	0				
50 Willi Castro, S (1, 5) OBP: 0.326, SLG: 0.413										4	2	1	0	1	1	1				
12 Kyle Farmer, R (1, 6) OBP: 0.310, SLG: 0.411										3	2	2	1	2	0	0				
47 Edouard Julien, L (1, 4) OBP: 0.380, SLG: 0.455										2	1	0	0	2	1	3				
2 Michael Taylor, R (1, 8) OBP: 0.281, SLG: 0.449										3	0	1	2	1	2	3				
38 Matt Wallner, L (1, 7) OBP: 0.367, SLG: 0.484										1	0	0	1	2	1	0				
16 Jordan Luplow, R (7, PH) OBP: 0.338, SLG: 0.364										1	0	0	0	0	1	3				
Inning Stats	R: 0 E: 0 K: 1 S: 7	H: 0 LOB: 0 BB: 0 P: 10	R: 1 E: 0 K: 2 S: 20	H: 2 LOB: 3 BB: 2 P: 35	R: 0 E: 0 K: 2 S: 9	H: 0 LOB: 0 BB: 0 P: 13	R: 2 E: 0 K: 2 S: 15	H: 1 LOB: 3 BB: 4 P: 37	R: 0 E: 0 K: 0 S: 8	H: 0 LOB: 1 BB: 1 P: 18	R: 1 E: 0 K: 2 S: 13	H: 2 LOB: 1 BB: 0 P: 17	R: 4 E: 1 K: 1 S: 19	H: 2 LOB: 2 BB: 3 P: 36	R: 0 E: 0 K: 0 S: 4	H: 0 LOB: 0 BB: 0 P: 7	1B: 2 2B: 3 3B: 1 HR: 1	SF: 2 SAC: 0 DP: 0 HBP: 0	WP: 0 PB: 0 SB: 0 CS: 0	PA: 42
PITCHER	IP WLS BF H R ER SO BB IBB HBP BLK WP HR S P ERA WHIP																			
54 José Suarez, L (1, 1) ERA: 9.1	1.2 L 21 3 3 3 6 5 0 0 0 0 0 1 48 91 6.23 1.846																			
58 Davis Daniel, R (2, 1) ERA: 3.68	4.1 2 12 2 4 1 1 3 0 0 0 0 0 23 43 4.50 2.500																			
74 Jhonathan Diaz, L (7, 1) ERA: 10.29																				

Los Angeles Angels @ Minnesota Twins
Target Field, Minneapolis, MN
Fri Sep 22 2023, 7:13 PM - 10:02 PM CDT
Att: 32,006 - Cloudy - 72 F


AB 30
R 8
H 7
RBI 8
BB 10
SO 10
LOB 19



Batter	1	2	3	4	5	6	7	8	9	AB	R	H	RBI	BB	SO	LOB	TOP					
18 Nolan Schanuel, L (1, 3) OBP: 0.408, SLG: 0.333										4	0	1	0	0	2	0	Los Angeles Angels @ Minnesota Twins Target Field, Minneapolis, MN Sat Sep 23 2023, 1:15 PM - 3:48 PM CDT Att: 31,403 - Cloudy - 71 F					
Brandon Drury, R (1, 10) OBP: 0.304, SLG: 0.482										4	0	2	0	0	1	0						
15 Randal Grichuk, R (1, 7) OBP: 0.327, SLG: 0.464										4	0	1	0	0	1	2						
20 Jared Walsh, L (1, 9) OBP: 0.234, SLG: 0.305										4	0	0	0	0	2	2						
4 Brett Phillips, L (9, 8) OBP: 0.297, SLG: 0.375										0	0	0	0	0	0	0						
7 Jo Adell, R (1, 8) OBP: 0.314, SLG: 0.645										3	1	1	1	1	1	0						
5 Eduardo Escobar, S (1, 5) OBP: 0.266, SLG: 0.345										4	0	1	0	0	2	0						
38 Michael Stefanik, R (1, 4) OBP: 0.367, SLG: 0.310										4	0	1	0	0	1	2						
35 Chad Wallach, R (1, 2) OBP: 0.259, SLG: 0.376										4	0	0	0	0	0	3						
22 David Fletcher, R (1, 6) OBP: 0.267, SLG: 0.324										3	0	0	0	0	0	2						
Inning Stats	R: 0 H: 1 E: 0 K: 2 S: 12	H: 1 LOB: 1 BB: 0 P: 17	R: 0 H: 1 E: 1 K: 1 S: 13	H: 1 LOB: 2 BB: 0 P: 22	R: 0 H: 1 E: 0 K: 3 S: 12	H: 1 LOB: 0 BB: 0 P: 19	R: 1 H: 1 E: 0 K: 0 S: 5	H: 1 LOB: 0 BB: 0 P: 7	R: 0 H: 0 E: 0 K: 2 S: 11	H: 0 LOB: 0 BB: 0 P: 18	R: 0 H: 0 E: 0 K: 2 S: 8	H: 0 LOB: 0 BB: 0 P: 10	R: 0 H: 2 E: 0 K: 0 S: 10	H: 1 LOB: 2 BB: 1 P: 16	R: 0 H: 1 E: 0 K: 0 S: 13	H: 1 LOB: 2 BB: 1 P: 21	1B: 4 2B: 2 3B: 0 HR: 1	SF: 0 SAC: 0 DP: 0 HBP: 0	WP: 0 PB: 0 SB: 0 CS: 0	PA: 35		
PITCHER	IP WLS BF H R ER SO BB IBB HBP BLK WP HR S P ERA WHIP	IP WLS BF H R ER SO BB IBB HBP BLK WP HR S P ERA WHIP	IP WLS BF H R ER SO BB IBB HBP BLK WP HR S P ERA WHIP	IP WLS BF H R ER SO BB IBB HBP BLK WP HR S P ERA WHIP	IP WLS BF H R ER SO BB IBB HBP BLK WP HR S P ERA WHIP	IP WLS BF H R ER SO BB IBB HBP BLK WP HR S P ERA WHIP	IP WLS BF H R ER SO BB IBB HBP BLK WP HR S P ERA WHIP	IP WLS BF H R ER SO BB IBB HBP BLK WP HR S P ERA WHIP	IP WLS BF H R ER SO BB IBB HBP BLK WP HR S P ERA WHIP	IP WLS BF H R ER SO BB IBB HBP BLK WP HR S P ERA WHIP	IP WLS BF H R ER SO BB IBB HBP BLK WP HR S P ERA WHIP	IP WLS BF H R ER SO BB IBB HBP BLK WP HR S P ERA WHIP	IP WLS BF H R ER SO BB IBB HBP BLK WP HR S P ERA WHIP	IP WLS BF H R ER SO BB IBB HBP BLK WP HR S P ERA WHIP	IP WLS BF H R ER SO BB IBB HBP BLK WP HR S P ERA WHIP	IP WLS BF H R ER SO BB IBB HBP BLK WP HR S P ERA WHIP	IP WLS BF H R ER SO BB IBB HBP BLK WP HR S P ERA WHIP	IP WLS BF H R ER SO BB IBB HBP BLK WP HR S P ERA WHIP	IP WLS BF H R ER SO BB IBB HBP BLK WP HR S P ERA WHIP	IP WLS BF H R ER SO BB IBB HBP BLK WP HR S P ERA WHIP	IP WLS BF H R ER SO BB IBB HBP BLK WP HR S P ERA WHIP	IP WLS BF H R ER SO BB IBB HBP BLK WP HR S P ERA WHIP
54 Sonny Gray, R (1, 1) ERA: 2.8	6.0	L	23	4	1	1	8	0	0	0	0	0	0	0	0	0	1.50	0.667				
15 Emilio Pagan, R (7, 1) ERA: 3.12	1.0		3	0	0	0	2	0	0	0	0	0	0	0	0	0	0.00	0.000				
74 Josh Winder, R (8, 1) ERA: 4.15	1.2		8	3	0	0	0	1	0	0	0	0	0	0	0	0	2.2	3.000				
58 Dylan Floro, R (9, 1) ERA: 4.85	0.1		1	0	0	0	0	0	0	0	0	0	0	0	0	0	0.00	0.000				

Los Angeles Angels @ Minnesota Twins
Target Field, Minneapolis, MN
Sat Sep 23 2023, 1:15 PM - 3:48 PM CDT
Att: 31,403 - Cloudy - 71 F

AB 34
R 1
H 7
RBI 1
BB 1
SO 10
LOB 11



Batter	1	2	3	4	5	6	7	8	9	AB	R	H	RBI	BB	SO	LOB	BOTTOM					
45 Andrew Stevenson, L (1, 8) OBP: 0.286, SLG: 0.250										4	0	1	0	0	2	1	Los Angeles Angels @ Minnesota Twins Target Field, Minneapolis, MN Sat Sep 23 2023, 1:15 PM - 3:48 PM CDT Att: 31,403 - Cloudy - 71 F					
39 Donovan Solano, R (1, 5) OBP: 0.363, SLG: 0.392										3	0	0	0	0	1	1						
47 Edouard Julien, L (1, 4) OBP: 0.378, SLG: 0.451										3	0	0	0	1	1	2						
12 Kyle Farmer, R (1, 6) OBP: 0.315, SLG: 0.413										3	0	2	0	0	1	0						
2 Michael Taylor, R (1, 10) OBP: 0.280, SLG: 0.445										3	0	0	0	1	1	2						
38 Matt Wallner, L (1, 9) OBP: 0.381, SLG: 0.474										4	0	0	0	0	3	4						
8 Christian Vázquez, R (1, 2) OBP: 0.276, SLG: 0.316										4	0	2	0	0	0	1						
9 Trevor Larnach, L (1, 7) OBP: 0.306, SLG: 0.389										3	0	0	0	0	1	2						
16 Jordan Luplow, R (1, 3) OBP: 0.329, SLG: 0.353										2	0	0	0	0	0	2						
19 Alex Kirilloff, L (7, PH) OBP: 0.342, SLG: 0.437										1	0	0	0	0	0	0						
Inning Stats	R: 0 H: 1 E: 0 K: 2 S: 15	H: 1 LOB: 3 BB: 2 P: 31	R: 0 H: 1 E: 0 K: 1 S: 9	H: 1 LOB: 1 BB: 0 P: 15	R: 0 H: 1 E: 0 K: 1 S: 14	H: 1 LOB: 1 BB: 0 P: 19	R: 0 H: 1 E: 0 K: 1 S: 10	H: 1 LOB: 0 BB: 0 P: 18	R: 0 H: 0 E: 0 K: 2 S: 13	H: 0 LOB: 0 BB: 0 P: 20	R: 0 H: 0 E: 0 K: 0 S: 5	H: 0 LOB: 0 BB: 0 P: 7	R: 0 H: 0 E: 0 K: 1 S: 4	H: 0 LOB: 1 BB: 0 P: 6	R: 0 H: 0 E: 0 K: 2 S: 13	H: 0 LOB: 0 BB: 0 P: 18	1B: 5 2B: 0 3B: 0 HR: 0	SF: 0 SAC: 0 DP: 2 HBP: 2	WP: 0 PB: 0 SB: 0 CS: 0	PA: 34		
PITCHER	IP WLS BF H R ER SO BB IBB HBP BLK WP HR S P ERA WHIP	IP WLS BF H R ER SO BB IBB HBP BLK WP HR S P ERA WHIP	IP WLS BF H R ER SO BB IBB HBP BLK WP HR S P ERA WHIP	IP WLS BF H R ER SO BB IBB HBP BLK WP HR S P ERA WHIP	IP WLS BF H R ER SO BB IBB HBP BLK WP HR S P ERA WHIP	IP WLS BF H R ER SO BB IBB HBP BLK WP HR S P ERA WHIP	IP WLS BF H R ER SO BB IBB HBP BLK WP HR S P ERA WHIP	IP WLS BF H R ER SO BB IBB HBP BLK WP HR S P ERA WHIP	IP WLS BF H R ER SO BB IBB HBP BLK WP HR S P ERA WHIP	IP WLS BF H R ER SO BB IBB HBP BLK WP HR S P ERA WHIP	IP WLS BF H R ER SO BB IBB HBP BLK WP HR S P ERA WHIP	IP WLS BF H R ER SO BB IBB HBP BLK WP HR S P ERA WHIP	IP WLS BF H R ER SO BB IBB HBP BLK WP HR S P ERA WHIP	IP WLS BF H R ER SO BB IBB HBP BLK WP HR S P ERA WHIP	IP WLS BF H R ER SO BB IBB HBP BLK WP HR S P ERA WHIP	IP WLS BF H R ER SO BB IBB HBP BLK WP HR S P ERA WHIP	IP WLS BF H R ER SO BB IBB HBP BLK WP HR S P ERA WHIP	IP WLS BF H R ER SO BB IBB HBP BLK WP HR S P ERA WHIP	IP WLS BF H R ER SO BB IBB HBP BLK WP HR S P ERA WHIP	IP WLS BF H R ER SO BB IBB HBP BLK WP HR S P ERA WHIP	IP WLS BF H R ER SO BB IBB HBP BLK WP HR S P ERA WHIP	IP WLS BF H R ER SO BB IBB HBP BLK WP HR S P ERA WHIP
78 Kenny Rosenberg, L (1, 1) ERA: 4.5	5.0	W	21	5	0	0	5	2	0	0	0	0	0	0	0	0	0.00	1.400				
46 Jimmy Herget, R (6, 1) ERA: 3.07	1.0	H	3	0	0	0	2	0	0	0	0	0	0	0	0	0	0.00	0.000				
44 Ben Joyce, R (7, 1) ERA: 2.0	1.0	H	3	0	0	0	0	0	0	0	0	0	0	0	0	0	0.00	0.000				
59 José Soriano, R (8, 1) ERA: 3.51	1.0	H	3	0	0	0	1	0	0	0	0	0	0	0	0	0	0.00	0.000				
53 Carlos Estévez, R (9, 1) ERA: 3.5	1.0	S	4	0	0	0	2	0	0	0	0	0	0	0	0	0	0.00	0.000				

Los Angeles Angels @ Minnesota Twins
Target Field, Minneapolis, MN
Sat Sep 23 2023, 1:15 PM - 3:48 PM CDT
Att: 31,403 - Cloudy - 71 F

AB 30
R 0
H 5
RBI 0
BB 2
SO 10
LOB 15



Batter	1	2	3	4	5	6	7	8	9	AB	R	H	RBI	BB	SO	LOB	TOP										
15 Randal Grichuk, R OBP: 0.325, SLG: 0.463	F8		FC5-4 9 1B 2B		9 2B		K		F8	5	2	1	0	0	1	4	Los Angeles Angels @ Minnesota Twins Target Field, Minneapolis, MN Sun Sep 24 2023, 1:14 PM - 4:32 PM CDT Att: 24,232 - Partly Cloudy - 69 F										
9 Zach Neto, R OBP: 0.305, SLG: 0.387	K		2B		2B		K		K	4	1	2	1	0	2	0											
Brandon Drury, R OBP: 0.303, SLG: 0.482	G6-3		2B		G5-3		K		K	5	0	1	2	0	2	4											
14 Logan O'Hoppe, R OBP: 0.269, SLG: 0.472	F8		K		K		K		8 1B	4	0	1	0	0	2	1											
8 Mike Moustakas, L OBP: 0.302, SLG: 0.405	K				1B		K		1B	4	0	2	0	0	2	0											
7 Jo Adell, R OBP: 0.308, SLG: 0.629	2B		K		K		K		G6-3	4	0	1	0	0	2	3											
38 Michael Stefaniak, R OBP: 0.377, SLG: 0.311	K		F8		F8		22 SH1-3 1B		9 HBP 5 1B BB	3	0	1	0	1	1	2											
22 David Fletcher, R OBP: 0.269, SLG: 0.324			15 FC5-4 1B		F9		SH1-3		K	3	0	1	0	0	1	2											
4 Brett Phillips, L OBP: 0.284, SLG: 0.356	K		K		K		K		9 HBP 1B	3	0	0	0	0	3	2											
5 Eduardo Escobar, S (9, PH) OBP: 0.268, SLG: 0.348	K		K		K		K		1-2	1	0	1	0	0	0	0											
Inning Stats	R: 0 E: 0 K: 1 S: 8	H: 0 LOB: 0 BB: 0 P: 9	R: 0 E: 0 K: 2 S: 9	H: 1 LOB: 1 BB: 0 P: 13	R: 2 E: 0 K: 2 S: 14	H: 3 LOB: 1 BB: 0 P: 23	R: 0 E: 0 K: 1 S: 11	H: 1 LOB: 1 BB: 0 P: 16	R: 1 E: 0 K: 1 S: 12	H: 2 LOB: 0 BB: 0 P: 16	R: 0 E: 0 K: 3 S: 10	H: 0 LOB: 0 BB: 0 P: 14	R: 0 E: 0 K: 2 S: 10	H: 1 LOB: 1 BB: 0 P: 15	R: 0 E: 0 K: 2 S: 14	H: 2 LOB: 2 BB: 0 P: 17	R: 0 E: 0 K: 2 S: 17	H: 1 LOB: 3 BB: 1 P: 27	1B: 7 2B: 4 HR: 0	SF: 0 SAC: 1 DP: 0 HBP: 1	WP: 0 PB: 0 SB: 0 CS: 1	PA: 39					
PITCHER	IP	WLS	BF	H	R	ER	SO	BB	IBB	HBP	BLK	WP	HR	S	P	ERA	WHIP										
41 Joe Ryan, R ERA: 4.31	6.0	W	24	7	3	3	10	0	0	0	0	0	0	64	91	4.50	1.167										
20 Chrs Paddack, R ERA:	0.0		0	0	0	0	0	0	0	0	0	0	0	0	0	∞	∞										
37 Louie Varland, R ERA: 4.75	1.0	H	4	1	0	0	2	0	0	0	0	0	0	10	15	0.00	1.000										
58 Dylan Floro, R ERA: 4.76	1.0		5	2	0	0	2	0	0	0	0	0	0	14	17	0.00	2.000										
55 Kody Funderburk, L ERA: 1.0	1.0		6	1	0	0	2	1	0	1	0	0	0	17	27	0.00	2.000										

Batter	1	2	3	4	5	6	7	8	9	AB	R	H	RBI	BB	SO	LOB	BOTTOM										
47 Edouard Julien, L OBP: 0.379, SLG: 0.447	F9		L7		11 G4-6-3 BB		26 HR		K	3	1	0	0	2	1	0	Los Angeles Angels @ Minnesota Twins Target Field, Minneapolis, MN Sun Sep 24 2023, 1:14 PM - 4:32 PM CDT Att: 24,232 - Partly Cloudy - 69 F										
11 Jorge Polanco, S OBP: 0.340, SLG: 0.466	F6		HR		G4-6-3		F7		F9	5	1	1	1	0	0	2											
26 Max Kepler, L OBP: 0.334, SLG: 0.475	L8		38 WP 1B		F7		F9		F9	5	1	2	2	0	0	1											
45 Andrew Stevenson, L OBP: 0.286, SLG: 0.250	L8		38 WP 1B		F7		F9		F9	0	0	0	0	0	0	0											
19 Alex Kirilloff, L OBP: 0.341, SLG: 0.434			38 BB 9 1B 1B		K		G3-1		G1-3	4	1	1	0	0	1	2											
38 Matt Wallner, L OBP: 0.371, SLG: 0.485			9 1B BB		HBP		27 3B 1B		12 1B 2B	2	2	2	0	1	0	0											
12 Kyle Farmer, R OBP: 0.314, SLG: 0.411	F8		F7		F7		L7		27 HR 1B	4	1	1	1	0	0	5											
27 Ryan Jeffers, R OBP: 0.367, SLG: 0.474	K		G5-3		G5-3		9 G4-3 3B		HR	4	2	2	3	0	1	2											
9 Trevor Larnach, L OBP: 0.310, SLG: 0.388			F7		F7		G4-3		BB	3	0	1	2	1	0	0											
2 Michael Taylor, R OBP: 0.277, SLG: 0.440	L7		G5-3		G5-3		K		F9	4	0	0	0	0	1	3											
Inning Stats	R: 0 E: 0 K: 0 S: 8	H: 0 LOB: 0 BB: 0 P: 14	R: 1 E: 0 K: 1 S: 16	H: 2 LOB: 2 BB: 1 P: 27	R: 1 E: 0 K: 1 S: 13	H: 2 LOB: 2 BB: 0 P: 26	R: 0 E: 0 K: 0 S: 10	H: 0 LOB: 0 BB: 0 P: 16	R: 0 E: 0 K: 0 S: 9	H: 0 LOB: 1 BB: 1 P: 14	R: 2 E: 0 K: 1 S: 11	H: 2 LOB: 0 BB: 0 P: 14	R: 5 E: 0 K: 0 S: 13	H: 4 LOB: 1 BB: 2 P: 26	R: 0 E: 0 K: 1 S: 10	H: 0 LOB: 0 BB: 0 P: 17	1B: 5 2B: 1 3B: 1 HR: 3	SF: 0 SAC: 0 DP: 0 HBP: 1	WP: 1 PB: 0 SB: 0 CS: 0	PA: 39							
PITCHER	IP	WLS	BF	H	R	ER	SO	BB	IBB	HBP	BLK	WP	HR	S	P	ERA	WHIP										
60 Andrew Wantz, R ERA: 3.96	2.0		9	2	1	1	1	1	0	0	0	0	0	24	41	4.50	1.500										
41 Carson Fulmer, R ERA: 6.75	4.0	L	18	4	3	3	2	1	0	1	0	1	1	43	70	6.75	1.250										
6B José Marte, R ERA: 9.72	1.0		9	4	5	5	0	2	0	0	0	0	2	13	26	45.00	6.000										
51 Jaime Barria, R ERA: 5.6	1.0		3	0	0	0	1	0	0	0	0	0	0	10	17	0.00	0.000										

AB	36
R	3
H	11
RBI	3
BB	1
SO	16
LOB	18



Batter	1	2	3	4	5	6	7	8	9	AB	R	H	RBI	BB	SO	LOB	TOP								
49 Ryan Noda, L (1,3) OBP: 0.368, SLG: 0.411										4	0	1	0	0	3	1	<p>Oakland Athletics @ Minnesota Twins Target Field, Minneapolis, MN Tue Sep 26 2023, 6:42 PM - 9:32 PM CDT Att: 22,329 - Overcast - 64 F</p>								
20 Zack Celof, R (1,4) OBP: 0.339, SLG: 0.514										4	0	0	0	0	2	2									
25 Brent Rooker, R (1,10) OBP: 0.328, SLG: 0.485										4	1	2	0	0	1	1									
15 Seth Brown, L (1,9) OBP: 0.287, SLG: 0.407										4	1	1	2	0	1	2									
23 Shea Langeliers, R (1,2) OBP: 0.267, SLG: 0.409										3	1	1	0	1	1	0									
13 Jordan Diaz, R (1,5) OBP: 0.277, SLG: 0.374										4	0	1	1	0	1	1									
2 Lawrence Butler, L (1,8) OBP: 0.237, SLG: 0.333										4	0	0	0	0	4	2									
10 Nick Allen, R (1,6) OBP: 0.255, SLG: 0.272										4	0	2	0	0	1	2									
1 Esteyru Ruiz, R (1,7) OBP: 0.307, SLG: 0.348										3	0	0	0	0	1	3									
Inning Stats	R: 0 E: 0 K: 1 S: 14	H: 1 LOB: 1 BB: 0 P: 18	R: 0 E: 0 K: 3 S: 12	H: 0 LOB: 0 BB: 0 P: 15	R: 0 E: 0 K: 1 S: 10	H: 1 LOB: 0 BB: 0 P: 15	R: 0 E: 0 K: 2 S: 10	H: 0 LOB: 0 BB: 0 P: 16	R: 0 E: 0 K: 1 S: 14	H: 0 LOB: 0 BB: 0 P: 22	R: 0 E: 0 K: 3 S: 12	H: 1 LOB: 1 BB: 0 P: 16	R: 3 E: 0 K: 1 S: 15	H: 3 LOB: 1 BB: 1 P: 24	R: 0 E: 0 K: 1 S: 12	H: 1 LOB: 1 BB: 0 P: 17		R: 0 E: 0 K: 2 S: 10	H: 1 LOB: 1 BB: 0 P: 16	1B: 6 2B: 1 3B: 0 HR: 1	SF: 0 SAC: 0 DP: 1 HBP: 0	WP: 0 PB: 0 SB: 0 CS: 0	PA: 35		
PITCHER	IP	WLS	BF	H	R	ER	SO	BB	IBB	HBP	BLK	WP	HR	S	P	ERA	WHIP								
17 Bailey Ober, R (1,1) ERA: 3.53	5.0	W	16	2	0	0	8	0	0	0	0	0	0	60	86	0.00	0.400								
20 Chris Paddock, R (6,1) ERA: 13.5	2.0		11	4	3	3	4	1	0	0	0	0	1	27	40	13.50	2.500								
22 Griffin Jax, R (8,1) ERA: 3.94	1.0		4	1	0	0	1	0	0	0	0	0	0	12	17	0.00	1.000								
61 Brock Stewart, R (9,1) ERA: 0.88	1.0		4	1	0	0	2	0	0	0	0	0	0	10	16	0.00	1.000								

AB 34
R 3
H 8
RBI 3
BB 1
SO 15
LOB 14



Batter	1	2	3	4	5	6	7	8	9	AB	R	H	RBI	BB	SO	LOB	BOTTOM									
47 Edouard Julien, L (1,10) OBP: 0.379, SLG: 0.442										3	0	0	0	2	2	0	<p>Oakland Athletics @ Minnesota Twins Target Field, Minneapolis, MN Tue Sep 26 2023, 6:42 PM - 9:32 PM CDT Att: 22,329 - Overcast - 64 F</p>									
11 Jorge Polanco, S (1,4) OBP: 0.339, SLG: 0.461										3	1	0	0	1	1	2										
50 Willli Castro, S (8,5) OBP: 0.326, SLG: 0.412										1	0	0	0	0	1	0										
39 Donovan Solano, R (1,5) OBP: 0.371, SLG: 0.401										4	3	4	0	1	0	0										
26 Max Kepler, L (1,9) OBP: 0.354, SLG: 0.472										3	1	0	0	1	2	5										
45 Andrew Stevenson, L (6,7) OBP: 0.278, SLG: 0.242										1	0	0	0	0	0	1										
19 Alex Kirilloff, L (1,3) OBP: 0.346, SLG: 0.446										2	3	1	2	2	0	0										
12 Kyle Farmer, R (1,6) OBP: 0.316, SLG: 0.411										3	1	1	2	1	0	2										
38 Matt Wallner, L (1,7) OBP: 0.373, SLG: 0.498										3	2	1	4	1	0	1										
8 Christian Vázquez, R (1,2) OBP: 0.278, SLG: 0.321										4	0	1	3	0	1	1										
2 Michael Taylor, R (1,8) OBP: 0.274, SLG: 0.435										4	0	0	0	0	1	1										
Inning Stats	R: 5 E: 0 K: 2 S: 20	H: 2 LOB: 0 BB: 3 P: 44	R: 0 E: 0 K: 1 S: 11	H: 1 LOB: 2 BB: 1 P: 21	R: 0 E: 0 K: 0 S: 8	H: 1 LOB: 1 BB: 0 P: 12	R: 0 E: 0 K: 1 S: 11	H: 0 LOB: 0 BB: 1 P: 18	R: 2 E: 0 K: 1 S: 11	H: 1 LOB: 0 BB: 1 P: 19	R: 0 E: 0 K: 1 S: 6	H: 0 LOB: 0 BB: 0 P: 9	R: 4 E: 0 K: 0 S: 17	H: 2 LOB: 1 BB: 3 P: 29	R: 0 E: 0 K: 2 S: 14	H: 1 LOB: 1 BB: 0 P: 19	1B: 4 2B: 2 3B: 0 HR: 2	SF: 0 SAC: 0 DP: 1 HBP: 0	WP: 0 PB: 0 SB: 0 CS: 0	PA: 40						
PITCHER	IP	WLS	BF	H	R	ER	SO	BB	IBB	HBP	BLK	WP	HR	S	P	ERA	WHIP									
58 Paul Blackburn, R (1,1) ERA: 4.43	3.0	L	17	4	5	5	3	4	0	0	0	0	0	1	39	7	15.00	2.667								
57 Mason Miller, R (4,1) ERA: 3.73	3.0		11	1	2	2	3	2	0	0	0	0	1	28	46	6.00	1.000									
60 Francisco Pérez, L (7,1) ERA: 6.32	0.1		4	1	3	3	0	2	0	0	0	0	0	10	20	81.00	9.000									
31 Zach Neal, R (7,1) ERA: 6.92	1.2		8	2	1	1	2	0	1	0	0	0	0	21	28	5.40	1.200									

AB 31
R 11
H 8
RBI 11
BB 9
SO 8
LOB 13



Batter	1	2	3	4	5	6	7	8	9	AB	R	H	RBI	BB	SO	LOB	TOP							
49 Ryan Noda, L (1,3) OBP: 0.368, SLG: 0.409										4	1	1	0	1	2	3	Oakland Athletics @ Minnesota Twins Target Field, Minneapolis, MN Wed Sep 27 2023, 6:43 PM - 9:41 PM CDT Att: 20,520 - Partly Cloudy - 69 F							
20 Zack Celof, R (1,4) OBP: 0.337, SLG: 0.508										5	0	1	0	0	3	5								
15 Seth Brown, L (1,9) OBP: 0.294, SLG: 0.498										2	0	1	1	0	1	2								
12 Aledmys Diaz, R (5,PH) OBP: 0.281, SLG: 0.340										2	1	1	1	0	1	0								
25 Brent Rooker, R (1,10) OBP: 0.327, SLG: 0.483										4	0	1	2	0	2	3								
33 JJ Bleday, L (1,7) OBP: 0.310, SLG: 0.369										3	0	0	0	0	2	3								
1 Esteyru Ruiz, R (8,PH) OBP: 0.309, SLG: 0.349										1	0	1	0	0	0	0								
13 Jordan Diaz, R (1,5) OBP: 0.273, SLG: 0.368										4	0	0	0	0	2	1								
21 Tyler Soderstrom, L (1,2) OBP: 0.266, SLG: 0.408										3	0	0	0	0	2	0								
23 Shea Langeliers, R (9,PH) OBP: 0.297, SLG: 0.364										1	0	0	0	0	0	0								
10 Nick Allen, R (1,6) OBP: 0.258, SLG: 0.279										3	0	1	0	1	1	0								
2 Lawrence Butler, L (1,8) OBP: 0.248, SLG: 0.360										3	2	2	0	0	1	1								
44 Carlos Pérez, R (9,PH) OBP: 0.297, SLG: 0.364										0	0	0	0	0	0	0								
Inning Stats	R: 0 E: 0 K: 2 S: 14	H: 1 LOB: 2 BB: 1 P: 23	R: 0 E: 0 K: 3 S: 11	H: 0 LOB: 0 BB: 0 P: 13	R: 1 E: 0 K: 0 S: 13	H: 2 LOB: 1 BB: 0 P: 20	R: 0 E: 0 K: 1 S: 10	H: 0 LOB: 0 BB: 0 P: 13	R: 3 E: 0 K: 2 S: 17	H: 4 LOB: 1 BB: 0 P: 26	R: 0 E: 0 K: 3 S: 11	H: 1 LOB: 1 BB: 0 P: 18	R: 0 E: 0 K: 3 S: 9	H: 0 LOB: 0 BB: 0 P: 14	R: 0 E: 0 K: 1 S: 7	H: 1 LOB: 0 BB: 0 P: 9	R: 0 E: 0 K: 2 S: 17	H: 0 LOB: 2 BB: 1 P: 27	1B: 5 2B: 3 3B: 1 HR: 0	SF: 0 SAC: 0 DP: 0 HBP: 1	WP: 0 PB: 0 SB: 1 CS: 1	PA: 38		
PITCHER	IP WLS BF H R ER SO BB IBB HBP BLK WP HR S P ERA WHIP	IP WLS BF H R ER SO BB IBB HBP BLK WP HR S P ERA WHIP	IP WLS BF H R ER SO BB IBB HBP BLK WP HR S P ERA WHIP	IP WLS BF H R ER SO BB IBB HBP BLK WP HR S P ERA WHIP	IP WLS BF H R ER SO BB IBB HBP BLK WP HR S P ERA WHIP	IP WLS BF H R ER SO BB IBB HBP BLK WP HR S P ERA WHIP	IP WLS BF H R ER SO BB IBB HBP BLK WP HR S P ERA WHIP	IP WLS BF H R ER SO BB IBB HBP BLK WP HR S P ERA WHIP	IP WLS BF H R ER SO BB IBB HBP BLK WP HR S P ERA WHIP	IP WLS BF H R ER SO BB IBB HBP BLK WP HR S P ERA WHIP	IP WLS BF H R ER SO BB IBB HBP BLK WP HR S P ERA WHIP	IP WLS BF H R ER SO BB IBB HBP BLK WP HR S P ERA WHIP	IP WLS BF H R ER SO BB IBB HBP BLK WP HR S P ERA WHIP	IP WLS BF H R ER SO BB IBB HBP BLK WP HR S P ERA WHIP	IP WLS BF H R ER SO BB IBB HBP BLK WP HR S P ERA WHIP	IP WLS BF H R ER SO BB IBB HBP BLK WP HR S P ERA WHIP	IP WLS BF H R ER SO BB IBB HBP BLK WP HR S P ERA WHIP	IP WLS BF H R ER SO BB IBB HBP BLK WP HR S P ERA WHIP	IP WLS BF H R ER SO BB IBB HBP BLK WP HR S P ERA WHIP	IP WLS BF H R ER SO BB IBB HBP BLK WP HR S P ERA WHIP	IP WLS BF H R ER SO BB IBB HBP BLK WP HR S P ERA WHIP	IP WLS BF H R ER SO BB IBB HBP BLK WP HR S P ERA WHIP	IP WLS BF H R ER SO BB IBB HBP BLK WP HR S P ERA WHIP	IP WLS BF H R ER SO BB IBB HBP BLK WP HR S P ERA WHIP

AB	35
R	4
H	9
RBI	4
BB	2
SO	17
LOB	18



Batter	1	2	3	4	5	6	7	8	9	AB	R	H	RBI	BB	SO	LOB	BOTTOM							
47 Edouard Julien, L (1,4) OBP: 0.380, SLG: 0.452										4	1	2	1	0	1	2	Oakland Athletics @ Minnesota Twins Target Field, Minneapolis, MN Wed Sep 27 2023, 6:43 PM - 9:41 PM CDT Att: 20,520 - Partly Cloudy - 69 F							
11 Jorge Polanco, S (1,5) OBP: 0.335, SLG: 0.455										4	0	0	0	0	1	2								
39 Donovan Solano, R (1,3) OBP: 0.367, SLG: 0.397										4	0	0	0	0	1	2								
26 Max Kepler, L (1,9) OBP: 0.359, SLG: 0.477										4	1	4	0	0	0	0								
45 Andrew Stevenson, L (8,PH) OBP: 0.278, SLG: 0.242										0	1	0	0	0	0	0								
38 Matt Walner, L (1,7) OBP: 0.370, SLG: 0.493										2	0	0	0	0	1	2								
16 Jordan Luplow, R (6,PH) OBP: 0.325, SLG: 0.348										1	0	0	0	0	1	1								
9 Trevor Lamach, L (8,PH) OBP: 0.313, SLG: 0.398										1	1	1	1	0	0	0								
27 Ryan Jeffers, R (1,10) OBP: 0.386, SLG: 0.484										3	1	1	3	0	0	0								
50 Willi Castro, S (1,8) OBP: 0.332, SLG: 0.416										2	1	2	0	1	0	0								
12 Kyle Farmer, R (1,6) OBP: 0.315, SLG: 0.412										4	0	1	1	0	0	3								
8 Christian Vázquez, R (1,2) OBP: 0.281, SLG: 0.323										4	0	2	0	0	1	2								
Inning Stats	R: 1 E: 0 K: 1 S: 12	H: 2 LOB: 1 BB: 0 P: 17	R: 1 E: 0 K: 2 S: 11	H: 1 LOB: 0 BB: 0 P: 19	R: 0 E: 0 K: 1 S: 8	H: 1 LOB: 0 BB: 0 P: 10	R: 0 E: 0 K: 0 S: 8	H: 0 LOB: 0 BB: 1 P: 12	R: 0 E: 0 K: 1 S: 9	H: 1 LOB: 0 BB: 0 P: 11	R: 2 E: 0 K: 1 S: 21	H: 3 LOB: 1 BB: 0 P: 31	R: 0 E: 0 K: 0 S: 8	H: 2 LOB: 1 BB: 0 P: 11	R: 2 E: 0 K: 0 S: 16	H: 3 LOB: 1 BB: 0 P: 22	R: 2 E: 0 K: 2 S: 17	H: 3 LOB: 1 BB: 0 P: 19	1B: 9 2B: 2 3B: 0 HR: 2	SF: 1 SAC: 0 DP: 3 HBP: 1	WP: 2 PB: 0 SB: 1 CS: 0	PA: 36		
PITCHER	IP WLS BF H R ER SO BB IBB HBP BLK WP HR S P ERA WHIP	IP WLS BF H R ER SO BB IBB HBP BLK WP HR S P ERA WHIP	IP WLS BF H R ER SO BB IBB HBP BLK WP HR S P ERA WHIP	IP WLS BF H R ER SO BB IBB HBP BLK WP HR S P ERA WHIP	IP WLS BF H R ER SO BB IBB HBP BLK WP HR S P ERA WHIP	IP WLS BF H R ER SO BB IBB HBP BLK WP HR S P ERA WHIP	IP WLS BF H R ER SO BB IBB HBP BLK WP HR S P ERA WHIP	IP WLS BF H R ER SO BB IBB HBP BLK WP HR S P ERA WHIP	IP WLS BF H R ER SO BB IBB HBP BLK WP HR S P ERA WHIP	IP WLS BF H R ER SO BB IBB HBP BLK WP HR S P ERA WHIP	IP WLS BF H R ER SO BB IBB HBP BLK WP HR S P ERA WHIP	IP WLS BF H R ER SO BB IBB HBP BLK WP HR S P ERA WHIP	IP WLS BF H R ER SO BB IBB HBP BLK WP HR S P ERA WHIP	IP WLS BF H R ER SO BB IBB HBP BLK WP HR S P ERA WHIP	IP WLS BF H R ER SO BB IBB HBP BLK WP HR S P ERA WHIP	IP WLS BF H R ER SO BB IBB HBP BLK WP HR S P ERA WHIP	IP WLS BF H R ER SO BB IBB HBP BLK WP HR S P ERA WHIP	IP WLS BF H R ER SO BB IBB HBP BLK WP HR S P ERA WHIP	IP WLS BF H R ER SO BB IBB HBP BLK WP HR S P ERA WHIP	IP WLS BF H R ER SO BB IBB HBP BLK WP HR S P ERA WHIP	IP WLS BF H R ER SO BB IBB HBP BLK WP HR S P ERA WHIP	IP WLS BF H R ER SO BB IBB HBP BLK WP HR S P ERA WHIP	IP WLS BF H R ER SO BB IBB HBP BLK WP HR S P ERA WHIP	IP WLS BF H R ER SO BB IBB HBP BLK WP HR S P ERA WHIP

AB	33
R	6
H	13
RBI	6
BB	1
SO	6
LOB	14



Batter	1	2	3	4	5	6	7	8	9	AB	R	H	RBI	BB	SO	LOB	TOP					
39 Donovan Solano, R OBP: 0.364, SLG: 0.391 (1, 3)										4	0	0	0	0	2	1						
11 Jorge Polanco, S OBP: 0.335, SLG: 0.454 (1, 4)										3	0	1	0	0	1	2						
19 Alex Kirilloff, L OBP: 0.346, SLG: 0.442 (6, 3)										2	0	1	0	0	0	0						
16 Jordan Luplow, R OBP: 0.337, SLG: 0.352 (7, PH)										2	2	1	0	1	0	0						
9 Trevor Larnach, L OBP: 0.319, SLG: 0.411 (7, 7)										2	2	1	1	0	0	1						
27 Ryan Jeffers, R OBP: 0.368, SLG: 0.491 (9, PR)										4	1	3	1	1	0	2						
15 Emilio Pagan, L OBP: 0.278, SLG: 0.242 (9, 1)										0	0	1	0	0	0	0						
12 Kyle Farmer, R OBP: 0.319, SLG: 0.413 (1, 6)										5	0	3	1	0	0	2						
50 Willi Castro, S OBP: 0.319, SLG: 0.413 (1, 5)										5	0	1	0	0	2	5						
26 Max Kepler, L OBP: 0.332, SLG: 0.479 (1, 9)										2	1	1	1	2	0	0						
8 Christian Vázquez, R OBP: 0.277, SLG: 0.318 (9, 2)										5	0	0	0	0	2	6						
2 Michael Taylor, R OBP: 0.276, SLG: 0.446 (1, 8)										4	1	2	2	0	1	4						
Inning Stats	R: 1 E: 0 K: 1 S: 13	H: 3 LOB: 2 BB: 0 P: 18	R: 2 E: 0 K: 1 S: 9	H: 2 LOB: 0 BB: 0 P: 14	R: 1 E: 0 K: 1 S: 11	H: 1 LOB: 2 BB: 1 P: 16	R: 0 E: 0 K: 1 S: 12	H: 1 LOB: 0 BB: 0 P: 20	R: 0 E: 0 K: 0 S: 11	H: 0 LOB: 1 BB: 1 P: 20	R: 0 E: 0 K: 0 S: 6	H: 0 LOB: 3 BB: 1 P: 11	R: 2 E: 0 K: 2 S: 21	H: 4 LOB: 3 BB: 1 P: 29	R: 0 E: 0 K: 1 S: 11	H: 1 LOB: 0 BB: 0 P: 16	R: 1 E: 0 K: 1 S: 10	H: 2 LOB: 1 BB: 0 P: 14	1B: 9 2B: 1 3B: 1 HR: 3	SF: 1 SAC: 0 DP: 2 HBP: 1	WP: 1 PB: 0 SB: 0 CS: 0	PA: 44
PITCHER	IP WLS BF H R ER SO BB IBB HBP BLK WP HR S P ERA WHIP	5.0 5.4 24 7 4 4 4 2 0 1 0 1 1 56 88 7.20 1.800	6.1 6.1 8 3 2 2 0 1 0 0 0 0 2 13 22 13.50 3.000	7.1 6.9 7 2 0 0 3 1 0 0 0 0 0 25 34 0.00 1.800	9.1 6.4 5 2 1 1 1 0 0 0 0 0 0 10 14 9.00 2.000																	

Minnesota Twins @ Colorado Rockies
Coors Field, Denver, CO
Fri Sep 29 2023, 6:12 PM - 9:09 PM MDT
Att: 47,272 - Partly Cloudy - 82 F

AB	38
R	7
H	14
RBI	6
BB	4
SO	8
LOB	23



Batter	1	2	3	4	5	6	7	8	9	AB	R	H	RBI	BB	SO	LOB	BOTTOM
19 Charlie Blackmon, L OBP: 0.370, SLG: 0.450 (1, 10)										5	1	2	0	0	1	3	
7 Brendan Rodgers, R OBP: 0.282, SLG: 0.395 (1, 4)																	

Batter	1	2	3	4	5	6	7	8	9	10	11	AB	R	H	RBI	BB	SO	LOB	TOP					
39 Donovan Solano, R OBP: 0.369, SLG: 0.391	G1-3	K			G4-3		1B		1B		HBP	5	0	2	0	0	1	2						
16 Jordan Luplow, R OBP: 0.322, SLG: 0.325	K		G5-3		G1-3		K		F8		K	5	0	0	0	1	3	5						
12 Kyle Farmer, R OBP: 0.317, SLG: 0.408	G6-3		G6-3		G1-3				K		27 G5-3	4	0	0	0	1	1	2						
26 Max Kepler, L OBP: 0.332, SLG: 0.484												2	1	1	0	0	0	0						
9 Trevor Larnach, L OBP: 0.311, SLG: 0.415												3	0	0	0	0	3	2						
27 Ryan Jeffers, R OBP: 0.369, SLG: 0.490												5	1	2	0	0	2	0						
47 Edouard Julien, L OBP: 0.351, SLG: 0.459												4	0	1	1	1	1	1						
50 Willi Castro, S OBP: 0.339, SLG: 0.411												3	0	1	0	2	1	2						
19 Alex Kiriloff, L OBP: 0.348, SLG: 0.445												3	0	2	1	0	0	2						
8 Christian Vázquez, R OBP: 0.280, SLG: 0.318												1	0	0	0	1	1	1						
38 Matt Wallner, L OBP: 0.370, SLG: 0.507												2	0	0	0	0	2	4						
45 Andrew Stevenson, L OBP: 0.250, SLG: 0.216												3	0	0	0	0	0	2						
Inning Stats	R: 0 E: 0 K: 1 S: 8	H: 0 LOB: 0 BB: 0 P: 10	R: 2 E: 0 K: 3 S: 21	H: 4 LOB: 2 BB: 0 P: 30	R: 0 E: 0 K: 0 S: 9	H: 0 LOB: 0 BB: 0 P: 13	R: 0 E: 1 K: 2 S: 12	H: 2 LOB: 2 BB: 0 P: 18	R: 0 E: 0 K: 0 S: 8	H: 0 LOB: 2 BB: 1 P: 14	R: 0 E: 0 K: 2 S: 9	H: 1 LOB: 2 BB: 1 P: 22	R: 0 E: 0 K: 1 S: 11	H: 1 LOB: 1 BB: 0 P: 12	R: 0 E: 0 K: 1 S: 10	H: 0 LOB: 1 BB: 0 P: 16	R: 0 E: 0 K: 1 S: 15	H: 0 LOB: 3 BB: 1 P: 22	1B: 9 2B: 0 3B: 0 HR: 0	SF: 0 SAC: 0 DP: 0 HBP: 1	WP: 0 PB: 0 SB: 0 CS: 0	PA: 47		
PITCHER	39 Brent Suter, L ERA: 3.36	43 Connor Seabold, R ERA: 7.52	46 Nick Mears, R ERA: 3.72	59 Jake Bird, R ERA: 4.33	61 Justin Lawrence, R ERA: 3.72	40 Tyler Kinley, R ERA: 6.06	54 Matt Koch, R ERA: 5.12	64 Gavin Hollowell, R ERA: 5.88																

Minnesota Twins @ Colorado Rockies
Coors Field, Denver, CO
Sun Oct 01 2023, 1:12 PM - 4:18 PM MDT
Att. 33,375 - Party Cloudy - 79 F

livebaseballscorecards.com

AB 40
R 2
H 9
RBI 2
BB 6
SO 15
LOB 23



Batter	1	2	3	4	5	6	7	8	9	10	11	AB	R	H	RBI	BB	SO	LOB	BOTTOM				
19 Charlie Blackmon, L OBP: 0.363, SLG: 0.440	F8			G3		G4-3			F7		F9	5	0	0	0	0	0	1					
7 Brendan Rodgers, R OBP: 0.313, SLG: 0.388	K			K		F8			K		S	5	0	0	0	0	3	0					
22 Nolan Jones, L OBP: 0.389, SLG: 0.542	K			HR		F9			23 S		2-H	3	1	1	1	1	2	0					
23 Kris Bryant, R OBP: 0.313, SLG: 0.367				K		F9			BB			3	0	0	0	1	2	0					
24 Ryan McMahon, L OBP: 0.322, SLG: 0.431				G4-3		K			BB			4	0	0	0	0	2	2					
44 Eliehuris Montero, R OBP: 0.290, SLG: 0.426				F9		K			BB			4	0	0	0	0	3	0					
14 Ezequiel Tovar, R OBP: 0.287, SLG: 0.408				F8		G5-3			K			4	0	0	0	0	2	0					
16 Austin Wynns, R OBP: 0.268, SLG: 0.277				K		G4-3			HR			2	0	0	0	0	1	0					
12 Sean Bouchard, R OBP: 0.372, SLG: 0.684				K		G4-3			HR			1	1	1	1	0	0	0					
35 Elias Diaz, R OBP: 0.316, SLG: 0.409				K		G5-3			1B			1	0	1	0	0	0	0					
9 Brenton Doyle, R OBP: 0.250, SLG: 0.343				G5-3		E5			K			4	1	1	0	0	2	2					
Inning Stats	R: 0 E: 0 K: 2 S: 8	H: 0 LOB: 0 BB: 0 P: 13	R: 0 E: 0 K: 1 S: 8	H: 0 LOB: 0 BB: 0 P: 12	R: 0 E: 0 K: 1 S: 10	H: 0 LOB: 0 BB: 0 P: 15	R: 1 E: 0 K: 1 S: 14	H: 1 LOB: 0 BB: 0 P: 19	R: 0 E: 0 K: 0 S: 9	H: 0 LOB: 1 BB: 0 P: 14	R: 0 E: 0 K: 3 S: 10	H: 0 LOB: 0 BB: 0 P: 18	R: 0 E: 0 K: 1 S: 8	H: 0 LOB: 2 BB: 2 P: 16	R: 0 E: 0 K: 3 S: 12	H: 1 LOB: 2 BB: 0 P: 16	R: 1 E: 0 K: 0 S: 2	H: 0 LOB: 0 BB: 0 P: 3	1B: 2 2B: 0 3B: 0 HR: 2	SF: 0 SAC: 0 DP: 0 HBP: 0	WP: 1 PB: 0 SB: 2 CS: 0	PA: 38	
PITCHER	17 Bailey Ober, R ERA: 3.43	61 Brock Stewart, R ERA: 0.65	66 Jorge Alcala, R ERA: 0.23	55 Kody Funderburk, L ERA: 0.75	16 Jordan Luplow, R ERA: 13.5																		

Minnesota Twins @ Colorado Rockies
Coors Field, Denver, CO
Sun Oct 01 2023, 1:12 PM - 4:18 PM MDT
Att. 33,375 - Party Cloudy - 79 F

livebaseballscorecards.com

AB 36
R 3
H 4
RBI 2
BB 2
SO 17
LOB 5



Batter	1	2	3	4	5	6	7	8	9	AB	R	H	RBI	BB	SO	LOB	TOP																						
4 George Springer, R (1,9)										5	0	0	0	0	0	2																							
13 Brandon Belt, L (1,10)										4	0	0	0	0	0	2																							
27 Vladimir Guerrero Jr., R (1,3)										4	0	1	0	0	0	1																							
11 Bo Bichette, R (1,6)										4	1	2	0	0	1	2																							
8 Cavan Biggio, L (1,4)										4	0	0	0	0	1	3																							
30 Alejandro Kirk, R (1,2)										2	0	0	0	1	0	1																							
39 Kevin Kiermaier, L (1,8)										3	0	2	1	1	1	0																							
26 Matt Chapman, R (1,5)										4	0	1	0	0	1	3																							
25 Daulton Varsho, L (1,7)										2	0	0	0	0	1	1																							
15 Whit Merrifield, R (7,PH)										1	0	0	0	1	0	0																							
Inning Stats	R: 0 H: 0 E: 1 K: 0 S: 14	H: 0 LOB: 1 BB: 0 P: 18	R: 0 H: 0 E: 0 K: 0 S: 13	H: 0 LOB: 1 BB: 1 P: 20	R: 0 H: 0 E: 0 K: 2 S: 9	H: 0 LOB: 0 BB: 0 P: 12	R: 0 H: 2 E: 0 K: 0 S: 10	H: 2 LOB: 2 BB: 0 P: 16	R: 0 H: 1 E: 0 K: 1 S: 9	H: 1 LOB: 1 BB: 0 P: 11	R: 1 H: 2 E: 0 K: 0 S: 9	H: 2 LOB: 2 BB: 1 P: 18	R: 0 H: 0 E: 0 K: 0 S: 7	H: 0 LOB: 0 BB: 0 P: 10	R: 0 H: 1 E: 0 K: 2 S: 8	H: 1 LOB: 1 BB: 0 P: 8	R: 0 H: 0 E: 0 K: 2 S: 9	H: 0 LOB: 1 BB: 1 P: 14	1B: 5 2B: 1 3B: 0 HR: 0	SF: 0 SAC: 0 DP: 0 HBP: 1	WP: 0 PB: 0 SB: 0 CS: 0	PA: 37																	
PITCHER	IP	WLS	BF	H	R	ER	SO	BB	IBB	HBP	BLK	WP	HR	S	P	ERA	WHIP	PITCHER				IP	WLS	BF	H	R	ER	SO	BB	IBB	HBP	BLK	WP	HR	S	P	ERA	WHIP	
49 Pablo López, R (1,1)	5.2	W	25	5	1	1	3	2	0	1	0	0	0	62	93	1.59	1.235																						
37 Louie Varland, R (6,1)	0.1	H	1	0	0	0	0	0	0	0	0	0	0	2	2	0.00	0.000																						
56 Caleb Thielbar, L (7,1)	1.0	H	3	0	0	0	0	0	0	0	0	0	0	7	10	0.00	0.000																						
22 Griffin Jax, R (8,1)	1.0	H	4	1	0	0	2	0	0	0	0	0	0	8	8	0.00	1.000																						
59 Jhoan Duran, R (9,1)	1.0	S	4	0	0	0	2	1	0	0	0	0	0	9	14	0.00	1.000																						
Batter	1	2	3	4	5	6	7	8	9	AB	R	H	RBI	BB	SO	LOB	BOTTOM																						
47 Edouard Julien, L (1,4)										2	1	0	0	1	1	2																							
12 Kyle Farmer, R (7,PH)										1	0	0	0	0	1	0																							
11 Jorge Polanco, S (1,5)										4	0	0	0	0	2	3																							
23 Royce Lewis, R (1,10)										3	2	2	3	1	0	0																							
26 Max Kepler, L (1,9)										4	0	1	0	0	1	0																							
19 Alex Kirilloff, L (1,3)										1	0	0	0	1	0	0																							
39 Donovan Solano, R (5,PH)										1	0	0	0	1	0	2																							
4 Carlos Correa, R (1,6)										4	0	1	0	0	1	1																							
27 Ryan Jeffers, R (1,2)										3	0	0	0	1	1	0																							
38 Matt Wallner, L (1,7)										2	0	0	0	1	1	0																							
50 Willi Castro, S (7,7)										1	0	0	0	0	1	3																							
2 Michael Taylor, R (1,8)										3	0	1	0	0	2	0																							
Inning Stats	R: 2 H: 1 E: 0 K: 1 S: 15	H: 1 LOB: 2 BB: 1 P: 27	R: 0 H: 1 E: 0 K: 1 S: 11	H: 1 LOB: 1 BB: 1 P: 18	R: 1 H: 1 E: 0 K: 0 S: 8	H: 1 LOB: 0 BB: 0 P: 15	R: 0 H: 0 E: 0 K: 3 S: 9	H: 0 LOB: 0 BB: 0 P: 13	R: 0 H: 1 E: 0 K: 1 S: 7	H: 1 LOB: 2 BB: 1 P: 14	R: 0 H: 0 E: 0 K: 0 S: 8	H: 0 LOB: 0 BB: 0 P: 9	R: 0 H: 0 E: 0 K: 3 S: 12	H: 0 LOB: 0 BB: 0 P: 17	R: 0 H: 1 E: 0 K: 2 S: 12	H: 1 LOB: 3 BB: 2 P: 25	1B: 3 2B: 0 3B: 0 HR: 2	SF: 0 SAC: 0 DP: 0 HBP: 0	WP: 0 PB: 0 SB: 0 CS: 0	PA: 35																			
PITCHER	IP	WLS	BF	H	R	ER	SO	BB	IBB	HBP	BLK	WP	HR	S	P	ERA	WHIP	PITCHER				IP	WLS	BF	H	R	ER	SO	BB	IBB	HBP	BLK	WP	HR	S	P	ERA	WHIP	
34 Kevin Gausman, R (1,1)	4.0	L	18	3	3	3	5	3	0	0	0	0	0	5	11	0.00	1.500																						
50 Erik Swanson, R (5,1)	0.2		3	0	0	0	1	1	0	0	0	0	0	5	11	0.00	1.500																						
58 Tim Mayza, L (5,1)	0.1		2	1	0	0	0	0	0	0	0	0	0	2	3	0.00	3.000																						
37 Chad Green, R (6,1)	1.1		4	0	0	0	1	0	0	0	0	0	0	11	14	0.00	0.000																						
92 Génesis Cabrera, L (7,1)	0.2		2	0	0	0	2	0	0	0	0	0	0	9	12	0.00	0.000																						

Toronto Blue Jays @ Minnesota Twins
Target Field, Minneapolis, MN
Tue Oct 03 2023, 3:42 PM - 6:20 PM CDT
Att: 38,450 - Overcast - 84 F

AB	33
R	1
H	6
RBI	1
BB	3
SO	7
LOB	15



Toronto Blue Jays @ Minnesota Twins
Target Field, Minneapolis, MN
Tue Oct 03 2023, 3:42 PM - 6:20 PM CDT
Att: 38,450 - Overcast - 84 F

AB	29
R	3
H	5
RBI	3
BB	6
SO	11
LOB	11



Batter	1	2	3	4	5	6	7	8	9	AB R H RBI BB SO LOB	TOP												
47 Edouard Julien, L (1,4) OBP: 0.333, SLG: 0.300										4 0 1 0 1 2 3	Minnesota Twins @ Houston Astros Minute Maid Park, Houston, TX Sat Oct 07 2023, 3:47 PM - 6:44 PM CDT Att. 43,024 - Roof Closed - 73 F												
11 Jorge Polanco, S (1,5) OBP: 0.385, SLG: 0.583										5 1 2 3 0 3 2													
23 Royce Lewis, R (1,10) OBP: 0.385, SLG: 1.091										5 1 1 1 1 0 1 3													
26 Max Kepler, L (1,9) OBP: 0.333, SLG: 0.364										3 0 1 0 1 1 1													
19 Alex Kirilloff, L (1,3) OBP: 0.333, SLG: 0.364										3 0 0 0 1 1 3													
4 Carlos Correa, R (1,6) OBP: 0.500, SLG: 0.545										4 0 2 0 0 1 1													
38 Matt Wallner, L (1,7) OBP: 0.333, SLG: 0.364										3 1 0 0 0 2 2													
27 Ryan Jeffers, R (1,2) OBP: 0.333, SLG: 0.200										4 1 2 0 0 1 1													
2 Michael Taylor, R (1,8) OBP: 0.250, SLG: 0.143										1 0 0 0 0 0 2													
50 Willi Castro, S (7,PH) OBP: 0.167, SLG: 0.167										2 0 0 0 0 1 3													
Inning Stats	R: 0 E: 0 K: 0 S: 10	H: 1 LOB: 2 BB: 2 P: 23	R: 0 E: 0 K: 0 S: 8	H: 2 LOB: 1 BB: 0 P: 13	R: 0 E: 0 K: 2 S: 12	H: 1 LOB: 0 BB: 0 P: 19	R: 0 E: 0 K: 1 S: 8	H: 0 LOB: 0 BB: 0 P: 10	R: 0 E: 0 K: 2 S: 9	H: 0 LOB: 1 BB: 1 P: 13	R: 0 E: 0 K: 1 S: 8	H: 0 LOB: 1 BB: 1 P: 15	R: 0 E: 0 K: 3 S: 17	H: 4 LOB: 1 BB: 0 P: 27	R: 0 E: 0 K: 2 S: 14	H: 1 LOB: 1 BB: 0 P: 20	R: 0 E: 0 K: 2 S: 9	H: 0 LOB: 0 BB: 0 P: 16	1B: 4 2B: 3 HR: 2	SF: 0 SAC: 0 DP: 2 HBP: 2	WP: 1 PB: 0 CS: 0	PA: 39	
PITCHER	IP WLS BF H R ER SO BB IBB HBP BLK WP HR S P ERA WHIP	6.0 W 24 4 0 0 6 3 0 1 0 0 0 55 93 0.00 1.167	0.2 6 3 4 4 2 0 0 0 1 0 0 2 11 18 54.00 4.500	1.1 H 6 2 0 0 3 0 0 0 0 0 1 0 20 29 0.00 1.500	1.0 S 3 0 0 0 2 0 0 0 0 0 0 0 9 16 0.00 0.000																		

AB	34
R	4
H	9
RBI	4
BB	3
SO	13
LOB	21



Batter	1	2	3	4	5	6	7	8	9	AB R H RBI BB SO LOB	BOTTOM											
27 Jose Altuve, R (1,4) OBP: 0.500, SLG: 1.000										4 1 1 1 0 0 2	Minnesota Twins @ Houston Astros Minute Maid Park, Houston, TX Sat Oct 07 2023, 3:47 PM - 6:44 PM CDT Att. 43,024 - Roof Closed - 73 F											
2 Alex Bregman, R (1,5) OBP: 0.500, SLG: 0.333										3 2 1 0 0 1 0												
44 Yordan Alvarez, L (1,10) OBP: 0.750, SLG: 2.667										3 3 2 3 1 1 0												
30 Kyle Tucker, L (1,9) OBP: 0.250, SLG: 0.500										4 0 1 0 0 2 2												
79 José Abreu, R (1,3) OBP: 0.500, SLG: 0.333										3 0 1 1 1 0 1												
23 Michael Brantley, L (1,7) OBP: 0.500, SLG: 0.333										3 0 1 0 1 1 2												
14 Mauricio Dubón, R (8,PR) ERA: 9.0										0 0 0 0 0 0 0												
20 Chas McCormick, R (1,8) OBP: 0.250, SLG: 0.250										4 0 1 1 0 0 2												
3 Jeremy Peña, R (1,6) OBP: 0.250, SLG: 0.250										4 0 1 0 0 1 2												
15 Martín Maldonado, R (1,2) ERA: 3.86										3 0 0 0 1 1 2												
Inning Stats	R: 1 E: 0 K: 1 S: 10	H: 2 LOB: 1 BB: 0 P: 14	R: 0 E: 0 K: 0 S: 7	H: 1 LOB: 0 BB: 0 P: 10	R: 2 E: 0 K: 1 S: 11	H: 1 LOB: 2 BB: 1 P: 22	R: 0 E: 0 K: 1 S: 12	H: 0 LOB: 0 BB: 0 P: 13	R: 1 E: 0 K: 2 S: 13	H: 1 LOB: 1 BB: 1 P: 24	R: 0 E: 0 K: 0 S: 8	H: 0 LOB: 1 BB: 1 P: 14	R: 0 E: 0 K: 2 S: 13	H: 1 LOB: 1 BB: 0 P: 24	R: 0 E: 0 K: 0 S: 8	H: 0 LOB: 1 BB: 1 P: 14	1B: 5 2B: 1 3B: 0 HR: 3	SF: 0 SAC: 0 DP: 0 HBP: 1	WP: 1 PB: 0 CS: 0	PA: 36		
PITCHER	IP WLS BF H R ER SO BB IBB HBP BLK WP HR S P ERA WHIP	3.0 L 14 4 3 3 2 2 0 0 1 0 0 25 43 9.00 3.000	1.1 4 2 2 2 2 0 0 0 0 0 1 0 25 43 9.00 3.000	1.1 4 0 0 0 2 0 0 0 0 0 0 0 12 19 0.00 0.000	0.2 4 1 1 1 1 1 0 0 0 0 1 9 18 13.50 3.000	1.0 4 0 0 0 0 1 0 0 0 0 0 8 14 0.00 1.000																

AB	31
R	6
H	9
RBI	6
BB	4
SO	7
LOB	13



Batter	1	2	3	4	5	6	7	8	9	AB	R	H	RBI	BB	SO	LOB	TOP					
39 Donovan Solano, R OBP: 0.500, SLG: 0.200 19 Alex Kirilloff, L (6, FH) (6, 3)	G5-3	G5-4-3				G4-3		K		3	1	1	0	0	0	1						
11 Jorge Polanco, S OBP: 0.353, SLG: 0.467	4 2B BB		G6-3		SH1-3		P6		L3	3	1	0	0	1	0	0						
23 Royce Lewis, R OBP: 0.389, SLG: 0.867	K		K		4 1B 27 FC1-5 BB		4 2B 47 1B		K	4	1	1	0	1	3	1						
4 Carlos Correa, R OBP: 0.588, SLG: 0.733	1-H 2B				27 FC1-5 1B		47 1B		K	4	0	3	3	1	1	0						
27 Ryan Jeffers, R OBP: 0.313, SLG: 0.154	K				FC1-5 1B		47 1B HBP			3	0	0	0	0	2	4						
50 Willi Castro, S OBP: 0.300, SLG: 0.222 (1, 7) (7, 5)			G5-3				K			3	1	1	0	1	1	3						
12 Kyle Farmer, R OBP: 0.250, SLG: 1.000 47 Edouard Julien, L OBP: 0.385, SLG: 0.364 45 Andrew Stevenson, L (7, 7)	1-H HR		G5-3				K			3	1	1	2	0	1	3						
26 Max Kepler, L OBP: 0.313, SLG: 0.333							G4-3		K	4	0	1	0	0	2	0						
2 Michael Taylor, R OBP: 0.250, SLG: 0.182			FC5-4 39 G5-4-3 1-2				F7		G5-3	4	1	1	0	0	0	1						
Inning Stats	R: 1 E: 0 K: 2 S: 13	H: 1 LOB: 1 BB: 1 P: 22	R: 2 E: 0 K: 0 S: 16	H: 3 LOB: 0 BB: 0 P: 22	R: 0 E: 0 K: 2 S: 11	H: 0 LOB: 1 BB: 1 P: 18	R: 0 E: 0 K: 1 S: 8	H: 0 LOB: 0 BB: 0 P: 12	R: 2 E: 0 K: 1 S: 13	H: 3 LOB: 3 BB: 2 P: 27	R: 0 E: 0 K: 0 S: 6	H: 0 LOB: 0 BB: 0 P: 11	R: 1 E: 0 K: 1 S: 13	H: 3 LOB: 2 BB: 0 P: 24	R: 0 E: 0 K: 2 S: 7	H: 0 LOB: 0 BB: 0 P: 14	R: 0 E: 0 K: 2 S: 9	H: 0 LOB: 0 BB: 0 P: 15	1B: 7 2B: 2 3B: 0 HR: 1	SF: 0 SAC: 1 DP: 1 HBP: 1	WP: 0 PB: 0 SB: 0 CS: 0	PA: 40
PITCHER	IP	WLS	BF	H	R	ER	SO	BB	IBB	HBP	BLK	WP	HR	S	P	ERA	WHIP					
Framber Valdez, L ERA: 10.38	4.1	L	22	7	5	5	5	3	0	0	0	0	1	57	90	10.38	2.308					
88 Phil Maton, R ERA:	0.2		3	0	0	0	1	1	0	0	0	0	0	4	11	0.00	1.500					
45 Ryne Stanek, R ERA: 6.75	1.1		6	2	1	1	0	0	0	0	0	0	0	13	24	6.75	1.500					
47 Rafael Montero, R ERA:	1.2		6	1	0	0	3	0	0	1	0	0	0	13	25	0.00	0.600					
58 Hunter Brown, R ERA:	1.0		3	0	0	0	2	0	0	0	0	0	0	9	15	0.00	0.000					

Minnesota Twins @ Houston Astros
Minute Maid Park, Houston, TX
Sun Oct 08 2023, 7:05 PM - 10:14 PM CDT
Att: 43,017 - Partly Cloudy - 73 F

AB	34
R	6
H	10
RBI	6
BB	4
SO	11
LOB	13



Batter	1	2	3	4	5	6	7	8	9	AB	R	H	RBI	BB	SO	LOB	BOTTOM					
27 Jose Altuve, R OBP: 0.375, SLG: 0.750	1B				P4			L9		4	0	2	0	0	0	1						
2 Alex Bregman, R OBP: 0.375, SLG: 0.167	K		F8		K			44 HR BB		3	1	0	0	1	2	3						
44 Yordan Alvarez, L OBP: 0.500, SLG: 1.714	F9				K			1-H HR		4	1	1	2	0	2	1						
30 Kyle Tucker, L OBP: 0.250, SLG: 0.286	F8				23 1B 79 G5-3 BB		F7		K	3	0	0	0	1	1	1						
79 José Abreu, R OBP: 0.250, SLG: 0.143			F8		G5-3		P6		G4-3	4	0	0	0	0	0	1						
23 Michael Brantley, L OBP: 0.375, SLG: 0.286			G4-3						G4-3	4	0	1	0	0	1	0						
20 Chas McCormick, R OBP: 0.250, SLG: 0.250			K						G6-3	4	0	1	0	0	2	2						
3 Jeremy Peña, R OBP: 0.375, SLG: 0.500									G6-3	4	0	2	0	0	0	1						
15 Martín Maldonado, R 21 Yainer Diaz, R (7, PH) (8, 2)			G5-4-3 1B						G6-3	2	0	0	0	0	0	2						
Inning Stats	R: 0 E: 0 K: 1 S: 9	H: 1 LOB: 1 BB: 0 P: 12	R: 0 E: 0 K: 1 S: 9	H: 0 LOB: 0 BB: 0 P: 14	R: 0 E: 0 K: 0 S: 9	H: 2 LOB: 1 BB: 0 P: 15	R: 0 E: 0 K: 2 S: 13	H: 1 LOB: 2 BB: 1 P: 22	R: 0 E: 0 K: 1 S: 10	H: 1 LOB: 1 BB: 0 P: 13	R: 0 E: 0 K: 1 S: 8	H: 0 LOB: 0 BB: 0 P: 12	R: 0 E: 0 K: 1 S: 11	H: 1 LOB: 1 BB: 0 P: 17	R: 2 E: 0 K: 1 S: 12	H: 1 LOB: 0 BB: 1 P: 22	R: 0 E: 0 K: 0 S: 5	H: 0 LOB: 0 BB: 0 P: 7	1B: 5 2B: 1 3B: 0 HR: 1	SF: 0 SAC: 0 DP: 1 HBP: 0	WP: 1 PB: 0 SB: 0 CS: 0	PA: 35
PITCHER	IP	WLS	BF	H	R	ER	SO	BB	IBB	HBP	BLK	WP	HR	S	P	ERA	WHIP					
49 Pablo López, R ERA: 0.71	7.0	W	27	6	0	0	7	1	0	0	0	0	1	69	105	0.00	1.000					
61 Brock Stewart, R ERA: 9.0	1.0		5	1	2	2	1	1	0	0	0	0	1	12	22	18.00	2.000					
59 Jhoan Duran, R ERA:	1.0		3	0	0	0	0	0	0	0	0	0	0	5	7	0.00	0.000					

Minnesota Twins @ Houston Astros
Minute Maid Park, Houston, TX
Sun Oct 08 2023, 7:05 PM - 10:14 PM CDT
Att: 43,017 - Partly Cloudy - 73 F

AB	33
R	2
H	7
RBI	2
BB	2
SO	8
LOB	13



Batter	1	2	3	4	5	6	7	8	9	AB	R	H	RBI	BB	SO	LOB	TOP					
27 Jose Altuve, R OBP: 0.235, SLG: 0.412	G6-3		G6-3		G6-3			F9		4	0	0	0	0	0	0	Houston Astros @ Minnesota Twins Target Field, Minneapolis, MN Wed Oct 11 2023, 6:09 PM - 8:47 PM CDT Att: 40,977 - Clear - 57 F					
2 Alex Bregman, R OBP: 0.294, SLG: 0.400	F8		L8		K			F8		4	0	0	0	0	1	0						
44 Yordan Alvarez, L OBP: 0.471, SLG: 1.313	F7				79 HR 1B			K		4	1	1	0	0	2	0						
30 Kyle Tucker, L OBP: 0.294, SLG: 0.214		K			K			K		4	0	0	0	0	3	1						
79 José Abreu, R OBP: 0.353, SLG: 0.875		P3			HR			P3		4	1	2	2	0	0	0						
23 Michael Brantley, L OBP: 0.333, SLG: 0.545					F9			K		4	1	1	1	0	1	1						
14 Mauricio Dubón, R OBP: 0.400, SLG: 0.400										0	0	0	0	0	0	0						
20 Chas McCormick, R OBP: 0.364, SLG: 0.364								K		3	0	2	0	0	1	0						
3 Jeremy Peña, R OBP: 0.313, SLG: 0.333					F9			G5-3		3	0	0	0	0	0	2						
15 Martín Maldonado, R OBP: 0.231, SLG: 0.167								G4-3		3	0	0	0	0	2	0						
Inning Stats	R: 0 E: 0 K: 0 S: 5	H: 0 LOB: 0 BB: 0 P: 10	R: 1 E: 0 K: 1 S: 13	H: 2 LOB: 1 BB: 0 P: 16	R: 0 E: 0 K: 1 S: 9	H: 0 LOB: 0 BB: 0 P: 12	R: 2 E: 0 K: 1 S: 14	H: 3 LOB: 1 BB: 0 P: 21	R: 0 E: 0 K: 2 S: 10	H: 0 LOB: 0 BB: 0 P: 13	R: 0 E: 0 K: 2 S: 9	H: 0 LOB: 0 BB: 0 P: 12	R: 0 E: 0 K: 2 S: 15	H: 0 LOB: 0 BB: 0 P: 18	R: 0 E: 0 K: 0 S: 10	H: 0 LOB: 0 BB: 0 P: 15	R: 0 E: 0 K: 1 S: 8	H: 1 LOB: 1 BB: 0 P: 8	1B: 4 2B: 0 3B: 0 HR: 2	SF: 0 SAC: 0 DP: 0 HBP: 0	WP: 0 PB: 0 SB: 0 CS: 0	PA: 33
PITCHER	IP	WLS	BF	H	R	ER	SO	BB	IBB	HBP	BLK	WP	HR	S	P	ERA	WHIP					
41 Joe Ryan, R ERA: 4.5	2.0		8	2	1	1	1	0	0	0	0	0	1	18	26	4.50	1.000					
61 Brock Stewart, R ERA: 9.0	1.0		3	0	0	0	1	0	0	0	0	0	0	9	12	0.00	0.000					
56 Caleb Thielbar, L ERA: 9.0	0.2	L	4	2	2	2	1	0	0	0	0	0	1	10	17	27.00	3.000					
20 Chris Paddack, R ERA:	2.1		8	1	0	0	4	0	0	0	0	0	0	23	29	0.00	0.429					
22 Griffin Jax, R ERA:	1.0		3	0	0	0	2	0	0	0	0	0	0	15	18	0.00	0.000					
PITCHER	IP	WLS	BF	H	R	ER	SO	BB	IBB	HBP	BLK	WP	HR	S	P	ERA	WHIP					
59 Jhoan Duran, R ERA:	2.0		7	1	0	0	1	0	0	0	0	0	0	18	23	0.00	0.500					

AB	33
R	3
H	6
RBI	3
BB	0
SO	10
LOB	4



Batter	1	2	3	4	5	6	7	8	9	AB	R	H	RBI	BB	SO	LOB	BOTTOM					
47 Edouard Julien, L OBP: 0.455, SLG: 0.588	L6							K		3	1	2	1	1	1	0	Houston Astros @ Minnesota Twins Target Field, Minneapolis, MN Wed Oct 11 2023, 6:09 PM - 8:47 PM CDT Att: 40,977 - Clear - 57 F					
11 Jorge Polanco, S OBP: 0.320, SLG: 0.333	L6		G4-3				F8			4	0	0	0	0	1	2						
23 Royce Lewis, R OBP: 0.346, SLG: 0.773					G5-3					3	1	1	1	1	1	0						
26 Max Kepler, L OBP: 0.250, SLG: 0.304					F9					4	0	0	0	0	2	1						
4 Carlos Correa, R OBP: 0.458, SLG: 0.545					F8					3	0	0	0	0	1	0						
27 Ryan Jeffers, R OBP: 0.281, SLG: 0.105										3	0	0	0	0	2	0						
50 Willi Castro, S OBP: 0.294, SLG: 0.200										3	0	0	0	0	2	0						
39 Donovan Solano, R OBP: 0.308, SLG: 0.100										3	0	0	0	0	3	0						
2 Michael Taylor, R OBP: 0.214, SLG: 0.154										2	0	0	0	0	1	0						
25 Byron Buxton, R (8, PH)										1	0	0	0	0	0	0						
38 Matt Wallner, L (9, 7)										0	0	0	0	0	0	0						
Inning Stats	R: 1 E: 0 K: 0 S: 10	H: 2 LOB: 0 BB: 0 P: 14	R: 0 E: 0 K: 3 S: 10	H: 0 LOB: 0 BB: 0 P: 14	R: 0 E: 0 K: 2 S: 9	H: 0 LOB: 1 BB: 1 P: 16	R: 0 E: 0 K: 0 S: 7	H: 0 LOB: 0 BB: 0 P: 12	R: 0 E: 0 K: 1 S: 10	H: 0 LOB: 0 BB: 0 P: 14	R: 1 E: 0 K: 1 S: 12	H: 1 LOB: 1 BB: 1 P: 23	R: 0 E: 0 K: 2 S: 8	H: 0 LOB: 0 BB: 0 P: 12	R: 0 E: 0 K: 2 S: 9	H: 0 LOB: 0 BB: 0 P: 12	R: 0 E: 0 K: 3 S: 9	H: 0 LOB: 0 BB: 0 P: 18	1B: 0 2B: 2 3B: 0 HR: 2	SF: 0 SAC: 0 DP: 1 HBP: 0	WP: 0 PB: 0 SB: 0 CS: 0	PA: 31
PITCHER	IP	WLS	BF	H	R	ER	SO	BB	IBB	HBP	BLK	WP	HR	S	P	ERA	WHIP					
65 José Urquidy, R ERA: 3.18	1.1		5	0	0	0	3	1	0	0	0	0	0	13	23	0.00	0.750					
50 Héctor Neris, R ERA: 18.0	1.0	H	3	0	0	0	2	0	0	0	0	0	0	9	12	0.00	0.000					
52 Bryan Abreu, R ERA:	1.0	S	3	0	0	0	3	0	0	0	0	0	0	9	18	0.00	0.000					
55 Ryan Pressly, R ERA:	1.0		3	0	0	0	3	0	0	0	0	0	0	9	18	0.00	0.000					

AB	29
R	2
H	3
RBI	2
BB	2
SO	14
LOB	3

