

# Montreal Expos - 1969

Batter	1	2	3	4	5	6	7	8	9	AB	R	H	RBI	BB	SO	LOB	TOP							
Maury Wills, S OBP: 0.500, SLG: 0.833	0-3 K		0-0 4-3 1B 2B	0-0 2B		0-0 FC6-4 2B	0-0 1-3 2-H 1B		0-0 1-3	6	2	3	1	0	1	1								
Gary Sutherland, R (1.4)	0-0 E4 BB E		0-0 4-3	0-0 6-3		0-0 P4	0-0 5-3		0-0 5-3	6	1	0	0	0	0	5								
Rusty Staub, L OBP: 0.833, SLG: 1.667	0-0 P5		0-0 2B 1B	4-0 IBB		4-0 2B BB		0-0 HR	4	0	0	0	0	0	1									
Mack Jones, L OBP: 0.600, SLG: 1.000 Don Bosch, S (8.8)	4-0 E BB		0-0 1-3 2B	0-0 4-1		0-0 1-3 2B		0-3 K	4	1	2	2	1	1	2									
Bob Bailey, R OBP: 0.600, SLG: 0.750	0-0 E4 1-H 2-H 2B		4-0 FC6-4 IBB		0-0 F9	0-0 5-3		0-0 1B HR	4	1	2	2	1	0	1									
John Bateman, R OBP: 0.200, SLG: 0.200	0-0 P4		0-3 K		0-3 K		0-0 6-3	0-3 HR 1B	5	1	1	0	0	2	4									
Coco Laboy, R OBP: 0.200, SLG: 0.800		0-0 F2	0-0 FC6-4 1-2		0-0 E4		0-3 K	0-0 1-H 3-H HR	5	1	1	3	0	1	3									
Don Hahn, R Don Shaw, L Carroll Sembera, R (9.1)	0-3 K		0-0 6-3		0-3 K		4-0 BB 1B BB	0-3 K	3	0	0	0	0	2	1									
Mudcat Grant, R Dan McGinn, L Jerry Robertson, S Ty Cline, L (8.7)	0-0 F8		0-0 HR		4-0 FC6-4 BB	4-0 1B BB		0-0 L3	1	0	0	0	0	0	0									
<b>Inning Stats</b>	R: 2 E: 2 K: 1 S: 7	H: 1 LOB: 1 BB: 1 P: 11	R: 0 E: 0 K: 1 S: 5	H: 0 LOB: 0 BB: 0 P: 5	R: 1 E: 0 K: 1 S: 8	H: 3 LOB: 3 BB: 1 P: 12	R: 1 E: 0 K: 0 S: 5	H: 2 LOB: 2 BB: 1 P: 9	R: 0 E: 1 K: 2 S: 8	H: 0 LOB: 1 BB: 0 P: 8	R: 2 E: 0 K: 0 S: 4	H: 1 LOB: 1 BB: 2 P: 12	R: 1 E: 0 K: 1 S: 6	H: 1 LOB: 2 BB: 2 P: 14	R: 4 E: 0 K: 2 S: 11	H: 4 LOB: 0 BB: 0 P: 11	R: 0 E: 0 K: 1 S: 5	H: 0 LOB: 1 BB: 1 P: 9	1B: 4 2B: 5 3B: 0 HR: 3	SF: 0 SAC: 0 DP: 0 HBP: 0	WP: 0 PB: 0 SB: 1 CS: 0	PA: 49		
<b>PITCHER</b>	IP WLS BF H R ER SO BB IBB HBP BLK WP HR S P ERA WHIP	5.0 L 12 2 3 3 1 4 0 0 0 0 1 6 6 13.50 3.000	1.1 L 4 3 3 3 1 0 0 0 0 0 1 6 6 81.00 9.000	1.2 S 7 1 1 1 2 1 0 0 0 0 1 10 14 5.40 1.200																				

Batter	1	2	3	4	5	6	7	8	9	AB	R	H	RBI	BB	SO	LOB	BOTTOM								
Tommie Agee, R OBP: 0.667, SLG: 0.750	0-0 L6-3 1B	0-0 1B 1-H 2-H 2-H 2B		4-0 1B BB		0-0 F3		0-0 P4	4-0 1-2 BB	4	1	2	3	2	0	0									
Rod Gaspar, S OBP: 0.500, SLG: 0.400	0-0 L6-3 1-2	0-0 WP 1B		0-0 1B 1-2 2-H 1B		4-0 S BB		0-0 L5	0-3 K	5	1	2	1	1	1	3									
Ken Boswell, L OBP: 0.400, SLG: 0.400	0-0 1B	0-0 4-3		0-0 1B 1-3 2-H 1B		0-3 K		0-3 K	5	0	2	1	0	2	2										
Cleon Jones, R OBP: 0.600, SLG: 0.800	0-0 1B		0-0 F8	0-0 1B 1-3 3-H 2B		0-0 6-3		0-0 1B 1B	5	1	3	1	0	0	1										
Ed Charles, R OBP: 0.400, SLG: 0.250	0-0 2-3		0-3 K		0-0 2-3 1B		0-3 K	4-0 1B HR BB	4	1	1	0	1	2	2										
Ed Kranepool, L OBP: 0.500, SLG: 0.333 Al Weis, S (7. PR) (8.6)		0-0 BB 1B 2B 1B	0-3 K		0-0 L9		4-0 BB BB	0-0 F9	3	1	1	0	1	1	1										
Jerry Grote, R OBP: 0.800, SLG: 0.667		0-0 BB 2B 1B		4-0 BLK 1B BB	0-0 2-3		4-0 G5-4-3 BB	0-0 1-3 2-H HR 1B	3	3	2	1	2	0	1										
Bud Harrelson, S Ron Swoboda, R (7. PH) (8.7)		4-0 BB BB BB BB 1B		0-3 K		0-0 G5-4-3		0-0 HR 1B	1	1	0	0	2	1	1										
Ron Taylor, R Duffy Dyer, R OBP: 1.000, SLG: 4.000		1-2 2-3 2B BB		1-2 K		1-2 IBB		1-3 3-H HR	1	1	1	3	0	0	0										
Tom Seaver, R Kevin Collins, L Cal Koonce, R Al Jackson, L Amos Otis, R OBP: 0.500, SLG: 0.500		0-3 K		0-0 1-3		0-0 F5		0-0 5-3	2	0	0	0	0	1	4										
<b>Inning Stats</b>	R: 0 E: 0 K: 0 S: 5	H: 3 LOB: 2 BB: 0 P: 5	R: 3 E: 0 K: 1 S: 8	H: 4 LOB: 1 BB: 1 P: 12	R: 0 E: 0 K: 2 S: 7	H: 0 LOB: 0 BB: 0 P: 7	R: 3 E: 0 K: 1 S: 7	H: 3 LOB: 2 BB: 2 P: 15	R: 0 E: 0 K: 1 S: 4	H: 0 LOB: 1 BB: 1 P: 9	R: 0 E: 0 K: 1 S: 5	H: 0 LOB: 2 BB: 2 P: 12	R: 0 E: 0 K: 1 S: 3	H: 0 LOB: 0 BB: 0 P: 3	R: 4 E: 0 K: 2 S: 11	H: 4 LOB: 2 BB: 2 P: 19	R: 0 E: 0 K: 1 S: 5	H: 0 LOB: 1 BB: 1 P: 9	1B: 12 2B: 3 3B: 0 HR: 1	SF: 0 SAC: 0 DP: 2 HBP: 0	WP: 1 PB: 0 SB: 2 CS: 0	PA: 47			
<b>PITCHER</b>	IP WLS BF H R ER SO BB IBB HBP BLK WP HR S P ERA WHIP	1.1 10 11 3 3 3 3 2 0 0 0 1 1 0 15 23 11.57 2.143	1.1 6 2 0 0 0 0 0 1 0 0 0 0 0 5 9 0.00 1.500	3.2 W 17 3 4 4 3 4 0 0 0 0 1 19 35 9.82 1.909	0.1 S 3 1 0 0 1 1 0 0 0 0 0 4 8 0.00 6.000																				

Montreal Expos @ New York Mets  
Shea Stadium, Flushing, NY  
Tue Apr 08 1969, 3:33 AM EST  
Att: 44,541 - Unknown

AB	41
R	11
H	12
RBI	11
BB	8
SO	9
LOB	19



Montreal Expos @ New York Mets  
Shea Stadium, Flushing, NY  
Tue Apr 08 1969, 3:33 AM EST  
Att: 44,541 - Unknown

AB	38
R	10
H	15
RBI	10
BB	9
SO	8
LOB	21





Batter	1	2	3	4	5	6	7	8	9	AB	R	H	RBI	BB	SO	LOB	TOP					
Maury Wills, S OBP: 0.455, SLG: 0.556	0-0 4-3	4-0 G1-2-3 BB		0-3 K			0-0 1-3		4-0 G4-6-3 BB	3	0	0	1	2	1	2	<b>Montreal Expos @ New York Mets</b> Shea Stadium, Flushing, NY Wed Apr 09 1969, 3:33 AM EST Att: 13,827 - Unknown					
Gary Sutherland, R (1.4)	0-0 5-3	0-0 G1-2-3			0-0 F9		0-3 K		0-0 G4-6-3	5	0	0	0	0	1	5						
Rusty Staub, L OBP: 0.636, SLG: 1.375	0-0	F3			0-0 L3		0-0 F4			5	1	2	1	0	0	3						
Mack Jones, L OBP: 0.500, SLG: 0.625	0-0 P6		0-0 6-3		0-0 4-3			0-0 1B 2B	4-0 1B BB	4	1	1	0	1	0	1						
Bob Bailey, R OBP: 0.600, SLG: 0.778		0-0 BB 1B	0-3 K			0-0 2B		0-3 K	0-0 1B	5	1	3	0	0	2	1						
John Bateman, R OBP: 0.300, SLG: 0.222		4-0 BB 1B	0-0 F7			0-0 F9		0-0 2B 1B	0-0 F8	4	1	1	0	1	0	3						
Coco Laboy, R OBP: 0.444, SLG: 0.875		4-0 1B BB		0-0 SH1-4 1B		0-3 K		0-0 1-3 3H 2B		3	1	2	1	1	1	1						
Don Hahn, R OBP: 0.167, SLG: 0.167 (8, PH)		0-0		0-3 K				0-3 K		3	0	1	2	0	2	2						
Manny Mota, R (8, PH)		0-0 BB 1B		0-3 K				0-3 K		1	0	0	0	0	1	2						
Dan McGinn, L OBP: 1.000, SLG: 4.000 (8, PH)		1-3 2H 3H 1B		0-0 SH1-4				4-0 1-3 BB		0	0	0	0	0	0	0						
Bill Stoneman, R Steve Shea, R Ty Cline, L Mike Wegener, R Ron Brand, R Jerry Robertson, S Floyd Wicker, L		4-0 C1-2-3 BB		1-2						0	0	0	0	0	0	0						
<b>Inning Stats</b>	R: 0 E: 0 K: 0 S: 4	H: 1 LOB: 1 BB: 0 P: 4	R: 3 E: 0 K: 0 S: 4	H: 2 LOB: 2 BB: 4 P: 20	R: 0 E: 0 K: 1 S: 5	H: 0 LOB: 0 BB: 0 P: 5	R: 0 E: 0 K: 2 S: 8	H: 1 LOB: 1 BB: 0 P: 8	R: 0 E: 0 K: 0 S: 3	H: 0 LOB: 0 BB: 0 P: 3	R: 0 E: 0 K: 1 S: 5	H: 0 LOB: 1 BB: 1 P: 9	R: 1 E: 0 K: 3 S: 12	H: 3 LOB: 2 BB: 2 P: 12	R: 1 E: 0 K: 0 S: 4	H: 2 LOB: 2 BB: 2 P: 12	1B: 6 2B: 3 3B: 0 HR: 1	SF: 0 SAC: 1 DP: 2 HBP: 0	WP: 0 PB: 0 SB: 0 CS: 0	PA: 42		
<b>PITCHER</b>	IP WLS BF H R ER SO BB IBB HBP BLK WP HR S P ERA WHIP	IP WLS BF H R ER SO BB IBB HBP BLK WP HR S P ERA WHIP	IP WLS BF H R ER SO BB IBB HBP BLK WP HR S P ERA WHIP	IP WLS BF H R ER SO BB IBB HBP BLK WP HR S P ERA WHIP	IP WLS BF H R ER SO BB IBB HBP BLK WP HR S P ERA WHIP	IP WLS BF H R ER SO BB IBB HBP BLK WP HR S P ERA WHIP	IP WLS BF H R ER SO BB IBB HBP BLK WP HR S P ERA WHIP	IP WLS BF H R ER SO BB IBB HBP BLK WP HR S P ERA WHIP	IP WLS BF H R ER SO BB IBB HBP BLK WP HR S P ERA WHIP	IP WLS BF H R ER SO BB IBB HBP BLK WP HR S P ERA WHIP	IP WLS BF H R ER SO BB IBB HBP BLK WP HR S P ERA WHIP	IP WLS BF H R ER SO BB IBB HBP BLK WP HR S P ERA WHIP	IP WLS BF H R ER SO BB IBB HBP BLK WP HR S P ERA WHIP	IP WLS BF H R ER SO BB IBB HBP BLK WP HR S P ERA WHIP	IP WLS BF H R ER SO BB IBB HBP BLK WP HR S P ERA WHIP	IP WLS BF H R ER SO BB IBB HBP BLK WP HR S P ERA WHIP	IP WLS BF H R ER SO BB IBB HBP BLK WP HR S P ERA WHIP	IP WLS BF H R ER SO BB IBB HBP BLK WP HR S P ERA WHIP	IP WLS BF H R ER SO BB IBB HBP BLK WP HR S P ERA WHIP	IP WLS BF H R ER SO BB IBB HBP BLK WP HR S P ERA WHIP	IP WLS BF H R ER SO BB IBB HBP BLK WP HR S P ERA WHIP	IP WLS BF H R ER SO BB IBB HBP BLK WP HR S P ERA WHIP
Jim McAndrew, R ERA: 27.0	1.0	W	9	3	3	3	0	3	0	0	0	0	0	0	0	0	27.00	6.000				
Tug McGraw, L ERA: 1.42	6.1	W	25	5	1	1	7	2	0	0	0	0	0	0	0	0	1.42	1.105				
Nolan Ryan, R ERA: 5.4	1.2	S	8	2	1	1	2	2	0	0	0	0	0	1	10	18	5.40	2.400				


Batter	1	2	3	4	5	6	7	8	9	AB	R	H	RBI	BB	SO	LOB	BOTTOM					
Tommie Agee, R OBP: 0.355, SLG: 0.444	0-0 6-3	0-0 1-3	0-0 F9			0-0 F9	0-0 1B			5	0	1	1	0	0	2	<b>Montreal Expos @ New York Mets</b> Shea Stadium, Flushing, NY Wed Apr 09 1969, 3:33 AM EST Att: 13,827 - Unknown					
Rod Gaspar, S OBP: 0.536, SLG: 0.500	4-0 HBP 1B BB	0-0 L4-6 BB 1B		0-0 F8		0-0 1B SF9 1B		4-0 SH1-4 S BB		3	3	2	0	2	0	0						
Ken Boswell, L OBP: 0.667, SLG: 1.000	1-0 BB 1B	4-0		0-0		0-0 FC4-6 1B		0-0 SH1-4		2	2	2	1	1	0	0						
Cleon Jones, R OBP: 0.400, SLG: 0.556	0-0 1B 1B	0-0 L4-6		0-0 F9		0-0 SF9		0-0 FC5 CS		4	1	1	2	0	0	3						
Ed Charles, R OBP: 0.500, SLG: 0.571	4-0 1B 1B BB		0-0	4-0 2B 3B	4-0 FC4-6 BB	0-0 FC4-6		0-3 K		3	2	1	0	2	1	2						
Ed Kranevool, L OBP: 0.500, SLG: 0.429	0-0 1B		0-0 4-3	0-0 FC4-6		0-0 1B 1B				4	1	2	2	0	0	2						
Jerry Grote, R OBP: 0.667, SLG: 0.714	0-0		0-0 1B FC6-2		0-3 K		0-0 F9			4	0	2	2	0	1	1						
Bud Harrelson, S OBP: 0.571, SLG: 0.250	0-3 K		0-0 FC6-2 1B		0-3 K		4-0 1B BB			3	0	1	0	1	2	2						
Jim McAndrew, R	0-0 F9		0-0 FC6-2		0-3 K		0-0 P1			1	0	0	0	0	0	2						
Tug McGraw, R			0-0 FC6-2		0-3 K					3	0	0	0	0	1	4						
Nolan Ryan, R			1-2 3H		0-3 K					0	0	0	0	0	0	0						
<b>Inning Stats</b>	R: 4 E: 0 K: 1 S: 8	H: 3 LOB: 2 BB: 2 P: 17	R: 0 E: 0 K: 0 S: 3	H: 1 LOB: 1 BB: 1 P: 7	R: 1 E: 0 K: 0 S: 6	H: 3 LOB: 2 BB: 0 P: 6	R: 1 E: 0 K: 0 S: 4	H: 1 LOB: 1 BB: 1 P: 8	R: 0 E: 0 K: 3 S: 9	H: 0 LOB: 0 BB: 0 P: 9	R: 1 E: 0 K: 0 S: 5	H: 2 LOB: 1 BB: 0 P: 5	R: 1 E: 0 K: 0 S: 4	H: 2 LOB: 2 BB: 1 P: 8	R: 1 E: 1 K: 1 S: 5	H: 0 LOB: 0 BB: 1 P: 9	1B: 9 2B: 2 3B: 1 HR: 1	SF: 1 SAC: 1 DP: 1 HBP: 1	WP: 0 PB: 0 SB: 2 CS: 1	PA: 41		
<b>PITCHER</b>	IP WLS BF H R ER SO BB IBB HBP BLK WP HR S P ERA WHIP	IP WLS BF H R ER SO BB IBB HBP BLK WP HR S P ERA WHIP	IP WLS BF H R ER SO BB IBB HBP BLK WP HR S P ERA WHIP	IP WLS BF H R ER SO BB IBB HBP BLK WP HR S P ERA WHIP	IP WLS BF H R ER SO BB IBB HBP BLK WP HR S P ERA WHIP	IP WLS BF H R ER SO BB IBB HBP BLK WP HR S P ERA WHIP	IP WLS BF H R ER SO BB IBB HBP BLK WP HR S P ERA WHIP	IP WLS BF H R ER SO BB IBB HBP BLK WP HR S P ERA WHIP	IP WLS BF H R ER SO BB IBB HBP BLK WP HR S P ERA WHIP	IP WLS BF H R ER SO BB IBB HBP BLK WP HR S P ERA WHIP	IP WLS BF H R ER SO BB IBB HBP BLK WP HR S P ERA WHIP	IP WLS BF H R ER SO BB IBB HBP BLK WP HR S P ERA WHIP	IP WLS BF H R ER SO BB IBB HBP BLK WP HR S P ERA WHIP	IP WLS BF H R ER SO BB IBB HBP BLK WP HR S P ERA WHIP	IP WLS BF H R ER SO BB IBB HBP BLK WP HR S P ERA WHIP	IP WLS BF H R ER SO BB IBB HBP BLK WP HR S P ERA WHIP	IP WLS BF H R ER SO BB IBB HBP BLK WP HR S P ERA WHIP	IP WLS BF H R ER SO BB IBB HBP BLK WP HR S P ERA WHIP	IP WLS BF H R ER SO BB IBB HBP BLK WP HR S P ERA WHIP	IP WLS BF H R ER SO BB IBB HBP BLK WP HR S P ERA WHIP	IP WLS BF H R ER SO BB IBB HBP BLK WP HR S P ERA WHIP	IP WLS BF H R ER SO BB IBB HBP BLK WP HR S P ERA WHIP
Bill Stoneman, R ERA: 108.0	0.1	L	7	3	4	4	0	1	0	0	0	0	0	0	0	0	108.00	15.000				
Steve Shea, R ERA: 5.4	0.2		2	0	0	0	1	0	0	0	0	4	4	0	0	0	0.00	0.000				
Mike Wegener, R ERA: 5.4	5.0		23	7	3	3	3	2	0	0	0	0	1	27	35	5.40	1.800					
Jerry Robertson, R ERA: 3.86	1.0		5	2	1	1	0	1	0	0	0	0	0	4	8	9.00	3.000					
Dan McGinn, L ERA: 8.1	1.0		4	0	1	0	1	1	0	0	0	0	0	5	9	0.00	1.000					



Batter	1	2	3	4	5	6	7	8	9	AB	R	H	RBI	BB	SO	LOB	TOP								
Maury Wills, S OBP: 0.333, SLG: 0.385	0-0 4-3		0-3 K			0-0 F9		0-0 F8		4	0	0	0	0	1	0									
Gary Sutherland, R (1,4)	0-0 P4		0-0 5-3			0-0 6-3		0-0 6-3		4	0	0	0	0	0	0									
Rusty Staub, L OBP: 0.533, SLG: 1.000	0-0 P6			0-0 P6		4-0 FC6 BB			0-0 L9	3	0	0	0	1	0	0									
Mack Jones, L OBP: 0.429, SLG: 0.500		0-3 K		0-0 F9		0-0 FC6			0-0 FC5-4 1B	4	0	1	0	0	1	1									
Bob Bailey, R OBP: 0.429, SLG: 0.538		0-0 F8		0-0 5-3			0-0 F8		0-0 FC5-4 1B 2B	4	1	0	0	0	0	1									
John Bateman, R OBP: 0.357, SLG: 0.538		0-0 HR			0-0 F8		0-0 F8		0-0 2B 1B	4	1	2	1	0	0	0									
Coco Laboy, R OBP: 0.615, SLG: 1.091 Ron Brand, R (9, PH)		0-0 1B			0-0 1B 2B		4-0 BB BB		0-0 1-3 2-H 2B	3	0	3	1	1	0	0									
Don Hahn, R OBP: 0.111, SLG: 0.111 Manny Mota, R (9, PH)		0-3 K			0-0 F8		0-0 1-3		4-0 BB	3	0	0	0	0	1	3									
Larry Jaster, L OBP: 0.500, SLG: 0.500 Ty Cline, L (8, PH) Carroll Sembera, R Don Bosch, S (9, PH)			0-0 4-3			0-0 1B 2-H		0-3 K	0-0 L8	2	0	1	0	0	0	0									
<b>Inning Stats</b>	R: 0 E: 0 K: 0 S: 3	H: 0 LOB: 0 BB: 0 P: 3	R: 1 E: 0 K: 2 S: 9	H: 2 LOB: 1 BB: 0 P: 9	R: 0 E: 0 K: 1 S: 5	H: 0 LOB: 0 BB: 0 P: 5	R: 0 E: 0 K: 0 S: 3	H: 0 LOB: 0 BB: 0 P: 3	R: 0 E: 0 K: 0 S: 4	H: 2 LOB: 2 BB: 0 P: 4	R: 0 E: 0 K: 0 S: 3	H: 0 LOB: 1 BB: 1 P: 7	R: 0 E: 0 K: 0 S: 3	H: 0 LOB: 1 BB: 1 P: 7	R: 0 E: 0 K: 1 S: 5	H: 0 LOB: 0 BB: 0 P: 5	R: 1 E: 0 K: 0 S: 6	H: 3 LOB: 3 BB: 1 P: 10	1B: 4 2B: 2 3B: 0 HR: 1	SF: 0 SAC: 0 DP: 0 HBP: 0	WP: 0 PB: 0 SB: 0 CS: 0	PA: 36			
<b>PITCHER</b>	IP WLS BF H R ER SO BB IBB HBP BLK WP HR S P ERA WHIP	8.2 W 34 7 2 2 4 2 0 0 0 0 1 40 48 2.08 1.038	0.1 S 2 0 0 0 0 1 0 0 0 0 0 1 5 0.00 3.000																						

**Montreal Expos @ New York Mets**  
 Shea Stadium, Flushing, NY  
 Thu Apr 10 1969, 3:33 AM EST  
 Att: 8,608 - Unknown


AB	33
R	2
H	7
RBI	2
BB	3
SO	4
LOB	8



Batter	1	2	3	4	5	6	7	8	9	AB	R	H	RBI	BB	SO	LOB	BOTTOM								
Tommie Agee, R OBP: 0.467, SLG: 0.923	0-3 K				0-3 K					4	2	2	2	0	2	0									
Rod Gaspar, S OBP: 0.487, SLG: 0.333	0-0 P5		0-0 5-3		0-0 P4		0-0 F8			4	0	0	0	0	0	0									
Ken Boswell, L OBP: 0.538, SLG: 0.727	0-0 1B 1B		0-0 F2		0-0 4-3			0-0 4-3		4	1	1	0	0	0	0									
Cleon Jones, R OBP: 0.357, SLG: 0.462	0-0 1B 1B		0-0 P4		0-0 4-3		0-0 6-3			4	1	1	0	0	0	0									
Ed Charles, R OBP: 0.429, SLG: 0.455	0-0 1B 1B		0-0 L5		0-0 F7		0-3 K			4	0	1	1	0	1	0									
Ron Swoboda, R OBP: 0.500, SLG: 0.500	0-0 1B			0-0 5-3		0-0 FC6-4 1B				3	0	2	1	0	0	0									
Jerry Grote, R OBP: 0.500, SLG: 0.500	0-0 4-3			0-0 F2		0-0 FC6-4				3	0	0	0	0	0	3									
Bud Harrelson, S OBP: 0.500, SLG: 0.429		0-0 6-3		0-0 2B			0-0 6-3			3	0	1	0	0	0	0									
Gary Gentry, R Cal Koonce, R (9, 1)		0-3 K		0-3 K			0-3 K			3	0	0	0	0	3	1									
<b>Inning Stats</b>	R: 2 E: 0 K: 1 S: 9	H: 4 LOB: 2 BB: 0 P: 9	R: 1 E: 0 K: 1 S: 6	H: 1 LOB: 0 BB: 0 P: 6	R: 0 E: 0 K: 0 S: 3	H: 0 LOB: 0 BB: 0 P: 3	R: 0 E: 0 K: 1 S: 6	H: 1 LOB: 1 BB: 0 P: 6	R: 0 E: 0 K: 0 S: 5	H: 0 LOB: 0 BB: 0 P: 5	R: 0 E: 0 K: 0 S: 4	H: 1 LOB: 1 BB: 0 P: 4	R: 1 E: 0 K: 1 S: 6	H: 1 LOB: 0 BB: 0 P: 6	R: 0 E: 0 K: 1 S: 5	H: 0 LOB: 0 BB: 0 P: 5	1B: 5 2B: 1 3B: 0 HR: 2	SF: 0 SAC: 0 DP: 0 HBP: 0	WP: 0 PB: 0 SB: 0 CS: 0	PA: 32					
<b>PITCHER</b>	IP WLS BF H R ER SO BB IBB HBP BLK WP HR S P ERA WHIP	7.0 L 29 8 4 4 5 8 4 4 4 0 0 5 39 5.14 1.143	1.0 3 0 0 0 1 0 0 0 0 0 0 0 5 5 0.00 0.000																						

**Montreal Expos @ New York Mets**  
 Shea Stadium, Flushing, NY  
 Thu Apr 10 1969, 3:33 AM EST  
 Att: 8,608 - Unknown

AB	32
R	4
H	8
RBI	4
BB	0
SO	6
LOB	4





Batter	1	2	3	4	5	6	7	8	9	10	11	12	AB	R	H	RBI	BB	SO	LOB			
Maury Wills, S OBP: 0.286, SLG: 0.278 (1,6)	1-3	P6			6-3		4-3			BB		4-3	5	0	0	0	1	0	2			
Manny Mota, R OBP: 0.286, SLG: 0.333 (1,8)	1B 2B		4-3		1-3		4-3			K			5	0	1	0	0	1	1			
Rusty Staub, L OBP: 0.500, SLG: 0.786 (1,9)	P6		6-3		4-3			BB		FC4-6 IBB			3	0	0	0	2	0	1			
Mack Jones, L OBP: 0.474, SLG: 0.588 (1,7)	1B			2B		1B FC1-5		G4-6-3 BB		FC4-6			5	0	3	0	0	0	3			
Bob Bailey, R OBP: 0.368, SLG: 0.444 (1,3)	5-3		6-3			1B FC1-5		K					5	0	1	0	0	1	3			
John Bateman, R OBP: 0.263, SLG: 0.389 (1,2)		F8			F8	FC1-5			F8				5	0	0	0	0	0	2			
Coco Laboy, R OBP: 0.556, SLG: 0.938 (1,5)		E FC1-4-2 2B		4-3 1B		F3			P6				5	0	2	0	0	1	2			
Gary Sutherland, R (1,4)		E9 FC1-4-2 2B		4-3 1B		6-3			F9				5	0	0	0	0	0	4			
Carl Morton, R (1,1)		FC1-4-2		6-3						L1-3			3	0	0	0	0	1	3			
Ty Cline, L (10, PH)												F8	1	0	0	0	0	0	0			
Carroll Sembera, R (10, 1)													1	0	0	0	0	0	0			
Dan McGinn, L OBP: 1.000, SLG: 4.000 (12, 1)													0	0	0	0	0	0	0			
<b>Inning Stats</b>	R: 0 E: 0 K: 0 S: 5	H: 2 LOB: 2 BB: 0 P: 5	R: 0 E: 1 K: 0 S: 5	H: 1 LOB: 2 BB: 0 P: 5	R: 0 E: 0 K: 0 S: 4	H: 1 LOB: 1 BB: 0 P: 4	R: 0 E: 0 K: 0 S: 4	H: 1 LOB: 1 BB: 0 P: 4	R: 0 E: 0 K: 0 S: 5	H: 0 LOB: 0 BB: 0 P: 3	R: 0 E: 0 K: 1 S: 4	H: 0 LOB: 0 BB: 1 P: 8	R: 0 E: 0 K: 0 S: 3	H: 0 LOB: 0 BB: 0 P: 3	R: 0 E: 0 K: 0 S: 5	H: 0 LOB: 0 BB: 0 P: 5	R: 0 E: 0 K: 0 S: 3	H: 0 LOB: 0 BB: 0 P: 3	1B: 4 2B: 3 3B: 0 HR: 0	SF: 0 SAC: 0 DP: 1 HBP: 0	WP: 0 PB: 0 SB: 1 CS: 0	PA: 46
<b>PITCHER</b>	IP WLS BF H R ER SO BB IBB HBP BLK WP HR S P ERA WHIP	<b>PITCHER</b>											IP WLS BF H R ER SO BB IBB HBP BLK WP HR S P ERA WHIP									
Joe Niekro, R ERA: (1,1)	9.0	35	7	0	0	0	2	1	1	0	0	0	0	0	13	21	0.00	0.333				
Ted Abernathy, R ERA: (10, 1)	3.0	W	11	0	0	0	2	1	1	0	0	0	0	0	13	21	0.00	0.333				

**TOP**

**Montreal Expos @ Chicago Cubs**  
Wrigley Field, Chicago, IL  
Fri Apr 11 1969, 3:33 AM CST  
Att. 7,281 - Sunny - 42 F

AB 43  
R 0  
H 7  
RBI 0  
BB 3  
SO 4  
LOB 21




Batter	1	2	3	4	5	6	7	8	9	10	11	12	AB	R	H	RBI	BB	SO	LOB					
Don Kessinger, S OBP: 0.350, SLG: 0.412 (1,6)	6-3		FC1-6		F5		4-3			FC4-6 BB		E S 1B BB	4	1	0	0	2	0	2					
Glenn Beckert, R OBP: 0.429, SLG: 0.389 (1,4)	5-3		5-3			1B FC5-2		L6		F7		1B BB	5	0	1	0	1	0	2					
Billy Williams, L OBP: 0.476, SLG: 0.632 (1,7)	4-3				4-3	1B FC5-2		S 1B		FC4-6		1-3 1B	6	0	3	1	0	0	1					
Ron Santo, R OBP: 0.366, SLG: 0.647 (1,5)		F9				FC5-2 1B		F8		K			4	0	0	0	1	1	4					
14 Ernie Banks, R OBP: 0.368, SLG: 0.667 (1,3)		FC6 BB		F9		F3		K				F8	4	0	0	0	1	1	4					
Randy Hundley, R OBP: 0.284, SLG: 0.400 (1,2)		F8		F8		1-2 2-3 1B			SH3-4 BB			5-3	4	0	1	0	1	0	2					
Al Spangler, L OBP: 0.455, SLG: 0.333 (1,9)		FC6			4-3	F9			SH3-4			F7	4	0	0	0	0	0	4					
Don Young, R OBP: 0.429, SLG: 0.364 (1,8)													3	0	2	0	0	1	0					
Jim Qualls, S OBP: 0.333, SLG: 0.333 (9, PH)						FC1-6 1B		SH1-4 1B		K			2	0	0	0	0	1	1					
Joe Niekro, R (1,1)													2	0	0	0	0	0	1					
Willie Smith, L OBP: 0.667, SLG: 2.000 (9, PH)													1	0	0	0	0	0	1					
Ted Abernathy, R (10, 1)													0	0	0	0	0	0	0					
Jim Hickman, R OBP: 0.143, SLG: 0.143 (12, PH)													1	0	0	0	0	0	0					
<b>Inning Stats</b>	R: 0 E: 0 K: 0 S: 3	H: 0 LOB: 0 BB: 0 P: 3	R: 0 E: 0 K: 0 S: 3	H: 0 LOB: 1 BB: 1 P: 7	R: 0 E: 0 K: 0 S: 4	H: 1 LOB: 0 BB: 0 P: 4	R: 0 E: 0 K: 0 S: 3	H: 0 LOB: 1 BB: 1 P: 4	R: 0 E: 0 K: 0 S: 6	H: 3 LOB: 3 BB: 0 P: 6	R: 0 E: 0 K: 1 S: 5	H: 0 LOB: 0 BB: 0 P: 5	R: 0 E: 0 K: 1 S: 6	H: 1 LOB: 1 BB: 1 P: 8	R: 0 E: 0 K: 1 S: 5	H: 0 LOB: 1 BB: 1 P: 9	R: 0 E: 0 K: 0 S: 3	H: 0 LOB: 0 BB: 0 P: 3	R: 0 E: 0 K: 0 S: 3	H: 1 LOB: 2 BB: 2 P: 11	1B: 7 2B: 0 3B: 0 HR: 0	SF: 0 SAC: 2 DP: 0 HBP: 0	WP: 0 PB: 0 SB: 2 CS: 0	PA: 48
<b>PITCHER</b>	IP WLS BF H R ER SO BB IBB HBP BLK WP HR S P ERA WHIP	<b>PITCHER</b>											IP WLS BF H R ER SO BB IBB HBP BLK WP HR S P ERA WHIP											
Carl Morton, R ERA: (1,1)	9.0	36	6	0	0	3	3	0	0	0	0	0	0	0	39	51	0.00	1.000						
Carroll Sembera, R ERA: 2.25 (10, 1)	2.2	L	11	0	1	1	1	3	0	0	0	0	0	0	10	22	3.38	1.125						
Dan McGinn, L ERA: 8.1 (12, 1)	0.0	1	1	0	0	0	0	0	0	1	1	∞	∞											

**BOTTOM**

**Montreal Expos @ Chicago Cubs**  
Wrigley Field, Chicago, IL  
Fri Apr 11 1969, 3:33 AM CST  
Att. 7,281 - Sunny - 42 F

AB 40  
R 1  
H 7  
RBI 1  
BB 6  
SO 4  
LOB 22







Batter	1	2	3	4	5	6	7	8	9	AB	R	H	RBI	BB	SO	LOB	TOP			
Don Bosch, S OBP: 0.571, SLG: 0.714										5	2	4	1	0	0	1	<b>Montreal Expos @ Chicago Cubs</b> Wrigley Field, Chicago, IL Sat Apr 12 1969, 3:33 AM CST Att: 28,599 - Sunny - 54 F			
Maury Wills, S OBP: 0.380, SLG: 0.364 Bobby Wine, R (7, 6)										4	2	3	1	0	0	0				
Rusty Staub, L OBP: 0.500, SLG: 0.889										4	1	2	2	0	0	1				
Mack Jones, L OBP: 0.391, SLG: 0.500										3	0	0	2	0	1	2				
Bob Bailey, R OBP: 0.304, SLG: 0.364										4	0	0	0	0	0	3				
John Bateman, R OBP: 0.217, SLG: 0.318										4	0	0	0	0	0	1				
Coco Laboy, R OBP: 0.500, SLG: 0.800										4	1	1	0	0	1	0				
Gary Sutherland, R OBP: 0.042, SLG: 0.083										4	1	1	0	0	0	1				
Mudcat Grant, R OBP: 0.200, SLG: 0.200 Carroll Sembera, R (9, 1)										4	0	1	1	0	2	1				
										0	0	0	0	0	0	0				
<b>Inning Stats</b>	R: 2 E: 1 K: 0 S: 6	H: 3 LOB: 1 BB: 0 P: 6	R: 1 E: 0 K: 1 S: 6	H: 2 LOB: 1 BB: 0 P: 6	R: 2 E: 0 K: 1 S: 5	H: 2 LOB: 0 BB: 0 P: 5	R: 0 E: 0 K: 1 S: 5	H: 0 LOB: 0 BB: 0 P: 5	R: 1 E: 0 K: 0 S: 5	H: 2 LOB: 1 BB: 0 P: 5	R: 0 E: 0 K: 1 S: 5	H: 0 LOB: 0 BB: 0 P: 5	R: 0 E: 0 K: 1 S: 5	H: 0 LOB: 0 BB: 0 P: 5	R: 0 E: 0 K: 0 S: 4	H: 1 LOB: 1 BB: 0 P: 4	1B: 8 2B: 3 3B: 1 HR: 0	SF: 1 SAC: 0 DP: 1 HBP: 0	WP: 0 PB: 0 SB: 0 CS: 0	PA: 38
<b>PITCHER</b>	IP WLS BF H R ER SO BB IBB HBP BLK WP HR S P ERA WHIP																			
Fergie Jenkins, R ERA: 9.0	(1, 1)	2.0 L 12 7 5 5 1 0 0 0 0 0 0 0 0 14 14 22.50 3.500																		
Rich Nye, L ERA: 4.5	(3, 1)	4.0 16 4 2 2 1 0 0 0 0 0 0 0 0 18 18 4.50 1.000																		
Gary Ross, R ERA:	(7, 1)	2.0 6 0 0 0 2 0 0 0 0 0 0 0 0 10 10 0.00 0.000																		
Hank Aguirre, L ERA:	(9, 1)	1.0 4 1 0 0 0 0 0 0 0 0 0 0 0 4 4 0.00 1.000																		

Batter	1	2	3	4	5	6	7	8	9	AB	R	H	RBI	BB	SO	LOB	BOTTOM					
Don Kessinger, S OBP: 0.333, SLG: 0.381										4	1	1	0	0	0	1	<b>Montreal Expos @ Chicago Cubs</b> Wrigley Field, Chicago, IL Sat Apr 12 1969, 3:33 AM CST Att: 28,599 - Sunny - 54 F					
Glenn Beckert, R OBP: 0.440, SLG: 0.409										4	1	2	1	0	0	0						
Billy Williams, L OBP: 0.440, SLG: 0.565										4	0	1	1	0	0	1						
Ron Santo, R OBP: 0.304, SLG: 0.524										4	0	0	0	0	2	3						
14 Ernie Banks, R OBP: 0.348, SLG: 0.591										4	0	1	1	0	0	1						
Randy Hundley, R OBP: 0.238, SLG: 0.316										4	0	0	0	0	0	1						
Al Spangler, L OBP: 0.357, SLG: 0.250										3	0	0	0	0	0	0						
Don Young, R OBP: 0.412, SLG: 0.357										3	0	1	0	0	1	0						
Fergie Jenkins, R OBP: 0.697, SLG: 0.950 Rich Nye, L OBP: 0.340, SLG: 1.333 Gary Ross, R OBP: 0.500, SLG: 0.900 Jim Qualls, S OBP: 0.500, SLG: 0.900	(1, 1) (3, 1) (7, 1) (9, PH)									0 1 1 0 0 0 0 0 1 1	0 0 0 0 0 0 0 0 0 0	0 0 0 0 0 0 0 0 0 0	0 0 0 0 0 0 0 0 0 0	0 0 0 0 0 0 0 0 0 0	0 0 0 0 0 0 0 0 0 0	0 0 0 0 0 0 0 0 0 0		0 0 0 0 0 0 0 0 0 0	1B: 7 2B: 0 3B: 0 HR: 0	SF: 0 SAC: 0 DP: 1 HBP: 0	WP: 0 PB: 0 SB: 0 CS: 0	PA: 33
<b>Inning Stats</b>	R: 0 E: 0 K: 0 S: 3	H: 0 LOB: 0 BB: 0 P: 3	R: 0 E: 0 K: 1 S: 5	H: 0 LOB: 0 BB: 0 P: 5	R: 0 E: 0 K: 0 S: 3	H: 0 LOB: 0 BB: 0 P: 3	R: 0 E: 0 K: 0 S: 4	H: 1 LOB: 1 BB: 0 P: 4	R: 0 E: 0 K: 0 S: 4	H: 1 LOB: 1 BB: 0 P: 4	R: 0 E: 0 K: 0 S: 3	H: 0 LOB: 0 BB: 0 P: 3	R: 0 E: 0 K: 0 S: 7	H: 5 LOB: 1 BB: 0 P: 7	1B: 7 2B: 0 3B: 0 HR: 0	SF: 0 SAC: 0 DP: 1 HBP: 0		WP: 0 PB: 0 SB: 0 CS: 0	PA: 33			
<b>PITCHER</b>	IP WLS BF H R ER SO BB IBB HBP BLK WP HR S P ERA WHIP																					
Mudcat Grant, R ERA: 5.79 Carroll Sembera, R ERA: 1.8	(1, 1) (9, 1)	8.0 W 30 6 3 3 3 0 0 0 0 0 0 0 0 36 36 3.38 0.750																				
	(9, 1)	1.0 S 3 1 0 0 0 0 0 0 0 0 0 0 0 3 3 0.00 1.000																				

**AB 37**  
**R 7**  
**H 12**  
**RBI 7**  
**BB 0**  
**SO 4**  
**LOB 11**



**AB 33**  
**R 3**  
**H 7**  
**RBI 3**  
**BB 0**  
**SO 3**  
**LOB 8**





Batter	1	2	3	4	5	6	7	8	9	AB	R	H	RBI	BB	SO	LOB	TOP																	
Don Bosch, S OBP: 0.333, SLG: 0.417 (1, 8)	6-3		K		FC4-6 G3 HR		F8		F9	5	1	0	0	0	1	2	<b>Montreal Expos @ Chicago Cubs</b> Wrigley Field, Chicago, IL Sun Apr 13 1969, 3:33 AM CST Att: 27,664 - Cloudy - 50 F																	
Maury Wills, S OBP: 0.310, SLG: 0.308 (1, 6)	5-3		E6 1B		FC		1-3			4	2	0	0	0	0	1																		
Rusty Staub, L OBP: 0.464, SLG: 0.762 (1, 9)	F9		1B		G3				6-3	3	0	0	0	1	0	2																		
Mack Jones, L OBP: 0.481, SLG: 0.696 (1, 7)		FC6-4 BB	1B		HR				E8 3B 1B	3	2	3	4	1	0	0																		
Bob Bailey, R OBP: 0.296, SLG: 0.423 (1, 3)	FC6-4 1-2	6-3			5-3				FC1-2 3B	4	0	1	1	0	0	3																		
John Bateman, R OBP: 0.222, SLG: 0.308 (1, 2)	1-3						K		FC1-2	4	0	1	0	0	1	2																		
Coco Laboy, R OBP: 0.423, SLG: 0.667 (1, 5)	6-3				6-3		K		K	4	0	0	0	0	2	3																		
Gary Sutherland, R OBP: 0.071, SLG: 0.107 (1, 4)			WP E 1B		K		6-3		4-3	4	1	1	0	0	1	0																		
Bill Stoneman, R OBP: 0.250, SLG: 0.250 (1, 1)			K						K	4	0	1	0	0	3	1																		
Don Shaw, L (9, 1)							K			0	0	0	0	0	0	0																		
Carroll Sembera, R (9, 1)					FC4-6 1B					0	0	0	0	0	0	0																		
<b>Inning Stats</b>	R: 0 E: 0 K: 0 S: 3	H: 0 LOB: 0 BB: 0 P: 3	R: 0 E: 0 K: 0 S: 3	H: 0 LOB: 1 BB: 1 P: 7	R: 2 E: 1 K: 2 S: 10	H: 2 LOB: 2 BB: 1 P: 14	R: 0 E: 0 K: 1 S: 5	H: 1 LOB: 0 BB: 0 P: 5	R: 3 E: 1 K: 0 S: 6	H: 2 LOB: 0 BB: 0 P: 6	R: 0 E: 0 K: 2 S: 7	H: 0 LOB: 0 BB: 0 P: 7	R: 0 E: 0 K: 1 S: 5	H: 0 LOB: 1 BB: 0 P: 5	R: 1 E: 1 K: 1 S: 7	H: 2 LOB: 1 BB: 0 P: 7	R: 0 E: 0 K: 1 S: 5	H: 0 LOB: 0 P: 5	1B: 5 2B: 0 3B: 1 HR: 1	SF: 0 SAC: 0 DP: 0 HBP: 0	WP: 1 PB: 0 SB: 0 CS: 1	PA: 37												
<b>PITCHER</b>	IP WLS BF H R ER SO BB IBB HBP BLK WP HR S P ERA WHIP																																	
Bill Hands, R ERA: 0.56 (1, 1)	7.0		29	5	5	0	6	2	0	0	0	0	1	1	39	47	0.00	1.000																
Phil Regan, R ERA: 3.6 (8, 1)	2.0	W	8	2	1	1	2	0	0	0	0	0	0	0	12	12	4.50	1.000																

AB	35
R	6
H	7
RBI	5
BB	2
SO	8
LOB	14



Batter	1	2	3	4	5	6	7	8	9	AB	R	H	RBI	BB	SO	LOB	BOTTOM																	
Don Kessinger, S OBP: 0.310, SLG: 0.385 (1, 6)	K2-3	FC6-4 CS		F7			6-3		BB 14 1B 2B	5	1	1	1	0	1	1	<b>Montreal Expos @ Chicago Cubs</b> Wrigley Field, Chicago, IL Sun Apr 13 1969, 3:33 AM CST Att: 27,664 - Cloudy - 50 F																	
Glenn Beckert, R OBP: 0.433, SLG: 0.407 (1, 4)	1B 14 SF8				4-3		K		4-3	5	1	2	0	0	1	3																		
Billy Williams, L OBP: 0.467, SLG: 0.556 (1, 7)	14 SF8 PB 1B	F9			BB 1B				F7 BB	4	1	2	0	1	0	1																		
Ron Santo, R OBP: 0.357, SLG: 0.478 (1, 5)	PB BB		4-3		14 G4-6-3 BB		5-3		14 1B BB	2	0	0	1	3	0	0																		
14 Ernie Banks, R OBP: 0.357, SLG: 0.560 (1, 3)	SF8		6-3		G4-6-3				BB 1B	3	0	1	2	1	0	2																		
Randy Hundley, R OBP: 0.250, SLG: 0.286 (1, 2)	L5						K		K	2	0	0	0	1	1	1																		
Gene Oliver, R (7, 2)							K		K	1	0	0	0	0	1	1																		
Jim Hickman, R OBP: 0.091, SLG: 0.091 (1, 9)		E4 2B		K			K		E3 FC6 2B	4	2	0	0	0	2	1																		
Don Young, R OBP: 0.400, SLG: 0.412 (1, 8)					K		K		FC6 2B BB	3	1	1	1	0	2	0																		
Willie Smith, L OBP: 0.400, SLG: 1.000 (9, PH)		SH 2B					K			1	0	0	0	0	0	1																		
Adolfo Phillips, R (9, FR)										0	1	0	0	0	0	0																		
Bill Hands, R (1, 1)		SH			6-3				K	1	0	0	0	0	0	0																		
Al Spangler, L OBP: 0.333, SLG: 0.231 (7, PH)										1	0	0	0	0	0	0																		
Phil Regan, R (8, 1)		FC6-4								0	0	0	0	0	0	0																		
Jim Qualls, S OBP: 0.400, SLG: 0.400 (9, PH)										1	0	0	0	0	1	2																		
<b>Inning Stats</b>	R: 2 E: 0 K: 1 S: 7	H: 2 LOB: 1 BB: 1 P: 11	R: 2 E: 2 K: 0 S: 6	H: 2 LOB: 0 BB: 0 P: 6	R: 0 E: 0 K: 1 S: 5	H: 0 LOB: 1 BB: 1 P: 9	R: 0 E: 0 K: 1 S: 5	H: 0 LOB: 0 BB: 0 P: 5	R: 0 E: 0 K: 3 S: 9	H: 0 LOB: 0 BB: 0 P: 9	R: 0 E: 0 K: 1 S: 5	H: 0 LOB: 0 BB: 0 P: 5	R: 0 E: 0 K: 1 S: 5	H: 0 LOB: 1 BB: 1 P: 9	R: 3 E: 1 K: 1 S: 8	H: 2 LOB: 3 BB: 2 P: 16	1B: 5 2B: 2 3B: 0 HR: 0	SF: 1 SAC: 1 DP: 1 HBP: 0	WP: 0 PB: 1 SB: 0 CS: 1	PA: 41														
<b>PITCHER</b>	IP WLS BF H R ER SO BB IBB HBP BLK WP HR S P ERA WHIP																																	
Bill Stoneman, R ERA: 5.0 (1, 1)	8.2	L	38	6	7	1	9	4	0	0	0	0	0	0	52	68	1.04	1.154																
Don Shaw, L ERA: 8.62 (9, 1)	0.0		1	0	0	0	0	1	0	0	0	0	0	0	4																			
Carroll Sembera, R ERA: 1.8 (9, 1)	0.0		2	1	0	0	0	1	0	0	0	0	0	0	1	5																		

AB	33
R	7
H	7
RBI	5
BB	6
SO	9
LOB	13





Batter	1	2	3	4	5	6	7	8	9	AB	R	H	RBI	BB	SO	LOB	TOP																	
Lou Brock, L (1.7) OBP: 0.125, SLG: 0.161	L4		4-3	F7		1-3		F8		5	0	0	0	0	0	1	<b>St. Louis Cardinals @ Montreal Expos</b> Jarry Park, Montreal, QB Mon Apr 14 1969, 3:33 AM EST Att: 29,184 - Unknown																	
Curt Flood, R (1.8) OBP: 0.344, SLG: 0.452	2B		1B	BLK E 1B		4-3		1B		5	1	4	0	0	0	0																		
Vada Pinson, L (1.9) OBP: 0.438, SLG: 0.556	5-3		F7	E8 HR 1B		1-3		F9		5	1	1	1	0	0	4																		
Joe Torre, R (1.3) OBP: 0.313, SLG: 0.533	5-3		5-3	HR						5	1	2	2	0	0	2																		
Mike Shannon, R (1.5) OBP: 0.200, SLG: 0.310		6-3		E6 HR 1B		6-3		F8		5	1	0	0	0	0	1																		
Tim McCarver, L (1.2) OBP: 0.188, SLG: 0.226	3-1		HR 1B	E 1B	3-1	5-3		1-3		5	1	1	0	0	0	1																		
Julian Javier, R (1.4) OBP: 0.209, SLG: 0.208	1B 1B		HR 1B	E1 HR 1B	FC5-4 1B	5-3				4	1	2	0	0	0	3																		
Dal Maxvill, R (1.6) OBP: 0.385, SLG: 0.455	1-2 1B		HR 1B	FC5-4 1B				P4		4	1	2	4	0	0	1																		
Nelson Briles, R (1.1) Gary Waslewski, R (4.1) Phil Gagliano, R (8. PH) Joe Hoerner, R (8.1)	K		5-3	1-3				1B BB		2	0	0	0	0	1	2																		
<b>Inning Stats</b>	R: 0 E: 0 K: 0 S: 4	H: 1 LOB: 1 BB: 0 P: 4	R: 0 E: 0 K: 1 S: 7	H: 2 LOB: 2 BB: 0 P: 7	R: 0 E: 0 K: 0 S: 4	H: 1 LOB: 1 BB: 0 P: 4	R: 7 E: 3 K: 0 S: 10	H: 5 LOB: 0 BB: 0 P: 10	R: 0 E: 0 K: 0 S: 4	H: 1 LOB: 1 BB: 0 P: 4	R: 0 E: 0 K: 0 S: 3	H: 0 LOB: 0 BB: 0 P: 3	R: 0 E: 0 K: 0 S: 4	H: 1 LOB: 1 BB: 0 P: 4	R: 0 E: 0 K: 0 S: 4	H: 1 LOB: 2 BB: 1 P: 8	R: 0 E: 0 K: 0 S: 3	H: 0 LOB: 0 BB: 0 P: 3	1B: 8 2B: 2 3B: 0 HR: 2	SF: 0 SAC: 0 DP: 0 HBP: 0	WP: 0 PB: 0 SB: 0 CS: 0	PA: 42												
<b>PITCHER</b>	IP WLS BF H R ER SO BB IBB HBP BLK WP HR S P ERA WHIP																																	
Larry Jaster, L (1.1) ERA: 5.06	3.2	22	9	7	2	1	0	0	0	0	0	0	0	0	0	0	4.91	2.455																
Dan McGinn, L (4.1) ERA: 3.12	5.1	W	20	3	0	0	0	1	0	0	0	0	0	0	19	23	0.00	0.750																

Batter	1	2	3	4	5	6	7	8	9	AB	R	H	RBI	BB	SO	LOB	BOTTOM																	
Don Bosch, S (1.8) OBP: 0.353, SLG: 0.412	HR BB 1B	FC1-6 1B	4-3		4-3		F7			5	1	2	0	0	0	2	<b>St. Louis Cardinals @ Montreal Expos</b> Jarry Park, Montreal, QB Mon Apr 14 1969, 3:33 AM EST Att: 29,184 - Unknown																	
Maury Wills, S (1.6) OBP: 0.294, SLG: 0.290	P1	FC1-6 1B 3B		2B WP 1B	F7		F9			5	2	1	0	0	0	2																		
Rusty Staub, L (1.9) OBP: 0.485, SLG: 0.760	HR BB	3B 1B		WP 2B		F9		K		4	2	2	0	1	1	0																		
Mack Jones, L (1.7) OBP: 0.500, SLG: 0.852	HR 1-2 2H	3B 1B		WP IBB		K		P6		4	1	2	5	1	1	0																		
Bob Bailey, R (1.3) OBP: 0.290, SLG: 0.433	2B	K		K		K				4	0	1	0	0	3	3																		
John Bateman, R (1.2) OBP: 0.258, SLG: 0.286	BB		K	IBB		K				2	0	0	0	2	2	0																		
Coco Laboy, R (1.5) OBP: 0.433, SLG: 0.667	K		4-3 1B BB	K		1B 2B				3	2	1	0	1	2	5																		
Gary Sutherland, R (1.4) OBP: 0.063, SLG: 0.094	1-3		4-3	F9		6-3				4	0	0	0	0	0	7																		
Larry Jaster, L (1.1) OBP: 0.500, SLG: 0.500		L3		1B		1-3				2	0	1	1	0	0	0																		
Dan McGinn, L (4.1) OBP: 0.667, SLG: 1.667				2H 1B				2H 1B		2	0	1	1	0	0	0																		
<b>Inning Stats</b>	R: 3 E: 0 K: 1 S: 8	H: 3 LOB: 2 BB: 2 P: 16	R: 2 E: 0 K: 1 S: 8	H: 3 LOB: 1 BB: 0 P: 8	R: 1 E: 0 K: 1 S: 6	H: 1 LOB: 1 BB: 1 P: 10	R: 1 E: 0 K: 2 S: 9	H: 2 LOB: 3 BB: 2 P: 17	R: 0 E: 0 K: 0 S: 3	H: 0 LOB: 0 BB: 0 P: 3	R: 0 E: 0 K: 2 S: 7	H: 0 LOB: 0 BB: 0 P: 7	R: 1 E: 0 K: 1 S: 7	H: 2 LOB: 1 BB: 0 P: 7	R: 0 E: 0 K: 1 S: 5	H: 0 LOB: 0 BB: 0 P: 5	1B: 6 2B: 3 3B: 1 HR: 1	SF: 0 SAC: 0 DP: 0 HBP: 0	WP: 1 PB: 0 SB: 0 CS: 0	PA: 40														
<b>PITCHER</b>	IP WLS BF H R ER SO BB IBB HBP BLK WP HR S P ERA WHIP																																	
Nelson Briles, R (1.1) ERA: 12.27	3.0	21	9	7	7	3	0	0	0	0	0	0	0	0	0	0	21.00	4.000																
Gary Waslewski, R (4.1) ERA: 3.33	4.0	L	16	2	1	1	5	0	2	0	0	1	0	24	32	2.25	0.500																	
Joe Hoerner, L (8.1) ERA: 2.7	1.0	3	0	0	0	0	1	0	0	0	0	0	0	5	5	0.00	0.000																	

AB 41  
R 7  
H 12  
RBI 7  
BB 1  
SO 1  
LOB 16



AB 35  
R 8  
H 11  
RBI 7  
BB 5  
SO 9  
LOB 19









Batter	1	2	3	4	5	6	7	8	9	AB	R	H	RBI	BB	SO	LOB	TOP										
Don Bosch, S (1, 8) OBP: 0.231, SLG: 0.269	0-3 K		0-0 E4		0-0 G3		0-0 6-3		0-0 SH	4	1	0	0	0	1	1											
Maury Wills, S (1, 6) OBP: 0.250, SLG: 0.244	0-0 1-3		0-0 G6-3			0-0 6-3	0-0 6-3		0-0 2B	5	1	1	0	0	0	2											
Rusty Staub, L (1, 9) OBP: 0.500, SLG: 0.879	0-0 4-3								0-0 WP	5	2	4	3	0	0	0											
Mack Jones, L (1, 7) OBP: 0.463, SLG: 0.706		0-0 6-3							0-0 K	4	0	0	0	1	3	3											
Bob Bailey, R (1, 3) OBP: 0.333, SLG: 0.500		0-0 2B							4-0 K	1	0	1	0	0	0	0											
Ty Cline, L (2, 3) OBP: 0.600, SLG: 0.333									4-0 WP	3	1	2	1	1	0	2											
John Bateman, R (1, 2) OBP: 0.300, SLG: 0.265		0-3 K							0-3 K	4	0	1	0	1	2	3											
Coco Laboy, R (1, 5) OBP: 0.462, SLG: 0.639									0-3 K	5	1	4	1	0	1	2											
Gary Sutherland, R (1, 4) OBP: 0.100, SLG: 0.103									0-3 K	3	0	0	0	1	0	2											
Bill Stoneman, R (1, 1) OBP: 0.250, SLG: 0.143									4-0 SH	3	1	0	0	1	3	5											
<b>Inning Stats</b>	R: 0 E: 0 K: 1 S: 5	H: 0 LOB: 0 BB: 0 P: 5	R: 0 E: 0 K: 1 S: 5	H: 1 LOB: 0 BB: 0 P: 5	R: 1 E: 2 K: 1 S: 7	H: 1 LOB: 1 BB: 0 P: 7	R: 1 E: 0 K: 1 S: 7	H: 3 LOB: 2 BB: 0 P: 7	R: 0 E: 0 K: 1 S: 5	H: 0 LOB: 0 BB: 0 P: 5	R: 2 E: 1 K: 2 S: 10	H: 3 LOB: 3 BB: 2 P: 18	R: 0 E: 0 K: 0 S: 4	H: 1 LOB: 2 BB: 1 P: 8	R: 0 E: 0 K: 0 S: 3	H: 2 LOB: 0 BB: 0 P: 3	R: 3 E: 0 K: 3 S: 12	H: 2 LOB: 2 BB: 2 P: 20	1B: 8 2B: 4 3B: 0 HR: 1	SF: 0 SAC: 1 DP: 2 HBP: 0	WP: 2 PB: 2 CS: 1	PA: 43					
<b>PITCHER</b>	IP	WLS	BF	H	R	ER	SO	BB	IBB	HBP	BLK	WP	HR	S	P	ERA	WHIP										
Jerry Johnson, R (1, 1) ERA: 4.73	8.0	L	35	11	4	3	7	2	1	0	0	1	1	46	58	3.38	1.625										
Bill Wilson, R (9, 1) ERA: 13.5	0.0		4	2	3	3	0	1	0	0	0	0	0	3	7	∞	∞										
Turk Farrell, R (9, 1) ERA:	1.0		4	0	0	0	3	0	1	0	0	1	0	9	13	0.00	0.000										

Montreal Expos @ Philadelphia Phillies  
 Connie Mack Stadium, Philadelphia, PA  
 Thu Apr 17 1969, 6:05 PM EST  
 Att: 6,496 - Unknown

AB	37
R	7
H	13
RBI	5
BB	5
SO	10
LOB	20



Batter	1	2	3	4	5	6	7	8	9	AB	R	H	RBI	BB	SO	LOB	BOTTOM										
Tony Taylor, R (1, 4) OBP: 0.342, SLG: 0.286	4-0 BB		0-0 L9						0-0 L6-4-3	3	0	0	0	1	0	1											
Ron Stone, L (1, 7) OBP: 0.095, SLG: 0.190	0-0 F8								0-3 K	4	0	0	0	0	1	1											
John Briggs, L (1, 3) OBP: 0.292, SLG: 0.105	0-3 K								0-3 K	3	0	0	0	1	3	1											
Deron Johnson, R (1, 5) OBP: 0.500, SLG: 0.750	0-3 K								0-0 L6-3	4	0	0	0	0	1	2											
Johnny Callison, L (1, 9) OBP: 0.297, SLG: 0.412		0-0 F2							4-0 BB	2	0	0	0	1	1	1											
Don Money, R (1, 6) OBP: 0.386, SLG: 0.727	0-0 F8								0-0 FC4-6	3	0	0	0	0	0	1											
Larry Hise, R (1, 8) OBP: 0.229, SLG: 0.129	0-0 L4-3								4-0 BB	2	0	0	0	1	0	1											
Mike Ryan, R (1, 2) OBP: 0.091, SLG: 0.121									0-3 K	3	0	0	0	0	1	1											
Bill Wilson, R (9, 1) Turk Farrell, R (9, 1)									0-0 K	0	0	0	0	0	0	0											
Jerry Johnson, R (1, 1) Vic Roznovsky, L (8, PH) (9, 2)									4-0 BB	2	0	0	0	0	1	1											
<b>Inning Stats</b>	R: 0 E: 0 K: 2 S: 7	H: 0 LOB: 1 BB: 1 P: 11	R: 0 E: 0 K: 0 S: 3	H: 0 LOB: 0 BB: 0 P: 3	R: 0 E: 0 K: 1 S: 5	H: 0 LOB: 0 BB: 0 P: 5	R: 0 E: 0 K: 1 S: 5	H: 0 LOB: 1 BB: 1 P: 9	R: 0 E: 0 K: 0 S: 3	H: 0 LOB: 1 BB: 1 P: 7	R: 0 E: 0 K: 1 S: 5	H: 0 LOB: 0 BB: 0 P: 5	R: 0 E: 0 K: 0 S: 3	H: 0 LOB: 1 BB: 1 P: 7	R: 0 E: 0 K: 1 S: 4	H: 0 LOB: 0 BB: 1 P: 8	R: 0 E: 0 K: 2 S: 7	H: 0 LOB: 0 BB: 0 P: 7	1B: 0 2B: 0 3B: 0 HR: 0	SF: 0 SAC: 0 DP: 1 HBP: 0	WP: 0 PB: 1 CS: 0	PA: 31					
<b>PITCHER</b>	IP	WLS	BF	H	R	ER	SO	BB	IBB	HBP	BLK	WP	HR	S	P	ERA	WHIP										
Bill Stoneman, R (1, 1) ERA: 2.5	9.0	W	31	0	0	0	8	5	0	0	0	0	0	42	62	0.00	0.556										

Montreal Expos @ Philadelphia Phillies  
 Connie Mack Stadium, Philadelphia, PA  
 Thu Apr 17 1969, 6:05 PM EST  
 Att: 6,496 - Unknown

AB	26
R	0
H	0
RBI	0
BB	5
SO	8
LOB	10





Batter	1	2	3	4	5	6	7	8	9	10	11	AB	R	H	RBI	BB	SO	LOB	TOP							
Don Kessinger, S OBP: 0.377, SLG: 0.426	1-3		1B	F7	1B		FC6-4			5-3		6	0	2	1	0	0	3								
Glenn Beckert, R OBP: 0.364, SLG: 0.341	P3		E5		P4			6-3		6-3		6	0	0	0	0	0	3								
Billy Williams, L OBP: 0.396, SLG: 0.540	F8		1B			L3		4-3			14 BB	6	2	3	0	0	0	0								
Ron Santo, R OBP: 0.400, SLG: 0.462		F7	14 35-4-3		HR	14 1B					K	5	1	3	2	1	1	1								
14 Ernie Banks, R OBP: 0.347, SLG: 0.444			G5-4-3		1B	1B		K			1B	5	1	3	0	1	1	4								
Randy Hundley, R OBP: 0.326, SLG: 0.333	K			F8	E 1B	G6-4-3			F7		F7	5	1	0	0	1	1	5								
Al Spangler, L OBP: 0.417, SLG: 0.333							F7		F7			4	1	2	0	1	0	0								
Jim Hickman, R OBP: 0.174, SLG: 0.143	BB			SH3-4	1B	6-3	E 1B		F7			1	0	1	1	0	0	0								
Adolfo Phillips, R	BB			1-2	1B	1-2	2-3				1-2	2-3	0	0	0	0	0	0								
Don Young, R OBP: 0.439, SLG: 0.471					E6		1B	FC6-4	F7		F9	4	0	1	1	2	0	4								
Ken Holtzman, R					SH3-4		1-2	2-3				3	0	0	1	0	2	6								
Ted Abernathy, R	K			SH3-4		6-3				5-3		0	0	0	0	0	0	0								
Charley Smith, R Phil Regan, R												1	0	0	0	0	0	0								
<b>Inning Stats</b>	R: 0 E: 0 K: 0 S: 3	H: 0 LOB: 0 P: 3	R: 0 E: 0 K: 2 S: 8	H: 1 LOB: 3 BB: 2 P: 16	R: 0 E: 1 K: 0 S: 4	H: 2 LOB: 2 BB: 1 P: 8	R: 0 E: 0 K: 0 S: 5	H: 2 LOB: 2 BB: 0 P: 5	R: 5 E: 1 K: 0 S: 9	H: 5 LOB: 2 BB: 1 P: 13	R: 0 E: 0 K: 1 S: 5	H: 0 LOB: 1 BB: 1 P: 9	R: 0 E: 0 K: 1 S: 6	H: 1 LOB: 1 BB: 0 P: 6	R: 0 E: 0 K: 0 S: 3	H: 0 LOB: 0 BB: 0 P: 3	R: 0 E: 0 K: 0 S: 3	H: 0 LOB: 0 BB: 0 P: 3	R: 1 E: 0 K: 1 S: 7	H: 2 LOB: 2 BB: 1 P: 11	1B: 14 2B: 0 3B: 0 HR: 1	SF: 0 SAC: 1 DP: 2 HBP: 0	WP: 0 PB: 0 SB: 0 CS: 0	PA: 53		
<b>PITCHER</b>	IP ERA	WLS 5.65	BF 29	H 10	R 5	ER 3	SO 2	BB 4	IBB 0	HBP 0	BLK 1	WP 0	HR 0	S 29	P 45	ERA 0.00	WHIP 1.000									
Mudcat Grant, R	(1, 1)																									
Carroll Sembera, R	(6, 1)	4.0	15	3	0	0	2	1	0	0	0	0	0	18	22	0.00	1.000									
Don Shaw, L	(10, 1)	2.0	L 9	2	1	1	1	1	0	0	0	0	0	10	14	4.50	1.500									

Chicago Cubs @ Montreal Expos  
 Jarry Park, Montreal, QB  
 Sat Apr 19 1969, 3:33 AM EST  
 Att. 16,005 - Unknown - 39 F

AB 46  
 R 6  
 H 15  
 RBI 6  
 BB 6  
 SO 5  
 LOB 26



Batter	1	2	3	4	5	6	7	8	9	10	11	AB	R	H	RBI	BB	SO	LOB	BOTTOM							
Maury Wills, S OBP: 0.224, SLG: 0.217	6-3		4-3			1-3	4-3			4-3		5	0	0	0	0	0	0								
Manny Mota, R OBP: 0.417, SLG: 0.400	6-3			5-3		BB	1B			4-3		4	1	2	0	1	0	0								
Rusty Staub, L OBP: 0.468, SLG: 0.784	6-3			5-3		BB	1B			4-3		4	0	0	0	1	0	2								
Donn Clendenon, R		1-3		E8		K		4-3		4-3		5	1	0	0	0	2	3								
Coco Laboy, R OBP: 0.463, SLG: 0.634		F7		2B								5	0	2	1	0	1	2								
Don Hahn, R OBP: 0.111, SLG: 0.111				L3-6		F7		K				0	0	0	0	0	0	0								
Mack Jones, L OBP: 0.457, SLG: 0.658				1B		L3-6		1B		1-3		4	1	1	0	1	0	2								
Gary Sutherland, R OBP: 0.133, SLG: 0.136		P6										5	1	2	0	0	0	2								
John Bateman, R OBP: 0.295, SLG: 0.342						6-3		E5				4	1	1	3	0	1	1								
Mudcat Grant, R OBP: 0.107, SLG: 0.167						5-3		G6-4-3				1	0	0	0	0	0	0								
Ron Brand, R												1	0	0	0	0	0	1								
Carroll Sembera, R												1	0	0	0	0	0	0								
Ty Cline, L OBP: 0.545, SLG: 0.286												1	0	0	0	0	0	1								
Don Shaw, L												0	0	0	0	0	0	0								
<b>Inning Stats</b>	R: 0 E: 0 K: 0 S: 3	H: 0 LOB: 0 P: 3	R: 0 E: 0 K: 0 S: 3	H: 0 LOB: 1 BB: 1 P: 7	R: 0 E: 0 K: 0 S: 3	H: 0 LOB: 0 BB: 0 P: 3	R: 2 E: 1 K: 0 S: 4	H: 1 LOB: 0 BB: 1 P: 8	R: 0 E: 0 K: 1 S: 6	H: 1 LOB: 2 BB: 1 P: 10	R: 3 E: 0 K: 0 S: 6	H: 3 LOB: 0 BB: 1 P: 6	R: 0 E: 0 K: 1 S: 5	H: 0 LOB: 0 BB: 0 P: 5	R: 0 E: 0 K: 1 S: 6	H: 1 LOB: 1 BB: 0 P: 6	R: 0 E: 0 K: 1 S: 6	H: 1 LOB: 1 BB: 0 P: 6	R: 0 E: 0 K: 0 S: 3	H: 1 LOB: 1 BB: 0 P: 3	1B: 6 2B: 2 3B: 0 HR: 1	SF: 0 SAC: 0 DP: 3 HBP: 0	WP: 0 PB: 0 SB: 1 CS: 0	PA: 43		
<b>PITCHER</b>	IP ERA	WLS 2.25	BF 26	H 5	R 0	ER 4	SO 1	BB 3	IBB 0	HBP 0	BLK 0	WP 0	HR 1	S 25	P 37	ERA 6.00	WHIP 1.333									
Ken Holtzman, L	(1, 1)																									
Ted Abernathy, R	(7, 1)	3.0	10	1	0	0	2	0	0	0	0	0	0	14	14	0.00	0.333									
Phil Regan, R	(10, 1)	2.0	W 7	2	0	0	1	0	0	0	0	0	0	9	9	0.00	1.000									

Chicago Cubs @ Montreal Expos  
 Jarry Park, Montreal, QB  
 Sat Apr 19 1969, 3:33 AM EST  
 Att. 16,005 - Unknown - 39 F

AB 40  
 R 5  
 H 8  
 RBI 4  
 BB 3  
 SO 4  
 LOB 14





Batter	1	2	3	4	5	6	7	8	9	AB	R	H	RBI	BB	SO	LOB	TOP					
Don Kessinger, S OBP: 0.362, SLG: 0.392	P6		L1-3	L4-3		F3		BB		4	0	0	0	1	0	2	<b>Chicago Cubs @ Montreal Expos</b> Jarry Park, Montreal, QB Sun Apr 20 1969, 3:33 AM EST Sunny - 48 F					
Glenn Beckert, R OBP: 0.340, SLG: 0.327	L2-3		F9		1B	L3		F7		5	1	1	0	0	0	3						
Billy Williams, L OBP: 0.362, SLG: 0.491	F7		F9		F7	F7			L4	5	0	0	0	0	0	2						
Ron Santo, R OBP: 0.418, SLG: 0.439		14 BB SF8		14 HBP L3	E5 1B		F9		14 CS BB	2	3	0	0	3	0	1						
14 Ernie Banks, R OBP: 0.352, SLG: 0.417		BB		L3 BB 1B HBP		K		K		3	1	0	0	1	3	3						
Randy Hundley, R OBP: 0.360, SLG: 0.341		BB		1B L3 SF8 BB	1B		F9			2	1	1	1	2	0	0						
Al Spangler, L OBP: 0.333, SLG: 0.333	SF8		L3					K		3	0	1	3	0	1	2						
Adolfo Phillips, R (8, 8)										0	0	0	0	0	0	0						
Don Young, R OBP: 0.422, SLG: 0.447	K					F2		F8		4	0	1	1	0	1	4						
Fergie Jenkins, R OBP: 0.364, SLG: 0.250	L4-3		SF8					BB		2	0	1	1	1	0	2						
<b>Inning Stats</b>	R: 0 E: 0 K: 0 S: 3	H: 0 LOB: 0 BB: 0 P: 3	R: 1 E: 0 K: 1 S: 5	H: 0 LOB: 2 BB: 3 P: 17	R: 0 E: 0 K: 0 S: 3	H: 0 LOB: 0 BB: 0 P: 3	R: 3 E: 0 K: 0 S: 4	H: 1 LOB: 1 BB: 2 P: 13	R: 2 E: 1 K: 1 S: 9	H: 3 LOB: 2 BB: 0 P: 9	R: 0 E: 0 K: 0 S: 4	H: 1 LOB: 0 BB: 0 P: 4	R: 0 E: 0 K: 1 S: 5	H: 0 LOB: 0 BB: 0 P: 5	R: 0 E: 0 K: 1 S: 5	H: 0 LOB: 2 BB: 2 P: 13	R: 0 E: 0 K: 1 S: 4	H: 0 LOB: 1 BB: 1 P: 8	1B: 5 2B: 1 3B: 0 HR: 0	SF: 2 SAC: 0 DP: 1 HBP: 1	WP: 0 PB: 1 SB: 0 CS: 1	PA: 41
<b>PITCHER</b>	IP	WLS	BF	H	R	ER	SO	BB	IBB	HBP	BLK	WP	HR	S	P	ERA	WHIP					
Carl Morton, R ERA: 3.71	4.0	L	19	1	4	4	1	5	0	1	0	0	0	15	36	9.00	1.500					
Steve Shea, R ERA	2.0		11	4	2	0	1	0	0	0	0	0	0	13	13	0.00	2.000					
Jerry Robertson, R ERA: 2.08	2.0		8	0	0	0	2	2	0	0	0	0	0	10	18	0.00	1.000					
Carroll Sembera, R ERA: 0.9	1.0		3	0	0	0	1	1	0	0	0	0	0	4	8	0.00	1.000					

AB	30
R	6
H	5
RBI	6
BB	8
SO	5
LOB	19



Batter	1	2	3	4	5	6	7	8	9	AB	R	H	RBI	BB	SO	LOB	BOTTOM				
Don Bosch, S OBP: 0.267, SLG: 0.250	4-3					K				2	0	0	0	2	1	0	<b>Chicago Cubs @ Montreal Expos</b> Jarry Park, Montreal, QB Sun Apr 20 1969, 3:33 AM EST Sunny - 48 F				
Carroll Sembera, R (9, 1)			BB					BB		0	0	0	0	0	0	0					
Maury Wills, S OBP: 0.226, SLG: 0.220			4-3			4-3		K		4	0	1	0	0	1	4					
Rusty Staub, L OBP: 0.451, SLG: 0.732	K				K		F7		1B	4	1	1	0	0	2	1					
Mack Jones, L OBP: 0.440, SLG: 0.619		K			K		F7		2B	4	1	1	0	0	2	0					
Ty Cline, L OBP: 0.400, SLG: 0.182		L9			L4		K		L7	4	0	0	0	0	1	2					
Coco Laboy, R OBP: 0.436, SLG: 0.711		P5			F5			HR	2B	4	1	2	2	0	0	0					
Gary Sutherland, R OBP: 0.122, SLG: 0.125			L1		5-3			6-3	6-3	4	0	0	1	0	0	1					
John Bateman, R OBP: 0.271, SLG: 0.310			K		K			F8	6-3	4	0	0	0	0	2	1					
Carl Morton, R Steve Shea, R Floyd Wicker, L Jerry Robertson, S Donn Clendenon, R			BB			K		BB		0	0	0	0	1	0	0					
<b>Inning Stats</b>	R: 0 E: 0 K: 1 S: 5	H: 1 LOB: 0 BB: 0 P: 5	R: 0 E: 0 K: 1 S: 5	H: 0 LOB: 0 BB: 0 P: 5	R: 0 E: 0 K: 2 S: 7	H: 0 LOB: 0 BB: 0 P: 7	R: 0 E: 0 K: 2 S: 5	H: 0 LOB: 0 BB: 0 P: 7	R: 0 E: 0 K: 1 S: 5	H: 0 LOB: 0 BB: 0 P: 5	R: 0 E: 0 K: 1 S: 6	H: 1 LOB: 2 BB: 2 P: 14	R: 2 E: 0 K: 0 S: 6	H: 3 LOB: 1 BB: 0 P: 6	1B: 3 2B: 1 3B: 0 HR: 1	SF: 0 SAC: 0 DP: 0 HBP: 0	WP: 0 PB: 0 SB: 0 CS: 1	PA: 35			
<b>PITCHER</b>	IP	WLS	BF	H	R	ER	SO	BB	IBB	HBP	BLK	WP	HR	S	P	ERA	WHIP				
Fergie Jenkins, R ERA: 4.18	9.0	W	35	5	3	3	10	4	0	0	0	0	1	51	67	3.00	1.000				

AB	31
R	3
H	5
RBI	3
BB	4
SO	10
LOB	9





Batter	1	2	3	4	5	6	7	8	9	AB	R	H	RBI	BB	SO	LOB	TOP					
<b>Don Kessinger, S</b> OBP: 0.397, SLG: 0.415 (1, 6)	4-0 BB BB		4-0 BB G6-4-3			0-0 G1		4-0 1B 1B BB	0-0 2B	2	1	1	0	3	0	0	Chicago Cubs @ Montreal Expos Jarry Park, Montreal, QB Sun Apr 20 1969, 3:38 AM EST Att: 28,025 - Sunny - 50 F					
<b>Glenn Beckert, R</b> OBP: 0.345, SLG: 0.308 (1, 4)	4-0 BB		0-0 BB G6-4-3			4-0 BB FC6-4		0-0 BB F7	0-0 2B 5-3	3	0	0	0	2	0	4						
<b>Billy Williams, L</b> OBP: 0.371, SLG: 0.492 (1, 7)	0-3 K			0-0 1B G1-4-3		0-3 K		0-0 1B 14 1B		4	0	2	0	0	2	3						
<b>Ron Santo, R</b> OBP: 0.390, SLG: 0.400 (1, 5)	0-3 K			0-0 1B G1-4-3		0-0 FC6-4		0-3 K		4	0	0	0	0	2	6						
<b>14 Ernie Banks, R</b> OBP: 0.345, SLG: 0.404 (1, 3)	0-3 K			0-0 P4				0-0 1B FC6-4		4	0	1	1	0	1	2						
<b>Randy Hundley, R</b> OBP: 0.352, SLG: 0.319 (1, 2)		0-0 F8				0-0 5-3		4-0 BB 2B 5-3	0-0 FC6-4	3	1	0	0	1	0	2						
<b>Al Spangler, L</b> OBP: 0.419, SLG: 0.407 (5, PH)		0-0 P6						0-0 2B 1-3		3	0	2	0	0	0	0						
<b>Jim Hickman, R</b> OBP: 0.167, SLG: 0.136 (9, PH)									0-0 F7	1	0	0	0	0	0	0						
<b>Don Young, R</b> OBP: 0.408, SLG: 0.415 (1, 8)		0-0 6-3				0-3 K		0-0 5-3	4-0 2B BB	3	0	0	1	1	1	2						
<b>Joe Niekro, R</b> OBP: 0.260, SLG: 0.400 (5, PH)			0-0 1-3			0-0 1-3		0-3 K2-3	0-0 F9	1	0	0	0	0	0	0						
<b>Willie Smith, R</b> OBP: 0.333, SLG: 0.800 (5, PH)										1	0	0	0	0	0	1						
<b>Alec Distaso, R</b> OBP: 0.167, SLG: 0.136 (5, PH)										0	0	0	0	0	0	0						
<b>Gene Oliver, R</b> OBP: 0.167, SLG: 0.136 (7, PH)										1	0	0	0	0	0	1						
<b>Rich Nye, L</b> OBP: 0.167, SLG: 0.136 (7, PH)										0	0	0	0	0	0	0						
<b>Phil Regan, R</b> OBP: 0.167, SLG: 0.136 (8, PH)										0	0	0	0	0	0	0						
<b>Ken Rudolph, R</b> OBP: 0.167, SLG: 0.136 (9, PH)										1	0	0	0	0	0	1						
<b>Inning Stats</b>	R: 0 E: 0 K: 3 S: 9	H: 0 LOB: 2 BB: 2 P: 17	R: 0 E: 0 K: 0 S: 3	H: 0 LOB: 0 BB: 0 P: 3	R: 0 E: 0 K: 0 S: 2	H: 0 LOB: 0 BB: 1 P: 6	R: 0 E: 0 K: 0 S: 3	H: 1 LOB: 0 BB: 0 P: 3	R: 0 E: 0 K: 1 S: 6	H: 1 LOB: 1 BB: 0 P: 6	R: 0 E: 0 K: 1 S: 5	H: 0 LOB: 1 BB: 1 P: 9	R: 1 E: 0 K: 1 S: 6	H: 1 LOB: 1 BB: 1 P: 10	R: 1 E: 0 K: 1 S: 7	H: 2 LOB: 2 BB: 1 P: 11	R: 0 E: 0 K: 0 S: 4	H: 1 LOB: 2 BB: 1 P: 8	1B: 4 2B: 2 3B: 0 HR: 0	SF: 0 SAC: 0 DP: 2 HBP: 0	WP: 0 PB: 0 SB: 0 CS: 0	PA: 38
<b>PITCHER</b>	IP	WLS	BF	H	R	ER	SO	BB	IBB	HBP	BLK	WP	HR	S	P	ERA	WHIP					
<b>Mike Wegener, R</b> ERA: 3.55 (1, 1)	7.2	W	32	5	2	2	7	6	0	0	0	0	0	40	64	2.35	1.435					
<b>Dan McGinn, L</b> ERA: 2.7 (8, 1)	1.1	S	6	1	0	0	0	1	0	0	0	0	0	5	9	0.00	1.500					

AB	31
R	2
H	6
RBI	2
BB	7
SO	7
LOB	22



Batter	1	2	3	4	5	6	7	8	9	AB	R	H	RBI	BB	SO	LOB	BOTTOM				
<b>Manny Mota, R</b> OBP: 0.313, SLG: 0.286 (1, 8)	0-3 K	0-3 K		0-0 F9		0-0 6-3				4	0	0	0	0	2	2	Chicago Cubs @ Montreal Expos Jarry Park, Montreal, QB Sun Apr 20 1969, 3:38 AM EST Att: 28,025 - Sunny - 50 F				
<b>Gary Sutherland, R</b> OBP: 0.170, SLG: 0.173 (1, 4)	0-0 BB 1B	0-0 1B		0-0 1B		0-0 6-3				4	0	3	0	0	0	0					
<b>Rusty Staub, L</b> OBP: 0.455, SLG: 0.698 (1, 9)	4-0 1B HR BB	0-0 4-3		0-0 G3		4-0 BB CS				2	1	0	0	2	0	4					
<b>Mack Jones, L</b> OBP: 0.426, SLG: 0.587 (1, 7)	0-0 HR 1B		0-3 K		0-3 K		0-3 K			4	1	1	0	0	3	1					
<b>Donn Clendenon, R</b> OBP: 0.200, SLG: 0.444 (1, 3)	0-0 HR		0-3 K		0-0 5-3			0-3 K		4	1	1	3	0	2	0					
<b>Coco Laboy, R</b> OBP: 0.481, SLG: 0.708 (1, 5)	0-0 1B		0-0 1B		4-0 BB FC6-4			0-0 5-3		3	0	2	0	1	0	0					
<b>John Boccabella, R</b> OBP: 0.250, SLG: 0.500 (1, 2)	0-3 K		0-0 5-3		0-0 FC6-4			0-0 1B 2B		4	1	1	0	0	1	3					
<b>Bobby Wine, R</b> OBP: 0.200, SLG: 0.200 (1, 6)		0-0 F2		0-0 6-3		0-0 1-3		0-0 1B		4	0	1	1	0	0	0					
<b>Mike Wegener, R</b> OBP: 0.567, SLG: 0.500 (1, 1)		0-0 1B		4-0 1B		0-0 6-3		0-0 G3		2	0	1	0	1	0	0					
<b>Dan McGinn, L</b> OBP: 0.500, SLG: 1.250 (8, 1)		0-0 1B		0-0 BB						1	0	0	0	0	0	1					
<b>Inning Stats</b>	R: 3 E: 0 K: 2 S: 10	H: 4 LOB: 1 BB: 1 P: 14	R: 0 E: 0 K: 1 S: 7	H: 2 LOB: 0 BB: 0 P: 7	R: 0 E: 0 K: 2 S: 8	H: 1 LOB: 1 BB: 0 P: 8	R: 0 E: 0 K: 0 S: 4	H: 1 LOB: 2 BB: 1 P: 8	R: 0 E: 0 K: 1 S: 5	H: 0 LOB: 1 BB: 1 P: 9	R: 0 E: 0 K: 0 S: 3	H: 0 LOB: 0 BB: 0 P: 3	R: 0 E: 0 K: 1 S: 4	H: 0 LOB: 1 BB: 1 P: 8	R: 1 E: 0 K: 1 S: 7	H: 2 LOB: 1 BB: 0 P: 7	1B: 8 2B: 2 3B: 0 HR: 1	SF: 0 SAC: 0 DP: 1 HBP: 0	WP: 0 PB: 0 SB: 0 CS: 1	PA: 36	
<b>PITCHER</b>	IP	WLS	BF	H	R	ER	SO	BB	IBB	HBP	BLK	WP	HR	S	P	ERA	WHIP				
<b>Joe Niekro, R</b> ERA: 3.12 (1, 1)	4.0	L	21	8	3	3	5	2	0	0	0	0	0	8	12	0.00	0.500				
<b>Alec Distaso, R</b> ERA: (5, 1)	2.0		7	0	0	0	1	1	0	0	0	0	0	8	12	0.00	0.500				
<b>Rich Nye, L</b> ERA: 3.6 (7, 1)	1.0		3	0	0	0	1	1	0	0	0	0	0	4	8	0.00	1.000				
<b>Phil Regan, R</b> ERA: 3.0 (8, 1)	1.0		5	2	1	1	1	0	0	0	0	0	0	7	7	9.00	2.000				





Batter	1	2	3	4	5	6	7	8	9	AB	R	H	RBI	BB	SO	LOB	TOP			
Maury Wills, S OBP: 0.228, SLG: 0.222	G3		E		F8		6-3			4	1	1	0	0	0	2				
Gary Sutherland, R OBP: 0.175, SLG: 0.179	K		E7		G3			K		4	0	1	1	0	2	1				
Rusty Staub, L OBP: 0.424, SLG: 0.638	F9		1-2	G3	F9			4-1		4	0	0	0	0	0	1				
Mack Jones, L OBP: 0.448, SLG: 0.600		FC5-4		1B		P6				4	1	3	0	0	0	0				
Donn Clendenon, R OBP: 0.214, SLG: 0.385	FC5-4			1B		6-3		F9		4	1	1	0	0	0	2				
Coco Laboy, R OBP: 0.482, SLG: 0.692	G5-4-3			1B		F8			L7-6-4	4	0	2	1	0	0	1				
John Bateman, R OBP: 0.295, SLG: 0.289			K	5-3			F8		SH3	3	0	0	0	0	1	1				
Don Bosch, S OBP: 0.265, SLG: 0.281			4-3		F7					4	0	1	0	0	0	2				
Dan McGinn, L OBP: 0.500, SLG: 1.250									L7-6-4	0	0	0	0	0	0	0				
Larry Jaster, L OBP: 0.667, SLG: 0.833										2	1	2	0	0	0	0				
Don Shaw, L										1	0	0	0	0	0	1				
Carroll Sembera, R										0	0	0	0	0	0	0				
Manny Mota, R OBP: 0.313, SLG: 0.286				1B		F8				0	0	0	0	0	0	0				
<b>Inning Stats</b>	R: 0 E: 0 K: 1 S: 5	H: 0 LOB: 0 BB: 0 P: 5	R: 0 E: 0 K: 0 S: 3	H: 1 LOB: 0 BB: 0 P: 3	R: 2 E: 1 K: 1 S: 7	H: 3 LOB: 1 BB: 0 P: 7	R: 2 E: 1 K: 0 S: 6	H: 3 LOB: 1 BB: 0 P: 6	R: 0 E: 0 K: 0 S: 4	H: 1 LOB: 1 BB: 0 P: 4	R: 0 E: 0 K: 0 S: 3	H: 0 LOB: 0 BB: 0 P: 3	R: 0 E: 0 K: 1 S: 6	H: 1 LOB: 1 BB: 0 P: 6	R: 0 E: 0 K: 0 S: 3	H: 1 LOB: 3 BB: 0 P: 3	1B: 9 2B: 3 3B: 0 HR: 0	SF: 0 SAC: 1 DP: 2 HBP: 0	WP: 0 PB: 0 SB: 0 CS: 0	PA: 35
<b>PITCHER</b> Ray Washburn, R ERA: 2.63	IP: 9.0 WLS: W BF: 36 H: 11 R: 4 ER: 2 SO: 3 BB: 0 IBB: 0 HBP: 0 BLK: 0 WP: 0 HR: 0 S: 41 P: 41 ERA: 2.00 WHIP: 1.222																			

**Montreal Expos @ St. Louis Cardinals**  
 Busch Stadium, St. Louis, MO  
 Mon Apr 21 1969, 6:05 PM CST  
 Att: 10,946 - Unknown

AB	34
R	4
H	11
RBI	2
BB	0
SO	3
LOB	11



Batter	1	2	3	4	5	6	7	8	9	AB	R	H	RBI	BB	SO	LOB	BOTTOM														
Lou Brock, L OBP: 0.161, SLG: 0.236	4-3	4-3		F8		HR			SH5-4	5	1	2	1	0	0	2															
Julian Javier, R OBP: 0.293, SLG: 0.216	1B		K	F7		F7			FC6-2	5	1	2	0	0	1	0															
Curt Flood, R OBP: 0.328, SLG: 0.370	1B		WP	6-3		K			SH5-4	4	1	2	0	0	1	0															
Joe Torre, R OBP: 0.351, SLG: 0.529	P4		2B	5-3		3-1			BB	4	1	1	1	1	0	2															
Mike Shannon, R OBP: 0.278, SLG: 0.404	F7		6-3	1B		4-3			FC6-2	5	0	1	0	0	0	6															
Tim McCarver, L OBP: 0.283, SLG: 0.292		BB	E	F3		F7				4	1	2	2	1	0	1															
Vada Pinson, L OBP: 0.339, SLG: 0.460	P6		E			4-3				3	0	1	0	1	0	1															
Daf Maxvill, R OBP: 0.340, SLG: 0.350			E6	5-3		L6				3	0	0	0	1	0	3															
Ray Washburn, R	K		K			G3				4	0	0	0	0	3	4															
<b>Inning Stats</b>	R: 0 E: 0 K: 0 S: 5	H: 2 LOB: 2 BB: 0 P: 5	R: 0 E: 0 K: 1 S: 6	H: 1 LOB: 1 BB: 1 P: 10	R: 3 E: 1 K: 2 S: 11	H: 3 LOB: 2 BB: 1 P: 15	R: 0 E: 0 K: 0 S: 3	H: 0 LOB: 0 BB: 0 P: 3	R: 0 E: 0 K: 0 S: 5	H: 2 LOB: 2 BB: 0 P: 5	R: 1 E: 0 K: 2 S: 8	H: 1 LOB: 0 BB: 0 P: 8	R: 0 E: 0 K: 0 S: 3	H: 0 LOB: 0 BB: 0 P: 3	R: 0 E: 0 K: 0 S: 3	H: 0 LOB: 0 BB: 0 P: 3	R: 1 E: 0 K: 0 S: 4	H: 2 LOB: 3 BB: 2 P: 12	1B: 8 2B: 1 3B: 1 HR: 1	SF: 0 SAC: 1 DP: 0 HBP: 0	WP: 1 PB: 1 SB: 0 CS: 0	PA: 42									
<b>PITCHER</b> Larry Jaster, L ERA: 4.7	IP: 4.2 WLS: L BF: 25 H: 8 R: 3 ER: 2 SO: 2 BB: 0 IBB: 0 HBP: 0 BLK: 0 WP: 0 HR: 1 S: 17 P: 17 ERA: 5.40 WHIP: 0.900																														
Don Shaw, L ERA: 5.14	3.1	3	2	2	0	0	0	0	0	0	1	17	17	5.40	0.900																
Carroll Sembera, R ERA: 0.84	0.2	3	0	0	0	1	0	0	0	0	0	2	6	0.00	0.000																
Dan McGinn, L ERA: 2.7	0.0	1	0	0	0	1	0	0	0	0	0	0	4	∞	∞																

**Montreal Expos @ St. Louis Cardinals**  
 Busch Stadium, St. Louis, MO  
 Mon Apr 21 1969, 6:05 PM CST  
 Att: 10,946 - Unknown

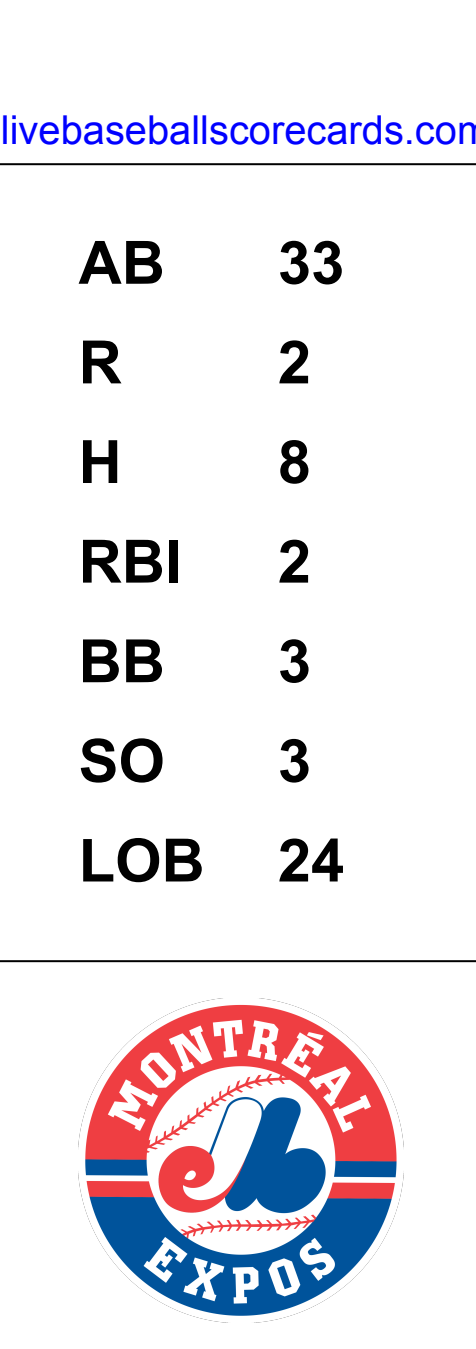
AB	37
R	5
H	11
RBI	4
BB	4
SO	5
LOB	19





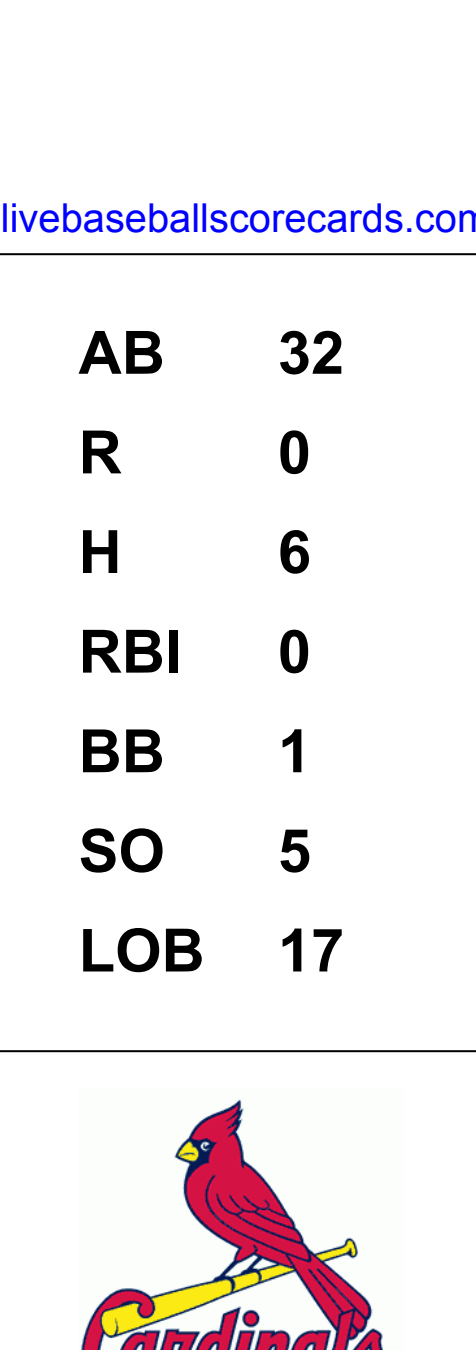
Batter	1	2	3	4	5	6	7	8	9	AB	R	H	RBI	BB	SO	LOB	TOP					
Maury Willis, S (1,6) OBP: 0.242, SLG: 0.211 Bobby Wine, R (9,6) OBP: 0.200, SLG: 0.200	4-0 S 1B BB		0-0 4-3			4-0 SH3-4 BB	0-0 4-3		0-0 1-3	3	1	0	0	2	0	4						
Gary Sutherland, R (1,4) OBP: 0.180, SLG: 0.183	0-0 4-3		0-0 6-3			0-0 SH3-4		0-0 FC5 1B	0-0 F8	4	0	1	0	0	0	2						
Rusty Staub, L (1,9) OBP: 0.429, SLG: 0.627	0-0 4-3 2H 1B		0-0 4-3			0-0 4-3		0-0 WP FC5 1B		4	0	2	1	0	0	1						
Donn Clendenon, R (1,3) OBP: 0.167, SLG: 0.294	0-0 4-3			0-0 F9		0-0 6-3		0-0 FC5 WP		4	0	0	0	0	0	4						
Coco Laboy, R (1,5) OBP: 0.467, SLG: 0.661	0-0 6-3			0-0 1-3			0-0 IBB SH 1B	0-0 F8		4	0	1	0	0	0	3						
Manny Mota, R (1,8) OBP: 0.316, SLG: 0.294 Don Bosch, S (8,8) OBP: 0.265, SLG: 0.281		0-0 F8		0-0 CS 1B			0-0 SH IBB	0-0 F9		3	0	1	0	0	0	2						
Mack Jones, L (1,7) OBP: 0.452, SLG: 0.648		0-3 K		0-0 CS 1B		0-0 F3		0-0 HR		4	1	2	1	0	1	2	AB 33 R 2 H 8 RBI 2 BB 3 SO 3 LOB 24					
John Bateman, R (1,2) OBP: 0.273, SLG: 0.292		0-0 FC6-4 1B			0-0 6-3		4-0 1-2 2-3 IBB	0-0 E7		3	0	1	0	1	0	1						
Bill Stoneman, R (1,1) OBP: 0.167, SLG: 0.091		0-0 FC6-4			0-3 K		0-3 K	0-0 B2		4	0	0	0	0	2	5						
<b>Inning Stats</b>	R: 1 E: 0 K: 0 S: 4	H: 1 LOB: 1 BB: 1 P: 8	R: 0 E: 0 K: 1 S: 6	H: 1 LOB: 1 BB: 0 P: 6	R: 0 E: 0 K: 0 S: 3	H: 0 LOB: 0 BB: 0 P: 3	R: 0 E: 0 K: 0 S: 3	H: 1 LOB: 0 BB: 0 P: 3	R: 0 E: 0 K: 1 S: 5	H: 1 LOB: 0 BB: 0 P: 5	R: 0 E: 0 K: 0 S: 3	H: 1 LOB: 3 BB: 1 P: 7	R: 0 E: 1 K: 1 S: 7	H: 1 LOB: 3 BB: 1 P: 11	R: 0 E: 0 K: 0 S: 5	H: 2 LOB: 2 BB: 0 P: 5	R: 1 E: 1 K: 0 S: 5	H: 1 LOB: 1 BB: 0 P: 5	1B: 7 2B: 0 3B: 0 HR: 1	SF: 0 SAC: 2 DP: 0 HBP: 0	WP: 1 PB: 0 SB: 1 CS: 2	PA: 39
<b>PITCHER</b>	IP WLS BF H R ER SO BB IBB HBP BLK WP HR S P ERA WHIP																					
Steve Carlton, L (1,1) ERA: 1.23	7.0 L 28 5 1 0 3 2 1 0 0 0 0 0 31 43 0.00 1.000																					
Ron Willis, R (8,1) ERA: 1.69	2.0 10 3 1 1 0 0 0 0 0 0 1 1 10 10 4.50 1.500																					

**Montreal Expos @ St. Louis Cardinals**  
 Busch Stadium, St. Louis, MO  
 Tue Apr 22 1969, 3:33 AM CST  
 Att: 10,173 - Unknown



Batter	1	2	3	4	5	6	7	8	9	AB	R	H	RBI	BB	SO	LOB	BOTTOM			
Lou Brock, L (1,7) OBP: 0.167, SLG: 0.237	0-0 3-1		0-0 E 1B			0-0 G3		0-0 F7		4	0	1	0	0	0	1				
Curt Flood, R (1,8) OBP: 0.306, SLG: 0.345	0-0 F9		0-0 E4		0-3 K			0-0 F9		4	0	0	0	0	1	2				
Vada Pinson, L (1,9) OBP: 0.350, SLG: 0.500	0-0 S 1B		0-0 P6			0-0 3B		0-0 4-3		4	0	2	0	0	0	3				
Joe Torre, R (1,3) OBP: 0.328, SLG: 0.491	0-3 K		0-0 6-3			0-3 K		0-0 5-3		4	0	0	0	0	2	5				
Tim McCarver, L (1,2) OBP: 0.281, SLG: 0.288		0-0 F7		0-0 CS 1B		0-0 F6		0-0 6-3		4	0	1	0	0	0	1				
Mike Shannon, R (1,5) OBP: 0.259, SLG: 0.375		0-3 K		0-0 F5		0-0 5-3		0-0 3-1		4	0	0	0	0	1	2				
Julian Javier, R (1,4) OBP: 0.302, SLG: 0.231 Bill White, L (7,PH) Steve Huntz, S (8,4) OBP: 0.111, SLG: 0.111		0-0 6-3		0-0 1B		4-0 SH1-4 BB		0-0 3-1		2	0	1	0	0	0	0	AB 32 R 0 H 6 RBI 0 BB 1 SO 5 LOB 17			
Daf Maxvill, R (1,6) OBP: 0.327, SLG: 0.333			0-0 F8		0-3 K		0-0 SH1-4			2	0	0	0	0	1	2				
Steve Carlton, L (1,1) OBP: 0.500, SLG: 0.625 Joe Hague, L (7,PH) Ron Willis, R (8,1)			0-0 E 1B			0-0 F7		0-0 F7		2	0	1	0	0	0	0				
<b>Inning Stats</b>	R: 0 E: 0 K: 1 S: 6	H: 1 LOB: 0 BB: 0 P: 6	R: 0 E: 0 K: 1 S: 5	H: 0 LOB: 0 BB: 0 P: 5	R: 0 E: 1 K: 0 S: 6	H: 2 LOB: 3 BB: 0 P: 6	R: 0 E: 0 K: 1 S: 6	H: 2 LOB: 2 BB: 0 P: 6	R: 0 E: 0 K: 1 S: 5	H: 0 LOB: 0 BB: 0 P: 5	R: 0 E: 0 K: 0 S: 3	H: 1 LOB: 1 BB: 0 P: 6	R: 0 E: 0 K: 0 S: 3	H: 0 LOB: 0 BB: 0 P: 3	R: 0 E: 0 K: 0 S: 3	H: 0 LOB: 0 BB: 0 P: 3	1B: 5 2B: 1 3B: 1 HR: 0	SF: 0 SAC: 1 DP: 1 HBP: 0	WP: 0 PB: 0 SB: 1 CS: 1	PA: 34
<b>PITCHER</b>	IP WLS BF H R ER SO BB IBB HBP BLK WP HR S P ERA WHIP																			
Bill Stoneman, R (1,1) ERA: 1.67	9.0 W 34 6 0 0 5 1 0 0 0 0 0 0 43 47 0.00 0.778																			

**Montreal Expos @ St. Louis Cardinals**  
 Busch Stadium, St. Louis, MO  
 Tue Apr 22 1969, 3:33 AM CST  
 Att: 10,173 - Unknown





Batter	1	2	3	4	5	6	7	8	9	AB	R	H	RBI	BB	SO	LOB	TOP										
Tony Taylor, R (1,5) OBP: 0.288, SLG: 0.273	0-0 1-3	0-0 1-2 2-H 1B			0-3 K		0-0 2-3		0-0 SF8	4	0	1	2	0	1	1	<b>Philadelphia Phillies @ Montreal Expos</b> Jarry Park, Montreal, QB Thu Apr 24 1969, 6:05 PM EST Att. 5,116 - Overcast										
Terry Harmon, R (1,4) OBP: 0.417, SLG: 0.176	0-0 F7	0-0 6-3			0-0 1-3			0-0 L8	0-0 E1	5	0	0	0	0	0	2											
Johnny Callison, L (1,9) OBP: 0.339, SLG: 0.431	4-0 BB		0-0 FC5-4 1B		0-0 3-1			0-0 F5	0-3 K	4	0	1	0	1	1	1											
Deron Johnson, R (1,3) OBP: 0.450, SLG: 0.533	0-0 6-3		0-0 L6		0-0 6-3			0-0 L8	0-3 K	5	0	0	0	0	1	3											
Ron Stone, L (1,7) OBP: 0.182, SLG: 0.281		0-0 1B SF7 2B	0-0 FC5-4 1-2		0-0 6-3			0-0 SH 2B 1B		4	2	2	0	0	0	1											
Don Money, R (1,6) OBP: 0.375, SLG: 0.614		0-0 1B 1B	0-0 L8		0-0 F4			0-0 SH 2B 1B		3	2	1	0	0	0	1											
Mike Ryan, R (1,2) OBP: 0.220, SLG: 0.277		0-0 1B 1-2 1B		0-3 K			0-0 F9	0-0 1B SF8 2B		4	1	2	1	0	1	0											
Larry Hisle, R (1,8) OBP: 0.288, SLG: 0.261		0-0 L8		0-0 G3			0-0 L8	0-0 S E 1B		4	1	1	1	0	0	3											
Rick Wise, R (1,1) OBP: 0.400, SLG: 0.286		0-0 SF7 3-H		0-0 5-3			0-0 1B	0-0 E BB		2	1	1	1	1	0	0											
<b>Inning Stats</b>	R: 0 E: 0 K: 0 S: 3	H: 0 LOB: 1 BB: 1 P: 7	R: 2 E: 0 K: 0 S: 7	H: 4 LOB: 2 BB: 0 P: 7	R: 0 E: 0 K: 0 S: 4	H: 1 LOB: 1 BB: 0 P: 4	R: 0 E: 0 K: 1 S: 5	H: 0 LOB: 0 BB: 0 P: 5	R: 0 E: 0 K: 0 S: 3	H: 0 LOB: 0 BB: 0 P: 3	R: 0 E: 0 K: 0 S: 4	H: 1 LOB: 1 BB: 0 P: 4	R: 0 E: 0 K: 0 S: 3	H: 0 LOB: 0 BB: 0 P: 3	R: 5 E: 3 K: 2 S: 12	H: 3 LOB: 1 BB: 1 P: 16	1B: 7 2B: 2 3B: 0 HR: 0	SF: 2 SAC: 1 DP: 0 HBP: 0	WP: 0 PB: 0 SB: 1 CS: 0	PA: 40							
<b>PITCHER</b>	IP	WLS	BF	H	R	ER	SO	BB	IBB	HBP	BLK	WP	HR	S	P	ERA	WHIP										
Mudcat Grant, R (1,1) ERA: 4.43	8.0	L	31	6	2	2	2	1	0	0	0	0	0	34	38	2.25	0.875										
Carroll Sembera, R (9,1) ERA: 2.53	0.0		3	2	3	2	0	0	0	0	0	0	0	3	3	∞	∞										
Jerry Robertson, R (9,1) ERA: 1.69	1.0		6	1	2	0	2	1	0	0	0	0	0	9	13	0.00	2.000										

AB	35
R	7
H	9
RBI	5
BB	2
SO	4
LOB	12



Batter	1	2	3	4	5	6	7	8	9	AB	R	H	RBI	BB	SO	LOB	BOTTOM										
Ty Cline, L (1,8) OBP: 0.474, SLG: 0.286	0-0 G5-4-3 1B			0-0 L8		0-0 1B 1B		4-0 6-3 BB		3	0	2	0	1	0	0	<b>Philadelphia Phillies @ Montreal Expos</b> Jarry Park, Montreal, QB Thu Apr 24 1969, 6:05 PM EST Att. 5,116 - Overcast										
Maury Wills, S (1,6) OBP: 0.242, SLG: 0.213	0-0 G5-4-3 1-2			0-0 F3		0-0 1B 1-2		0-0 6-3		4	0	1	0	0	0	2											
Rusty Staub, L (1,9) OBP: 0.433, SLG: 0.618	0-0 F7			0-0 1B		0-0 F3		0-0 FC4-6 BB 1B		4	0	2	0	0	0	2											
Mack Jones, L (1,7) OBP: 0.424, SLG: 0.603		0-3 K		0-0 F5		0-0 F7		0-3 K		4	0	0	0	0	2	2											
Donn Clendenon, R (1,3) OBP: 0.227, SLG: 0.300		0-0 5-3			0-0 F9		0-0 3B 1B	4-0 FC4-6 BB		3	1	1	0	1	0	0											
Coco Laboy, R (1,5) OBP: 0.425, SLG: 0.667		0-0 2-3			0-3 K		0-0 3B	0-0 FC4-6 1-2 2-3		4	0	1	1	0	1	2											
Gary Sutherland, R (1,4) OBP: 0.169, SLG: 0.172			0-0 F9		0-0 F8		0-0 4-3	0-0 F7		4	0	0	0	0	0	3											
John Bateman, R (1,2) OBP: 0.259, SLG: 0.275			0-0 F3		0-0 2-3		0-0 6-3			3	0	0	0	0	0	1											
Mudcat Grant, R (1,1) OBP: 0.125, SLG: 0.125			0-0 6-3		0-3 K		0-3 K			2	0	0	0	0	1	0											
Floyd Wicker, L (8,PH) OBP: 0.250, SLG: 0.250										1	0	0	0	0	1	0											
Carroll Sembera, R (9,1)										0	0	0	0	0	0	0											
Jerry Robertson, S (9,1)										0	0	0	0	0	0	0											
<b>Inning Stats</b>	R: 0 E: 0 K: 0 S: 3	H: 1 LOB: 0 BB: 0 P: 3	R: 0 E: 0 K: 1 S: 5	H: 0 LOB: 0 BB: 0 P: 5	R: 0 E: 0 K: 0 S: 3	H: 0 LOB: 0 BB: 0 P: 3	R: 0 E: 0 K: 0 S: 4	H: 1 LOB: 1 BB: 0 P: 4	R: 0 E: 0 K: 1 S: 5	H: 0 LOB: 0 BB: 0 P: 5	R: 0 E: 0 K: 1 S: 7	H: 2 LOB: 2 BB: 0 P: 7	R: 1 E: 0 K: 0 S: 5	H: 2 LOB: 1 BB: 0 P: 5	R: 0 E: 0 K: 1 S: 4	H: 0 LOB: 0 BB: 1 P: 8	R: 0 E: 0 K: 1 S: 6	H: 1 LOB: 2 BB: 1 P: 10	1B: 6 2B: 0 3B: 1 HR: 0	SF: 0 SAC: 0 DP: 1 HBP: 0	WP: 0 PB: 0 SB: 0 CS: 0	PA: 34					
<b>PITCHER</b>	IP	WLS	BF	H	R	ER	SO	BB	IBB	HBP	BLK	WP	HR	S	P	ERA	WHIP										
Rick Wise, R (1,1) ERA: 1.61	9.0	W	34	7	1	1	5	2	0	0	0	0	0	42	50	1.00	1.000										





Batter	1	2	3	4	5	6	7	8	9	AB	R	H	RBI	BB	SO	LOB	TOP					
Ty Cline, L OBP: 0.417, SLG: 0.222 (1, 8)	L5-3		WP 2B HBP	K		L6-3		L7		4	1	0	0	0	1	1	<b>Montreal Expos @ Pittsburgh Pirates</b> Forbes Field, Pittsburgh, PA Fri Apr 25 1969, 6:05 PM EST Att: 10,947 - Unknown  livebaseballscores.com					
Maury Wills, S OBP: 0.225, SLG: 0.197 (1, 6)	1-3		F8		3-1		F8	6-3		5	0	0	0	0	0	2						
Rusty Staub, L OBP: 0.458, SLG: 0.638 (1, 9)	1B		1B 2B		1B 2B		1B 1B FC5-2 BB		4-3	3	1	2	1	2	0	0						
Mack Jones, L OBP: 0.451, SLG: 0.613 (1, 7)	FC6-4 1B		1B IBB		2B 1B		FC5-2 1B		F6	4	0	3	0	1	0	0						
Donn Clendenon, R OBP: 0.333, SLG: 0.480 (1, 3)	FC6-4		1B		1-3 2-3		1-2 2-3 1B			5	0	4	1	0	0	2						
Coco Laboy, R OBP: 0.446, SLG: 0.641 (1, 5)		FC1-6 1B	F6		4-0 G4-6-3 IBB		FC5-2 FC4-6		5-3	4	0	1	0	1	0	7						
John Bateman, R OBP: 0.246, SLG: 0.259 (1, 2)	FC1-6		K		G4-6-3		FC4-6			3	0	0	0	0	1	7						
Floyd Wicker, L OBP: 0.200, SLG: 0.200 (7, PH)	FC1-6 WP									0	0	0	0	0	0	0						
Steve Shea, R OBP: 0.200, SLG: 0.200 (7, 1)	1-2									0	0	0	0	0	0	0						
Gary Sutherland, R OBP: 0.174, SLG: 0.164 (1, 4)	FC1				4-0 CS BB		K		5-3	3	0	0	0	1	1	1						
Carl Morton, R OBP: 0.333, SLG: 0.500 (5, 2)	K		F2				F7			2	0	0	0	0	1	2						
Inning Stats	R: 0 E: 0 K: 0 S: 5	H: 2 LOB: 2 BB: 0 P: 5	R: 0 E: 0 K: 1 S: 6	H: 1 LOB: 1 BB: 0 P: 6	R: 1 E: 0 K: 1 S: 7	H: 2 LOB: 3 BB: 1 P: 12	R: 0 E: 0 K: 1 S: 4	H: 0 LOB: 0 BB: 1 P: 8	R: 1 E: 0 K: 0 S: 4	H: 2 LOB: 2 BB: 2 P: 12	R: 0 E: 0 K: 1 S: 5	H: 0 LOB: 0 BB: 0 P: 5	R: 0 E: 0 K: 0 S: 5	H: 2 LOB: 3 BB: 1 P: 9	R: 0 E: 0 K: 0 S: 4	H: 1 LOB: 1 BB: 0 P: 4	R: 0 E: 0 K: 0 S: 4	H: 1 LOB: 1 BB: 0 P: 4	1B: 8 2B: 3 3B: 0 HR: 0	SF: 0 SAC: 0 DP: 1 HBP: 1	WP: 2 PB: 0 CS: 1	PA: 42
PITCHER	IP	WLS	BF	H	R	ER	SO	BB	IBB	HBP	BLK	WP	HR	S	P	ERA	WHIP					
Steve Blass, R ERA: 4.5 (1, 1)	6.1	W	32	9	2	2	4	3	2	1	0	2	0	34	55	2.84	1.895					
Chuck Hartenstein, R ERA: 0.92 (7, 1)	2.2	S	10	2	0	0	0	0	0	0	0	0	0	10	10	0.00	0.750					

Batter	1	2	3	4	5	6	7	8	9	AB	R	H	RBI	BB	SO	LOB	BOTTOM				
Matty Alou, L OBP: 0.421, SLG: 0.478 (1, 8)	G3 BB		BB S 1B	1B 1B	1-3 2-H 1B		F5			4	0	3	2	1	0	0	<b>Montreal Expos @ Pittsburgh Pirates</b> Forbes Field, Pittsburgh, PA Fri Apr 25 1969, 6:05 PM EST Att: 10,947 - Unknown  livebaseballscores.com				
Richie Hebner, L OBP: 0.442, SLG: 0.378 (1, 5)	G3		F6		1-2 3-H 1B		E 2B	E 1B		5	2	3	1	0	0	2					
Roberto Clemente, R OBP: 0.359, SLG: 0.395 (1, 9)	FC1-6-5-4-6		1-3		1-3 0-3 K		5-3	E3		5	0	1	0	0	1	5					
Ron Davis, R OBP: 0.385, SLG: 0.455 (8, 9)	IBB							1B 1-H 1B		0	0	0	0	0	0	0					
Willie Stargell, L OBP: 0.435, SLG: 0.648 (1, 7)	1-2 IBB		BB IBB		G3		E4 2B BB 1B	1-3 1B		3	1	2	0	2	0	2					
Bob Robertson, R OBP: 0.310, SLG: 0.333 (1, 3)	K		1-2 2-3 BB				F4	BB 2B	F9	4	0	1	0	1	1	3					
Bill Mazerowski, R OBP: 0.221, SLG: 0.222 (1, 4)		F9	F9		L5		K			5	0	1	0	0	1	5					
Jerry May, R OBP: 0.320, SLG: 0.478 (1, 2)		4-3 2B		1B 1B	BLK 3B 2B		BB BB		F4	4	2	3	0	1	0	1					
Freddie Patek, R OBP: 0.365, SLG: 0.278 (1, 6)		4-3		F9	3B IBB		1-2 2-3 3B BB		K	3	1	0	1	2	1	3					
Steve Blass, R OBP: 0.364, SLG: 0.545 (1, 1)		4-3		1B 1B 1B	1-H 1B 3B		1-3		K	4	2	2	2	0	0	4					
Chuck Hartenstein, R ERA: 1.93 (7, 1)										1	0	0	0	0	1	1					
Inning Stats	R: 0 E: 0 K: 1 S: 5	H: 0 LOB: 2 BB: 2 P: 13	R: 0 E: 0 K: 0 S: 4	H: 1 LOB: 1 BB: 0 P: 4	R: 0 E: 0 K: 0 S: 4	H: 1 LOB: 3 BB: 2 P: 12	R: 2 E: 0 K: 1 S: 9	H: 4 LOB: 2 BB: 0 P: 9	R: 3 E: 0 K: 0 S: 5	H: 3 LOB: 1 BB: 1 P: 9	R: 2 E: 1 K: 1 S: 8	H: 3 LOB: 3 BB: 2 P: 16	R: 1 E: 1 K: 0 S: 5	H: 3 LOB: 1 BB: 0 P: 5	R: 0 E: 0 K: 2 S: 8	H: 1 LOB: 1 BB: 0 P: 8	1B: 10 2B: 5 3B: 1 HR: 0	SF: 0 SAC: 0 DP: 0 HBP: 0	WP: 0 PB: 0 CS: 0	PA: 45	
PITCHER	IP	WLS	BF	H	R	ER	SO	BB	IBB	HBP	BLK	WP	HR	S	P	ERA	WHIP				
Carl Morton, R ERA: 4.98 (1, 1)	4.2	L	27	8	5	5	2	2	3	0	1	0	0	9	17	13.50	4.500				
Don Shaw, L ERA: 5.87 (5, 1)	1.1		9	4	2	2	1	2	0	0	0	0	0	9	17	13.50	4.500				
Steve Shea, R ERA: 1.93 (7, 1)	2.0		9	4	1	1	2	0	0	0	0	0	0	13	13	4.50	2.000				





Batter	1	2	3	4	5	6	7	8	9	AB	R	H	RBI	BB	SO	LOB	TOP			
Maury Wills, S OBP: 0.237, SLG: 0.200 (1, 6)										4	1	1	0	1	2	2	<b>Montreal Expos @ Pittsburgh Pirates</b> Forbes Field, Pittsburgh, PA Sat Apr 26 1969, 3:33 AM EST Att: 8,372 - Unknown			
Manny Mota, R OBP: 0.304, SLG: 0.286 Ty Cline, L OBP: 0.440, SLG: 0.263 (1, 8) (9, PH)										4	0	1	0	0	1	4				
Rusty Staub, L OBP: 0.442, SLG: 0.597 (1, 9)										4	0	0	0	0	1	3				
Donn Clendenon, R OBP: 0.387, SLG: 0.481 (1, 3)										2	1	1	0	2	0	1				
Coco Laboy, R OBP: 0.438, SLG: 0.621 (1, 5)										2	0	0	1	0	0	1				
Mack Jones, L OBP: 0.427, SLG: 0.576 (1, 7)										4	0	0	0	0	2	4				
Gary Sutherland, R OBP: 0.219, SLG: 0.225 (1, 4)										4	1	4	1	0	0	0				
John Bateman, R OBP: 0.266, SLG: 0.281 Floyd Wicker, L OBP: 0.167, SLG: 0.167 Dan McGinn, L OBP: 0.500, SLG: 1.250 (1, 2) (8, PH) (8, 1)										3	0	2	1	0	1	1				
Bill Stoneman, R OBP: 0.133, SLG: 0.071 John Boccabella, R OBP: 0.286, SLG: 0.429 (1, 1) (8, 2)										1	0	0	0	0	0	0				
<b>Inning Stats</b>	R: 1 E: 0 K: 2 S: 9	H: 2 LOB: 2 BB: 1 P: 13	R: 0 E: 0 K: 1 S: 7	H: 2 LOB: 2 BB: 0 P: 7	R: 0 E: 0 K: 0 S: 2	H: 0 LOB: 0 BB: 0 P: 3	R: 1 E: 0 K: 2 S: 9	H: 2 LOB: 2 BB: 1 P: 13	R: 0 E: 0 K: 0 S: 2	H: 1 LOB: 1 BB: 0 P: 6	R: 0 E: 0 K: 0 S: 5	H: 0 LOB: 0 BB: 0 P: 5	R: 1 E: 0 K: 0 S: 4	H: 2 LOB: 1 BB: 0 P: 5	R: 0 E: 0 K: 0 S: 4	H: 1 LOB: 1 BB: 0 P: 4		1B: 9 2B: 1 3B: 0 HR: 0	SF: 1 SAC: 0 DP: 2 HBP: 2	WP: 0 PB: 0 CS: 1
<b>PITCHER</b>	IP: 7.2 W: 1 L: 1 S: 1	WLS: 34 BF: 134 S: 5	H: 9 R: 3 ER: 0 SO: 9	R: 3 ER: 3 SO: 9	BB: 3 IBB: 0 HBP: 2 BLK: 0	WP: 0 HR: 0 S: 5 P: 5	ERA: 3.52 WHIP: 1.565	<b>PITCHER</b>	IP: 1.1 W: 0 L: 1 S: 1	WLS: 5 BF: 5	H: 1 R: 0 ER: 0 SO: 0	R: 0 ER: 0 SO: 0	BB: 0 IBB: 0 HBP: 0 BLK: 0	WP: 0 HR: 0 S: 5 P: 5	ERA: 0.00 WHIP: 0.750					

AB	33
R	3
H	10
RBI	3
BB	3
SO	9
LOB	21



Batter	1	2	3	4	5	6	7	8	9	AB	R	H	RBI	BB	SO	LOB	BOTTOM			
Matty Alou, L OBP: 0.438, SLG: 0.507 (1, 8)										4	1	3	0	0	0	0	<b>Montreal Expos @ Pittsburgh Pirates</b> Forbes Field, Pittsburgh, PA Sat Apr 26 1969, 3:33 AM EST Att: 8,372 - Unknown			
Jose Pagan, R OBP: 0.308, SLG: 0.400 (1, 5)										2	1	0	0	1	0	1				
Roberto Clemente, R OBP: 0.319, SLG: 0.355 (1, 9)										3	1	1	2	1	0	1				
Willie Stargell, L OBP: 0.439, SLG: 0.690 (1, 7)										4	1	2	1	0	0	2				
Al Oliver, L OBP: 0.342, SLG: 0.457 (1, 3)										4	0	0	0	0	0	3				
Bill Mazaroski, R OBP: 0.225, SLG: 0.215 (1, 4)										2	0	0	0	1	0	0				
Jerry May, R OBP: 0.302, SLG: 0.449 (1, 2)										3	0	0	0	0	1	1				
Freddie Patek, R OBP: 0.364, SLG: 0.281 (1, 6)										3	0	1	0	0	1	0				
Bob Veale, S Chuck Hartenstein, R (1, 1) (8, 1)										2	0	0	0	0	1	0				
<b>Inning Stats</b>	R: 0 E: 0 K: 0 S: 2	H: 0 LOB: 0 BB: 1 P: 6	R: 0 E: 0 K: 1 S: 5	H: 0 LOB: 1 BB: 1 P: 9	R: 0 E: 0 K: 0 S: 4	H: 2 LOB: 1 BB: 0 P: 4	R: 1 E: 0 K: 0 S: 4	H: 1 LOB: 0 BB: 0 P: 4	R: 0 E: 0 K: 2 S: 7	H: 0 LOB: 0 BB: 0 P: 7	R: 3 E: 1 K: 0 S: 6	H: 3 LOB: 0 BB: 0 P: 6	R: 0 E: 0 K: 0 S: 3	H: 0 LOB: 2 BB: 1 P: 3	R: 0 E: 0 K: 0 S: 4	H: 1 LOB: 2 BB: 1 P: 8		1B: 4 2B: 1 3B: 0 HR: 2	SF: 0 SAC: 2 DP: 2 HBP: 0	WP: 1 PB: 0 CS: 0
<b>PITCHER</b>	IP: 7.0 W: 1 L: 1 S: 1	WLS: 27 BF: 134 S: 5	H: 6 R: 4 ER: 0 SO: 3	R: 3 ER: 3 SO: 3	BB: 2 IBB: 0 HBP: 0 BLK: 0	WP: 1 HR: 2 S: 31 P: 39	ERA: 3.86 WHIP: 1.143	<b>PITCHER</b>	IP: 1.0 W: 0 L: 1 S: 1	WLS: 5 BF: 5	H: 1 R: 0 ER: 0 SO: 0	R: 0 ER: 0 SO: 0	BB: 0 IBB: 0 HBP: 0 BLK: 0	WP: 0 HR: 0 S: 4 P: 4	ERA: 0.00 WHIP: 1.000					





Batter	1	2	3	4	5	6	7	8	9	AB	R	H	RBI	BB	SO	LOB	TOP										
Don Bosch, S OBP: 0.237, SLG: 0.250 (1, 8)	1-3	FC5			4-3		K			4	0	0	0	0	1	3	<b>Montreal Expos @ Pittsburgh Pirates</b> Forbes Field, Pittsburgh, PA Sun Apr 27 1969, 3:33 AM EDT Att: 24,425 - Unknown										
Maury Wills, S OBP: 0.238, SLG: 0.192 (1, 6)	K		4-3			HR	FC6			3	1	0	0	1	1												
Rusty Staub, L OBP: 0.444, SLG: 0.636 (1, 9)	1B		G3			HR	CS	K		4	1	2	2	0	1	0											
Mack Jones, L OBP: 0.418, SLG: 0.557 (1, 7)	1-3		4-3			HR		F4		4	0	1	0	0	0	1											
Donn Clendenon, R OBP: 0.343, SLG: 0.419 (1, 3)		5-3		K		G6-4-3		F8		4	0	0	0	0	1	1											
Coco Laboy, R OBP: 0.426, SLG: 0.681 (1, 5)		CS		G6-4-3		HR		1B		3	1	3	1	1	0	0											
Gary Sutherland, R OBP: 0.247, SLG: 0.233 (1, 4)	1B	BB	G6-4-3	1B		HR		1B		2	1	1	0	2	0	1											
John Bateman, R OBP: 0.265, SLG: 0.279 (1, 2)	FC5	1B			F9	4-3		F9		4	0	1	0	0	0	3											
Larry Jaster, L OBP: 0.600, SLG: 0.667 (1, 1)	1-2	1B			4-3		FC6	BB	L4-3	3	0	1	1	1	0	2											
<b>Inning Stats</b>	R: 0 E: 0 K: 1 S: 6	H: 1 LOB: 1 BB: 0 P: 6	R: 1 E: 0 K: 0 S: 4	H: 2 LOB: 2 BB: 2 P: 12	R: 0 E: 0 K: 0 S: 3	H: 0 LOB: 0 BB: 0 P: 3	R: 0 E: 0 K: 1 S: 5	H: 1 LOB: 0 BB: 0 P: 5	R: 0 E: 0 K: 0 S: 3	H: 0 LOB: 0 BB: 0 P: 3	R: 3 E: 0 K: 0 S: 5	H: 3 LOB: 1 BB: 2 P: 13	R: 0 E: 0 K: 1 S: 4	H: 0 LOB: 0 BB: 1 P: 8	R: 0 E: 0 K: 0 S: 5	H: 2 LOB: 1 BB: 0 P: 4	R: 0 E: 0 K: 0 S: 4	H: 2 LOB: 0 BB: 0 P: 4	1B: 7 2B: 1 3B: 0 HR: 2	SF: 0 SAC: 0 DP: 3 HBP: 0	WP: 0 PB: 0 CS: 2	PA: 37					
<b>PITCHER</b>	IP	WLS	BF	H	R	ER	SO	BB	IBB	HBP	BLK	WP	HR	S	P	ERA	WHIP										
Dock Ellis, R ERA: 6.2 (1, 1)	5.2	L	25	7	4	4	2	4	0	0	0	0	2	25	41	6.35	1.941										
Bruce Dal Canton, R ERA: 0.96 (6, 1)	2.1		7	0	0	0	2	1	0	0	0	0	0	10	14	0.00	0.429										
Ron Kline, R ERA: 0.61 (9, 1)	1.0		4	2	0	0	0	0	0	0	0	0	0	4	4	0.00	2.000										

Batter	1	2	3	4	5	6	7	8	9	AB	R	H	RBI	BB	SO	LOB	BOTTOM										
Matty Alou, L OBP: 0.429, SLG: 0.494 (1, 8)	F1		PO			F6			6-3	4	0	1	1	0	0	0	<b>Montreal Expos @ Pittsburgh Pirates</b> Forbes Field, Pittsburgh, PA Sun Apr 27 1969, 3:33 AM EDT Att: 24,425 - Unknown										
Jose Pagan, R OBP: 0.267, SLG: 0.345 (1, 5)	F8		PO	K		F8			K	4	0	0	0	0	2	0											
Roberto Clemente, R OBP: 0.316, SLG: 0.348 (1, 9)	5-3			6-3					1B	4	0	1	0	0	0	0											
Willie Stargell, L OBP: 0.414, SLG: 0.645 (6, 3)	K			3-1		F6			F5	4	0	0	0	0	1	1											
Manny Sanguillen, R OBP: 0.455, SLG: 0.500 (1, 2)	F3				G4-6-3	1B			F9	3	0	1	0	0	0	0											
Bill Mazerowski, R OBP: 0.230, SLG: 0.265 (1, 4)	F7			G4-6-3		1-2		HR		3	1	1	1	0	0	1											
Al Oliver, L OBP: 0.350, SLG: 0.444 (1, 3)			4-3					HR		1	0	0	0	0	0	0											
Bruce Dal Canton, R (6, 1)								G4-6-3	1B	0	0	0	0	0	0	0											
Carl Taylor, R OBP: 0.500, SLG: 0.500 (8, PH)						FC6-4	HBP			1	0	1	0	0	0	0											
Jose Martinez, R (9, 6)										0	0	0	0	0	0	0											
Freddie Patek, R OBP: 0.368, SLG: 0.288 (1, 6)									G4-6-3	2	1	1	0	0	0	1											
Jerry May, R OBP: 0.296, SLG: 0.440 (8, PH)						FC6-4				1	0	0	0	0	0	1											
Ron Kline, R (9, 1)										0	0	0	0	0	0	0											
Dock Ellis, S OBP: 0.333, SLG: 0.333 (1, 1)									F8	1	0	0	0	0	1	1											
Ron Davis, R OBP: 0.333, SLG: 0.385 (6, 7)									F9	2	0	0	0	0	0	0											
<b>Inning Stats</b>	R: 0 E: 0 K: 0 S: 3	H: 0 LOB: 0 BB: 0 P: 3	R: 0 E: 0 K: 1 S: 5	H: 0 LOB: 0 BB: 0 P: 5	R: 1 E: 1 K: 1 S: 6	H: 2 LOB: 0 BB: 0 P: 6	R: 0 E: 0 K: 1 S: 5	H: 0 LOB: 0 BB: 0 P: 5	R: 0 E: 0 K: 0 S: 3	H: 0 LOB: 0 BB: 0 P: 3	R: 0 E: 0 K: 0 S: 3	H: 0 LOB: 0 BB: 0 P: 3	R: 0 E: 0 K: 0 S: 4	H: 2 LOB: 2 BB: 0 P: 4	R: 0 E: 0 K: 1 S: 6	H: 1 LOB: 1 BB: 0 P: 6	1B: 5 2B: 0 3B: 0 HR: 1	SF: 0 SAC: 0 DP: 2 HBP: 1	WP: 0 PB: 0 CS: 0	PA: 32							
<b>PITCHER</b>	IP	WLS	BF	H	R	ER	SO	BB	IBB	HBP	BLK	WP	HR	S	P	ERA	WHIP										
Larry Jaster, L ERA: 3.33 (1, 1)	9.0	W	31	6	2	1	4	0	0	1	0	0	1	38	39	1.00	0.667										

AB	31
R	4
H	9
RBI	4
BB	5
SO	4
LOB	12



AB	30
R	2
H	6
RBI	2
BB	0
SO	4
LOB	5









Batter	1	2	3	4	5	6	7	8	9	AB	R	H	RBI	BB	SO	LOB	TOP					
<b>Bud Harrelson, S</b> OBP: 0.323, SLG: 0.309 (1, 6)										4	0	0	0	0	1	3						
<b>Rod Gaspar, S</b> OBP: 0.313, SLG: 0.250 (1, 8) (9, 9)										4	1	1	0	0	0	0						
<b>Ken Boswell, L</b> OBP: 0.351, SLG: 0.364 (1, 4) <b>Wayne Garrett, L</b> OBP: 0.389, SLG: 0.400 (9, 4)										4	0	1	1	0	0	0						
<b>Cleon Jones, R</b> OBP: 0.453, SLG: 0.577 (1, 7)										4	1	1	0	0	1	0						
<b>Ed Kranepool, L</b> OBP: 0.359, SLG: 0.500 (1, 3)										3	0	1	1	0	0	0						
<b>Ron Swoboda, R</b> OBP: 0.352, SLG: 0.420 (1, 9) <b>Tommie Agee, R</b> OBP: 0.244, SLG: 0.381 (9, 8)										3	0	0	0	0	1	1						
<b>J.C. Martin, L</b> OBP: 0.182, SLG: 0.150 (1, 2) <b>Jerry Grote, R</b> OBP: 0.273, SLG: 0.314 (8, 2)										3	0	0	0	0	1	1						
<b>Kevin Collins, L</b> OBP: 0.212, SLG: 0.375 (1, 5)										3	0	1	0	0	1	0						
<b>Tom Seaver, R</b> (1, 1)										2	0	0	0	1	2	0						
<b>Inning Stats</b>	R: 0 E: 0 K: 0 S: 3	H: 0 LOB: 0 BB: 0 P: 3	R: 1 E: 0 K: 1 S: 6	H: 1 LOB: 0 BB: 0 P: 6	R: 0 E: 0 K: 2 S: 7	H: 0 LOB: 0 BB: 0 P: 7	R: 0 E: 0 K: 0 S: 3	H: 0 LOB: 0 BB: 0 P: 3	R: 0 E: 0 K: 0 S: 5	H: 2 LOB: 3 BB: 1 P: 9	R: 0 E: 0 K: 1 S: 5	H: 0 LOB: 0 BB: 0 P: 5	R: 0 E: 0 K: 1 S: 5	H: 0 LOB: 0 BB: 0 P: 5	R: 0 E: 0 K: 2 S: 7	H: 0 LOB: 0 BB: 0 P: 7	R: 1 E: 0 K: 0 S: 4	H: 2 LOB: 2 BB: 0 P: 4	1B: 3 2B: 1 3B: 1 HR: 0	SF: 1 SAC: 0 DP: 0 HBP: 0	WP: 0 PB: 0 SB: 1 CS: 0	PA: 32
<b>PITCHER</b> <b>Mike Wegener, R</b> ERA: 2.91 (1, 1)	IP: 9.0 WLS: L BF: 32	H: 5 R: 2 ER: 2 SO: 7	BB: 1 IBB: 0 HBP: 0 BLK: 0	WP: 0 HR: 0 S: 45 P: 49	ERA: 2.00 WHIP: 0.667											<b>PITCHER</b>	IP: WLS: BF: H: R: ER: SO: BB: IBB: HBP: BLK: WP: HR: S: P: ERA: WHIP					

**New York Mets @ Montreal Expos**  
 Jarry Park, Montreal, QB  
 Wed Apr 30 1969, 7:05 PM EDT  
 Att: 19,024 - Unknown


AB 30  
 R 2  
 H 5  
 RBI 2  
 BB 1  
 SO 7  
 LOB 5



Batter	1	2	3	4	5	6	7	8	9	AB	R	H	RBI	BB	SO	LOB	BOTTOM					
<b>Maury Wills, S</b> OBP: 0.239, SLG: 0.188 (1, 6)										3	0	0	0	1	1	0						
<b>Manny Mota, R</b> OBP: 0.323, SLG: 0.310 (1, 8)										4	0	1	0	0	1	1						
<b>Rusty Staub, L</b> OBP: 0.438, SLG: 0.597 (1, 9)										2	0	0	0	2	0	0						
<b>Mack Jones, L</b> OBP: 0.405, SLG: 0.533 (1, 7)										4	0	1	0	0	1	3						
<b>Donn Clendenon, R</b> OBP: 0.349, SLG: 0.410 (1, 3)										4	0	2	0	0	1	1						
<b>Coco Laboy, R</b> OBP: 0.424, SLG: 0.610 (1, 5)										4	0	0	0	0	1	2						
<b>Gary Sutherland, R</b> OBP: 0.238, SLG: 0.225 (1, 4)										3	0	0	0	0	2							
<b>John Bateman, R</b> OBP: 0.257, SLG: 0.313 (1, 2)										3	1	1	1	0	0	0						
<b>Mike Wegener, R</b> OBP: 0.333, SLG: 0.200 (1, 1)										3	0	0	0	1	0							
<b>Inning Stats</b>	R: 0 E: 0 K: 2 S: 8	H: 2 LOB: 2 BB: 1 P: 12	R: 0 E: 0 K: 0 S: 3	H: 0 LOB: 0 BB: 0 P: 3	R: 0 E: 0 K: 1 S: 4	H: 0 LOB: 0 BB: 1 P: 8	R: 0 E: 0 K: 0 S: 5	H: 2 LOB: 2 BB: 0 P: 5	R: 0 E: 0 K: 0 S: 3	H: 0 LOB: 0 BB: 0 P: 3	R: 0 E: 0 K: 1 S: 5	H: 0 LOB: 1 BB: 1 P: 9	R: 1 E: 0 K: 0 S: 4	H: 1 LOB: 0 BB: 0 P: 4	R: 0 E: 0 K: 0 S: 3	H: 0 LOB: 0 BB: 0 P: 3	R: 0 E: 0 K: 2 S: 7	H: 0 LOB: 0 BB: 0 P: 7	1B: 4 2B: 0 3B: 0 HR: 1	SF: 0 SAC: 0 DP: 1 HBP: 0	WP: 1 PB: 0 SB: 0 CS: 0	PA: 33
<b>PITCHER</b> <b>Tom Seaver, R</b> ERA: 2.35 (1, 1)	IP: 9.0 WLS: W BF: 33	H: 5 R: 1 ER: 1 SO: 6	BB: 3 IBB: 0 HBP: 0 BLK: 0	WP: 1 HR: 1 S: 42 P: 54	ERA: 1.00 WHIP: 0.889											<b>PITCHER</b>	IP: WLS: BF: H: R: ER: SO: BB: IBB: HBP: BLK: WP: HR: S: P: ERA: WHIP					

**New York Mets @ Montreal Expos**  
 Jarry Park, Montreal, QB  
 Wed Apr 30 1969, 7:05 PM EDT  
 Att: 19,024 - Unknown

AB 30  
 R 1  
 H 5  
 RBI 1  
 BB 3  
 SO 6  
 LOB 9





Batter	1	2	3	4	5	6	7	8	9	AB	R	H	RBI	BB	SO	LOB	TOP										
<b>Bud Harrelson, S</b> (1, 6) OBP: 0.313, SLG: 0.288	0-3 K	0-0 FC6-4			0-3 K		4-0 WP 3-1 BB		0-0 5-3	4	0	0	0	1	2	3											
<b>Rod Gaspar, S</b> (1, 8) OBP: 0.304, SLG: 0.246	0-0 G4-6-3 1B		0-3 K		0-0 F7		0-0 3-1		0-3 K	5	0	1	0	0	2	1											
<b>Ken Boswell, L</b> (1, 4) OBP: 0.346, SLG: 0.348	0-0 G4-6-3		0-0 1-3		0-0 4-3		4-0 WP BB			3	0	0	0	1	0	1											
<b>Cleon Jones, R</b> (1, 7) OBP: 0.478, SLG: 0.630		0-0 1B BB	0-0 HR		0-0 CS 1B		4-0 1-2 3 BB			3	2	3	1	1	0	0											
<b>Ed Kranepool, L</b> (1, 3) OBP: 0.368, SLG: 0.500	0-0 BB 1-3 1B		0-0 4-3		0-0 E 1-2 1B		0-0 4-3			4	0	2	0	0	0	3											
<b>Ron Swoboda, R</b> (1, 9) OBP: 0.326, SLG: 0.389	0-3 K			0-0 6-3		0-0 E5		0-0 F9		4	0	0	0	0	1	4											
<b>Kevin Collins, L</b> (1, 5) OBP: 0.243, SLG: 0.353	4-0 BB 1-2 BB		0-0 G3		4-0 BB		0-0 4-3			2	0	0	0	2	0	0											
<b>Jerry Grote, R</b> (1, 2) OBP: 0.271, SLG: 0.296	4-0 FC6-4 BB		0-3 K		0-0 L9		0-0 4-3			3	0	0	1	1	1	3											
<b>Don Cardwell, R</b> (1, 1)	0-3 K			0-3 K		0-3 K		0-0 5-6-3		4	0	0	0	0	3	3											
<b>Inning Stats</b>	R: 0 E: 0 K: 1 S: 5	H: 1 LOB: 0 BB: 5	R: 1 E: 0 K: 2 S: 9	H: 2 LOB: 3 BB: 17	R: 1 E: 0 K: 1 S: 6	H: 1 LOB: 0 BB: 6	R: 0 E: 0 K: 1 S: 5	H: 0 LOB: 0 BB: 5	R: 0 E: 0 K: 2 S: 7	H: 2 LOB: 3 BB: 9	R: 0 E: 0 K: 1 S: 5	H: 0 LOB: 3 BB: 17	R: 0 E: 0 K: 0 S: 3	H: 0 LOB: 0 BB: 3	R: 0 E: 0 K: 1 S: 5	H: 0 LOB: 0 BB: 5	1B: 5 2B: 0 3B: 0 HR: 1	SF: 0 SAC: 0 DP: 1 HBP: 0	WP: 1 PB: 0 SB: 0 CS: 1	PA: 38							
<b>PITCHER</b>	IP	WLS	BF	H	R	ER	SO	BB	IBB	HBP	BLK	WP	HR	S	P	ERA	WHIP										
<b>Bill Stoneman, R</b> (1, 1) ERA: 2.21	6.2		31	6	2	2	8	6	0	0	0	1	1	41	65	2.70	1.800										
<b>Roy Face, R</b> (7, 1) ERA:	2.1	W	7	0	0	0	1	0	0	0	0	0	0	9	9	0.00	0.000										

**New York Mets @ Montreal Expos**  
 Jarry Park, Montreal, QB  
 Thu May 01 1969, 3:33 AM EDT  
 Att: 7,741 - Unknown

AB	32
R	2
H	6
RBI	2
BB	6
SO	9
LOB	18



Batter	1	2	3	4	5	6	7	8	9	AB	R	H	RBI	BB	SO	LOB	BOTTOM										
<b>Don Bosch, S</b> (1, 8) OBP: 0.200, SLG: 0.209	0-0 1-3		0-0 F8			0-0 6-3		0-0 P6		4	0	0	0	0	0	1											
<b>Maury Wills, S</b> (1, 6) OBP: 0.239, SLG: 0.190	0-0 6-3		0-0 6-3			0-0 F2			0-0 FC1-6 1B	4	0	1	0	0	0	0											
<b>Rusty Staub, L</b> (1, 9) OBP: 0.430, SLG: 0.573	4-0 FC6-4 BB			0-0 1-3		0-0 L7			0-0 FC1-6 1B SF8	3	0	0	0	1	0	1											
<b>Ron Brand, R</b> (9, PR)									1-2 SF8	0	1	0	0	0	0	0											
<b>Mack Jones, L</b> (1, 7) OBP: 0.409, SLG: 0.570	0-0 FC6-4			0-0 HR		0-0 4-3			0-0 1-3 1B	4	1	2	1	0	0	1											
<b>Donn Clendenon, R</b> (1, 3) OBP: 0.362, SLG: 0.476		0-0 HR		0-0 E5		0-0 5-3			4-0 IBB	3	1	1	1	1	0	0											
<b>Coco Laboy, R</b> (1, 5) OBP: 0.427, SLG: 0.625		0-0 8-5 4-3 1B		0-0 F7		0-0 2B			0-0 SF8	3	0	2	1	0	0	1											
<b>Gary Sutherland, R</b> (1, 4) OBP: 0.230, SLG: 0.217		0-0 4-3			0-0 5-3		0-0 F2			3	0	0	0	0	0	2											
<b>John Bateman, R</b> (1, 2) OBP: 0.260, SLG: 0.314		0-0 8-5			0-0 F5			0-0 CS 1B		3	0	1	0	0	0	1											
<b>Manny Mota, R</b> (8, PR) OBP: 0.323, SLG: 0.310										0	0	0	0	0	0	0											
<b>John Boccabella, R</b> (9, 2) OBP: 0.286, SLG: 0.429		2-3								0	0	0	0	0	0	0											
<b>Bill Stoneman, R</b> (1, 1) OBP: 0.118, SLG: 0.063			0-3 K						0-0 1-3	2	0	0	0	0	1	0											
<b>Roy Face, R</b> (7, 1)									1-2	1	0	0	0	0	0	1											
<b>Inning Stats</b>	R: 0 E: 0 K: 0 S: 3	H: 0 LOB: 1 BB: 7	R: 1 E: 0 K: 0 S: 4	H: 2 LOB: 0 BB: 4	R: 0 E: 0 K: 1 S: 5	H: 0 LOB: 0 BB: 5	R: 1 E: 1 K: 0 S: 4	H: 1 LOB: 0 BB: 4	R: 0 E: 0 K: 0 S: 3	H: 0 LOB: 0 BB: 3	R: 0 E: 0 K: 0 S: 4	H: 1 LOB: 1 BB: 4	R: 0 E: 0 K: 0 S: 3	H: 1 LOB: 1 BB: 3	R: 0 E: 0 K: 0 S: 4	H: 2 LOB: 2 BB: 8	1B: 4 2B: 2 3B: 0 HR: 2	SF: 1 SAC: 0 DP: 1 HBP: 0	WP: 0 PB: 0 SB: 0 CS: 2	PA: 33							
<b>PITCHER</b>	IP	WLS	BF	H	R	ER	SO	BB	IBB	HBP	BLK	WP	HR	S	P	ERA	WHIP										
<b>Don Cardwell, R</b> (1, 1) ERA: 2.89	8.2	L	33	7	3	3	1	1	1	0	0	0	2	33	41	3.12	0.923										

**New York Mets @ Montreal Expos**  
 Jarry Park, Montreal, QB  
 Thu May 01 1969, 3:33 AM EDT  
 Att: 7,741 - Unknown

AB	30
R	3
H	7
RBI	3
BB	2
SO	1
LOB	8





Batter	1	2	3	4	5	6	7	8	9	AB	R	H	RBI	BB	SO	LOB	TOP										
Matty Alou, L (1, 8) OBP: 0.419, SLG: 0.500	0-0 WP G3 2B		0-0 1B 2B		0-0 FC WP 1B		0-0 5-3		0-0 5-3	5	3	2	0	0	0	2											
Richie Hebner, L (1, 5) OBP: 0.420, SLG: 0.410	0-0 G3 2H		0-0 G6-4-3 1B		0-0 F5 1-2 2-3 3H 4-0		0-0 L8		0-0 1B	5	0	2	2	0	0	2											
Jose Pagan, R (1, 7) OBP: 0.278, SLG: 0.324 Al Oliver, L (5, PH) OBP: 0.309, SLG: 0.380 (5, 7)	0-0 5-3		0-0 G6-4-3 1-2		0-0 1B WP IBB		0-0 L8		0-0 L8	2	0	0	0	0	0	1											
Jerry May, R (1, 2) OBP: 0.303, SLG: 0.450	0-0 L8			0-0 1-3	0-0 SF7			0-0 5-3 1B		3	1	1	1	0	0	0											
Carl Taylor, R (1, 9) OBP: 0.625, SLG: 0.500 Ron Davis, R (7, 9) OBP: 0.333, SLG: 0.333		4-0 BB		0-0 L8	0-0 L8 3H			0-0 5-3 1-2		2	0	1	1	1	0	0											
Bob Robertson, R (1, 3) OBP: 0.288, SLG: 0.268		0-0 F7 BB		0-0 1B	0-3 K 1-3 2H			0-0 5-3 1B		4	0	2	1	0	1	2											
Freddie Patek, R (1, 6) OBP: 0.314, SLG: 0.237		0-0 F2		0-0 F9	0-3 K			0-0 5-3		4	0	0	0	0	1	3											
Jose Martinez, R (1, 4) OBP: 0.091, SLG: 0.091		0-0 5-3			0-0 FC WP SH 1B			0-3 K		4	1	1	0	0	1	2											
Dock Ellis, S (1, 1) OBP: 0.222, SLG: 0.222			0-3 K		0-0 SH WP FC SF7			0-3 K		3	1	0	0	0	2	0											
<b>Inning Stats</b>	R: 1 E: 0 K: 0 S: 4	H: 1 LOB: 0 BB: 0 P: 4	R: 0 E: 0 K: 0 S: 3	H: 0 LOB: 1 BB: 1 P: 7	R: 1 E: 0 K: 1 S: 6	H: 2 LOB: 0 BB: 0 P: 6	R: 0 E: 0 K: 0 S: 4	H: 1 LOB: 1 BB: 0 P: 4	R: 4 E: 1 K: 1 S: 9	H: 2 LOB: 1 BB: 1 P: 13	R: 0 E: 0 K: 1 S: 5	H: 0 LOB: 0 BB: 0 P: 5	R: 0 E: 0 K: 0 S: 3	H: 0 LOB: 0 BB: 0 P: 3	R: 1 E: 0 K: 1 S: 7	H: 2 LOB: 1 BB: 0 P: 7	R: 0 E: 0 K: 1 S: 6	H: 1 LOB: 1 BB: 0 P: 6	1B: 7 2B: 2 3B: 0 HR: 0	SF: 1 SAC: 1 DP: 1 HBP: 0	WP: 3 PB: 0 CS: 0	PA: 39					
<b>PITCHER</b>	IP	WLS	BF	H	R	ER	SO	BB	IBB	HBP	BLK	WP	HR	S	P	ERA	WHIP										
Larry Jaster, L (1, 1) ERA: 4.13	4.0	L	18	5	4	4	1	1	0	0	0	1	0	19	23	9.00	1.500										
Dan McGinn, L (5, 1) ERA: 2.7	0.1		2	0	0	0	0	0	0	0	0	1	0	2	2	0.00	0.000										
Carroll Sembera, R (5, 1) ERA: 2.7	2.2		10	1	2	2	2	0	1	0	0	1	0	13	17	6.75	0.375										
Steve Shea, R (8, 1) ERA: 2.7	2.0		9	3	1	1	2	0	0	0	0	0	0	13	13	4.50	1.500										

Pittsburgh Pirates @ Montreal Expos  
 Jarry Park, Montreal, QB  
 Fri May 02 1969, 7:05 PM EDT  
 Att: 11,892 - Unknown


AB 35  
 R 7  
 H 9  
 RBI 5  
 BB 2  
 SO 5  
 LOB 14



Batter	1	2	3	4	5	6	7	8	9	AB	R	H	RBI	BB	SO	LOB	BOTTOM										
Ty Cline, L (1, 8) OBP: 0.419, SLG: 0.250	4-0 F9 SH5-3 BB		0-0 L1-3		0-0 L6				0-0 L4-3	4	0	1	0	1	0	3											
Maury Wills, S (1, 6) OBP: 0.232, SLG: 0.184	0-0 SH5-3 1-2		0-0 4-3			0-0 5-3	0-0 4-3			3	0	0	0	0	0	2											
Rusty Staub, L (1, 9) OBP: 0.423, SLG: 0.551	0-0 F9 2-3			0-0 6-3		0-0 F4		4-0 G5-4-3 BB		3	0	0	0	1	0	1											
Mack Jones, L (1, 7) OBP: 0.413, SLG: 0.566	0-0 6-3			0-0 S 1B		0-0 HR 1B		0-0 F7		4	1	2	0	0	0	2											
Donn Clendenon, R (1, 3) OBP: 0.373, SLG: 0.565		0-0 1B 2B		0-3 K	0-3 K			0-0 G5-4-3 1-2		4	2	2	2	0	1	2											
Coco Laboy, R (1, 5) OBP: 0.419, SLG: 0.619	0-0 F6			0-3 K		0-3 K			0-0 E 2B	4	0	1	0	0	2	2											
Gary Sutherland, R (1, 4) OBP: 0.242, SLG: 0.221		0-0 G1-6-3 2H 1B			4-0 G5-4-3 BB		0-0 1-3		0-0 5-3	3	0	1	1	1	0	1											
John Bateman, R (1, 2) OBP: 0.247, SLG: 0.297		0-0 G1-6-3 1-2			0-0 G5-4-3 1-2		0-0 F2		0-0 E6 PB	4	0	0	0	0	0	3											
Larry Jaster, L (1, 1) OBP: 0.246, SLG: 0.600 Dan McGinn, L (5, 1) OBP: 0.200, SLG: 1.200 Carroll Sembera, R (5, 1) OBP: 0.333, SLG: 0.333 Floyd Wickizer, L (7, PH) OBP: 0.288, SLG: 0.187 Steve Shea, R (8, 1) OBP: 0.311, SLG: 0.300			0-0 F6		0-0 F6		4-0 1B BB		0-3 K	1	0	0	0	0	0	0											
<b>Inning Stats</b>	R: 0 E: 0 K: 0 S: 3	H: 0 LOB: 1 BB: 1 P: 7	R: 1 E: 0 K: 0 S: 4	H: 2 LOB: 0 BB: 0 P: 4	R: 0 E: 0 K: 2 S: 8	H: 0 LOB: 0 BB: 0 P: 3	R: 0 E: 0 K: 2 S: 8	H: 1 LOB: 1 BB: 0 P: 8	R: 0 E: 0 K: 1 S: 7	H: 1 LOB: 1 BB: 1 P: 7	R: 2 E: 0 K: 1 S: 7	H: 2 LOB: 0 BB: 0 P: 7	R: 0 E: 0 K: 0 S: 4	H: 1 LOB: 2 BB: 1 P: 8	R: 0 E: 0 K: 0 S: 2	H: 0 LOB: 0 BB: 1 P: 6	R: 1 E: 1 K: 1 S: 7	H: 1 LOB: 2 BB: 0 P: 7	1B: 5 2B: 2 3B: 0 HR: 1	SF: 0 SAC: 1 DP: 3 HBP: 0	WP: 0 PB: 1 CS: 0	PA: 37					
<b>PITCHER</b>	IP	WLS	BF	H	R	ER	SO	BB	IBB	HBP	BLK	WP	HR	S	P	ERA	WHIP										
Dock Ellis, R (1, 1) ERA: 5.22	9.0	W	37	8	3	3	4	4	0	0	0	0	1	41	57	3.00	1.333										

Pittsburgh Pirates @ Montreal Expos  
 Jarry Park, Montreal, QB  
 Fri May 02 1969, 7:05 PM EDT  
 Att: 11,892 - Unknown

AB 32  
 R 3  
 H 8  
 RBI 3  
 BB 4  
 SO 4  
 LOB 18










Batter	1	2	3	4	5	6	7	8	9	AB	R	H	RBI	BB	SO	LOB	TOP										
Matty Alou, L OBP: 0.435, SLG: 0.500 (1, 8)	0-0 1-3 1B		0-0 4-3		0-0 4-3		0-0 6-3		0-0 1-2 BB	4	0	2	0	1	0	0											
Ron Davis, R OBP: 0.308, SLG: 0.304 (1, 9)	0-3 K		0-0 F9		0-0 4-3		0-0 4-3		0-0 2B 1B	4	1	1	0	0	1	2											
Willie Stargell, L OBP: 0.370, SLG: 0.524 (9, PH)									0-0 2-3 BB	1	0	0	0	0	0	2											
Richie Hebner, L OBP: 0.453, SLG: 0.523 (1, 5)	0-0 1-3		0-0 3B		0-0 HR		0-0 1-3		0-0 K	4	1	3	2	0	0	1											
Steve Blass, R OBP: 0.333, SLG: 0.500 (8, PR)	1-2								0-0 1-H 2B	0	0	0	0	0	0	0											
Jose Pagan, R OBP: 0.250, SLG: 0.289 (8, 5)									0-3 K	1	0	0	0	0	1	2											
Al Oliver, L OBP: 0.313, SLG: 0.339 (1, 7)	0-0 F7		0-0 F7		0-0 1-3		0-0 1-3		4-0 IBB	3	0	0	0	1	0	2											
Manny Sanguillen, R OBP: 0.382, SLG: 0.441 (1, 2)		0-0 1B 1B		0-0 5-3		0-0 5-3		0-0 K	4	1	1	0	0	1	2												
Bob Robertson, R OBP: 0.242, SLG: 0.250 (1, 3)		0-0 F5		0-0 5-6-3		0-0 F7		0-0 F7	4	0	0	0	0	0	3												
Freddie Patek, R OBP: 0.319, SLG: 0.286 (1, 6)		0-0 1B 1B		0-0 6-3		0-0 HR		0-3 K	4	1	2	1	0	1	2												
Jose Martinez, R OBP: 0.158, SLG: 0.158 (1, 4)		0-0 G6-4-3 1B		0-0 F9		0-0 K		0-3 K	4	0	1	1	0	2	0												
Jim Bunning, R (1, 1)		0-0 G6-4-3 1B		0-0 4-3		0-0 4-3		0-0 F8 BB	2	0	0	0	0	0	2												
Gary Kolb, L (7, PH)									1	0	0	0	0	0	0												
Ron Kline, R (7, 1)									0	0	0	0	0	0	0												
Luke Walker, L (8, 1)									0	0	0	0	0	0	0												
Carl Taylor, R (9, PH)									1	0	1	0	0	0	0												
<b>Inning Stats</b>	R: 0 E: 0 K: 1 S: 6	H: 1 LOB: 1 BB: 0 P: 6	R: 1 E: 0 K: 0 S: 5	H: 3 LOB: 1 BB: 0 P: 5	R: 0 E: 0 K: 0 S: 4	H: 1 LOB: 1 BB: 0 P: 4	R: 0 E: 0 K: 0 S: 3	H: 0 LOB: 0 BB: 0 P: 3	R: 0 E: 0 K: 0 S: 4	H: 1 LOB: 0 BB: 0 P: 4	R: 1 E: 0 K: 1 S: 6	H: 1 LOB: 0 BB: 0 P: 6	R: 1 E: 0 K: 2 S: 9	H: 2 LOB: 2 BB: 1 P: 13	R: 0 E: 0 K: 2 S: 8	H: 1 LOB: 2 BB: 1 P: 12	1B: 7 2B: 1 3B: 1 HR: 2	SF: 0 SAC: 0 DP: 1 HBP: 0	WP: 0 PB: 0 SB: 0 CS: 0	PA: 39							
<b>PITCHER</b>	IP	WLS	BF	H	R	ER	SO	BB	IBB	HBP	BLK	WP	HR	S	P	ERA	WHIP										
Mudcat Grant, R (1, 1)	7.0		31	10	4	4	2	0	1	0	0	0	2	34	38	5.14	1.429										
Roy Face, R (8, 1)	2.0	W	8	1	0	0	4	1	0	0	0	0	0	15	19	0.00	1.000										

Pittsburgh Pirates @ Montreal Expos  
Jarry Park, Montreal, QB  
Sun May 04 1969, 3:33 AM EDT  
Att: 16,931 - Unknown


AB 37  
R 4  
H 11  
RBI 4  
BB 2  
SO 6  
LOB 18



Batter	1	2	3	4	5	6	7	8	9	AB	R	H	RBI	BB	SO	LOB	BOTTOM										
Maury Wills, S (1, 6)	0-0 E4 FC4-6 E	0-0 E6 1B		0-0 5-3			0-0 F2	4-0 G4-6-3 BB		4	0	1	1	1	0	0											
Ty Cline, L (1, 8)	0-0 L3 FC4-6	0-0 L5			0-0 L8		0-0 F5	0-0 G4-6-3 1-2		4	0	0	0	0	0	2											
Manny Mota, R (8, PH)	1-2 L3									1	0	0	0	0	0	2											
Bobby Wine, R (9, 5)										0	0	0	0	0	0	0											
Rusty Staub, L (1, 9)	0-0 FC4-6 1-2 2-3		0-0 1B 1B		0-0 F3		0-0 HR			4	1	2	1	0	0	2											
Mack Jones, L (1, 7)	0-3 K		0-0 F2		0-0 F6		0-0 6-3			4	0	0	0	0	1	3											
Donn Clendenon, R (1, 3)	0-3 K2-3		0-0 1B		0-0 F9		0-0 6-3			4	0	1	0	0	1	2											
Coco Laboy, R (1, 5)		0-3 K		0-0 F7		4-0 WP 1B BB		0-0 1B 2B 1B		3	0	1	0	1	1	2											
Ron Brand, R (8, PR)										0	1	0	0	0	0	0											
Don Bosch, S (9, 8)										0	0	0	0	0	0	0											
Gary Sutherland, R (1, 4)		4-0 1B BB		0-0 F9		0-0 1B 1B		0-0 1B 2B 1B		3	2	2	0	1	0	2											
John Boccabella, R (1, 2)		0-3 K		0-0 5-3		0-0 F8		0-0 E 2B		4	1	1	2	0	1	3											
Mudcat Grant, R (1, 1)		0-0 1B E 1B		0-0 L4		0-0 K		0-0 1B		3	1	1	0	0	1	2											
Roy Face, R (8, 1)										1	0	1	0	0	0	0											
<b>Inning Stats</b>	R: 0 E: 2 K: 2 S: 9	H: 0 LOB: 2 BB: 0 P: 9	R: 2 E: 1 K: 2 S: 9	H: 2 LOB: 1 BB: 1 P: 13	R: 0 E: 0 K: 0 S: 3	H: 2 LOB: 2 BB: 0 P: 5	R: 0 E: 0 K: 0 S: 3	H: 0 LOB: 0 BB: 0 P: 3	R: 0 E: 0 K: 1 S: 6	H: 1 LOB: 2 BB: 1 P: 10	R: 1 E: 0 K: 0 S: 4	H: 1 LOB: 0 BB: 0 P: 4	R: 3 E: 1 K: 0 S: 6	H: 4 LOB: 2 BB: 1 P: 10	1B: 8 2B: 1 3B: 0 HR: 1	SF: 0 SAC: 0 DP: 1 HBP: 0	WP: 1 PB: 0 SB: 0 CS: 0	PA: 38									
<b>PITCHER</b>	IP	WLS	BF	H	R	ER	SO	BB	IBB	HBP	BLK	WP	HR	S	P	ERA	WHIP										
Jim Bunning, R (1, 1)	6.0		27	5	2	1	5	2	0	0	0	0	0	35	43	1.50	1.167										
Ron Kline, R (7, 1)	1.1	L	9	5	4	4	0	0	0	0	0	0	1	9	9	27.00	3.750										
Luke Walker, L (8, 1)	0.2		2	0	0	0	0	1	0	0	0	0	0	1	5	0.00	1.500										

Pittsburgh Pirates @ Montreal Expos  
Jarry Park, Montreal, QB  
Sun May 04 1969, 3:33 AM EDT  
Att: 16,931 - Unknown

AB 35  
R 6  
H 10  
RBI 4  
BB 3  
SO 5  
LOB 20





Batter	1	2	3	4	5	6	7	8	9	AB	R	H	RBI	BB	SO	LOB	TOP					
Maury Wills, S OBP: 0.257, SLG: 0.194	4-0 1B SF6 BB		4-0 L4-6-3 BB			0-0 1-3	0-0 F9			2	1	0	0	2	0	1						
Ty Cline, L OBP: 0.295, SLG: 0.162	0-0 L7		0-0 L4-6-3			0-0 L9		0-0 F5		4	0	0	0	0	0	2						
Rusty Staub, L OBP: 0.431, SLG: 0.568	0-0 SF6 2-3 1B		0-0 5-3			0-0 F7		0-0 F4		4	0	1	0	0	0	0						
Mack Jones, L OBP: 0.394, SLG: 0.564	4-0 CS IBB			0-0 6-3				0-0 5-3		3	1	1	1	1	0	0						
Donn Clendenon, R OBP: 0.317, SLG: 0.474	0-0 SF6 2-3 3-H			0-0 4-3			0-3 K		0-0 F8	3	0	0	1	0	1	0						
Coco Laboy, R OBP: 0.410, SLG: 0.574	0-0 CS 1-2	0-0 F7		0-0 F3			0-0 E5 PB 1B		0-0 5-3	4	1	0	0	0	0	0						
Gary Sutherland, R OBP: 0.262, SLG: 0.237					0-0 F9		0-0 E3 1-2 1B		0-0 F8	4	1	1	0	0	0	1						
John Boccabella, R OBP: 0.214, SLG: 0.357					0-0 F7		0-3 K			3	0	0	0	0	1	3						
Bill Stoneman, R OBP: 0.105, SLG: 0.056					0-3 K		0-0 1-1-H 2-H 1B			2	0	0	0	0	2	1						
Floyd Wicker, L OBP: 0.400, SLG: 0.250										1	0	1	2	0	0	0						
Dan McGinn, L OBP: 0.333, SLG: 0.833										0	0	0	0	0	0	0						
Roy Face, R OBP: 0.500, SLG: 0.500										0	0	0	0	0	0	0						
<b>Inning Stats</b>	R: 1 E: 0 K: 0 S: 3	H: 1 LOB: 1 BB: 2 P: 11	R: 0 E: 0 K: 1 S: 6	H: 1 LOB: 1 BB: 0 P: 6	R: 0 E: 0 K: 0 S: 2	H: 0 LOB: 0 BB: 1 P: 6	R: 0 E: 0 K: 0 S: 3	H: 0 LOB: 0 BB: 0 P: 3	R: 0 E: 0 K: 0 S: 5	H: 0 LOB: 0 BB: 0 P: 5	R: 0 E: 0 K: 0 S: 3	H: 0 LOB: 0 BB: 0 P: 3	R: 3 E: 2 K: 0 S: 11	H: 2 LOB: 1 BB: 0 P: 11	R: 0 E: 0 K: 0 S: 3	H: 0 LOB: 0 BB: 0 P: 3	R: 0 E: 0 K: 0 S: 3	H: 0 LOB: 0 BB: 0 P: 3	1B: 3 2B: 0 3B: 0 HR: 1	SF: 1 SAC: 0 DP: 1 HBP: 0	WP: 0 PB: 1 SB: 1 CS: 1	PA: 35
<b>PITCHER</b>	IP WLS BF H R ER SO BB IBB HBP BLK WP HR S P ERA WHIP																					
Ron Reed, R ERA: 3.53	(1, 1) 7.0 L 28 4 4 2 4 2 1 0 0 0 0 1 33 45 2.57 0.857																					
Cecil Upshaw, R ERA: 1.53	(8, 1) 2.0 6 0 0 0 0 0 0 0 0 0 0 0 6 6 0.00 0.000																					

Montreal Expos @ Atlanta Braves  
Atlanta Stadium, Atlanta, GA  
Tue May 06 1969, 7:05 PM EDT  
Att: 12,713 - Unknown

AB	30
R	4
H	4
RBI	4
BB	3
SO	4
LOB	8



Batter	1	2	3	4	5	6	7	8	9	AB	R	H	RBI	BB	SO	LOB	BOTTOM					
Felipe Alou, R OBP: 0.387, SLG: 0.459	0-0 G6-4-3 1B		0-0 F6			0-0 F7	0-0 1-2 1B		0-0 F4	5	1	2	0	0	0	1						
Felix Milan, R OBP: 0.345, SLG: 0.461	0-0 SH G6-4-3		0-0 CS 1B			4-0 BB 1B BB	0-0 L8		0-0 L9	3	1	1	0	1	0	3						
Hank Aaron, R OBP: 0.500, SLG: 0.667	0-0 G6-4-3 1-2 2-3		4-0 CS 1B BB			0-0 BB 1B		0-0 6-3		3	1	1	0	1	0	2						
Orlando Cepeda, R OBP: 0.318, SLG: 0.484	0-0 1B		0-0 CS 1-2		0-0 F7	4-0 1B BB		0-0 1B 1B		3	0	2	1	1	0	0						
Tito Francona, L OBP: 0.372, SLG: 0.385	0-0 4-3		4-0 CS BB			0-0 G5-4-3 1B		0-3 K		3	0	1	2	1	1	2						
Clete Boyer, R OBP: 0.308, SLG: 0.363		0-3 K		0-3 K		0-0 G5-4-3 1-2 2-H 3-H 1B		0-0 1B		4	0	1	0	0	2	3						
Bob Didier, S OBP: 0.279, SLG: 0.279					0-0 F9				0-0 F3	2	0	1	0	0	0	0						
Tommie Aaron, R OBP: 0.250, SLG: 0.250										1	0	0	0	0	0	0						
Bob Tillman, R OBP: 0.150, SLG: 0.105										0	0	0	0	0	0	0						
Rico Carty, R OBP: 0.150, SLG: 0.105										1	0	0	0	0	0	2						
Walt Hriniaik, L OBP: 0.320, SLG: 0.359										0	0	0	0	0	0	0						
Sonny Jackson, L OBP: 0.320, SLG: 0.359										4	0	1	0	0	0	1						
Ron Reed, R OBP: 0.077, SLG: 0.077										2	0	0	0	0	0	1						
Bob Aspromonte, R OBP: 0.262, SLG: 0.325										1	0	1	0	0	0	0						
Cecil Upshaw, R OBP: 0.333, SLG: 0.333										0	0	0	0	0	0	0						
Mike Lum, L OBP: 0.400, SLG: 0.286										1	0	0	0	0	0	1						
<b>Inning Stats</b>	R: 1 E: 1 K: 0 S: 5	H: 2 LOB: 1 BB: 0 P: 5	R: 0 E: 0 K: 1 S: 6	H: 1 LOB: 0 BB: 0 P: 6	R: 0 E: 0 K: 1 S: 2	H: 0 LOB: 0 BB: 1 P: 6	R: 0 E: 0 K: 1 S: 4	H: 0 LOB: 0 BB: 1 P: 8	R: 0 E: 0 K: 0 S: 3	H: 0 LOB: 0 BB: 0 P: 3	R: 2 E: 0 K: 0 S: 4	H: 2 LOB: 1 BB: 2 P: 12	R: 0 E: 0 K: 0 S: 5	H: 2 LOB: 2 BB: 0 P: 5	R: 0 E: 0 K: 1 S: 7	H: 1 LOB: 1 BB: 0 P: 7	R: 0 E: 0 K: 0 S: 4	H: 1 LOB: 1 BB: 0 P: 4	1B: 10 2B: 1 3B: 0 HR: 0	SF: 0 SAC: 1 DP: 2 HBP: 0	WP: 0 PB: 0 SB: 0 CS: 3	PA: 39
<b>PITCHER</b>	IP WLS BF H R ER SO BB IBB HBP BLK WP HR S P ERA WHIP																					
Bill Stoneman, R ERA: 2.51	(1, 1) 6.0 W 24 6 3 3 2 4 0 0 0 0 0 0 24 40 4.50 1.667																					
Dan McGinn, L ERA: 2.11	(7, 1) 1.2 9 4 0 0 1 0 0 0 0 0 0 0 11 11 0.00 2.400																					
Roy Face, R ERA: 0.750	(8, 1) 1.1 S 5 1 0 0 0 0 0 0 0 0 0 0 5 5 0.00 0.750																					

Montreal Expos @ Atlanta Braves  
Atlanta Stadium, Atlanta, GA  
Tue May 06 1969, 7:05 PM EDT  
Att: 12,713 - Unknown

AB	33
R	3
H	11
RBI	3
BB	4
SO	3
LOB	16





Batter	1	2	3	4	5	6	7	8	9	AB	R	H	RBI	BB	SO	LOB	TOP			
Maury Wills, S OBP: 0.254, SLG: 0.194 (1, 6)										5	1	1	0	0	1	2				
Ty Cline, L OBP: 0.292, SLG: 0.150 Don Shaw, L Jerry Robertson, S (1, 8) (7, 1) (8, 1)										3	0	0	0	1	1	1				
Rusty Staub, L OBP: 0.434, SLG: 0.576 (1, 9)										4	1	2	1	0	1	2				
Mack Jones, L OBP: 0.398, SLG: 0.557 (1, 7)										3	0	1	1	1	1	0				
Donn Clendenon, R OBP: 0.328, SLG: 0.475 (1, 3)										4	0	2	0	0	1	2				
Coco Laboy, R OBP: 0.404, SLG: 0.571 (1, 5)										4	1	1	0	0	1	3				
Gary Sutherland, R OBP: 0.252, SLG: 0.228 (1, 4)										4	0	0	0	0	0	2				
John Boccabella, R OBP: 0.222, SLG: 0.333 (1, 2)										4	0	1	1	0	1	0				
Mike Wegener, R OBP: 0.286, SLG: 0.167 Dan McGinn, L OBP: 0.333, SLG: 0.633 Carroll Sembera, R OBP: 0.333, SLG: 0.333 Floyd Wicker, L OBP: 0.333, SLG: 0.200 (1, 1) (5, 1) (5, 1) (7, PH) (7, 8)										1	0	0	0	0	1	0				
										0	0	0	0	0	0	0				
										2	0	0	0	0	1	1				
<b>Inning Stats</b>	R: 2 E: 0 K: 1 S: 8	H: 4 LOB: 1 BB: 0 P: 8	R: 0 E: 0 K: 1 S: 5	H: 0 LOB: 0 BB: 0 P: 5	R: 0 E: 0 K: 0 S: 4	H: 1 LOB: 2 BB: 1 P: 8	R: 1 E: 0 K: 1 S: 7	H: 2 LOB: 1 BB: 0 P: 7	R: 0 E: 0 K: 1 S: 5	H: 0 LOB: 0 BB: 0 P: 5	R: 0 E: 1 K: 0 S: 4	H: 0 LOB: 2 BB: 1 P: 8	R: 0 E: 0 K: 1 S: 6	H: 1 LOB: 1 BB: 0 P: 6	R: 0 E: 0 K: 2 S: 7	H: 0 LOB: 0 BB: 0 P: 7	1B: 6 2B: 2 3B: 0 HR: 0	SF: 0 SAC: 1 DP: 1 HBP: 0	WP: 0 PB: 0 SB: 2 CS: 0	PA: 37
<b>PITCHER</b> Phil Niekro, R ERA: 1.48 (1, 1)	IP: 9.0 WLS: W BF: 37 H: 8 R: 3 ER: 3 SO: 9 BB: 2 IBB: 0 HBP: 0 BLK: 0 WP: 0 HR: 0 S: 53 P: 61 ERA: 3.00 WHIP: 1.111															<b>PITCHER</b>				

Montreal Expos @ Atlanta Braves  
Atlanta Stadium, Atlanta, GA  
Wed May 07 1969, 7:05 PM EDT  
Att: 10,496 - Unknown

AB 34  
R 3  
H 8  
RBI 3  
BB 2  
SO 9  
LOB 13



Batter	1	2	3	4	5	6	7	8	9	AB	R	H	RBI	BB	SO	LOB	BOTTOM			
Felipe Alou, R OBP: 0.387, SLG: 0.456 (1, 8)										5	1	2	1	0	0	0				
Felix Milan, R OBP: 0.348, SLG: 0.458 (1, 4)										5	0	2	1	0	0	1				
Hank Aaron, R OBP: 0.496, SLG: 0.649 (1, 9)										4	1	1	0	1	1	3				
Orlando Cepeda, R OBP: 0.330, SLG: 0.480 (1, 3)										3	0	1	0	2	0	1				
Tito Francona, L OBP: 0.391, SLG: 0.375 Bob Aspromonte, R OBP: 0.279, SLG: 0.366 (1, 7) (7, PH) (8, 7)										1	0	0	0	2	0	0				
										1	0	1	1	0	0	0				
Clete Boyer, R OBP: 0.315, SLG: 0.355 (1, 5)										2	0	0	0	2	0	5				
Bob Didier, S OBP: 0.287, SLG: 0.296 Rico Carty, R Bob Tillman, R OBP: 0.150, SLG: 0.105 (1, 2) (7, PH) (8, 2)										3	1	1	0	0	0	1				
										1	0	0	0	0	3					
										0	0	0	0	0	0					
Sonny Jackson, L OBP: 0.317, SLG: 0.375 (1, 6)										4	1	1	0	0	0	4				
Phil Niekro, R OBP: 0.250, SLG: 0.263 (1, 1)										4	1	1	1	0	0	4				
<b>Inning Stats</b>	R: 0 E: 0 K: 0 S: 3	H: 0 LOB: 3 BB: 3 P: 15	R: 0 E: 0 K: 0 S: 3	H: 0 LOB: 0 BB: 0 P: 3	R: 0 E: 0 K: 1 S: 5	H: 0 LOB: 0 BB: 0 P: 5	R: 0 E: 0 K: 0 S: 3	H: 0 LOB: 1 BB: 1 P: 7	R: 3 E: 0 K: 0 S: 6	H: 4 LOB: 2 BB: 2 P: 14	R: 1 E: 0 K: 0 S: 5	H: 2 LOB: 1 BB: 0 P: 5	R: 1 E: 0 K: 0 S: 6	H: 3 LOB: 3 BB: 1 P: 10	R: 0 E: 0 K: 0 S: 4	H: 1 LOB: 1 BB: 0 P: 4	1B: 6 2B: 3 3B: 1 HR: 0	SF: 0 SAC: 0 DP: 1 HBP: 0	WP: 1 PB: 1 SB: 0 CS: 0	PA: 40
<b>PITCHER</b> Mike Wegener, R ERA: 3.42 Dan McGinn, L ERA: 2.11 Carroll Sembera, R ERA: 3.07 Don Shaw, L ERA: 6.06 Jerry Robertson, R ERA: 1.42 (1, 1) (5, 1) (5, 1) (7, 1) (8, 1)	IP: 4.2 WLS: L BF: 22 H: 4 R: 3 ER: 3 SO: 3 BB: 5 IBB: 0 HBP: 0 BLK: 0 WP: 1 HR: 0 S: 19 P: 39 ERA: 5.79 WHIP: 1.929															<b>PITCHER</b>				

Montreal Expos @ Atlanta Braves  
Atlanta Stadium, Atlanta, GA  
Wed May 07 1969, 7:05 PM EDT  
Att: 10,496 - Unknown

AB 33  
R 5  
H 10  
RBI 4  
BB 7  
SO 1  
LOB 22





Batter	1	2	3	4	5	6	7	8	9	AB	R	H	RBI	BB	SO	LOB	TOP
<b>Pete Rose, S</b> OBP: 0.388, SLG: 0.459 (1, 8)										3	3	2	0	1	0	0	<b>Cincinnati Reds @ Montreal Expos</b> Jarry Park, Montreal, QB Fri May 09 1969, 7:05 PM EDT Att: 11,828 - Unknown
<b>Bobby Tolan, L</b> OBP: 0.321, SLG: 0.512 (1, 9)										4	2	3	4	0	0	0	
<b>Alex Johnson, R</b> OBP: 0.352, SLG: 0.529 (1, 7)										4	0	1	1	0	0	1	
<b>Tony Perez, R</b> OBP: 0.363, SLG: 0.522 (1, 5)										4	1	2	1	0	1	1	
<b>Lee May, R</b> OBP: 0.315, SLG: 0.439 (1, 3)										4	1	1	1	0	0	3	
<b>Johnny Bench, R</b> OBP: 0.333, SLG: 0.408 (1, 2)										2	0	0	0	2	1	3	
<b>Tommy Helms, R</b> OBP: 0.304, SLG: 0.301 (1, 4)										3	0	0	0	1	0	4	
<b>Darrel Chaney, S</b> OBP: 0.338, SLG: 0.344 (1, 6)										4	1	2	1	0	1	2	
<b>Tony Cloninger, R</b> OBP: 0.200, SLG: 0.357 (1, 1) <b>George Culver, R</b> (5, 1)										3	0	0	0	0	0	4	
<b>Inning Stats</b>	R: 2 E: 0 K: 1 S: 9	H: 4 LOB: 2 BB: 0 P: 9	R: 2 E: 0 K: 1 S: 7	H: 2 LOB: 1 BB: 1 P: 11	R: 1 E: 0 K: 1 S: 6	H: 1 LOB: 1 BB: 1 P: 10	R: 0 E: 0 K: 0 S: 3	H: 0 LOB: 0 BB: 0 P: 3	R: 1 E: 0 K: 0 S: 5	H: 2 LOB: 2 BB: 1 P: 9	R: 2 E: 0 K: 0 S: 5	H: 2 LOB: 0 BB: 0 P: 5	R: 0 E: 0 K: 0 S: 2	H: 0 LOB: 0 BB: 1 P: 6			
<b>PITCHER</b>	IP WLS BF H R ER SO BB IBB HBP BLK WP HR S P ERA WHIP																
<b>Mudcat Grant, R</b> ERA: 5.15 (1, 1)	1.1 L 11 6 4 4 1 1 0 0 0 0 0 0 12 16 27.00 5.250																
<b>Roy Face, R</b> ERA: (2, 1)	0.2 2 0 0 0 1 0 0 0 0 0 0 0 4 4 0.00 0.000																
<b>Larry Jaster, L</b> ERA: 4.35 (3, 1)	2.2 13 3 2 2 1 1 1 0 0 0 0 1 13 21 6.75 1.500																
<b>Jerry Robertson, R</b> ERA: 3.52 (5, 1)	1.1 6 2 2 2 0 0 0 0 0 0 1 6 6 13.50 1.500																
<b>Dan McGinn, L</b> ERA: 2.91 (7, 1)	1.0 3 0 0 0 0 1 0 0 0 0 0 0 2 6 0.00 1.000																

AB	31
R	8
H	11
RBI	8
BB	4
SO	3
LOB	18



1B:	5	SF:	0
2B:	3	SAC:	0
3B:	1	DP:	1
HR:	2	HBP:	0

WP:	0	PA:	35
PB:	0		
SB:	1		
CS:	0		

Batter	1	2	3	4	5	6	7	8	9	AB	R	H	RBI	BB	SO	LOB	BOTTOM
<b>Maury Wills, S</b> OBP: 0.254, SLG: 0.196 (1, 6)										4	1	1	0	0	0	4	<b>Cincinnati Reds @ Montreal Expos</b> Jarry Park, Montreal, QB Fri May 09 1969, 7:05 PM EDT Att: 11,828 - Unknown
<b>Gary Sutherland, R</b> OBP: 0.243, SLG: 0.219 (1, 4)										4	0	0	0	0	5		
<b>Rusty Staub, L</b> OBP: 0.436, SLG: 0.564 (1, 9)										2	2	0	0	2	1	2	
<b>Mack Jones, L</b> OBP: 0.414, SLG: 0.600 (1, 7)										3	1	3	3	0	0	0	
<b>Donn Clendenon, R</b> OBP: 0.329, SLG: 0.469 (1, 3)										3	0	1	1	0	2	1	
<b>Coco Laboy, R</b> OBP: 0.393, SLG: 0.554 (1, 5)										3	0	0	0	0	2	3	
<b>John Boccabella, R</b> OBP: 0.238, SLG: 0.300 (1, 2)										2	1	0	0	1	1	0	
<b>Don Bosch, S</b> OBP: 0.208, SLG: 0.217 (1, 8)										3	0	1	0	0	1	1	
<b>Mudcat Grant, R</b> OBP: 0.187, SLG: 0.167 (1, 1) <b>Roy Face, R</b> OBP: 0.200, SLG: 0.200 (2, 1) <b>Ty Cline, R</b> OBP: 0.296, SLG: 0.146 (3, 1) <b>Larry Jaster, L</b> OBP: 0.351, SLG: 0.498 (5, 1) <b>Jerry Robertson, S</b> (5, 1) <b>Floyd Wicker, L</b> OBP: 0.300, SLG: 0.182 (6, 1) <b>Dan McGinn, L</b> OBP: 0.333, SLG: 0.833 (7, 1)										0	0	0	0	0	0	0	
<b>Inning Stats</b>	R: 2 E: 0 K: 2 S: 9	H: 2 LOB: 1 BB: 1 P: 13	R: 0 E: 1 K: 1 S: 6	H: 0 LOB: 2 BB: 1 P: 10	R: 1 E: 0 K: 2 S: 8	H: 1 LOB: 0 BB: 0 P: 8	R: 0 E: 0 K: 1 S: 6	H: 1 LOB: 1 BB: 0 P: 6	R: 1 E: 0 K: 0 S: 4	H: 2 LOB: 1 BB: 1 P: 8	R: 1 E: 2 K: 2 S: 10	H: 1 LOB: 2 BB: 0 P: 10	R: 0 E: 0 K: 0 S: 2	H: 0 LOB: 0 BB: 1 P: 6			
<b>PITCHER</b>	IP WLS BF H R ER SO BB IBB HBP BLK WP HR S P ERA WHIP																
<b>Tony Cloninger, R</b> ERA: 5.14 (1, 1)	4.1 23 6 4 4 6 3 0 0 0 0 0 0 11 32 8.31 2.077																
<b>George Culver, R</b> ERA: 2.91 (5, 1)	1.2 W 7 1 1 0 2 0 0 0 0 0 0 0 11 11 0.00 0.600																

AB	27
R	5
H	7
RBI	4
BB	3
SO	8
LOB	19



1B:	6	SF:	0
2B:	0	SAC:	0
3B:	0	DP:	1
HR:	1	HBP:	0

WP:	1	PA:	30
PB:	0		
SB:	0		
CS:	0		



Batter	1	2	3	4	5	6	7	8	9	AB	R	H	RBI	BB	SO	LOB	TOP								
<b>Pete Rose, S</b> OBP: 0.388, SLG: 0.452 (1, 8)	0-0 SH1-3 HR 1B		0-0 3-1		0-0 FC4-6 1B HR		0-3 K		4-0 1B G3 BB	4	2	1	0	1	1	1	<b>Cincinnati Reds @ Montreal Expos</b> Jarry Park, Montreal, QB Sat May 10 1969, 3:33 AM EDT Att: 7,079 - Unknown								
<b>Bobby Tolan, L</b> OBP: 0.319, SLG: 0.504 (1, 9)	0-0 SH1-3		0-3 K		0-0 HR 1B		0-3 K		0-0 G3	4	1	1	0	0	2	2									
<b>Alex Johnson, R</b> OBP: 0.362, SLG: 0.556 (1, 7)	0-3 K		0-0 1B		0-0 HR		0-0 4-3		0-0 1B	5	1	3	4	0	1	1									
<b>Tony Perez, R</b> OBP: 0.364, SLG: 0.538 (1, 5)	0-0 HR		0-3 K		0-3 K				4-0 BB	4	1	1	2	1	2	3									
<b>Lee May, R</b> OBP: 0.313, SLG: 0.431 (1, 3)	0-0 FC5-4 1B			0-0 F9		0-0 6-3			0-0 F8	4	0	1	0	0	0	1									
<b>Pat Corrales, R</b> OBP: 0.500, SLG: 0.500 (1, 2)	0-0 FC5-4			0-3 K2-3		0-0 E 1B			0-3 K	3	0	1	0	0	1	1									
<b>Ted Savage, R</b> OBP: 0.429, SLG: 0.429 (8, PH)	1-2 FC5-4									1	0	0	0	0	1	1									
<b>Clay Carroll, R</b> OBP: 0.600, SLG: 0.500 (8, 1)	1-2									0	0	0	0	0	0	0									
<b>Tommy Helms, R</b> OBP: 0.292, SLG: 0.289 (1, 4)		0-0 5-3		0-0 P3		0-0 E6			0-0 1-3	4	0	0	0	0	0	2									
<b>Darrel Chaney, S</b> OBP: 0.338, SLG: 0.344 (9, PH)		0-3 K							4-0 G3 BB 1B BB	3	0	1	0	0	1	2									
<b>Fred Whitfield, L</b> OBP: 0.350, SLG: 0.188 (8, FR)										0	0	0	0	1	0	0									
<b>Woody Woodward, R</b> OBP: 0.214, SLG: 0.154 (8, FR)										0	1	0	0	0	0	0									
<b>Jack Fisher, R</b> OBP: 0.330, SLG: 0.404 (1, 1)		0-3 K							0-3 K	0	0	0	0	0	0	0									
<b>George Culver, R</b> OBP: 0.330, SLG: 0.404 (8, 2)										3	0	0	0	0	2	3									
<b>Inning Stats</b>	R: 2 E: 0 K: 1 S: 8	H: 3 LOB: 1 BB: 0 P: 8	R: 0 E: 0 K: 2 S: 7	H: 0 LOB: 0 BB: 0 P: 7	R: 0 E: 0 K: 2 S: 8	H: 1 LOB: 1 BB: 0 P: 8	R: 0 E: 0 K: 1 S: 5	H: 0 LOB: 0 BB: 0 P: 5	R: 3 E: 0 K: 1 S: 8	H: 3 LOB: 0 BB: 0 P: 8	R: 0 E: 1 K: 2 S: 7	H: 1 LOB: 2 BB: 0 P: 7	R: 0 E: 0 K: 2 S: 7	H: 0 LOB: 0 BB: 0 P: 7	R: 0 E: 0 K: 1 S: 5	H: 0 LOB: 1 BB: 1 P: 9	R: 1 E: 0 K: 1 S: 6	H: 1 LOB: 2 BB: 2 P: 14	1B: 7 2B: 0 3B: 0 HR: 2	SF: 0 SAC: 1 DP: 0 HBP: 0	WP: 0 PB: 0 SB: 0 CS: 0	PA: 40			
<b>PITCHER</b>	IP	WLS	BF	H	R	ER	SO	BB	IBB	HBP	BLK	WP	HR	S	P	ERA	WHIP								
<b>Bill Stoneman, R</b> ERA: 3.08 (1, 1)	6.0		27	8	5	5	8	0	0	0	0	0	2	43	43	7.50	1.333								
<b>Dan McGinn, L</b> ERA: 1.95 (7, 1)	2.0	W	7	0	0	0	3	1	0	0	0	0	0	12	16	0.00	0.500								
<b>Roy Face, R</b> ERA: 0.96 (9, 1)	1.0	S	6	1	1	1	1	2	0	0	0	0	0	6	14	9.00	3.000								

AB	36
R	6
H	9
RBI	6
BB	3
SO	12
LOB	18



Batter	1	2	3	4	5	6	7	8	9	AB	R	H	RBI	BB	SO	LOB	BOTTOM								
<b>Maury Wills, S</b> OBP: 0.260, SLG: 0.198 (1, 6)	0-0 HR 1B		0-0 4-3						0-0 1-3	4	1	1	0	1	0	6	<b>Cincinnati Reds @ Montreal Expos</b> Jarry Park, Montreal, QB Sat May 10 1969, 3:33 AM EDT Att: 7,079 - Unknown								
<b>Gary Sutherland, R</b> OBP: 0.295, SLG: 0.229 (1, 4)	4-0 HR BB	0-0 FC6-4 1B		0-0 G3		0-3 K		0-0 1B WP	4	2	2	2	1	1	1										
<b>Rusty Staub, L</b> OBP: 0.434, SLG: 0.551 (1, 9)	1-0 HR	0-0 FC6-4 BB		0-0 1-3		0-0 P4		0-0 WP 1B	4	1	1	0	0	0	1										
<b>Mack Jones, L</b> OBP: 0.422, SLG: 0.621 (1, 7)	0-0 HR	4-0 BB		0-0 1-3		0-3 K		4-0 1B IBB	3	1	1	4	2	1	0										
<b>Donn Clendenon, R</b> OBP: 0.320, SLG: 0.441 (1, 3)	0-3 K	0-3 K			0-0 6-3		4-0 BB	0-3 K	4	0	0	0	1	3	4										
<b>Coco Laboy, R</b> OBP: 0.388, SLG: 0.543 (1, 5)	0-0 BB 1B	0-3 K			0-3 K		0-3 K		4	0	1	0	0	3	3										
<b>John Boccabella, R</b> OBP: 0.320, SLG: 0.318 (1, 2)	4-0 BB		0-0 F8		1-0 FC6-4 HBP			0-0 FC5-4 1B	2	0	1	0	1	0	0										
<b>Manny Mota, R</b> OBP: 0.303, SLG: 0.290 (8, PR)									0	0	0	0	0	0	0										
<b>John Bateman, R</b> OBP: 0.247, SLG: 0.295 (9, 2)	1-2 BB								0	0	0	0	0	0	0										
<b>Don Bosch, S</b> OBP: 0.231, SLG: 0.224 (1, 8)	4-0 BB		0-0 SH2-4 1B		0-0 FC6-4			0-0 FC5-4 1B	3	1	1	0	1	0	2										
<b>Bill Stoneman, R</b> OBP: 0.100, SLG: 0.053 (1, 1)	0-3 K		0-0 SH2-4		0-0 L4-3			0-0 1-3 1B	1	0	0	0	0	1	3										
<b>Ty Cline, L</b> OBP: 0.280, SLG: 0.143 (6, PH)									1	0	0	0	0	0	0										
<b>Dan McGinn, L</b> OBP: 0.333, SLG: 0.833 (7, 1)									0	0	0	0	0	0	0										
<b>Floyd Wicker, L</b> OBP: 0.357, SLG: 0.250 (8, PH)									1	1	1	0	0	0	0										
<b>Roy Face, R</b> OBP: 0.500, SLG: 0.500 (9, 1)									0	0	0	0	0	0	0										
<b>Inning Stats</b>	R: 4 E: 0 K: 2 S: 10	H: 3 LOB: 3 BB: 3 P: 23	R: 0 E: 0 K: 2 S: 8	H: 1 LOB: 2 BB: 1 P: 12	R: 0 E: 0 K: 0 S: 4	H: 1 LOB: 1 BB: 0 P: 4	R: 0 E: 0 K: 0 S: 3	H: 0 LOB: 0 BB: 0 P: 3	R: 0 E: 0 K: 1 S: 5	H: 0 LOB: 1 BB: 0 P: 6	R: 0 E: 0 K: 1 S: 4	H: 0 LOB: 1 BB: 1 P: 8	R: 0 E: 0 K: 2 S: 7	H: 0 LOB: 1 BB: 1 P: 11	R: 3 E: 0 K: 1 S: 9	H: 4 LOB: 2 BB: 1 P: 13	1B: 8 2B: 1 3B: 0 HR: 1	SF: 0 SAC: 1 DP: 1 HBP: 2	WP: 1 PB: 0 SB: 0 CS: 1	PA: 41					
<b>PITCHER</b>	IP	WLS	BF	H	R	ER	SO	BB	IBB	HBP	BLK	WP	HR	S	P	ERA	WHIP								
<b>Jack Fisher, R</b> ERA: 2.88 (1, 1)	0.1		8	3	4	4	1	3	0	1	0	0	0	35	48	108.00	18.000								
<b>George Culver, R</b> ERA: 2.22 (1, 1)	6.2		25	2	0	0	7	3	0	1	0	0	0	9	13	27.00	4.000								
<b>Clay Carroll, R</b> ERA: 3.03 (8, 1)	1.0	L	8	4	3	3	1	0	1	0	0	1	0	9	13	27.00	4.000								

AB	31
R	7
H	9
RBI	6
BB	7
SO	9
LOB	20









Batter	1	2	3	4	5	6	7	8	9	AB	R	H	RBI	BB	SO	LOB	TOP			
Joe Morgan, L (1.4) OBP: 0.362, SLG: 0.336	F8		F3		4-3		6-3 1B		4-3 BB	4	0	1	0	1	0	0	<b>Houston Astros @ Montreal Expos</b> Jarry Park, Montreal, QB Wed May 14 1969, 7:05 PM EDT Att. 5,060 - Unknown - 52 F			
Norm Miller, L (1.9) OBP: 0.380, SLG: 0.340	G3		1-3				6-3 1-2		4-3 1-2	5	0	1	0	0	0	2				
Jimmy Wynn, R (1.8) OBP: 0.336, SLG: 0.469	K		HR				6-3		P6	4	1	1	1	1	1	2				
Curt Blefary, L (1.3) OBP: 0.359, SLG: 0.333		K	S 1B		K				4-3	4	0	1	0	0	2	2				
Denis Menke, R (1.6) OBP: 0.438, SLG: 0.471		BB E 1B	K 1-2		6-3				F8	4	0	1	0	0	1	3				
Doug Radler, R (1.5) OBP: 0.313, SLG: 0.351		F9		WP 1B		6-3			E6 HR	4	1	1	0	0	0	1				
Jesus Alou, R (1.7) OBP: 0.228, SLG: 0.308		E3 BB	P3 1-2		F8				HR 2H	4	1	1	2	0	0	2				
Johnny Edwards, L (1.2) OBP: 0.245, SLG: 0.188			1-6-3						4-3	3	0	0	0	1	0	1				
Denny Lemaster, R (1.1) OBP: 0.143, SLG: 0.154		K		5-3			6-3		K	4	0	0	0	0	2	4				
<b>Inning Stats</b>	R: 0 E: 0 K: 1 S: 5	H: 0 LOB: 0 BB: 0 P: 5	R: 0 E: 1 K: 2 S: 9	H: 1 LOB: 3 BB: 1 P: 13	R: 1 E: 0 K: 1 S: 7	H: 2 LOB: 1 BB: 0 P: 7	R: 0 E: 0 K: 0 S: 4	H: 1 LOB: 1 BB: 0 P: 4	R: 0 E: 0 K: 0 S: 6	H: 0 LOB: 0 BB: 0 P: 3	R: 0 E: 0 K: 0 S: 4	H: 1 LOB: 1 BB: 0 P: 4	R: 2 E: 1 K: 0 S: 5	H: 1 LOB: 0 BB: 1 P: 5	R: 0 E: 0 K: 1 S: 5	H: 0 LOB: 1 BB: 1 P: 9	1B: 4 2B: 1 3B: 0 HR: 2	SF: 0 SAC: 0 DP: 0 HBP: 0	WP: 1 PB: 0 SB: 1 CS: 0	PA: 39
<b>PITCHER</b> Mudcat Grant, R (1.1) ERA: 4.34	IP: 9.0 WLS: L BF: 39	H: 7 R: 3 ER: 1 SO: 6	BB: 3 IBB: 0 HBP: 0 BLK: 0	WP: 1 HR: 2 S: 48 P: 60	ERA: 1.00 WHIP: 1.111	<b>PITCHER</b>										ERA: 1.00 WHIP: 1.111				

AB	36
R	3
H	7
RBI	3
BB	3
SO	6
LOB	17



Batter	1	2	3	4	5	6	7	8	9	AB	R	H	RBI	BB	SO	LOB	BOTTOM			
Maury Wills, S (1.6) OBP: 0.250, SLG: 0.192	K		2-3		6-3		P4			4	0	0	0	0	1	0	<b>Houston Astros @ Montreal Expos</b> Jarry Park, Montreal, QB Wed May 14 1969, 7:05 PM EDT Att. 5,060 - Unknown - 52 F			
Manny Mota, R (1.8) OBP: 0.316, SLG: 0.286	4-3		1-3		CS BB					3	0	1	0	1	0	0				
Rusty Staub, L (1.9) OBP: 0.450, SLG: 0.548			L1		1-2 BB		F4			2	0	0	0	2	0	1				
Donn Clendenon, R (1.3) OBP: 0.298, SLG: 0.403	5-3			2B 1B	6-3				K	4	0	1	0	0	1	2				
Coco Laboy, R (1.5) OBP: 0.367, SLG: 0.523		K		F2		F7		K	4	0	0	0	0	2	1					
John Bateman, R (1.2) OBP: 0.244, SLG: 0.325		HR		F8		G3		F8	4	1	1	1	0	0	1					
Mack Jones, L (1.7) OBP: 0.440, SLG: 0.636					1-3 2B	FC6-4 BB			F7	3	0	2	0	1	0	0				
Gary Sutherland, R (1.4) OBP: 0.256, SLG: 0.216		K			IBB	FC6-4			F7	3	0	0	0	1	1	2				
Mudcat Grant, R (1.1) John Boccabella, R (9, PH) OBP: 0.267, SLG: 0.259		K		6-3		6-3			K	3	0	0	0	0	1	4				
<b>Inning Stats</b>	R: 0 E: 0 K: 1 S: 5	H: 0 LOB: 1 BB: 1 P: 9	R: 1 E: 0 K: 3 S: 11	H: 2 LOB: 0 BB: 0 P: 11	R: 0 E: 0 K: 0 S: 3	H: 0 LOB: 0 BB: 0 P: 3	R: 0 E: 0 K: 0 S: 5	H: 2 LOB: 3 BB: 1 P: 9	R: 0 E: 0 K: 0 S: 2	H: 0 LOB: 1 BB: 2 P: 10	R: 0 E: 0 K: 0 S: 3	H: 0 LOB: 1 BB: 1 P: 7	R: 0 E: 0 K: 2 S: 7	H: 1 LOB: 0 BB: 0 P: 4	R: 0 E: 0 K: 2 S: 5	H: 0 LOB: 0 BB: 0 P: 5	1B: 3 2B: 1 3B: 0 HR: 1	SF: 0 SAC: 0 DP: 0 HBP: 0	WP: 0 PB: 0 SB: 1 CS: 1	PA: 36
<b>PITCHER</b> Denny Lemaster, L (1.1) ERA: 4.85	IP: 9.0 WLS: W BF: 36	H: 5 R: 1 ER: 1 SO: 7	BB: 4 IBB: 1 HBP: 0 BLK: 0	WP: 0 HR: 1 S: 45 P: 65	ERA: 1.00 WHIP: 1.000	<b>PITCHER</b>										ERA: 1.00 WHIP: 1.000				

AB	31
R	1
H	5
RBI	1
BB	5
SO	7
LOB	11





Batter	1	2	3	4	5	6	7	8	9	10	11	12	AB	R	H	RBI	BB	SO	LOB	TOP							
<b>Felipe Alou, R</b> OBP: 0.348, SLG: 0.429 (1.8)	L3		L4-3		BB 1B	L3		F3			K		6	0	1	0	0	1	1								
<b>Felix Millan, R</b> OBP: 0.333, SLG: 0.405 (1.4)	L6-3 BB		BB 1B		SF8	L5				L6-3		F7	4	0	1	1	1	0	0								
<b>Hank Aaron, R</b> OBP: 0.493, SLG: 0.675 (1.9)	L6-3		BB 1B		BB 1B					L6-3		F8	4	0	0	0	2	0	1								
<b>Orlando Cepeda, R</b> OBP: 0.360, SLG: 0.525 (1.3)			F4		F2								0	0	0	0	0	0	0								
<b>Mike Lum, L</b> OBP: 0.355, SLG: 0.231 (1.7)	HBP											HR	4	1	0	0	1	2	4								
<b>Tito Francona, L</b> OBP: 0.375, SLG: 0.389 (1.7)	L4-3												5	1	2	2	1	1	2								
<b>Tommie Aaron, R</b> OBP: 0.250, SLG: 0.250 (12.3)	L4-3											HR	0	0	0	0	0	0	0								
<b>Clete Boyer, R</b> OBP: 0.317, SLG: 0.353 (1.5)		L6-3											6	1	2	0	0	0	2								
<b>Bob Tillman, R</b> OBP: 0.310, SLG: 0.342 (1.2)													6	1	1	0	0	4	1								
<b>Sonny Jackson, L</b> OBP: 0.344, SLG: 0.417 (1.6)		E9 1B											5	2	4	1	0	1	0								
<b>Milt Pappas, R</b> ERA: 3.53 (1.1)													1	0	0	0	0	1	0								
<b>Rico Carty, R</b> OBP: 0.333, SLG: 1.000 (6, PH)													1	1	1	3	0	0	0								
<b>Ken Johnson, R</b> ERA: 2.97 (6.1)													1	0	0	0	0	1	1								
<b>Bob Aspromonte, R</b> OBP: 0.392, SLG: 0.373 (11, PH)													1	0	0	0	0	0	0								
<b>Claude Raymond, R</b> ERA: 2.92 (11.1)													0	0	0	0	0	0	0								
<b>Inning Stats</b>	R: 0 E: 0 K: 1 S: 3	H: 0 LOB: 2 BB: 1 P: 6	R: 0 E: 1 K: 1 S: 5	H: 1 LOB: 0 BB: 0 P: 5	R: 0 E: 0 K: 1 S: 6	H: 1 LOB: 2 BB: 1 P: 10	R: 0 E: 0 K: 1 S: 5	H: 0 LOB: 0 BB: 0 P: 6	R: 1 E: 0 K: 0 S: 5	H: 2 LOB: 2 BB: 1 P: 9	R: 4 E: 0 K: 1 S: 9	H: 4 LOB: 0 BB: 0 P: 9	R: 0 E: 0 K: 1 S: 6	H: 0 LOB: 1 BB: 0 P: 9	R: 0 E: 1 K: 1 S: 6	H: 0 LOB: 1 BB: 0 P: 6	R: 0 E: 0 K: 1 S: 5	H: 1 LOB: 0 BB: 0 P: 5	R: 0 E: 0 K: 2 S: 7	H: 0 LOB: 0 BB: 0 P: 7	R: 2 E: 0 K: 0 S: 6	H: 2 LOB: 1 BB: 1 P: 9	1B: 10 2B: 1 3B: 0 HR: 2	SF: 1 SAC: 1 DP: 1 HBP: 1	WP: 0 PB: 0 SB: 0 CS: 0	PA: 52	
<b>PITCHER</b>	IP	WLS	BF	H	R	ER	SO	BB	IBB	HBP	BLK	WP	HR	S	P	ERA	WHIP										
<b>Bill Stoneman, R</b> ERA: 3.53 (1.1)	6.0	29	8	5	5	4	3	0	1	0	0	0	0	33	46	7.50	1.833										
<b>Dan McGinn, L</b> ERA: 2.97 (7.1)	5.0	17	2	0	0	6	1	0	0	0	0	0	0	28	32	0.00	0.600										
<b>Roy Face, R</b> ERA: 2.92 (12.1)	1.0	L 6	2	2	2	0	1	0	0	0	0	0	1	5	9	18.00	3.000										

Atlanta Braves @ Montreal Expos  
 Jarry Park, Montreal, QB  
 Fri May 16 1969, 7:05 PM EDT  
 Att. 20,892 - Unknown

AB 44  
 R 7  
 H 12  
 RBI 7  
 BB 5  
 SO 10  
 LOB 12



Batter	1	2	3	4	5	6	7	8	9	10	11	12	AB	R	H	RBI	BB	SO	LOB	BOTTOM							
<b>Don Bosch, S</b> OBP: 0.233, SLG: 0.246 (1.8)	F7		4-3		FC4-6 1B							F4	6	0	1	0	0	0	0								
<b>Maury Wills, S</b> OBP: 0.246, SLG: 0.190 (1.6)	F7		F6		FC4-6 1B								6	1	1	0	0	1	1								
<b>Rusty Staub, L</b> OBP: 0.445, SLG: 0.536 (1.9)	1B		F7		1B 1B								6	0	2	1	0	0	1								
<b>Mack Jones, L</b> OBP: 0.435, SLG: 0.617 (1.7)	K				E4 SH1-3 HR							F6	5	2	1	0	1	2	2								
<b>Ty Cline, L</b> OBP: 0.291, SLG: 0.196 (1.3)		L8			SH1-3								3	1	1	1	1	0	2								
<b>Coco Laboy, R</b> OBP: 0.360, SLG: 0.534 (1.5)		K			HR								5	1	1	2	0	1	2								
<b>Gary Sutherland, R</b> OBP: 0.254, SLG: 0.225 (1.4)					5-3							F8	4	0	1	1	0	0	0								
<b>John Bateman, R</b> OBP: 0.263, SLG: 0.333 (1.2)													4	0	2	0	1	0	0								
<b>Ron Brand, R</b> ERA: 5.71 (11, PH)					F7								0	0	0	0	0	0	0								
<b>John Boccabella, R</b> OBP: 0.267, SLG: 0.259 (12.2)													0	0	0	0	0	0	0								
<b>Bill Stoneman, R</b> ERA: 3.53 (1.1)													2	0	0	0	0	1	2								
<b>Floyd Wicker, L</b> OBP: 0.333, SLG: 0.250 (6, PH)													1	0	0	0	0	0	1								
<b>Dan McGinn, L</b> OBP: 0.286, SLG: 0.714 (7.1)													1	0	0	0	0	0	0								
<b>Manny Mota, R</b> OBP: 0.308, SLG: 0.278 (11, PH)													1	0	0	0	0	0	1								
<b>Roy Face, R</b> OBP: 0.500, SLG: 0.500 (12.1)													0	0	0	0	0	0	0								
<b>Inning Stats</b>	R: 0 E: 0 K: 1 S: 6	H: 1 LOB: 1 BB: 0 P: 6	R: 0 E: 0 K: 1 S: 6	H: 1 LOB: 2 BB: 1 P: 10	R: 0 E: 0 K: 0 S: 6	H: 0 LOB: 0 BB: 0 P: 3	R: 2 E: 1 K: 0 S: 5	H: 1 LOB: 0 BB: 0 P: 6	R: 1 E: 0 K: 0 S: 6	H: 3 LOB: 2 BB: 0 P: 8	R: 0 E: 0 K: 0 S: 4	H: 1 LOB: 1 BB: 0 P: 4	R: 2 E: 0 K: 0 S: 4	H: 1 LOB: 0 BB: 0 P: 8	R: 0 E: 0 K: 0 S: 3	H: 0 LOB: 1 BB: 0 P: 9	R: 0 E: 0 K: 0 S: 5	H: 0 LOB: 0 BB: 0 P: 3	R: 0 E: 0 K: 1 S: 3	H: 1 LOB: 0 BB: 0 P: 3	R: 0 E: 0 K: 0 S: 4	H: 1 LOB: 1 BB: 0 P: 4	1B: 7 2B: 1 3B: 1 HR: 1	SF: 1 SAC: 1 DP: 1 HBP: 0	WP: 0 PB: 0 SB: 1 CS: 0	PA: 49	
<b>PITCHER</b>	IP	WLS	BF	H	R	ER	SO	BB	IBB	HBP	BLK	WP	HR	S	P	ERA	WHIP										
<b>Mit Pappas, R</b> ERA: 3.53 (1.1)	5.0	23	6	3	2	3	0	1	0	0	0	0	1	28	32	3.60	1.200										
<b>Ken Johnson, R</b> ERA: 5.71 (6.1)	5.0	19	2	2	2	2	2	0	0	0	0	0	0	21	29	3.60	0.800										
<b>Claude Raymond, R</b> ERA: 5.4 (11.1)	2.0	W 7	2	0	0	0	0	0	0	0	0	0	0	7	7	0.00	1.000										

Atlanta Braves @ Montreal Expos  
 Jarry Park, Montreal, QB  
 Fri May 16 1969, 7:05 PM EDT  
 Att. 20,892 - Unknown

AB 44  
 R 5  
 H 10  
 RBI 5  
 BB 3  
 SO 5  
 LOB 12





Batter	1	2	3	4	5	6	7	8	9	AB	R	H	RBI	BB	SO	LOB	TOP
<b>Felix Millan, R</b> OBP: 0.331, SLG: 0.422 (1, 4)										4	2	1	1	0	0	1	<b>Atlanta Braves @ Montreal Expos</b> Jarry Park, Montreal, QB Sun May 18 1969, 3:33 AM EDT Att: 29,062 - Unknown
<b>Sonny Jackson, L</b> OBP: 0.356, SLG: 0.418 (1, 6)										2	1	1	0	2	0	0	
<b>Hank Aaron, R</b> OBP: 0.493, SLG: 0.692 (1, 9)										3	2	1	1	1	0	3	
<b>Rico Carty, R</b> OBP: 0.500, SLG: 1.000 (3, PR) <b>Bob Aspromonte, R</b> OBP: 0.291, SLG: 0.358 (3, 7)										1	0	1	1	1	0	0	
<b>Tito Francona, L</b> OBP: 0.394, SLG: 0.411 (1, 3) <b>Tommie Aaron, R</b> OBP: 0.333, SLG: 0.500 (3, 3)										2	0	2	1	0	0	0	
<b>Clete Boyer, R</b> OBP: 0.315, SLG: 0.374 (1, 5)										4	1	1	2	0	1	3	
<b>Bob Tillman, R</b> OBP: 0.304, SLG: 0.333 (1, 2)										4	0	1	0	0	0	1	
<b>Mike Lum, L</b> OBP: 0.314, SLG: 0.200 (1, 8)										4	0	0	0	0	0	1	
<b>Ron Reed, R</b> OBP: 0.053, SLG: 0.053 (1, 1)										3	0	0	0	0	1	1	
<b>Inning Stats</b>	R: 1 E: 1 K: 0 S: 4	H: 1 LOB: 2 BB: 2 P: 12	R: 0 E: 1 K: 0 S: 4	H: 0 LOB: 1 BB: 0 P: 4	R: 3 E: 0 K: 0 S: 5	H: 3 LOB: 1 BB: 1 P: 9	R: 0 E: 0 K: 1 S: 5	H: 0 LOB: 0 BB: 0 P: 5	R: 0 E: 0 K: 1 S: 6	H: 1 LOB: 1 BB: 0 P: 6	R: 4 E: 0 K: 0 S: 7	H: 4 LOB: 0 BB: 0 P: 7	R: 0 E: 0 K: 0 S: 1	H: 0 LOB: 0 BB: 0 P: 1			
<b>PITCHER</b>	IP WLS BF H R ER SO BB IBB HBP BLK WP HR S P ERA WHIP																
<b>Mike Wegener, R</b> ERA: 4.13 (1, 1)	2.0 L 14 4 4 3 0 3 0 0 0 0 2 0 11 23 13.50 3.500																
<b>Steve Shea, R</b> ERA: 2.35 (3, 1)	1.0 2 0 0 0 0 0 0 0 0 0 0 0 2 2 0.00 0.000																
<b>Jerry Robertson, R</b> ERA: 2.13 (4, 1)	3.0 11 1 0 0 3 1 0 0 0 0 0 0 16 20 0.00 0.667																
<b>Roy Face, R</b> ERA: 5.4 (7, 1)	1.0 7 4 4 4 0 0 0 0 0 0 3 7 7 36.00 4.000																
<b>Carroll Sembera, R</b> ERA: 3.0 (8, 1)	0.1 1 0 0 0 0 0 0 0 0 0 0 0 1 1 0.00 0.000																
<b>1B: 5</b>	<b>SF: 0</b>	<b>WP: 2</b>	<b>PA: 35</b>														
<b>2B: 1</b>	<b>SAC: 0</b>	<b>FB: 0</b>	<b>CS: 0</b>														
<b>3B: 0</b>	<b>DP: 2</b>	<b>HR: 3</b>	<b>HBP: 0</b>														


Batter	1	2	3	4	5	6	7	8	9	AB	R	H	RBI	BB	SO	LOB	BOTTOM
<b>Don Bosch, S</b> OBP: 0.250, SLG: 0.250 (1, 8)										3	1	1	0	1	1	1	<b>Atlanta Braves @ Montreal Expos</b> Jarry Park, Montreal, QB Sun May 18 1969, 3:33 AM EDT Att: 29,062 - Unknown
<b>Maury Wills, S</b> OBP: 0.281, SLG: 0.202 (1, 6)										3	1	2	0	1	0	0	
<b>Rusty Staub, L</b> OBP: 0.447, SLG: 0.531 (1, 9)										3	0	1	0	1	1	4	
<b>Mack Jones, L</b> OBP: 0.437, SLG: 0.622 (1, 7)										4	0	2	3	0	1	3	
<b>Donn Clendenon, R</b> OBP: 0.287, SLG: 0.388 (1, 3)										3	0	0	0	0	2	6	
<b>Coco Laboy, R</b> OBP: 0.371, SLG: 0.521 (1, 5)										3	0	0	0	0	2	4	
<b>John Bateman, R</b> OBP: 0.265, SLG: 0.333 (1, 2)										3	0	1	0	0	0	0	
<b>Gary Sutherland, R</b> OBP: 0.248, SLG: 0.220 (1, 4)										3	0	0	0	0	0	1	
<b>Mike Wegener, R</b> ERA: 4.28 (1, 1) <b>Steve Shea, R</b> ERA: 2.35 (3, 1) <b>Manny Mota, R</b> OBP: 0.325, SLG: 0.957 (3, PR) <b>Jerry Robertson, S</b> ERA: 2.13 (4, 1) <b>Floyd Wicker, L</b> OBP: 0.316, SLG: 0.235 (5, PR) <b>Roy Face, R</b> ERA: 5.4 (7, 1) <b>Carroll Sembera, R</b> OBP: 0.333, SLG: 0.333 (8, 1)										0	0	0	0	0	0	0	
<b>Inning Stats</b>	R: 0 E: 0 K: 1 S: 7	H: 2 LOB: 2 BB: 0 P: 7	R: 0 E: 0 K: 0 S: 3	H: 0 LOB: 0 BB: 0 P: 3	R: 1 E: 1 K: 3 S: 12	H: 3 LOB: 1 BB: 1 P: 16	R: 0 E: 0 K: 1 S: 5	H: 1 LOB: 0 BB: 0 P: 5	R: 2 E: 0 K: 2 S: 8	H: 1 LOB: 1 BB: 2 P: 16	R: 0 E: 0 K: 1 S: 6	H: 0 LOB: 0 BB: 0 P: 5	R: 0 E: 0 K: 1 S: 6	H: 1 LOB: 1 BB: 0 P: 6			
<b>PITCHER</b>	IP WLS BF H R ER SO BB IBB HBP BLK WP HR S P ERA WHIP																
<b>Ron Reed, R</b> ERA: 3.43 (1, 1)	7.0 W 31 8 3 3 9 3 0 0 0 0 0 0 46 58 3.86 1.571																
<b>1B: 7</b>	<b>SF: 0</b>	<b>WP: 0</b>	<b>PA: 31</b>														
<b>2B: 1</b>	<b>SAC: 0</b>	<b>FB: 0</b>	<b>CS: 0</b>														
<b>3B: 0</b>	<b>DP: 1</b>	<b>HR: 0</b>	<b>HBP: 0</b>														



Batter	1	2	3	4	5	6	7	8	9	AB	R	H	RBI	BB	SO	LOB	TOP					
<b>Don Bosch, S</b> OBP: 0.235, SLG: 0.234 (1, 8)										4	0	0	0	0	0	1						
<b>Maury Wills, S</b> OBP: 0.253, SLG: 0.195 (1, 6)										4	0	0	0	0	0	0						
<b>Rusty Staub, L</b> OBP: 0.448, SLG: 0.526 (1, 9)										3	0	1	0	1	0	0						
<b>Mack Jones, L</b> OBP: 0.424, SLG: 0.602 (1, 7)										4	0	0	0	0	2	2						
<b>Ty Cline, L</b> OBP: 0.271, SLG: 0.180 (1, 3)										4	0	0	0	0	1	1						
<b>Coco Laboy, R</b> OBP: 0.370, SLG: 0.512 (1, 5)										2	0	0	0	1	1	1						
<b>John Bateman, R</b> OBP: 0.277, SLG: 0.355 (1, 2)										3	0	2	0	0	0	1						
<b>Gary Sutherland, R</b> OBP: 0.250, SLG: 0.222 (1, 4)										3	0	1	0	0	0	2						
<b>Mudcat Grant, R</b> OBP: 0.125, SLG: 0.125 (5, PH) <b>Floyd Wickert, L</b> OBP: 0.300, SLG: 0.222 (5, PH) <b>Mike Wegener, R</b> OBP: 0.246, SLG: 0.167 (5, PH) <b>Steve Shea, R</b> OBP: 0.354, SLG: 0.325 (8, PH) <b>Donn Clendenen, R</b> OBP: 0.333, SLG: 0.333 (8, PH)										1	0	0	0	0	1	0						
<b>Inning Stats</b>	R: 0 E: 0 K: 1 S: 6	H: 1 LOB: 1 BB: 0 P: 6	R: 0 E: 0 K: 1 S: 6	H: 1 LOB: 0 BB: 0 P: 6	R: 0 E: 0 K: 1 S: 5	H: 0 LOB: 0 BB: 0 P: 5	R: 0 E: 0 K: 0 S: 3	H: 0 LOB: 1 BB: 1 P: 7	R: 0 E: 0 K: 1 S: 6	H: 2 LOB: 1 BB: 0 P: 6	R: 0 E: 0 K: 1 S: 5	H: 0 LOB: 1 BB: 0 P: 5	R: 0 E: 0 K: 1 S: 5	H: 0 LOB: 0 BB: 0 P: 5	R: 0 E: 0 K: 0 S: 3	H: 0 LOB: 0 BB: 0 P: 3	R: 0 E: 0 K: 0 S: 3	H: 0 LOB: 0 BB: 0 P: 3	1B: 3 2B: 1 3B: 0 HR: 0	SF: 0 SAC: 0 DP: 0 HBP: 0	WP: 0 PB: 0 SB: 0 CS: 0	PA: 32
<b>PITCHER</b> <b>Larry Dierker, R</b> ERA: 3.0 (1, 1)	IP: 9.0 WLS: W BF: 32 H: 4 R: 0 ER: 0 SO: 7 BB: 2 IBB: 0 HBP: 0 BLK: 0 WP: 0 HR: 0 S: 44 P: 52 ERA: 0.00 WHIP: 0.667															<b>PITCHER</b>	IP: WLS: BF: H: R: ER: SO: BB: IBB: HBP: BLK: WP: HR: S: P: ERA: WHIP:					

**Montreal Expos @ Houston Astros**  
Astrodome, Houston, TX  
Tue May 20 1969, 8:05 PM EDT  
Att: 12,686 - Dome


AB	30
R	0
H	4
RBI	0
BB	2
SO	7
LOB	10



Batter	1	2	3	4	5	6	7	8	9	AB	R	H	RBI	BB	SO	LOB	BOTTOM					
<b>Curt Blefary, L</b> OBP: 0.366, SLG: 0.333 (1, 3)										4	1	1	0	1	0	2						
<b>Joe Morgan, L</b> OBP: 0.345, SLG: 0.315 (1, 4)										5	0	0	0	0	1	4						
<b>Jimmy Wynn, R</b> OBP: 0.347, SLG: 0.451 (1, 8)										1	3	1	0	3	0	0						
<b>Norm Miller, L</b> OBP: 0.380, SLG: 0.390 (1, 9)										3	1	2	1	1	0	2						
<b>Denis Menke, R</b> OBP: 0.441, SLG: 0.478 (1, 6)										3	0	2	3	1	1	1						
<b>Doug Rader, R</b> OBP: 0.296, SLG: 0.324 (1, 5)										4	0	0	0	0	0	7						
<b>Jesus Alou, R</b> OBP: 0.219, SLG: 0.297 (1, 7)										4	0	0	0	0	0	6						
<b>Johnny Edwards, L</b> OBP: 0.258, SLG: 0.209 (1, 2)										4	0	2	0	0	0	1						
<b>Larry Dierker, R</b> OBP: 0.161, SLG: 0.194 (1, 1)										3	0	0	0	0	1	1						
<b>Inning Stats</b>	R: 2 E: 2 K: 0 S: 5	H: 1 LOB: 2 BB: 2 P: 13	R: 0 E: 1 K: 0 S: 4	H: 1 LOB: 0 BB: 0 P: 4	R: 2 E: 0 K: 0 S: 6	H: 3 LOB: 1 BB: 0 P: 6	R: 0 E: 0 K: 0 S: 3	H: 0 LOB: 0 BB: 0 P: 3	R: 1 E: 0 K: 1 S: 6	H: 1 LOB: 1 BB: 1 P: 10	R: 0 E: 0 K: 1 S: 6	H: 1 LOB: 0 BB: 0 P: 6	R: 0 E: 0 K: 0 S: 2	H: 0 LOB: 2 BB: 3 P: 14	R: 0 E: 0 K: 1 S: 6	H: 1 LOB: 1 BB: 0 P: 6	R: 0 E: 0 K: 0 S: 2	H: 0 LOB: 2 BB: 3 P: 14	1B: 5 2B: 1 3B: 2 HR: 0	SF: 0 SAC: 1 DP: 1 HBP: 0	WP: 0 PB: 0 SB: 0 CS: 0	PA: 38
<b>PITCHER</b> <b>Mudcat Grant, R</b> ERA: 4.35 (1, 1) <b>Mike Wegener, R</b> ERA: 4.45 (5, 1) <b>Steve Shea, R</b> ERA: 1.69 (5, 1) <b>Carroll Sembera, R</b> ERA: 2.81 (8, 1)	IP: 4.0 WLS: L BF: 20 H: 5 R: 4 ER: 2 SO: 2 BB: 2 IBB: 0 HBP: 0 BLK: 0 WP: 0 HR: 0 S: 18 P: 26 ERA: 4.50 WHIP: 1.750															<b>PITCHER</b>	IP: WLS: BF: H: R: ER: SO: BB: IBB: HBP: BLK: WP: HR: S: P: ERA: WHIP:					

**Montreal Expos @ Houston Astros**  
Astrodome, Houston, TX  
Tue May 20 1969, 8:05 PM EDT  
Att: 12,686 - Dome

AB	31
R	5
H	8
RBI	4
BB	6
SO	3
LOB	24





Batter	1	2	3	4	5	6	7	8	9	AB	R	H	RBI	BB	SO	LOB	TOP			
Maury Wills, S OBP: 0.247, SLG: 0.190	F6		F3		K			F7		4	0	0	0	0	1	0	<b>Montreal Expos @ Houston Astros</b> Astrodome, Houston, TX Wed May 21 1969, 8:05 PM EDT Att: 11,649 - Dome			
Manny Mota, R OBP: 0.341, SLG: 0.317	WP S 1B		4-3			4-3		E7 1B		4	0	2	0	0	0	0				
Rusty Staub, L OBP: 0.443, SLG: 0.525	K 1-3			1B FC5-4 2B		1-3		4-3		4	1	1	0	0	1	2				
Bob Bailey, R OBP: 0.350, SLG: 0.500 Don Bosch, S OBP: 0.235, SLG: 0.234	K			FC5-4 1B		F8		G6-4-3 1B		4	0	2	0	0	1	1				
Donn Clendenon, R OBP: 0.275, SLG: 0.369 Mack Jones, L OBP: 0.421, SLG: 0.597		6-3		F4			F9	G6-4-3 1B		3	0	0	0	0	0	2				
Coco Laboy, R OBP: 0.367, SLG: 0.504	K			FC5-4 1-2 3-H 0-0 5-3			K	1B		4	0	1	1	0	2	1				
John Bateman, R OBP: 0.276, SLG: 0.351							F4	F8		4	0	1	0	0	0	2				
Gary Sutherland, R OBP: 0.259, SLG: 0.264					5-3			HR		3	1	2	1	0	0	0				
Bill Stoneman, R OBP: 0.083, SLG: 0.043 Dan McGinn, L OBP: 0.286, SLG: 0.714 Ron Brand, R OBP: 0.286, SLG: 0.714 Don Shaw, L OBP: 0.286, SLG: 0.714			K		K			6-3		2	0	0	0	0	2	0				
<b>Inning Stats</b>	R: 0 E: 0 K: 2 S: 8	H: 1 LOB: 1 BB: 0 P: 8	R: 0 E: 0 K: 1 S: 6	H: 2 LOB: 2 BB: 0 P: 6	R: 0 E: 0 K: 1 S: 5	H: 0 LOB: 0 BB: 0 P: 5	R: 1 E: 0 K: 0 S: 5	H: 2 LOB: 1 BB: 0 P: 5	R: 0 E: 0 K: 2 S: 7	H: 0 LOB: 0 BB: 0 P: 7	R: 0 E: 0 K: 1 S: 3	H: 0 LOB: 0 BB: 0 P: 3	R: 0 E: 1 K: 0 S: 5	H: 2 LOB: 1 BB: 0 P: 5	R: 0 E: 0 K: 0 S: 4	H: 2 LOB: 1 BB: 0 P: 4		1B: 6 2B: 2 3B: 0 HR: 1	SF: 0 SAC: 0 DP: 1 HBP: 0	WP: 1 PB: 0 SB: 1 CS: 0
<b>PITCHER</b>	IP	WLS	BF	H	R	ER	SO	BB	IBB	HBP	BLK	WP	HR	S	P	ERA	WHIP			
Denny Lemaster, L ERA: 4.4	(1, 1)	8.0	W	30	7	2	2	7	0	0	0	0	1	1	44	44	2.25	0.875		
Fred Gladding, R ERA: 0.98	(9, 1)	1.0	S	4	2	0	0	0	0	0	0	0	0	0	4	4	0.00	2.000		

AB	34
R	2
H	9
RBI	2
BB	0
SO	7
LOB	9



Batter	1	2	3	4	5	6	7	8	9	AB	R	H	RBI	BB	SO	LOB	BOTTOM			
Curt Blefary, L OBP: 0.361, SLG: 0.324	F4		F9		4-3	1B BB		K		4	0	0	0	1	1	0	<b>Montreal Expos @ Houston Astros</b> Astrodome, Houston, TX Wed May 21 1969, 8:05 PM EDT Att: 11,649 - Dome			
Joe Morgan, L OBP: 0.357, SLG: 0.318	CS BB		S 3B BB		BB	1-2 2-3 1B		K		2	1	1	0	3	1	0				
Jimmy Wynn, R OBP: 0.349, SLG: 0.440	1-2 BB		K		BB	K		6-3		3	0	0	0	2	2	4				
Norm Miller, L OBP: 0.376, SLG: 0.402	K		2H 3B		F9		5-3			4	0	1	1	0	1	3				
Denis Menke, R OBP: 0.436, SLG: 0.478		1B 2B	K		F2		G3			4	1	1	0	0	1	3				
Doug Rader, R OBP: 0.307, SLG: 0.327		FC5-4 1B		6-3		1B BB	HBP 1B BB			2	1	1	1	2	0	0				
Jesus Alou, R OBP: 0.219, SLG: 0.295		FC5-4 4-3		F7		F7	HBP 1B			4	0	1	0	0	0	2				
Don Bryant, R OBP: 0.265, SLG: 0.313		4-3				F6	1-2 2-3 HBP			3	0	1	0	0	0	2				
Denny Lemaster, R OBP: 0.167, SLG: 0.176 Fred Gladding, L ERA: 5.4		5-3		1-3		1B BB	K			4	0	1	1	0	1	5				
<b>Inning Stats</b>	R: 0 E: 0 K: 1 S: 4	H: 0 LOB: 1 BB: 2 P: 12	R: 1 E: 0 K: 0 S: 5	H: 2 LOB: 1 BB: 0 P: 5	R: 1 E: 0 K: 2 S: 8	H: 1 LOB: 1 BB: 1 P: 12	R: 0 E: 0 K: 0 S: 4	H: 1 LOB: 1 BB: 0 P: 4	R: 0 E: 0 K: 0 S: 3	H: 0 LOB: 2 BB: 2 P: 11	R: 1 E: 0 K: 1 S: 7	H: 2 LOB: 3 BB: 2 P: 15	R: 0 E: 0 K: 1 S: 6	H: 1 LOB: 3 BB: 1 P: 11	R: 0 E: 0 K: 2 S: 7	H: 0 LOB: 0 BB: 0 P: 7		1B: 5 2B: 1 3B: 1 HR: 0	SF: 0 SAC: 0 DP: 0 HBP: 1	WP: 0 PB: 0 SB: 1 CS: 1
<b>PITCHER</b>	IP	WLS	BF	H	R	ER	SO	BB	IBB	HBP	BLK	WP	HR	S	P	ERA	WHIP			
Bill Stoneman, R ERA: 3.64	(1, 1)	5.2	L	27	5	3	3	3	6	0	0	0	0	0	27	51	4.76	1.941		
Dan McGinn, L ERA: 2.94	(6, 1)	1.1		9	2	0	0	2	2	0	1	0	0	0	10	19	0.00	3.000		
Don Shaw, L ERA: 5.4	(8, 1)	1.0		3	0	0	0	2	0	0	0	0	0	7	7	0.00	0.000			

AB	30
R	3
H	7
RBI	3
BB	8
SO	7
LOB	19





Batter	1	2	3	4	5	6	7	8	9	AB	R	H	RBI	BB	SO	LOB	TOP					
Maury Wills, S OBP: 0.258, SLG: 0.204 (1, 6)	4-3		F9		SH2-4 1B		S 1B		1-2 1B	5	0	3	0	0	0	0	<b>Montreal Expos @ Houston Astros</b> Astrodome, Houston, TX Thu May 22, 1969, 8:05 PM EDT Att. 10,164 - Dome					
Manny Mota, R OBP: 0.313, SLG: 0.289 (1, 8)	K			E5 FC1 BB 1B	SH2-4		F9		4-3	4	1	0	0	0	1	3						
Rusty Staub, L OBP: 0.444, SLG: 0.520 (1, 9)	1B			E 1B BB	FC2-3-6		F4			3	1	1	0	1	0	2						
Mack Jones, L OBP: 0.417, SLG: 0.586 (1, 7)	6-3			FC1 1B FC6-4			S 1B		K	4	1	1	0	0	1	3						
Bob Bailey, R OBP: 0.341, SLG: 0.476 (1, 3)	K			FC6-4 1B			F9		F7	4	0	1	2	0	1	1						
Coco Laboy, R OBP: 0.357, SLG: 0.488 (1, 5)	6-3			K			F7		6-3	4	0	0	0	0	1	3						
John Bateman, R OBP: 0.275, SLG: 0.376 (1, 2)	5-3			FC6-4 FC6-4			K		HR	4	1	1	2	0	1	2						
Gary Sutherland, R OBP: 0.259, SLG: 0.271 (1, 4)			F5	FC6-4			F3		FC1-5 2B	4	0	1	0	0	0	1						
Larry Jaster, L Steve Shea, L Don Bryant, R Carroll Sembera, R Ty Dugg, L Don Shaw, L Ron Brandt, R Roy Face, R Fred Gladding, L (1, 1)	K			L4 SH2-4 1B			F9		FC1-5 1B	0	0	0	0	0	0	0						
<b>Inning Stats</b>	R: 0 E: 0 K: 1 S: 6	H: 1 LOB: 1 BB: 0 P: 6	R: 0 E: 0 K: 1 S: 5	H: 0 LOB: 0 BB: 0 P: 5	R: 0 E: 0 K: 1 S: 5	H: 0 LOB: 0 BB: 0 P: 5	R: 3 E: 2 K: 1 S: 8	H: 1 LOB: 1 BB: 1 P: 12	R: 0 E: 0 K: 1 S: 4	H: 1 LOB: 1 BB: 0 P: 4	R: 0 E: 0 K: 1 S: 6	H: 1 LOB: 1 BB: 0 P: 6	R: 0 E: 0 K: 0 S: 4	H: 1 LOB: 0 BB: 0 P: 4	R: 0 E: 0 K: 1 S: 5	H: 0 LOB: 0 BB: 0 P: 5		R: 1 E: 0 K: 0 S: 6	H: 3 LOB: 2 BB: 0 P: 6	1B: 6 2B: 2 3B: 0 HR: 1	SF: 0 SAC: 1 DP: 1 HBP: 0	WP: 0 PB: 0 SB: 2 CS: 0
<b>PITCHER</b>	IP WLS BF H R ER SO BB IBB HBP BLK WP HR S P ERA WHIP	8.2 W 37 8 4 1 6 1 0 0 0 0 1 48 52 1.04 1.038	0.1 S 1 0 0 0 0 0 0 0 0 0 0 0 1 1 0.00 0.000																			

AB	36
R	4
H	8
RBI	4
BB	1
SO	6
LOB	16

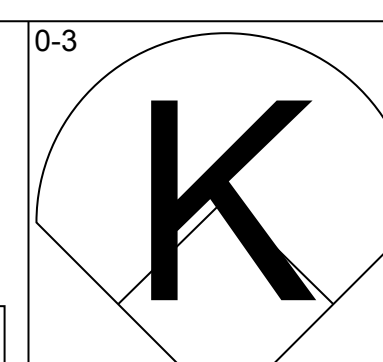
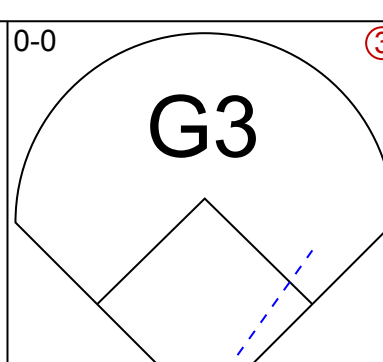
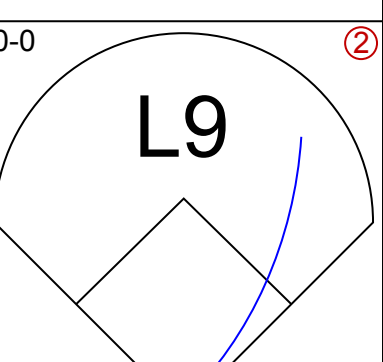
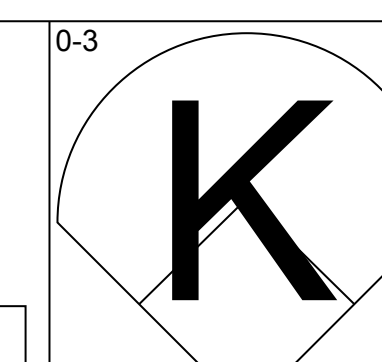
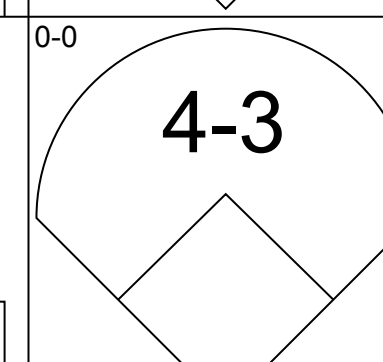
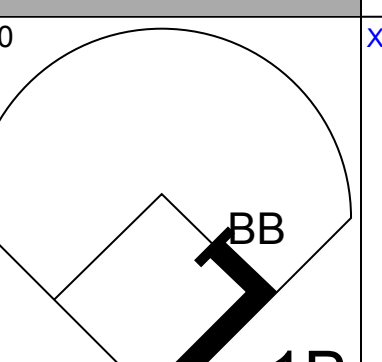
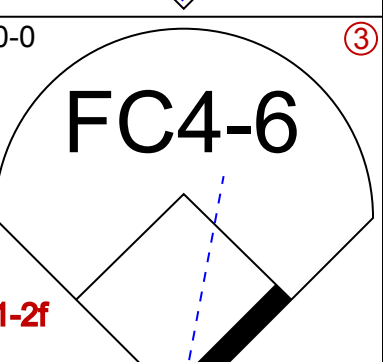
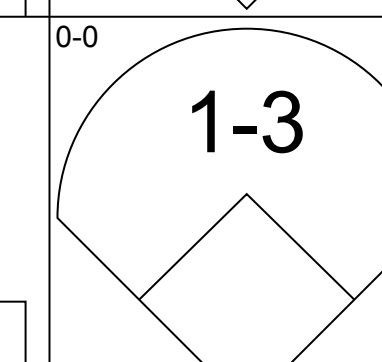
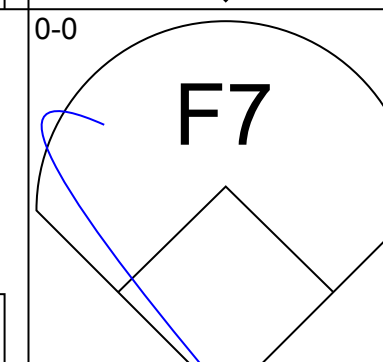
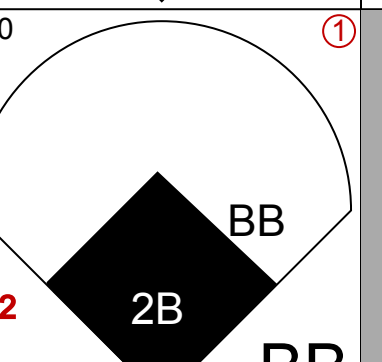
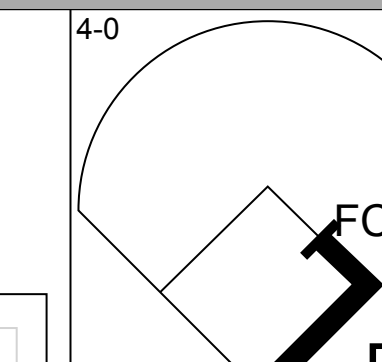
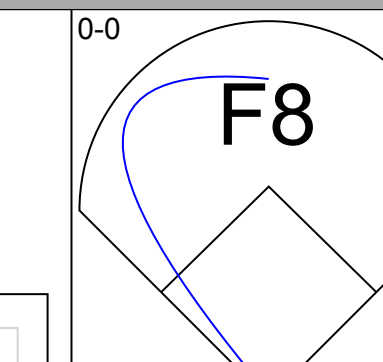
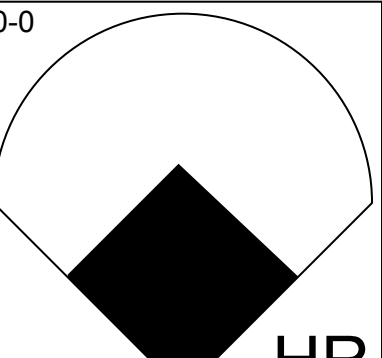
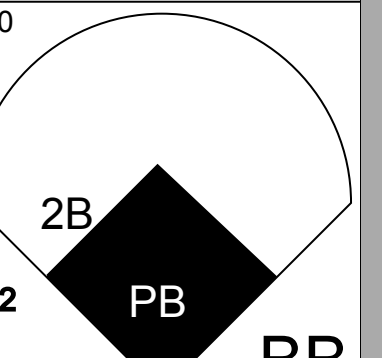
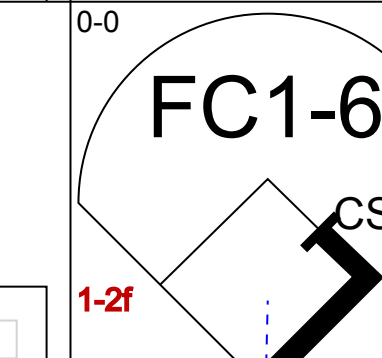
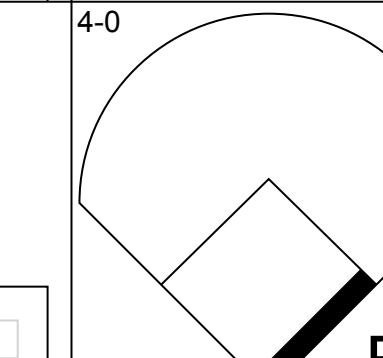
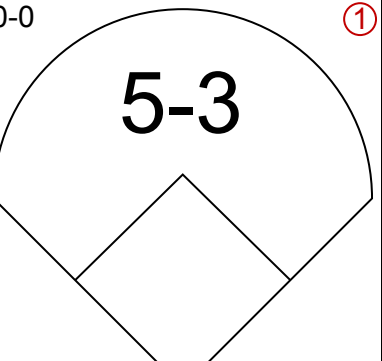

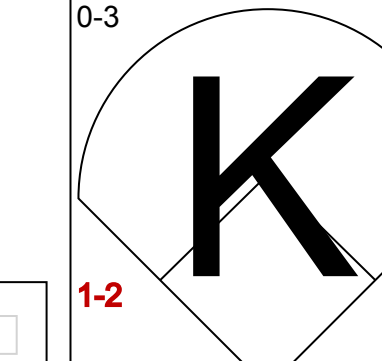
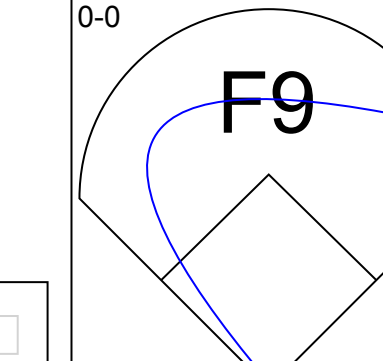
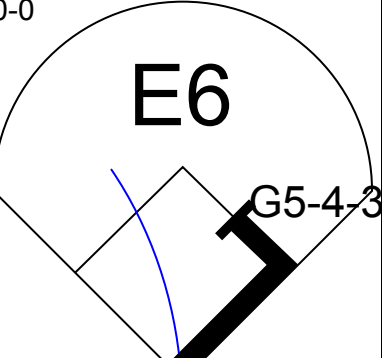
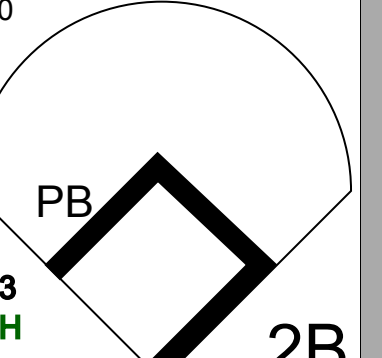
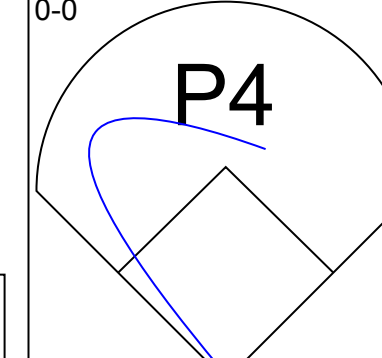
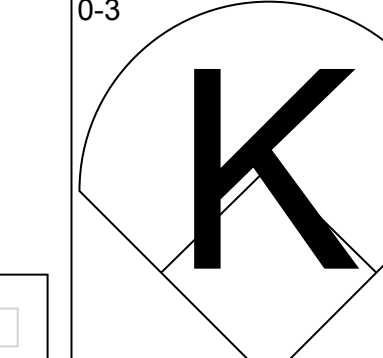
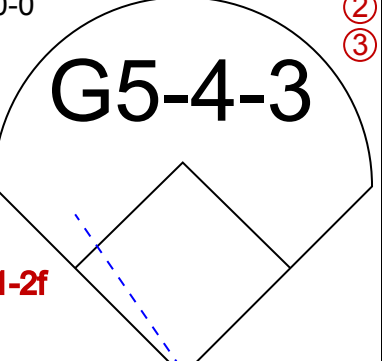
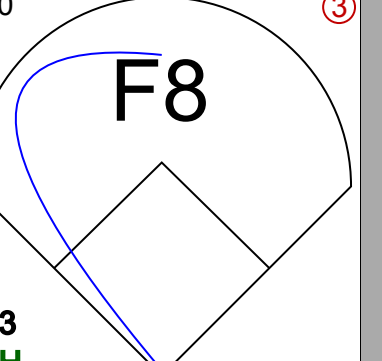
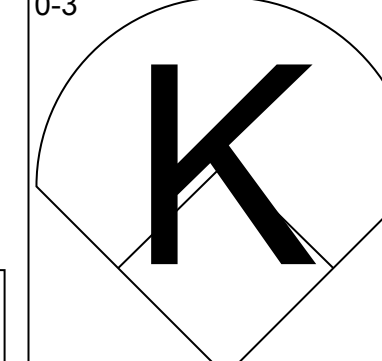
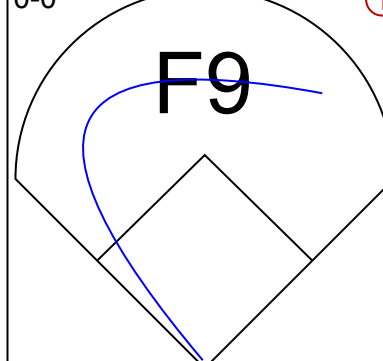
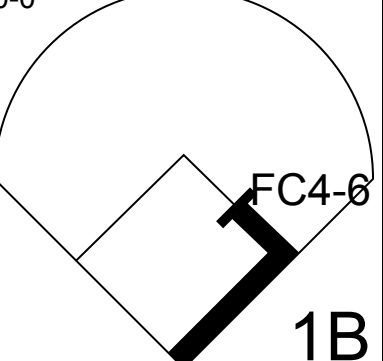
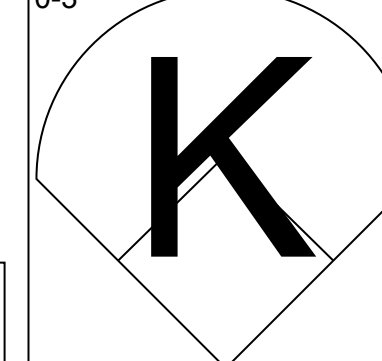

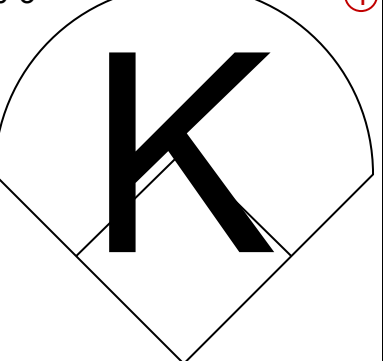
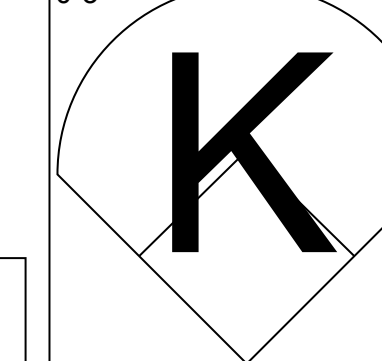


Batter	1	2	3	4	5	6	7	8	9	AB	R	H	RBI	BB	SO	LOB	BOTTOM			
Curt Blefary, L OBP: 0.365, SLG: 0.324 (1, 3)	HR 1B	4-3			F8		2B BB			3	2	1	1	1	0	1	<b>Montreal Expos @ Houston Astros</b> Astrodome, Houston, TX Thu May 22, 1969, 8:05 PM EDT Att. 10,164 - Dome			
Joe Morgan, L OBP: 0.360, SLG: 0.329 (1, 4)	F4	E8 1B			6-3		2B			4	0	2	3	0	0	1				
Jimmy Wynn, R OBP: 0.346, SLG: 0.457 (1, 8)	HR	F7			F7		F6			4	1	1	2	0	0	2				
Denis Menke, R OBP: 0.432, SLG: 0.468 (1, 6)	G6-4-3 BB		F9		1-3		F7			3	0	0	0	1	0	0				
Doug Rader, R OBP: 0.300, SLG: 0.318 (1, 5)	G6-4-3		4-3		1-3		F9			4	0	0	0	0	0	1				
Norm Miller, L OBP: 0.376, SLG: 0.416 (1, 9)		1B 2B BB	4-3		K				3B	3	1	1	0	1	1	0				
Jesus Alou, R OBP: 0.226, SLG: 0.301 (1, 7)		2B 4-3 1B		5-3			5-6-3 2B 1B		F8	4	2	2	0	0	0	1				
Don Bryant, R OBP: 0.270, SLG: 0.343 (1, 2)		4-3 E 2B		5-3			5-6-3			3	1	1	1	0	0	1				
Don Wilson, R OBP: 0.182, SLG: 0.056 Fred Gladding, L (9, 1)	4-3			K			K			3	0	0	0	0	2	3				
<b>Inning Stats</b>	R: 2 E: 0 K: 0 S: 4	H: 2 LOB: 0 BB: 1 P: 8	R: 3 E: 1 K: 0 S: 6	H: 3 LOB: 1 BB: 1 P: 10	R: 0 E: 0 K: 1 S: 5	H: 0 LOB: 0 BB: 0 P: 5	R: 0 E: 0 K: 1 S: 5	H: 0 LOB: 0 BB: 0 P: 3	R: 0 E: 0 K: 1 S: 5	H: 0 LOB: 0 BB: 0 P: 5	R: 2 E: 0 K: 1 S: 7	H: 2 LOB: 1 BB: 1 P: 11	R: 0 E: 0 K: 0 S: 4	H: 1 LOB: 1 BB: 0 P: 4	R: 0 E: 0 K: 0 S: 4	H: 0 LOB: 0 BB: 0 P: 4		1B: 4 2B: 2 3B: 1 HR: 1	SF: 0 SAC: 0 DP: 1 HBP: 0	WP: 0 PB: 0 SB: 0 CS: 0
<b>PITCHER</b>	IP WLS BF H R ER SO BB IBB HBP BLK WP HR S P ERA WHIP	1.2 L 11 5 5 0 0 2 0 0 0 0 0 0 1 1 27.00 4.200	0.1 1 0 0 0 0 0 0 0 0 0 0 0 1 1 0.00 0.000	2.0 6 0 0 0 1 0 0 0 0 0 0 0 8 8 0.00 0.000	2.0 6 0 0 0 1 0 0 0 0 0 0 0 8 8 0.00 0.000	4.8 10 3 2 2 1 1 0 0 0 0 0 0 11 15 9.00 2.000														

AB	31
R	7
H	8
RBI	7
BB	3
SO	3
LOB	10

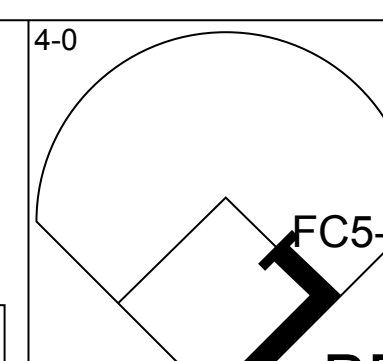
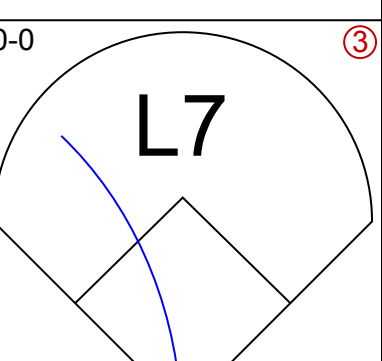
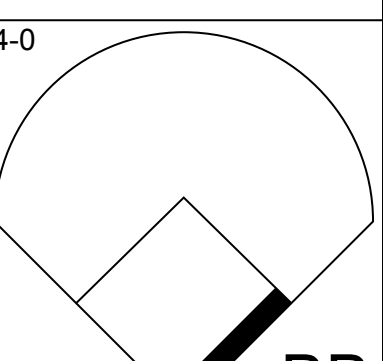
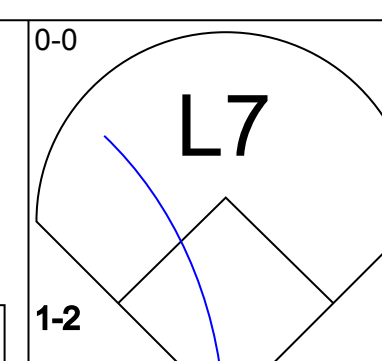
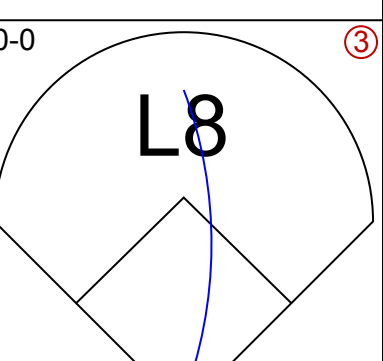
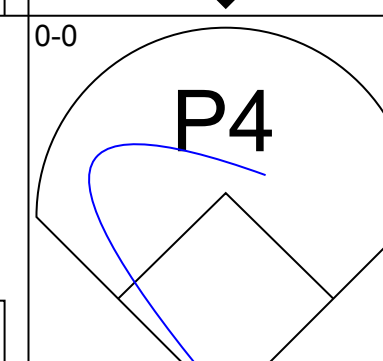
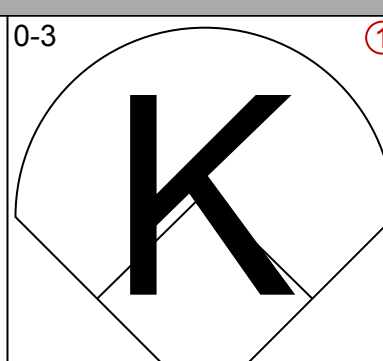
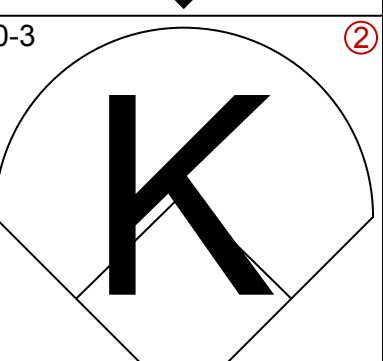
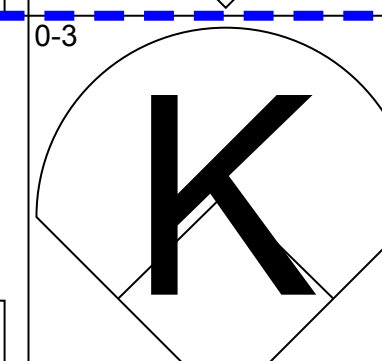
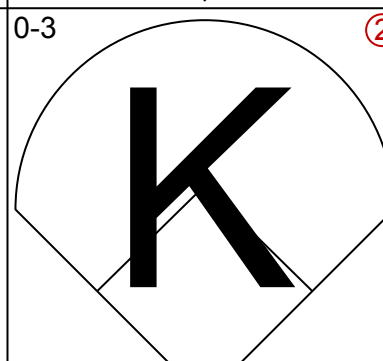
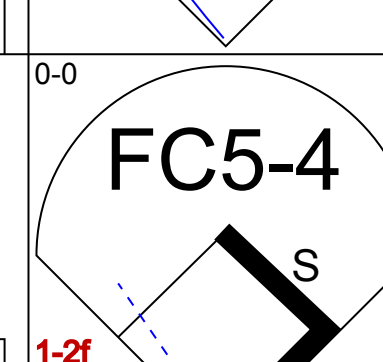
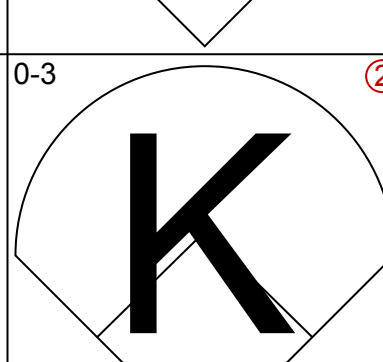
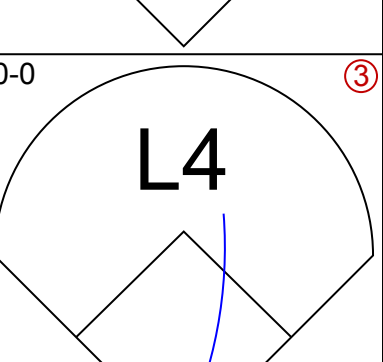
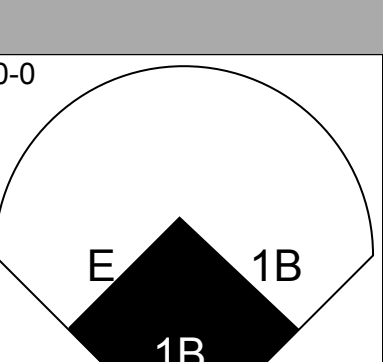
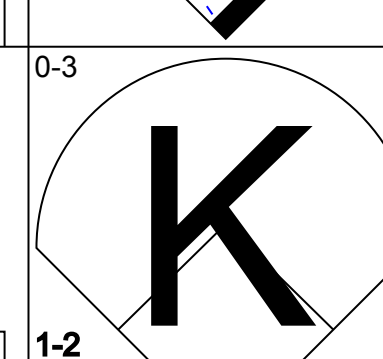
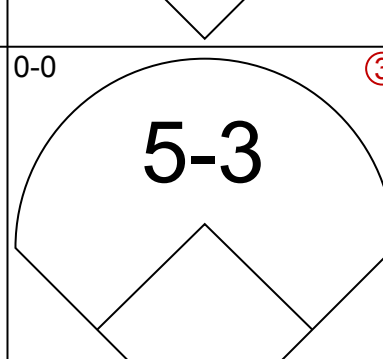
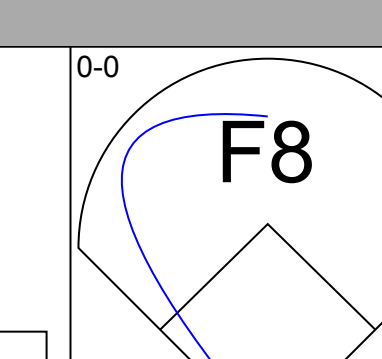
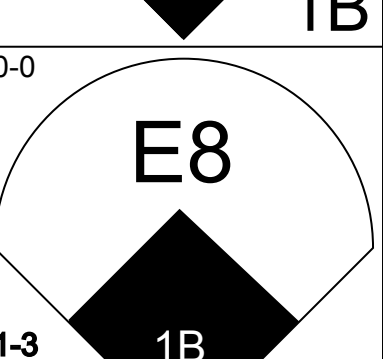
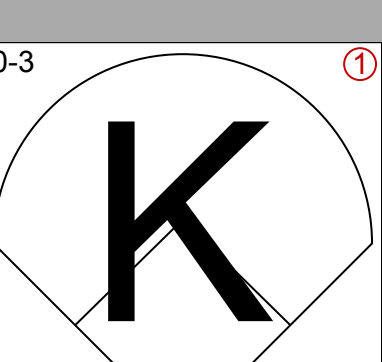

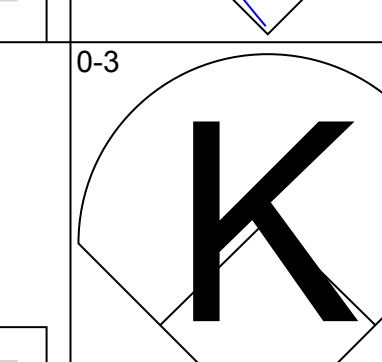
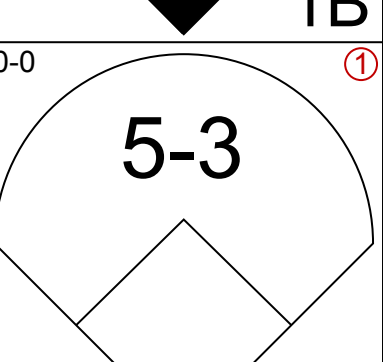
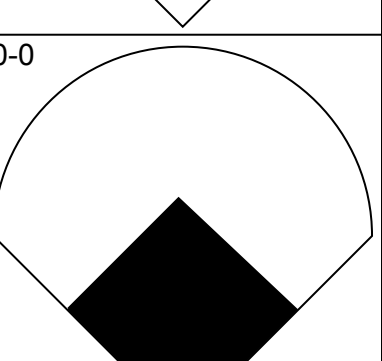
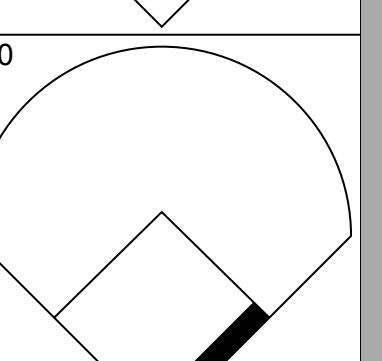
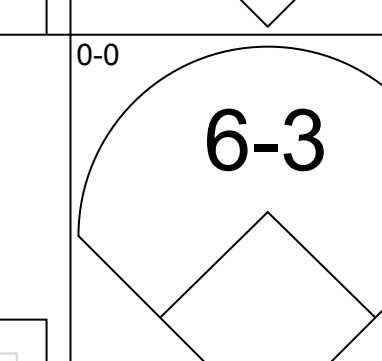
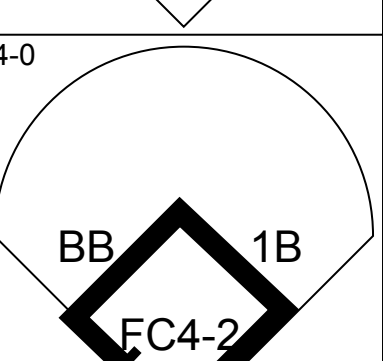
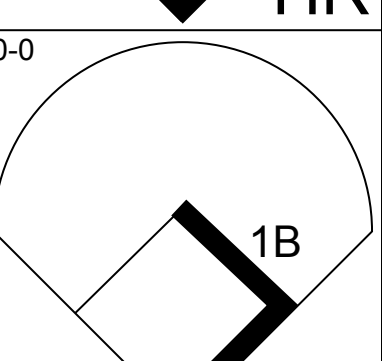
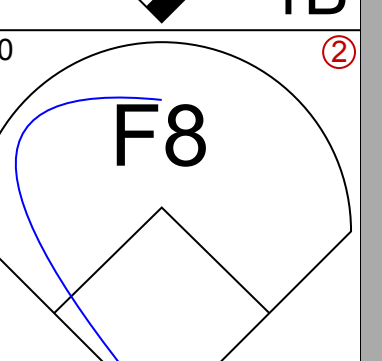
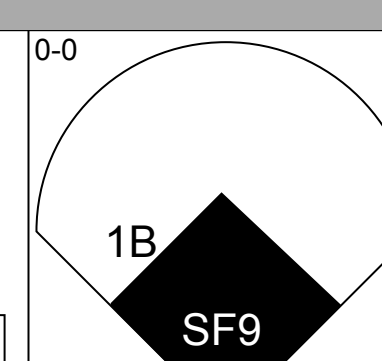
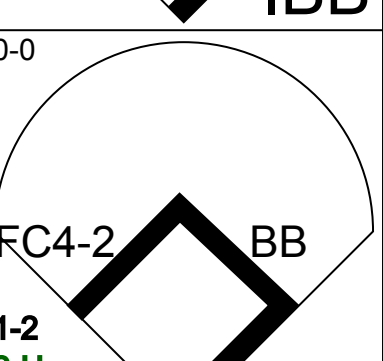
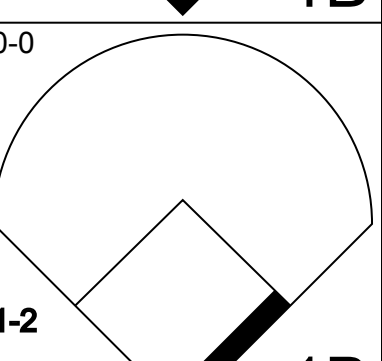
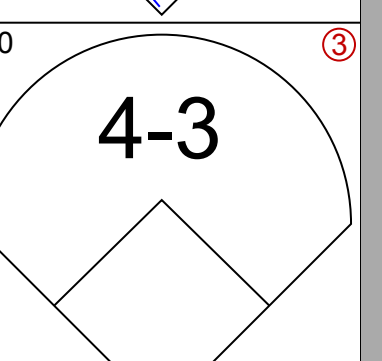
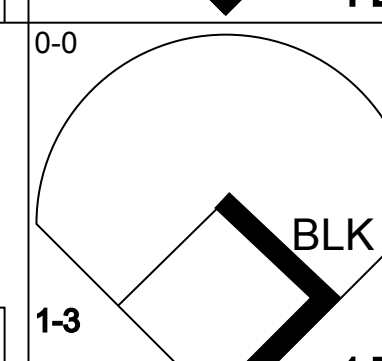
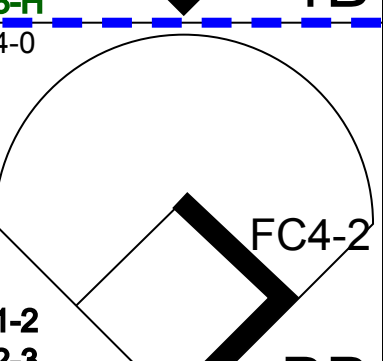
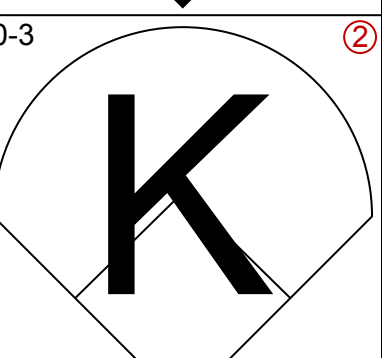
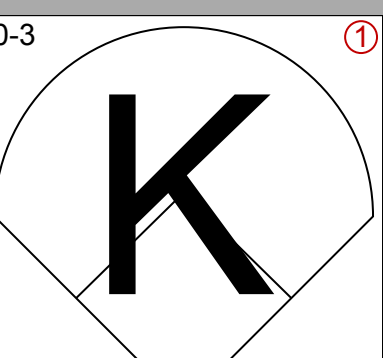
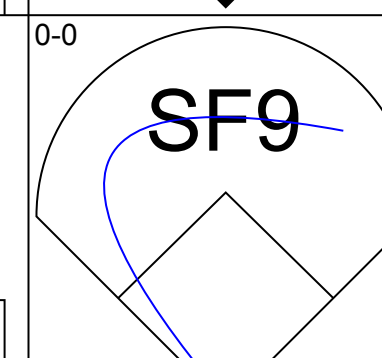
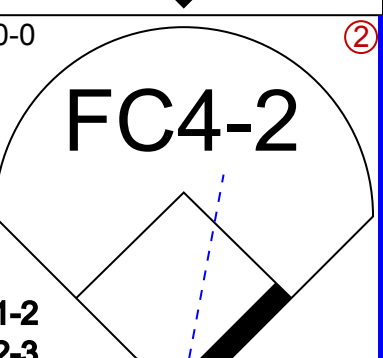




Batter	1	2	3	4	5	6	7	8	9	AB	R	H	RBI	BB	SO	LOB	TOP					
<b>Maury Wills, S</b> (1.6) OBP: 0.252, SLG: 0.199										4	0	0	0	0	2	1	<b>Montreal Expos @ Cincinnati Reds</b> Crosley Field, Cincinnati, OH Fri May 23 1969, 7:05 PM EDT Att: 7,917 - Unknown					
<b>Manny Mota, R</b> (1.8) OBP: 0.308, SLG: 0.286										4	0	1	0	0	0	1						
<b>Rusty Staub, L</b> (1.9) OBP: 0.446, SLG: 0.512										2	1	0	0	2	0	0						
<b>Mack Jones, L</b> (1.7) OBP: 0.426, SLG: 0.608										2	2	1	1	2	0	1						
<b>Bob Bailey, R</b> (1.3) OBP: 0.313, SLG: 0.435										4	0	0	0	0	2	4						
<b>Coco Laboy, R</b> (1.5) OBP: 0.354, SLG: 0.489										4	0	1	1	0	1	1						
<b>John Bateman, R</b> (1.2) OBP: 0.268, SLG: 0.365										3	0	0	0	0	1	2						
<b>Gary Sutherland, R</b> (1.4) OBP: 0.260, SLG: 0.272										3	0	1	0	0	1	0						
<b>Jerry Robertson, S</b> (1.1) OBP: 0.250, SLG: 0.625										2	0	0	0	0	2	1						
<b>Dan McGinn, L</b> (7.1) OBP: 0.333, SLG: 0.333										1	0	0	0	0	1	0						
<b>Carroll Sembera, R</b> (8.1) OBP: 0.333, SLG: 0.333										0	0	0	0	0	0	0						
<b>Inning Stats</b>	R: 0 E: 0 K: 1 S: 5	H: 0 LOB: 0 BB: 0 P: 5	R: 1 E: 1 K: 0 S: 4	H: 1 LOB: 0 BB: 0 P: 4	R: 0 E: 0 K: 1 S: 5	H: 0 LOB: 0 BB: 0 P: 5	R: 2 E: 0 K: 1 S: 6	H: 2 LOB: 1 BB: 2 P: 14	R: 0 E: 0 K: 1 S: 6	H: 1 LOB: 1 BB: 0 P: 6	R: 0 E: 0 K: 1 S: 4	H: 0 LOB: 0 BB: 1 P: 8	R: 0 E: 0 K: 2 S: 7	H: 0 LOB: 0 BB: 0 P: 7	R: 0 E: 0 K: 2 S: 7	H: 0 LOB: 0 BB: 0 P: 7	R: 0 E: 0 K: 1 S: 5	H: 0 LOB: 1 BB: 1 P: 9	1B: 2 2B: 1 3B: 0 HR: 1	SF: 0 SAC: 0 DP: 1 HBP: 0	WP: 0 PB: 1 CS: 1	PA: 33
<b>PITCHER</b>	IP	WLS	BF	H	R	ER	SO	BB	IBB	HBP	BLK	WP	HR	S	P	ERA	WHIP					
<b>Jim Maloney, R</b> (1.1) ERA: 2.08	4.0		17	4	3	2	3	2	0	0	0	0	1	21	29	4.50	1.500					
<b>Wayne Granger, R</b> (5.1) ERA: 3.97	3.0	W	9	0	0	0	4	1	0	0	0	0	0	16	20	0.00	0.333					
<b>Clay Carroll, R</b> (8.1) ERA: 3.27	2.0		7	0	0	0	3	1	0	0	0	0	0	12	16	0.00	0.500					

AB	29
R	3
H	4
RBI	2
BB	4
SO	10
LOB	11



Batter	1	2	3	4	5	6	7	8	9	AB	R	H	RBI	BB	SO	LOB	BOTTOM				
<b>Pete Rose, S</b> (1.8) OBP: 0.380, SLG: 0.425										3	0	0	0	2	0	6	<b>Montreal Expos @ Cincinnati Reds</b> Crosley Field, Cincinnati, OH Fri May 23 1969, 7:05 PM EDT Att: 7,917 - Unknown				
<b>Bobby Tolan, L</b> (1.9) OBP: 0.310, SLG: 0.467										4	0	0	0	0	3	4					
<b>Clay Carroll, R</b> (8.1) OBP: 0.571, SLG: 0.400										0	0	0	0	0	0	0					
<b>Alex Johnson, R</b> (1.7) OBP: 0.361, SLG: 0.538										4	1	1	0	0	1	2					
<b>Tony Perez, R</b> (1.5) OBP: 0.362, SLG: 0.540										4	1	1	0	0	1	1					
<b>Lee May, R</b> (1.3) OBP: 0.324, SLG: 0.473										4	0	0	0	0	3	2					
<b>Johnny Bench, R</b> (1.2) OBP: 0.378, SLG: 0.504										3	1	2	1	1	0	0					
<b>Tommy Helms, R</b> (1.4) OBP: 0.326, SLG: 0.314										4	1	3	2	0	0	1					
<b>Darrel Chaney, S</b> (1.6) OBP: 0.306, SLG: 0.307										2	0	1	0	0	0	1					
<b>Jim Maloney, L</b> (1.1) ERA: 2.33										1	0	0	0	0	1	2					
<b>Wayne Granger, R</b> (5.1) ERA: 3.97										2	0	0	0	0	0	0					
<b>Graig Rizzuto, R</b> (5.0) ERA: 3.24										0	0	0	1	0	1	3					
<b>Fred Whitfield, R</b> (7.9) ERA: 3.94										1	0	1	0	0	0	0					
<b>Ted Savage, R</b> (7.9) ERA: 3.94										0	0	0	0	1	0	0					
<b>Woody Woodward, R</b> (9.6) ERA: 2.41										0	0	0	0	0	0	0					
<b>Inning Stats</b>	R: 0 E: 0 K: 1 S: 5	H: 0 LOB: 1 BB: 1 P: 9	R: 1 E: 0 K: 2 S: 10	H: 3 LOB: 2 BB: 0 P: 10	R: 0 E: 0 K: 2 S: 7	H: 0 LOB: 0 BB: 0 P: 7	R: 0 E: 0 K: 1 S: 6	H: 1 LOB: 1 BB: 0 P: 6	R: 0 E: 0 K: 2 S: 7	H: 0 LOB: 1 BB: 1 P: 11	R: 0 E: 0 K: 1 S: 5	H: 0 LOB: 0 BB: 0 P: 5	R: 1 E: 0 K: 1 S: 7	H: 2 LOB: 2 BB: 0 P: 7	R: 2 E: 1 K: 0 S: 6	H: 3 LOB: 3 BB: 2 P: 14	1B: 8 2B: 0 3B: 0 HR: 1	SF: 1 SAC: 0 DP: 0 HBP: 0	WP: 0 PB: 1 CS: 0	PA: 37	
<b>PITCHER</b>	IP	WLS	BF	H	R	ER	SO	BB	IBB	HBP	BLK	WP	HR	S	P	ERA	WHIP				
<b>Jerry Robertson, R</b> (1.1) ERA: 2.33	6.2		28	6	2	2	9	2	0	0	1	0	0	44	52	2.70	1.200				
<b>Dan McGinn, L</b> (7.1) ERA: 3.34	0.2	L	6	3	2	2	1	0	1	0	0	0	0	7	11	27.00	4.500				
<b>Carroll Sembera, R</b> (8.1) ERA: 2.41	0.2		3	0	0	0	0	1	0	0	0	0	0	2	6	0.00	1.500				

AB	32
R	4
H	9
RBI	4
BB	4
SO	10
LOB	22









Batter	1	2	3	4	5	6	7	8	9	AB	R	H	RBI	BB	SO	LOB	TOP										
Manny Mota, R (1,9) OBP: 0.293, SLG: 0.273 Rusty Staub, L (9, PH) OBP: 0.444, SLG: 0.504	4-3	F9			4-3		K		BB	4	0	0	0	0	1	3											
Gary Sutherland, R (1,4) OBP: 0.280, SLG: 0.271 Carroll Sembera, R (7,1) OBP: 0.333, SLG: 0.333 Mack Jones, L (9, PH) OBP: 0.412, SLG: 0.585	1B		F7		F9		G5-4-3		F7	4	0	1	0	0	0	2											
Bob Bailey, R (1,3) OBP: 0.321, SLG: 0.426	P4				E5				6-3	4	0	1	0	0	0	1											
Donn Clendenon, R (1,7) OBP: 0.278, SLG: 0.367	1B				P4				2B SF7	4	1	2	0	0	1	2											
Coco Laboy, R (1,5) OBP: 0.348, SLG: 0.479	G3						F5		1B	4	0	1	0	0	1	3											
John Buccabella, R (1,2) OBP: 0.235, SLG: 0.233		F2			F7		2-3		SF7	3	0	0	1	0	0	0											
Don Bosch, S (1,8) OBP: 0.247, SLG: 0.288		HR					F8		F5	4	1	2	1	0	0	1											
Bobby Wine, R (1,6) OBP: 0.375, SLG: 0.375 Ty Cline, L (9, PH) OBP: 0.274, SLG: 0.173	SH3-4				K				L4-3	3	0	2	0	0	1	1											
Bill Stoneman, R (1,1) OBP: 0.080, SLG: 0.042 Maury Wills, S (7, PH) OBP: 0.261, SLG: 0.207	SH3-4				K				P4	1	0	0	0	0	1	1											
<b>Inning Stats</b>	R: 0 E: 0 K: 0 S: 5	H: 2 LOB: 2 BB: 0 P: 5	R: 1 E: 0 K: 0 S: 5	H: 2 LOB: 1 BB: 0 P: 5	R: 0 E: 0 K: 2 S: 8	H: 1 LOB: 1 BB: 0 P: 8	R: 0 E: 0 K: 2 S: 8	H: 1 LOB: 1 BB: 0 P: 8	R: 0 E: 1 K: 0 S: 4	H: 0 LOB: 0 BB: 0 P: 3	R: 0 E: 0 K: 1 S: 6	H: 2 LOB: 1 BB: 0 P: 6	R: 1 E: 0 K: 0 S: 5	H: 2 LOB: 1 BB: 1 P: 5	R: 0 E: 0 K: 0 S: 3	H: 0 LOB: 1 BB: 1 P: 7	1B: 8 2B: 1 3B: 0 HR: 1	SF: 1 SAC: 1 DP: 1 HBP: 0	WP: 0 PB: 0 CS: 0	PA: 38							
<b>PITCHER</b>	IP	WLS	BF	H	R	ER	SO	BB	IBB	HBP	BLK	WP	HR	S	P	ERA	WHIP										
Jim Merritt, L (1,1) ERA: 3.99	8.0	W	34	10	2	2	5	0	0	0	0	0	1	44	44	2.25	1.250										
Clay Carroll, R (9,1) ERA: 3.19	1.0	S	4	0	0	0	0	1	0	0	0	0	0	3	7	0.00	1.000										

Montreal Expos @ Cincinnati Reds  
Crosley Field, Cincinnati, OH  
Sun May 25 1969, 3:33 AM EDT  
Att: 7,129 - Unknown

AB 35  
R 2  
H 10  
RBI 2  
BB 1  
SO 5  
LOB 15



Batter	1	2	3	4	5	6	7	8	9	AB	R	H	RBI	BB	SO	LOB	BOTTOM										
Ted Savage, R (1,8) OBP: 0.350, SLG: 0.333	E4		P5		F9		6-3	F3		5	0	0	0	0	0	1											
Bobby Tolan, L (1,9) OBP: 0.320, SLG: 0.497	G6-4-3		1B HR HBP		HR		S 1B BB	F8		3	3	1	1	1	0	2											
Alex Johnson, R (1,7) OBP: 0.371, SLG: 0.551	1B		HR		L9		1-3			4	2	2	0	0	0	1											
Tony Perez, R (1,5) OBP: 0.372, SLG: 0.560	WP		L8		F9		BB BB	1B		4	0	2	2	0	0	2											
Lee May, R (1,3) OBP: 0.344, SLG: 0.569	F9		HR				FC5 BB	BB		3	2	2	4	1	0	1											
Johnny Bench, R (1,2) OBP: 0.388, SLG: 0.504		5-3	P6		F7		1-2 2-3	BB		3	0	0	0	1	0	0											
Tommy Helms, R (1,4) OBP: 0.314, SLG: 0.302		F9			5-3		F3	FC5		4	0	0	0	0	0	3											
Darrel Chaney, S (1,6) OBP: 0.330, SLG: 0.315					B1-6-4 BB			K		1	0	0	0	3	1	0											
Jim Merritt, L (1,1) OBP: 0.190, SLG: 0.150 Jimmy Stewart, S (8, PH) OBP: 0.333, SLG: 0.412 Clay Carroll, R (9,1) OBP: 0.571, SLG: 0.400	2-3				B1-6-4		K	1B		3	0	0	0	0	1	3											
<b>Inning Stats</b>	R: 1 E: 1 K: 0 S: 5	H: 2 LOB: 1 BB: 0 P: 5	R: 0 E: 0 K: 0 S: 3	H: 0 LOB: 1 BB: 1 P: 7	R: 3 E: 0 K: 0 S: 5	H: 2 LOB: 0 BB: 0 P: 6	R: 0 E: 0 K: 0 S: 2	H: 0 LOB: 0 BB: 1 P: 6	R: 1 E: 0 K: 1 S: 6	H: 1 LOB: 1 BB: 1 P: 10	R: 1 E: 0 K: 0 S: 4	H: 1 LOB: 3 BB: 3 P: 16	R: 0 E: 0 K: 1 S: 6	H: 1 LOB: 1 BB: 0 P: 6	1B: 4 2B: 1 3B: 0 HR: 3	SF: 0 SAC: 0 DP: 2 HBP: 1	WP: 1 PB: 0 CS: 0	PA: 38									
<b>PITCHER</b>	IP	WLS	BF	H	R	ER	SO	BB	IBB	HBP	BLK	WP	HR	S	P	ERA	WHIP										
Bill Stoneman, R (1,1) ERA: 4.09	6.0	L	27	6	6	6	1	3	0	0	0	0	0	10	22	4.50	2.500										
Carroll Sembera, R (7,1) ERA: 2.61	2.0		11	2	1	1	1	3	0	0	0	0	0	10	22	4.50	2.500										

Montreal Expos @ Cincinnati Reds  
Crosley Field, Cincinnati, OH  
Sun May 25 1969, 3:33 AM EDT  
Att: 7,129 - Unknown

AB 31  
R 7  
H 8  
RBI 7  
BB 6  
SO 2  
LOB 13






Batter	1	2	3	4	5	6	7	8	9	AB	R	H	RBI	BB	SO	LOB	TOP								
<b>Bill Russell, R</b> OBP: 0.352, SLG: 0.374 (1, 9)	4-0 BB		0-0 F8		0-0 SF9		0-3 K		0-3 K	3	0	0	1	1	2	0	<b>Los Angeles Dodgers @ Montreal Expos</b> Jarry Park, Montreal, QB Tue May 27 1969, 7:05 PM EDT Att: 21,412 - Unknown <a href="http://livebaseballscorecards.com">livebaseballscorecards.com</a>								
<b>Willie Davis, L</b> OBP: 0.337, SLG: 0.437 (1, 8)	0-0 G3-6			0-0 F8	0-0 F9		0-0 4-6-3			4	0	0	0	0	0	2									
<b>Wes Parker, S</b> OBP: 0.390, SLG: 0.495 (1, 3)	0-0 HR			0-0 1B	0-0 F9					4	1	3	1	0	0	1									
<b>Andy Kosco, R</b> OBP: 0.301, SLG: 0.452 <b>Ron Fairly, L</b> OBP: 0.274, SLG: 0.255 (1, 7)	0-0 4-3			0-0 1B		0-3 K	0-0 P6			4	0	1	0	0	1	1									
<b>Bill Sudakis, S</b> OBP: 0.297, SLG: 0.383 <b>Paul Popovich, S</b> OBP: 0.233, SLG: 0.220 (1, 5)		0-0 5-3		0-0 P6		0-3 K		0-3 K		4	0	0	0	0	2	2									
<b>Jim Lefebvre, S</b> OBP: 0.364, SLG: 0.264 <b>Billy Grabarkewitz, R</b> OBP: 0.167, SLG: 0.196 (1, 4)		0-0 P6		0-0 P4		4-0 HR		0-3 K		3	1	0	0	1	1	2									
<b>Tom Haller, L</b> OBP: 0.364, SLG: 0.409 (1, 2)		0-0 3-1			0-0 1B	0-0 SH	0-0 HR		0-0 6-3	4	2	2	2	0	0	0									
<b>Ted Sizemore, R</b> OBP: 0.321, SLG: 0.331 (1, 6)			0-0 5-3		0-0 SH	0-0 SF9	4-0 BB		0-0 1-3	3	1	1	0	1	0	0									
<b>Bill Singer, R</b> OBP: 0.161, SLG: 0.103 (1, 1)			0-0 1-3		0-0 SH	0-3 K			0-0 6-3	3	0	0	0	0	1	1									
<b>Inning Stats</b>	R: 1 E: 0 K: 0 S: 3	H: 1 LOB: 0 BB: 1 P: 7	R: 0 E: 0 K: 0 S: 3	H: 0 LOB: 0 BB: 0 P: 3	R: 0 E: 0 K: 0 S: 3	H: 0 LOB: 0 BB: 0 P: 3	R: 0 E: 0 K: 0 S: 5	H: 2 LOB: 2 BB: 0 P: 5	R: 2 E: 1 K: 0 S: 6	H: 2 LOB: 1 BB: 0 P: 6	R: 2 E: 0 K: 3 S: 10	H: 1 LOB: 1 BB: 2 P: 18	R: 0 E: 0 K: 1 S: 6	H: 1 LOB: 1 BB: 0 P: 6	R: 0 E: 0 K: 2 S: 7	H: 0 LOB: 0 BB: 0 P: 7		R: 0 E: 0 K: 1 S: 5	H: 0 LOB: 0 BB: 0 P: 5	1B: 4 2B: 1 3B: 0 HR: 2	SF: 1 SAC: 1 DP: 1 HBP: 0	WP: 0 PB: 0 SB: 0 CS: 0	PA: 37		
<b>PITCHER</b>	IP	WLS	BF	H	R	ER	SO	BB	IBB	HBP	BLK	WP	HR	S	P	ERA	WHIP								
<b>Larry Jaster, L</b> ERA: 4.74 (1, 1)	5.0		21	5	3	2	0	1	0	0	0	0	1	20	24	3.60	1.200								
<b>Dan McGinn, L</b> ERA: 3.57 (6, 1)	2.0	L	10	2	2	2	4	2	0	0	0	0	1	16	24	9.00	2.000								
<b>Don Shaw, L</b> ERA: 5.79 (8, 1)	2.0		6	0	0	0	3	0	0	0	0	0	0	12	12	0.00	0.000								

Batter	1	2	3	4	5	6	7	8	9	AB	R	H	RBI	BB	SO	LOB	BOTTOM								
<b>Maury Wills, S</b> OBP: 0.266, SLG: 0.204 (1, 6)	0-0 P6		0-0 G5-4-3		4-0 1B			4-0 S		2	0	0	0	2	0	1	<b>Los Angeles Dodgers @ Montreal Expos</b> Jarry Park, Montreal, QB Tue May 27 1969, 7:05 PM EDT Att: 21,412 - Unknown <a href="http://livebaseballscorecards.com">livebaseballscorecards.com</a>								
<b>Gary Sutherland, R</b> OBP: 0.255, SLG: 0.270 (1, 4)	0-3 K			0-0 6-3	0-0 1B		1-3 2-H 3-H	0-0 4-3		4	0	1	2	0	1	1									
<b>Rusty Staub, L</b> OBP: 0.434, SLG: 0.489 (1, 9)	0-3 K			0-0 F8	0-0 L4			0-0 5-3		4	0	0	0	0	1	3									
<b>Mack Jones, L</b> OBP: 0.408, SLG: 0.572 (1, 8)		0-3 K		0-0 1-3		0-0 F8		4-0 FC5-4		3	0	0	0	1	1	0									
<b>Bob Bailey, R</b> OBP: 0.317, SLG: 0.404 (1, 3)		4-0 BB			0-0 E5	0-0 4-3		0-0 FC5-4		3	1	0	0	1	0	2									
<b>Donn Clendenen, R</b> OBP: 0.277, SLG: 0.362 (1, 7)		0-0 F9		0-0 6-3	0-0 1B	0-3 K		0-0 F8		4	1	1	0	0	1	1									
<b>Coco Laboy, R</b> OBP: 0.340, SLG: 0.469 (1, 5)		0-0 F9			0-0 SF8		0-0 4-3		0-0 F8	3	0	0	1	0	0	1									
<b>John Bateman, R</b> OBP: 0.275, SLG: 0.366 (1, 2)			0-0 G5-4-3		0-0 6-3		0-0 F9		0-0 1B	4	0	2	0	0	0	1									
<b>Larry Jaster, L</b> OBP: 0.638, SLG: 0.583 (5, PH)			0-3 K		4-0 1B		0-0 1-3		0-3 K	1	0	0	0	0	1	1									
<b>Ty Cline, L</b> OBP: 0.296, SLG: 0.173 (6, 1)						0-0 K		0-0 K		0	1	0	0	0	0	0									
<b>Dan McGinn, L</b> OBP: 0.255, SLG: 0.270 (6, 1)										0	0	0	0	0	0	0									
<b>Floyd Wicksen, L</b> OBP: 0.295, SLG: 0.625 (7, PH)										0	0	0	0	0	0	0									
<b>Don Shaw, L</b> OBP: 0.295, SLG: 0.211 (8, 1)										0	0	0	0	0	0	0									
<b>Don Bosch, S</b> OBP: 0.234, SLG: 0.254 (9, PH)										1	0	0	0	0	1	1									
<b>Inning Stats</b>	R: 0 E: 0 K: 2 S: 7	H: 0 LOB: 0 BB: 0 P: 7	R: 0 E: 0 K: 1 S: 5	H: 0 LOB: 1 BB: 1 P: 9	R: 0 E: 0 K: 1 S: 5	H: 1 LOB: 0 BB: 0 P: 5	R: 0 E: 0 K: 0 S: 3	H: 0 LOB: 0 BB: 0 P: 3	R: 0 E: 0 K: 0 S: 6	H: 0 LOB: 2 BB: 2 P: 14	R: 0 E: 0 K: 1 S: 5	H: 0 LOB: 0 BB: 0 P: 5	R: 0 E: 0 K: 0 S: 3	H: 0 LOB: 0 BB: 0 P: 3	R: 0 E: 0 K: 0 S: 3	H: 0 LOB: 2 BB: 2 P: 11	R: 0 E: 0 K: 1 S: 6	H: 1 LOB: 1 BB: 0 P: 6	1B: 4 2B: 0 3B: 0 HR: 0	SF: 1 SAC: 0 DP: 1 HBP: 0	WP: 0 PB: 0 SB: 1 CS: 0	PA: 36			
<b>PITCHER</b>	IP	WLS	BF	H	R	ER	SO	BB	IBB	HBP	BLK	WP	HR	S	P	ERA	WHIP								
<b>Bill Singer, R</b> ERA: 1.85 (1, 1)	9.0	W	36	4	3	0	6	5	0	0	0	0	0	43	63	0.00	1.000								







Batter	1	2	3	4	5	6	7	8	9	AB	R	H	RBI	BB	SO	LOB	TOP
Willie Crawford, L (1,7) OBP: 0.340, SLG: 0.432	4-0 HR BB		4-3 WP 2B		0-0 E 1B			0-0 2B		3	3	3	0	1	0	0	<b>Los Angeles Dodgers @ Montreal Expos</b> Jarry Park, Montreal, QB Thu May 29 1969, 7:05 PM EDT Att: 12,414 - Unknown
Willie Davis, L (1,8) OBP: 0.336, SLG: 0.474	0-0 HR		4-3 2-3		0-0 E6 CS 1-H			0-0 F8		4	1	1	2	0	0	2	
Wes Parker, S (1,3) OBP: 0.371, SLG: 0.466	0-0 F2		0-3 K		0-0 CS	0-0 L4		0-3 K		4	0	0	0	0	2	1	
Andy Kosco, R (1,9) OBP: 0.311, SLG: 0.471	0-0 E7 SF8 1B		0-0 6-3		0-0 P3			0-3 K		4	1	1	0	0	1	0	
Tom Haller, L (1,2) OBP: 0.356, SLG: 0.410	0-0 SF8			0-0 F9				0-0 E4 P6-4-3		3	0	0	1	0	0	0	
Jim Lefebvre, S (1,4) OBP: 0.384, SLG: 0.276	0-0 F9			0-0 3-1				0-0 P6-4-3		3	0	0	0	0	0	0	
Paul Popovich, S (7,4) OBP: 0.244, SLG: 0.233	0-0 F9						0-0 4-3		0-0 P6-4-3 1-2	1	0	0	0	0	0	1	
Bill Sudakis, S (1,5) OBP: 0.301, SLG: 0.377		0-0 L4		0-0 F9			0-0 F7			3	0	0	0	0	0	0	
Ted Sizemore, R (1,6) OBP: 0.312, SLG: 0.321		0-0 F8			0-0 4-3		0-0 1-3			3	0	0	0	0	0	0	
Claude Osteen, L (1,1) OBP: 0.250, SLG: 0.226		0-0 4-3			0-3 K			0-0 F8		3	0	0	0	0	1	0	
<b>Inning Stats</b>	R: 3 E: 1 K: 0 S: 5	H: 2 LOB: 0 BB: 1 P: 9	R: 0 E: 0 K: 0 S: 3	H: 0 LOB: 0 BB: 0 P: 3	R: 1 E: 0 K: 1 S: 6	H: 1 LOB: 0 BB: 0 P: 6	R: 0 E: 0 K: 0 S: 3	H: 0 LOB: 0 BB: 0 P: 3	R: 0 E: 0 K: 0 S: 3	H: 0 LOB: 0 BB: 0 P: 3	R: 0 E: 0 K: 1 S: 6	H: 1 LOB: 1 BB: 0 P: 6	R: 0 E: 1 K: 1 S: 5	H: 0 LOB: 0 BB: 0 P: 5	1B: 2 2B: 2 3B: 0 HR: 1	SF: 1 SAC: 0 DP: 1 HBP: 0	
<b>PITCHER</b>	IP WLS BF H R ER SO BB IBB HBP BLK WP HR S P ERA WHIP																
Bill Stoneman, R (1,1) ERA: 4.18	5.0 L 20 4 5 3 2 1 0 0 0 0 1 1 23 27 5.40 1.000																
Roy Face, R (6,1) ERA: 4.43	3.0 10 1 0 0 1 0 0 0 0 0 0 0 12 12 0.00 0.333																
Don Shaw, L (9,1) ERA: 5.47	1.0 3 0 0 0 1 0 0 0 0 0 0 0 5 5 0.00 0.000																

Batter	1	2	3	4	5	6	7	8	9	AB	R	H	RBI	BB	SO	LOB	BOTTOM				
Maury Wills, S (1,6) OBP: 0.254, SLG: 0.194	0-0 1-3		0-0 6-3		0-0 6-3			0-0 F9		4	0	0	0	0	0	0	<b>Los Angeles Dodgers @ Montreal Expos</b> Jarry Park, Montreal, QB Thu May 29 1969, 7:05 PM EDT Att: 12,414 - Unknown				
Gary Sutherland, R (1,4) OBP: 0.253, SLG: 0.283	0-0 6-3		0-0 1-3			0-0 1-3		0-0 F9		4	0	0	0	0	0	0					
Manny Mota, R (1,9) OBP: 0.306, SLG: 0.322	0-0 L4			0-0 G4-3 1B		0-0 1-3		0-0 P4-3 3B		4	1	2	0	0	0	0					
Bob Bailey, R (1,3) OBP: 0.324, SLG: 0.391		0-0 6-3		0-0 G4-3 1B		0-0 6-3		0-0 P4		4	0	1	0	0	0	1					
Donn Clendenon, R (1,7) OBP: 0.275, SLG: 0.363		0-0 6-3		0-0 G4-3			0-0 2B	0-0 P4-3		4	0	1	1	0	0	2					
Coco Laboy, R (1,5) OBP: 0.331, SLG: 0.473		0-0 E6 BB		0-0 6-3		0-0 P6		0-0 HR		4	1	1	1	0	0	2					
Mack Jones, L (1,8) OBP: 0.406, SLG: 0.579		4-0 FC5-4 BB		0-0 HR		0-3 K		0-0 P4-3		3	1	1	1	1	1	1					
John Bateman, R (1,2) OBP: 0.266, SLG: 0.353		0-0 FC5-4		0-0 K		0-0 K				1	0	0	0	0	0	2					
John Boccabella, R (3,2) OBP: 0.222, SLG: 0.219		0-0 FC5-4		0-0 K		0-0 K				2	0	0	0	0	1	1					
Bill Stoneman, R (1,1) OBP: 0.077, SLG: 0.040			0-3 K		0-3 K			0-3 K		1	0	0	0	0	1	0					
Don Bosch, S (5,PH) OBP: 0.238, SLG: 0.276										1	0	0	0	0	1	0					
Roy Face, R (6,1) OBP: 0.500, SLG: 0.500										0	0	0	0	0	0	0					
Bobby Wine, R (8,PH) OBP: 0.333, SLG: 0.333										1	0	0	0	0	1	0					
Don Shaw, L (9,1) ERA: 5.47										0	0	0	0	0	0	0					
<b>Inning Stats</b>	R: 0 E: 0 K: 0 S: 3	H: 0 LOB: 2 BB: 1 P: 8	R: 0 E: 1 K: 0 S: 4	H: 0 LOB: 2 BB: 1 P: 8	R: 0 E: 0 K: 1 S: 5	H: 0 LOB: 0 BB: 0 P: 5	R: 0 E: 0 K: 0 S: 4	H: 2 LOB: 1 BB: 0 P: 4	R: 1 E: 0 K: 2 S: 8	H: 1 LOB: 0 BB: 0 P: 8	R: 0 E: 0 K: 0 S: 3	H: 0 LOB: 0 BB: 0 P: 3	R: 0 E: 0 K: 1 S: 6	H: 1 LOB: 1 BB: 0 P: 6	R: 0 E: 0 K: 1 S: 5	H: 0 LOB: 0 BB: 0 P: 5	R: 2 E: 0 K: 0 S: 5	H: 2 LOB: 2 BB: 0 P: 5	1B: 2 2B: 1 3B: 1 HR: 2	SF: 0 SAC: 0 DP: 1 HBP: 0	WP: 0 PA: 34 PB: 0 SB: 0 CS: 0
<b>PITCHER</b>	IP WLS BF H R ER SO BB IBB HBP BLK WP HR S P ERA WHIP																				
Claude Osteen, L (1,1) ERA: 2.74	9.0 W 34 6 3 3 5 1 0 0 0 0 2 43 47 3.00 0.778																				





Batter	1	2	3	4	5	6	7	8	9	10	AB	R	H	RBI	BB	SO	LOB	TOP				
Tommy Dean, R OBP: 0.283, SLG: 0.257 (1, 6)	FC6-4 1B		F9		G4-6-3 BB		F7		F7		3	0	1	0	2	0	1	<b>San Diego Padres @ Montreal Expos</b> Jarry Park, Montreal, QB Fri May 30 1969, 7:05 PM EDT Att: 14,320 - Unknown				
John Sipin, R OBP: 0.333, SLG: 0.615 (1, 4)	FC6-4 1-2f		E5		F3		F7			HR	5	1	1	1	0	0	4					
Tony Gonzalez, L OBP: 0.306, SLG: 0.285 (1, 7)	K		F8		G4-6-3 1-2f					F7	5	0	0	0	0	1	3					
Nate Colbert, R OBP: 0.366, SLG: 0.548 (1, 3)	K		F8							6-3	5	0	0	0	0	3	1					
Ollie Brown, R OBP: 0.289, SLG: 0.429 (1, 9)		6-3		1B S	1B		P4			P4 WP	5	1	1	0	0	0	0					
Roberto Pena, R OBP: 0.285, SLG: 0.282 Jose Arcia, R OBP: 0.256, SLG: 0.222 (8, PR) (8, 5)		K		1-3	1-2		F9			FC4-6 BB	3	0	0	0	1	1	1					
Cito Gaston, R OBP: 0.264, SLG: 0.285 (1, 8)	K				BB					FC4-6 BB	4	0	2	0	0	1	1					
Chris Cannizzaro, R OBP: 0.357, SLG: 0.370 (1, 2)			E6 SH3-4 E		1-2 BB		SH3			5-3	2	1	0	0	1	0	0					
Dick Kelley, R OBP: 0.176, SLG: 0.176 Ivan Murga, R OBP: 0.242, SLG: 0.241 Gary Ross, R OBP: 0.241, SLG: 0.241 Billy McCool, R OBP: 0.241, SLG: 0.241 Tommie Sisk, R OBP: 0.241, SLG: 0.241 Al Pennington, R OBP: 0.241, SLG: 0.241 Jack Baldschun, R OBP: 0.241, SLG: 0.241 (1, 11) (7, PH) (7, 1) (8, 1) (8, PH) (8, 1)			SH3-4		K		K			K	1	0	0	0	0	1	3					
<b>Inning Stats</b>	R: 0 E: 0 K: 2 S: 8	H: 1 LOB: 1 BB: 0 P: 8	R: 0 E: 0 K: 2 S: 7	H: 0 LOB: 0 BB: 0 P: 7	R: 1 E: 2 K: 0 S: 5	H: 0 LOB: 1 BB: 0 P: 5	R: 0 E: 0 K: 1 S: 7	H: 2 LOB: 3 BB: 1 P: 11	R: 0 E: 0 K: 1 S: 5	H: 0 LOB: 0 BB: 0 P: 5	R: 0 E: 0 K: 1 S: 6	H: 1 LOB: 2 BB: 1 P: 10	R: 1 E: 1 K: 1 S: 6	H: 0 LOB: 1 BB: 1 P: 10	R: 0 E: 0 K: 1 S: 5	H: 0 LOB: 0 BB: 0 P: 5	R: 1 E: 0 K: 0 S: 4		H: 1 LOB: 0 BB: 0 P: 4	1B: 4 2B: 0 3B: 0 HR: 1	SF: 0 SAC: 2 DP: 1 HBP: 0	WP: 1 PB: 0 SB: 1 CS: 0
<b>PITCHER</b>	IP 9.0	WLS L	BF 37	H 4	R 2	ER 0	SO 9	BB 4	IBB 0	HBP 0	BLK 0	WP 1	HR 0	S 51	P 67	ERA 0.00	WHIP 0.889					
Mike Wegener, R ERA: 3.38 Dan McGinn, L ERA: 3.89 Roy Face, R ERA: 4.29	(1, 1) (10, 1) (10, 1)	0.1 L	2 2	1 0	1 0	1 0	0 0	0 0	0 0	0 0	0 0	0 0	1 0	2 2	27.00 0.00	3.000 0.000						

AB	35
R	3
H	5
RBI	1
BB	4
SO	9
LOB	15



Batter	1	2	3	4	5	6	7	8	9	10	AB	R	H	RBI	BB	SO	LOB	BOTTOM				
Maury Wills, S OBP: 0.256, SLG: 0.195 (1, 6)	1B S BB		G3		6-3		CS		K		4	0	1	0	1	1	1	<b>San Diego Padres @ Montreal Expos</b> Jarry Park, Montreal, QB Fri May 30 1969, 7:05 PM EDT Att: 14,320 - Unknown				
Gary Sutherland, R OBP: 0.263, SLG: 0.269 (1, 4)	K		1B BB		1B		CS		FC4-6		4	1	2	0	1	1	2					
Manny Mota, R OBP: 0.343, SLG: 0.359 (9, 8)					1B					F3	5	0	4	0	0	0	0					
Bob Bailey, R OBP: 0.310, SLG: 0.373 Rusty Staub, L OBP: 0.430, SLG: 0.482 (8, PH) (9, 9)			G6-4-3 1-2f		1B					E7	3	0	0	0	0	0	6					
Don Bosch, S OBP: 0.238, SLG: 0.276 (10, PR)	P6		G6-4-3 1-2f		F7					1B	2	0	1	0	0	0	1					
Donn Clendenon, R OBP: 0.272, SLG: 0.355 (9, 3)	K				6-3					K	5	0	1	0	0	3	3					
Coco Laboy, R OBP: 0.327, SLG: 0.461 (1, 5)			F9		1-3					F7	4	0	0	0	1	0	2					
Mack Jones, L OBP: 0.400, SLG: 0.564 (9, 7)					G3					BB	4	0	0	0	1	1	4					
John Boccabella, R OBP: 0.225, SLG: 0.306 (1, 2)			K							K	4	1	1	1	0	3	1					
Mike Wegener, R OBP: 0.200, SLG: 0.111 Ty Cline, L OBP: 0.292, SLG: 0.185 Dan McGinn, L OBP: 0.250, SLG: 0.625 Roy Face, R OBP: 0.500, SLG: 0.500 (1, 1) (9, PH) (10, 1) (10, 1)			FC5-4		K					FC4-6 1B	3	0	0	0	0	1	1					
<b>Inning Stats</b>	R: 0 E: 0 K: 2 S: 8	H: 1 LOB: 2 BB: 1 P: 12	R: 0 E: 0 K: 1 S: 5	H: 0 LOB: 1 BB: 1 P: 9	R: 0 E: 0 K: 0 S: 3	H: 1 LOB: 1 BB: 1 P: 7	R: 0 E: 0 K: 1 S: 8	H: 0 LOB: 0 BB: 0 P: 3	R: 1 E: 0 K: 1 S: 8	H: 3 LOB: 2 BB: 0 P: 8	R: 0 E: 0 K: 2 S: 7	H: 1 LOB: 0 BB: 0 P: 5	R: 1 E: 0 K: 0 S: 6	H: 3 LOB: 2 BB: 0 P: 6	R: 0 E: 0 K: 2 S: 8	H: 1 LOB: 1 BB: 0 P: 8	R: 0 E: 1 K: 1 S: 6	H: 1 LOB: 2 BB: 1 P: 10	1B: 10 2B: 0 3B: 0 HR: 1	SF: 0 SAC: 0 DP: 1 HBP: 0	WP: 1 PB: 0 SB: 1 CS: 1	PA: 44
<b>PITCHER</b>	IP 6.0	WLS 5	BF 25	H 5	R 1	ER 1	SO 6	BB 3	IBB 0	HBP 0	BLK 0	WP 0	HR 1	S 34	P 46	ERA 1.50	WHIP 1.333					
Dick Kelley, L ERA: 5.05 Gary Ross, R ERA: 4.5 Billy McCool, L ERA: 5.65 Tommie Sisk, R ERA: 4.63 Jack Baldschun, R ERA: 2.51	(1, 1) (7, 1) (8, 1) (8, 1) (9, 1)	6.0 1.0 0.1 0.2 2.0	25 5 2 2 9	5 3 1 0 2	1 1 0 0 0	1 1 0 0 0	6 7 0 0 3	3 0 0 0 1	0 0 0 0 0	0 0 0 0 0	0 0 0 0 0	0 1 0 0 0	1 0 2 2 14	34 7 2 2 18	46 9.00 0.00 0.00 0.00	1.50 3.000 0.000 0.000 1.500						

AB	39
R	2
H	11
RBI	1
BB	4
SO	10
LOB	21





Batter	1	2	3	4	5	6	7	8	9	AB	R	H	RBI	BB	SO	LOB	TOP
Tommy Dean, R (1,6) OBP: 0.271, SLG: 0.245	F7		P6		6-3	FC5-4		F2		5	0	0	0	0	0	3	<b>San Diego Padres @ Montreal Expos</b> Jarry Park, Montreal, QB Sat May 31 1969, 7:05 PM EDT Att: 20,667 - Unknown
John Sign, R (1,4) OBP: 0.375, SLG: 0.667	K2-3		F3		L6 WP BB		1B 4-3 2B			4	1	2	0	1	1	0	
Ollie Brown, R (1,9) OBP: 0.306, SLG: 0.440	HR		G3-1		L6		5-3	6-3		5	1	1	1	0	0	4	
Nate Colbert, R (1,3) OBP: 0.373, SLG: 0.550	5-3			HR 1B		HR 1B	4-3 IBB		5-3	5	2	3	0	0	0	0	
Al Ferrara, R (1,7) OBP: 0.368, SLG: 0.544		2B BB		HR		HR	4-3 IBB		L7	2	2	2	4	2	0	0	
Ivan Murrell, R (7, PR) OBP: 0.219, SLG: 0.233				HR					F8	1	0	0	0	0	0	0	
Ed Spiezio, R (1,5) OBP: 0.293, SLG: 0.282	F7		P4			G4-6-3 BB	4-3			4	0	0	1	1	0	3	
Cito Gaston, R (1,8) OBP: 0.298, SLG: 0.298				1B HBP		G4-6-3 BB				1	0	1	0	0	0	0	
Tony Gonzalez, L (4, PR) OBP: 0.308, SLG: 0.283	1-H 2B					1-2				1	0	0	0	1	0	1	
Chris Cannizzaro, R (1,2) OBP: 0.366, SLG: 0.377							F8			3	0	2	0	1	0	3	
Joe Niekro, R (1,1) OBP: 0.294, SLG: 0.214	K		G6-4-3			FC5-4 BB		2B 6-3 BB		2	0	0	0	2	1	4	
<b>Inning Stats</b>	R: 1 H: 1 E: 0 LOB: 0 K: 1 BB: 0 S: 6 P: 6	R: 0 H: 1 E: 0 LOB: 2 K: 1 BB: 2 S: 5 P: 13	R: 0 H: 0 E: 0 LOB: 0 K: 0 BB: 0 S: 3 P: 3	R: 2 H: 3 E: 0 LOB: 2 K: 0 BB: 0 S: 5 P: 6	R: 0 H: 0 E: 0 LOB: 0 K: 0 BB: 1 S: 2 P: 6	R: 2 H: 3 E: 0 LOB: 2 K: 0 BB: 2 S: 5 P: 13	R: 1 H: 2 E: 0 LOB: 3 K: 0 BB: 2 S: 5 P: 13	R: 0 H: 1 E: 0 LOB: 0 K: 0 BB: 0 S: 3 P: 7	R: 0 H: 0 E: 0 LOB: 0 K: 0 BB: 0 S: 3 P: 3	1B: 5 SF: 0 2B: 4 SAC: 0 3B: 0 DP: 3 HR: 3 HBP: 1	WP: 1 PA: 42 PB: 0 SB: 0 CS: 0						
<b>PITCHER</b>	IP WLS BF H R ER SO BB IBB HBP BLK WP HR S P ERA WHIP																
Larry Jaster, L (1,1) ERA: 5.01	3.0 L 14 4 3 3 2 1 1 0 0 0 2 16 24 9.00 1.667																
Carroll Sembera, R (4,1) ERA: 3.33	3.1 17 6 3 3 0 3 0 1 0 1 1 13 26 8.10 2.700																
Steve Shea, R (7,1) ERA: 2.87	1.2 8 1 0 0 0 1 2 0 0 0 0 5 17 0.00 1.200																
Mudcat Grant, R (9,1) ERA: 4.8	1.0 3 0 0 0 0 0 0 0 0 0 0 3 3 0.00 0.000																
Batter	1	2	3	4	5	6	7	8	9	AB	R	H	RBI	BB	SO	LOB	BOTTOM
Maury Wills, S (1,6) OBP: 0.263, SLG: 0.198	F7		F7			L3 BB		G3 E 1B		3	0	1	0	1	0	0	<b>San Diego Padres @ Montreal Expos</b> Jarry Park, Montreal, QB Sat May 31 1969, 7:05 PM EDT Att: 20,667 - Unknown
Manny Mota, R (1,8) OBP: 0.338, SLG: 0.353			1-3			L3		E4 G3		4	0	1	0	0	0	2	
Rusty Staub, L (1,9) OBP: 0.420, SLG: 0.469	P6					G3		G3		4	0	0	0	0	0	3	
Mack Jones, L (1,7) OBP: 0.391, SLG: 0.549	5-3									4	0	0	0	0	0	3	
Mudcat Grant, R (9,1) OBP: 0.125, SLG: 0.125										0	0	0	0	0	0	0	
Bob Bailey, R (1,3) OBP: 0.333, SLG: 0.377		FC4-6 BB				HR BB			K	2	1	1	0	2	1	0	
Coco Laboy, R (1,5) OBP: 0.326, SLG: 0.475		F9						HR	5-3	4	1	1	2	0	0	2	
Gary Sutherland, R (1,4) OBP: 0.263, SLG: 0.268		FC4-6 FC6-4								4	0	1	0	0	0	1	
John Boccabella, R (1,2) OBP: 0.205, SLG: 0.275		FC6-4							1B	4	0	0	0	0	1	2	
Larry Jaster, L (1,1) OBP: 0.500, SLG: 0.538										1	0	0	0	0	0	0	
Carroll Sembera, R (4,1) OBP: 0.250, SLG: 0.250										1	0	0	0	0	0	0	
Steve Shea, R (7,1) OBP: 0.288, SLG: 0.182										0	0	0	0	0	0	0	
Ty Cline, L (8, PH) OBP: 0.288, SLG: 0.182										1	0	0	0	0	0	0	
<b>Inning Stats</b>	R: 0 H: 1 E: 0 LOB: 1 K: 0 BB: 0 S: 4 P: 4	R: 0 H: 0 E: 0 LOB: 1 K: 0 BB: 1 S: 3 P: 7	R: 0 H: 0 E: 0 LOB: 0 K: 0 BB: 0 S: 3 P: 3	R: 0 H: 1 E: 0 LOB: 1 K: 0 BB: 0 S: 4 P: 4	R: 0 H: 0 E: 0 LOB: 0 K: 0 BB: 0 S: 3 P: 3	R: 0 H: 0 E: 0 LOB: 0 K: 0 BB: 1 S: 2 P: 6	R: 2 H: 1 E: 0 LOB: 0 K: 1 BB: 1 S: 6 P: 10	R: 0 H: 1 E: 1 LOB: 2 K: 0 BB: 0 S: 5 P: 5	R: 0 H: 1 E: 0 LOB: 1 K: 1 BB: 0 S: 6 P: 6	1B: 4 SF: 0 2B: 1 SAC: 0 3B: 0 DP: 1 HR: 1 HBP: 0	WP: 0 PA: 35 PB: 0 SB: 0 CS: 0						
<b>PITCHER</b>	IP WLS BF H R ER SO BB IBB HBP BLK WP HR S P ERA WHIP																
Joe Niekro, R (1,1) ERA: 2.82	9.0 W 35 5 2 2 2 3 0 0 0 0 1 36 48 2.00 0.889																

AB 33  
R 6  
H 11  
RBI 6  
BB 8  
SO 2  
LOB 18



AB 32  
R 2  
H 5  
RBI 2  
BB 3  
SO 2  
LOB 13





Batter	1	2	3	4	5	6	7	8	9	AB	R	H	RBI	BB	SO	LOB	TOP										
Tommy Dean, R (1, 6) OBP: 0.260, SLG: 0.236	F7		6-3		SF8		F7		K	4	0	0	1	0	1	1											
John Sisk, R (1, 4) OBP: 0.351, SLG: 0.588	P5		F7		3H 4-0 BB		5-3		K	4	0	0	0	1	1	1											
Ollie Brown, R (1, 9) OBP: 0.303, SLG: 0.430	5-3		K		P6			3B BB	F9	4	1	0	0	1	1	2											
Nate Colbert, R (1, 3)		HR		FC6-4 1B		HR		F9		4	2	3	2	0	0	1											
Al Ferrara, R (1, 7) OBP: 0.375, SLG: 0.567 Tommye Sisk, R (8, 1) OBP: 0.167, SLG: 0.333		WP FC6-2 BB		FC6-4 1B 1-2		F9		1B 3B		3	1	1	1	1	0	1											
Tony Gonzalez, L (1, 8) OBP: 0.312, SLG: 0.284		FC6-2 BB		1B		E5		4-3		3	0	1	0	1	0	1											
Ed Spiezio, R (1, 5) OBP: 0.298, SLG: 0.283		FC6-2		P6		G6-3 BB				3	0	1	1	1	0	3											
Chris Cannizzaro, R (1, 2) OBP: 0.364, SLG: 0.387		F8				SF8 3B		5-3		4	1	1	0	0	0	5											
Johnny Podres, L (1, 1) OBP: 0.077, SLG: 0.083 Cito Gaston, R (8, 8) OBP: 0.277, SLG: 0.301		F9		G3		G3		1-6-3		3	0	0	0	0	0	3											
										1	0	1	0	0	0	0											
<b>Inning Stats</b>	R: 0 E: 0 K: 0 S: 3	H: 0 LOB: 0 BB: 0 P: 3	R: 1 E: 0 K: 0 S: 4	H: 1 LOB: 2 BB: 2 P: 12	R: 0 E: 0 K: 1 S: 5	H: 0 LOB: 0 BB: 0 P: 5	R: 0 E: 0 K: 0 S: 4	H: 2 LOB: 1 BB: 0 P: 4	R: 1 E: 0 K: 0 S: 4	H: 1 LOB: 1 BB: 1 P: 8	R: 1 E: 1 K: 0 S: 4	H: 1 LOB: 1 BB: 1 P: 8	R: 0 E: 0 K: 0 S: 3	H: 0 LOB: 0 BB: 0 P: 3	R: 2 E: 0 K: 0 S: 5	H: 2 LOB: 1 BB: 1 P: 9	R: 0 E: 0 K: 2 S: 8	H: 1 LOB: 1 BB: 0 P: 8	1B: 4 2B: 0 3B: 2 HR: 2	SF: 1 SAC: 0 DP: 1 HBP: 0	WP: 2 PB: 0 SB: 1 CS: 0	PA: 39					
<b>PITCHER</b>	IP	WLS	BF	H	R	ER	SO	BB	IBB	HBP	BLK	WP	HR	S	P	ERA	WHIP										
Jerry Robertson, R (1, 1) ERA: 3.58	5.1	L	25	5	3	3	1	4	0	0	0	1	2	23	39	5.06	1.688										
Roy Face, R (8, 1) ERA: 3.97	1.2		4	0	0	0	0	0	0	0	0	0	0	4	4	0.00	0.000										
Dan McGinn, L (8, 1) ERA: 4.17	2.0		10	3	2	2	2	1	0	0	0	0	0	13	17	9.00	2.000										

San Diego Padres @ Montreal Expos  
Jarry Park, Montreal, QB  
Sun Jun 01 1969, 7:05 PM EDT  
Att: 14,005 - Unknown

AB	33
R	5
H	8
RBI	5
BB	5
SO	3
LOB	18



Batter	1	2	3	4	5	6	7	8	9	AB	R	H	RBI	BB	SO	LOB	BOTTOM										
Maury Wills, S (1, 6) OBP: 0.272, SLG: 0.209	6-3	6-3								5	0	3	0	0	0	1											
Manny Mota, R (1, 8) OBP: 0.500, SLG: 0.347	FC4 BB		6-3		F8				K	4	0	1	0	1	1	2											
Rusty Staub, L (1, 9) OBP: 0.411, SLG: 0.456	FC4 E 1-2		F2		F8		F9			4	0	0	0	0	0	3											
Bob Bailey, R (1, 3) OBP: 0.329, SLG: 0.384	E6		4-3						K	4	0	1	0	0	1	1											
Donn Clendenon, R (1, 7) OBP: 0.271, SLG: 0.378	4-3			1-3		5-3			HR	4	1	1	1	0	0	3											
Coco Laboy, R (1, 5) OBP: 0.330, SLG: 0.491		HR		5-3		BB		6-3		3	1	1	1	1	0	0											
Gary Sutherland, R (1, 4) OBP: 0.283, SLG: 0.283		G3 4-3 BB		F7		F8		P3		3	0	0	0	1	0	2											
Ron Brand, R (1, 2)																											
Ty Cline, L (8, PH) OBP: 0.284, SLG: 0.179		4-3			F7		1-3		L3	3	0	0	0	0	0	1											
Jerry Robertson, S (1, 1) Roy Face, R (8, 1) Don Bosch, S (7, PH) Dan McGinn, L (8, 1) Mack Jones, L (8, PH)		G3			K		6-3		4-3	0	0	0	0	0	0	0											
										1	0	0	0	0	0	0											
<b>Inning Stats</b>	R: 0 E: 1 K: 0 S: 4	H: 0 LOB: 2 BB: 1 P: 8	R: 1 E: 0 K: 0 S: 4	H: 1 LOB: 1 BB: 1 P: 8	R: 0 E: 0 K: 0 S: 3	H: 0 LOB: 0 BB: 0 P: 3	R: 0 E: 0 K: 0 S: 3	H: 0 LOB: 0 BB: 0 P: 3	R: 0 E: 0 K: 1 S: 6	H: 1 LOB: 1 BB: 0 P: 6	R: 0 E: 0 K: 0 S: 4	H: 1 LOB: 2 BB: 1 P: 8	R: 0 E: 0 K: 0 S: 5	H: 2 LOB: 2 BB: 0 P: 5	R: 1 E: 0 K: 1 S: 6	H: 1 LOB: 1 BB: 0 P: 6	R: 0 E: 0 K: 1 S: 6	H: 1 LOB: 1 BB: 0 P: 6	1B: 4 2B: 1 3B: 0 HR: 2	SF: 0 SAC: 0 DP: 0 HBP: 0	WP: 0 PB: 0 SB: 0 CS: 0	PA: 38					
<b>PITCHER</b>	IP	WLS	BF	H	R	ER	SO	BB	IBB	HBP	BLK	WP	HR	S	P	ERA	WHIP										
Johnny Podres, L (1, 1) ERA: 3.31	7.0	W	30	5	1	1	1	3	0	0	0	0	1	29	41	1.29	1.143										
Tommye Sisk, R (8, 1) ERA: 4.63	2.0	S	8	2	1	1	2	0	0	0	0	0	1	12	12	4.50	1.000										

San Diego Padres @ Montreal Expos  
Jarry Park, Montreal, QB  
Sun Jun 01 1969, 7:05 PM EDT  
Att: 14,005 - Unknown

AB	35
R	2
H	7
RBI	2
BB	3
SO	3
LOB	14













Batter	1	2	3	4	5	6	7	8	9	AB	R	H	RBI	BB	SO	LOB	TOP										
Manny Mota, R (1, 8) OBP: 0.356, SLG: 0.345	1-3	P4-3					6-3		F9	5	1	1	0	0	0	2	<b>Montreal Expos @ Los Angeles Dodgers</b> Dodger Stadium, Los Angeles, CA Fri Jun 06 1969, 7:05 PM PDT Att: 16,644 - Unknown <a href="http://livebaseballscorecards.com">livebaseballscorecards.com</a>										
Maury Wills, S (1, 6) OBP: 0.276, SLG: 0.215	P5		F2						K	5	0	2	1	0	1	0											
Rusty Staub, L (1, 9) OBP: 0.418, SLG: 0.458	BB		F9						P6	3	0	1	0	1	0	1											
Mack Jones, L (1, 7) OBP: 0.383, SLG: 0.531	BB		K						K	2	0	0	1	1	2	1											
Coco Laboy, R (1, 5) OBP: 0.339, SLG: 0.485	K								K	3	0	0	0	1	2	4											
Bob Bailey, R (1, 3) OBP: 0.304, SLG: 0.345		2B							K	3	0	0	0	1	1	1											
Gary Sutherland, R (1, 4) OBP: 0.271, SLG: 0.285			F8						6-3	4	0	2	0	0	0	1											
Ron Brand, R (1, 2) OBP: 0.235, SLG: 0.188		F2							F8	4	1	1	0	0	0	4											
Dan McGinn, L (1, 1) OBP: 0.182, SLG: 0.455		K							K	3	0	0	0	0	3	4											
Gary Waslewski, R (7, 1) Don Shaw, L (7, 1) Donn Clendenon, R (9, PH) OBP: 0.264, SLG: 0.353									K	0	0	0	0	0	0	0											
<b>Inning Stats</b>	R: 0 E: 0 K: 1 S: 5	H: 0 LOB: 2 BB: 2 P: 13	R: 0 E: 0 K: 1 S: 6	H: 1 LOB: 2 BB: 1 P: 10	R: 0 E: 0 K: 1 S: 5	H: 0 LOB: 0 BB: 0 P: 5	R: 0 E: 0 K: 0 S: 3	H: 0 LOB: 0 BB: 0 P: 3	R: 2 E: 0 K: 2 S: 11	H: 4 LOB: 2 BB: 0 P: 11	R: 0 E: 0 K: 1 S: 6	H: 1 LOB: 1 BB: 0 P: 6	R: 0 E: 0 K: 1 S: 6	H: 1 LOB: 0 BB: 0 P: 6	R: 0 E: 0 K: 1 S: 5	H: 0 LOB: 1 BB: 1 P: 9	R: 0 E: 0 K: 2 S: 7	H: 0 LOB: 0 BB: 0 P: 7	1B: 5 2B: 2 3B: 0 HR: 0	SF: 1 SAC: 0 DP: 0 HBP: 0	WP: 0 PB: 2 CS: 0	PA: 38					
<b>PITCHER</b>	IP	WLS	BF	H	R	ER	SO	BB	IBB	HBP	BLK	WP	HR	S	P	ERA	WHIP										
Don Sutton, R (1, 1) ERA: 2.5	8.0	W	35	7	2	2	8	4	0	0	1	0	0	47	63	2.25	1.375										
Jim Brewer, L (9, 1) ERA: 2.38	1.0	S	3	0	0	0	2	0	0	0	0	0	0	7	7	0.00	0.000										

Batter	1	2	3	4	5	6	7	8	9	AB	R	H	RBI	BB	SO	LOB	BOTTOM										
Bill Russell, R (1, 9) OBP: 0.362, SLG: 0.446	6-3		K							4	1	1	0	0	1	0	<b>Montreal Expos @ Los Angeles Dodgers</b> Dodger Stadium, Los Angeles, CA Fri Jun 06 1969, 7:05 PM PDT Att: 16,644 - Unknown <a href="http://livebaseballscorecards.com">livebaseballscorecards.com</a>										
Willie Davis, L (1, 8) OBP: 0.324, SLG: 0.407										0	0	0	0	0	0	0											
John Miller, R (1, FR) OBP: 0.333, SLG: 0.286	1B									2	2	2	0	0	0	0											
Ron Fairly, L (7, PH) OBP: 0.303, SLG: 0.263	HBP									0	0	0	0	1	0	0											
Wes Parker, S (1, 3) OBP: 0.394, SLG: 0.483	1B									4	1	2	2	0	1	2											
Andy Kosco, R (1, 7) OBP: 0.302, SLG: 0.470	K									3	0	0	0	1	2	3											
Tom Haller, L (1, 2) OBP: 0.341, SLG: 0.386	1B									4	0	1	1	0	0	3											
Ted Sizemore, R (1, 6) OBP: 0.320, SLG: 0.319	6-3									3	0	0	0	1	1	2											
Bill Sudakis, S (1, 5) OBP: 0.289, SLG: 0.384			F5							4	0	0	0	0	0	1											
Paul Popovich, S (1, 4) OBP: 0.212, SLG: 0.200	P6-3									4	0	0	0	0	0	0											
Don Sutton, R (1, 1) OBP: 0.175, SLG: 0.154	1-3									3	0	0	0	0	0	0											
Jim Brewer, L (9, 1) ERA: 4.91										0	0	0	0	0	0	0											
<b>Inning Stats</b>	R: 1 E: 0 K: 1 S: 7	H: 2 LOB: 0 BB: 0 P: 8	R: 0 E: 0 K: 0 S: 3	H: 0 LOB: 0 BB: 0 P: 3	R: 0 E: 0 K: 3 S: 10	H: 1 LOB: 1 BB: 0 P: 10	R: 0 E: 0 K: 1 S: 5	H: 0 LOB: 0 BB: 0 P: 5	R: 0 E: 0 K: 0 S: 3	H: 0 LOB: 0 BB: 0 P: 3	R: 2 E: 0 K: 0 S: 5	H: 2 LOB: 1 BB: 1 P: 9	R: 1 E: 1 K: 0 S: 5	H: 1 LOB: 3 BB: 2 P: 13	R: 0 E: 0 K: 0 S: 3	H: 0 LOB: 0 BB: 0 P: 3	1B: 5 2B: 0 3B: 0 HR: 1	SF: 0 SAC: 0 DP: 0 HBP: 1	WP: 2 PB: 0 CS: 0	PA: 35							
<b>PITCHER</b>	IP	WLS	BF	H	R	ER	SO	BB	IBB	HBP	BLK	WP	HR	S	P	ERA	WHIP										
Dan McGinn, L (1, 1) ERA: 3.78	6.0	L	25	5	3	3	5	1	0	1	0	0	0	33	38	4.50	1.000										
Gary Waslewski, R (7, 1) ERA: 3.8	0.2		6	1	1	0	0	2	0	0	0	1	0	4	12	0.00	4.500										
Don Shaw, L (7, 1) ERA: 4.91	1.1		4	0	0	0	0	0	0	0	0	0	0	4	4	0.00	0.000										



Batter	1	2	3	4	5	6	7	8	9	AB	R	H	RBI	BB	SO	LOB	TOP					
<b>Manny Mota, R</b> OBP: 0.358, SLG: 0.348 (1, 9)										5	0	2	0	0	0	2						
<b>Maury Wills, S</b> OBP: 0.285, SLG: 0.232 (1, 6)										4	1	3	0	0	0	1						
<b>Mack Jones, L</b> OBP: 0.374, SLG: 0.518 (1, 8)										4	0	0	0	0	2	5						
<b>Coco Laboy, R</b> OBP: 0.342, SLG: 0.486 (1, 5)										4	1	2	1	0	1	1						
<b>Donn Clendenon, R</b> OBP: 0.254, SLG: 0.350 (1, 7)										4	1	1	1	0	1	1						
<b>Bob Bailey, R</b> OBP: 0.302, SLG: 0.341 (1, 3)										4	1	1	0	0	2	1						
<b>Gary Sutherland, R</b> OBP: 0.270, SLG: 0.284 (1, 4)										4	1	1	0	0	0	2						
<b>Ron Brand, R</b> OBP: 0.238, SLG: 0.263 (1, 2)										3	0	1	1	0	0	0						
<b>Bill Stoneman, R</b> OBP: 0.143, SLG: 0.040 (2, 1)										0	0	0	0	0	1	0						
<b>Leo Martenette, R</b> OBP: 0.241, SLG: 0.280 (5, PH)										1	0	0	0	0	0	0						
<b>Don Bosch, S</b> OBP: 0.224, SLG: 0.280 (5, PH)										0	0	0	0	0	0	0						
<b>Howie Reed, R</b> OBP: 0.265, SLG: 0.338 (5, PH)										0	0	0	0	0	0	0						
<b>Don Shaw, L</b> OBP: 0.276, SLG: 0.235 (7, PH)										0	0	0	0	0	0	0						
<b>Bobby Wine, R</b> OBP: 0.276, SLG: 0.235 (7, PH)										1	0	0	0	0	0	0						
<b>Larry Jaster, L</b> OBP: 0.265, SLG: 0.338 (7, PH)										0	0	0	0	0	0	0						
<b>John Boccabella, R</b> OBP: 0.188, SLG: 0.230 (9, PH)										1	0	0	1	0	0	1						
<b>Inning Stats</b>	R: 0 E: 0 K: 0 S: 3	H: 1 LOB: 0 BB: 0 P: 3	R: 3 E: 2 K: 0 S: 6	H: 3 LOB: 1 BB: 1 P: 10	R: 0 E: 0 K: 1 S: 5	H: 1 LOB: 1 BB: 0 P: 5	R: 0 E: 0 K: 1 S: 5	H: 0 LOB: 0 BB: 0 P: 5	R: 0 E: 0 K: 2 S: 7	H: 2 LOB: 2 BB: 0 P: 7	R: 0 E: 0 K: 2 S: 8	H: 1 LOB: 1 BB: 0 P: 8	R: 0 E: 0 K: 0 S: 3	H: 0 LOB: 0 BB: 0 P: 3	R: 1 E: 0 K: 1 S: 6	H: 1 LOB: 0 BB: 0 P: 6	R: 1 E: 0 K: 0 S: 5	H: 2 LOB: 1 BB: 0 P: 5	1B: 9 2B: 3 3B: 0 HR: 0	SF: 1 SAC: 0 DP: 2 HBP: 0	WP: 0 PB: 1 SB: 1 CS: 1	PA: 37
<b>PITCHER</b> <b>Claude Osteen, L</b> ERA: 2.75 (1, 1)	IP: 9.0 WLS: W BF: 37 H: 11 R: 5 ER: 3 SO: 6 BB: 1 IBB: 0 HBP: 0 BLK: 0 WP: 0 HR: 0 S: 48 P: 52 ERA: 3.00 WHIP: 1.333															<b>PITCHER</b>						

**Montreal Expos @ Los Angeles Dodgers**  
Dodger Stadium, Los Angeles, CA  
Sat Jun 07 1969, 7:05 PM PDT  
Att: 18,243 - Unknown

AB 35  
R 5  
H 11  
RBI 4  
BB 1  
SO 6  
LOB 14



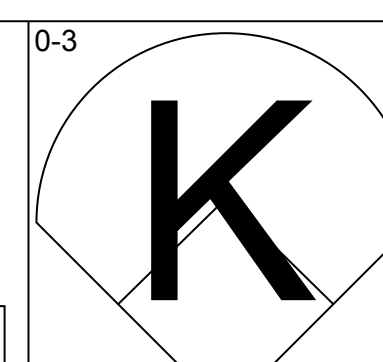
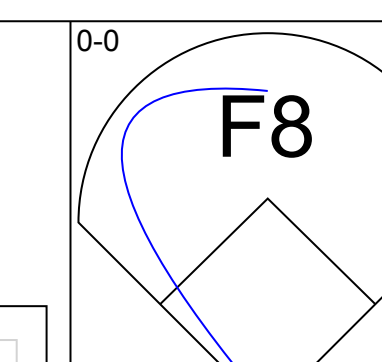
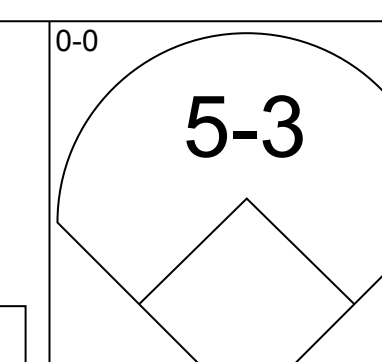
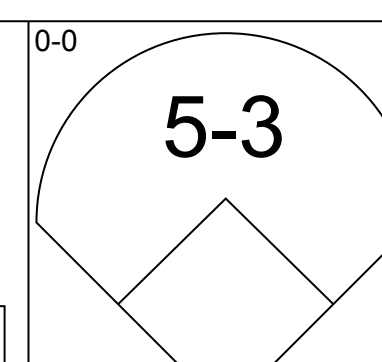
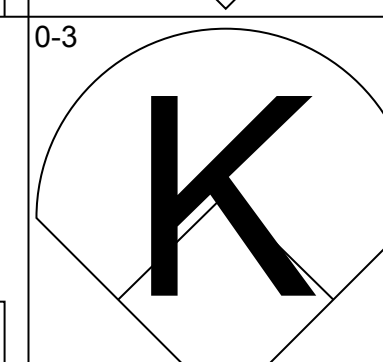
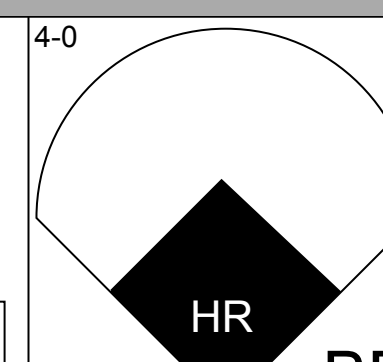
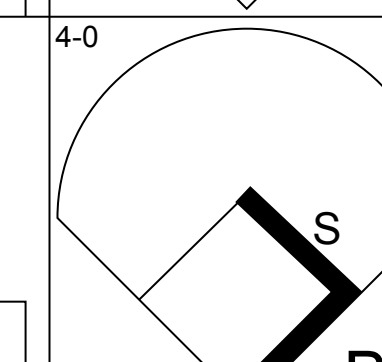
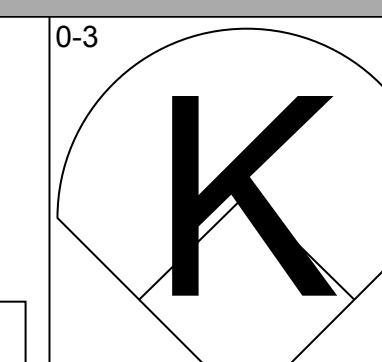
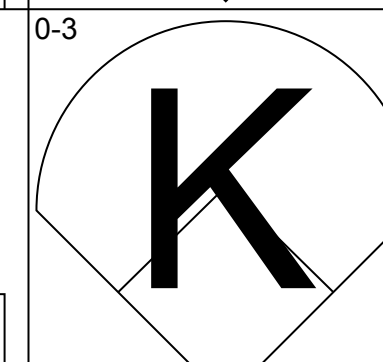
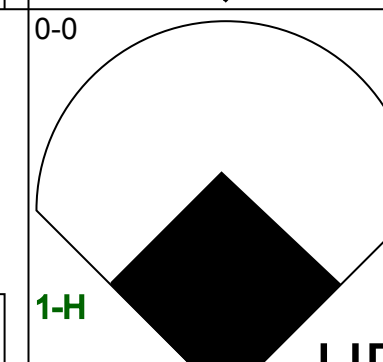
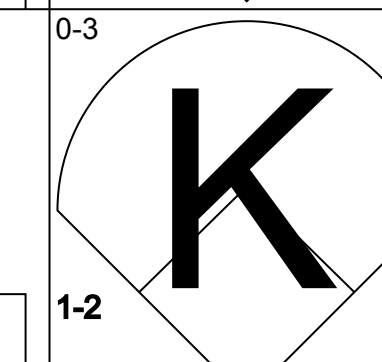
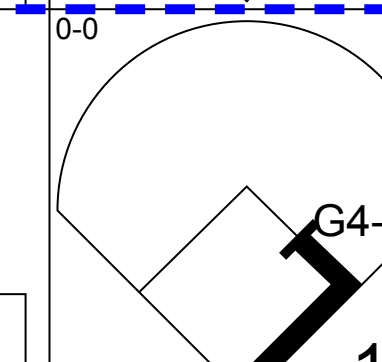
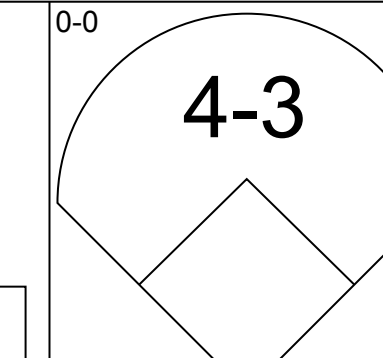
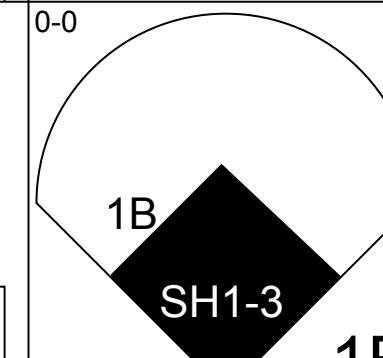
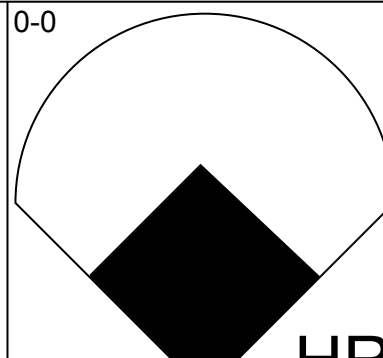
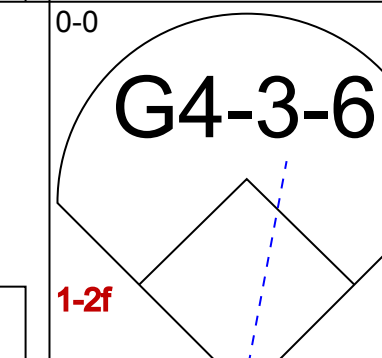
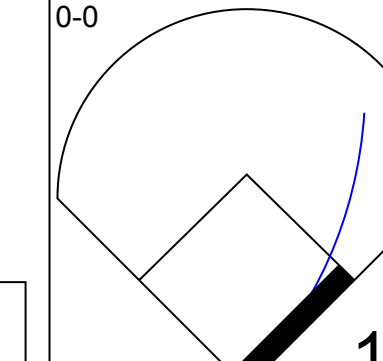
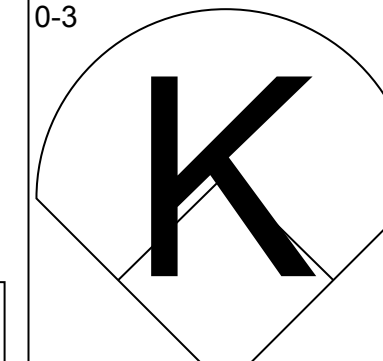
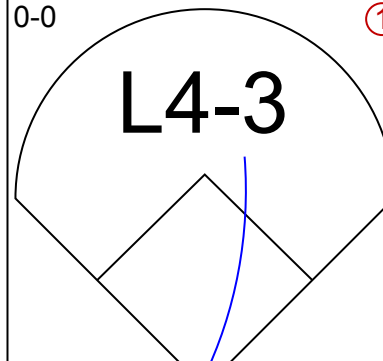
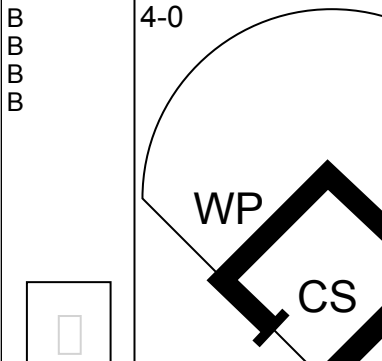

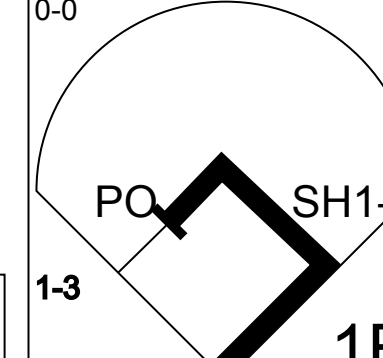
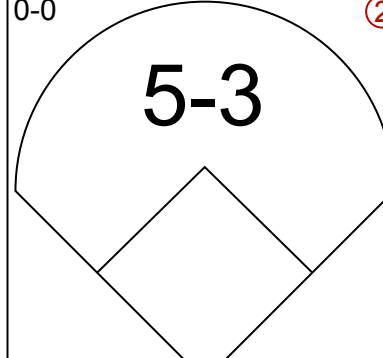
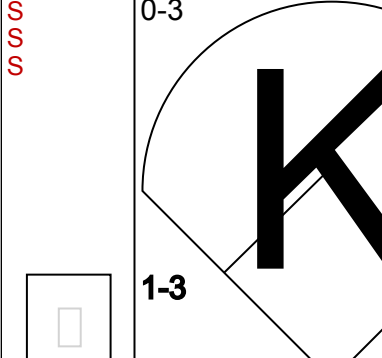

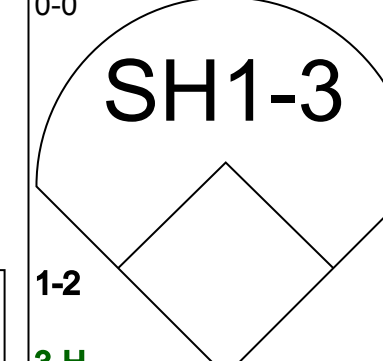
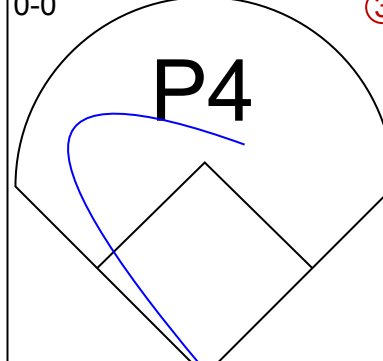
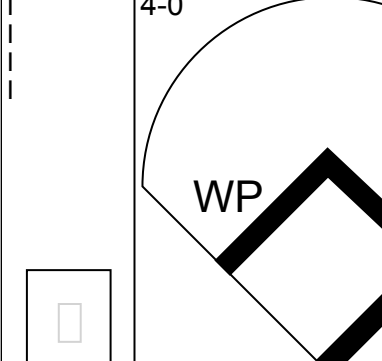
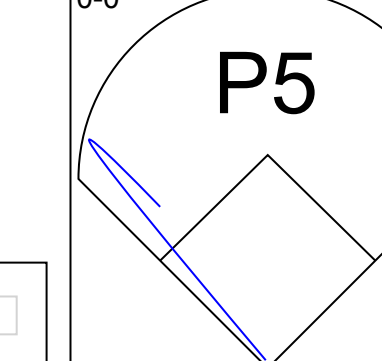
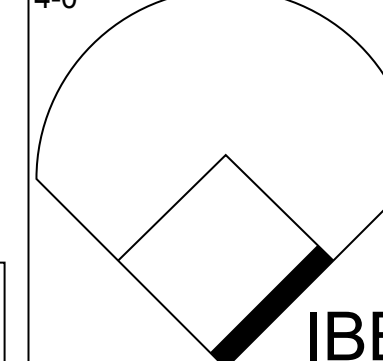
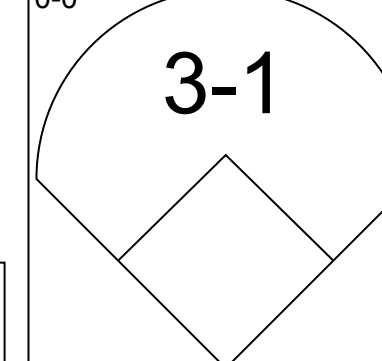
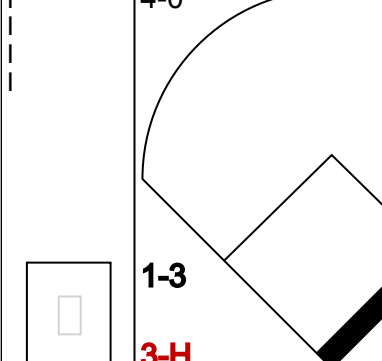
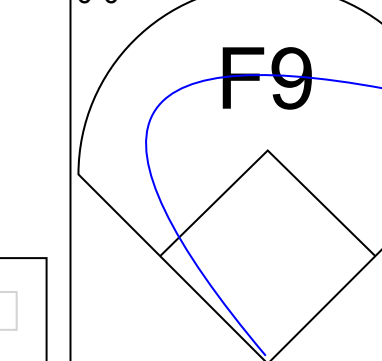
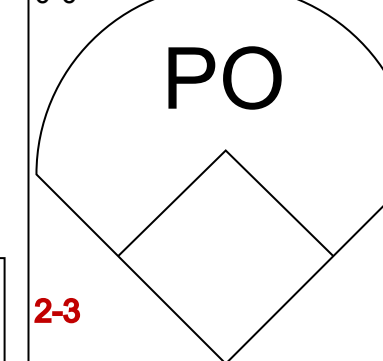
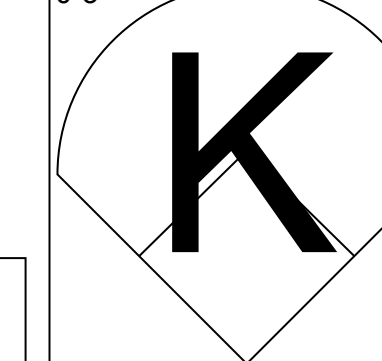
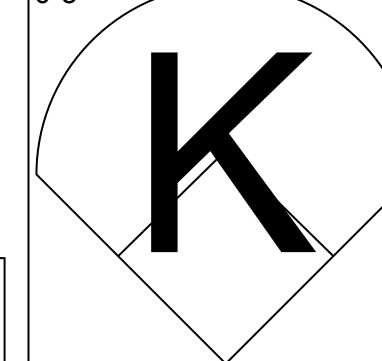
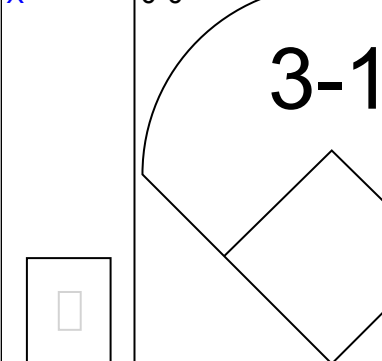
Batter	1	2	3	4	5	6	7	8	9	AB	R	H	RBI	BB	SO	LOB	BOTTOM			
<b>Willie Crawford, L</b> OBP: 0.322, SLG: 0.406 (1, 8)										5	0	0	1	0	1	4				
<b>Ted Sizemore, R</b> OBP: 0.322, SLG: 0.326 (1, 6)										5	0	2	0	0	0	2				
<b>Wes Parker, S</b> OBP: 0.400, SLG: 0.480 (1, 3)										3	3	1	0	2	1	3				
<b>Andy Kosco, R</b> OBP: 0.305, SLG: 0.484 (1, 7)										5	2	2	3	0	1	5				
<b>Tom Haller, L</b> OBP: 0.342, SLG: 0.389 (1, 2)										4	0	1	2	1	1	2				
<b>Bill Sudakis, S</b> OBP: 0.297, SLG: 0.387 (1, 5)										4	0	2	1	1	0	0				
<b>Ron Fairly, L</b> OBP: 0.304, SLG: 0.300 (1, 9)										3	0	1	0	0	0	2				
<b>Bill Russell, R</b> OBP: 0.364, SLG: 0.447 (6, PH) (7, 9)										2	0	1	0	0	0	2				
<b>Jim Lefebvre, S</b> OBP: 0.361, SLG: 0.295 (1, 4)										3	2	2	1	1	0	1				
<b>Claude Osteen, L</b> OBP: 0.278, SLG: 0.257 (1, 1)										2	1	2	0	0	0	0				
<b>Inning Stats</b>	R: 2 E: 0 K: 0 S: 5	H: 2 LOB: 2 BB: 2 P: 13	R: 4 E: 1 K: 0 S: 6	H: 3 LOB: 0 BB: 1 P: 10	R: 1 E: 0 K: 0 S: 5	H: 2 LOB: 1 BB: 0 P: 5	R: 0 E: 0 K: 2 S: 8	H: 2 LOB: 2 BB: 1 P: 12	R: 0 E: 0 K: 0 S: 3	H: 0 LOB: 1 BB: 1 P: 7	R: 1 E: 0 K: 0 S: 6	H: 3 LOB: 2 BB: 0 P: 6	R: 1 E: 2 K: 1 S: 8	H: 1 LOB: 2 BB: 0 P: 8	R: 0 E: 0 K: 1 S: 6	H: 1 LOB: 1 BB: 0 P: 6	1B: 9 2B: 3 3B: 1 HR: 1	SF: 1 SAC: 2 DP: 0 HBP: 0	WP: 0 PB: 0 SB: 0 CS: 0	PA: 44
<b>PITCHER</b> <b>Bill Stoneman, R</b> ERA: 5.38 (1, 1)	IP: 1.2 WLS: L BF: 13 H: 5 R: 6 ER: 6 SO: 6 BB: 3 IBB: 0 HBP: 0 BLK: 0 WP: 0 HR: 1 S: 10 P: 22 ERA: 32.40 WHIP: 4.800															<b>PITCHER</b>				
<b>Leo Martenette, R</b> ERA: 3.86 (2, 1)	IP: 2.1 WLS: L BF: 11 H: 4 R: 1 ER: 1 SO: 2 BB: 0 IBB: 1 HBP: 0 BLK: 0 WP: 0 HR: 0 S: 14 P: 18 ERA: 3.86 WHIP: 1.714															<b>PITCHER</b>				
<b>Howie Reed, R</b> ERA: 5.4 (5, 1)	IP: 1.2 WLS: L BF: 9 H: 3 R: 1 ER: 1 SO: 0 BB: 1 IBB: 0 HBP: 0 BLK: 0 WP: 0 HR: 0 S: 8 P: 12 ERA: 5.40 WHIP: 2.400															<b>PITCHER</b>				
<b>Don Shaw, L</b> ERA: 4.85 (6, 1)	IP: 0.1 WLS: L BF: 1 H: 0 R: 0 ER: 0 SO: 0 BB: 0 IBB: 0 HBP: 0 BLK: 0 WP: 0 HR: 0 S: 1 P: 1 ERA: 0.00 WHIP: 0.000															<b>PITCHER</b>				
<b>Larry Jaster, L</b> ERA: 4.51 (7, 1)	IP: 2.0 WLS: L BF: 10 H: 2 R: 1 ER: 0 SO: 2 BB: 0 IBB: 0 HBP: 0 BLK: 0 WP: 0 HR: 0 S: 14 P: 14 ERA: 0.00 WHIP: 1.000															<b>PITCHER</b>				

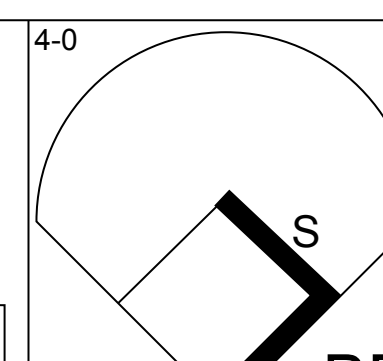
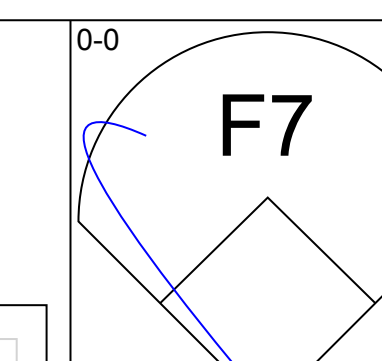
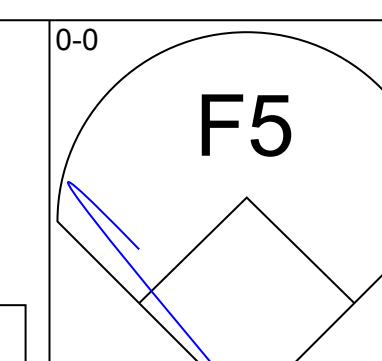
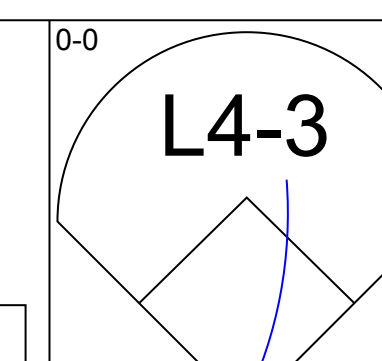
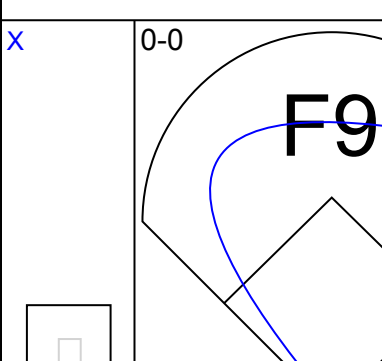
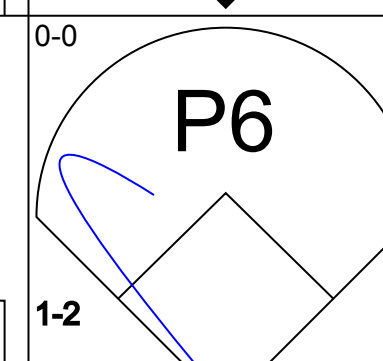
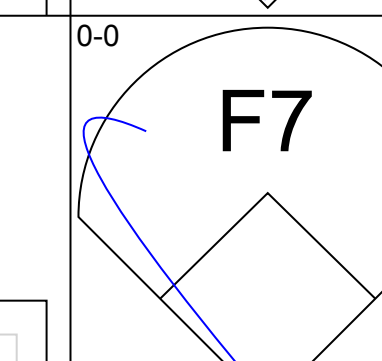
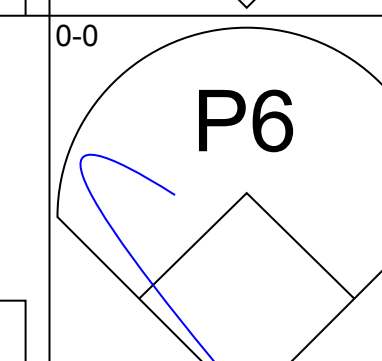
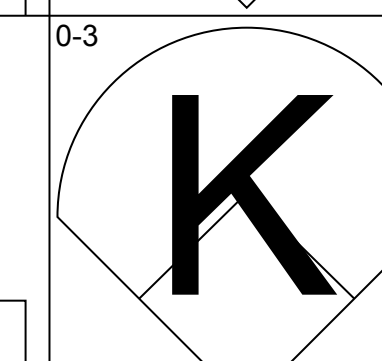
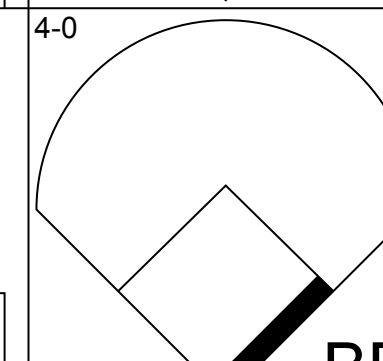
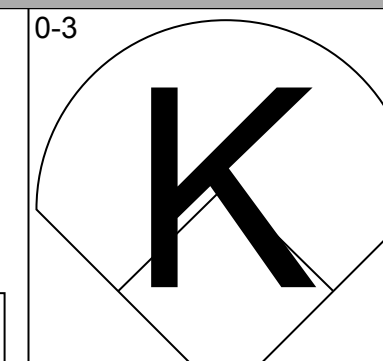
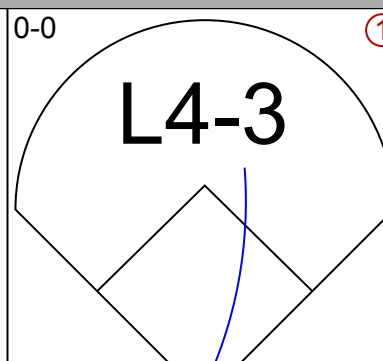
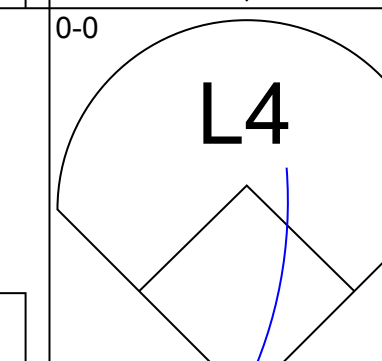
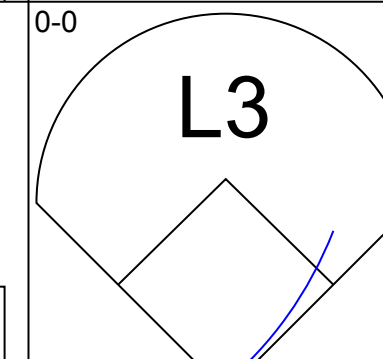
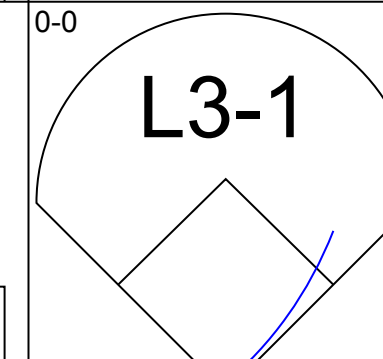
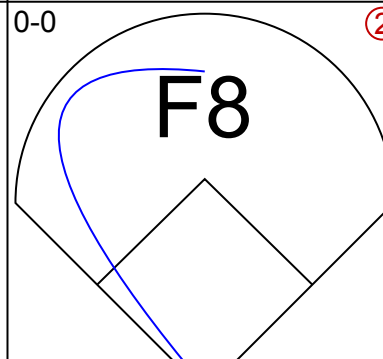
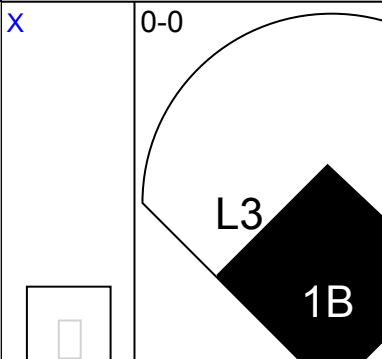
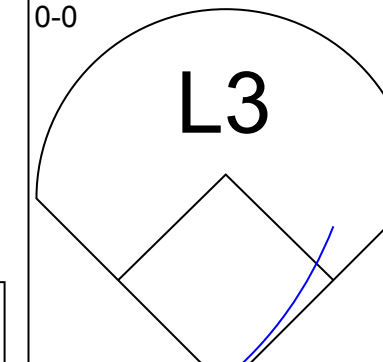
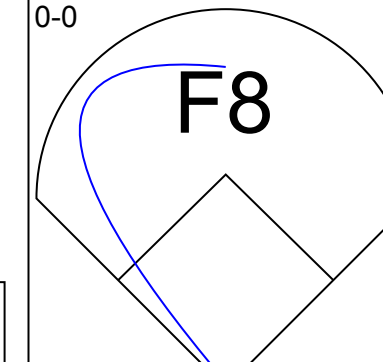
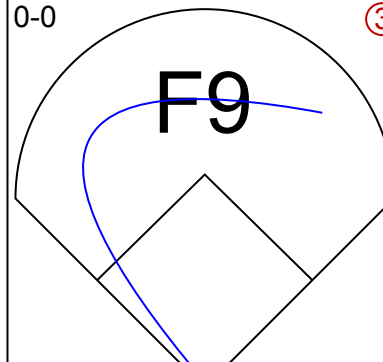
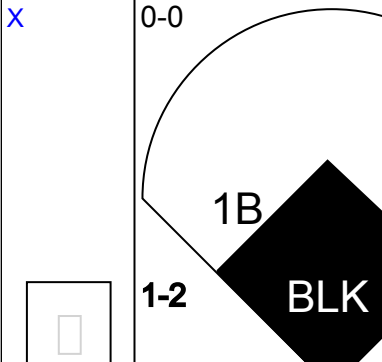
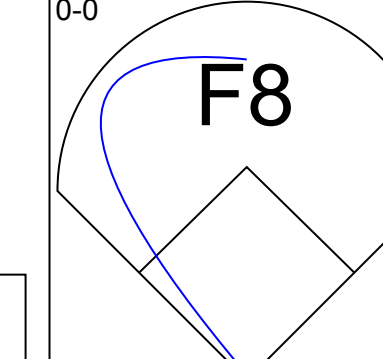
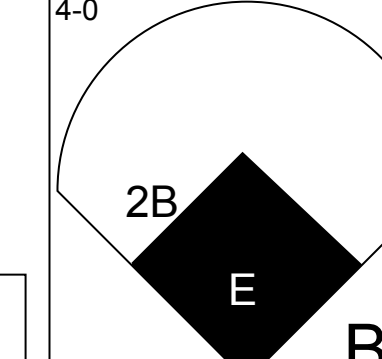
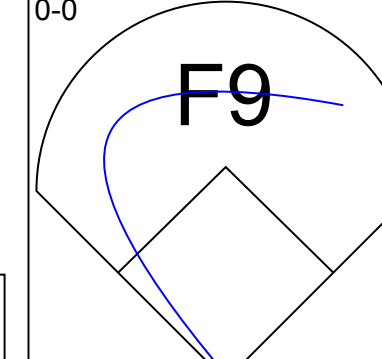
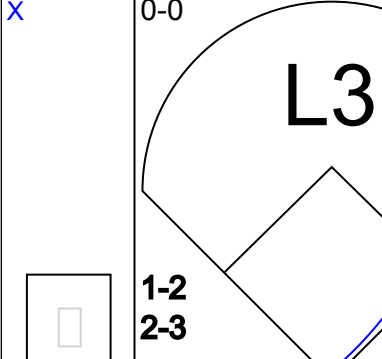
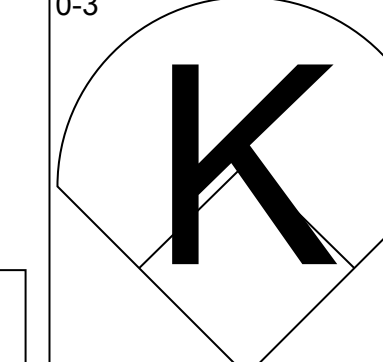
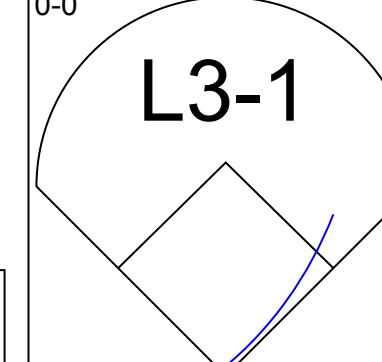
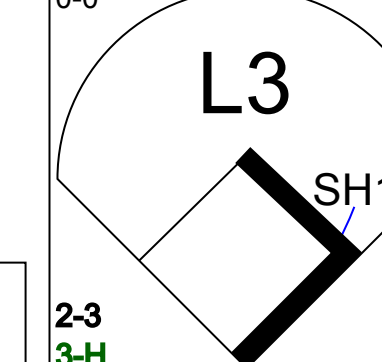
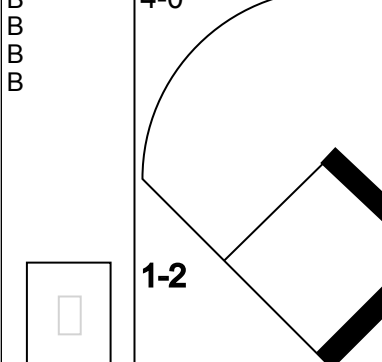

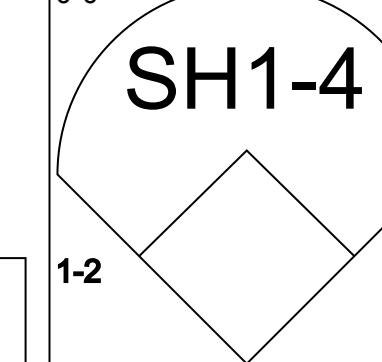
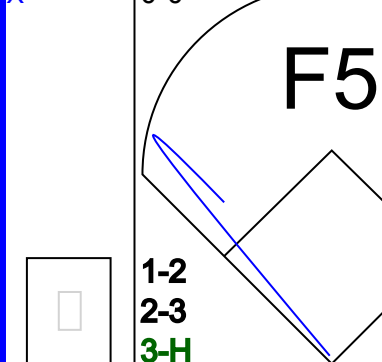
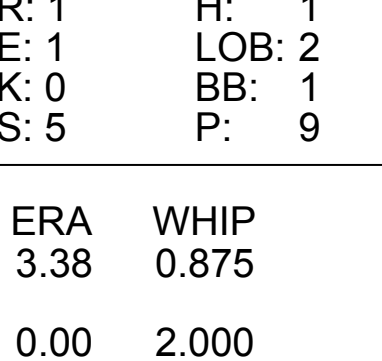
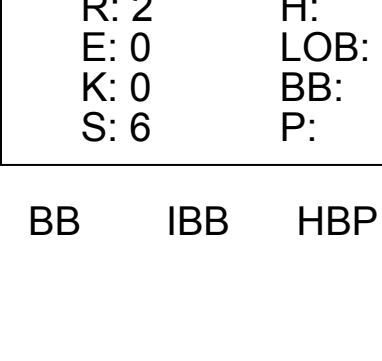

**Montreal Expos @ Los Angeles Dodgers**  
Dodger Stadium, Los Angeles, CA  
Sat Jun 07 1969, 7:05 PM PDT  
Att: 18,243 - Unknown

AB 36  
R 8  
H 14  
RBI 8  
BB 5  
SO 4  
LOB 21





Batter	1	2	3	4	5	6	7	8	9	AB	R	H	RBI	BB	SO	LOB	TOP					
<b>Don Bosch, S</b> (1, 8) OBP: 0.231, SLG: 0.267										4	0	0	0	0	1	0	<b>Montreal Expos @ Los Angeles Dodgers</b> Dodger Stadium, Los Angeles, CA Sun Jun 08 1969, 3:33 AM PDT Att: 15,628 - Unknown					
<b>Maury Wills, S</b> (1, 6) OBP: 0.289, SLG: 0.230										2	1	0	0	2	2	0						
<b>Rusty Staub, L</b> (1, 9) OBP: 0.420, SLG: 0.478										4	1	2	2	0	2	1						
<b>Mack Jones, L</b> (1, 7) OBP: 0.377, SLG: 0.536										4	2	2	1	0	0	1						
<b>Ty Cline, L</b> (1, 3) OBP: 0.301, SLG: 0.183										3	0	1	0	1	1	1						
<b>Coco Laboy, R</b> (1, 5) OBP: 0.340, SLG: 0.480										4	0	1	0	0	2	2						
<b>Gary Sutherland, R</b> (1, 4) OBP: 0.271, SLG: 0.281										2	0	0	1	1	1	1						
<b>Ron Brand, R</b> (1, 2) OBP: 0.280, SLG: 0.238										2	0	0	0	2	0	0						
<b>Jerry Robertson, S</b> (1, 1) <b>Roy Face, R</b> (9, 1) OBP: 0.500, SLG: 0.500										4	0	0	0	0	2	2						
<b>Inning Stats</b>	R: 0 E: 0 K: 3 S: 9	H: 0 LOB: 0 BB: 0 P: 9	R: 0 E: 0 K: 2 S: 8	H: 1 LOB: 1 BB: 0 P: 8	R: 0 E: 0 K: 0 S: 3	H: 0 LOB: 0 BB: 0 P: 3	R: 3 E: 0 K: 1 S: 7	H: 3 LOB: 1 BB: 2 P: 15	R: 0 E: 0 K: 2 S: 7	H: 0 LOB: 1 BB: 1 P: 11	R: 1 E: 0 K: 0 S: 4	H: 1 LOB: 0 BB: 0 P: 4	R: 0 E: 0 K: 1 S: 5	H: 0 LOB: 0 BB: 0 P: 5	R: 0 E: 0 K: 1 S: 5	H: 1 LOB: 0 BB: 0 P: 5	R: 0 E: 0 K: 1 S: 4	H: 0 LOB: 2 BB: 3 P: 16	1B: 4 2B: 0 3B: 0 HR: 2	SF: 0 SAC: 1 DP: 1 HBP: 0	WP: 2 PB: 0 SB: 2 CS: 2	PA: 37
<b>PITCHER</b>	IP WLS BF H R ER SO BB IBB HBP BLK WP HR S P ERA WHIP																					
<b>Bill Singer, R</b> (1, 1) ERA: 2.2	7.0 L 28 5 4 4 9 2 1 0 0 0 2 43 55 5.14 1.000																					
<b>Alan Foster, R</b> (8, 1) ERA: 5.28	2.0 8 1 0 0 2 1 2 0 0 2 0 9 21 0.00 1.000																					


Batter	1	2	3	4	5	6	7	8	9	AB	R	H	RBI	BB	SO	LOB	BOTTOM					
<b>Willie Crawford, L</b> (1, 8) OBP: 0.318, SLG: 0.396										4	0	0	0	1	0	5	<b>Montreal Expos @ Los Angeles Dodgers</b> Dodger Stadium, Los Angeles, CA Sun Jun 08 1969, 3:33 AM PDT Att: 15,628 - Unknown					
<b>Ted Sizemore, R</b> (1, 6) OBP: 0.316, SLG: 0.320										4	0	0	0	0	1	3						
<b>Wes Parker, S</b> (1, 3) OBP: 0.397, SLG: 0.470										3	0	0	0	1	1	0						
<b>Andy Kosco, R</b> (1, 7) OBP: 0.303, SLG: 0.479										4	1	1	0	0	0	2						
<b>Tom Haller, L</b> (1, 2) OBP: 0.340, SLG: 0.386										4	1	1	0	0	0	2						
<b>Jim Lefebvre, S</b> (1, 4) OBP: 0.356, SLG: 0.284										3	1	0	0	1	0	2						
<b>Ron Fairly, L</b> (1, 9) OBP: 0.316, SLG: 0.328										4	0	2	1	0	1	0						
<b>Billy Grabarkewitz, R</b> (9, PR) OBP: 0.154, SLG: 0.180										0	0	0	0	0	0	0						
<b>Bill Sudakis, S</b> (1, 5) OBP: 0.300, SLG: 0.391										3	0	1	1	1	1	1						
<b>Bill Singer, R</b> (1, 1) ERA: 3.53										1	0	0	0	0	1	0						
<b>Len Gabrielson, L</b> (7, PH) OBP: 0.316, SLG: 0.429										1	0	0	0	0	1	1						
<b>Alan Foster, R</b> (8, 1) ERA: 4.56										0	0	0	0	0	0	0						
<b>Ken Boyer, R</b> (9, PH)										1	0	0	0	0	0	2						
<b>Inning Stats</b>	R: 0 E: 0 K: 0 S: 3	H: 0 LOB: 2 BB: 2 P: 11	R: 0 E: 0 K: 2 S: 7	H: 0 LOB: 0 BB: 0 P: 7	R: 0 E: 0 K: 1 S: 5	H: 0 LOB: 0 BB: 0 P: 5	R: 0 E: 0 K: 1 S: 5	H: 0 LOB: 0 BB: 0 P: 5	R: 1 E: 1 K: 0 S: 5	H: 1 LOB: 2 BB: 1 P: 9	R: 0 E: 0 K: 0 S: 3	H: 0 LOB: 0 BB: 0 P: 3	R: 0 E: 0 K: 1 S: 6	H: 1 LOB: 1 BB: 0 P: 6	R: 0 E: 0 K: 1 S: 5	H: 0 LOB: 0 BB: 0 P: 5	R: 2 E: 0 K: 0 S: 6	H: 3 LOB: 3 BB: 1 P: 10	1B: 3 2B: 2 3B: 0 HR: 0	SF: 0 SAC: 1 DP: 0 HBP: 0	WP: 0 PB: 0 SB: 1 CS: 0	PA: 37
<b>PITCHER</b>	IP WLS BF H R ER SO BB IBB HBP BLK WP HR S P ERA WHIP																					
<b>Jerry Robertson, R</b> (1, 1) ERA: 3.53	8.0 W 32 4 3 3 6 3 0 0 0 0 0 41 53 3.38 0.875																					
<b>Roy Face, R</b> (9, 1) ERA: 4.56	1.0 S 5 1 0 0 0 1 0 0 0 1 0 0 4 8 0.00 2.000																					



Batter	1	2	3	4	5	6	7	8	9	AB	R	H	RBI	BB	SO	LOB	TOP										
Don Bosch, S OBP: 0.237, SLG: 0.275 (1, 8)	5-3	BB		P6	4-3			4-3	1B 2B	5	1	2	1	0	4												
Maury Wills, S OBP: 0.295, SLG: 0.238 (1, 6)	2B 1B	F7			4-3	1-3		1B	1B	6	1	3	1	0	0	2											
Rusty Staub, L OBP: 0.419, SLG: 0.479 (1, 9)	F8		4-3		HR	FC4-6 BB		K	CS	4	1	1	0	1	1	2											
Mack Jones, L OBP: 0.383, SLG: 0.558 (1, 7)	1-H 2B		F7		HR	FC4-6			HBP	4	1	2	3	0	0	1											
Ty Cline, L OBP: 0.325, SLG: 0.194 Bob Bailey, R OBP: 0.299, SLG: 0.337 (8, PH) (8, 3)	BB				2B BB			F8	F8	2	1	1	0	2	0	1											
Coco Laboy, R OBP: 0.337, SLG: 0.478 (1, 5)	L6		4-3		BB	2B		F8	K	5	0	1	0	0	1	3											
Gary Sutherland, R OBP: 0.279, SLG: 0.286 (1, 4)		SH5-3 1B		6-3	BB	IBB		L4 E	1B	4	0	2	0	1	0	0											
Ron Brand, R OBP: 0.345, SLG: 0.227 (1, 2)		SH5-3		4-3 BB	1-2 2-3 3-H	BB		E4	1B 2B BB	1	1	0	1	3	0	1											
Mike Wegener, R OBP: 0.214, SLG: 0.154 Floyd Wiestler, L OBP: 0.220, SLG: 0.142 Gary Waslewski, R OBP: 0.289, SLG: 0.279 Dan McGinn, L OBP: 0.195, SLG: 0.145 Roy Face, R OBP: 0.125, SLG: 0.090 Donn Clendenen, R OBP: 0.200, SLG: 0.200 (1, 1) (7, PH) (7, 1) (8, 1) (8, 1) (8, 3)	5-3			4-3	P5			L4	2B 1B	3	0	0	0	0	0	5											
<b>Inning Stats</b>	R: 1 E: 0 K: 0 S: 5	H: 2 LOB: 2 BB: 1 P: 9	R: 0 E: 0 K: 0 S: 4	H: 1 LOB: 2 BB: 1 P: 8	R: 0 E: 0 K: 0 S: 4	H: 1 LOB: 1 BB: 0 P: 4	R: 0 E: 0 K: 0 S: 3	H: 0 LOB: 1 BB: 1 P: 7	R: 3 E: 0 K: 0 S: 6	H: 3 LOB: 3 BB: 3 P: 18	R: 0 E: 0 K: 0 S: 3	H: 0 LOB: 1 BB: 1 P: 7	R: 0 E: 1 K: 0 S: 4	H: 1 LOB: 0 BB: 0 P: 4	R: 0 E: 0 K: 1 S: 6	H: 1 LOB: 2 BB: 1 P: 7	R: 3 E: 0 K: 1 S: 7	H: 3 LOB: 0 BB: 1 P: 11	1B: 7 2B: 5 3B: 0 HR: 1	SF: 0 SAC: 1 DP: 1 HBP: 1	WP: 0 PB: 0 SB: 1 CS: 1	PA: 48					
<b>PITCHER</b>	IP	WLS	BF	H	R	ER	SO	BB	IBB	HBP	BLK	WP	HR	S	P	ERA	WHIP										
Clay Kirby, R ERA: 3.88 (1, 1)	4.1		24	7	4	4	0	4	0	0	0	0	1	20	36	8.31	2.538										
Gary Ross, R ERA: 4.43 (5, 1)	0.0		2	0	0	0	0	1	1	0	0	0	0	0	8	∞	∞										
Tommie Sisk, R ERA: 4.33 (5, 1)	3.0		12	2	0	0	0	1	0	0	0	0	0	11	15	0.00	1.000										
Billy McCool, L ERA: 4.42 (8, 1)	0.1		2	0	0	0	1	0	0	1	0	0	0	3	4	0.00	0.000										
Jack Baldschun, R ERA: 3.41 (8, 1)	1.1	L	7	3	3	3	1	1	0	0	0	0	0	8	12	20.25	3.000										
<b>Batter</b>	<b>1</b>	<b>2</b>	<b>3</b>	<b>4</b>	<b>5</b>	<b>6</b>	<b>7</b>	<b>8</b>	<b>9</b>	<b>AB</b>	<b>R</b>	<b>H</b>	<b>RBI</b>	<b>BB</b>	<b>SO</b>	<b>LOB</b>	<b>BOTTOM</b>										
Tommy Dean, R OBP: 0.257, SLG: 0.246 Roberto Pena, R OBP: 0.289, SLG: 0.279 (8, PH) (9, 5)	L1-3	F7		FC6-4				FC6-2		3	0	0	0	1	0	3											
John Sigin, R OBP: 0.232, SLG: 0.354 (1, 4)	F8	L5-3			P6			K	P4	5	0	0	0	0	1	6											
Ollie Brown, R OBP: 0.316, SLG: 0.431 (1, 9)	K		L6-3		1B			L1-3	G6-4-3 1B	5	0	2	0	0	1	1											
Nate Colbert, R OBP: 0.378, SLG: 0.599 (1, 3)		HR		K				K	G6-4-3	4	1	1	1	1	2	2											
Al Ferrara, R OBP: 0.376, SLG: 0.518 Billy McCool, R (8, 1)										3	1	1	0	1	0	3											
Jack Baldschun, R OBP: 0.250, SLG: 0.250 Ivan Murrell, R OBP: 0.250, SLG: 0.242 (8, PH)		HR			1B			FC5	1B	0	0	0	0	0	0	0											
Ed Spiezio, R OBP: 0.310, SLG: 0.372 Jose Arcia, R OBP: 0.250, SLG: 0.216 (8, FR) (9, 6)		HR		F9				HR	1B FC6-2 1B	4	2	3	3	0	0	1											
Cito Gaston, R OBP: 0.266, SLG: 0.281 (1, 8)		E5			K			L4-3	P2	4	0	0	0	0	1	1											
Chris Cannizzaro, R OBP: 0.373, SLG: 0.386 (1, 2)					L1-3			L6-3	FC6-2 BB 1B	3	0	1	0	1	0	0											
Clay Kirby, R OBP: 0.077, SLG: 0.040 Gary Ross, R (5, 1)								K	FC6-2 BB	1	0	0	0	1	0	2											
Tommie Sisk, R OBP: 0.125, SLG: 0.250 Tony Gonzalez, L OBP: 0.312, SLG: 0.287 (8, 7)		P1			FC6-4 BB			K	FC6-2	1	0	0	0	0	1	0											
<b>Inning Stats</b>	R: 0 E: 0 K: 1 S: 5	H: 0 LOB: 0 BB: 0 P: 5	R: 3 E: 1 K: 0 S: 6	H: 2 LOB: 2 BB: 2 P: 14	R: 0 E: 0 K: 1 S: 6	H: 1 LOB: 1 BB: 0 P: 6	R: 0 E: 0 K: 1 S: 5	H: 0 LOB: 1 BB: 1 P: 9	R: 0 E: 0 K: 1 S: 6	H: 1 LOB: 0 BB: 0 P: 6	R: 1 E: 0 K: 1 S: 6	H: 1 LOB: 0 BB: 0 P: 6	R: 0 E: 0 K: 1 S: 5	H: 0 LOB: 2 BB: 2 P: 13	R: 0 E: 0 K: 0 S: 5	H: 2 LOB: 3 BB: 1 P: 9	R: 0 E: 0 K: 1 S: 6	H: 2 LOB: 1 BB: 0 P: 6	1B: 6 2B: 0 3B: 0 HR: 3	SF: 0 SAC: 0 DP: 1 HBP: 0	WP: 0 PB: 0 SB: 0 CS: 0	PA: 42					
<b>PITCHER</b>	IP	WLS	BF	H	R	ER	SO	BB	IBB	HBP	BLK	WP	HR	S	P	ERA	WHIP										
Mike Wegener, R ERA: 4.37 (7, 1)	1.1		8	2	0	0	1	2	0	0	0	0	0	8	16	0.00	3.000										
Dan McGinn, L ERA: 3.78 (8, 1)	0.0		1	0	0	0	0	1	0	0	0	0	0	0	4	∞	∞										
Roy Face, R ERA: 4.28 (8, 1)	1.2	W	6	2	0	0	1	0	0	0	0	0	0	8	8	0.00	1.200										


Montreal Expos @ San Diego Padres  
San Diego Stadium, San Diego, CA  
Tue Jun 10 1969, 10:05 PM EDT  
Att: 3,194 - Unknown

AB 37  
R 7  
H 12  
RBI 7  
BB 8  
SO 2  
LOB 23




Montreal Expos @ San Diego Padres  
San Diego Stadium, San Diego, CA  
Tue Jun 10 1969, 10:05 PM EDT  
Att: 3,194 - Unknown

AB 36  
R 4  
H 9  
RBI 4  
BB 6  
SO 7  
LOB 23



livebaseballscorecards.com




Batter	1	2	3	4	5	6	7	8	9	10	AB	R	H	RBI	BB	SO	LOB	TOP	
Don Bosch, S OBP: 0.245, SLG: 0.274 (1, 8)	4-0 1B 2B BB		0-3 K		0-0 4-3		0-0 1-3		0-0 1B		4	1	1	0	1	1	1	<p><b>Montreal Expos @ San Diego Padres</b> San Diego Stadium, San Diego, CA Wed Jun 11 1969, 10:05 PM EDT Att: 3,111 - Unknown</p> <p>livebaseballscorecards.com</p> <p>AB 38 R 5 H 9 RBI 4 BB 2 SO 6 LOB 9</p>  <p>WP: 0 PA: 41 PB: 0 SB: 0 CS: 0</p>	
Gary Sutherland, R OBP: 0.282, SLG: 0.294 (1, 4)	0-0 2B E 1B		0-0 F7		0-0 3B 2B		0-0 6-3		0-0 F8		5	2	2	1	0	0	1		
Donn Clendenon, R OBP: 0.272, SLG: 0.395 (1, 9)	0-0 E7 6-3 1H 3H 2B		0-0 2B		0-0 SF7 3B		0-0 6-3		0-0 F3		5	1	3	2	0	0	0		
Bob Bailey, R OBP: 0.294, SLG: 0.323 (1, 3)	0-0 F9		0-0 4-3		0-0 SF7		0-0 1-3		0-0 6-3		4	0	0	1	0	0	2		
Coco Laboy, R OBP: 0.333, SLG: 0.471 (1, 5)	0-0 6-3				0-0 F7		0-0 L5		0-0 BB 1B		5	0	1	0	0	0	1		
Mack Jones, L OBP: 0.380, SLG: 0.549 (1, 7)	0-3 K		0-3 K		0-0 F8		0-0 BB 1B		0-0 K		3	0	0	0	1	2	1		
Ron Brand, R OBP: 0.344, SLG: 0.240 (1, 2)		0-0 6-3		0-0 1B		0-0 5-3		0-3 K			3	0	1	0	0	0	0		
Rusty Staub, L OBP: 0.417, SLG: 0.476 (8, PH)											1	0	0	0	0	1	2		
John Boccabella, R OBP: 0.188, SLG: 0.250 (8, 2)											0	0	0	0	0	0	0		
Bobby Wine, R OBP: 0.227, SLG: 0.190 (1, 6)		0-0 F9		0-0 F8		0-0 F8			0-0 F7		4	0	0	0	0	0	1		
Bill Stoneman, R OBP: 0.167, SLG: 0.111 (6, 1)		0-3 K		0-0 4-3 2B		0-0 1-3		0-3 K			2	1	1	0	0	1	0		
Leo Marentette, R (6, 1)											1	0	0	0	0	0	0		
Don Shaw, L (7, 1)											0	0	0	0	0	0	0		
Ty Cline, L OBP: 0.321, SLG: 0.190 (9, PH)											1	0	0	0	0	1	0		
Howie Reed, R (9, 1)											0	0	0	0	0	0	0		
<b>Inning Stats</b>	R: 2 E: 1 K: 1 S: 7	H: 2 LOB: 1 BB: 1 P: 11	R: 0 E: 0 K: 1 S: 5	H: 0 LOB: 0 BB: 0 P: 5	R: 0 E: 0 K: 1 S: 6	H: 1 LOB: 1 BB: 0 P: 6	R: 0 E: 0 K: 1 S: 6	H: 1 LOB: 1 BB: 0 P: 6	R: 3 E: 0 K: 0 S: 6	H: 3 LOB: 0 BB: 0 P: 6	R: 0 E: 0 K: 0 S: 3	H: 0 LOB: 0 BB: 0 P: 3	R: 0 E: 0 K: 1 S: 6	H: 1 LOB: 2 BB: 1 P: 10	R: 0 E: 0 K: 1 S: 6	H: 1 LOB: 0 BB: 0 P: 3	1B: 4 2B: 4 3B: 1 HR: 0	SF: 1 SAC: 0 DP: 0 HBP: 0	WP: 0 PA: 41 PB: 0 SB: 0 CS: 0
<b>PITCHER</b>	IP WLS BF H R ER SO BB IBB HBP BLK WP HR S P ERA WHIP	IP WLS BF H R ER SO BB IBB HBP BLK WP HR S P ERA WHIP	IP WLS BF H R ER SO BB IBB HBP BLK WP HR S P ERA WHIP	IP WLS BF H R ER SO BB IBB HBP BLK WP HR S P ERA WHIP	IP WLS BF H R ER SO BB IBB HBP BLK WP HR S P ERA WHIP	IP WLS BF H R ER SO BB IBB HBP BLK WP HR S P ERA WHIP	IP WLS BF H R ER SO BB IBB HBP BLK WP HR S P ERA WHIP	IP WLS BF H R ER SO BB IBB HBP BLK WP HR S P ERA WHIP	IP WLS BF H R ER SO BB IBB HBP BLK WP HR S P ERA WHIP	IP WLS BF H R ER SO BB IBB HBP BLK WP HR S P ERA WHIP	IP WLS BF H R ER SO BB IBB HBP BLK WP HR S P ERA WHIP	IP WLS BF H R ER SO BB IBB HBP BLK WP HR S P ERA WHIP	IP WLS BF H R ER SO BB IBB HBP BLK WP HR S P ERA WHIP	IP WLS BF H R ER SO BB IBB HBP BLK WP HR S P ERA WHIP	IP WLS BF H R ER SO BB IBB HBP BLK WP HR S P ERA WHIP	IP WLS BF H R ER SO BB IBB HBP BLK WP HR S P ERA WHIP	IP WLS BF H R ER SO BB IBB HBP BLK WP HR S P ERA WHIP	IP WLS BF H R ER SO BB IBB HBP BLK WP HR S P ERA WHIP	
Dick Kelley, L ERA: 4.5 (1, 1)	6.0	7	5	4	4	1	0	0	0	0	0	0	0	0	0	0	0	6.00	1.333
Frank Reberger, R ERA: 5.22 (7, 1)	1.2	7	1	0	0	0	1	0	0	0	0	0	0	0	0	0	0	0.00	1.200
Billy McCool, L ERA: 3.92 (8, 1)	2.1	8	1	0	0	2	0	0	0	0	0	0	0	0	0	0	0	0.00	0.429


Batter	1	2	3	4	5	6	7	8	9	10	AB	R	H	RBI	BB	SO	LOB	BOTTOM			
Tommy Dean, R OBP: 0.253, SLG: 0.259 (1, 6)	0-0 4-3		0-0 1B 3B		0-0 5-3		0-0 F8		0-3 K		0-0 SF9	5	1	1	1	0	1	4			
John Sipin, R OBP: 0.216, SLG: 0.329 (1, 4)	0-0 G3		0-0 5-3		0-0 4-3		0-3 K		0-3 K		0-0 0	5	0	0	0	0	2	1			
Ollie Brown, R OBP: 0.318, SLG: 0.430 (1, 9)	0-0 1B		0-0 G3		0-0 F9		0-0 2B 1B		0-0 E4		0-0 0	5	1	2	0	0	0	1			
Nate Colbert, R OBP: 0.374, SLG: 0.588 (1, 3)	0-0 F3		0-0 BB 1B		0-0 P4		0-0 5-3		0-3 K		0-0 0	5	0	1	1	0	1	3			
Al Ferrara, R OBP: 0.396, SLG: 0.529 (1, 7)		4-0 FC6 BB	4-0 1-2 BB		4-0 HR BB		4-0 2B		0-0 F8		0-0 0	2	1	1	1	3	0	1			
Tony Gonzalez, L OBP: 0.305, SLG: 0.280 (1, 8)		0-0 FC6 BB	0-0 F8		0-0 F7		0-3 K		0-0 P4		0-0 0	4	1	0	0	0	1	5			
Billy McCool, R (8, 1)											0	0	0	0	0	0	0	0			
Roberto Pena, R OBP: 0.288, SLG: 0.277 (10, PH)		2B 6-3									1	0	0	0	0	0	0	0			
Ed Spiezio, R OBP: 0.319, SLG: 0.402 (1, 5)		0-0 2B			0-0 5-3		0-0 HR		0-0 SH2-4 1B		0-0 1B SF9 1B	4	1	3	2	0	0	0			
Jose Arcia, R OBP: 0.268, SLG: 0.237 (8, PR) (9, 5)		1-3 2B									1	1	1	0	0	0	0	0			
Chris Cannizzaro, R OBP: 0.376, SLG: 0.385 (1, 2)		0-0 6-3			0-0 1B		0-0 F8		0-0 SH2-4		4-0 1B	3	0	1	1	1	0	1			
Dick Kelley, R OBP: 0.174, SLG: 0.217 (1, 1)		0-0 4-3			0-3 K		0-0 1B		0-0 F7		0-0 0	2	0	0	0	0	1	2			
Ivan Murrell, R OBP: 0.270, SLG: 0.285 (6, PH)											1	0	1	0	0	0	0	0			
Frank Reberger, L (7, 1)											0	0	0	0	0	0	0	0			
Cito Gaston, R OBP: 0.268, SLG: 0.283 (8, 8)											2	0	1	0	0	0	2	0			
<b>Inning Stats</b>	R: 0 E: 0 K: 0 S: 4	H: 1 LOB: 1 BB: 0 P: 4	R: 1 E: 0 K: 0 S: 4	H: 1 LOB: 1 BB: 1 P: 8	R: 1 E: 0 K: 0 S: 5	H: 2 LOB: 2 BB: 1 P: 9	R: 0 E: 0 K: 1 S: 6	H: 1 LOB: 1 BB: 0 P: 6	R: 0 E: 0 K: 0 S: 3	H: 0 LOB: 0 BB: 0 P: 3	R: 2 E: 0 K: 2 S: 9	H: 2 LOB: 1 BB: 0 P: 9	R: 0 E: 0 K: 1 S: 6	H: 1 LOB: 2 BB: 0 P: 6	R: 0 E: 1 K: 2 S: 8	H: 0 LOB: 1 BB: 0 P: 8	R: 1 E: 0 K: 0 S: 4	H: 2 LOB: 2 BB: 1 P: 8	1B: 8 2B: 2 3B: 1 HR: 1	SF: 1 SAC: 1 DP: 0 HBP: 0	WP: 0 PA: 46 PB: 0 SB: 1 CS: 0
<b>PITCHER</b>	IP WLS BF H R ER SO BB IBB HBP BLK WP HR S P ERA WHIP	IP WLS BF H R ER SO BB IBB HBP BLK WP HR S P ERA WHIP	IP WLS BF H R ER SO BB IBB HBP BLK WP HR S P ERA WHIP	IP WLS BF H R ER SO BB IBB HBP BLK WP HR S P ERA WHIP	IP WLS BF H R ER SO BB IBB HBP BLK WP HR S P ERA WHIP	IP WLS BF H R ER SO BB IBB HBP BLK WP HR S P ERA WHIP	IP WLS BF H R ER SO BB IBB HBP BLK WP HR S P ERA WHIP	IP WLS BF H R ER SO BB IBB HBP BLK WP HR S P ERA WHIP	IP WLS BF H R ER SO BB IBB HBP BLK WP HR S P ERA WHIP	IP WLS BF H R ER SO BB IBB HBP BLK WP HR S P ERA WHIP	IP WLS BF H R ER SO BB IBB HBP BLK WP HR S P ERA WHIP	IP WLS BF H R ER SO BB IBB HBP BLK WP HR S P ERA WHIP	IP WLS BF H R ER SO BB IBB HBP BLK WP HR S P ERA WHIP	IP WLS BF H R ER SO BB IBB HBP BLK WP HR S P ERA WHIP	IP WLS BF H R ER SO BB IBB HBP BLK WP HR S P ERA WHIP	IP WLS BF H R ER SO BB IBB HBP BLK WP HR S P ERA WHIP	IP WLS BF H R ER SO BB IBB HBP BLK WP HR S P ERA WHIP	IP WLS BF H R ER SO BB IBB HBP BLK WP HR S P ERA WHIP			
Bill Stoneman, R ERA: 5.46 (1, 1)	5.1	6	4	1	1	3	0	0	0	0	0	0	0	0	0	0	0	6.75	1.688		
Leo Marentette, R ERA: 4.91 (6, 1)	1.1	7	3	1	1	0	0	0	0	0	0	0	0	0	0	0	0	6.75	2.250		
Don Shaw, L ERA: 4.65 (7, 1)	1.1	5	1	0	0	2	0	0	0	0	0	0	0	0	0	0	0	0.00	0.750		
Howie Reed, R ERA: 5.4 (9, 1)	1.2	9	2	1	1	2	1	0	0	0	0	0	0	0	0	0	0	5.40	1.800		







Batter	1	2	3	4	5	6	7	8	9	AB	R	H	RBI	BB	SO	LOB	TOP			
<b>Adolfo Phillips, R</b> OBP: 0.428, SLG: 0.327 (1, 8)	0-3 K		0-3 K					0-0 BB G3 BB		3	1	1	0	1	2	0	<b>Montreal Expos @ San Francisco Giants</b> Candlestick Park, San Francisco, CA Fri Jun 13 1969, 10:05 PM EDT Att: 5,893 - Unknown 			
<b>Ron Fairly, L</b> OBP: 0.309, SLG: 0.319 (1, 3)	0-0 1-3			0-0 F3		0-0 G3 BB SF7 1B		0-0 G6-3 1B		4	1	1	0	0	0	1				
<b>Rusty Staub, L</b> OBP: 0.415, SLG: 0.482 (1, 9)	4-0 BB			0-0 4-3		4-0 G3 BB		0-0 1-3		2	0	0	0	2	0	0				
<b>Mack Jones, L</b> OBP: 0.375, SLG: 0.546 (1, 7)	0-3 K			0-0 1B		0-0 G3			0-3 K	4	0	1	1	0	2	3				
<b>Coco Laboy, R</b> OBP: 0.330, SLG: 0.462 (1, 5)		0-0 F5		0-0 1-3		0-0 SF7			0-0 5-3	3	0	0	1	0	0	1				
<b>Gary Sutherland, R</b> OBP: 0.286, SLG: 0.302 (1, 4)		0-0 L5-3 1B			0-0 1B	0-0 F8			0-0 5-3	4	0	2	0	0	0	1				
<b>Ron Brand, R</b> OBP: 0.308, SLG: 0.219 (1, 2)		0-0 L5-3 1-2			0-3 K			0-0 G4-6-3 1B		3	0	1	0	0	1	2				
<b>Bobby Wine, R</b> OBP: 0.214, SLG: 0.185 (1, 6)			0-0 6-3		0-0 F8			0-0 G4-6-3 1-2		3	0	0	0	0	0	2				
<b>Don Shaw, L</b> (5, PH)			0-3 K		0-3 K			0-3 K		1	0	0	0	0	1	0				
<b>Ty Cline, L</b> OBP: 0.316, SLG: 0.188 (5, PH)										1	0	0	0	0	1	1				
<b>Gary Waslewski, R</b> (5, 1)										0	0	0	0	0	0	0				
<b>Don Bosch, S</b> OBP: 0.243, SLG: 0.271 (7, PH)										1	0	0	0	0	1	0				
<b>Roy Face, R</b> OBP: 0.500, SLG: 0.500 (7, 1)										0	0	0	0	0	0	0				
<b>Inning Stats</b>	R: 0 E: 0 K: 2 S: 7	H: 0 LOB: 1 BB: 1 P: 11	R: 0 E: 0 K: 0 S: 3	H: 1 LOB: 0 BB: 0 P: 3	R: 0 E: 0 K: 2 S: 7	H: 0 LOB: 0 BB: 0 P: 7	R: 0 E: 0 K: 0 S: 4	H: 1 LOB: 1 BB: 0 P: 4	R: 0 E: 0 K: 2 S: 8	H: 1 LOB: 1 BB: 0 P: 8	R: 2 E: 0 K: 0 S: 4	H: 1 LOB: 1 BB: 2 P: 12	R: 0 E: 0 K: 1 S: 5	H: 1 LOB: 0 BB: 0 P: 5	R: 0 E: 0 K: 0 S: 3	H: 0 LOB: 0 BB: 0 P: 5	1B: 6 2B: 1 3B: 0 HR: 0	SF: 1 SAC: 0 DP: 3 HBP: 0	WP: 0 PB: 0 SB: 0 CS: 0	PA: 33
<b>PITCHER</b> <b>Juan Marichal, R</b> ERA: 2.27 (1, 1)	IP: 9.0 WLS: W BF: 33 H: 6 R: 2 ER: 2 SO: 8 BB: 3 IBB: 0 HBP: 0 BLK: 0 WP: 0 HR: 0 S: 46 P: 58 ERA: 2.00 WHIP: 1.000															<b>PITCHER</b>				

Batter	1	2	3	4	5	6	7	8	9	AB	R	H	RBI	BB	SO	LOB	BOTTOM			
<b>Bobby Bonds, R</b> OBP: 0.374, SLG: 0.427 (1, 9)	0-3 K	0-3 K		0-3 K		0-0 1-2 2-H 1B				4	0	1	0	0	3	1	<b>Montreal Expos @ San Francisco Giants</b> Candlestick Park, San Francisco, CA Fri Jun 13 1969, 10:05 PM EDT Att: 5,893 - Unknown 			
<b>Ron Hunt, R</b> OBP: 0.337, SLG: 0.289 (1, 4)	4-0 2B BB		0-0 BB 1B		0-0 5-3		0-0 5-3			3	2	1	0	1	0	0				
<b>Willie Mays, R</b> OBP: 0.389, SLG: 0.506 (1, 8)	0-0 1-H E 2B		0-0 F3		0-0 1-3		0-0 6-3			4	1	1	1	0	0	1				
<b>Willie McCovey, L</b> OBP: 0.471, SLG: 0.784 (1, 3)	0-3 K		4-0 1B BB		0-0 F5		0-0 F3			1	0	0	0	1	1	1				
<b>Bob Burda, L</b> OBP: 0.315, SLG: 0.420 (4, 3)			1-2 1B BB							2	0	0	0	0	0	0				
<b>Jim Ray Hart, R</b> OBP: 0.322, SLG: 0.279 (6, PR)	0-0 E6 1B		0-0 G6-4-3 1B		0-0 F3		4-0 1B BB		0-0 F3	2	0	1	1	1	0	0				
<b>Ken Henderson, S</b> OBP: 0.268, SLG: 0.340 (7, 7)	2-H 1B		1-3 2-H 1B			0-0 1B BB				1	1	0	0	0	0	0				
<b>Jim Davenport, R</b> OBP: 0.326, SLG: 0.344 (1, 5)	0-0 1-2 1B		0-0 G6-4-3 1-2		0-0 1-3		0-0 FC3-5 1B		0-0 6-3	4	0	2	0	0	0	2				
<b>Jack Hiatt, R</b> OBP: 0.336, SLG: 0.368 (1, 2)	0-0 F7			0-0 1-3		0-0 FC3-5 1B 1B		0-0 1B		4	0	2	1	0	0	2				
<b>Hal Lanier, R</b> OBP: 0.267, SLG: 0.277 (1, 6)		0-0 F6		0-0 FC6-4 1B		0-0 FC3-5 1B		0-0 F3		4	0	1	0	0	0	3				
<b>Juan Marichal, R</b> OBP: 0.250, SLG: 0.273 (1, 1)		0-0 5-3		0-0 FC6-4 1-2		0-3 K				3	0	0	0	0	1	3				
<b>Inning Stats</b>	R: 2 E: 1 K: 2 S: 10	H: 2 LOB: 2 BB: 1 P: 14	R: 0 E: 0 K: 1 S: 5	H: 0 LOB: 0 BB: 0 P: 5	R: 1 E: 0 K: 0 S: 4	H: 2 LOB: 1 BB: 1 P: 8	R: 0 E: 0 K: 1 S: 6	H: 1 LOB: 1 BB: 0 P: 6	R: 0 E: 0 K: 0 S: 3	H: 0 LOB: 0 BB: 0 P: 3	R: 1 E: 0 K: 1 S: 7	H: 3 LOB: 3 BB: 1 P: 11	R: 0 E: 0 K: 0 S: 3	H: 0 LOB: 0 BB: 0 P: 3	R: 0 E: 0 K: 0 S: 4	H: 1 LOB: 1 BB: 0 P: 4		1B: 8 2B: 1 3B: 0 HR: 0	SF: 0 SAC: 0 DP: 1 HBP: 0	WP: 0 PB: 0 SB: 0 CS: 0
<b>PITCHER</b> <b>Don Shaw, L</b> ERA: 4.63 <b>Gary Waslewski, R</b> ERA: 3.65 <b>Roy Face, R</b> ERA: 3.99	IP: 4.0 WLS: L BF: 19 H: 5 R: 3 ER: 3 SO: 2 BB: 2 IBB: 0 HBP: 0 BLK: 0 WP: 0 HR: 0 S: 10 P: 33 ERA: 4.50 WHIP: 1.750															<b>PITCHER</b>				



Batter	1	2	3	4	5	6	7	8	9	AB	R	H	RBI	BB	SO	LOB	TOP										
<b>Adolfo Phillips, R</b> OBP: 0.427, SLG: 0.321 (1, 8)	0-0 4-3	4-0 WP HR BB		0-0 F7 BB G1-2-3 1B		0-3 K2-3		0-3 K	4 1 1 0 1 2 0								<b>Montreal Expos @ San Francisco Giants</b> Candlestick Park, San Francisco, CA Sat Jun 14 1969, 6:33 AM EDT Att: 11,724 - Unknown										
<b>Ron Fairly, L</b> OBP: 0.314, SLG: 0.355 (1, 3)	0-0 G3	0-0 HR		4-0 F7 BB		0-0 F5		0-0 3-1	4 1 1 3 1 0 0																		
<b>Rusty Staub, L</b> OBP: 0.406, SLG: 0.469 (1, 9)	0-0 4-3	0-0 F7		0-0 F7			0-3 K	0-0 F5	5 0 0 0 0 1 2																		
<b>Mack Jones, L</b> OBP: 0.382, SLG: 0.543 (1, 7)		4-0 4-3 2B BB	1-0 BB 1B HBP	4-0 IBB			0-3 K		1 2 0 0 2 1 0																		
<b>Coco Laboy, R</b> OBP: 0.324, SLG: 0.452 (1, 5)		0-3 K	0-0 F6	0-0 G1-2-3			0-3 K		4 0 0 0 0 2 5																		
<b>Gary Sutherland, R</b> OBP: 0.285, SLG: 0.301 (1, 4)	0-0 4-3	0-0 BB 1B		0-0 F2			0-0 6-3		4 1 1 0 0 0 1																		
<b>Ron Brand, R</b> OBP: 0.326, SLG: 0.257 (1, 2)	0-0 1B 2B	4-0 1B BB		0-0 4-3			0-3 K		3 1 1 1 1 1 0																		
<b>Bobby Wine, R</b> OBP: 0.281, SLG: 0.258 (1, 6)	0-0 WP 1B	0-0 1B		0-0 4-3			0-0 1B		4 1 3 3 0 0 0																		
<b>Mike Wegener, R</b> OBP: 0.222, SLG: 0.176 (1, 1)	0-0 WP HR 1B	0-0 G1-6-3		0-0 F7			0-3 K		4 1 1 0 0 1 3																		
<b>Inning Stats</b>	R: 0 E: 0 K: 0 S: 3	H: 0 LOB: 0 BB: 0 P: 3	R: 6 E: 0 K: 1 S: 9	H: 4 LOB: 0 BB: 2 P: 17	R: 2 E: 0 K: 0 S: 4	H: 2 LOB: 1 BB: 1 P: 9	R: 0 E: 0 K: 0 S: 3	H: 1 LOB: 2 BB: 2 P: 11	R: 0 E: 0 K: 1 S: 5	H: 0 LOB: 0 BB: 0 P: 5	R: 0 E: 0 K: 3 S: 9	H: 0 LOB: 0 BB: 0 P: 9	R: 0 E: 0 K: 2 S: 6	H: 1 LOB: 1 BB: 0 P: 8	R: 0 E: 0 K: 1 S: 5	H: 0 LOB: 0 BB: 0 P: 5	1B: 6 2B: 1 3B: 0 HR: 1	SF: 0 SAC: 0 DP: 2 HBP: 1	WP: 2 PB: 0 SB: 0 CS: 0	PA: 39							
<b>PITCHER</b>	IP	WLS	BF	H	R	ER	SO	BB	IBB	HBP	BLK	WP	HR	S	P	ERA	WHIP										
<b>Bobby Bolin, R</b> ERA: 4.82 (1, 1)	1.2	L	11	4	6	6	1	2	0	0	0	2	1	11	19	32.40	3.600										
<b>Ron Herbel, R</b> ERA: 4.4 (2, 1)	3.1		15	3	2	2	0	2	1	1	0	0	0	11	24	5.40	1.500										
<b>Ray Sadecki, L</b> ERA: 3.63 (6, 1)	4.0		13	1	0	0	7	0	0	0	0	0	0	27	27	0.00	0.250										

Batter	1	2	3	4	5	6	7	8	9	AB	R	H	RBI	BB	SO	LOB	BOTTOM										
<b>Bobby Bonds, R</b> OBP: 0.372, SLG: 0.429 (1, 8)	0-0 6-3		0-0 F4		0-0 FC5-4 E S 1-2			0-0 2B	4 0 1 0 0 0 1								<b>Montreal Expos @ San Francisco Giants</b> Candlestick Park, San Francisco, CA Sat Jun 14 1969, 6:33 AM EDT Att: 11,724 - Unknown										
<b>Ron Hunt, R</b> OBP: 0.347, SLG: 0.287 (1, 4)	0-0 5-3		4-0 BB		4-0 BB		4-0 BB	1 0 0 0 3 0 0																			
<b>Bob Burda, L</b> OBP: 0.293, SLG: 0.389 (1, 3)	0-0 4-3		0-0 F8		0-0 4-3		0-0 F7	4 0 0 0 0 0 5																			
<b>Jim Ray Hart, R</b> OBP: 0.328, SLG: 0.296 (4, PH)		0-0 G3-6-3 WP 1B		0-3 K		0-3 K		0-0 F7	1 0 1 0 0 0 0																		
<b>Dave Marshall, L</b> OBP: 0.311, SLG: 0.264 (5, 7)								0-0 F7	3 0 0 0 0 2 2																		
<b>Ken Henderson, S</b> OBP: 0.267, SLG: 0.330 (1, 9)		4-0 G3-6-3 BB		0-0 4-3		0-0 4-3		0-3 K	3 0 0 0 1 1 2																		
<b>Bobby Etheridge, R</b> OBP: 0.405, SLG: 0.417 (1, 5)		0-0 G3-6-3		0-0 2B		0-3 K		0-3 K	4 0 1 0 0 2 2																		
<b>Jack Hiatt, R</b> OBP: 0.338, SLG: 0.365 (1, 2)		4-0 BB		0-0 5-3			0-0 F3	1 0 0 0 1 0 1																			
<b>Ray Sadecki, L</b> OBP: 0.150, SLG: 0.263 (6, 1)								0-0 F3	1 0 0 0 0 0 0																		
<b>Don Mason, L</b> OBP: 0.303, SLG: 0.226 (9, PH)								0-0 BB	1 0 0 0 0 0 0																		
<b>Hal Lanier, R</b> OBP: 0.263, SLG: 0.273 (1, 6)		0-0 G3			0-0 4-3		0-0 F7	3 0 0 0 0 0 2																			
<b>Tito Fuentes, S</b> OBP: 0.150, SLG: 0.059 (8, 6)								0-0 G3	1 0 0 0 0 0 0																		
<b>Bobby Bolin, R</b> OBP: 0.273, SLG: 0.167 (1, 1)								0-0 F5	0 0 0 0 0 0 0																		
<b>Ron Herbel, R</b> OBP: 0.385, SLG: 0.329 (5, PH)				0-3 K		0-0 FC5-4 1B		0-0 F5	1 0 0 0 0 1 0																		
<b>Dick Dietz, R</b> OBP: 0.385, SLG: 0.329 (6, 2)									2 0 1 0 0 0 0																		
<b>Inning Stats</b>	R: 0 E: 0 K: 0 S: 3	H: 0 LOB: 0 BB: 0 P: 3	R: 0 E: 0 K: 0 S: 3	H: 1 LOB: 2 BB: 2 P: 11	R: 0 E: 0 K: 1 S: 5	H: 0 LOB: 1 BB: 1 P: 9	R: 0 E: 0 K: 1 S: 6	H: 1 LOB: 1 BB: 0 P: 6	R: 0 E: 0 K: 0 S: 4	H: 1 LOB: 2 BB: 1 P: 8	R: 0 E: 0 K: 2 S: 7	H: 0 LOB: 0 BB: 0 P: 7	R: 0 E: 0 K: 0 S: 3	H: 0 LOB: 0 BB: 0 P: 3	R: 0 E: 0 K: 1 S: 6	H: 1 LOB: 2 BB: 1 P: 10	R: 0 E: 0 K: 1 S: 5	H: 0 LOB: 0 BB: 0 P: 5	1B: 2 2B: 2 3B: 0 HR: 0	SF: 0 SAC: 0 DP: 1 HBP: 0	WP: 1 PB: 0 SB: 1 CS: 0	PA: 35					
<b>PITCHER</b>	IP	WLS	BF	H	R	ER	SO	BB	IBB	HBP	BLK	WP	HR	S	P	ERA	WHIP										
<b>Mike Wegener, R</b> ERA: 3.67 (1, 1)	9.0	W	35	4	0	0	6	5	0	0	0	1	0	42	62	0.00	1.000										

AB	33
R	8
H	8
RBI	7
BB	5
SO	8
LOB	11







Batter	1	2	3	4	5	6	7	8	9	AB	R	H	RBI	BB	SO	LOB	TOP										
<b>Adolfo Phillips, R</b> OBP: 0.400, SLG: 0.295 (1, 8)	0-3 K	0-0 F4		0-3 K			0-0 G3		0-3 K	5	0	0	0	0	3	1	<b>Montreal Expos @ San Francisco Giants</b> Candlestick Park, San Francisco, CA Sun Jun 15 1969, 6:33 AM EDT Unknown <a href="http://livebaseballscorecards.com">livebaseballscorecards.com</a>										
<b>Ron Fairly, L</b> OBP: 0.308, SLG: 0.338 (1, 3)	4-0 1B BB	0-0 FC4-6			0-0 3-1		0-0 1-3		0-0 4-3	4	0	0	0	1	0	1											
<b>Rusty Staub, L</b> OBP: 0.406, SLG: 0.483 (1, 9)	0-0 1-2 1B		0-0 6-3		0-0 HR		0-0 F7		0-0 F6	5	1	2	1	0	0	0											
<b>Mack Jones, L</b> OBP: 0.380, SLG: 0.543 (1, 7)	0-3 K		0-0 FC6-4 2B		0-0 4-3			0-0 F8		4	0	1	0	0	1	2											
<b>Coco Laboy, R</b> OBP: 0.323, SLG: 0.446 (1, 5)	0-0 1-3		4-0 FC6-4 BB		0-0 F2			0-0 F3		3	0	0	0	1	0	2											
<b>Gary Sutherland, R</b> OBP: 0.289, SLG: 0.305 (1, 4)		0-0 2B 1B	0-0 FC6-4 S		0-0 F7			0-0 WP 1B		4	2	2	0	0	0	2											
<b>Ron Brand, R</b> OBP: 0.362, SLG: 0.297 (1, 2)		0-0 1-3 1B 2B	0-3 K2-3		4-0 BB			4-0 1B 1-2 BB		2	1	1	0	2	1	2											
<b>Bobby Wine, R</b> OBP: 0.306, SLG: 0.286 (1, 6)		0-0 FC4-6 1B		0-0 F3		0-0 F9		0-0 1-3 2-H 1B		4	0	2	3	0	0	1											
<b>Bill Stoneman, R</b> OBP: 0.152, SLG: 0.100 <b>Dan McGinn, L</b> OBP: 0.167, SLG: 0.417 (7, 1)	0-3 K		0-3 K		0-3 K		0-0 F6		0-0 F6	3	0	0	0	0	3	2											
<b>Inning Stats</b>	R: 0 E: 0 K: 2 S: 8	H: 1 LOB: 2 BB: 1 P: 12	R: 2 E: 0 K: 1 S: 8	H: 3 LOB: 1 BB: 0 P: 8	R: 0 E: 0 K: 1 S: 6	H: 1 LOB: 2 BB: 1 P: 10	R: 0 E: 0 K: 2 S: 7	H: 0 LOB: 0 BB: 0 P: 7	R: 1 E: 0 K: 0 S: 4	H: 1 LOB: 1 BB: 1 P: 4	R: 0 E: 0 K: 1 S: 5	H: 0 LOB: 1 BB: 1 P: 9	R: 0 E: 0 K: 0 S: 3	H: 0 LOB: 0 BB: 0 P: 3	R: 1 E: 0 K: 0 S: 5	H: 2 LOB: 2 BB: 1 P: 9	R: 0 E: 0 K: 1 S: 5	H: 0 LOB: 0 BB: 0 P: 5	1B: 5 2B: 2 3B: 0 HR: 1	SF: 0 SAC: 0 DP: 0 HBP: 0	WP: 1 PB: 0 SB: 1 CS: 0	PA: 39					
<b>PITCHER</b>	IP	WLS	BF	H	R	ER	SO	BB	IBB	HBP	BLK	WP	HR	S	P	ERA	WHIP										
<b>Gaylord Perry, R</b> ERA: 2.46 <b>Frank Linzy, R</b> ERA: 2.56 (9, 1)	8.0	W	36	8	4	4	7	4	0	0	0	1	1	46	62	4.50	1.500										

Batter	1	2	3	4	5	6	7	8	9	AB	R	H	RBI	BB	SO	LOB	BOTTOM										
<b>Bobby Bonds, R</b> OBP: 0.364, SLG: 0.418 (1, 9)	0-0 5-3		0-0 E5 3-1 WP S		0-0 F8		0-3 K	0-0 F9		5	1	0	0	0	1	2	<b>Montreal Expos @ San Francisco Giants</b> Candlestick Park, San Francisco, CA Sun Jun 15 1969, 6:33 AM EDT Unknown <a href="http://livebaseballscorecards.com">livebaseballscorecards.com</a>										
<b>Ron Hunt, R</b> OBP: 0.355, SLG: 0.293 (1, 4)	0-0 F8		0-0 3-1		4-0 BB BB		0-0 BB 1B		0-0 1B 1B	4	1	2	0	1	0	1											
<b>Willie Mays, R</b> OBP: 0.395, SLG: 0.506 (1, 8)	0-0 HR 1B		0-0 F4		0-3 K		4-0 1-2 BB		0-0 1-3 HR 1B	4	2	2	0	1	1	1											
<b>Willie McCovey, L</b> OBP: 0.474, SLG: 0.794 (1, 3)	0-0 1-H HR		4-0 FC5-4 IBB		4-0 1-2 BB		0-3 K		0-3 K	3	1	1	2	2	2	4											
<b>Jim Davenport, R</b> OBP: 0.322, SLG: 0.338 (1, 5)	0-3 K		0-0 FC5-4		0-0 F3		0-0 4-3		0-0 1-2 HR 1B	5	1	1	1	0	1	5											
<b>Ken Henderson, S</b> OBP: 0.273, SLG: 0.360 (1, 7)		0-0 F8		0-0 1-3		0-0 SH5-4 1B		0-0 6-3	0-0 1-H 2-H HR	5	1	2	3	0	0	0											
<b>Jack Hiatt, R</b> OBP: 0.338, SLG: 0.359 (1, 2)		4-0 BB		0-0 F3		0-0 SH5-4		0-3 K		2	0	0	0	1	1	0											
<b>Hal Lanier, R</b> OBP: 0.268, SLG: 0.277 (1, 6)		0-3 K		0-0 1B		0-0 F6		0-0 E 1B		4	0	2	0	0	1	2											
<b>Gaylord Perry, R</b> OBP: 0.174, SLG: 0.116 <b>Jim Ray Hart, R</b> OBP: 0.325, SLG: 0.283 <b>Don Mason, L</b> OBP: 0.303, SLG: 0.226 <b>Frank Linzy, R</b> (9, 1)	0-0 1-3		0-0 F8		0-3 K		0-0 E6		0-0 1-2	3	0	0	0	0	1	3											
<b>Inning Stats</b>	R: 2 E: 0 K: 1 S: 7	H: 2 LOB: 0 BB: 0 P: 7	R: 0 E: 0 K: 1 S: 5	H: 0 LOB: 1 BB: 1 P: 9	R: 1 E: 1 K: 0 S: 4	H: 0 LOB: 1 BB: 1 P: 8	R: 0 E: 0 K: 0 S: 4	H: 1 LOB: 1 BB: 0 P: 4	R: 0 E: 0 K: 1 S: 5	H: 0 LOB: 2 BB: 2 P: 13	R: 0 E: 0 K: 1 S: 6	H: 1 LOB: 1 BB: 0 P: 6	R: 0 E: 0 K: 2 S: 8	H: 1 LOB: 2 BB: 1 P: 12	R: 0 E: 1 K: 1 S: 7	H: 1 LOB: 2 BB: 0 P: 7	R: 4 E: 0 K: 1 S: 7	H: 4 LOB: 0 BB: 0 P: 7	1B: 8 2B: 0 3B: 0 HR: 2	SF: 0 SAC: 1 DP: 0 HBP: 0	WP: 1 PB: 0 SB: 1 CS: 0	PA: 42					
<b>PITCHER</b>	IP	WLS	BF	H	R	ER	SO	BB	IBB	HBP	BLK	WP	HR	S	P	ERA	WHIP										
<b>Bill Stoneman, R</b> ERA: 5.28 <b>Dan McGinn, L</b> ERA: 4.35 (7, 1)	6.1	L	12	5	4	4	3	0	0	0	0	0	1	18	18	18.00	2.500										



Batter	1	2	3	4	5	6	7	8	9	AB	R	H	RBI	BB	SO	LOB	TOP					
<b>Adolfo Phillips, R</b> OBP: 0.400, SLG: 0.292 (1, 8)	0-0 1B		4-0 FC6-4 BB		0-0 F8		0-0 F7		0-3 K	4	0	1	0	1	1	1	<b>Montreal Expos @ San Francisco Giants</b> Candlestick Park, San Francisco, CA Sun Jun 15 1969, 6:38 AM EDT Att: 16,483 - Unknown 					
<b>Gary Sutherland, R</b> OBP: 0.284, SLG: 0.239 (1, 4)	0-0 F9		0-0 FC6-4 1-2		0-0 F3		0-0 F9			4	0	0	0	0	0	2						
<b>Rusty Staub, L</b> OBP: 0.403, SLG: 0.478 (1, 9)	0-0 F6		0-3 K			0-0 F7			1-3 1B	4	0	1	0	0	1	2						
<b>Bob Bailey, R</b> OBP: 0.271, SLG: 0.306 (1, 3)	0-0 1-4-3			0-0 6-3		0-0 F7			1-3 1B	4	0	0	0	0	0	2						
<b>Coco Laboy, R</b> OBP: 0.326, SLG: 0.459 (1, 5)		0-0 F9		4-0 WP BB		0-0 HR			0-0 F7	3	1	1	1	1	0	1						
<b>Mack Jones, L</b> OBP: 0.382, SLG: 0.539 (1, 7)	4-0 1B CS BB			0-0 F8		0-0 1B			0-0 F9	3	0	1	0	1	0	2						
<b>Bobby Wine, R</b> OBP: 0.325, SLG: 0.308 (1, 6)	0-0 1-3 1B		0-3 K	1-2 K		0-0 1B			0-0 F8	4	0	2	0	0	1	1						
<b>John Boccabella, R</b> OBP: 0.173, SLG: 0.229 (1, 2)	0-3 K		0-0 F8		0-0 FC5-4 1-2				0-0 F8	4	0	0	0	0	1	6						
<b>Larry Jaster, L</b> OBP: 0.467, SLG: 0.500 (3, 1)			0-0 5-3		0-0 F5				0-0 1B	1	0	0	0	0	0	0						
<b>Don Bosch, S</b> OBP: 0.340, SLG: 0.338 (5, PH)										0	0	0	0	0	0	0						
<b>Gary Waslewski, R</b> OBP: 0.371, SLG: 0.417 (5, PH)										0	0	0	0	0	0	0						
<b>Remy Hermoso, R</b> OBP: 0.397, SLG: 0.417 (7, PH)										0	0	0	0	0	0	0						
<b>Dan McGinn, L</b> OBP: 0.325, SLG: 0.318 (9, PH)										1	0	1	0	0	0	0						
<b>Inning Stats</b>	R: 0 E: 0 K: 0 S: 4	H: 1 LOB: 1 BB: 0 P: 4	R: 0 E: 0 K: 1 S: 5	H: 1 LOB: 2 BB: 1 P: 9	R: 0 E: 0 K: 1 S: 5	H: 0 LOB: 1 BB: 1 P: 9	R: 0 E: 0 K: 1 S: 6	H: 0 LOB: 0 BB: 1 P: 10	R: 0 E: 0 K: 0 S: 3	H: 0 LOB: 0 BB: 0 P: 3	R: 1 E: 0 K: 0 S: 6	H: 3 LOB: 2 BB: 0 P: 6	R: 0 E: 0 K: 1 S: 5	H: 0 LOB: 0 BB: 0 P: 5	R: 0 E: 0 K: 0 S: 4	H: 1 LOB: 1 BB: 0 P: 4	R: 0 E: 0 K: 1 S: 6	H: 1 LOB: 1 BB: 0 P: 6	1B: 6 2B: 1 3B: 0 HR: 1	SF: 0 SAC: 0 DP: 1 HBP: 0	WP: 1 PB: 0 SB: 0 CS: 1	PA: 37
<b>PITCHER</b> <b>Mike McCormick, L</b> ERA: 3.25 (1, 1)	IP: 9.0 WLS: W BF: 37 H: 7 R: 1 ER: 1 SO: 5 BB: 3 IBB: 0 HBP: 0 BLK: 0 WP: 1 HR: 1 S: 44 P: 56 ERA: 1.00 WHIP: 1.111															<b>PITCHER</b>	IP: 9.0 WLS: W BF: 37 H: 7 R: 1 ER: 1 SO: 5 BB: 3 IBB: 0 HBP: 0 BLK: 0 WP: 1 HR: 1 S: 44 P: 56 ERA: 1.00 WHIP: 1.111					

Batter	1	2	3	4	5	6	7	8	9	AB	R	H	RBI	BB	SO	LOB	BOTTOM			
<b>Bobby Bonds, R</b> OBP: 0.370, SLG: 0.439 (1, 8)	0-0 G3 1B		0-0 WP 1B	0-0 2H HR		0-0 F8				4	2	3	2	0	0	0	<b>Montreal Expos @ San Francisco Giants</b> Candlestick Park, San Francisco, CA Sun Jun 15 1969, 6:38 AM EDT Att: 16,483 - Unknown 			
<b>Ron Hunt, R</b> OBP: 0.358, SLG: 0.293 (1, 4)	0-0 G3 1-2		0-0 1B 1H	0-0 F4			4-0 BB			3	1	1	1	1	0	1				
<b>Willie Mays, R</b> OBP: 0.392, SLG: 0.497 (1, 3)	0-0 F3		4-0 3-1 1B 1-2 BB		0-0 F8		0-0 F6 1-3			3	0	0	0	1	0	2				
<b>Jim Ray Hart, R</b> OBP: 0.333, SLG: 0.294 (6, PR)	0-3 K		0-0 3-1 1B		0-0 1B		0-0 4-3			3	0	2	1	0	1	1				
<b>Dave Marshall, L</b> OBP: 0.308, SLG: 0.261 (6, 7)			1-2 2H 1B		0-0 1B					1	0	0	0	0	0	1				
<b>Ken Henderson, S</b> OBP: 0.264, SLG: 0.348 (1, 9)		0-0 5-3	0-0 3-1		0-0 F8		0-0 F5			4	0	0	0	0	0	4				
<b>Dick Dietz, R</b> OBP: 0.379, SLG: 0.364 (1, 2)	0-0 HR		0-0 F5		0-3 K		0-3 K			4	1	1	1	0	2	3				
<b>Bobby Etheridge, R</b> OBP: 0.413, SLG: 0.525 (1, 5)	0-0 F6			0-0 HR 2B		0-0 HR			0-0 6-3	4	2	2	1	0	0	0				
<b>Hal Lanier, R</b> OBP: 0.262, SLG: 0.272 (1, 6)	0-0 4-3			0-0 F8		0-0 6-3			0-0 4-3	4	0	0	0	0	0	1				
<b>Mike McCormick, L</b> OBP: 0.333, SLG: 0.474 (1, 1)			0-3 K	0-3 K		0-0 4-3				3	0	0	0	0	2	1				
<b>Inning Stats</b>	R: 0 E: 0 K: 1 S: 6	H: 1 LOB: 0 BB: 0 P: 6	R: 1 E: 0 K: 0 S: 4	H: 1 LOB: 0 BB: 0 P: 4	R: 2 E: 0 K: 1 S: 8	H: 3 LOB: 2 BB: 1 P: 12	R: 2 E: 0 K: 1 S: 7	H: 2 LOB: 0 BB: 0 P: 7	R: 0 E: 0 K: 1 S: 6	H: 1 LOB: 1 BB: 0 P: 6	R: 1 E: 0 K: 0 S: 4	H: 1 LOB: 0 BB: 0 P: 4	R: 0 E: 1 K: 0 S: 3	H: 0 LOB: 1 BB: 1 P: 7	R: 0 E: 0 K: 1 S: 5	H: 0 LOB: 0 BB: 0 P: 5	1B: 5 2B: 1 3B: 0 HR: 3	SF: 0 SAC: 0 DP: 0 HBP: 0	WP: 1 PB: 0 SB: 0 CS: 0	PA: 35
<b>PITCHER</b> <b>Larry Jaster, L</b> ERA: 5.12 (1, 1)	IP: 2.1 WLS: L BF: 13 H: 5 R: 3 ER: 3 SO: 2 BB: 1 IBB: 0 HBP: 0 BLK: 0 WP: 0 HR: 1 S: 16 P: 20 ERA: 11.57 WHIP: 2.571															<b>PITCHER</b>	IP: 2.1 WLS: L BF: 13 H: 5 R: 3 ER: 3 SO: 2 BB: 1 IBB: 0 HBP: 0 BLK: 0 WP: 0 HR: 1 S: 16 P: 20 ERA: 11.57 WHIP: 2.571			
<b>Leo Martlette, R</b> ERA: 6.75 (3, 1)	1.2 7 2 2 2 1 0 0 0 0 0 1 9 9 10.80 1.200															<b>PITCHER</b>	1.2 7 2 2 2 1 0 0 0 0 0 1 9 9 10.80 1.200			
<b>Gary Waslewski, R</b> ERA: 3.71 (5, 1)	2.0 8 2 1 1 1 0 0 0 0 0 1 10 10 4.50 1.000															<b>PITCHER</b>	2.0 8 2 1 1 1 0 0 0 0 0 1 10 10 4.50 1.000			
<b>Dan McGinn, L</b> ERA: 4.18 (7, 1)	2.0 7 0 0 0 0 1 1 0 0 0 0 8 12 0.00 0.500															<b>PITCHER</b>	2.0 7 0 0 0 0 1 1 0 0 0 0 8 12 0.00 0.500			



Batter	1	2	3	4	5	6	7	8	9	AB	R	H	RBI	BB	SO	LOB	TOP					
Ron Brand, R OBP: 0.340, SLG: 0.279 (1,2)	6-3		K		F2		6-3		F8	5	0	0	0	0	1	1						
Ron Fairly, L OBP: 0.316, SLG: 0.357 (1,3)	P5		4-3							4	0	2	0	0	0	0						
Rusty Staub, L OBP: 0.409, SLG: 0.492 (1,9)	1B								F9	3	0	2	0	1	0	0						
Mack Jones, L OBP: 0.379, SLG: 0.533 (1,7)	1B								6-3	4	0	1	0	0	0	3						
Coco Laboy, R OBP: 0.325, SLG: 0.455 (1,5)	K				F2		F9		1B	4	0	1	0	0	1	2						
Gary Sutherland, R OBP: 0.292, SLG: 0.312 (1,4)										4	0	3	0	0	0	0						
Bobby Wine, R OBP: 0.302, SLG: 0.286 (1,6)										3	0	0	0	0	1	2						
Floyd Wicker, L OBP: 0.214, SLG: 0.154 (8, PH)	1-3									1	0	0	0	0	0	2						
Kevin Collins, L OBP: 0.209, SLG: 0.300 (8,4)										0	0	0	0	0	0	0						
Adolfo Phillips, R OBP: 0.382, SLG: 0.275 (1,8)	K				F7				P5	4	0	0	0	0	1	2						
Jerry Robertson, S OBP: 0.325, SLG: 0.200 (7, PH)										2	0	0	0	0	2	1						
Ty Cline, L OBP: 0.325, SLG: 0.200 (7, PH)	K									1	0	1	0	0	0	0						
Dick Radatz, R OBP: 0.238, SLG: 0.265 (8, PH)										0	0	0	0	0	0	0						
Don Bosch, S OBP: 0.238, SLG: 0.265 (8, PH)										1	0	0	0	0	0	0						
<b>Inning Stats</b>	R: 0 E: 0 K: 1 S: 7	H: 2 LOB: 2 BB: 0 P: 7	R: 0 E: 0 K: 2 S: 8	H: 1 LOB: 1 BB: 0 P: 8	R: 0 E: 0 K: 1 S: 6	H: 1 LOB: 1 BB: 0 P: 6	R: 0 E: 0 K: 0 S: 4	H: 1 LOB: 1 BB: 0 P: 4	R: 0 E: 0 K: 1 S: 6	H: 1 LOB: 2 BB: 1 P: 10	R: 0 E: 0 K: 1 S: 5	H: 0 LOB: 0 BB: 0 P: 5	R: 0 E: 0 K: 0 S: 4	H: 2 LOB: 2 BB: 0 P: 4	R: 0 E: 0 K: 0 S: 5	H: 2 LOB: 2 BB: 0 P: 5	R: 0 E: 0 K: 0 S: 3	H: 0 LOB: 0 BB: 0 P: 3	1B: 7 2B: 2 3B: 1 HR: 0	SF: 0 SAC: 0 DP: 0 HBP: 0	WP: 0 PB: 0 SB: 0 CS: 0	PA: 37
<b>PITCHER</b> Nelson Briles, R ERA: 3.92 (1,1)	IP: 9.0 WLS: W BF: 37 H: 10 R: 0 ER: 0 SO: 6 BB: 1 IBB: 0 HBP: 0 BLK: 0 WP: 0 HR: 0 S: 48 P: 52 ERA: 0.00 WHIP: 1.222															<b>PITCHER</b>	IP: 9.0 WLS: W BF: 37 H: 10 R: 0 ER: 0 SO: 6 BB: 1 IBB: 0 HBP: 0 BLK: 0 WP: 0 HR: 0 S: 48 P: 52 ERA: 0.00 WHIP: 1.222					

**Montreal Expos @ St. Louis Cardinals**  
 Busch Stadium, St. Louis, MO  
 Mon Jun 16 1969, 7:05 PM CDT  
 Att: 14,768 - Unknown

AB	36
R	0
H	10
RBI	0
BB	1
SO	6
LOB	13



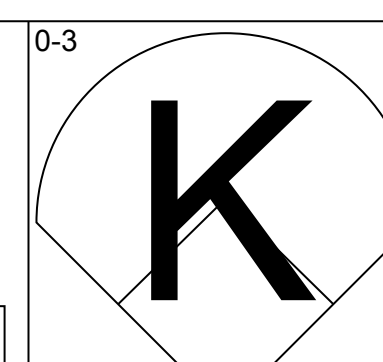
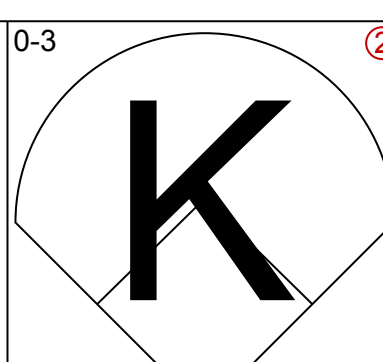
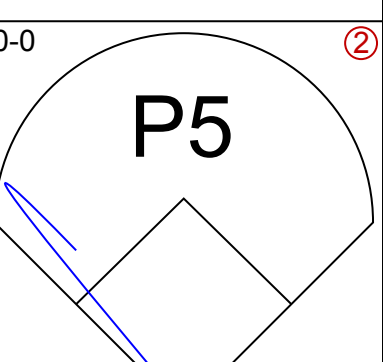
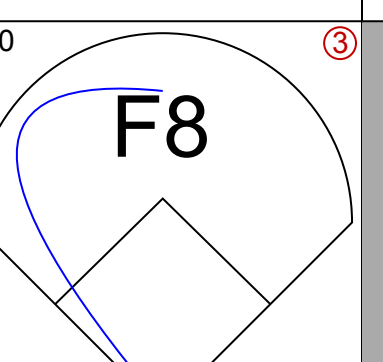
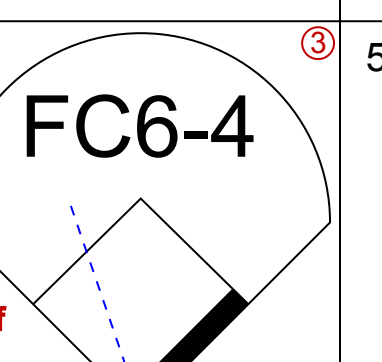
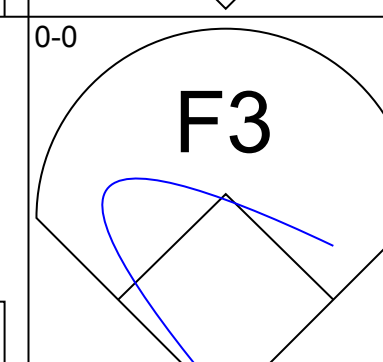
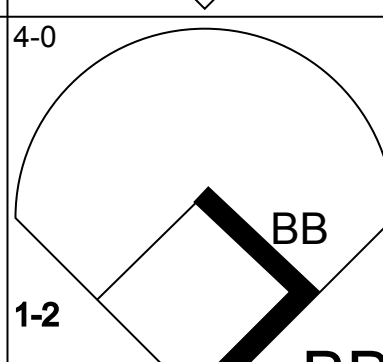
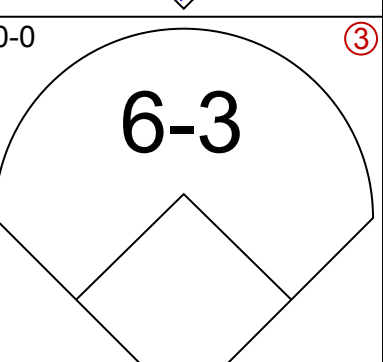

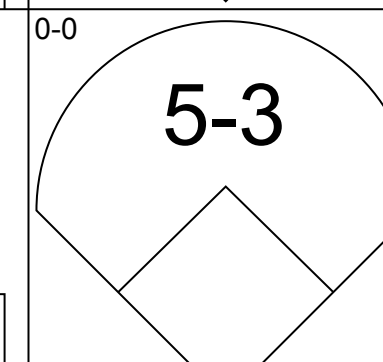
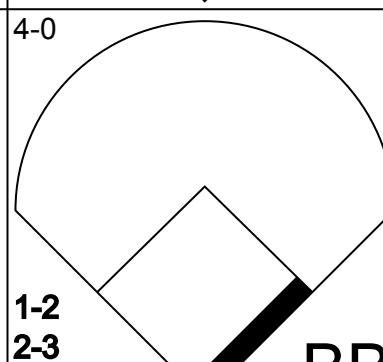


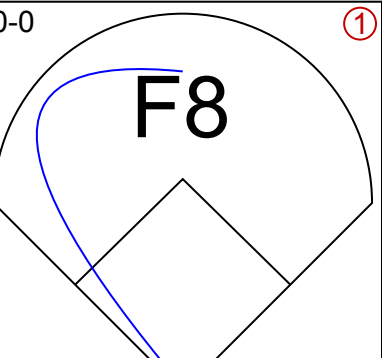
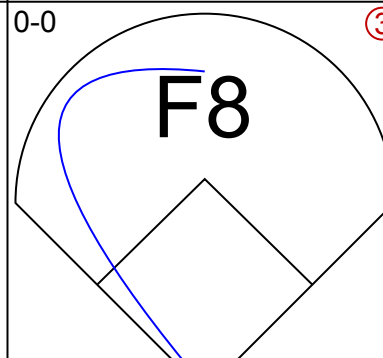



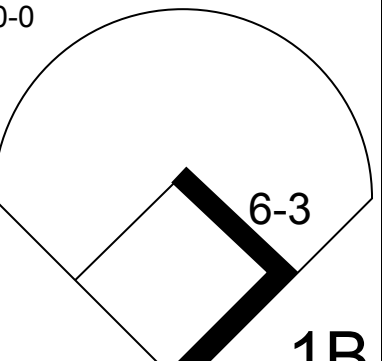
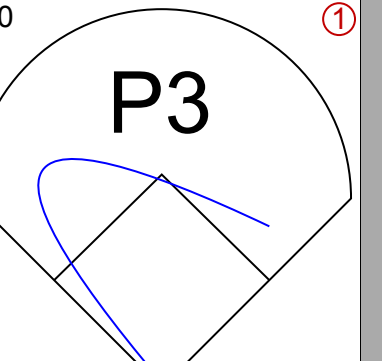


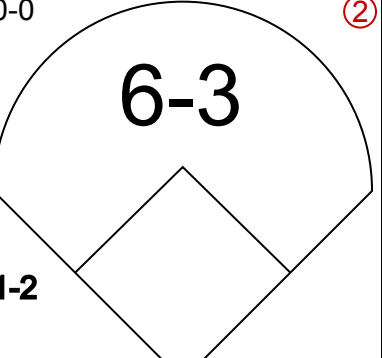
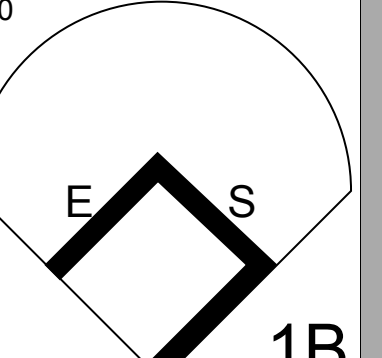


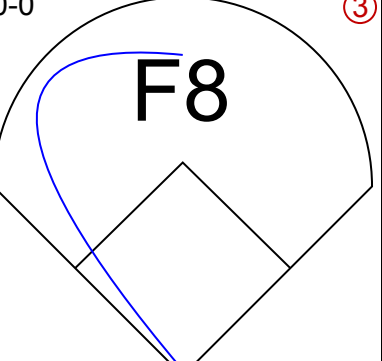



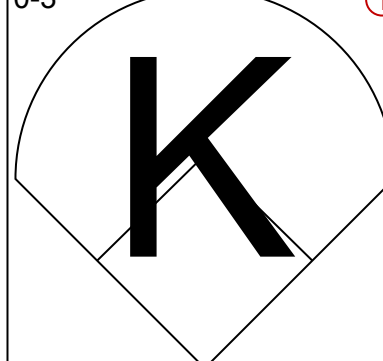
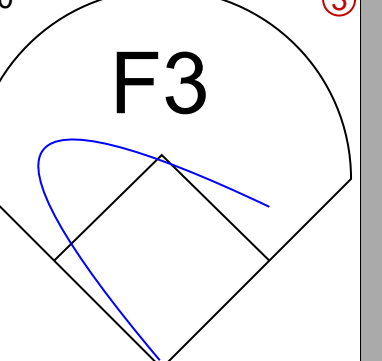

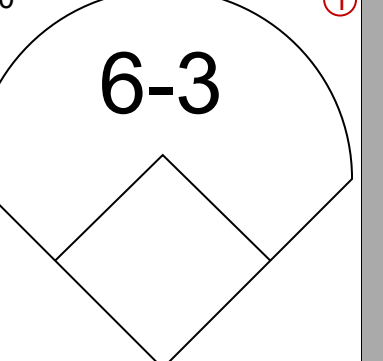
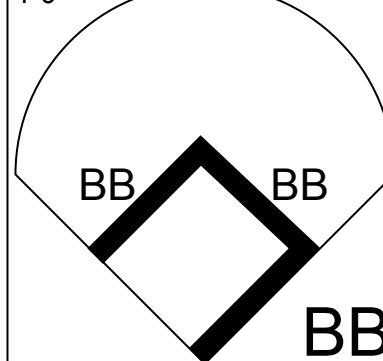
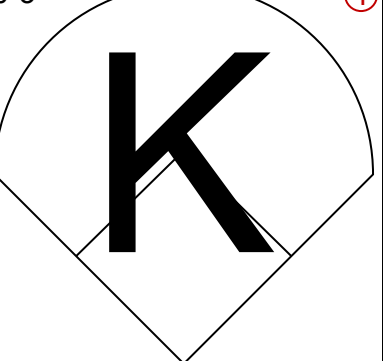
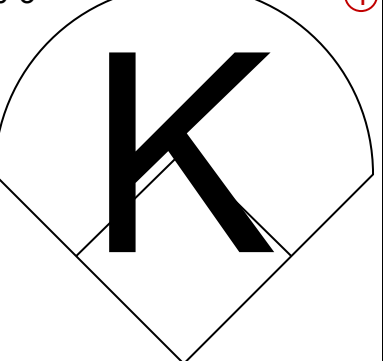
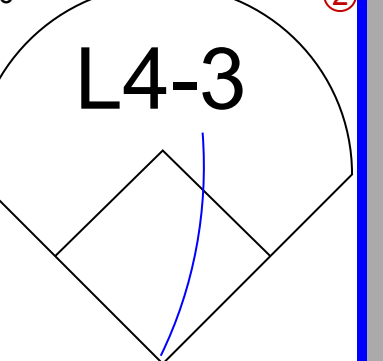


Batter	1	2	3	4	5	6	7	8	9	AB	R	H	RBI	BB	SO	LOB	BOTTOM			
Lou Brock, L OBP: 0.325, SLG: 0.454 (1,7)	F8		P3			F8		F8		4	0	0	0	0	0	1				
Curt Flood, R OBP: 0.323, SLG: 0.335 (1,8)	K		K			CS		BB		2	0	0	0	1	2	0				
Vada Pinson, L OBP: 0.347, SLG: 0.469 (1,9)	HR		K							3	1	1	1	0	2	1				
Joe Torre, R OBP: 0.361, SLG: 0.493 (1,3)	P6				6-3					3	0	0	0	0	0	0				
Tim McCarver, L OBP: 0.346, SLG: 0.392 (1,2)			3-1					F8		2	0	0	0	1	0	0				
Phil Gagliano, R OBP: 0.333, SLG: 0.216 (1,5)								F9		2	1	0	0	1	0	1				
Julian Javier, R OBP: 0.313, SLG: 0.374 (1,4)										3	1	3	2	0	0	0				
Dal Maxvill, R OBP: 0.271, SLG: 0.242 (1,6)										3	0	0	0	0	1	2				
Nelson Briles, R OBP: 0.097, SLG: 0.067 (1,1)	K									3	0	0	0	0	3	1				
<b>Inning Stats</b>	R: 1 E: 0 K: 1 S: 6	H: 1 LOB: 0 BB: 0 P: 6	R: 2 E: 0 K: 1 S: 6	H: 1 LOB: 0 BB: 1 P: 10	R: 0 E: 0 K: 2 S: 7	H: 0 LOB: 0 BB: 0 P: 7	R: 0 E: 0 K: 0 S: 2	H: 0 LOB: 0 BB: 1 P: 6	R: 0 E: 0 K: 1 S: 5	H: 1 LOB: 0 BB: 0 P: 5	R: 0 E: 0 K: 1 S: 4	H: 0 LOB: 0 BB: 1 P: 8	R: 0 E: 0 K: 0 S: 3	H: 0 LOB: 0 BB: 0 P: 3	R: 0 E: 0 K: 2 S: 8	H: 1 LOB: 1 BB: 0 P: 8	1B: 2 2B: 0 3B: 0 HR: 2	SF: 0 SAC: 0 DP: 1 HBP: 0	WP: 0 PB: 0 SB: 1 CS: 2	PA: 28
<b>PITCHER</b> Jerry Robertson, R ERA: 3.1 (1,1)	IP: 6.0 WLS: L BF: 21 H: 3 R: 3 ER: 3 SO: 3 BB: 3 IBB: 0 HBP: 0 BLK: 0 WP: 0 HR: 2 S: 30 P: 42 ERA: 4.50 WHIP: 1.000															<b>PITCHER</b>	IP: 6.0 WLS: L BF: 21 H: 3 R: 3 ER: 3 SO: 3 BB: 3 IBB: 0 HBP: 0 BLK: 0 WP: 0 HR: 2 S: 30 P: 42 ERA: 4.50 WHIP: 1.000			

**Montreal Expos @ St. Louis Cardinals**  
 Busch Stadium, St. Louis, MO  
 Mon Jun 16 1969, 7:05 PM CDT  
 Att: 14,768 - Unknown

AB	25
R	3
H	4
RBI	3
BB	3
SO	8
LOB	6

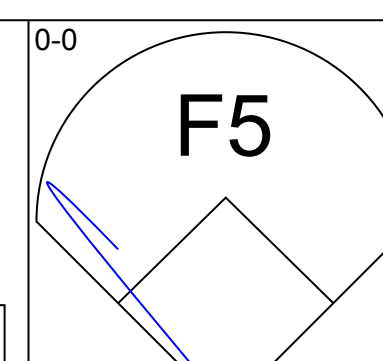
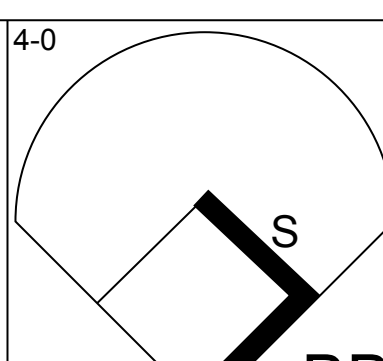
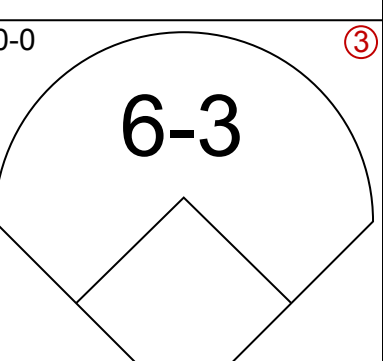
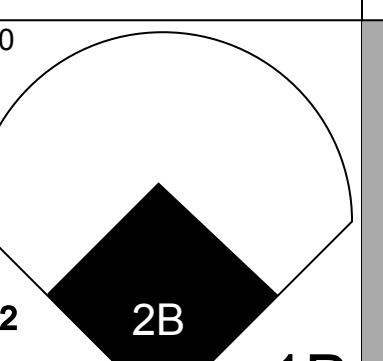

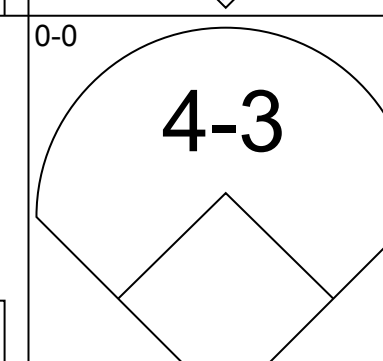
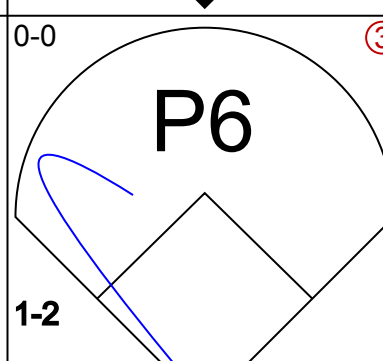

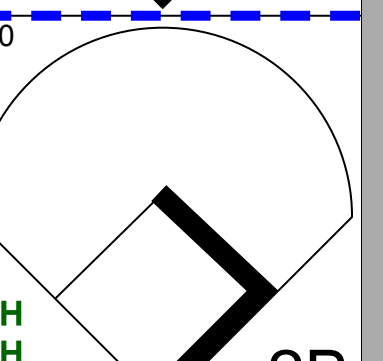



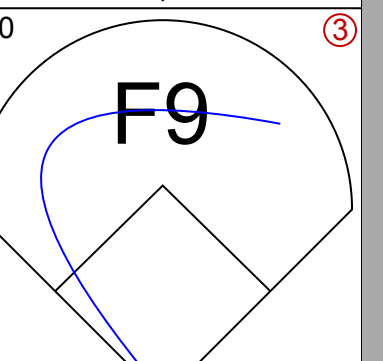


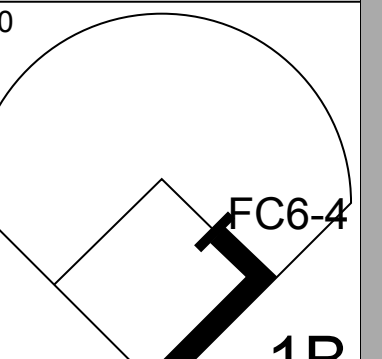


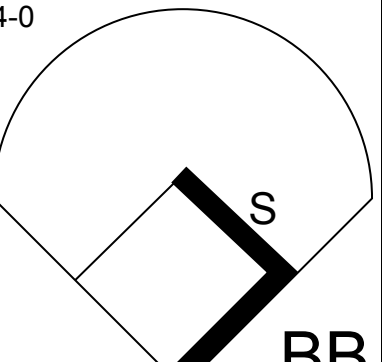




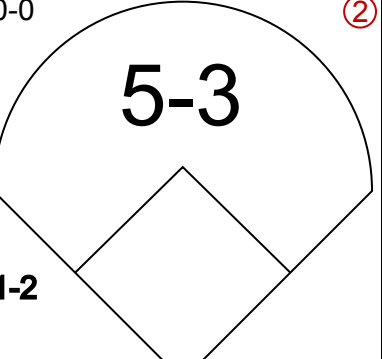

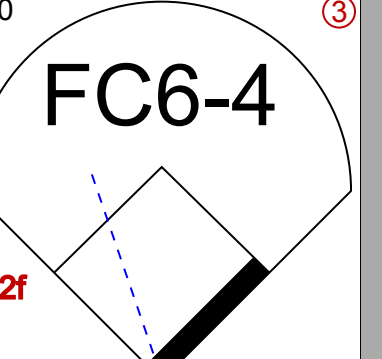


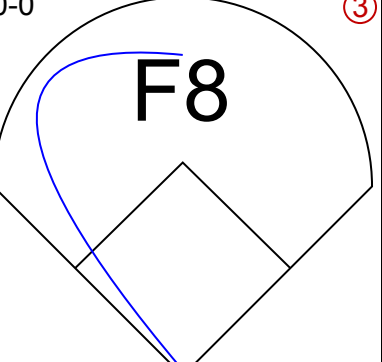

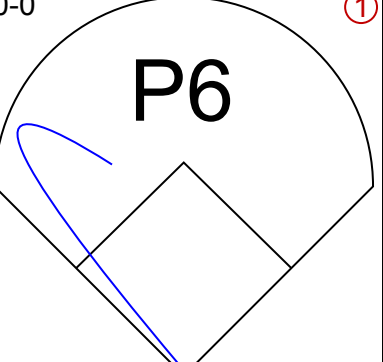
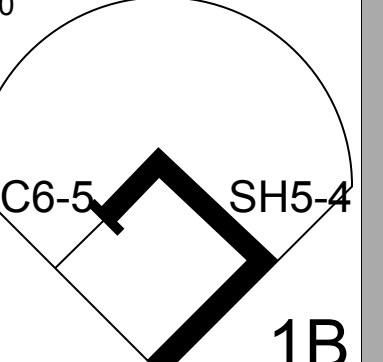

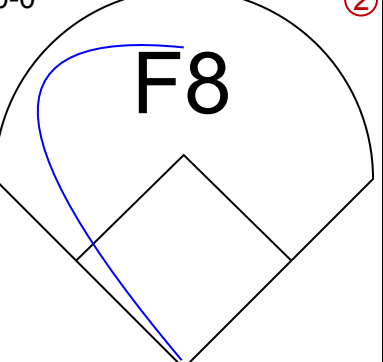
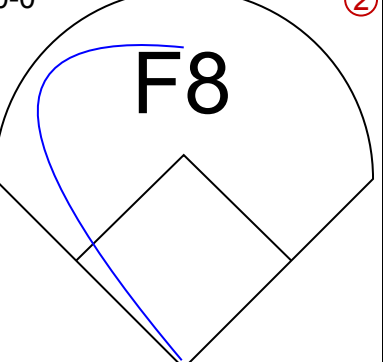
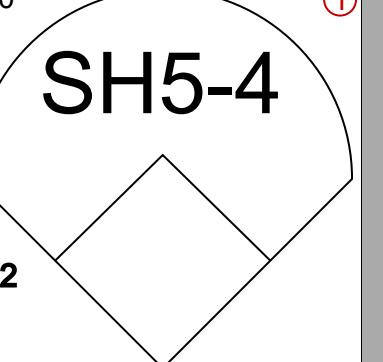

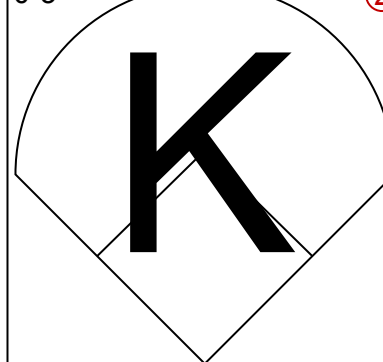
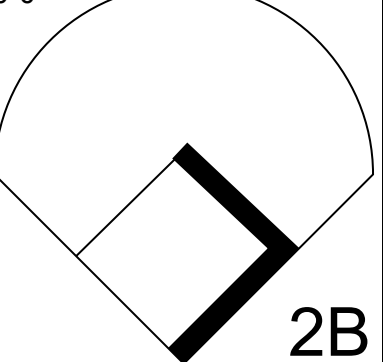
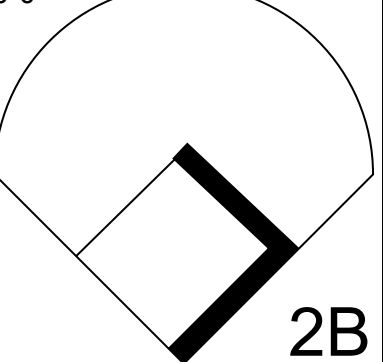
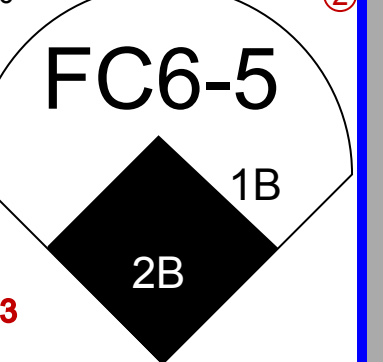
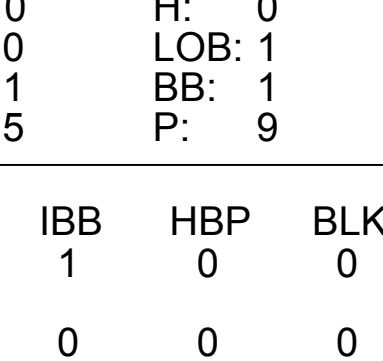
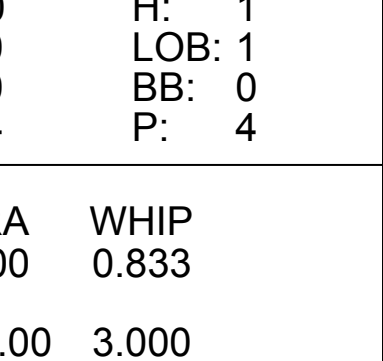
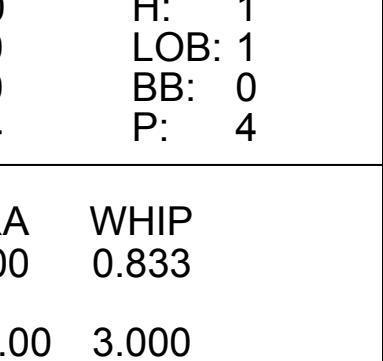
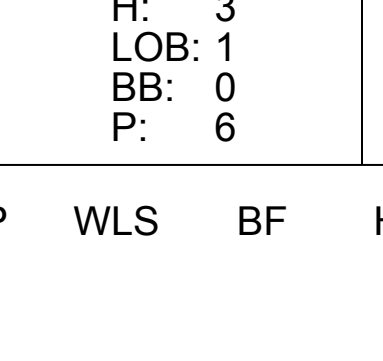





Batter	1	2	3	4	5	6	7	8	9	AB	R	H	RBI	BB	SO	LOB	TOP			
<b>Don Bosch, S</b> OBP: 0.227, SLG: 0.252 (1, 9)										5	0	0	0	0	2	2	<b>Montreal Expos @ St. Louis Cardinals</b> Busch Stadium, St. Louis, MO Tue Jun 17 1969, 7:05 PM CDT Att: 16,309 - Unknown			
<b>Gary Sutherland, R</b> OBP: 0.295, SLG: 0.309 (1, 4)										2	0	0	0	2	0	0				
<b>Adolfo Phillips, R</b> OBP: 0.376, SLG: 0.264 (1, 8)										3	0	0	0	1	1	1				
<b>Bob Bailey, R</b> OBP: 0.279, SLG: 0.317 (1, 3)										3	0	1	0	1	0	3				
<b>Coco Laboy, R</b> OBP: 0.324, SLG: 0.451 (1, 5)										4	0	1	0	0	1	3				
<b>Jose Herrera, R</b> OBP: 0.500, SLG: 0.500 (1, 7)										4	0	2	0	0	0	3				
<b>Ron Brand, R</b> OBP: 0.316, SLG: 0.255 (1, 2)										4	0	0	0	0	1	4				
<b>Bobby Wine, R</b> OBP: 0.277, SLG: 0.261 (1, 6)										4	0	0	0	0	1	1				
<b>Howie Reed, R</b> OBP: 0.321, SLG: 0.197 (7, PH)										1	0	0	0	1	1	0				
<b>Dan McGinn, L</b> OBP: 0.167, SLG: 0.417 (7, 1)										0	0	0	0	0	0	0				
<b>Roy Face, R</b> OBP: 0.500, SLG: 0.500 (9, PH)										1	0	1	0	0	0	0				
<b>John Boccabella, R</b> OBP: 0.189, SLG: 0.245 (9, PH)										0	0	0	0	0	0	0				
<b>Inning Stats</b>	R: 0 E: 0 K: 1 S: 5	H: 0 LOB: 0 BB: 0 P: 5	R: 0 E: 0 K: 0 S: 4	H: 1 LOB: 1 BB: 0 P: 4	R: 0 E: 0 K: 2 S: 7	H: 0 LOB: 3 BB: 3 P: 19	R: 0 E: 0 K: 1 S: 6	H: 1 LOB: 1 BB: 0 P: 6	R: 0 E: 0 K: 0 S: 4	H: 0 LOB: 0 BB: 0 P: 8	R: 0 E: 0 K: 0 S: 3	H: 0 LOB: 2 BB: 1 P: 3	R: 0 E: 0 K: 2 S: 8	H: 1 LOB: 2 BB: 1 P: 12	R: 0 E: 0 K: 0 S: 4	H: 1 LOB: 1 BB: 0 P: 4	1B: 4 2B: 1 3B: 0 HR: 0	SF: 0 SAC: 0 DP: 0 HBP: 0	WP: 0 PB: 0 SB: 1 CS: 0	PA: 37
<b>PITCHER</b>	IP	WLS	BF	H	R	ER	SO	BB	IBB	HBP	BLK	WP	HR	S	P	ERA	WHIP			
<b>Steve Carlton, L</b> ERA: 1.52 (1, 1)	7.1	W	31	4	0	0	6	5	0	0	0	0	0	38	58	0.00	1.227			
<b>Joe Hoerner, L</b> ERA: 2.13 (8, 1)	1.2	S	6	1	0	0	1	0	0	0	0	0	0	8	8	0.00	0.600			

AB 32  
R 0  
H 5  
RBI 0  
BB 5  
SO 7  
LOB 17



Batter	1	2	3	4	5	6	7	8	9	AB	R	H	RBI	BB	SO	LOB	BOTTOM			
<b>Lou Brock, L</b> OBP: 0.327, SLG: 0.452 (1, 7)										3	1	1	0	1	0	1	<b>Montreal Expos @ St. Louis Cardinals</b> Busch Stadium, St. Louis, MO Tue Jun 17 1969, 7:05 PM CDT Att: 16,309 - Unknown			
<b>Vic Davallilo, L</b> OBP: 0.287, SLG: 0.268 (1, 8)										3	0	0	0	0	0	1				
<b>Curt Flood, R</b> OBP: 0.326, SLG: 0.342 (7, PH)										1	0	1	2	0	0	0				
<b>Vada Pinson, L</b> OBP: 0.339, SLG: 0.457 (1, 9)										4	0	0	0	0	0	1				
<b>Joe Torre, R</b> OBP: 0.363, SLG: 0.498 (1, 3)										4	0	2	0	0	0	0				
<b>Tim McCarver, L</b> OBP: 0.349, SLG: 0.388 (1, 2)										2	0	0	0	2	0	1				
<b>Phil Gagliano, R</b> OBP: 0.306, SLG: 0.195 (1, 5)										4	0	0	0	0	0	4				
<b>Julian Javier, R</b> OBP: 0.313, SLG: 0.373 (1, 4)										3	0	1	0	0	0	1				
<b>Dal Maxvill, R</b> OBP: 0.268, SLG: 0.239 (1, 6)										2	0	0	0	0	0	0				
<b>Steve Carlton, L</b> OBP: 0.265, SLG: 0.353 (1, 1)										3	1	1	0	0	1	1				
<b>Joe Hoerner, R</b> ERA: 4.47 (8, 1)										0	0	0	0	0	0	0				
<b>Inning Stats</b>	R: 0 E: 0 K: 0 S: 3	H: 0 LOB: 0 BB: 0 P: 3	R: 0 E: 0 K: 0 S: 3	H: 0 LOB: 1 BB: 1 P: 7	R: 0 E: 0 K: 1 S: 5	H: 0 LOB: 1 BB: 1 P: 9	R: 0 E: 0 K: 0 S: 4	H: 1 LOB: 1 BB: 0 P: 4	R: 0 E: 0 K: 0 S: 4	H: 1 LOB: 2 BB: 1 P: 8	R: 2 E: 0 K: 0 S: 6	H: 3 LOB: 1 BB: 0 P: 6	R: 0 E: 0 K: 0 S: 3	H: 0 LOB: 0 BB: 0 P: 3	1B: 3 2B: 3 3B: 0 HR: 0	SF: 0 SAC: 1 DP: 0 HBP: 0	WP: 0 PB: 0 SB: 2 CS: 0	PA: 33		
<b>PITCHER</b>	IP	WLS	BF	H	R	ER	SO	BB	IBB	HBP	BLK	WP	HR	S	P	ERA	WHIP			
<b>Howie Reed, R</b> ERA: 1.69 (1, 1)	6.0	L	24	3	0	0	1	2	1	0	0	0	0	23	35	0.00	0.833			
<b>Dan McGinn, L</b> ERA: 4.47 (7, 1)	0.2	L	4	2	2	2	0	0	0	0	0	0	0	4	4	27.00	3.000			
<b>Roy Face, R</b> ERA: 3.82 (7, 1)	1.1		5	1	0	0	0	0	0	0	0	0	0	5	5	0.00	0.750			

AB 29  
R 2  
H 6  
RBI 2  
BB 3  
SO 1  
LOB 10





Batter	1	2	3	4	5	6	7	8	9	AB	R	H	RBI	BB	SO	LOB	TOP			
<b>Adolfo Phillips, R</b> OBP: 0.378, SLG: 0.299 (1, 8)										5	2	2	0	0	1	3				
<b>Gary Sutherland, R</b> OBP: 0.299, SLG: 0.317 (1, 4)										4	1	2	1	0	1	2				
<b>Rusty Staub, L</b> OBP: 0.400, SLG: 0.479 (1, 9)										5	0	0	0	0	0	4				
<b>Mack Jones, L</b> OBP: 0.389, SLG: 0.533 (1, 7)										2	0	1	1	2	0	0				
<b>Ron Fairly, L</b> OBP: 0.320, SLG: 0.371 (1, 3)										5	1	2	1	0	0	3				
<b>Coco Laboy, R</b> OBP: 0.317, SLG: 0.440 (1, 5)										5	0	0	0	0	0	6				
<b>Ron Brand, R</b> OBP: 0.328, SLG: 0.260 (1, 2)										3	1	1	0	1	0	1				
<b>Bobby Wine, R</b> OBP: 0.300, SLG: 0.271 (1, 6)										2	0	1	1	1	0	1				
<b>Mike Wegener, R</b> OBP: 0.190, SLG: 0.150 (1, 1)										3	0	0	0	0	1	3				
<b>Inning Stats</b>	R: 1 E: 0 K: 0 S: 3	H: 1 LOB: 0 BB: 1 P: 7	R: 2 E: 3 K: 1 S: 9	H: 2 LOB: 2 BB: 0 P: 9	R: 0 E: 0 K: 0 S: 3	H: 0 LOB: 0 BB: 0 P: 3	R: 0 E: 1 K: 1 S: 6	H: 1 LOB: 1 BB: 0 P: 6	R: 1 E: 0 K: 0 S: 5	H: 2 LOB: 2 BB: 1 P: 7	R: 1 E: 0 K: 0 S: 5	H: 2 LOB: 1 BB: 0 P: 5	R: 0 E: 0 K: 1 S: 4	H: 0 LOB: 2 BB: 1 P: 8	R: 0 E: 0 K: 0 S: 4	H: 1 LOB: 2 BB: 1 P: 8	1B: 6 2B: 3 3B: 1 HR: 0	SF: 0 SAC: 3 DP: 1 HBP: 1	WP: 0 PB: 0 SB: 1 CS: 1	PA: 43
<b>PITCHER</b>	IP WLS BF H R ER SO BB IBB HBP BLK WP HR S P ERA WHIP																			
<b>Dave Giusti, R</b> ERA: 3.24 (1, 1)	5.0 L 24 6 4 3 2 1 0 1 0 0 0 0 26 31 5.40 1.400																			
<b>Chuck Taylor, R</b> ERA: 4.75 (6, 1)	2.0 9 2 1 1 0 1 0 0 0 0 0 0 8 12 4.50 1.500																			
<b>Ron Willis, R</b> ERA: 3.46 (8, 1)	2.0 9 1 0 0 1 1 1 0 0 0 0 0 9 17 0.00 1.000																			

**Montreal Expos @ St. Louis Cardinals**  
Busch Stadium, St. Louis, MO  
Wed Jun 18 1969, 7:05 PM CDT  
Att: 18,719 - Unknown

AB 34  
R 5  
H 9  
RBI 4  
BB 4  
SO 3  
LOB 23



Batter	1	2	3	4	5	6	7	8	9	AB	R	H	RBI	BB	SO	LOB	BOTTOM					
<b>Lou Brock, L</b> OBP: 0.330, SLG: 0.451 (1, 7)										3	0	1	0	0	0	2						
<b>Vic Davallillo, L</b> OBP: 0.266, SLG: 0.267 (1, 8)										4	0	1	0	0	0	4						
<b>Vada Pinson, L</b> OBP: 0.337, SLG: 0.452 (1, 9)										4	0	1	0	0	0	1						
<b>Joe Torre, R</b> OBP: 0.357, SLG: 0.489 (1, 3)										4	0	0	0	0	0	1						
<b>Tim McCarver, L</b> OBP: 0.347, SLG: 0.400 (1, 2)										4	1	1	1	0	0	0						
<b>Bob Johnson, R</b> OBP: 0.296, SLG: 0.360 (1, 5)										4	0	1	0	0	1	0						
<b>Julian Javier, R</b> OBP: 0.318, SLG: 0.382 (1, 4)										3	0	2	0	0	0	1						
<b>Dal Maxvill, R</b> OBP: 0.269, SLG: 0.241 (1, 6)										3	0	1	0	0	1	2						
<b>Dave Ricketts, S</b> OBP: 0.425, SLG: 0.333 (9, PH)										1	0	0	0	0	0	1						
<b>Dave Giusti, R</b> OBP: 0.300, SLG: 0.278 (5, PH)										1	0	0	0	0	0	0						
<b>Boots Day, L</b> OBP: 0.299, SLG: 0.237 (5, PH)										0	0	0	0	0	0	0						
<b>Chuck Taylor, R</b> OBP: 0.299, SLG: 0.237 (5, PH)										0	0	0	0	0	0	0						
<b>Bill White, L</b> OBP: 0.299, SLG: 0.237 (7, PH)										0	1	0	0	0	0	0						
<b>Ron Willis, R</b> OBP: 0.300, SLG: 1.000 (8, 1)										0	0	0	0	0	0	0						
<b>Curt Flood, R</b> OBP: 0.525, SLG: 0.340 (9, PH)										1	0	0	0	0	0	1						
<b>Inning Stats</b>	R: 0 E: 0 K: 0 S: 4	H: 2 LOB: 1 BB: 0 P: 4	R: 0 E: 0 K: 1 S: 6	H: 1 LOB: 1 BB: 0 P: 6	R: 0 E: 0 K: 0 S: 4	H: 1 LOB: 1 BB: 0 P: 4	R: 0 E: 0 K: 0 S: 3	H: 0 LOB: 0 BB: 0 P: 3	R: 0 E: 0 K: 0 S: 3	H: 2 LOB: 2 BB: 1 P: 8	R: 0 E: 0 K: 0 S: 3	H: 0 LOB: 0 BB: 0 P: 3	R: 0 E: 1 K: 1 S: 7	H: 1 LOB: 2 BB: 0 P: 7	R: 0 E: 0 K: 0 S: 3	H: 0 LOB: 1 BB: 0 P: 3	R: 1 E: 0 K: 1 S: 7	H: 2 LOB: 1 BB: 0 P: 7	1B: 7 2B: 2 3B: 0 HR: 1	SF: 0 SAC: 0 DP: 2 HBP: 1	WP: 0 PB: 0 SB: 0 CS: 0	PA: 36
<b>PITCHER</b>	IP WLS BF H R ER SO BB IBB HBP BLK WP HR S P ERA WHIP																					
<b>Mike Wegener, R</b> ERA: 3.31 (1, 1)	9.0 W 36 9 1 1 3 1 0 1 0 0 0 1 40 45 1.00 1.111																					

**Montreal Expos @ St. Louis Cardinals**  
Busch Stadium, St. Louis, MO  
Wed Jun 18 1969, 7:05 PM CDT  
Att: 18,719 - Unknown

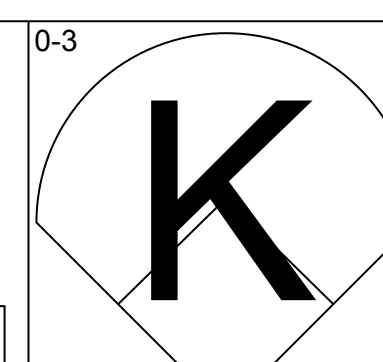
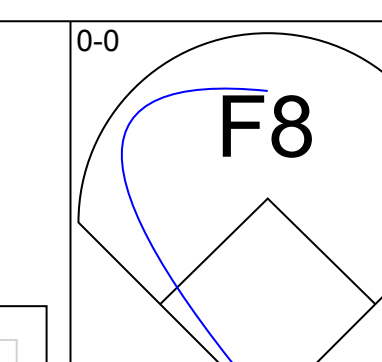
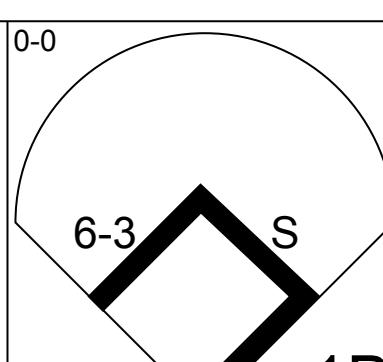
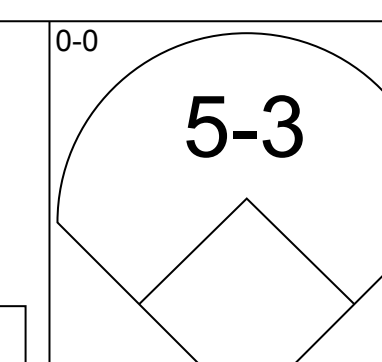
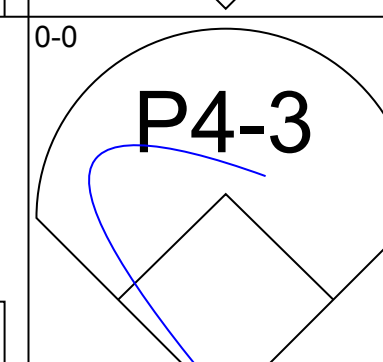
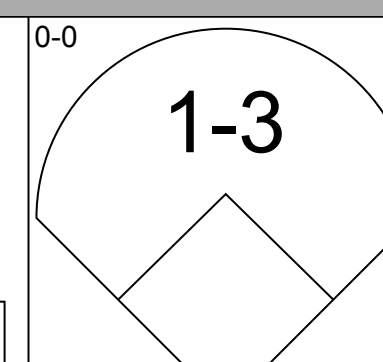
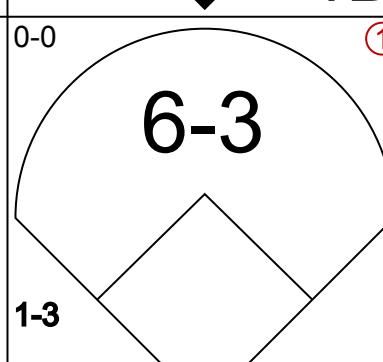
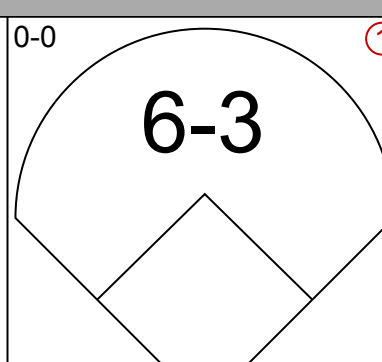
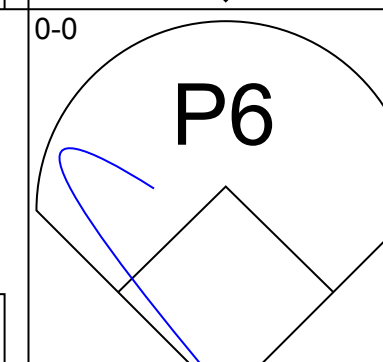
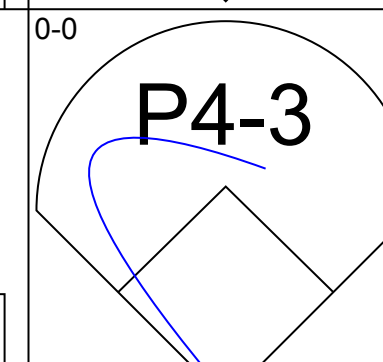
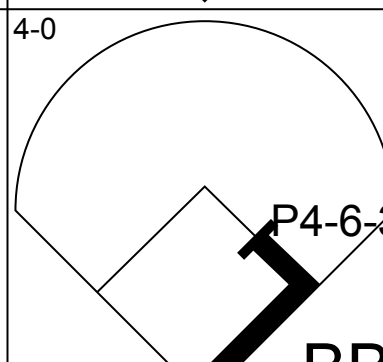
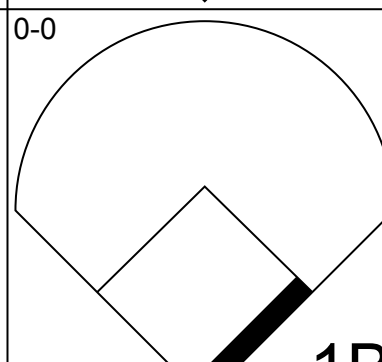
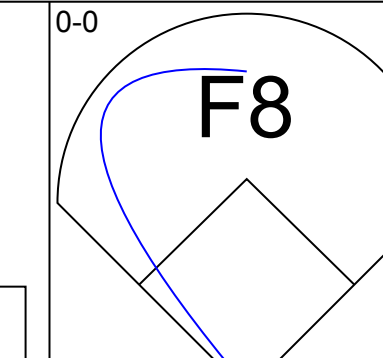
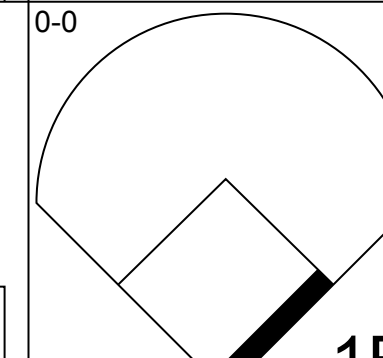
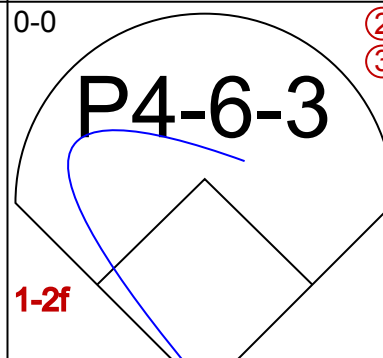
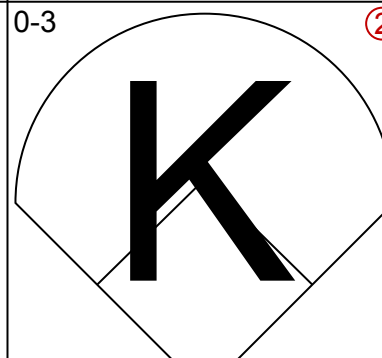
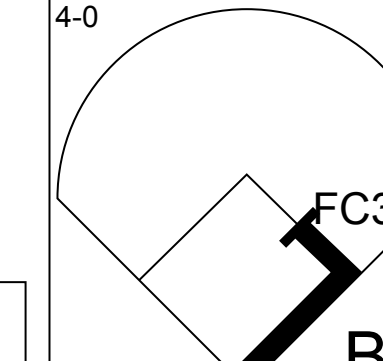
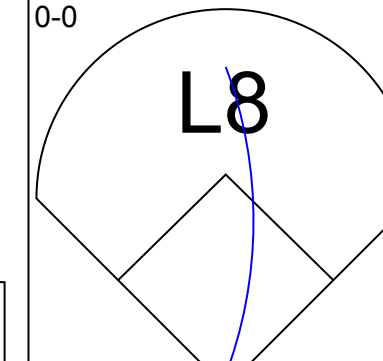
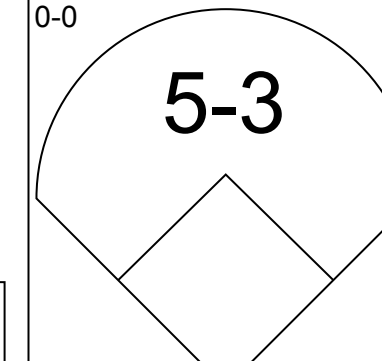
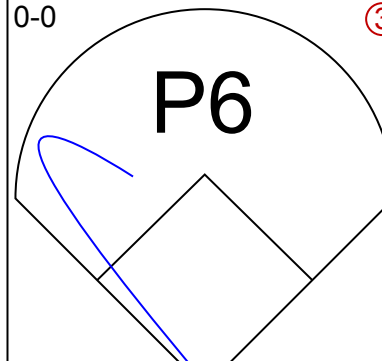
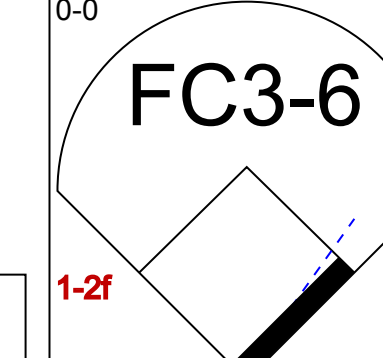
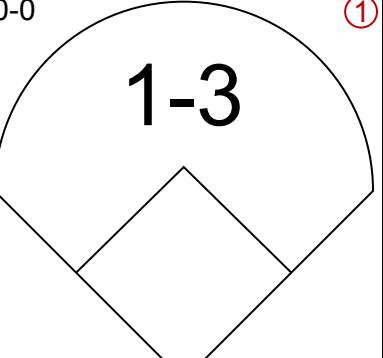
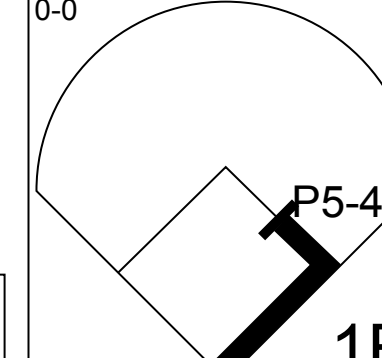
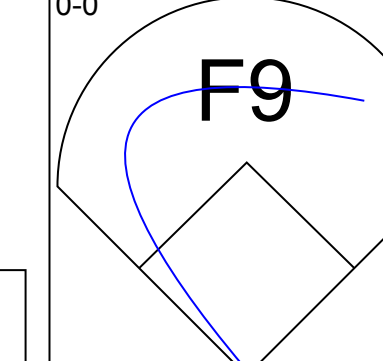
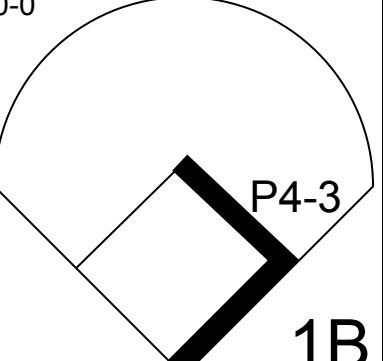
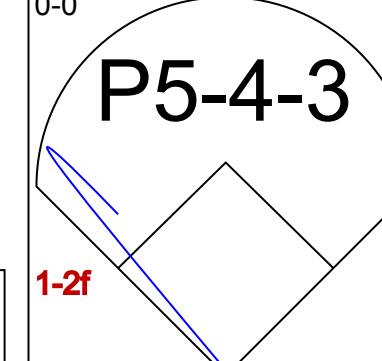
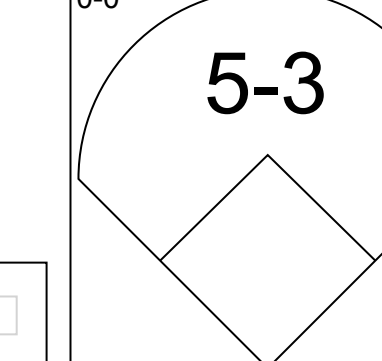
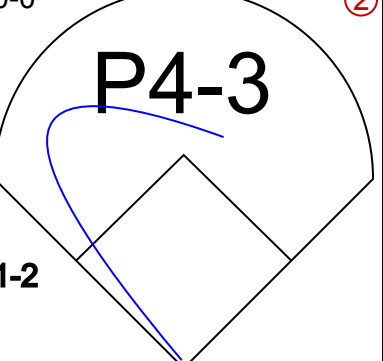
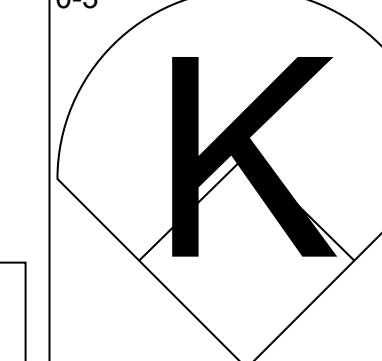
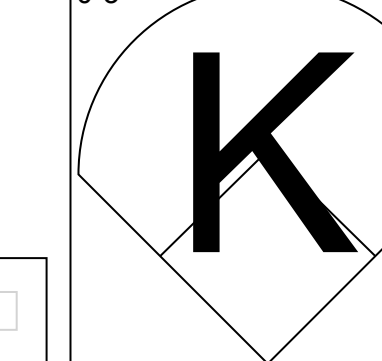
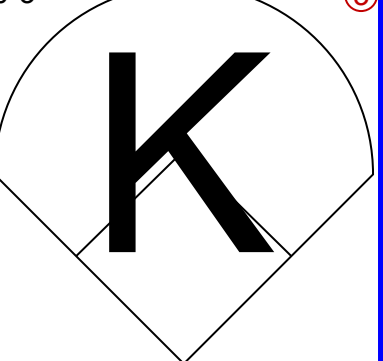
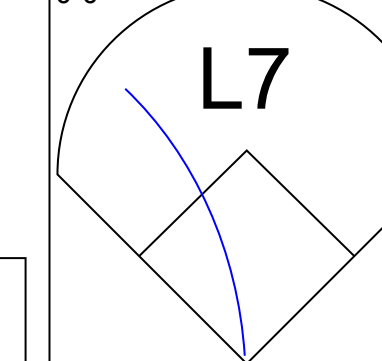
AB 33  
R 1  
H 9  
RBI 1  
BB 1  
SO 3  
LOB 13






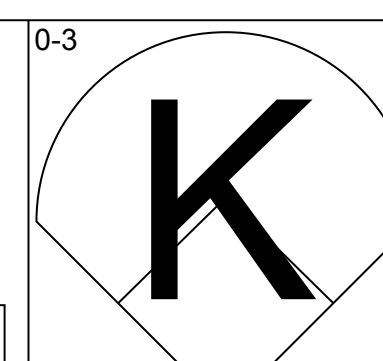
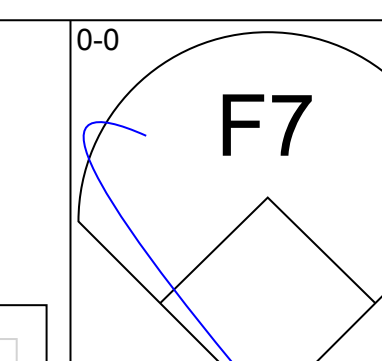
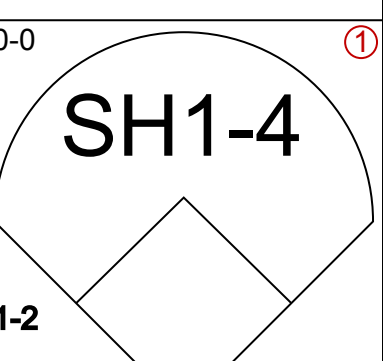
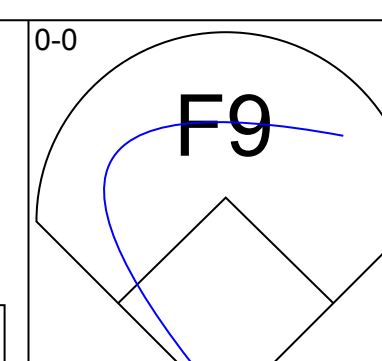
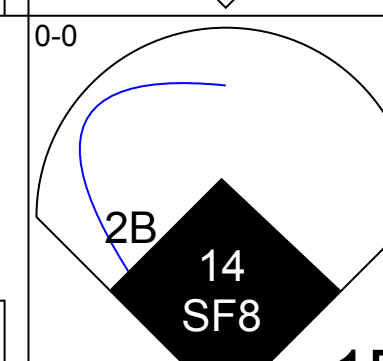
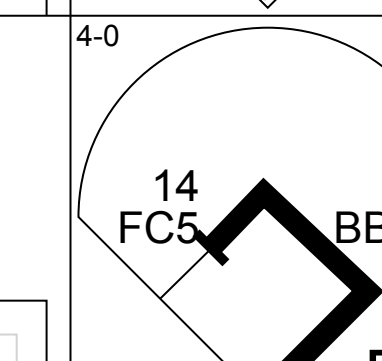
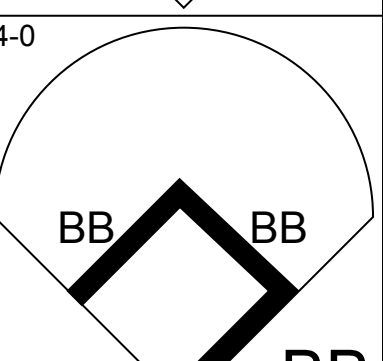
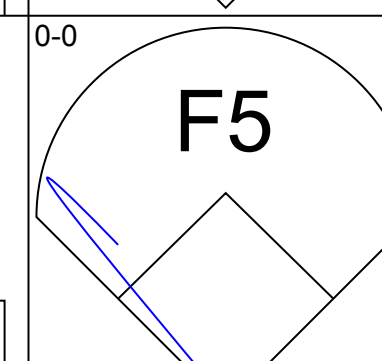
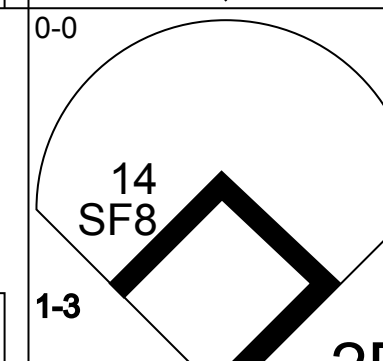
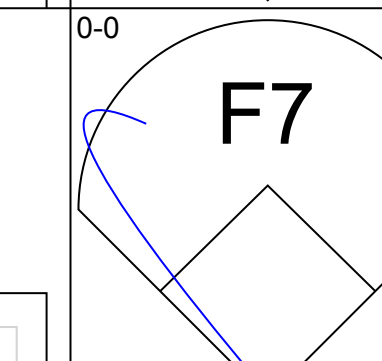
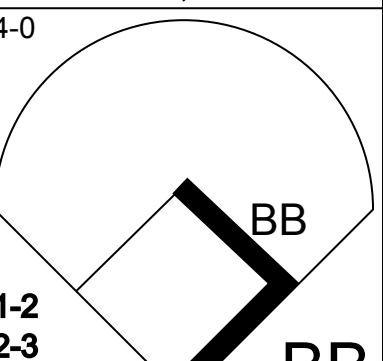
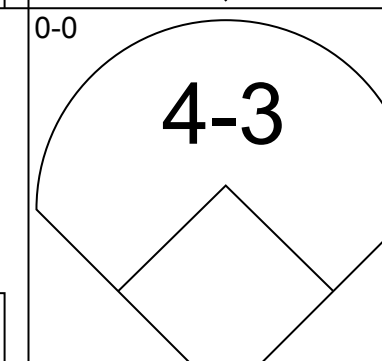
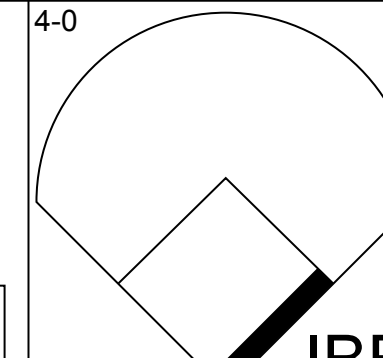
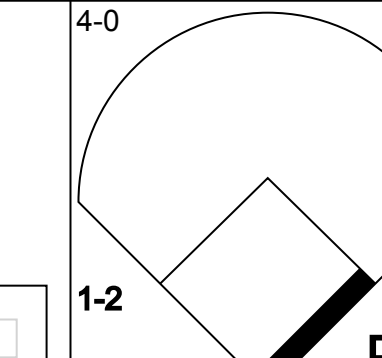
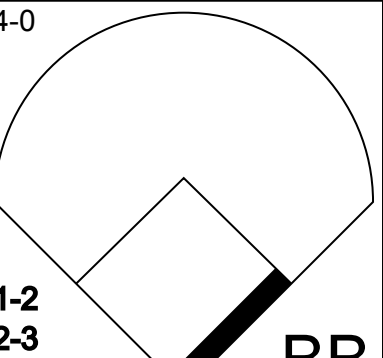
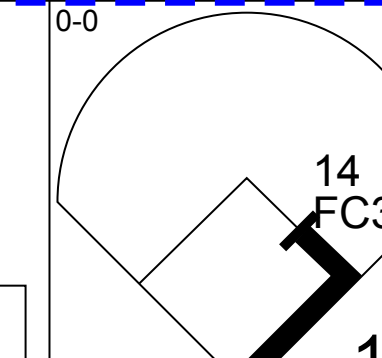
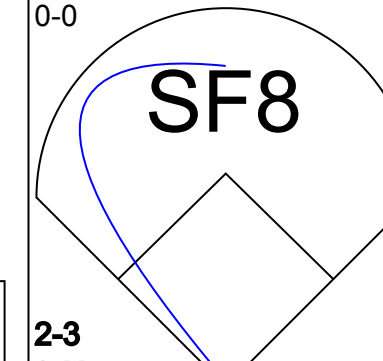
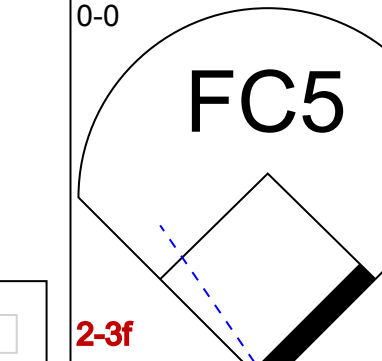
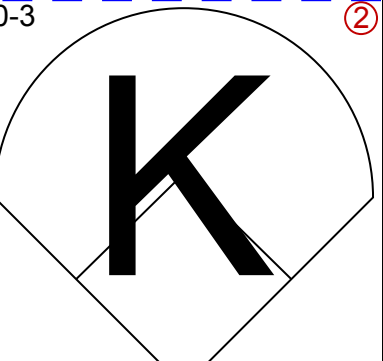
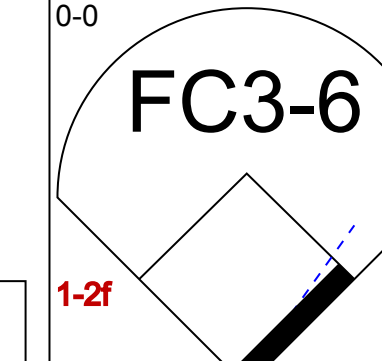
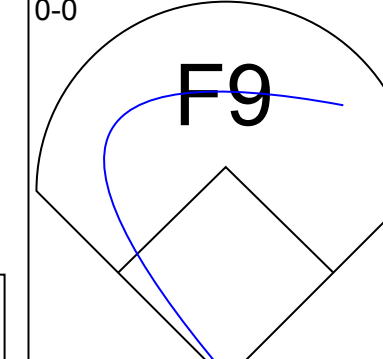
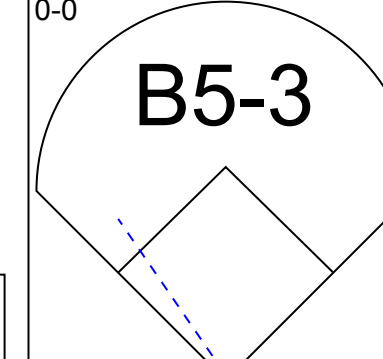
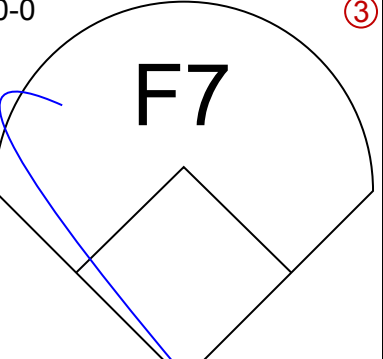
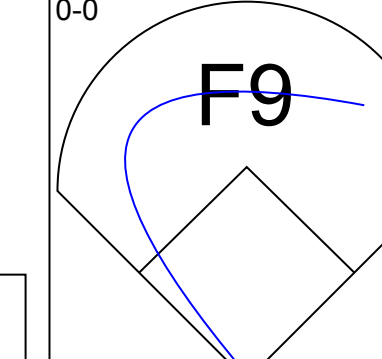
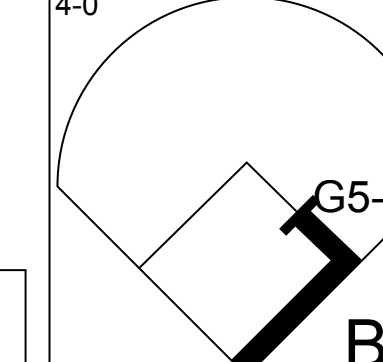
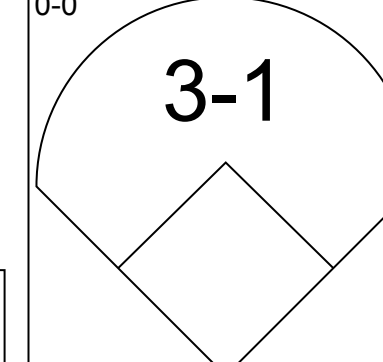
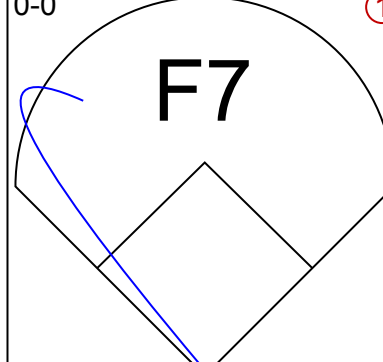
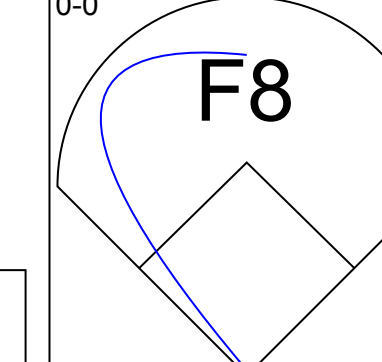
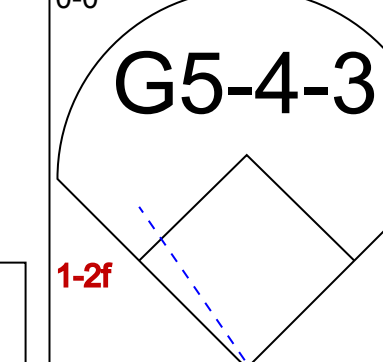
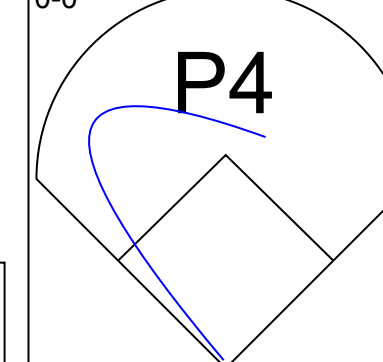
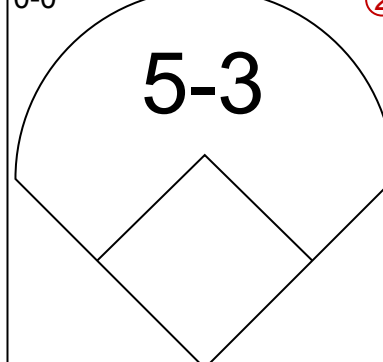
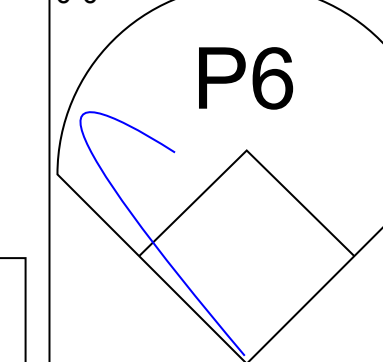
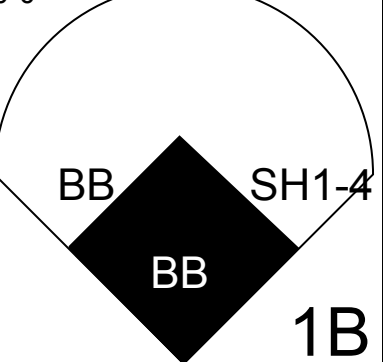
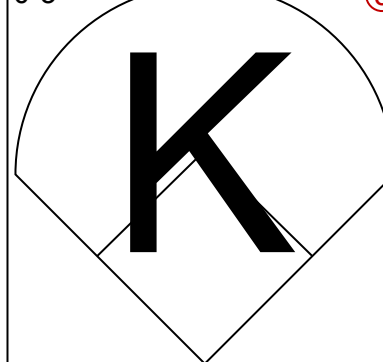




Batter	1	2	3	4	5	6	7	8	9	AB	R	H	RBI	BB	SO	LOB	TOP			
<b>Adolfo Phillips, R</b> OBP: 0.368, SLG: 0.294 (1, 8)										4	0	1	0	0	1	0	<b>Montreal Expos @ Chicago Cubs</b> Wrigley Field, Chicago, IL Fri Jun 20 1969, 3:33 AM CDT Att: 18,890 - Sunny - 59 F			
<b>Gary Sutherland, R</b> OBP: 0.289, SLG: 0.306 (1, 4)										4	0	0	0	0	0	1				
<b>Rusty Staub, L</b> OBP: 0.403, SLG: 0.477 (1, 9)										3	0	1	0	1	0	0				
<b>Mack Jones, L</b> OBP: 0.388, SLG: 0.525 (1, 7)										4	0	1	0	0	1	3				
<b>Ron Fairly, L</b> OBP: 0.324, SLG: 0.358 (1, 3)											3	0	0	0	1	0		2		
<b>Kevin Collins, L</b> OBP: 0.234, SLG: 0.341 (1, 5)											3	0	1	0	0	0		1		
<b>Ron Brand, R</b> OBP: 0.328, SLG: 0.286 (1, 2)											3	0	1	0	0	0		2		
<b>Bobby Wine, R</b> OBP: 0.268, SLG: 0.241 (1, 6)										3	0	0	0	0	1	1				
<b>Jerry Robertson, S</b> (1, 1)										2	0	0	0	0	2	1				
<b>Roy Face, R</b> OBP: 0.500, SLG: 0.500 (5, 1)										0	0	0	0	0	0	0				
<b>Ty Cline, L</b> OBP: 0.313, SLG: 0.191 (8, PH)										1	0	0	0	0	0	0				
<b>Dick Radatz, R</b> (8, 1)										0	0	0	0	0	0	0				
<b>Inning Stats</b>	R: 0 E: 0 K: 1 S: 5	H: 0 LOB: 0 BB: 0 P: 5	R: 0 E: 0 K: 0 S: 3	H: 0 LOB: 1 BB: 1 P: 7	R: 0 E: 0 K: 1 S: 5	H: 0 LOB: 0 BB: 0 P: 5	R: 0 E: 0 K: 0 S: 4	H: 1 LOB: 1 BB: 0 P: 4	R: 0 E: 0 K: 1 S: 6	H: 1 LOB: 1 BB: 0 P: 6	R: 0 E: 0 K: 0 S: 3	H: 1 LOB: 0 BB: 0 P: 3	R: 0 E: 0 K: 1 S: 5	H: 0 LOB: 0 BB: 0 P: 5	R: 0 E: 0 K: 1 S: 6	H: 1 LOB: 1 BB: 0 P: 6	1B: 5 2B: 0 3B: 0 HR: 0	SF: 0 SAC: 0 DP: 2 HBP: 0	WP: 0 PB: 0 SB: 1 CS: 0	PA: 32
<b>PITCHER</b> <b>Bill Hands, R</b> ERA: 2.81 (1, 1)	IP: 9.0 WLS: W BF: 32 H: 5 R: 0 ER: 0 SO: 5 BB: 2 IBB: 0 HBP: 0 BLK: 0 WP: 0 HR: 0 S: 40 P: 48 ERA: 0.00 WHIP: 0.778															<b>PITCHER</b> IP: WLS: BF: H: R: ER: SO: BB: IBB: HBP: BLK: WP: HR: S: P: ERA: WHIP:				

AB	30
R	0
H	5
RBI	0
BB	2
SO	5
LOB	11



Batter	1	2	3	4	5	6	7	8	9	AB	R	H	RBI	BB	SO	LOB	BOTTOM			
<b>Don Kessinger, S</b> OBP: 0.357, SLG: 0.399 (1, 6)										3	0	0	0	0	1	0	<b>Montreal Expos @ Chicago Cubs</b> Wrigley Field, Chicago, IL Fri Jun 20 1969, 3:33 AM CDT Att: 18,890 - Sunny - 59 F			
<b>Paul Popovich, S</b> OBP: 0.297, SLG: 0.293 (1, 4)										2	1	1	0	2	0	0				
<b>Billy Williams, L</b> OBP: 0.369, SLG: 0.483 (1, 7)										3	0	1	0	1	0	1				
<b>Ron Santo, R</b> OBP: 0.410, SLG: 0.510 (1, 5)										1	0	1	1	3	0	0				
<b>14 Ernie Banks, R</b> OBP: 0.332, SLG: 0.445 (1, 3)										3	0	0	1	0	1	6				
<b>Randy Hundley, R</b> OBP: 0.392, SLG: 0.483 (1, 2)										4	0	0	0	0	0	6				
<b>Al Spangler, L</b> OBP: 0.319, SLG: 0.401 (1, 9)										3	0	0	0	1	0	1				
<b>Don Young, R</b> OBP: 0.344, SLG: 0.367 (1, 8)										3	0	0	0	0	0	1				
<b>Bill Hands, R</b> OBP: 0.091, SLG: 0.032 (1, 1)										3	1	1	0	0	1	0				
<b>Inning Stats</b>	R: 1 E: 0 K: 1 S: 7	H: 2 LOB: 2 BB: 1 P: 11	R: 0 E: 0 K: 0 S: 2	H: 0 LOB: 0 BB: 1 P: 6	R: 0 E: 0 K: 0 S: 3	H: 0 LOB: 2 BB: 2 P: 11	R: 0 E: 0 K: 0 S: 3	H: 0 LOB: 0 BB: 0 P: 3	R: 1 E: 0 K: 1 S: 6	H: 1 LOB: 3 BB: 3 P: 18	R: 0 E: 0 K: 1 S: 5	H: 0 LOB: 0 BB: 0 P: 5	R: 0 E: 0 K: 0 S: 3	H: 1 LOB: 1 BB: 0 P: 4	R: 0 E: 0 K: 1 S: 4	H: 1 LOB: 1 BB: 0 P: 4		1B: 3 2B: 1 3B: 0 HR: 0	SF: 1 SAC: 1 DP: 1 HBP: 0	WP: 0 PB: 0 SB: 0 CS: 0
<b>PITCHER</b> <b>Jerry Robertson, R</b> ERA: 3.19 (1, 1)	IP: 4.1 WLS: L BF: 22 H: 3 R: 2 ER: 2 SO: 2 BB: 3 IBB: 2 HBP: 0 BLK: 0 WP: 0 HR: 0 S: 17 P: 45 ERA: 4.15 WHIP: 2.077															<b>PITCHER</b> IP: WLS: BF: H: R: ER: SO: BB: IBB: HBP: BLK: WP: HR: S: P: ERA: WHIP:				
<b>Roy Face, R</b> ERA: 3.48 (5, 1)	2.2 8 0 0 0 2 0 0 0 0 0 0 12 12 0.00 0.000																			
<b>Dick Radatz, R</b> ERA: 3.22 (8, 1)	1.0 4 1 0 0 0 0 0 0 0 0 0 4 4 0.00 1.000																			

AB	25
R	2
H	4
RBI	2
BB	7
SO	3
LOB	15





Batter	1	2	3	4	5	6	7	8	9	AB	R	H	RBI	BB	SO	LOB	TOP				
Adolfo Phillips, R OBP: 0.351, SLG: 0.278 (1, 8)										5	0	0	0	0	0	3	1				
Kevin Collins, L OBP: 0.231, SLG: 0.327 Coco Laboy, R OBP: 0.313, SLG: 0.436 (1, 5) (9, 5)										5	0	1	0	0	2	0	0				
Rusty Staub, L OBP: 0.405, SLG: 0.475 (1, 9)										3	1	1	0	1	0	0	0				
Mack Jones, L OBP: 0.386, SLG: 0.517 (1, 7)										3	1	0	0	0	0	3	3				
Ron Fairly, L OBP: 0.339, SLG: 0.394 (1, 3)										4	1	3	2	0	0	0	0				
Gary Sutherland, R OBP: 0.289, SLG: 0.305 (1, 4)										4	0	1	0	0	0	4	4				
Ron Brand, R OBP: 0.338, SLG: 0.288 John Boccabella, R OBP: 0.189, SLG: 0.245 (1, 2) (8, 2)										3	0	1	1	0	0	2	2				
Bobby Wine, R OBP: 0.267, SLG: 0.241 (1, 6)										4	0	1	0	0	1	5	5				
Howie Reed, R Don Shaw, L (1, 1) (8, 1)										3	0	0	0	0	3	3	3				
<b>Inning Stats</b>	R: 0 E: 0 K: 2 S: 7	H: 0 LOB: 1 BB: 1 P: 11	R: 0 E: 1 K: 2 S: 9	H: 1 LOB: 2 BB: 0 P: 9	R: 1 E: 0 K: 1 S: 8	H: 3 LOB: 2 BB: 0 P: 8	R: 0 E: 0 K: 2 S: 8	H: 1 LOB: 1 BB: 0 P: 8	R: 0 E: 0 K: 0 S: 3	H: 0 LOB: 0 BB: 0 P: 3	R: 0 E: 0 K: 0 S: 7	H: 0 LOB: 0 BB: 0 P: 7	R: 2 E: 0 K: 0 S: 5	H: 2 LOB: 1 BB: 0 P: 6	R: 0 E: 0 K: 0 S: 3	H: 0 LOB: 0 BB: 0 P: 3	1B: 6 2B: 3 3B: 0 HR: 0	SF: 0 SAC: 0 DP: 1 HBP: 2	WP: 0 PB: 0 SB: 0 CS: 0	PA: 38	
<b>PITCHER</b>	IP WLS BF H R ER SO BB IBB HBP BLK WP HR S P ERA WHIP	IP WLS BF H R ER SO BB IBB HBP BLK WP HR S P ERA WHIP	IP WLS BF H R ER SO BB IBB HBP BLK WP HR S P ERA WHIP	IP WLS BF H R ER SO BB IBB HBP BLK WP HR S P ERA WHIP	IP WLS BF H R ER SO BB IBB HBP BLK WP HR S P ERA WHIP	IP WLS BF H R ER SO BB IBB HBP BLK WP HR S P ERA WHIP	IP WLS BF H R ER SO BB IBB HBP BLK WP HR S P ERA WHIP	IP WLS BF H R ER SO BB IBB HBP BLK WP HR S P ERA WHIP	IP WLS BF H R ER SO BB IBB HBP BLK WP HR S P ERA WHIP	IP WLS BF H R ER SO BB IBB HBP BLK WP HR S P ERA WHIP	IP WLS BF H R ER SO BB IBB HBP BLK WP HR S P ERA WHIP	IP WLS BF H R ER SO BB IBB HBP BLK WP HR S P ERA WHIP	IP WLS BF H R ER SO BB IBB HBP BLK WP HR S P ERA WHIP	IP WLS BF H R ER SO BB IBB HBP BLK WP HR S P ERA WHIP	IP WLS BF H R ER SO BB IBB HBP BLK WP HR S P ERA WHIP	IP WLS BF H R ER SO BB IBB HBP BLK WP HR S P ERA WHIP	IP WLS BF H R ER SO BB IBB HBP BLK WP HR S P ERA WHIP	IP WLS BF H R ER SO BB IBB HBP BLK WP HR S P ERA WHIP	IP WLS BF H R ER SO BB IBB HBP BLK WP HR S P ERA WHIP	IP WLS BF H R ER SO BB IBB HBP BLK WP HR S P ERA WHIP	IP WLS BF H R ER SO BB IBB HBP BLK WP HR S P ERA WHIP

**Montreal Expos @ Chicago Cubs**  
Wrigley Field, Chicago, IL  
Sat Jun 21 1969, 3:33 AM CDT  
Att: 33,750 - Unknown

**AB 35**  
**R 3**  
**H 8**  
**RBI 3**  
**BB 1**  
**SO 9**  
**LOB 18**



Batter	1	2	3	4	5	6	7	8	9	AB	R	H	RBI	BB	SO	LOB	BOTTOM					
Don Kessinger, S OBP: 0.395, SLG: 0.399 (1, 6)										3	1	1	0	1	1	1	1					
Paul Popovich, S OBP: 0.295, SLG: 0.284 (1, 4)										3	0	0	0	1	1	1	1					
Billy Williams, L OBP: 0.368, SLG: 0.477 (1, 7)										3	1	0	0	1	0	2	2					
Ron Santo, R OBP: 0.411, SLG: 0.510 (1, 5)										4	0	2	0	0	1	2	2					
14 Ernie Banks, R OBP: 0.338, SLG: 0.448 (1, 3)										3	0	2	2	1	0	1	1					
Randy Hundley, R OBP: 0.387, SLG: 0.476 (1, 2)										4	0	0	0	0	0	5	5					
Al Spangler, L OBP: 0.320, SLG: 0.396 Jim Hickman, R OBP: 0.290, SLG: 0.247 (9, PH) (9, PH)										2	0	0	0	1	0	1	1					
Don Young, R OBP: 0.348, SLG: 0.363 (1, 8)										2	0	0	0	2	1	1	1					
Fergie Jenkins, R OBP: 0.154, SLG: 0.149 Ted Abernathy, R OBP: 0.400, SLG: 0.600 (1, 1) (8, 1)										3	0	0	0	0	0	2	2					
<b>Inning Stats</b>	R: 1 E: 0 K: 1 S: 7	H: 3 LOB: 2 BB: 1 P: 11	R: 0 E: 0 K: 0 S: 3	H: 0 LOB: 1 BB: 1 P: 7	R: 0 E: 0 K: 0 S: 3	H: 0 LOB: 0 BB: 0 P: 3	R: 0 E: 0 K: 0 S: 2	H: 0 LOB: 2 BB: 2 P: 10	R: 0 E: 0 K: 0 S: 5	H: 0 LOB: 0 BB: 0 P: 5	R: 0 E: 0 K: 0 S: 4	H: 2 LOB: 1 BB: 0 P: 4	R: 0 E: 0 K: 0 S: 2	H: 0 LOB: 0 BB: 1 P: 6	R: 1 E: 0 K: 1 S: 5	H: 0 LOB: 2 BB: 2 P: 13	R: 0 E: 0 K: 1 S: 5	H: 0 LOB: 0 BB: 0 P: 5	1B: 5 2B: 2 3B: 0 HR: 0	SF: 0 SAC: 0 DP: 3 HBP: 0	WP: 0 PB: 0 SB: 0 CS: 1	PA: 36
<b>PITCHER</b>	IP WLS BF H R ER SO BB IBB HBP BLK WP HR S P ERA WHIP	IP WLS BF H R ER SO BB IBB HBP BLK WP HR S P ERA WHIP	IP WLS BF H R ER SO BB IBB HBP BLK WP HR S P ERA WHIP	IP WLS BF H R ER SO BB IBB HBP BLK WP HR S P ERA WHIP	IP WLS BF H R ER SO BB IBB HBP BLK WP HR S P ERA WHIP	IP WLS BF H R ER SO BB IBB HBP BLK WP HR S P ERA WHIP	IP WLS BF H R ER SO BB IBB HBP BLK WP HR S P ERA WHIP	IP WLS BF H R ER SO BB IBB HBP BLK WP HR S P ERA WHIP	IP WLS BF H R ER SO BB IBB HBP BLK WP HR S P ERA WHIP	IP WLS BF H R ER SO BB IBB HBP BLK WP HR S P ERA WHIP	IP WLS BF H R ER SO BB IBB HBP BLK WP HR S P ERA WHIP	IP WLS BF H R ER SO BB IBB HBP BLK WP HR S P ERA WHIP	IP WLS BF H R ER SO BB IBB HBP BLK WP HR S P ERA WHIP	IP WLS BF H R ER SO BB IBB HBP BLK WP HR S P ERA WHIP	IP WLS BF H R ER SO BB IBB HBP BLK WP HR S P ERA WHIP	IP WLS BF H R ER SO BB IBB HBP BLK WP HR S P ERA WHIP	IP WLS BF H R ER SO BB IBB HBP BLK WP HR S P ERA WHIP	IP WLS BF H R ER SO BB IBB HBP BLK WP HR S P ERA WHIP	IP WLS BF H R ER SO BB IBB HBP BLK WP HR S P ERA WHIP	IP WLS BF H R ER SO BB IBB HBP BLK WP HR S P ERA WHIP	IP WLS BF H R ER SO BB IBB HBP BLK WP HR S P ERA WHIP	

**Montreal Expos @ Chicago Cubs**  
Wrigley Field, Chicago, IL  
Sat Jun 21 1969, 3:33 AM CDT  
Att: 33,750 - Unknown

**AB 28**  
**R 2**  
**H 5**  
**RBI 2**  
**BB 7**  
**SO 4**  
**LOB 16**





Batter	1	2	3	4	5	6	7	8	9	AB	R	H	RBI	BB	SO	LOB	TOP				
Adolfo Phillips, R OBP: 0.353, SLG: 0.277 (1, 8)			B5-3				F5		F2	4	2	1	0	1	0	0	<b>Montreal Expos @ Chicago Cubs</b> Wrigley Field, Chicago, IL Sun Jun 22 1969, 3:33 AM CDT Cloudy - 60 F				
Rusty Staub, L OBP: 0.402, SLG: 0.471 (1, 9)	K		6-3				3-1			4	1	1	1	0	1	1					
Gary Sutherland, R OBP: 0.284, SLG: 0.301 (1, 4)	P6			F8	SF9		6-3			3	0	0	1	0	0	1					
Bob Bailey, R OBP: 0.302, SLG: 0.396 (1, 3)				2B FC5-2	1B			HR		4	2	4	4	0	0	0					
Coco Laboy, R OBP: 0.312, SLG: 0.438 (1, 5)	P3			FC5-2	1-3	2B	F3		F9	4	0	1	0	0	0	1					
Jose Herrera, R OBP: 0.286, SLG: 0.286 (8, PH) (8, 7)		5-3		FC5-2			5-3		P3	3	0	0	0	0	0	2					
John Boccabella, R OBP: 0.175, SLG: 0.226 (1, 2)	K			2-3 3-H	0-0		F7		F2	4	0	0	0	0	1	2					
Bobby Wine, R OBP: 0.281, SLG: 0.290 (1, 6)	P4-3								K	4	1	2	0	0	1	0					
Gary Waslewski, R Don Shaw, L (1, 1) (5, 1)			K				P3		5-3	2	0	0	0	0	1	1					
<b>Inning Stats</b>	R: 1 E: 0 K: 1 S: 7	H: 2 LOB: 1 BB: 0 P: 7	R: 0 E: 0 K: 1 S: 5	H: 0 LOB: 0 BB: 0 P: 5	R: 0 E: 0 K: 1 S: 5	H: 2 LOB: 2 BB: 0 P: 5	R: 4 E: 0 K: 0 S: 6	H: 3 LOB: 0 BB: 1 P: 10	R: 0 E: 0 K: 1 S: 6	H: 1 LOB: 1 BB: 0 P: 6	R: 0 E: 0 K: 0 S: 3	H: 0 LOB: 0 BB: 0 P: 3	R: 1 E: 0 K: 0 S: 4	H: 1 LOB: 0 BB: 0 P: 4	R: 0 E: 0 K: 1 S: 5	H: 0 LOB: 0 BB: 0 P: 5	1B: 4 2B: 3 3B: 0 HR: 2	SF: 1 SAC: 0 DP: 0 HBP: 0	WP: 0 PB: 0 SB: 1 CS: 0	PA: 37	
<b>PITCHER</b>	IP WLS BF H R ER SO BB IBB HBP BLK WP HR S P ERA WHIP	IP WLS BF H R ER SO BB IBB HBP BLK WP HR S P ERA WHIP	IP WLS BF H R ER SO BB IBB HBP BLK WP HR S P ERA WHIP	IP WLS BF H R ER SO BB IBB HBP BLK WP HR S P ERA WHIP	IP WLS BF H R ER SO BB IBB HBP BLK WP HR S P ERA WHIP	IP WLS BF H R ER SO BB IBB HBP BLK WP HR S P ERA WHIP	IP WLS BF H R ER SO BB IBB HBP BLK WP HR S P ERA WHIP	IP WLS BF H R ER SO BB IBB HBP BLK WP HR S P ERA WHIP	IP WLS BF H R ER SO BB IBB HBP BLK WP HR S P ERA WHIP	IP WLS BF H R ER SO BB IBB HBP BLK WP HR S P ERA WHIP	IP WLS BF H R ER SO BB IBB HBP BLK WP HR S P ERA WHIP	IP WLS BF H R ER SO BB IBB HBP BLK WP HR S P ERA WHIP	IP WLS BF H R ER SO BB IBB HBP BLK WP HR S P ERA WHIP	IP WLS BF H R ER SO BB IBB HBP BLK WP HR S P ERA WHIP	IP WLS BF H R ER SO BB IBB HBP BLK WP HR S P ERA WHIP	IP WLS BF H R ER SO BB IBB HBP BLK WP HR S P ERA WHIP	IP WLS BF H R ER SO BB IBB HBP BLK WP HR S P ERA WHIP	IP WLS BF H R ER SO BB IBB HBP BLK WP HR S P ERA WHIP	IP WLS BF H R ER SO BB IBB HBP BLK WP HR S P ERA WHIP	IP WLS BF H R ER SO BB IBB HBP BLK WP HR S P ERA WHIP	IP WLS BF H R ER SO BB IBB HBP BLK WP HR S P ERA WHIP
Rich Nye, L ERA: 4.79 (1, 1)	4.1	20	6	4	4	3	1	0	0	0	0	0	0	0	0	0	8.31	1.615			
Ted Abernathy, R ERA: 2.03 (5, 1)	1.2	7	2	1	1	1	0	0	0	0	0	0	0	0	0	0	5.40	1.200			
Phil Regan, R ERA: 3.86 (7, 1)	2.0	7	1	1	1	0	0	0	0	0	0	0	0	0	0	0	4.50	0.500			
Dick Selma, R ERA: 3.81 (9, 1)	1.0	W	3	0	0	0	0	0	0	0	0	0	0	0	0	0	0.00	0.000			

AB	35
R	6
H	9
RBI	6
BB	1
SO	5
LOB	9



Batter	1	2	3	4	5	6	7	8	9	AB	R	H	RBI	BB	SO	LOB	BOTTOM					
Don Kessinger, S OBP: 0.395, SLG: 0.396 (1, 6)		F8				4-3			1-3	4	0	1	0	1	0	2	<b>Montreal Expos @ Chicago Cubs</b> Wrigley Field, Chicago, IL Sun Jun 22 1969, 3:33 AM CDT Cloudy - 60 F					
Paul Popovich, S OBP: 0.305, SLG: 0.286 (1, 4)			F3			1B			1-3 1B	3	2	1	0	2	0	1						
Billy Williams, L OBP: 0.372, SLG: 0.477 (1, 9) (6, 7)	F9					1B 14 1B			1-3 1B	4	2	2	0	1	0	1						
Ron Santo, R OBP: 0.414, SLG: 0.512 (1, 5)	F9					FC5-4 1-3 3-H			1-3	5	0	3	1	0	0	3						
14 Ernie Banks, R OBP: 0.339, SLG: 0.447 Rick Blatt, R OBP: 0.333, SLG: 0.333 (1, 3) (9, PR)	K		P6			FC5-4 1-2 3-H			HR	5	0	2	3	0	1	3						
Willie Smith, L OBP: 0.329, SLG: 0.594 Jim Hickman, R OBP: 0.291, SLG: 0.281 (1, 7) (5, PH) (6, 9)			P6			FC5-4 1-2 2-3			HR	2	1	1	1	0	0	2						
Randy Hundley, R OBP: 0.385, SLG: 0.472 (1, 2)		FC3-6 1B				4-3			F9	4	0	1	0	0	1	2						
Don Young, R OBP: 0.351, SLG: 0.358 (1, 8)		FC3-6 1B				G6-4-3 BB			P4	2	0	0	0	2	1	0						
Rich Nye, L OBP: 0.111, SLG: 0.111 Ted Abernathy, R OBP: 0.402, SLG: 0.800 Gene Oliver, R OBP: 0.147, SLG: 0.167 Phil Regan, R OBP: 0.162, SLG: 0.200 Ken Rudolph, R OBP: 0.175, SLG: 0.175 (1, 1) (5, 1) (5, PH) (7, 1) (8, PH) (9, 1)		FC3-6				G6-4-3			F2	2	0	0	0	0	0	3						
<b>Inning Stats</b>	R: 0 E: 0 K: 0 S: 2	H: 0 LOB: 1 BB: 2 P: 10	R: 1 E: 0 K: 1 S: 7	H: 2 LOB: 2 BB: 1 P: 11	R: 0 E: 0 K: 0 S: 4	H: 1 LOB: 2 BB: 1 P: 8	R: 0 E: 0 K: 1 S: 4	H: 0 LOB: 0 BB: 1 P: 8	R: 2 E: 0 K: 0 S: 6	H: 3 LOB: 2 BB: 1 P: 10	R: 0 E: 0 K: 2 S: 8	H: 1 LOB: 1 BB: 0 P: 8	R: 0 E: 0 K: 0 S: 4	H: 1 LOB: 1 BB: 0 P: 4	R: 0 E: 0 K: 0 S: 3	H: 0 LOB: 0 BB: 0 P: 3	R: 4 E: 0 K: 0 S: 6	H: 4 LOB: 1 BB: 0 P: 6	1B: 10 2B: 0 3B: 0 HR: 2	SF: 0 SAC: 0 DP: 1 HBP: 0	WP: 0 PB: 0 SB: 0 CS: 1	PA: 42
<b>PITCHER</b>	IP WLS BF H R ER SO BB IBB HBP BLK WP HR S P ERA WHIP	IP WLS BF H R ER SO BB IBB HBP BLK WP HR S P ERA WHIP	IP WLS BF H R ER SO BB IBB HBP BLK WP HR S P ERA WHIP	IP WLS BF H R ER SO BB IBB HBP BLK WP HR S P ERA WHIP	IP WLS BF H R ER SO BB IBB HBP BLK WP HR S P ERA WHIP	IP WLS BF H R ER SO BB IBB HBP BLK WP HR S P ERA WHIP	IP WLS BF H R ER SO BB IBB HBP BLK WP HR S P ERA WHIP	IP WLS BF H R ER SO BB IBB HBP BLK WP HR S P ERA WHIP	IP WLS BF H R ER SO BB IBB HBP BLK WP HR S P ERA WHIP	IP WLS BF H R ER SO BB IBB HBP BLK WP HR S P ERA WHIP	IP WLS BF H R ER SO BB IBB HBP BLK WP HR S P ERA WHIP	IP WLS BF H R ER SO BB IBB HBP BLK WP HR S P ERA WHIP	IP WLS BF H R ER SO BB IBB HBP BLK WP HR S P ERA WHIP	IP WLS BF H R ER SO BB IBB HBP BLK WP HR S P ERA WHIP	IP WLS BF H R ER SO BB IBB HBP BLK WP HR S P ERA WHIP	IP WLS BF H R ER SO BB IBB HBP BLK WP HR S P ERA WHIP	IP WLS BF H R ER SO BB IBB HBP BLK WP HR S P ERA WHIP	IP WLS BF H R ER SO BB IBB HBP BLK WP HR S P ERA WHIP	IP WLS BF H R ER SO BB IBB HBP BLK WP HR S P ERA WHIP	IP WLS BF H R ER SO BB IBB HBP BLK WP HR S P ERA WHIP	IP WLS BF H R ER SO BB IBB HBP BLK WP HR S P ERA WHIP	
Gary Waslewski, R ERA: 4.06 (1, 1)	4.1	23	6	4	4	2	0	0	0	0	0	0	0	0	0	0	6.23	2.769				
Don Shaw, L ERA: 4.79 (5, 1)	4.1	L	19	6	4	4	2	0	0	0	0	0	0	0	0	0	8.31	1.385				





Batter	1	2	3	4	5	6	7	8	9	AB	R	H	RBI	BB	SO	LOB	TOP				
<b>Gary Sutherland, R</b> OBP: 0.282, SLG: 0.299 (1, 4)	0-0 6-3	0-0 SH3-4		0-0 SH3-4		0-3 K				2	0	0	0	0	1	0	<b>Montreal Expos @ Chicago Cubs</b> Wrigley Field, Chicago, IL Sun Jun 22 1969, 3:38 AM CDT Att: 22,079 - Unknown  livebaseballscores.com				
<b>Ron Fairly, L</b> OBP: 0.342, SLG: 0.408 (1, 8)	4-0 FC4-6 1B BB	0-0 P5		0-0 1B		0-0 P4-3				3	2	1	1	1	0	1					
<b>Rusty Staub, L</b> OBP: 0.410, SLG: 0.476 (1, 9)	0-0 FC4-6 1B	4-0 BB		0-0 FC5-4 1B						2	0	2	1	1	0	0					
<b>Mack Jones, L</b> OBP: 0.381, SLG: 0.510 (1, 7)	0-0 FC4-6 BB	0-0 F9		0-0 FC5-4 1B						3	1	0	0	0	0	5					
<b>Bob Bailey, R</b> OBP: 0.319, SLG: 0.407 (1, 3)	4-0 1B BB		0-0 1B		0-0 1B					2	1	2	0	1	0	0					
<b>Kevin Collins, L</b> OBP: 0.236, SLG: 0.327 (1, 5)	0-0 E8		0-0 E9		0-3 K					3	0	1	0	0	1	0					
<b>John Boccabella, R</b> OBP: 0.183, SLG: 0.218 (1, 2)			0-3 K		0-3 K					2	0	0	0	1	2	2					
<b>Bobby Wine, R</b> OBP: 0.269, SLG: 0.277 (1, 6)	0-3 K		0-0 P6-4-3		0-0 F8					3	0	0	0	0	1	4					
<b>Mike Wegener, R</b> OBP: 0.227, SLG: 0.190 <b>Roy Face, R</b> OBP: 0.500, SLG: 0.500 <b>Ty Cline, L</b> OBP: 0.321, SLG: 0.203 <b>Dan McGinn, L</b> OBP: 0.154, SLG: 0.385 (4, 1)		0-0 SH3-4 1B		0-0 SH3-4 3B 1B		0-0 F5				1	0	1	0	0	0	0					
<b>Inning Stats</b>	R: 3 E: 1 K: 1 S: 7	H: 1 LOB: 2 BB: 3 P: 19	R: 0 E: 0 K: 0 S: 4	H: 1 LOB: 1 BB: 1 P: 8	R: 0 E: 1 K: 1 S: 6	H: 2 LOB: 1 BB: 0 P: 6	R: 2 E: 0 K: 0 S: 6	H: 4 LOB: 2 BB: 0 P: 6	R: 0 E: 0 K: 2 S: 7	H: 0 LOB: 0 BB: 0 P: 7	R: 0 E: 0 K: 1 S: 5	H: 0 LOB: 0 BB: 0 P: 5						1B: 7 2B: 0 3B: 1 HR: 0	SF: 0 SAC: 2 DP: 1 HBP: 0	WP: 0 PB: 0 SB: 0 CS: 0	PA: 29
<b>PITCHER</b>	IP WLS BF H R ER SO BB IBB HBP BLK WP HR S P ERA WHIP																				
<b>Archie Reynolds, R</b> ERA: 2.45 (1, 1)	3.1 L 19 5 4 1 2 3 1 0 0 0 0 19 35 2.70 2.400																				
<b>Hank Aguirre, L</b> ERA: 1.85 (4, 1)	0.2 4 3 1 1 0 0 0 0 0 0 0 4 4 13.50 4.500																				
<b>Dick Selma, R</b> ERA: 3.71 (5, 1)	2.0 6 0 0 0 3 0 0 0 0 0 0 12 12 0.00 0.000																				

Batter	1	2	3	4	5	6	7	8	9	AB	R	H	RBI	BB	SO	LOB	BOTTOM				
<b>Don Kessinger, S</b> OBP: 0.361, SLG: 0.396 (1, 6)	4-0 BB 2B	0-0 FC4-6 1B		0-0 G3		0-3 K				3	1	1	0	1	1	1	<b>Montreal Expos @ Chicago Cubs</b> Wrigley Field, Chicago, IL Sun Jun 22 1969, 3:38 AM CDT Att: 22,079 - Unknown  livebaseballscores.com				
<b>Paul Popovich, S</b> OBP: 0.325, SLG: 0.307 (1, 4)	4-0 BB 2B	0-0 P6		0-0 WP 1B		0-0 2B				3	1	2	1	1	0	2					
<b>Billy Williams, L</b> OBP: 0.367, SLG: 0.470 (1, 9)	0-3 K	0-0 FC4-6		0-0 F9		0-0 F7				4	0	0	0	0	1	7					
<b>Ron Santo, R</b> OBP: 0.416, SLG: 0.518 (1, 5)	0-0 1B 2B		0-0 14 WP 1B		0-0 6-3					3	1	2	2	0	0	1					
<b>14 Ernie Banks, R</b> OBP: 0.339, SLG: 0.446 (1, 3)	0-0 WP 1B		0-3 K		0-3 K					3	0	1	1	0	2	1					
<b>Willie Smith, L</b> OBP: 0.329, SLG: 0.576 (1, 7)	0-0 F8		4-0 BB		0-3 K					2	0	0	0	1	1	1					
<b>Ken Rudolph, R</b> OBP: 0.214, SLG: 0.231 (1, 2)	0-3 K		0-0 F2		0-0 1B					3	0	1	0	0	1	3					
<b>Don Young, R</b> OBP: 0.349, SLG: 0.356 <b>Al Spangler, L</b> OBP: 0.318, SLG: 0.394 <b>Rick Bladt, R</b> OBP: 0.250, SLG: 0.250 (3, PH)		0-3 K		0-0 F7		0-0 6-3				1	0	0	0	0	1	0					
<b>Archie Reynolds, R</b> OBP: 0.207, SLG: 0.500 <b>Hank Aguirre, R</b> OBP: 0.321, SLG: 0.203 <b>Gene Oliver, R</b> OBP: 0.175, SLG: 0.175 <b>Rich Nyce, R</b> OBP: 0.175, SLG: 0.175 <b>Dick Selma, R</b> OBP: 0.226, SLG: 0.278 <b>Jim Hickman, R</b> OBP: 0.226, SLG: 0.278 (4, PH)		4-0 1B BB		0-0 G3 1B 2B		0-3 K				0	0	0	0	1	0	0					
<b>Inning Stats</b>	R: 3 E: 0 K: 2 S: 9	H: 2 LOB: 1 BB: 2 P: 17	R: 0 E: 0 K: 1 S: 6	H: 1 LOB: 1 BB: 1 P: 10	R: 0 E: 0 K: 1 S: 6	H: 1 LOB: 2 BB: 1 P: 10	R: 1 E: 0 K: 0 S: 5	H: 2 LOB: 1 BB: 0 P: 5	R: 0 E: 0 K: 2 S: 8	H: 1 LOB: 1 BB: 0 P: 8	R: 0 E: 0 K: 2 S: 8	H: 1 LOB: 1 BB: 0 P: 8						1B: 5 2B: 3 3B: 0 HR: 0	SF: 0 SAC: 0 DP: 0 HBP: 0	WP: 3 PB: 0 SB: 0 CS: 0	PA: 30
<b>PITCHER</b>	IP WLS BF H R ER SO BB IBB HBP BLK WP HR S P ERA WHIP																				
<b>Mike Wegener, R</b> ERA: 3.59 (1, 1)	2.1 W 2 0 0 0 0 0 0 0 0 2 2 0.00 0.000																				
<b>Roy Face, R</b> ERA: 3.41 (3, 1)	0.2 S 13 4 1 1 4 0 0 0 0 1 0 21 21 3.00 1.333																				



Batter	1	2	3	4	5	6	7	8	9	AB	R	H	RBI	BB	SO	LOB	TOP							
Lou Brock, L OBP: 0.345, SLG: 0.471 (1,7)										5	0	3	0	0	1	1								
Curt Flood, R OBP: 0.330, SLG: 0.347 (1,8)										3	1	1	0	1	0	4								
Vada Pinson, L OBP: 0.332, SLG: 0.439 (1,9)										4	0	1	0	0	2	2								
Joe Torre, R OBP: 0.365, SLG: 0.486 (1,3)										2	0	1	1	2	1	0								
Tim McCarver, L OBP: 0.327, SLG: 0.370 (1,2)										4	0	0	0	0	0	5								
Julian Javier, R OBP: 0.314, SLG: 0.395 (1,4)										4	0	0	0	0	1	2								
Mike Shannon, R OBP: 0.284, SLG: 0.333 (1,5)										3	0	0	0	1	0	0								
Dal Maxvill, R OBP: 0.260, SLG: 0.236 (7, PH)										2	0	0	0	0	1	0								
Vic Davallio, L OBP: 0.250, SLG: 0.242 (7, PH)										1	0	0	0	0	1	1								
Steve Huntz, S OBP: 0.269, SLG: 0.140 (7, 6)										1	0	0	0	0	0	0								
Dave Giusti, R OBP: 0.318, SLG: 0.300 (7, PH)										2	0	1	0	0	0	0								
Boots Day, L (7, PH)										1	0	0	0	0	0	1								
Chuck Taylor, R (7, 1)										0	0	0	0	0	0	0								
Bill White, L (9, PH)										0	0	0	0	1	0	0								
<b>Inning Stats</b>	R: 0 E: 0 K: 1 S: 5	H: 1 LOB: 2 BB: 2 P: 13	R: 0 E: 0 K: 0 S: 3	H: 0 LOB: 0 BB: 0 P: 3	R: 0 E: 1 K: 1 S: 6	H: 1 LOB: 1 BB: 0 P: 6	R: 0 E: 0 K: 2 S: 7	H: 0 LOB: 0 BB: 0 P: 7	R: 0 E: 0 K: 1 S: 7	H: 2 LOB: 2 BB: 0 P: 7	R: 0 E: 0 K: 0 S: 2	H: 0 LOB: 0 BB: 1 P: 6	R: 0 E: 0 K: 1 S: 5	H: 0 LOB: 1 BB: 1 P: 9	R: 1 E: 0 K: 0 S: 6	H: 3 LOB: 2 BB: 0 P: 6	R: 0 E: 0 K: 1 S: 5	H: 0 LOB: 1 BB: 1 P: 9	1B: 7 2B: 1 3B: 0 HR: 0	SF: 0 SAC: 0 DP: 2 HBP: 0	WP: 0 PB: 0 SB: 0 CS: 1	PA: 37		
<b>PITCHER</b> Bill Stoneman, R ERA: 4.92 (1,1)	IP: 9.0 WLS: W BF: 37 H: 7 R: 1 ER: 1 SO: 7 BB: 5 IBB: 0 HBP: 0 BLK: 0 WP: 0 HR: 0 S: 46 P: 66 ERA: 1.00 WHIP: 1.333																							

St. Louis Cardinals @ Montreal Expos  
Jarry Park, Montreal, QB  
Tue Jun 24 1969, 7:05 PM EDT  
Att: 10,924 - Unknown

AB 32  
R 1  
H 7  
RBI 1  
BB 5  
SO 7  
LOB 16



Batter	1	2	3	4	5	6	7	8	9	AB	R	H	RBI	BB	SO	LOB	BOTTOM						
Gary Sutherland, R OBP: 0.281, SLG: 0.298 (1,4)										4	0	1	0	0	0	0							
Ron Fairly, L OBP: 0.347, SLG: 0.406 (9,3)										3	0	1	0	1	0	1							
Rusty Staub, L OBP: 0.407, SLG: 0.469 (1,9)										3	1	0	0	1	0	4							
Mack Jones, L OBP: 0.375, SLG: 0.500 (1,7)										4	0	0	0	0	1	1							
Bob Bailey, R OBP: 0.325, SLG: 0.464 (1,3)										4	2	2	3	0	1	0							
Adolfo Phillips, R OBP: 0.353, SLG: 0.277 (9,8)										0	0	0	0	0	0	0							
Kevin Collins, L OBP: 0.250, SLG: 0.340 (1,5)										1	0	1	0	0	0	0							
Coco Laboy, R OBP: 0.316, SLG: 0.451 (4,5)										2	1	1	1	1	0	0							
John Boccabella, R OBP: 0.175, SLG: 0.207 (1,2)										3	0	0	0	0	2								
Bobby Wine, R OBP: 0.257, SLG: 0.265 (1,6)										3	0	0	0	0	2								
Bill Stoneman, R OBP: 0.154, SLG: 0.086 (1,1)										3	0	0	0	2	0								
<b>Inning Stats</b>	R: 0 E: 0 K: 0 S: 3	H: 1 LOB: 0 BB: 0 P: 3	R: 0 E: 0 K: 1 S: 6	H: 1 LOB: 1 BB: 0 P: 6	R: 0 E: 0 K: 1 S: 6	H: 1 LOB: 2 BB: 1 P: 10	R: 2 E: 0 K: 0 S: 5	H: 2 LOB: 0 BB: 0 P: 5	R: 0 E: 0 K: 1 S: 5	H: 0 LOB: 0 BB: 0 P: 5	R: 2 E: 0 K: 0 S: 4	H: 1 LOB: 2 BB: 2 P: 12	R: 0 E: 0 K: 0 S: 4	H: 0 LOB: 1 BB: 0 P: 4	R: 0 E: 0 K: 1 S: 5	H: 0 LOB: 0 BB: 0 P: 5	1B: 3 2B: 1 3B: 0 HR: 3	SF: 0 SAC: 0 DP: 2 HBP: 0	WP: 0 PB: 0 SB: 0 CS: 0	PA: 33			
<b>PITCHER</b> Dave Giusti, R ERA: 3.5 (1,1)	IP: 6.0 WLS: L BF: 26 H: 6 R: 4 ER: 4 SO: 3 BB: 3 IBB: 0 HBP: 0 BLK: 0 WP: 0 HR: 3 S: 29 P: 41 ERA: 6.00 WHIP: 1.500																						
Chuck Taylor, R ERA: 2.61 (7,1)	IP: 2.0 WLS: 7 BF: 7 H: 0 R: 0 ER: 0 SO: 1 BB: 0 IBB: 0 HBP: 0 BLK: 0 WP: 0 HR: 9 S: 9 P: 9 ERA: 0.00 WHIP: 0.000																						

St. Louis Cardinals @ Montreal Expos  
Jarry Park, Montreal, QB  
Tue Jun 24 1969, 7:05 PM EDT  
Att: 10,924 - Unknown

AB 30  
R 4  
H 6  
RBI 4  
BB 3  
SO 4  
LOB 10





Batter	1	2	3	4	5	6	7	8	9	AB	R	H	RBI	BB	SO	LOB	TOP					
<b>Curt Flood, R</b> OBP: 0.331, SLG: 0.348 (1, 8)	5-3		1-3	FC6-4			FC4-6	1B BB		5	0	2	2	0	0	1						
<b>Vada Pinson, L</b> OBP: 0.333, SLG: 0.432 (1, 9)	CS BB		K	K			FC4-6	1B BB		3	1	0	0	2	2	2						
<b>Lou Brock, L</b> OBP: 0.346, SLG: 0.468 (1, 7)	CS BB			4-3	K		L7	1B		4	0	1	0	1	1	1						
<b>Joe Torre, R</b> OBP: 0.365, SLG: 0.482 (1, 3)	CS	F7		HR	6-3		1B BB	FC5-4		4	1	1	0	1	0	3						
<b>Tim McCarver, L</b> OBP: 0.340, SLG: 0.397 (1, 2)		1B		HR						4	2	4	3	1	0	0						
<b>Mike Shannon, R</b> OBP: 0.286, SLG: 0.335 (1, 5)		2B		HR	1B					5	1	2	1	0	0	4						
<b>Julian Javier, R</b> OBP: 0.316, SLG: 0.392 (1, 4)		1B		1B	1B		L6			4	1	1	0	1	0	2						
<b>Dal Maxvill, R</b> OBP: 0.263, SLG: 0.241 (1, 6)				1B	FC6-4					5	1	2	1	0	0	2						
<b>Bob Gibson, R</b> OBP: 0.294, SLG: 0.354 (1, 1)				1B	FC6-4					5	1	2	1	0	1	2						
<b>Inning Stats</b>	R: 0 E: 0 K: 0 S: 1	H: 0 LOB: 0 BB: 2 P: 9	R: 1 E: 0 K: 0 S: 5	H: 2 LOB: 1 BB: 0 P: 5	R: 0 E: 0 K: 1 S: 5	H: 0 LOB: 0 BB: 0 P: 5	R: 5 E: 0 K: 1 S: 11	H: 6 LOB: 1 BB: 0 P: 11	R: 0 E: 0 K: 1 S: 6	H: 1 LOB: 1 BB: 0 P: 6	R: 0 E: 0 K: 1 S: 4	H: 0 LOB: 0 BB: 1 P: 8	R: 1 E: 0 K: 0 S: 5	H: 2 LOB: 2 BB: 1 P: 9	R: 1 E: 0 K: 0 S: 6	H: 3 LOB: 3 BB: 1 P: 10	R: 0 E: 0 K: 0 S: 4	H: 1 LOB: 2 BB: 1 P: 8	1B: 12 2B: 2 3B: 0 HR: 1	SF: 0 SAC: 0 DP: 1 HBP: 0	WP: 0 PB: 0 SB: 0 CS: 2	PA: 46
<b>PITCHER</b>	IP	WLS	BF	H	R	ER	SO	BB	IBB	HBP	BLK	WP	HR	S	P	ERA	WHIP					
<b>Jerry Robertson, R</b> ERA: 3.95 (1, 1)	3.1	L	18	8	6	6	1	2	0	0	0	0	1	18	26	16.20	3.000					
<b>Dick Radatz, R</b> ERA: 3.0 (4, 1)	1.2		6	1	0	0	2	0	0	0	0	0	0	10	10	0.00	0.600					
<b>Gary Waslewski, R</b> ERA: 4.09 (6, 1)	2.0		9	2	1	1	0	2	0	0	0	0	0	9	17	4.50	2.000					
<b>Larry Jaster, L</b> ERA: 5.09 (8, 1)	2.0		12	4	1	1	0	2	0	0	0	0	0	10	18	4.50	3.000					

St. Louis Cardinals @ Montreal Expos  
Jarry Park, Montreal, QB  
Wed Jun 25 1969, 7:05 PM EDT  
Unknown

AB 39  
R 8  
H 15  
RBI 8  
BB 6  
SO 4  
LOB 17



Batter	1	2	3	4	5	6	7	8	9	AB	R	H	RBI	BB	SO	LOB	BOTTOM				
<b>Gary Sutherland, R</b> OBP: 0.280, SLG: 0.296 (1, 4)	F2		5-3		G6-4-3		F5		L5	5	0	1	0	0	0	3					
<b>Ron Fairly, L</b> OBP: 0.360, SLG: 0.418 (1, 8)	1B				G6-4-3			BB		4	1	3	0	0	0	2					
<b>Rusty Staub, L</b> OBP: 0.405, SLG: 0.465 (1, 9)	P6		G3				L9	SF7		4	0	1	0	0	0	2					
<b>Mack Jones, L</b> OBP: 0.377, SLG: 0.498 (1, 7)	K						6-3	1B		3	0	1	0	1	1	1					
<b>Bob Bailey, R</b> OBP: 0.315, SLG: 0.452 (1, 3)		6-3		K			K	SF7		3	0	0	1	0	2	1					
<b>Coco Laboy, R</b> OBP: 0.319, SLG: 0.450 (1, 5)				K			K	SF7		3	0	1	0	1	1	3					
<b>John Boccabella, R</b> OBP: 0.179, SLG: 0.210 (1, 2)				K			K	G4-6-3		4	0	1	0	0	2	2					
<b>Bobby Wine, R</b> OBP: 0.257, SLG: 0.264 (1, 6)				K			FC6-4	1B		4	0	1	0	0	1	3					
<b>Jerry Robertson, S</b> (1, 1)				K			K			1	0	0	0	0	1	0					
<b>Dick Radatz, R</b> (4, 1)							K			0	0	0	0	0	0	0					
<b>Ty Cline, L</b> OBP: 0.318, SLG: 0.390 (5, PH)							F5			1	0	0	0	0	0	1					
<b>Gary Waslewski, R</b> (6, 1)										0	0	0	0	0	0	0					
<b>Kevin Collins, L</b> OBP: 0.306, SLG: 0.333 (7, PH)										1	0	0	0	0	0	1					
<b>Larry Jaster, R</b> OBP: 0.467, SLG: 0.500 (8, 1)										0	0	0	0	0	0	0					
<b>Don Bosch, L</b> OBP: 0.254, SLG: 0.252 (9, PH)										0	0	0	0	0	0	0					
<b>Inning Stats</b>	R: 0 E: 0 K: 1 S: 6	H: 1 LOB: 1 BB: 0 P: 6	R: 0 E: 0 K: 1 S: 6	H: 1 LOB: 1 BB: 0 P: 6	R: 0 E: 0 K: 3 S: 10	H: 1 LOB: 1 BB: 0 P: 10	R: 0 E: 0 K: 0 S: 4	H: 2 LOB: 1 BB: 0 P: 4	R: 0 E: 0 K: 1 S: 5	H: 0 LOB: 0 BB: 0 P: 5	R: 0 E: 0 K: 1 S: 6	H: 1 LOB: 2 BB: 1 P: 10	R: 1 E: 0 K: 0 S: 4	H: 2 LOB: 1 BB: 1 P: 8	R: 0 E: 0 K: 1 S: 5	H: 0 LOB: 1 BB: 1 P: 9	1B: 9 2B: 0 3B: 0 HR: 0	SF: 1 SAC: 0 DP: 2 HBP: 0	WP: 0 PB: 0 SB: 0 CS: 0	PA: 37	
<b>PITCHER</b>	IP	WLS	BF	H	R	ER	SO	BB	IBB	HBP	BLK	WP	HR	S	P	ERA	WHIP				
<b>Bob Gibson, R</b> ERA: 2.11 (1, 1)	9.0	W	37	9	1	1	9	3	0	0	0	0	0	52	64	1.00	1.333				

St. Louis Cardinals @ Montreal Expos  
Jarry Park, Montreal, QB  
Wed Jun 25 1969, 7:05 PM EDT  
Unknown

AB 33  
R 1  
H 9  
RBI 1  
BB 3  
SO 9  
LOB 20





Batter	1	2	3	4	5	6	7	8	9	AB	R	H	RBI	BB	SO	LOB	TOP			
<b>Curt Flood, R</b> OBP: 0.332, SLG: 0.347										4	1	1	0	1	0	1	<b>St. Louis Cardinals @ Montreal Expos</b> Jarry Park, Montreal, QB Wed Jun 25 1969, 7:05 PM EDT Att: 28,819 - Unknown			
<b>Vada Pinson, L</b> OBP: 0.335, SLG: 0.436										5	1	2	1	0	0	3				
<b>Lou Brock, L</b> OBP: 0.344, SLG: 0.474										5	1	1	1	0	2	2				
<b>Joe Torre, R</b> OBP: 0.366, SLG: 0.479										4	2	1	0	1	0	1				
<b>Tim McCarver, L</b> OBP: 0.348, SLG: 0.401										3	2	2	0	2	0	0				
<b>Mike Shannon, R</b> OBP: 0.290, SLG: 0.349										2	1	1	4	1	0	0				
<b>Phil Gagliano, R</b> OBP: 0.333, SLG: 0.250										4	0	2	2	0	1	2				
<b>Julian Javier, R</b> OBP: 0.315, SLG: 0.391									1	0	0	0	0	1	0					
<b>Dal Maxvill, R</b> OBP: 0.268, SLG: 0.242									3	0	1	0	1	2	3					
<b>Mudcat Grant, R</b> OBP: 0.208, SLG: 0.174									3	0	1	0	0	2	2					
<b>Inning Stats</b>	R: 3 E: 0 K: 2 S: 10	H: 3 LOB: 2 BB: 2 P: 18	R: 0 E: 0 K: 0 S: 2	H: 1 LOB: 0 BB: 1 P: 6	R: 0 E: 0 K: 0 S: 3	H: 0 LOB: 2 BB: 2 P: 11	R: 0 E: 0 K: 0 S: 4	H: 1 LOB: 1 BB: 0 P: 4	R: 0 E: 0 K: 2 S: 7	H: 0 LOB: 1 BB: 1 P: 11	R: 0 E: 0 K: 1 S: 6	H: 1 LOB: 1 BB: 0 P: 6	R: 1 E: 0 K: 2 S: 9	H: 2 LOB: 1 BB: 0 P: 9	R: 4 E: 0 K: 1 S: 9	H: 4 LOB: 0 BB: 0 P: 9	1B: 8 2B: 2 3B: 1 HR: 2	SF: 1 SAC: 2 DP: 0 HBP: 0	WP: 1 PB: 0 SB: 0 CS: 0	PA: 43
<b>PITCHER</b>	IP WLS BF H R ER SO BB IBB HBP BLK WP HR S P ERA WHIP																			
<b>Mike Wegener, R</b> ERA: 3.72	(1, 1) 7.1 L 33 7 4 4 5 5 1 0 0 0 1 0 37 61 4.91 1.636																			
<b>Dick Radatz, R</b> ERA: 3.91	(8, 1) 1.1 8 4 3 3 2 0 0 0 0 0 1 12 12 20.25 3.000																			
<b>Roy Face, R</b> ERA: 3.63	(9, 1) 0.1 2 1 1 1 1 0 0 0 0 0 0 1 4 4 27.00 3.000																			

AB	34
R	8
H	12
RBI	8
BB	6
SO	8
LOB	14



Batter	1	2	3	4	5	6	7	8	9	AB	R	H	RBI	BB	SO	LOB	BOTTOM					
<b>Gary Sutherland, R</b> OBP: 0.279, SLG: 0.295										4	1	1	0	0	0	0	<b>St. Louis Cardinals @ Montreal Expos</b> Jarry Park, Montreal, QB Wed Jun 25 1969, 7:05 PM EDT Att: 28,819 - Unknown					
<b>Ron Fairly, L</b> OBP: 0.357, SLG: 0.439										4	1	1	1	0	0	2						
<b>Rusty Staub, L</b> OBP: 0.414, SLG: 0.481										1	1	1	1	3	0	0						
<b>Mack Jones, L</b> OBP: 0.371, SLG: 0.489										4	0	0	1	0	0	5						
<b>Bob Bailey, R</b> OBP: 0.313, SLG: 0.441										3	0	0	0	1	0	0						
<b>Coco Laboy, R</b> OBP: 0.314, SLG: 0.442										4	0	0	0	0	0	3						
<b>Ron Brand, R</b> OBP: 0.333, SLG: 0.286										4	0	1	0	0	1	3						
<b>Bobby Wine, R</b> OBP: 0.244, SLG: 0.250										4	0	0	0	0	0	1						
<b>Mike Wegener, R</b> OBP: 0.240, SLG: 0.208										3	0	1	0	0	0	0						
<b>Dick Radatz, R</b> OBP: 0.500, SLG: 0.500										0	0	0	0	0	0	0						
<b>Roy Face, R</b> OBP: 0.241, SLG: 0.327										1	0	0	0	0	1	0						
<b>Inning Stats</b>	R: 1 E: 1 K: 0 S: 5	H: 1 LOB: 3 BB: 2 P: 13	R: 0 E: 0 K: 0 S: 3	H: 0 LOB: 0 BB: 0 P: 3	R: 2 E: 0 K: 0 S: 5	H: 2 LOB: 0 BB: 0 P: 5	R: 0 E: 0 K: 1 S: 5	H: 0 LOB: 0 BB: 0 P: 5	R: 0 E: 0 K: 0 S: 3	H: 0 LOB: 1 BB: 1 P: 7	R: 0 E: 0 K: 0 S: 4	H: 1 LOB: 1 BB: 0 P: 4	R: 0 E: 0 K: 0 S: 4	H: 1 LOB: 2 BB: 1 P: 8	R: 0 E: 0 K: 0 S: 3	H: 0 LOB: 0 BB: 0 P: 3	R: 0 E: 0 K: 1 S: 5	H: 0 LOB: 0 BB: 0 P: 5	1B: 3 2B: 0 3B: 0 HR: 2	SF: 0 SAC: 1 DP: 0 HBP: 0	WP: 0 PB: 0 SB: 0 CS: 0	PA: 37
<b>PITCHER</b>	IP WLS BF H R ER SO BB IBB HBP BLK WP HR S P ERA WHIP																					
<b>Mudcat Grant, R</b> ERA: 4.05	(1, 1) 9.0 W 37 5 3 2 2 3 1 0 0 0 2 37 53 2.00 0.889																					





Batter	1	2	3	4	5	6	7	8	9	AB	R	H	RBI	BB	SO	LOB	TOP										
<b>Curt Flood, R</b> OBP: 0.337, SLG: 0.352	0-0 G4-6-3 1B		0-0 2-3	0-0 FC4-6 1B			0-0 6-3		0-0 G6-4-3 1B	5	0	3	1	0	0	0	<b>St. Louis Cardinals @ Montreal Expos</b> Jarry Park, Montreal, QB Thu Jun 26 1969, 3:33 AM EDT Att: 8,748 - Unknown										
<b>Vada Pinson, L</b> OBP: 0.332, SLG: 0.427	0-0 G4-6-3 1-2f		4-0 1B HR	0-0 FC4-6 1-2f			0-0 4-3		0-0 G6-4-3 1-2f	4	1	0	0	1	0	4											
<b>Lou Brock, L</b> OBP: 0.343, SLG: 0.471	0-0 3-1		0-0 1B HR		0-3 K			0-3 K		4	1	1	0	0	2	0											
<b>Joe Torre, R</b> OBP: 0.364, SLG: 0.487		0-0 L7	0-0 1B HR		0-0 6-3			0-0 E5 FC6-4		4	1	1	3	0	0	0											
<b>Tim McCarver, L</b> OBP: 0.347, SLG: 0.396		4-0 FC6-4 BB	0-0 6-3		0-0 F8			0-0 FC6-4 1-2f		3	0	0	0	1	0	1											
<b>Mike Shannon, R</b> OBP: 0.293, SLG: 0.349		0-0 FC6-4 1B 1-2f	4-0 FC6 BB			0-0 G4-6-3 1B		0-0 6-3		3	1	1	0	1	0	2											
<b>Julian Javier, R</b> OBP: 0.313, SLG: 0.388		0-0 1B S	0-0 FC6 1-2f		0-3 K			0-0 E6 BB 1B		4	2	1	0	0	1	2											
<b>Dal Maxvill, R</b> OBP: 0.267, SLG: 0.242		0-0 1B 1-H 3-H		0-0 5-3		0-0 G4-6-3 1-2f		0-3 K		4	0	1	2	0	1	2											
<b>Nelson Briles, R</b> OBP: 0.136, SLG: 0.200		0-0 F9		0-0 6-3			0-0 6-3		4-0 1B BB	1	0	0	0	0	0	1											
<b>Bob Johnson, R</b> OBP: 0.287, SLG: 0.321										1	0	0	0	0	0	0											
<b>Ray Washburn, R</b> OBP: 0.274, SLG: 0.274										0	0	0	0	0	0	0											
<b>Joe Hoerner, R</b> OBP: 0.283, SLG: 0.283										0	0	0	0	0	0	0											
<b>Phil Gagliano, R</b> OBP: 0.328, SLG: 0.345										0	0	0	0	0	0	0											
<b>Chuck Taylor, R</b> OBP: 0.283, SLG: 0.140										0	0	0	0	0	0	0											
<b>Steve Hantz, S</b> OBP: 0.283, SLG: 0.140										0	0	0	0	0	0	0											
<b>Boots Day, L</b> OBP: 0.283, SLG: 0.140										0	0	0	0	0	0	0											
<b>Inning Stats</b>	R: 0 E: 0 K: 0 S: 3	H: 1 LOB: 0 BB: 0 P: 3	R: 2 E: 0 K: 0 S: 5	H: 2 LOB: 1 BB: 1 P: 9	R: 3 E: 0 K: 0 S: 5	H: 2 LOB: 1 BB: 2 P: 13	R: 0 E: 0 K: 0 S: 4	H: 1 LOB: 0 BB: 0 P: 4	R: 0 E: 0 K: 1 S: 5	H: 0 LOB: 0 BB: 0 P: 5	R: 0 E: 0 K: 1 S: 5	H: 1 LOB: 0 BB: 0 P: 5	R: 0 E: 0 K: 0 S: 3	H: 0 LOB: 0 BB: 0 P: 3	R: 0 E: 1 K: 1 S: 6	H: 0 LOB: 1 BB: 0 P: 6	R: 1 E: 1 K: 1 S: 6	H: 1 LOB: 2 BB: 1 P: 10	1B: 7 2B: 0 3B: 0 HR: 1	SF: 0 SAC: 0 DP: 3 HBP: 0	WP: 0 PB: 0 SB: 1 CS: 0	PA: 38					
<b>PITCHER</b>	IP	WLS	BF	H	R	ER	SO	BB	IBB	HBP	BLK	WP	HR	S	P	ERA	WHIP										
<b>Howie Reed, R</b> ERA: 4.05	(1, 1)	2.1	13	5	5	5	0	2	0	0	0	0	1	11	19	19.29	3.000										
<b>Dan McGinn, L</b> ERA: 3.92	(3, 1)	6.2	W	25	3	1	0	4	2	0	0	0	0	31	39	0.00	0.750										

AB 34  
R 6  
H 8  
RBI 6  
BB 4  
SO 4  
LOB 12



Batter	1	2	3	4	5	6	7	8	9	AB	R	H	RBI	BB	SO	LOB	BOTTOM										
<b>Gary Sutherland, R</b> OBP: 0.278, SLG: 0.293	0-0 BB 2B	0-0 6-3		0-0 F8		0-0 F4		0-0 F7		5	1	1	0	0	0	1	<b>St. Louis Cardinals @ Montreal Expos</b> Jarry Park, Montreal, QB Thu Jun 26 1969, 3:33 AM EDT Att: 8,748 - Unknown										
<b>Mack Jones, L</b> OBP: 0.372, SLG: 0.482	4-0 2B SF8 BB	0-0 P4		0-0 F5		1-0 1B HBP		0-3 K		3	2	0	0	1	1	0											
<b>Rusty Staub, L</b> OBP: 0.417, SLG: 0.493	0-0 SF8 1-3 2-H		0-0 F8	0-0 F9		0-0 1B 1-3 3-H		0-0 2B		5	0	3	2	0	0	0											
<b>Ron Fairly, L</b> OBP: 0.373, SLG: 0.462	0-0 SF8		0-0 HR 2B		0-0 BB 1B	0-0 FC6-4 1-3 3-H		4-0 FC6-4 IBB		3	1	3	2	1	0	0											
<b>Bob Bailey, R</b> OBP: 0.324, SLG: 0.463	4-0 IBB		0-0 HR		4-0 FC6-4 1-2 BB	0-3 K		0-0 FC6-4 1-2f		3	1	1	2	2	1	4											
<b>Adolfo Phillips, R</b> OBP: 0.353, SLG: 0.277										0	0	0	0	0	0	0											
<b>Coco Laboy, R</b> OBP: 0.313, SLG: 0.451	0-0 F3		0-0 HR		0-0 F2	0-0 FC6-4 1-2f				4	1	1	1	0	0	6											
<b>Ron Brand, R</b> OBP: 0.329, SLG: 0.284	0-0 4-3		0-0 1-3 1B		0-0 P6		0-0 F9			4	0	1	0	0	0	4											
<b>Bobby Wine, R</b> OBP: 0.232, SLG: 0.238		0-0 G3	0-0 1-3		0-0 FC6-4 1-2f		0-0 F8			4	0	0	0	0	0	3											
<b>Howie Reed, R</b> OBP: 0.333, SLG: 0.800		0-0 HR		0-3 K		0-0 E8 F4 1B		0-3 K		1	1	1	1	0	0	0											
<b>Dan McGinn, L</b> OBP: 0.188, SLG: 0.375										3	1	1	0	0	2	1											
<b>Inning Stats</b>	R: 2 E: 0 K: 0 S: 5	H: 2 LOB: 2 BB: 2 P: 13	R: 1 E: 0 K: 0 S: 4	H: 1 LOB: 0 BB: 0 P: 4	R: 3 E: 0 K: 1 S: 9	H: 4 LOB: 1 BB: 0 P: 9	R: 0 E: 0 K: 0 S: 3	H: 0 LOB: 0 BB: 0 P: 3	R: 0 E: 0 K: 0 S: 4	H: 1 LOB: 2 BB: 1 P: 8	R: 2 E: 1 K: 1 S: 8	H: 3 LOB: 2 BB: 0 P: 9	R: 0 E: 0 K: 1 S: 5	H: 0 LOB: 0 BB: 0 P: 5	R: 0 E: 0 K: 1 S: 6	H: 1 LOB: 2 BB: 1 P: 10	1B: 6 2B: 3 3B: 0 HR: 3	SF: 1 SAC: 0 DP: 0 HBP: 1	WP: 0 PB: 0 SB: 0 CS: 0	PA: 41							
<b>PITCHER</b>	IP	WLS	BF	H	R	ER	SO	BB	IBB	HBP	BLK	WP	HR	S	P	ERA	WHIP										
<b>Nelson Briles, R</b> ERA: 4.26	(1, 1)	3.0	L	18	7	6	1	1	0	0	0	0	0	9	26	18.00	2.667										
<b>Ray Washburn, R</b> ERA: 3.05	(4, 1)	2.1		10	2	1	1	0	1	0	0	0	0	9	13	3.86	1.286										
<b>Joe Hoerner, L</b> ERA: 2.33	(6, 1)	0.2		5	2	1	1	1	0	0	1	0	0	6	7	13.50	3.000										
<b>Chuck Taylor, R</b> ERA: 2.19	(7, 1)	2.0		8	1	0	0	2	0	1	0	0	0	11	15	0.00	0.500										





Batter	1	2	3	4	5	6	7	8	9	AB R H RBI BB SO LOB	TOP							
<b>Tony Taylor, R</b> OBP: 0.305, SLG: 0.318 (1, 3)										4 1 2 0 0 1 1	<b>Philadelphia Phillies @ Montreal Expos</b> Jarry Park, Montreal, QB Fri Jun 27 1969, 7:05 PM EDT Att: 16,847 - Unknown							
<b>Cookie Rojas, R</b> OBP: 0.291, SLG: 0.297 (1, 4)										4 1 1 1 1 0 1								
<b>John Briggs, L</b> OBP: 0.288, SLG: 0.253 (1, 9)										5 1 1 0 0 2 3								
<b>Rick Joseph, R</b> OBP: 0.303, SLG: 0.323 (1, 5)										3 2 1 2 1 1 0								
<b>Larry Hisle, R</b> OBP: 0.307, SLG: 0.433 (1, 8)										4 1 2 4 0 1 1								
<b>Mike Ryan, R</b> OBP: 0.282, SLG: 0.361 (1, 2)										4 0 0 0 1 1 1								
<b>Dave Watkins, R</b> OBP: 0.333, SLG: 0.450 (1, 7)										2 1 0 0 1 0 2								
<b>Terry Harmon, R</b> OBP: 0.312, SLG: 0.268 (1, 6)										4 0 0 0 0 0 3								
<b>Bill Champion, R</b> OBP: 0.182, SLG: 0.273 <b>Bill Wilson, R</b> (8, 1)										4 1 2 1 0 0 0 0 0 0 0 0 0 0								
<b>Inning Stats</b>	R: 1 E: 0 K: 0 S: 4	H: 1 LOB: 1 BB: 1 P: 8	R: 3 E: 0 K: 0 S: 5	H: 2 LOB: 1 BB: 1 P: 10	R: 3 E: 1 K: 0 S: 7	H: 4 LOB: 2 BB: 1 P: 11	R: 0 E: 0 K: 1 S: 5	H: 0 LOB: 0 BB: 0 P: 5	R: 0 E: 0 K: 1 S: 6	H: 0 LOB: 0 BB: 0 P: 6		R: 0 E: 0 K: 2 S: 3	H: 1 LOB: 0 BB: 0 P: 3	R: 0 E: 0 K: 2 S: 7	H: 0 LOB: 1 BB: 0 P: 8	1B: 6 2B: 2 3B: 0 HR: 1	SF: 1 SAC: 1 DP: 1 HBP: 2	WP: 0 PB: 0 SB: 4 CS: 0
<b>PITCHER</b>	IP WLS BF H R ER SO BB IBB HBP BLK WP HR S P ERA WHIP															ERA WHIP		
<b>Steve Renko, R</b> ERA: 19.29	2.1 L 14 4 5 5 0 3 0 0 0 0 0 1 11 23 19.29 3.000															0.00 0.000		
<b>Dick Radatz, R</b> ERA: 4.57	3.1 1.2 11 4 3 3 0 1 0 0 0 0 0 9 14 16.20 3.000																	
<b>Gary Waslewski, R</b> ERA: 3.86	5.1 2.0 6 0 0 0 3 0 0 0 0 0 0 0 12 12 0.00 0.000																	
<b>Roy Face, R</b> ERA: 3.44	7.1 2.0 7 1 0 0 1 0 0 0 0 0 0 0 9 9 0.00 0.500																	
<b>Larry Jaster, L</b> ERA: 5.03	9.1 0.2 3 0 0 0 1 0 0 0 1 0 0 0 4 5 0.00 0.000																	

Batter	1	2	3	4	5	6	7	8	9	AB R H RBI BB SO LOB	BOTTOM							
<b>Gary Sutherland, R</b> OBP: 0.277, SLG: 0.289 (1, 4)											4 2 0 0 1 0 0	<b>Philadelphia Phillies @ Montreal Expos</b> Jarry Park, Montreal, QB Fri Jun 27 1969, 7:05 PM EDT Att: 16,847 - Unknown						
<b>Mack Jones, L</b> OBP: 0.372, SLG: 0.507 (1, 7)											5 2 2 4 0 2 0							
<b>Rusty Staub, L</b> OBP: 0.419, SLG: 0.491 (1, 9)										3 1 1 0 1 0 0								
<b>Ron Fairly, L</b> OBP: 0.370, SLG: 0.463 (1, 8)										4 0 1 1 0 0 1								
<b>Bob Bailey, R</b> OBP: 0.336, SLG: 0.468 (1, 3)										3 1 2 0 1 1 0								
<b>Coco Laboy, R</b> OBP: 0.316, SLG: 0.456 (1, 5)										4 1 2 1 0 1 3								
<b>Ron Brand, R</b> OBP: 0.317, SLG: 0.271 (1, 2)										3 0 0 0 0 0 1 0 0 0 0 0 0 0 1 0 1 1 0 0 0 0 0 0 0 0 0 0 0 0 0 0 0 0 0								
<b>Roy Face, R</b> OBP: 0.500, SLG: 0.500 (7, 1)										4 0 0 0 0 1 2								
<b>Ty Cline, L</b> OBP: 0.326, SLG: 0.211 (8, PH)																		
<b>Larry Jaster, L</b> OBP: 0.467, SLG: 0.500 (9, 1)																		
<b>Howie Reed, R</b> OBP: 0.333, SLG: 0.800 (9, 1)																		
<b>Bobby Wine, R</b> OBP: 0.221, SLG: 0.226 (1, 6)										4 0 0 0 0 1 2								
<b>Steve Renko, R</b> (1, 1)											1 0 0 0 0 0 0 0 0 0 0 0 0 0 1 0 0 0 0 1 0 0 0 0 0 0 0 0 0 0 0 0 0 0 0 2 0 0 0 0 1 0							
<b>Inning Stats</b>	R: 2 E: 0 K: 1 S: 6	H: 2 LOB: 1 BB: 2 P: 14	R: 0 E: 0 K: 1 S: 5	H: 0 LOB: 0 BB: 0 P: 5	R: 1 E: 0 K: 0 S: 5	H: 2 LOB: 2 BB: 1 P: 9	R: 0 E: 0 K: 1 S: 5	H: 0 LOB: 0 BB: 0 P: 5	R: 2 E: 0 K: 1 S: 7	H: 3 LOB: 1 BB: 0 P: 6	R: 0 E: 0 K: 1 S: 5	H: 0 LOB: 0 BB: 0 P: 5	R: 2 E: 0 K: 0 S: 6	H: 3 LOB: 1 BB: 0 P: 6	1B: 5 2B: 2 3B: 0 HR: 2	SF: 0 SAC: 0 DP: 1 HBP: 0	WP: 0 PB: 0 SB: 0 CS: 0	PA: 39
<b>PITCHER</b>	IP WLS BF H R ER SO BB IBB HBP BLK WP HR S P ERA WHIP															ERA WHIP		
<b>Bill Champion, R</b> ERA: 3.34	7.2 W 33 8 7 6 6 3 0 0 0 0 0 2 42 54 7.04 1.435																	
<b>Bill Wilson, R</b> ERA: 4.28	8.1 S 5 1 0 0 1 0 0 0 0 0 0 0 7 7 0.00 0.750																	



Batter	1	2	3	4	5	6	7	8	9	AB	R	H	RBI	BB	SO	LOB	TOP							
Tony Taylor, R OBP: 0.305, SLG: 0.315 (1, 3)										5	1	1	1	0	1	6								
Cookie Rojas, R OBP: 0.302, SLG: 0.310 (1, 4)										5	3	3	2	1	1	1								
John Briggs, L OBP: 0.311, SLG: 0.292 (1, 7)										4	2	4	5	2	0	0								
Rick Joseph, R OBP: 0.306, SLG: 0.368 (1, 5)										6	1	2	4	0	0	5								
Larry Hisle, R OBP: 0.304, SLG: 0.427 (1, 8)										6	0	1	0	0	3	7								
Mike Ryan, R OBP: 0.281, SLG: 0.355 (1, 2)										4	0	0	0	1	0	4								
Ron Stone, L OBP: 0.253, SLG: 0.238 (1, 9)										3	2	2	0	2	0	0								
Terry Harmon, R OBP: 0.327, SLG: 0.271 (1, 6)										3	2	1	0	1	0	2								
Woodie Fryman, R Turk Farrell, R Gene Stone, L Al Raffo, R Grant Jackson, L John Boozer, R										0	0	0	0	0	0	0								
<b>Inning Stats</b>	R: 0 E: 0 K: 1 S: 7	H: 2 LOB: 2 BB: 0 P: 7	R: 0 E: 0 K: 1 S: 4	H: 0 LOB: 3 BB: 3 P: 16	R: 3 E: 0 K: 0 S: 6	H: 3 LOB: 1 BB: 1 P: 10	R: 0 E: 0 K: 1 S: 5	H: 0 LOB: 0 BB: 0 P: 5	R: 0 E: 0 K: 0 S: 6	H: 1 LOB: 1 BB: 0 P: 6	R: 6 E: 1 K: 0 S: 6	H: 3 LOB: 0 BB: 2 P: 15	R: 0 E: 0 K: 0 S: 3	H: 0 LOB: 1 BB: 0 P: 4	R: 1 E: 0 K: 1 S: 6	H: 2 LOB: 1 BB: 1 P: 10	R: 3 E: 1 K: 1 S: 9	H: 4 LOB: 2 BB: 1 P: 13	1B: 12 2B: 1 3B: 0 HR: 2	SF: 0 SAC: 1 DP: 3 HBP: 2	WP: 0 PB: 0 SB: 0 CS: 0	PA: 50		
<b>PITCHER</b>	IP WLS BF H R ER SO BB IBB HBP BLK WP HR S P ERA WHIP	IP WLS BF H R ER SO BB IBB HBP BLK WP HR S P ERA WHIP	IP WLS BF H R ER SO BB IBB HBP BLK WP HR S P ERA WHIP	IP WLS BF H R ER SO BB IBB HBP BLK WP HR S P ERA WHIP	IP WLS BF H R ER SO BB IBB HBP BLK WP HR S P ERA WHIP	IP WLS BF H R ER SO BB IBB HBP BLK WP HR S P ERA WHIP	IP WLS BF H R ER SO BB IBB HBP BLK WP HR S P ERA WHIP	IP WLS BF H R ER SO BB IBB HBP BLK WP HR S P ERA WHIP	IP WLS BF H R ER SO BB IBB HBP BLK WP HR S P ERA WHIP	IP WLS BF H R ER SO BB IBB HBP BLK WP HR S P ERA WHIP	IP WLS BF H R ER SO BB IBB HBP BLK WP HR S P ERA WHIP	IP WLS BF H R ER SO BB IBB HBP BLK WP HR S P ERA WHIP	IP WLS BF H R ER SO BB IBB HBP BLK WP HR S P ERA WHIP	IP WLS BF H R ER SO BB IBB HBP BLK WP HR S P ERA WHIP	IP WLS BF H R ER SO BB IBB HBP BLK WP HR S P ERA WHIP	IP WLS BF H R ER SO BB IBB HBP BLK WP HR S P ERA WHIP	IP WLS BF H R ER SO BB IBB HBP BLK WP HR S P ERA WHIP	IP WLS BF H R ER SO BB IBB HBP BLK WP HR S P ERA WHIP	IP WLS BF H R ER SO BB IBB HBP BLK WP HR S P ERA WHIP	IP WLS BF H R ER SO BB IBB HBP BLK WP HR S P ERA WHIP	IP WLS BF H R ER SO BB IBB HBP BLK WP HR S P ERA WHIP	IP WLS BF H R ER SO BB IBB HBP BLK WP HR S P ERA WHIP	IP WLS BF H R ER SO BB IBB HBP BLK WP HR S P ERA WHIP	IP WLS BF H R ER SO BB IBB HBP BLK WP HR S P ERA WHIP

Philadelphia Phillies @ Montreal Expos  
 Jarry Park, Montreal, QB  
 Sat Jun 28 1969, 3:33 AM EDT  
 Att: 11,150 - Unknown

AB	39
R	13
H	15
RBI	13
BB	8
SO	6
LOB	28



Batter	1	2	3	4	5	6	7	8	9	AB	R	H	RBI	BB	SO	LOB	BOTTOM							
Adolfo Phillips, R OBP: 0.372, SLG: 0.347 (1, 8)										4	3	3	1	1	0	0								
Mack Jones, L OBP: 0.380, SLG: 0.506 (1, 7)										2	1	1	0	3	0	1								
Rusty Staub, L OBP: 0.422, SLG: 0.493 (1, 9)										5	1	3	2	0	0	2								
Bob Bailey, R OBP: 0.345, SLG: 0.473 (1, 3)										5	1	3	1	0	0	2								
Coco Laboy, R OBP: 0.318, SLG: 0.455 (1, 5)										5	2	2	0	0	1	6								
Gary Sutherland, R OBP: 0.282, SLG: 0.292 (1, 4)										4	0	2	2	0	0	2								
John Boccabella, R Ron Fairly, L Dan McGinn, L Kevin Collins, L										3	0	0	0	0	0	4								
Bobby Wine, R OBP: 0.220, SLG: 0.225 (1, 6)										5	0	1	1	0	0	2								
Bill Stoneman, R Roy Face, R Ty Cline, R Gary Waslewski, L Ron Brand, R										2	0	0	0	0	1	0								
<b>Inning Stats</b>	R: 4 E: 0 K: 0 S: 6	H: 3 LOB: 1 BB: 2 P: 14	R: 0 E: 0 K: 0 S: 3	H: 1 LOB: 0 BB: 0 P: 3	R: 0 E: 0 K: 1 S: 7	H: 2 LOB: 2 BB: 0 P: 7	R: 1 E: 0 K: 1 S: 7	H: 2 LOB: 1 BB: 1 P: 11	R: 1 E: 0 K: 0 S: 4	H: 2 LOB: 0 BB: 0 P: 4	R: 1 E: 0 K: 0 S: 5	H: 2 LOB: 2 BB: 0 P: 6	R: 1 E: 0 K: 0 S: 4	H: 1 LOB: 2 BB: 1 P: 8	R: 0 E: 0 K: 0 S: 4	H: 1 LOB: 2 BB: 1 P: 4	R: 0 E: 0 K: 0 S: 4	H: 1 LOB: 1 BB: 0 P: 4	1B: 13 2B: 1 3B: 1 HR: 1	SF: 0 SAC: 0 DP: 3 HBP: 1	WP: 0 PB: 0 SB: 0 CS: 0	PA: 45		
<b>PITCHER</b>	IP WLS BF H R ER SO BB IBB HBP BLK WP HR S P ERA WHIP	IP WLS BF H R ER SO BB IBB HBP BLK WP HR S P ERA WHIP	IP WLS BF H R ER SO BB IBB HBP BLK WP HR S P ERA WHIP	IP WLS BF H R ER SO BB IBB HBP BLK WP HR S P ERA WHIP	IP WLS BF H R ER SO BB IBB HBP BLK WP HR S P ERA WHIP	IP WLS BF H R ER SO BB IBB HBP BLK WP HR S P ERA WHIP	IP WLS BF H R ER SO BB IBB HBP BLK WP HR S P ERA WHIP	IP WLS BF H R ER SO BB IBB HBP BLK WP HR S P ERA WHIP	IP WLS BF H R ER SO BB IBB HBP BLK WP HR S P ERA WHIP	IP WLS BF H R ER SO BB IBB HBP BLK WP HR S P ERA WHIP	IP WLS BF H R ER SO BB IBB HBP BLK WP HR S P ERA WHIP	IP WLS BF H R ER SO BB IBB HBP BLK WP HR S P ERA WHIP	IP WLS BF H R ER SO BB IBB HBP BLK WP HR S P ERA WHIP	IP WLS BF H R ER SO BB IBB HBP BLK WP HR S P ERA WHIP	IP WLS BF H R ER SO BB IBB HBP BLK WP HR S P ERA WHIP	IP WLS BF H R ER SO BB IBB HBP BLK WP HR S P ERA WHIP	IP WLS BF H R ER SO BB IBB HBP BLK WP HR S P ERA WHIP	IP WLS BF H R ER SO BB IBB HBP BLK WP HR S P ERA WHIP	IP WLS BF H R ER SO BB IBB HBP BLK WP HR S P ERA WHIP	IP WLS BF H R ER SO BB IBB HBP BLK WP HR S P ERA WHIP	IP WLS BF H R ER SO BB IBB HBP BLK WP HR S P ERA WHIP	IP WLS BF H R ER SO BB IBB HBP BLK WP HR S P ERA WHIP	IP WLS BF H R ER SO BB IBB HBP BLK WP HR S P ERA WHIP	IP WLS BF H R ER SO BB IBB HBP BLK WP HR S P ERA WHIP

Philadelphia Phillies @ Montreal Expos  
 Jarry Park, Montreal, QB  
 Sat Jun 28 1969, 3:33 AM EDT  
 Att: 11,150 - Unknown

AB	40
R	8
H	16
RBI	7
BB	4
SO	2
LOB	24





Batter	1	2	3	4	5	6	7	8	9	AB	R	H	RBI	BB	SO	LOB	TOP				
Tony Taylor, R OBP: 0.303, SLG: 0.310 (1, 3)										4	1	0	0	1	0	0					
Cookie Rojas, R OBP: 0.304, SLG: 0.312 (1, 4)										5	1	2	0	0	0	0					
John Briggs, L OBP: 0.316, SLG: 0.293 (1, 7)										3	0	1	0	1	1	2					
Rick Joseph, R OBP: 0.303, SLG: 0.361 (1, 5)										4	0	1	1	0	0	3					
Larry Hisle, R OBP: 0.314, SLG: 0.438 (1, 8)										3	0	3	1	1	0	0					
Mike Ryan, R OBP: 0.280, SLG: 0.353 (1, 2)										4	0	1	0	0	2	6					
Ron Stone, L OBP: 0.253, SLG: 0.229 (1, 9)										3	0	0	0	1	1	6					
Terry Harmon, R OBP: 0.314, SLG: 0.258 (1, 6)										4	0	0	0	0	1	4					
Lowell Palmer, R (1, 1)										4	0	0	0	0	1	0					
<b>Inning Stats</b>	R: 2 E: 0 K: 2 S: 10	H: 3 LOB: 2 BB: 1 P: 14	R: 0 E: 0 K: 1 S: 5	H: 0 LOB: 0 BB: 0 P: 5	R: 0 E: 0 K: 1 S: 7	H: 2 LOB: 3 BB: 1 P: 11	R: 0 E: 0 K: 1 S: 5	H: 0 LOB: 0 BB: 0 P: 5	R: 0 E: 0 K: 0 S: 3	H: 1 LOB: 1 BB: 0 P: 6	R: 0 E: 0 K: 0 S: 3	H: 0 LOB: 0 BB: 0 P: 3	R: 0 E: 0 K: 0 S: 4	H: 2 LOB: 2 BB: 2 P: 12	R: 0 E: 0 K: 0 S: 3	H: 0 LOB: 0 BB: 0 P: 3	1B: 7 2B: 1 3B: 0 HR: 0	SF: 0 SAC: 0 DP: 0 HBP: 0	WP: 0 PB: 0 SB: 0 CS: 0	PA: 38	
<b>PITCHER</b>	IP	WLS	BF	H	R	ER	SO	BB	IBB	HBP	BLK	WP	HR	S	P	ERA	WHIP				
Jerry Robertson, R ERA: 3.74 (1, 1)	8.0	L	35	8	2	2	6	2	2	0	0	0	0	43	59	2.25	1.250				
Gary Waslewski, R ERA: 3.65 (9, 1)	1.0		3	0	0	0	0	0	0	0	0	0	0	3	3	0.00	0.000				

Philadelphia Phillies @ Montreal Expos  
Jarry Park, Montreal, QB  
Sun Jun 29 1969, 3:33 AM EDT  
Unknown

AB	34
R	2
H	8
RBI	2
BB	4
SO	6
LOB	21



Batter	1	2	3	4	5	6	7	8	9	AB	R	H	RBI	BB	SO	LOB	BOTTOM					
Adolfo Phillips, R OBP: 0.368, SLG: 0.337 (1, 8)										3	0	0	0	1	2	1						
Gary Waslewski, R (9, 1)										0	0	0	0	0	0	0						
Mack Jones, L OBP: 0.382, SLG: 0.504 (1, 7)										3	0	1	0	0	0	1						
Jose Herrera, R OBP: 0.286, SLG: 0.286 (9, FR)										0	0	0	0	0	0	0						
Rusty Staub, L OBP: 0.419, SLG: 0.489 (1, 9)										4	0	1	0	0	0	2						
Ron Fairly, L OBP: 0.357, SLG: 0.444 (1, 3)										4	0	0	0	0	0	3						
Kevin Collins, L OBP: 0.238, SLG: 0.333 (1, 5)										4	0	0	0	0	1	2						
Gary Sutherland, R OBP: 0.279, SLG: 0.289 (1, 4)										3	0	0	0	0	0	1						
Ron Brand, R OBP: 0.310, SLG: 0.257 (1, 2)										2	0	0	0	1	0	0						
Bobby Wine, R OBP: 0.215, SLG: 0.220 (1, 6)										2	0	0	0	0	0	1						
Don Bosch, S OBP: 0.241, SLG: 0.260 (8, PH)										1	0	1	0	0	0	0						
Coco Laboy, R OBP: 0.316, SLG: 0.455 (9, 5)										0	0	0	0	0	0	0						
Jerry Robertson, S (1, 1)										2	0	0	0	0	2	0						
Ty Cline, L OBP: 0.318, SLG: 0.205 (8, PH)										1	0	0	0	0	0	1						
<b>Inning Stats</b>	R: 0 E: 0 K: 1 S: 5	H: 0 LOB: 1 BB: 0 P: 6	R: 0 E: 0 K: 0 S: 3	H: 0 LOB: 1 BB: 1 P: 7	R: 0 E: 0 K: 1 S: 4	H: 0 LOB: 0 BB: 1 P: 8	R: 0 E: 0 K: 0 S: 3	H: 0 LOB: 0 BB: 0 P: 3	R: 0 E: 0 K: 0 S: 3	H: 0 LOB: 0 BB: 0 P: 3	R: 0 E: 0 K: 1 S: 5	H: 0 LOB: 0 BB: 0 P: 5	R: 0 E: 0 K: 1 S: 6	H: 1 LOB: 1 BB: 0 P: 6	R: 0 E: 0 K: 1 S: 6	H: 1 LOB: 1 BB: 0 P: 6	R: 0 E: 0 K: 0 S: 4	H: 1 LOB: 1 BB: 0 P: 4	1B: 3 2B: 0 3B: 0 HR: 0	SF: 0 SAC: 0 DP: 0 HBP: 1	WP: 0 PB: 0 SB: 0 CS: 1	PA: 32
<b>PITCHER</b>	IP	WLS	BF	H	R	ER	SO	BB	IBB	HBP	BLK	WP	HR	S	P	ERA	WHIP					
Lowell Palmer, R ERA: 4.29 (1, 1)	9.0	W	32	3	0	0	5	2	0	1	0	0	0	39	48	0.00	0.556					

Philadelphia Phillies @ Montreal Expos  
Jarry Park, Montreal, QB  
Sun Jun 29 1969, 3:33 AM EDT  
Unknown

AB	29
R	0
H	3
RBI	0
BB	2
SO	5
LOB	12





Batter	1	2	3	4	5	6	7	8	9	AB	R	H	RBI	BB	SO	LOB	TOP			
Tony Taylor, R OBP: 0.308, SLG: 0.316 (1, 3)										5	1	3	0	0	1	0	Philadelphia Phillies @ Montreal Expos Jarry Park, Montreal, QB Sun Jun 29 1969, 3:38 AM EDT Att: 27,169 - Unknown			
Cookie Rojas, R OBP: 0.306, SLG: 0.311 (1, 4)										4	1	1	0	1	0	2				
John Briggs, L OBP: 0.314, SLG: 0.298 (1, 7)										4	0	1	0	0	0	3				
Rick Joseph, R OBP: 0.313, SLG: 0.382 (1, 5)										4	2	2	1	0	0	2				
Larry Hisle, R OBP: 0.321, SLG: 0.439 (1, 8)										2	1	1	2	2	1	0				
Mike Ryan, R OBP: 0.280, SLG: 0.349 (1, 2)										3	0	0	0	1	2	2				
Ron Stone, L OBP: 0.253, SLG: 0.230 (1, 9)										4	0	1	2	0	0	1				
Terry Harmon, R OBP: 0.302, SLG: 0.247 (1, 6)										4	0	0	0	0	0	2				
Jerry Johnson, R OBP: 0.160, SLG: 0.087 (1, 1)										4	0	0	0	0	2	2				
<b>Inning Stats</b>	R: 3 E: 0 K: 1 S: 8	H: 4 LOB: 0 BB: 0 P: 8	R: 0 E: 0 K: 0 S: 3	H: 0 LOB: 0 BB: 0 P: 3	R: 0 E: 0 K: 1 S: 6	H: 1 LOB: 1 BB: 0 P: 6	R: 0 E: 0 K: 2 S: 7	H: 0 LOB: 0 BB: 0 P: 7	R: 0 E: 0 K: 1 S: 6	H: 1 LOB: 1 BB: 0 P: 6	R: 0 E: 0 K: 0 S: 5	H: 2 LOB: 2 BB: 2 P: 13	R: 0 E: 0 K: 0 S: 2	H: 0 LOB: 1 BB: 1 P: 6	R: 0 E: 0 K: 1 S: 6	H: 1 LOB: 1 BB: 0 P: 6	1B: 7 2B: 2 3B: 0 HR: 0	SF: 0 SAC: 0 DP: 1 HBP: 0	WP: 0 PB: 0 SB: 4 CS: 1	PA: 39
<b>PITCHER</b>	IP WLS BF L	H R ER SO	BB IBB HBP BLK	WP HR S P	ERA WHIP	<b>PITCHER</b>	IP WLS BF L	H R ER SO	BB IBB HBP BLK	WP HR S P	ERA WHIP									
Mike Wegener, R ERA: 3.95 (1, 1)	7.0	8	5	5	5	3	0	0	0	0	0	38	50	6.43	1.571					
Dick Radatz, R ERA: 4.34 (8, 1)	2.0	1	0	0	1	1	0	0	0	0	0	8	12	0.00	1.000					

Batter	1	2	3	4	5	6	7	8	9	AB	R	H	RBI	BB	SO	LOB	BOTTOM			
Adolfo Phillips, R OBP: 0.357, SLG: 0.324 (1, 8)										4	0	0	0	0	1	3	Philadelphia Phillies @ Montreal Expos Jarry Park, Montreal, QB Sun Jun 29 1969, 3:38 AM EDT Att: 27,169 - Unknown			
Kevin Collins, L OBP: 0.224, SLG: 0.313 (1, 4)										4	0	0	0	0	1					
Rusty Staub, L OBP: 0.420, SLG: 0.489 (1, 9)										4	0	2	0	0	0	0				
Ron Fairly, L OBP: 0.347, SLG: 0.431 (1, 7)										4	0	0	0	0	1	2				
Bob Bailey, R OBP: 0.342, SLG: 0.466 (1, 3)										4	0	1	0	0	1	0				
Coco Laboy, R OBP: 0.324, SLG: 0.468 (1, 5)										4	1	3	0	0	0	2				
John Boccabella, R OBP: 0.158, SLG: 0.183 (1, 2)										4	0	0	0	0	2	3				
Bobby Wine, R OBP: 0.227, SLG: 0.232 (1, 6)										4	0	2	1	0	0	1				
Mike Wegener, R OBP: 0.296, SLG: 0.269 (1, 1)										2	0	2	0	0	0	0				
Mack Jones, L OBP: 0.380, SLG: 0.502 (7, PH)										1	0	0	0	0	0	1				
Dick Radatz, R ERA: 4.34 (8, 1)										0	0	0	0	0	0	0				
<b>Inning Stats</b>	R: 0 E: 0 K: 0 S: 3	H: 0 LOB: 0 BB: 0 P: 3	R: 0 E: 0 K: 0 S: 4	H: 1 LOB: 1 BB: 0 P: 4	R: 0 E: 0 K: 0 S: 4	H: 2 LOB: 1 BB: 0 P: 4	R: 0 E: 0 K: 0 S: 3	H: 0 LOB: 0 BB: 0 P: 3	R: 1 E: 0 K: 2 S: 9	H: 2 LOB: 1 BB: 0 P: 9	R: 0 E: 0 K: 2 S: 8	H: 1 LOB: 1 BB: 0 P: 8	R: 0 E: 0 K: 0 S: 4	H: 1 LOB: 1 BB: 0 P: 4	R: 0 E: 0 K: 0 S: 4	H: 1 LOB: 1 BB: 0 P: 4	1B: 8 2B: 2 3B: 0 HR: 0	SF: 0 SAC: 0 DP: 2 HBP: 0	WP: 0 PB: 0 SB: 0 CS: 0	PA: 35
<b>PITCHER</b>	IP WLS BF L	H R ER SO	BB IBB HBP BLK	WP HR S P	ERA WHIP	<b>PITCHER</b>	IP WLS BF L	H R ER SO	BB IBB HBP BLK	WP HR S P	ERA WHIP									
Jerry Johnson, R ERA: 4.61 (1, 1)	9.0	10	1	1	5	0	0	0	0	0	0	45	45	1.00	1.111					



Batter	1	2	3	4	5	6	7	8	9	AB	R	H	RBI	BB	SO	LOB	TOP			
Don Kessinger, S (1, 6) OBP: 0.356, SLG: 0.394	0-0 HR		4-0 P6-4-3 BB		0-0 F8		0-0 1B 2B		0-0 F8	4	2	1	1	0	1		<b>Chicago Cubs @ Montreal Expos</b> Jarry Park, Montreal, QB Mon Jun 30 1969, 7:05 PM EDT Att: 12,508 - Unknown - 78 F			
Paul Popovich, S (1, 4) OBP: 0.354, SLG: 0.341	0-0 B2-3		0-0 P6-4-3 1-2f		0-0 F9 BB 1B		0-0 FC4-6 2H 1B		0-0 FC6-4 1-2f	5	0	2	1	0	0	2				
Billy Williams, L (1, 9) OBP: 0.376, SLG: 0.490	0-3 K		0-0 BB 1B		4-0 1-2 BB		0-0 FC4-6 1-2f G6-4-3		0-0 G3	4	0	1	0	1	1	2				
Ron Santo, R (1, 5) OBP: 0.416, SLG: 0.537	0-3 K		4-0 1-2 FC6-4 BB		0-0 F9 2-3		0-0 G6-4-3 1-2f			3	0	0	0	1	1	3				
14 Ernie Banks, R (1, 3) OBP: 0.340, SLG: 0.445		0-0 F8 2B	0-0 FC6-4 1-2f		0-0 F8				0-0 6-3	4	0	1	0	0	0	4				
Willie Smith, L (1, 7) OBP: 0.367, SLG: 0.626		0-0 F8 2-3		0-0 F7		0-0 1B			0-0 1-3 1B 1B	4	0	2	0	0	0	1				
Randy Hundley, R (1, 2) OBP: 0.377, SLG: 0.462		4-0 IBB		0-0 FC6-4 1B		0-0 F8			0-0 1-3 1-2	3	0	1	0	1	0	2				
Don Young, R (1, 8) OBP: 0.343, SLG: 0.357		0-3 K		0-3 K		0-0 F8			0-0 1B	2	0	0	0	0	2	3				
Jim Qualls, S (5, 8) OBP: 0.227, SLG: 0.273		0-3 K		0-0 FC6-4 1-2f		0-0 F9			0-0 2H 1B	2	0	1	0	0	0	1				
Dave Lemonds, L (1, 1) Phil Regan, R (3, 1) Al Spangler, L (6, PH) Ted Abernathy, R (6, PH) Hank Aguirre, R (6, PH) Bill Heath, L (6, PH) Nate Oliver, L (6, PH)		0-3 K		0-0 FC6-4 1-2f		0-0 F9			4-0 FC6-4 BB	1	0	0	0	0	1	2				
<b>Inning Stats</b>	R: 1 E: 0 K: 2 S: 8	H: 1 LOB: 0 BB: 0 P: 8	R: 0 E: 0 K: 2 S: 8	H: 1 LOB: 2 BB: 1 P: 12	R: 0 E: 0 K: 1 S: 3	H: 1 LOB: 1 BB: 0 P: 11	R: 0 E: 0 K: 1 S: 6	H: 1 LOB: 2 BB: 1 P: 6	R: 0 E: 0 K: 0 S: 4	H: 1 LOB: 2 BB: 0 P: 4	R: 1 E: 0 K: 0 S: 4	H: 2 LOB: 0 BB: 0 P: 4	R: 0 E: 0 K: 0 S: 4	H: 2 LOB: 2 BB: 0 P: 4	R: 0 E: 0 K: 0 S: 3	H: 0 LOB: 1 BB: 1 P: 7		1B: 7 2B: 2 3B: 0 HR: 1	SF: 0 SAC: 0 DP: 2 HBP: 0	WP: 0 PA: 39 CS: 0
<b>PITCHER</b>	IP WLS BF H R ER SO	IP WLS BF H R ER SO	IP WLS BF H R ER SO	IP WLS BF H R ER SO	IP WLS BF H R ER SO	IP WLS BF H R ER SO	IP WLS BF H R ER SO	IP WLS BF H R ER SO	IP WLS BF H R ER SO	IP WLS BF H R ER SO	IP WLS BF H R ER SO	IP WLS BF H R ER SO	IP WLS BF H R ER SO	IP WLS BF H R ER SO	IP WLS BF H R ER SO	IP WLS BF H R ER SO		ERA WHIP	ERA WHIP	
Howie Reed, R (1, 1) ERA: 3.49	8.0 W 36	10 2 2 5	4 1 0 0	0 0 0 0	0 0 3 3	0.00 0.000														
Dan McGinn, L (9, 1) ERA: 4.29	1.0 S 3	0 0 0 0	0 0 0 0	0 0 0 0	0 0 3 3	0.00 0.000														

**Chicago Cubs @ Montreal Expos**  
 Jarry Park, Montreal, QB  
 Mon Jun 30 1969, 7:05 PM EDT  
 Att: 12,508 - Unknown - 78 F

AB 34  
 R 2  
 H 10  
 RBI 2  
 BB 5  
 SO 5  
 LOB 23



Batter	1	2	3	4	5	6	7	8	9	AB	R	H	RBI	BB	SO	LOB	BOTTOM			
Adolfo Phillips, R (1, 8) OBP: 0.358, SLG: 0.324	0-0 L3 1B		0-0 P5-4-3 1-2f	0-0 SF		1-0 BB SH3-4 1B HBP	0-0 P4			3	1	1	1	0	0	2	<b>Chicago Cubs @ Montreal Expos</b> Jarry Park, Montreal, QB Mon Jun 30 1969, 7:05 PM EDT Att: 12,508 - Unknown - 78 F			
Gary Sutherland, R (1, 4) OBP: 0.279, SLG: 0.286	0-0 L3 1-1		4-0 BB 1B BB	0-0 G3		0-0 SH3-4 1-2		0-0 6-3	3	1	0	0	1	0	3					
Rusty Staub, L (1, 9) OBP: 0.431, SLG: 0.492	0-0 1B		4-0 1B 1-2 BB	4-0 IBB		4-0 BB 1B IBB		1-0 FC6-4 HBP	1	2	1	0	3	0	0					
Bob Bailey, R (1, 3) OBP: 0.351, SLG: 0.467	0-0 1-2 1B		0-0 1B 1-3 2H 1B	0-3 K		4-0 1B 1-2 2-3 BB		0-3 K	4	0	2	1	1	2	4					
Coco Laboy, R (1, 5) OBP: 0.325, SLG: 0.467	0-0 P4-3		0-0 1-2 3H 1B		0-0 F9	0-0 P6-4-3 1-3 2H 3H 1B		0-0 FC6-4 1-2f	5	0	2	3	0	0	3					
Ron Fairly, L (1, 7) OBP: 0.342, SLG: 0.424		0-0 L3	0-0 P4		0-0 2B 1B	0-0 P6-4-3 1-2f			2	0	0	0	0	0	2					
Don Bosch, S (5, 7) OBP: 0.246, SLG: 0.264		0-0 L3	0-0 P4		0-0 2B 1B	0-0 P6-4-3 1-2f			2	0	1	0	0	0	2					
Ron Brand, R (1, 2) OBP: 0.308, SLG: 0.256		0-0 6-3		0-0 FC4-6 1B	0-0 F9		0-0 F3			4	0	1	0	0	1					
Bobby Wine, R (1, 6) OBP: 0.228, SLG: 0.242		0-0 F7		0-0 FC4-6 1B SF	0-0 1-3 2B		0-0 5-3			4	1	1	0	0	1					
Howie Reed, R (1, 1) OBP: 0.500, SLG: 0.750			4-0 P5-4-3 BB	0-0 SF WP 1B	0-3 K					3	0	2	0	1	2					
Dan McGinn, L (9, 1) OBP: 0.188, SLG: 0.375				0-0 SF WP 1B	0-0 K					0	0	0	0	0	0					
<b>Inning Stats</b>	R: 0 E: 0 K: 0 S: 5	H: 3 LOB: 0 BB: 0 P: 5	R: 0 E: 0 K: 0 S: 3	H: 0 LOB: 0 BB: 0 P: 3	R: 2 E: 0 K: 0 S: 4	H: 2 LOB: 3 BB: 3 P: 16	R: 1 E: 1 K: 1 S: 8	H: 2 LOB: 3 BB: 1 P: 12	R: 0 E: 0 K: 1 S: 7	H: 2 LOB: 2 BB: 0 P: 7	R: 2 E: 0 K: 0 S: 3	H: 1 LOB: 1 BB: 2 P: 12	R: 0 E: 0 K: 0 S: 4	H: 1 LOB: 1 BB: 0 P: 4	R: 0 E: 0 K: 1 S: 5	H: 0 LOB: 1 BB: 0 P: 6		1B: 10 2B: 2 3B: 0 HR: 0	SF: 1 SAC: 1 DP: 3 HBP: 2	WP: 1 PA: 41 CS: 0
<b>PITCHER</b>	IP WLS BF H R ER SO	IP WLS BF H R ER SO	IP WLS BF H R ER SO	IP WLS BF H R ER SO	IP WLS BF H R ER SO	IP WLS BF H R ER SO	IP WLS BF H R ER SO	IP WLS BF H R ER SO	IP WLS BF H R ER SO	IP WLS BF H R ER SO	IP WLS BF H R ER SO	IP WLS BF H R ER SO	IP WLS BF H R ER SO	IP WLS BF H R ER SO	IP WLS BF H R ER SO	IP WLS BF H R ER SO		ERA WHIP	ERA WHIP	
Dave Lemonds, L (1, 1) ERA: 6.75	2.2 L 13	4 2 2 0	3 0 0 0	0 1 0 0	1 0 17 21	3.86 2.143														
Phil Regan, R (3, 1) ERA: 3.54	2.1 14	5 1 1 2	0 1 0 0	0 1 1 0	0 0 2 11	54.00 6.000														
Ted Abernathy, R (6, 1) ERA: 2.54	0.1 5	1 2 2 0	1 1 1 0	0 0 2 11	0 0 10 11	0.00 0.375														
Hank Aguirre, L (6, 1) ERA: 1.84	2.2 9	1 0 0 1	0 0 1 0	0 0 10 11	0.00 0.375															

**Chicago Cubs @ Montreal Expos**  
 Jarry Park, Montreal, QB  
 Mon Jun 30 1969, 7:05 PM EDT  
 Att: 12,508 - Unknown - 78 F

AB 31  
 R 5  
 H 11  
 RBI 5  
 BB 6  
 SO 3  
 LOB 20





Batter	1	2	3	4	5	6	7	8	9	AB	R	H	RBI	BB	SO	LOB	TOP												
Don Kessinger, S OBP: 0.395, SLG: 0.397 (1, 6)	F8		14 FC5 1B 1-2		K		1B			5	0	3	1	0	1	1	<b>Chicago Cubs @ Montreal Expos</b> Jarry Park, Montreal, QB Tue Jul 01 1969, 3:33 AM EDT Att: 19,858 - Unknown - 60 F												
Glenn Beckert, R OBP: 0.330, SLG: 0.330 (1, 4)	K						F7	F9		5	0	2	0	0	1	4													
Billy Williams, L OBP: 0.375, SLG: 0.485 Rich Nye, L OBP: 0.111, SLG: 0.111 Bill Heath, L OBP: 0.583, SLG: 0.571 Ted Abernathy, R OBP: 0.400, SLG: 0.600 (1, 9)	4-3		P3				4-3	P4		3	0	0	0	1	0	4													
14 Ernie Banks, R OBP: 0.336, SLG: 0.441 Jim Hickman, R OBP: 0.312, SLG: 0.349 (1, 3)		6-3	FC5 2-3f		K			2B 2B	F7	3	0	0	0	0	1	6													
Willie Smith, L OBP: 0.379, SLG: 0.635 (1, 7)				1-3		K		2B 1B	P4-3 1B	5	1	3	1	0	1	0													
Randy Hundley, R OBP: 0.377, SLG: 0.471 Ken Rudolph, R OBP: 0.292, SLG: 0.409 (1, 2)		FC5-4 1-2f		6-3		HR		2B 1B	P4-3 1B	3	1	1	1	0	0	1													
Paul Popovich, S OBP: 0.349, SLG: 0.336 (1, 5)	K			P5		P9		1B 1B	P4-3 1B	5	0	1	0	0	1	3													
Jim Qualls, S OBP: 0.185, SLG: 0.222 (1, 8)			F9		5-3	4-3		F9	1-3	5	0	0	0	0	0	4													
Ken Holtzman, R OBP: 0.140, SLG: 0.179 Don Nottebart, R OBP: 0.316, SLG: 0.386 Al Spangler, L OBP: 0.316, SLG: 0.386 (1, 1)			E6 1B 1B		2B BB		P6	1B BB		1	0	0	0	0	0	0													
<b>Inning Stats</b>	R: 0 E: 0 K: 1 S: 5	H: 0 LOB: 0 BB: 0 P: 5	R: 0 E: 0 K: 1 S: 6	H: 1 LOB: 1 BB: 0 P: 6	R: 0 E: 1 K: 0 S: 6	H: 2 LOB: 3 BB: 0 P: 6	R: 0 E: 0 K: 0 S: 3	H: 0 LOB: 0 BB: 0 P: 3	R: 0 E: 0 K: 2 S: 8	H: 1 LOB: 3 BB: 2 P: 16	R: 1 E: 0 K: 1 S: 6	H: 1 LOB: 0 BB: 0 P: 6	R: 0 E: 0 K: 0 S: 4	H: 1 LOB: 1 BB: 0 P: 4	R: 3 E: 0 K: 0 S: 8	H: 5 LOB: 3 BB: 1 P: 12		R: 0 E: 0 K: 0 S: 5	H: 2 LOB: 2 BB: 0 P: 5	1B: 9 2B: 3 3B: 0 HR: 1	SF: 0 SAC: 0 DP: 0 HBP: 0	WP: 0 PB: 0 SB: 0 CS: 0	PA: 44						
<b>PITCHER</b>	IP	WLS	BF	H	R	ER	SO	BB	IBB	HBP	BLK	WP	HR	S	P	ERA		WHIP											
Steve Renko, R ERA: 8.38 Roy Face, R ERA: 3.43	(1, 1)	7.1	W	35	10	4	4	5	2	0	0	0	0	1	43	51		4.91	1.636										
(8, 1)	1.2	S	9	3	0	0	0	1	0	0	0	0	0	0	8	12		0.00	2.400										

AB	41
R	4
H	13
RBI	4
BB	3
SO	5
LOB	26



Batter	1	2	3	4	5	6	7	8	9	AB	R	H	RBI	BB	SO	LOB	BOTTOM													
Adolfo Phillips, R OBP: 0.360, SLG: 0.327 (1, 8)	P4		E WP 1-2 2-3	1B S	K		K			5	2	2	0	0	2	1	<b>Chicago Cubs @ Montreal Expos</b> Jarry Park, Montreal, QB Tue Jul 01 1969, 3:33 AM EDT Att: 19,858 - Unknown - 60 F													
Gary Sutherland, R OBP: 0.281, SLG: 0.288 (1, 4)	6-3		E4 F8 WP SF8 1-3 2-H 3-H	2B 1B		4-3 WP 1B	6-3			5	3	2	2	0	0	2														
Rusty Staub, L OBP: 0.423, SLG: 0.481 (1, 9)	F7		F8	F8		4-3	F9			5	0	0	0	0	0	3														
Bob Bailey, R OBP: 0.358, SLG: 0.489 (1, 3)		K	SF8	1B 2B		E 1B	2B			4	1	3	3	0	1	0														
Coco Laboy, R OBP: 0.326, SLG: 0.463 (1, 5)	F8		2B BB	2B 1B		F9	F7			4	1	1	1	1	0	2														
Jose Herrera, R OBP: 0.333, SLG: 0.500 (1, 7)	K			2B		FC6	K			5	0	2	1	0	2	2														
Ron Brand, R OBP: 0.305, SLG: 0.256 (1, 2)			1B 1B	L3		3-1				4	1	1	0	0	0	5														
Bobby Wine, R OBP: 0.238, SLG: 0.262 (1, 6)			1B 1B	P4	F9		2B			4	1	2	0	0	0	0														
Steve Renko, R OBP: 0.400, SLG: 0.400 Roy Face, R OBP: 0.500, SLG: 0.500 (1, 1)			1B 1B	1B 1B	4-3	K				4	2	2	1	0	1	1														
<b>Inning Stats</b>	R: 0 E: 0 K: 0 S: 3	H: 0 LOB: 0 BB: 0 P: 3	R: 0 E: 0 K: 2 S: 7	H: 0 LOB: 0 BB: 0 P: 7	R: 5 E: 1 K: 0 S: 9	H: 5 LOB: 2 BB: 1 P: 13	R: 5 E: 0 K: 0 S: 9	H: 6 LOB: 1 BB: 0 P: 9	R: 0 E: 0 K: 1 S: 5	H: 0 LOB: 0 BB: 0 P: 5	R: 1 E: 1 K: 0 S: 6	H: 2 LOB: 2 BB: 0 P: 6	R: 0 E: 0 K: 2 S: 8	H: 1 LOB: 1 BB: 0 P: 8	R: 0 E: 0 K: 1 S: 6	H: 1 LOB: 1 BB: 0 P: 6		1B: 10 2B: 5 3B: 0 HR: 0	SF: 1 SAC: 0 DP: 0 HBP: 0	WP: 2 PB: 0 SB: 1 CS: 0	PA: 42									
<b>PITCHER</b>	IP	WLS	BF	H	R	ER	SO	BB	IBB	HBP	BLK	WP	HR	S	P	ERA		WHIP												
Ken Holtzman, L ERA: 3.31 Don Nottebart, R ERA: 8.22 Rich Nye, L ERA: 4.66 Ted Abernathy, R ERA: 2.49	(1, 1)	3.2	L	22	9	9	7	2	1	0	0	0	0	1	0	14		14	7.71	1.714										
(4, 1)	2.1		12	4	2	2	1	0	0	0	0	0	0	0	8	8		0.00	1.000											
(7, 1)	1.0		4	1	0	0	2	0	0	0	0	0	0	0	6	6		0.00	1.000											
(8, 1)	1.0		4	1	0	0	1	0	0	0	0	0	0	0	6	6		0.00	1.000											

AB	40
R	11
H	15
RBI	8
BB	1
SO	6
LOB	16





Batter	1	2	3	4	5	6	7	8	9	AB	R	H	RBI	BB	SO	LOB	TOP			
Don Kessinger, S (1, 6) OBP: 0.357, SLG: 0.395										4	1	1	1	0	0	2	Chicago Cubs @ Montreal Expos Jarry Park, Montreal, QB Wed Jul 02 1969, 7:05 PM EDT Att: 16,101 - Unknown			
Glenn Beckert, R (1, 4) OBP: 0.341, SLG: 0.343										4	0	3	0	0	0	0				
Billy Williams, L (1, 9) OBP: 0.372, SLG: 0.479										4	0	0	0	1	2	6				
Ron Santo, R (1, 5) OBP: 0.411, SLG: 0.531										3	0	0	1	0	2	2				
14 Ernie Banks, R (1, 3) OBP: 0.332, SLG: 0.434										4	0	0	0	0	1	3				
Willie Smith, L (1, 7) OBP: 0.374, SLG: 0.620										4	1	1	0	0	3	0				
Jim Hickman, R (8, 9) OBP: 0.312, SLG: 0.349										0	0	0	0	0	0	0				
Randy Hundley, R (1, 2) OBP: 0.375, SLG: 0.466										3	1	0	0	1	1	0				
Jim Qualls, S (1, 8) OBP: 0.256, SLG: 0.419										4	1	3	2	0	0	0				
Bill Hands, R (1, 1) OBP: 0.091, SLG: 0.024										3	0	0	0	1	2	2				
<b>Inning Stats</b>	R: 1 E: 0 K: 0 S: 5	H: 2 LOB: 1 BB: 0 P: 5	R: 0 E: 0 K: 2 S: 8	H: 1 LOB: 1 BB: 0 P: 8	R: 0 E: 0 K: 1 S: 6	H: 1 LOB: 2 BB: 1 P: 10	R: 3 E: 0 K: 2 S: 10	H: 3 LOB: 1 BB: 1 P: 14	R: 0 E: 0 K: 3 S: 9	H: 0 LOB: 0 BB: 0 P: 9	R: 0 E: 0 K: 1 S: 5	H: 0 LOB: 0 BB: 0 P: 5	R: 0 E: 0 K: 1 S: 5	H: 0 LOB: 0 BB: 0 P: 5	R: 0 E: 0 K: 1 S: 4	H: 1 LOB: 3 BB: 1 P: 9	1B: 4 2B: 3 3B: 1 HR: 0	SF: 2 SAC: 0 DP: 0 HBP: 1	WP: 1 PB: 0 SB: 1 CS: 0	PA: 39
<b>PITCHER</b>	IP WLS BF H R ER SO BB IBB HBP BLK WP HR S P ERA WHIP																			
Bill Stoneman, R (1, 1) ERA: 5.4	3.2 L 20 7 4 4 4 4 2 0 0 0 0 0 0 26 34 9.82 2.455																			
Dan McGinn, L (4, 1) ERA: 4.09	3.1 10 0 0 0 6 0 0 0 0 1 0 22 22 0.00 0.000																			
Gary Waslewski, R (8, 1) ERA: 3.46	2.0 9 1 0 0 1 1 0 1 0 0 0 9 14 0.00 1.000																			

AB	33
R	4
H	8
RBI	4
BB	3
SO	11
LOB	15



Batter	1	2	3	4	5	6	7	8	9	AB	R	H	RBI	BB	SO	LOB	BOTTOM					
Adolfo Phillips, R (1, 8) OBP: 0.350, SLG: 0.316										4	0	0	0	0	2	2	Chicago Cubs @ Montreal Expos Jarry Park, Montreal, QB Wed Jul 02 1969, 7:05 PM EDT Att: 16,101 - Unknown					
Gary Sutherland, R (1, 4) OBP: 0.281, SLG: 0.287										4	0	1	0	0	0	1						
Rusty Staub, L (1, 9) OBP: 0.424, SLG: 0.482										4	0	2	1	0	0	0						
Mack Jones, L (1, 7) OBP: 0.386, SLG: 0.504										3	1	2	0	1	1	1						
Bob Bailey, R (1, 3) OBP: 0.356, SLG: 0.483										4	0	1	0	0	1	2						
Coco Laboy, R (1, 5) OBP: 0.325, SLG: 0.460										4	0	1	1	0	1	2						
Ron Brand, R (1, 2) OBP: 0.296, SLG: 0.247										3	0	0	0	0	1	3						
Don Bosch, S (9, PH) OBP: 0.243, SLG: 0.262										1	0	0	0	0	0	0						
Bobby Wine, R (1, 6) OBP: 0.241, SLG: 0.264										3	0	1	0	0	0	2						
Floyd Wicker, L (9, PH) OBP: 0.194, SLG: 0.138										1	0	0	0	0	1	0						
Bill Stoneman, R (1, 1) OBP: 0.167, SLG: 0.132										1	1	1	0	0	0	0						
Dan McGinn, L (4, 1) OBP: 0.176, SLG: 0.353										1	0	0	0	0	0	1						
Ty Cline, L (7, PH) OBP: 0.315, SLG: 0.203										1	0	0	0	0	0	0						
Gary Waslewski, R (8, 1) OBP: 0.221, SLG: 0.308										0	0	0	0	0	0	0						
Kevin Collins, L (9, PH) OBP: 0.221, SLG: 0.308										1	0	0	0	0	0	0						
<b>Inning Stats</b>	R: 0 E: 0 K: 2 S: 8	H: 1 LOB: 1 BB: 0 P: 8	R: 0 E: 0 K: 0 S: 3	H: 0 LOB: 0 BB: 0 P: 3	R: 1 E: 0 K: 1 S: 7	H: 3 LOB: 2 BB: 0 P: 7	R: 0 E: 0 K: 2 S: 8	H: 1 LOB: 1 BB: 0 P: 8	R: 0 E: 0 K: 0 S: 4	H: 1 LOB: 1 BB: 0 P: 4	R: 1 E: 0 K: 0 S: 6	H: 3 LOB: 2 BB: 0 P: 6	R: 0 E: 0 K: 0 S: 3	H: 0 LOB: 0 BB: 0 P: 3	R: 0 E: 0 K: 1 S: 5	H: 0 LOB: 1 BB: 1 P: 9	R: 0 E: 0 K: 1 S: 5	H: 0 LOB: 0 BB: 0 P: 5	1B: 8 2B: 1 3B: 0 HR: 0	SF: 0 SAC: 0 DP: 0 HBP: 0	WP: 0 PB: 0 SB: 0 CS: 0	PA: 36
<b>PITCHER</b>	IP WLS BF H R ER SO BB IBB HBP BLK WP HR S P ERA WHIP																					
Bill Hands, R (1, 1) ERA: 2.88	9.0 W 36 9 2 2 7 1 0 0 0 0 0 49 53 2.00 1.111																					

AB	35
R	2
H	9
RBI	2
BB	1
SO	7
LOB	14





Batter	1	2	3	4	5	6	7	8	9	AB	R	H	RBI	BB	SO	LOB	TOP					
<b>Don Kessinger, S</b> (1, 6) OBP: 0.361, SLG: 0.405	4-0 G4-6-3 PB BB		0-3 K			0-0 1B 3B	0-0 1B 2B		0-0 P6	4	2	2	2	1	1	1						
<b>Glenn Beckert, R</b> (1, 4) OBP: 0.342, SLG: 0.341	4-0 G4-6-3 1-2 BB		0-0 1-3			0-0 G6-4-3 1B	0-3 K		0-3 K	4	0	1	1	1	2	3						
<b>Billy Williams, L</b> (1, 9) OBP: 0.370, SLG: 0.475	0-0 G4-6-3 1-2 2-3				0-0 4-3	0-3 K	0-0 HR 1B		0-0 E7	5	1	1	2	0	1	3						
<b>Ron Santo, R</b> (1, 5) OBP: 0.414, SLG: 0.540	0-3 K			4-0 BB		0-0 G6-4-3 1-2	0-0 HR 1B		4-0 IBB	3	1	1	2	2	1	2						
<b>14 Ernie Banks, R</b> (1, 3) OBP: 0.328, SLG: 0.429		0-3 K		0-3 K					0-0 3-1	4	0	0	0	0	3	1						
<b>Ted Abernathy, R</b> (7, 1) OBP: 0.400, SLG: 0.600										0	0	0	0	0	0	0						
<b>Phil Regan, R</b> (7, 1)										1	0	0	0	0	0	2						
<b>Willie Smith, L</b> (1, 7) OBP: 0.387, SLG: 0.631	4-0 G4-6-3 BB			0-0 5-3		0-0 1B BB 1B	0-0 2B			3	1	2	0	1	0	1						
<b>Randy Hundley, R</b> (1, 2) OBP: 0.373, SLG: 0.463	0-0 G4-6-3 1-2			0-0 F9		0-0 BB 1B 2B	0-3 K			4	1	1	0	0	1	2						
<b>Jim Qualls, S</b> (1, 8) OBP: 0.286, SLG: 0.412			1-0 FC3-6 HBP		0-0 4-3	0-0 BB 1B	0-0 F7			3	1	1	0	0	0	1						
<b>Dick Selma, R</b> (1, 1) OBP: 0.189, SLG: 0.189			0-0 FC3-6		0-0 F9	4-0 2B 1B BB	0-3 K			2	0	0	0	0	0	1						
<b>Al Spangler, L</b> (7, PH) OBP: 0.320, SLG: 0.386										0	1	0	1	1	0	0						
<b>Jim Hickman, R</b> (7, 9) OBP: 0.310, SLG: 0.345										1	0	0	0	0	1	1						
<b>Inning Stats</b>	R: 0 E: 0 K: 1 S: 4	H: 0 LOB: 1 BB: 2 P: 12	R: 0 E: 0 K: 1 S: 4	H: 0 LOB: 0 BB: 1 P: 8	R: 0 E: 0 K: 1 S: 5	H: 0 LOB: 1 BB: 0 P: 6	R: 0 E: 0 K: 1 S: 5	H: 0 LOB: 0 BB: 1 P: 9	R: 0 E: 0 K: 0 S: 3	H: 0 LOB: 0 BB: 0 P: 3	R: 1 E: 0 K: 1 S: 6	H: 2 LOB: 0 BB: 0 P: 6	R: 7 E: 0 K: 2 S: 13	H: 6 LOB: 0 BB: 1 P: 17	R: 0 E: 0 K: 2 S: 8	H: 1 LOB: 1 BB: 0 P: 8	R: 0 E: 1 K: 1 S: 6	H: 0 LOB: 2 BB: 1 P: 10	1B: 5 2B: 2 3B: 1 HR: 1	SF: 0 SAC: 0 DP: 3 HBP: 1	WP: 0 PB: 1 SB: 0 CS: 0	PA: 41
<b>PITCHER</b>	IP	WLS	BF	H	R	ER	SO	BB	IBB	HBP	BLK	WP	HR	S	P	ERA	WHIP					
<b>Mike Wegener, R</b> (1, 1) ERA: 4.28	6.1	L	28	6	6	6	6	5	0	1	0	0	0	34	55	8.53	1.737					
<b>Dan McGinn, L</b> (7, 1) ERA: 4.3	0.2		4	2	2	2	1	0	0	0	0	0	1	6	6	27.00	3.000					
<b>Dick Radatz, R</b> (8, 1) ERA: 4.2	1.0		4	1	0	0	2	0	0	0	0	0	0	8	8	0.00	1.000					
<b>Roy Face, R</b> (9, 1) ERA: 3.35	1.0		5	0	0	0	1	0	1	0	0	0	0	6	10	0.00	0.000					

Chicago Cubs @ Montreal Expos  
Jarry Park, Montreal, QB  
Thu Jul 03 1969, 3:33 AM EDT  
Att: 12,194 - Sunny - 70 F

AB	34
R	8
H	9
RBI	8
BB	6
SO	10
LOB	18




Batter	1	2	3	4	5	6	7	8	9	AB	R	H	RBI	BB	SO	LOB	BOTTOM					
<b>Adolfo Phillips, R</b> (1, 8) OBP: 0.351, SLG: 0.320	0-3 K	0-0 F8		0-3 K			0-0 1B 1B		0-0 L6-3 1B	5	1	2	0	0	2	2						
<b>Gary Sutherland, R</b> (1, 4) OBP: 0.282, SLG: 0.290	4-0 PB 1B BB		0-0 FC6-5 2B	0-3 K			0-3 K		0-0 L6-3 1-2	4	1	1	0	1	2	3						
<b>Rusty Staub, L</b> (1, 9) OBP: 0.424, SLG: 0.478	4-0 1B 1-2 BB		0-0 FC6-5 FC6-4 2-3	0-0 3-1			0-0 WP 1B 1B		0-0 4-3	4	0	1	0	1	0	2						
<b>Mack Jones, L</b> (1, 7) OBP: 0.387, SLG: 0.504	0-0 1-3 2H 1B		0-0 FC6-4 1B		0-0 F7		0-0 WP 1B		0-0 F7	4	1	2	2	0	0	1						
<b>Bob Bailey, R</b> (1, 3) OBP: 0.347, SLG: 0.470	0-0 F2		0-0 E5 1B		0-0 P5		0-0 F7		0-0 F7	4	1	0	0	0	0	5						
<b>Coco Laboy, R</b> (1, 5) OBP: 0.324, SLG: 0.457	0-0 6-3		0-0 BLK 1B 1-2 2H 1B		0-0 L7		0-0 P6			4	0	1	1	0	0	4						
<b>Ron Brand, R</b> (1, 2) OBP: 0.307, SLG: 0.261										3	0	2	1	0	1	0						
<b>Ty Cline, L</b> (8, PH) OBP: 0.311, SLG: 0.200										1	0	0	0	0	0	0						
<b>John Boccabella, R</b> (9, 2) OBP: 0.158, SLG: 0.183			WP SH1-4 1B	1-2 2H 1B		0-3 K			0-0 L9	0	0	0	0	0	0	0						
<b>Bobby Wine, R</b> (1, 6) OBP: 0.236, SLG: 0.259										2	0	0	0	0	1	2						
<b>Floyd Wicker, L</b> (8, PH) OBP: 0.188, SLG: 0.133										1	0	0	0	0	0	0						
<b>Roy Face, R</b> (9, 1) OBP: 0.500, SLG: 0.500			1-2 2-3							0	0	0	0	0	0	0						
<b>Mike Wegener, R</b> (1, 1) OBP: 0.300, SLG: 0.276										3	0	1	0	0	1	1						
<b>Dan McGinn, L</b> (7, 1) OBP: 0.176, SLG: 0.353										0	0	0	0	0	0	0						
<b>Dick Radatz, R</b> (8, 1) OBP: 0.217, SLG: 0.303										0	0	0	0	0	0	0						
<b>Kevin Collins, L</b> (8, PH) OBP: 0.217, SLG: 0.303										1	0	0	0	0	0	0						
<b>Inning Stats</b>	R: 1 E: 0 K: 1 S: 6	H: 1 LOB: 2 BB: 2 P: 14	R: 0 E: 0 K: 1 S: 6	H: 1 LOB: 1 BB: 0 P: 6	R: 2 E: 1 K: 1 S: 9	H: 3 LOB: 2 BB: 0 P: 9	R: 0 E: 0 K: 2 S: 8	H: 1 LOB: 1 BB: 0 P: 8	R: 0 E: 0 K: 0 S: 3	H: 0 LOB: 0 BB: 0 P: 3	R: 0 E: 0 K: 1 S: 5	H: 0 LOB: 0 BB: 0 P: 5	R: 1 E: 0 K: 1 S: 8	H: 3 LOB: 2 BB: 0 P: 8	R: 0 E: 0 K: 0 S: 3	H: 0 LOB: 0 BB: 0 P: 3	R: 0 E: 0 K: 0 S: 3	H: 1 LOB: 0 BB: 0 P: 3	1B: 9 2B: 2 3B: 0 HR: 0	SF: 0 SAC: 1 DP: 1 HBP: 0	WP: 2 PB: 1 SB: 0 CS: 0	PA: 39
<b>PITCHER</b>	IP	WLS	BF	H	R	ER	SO	BB	IBB	HBP	BLK	WP	HR	S	P	ERA	WHIP					
<b>Dick Selma, R</b> (1, 1) ERA: 3.44	6.0	W	27	6	3	1	6	2	0	0	1	0	0	37	45	1.50	1.333					
<b>Ted Abernathy, R</b> (7, 1) ERA: 2.66	0.1		4	3	1	1	1	0	0	0	0	0	0	6	6	27.00	9.000					
<b>Phil Regan, R</b> (7, 1) ERA: 3.39	2.2	S	8	1	0	0	0	0	0	0	0	1	0	8	8	0.00	0.375					


Chicago Cubs @ Montreal Expos  
Jarry Park, Montreal, QB  
Thu Jul 03 1969, 3:33 AM EDT  
Att: 12,194 - Sunny - 70 F

AB	36
R	4
H	10
RBI	4
BB	2
SO	7
LOB	20





Batter	1	2	3	4	5	6	7	8	9	AB	R	H	RBI	BB	SO	LOB	TOP			
<b>Adolfo Phillips, R</b> OBP: 0.364, SLG: 0.331 (1, 8)	F7	S BB		1B 1-2	K		FC6-4 1B		1B	5	0	3	0	1	1	1	<b>Montreal Expos @ Philadelphia Phillies</b> Connie Mack Stadium, Philadelphia, PA Fri Jul 04 1969, 7:05 PM EDT Unknown 			
<b>Gary Sutherland, R</b> OBP: 0.283, SLG: 0.289 (1, 4)	1B SF8 BB	F8		1B 1-3 2-H		F8	FC6-4 1B 1-2		F2	5	1	1	1	1	0	2				
<b>Rusty Staub, L</b> OBP: 0.427, SLG: 0.478 (1, 9)	1B SF8 1B	F5		1-3		4-0	3B BB		1B	4	2	2	0	1	0	3				
<b>Mack Jones, L</b> OBP: 0.388, SLG: 0.512 <b>Don Bosch, S</b> OBP: 0.243, SLG: 0.262 (7, 7)	SF8			F7		3B 1B	1-H 1B 3B		F7	4	2	2	2	0	0	2				
<b>Bob Bailey, R</b> OBP: 0.355, SLG: 0.484 <b>Ty Cline, L</b> OBP: 0.311, SLG: 0.200 (8, 3)	BB 1B HBP			K		1-H SF9 3B	1B 1B		F9	4	1	2	2	0	1	0				
<b>Coco Laboy, R</b> OBP: 0.326, SLG: 0.454 (1, 5)	1-2 2-H BB 1B			6-3		1B FC5-4 BB	P3		F7	4	1	1	1	1	0	1				
<b>Ron Brand, R</b> OBP: 0.321, SLG: 0.286 (1, 2)	1-2 2-3 BB			5-3		3-H SF9	1-3 1B		2B	3	0	2	1	1	0	0				
<b>Bobby Wine, R</b> OBP: 0.235, SLG: 0.257 (1, 6)	L8			F9		1-3 FC5-4 1B	4-3		F7	5	0	1	0	0	0	6				
<b>Jerry Robertson, S</b> OBP: 0.042, SLG: 0.042 (1, 1)				K		1B 1B	FC5-4		F9	5	1	1	1	0	2	1				
<b>Inning Stats</b>	R: 2 E: 0 K: 0 S: 5	H: 2 LOB: 3 BB: 2 P: 14	R: 0 E: 0 K: 1 S: 5	H: 0 LOB: 1 BB: 1 P: 9	R: 0 E: 0 K: 1 S: 5	H: 0 LOB: 0 BB: 0 P: 5	R: 1 E: 0 K: 0 S: 6	H: 3 LOB: 2 BB: 0 P: 6	R: 3 E: 0 K: 0 S: 8	H: 3 LOB: 1 BB: 1 P: 12	R: 2 E: 0 K: 0 S: 6	H: 3 LOB: 0 BB: 1 P: 10	R: 0 E: 0 K: 0 S: 4	H: 1 LOB: 1 BB: 0 P: 4	R: 0 E: 0 K: 1 S: 5	H: 1 LOB: 0 BB: 0 P: 5		1B: 12 2B: 1 3B: 2 HR: 0	SF: 2 SAC: 0 DP: 0 HBP: 1	WP: 0 PB: 0 SB: 1 CS: 0
<b>PITCHER</b>	IP WLS BF H R ER SO BB IBB HBP BLK WP HR S P ERA WHIP	IP WLS BF H R ER SO BB IBB HBP BLK WP HR S P ERA WHIP																		
<b>Lowell Palmer, R</b> ERA: 5.76 (1, 1)	4.0 L 24 7 6 6 2 4 0 0 0 0 0 0 23 40 13.50 2.750																			
<b>Al Ruffo, R</b> ERA: 2.55 (5, 1)	1.0 4 1 0 0 1 0 0 0 0 0 0 0 0 6 6 0.00 1.000																			
<b>Turk Farrell, R</b> ERA: 3.52 (6, 1)	3.0 16 6 2 2 0 1 0 0 0 0 0 0 0 15 19 6.00 2.333																			
<b>Luis Peraza, R</b> ERA: 6.0 (9, 1)	1.0 3 1 0 0 1 0 0 0 0 0 0 0 0 5 5 0.00 1.000																			

Batter	1	2	3	4	5	6	7	8	9	AB	R	H	RBI	BB	SO	LOB	BOTTOM					
<b>Tony Taylor, R</b> OBP: 0.307, SLG: 0.310 (1, 3)	F3		P6		K			K		4	0	0	0	0	2	0	<b>Montreal Expos @ Philadelphia Phillies</b> Connie Mack Stadium, Philadelphia, PA Fri Jul 04 1969, 7:05 PM EDT Unknown 					
<b>Cookie Rojas, R</b> OBP: 0.296, SLG: 0.296 (1, 4)	5-3		BB		L9		L6-3			3	0	0	0	1	0	0						
<b>John Briggs, L</b> OBP: 0.316, SLG: 0.315 (1, 7)	F7		P4		K		L1-3			4	0	0	0	0	1	1						
<b>Rick Joseph, R</b> OBP: 0.330, SLG: 0.402 (1, 5)		1B 4-3 BB	P4		5-3		HR 1B			3	2	1	0	1	0	1						
<b>Larry Hise, R</b> OBP: 0.337, SLG: 0.483 (1, 8)		4-3 SF8 1B		5-3		HR	HR			4	3	3	3	0	0	0						
<b>Mike Ryan, R</b> OBP: 0.297, SLG: 0.375 <b>Dave Watkins, R</b> OBP: 0.320, SLG: 0.429 (8, 2)		4-3		F7		K	P6			3	0	0	1	0	1	1						
<b>Ron Stone, L</b> OBP: 0.286, SLG: 0.265 (1, 9)	2-3 3-H SF8		F5		P4		1B			3	0	1	1	0	0	0						
<b>Terry Harmon, R</b> OBP: 0.317, SLG: 0.284 (1, 6)	3-H		F7		F5		L5-3			4	0	1	0	0	0	1						
<b>Lowell Palmer, R</b> ERA: 5.76 (1, 1)			5-3		F5		F8			1	0	0	0	0	0	1						
<b>Al Ruffo, R</b> ERA: 2.55 (5, 1)			5-3		F5		F8			0	0	0	0	0	0	0						
<b>Turk Farrell, R</b> ERA: 3.52 (6, 1)			5-3		F5		F8			1	0	0	0	0	0	0						
<b>Don Money, R</b> ERA: 6.0 (9, 1)			5-3		F5		F8			0	0	0	0	0	0	0						
<b>Luis Peraza, R</b> ERA: 6.0 (9, 1)			5-3		F5		F8			0	0	0	0	0	0	0						
<b>Inning Stats</b>	R: 0 E: 0 K: 0 S: 3	H: 0 LOB: 0 BB: 0 P: 3	R: 2 E: 0 K: 0 S: 5	H: 2 LOB: 1 BB: 1 P: 9	R: 0 E: 0 K: 0 S: 3	H: 0 LOB: 1 BB: 1 P: 7	R: 0 E: 0 K: 0 S: 3	H: 0 LOB: 0 BB: 0 P: 3	R: 0 E: 0 K: 1 S: 5	H: 0 LOB: 0 BB: 0 P: 5	R: 0 E: 0 K: 1 S: 5	H: 0 LOB: 0 BB: 0 P: 5	R: 1 E: 0 K: 1 S: 6	H: 1 LOB: 0 BB: 0 P: 6	R: 0 E: 0 K: 1 S: 5	H: 0 LOB: 1 BB: 0 P: 5	R: 2 E: 0 K: 0 S: 6	H: 3 LOB: 1 BB: 0 P: 6	1B: 3 2B: 0 3B: 1 HR: 2	SF: 1 SAC: 0 DP: 0 HBP: 0	WP: 0 PB: 0 SB: 0 CS: 0	PA: 35
<b>PITCHER</b>	IP WLS BF H R ER SO BB IBB HBP BLK WP HR S P ERA WHIP	IP WLS BF H R ER SO BB IBB HBP BLK WP HR S P ERA WHIP																				
<b>Jerry Robertson, R</b> ERA: 3.89 (1, 1)	9.0 W 35 6 5 5 4 2 0 0 0 0 2 41 49 5.00 0.889																					







Batter	1	2	3	4	5	6	7	8	9	AB	R	H	RBI	BB	SO	LOB	TOP					
<b>Adolfo Phillips, R</b> OBP: 0.358, SLG: 0.324 (1, 8)										5	1	0	0	1	0	6	<b>Montreal Expos @ Philadelphia Phillies</b> Connie Mack Stadium, Philadelphia, PA Sat Jul 05 1969, 3:33 AM EDT Att: 3,496 - Unknown					
<b>Rusty Staub, L</b> OBP: 0.427, SLG: 0.469 (1, 9)										3	0	0	0	2	0	1						
<b>Bob Bailey, R</b> OBP: 0.359, SLG: 0.494 (1, 3)										5	1	2	1	0	1	2						
<b>Coco Laboy, R</b> OBP: 0.329, SLG: 0.457 (1, 5)										4	1	1	1	1	0	2						
<b>Jose Herrera, R</b> OBP: 0.294, SLG: 0.412 (1, 7)										5	0	1	0	0	1	3						
<b>Gary Sutherland, R</b> OBP: 0.293, SLG: 0.307 (1, 4)										5	2	4	1	0	0	0						
<b>Ron Brand, R</b> OBP: 0.351, SLG: 0.337 (1, 2)										4	1	4	2	1	0	0						
<b>Bobby Wine, R</b> OBP: 0.228, SLG: 0.242 (1, 6)										3	0	0	0	1	2	6						
<b>Steve Renko, R</b> OBP: 0.333, SLG: 0.333 (1, 1)										1	0	0	0	0	1	3						
<b>Dan McGinn, L</b> OBP: 0.211, SLG: 0.368 (7, PH)										2	0	1	1	0	0	1						
<b>Ty Cline, L</b> OBP: 0.312, SLG: 0.195 (7, 1)										1	0	0	0	0	0	2						
<b>Dick Radatz, R</b> (7, 1)										1	0	0	0	0	0	2						
<b>Inning Stats</b>	R: 3 E: 0 K: 2 S: 11	H: 4 LOB: 3 BB: 2 P: 19	R: 0 E: 0 K: 0 S: 4	H: 1 LOB: 2 BB: 1 P: 8	R: 2 E: 0 K: 0 S: 6	H: 3 LOB: 2 BB: 1 P: 10	R: 0 E: 0 K: 0 S: 3	H: 0 LOB: 0 BB: 0 P: 3	R: 0 E: 0 K: 0 S: 4	H: 1 LOB: 1 BB: 0 P: 4	R: 0 E: 0 K: 0 S: 3	H: 0 LOB: 1 BB: 1 P: 7	R: 0 E: 0 K: 1 S: 7	H: 2 LOB: 2 BB: 0 P: 7	R: 0 E: 0 K: 1 S: 5	H: 0 LOB: 0 BB: 0 P: 5	R: 1 E: 0 K: 1 S: 7	H: 2 LOB: 2 BB: 1 P: 11	1B: 8 2B: 4 3B: 1 HR: 0	SF: 0 SAC: 1 DP: 0 HBP: 0	WP: 0 PB: 0 SB: 0 CS: 0	PA: 46
<b>PITCHER</b>	IP WLS BF H R ER SO BB IBB HBP BLK WP HR S P ERA WHIP																					
<b>Woodie Fryman, L</b> ERA: 4.33 (1, 1)	2.0 L 16 7 5 5 2 3 0 0 0 0 0 0 17 29 22.50 5.000																					
<b>Al Raffo, R</b> ERA: 2.29 (3, 1)	4.0 16 2 0 0 0 2 0 0 0 0 0 0 14 22 0.00 1.000																					
<b>Bill Wilson, R</b> ERA: 3.41 (7, 1)	2.0 8 2 0 0 2 0 0 0 0 0 0 0 12 22 0.00 1.000																					
<b>John Boozar, R</b> ERA: 2.61 (9, 1)	1.0 6 2 1 1 1 1 0 0 0 0 0 0 7 11 9.00 3.000																					

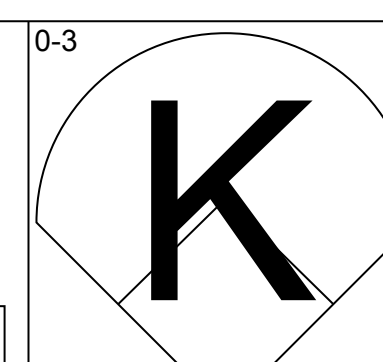
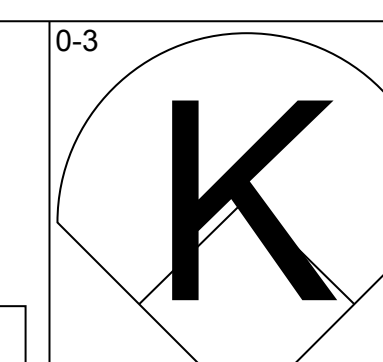
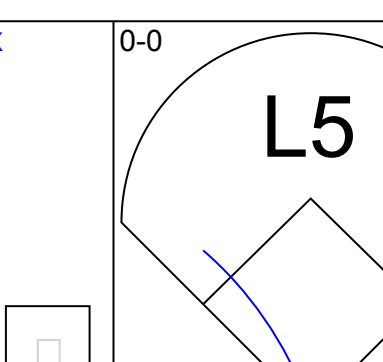
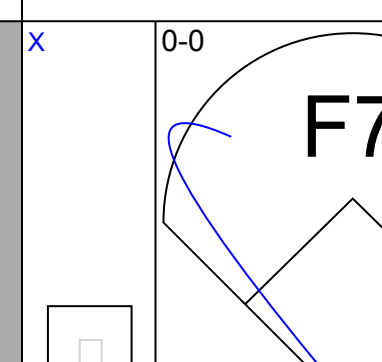
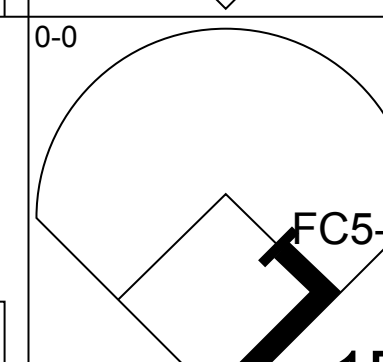
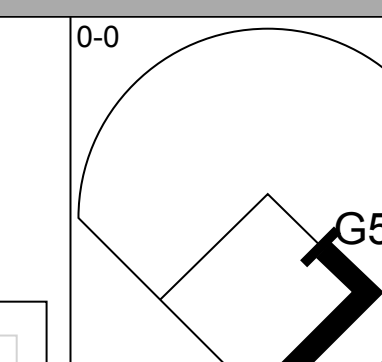
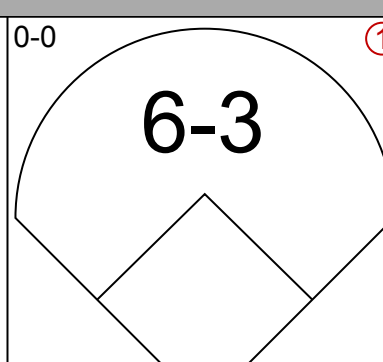
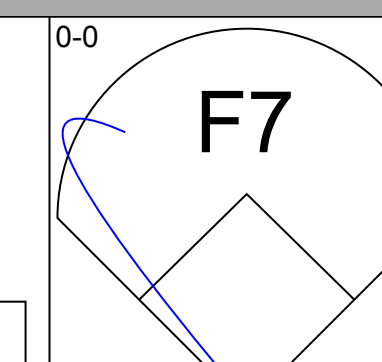
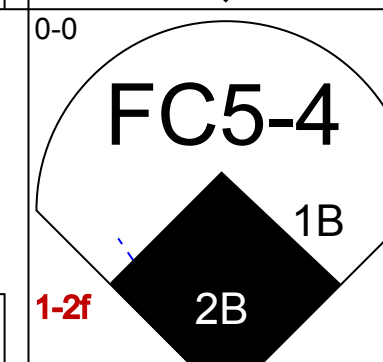
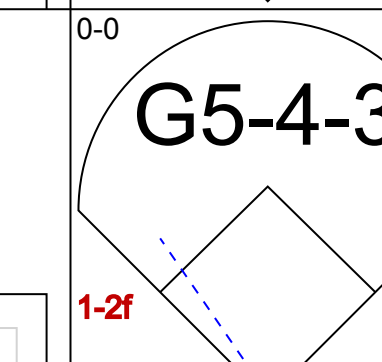
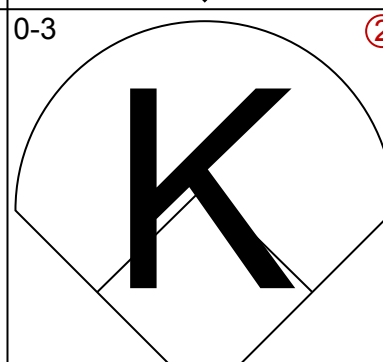
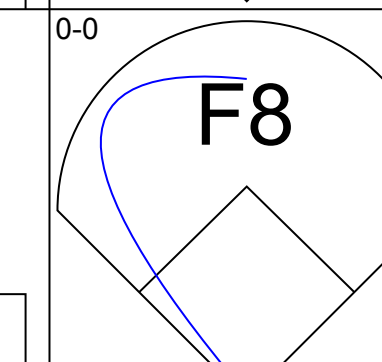
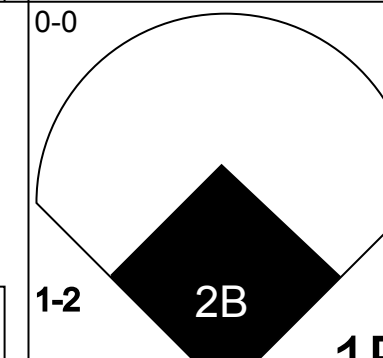
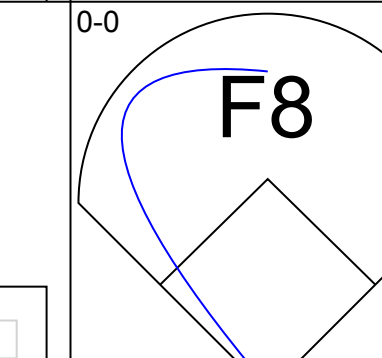
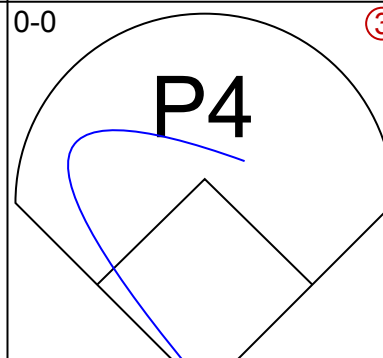
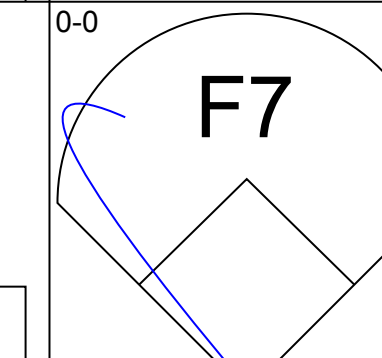
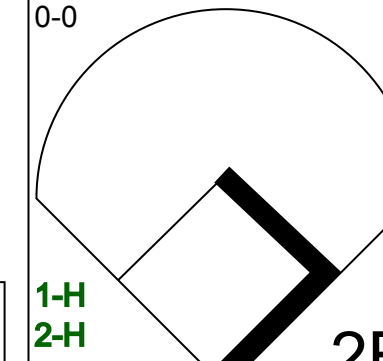
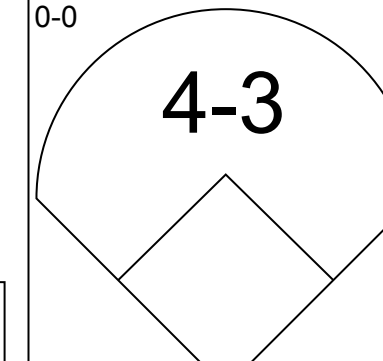
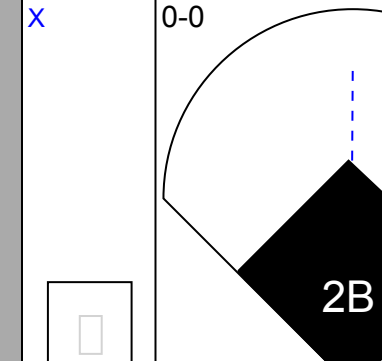
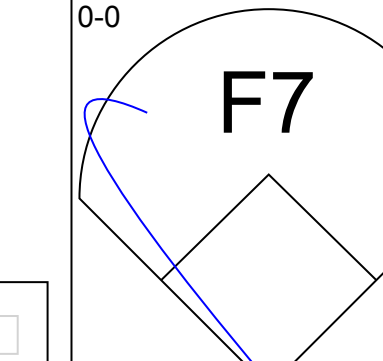
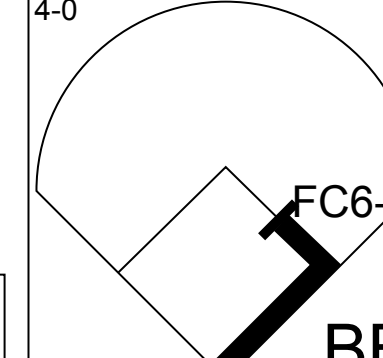
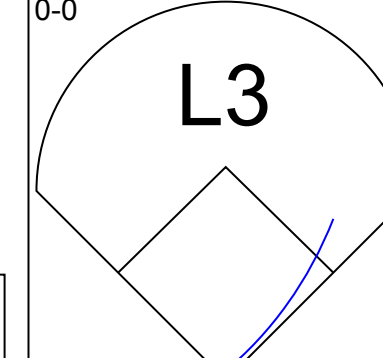
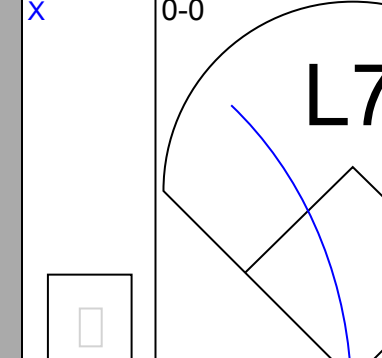
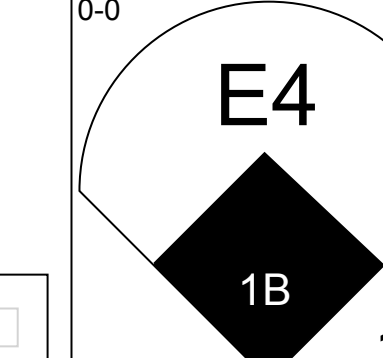
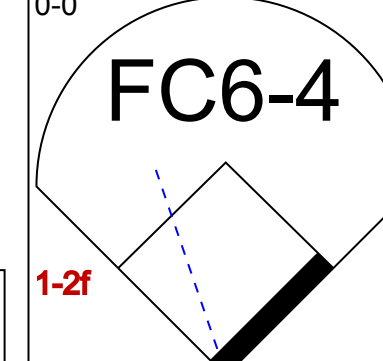
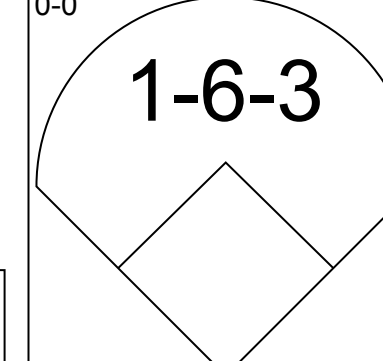
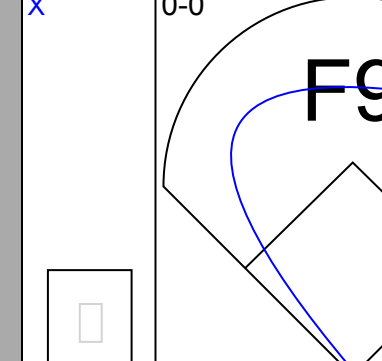
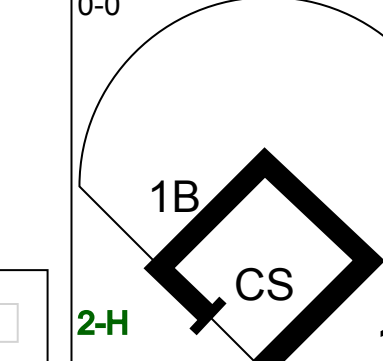
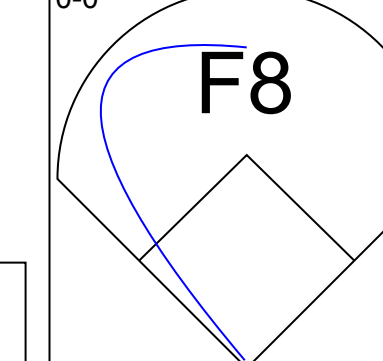
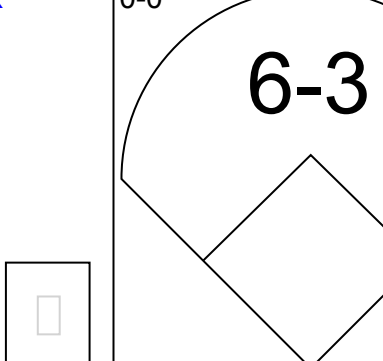
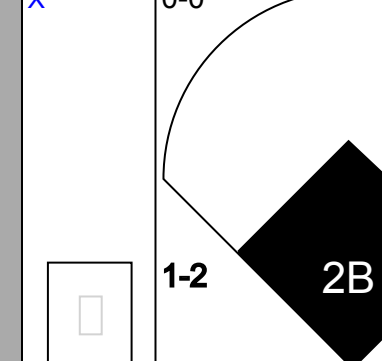
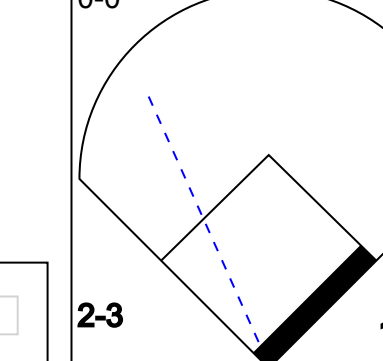
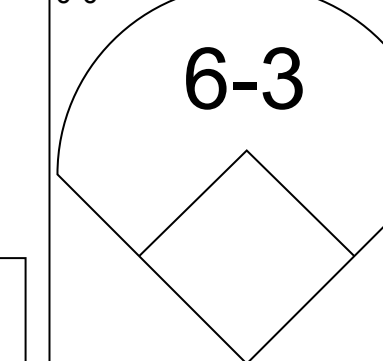
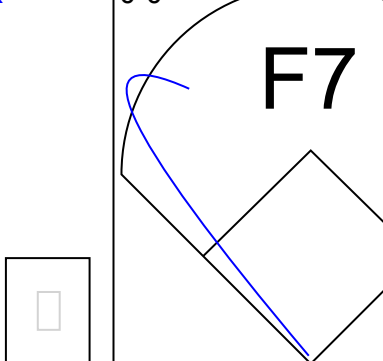
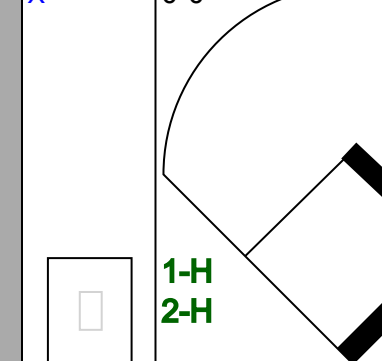
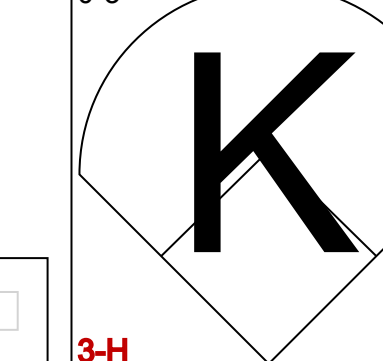
Batter	1	2	3	4	5	6	7	8	9	AB	R	H	RBI	BB	SO	LOB	BOTTOM					
<b>Tony Taylor, R</b> OBP: 0.307, SLG: 0.311 (1, 3)										4	1	0	0	1	0	2	<b>Montreal Expos @ Philadelphia Phillies</b> Connie Mack Stadium, Philadelphia, PA Sat Jul 05 1969, 3:33 AM EDT Att: 3,496 - Unknown					
<b>Cookie Rojas, R</b> OBP: 0.288, SLG: 0.292 (1, 4)										5	0	0	0	0	0	3						
<b>John Briggs, L</b> OBP: 0.317, SLG: 0.330 (7, 9)										4	1	1	2	1	1	2						
<b>Rick Joseph, R</b> OBP: 0.352, SLG: 0.449 (1, 5)										3	1	1	0	1	0	1						
<b>Larry Hisle, R</b> OBP: 0.334, SLG: 0.474 (1, 8)										3	1	1	0	1	1	2						
<b>Mike Ryan, R</b> OBP: 0.266, SLG: 0.366 (1, 2)										3	0	0	0	1	1	3						
<b>Ron Stone, L</b> OBP: 0.286, SLG: 0.269 (1, 9)										2	0	1	0	0	0	2						
<b>Deron Johnson, R</b> OBP: 0.335, SLG: 0.400 (6, PH)										1	0	0	0	0	1	2						
<b>Bill Wilson, R</b> (7, 1)										0	0	0	0	0	0	0						
<b>Dave Watkins, R</b> OBP: 0.308, SLG: 0.409 (8, PH)										1	0	0	0	0	1	1						
<b>John Boozar, R</b> OBP: 0.250, SLG: 0.250 (9, 1)										0	0	0	0	0	0	0						
<b>Don Money, R</b> OBP: 0.293, SLG: 0.350 (1, 6)										4	0	2	2	0	0	1						
<b>Woodie Fryman, R</b> OBP: 0.051, SLG: 0.026 (1, 1)										1	0	0	0	0	1	0						
<b>Al Raffo, R</b> OBP: 0.167, SLG: 0.167 (3, 1)										1	0	0	0	0	0	1						
<b>Rich Barry, R</b> (6, PH) (7, 7)										1	0	0	0	1	0	1						
<b>Inning Stats</b>	R: 2 E: 0 K: 0 S: 4	H: 1 LOB: 2 BB: 3 P: 16	R: 0 E: 0 K: 1 S: 5	H: 0 LOB: 0 BB: 0 P: 5	R: 0 E: 0 K: 0 S: 3	H: 0 LOB: 1 BB: 1 P: 7	R: 0 E: 0 K: 0 S: 4	H: 1 LOB: 1 BB: 0 P: 4	R: 0 E: 0 K: 0 S: 3	H: 0 LOB: 0 BB: 0 P: 3	R: 2 E: 0 K: 2 S: 9	H: 2 LOB: 1 BB: 1 P: 13	R: 0 E: 0 K: 1 S: 5	H: 0 LOB: 0 BB: 0 P: 5	R: 0 E: 0 K: 2 S: 8	H: 1 LOB: 1 BB: 0 P: 8	R: 0 E: 0 K: 0 S: 4	H: 1 LOB: 2 BB: 1 P: 8	1B: 3 2B: 2 3B: 0 HR: 1	SF: 0 SAC: 0 DP: 0 HBP: 0	WP: 1 PB: 0 SB: 2 CS: 0	PA: 39
<b>PITCHER</b>	IP WLS BF H R ER SO BB IBB HBP BLK WP HR S P ERA WHIP																					
<b>Steve Renko, R</b> ERA: 9.58 (1, 1)	0.2 W 21 3 2 2 3 2 0 0 0 0 1 0 25 33 3.38 0.938																					
<b>Dan McGinn, L</b> ERA: 4.24 (7, 1)	3.0 S 12 2 0 0 3 1 0 0 0 0 0 0 17 21 0.00 1.000																					
<b>Dick Radatz, R</b> ERA: 3.82 (7, 1)																						



Batter	1	2	3	4	5	6	7	8	9	AB	R	H	RBI	BB	SO	LOB	TOP			
Adolfo Phillips, R OBP: 0.353, SLG: 0.319 Kevin Collins, L OBP: 0.222, SLG: 0.294	(1, 8) X F8		(1) 0-3 K		(2) 0-0 P4		(3) 4-0 P4			2	0	0	0	0	1	0	<b>Montreal Expos @ Philadelphia Phillies</b> Connie Mack Stadium, Philadelphia, PA Sun Jul 06 1969, 3:33 AM EDT Unknown <a href="http://livebaseballscorecards.com">livebaseballscorecards.com</a>			
Gary Sutherland, R OBP: 0.291, SLG: 0.305 Don Bosch, S OBP: 0.237, SLG: 0.255	(1, 4) X F8		(2) 0-3 K		(3) 0-0 P6		(3) 0-0 F7		(1) 0-0 3-1	2	0	0	0	0	1	0				
Rusty Staub, L OBP: 0.426, SLG: 0.468 Floyd Wicker, L OBP: 0.176, SLG: 0.125	(1, 9) X BB 1B		(3) 0-3 K		(1) 0-0 F7		(1) 0-0 G3		(2) 0-3 K	3	0	1	0	0	1	0				
Mack Jones, L OBP: 0.393, SLG: 0.512	(1, 7) BB BB BB 1B			(1) 0-0 3-1		(2) 0-0 3-1		(1) 0-0 1B 2B	(2) 4-0 1B	3	1	1	0	2	0	0				
Bob Bailey, R OBP: 0.366, SLG: 0.506 Jose Herrera, R OBP: 0.400, SLG: 0.500	(1, 3) X 1-2 2H 1B				(1) 0-0 1B		(1) 0-0 1B		(1) 0-0 1B 1B	2	0	2	0	0	0	0				
Coco Laboy, R OBP: 0.327, SLG: 0.454 John Boccabella, R OBP: 0.165, SLG: 0.189	(1, 5) (4, 2)		(1) 0-3 K		(2) 0-0 3-1		(3) 0-0 F8		(3) 0-3 K	2	0	0	0	0	1	1				
Ron Brand, R OBP: 0.327, SLG: 0.333 Steve Renko, R OBP: 0.375, SLG: 0.375	(1, 2) (4, 1)		(1) 4-0 WP 1-3 BB		(3) 0-0 F5		(1) 0-0 4-3		(1) 0-0 1B 1B	1	0	0	0	1	0	1				
Bobby Wine, R OBP: 0.220, SLG: 0.234	(1, 6)		(2) 0-0 1-3		(1) 0-3 K		(2) 0-0 L9		(2) 0-0 F9	4	0	0	0	0	1	4				
Bill Stoneman, R OBP: 0.163, SLG: 0.128 Roy Face, R OBP: 0.500, SLG: 0.500 Ty Cline, L OBP: 0.333, SLG: 0.215	(1, 1) (2, 1) (4, 3)		(3) 0-3 K		(1) 0-0 1B		(1) 4-0 BB BB		(1) 0-0 1-2 2-3 3H 1B	1	0	0	0	0	1	1				
<b>Inning Stats</b>	R: 0 E: 0 K: 2 S: 4	H: 2 LOB: 2 BB: 1 P: 8	R: 0 E: 0 K: 2 S: 7	H: 0 LOB: 1 BB: 1 P: 11	R: 0 E: 0 K: 3 S: 9	H: 0 LOB: 0 BB: 0 P: 9	R: 0 E: 0 K: 0 S: 4	H: 1 LOB: 1 BB: 0 P: 4	R: 0 E: 0 K: 1 S: 6	H: 1 LOB: 1 BB: 0 P: 6	R: 0 E: 0 K: 0 S: 4	H: 1 LOB: 2 BB: 2 P: 11	R: 2 E: 0 K: 0 S: 8	H: 5 LOB: 3 BB: 0 P: 8	R: 0 E: 0 K: 2 S: 8	H: 1 LOB: 2 BB: 1 P: 12		1B: 9 2B: 2 3B: 0 HR: 0	SF: 0 SAC: 0 DP: 0 HBP: 0	WP: 1 PB: 0 SB: 0 CS: 0
<b>PITCHER</b> Bill Champion, R ERA: 3.43	(1, 1)	IP: 9.0 WLS: W BF: 42	H: 11 R: 2 ER: 2 SO: 8	BB: 5 IBB: 0 HBP: 0 BLK: 0	WP: 1 HR: 0 S: 53 P: 73	ERA: 2.00 WHIP: 1.778	<b>PITCHER</b>	IP: WLS: BF: H: R: ER: SO: BB: IBB: HBP: BLK: WP: HR: S: P: ERA: WHIP:												

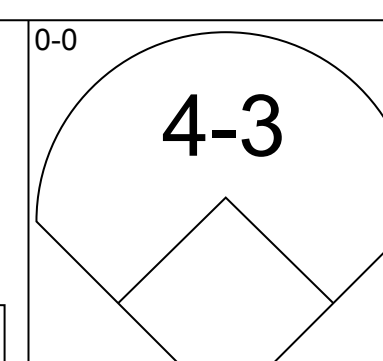
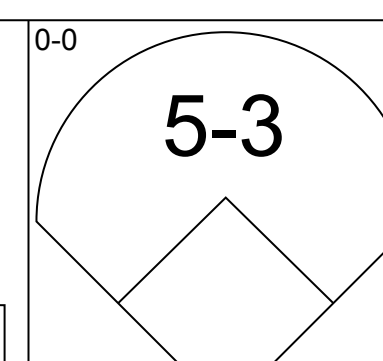
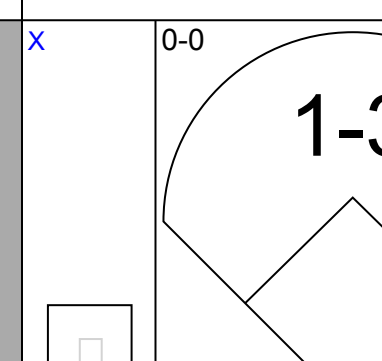
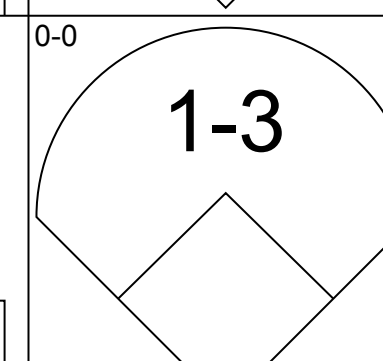
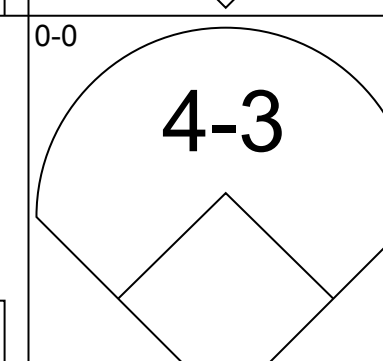
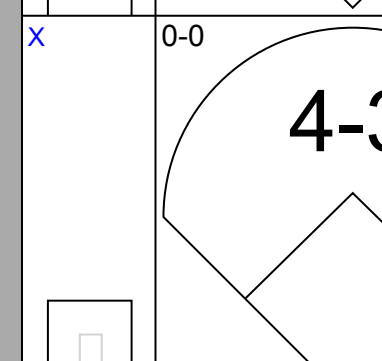
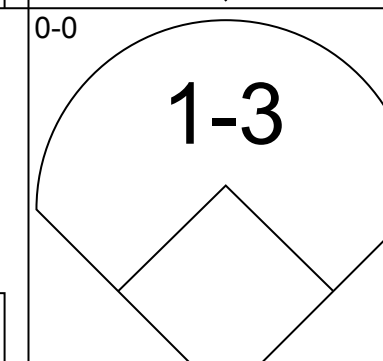
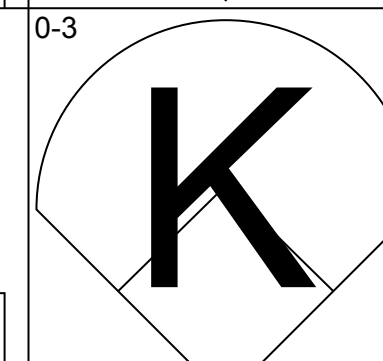
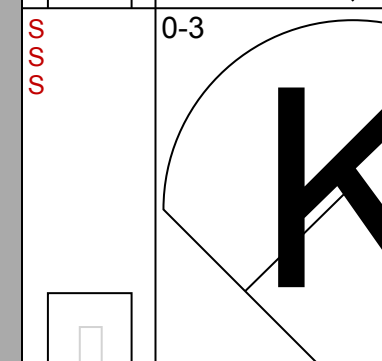
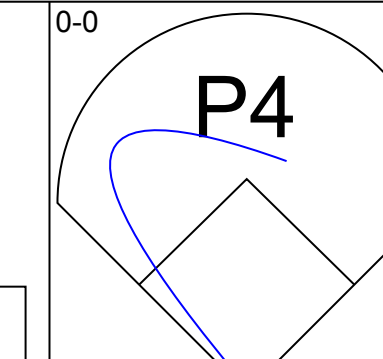
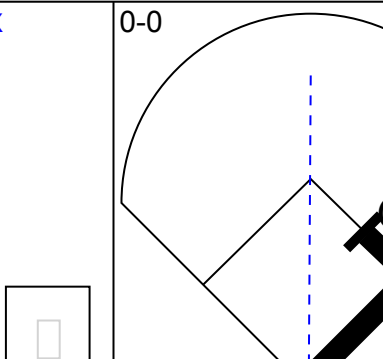
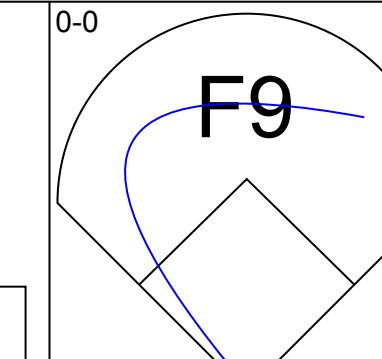
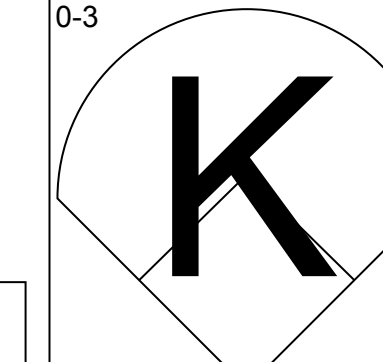
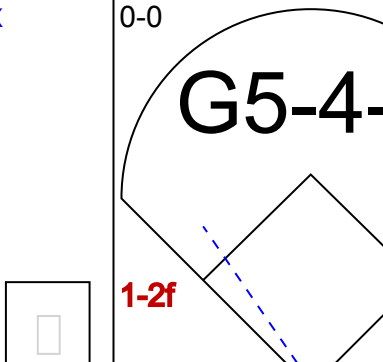
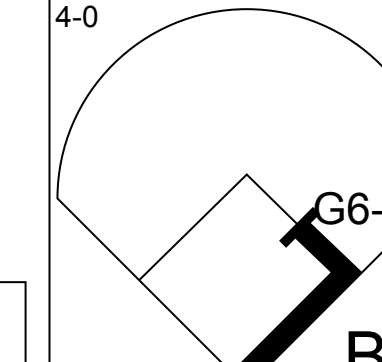
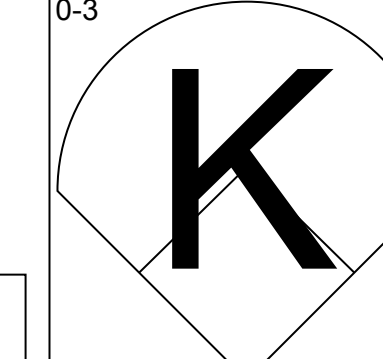
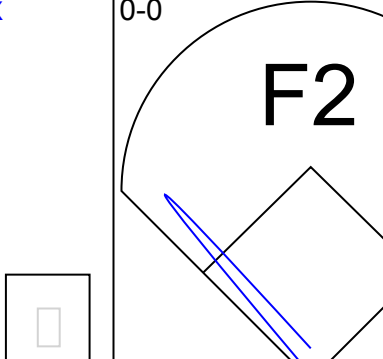
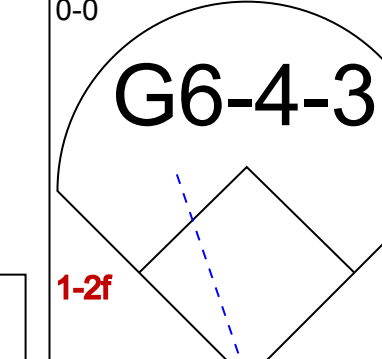
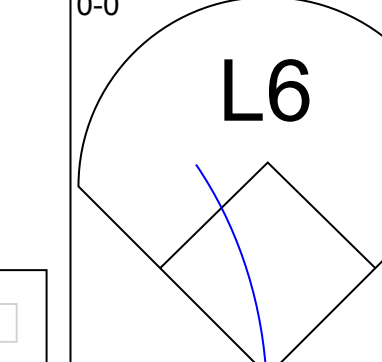
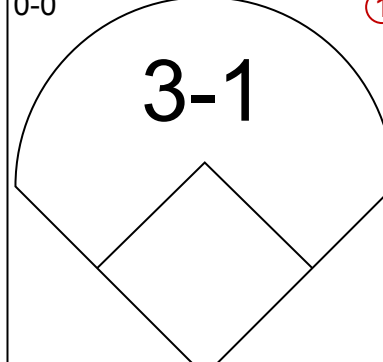
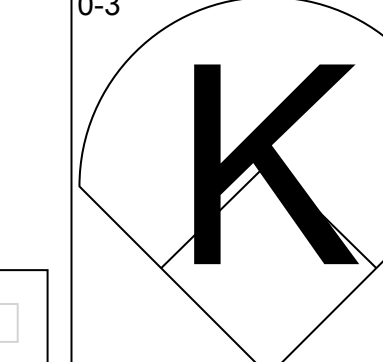
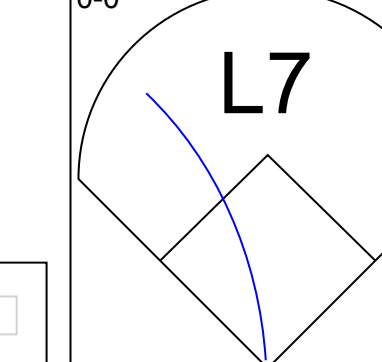
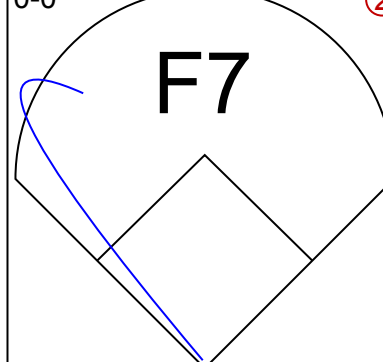
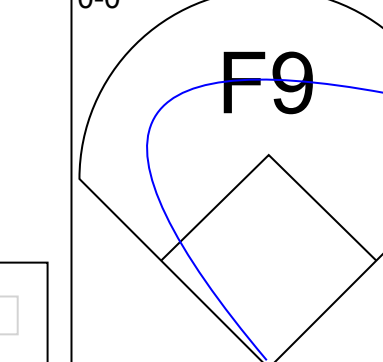
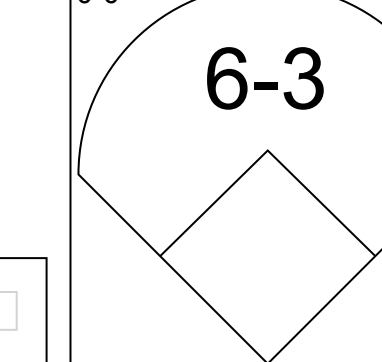
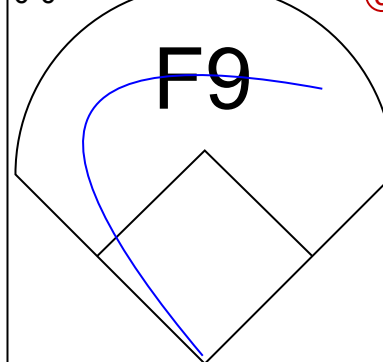
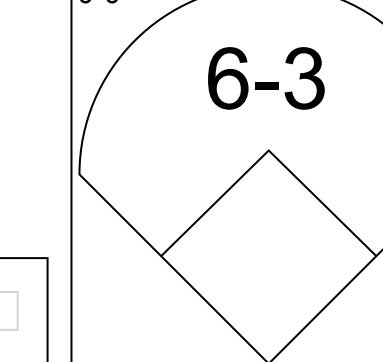
Batter	1	2	3	4	5	6	7	8	9	AB	R	H	RBI	BB	SO	LOB	BOTTOM	
Tony Taylor, R OBP: 0.318, SLG: 0.328	(1, 4) X S 3B 1B		(1) 0-0 1B BB		(1) 0-0 SF8 3B		(2) 0-0 L1-3		(1) 0-0 1B	5	4	4	1	0	0	0	<b>Montreal Expos @ Philadelphia Phillies</b> Connie Mack Stadium, Philadelphia, PA Sun Jul 06 1969, 3:33 AM EDT Unknown <a href="http://livebaseballscorecards.com">livebaseballscorecards.com</a>	
John Briggs, L OBP: 0.321, SLG: 0.349	(1, 7) X H H FC5-2-5-1 3B		(2) 4-0 1B BB		(1) 0-0 SF8 2B		(3) 0-0 F9		(3) 0-0 F9	4	1	2	2	1	0	3		
Larry Hisle, R OBP: 0.340, SLG: 0.474 Rich Barry, R	(1, 8) BB BB BB (5, 7)		(1) 4-0 1B BB		(2) 4-0 L6-3		(1) 0-0 F9		(1) 0-0 F9	2	3	1	1	2	0	0		
Rick Joseph, R OBP: 0.355, SLG: 0.456	(1, 5) X FC5-2-5-1 BB IBB		(2) 0-3 K		(2) 0-0 E5 1B		(2) 0-0 F9		(2) 0-0 F9	5	2	2	1	0	1	4		
Deron Johnson, R OBP: 0.346, SLG: 0.401	(1, 3)		(1) 4-0 1B BB		(3) 0-3 K		(1) 4-0 2B BB		(1) 4-0 1B BB	2	1	1	1	3	1	0		
Don Money, R OBP: 0.300, SLG: 0.362	(1, 6) S S S		(2) 0-3 K		(1) 0-0 F9		(1) 0-0 2B		(1) 0-0 2B	5	0	3	3	0	1	3		
Ron Stone, L OBP: 0.293, SLG: 0.269	(1, 9) BB BB BB 1-2 2-3 3H BB		(3) 4-0 1B BB		(2) 0-0 L3		(3) 0-0 L4-3		(3) 0-0 F9	4	0	1	2	1	1	4		
Mike Ryan, R OBP: 0.266, SLG: 0.365 Dave Watkins, R OBP: 0.296, SLG: 0.391	(1, 2) (6, 2)		(1) 0-3 K		(3) 0-3 K		(1) 0-3 K		(1) 0-3 K	4	1	1	0	0	2	5		
Bill Champion, R OBP: 0.188, SLG: 0.250	(1, 1)		(1) 0-0 6-3		(1) 0-0 3B 1B		(1) 0-3 K		(2) 0-0 F9	5	1	1	0	0	2	1		
<b>Inning Stats</b>	R: 2 E: 0 K: 2 S: 9	H: 2 LOB: 3 BB: 3 P: 21	R: 3 E: 0 K: 2 S: 10	H: 3 LOB: 2 BB: 1 P: 15	R: 5 E: 1 K: 1 S: 10	H: 5 LOB: 2 BB: 2 P: 18	R: 3 E: 1 K: 1 S: 8	H: 3 LOB: 0 BB: 0 P: 8	R: 0 E: 0 K: 1 S: 5	H: 1 LOB: 1 BB: 0 P: 5	R: 0 E: 0 K: 1 S: 4	H: 1 LOB: 2 BB: 1 P: 8	R: 0 E: 0 K: 1 S: 6	H: 1 LOB: 1 BB: 0 P: 6	1B: 11 2B: 3 3B: 2 HR: 0	SF: 1 SAC: 0 DP: 0 HBP: 1		WP: 0 PB: 1 SB: 2 CS: 0
<b>PITCHER</b> Bill Stoneman, R ERA: 5.72 Roy Face, R ERA: 4.29 Steve Renko, R ERA: 7.63	(1, 1) (2, 1) (4, 1)	IP: 1.1 WLS: L BF: 12	H: 3 R: 5 ER: 5 SO: 5	BB: 3 IBB: 1 HBP: 0 BLK: 0	WP: 0 HR: 0 S: 11 P: 28	ERA: 33.75 WHIP: 4.500	<b>PITCHER</b>	IP: WLS: BF: H: R: ER: SO: BB: IBB: HBP: BLK: WP: HR: S: P: ERA: WHIP:										



Batter	1	2	3	4	5	6	7	8	9	AB	R	H	RBI	BB	SO	LOB	TOP			
<b>Adolfo Phillips, R</b> OBP: 0.345, SLG: 0.310 (1, 8)										4	0	0	0	0	2	1	<b>Montreal Expos @ Philadelphia Phillies</b> Connie Mack Stadium, Philadelphia, PA Sun Jul 06 1969, 3:38 AM EDT Att: 8,664 - Unknown			
<b>Rusty Staub, L</b> OBP: 0.427, SLG: 0.468 (1, 9)										4	0	2	0	0	0	0				
<b>Bob Bailey, R</b> OBP: 0.358, SLG: 0.494 (1, 3)										4	1	0	0	0	1	2				
<b>Coco Laboy, R</b> OBP: 0.326, SLG: 0.451 (1, 5)										4	1	1	0	0	0	0				
<b>Jose Herrera, R</b> OBP: 0.417, SLG: 0.542 (1, 7)										4	1	2	2	0	0	0				
<b>Gary Sutherland, R</b> OBP: 0.294, SLG: 0.305 (1, 4)										3	1	1	0	1	0	1				
<b>Ron Brand, R</b> OBP: 0.350, SLG: 0.330 (1, 2)										4	0	1	1	0	0	3				
<b>Bobby Wine, R</b> OBP: 0.229, SLG: 0.242 (1, 6)										4	1	2	0	0	0	0				
<b>Gary Waslewski, R</b> OBP: 0.143, SLG: 0.286 (1, 1)										4	0	1	2	0	1	2				
<b>Inning Stats</b>	R: 2 E: 0 K: 1 S: 8	H: 3 LOB: 2 BB: 1 P: 12	R: 0 E: 0 K: 1 S: 5	H: 0 LOB: 0 BB: 0 P: 5	R: 0 E: 0 K: 0 S: 3	H: 1 LOB: 0 BB: 0 P: 3	R: 0 E: 0 K: 0 S: 3	H: 0 LOB: 0 BB: 0 P: 3	R: 0 E: 0 K: 1 S: 5	H: 0 LOB: 0 BB: 0 P: 5	R: 2 E: 0 K: 0 S: 6	H: 3 LOB: 1 BB: 0 P: 6	R: 0 E: 0 K: 0 S: 3	H: 0 LOB: 0 BB: 0 P: 3	R: 1 E: 1 K: 1 S: 7	H: 3 LOB: 1 BB: 0 P: 7		1B: 8 2B: 2 3B: 0 HR: 0	SF: 0 SAC: 0 DP: 1 HBP: 0	WP: 0 PB: 0 SB: 0 CS: 1
<b>PITCHER</b> <b>Grant Jackson, L</b> ERA: 3.15 (1, 1)	IP: 9.0 WLS: L BF: 36 H: 10 R: 5 ER: 5 SO: 4 BB: 1 IBB: 0 HBP: 0 BLK: 0 WP: 0 HR: 0 S: 43 P: 47 ERA: 5.00 WHIP: 1.222															<b>PITCHER</b>				

AB	35
R	5
H	10
RBI	5
BB	1
SO	4
LOB	9



Batter	1	2	3	4	5	6	7	8	9	AB	R	H	RBI	BB	SO	LOB	BOTTOM			
<b>Tony Taylor, R</b> OBP: 0.315, SLG: 0.325 (1, 4)										3	0	0	0	0	0	0	<b>Montreal Expos @ Philadelphia Phillies</b> Connie Mack Stadium, Philadelphia, PA Sun Jul 06 1969, 3:38 AM EDT Att: 8,664 - Unknown			
<b>John Briggs, L</b> OBP: 0.317, SLG: 0.344 (1, 7)										3	0	0	0	0	0	0				
<b>Larry Hise, R</b> OBP: 0.337, SLG: 0.469 (1, 8)										3	0	0	0	0	2	0				
<b>Rick Joseph, R</b> OBP: 0.354, SLG: 0.453 (1, 5)										3	0	1	0	0	0	0				
<b>Deron Johnson, R</b> OBP: 0.346, SLG: 0.397 (1, 3)										2	0	0	0	1	1	1				
<b>Don Money, R</b> OBP: 0.296, SLG: 0.356 (1, 6)										3	0	0	0	0	1	1				
<b>Ron Stone, L</b> OBP: 0.286, SLG: 0.261 (1, 9)										3	0	0	0	0	1	0				
<b>Mike Ryan, R</b> OBP: 0.263, SLG: 0.361 (1, 2)										3	0	0	0	0	0	0				
<b>Grant Jackson, S</b> OBP: 0.200, SLG: 0.250 (1, 1)										2	0	0	0	0	0	0				
<b>Rich Barry, R</b> (9, PH)										1	0	0	0	0	0	0				
<b>Inning Stats</b>	R: 0 E: 0 K: 0 S: 3	H: 0 LOB: 0 BB: 0 P: 3	R: 0 E: 0 K: 2 S: 7	H: 0 LOB: 0 BB: 0 P: 7	R: 0 E: 0 K: 0 S: 3	H: 0 LOB: 0 BB: 0 P: 3	R: 0 E: 0 K: 1 S: 5	H: 0 LOB: 0 BB: 0 P: 5	R: 0 E: 0 K: 0 S: 3	H: 1 LOB: 0 BB: 0 P: 3	R: 0 E: 0 K: 1 S: 5	H: 0 LOB: 0 BB: 0 P: 5	R: 0 E: 0 K: 0 S: 2	H: 0 LOB: 0 BB: 1 P: 6	R: 0 E: 0 K: 1 S: 5	H: 0 LOB: 0 BB: 0 P: 5	1B: 1 2B: 0 3B: 0 HR: 0	SF: 0 SAC: 0 DP: 2 HBP: 0	WP: 0 PB: 0 SB: 0 CS: 0	PA: 27
<b>PITCHER</b> <b>Gary Waslewski, R</b> ERA: 2.7 (1, 1)	IP: 9.0 WLS: W BF: 27 H: 1 R: 0 ER: 0 SO: 5 BB: 1 IBB: 0 HBP: 0 BLK: 0 WP: 0 HR: 0 S: 36 P: 40 ERA: 0.00 WHIP: 0.222															<b>PITCHER</b>				





Batter	1	2	3	4	5	6	7	8	9	AB	R	H	RBI	BB	SO	LOB	TOP			
<b>Adolfo Phillips, R</b> OBP: 0.343, SLG: 0.303 (1, 8)	4-0 FC1-6 BB			0-0 F8		0-0 5-3		0-3 K		3	0	0	0	1	1	0				
<b>Gary Sutherland, R</b> OBP: 0.290, SLG: 0.301 (1, 4) (5, 6)	0-0 FC1-6 G4-3 1-2			0-0 4-3		0-0 1-3			0-0 6-3	4	0	0	0	0	0	1				
<b>Rusty Staub, L</b> OBP: 0.425, SLG: 0.463 (1, 9)	0-0 G4-3 1-2			0-0 1-3		0-0 3-1			4-0 FC5 1B BB	3	0	0	0	1	0	1				
<b>Mack Jones, L</b> OBP: 0.394, SLG: 0.510 (1, 7)		0-3 K			4-0 1B 1B BB		0-0 F6		0-0 FC5 1B	3	1	1	0	1	1	0				
<b>Bob Bailey, R</b> OBP: 0.361, SLG: 0.491 (1, 3)		0-0 6-3			0-0 1B 1-3 1B		4-0 BB		0-0 FC5 1B	3	0	1	0	1	0	2				
<b>Coco Laboy, R</b> OBP: 0.325, SLG: 0.448 (1, 5)		0-3 K			0-0 1B 1-3 1B		0-0 F9		0-0 F6	4	0	1	1	0	1	3				
<b>Ron Brand, R</b> OBP: 0.342, SLG: 0.320 (1, 2)			0-3 K		0-0 F8		0-0 3-1			3	0	0	0	0	1	3				
<b>Bobby Wine, R</b> OBP: 0.227, SLG: 0.240 (5, 6)			0-0 1-3		0-3 K			0-0 L5		1	0	0	0	0	0	0				
<b>Kevin Collins, L</b> OBP: 0.216, SLG: 0.286 (5, 4)				0-0 K		0-0 L4-3		0-0 F7		2	0	0	0	0	1	2				
<b>Mike Wegener, R</b> OBP: 0.290, SLG: 0.287 (3, 1)			0-3 K							1	0	0	0	0	0	1				
<b>Dan McCinn, L</b> OBP: 0.211, SLG: 0.366 (5, PH)										0	0	0	0	0	0	0				
<b>Ty Cline, L</b> OBP: 0.338, SLG: 0.213 (5, 1)										0	0	0	0	0	0	0				
<b>Bill Stoneman, R</b> OBP: 0.252, SLG: 0.128 (8, PH)										0	0	0	0	0	0	0				
<b>Don Bosch, L</b> OBP: 0.252, SLG: 0.252 (8, PH)										1	0	0	0	0	0	0				
<b>Larry Jaster, L</b> OBP: 0.407, SLG: 0.500 (8, 1)										0	0	0	0	0	0	0				
<b>Inning Stats</b>	R: 0 E: 0 K: 0 S: 2	H: 0 LOB: 0 BB: 1 P: 6	R: 0 E: 0 K: 2 S: 7	H: 0 LOB: 0 BB: 0 P: 7	R: 0 E: 0 K: 2 S: 7	H: 0 LOB: 0 BB: 0 P: 7	R: 0 E: 0 K: 0 S: 3	H: 0 LOB: 0 BB: 0 P: 3	R: 1 E: 0 K: 1 S: 7	H: 2 LOB: 2 BB: 1 P: 11	R: 0 E: 0 K: 0 S: 3	H: 0 LOB: 1 BB: 1 P: 7	R: 0 E: 0 K: 1 S: 5	H: 0 LOB: 0 BB: 0 P: 5	R: 0 E: 0 K: 0 S: 4	H: 1 LOB: 2 BB: 1 P: 8	1B: 3 2B: 0 3B: 0 HR: 0	SF: 0 SAC: 0 DP: 1 HBP: 0	WP: 0 PB: 0 CS: 0	PA: 33
<b>PITCHER</b> <b>Steve Blass, R</b> ERA: 4.78 (1, 1)	IP: 9.0 WLS: W BF: 33 H: 3 R: 1 ER: 1 SO: 6 BB: 4 IBB: 0 HBP: 0 BLK: 0 WP: 0 HR: 0 S: 41 P: 57 ERA: 1.00 WHIP: 0.778																			

**Montreal Expos @ Pittsburgh Pirates**  
Forbes Field, Pittsburgh, PA  
Tue Jul 08 1969, 7:05 PM EDT  
Att.: 4,930 - Unknown

AB 29  
R 1  
H 3  
RBI 1  
BB 4  
SO 6  
LOB 14



Batter	1	2	3	4	5	6	7	8	9	AB	R	H	RBI	BB	SO	LOB	BOTTOM	
<b>Matty Alou, L</b> OBP: 0.381, SLG: 0.449 (1, 8)	0-0 G3	0-0 F5		0-0 4-3		0-0 F6		0-0 F7		5	0	0	0	0	0	2		
<b>Carl Taylor, R</b> OBP: 0.429, SLG: 0.492 (1, 3)	0-0 1B 1B	0-0 5-3 3-H		0-0 F9			0-0 HR 1B			4	2	2	0	0	0	0		
<b>Willie Stargell, L</b> OBP: 0.411, SLG: 0.558 (1, 7)	0-0 F7			0-0 1B WP 1B		0-3 K		0-0 F3		4	1	1	0	0	1	2		
<b>Ron Davis, R</b> OBP: 0.327, SLG: 0.283 (8, 7)										0	0	0	0	0	0	0		
<b>Roberto Clemente, R</b> OBP: 0.410, SLG: 0.548 (1, 9)	0-0 1B 1-2 1B			0-0 FC1-5 1B 1-3 1B		0-0 5-3		0-0 HR		4	1	3	2	0	0	0		
<b>Richie Hebner, L</b> OBP: 0.380, SLG: 0.459 (1, 5)	0-0 1B 1-2 2-H 1B			0-0 4-3 FC1-5 1B 1B		0-0 F7		0-0 G3		4	1	2	2	0	0	0		
<b>Jerry May, R</b> OBP: 0.299, SLG: 0.377 (1, 2)	0-3 K			0-0 FC1-5 1B 1-2 2-3F 1B		0-3 K		0-3 K		4	1	0	0	0	3	4		
<b>Jose Martinez, R</b> OBP: 0.290, SLG: 0.300 (1, 4)		0-0 E 2B		0-0 4-3 1-2 2-3 1B		0-0 2B		0-0 6-3		4	1	2	0	0	0	2		
<b>Freddie Patek, R</b> OBP: 0.311, SLG: 0.298 (1, 6)		0-0 E7 5-3 PB 1B		0-0 1B 2-H 3-H 1B		0-0 F9		0-0 1B		4	1	3	2	0	0	1		
<b>Steve Blass, R</b> OBP: 0.227, SLG: 0.256 (1, 1)		0-0 5-3 2-3		0-0 6-3		0-0 6-3		0-0 F4		4	0	0	0	0	0	4		
<b>Inning Stats</b>	R: 1 E: 0 K: 1 S: 8	H: 3 LOB: 2 BB: 0 P: 8	R: 2 E: 1 K: 0 S: 5	H: 2 LOB: 0 BB: 0 P: 5	R: 3 E: 0 K: 0 S: 7	H: 4 LOB: 1 BB: 0 P: 7	R: 0 E: 0 K: 1 S: 5	H: 0 LOB: 0 BB: 0 P: 5	R: 0 E: 0 K: 0 S: 4	H: 1 LOB: 1 BB: 0 P: 4	R: 2 E: 0 K: 1 S: 7	H: 2 LOB: 0 BB: 0 P: 7	R: 0 E: 0 K: 0 S: 4	H: 1 LOB: 1 BB: 0 P: 4	1B: 10 2B: 2 3B: 0 HR: 1	SF: 0 SAC: 0 DP: 0 HBP: 0	WP: 1 PB: 1 CS: 0	PA: 37
<b>PITCHER</b> <b>Mike Wegener, R</b> ERA: 4.48 (1, 1)	IP: 2.0 WLS: L BF: 13 H: 7 R: 5 ER: 3 SO: 1 BB: 0 IBB: 0 HBP: 0 BLK: 0 WP: 0 HR: 0 S: 15 P: 15 ERA: 13.50 WHIP: 3.500																	
<b>Dan McCinn, L</b> ERA: 4.24 (3, 1)	2.0 8 2 1 1 1 0 0 0 0 0 0 10 10 4.50 1.000																	
<b>Bill Stoneman, R</b> ERA: 5.73 (5, 1)	3.0 12 3 2 2 2 0 0 0 0 0 1 16 16 6.00 1.000																	
<b>Larry Jaster, L</b> ERA: 4.94 (8, 1)	1.0 4 1 0 0 0 0 0 0 0 0 0 4 4 0.00 1.000																	


**Montreal Expos @ Pittsburgh Pirates**  
Forbes Field, Pittsburgh, PA  
Tue Jul 08 1969, 7:05 PM EDT  
Att.: 4,930 - Unknown

AB 37  
R 8  
H 13  
RBI 6  
BB 0  
SO 4  
LOB 15






Batter	1	2	3	4	5	6	7	8	9	10	AB	R	H	RBI	BB	SO	LOB	TOP									
Adolfo Phillips, R OBP: 0.346, SLG: 0.322 Dick Radatz, R (8, 1)	SF8 3B		2-3			F7		FC1-2 1B		K	4	1	2	1	0	0	0										
Gary Sutherland, R OBP: 0.289, SLG: 0.299 (8, 6)	F6		F9			G3		FC1-2			5	0	1	0	0	0	3										
Rusty Staub, L OBP: 0.422, SLG: 0.471 (1, 9)	SF8					F7		K		G3	4	1	1	2	0	1	3										
Mack Jones, L OBP: 0.389, SLG: 0.502 (1, 7)	F2					3-1 HR					4	0	0	0	0	0	0										
Bob Bailey, R OBP: 0.354, SLG: 0.489 (1, 3)						K					3	0	1	0	1	1	0										
Coco Laboy, R OBP: 0.324, SLG: 0.445 (1, 5)						K					4	0	1	0	0	1	2										
Ron Brand, R OBP: 0.339, SLG: 0.318 (1, 2)											4	0	1	0	0	0	1										
Bobby Wine, R OBP: 0.230, SLG: 0.237 Don Bosch, S OBP: 0.233, SLG: 0.250 (8, PR) (8, 8)						F7					2	0	0	0	1	0	1										
Jerry Robertson, S OBP: 0.098, SLG: 0.038 Roy Face, R OBP: 0.100, SLG: 0.090 Dan McGinn, L OBP: 0.111, SLG: 0.096 Ty Cline, R OBP: 0.147, SLG: 0.222 Kevin Collins, R OBP: 0.145, SLG: 0.286 Jose Herrera, R OBP: 0.100, SLG: 0.020 (10, PR) (10, 4)						K					2	0	0	0	0	1	0										
<b>Inning Stats</b>	R: 1 E: 0 K: 0 S: 4	H: 1 LOB: 0 BB: 0 P: 4	R: 0 E: 0 K: 0 S: 3	H: 0 LOB: 1 BB: 1 P: 7	R: 0 E: 0 K: 1 S: 5	H: 0 LOB: 0 BB: 0 P: 5	R: 1 E: 0 K: 2 S: 8	H: 1 LOB: 0 BB: 0 P: 8	R: 0 E: 0 K: 0 S: 3	H: 0 LOB: 0 BB: 0 P: 3	R: 0 E: 0 K: 0 S: 3	H: 1 LOB: 0 BB: 0 P: 3	R: 1 E: 0 K: 1 S: 7	H: 2 LOB: 2 BB: 1 P: 11	R: 0 E: 0 K: 1 S: 7	H: 2 LOB: 2 BB: 0 P: 7	R: 0 E: 0 K: 2 S: 8	H: 1 LOB: 1 BB: 0 P: 8	1B: 6 2B: 0 3B: 1 HR: 1	SF: 1 SAC: 0 DP: 1 HBP: 0	WP: 0 PA: 39 PB: 0 SB: 0 CS: 0						
<b>PITCHER</b>	IP	WLS	BF	H	R	ER	SO	BB	IBB	HBP	BLK	WP	HR	S	P	ERA	WHIP										
Jim Bunning, R ERA: 3.87 Bob Moose, R ERA: 4.74 Joe Gibbon, L ERA: 2.7	7.1	0.1	27	4	3	3	3	2	0	0	0	0	0	31	39	3.68	0.818										
	2.1	W	10	3	0	0	4	0	0	0	0	0	0	18	18	0.00	1.286										

**Montreal Expos @ Pittsburgh Pirates**  
 Forbes Field, Pittsburgh, PA  
 Wed Jul 09 1969, 7:05 PM EDT  
 Unknown  
  
 AB 36  
 R 3  
 H 8  
 RBI 3  
 BB 2  
 SO 7  
 LOB 12

Batter	1	2	3	4	5	6	7	8	9	10	AB	R	H	RBI	BB	SO	LOB	BOTTOM									
Matty Alou, L OBP: 0.384, SLG: 0.452 (1, 8)	6-3							F8			5	1	3	0	0	0	0										
Carl Taylor, R OBP: 0.439, SLG: 0.493 Gary Kolb, L OBP: 0.182, SLG: 0.150 Al Oliver, L OBP: 0.307, SLG: 0.368 (10, 3)											4	1	2	0	1	1	1										
Willie Stargell, L OBP: 0.415, SLG: 0.561 Ron Davis, R OBP: 0.321, SLG: 0.277 (8, 7)											4	1	3	1	0	1	2										
Roberto Clemente, R OBP: 0.409, SLG: 0.541 (1, 9)											3	0	0	0	1	0	2										
Richie Hebner, L OBP: 0.354, SLG: 0.467 (1, 5)											4	1	2	1	0	0	4										
Manny Sanquell, R OBP: 0.302, SLG: 0.440 (1, 2)											4	1	2	1	0	0	4										
Jose Martinez, R OBP: 0.286, SLG: 0.295 (1, 4)											5	0	1	1	0	0	3										
Freddie Patek, R OBP: 0.308, SLG: 0.292 (1, 6)											4	0	0	0	0	0	0										
Jim Bunning, R OBP: 0.088, SLG: 0.030 Bob Moose, R OBP: 0.222, SLG: 0.087 Joe Gibbon, R (8, 1)											3	0	0	0	0	3	1										
<b>Inning Stats</b>	R: 1 E: 0 K: 0 S: 5	H: 2 LOB: 2 BB: 0 P: 6	R: 0 E: 1 K: 1 S: 6	H: 1 LOB: 1 BB: 0 P: 6	R: 0 E: 0 K: 0 S: 5	H: 2 LOB: 2 BB: 0 P: 5	R: 0 E: 0 K: 1 S: 5	H: 0 LOB: 0 BB: 0 P: 5	R: 2 E: 0 K: 1 S: 8	H: 3 LOB: 2 BB: 1 P: 12	R: 0 E: 0 K: 2 S: 8	H: 1 LOB: 1 BB: 0 P: 6	R: 0 E: 0 K: 1 S: 5	H: 0 LOB: 0 BB: 0 P: 5	R: 0 E: 0 K: 0 S: 3	H: 1 LOB: 1 BB: 0 P: 3	R: 1 E: 0 K: 0 S: 3	H: 2 LOB: 1 BB: 0 P: 3	1B: 11 2B: 0 3B: 1 HR: 0	SF: 0 SAC: 0 DP: 1 HBP: 2	WP: 0 PA: 43 PB: 0 SB: 1 CS: 0						
<b>PITCHER</b>	IP	WLS	BF	H	R	ER	SO	BB	IBB	HBP	BLK	WP	HR	S	P	ERA	WHIP										
Jerry Robertson, R ERA: 4.0 Roy Face, R ERA: 4.19 Dan McGinn, L ERA: 4.17 Dick Radatz, R ERA: 3.82	4.2	1.0	5	1	0	0	1	1	0	0	0	0	0	6	10	0.00	2.000										
	1.1	L	9	3	1	1	1	0	0	0	0	0	0	8	9	0.00	0.000										
	2.1	L	9	3	1	1	1	0	0	0	0	0	0	11	11	3.86	1.286										


**Montreal Expos @ Pittsburgh Pirates**  
 Forbes Field, Pittsburgh, PA  
 Wed Jul 09 1969, 7:05 PM EDT  
 Unknown  
  
 AB 39  
 R 4  
 H 12  
 RBI 4  
 BB 2  
 SO 7  
 LOB 20



Batter	1	2	3	4	5	6	7	8	9	AB	R	H	RBI	BB	SO	LOB	TOP										
<b>Adolfo Phillips, R</b> OBP: 0.339, SLG: 0.314 (1, 8)	0-0 6-3		0-3 K			0-3 K		0-3 K		4	0	0	0	0	3	0											
<b>Gary Sutherland, R</b> OBP: 0.289, SLG: 0.297 (1, 4)	0-3 K			0-0 F7		0-0 1-3			4-0 SH BB	3	0	0	0	1	1	0											
<b>Rusty Staub, L</b> OBP: 0.421, SLG: 0.467 (1, 9)	0-0 F7			4-0 HR BB		0-0 G3			0-0 SH L4-3 1-3	2	1	0	0	1	0	0											
<b>Mack Jones, L</b> OBP: 0.394, SLG: 0.515 (1, 7)		1-0 CS HBP		0-0 HR			0-0 8-5 BB 1B		0-0 L4-3 2-3	3	1	2	2	0	0	2											
<b>Bob Bailey, R</b> OBP: 0.362, SLG: 0.480 (1, 3)	0-0 F8 1-2			0-0 6-3			4-0 1-2 BB		0-0 4-3	3	0	0	0	1	0	2											
<b>Coco Laboy, R</b> OBP: 0.324, SLG: 0.444 (1, 5)	0-0 1B			0-3 K			0-0 8-5 2-3f			3	0	1	0	0	1	2											
<b>John Bateman, R</b> OBP: 0.292, SLG: 0.333 (1, 2)	0-0 6-3				0-0 4-3			0-0 6-3		3	0	0	0	0	0	2											
<b>Bobby Wine, R</b> OBP: 0.225, SLG: 0.231 (1, 6)			0-3 K		0-0 5-3			0-0 F9		3	0	0	0	0	1	0											
<b>Howie Reed, R</b> OBP: 0.333, SLG: 0.462 (1, 1)			0-3 K					0-3 K		3	0	0	0	0	3	0											
<b>Dan McGinn, L</b> OBP: 0.211, SLG: 0.368 (8, 1)										0	0	0	0	0	0	0											
<b>Inning Stats</b>	R: 0 E: 0 K: 1 S: 5	H: 0 LOB: 0 BB: 0 P: 5	R: 0 E: 0 K: 0 S: 3	H: 1 LOB: 1 BB: 0 P: 4	R: 0 E: 0 K: 3 S: 9	H: 0 LOB: 0 BB: 0 P: 9	R: 2 E: 0 K: 1 S: 6	H: 1 LOB: 0 BB: 1 P: 10	R: 0 E: 0 K: 1 S: 5	H: 0 LOB: 0 BB: 0 P: 5	R: 0 E: 0 K: 0 S: 3	H: 1 LOB: 1 BB: 1 P: 7	R: 0 E: 0 K: 2 S: 7	H: 0 LOB: 0 BB: 0 P: 7	R: 0 E: 1 K: 0 S: 3	H: 0 LOB: 1 BB: 1 P: 7	1B: 2 2B: 2 3B: 0 HR: 1	SF: 0 SAC: 1 DP: 2 HBP: 1	WP: 0 PB: 0 CS: 1	PA: 32							
<b>PITCHER</b>	IP	WLS	BF	H	R	ER	SO	BB	IBB	HBP	BLK	WP	HR	S	P	ERA	WHIP										
<b>Dock Ellis, R</b> ERA: 4.44 (1, 1)	8.0	W	28	3	2	2	9	2	0	1	0	0	1	43	52	2.25	0.625										
<b>Joe Gibbon, L</b> ERA: 2.63 (9, 1)	1.0	S	4	0	0	0	0	1	0	0	0	0	0	3	7	0.00	1.000										

**Montreal Expos @ Pittsburgh Pirates**  
 Forbes Field, Pittsburgh, PA  
 Wed Jul 09 1969, 7:05 PM EDT  
 Att: 9,372 - Unknown


AB 27  
 R 2  
 H 3  
 RBI 2  
 BB 3  
 SO 9  
 LOB 8



Batter	1	2	3	4	5	6	7	8	9	AB	R	H	RBI	BB	SO	LOB	BOTTOM										
<b>Matty Alou, L</b> OBP: 0.397, SLG: 0.454 (1, 8)	0-0 E8 WP 5-3 1B				0-0 6-3			0-0 G3		5	2	3	0	0	0	1											
<b>Carl Taylor, R</b> OBP: 0.424, SLG: 0.472 (1, 3)	0-3 K				0-0 F9		0-0 SH3-4 1B			3	0	0	0	0	1	2											
<b>Roberto Clemente, R</b> OBP: 0.411, SLG: 0.539 (1, 9)	1-0 5-3 BB HBP			0-0 4-3		0-0 IBB 1B		0-0 F9 2-H		3	0	1	0	0	0	0											
<b>Richie Hebner, L</b> OBP: 0.389, SLG: 0.467 (1, 5)	4-0 5-3 BB			0-3 K		4-0 1-2 IBB 1B		0-0 1B		2	0	1	0	2	1	0											
<b>Jose Pagan, R</b> OBP: 0.305, SLG: 0.418 (1, 7)	0-0 5-3			0-0 F8		0-0 F6		0-0 6-3		4	0	0	1	0	0	5											
<b>Ron Davis, R</b> OBP: 0.321, SLG: 0.277 (9, 7)	1-2 2-3 3-H									0	0	0	0	0	0	0											
<b>Jose Martinez, R</b> OBP: 0.284, SLG: 0.286 (1, 4)	4-0 BB			0-3 K		0-3 K		0-0 F8		3	0	0	0	1	2	0											
<b>Jerry May, R</b> OBP: 0.299, SLG: 0.373 (1, 2)	0-3 K			0-0 FC4 1B		0-0 F6		0-0 F7		4	0	1	0	0	1	3											
<b>Freddie Patek, R</b> OBP: 0.309, SLG: 0.300 (1, 6)		0-0 6-3		0-0 FC4 1-2		0-0 2B		0-0 2B 1B		4	1	2	0	0	0	1											
<b>Dock Ellis, S</b> OBP: 0.121, SLG: 0.094 (1, 1)		0-0 4-3		0-0 4-3		0-0 F5		0-0 2B		3	0	0	0	0	0	2											
<b>Willie Stargell, L</b> OBP: 0.417, SLG: 0.567 (8, PH)										1	0	1	1	0	0	0											
<b>Steve Blass, R</b> OBP: 0.227, SLG: 0.256 (8, PR)										0	0	0	0	0	0	0											
<b>Joe Gibbon, R</b> ERA: 4.15 (9, 1)										0	0	0	0	0	0	0											
<b>Inning Stats</b>	R: 1 E: 1 K: 2 S: 8	H: 1 LOB: 3 BB: 2 P: 17	R: 0 E: 0 K: 0 S: 4	H: 1 LOB: 1 BB: 0 P: 4	R: 0 E: 0 K: 1 S: 5	H: 0 LOB: 0 BB: 0 P: 5	R: 0 E: 0 K: 1 S: 6	H: 1 LOB: 1 BB: 0 P: 6	R: 0 E: 0 K: 1 S: 6	H: 1 LOB: 2 BB: 1 P: 6	R: 1 E: 0 K: 0 S: 5	H: 2 LOB: 1 BB: 0 P: 5	R: 1 E: 0 K: 0 S: 5	H: 2 LOB: 1 BB: 0 P: 5	R: 0 E: 0 K: 0 S: 3	H: 0 LOB: 1 BB: 0 P: 5	1B: 7 2B: 2 3B: 0 HR: 0	SF: 0 SAC: 1 DP: 0 HBP: 1	WP: 2 PB: 0 CS: 0	PA: 37							
<b>PITCHER</b>	IP	WLS	BF	H	R	ER	SO	BB	IBB	HBP	BLK	WP	HR	S	P	ERA	WHIP										
<b>Howie Reed, R</b> ERA: 3.35 (1, 1)	7.2	L	36	9	3	3	5	2	1	1	0	0	0	42	55	3.52	1.435										
<b>Dan McGinn, L</b> ERA: 4.15 (8, 1)	0.1		1	0	0	0	0	0	0	0	0	0	0	1	1	0.00	0.000										

**Montreal Expos @ Pittsburgh Pirates**  
 Forbes Field, Pittsburgh, PA  
 Wed Jul 09 1969, 7:05 PM EDT  
 Att: 9,372 - Unknown

AB 32  
 R 3  
 H 9  
 RBI 2  
 BB 3  
 SO 5  
 LOB 14










Batter	1	2	3	4	5	6	7	8	9	AB	R	H	RBI	BB	SO	LOB	TOP										
<b>Adolfo Phillips, R</b> OBP: 0.342, SLG: 0.317 (1, 8)	0-0 5-3 1B	0-3 K	4-0 BB		0-3 K		0-0 5-3			4	0	1	0	1	2	4											
<b>Gary Sutherland, R</b> OBP: 0.283, SLG: 0.294 (1, 4)	0-0 F7	0-0 6-3	0-0 F7		0-0 2B		0-0 E5			5	0	1	2	0	0	5											
<b>Rusty Staub, L</b> OBP: 0.412, SLG: 0.455 (1, 9)	0-0 5-3		0-0 FC6-4 1B SF9		0-0 F7		0-0 F7		0-0 G4-6-3	5	1	1	0	0	0	3											
<b>Mack Jones, L</b> OBP: 0.397, SLG: 0.524 (1, 7)	1-0 HBP		0-0 FC6-4 1B		0-0 HR		0-0 4-3		0-3 K	4	1	2	1	0	1	0											
<b>Bob Bailey, R</b> OBP: 0.354, SLG: 0.465 (1, 3)	0-3 K		0-0 FC6-4 1B SF9 2B		0-0 F8		0-0 1B SF8 1B		0-0 5-3	5	2	1	0	0	1	4											
<b>Coco Laboy, R</b> OBP: 0.323, SLG: 0.441 (1, 5)		0-0 5-3	0-0 SF9		0-0 F6		0-0 1B HR 1B		0-0 F9	4	1	1	1	0	0	0											
<b>Ron Brand, R</b> OBP: 0.361, SLG: 0.342 (1, 2)		0-0 1B 1B	4-0 2B BB		0-0 1B 2B 1B		0-0 SF8		0-0 G4-6-3 1B	3	3	3	1	1	0	0											
<b>Bobby Wine, R</b> OBP: 0.231, SLG: 0.254 (1, 6)		0-0 WP 1B 1B	4-0 2B BB		0-3 K		0-0 HR		0-0 G4-6-3	4	2	2	2	1	1	2											
<b>Mike Wegener, R</b> OBP: 0.343, SLG: 0.353 (1, 1)		0-0 WP 1B	0-0 1B 2B		0-0 2B 1B		0-3 K		0-3 K	4	1	3	4	0	1	0											
<b>Dick Radatz, R</b> (8, 1)		1-2 2-H 1B	1-1 2-H 2B		2-3 2B 1B					1	0	0	0	0	1	0											
<b>Inning Stats</b>	R: 0 E: 0 K: 1 S: 6	H: 1 LOB: 2 BB: 0 P: 7	R: 1 E: 0 K: 1 S: 8	H: 3 LOB: 2 BB: 0 P: 8	R: 4 E: 0 K: 0 S: 6	H: 3 LOB: 2 BB: 3 P: 18	R: 1 E: 0 K: 0 S: 4	H: 1 LOB: 0 BB: 0 P: 4	R: 2 E: 0 K: 2 S: 10	H: 3 LOB: 1 BB: 0 P: 10	R: 3 E: 0 K: 1 S: 8	H: 3 LOB: 0 BB: 0 P: 8	R: 0 E: 1 K: 0 S: 3	H: 0 LOB: 0 BB: 0 P: 3	R: 0 E: 0 K: 1 S: 5	H: 1 LOB: 0 BB: 0 P: 5	R: 0 E: 0 K: 1 S: 5	H: 1 LOB: 0 BB: 0 P: 5	1B: 11 2B: 2 3B: 0 HR: 2	SF: 2 SAC: 0 DP: 2 HBP: 1	WP: 2 PB: 0 SB: 0 CS: 1	PA: 45					
<b>PITCHER</b>	IP	WLS	BF	H	R	ER	SO	BB	IBB	HBP	BLK	WP	HR	S	P	ERA	WHIP										
<b>Jim McAndrew, R</b> ERA: 5.79 (1, 1)	2.2	L	16	6	4	4	2	1	0	1	0	1	0	18	23	13.50	2.625										
<b>Danny Frisella, R</b> ERA: 9.82 (3, 1)	2.0		13	5	4	4	2	2	0	0	0	1	1	15	23	18.00	3.500										
<b>Jack Dilauro, L</b> ERA: 2.72 (5, 1)	4.1		16	4	3	3	3	0	0	0	0	0	1	22	22	6.23	0.923										

**Montreal Expos @ New York Mets**  
Shea Stadium, Flushing, NY  
Fri Jul 11 1969, 7:05 PM EDT  
Att: 26,585 - Unknown


AB 39  
R 11  
H 15  
RBI 11  
BB 3  
SO 7  
LOB 18




Batter	1	2	3	4	5	6	7	8	9	AB	R	H	RBI	BB	SO	LOB	BOTTOM										
<b>Tommie Agee, R</b> OBP: 0.340, SLG: 0.494 (1, 8)	0-0 1-3		0-0 5-3		0-0 E6		0-0 4-3		4-0 BB	4	0	0	0	1	0	0											
<b>Bobby Pfeil, R</b> OBP: 0.356, SLG: 0.405 (1, 5)	4-0 1B BB		0-0 FC3-6 1B		0-0 L4-3		0-0 4-3 2B		0-0 F9	4	1	2	0	1	0	2											
<b>Wayne Garrett, L</b> OBP: 0.347, SLG: 0.335 (1, 4)	0-0 G5-4-3 1B		0-0 FC3-6 1B 1-2		0-0 L3		0-0 4-3		0-0 4-3	4	1	1	0	0	0	2											
<b>Cleon Jones, R</b> OBP: 0.425, SLG: 0.522 (1, 7)	0-0 G5-4-3		0-0 1B SF7 1B		0-0 6-3		0-0 4-3		0-0 4-3	4	1	1	1	0	0	2											
<b>Art Shamsky, L</b> OBP: 0.417, SLG: 0.560 (1, 9)		0-3 K	0-0 1B 1B		0-0 HR		0-0 1B BB		0-0 1B	3	1	2	2	1	1	0											
<b>Ed Kranepool, L</b> OBP: 0.292, SLG: 0.382 (1, 3)		0-0 4-3	0-0 SF7		0-0 BB		0-0 1B		0-0 1B	2	0	1	1	1	0	0											
<b>Jerry Grote, R</b> OBP: 0.288, SLG: 0.303 (1, 2)		0-0 6-3	0-0 1B 1B		0-3 K		0-3 K		0-3 K	4	0	1	0	0	2	3											
<b>Al Weis, S</b> OBP: 0.259, SLG: 0.252 (1, 6)			0-3 K		0-0 1B		0-3 K		0-0 F3	4	0	1	0	0	2	0											
<b>Jim McAndrew, R</b> OBP: 0.357, SLG: 0.333 (1, 1)			0-0 5-3		0-0 P5		0-3 K		0-0 P6	0	0	0	0	0	0	0											
<b>Danny Frisella, L</b> (3, 1)										1	0	0	0	0	0	0											
<b>Jack Dilauro, S</b> (5, 1)										2	0	0	0	0	1	0											
<b>Rod Gaspar, S</b> (8, PH)										1	0	0	0	0	0	0											
<b>Inning Stats</b>	R: 0 E: 0 K: 0 S: 3	H: 1 LOB: 1 BB: 1 P: 7	R: 0 E: 0 K: 1 S: 5	H: 0 LOB: 0 BB: 0 P: 5	R: 0 E: 0 K: 1 S: 5	H: 0 LOB: 0 BB: 0 P: 5	R: 2 E: 0 K: 0 S: 7	H: 5 LOB: 2 BB: 0 P: 7	R: 0 E: 1 K: 1 S: 6	H: 0 LOB: 0 BB: 1 P: 10	R: 0 E: 0 K: 2 S: 7	H: 0 LOB: 0 BB: 0 P: 7	R: 1 E: 0 K: 1 S: 7	H: 2 LOB: 1 BB: 1 P: 11	R: 0 E: 0 K: 0 S: 3	H: 0 LOB: 1 BB: 1 P: 7	1B: 7 2B: 2 3B: 0 HR: 1	SF: 1 SAC: 0 DP: 2 HBP: 0	WP: 0 PB: 0 SB: 0 CS: 0	PA: 38							
<b>PITCHER</b>	IP	WLS	BF	H	R	ER	SO	BB	IBB	HBP	BLK	WP	HR	S	P	ERA	WHIP										
<b>Mike Wegener, R</b> ERA: 4.5 (1, 1)	7.2	W	33	9	4	4	5	3	0	0	0	0	0	40	52	4.70	1.565										
<b>Dick Radatz, R</b> ERA: 3.69 (8, 1)	1.1	S	5	0	0	0	1	1	0	0	0	0	0	6	10	0.00	0.750										


**Montreal Expos @ New York Mets**  
Shea Stadium, Flushing, NY  
Fri Jul 11 1969, 7:05 PM EDT  
Att: 26,585 - Unknown

AB 33  
R 4  
H 9  
RBI 4  
BB 4  
SO 6  
LOB 9





Batter	1	2	3	4	5	6	7	8	9	AB	R	H	RBI	BB	SO	LOB	TOP														
Adolfo Phillips, R (1, 8) OBP: 0.343, SLG: 0.319	0-3 K		0-0 1B		0-0 P3		0-0 SH1-3 1B		0-3 K	5	0	2	0	0	2	1	<p><b>Montreal Expos @ New York Mets</b> Shea Stadium, Flushing, NY Sun Jul 13 1969, 3:33 AM EDT Unknown</p> <p>livebaseballscores.com</p> <table border="0"> <tr><td>AB</td><td>31</td></tr> <tr><td>R</td><td>3</td></tr> <tr><td>H</td><td>7</td></tr> <tr><td>RBI</td><td>3</td></tr> <tr><td>BB</td><td>3</td></tr> <tr><td>SO</td><td>7</td></tr> <tr><td>LOB</td><td>16</td></tr> </table> 	AB	31	R	3	H	7	RBI	3	BB	3	SO	7	LOB	16
AB	31																														
R	3																														
H	7																														
RBI	3																														
BB	3																														
SO	7																														
LOB	16																														
Rusty Staub, L (1, 9) OBP: 0.410, SLG: 0.452	0-0 F9		0-0 1B		0-0 F9		0-0 SH1-3		0-0 F8	4	0	1	2	0	0	1															
Bob Bailey, R (1, 3) OBP: 0.347, SLG: 0.455	0-0 F9		0-0 F3			0-3 K	0-0 4-3			4	0	0	0	0	1	3															
Coco Laboy, R (1, 5) OBP: 0.323, SLG: 0.438		0-3 K	0-0 F8			0-0 1B 2B	0-0 P4			4	1	1	0	0	1	3															
Jose Herrera, R (1, 7) OBP: 0.406, SLG: 0.484	0-0 6-3			0-0 F2		0-0 2B 1B		0-0 SH3-4 1B		4	0	2	0	0	0	0															
Gary Sutherland, R (1, 4) OBP: 0.284, SLG: 0.297	0-0 P3			0-0 L9		0-0 1B 2B		0-0 SH3-4		3	0	1	1	0	0	0															
John Bateman, R (1, 2) OBP: 0.252, SLG: 0.325			0-3 K	0-3 K		4-0 IBB		0-0 L5		3	0	0	0	1	2	1															
Bobby Wine, R (1, 6) OBP: 0.238, SLG: 0.250			4-0 1B SH 1B BB		4-0 SH3-4 BB	0-3 K		0-0 F8		2	1	0	0	2	1	4															
Jerry Robertson, S (1, 1) OBP: 0.037, SLG: 0.037			0-0 SH		0-0 SH3-4	0-0 F9		0-0 F8		1	1	0	0	0	0	3															
Dan McGinn, L (8, 1) OBP: 0.211, SLG: 0.368			1-2 1B		1-2 F9					0	0	0	0	0	0	0															
Ron Brandt, R (8, 2) OBP: 0.358, SLG: 0.339			1-2 1B		1-2 F9					1	0	0	0	0	0	0															
<b>Inning Stats</b>	R: 0 E: 0 K: 1 S: 5	H: 0 LOB: 0 BB: 0 P: 5	R: 0 E: 0 K: 1 S: 5	H: 0 LOB: 0 BB: 0 P: 5	R: 2 E: 0 K: 1 S: 8	H: 2 LOB: 2 BB: 1 P: 12	R: 0 E: 0 K: 1 S: 5	H: 0 LOB: 0 BB: 0 P: 5	R: 0 E: 0 K: 0 S: 3	H: 0 LOB: 1 BB: 1 P: 7	R: 0 E: 0 K: 2 S: 10	H: 3 LOB: 3 BB: 1 P: 14	R: 0 E: 0 K: 0 S: 4	H: 1 LOB: 1 BB: 0 P: 4	R: 0 E: 0 K: 0 S: 4	H: 1 LOB: 1 BB: 0 P: 4	R: 0 E: 0 K: 1 S: 5	H: 0 LOB: 0 BB: 0 P: 5	1B: 6 2B: 1 3B: 0 HR: 0	SF: 0 SAC: 4 DP: 0 HBP: 0	WP: 0 PB: 0 CS: 0	PA: 38									
<b>PITCHER</b> Jerry Koosman, L (1, 1) ERA: 1.87	IP: 9.0 WLS: W BF: 38 H: 7 R: 3 ER: 3 SO: 7 BB: 2 IBB: 1 HBP: 0 BLK: 0 WP: 0 HR: 0 S: 49 P: 61 ERA: 3.00 WHIP: 1.000															<b>PITCHER</b>	IP: 9.0 WLS: W BF: 38 H: 7 R: 3 ER: 3 SO: 7 BB: 2 IBB: 1 HBP: 0 BLK: 0 WP: 0 HR: 0 S: 49 P: 61 ERA: 3.00 WHIP: 1.000														

Batter	1	2	3	4	5	6	7	8	9	AB	R	H	RBI	BB	SO	LOB	BOTTOM														
Tommie Agee, R (1, 8) OBP: 0.339, SLG: 0.491	0-3 K		0-0 F8		0-3 K		0-0 SH3-4 1B			4	0	1	0	0	2	0	<p><b>Montreal Expos @ New York Mets</b> Shea Stadium, Flushing, NY Sun Jul 13 1969, 3:33 AM EDT Unknown</p> <p>livebaseballscores.com</p> <table border="0"> <tr><td>AB</td><td>31</td></tr> <tr><td>R</td><td>4</td></tr> <tr><td>H</td><td>9</td></tr> <tr><td>RBI</td><td>3</td></tr> <tr><td>BB</td><td>3</td></tr> <tr><td>SO</td><td>11</td></tr> <tr><td>LOB</td><td>18</td></tr> </table> 	AB	31	R	4	H	9	RBI	3	BB	3	SO	11	LOB	18
AB	31																														
R	4																														
H	9																														
RBI	3																														
BB	3																														
SO	11																														
LOB	18																														
Bobby Pfeil, R (1, 5) OBP: 0.333, SLG: 0.378	0-0 5-3		0-0 E6 1B PB		0-0 F8		0-0 SH3-4			3	1	0	0	0	0	0															
Wayne Garrett, L (1, 4) OBP: 0.346, SLG: 0.333	0-0 F8		0-0 PB 1B		0-0 F5		0-0 F7			4	0	1	0	0	0	1															
Cleon Jones, R (1, 7) OBP: 0.429, SLG: 0.527		0-0 1B 2B	4-0 1B 3-H BB		0-0 F9		0-0 1B WP SF8 1B			3	2	2	0	1	0	1															
Art Shamsky, L (1, 9) OBP: 0.427, SLG: 0.563								4-0 2B BB		3	0	2	1	1	0	2															
Bud Harrelson, S (8, PR) OBP: 0.349, SLG: 0.308										0	1	0	0	0	0	0															
Rod Gaspar, S (9, 9) OBP: 0.309, SLG: 0.286										0	0	0	0	0	0	0															
Ed KranePOOL, L (1, 3) OBP: 0.295, SLG: 0.391		0-0 G3-6-3		0-0 1B		0-0 SF8		0-0 1B 2B		3	0	2	2	0	0	1															
J.C. Martin, L (1, 2) OBP: 0.258, SLG: 0.330		4-0 BB		0-3 K		0-3 K		0-3 K		3	0	0	0	1	3	4															
Al Weis, S (1, 6) OBP: 0.259, SLG: 0.252		0-3 K		0-0 F3		0-0 1B		0-3 K		4	0	1	0	0	2	4															
Jerry Koosman, R (1, 1) OBP: 0.026, SLG: 0.026			0-3 K	0-3 K		0-3 K		0-3 K		4	0	0	0	0	4	5															
<b>Inning Stats</b>	R: 0 E: 0 K: 1 S: 5	H: 0 LOB: 0 BB: 0 P: 5	R: 1 E: 0 K: 1 S: 6	H: 2 LOB: 1 BB: 1 P: 10	R: 1 E: 1 K: 1 S: 7	H: 1 LOB: 2 BB: 1 P: 11	R: 0 E: 0 K: 2 S: 8	H: 1 LOB: 1 BB: 0 P: 8	R: 0 E: 0 K: 1 S: 5	H: 0 LOB: 0 BB: 0 P: 5	R: 1 E: 0 K: 2 S: 10	H: 3 LOB: 2 BB: 0 P: 10	R: 0 E: 0 K: 0 S: 4	H: 1 LOB: 1 BB: 0 P: 4	R: 1 E: 0 K: 3 S: 10	H: 1 LOB: 2 BB: 1 P: 14	R: 1 E: 0 K: 3 S: 10	H: 1 LOB: 2 BB: 1 P: 14	1B: 7 2B: 2 3B: 0 HR: 0	SF: 1 SAC: 1 DP: 1 HBP: 0	WP: 1 PB: 1 CS: 0	PA: 36									
<b>PITCHER</b> Jerry Robertson, R (1, 1) ERA: 3.99	IP: 7.0 WLS: L BF: 33 H: 9 R: 4 ER: 4 SO: 3 BB: 3 IBB: 0 HBP: 0 BLK: 0 WP: 0 HR: 0 S: 46 P: 58 ERA: 3.86 WHIP: 1.714															<b>PITCHER</b> Dan McGinn, L (8, 1) ERA: 4.2	IP: 1.0 WLS: 3 BF: 0 H: 0 R: 0 ER: 0 SO: 3 BB: 0 IBB: 0 HBP: 0 BLK: 0 WP: 0 HR: 9 S: 9 P: 9 ERA: 0.00 WHIP: 0.000														







Batter	1	2	3	4	5	6	7	8	9	AB	R	H	RBI	BB	SO	LOB	TOP			
Matty Alou, L OBP: 0.382, SLG: 0.446 (1, 8)	1-3		4-3 2B		L4			G3		4	0	1	0	0	0	0	<b>Pittsburgh Pirates @ Montreal Expos</b> Jarry Park, Montreal, QB Mon Jul 14 1969, 7:05 PM EDT Att: 20,054 - Unknown			
Richie Hebner, L OBP: 0.369, SLG: 0.439 (1, 5)	K		4-3			G6-3 1B		3-1		4	0	1	0	0	1	1				
Willie Stargell, L OBP: 0.416, SLG: 0.555 (1, 7)	K		3-1			F5		BB 1B BB		3	0	0	0	1	1	2				
Roberto Clemente, R OBP: 0.407, SLG: 0.551 (1, 9)		G6-4-3 1B				G6-3 1-2		BB 1B BB		4	0	3	0	0	0	1				
Carl Taylor, R OBP: 0.463, SLG: 0.471 (1, 3)		1-2 1B						1-3 HBP		2	0	1	0	1	1	1				
Gene Alley, R OBP: 0.244, SLG: 0.222 (1, 4)	G6-4-3				F7			1-3 1-2		4	0	0	0	0	0	7				
Jerry May, R OBP: 0.264, SLG: 0.366 (1, 2)					5-3			F5		0	0	0	0	0	0	0				
Manny Sanguillen, R OBP: 0.362, SLG: 0.433 (3, 2)									F9	3	0	0	0	0	0	2				
Freddie Patek, R OBP: 0.310, SLG: 0.300 (1, 6)										2	0	1	0	1	0	2				
Jose Pagan, R OBP: 0.340, SLG: 0.428 (9, PH)		5-3				CS 2B			G4-6-3 1B	1	0	1	0	0	0	0				
Bob Veale, S OBP: 0.075, SLG: 0.026 (1, 1)										3	0	0	0	0	2	3				
Bob Moose, R OBP: 0.222, SLG: 0.087 (8, 1)			3-1						G4-6-3	0	0	0	0	0	0	0				
Al Oliver, L OBP: 0.299, SLG: 0.357 (9, PH)						K			1-2	1	0	0	0	0	0	1				
<b>Inning Stats</b>	R: 0 E: 0 K: 2 S: 7	H: 0 LOB: 0 BB: 0 P: 7	R: 0 E: 0 K: 0 S: 4	H: 2 LOB: 2 BB: 0 P: 5	R: 0 E: 0 K: 0 S: 4	H: 1 LOB: 1 BB: 0 P: 4	R: 0 E: 0 K: 1 S: 6	H: 1 LOB: 1 BB: 0 P: 6	R: 0 E: 0 K: 1 S: 5	H: 1 LOB: 0 BB: 0 P: 5	R: 0 E: 0 K: 0 S: 3	H: 1 LOB: 2 BB: 1 P: 10	R: 0 E: 0 K: 0 S: 4	H: 1 LOB: 3 BB: 2 P: 12	R: 0 E: 0 K: 0 S: 3	H: 1 LOB: 0 BB: 0 P: 3	1B: 5 2B: 3 3B: 0 HR: 0	SF: 0 SAC: 0 DP: 3 HBP: 2	WP: 0 PB: 0 SB: 0 CS: 1	PA: 36
<b>PITCHER</b> Bill Stoneman, R ERA: 5.33 (1, 1)	IP: 9.0 WLS: W BF: 36 H: 8 R: 0 ER: 0 SO: 5 BB: 2 IBB: 1 HBP: 2 BLK: 0 WP: 0 HR: 0 S: 41 P: 55 ERA: 0.00 WHIP: 1.111															<b>PITCHER</b>				

Batter	1	2	3	4	5	6	7	8	9	AB	R	H	RBI	BB	SO	LOB	BOTTOM			
Remy Hermoso, R OBP: 0.200, SLG: 0.200 (1, 4)	1-3		4-3			G5-3 SH1-3 1B		1-6-3		4	0	1	0	0	0	1	<b>Pittsburgh Pirates @ Montreal Expos</b> Jarry Park, Montreal, QB Mon Jul 14 1969, 7:05 PM EDT Att: 20,054 - Unknown			
Rusty Staub, L OBP: 0.409, SLG: 0.463 (1, 9)	2B		F8			SH1-3		K		3	0	1	0	0	1	1				
Bob Bailey, R OBP: 0.347, SLG: 0.452 (1, 3)	5-3					G3		1B 1B		3	1	1	0	1	0	1				
Coco Laboy, R OBP: 0.321, SLG: 0.437 (1, 5)	5-3					F8		BB 1B 1B		4	1	1	0	0	0	3				
Jose Herrera, R OBP: 0.405, SLG: 0.500 (1, 7)		F8						1B BB 1B		4	0	2	1	0	0	0				
Adolfo Phillips, R OBP: 0.345, SLG: 0.314 (1, 8)		F7				K		1B BB 1B		3	0	0	0	1	1	1				
Ron Brand, R OBP: 0.366, SLG: 0.344 (1, 2)		6-3				K		1-2 2-3 3-H 1B		4	0	2	1	0	1	0				
Bobby Wine, R OBP: 0.245, SLG: 0.263 (1, 6)			E9 2B			6-3		K		4	0	2	0	0	1	3				
Bill Stoneman, R OBP: 0.152, SLG: 0.119 (1, 1)			K			5-3		K		3	0	0	0	0	2	3				
<b>Inning Stats</b>	R: 0 E: 0 K: 0 S: 4	H: 1 LOB: 1 BB: 0 P: 4	R: 0 E: 0 K: 0 S: 3	H: 0 LOB: 0 BB: 0 P: 3	R: 0 E: 1 K: 1 S: 6	H: 1 LOB: 1 BB: 0 P: 6	R: 0 E: 0 K: 1 S: 6	H: 1 LOB: 1 BB: 0 P: 6	R: 0 E: 0 K: 1 S: 5	H: 0 LOB: 0 BB: 0 P: 5	R: 0 E: 0 K: 0 S: 3	H: 1 LOB: 1 BB: 1 P: 7	R: 0 E: 0 K: 1 S: 7	H: 2 LOB: 2 BB: 0 P: 7	R: 2 E: 0 K: 2 S: 11	H: 4 LOB: 3 BB: 1 P: 15		1B: 7 2B: 3 3B: 0 HR: 0	SF: 0 SAC: 1 DP: 1 HBP: 0	WP: 0 PB: 0 SB: 0 CS: 0
<b>PITCHER</b> Bob Veale, L ERA: 4.19 (1, 1)	IP: 7.2 WLS: L BF: 33 H: 9 R: 2 ER: 2 SO: 5 BB: 1 IBB: 1 HBP: 0 BLK: 0 WP: 0 HR: 0 S: 41 P: 49 ERA: 2.35 WHIP: 1.304															<b>PITCHER</b>				
Bob Moose, R ERA: 4.5 (8, 1)	IP: 0.1 WLS: L BF: 2 H: 1 R: 0 ER: 0 SO: 1 BB: 0 IBB: 0 HBP: 0 BLK: 0 WP: 0 HR: 0 S: 4 P: 4 ERA: 0.00 WHIP: 3.000															<b>PITCHER</b>				



Batter	1	2	3	4	5	6	7	8	9	AB	R	H	RBI	BB	SO	LOB	TOP							
Matty Alou, L OBP: 0.385, SLG: 0.451 (1, 8)	4-3 2B		1B		1B			L8		5	1	3	2	0	0	0								
Carl Taylor, R OBP: 0.460, SLG: 0.511 (1, 3)	HR		4-3		F9			K		5	1	2	3	0	1	2								
Willie Stargell, L OBP: 0.413, SLG: 0.549 (1, 7)	E6 1B			F6	K			K		5	1	1	0	0	2	2								
Roberto Clemente, R OBP: 0.405, SLG: 0.554 Ron Davis, R OBP: 0.328, SLG: 0.294 (1, 9) (6, 9)	K	F4		1B 3B		6-3			4-3 2B	4	1	1	0	0	1	1								
Richie Hebner, L OBP: 0.369, SLG: 0.447 (1, 5)	2H HR	F4		1-3 1B IBB		3-1			4-3	4	1	1	2	1	0	1								
Manny Sanguillen, R OBP: 0.368, SLG: 0.434 (1, 2)	E 1B BB			1-3 1B		L6			6-3	4	1	2	1	1	0	1								
Gene Alley, R OBP: 0.242, SLG: 0.221 (1, 4)	BB E 2B 1B			1-3 1B				F5	6-3	5	1	1	0	0	1	4								
Freddie Patek, R OBP: 0.305, SLG: 0.296 (1, 6)	E4 2B BB		F7	L6				F9		4	1	0	0	0	0	4								
Luke Walker, L (1, 1)	2B 2B BB		4-3		4-3			K		3	1	0	1	1	1	0								
<b>Inning Stats</b>	R: 8 E: 2 K: 1 S: 12	H: 6 LOB: 1 BB: 2 P: 20	R: 0 E: 0 K: 1 S: 6	H: 1 LOB: 1 BB: 0 P: 6	R: 0 E: 0 K: 0 S: 4	H: 1 LOB: 1 BB: 0 P: 4	R: 1 E: 0 K: 0 S: 5	H: 2 LOB: 2 BB: 1 P: 9	R: 0 E: 0 K: 1 S: 6	H: 1 LOB: 1 BB: 0 P: 6	R: 0 E: 0 K: 0 S: 3	H: 0 LOB: 0 BB: 0 P: 3	R: 0 E: 0 K: 1 S: 5	H: 0 LOB: 0 BB: 0 P: 5	R: 0 E: 0 K: 2 S: 7	H: 0 LOB: 0 BB: 0 P: 7	R: 0 E: 0 K: 0 S: 4	H: 1 LOB: 1 BB: 0 P: 4	1B: 6 2B: 3 3B: 1 HR: 2	SF: 0 SAC: 0 DP: 0 HBP: 0	WP: 0 PB: 0 SB: 0 CS: 0	PA: 43		
<b>PITCHER</b>	IP	WLS	BF	H	R	ER	SO	BB	IBB	HBP	BLK	WP	HR	S	P	ERA	WHIP							
Gary Waslewski, R ERA: 2.67 (1, 1)	0.2	L	10	5	8	3	1	2	0	0	0	0	2	10	18	40.50	10.500							
Roy Face, R ERA: 3.93 (1, 1)	2.1		10	3	0	0	1	0	0	0	0	0	0	12	12	0.00	1.286							
Steve Renko, R ERA: 6.2 (4, 1)	5.0		19	3	1	1	4	0	1	0	0	0	0	26	30	1.80	0.600							
Don Shaw, L ERA: 4.68 (9, 1)	1.0		4	1	0	0	0	0	0	0	0	0	0	4	4	0.00	1.000							

Pittsburgh Pirates @ Montreal Expos  
 Jarry Park, Montreal, QB  
 Tue Jul 15 1969, 7:05 PM EDT  
 Att: 20,876 - Unknown

AB	40
R	9
H	12
RBI	9
BB	3
SO	6
LOB	15



Batter	1	2	3	4	5	6	7	8	9	AB	R	H	RBI	BB	SO	LOB	BOTTOM							
Remy Hermoso, R OBP: 0.222, SLG: 0.125 (1, 4)	K		4-3			G4-6-3 BB		K		3	0	0	0	1	2	1								
Rusty Staub, L OBP: 0.410, SLG: 0.472 (1, 9)	6-3			HR		K		HR BB		3	2	1	1	1	1	1								
Bob Bailey, R OBP: 0.345, SLG: 0.463 (1, 3)	K			K		G4-6-3		HR		4	1	1	2	0	2	1								
Coco Laboy, R OBP: 0.317, SLG: 0.431 (1, 5)		4-3		1-3		6-3		6-3		4	0	0	0	0	0	0								
Jose Herrera, R OBP: 0.390, SLG: 0.475 (1, 7)		F8				G3		6-3		4	0	1	0	0	0	0								
Adolfo Phillips, R OBP: 0.341, SLG: 0.310 Ty Cline, L OBP: 0.362, SLG: 0.259 (1, 8) (5, 8)		F8		1-6-3		BB		L8		2	0	0	0	0	0	1								
Ron Brand, R OBP: 0.366, SLG: 0.339 (1, 2)			BB		1-3			5-3		2	0	0	0	1	0	1								
Bobby Wine, R OBP: 0.241, SLG: 0.258 (1, 6)			F8		G3			4-3		3	0	0	0	0	0	1								
Gary Waslewski, R Roy Face, R John Scaletto, R Steve Renko, R John Bateman, R Don Shaw, L (1, 1) (1, 1) (3, PH) (4, 1) (8, PH) (9, 1)			F8		6-3			1-3		0	0	0	0	0	0	0								
<b>Inning Stats</b>	R: 0 E: 0 K: 2 S: 7	H: 0 LOB: 0 BB: 0 P: 7	R: 0 E: 0 K: 0 S: 3	H: 0 LOB: 0 BB: 0 P: 3	R: 0 E: 0 K: 0 S: 3	H: 0 LOB: 1 BB: 1 P: 7	R: 1 E: 0 K: 1 S: 7	H: 2 LOB: 1 BB: 0 P: 7	R: 0 E: 0 K: 0 S: 3	H: 0 LOB: 0 BB: 0 P: 3	R: 0 E: 0 K: 1 S: 4	H: 0 LOB: 0 BB: 1 P: 8	R: 0 E: 0 K: 0 S: 3	H: 0 LOB: 1 BB: 1 P: 7	R: 0 E: 0 K: 1 S: 5	H: 0 LOB: 0 BB: 0 P: 5	R: 2 E: 0 K: 0 S: 4	H: 1 LOB: 0 BB: 1 P: 8	1B: 1 2B: 0 3B: 0 HR: 2	SF: 0 SAC: 0 DP: 1 HBP: 0	WP: 0 PB: 0 SB: 0 CS: 0	PA: 33		
<b>PITCHER</b>	IP	WLS	BF	H	R	ER	SO	BB	IBB	HBP	BLK	WP	HR	S	P	ERA	WHIP							
Luke Walker, L ERA: 3.7 (1, 1)	9.0	W	33	3	3	3	5	4	0	0	0	0	2	39	55	3.00	0.778							

Pittsburgh Pirates @ Montreal Expos  
 Jarry Park, Montreal, QB  
 Tue Jul 15 1969, 7:05 PM EDT  
 Att: 20,876 - Unknown

AB	29
R	3
H	3
RBI	3
BB	4
SO	5
LOB	7





Batter	1	2	3	4	5	6	7	8	9	AB	R	H	RBI	BB	SO	LOB	TOP				
Matty Alou, L OBP: 0.390, SLG: 0.454 (1, 8)										4	2	3	1	0	0	1					
Carl Taylor, R OBP: 0.449, SLG: 0.495 (1, 3)										5	0	1	0	0	0	1	4				
Willie Stargell, L OBP: 0.472, SLG: 0.555 Chuck Hartenstein, R (9, 1)										4	2	1	2	1	1	2	0				
Roberto Clemente, R OBP: 0.405, SLG: 0.551 (1, 9)										5	0	2	2	0	0	2					
Richie Hebner, L OBP: 0.376, SLG: 0.451 (1, 5)										4	2	3	1	1	1	2					
Manny Sanguillen, R OBP: 0.373, SLG: 0.438 (1, 2)										5	1	3	1	0	0	4					
Gene Alley, R OBP: 0.242, SLG: 0.222 (7, 6)										4	0	1	0	0	1	3					
Freddie Patek, R OBP: 0.305, SLG: 0.296 Joe Gibbon, R (7, 1)										3	0	1	0	0	1	1					
Ron Davis, R OBP: 0.339, SLG: 0.308 (9, 7)										0	0	0	0	0	0	0					
Steve Blass, R OBP: 0.246, SLG: 0.271 Lou Marone, R (5, 1)										2	0	1	0	0	1	2					
Bruce Dal Canton, R OBP: 0.244, SLG: 0.252 Jose Padilla, R (7, 7)										0	0	0	0	0	0	0					
Jose Martinez, R OBP: 0.335, SLG: 0.422 (7, 4)										2	0	0	0	0	0	2					
Jose Martinez, R OBP: 0.277, SLG: 0.278 (9, 4)										0	0	0	0	0	0	0					
<b>Inning Stats</b>	R: 0 E: 0 K: 1 S: 6	H: 1 LOB: 2 BB: 0 P: 7	R: 1 E: 0 K: 2 S: 9	H: 3 LOB: 2 BB: 0 P: 9	R: 0 E: 0 K: 0 S: 3	H: 0 LOB: 0 BB: 0 P: 3	R: 1 E: 1 K: 0 S: 4	H: 2 LOB: 0 BB: 0 P: 4	R: 0 E: 0 K: 0 S: 3	H: 1 LOB: 1 BB: 1 P: 9	R: 0 E: 0 K: 1 S: 5	H: 1 LOB: 0 BB: 0 P: 5	R: 3 E: 1 K: 0 S: 7	H: 4 LOB: 1 BB: 0 P: 7	R: 3 E: 0 K: 1 S: 9	H: 4 LOB: 2 BB: 1 P: 13	1B: 16 2B: 1 3B: 0 HR: 1	SF: 0 SAC: 0 DP: 4 HBP: 1	WP: 0 PB: 1 SB: 2 CS: 0	PA: 42	
<b>PITCHER</b>	IP WLS BF H R ER SO BB IBB HBP BLK WP HR S P ERA WHIP																				
Mike Wegener, R ERA: 4.41 (1, 1)	4.0	17	6	2	1	3	0	0	0	0	0	0	0	22	23	2.25	1.500				
Dan McGinn, L ERA: 4.45 (5, 1)	4.1	L	20	9	5	4	2	1	0	0	0	0	0	1	23	27	8.31	2.308			
Dick Radatz, R ERA: 3.96 (9, 1)	0.1		3	1	0	0	1	0	0	0	0	0	0	4	8	0.00	6.000				
Roy Face, R ERA: 3.8 (9, 1)	0.1		2	1	1	1	0	0	0	0	0	0	0	2	2	27.00	3.000				

Pittsburgh Pirates @ Montreal Expos  
Jarry Park, Montreal, QB  
Wed Jul 16 1969, 7:05 PM EDT  
Att: 24,214 - Unknown

AB 39  
R 8  
H 17  
RBI 7  
BB 2  
SO 6  
LOB 23



Batter	1	2	3	4	5	6	7	8	9	AB	R	H	RBI	BB	SO	LOB	BOTTOM					
Ty Cline, L OBP: 0.361, SLG: 0.261 Adolfo Phillips, R OBP: 0.348, SLG: 0.347 (7, 8)										3	1	1	0	0	0	0						
Remy Hermoso, R OBP: 0.231, SLG: 0.167 Kevin Collins, L OBP: 0.215, SLG: 0.270 (9, PH)										4	0	1	0	0	0	1						
Rusty Staub, L OBP: 0.413, SLG: 0.482 (1, 9)										4	2	2	2	1	0	1						
Mack Jones, L OBP: 0.391, SLG: 0.509 (1, 7)										3	0	0	0	1	2	2						
Bob Bailey, R OBP: 0.346, SLG: 0.476 (1, 3)										5	1	2	2	0	0	4						
Coco Laboy, R OBP: 0.317, SLG: 0.438 (1, 5)										4	1	1	1	0	0	3						
Ron Brand, R OBP: 0.362, SLG: 0.331 (1, 2)										3	0	0	0	1	0	1						
Bobby Wine, R OBP: 0.235, SLG: 0.252 (1, 6)										4	0	0	0	0	1	2						
Mike Wegener, R OBP: 0.333, SLG: 0.343 Floyd Wicker, L OBP: 0.167, SLG: 0.118 (4, PH)										1	0	0	0	0	1	0						
Dan McGinn, L OBP: 0.190, SLG: 0.333 Dick Radatz, R (9, 1)										2	0	0	0	0	1	1						
Roy Face, R OBP: 0.500, SLG: 0.500 (9, 1)										0	0	0	0	0	0	0						
<b>Inning Stats</b>	R: 1 E: 0 K: 0 S: 4	H: 1 LOB: 0 BB: 0 P: 4	R: 0 E: 0 K: 0 S: 4	H: 1 LOB: 1 BB: 0 P: 4	R: 0 E: 0 K: 1 S: 5	H: 0 LOB: 0 BB: 0 P: 5	R: 3 E: 0 K: 2 S: 9	H: 2 LOB: 1 BB: 2 P: 17	R: 1 E: 0 K: 1 S: 7	H: 2 LOB: 1 BB: 0 P: 7	R: 0 E: 1 K: 1 S: 6	H: 0 LOB: 1 BB: 0 P: 6	R: 1 E: 0 K: 0 S: 5	H: 2 LOB: 2 BB: 1 P: 9	R: 0 E: 0 K: 1 S: 5	H: 0 LOB: 0 BB: 0 P: 5	R: 1 E: 0 K: 0 S: 4	H: 1 LOB: 1 BB: 0 P: 5	1B: 4 2B: 0 3B: 1 HR: 4	SF: 0 SAC: 0 DP: 0 HBP: 1	WP: 0 PB: 0 SB: 3 CS: 0	PA: 41
<b>PITCHER</b>	IP WLS BF H R ER SO BB IBB HBP BLK WP HR S P ERA WHIP																					
Steve Blass, R ERA: 5.0 (1, 1)	4.0		20	6	5	4	3	2	0	0	0	0	0	3	24	32	9.00	2.000				
Lou Marone, L ERA: 4.5 (5, 1)	0.2		2	0	0	0	1	0	0	0	0	0	0	4	4	0.00	0.000					
Bruce Dal Canton, R ERA: 0.64 (5, 1)	1.1		5	0	0	0	1	0	0	0	0	0	0	7	7	0.00	0.000					
Joe Gibbon, L ERA: 2.66 (7, 1)	2.0	W	9	2	1	1	1	1	0	0	0	0	0	10	14	4.50	1.500					
Chuck Hartenstein, R ERA: 3.65 (9, 1)	1.0	S	5	1	1	1	0	0	0	1	4	5	9.00	1.000								

Pittsburgh Pirates @ Montreal Expos  
Jarry Park, Montreal, QB  
Wed Jul 16 1969, 7:05 PM EDT  
Att: 24,214 - Unknown

AB 37  
R 7  
H 9  
RBI 6  
BB 3  
SO 6  
LOB 16





Batter	1	2	3	4	5	6	7	8	9	AB	R	H	RBI	BB	SO	LOB	TOP										
Matty Alou, L OBP: 0.390, SLG: 0.452 (1, 8)	L4-3	BB BB				2B SF8	F4	F8		4	1	1	0	1	0	1											
Carl Taylor, R OBP: 0.455, SLG: 0.505 (1, 3)	F8	BB BB							L6-3	4	1	2	1	1	0	0											
Willie Stargell, L OBP: 0.415, SLG: 0.569 (9, PR)	1B	F6							BB 1B	5	1	3	2	0	1	5											
Ron Davis, R OBP: 0.339, SLG: 0.308 (1, 9)	2B								BB 1B	0	0	0	0	0	0	0											
Roberto Clemente, R OBP: 0.408, SLG: 0.551 (1, 9)	2-3								BB BB	2	0	1	1	2	0	0											
Richie Hebner, L OBP: 0.376, SLG: 0.446 (1, 5)	F2								BB BB	3	0	0	0	2	0	4											
Manny Sanguillen, R OBP: 0.369, SLG: 0.432 (1, 2)		1B							BB BB	5	0	1	0	0	1	6											
Gene Alley, R OBP: 0.250, SLG: 0.231 (1, 4)		1B							BB BB	4	0	2	0	0	0	1											
Freddie Patek, R OBP: 0.301, SLG: 0.291 (1, 6)		BB BB							BB BB	4	1	0	0	0	1	3											
Jim Bunning, R OBP: 0.098, SLG: 0.026 (1, 1)		BB BB							BB BB	2	0	0	0	1	0	0											
Bob Moose, R OBP: 0.222, SLG: 0.087 (8, 1)		BB BB							BB BB	0	0	0	0	0	0	0											
<b>Inning Stats</b>	R: 0 E: 0 K: 0 S: 5	H: 2 LOB: 2 BB: 0 P: 5	R: 1 E: 0 K: 0 S: 4	H: 2 LOB: 3 BB: 3 P: 16	R: 0 E: 0 K: 1 S: 5	H: 0 LOB: 0 BB: 0 P: 5	R: 0 E: 0 K: 0 S: 3	H: 0 LOB: 0 BB: 0 P: 3	R: 1 E: 0 K: 1 S: 7	H: 2 LOB: 2 BB: 1 P: 11	R: 0 E: 0 K: 0 S: 4	H: 1 LOB: 1 BB: 0 P: 4	R: 2 E: 0 K: 0 S: 4	H: 2 LOB: 1 BB: 2 P: 12	R: 0 E: 0 K: 1 S: 5	H: 0 LOB: 0 BB: 0 P: 5	R: 0 E: 0 K: 0 S: 4	H: 1 LOB: 2 BB: 1 P: 8	1B: 7 2B: 3 3B: 0 HR: 1	SF: 1 SAC: 1 DP: 2 HBP: 0	WP: 0 PB: 0 SB: 0 CS: 0	PA: 42					
<b>PITCHER</b>	IP	WLS	BF	H	R	ER	SO	BB	IBB	HBP	BLK	WP	HR	S	P	ERA	WHIP										
Howie Reed, R ERA: 4.13 (1, 1)	6.0		28	7	2	2	2	3	1	0	0	0	0	28	44	3.00	1.667										
Don Shaw, L ERA: 4.75 (7, 1)	3.0	W	14	3	2	2	1	3	0	0	0	0	1	13	25	6.00	2.000										

Pittsburgh Pirates @ Montreal Expos  
 Jarry Park, Montreal, QB  
 Thu Jul 17 1969, 7:05 PM EDT  
 Att: 11,935 - Unknown

AB	33
R	4
H	10
RBI	4
BB	7
SO	3
LOB	20



Batter	1	2	3	4	5	6	7	8	9	AB	R	H	RBI	BB	SO	LOB	BOTTOM										
Adolfo Phillips, R OBP: 0.391, SLG: 0.347 (1, 8)	K									3	0	1	0	1	1	0											
Remy Hermoso, R OBP: 0.176, SLG: 0.125 (1, 4)	F9									4	0	0	0	0	0	4											
Rusty Staub, L OBP: 0.411, SLG: 0.479 (1, 9)	F7									4	0	1	1	0	0	0											
Mack Jones, L OBP: 0.390, SLG: 0.505 (1, 7)										4	0	1	0	0	0	2											
Ty Cline, L OBP: 0.384, SLG: 0.315 (1, 3)										4	2	4	0	0	0	0											
Coco Laboy, R OBP: 0.316, SLG: 0.439 (1, 5)										4	0	1	1	0	1	4											
Ron Brand, R OBP: 0.353, SLG: 0.321 (1, 2)										4	0	0	0	0	2	5											
Bobby Wine, R OBP: 0.241, SLG: 0.253 (1, 6)										3	2	1	0	1	0	1											
Howie Reed, R OBP: 0.333, SLG: 0.400 (1, 1)										1	0	0	0	0	0	0											
Kevin Collins, L OBP: 0.225, SLG: 0.320 (6, PH)										1	1	1	3	0	0	0											
Don Shaw, L ERA: 4.44 (7, 1)										1	0	0	0	0	1	1											
<b>Inning Stats</b>	R: 0 E: 0 K: 1 S: 5	H: 0 LOB: 0 BB: 0 P: 5	R: 0 E: 0 K: 1 S: 6	H: 1 LOB: 1 BB: 0 P: 6	R: 0 E: 1 K: 0 S: 4	H: 1 LOB: 1 BB: 0 P: 4	R: 0 E: 0 K: 0 S: 5	H: 2 LOB: 2 BB: 0 P: 5	R: 1 E: 0 K: 0 S: 5	H: 2 LOB: 2 BB: 1 P: 9	R: 3 E: 0 K: 1 S: 7	H: 2 LOB: 0 BB: 1 P: 11	R: 0 E: 0 K: 0 S: 3	H: 0 LOB: 0 BB: 0 P: 3	R: 1 E: 0 K: 2 S: 9	H: 2 LOB: 1 BB: 0 P: 9	R: 0 E: 0 K: 0 S: 3	H: 0 LOB: 0 BB: 0 P: 3	R: 1 E: 0 K: 2 S: 9	H: 2 LOB: 1 BB: 0 P: 9	1B: 6 2B: 3 3B: 0 HR: 1	SF: 0 SAC: 1 DP: 1 HBP: 0	WP: 0 PB: 0 SB: 0 CS: 0	PA: 36			
<b>PITCHER</b>	IP	WLS	BF	H	R	ER	SO	BB	IBB	HBP	BLK	WP	HR	S	P	ERA	WHIP										
Jim Bunning, R ERA: 3.77 (1, 1)	7.0	L	33	10	5	5	3	1	0	0	0	0	0	37	45	6.43	1.571										
Bob Moose, R ERA: 4.44 (8, 1)	1.0		3	0	0	0	2	0	0	0	0	0	0	7	7	0.00	0.000										

Pittsburgh Pirates @ Montreal Expos  
 Jarry Park, Montreal, QB  
 Thu Jul 17 1969, 7:05 PM EDT  
 Att: 11,935 - Unknown

AB	33
R	5
H	10
RBI	5
BB	2
SO	5
LOB	17





Batter	1	2	3	4	5	6	7	8	9	AB	R	H	RBI	BB	SO	LOB	TOP					
Tommie Agee, R OBP: 0.346, SLG: 0.527 (1, 8)										4	1	2	0	1	1	0	<b>New York Mets @ Montreal Expos</b> Jarry Park, Montreal, QB Fri Jul 18 1969, 7:05 PM EDT Att: 23,507 - Unknown					
Ken Boswell, L OBP: 0.314, SLG: 0.354 (1, 4)										3	1	0	0	2	2	4						
Cleon Jones, R OBP: 0.424, SLG: 0.513 (1, 7)										2	0	0	0	1	0	4						
Ron Swoboda, R OBP: 0.291, SLG: 0.333 (5, 7)										2	0	1	0	0	0	1						
Art Shamsky, L OBP: 0.428, SLG: 0.583 (8, PR)										3	1	2	2	1	0	0						
Rod Gaspar, S OBP: 0.309, SLG: 0.282 (8, 9)										1	1	0	0	0	0	1						
Wayne Garrett, L OBP: 0.351, SLG: 0.329 (1, 5)										3	0	1	1	1	1	1						
Ed Kronepool, L OBP: 0.296, SLG: 0.383 (1, 3)										3	0	0	0	0	0	1						
Donn Clendenon, R OBP: 0.274, SLG: 0.379 (8, 3)										3	0	0	0	0	0	1						
Jerry Grote, R OBP: 0.291, SLG: 0.317 (1, 2)										4	1	2	2	0	0	0						
Al Weis, S OBP: 0.270, SLG: 0.308 (1, 6)										3	0	0	0	1	0	1						
Jerry Koosman, R OBP: 0.023, SLG: 0.023 (1, 1)										4	0	0	0	0	3	3						
<b>Inning Stats</b>	R: 0 E: 0 K: 1 S: 5	H: 1 LOB: 0 BB: 5	R: 0 E: 0 K: 1 S: 4	H: 0 LOB: 1 BB: 1 P: 8	R: 0 E: 1 K: 2 S: 9	H: 1 LOB: 3 BB: 1 P: 13	R: 1 E: 0 K: 0 S: 4	H: 1 LOB: 0 BB: 0 P: 4	R: 2 E: 0 K: 1 S: 6	H: 2 LOB: 2 BB: 3 P: 18	R: 0 E: 0 K: 0 S: 3	H: 0 LOB: 0 BB: 0 P: 3	R: 0 E: 0 K: 0 S: 3	H: 0 LOB: 1 BB: 1 P: 7	R: 2 E: 0 K: 2 S: 9	H: 2 LOB: 2 BB: 1 P: 13	R: 0 E: 0 K: 1 S: 6	H: 1 LOB: 1 BB: 0 P: 6	1B: 5 2B: 2 3B: 0 HR: 2	SF: 0 SAC: 0 DP: 2 HBP: 0	WP: 0 PB: 0 SB: 1 CS: 1	PA: 40
<b>PITCHER</b>	IP WLS BF H R ER SO BB IBB HBP BLK WP HR S P ERA WHIP																					
Jerry Robertson, R ERA: 3.98 (1, 1)	7.0 L 30 5 3 3 5 6 0 0 0 0 0 1 34 58 3.86 1.571																					
Dan McGinn, L ERA: 4.52 (8, 1)	0.2 5 2 2 2 1 1 0 0 0 0 0 1 6 10 27.00 4.500																					
Dick Radatz, R ERA: 3.83 (8, 1)	1.1 5 1 0 0 2 0 0 0 0 0 0 0 9 9 0.00 0.750																					

Batter	1	2	3	4	5	6	7	8	9	AB	R	H	RBI	BB	SO	LOB	BOTTOM					
Remy Hermoso, R OBP: 0.190, SLG: 0.105 (1, 4)										3	0	0	0	0	1	1	<b>New York Mets @ Montreal Expos</b> Jarry Park, Montreal, QB Fri Jul 18 1969, 7:05 PM EDT Att: 23,507 - Unknown					
Rusty Staub, L OBP: 0.409, SLG: 0.476 (1, 9)										4	0	1	0	0	1	1						
Bob Bailey, R OBP: 0.340, SLG: 0.467 (1, 3)										4	0	0	0	0	1	2						
Coco Laboy, R OBP: 0.323, SLG: 0.444 (1, 5)										3	0	3	0	1	0	0						
Jose Herrera, R OBP: 0.364, SLG: 0.442 (1, 7)										3	1	0	0	0	0	3						
Adolfo Phillips, R OBP: 0.353, SLG: 0.363 (1, 8)										3	1	1	2	1	1	1						
Ron Brand, R OBP: 0.350, SLG: 0.319 (1, 2)										4	0	1	0	0	0	1						
Bobby Wine, R OBP: 0.236, SLG: 0.247 (1, 6)										4	0	0	0	0	2	3						
Jerry Robertson, S OBP: 0.034, SLG: 0.034 (1, 1)										2	0	0	0	0	1	0						
John Balesman, R OBP: 0.255, SLG: 0.328 (7, PH)										1	0	1	0	0	0	0						
Floyd Wicker, L OBP: 0.167, SLG: 0.118 (7, PR)										0	0	0	0	0	0	0						
Dan McGinn, L OBP: 0.190, SLG: 0.333 (8, 1)										0	0	0	0	0	0	0						
Dick Radatz, R ERA: 3.83 (8, 1)										0	0	0	0	0	0	0						
<b>Inning Stats</b>	R: 0 E: 0 K: 2 S: 7	H: 0 LOB: 0 BB: 0 P: 7	R: 0 E: 0 K: 1 S: 6	H: 2 LOB: 2 BB: 1 P: 10	R: 0 E: 0 K: 0 S: 3	H: 0 LOB: 0 BB: 0 P: 4	R: 2 E: 1 K: 0 S: 5	H: 2 LOB: 0 BB: 0 P: 5	R: 0 E: 0 K: 2 S: 8	H: 1 LOB: 1 BB: 0 P: 8	R: 0 E: 0 K: 0 S: 3	H: 0 LOB: 1 BB: 1 P: 7	R: 0 E: 0 K: 0 S: 3	H: 1 LOB: 1 BB: 0 P: 3	R: 0 E: 0 K: 0 S: 4	H: 1 LOB: 1 BB: 0 P: 4	R: 0 E: 0 K: 2 S: 7	H: 0 LOB: 0 BB: 0 P: 7	1B: 6 2B: 1 3B: 0 HR: 1	SF: 0 SAC: 1 DP: 2 HBP: 1	WP: 0 PB: 0 SB: 0 CS: 1	PA: 35
<b>PITCHER</b>	IP WLS BF H R ER SO BB IBB HBP BLK WP HR S P ERA WHIP																					
Jerry Koosman, L ERA: 1.88 (1, 1)	9.0 W 35 7 2 2 7 2 0 1 0 0 1 46 55 2.00 1.000																					



Batter	1	2	3	4	5	6	7	8	9	AB	R	H	RBI	BB	SO	LOB	TOP			
Tommie Agee, R OBP: 0.341, SLG: 0.520 (1, 8)										4	0	0	0	0	3	2	<p><b>New York Mets @ Montreal Expos</b>            Jarry Park, Montreal, QB            Sat Jul 19 1969, 3:33 AM EDT            Att: 21,493 - Unknown</p>			
Ken Boswell, L OBP: 0.309, SLG: 0.349 (1, 4)										4	0	0	0	0	2	1				
Cleon Jones, R OBP: 0.422, SLG: 0.509 (1, 7)										4	0	1	0	0	1	0				
Art Shamsky, L OBP: 0.429, SLG: 0.578 (1, 9)										3	1	1	0	1	0	1				
Wayne Garrett, L OBP: 0.350, SLG: 0.327 (1, 5)										4	1	1	0	0	2	2				
Ed Kranepool, L OBP: 0.297, SLG: 0.382 Bud Harrelson, S OBP: 0.349, SLG: 0.308 Donn Clendenon, R OBP: 0.272, SLG: 0.377 (1, 3)										3	1	1	1	0	0	2				
Jerry Grote, R OBP: 0.286, SLG: 0.311 (1, 2)										4	1	0	0	0	2	3				
Al Weis, S OBP: 0.273, SLG: 0.311 J.C. Martin, L OBP: 0.288, SLG: 0.341 (7, 3)										2	0	1	0	0	0	0				
Tom Seaver, R OBP: 0.232, SLG: 0.125 Jim McAndrew, R OBP: 0.400, SLG: 0.333 Bobby Phil, L OBP: 0.315, SLG: 0.340 Danny Frisella, L OBP: 0.296, SLG: 0.338 Ron Swoboda, R OBP: 0.296, SLG: 0.338 Ron Taylor, R OBP: 0.296, SLG: 0.338 (1, 1)										1	0	0	0	0	0	0				
<b>Inning Stats</b>	R: 0 E: 0 K: 3 S: 9	H: 0 LOB: 0 BB: 0 P: 9	R: 0 E: 0 K: 0 S: 3	H: 1 LOB: 0 BB: 0 P: 3	R: 0 E: 0 K: 1 S: 5	H: 0 LOB: 0 BB: 0 P: 5	R: 0 E: 0 K: 1 S: 5	H: 0 LOB: 1 BB: 0 P: 5	R: 0 E: 0 K: 2 S: 7	H: 1 LOB: 1 BB: 0 P: 11	R: 0 E: 0 K: 1 S: 6	H: 1 LOB: 1 BB: 0 P: 6	R: 4 E: 2 K: 1 S: 10	H: 3 LOB: 1 BB: 0 P: 10	R: 0 E: 0 K: 1 S: 5	H: 1 LOB: 0 BB: 0 P: 5		1B: 6 2B: 1 3B: 0 HR: 0	SF: 0 SAC: 0 DP: 2 HBP: 0	WP: 0 PB: 1 SB: 0 CS: 0
<b>PITCHER</b> Bill Stoneman, R ERA: 4.99 (1, 1)	IP: 9.0 WLS: W BF: 34 H: 6 R: 4 ER: 0 SO: 10 BB: 1 IBB: 0 HBP: 0 BLK: 0 WP: 0 HR: 0 S: 53 P: 57 ERA: 0.00 WHIP: 0.778															<b>PITCHER</b>				

AB	33
R	4
H	6
RBI	4
BB	1
SO	10
LOB	14



Batter	1	2	3	4	5	6	7	8	9	AB	R	H	RBI	BB	SO	LOB	BOTTOM			
Adolfo Phillips, R OBP: 0.345, SLG: 0.353 (1, 8)										5	0	0	0	0	4	2	<p><b>New York Mets @ Montreal Expos</b>            Jarry Park, Montreal, QB            Sat Jul 19 1969, 3:33 AM EDT            Att: 21,493 - Unknown</p>			
Remy Hermoso, R OBP: 0.280, SLG: 0.217 (1, 4)										4	0	3	1	0	0	0				
Rusty Staub, L OBP: 0.407, SLG: 0.472 (1, 9)										3	0	0	0	1	0	3				
Mack Jones, L OBP: 0.394, SLG: 0.514 (1, 7)										3	2	2	0	1	1	2				
Bob Bailey, R OBP: 0.339, SLG: 0.463 (1, 3)										4	1	1	1	0	0	3				
Coco Laboy, R OBP: 0.325, SLG: 0.454 (1, 5)										4	1	2	2	0	1	1				
Ron Brand, R OBP: 0.354, SLG: 0.324 (1, 2)										4	1	2	1	0	0	1				
Bobby Wine, R OBP: 0.236, SLG: 0.247 (1, 6)										4	0	1	0	0	0	2				
Bill Stoneman, R OBP: 0.140, SLG: 0.109 (1, 1)										4	0	0	0	0	3	3				
<b>Inning Stats</b>	R: 0 E: 0 K: 1 S: 6	H: 1 LOB: 2 BB: 1 P: 10	R: 2 E: 0 K: 2 S: 11	H: 4 LOB: 2 BB: 0 P: 11	R: 2 E: 0 K: 1 S: 8	H: 3 LOB: 1 BB: 0 P: 8	R: 0 E: 0 K: 1 S: 5	H: 0 LOB: 0 BB: 0 P: 5	R: 1 E: 0 K: 0 S: 5	H: 2 LOB: 1 BB: 0 P: 5	R: 0 E: 0 K: 3 S: 10	H: 1 LOB: 2 BB: 1 P: 14	R: 0 E: 0 K: 0 S: 3	H: 0 LOB: 0 BB: 0 P: 3	R: 0 E: 0 K: 1 S: 5	H: 0 LOB: 0 BB: 0 P: 5		1B: 8 2B: 2 3B: 0 HR: 1	SF: 0 SAC: 0 DP: 0 HBP: 0	WP: 0 PB: 0 SB: 1 CS: 0
<b>PITCHER</b> Tom Seaver, R ERA: 2.59 Jim McAndrew, R ERA: 5.79 Danny Frisella, R ERA: 7.71 Ron Taylor, R ERA: 2.14 (1, 1)	IP: 2.0 WLS: L BF: 14 H: 7 R: 4 ER: 4 SO: 3 BB: 1 IBB: 0 HBP: 0 BLK: 0 WP: 0 HR: 1 S: 19 P: 23 ERA: 18.00 WHIP: 4.000															<b>PITCHER</b>				

AB	35
R	5
H	11
RBI	5
BB	2
SO	9
LOB	17





Batter	1	2	3	4	5	6	7	8	9	AB	R	H	RBI	BB	SO	LOB	TOP			
<b>Tommie Agee, R</b> OBP: 0.339, SLG: 0.515 (1, 8)	0-0 4-3	0-0 S 1B		0-0 P4			0-0 P4		0-3 K	5	0	1	2	0	1	1				
<b>Bobby Pfeil, R</b> OBP: 0.310, SLG: 0.333 (1, 5)	0-0	0-0 2H 3H		0-3 K			0-0 5-3		0-0 G5-4-3	4	0	1	0	0	1	1				
<b>Donn Clendenon, R</b> OBP: 0.271, SLG: 0.375 (9, PH)	FC5-4 1B	P6 1-2		K			5-3		G5-4-3	1	0	0	0	0	0	1				
<b>Cleon Jones, R</b> OBP: 0.423, SLG: 0.506 (1, 7)	FC5-4 BB 1-2		4-0 4-3 1B BB		5-3		5-3 BB			2	0	0	0	2	0	1				
<b>Art Shamsky, L</b> OBP: 0.438, SLG: 0.577 (8, 3)	4-0 1-2 BB		0-0 4-3 1B		4-0 G1-6-3 BB		5-3			2	0	1	0	2	0	1				
<b>Wayne Garrett, L</b> OBP: 0.344, SLG: 0.321 (1, 4)	0-0 3-1		0-0 4-3		0-0 G1-6-3				0-0 4-3	4	0	0	0	0	0	5				
<b>Ed Kranepool, L</b> OBP: 0.300, SLG: 0.379 (8, PR)		0-0 F9		4-0 FC6-4 IBB			4-3		4-0 4-3 BB	2	0	0	0	2	0	0				
<b>Rod Gaspar, S</b> OBP: 0.309, SLG: 0.282 (8, 9)										0	0	0	0	0	0	0				
<b>J.C. Martin, L</b> OBP: 0.275, SLG: 0.348 (1, 2)		4-0 2B 1B BB		0-3 K			0-0 2B		0-0 4-3	3	1	1	0	1	1	4				
<b>Al Weis, S</b> OBP: 0.274, SLG: 0.318 (8, PH)		0-0		0-0 FC6-4			0-0 F8		0-0 F7	3	1	1	0	0	0	4				
<b>Ken Boswell, L</b> OBP: 0.308, SLG: 0.347 (8, 4)		1-3 1B 2B		1-2						1	0	0	0	0	0	2				
<b>Gary Gentry, R</b> OBP: 0.136, SLG: 0.140 (1, 1)		0-3 K		0-3 K			0-3 K		4-0 G5-4-3 BB	3	0	0	0	0	3	3				
<b>Ron Swoboda, R</b> OBP: 0.299, SLG: 0.338 (9, PH)										0	0	0	0	1	0	0				
<b>Bud Harrelson, S</b> OBP: 0.349, SLG: 0.308 (9, PR)										0	0	0	0	0	0	0				
<b>Inning Stats</b>	R: 0 E: 0 K: 0 S: 4	H: 1 LOB: 2 BB: 1 P: 8	R: 2 E: 0 K: 1 S: 7	H: 2 LOB: 1 BB: 1 P: 11	R: 0 E: 0 K: 1 S: 6	H: 1 LOB: 3 BB: 2 P: 14	R: 0 E: 0 K: 2 S: 7	H: 0 LOB: 0 BB: 0 P: 7	R: 0 E: 0 K: 1 S: 2	H: 1 LOB: 1 BB: 0 P: 6	R: 0 E: 0 K: 0 S: 3	H: 0 LOB: 1 BB: 1 P: 7	R: 0 E: 0 K: 0 S: 3	H: 0 LOB: 2 BB: 1 P: 7	R: 0 E: 0 K: 1 S: 4	H: 0 LOB: 1 BB: 1 P: 8	1B: 3 2B: 2 3B: 0 HR: 0	SF: 0 SAC: 0 DP: 2 HBP: 0	WP: 0 PB: 0 SB: 1 CS: 0	PA: 38
<b>PITCHER</b> <b>Gary Waslewski, R</b> ERA: 2.88 (1, 1)	IP: 9.0 WLS: W BF: 38	H: 5 R: 2 ER: 2 SO: 6	BB: 7 IBB: 1 HBP: 0 BLK: 0	WP: 0 HR: 0 S: 42 P: 74	ERA: 2.00 WHIP: 1.333															

New York Mets @ Montreal Expos  
Jarry Park, Montreal, QB  
Sun Jul 20 1969, 3:33 AM EDT  
Unknown

AB 30  
R 2  
H 5  
RBI 2  
BB 8  
SO 6  
LOB 23



Batter	1	2	3	4	5	6	7	8	9	AB	R	H	RBI	BB	SO	LOB	BOTTOM			
<b>Adolfo Phillips, R</b> OBP: 0.348, SLG: 0.362 (1, 8)	0-0 FC4-6 2B		0-0 F8		0-0 FC4-6 1B		0-0 F8			4	0	2	0	0	0	0				
<b>Remy Hermosa, R</b> OBP: 0.241, SLG: 0.185 (1, 4)	0-3 K		0-0 G3		0-0 F9		0-0 1-3			4	0	0	0	0	1	2				
<b>Rusty Staub, L</b> OBP: 0.406, SLG: 0.467 (1, 9)	4-0 FC4-6 BB		0-0 F8		0-0 F5		0-0 P5			3	0	0	0	1	0	1				
<b>Mack Jones, L</b> OBP: 0.392, SLG: 0.521 (1, 7)	0-0 FC4-6 1-2 2-3			0-0 HR	0-0 FC4-6 1-2				0-0 1-3	4	1	1	1	0	0	3				
<b>Bob Bailey, R</b> OBP: 0.342, SLG: 0.475 (1, 3)	0-0 P3			0-0 HR		4-0 4-3 BB		0-0 6-3		3	1	1	1	1	0	2				
<b>Coco Laboy, R</b> OBP: 0.322, SLG: 0.448 (1, 5)		0-0 F9		0-0 F9		0-0 4-3		0-0 1-3		4	0	0	0	0	0	1				
<b>Ron Brand, R</b> OBP: 0.354, SLG: 0.319 (1, 2)		4-0 BB		0-0 1-3		0-0 5-3				2	0	0	0	1	0	1				
<b>Bobby Wine, R</b> OBP: 0.243, SLG: 0.267 (1, 6)		0-0 F5		0-0 HR		4-0 IBB				2	1	1	1	1	0	1				
<b>Gary Waslewski, R</b> OBP: 0.071, SLG: 0.143 (1, 1)		0-3 K		0-3 K		0-3 K				3	0	0	0	0	3	3				
<b>Inning Stats</b>	R: 0 E: 0 K: 1 S: 6	H: 1 LOB: 2 BB: 1 P: 10	R: 0 E: 0 K: 1 S: 5	H: 0 LOB: 1 BB: 1 P: 9	R: 0 E: 0 K: 0 S: 3	H: 0 LOB: 0 BB: 0 P: 3	R: 3 E: 0 K: 1 S: 8	H: 3 LOB: 0 BB: 0 P: 8	R: 0 E: 0 K: 0 S: 4	H: 1 LOB: 1 BB: 0 P: 4	R: 0 E: 0 K: 1 S: 5	H: 0 LOB: 2 BB: 2 P: 13	R: 0 E: 0 K: 0 S: 3	H: 0 LOB: 0 BB: 0 P: 3	R: 0 E: 0 K: 0 S: 3	H: 0 LOB: 0 BB: 0 P: 3	1B: 1 2B: 1 3B: 0 HR: 3	SF: 0 SAC: 0 DP: 0 HBP: 0	WP: 0 PB: 0 SB: 0 CS: 0	PA: 33
<b>PITCHER</b> <b>Gary Gentry, R</b> ERA: 3.36 (1, 1)	IP: 8.0 WLS: L BF: 33	H: 5 R: 3 ER: 3 SO: 4	BB: 3 IBB: 1 HBP: 0 BLK: 0	WP: 0 HR: 3 S: 37 P: 53	ERA: 3.38 WHIP: 1.000															

New York Mets @ Montreal Expos  
Jarry Park, Montreal, QB  
Sun Jul 20 1969, 3:33 AM EDT  
Unknown

AB 29  
R 3  
H 5  
RBI 3  
BB 4  
SO 4  
LOB 14









Batter	1	2	3	4	5	6	7	8	9	AB	R	H	RBI	BB	SO	LOB	TOP					
Adolfo Phillips, R (1, 8) OBP: 0.338, SLG: 0.354	0-3 K		0-3 K		0-3 K		0-0 F3		0-3 K	5	0	0	0	0	0	4	1					
Remy Hermoso, R (1, 4) OBP: 0.305, SLG: 0.242	0-0 HR		0-0 HR		0-0 F8		0-0 FC6-4			4	2	2	0	0	0	0	1					
Rusty Staub, L (1, 9) OBP: 0.409, SLG: 0.479	0-0 HR		1-3		0-0 G3					4	1	2	2	0	0	0	1					
Mack Jones, L (1, 7) OBP: 0.391, SLG: 0.534	0-3 K		0-0 HR		0-0 HR					4	2	2	3	0	2	1						
Bob Bailey, R (1, 3) OBP: 0.335, SLG: 0.463	0-0 F8		0-0 F9		0-0 5-3					4	0	0	0	0	1	1						
Coco Laboy, R (1, 5) OBP: 0.316, SLG: 0.451		0-0 F3		0-0 F9		0-0 F4		0-0 F8		4	0	0	0	0	0	1						
Ron Brand, R (1, 2) OBP: 0.349, SLG: 0.315		0-0 1-3		0-0 1B		0-0 6-3			0-0 F9	4	0	1	0	0	0	0						
Bobby Wine, R (1, 6) OBP: 0.243, SLG: 0.263		4-0 BB		0-0 F9			0-0 F7		0-0 F5	3	0	0	0	1	0	1						
Bill Stoneman, R (1, 1) OBP: 0.135, SLG: 0.104		0-3 K		0-3 K			4-0 FC6-4		0-0 HR	2	0	0	0	0	2	2						
Dick Radatz, R (6, 1)										0	0	0	0	1	0	0						
Dan McGinn, L (8, 1) OBP: 0.190, SLG: 0.333										0	0	0	0	0	0	0						
Jose Herrera, R (9, PH) OBP: 0.370, SLG: 0.511										1	1	1	1	0	0	0						
<b>Inning Stats</b>	R: 2 E: 0 K: 2 S: 9	H: 2 LOB: 0 BB: 0 P: 9	R: 0 E: 0 K: 1 S: 5	H: 0 LOB: 1 BB: 1 P: 9	R: 2 E: 0 K: 1 S: 7	H: 2 LOB: 0 BB: 0 P: 7	R: 0 E: 0 K: 1 S: 6	H: 1 LOB: 1 BB: 0 P: 6	R: 0 E: 0 K: 1 S: 5	H: 0 LOB: 0 BB: 0 P: 5	R: 1 E: 0 K: 0 S: 4	H: 1 LOB: 0 BB: 0 P: 4	R: 0 E: 0 K: 0 S: 3	H: 0 LOB: 1 BB: 1 P: 7	R: 0 E: 0 K: 2 S: 8	H: 1 LOB: 1 BB: 0 P: 8	R: 1 E: 0 K: 1 S: 6	H: 1 LOB: 0 BB: 0 P: 6	1B: 3 2B: 1 3B: 0 HR: 4	SF: 0 SAC: 0 DP: 0 HBP: 0	WP: 0 PB: 0 SB: 0 CS: 0	PA: 37
<b>PITCHER</b>	IP WLS BF H R ER SO BB IBB HBP BLK WP HR S P ERA WHIP																					
Ron Reed, R (1, 1) ERA: 4.19	7.0 W 29 6 5 5 6 2 0 0 0 0 0 3 39 47 6.43 1.143																					
George Stone, L (8, 1) ERA: 3.51	2.0 S 8 2 1 1 3 0 0 0 0 0 0 1 14 14 4.50 1.000																					

Montreal Expos @ Atlanta Braves  
Atlanta Stadium, Atlanta, GA  
Thu Jul 24 1969, 7:05 PM EDT  
Att: 10,467 - Unknown

AB 35  
R 6  
H 8  
RBI 6  
BB 2  
SO 9  
LOB 9



Batter	1	2	3	4	5	6	7	8	9	AB	R	H	RBI	BB	SO	LOB	BOTTOM			
Felix Millan, R (1, 4) OBP: 0.326, SLG: 0.361	0-0 1B		0-0 G3		0-0 5-3		0-0 HR		0-0 6-3	5	1	2	0	0	0	3				
Tony Gonzalez, L (1, 8) OBP: 0.339, SLG: 0.389	0-0 G6-4-3		0-0 HR		0-0 1B		0-0 F8			4	2	2	3	0	0	2				
Hank Aaron, R (1, 9) OBP: 0.420, SLG: 0.634	0-0 F8		0-0 5-3		0-0 6-3		0-0 HR			4	1	1	2	0	0	1				
Rico Carty, R (1, 7) OBP: 0.444, SLG: 0.580		0-0 6-3		0-0 F8		0-0 1B		4-0 HR		3	2	1	0	1	0	0				
George Stone, L (8, 1) OBP: 0.152, SLG: 0.152						0-0 1B		0-0 HR		0	0	0	0	0	0	0				
Orlando Cepeda, R (1, 3) OBP: 0.329, SLG: 0.456		0-0 5-3		0-0 F7		0-0 E5		0-0 HR		4	1	2	3	0	0	0				
Clete Boyer, R (1, 5) OBP: 0.349, SLG: 0.406		0-0 F6		0-0 F7		0-0 1B		4-0 BB		2	0	0	0	2	0	0				
Bob Didier, S (1, 2) OBP: 0.322, SLG: 0.324			0-0 F5		0-0 FC		0-0 1B		0-0 F4	4	0	2	0	0	0	1				
Gil Garrido, R (1, 6) OBP: 0.301, SLG: 0.333			0-0 G3		0-0 FC		0-0 1B		0-0 6-3	4	1	1	0	0	0	3				
Ron Reed, R (1, 1) OBP: 0.176, SLG: 0.180			0-0 G3		0-0 FC		0-0 1B		0-0 6-3	2	1	1	0	0	0	1				
Mike Lum, L (7, PH) OBP: 0.323, SLG: 0.301			0-0 HR		0-0 F8				0-3 K	2	0	0	0	0	1	0				
<b>Inning Stats</b>	R: 0 E: 0 K: 0 S: 3	H: 1 LOB: 0 BB: 0 P: 3	R: 0 E: 0 K: 0 S: 3	H: 0 LOB: 0 BB: 0 P: 3	R: 3 E: 0 K: 0 S: 6	H: 3 LOB: 0 BB: 0 P: 6	R: 0 E: 0 K: 0 S: 3	H: 0 LOB: 0 BB: 0 P: 3	R: 0 E: 1 K: 0 S: 4	H: 1 LOB: 1 BB: 0 P: 4	R: 2 E: 1 K: 0 S: 6	H: 4 LOB: 2 BB: 1 P: 10	R: 4 E: 0 K: 0 S: 6	H: 3 LOB: 1 BB: 2 P: 14	R: 0 E: 0 K: 1 S: 5	H: 0 LOB: 0 BB: 0 P: 5	1B: 8 2B: 1 3B: 0 HR: 3	SF: 0 SAC: 1 DP: 1 HBP: 0	WP: 1 PB: 0 SB: 1 CS: 0	PA: 37
<b>PITCHER</b>	IP WLS BF H R ER SO BB IBB HBP BLK WP HR S P ERA WHIP																			
Bill Stoneman, R (1, 1) ERA: 5.1	5.2 9 5 5 0 1 1 24 28 7.94 1.765																			
Dick Radatz, R (6, 1) ERA: 4.57	1.1 L 9 3 4 4 0 2 0 0 0 0 0 2 7 15 27.00 3.750																			
Dan McGinn, L (8, 1) ERA: 4.57	1.0 3 0 0 0 1 0 0 0 0 0 0 0 5 5 0.00 0.000																			

Montreal Expos @ Atlanta Braves  
Atlanta Stadium, Atlanta, GA  
Thu Jul 24 1969, 7:05 PM EDT  
Att: 10,467 - Unknown

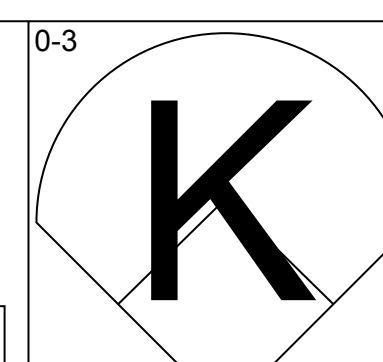
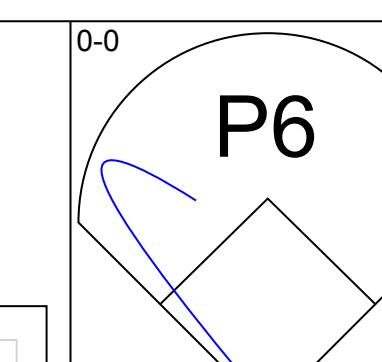
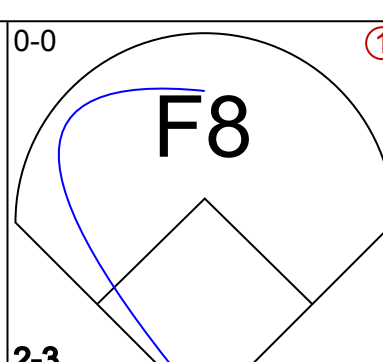
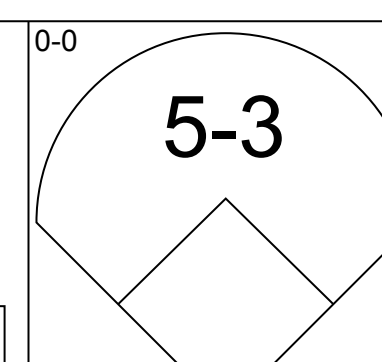
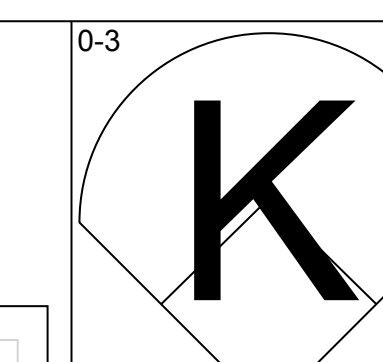
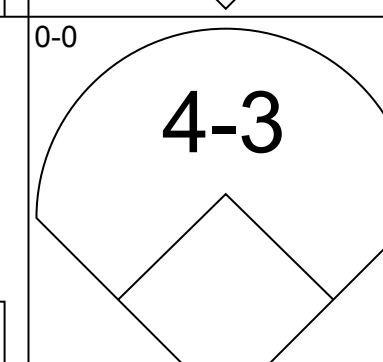
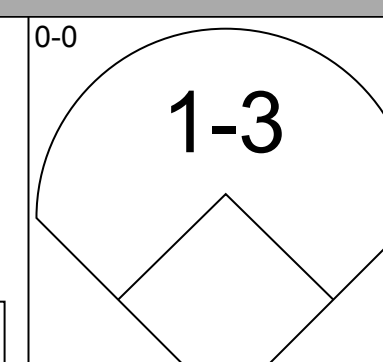
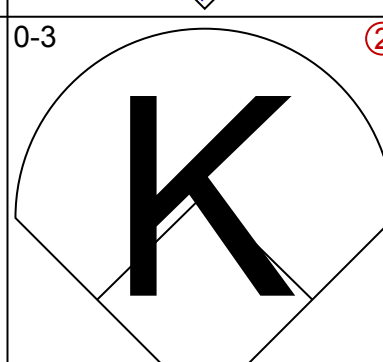
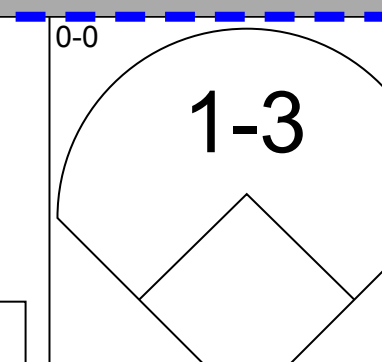
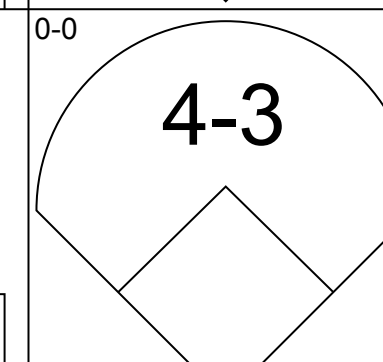
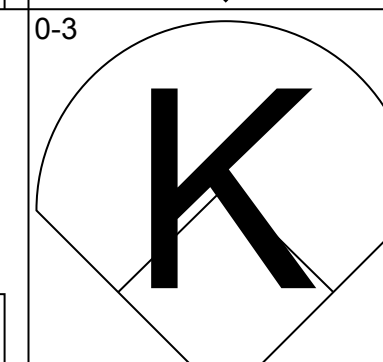
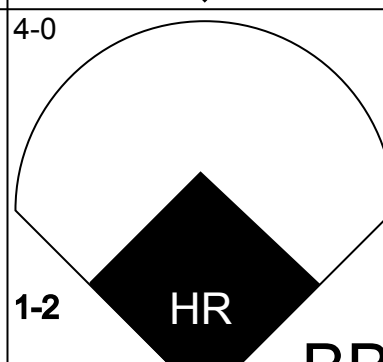
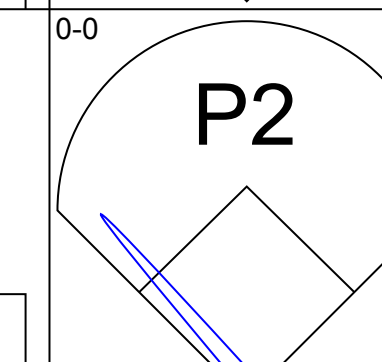
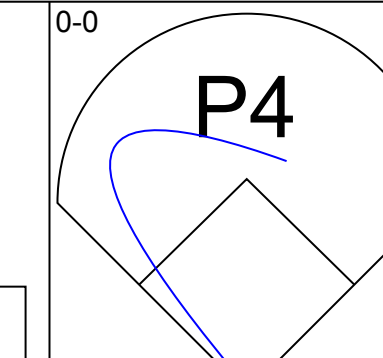
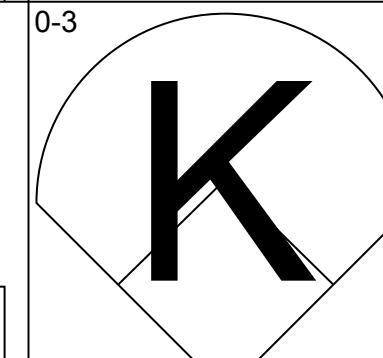
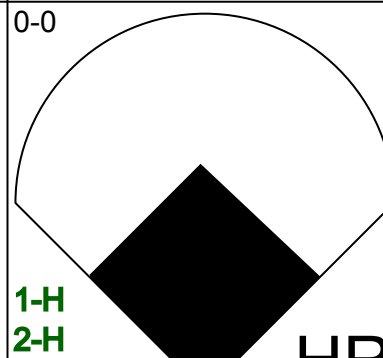
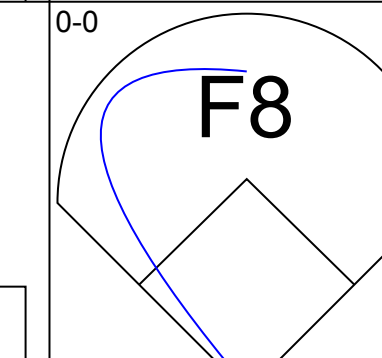
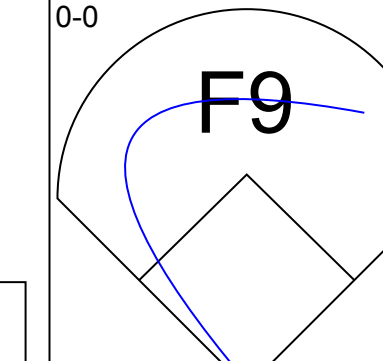
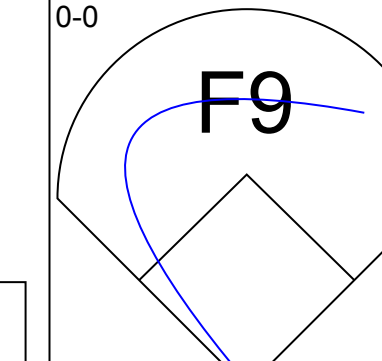
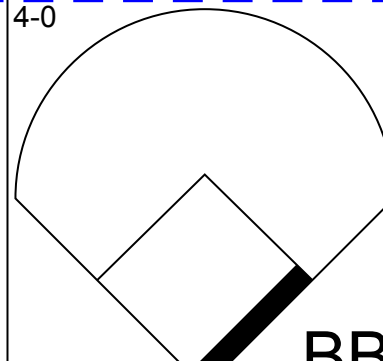
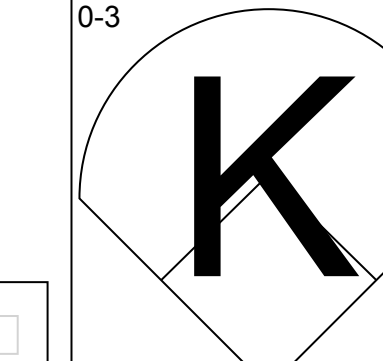
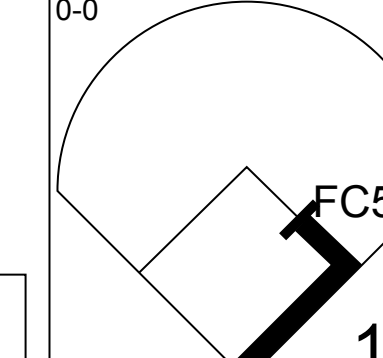
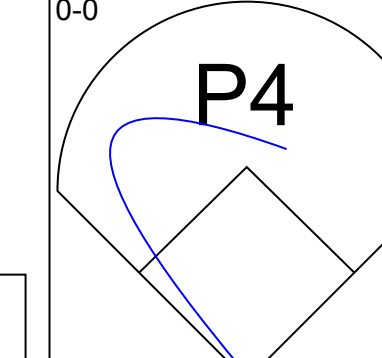
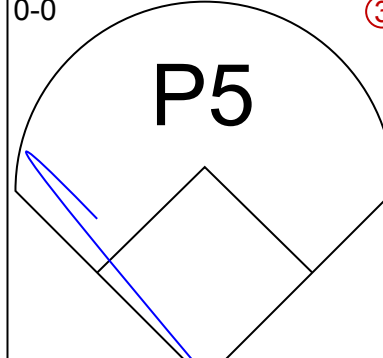
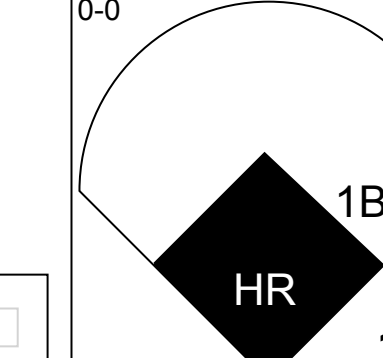
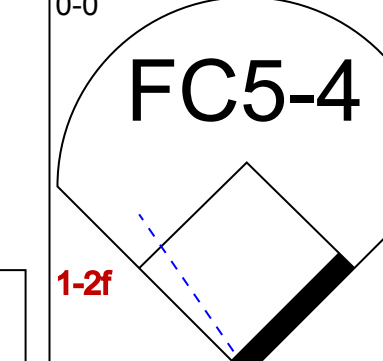
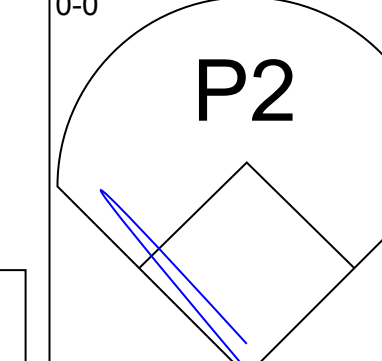
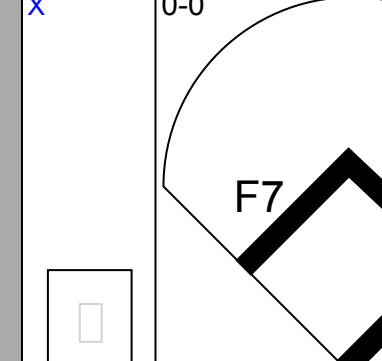
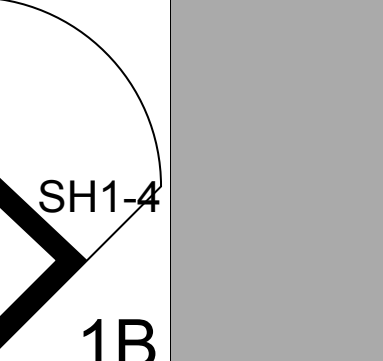
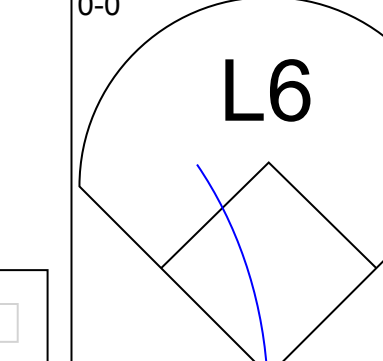
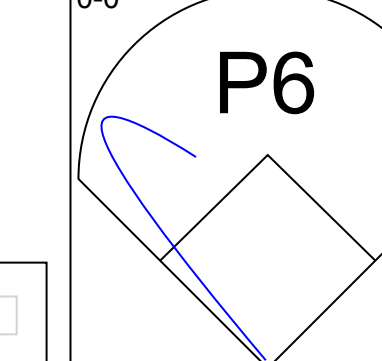
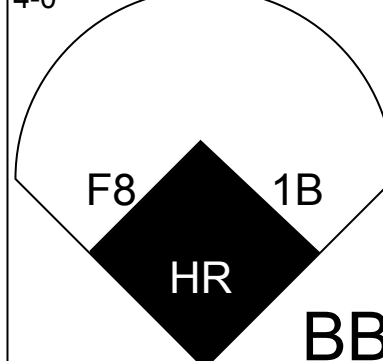
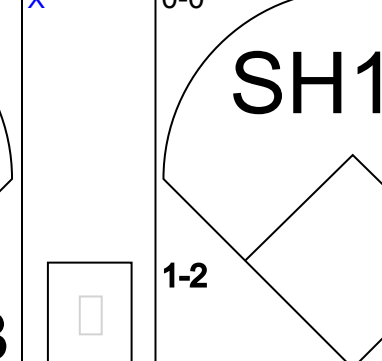

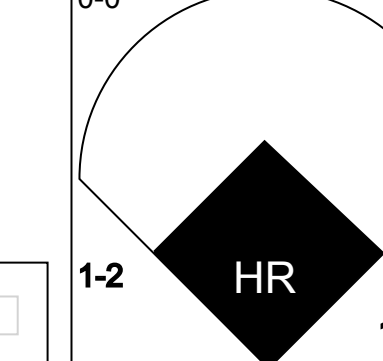
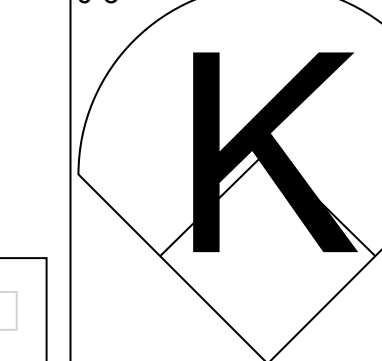
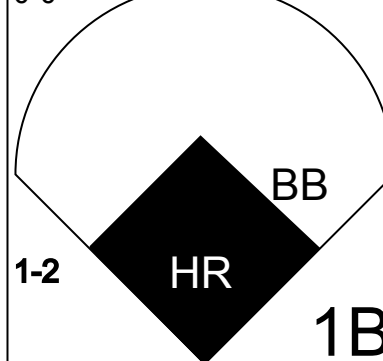
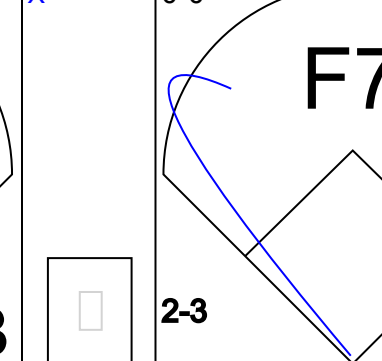
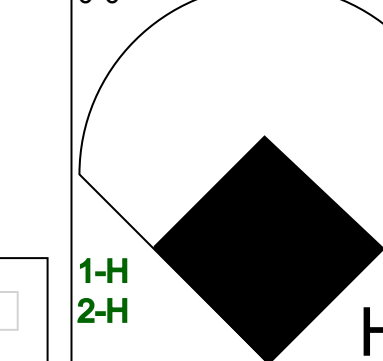
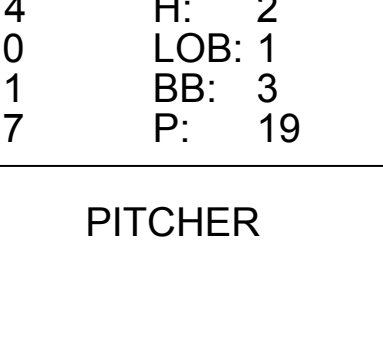
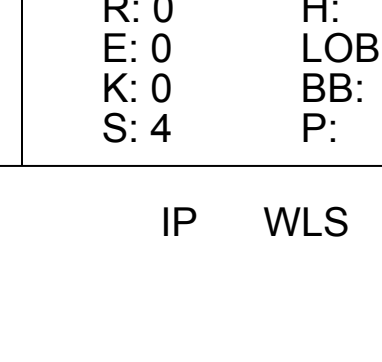
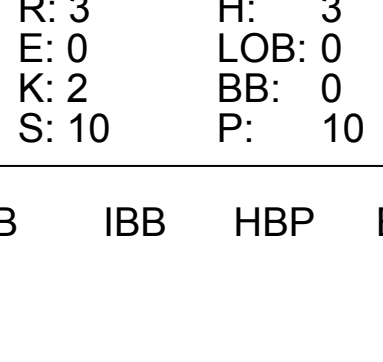
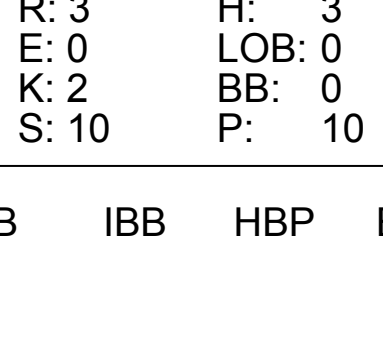

AB 34  
R 9  
H 12  
RBI 8  
BB 3  
SO 1  
LOB 11

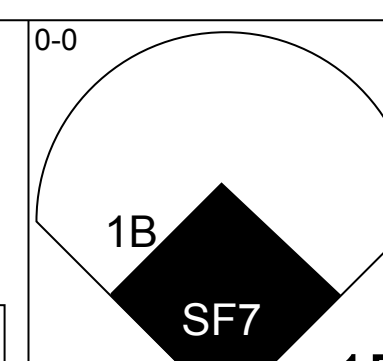
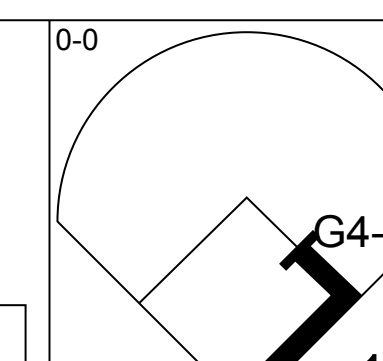
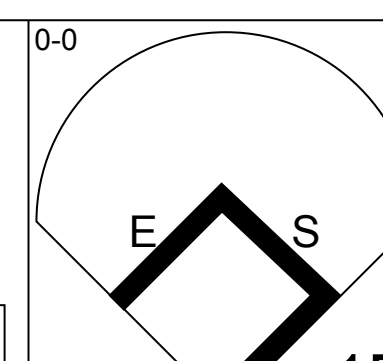
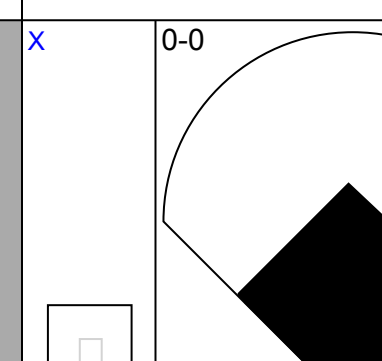
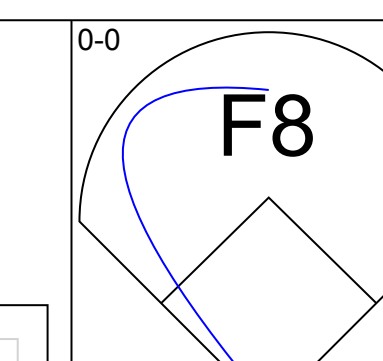
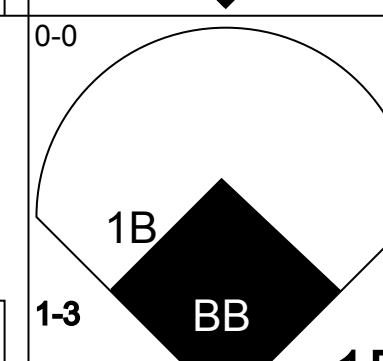
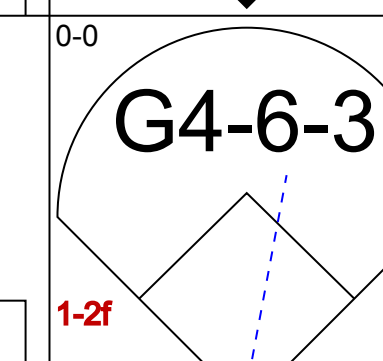
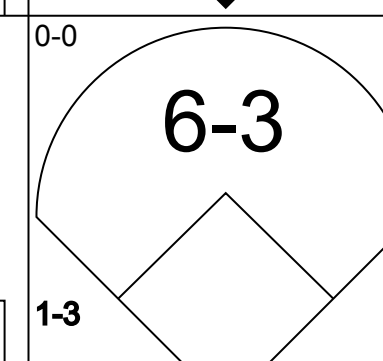
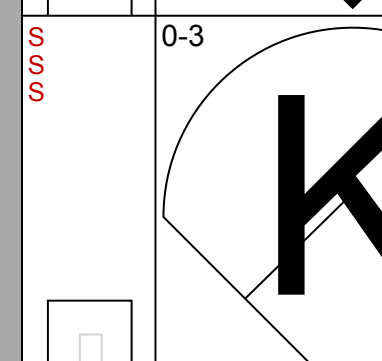
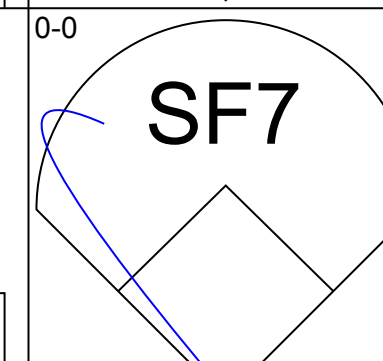
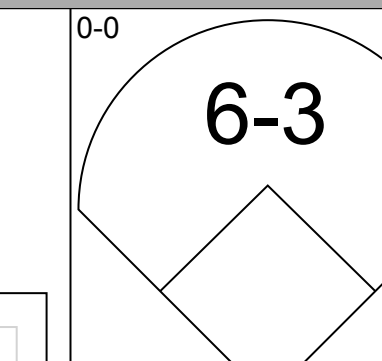
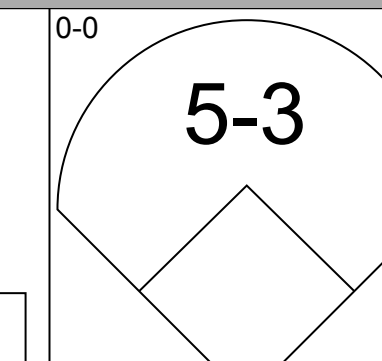
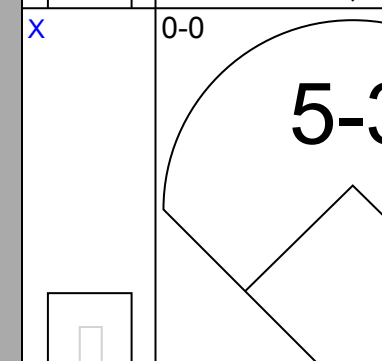
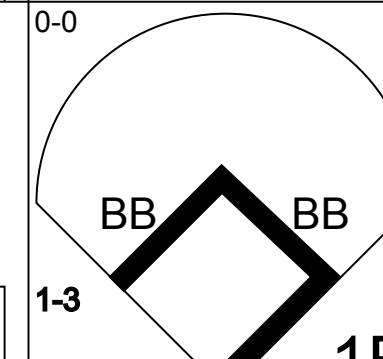
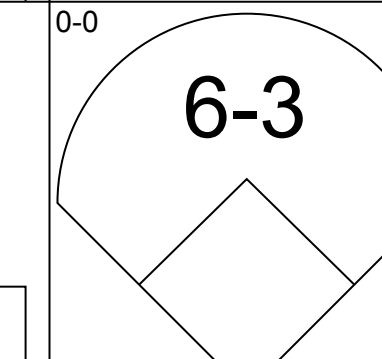
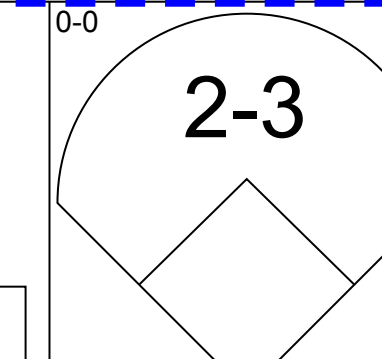
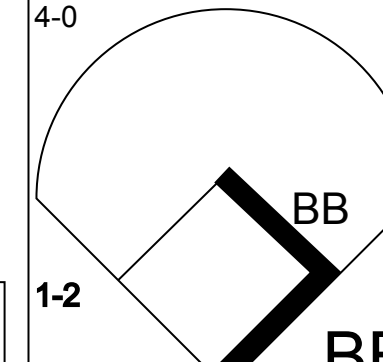
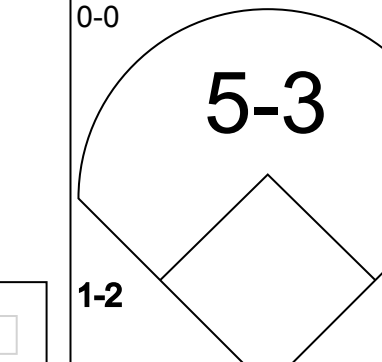

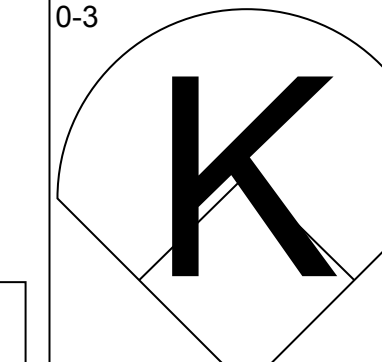
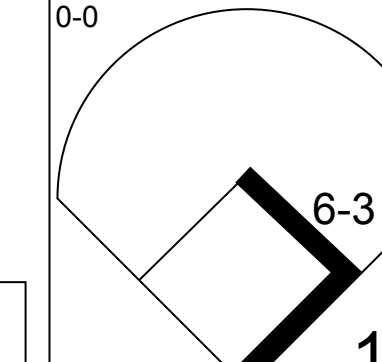
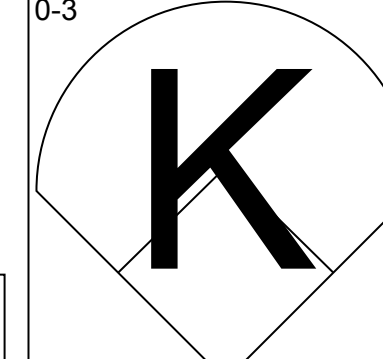
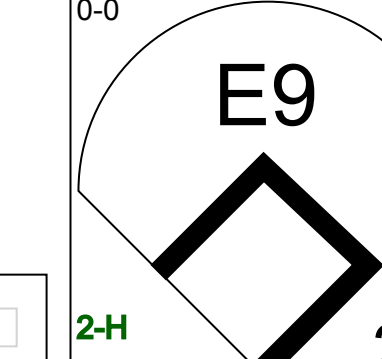

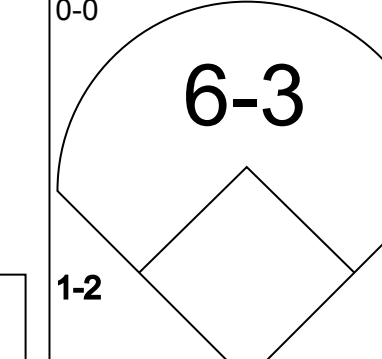

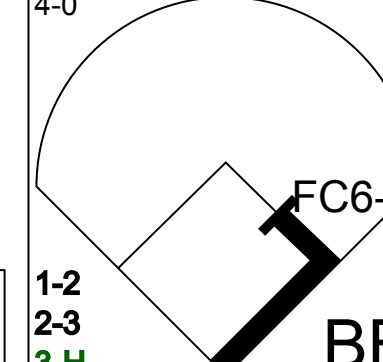
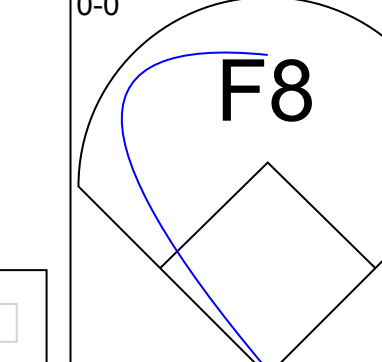
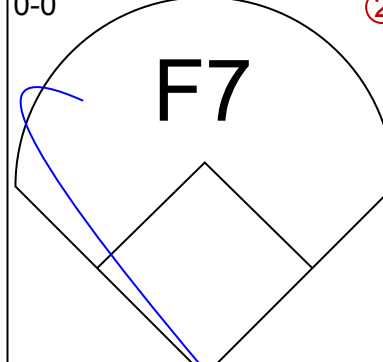
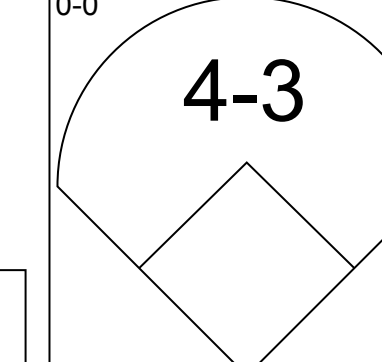
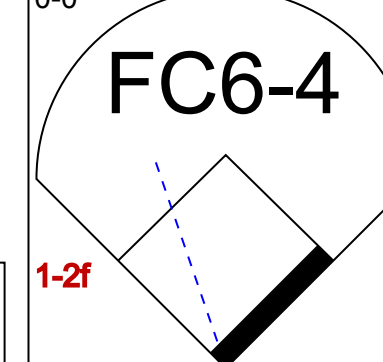

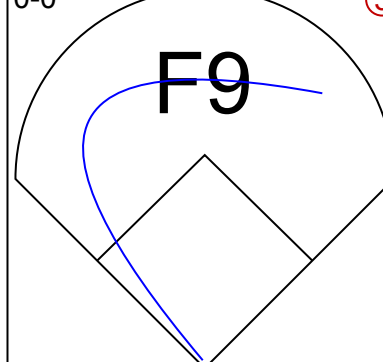


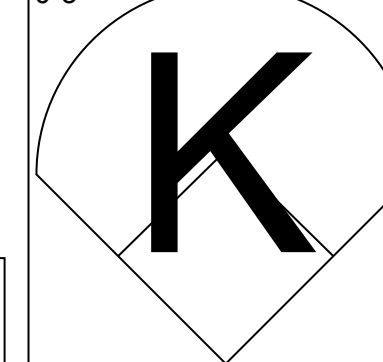

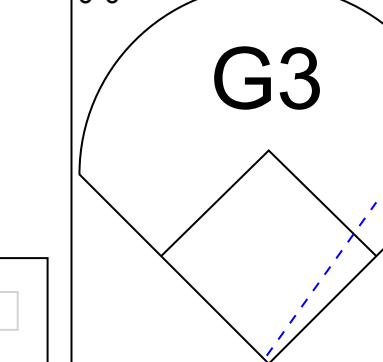
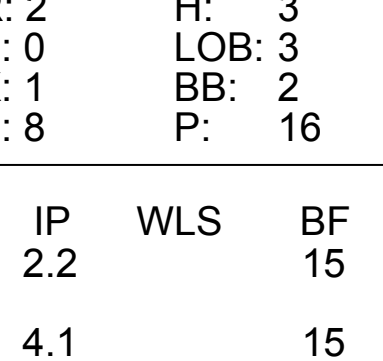
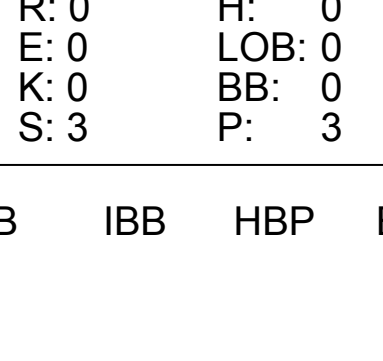










Batter	1	2	3	4	5	6	7	8	9	AB	R	H	RBI	BB	SO	LOB	TOP					
<b>Adolfo Phillips, R</b> OBP: 0.340, SLG: 0.353 (1, 8)										5	0	0	0	0	2	3	<b>Montreal Expos @ Atlanta Braves</b> Atlanta Stadium, Atlanta, GA Sat Jul 26 1969, 7:05 PM EDT Att: 25,352 - Unknown					
<b>Remy Hermoso, R</b> OBP: 0.250, SLG: 0.195 (1, 4)										4	0	0	0	0	1	2						
<b>Rusty Staub, L</b> OBP: 0.408, SLG: 0.485 (1, 9)										3	1	0	0	1	1	0						
<b>Mack Jones, L</b> OBP: 0.392, SLG: 0.540 (1, 7)										4	1	1	4	0	1	0						
<b>Bob Bailey, R</b> OBP: 0.332, SLG: 0.466 (1, 3)										3	0	0	0	1	1	0						
<b>Coco Laboy, R</b> OBP: 0.322, SLG: 0.463 (1, 5)										4	1	2	0	0	0	1						
<b>Ron Brand, R</b> OBP: 0.350, SLG: 0.318 (1, 2)										4	0	1	0	0	0	2						
<b>Bobby Wine, R</b> OBP: 0.250, SLG: 0.265 (1, 6)										2	2	1	0	1	0	0						
<b>Jerry Robertson, S</b> OBP: 0.033, SLG: 0.033 (1, 1)										1	0	0	0	0	1	0						
<b>Larry Jaster, L</b> OBP: 0.471, SLG: 0.500 (3, 1)										2	1	1	0	0	0	1						
<b>Dan McGinn, L</b> OBP: 0.190, SLG: 0.333 (8, 1)										0	0	0	0	0	0	0						
<b>Jose Herrera, R</b> OBP: 0.375, SLG: 0.574 (9, PH)										1	1	1	3	0	0	0						
<b>Dick Radatz, R</b> (9, 1)										0	0	0	0	0	0	0						
<b>Inning Stats</b>	R: 0 E: 0 K: 1 S: 5	H: 0 LOB: 0 BB: 0 P: 5	R: 0 E: 0 K: 0 S: 4	H: 1 LOB: 1 BB: 0 P: 4	R: 0 E: 0 K: 1 S: 5	H: 0 LOB: 0 BB: 0 P: 5	R: 0 E: 0 K: 2 S: 7	H: 0 LOB: 0 BB: 0 P: 7	R: 0 E: 0 K: 0 S: 3	H: 0 LOB: 0 BB: 0 P: 3	R: 4 E: 0 K: 1 S: 7	H: 2 LOB: 1 BB: 3 P: 19	R: 0 E: 0 K: 0 S: 4	H: 1 LOB: 1 BB: 0 P: 4	R: 0 E: 0 K: 0 S: 3	H: 0 LOB: 0 BB: 0 P: 3	R: 3 E: 0 K: 2 S: 10	H: 3 LOB: 3 BB: 0 P: 10	1B: 5 2B: 0 3B: 0 HR: 2	SF: 0 SAC: 1 DP: 0 HBP: 0	WP: 0 PB: 0 SB: 0 CS: 0	PA: 37
<b>PITCHER</b>	IP	WLS	BF	H	R	ER	SO	BB	IBB	HBP	BLK	WP	HR	S	P	ERA	WHIP					
<b>Pat Jarvis, R</b> ERA: 5.07 (1, 1)	5.2		22	3	4	4	5	2	0	0	0	0	1	30	38	6.35	0.882					
<b>Cecil Upshaw, R</b> ERA: 3.53 (6, 1)	1.1		6	1	0	0	0	1	0	0	0	0	0	5	9	0.00	1.500					
<b>George Stone, L</b> ERA: 3.71 (8, 1)	2.0	L	9	3	3	3	2	0	0	0	0	0	1	13	13	13.50	1.500					

Batter	1	2	3	4	5	6	7	8	9	AB	R	H	RBI	BB	SO	LOB	BOTTOM				
<b>Felix Millan, R</b> OBP: 0.330, SLG: 0.370 (1, 4)										5	2	4	1	0	0	0	<b>Montreal Expos @ Atlanta Braves</b> Atlanta Stadium, Atlanta, GA Sat Jul 26 1969, 7:05 PM EDT Att: 25,352 - Unknown				
<b>Tony Gonzalez, L</b> OBP: 0.336, SLG: 0.385 (1, 8)										4	1	1	0	0	1	2					
<b>Hank Aaron, R</b> OBP: 0.417, SLG: 0.639 (1, 9)										3	0	0	1	0	0	0					
<b>Rico Carty, R</b> OBP: 0.441, SLG: 0.567 (1, 7)										4	1	2	0	0	0	0					
<b>Mike Lum, L</b> OBP: 0.327, SLG: 0.314 (9, 7)										0	0	0	0	0	0	0					
<b>Orlando Cepeda, R</b> OBP: 0.332, SLG: 0.455 (1, 3)										3	0	1	0	1	1	1					
<b>Clete Boyer, R</b> OBP: 0.346, SLG: 0.403 (1, 5)										4	0	1	1	0	1	4					
<b>Bob Didier, S</b> OBP: 0.329, SLG: 0.325 (1, 2)										3	0	0	1	1	0	2					
<b>Gil Garrido, R</b> OBP: 0.287, SLG: 0.318 (1, 6)										3	0	0	0	0	0	3					
<b>Bob Aspromonte, R</b> OBP: 0.316, SLG: 0.365 (9, PH)										1	0	0	0	0	0	0					
<b>Pat Jarvis, R</b> OBP: 0.125, SLG: 0.109 (1, 1)										2	0	0	0	0	1	0					
<b>Cecil Upshaw, R</b> OBP: 0.333, SLG: 0.667 (6, 1)										0	0	0	0	0	0	0					
<b>Tommie Aaron, R</b> OBP: 0.350, SLG: 0.370 (7, PH)										1	0	0	0	0	0	0					
<b>George Stone, L</b> OBP: 0.152, SLG: 0.152 (8, 1)										0	0	0	0	0	0	0					
<b>Felipe Alou, R</b> OBP: 0.346, SLG: 0.387 (9, PH)										1	0	0	0	0	0	0					
<b>Inning Stats</b>	R: 2 E: 0 K: 1 S: 8	H: 3 LOB: 3 BB: 2 P: 16	R: 0 E: 0 K: 0 S: 3	H: 1 LOB: 0 BB: 0 P: 3	R: 1 E: 1 K: 0 S: 5	H: 2 LOB: 1 BB: 0 P: 5	R: 0 E: 0 K: 1 S: 6	H: 1 LOB: 1 BB: 0 P: 6	R: 0 E: 0 K: 0 S: 5	H: 0 LOB: 0 BB: 0 P: 5	R: 1 E: 0 K: 1 S: 6	H: 1 LOB: 0 BB: 0 P: 6	R: 0 E: 0 K: 0 S: 4	H: 1 LOB: 1 BB: 0 P: 4	R: 0 E: 0 K: 0 S: 3	H: 0 LOB: 0 BB: 0 P: 3	1B: 7 2B: 1 3B: 0 HR: 1	SF: 1 SAC: 0 DP: 1 HBP: 0	WP: 0 PB: 0 SB: 1 CS: 0	PA: 37	
<b>PITCHER</b>	IP	WLS	BF	H	R	ER	SO	BB	IBB	HBP	BLK	WP	HR	S	P	ERA	WHIP				
<b>Jerry Robertson, R</b> ERA: 4.15 (1, 1)	2.2		15	6	3	3	1	2	0	0	0	0	1	21	21	2.08	0.462				
<b>Larry Jaster, L</b> ERA: 4.73 (3, 1)	4.1		15	2	1	1	3	0	0	0	0	0	0	4	4	0.00	1.000				
<b>Dan McGinn, L</b> ERA: 4.42 (8, 1)	1.0	W	4	1	0	0	0	0	0	0	0	0	0	4	4	0.00	1.000				
<b>Dick Radatz, R</b> ERA: 4.46 (9, 1)	1.0	S	3	0	0	0	0	0	0	0	0	0	0	3	3	0.00	0.000				

AB	33
R	7
H	7
RBI	7
BB	3
SO	7
LOB	9





Batter	1	2	3	4	5	6	7	8	9	AB	R	H	RBI	BB	SO	LOB	TOP										
<b>Adolfo Phillips, R</b> OBP: 0.338, SLG: 0.348 (1, 8)	0-0 5-3		4-0 FC6-4 BB		0-0 FC6-2 S		0-3 K			3	0	0	0	1	1	3											
<b>Remy Hermoso, R</b> OBP: 0.229, SLG: 0.178 (1, 4)	0-0 F9		0-0 FC6-4		0-0 4-3			0-0 4-3		4	0	0	0	0	0	4											
<b>Rusty Staub, L</b> OBP: 0.406, SLG: 0.482 (1, 9)	0-3 K		0-0 G3			0-3 K		0-0 BB 1B		4	1	1	0	0	2	2											
<b>Mack Jones, L</b> OBP: 0.391, SLG: 0.534 (1, 7)		0-0 G3		0-0 F6		0-0 G3		4-0 BB 1B		3	0	0	0	1	0	0											
<b>Bob Bailey, R</b> OBP: 0.335, SLG: 0.464 (1, 3)		0-0 4-3		0-0 F8		4-0 BB		0-0 BB 1B		3	0	1	1	1	0	0											
<b>Coco Laboy, R</b> OBP: 0.319, SLG: 0.458 (1, 5)		0-0 F8		0-0 F3		0-0 F7		0-0 BB 1B	0-0 G6-4-3	4	0	0	0	0	0	3											
<b>Ron Brand, R</b> OBP: 0.354, SLG: 0.314 (1, 2)			4-0 SH1-3 BB		4-0 SH5-4 FC6-2 BB		0-0 F3		0-0 1-3	2	1	0	0	2	0	0											
<b>Bobby Wine, R</b> OBP: 0.253, SLG: 0.263 (1, 6)			0-0 SH1-3		4-0 FC6-2 SH5-4 BB		0-0 5-3		0-0 L9	1	0	0	0	1	0	0											
<b>Ty Cline, L</b> OBP: 0.391, SLG: 0.326 (9, PH)			1-2		1-2					1	0	0	0	0	0	0											
<b>Steve Renko, R</b> OBP: 0.455, SLG: 0.455 (1, 1)			0-0 SH5-4		0-0 SH5-4		0-0		0-0 F7	2	0	2	1	0	0	0											
<b>Don Shaw, L</b> (7, 1)			FC6-4 BB		1-2 2-3					0	0	0	0	0	0	0											
<b>Roy Face, R</b> OBP: 0.500, SLG: 0.500 (8, 1)			2H 1B		1-2 2-3					1	0	0	0	0	0	0											
<b>Kevin Collins, L</b> OBP: 0.232, SLG: 0.338 (9, PH)										1	0	0	0	0	0	0											
<b>Inning Stats</b>	R: 0 E: 0 K: 1 S: 5	H: 0 LOB: 0 BB: 0 P: 5	R: 0 E: 0 K: 0 S: 3	H: 0 LOB: 0 BB: 0 P: 3	R: 1 E: 0 K: 0 S: 4	H: 1 LOB: 2 BB: 2 P: 12	R: 0 E: 0 K: 0 S: 3	H: 0 LOB: 0 BB: 0 P: 3	R: 0 E: 0 K: 1 S: 5	H: 0 LOB: 1 BB: 1 P: 9	R: 0 E: 0 K: 1 S: 6	H: 1 LOB: 1 BB: 0 P: 6	R: 1 E: 0 K: 0 S: 4	H: 2 LOB: 1 BB: 1 P: 8	R: 0 E: 0 K: 0 S: 3	H: 0 LOB: 0 BB: 0 P: 3	1B: 4 2B: 0 3B: 0 HR: 0	SF: 0 SAC: 2 DP: 1 HBP: 0	WP: 0 PB: 0 SB: 2 CS: 0	PA: 36							
<b>PITCHER</b>	IP	WLS	BF	H	R	ER	SO	BB	IBB	HBP	BLK	WP	HR	S	P	ERA	WHIP										
<b>Jim Britton, R</b> ERA: 4.56 (1, 1)	7.0	W	28	2	1	1	3	5	0	0	0	0	0	29	49	1.29	1.000										
<b>Paul Doyle, L</b> ERA: 3.05 (8, 1)	0.1		3	1	1	1	0	1	0	0	0	0	0	2	6	27.00	6.000										
<b>Cecil Upshaw, R</b> ERA: 3.53 (8, 1)	1.2	S	5	1	0	0	0	0	0	0	0	0	0	5	5	0.00	0.600										

Montreal Expos @ Atlanta Braves  
Atlanta Stadium, Atlanta, GA  
Sun Jul 27 1969, 3:33 AM EDT  
Att: 10,042 - Unknown

AB	28
R	2
H	4
RBI	2
BB	6
SO	3
LOB	12




Batter	1	2	3	4	5	6	7	8	9	AB	R	H	RBI	BB	SO	LOB	BOTTOM										
<b>Felipe Alou, R</b> OBP: 0.348, SLG: 0.384 (1, 9)	0-0 F8		0-0 6-3			4-0 S BB	4-0 E 3B BB			2	1	0	0	2	0	0											
<b>Tony Gonzalez, L</b> OBP: 0.332, SLG: 0.380 (1, 8)	0-0 F5			0-0 6-3		0-0 4-3	0-0 E1 3B			4	1	0	0	0	0	2											
<b>Felix Millan, R</b> OBP: 0.332, SLG: 0.375 (1, 4)	0-0 F8			0-0 F7		0-0 HR BB	0-0 HR BB			3	1	1	2	1	0	0											
<b>Rico Carty, R</b> OBP: 0.438, SLG: 0.585 (7, 7)		0-0 F7		0-0 F8		0-0 HR	0-0 K			3	1	1	2	0	0	0											
<b>Mike Lum, L</b> OBP: 0.325, SLG: 0.312 (7, PH)										1	0	0	0	0	1	1											
<b>Orlando Cepeda, R</b> OBP: 0.334, SLG: 0.456 (1, 3)		0-0 CS 1B			0-0 F7		0-0 1B WP 1B	0-0 G3		4	1	2	0	0	0	0											
<b>Clete Boyer, R</b> OBP: 0.348, SLG: 0.415 (1, 5)		0-0 HR			0-0 5-3		0-0 WP 2B 1B	0-0 4-3		4	2	2	1	0	0	0											
<b>Bob Didier, S</b> OBP: 0.332, SLG: 0.333 (1, 2)		0-0 3-1			0-3 K		0-0 E 2B	0-0 1B		4	1	2	1	0	1	0											
<b>Gil Garrido, R</b> OBP: 0.275, SLG: 0.303 (1, 6)			0-0 F5			0-0 G3	0-0 6-3	0-0 F7		4	0	0	0	0	0	2											
<b>Jim Britton, R</b> OBP: 0.083, SLG: 0.083 (1, 1)			0-3 K			0-0 F8	0-0 F7			2	0	0	0	0	1	0											
<b>Bob Aspromonte, R</b> OBP: 0.316, SLG: 0.363 (7, PH)										1	0	0	0	0	0	1											
<b>Paul Doyle, L</b> (8, 1)										0	0	0	0	0	0	0											
<b>Cecil Upshaw, R</b> OBP: 0.333, SLG: 0.667 (8, 1)										0	0	0	0	0	0	0											
<b>Inning Stats</b>	R: 0 E: 0 K: 0 S: 3	H: 0 LOB: 0 BB: 0 P: 3	R: 1 E: 0 K: 0 S: 4	H: 2 LOB: 0 BB: 0 P: 4	R: 0 E: 0 K: 1 S: 5	H: 0 LOB: 0 BB: 0 P: 5	R: 0 E: 0 K: 0 S: 3	H: 0 LOB: 0 BB: 0 P: 3	R: 0 E: 0 K: 1 S: 5	H: 0 LOB: 1 BB: 1 P: 7	R: 7 E: 1 K: 1 S: 11	H: 5 LOB: 1 BB: 2 P: 19	R: 0 E: 0 K: 0 S: 4	H: 1 LOB: 1 BB: 0 P: 4	R: 0 E: 0 K: 0 S: 3	H: 0 LOB: 0 BB: 0 P: 3	1B: 4 2B: 1 3B: 1 HR: 2	SF: 0 SAC: 0 DP: 0 HBP: 0	WP: 1 PB: 0 SB: 1 CS: 1	PA: 35							
<b>PITCHER</b>	IP	WLS	BF	H	R	ER	SO	BB	IBB	HBP	BLK	WP	HR	S	P	ERA	WHIP										
<b>Steve Renko, R</b> ERA: 6.15 (1, 1)	6.0	L	23	4	4	4	2	2	0	0	0	1	0	9	13	9.00	4.000										
<b>Don Shaw, L</b> ERA: 5.01 (7, 1)	1.0		8	3	4	1	1	1	0	0	0	0	0	4	4	0.00	1.000										
<b>Roy Face, R</b> ERA: 3.6 (8, 1)	1.0		4	1	0	0	0	0	0	0	0	0	0	4	4	0.00	1.000										


Montreal Expos @ Atlanta Braves  
Atlanta Stadium, Atlanta, GA  
Sun Jul 27 1969, 3:33 AM EDT  
Att: 10,042 - Unknown

AB	32
R	8
H	8
RBI	6
BB	3
SO	3
LOB	6





Batter	1	2	3	4	5	6	7	8	9	AB	R	H	RBI	BB	SO	LOB	TOP			
Remy Hermoso, R (1,4) OBP: 0.250, SLG: 0.188	G6-3			1B 2B		G6-4-3 BB		L6		3	1	1	0	1	0	1	<b>Montreal Expos @ Cincinnati Reds</b> Crosley Field, Cincinnati, OH Tue Jul 29 1969, 7:05 PM EDT Att: 9,946 - Unknown 			
Rusty Staub, L (1,9) OBP: 0.402, SLG: 0.477	P5			F2		F7		G1-3		4	0	0	0	0	0	2				
Bob Bailey, R (1,3) OBP: 0.333, SLG: 0.461	G5-3			1-2 2B		G6-4-3 1-2		F8		4	1	1	0	0	0	1				
Coco Laboy, R (1,5) OBP: 0.316, SLG: 0.453		K		K				F2		4	0	0	0	0	3	2				
Jose Herrera, R (1,7) OBP: 0.373, SLG: 0.580	G1-3			1-H 2-H 2B				F7		3	0	1	2	0	0	0				
Adolfo Phillips, R (1,8) OBP: 0.335, SLG: 0.343	P6					F2		K		3	0	0	0	0	1	0				
Ron Brand, R (1,2) OBP: 0.353, SLG: 0.321				G6-3		2B		F2		3	0	1	0	0	0	0				
Bobby Wine, R (1,6) OBP: 0.249, SLG: 0.259				F7		P6		F9		3	0	0	0	0	0	1				
Bill Stoneman, R (1,1) OBP: 0.130, SLG: 0.100 (8, PH)				K		K				2	0	0	0	0	2	1				
John Bateman, R (8, PH) OBP: 0.254, SLG: 0.318 (8, PR)										0	0	0	0	1	0	0				
Floyd Wicker, L (8, PR) OBP: 0.167, SLG: 0.118 (8, 1)										0	0	0	0	0	0	0				
Dick Radatz, R (8, 1)								BB		0	0	0	0	0	0	0				
<b>Inning Stats</b>	R: 0 E: 0 K: 0 S: 3	H: 0 LOB: 0 BB: 0 P: 3	R: 0 E: 0 K: 1 S: 5	H: 0 LOB: 0 BB: 0 P: 5	R: 0 E: 0 K: 1 S: 5	H: 0 LOB: 1 BB: 0 P: 5	R: 2 E: 0 K: 1 S: 7	H: 3 LOB: 1 BB: 0 P: 7	R: 0 E: 0 K: 2 S: 2	H: 0 LOB: 0 BB: 1 P: 6	R: 0 E: 0 K: 2 S: 7	H: 0 LOB: 0 BB: 0 P: 7	R: 0 E: 0 K: 0 S: 3	H: 0 LOB: 1 BB: 1 P: 7	R: 0 E: 0 K: 0 S: 3	H: 0 LOB: 0 BB: 0 P: 3	1B: 2 2B: 2 3B: 0 HR: 0	SF: 0 SAC: 0 DP: 1 HBP: 0	WP: 0 PB: 0 CS: 0	PA: 31
<b>PITCHER</b> Jim Merritt, L (1,1) ERA: 4.25	IP: 9.0 WLS: W BF: 31 H: 4 R: 2 ER: 2 SO: 6 BB: 2 IBB: 0 HBP: 0 BLK: 0 WP: 0 HR: 0 S: 41 P: 49 ERA: 2.00 WHIP: 0.667															<b>PITCHER</b>				

Batter	1	2	3	4	5	6	7	8	9	AB	R	H	RBI	BB	SO	LOB	BOTTOM			
Pete Rose, S (1,9) OBP: 0.418, SLG: 0.493	CS 1B		CS BB			K		K		3	0	1	0	1	2	2	<b>Montreal Expos @ Cincinnati Reds</b> Crosley Field, Cincinnati, OH Tue Jul 29 1969, 7:05 PM EDT Att: 9,946 - Unknown 			
Bobby Tolan, L (1,8) OBP: 0.352, SLG: 0.530	F2		P6		S 2-H 1B		G3			4	0	1	1	0	0	3				
Alex Johnson, R (1,7) OBP: 0.382, SLG: 0.506 (9, 7)	K		K		BB			1B BB		2	1	0	0	2	2	2				
Jimmy Stewart, S (9, 7)	1-2 K		1-2 K		BB			BB		0	0	0	0	0	0	0				
Tony Perez, R (1,5) OBP: 0.386, SLG: 0.584	G6-3			K		K		1B BB		4	0	1	0	0	2	2				
Lee May, R (1,3) OBP: 0.364, SLG: 0.605	K			G6-3		G2-3		1B CS 1B		4	0	0	0	0	2	2				
Johnny Bench, R (1,2) OBP: 0.385, SLG: 0.490						F2		1B		3	1	2	1	1	0	0				
Woody Woodward, R (1,6) OBP: 0.271, SLG: 0.267	E9 1B			G4-1		G6-3		1B K		4	1	1	0	0	1	3				
Giraldo Ruiz, S (1,4) OBP: 0.290, SLG: 0.270	1-H 2B 1B							3-H K		3	1	2	2	0	0	0				
Jim Merritt, L (1,1) OBP: 0.204, SLG: 0.229	1-H 2B			SH1-4 1B				1B		2	0	2	0	0	0	0				
<b>Inning Stats</b>	R: 0 E: 0 K: 1 S: 5	H: 1 LOB: 1 BB: 0 P: 5	R: 2 E: 1 K: 1 S: 7	H: 3 LOB: 2 BB: 1 P: 11	R: 0 E: 0 K: 1 S: 4	H: 0 LOB: 1 BB: 1 P: 8	R: 0 E: 0 K: 1 S: 6	H: 1 LOB: 1 BB: 0 P: 6	R: 1 E: 0 K: 2 S: 9	H: 2 LOB: 2 BB: 1 P: 13	R: 0 E: 0 K: 0 S: 3	H: 0 LOB: 0 BB: 0 P: 3	R: 0 E: 0 K: 1 S: 6	H: 1 LOB: 1 BB: 0 P: 6	R: 1 E: 0 K: 2 S: 8	H: 2 LOB: 1 BB: 1 P: 12	1B: 8 2B: 4 3B: 0 HR: 0	SF: 0 SAC: 1 DP: 2 HBP: 0	WP: 0 PB: 0 CS: 3	PA: 34
<b>PITCHER</b> Bill Stoneman, R (1,1) ERA: 5.04	IP: 7.0 WLS: L BF: 29 H: 8 R: 3 ER: 3 SO: 7 BB: 3 IBB: 0 HBP: 0 BLK: 0 WP: 0 HR: 0 S: 40 P: 52 ERA: 3.86 WHIP: 1.571															<b>PITCHER</b>				
Dick Radatz, R (8, 1) ERA: 4.57	IP: 1.0 WLS: 5 BF: 2 H: 2 R: 1 ER: 1 SO: 2 BB: 1 IBB: 0 HBP: 0 BLK: 0 WP: 0 HR: 0 S: 8 P: 12 ERA: 9.00 WHIP: 3.000															<b>PITCHER</b>				



Batter	1	2	3	4	5	6	7	8	9	AB	R	H	RBI	BB	SO	LOB	TOP											
Adolfo Phillips, R OBP: 0.333, SLG: 0.341	P6	K			G6-3			CS 1B		4	0	1	0	0	1	1	<b>Montreal Expos @ Cincinnati Reds</b> Crosley Field, Cincinnati, OH Wed Jul 30 1969, 7:05 PM EDT Att: 9,733 - Unknown <a href="http://livebaseballscorecards.com">livebaseballscorecards.com</a>											
Remy Hermoso, R OBP: 0.250, SLG: 0.176	HR BB		G4-3		G6-3			K 1-2		3	1	0	0	1	1	1												
Rusty Staub, L OBP: 0.400, SLG: 0.483	1-H HR		F2		G4-1			G4-3		4	1	1	2	0	0	0												
Mack Jones, L OBP: 0.392, SLG: 0.532	E9 WP 1B					G3			G3	3	1	1	0	1	0	0												
Bob Bailey, R OBP: 0.328, SLG: 0.453	G5-3		K			G4-3			G6-3	4	0	0	0	0	1	1												
Coco Laboy, R OBP: 0.313, SLG: 0.448	3-H F8				P4				K	4	0	0	0	0	1	0												
Ron Brand, R OBP: 0.353, SLG: 0.321		G6-3				FC4-6 1B		F3		3	0	1	0	0	0	0												
Bobby Wine, R OBP: 0.245, SLG: 0.255		F7			FC4-6 1-2			G5-3		3	0	0	0	0	0	1												
Jerry Robertson, S OBP: 0.061, SLG: 0.031					G4-3			G1-3		2	0	0	0	1	0	1												
Howie Reed, R OBP: 0.316, SLG: 0.375										0	0	0	0	0	0	0												
<b>Inning Stats</b>	R: 3 E: 1 K: 0 S: 5	H: 2 LOB: 0 BB: 1 P: 9	R: 0 E: 0 K: 1 S: 5	H: 0 LOB: 1 BB: 1 P: 9	R: 0 E: 0 K: 1 S: 5	H: 0 LOB: 1 BB: 1 P: 9	R: 0 E: 0 K: 0 S: 4	H: 1 LOB: 0 BB: 0 P: 4	R: 0 E: 0 K: 0 S: 3	H: 0 LOB: 0 BB: 0 P: 3	R: 0 E: 0 K: 0 S: 3	H: 0 LOB: 0 BB: 0 P: 3	R: 0 E: 0 K: 1 S: 5	H: 1 LOB: 0 BB: 0 P: 5	R: 0 E: 0 K: 1 S: 5	H: 0 LOB: 0 BB: 0 P: 5	1B: 3 2B: 0 3B: 0 HR: 1	SF: 0 SAC: 0 DP: 0 HBP: 0	WP: 1 PB: 0 SB: 0 CS: 1	PA: 33								
<b>PITCHER</b>	IP	WLS	BF	H	R	ER	SO	BB	IBB	HBP	BLK	WP	HR	S	P	ERA	WHIP											
Jim Maloney, R ERA: 2.66	(1, 1)	7.0		27	3	3	2	2	3	0	0	0	1	1	28	40	2.57	0.857										
Wayne Granger, R ERA: 3.56	(8, 1)	2.0	W	6	1	0	0	2	0	0	0	0	0	0	10	10	0.00	0.500										

Batter	1	2	3	4	5	6	7	8	9	AB	R	H	RBI	BB	SO	LOB	BOTTOM											
Pete Rose, S OBP: 0.416, SLG: 0.493	G4-3		FC4-6 1-2			WP SF8 2B		F5		4	1	1	0	0	0	4	<b>Montreal Expos @ Cincinnati Reds</b> Crosley Field, Cincinnati, OH Wed Jul 30 1969, 7:05 PM EDT Att: 9,733 - Unknown <a href="http://livebaseballscorecards.com">livebaseballscorecards.com</a>											
Bobby Tolan, L OBP: 0.356, SLG: 0.535	G6-4-3 1B				CS 2B	P5		SH 2B 1B		4	1	3	0	0	0	1												
Alex Johnson, R OBP: 0.392, SLG: 0.506						SF8		SH 2B 2B		2	1	1	1	0	0	1												
Darrel Chaney, S OBP: 0.288, SLG: 0.247	G6-4-3 1-2				2-3 1B	2-H P4		2B 2B		0	0	0	0	0	0	0												
Tony Perez, R OBP: 0.387, SLG: 0.585		G6-4-3 BB			K			2B 2B		3	1	1	1	1	1	1												
Lee May, R OBP: 0.360, SLG: 0.599		G6-4-3 1-2			K			P6		4	0	0	0	0	2	4												
Johnny Bench, R OBP: 0.383, SLG: 0.485		G5-3				L7		G6-3 2B IBB		3	0	0	0	1	0	0												
Woody Woodward, R OBP: 0.294, SLG: 0.292						G5-3				3	0	2	0	0	0	0												
Ted Savage, R OBP: 0.300, SLG: 0.356						FC3-6 1B		BB 1B		1	0	1	2	0	0	0												
Giraldo Ruiz, S OBP: 0.297, SLG: 0.271						FC3-6 FC4-6 1-2		G4-3		3	0	1	0	1	0	1												
Jim Maloney, L OBP: 0.250, SLG: 0.480										2	1	1	1	0	1	1												
Fred Whitfield, L OBP: 0.348, SLG: 0.259										0	0	0	0	1	0	0												
Wayne Granger, R OBP: 0.214, SLG: 0.083										1	0	0	0	0	1	2												
<b>Inning Stats</b>	R: 0 E: 0 K: 0 S: 3	H: 1 LOB: 0 BB: 0 P: 3	R: 0 E: 0 K: 0 S: 2	H: 0 LOB: 0 BB: 1 P: 6	R: 0 E: 0 K: 1 S: 6	H: 1 LOB: 1 BB: 0 P: 6	R: 0 E: 0 K: 2 S: 8	H: 2 LOB: 0 BB: 0 P: 8	R: 0 E: 0 K: 0 S: 3	H: 0 LOB: 0 BB: 0 P: 3	R: 2 E: 0 K: 0 S: 5	H: 2 LOB: 0 BB: 0 P: 5	R: 0 E: 0 K: 1 S: 7	H: 2 LOB: 3 BB: 1 P: 11	R: 3 E: 1 K: 1 S: 8	H: 3 LOB: 2 BB: 2 P: 16	1B: 6 2B: 4 3B: 0 HR: 1	SF: 1 SAC: 1 DP: 2 HBP: 0	WP: 1 PB: 0 SB: 0 CS: 1	PA: 36								
<b>PITCHER</b>	IP	WLS	BF	H	R	ER	SO	BB	IBB	HBP	BLK	WP	HR	S	P	ERA	WHIP											
Jerry Robertson, R ERA: 4.19	(1, 1)	7.2	L	35	11	5	4	4	2	0	0	0	1	1	39	55	4.70	1.696										
Howie Reed, R ERA: 4.09	(8, 1)	0.1		1	0	0	0	1	0	0	0	0	0	3	3	0.00	0.000											



Batter	1	2	3	4	5	6	7	8	9	AB	R	H	RBI	BB	SO	LOB	TOP		
Remy Hermoso, R (1,4) OBP: 0.250, SLG: 0.182	G6-3		L9		L9			L9		4	0	1	0	0	0	1	<b>Montreal Expos @ Cincinnati Reds</b> Crosley Field, Cincinnati, OH Thu Jul 31 1969, 7:05 PM EDT Att: 9,949 - Unknown		
Rusty Staub, L (1,9) OBP: 0.399, SLG: 0.480	G3-1		P6				G5-4-3 1B	K		4	0	1	0	0	1	1			
Bob Bailey, R (1,3) OBP: 0.327, SLG: 0.454	G4-3		L6				G5-4-3 1-2			4	0	1	0	0	0	2			
Coco Laboy, R (1,5) OBP: 0.312, SLG: 0.454		HR		F8			G5-3			4	1	1	1	0	0	1			
Jose Herrera, R (1,7) OBP: 0.382, SLG: 0.574		K2-3		G4-3				FC5-4 1B		4	0	2	0	0	1	0			
Adolfo Phillips, R (1,8) OBP: 0.328, SLG: 0.335		F7		P6				F6		4	0	0	0	0	0	3			
Ron Brand, R (1,2) OBP: 0.346, SLG: 0.313		E5			F3			FC5-4 WP 1-2		4	0	0	0	0	0	3			
Bobby Wine, R (1,6) OBP: 0.242, SLG: 0.251		G5-3			K			G3		3	0	0	0	0	1	2			
Gary Waslewski, R (1,1) OBP: 0.111, SLG: 0.118			F7							1	0	0	0	1	0	0			
John Balesman, R (8, PH) OBP: 0.252, SLG: 0.316										1	0	0	0	0	0	0			
Dan McGinn, L (8, 1) OBP: 0.190, SLG: 0.333								P4		0	0	0	0	0	0	0			
<b>Inning Stats</b>	R: 0 E: 0 K: 0 S: 3	H: 0 LOB: 0 BB: 0 P: 3	R: 1 E: 1 K: 1 S: 7	H: 1 LOB: 1 BB: 0 P: 7	R: 0 E: 0 K: 0 S: 4	H: 1 LOB: 1 BB: 0 P: 4	R: 0 E: 0 K: 0 S: 3	H: 0 LOB: 0 BB: 0 P: 3	R: 0 E: 0 K: 1 S: 5	H: 1 LOB: 0 BB: 0 P: 3	R: 0 E: 0 K: 0 S: 4	H: 1 LOB: 1 BB: 0 P: 4	R: 0 E: 0 K: 1 S: 5	H: 0 LOB: 0 BB: 0 P: 5	R: 0 E: 0 K: 0 S: 5	H: 2 LOB: 2 BB: 0 P: 5	1B: 4 2B: 1 3B: 0 HR: 1	SF: 0 SAC: 0 DP: 1 HBP: 0	WP: 1 PA: 34
<b>PITCHER</b> Gerry Arrigo, L (1,1) ERA: 4.83	IP: 9.0 WLS: W BF: 34 H: 6 R: 1 ER: 1 SO: 3 BB: 1 IBB: 0 HBP: 0 BLK: 0 WP: 1 HR: 1 S: 39 P: 43 ERA: 1.00 WHIP: 0.778																		



Batter	1	2	3	4	5	6	7	8	9	AB	R	H	RBI	BB	SO	LOB	BOTTOM		
Pete Rose, S (1,9) OBP: 0.416, SLG: 0.497	G6-3		G6-3		F2		SH SF7 2B			5	1	2	0	0	0	0	<b>Montreal Expos @ Cincinnati Reds</b> Crosley Field, Cincinnati, OH Thu Jul 31 1969, 7:05 PM EDT Att: 9,949 - Unknown		
Bobby Tolan, L (1,8) OBP: 0.354, SLG: 0.530	F7		K		E4 1B		SH HR HBP	K		4	1	0	0	0	2	1			
Alex Johnson, R (1,7) OBP: 0.384, SLG: 0.508	G6-3			HBP 2B 1B			SH HR			3	2	2	0	0	0	0			
Tony Perez, R (1,5) OBP: 0.383, SLG: 0.581		K		F9	P5		SF7			3	0	0	1	0	1	3			
Lee May, R (1,3) OBP: 0.359, SLG: 0.598	G6-3			F7				K		4	0	1	0	0	1	3			
Johnny Bench, R (1,2) OBP: 0.387, SLG: 0.497		1B 1B			HBP 2B			K		3	2	2	3	0	0	1			
Woody Woodward, R (1,6) OBP: 0.327, SLG: 0.333		1B			HBP 2B			G3-1		3	0	2	2	1	0	0			
Giraldo Ruiz, S (1,4) OBP: 0.295, SLG: 0.270	G4-3			F3				G4-3		4	0	1	0	0	0	3			
Gerry Arrigo, L (1,1) OBP: 0.133, SLG: 0.133			G1-3		L1			G4-3		4	0	0	0	0	0	3			
<b>Inning Stats</b>	R: 0 E: 0 K: 0 S: 3	H: 0 LOB: 0 BB: 0 P: 3	R: 0 E: 0 K: 1 S: 7	H: 2 LOB: 2 BB: 0 P: 7	R: 0 E: 0 K: 1 S: 5	H: 0 LOB: 0 BB: 0 P: 5	R: 2 E: 0 K: 0 S: 5	H: 2 LOB: 1 BB: 0 P: 6	R: 0 E: 1 K: 0 S: 5	H: 1 LOB: 2 BB: 0 P: 5	R: 0 E: 0 K: 0 S: 4	H: 2 LOB: 2 BB: 1 P: 8	R: 4 E: 1 K: 1 S: 8	H: 2 LOB: 0 BB: 0 P: 9	R: 0 E: 0 K: 1 S: 6	H: 1 LOB: 1 BB: 0 P: 6		1B: 5 2B: 4 3B: 0 HR: 1	SF: 1 SAC: 1 DP: 1 HBP: 2
<b>PITCHER</b> Gary Waslewski, R (1,1) ERA: 3.21 Dan McGinn, L (8, 1) ERA: 4.37	IP: 7.0 WLS: L BF: 34 H: 9 R: 6 ER: 3 SO: 3 BB: 1 IBB: 0 HBP: 2 BLK: 0 WP: 0 HR: 1 S: 37 P: 43 ERA: 3.86 WHIP: 1.429																		





Batter	1	2	3	4	5	6	7	8	9	AB	R	H	RBI	BB	SO	LOB	TOP			
Norm Miller, L (1, 9) OBP: 0.368, SLG: 0.365	F6	F6			F6		K			4	0	0	0	0	1	1				
Joe Morgan, L (1, 4) OBP: 0.398, SLG: 0.393	F8		F9		K		K			4	0	0	0	0	2	1				
Jimmy Wynn, R (1, 8) OBP: 0.435, SLG: 0.554	HR		1-3 BB		4-9			K		3	1	1	1	1	1	1				
Denis Menke, R (1, 6) OBP: 0.393, SLG: 0.430	HR BB		1-3			HR 1B		6-3		3	2	1	0	1	0	1				
Curt Blefary, L (1, 3) OBP: 0.364, SLG: 0.416	1-H HR		F8			HR		K		4	2	2	4	0	1	1				
Doug Rader, R (1, 5) OBP: 0.333, SLG: 0.371	BB		F8		F8	5-3			F8	3	0	0	0	1	0	0				
Johnny Edwards, L (1, 2) OBP: 0.294, SLG: 0.322	F9		F5		4-3				F8	4	0	0	0	0	0	1				
Jesus Alou, R (1, 7) OBP: 0.245, SLG: 0.298		F8			6-3					3	0	0	0	0	0	0				
Gary Geiger, L (8, 7) OBP: 0.357, SLG: 0.284			6-3		6-3					1	0	1	0	0	0	0				
Denny Lemaster, R (1, 1) OBP: 0.226, SLG: 0.271		6-3							F9	4	0	1	0	0	0	1				
						1B														
<b>Inning Stats</b>	R: 3 E: 0 K: 0 S: 5	H: 2 LOB: 1 BB: 2 P: 13	R: 0 E: 0 K: 0 S: 3	H: 0 LOB: 0 BB: 0 P: 3	R: 0 E: 0 K: 0 S: 3	H: 0 LOB: 1 BB: 1 P: 7	R: 0 E: 0 K: 0 S: 3	H: 0 LOB: 0 BB: 0 P: 3	R: 0 E: 0 K: 1 S: 6	H: 1 LOB: 0 BB: 0 P: 6	R: 2 E: 0 K: 0 S: 5	H: 2 LOB: 0 BB: 0 P: 5	R: 0 E: 0 K: 2 S: 7	H: 0 LOB: 0 BB: 0 P: 7	R: 0 E: 0 K: 0 S: 4	H: 1 LOB: 1 BB: 0 P: 4	1B: 3 2B: 0 3B: 0 HR: 3	SF: 0 SAC: 0 DP: 0 HBP: 0	WP: 0 PB: 0 SB: 1 CS: 0	PA: 36
<b>PITCHER</b>	IP WLS BF H R ER SO BB IBB HBP BLK WP HR S P ERA WHIP																			
Steve Renko, R (1, 1) ERA: 6.4	6.0 L 26 5 5 5 1 3 0 0 0 0 0 3 25 37 7.50 1.333																			
Dan McGinn, L (7, 1) ERA: 4.27	2.0 6 0 0 0 4 0 0 0 0 0 0 0 14 14 0.00 0.000																			
Larry Jaster, L (9, 1) ERA: 4.65	1.0 4 1 0 0 0 0 0 0 0 0 0 0 4 4 0.00 1.000																			

Houston Astros @ Montreal Expos  
 Jarry Park, Montreal, QB  
 Fri Aug 01 1969, 7:05 PM EDT  
 Att: 17,611 - Unknown

AB 33  
 R 5  
 H 6  
 RBI 5  
 BB 3  
 SO 5  
 LOB 7



Batter	1	2	3	4	5	6	7	8	9	AB	R	H	RBI	BB	SO	LOB	BOTTOM					
Remy Hermoso, R (1, 4) OBP: 0.231, SLG: 0.167	F8	F8			K	E6			5-3	5	0	0	1	0	1	3						
Rusty Staub, L (1, 9) OBP: 0.397, SLG: 0.476	1B	4-3			F9	K			1-3	5	0	1	0	0	1	4						
Bob Bailey, R (1, 3) OBP: 0.325, SLG: 0.447	K		F9		FC5 1B BB	5-3			6-3	4	0	0	0	1	1	3						
Coco Laboy, R (1, 5) OBP: 0.314, SLG: 0.455	1-3 1B		F8		1-2 1B			6-3		4	0	2	0	0	0	0						
Jose Herrera, R (1, 8) OBP: 0.373, SLG: 0.544	1-3				FC5	F4				3	0	0	0	1	0	4						
Mack Jones, L (1, 7) OBP: 0.390, SLG: 0.529						E7				4	2	1	0	0	2	1						
Floyd Wicker, L (8, 8) OBP: 0.167, SLG: 0.118		1B 1B	K			2B		K		0	0	0	0	0	0	0						
John Bateman, R (1, 2) OBP: 0.253, SLG: 0.316										3	1	1	0	0	0	1						
Dan McGinn, L (7, 1) OBP: 0.190, SLG: 0.333					F3	FC		K		0	0	0	0	0	0	0						
John Boccabella, R (8, PH) OBP: 0.160, SLG: 0.184						2B				1	0	0	0	0	1	0						
Larry Jaster, L (9, 1) OBP: 0.471, SLG: 0.500						E				0	0	0	0	0	0	0						
Bobby Wine, R (1, 6) OBP: 0.242, SLG: 0.251					5-3	F8		6-3		4	0	1	1	0	0	2						
Steve Renko, R (1, 1) OBP: 0.385, SLG: 0.385										2	0	0	0	0	2	2						
Ron Brand, R (6, PH) OBP: 0.347, SLG: 0.321					K	1-3 3H 2B		5-3		2	0	1	1	0	0	0						
<b>Inning Stats</b>	R: 0 E: 1 K: 1 S: 7	H: 2 LOB: 2 BB: 0 P: 7	R: 1 E: 0 K: 1 S: 8	H: 3 LOB: 0 BB: 0 P: 8	R: 0 E: 0 K: 1 S: 5	H: 0 LOB: 1 BB: 1 P: 9	R: 0 E: 0 K: 1 S: 5	H: 0 LOB: 0 BB: 0 P: 5	R: 0 E: 0 K: 1 S: 6	H: 1 LOB: 2 BB: 1 P: 10	R: 2 E: 3 K: 1 S: 9	H: 1 LOB: 2 BB: 0 P: 9	R: 0 E: 0 K: 1 S: 5	H: 0 LOB: 0 BB: 0 P: 5	R: 0 E: 0 K: 1 S: 5	H: 0 LOB: 0 BB: 0 P: 5	R: 0 E: 0 K: 0 S: 3	H: 0 LOB: 0 BB: 0 P: 3	1B: 6 2B: 1 3B: 0 HR: 0	SF: 0 SAC: 0 DP: 0 HBP: 0	WP: 0 PB: 0 SB: 0 CS: 0	PA: 39
<b>PITCHER</b>	IP WLS BF H R ER SO BB IBB HBP BLK WP HR S P ERA WHIP																					
Denny Lemaster, L (1, 1) ERA: 3.29	9.0 W 39 7 3 1 8 2 0 0 0 0 0 0 53 61 1.00 1.000																					

Houston Astros @ Montreal Expos  
 Jarry Park, Montreal, QB  
 Fri Aug 01 1969, 7:05 PM EDT  
 Att: 17,611 - Unknown

AB 37  
 R 3  
 H 7  
 RBI 3  
 BB 2  
 SO 8  
 LOB 20





Batter	1	2	3	4	5	6	7	8	9	AB	R	H	RBI	BB	SO	LOB	TOP								
Norm Miller, L (1.9) OBP: 0.371, SLG: 0.367	0-3 K		0-0 1B	4-0 WP BB		0-0 2H 1B		0-0 L3		4	1	2	1	1	1	0									
Joe Morgan, L (1.4) OBP: 0.401, SLG: 0.392	4-0 L1-3 3B BB		0-0 1B 1-2 1B	4-0 1-2 BB		0-3 K			0-0 L4-3	3	1	1	0	2	1	1									
Jimmy Wynn, R (1.8) OBP: 0.432, SLG: 0.548	4-0 L1-3 3B BB		0-3 K	0-3 K					0-3 L5-3	4	1	0	0	1	3	5									
Denis Menke, R (1.6) OBP: 0.391, SLG: 0.427	0-0 L1-3		0-0 FC3-6 1-3 2H 1B		0-0 F6				0-0 L5-3	5	0	1	1	0	0	2									
Curt Blefary, L (1.3) OBP: 0.366, SLG: 0.420	0-0 CS 3B		0-0 FC3-6 1-2		0-0 F8					3	0	1	2	1	0	2									
Doug Rader, R (1.5) OBP: 0.330, SLG: 0.367	0-0 CS	0-0 L5-3	0-0 F9		0-0 L6-3					4	0	0	0	0	0	3									
Johnny Edwards, L (1.2) OBP: 0.302, SLG: 0.331			0-0 FC6-4 1B	4-0 L4-3 S BB		0-0 SH1-4 1B		0-0 L3 SH3-4 2B		3	2	3	0	1	0	0									
Jesus Alou, R (1.7) OBP: 0.241, SLG: 0.293			0-0 FC6-4 1-2	0-0 L4-3		0-0 F4		0-0 L3		4	0	0	0	0	0	4									
Gary Geiger, L (9.7) OBP: 0.357, SLG: 0.284			0-0 FC6-4 1-2	0-0 L4-3		0-0 F4		0-0 L3		0	0	0	0	0	0	0									
Jim Ray, R (1.1) OBP: 0.125, SLG: 0.125			0-3 K	0-3 K		0-0 SH1-4		0-0 SH3-4		2	0	0	1	0	2	2									
Fred Gladding, L (9.1) OBP: 0.125, SLG: 0.125			0-0 K	0-0 K		0-0 SH1-4		0-0 SH3-4		0	0	0	0	0	0	0									
<b>Inning Stats</b>	R: 2 E: 0 K: 1 S: 5	H: 1 LOB: 2 BB: 2 P: 13	R: 0 E: 0 K: 1 S: 6	H: 1 LOB: 1 BB: 0 P: 6	R: 1 E: 0 K: 1 S: 8	H: 3 LOB: 2 BB: 0 P: 8	R: 0 E: 0 K: 2 S: 7	H: 0 LOB: 3 BB: 3 P: 19	R: 0 E: 0 K: 0 S: 3	H: 0 LOB: 0 BB: 0 P: 3	R: 1 E: 0 K: 1 S: 7	H: 2 LOB: 1 BB: 0 P: 7	R: 0 E: 0 K: 0 S: 3	H: 0 LOB: 1 BB: 1 P: 7	R: 1 E: 0 K: 0 S: 4	H: 1 LOB: 0 BB: 0 P: 4	R: 0 E: 0 K: 1 S: 5	H: 0 LOB: 0 BB: 0 P: 5	1B: 6 2B: 1 3B: 1 HR: 0	SF: 0 SAC: 2 DP: 0 HBP: 0	WP: 1 PB: 0 SB: 1 CS: 1	PA: 41			
<b>PITCHER</b>	IP	WLS	BF	H	R	ER	SO	BB	IBB	HBP	BLK	WP	HR	S	P	ERA	WHIP								
Mike Wegener, R (1.1) ERA: 4.36	5.2	L	28	7	4	4	5	5	0	0	0	1	0	33	53	6.35	2.118								
Roy Face, R (6.1) ERA: 3.91	2.1		9	1	1	1	1	1	0	0	0	0	0	10	14	3.86	0.857								
Dick Radatz, R (9.1) ERA: 4.47	1.0		3	0	0	0	1	0	0	0	0	0	0	5	5	0.00	0.000								

Houston Astros @ Montreal Expos  
Jarry Park, Montreal, QB  
Sat Aug 02 1969, 3:33 AM EDT  
Att: 12,068 - Unknown

AB 32  
R 5  
H 8  
RBI 5  
BB 6  
SO 7  
LOB 19



Batter	1	2	3	4	5	6	7	8	9	AB	R	H	RBI	BB	SO	LOB	BOTTOM								
Ty Cline, L (1.3) OBP: 0.397, SLG: 0.323	0-0 S 1B		0-0 L6		0-0 L6-3			0-0 L3		4	1	1	0	0	0	0									
Ron Fairly, L (1.8) OBP: 0.340, SLG: 0.441	0-3 K		0-0 HR			0-0 F7		0-0 F9		4	1	1	1	0	1	1									
Rusty Staub, L (1.9) OBP: 0.398, SLG: 0.485	0-0 BB 2H 1B		0-3 K			0-0 F8			0-0 HR	4	1	2	2	0	1	0									
Mack Jones, L (1.7) OBP: 0.391, SLG: 0.525	4-0 FC6-4 1-2 BB		0-3 K			0-3 K			4-0 BB	2	0	0	0	2	2	0									
Kevin Collins, L (1.4) OBP: 0.233, SLG: 0.333	0-0 F5			0-3 K			0-0 1B		0-3 K	4	0	1	0	0	2	3									
Coco Laboy, R (1.5) OBP: 0.311, SLG: 0.450	0-0 FC6-4 1-2			0-3 K			0-0 F2		0-0 F9	4	0	0	0	0	1	4									
Ron Brand, R (1.2) OBP: 0.345, SLG: 0.320			0-0 FC1-4 1B		0-0 F9		0-0 F9		0-0 6-3	4	0	1	0	0	0	2									
Bobby Wine, R (1.6) OBP: 0.239, SLG: 0.249			0-0 FC1-4		0-0 6-3		0-0 F7			2	0	0	0	0	0	1									
Bob Bailey, R (7. PH) OBP: 0.324, SLG: 0.445			0-0 FC1-4		0-0 6-3		0-0 F7			1	0	0	0	0	0	1									
Remy Hermoso, R (8.6) OBP: 0.231, SLG: 0.167			0-0 FC1-4		0-0 6-3		0-0 F7			0	0	0	0	0	0	0									
Mike Wegener, R (1.1) OBP: 0.300, SLG: 0.308			0-0 6-3		0-3 K			0-3 K		2	0	0	0	0	1	1									
Roy Face, R (6.1) OBP: 0.500, SLG: 0.500			0-0 6-3							0	0	0	0	0	0	0									
Floyd Wicker, L (6. PH) OBP: 0.162, SLG: 0.114			0-0 6-3							1	0	0	0	0	1	0									
Dick Radatz, R (9.1) OBP: 0.162, SLG: 0.114			0-0 6-3							0	0	0	0	0	0	0									
<b>Inning Stats</b>	R: 1 E: 0 K: 1 S: 7	H: 2 LOB: 2 BB: 1 P: 11	R: 0 E: 0 K: 0 S: 3	H: 1 LOB: 0 BB: 0 P: 3	R: 1 E: 0 K: 2 S: 8	H: 1 LOB: 0 BB: 0 P: 8	R: 0 E: 0 K: 2 S: 7	H: 0 LOB: 0 BB: 0 P: 7	R: 0 E: 0 K: 1 S: 5	H: 0 LOB: 0 BB: 0 P: 5	R: 0 E: 0 K: 1 S: 5	H: 0 LOB: 0 BB: 0 P: 5	R: 0 E: 0 K: 0 S: 4	H: 1 LOB: 1 BB: 0 P: 4	R: 0 E: 0 K: 1 S: 5	H: 0 LOB: 0 BB: 0 P: 5	R: 1 E: 0 K: 1 S: 6	H: 1 LOB: 1 BB: 1 P: 10	1B: 4 2B: 1 3B: 0 HR: 2	SF: 0 SAC: 0 DP: 1 HBP: 0	WP: 0 PB: 0 SB: 1 CS: 0	PA: 34			
<b>PITCHER</b>	IP	WLS	BF	H	R	ER	SO	BB	IBB	HBP	BLK	WP	HR	S	P	ERA	WHIP								
Jim Ray, R (1.1) ERA: 3.63	8.0		30	6	3	3	8	1	0	0	0	0	2	45	49	3.38	0.875								
Fred Gladding, R (9.1) ERA: 3.18	1.0	S	4	0	0	0	1	1	0	0	0	0	0	5	9	0.00	1.000								

Houston Astros @ Montreal Expos  
Jarry Park, Montreal, QB  
Sat Aug 02 1969, 3:33 AM EDT  
Att: 12,068 - Unknown

AB 32  
R 3  
H 6  
RBI 3  
BB 2  
SO 9  
LOB 13





Batter	1	2	3	4	5	6	7	8	9	AB	R	H	RBI	BB	SO	LOB	TOP								
Sandy Valdespino, L (1,7) Gary Geiger, R (7,7) OBP: 0.347, SLG: 0.307 OBP: 0.355, SLG: 0.282	0-3 K		0-0 F7	0-0 L3			0-0 6-3	0-3 K		4	0	0	0	0	1	1									
Joe Morgan, L (1,4) OBP: 0.406, SLG: 0.403	4-0 2B BB		0-0 E 1B		0-0 1B 3B		0-0 CS 1B	0-0 L4		4	2	3	0	1	0	0									
Jimmy Wynn, R (1,8) OBP: 0.434, SLG: 0.550	0-0 1-3 2B		0-0 E8 1B		0-3 K		0-0 F6	4-0 BB BB BB		4	1	2	1	1	1	2									
Denis Menke, R (1,6) OBP: 0.391, SLG: 0.426	0-3 K		0-0 1B		0-0 CS 1B		0-0 F3	0-0 F9		5	0	2	2	0	1	3									
Curt Blefary, L (1,3) OBP: 0.364, SLG: 0.425	0-0 F9		0-0 F7		0-3 K		0-0 HR	0-0 4-3		5	1	1	1	0	1	5									
Norm Miller, L (1,9) OBP: 0.373, SLG: 0.380		0-0 CS 1B		0-0 HR		0-0 5-3		0-0 L8		4	1	2	1	0	0	0									
Johnny Edwards, L (1,2) OBP: 0.307, SLG: 0.352	0-3 K		0-0 1B		0-0 3B		0-0 HR			4	2	3	1	0	1	1									
Marty Martinez, S (1,5) OBP: 0.339, SLG: 0.381	0-0 L6-3		0-0 F8		0-0 1B		0-0 E 1B			4	0	2	1	0	0	1									
Don Wilson, R (1,1) OBP: 0.221, SLG: 0.169			0-3 K	0-3 K		0-3 K		0-0 E6		4	0	0	0	0	3	2									
<b>Inning Stats</b>	R: 0 E: 0 K: 2 S: 8	H: 1 LOB: 2 BB: 1 P: 12	R: 0 E: 0 K: 1 S: 5	H: 1 LOB: 0 BB: 0 P: 5	R: 2 E: 1 K: 1 S: 8	H: 3 LOB: 1 BB: 0 P: 8	R: 1 E: 0 K: 1 S: 7	H: 2 LOB: 1 BB: 0 P: 7	R: 1 E: 0 K: 2 S: 8	H: 2 LOB: 0 BB: 0 P: 8	R: 1 E: 0 K: 1 S: 6	H: 2 LOB: 0 BB: 0 P: 6	R: 0 E: 0 K: 0 S: 3	H: 1 LOB: 0 BB: 0 P: 3	R: 2 E: 1 K: 1 S: 9	H: 3 LOB: 2 BB: 0 P: 9	R: 0 E: 0 K: 0 S: 3	H: 0 LOB: 1 BB: 1 P: 7	1B: 9 2B: 2 3B: 2 HR: 3	SF: 0 SAC: 0 DP: 1 HBP: 0	WP: 0 PB: 0 SB: 1 CS: 3	PA: 41			
<b>PITCHER</b>	IP	WLS	BF	H	R	ER	SO	BB	IBB	HBP	BLK	WP	HR	S	P	ERA	WHIP								
Bill Stoneman, R (1,1) ERA: 5.06	5.0	L	23	9	4	3	7	1	0	0	0	0	1	36	40	5.40	2.000								
Larry Jaster, L (6,1) ERA: 4.72	1.0		4	2	1	1	1	0	0	0	0	0	0	6	6	9.00	2.000								
Roy Face, R (7,1) ERA: 3.81	2.0		10	4	2	2	1	0	0	0	0	0	2	12	12	9.00	2.000								
Dick Radatz, R (9,1) ERA: 4.37	1.0		4	0	0	0	0	1	0	0	0	0	0	3	7	0.00	1.000								

Houston Astros @ Montreal Expos  
Jarry Park, Montreal, QB  
Sun Aug 03 1969, 3:33 AM EDT  
Unknown

AB 39  
R 7  
H 15  
RBI 7  
BB 2  
SO 9  
LOB 17



Batter	1	2	3	4	5	6	7	8	9	AB	R	H	RBI	BB	SO	LOB	BOTTOM								
Ty Cline, L (1,3) OBP: 0.379, SLG: 0.311	0-3 K		0-0 L8	0-0 L6-3			0-0 L3		4-0 BB BB BB	4	0	0	0	1	1	2									
Gary Sutherland, R (1,4) OBP: 0.283, SLG: 0.296	0-0 WP S 1B		0-0 5-3	0-0 F5			0-0 6-3		0-0 4-3	5	0	1	1	0	0	3									
Rusty Staub, L (1,9) OBP: 0.395, SLG: 0.479	4-0 1-3 BB		0-3 K		0-3 K		0-3 K		0-0 1-2 2-3 3-H 0-3	4	0	0	0	1	4	2									
Mack Jones, L (1,7) OBP: 0.390, SLG: 0.521	0-3 K		4-0 1B BB		0-3 K		0-3 K		0-3 K	3	0	0	0	1	3	2									
Ron Fairly, L (1,8) OBP: 0.346, SLG: 0.442	0-0 3-1		0-0 1B		4-0 BB		0-0 6-3		0-0 F5	2	0	1	0	1	0	2									
Roy Face, R (7,1) OBP: 0.500, SLG: 0.500			0-0 1B		0-0 BB		0-0 6-3			0	0	0	0	0	0	0									
Jose Herrera, R (8,PH) OBP: 0.367, SLG: 0.534			1-2 1B		0-0 BB		0-0 6-3			1	0	0	0	0	0	0									
Dick Radatz, R (9,1) OBP: 0.325, SLG: 0.445			0-0 E FC4 WP 1B		0-3 K		0-0 K		0-0 F5	4	1	1	0	0	2	3									
John Bateman, R (1,2) OBP: 0.260, SLG: 0.343		0-0 FC4 WP 1-3		0-0 HR		0-0 6-3		0-0 BB 1B 4-3		4	2	2	1	0	0	1									
Bobby Wine, R (1,6) OBP: 0.241, SLG: 0.250		0-3 K		0-0 HR		0-0 4-3		0-0 F9		3	0	1	0	0	1	1									
Ron Brand, R (9,PH) OBP: 0.343, SLG: 0.318		1-2 1B		L6-3 SH3-4 1B		0-0 4-3		0-0 F9		1	0	0	0	0	0	1									
Bill Stoneman, R (1,1) OBP: 0.127, SLG: 0.098		0-3 K		0-0 SH3-4		0-3 K		0-0 4-3 BB		1	0	0	0	0	1	1									
Larry Jaster, L (6,1) OBP: 0.471, SLG: 0.500		0-3 K		1-2 1B		0-0 K		0-0 4-3 BB		0	0	0	0	0	0	0									
Bob Bailey, R (6,PH) OBP: 0.325, SLG: 0.445		0-0 K		1-2 1B		0-0 K		0-0 4-3 BB		2	0	1	0	0	1	0									
<b>Inning Stats</b>	R: 0 E: 0 K: 2 S: 8	H: 1 LOB: 1 BB: 0 P: 9	R: 1 E: 1 K: 2 S: 9	H: 1 LOB: 1 BB: 0 P: 9	R: 0 E: 0 K: 2 S: 8	H: 1 LOB: 2 BB: 1 P: 12	R: 1 E: 0 K: 0 S: 5	H: 2 LOB: 1 BB: 0 P: 5	R: 0 E: 0 K: 3 S: 9	H: 0 LOB: 1 BB: 1 P: 13	R: 0 E: 0 K: 1 S: 5	H: 0 LOB: 0 BB: 0 P: 5	R: 0 E: 0 K: 1 S: 5	H: 0 LOB: 0 BB: 0 P: 5	R: 2 E: 0 K: 1 S: 7	H: 2 LOB: 2 BB: 1 P: 11	1B: 6 2B: 0 3B: 0 HR: 1	SF: 0 SAC: 1 DP: 0 HBP: 0	WP: 2 PB: 0 SB: 1 CS: 0	PA: 39					
<b>PITCHER</b>	IP	WLS	BF	H	R	ER	SO	BB	IBB	HBP	BLK	WP	HR	S	P	ERA	WHIP								
Don Wilson, R (1,1) ERA: 3.83	9.0	W	39	7	3	2	13	4	0	0	0	2	1	61	77	2.00	1.222								

Houston Astros @ Montreal Expos  
Jarry Park, Montreal, QB  
Sun Aug 03 1969, 3:33 AM EDT  
Unknown

AB 34  
R 3  
H 7  
RBI 2  
BB 4  
SO 13  
LOB 18





Batter	1	2	3	4	5	6	7	8	9	AB	R	H	RBI	BB	SO	LOB	TOP			
Sandy Valdespino, L (1,7) OBP: 0.353, SLG: 0.308 Gary Geiger, L (8,7) OBP: 0.355, SLG: 0.282	0-3 K		0-0 F9			0-0 FC3-6 1B		4-0 L8 2-3 BB		3	0	1	0	1	1	1				
Joe Morgan, L (1,4) OBP: 0.402, SLG: 0.398	0-0 F2			0-3 K		0-0 FC3-6 1-2		0-0 2-3		4	0	0	0	0	1	2				
Jimmy Wynn, R (1,8) OBP: 0.430, SLG: 0.544	0-0 F6			0-0 1-3		0-0 L8		0-0 L8		4	0	0	0	0	0	2				
Curt Blefary, L (1,3) OBP: 0.363, SLG: 0.422		0-0 L8		0-0 3-1		4-0 BB		0-0 F5		3	0	0	0	1	0	1				
Denis Menke, R (1,6) OBP: 0.390, SLG: 0.424		0-0 5-3			0-0 BB 1B		0-0 L8		0-0 F7	4	0	1	0	0	0	2				
Norm Miller, L (1,9) OBP: 0.372, SLG: 0.375		0-0 4-3			4-0 BB FC3-6		0-0 4-3		0-0 4-3	3	0	0	0	1	0	0				
Johnny Edwards, L (1,2) OBP: 0.306, SLG: 0.350			0-0 SH3-4 1B		0-0 L8		0-0 1-3		0-0 6-3	4	0	1	0	0	0	2				
Marty Martinez, S (1,5) OBP: 0.339, SLG: 0.379			0-0 F9		0-0 FC3-6 1-2		0-0 1B			3	0	1	0	0	0	3				
Larry Dierker, R (1,1) OBP: 0.179, SLG: 0.224			0-0 SH3-4 1-2		0-3 K		0-3 K			2	0	0	0	0	2	3				
<b>Inning Stats</b>	R: 0 E: 0 K: 1 S: 5	H: 0 LOB: 0 BB: 0 P: 5	R: 0 E: 0 K: 0 S: 3	H: 0 LOB: 0 BB: 0 P: 3	R: 0 E: 0 K: 0 S: 4	H: 1 LOB: 1 BB: 0 P: 4	R: 0 E: 0 K: 1 S: 5	H: 0 LOB: 0 BB: 0 P: 5	R: 0 E: 0 K: 1 S: 6	H: 1 LOB: 2 BB: 1 P: 10	R: 0 E: 0 K: 1 S: 6	H: 1 LOB: 1 BB: 0 P: 6	R: 0 E: 0 K: 0 S: 3	H: 0 LOB: 1 BB: 1 P: 7	R: 0 E: 0 K: 0 S: 3	H: 0 LOB: 0 BB: 0 P: 3	1B: 4 2B: 0 3B: 0 HR: 0	SF: 0 SAC: 1 DP: 0 HBP: 0	WP: 0 PB: 0 SB: 1 CS: 0	PA: 34
<b>PITCHER</b> Howie Reed, R (1,1) ERA: 3.52	IP: 9.0 WLS: W BF: 34 H: 4 R: 0 ER: 0 SO: 4 BB: 3 IBB: 0 HBP: 0 BLK: 0 WP: 0 HR: 0 S: 39 P: 51 ERA: 0.00 WHIP: 0.778																			

Houston Astros @ Montreal Expos  
Jarry Park, Montreal, QB  
Sun Aug 03 1969, 3:38 AM EDT  
Att: 24,235 - Unknown

AB	30
R	0
H	4
RBI	0
BB	3
SO	4
LOB	16



Batter	1	2	3	4	5	6	7	8	9	AB	R	H	RBI	BB	SO	LOB	BOTTOM					
Ty Cline, L (1,8) OBP: 0.375, SLG: 0.308	0-0 L4		0-0 L8			0-0 L5-3			0-0 FC3-6 1B	4	0	1	0	0	0	0						
Gary Sutherland, R (1,4) OBP: 0.279, SLG: 0.292	0-0 F8			0-0 5-3		0-0 6-3			0-0 FC3-6 1B FC6	4	1	0	0	0	0	1						
Rusty Staub, L (1,9) OBP: 0.399, SLG: 0.481	4-0 S BB			0-0 F2			0-0 SH1-3 1B		0-0 FC6 1B	3	0	2	0	1	0	0						
Mack Jones, L (1,7) OBP: 0.387, SLG: 0.516	0-3 K			0-0 4-3			0-0 SH1-3		0-0 FC6	3	0	0	1	0	1	2						
Bob Bailey, R (1,3) OBP: 0.325, SLG: 0.444		0-0 CS 1B			0-0 5-3		0-3 K			3	0	1	0	0	1	1						
Coco Laboy, R (1,5) OBP: 0.308, SLG: 0.446		0-3 K			0-0 F8		0-0 L7			3	0	0	0	0	1	2						
Ron Brand, R (1,2) OBP: 0.343, SLG: 0.318			0-0 6-3			0-0 FC5-4 1B			0-0 5-3	3	0	1	0	0	0	0						
Bobby Wine, R (1,6) OBP: 0.237, SLG: 0.246			0-0 6-3		0-0 FC5-4				0-0 F8	3	0	0	0	0	0	1						
Howie Reed, R (1,1) OBP: 0.273, SLG: 0.316			0-3 K			0-3 K			0-0 F8	3	0	0	0	0	2	0						
<b>Inning Stats</b>	R: 0 E: 0 K: 1 S: 5	H: 0 LOB: 1 BB: 1 P: 9	R: 0 E: 0 K: 1 S: 5	H: 1 LOB: 0 BB: 0 P: 5	R: 0 E: 0 K: 1 S: 5	H: 0 LOB: 0 BB: 0 P: 5	R: 0 E: 0 K: 0 S: 3	H: 0 LOB: 0 BB: 0 P: 3	R: 0 E: 0 K: 0 S: 4	H: 1 LOB: 1 BB: 0 P: 4	R: 0 E: 0 K: 1 S: 5	H: 0 LOB: 0 BB: 0 P: 5	R: 0 E: 0 K: 0 S: 6	H: 1 LOB: 1 BB: 0 P: 6	R: 0 E: 0 K: 0 S: 3	H: 0 LOB: 0 BB: 0 P: 3	R: 1 E: 0 K: 0 S: 4	H: 2 LOB: 2 BB: 0 P: 4	1B: 5 2B: 1 3B: 0 HR: 0	SF: 0 SAC: 1 DP: 1 HBP: 0	WP: 0 PB: 0 SB: 1 CS: 1	PA: 31
<b>PITCHER</b> Larry Dierker, R (1,1) ERA: 2.6	IP: 8.1 WLS: L BF: 31 H: 5 R: 1 ER: 1 SO: 5 BB: 1 IBB: 0 HBP: 0 BLK: 0 WP: 0 HR: 0 S: 40 P: 44 ERA: 1.08 WHIP: 0.720																					

Houston Astros @ Montreal Expos  
Jarry Park, Montreal, QB  
Sun Aug 03 1969, 3:38 AM EDT  
Att: 24,235 - Unknown

AB	29
R	1
H	5
RBI	1
BB	1
SO	5
LOB	7





Batter	1	2	3	4	5	6	7	8	9	AB	R	H	RBI	BB	SO	LOB	TOP					
<b>Felipe Alou, R</b> OBP: 0.343, SLG: 0.380 (1,8)										4	0	1	0	0	1	1	<b>Atlanta Braves @ Montreal Expos</b> Jarry Park, Montreal, QB Mon Aug 04 1969, 7:05 PM EDT Att: 14,091 - Unknown					
<b>Tony Gonzalez, L</b> OBP: 0.336, SLG: 0.376 (1,7)										4	0	1	0	0	0	1						
<b>Hank Aaron, R</b> OBP: 0.409, SLG: 0.632 (1,9)										4	0	0	0	0	1	2						
<b>Orlando Cepeda, R</b> OBP: 0.333, SLG: 0.450 (1,3)										4	1	3	1	0	0	1						
<b>Felix Millan, R</b> OBP: 0.332, SLG: 0.371 (1,4)										3	0	0	0	1	1	2						
<b>Bob Aspromonte, R</b> OBP: 0.315, SLG: 0.357 (8,6)										4	0	2	0	0	0	0						
<b>Bob Tillman, R</b> OBP: 0.263, SLG: 0.401 (1,2)										4	0	0	0	0	1	3						
<b>Gil Garrido, R</b> OBP: 0.276, SLG: 0.279 (8, PH)										2	0	1	0	0	0	0						
<b>Tito Francona, L</b> OBP: 0.376, SLG: 0.388 (8, PH)										1	0	0	0	0	0	0						
<b>Clete Boyer, R</b> OBP: 0.348, SLG: 0.404 (8,5)										0	0	0	0	0	0	0						
<b>George Stone, L</b> OBP: 0.154, SLG: 0.154 (1,1)										2	0	0	0	0	2	1						
<b>Mike Lum, L</b> OBP: 0.313, SLG: 0.299 (8, PH)										1	0	0	0	0	0	0						
<b>Gary Neibauer, R</b> OBP: 0.348, SLG: 0.404 (8,1)										0	0	0	0	0	0	0						
<b>Inning Stats</b>	R: 0 E: 0 K: 0 S: 4	H: 1 LOB: 1 BB: 0 P: 4	R: 0 E: 0 K: 2 S: 7	H: 0 LOB: 0 BB: 7 P: 7	R: 0 E: 0 K: 1 S: 5	H: 1 LOB: 0 BB: 0 P: 5	R: 0 E: 0 K: 0 S: 4	H: 1 LOB: 1 BB: 0 P: 4	R: 0 E: 0 K: 0 S: 3	H: 0 LOB: 0 BB: 0 P: 3	R: 0 E: 0 K: 1 S: 6	H: 1 LOB: 1 BB: 0 P: 6	R: 0 E: 0 K: 0 S: 4	H: 2 LOB: 1 BB: 0 P: 4	R: 0 E: 0 K: 1 S: 5	H: 0 LOB: 0 BB: 1 P: 5	R: 1 E: 0 K: 1 S: 7	H: 2 LOB: 2 BB: 1 P: 11	1B: 7 2B: 1 3B: 0 HR: 1	SF: 0 SAC: 0 DP: 2 HBP: 0	WP: 0 PB: 0 SB: 0 CS: 0	PA: 34
<b>PITCHER</b> <b>Jerry Robertson, R</b> ERA: 3.94 (1,1)	IP: 9.0 WLS: W BF: 34 H: 8 R: 1 ER: 1 SO: 6 BB: 1 IBB: 0 HBP: 0 BLK: 0 WP: 0 HR: 1 S: 45 P: 49 ERA: 1.00 WHIP: 1.000															<b>PITCHER</b>						

Batter	1	2	3	4	5	6	7	8	9	AB	R	H	RBI	BB	SO	LOB	BOTTOM			
<b>Gary Sutherland, R</b> OBP: 0.281, SLG: 0.294 (1,4)										4	1	1	1	1	0	3	<b>Atlanta Braves @ Montreal Expos</b> Jarry Park, Montreal, QB Mon Aug 04 1969, 7:05 PM EDT Att: 14,091 - Unknown			
<b>Rusty Staub, L</b> OBP: 0.399, SLG: 0.486 (1,9)										4	1	1	2	0	1	1				
<b>Bob Bailey, R</b> OBP: 0.330, SLG: 0.449 (1,3)										4	2	2	0	1	1	2				
<b>Coco Laboy, R</b> OBP: 0.312, SLG: 0.447 (1,5)										4	1	2	1	1	1	2				
<b>Jose Herrera, R</b> OBP: 0.369, SLG: 0.524 (1,8)										5	0	2	0	0	1	4				
<b>Mack Jones, L</b> OBP: 0.394, SLG: 0.514 (1,7)										5	1	1	2	0	2	4				
<b>Ron Brand, R</b> OBP: 0.356, SLG: 0.330 (1,2)										3	0	3	0	1	0	0				
<b>Bobby Wine, R</b> OBP: 0.238, SLG: 0.246 (1,6)										4	0	1	1	0	0	4				
<b>Jerry Robertson, S</b> OBP: 0.081, SLG: 0.056 (1,1)										4	1	1	0	0	3	6				
<b>Inning Stats</b>	R: 2 E: 0 K: 1 S: 7	H: 2 LOB: 1 BB: 1 P: 11	R: 0 E: 0 K: 1 S: 6	H: 1 LOB: 1 BB: 0 P: 6	R: 2 E: 1 K: 1 S: 7	H: 1 LOB: 3 BB: 3 P: 19	R: 1 E: 0 K: 1 S: 7	H: 2 LOB: 1 BB: 0 P: 7	R: 0 E: 0 K: 1 S: 5	H: 1 LOB: 0 BB: 0 P: 5	R: 1 E: 0 K: 1 S: 7	H: 2 LOB: 1 BB: 0 P: 7	R: 1 E: 0 K: 1 S: 8	H: 3 LOB: 2 BB: 0 P: 8	R: 0 E: 0 K: 2 S: 8	H: 2 LOB: 2 BB: 0 P: 9		1B: 10 2B: 3 3B: 0 HR: 1	SF: 0 SAC: 0 DP: 0 HBP: 1	WP: 0 PB: 0 SB: 1 CS: 0
<b>PITCHER</b> <b>George Stone, L</b> ERA: 4.11 (1,1)	IP: 7.0 WLS: L BF: 37 H: 12 R: 7 ER: 7 SO: 7 BB: 3 IBB: 0 HBP: 0 BLK: 0 WP: 0 HR: 1 S: 47 P: 63 ERA: 9.00 WHIP: 2.143															<b>PITCHER</b>				
<b>Gary Neibauer, R</b> ERA: 3.6 (8,1)	IP: 1.0 WLS: L BF: 5 H: 2 R: 0 ER: 0 SO: 2 BB: 0 IBB: 0 HBP: 1 BLK: 0 WP: 0 HR: 0 S: 8 P: 9 ERA: 0.00 WHIP: 2.000															<b>PITCHER</b>				






Batter	1	2	3	4	5	6	7	8	9	AB	R	H	RBI	BB	SO	LOB	TOP			
<b>Felix Millan, R</b> OBP: 0.329, SLG: 0.368 (1, 4)	L1-3		L4-3			FC6-4		L6-3		4	0	0	0	0	0	2				
<b>Tony Gonzalez, L</b> OBP: 0.338, SLG: 0.375 (1, 8)	F8			F7					BB	3	1	1	0	1	0	0				
<b>Hank Aaron, R</b> OBP: 0.405, SLG: 0.625 (1, 9)	K			L5-3		F7			F7	4	0	0	0	0	1	3				
<b>Rico Carty, R</b> OBP: 0.429, SLG: 0.541 <b>Mike Lum, L</b> OBP: 0.313, SLG: 0.299 (1, 7) (9, 7)		L6-3		L3			L4-3		FC6-4	2	0	0	0	2	0	0				
<b>Orlando Cepeda, R</b> OBP: 0.332, SLG: 0.448 (1, 3)					F7		F6		FC6-4	4	0	1	0	0	0	2				
<b>Clete Boyer, R</b> OBP: 0.344, SLG: 0.399 (1, 5)		FC3-6			F6		L4-3		F4	4	0	0	0	0	0	3				
<b>Bob Didier, S</b> OBP: 0.320, SLG: 0.322 (1, 2)					L3				L4-3	3	0	0	0	0	0	1				
<b>Gil Garrido, R</b> OBP: 0.277, SLG: 0.281 (1, 6)				F8					SH3-4	3	0	1	0	0	0	0				
<b>Jim Britton, R</b> OBP: 0.125, SLG: 0.125 (1, 1)				L5-3					SH3-4	2	0	1	0	0	0	0				
<b>Inning Stats</b>	R: 0 E: 0 K: 1 S: 5	H: 0 LOB: 0 BB: 0 P: 5	R: 0 E: 0 K: 0 S: 4	H: 1 LOB: 1 BB: 0 P: 4	R: 0 E: 0 K: 0 S: 3	H: 0 LOB: 0 BB: 0 P: 3	R: 0 E: 0 K: 0 S: 3	H: 0 LOB: 0 BB: 0 P: 3	R: 0 E: 0 K: 0 S: 4	H: 1 LOB: 2 BB: 1 P: 8	R: 0 E: 0 K: 0 S: 2	H: 0 LOB: 0 BB: 1 P: 6	R: 0 E: 0 K: 0 S: 4	H: 1 LOB: 1 BB: 0 P: 4	R: 1 E: 1 K: 0 S: 4	H: 1 LOB: 1 BB: 1 P: 8	1B: 4 2B: 1 3B: 0 HR: 0	SF: 0 SAC: 1 DP: 1 HBP: 0	WP: 0 PB: 1 CS: 1	PA: 33
<b>PITCHER</b> <b>Gary Waslewski, R</b> ERA: 2.89 (1, 1)	IP: 9.0 WLS: L BF: 33 H: 4 R: 1 ER: 0 SO: 1 BB: 3 IBB: 0 HBP: 0 BLK: 0 WP: 0 HR: 0 S: 32 P: 44 ERA: 0.00 WHIP: 0.778															<b>PITCHER</b> <b>Gary Waslewski, R</b> ERA: 2.89 (1, 1)	IP: 9.0 WLS: W BF: 35 H: 6 R: 0 ER: 0 SO: 6 BB: 2 IBB: 0 HBP: 0 BLK: 0 WP: 1 HR: 0 S: 45 P: 53 ERA: 0.00 WHIP: 0.889			

Atlanta Braves @ Montreal Expos  
Jarry Park, Montreal, QB  
Tue Aug 05 1969, 7:05 PM EDT  
Unknown


AB 29  
R 1  
H 4  
RBI 0  
BB 3  
SO 1  
LOB 11



Batter	1	2	3	4	5	6	7	8	9	AB	R	H	RBI	BB	SO	LOB	BOTTOM					
<b>Ty Cline, L</b> OBP: 0.371, SLG: 0.300 (1, 3)	WP SH1-4		K			L6-3		L6-3		3	0	0	0	1	1	0						
<b>Gary Sutherland, R</b> OBP: 0.284, SLG: 0.298 (1, 4)	SH1-4			E8		1-4-3				3	0	2	0	0	0	0						
<b>Rusty Staub, L</b> OBP: 0.397, SLG: 0.484 (1, 9)	F5			4-3				F3		4	0	1	0	0	0	3						
<b>Mack Jones, L</b> OBP: 0.383, SLG: 0.509 (1, 7)	6-3			F9		F8			L1	3	0	0	0	1	0	2						
<b>Ron Fairly, L</b> OBP: 0.338, SLG: 0.430 (1, 8)		F7		F9			K		F8	4	0	0	0	0	1	2						
<b>Coco Laboy, R</b> OBP: 0.314, SLG: 0.447 <b>Adolfo Phillips, R</b> OBP: 0.328, SLG: 0.335 (9, FR)		F9		F7					1B	4	0	2	0	0	0	2						
<b>John Bateman, R</b> OBP: 0.260, SLG: 0.340 <b>Ron Brand, R</b> OBP: 0.356, SLG: 0.330 (9, PR)				K		4-3			1B	4	0	1	0	0	1	1						
<b>Bobby Wine, R</b> OBP: 0.235, SLG: 0.243 <b>Bob Bailey, R</b> OBP: 0.325, SLG: 0.447 (9, PH)				F5		6-3			F3	3	0	0	0	0	1	1						
<b>Gary Waslewski, R</b> OBP: 0.095, SLG: 0.100 (1, 1)				F9		K			K	3	0	0	0	0	2	0						
<b>Inning Stats</b>	R: 0 E: 0 K: 0 S: 3	H: 0 LOB: 1 BB: 1 P: 7	R: 0 E: 0 K: 1 S: 5	H: 0 LOB: 0 BB: 0 P: 5	R: 0 E: 0 K: 1 S: 5	H: 0 LOB: 0 BB: 0 P: 5	R: 0 E: 1 K: 0 S: 4	H: 1 LOB: 2 BB: 1 P: 8	R: 0 E: 0 K: 1 S: 5	H: 0 LOB: 0 BB: 0 P: 5	R: 0 E: 0 K: 0 S: 4	H: 1 LOB: 1 BB: 0 P: 4	R: 0 E: 0 K: 2 S: 8	H: 1 LOB: 1 BB: 0 P: 8	R: 0 E: 0 K: 1 S: 6	H: 1 LOB: 0 BB: 0 P: 6	R: 0 E: 0 K: 0 S: 5	H: 2 LOB: 2 BB: 0 P: 5	1B: 6 2B: 0 3B: 0 HR: 0	SF: 0 SAC: 1 DP: 0 HBP: 0	WP: 1 PB: 0 CS: 0	PA: 35
<b>PITCHER</b> <b>Jim Britton, R</b> ERA: 4.23 (1, 1)	IP: 9.0 WLS: W BF: 35 H: 6 R: 0 ER: 0 SO: 6 BB: 2 IBB: 0 HBP: 0 BLK: 0 WP: 1 HR: 0 S: 45 P: 53 ERA: 0.00 WHIP: 0.889															<b>PITCHER</b> <b>Jim Britton, R</b> ERA: 4.23 (1, 1)	IP: 9.0 WLS: W BF: 35 H: 6 R: 0 ER: 0 SO: 6 BB: 2 IBB: 0 HBP: 0 BLK: 0 WP: 1 HR: 0 S: 45 P: 53 ERA: 0.00 WHIP: 0.889					

Atlanta Braves @ Montreal Expos  
Jarry Park, Montreal, QB  
Tue Aug 05 1969, 7:05 PM EDT  
Unknown

AB 32  
R 0  
H 6  
RBI 0  
BB 2  
SO 6  
LOB 13





Batter	1	2	3	4	5	6	7	8	9	AB	R	H	RBI	BB	SO	LOB	TOP										
Felipe Alou, R OBP: 0.343, SLG: 0.380 (1, 8)										3	0	1	0	0	0	1											
Felix Milten, R OBP: 0.326, SLG: 0.365 (1, 4)										4	0	0	0	0	0	2											
Hank Aaron, R OBP: 0.406, SLG: 0.626 (1, 9)										3	1	1	0	1	0	0											
Rico Carty, R OBP: 0.433, SLG: 0.564 Mike Lum, L OBP: 0.311, SLG: 0.297 (7, 7)										3	2	2	1	0	0	1											
Orlando Cepeda, R OBP: 0.331, SLG: 0.453 (1, 3)										4	1	1	3	0	1	0											
Clete Boyer, R OBP: 0.346, SLG: 0.399 (1, 5)										3	0	1	0	1	1	0											
Bob Tillman, R OBP: 0.257, SLG: 0.392 (1, 2)										4	0	0	0	0	2	2											
Gil Garrido, R OBP: 0.270, SLG: 0.274 (1, 6)										3	0	0	0	0	0	0											
Pat Jarvis, R OBP: 0.148, SLG: 0.118 Ron Reed, R OBP: 0.170, SLG: 0.173 Tony Gonzalez, L OBP: 0.339, SLG: 0.375 Paul Doyle, L (8, 1) Cecil Upshaw, R OBP: 0.300, SLG: 0.600 (8, 1)										1	0	0	0	1	1	0											
<b>Inning Stats</b>	R: 0 E: 0 K: 0 S: 3	H: 0 LOB: 0 BB: 0 P: 3	R: 1 E: 0 K: 1 S: 5	H: 1 LOB: 0 BB: 1 P: 9	R: 0 E: 0 K: 1 S: 6	H: 1 LOB: 1 BB: 0 P: 6	R: 0 E: 0 K: 0 S: 3	H: 1 LOB: 0 BB: 0 P: 3	R: 0 E: 0 K: 1 S: 5	H: 0 LOB: 0 BB: 0 P: 5	R: 0 E: 0 K: 0 S: 2	H: 0 LOB: 0 BB: 1 P: 6	R: 3 E: 1 K: 1 S: 8	H: 2 LOB: 0 BB: 0 P: 8	R: 0 E: 0 K: 0 S: 3	H: 1 LOB: 0 BB: 0 P: 5	1B: 3 2B: 2 3B: 0 HR: 2	SF: 0 SAC: 1 DP: 3 HBP: 0	WP: 0 PB: 0 SB: 0 CS: 1	PA: 34							
<b>PITCHER</b>	IP	WLS	BF	H	R	ER	SO	BB	IBB	HBP	BLK	WP	HR	S	P	ERA	WHIP										
Larry Jaster, L ERA: 4.43 Mike Wegener, R ERA: 4.47 Bill Stoneman, R ERA: 5.03 Dan McGinn, L ERA: 4.21	6.0		20	3	1	1	3	2	0	0	0	0	1	24	32	1.50	0.833										

Atlanta Braves @ Montreal Expos  
Jarry Park, Montreal, QB  
Tue Aug 05 1969, 7:05 PM EDT  
Att: 26,543 - Unknown

AB 29  
R 4  
H 6  
RBI 4  
BB 4  
SO 5  
LOB 8



Batter	1	2	3	4	5	6	7	8	9	AB	R	H	RBI	BB	SO	LOB	BOTTOM										
Gary Sutherland, R OBP: 0.284, SLG: 0.303 (1, 4)										4	1	1	0	0	1	3											
Ron Fairly, L OBP: 0.337, SLG: 0.428 Adolfo Phillips, R OBP: 0.327, SLG: 0.333 (8, PH)										3	1	1	1	0	1	0											
Rusty Staub, L OBP: 0.394, SLG: 0.479 (1, 9)										4	0	0	0	0	1	1											
Mack Jones, L OBP: 0.384, SLG: 0.518 (1, 7)										4	1	2	2	0	0	0											
Bob Bailey, R OBP: 0.328, SLG: 0.442 (1, 3)										3	0	0	0	1	0	0											
Coco Laboy, R OBP: 0.315, SLG: 0.448 (1, 5)										4	0	2	0	0	1	2											
Ron Brand, R OBP: 0.349, SLG: 0.322 (1, 2)										4	0	0	0	0	0	2											
Bobby Wine, R OBP: 0.236, SLG: 0.253 Kevin Collins, L OBP: 0.231, SLG: 0.326 (9, PH)										3	0	1	0	0	0	2											
Larry Jaster, L ERA: 4.44, SLG: 0.471 Ty Cline, R OBP: 0.308, SLG: 0.297 Mike Wegener, R OBP: 0.305, SLG: 0.359 Jose Hernandez, R OBP: 0.127, SLG: 0.059 Bill Stoneman, R OBP: 0.192, SLG: 0.333 Dan McGinn, L OBP: 0.158, SLG: 0.111 (9, PH)										1	0	0	0	0	0	1											
<b>Inning Stats</b>	R: 0 E: 0 K: 1 S: 5	H: 0 LOB: 0 BB: 0 P: 5	R: 0 E: 0 K: 0 S: 3	H: 0 LOB: 0 BB: 0 P: 3	R: 0 E: 0 K: 1 S: 6	H: 1 LOB: 1 BB: 0 P: 6	R: 0 E: 0 K: 0 S: 3	H: 0 LOB: 0 BB: 0 P: 3	R: 0 E: 0 K: 0 S: 4	H: 1 LOB: 1 BB: 0 P: 4	R: 3 E: 0 K: 0 S: 6	H: 3 LOB: 0 BB: 0 P: 6	R: 0 E: 0 K: 0 S: 5	H: 2 LOB: 2 BB: 0 P: 5	R: 0 E: 0 K: 3 S: 10	H: 1 LOB: 2 BB: 1 P: 14	R: 0 E: 0 K: 0 S: 3	H: 0 LOB: 0 BB: 0 P: 3	1B: 5 2B: 0 3B: 2 HR: 1	SF: 0 SAC: 0 DP: 0 HBP: 0	WP: 0 PB: 0 SB: 0 CS: 0	PA: 36					
<b>PITCHER</b>	IP	WLS	BF	H	R	ER	SO	BB	IBB	HBP	BLK	WP	HR	S	P	ERA	WHIP										
Pat Jarvis, R ERA: 4.87 Ron Reed, R ERA: 4.02 Paul Doyle, L ERA: 2.42 Cecil Upshaw, R ERA: 3.6	6.0		24	6	3	3	2	0	0	0	0	0	0	4	4	4.50	1.000										

Atlanta Braves @ Montreal Expos  
Jarry Park, Montreal, QB  
Tue Aug 05 1969, 7:05 PM EDT  
Att: 26,543 - Unknown

AB 35  
R 3  
H 8  
RBI 3  
BB 1  
SO 5  
LOB 11





Batter	1	2	3	4	5	6	7	8	9	AB	R	H	RBI	BB	SO	LOB	TOP		
<b>Felix Millan, R</b> OBP: 0.327, SLG: 0.366 (1, 4)	0-0 WP 2B		0-0 F7			0-3 K	0-0 3		4-0 1B E BB	4	1	1	0	1	1	2			
<b>Tony Gonzalez, L</b> OBP: 0.342, SLG: 0.390 (1, 8)	0-0 F9			0-0 4-3		0-0 1-H HR		0-0 FC1 E 2B	0-0 E K 1B	5	2	3	2	0	0	1			
<b>Hank Aaron, R</b> OBP: 0.406, SLG: 0.622 (1, 9)	0-0 6-3			0-0 F6		0-0 FC5-4 1B		4-0 E 2B BB	0-3 K	4	1	1	0	1	1	2			
<b>Rico Carty, R</b> OBP: 0.423, SLG: 0.549 (1, 7)	0-0 F8			0-3 K		0-0 FC5-4 WP 2B		0-0 FC1 2B FC6-2		4	1	0	0	0	1	3			
<b>Mike Lum, L</b> OBP: 0.311, SLG: 0.297 (8, PR) (8, 7)	2-3					1-2 2B		1-2 2-H 2B		0	0	0	0	0	0	0			
<b>Orlando Cepeda, R</b> OBP: 0.333, SLG: 0.459 (1, 3)		0-0 F9				0-0 G3		0-0 FC6-2 1-3 2-H 2B		4	0	2	2	0	0	0			
<b>Clete Boyer, R</b> OBP: 0.346, SLG: 0.396 (1, 5)		0-0 G3				0-0 6-3		4-0 FC6-2 IBB		2	0	0	0	2	0	0			
<b>Bob Didier, S</b> OBP: 0.319, SLG: 0.321 (1, 2)		0-3 K				0-0 G3		0-0 FC6-2 G6-4-3		4	0	1	0	0	1	5			
<b>Gil Garrido, R</b> OBP: 0.262, SLG: 0.264 (1, 6)			0-0 6-3			0-3 K		0-0 E5	0-0 G6-4-3	4	0	0	0	0	1	4			
<b>Phil Niekro, R</b> OBP: 0.179, SLG: 0.185 (1, 1)			0-0 F4			0-0 HR 1B		0-3 K		4	1	1	0	0	1	1			
<b>Inning Stats</b>	R: 0 E: 0 K: 0 S: 4	H: 1 LOB: 1 BB: 0 P: 4	R: 0 E: 0 K: 1 S: 5	H: 0 LOB: 0 BB: 0 P: 5	R: 0 E: 0 K: 0 S: 3	H: 0 LOB: 0 BB: 0 P: 3	R: 0 E: 0 K: 1 S: 5	H: 0 LOB: 1 BB: 0 P: 6	R: 0 E: 1 K: 1 S: 5	H: 0 LOB: 0 BB: 0 P: 5	R: 2 E: 1 K: 0 S: 5	H: 2 LOB: 2 BB: 2 P: 13	R: 1 E: 1 K: 1 S: 5	H: 1 LOB: 1 BB: 1 P: 9	1B: 4 2B: 5 3B: 0 HR: 1	SF: 0 SAC: 0 DP: 2 HBP: 0	WP: 2 PA: 39 PB: 0 SB: 0 CS: 0		
<b>PITCHER</b>	IP	WLS	BF	H	R	ER	SO	BB	IBB	HBP	BLK	WP	HR	S	P	ERA	WHIP		
<b>Steve Renko, R</b> ERA: 5.95 (1, 1)	7.0	L	28	6	3	3	5	1	0	0	0	2	1	37	41	3.86	1.000		
<b>Dan McGinn, L</b> ERA: 4.25 (8, 1)	1.0		7	2	2	1	0	1	1	0	0	0	0	5	13	9.00	3.000		
<b>Roy Face, R</b> ERA: 3.74 (9, 1)	1.0		4	1	1	0	1	1	0	0	0	0	0	5	9	0.00	2.000		

Atlanta Braves @ Montreal Expos  
Jarry Park, Montreal, QB  
Wed Aug 06 1969, 7:05 PM EDT  
Att: 14,023 - Unknown

AB 35  
R 6  
H 9  
RBI 4  
BB 4  
SO 6  
LOB 18



Batter	1	2	3	4	5	6	7	8	9	AB	R	H	RBI	BB	SO	LOB	BOTTOM		
<b>Adolfo Phillips, R</b> OBP: 0.322, SLG: 0.327 (1, 8)	0-3 K		0-0 1-3			0-0 6-3		0-0 5-3		4	0	0	0	0	1	0			
<b>Gary Sutherland, R</b> OBP: 0.281, SLG: 0.299 (1, 4)	0-3 K			0-0 1-3		0-0 5-3		0-3 K		4	0	0	0	0	2	0			
<b>Rusty Staub, L</b> OBP: 0.392, SLG: 0.484 (1, 9)	0-3 K			0-0 G3		0-3 K			0-0 HR	4	1	1	1	0	2	0			
<b>Mack Jones, L</b> OBP: 0.385, SLG: 0.516 (1, 7)		4-0 WP S BB		0-0 1B		0-3 K		0-0 4-3		3	0	1	0	1	1	0			
<b>Bob Bailey, R</b> OBP: 0.327, SLG: 0.437 (1, 3)		0-3 K		0-0 3-1		4-0 HR BB		0-3 K		3	1	0	0	1	2	2			
<b>Coco Laboy, R</b> OBP: 0.317, SLG: 0.455 (1, 5)		4-0 G6-4-3 BB			0-0 E6 SH1-4	0-0 HR		0-3 K		3	1	1	2	1	1	0			
<b>Ron Brand, R</b> OBP: 0.351, SLG: 0.324 (1, 2)		0-0 G6-4-3			0-0 SH1-4	0-0 6-3 1B				2	0	1	0	0	0	2			
<b>Bobby Wine, R</b> OBP: 0.241, SLG: 0.259 (1, 6)			0-0 1-4 1B		0-0 G4-6-3 1B	0-0 6-3				3	0	2	0	0	0	1			
<b>Steve Renko, R</b> OBP: 0.333, SLG: 0.333 (1, 1)			0-0 1-4		0-0 G4-6-3	0-0 F5				2	0	0	0	0	0	3			
<b>Dan McGinn, L</b> OBP: 0.190, SLG: 0.333 (8, 1)										0	0	0	0	0	0	0			
<b>Ron Fairly, L</b> OBP: 0.335, SLG: 0.425 (6, PH)										1	0	0	0	0	0	0			
<b>Roy Face, R</b> OBP: 0.500, SLG: 0.500 (9, 1)			1-2		1-2					0	0	0	0	0	0	0			
<b>Inning Stats</b>	R: 0 E: 0 K: 3 S: 9	H: 0 LOB: 0 BB: 0 P: 9	R: 0 E: 0 K: 1 S: 4	H: 0 LOB: 1 BB: 2 P: 12	R: 0 E: 0 K: 0 S: 3	H: 1 LOB: 0 BB: 0 P: 3	R: 0 E: 0 K: 0 S: 4	H: 1 LOB: 1 BB: 0 P: 4	R: 0 E: 1 K: 1 S: 5	H: 0 LOB: 0 BB: 0 P: 5	R: 2 E: 0 K: 1 S: 6	H: 2 LOB: 0 BB: 1 P: 10	R: 0 E: 0 K: 1 S: 5	H: 0 LOB: 0 BB: 0 P: 5	R: 1 E: 0 K: 2 S: 8	H: 1 LOB: 0 BB: 0 P: 8	1B: 4 2B: 2 3B: 0 HR: 2	SF: 0 SAC: 1 DP: 4 HBP: 0	WP: 1 PA: 33 PB: 0 SB: 1 CS: 0
<b>PITCHER</b>	IP	WLS	BF	H	R	ER	SO	BB	IBB	HBP	BLK	WP	HR	S	P	ERA	WHIP		
<b>Phil Niekro, R</b> ERA: 2.55 (1, 1)	9.0	W	33	6	3	3	9	3	0	0	0	1	2	48	60	3.00	1.000		

Atlanta Braves @ Montreal Expos  
Jarry Park, Montreal, QB  
Wed Aug 06 1969, 7:05 PM EDT  
Att: 14,023 - Unknown

AB 29  
R 3  
H 6  
RBI 3  
BB 3  
SO 9  
LOB 8





Batter	1	2	3	4	5	6	7	8	9	AB	R	H	RBI	BB	SO	LOB	TOP										
Gary Sutherland, R OBP: 0.282, SLG: 0.301	F9			FC1-6					K	5	0	2	1	0	1	1											
Ron Fairly, L OBP: 0.331, SLG: 0.417	1B	G3		CS	F5	4-3			F9	5	0	1	0	0	0	5											
Rusty Staub, L OBP: 0.393, SLG: 0.482	G4-3			F7	3-1				4-3	4	0	1	0	1	0	0											
Mack Jones, L OBP: 0.387, SLG: 0.518	G4-3			WP	BB	BB			K	3	1	1	0	1	1	3											
Bob Bailey, R OBP: 0.329, SLG: 0.436		1B	BB	K	BB	BB			F9	3	1	1	0	1	1	2											
Coco Laboy, R OBP: 0.319, SLG: 0.454	1B	1B	BB		F8				K	3	0	1	1	1	1	3											
Ron Brand, R OBP: 0.349, SLG: 0.323	1B			K					G3	4	0	1	0	0	1	1											
Bobby Wine, R OBP: 0.237, SLG: 0.254	K			F2	4-3				F9	4	0	0	0	0	1	3											
Howie Reed, R Kevin Collins, L Larry Jaster, L Roy Face, R Dan McGinn, L Adolfo Phillips, R Bill Stoneman, R	K			E6					K	2	0	0	0	0	1	3											
<b>Inning Stats</b>	R: 0 E: 0 K: 0 S: 4	H: 2 LOB: 1 BB: 0 P: 4	R: 1 E: 0 K: 2 S: 10	H: 3 LOB: 3 BB: 1 P: 14	R: 1 E: 0 K: 2 S: 9	H: 2 LOB: 1 BB: 0 P: 9	R: 0 E: 1 K: 0 S: 3	H: 0 LOB: 0 BB: 0 P: 3	R: 0 E: 0 K: 0 S: 3	H: 1 LOB: 2 BB: 1 P: 8	R: 0 E: 0 K: 2 S: 7	H: 0 LOB: 1 BB: 1 P: 11	R: 0 E: 0 K: 1 S: 5	H: 0 LOB: 0 BB: 0 P: 5	R: 0 E: 0 K: 1 S: 5	H: 0 LOB: 0 BB: 0 P: 5	1B: 7 2B: 1 3B: 0 HR: 0	SF: 0 SAC: 0 DP: 1 HBP: 0	WP: 1 PB: 0 SB: 0 CS: 1	PA: 40							
<b>PITCHER</b>	IP	WLS	BF	H	R	ER	SO	BB	IBB	HBP	BLK	WP	HR	S	P	ERA	WHIP										
Don Wilson, R ERA: 3.8	5.2	W	28	8	2	2	4	4	0	0	0	1	0	32	48	3.18	2.118										
Wade Blasingame, L ERA: 5.63	3.1	S	11	0	0	0	4	1	0	0	0	0	0	18	22	0.00	0.300										

**Montreal Expos @ Houston Astros**  
Astrodome, Houston, TX  
Fri Aug 08 1969, 8:05 PM EDT  
Att: 18,641 - Dome - 72 F

AB 34  
R 2  
H 8  
RBI 2  
BB 5  
SO 8  
LOB 21



Batter	1	2	3	4	5	6	7	8	9	AB	R	H	RBI	BB	SO	LOB	BOTTOM										
Sandy Valdespino, L OBP: 0.350, SLG: 0.291	1B				F5				K2-3	3	1	0	0	2	2	2											
Gary Geiger, R OBP: 0.347, SLG: 0.275	BB	K								0	0	0	0	0	0	0											
Joe Morgan, L OBP: 0.400, SLG: 0.398	BB	S		S	G3					3	2	2	0	1	0	0											
Jimmy Wynn, R OBP: 0.425, SLG: 0.535	1B			S						3	1	1	1	1	1	3											
Denis Menke, R OBP: 0.385, SLG: 0.418	BB	1B			HR					3	1	0	0	1	1	4											
Curt Blefary, L OBP: 0.363, SLG: 0.420	1B									3	0	1	2	1	0	3											
Norm Miller, L OBP: 0.361, SLG: 0.375	L1-5									4	0	1	2	0	2	1											
Doug Rader, R OBP: 0.328, SLG: 0.371	L1-5				F7					4	0	1	0	0	1	2											
Johnny Edwards, L OBP: 0.307, SLG: 0.352					1-3					3	0	0	0	1	0	1											
Don Wilson, R OBP: 0.214, SLG: 0.164					6-3					2	0	0	0	0	0	0											
Wade Blasingame, L ERA: 5.0										2	0	0	0	0	1	1											
<b>Inning Stats</b>	R: 3 E: 0 K: 1 S: 6	H: 2 LOB: 1 BB: 3 P: 18	R: 0 E: 0 K: 1 S: 5	H: 0 LOB: 0 BB: 0 P: 5	R: 1 E: 0 K: 1 S: 6	H: 1 LOB: 1 BB: 1 P: 10	R: 0 E: 0 K: 0 S: 3	H: 0 LOB: 0 BB: 0 P: 3	R: 1 E: 0 K: 0 S: 4	H: 1 LOB: 0 BB: 0 P: 4	R: 0 E: 0 K: 1 S: 6	H: 1 LOB: 3 BB: 2 P: 14	R: 0 E: 1 K: 3 S: 10	H: 0 LOB: 2 BB: 1 P: 14	1B: 5 2B: 1 3B: 0 HR: 1	SF: 0 SAC: 0 DP: 1 HBP: 0	WP: 0 PB: 0 SB: 2 CS: 0	PA: 37									
<b>PITCHER</b>	IP	WLS	BF	H	R	ER	SO	BB	IBB	HBP	BLK	WP	HR	S	P	ERA	WHIP										
Howie Reed, R ERA: 3.91	5.0	L	22	4	5	5	3	4	0	0	0	0	0	10	18	0.00	3.000										
Larry Jaster, L ERA: 4.35	1.1		8	2	0	0	2	2	0	0	0	0	0	1	1	0.00	0.000										
Roy Face, R ERA: 3.72	0.1		1	0	0	0	0	0	0	0	0	0	0	1	1	0.00	0.000										
Dan McGinn, L ERA: 4.25	0.1		1	0	0	0	0	0	0	0	0	0	0	1	1	0.00	0.000										
Bill Stoneman, R ERA: 5.0	1.0		5	0	0	0	3	1	0	0	0	0	0	10	14	0.00	1.000										

**Montreal Expos @ Houston Astros**  
Astrodome, Houston, TX  
Fri Aug 08 1969, 8:05 PM EDT  
Att: 18,641 - Dome - 72 F

AB 30  
R 5  
H 6  
RBI 5  
BB 7  
SO 8  
LOB 17









Batter	1	2	3	4	5	6	7	8	9	AB	R	H	RBI	BB	SO	LOB	TOP					
Gary Sutherland, R (1, 4) OBP: 0.283, SLG: 0.307	1-3		5-3		HR		FC6-4 1B		G6-4-3 BB	4	1	2	1	1	0	0	<b>Montreal Expos @ Houston Astros</b> Astrodome, Houston, TX Sun Aug 10 1969, 4:33 AM EDT Att: 21,712 - Dome - 72 F					
Rusty Staub, L (1, 9) OBP: 0.391, SLG: 0.477	F8		G3		F7		F2		G6-4-3 1-2	5	0	0	0	0	0	2						
Bob Bailey, R (1, 3) OBP: 0.327, SLG: 0.429			F3		BB		FC6-4 1-2			3	0	1	0	1	0	1						
Coco Laboy, R (1, 5) OBP: 0.315, SLG: 0.445	F4				F8		G6-4-3 BB		F2	3	0	0	0	1	0	1						
Jose Herrera, R (1, 7) OBP: 0.386, SLG: 0.529		F7		WP 1B	G6-4-3 1-2		FC5-4 1B			4	0	2	0	0	0	2						
Adolfo Phillips, R (1, 8) OBP: 0.341, SLG: 0.329		1B		WP 1B		K	FC5-4 1-2			4	0	2	0	0	1	1						
John Bateman, R (1, 2) OBP: 0.266, SLG: 0.345					1-3	K				4	0	2	0	0	1	2						
Bobby Wine, R (1, 6) OBP: 0.234, SLG: 0.247			K		1-2 2-3					3	0	0	0	1	3	4						
Gary Waslewski, R (1, 1) OBP: 0.087, SLG: 0.091					1-3					2	0	0	0	0	1	5						
Ron Brand, R (7, PH) OBP: 0.341, SLG: 0.314										1	0	0	0	0	0	0						
Larry Jaster, L (7, 1) OBP: 0.444, SLG: 0.471										0	0	0	0	0	0	0						
Ty Cline, L (9, PH) OBP: 0.363, SLG: 0.292					1-3				L6-3	1	0	0	0	0	0	0						
<b>Inning Stats</b>	R: 0 E: 0 K: 0 S: 4	H: 1 LOB: 1 BB: 0 P: 4	R: 0 E: 0 K: 2 S: 9	H: 2 LOB: 2 BB: 0 P: 9	R: 0 E: 0 K: 1 S: 3	H: 0 LOB: 0 BB: 0 P: 3	R: 0 E: 0 K: 1 S: 7	H: 2 LOB: 3 BB: 1 P: 11	R: 1 E: 0 K: 0 S: 3	H: 1 LOB: 1 BB: 2 P: 11	R: 0 E: 0 K: 2 S: 7	H: 0 LOB: 0 BB: 0 P: 7	R: 0 E: 0 K: 1 S: 4	H: 1 LOB: 2 BB: 0 P: 4	R: 0 E: 0 K: 1 S: 7	H: 2 LOB: 2 BB: 1 P: 7	R: 0 E: 0 K: 0 S: 2	H: 0 LOB: 0 BB: 1 P: 6	1B: 8 2B: 0 3B: 0 HR: 1	SF: 0 SAC: 0 DP: 2 HBP: 0	WP: 1 PB: 0 SB: 0 CS: 0	PA: 38
<b>PITCHER</b> Denny Lemaster, L (1, 1) ERA: 3.28	IP: 9.0 WLS: W BF: 38 H: 9 R: 1 ER: 1 SO: 6 BB: 3 IBB: 1 HBP: 0 BLK: 0 WP: 1 HR: 1 S: 46 P: 62 ERA: 1.00 WHIP: 1.333															<b>PITCHER</b>						

Batter	1	2	3	4	5	6	7	8	9	AB	R	H	RBI	BB	SO	LOB	BOTTOM			
Jesus Alou, R (1, 7) OBP: 0.254, SLG: 0.313	BB 1B	F8			FC3-6 BB 1-2		SH5-3 1B			4	1	2	0	0	0	1	<b>Montreal Expos @ Houston Astros</b> Astrodome, Houston, TX Sun Aug 10 1969, 4:33 AM EDT Att: 21,712 - Dome - 72 F			
Joe Morgan, L (1, 4) OBP: 0.402, SLG: 0.404	1B FC6-4 BB		4-3		1B BB		SH5-3			1	1	0	0	2	0	0				
Jimmy Wynn, R (1, 8) OBP: 0.425, SLG: 0.529	F6		5-3		1-3 2-H 1B		G6-4-3 IBB			3	0	1	0	1	0	2				
Norm Miller, L (1, 9) OBP: 0.363, SLG: 0.375	FC6-4 1-3 2-H 1B		K		F6		G6-4-3 1-2			4	0	1	1	0	1	5				
Denis Menke, R (1, 6) OBP: 0.384, SLG: 0.418	FC6-4 1-2 3-H BB				SF7 3B		F8			4	1	1	1	0	1	1				
Curt Blefary, L (1, 3) OBP: 0.390, SLG: 0.415					SF7		L4			2	0	1	1	1	0	0				
Doug Rader, R (1, 5) OBP: 0.326, SLG: 0.368	K				K		F7			4	0	1	0	0	2	2				
Johnny Edwards, L (1, 2) OBP: 0.304, SLG: 0.346		F3			4-3		G6-4-3 1-2			3	0	0	0	0	0	2				
Denny Lemaster, R (1, 1) OBP: 0.239, SLG: 0.258		1-3					FC3-6 BB		SH5-3 1B BB	1	0	0	0	2	0	0				
<b>Inning Stats</b>	R: 2 E: 0 K: 1 S: 7	H: 2 LOB: 2 BB: 2 P: 15	R: 0 E: 0 K: 0 S: 3	H: 0 LOB: 0 BB: 0 P: 3	R: 0 E: 0 K: 1 S: 5	H: 0 LOB: 0 BB: 0 P: 5	R: 1 E: 0 K: 1 S: 6	H: 1 LOB: 0 BB: 0 P: 6	R: 0 E: 0 K: 0 S: 3	H: 1 LOB: 2 BB: 2 P: 11	R: 0 E: 0 K: 1 S: 6	H: 2 LOB: 1 BB: 0 P: 6	R: 0 E: 0 K: 0 S: 3	H: 1 LOB: 2 BB: 2 P: 11	R: 0 E: 0 K: 0 S: 3	H: 0 LOB: 0 BB: 0 P: 3		1B: 6 2B: 0 3B: 1 HR: 0	SF: 1 SAC: 1 DP: 2 HBP: 0	WP: 0 PB: 0 SB: 0 CS: 0
<b>PITCHER</b> Gary Waslewski, R (1, 1) ERA: 2.99	IP: 6.0 WLS: L BF: 26 H: 6 R: 3 ER: 3 SO: 4 BB: 3 IBB: 0 HBP: 0 BLK: 0 WP: 0 HR: 0 S: 30 P: 46 ERA: 4.50 WHIP: 1.667															<b>PITCHER</b>				
Larry Jaster, L (7, 1) ERA: 4.22	IP: 2.0 WLS: 8 BF: 1 H: 0 R: 0 ER: 0 SO: 0 BB: 1 IBB: 1 HBP: 0 BLK: 0 WP: 0 HR: 0 S: 6 P: 14 ERA: 0.00 WHIP: 1.000															<b>PITCHER</b>				

AB	34
R	1
H	9
RBI	1
BB	4
SO	6
LOB	18









Batter	1	2	3	4	5	6	7	8	9	AB	R	H	RBI	BB	SO	LOB	TOP									
<b>Pete Rose, S</b> OBP: 0.420, SLG: 0.530 (1,9)	G3		G4-3		G4-3	P4		G4-3		5	0	0	0	0	0	4	<b>Cincinnati Reds @ Montreal Expos</b> Jarry Park, Montreal, QB Tue Aug 12 1969, 7:05 PM EDT Att: 26,210 - Unknown									
<b>Jimmy Stewart, S</b> OBP: 0.313, SLG: 0.375 (1,8) (8,4)	1B		G3		1B		G4-3	G6-3		4	0	1	0	1	0	0										
<b>Alex Johnson, R</b> OBP: 0.378, SLG: 0.515 (1,7)	1-3		G4-3				F3	L6		5	0	2	0	0	0	0										
<b>Tony Perez, R</b> OBP: 0.383, SLG: 0.579 (1,5)	L1-3			G5-3	F5		G6-3	F8		5	0	0	0	0	4											
<b>Lee May, R</b> OBP: 0.351, SLG: 0.593 (1,3)		K		L8		HR		BB	BB	4	1	2	0	0	1	0										
<b>Johnny Bench, R</b> OBP: 0.394, SLG: 0.537 (1,2)	1B	2B		S	BB	HR		L5		3	1	2	2	1	0	1										
<b>Woody Woodward, R</b> OBP: 0.402, SLG: 0.411 (8, PH)										2	0	1	0	0	0	0										
<b>Fred Whitfield, L</b> OBP: 0.366, SLG: 0.250 (8, FR)										0	0	0	0	1	0	0										
<b>Darrel Chaney, S</b> OBP: 0.283, SLG: 0.243 (8, 6)										0	0	0	0	0	0	0										
<b>Giraldo Ruiz, S</b> OBP: 0.298, SLG: 0.279 (8, PH)										3	0	0	0	0	0	4										
<b>Ted Savage, R</b> OBP: 0.326, SLG: 0.370 (8, 8)	P7			F2		B5-3				0	0	0	0	1	0	0										
<b>Gerry Arrigo, L</b> OBP: 0.118, SLG: 0.118 (5, 1)										2	0	0	0	0	2	2										
<b>Pedro Ramos, S</b> OBP: 0.250, SLG: 0.314 (8, PH)										0	0	0	0	1	0	0										
<b>Jim Beauchamp, R</b> OBP: 0.308, SLG: 0.348 (8, 1)										1	0	0	0	1	3	0										
<b>Clay Carroll, R</b> OBP: 0.308, SLG: 0.348 (8, 1)										0	0	0	0	0	0	0										
<b>Inning Stats</b>	R: 0 E: 0 K: 0 S: 4	H: 2 LOB: 1 BB: 0 P: 4	R: 0 E: 0 K: 2 S: 9	H: 2 LOB: 2 BB: 0 P: 9	R: 0 E: 0 K: 0 S: 3	H: 0 LOB: 0 BB: 1 P: 3	R: 0 E: 0 K: 0 S: 3	H: 0 LOB: 2 BB: 1 P: 8	R: 0 E: 0 K: 1 S: 6	H: 1 LOB: 2 BB: 1 P: 10	R: 2 E: 0 K: 0 S: 5	H: 2 LOB: 1 BB: 1 P: 9	R: 0 E: 0 K: 0 S: 3	H: 0 LOB: 0 BB: 0 P: 3	R: 0 E: 0 K: 1 S: 6	H: 1 LOB: 3 BB: 2 P: 14	R: 0 E: 0 K: 0 S: 3	H: 0 LOB: 0 BB: 0 P: 3	1B: 5 2B: 3 3B: 0 HR: 1	SF: 0 SAC: 0 DP: 1 HBP: 1	WP: 0 PB: 0 SB: 1 CS: 0	PA: 40				
<b>PITCHER</b>	IP	WLS	BF	H	R	ER	SO	BB	IBB	HBP	BLK	WP	HR	S	P	ERA	WHIP									
<b>Bill Stoneman, R</b> ERA: 4.88	(1, 1)	7.2	W	36	8	2	2	4	5	0	1	0	0	1	38	59	2.35	1.696								
<b>Roy Face, R</b> ERA: 3.63	(8, 1)	1.1	S	4	0	0	0	0	0	0	0	0	0	4	4	0.00	0.000									

AB	34
R	2
H	8
RBI	2
BB	5
SO	4
LOB	18



Batter	1	2	3	4	5	6	7	8	9	AB	R	H	RBI	BB	SO	LOB	BOTTOM									
<b>Adolfo Phillips, R</b> OBP: 0.321, SLG: 0.339 (1,8)	F8		G1-3					K	K	5	1	1	1	0	2	1	<b>Cincinnati Reds @ Montreal Expos</b> Jarry Park, Montreal, QB Tue Aug 12 1969, 7:05 PM EDT Att: 26,210 - Unknown									
<b>Jose Herrera, R</b> OBP: 0.378, SLG: 0.514 (1,7)	F7		G1-3		SH1-4		E6			4	1	1	0	0	0	0										
<b>Bob Bailey, R</b> OBP: 0.329, SLG: 0.425 (1,3)	E5			G6-3	SH1-4		K			3	1	1	0	0	1	1										
<b>Coco Laboy, R</b> OBP: 0.322, SLG: 0.449 (1,5)				2B	1B	BB				2	1	2	2	2	0	0										
<b>Rusty Staub, L</b> OBP: 0.394, SLG: 0.486 (1,9)	F4			F9	G1-6-3			FC6-4	IBB	3	0	0	0	1	0	4										
<b>Gary Sutherland, R</b> OBP: 0.285, SLG: 0.311 (1,4)			G5-3		1B	2B		E7	FC6-4	4	1	2	0	0	0	2										
<b>John Bateman, R</b> OBP: 0.265, SLG: 0.338 (1,2)					1B	IBB		F8		3	0	0	0	1	0	1										
<b>Bobby Wine, R</b> OBP: 0.242, SLG: 0.256 (1,6)								G6-3		4	0	2	2	0	0	1										
<b>Bill Stoneman, R</b> OBP: 0.121, SLG: 0.093 (8, 1)										3	0	0	0	0	3	3										
<b>Roy Face, R</b> OBP: 0.500, SLG: 0.500 (8, 1)										0	0	0	0	0	0	0										
<b>Inning Stats</b>	R: 1 E: 1 K: 0 S: 5	H: 2 LOB: 1 BB: 0 P: 5	R: 0 E: 0 K: 0 S: 3	H: 0 LOB: 0 BB: 0 P: 3	R: 0 E: 0 K: 1 S: 5	H: 0 LOB: 0 BB: 0 P: 5	R: 2 E: 0 K: 1 S: 7	H: 2 LOB: 2 BB: 2 P: 15	R: 1 E: 0 K: 0 S: 4	H: 2 LOB: 1 BB: 1 P: 8	R: 0 E: 1 K: 1 S: 6	H: 1 LOB: 0 BB: 0 P: 6	R: 1 E: 1 K: 2 S: 9	H: 1 LOB: 2 BB: 1 P: 13	R: 0 E: 0 K: 1 S: 6	H: 1 LOB: 1 BB: 0 P: 6	1B: 6 2B: 2 3B: 0 HR: 1	SF: 0 SAC: 2 DP: 1 HBP: 0	WP: 0 PB: 0 SB: 0 CS: 0	PA: 37						
<b>PITCHER</b>	IP	WLS	BF	H	R	ER	SO	BB	IBB	HBP	BLK	WP	HR	S	P	ERA	WHIP									
<b>Gerry Arrigo, L</b> ERA: 5.94	(1, 1)	4.0	L	20	6	4	3	2	1	1	0	0	0	0	22	30	6.75	1.750								
<b>Pedro Ramos, R</b> ERA: 4.95	(5, 1)	3.0		13	2	1	0	3	1	1	0	0	0	17	25	0.00	1.000									
<b>Clay Carroll, R</b> ERA: 3.79	(8, 1)	1.0		4	1	0	0	1	0	0	0	0	0	6	6	0.00	1.000									

AB	31
R	5
H	9
RBI	5
BB	4
SO	6
LOB	13





Batter	1	2	3	4	5	6	7	8	9	10	11	AB	R	H	RBI	BB	SO	LOB	TOP							
<b>Pete Rose, S</b> OBP: 0.425, SLG: 0.534 (1.9)	G1-3		1B				1B		HR		SH1-4	4	3	3	0	2	0	0								
<b>Jimmy Stewart, S</b> OBP: 0.326, SLG: 0.401 (1.8)	F5		1B						HR		WP	5	2	3	2	1	0	2								
<b>Alex Johnson, R</b> OBP: 0.376, SLG: 0.512 (1.7)	G5-1-3		FC4-6						HR		SH1-4	4	0	1	1	0	0	2								
<b>Tony Perez, R</b> OBP: 0.384, SLG: 0.579 (1.5)		G4-3	FC4-6						K		WP	5	1	2	0	1	1	3								
<b>Lee May, R</b> OBP: 0.349, SLG: 0.586 (1.3)		K							FC6-4		HR	5	1	0	0	1	4	3								
<b>Johnny Bench, R</b> OBP: 0.398, SLG: 0.547 (1.2)										L9	HR	5	1	3	4	1	0	0								
<b>Woody Woodward, R</b> OBP: 0.390, SLG: 0.398 (8. PH)												3	0	0	0	0	0	3								
<b>Jim Beauchamp, R</b> OBP: 0.243, SLG: 0.306 (8.6)												1	0	0	0	0	0	2								
<b>Darrel Chaney, S</b> OBP: 0.281, SLG: 0.240 (8.6)												2	0	0	0	0	0	0								
<b>Giraldo Ruiz, S</b> OBP: 0.290, SLG: 0.271 (1.4)												5	0	0	0	0	1	2								
<b>Jack Fisher, R</b> OBP: 0.300, SLG: 0.130 (7. PH)												2	0	1	0	0	0	0								
<b>Fred Whitfield, C</b> OBP: 0.246, SLG: 0.246 (7.1)												1	0	0	0	0	1	0								
<b>Al Jackson, L</b> OBP: 0.308, SLG: 0.348 (7.1)												0	0	0	0	0	0	0								
<b>Wayne Granger, R</b> OBP: 0.332, SLG: 0.333 (7.1)												1	0	1	0	0	0	0								
<b>Ted Savage, R</b> OBP: 0.316, SLG: 0.357 (7.7)												2	0	0	0	0	2	0								
<b>Inning Stats</b>	R: 0 E: 0 K: 0 S: 3	H: 0 LOB: 0 BB: 0 P: 3	R: 0 E: 0 K: 1 S: 6	H: 1 LOB: 1 BB: 0 P: 6	R: 1 E: 0 K: 1 S: 7	H: 2 LOB: 2 BB: 1 P: 11	R: 0 E: 0 K: 1 S: 5	H: 0 LOB: 0 BB: 0 P: 5	R: 0 E: 0 K: 0 S: 4	H: 2 LOB: 1 BB: 0 P: 4	R: 0 E: 0 K: 1 S: 6	H: 1 LOB: 2 BB: 1 P: 10	R: 0 E: 0 K: 1 S: 7	H: 2 LOB: 2 BB: 0 P: 7	R: 2 E: 0 K: 2 S: 10	H: 3 LOB: 1 BB: 0 P: 10	R: 0 E: 0 K: 0 S: 3	H: 0 LOB: 0 BB: 0 P: 3	R: 5 E: 0 K: 1 S: 7	H: 2 LOB: 0 BB: 3 P: 19	1B: 10 2B: 2 3B: 0 HR: 2	SF: 0 SAC: 1 DP: 1 HBP: 0	WP: 1 PB: 0 SB: 0 CS: 0	PA: 52		
<b>PITCHER</b>	IP 8.1	WLS L	BF 39	H 12	R 3	ER 3	SO 7	BB 2	IBB 1	HBP 0	BLK 0	WP 0	HR 1	S 50	P 62	ERA 3.84	WHIP 1.680									
<b>Howie Reed, R</b> ERA: 3.84 (1.1)	2.1	L	11	1	4	4	2	2	1	0	0	1	0	12	24	15.43	1.286									
<b>Dick Radatz, R</b> ERA: 4.91 (9.1)	0.1		2	1	1	1	0	0	0	0	0	0	1	2	2	27.00	3.000									
<b>Roy Face, R</b> ERA: 3.77 (11.1)																										

Cincinnati Reds @ Montreal Expos  
 Jarry Park, Montreal, QB  
 Wed Aug 13 1969, 7:05 PM EDT  
 Att: 17,162 - Unknown

AB 45  
 R 8  
 H 14  
 RBI 7  
 BB 6  
 SO 9  
 LOB 17



Batter	1	2	3	4	5	6	7	8	9	10	11	AB	R	H	RBI	BB	SO	LOB	BOTTOM						
<b>Ron Brand, R</b> OBP: 0.329, SLG: 0.302 (1.2)	K		B2						P4		G4-3	6	0	0	0	1	3								
<b>Ron Fairly, L</b> OBP: 0.335, SLG: 0.455 (1.8)	G3		WP						G3			6	1	3	2	0	0	1							
<b>Rusty Staub, L</b> OBP: 0.395, SLG: 0.495 (1.9)	L6		G3								G1-3	5	1	2	1	1	0	2							
<b>Mack Jones, L</b> OBP: 0.389, SLG: 0.509 (1.7)												3	0	0	0	2	2	0							
<b>Coco Labov, R</b> OBP: 0.318, SLG: 0.444 (1.5)												5	0	0	0	0	0	4							
<b>Bob Bailey, R</b> OBP: 0.333, SLG: 0.434 (1.3)												5	0	3	0	0	0	0							
<b>Gary Sutherland, R</b> OBP: 0.286, SLG: 0.311 (1.4)												4	0	1	0	1	0	2							
<b>Bobby Wine, R</b> OBP: 0.241, SLG: 0.255 (1.6)												5	1	1	0	0	0	3							
<b>Howie Reed, R</b> OBP: 0.299, SLG: 0.333 (1.1)												3	0	1	0	0	2	1							
<b>Dick Radatz, R</b> OBP: 0.286, SLG: 0.167 (9.1)												0	0	0	0	0	0	0							
<b>Roy Face, R</b> OBP: 0.500, SLG: 0.500 (11.1)												0	0	0	0	0	0	0							
<b>Ty Cline, L</b> OBP: 0.368, SLG: 0.298 (11. PH)												1	0	1	0	0	0	0							
<b>Inning Stats</b>	R: 0 E: 0 K: 1 S: 5	H: 0 LOB: 0 BB: 0 P: 5	R: 0 E: 0 K: 0 S: 4	H: 1 LOB: 1 BB: 0 P: 4	R: 1 E: 0 K: 0 S: 5	H: 2 LOB: 1 BB: 0 P: 5	R: 0 E: 0 K: 1 S: 6	H: 1 LOB: 1 BB: 0 P: 6	R: 0 E: 0 K: 1 S: 7	H: 2 LOB: 2 BB: 1 P: 11	R: 1 E: 0 K: 1 S: 6	H: 1 LOB: 2 BB: 2 P: 14	R: 0 E: 0 K: 1 S: 6	H: 1 LOB: 1 BB: 0 P: 6	R: 0 E: 0 K: 0 S: 4	H: 1 LOB: 2 BB: 1 P: 8	R: 0 E: 0 K: 0 S: 3	H: 0 LOB: 0 BB: 0 P: 3	R: 0 E: 0 K: 0 S: 4	H: 2 LOB: 1 BB: 0 P: 4	1B: 6 2B: 2 3B: 2 HR: 2	SF: 0 SAC: 1 DP: 1 HBP: 0	WP: 2 PB: 0 SB: 0 CS: 0	PA: 48	
<b>PITCHER</b>	IP 6.0	WLS 3	BF 26	H 7	R 2	ER 2	SO 3	BB 0	IBB 1	HBP 0	BLK 0	WP 2	HR 1	S 31	P 35	ERA 3.00	WHIP 1.167								
<b>Jack Fisher, R</b> ERA: 4.76 (7.1)	0.2		3	1	1	1	1	0	0	0	0	0	1	5	5	13.50	1.500								
<b>Clay Carroll, R</b> ERA: 3.85 (7.1)	0.0		2	0	0	0	0	2	0	0	0	0	0	0	8										
<b>Al Jackson, L</b> ERA: 6.45 (7.1)	4.1	W	17	4	0	0	1	0	1	0	0	0	0	18	22	0.00	0.923								

Cincinnati Reds @ Montreal Expos  
 Jarry Park, Montreal, QB  
 Wed Aug 13 1969, 7:05 PM EDT  
 Att: 17,162 - Unknown

AB 43  
 R 3  
 H 12  
 RBI 3  
 BB 4  
 SO 5  
 LOB 16





Batter	1	2	3	4	5	6	7	8	9	AB	R	H	RBI	BB	SO	LOB	TOP										
<b>Pete Rose, S</b> OBP: 0.421, SLG: 0.529 (1, 9)	L9		G4-3		F7		G5-3			4	0	0	0	0	0	2	<b>Cincinnati Reds @ Montreal Expos</b> Jarry Park, Montreal, QB Thu Aug 14 1969, 7:05 PM EDT Att: 13,732 - Unknown										
<b>Jimmy Stewart, S</b> OBP: 0.324, SLG: 0.398 (1, 8)	G6-4-3 1B			P7		F8		G4-3		4	0	1	0	0	0	0											
<b>Alex Johnson, R</b> OBP: 0.375, SLG: 0.509 (1, 7)	G6-4-3 1-2			G4-3		G1-3 WP 1B		G5-3		4	1	1	0	0	0	1											
<b>Tony Perez, R</b> OBP: 0.385, SLG: 0.577 (1, 5)		BB 1B		K		G1-3 1-3				3	0	1	0	1	1	1											
<b>Lee May, R</b> OBP: 0.350, SLG: 0.584 (1, 3)		G4-6-3 BB			G6-3	FC6-4 1B		G5-3		3	0	1	1	1	0	1											
<b>Johnny Bench, R</b> OBP: 0.397, SLG: 0.546 (1, 2)			K			FC6-4 E 2B				4	1	1	0	0	1	3											
<b>Woody Woodward, R</b> OBP: 0.376, SLG: 0.381 (1, 6)	G4-6-3 1-2				L8		G4-3		G5-3	4	0	0	0	0	0	3											
<b>Giraldo Ruiz, S</b> OBP: 0.294, SLG: 0.276 (1, 4)			G1-3		E9 E 1B				K	4	1	2	1	0	1	0											
<b>Jim Maloney, L</b> OBP: 0.229, SLG: 0.387 <b>Al Jackson, L</b> (6, 1)				F2		E4 2H				2	0	0	0	0	0	0											
<b>Jim Beauchamp, R</b> OBP: 0.237, SLG: 0.297 <b>Clay Carroll, R</b> OBP: 0.308, SLG: 0.348 (7, 1)							FC5-4 1-2			1	0	0	0	0	0	1											
<b>Inning Stats</b>	R: 0 E: 0 K: 0 S: 3	H: 1 LOB: 0 BB: 0 P: 3	R: 0 E: 0 K: 1 S: 5	H: 1 LOB: 1 BB: 1 P: 9	R: 0 E: 0 K: 0 S: 3	H: 0 LOB: 0 BB: 0 P: 3	R: 0 E: 0 K: 1 S: 5	H: 0 LOB: 0 BB: 0 P: 5	R: 2 E: 2 K: 0 S: 6	H: 2 LOB: 1 BB: 0 P: 6	R: 1 E: 0 K: 0 S: 5	H: 2 LOB: 1 BB: 0 P: 5	R: 0 E: 0 K: 0 S: 4	H: 1 LOB: 1 BB: 0 P: 4	R: 0 E: 0 K: 1 S: 5	H: 0 LOB: 0 BB: 0 P: 5	1B: 6 2B: 1 3B: 0 HR: 0	SF: 0 SAC: 0 DP: 2 HBP: 0	WP: 1 PB: 0 SB: 0 CS: 0	PA: 35							
<b>PITCHER</b>	IP	WLS	BF	H	R	ER	SO	BB	IBB	HBP	BLK	WP	HR	S	P	ERA	WHIP										
<b>Jerry Robertson, R</b> ERA: 3.9 <b>Dan McGinn, L</b> ERA: 4.1	(1, 1)	6.0	W	24	6	3	2	2	1	0	0	0	0	27	31	3.00	1.167										
<b>Dan McGinn, L</b> ERA: 4.1	(7, 1)	3.0	S	11	1	0	0	1	1	0	0	0	0	12	16	0.00	0.667										

AB	33
R	3
H	7
RBI	2
BB	2
SO	3
LOB	12



Batter	1	2	3	4	5	6	7	8	9	AB	R	H	RBI	BB	SO	LOB	BOTTOM										
<b>Ron Brand, R</b> OBP: 0.332, SLG: 0.311 (1, 2)	G4-3		F9		SH2-4					4	1	2	2	0	0	0	<b>Cincinnati Reds @ Montreal Expos</b> Jarry Park, Montreal, QB Thu Aug 14 1969, 7:05 PM EDT Att: 13,732 - Unknown										
<b>Ron Fairly, L</b> OBP: 0.342, SLG: 0.459 (1, 8)	P3		G4-1		FC4-2 WP BB					3	1	1	1	2	0	0											
<b>Rusty Staub, L</b> OBP: 0.395, SLG: 0.491 (1, 9)	WP 1B BB		G4-3		FC4-2 1-3 2H		P6			3	1	0	0	2	0	4											
<b>Mack Jones, L</b> OBP: 0.390, SLG: 0.504 (1, 7)	1B 1-3 BB			G6-3	G1-3			E4 FC6-4 1-3 2H		3	0	0	0	2	0	3											
<b>Coco Laboy, R</b> OBP: 0.323, SLG: 0.445 (1, 5)				FC5-4 BB 1B		2B 1B BB		FC5-4 1-2 BB		3	1	2	1	2	0	2											
<b>Bob Bailey, R</b> OBP: 0.335, SLG: 0.437 (1, 3)			K		FC5-4 BB		L4 1B 2B 2B			3	1	1	0	1	1	4											
<b>Gary Sutherland, R</b> OBP: 0.283, SLG: 0.307 (1, 4)			G5-3		FC5-4 1-2 2-3		G1-3	FC5-4		4	0	0	0	0	0	5											
<b>Bobby Wine, R</b> OBP: 0.243, SLG: 0.257 <b>Ty Cline, L</b> OBP: 0.372, SLG: 0.304 <b>Dan McGinn, L</b> OBP: 0.217, SLG: 0.348 (6, PH)					K2-3			E4 G1-6-3		2	0	1	0	0	1	2											
<b>Jerry Robertson, S</b> OBP: 0.100, SLG: 0.077 <b>Kevin Collins, L</b> OBP: 0.234, SLG: 0.318 (6, PH)			6-3 1B							2	0	1	0	0	0	1											
<b>Jerry Robertson, S</b> OBP: 0.100, SLG: 0.077 <b>Kevin Collins, L</b> OBP: 0.234, SLG: 0.318 (7, 4)			6-3			WP FC4-2 SH2-4 1B		F5		2	0	0	0	0	0	3											
<b>Inning Stats</b>	R: 1 E: 0 K: 1 S: 6	H: 1 LOB: 2 BB: 2 P: 14	R: 0 E: 0 K: 0 S: 3	H: 1 LOB: 0 BB: 0 P: 3	R: 0 E: 0 K: 1 S: 6	H: 1 LOB: 2 BB: 1 P: 10	R: 0 E: 0 K: 0 S: 4	H: 1 LOB: 2 BB: 1 P: 8	R: 3 E: 0 K: 0 S: 6	H: 3 LOB: 2 BB: 2 P: 14	R: 0 E: 0 K: 0 S: 2	H: 0 LOB: 1 BB: 2 P: 10	R: 0 E: 2 K: 0 S: 6	H: 2 LOB: 2 BB: 1 P: 10	1B: 6 2B: 4 3B: 0 HR: 0	SF: 0 SAC: 1 DP: 2 HBP: 0	WP: 3 PB: 0 SB: 0 CS: 0	PA: 41									
<b>PITCHER</b>	IP	WLS	BF	H	R	ER	SO	BB	IBB	HBP	BLK	WP	HR	S	P	ERA	WHIP										
<b>Jim Maloney, R</b> ERA: 2.64 <b>Al Jackson, L</b> ERA: 3.99 <b>Clay Carroll, R</b> ERA: 3.86	(1, 1)	5.2	L	29	7	4	4	2	6	0	0	0	0	27	51	6.35	2.294										
<b>Al Jackson, L</b> ERA: 3.99	(6, 1)	0.1		1	0	0	0	0	0	0	0	0	0	1	1	0.00	0.000										
<b>Clay Carroll, R</b> ERA: 3.86	(7, 1)	2.0		11	2	2	1	0	2	1	0	0	0	8	20	4.50	2.000										

AB	31
R	6
H	9
RBI	5
BB	9
SO	2
LOB	24










Batter	1	2	3	4	5	6	7	8	9	AB	R	H	RBI	BB	SO	LOB	TOP								
Maury Wills, S OBP: 0.333, SLG: 0.335	F8	K		6-3	HR			F7		5	1	1	4	0	1	0	<b>Los Angeles Dodgers @ Montreal Expos</b> Jarry Park, Montreal, QB Sat Aug 16 1969, 7:05 PM EDT Att: 24,949 - Unknown								
Manny Mota, R OBP: 0.396, SLG: 0.440	SF7	3B		4-3	1B			G3		5	1	3	0	0	0	0									
Willie Davis, L OBP: 0.357, SLG: 0.459	SF7	L8		E9	1B			BB	BB	3	1	1	1	1	0	2									
Andy Kosco, R OBP: 0.277, SLG: 0.439	HR	2B		4-3				1B	BB	4	1	1	0	1	2	1									
Willie Crawford, L OBP: 0.329, SLG: 0.425	HR			K				1-2	BB	0	0	0	0	0	0	0									
Wes Parker, S OBP: 0.384, SLG: 0.479	HR	BB		F8	BB	HR	1B		1-3	4	2	2	1	1	0	0									
Bill Sudakis, S OBP: 0.313, SLG: 0.401	HR			1B	BB		K	F7	L6	4	1	1	3	1	1	3									
Ted Sizemore, R OBP: 0.324, SLG: 0.305	1B			1-3	1B		F7		4-3	5	0	2	0	0	0	1									
Jeff Torborg, R OBP: 0.263, SLG: 0.267	F9			1-2	IBB		F8	BB	K	3	1	0	0	2	1	1									
Claude Osteen, L OBP: 0.258, SLG: 0.274	F8			3-1			F8	HR	F8	4	1	0	0	1	0	3									
<b>Inning Stats</b>	R: 4 E: 0 K: 0 S: 7	H: 4 LOB: 1 BB: 1 P: 11	R: 0 E: 0 K: 1 S: 6	H: 1 LOB: 1 BB: 0 P: 6	R: 0 E: 0 K: 0 S: 4	H: 1 LOB: 3 BB: 2 P: 12	R: 0 E: 1 K: 1 S: 6	H: 1 LOB: 1 BB: 0 P: 6	R: 4 E: 0 K: 1 S: 8	H: 3 LOB: 1 BB: 2 P: 16	R: 0 E: 0 K: 1 S: 5	H: 0 LOB: 0 BB: 0 P: 5	R: 0 E: 0 K: 0 S: 3	H: 0 LOB: 0 BB: 0 P: 3	R: 1 E: 0 K: 0 S: 4	H: 1 LOB: 2 BB: 2 P: 12	R: 0 E: 0 K: 1 S: 5	H: 0 LOB: 0 BB: 0 P: 5	1B: 7 2B: 1 3B: 1 HR: 2	SF: 1 SAC: 0 DP: 0 HBP: 0	WP: 0 PB: 0 SB: 2 CS: 0	PA: 45			
<b>PITCHER</b>	IP	WLS	BF	H	R	ER	SO	BB	IBB	HBP	BLK	WP	HR	S	P	ERA	WHIP								
Larry Jaster, L ERA: 4.92	4.2	L	28	9	8	8	3	3	2	0	0	0	2	29	49	15.43	2.571								
Howie Reed, R ERA: 3.92	0.1		2	1	0	0	0	0	0	0	0	0	0	2	2	0.00	3.000								
Mike Wegener, R ERA: 4.44	4.0		15	1	1	1	2	2	0	0	0	0	0	17	25	2.25	0.750								

Batter	1	2	3	4	5	6	7	8	9	AB	R	H	RBI	BB	SO	LOB	BOTTOM								
Adolfo Phillips, R OBP: 0.323, SLG: 0.340	4-3		1-3	1B			F2		FC4-6	5	0	2	0	0	0	0	<b>Los Angeles Dodgers @ Montreal Expos</b> Jarry Park, Montreal, QB Sat Aug 16 1969, 7:05 PM EDT Att: 24,949 - Unknown								
Jose Herrera, R OBP: 0.387, SLG: 0.494	1-3		F4	6-3			1B		FC4-6	5	0	1	0	0	0	4									
Bob Bailey, R OBP: 0.332, SLG: 0.427	BB		2B	BB			F8		FC6-4	3	1	0	0	2	0	3									
Coco Laboy, R OBP: 0.324, SLG: 0.448	6-3		1B	2B			F8			4	1	2	1	0	0	2									
Rusty Staub, L OBP: 0.395, SLG: 0.496	G3		FC6-4	1B			G4-3		3-1	4	0	1	1	0	0	1									
Gary Sutherland, R OBP: 0.287, SLG: 0.316	1B	2B	FC6-4				G6-4-3	1B	F7	4	1	2	0	0	0	1									
John Bateman, R OBP: 0.259, SLG: 0.329	5-3			K			G6-4-3	1B	F7	4	0	0	0	0	1	2									
Bobby Wine, R OBP: 0.250, SLG: 0.261	FC6-4	1B		F8				BB	FC4-6	3	0	2	1	1	0	0									
Larry Jaster, L OBP: 0.450, SLG: 0.474	FC6-4	1B						BB	1B	2	0	1	0	0	0	1									
Howie Reed, R OBP: 0.259, SLG: 0.333	FC6-4			1B			5-3		L9	0	0	0	0	0	0	0									
Mike Wegener, R OBP: 0.293, SLG: 0.300				1B						1	0	0	0	0	0	1									
Ron Brand, R OBP: 0.329, SLG: 0.308				1B						1	0	0	0	0	0	1									
<b>Inning Stats</b>	R: 0 E: 0 K: 0 S: 3	H: 0 LOB: 1 BB: 1 P: 7	R: 1 E: 0 K: 0 S: 5	H: 2 LOB: 1 BB: 0 P: 5	R: 2 E: 0 K: 0 S: 5	H: 2 LOB: 1 BB: 1 P: 9	R: 0 E: 0 K: 1 S: 7	H: 2 LOB: 2 BB: 0 P: 7	R: 0 E: 0 K: 0 S: 3	H: 1 LOB: 0 BB: 0 P: 3	R: 0 E: 0 K: 0 S: 3	H: 1 LOB: 1 BB: 1 P: 7	R: 0 E: 0 K: 0 S: 4	H: 1 LOB: 1 BB: 0 P: 4	R: 0 E: 0 K: 0 S: 3	H: 0 LOB: 0 BB: 0 P: 3	R: 0 E: 0 K: 0 S: 5	H: 2 LOB: 2 BB: 0 P: 5	1B: 9 2B: 2 3B: 0 HR: 0	SF: 0 SAC: 0 DP: 2 HBP: 0	WP: 0 PB: 0 SB: 0 CS: 0	PA: 39			
<b>PITCHER</b>	IP	WLS	BF	H	R	ER	SO	BB	IBB	HBP	BLK	WP	HR	S	P	ERA	WHIP								
Claude Osteen, L ERA: 2.62	9.0	W	39	11	3	3	1	3	0	0	0	0	0	38	50	3.00	1.556								









Batter	1	2	3	4	5	6	7	8	9	AB	R	H	RBI	BB	SO	LOB	TOP										
<b>Jose Arcia, R</b> OBP: 0.241, SLG: 0.248 (1, 4)										3	1	1	1	2	1	0	<b>San Diego Padres @ Montreal Expos</b> Jarry Park, Montreal, QB Tue Aug 19 1969, 7:05 PM EDT Att: 14,250 - Unknown										
<b>Van Kelly, L</b> OBP: 0.292, SLG: 0.391 (1, 5)										5	0	4	0	0	0	2											
<b>Ollie Brown, R</b> OBP: 0.310, SLG: 0.385 (1, 9)										3	1	1	1	2	0	1											
<b>Al Ferrara, R</b> OBP: 0.363, SLG: 0.477 <b>Larry Stahl, L</b> OBP: 0.292, SLG: 0.353 (7, 7)										4	1	1	2	0	1	5											
<b>Nate Colbert, R</b> OBP: 0.318, SLG: 0.478 (1, 3)										4	0	0	0	0	1	3											
<b>Ivan Murrell, R</b> OBP: 0.300, SLG: 0.354 <b>Cito Gaston, R</b> OBP: 0.262, SLG: 0.287 (4, 8)										1	1	0	0	0	0	0											
<b>Chris Cannizzaro, R</b> OBP: 0.310, SLG: 0.396 (1, 2)										4	0	0	0	0	1	2											
<b>Tommy Dean, R</b> OBP: 0.225, SLG: 0.211 (1, 6)										4	0	1	0	0	0	1											
<b>Al Santorini, R</b> OBP: 0.143, SLG: 0.188 <b>Frank Reberger, L</b> (8, 1) <b>Gary Ross, R</b> (8, 1) <b>Dave Roberts, L</b> OBP: 0.286, SLG: 0.286 <b>Jack Baldschun, R</b> OBP: 0.400, SLG: 0.250 (9, 1)										3	1	1	1	0	2	2											
<b>Inning Stats</b>	R: 0 E: 0 K: 0 S: 3	H: 1 LOB: 2 BB: 2 P: 11	R: 1 E: 0 K: 1 S: 7	H: 2 LOB: 2 BB: 0 P: 8	R: 0 E: 0 K: 1 S: 5	H: 0 LOB: 0 BB: 0 P: 5	R: 0 E: 0 K: 0 S: 3	H: 0 LOB: 0 BB: 0 P: 3	R: 1 E: 0 K: 1 S: 6	H: 2 LOB: 1 BB: 1 P: 10	R: 0 E: 0 K: 2 S: 8	H: 1 LOB: 1 BB: 0 P: 8	R: 3 E: 1 K: 0 S: 5	H: 3 LOB: 0 BB: 1 P: 9	R: 0 E: 0 K: 0 S: 3	H: 0 LOB: 0 BB: 0 P: 3		R: 0 E: 0 K: 2 S: 8	H: 1 LOB: 1 BB: 0 P: 8	1B: 8 2B: 0 3B: 0 HR: 2	SF: 0 SAC: 0 DP: 2 HBP: 1	WP: 0 PB: 0 SB: 0 CS: 0	PA: 39				
<b>PITCHER</b>	IP	WLS	BF	H	R	ER	SO	BB	IBB	HBP	BLK	WP	HR	S	P	ERA	WHIP										
<b>Steve Renko, R</b> ERA: 5.53 (1, 1)	7.0	L	32	9	5	5	5	4	0	1	0	0	2	37	54	6.43	1.857										
<b>Claude Raymond, R</b> ERA: 5.14 (8, 1)	1.0		3	0	0	0	0	0	0	0	0	0	0	3	3	0.00	0.000										
<b>Gary Waslewski, R</b> ERA: 3.3 (9, 1)	1.0		4	1	0	0	2	0	0	0	0	0	0	8	8	0.00	1.000										

AB	34
R	5
H	10
RBI	5
BB	4
SO	7
LOB	16



Batter	1	2	3	4	5	6	7	8	9	AB	R	H	RBI	BB	SO	LOB	BOTTOM											
<b>Mack Jones, L</b> OBP: 0.382, SLG: 0.493 (1, 7)										5	0	0	0	0	2	1	<b>San Diego Padres @ Montreal Expos</b> Jarry Park, Montreal, QB Tue Aug 19 1969, 7:05 PM EDT Att: 14,250 - Unknown											
<b>Gary Sutherland, R</b> OBP: 0.285, SLG: 0.313 (1, 4) (8, 6)										5	0	0	0	0	0	1												
<b>Rusty Staub, L</b> OBP: 0.394, SLG: 0.499 (1, 9)										4	2	2	1	1	0	0												
<b>Ron Fairly, L</b> OBP: 0.353, SLG: 0.478 <b>Adolfo Phillips, R</b> OBP: 0.324, SLG: 0.342 (9, PR)										3	1	2	0	2	0	0												
<b>Coco Laboy, R</b> OBP: 0.322, SLG: 0.442 (1, 5)										5	0	1	0	0	1	5												
<b>Ty Cline, L</b> OBP: 0.379, SLG: 0.352 (1, 8)										3	0	1	0	1	0	1												
<b>Ron Brand, R</b> OBP: 0.331, SLG: 0.305 (1, 2)										2	1	1	0	2	0	0												
<b>Bobby Wine, R</b> OBP: 0.248, SLG: 0.256 <b>Kevin Collins, L</b> OBP: 0.232, SLG: 0.315 (7, PH) (8, 4)										2	0	0	0	0	1	3												
<b>Steve Renko, R</b> OBP: 0.300, SLG: 0.450 <b>Bob Bailey, R</b> OBP: 0.333, SLG: 0.427 <b>Claude Raymond, R</b> OBP: 0.286, SLG: 0.286 <b>Jose Herrera, R</b> OBP: 0.363, SLG: 0.487 <b>Gary Waslewski, R</b> OBP: 0.383, SLG: 0.087 (8, PH) (9, 1)										1	0	1	0	0	0	1												
<b>Inning Stats</b>	R: 0 E: 0 K: 0 S: 3	H: 0 LOB: 0 BB: 0 P: 3	R: 0 E: 0 K: 3 S: 11	H: 2 LOB: 3 BB: 1 P: 15	R: 0 E: 0 K: 0 S: 3	H: 0 LOB: 0 BB: 2 P: 11	R: 0 E: 0 K: 0 S: 3	H: 0 LOB: 0 BB: 0 P: 3	R: 0 E: 0 K: 2 S: 7	H: 0 LOB: 0 BB: 0 P: 7	R: 0 E: 0 K: 0 S: 4	H: 1 LOB: 1 BB: 0 P: 4	R: 1 E: 0 K: 1 S: 7	H: 2 LOB: 1 BB: 0 P: 7	R: 2 E: 0 K: 1 S: 7	H: 2 LOB: 2 BB: 2 P: 15		R: 1 E: 0 K: 0 S: 4	H: 1 LOB: 2 BB: 1 P: 8	1B: 6 2B: 1 3B: 0 HR: 1	SF: 1 SAC: 0 DP: 0 HBP: 0	WP: 2 PB: 0 SB: 0 CS: 0	PA: 41					
<b>PITCHER</b>	IP	WLS	BF	H	R	ER	SO	BB	IBB	HBP	BLK	WP	HR	S	P	ERA	WHIP											
<b>Al Santorini, R</b> ERA: 3.97 (1, 1)	7.0	W	31	7	3	3	6	2	1	0	0	0	1	0	1	9	0.00	6.000										
<b>Frank Reberger, R</b> ERA: 3.39 (8, 1)	0.1		3	0	0	0	0	2	0	0	0	0	0	1	9	0.00	6.000											
<b>Gary Ross, R</b> ERA: 4.44 (8, 1)	1.1		5	1	1	1	1	0	0	0	0	0	1	7	7	6.75	0.750											
<b>Dave Roberts, L</b> ERA: 4.44 (9, 1)	0.0		1	0	0	0	0	1	0	0	0	0	0	0	4	∞	∞											
<b>Jack Baldschun, R</b> ERA: 4.03 (9, 1)	0.1	S	1	0	0	0	0	0	0	0	0	0	1	0	1	1	0.00	0.000										

AB	34
R	4
H	8
RBI	3
BB	6
SO	7
LOB	17









Batter	1	2	3	4	5	6	7	8	9	10	AB	R	H	RBI	BB	SO	LOB	TOP	
Jose Arcia, R OBP: 0.244, SLG: 0.252 (1, 4)	F9		G3-6-3					K		P4	5	0	1	0	0	1	2		
Van Kelly, L OBP: 0.365, SLG: 0.377 Sonny Ruberto, R OBP: 0.182, SLG: 0.143 Roberto Pena, R OBP: 0.278, SLG: 0.291 (1, 5)	K			K2-3				K			4	0	1	0	0	3	1		
Ollie Brown, R OBP: 0.310, SLG: 0.389 (1, 9)	HBP			E3				L6			2	0	0	0	0	0	0		
Al Ferrara, R OBP: 0.283, SLG: 0.476 Nate Colbert, R OBP: 0.322, SLG: 0.483 (1, 7)	L8							5-3			3	0	0	0	1	0	3		
Larry Stahl, L OBP: 0.296, SLG: 0.345 (10, 3)											0	0	0	0	0	0	0		
Cito Gaston, R OBP: 0.270, SLG: 0.293 (1, 8)											2	0	0	0	2	0	3		
Chris Cannizzaro, R OBP: 0.310, SLG: 0.305 (1, 2)											4	1	2	0	0	0	1		
Tommy Dean, R OBP: 0.230, SLG: 0.214 (1, 6)											2	0	0	0	0	1	2		
Joe Niekro, R OBP: 0.200, SLG: 0.116 (1, 1)											3	0	1	1	0	1	0		
<b>Inning Stats</b>	R: 0 E: 0 K: 1 S: 5	H: 0 LOB: 1 BB: 0 P: 6	R: 0 E: 0 K: 0 S: 2	H: 0 LOB: 0 BB: 1 P: 6	R: 0 E: 0 K: 0 S: 3	H: 1 LOB: 0 BB: 0 P: 3	R: 0 E: 1 K: 1 S: 5	H: 0 LOB: 1 BB: 1 P: 9	R: 0 E: 1 K: 1 S: 5	H: 0 LOB: 1 BB: 0 P: 5	R: 0 E: 0 K: 2 S: 7	H: 1 LOB: 2 BB: 0 P: 10	R: 0 E: 0 K: 0 S: 4	H: 1 LOB: 2 BB: 0 P: 4	R: 1 E: 0 K: 0 S: 4	H: 1 LOB: 1 BB: 1 P: 8	1B: 5 2B: 1 3B: 0 HR: 0	SF: 1 SAC: 3 DP: 3 HBP: 1	WP: 2 PA: 37
<b>PITCHER</b> Jerry Robertson, R ERA: 3.92 (1, 1)	IP: 10.0 WLS: L BF: 37 H: 5 R: 1 ER: 1 SO: 7 BB: 4 IBB: 0 HBP: 1 BLK: 0 WP: 2 HR: 0 S: 46 P: 63 ERA: 0.90 WHIP: 0.900																		

San Diego Padres @ Montreal Expos  
Jarry Park, Montreal, QB  
Thu Aug 21 1969, 7:05 PM EDT  
Att: 15,334 - Unknown

AB 28  
R 1  
H 5  
RBI 1  
BB 4  
SO 7  
LOB 13



Batter	1	2	3	4	5	6	7	8	9	10	AB	R	H	RBI	BB	SO	LOB	BOTTOM			
Mack Jones, L OBP: 0.381, SLG: 0.489 (1, 7)	6-3		K							4-3	5	0	0	0	0	2	0				
Gary Sutherland, R OBP: 0.288, SLG: 0.314 (1, 4)											3	0	2	0	1	0	0				
Rusty Staub, L OBP: 0.398, SLG: 0.500 (1, 9)	K										4	0	2	0	0	1	2				
Ron Fairly, L OBP: 0.357, SLG: 0.505 (1, 3)											3	0	0	0	1	0	3				
Coco Laboy, R OBP: 0.322, SLG: 0.437 (1, 5)											4	0	0	0	0	0	3				
Ty Cline, L OBP: 0.383, SLG: 0.359 (1, 8)											4	0	1	0	0	0	1				
Ron Brand, R OBP: 0.327, SLG: 0.301 (1, 2)											4	0	0	0	0	0	2				
Bobby Wine, R OBP: 0.250, SLG: 0.282 Bob Bailey, R OBP: 0.332, SLG: 0.426 (1, 6)											3	0	1	0	0	0	1				
Jerry Robertson, S OBP: 0.093, SLG: 0.071 Kevin Collins, L OBP: 0.238, SLG: 0.319 (10, PH)											1	0	0	0	0	1	0				
Jerry Robertson, S OBP: 0.093, SLG: 0.071 Kevin Collins, L OBP: 0.238, SLG: 0.319 (10, PH)											3	0	0	0	0	1	2				
<b>Inning Stats</b>	R: 0 E: 0 K: 1 S: 5	H: 1 LOB: 0 BB: 0 P: 5	R: 0 E: 1 K: 0 S: 4	H: 0 LOB: 1 BB: 0 P: 4	R: 0 E: 0 K: 1 S: 5	H: 0 LOB: 0 BB: 0 P: 5	R: 0 E: 0 K: 0 S: 4	H: 1 LOB: 1 BB: 0 P: 4	R: 0 E: 0 K: 0 S: 4	H: 1 LOB: 1 BB: 0 P: 4	R: 0 E: 0 K: 1 S: 6	H: 1 LOB: 1 BB: 0 P: 6	R: 0 E: 0 K: 1 S: 5	H: 1 LOB: 1 BB: 1 P: 9	R: 0 E: 0 K: 0 S: 3	H: 0 LOB: 0 BB: 0 P: 3	R: 0 E: 0 K: 1 S: 5	H: 0 LOB: 0 BB: 0 P: 5	1B: 5 2B: 1 3B: 0 HR: 0	SF: 0 SAC: 0 DP: 1 HBP: 0	WP: 0 PA: 37
<b>PITCHER</b> Joe Niekro, R ERA: 3.09 (1, 1)	IP: 10.0 WLS: W BF: 37 H: 6 R: 0 ER: 0 SO: 5 BB: 1 IBB: 1 HBP: 0 BLK: 0 WP: 0 HR: 0 S: 45 P: 53 ERA: 0.00 WHIP: 0.700																				

San Diego Padres @ Montreal Expos  
Jarry Park, Montreal, QB  
Thu Aug 21 1969, 7:05 PM EDT  
Att: 15,334 - Unknown

AB 35  
R 0  
H 6  
RBI 0  
BB 2  
SO 5  
LOB 14





Batter	1	2	3	4	5	6	7	8	9	AB	R	H	RBI	BB	SO	LOB	TOP								
Don Mason, L (1,4) OBP: 0.301, SLG: 0.245	6-3		4-0 BB		SH5-4		FC5-4 G3 HR		F7	3	1	0	0	1	0	1	<b>San Francisco Giants @ Montreal Expos</b> Jarry Park, Montreal, QB Fri Aug 22 1969, 7:05 PM EDT Unknown								
Ken Henderson, S (1,7) OBP: 0.292, SLG: 0.331	L8		L8		1B		G3		1B	5	1	2	1	0	0	3									
Willie Mays, R (1,8) OBP: 0.363, SLG: 0.448	K				HR		HR		L8	4	2	2	1	1	1	1									
Willie McCovey, L (1,3)		3-1			HR		G3-6-3		1B	4	2	2	5	1	0	1									
Bobby Bonds, R (1,9) OBP: 0.351, SLG: 0.480		G6-4-3 HBP			L8		K		F3	3	0	0	0	1	1	2									
Jim Davenport, R (1,5) OBP: 0.316, SLG: 0.325		G6-4-3			L8		5-3		1-3	4	0	0	0	0	0	2									
Dick Dietz, R (1,2) OBP: 0.353, SLG: 0.382					F4		L8		L8	2	0	0	0	2	0	0									
Hal Lanier, R (1,6) OBP: 0.252, SLG: 0.253					K		F5		4-3	4	0	0	0	0	1	2									
Bobby Bolin, R (1,1) OBP: 0.289, SLG: 0.289					BB		SH5-4		L8	0	1	0	0	2	0	0									
Frank Linzy, R (6,1) OBP: 0.370, SLG: 0.261					BB		1B		FC5-4	2	0	1	0	0	0	0									
<b>Inning Stats</b>	R: 0 E: 0 K: 1 S: 5	H: 0 LOB: 0 BB: 0 P: 5	R: 0 E: 0 K: 0 S: 2	H: 0 LOB: 0 BB: 0 P: 3	R: 0 E: 0 K: 1 S: 5	H: 0 LOB: 2 BB: 2 P: 13	R: 2 E: 0 K: 0 S: 5	H: 2 LOB: 1 BB: 1 P: 9	R: 2 E: 0 K: 0 S: 4	H: 2 LOB: 0 BB: 1 P: 8	R: 0 E: 0 K: 1 S: 5	H: 0 LOB: 1 BB: 1 P: 9	R: 3 E: 0 K: 0 S: 5	H: 2 LOB: 1 BB: 2 P: 13	R: 0 E: 0 K: 0 S: 3	H: 0 LOB: 0 BB: 0 P: 3	R: 0 E: 0 K: 0 S: 4	H: 1 LOB: 2 BB: 1 P: 8	1B: 5 2B: 0 3B: 0 HR: 2	SF: 0 SAC: 1 DP: 2 HBP: 1	WP: 0 PB: 0 SB: 1 CS: 0	PA: 41			
<b>PITCHER</b>	IP	WLS	BF	H	R	ER	SO	BB	IBB	HBP	BLK	WP	HR	S	P	ERA	WHIP								
Mike Wegener, R (1,1) ERA: 4.57	4.1	L	21	4	4	4	2	4	0	1	0	0	1	20	37	8.31	1.846								
Don Shaw, L (5,1) ERA: 5.29	2.2		12	2	3	3	1	2	1	0	0	0	1	11	23	10.12	1.500								
Claude Raymond, R (8,1) ERA: 5.09	2.0		8	1	0	0	0	0	1	0	0	0	0	7	11	0.00	0.500								

Batter	1	2	3	4	5	6	7	8	9	AB	R	H	RBI	BB	SO	LOB	BOTTOM								
Ty Cline, L (1,8) OBP: 0.377, SLG: 0.353	L8	L4-3			1B		L7		L4-3	5	0	1	0	0	0	1	<b>San Francisco Giants @ Montreal Expos</b> Jarry Park, Montreal, QB Fri Aug 22 1969, 7:05 PM EDT Unknown								
Gary Sutherland, R (1,4) OBP: 0.287, SLG: 0.313	K				F4		F7		6-3	5	0	1	0	0	1	1									
Rusty Staub, L (1,9) OBP: 0.399, SLG: 0.499	1B				4-3		K		1B	3	1	1	0	1	1	1									
Ron Fairly, L (1,3) OBP: 0.364, SLG: 0.526	1B				F8		HR		2B	4	2	3	1	0	0	0									
Mack Jones, L (1,7) OBP: 0.382, SLG: 0.491	K				4-3		FC4-6 HBP		1B	3	1	1	2	0	1	2									
Kevin Collins, L (1,5) OBP: 0.257, SLG: 0.378					HR		FC4-6		G6-3	4	1	3	1	0	0	1									
Ron Brand, R (1,2) OBP: 0.326, SLG: 0.300					2B		1B		G6-3	4	0	1	0	0	1	2									
Bobby Wine, R (1,6) OBP: 0.248, SLG: 0.260					K		G6-3		1B	2	0	0	0	0	0	1									
Coco Laboy, R (6, PH) OBP: 0.321, SLG: 0.435					6-3		G6-3		K	2	0	0	0	0	1	2									
Mike Wegener, R (1,1) OBP: 0.310, SLG: 0.317					K		K		4-3	1	0	1	0	0	0	0									
Don Shaw, L (5,1)										1	0	0	0	0	1	0									
Floyd Wicker, L (7, PH) OBP: 0.146, SLG: 0.103										1	0	0	0	0	1	0									
Claude Raymond, R (8,1) OBP: 0.286, SLG: 0.286										0	0	0	0	0	0	0									
Jose Herrera, R (9, PH) OBP: 0.256, SLG: 0.481										1	0	0	0	0	0	0									
<b>Inning Stats</b>	R: 0 E: 0 K: 2 S: 8	H: 1 LOB: 2 BB: 1 P: 12	R: 1 E: 0 K: 0 S: 5	H: 2 LOB: 1 BB: 0 P: 5	R: 0 E: 0 K: 1 S: 6	H: 1 LOB: 0 BB: 0 P: 3	R: 0 E: 0 K: 1 S: 6	H: 1 LOB: 1 BB: 0 P: 6	R: 0 E: 0 K: 2 S: 8	H: 1 LOB: 1 BB: 0 P: 8	R: 1 E: 0 K: 0 S: 4	H: 2 LOB: 1 BB: 0 P: 5	R: 0 E: 0 K: 1 S: 5	H: 0 LOB: 0 BB: 0 P: 5	R: 3 E: 0 K: 1 S: 8	H: 4 LOB: 0 BB: 0 P: 8	R: 0 E: 0 K: 0 S: 3	H: 0 LOB: 0 BB: 0 P: 3	1B: 8 2B: 2 3B: 0 HR: 2	SF: 0 SAC: 0 DP: 2 HBP: 1	WP: 0 PB: 0 SB: 0 CS: 0	PA: 38			
<b>PITCHER</b>	IP	WLS	BF	H	R	ER	SO	BB	IBB	HBP	BLK	WP	HR	S	P	ERA	WHIP								
Bobby Bolin, R (1,1) ERA: 4.37	5.1	W	25	8	2	2	5	1	0	1	0	0	0	2	33	3.38	1.688								
Frank Linzy, R (6,1) ERA: 3.7	3.2	S	13	4	3	3	2	0	0	0	0	0	0	17	17	7.36	1.091								





Batter	1	2	3	4	5	6	7	8	9	AB	R	H	RBI	BB	SO	LOB	TOP									
Don Mason, L (1, 5) OBP: 0.304, SLG: 0.249										5	0	2	0	0	2	3	<b>San Francisco Giants @ Montreal Expos</b> Jarry Park, Montreal, QB Fri Aug 22 1969, 7:05 PM EDT Att: 28,561 - Unknown									
Ron Hunt, R (1, 4) OBP: 0.347, SLG: 0.324										4	1	2	3	1	0	1										
Dave Marshall, L (1, 7) OBP: 0.356, SLG: 0.308										2	1	1	1	3	0	0										
Willie McCovey, L (1, 3) OBP: 0.454, SLG: 0.695										1	2	0	0	2	0	3										
Bob Burda, L (6, 3) OBP: 0.319, SLG: 0.424									2	0	0	0	0	0	0	4										
Bobby Bonds, R (1, 8) OBP: 0.350, SLG: 0.477										3	1	0	1	1	1	1										
Ken Henderson, S (1, 9) OBP: 0.290, SLG: 0.336										5	1	1	2	0	1	2										
Jack Hiatt, R (1, 2) OBP: 0.344, SLG: 0.325										3	2	1	1	2	0	0										
Hal Lanier, R (1, 6) OBP: 0.252, SLG: 0.251										3	2	0	0	1	0	3										
Mike McCormick, L (1, 1) OBP: 0.214, SLG: 0.231										3	0	0	1	1	2	2										
<b>Inning Stats</b>	R: 0 E: 0 K: 1 S: 5	H: 0 LOB: 0 BB: 5 P: 5	R: 4 E: 1 K: 1 S: 7	H: 1 LOB: 3 BB: 5 P: 27	R: 0 E: 0 K: 0 S: 3	H: 0 LOB: 0 BB: 0 P: 3	R: 0 E: 0 K: 0 S: 3	H: 0 LOB: 0 BB: 0 P: 3	R: 4 E: 0 K: 0 S: 6	H: 4 LOB: 0 BB: 1 P: 10	R: 0 E: 0 K: 1 S: 5	H: 1 LOB: 0 BB: 0 P: 5	R: 0 E: 0 K: 0 S: 2	H: 0 LOB: 0 BB: 1 P: 6	R: 2 E: 0 K: 2 S: 8	H: 1 LOB: 3 BB: 4 P: 24	R: 0 E: 0 K: 1 S: 5	H: 0 LOB: 0 BB: 0 P: 5	1B: 6 2B: 0 3B: 1 HR: 0	SF: 1 SAC: 0 DP: 3 HBP: 0	WP: 0 PB: 0 SB: 0 CS: 0	PA: 43				
<b>PITCHER</b>	IP WLS BF H R ER SO BB IBB HBP BLK WP HR S P ERA WHIP	IP WLS BF H R ER SO BB IBB HBP BLK WP HR S P ERA WHIP	IP WLS BF H R ER SO BB IBB HBP BLK WP HR S P ERA WHIP	IP WLS BF H R ER SO BB IBB HBP BLK WP HR S P ERA WHIP	IP WLS BF H R ER SO BB IBB HBP BLK WP HR S P ERA WHIP	IP WLS BF H R ER SO BB IBB HBP BLK WP HR S P ERA WHIP	IP WLS BF H R ER SO BB IBB HBP BLK WP HR S P ERA WHIP	IP WLS BF H R ER SO BB IBB HBP BLK WP HR S P ERA WHIP	IP WLS BF H R ER SO BB IBB HBP BLK WP HR S P ERA WHIP	IP WLS BF H R ER SO BB IBB HBP BLK WP HR S P ERA WHIP	IP WLS BF H R ER SO BB IBB HBP BLK WP HR S P ERA WHIP	IP WLS BF H R ER SO BB IBB HBP BLK WP HR S P ERA WHIP	IP WLS BF H R ER SO BB IBB HBP BLK WP HR S P ERA WHIP	IP WLS BF H R ER SO BB IBB HBP BLK WP HR S P ERA WHIP	IP WLS BF H R ER SO BB IBB HBP BLK WP HR S P ERA WHIP	IP WLS BF H R ER SO BB IBB HBP BLK WP HR S P ERA WHIP	IP WLS BF H R ER SO BB IBB HBP BLK WP HR S P ERA WHIP	IP WLS BF H R ER SO BB IBB HBP BLK WP HR S P ERA WHIP	IP WLS BF H R ER SO BB IBB HBP BLK WP HR S P ERA WHIP	IP WLS BF H R ER SO BB IBB HBP BLK WP HR S P ERA WHIP	IP WLS BF H R ER SO BB IBB HBP BLK WP HR S P ERA WHIP	IP WLS BF H R ER SO BB IBB HBP BLK WP HR S P ERA WHIP	IP WLS BF H R ER SO BB IBB HBP BLK WP HR S P ERA WHIP	IP WLS BF H R ER SO BB IBB HBP BLK WP HR S P ERA WHIP		
Steve Renko, R (1, 1) ERA: 5.56	3.0	16	5	4	4	1	1	1	0	0	0	0	0	0	16	24	12.00	2.000								
Howie Reed, R (2, 1) ERA: 4.5	1.2	4	1	0	0	1	0	0	0	0	0	0	0	6	6	0.00	0.600									
Don Shaw, L (5, 1) ERA: 5.12	2.0	11	1	2	2	2	5	0	0	0	0	0	0	10	30	9.00	3.000									
Dan McGinn, L (7, 1) ERA: 4.37	1.0	3	0	0	0	1	0	0	0	0	0	0	0	5	5	0.00	0.000									
Claude Raymond, R (9, 1) ERA: 5.0																										

AB	31
R	10
H	7
RBI	9
BB	11
SO	6
LOB	19




Batter	1	2	3	4	5	6	7	8	9	AB	R	H	RBI	BB	SO	LOB	BOTTOM								
Gary Sutherland, R (1, 4) OBP: 0.291, SLG: 0.316										3	1	2	0	1	0	2	<b>San Francisco Giants @ Montreal Expos</b> Jarry Park, Montreal, QB Fri Aug 22 1969, 7:05 PM EDT Att: 28,561 - Unknown								
Rusty Staub, L (1, 9) OBP: 0.400, SLG: 0.497										2	0	0	0	1	2	2									
Bob Bailey, R (1, 3) OBP: 0.331, SLG: 0.422										3	0	0	0	1	2	4									
Coco Laboy, R (1, 5) OBP: 0.321, SLG: 0.433										4	0	1	1	0	1	3									
Jose Herrera, R (1, 7) OBP: 0.345, SLG: 0.463										3	0	0	0	0	0	4									
Dan McGinn, L (7, 1) OBP: 0.208, SLG: 0.333										0	0	0	0	0	0	0									
John Boccabella, R (6, PH) OBP: 0.159, SLG: 0.182										1	0	0	0	0	0	1									
Claude Raymond, R (9, 1) OBP: 0.286, SLG: 0.286										0	0	0	0	0	0	0									
Adolfo Phillips, R (1, 8) OBP: 0.319, SLG: 0.336										4	0	0	0	0	0	0									
John Bateman, R (1, 2) OBP: 0.253, SLG: 0.321										4	1	0	0	0	0	0									
Bobby Wine, R (1, 6) OBP: 0.252, SLG: 0.263										4	0	2	1	0	0	0									
Steve Renko, R (1, 1) OBP: 0.300, SLG: 0.450										0	0	0	0	0	0	0									
Howie Reed, R (2, 1) OBP: 0.241, SLG: 0.308										1	0	0	0	0	1	0									
Don Shaw, L (5, 1) OBP: 0.326, SLG: 0.301										0	0	0	0	0	0	0									
Ron Brand, R (6, PH) OBP: 0.326, SLG: 0.301										3	0	1	0	0	0	1									
<b>Inning Stats</b>	R: 0 E: 0 K: 2 S: 7	H: 1 LOB: 1 BB: 0 P: 7	R: 0 E: 0 K: 0 S: 3	H: 0 LOB: 0 BB: 0 P: 3	R: 0 E: 0 K: 1 S: 5	H: 0 LOB: 0 BB: 0 P: 5	R: 0 E: 0 K: 1 S: 6	H: 1 LOB: 2 BB: 1 P: 10	R: 0 E: 0 K: 0 S: 3	H: 0 LOB: 0 BB: 0 P: 3	R: 1 E: 0 K: 1 S: 6	H: 1 LOB: 2 BB: 2 P: 14	R: 0 E: 0 K: 0 S: 5	H: 2 LOB: 2 BB: 0 P: 5	R: 0 E: 0 K: 1 S: 5	H: 0 LOB: 1 BB: 0 P: 6	R: 1 E: 1 K: 0 S: 4	H: 1 LOB: 0 BB: 0 P: 4	1B: 6 2B: 1 3B: 0 HR: 0	SF: 0 SAC: 0 DP: 2 HBP: 1	WP: 1 PB: 0 SB: 0 CS: 1	PA: 36			
<b>PITCHER</b>	IP WLS BF H R ER SO BB IBB HBP BLK WP HR S P ERA WHIP	IP WLS BF H R ER SO BB IBB HBP BLK WP HR S P ERA WHIP	IP WLS BF H R ER SO BB IBB HBP BLK WP HR S P ERA WHIP	IP WLS BF H R ER SO BB IBB HBP BLK WP HR S P ERA WHIP	IP WLS BF H R ER SO BB IBB HBP BLK WP HR S P ERA WHIP	IP WLS BF H R ER SO BB IBB HBP BLK WP HR S P ERA WHIP	IP WLS BF H R ER SO BB IBB HBP BLK WP HR S P ERA WHIP	IP WLS BF H R ER SO BB IBB HBP BLK WP HR S P ERA WHIP	IP WLS BF H R ER SO BB IBB HBP BLK WP HR S P ERA WHIP	IP WLS BF H R ER SO BB IBB HBP BLK WP HR S P ERA WHIP	IP WLS BF H R ER SO BB IBB HBP BLK WP HR S P ERA WHIP	IP WLS BF H R ER SO BB IBB HBP BLK WP HR S P ERA WHIP	IP WLS BF H R ER SO BB IBB HBP BLK WP HR S P ERA WHIP	IP WLS BF H R ER SO BB IBB HBP BLK WP HR S P ERA WHIP	IP WLS BF H R ER SO BB IBB HBP BLK WP HR S P ERA WHIP	IP WLS BF H R ER SO BB IBB HBP BLK WP HR S P ERA WHIP	IP WLS BF H R ER SO BB IBB HBP BLK WP HR S P ERA WHIP	IP WLS BF H R ER SO BB IBB HBP BLK WP HR S P ERA WHIP	IP WLS BF H R ER SO BB IBB HBP BLK WP HR S P ERA WHIP	IP WLS BF H R ER SO BB IBB HBP BLK WP HR S P ERA WHIP	IP WLS BF H R ER SO BB IBB HBP BLK WP HR S P ERA WHIP	IP WLS BF H R ER SO BB IBB HBP BLK WP HR S P ERA WHIP	IP WLS BF H R ER SO BB IBB HBP BLK WP HR S P ERA WHIP	IP WLS BF H R ER SO BB IBB HBP BLK WP HR S P ERA WHIP	
Mike McCormick, L (1, 1) ERA: 3.35	9.0	W	36	H: 6 R: 2 ER: 1 SO: 6	BB: 3 IBB: 0 HBP: 1 BLK: 0	WP: 1 HR: 0 S: 44 P: 57	ERA: 1.00 WHIP: 1.000																		





Batter	1	2	3	4	5	6	7	8	9	AB R H RBI BB SO LOB	TOP												
Don Mason, L OBP: 0.314, SLG: 0.259 (1, 5)	F5			SH2-3					L6-3	4 1 3 2 1 0 0	<b>San Francisco Giants @ Montreal Expos</b> Jarry Park, Montreal, QB Sat Aug 23 1969, 7:05 PM EDT Att: 23,951 - Unknown												
Ron Hunt, R OBP: 0.347, SLG: 0.320 (1, 4)	1B	6-3		4-3					L6-3	4 0 0 0 0 1 6													
Willie Mays, R OBP: 0.368, SLG: 0.451 (1, 8)	F7								F8	5 1 3 2 1 0 1													
Willie McCovey, L OBP: 0.456, SLG: 0.692 (1, 3)										3 0 1 1 2 0 3													
Bobby Bonds, R OBP: 0.350, SLG: 0.480 (1, 9)										4 0 1 0 1 2 5													
Ken Henderson, S OBP: 0.292, SLG: 0.338 (1, 7)	F8									4 1 1 1 1 1 4													
Dick Dietz, R OBP: 0.359, SLG: 0.390 (1, 2)										4 2 2 0 1 0 1													
Hal Lanier, R OBP: 0.252, SLG: 0.250 (1, 6)										2 0 0 0 1 2 0													
Ray Sadecki, L OBP: 0.222, SLG: 0.219 (1, 1)										2 1 0 0 3 1 3													
<b>Inning Stats</b>	R: 0 E: 0 K: 0 S: 4	H: 1 LOB: 3 BB: 1 P: 9	R: 0 E: 0 K: 1 S: 6	H: 1 LOB: 2 BB: 1 P: 10	R: 1 E: 0 K: 0 S: 4	H: 2 LOB: 1 BB: 1 P: 8	R: 0 E: 0 K: 1 S: 5	H: 0 LOB: 1 BB: 1 P: 9	R: 0 E: 0 K: 1 S: 6	H: 2 LOB: 1 BB: 0 P: 6		R: 2 E: 0 K: 2 S: 8	H: 1 LOB: 3 BB: 3 P: 21	R: 3 E: 0 K: 1 S: 7	H: 2 LOB: 2 BB: 3 P: 19	R: 0 E: 0 K: 1 S: 6	H: 1 LOB: 2 BB: 1 P: 10	R: 0 E: 0 K: 0 S: 3	H: 1 LOB: 0 BB: 0 P: 3	1B: 8 2B: 4 3B: 1 HR: 0	SF: 0 SAC: 3 DP: 3 HBP: 2	WP: 0 PB: 0 SB: 1 CS: 0	PA: 48
<b>PITCHER</b>	IP WLS BF H R ER SO BB IBB HBP BLK WP HR S P ERA WHIP											<b>PITCHER</b>	IP WLS BF H R ER SO BB IBB HBP BLK WP HR S P ERA WHIP										
Gary Waslewski, R ERA: 3.38 (1, 1)	5.2 L 31 7 3 3 4 7 0 2 0 0 0 0 30 60 4.76 2.471																						
Claude Raymond, R ERA: 4.97 (6, 1)	0.1 1 0 0 0 1 0 0 0 0 0 0 0 3 3 0.00 0.000																						
Mike Wegener, R ERA: 4.7 (7, 1)	0.1 3 0 2 2 0 2 0 0 0 0 0 0 1 9 54.00 6.000																						
Dan McGinn, L ERA: 4.39 (7, 1)	1.2 10 3 1 1 2 1 1 0 0 0 0 0 12 20 5.40 2.400																						
Don Shaw, L ERA: 5.02 (9, 1)	1.0 3 1 0 0 0 0 0 0 0 0 0 0 3 3 0.00 1.000																						
<b>Batter</b>	<b>1</b>	<b>2</b>	<b>3</b>	<b>4</b>	<b>5</b>	<b>6</b>	<b>7</b>	<b>8</b>	<b>9</b>	<b>AB R H RBI BB SO LOB</b>	<b>BOTTOM</b>												
Gary Sutherland, R OBP: 0.288, SLG: 0.313 (1, 4)	F8								FC5-4	4 0 0 0 0 0 4	<b>San Francisco Giants @ Montreal Expos</b> Jarry Park, Montreal, QB Sat Aug 23 1969, 7:05 PM EDT Att: 23,951 - Unknown												
Rusty Staub, L OBP: 0.397, SLG: 0.492 (1, 9)	3-1								G3	4 0 0 0 0 1 2													
Bob Bailey, R OBP: 0.328, SLG: 0.416 (1, 3)	6-3								6-3	4 0 0 0 0 0 0													
Coco Laboy, R OBP: 0.320, SLG: 0.432 (1, 5)										4 0 1 0 0 3 0													
Jose Herrera, R OBP: 0.333, SLG: 0.447 (1, 7)										3 0 0 0 0 1 1													
Ron Fairly, L OBP: 0.364, SLG: 0.523 (1, 8)										3 0 1 0 0 1 0													
Ron Brand, R OBP: 0.326, SLG: 0.298 (1, 2)										2 0 0 0 1 0 0													
Bobby Wine, R OBP: 0.249, SLG: 0.260 (1, 6)										3 0 0 0 0 0 2													
Gary Waslewski, R OBP: 0.288, SLG: 0.313 (1, 1)										1 0 0 0 0 0 0													
Claude Raymond, R OBP: 0.288, SLG: 0.313 (6, 1)										0 0 0 0 0 0 0													
John Satterfield, R OBP: 0.257, SLG: 0.286 (6, 9)										1 0 1 0 0 0 0													
Floyd Wicker, R OBP: 0.257, SLG: 0.325 (6, 9)										0 0 0 0 0 0 0													
Mike Wegener, R OBP: 0.350, SLG: 0.480 (7, 1)										0 0 0 0 0 0 0													
Dan McGinn, L OBP: 0.292, SLG: 0.338 (7, 1)										0 0 0 0 0 0 0													
John Boccabella, R OBP: 0.157, SLG: 0.176 (8, 9)										1 0 0 0 0 1 2													
Don Shaw, L ERA: 5.02 (9, 1)										0 0 0 0 0 0 0													
<b>Inning Stats</b>	R: 0 E: 0 K: 0 S: 3	H: 0 LOB: 0 BB: 0 P: 3	R: 0 E: 0 K: 1 S: 5	H: 1 LOB: 0 BB: 0 P: 5	R: 0 E: 0 K: 2 S: 7	H: 0 LOB: 0 BB: 0 P: 7	R: 0 E: 0 K: 2 S: 5	H: 0 LOB: 0 BB: 0 P: 5	R: 0 E: 0 K: 0 S: 4	H: 1 LOB: 2 BB: 0 P: 4	R: 0 E: 0 K: 1 S: 5	H: 0 LOB: 0 BB: 0 P: 5	R: 0 E: 0 K: 1 S: 6	H: 1 LOB: 2 BB: 1 P: 10	R: 0 E: 0 K: 1 S: 5	H: 0 LOB: 0 BB: 0 P: 5	1B: 3 2B: 0 3B: 0 HR: 0	SF: 0 SAC: 0 DP: 1 HBP: 0	WP: 0 PB: 0 SB: 0 CS: 1	PA: 32			
<b>PITCHER</b>	IP WLS BF H R ER SO BB IBB HBP BLK WP HR S P ERA WHIP											<b>PITCHER</b>	IP WLS BF H R ER SO BB IBB HBP BLK WP HR S P ERA WHIP										
Ray Sadecki, L ERA: 4.33 (1, 1)	9.0 W 31 3 0 0 7 1 0 0 0 0 0 0 44 48 0.00 0.444																						





Batter	1	2	3	4	5	6	7	8	9	AB	R	H	RBI	BB	SO	LOB	TOP								
Don Mason, L (1,5) OBP: 0.321, SLG: 0.263	F7		K		L3 BB		BB 1B		WP 2B	4	2	2	0	1	1	1	<b>San Francisco Giants @ Montreal Expos</b> Jarry Park, Montreal, QB Sun Aug 24 1969, 3:33 AM EDT Att: 23,784 - Unknown								
Ron Hunt, R (1,4) OBP: 0.345, SLG: 0.321	K		K		L3 1-2		L8		G3 SF8 2B	5	1	1	1	0	2	3									
Dave Marshall, L (1,7) OBP: 0.353, SLG: 0.302	K			HR BB	K		K		G3	4	1	0	0	1	3	2									
Willie McCovey, L (1,3)		3-1		HR		F7	1B BB		IBB	3	1	1	2	2	0	0									
Bobby Bonds, R (1,8) OBP: 0.351, SLG: 0.486	5-3			6-3		HR	FC6-4 1B		SF8	4	1	2	3	0	0	0									
Ken Henderson, S (1,9) OBP: 0.293, SLG: 0.337				F9 BB 1B		3-1	FC6-4 1B		F6	4	0	1	0	1	0	3									
Dick Dietz, R (1,2) OBP: 0.361, SLG: 0.386	K				1B BB				L8	2	0	0	0	1	1	1									
Hal Lanier, R (1,6) OBP: 0.252, SLG: 0.250			K	F9			FC5-4 1B		6-3	4	0	1	0	0	1	2									
Juan Marichal, R (1,1) OBP: 0.167, SLG: 0.172					1B		FC5-4 1B		K	4	0	1	0	0	2	4									
<b>Inning Stats</b>	R: 0 E: 0 K: 2 S: 7	H: 0 LOB: 0 BB: 0 P: 7	R: 0 E: 0 K: 1 S: 5	H: 0 LOB: 1 BB: 1 P: 9	R: 0 E: 0 K: 3 S: 10	H: 1 LOB: 1 BB: 0 P: 10	R: 2 E: 0 K: 1 S: 7	H: 2 LOB: 2 BB: 2 P: 15	R: 0 E: 0 K: 1 S: 4	H: 0 LOB: 0 BB: 1 P: 8	R: 1 E: 0 K: 0 S: 5	H: 2 LOB: 2 BB: 0 P: 6	R: 1 E: 0 K: 1 S: 7	H: 2 LOB: 2 BB: 1 P: 11	R: 0 E: 0 K: 1 S: 5	H: 0 LOB: 0 BB: 0 P: 5		R: 2 E: 0 K: 0 S: 5	H: 2 LOB: 1 BB: 1 P: 9	1B: 6 2B: 2 3B: 0 HR: 2	SF: 1 SAC: 0 DP: 1 HBP: 1	WP: 1 PB: 0 SB: 0 CS: 0	PA: 42		
<b>PITCHER</b>	IP	WLS	BF	H	R	ER	SO	BB	IBB	HBP	BLK	WP	HR	S	P	ERA	WHIP								
Bill Stoneman, R (1,1) ERA: 4.82	6.2		32	7	4	4	9	5	0	1	0	0	2	44	65	5.40	1.800								
Dan McGinn, L (7,1) ERA: 4.37	0.1		1	0	0	0	0	0	0	0	0	0	0	1	1	0.00	0.000								
Claude Raymond, R (8,1) ERA: 5.11	2.0	L	9	2	2	2	1	0	1	0	0	1	0	10	14	9.00	1.000								

AB	34
R	6
H	9
RBI	6
BB	6
SO	10
LOB	16



Batter	1	2	3	4	5	6	7	8	9	AB	R	H	RBI	BB	SO	LOB	BOTTOM								
Gary Sutherland, R (1,4) OBP: 0.287, SLG: 0.311	1-3	5-3			F8		L1-6-3 1B		G4-6-3 1B	5	0	1	0	0	0	1	<b>San Francisco Giants @ Montreal Expos</b> Jarry Park, Montreal, QB Sun Aug 24 1969, 3:33 AM EDT Att: 23,784 - Unknown								
Ty Cline, L (1,8) OBP: 0.372, SLG: 0.348			L8		K		L1-6-3 1B		L3	5	1	1	0	0	1	2									
Rusty Staub, L (1,9) OBP: 0.396, SLG: 0.490						F8		F8		4	1	1	0	0	1	0									
Ron Fairly, L (1,3) OBP: 0.371, SLG: 0.527				6-3			BB 1B		1B 1B	4	1	3	1	0	0	0									
Mack Jones, L (1,7) OBP: 0.385, SLG: 0.491	K			6-3 5-3 HBP			BB		1B 6-4-3 1B	2	1	1	0	1	1	2									
Coco Laboy, R (1,5) OBP: 0.321, SLG: 0.434				5-3		K			6-4-3 1B	4	0	2	2	0	1	3									
Ron Brand, R (1,2) OBP: 0.321, SLG: 0.293				6-3		5-3			6-4-3 1B	4	0	0	1	0	0	6									
Bobby Wine, R (1,6) OBP: 0.246, SLG: 0.256		6-3			L9				K	4	0	0	0	0	1	2									
Bill Stoneman, R (1,1) OBP: 0.109, SLG: 0.083										2	0	0	0	0	2	0									
Dan McGinn, L (7,1) OBP: 0.209, SLG: 0.333										0	0	0	0	0	0	0									
Kevin Collins, L (7,PH) OBP: 0.255, SLG: 0.374										1	0	0	0	0	0	1									
Claude Raymond, R (8,1) OBP: 0.286, SLG: 0.286										0	0	0	0	0	0	0									
Bob Bailey, R (9,PH) OBP: 0.330, SLG: 0.418									G4-6-3 1B	1	0	1	0	0	0	0									
<b>Inning Stats</b>	R: 2 E: 0 K: 1 S: 9	H: 4 LOB: 2 BB: 0 P: 9	R: 0 E: 0 K: 1 S: 5	H: 0 LOB: 0 BB: 0 P: 5	R: 0 E: 0 K: 1 S: 5	H: 0 LOB: 0 BB: 0 P: 5	R: 0 E: 0 K: 0 S: 3	H: 0 LOB: 1 BB: 0 P: 4	R: 0 E: 0 K: 2 S: 7	H: 0 LOB: 0 BB: 0 P: 7	R: 0 E: 0 K: 1 S: 6	H: 1 LOB: 2 BB: 1 P: 10	R: 0 E: 1 K: 0 S: 4	H: 1 LOB: 1 BB: 0 P: 4	R: 2 E: 0 K: 1 S: 8	H: 3 LOB: 1 BB: 0 P: 8	R: 0 E: 0 K: 0 S: 3	H: 1 LOB: 0 BB: 0 P: 3	1B: 9 2B: 1 3B: 0 HR: 0	SF: 0 SAC: 0 DP: 2 HBP: 1	WP: 0 PB: 0 SB: 0 CS: 0	PA: 38			
<b>PITCHER</b>	IP	WLS	BF	H	R	ER	SO	BB	IBB	HBP	BLK	WP	HR	S	P	ERA	WHIP								
Juan Marichal, R (1,1) ERA: 2.37	9.0	W	38	10	4	4	7	1	0	1	0	0	0	50	55	4.00	1.222								









Batter	1	2	3	4	5	6	7	8	9	AB	R	H	RBI	BB	SO	LOB	TOP			
Ty Cline, L OBP: 0.367, SLG: 0.342 (1, 8)	L6-3		L8		L8		L9		L8	5	1	1	0	0	0	3	<b>Montreal Expos @ Los Angeles Dodgers</b> Dodger Stadium, Los Angeles, CA Wed Aug 27 1969, 7:05 PM PDT Att: 17,309 - Unknown <a href="http://livebaseballscorecards.com">livebaseballscorecards.com</a>			
Gary Sutherland, R OBP: 0.288, SLG: 0.313 (1, 4) (7, 6)	CS BB		F7		F9		P6		FC5	4	0	0	0	1	0	4				
Rusty Staub, L OBP: 0.396, SLG: 0.493 (1, 9)	F3		1B		4-3				HR	4	1	2	2	0	0	1				
Ron Fairly, L OBP: 0.375, SLG: 0.519 (1, 3)		P4			E4				4-3	0	0	0	0	0	0	0				
Mack Jones, L OBP: 0.384, SLG: 0.487 (1, 7)		1B E BB			FC5-4				K	3	1	0	0	1	1	3				
Coco Laboy, R OBP: 0.322, SLG: 0.433 (1, 5)		E4			P5				P2	4	0	2	0	0	0	0				
Ron Brand, R OBP: 0.323, SLG: 0.293 (1, 2)		F9			F9				FC6-4	3	0	0	0	1	0	3				
Bobby Wine, R OBP: 0.241, SLG: 0.251 (1, 6)		F9			4-3				3-1	3	0	0	0	0	1	1				
Steve Renko, R OBP: 0.300, SLG: 0.450 (7, 1)		F9			4-3				3-1	0	0	0	0	0	0	0				
Jose Herrera, R OBP: 0.337, SLG: 0.444 (9, PH)									1-2	1	0	0	0	0	0	1				
Howie Reed, R OBP: 0.233, SLG: 0.296 (1, 1)					5-3					1	0	0	0	0	0	0				
Don Shaw, L (3, 1)					4-3					1	0	0	0	0	0	0				
Kevin Collins, L OBP: 0.269, SLG: 0.380 (7, 4)									BB	1	0	1	0	1	0	0				
<b>Inning Stats</b>	R: 0 E: 0 K: 0 S: 2	H: 0 LOB: 0 BB: 1 P: 6	R: 1 E: 1 K: 0 S: 4	H: 1 LOB: 1 BB: 1 P: 8	R: 1 E: 0 K: 0 S: 6	H: 3 LOB: 2 BB: 0 P: 6	R: 0 E: 0 K: 0 S: 3	H: 0 LOB: 0 BB: 0 P: 3	R: 0 E: 1 K: 1 S: 5	H: 1 LOB: 2 BB: 0 P: 5	R: 0 E: 0 K: 0 S: 6	H: 1 LOB: 1 BB: 0 P: 6	R: 1 E: 0 K: 1 S: 6	H: 1 LOB: 0 BB: 2 P: 11	R: 0 E: 0 K: 0 S: 3	H: 0 LOB: 2 BB: 2 P: 11	1B: 6 2B: 0 3B: 0 HR: 1	SF: 0 SAC: 0 DP: 0 HBP: 0	WP: 0 PB: 0 SB: 1 CS: 1	PA: 38
<b>PITCHER</b> Bill Singer, R ERA: 1.98 (1, 1)	IP: 9.0 WLS: W BF: 38 H: 7 R: 3 ER: 2 SO: 2 BB: 4 IBB: 0 HBP: 0 BLK: 0 WP: 0 HR: 1 S: 38 P: 54 ERA: 2.00 WHIP: 1.222																			

Batter	1	2	3	4	5	6	7	8	9	AB	R	H	RBI	BB	SO	LOB	BOTTOM			
Maury Wills, S OBP: 0.339, SLG: 0.336 (1, 6)	2B 1B		2B BB		1-3				K	5	3	3	0	0	1	0	<b>Montreal Expos @ Los Angeles Dodgers</b> Dodger Stadium, Los Angeles, CA Wed Aug 27 1969, 7:05 PM PDT Att: 17,309 - Unknown <a href="http://livebaseballscorecards.com">livebaseballscorecards.com</a>			
Willie Crawford, L OBP: 0.336, SLG: 0.422 (1, 9)	1B		2B E BB		1-3				K	3	2	2	1	1	1	0				
Willie Davis, L OBP: 0.368, SLG: 0.468 (1, 8)	1B		E 2B		G5-3 E 1B				P6	4	1	3	3	0	0	0				
Wes Parker, S OBP: 0.380, SLG: 0.478 (1, 3)	BB BB		E5 1B		E6				FC3-6 1B	3	1	1	0	1	0	2				
Andy Kosco, R OBP: 0.276, SLG: 0.427 (1, 7)			5-3		G5-3				FC3-6 S	4	0	0	0	0	0	7				
Bill Russell, R OBP: 0.319, SLG: 0.372 (7, PR) (8, 7)	F9		5-3		G5-3				1-2f	0	0	0	0	0	0	0				
Tom Haller, L OBP: 0.338, SLG: 0.371 (1, 2)	G4-6-3		BB 1B		4-3				1B	3	0	1	1	1	0	2				
Jim Lefebvre, S OBP: 0.331, SLG: 0.296 (1, 5)			4-3		F9				3-1	3	0	0	0	1	0	2				
Ted Sizemore, R OBP: 0.323, SLG: 0.308 (1, 4)			1-3		5-3				4-3	4	0	0	0	0	0	2				
Bill Singer, R OBP: 0.105, SLG: 0.095 (1, 1)			5-3		K				K	4	0	0	0	0	2	0				
<b>Inning Stats</b>	R: 2 E: 0 K: 0 S: 5	H: 3 LOB: 1 BB: 1 P: 9	R: 0 E: 0 K: 0 S: 3	H: 0 LOB: 0 BB: 0 P: 3	R: 4 E: 1 K: 0 S: 6	H: 3 LOB: 1 BB: 2 P: 14	R: 1 E: 1 K: 1 S: 8	H: 3 LOB: 2 BB: 0 P: 8	R: 0 E: 0 K: 0 S: 3	H: 0 LOB: 0 BB: 0 P: 3	R: 0 E: 0 K: 1 S: 5	H: 0 LOB: 0 BB: 0 P: 5	R: 0 E: 0 K: 0 S: 4	H: 1 LOB: 2 BB: 1 P: 8	R: 0 E: 0 K: 2 S: 7	H: 0 LOB: 0 BB: 0 P: 7	1B: 8 2B: 2 3B: 0 HR: 0	SF: 0 SAC: 0 DP: 3 HBP: 0	WP: 0 PB: 0 SB: 3 CS: 0	PA: 37
<b>PITCHER</b> Howie Reed, R ERA: 4.92 Don Shaw, L ERA: 4.82 Steve Renko, R ERA: 5.37	IP: 2.0 WLS: L BF: 12 H: 4 R: 2 ER: 1 SO: 2 BB: 1 IBB: 0 HBP: 0 BLK: 0 WP: 0 HR: 0 S: 20 P: 24 ERA: 2.25 WHIP: 1.250																			







Batter	1	2	3	4	5	6	7	8	9	AB	R	H	RBI	BB	SO	LOB	TOP					
Ty Cline, L OBP: 0.360, SLG: 0.355 (1, 8)	L4		BLK BB 1B		F7			L6-3		4	0	1	0	0	0	0	<b>Montreal Expos @ San Diego Padres</b> San Diego Stadium, San Diego, CA Fri Aug 29 1969, 10:05 PM EDT Att: 3,822 - Unknown					
Gary Sutherland, R OBP: 0.293, SLG: 0.311 (1, 4) (7, 6)	F8		BLK BB 1-2			4-3		BB		2	0	0	0	2	0	0						
Rusty Staub, L OBP: 0.396, SLG: 0.489 (1, 9)	BB		1-3			FC3-6 BB		F8		2	0	0	0	2	0	3						
Ron Fairly, L OBP: 0.373, SLG: 0.521 (1, 3)	K		1-2 2-3		G3	FC3-6 1-2		4-3		4	0	0	0	0	1	2						
Mack Jones, L OBP: 0.381, SLG: 0.479 (1, 7)		P5		E4 FC5-4		K		K		4	0	0	0	0	2	1						
Coco Laboy, R OBP: 0.324, SLG: 0.436 (1, 5)	5-3			FC5-4 1-2			F5	1B		4	0	1	0	0	0	1						
John Boccabella, R OBP: 0.176, SLG: 0.169 (1, 2) Bob Bailey, R OBP: 0.328, SLG: 0.413 (9, PH)	F9			FC5-4 1-2			F9	K		3	0	0	0	0	0	1						
Bobby Wine, R OBP: 0.245, SLG: 0.253 (1, 6) Kevin Collins, L OBP: 0.298, SLG: 0.375 (7, PH) (7, 4)			6-3		K		6-3			2	0	0	0	0	1	0						
Mike Wegener, R OBP: 0.295, SLG: 0.302 (1, 1) Jose Herrera, R OBP: 0.330, SLG: 0.435 (8, PH) Howie Reed, R OBP: 0.233, SLG: 0.296 (8, 1)	5-3				K		6-3			1	0	0	0	0	0	0						
								6-3		0	0	0	0	0	0	0						
<b>Inning Stats</b>	R: 0 E: 0 K: 1 S: 5	H: 0 LOB: 1 BB: 1 P: 9	R: 0 E: 0 K: 0 S: 3	H: 0 LOB: 0 BB: 0 P: 3	R: 0 E: 0 K: 0 S: 4	H: 1 LOB: 2 BB: 1 P: 8	R: 0 E: 1 K: 0 S: 4	H: 0 LOB: 1 BB: 0 P: 4	R: 0 E: 0 K: 2 S: 7	H: 0 LOB: 0 BB: 0 P: 7	R: 0 E: 0 K: 1 S: 5	H: 0 LOB: 1 BB: 1 P: 9	R: 0 E: 0 K: 0 S: 3	H: 0 LOB: 0 BB: 0 P: 3	R: 0 E: 0 K: 0 S: 3	H: 0 LOB: 1 BB: 1 P: 7	R: 0 E: 0 K: 2 S: 8	H: 1 LOB: 1 BB: 0 P: 8	1B: 2 2B: 0 3B: 0 HR: 0	SF: 0 SAC: 0 DP: 0 HBP: 0	WP: 0 PB: 0 SB: 0 CS: 0	PA: 34
<b>PITCHER</b> A Santorini, R ERA: 3.84 (1, 1)	IP: 9.0 WLS: W BF: 34 H: 2 R: 0 ER: 0 SO: 6 BB: 4 IBB: 0 HBP: 0 BLK: 1 WP: 0 HR: 0 S: 42 P: 58 ERA: 0.00 WHIP: 0.667																					

Batter	1	2	3	4	5	6	7	8	9	AB	R	H	RBI	BB	SO	LOB	BOTTOM			
Jose Arcia, R OBP: 0.241, SLG: 0.250 (1, 4)	K		1B 1B			F9				4	1	2	0	0	1	0	<b>Montreal Expos @ San Diego Padres</b> San Diego Stadium, San Diego, CA Fri Aug 29 1969, 10:05 PM EDT Att: 3,822 - Unknown			
Roberto Pena, R OBP: 0.277, SLG: 0.291 (1, 6)	4-3		1B 1B		1-3		L6			4	1	1	0	0	0	1				
Ollie Brown, R OBP: 0.310, SLG: 0.402 (1, 9)	1B		1B 1B 3-H		E6 S WP		CS BB			3	1	2	1	1	0	0				
Al Ferrara, R OBP: 0.360, SLG: 0.462 (1, 7) Ivan Murrell, R OBP: 0.296, SLG: 0.351 (8, 7)	1-3		K		K		F8			4	0	0	0	0	2	5				
Nate Colbert, R OBP: 0.315, SLG: 0.461 (1, 3)		F9	1B 1-2 2-H		F2		6-3			4	0	1	1	0	0	1				
Van Kelly, L OBP: 0.284, SLG: 0.359 (1, 5)			1B 1-3 2-H		1B		1B			3	0	3	1	1	0	0				
Cito Gaston, R OBP: 0.273, SLG: 0.310 (1, 8)	K		K		L9		1B			4	0	1	0	0	2	5				
Chris Cannizzaro, R OBP: 0.302, SLG: 0.294 (1, 2)	5-3				F8		K			4	0	0	0	0	1	3				
A Santorini, R OBP: 0.130, SLG: 0.170 (1, 1)			K		K		K			4	0	0	0	0	4	2				
								K												
<b>Inning Stats</b>	R: 0 E: 0 K: 1 S: 6	H: 1 LOB: 0 BB: 0 P: 6	R: 0 E: 0 K: 1 S: 6	H: 1 LOB: 0 BB: 0 P: 6	R: 3 E: 0 K: 3 S: 14	H: 5 LOB: 2 BB: 0 P: 14	R: 0 E: 0 K: 1 S: 6	H: 1 LOB: 1 BB: 0 P: 6	R: 0 E: 0 K: 2 S: 7	H: 0 LOB: 0 BB: 0 P: 7	R: 0 E: 0 K: 0 S: 2	H: 0 LOB: 0 BB: 1 P: 6	R: 0 E: 0 K: 1 S: 7	H: 2 LOB: 2 BB: 0 P: 7	R: 0 E: 0 K: 1 S: 7	H: 0 LOB: 2 BB: 0 P: 7	1B: 9 2B: 1 3B: 0 HR: 0	SF: 0 SAC: 0 DP: 0 HBP: 0	WP: 1 PB: 0 SB: 1 CS: 1	PA: 36
<b>PITCHER</b> Mike Wegener, R ERA: 4.66 (1, 1) Howie Reed, R ERA: 4.86 (8, 1)	IP: 7.0 WLS: L BF: 31 H: 8 R: 3 ER: 3 SO: 9 BB: 1 IBB: 1 HBP: 0 BLK: 0 WP: 1 HR: 0 S: 47 P: 55 ERA: 3.86 WHIP: 1.286																			







Batter	1	2	3	4	5	6	7	8	9	AB	R	H	RBI	BB	SO	LOB	TOP								
Ty Cline, L OBP: 0.364, SLG: 0.360 (1, 8)										5	2	3	0	0	0	0	<b>Montreal Expos @ San Diego Padres</b> San Diego Stadium, San Diego, CA Sun Aug 31 1969, 10:05 PM EDT Att.: 4,782 - Unknown								
Gary Sutherland, R OBP: 0.291, SLG: 0.307 (1, 4)										5	0	0	0	0	0	3									
Rusty Staub, L OBP: 0.404, SLG: 0.501 (1, 9)										2	1	1	1	3	1	0									
Ron Fairly, L OBP: 0.372, SLG: 0.514 (1, 3)										5	1	2	1	0	1	3									
Mack Jones, L OBP: 0.385, SLG: 0.492 (1, 7)										5	1	3	3	0	0	4									
Coco Laboy, R OBP: 0.321, SLG: 0.430 (1, 5)										4	0	0	0	0	1	4									
Ron Brand, R OBP: 0.324, SLG: 0.296 (1, 2)										4	0	1	0	0	0	1									
Bobby Wine, R OBP: 0.246, SLG: 0.264 (1, 6)										4	1	1	1	0	0	3									
Steve Renko, R OBP: 0.250, SLG: 0.375 (1, 1)										4	0	0	0	0	3	2									
<b>Inning Stats</b>	R: 1 E: 0 K: 0 S: 5	H: 2 LOB: 2 BB: 1 P: 9	R: 1 E: 0 K: 0 S: 4	H: 1 LOB: 0 BB: 0 P: 4	R: 0 E: 0 K: 2 S: 7	H: 0 LOB: 0 BB: 0 P: 7	R: 0 E: 0 K: 1 S: 7	H: 2 LOB: 2 BB: 0 P: 7	R: 0 E: 0 K: 1 S: 3	H: 1 LOB: 1 BB: 1 P: 7	R: 0 E: 0 K: 1 S: 6	H: 1 LOB: 1 BB: 0 P: 6	R: 0 E: 0 K: 1 S: 5	H: 0 LOB: 0 BB: 0 P: 5	R: 3 E: 0 K: 0 S: 5	H: 2 LOB: 2 BB: 1 P: 9	R: 1 E: 0 K: 1 S: 7	H: 2 LOB: 1 BB: 0 P: 7	1B: 6 2B: 2 3B: 1 HR: 2	SF: 0 SAC: 0 DP: 0 HBP: 0	WP: 0 PB: 0 SB: 0 CS: 1	PA: 41			
<b>PITCHER</b>	IP	WLS	BF	H	R	ER	SO	BB	IBB	HBP	BLK	WP	HR	S	P	ERA	WHIP								
Joe Niekro, R ERA: 3.04 (1, 1)	7.0	L	30	7	2	2	5	2	0	0	0	0	1	37	45	2.57	1.286								
Jack Baldschun, R ERA: 4.61 (8, 1)	2.0		11	4	4	4	1	1	0	0	0	0	1	12	16	18.00	2.500								


AB	38
R	6
H	11
RBI	6
BB	3
SO	6
LOB	20




Batter	1	2	3	4	5	6	7	8	9	AB	R	H	RBI	BB	SO	LOB	BOTTOM								
Jose Arcia, R OBP: 0.238, SLG: 0.246 (1, 4)										3	0	0	0	0	0	3	<b>Montreal Expos @ San Diego Padres</b> San Diego Stadium, San Diego, CA Sun Aug 31 1969, 10:05 PM EDT Att.: 4,782 - Unknown								
Roberto Pena, R OBP: 0.278, SLG: 0.295 (7, PH) (8, 5)										4	0	0	0	0	1	1									
Larry Stahl, L OBP: 0.268, SLG: 0.322 (1, 7)										4	0	0	0	0	1	1									
Ollie Brown, R OBP: 0.311, SLG: 0.406 (1, 9)										3	0	0	0	1	1	0									
Nate Colbert, R OBP: 0.314, SLG: 0.464 (1, 3)										4	0	1	0	0	1	1									
Van Kelly, L OBP: 0.288, SLG: 0.369 (1, 5) (8, 4)										3	0	1	0	1	2	0									
Cito Gaston, R OBP: 0.270, SLG: 0.304 (1, 8)										4	0	0	0	0	1	3									
Chris Cannizzaro, R OBP: 0.301, SLG: 0.332 (1, 2)										4	1	1	1	0	0	0									
Tommy Dean, R OBP: 0.237, SLG: 0.217 (1, 6)										2	0	1	0	2	1	0									
Joe Niekro, R OBP: 0.226, SLG: 0.174 (1, 1)										1	0	1	0	0	0	0									
Al Ferrara, R OBP: 0.361, SLG: 0.459 (7, PH)										0	0	0	0	1	0	0									
Sonny Ruberto, R OBP: 0.182, SLG: 0.143 (7, PR)										0	0	0	0	0	0	0									
Jack Baldschun, R OBP: 0.400, SLG: 0.250 (8, 1)										0	0	0	0	0	0	0									
Ivan Murrell, R OBP: 0.296, SLG: 0.349 (8, PH)										1	0	0	0	0	1	0									
<b>Inning Stats</b>	R: 0 E: 0 K: 0 S: 3	H: 0 LOB: 1 BB: 1 P: 7	R: 1 E: 0 K: 0 S: 5	H: 3 LOB: 2 BB: 1 P: 9	R: 0 E: 0 K: 3 S: 9	H: 0 LOB: 0 BB: 0 P: 9	R: 0 E: 0 K: 1 S: 5	H: 0 LOB: 0 BB: 0 P: 5	R: 0 E: 0 K: 1 S: 3	H: 0 LOB: 1 BB: 1 P: 7	R: 0 E: 0 K: 1 S: 5	H: 0 LOB: 0 BB: 0 P: 5	R: 0 E: 0 K: 1 S: 6	H: 1 LOB: 2 BB: 1 P: 10	R: 0 E: 0 K: 0 S: 4	H: 1 LOB: 2 BB: 1 P: 8	R: 0 E: 0 K: 2 S: 7	H: 0 LOB: 0 BB: 0 P: 7	1B: 3 2B: 1 3B: 0 HR: 1	SF: 0 SAC: 1 DP: 1 HBP: 0	WP: 0 PB: 0 SB: 0 CS: 0	PA: 36			
<b>PITCHER</b>	IP	WLS	BF	H	R	ER	SO	BB	IBB	HBP	BLK	WP	HR	S	P	ERA	WHIP								
Steve Renko, R ERA: 4.79 (1, 1)	9.0	W	36	5	1	1	8	4	1	0	0	0	1	47	67	1.00	1.000								





Batter	1	2	3	4	5	6	7	8	9	AB	R	H	RBI	BB	SO	LOB	TOP			
Gary Sutherland, R OBP: 0.291, SLG: 0.307	0-0 G4-6-3 1B		0-0 F5		0-0 F2		0-0 FC5-4			4	0	1	0	0	0	5	<b>Montreal Expos @ San Francisco Giants</b> Candlestick Park, San Francisco, CA Mon Sep 01 1969, 6:33 AM EDT Att: 10,002 - Unknown 			
Rusty Staub, L OBP: 0.404, SLG: 0.502	0-0 F1		0-0 2B		0-0 3-1			4-0 G5-4-3 BB		3	0	1	2	1	0	2				
Bob Bailey, R OBP: 0.323, SLG: 0.406	0-0 G4-6-3		0-3 K		0-0 F9			0-0 G5-4-3		4	0	0	0	0	1	3				
Coco Laboy, R OBP: 0.318, SLG: 0.427		0-0 F8		0-0 F5		0-0 4-3		0-0 F6		4	0	0	0	0	0	0				
John Bateman, R OBP: 0.251, SLG: 0.315		0-0 5-3		0-0 1B		0-0 F6			0-0 F8	4	0	1	0	0	0	0				
Ron Fairly, L OBP: 0.366, SLG: 0.504		0-0 4-3		0-0 F9			0-0 G3		0-0 F8	4	0	0	0	0	0	1				
Jose Herrera, R OBP: 0.337, SLG: 0.434			0-0 FC3-5 1B	0-0 F3			0-0 1B		0-0 F4	4	0	2	0	0	0	1				
Bobby Wine, R OBP: 0.253, SLG: 0.266			4-0 FC3-5 2B BB		4-0 SH1-3 BB		0-0 FC5-4 1B			1	1	1	0	2	0	0				
Bill Stoneman, R OBP: 0.104, SLG: 0.079			0-0 FC3-5		0-0 SH1-3		0-3 K			1	1	0	0	0	0	2				
Dan McGinn, L OBP: 0.208, SLG: 0.333										0	0	0	0	0	0	0				
Ron Brandt, R OBP: 0.323, SLG: 0.295										1	0	0	0	0	1	2				
Howie Reed, R OBP: 0.233, SLG: 0.296										0	0	0	0	0	0	0				
Don Shaw, L OBP: 0.233, SLG: 0.296										0	0	0	0	0	0	0				
<b>Inning Stats</b>	R: 0 E: 0 K: 0 S: 3	H: 1 LOB: 0 BB: 0 P: 3	R: 0 E: 0 K: 0 S: 3	H: 0 LOB: 0 BB: 0 P: 3	R: 2 E: 0 K: 1 S: 7	H: 2 LOB: 1 BB: 1 P: 11	R: 0 E: 0 K: 0 S: 4	H: 1 LOB: 1 BB: 0 P: 4	R: 0 E: 0 K: 0 S: 3	H: 0 LOB: 1 BB: 0 P: 7	R: 0 E: 0 K: 1 S: 7	H: 2 LOB: 2 BB: 0 P: 7	R: 0 E: 0 K: 0 S: 2	H: 0 LOB: 0 BB: 1 P: 6	R: 0 E: 0 K: 0 S: 3	H: 0 LOB: 0 BB: 0 P: 3	1B: 5 2B: 1 3B: 0 HR: 0	SF: 0 SAC: 1 DP: 2 HBP: 0	WP: 0 PB: 0 SB: 0 CS: 0	PA: 34
<b>PITCHER</b> Ray Sadecki, L ERA: 4.14	IP: 9.0 WLS: W BF: 34 H: 6 R: 2 ER: 2 SO: 2 BB: 3 IBB: 0 HBP: 0 BLK: 0 WP: 0 HR: 0 S: 35 P: 47 ERA: 2.00 WHIP: 1.000																			

Batter	1	2	3	4	5	6	7	8	9	AB	R	H	RBI	BB	SO	LOB	BOTTOM			
Don Mason, L OBP: 0.331, SLG: 0.272	0-0 FC6-4 2B WP	0-0 G4-6-3 1B	0-0 4-3			0-0 1B	0-0 2B	0-0 FC1-2 BB		6	2	4	1	0	0	6	<b>Montreal Expos @ San Francisco Giants</b> Candlestick Park, San Francisco, CA Mon Sep 01 1969, 6:33 AM EDT Att: 10,002 - Unknown 			
Ken Henderson, S OBP: 0.302, SLG: 0.345	4-0 FC6-4 1B BB	0-0 G4-6-3		0-0 F6		0-0 1B	0-0 S 2B	4-0 1B BB		4	0	2	4	2	0	2				
Jim Ray Hart, R OBP: 0.363	0-3 K	0-0 5-3		0-0 6-3		0-3 K	0-0 F5	0-0 F9		3	0	0	0	0	1	3				
Dave Marshall, L OBP: 0.352, SLG: 0.297										3	0	0	0	0	1	6				
Willie McCovey, L OBP: 0.463, SLG: 0.705	0-0 FC6-4 2B 1B		0-0 BB 1B	0-0 F6		0-0 4-3		0-0 BB 1B		4	2	1	0	0	0	4				
Bob Burda, L OBP: 0.325, SLG: 0.404	0-0 FC6-4 2B 1B		0-3 BB 1B					4-0 BB 1B		1	1	1	0	0	0	0				
Bobby Bonds, R OBP: 0.353, SLG: 0.498	0-0 1B		0-3 K		0-3 K		0-0 S 1B	4-0 1B BB		4	3	2	1	1	2	1				
Jim Davenport, R OBP: 0.315, SLG: 0.325	0-0 BB		0-0 BB 1B		0-0 F8		4-0 1B FC1-2 BB	0-0 1B FC		4	0	3	3	1	0	0				
Bob Barton, R OBP: 0.287, SLG: 0.211	4-0 1B		0-0 F5		0-3 K		0-3 K	0-0 FC 1B		4	1	0	0	1	2	6				
Hal Lanier, R OBP: 0.253, SLG: 0.249	0-3 K		4-0 BB 1B		0-0 F5		0-0 FC1-2 1B	0-0 BB FC1-2 1B		4	1	2	2	1	1	2				
Ray Sadecki, L OBP: 0.256, SLG: 0.194		4-0 G4-6-3 1B BB	4-0 BB		4-0 BB		4-0 1B BB	0-0 FC1-2 1B	0-3 K	2	2	0	1	3	1	5				
<b>Inning Stats</b>	R: 3 E: 0 K: 2 S: 10	H: 3 LOB: 2 BB: 2 P: 18	R: 0 E: 0 K: 0 S: 3	H: 1 LOB: 1 BB: 1 P: 7	R: 1 E: 0 K: 1 S: 7	H: 2 LOB: 2 BB: 2 P: 15	R: 0 E: 0 K: 0 S: 3	H: 0 LOB: 0 BB: 0 P: 3	R: 0 E: 0 K: 2 S: 7	H: 0 LOB: 0 BB: 0 P: 7	R: 1 E: 0 K: 1 S: 7	H: 2 LOB: 2 BB: 1 P: 11	R: 4 E: 0 K: 1 S: 9	H: 4 LOB: 1 BB: 1 P: 13	R: 3 E: 0 K: 1 S: 9	H: 3 LOB: 3 BB: 2 P: 17	1B: 13 2B: 2 3B: 0 HR: 0	SF: 0 SAC: 0 DP: 1 HBP: 0	WP: 1 PB: 0 SB: 2 CS: 0	PA: 48
<b>PITCHER</b> Bill Stoneman, R ERA: 5.02	IP: 5.1 WLS: L BF: 29 H: 8 R: 5 ER: 5 SO: 5 BB: 6 IBB: 0 HBP: 0 BLK: 0 WP: 1 HR: 0 S: 33 P: 57 ERA: 8.44 WHIP: 2.625																			
Dan McGinn, L ERA: 4.5	0.2	2	0	0	0	1	0	0	0	0	0	4	4	0.00	0.000					
Howie Reed, R ERA: 5.24	0.2	7	4	4	4	1	1	0	0	0	8	12	54.00	7.500						
Don Shaw, L ERA: 5.18	1.1	10	3	3	3	1	2	0	0	0	10	18	20.25	3.750						



Batter	1	2	3	4	5	6	7	8	9	AB	R	H	RBI	BB	SO	LOB	TOP					
Ty Cline, L OBP: 0.362, SLG: 0.358 (1, 8)	L6-3		L1-3		1-2 2-H 1B			L3		4	0	1	1	0	0	0	<b>Montreal Expos @ San Francisco Giants</b> Candlestick Park, San Francisco, CA Wed Sep 03 1969, 6:33 AM EDT Att: 3,951 - Unknown <a href="http://livebaseballscorecards.com">livebaseballscorecards.com</a>					
Gary Sutherland, R OBP: 0.291, SLG: 0.306 (1, 4)	5-3		6-3		F9-3-6			FC4-6 1B		4	0	1	0	0	0	2						
Rusty Staub, L OBP: 0.403, SLG: 0.500 (1, 9)	1B			F6				FC4-6 1-2		4	0	1	0	0	1	1						
Ron Fairly, L OBP: 0.368, SLG: 0.504 (1, 3)	F5			WP 1B				F2		4	0	2	0	0	0	2						
Mack Jones, L OBP: 0.394, SLG: 0.495 (1, 7)		4-3		K						4	0	1	0	0	1	2						
Coco Laboy, R OBP: 0.316, SLG: 0.423 (1, 5)	F6			F7						4	0	0	0	0	0	3						
Ron Brand, R OBP: 0.325, SLG: 0.298 (1, 2)										4	0	2	0	0	0	1						
Bobby Wine, R OBP: 0.251, SLG: 0.264 (1, 6)	F8									3	1	0	0	0	0	2						
Jim Fairley, L (9, PH)										1	0	0	0	0	0	1						
Mike Wegener, R OBP: 0.298, SLG: 0.304 (1, 1)										3	0	1	0	0	0	0						
Dan McGinn, L OBP: 0.208, SLG: 0.333 (8, 1)										0	0	0	0	0	0	0						
Gary Waslewski, R OBP: 0.080, SLG: 0.083 (8, 1)										0	0	0	0	0	0	0						
<b>Inning Stats</b>	R: 0 E: 0 K: 0 S: 4	H: 1 LOB: 1 BB: 0 P: 4	R: 0 E: 0 K: 0 S: 4	H: 1 LOB: 1 BB: 0 P: 4	R: 0 E: 0 K: 0 S: 3	H: 0 LOB: 0 BB: 0 P: 3	R: 0 E: 0 K: 1 S: 6	H: 1 LOB: 1 BB: 0 P: 6	R: 1 E: 0 K: 0 S: 5	H: 3 LOB: 1 BB: 0 P: 5	R: 0 E: 0 K: 0 S: 6	H: 1 LOB: 0 BB: 0 P: 6	R: 0 E: 0 K: 0 S: 3	H: 0 LOB: 0 BB: 0 P: 3	R: 0 E: 0 K: 0 S: 4	H: 1 LOB: 1 BB: 0 P: 4	R: 0 E: 0 K: 0 S: 4	H: 1 LOB: 1 BB: 0 P: 4	1B: 8 2B: 1 3B: 1 HR: 0	SF: 0 SAC: 0 DP: 1 HBP: 0	WP: 1 PB: 0 SB: 0 CS: 0	PA: 35
<b>PITCHER</b> Juan Marichal, R ERA: 2.23 (1, 1)	IP: 9.0 WLS: W BF: 35 H: 9 R: 1 ER: 1 SO: 2 BB: 0 IBB: 0 HBP: 0 BLK: 0 WP: 1 HR: 0 S: 39 P: 39 ERA: 1.00 WHIP: 1.000															<b>PITCHER</b>						

Batter	1	2	3	4	5	6	7	8	9	AB	R	H	RBI	BB	SO	LOB	BOTTOM			
Ken Henderson, S OBP: 0.304, SLG: 0.343 (1, 9)	F6			L8				BB SH1-4 BB		2	0	0	0	2	0	0	<b>Montreal Expos @ San Francisco Giants</b> Candlestick Park, San Francisco, CA Wed Sep 03 1969, 6:33 AM EDT Att: 3,951 - Unknown <a href="http://livebaseballscorecards.com">livebaseballscorecards.com</a>			
Ron Hunt, R OBP: 0.361, SLG: 0.340 (1, 4)	K			FC6-4 1B				SH1-4		3	0	1	0	0	1	1				
Jim Ray Hart, R OBP: 0.372, SLG: 0.359 (1, 7)										2	0	0	0	1	1	1				
Dave Marshall, L OBP: 0.350, SLG: 0.296 (7, PR)	K			FC6-4 1-2				1-3		1	1	0	0	0	0	1				
Willie McCovey, L OBP: 0.463, SLG: 0.702 (1, 3)		L8		L8				BB 1B BB		2	1	0	0	2	0	1				
Bobby Bonds, R OBP: 0.354, SLG: 0.496 (1, 8)		F3						BB 1B BB		2	0	0	0	2	0	0				
Jim Davenport, R OBP: 0.316, SLG: 0.325 (1, 5)		L8						BB 1-2 2-S		3	0	1	2	1	0	3				
Bob Barton, R OBP: 0.259, SLG: 0.204 (1, 2)				F6				BB E BB		3	0	0	0	0	1	3				
Hal Lanier, R OBP: 0.251, SLG: 0.248 (1, 6)				K				BB 1-2 2-H 3-H		3	0	0	0	0	1	3				
Juan Marichal, R OBP: 0.167, SLG: 0.163 (1, 1)				F2				BB 1B		3	0	0	0	0	0	2				
<b>Inning Stats</b>	R: 0 E: 0 K: 2 S: 7	H: 0 LOB: 0 BB: 0 P: 7	R: 0 E: 0 K: 0 S: 3	H: 0 LOB: 0 BB: 0 P: 3	R: 0 E: 0 K: 1 S: 5	H: 0 LOB: 0 BB: 0 P: 5	R: 0 E: 0 K: 0 S: 4	H: 1 LOB: 1 BB: 0 P: 4	R: 0 E: 1 K: 0 S: 3	H: 0 LOB: 1 BB: 1 P: 7	R: 0 E: 0 K: 0 S: 2	H: 0 LOB: 0 BB: 1 P: 6	R: 2 E: 0 K: 1 S: 6	H: 1 LOB: 2 BB: 3 P: 18	R: 0 E: 0 K: 0 S: 3	H: 0 LOB: 3 BB: 3 P: 15	1B: 2 2B: 0 3B: 0 HR: 0	SF: 0 SAC: 1 DP: 0 HBP: 0	WP: 0 PB: 0 SB: 0 CS: 1	PA: 33
<b>PITCHER</b> Mike Wegener, R ERA: 4.54 (1, 1)	IP: 7.1 WLS: L BF: 29 H: 2 R: 2 ER: 2 SO: 4 BB: 6 IBB: 0 HBP: 0 BLK: 0 WP: 0 HR: 0 S: 31 P: 55 ERA: 2.46 WHIP: 1.091															<b>PITCHER</b>				
Dan McGinn, L ERA: 4.49 (8, 1)	0.1	2	0	0	0	0	0	1	0	0	0	1	5	0.00	0.000					
Gary Waslewski, R ERA: 3.35 (8, 1)	0.1	2	0	0	0	0	1	0	0	0	1	5	0.00	3.000						



Batter	1	2	3	4	5	6	7	8	9	AB	R	H	RBI	BB	SO	LOB	TOP					
Ty Cline, L OBP: 0.354, SLG: 0.349 (1, 8)	L5-3		L7			L5	L3			4	0	0	0	0	0	3	<b>Montreal Expos @ St. Louis Cardinals</b> Busch Stadium, St. Louis, MO Fri Sep 05 1969, 7:05 PM CDT Att: 21,920 - Unknown <a href="http://livebaseballscores.com">livebaseballscores.com</a>					
Gary Sutherland, R OBP: 0.285, SLG: 0.303 (1, 4)	F5				F8	K		5-3	4	0	0	0	0	1	0							
Rusty Staub, L OBP: 0.406, SLG: 0.503 (1, 9)								F2	3	0	2	0	1	0	0							
Ron Fairly, L OBP: 0.363, SLG: 0.496 (1, 3)	F8				F7	K		4-3	4	0	0	0	0	1	3							
Mack Jones, L OBP: 0.383, SLG: 0.491 (1, 7)		6-3			4-3				3	0	0	0	1	0	1							
Coco Laboy, R OBP: 0.315, SLG: 0.421 (1, 5)									3	0	0	0	0	1	0							
Ron Brand, R OBP: 0.323, SLG: 0.296 Jim Fairry, L (9, PH)									2	0	0	0	0	0	0							
Bobby Wine, R OBP: 0.255, SLG: 0.265 (1, 6)									2	0	1	0	1	0	0							
Howie Reed, R OBP: 0.212, SLG: 0.267 (1, 1)									3	0	0	0	0	3	4							
<b>Inning Stats</b>	R: 0 E: 0 K: 0 S: 4	H: 1 LOB: 1 BB: 0 P: 4	R: 0 E: 0 K: 1 S: 5	H: 0 LOB: 0 BB: 0 P: 5	R: 0 E: 0 K: 1 S: 5	H: 0 LOB: 0 BB: 0 P: 5	R: 0 E: 0 K: 0 S: 4	H: 1 LOB: 1 BB: 0 P: 4	R: 0 E: 0 K: 1 S: 6	H: 1 LOB: 1 BB: 0 P: 6	R: 0 E: 0 K: 2 S: 7	H: 0 LOB: 1 BB: 1 P: 11	R: 0 E: 0 K: 1 S: 5	H: 0 LOB: 0 BB: 2 P: 14	R: 0 E: 0 K: 0 S: 3	H: 0 LOB: 0 BB: 0 P: 3	R: 0 E: 0 K: 0 S: 3	H: 0 LOB: 0 BB: 0 P: 3	1B: 2 2B: 1 3B: 0 HR: 0	SF: 0 SAC: 1 DP: 0 HBP: 1	WP: 0 PB: 0 SB: 1 CS: 0	PA: 34
<b>PITCHER</b> Nelson Briles, R ERA: 3.63 (1, 1)	IP: 9.0 WLS: W BF: 34 H: 3 R: 0 ER: 0 SO: 6 BB: 2 IBB: 1 HBP: 1 BLK: 0 WP: 0 HR: 0 S: 42 P: 55 ERA: 0.00 WHIP: 0.556															<b>PITCHER</b> Nelson Briles, R ERA: 3.63 (1, 1)	IP: 9.0 WLS: W BF: 34 H: 3 R: 0 ER: 0 SO: 6 BB: 2 IBB: 1 HBP: 1 BLK: 0 WP: 0 HR: 0 S: 42 P: 55 ERA: 0.00 WHIP: 0.556					

Batter	1	2	3	4	5	6	7	8	9	AB	R	H	RBI	BB	SO	LOB	BOTTOM			
Lou Brock, L OBP: 0.342, SLG: 0.432 (1, 7)	F5					1-3		G3		3	0	0	0	1	0	1	<b>Montreal Expos @ St. Louis Cardinals</b> Busch Stadium, St. Louis, MO Fri Sep 05 1969, 7:05 PM CDT Att: 21,920 - Unknown <a href="http://livebaseballscores.com">livebaseballscores.com</a>			
Curt Flood, R OBP: 0.347, SLG: 0.375 (1, 8)	1-3				P6				3	0	1	0	0	0	1					
Joe Hague, L OBP: 0.260, SLG: 0.203 (1, 3)	K				P5-3				3	0	0	0	0	1	2					
Joe Torre, R OBP: 0.358, SLG: 0.461 (1, 2)									3	0	1	0	0	0	1					
Leron Lee, L (1, 9)									3	0	0	0	0	1	2					
Mike Shannon, R OBP: 0.325, SLG: 0.385 (1, 5)									2	1	1	0	1	1	0					
Julian Javier, R OBP: 0.350, SLG: 0.436 (1, 4)									2	0	1	0	0	0	2					
Dal Maxvill, R OBP: 0.253, SLG: 0.231 (1, 6)									3	0	1	0	0	0	1					
Nelson Briles, R OBP: 0.159, SLG: 0.154 (1, 1)									3	0	0	0	0	0	2					
<b>Inning Stats</b>	R: 0 E: 0 K: 1 S: 5	H: 0 LOB: 0 BB: 0 P: 5	R: 0 E: 0 K: 2 S: 7	H: 0 LOB: 0 BB: 0 P: 7	R: 0 E: 0 K: 0 S: 3	H: 1 LOB: 0 BB: 0 P: 3	R: 0 E: 0 K: 0 S: 2	H: 0 LOB: 0 BB: 1 P: 6	R: 0 E: 0 K: 0 S: 4	H: 2 LOB: 1 BB: 0 P: 4	R: 0 E: 0 K: 0 S: 3	H: 0 LOB: 0 BB: 0 P: 3	R: 0 E: 0 K: 0 S: 4	H: 1 LOB: 1 BB: 0 P: 4	R: 1 E: 1 K: 0 S: 4	H: 1 LOB: 1 BB: 1 P: 8	1B: 5 2B: 3 3B: 0 HR: 0	SF: 0 SAC: 1 DP: 4 HBP: 0	WP: 0 PB: 0 SB: 0 CS: 0	PA: 28
<b>PITCHER</b> Howie Reed, R ERA: 4.8 (1, 1)	IP: 8.0 WLS: L BF: 28 H: 5 R: 1 ER: 0 SO: 3 BB: 2 IBB: 0 HBP: 0 BLK: 0 WP: 0 HR: 0 S: 32 P: 40 ERA: 0.00 WHIP: 0.875															<b>PITCHER</b> Howie Reed, R ERA: 4.8 (1, 1)	IP: 8.0 WLS: L BF: 28 H: 5 R: 1 ER: 0 SO: 3 BB: 2 IBB: 0 HBP: 0 BLK: 0 WP: 0 HR: 0 S: 32 P: 40 ERA: 0.00 WHIP: 0.875			



Batter	1	2	3	4	5	6	7	8	9	AB	R	H	RBI	BB	SO	LOB	TOP			
Ty Cline, L OBP: 0.350, SLG: 0.341 (1, 8)	L4-3		BB 6-3 BB		L6		L6-3		L7	4	0	0	0	1	0	0	<b>Montreal Expos @ St. Louis Cardinals</b> Busch Stadium, St. Louis, MO Sat Sep 06 1969, 7:05 PM CDT Att: 15,482 - Unknown			
Gary Sutherland, R OBP: 0.285, SLG: 0.300 (1, 4)	2-3		6-3		F9		K		F9	5	0	0	0	0	1	1				
Rusty Staub, L OBP: 0.410, SLG: 0.504 (1, 9)	CS BB		2-3 BB							1	0	1	0	3	0	0				
Ron Fairly, L OBP: 0.357, SLG: 0.487 (1, 3)	CS 1-2	G3	4-3		F7		G3			4	0	0	0	0	3					
Mack Jones, L OBP: 0.382, SLG: 0.489 (1, 7)										4	1	1	0	0	2	0				
Kevin Collins, L OBP: 0.274, SLG: 0.364 (1, 5)										2	1	0	0	2	0	1				
Coco Laboy, R OBP: 0.315, SLG: 0.421 (8, 5)										0	0	0	0	0	0	0				
Ron Brand, R OBP: 0.332, SLG: 0.305 (1, 2)										2	1	2	1	2	0	0				
Bobby Wine, R OBP: 0.255, SLG: 0.265 (1, 6)										4	0	1	1	0	1	4				
Jerry Robertson, S OBP: 0.080, SLG: 0.061 (1, 1)										3	0	0	0	0	2	4				
Claude Raymond, R OBP: 0.222, SLG: 0.222 (8, 1)										0	0	0	0	0	0	0				
Jim Fairley, L (9, PH)										1	0	0	0	0	1	0				
Dan McGinn, L OBP: 0.208, SLG: 0.333 (9, 1)										0	0	0	0	0	0	0				
<b>Inning Stats</b>	R: 0 E: 0 K: 0 S: 2	H: 0 LOB: 0 BB: 1 P: 6	R: 2 E: 0 K: 0 S: 6	H: 3 LOB: 1 BB: 0 P: 6	R: 0 E: 0 K: 2 S: 2	H: 0 LOB: 1 BB: 2 P: 10	R: 0 E: 0 K: 2 S: 8	H: 1 LOB: 2 BB: 1 P: 12	R: 0 E: 0 K: 1 S: 3	H: 0 LOB: 1 BB: 1 P: 7	R: 0 E: 0 K: 1 S: 6	H: 1 LOB: 1 BB: 0 P: 6	R: 0 E: 0 K: 2 S: 7	H: 0 LOB: 1 BB: 1 P: 11	R: 0 E: 0 K: 1 S: 5	H: 0 LOB: 0 BB: 0 P: 5	1B: 4 2B: 1 3B: 0 HR: 0	SF: 0 SAC: 0 DP: 0 HBP: 0	WP: 0 PB: 0 SB: 0 CS: 1	PA: 39
<b>PITCHER</b> Bob Gibson, R ERA: 2.41 (1, 1)	IP: 9.0 WLS: L BF: 38	H: 5 R: 3 ER: 2 SO: 7	BB: 8 IBB: 0 HBP: 0 BLK: 0	WP: 0 HR: 0 S: 44 P: 76	ERA: 2.00 WHIP: 1.444	<b>PITCHER</b>										IP: 9.0 WLS: L BF: 38	H: 5 R: 3 ER: 2 SO: 7	BB: 8 IBB: 0 HBP: 0 BLK: 0	WP: 0 HR: 0 S: 44 P: 76	ERA: 2.00 WHIP: 1.444

Batter	1	2	3	4	5	6	7	8	9	AB	R	H	RBI	BB	SO	LOB	BOTTOM					
Lou Brock, L OBP: 0.341, SLG: 0.430 (1, 7)	G3	4-3			4-3				G3	5	0	1	0	0	0	2	<b>Montreal Expos @ St. Louis Cardinals</b> Busch Stadium, St. Louis, MO Sat Sep 06 1969, 7:05 PM CDT Att: 15,482 - Unknown					
Curt Flood, R OBP: 0.347, SLG: 0.375 (1, 8)	F7 1B		6-3		BB 1B		G5-4-3 1B		1-3	5	1	2	0	0	0	1						
Joe Haque, L OBP: 0.197 (1, 3)	F7									2	1	0	0	2	1	1						
Byron Browne, R OBP: 0.408, SLG: 0.278 (9, PH)	1-2		K		BB				6-3	1	0	0	0	0	0	0						
Joe Torre, R OBP: 0.360, SLG: 0.464 (1, 2)	2H 1B		E7 1B		F9					4	0	3	1	0	0	2						
Leron Lee, L OBP: 0.143, SLG: 0.143 (1, 9)	P6		K							4	0	1	0	0	1	2						
Mike Shannon, R OBP: 0.323, SLG: 0.382 (1, 5)										3	0	0	0	0	2	0						
Vada Pinson, L OBP: 0.302, SLG: 0.382 (8, PH)										1	0	0	0	0	1	3						
Phil Gagliano, R OBP: 0.282, SLG: 0.257 (9, 5)										0	0	0	0	0	0	0						
Julian Javier, R OBP: 0.349, SLG: 0.433 (1, 4)										3	0	0	1	1	0	2						
Dal Maxvill, R OBP: 0.231 (1, 6)										1	0	0	0	1	0	0						
Vic Davallo, L OBP: 0.285 (8, PH)										1	0	0	0	0	1	1						
Jerry Davanon, F OBP: 0.171 (7, 6)										0	0	0	0	0	0	0						
Dave Ricketts, S OBP: 0.262 (8, PH)										0	0	0	0	1	0	0						
Joe Nossak, R OBP: 0.100 (8, PH)										0	0	0	0	0	0	0						
Steve Hurlitz, S OBP: 0.248 (8, 6)										0	0	0	0	0	0	0						
Bob Gibson, R OBP: 0.260, SLG: 0.315 (1, 1)										4	0	1	0	0	2	3						
<b>Inning Stats</b>	R: 1 E: 0 K: 0 S: 5	H: 2 LOB: 1 BB: 0 P: 5	R: 0 E: 0 K: 1 S: 6	H: 1 LOB: 2 BB: 1 P: 10	R: 0 E: 1 K: 2 S: 8	H: 1 LOB: 1 BB: 0 P: 8	R: 0 E: 0 K: 1 S: 5	H: 0 LOB: 0 BB: 0 P: 5	R: 0 E: 0 K: 1 S: 6	H: 1 LOB: 2 BB: 1 P: 10	R: 0 E: 0 K: 1 S: 5	H: 0 LOB: 0 BB: 1 P: 9	R: 0 E: 0 K: 1 S: 5	H: 1 LOB: 2 BB: 0 P: 5	R: 1 E: 0 K: 1 S: 7	H: 2 LOB: 3 BB: 2 P: 15	R: 0 E: 0 K: 0 S: 3	H: 0 LOB: 0 BB: 0 P: 3	1B: 8 2B: 0 3B: 0 HR: 0	SF: 0 SAC: 0 DP: 1 HBP: 0	WP: 0 PB: 0 SB: 0 CS: 0	PA: 39
<b>PITCHER</b> Jerry Robertson, R ERA: 3.81 (1, 1)	IP: 7.2 WLS: W BF: 35	H: 8 R: 2 ER: 2 SO: 8	BB: 5 IBB: 0 HBP: 0 BLK: 0	WP: 0 HR: 0 S: 46 P: 66	ERA: 2.35 WHIP: 1.696	<b>PITCHER</b>										IP: 7.2 WLS: W BF: 35	H: 8 R: 2 ER: 2 SO: 8	BB: 5 IBB: 0 HBP: 0 BLK: 0	WP: 0 HR: 0 S: 46 P: 66	ERA: 2.35 WHIP: 1.696		
Claude Raymond, R ERA: 4.74 (8, 1)	0.1	1	0	0	0	0	0	0	0	0	0	1	1	0.00	0.000							
Dan McGinn, L ERA: 4.45 (9, 1)	1.0	S	3	0	0	0	0	0	0	0	0	3	3	0.00	0.000							

AB	30
R	3
H	5
RBI	2
BB	8
SO	7
LOB	13



AB	34
R	2
H	8
RBI	2
BB	5
SO	8
LOB	17





Batter	1	2	3	4	5	6	7	8	9	AB	R	H	RBI	BB	SO	LOB	TOP				
Bob Bailey, R OBP: 0.325, SLG: 0.405 Floyd Wicker, L OBP: 0.146, SLG: 0.103	6-3		HR BB			CS 1B		F8		3	1	1	0	1	0	0					
Gary Sutherland, R OBP: 0.285, SLG: 0.302	2B		F7			CS	F7	F8		4	0	1	0	0	0	2					
Rusty Staub, L OBP: 0.410, SLG: 0.509	F8		HR					K		3	1	1	3	0	1	1					
Coco Laboy, R OBP: 0.313, SLG: 0.417	F3		5-3					F8		4	0	0	0	0	2						
Jose Herrera, R OBP: 0.327, SLG: 0.422 Jim Fairey, L (9, PH) (9, 8)		F9		4-3				E6		3	0	0	0	0	0	1					
Ron Fairly, L OBP: 0.352, SLG: 0.479	6-3		F8					4-3		4	0	0	0	0	2						
Ron Brand, R OBP: 0.329, SLG: 0.302	F3		P6					P5		3	0	0	0	0	0						
Bobby Wine, R OBP: 0.252, SLG: 0.262			F8					F3		3	0	0	0	0	0						
Bill Stoneman, R OBP: 0.114, SLG: 0.091			HR BB 1B					K		3	1	1	0	0	1	0					
<b>Inning Stats</b>	R: 0 E: 0 K: 0 S: 4	H: 1 LOB: 1 BB: 0 P: 4	R: 0 E: 0 K: 0 S: 3	H: 0 LOB: 0 BB: 0 P: 3	R: 3 E: 0 K: 0 S: 5	H: 2 LOB: 0 BB: 1 P: 9	R: 0 E: 0 K: 0 S: 3	H: 0 LOB: 0 BB: 0 P: 3	R: 0 E: 0 K: 1 S: 5	H: 1 LOB: 0 BB: 0 P: 5	R: 0 E: 0 K: 0 S: 4	H: 0 LOB: 0 BB: 0 P: 3	R: 0 E: 0 K: 1 S: 5	H: 0 LOB: 0 BB: 0 P: 5	R: 0 E: 0 K: 0 S: 3	H: 0 LOB: 0 BB: 0 P: 3	1B: 2 2B: 1 3B: 0 HR: 1	SF: 0 SAC: 0 DP: 0 HBP: 1	WP: 0 PB: 0 SB: 0 CS: 1	PA: 34	
<b>PITCHER</b>	IP	WLS	BF	H	R	ER	SO	BB	IBB	HBP	BLK	WP	HR	S	P	ERA	WHIP				
Steve Carlton, L ERA: 1.9	(1, 1)	8.0	L	30	4	3	3	2	1	0	1	0	0	32	37	3.38	0.625				
Mudcat Grant, R ERA: 4.19	(9, 1)	1.0		3	0	0	0	0	0	0	0	0	0	3	3	0.00	0.000				

**Montreal Expos @ St. Louis Cardinals**  
 Busch Stadium, St. Louis, MO  
 Sun Sep 07 1969, 3:33 AM CDT  
 Att: 12,437 - Unknown

AB	31
R	3
H	4
RBI	3
BB	1
SO	2
LOB	8



Batter	1	2	3	4	5	6	7	8	9	AB	R	H	RBI	BB	SO	LOB	BOTTOM					
Lou Brock, L OBP: 0.340, SLG: 0.428	F7		F8					F8 HBP BB		3	0	0	0	1	0	1						
Curt Flood, R OBP: 0.347, SLG: 0.373	K		F9				L1			3	0	0	0	0	1	0						
Joe Hague, L OBP: 0.259, SLG: 0.186	K						P3	F8		4	0	0	0	0	1	2						
Joe Torre, R OBP: 0.360, SLG: 0.461 Mudcat Grant, R OBP: 0.273, SLG: 0.226		BLK 5-3 BB					K	1-3		3	0	0	0	1	1	2						
Leron Lee, L OBP: 0.182, SLG: 0.182		5-3								4	0	1	0	0	0	1						
Phil Gaquilano, R OBP: 0.297, SLG: 0.267		BLK BB					FC5-4 1B			3	0	2	0	1	0	1						
Julian Javier, R OBP: 0.348, SLG: 0.431		P4						F5		4	0	1	0	0	0	4						
Jerry Davanon, R OBP: 0.185, SLG: 0.161		K						F7		3	0	1	0	0	1	3						
Steve Carlton, L OBP: 0.250, SLG: 0.342 Ted Simmons, S (8, PH) (9, 2)			P4					4-3		2	0	0	0	0	0	2						
<b>Inning Stats</b>	R: 0 E: 0 K: 2 S: 7	H: 0 LOB: 0 BB: 0 P: 7	R: 0 E: 0 K: 1 S: 5	H: 0 LOB: 2 BB: 2 P: 13	R: 0 E: 0 K: 0 S: 3	H: 0 LOB: 0 BB: 0 P: 3	R: 0 E: 0 K: 1 S: 6	H: 1 LOB: 1 BB: 0 P: 6	R: 0 E: 0 K: 0 S: 4	H: 2 LOB: 1 BB: 0 P: 4	R: 0 E: 0 K: 0 S: 3	H: 0 LOB: 0 BB: 0 P: 3	R: 0 E: 0 K: 0 S: 4	H: 1 LOB: 1 BB: 0 P: 4	R: 0 E: 0 K: 0 S: 3	H: 0 LOB: 2 BB: 1 P: 8	R: 0 E: 0 K: 0 S: 3	H: 1 LOB: 0 BB: 0 P: 3	1B: 5 2B: 0 3B: 0 HR: 0	SF: 0 SAC: 0 DP: 2 HBP: 1	WP: 0 PB: 1 SB: 0 CS: 0	PA: 34
<b>PITCHER</b>	IP	WLS	BF	H	R	ER	SO	BB	IBB	HBP	BLK	WP	HR	S	P	ERA	WHIP					
Bill Stoneman, R ERA: 4.8	(1, 1)	9.0	W	34	5	0	0	4	3	0	1	0	0	38	51	0.00	0.889					

**Montreal Expos @ St. Louis Cardinals**  
 Busch Stadium, St. Louis, MO  
 Sun Sep 07 1969, 3:33 AM CDT  
 Att: 12,437 - Unknown

AB	30
R	0
H	5
RBI	0
BB	3
SO	4
LOB	16









Batter	1	2	3	4	5	6	7	8	9	AB	R	H	RBI	BB	SO	LOB	TOP					
Matty Alou, L OBP: 0.368, SLG: 0.408 (1, 8)	0-0 BB			4-0 5-3-5 BB		4-0 G5-4-3 BB		0-0		2	0	0	0	2	0	0	<b>Pittsburgh Pirates @ Montreal Expos</b> Jarry Park, Montreal, QB Tue Sep 09 1969, 7:05 PM EDT Att: 9,129 - Unknown					
Gene Alley, R OBP: 0.305, SLG: 0.381 (1, 4)	0-0		0-0 5-3-5 1-3F		0-0 G5-4-3 1-2F		0-0		4	0	0	0	0	0	2							
Willie Stargell, L OBP: 0.396, SLG: 0.583 (1, 7)	0-3 K		0-0		0-0		0-0		4	0	1	0	0	1	0							
Roberto Clemente, R OBP: 0.401, SLG: 0.551 (1, 9)		0-3 K			0-0 E6 SH WP		0-0 4-3		4	1	0	0	0	1	1							
Al Oliver, L OBP: 0.332, SLG: 0.449 (1, 3)	0-0 L3 1B				0-0 SH 1-2		0-0 F3		3	0	1	0	0	0	0							
Manny Sanguillen, R OBP: 0.365, SLG: 0.444 (1, 2)	0-0 L3 1-2				0-0 E7 WP 2-3		0-0 1B 2B		4	1	1	0	0	0	2							
Richie Hebner, L OBP: 0.374, SLG: 0.432 (1, 5)			0-0		4-0 1-2 3-H IBB		0-0 2B 1-2 1B		3	0	1	0	1	1	0							
Freddie Patek, R OBP: 0.318, SLG: 0.306 Carl Taylor, R OBP: 0.444, SLG: 0.487 Jose Martinez, R OBP: 0.323, SLG: 0.342 (7, PH) (7, 6)			0-0		0-0 K		0-0 1-3 2-H 2B		2	0	0	0	0	1	2							
Luke Walker, L Lou Marone, R Jose Pagan, R Joe Gibbon, R (7, PH) (7, 1)			0-0		0-0		0-0		1	0	0	0	0	0	0							
<b>Inning Stats</b>	R: 0 E: 0 K: 1 S: 5	H: 0 LOB: 0 BB: 0 P: 5	R: 0 E: 0 K: 1 S: 5	H: 1 LOB: 0 BB: 0 P: 5	R: 0 E: 0 K: 0 S: 3	H: 0 LOB: 0 BB: 0 P: 3	R: 0 E: 0 K: 0 S: 2	H: 0 LOB: 0 BB: 1 P: 6	R: 1 E: 2 K: 0 S: 7	H: 0 LOB: 2 BB: 1 P: 11	R: 0 E: 0 K: 0 S: 2	H: 0 LOB: 0 BB: 1 P: 6	R: 1 E: 0 K: 0 S: 6	H: 3 LOB: 2 BB: 0 P: 6	R: 0 E: 0 K: 0 S: 4	H: 1 LOB: 1 BB: 0 P: 4		R: 0 E: 0 K: 1 S: 5	H: 0 LOB: 0 BB: 0 P: 5	1B: 4 2B: 3 3B: 0 HR: 0	SF: 0 SAC: 1 DP: 3 HBP: 0	WP: 1 PB: 0 SB: 0 CS: 0
<b>PITCHER</b> Steve Renko, R ERA: 4.34 (1, 1)	IP: 9.0 WLS: W BF: 34 H: 5 R: 2 ER: 1 SO: 4 BB: 2 IBB: 1 HBP: 0 BLK: 0 WP: 1 HR: 0 S: 39 P: 51 ERA: 1.00 WHIP: 0.778																					

AB	30
R	2
H	5
RBI	1
BB	3
SO	4
LOB	11



Batter	1	2	3	4	5	6	7	8	9	AB	R	H	RBI	BB	SO	LOB	BOTTOM			
Remy Hermoso, R OBP: 0.232, SLG: 0.159 (1, 4)	4-0 1B SF BB		0-0			0-0 FC 2B				3	2	0	0	1	0	2	<b>Pittsburgh Pirates @ Montreal Expos</b> Jarry Park, Montreal, QB Tue Sep 09 1969, 7:05 PM EDT Att: 9,129 - Unknown			
Gary Sutherland, R OBP: 0.285, SLG: 0.307 (1, 9)	0-0 CS 1B		0-0			0-0		0-0		4	0	1	0	0	0	1				
Bob Bailey, R OBP: 0.350, SLG: 0.412 Floyd Wicker, L OBP: 0.146, SLG: 0.103 John Bateman, R OBP: 0.250, SLG: 0.314 Ty Cline, L OBP: 0.347, SLG: 0.343 (7, 8) (8, PH) (8, 8)	0-0 SF		0-0	4-0 G5-4-3 BB		0-0 HR 2B		0-0		1	1	1	2	1	0	0				
Coco Laboy, R OBP: 0.310, SLG: 0.419 (1, 5)	0-3 K		0-0 G5-4-3 1-2F		0-0 HR 2B		0-3 K		4	1	1	2	0	2	2					
Jose Herrera, R OBP: 0.327, SLG: 0.419 (7, 7) (1, 8)		0-0			0-0		0-0 1B		3	0	1	0	0	0	0					
Ron Fairly, L OBP: 0.347, SLG: 0.468 (1, 3)		0-0			0-3 K		0-0		3	0	0	0	0	1	1					
Ron Brand, R OBP: 0.326, SLG: 0.299 (1, 2)		0-0			0-0 F9		0-0		3	0	1	0	0	0	0					
Bobby Wine, R OBP: 0.254, SLG: 0.261 (1, 6)		0-3 K			0-0		0-0 E5		3	0	0	0	0	1	1					
Steve Renko, R OBP: 0.259, SLG: 0.346 (1, 1)			0-0			4-0 FC BB		0-0		2	0	0	0	1	0	1				
<b>Inning Stats</b>	R: 1 E: 0 K: 1 S: 5	H: 1 LOB: 1 BB: 1 P: 9	R: 0 E: 0 K: 1 S: 6	H: 1 LOB: 1 BB: 0 P: 6	R: 0 E: 0 K: 0 S: 3	H: 0 LOB: 0 BB: 0 P: 3	R: 0 E: 0 K: 0 S: 2	H: 0 LOB: 0 BB: 1 P: 6	R: 0 E: 0 K: 1 S: 5	H: 0 LOB: 0 BB: 0 P: 5	R: 3 E: 0 K: 0 S: 6	H: 3 LOB: 1 BB: 1 P: 10	R: 0 E: 1 K: 0 S: 4	H: 0 LOB: 1 BB: 0 P: 4	R: 0 E: 0 K: 1 S: 5	H: 0 LOB: 0 BB: 0 P: 5		1B: 3 2B: 2 3B: 0 HR: 1	SF: 1 SAC: 0 DP: 2 HBP: 0	WP: 0 PB: 0 SB: 0 CS: 1
<b>PITCHER</b> Luke Walker, L ERA: 3.97 Lou Marone, L ERA: 2.42 Joe Gibbon, L ERA: 2.35 (1, 1) (6, 1) (7, 1)	IP: 5.2 WLS: L BF: 23 H: 5 R: 4 ER: 4 SO: 3 BB: 3 IBB: 0 HBP: 0 BLK: 0 WP: 0 HR: 1 S: 26 P: 38 ERA: 6.35 WHIP: 1.412																			

AB	27
R	4
H	5
RBI	4
BB	3
SO	4
LOB	8






Batter	1	2	3	4	5	6	7	8	9	10	11	12	AB	R	H	RBI	BB	SO	LOB	TOP	
Ty Cline, L OBP: 0.348, SLG: 0.352 (1.8)													4	1	1	0	1	0	0		
Gary Sutherland, R OBP: 0.282, SLG: 0.304 (1.4)													5	0	0	1	0	0	1		
Rusty Staub, L OBP: 0.409, SLG: 0.504 (1.9)													3	0	0	0	2	0	1		
Ron Fairly, L OBP: 0.344, SLG: 0.462 (1.3)													5	0	1	0	0	3	4		
Mack Jones, L OBP: 0.382, SLG: 0.493 (1.7)													4	1	1	0	0	0	1		
Coco Laboy, R OBP: 0.310, SLG: 0.416 (1.5)													3	0	0	0	1	2	0		
Ron Brand, R OBP: 0.326, SLG: 0.297 (1.2)													2	0	0	0	0	0	1		
John Bateman, R OBP: 0.251, SLG: 0.310 (5.2)													2	0	0	0	1	0	0		
Bobby Wine, R OBP: 0.255, SLG: 0.263 (1.6)													2	0	1	0	0	0	0		
Jim Fairey, L OBP: 0.187, SLG: 0.167 (7. PH)													1	0	0	0	0	0	3		
Remy Hermoso, R OBP: 0.239, SLG: 0.169 (7.0)													2	0	1	0	0	0	0		
Mike Wegener, R OBP: 0.275, SLG: 0.280 (1.1)													4	0	0	0	0	2	1		
Kevin Collins, L OBP: 0.277, SLG: 0.367 (12. PH)													1	0	1	0	0	0	0		
Bill Stoneman, R OBP: 0.114, SLG: 0.091 (12.1)													0	0	0	0	0	0	0		
<b>Inning Stats</b>	R: 1 E: 1 K: 1 S: 6	H: 1 LOB: 1 BB: 0 P: 6	R: 1 E: 0 K: 1 S: 6	H: 2 LOB: 1 BB: 1 P: 10	R: 0 E: 0 K: 0 S: 3	H: 0 LOB: 0 BB: 0 P: 3	R: 0 E: 0 K: 2 S: 7	H: 0 LOB: 0 BB: 0 P: 7	R: 0 E: 0 K: 1 S: 5	H: 0 LOB: 1 BB: 1 P: 8	R: 0 E: 0 K: 1 S: 5	H: 0 LOB: 2 BB: 0 P: 13	R: 0 E: 0 K: 0 S: 3	H: 0 LOB: 0 BB: 0 P: 7	R: 0 E: 0 K: 0 S: 4	H: 2 LOB: 2 BB: 0 P: 4	1B: 4 2B: 1 3B: 2 HR: 0	SF: 0 SAC: 1 DP: 2 HBP: 1	WP: 1 PB: 0 SB: 0 CS: 2	PA: 45	
<b>PITCHER</b>	IP WLS BF H R ER SO BB IBB HBP BLK WP HR S P ERA WHIP																				
Jim McAndrew, R ERA: 3.29 (1.1)	11.0	4	2	0	0	0	0	0	0	0	0	0	0	0	0	0	0	0	0	0.00	2.00
Ron Taylor, R ERA: 2.93 (12.1)	1.0	W	4	2	0	0	0	0	0	0	0	0	0	0	0	0	0	0	0	0.00	2.00

**Montreal Expos @ New York Mets**  
Shea Stadium, Flushing, NY  
Wed Sep 10 1969, 7:05 PM EDT  
Unknown


AB 38  
R 2  
H 6  
RBI 1  
BB 5  
SO 7  
LOB 12



Batter	1	2	3	4	5	6	7	8	9	10	11	12	AB	R	H	RBI	BB	SO	LOB	BOTTOM				
Tommie Agee, R OBP: 0.346, SLG: 0.499 (1.8)													5	2	0	0	1	2	0					
Wayne Garrett, L OBP: 0.293, SLG: 0.267 (1.5)													4	0	1	0	2	3	1					
Cleon Jones, R OBP: 0.427, SLG: 0.500 (1.7)													5	1	2	0	1	0	3					
Art Shamsky, L OBP: 0.377, SLG: 0.508 (1.9)														3	0	1	1	1	2					
Rod Gaspar, S OBP: 0.308, SLG: 0.277 (9.9)													1	0	0	0	1	0	1					
Ken Boswell, L OBP: 0.329, SLG: 0.361 (1.4)													6	0	2	1	0	0	2					
Donn Clendenon, R OBP: 0.289, SLG: 0.434 (1.3)													3	0	0	0	1	2	0					
Jerry Grote, R OBP: 0.307, SLG: 0.354 (1.2)													5	0	0	0	0	3	2					
Bud Harrelson, S OBP: 0.323, SLG: 0.297 (1.6)													4	0	1	0	1	1	0					
Jim McAndrew, R ERA: 4.21 (1.1)	11.0	45	5	2	0	15	6	1	0	1	0	0	0	0	0	0	0	3	1					
Jim Gosger, L OBP: 0.190, SLG: 0.228 (11. PH)	0.2	L	5	2	1	1	1	0	0	0	0	0	0	0	0	0	0	0	0					
Ron Taylor, R ERA: 4.83 (12.1)	0.2	L	5	2	1	1	1	0	0	0	0	0	0	0	0	0	0	0	0					
<b>Inning Stats</b>	R: 1 E: 0 K: 1 S: 6	H: 1 LOB: 1 BB: 1 P: 10	R: 0 E: 0 K: 1 S: 5	H: 0 LOB: 0 BB: 0 P: 5	R: 0 E: 0 K: 1 S: 9	H: 0 LOB: 1 BB: 1 P: 9	R: 0 E: 0 K: 0 S: 3	H: 0 LOB: 0 BB: 1 P: 7	R: 0 E: 0 K: 2 S: 7	H: 0 LOB: 0 BB: 0 P: 7	R: 0 E: 0 K: 0 S: 2	H: 0 LOB: 1 BB: 2 P: 10	R: 0 E: 0 K: 1 S: 10	H: 1 LOB: 1 BB: 0 P: 10	R: 0 E: 0 K: 1 S: 6	H: 1 LOB: 1 BB: 1 P: 6	R: 0 E: 0 K: 1 S: 8	H: 1 LOB: 2 BB: 1 P: 12	R: 1 E: 0 K: 1 S: 6	H: 2 LOB: 2 BB: 1 P: 10	1B: 7 2B: 1 3B: 0 HR: 0	SF: 0 SAC: 1 DP: 1 HBP: 0	WP: 0 PB: 1 SB: 0 CS: 0	PA: 50
<b>PITCHER</b>	IP WLS BF H R ER SO BB IBB HBP BLK WP HR S P ERA WHIP																							
Mike Wegener, R ERA: 4.21 (1.1)	11.0	45	5	2	0	15	6	1	0	1	0	0	0	0	0	0	0	3	1					
Bill Stoneman, R ERA: 4.83 (12.1)	0.2	L	5	2	1	1	1	0	0	0	0	0	0	0	0	0	0	0	0					

**Montreal Expos @ New York Mets**  
Shea Stadium, Flushing, NY  
Wed Sep 10 1969, 7:05 PM EDT  
Unknown

AB 41  
R 3  
H 7  
RBI 2  
BB 8  
SO 16  
LOB 14





Batter	1	2	3	4	5	6	7	8	9	AB	R	H	RBI	BB	SO	LOB	TOP						
Ty Cline, L OBP: 0.343, SLG: 0.346	(1, 8) K		X 0-0 F9		X 0-0 K			X 0-0 G4-6-3 1B		3	0	0	0	0	2	0	<b>Montreal Expos @ New York Mets</b> Shea Stadium, Flushing, NY Wed Sep 10 1969, 7:05 PM EDT Att: 23,512 - Unknown						
Carl Morton, R (5, 1)										0	0	0	0	0	0	0							
Don Shaw, L (7, 1)										0	0	0	0	0	0	0							
Kevin Collins, L OBP: 0.283, SLG: 0.373	(8, FH)									1	0	1	0	0	0	0							
Carroll Sembera, R OBP: 0.250, SLG: 0.250	(8, 1)									0	0	0	0	0	0	0							
Remy Hermoso, R OBP: 0.240, SLG: 0.174	(1, 4)		X 0-0 4-3		X 0-0 BB 1B			X 0-0 F2		4	0	1	0	0	1	1							
Ron Fairly, L OBP: 0.343, SLG: 0.457	(1, 3)	X 0-0 4-3		X 0-0 K		X 4-0 BB 1B		X 0-0 G4-6-3 1-2		3	0	0	0	1	1	1							
Rusty Staub, L OBP: 0.410, SLG: 0.502	(1, 9)									2	1	0	0	2	1	2							
Mack Jones, L OBP: 0.383, SLG: 0.492	(1, 7)									3	0	1	0	1	1	3							
Coco Laboy, R OBP: 0.308, SLG: 0.413	(1, 5)									4	0	0	0	0	2	6							
John Bateman, R OBP: 0.246, SLG: 0.303	(1, 2)									4	0	0	1	0	1	3							
Bobby Wine, R OBP: 0.253, SLG: 0.260	(1, 6)									3	0	0	0	0	0	2							
Howie Reed, R OBP: 0.206, SLG: 0.258	(1, 1)									1	0	0	0	0	1	2							
Dan McGinn, L OBP: 0.209, SLG: 0.333	(3, 1)									0	0	0	0	0	0	0							
Jim Fairley, L OBP: 0.125, SLG: 0.125	(5, FH)									2	0	0	0	0	1	0							
Jim Fairley, L (5, 8)																							
<b>Inning Stats</b>	R: 0 E: 0 K: 2 S: 7	H: 0 LOB: 0 BB: 0 P: 7	R: 1 E: 1 K: 1 S: 6	H: 0 LOB: 2 BB: 2 P: 14	R: 0 E: 0 K: 1 S: 5	H: 0 LOB: 1 BB: 1 P: 5	R: 0 E: 0 K: 0 S: 3	H: 0 LOB: 1 BB: 1 P: 7	R: 0 E: 0 K: 1 S: 5	H: 0 LOB: 0 BB: 0 P: 5	R: 0 E: 0 K: 2 S: 8	H: 1 LOB: 2 BB: 1 P: 12	R: 0 E: 0 K: 2 S: 7	H: 0 LOB: 0 BB: 0 P: 7	R: 0 E: 0 K: 0 S: 3	H: 1 LOB: 1 BB: 0 P: 3	R: 0 E: 0 K: 2 S: 8	H: 1 LOB: 1 BB: 0 P: 8	1B: 3 2B: 0 3B: 0 HR: 0	SF: 0 SAC: 0 DP: 1 HBP: 0	WP: 0 PB: 0 SB: 0 CS: 0	PA: 34	
<b>PITCHER</b> Nolan Ryan, R ERA: 2.95	(1, 1)	IP: 9.0 WLS: W BF: 34	H: 3 R: 1 ER: 1 SO: 11	BB: 4 IBB: 0 HBP: 0 BLK: 1	WP: 0 HR: 0 S: 52 P: 68	ERA: 1.00 WHIP: 0.778	<b>PITCHER</b>	IP: 9.0 WLS: W BF: 34	H: 3 R: 1 ER: 1 SO: 11	BB: 4 IBB: 0 HBP: 0 BLK: 1	WP: 0 HR: 0 S: 52 P: 68	ERA: 1.00 WHIP: 0.778	<b>PITCHER</b>	IP: 9.0 WLS: W BF: 34	H: 3 R: 1 ER: 1 SO: 11	BB: 4 IBB: 0 HBP: 0 BLK: 1	WP: 0 HR: 0 S: 52 P: 68	ERA: 1.00 WHIP: 0.778					


AB	30
R	1
H	3
RBI	1
BB	4
SO	11
LOB	20




Batter	1	2	3	4	5	6	7	8	9	AB	R	H	RBI	BB	SO	LOB	BOTTOM										
Tommie Agee, R OBP: 0.347, SLG: 0.496	(1, 8) F9		X 1-0 1B WP		X 4-0 E BB			X 0-0 P4		3	1	0	0	1	0	1	<b>Montreal Expos @ New York Mets</b> Shea Stadium, Flushing, NY Wed Sep 10 1969, 7:05 PM EDT Att: 23,512 - Unknown										
Wayne Garrett, L OBP: 0.294, SLG: 0.267	(1, 5) G3		X 0-0 1B HBP		X 4-0 BB			X 0-0 G3		4	1	1	1	1	0	1											
Cleon Jones, R OBP: 0.426, SLG: 0.498	(1, 7) 6-3		X 0-0 1B		X 0-0 BB					4	1	1	1	0	0	2											
Rod Gaspar, S OBP: 0.308, SLG: 0.277	(7, 7) (8, 9)		X 0-0 1B		X 0-0 F9					0	0	0	0	0	0	0											
Art Shamsky, L OBP: 0.379, SLG: 0.508	(1, 9)									4	1	2	0	0	1	0											
Jim Gosger, L OBP: 0.190, SLG: 0.228	(8, 7)									0	0	0	0	0	0	0											
Ken Boswell, L OBP: 0.333, SLG: 0.372	(1, 4)									4	1	3	1	0	0	0											
Al Weis, S OBP: 0.264, SLG: 0.297	(8, 4)									0	0	0	0	0	0	0											
Donn Clendenen, R OBP: 0.297, SLG: 0.432	(1, 3)									2	0	0	0	0	1	1											
Ed Kranepool, L OBP: 0.306, SLG: 0.373	(5, FH)									2	0	0	0	0	0	2											
Jerry Grote, R OBP: 0.306, SLG: 0.356	(1, 2)									4	0	1	0	0	2	3											
Bud Harrelson, S OBP: 0.327, SLG: 0.300	(1, 6)									3	1	2	0	1	0	0											
Nolan Ryan, R OBP: 0.077, SLG: 0.077	(1, 1)									3	1	0	0	0	1	5											
<b>Inning Stats</b>	R: 0 E: 0 K: 0 S: 3	H: 0 LOB: 0 BB: 0 P: 3	R: 0 E: 0 K: 2 S: 7	H: 0 LOB: 0 BB: 0 P: 7	R: 6 E: 2 K: 0 S: 9	H: 6 LOB: 1 BB: 0 P: 10	R: 0 E: 1 K: 1 S: 5	H: 0 LOB: 2 BB: 2 P: 13	R: 0 E: 0 K: 0 S: 3	H: 0 LOB: 0 BB: 0 P: 3	R: 1 E: 0 K: 1 S: 6	H: 1 LOB: 0 BB: 0 P: 6	R: 0 E: 0 K: 0 S: 4	H: 1 LOB: 1 BB: 0 P: 4	1B: 8 2B: 1 3B: 1 HR: 0	SF: 0 SAC: 1 DP: 0 HBP: 1	WP: 2 PB: 0 SB: 0 CS: 0	PA: 38									
<b>PITCHER</b> Howie Reed, R ERA: 5.14	(1, 1)	IP: 2.1 WLS: L BF: 12	H: 4 R: 5 ER: 5 SO: 2	BB: 0 IBB: 0 HBP: 0 BLK: 0	WP: 1 HR: 0 S: 15 P: 16	ERA: 19.29 WHIP: 1.714	<b>PITCHER</b>	IP: 9.0 WLS: W BF: 34	H: 3 R: 1 ER: 1 SO: 11	BB: 4 IBB: 0 HBP: 0 BLK: 1	WP: 0 HR: 0 S: 52 P: 68	ERA: 1.00 WHIP: 0.778	<b>PITCHER</b>	IP: 9.0 WLS: W BF: 34	H: 3 R: 1 ER: 1 SO: 11	BB: 4 IBB: 0 HBP: 0 BLK: 1	WP: 0 HR: 0 S: 52 P: 68	ERA: 1.00 WHIP: 0.778									
Dan McGinn, L ERA: 4.39	(3, 1)	IP: 1.2 WLS: L BF: 9	H: 2 R: 1 ER: 0 SO: 1	BB: 2 IBB: 0 HBP: 0 BLK: 0	WP: 0 HR: 0 S: 9 P: 17	ERA: 0.00 WHIP: 2.400	Carl Morton, R ERA: 4.97	(5, 1)	IP: 2.0 WLS: L BF: 9	H: 2 R: 0 ER: 0 SO: 1	BB: 1 IBB: 0 HBP: 0 BLK: 0	WP: 0 HR: 0 S: 10 P: 14	ERA: 0.00 WHIP: 1.500	Don Shaw, L ERA: 5.25	(7, 1)	IP: 1.0 WLS: L BF: 4	H: 1 R: 1 ER: 1 SO: 1	BB: 0 IBB: 0 HBP: 0 BLK: 0	WP: 1 HR: 0 S: 6 P: 6	ERA: 9.00 WHIP: 1.000	Carroll Sembera, R ERA: 3.3	(8, 1)	IP: 1.0 WLS: L BF: 4	H: 1 R: 0 ER: 0 SO: 0	BB: 0 IBB: 0 HBP: 0 BLK: 0	WP: 0 HR: 0 S: 4 P: 4	ERA: 0.00 WHIP: 1.000





Batter	1	2	3	4	5	6	7	8	9	AB	R	H	RBI	BB	SO	LOB	TOP					
Ty Cline, L (1, 8) OBP: 0.350, SLG: 0.348	4-0 BB		0-3 K			0-0 1B		4-0 BB FC4-6 BB		2	0	1	0	2	1	1	<b>Montreal Expos @ New York Mets</b> Shea Stadium, Flushing, NY Thu Sep 11 1969, 3:33 AM EDT Att: 10,713 - Unknown  <b>AB 31</b> <b>R 0</b> <b>H 6</b> <b>RBI 0</b> <b>BB 2</b> <b>SO 9</b> <b>LOB 11</b> 					
Gary Sutherland, R (1, 4) OBP: 0.282, SLG: 0.304	0-0 G5-4-3			0-0 1B		0-0 F9		0-0 FC4-6		4	0	1	0	0	0	3						
Rusty Staub, L (1, 9) OBP: 0.409, SLG: 0.500	0-0 F9			0-0 G6-4-3 1B		0-0 F7			0-0 FC4-6 1B	4	0	1	0	0	0	2						
Ron Fairly, L (1, 3) OBP: 0.341, SLG: 0.454		0-0 F9		0-0 1B			0-0 4-3		0-0 F9	4	0	1	0	0	0	1						
Mack Jones, L (1, 7) OBP: 0.380, SLG: 0.487		0-0 F2		0-0 F8			0-0 4-3		0-0 FC4-6	4	0	0	0	0	0	2						
Coco Laboy, R (1, 5) OBP: 0.307, SLG: 0.412		0-3 K			0-0 F6		0-0 1B		0-3 K	4	0	1	0	0	2	1						
John Bateman, R (1, 2) OBP: 0.242, SLG: 0.298			0-3 K		0-3 K		0-3 K			3	0	0	0	0	3	1						
Bobby Wine, R (1, 6) OBP: 0.251, SLG: 0.259			0-0 F9		0-3 K			0-0 1-3		2	0	0	0	0	1	0						
Kevin Collins, L (8, PH) OBP: 0.291, SLG: 0.369										1	0	0	0	0	0	0						
Jerry Robertson, S (1, 1) OBP: 0.096, SLG: 0.078								0-3 K		2	0	1	0	0	1	0						
Jim Fairley, L (8, PH) OBP: 0.311, SLG: 0.111										1	0	0	0	0	1	0						
Claude Raymond, R (8, 1) OBP: 0.222, SLG: 0.222										0	0	0	0	0	0	0						
<b>Inning Stats</b>	R: 0 E: 0 K: 0 S: 2	H: 0 LOB: 0 BB: 1 P: 6	R: 0 E: 0 K: 1 S: 5	H: 0 LOB: 0 BB: 0 P: 5	R: 0 E: 0 K: 2 S: 8	H: 1 LOB: 1 BB: 0 P: 8	R: 0 E: 0 K: 0 S: 4	H: 2 LOB: 1 BB: 0 P: 4	R: 0 E: 0 K: 2 S: 7	H: 0 LOB: 0 BB: 0 P: 7	R: 0 E: 0 K: 1 S: 6	H: 1 LOB: 1 BB: 0 P: 6	R: 0 E: 0 K: 1 S: 6	H: 1 LOB: 1 BB: 0 P: 6	R: 0 E: 0 K: 1 S: 5	H: 0 LOB: 1 BB: 1 P: 9	R: 0 E: 0 K: 1 S: 6	H: 1 LOB: 1 BB: 0 P: 6	1B: 6 2B: 0 3B: 0 HR: 0	SF: 0 SAC: 0 DP: 2 HBP: 0	WP: 0 PB: 0 CS: 0	PA: 33
<b>PITCHER</b> Gary Gentry, R (1, 1) ERA: 3.62	IP: 9.0 WLS: W BF: 33 H: 6 R: 0 ER: 0 SO: 9 BB: 2 IBB: 0 HBP: 0 BLK: 0 WP: 0 HR: 0 S: 49 P: 57 ERA: 0.00 WHIP: 0.889															<b>PITCHER</b>	IP: 9.0 WLS: W BF: 33 H: 6 R: 0 ER: 0 SO: 9 BB: 2 IBB: 0 HBP: 0 BLK: 0 WP: 0 HR: 0 S: 49 P: 57 ERA: 0.00 WHIP: 0.889					

Batter	1	2	3	4	5	6	7	8	9	AB	R	H	RBI	BB	SO	LOB	BOTTOM					
Tommie Agee, R (1, 8) OBP: 0.351, SLG: 0.497	4-0 HBP BB		0-0 E S PB 1B	0-0 S 1B		0-0 5-3		1-0 SH1-3 1B HBP		3	2	2	0	1	0	0	<b>Montreal Expos @ New York Mets</b> Shea Stadium, Flushing, NY Thu Sep 11 1969, 3:33 AM EDT Att: 10,713 - Unknown  <b>AB 30</b> <b>R 4</b> <b>H 8</b> <b>RBI 3</b> <b>BB 6</b> <b>SO 7</b> <b>LOB 24</b> 					
Wayne Garrett, L (1, 5) OBP: 0.291, SLG: 0.264	0-0 F9		0-0 P3 1-3	0-0 F8 1-2		0-0 F7		0-0 SH1-3		4	0	0	0	0	0	3						
Cleon Jones, R (1, 7) OBP: 0.428, SLG: 0.498	1-0		0-3 K		0-0 2B 1B	4-0 1B BB		0-0 G3-6-3 1B		2	2	1	0	1	1	0						
Rod Gaspar, S (8, 7) OBP: 0.311, SLG: 0.281	1-2 HBP				0-0 2B 1B	4-0 1B BB				1	0	1	1	0	0	0						
Art Shamsky, L (1, 3) OBP: 0.382, SLG: 0.506	0-0 F7		0-0 BB 1B HBP		4-0 2B FC6-2 BB	0-0 1B		0-0 G3-6-3		3	0	1	1	1	0	3						
Ed Kranevool, L (9, 3) OBP: 0.306, SLG: 0.373					1-2 FC6-2 BB	1-H 1B		0-0 G3-6-3		0	0	0	0	0	0	0						
Ken Boswell, L (1, 4) OBP: 0.338, SLG: 0.377	0-0 L7		0-0 FC5 BB 1B		0-0 FC6-2 2B	4-0 1B		0-0 G3-6-3		3	0	2	1	1	0	2						
Ron Swoboda, R (1, 9) OBP: 0.326, SLG: 0.360		0-3 K	4-0 1B		4-0 FC6-2 BB	0-0 1-3 2-H 2B		0-0 1-3		2	0	0	0	2	1	2						
Duffy Dyer, R (1, 2) OBP: 0.300, SLG: 0.446		0-0 2B	0-0 FC5		0-3 K		0-0 1-3			4	0	1	0	0	1	6						
Bud Harrelson, S (1, 6) OBP: 0.324, SLG: 0.297		0-0 6-3		0-0 6-3		0-0 FC6-2		0-0 F7		4	0	0	0	0	0	4						
Gary Gentry, R (1, 1) OBP: 0.119, SLG: 0.108		0-3 K		0-3 K		0-3 K		0-3 K		4	0	0	0	0	4	4						
<b>Inning Stats</b>	R: 0 E: 0 K: 0 S: 3	H: 0 LOB: 2 BB: 1 P: 8	R: 0 E: 0 K: 2 S: 8	H: 1 LOB: 1 BB: 0 P: 8	R: 1 E: 0 K: 1 S: 7	H: 2 LOB: 3 BB: 1 P: 12	R: 0 E: 0 K: 1 S: 6	H: 1 LOB: 1 BB: 0 P: 6	R: 1 E: 0 K: 0 S: 4	H: 2 LOB: 3 BB: 2 P: 17	R: 1 E: 0 K: 0 S: 4	H: 1 LOB: 2 BB: 0 P: 12	R: 0 E: 0 K: 1 S: 5	H: 0 LOB: 0 BB: 0 P: 5	R: 1 E: 0 K: 0 S: 3	H: 1 LOB: 0 BB: 0 P: 4	R: 1 E: 0 K: 0 S: 3	H: 1 LOB: 0 BB: 0 P: 4	1B: 6 2B: 2 3B: 0 HR: 0	SF: 0 SAC: 1 DP: 1 HBP: 3	WP: 0 PB: 1 CS: 0	PA: 40
<b>PITCHER</b> Jerry Robertson, R (1, 1) ERA: 3.81	IP: 7.0 WLS: L BF: 36 H: 7 R: 3 ER: 3 SO: 7 BB: 5 IBB: 1 HBP: 2 BLK: 0 WP: 0 HR: 0 S: 42 P: 68 ERA: 3.86 WHIP: 1.714															<b>PITCHER</b>	IP: 1.0 WLS: L BF: 4 H: 1 R: 1 ER: 1 SO: 0 BB: 0 IBB: 0 HBP: 1 BLK: 0 WP: 0 HR: 0 S: 3 P: 4 ERA: 9.00 WHIP: 1.000					



Batter	1	2	3	4	5	6	7	8	9	AB	R	H	RBI	BB	SO	LOB	TOP						
Gary Sutherland, R (1,4) OBP: 0.283, SLG: 0.305										5	1	2	2	0	0	2	<b>Montreal Expos @ Philadelphia Phillies</b> Connie Mack Stadium, Philadelphia, PA Fri Sep 12 1969, 7:05 PM EDT Att: 2,739 - Unknown						
Jim Fairry, L (1,8) OBP: 0.231, SLG: 0.231										4	0	2	0	0	0	2							
Rusty Staub, L (1,9) OBP: 0.407, SLG: 0.499										5	1	1	0	0	0	4							
Ron Fairly, L (1,3) OBP: 0.346, SLG: 0.460										5	0	3	1	0	0	2							
Mack Jones, L (1,7) OBP: 0.376, SLG: 0.483										3	0	0	1	0	1	4							
Kevin Collins, L (1,5) OBP: 0.280, SLG: 0.360										3	0	0	0	1	0	3							
Coco Laboy, R (7,5) OBP: 0.307, SLG: 0.412										0	0	0	0	0	0	0							
John Bateman, R (1,2) OBP: 0.242, SLG: 0.297										4	1	1	0	0	0	1							
Bobby Wine, R (1,6) OBP: 0.254, SLG: 0.259										3	1	1	0	1	0	0							
Bill Stoneman, R (1,1) OBP: 0.125, SLG: 0.090										1	0	0	0	1	0	0							
<b>Inning Stats</b>	R: 1 E: 1 K: 1 S: 7	H: 2 LOB: 1 BB: 0 P: 7	R: 2 E: 0 K: 0 S: 6	H: 3 LOB: 1 BB: 0 P: 6	R: 1 E: 0 K: 0 S: 4	H: 1 LOB: 1 BB: 1 P: 8	R: 0 E: 0 K: 0 S: 3	H: 0 LOB: 1 BB: 1 P: 7	R: 0 E: 0 K: 0 S: 4	H: 1 LOB: 1 BB: 0 P: 4	R: 0 E: 0 K: 0 S: 5	H: 2 LOB: 2 BB: 0 P: 5	R: 0 E: 0 K: 0 S: 3	H: 0 LOB: 0 BB: 0 P: 3	R: 0 E: 0 K: 0 S: 4	H: 1 LOB: 1 BB: 0 P: 4	1B: 8 2B: 2 3B: 0 HR: 0	SF: 1 SAC: 3 DP: 0 HBP: 0	WP: 0 PB: 0 CS: 0	PA: 40			
<b>PITCHER</b>	IP WLS BF H R ER SO BB IBB HBP BLK WP HR S P ERA WHIP	IP WLS BF H R ER SO BB IBB HBP BLK WP HR S P ERA WHIP	IP WLS BF H R ER SO BB IBB HBP BLK WP HR S P ERA WHIP	IP WLS BF H R ER SO BB IBB HBP BLK WP HR S P ERA WHIP	IP WLS BF H R ER SO BB IBB HBP BLK WP HR S P ERA WHIP	IP WLS BF H R ER SO BB IBB HBP BLK WP HR S P ERA WHIP	IP WLS BF H R ER SO BB IBB HBP BLK WP HR S P ERA WHIP	IP WLS BF H R ER SO BB IBB HBP BLK WP HR S P ERA WHIP	IP WLS BF H R ER SO BB IBB HBP BLK WP HR S P ERA WHIP	IP WLS BF H R ER SO BB IBB HBP BLK WP HR S P ERA WHIP	IP WLS BF H R ER SO BB IBB HBP BLK WP HR S P ERA WHIP	IP WLS BF H R ER SO BB IBB HBP BLK WP HR S P ERA WHIP	IP WLS BF H R ER SO BB IBB HBP BLK WP HR S P ERA WHIP	IP WLS BF H R ER SO BB IBB HBP BLK WP HR S P ERA WHIP	IP WLS BF H R ER SO BB IBB HBP BLK WP HR S P ERA WHIP	IP WLS BF H R ER SO BB IBB HBP BLK WP HR S P ERA WHIP	IP WLS BF H R ER SO BB IBB HBP BLK WP HR S P ERA WHIP	IP WLS BF H R ER SO BB IBB HBP BLK WP HR S P ERA WHIP	IP WLS BF H R ER SO BB IBB HBP BLK WP HR S P ERA WHIP	IP WLS BF H R ER SO BB IBB HBP BLK WP HR S P ERA WHIP	IP WLS BF H R ER SO BB IBB HBP BLK WP HR S P ERA WHIP	IP WLS BF H R ER SO BB IBB HBP BLK WP HR S P ERA WHIP	
Bill Champion, R (1,1) ERA: 4.51	3.0	L	16	6	4	4	1	1	0	0	0	0	0	0	0	0	0	0	0	17	21	12.00	2.333
John Boozer, R (4,1) ERA: 4.0	4.0		17	3	0	0	0	2	0	0	0	0	0	0	0	0	0	0	0	15	23	0.00	1.250
Turk Farrell, R (8,1) ERA: 3.78	2.0		7	1	0	0	0	0	0	0	0	0	0	0	0	0	0	0	0	7	7	0.00	0.500

Batter	1	2	3	4	5	6	7	8	9	AB	R	H	RBI	BB	SO	LOB	BOTTOM						
Tony Taylor, R (1,4) OBP: 0.316, SLG: 0.345										4	0	0	0	0	2	4	<b>Montreal Expos @ Philadelphia Phillies</b> Connie Mack Stadium, Philadelphia, PA Fri Sep 12 1969, 7:05 PM EDT Att: 2,739 - Unknown						
John Briggs, L (1,7) OBP: 0.350, SLG: 0.400										3	0	1	0	1	0	1							
Dick Allen, R (1,3) OBP: 0.375, SLG: 0.593										4	0	0	0	0	2	3							
Johnny Callison, L (1,9) OBP: 0.327, SLG: 0.439										3	0	0	0	1	1	1							
Deron Johnson, R (1,5) OBP: 0.327, SLG: 0.436										4	0	0	0	0	3	2							
Larry Hisle, R (1,8) OBP: 0.339, SLG: 0.465										3	0	1	0	1	0	1							
Mike Ryan, R (1,2) OBP: 0.281, SLG: 0.342										2	0	0	0	0	2	1							
Terry Harmon, R (7, PH) OBP: 0.319, SLG: 0.280										1	0	1	0	0	0	0							
Dave Watkins, R (8,2) OBP: 0.290, SLG: 0.318										1	0	0	0	0	0	1							
Don Money, R (1,6) OBP: 0.299, SLG: 0.326										4	0	1	0	0	1	2							
Bill Champion, R (1,1) OBP: 0.296, SLG: 0.212										0	0	0	0	0	0	0							
Scott Pineda, L (3, PH)										1	0	0	0	0	1	1							
John Boozer, R (4,1) OBP: 0.400, SLG: 0.333										1	0	1	0	0	0	0							
Ron Stone, L (7, PH) OBP: 0.290, SLG: 0.309										0	0	0	0	0	1	0							
Turk Farrell, R (8,1) OBP: 0.300, SLG: 0.410										0	0	0	0	0	0	0							
Rick Joseph, R (9, PH) OBP: 0.300, SLG: 0.410										1	0	0	0	0	0	1							
<b>Inning Stats</b>	R: 0 E: 0 K: 1 S: 6	H: 1 LOB: 1 BB: 0 P: 6	R: 0 E: 0 K: 2 S: 7	H: 0 LOB: 0 BB: 0 P: 7	R: 0 E: 0 K: 2 S: 8	H: 1 LOB: 2 BB: 1 P: 12	R: 0 E: 0 K: 2 S: 8	H: 1 LOB: 1 BB: 0 P: 8	R: 0 E: 0 K: 1 S: 6	H: 1 LOB: 1 BB: 0 P: 6	R: 0 E: 0 K: 1 S: 6	H: 0 LOB: 1 BB: 0 P: 6	R: 0 E: 0 K: 1 S: 5	H: 1 LOB: 1 BB: 1 P: 9	R: 0 E: 0 K: 2 S: 7	H: 0 LOB: 1 BB: 1 P: 11	R: 0 E: 0 K: 0 S: 3	H: 0 LOB: 1 BB: 1 P: 7	1B: 3 2B: 2 3B: 0 HR: 0	SF: 0 SAC: 0 DP: 1 HBP: 0	WP: 1 PB: 0 CS: 0	PA: 36	
<b>PITCHER</b>	IP WLS BF H R ER SO BB IBB HBP BLK WP HR S P ERA WHIP	IP WLS BF H R ER SO BB IBB HBP BLK WP HR S P ERA WHIP	IP WLS BF H R ER SO BB IBB HBP BLK WP HR S P ERA WHIP	IP WLS BF H R ER SO BB IBB HBP BLK WP HR S P ERA WHIP	IP WLS BF H R ER SO BB IBB HBP BLK WP HR S P ERA WHIP	IP WLS BF H R ER SO BB IBB HBP BLK WP HR S P ERA WHIP	IP WLS BF H R ER SO BB IBB HBP BLK WP HR S P ERA WHIP	IP WLS BF H R ER SO BB IBB HBP BLK WP HR S P ERA WHIP	IP WLS BF H R ER SO BB IBB HBP BLK WP HR S P ERA WHIP	IP WLS BF H R ER SO BB IBB HBP BLK WP HR S P ERA WHIP	IP WLS BF H R ER SO BB IBB HBP BLK WP HR S P ERA WHIP	IP WLS BF H R ER SO BB IBB HBP BLK WP HR S P ERA WHIP	IP WLS BF H R ER SO BB IBB HBP BLK WP HR S P ERA WHIP	IP WLS BF H R ER SO BB IBB HBP BLK WP HR S P ERA WHIP	IP WLS BF H R ER SO BB IBB HBP BLK WP HR S P ERA WHIP	IP WLS BF H R ER SO BB IBB HBP BLK WP HR S P ERA WHIP	IP WLS BF H R ER SO BB IBB HBP BLK WP HR S P ERA WHIP	IP WLS BF H R ER SO BB IBB HBP BLK WP HR S P ERA WHIP	IP WLS BF H R ER SO BB IBB HBP BLK WP HR S P ERA WHIP	IP WLS BF H R ER SO BB IBB HBP BLK WP HR S P ERA WHIP	IP WLS BF H R ER SO BB IBB HBP BLK WP HR S P ERA WHIP	IP WLS BF H R ER SO BB IBB HBP BLK WP HR S P ERA WHIP	
Bill Stoneman, R (1,1) ERA: 4.62	9.0	W	36	5	0	0	0	12	4	0	0	0	0	0	0	0	0	0	0	56	72	0.00	1.000











Batter	1	2	3	4	5	6	7	8	9	AB	R	H	RBI	BB	SO	LOB	TOP			
Don Kessinger, S (1, 6) OBP: 0.336, SLG: 0.377 Rich Nye, L (7, 1) OBP: 0.067, SLG: 0.067	G1	F8			4-3		4-3			4	0	0	0	0	0	2				
Glenn Beckert, R (1, 4) OBP: 0.335, SLG: 0.352	14 PB 1B BB		4-3			F8		F7		3	1	0	0	1	0	0				
Billy Williams, L (1, 7) Oscar Gamble, L (6, 7) OBP: 0.325, SLG: 0.286	P4		G3			F8		K		4	0	0	0	0	1	1				
Ron Santo, R (1, 5) OBP: 0.383, SLG: 0.489	14 1B 1-2 BB		L6					5-3		2	0	0	0	2	0	0				
14 Ernie Banks, R (1, 3) OBP: 0.309, SLG: 0.414	1-2 2-H 1B				F7		K		K	4	0	1	1	0	2	1				
Jimmie Hall, L (1, 8) OBP: 0.284, SLG: 0.340	4-3				6-3				F2	4	0	0	0	0	1	2				
Jim Hickman, R (1, 9) OBP: 0.322, SLG: 0.460					F8				K	3	1	1	0	1	1	0				
Randy Hundley, R (1, 2) Paul Popovich, S (7, 6) OBP: 0.348, SLG: 0.410 OBP: 0.341, SLG: 0.323	L4				5-3				K	3	0	0	0	0	1	2				
Dick Selma, R (1, 1) Al Spingler, L (5, PH) Hank Aguirre, L (5, 1) Ted Abernathy, R (5, 1) Jim Colborn, R (6, 1) Willie Smith, L (7, PH) Randy Bobb, R (7, 2)	SH3 1-2								K	0	0	0	0	0	0	0				
<b>Inning Stats</b>	R: 1 E: 0 K: 0 S: 4	H: 1 LOB: 2 BB: 2 P: 12	R: 0 E: 0 K: 0 S: 3	H: 0 LOB: 1 BB: 1 P: 7	R: 0 E: 0 K: 0 S: 3	H: 0 LOB: 0 BB: 0 P: 3	R: 0 E: 0 K: 0 S: 3	H: 0 LOB: 0 BB: 0 P: 3	R: 0 E: 0 K: 1 S: 5	H: 0 LOB: 1 BB: 1 P: 9	R: 1 E: 0 K: 2 S: 9	H: 2 LOB: 1 BB: 0 P: 9	R: 0 E: 0 K: 2 S: 5	H: 0 LOB: 0 BB: 0 P: 5	R: 0 E: 0 K: 2 S: 7	H: 0 LOB: 0 BB: 0 P: 7	1B: 2 2B: 1 3B: 0 HR: 0	SF: 0 SAC: 1 DP: 0 HBP: 0	WP: 0 PB: 1 SB: 0 CS: 0	PA: 34
<b>PITCHER</b> Mike Wegener, R (1, 1) ERA: 4.09	IP: 9.0 WLS: W BF: 34 H: 3 R: 2 ER: 2 SO: 7 BB: 4 IBB: 0 HBP: 0 BLK: 0 WP: 0 HR: 0 S: 44 P: 60 ERA: 2.00 WHIP: 0.778																			

Chicago Cubs @ Montreal Expos  
Jarry Park, Montreal, QB  
Mon Sep 15 1969, 7:05 PM EDT  
Att: 12,011 - Unknown - 65 F

AB	29
R	2
H	3
RBI	2
BB	4
SO	7
LOB	8



Batter	1	2	3	4	5	6	7	8	9	AB	R	H	RBI	BB	SO	LOB	BOTTOM	
Ty Cline, L (1, 8) OBP: 0.348, SLG: 0.335	CS BB		L6-3		F7			L6-3		4	0	0	0	1	0	1		
Gary Sutherland, R (1, 4) OBP: 0.292, SLG: 0.312	K		HR			SH1-4 2B		BB BB 1B		5	2	4	0	0	1	1		
Rusty Staub, L (1, 9) OBP: 0.410, SLG: 0.504	2B		F7		SH1-4 1-2		BB BB	1B		2	1	1	0	1	0	1		
Ron Fairly, L (1, 3) OBP: 0.355, SLG: 0.489	E 2H 2B		1-H HR		2B 2B		1-2 2-3 BB			3	2	3	4	1	0	0		
Mack Jones, L (1, 7) OBP: 0.375, SLG: 0.480	E4 WP 2-3		K		F8		K			4	0	0	0	0	2	5		
Kevin Collins, L (1, 5) Coco Laboy, R (5, PH) OBP: 0.283, SLG: 0.362 OBP: 0.313, SLG: 0.421	F7				1B 5-3 1B		2H HR 2B		1-3	2	1	1	0	0	0	2		
John Bateman, R (1, 2) OBP: 0.248, SLG: 0.314			1-3		1-3 1B		2H HR		F3	4	1	2	2	0	0	0		
Bobby Wine, R (1, 6) OBP: 0.254, SLG: 0.260	5-3				K		1-3		F7	4	0	0	0	0	1	2		
Mike Wegener, R (1, 1) OBP: 0.255, SLG: 0.259	L4				5-3			F3		4	0	0	1	0	1	1		
<b>Inning Stats</b>	R: 1 E: 1 K: 1 S: 7	H: 2 LOB: 2 BB: 1 P: 11	R: 0 E: 0 K: 0 S: 3	H: 0 LOB: 0 BB: 0 P: 3	R: 2 E: 0 K: 1 S: 7	H: 2 LOB: 0 BB: 0 P: 7	R: 4 E: 0 K: 0 S: 7	H: 4 LOB: 0 BB: 0 P: 7	R: 0 E: 0 K: 1 S: 6	H: 1 LOB: 3 BB: 2 P: 14	R: 0 E: 0 K: 0 S: 3	H: 0 LOB: 0 BB: 0 P: 3	R: 0 E: 0 K: 1 S: 5	H: 1 LOB: 1 BB: 0 P: 5	1B: 6 2B: 4 3B: 0 HR: 2	SF: 0 SAC: 1 DP: 0 HBP: 0	WP: 1 PB: 0 SB: 0 CS: 1	PA: 38
<b>PITCHER</b> Dick Selma, R (1, 1) ERA: 3.66 Hank Aguirre, L (5, 1) ERA: 2.87 Ted Abernathy, R (5, 1) ERA: 3.46 Jim Colborn, R (6, 1) ERA: 4.5 Rich Nye, L (7, 1) ERA: 4.97	IP: 4.0 WLS: L BF: 19 H: 6 R: 4 ER: 4 SO: 3 BB: 1 IBB: 0 HBP: 0 BLK: 0 WP: 1 HR: 1 S: 24 P: 28 ERA: 9.00 WHIP: 1.750																	

Chicago Cubs @ Montreal Expos  
Jarry Park, Montreal, QB  
Mon Sep 15 1969, 7:05 PM EDT  
Att: 12,011 - Unknown - 65 F

AB	34
R	8
H	12
RBI	8
BB	3
SO	5
LOB	13





Batter	1	2	3	4	5	6	7	8	9	AB	R	H	RBI	BB	SO	LOB	TOP								
Oscar Gamble, L OBP: 0.311, SLG: 0.350	6-3		HR	FC4		FC2-6		F8		5	1	1	1	0	0	3	<b>Chicago Cubs @ Montreal Expos</b> Jarry Park, Montreal, QB Tue Sep 16 1969, 3:33 AM EDT Att. 5,216 - Overcast - 60 F								
Glenn Beckert, R OBP: 0.338, SLG: 0.354	HR		1B	5-3		FC1-6		G3		5	1	3	0	0	0	4									
Billy Williams, L OBP: 0.357, SLG: 0.472	HR		K			G3		G3		5	2	2	2	0	1	3									
Willie Smith, L OBP: 0.329, SLG: 0.441	F9		K			SH		F7		4	1	0	0	0	1	2									
Ron Santo, R OBP: 0.382, SLG: 0.487	5-3		FC6-4			SH		F7		4	0	1	1	0	0	1									
Jim Hickman, R OBP: 0.324, SLG: 0.462						G6-4-3		K		3	0	1	0	1	1	2									
Paul Popovich, S OBP: 0.339, SLG: 0.322	F8					F7		P3		4	0	1	1	0	0	2									
Randy Hundley, R OBP: 0.346, SLG: 0.407	F7					E5		F9		4	0	0	0	0	1	3									
Bill Hands, R OBP: 0.141, SLG: 0.092	6-3					K		K		4	0	1	0	0	2	3									
Phil Regan, R OBP: 0.222, SLG: 0.133						FC2-6		K		0	0	0	0	0	0	0									
<b>Inning Stats</b>	R: 2 E: 0 K: 0 S: 5	H: 2 LOB: 0 BB: 0 P: 5	R: 0 E: 0 K: 0 S: 4	H: 1 LOB: 1 BB: 0 P: 4	R: 1 E: 0 K: 2 S: 9	H: 2 LOB: 1 BB: 0 P: 9	R: 0 E: 2 K: 1 S: 7	H: 0 LOB: 3 BB: 1 P: 11	R: 2 E: 1 K: 1 S: 8	H: 3 LOB: 1 BB: 0 P: 8	R: 0 E: 0 K: 1 S: 4	H: 1 LOB: 0 BB: 0 P: 4	R: 0 E: 0 K: 1 S: 5	H: 0 LOB: 0 BB: 0 P: 5	R: 0 E: 0 K: 1 S: 5	H: 0 LOB: 0 BB: 0 P: 5	R: 0 E: 0 K: 0 S: 4	H: 1 LOB: 1 BB: 0 P: 4	1B: 7 2B: 1 3B: 0 HR: 2	SF: 0 SAC: 1 DP: 1 HBP: 0	WP: 1 PB: 0 SB: 0 CS: 0	PA: 40			
<b>PITCHER</b>	IP	WLS	BF	H	R	ER	SO	BB	IBB	HBP	BLK	WP	HR	S	P	ERA	WHIP								
Jerry Robertson, R ERA: 3.9	2.0	L	11	5	3	3	0	0	0	0	0	0	2	11	11	13.50	2.500								
Dan McGinn, L ERA: 4.17	5.0		22	4	2	1	5	1	0	0	0	1	0	31	35	1.80	1.000								
Howie Reed, R ERA: 4.99	2.0		7	1	0	0	1	0	0	0	0	0	0	9	9	0.00	0.500								

AB	38
R	5
H	10
RBI	5
BB	1
SO	6
LOB	23



Batter	1	2	3	4	5	6	7	8	9	AB	R	H	RBI	BB	SO	LOB	BOTTOM								
Ty Cline, L OBP: 0.341, SLG: 0.327	L1-3	L4			L4		K		L4-3	5	0	0	0	0	1	1	<b>Chicago Cubs @ Montreal Expos</b> Jarry Park, Montreal, QB Tue Sep 16 1969, 3:33 AM EDT Att. 5,216 - Overcast - 60 F								
Gary Sutherland, R OBP: 0.291, SLG: 0.312	3-1	L5			P6-3		P5			4	1	1	0	0	0	1									
Rusty Staub, L OBP: 0.410, SLG: 0.505	3-1				P6-3			F8		3	1	1	0	1	0	0									
Ron Fairly, L OBP: 0.354, SLG: 0.484	3-1				F8		4-3			3	1	0	0	1	0	3									
Mack Jones, L OBP: 0.376, SLG: 0.486	1B				K		1-3			3	1	1	2	1	1	0									
Kevin Collins, L OBP: 0.298, SLG: 0.378					F8					3	0	2	2	1	0	0									
Remy Hermoso, R OBP: 0.240, SLG: 0.174					HBP					0	0	0	0	0	0	0									
John Bateman, R OBP: 0.248, SLG: 0.310					1B					3	0	0	0	0	2	2									
Bobby Wine, R OBP: 0.255, SLG: 0.260	4-3				E8					3	0	1	0	0	0	4									
Bob Bailey, R OBP: 0.332, SLG: 0.416					1B					1	0	0	0	0	0	0									
Jerry Robertson, S OBP: 0.094, SLG: 0.077					1-3					1	0	0	0	0	0	0									
Dan McGinn, L OBP: 0.165, SLG: 0.296					K					1	0	0	0	0	1	1									
Jim Fairley, L OBP: 0.211, SLG: 0.211					K					1	0	1	0	0	0	0									
Howie Reed, R OBP: 0.200, SLG: 0.250										0	0	0	0	0	0	0									
Coco Laboy, R OBP: 0.313, SLG: 0.420										1	0	0	0	0	0	0									
<b>Inning Stats</b>	R: 2 E: 0 K: 0 S: 5	H: 2 LOB: 3 BB: 2 P: 14	R: 0 E: 0 K: 0 S: 3	H: 0 LOB: 0 BB: 0 P: 3	R: 0 E: 0 K: 1 S: 5	H: 0 LOB: 0 BB: 0 P: 5	R: 0 E: 1 K: 2 S: 8	H: 1 LOB: 1 BB: 0 P: 8	R: 0 E: 1 K: 0 S: 4	H: 1 LOB: 1 BB: 0 P: 4	R: 0 E: 0 K: 1 S: 6	H: 1 LOB: 0 BB: 0 P: 6	R: 0 E: 0 K: 1 S: 5	H: 1 LOB: 1 BB: 2 P: 11	R: 0 E: 0 K: 0 S: 3	H: 0 LOB: 0 BB: 0 P: 3	R: 0 E: 0 K: 0 S: 3	H: 0 LOB: 0 BB: 0 P: 3	1B: 4 2B: 3 3B: 0 HR: 1	SF: 0 SAC: 0 DP: 2 HBP: 1	WP: 0 PB: 0 SB: 0 CS: 2	PA: 37			
<b>PITCHER</b>	IP	WLS	BF	H	R	ER	SO	BB	IBB	HBP	BLK	WP	HR	S	P	ERA	WHIP								
Bill Hands, R ERA: 2.59	7.1		33	7	4	4	5	3	1	1	0	0	1	38	55	4.91	1.364								
Phil Regan, R ERA: 3.61	1.2	S	4	0	0	0	0	0	0	0	0	0	0	4	4	0.00	0.000								

AB	32
R	4
H	7
RBI	4
BB	4
SO	5
LOB	12









Batter	1	2	3	4	5	6	7	8	9	AB	R	H	RBI	BB	SO	LOB	TOP
Wayne Garrett, L OBP: 0.299, SLG: 0.270 (1, 5)	0-3 K		0-3 K		4-0 BB		0-3 K		0-0 5-3	4	0	0	0	1	3	0	<b>New York Mets @ Montreal Expos</b> Jarry Park, Montreal, QB Thu Sep 18 1969, 7:05 PM EDT Att: 13,280 - Unknown
Tommie Agee, R OBP: 0.346, SLG: 0.479 (1, 8)	4-0 1B BB		0-0 F8		0-3 K		0-3 K		0-3 K	3	1	0	0	1	2	1	
Art Shamsky, L OBP: 0.366, SLG: 0.500 Amos Otis, R OBP: 0.185, SLG: 0.171 (1, 7) (8, PR)	0-0 1B 1-2 1B		4-0 1B BB		0-0 4-3		0-0 4-3		0-0 BB 1B 1B	3	0	2	0	1	0	1	
Ken Boswell, L OBP: 0.346, SLG: 0.384 Bobby Pfeil, R OBP: 0.246, SLG: 0.270 (1, 4) (8, 5)	0-3 K		0-0 1-2 1B		0-0 1-2 1B		0-0 F8		0-0 BB 1B	4	0	2	0	0	1	2	
Ed Kranepool, L OBP: 0.309, SLG: 0.383 Donn Clendenon, R OBP: 0.304, SLG: 0.421 (1, 3) (8, 3)	0-0 1-2 2-H 1B		0-0 1-3		0-0 HR		0-0 HR		4-0 1-2 2-3 BB	3	1	2	2	0	0	2	
Ron Swoboda, R OBP: 0.327, SLG: 0.383 (1, 9)	0-0 F8				0-0 5-3		0-0 G4-6-3 1B		0-3 K	4	0	1	0	0	1	5	
Jerry Grote, R OBP: 0.305, SLG: 0.349 (1, 2)			0-3 K		0-3 K		0-0 G4-6-3 1B		0-0 6-3	4	0	0	0	0	2	4	
Al Weis, S OBP: 0.258, SLG: 0.288 (1, 6)			0-0 6-3		0-3 K				0-0 5-3	4	0	0	0	0	2	0	
Tom Seaver, R OBP: 0.204, SLG: 0.155 (1, 1)			0-3 K				0-3 K		0-0 1-3	4	0	0	0	0	3	0	
<b>Inning Stats</b>	R: 1 H: 2 E: 0 K: 2 S: 9	H: 2 LOB: 2 BB: 1 P: 13	R: 0 H: 0 E: 0 K: 2 S: 7	H: 1 LOB: 2 BB: 1 P: 10	R: 0 H: 0 E: 0 K: 2 S: 7	H: 0 LOB: 0 BB: 0 P: 7	R: 0 H: 2 E: 0 K: 0 S: 4	H: 0 LOB: 1 BB: 0 P: 4	R: 0 H: 0 E: 0 K: 1 S: 5	H: 2 LOB: 3 BB: 0 P: 13	R: 0 H: 0 E: 0 K: 2 S: 7	H: 0 LOB: 0 BB: 0 P: 7	1B: 6 2B: 0 3B: 0 HR: 1	SF: 0 SAC: 0 DP: 1 HBP: 0	WP: 0 PB: 0 SB: 0 CS: 0	PA: 37	
<b>PITCHER</b>	IP WLS BF H R ER SO BB IBB HBP BLK WP HR S P ERA WHIP	IP WLS BF H R ER SO BB IBB HBP BLK WP HR S P ERA WHIP	IP WLS BF H R ER SO BB IBB HBP BLK WP HR S P ERA WHIP	IP WLS BF H R ER SO BB IBB HBP BLK WP HR S P ERA WHIP	IP WLS BF H R ER SO BB IBB HBP BLK WP HR S P ERA WHIP	IP WLS BF H R ER SO BB IBB HBP BLK WP HR S P ERA WHIP	IP WLS BF H R ER SO BB IBB HBP BLK WP HR S P ERA WHIP	IP WLS BF H R ER SO BB IBB HBP BLK WP HR S P ERA WHIP	IP WLS BF H R ER SO BB IBB HBP BLK WP HR S P ERA WHIP	IP WLS BF H R ER SO BB IBB HBP BLK WP HR S P ERA WHIP	IP WLS BF H R ER SO BB IBB HBP BLK WP HR S P ERA WHIP	IP WLS BF H R ER SO BB IBB HBP BLK WP HR S P ERA WHIP	IP WLS BF H R ER SO BB IBB HBP BLK WP HR S P ERA WHIP	IP WLS BF H R ER SO BB IBB HBP BLK WP HR S P ERA WHIP	IP WLS BF H R ER SO BB IBB HBP BLK WP HR S P ERA WHIP	IP WLS BF H R ER SO BB IBB HBP BLK WP HR S P ERA WHIP	ERA WHIP
Bill Stoneman, R ERA: 4.55 (1, 1)	7.1 L	30 6	2 2	2 11	3 3	0 0	0 0	0 0	0 0	0 0	1 49	61	2.46	1.227			
Dan McGinn, L ERA: 4.15 (8, 1)	0.2	4	1	0	0	1	1	0	0	0	5	9	0.00	3.000			
Jerry Robertson, R ERA: 3.87 (9, 1)	1.0	3	0	0	0	2	0	0	0	0	7	7	0.00	0.000			

AB 33  
R 2  
H 7  
RBI 2  
BB 4  
SO 14  
LOB 15



Batter	1	2	3	4	5	6	7	8	9	AB	R	H	RBI	BB	SO	LOB	BOTTOM	
Ty Cline, L OBP: 0.339, SLG: 0.322 (1, 8)	4-0 BB G6-4-3		0-0 F8			0-0 L4-3		0-0 F7		3	0	0	0	1	0	2	<b>New York Mets @ Montreal Expos</b> Jarry Park, Montreal, QB Thu Sep 18 1969, 7:05 PM EDT Att: 13,280 - Unknown	
Gary Sutherland, R OBP: 0.292, SLG: 0.311 (1, 4)	0-0 G6-4-3 1-2		0-0 F7		0-0 4-3		0-0 1B		0-0 1B	4	0	1	0	0	0	3		
Rusty Staub, L OBP: 0.408, SLG: 0.500 (1, 9)	0-0 4-3				0-0 4-3		0-0 BB 1B		0-0 F7	4	0	1	0	0	0	1		
Ron Fairly, L OBP: 0.348, SLG: 0.472 (1, 3)			0-3 K		0-0 F9		4-0 1-2 BB		0-0 F8	3	0	0	0	1	1	0		
Mack Jones, L OBP: 0.375, SLG: 0.484 (1, 7)			0-3 K		0-3 K		0-3 K		0-0 1B	4	0	1	0	0	3	2		
Coco Laboy, R OBP: 0.310, SLG: 0.416 (1, 5)			0-0 F8				0-3 K		0-0 L9	4	0	0	0	0	1	1		
John Bateman, R OBP: 0.249, SLG: 0.314 (1, 2)			0-0 1B 1B		0-0 F8		0-3 K		0-0 4-3	4	0	1	0	0	1	1		
Bobby Wine, R OBP: 0.259, SLG: 0.260 (1, 6)			0-0 1-2 1B		4-0 BB		0-3 K			2	0	1	0	1	1	0		
Bill Stoneman, R OBP: 0.122, SLG: 0.087 Dan McGinn, L OBP: 0.165, SLG: 0.296 Kevin Collins, L OBP: 0.295, SLG: 0.375 Jerry Robertson, S OBP: 0.094, SLG: 0.077 (1, 1) (8, 1) (6, PH) (9, 1)			0-3 K		0-3 K		0-0 F5			2	0	0	0	0	2	3		
<b>Inning Stats</b>	R: 0 H: 0 E: 0 K: 0 S: 2	H: 0 LOB: 0 BB: 1 P: 6	R: 0 H: 0 E: 0 K: 2 S: 7	H: 2 LOB: 2 BB: 0 P: 7	R: 0 H: 0 E: 0 K: 1 S: 5	H: 0 LOB: 0 BB: 0 P: 5	R: 0 H: 1 E: 0 K: 1 S: 6	H: 0 LOB: 2 BB: 1 P: 10	R: 0 H: 0 E: 0 K: 3 S: 9	H: 0 LOB: 0 BB: 0 P: 9	R: 0 H: 1 E: 0 K: 0 S: 4	H: 1 LOB: 1 BB: 0 P: 4	R: 0 H: 1 E: 0 K: 0 S: 4	H: 1 LOB: 1 BB: 0 P: 4	1B: 5 2B: 0 3B: 0 HR: 0	SF: 0 SAC: 0 DP: 1 HBP: 0		WP: 0 PB: 0 SB: 0 CS: 0
<b>PITCHER</b>	IP WLS BF H R ER SO BB IBB HBP BLK WP HR S P ERA WHIP	IP WLS BF H R ER SO BB IBB HBP BLK WP HR S P ERA WHIP	IP WLS BF H R ER SO BB IBB HBP BLK WP HR S P ERA WHIP	IP WLS BF H R ER SO BB IBB HBP BLK WP HR S P ERA WHIP	IP WLS BF H R ER SO BB IBB HBP BLK WP HR S P ERA WHIP	IP WLS BF H R ER SO BB IBB HBP BLK WP HR S P ERA WHIP	IP WLS BF H R ER SO BB IBB HBP BLK WP HR S P ERA WHIP	IP WLS BF H R ER SO BB IBB HBP BLK WP HR S P ERA WHIP	IP WLS BF H R ER SO BB IBB HBP BLK WP HR S P ERA WHIP	IP WLS BF H R ER SO BB IBB HBP BLK WP HR S P ERA WHIP	IP WLS BF H R ER SO BB IBB HBP BLK WP HR S P ERA WHIP	IP WLS BF H R ER SO BB IBB HBP BLK WP HR S P ERA WHIP	IP WLS BF H R ER SO BB IBB HBP BLK WP HR S P ERA WHIP	IP WLS BF H R ER SO BB IBB HBP BLK WP HR S P ERA WHIP	IP WLS BF H R ER SO BB IBB HBP BLK WP HR S P ERA WHIP	IP WLS BF H R ER SO BB IBB HBP BLK WP HR S P ERA WHIP	ERA WHIP	
Tom Seaver, R ERA: 2.33 (1, 1)	9.0 W	34 5	0 0	0 9	3 3	0 0	0 0	0 49	61	0.00	0.889							

AB 31  
R 0  
H 5  
RBI 0  
BB 3  
SO 9  
LOB 13





Batter	1	2	3	4	5	6	7	8	9	AB	R	H	RBI	BB	SO	LOB	TOP										
Tony Taylor, R OBP: 0.321, SLG: 0.345 (1, 5)										4	2	1	1	1	1	2	<b>Philadelphia Phillies @ Montreal Expos</b> Jarry Park, Montreal, QB Fri Sep 19 1969, 7:05 PM EDT Unknown										
Cookie Rojas, R OBP: 0.271, SLG: 0.294 (1, 4)										4	1	2	2	0	0	1											
Johnny Callison, L OBP: 0.329, SLG: 0.440 (1, 9)										3	0	1	1	2	0	1											
Dick Allen, R OBP: 0.383, SLG: 0.595 (1, 3)										4	0	1	1	0	1	3											
Deron Johnson, R OBP: 0.337, SLG: 0.437 Turk Farrell, R (7, 1)										4	0	1	1	0	3	2											
Scott Reid, L (7, 7)										3	1	0	0	1	2	2											
Dave Watkins, R OBP: 0.266, SLG: 0.280 (1, 2)										4	0	0	0	0	1	1											
Terry Harmon, R OBP: 0.322, SLG: 0.288 (1, 6)										4	1	1	0	0	1	0											
Rick Wise, R OBP: 0.292, SLG: 0.368 John Boozer, R OBP: 0.400, SLG: 0.333 Larry Hisle, R OBP: 0.338, SLG: 0.459 (7, 1)										2	1	1	0	1	0	2											
<b>Inning Stats</b>	R: 1 E: 0 K: 2 S: 8	H: 1 LOB: 1 BB: 1 P: 12	R: 5 E: 1 K: 1 S: 9	H: 3 LOB: 2 BB: 3 P: 21	R: 0 E: 0 K: 1 S: 6	H: 1 LOB: 1 BB: 0 P: 6	R: 0 E: 0 K: 1 S: 6	H: 2 LOB: 1 BB: 0 P: 6	R: 0 E: 0 K: 1 S: 5	H: 0 LOB: 0 BB: 0 P: 5	R: 0 E: 0 K: 1 S: 5	H: 0 LOB: 0 BB: 0 P: 5	R: 0 E: 0 K: 2 S: 7	H: 0 LOB: 0 BB: 0 P: 7	R: 0 E: 0 K: 0 S: 4	H: 1 LOB: 1 BB: 0 P: 4		1B: 7 2B: 1 3B: 0 HR: 0	SF: 1 SAC: 0 DP: 0 HBP: 0	WP: 2 PB: 0 SB: 0 CS: 1	PA: 39						
<b>PITCHER</b>	IP	WLS	BF	H	R	ER	SO	BB	IBB	HBP	BLK	WP	HR	S	P	ERA	WHIP										
Bob Reynolds, R ERA: 20.25 (1, 1)	1.1		11	3	6	3	2	3	0	0	0	1	0	12	24	20.25	4.500										
Dan McGinn, L ERA: 4.13 (2, 1)	0.2		4	1	0	0	1	1	0	0	0	0	0	5	9	0.00	3.000										
Gary Waslewski, R ERA: 3.27 (3, 1)	5.0	W	17	3	0	0	4	1	0	0	0	0	0	24	28	0.00	0.800										
Howie Reed, R ERA: 4.89 (8, 1)	2.0	S	7	1	0	0	2	0	0	0	0	0	0	11	11	0.00	0.500										

AB	33
R	6
H	8
RBI	6
BB	5
SO	9
LOB	14



Batter	1	2	3	4	5	6	7	8	9	AB	R	H	RBI	BB	SO	LOB	BOTTOM										
Mary Staehle, L OBP: 0.250, SLG: 0.250 (1, 4)										4	1	1	0	0	0	2	<b>Philadelphia Phillies @ Montreal Expos</b> Jarry Park, Montreal, QB Fri Sep 19 1969, 7:05 PM EDT Unknown										
Jim Fairley, L OBP: 0.281, SLG: 0.391 (1, 8)										4	2	2	3	0	0	0											
Rusty Staub, L OBP: 0.411, SLG: 0.507 (1, 9)										3	2	2	3	1	0	0											
Ron Fairly, L OBP: 0.350, SLG: 0.483 (1, 3)										4	1	2	1	0	0	1											
Kevin Collins, L OBP: 0.287, SLG: 0.366 Coco Laboy, R OBP: 0.310, SLG: 0.416 (9, 5)										3	0	0	1	0	0	1											
Mack Jones, L OBP: 0.376, SLG: 0.483 Howie Reed, R OBP: 0.200, SLG: 0.250 (7, 1)										3	1	1	0	1	0	2											
Remy Hermoso, R OBP: 0.231, SLG: 0.167 Ty Cline, L OBP: 0.340, SLG: 0.324 (7, PH)										2	0	0	0	0	0	1											
John Bateman, R OBP: 0.250, SLG: 0.314 Garry Jesteadt, R (7, PR)										3	0	1	1	0	0	0											
Bobby Wine, R OBP: 0.258, SLG: 0.260 (8, 6)										0	1	0	0	0	0	0											
Bob Reynolds, R Dan McGinn, L Gary Waslewski, R Bob Bailey, R John Boccabella, R (7, PH)										2	0	0	0	0	1	0											
<b>Inning Stats</b>	R: 0 E: 0 K: 0 S: 3	H: 0 LOB: 0 BB: 0 P: 3	R: 0 E: 0 K: 0 S: 3	H: 0 LOB: 0 BB: 0 P: 3	R: 0 E: 0 K: 1 S: 5	H: 0 LOB: 0 BB: 0 P: 5	R: 4 E: 0 K: 0 S: 6	H: 4 LOB: 0 BB: 1 P: 10	R: 0 E: 0 K: 0 S: 3	H: 0 LOB: 0 BB: 0 P: 3	R: 0 E: 0 K: 0 S: 3	H: 0 LOB: 0 BB: 0 P: 7	R: 6 E: 0 K: 0 S: 10	H: 7 LOB: 2 BB: 0 P: 10	R: 0 E: 0 K: 1 S: 5	H: 0 LOB: 0 BB: 0 P: 5	1B: 8 2B: 0 3B: 0 HR: 3	SF: 1 SAC: 0 DP: 1 HBP: 0	WP: 0 PB: 0 SB: 0 CS: 0	PA: 36							
<b>PITCHER</b>	IP	WLS	BF	H	R	ER	SO	BB	IBB	HBP	BLK	WP	HR	S	P	ERA	WHIP										
Rick Wise, R ERA: 3.13 (1, 1)	6.0	L	26	7	7	7	1	2	0	0	0	0	2	26	34	10.50	1.500										
John Boozer, R ERA: 4.7 (7, 1)	0.1		4	3	2	2	0	0	0	0	0	0	1	4	4	54.00	9.000										
Turk Farrell, R ERA: 4.0 (7, 1)	1.2		6	1	1	1	1	0	0	0	0	0	0	8	8	5.40	0.600										

AB	33
R	10
H	11
RBI	10
BB	2
SO	2
LOB	7





Batter	1	2	3	4	5	6	7	8	9	AB	R	H	RBI	BB	SO	LOB	TOP					
Tony Taylor, R (1,5) OBP: 0.323, SLG: 0.346	F8		L9			1B SF9 1B		1B		4	1	2	0	0	0	0	<b>Philadelphia Phillies @ Montreal Expos</b> Jarry Park, Montreal, QB Fri Sep 19 1969, 7:05 PM EDT Att: 17,083 - Unknown					
Cookie Rojas, R (1,4) OBP: 0.268, SLG: 0.290	F8		6-3			K		K		4	0	0	0	0	2	2						
Johnny Callison, L (1,9) OBP: 0.333, SLG: 0.442	BB				F7	FC6-4 1B		1B		3	0	2	0	1	0	0						
Dick Allen, R (1,3) OBP: 0.380, SLG: 0.590	1-3				K	SF9		F2		3	0	0	1	0	1	3						
Deron Johnson, R (1,7) OBP: 0.338, SLG: 0.436		F8				FC6-4			4-0 BB BB BB BB	3	0	1	0	1	0	1						
Scott Reid, L (1,8)	4-3				G3				0-0 BB BB BB BB	3	0	0	0	1	0	2						
Terry Harmon, R (1,6) OBP: 0.322, SLG: 0.289					6-3				0-0 BB BB BB BB	3	0	1	0	0	0	1						
Rick Joseph, R (8, PH) OBP: 0.322, SLG: 0.389						G6-4-3 1-2		G6-4-3	0-0 BB BB BB BB	1	0	0	0	0	0	1						
Dave Watkins, R (1,2) OBP: 0.260, SLG: 0.273		FC6-4			6-3				0-0 BB BB BB BB	3	0	0	0	0	1	1						
Jeff James, R (1,1) OBP: 0.333, SLG: 0.295									0-0 BB BB BB BB	2	0	0	0	0	2	0						
Ron Stone, L (8, PH) OBP: 0.190, SLG: 0.300								P6		1	0	0	0	0	0	0						
Lowell Palmer, R (8, 1) OBP: 0.190, SLG: 0.300										0	0	0	0	0	0	0						
<b>Inning Stats</b>	R: 0 E: 0 K: 0 S: 3	H: 0 LOB: 1 BB: 1 P: 7	R: 0 E: 0 K: 0 S: 4	H: 1 LOB: 1 BB: 0 P: 4	R: 0 E: 0 K: 1 S: 5	H: 0 LOB: 0 BB: 0 P: 5	R: 0 E: 0 K: 1 S: 6	H: 1 LOB: 1 BB: 0 P: 6	R: 0 E: 0 K: 1 S: 5	H: 0 LOB: 0 BB: 0 P: 5	R: 1 E: 0 K: 1 S: 7	H: 2 LOB: 1 BB: 0 P: 7	R: 0 E: 0 K: 1 S: 4	H: 0 LOB: 0 BB: 1 P: 8	R: 0 E: 0 K: 1 S: 7	H: 2 LOB: 2 BB: 0 P: 7	R: 0 E: 0 K: 0 S: 2	H: 0 LOB: 0 BB: 1 P: 6	1B: 6 2B: 0 3B: 0 HR: 0	SF: 1 SAC: 0 DP: 2 HBP: 0	WP: 0 PB: 0 SB: 0 CS: 0	PA: 34
<b>PITCHER</b> Steve Renko, R (1,1) ERA: 3.88	IP: 9.0 WLS: W BF: 34 H: 6 R: 1 ER: 1 SO: 6 BB: 3 IBB: 0 HBP: 0 BLK: 0 WP: 0 HR: 0 S: 43 P: 55 ERA: 1.00 WHIP: 1.000															<b>PITCHER</b>						

Batter	1	2	3	4	5	6	7	8	9	AB	R	H	RBI	BB	SO	LOB	BOTTOM					
Gary Sutherland, R (1,4) OBP: 0.290, SLG: 0.309	6-3		6-3		G3		K			4	0	0	0	0	1	0	<b>Philadelphia Phillies @ Montreal Expos</b> Jarry Park, Montreal, QB Fri Sep 19 1969, 7:05 PM EDT Att: 17,083 - Unknown					
Jim Fairley, L (1,8) OBP: 0.259, SLG: 0.346	2B WP BB		P6		F7		L9			3	1	0	0	1	0	0						
Rusty Staub, L (1,9) OBP: 0.414, SLG: 0.512	WP 1-3 1B 2B								H BB BB BB BB	2	1	2	0	1	0	0						
Ron Fairly, L (1,3) OBP: 0.355, SLG: 0.483	S 2H 3H 1B				4-3				BB BB BB BB BB	2	0	1	1	2	0	1						
Coco Laboy, R (1,5) OBP: 0.308, SLG: 0.413	K		F3			K		F8		4	0	0	0	0	2	5						
Bob Bailey, R (1,7) OBP: 0.338, SLG: 0.421	5-3								0-0 BB BB BB BB	4	1	1	0	0	1	3						
Ty Cline, L (9, 7) OBP: 0.340, SLG: 0.324						1B 2B		P4		0	0	0	0	0	0	0						
John Bateman, R (1,2) OBP: 0.254, SLG: 0.318		F8						F9		4	0	2	1	0	0	2						
Bobby Wine, R (1,6) OBP: 0.256, SLG: 0.257		5-3			F9			G6-3		3	0	0	0	0	0	2						
Steve Renko, R (1,1) OBP: 0.212, SLG: 0.281		3-1								3	0	0	0	0	2	1						
<b>Inning Stats</b>	R: 2 E: 0 K: 1 S: 7	H: 2 LOB: 1 BB: 1 P: 11	R: 0 E: 0 K: 0 S: 3	H: 0 LOB: 0 BB: 0 P: 3	R: 0 E: 0 K: 0 S: 4	H: 1 LOB: 2 BB: 1 P: 8	R: 0 E: 0 K: 2 S: 8	H: 1 LOB: 0 BB: 0 P: 8	R: 0 E: 0 K: 0 S: 3	H: 0 LOB: 1 BB: 1 P: 7	R: 1 E: 0 K: 1 S: 6	H: 2 LOB: 0 BB: 0 P: 6	R: 0 E: 0 K: 2 S: 7	H: 0 LOB: 0 BB: 0 P: 7	R: 0 E: 0 K: 0 S: 3	H: 0 LOB: 2 BB: 1 P: 8	R: 0 E: 0 K: 0 S: 3	H: 0 LOB: 0 BB: 1 P: 8	1B: 3 2B: 3 3B: 0 HR: 0	SF: 0 SAC: 0 DP: 1 HBP: 1	WP: 1 PB: 0 SB: 1 CS: 0	PA: 34
<b>PITCHER</b> Jeff James, R (1,1) ERA: 3.28	IP: 7.0 WLS: L BF: 29 H: 6 R: 3 ER: 3 SO: 6 BB: 3 IBB: 0 HBP: 0 BLK: 0 WP: 1 HR: 0 S: 38 P: 50 ERA: 3.86 WHIP: 1.286															<b>PITCHER</b>						
Lowell Palmer, R (8, 1) ERA: 5.36	IP: 1.0 WLS: 5 BF: 0 H: 0 R: 0 ER: 0 SO: 0 BB: 1 IBB: 0 HBP: 1 BLK: 0 WP: 0 HR: 0 S: 3 P: 8 ERA: 0.00 WHIP: 1.000															<b>PITCHER</b>						









Batter	1	2	3	4	5	6	7	8	9	AB	R	H	RBI	BB	SO	LOB	TOP			
Tony Taylor, R OBP: 0.327, SLG: 0.349										5	0	2	0	0	1	0	<b>Philadelphia Phillies @ Montreal Expos</b> Jarry Park, Montreal, QB Sun Sep 21 1969, 3:33 AM EDT Att: 15,822 - Unknown			
Terry Harmon, R OBP: 0.324, SLG: 0.289										4	2	2	0	1	0	2				
Johnny Callison, L OBP: 0.334, SLG: 0.448										5	1	2	0	0	0	3				
Dick Allen, R OBP: 0.382, SLG: 0.596										4	1	2	3	1	2	2				
Deron Johnson, R OBP: 0.337, SLG: 0.433										4	0	1	1	0	0	0				
Scott Reid, L OBP: 0.384, SLG: 0.176										3	0	2	0	1	0	2				
Rick Joseph, R OBP: 0.321, SLG: 0.387										1	0	0	0	0	0	0				
Don Money, R OBP: 0.306, SLG: 0.338										4	1	2	1	0	1	3				
Mike Ryan, R OBP: 0.260, SLG: 0.336										4	1	1	0	0	1	1				
Bill Champion, R OBP: 0.194, SLG: 0.200										2	0	0	0	0	1	0				
Lowell Palmer, R OBP: 0.174, SLG: 0.273										2	0	0	0	0	1	1				
<b>Inning Stats</b>	R: 3 E: 0 K: 0 S: 7	H: 4 LOB: 1 BB: 0 P: 7	R: 0 E: 0 K: 1 S: 6	H: 1 LOB: 1 BB: 0 P: 6	R: 0 E: 0 K: 0 S: 4	H: 2 LOB: 1 BB: 0 P: 4	R: 1 E: 0 K: 1 S: 6	H: 1 LOB: 2 BB: 3 P: 17	R: 1 E: 0 K: 0 S: 8	H: 3 LOB: 2 BB: 0 P: 8	R: 0 E: 0 K: 0 S: 4	H: 2 LOB: 1 BB: 0 P: 4	R: 0 E: 0 K: 2 S: 8	H: 0 LOB: 1 BB: 0 P: 8	R: 0 E: 0 K: 1 S: 5	H: 0 LOB: 0 BB: 0 P: 5	1B: 12 2B: 0 3B: 0 HR: 2	SF: 1 SAC: 0 DP: 1 HBP: 0	WP: 1 PB: 1 SB: 0 CS: 1	PA: 42
<b>PITCHER</b>	IP WLS BF H R ER SO BB IBB HBP BLK WP HR S P ERA WHIP																			
Jerry Robertson, R ERA: 3.98	(1, 1) 2.1 14 7 3 3 1 0 0 0 0 0 0 1 16 16 11.57 3.000																			
Don Shaw, L ERA: 5.09	(3, 1) 2.1 10 2 2 2 1 3 0 0 0 0 0 1 9 21 7.71 2.143																			
Claude Raymond, R ERA: 4.93	(5, 1) 0.2 5 3 1 1 1 0 0 0 0 0 1 0 7 7 13.50 4.500																			
Dan McGinn, L ERA: 4.01	(6, 1) 3.2 W 13 2 0 0 4 0 0 0 0 0 0 0 21 21 0.00 0.545																			

Batter	1	2	3	4	5	6	7	8	9	AB	R	H	RBI	BB	SO	LOB	BOTTOM			
Mary Staehle, L OBP: 0.444, SLG: 0.778										5	1	3	1	0	0	2	<b>Philadelphia Phillies @ Montreal Expos</b> Jarry Park, Montreal, QB Sun Sep 21 1969, 3:33 AM EDT Att: 15,822 - Unknown			
Gary Sutherland, R OBP: 0.291, SLG: 0.308										0	0	0	0	0	0	0				
Jim Fairley, L OBP: 0.281, SLG: 0.355										5	0	2	2	0	1	1				
Rusty Staub, L OBP: 0.416, SLG: 0.517										4	1	1	0	1	1	4				
Ron Fairly, L OBP: 0.354, SLG: 0.475										3	1	0	0	2	1	3				
Mack Jones, L OBP: 0.375, SLG: 0.483										4	1	1	0	0	0	4				
Coco Laboy, R OBP: 0.310, SLG: 0.412										4	0	2	2	0	0	0				
John Bateman, R OBP: 0.259, SLG: 0.338										4	1	2	1	0	0	2				
Bobby Wine, R OBP: 0.261, SLG: 0.259										2	1	1	0	2	0	0				
Jerry Robertson, S OBP: 0.111, SLG: 0.094										1	0	1	0	0	0	0				
Don Shaw, L ERA: 5.01	(3, 1) 5.0 L 21 6 2 2 2 1 1 0 0 0 0 2 23 31 3.60 1.400																			
Claude Raymond, R OBP: 0.182, SLG: 0.182	(5, 1) 1 0 0 0 0 0 0 2																			
Dan McGinn, L OBP: 0.179, SLG: 0.286	(6, 1) 1 0 0 0 0 0 0 0																			
<b>Inning Stats</b>	R: 0 E: 0 K: 1 S: 6	H: 1 LOB: 1 BB: 0 P: 6	R: 1 E: 0 K: 0 S: 6	H: 4 LOB: 2 BB: 0 P: 6	R: 2 E: 0 K: 0 S: 4	H: 1 LOB: 1 BB: 2 P: 12	R: 2 E: 0 K: 1 S: 6	H: 2 LOB: 1 BB: 2 P: 14	R: 0 E: 0 K: 0 S: 4	H: 1 LOB: 2 BB: 1 P: 8	R: 0 E: 0 K: 0 S: 4	H: 1 LOB: 0 BB: 0 P: 4	R: 1 E: 0 K: 1 S: 6	H: 2 LOB: 0 BB: 0 P: 6	R: 1 E: 0 K: 0 S: 5	H: 0 LOB: 0 BB: 0 P: 5	1B: 9 2B: 2 3B: 0 HR: 2	SF: 0 SAC: 0 DP: 3 HBP: 0	WP: 0 PB: 0 SB: 0 CS: 0	PA: 40
<b>PITCHER</b>	IP WLS BF H R ER SO BB IBB HBP BLK WP HR S P ERA WHIP																			
Bill Champion, R ERA: 5.01	(1, 1) 3.0 19 7 5 5 1 4 0 0 0 0 0 2 17 33 15.00 3.667																			
Lowell Palmer, R ERA: 5.26	(4, 1) 5.0 L 21 6 2 2 2 1 1 0 0 0 0 2 23 31 3.60 1.400																			









Batter	1	2	3	4	5	6	7	8	9	AB	R	H	RBI	BB	SO	LOB	TOP			
Mary Staehle, L (1,4) OBP: 0.462, SLG: 0.750	4-3 2B		F8		G3			FC5-4 BB		3	1	1	0	1	0	1				
Jim Fairley, L (1,8) OBP: 0.250, SLG: 0.314	4-3 2-3		F8			K		FC5-4 2B		4	1	0	0	0	1	2				
Rusty Staub, L (1,9) OBP: 0.421, SLG: 0.531	4-3									4	1	3	2	0	0	0				
Ron Fairly, L (1,3) OBP: 0.355, SLG: 0.489 Howie Reed, R (8,1) OBP: 0.200, SLG: 0.250	4-3									4	0	2	1	0	0	1				
Mack Jones, L (1,7) OBP: 0.376, SLG: 0.488										4	0	2	0	0	1	2				
Coco Laboy, R (1,5) OBP: 0.307, SLG: 0.408										4	0	1	0	0	1	3				
John Bateman, R (1,2) OBP: 0.250, SLG: 0.326										4	0	0	0	0	0	3				
Bobby Wine, R (1,6) OBP: 0.264, SLG: 0.260 Kevin Collins, L (9,PH) OBP: 0.295, SLG: 0.363										3	0	1	0	0	0	2				
Steve Renko, R (1,1) OBP: 0.200, SLG: 0.265 Dan McGinn, L (6,1) OBP: 0.179, SLG: 0.286 Ty Cline, L (8,PH) OBP: 0.339, SLG: 0.322										2	0	0	0	0	1	1				
<b>Inning Stats</b>	R: 1 E: 0 K: 0 S: 4	H: 1 LOB: 0 BB: 0 P: 4	R: 0 E: 0 K: 0 S: 4	H: 1 LOB: 1 BB: 0 P: 4	R: 0 E: 0 K: 0 S: 3	H: 0 LOB: 0 BB: 0 P: 3	R: 0 E: 0 K: 2 S: 8	H: 2 LOB: 1 BB: 0 P: 8	R: 0 E: 0 K: 1 S: 6	H: 1 LOB: 1 BB: 0 P: 6	R: 0 E: 0 K: 0 S: 3	H: 1 LOB: 0 BB: 0 P: 3	R: 0 E: 0 K: 0 S: 4	H: 1 LOB: 1 BB: 0 P: 8	R: 0 E: 0 K: 0 S: 4	H: 1 LOB: 0 BB: 0 P: 4	1B: 4 2B: 4 3B: 2 HR: 0	SF: 0 SAC: 0 DP: 1 HBP: 0	WP: 0 PB: 0 SB: 0 CS: 1	PA: 35
<b>PITCHER</b> Bill Hands, R (1,1) ERA: 2.55	IP: 9.0 WLS: W BF: 35 H: 10 R: 3 ER: 3 SO: 4 BB: 1 IBB: 0 HBP: 0 BLK: 0 WP: 0 HR: 0 S: 42 P: 46 ERA: 3.00 WHIP: 1.222															<b>PITCHER</b>				

**Montreal Expos @ Chicago Cubs**  
Wrigley Field, Chicago, IL  
Wed Sep 24 1969, 3:33 AM CDT  
Att: 2,217 - Cloudy

AB 34  
R 3  
H 10  
RBI 3  
BB 1  
SO 4  
LOB 16



Batter	1	2	3	4	5	6	7	8	9	AB	R	H	RBI	BB	SO	LOB	BOTTOM			
Don Kessinger, S (1,6) OBP: 0.335, SLG: 0.373										4	1	2	0	0	0	2				
Glenn Beckert, R (1,4) OBP: 0.325, SLG: 0.341										4	1	1	1	0	1	2				
Billy Williams, L (1,7) OBP: 0.357, SLG: 0.476										4	1	1	1	0	1	1				
Ron Santo, R (1,5) OBP: 0.384, SLG: 0.485										4	1	1	1	0	1	0				
14 Ernie Banks, R (1,3) OBP: 0.308, SLG: 0.407										4	1	3	1	0	0	0				
Jim Hickman, R (1,9) OBP: 0.328, SLG: 0.477										4	0	1	1	0	1	2				
Oscar Gamble, L (1,8) OBP: 0.343, SLG: 0.344										4	0	0	0	0	0	2				
Randy Hundley, R (1,2) OBP: 0.341, SLG: 0.402										2	1	0	0	1	1	1				
Bill Hands, R (1,1) OBP: 0.143, SLG: 0.097										3	0	1	0	0	1	1				
<b>Inning Stats</b>	R: 0 E: 0 K: 2 S: 7	H: 1 LOB: 0 BB: 0 P: 7	R: 0 E: 0 K: 2 S: 8	H: 1 LOB: 1 BB: 0 P: 8	R: 1 E: 0 K: 1 S: 6	H: 1 LOB: 1 BB: 1 P: 10	R: 0 E: 0 K: 0 S: 3	H: 0 LOB: 0 BB: 0 P: 3	R: 0 E: 0 K: 0 S: 3	H: 0 LOB: 0 BB: 0 P: 3	R: 5 E: 2 K: 1 S: 12	H: 6 LOB: 2 BB: 0 P: 12	R: 0 E: 0 K: 0 S: 3	H: 0 LOB: 0 BB: 0 P: 3	R: 0 E: 0 K: 0 S: 3	H: 1 LOB: 0 BB: 0 P: 3	1B: 9 2B: 3 3B: 0 HR: 0	SF: 0 SAC: 0 DP: 2 HBP: 0	WP: 0 PB: 0 SB: 2 CS: 1	PA: 34
<b>PITCHER</b> Steve Renko, R (1,1) ERA: 4.05 Dan McGinn, L (6,1) ERA: 3.95 Howie Reed, R (8,1) ERA: 4.85	IP: 5.0 WLS: L BF: 24 H: 8 R: 6 ER: 4 SO: 5 BB: 1 IBB: 0 HBP: 0 BLK: 0 WP: 0 HR: 0 S: 33 P: 37 ERA: 7.20 WHIP: 1.800															<b>PITCHER</b>				

**Montreal Expos @ Chicago Cubs**  
Wrigley Field, Chicago, IL  
Wed Sep 24 1969, 3:33 AM CDT  
Att: 2,217 - Cloudy

AB 33  
R 6  
H 10  
RBI 5  
BB 1  
SO 6  
LOB 11









Batter	1	2	3	4	5	6	7	8	9	AB	R	H	RBI	BB	SO	LOB	TOP									
Jerry Davanon, R OBP: 0.244, SLG: 0.274 (1, 6)	F2		K		F9		G6-4-3			4	0	0	0	0	1	2										
Byron Browne, R OBP: 0.353, SLG: 0.286 (1, 8)	K					HR		F3		3	1	1	1	1	1	0										
Joe Hague, L OBP: 0.266, SLG: 0.244 (1, 9)			G3			F2				3	0	1	0	1	0	1										
Joe Torre, R OBP: 0.357, SLG: 0.438 (1, 3)	K				6-3			F9		4	0	0	0	0	1	2										
Tim McCarver, L OBP: 0.326, SLG: 0.368 (1, 2)								F9		4	0	2	0	0	0	1										
Leron Lee, L OBP: 0.300, SLG: 0.278 (1, 7)										4	1	1	0	0	1	2										
Steve Huntz, S OBP: 0.340, SLG: 0.308 (1, 5)										4	0	1	0	0	3	2										
Chip Coulter, S OBP: 0.417, SLG: 0.455 (1, 4)										4	0	0	0	0	2	3										
Jerry Reuss, L OBP: 0.333, SLG: 0.333 Sal Campisi, R (8, 1)										3	0	1	1	0	2	0										
Tom Hilgendorf, S OBP: 1.000, SLG: 2.000 (9, 1)										0	0	0	0	0	0	0										
										0	0	0	0	0	0	0										
<b>Inning Stats</b>	R: 0 E: 0 K: 2 S: 8	H: 1 LOB: 1 BB: 0 P: 8	R: 0 E: 0 K: 1 S: 6	H: 1 LOB: 1 BB: 0 P: 6	R: 0 E: 0 K: 2 S: 7	H: 0 LOB: 1 BB: 1 P: 11	R: 0 E: 0 K: 1 S: 6	H: 1 LOB: 1 BB: 0 P: 6	R: 0 E: 0 K: 2 S: 7	H: 0 LOB: 0 BB: 0 P: 7	R: 1 E: 0 K: 0 S: 4	H: 1 LOB: 1 BB: 0 P: 4	R: 1 E: 0 K: 1 S: 7	H: 3 LOB: 1 BB: 0 P: 7	R: 0 E: 0 K: 0 S: 3	H: 0 LOB: 1 BB: 1 P: 7	R: 0 E: 0 K: 2 S: 7	H: 0 LOB: 0 BB: 0 P: 7	1B: 5 2B: 1 3B: 0 HR: 1	SF: 0 SAC: 0 DP: 1 HBP: 0	WP: 0 PB: 0 SB: 1 CS: 0	PA: 35				
<b>PITCHER</b>	IP	WLS	BF	H	R	ER	SO	BB	IBB	HBP	BLK	WP	HR	S	P	ERA	WHIP									
Jerry Robertson, R ERA: 3.92 Howie Reed, R ERA: 4.75	(1, 1)	7.0	L	28	7	2	2	9	1	0	0	0	0	1	45	49	2.57	1.143								
(8, 1)	2.0	7	0	0	0	0	2	1	0	0	0	0	0	10	14	0.00	0.500									

St. Louis Cardinals @ Montreal Expos  
Jarry Park, Montreal, QB  
Sat Sep 27 1969, 3:33 AM EDT  
Att: 12,570 - Unknown

AB 33  
R 2  
H 7  
RBI 2  
BB 2  
SO 11  
LOB 13



Batter	1	2	3	4	5	6	7	8	9	AB	R	H	RBI	BB	SO	LOB	BOTTOM								
Gary Sutherland, R OBP: 0.292, SLG: 0.310 (1, 4)	6-3									4	1	2	0	0	0	1									
Rusty Staub, L OBP: 0.426, SLG: 0.531 (1, 9)										1	0	0	0	2	0	1									
Bob Bailey, R OBP: 0.338, SLG: 0.421 (1, 7)										4	0	0	1	0	1	4									
Coco Laboy, R OBP: 0.307, SLG: 0.405 Kevin Collins, L OBP: 0.294, SLG: 0.375 (3, 5)										0	0	0	0	0	0	0									
										3	0	0	0	0	1	1									
Jose Herrera, R OBP: 0.307, SLG: 0.379 Mack Jones, L OBP: 0.378, SLG: 0.488 (9, PH)										3	0	0	0	0	0	3									
										1	0	1	0	0	0	0									
Ron Fairly, L OBP: 0.350, SLG: 0.479 (1, 3)										3	0	0	0	0	0	0									
John Bateman, R OBP: 0.250, SLG: 0.329 Remy Hermoso, R OBP: 0.228, SLG: 0.164 Howie Reed, R OBP: 0.200, SLG: 0.250 Garry Jestadt, R (9, PH)										3	0	1	0	0	0	0									
										0	0	0	0	0	0	0									
										1	0	0	0	0	0	1									
Bobby Wine, R OBP: 0.261, SLG: 0.256 (1, 6)										4	0	0	0	0	0	2									
Jerry Robertson, S OBP: 0.125, SLG: 0.093 Ron Brand, R OBP: 0.326, SLG: 0.297 (7, PH)										1	0	0	0	1	1	0									
										1	0	0	0	0	0	1									
<b>Inning Stats</b>	R: 0 E: 0 K: 0 S: 3	H: 0 LOB: 2 BB: 1 P: 8	R: 0 E: 0 K: 0 S: 3	H: 0 LOB: 0 BB: 0 P: 3	R: 0 E: 0 K: 1 S: 5	H: 1 LOB: 1 BB: 1 P: 9	R: 0 E: 0 K: 0 S: 3	H: 0 LOB: 0 BB: 0 P: 3	R: 0 E: 0 K: 2 S: 7	H: 0 LOB: 1 BB: 1 P: 7	R: 0 E: 0 K: 0 S: 4	H: 1 LOB: 1 BB: 0 P: 4	R: 0 E: 0 K: 0 S: 4	H: 1 LOB: 0 BB: 0 P: 4	R: 0 E: 0 K: 0 S: 4	H: 1 LOB: 1 BB: 0 P: 4	R: 0 E: 0 K: 0 S: 4	H: 1 LOB: 1 BB: 0 P: 4	1B: 2 2B: 2 3B: 0 HR: 0	SF: 0 SAC: 1 DP: 1 HBP: 2	WP: 1 PB: 0 SB: 0 CS: 0	PA: 35			
<b>PITCHER</b>	IP	WLS	BF	H	R	ER	SO	BB	IBB	HBP	BLK	WP	HR	S	P	ERA	WHIP								
Jerry Reuss, L ERA: 1.13 Tom Hilgendorf, L ERA: 1.42	(1, 1)	7.0	W	27	2	0	3	3	0	0	0	0	0	28	42	0.00	0.714								
(8, 1)	1.0	5	2	1	1	0	0	0	0	0	0	0	0	5	5	9.00	2.000								
(9, 1)	1.0	S	3	0	0	0	0	0	0	0	0	1	0	3	3	0.00	0.000								

St. Louis Cardinals @ Montreal Expos  
Jarry Park, Montreal, QB  
Sat Sep 27 1969, 3:33 AM EDT  
Att: 12,570 - Unknown

AB 29  
R 1  
H 4  
RBI 1  
BB 3  
SO 3  
LOB 14









Batter	1	2	3	4	5	6	7	8	9	AB	R	H	RBI	BB	SO	LOB	TOP								
Gary Sutherland, R (1, 4) OBP: 0.289, SLG: 0.308										4	1	1	0	0	1	0	<b>Montreal Expos @ Pittsburgh Pirates</b> Forbes Field, Pittsburgh, PA Wed Oct 01 1969, 7:05 PM EDT Alt. 2,496 - Unknown - 74 F								
Rusty Staub, L (1, 9) OBP: 0.426, SLG: 0.527										3	1	1	0	0	2	1									
Bob Bailey, R (1, 7) OBP: 0.337, SLG: 0.420										3	1	1	0	0	0	1									
Mack Jones, L (7, PH) OBP: 0.378, SLG: 0.487										1	0	0	0	0	1	1									
Coco Laboy, R (1, 5) OBP: 0.308, SLG: 0.409										4	1	2	3	0	1	0									
Jose Herrera, R (1, 8) OBP: 0.302, SLG: 0.373										2	0	0	0	0	2	1									
Jim Fahey, L (6, PH) OBP: 0.283, SLG: 0.356										2	0	0	0	0	1	1									
John Bateman, R (1, 2) OBP: 0.250, SLG: 0.328										4	0	1	0	0	2	1									
Garry Jestadt, R (1, 6)										2	0	0	1	0	0	1									
Ty Cline, L (6, PH) OBP: 0.347, SLG: 0.322										0	0	0	0	1	0	0									
Remy Hermoso, R (9, PH) OBP: 0.225, SLG: 0.162										1	0	0	0	0	0	0									
Bobby Wine, R (1, 3) OBP: 0.259, SLG: 0.254										4	0	0	0	0	0	3									
Steve Renko, R (1, 1) OBP: 0.189, SLG: 0.250										2	0	0	0	0	1	0									
Dan McGinn, L (6, 1) OBP: 0.172, SLG: 0.276										1	0	0	0	0	0	0									
Bill Stoneman, R (8, 1) OBP: 0.127, SLG: 0.082										0	0	0	0	0	0	0									
John Boccabella, R (9, PH) OBP: 0.170, SLG: 0.163										1	0	0	0	0	1	0									
Howie Reed, R (9, 1) OBP: 0.200, SLG: 0.250										0	0	0	0	0	0	0									
<b>Inning Stats</b>	R: 0 E: 0 K: 2 S: 7	H: 0 LOB: 0 BB: 0 P: 7	R: 1 E: 0 K: 1 S: 7	H: 2 LOB: 1 BB: 0 P: 7	R: 0 E: 1 K: 1 S: 6	H: 0 LOB: 1 BB: 0 P: 6	R: 0 E: 0 K: 1 S: 5	H: 0 LOB: 0 BB: 0 P: 5	R: 0 E: 0 K: 1 S: 5	H: 0 LOB: 0 BB: 0 P: 5	R: 3 E: 0 K: 2 S: 10	H: 3 LOB: 2 BB: 1 P: 15	R: 0 E: 0 K: 1 S: 6	H: 1 LOB: 1 BB: 0 P: 6	R: 0 E: 0 K: 2 S: 7	H: 0 LOB: 0 BB: 0 P: 7	R: 0 E: 0 K: 1 S: 5	H: 0 LOB: 0 BB: 0 P: 5	1B: 4 2B: 2 3B: 0 HR: 0	SF: 0 SAC: 0 DP: 0 HBP: 1	WP: 0 PB: 0 SB: 1 CS: 0	PA: 36			
<b>PITCHER</b>	IP	WLS	BF	H	R	ER	SO	BB	IBB	HBP	BLK	WP	HR	S	P	ERA	WHIP								
Luke Walker, L (1, 1) ERA: 3.64	5.0		22	5	4	4	6	0	0	1	0	0	0	33	34	7.20	1.000								
Steve Blass, R (6, 1) ERA: 4.46	1.0		4	0	0	0	2	1	0	0	0	0	0	7	11	0.00	1.000								
Dock Ellis, R (7, 1) ERA: 3.58	2.0		7	1	0	0	3	0	0	0	0	0	0	13	13	0.00	0.500								
Joe Gibbon, L (9, 1) ERA: 2.4	1.0	W	3	0	0	0	1	0	0	0	0	0	0	5	5	0.00	0.000								

AB	34
R	4
H	6
RBI	4
BB	1
SO	12
LOB	10



Batter	1	2	3	4	5	6	7	8	9	AB	R	H	RBI	BB	SO	LOB	BOTTOM								
Matty Alou, L (1, 8) OBP: 0.369, SLG: 0.410										5	1	3	0	0	0	3	<b>Montreal Expos @ Pittsburgh Pirates</b> Forbes Field, Pittsburgh, PA Wed Oct 01 1969, 7:05 PM EDT Alt. 2,496 - Unknown - 74 F								
Dave Cash, R (1, 4) OBP: 0.369, SLG: 0.357										3	1	1	0	1	2										
Roberto Clemente, R (1, 9) OBP: 0.407, SLG: 0.541										5	1	2	0	0	0	3									
Willie Stargell, L (1, 7) OBP: 0.383, SLG: 0.559										5	1	2	1	0	0	3									
Al Oliver, L (1, 3) OBP: 0.333, SLG: 0.446										3	1	3	1	1	0	0									
Manny Sanguillen, R (1, 2) OBP: 0.325, SLG: 0.407										4	0	0	0	0	0	6									
Richie Hebner, L (1, 5) OBP: 0.378, SLG: 0.419										4	0	1	1	0	0	4									
Freddie Patek, R (1, 6) OBP: 0.319, SLG: 0.296										0	0	0	0	2	0	0									
Jose Pagan, R (6, PH) OBP: 0.325, SLG: 0.453										1	0	1	1	0	0	0									
Jose Martinez, R (6, PR) OBP: 0.309, SLG: 0.321										1	0	0	0	0	0	0									
Luke Walker, L (1, 1) OBP: 0.259, SLG: 0.333										2	0	0	0	0	0	2									
Steve Blass, R (6, PH) ERA: 3.94										0	0	0	0	0	0	0									
Carl Sawada, L (6, PH) OBP: 0.345, SLG: 0.457										1	0	0	0	0	0	2									
Dock Ellis, R (7, 1) OBP: 0.369, SLG: 0.688										0	0	0	0	0	0	0									
Bob Robertson, R (6, PH) OBP: 0.256, SLG: 0.268										1	0	0	0	0	1	0									
Joe Gibbon, R (9, 1) ERA: 2.4										0	0	0	0	0	0	0									
<b>Inning Stats</b>	R: 0 E: 0 K: 0 S: 3	H: 2 LOB: 1 BB: 1 P: 7	R: 0 E: 0 K: 0 S: 3	H: 1 LOB: 1 BB: 1 P: 7	R: 0 E: 1 K: 1 S: 6	H: 0 LOB: 1 BB: 0 P: 6	R: 1 E: 0 K: 0 S: 4	H: 2 LOB: 2 BB: 1 P: 9	R: 1 E: 0 K: 0 S: 4	H: 1 LOB: 0 BB: 0 P: 4	R: 1 E: 2 K: 0 S: 6	H: 2 LOB: 2 BB: 0 P: 6	R: 1 E: 1 K: 0 S: 5	H: 2 LOB: 2 BB: 1 P: 9	R: 0 E: 0 K: 1 S: 6	H: 1 LOB: 1 BB: 0 P: 6	R: 1 E: 1 K: 0 S: 3	H: 2 LOB: 2 BB: 0 P: 3	1B: 9 2B: 5 3B: 0 HR: 0	SF: 0 SAC: 1 DP: 2 HBP: 1	WP: 1 PB: 0 SB: 1 CS: 0	PA: 42			
<b>PITCHER</b>	IP	WLS	BF	H	R	ER	SO	BB	IBB	HBP	BLK	WP	HR	S	P	ERA	WHIP								
Steve Renko, R (1, 1) ERA: 4.01	5.2		27	8	3	2	1	2	1	0	0	0	0	25	38	3.18	1.765								
Dan McGinn, L (6, 1) ERA: 3.94	2.0		10	3	1	1	1	1	0	0	0	0	0	11	15	4.50	2.000								
Bill Stoneman, R (8, 1) ERA: 4.39	0.1		1	0	0	0	0	0	0	0	0	0	0	1	1	0.00	0.000								
Howie Reed, R (9, 1) ERA: 4.84	0.0	L	3	2	1	1	0	0	0	0	0	0	0	3	3	∞	∞								

AB	35
R	5
H	13
RBI	4
BB	4
SO	2
LOB	25





Batter	1	2	3	4	5	6	7	8	9	AB	R	H	RBI	BB	SO	LOB	TOP										
Mary Staehle, L (1.4)										3	1	1	0	1	0	0											
Jim Fairry, L (1.8)										4	1	2	1	0	0	1											
Rusty Staub, L (1.9)										4	0	2	0	0	1	1											
Mack Jones, L (1.7)										3	0	1	0	1	1	2											
Kevin Collins, L (1.5)										4	0	0	0	0	0	6											
Ty Cline, L (1.3)										4	0	1	1	0	1	3											
Ron Brand, R (1.2)										4	0	1	0	0	0	4											
Bobby Wine, R (1.6)										4	0	0	0	0	2	1											
Jerry Robertson, S (1.1)										2	0	0	0	0	0	2											
Claude Raymond, R (6.1)										0	0	0	0	0	0	0											
Bob Bailey, R (7.7)										1	0	0	0	0	1	0											
Gary Waslewski, R (7.1)										0	0	0	0	0	0	0											
Carroll Sembera, R (8.1)										0	0	0	0	0	0	0											
Gary Sutherland, R (8.7)										1	0	0	0	0	0	0											
<b>Inning Stats</b>	R: 1 E: 0 K: 2 S: 9	H: 2 LOB: 1 BB: 0 P: 9	R: 0 E: 0 K: 1 S: 5	H: 0 LOB: 0 BB: 0 P: 5	R: 0 E: 0 K: 1 S: 5	H: 1 LOB: 2 BB: 0 P: 7	R: 0 E: 0 K: 1 S: 5	H: 0 LOB: 0 BB: 0 P: 5	R: 1 E: 0 K: 0 S: 5	H: 3 LOB: 2 BB: 1 P: 9	R: 0 E: 0 K: 2 S: 7	H: 0 LOB: 1 BB: 1 P: 11	R: 0 E: 0 K: 0 S: 4	H: 1 LOB: 1 BB: 0 P: 4	R: 0 E: 0 K: 0 S: 3	H: 1 LOB: 0 BB: 0 P: 3	1B: 6 2B: 2 3B: 0 HR: 0	SF: 0 SAC: 0 DP: 1 HBP: 0	WP: 0 PB: 0 CS: 0	PA: 36							
<b>PITCHER</b>	IP	WLS	BF	H	R	ER	SO	BB	IBB	HBP	BLK	WP	HR	S	P	ERA	WHIP										
Bob Moose, R (1.1)	9.0	W	36	8	2	2	8	2	0	0	0	0	0	50	58	2.00	1.111										

**Montreal Expos @ Pittsburgh Pirates**  
 Forbes Field, Pittsburgh, PA  
 Thu Oct 02 1969, 7:05 PM EDT  
 Att: 2,700 - Unknown

AB 34  
 R 2  
 H 8  
 RBI 2  
 BB 2  
 SO 8  
 LOB 18



Batter	1	2	3	4	5	6	7	8	9	AB	R	H	RBI	BB	SO	LOB	BOTTOM										
Matty Alou, L (1.8)										5	2	2	0	0	0	1											
Dave Cash, R (1.4)										5	0	2	1	0	2	1											
Roberto Clemente, R (1.9)										4	2	3	1	1	0	1											
Willie Stargell, L (1.7)										3	0	0	0	1	1	4											
Johnny Jeter, R (7.7)										1	1	0	0	0	1	1											
Al Oliver, L (1.3)										1	0	0	0	0	0	0											
Bob Robertson, R (4.3)										2	2	1	1	1	1	0											
Manny Sanguillen, R (1.2)										4	0	2	3	0	1	0											
Richie Hebner, L (1.5)										3	0	2	1	1	0	0											
Freddie Patek, R (1.6)										4	1	1	0	0	2	5											
Bob Moose, R (1.1)										3	0	0	0	0	1	0											
<b>Inning Stats</b>	R: 0 E: 0 K: 2 S: 7	H: 0 LOB: 1 BB: 1 P: 11	R: 0 E: 0 K: 1 S: 5	H: 0 LOB: 0 BB: 0 P: 5	R: 1 E: 0 K: 0 S: 6	H: 3 LOB: 2 BB: 0 P: 6	R: 0 E: 0 K: 1 S: 6	H: 1 LOB: 1 BB: 0 P: 6	R: 0 E: 0 K: 0 S: 3	H: 0 LOB: 0 BB: 0 P: 3	R: 2 E: 0 K: 1 S: 8	H: 4 LOB: 1 BB: 0 P: 8	R: 4 E: 1 K: 2 S: 10	H: 3 LOB: 2 BB: 3 P: 22	R: 1 E: 0 K: 2 S: 9	H: 2 LOB: 1 BB: 0 P: 9	1B: 11 2B: 2 3B: 0 HR: 0	SF: 0 SAC: 1 DP: 0 HBP: 0	WP: 0 PB: 0 CS: 1	PA: 40							
<b>PITCHER</b>	IP	WLS	BF	H	R	ER	SO	BB	IBB	HBP	BLK	WP	HR	S	P	ERA	WHIP										
Jerry Robertson, R (1.1)	5.1	L	25	8	3	3	4	1	0	0	0	0	0	3	3	0.00	0.000										
Claude Raymond, R (6.1)	0.2		1	0	0	0	1	0	0	0	0	0	0	3	3	0.00	0.000										
Gary Waslewski, R (7.1)	1.0		9	3	4	3	2	1	2	0	0	0	0	10	22	27.00	4.000										
Carroll Sembera, R (8.1)	1.0		5	2	1	1	2	0	0	0	0	0	0	9	9	9.00	2.000										

**Montreal Expos @ Pittsburgh Pirates**  
 Forbes Field, Pittsburgh, PA  
 Thu Oct 02 1969, 7:05 PM EDT  
 Att: 2,700 - Unknown

AB 35  
 R 8  
 H 13  
 RBI 7  
 BB 4  
 SO 9  
 LOB 13

