



# Montreal Expos - 1970

Batter	1	2	3	4	5	6	7	8	9	AB	R	H	RBI	BB	SO	LOB	TOP			
Gary Sutherland, R (1.4)	6-3			F8			P3		G3 1B	4	0	1	0	0	0	0	<b>Montreal Expos @ Cincinnati Reds</b> Crosley Field, Cincinnati, OH Mon Apr 06 1970, 3:33 AM EST Att: 30,124 - Unknown  <b>AB 29</b> <b>R 1</b> <b>H 3</b> <b>RBI 1</b> <b>BB 2</b> <b>SO 8</b> <b>LOB 7</b> 			
Rusty Staub, L (1.9)	K			L3			1B 3B		G3 1-2	4	1	1	0	0	1					
Ron Fairly, L (1.3)	K			G3			FC6-4 1B		F8	4	0	1	1	0	1					
Bob Bailey, R (1.7)		CS BB			K		FC6-4 1-2		F7	3	0	0	0	1	2					
Coco Laboy, R (1.5)		F9 1-2			5-3		P3			3	0	0	0	0	2					
Adolfo Phillips, R (1.8)		K			F7				P2	3	0	0	0	0	1					
John Boccabella, R (1.2)			1-3			4-3			P5	3	0	0	0	0	0					
Bobby Wine, R (1.6)			K		1-3				BB	2	0	0	0	1	1					
Joe Sparma, R (1.1)			K			K			K	1	0	0	0	0	1					
Jose Herrera, R (6, PH)										1	0	0	0	0	1					
Carl Morton, R (6, PH)										0	0	0	0	0	0					
Ron Brand, R (8, PH)										1	0	0	0	0	1					
Gary Waslewski, R (8.1)										0	0	0	0	0	0					
<b>Inning Stats</b>	R: 0 E: 0 K: 2 S: 7	H: 0 LOB: 0 BB: 0 P: 7	R: 0 E: 0 K: 1 S: 4	H: 0 LOB: 0 BB: 1 P: 8	R: 0 E: 0 K: 2 S: 7	H: 0 LOB: 0 BB: 0 P: 7	R: 0 E: 0 K: 0 S: 3	H: 0 LOB: 0 BB: 0 P: 3	R: 0 E: 0 K: 1 S: 5	H: 0 LOB: 0 BB: 0 P: 5	R: 1 E: 0 K: 0 S: 5	H: 2 LOB: 1 BB: 0 P: 5	R: 0 E: 0 K: 1 S: 5	H: 0 LOB: 1 BB: 1 P: 9	R: 0 E: 0 K: 0 S: 4	H: 1 LOB: 1 BB: 0 P: 4	1B: 2 2B: 0 3B: 1 HR: 0	SF: 0 SAC: 0 DP: 0 HBP: 0	WP: 0 PB: 0 CS: 1	PA: 31
<b>PITCHER</b>	IP WLS BF H R ER SO BB IBB HBP BLK WP HR S P ERA WHIP																			
Jim Merritt, L (1.1)	9.0 W 31 3 1 1 8 2 0 0 0 0 0 45 53 1.00 0.556																			

Batter	1	2	3	4	5	6	7	8	9	AB	R	H	RBI	BB	SO	LOB	BOTTOM			
Bobby Tolan, L (1.8)	F8		FC1-6 4-3	HR		L7		4-3		5	1	1	1	0	0	1	<b>Montreal Expos @ Cincinnati Reds</b> Crosley Field, Cincinnati, OH Mon Apr 06 1970, 3:33 AM EST Att: 30,124 - Unknown  <b>AB 32</b> <b>R 5</b> <b>H 8</b> <b>RBI 5</b> <b>BB 5</b> <b>SO 5</b> <b>LOB 14</b> 			
Tommy Helms, R (1.4)	6-3		4-3	6-3		BB BB		P3		4	0	0	0	1	0	1				
Pete Rose, S (1.9)		2B			SF8 3B		BB BB			2	1	2	0	2	0	0				
Tony Perez, R (1.5)	F8		K		BB BB	2-3				3	0	0	0	1	1	5				
Johnny Bench, R (1.2)		L5		HR 2B	K		F8			4	1	1	0	0	1	2				
Lee May, R (1.3)		E5 4-3		HR	SF8		P3			3	1	1	3	0	0	0				
Bernie Carbo, L (1.7)		4-3		HR		FC6-4 1B				3	1	2	1	1	0	1				
Dave Concepcion, R (1.6)		6-3		K	K	FC6-4 1-2				4	0	0	0	0	2	4				
Jim Merritt, L (1.1)			FC1-6 1B	G3		K		1-3		4	0	1	0	0	1	0				
<b>Inning Stats</b>	R: 0 E: 0 K: 0 S: 4	H: 1 LOB: 1 BB: 0 P: 4	R: 0 E: 1 K: 0 S: 4	H: 0 LOB: 1 BB: 0 P: 4	R: 0 E: 0 K: 1 S: 6	H: 1 LOB: 2 BB: 1 P: 10	R: 4 E: 0 K: 1 S: 9	H: 4 LOB: 0 BB: 0 P: 9	R: 1 E: 0 K: 2 S: 8	H: 1 LOB: 2 BB: 2 P: 16	R: 0 E: 0 K: 1 S: 5	H: 0 LOB: 2 BB: 2 P: 13	R: 0 E: 0 K: 0 S: 4	H: 1 LOB: 1 BB: 0 P: 4	R: 0 E: 0 K: 0 S: 3	H: 0 LOB: 0 BB: 0 P: 3		1B: 2 2B: 2 3B: 1 HR: 3	SF: 1 SAC: 0 DP: 0 HBP: 0	WP: 0 PB: 0 CS: 0
<b>PITCHER</b>	IP WLS BF H R ER SO BB IBB HBP BLK WP HR S P ERA WHIP																			
Joe Sparma, R (1.1)	5.0 L 26 7 5 5 4 3 0 0 0 0 0 3 31 43 9.00 2.000																			
Carl Morton, R (6.1)	2.0 9 1 0 0 1 2 0 0 0 0 0 0 9 17 0.00 1.500																			
Gary Waslewski, R (8.1)	1.0 3 0 0 0 0 0 0 0 0 0 0 0 3 3 0.00 0.000																			



Batter	1	2	3	4	5	6	7	8	9	AB	R	H	RBI	BB	SO	LOB	TOP						
Lou Brock, L OBP: 0.200, SLG: 0.400 (1, 7)	F3		F9		1-3			6-3	2B	5	1	1	1	0	0	2							
Jose Cardenal, R (1, 8)	6-3		F9		6-3			6-3	2B	5	0	0	0	0	0	4							
Dick Allen, R OBP: 0.600, SLG: 1.600 (1, 5)	K				F2			HR	2B	5	2	3	3	0	1	0							
Joe Torre, R (1, 2)					F2			K	IBB	3	0	0	0	2	1	1							
Leron Lee, L OBP: 0.200, SLG: 0.200 (1, 9)	FC4-6				4-3			F8	K	5	1	1	0	0	1	4							
Joe Hague, L OBP: 0.333, SLG: 0.333 (1, 3)	F9				BB 1B			K	SH3-4	3	0	1	1	0	1	1							
Julian Javier, R OBP: 0.750, SLG: 0.750 (1, 4)	5-3				BB 1B			E7	2B 1B	4	1	3	1	0	0	1							
Dal Maxvill, R OBP: 0.750, SLG: 1.000 (1, 6)					F9 1B			K	2B 2B	2	1	1	1	2	1	1							
Bob Gibson, R OBP: 0.500, SLG: 0.333 Chuck Taylor, R (9, 1)					BB			G4-6-3	2B BB	3	1	1	0	1	1	4							
					CS 1B			G4-6-3	2B BB	0	0	0	0	0	0	0							
<b>Inning Stats</b>	R: 0 E: 0 K: 1 S: 5	H: 0 LOB: 0 BB: 0 P: 5	R: 0 E: 0 K: 0 S: 3	H: 0 LOB: 1 BB: 1 P: 7	R: 0 E: 0 K: 0 S: 3	H: 1 LOB: 1 BB: 1 P: 7	R: 1 E: 0 K: 1 S: 8	H: 3 LOB: 3 BB: 1 P: 12	R: 0 E: 0 K: 0 S: 3	H: 0 LOB: 0 BB: 0 P: 3	R: 0 E: 0 K: 1 S: 5	H: 0 LOB: 0 BB: 0 P: 5	R: 0 E: 0 K: 1 S: 5	H: 1 LOB: 0 BB: 0 P: 5	R: 1 E: 0 K: 1 S: 6	H: 1 LOB: 0 BB: 0 P: 6	R: 5 E: 1 K: 1 S: 10	H: 5 LOB: 2 BB: 2 P: 18	1B: 6 2B: 4 3B: 0 HR: 1	SF: 0 SAC: 1 DP: 1 HBP: 0	WP: 0 PB: 0 SB: 0 CS: 1	PA: 41	
<b>PITCHER</b>	IP	WLS	BF	H	R	ER	SO	BB	IBB	HBP	BLK	WP	HR	S	P	ERA	WHIP						
Bill Stoneman, R ERA: 4.32 Carroll Sembera, R ERA: 81.0 Dan McGinn, L ERA:	(1, 1)	8.1	L	34	8	4	4	5	3	0	0	0	0	1	41	53	4.32	1.320					
	(9, 1)	0.1		6	3	3	3	0	1	1	0	0	0	0	4	12	81.00	12.000					
	(9, 1)	0.1		1	0	0	0	1	0	0	0	0	0	0	3	3	0.00	0.000					

St. Louis Cardinals @ Montreal Expos  
Jarry Park, Montreal, QB  
Wed Apr 08 1970, 3:33 AM EST  
Att: 21,173 - Unknown

AB 35  
R 7  
H 11  
RBI 7  
BB 5  
SO 6  
LOB 18



Batter	1	2	3	4	5	6	7	8	9	AB	R	H	RBI	BB	SO	LOB	BOTTOM						
Mary Staehle, L OBP: 0.500, SLG: 0.333 (1, 4)	BB 1B	4-3			3-1 4-3		F9			3	1	1	0	1	0	0							
Rusty Staub, L OBP: 0.250, SLG: 0.429 (1, 9)	BB 1B				4-3			F7		3	1	0	0	1	1	1							
Ron Fairly, L OBP: 0.500, SLG: 0.429 (1, 3)	BB 1B				3-1			G4-6-3	1B	3	0	2	1	1	0	1							
Mack Jones, L (1, 7)	K				3-1			G4-6-3	1B	4	0	0	0	0	2	5							
Coco Laboy, R OBP: 0.143, SLG: 0.143 (1, 5)	BB 1B				K			6-3	K	4	0	1	1	0	2	1							
Adolfo Phillips, R (1, 8)	K				S BB			K	K	3	0	0	0	1	3	2							
John Boccabella, R OBP: 0.286, SLG: 0.286 (1, 2)	K				K			1B	1B	4	0	2	0	0	2	3							
Bobby Wine, R (1, 6)					6-3			K	6-3	4	0	0	0	0	1	2							
Bill Stoneman, R Carroll Sembera, R Dan McGinn, L (9, 1)					F9			6-3		3	0	0	0	0	0	1							
					F3			1-3		0	0	0	0	0	0	0							
										0	0	0	0	0	0	0							
<b>Inning Stats</b>	R: 2 E: 0 K: 3 S: 12	H: 3 LOB: 2 BB: 1 P: 16	R: 0 E: 0 K: 0 S: 3	H: 0 LOB: 0 BB: 0 P: 3	R: 0 E: 0 K: 2 S: 7	H: 0 LOB: 1 BB: 1 P: 11	R: 0 E: 0 K: 1 S: 5	H: 0 LOB: 1 BB: 1 P: 9	R: 0 E: 0 K: 1 S: 5	H: 1 LOB: 0 BB: 0 P: 5	R: 0 E: 0 K: 1 S: 5	H: 0 LOB: 0 BB: 0 P: 5	R: 0 E: 0 K: 0 S: 3	H: 1 LOB: 0 BB: 0 P: 3	R: 0 E: 0 K: 2 S: 8	H: 1 LOB: 1 BB: 0 P: 8	1B: 6 2B: 0 3B: 0 HR: 0	SF: 0 SAC: 0 DP: 1 HBP: 0	WP: 0 PB: 0 SB: 0 CS: 0	PA: 35			
<b>PITCHER</b>	IP	WLS	BF	H	R	ER	SO	BB	IBB	HBP	BLK	WP	HR	S	P	ERA	WHIP						
Bob Gibson, R ERA: 2.25 Chuck Taylor, R ERA:	(1, 1)	8.0	W	31	5	2	2	9	4	0	0	0	0	0	45	61	2.25	1.125					
	(9, 1)	1.0	S	4	1	0	0	2	0	0	0	0	0	8	8	0.00	1.000						

St. Louis Cardinals @ Montreal Expos  
Jarry Park, Montreal, QB  
Wed Apr 08 1970, 3:33 AM EST  
Att: 21,173 - Unknown

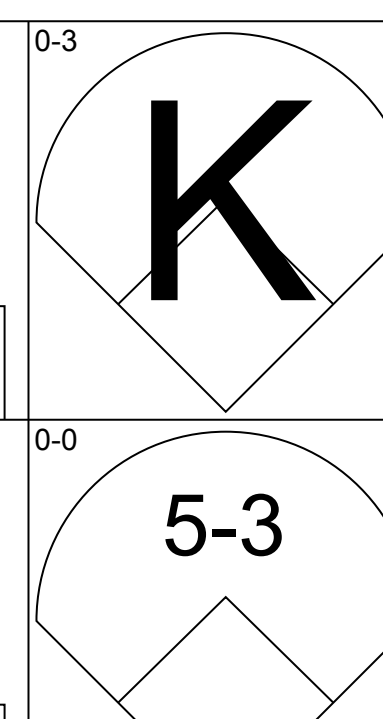
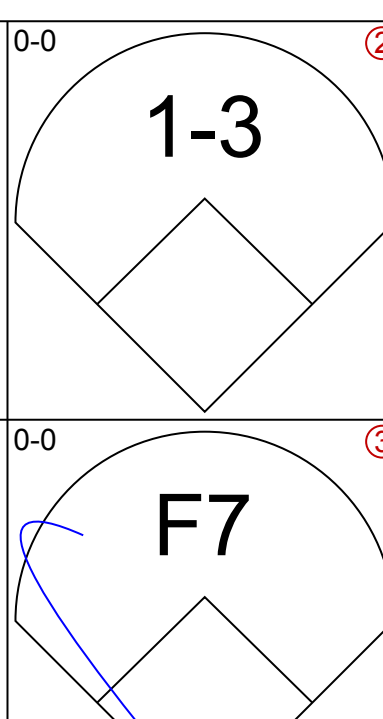
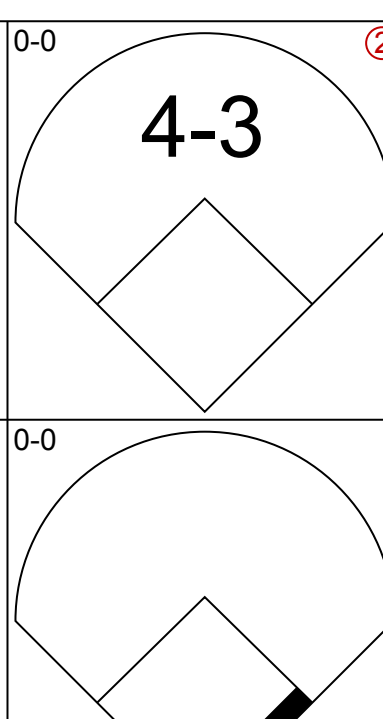
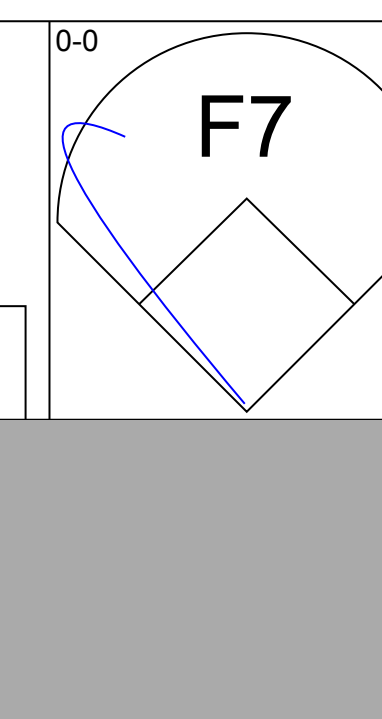
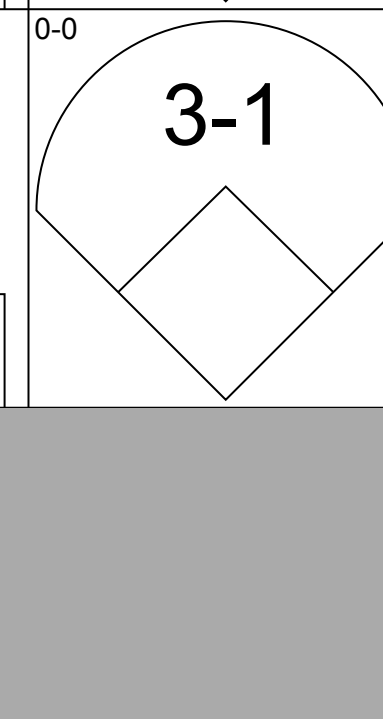

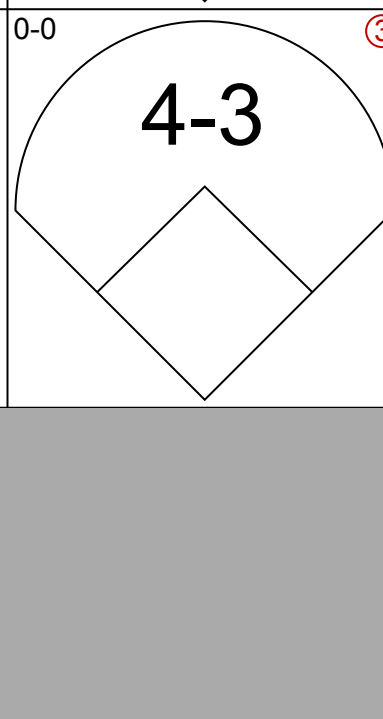
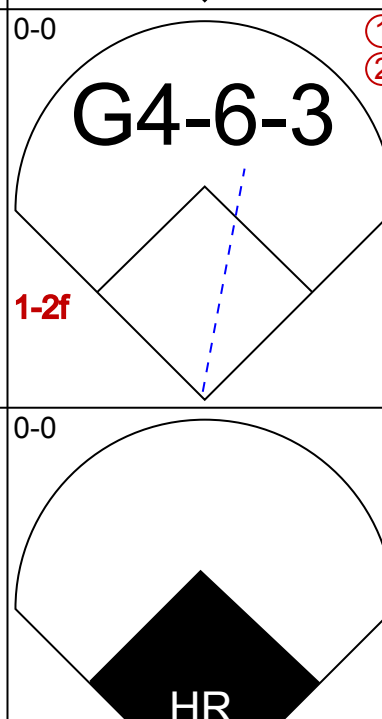

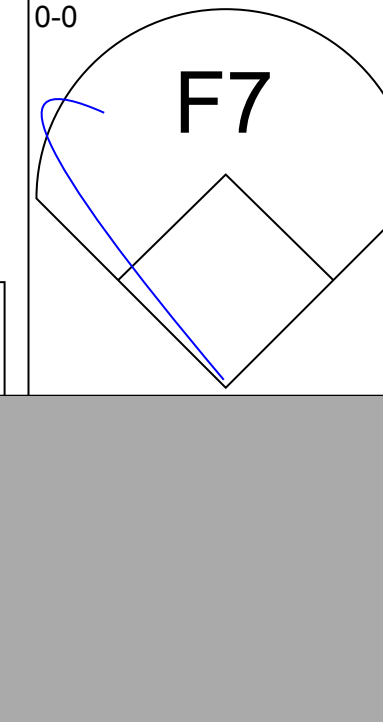

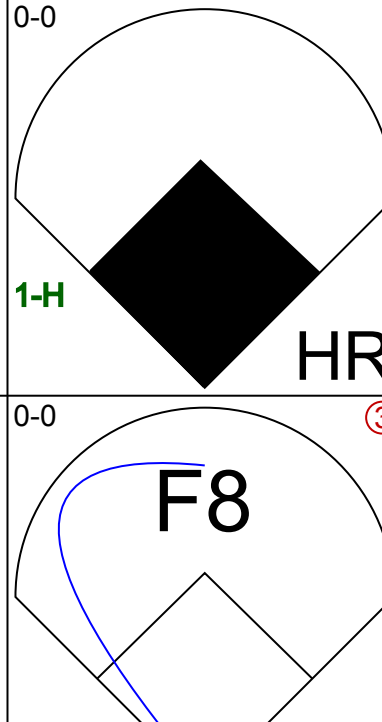
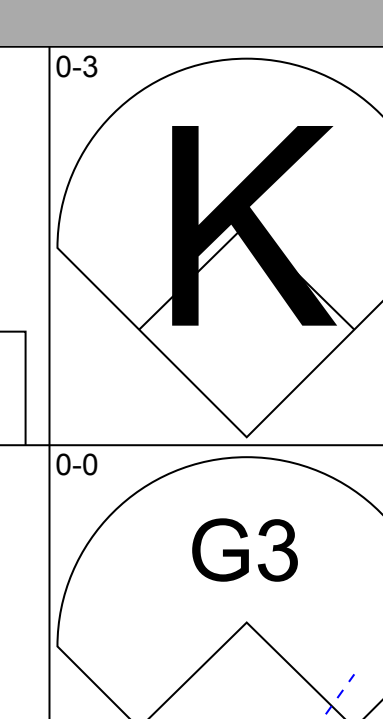
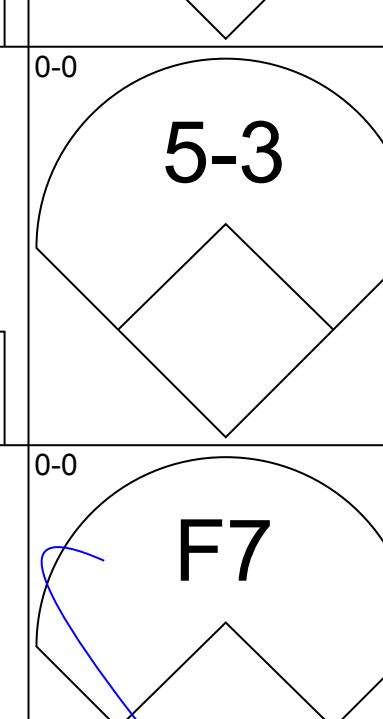
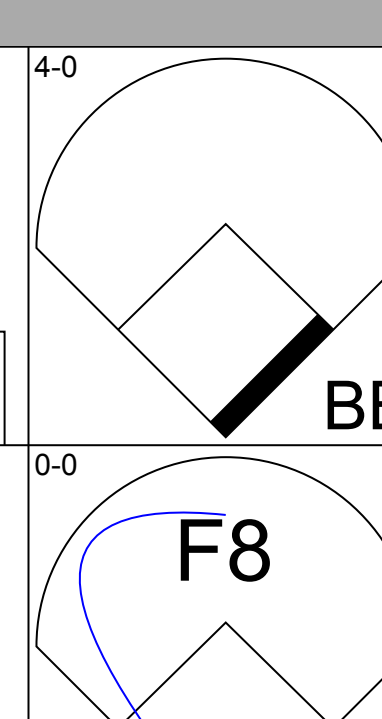
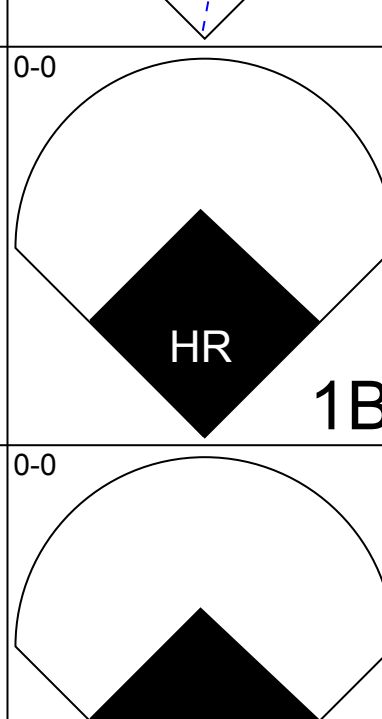


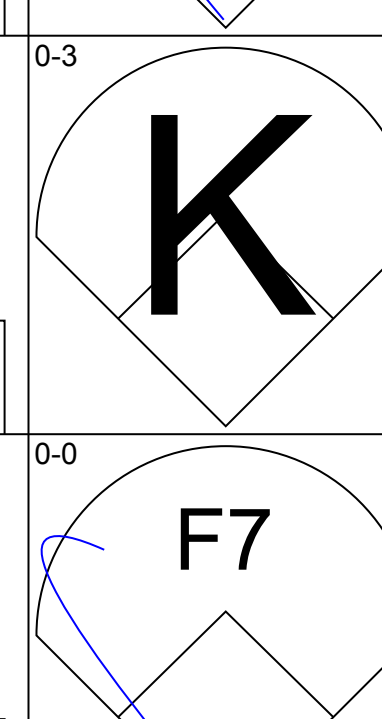
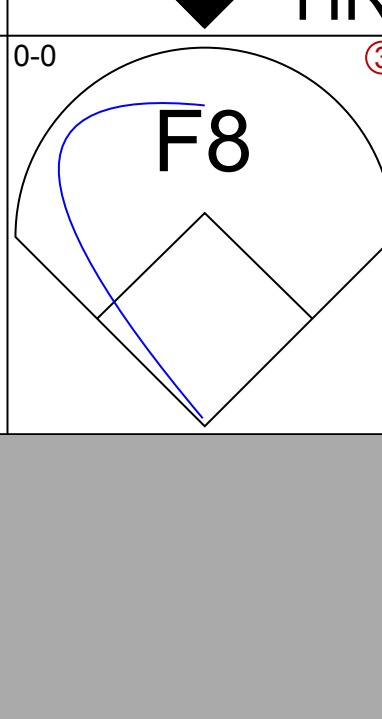

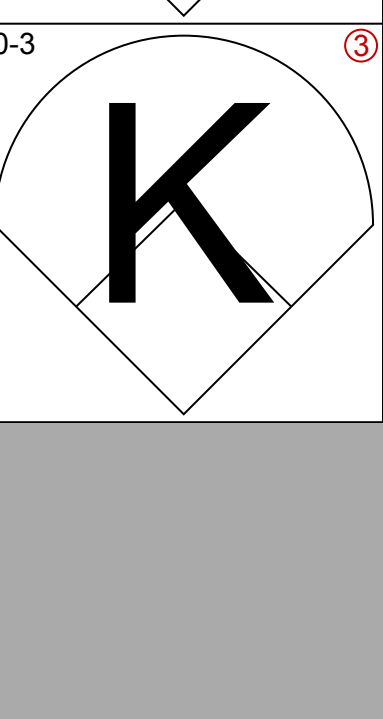


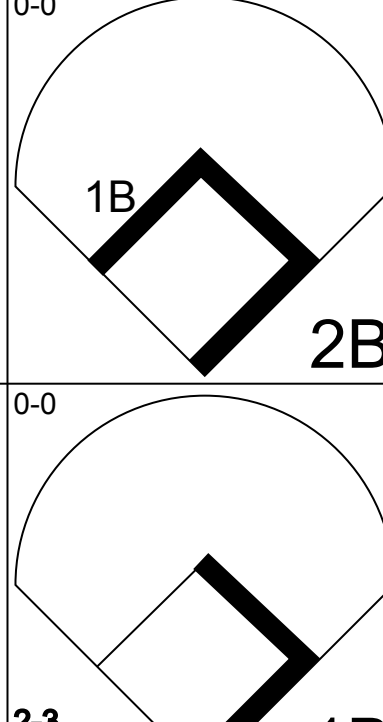
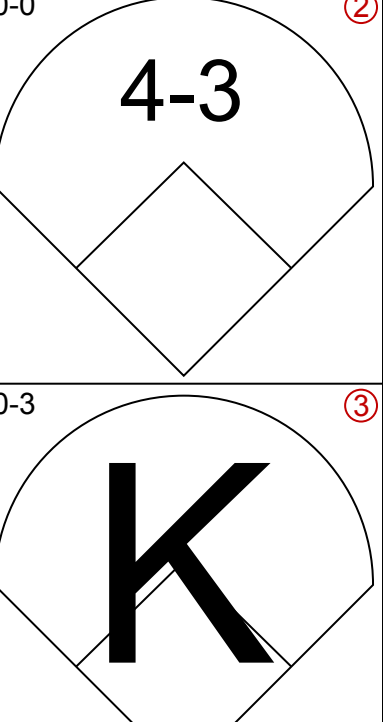
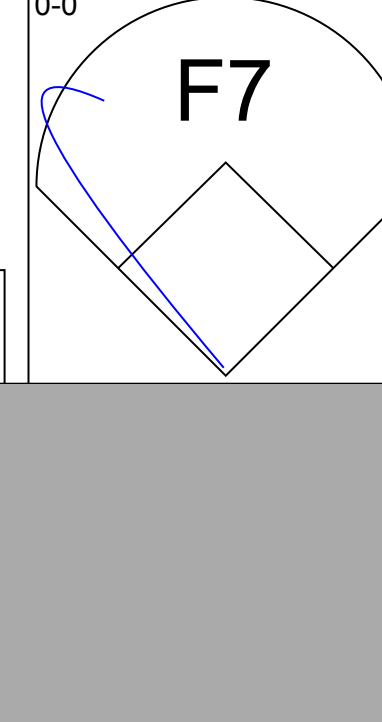
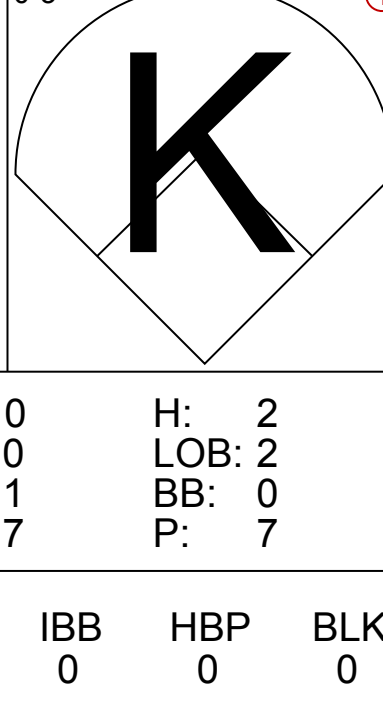
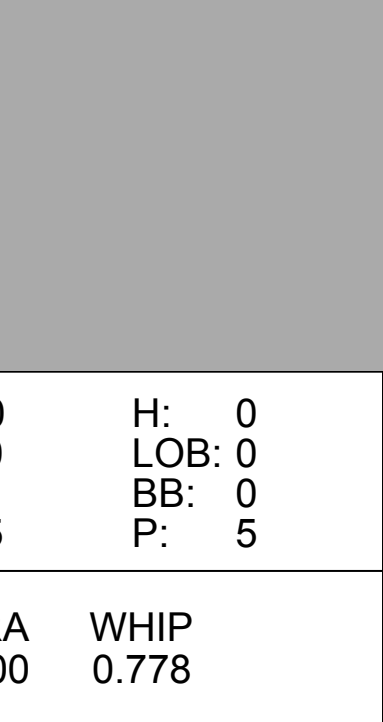
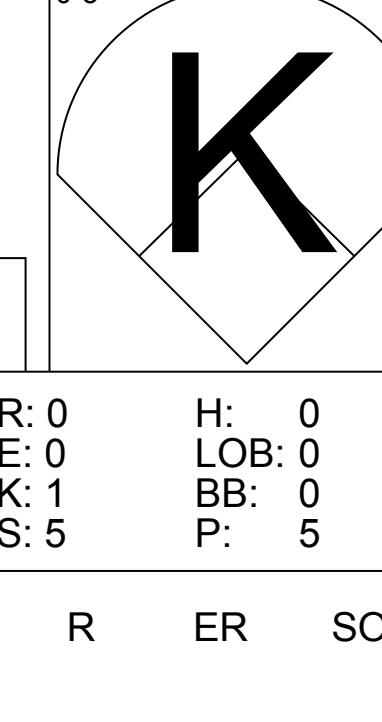
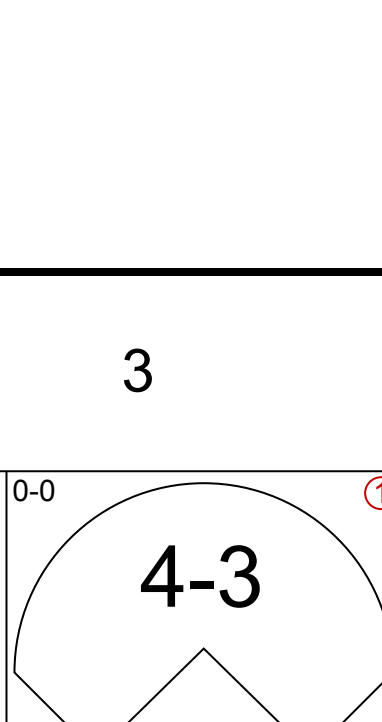
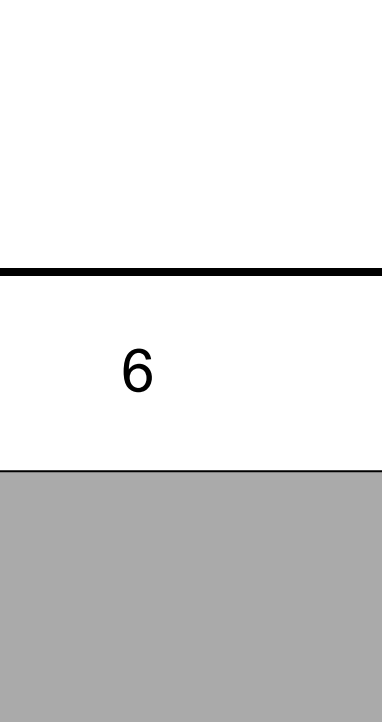
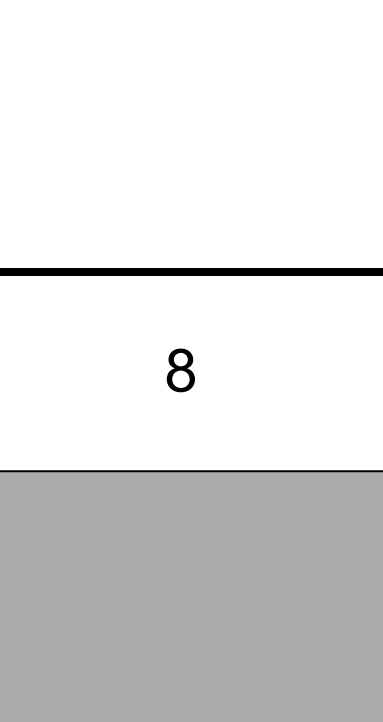
AB 31  
R 2  
H 6  
RBI 2  
BB 4  
SO 11  
LOB 16







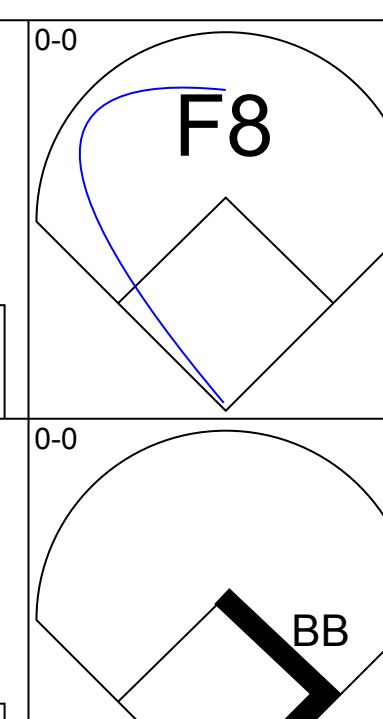
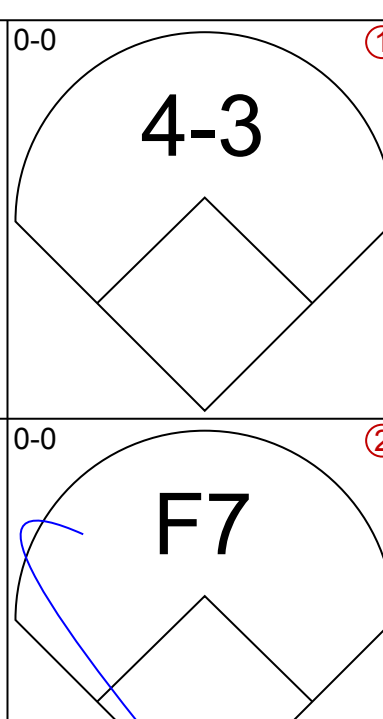
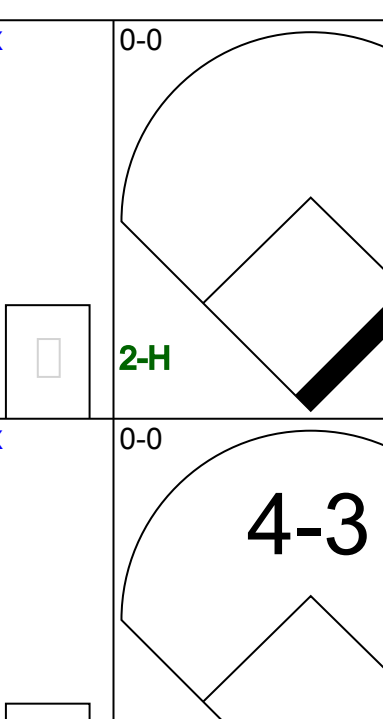
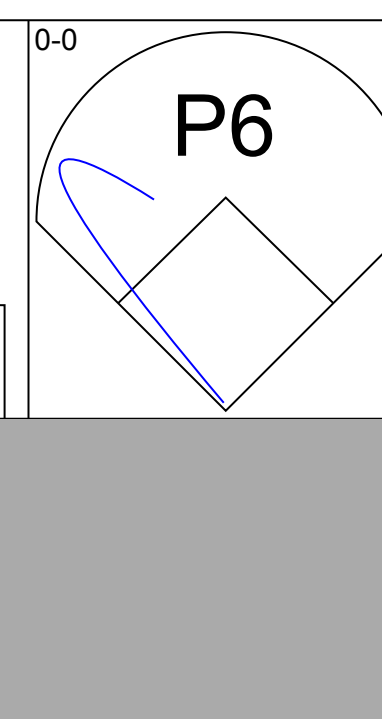
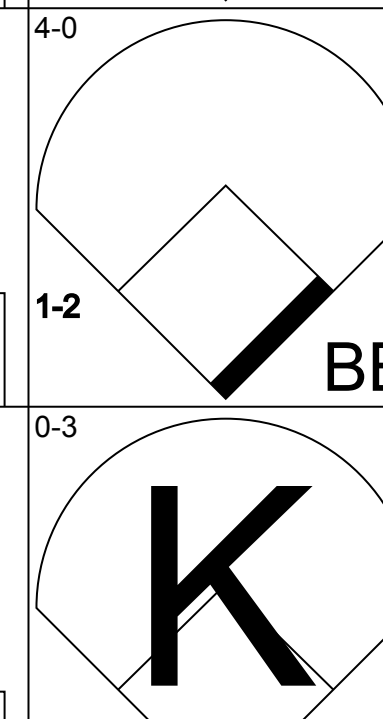


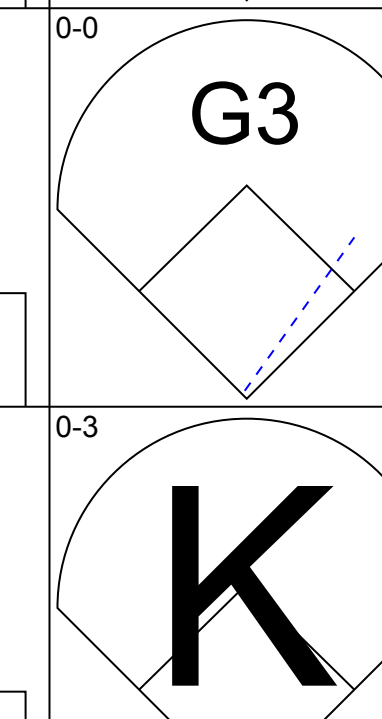
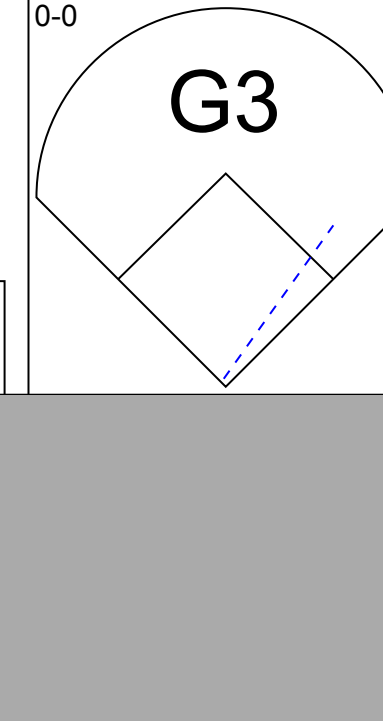

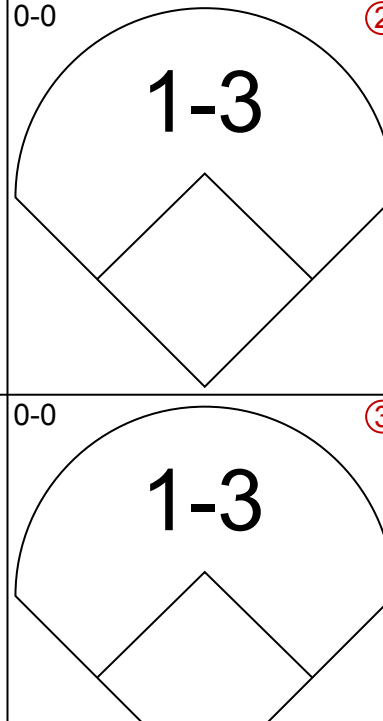





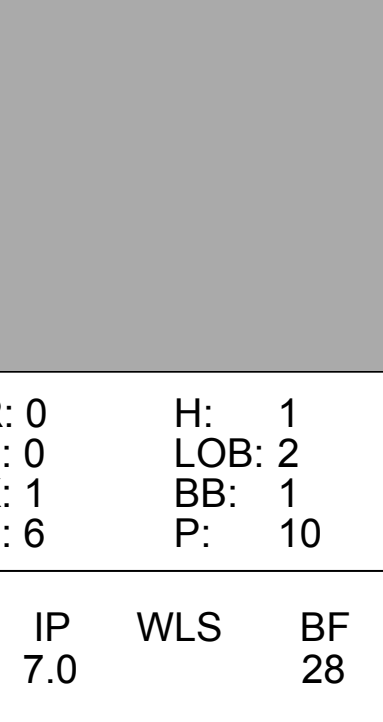


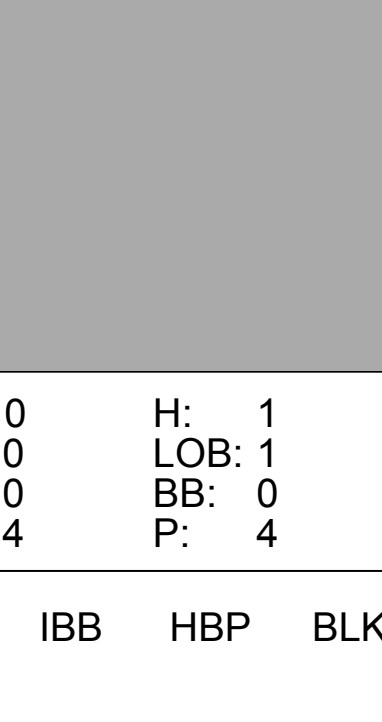
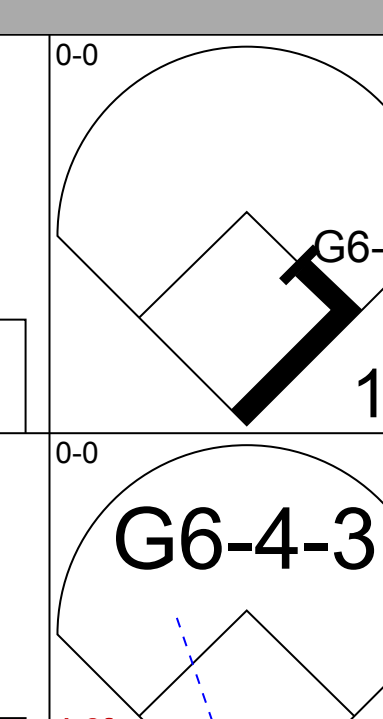
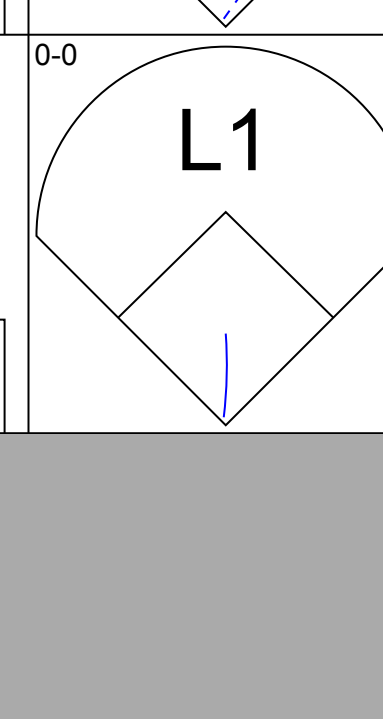
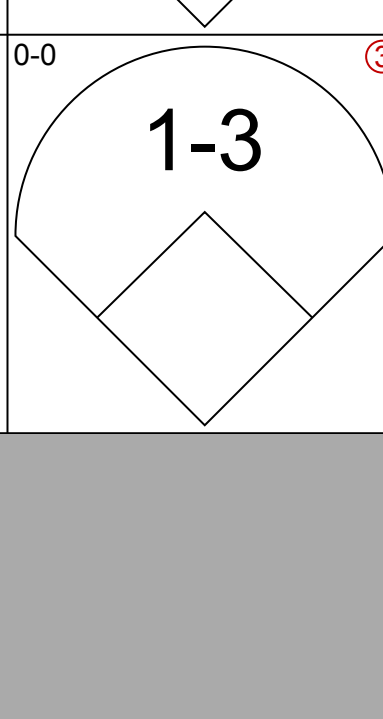
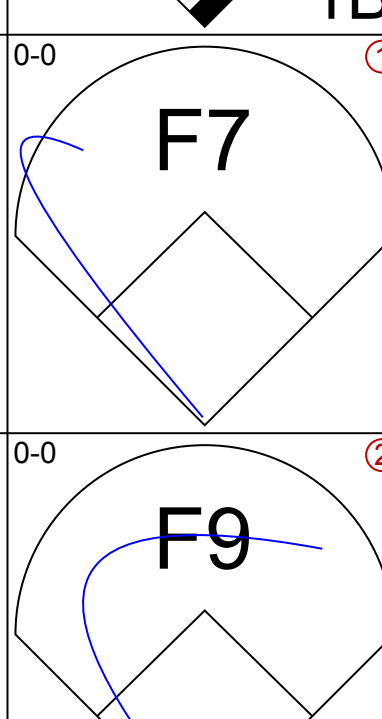
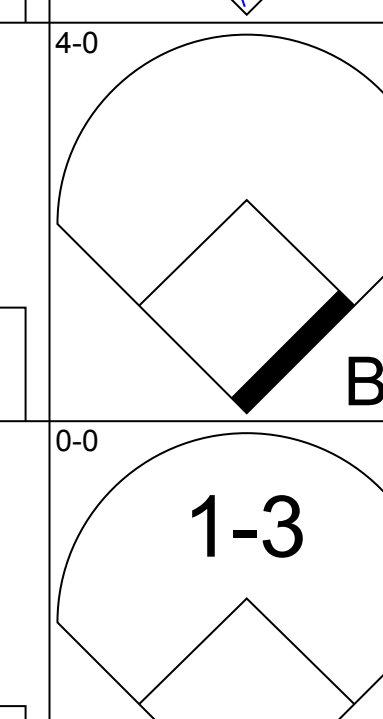
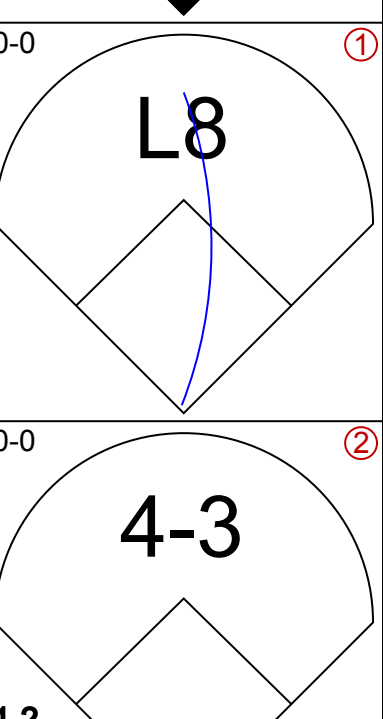
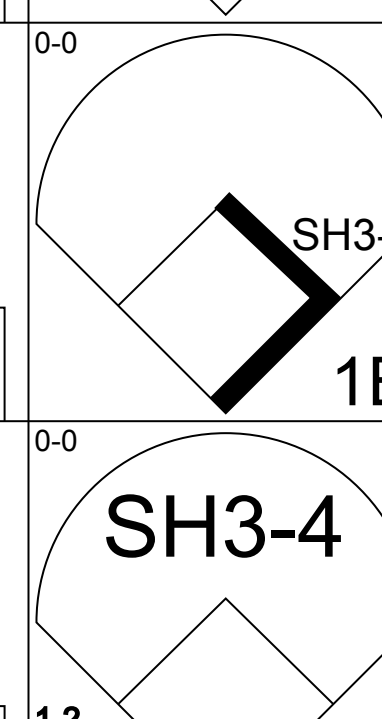
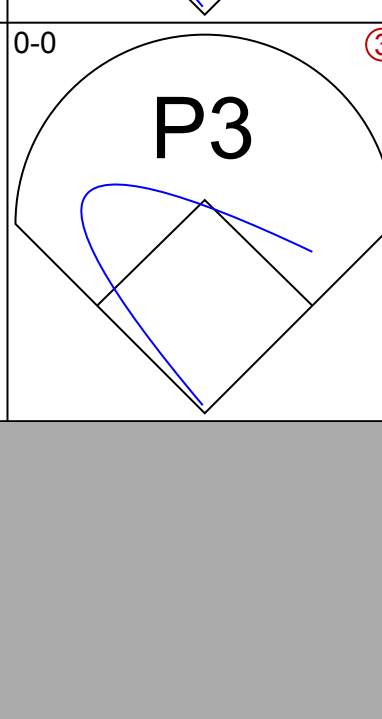
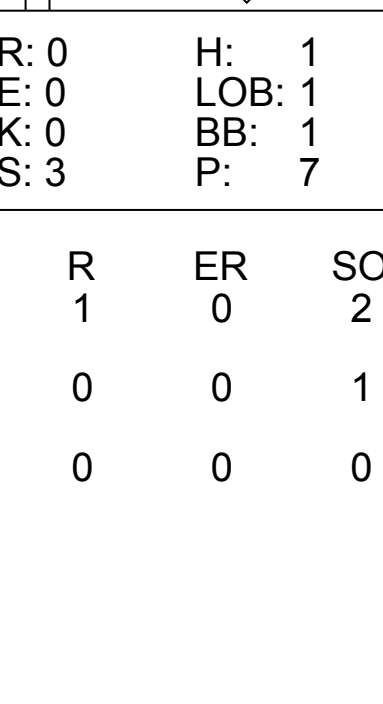
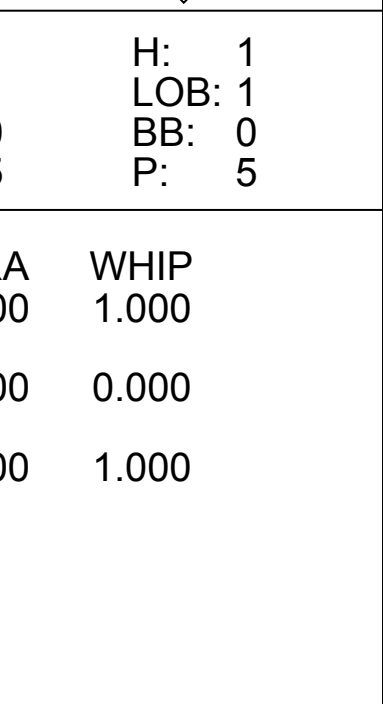
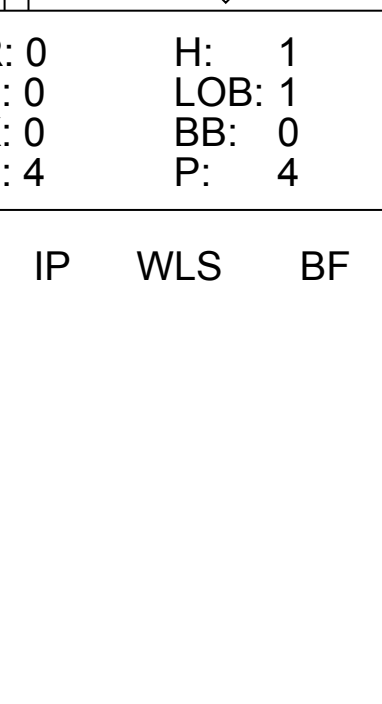
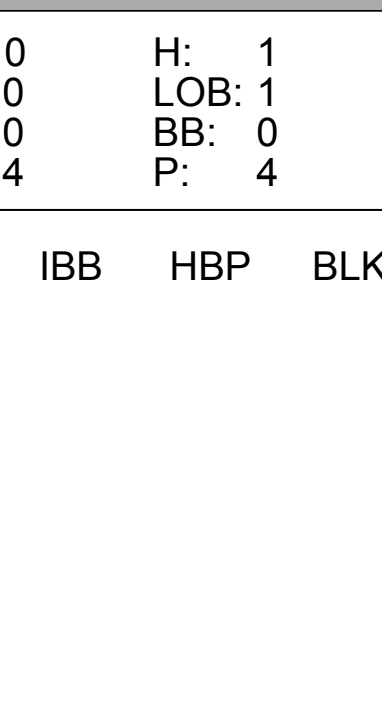


Batter	1	2	3	4	5	6	7	8	9	AB	R	H	RBI	BB	SO	LOB	TOP				
Don Kessinger, S OBP: 0.231, SLG: 0.167										4	0	0	0	0	1	2					
Glenn Beckert, R OBP: 0.417, SLG: 0.364										3	0	1	0	1	0	2					
Billy Williams, L										4	0	0	0	0	1	2					
Ron Santo, R OBP: 0.333, SLG: 0.200										3	1	1	0	1	1	0					
Johnny Callison, L OBP: 0.182, SLG: 0.636										4	1	1	2	0	0	1					
14 Ernie Banks, R OBP: 0.333, SLG: 0.200										4	0	0	0	0	1	1					
Jim Hickman, R OBP: 0.444, SLG: 0.889 Cleo James, R										3	0	1	0	0	0	1					
J.C. Martin, L OBP: 0.111, SLG: 0.111										3	0	1	0	0	1	0					
Bill Hands, R Willie Smith, L (8, PH) Hank Aguirre, R Ted Abernathy, R										2	0	0	0	0	1	2					
<b>Inning Stats</b>	R: 0 E: 0 K: 1 S: 5	H: 0 LOB: 0 BB: 0 P: 5	R: 0 E: 0 K: 1 S: 5	H: 0 LOB: 0 BB: 0 P: 5	R: 0 E: 0 K: 1 S: 7	H: 2 LOB: 2 BB: 0 P: 7	R: 0 E: 0 K: 1 S: 5	H: 0 LOB: 0 BB: 0 P: 5	R: 0 E: 0 K: 1 S: 5	H: 0 LOB: 0 BB: 0 P: 5	R: 0 E: 0 K: 1 S: 4	H: 1 LOB: 1 BB: 0 P: 4	R: 0 E: 0 K: 1 S: 5	H: 0 LOB: 1 BB: 1 P: 9	R: 0 E: 0 K: 1 S: 5	H: 0 LOB: 0 BB: 1 P: 5	R: 2 E: 0 K: 0 S: 4	H: 2 LOB: 0 BB: 1 P: 8	1B: 3 2B: 1 3B: 0 HR: 1	SF: 0 SAC: 0 DP: 1 HBP: 0	WP: 0 PA: 33 PB: 0 SB: 0 CS: 0
<b>PITCHER</b> Joe Sparma, R ERA: 4.5	IP: 9.0 WLS: L BF: 33 H: 5 R: 2 ER: 2 SO: 7 BB: 2 IBB: 0 HBP: 0 BLK: 0 WP: 0 HR: 1 S: 45 P: 53 ERA: 2.00 WHIP: 0.778															<b>PITCHER</b>	IP: 9.0 WLS: L BF: 33 H: 5 R: 2 ER: 2 SO: 7 BB: 2 IBB: 0 HBP: 0 BLK: 0 WP: 0 HR: 1 S: 45 P: 53 ERA: 2.00 WHIP: 0.778				

Chicago Cubs @ Montreal Expos  
Jarry Park, Montreal, QB  
Fri Apr 10 1970, 3:33 AM EST  
Att: 4,794 - Sunny - 43 F

AB 31  
R 2  
H 5  
RBI 2  
BB 2  
SO 7  
LOB 11



Batter	1	2	3	4	5	6	7	8	9	AB	R	H	RBI	BB	SO	LOB	BOTTOM				
Mary Staehle, L OBP: 0.308, SLG: 0.250										4	0	1	1	0	0	1					
Rusty Staub, L OBP: 0.353, SLG: 0.438										4	0	1	0	0	0	1					
Ron Fairly, L OBP: 0.353, SLG: 0.267										3	0	1	0	1	1	0					
Mack Jones, L										4	0	0	0	0	2	3					
Coco Laboy, R OBP: 0.267, SLG: 0.154 Remy Hermoso, R (9, PR)										4	0	1	0	0	0	3					
Adolfo Phillips, R OBP: 0.200, SLG: 0.143										4	0	1	0	0	0	2					
John Boccabella, R OBP: 0.143, SLG: 0.143 Bob Bailey, R (9, PH)										3	1	0	0	0	0	1					
Bobby Wine, R OBP: 0.400, SLG: 0.250										3	0	1	0	1	0	2					
Joe Sparma, R										2	0	0	0	0	0	2					
<b>Inning Stats</b>	R: 0 E: 0 K: 1 S: 6	H: 1 LOB: 2 BB: 1 P: 10	R: 0 E: 0 K: 0 S: 3	H: 1 LOB: 1 BB: 1 P: 7	R: 0 E: 0 K: 1 S: 5	H: 0 LOB: 0 BB: 0 P: 5	R: 0 E: 0 K: 0 S: 3	H: 0 LOB: 0 BB: 0 P: 3	R: 1 E: 1 K: 0 S: 5	H: 1 LOB: 1 BB: 0 P: 5	R: 0 E: 1 K: 0 S: 4	H: 1 LOB: 1 BB: 0 P: 4	R: 0 E: 0 K: 1 S: 5	H: 0 LOB: 0 BB: 0 P: 5	R: 0 E: 0 K: 1 S: 4	H: 1 LOB: 1 BB: 0 P: 4	R: 0 E: 0 K: 0 S: 4	H: 1 LOB: 0 BB: 0 P: 4	1B: 6 2B: 0 3B: 0 HR: 0	SF: 0 SAC: 1 DP: 1 HBP: 0	WP: 0 PA: 35 PB: 0 SB: 0 CS: 0
<b>PITCHER</b> Bill Hands, R ERA: Hank Aguirre, L ERA: Ted Abernathy, R ERA:	IP: 7.0 WLS: W BF: 28 H: 5 R: 1 ER: 0 SO: 2 BB: 2 IBB: 0 HBP: 0 BLK: 0 WP: 0 HR: 0 S: 30 P: 38 ERA: 0.00 WHIP: 1.000															<b>PITCHER</b>	IP: 1.0 WLS: S BF: 4 H: 1 R: 0 ER: 0 SO: 0 BB: 0 IBB: 0 HBP: 0 BLK: 0 WP: 0 HR: 0 S: 5 P: 5 ERA: 0.00 WHIP: 1.000				

Chicago Cubs @ Montreal Expos  
Jarry Park, Montreal, QB  
Fri Apr 10 1970, 3:33 AM EST  
Att: 4,794 - Sunny - 43 F

AB 32  
R 1  
H 6  
RBI 1  
BB 2  
SO 3  
LOB 16





Batter	1	2	3	4	5	6	7	8	9	AB	R	H	RBI	BB	SO	LOB	TOP					
Don Kessinger, S (1,6) OBP: 0.235, SLG: 0.188										4	0	1	0	0	0	1						
Glenn Beckert, R (1,4) OBP: 0.375, SLG: 0.333										4	0	1	0	0	0	1						
Billy Williams, L (1,7) OBP: 0.285, SLG: 0.154										4	0	0	0	0	2	1						
Ron Santo, R (1,5) OBP: 0.250, SLG: 0.143										4	0	0	0	0	0	1						
Johnny Callison, L (1,9) OBP: 0.214, SLG: 0.538										2	0	0	0	1	1	0						
14 Ernie Banks, R (1,3) OBP: 0.287, SLG: 0.154										3	0	0	0	0	1	1						
Jim Hickman, R (1,8) OBP: 0.417, SLG: 0.833										3	0	1	0	0	1	0						
J.C. Martin, L (1,2) OBP: 0.167, SLG: 0.091										2	0	0	0	1	0	0						
Fergie Jenkins, R (1,1)										2	0	0	0	0	2	2						
Jimmie Hall, L (8, PH)										0	0	0	0	1	0	0						
Boots Day, L (8, PR)										0	0	0	0	0	0	0						
Hank Aguirre, R (8, 1)										0	0	0	0	0	0	0						
Joe Decker, R (8, 1)										0	0	0	0	0	0	0						
<b>Inning Stats</b>	R: 0 E: 0 K: 1 S: 5	H: 1 LOB: 0 BB: 0 P: 5	R: 0 E: 0 K: 2 S: 7	H: 0 LOB: 0 BB: 0 P: 7	R: 0 E: 0 K: 2 S: 7	H: 0 LOB: 0 BB: 0 P: 7	R: 0 E: 0 K: 1 S: 6	H: 1 LOB: 1 BB: 0 P: 6	R: 0 E: 0 K: 1 S: 5	H: 1 LOB: 2 BB: 2 P: 13	R: 0 E: 0 K: 0 S: 3	H: 0 LOB: 0 BB: 0 P: 3	R: 0 E: 0 K: 0 S: 3	H: 0 LOB: 0 BB: 0 P: 3	R: 0 E: 0 K: 0 S: 3	H: 0 LOB: 1 BB: 1 P: 7	R: 0 E: 0 K: 0 S: 3	H: 0 LOB: 0 BB: 0 P: 3	1B: 2 2B: 1 3B: 0 HR: 0	SF: 0 SAC: 0 DP: 1 HBP: 0	WP: 0 PB: 0 SB: 0 CS: 1	PA: 31
<b>PITCHER</b> Bill Stoneman, R (1,1) ERA: 2.08	IP: 9.0 WLS: W BF: 31 H: 3 R: 0 ER: 0 SO: 7 BB: 2 IBB: 1 HBP: 0 BLK: 0 WP: 0 HR: 0 S: 42 P: 54 ERA: 0.00 WHIP: 0.556																					

Chicago Cubs @ Montreal Expos  
Jarry Park, Montreal, QB  
Sun Apr 12 1970, 3:33 AM EST  
Att: 22,102 - Sunny - 48 F

AB	28
R	0
H	3
RBI	0
BB	3
SO	7
LOB	7



Batter	1	2	3	4	5	6	7	8	9	AB	R	H	RBI	BB	SO	LOB	BOTTOM											
Mack Jones, L (1,7) OBP: 0.118, SLG: 0.125										4	0	1	0	0	0	1												
Mary Staehle, L (1,4) OBP: 0.235, SLG: 0.188										4	0	0	0	0	0	3												
Rusty Staub, L (1,9) OBP: 0.429, SLG: 0.526										3	1	2	0	1	1	0												
Ron Fairly, L (1,3) OBP: 0.381, SLG: 0.444										3	1	1	2	1	0	1												
Coco Laboy, R (1,5) OBP: 0.211, SLG: 0.118										4	0	0	0	0	0	3												
Adolfo Phillips, R (1,8) OBP: 0.316, SLG: 0.188										2	0	1	0	2	0	0												
Bobby Wine, R (1,6) OBP: 0.421, SLG: 0.313										4	0	2	0	0	0	2												
John Boccabella, R (1,2) OBP: 0.118, SLG: 0.118										3	0	0	0	0	0	4												
Bill Stoneman, R (1,1) OBP: 0.167, SLG: 0.333										3	0	1	0	0	1	2												
<b>Inning Stats</b>	R: 0 E: 0 K: 0 S: 4	H: 1 LOB: 2 BB: 1 P: 8	R: 0 E: 0 K: 1 S: 6	H: 1 LOB: 0 BB: 0 P: 6	R: 0 E: 0 K: 1 S: 5	H: 0 LOB: 0 BB: 0 P: 5	R: 0 E: 0 K: 0 S: 3	H: 1 LOB: 1 BB: 0 P: 3	R: 0 E: 0 K: 0 S: 4	H: 2 LOB: 1 BB: 2 P: 12	R: 0 E: 0 K: 0 S: 3	H: 1 LOB: 0 BB: 0 P: 3	R: 0 E: 0 K: 0 S: 4	H: 1 LOB: 2 BB: 1 P: 8	1B: 4 2B: 5 3B: 0 HR: 1	SF: 0 SAC: 0 DP: 2 HBP: 0	WP: 1 PB: 0 SB: 0 CS: 0	PA: 34										
<b>PITCHER</b> Fergie Jenkins, R (1,1) ERA: 2.57	IP: 7.0 WLS: L BF: 29 H: 7 R: 2 ER: 2 SO: 2 BB: 3 IBB: 0 HBP: 0 BLK: 0 WP: 1 HR: 1 S: 30 P: 42 ERA: 2.57 WHIP: 1.429																											
Hank Aguirre, L (8, 1) ERA:	0.1	2	1	0	0	0	0	0	0	0	2	2	0.00	3.000														
Joe Decker, R (8, 1) ERA:	0.2	3	0	0	0	0	1	0	0	0	2	6	0.00	1.500														

Chicago Cubs @ Montreal Expos  
Jarry Park, Montreal, QB  
Sun Apr 12 1970, 3:33 AM EST  
Att: 22,102 - Sunny - 48 F

AB	30
R	2
H	8
RBI	2
BB	4
SO	2
LOB	16













Batter	1	2	3	4	5	6	7	8	9	AB	R	H	RBI	BB	SO	LOB	TOP			
Mack Jones, L (1, 7) OBP: 0.188, SLG: 0.138	FC4-6 1B		6-3 1-2		F8	K		4-3		5	0	1	0	0	1	4				
Mary Staehle, L (1, 4) OBP: 0.344, SLG: 0.370	FC4-6 1-2				BB 1B BB		K		HR BB	3	2	1	1	2	1	1				
Rusty Staub, L (1, 9) OBP: 0.500, SLG: 0.586	F8		4-3		1B 1-2 BB			G4-6-3 1B	HR	4	1	2	2	1	0	2				
Ron Fairly, L (1, 3) OBP: 0.333, SLG: 0.424	K				1B 1B			G4-6-3 1-2	SH5-4 1B 2B	5	2	3	1	0	1	2				
Coco Laboy, R (1, 5) OBP: 0.281, SLG: 0.214		P6			1B 1-2 1B			P4	SH5-4 2-3	4	0	1	0	0	1	2				
Jim Fairry, L (1, 8) OBP: 0.200, SLG: 0.200		4-3			K				6-3	5	1	1	0	0	2	5				
Bobby Wine, R (1, 6) OBP: 0.375, SLG: 0.321		F9			K				6-3	5	0	2	1	0	1	2				
John Boccabella, R (1, 2) OBP: 0.105, SLG: 0.105										0	0	0	0	0	0	0				
Jack Hatt, R (3, PH) OBP: 0.266, SLG: 0.167					K				6-3	4	0	1	2	1	1	1				
Bill Stoneman, R Bob Bailey, R Carl Morton, R Dan McGinn, L Howie Reed, R Dan McGinn, L Adolfo Phillips, R Claude Raymond, R Carroll Sembera, R					6-3 2B BB				K	8	0	1	0	0	0	0				
<b>Inning Stats</b>	R: 0 E: 0 K: 1 S: 6	H: 1 LOB: 1 BB: 0 P: 6	R: 0 E: 0 K: 0 S: 3	H: 0 LOB: 0 BB: 0 P: 3	R: 1 E: 0 K: 1 S: 6	H: 1 LOB: 1 BB: 1 P: 10	R: 1 E: 0 K: 2 S: 10	H: 3 LOB: 2 BB: 0 P: 10	R: 1 E: 0 K: 1 S: 5	H: 1 LOB: 1 BB: 1 P: 9	R: 0 E: 0 K: 1 S: 5	H: 1 LOB: 0 BB: 0 P: 5	R: 1 E: 1 K: 1 S: 8	H: 2 LOB: 2 BB: 0 P: 8	R: 3 E: 0 K: 1 S: 8	H: 3 LOB: 2 BB: 2 P: 16	1B: 8 2B: 3 3B: 0 HR: 1	SF: 0 SAC: 1 DP: 1 HBP: 0	WP: 0 PB: 0 SB: 0 CS: 0	PA: 45
<b>PITCHER</b>	IP WLS BF H R ER SO BB IBB HBP BLK WP HR S P ERA WHIP																			
Fergie Jenkins, R (1, 1) ERA: 3.88	8.0	38	9	5	5	9	5	0	0	0	0	0	0	1	2	2	5.62	1.750		
Hank Aguirre, L (9, 1) ERA: 7.71	0.0	2	2	1	1	0	0	0	0	0	0	0	0	1	2	7	∞	∞		
Ted Abernathy, R (9, 1) ERA:	0.2	4	1	1	1	0	1	0	0	0	0	0	0	3	7	13.50	3.000			
Phil Regan, R (9, 1) ERA: 3.0	0.1	W	1	0	0	0	1	0	0	0	0	0	0	3	3	0.00	0.000			

Montreal Expos @ Chicago Cubs  
Wrigley Field, Chicago, IL  
Fri Apr 17 1970, 3:33 AM CST  
Att: 6,855 - Sunny - 48 F

AB	38
R	7
H	12
RBI	7
BB	6
SO	10
LOB	25



Batter	1	2	3	4	5	6	7	8	9	AB	R	H	RBI	BB	SO	LOB	BOTTOM		
Don Kessinger, S (1, 6) OBP: 0.371, SLG: 0.387	1B 1B	1B 2B 1B		G3-6-3 1-2					BB BB BB	4	2	3	0	1	0	1			
Glenn Beckert, R (1, 4) OBP: 0.344, SLG: 0.300	1B 1-2 HR	1B 1-3 2B 1B			G3-6-3 BB		F9		F2	4	2	2	0	1	0	3			
Billy Williams, L (1, 7) OBP: 0.294, SLG: 0.485	1-3 2-H HR	1B 1-H 3-H			G3-6-3 1-2				1-3 2-3 BB	4	1	2	3	1	0	2			
Ron Santo, R (1, 5) OBP: 0.324, SLG: 0.333	K	6-3							4-3	4	0	1	1	1	1	3			
Johnny Callison, L (1, 9) OBP: 0.194, SLG: 0.467	1-H 3-H HR				F8				4-3	4	1	1	3	0	0	1			
14 Ernie Banks, R (1, 3) OBP: 0.438, SLG: 0.407	P3				6-3				P3	4	0	0	0	0	0	0			
Jim Hickman, R (1, 8) OBP: 0.464, SLG: 0.625										3	0	1	0	1	1	0			
Boots Day, L (9, PR)					F5				SH5-4 2B 1B	0	1	0	0	0	0	0			
Randy Hundley, R (1, 2) OBP: 0.313, SLG: 0.333									SH5-4	3	0	1	0	0	1	1			
Fergie Jenkins, R (1, 1) Hank Aguirre, R (9, 1) Ted Abernathy, R (9, 1) Phil Regan, R (9, 1) Willie Smith, L (9, PH) Cleo James, R (9, PR)									BB BB 2B	3	0	0	0	0	2	1			
<b>Inning Stats</b>	R: 4 E: 0 K: 2 S: 11	H: 4 LOB: 0 BB: 0 P: 11	R: 2 E: 0 K: 2 S: 10	H: 3 LOB: 1 BB: 0 P: 10	R: 0 E: 0 K: 0 S: 3	H: 1 LOB: 0 BB: 0 P: 5	R: 0 E: 0 K: 1 S: 5	H: 1 LOB: 1 BB: 1 P: 7	R: 0 E: 0 K: 0 S: 2	H: 0 LOB: 0 BB: 1 P: 6	R: 0 E: 0 K: 0 S: 4	H: 1 LOB: 1 BB: 0 P: 4	R: 0 E: 0 K: 0 S: 3	R: 2 E: 0 K: 0 S: 4	H: 2 LOB: 3 BB: 3 P: 16	1B: 7 2B: 2 3B: 0 HR: 1	SF: 0 SAC: 1 DP: 3 HBP: 0	WP: 0 PB: 0 SB: 2 CS: 0	PA: 40
<b>PITCHER</b>	IP WLS BF H R ER SO BB IBB HBP BLK WP HR S P ERA WHIP																		
Bill Stoneman, R (1, 1) ERA: 4.66	2.0	13	7	6	6	4	0	0	0	0	0	0	0	3	3	0.00	0.000		
Carl Morton, R (3, 1) ERA: 3.0	1.0	3	0	0	0	0	0	0	0	0	0	0	0	3	3	0.00	0.000		
Howie Reed, R (4, 1) ERA: 1.5	3.2	13	3	0	0	1	2	0	0	0	0	0	0	13	21	0.00	1.364		
Dan McGinn, L (7, 1) ERA:	0.1	1	0	0	0	0	0	0	0	0	0	0	0	1	1	0.00	0.000		
Claude Raymond, R (8, 1) ERA: 5.4	1.1	L	7	2	2	2	0	1	0	0	0	0	0	6	10	13.50	2.250		

Montreal Expos @ Chicago Cubs  
Wrigley Field, Chicago, IL  
Fri Apr 17 1970, 3:33 AM CST  
Att: 6,855 - Sunny - 48 F

AB	34
R	8
H	12
RBI	8
BB	5
SO	5
LOB	12





Batter	1	2	3	4	5	6	7	8	9	AB	R	H	RBI	BB	SO	LOB	TOP					
Gary Sutherland, R (1.4) OBP: 0.167, SLG: 0.167	4-3		4-3		F8			3-1		4	0	0	0	0	0	0	<p><b>Montreal Expos @ Chicago Cubs</b> Wrigley Field, Chicago, IL Sat Apr 18 1970, 3:33 AM CST Att: 21,890 - Unknown - 48 F</p>					
Adolfo Phillips, R (1.8) OBP: 0.287, SLG: 0.185	K		P3		F9			1B		4	0	1	0	0	1	0						
Rusty Staub, L (1.9) OBP: 0.475, SLG: 0.545	K			K		G4-3		K		4	0	1	0	0	3	1						
Bob Bailey, R (1.7) OBP: 0.267, SLG: 0.308		6-3		E		G4-3		F8		4	1	1	0	0	0	2						
Coco Laboy, R (1.5) OBP: 0.250, SLG: 0.188	F2			E4				F9		4	0	0	0	0	0	0						
Ron Fairly, L (1.3) OBP: 0.375, SLG: 0.412	S			3-H				F3		1	0	0	0	3	0	0						
Jack Hiatt, R (1.2) OBP: 0.364, SLG: 0.222	BB			BB				FC6-4		3	0	1	0	1	1	2						
Bobby Wine, R (1.6) OBP: 0.361, SLG: 0.290	K			K				FC6-4		3	0	0	0	1	2	3						
Steve Renko, R (1.1) ERA: 2.59			1-3		P4			1-3		1	0	0	0	0	0	0						
Ken Holtzman, L (1.1) ERA: 2.59										1	0	0	0	0	0	0						
<b>Inning Stats</b>	R: 0 E: 0 K: 2 S: 7	H: 0 LOB: 0 BB: 0 P: 7	R: 0 E: 0 K: 1 S: 5	H: 0 LOB: 2 BB: 2 P: 13	R: 0 E: 0 K: 0 S: 3	H: 0 LOB: 0 BB: 0 P: 3	R: 1 E: 1 K: 2 S: 8	H: 1 LOB: 1 BB: 1 P: 12	R: 0 E: 0 K: 1 S: 5	H: 0 LOB: 0 BB: 0 P: 5	R: 0 E: 0 K: 0 S: 3	H: 1 LOB: 2 BB: 2 P: 3	R: 0 E: 0 K: 0 S: 3	H: 0 LOB: 2 BB: 2 P: 11	R: 0 E: 0 K: 1 S: 6	H: 1 LOB: 1 BB: 0 P: 6	R: 0 E: 0 K: 0 S: 4	H: 1 LOB: 1 BB: 0 P: 4	1B: 3 2B: 0 3B: 1 HR: 0	SF: 0 SAC: 0 DP: 1 HBP: 0	WP: 0 PB: 0 SB: 1 CS: 0	PA: 35
<b>PITCHER</b>	IP	WLS	BF	H	R	ER	SO	BB	IBB	HBP	BLK	WP	HR	S	P	ERA	WHIP					

Batter	1	2	3	4	5	6	7	8	9	AB	R	H	RBI	BB	SO	LOB	BOTTOM				
Don Kessinger, S (1.6) OBP: 0.400, SLG: 0.364	S		HR	BB	K			4-3		2	2	0	0	3	1	2	<p><b>Montreal Expos @ Chicago Cubs</b> Wrigley Field, Chicago, IL Sat Apr 18 1970, 3:33 AM CST Att: 21,890 - Unknown - 48 F</p>				
Glenn Beckert, R (1.4) OBP: 0.351, SLG: 0.294	K		L8	BB	BB			P3		4	2	1	0	1	1	2					
Billy Williams, L (1.7) OBP: 0.308, SLG: 0.553	F3		HR	BB	BB			FC4		5	3	2	4	0	0	2					
Ron Santo, R (1.5) OBP: 0.368, SLG: 0.375	3-1		HR	BB	BB			P3		2	0	1	2	1	0	1					
Paul Popovich, S (8.5) OBP: 0.333, SLG: 0.333			BB	BB	BB			1B		1	0	0	0	0	0	2					
Johnny Callison, L (1.9) OBP: 0.250, SLG: 0.455		4-3	FC5-4	BB	BB			K		3	0	1	0	2	1	2					
14 Ernie Banks, R (1.3) OBP: 0.432, SLG: 0.406		BB	F7	BB	BB			1B		5	0	2	2	0	0	6					
Jim Hickman, R (1.8) ERA: 4.5		BB	FC5-4	BB	BB			1B		2	0	1	0	2	0	2					
Randy Hundley, R (1.2) OBP: 0.238, SLG: 0.250	F7			K	K			K		5	0	0	0	0	3	6					
Ken Holtzman, R (1.1) OBP: 0.100, SLG: 0.100	5-3			E7	B1			SH2-4		3	1	0	0	0	0	3					
<b>Inning Stats</b>	R: 0 E: 0 K: 1 S: 5	H: 1 LOB: 1 BB: 1 P: 9	R: 0 E: 0 K: 0 S: 4	H: 1 LOB: 2 BB: 1 P: 8	R: 2 E: 0 K: 0 S: 4	H: 1 LOB: 2 BB: 3 P: 16	R: 4 E: 1 K: 1 S: 7	H: 2 LOB: 1 BB: 3 P: 19	R: 0 E: 0 K: 2 S: 8	H: 1 LOB: 1 BB: 0 P: 8	R: 0 E: 0 K: 0 S: 4	H: 1 LOB: 2 BB: 1 P: 5	R: 0 E: 0 K: 0 S: 3	H: 0 LOB: 1 BB: 1 P: 7	R: 2 E: 0 K: 2 S: 11	H: 3 LOB: 3 BB: 0 P: 11	1B: 7 2B: 2 3B: 0 HR: 1	SF: 0 SAC: 1 DP: 1 HBP: 1	WP: 0 PB: 0 SB: 1 CS: 0	PA: 44	
<b>PITCHER</b>	IP	WLS	BF	H	R	ER	SO	BB	IBB	HBP	BLK	WP	HR	S	P	ERA	WHIP				

AB	30
R	1
H	4
RBI	0
BB	5
SO	7
LOB	10

AB	33
R	8
H	9
RBI	8
BB	9
SO	6
LOB	28

1B:	7
2B:	2
3B:	0
HR:	1
SF:	0
SAC:	1
DP:	1
HBP:	1
WP:	0
PB:	0
SB:	1
CS:	0



Batter	1	2	3	4	5	6	7	8	9	AB	R	H	RBI	BB	SO	LOB	TOP								
Maury Wills, S OBP: 0.393, SLG: 0.311 (1, 6)	F7		L7			2B 1B	6-3			5	1	2	1	0	0	2	<b>Los Angeles Dodgers @ Montreal Expos</b> Jarry Park, Montreal, QB Wed Apr 22 1970, 6:05 PM EST Att: 5,577 - Unknown								
Ted Sizemore, R OBP: 0.321, SLG: 0.393 (1, 4)	K		F7		5-3	6-3		1-3		5	0	0	0	0	1	2									
Willie Davis, L OBP: 0.192, SLG: 0.184 Manny Mota, R OBP: 0.428, SLG: 0.273 (7, 7)	F9		K			S E 2B		5-3		3	2	1	1	1	1	0									
Andy Kosco, R OBP: 0.219, SLG: 0.469 (1, 9)					K	K				5	1	2	1	0	2	0									
Willie Crawford, L OBP: 0.317, SLG: 0.378 (7, 8)					K	K				4	3	2	1	1	2	1									
Wes Parker, S OBP: 0.276, SLG: 0.333 (1, 3)										4	1	3	1	1	0	0									
Tom Haller, L OBP: 0.308, SLG: 0.440 Steve Garvey, R OBP: 0.087, SLG: 0.045 Jeff Torborg, R OBP: 0.333, SLG: 0.364 (9, PH) (9, 2)	F6				G3					4	1	1	2	0	0	4									
Billy Grabarkewitz, R OBP: 0.484, SLG: 0.560 (1, 5)										4	0	2	0	1	1	2									
Don Sutton, R OBP: 0.385, SLG: 0.385 (1, 1)	K				FC6-4					5	0	1	0	0	2	7									
Inning Stats	R: 0 E: 0 K: 1 S: 5	H: 0 LOB: 0 BB: 0 P: 5	R: 0 E: 0 K: 2 S: 9	H: 2 LOB: 3 BB: 1 P: 13	R: 0 E: 0 K: 1 S: 5	H: 0 LOB: 0 BB: 0 P: 5	R: 1 E: 0 K: 1 S: 6	H: 1 LOB: 2 BB: 2 P: 14	R: 2 E: 0 K: 2 S: 9	H: 2 LOB: 0 BB: 0 P: 9	R: 2 E: 0 K: 1 S: 8	H: 3 LOB: 1 BB: 0 P: 8	R: 3 E: 0 K: 1 S: 9	H: 4 LOB: 2 BB: 1 P: 13	R: 0 E: 0 K: 0 S: 3	H: 0 LOB: 0 BB: 0 P: 3		R: 1 E: 0 K: 0 S: 5	H: 2 LOB: 1 BB: 0 P: 5	1B: 8 2B: 4 3B: 2 HR: 0	SF: 0 SAC: 0 DP: 0 HBP: 0	WP: 1 PB: 0 SB: 2 CS: 0	PA: 45		
PITCHER	IP	WLS	BF	H	R	ER	SO	BB	IBB	HBP	BLK	WP	HR	S	P	ERA	WHIP								
Bill Stoneman, R ERA: 4.44 (1, 1)	5.0	L	23	5	3	2	7	2	1	0	0	0	0	34	46	3.60	1.400								
Howie Reed, R ERA: 7.71 (6, 1)	1.0		9	5	5	5	1	1	0	0	0	0	0	10	14	45.00	6.000								
Claude Raymond, R ERA: 3.6 (7, 1)	1.0		5	2	0	0	1	0	0	0	0	0	0	7	7	0.00	2.000								
Dan McGinn, L ERA: 2.08 (8, 1)	2.0		8	2	1	1	0	0	0	0	0	1	0	8	8	4.50	1.000								

AB	41
R	9
H	14
RBI	7
BB	4
SO	9
LOB	18



Batter	1	2	3	4	5	6	7	8	9	AB	R	H	RBI	BB	SO	LOB	BOTTOM								
Mack Jones, L OBP: 0.189, SLG: 0.121 (1, 7)	L3		4-3					E4	G2	4	0	0	0	0	0	1	<b>Los Angeles Dodgers @ Montreal Expos</b> Jarry Park, Montreal, QB Wed Apr 22 1970, 6:05 PM EST Att: 5,577 - Unknown								
Mary Staehle, L OBP: 0.306, SLG: 0.323 (1, 4)	K					L6		FC4-6		4	0	0	0	0	1	2									
Rusty Staub, L OBP: 0.477, SLG: 0.514 (1, 9)								F8		2	0	0	0	2	0	2									
Ron Fairly, L OBP: 0.386, SLG: 0.405 (1, 3)	4-3									3	0	1	0	1	0	2									
Coco Laboy, R OBP: 0.225, SLG: 0.167 (1, 5)										4	0	0	0	0	3	4									
Jim Fairry, L OBP: 0.222, SLG: 0.444 (1, 8)										4	2	1	0	0	0	0									
Jack Hiatt, R OBP: 0.467, SLG: 0.462 (1, 2)										4	0	3	2	0	0	0									
Bobby Wine, R OBP: 0.350, SLG: 0.286 (1, 6)										4	0	1	0	0	2	2									
Bill Stoneman, R OBP: 0.143, SLG: 0.286 (5, PH) Bob Baskin, R OBP: 0.250, SLG: 0.286 (8, 1) Howie Reed, R (7, 1) Claude Raymond, R (7, PH) Ron Brand, R (8, 1) Dan McGinn, L (9, PH) Gary Sutherland, R OBP: 0.156, SLG: 0.156 (9, PH)										1	0	0	0	0	0	0									
Inning Stats	R: 0 E: 0 K: 1 S: 5	H: 0 LOB: 1 BB: 1 P: 9	R: 0 E: 0 K: 1 S: 5	H: 0 LOB: 0 BB: 0 P: 5	R: 0 E: 0 K: 0 S: 2	H: 0 LOB: 0 BB: 1 P: 6	R: 1 E: 0 K: 2 S: 9	H: 2 LOB: 1 BB: 0 P: 9	R: 0 E: 0 K: 1 S: 5	H: 0 LOB: 2 BB: 1 P: 10	R: 0 E: 0 K: 0 S: 4	H: 1 LOB: 1 BB: 0 P: 4	R: 0 E: 1 K: 0 S: 5	H: 1 LOB: 2 BB: 0 P: 5	R: 1 E: 1 K: 0 S: 5	H: 2 LOB: 1 BB: 0 P: 5		1B: 4 2B: 2 3B: 1 HR: 0	SF: 0 SAC: 0 DP: 1 HBP: 1	WP: 1 PB: 0 SB: 1 CS: 1	PA: 37				
PITCHER	IP	WLS	BF	H	R	ER	SO	BB	IBB	HBP	BLK	WP	HR	S	P	ERA	WHIP								
Don Sutton, R ERA: 2.18 (1, 1)	9.0	W	37	6	2	1	6	3	0	1	0	1	0	45	58	1.00	1.000								

AB	33
R	2
H	6
RBI	2
BB	3
SO	6
LOB	17





Batter	1	2	3	4	5	6	7	8	9	AB	R	H	RBI	BB	SO	LOB	TOP			
Mack Jones, L OBP: 0.214, SLG: 0.135	F7		6-3		G4-6-3 BB		E7		4-1	4	0	1	1	1	0	1	<b>Montreal Expos @ San Francisco Giants</b> Candlestick Park, San Francisco, CA Fri Apr 24 1970, 9:05 PM EST Att: 4,600 - Unknown			
Mary Staehle, L OBP: 0.300, SLG: 0.314 Dan McGinn, L (7, 1) Howie Reed, R (7, 1) Carroll Sembera, R (8, 1)	F9				G4-6-3		F6			4	0	1	0	0	0	5				
Rusty Staub, L OBP: 0.479, SLG: 0.553	4-3						K			3	1	1	0	1	1	0				
Ron Fairly, L OBP: 0.375, SLG: 0.400							F7			3	1	1	1	0	0	2				
Jim Fairey, L OBP: 0.308, SLG: 0.417							F7			3	0	1	0	0	0	0				
Jack Hiatt, R OBP: 0.444, SLG: 0.400 Remy Hermoso, R (7, PR) (7, 4) Jim Qualls, S (8, PH) (8, 4)							K			2	0	0	0	1	2	3				
Coco Laboy, R OBP: 0.209, SLG: 0.154							K			0	1	0	0	0	0	0				
Bobby Wine, R OBP: 0.341, SLG: 0.282							K			1	0	0	0	0	0	0				
Gary Waslewski, R (1, 1) Bob Bailey, R (7, PH) John Boccabella, R OBP: 0.150, SLG: 0.150							K			2	0	0	0	0	2	1				
							E			1	0	1	0	0	0	0				
<b>Inning Stats</b>	R: 0 E: 0 K: 0 S: 3	H: 0 LOB: 0 BB: 0 P: 3	R: 1 E: 0 K: 1 S: 6	H: 1 LOB: 1 BB: 0 P: 7	R: 0 E: 0 K: 1 S: 6	H: 1 LOB: 2 BB: 1 P: 10	R: 0 E: 0 K: 2 S: 7	H: 1 LOB: 0 BB: 0 P: 7	R: 0 E: 0 K: 1 S: 5	H: 0 LOB: 0 BB: 0 P: 5	R: 1 E: 0 K: 1 S: 6	H: 1 LOB: 3 BB: 2 P: 14	R: 1 E: 0 K: 0 S: 4	H: 1 LOB: 0 BB: 0 P: 4	R: 0 E: 0 K: 0 S: 4	H: 1 LOB: 1 BB: 0 P: 4	1B: 6 2B: 0 3B: 1 HR: 0	SF: 1 SAC: 1 DP: 1 HBP: 1	WP: 0 PB: 0 SB: 2 CS: 1	PA: 37
<b>PITCHER</b> Gaylord Perry, R ERA: 4.28	IP: 9.0 WLS: W BF: 37 H: 7 R: 3 ER: 3 SO: 7 BB: 4 IBB: 0 HBP: 1 BLK: 0 WP: 0 HR: 0 S: 46 P: 63 ERA: 3.00 WHIP: 1.222															<b>PITCHER</b>				

AB 30  
R 3  
H 7  
RBI 3  
BB 4  
SO 7  
LOB 16



Batter	1	2	3	4	5	6	7	8	9	AB	R	H	RBI	BB	SO	LOB	BOTTOM
Bobby Bonds, R OBP: 0.453, SLG: 0.450	G3 BB	F9			1-3		HR			4	3	2	0	1	0	0	<b>Montreal Expos @ San Francisco Giants</b> Candlestick Park, San Francisco, CA Fri Apr 24 1970, 9:05 PM EST Att: 4,600 - Unknown
Ron Hunt, R OBP: 0.439, SLG: 0.556	BB G3				1-3		HR			3	3	1	3	2	0	0	
Willie Mays, R OBP: 0.360, SLG: 0.390	G3				K		HR			4	2	1	0	1	2	2	
Willie McCovey, L OBP: 0.417, SLG: 0.431 Bob Burda, L OBP: 0.500, SLG: 0.200	FC6-4 IBB				F8		K			3	0	0	0	1	2	1	
Ken Henderson, S OBP: 0.573, SLG: 0.596	FC6-4 BB				F8		F2			3	1	1	1	2	0	0	
Dick Dietz, R OBP: 0.491, SLG: 0.854	FC6-4				G3		1B			5	1	4	5	0	0	2	
Al Gallagher, R OBP: 0.392, SLG: 0.431	K				G3		K			5	0	0	0	0	2	6	
Hal Lanier, R OBP: 0.261, SLG: 0.150					1-3		4-3			3	0	0	0	1	0	0	
Gaylord Perry, R OBP: 0.125, SLG: 0.188	K				1-3		HR			4	2	2	0	0	1	2	
<b>Inning Stats</b>	R: 2 E: 0 K: 1 S: 6	H: 1 LOB: 2 BB: 3 P: 18	R: 0 E: 0 K: 1 S: 5	H: 0 LOB: 0 BB: 0 P: 5	R: 0 E: 0 K: 0 S: 4	H: 1 LOB: 2 BB: 1 P: 8	R: 0 E: 0 K: 2 S: 8	H: 1 LOB: 0 BB: 0 P: 8	R: 6 E: 0 K: 1 S: 9	H: 4 LOB: 0 BB: 2 P: 17	R: 4 E: 0 K: 0 S: 7	H: 4 LOB: 2 BB: 2 P: 15	1B: 6 2B: 3 3B: 0 HR: 2	SF: 0 SAC: 0 DP: 0 HBP: 0	WP: 3 PB: 0 SB: 1 CS: 0	PA: 43	
<b>PITCHER</b> Gary Waslewski, R ERA: 2.7 Dan McGinn, L ERA: 10.8 Howie Reed, R ERA: 8.59 Carroll Sembera, R ERA: 22.09	IP: 6.0 WLS: L BF: 25 H: 3 R: 7 ER: 5 SO: 1 BB: 2 IBB: 0 HBP: 0 BLK: 0 WP: 0 HR: 1 S: 33 P: 49 ERA: 67.50 WHIP: 7.500															<b>PITCHER</b>	


AB 35  
R 12  
H 11  
RBI 9  
BB 8  
SO 7  
LOB 15






Batter	1	2	3	4	5	6	7	8	9	AB	R	H	RBI	BB	SO	LOB	TOP										
Gary Sutherland, R OBP: 0.167, SLG: 0.167	F8		F4	F3			F8		E	5	1	1	1	0	0	3	<b>Montreal Expos @ San Francisco Giants</b> Candlestick Park, San Francisco, CA Sat Apr 25 1970, 6:33 AM EST Att: 27,966 - Unknown										
Mack Jones, L OBP: 0.281, SLG: 0.175 Coco Laboy, R OBP: 0.205, SLG: 0.150	3-1 BB		1B	1B		K	E 1B		K	3	0	2	0	1	1	0											
Rusty Staub, L OBP: 0.491, SLG: 0.548	3-1 BB		1B	1B		F8	E8		F6	4	0	2	1	1	0	1											
Ron Fairly, L OBP: 0.358, SLG: 0.378	3-1		F8	F4		F4	F4		E9	5	1	1	0	0	0	6											
Bob Bailey, R OBP: 0.273, SLG: 0.222 Jim Qualls, S	K		K	K		K			F9	4	1	0	0	1	3	4											
Jack Hiatt, R OBP: 0.522, SLG: 0.444				FC1-5		K			BB	3	1	2	0	2	1	0											
Adolfo Phillips, R OBP: 0.317, SLG: 0.314 Jim Fairley, L OBP: 0.357, SLG: 0.417	F7		K	K		6-3			K	4	0	0	0	0	2	3											
Bobby Wine, R OBP: 0.347, SLG: 0.318	F6		F6	FC1-5		1-3			4-3	5	0	2	3	0	0	2											
Joe Sparma, R Many Staehle, L OBP: 0.317, SLG: 0.314 Dan McGinn, L Ron Brand, R OBP: 0.182, SLG: 0.200 Claude Raymond, R	1-3		1-3	FC1-5		1B			2B	2	0	0	0	0	0	3											
<b>Inning Stats</b>	R: 0 E: 0 K: 1 S: 5	H: 0 LOB: 2 BB: 2 P: 13	R: 0 E: 0 K: 0 S: 4	H: 1 LOB: 1 BB: 0 P: 4	R: 0 E: 0 K: 1 S: 7	H: 2 LOB: 2 BB: 0 P: 7	R: 0 E: 0 K: 1 S: 7	H: 2 LOB: 2 BB: 0 P: 7	R: 0 E: 0 K: 0 S: 5	H: 0 LOB: 0 BB: 0 P: 5	R: 0 E: 0 K: 2 S: 7	H: 0 LOB: 0 BB: 0 P: 7	R: 1 E: 1 K: 0 S: 5	H: 2 LOB: 2 BB: 1 P: 9	R: 0 E: 0 K: 1 S: 5	H: 0 LOB: 1 BB: 1 P: 9		R: 6 E: 1 K: 1 S: 9	H: 4 LOB: 1 BB: 3 P: 21	1B: 9 2B: 2 3B: 0 HR: 0	SF: 0 SAC: 0 DP: 0 HBP: 0	WP: 1 PB: 0 CS: 0	PA: 45				
<b>PITCHER</b>	IP	WLS	BF	H	R	ER	SO	BB	IBB	HBP	BLK	WP	HR	S	P	ERA	WHIP	<b>PITCHER</b>									
Juan Marichal, R ERA: 4.5	5.0		22	5	0	0	4	2	0	0	0	0	0	28	36	0.00	1.400										
Frank Linzy, R ERA: 4.32	1.2	8	2	1	1	2	1	0	0	0	0	0	0	11	15	5.40	1.800										
Ron Bryant, L ERA: 7.84	2.0	L	10	3	3	3	2	1	0	0	0	1	0	13	17	13.50	2.000										
Don McMahon, R ERA: 10.29	0.0	4	1	3	3	0	0	3	0	0	0	0	0	1	13	∞	∞										
Frank Reberger, R ERA: 10.29	0.1	1	0	0	0	0	0	0	0	0	0	0	0	1	1	0.00	0.000										
Batter	1	2	3	4	5	6	7	8	9	AB	R	H	RBI	BB	SO	LOB	BOTTOM										
Bobby Bonds, R OBP: 0.463, SLG: 0.500	HR	1B		K				4-3		4	1	2	2	1	1	1	<b>Montreal Expos @ San Francisco Giants</b> Candlestick Park, San Francisco, CA Sat Apr 25 1970, 6:33 AM EST Att: 27,966 - Unknown										
Ron Hunt, R OBP: 0.435, SLG: 0.525	6-3	G6-4-3			G3	WP	K		F4	4	0	1	0	1	1	1											
Ken Henderson, S OBP: 0.538, SLG: 0.548	4-3	G6-4-3			G3	BB	K		F5	5	0	0	0	0	0	4											
Willie McCovey, L OBP: 0.429, SLG: 0.426	BB			G3			4-3			3	0	1	0	2	0	0											
Dick Dietz, R OBP: 0.500, SLG: 0.824	1B			K					F8	3	0	1	0	2	1	3											
Al Gallagher, R OBP: 0.372, SLG: 0.406	5-3			F8			6-3			4	0	0	0	0	0	6											
Bob Taylor, L OBP: 0.366, SLG: 0.143 Willie Mays, R OBP: 0.373, SLG: 0.405		FC6-4		F7			1-3			2	0	0	0	1	0	1											
Hal Lanier, R OBP: 0.269, SLG: 0.304	FC6-4	E		1-3			HR		SH1-4	3	2	1	1	0	0	1											
Juan Marichal, R Frank Linzy, R Ron Bryant, S Don McMahon, R Frank Reberger, L OBP: 0.333, SLG: 0.667	E1	1B		F2			K		K	2	0	0	0	0	1	0											
<b>Inning Stats</b>	R: 1 E: 0 K: 0 S: 4	H: 1 LOB: 2 BB: 2 P: 12	R: 1 E: 1 K: 0 S: 5	H: 2 LOB: 1 BB: 1 P: 9	R: 0 E: 0 K: 0 S: 3	H: 0 LOB: 1 BB: 1 P: 7	R: 0 E: 0 K: 1 S: 5	H: 0 LOB: 0 BB: 0 P: 5	R: 0 E: 0 K: 1 S: 5	H: 0 LOB: 2 BB: 2 P: 13	R: 1 E: 0 K: 2 S: 8	H: 1 LOB: 1 BB: 1 P: 12	R: 0 E: 0 K: 0 S: 4	H: 1 LOB: 1 BB: 0 P: 4	R: 0 E: 0 K: 1 S: 6	H: 1 LOB: 1 BB: 0 P: 6		R: 0 E: 0 K: 0 S: 4	H: 1 LOB: 1 BB: 0 P: 4	1B: 5 2B: 0 3B: 0 HR: 2	SF: 0 SAC: 1 DP: 1 HBP: 0	WP: 1 PB: 0 CS: 0	PA: 41				
<b>PITCHER</b>	IP	WLS	BF	H	R	ER	SO	BB	IBB	HBP	BLK	WP	HR	S	P	ERA	WHIP	<b>PITCHER</b>									
Joe Sparma, R ERA: 5.09	6.0		29	4	3	2	4	5	2	0	0	0	0	30	58	3.00	1.500										
Dan McGinn, L ERA: 7.1	2.0	W	8	2	0	0	1	0	0	0	0	0	0	10	10	0.00	1.000										
Claude Raymond, R ERA: 3.0	1.0	S	4	1	0	0	0	0	0	0	0	0	0	4	4	0.00	1.000										



Batter	1	2	3	4	5	6	7	8	9	AB	R	H	RBI	BB	SO	LOB	TOP
Jim Qualls, S (1,8) Carroll Sembera, R (6,1) John Boccabella, R (9,PH) OBP: 0.143, SLG: 0.143	0-0 6-3			0-0 5-3		0-0 4-3		0-0 E6	3 0 0 1 0 0 1								<b>Montreal Expos @ San Francisco Giants</b> Candlestick Park, San Francisco, CA Sun Apr 26 1970, 6:33 AM EDT Unknown <a href="http://livebaseballscorecards.com">livebaseballscorecards.com</a>
Gary Sutherland, R (1,4) OBP: 0.136, SLG: 0.136	0-0 5-3			0-0 6-3		0-0 1-3		0-0 G6-4-3	4 0 0 0 0 0 2								
Rusty Staub, L (1,9) OBP: 0.456, SLG: 0.500	0-0 F3			0-0 G3			0-0 F5	0-0 6-3	4 0 0 0 0 0 0								
Bob Bailey, R (1,7) OBP: 0.280, SLG: 0.200		0-0 F5		0-0 G6-4-3 BB	4-0	0-0 F8		0-0 6-3	2 0 0 0 1 0 0								
Coco Laboy, R (1,5) OBP: 0.191, SLG: 0.140		0-0 G3		0-0 G6-4-3		0-0 F5			3 0 0 0 0 0 1								
Ron Fairly, L (1,3) OBP: 0.339, SLG: 0.354 (6,8)		0-3 K		0-3 K				0-0 1-3	3 0 0 0 0 2 0								
Ron Brand, R (1,2) OBP: 0.214, SLG: 0.231			0-0 1-3		0-0 2B 4-3 1B		0-0 F8		3 1 1 0 0 0 0								
Bobby Wine, R (1,6) OBP: 0.346, SLG: 0.319			0-0 F9		0-0 F9		0-0 FC4-6 1B		3 0 1 0 0 0 1								
Bill Stoneman, R (1,1) OBP: 0.125, SLG: 0.250 (6,PH) Jack Hiatt, R (6,PH) OBP: 0.520, SLG: 0.500 (6,3)			0-3 K		0-0 4-3 1-3 2B		0-0 FC4-6		1 0 0 0 0 1 0 2 0 1 0 0 0 1								
<b>Inning Stats</b>	R: 0 E: 0 K: 0 S: 3	H: 0 LOB: 0 BB: 0 P: 3	R: 0 E: 0 K: 1 S: 5	H: 0 LOB: 0 BB: 0 P: 5	R: 0 E: 0 K: 1 S: 5	H: 0 LOB: 0 BB: 0 P: 5	R: 0 E: 0 K: 0 S: 3	H: 0 LOB: 0 BB: 0 P: 3	R: 0 E: 0 K: 0 S: 4	H: 1 LOB: 1 BB: 0 P: 4	R: 0 E: 1 K: 0 S: 3	H: 0 LOB: 0 BB: 0 P: 3	1B: 2 2B: 1 3B: 0 HR: 0	SF: 0 SAC: 0 DP: 2 HBP: 0	WP: 0 PB: 0 SB: 0 CS: 0	PA: 30	
<b>PITCHER</b> Mike McCormick, L (1,1) ERA: 4.3	IP: 9.0 WLS: W BF: 30 H: 3 R: 1 ER: 1 SO: 3 BB: 1 IBB: 0 HBP: 0 BLK: 0 WP: 0 HR: 0 S: 35 P: 39 ERA: 1.00 WHIP: 0.444																

Batter	1	2	3	4	5	6	7	8	9	AB	R	H	RBI	BB	SO	LOB	BOTTOM			
Bobby Bonds, R (1,9) OBP: 0.482, SLG: 0.559	4-0 1B HR	0-0 1B		0-3 K		0-0 HR		0-0 WP BB L6-5 1B	4 3 3 1 1 1 0								<b>Montreal Expos @ San Francisco Giants</b> Candlestick Park, San Francisco, CA Sun Apr 26 1970, 6:33 AM EDT Unknown <a href="http://livebaseballscorecards.com">livebaseballscorecards.com</a>			
Ron Hunt, R (1,4) OBP: 0.471, SLG: 0.535	0-0 1B HR	0-0 1-3		0-0 S 1B		1-0 BB 1B HBP		4-0 WP HR BB	3 2 2 0 1 0 1											
Willie Mays, R (1,8) OBP: 0.393, SLG: 0.413	4-0 1B HR	0-0 K S 1B		0-3 K		0-0 BB 1B		0-0 L6-5	4 1 2 1 1 1 3											
Willie McCovey, L (1,3) OBP: 0.451, SLG: 0.544 Bob Burda, L (9,3) OBP: 0.500, SLG: 0.200	0-0 HR	0-3 2-H K		0-0 K		0-0 HR	4-0 1-2 2-3 BB	4-0 WP HR IBB	3 3 2 5 2 1 1 0 0 0 0 0 0 0											
Ken Henderson, S (1,7) OBP: 0.529, SLG: 0.530	0-0 1B		0-0 G3		0-0 F6	0-3 K		4-0 1-2 2-3 HR IBB	4 1 1 0 1 1 3											
Dick Dietz, R (1,2) OBP: 0.476, SLG: 0.821	0-0 F2		0-3 K		0-3 K	0-3 K		0-0 HR	5 1 1 4 0 3 4											
Jim Davenport, R (1,5) OBP: 0.500, SLG: 0.400	0-0 1B		0-0 1B		4-0 BB		0-0 F8	0-3 K	4 0 2 0 1 1 0											
Hal Lanier, R (1,6) OBP: 0.233, SLG: 0.259	0-0 P3		0-0 F7		0-3 K		0-0 1-3		4 0 0 0 0 1 4											
Mike McCormick, L (1,1)	0-0 F7		0-3 K		0-0 5-3		0-3 K		4 0 0 0 0 2 2											
<b>Inning Stats</b>	R: 4 E: 0 K: 0 S: 7	H: 4 LOB: 2 BB: 2 P: 15	R: 1 E: 0 K: 1 S: 6	H: 2 LOB: 1 BB: 0 P: 6	R: 0 E: 0 K: 1 S: 6	H: 1 LOB: 1 BB: 0 P: 6	R: 0 E: 0 K: 3 S: 10	H: 1 LOB: 1 BB: 0 P: 10	R: 1 E: 0 K: 2 S: 8	H: 1 LOB: 3 BB: 1 P: 12	R: 1 E: 0 K: 2 S: 9	H: 2 LOB: 1 BB: 1 P: 14	R: 0 E: 0 K: 1 S: 5	H: 0 LOB: 0 BB: 0 P: 5	R: 4 E: 0 K: 1 S: 6	H: 2 LOB: 0 BB: 3 P: 18	1B: 9 2B: 1 3B: 0 HR: 4	SF: 0 SAC: 0 DP: 1 HBP: 1	WP: 2 PB: 0 SB: 3 CS: 0	PA: 43
<b>PITCHER</b> Bill Stoneman, R (1,1) ERA: 5.52 Carroll Sembera, R (6,1) ERA: 16.9	IP: 5.0 WLS: L BF: 26 H: 9 R: 6 ER: 6 SO: 7 BB: 3 IBB: 0 HBP: 2 BLK: 0 WP: 2 HR: 2 S: 37 P: 49 ERA: 10.80 WHIP: 2.400																			



Batter	1	2	3	4	5	6	7	8	9	AB	R	H	RBI	BB	SO	LOB	TOP				
Mary Staehle, L (1.4) OBP: 0.311, SLG: 0.308	F9	E S 2H 1B			SH3	4-3			F4	4	0	1	1	0	0	2	<b>Montreal Expos @ San Francisco Giants</b> Candlestick Park, San Francisco, CA Sun Apr 26 1970, 6:38 AM EDT Att: 9,943 - Unknown <a href="http://livebaseballscorecards.com">livebaseballscorecards.com</a>				
Mack Jones, L (1.7) OBP: 0.290, SLG: 0.273	1B	3B							F8	4	1	2	1	0	1	1					
Rusty Staub, L (1.9) OBP: 0.443, SLG: 0.480	S				F9	F5			K	4	0	1	1	0	1	1					
Ron Fairly, L (1.3) OBP: 0.333, SLG: 0.333	K				K				F8	3	0	0	0	1	2	1					
Bob Bailey, R (1.5) OBP: 0.276, SLG: 0.174 Coco Laboy, R (8.5) OBP: 0.191, SLG: 0.140					F6	6-3			K	3	0	0	0	1	1	2					
Jim Fairly, L (1.8) OBP: 0.276, SLG: 0.313	K				G3				4-3	4	0	0	0	0	1	2					
Jack Hiatt, R (1.2) OBP: 0.552, SLG: 0.500		1-3 1B			G4-6-3 BB	1B			F9	2	1	1	0	2	0	0					
Bobby Wine, R (1.6) OBP: 0.321, SLG: 0.294	1-3				G4-6-3	F8			K	4	0	0	0	0	1	3					
Carl Morton, R (1.1) OBP: 0.667, SLG: 0.500 Jim Qualls, S (9, PH)	K								4-3	2	1	1	0	1	1	1					
Dan McGinn, L (9.1) Claude Raymond, R (9.1)					SH3 2B	1B				1	0	0	0	0	0	0					
<b>Inning Stats</b>	R: 1 E: 0 K: 2 S: 9	H: 2 LOB: 2 BB: 1 P: 13	R: 1 E: 0 K: 2 S: 9	H: 2 LOB: 1 BB: 0 P: 9	R: 0 E: 0 K: 1 S: 5	H: 0 LOB: 0 BB: 0 P: 5	R: 0 E: 0 K: 0 S: 2	H: 0 LOB: 0 BB: 1 P: 6	R: 1 E: 0 K: 0 S: 4	H: 1 LOB: 2 BB: 2 P: 12	R: 0 E: 0 K: 0 S: 5	H: 0 LOB: 0 BB: 0 P: 5	R: 0 E: 0 K: 1 S: 5	H: 0 LOB: 0 BB: 0 P: 5	R: 0 E: 0 K: 1 S: 5	H: 0 LOB: 0 BB: 0 P: 5	1B: 4 2B: 1 3B: 1 HR: 0	SF: 0 SAC: 1 DP: 1 HBP: 0	WP: 0 PB: 0 SB: 2 CS: 0	PA: 37	
<b>PITCHER</b>	IP	WLS	BF	H	R	ER	SO	BB	IBB	HBP	BLK	WP	HR	S	P	ERA	WHIP				
Rich Robertson, R (1.1) ERA: 5.2	6.0	L	28	6	3	3	5	4	1	0	0	0	0	33	53	4.50	1.667				
Ron Bryant, L (7.1) ERA: 4.09	1.0		3	0	0	0	1	0	0	0	0	0	0	5	5	0.00	0.000				
Don McMahon, R (8.1) ERA: 6.57	2.0		6	0	0	0	2	0	0	0	0	0	0	10	10	0.00	0.000				

Batter	1	2	3	4	5	6	7	8	9	AB	R	H	RBI	BB	SO	LOB	BOTTOM					
Bobby Bonds, R (1.8) OBP: 0.472, SLG: 0.542	1-3		K			HR			1-3	4	1	1	0	0	1	1	<b>Montreal Expos @ San Francisco Giants</b> Candlestick Park, San Francisco, CA Sun Apr 26 1970, 6:38 AM EDT Att: 9,943 - Unknown <a href="http://livebaseballscorecards.com">livebaseballscorecards.com</a>					
Ron Hunt, R (1.4) OBP: 0.455, SLG: 0.532	1-3		F5			F7			2B	4	0	1	0	0	0	2						
Ken Henderson, S (1.9) OBP: 0.528, SLG: 0.565					K				F6	3	1	1	2	1	1	1						
Willie McCovey, L (1.3) OBP: 0.442, SLG: 0.525	F9				6-3	F9			WP	4	0	1	0	0	0	1						
Steve Whitaker, L (1.7) OBP: 0.200, SLG: 0.182 Willie Mays, R (9, PH)	F9				K				F9	3	0	0	0	0	1	0						
Al Gallagher, R (1.5) OBP: 0.358, SLG: 0.389 Bob Heise, R (8.6) OBP: 0.333, SLG: 0.306 Dick Dietz, R (9, PH) OBP: 0.469, SLG: 0.807	1-4-3				F9				F4	3	0	0	0	0	0	0						
Russ Gibson, R (1.2) OBP: 0.273, SLG: 0.286	5-3				G6-4-3 1B				6-3	4	0	2	0	0	0	1						
Hal Lanier, R (1.6) OBP: 0.250, SLG: 0.276 Bob Burda, L (7, PH) OBP: 0.444, SLG: 0.167 Don McMahon, R (8.1)			S		G6-4-3 1B				F4	2	0	1	0	0	0	1						
Rich Robertson, R (1.1) Don Mason, L (6, PH) Ron Bryant, S (7.1) OBP: 0.200, SLG: 0.200 Jim Davenport, R (8.5) OBP: 0.429, SLG: 0.333			K						F9	1	0	0	0	0	0	0						
<b>Inning Stats</b>	R: 0 E: 0 K: 0 S: 3	H: 0 LOB: 1 BB: 1 P: 7	R: 0 E: 0 K: 0 S: 3	H: 0 LOB: 0 BB: 0 P: 3	R: 0 E: 0 K: 2 S: 8	H: 1 LOB: 1 BB: 0 P: 8	R: 0 E: 0 K: 2 S: 7	H: 0 LOB: 0 BB: 0 P: 7	R: 0 E: 0 K: 0 S: 3	H: 1 LOB: 0 BB: 0 P: 3	R: 2 E: 0 K: 0 S: 5	H: 2 LOB: 0 BB: 0 P: 5	R: 0 E: 0 K: 0 S: 4	H: 1 LOB: 1 BB: 0 P: 4	R: 0 E: 0 K: 0 S: 4	H: 1 LOB: 1 BB: 0 P: 4		R: 0 E: 0 K: 0 S: 4	H: 1 LOB: 1 BB: 0 P: 4	1B: 5 2B: 1 3B: 0 HR: 1	SF: 0 SAC: 0 DP: 1 HBP: 0	WP: 1 PB: 0 SB: 1 CS: 0
<b>PITCHER</b>	IP	WLS	BF	H	R	ER	SO	BB	IBB	HBP	BLK	WP	HR	S	P	ERA	WHIP					
Carl Morton, R (1.1) ERA: 2.77	8.0	W	30	6	2	2	4	1	0	0	0	0	1	37	41	2.25	0.875					
Dan McGinn, L (9.1) ERA: 7.71	0.0		1	1	0	0	0	0	0	0	0	0	0	1	1	∞	∞					
Claude Raymond, R (9.1) ERA: 2.57	1.0	S	3	0	0	0	0	0	0	0	0	1	0	3	3	0.00	0.000					





Batter	1	2	3	4	5	6	7	8	9	AB	R	H	RBI	BB	SO	LOB	TOP		
Mary Staehle, L (1,4) OBP: 0.300, SLG: 0.318	0-0 2B		0-0 L3		0-0 4-3		0-0 F3	0-0 G3		5	0	1	0	0	0	2	<b>Montreal Expos @ San Diego Padres</b> San Diego Stadium, San Diego, CA Tue Apr 28 1970, 10:05 PM EDT Unknown		
Mack Jones, L (1,7) OBP: 0.273, SLG: 0.265	0-3 K		0-0 BB BB		0-0 6-3			0-0 3-1	0-0 G3	5	0	1	0	0	1	0			
Rusty Staub, L (1,9) OBP: 0.439, SLG: 0.463	0-0 F2		0-3 K		0-0 L9			4-0 HR BB	0-0 4-3 1B	4	1	1	0	1	1	1			
Ron Fairly, L (1,3) OBP: 0.354, SLG: 0.389		4-0 SH5-3 BB	4-0 BB		0-0 G3			0-0 1-H HR	0-0 4-3	3	1	1	2	2	0	1			
Jack Hiatt, R (1,2) OBP: 0.588, SLG: 0.500		4-0 SH5-3 BB	4-0 BB		4-0 FC5-4 BB			0-0 1B 1B	0-0 5-3	2	1	1	0	3	0	1			
Jim Fairey, L (1,8) OBP: 0.286, SLG: 0.316		0-0 SH5-3	0-3 K		0-0 F8			0-0 1B		3	1	1	0	0	1	4			
Coco Laboy, R (1,5) OBP: 0.196, SLG: 0.149		0-3 K		0-0 5-3		0-0 FC5-4		0-0 1B		4	0	1	0	0	1	3			
Bobby Wine, R (1,6) OBP: 0.333, SLG: 0.296		4-0 IBB		0-0 1-3			0-3 K	0-0 1B		3	0	1	2	1	1	0			
Gary Waslewski, R (1,1)		0-3 K		0-3 K			0-0 F4	0-3 K		2	0	0	0	0	2	3			
John Bateman, R (7, PH)										1	0	0	0	0	0	0			
Howie Reed, R (7, PH)										0	0	0	0	0	0	0			
Bob Bailey, R (8, PH)										1	0	0	0	0	1	2			
Claude Raymond, R (8, PH)										0	0	0	0	0	0	0			
<b>Inning Stats</b>	R: 0 E: 0 K: 1 S: 5	H: 1 LOB: 0 BB: 0 P: 5	R: 0 E: 0 K: 2 S: 7	H: 0 LOB: 3 BB: 3 P: 19	R: 0 E: 0 K: 2 S: 8	H: 1 LOB: 0 BB: 2 P: 16	R: 0 E: 0 K: 1 S: 5	H: 0 LOB: 0 BB: 0 P: 5	R: 0 E: 0 K: 0 S: 3	H: 0 LOB: 1 BB: 1 P: 7	R: 0 E: 0 K: 1 S: 5	H: 0 LOB: 0 BB: 0 P: 5	R: 4 E: 0 K: 1 S: 10	H: 5 LOB: 2 BB: 1 P: 14	R: 0 E: 0 K: 0 S: 4	H: 1 LOB: 1 BB: 0 P: 4	1B: 6 2B: 1 3B: 0 HR: 1	SF: 0 SAC: 1 DP: 0 HBP: 0	WP: 0 PA: 41 PB: 0 SB: 0 CS: 0
<b>PITCHER</b>	IP WLS BF H R ER SO BB IBB HBP BLK WP HR S P ERA WHIP																		
Mike Corkins, R (1,1) ERA: 4.3	7.1 L 32 4 3 3 7 6 1 0 0 0 1 39 67 3.68 1.364																		
Ron Herbel, R (8,1) ERA: 2.4	1.2 9 4 1 1 1 0 0 0 0 0 0 11 11 5.40 2.400																		

AB 33  
R 4  
H 8  
RBI 4  
BB 7  
SO 8  
LOB 17



Batter	1	2	3	4	5	6	7	8	9	AB	R	H	RBI	BB	SO	LOB	BOTTOM		
Jose Arcia, R (1,6) OBP: 0.211, SLG: 0.091	0-0 6-3		0-3 K		0-3 K		0-0 1-3		0-0 F9	4	0	0	0	0	2	1	<b>Montreal Expos @ San Diego Padres</b> San Diego Stadium, San Diego, CA Tue Apr 28 1970, 10:05 PM EDT Unknown		
Al Ferrara, R (9, PH) OBP: 0.357, SLG: 0.412										1	0	0	0	0	2				
Steve Huntz, S (1,5) OBP: 0.400, SLG: 1.000	0-0 HR		0-0 F4		4-0 BB		0-0 F3		0-0 G3	4	1	1	1	1	0	2			
Cito Gaston, R (1,8) OBP: 0.333, SLG: 0.480	0-3 K		0-0 L4		0-0 F9			0-0 G6-4-3 1B		4	0	1	0	0	1	2			
Nate Colbert, R (1,3) OBP: 0.284, SLG: 0.500	0-0 F9		4-0 PB BB		0-3 K			0-0 G6-4-3 1B		3	0	0	0	1	1	1			
Dave Campbell, R (1,4) OBP: 0.333, SLG: 0.343		0-0 F6		0-3 K		0-0 FC5 BB		4-0 BB		3	0	1	0	1	1	1			
Ollie Brown, R (1,9) OBP: 0.286, SLG: 0.300		4-0 BB		4-0 IBB		4-0 BB		0-0 F7		1	0	0	0	3	0	1			
Jerry Morales, R (1,7) OBP: 0.193, SLG: 0.241		0-3 K		0-0 F7		0-3 K			0-0 1-3	4	0	0	0	0	2	5			
Chris Cannizzaro, R (1,2) OBP: 0.308, SLG: 0.239		0-0 6-3			0-0 BB		0-0 FC5		4-0 2B BB	3	0	1	0	1	0	3			
Ron Siicrum, R (9, PR)										0	1	0	0	0	0	0			
Mike Corkins, R (1,1) OBP: 0.111, SLG: 0.111			0-0 6-3		0-3 K				0-0 2B	3	0	0	0	0	2	1			
Ron Herbel, R (8,1)										0	0	0	0	0	0	0			
Ray Webster, L (9, PH) OBP: 0.200, SLG: 0.267									1-H	1	0	1	1	0	0	0			
<b>Inning Stats</b>	R: 1 E: 0 K: 1 S: 6	H: 1 LOB: 0 BB: 0 P: 6	R: 0 E: 0 K: 1 S: 5	H: 0 LOB: 1 BB: 1 P: 9	R: 0 E: 0 K: 1 S: 5	H: 0 LOB: 0 BB: 0 P: 5	R: 0 E: 0 K: 1 S: 5	H: 0 LOB: 2 BB: 2 P: 13	R: 0 E: 0 K: 2 S: 8	H: 1 LOB: 2 BB: 1 P: 12	R: 0 E: 0 K: 1 S: 5	H: 0 LOB: 0 BB: 0 P: 5	R: 0 E: 0 K: 0 S: 3	H: 1 LOB: 1 BB: 1 P: 7	R: 1 E: 0 K: 0 S: 4	H: 1 LOB: 2 BB: 1 P: 8	1B: 3 2B: 1 3B: 0 HR: 1	SF: 0 SAC: 0 DP: 1 HBP: 0	WP: 0 PA: 38 PB: 1 SB: 0 CS: 0
<b>PITCHER</b>	IP WLS BF H R ER SO BB IBB HBP BLK WP HR S P ERA WHIP																		
Gary Waslewski, R (1,1) ERA: 2.25	6.0 W 26 3 1 1 8 4 1 0 0 0 0 37 57 1.50 1.167																		
Howie Reed, R (7,1) ERA: 7.56	1.0 W 3 0 0 0 1 0 0 0 0 0 0 5 5 0.00 0.000																		
Claude Raymond, R (8,1) ERA: 3.0	2.0 S 9 2 1 1 0 2 0 0 0 0 0 7 15 4.50 2.000																		

AB 31  
R 2  
H 5  
RBI 2  
BB 7  
SO 9  
LOB 19





Batter	1	2	3	4	5	6	7	8	9	AB	R	H	RBI	BB	SO	LOB	TOP					
Don Hahn, R (1.8) OBP: 0.667, SLG: 0.500										4	2	2	0	1	1	1	<b>Montreal Expos @ San Diego Padres</b> San Diego Stadium, San Diego, CA Tue Apr 28 1970, 10:05 PM EDT Att: 3,507 - Unknown					
Gary Sutherland, R (1.4) OBP: 0.214, SLG: 0.259										5	1	2	1	1	0	4						
Rusty Staub, L (1.9) OBP: 0.451, SLG: 0.456										3	1	1	1	2	0	1						
Bob Bailey, R (1.7) Mack Jones, L (5.7) OBP: 0.250, SLG: 0.154 OBP: 0.214, SLG: 0.275										2	0	0	0	0	0	2						
John Bateman, R (1.2) OBP: 0.333, SLG: 0.500										2	1	1	1	1	1	3						
Ron Fairly, L (1.3) OBP: 0.371, SLG: 0.439										3	1	1	1	2	0	1						
Coco Laboy, R (1.5) OBP: 0.214, SLG: 0.140										3	0	0	1	2	0	1						
Bobby Wine, R (1.6) OBP: 0.338, SLG: 0.356										5	1	2	0	0	2	5						
Steve Renko, R (1.1) OBP: 0.333, SLG: 0.333										5	0	2	0	0	0	1						
<b>Inning Stats</b>	R: 0 E: 0 K: 0 S: 2	H: 0 LOB: 0 BB: 1 P: 6	R: 0 E: 0 K: 1 S: 5	H: 0 LOB: 0 BB: 0 P: 5	R: 2 E: 1 K: 0 S: 6	H: 3 LOB: 2 BB: 1 P: 10	R: 0 E: 0 K: 1 S: 5	H: 1 LOB: 1 BB: 1 P: 9	R: 0 E: 0 K: 0 S: 3	H: 1 LOB: 3 BB: 2 P: 7	R: 2 E: 0 K: 1 S: 7	H: 2 LOB: 3 BB: 3 P: 19	R: 2 E: 0 K: 0 S: 6	H: 3 LOB: 1 BB: 0 P: 6	R: 1 E: 0 K: 1 S: 7	H: 2 LOB: 2 BB: 0 P: 8		1B: 7 2B: 4 3B: 1 HR: 1	SF: 0 SAC: 0 DP: 2 HBP: 1	WP: 0 PB: 0 SB: 1 CS: 2	PA: 47	
<b>PITCHER</b>	IP WLS BF H R ER SO BB IBB HBP BLK WP HR S P ERA WHIP																					
Danny Coombs, L (1.1) ERA: 2.25	3.1 L 16 4 2 0 1 2 1 0 0 0 0 0 15 27 0.00 1.800																					
Gary Ross, R (4.1) ERA: 4.25	1.0 5 1 0 0 1 2 0 0 0 0 0 0 5 13 0.00 3.000																					
Dave Roberts, L (5.1) ERA: 1.86	0.2 2 0 0 0 1 0 0 0 0 0 0 0 4 4 0.00 0.000																					
Ron Herbel, R (6.1) ERA: 4.0	3.0 18 6 4 4 1 4 0 0 0 0 0 0 16 32 12.00 3.333																					
Mike Corkins, R (9.1) ERA: 4.5	1.0 6 2 1 1 1 0 0 1 0 0 0 1 7 8 9.00 2.000																					
<b>Batter</b>	<b>1</b>	<b>2</b>	<b>3</b>	<b>4</b>	<b>5</b>	<b>6</b>	<b>7</b>	<b>8</b>	<b>9</b>	<b>AB</b>	<b>R</b>	<b>H</b>	<b>RBI</b>	<b>BB</b>	<b>SO</b>	<b>LOB</b>	<b>BOTTOM</b>					
Dave Campbell, R (1.4) OBP: 0.329, SLG: 0.338										4	0	1	0	0	1	0	<b>Montreal Expos @ San Diego Padres</b> San Diego Stadium, San Diego, CA Tue Apr 28 1970, 10:05 PM EDT Att: 3,507 - Unknown					
Steve Huntz, S (1.6) OBP: 0.222, SLG: 0.500										4	0	0	0	0	2	3						
Cito Gaston, R (1.8) OBP: 0.341, SLG: 0.474										3	1	1	0	1	1	0						
Al Ferrara, R (1.7) OBP: 0.326, SLG: 0.368										4	0	0	0	0	0	2						
Nate Colbert, R (1.3) OBP: 0.295, SLG: 0.500										4	1	2	0	0	0	0						
Ollie Brown, R (1.9) OBP: 0.275, SLG: 0.302										3	1	1	0	1	0	0						
Ed Spiezio, R (1.5) OBP: 0.364, SLG: 0.357										2	0	0	0	1	1	3						
Bob Barton, R (1.2) Ray Webster, L (5.7) Chris Cannizzaro, R (6.2) OBP: 0.188, SLG: 0.071 OBP: 0.250, SLG: 0.267 OBP: 0.315, SLG: 0.271										0	0	0	0	1	0	0						
Danny Coombs, R (1.1) Gary Ross, R (4.1) Dave Roberts, L (5.1) Van Kelly, L (5.7) Ron Herbel, R (6.1) Ivan Murrell, R (8.7) Mike Corkins, R (9.1) Jerry Morales, R (9.7) OBP: 0.200, SLG: 0.400 OBP: 0.222, SLG: 0.500 OBP: 0.275, SLG: 0.302 OBP: 0.188, SLG: 0.071 OBP: 0.250, SLG: 0.267 OBP: 0.315, SLG: 0.271										1	0	0	0	0	0	1						
<b>Inning Stats</b>	R: 0 E: 0 K: 3 S: 9	H: 0 LOB: 0 BB: 0 P: 9	R: 0 E: 0 K: 0 S: 3	H: 0 LOB: 0 BB: 0 P: 3	R: 0 E: 0 K: 0 S: 2	H: 0 LOB: 0 BB: 1 P: 6	R: 0 E: 1 K: 1 S: 5	H: 0 LOB: 1 BB: 1 P: 9	R: 0 E: 0 K: 0 S: 4	H: 2 LOB: 2 BB: 1 P: 8	R: 0 E: 0 K: 0 S: 3	H: 0 LOB: 0 BB: 0 P: 3	R: 0 E: 0 K: 0 S: 3	H: 0 LOB: 0 BB: 0 P: 3	R: 0 E: 0 K: 1 S: 6	H: 1 LOB: 2 BB: 1 P: 10		R: 3 E: 0 K: 1 S: 8	H: 3 LOB: 1 BB: 1 P: 12	1B: 5 2B: 2 3B: 0 HR: 0	SF: 0 SAC: 1 DP: 3 HBP: 0	WP: 0 PB: 0 SB: 0 CS: 1
<b>PITCHER</b>	IP WLS BF H R ER SO BB IBB HBP BLK WP HR S P ERA WHIP																					
Steve Renko, R (1.1) ERA: 5.66	9.0 W 36 6 3 3 6 5 0 0 0 0 0 0 43 63 3.00 1.222																					

AB	37
R	7
H	13
RBI	6
BB	9
SO	5
LOB	23



AB	30
R	3
H	6
RBI	3
BB	5
SO	6
LOB	15









Batter	1	2	3	4	5	6	7	8	9	AB	R	H	RBI	BB	SO	LOB	TOP					
Don Hahn, R (1, 8) OBP: 0.500, SLG: 0.375	K2-3							6-3		4	0	1	0	0	1	0	<b>Montreal Expos @ Los Angeles Dodgers</b> Dodger Stadium, Los Angeles, CA Thu Apr 30 1970, 7:05 PM PDT Att: 10,396 - Unknown					
Ron Brand, R (1, 5) OBP: 0.156, SLG: 0.167	F5						4-3	P5		4	0	0	0	0	0	1						
Rusty Staub, L (1, 9) OBP: 0.468, SLG: 0.468	G3							F7		3	0	1	0	1	0	0						
Ron Fairly, L (1, 3) OBP: 0.359, SLG: 0.415								G3-6-3		4	0	1	0	0	1	1						
Mack Jones, L (1, 7) OBP: 0.318, SLG: 0.255								4-3		2	0	0	0	1	0	2						
Gary Sutherland, R (1, 4) OBP: 0.182, SLG: 0.219								6-3		4	0	0	0	0	0	4						
John Bateman, R (1, 2) OBP: 0.154, SLG: 0.231										3	0	0	0	0	0	3						
Bobby Wine, R (1, 6) OBP: 0.329, SLG: 0.391										3	1	1	1	0	0	0						
Bill Stoneman, R (1, 1) OBP: 0.100, SLG: 0.200										2	0	0	0	0	0	0						
Jim Fahey, L (7, PH) OBP: 0.231, SLG: 0.250										1	0	0	0	0	1	0						
Claude Raymond, R (7, 1)										0	0	0	0	0	0	0						
<b>Inning Stats</b>	R: 0 E: 0 K: 1 S: 5	H: 0 LOB: 0 BB: 0 P: 5	R: 0 E: 0 K: 0 S: 3	H: 0 LOB: 1 BB: 0 P: 4	R: 1 E: 0 K: 0 S: 4	H: 1 LOB: 0 BB: 0 P: 4	R: 0 E: 0 K: 0 S: 5	H: 2 LOB: 2 BB: 0 P: 5	R: 0 E: 0 K: 0 S: 4	H: 1 LOB: 1 BB: 0 P: 4	R: 0 E: 0 K: 0 S: 2	H: 0 LOB: 1 BB: 2 P: 10	R: 0 E: 0 K: 1 S: 5	H: 0 LOB: 0 BB: 0 P: 5	R: 0 E: 0 K: 0 S: 3	H: 0 LOB: 0 BB: 0 P: 3	R: 0 E: 0 K: 1 S: 5	H: 0 LOB: 0 BB: 0 P: 5	1B: 3 2B: 0 3B: 0 HR: 1	SF: 0 SAC: 0 DP: 1 HBP: 1	WP: 0 PB: 0 SB: 0 CS: 0	PA: 33
<b>PITCHER</b> Sandy Vance, R (1, 1) ERA: 2.4	IP: 9.0 WLS: W BF: 33 H: 4 R: 1 ER: 1 SO: 3 BB: 2 IBB: 0 HBP: 1 BLK: 0 WP: 0 HR: 0 S: 36 P: 45 ERA: 1.00 WHIP: 0.667															<b>PITCHER</b>						

Batter	1	2	3	4	5	6	7	8	9	AB	R	H	RBI	BB	SO	LOB	BOTTOM			
Maury Wills, S (1, 6) OBP: 0.360, SLG: 0.280	BB 1B BB 1B	L4						F8		4	1	1	0	0	0	1	<b>Montreal Expos @ Los Angeles Dodgers</b> Dodger Stadium, Los Angeles, CA Thu Apr 30 1970, 7:05 PM PDT Att: 10,396 - Unknown			
Ted Sizemore, R (1, 4) OBP: 0.317, SLG: 0.291	BB 1B FC3-6							F9		4	1	1	0	0	0	1				
Willie Davis, L (1, 8) OBP: 0.217, SLG: 0.241	FC3-6 1-2 2-3							4-3		3	0	0	0	1	0	0				
Andy Kosco, R (1, 9) OBP: 0.196, SLG: 0.429	K									1	0	0	0	0	1	3				
Bill Buckner, L (3, 7) OBP: 0.176, SLG: 0.125										2	0	0	0	0	0	0				
Wes Parker, S (1, 3) OBP: 0.349, SLG: 0.387	FC3-6 1-2 2-3 3-H									2	0	1	1	1	0	0				
Willie Crawford, L (1, 7) OBP: 0.278, SLG: 0.340	FC3-6 1-2 2-3 3-H									3	0	0	1	0	1	3				
Bill Sudakis, S (1, 2) OBP: 0.292, SLG: 0.238	F8									3	0	0	0	0	0	2				
Jeff Torborg, R (8, 2) OBP: 0.283, SLG: 0.333										0	0	0	0	0	0	0				
Billy Grabarkewitz, R (1, 5) OBP: 0.464, SLG: 0.533										3	0	1	0	0	1	0				
Sandy Vance, R (1, 1)										3	0	0	0	0	1	1				
<b>Inning Stats</b>	R: 2 E: 0 K: 1 S: 7	H: 2 LOB: 2 BB: 2 P: 15	R: 0 E: 0 K: 0 S: 3	H: 0 LOB: 0 BB: 0 P: 3	R: 0 E: 0 K: 0 S: 3	H: 0 LOB: 0 BB: 0 P: 3	R: 0 E: 0 K: 1 S: 5	H: 0 LOB: 0 BB: 0 P: 5	R: 0 E: 0 K: 1 S: 6	H: 1 LOB: 1 BB: 0 P: 6	R: 0 E: 0 K: 0 S: 4	H: 1 LOB: 1 BB: 0 P: 4	R: 0 E: 0 K: 1 S: 5	H: 0 LOB: 0 BB: 0 P: 5	R: 0 E: 0 K: 0 S: 3	H: 0 LOB: 0 BB: 0 P: 3	1B: 3 2B: 1 3B: 0 HR: 0	SF: 0 SAC: 0 DP: 0 HBP: 0	WP: 0 PB: 0 SB: 0 CS: 0	PA: 30
<b>PITCHER</b> Bill Stoneman, R (1, 1) ERA: 5.09	IP: 6.0 WLS: L BF: 24 H: 4 R: 2 ER: 2 SO: 3 BB: 4 IBB: 2 HBP: 0 BLK: 0 WP: 0 HR: 0 S: 28 P: 36 ERA: 3.00 WHIP: 1.000															<b>PITCHER</b>				
Claude Raymond, R (7, 1) ERA: 2.45	IP: 2.0 WLS: L BF: 6 H: 0 R: 0 ER: 0 SO: 1 BB: 0 IBB: 0 HBP: 0 BLK: 0 WP: 0 HR: 0 S: 8 P: 8 ERA: 0.00 WHIP: 0.000															<b>PITCHER</b>				





Batter	1	2	3	4	5	6	7	8	9	AB	R	H	RBI	BB	SO	LOB	TOP			
Don Hahn, R OBP: 0.467, SLG: 0.417 (1, 8)	6-3	6-3	F8				5-3 2B		SH3-4 1B BB	4	1	1	0	1	0	1				
Ron Brand, R OBP: 0.217, SLG: 0.227 (1, 5)	BB 2B E 1B		1B		1-3		5-3		SH3-4 1-2	4	1	2	0	0	0	1				
Rusty Staub, L OBP: 0.464, SLG: 0.463 (1, 9)	E6 BB 2B		1B		F7		K		WP 1B 2-H	5	1	2	1	0	1	2				
Ron Fairly, L OBP: 0.361, SLG: 0.397 (1, 3)	P6		F8				FC6-4 IBB		K 1-2	3	0	0	0	2	1	5				
Jack Hiatt, R OBP: 0.538, SLG: 0.429 (1, 2)	2B 1-2 2-3 BB		K		P4		FC6-4 1-2		P4	4	0	0	0	1	1	6				
Mack Jones, L OBP: 0.329, SLG: 0.288 (1, 7)	1-3 2-H 3-H 2B		K				F9		1B	4	0	2	2	0	1	2				
Gary Sutherland, R OBP: 0.216, SLG: 0.278 (1, 4)	6-3				F9 FC6-2 2B		G3 1B		F8	4	0	2	0	0	0	3				
Bobby Wine, R OBP: 0.311, SLG: 0.368 (1, 6)			K		F9		G3		K	4	0	0	0	0	2	3				
Carl Morton, R OBP: 0.286, SLG: 0.167 (1, 1)			K		FC6-2		1-3		F3	4	0	0	0	0	1	3				
<b>Inning Stats</b>	R: 2 E: 1 K: 0 S: 6	H: 2 LOB: 2 BB: 1 P: 10	R: 0 E: 0 K: 2 S: 7	H: 0 LOB: 0 BB: 0 P: 7	R: 0 E: 0 K: 2 S: 9	H: 2 LOB: 2 BB: 0 P: 9	R: 0 E: 0 K: 0 S: 4	H: 1 LOB: 1 BB: 0 P: 4	R: 0 E: 0 K: 0 S: 3	H: 0 LOB: 1 BB: 1 P: 7	R: 0 E: 0 K: 1 S: 6	H: 1 LOB: 2 BB: 1 P: 10	R: 0 E: 0 K: 1 S: 6	H: 1 LOB: 1 BB: 0 P: 6	R: 1 E: 0 K: 1 S: 6	H: 1 LOB: 1 BB: 1 P: 10	1B: 6 2B: 3 3B: 0 HR: 0	SF: 0 SAC: 1 DP: 0 HBP: 0	WP: 1 PB: 0 SB: 1 CS: 1	PA: 41
<b>PITCHER</b>	IP WLS BF H R ER SO BB IBB HBP BLK WP HR S P ERA WHIP	IP WLS BF H R ER SO BB IBB HBP BLK WP HR S P ERA WHIP																		
Don Sutton, R ERA: 2.3 (1, 1)	7.0	L	32	7	2	0	5	2	1	0	0	0	0	0	39	51	0.00	1.286		
Fred Norman, L ERA: 5.63 (8, 1)	2.0		9	2	1	1	2	1	0	0	0	1	0	12	16	4.50	1.500			

**Montreal Expos @ Los Angeles Dodgers**  
**Dodger Stadium, Los Angeles, CA**  
 Fri May 01 1970, 7:05 PM PDT  
 Att: 32,929 - Unknown

AB	36
R	3
H	9
RBI	3
BB	4
SO	7
LOB	26



Batter	1	2	3	4	5	6	7	8	9	AB	R	H	RBI	BB	SO	LOB	BOTTOM					
Maury Wills, S OBP: 0.355, SLG: 0.269 (1, 6)	4-3		6-3 BB		4-3		4-3			3	0	0	0	1	0	0						
Ted Sizemore, R OBP: 0.313, SLG: 0.276 (1, 4)	P2		6-3				4-3			3	0	0	0	1	0	1						
Willie Davis, L OBP: 0.207, SLG: 0.229 (1, 8)	F7		K		F8				5-3	4	0	0	0	0	1	2						
Andy Kosco, R OBP: 0.200, SLG: 0.433 (1, 9)			F8		6-3		FC1-5 2B		5-3	4	0	1	0	0	0	1						
Wes Parker, S OBP: 0.333, SLG: 0.367 (1, 3)	6-3				4-3		FC1-5 E S		F7	4	0	0	0	0	0	1						
Willie Crawford, L OBP: 0.276, SLG: 0.333 (1, 7)	E6 PB 1B				FC4-6 1B		K		L6	4	1	1	0	0	1	1						
Bill Sudakis, S OBP: 0.357, SLG: 0.261 (1, 2)			BB 1B		FC4-6 S				FC5-4 BB	2	0	1	1	2	0	1						
Billy Grabarkewitz, R OBP: 0.450, SLG: 0.500 (1, 5)			1B		1-3		K		FC5-4	3	0	0	0	1	1	4						
Don Sutton, R OBP: 0.294, SLG: 0.294 (1, 1)			4-3		F8		1-3		F9	2	0	0	0	0	0	2						
Bill Buckner, L OBP: 0.171, SLG: 0.121 (7, PH)										1	0	0	0	0	0	0						
Fred Norman, S (8, 1)										0	0	0	0	0	0	0						
Len Gabrielson, L (8, PH)										1	0	0	0	0	0	1						
<b>Inning Stats</b>	R: 0 E: 0 K: 0 S: 3	H: 0 LOB: 0 BB: 0 P: 3	R: 1 E: 1 K: 0 S: 5	H: 1 LOB: 2 BB: 1 P: 9	R: 0 E: 0 K: 1 S: 5	H: 0 LOB: 1 BB: 1 P: 9	R: 0 E: 0 K: 0 S: 4	H: 1 LOB: 1 BB: 0 P: 4	R: 0 E: 0 K: 0 S: 3	H: 0 LOB: 0 BB: 1 P: 7	R: 0 E: 0 K: 2 S: 8	H: 1 LOB: 2 BB: 1 P: 12	R: 0 E: 0 K: 0 S: 3	H: 0 LOB: 0 BB: 0 P: 3	R: 0 E: 0 K: 0 S: 3	H: 0 LOB: 0 BB: 0 P: 3	R: 0 E: 0 K: 0 S: 3	H: 0 LOB: 1 BB: 1 P: 7	1B: 2 2B: 1 3B: 0 HR: 0	SF: 0 SAC: 0 DP: 0 HBP: 0	WP: 0 PB: 1 SB: 2 CS: 0	PA: 36
<b>PITCHER</b>	IP WLS BF H R ER SO BB IBB HBP BLK WP HR S P ERA WHIP	IP WLS BF H R ER SO BB IBB HBP BLK WP HR S P ERA WHIP																				
Carl Morton, R ERA: 1.64 (1, 1)	9.0	W	36	3	1	0	3	4	1	0	0	0	0	37	57	0.00	0.778					

**Montreal Expos @ Los Angeles Dodgers**  
**Dodger Stadium, Los Angeles, CA**  
 Fri May 01 1970, 7:05 PM PDT  
 Att: 32,929 - Unknown

AB	31
R	1
H	3
RBI	1
BB	5
SO	3
LOB	14







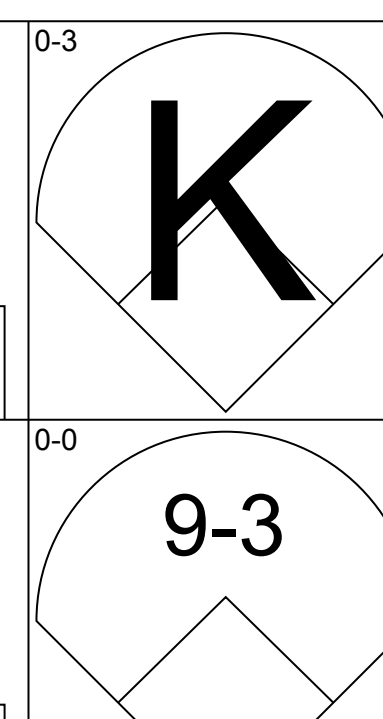
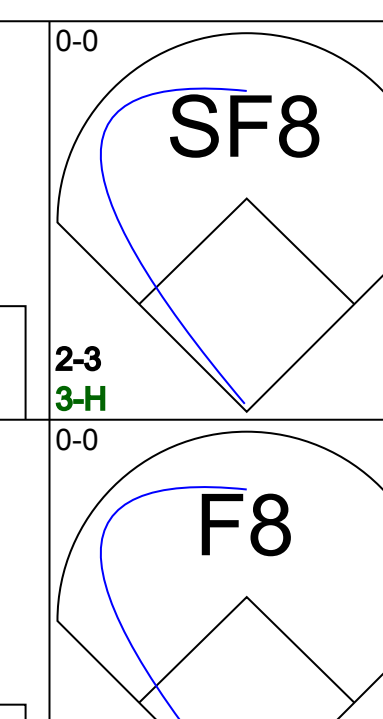
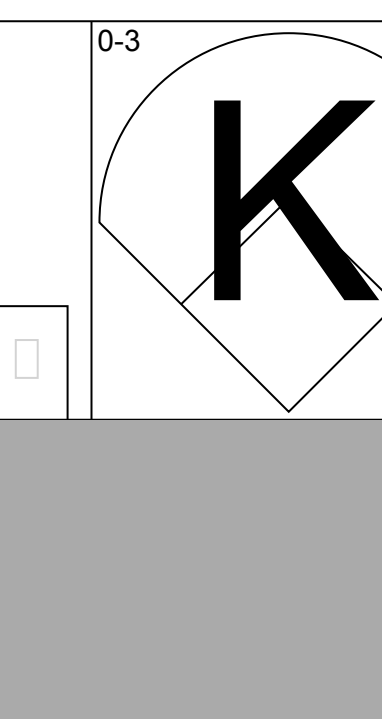
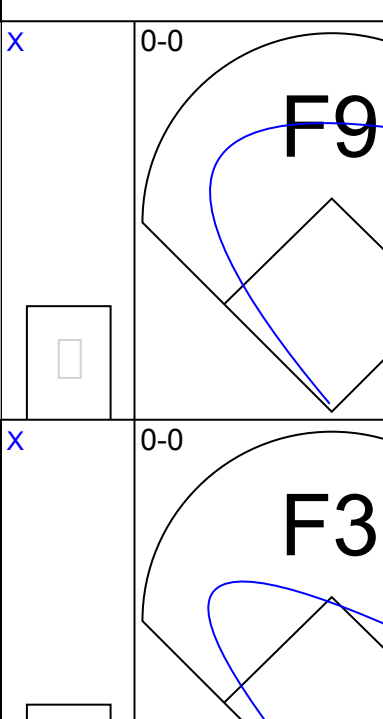
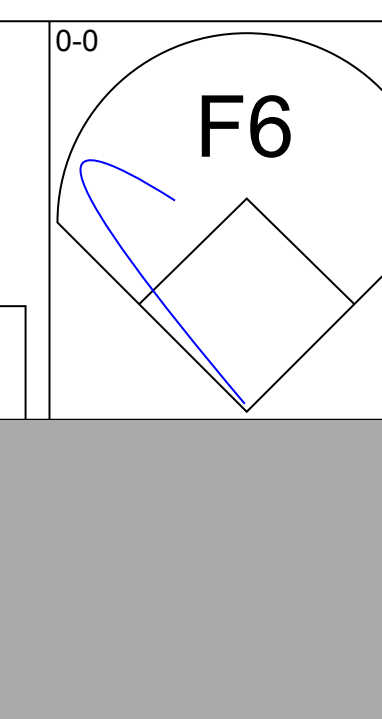
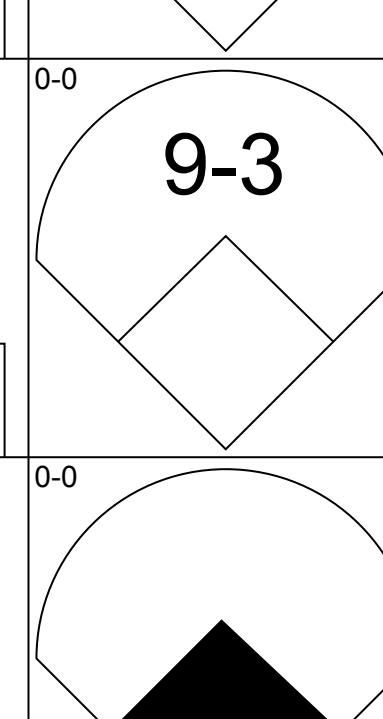
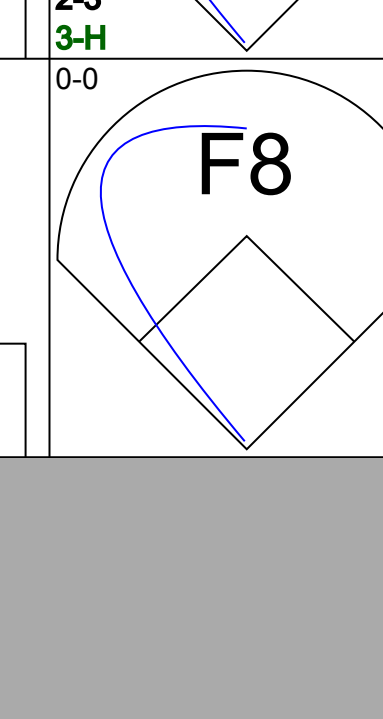
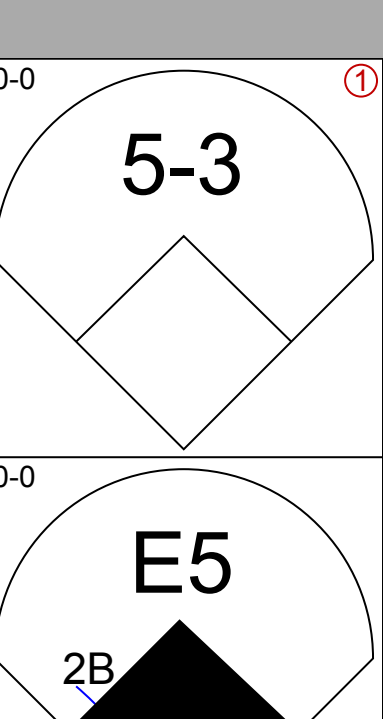

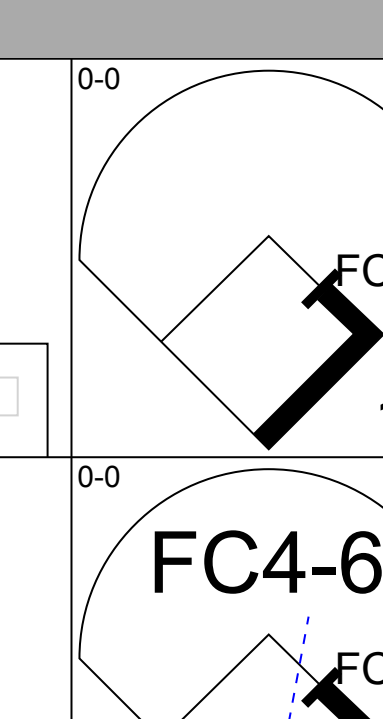
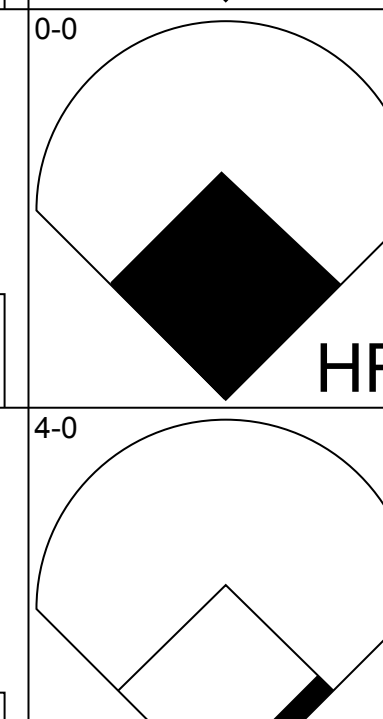
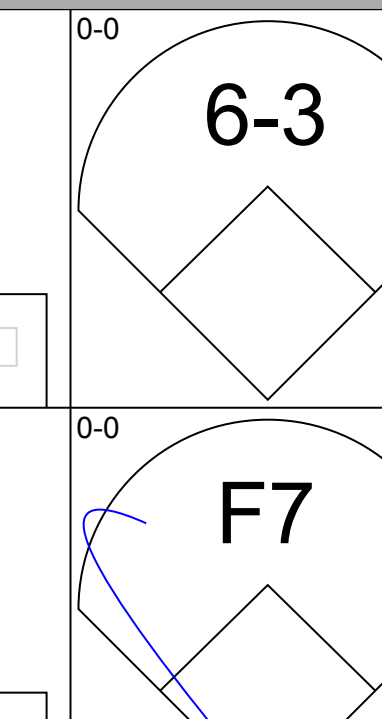
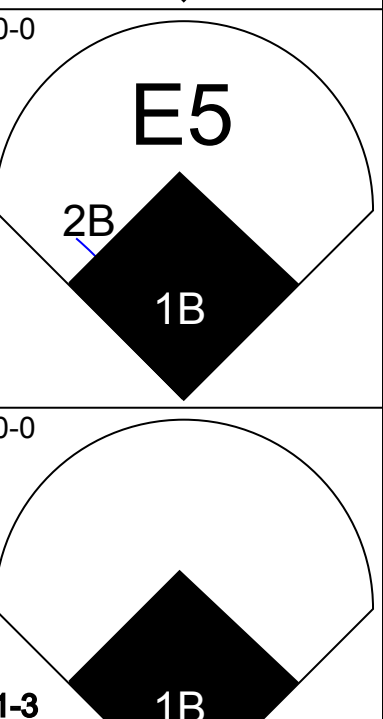
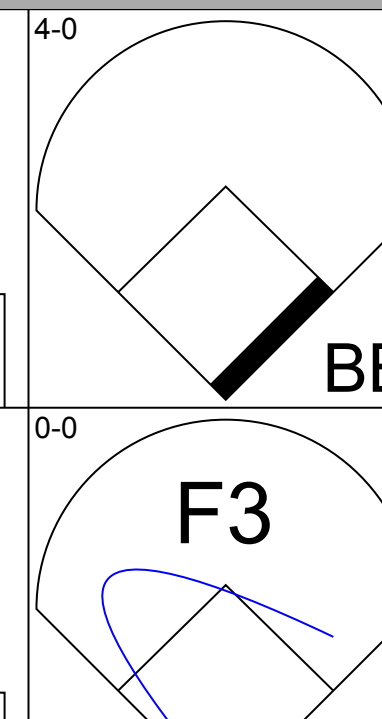
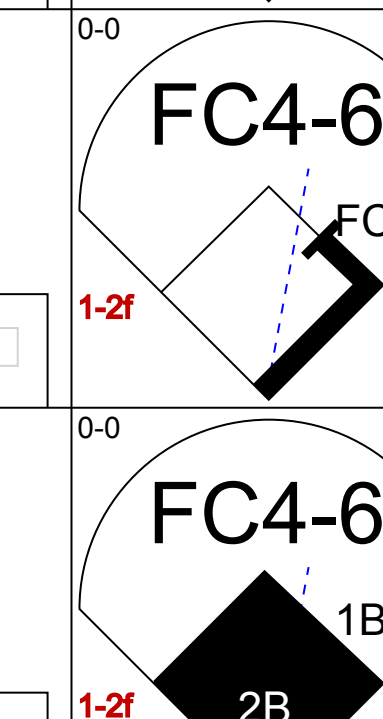
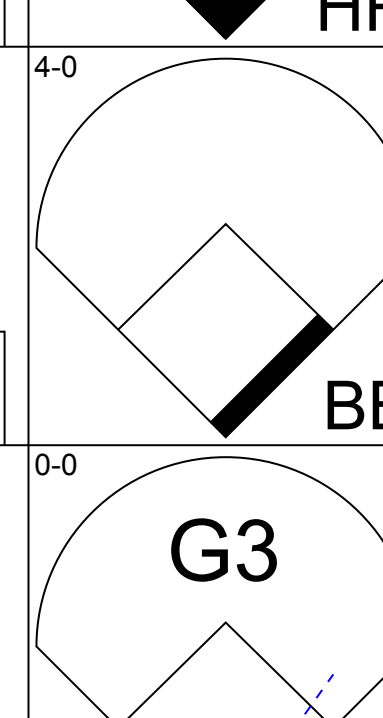
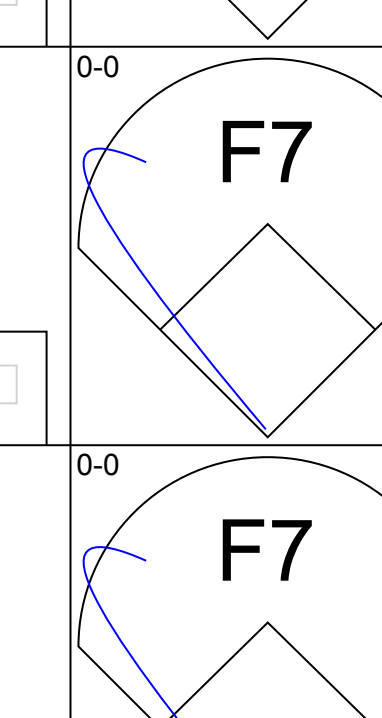
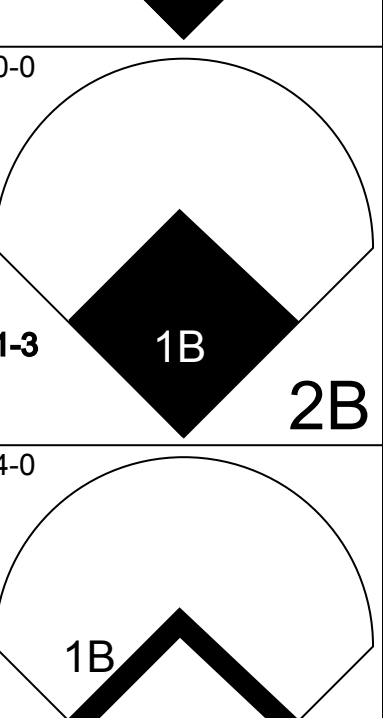
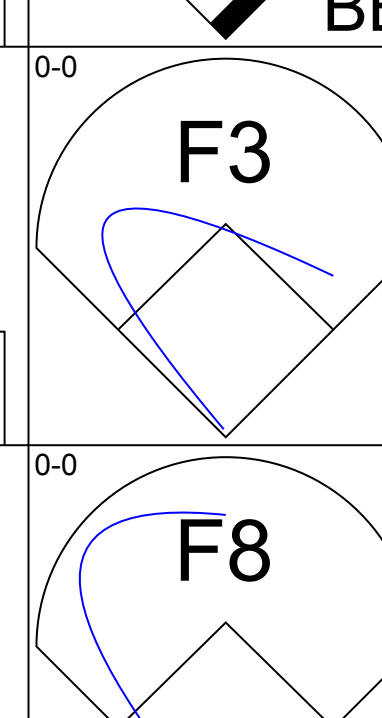
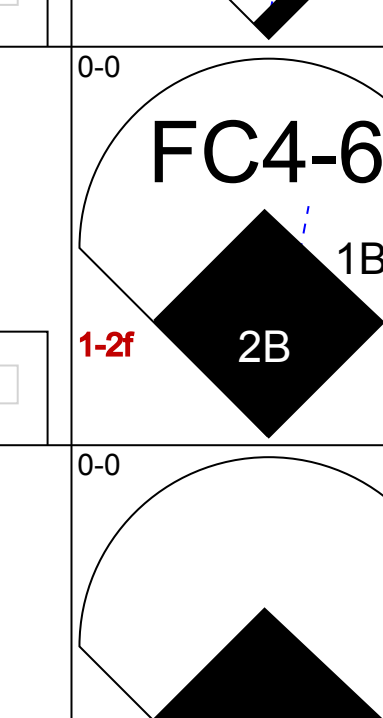
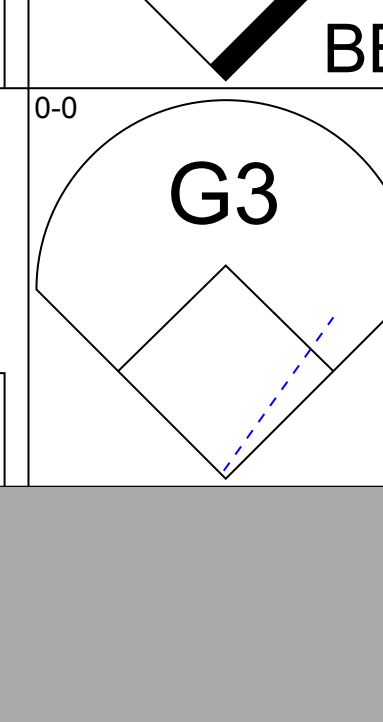
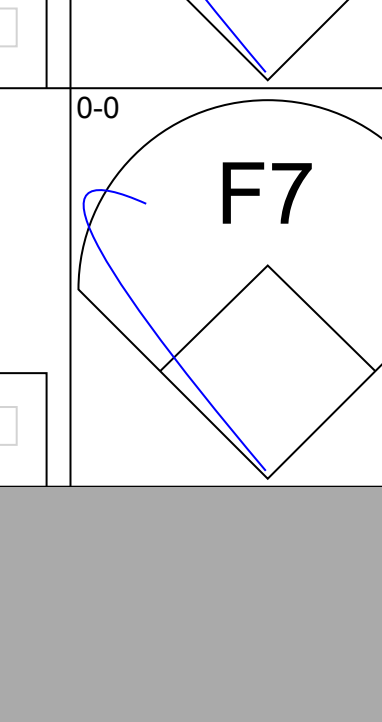
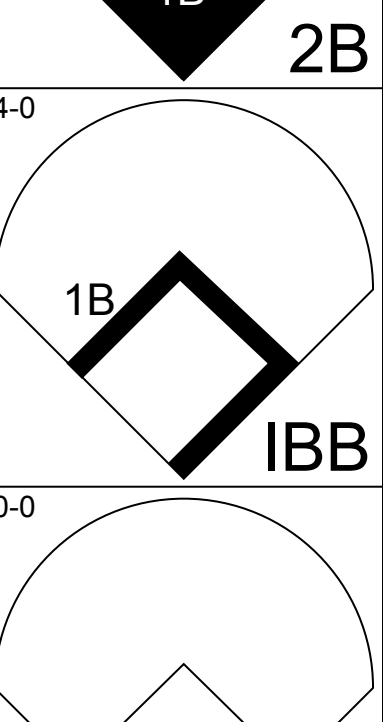
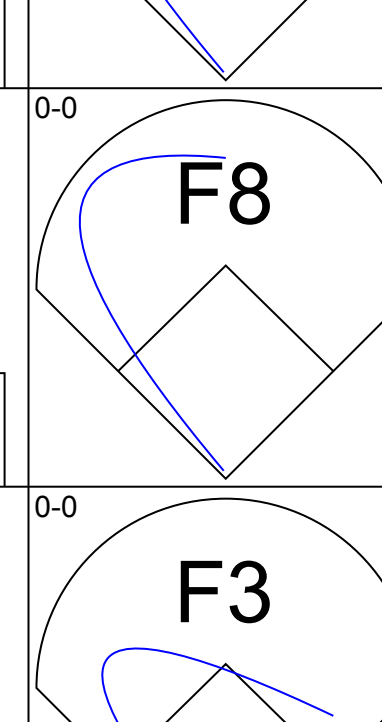
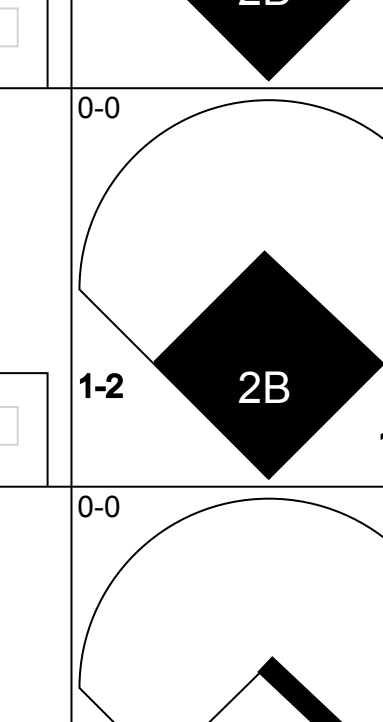
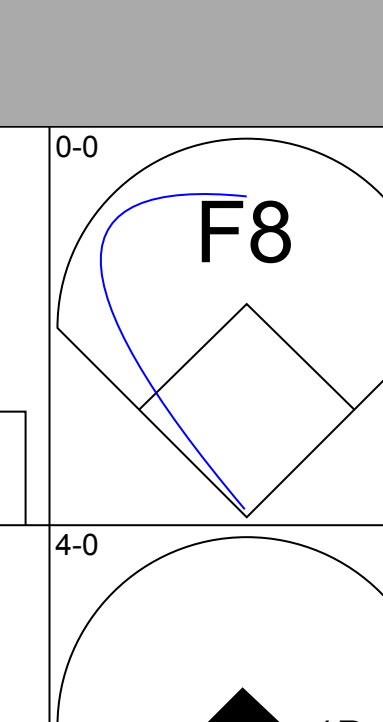
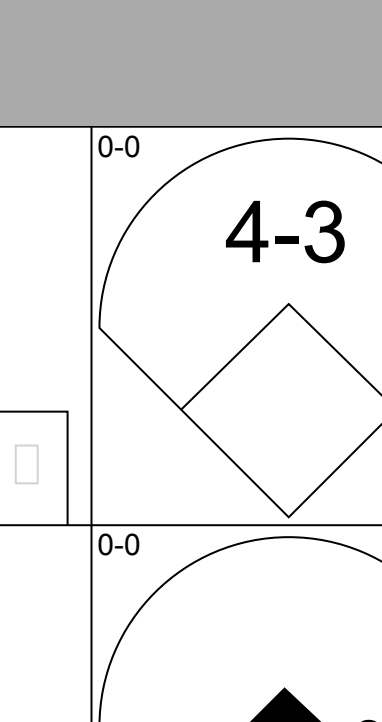

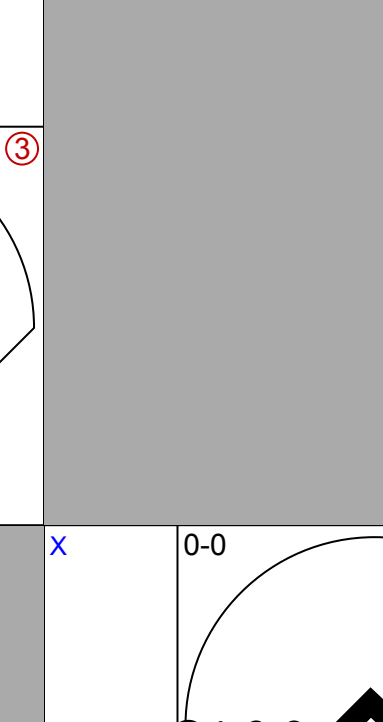
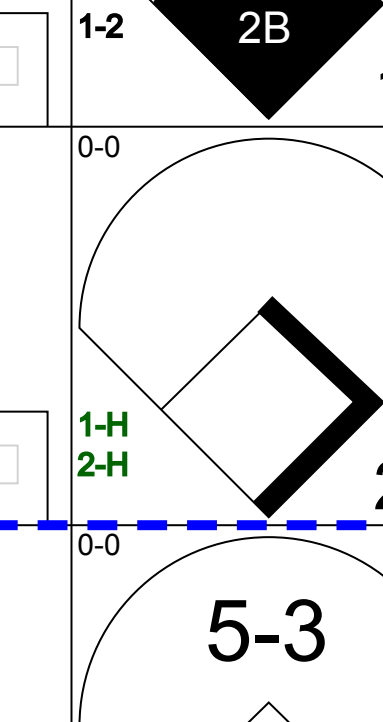
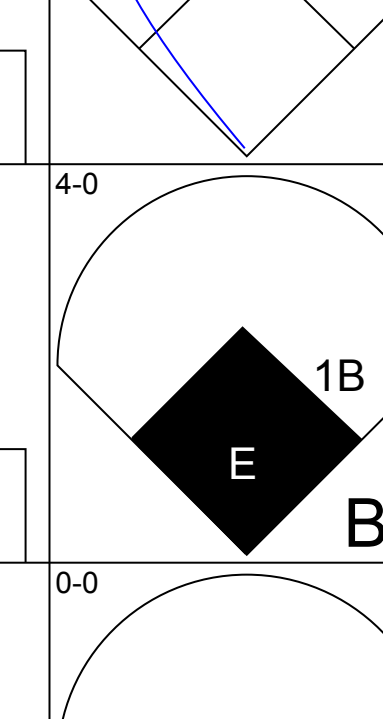
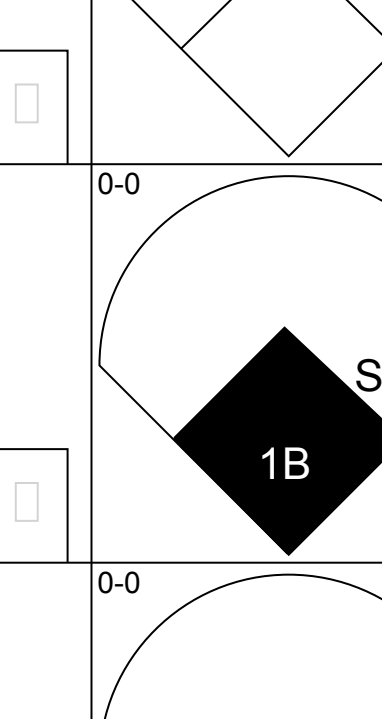
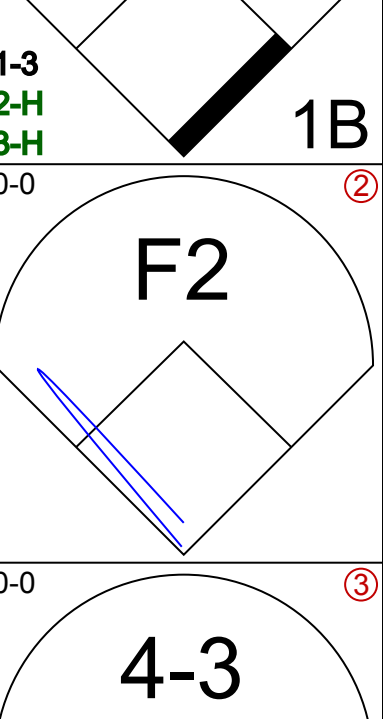
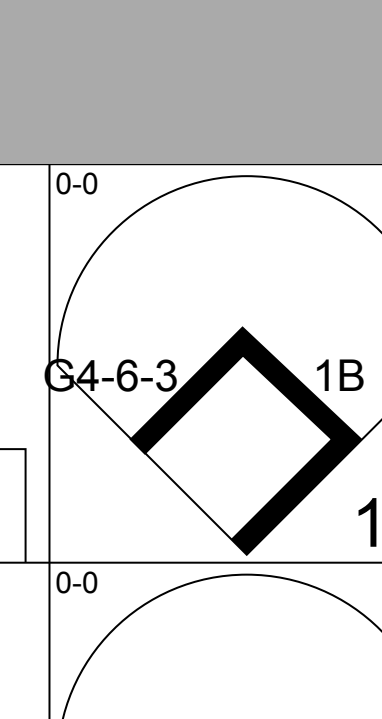
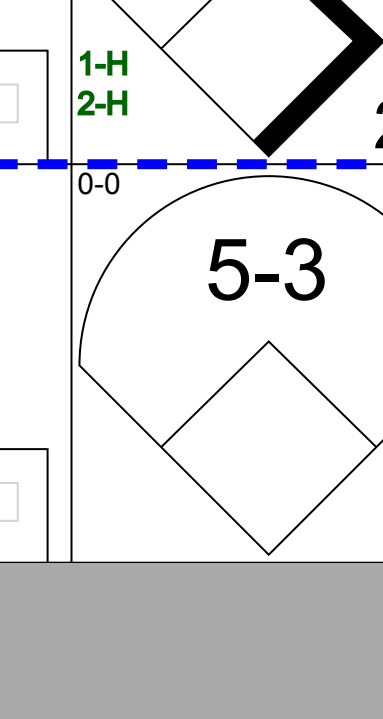
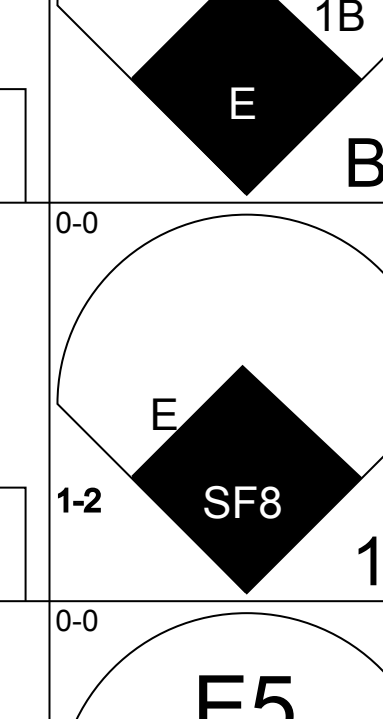
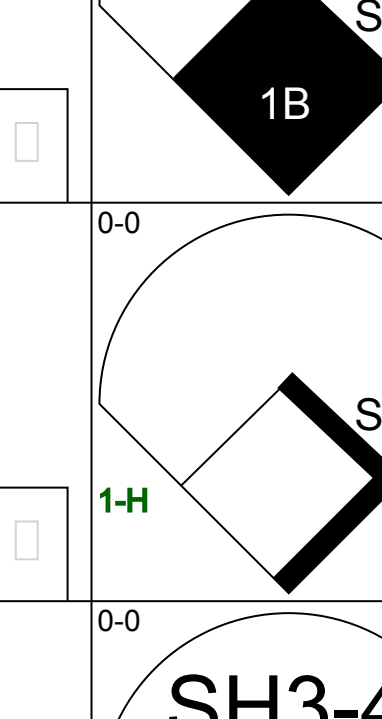
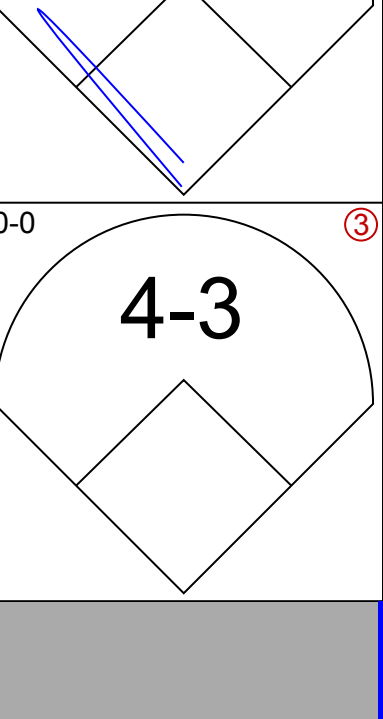
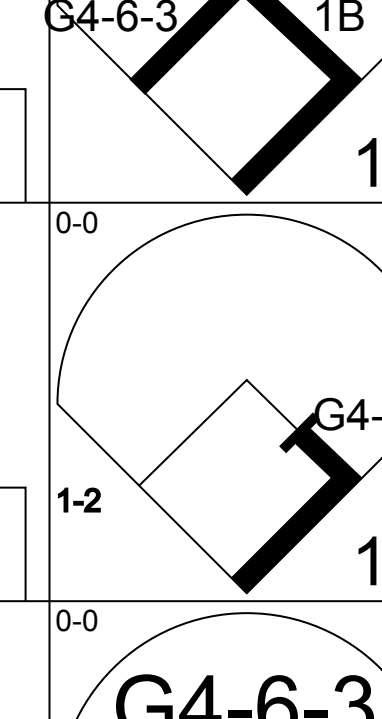
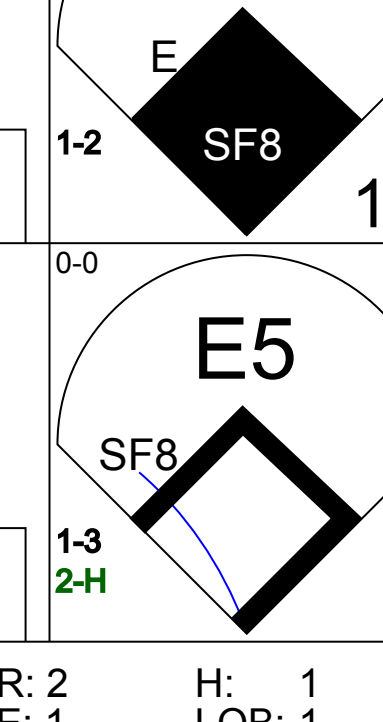
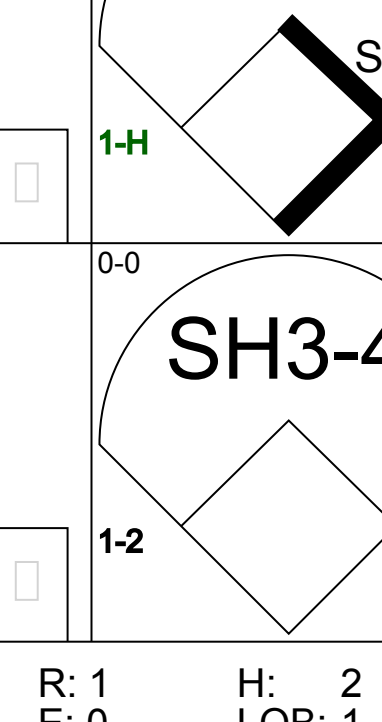
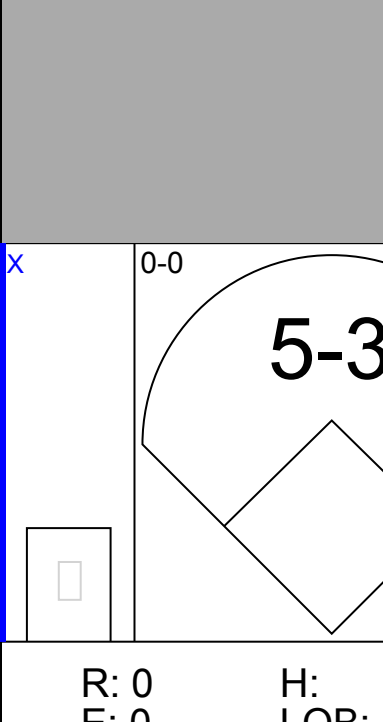
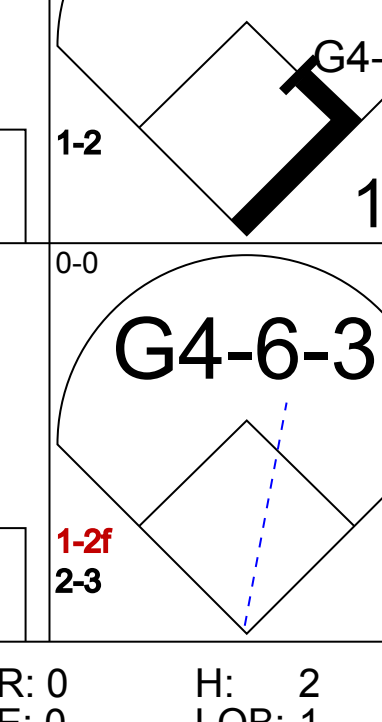
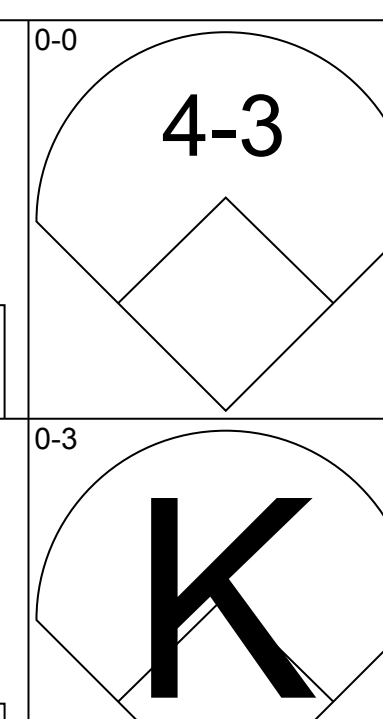
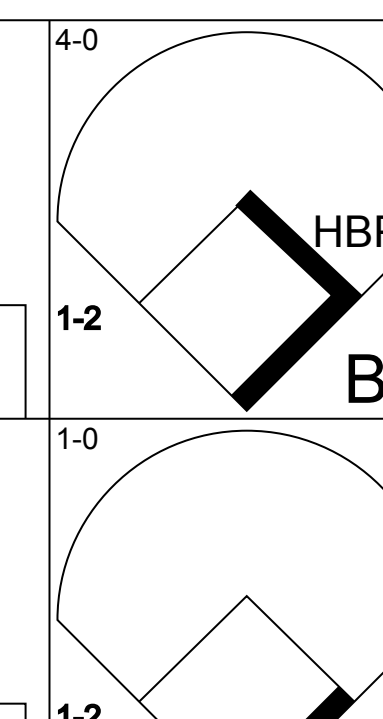
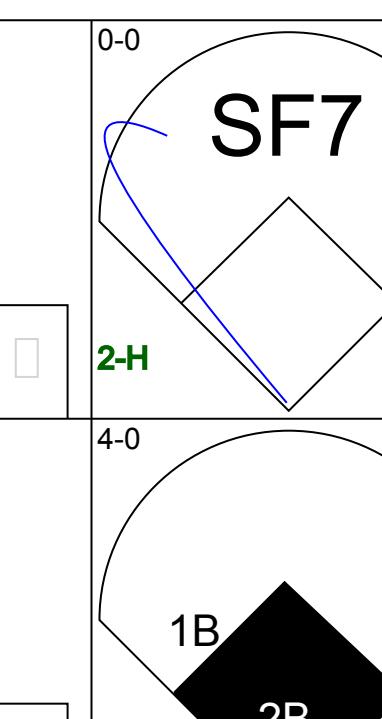
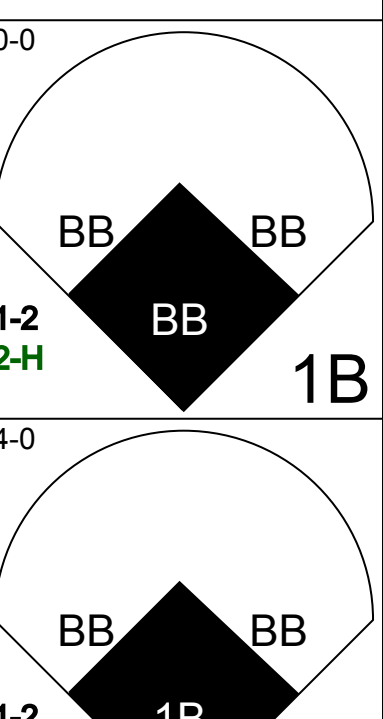
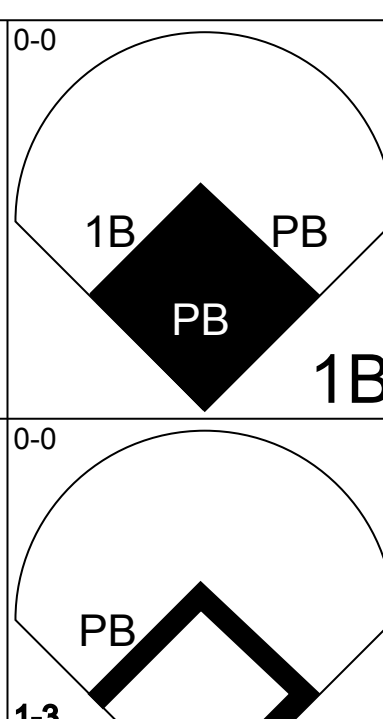
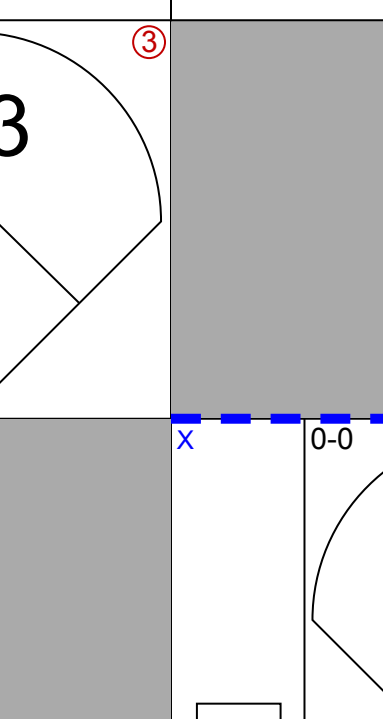
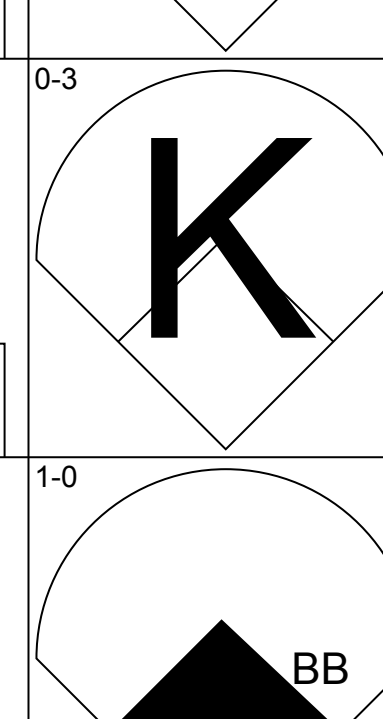
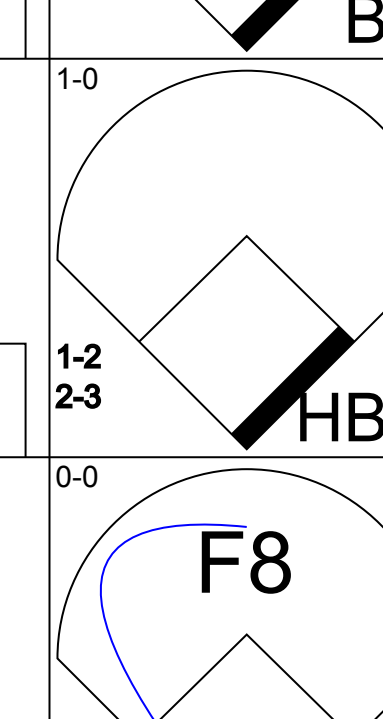
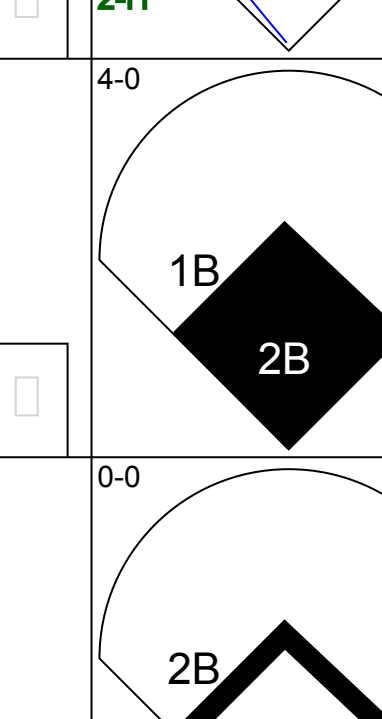
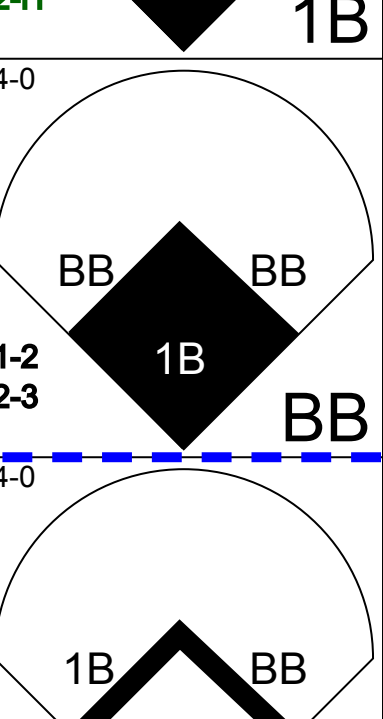
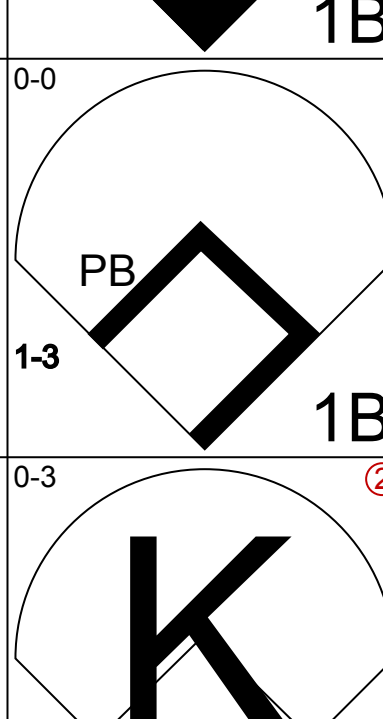
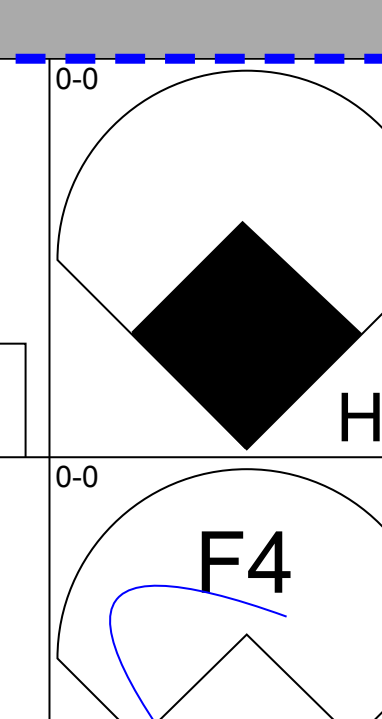
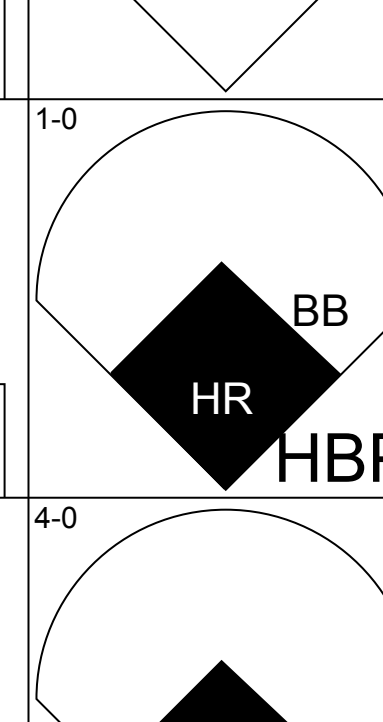
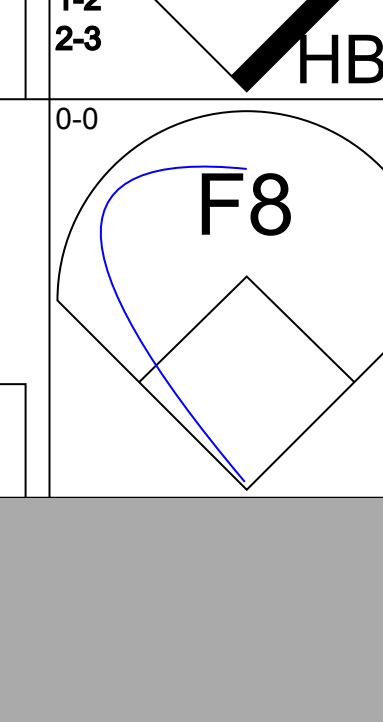
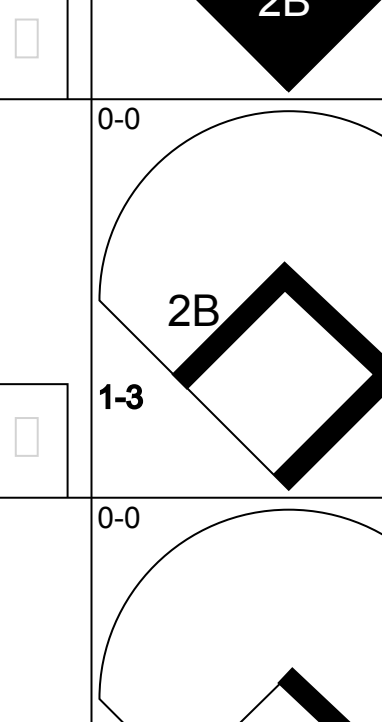
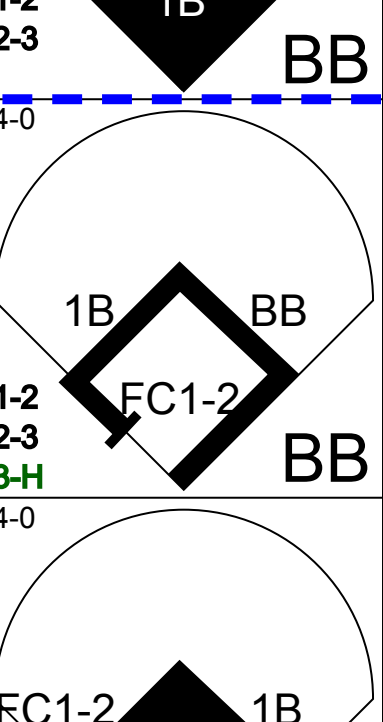
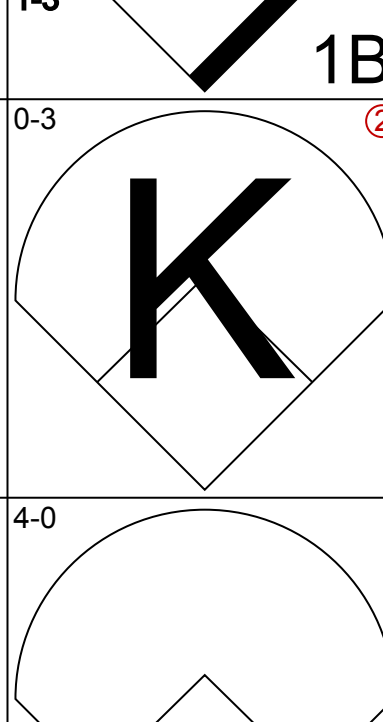
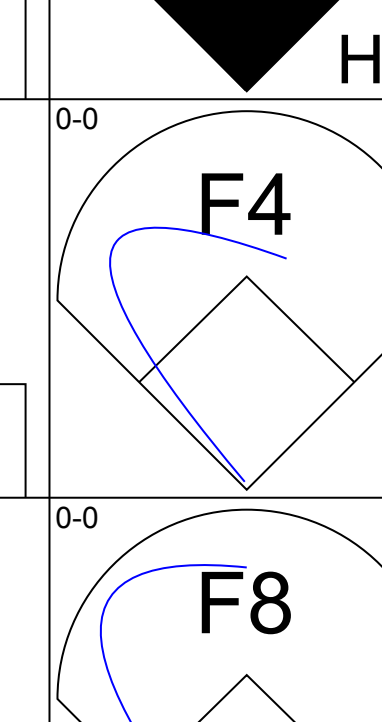
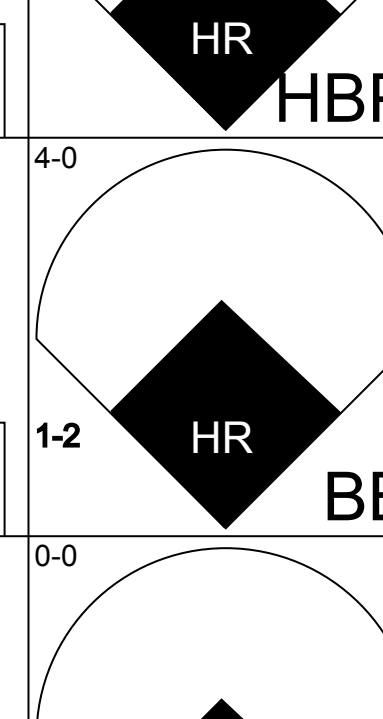
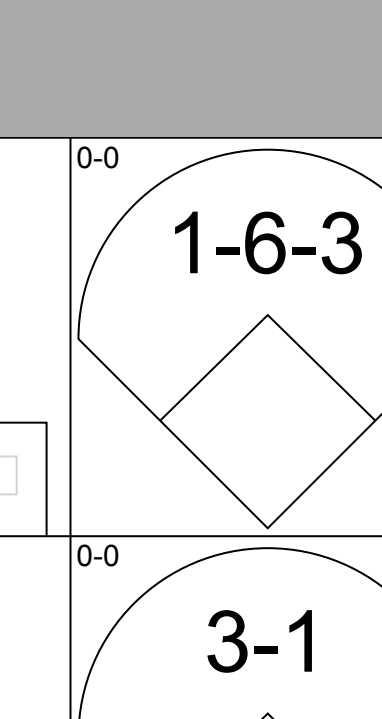
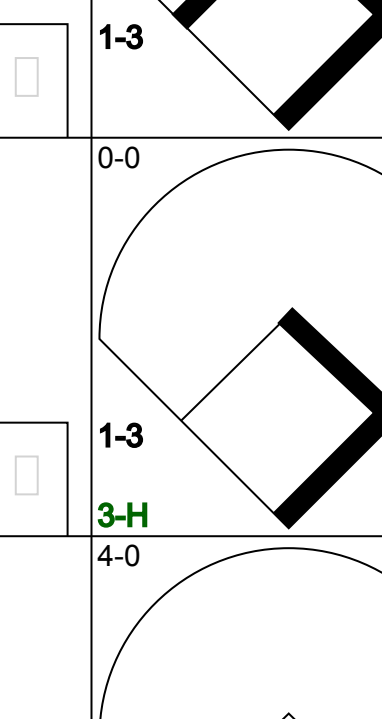
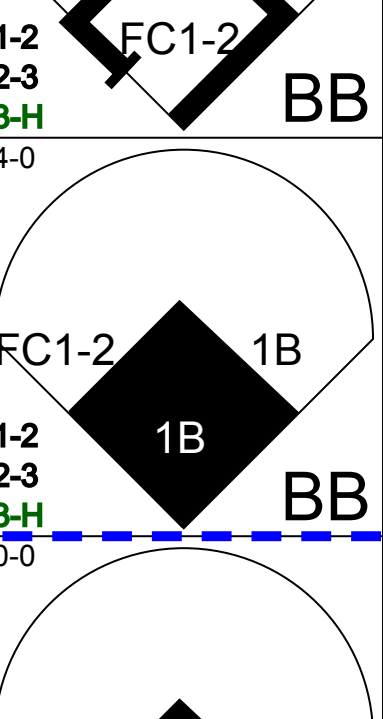
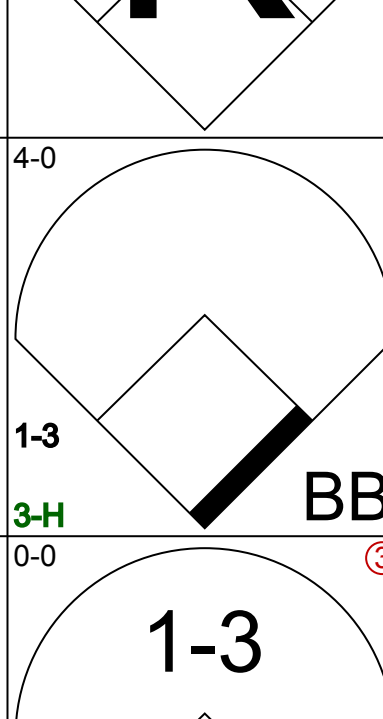
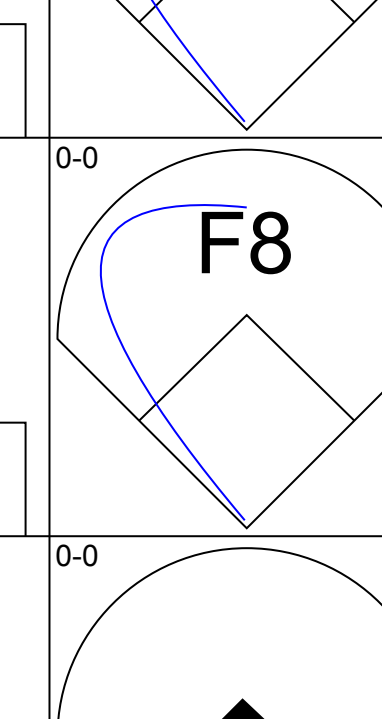
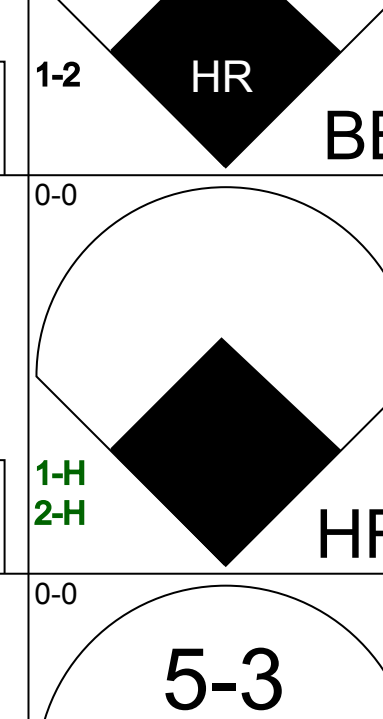
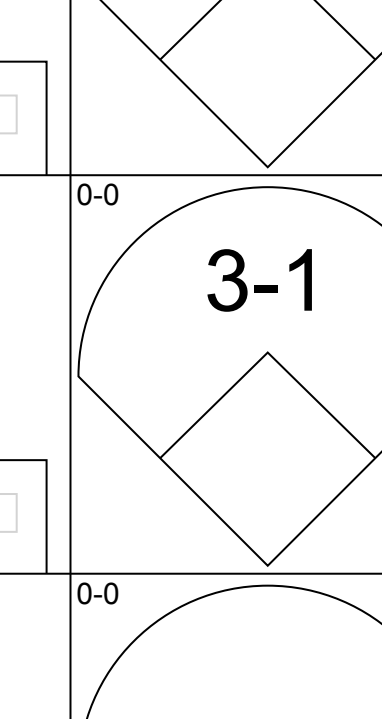
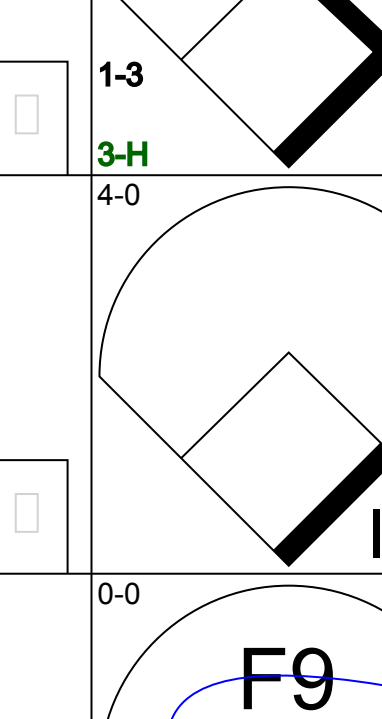
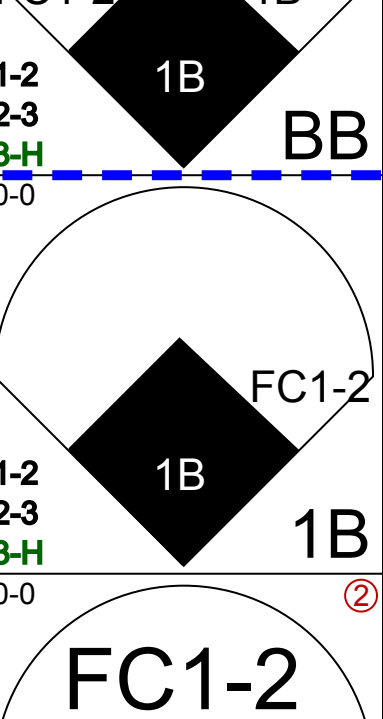
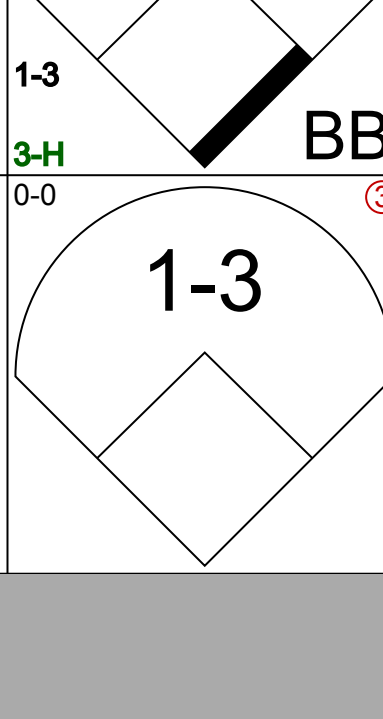
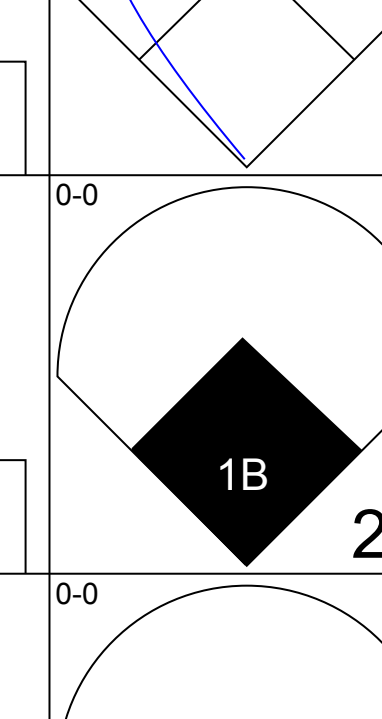
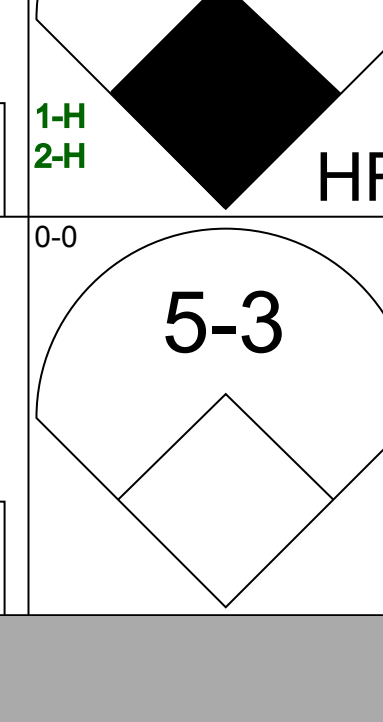
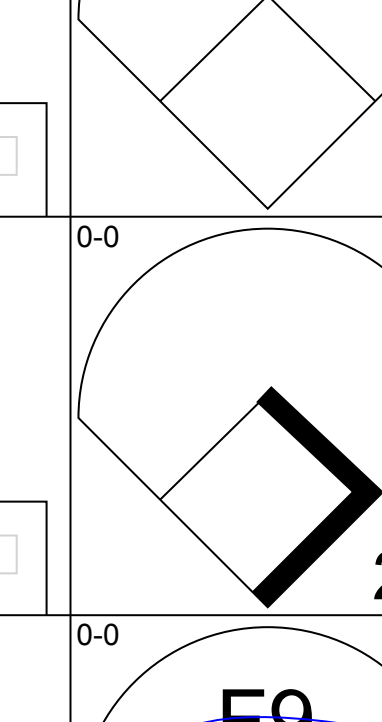
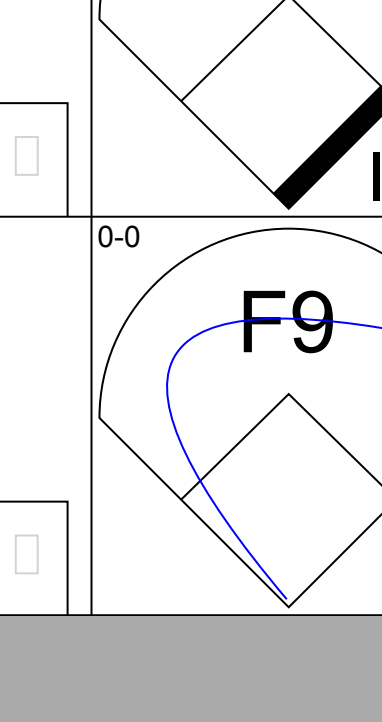
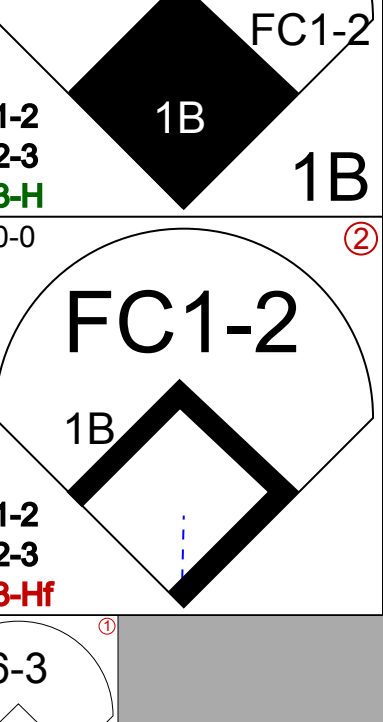
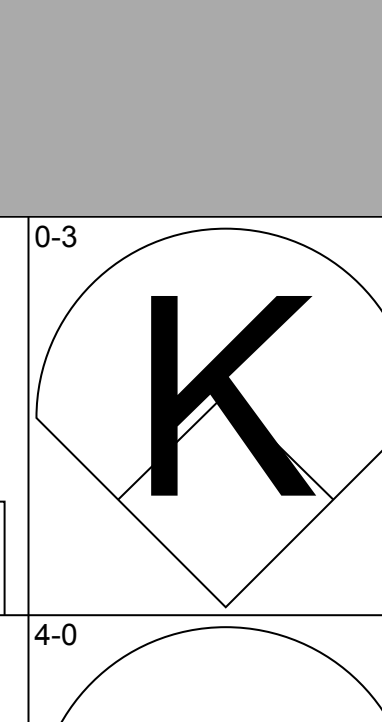
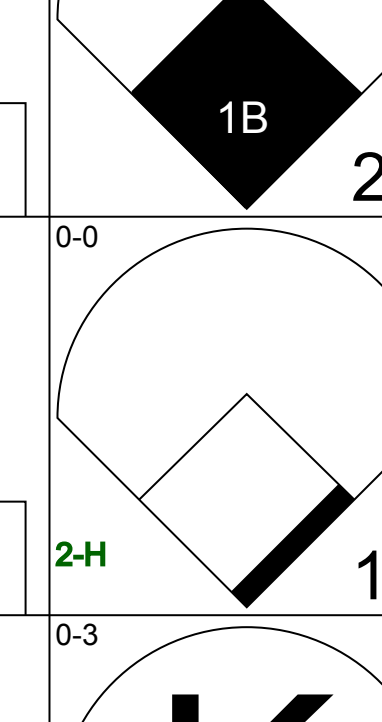
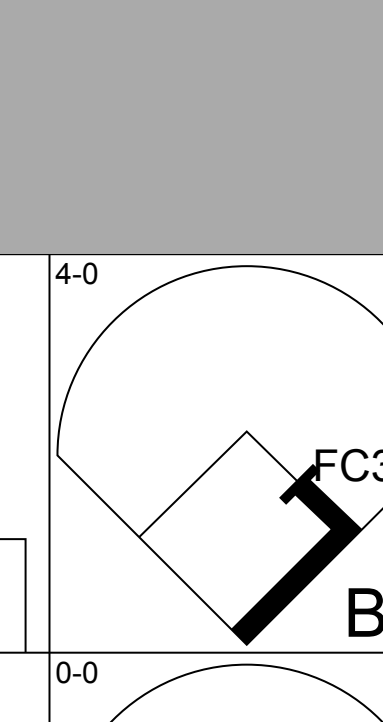
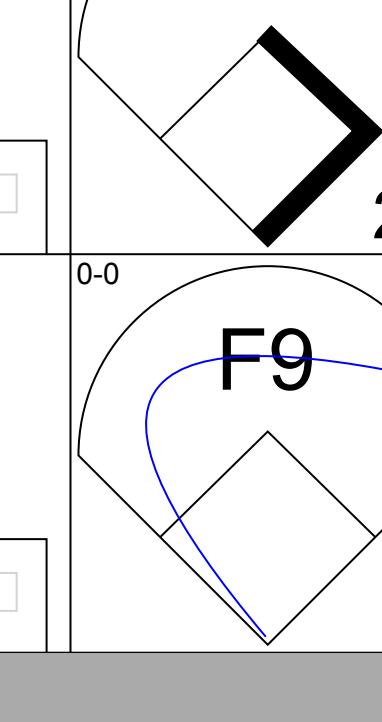
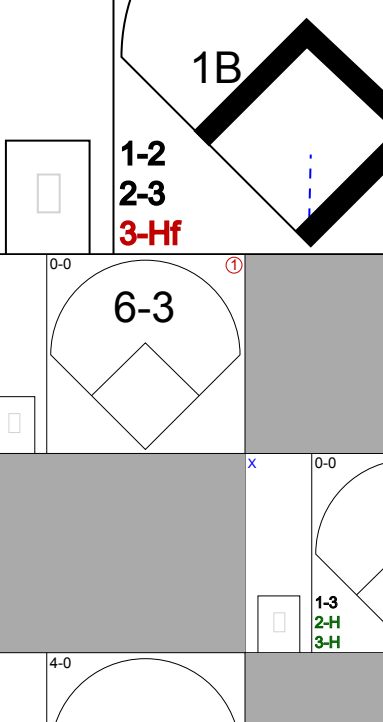
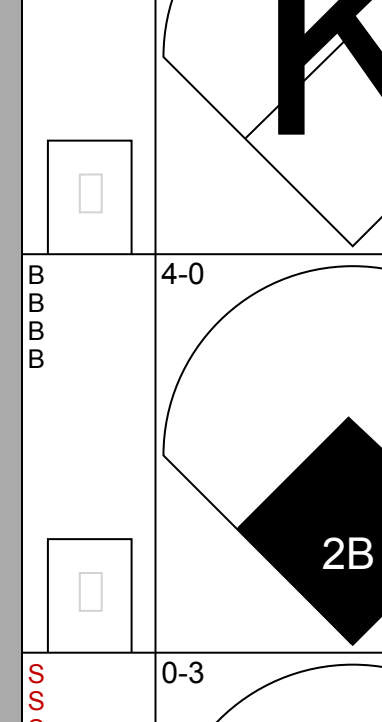
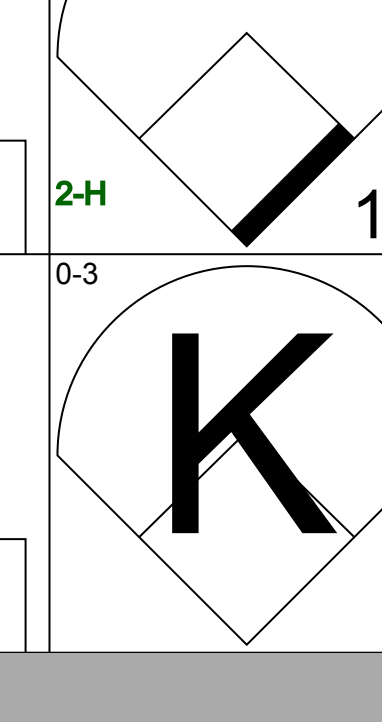
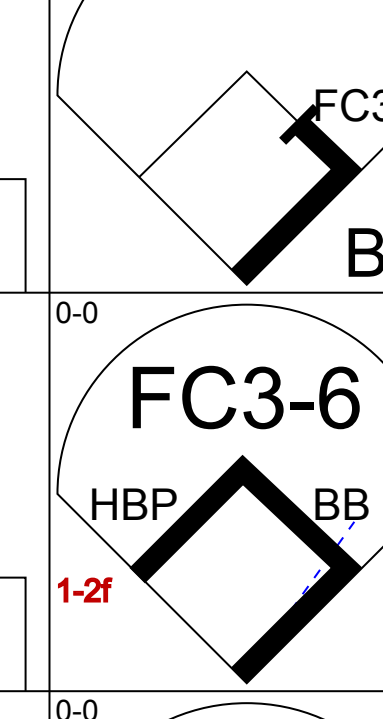
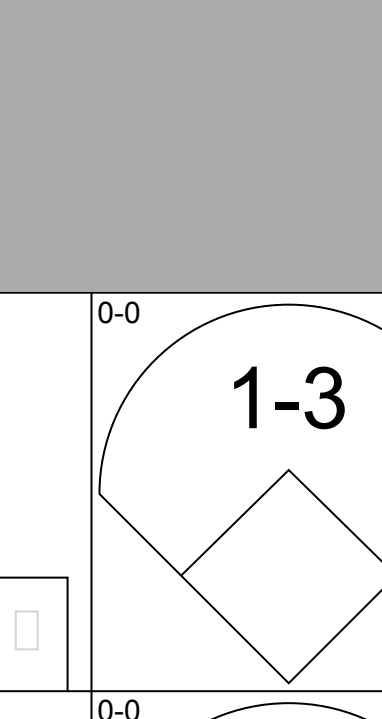
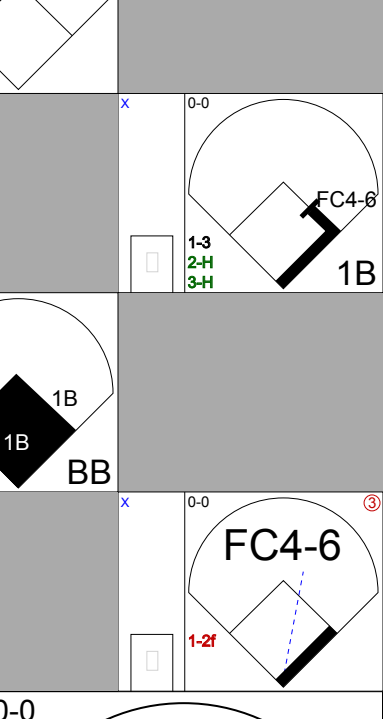

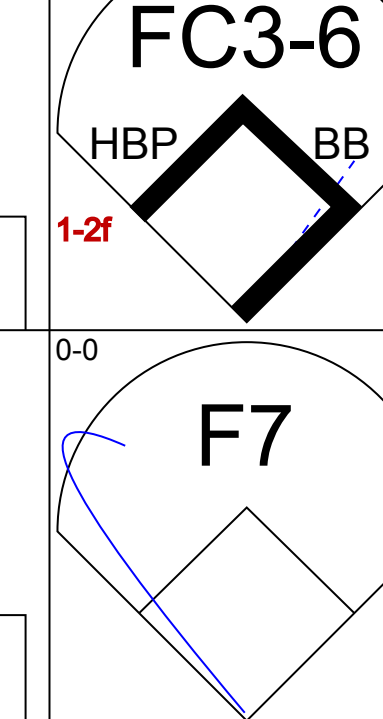
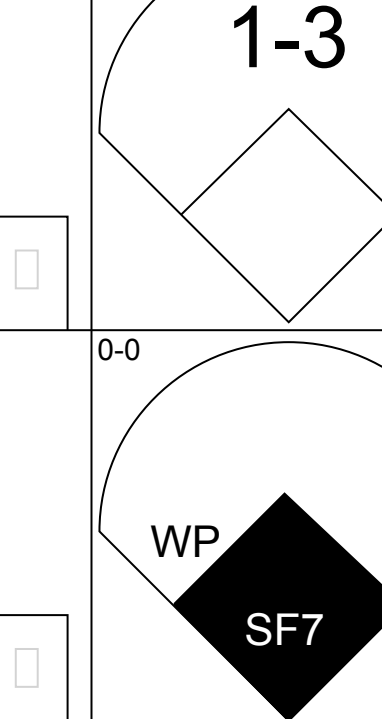
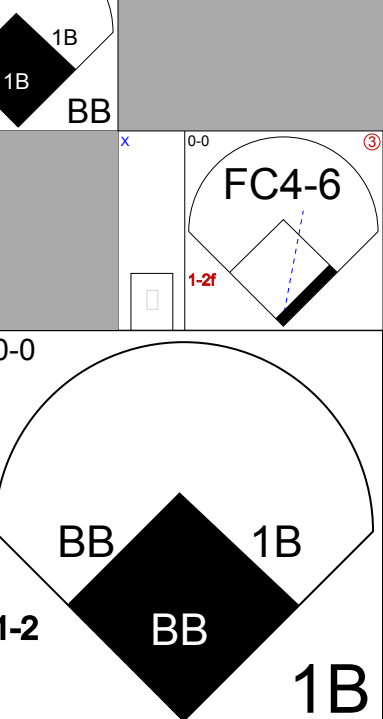
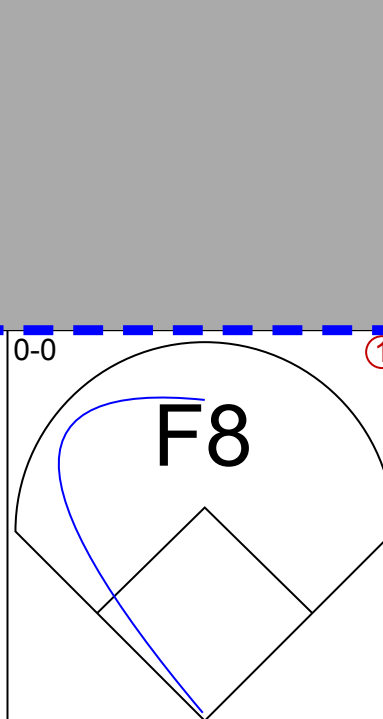











Batter	1	2	3	4	5	6	7	8	9	AB	R	H	RBI	BB	SO	LOB	TOP				
<b>Bobby Bonds, R</b> OBP: 0.435, SLG: 0.578 (1, 9)										4	0	0	1	0	2	2	<b>San Francisco Giants @ Montreal Expos</b> Jarry Park, Montreal, QB Thu May 07 1970, 7:05 PM EDT Att: 6,505 - Unknown				
<b>Ron Hunt, R</b> OBP: 0.442, SLG: 0.456 (1, 4)										5	0	1	0	0	0	1					
<b>Willie Mays, R</b> OBP: 0.419, SLG: 0.489 <b>Bob Burda, L</b> OBP: 0.429, SLG: 0.200 (1, 8) (7, 3)										3	2	1	1	1	0	0					
<b>Willie McCovey, L</b> OBP: 0.419, SLG: 0.489 <b>Steve Whitaker, L</b> OBP: 0.172, SLG: 0.154 (1, 3) (7, 7)										3	1	1	0	1	0	1					
<b>Ken Henderson, S</b> OBP: 0.477, SLG: 0.500 (1, 7) (7, 9)										4	1	1	0	1	0	2					
<b>Dick Dietz, R</b> OBP: 0.444, SLG: 0.716 (1, 2)										5	0	2	4	0	0	1					
<b>Tito Fuentes, S</b> OBP: 0.333, SLG: 0.405 (1, 5)										4	2	2	0	1	0	3					
<b>Hal Lanier, R</b> OBP: 0.266, SLG: 0.328 (1, 6)										4	1	3	1	0	0	2					
<b>Gaylord Perry, R</b> OBP: 0.266, SLG: 0.143 <b>Ron Bryant, L</b> OBP: 0.209, SLG: 0.200 <b>Frank Linzy, R</b> OBP: 0.375, SLG: 0.300 <b>Don Mason, L</b> <b>Frank Reberger, L</b> OBP: 0.590, SLG: 0.730 <b>Bob Taylor, L</b> OBP: 0.209, SLG: 0.190 <b>Mike McCormick, L</b> (1, 1) (5, 1) (5, 1) (6, PH) (6, PH) (6, PH) (8, 1)										1	0	0	0	0	0	0					
<b>Inning Stats</b>	R: 1 E: 0 K: 1 S: 6	H: 1 LOB: 1 BB: 1 P: 10	R: 2 E: 1 K: 0 S: 5	H: 1 LOB: 1 BB: 1 P: 9	R: 0 E: 0 K: 0 S: 3	H: 0 LOB: 0 BB: 0 P: 3	R: 1 E: 0 K: 1 S: 7	H: 2 LOB: 1 BB: 0 P: 7	R: 2 E: 1 K: 0 S: 6	H: 2 LOB: 2 BB: 1 P: 10	R: 0 E: 0 K: 0 S: 3	H: 0 LOB: 0 BB: 0 P: 3	R: 0 E: 0 K: 0 S: 3	H: 0 LOB: 1 BB: 1 P: 7	R: 0 E: 0 K: 0 S: 4	H: 2 LOB: 1 BB: 0 P: 4		R: 2 E: 0 K: 0 S: 6	H: 3 LOB: 1 BB: 0 P: 6	1B: 8 2B: 2 3B: 0 HR: 1	SF: 1 SAC: 1 DP: 1 HBP: 0
<b>PITCHER</b>	IP WLS BF H R ER SO BB IBB HBP BLK WP HR S P ERA WHIP	IP WLS BF H R ER SO BB IBB HBP BLK WP HR S P ERA WHIP																			
<b>Carl Morton, R</b> ERA: 2.64	8.2 W 42 11 8 5 2 3 1 0 0 0 1 42 58 5.19 1.615																				
<b>Claude Raymond, R</b> ERA: 2.35	9.1 S 1 0 0 0 0 0 0 0 0 0 0 1 1 0.00 0.000																				
Batter	1	2	3	4	5	6	7	8	9	AB	R	H	RBI	BB	SO	LOB	BOTTOM				
<b>Mary Staehle, L</b> OBP: 0.358, SLG: 0.339 (1, 4)										4	2	2	2	1	0	1	<b>San Francisco Giants @ Montreal Expos</b> Jarry Park, Montreal, QB Thu May 07 1970, 7:05 PM EDT Att: 6,505 - Unknown				
<b>Mack Jones, L</b> OBP: 0.357, SLG: 0.328 <b>Don Hahn, R</b> OBP: 0.375, SLG: 0.300 (1, 7) (9, 8)										3	3	2	1	2	1	0					
<b>Rusty Staub, L</b> OBP: 0.436, SLG: 0.407 (1, 9)										4	1	1	1	1	1	5					
<b>Ron Fairly, L</b> OBP: 0.404, SLG: 0.410 (1, 3)										3	2	1	2	3	0	0					
<b>Jim Fairey, L</b> OBP: 0.324, SLG: 0.452 (1, 8) (9, 7)										5	3	3	4	1	0	2					
<b>Ron Brand, R</b> OBP: 0.341, SLG: 0.324 (1, 5)										6	0	2	1	0	1	6					
<b>Jack Hiatt, R</b> OBP: 0.549, SLG: 0.432 (1, 2)										4	1	1	2	2	1	2					
<b>Bobby Wine, R</b> OBP: 0.270, SLG: 0.305 (1, 6)										4	1	0	0	1	1	4					
<b>Carl Morton, R</b> OBP: 0.417, SLG: 0.545 <b>Claude Raymond, R</b> (1, 1) (9, 1)										5	2	3	1	0	0	1					
<b>Inning Stats</b>	R: 3 E: 0 K: 1 S: 6	H: 1 LOB: 0 BB: 1 P: 11	R: 0 E: 0 K: 0 S: 3	H: 0 LOB: 2 BB: 2 P: 12	R: 0 E: 0 K: 0 S: 4	H: 1 LOB: 1 BB: 0 P: 4	R: 2 E: 0 K: 0 S: 6	H: 3 LOB: 3 BB: 2 P: 14	R: 6 E: 0 K: 0 S: 7	H: 4 LOB: 2 BB: 4 P: 23	R: 1 E: 0 K: 1 S: 7	H: 2 LOB: 2 BB: 1 P: 11	R: 1 E: 0 K: 2 S: 8	H: 1 LOB: 1 BB: 1 P: 12	R: 2 E: 0 K: 1 S: 8	H: 3 LOB: 1 BB: 0 P: 8		R: 2 E: 0 K: 1 S: 6	H: 3 LOB: 1 BB: 0 P: 6	1B: 8 2B: 5 3B: 0 HR: 2	SF: 1 SAC: 0 DP: 0 HBP: 2
<b>PITCHER</b>	IP WLS BF H R ER SO BB IBB HBP BLK WP HR S P ERA WHIP	IP WLS BF H R ER SO BB IBB HBP BLK WP HR S P ERA WHIP																			
<b>Gaylord Perry, R</b> ERA: 5.25	4.1 L 29 7 9 9 1 6 0 0 0 0 1 22 52 18.69 3.000																				
<b>Ron Bryant, L</b> ERA: 4.32	0.0 2 0 0 0 0 2 0 0 0 0 0 0 0 8 ∞ ∞																				
<b>Frank Linzy, R</b> ERA: 5.64	0.2 4 2 2 2 0 0 0 0 0 0 0 0 4 4 27.00 3.000																				
<b>Frank Reberger, R</b> ERA: 7.77	2.0 11 3 2 1 3 2 0 0 0 0 0 0 15 23 4.50 2.500																				
<b>Mike McCormick, L</b> ERA: 4.6	1.0 6 3 2 2 1 0 0 0 0 0 0 1 8 8 18.00 3.000																				



Batter	1	2	3	4	5	6	7	8	9	AB R H RBI BB SO LOB	TOP											
Dave Campbell, R (1.4) OBP: 0.322, SLG: 0.339	0-3 K		0-3 K		0-0 SH3-4	0-3 K		0-0 E 1B	0-0 1B	5 1 2 0 0 3 1	<b>San Diego Padres @ Montreal Expos</b> Jarry Park, Montreal, QB Fri May 08 1970, 7:05 PM EDT Unknown											
Steve Huntz, S (1.6) OBP: 0.294, SLG: 0.489	0-0 G3		0-0 F4		0-0 G3	0-0 E5 FC6-4		0-3 K	0-3 K	6 0 0 0 0 2 6												
Cito Gaston, R (1.8) OBP: 0.320, SLG: 0.470	4-0 BB			0-0 G1-4-3 1B	0-0 1B 3-H	0-0 FC6-4 S		0-0 E9 1-H 2-H		4 1 2 1 1 0 2												
Al Ferrara, R (1.7) OBP: 0.378, SLG: 0.471	0-0 F7			0-0 G1-4-3 1-2	0-0 1B BB	0-0 F8		0-0 5-3		5 1 1 0 0 0 5												
Jerry Morales, R (8.7) OBP: 0.190, SLG: 0.236				0-0 1B BB	0-0 1B BB					0 0 0 0 0 0 0												
Nate Colbert, R (1.3) OBP: 0.316, SLG: 0.553		0-0 6-3		0-0 2B 1B	4-0 1B BB		0-3 K		0-3 K	4 2 1 0 1 2 0												
Ivan Murrell, R (1.9) OBP: 0.320, SLG: 0.520				0-0 1B	0-0 FC6-4 1B		0-0 5-3		0-0 HR	5 2 4 2 0 0 0												
Van Kelly, L (1.5) OBP: 0.250, SLG: 0.259				0-0 HR 2B	0-0 FC6-4 1B				0-0 2B	3 1 2 4 0 0 1												
Ed Spiezio, R (7.7) OBP: 0.365, SLG: 0.375				0-0 HR	0-0 FC6-4 1B		0-3 K		0-0 5-3	2 0 0 0 0 1 1												
Chris Cannizzaro, R (1.2) OBP: 0.346, SLG: 0.347				0-3 K	0-0 FC6-4				0-0 E 1B	5 2 2 2 0 1 3												
Mike Corkins, R (1.1) OBP: 0.250, SLG: 0.200			0-3 K		0-0 G3 SH3-4 1B	4-0 FC6-4 E BB		0-3 K	0-0 1B	4 1 2 0 1 2 1												
<b>Inning Stats</b>	R: 0 E: 0 K: 1 S: 5	H: 0 LOB: 1 BB: 1 P: 9	R: 0 E: 0 K: 0 S: 4	H: 1 LOB: 1 BB: 0 P: 4	R: 0 E: 0 K: 2 S: 7	H: 0 LOB: 0 BB: 0 P: 7	R: 3 E: 0 K: 1 S: 8	H: 4 LOB: 0 BB: 0 P: 8	R: 4 E: 0 K: 0 S: 8	H: 5 LOB: 2 BB: 1 P: 12	R: 0 E: 1 K: 1 S: 6	H: 0 LOB: 2 BB: 1 P: 10	R: 0 E: 0 K: 2 S: 7	H: 0 LOB: 0 BB: 0 P: 7	R: 2 E: 1 K: 2 S: 10	H: 2 LOB: 1 BB: 0 P: 10	R: 2 E: 0 K: 2 S: 11	H: 4 LOB: 2 BB: 0 P: 11	1B: 12 2B: 2 3B: 0 HR: 2	SF: 0 SAC: 1 DP: 1 HBP: 0	WP: 0 PB: 0 SB: 1 CS: 0	PA: 47
<b>PITCHER</b>	IP WLS BF H R ER SO BB IBB HBP BLK WP HR S P ERA WHIP											IP WLS BF H R ER SO BB IBB HBP BLK WP HR S P ERA WHIP										
Gary Waslewski, R (1.1) ERA: 5.11	4.2 L 22 8 6 6 4 1 0 0 0 0 1 29 33 11.57 1.929																					
John Strohmayr, R (5.1) ERA: 8.14	1.1 9 2 1 1 1 2 0 0 0 0 0 9 17 6.75 3.000																					
Dan McGinn, L (7.1) ERA: 11.77	3.0 16 6 4 2 6 0 0 0 0 0 1 28 28 6.00 2.000																					

AB	43
R	11
H	16
RBI	9
BB	3
SO	11
LOB	20



Batter	1	2	3	4	5	6	7	8	9	AB R H RBI BB SO LOB	BOTTOM											
Mary Staehle, L (1.4) OBP: 0.375, SLG: 0.339	0-0 1B 1B		4-0 BB 4-3 BB	4-0 1-2 BB			0-0 F9		0-3 K	3 1 1 0 2 1 1	<b>San Diego Padres @ Montreal Expos</b> Jarry Park, Montreal, QB Fri May 08 1970, 7:05 PM EDT Unknown											
Mack Jones, L (1.7) OBP: 0.360, SLG: 0.314	0-0 F4		0-3 K	0-0 3-1			4-0 1B BB		4-0 1-2 BB	3 0 0 0 2 1 4												
Rusty Staub, L (1.9) OBP: 0.443, SLG: 0.412	0-0 1B 1-2 1B		0-0 4-3		4-0 G3-6-1 1B BB		0-0 1B G4-6-3		0-0 F5	4 0 2 0 1 0 3												
Ron Fairly, L (1.3) OBP: 0.413, SLG: 0.415	0-0 1-3 2-H 1B		4-0 FC5 BB BB		0-0 G3-6-1 1B		0-0 G4-6-3 1-2		0-0 F8	4 0 2 1 1 0 4												
Jim Fairey, L (1.8) OBP: 0.342, SLG: 0.471	0-3 K		4-0 1-2 2-3 BB		0-0 G3-6-1 1-2 2-3			0-0 F8 2B		3 0 1 0 1 1 4												
Ron Brand, R (1.5) OBP: 0.311, SLG: 0.293	0-0 5-3		0-0 FC5 2-3F		0-0 F8			0-0 F8		4 0 0 0 0 0 7												
Jack Hiatt, R (1.2) OBP: 0.509, SLG: 0.390		0-3 K		0-3 K		0-3 K		0-0 F9		4 0 0 0 0 3 1												
Bobby Wine, R (1.6) OBP: 0.269, SLG: 0.294		0-0 4-3		1-0 BB HBP		0-3 K		0-0 6-3		3 0 0 0 0 1 1												
Gary Waslewski, R (1.1)		0-3 K		0-3 K		0-0 1-3			4-0 BB BB	2 0 0 0 0 2 1												
John Strohmayr, R (5.1)										0 0 0 0 0 0 0												
Jim Qualls, S (6.7) OBP: 0.111, SLG: 0.111										1 0 0 0 0 0 0												
Dan McGinn, L (7.1)										0 0 0 0 0 0 0												
Bob Bailey, R (9.7) OBP: 0.263, SLG: 0.161										0 0 0 0 1 0 0												
<b>Inning Stats</b>	R: 1 E: 0 K: 1 S: 8	H: 3 LOB: 2 BB: 0 P: 8	R: 0 E: 0 K: 2 S: 7	H: 0 LOB: 0 BB: 0 P: 7	R: 0 E: 0 K: 1 S: 5	H: 0 LOB: 3 BB: 3 P: 17	R: 0 E: 0 K: 2 S: 7	H: 0 LOB: 2 BB: 1 P: 12	R: 0 E: 0 K: 0 S: 3	H: 1 LOB: 1 BB: 0 P: 7	R: 0 E: 0 K: 2 S: 7	H: 0 LOB: 0 BB: 0 P: 7	R: 0 E: 0 K: 0 S: 3	H: 1 LOB: 1 BB: 1 P: 7	R: 0 E: 0 K: 0 S: 4	H: 1 LOB: 1 BB: 0 P: 4	R: 0 E: 0 K: 1 S: 5	H: 0 LOB: 2 BB: 2 P: 13	1B: 5 2B: 1 3B: 0 HR: 0	SF: 0 SAC: 0 DP: 2 HBP: 1	WP: 0 PB: 0 SB: 0 CS: 0	PA: 40
<b>PITCHER</b>	IP WLS BF H R ER SO BB IBB HBP BLK WP HR S P ERA WHIP											IP WLS BF H R ER SO BB IBB HBP BLK WP HR S P ERA WHIP										
Mike Corkins, R (1.1) ERA: 3.6	9.0 W 40 6 1 1 9 8 0 1 0 0 0 49 82 1.00 1.556																					






Batter	1	2	3	4	5	6	7	8	9	10	11	AB	R	H	RBI	BB	SO	LOB	TOP			
Dave Campbell, R OBP: 0.323, SLG: 0.365 (1, 4)	5-3		5-3		HR		F7		K		1B	6	1	2	1	0	1	1				
Steve Huntz, S OBP: 0.261, SLG: 0.440 (1, 6)	K				CS, 1B BB		4-3			K	K	5	0	0	0	1	3	1				
Cito Gaston, R OBP: 0.331, SLG: 0.471 (1, 8)	5-3				HR 1B				K		E, E BB	4	1	2	0	1	1	0				
Al Ferrara, R OBP: 0.395, SLG: 0.464 Jerry Morales, R OBP: 0.169, SLG: 0.232 (8, PR) (8, 7)					HR BB					E6 E		1	1	0	0	3	1	2				
Nate Colbert, R OBP: 0.311, SLG: 0.565 (1, 3)	F5				HR BB					F9		5	1	1	3	0	1	4				
Ivan Murrill, R OBP: 0.267, SLG: 0.433 (1, 9)	K				6-3					E1		5	0	0	0	0	2	4				
Van Kelly, L OBP: 0.231, SLG: 0.237 (1, 5)	4-1				4-3					K		5	0	0	0	0	1	4				
Bob Barton, R OBP: 0.333, SLG: 0.458 (1, 2)					HR						5-3	5	1	2	1	0	1	0				
Al Santorini, R OBP: 0.125, SLG: 0.500 Dave Roberts, L OBP: 0.227, SLG: 0.238 Ray Webster, L OBP: 0.237, SLG: 0.238 Gary Ross, R (9, PH) (9, 1)					9-5 2B						K	2	0	0	0	0	0	1				
<b>Inning Stats</b>	R: 0 E: 0 K: 1 S: 5	H: 0 LOB: 0 BB: 0 P: 5	R: 0 E: 0 K: 1 S: 5	H: 0 LOB: 1 BB: 1 P: 9	R: 0 E: 0 K: 0 S: 3	H: 1 LOB: 0 BB: 0 P: 3	R: 3 E: 0 K: 0 S: 5	H: 2 LOB: 0 BB: 1 P: 9	R: 2 E: 0 K: 1 S: 7	H: 3 LOB: 2 BB: 1 P: 11	R: 0 E: 0 K: 2 S: 7	H: 0 LOB: 1 BB: 1 P: 11	R: 0 E: 0 K: 2 S: 8	H: 1 LOB: 1 BB: 0 P: 8	R: 0 E: 2 K: 2 S: 9	H: 0 LOB: 3 BB: 1 P: 13	R: 0 E: 0 K: 2 S: 8	H: 1 LOB: 1 BB: 0 P: 8	1B: 4 2B: 3 3B: 0 HR: 4	SF: 0 SAC: 0 DP: 2 HBP: 0	WP: 0 PB: 0 SB: 0 CS: 1	PA: 47
<b>PITCHER</b>	IP ERA WLS BF H R ER SO BB IBB HBP BLK WP HR S P ERA WHIP	4.1 7.16 2.2 9 2 1 1 2 0 0 0 0 0 1 13 13 3.38 0.750	8.1 1.76 4.0 W 18 2 0 0 8 2 0 0 0 0 0 32 40 0.00 1.000																			

San Diego Padres @ Montreal Expos  
 Jarry Park, Montreal, QB  
 Fri May 08 1970, 7:05 PM EDT  
 Att: 22,702 - Unknown

AB 42  
 R 6  
 H 9  
 RBI 6  
 BB 5  
 SO 12  
 LOB 18



Batter	1	2	3	4	5	6	7	8	9	10	11	AB	R	H	RBI	BB	SO	LOB	BOTTOM					
Mary Staehle, L OBP: 0.373, SLG: 0.339 Bobby Wine, R OBP: 0.284, SLG: 0.322 (6, PH) (7, 6)	FC4-6 WP FC3-2 1B	F6			F9					SH3-4	WP	3	0	1	0	0	0	0						
Mack Jones, L OBP: 0.370, SLG: 0.310 Don Hahn, R OBP: 0.333, SLG: 0.261 (6, PH) (7, 7)	FC4-6 BB				HR BB					4-1		1	1	0	0	2	0	0						
Rusty Staub, L OBP: 0.464, SLG: 0.448 (1, 9)	FC4-6 FC3-2 1B				HR					IBB	IBB	2	2	1	2	4	0	2						
Ron Fairly, L OBP: 0.413, SLG: 0.419 (1, 3)	FC3-2 1B				1B 2B				SH1-4 F5	IBB	IBB	4	1	1	0	1	1	5						
Jim Fairley, L OBP: 0.260, SLG: 0.472 Adolfo Phillips, R OBP: 0.261, SLG: 0.302 (5, PH) (6, 8)	FC4-6 1B				FC6-4 1B				E5 F8	F3		2	0	1	1	0	0	1						
Coco Labov, R OBP: 0.197, SLG: 0.119 Claude Raymond, R (8, 1)	F6				6-3 FC6-4				F8 K		K	4	0	0	0	0	0	5						
Gary Sutherland, R OBP: 0.235, SLG: 0.327 (7, 4)					F4				F9		6-3	5	1	2	1	1	0	3						
John Bateman, R OBP: 0.111, SLG: 0.115 Jim Qualis, S OBP: 0.111, SLG: 0.111 (11, PR)	K				K				1-3 5-3	1-3	1B WP BB	5	0	0	0	1	2	2						
Steve Renko, R OBP: 0.111, SLG: 0.250 John Strohmayer, R OBP: 0.333, SLG: 0.318 (8, 5)	G3				FC1-6-4				E7 2B		4-1 SH3-4 1B	2	0	0	0	0	0	1						
<b>Inning Stats</b>	R: 1 E: 0 K: 0 S: 5	H: 2 LOB: 2 BB: 1 P: 9	R: 1 E: 0 K: 1 S: 6	H: 1 LOB: 0 BB: 0 P: 6	R: 0 E: 0 K: 1 S: 5	H: 0 LOB: 1 BB: 1 P: 9	R: 0 E: 0 K: 1 S: 6	H: 1 LOB: 1 BB: 0 P: 6	R: 3 E: 0 K: 0 S: 6	H: 3 LOB: 1 BB: 1 P: 10	R: 0 E: 1 K: 0 S: 4	H: 0 LOB: 2 BB: 1 P: 8	R: 1 E: 1 K: 0 S: 5	H: 1 LOB: 2 BB: 1 P: 9	R: 0 E: 0 K: 1 S: 5	H: 0 LOB: 1 BB: 1 P: 9	R: 0 E: 0 K: 0 S: 4	H: 1 LOB: 3 BB: 2 P: 12	R: 1 E: 0 K: 1 S: 5	H: 1 LOB: 2 BB: 1 P: 9	1B: 7 2B: 2 3B: 0 HR: 2	SF: 0 SAC: 2 DP: 0 HBP: 0	WP: 2 PB: 0 SB: 0 CS: 0	PA: 55
<b>PITCHER</b>	IP ERA WLS BF H R ER SO BB IBB HBP BLK WP HR S P ERA WHIP	4.1 4.95 3.2 18 3 1 0 0 1 1 0 0 0 0 16 24 0.00 1.091	9.1 1.2 2.2 L 15 2 1 1 2 2 2 0 0 1 0 14 30 3.38 1.500																					

San Diego Padres @ Montreal Expos  
 Jarry Park, Montreal, QB  
 Fri May 08 1970, 7:05 PM EDT  
 Att: 22,702 - Unknown

AB 44  
 R 7  
 H 11  
 RBI 6  
 BB 9  
 SO 5  
 LOB 27





Batter	1	2	3	4	5	6	7	8	9	AB R H RBI BB SO LOB	TOP									
Dave Campbell, R (1.4) OBP: 0.326, SLG: 0.400	5-3		HR		F7		K		WP 2B	5 1 2 1 0 1 1	<b>San Diego Padres @ Montreal Expos</b> Jarry Park, Montreal, QB Sat May 09 1970, 7:05 PM EDT Att: 21,031 - Unknown									
Steve Huntz, S (1.6) OBP: 0.274, SLG: 0.407	3B HBP		K		F5			F8	6-3	4 1 0 0 0 1 1										
Cito Gaston, R (1.8) OBP: 0.351, SLG: 0.504	1B 3B		1B		1B			HR	1B	4 2 4 1 0 0 0										
Al Ferrara, R (1.7) OBP: 0.400, SLG: 0.507	FC6-4		F9		K			HR		4 1 2 3 0 1 2										
Jerry Morales, R (8.7) OBP: 0.196, SLG: 0.232	1B									0 0 0 0 0 0 0										
Nate Colbert, R (1.3) OBP: 0.320, SLG: 0.564	FC6-4		1B							2 0 1 0 1 0 1										
Ray Webster, L (7.3) OBP: 0.261, SLG: 0.273	1-2		1B							1 0 1 0 0 0 0										
Ivan Murrell, R (1.9) OBP: 0.235, SLG: 0.382	K		K		FC5-4 CS			G4-3-6-3		4 0 0 0 0 2 5										
Van Kelly, L (1.5) OBP: 0.217, SLG: 0.222		1-3			F8		K		F6	4 0 0 0 0 1 1										
Chris Cannizzaro, R (1.2) OBP: 0.353, SLG: 0.347	5-3		K					CS 1B	2B WP BB	3 1 1 0 1 1 0										
Danny Coombs, R (1.1) OBP: 0.100, SLG: 0.200	K		K		K		K		K	4 0 0 0 0 4 2										
<b>Inning Stats</b>	R: 2 H: 2 E: 0 K: 1 S: 7	H: 2 LOB: 1 BB: 0 P: 8	R: 0 H: 0 E: 0 K: 1 S: 5	H: 0 LOB: 0 BB: 0 P: 5	R: 1 H: 3 E: 0 K: 2 S: 10	H: 3 LOB: 2 BB: 0 P: 10	R: 0 H: 0 E: 0 K: 2 S: 7	H: 0 LOB: 0 BB: 0 P: 7	R: 0 H: 1 E: 0 K: 1 S: 6	H: 1 LOB: 1 BB: 0 P: 6	R: 0 H: 1 E: 0 K: 2 S: 7	H: 1 LOB: 1 BB: 0 P: 7	R: 2 H: 3 E: 0 K: 0 S: 5	H: 3 LOB: 0 BB: 0 P: 5	R: 1 H: 1 E: 0 K: 1 S: 6	H: 1 LOB: 1 BB: 1 P: 10	1B: 7 2B: 2 3B: 1 HR: 2	SF: 0 SAC: 0 DP: 2 HBP: 1	WP: 1 PB: 0 SB: 0 CS: 2	PA: 38
<b>PITCHER</b>	IP WLS BF H R ER SO BB IBB HBP BLK WP HR S P ERA WHIP											IP WLS BF H R ER SO BB IBB HBP BLK WP HR S P ERA WHIP								
Bill Stoneman, R (1.1) ERA: 5.07	7.1 L 32 10 5 5 10 1 0 1 0 0 2 50 55 6.14 1.500											Howie Reed, R (8.1) ERA: 6.61	1.2 6 1 1 1 1 1 0 0 0 1 0 7 11 5.40 1.200							

Batter	1	2	3	4	5	6	7	8	9	AB R H RBI BB SO LOB	BOTTOM									
Don Hahn, R (1.7) OBP: 0.323, SLG: 0.259	6-3		1B			F4		F7		4 0 1 0 0 0 0	<b>San Diego Padres @ Montreal Expos</b> Jarry Park, Montreal, QB Sat May 09 1970, 7:05 PM EDT Att: 21,031 - Unknown									
Ron Brand, R (1.5) OBP: 0.327, SLG: 0.298	BB		5-3		4-3			4-3		3 0 0 0 1 0 1										
Rusty Staub, L (1.9) OBP: 0.466, SLG: 0.438	K				1B BB		F3		BB BB	2 0 0 0 2 1 1										
Adolfo Phillips, R (1.8) OBP: 0.240, SLG: 0.277	K				F5		F4		F4	4 0 0 0 0 1 3										
Bob Bailey, R (1.3) OBP: 0.266, SLG: 0.176			K		G4-6-3 1B		E6		BB BB	3 0 1 0 1 1 0										
Gary Sutherland, R (1.4) OBP: 0.218, SLG: 0.302	4-3				G4-6-3		5-3		4-3	4 0 0 0 0 0 5										
John Bateman, R (1.2) OBP: 0.100, SLG: 0.103	6-3						F8		6-3	3 0 0 0 0 0 1										
Howie Reed, R (8.1) ERA: 6.61										0 0 0 0 0 0 0										
Bobby Wine, R (1.6) OBP: 0.276, SLG: 0.311			4-3				4-3		5-3	3 0 0 0 0 0 0										
Bill Stoneman, R (1.1) OBP: 0.071, SLG: 0.143									K	2 0 0 0 0 1 0										
Jack Hiatt, R (8.2) OBP: 0.500, SLG: 0.381			K						1-3	1 0 0 0 0 1 0										
<b>Inning Stats</b>	R: 0 H: 0 E: 0 K: 2 S: 7	H: 0 LOB: 1 BB: 1 P: 11	R: 0 H: 0 E: 0 K: 1 S: 5	H: 0 LOB: 0 BB: 0 P: 5	R: 0 H: 1 E: 0 K: 1 S: 6	H: 1 LOB: 1 BB: 0 P: 6	R: 0 H: 1 E: 0 K: 0 S: 3	H: 1 LOB: 1 BB: 1 P: 7	R: 0 H: 0 E: 0 K: 0 S: 3	H: 0 LOB: 0 BB: 0 P: 3	R: 0 H: 0 E: 1 K: 0 S: 4	H: 0 LOB: 1 BB: 0 P: 4	R: 0 H: 0 E: 0 K: 1 S: 5	H: 0 LOB: 0 BB: 0 P: 5	R: 0 H: 0 E: 0 K: 0 S: 3	H: 0 LOB: 2 BB: 2 P: 11	1B: 2 2B: 0 3B: 0 HR: 0	SF: 0 SAC: 0 DP: 1 HBP: 0	WP: 0 PB: 0 SB: 0 CS: 0	PA: 33
<b>PITCHER</b>	IP WLS BF H R ER SO BB IBB HBP BLK WP HR S P ERA WHIP											IP WLS BF H R ER SO BB IBB HBP BLK WP HR S P ERA WHIP								
Danny Coombs, L (1.1) ERA: 1.38	9.0 W 33 2 0 0 5 4 0 0 0 0 0 39 55 0.00 0.667																			





Batter	1	2	3	4	5	6	7	8	9	AB	R	H	RBI	BB	SO	LOB	TOP								
Dave Campbell, R (1,4) OBP: 0.328, SLG: 0.395	5-3	BB BB		K		E2 4-3 1B		F7		4	0	1	1	1	1	0	<b>San Diego Padres @ Montreal Expos</b> Jarry Park, Montreal, QB Sun May 10 1970, 3:33 AM EDT Att: 13,429 - Unknown								
Steve Hantz, S (1,6) OBP: 0.284, SLG: 0.397	F6	BB BB		G3		F4		WP 1B		4	0	1	1	1	0	2									
Cito Gaston, R (1,8) OBP: 0.353, SLG: 0.492	BB BB			F8		4-3		BB BB		3	0	0	0	2	1	5									
Al Ferrara, R (1,7) OBP: 0.379, SLG: 0.474	4-3					F6		BB BB		5	0	0	0	0	0	8									
Jerry Morales, R (8,7) OBP: 0.196, SLG: 0.232		6-3				F9		BB BB		0	0	0	0	0	0	0									
Ray Webster, L (1,3) OBP: 0.286, SLG: 0.269						F8				4	1	1	0	1	0	0									
Ivan Murrell, R (1,9) OBP: 0.231, SLG: 0.436						6-3				5	1	1	2	0	1	1									
Ed Spiezio, R (1,5) OBP: 0.397, SLG: 0.390										3	2	2	0	2	0	0									
Bob Barton, R (1,2) OBP: 0.355, SLG: 0.444										3	1	1	0	1	1	3									
Clay Kirby, R (1,1) OBP: 0.286, SLG: 0.286										2	0	1	0	0	1	2									
Ron Herbel, R (6,1)										1	0	0	0	0	1	0									
Dave Roberts, L (9,1) OBP: 0.125, SLG: 0.500										0	0	0	0	0	0	0									
<b>Inning Stats</b>	R: 0 E: 0 K: 0 S: 3	H: 0 LOB: 1 BB: 1 P: 7	R: 3 E: 0 K: 1 S: 8	H: 3 LOB: 3 BB: 3 P: 20	R: 0 E: 0 K: 1 S: 6	H: 1 LOB: 2 BB: 1 P: 10	R: 0 E: 0 K: 1 S: 5	H: 0 LOB: 0 BB: 0 P: 5	R: 0 E: 0 K: 0 S: 3	H: 0 LOB: 0 BB: 0 P: 3	R: 2 E: 1 K: 0 S: 5	H: 2 LOB: 2 BB: 2 P: 13	R: 0 E: 0 K: 1 S: 6	H: 1 LOB: 1 BB: 0 P: 6	R: 0 E: 0 K: 1 S: 6	H: 1 LOB: 2 BB: 1 P: 10	R: 0 E: 0 K: 1 S: 5	H: 0 LOB: 0 BB: 0 P: 5	1B: 7 2B: 0 3B: 0 HR: 1	SF: 0 SAC: 1 DP: 0 HBP: 0	WP: 1 PB: 0 SB: 0 CS: 0	PA: 43			
<b>PITCHER</b>	IP WLS BF H R ER SO BB IBB HBP BLK WP HR S P ERA WHIP	1.1 L 20 3 2 1 3 3 0 0 0 0 0 23 35 1.93 1.286	3.0 S 12 2 0 0 3 1 0 0 0 1 0 17 21 0.00 1.000																						

AB	34
R	5
H	8
RBI	4
BB	8
SO	6
LOB	21



Batter	1	2	3	4	5	6	7	8	9	AB	R	H	RBI	BB	SO	LOB	BOTTOM								
Mary Staehle, L (1,4) OBP: 0.354, SLG: 0.318	F9									4	0	0	0	0	0	0	<b>San Diego Padres @ Montreal Expos</b> Jarry Park, Montreal, QB Sun May 10 1970, 3:33 AM EDT Att: 13,429 - Unknown								
Bob Bailey, R (9,PH) OBP: 0.279, SLG: 0.171										1	0	0	0	0	0	0									
Mack Jones, L (1,7) OBP: 0.385, SLG: 0.405	F6									3	2	2	2	1	0	0									
Gary Sutherland, R (9,PH) OBP: 0.214, SLG: 0.296										1	0	0	0	0	0	0									
Rusty Staub, L (1,9) OBP: 0.450, SLG: 0.419	K									4	0	0	0	0	1	1									
Ron Fairly, L (1,3) OBP: 0.416, SLG: 0.416										3	0	1	0	0	0	0									
Jim Fairey, L (1,8) OBP: 0.341, SLG: 0.436										3	1	0	0	1	0	3									
Coco Laboy, R (1,5) OBP: 0.200, SLG: 0.113										3	0	0	0	1	2	1									
John Bateman, R (1,2) OBP: 0.176, SLG: 0.156										3	1	2	0	1	0	1									
Jim Qualls, S (6,PH) OBP: 0.111, SLG: 0.111										0	0	0	0	0	0	0									
John Boccabella, R (9,2) OBP: 0.143, SLG: 0.143										0	0	0	0	0	0	0									
Bobby Wine, R (1,6) OBP: 0.275, SLG: 0.319										4	0	1	2	0	1	3									
Joe Sparna, R (1,1)										0	0	0	0	0	0	0									
Howie Reed, R (2,1)										2	0	0	0	0	2	2									
Jack Hiatt, R (6,PH) OBP: 0.491, SLG: 0.372										1	0	0	0	0	0	1									
John Herbel, R (7,1)										0	0	0	0	0	0	0									
Ron Brand, R (9,PH) OBP: 0.321, SLG: 0.292										1	0	0	0	0	0	0									
<b>Inning Stats</b>	R: 0 E: 0 K: 1 S: 5	H: 0 LOB: 0 BB: 0 P: 5	R: 2 E: 0 K: 2 S: 8	H: 1 LOB: 2 BB: 2 P: 16	R: 0 E: 0 K: 0 S: 3	H: 0 LOB: 1 BB: 1 P: 8	R: 0 E: 0 K: 1 S: 6	H: 1 LOB: 1 BB: 0 P: 6	R: 1 E: 0 K: 0 S: 5	H: 2 LOB: 1 BB: 0 P: 5	R: 0 E: 0 K: 1 S: 5	H: 0 LOB: 1 BB: 1 P: 9	R: 1 E: 0 K: 0 S: 4	H: 1 LOB: 0 BB: 0 P: 4	R: 0 E: 0 K: 1 S: 6	H: 1 LOB: 1 BB: 0 P: 6	R: 0 E: 0 K: 0 S: 3	H: 0 LOB: 0 BB: 0 P: 3	1B: 3 2B: 1 3B: 0 HR: 2	SF: 0 SAC: 0 DP: 0 HBP: 1	WP: 0 PB: 0 SB: 0 CS: 0	PA: 38			
<b>PITCHER</b>	IP WLS BF H R ER SO BB IBB HBP BLK WP HR S P ERA WHIP	5.0 W 24 4 3 3 4 4 0 0 0 0 0 1 27 44 5.40 1.600	0.1 S 1 0 0 0 0 0 0 0 0 0 0 0 1 1 0.00 0.000																						

AB	33
R	4
H	6
RBI	4
BB	4
SO	6
LOB	12





Batter	1	2	3	4	5	6	7	8	9	AB	R	H	RBI	BB	SO	LOB	TOP								
Mary Staehle, L (1.4) OBP: 0.357, SLG: 0.324	G3		L1				G3			5	0	2	1	0	0	0	<b>Montreal Expos @ New York Mets</b> Shea Stadium, Flushing, NY Mon May 11 1970, 7:05 PM EDT Att: 15,016 - Unknown								
Mack Jones, L (1.7) OBP: 0.366, SLG: 0.380	3-1		K				6-3			5	0	0	0	0	3	2									
Rusty Staub, L (1.9) OBP: 0.452, SLG: 0.417	1B		BB				K			3	0	1	0	1	1	0									
Ron Fairly, L (1.3) OBP: 0.410, SLG: 0.409	4-3		F3				BB			4	1	1	0	0	1	2									
Jim Fairey, L (1.8) OBP: 0.333, SLG: 0.488		HR					1B			4	1	1	1	0	2	1									
Coco Laboy, R (1.5) OBP: 0.216, SLG: 0.138		2B					2B			3	0	1	0	1	1	0									
John Bateman, R (1.2) OBP: 0.184, SLG: 0.194		K					2B			4	0	1	1	0	1	1									
Bobby Wine, R (1.6) OBP: 0.283, SLG: 0.330		K					1-3			3	1	1	0	1	1	1									
Dan McGinn, L (1.1) OBP: 0.392, SLG: 0.464	L8						G3			4	0	0	0	0	2	5									
<b>Inning Stats</b>	R: 0 E: 0 K: 0 S: 4	H: 1 LOB: 1 BB: 0 P: 4	R: 1 E: 0 K: 2 S: 9	H: 2 LOB: 1 BB: 0 P: 9	R: 0 E: 0 K: 1 S: 5	H: 0 LOB: 0 BB: 1 P: 9	R: 0 E: 0 K: 1 S: 5	H: 0 LOB: 0 BB: 0 P: 5	R: 0 E: 0 K: 2 S: 6	H: 1 LOB: 1 BB: 0 P: 6	R: 1 E: 0 K: 2 S: 9	H: 2 LOB: 3 BB: 2 P: 17	R: 0 E: 0 K: 1 S: 5	H: 0 LOB: 0 BB: 0 P: 5	R: 0 E: 0 K: 2 S: 7	H: 0 LOB: 0 BB: 0 P: 7	R: 1 E: 0 K: 2 S: 9	H: 2 LOB: 1 BB: 0 P: 9	1B: 4 2B: 3 3B: 0 HR: 1	SF: 0 SAC: 0 DP: 0 HBP: 0	WP: 0 PB: 0 SB: 1 CS: 0	PA: 38			
<b>PITCHER</b> Tom Seaver, R (1.1) ERA: 2.22	IP: 9.0 WLS: L BF: 38	H: 8 R: 3 ER: 3 SO: 12	BB: 2 IBB: 1 HBP: 0 BLK: 0	WP: 0 HR: 1 S: 59 P: 71	ERA: 3.00 WHIP: 1.111																				

AB 35  
R 3  
H 8  
RBI 3  
BB 3  
SO 12  
LOB 12



Batter	1	2	3	4	5	6	7	8	9	AB	R	H	RBI	BB	SO	LOB	BOTTOM								
Tommie Agee, R (1.8) OBP: 0.326, SLG: 0.342	L9		1-3							4	0	1	0	0	1	0	<b>Montreal Expos @ New York Mets</b> Shea Stadium, Flushing, NY Mon May 11 1970, 7:05 PM EDT Att: 15,016 - Unknown								
Bud Harrelson, S (1.6) OBP: 0.410, SLG: 0.458	1B		BB							2	0	1	0	2	0	1									
Ron Swoboda, R (1.9) OBP: 0.403, SLG: 0.288	1-2		K							4	0	1	0	0	1	2									
Art Shamsky, L (1.7) OBP: 0.392, SLG: 0.464	F8		1-3							4	0	0	0	0	0	4									
Donn Clendenon, R (1.3) OBP: 0.296, SLG: 0.471	5-3									3	0	0	0	1	2	3									
Ken Boswell, L (1.4) OBP: 0.351, SLG: 0.391		3-1								3	0	0	0	0	0	0									
Cleon Jones, R (9, FH) OBP: 0.295, SLG: 0.236										1	0	0	0	0	0	1									
Joe Foy, R (1.5) OBP: 0.312, SLG: 0.275		FC4-6								2	0	0	0	1	0	0									
Jerry Grote, R (1.2) OBP: 0.180, SLG: 0.250		FC4-6								3	0	0	0	0	0	1									
Tom Seaver, R (1.1) OBP: 0.185, SLG: 0.222		5-3								3	0	0	0	0	1	1									
<b>Inning Stats</b>	R: 0 E: 0 K: 0 S: 5	H: 2 LOB: 2 BB: 0 P: 5	R: 0 E: 0 K: 1 S: 5	H: 0 LOB: 1 BB: 1 P: 7	R: 0 E: 0 K: 1 S: 5	H: 0 LOB: 0 BB: 0 P: 5	R: 0 E: 0 K: 2 S: 7	H: 0 LOB: 0 BB: 0 P: 7	R: 0 E: 0 K: 1 S: 5	H: 0 LOB: 1 BB: 1 P: 9	R: 0 E: 0 K: 1 S: 3	H: 0 LOB: 0 BB: 0 P: 3	R: 0 E: 0 K: 0 S: 3	H: 1 LOB: 0 BB: 0 P: 3	R: 0 E: 0 K: 0 S: 3	H: 0 LOB: 1 BB: 1 P: 7	1B: 3 2B: 0 3B: 0 HR: 0	SF: 0 SAC: 0 DP: 1 HBP: 0	WP: 0 PB: 0 SB: 0 CS: 0	PA: 33					
<b>PITCHER</b> Dan McGinn, L (1.1) ERA: 6.95	IP: 9.0 WLS: W BF: 33	H: 3 R: 0 ER: 0 SO: 5	BB: 4 IBB: 0 HBP: 0 BLK: 0	WP: 0 HR: 0 S: 39 P: 55	ERA: 0.00 WHIP: 0.778																				

AB 29  
R 0  
H 3  
RBI 0  
BB 4  
SO 5  
LOB 13





Batter	1	2	3	4	5	6	7	8	9	AB	R	H	RBI	BB	SO	LOB	TOP										
Don Hahn, R OBP: 0.294, SLG: 0.233 Mack Jones, L OBP: 0.379, SLG: 0.388	P4	FC6-4		F3			HBP			3	0	0	0	0	0	3											
Gary Sutherland, R OBP: 0.203, SLG: 0.281 Boots Day, L OBP: 0.222, SLG: 0.222	6-3		5-3		G3		F7	L7		3	0	0	0	0	0	0											
John Boccabella, R OBP: 0.136, SLG: 0.136 Steve Renko, R OBP: 0.250, SLG: 0.250										1	0	0	0	0	0	2											
Adolfo Phillips, R OBP: 0.245, SLG: 0.340 Mary Staehle, L OBP: 0.349, SLG: 0.315	F9		HR		F8		F9		4-3	3	1	1	1	0	0	0											
Bob Bailey, R OBP: 0.283, SLG: 0.211 Rusty Staub, L OBP: 0.450, SLG: 0.423		1B	L8		F9					3	1	1	0	0	0	0											
Coco Laboy, R OBP: 0.228, SLG: 0.186		2B				F9	F7			5	1	2	0	0	1	4											
John Bateman, R OBP: 0.233, SLG: 0.300		S	2B			6-3			5-3	4	1	2	1	1	0	2											
Ron Fairly, L OBP: 0.305, SLG: 0.396		S	K			F9		G3		3	0	0	0	1	1	3											
Bobby Wine, R OBP: 0.282, SLG: 0.327	P4				F8			F9		4	0	1	1	0	0	2											
Carl Morton, R OBP: 0.429, SLG: 0.500 Ron Grand, R OBP: 0.315, SLG: 0.286 John Schrimmayer, R OBP: 0.136, SLG: 0.136 Howie Reed, R OBP: 0.136, SLG: 0.136 Claude Raymond, R OBP: 0.136, SLG: 0.136 Joe Sparna, R OBP: 0.136, SLG: 0.136 Jim Fairley, L OBP: 0.136, SLG: 0.136		BB	K		K		6-3	1B	1B	1	0	0	0	1	1	0											
<b>Inning Stats</b>	R: 0 E: 0 K: 0 S: 3	H: 0 LOB: 0 BB: 0 P: 3	R: 1 E: 0 K: 1 S: 7	H: 2 LOB: 3 BB: 2 P: 15	R: 1 E: 0 K: 1 S: 7	H: 2 LOB: 2 BB: 1 P: 11	R: 0 E: 0 K: 1 S: 5	H: 0 LOB: 0 BB: 0 P: 5	R: 0 E: 0 K: 0 S: 3	H: 1 LOB: 2 BB: 0 P: 3	R: 1 E: 0 K: 0 S: 5	H: 2 LOB: 1 BB: 0 P: 5	R: 0 E: 0 K: 0 S: 4	H: 1 LOB: 2 BB: 0 P: 5	R: 1 E: 0 K: 0 S: 6	H: 3 LOB: 2 BB: 0 P: 6	R: 0 E: 0 K: 0 S: 3	H: 0 LOB: 1 BB: 1 P: 7	1B: 5 2B: 3 3B: 0 HR: 2	SF: 0 SAC: 0 DP: 0 HBP: 1	WP: 0 PB: 0 SB: 3 CS: 0	PA: 42					
<b>PITCHER</b>	IP	WLS	BF	H	R	ER	SO	BB	IBB	HBP	BLK	WP	HR	S	P	ERA	WHIP										
Ray Sadecki, L ERA: 4.2	6.0	W	27	6	3	3	3	2	1	0	0	0	1	30	42	4.50	1.333										
Don Cardwell, R ERA: 6.52	1.2		10	4	1	1	0	0	0	1	0	0	1	9	10	5.40	2.400										
Tug McGraw, L ERA: 3.07	1.1	S	5	0	0	0	0	1	0	0	0	0	0	4	8	0.00	0.750										

Montreal Expos @ New York Mets  
Shea Stadium, Flushing, NY  
Tue May 12 1970, 3:33 AM EDT  
Att: 8,521 - Unknown

AB	37
R	4
H	10
RBI	3
BB	4
SO	3
LOB	19



Batter	1	2	3	4	5	6	7	8	9	AB	R	H	RBI	BB	SO	LOB	BOTTOM										
Tommie Agee, R OBP: 0.328, SLG: 0.333	K		4-3	K		BB	BB			3	1	0	0	2	2	1											
Bud Harrelson, S OBP: 0.417, SLG: 0.450	G3		1B	S		4-3	2B	BB		2	1	0	1	3	0	0											
Dave Marshall, L OBP: 0.361, SLG: 0.559			SF9	1B		HR	2B	CS	3-1	4	1	3	2	1	0	0											
Art Shamsky, L OBP: 0.412, SLG: 0.506 Ron Swoboda, R OBP: 0.403, SLG: 0.288	P6					HR	BB	CS	BB	3	1	2	2	2	0	1											
Ken Boswell, L OBP: 0.341, SLG: 0.384		BB	SF9	1B		F2	L3	F2		4	1	1	1	0	0	4											
Ed Kranepool, L OBP: 0.308, SLG: 0.182		FC6-4	G3		4-3		WP	BB	SF7	2	1	0	0	2	0	2											
Joe Foy, R OBP: 0.327, SLG: 0.280		FC6-4		SH5-3		L7	BB	WP	CS	2	0	1	1	2	0	0											
Duffy Dyer, R OBP: 0.310, SLG: 0.197		FC6-4		SH5-3		WP	BB	K		3	1	1	0	0	1	4											
Ray Sadecki, L ERA: 3.28 Donn Clendenon, R OBP: 0.306, SLG: 0.471 Don Cardwell, R ERA: 5.57 Tug McGraw, R OBP: 0.500, SLG: 0.500		G6-3		K		BB	WP	SF7		2	0	0	0	0	1	3											
<b>Inning Stats</b>	R: 0 E: 0 K: 1 S: 6	H: 1 LOB: 1 BB: 0 P: 6	R: 1 E: 0 K: 0 S: 4	H: 2 LOB: 1 BB: 1 P: 8	R: 1 E: 0 K: 0 S: 4	H: 1 LOB: 2 BB: 2 P: 12	R: 0 E: 0 K: 2 S: 7	H: 0 LOB: 1 BB: 1 P: 11	R: 2 E: 0 K: 0 S: 5	H: 2 LOB: 0 BB: 0 P: 5	R: 3 E: 0 K: 0 S: 4	H: 2 LOB: 4 BB: 4 P: 20	R: 1 E: 0 K: 1 S: 4	H: 0 LOB: 2 BB: 4 P: 20	R: 0 E: 0 K: 0 S: 2	H: 0 LOB: 1 BB: 1 P: 6	1B: 4 2B: 4 3B: 0 HR: 1	SF: 2 SAC: 1 DP: 2 HBP: 0	WP: 2 PB: 0 SB: 2 CS: 2	PA: 42							
<b>PITCHER</b>	IP	WLS	BF	H	R	ER	SO	BB	IBB	HBP	BLK	WP	HR	S	P	ERA	WHIP										
Carl Morton, R ERA: 3.28	5.0	L	24	6	4	4	3	4	0	0	0	1	0	26	42	7.20	2.000										
John Schrimmayer, R ERA: 6.08	0.1		4	1	3	3	0	2	0	0	0	1	0	2	10	81.00	9.000										
Howie Reed, R ERA: 5.57	0.0		3	1	0	0	0	2	0	0	0	0	0	1	9	∞	∞										
Claude Raymond, R ERA: 1.69	0.2		1	0	0	0	0	0	0	0	0	0	0	1	1	0.00	0.000										
Joe Sparna, R ERA: 7.09	1.0		6	0	1	1	1	4	0	0	0	1	0	4	20	9.00	4.000										
<b>PITCHER</b>	IP	WLS	BF	H	R	ER	SO	BB	IBB	HBP	BLK	WP	HR	S	P	ERA	WHIP										
Steve Renko, R ERA: 6.91	1.0		3	0	0	0	0	1	0	0	0	0	0	2	6	0.00	1.000										

Montreal Expos @ New York Mets  
Shea Stadium, Flushing, NY  
Tue May 12 1970, 3:33 AM EDT  
Att: 8,521 - Unknown

AB	25
R	8
H	8
RBI	8
BB	13
SO	4
LOB	15














Batter	1	2	3	4	5	6	7	8	9	AB	R	H	RBI	BB	SO	LOB	TOP										
Mary Staehle, L (1, 4) Gary Sutherland, R (9, FH) OBP: 0.358, SLG: 0.313 OBP: 0.231, SLG: 0.279	4-0 WP 1B BB		1-0 FC5 BB HBP		0-0 F4		0-0 3-1		4-0 G1-6-3 BB	2	0	0	0	1	0	0	<b>Montreal Expos @ Pittsburgh Pirates</b> Forbes Field, Pittsburgh, PA Sat May 16 1970, 3:33 AM EDT Att. 4,237 - Overcast										
Mack Jones, L (1, 7) Bob Bailey, R (9, FH) Don Hahn, R (9, 7) OBP: 0.393, SLG: 0.402 OBP: 0.314, SLG: 0.200 OBP: 0.294, SLG: 0.233	0-0 WP 1B		4-0 FC5 1B BB		0-0 E 2B		0-0 F7		0-0 G1-6-3	3	2	2	0	1	0	0											
Rusty Staub, L (1, 9) OBP: 0.460, SLG: 0.459	0-3 K		0-0 FC5 1B WP		4-0 E3 IBB		0-0 F8			3	1	0	0	1	1	4											
Ron Fairly, L (1, 3) OBP: 0.398, SLG: 0.396	4-0 L3 BB		0-0 WP 1B		0-0 L4				0-3 K	3	0	1	1	1	1	2											
Jim Fairey, L (1, 8) Adolfo Phillips, R (7, 8) OBP: 0.327, SLG: 0.449 OBP: 0.271, SLG: 0.345	0-0 L3		4-0 1B IBB		0-0 E3				4-0 BB	2	0	0	0	0	1	0											
Coco Laboy, R (1, 5) OBP: 0.211, SLG: 0.173			0-0 K		0-0 CS 1B				0-0 F7	4	0	1	0	0	1	3											
John Bateman, R (1, 2) OBP: 0.255, SLG: 0.314			0-3 K		0-0 F8				0-0 L9	4	0	0	0	0	1	2											
Bobby Wine, R (1, 6) OBP: 0.279, SLG: 0.306			0-0 F3		0-0 4-3				4-0 BB BB	3	0	1	0	1	0	0											
Carl Morton, R (1, 1) Claude Raymond, R (7, 1) OBP: 0.353, SLG: 0.400			0-3 K		0-3 K				0-3 K	3	0	0	0	0	2	1											
<b>Inning Stats</b>	R: 0 E: 0 K: 1 S: 5	H: 1 LOB: 2 BB: 2 P: 13	R: 0 E: 0 K: 1 S: 5	H: 0 LOB: 0 BB: 0 P: 5	R: 2 E: 0 K: 2 S: 8	H: 1 LOB: 2 BB: 2 P: 17	R: 0 E: 0 K: 1 S: 5	H: 0 LOB: 0 BB: 0 P: 5	R: 1 E: 1 K: 0 S: 4	H: 1 LOB: 1 BB: 1 P: 8	R: 0 E: 0 K: 0 S: 4	H: 2 LOB: 1 BB: 0 P: 4	R: 0 E: 0 K: 0 S: 3	H: 0 LOB: 0 BB: 0 P: 3	R: 0 E: 0 K: 1 S: 5	H: 0 LOB: 1 BB: 1 P: 9	R: 0 E: 0 K: 1 S: 4	H: 0 LOB: 1 BB: 2 P: 12	1B: 4 2B: 2 3B: 0 HR: 0	SF: 0 SAC: 0 DP: 2 HBP: 1	WP: 2 PB: 0 CS: 1	PA: 38					
<b>PITCHER</b>	IP	WLS	BF	H	R	ER	SO	BB	IBB	HBP	BLK	WP	HR	S	P	ERA	WHIP	<b>PITCHER</b>									
Steve Blass, R (1, 1) ERA: 3.02	5.0		23	3	3	2	5	3	2	1	0	2	0	27	48	3.60	1.200										
Gene Garber, R (6, 1) ERA: 2.53	2.0		7	2	0	0	0	0	0	0	0	0	0	7	7	0.00	1.000										
Luke Walker, L (8, 1) ERA: 3.63	2.0	W	8	0	0	0	2	3	0	0	0	0	0	9	21	0.00	1.500										

AB	29
R	3
H	5
RBI	1
BB	8
SO	7
LOB	19



Batter	1	2	3	4	5	6	7	8	9	AB	R	H	RBI	BB	SO	LOB	BOTTOM										
Freddie Patek, R (1, 6) OBP: 0.356, SLG: 0.360	0-3 K		0-0 L8		0-0 FC5-4 1B		4-0 1B PB BB		0-0 FC3-6 E 1B	4	2	1	0	1	1	1	<b>Montreal Expos @ Pittsburgh Pirates</b> Forbes Field, Pittsburgh, PA Sat May 16 1970, 3:33 AM EDT Att. 4,237 - Overcast										
Matty Alou, L (1, 8) OBP: 0.273, SLG: 0.283	0-0 3-1		0-0 1B		0-0 F8		0-0 E 1B		0-0 1B	5	0	3	1	0	0	1											
Roberto Clemente, R (1, 9) OBP: 0.460, SLG: 0.577	0-0 3B		0-0 F9		0-0 FC5-4		4-0 1B IBB			3	0	1	0	1	0	2											
Willie Stargell, L (1, 7) Johnny Jeter, R (7, 7) OBP: 0.326, SLG: 0.486 OBP: 0.400, SLG: 0.286	0-0 G3		0-3 K		0-0 G3		0-0 F4			3	0	0	0	0	1	2											
Al Oliver, L (1, 3) OBP: 0.219, SLG: 0.366			0-0 4-3		0-0 1-3		0-0 HR 2B		0-0 F8	4	1	1	0	0	0	2											
Bob Robertson, R (1, 5) OBP: 0.468, SLG: 0.779			0-0 CS 3B		0-0 2B		0-0 HR 2B		0-0 F7	4	1	3	2	0	0	0											
Jerry May, R (1, 2) OBP: 0.326, SLG: 0.316			0-0 2B		0-0 L7		0-3 K		0-0 F8	4	0	1	0	0	1	1											
Gene Alley, R (1, 4) OBP: 0.242, SLG: 0.283			0-0 IBB		0-0 F8		0-0 6-3		0-0 G3	3	0	0	0	1	0	1											
Steve Blass, R (1, 1) Jose Garza, R (5, PH) Gene Garber, R (8, 1) Dave Ricketts, S (7, PH) Luke Walker, L (8, 1) Bill Mazeroski, R (9, PH) Dock Ellis, S (9, PH) OBP: 0.363, SLG: 0.056 OBP: 0.296, SLG: 0.286 OBP: 0.116, SLG: 0.111 OBP: 0.296, SLG: 0.273 OBP: 0.116, SLG: 0.063	0-0 F6		0-0 F3		0-0 G3		0-0 G3		0-0 FC3-6 1B	1	0	0	0	0	0	2											
<b>Inning Stats</b>	R: 0 E: 0 K: 1 S: 6	H: 1 LOB: 1 BB: 0 P: 6	R: 0 E: 0 K: 0 S: 4	H: 2 LOB: 2 BB: 1 P: 8	R: 0 E: 0 K: 1 S: 6	H: 1 LOB: 1 BB: 0 P: 6	R: 0 E: 0 K: 0 S: 4	H: 1 LOB: 1 BB: 0 P: 4	R: 0 E: 0 K: 0 S: 4	H: 1 LOB: 1 BB: 0 P: 4	R: 2 E: 0 K: 1 S: 7	H: 2 LOB: 0 BB: 0 P: 7	R: 1 E: 0 K: 0 S: 4	H: 1 LOB: 2 BB: 2 P: 12	R: 0 E: 0 K: 0 S: 3	H: 0 LOB: 0 BB: 0 P: 3	R: 1 E: 1 K: 0 S: 3	H: 2 LOB: 1 BB: 0 P: 3	1B: 5 2B: 3 3B: 2 HR: 1	SF: 0 SAC: 0 DP: 0 HBP: 0	WP: 0 PB: 1 CS: 1	PA: 38					
<b>PITCHER</b>	IP	WLS	BF	H	R	ER	SO	BB	IBB	HBP	BLK	WP	HR	S	P	ERA	WHIP	<b>PITCHER</b>									
Carl Morton, R (1, 1) ERA: 3.21	6.1		30	9	3	2	3	1	2	0	0	0	1	33	45	2.84	1.579										
Claude Raymond, R (7, 1) ERA: 2.49	2.0	L	8	2	1	0	0	0	0	0	0	0	0	8	8	0.00	1.000										

AB	35
R	4
H	11
RBI	3
BB	3
SO	3
LOB	14









Batter	1	2	3	4	5	6	7	8	9	AB	R	H	RBI	BB	SO	LOB	TOP		
Tommie Agee, R OBP: 0.314, SLG: 0.307 (1, 8)										5	0	1	0	0	2	0	<b>New York Mets @ Montreal Expos</b> Jarry Park, Montreal, QB Mon May 18 1970, 3:33 AM EDT Att: 31,004 - Unknown		
Bud Harrelson, S OBP: 0.411, SLG: 0.434 (1, 6)										3	0	1	0	2	0	0			
Cleon Jones, R OBP: 0.286, SLG: 0.225 (1, 7)										5	0	0	0	0	2	6			
Art Shamsky, L OBP: 0.391, SLG: 0.505 Mike Jorgensen, L OBP: 0.295, SLG: 0.349 (8, 3)										4	0	0	0	0	1	2			
Ken Boswell, L OBP: 0.356, SLG: 0.388 (1, 4)										0	0	0	0	0	0	0			
Dave Marshall, L OBP: 0.341, SLG: 0.595 Ron Swoboda, R OBP: 0.408, SLG: 0.344 (8, 9)										3	1	2	0	1	0	0			
Joe Foy, R OBP: 0.362, SLG: 0.350 (1, 5)										4	1	2	2	0	0	1			
Jerry Grote, R OBP: 0.239, SLG: 0.333 (1, 2)										0	0	0	0	0	0	0			
Gary Gentry, R OBP: 0.143, SLG: 0.053 Ron Taylor, R (8, 1)										3	1	1	1	1	0	3			
Tug McGraw, R OBP: 0.500, SLG: 0.500 Cal Koonce, R (9, 1)										4	0	0	0	0	4	3			
<b>Inning Stats</b>	R: 0 E: 0 K: 1 S: 4	H: 0 LOB: 0 BB: 1 P: 8	R: 0 E: 0 K: 1 S: 5	H: 0 LOB: 0 BB: 0 P: 5	R: 0 E: 0 K: 2 S: 8	H: 1 LOB: 3 BB: 2 P: 16	R: 1 E: 0 K: 0 S: 4	H: 2 LOB: 1 BB: 1 P: 8	R: 0 E: 0 K: 1 S: 7	H: 2 LOB: 2 BB: 0 P: 7	R: 0 E: 0 K: 1 S: 5	H: 0 LOB: 0 BB: 0 P: 5	R: 3 E: 0 K: 1 S: 7	H: 3 LOB: 0 BB: 1 P: 11	R: 0 E: 0 K: 1 S: 5	H: 0 LOB: 0 BB: 0 P: 5	1B: 5 2B: 1 3B: 0 HR: 3	SF: 0 SAC: 0 DP: 0 HBP: 0	WP: 0 PA: 39 PB: 0 SB: 1 CS: 2
<b>PITCHER</b>	IP WLS BF H R ER SO BB IBB HBP BLK WP HR S P ERA WHIP	IP WLS BF H R ER SO BB IBB HBP BLK WP HR S P ERA WHIP	IP WLS BF H R ER SO BB IBB HBP BLK WP HR S P ERA WHIP	IP WLS BF H R ER SO BB IBB HBP BLK WP HR S P ERA WHIP	IP WLS BF H R ER SO BB IBB HBP BLK WP HR S P ERA WHIP	IP WLS BF H R ER SO BB IBB HBP BLK WP HR S P ERA WHIP	IP WLS BF H R ER SO BB IBB HBP BLK WP HR S P ERA WHIP	IP WLS BF H R ER SO BB IBB HBP BLK WP HR S P ERA WHIP	IP WLS BF H R ER SO BB IBB HBP BLK WP HR S P ERA WHIP	IP WLS BF H R ER SO BB IBB HBP BLK WP HR S P ERA WHIP	IP WLS BF H R ER SO BB IBB HBP BLK WP HR S P ERA WHIP	IP WLS BF H R ER SO BB IBB HBP BLK WP HR S P ERA WHIP	IP WLS BF H R ER SO BB IBB HBP BLK WP HR S P ERA WHIP	IP WLS BF H R ER SO BB IBB HBP BLK WP HR S P ERA WHIP	IP WLS BF H R ER SO BB IBB HBP BLK WP HR S P ERA WHIP	IP WLS BF H R ER SO BB IBB HBP BLK WP HR S P ERA WHIP	IP WLS BF H R ER SO BB IBB HBP BLK WP HR S P ERA WHIP	IP WLS BF H R ER SO BB IBB HBP BLK WP HR S P ERA WHIP	IP WLS BF H R ER SO BB IBB HBP BLK WP HR S P ERA WHIP

AB 34  
R 4  
H 9  
RBI 4  
BB 5  
SO 9  
LOB 15



Batter	1	2	3	4	5	6	7	8	9	AB	R	H	RBI	BB	SO	LOB	BOTTOM				
Mary Staehle, L OBP: 0.356, SLG: 0.315 (1, 4)										5	1	1	1	0	1	2	<b>New York Mets @ Montreal Expos</b> Jarry Park, Montreal, QB Mon May 18 1970, 3:33 AM EDT Att: 31,004 - Unknown				
Mack Jones, L OBP: 0.400, SLG: 0.447 Adolfo Phillips, R OBP: 0.295, SLG: 0.357 (9, PH)										3	0	1	0	0	2	0					
Rusty Staub, L OBP: 0.470, SLG: 0.491 (1, 9)										4	2	2	1	1	0	3					
Ron Fairly, L OBP: 0.413, SLG: 0.398 (1, 3)										3	2	1	0	2	1	0					
Jim Fairley, L OBP: 0.317, SLG: 0.421 Bob Bailey, R OBP: 0.327, SLG: 0.293 (9, PH)										4	0	1	1	0	1	3					
John Bateman, R OBP: 0.270, SLG: 0.310 (1, 2)										4	1	2	1	0	1	0					
Bobby Wine, R OBP: 0.279, SLG: 0.331 Boots Day, L OBP: 0.200, SLG: 0.200 Gary Sutherland, R OBP: 0.227, SLG: 0.274 (9, 6)										3	0	1	0	0	0	0					
Bill Stoneman, R OBP: 0.105, SLG: 0.158 Claude Raymond, R (8, 1)										1	0	1	0	0	0	0					
Ron Brand, R OBP: 0.327, SLG: 0.300 (9, PH)										1	0	1	0	0	0	0					
<b>Inning Stats</b>	R: 0 E: 0 K: 0 S: 3	H: 1 LOB: 2 BB: 2 P: 11	R: 1 E: 0 K: 2 S: 10	H: 3 LOB: 0 BB: 0 P: 11	R: 0 E: 0 K: 1 S: 5	H: 0 LOB: 0 BB: 0 P: 5	R: 0 E: 0 K: 2 S: 8	H: 1 LOB: 1 BB: 0 P: 8	R: 0 E: 0 K: 2 S: 7	H: 0 LOB: 0 BB: 0 P: 7	R: 0 E: 0 K: 1 S: 5	H: 0 LOB: 0 BB: 0 P: 5	R: 0 E: 0 K: 1 S: 3	H: 0 LOB: 0 BB: 0 P: 3	R: 2 E: 0 K: 2 S: 11	H: 4 LOB: 2 BB: 0 P: 11		R: 5 E: 0 K: 0 S: 4	H: 3 LOB: 0 BB: 2 P: 12	1B: 9 2B: 2 3B: 0 HR: 1	SF: 0 SAC: 0 DP: 1 HBP: 1
<b>PITCHER</b>	IP WLS BF H R ER SO BB IBB HBP BLK WP HR S P ERA WHIP	IP WLS BF H R ER SO BB IBB HBP BLK WP HR S P ERA WHIP	IP WLS BF H R ER SO BB IBB HBP BLK WP HR S P ERA WHIP	IP WLS BF H R ER SO BB IBB HBP BLK WP HR S P ERA WHIP	IP WLS BF H R ER SO BB IBB HBP BLK WP HR S P ERA WHIP	IP WLS BF H R ER SO BB IBB HBP BLK WP HR S P ERA WHIP	IP WLS BF H R ER SO BB IBB HBP BLK WP HR S P ERA WHIP	IP WLS BF H R ER SO BB IBB HBP BLK WP HR S P ERA WHIP	IP WLS BF H R ER SO BB IBB HBP BLK WP HR S P ERA WHIP	IP WLS BF H R ER SO BB IBB HBP BLK WP HR S P ERA WHIP	IP WLS BF H R ER SO BB IBB HBP BLK WP HR S P ERA WHIP	IP WLS BF H R ER SO BB IBB HBP BLK WP HR S P ERA WHIP	IP WLS BF H R ER SO BB IBB HBP BLK WP HR S P ERA WHIP	IP WLS BF H R ER SO BB IBB HBP BLK WP HR S P ERA WHIP	IP WLS BF H R ER SO BB IBB HBP BLK WP HR S P ERA WHIP	IP WLS BF H R ER SO BB IBB HBP BLK WP HR S P ERA WHIP	IP WLS BF H R ER SO BB IBB HBP BLK WP HR S P ERA WHIP	IP WLS BF H R ER SO BB IBB HBP BLK WP HR S P ERA WHIP	IP WLS BF H R ER SO BB IBB HBP BLK WP HR S P ERA WHIP		

AB 36  
R 8  
H 12  
RBI 8  
BB 4  
SO 10  
LOB 14






Batter	1	2	3	4	5	6	7	8	9	AB	R	H	RBI	BB	SO	LOB	TOP			
Tommie Agee, R OBP: 0.323, SLG: 0.355	0-0 HR	0-0 1-3		4-0 E BB			0-0 1-3		0-0 HR	4	2	2	2	1	0	1				
Bud Harrelson, S OBP: 0.399, SLG: 0.418	0-0 1-3	0-0 F8		0-0 FC G6-4-3			0-3 K		0-0 6-3	5	0	0	1	0	1	2				
Cleon Jones, R OBP: 0.282, SLG: 0.252	0-3 K			0-3 K			0-0 HR		0-0 5-3	5	1	1	1	0	2	2				
Donn Clendenon, R OBP: 0.341, SLG: 0.519	0-0 HR			0-0 WP			0-0 F9		4-0 1B	4	2	3	1	0	0	0				
Mike Jorgensen, L OBP: 0.290, SLG: 0.349				0-0 2B			0-0 HR		0-0 BB	0	0	0	0	1	0	0				
Ron Swoboda, R OBP: 0.420, SLG: 0.400	0-0 HR			0-0 1-3			0-3 K		0-0 BB	4	1	2	2	1	1	1				
Joe Foy, R OBP: 0.371, SLG: 0.358	0-0 2B			4-0 FC4-6 BB			0-0 5-3		4-0 F8	3	0	1	0	2	0	1				
Jerry Grote, R OBP: 0.222, SLG: 0.308	0-0 F9			0-0 FC4-6			0-3 K		0-0 4-3	5	0	0	0	0	1	6				
Al Weis, S OBP: 0.278, SLG: 0.258				4-0 SH3-4 BB			0-0 F9		0-3 K	2	1	0	0	2	1	0				
Ray Sadecki, L OBP: 0.500, SLG: 0.500				0-0 SH3-4			0-3 K		0-3 K	3	0	0	0	0	2	1				
Tug McGraw, R OBP: 0.500, SLG: 0.500				1-2 P4						0	0	0	0	0	0	0				
<b>Inning Stats</b>	R: 3 E: 0 K: 1 S: 9	H: 4 LOB: 1 BB: 0 P: 9	R: 0 E: 0 K: 0 S: 3	H: 0 LOB: 1 BB: 1 P: 7	R: 0 E: 0 K: 1 S: 6	H: 1 LOB: 2 BB: 1 P: 10	R: 1 E: 1 K: 0 S: 3	H: 0 LOB: 1 BB: 2 P: 11	R: 0 E: 0 K: 1 S: 5	H: 0 LOB: 0 BB: 0 P: 5	R: 2 E: 0 K: 1 S: 7	H: 2 LOB: 1 BB: 1 P: 11	R: 0 E: 0 K: 2 S: 7	H: 0 LOB: 0 BB: 0 P: 7	R: 1 E: 0 K: 0 S: 5	H: 2 LOB: 2 BB: 2 P: 13	1B: 2 2B: 2 3B: 0 HR: 5	SF: 0 SAC: 1 DP: 1 HBP: 0	WP: 1 PB: 1 CS: 0	PA: 43
<b>PITCHER</b>	IP WLS BF H R ER SO BB IBB HBP BLK WP HR S P ERA WHIP	IP WLS BF H R ER SO BB IBB HBP BLK WP HR S P ERA WHIP																		
Dan McGinn, L ERA: 5.35	(1, 1)	6.0	L	27	5	4	4	5	4	0	0	0	0	1	2	33	49	6.00	1.500	
John Strohmayr, R ERA: 6.87	(7, 1)	2.2		15	4	3	3	3	3	0	0	0	0	0	3	18	30	10.12	2.625	
Howie Reed, R ERA: 5.48	(9, 1)	0.1		1	0	0	0	0	0	0	0	0	0	0	0	1	1	0.00	0.000	
<b>Batter</b>	<b>1</b>	<b>2</b>	<b>3</b>	<b>4</b>	<b>5</b>	<b>6</b>	<b>7</b>	<b>8</b>	<b>9</b>	<b>AB</b>	<b>R</b>	<b>H</b>	<b>RBI</b>	<b>BB</b>	<b>SO</b>	<b>LOB</b>	<b>BOTTOM</b>			
Gary Sutherland, R OBP: 0.239, SLG: 0.273	0-0 HR	4-0 2B		0-0 F8			0-0 F8		0-0 L5	4	1	1	0	1	0	0				
Rusty Staub, L OBP: 0.474, SLG: 0.500	0-0 G3	0-0 2B					0-0 K		4-0 FC4-6 1B	4	0	2	0	1	1	1				
Adolfo Phillips, R OBP: 0.321, SLG: 0.414	0-0 HR			4-0 G6-4-3 IBB			0-0 5-3		0-0 FC4-6 FC6-4	2	1	1	2	1	0	0				
Don Hahn, R OBP: 0.278, SLG: 0.219	2-H HR			0-0 G6-4-3			0-0 5-3		0-3 K	2	0	0	0	0	1	2				
Bob Bailey, R OBP: 0.321, SLG: 0.273	4-0 2B	0-0 G6-4-3		0-0 5-3			0-0 5-3		0-0 FC6-4	3	1	0	0	1	0	4				
Coco Laboy, R OBP: 0.216, SLG: 0.196	0-0 2B			0-0 6-3			0-0 F9		0-0 F8	4	0	1	0	0	0	0				
John Bateman, R OBP: 0.284, SLG: 0.311	4-0 IBB			0-0 F8			0-0 2B		0-0 6-3	3	0	1	0	1	0	0				
Ron Fairly, L OBP: 0.408, SLG: 0.405	0-0 SF8			0-0 F7			0-0 2B		0-3 K	3	0	1	1	0	1	0				
Bobby Wine, R OBP: 0.271, SLG: 0.320	0-0 G3			0-3 K			0-0 P3		0-0 F9	4	0	0	0	0	1	4				
Dan McGinn, L OBP: 0.294, SLG: 0.294				0-3 K			0-0 L1		0-0 HR	2	0	0	0	0	1	0				
Ron Brand, R OBP: 0.500, SLG: 0.500							1-3 2B			1	0	0	0	0	0	2				
John Strohmayr, R OBP: 0.500, SLG: 0.500										0	0	0	0	0	0	0				
Howie Reed, R OBP: 0.174, SLG: 0.304										0	0	0	0	0	0	0				
John Boccabella, R OBP: 0.174, SLG: 0.304										1	1	1	1	0	0	0				
<b>Inning Stats</b>	R: 3 E: 0 K: 0 S: 6	H: 3 LOB: 2 BB: 2 P: 14	R: 0 E: 0 K: 1 S: 5	H: 1 LOB: 2 BB: 2 P: 13	R: 0 E: 0 K: 0 S: 3	H: 0 LOB: 0 BB: 0 P: 3	R: 0 E: 0 K: 1 S: 5	H: 0 LOB: 0 BB: 0 P: 5	R: 0 E: 0 K: 0 S: 5	H: 2 LOB: 2 BB: 0 P: 5	R: 0 E: 0 K: 0 S: 4	H: 1 LOB: 1 BB: 0 P: 4	R: 0 E: 0 K: 1 S: 5	H: 0 LOB: 0 BB: 0 P: 5	R: 1 E: 0 K: 1 S: 6	H: 1 LOB: 1 BB: 1 P: 10	1B: 3 2B: 3 3B: 0 HR: 2	SF: 1 SAC: 0 DP: 1 HBP: 0	WP: 0 PB: 0 CS: 0	PA: 39
<b>PITCHER</b>	IP WLS BF H R ER SO BB IBB HBP BLK WP HR S P ERA WHIP	IP WLS BF H R ER SO BB IBB HBP BLK WP HR S P ERA WHIP																		
Ray Sadecki, L ERA: 4.18	(1, 1)	8.2	W	38	8	4	4	4	3	2	0	0	0	0	0	0	0	4.15	1.269	
Tug McGraw, L ERA: 4.7	(9, 1)	0.1	S	1	0	0	0	1	0	0	0	0	0	0	3	3	0.00	0.000		


New York Mets @ Montreal Expos  
 Jarry Park, Montreal, QB  
 Tue May 19 1970, 7:05 PM EDT  
 Att: 20,324 - Unknown

AB 35  
 R 7  
 H 9  
 RBI 7  
 BB 7  
 SO 8  
 LOB 14



New York Mets @ Montreal Expos  
 Jarry Park, Montreal, QB  
 Tue May 19 1970, 7:05 PM EDT  
 Att: 20,324 - Unknown

AB 33  
 R 4  
 H 8  
 RBI 4  
 BB 5  
 SO 5  
 LOB 13





Batter	1	2	3	4	5	6	7	8	9	AB	R	H	RBI	BB	SO	LOB	TOP			
<b>Tommie Agee, R</b> OBP: 0.315, SLG: 0.345 (1, 8)										4	0	0	0	0	0	3	1			
<b>Bud Harrelson, S</b> OBP: 0.395, SLG: 0.410 (1, 6)										3	0	0	0	0	0	1	1			
<b>Cleon Jones, R</b> OBP: 0.273, SLG: 0.243 (1, 7)										4	0	0	0	0	0	2	3			
<b>Art Shamsky, L</b> OBP: 0.404, SLG: 0.520 <b>Mike Jorgensen, L</b> OBP: 0.390, SLG: 0.349 (8, PR) (8, 3)										3	0	2	0	1	0	2	0			
<b>Ken Boswell, L</b> OBP: 0.351, SLG: 0.373 (1, 4)										3	0	0	0	1	0	3				
<b>Dave Marshall, L</b> OBP: 0.370, SLG: 0.595 <b>Ron Swoboda, R</b> OBP: 0.422, SLG: 0.418 (4, PR) (4, 9)										0	0	0	0	2	0	0	0			
<b>Joe Foy, R</b> OBP: 0.368, SLG: 0.349 (1, 5)										2	0	1	0	0	1	2				
<b>Jerry Grote, R</b> OBP: 0.213, SLG: 0.294 <b>Donn Clendenon, R</b> OBP: 0.337, SLG: 0.513 (9, PH)										3	0	0	0	0	0	2	1			
<b>Tom Seaver, R</b> OBP: 0.206, SLG: 0.212 <b>Ed Kranepool, L</b> OBP: 0.296, SLG: 0.174 (9, PH)										2	0	0	0	1	2	0	1			
<b>Inning Stats</b>	R: 0 E: 0 K: 2 S: 7	H: 0 LOB: 0 BB: 0 P: 7	R: 0 E: 0 K: 0 S: 3	H: 1 LOB: 2 BB: 2 P: 11	R: 0 E: 0 K: 1 S: 5	H: 0 LOB: 2 BB: 1 P: 10	R: 0 E: 0 K: 0 S: 2	H: 0 LOB: 0 BB: 0 P: 6	R: 0 E: 0 K: 2 S: 7	H: 0 LOB: 0 BB: 0 P: 7	R: 0 E: 0 K: 2 S: 8	H: 1 LOB: 2 BB: 1 P: 12	R: 0 E: 0 K: 1 S: 6	H: 0 LOB: 2 BB: 0 P: 10	R: 0 E: 0 K: 0 S: 4	H: 1 LOB: 1 BB: 0 P: 4	1B: 1 2B: 2 3B: 0 HR: 0	SF: 0 SAC: 0 DP: 2 HBP: 1	WP: 1 PB: 0 SB: 2 CS: 0	PA: 36
<b>PITCHER</b> <b>Carl Morton, R</b> ERA: 2.65 (1, 1)	IP: 9.0 WLS: W BF: 36 H: 3 R: 0 ER: 0 SO: 10 BB: 6 IBB: 0 HBP: 1 BLK: 0 WP: 1 HR: 0 S: 49 P: 74 ERA: 0.00 WHIP: 1.000															<b>PITCHER</b>				

**New York Mets @ Montreal Expos**  
Jarry Park, Montreal, QB  
Wed May 20 1970, 7:05 PM EDT  
Att: 11,361 - Unknown

AB	29
R	0
H	3
RBI	0
BB	6
SO	10
LOB	18



Batter	1	2	3	4	5	6	7	8	9	AB	R	H	RBI	BB	SO	LOB	BOTTOM			
<b>Mary Staehle, L</b> OBP: 0.352, SLG: 0.304 (1, 4)										3	0	0	0	1	2	0				
<b>Mack Jones, L</b> OBP: 0.403, SLG: 0.438 (1, 7)										2	1	0	0	2	1	1				
<b>Rusty Staub, L</b> OBP: 0.475, SLG: 0.504 (1, 9)										3	1	1	0	1	1	1				
<b>Ron Fairly, L</b> OBP: 0.411, SLG: 0.403 (1, 3)										3	0	1	1	1	0	1				
<b>Jim Fairey, L</b> OBP: 0.328, SLG: 0.417 (1, 8)										3	0	1	1	1	0	2				
<b>Coco Laboy, R</b> OBP: 0.210, SLG: 0.189 (1, 5)										3	0	0	0	0	2	2				
<b>John Bateman, R</b> OBP: 0.271, SLG: 0.297 (1, 2)										3	0	0	0	0	2	2				
<b>Bobby Wine, R</b> OBP: 0.272, SLG: 0.315 (1, 6)										2	0	0	0	1	0	0				
<b>Carl Morton, R</b> OBP: 0.300, SLG: 0.333 (1, 1)										3	0	0	0	0	2	1				
<b>Inning Stats</b>	R: 0 E: 0 K: 2 S: 7	H: 0 LOB: 0 BB: 0 P: 7	R: 0 E: 0 K: 1 S: 5	H: 0 LOB: 0 BB: 0 P: 5	R: 0 E: 0 K: 2 S: 7	H: 0 LOB: 0 BB: 0 P: 7	R: 2 E: 0 K: 2 S: 9	H: 2 LOB: 2 BB: 2 P: 17	R: 0 E: 0 K: 1 S: 5	H: 0 LOB: 0 BB: 0 P: 5	R: 0 E: 0 K: 0 S: 2	H: 0 LOB: 1 BB: 2 P: 10	R: 0 E: 0 K: 1 S: 5	H: 0 LOB: 1 BB: 1 P: 9	R: 0 E: 0 K: 1 S: 5	H: 1 LOB: 2 BB: 2 P: 13	1B: 2 2B: 1 3B: 0 HR: 0	SF: 0 SAC: 0 DP: 0 HBP: 0	WP: 0 PB: 0 SB: 0 CS: 1	PA: 33
<b>PITCHER</b> <b>Tom Seaver, R</b> ERA: 1.99 (1, 1)	IP: 8.0 WLS: L BF: 32 H: 3 R: 2 ER: 2 SO: 10 BB: 5 IBB: 2 HBP: 0 BLK: 0 WP: 0 HR: 0 S: 45 P: 73 ERA: 2.25 WHIP: 1.000															<b>PITCHER</b>				

**New York Mets @ Montreal Expos**  
Jarry Park, Montreal, QB  
Wed May 20 1970, 7:05 PM EDT  
Att: 11,361 - Unknown

AB	25
R	2
H	3
RBI	2
BB	7
SO	10
LOB	10









Batter	1	2	3	4	5	6	7	8	9	AB	R	H	RBI	BB	SO	LOB	TOP			
Freddie Patek, R OBP: 0.322, SLG: 0.316	F8		G6-4-3		G4-6-3 BB		L8			3	0	0	0	1	0	1				
Matty Alou, L OBP: 0.289, SLG: 0.299	6-3			G3	G4-6-3		F9			4	0	0	0	0	0	1				
Roberto Clemente, R OBP: 0.389, SLG: 0.555	K			BB 1B	4-3		4-3			4	1	1	0	0	1	0				
Willie Stargell, L OBP: 0.324, SLG: 0.464		3-1		1B BB 1B			K			3	1	0	0	1	2	0				
Al Oliver, L OBP: 0.252, SLG: 0.403		HR		BB 1B	1-2 2-H 1B		F8 2B		4-3	4	1	3	2	0	0	0				
Manny Sanguillen, R OBP: 0.299, SLG: 0.400	F8			BB 1B	1-2 2-3 1B		F8		1-3	4	0	1	0	0	0	1				
Richie Hebner, L OBP: 0.396, SLG: 0.467				1-2 2-3 3-H BB	FC6-4 BB		K		K	2	0	0	1	2	2	1				
Bill Mazerolski, R OBP: 0.264, SLG: 0.291	CS		K		F7		F5			3	0	0	0	0	1	3				
Bob Moose, R OBP: 0.294, SLG: 0.200										0	0	0	0	1	0	0				
Jose Pagan, R OBP: 0.250, SLG: 0.233					FC6-4		K			1	0	0	0	0	0	3				
Joe Gibbon, R OBP: 0.297, SLG: 0.467										0	0	0	0	0	0	0				
Dave Ricketts, S OBP: 0.125, SLG: 0.125										1	0	0	0	0	0	1				
Gene Garber, R OBP: 0.097, SLG: 0.667										0	0	0	0	0	0	0				
<b>Inning Stats</b>	R: 0 E: 0 K: 1 S: 5	H: 0 LOB: 0 BB: 0 P: 5	R: 1 E: 0 K: 0 S: 3	H: 1 LOB: 0 BB: 1 P: 7	R: 0 E: 0 K: 1 S: 4	H: 0 LOB: 0 BB: 1 P: 8	R: 2 E: 0 K: 0 S: 6	H: 3 LOB: 3 BB: 2 P: 14	R: 0 E: 0 K: 2 S: 8	H: 1 LOB: 1 BB: 0 P: 8	R: 0 E: 0 K: 1 S: 5	H: 0 LOB: 0 BB: 0 P: 5	R: 0 E: 0 K: 1 S: 5	H: 0 LOB: 0 BB: 0 P: 5	R: 0 E: 0 K: 1 S: 5	H: 0 LOB: 0 BB: 0 P: 5	1B: 3 2B: 1 3B: 0 HR: 1	SF: 0 SAC: 0 DP: 2 HBP: 0	WP: 0 PB: 0 SB: 0 CS: 1	PA: 35
<b>PITCHER</b> Bill Stoneman, R ERA: 4.77	IP: 9.0 WLS: W BF: 34 H: 5 R: 3 ER: 3 SO: 7 BB: 5 IBB: 0 HBP: 0 BLK: 0 WP: 0 HR: 1 S: 43 P: 63 ERA: 3.00 WHIP: 1.111															<b>PITCHER</b>				

Pittsburgh Pirates @ Montreal Expos  
 Jarry Park, Montreal, QB  
 Fri May 22 1970, 7:05 PM EDT  
 Att: 10,576 - Unknown


AB 29  
 R 3  
 H 5  
 RBI 3  
 BB 5  
 SO 7  
 LOB 10



Batter	1	2	3	4	5	6	7	8	9	AB	R	H	RBI	BB	SO	LOB	BOTTOM	
Mary Staehle, L OBP: 0.353, SLG: 0.303	HR 1B		BB 1B	K			6-3			4	2	2	0	0	1	0		
Mack Jones, L OBP: 0.402, SLG: 0.456	HR		1B BB	K			E3			3	2	1	2	1	1	0		
Rusty Staub, L OBP: 0.458, SLG: 0.496	F6		F8		4-3		4-3			4	0	0	0	0	0	3		
Ron Fairly, L OBP: 0.419, SLG: 0.409	FC6-4 1B		1-2 2-H 3B 1B		3-1					4	1	3	1	0	0	0		
Jim Fairey, L OBP: 0.333, SLG: 0.441										4	1	2	2	0	1	1		
Adolfo Phillips, R OBP: 0.323, SLG: 0.414	K		1-1 2-H 1B 3B		F7					0	0	0	0	0	0	0		
Coco Laboy, R OBP: 0.219, SLG: 0.212	FC6-4		3-H 1B				6-3			4	0	1	1	0	1	3		
John Bateman, R OBP: 0.282, SLG: 0.286		6-3					K		G4-6-3	4	0	1	0	0	1	2		
Bobby Wine, R OBP: 0.261, SLG: 0.300		5-3					K			3	0	0	0	0	1	1		
Bill Stoneman, R OBP: 0.091, SLG: 0.136		1-3			1-3				F6	3	0	0	0	0	0	0		
<b>Inning Stats</b>	R: 2 E: 0 K: 1 S: 8	H: 3 LOB: 1 BB: 0 P: 8	R: 0 E: 0 K: 0 S: 3	H: 0 LOB: 0 BB: 0 P: 3	R: 4 E: 0 K: 0 S: 7	H: 5 LOB: 1 BB: 1 P: 11	R: 0 E: 0 K: 2 S: 7	H: 0 LOB: 0 BB: 0 P: 7	R: 0 E: 0 K: 2 S: 7	H: 0 LOB: 0 BB: 0 P: 7	R: 0 E: 1 K: 0 S: 4	H: 0 LOB: 1 BB: 0 P: 4	R: 0 E: 0 K: 1 S: 6	H: 2 LOB: 2 BB: 0 P: 6	1B: 8 2B: 0 3B: 1 HR: 1	SF: 0 SAC: 0 DP: 1 HBP: 0	WP: 0 PB: 0 SB: 0 CS: 0	PA: 34
<b>PITCHER</b> Bob Moose, R ERA: 5.98 Joe Gibbon, L ERA: 6.75 Gene Garber, R ERA: 3.57	IP: 3.0 WLS: L BF: 17 H: 8 R: 6 ER: 6 SO: 1 BB: 1 IBB: 0 HBP: 0 BLK: 0 WP: 0 HR: 1 S: 18 P: 22 ERA: 18.00 WHIP: 3.000															<b>PITCHER</b>		

Pittsburgh Pirates @ Montreal Expos  
 Jarry Park, Montreal, QB  
 Fri May 22 1970, 7:05 PM EDT  
 Att: 10,576 - Unknown

AB 33  
 R 6  
 H 10  
 RBI 6  
 BB 1  
 SO 6  
 LOB 10





Batter	1	2	3	4	5	6	7	8	9	AB	R	H	RBI	BB	SO	LOB	TOP																								
Matty Alou, L OBP: 0.292, SLG: 0.313 (1, 8)	5-3		4-3	3B		3-1			SF7 1B	5	0	2	2	0	0	0																									
Gene Alley, R OBP: 0.255, SLG: 0.317 (1, 6)	HR		6-3	K		6-3			SF7	4	1	1	2	0	1	1																									
Roberto Clemente, R OBP: 0.362, SLG: 0.563 (1, 9)	G3		4-3		HR		6-3		5-3	5	1	1	1	0	0	0																									
Willie Stargell, L OBP: 0.324, SLG: 0.469 Johnny Jeter, R OBP: 0.351, SLG: 0.424 (5, 7)	2B		E4 FC3-6	K		HR				3	0	1	0	0	1	0																									
Bill Mazerowski, R OBP: 0.263, SLG: 0.283 (1, 4)	BB		FC3-6 1B	K		F8				3	1	0	0	1	1	1																									
Jose Pagan, R OBP: 0.265, SLG: 0.255 Jose Martinez, R OBP: 0.095, SLG: 0.050 (1, 5) (8, 5)	6-3		1B	1B		1B		L3		4	1	2	0	0	0	2																									
Al Oliver, L OBP: 0.244, SLG: 0.391 (1, 3)		4-3	E3 FC3-6 1B	4-3		4-3				4	0	0	0	0	0	3																									
Manny Sanguillen, R OBP: 0.284, SLG: 0.395 (1, 2)	5-3		FC3-6 3B 1B			F2		1-3		4	1	1	2	0	0	0																									
Dock Ellis, S OBP: 0.130, SLG: 0.048 Dave Giusti, R OBP: 0.500, SLG: 0.250 (1, 1) (9, 1)	K		FC3-6 3B	K		K		E 1B SF7 BB		3	2	0	0	1	2	2																									
<b>Inning Stats</b>	R: 1 E: 0 K: 0 S: 5	H: 2 LOB: 2 BB: 1 P: 9	R: 0 E: 0 K: 1 S: 5	H: 0 LOB: 0 BB: 0 P: 5	R: 0 E: 0 K: 0 S: 3	H: 0 LOB: 0 BB: 0 P: 3	R: 4 E: 2 K: 1 S: 10	H: 3 LOB: 1 BB: 0 P: 10	R: 1 E: 0 K: 2 S: 9	H: 2 LOB: 1 BB: 0 P: 9	R: 0 E: 0 K: 1 S: 5	H: 0 LOB: 0 BB: 0 P: 5	R: 1 E: 0 K: 0 S: 4	H: 1 LOB: 0 BB: 0 P: 4	R: 0 E: 0 K: 0 S: 3	H: 0 LOB: 0 BB: 0 P: 3	R: 1 E: 1 K: 0 S: 3	H: 1 LOB: 0 BB: 1 P: 7	1B: 4 2B: 1 3B: 1 HR: 3	SF: 1 SAC: 0 DP: 0 HBP: 0	WP: 0 PB: 0 SB: 0 CS: 0	PA: 39																			
<b>PITCHER</b>	IP	WLS	BF	H	R	ER	SO	BB	IBB	HBP	BLK	WP	HR	S	P	ERA	WHIP	<b>PITCHER</b>							IP	WLS	BF	H	R	ER	SO	BB	IBB	HBP	BLK	WP	HR	S	P	ERA	WHIP
Dan McGinn, L ERA: 5.09 (1, 1)	3.2	L	19	5	5	1	1	1	0	0	0	0	1	20	24	2.46	1.636																								
John Strohmayr, R ERA: 6.85 (4, 1)	1.1		6	2	1	1	3	0	0	0	0	0	1	12	12	6.75	1.500																								
Mike Wegener, R ERA: 3.0 (6, 1)	3.0		10	1	1	1	1	0	0	0	0	0	1	12	12	3.00	0.333																								
Balor Moore, L ERA: (9, 1)	1.0		4	1	1	0	0	1	0	0	0	0	0	3	7	0.00	2.000																								

Pittsburgh Pirates @ Montreal Expos  
Jarry Park, Montreal, QB  
Sat May 23 1970, 7:05 PM EDT  
Att: 28,702 - Unknown

AB 36  
R 8  
H 9  
RBI 8  
BB 2  
SO 5  
LOB 9



Batter	1	2	3	4	5	6	7	8	9	AB	R	H	RBI	BB	SO	LOB	BOTTOM																								
Mary Staehle, L OBP: 0.355, SLG: 0.294 (1, 4)	FC4-6 BB		G3		6-3			FC6-4 HBP BB	F6	3	0	0	0	2	0	3																									
Mack Jones, L OBP: 0.394, SLG: 0.439 (1, 7)	FC4-6 1B		K			F5		FC6-4 HBP	FC4-6	4	0	0	0	0	1	4																									
Rusty Staub, L OBP: 0.453, SLG: 0.489 (1, 9)	G4-6-3 1B		K			3-1		FC6-4		4	0	1	0	0	1	2																									
Ron Fairly, L OBP: 0.415, SLG: 0.400 (1, 3)	G4-6-3		4-3			4-3	PB BB	4-3		3	0	0	0	1	0	4																									
Jim Fairey, L OBP: 0.342, SLG: 0.429 (1, 8)		3-1		HR BB		4-3			E BB 1B BB	2	2	0	0	2	0	1																									
Coco Laboy, R OBP: 0.225, SLG: 0.243 (1, 5)		5-3		HR		6-3			E 1B BB	3	2	1	2	1	0	0																									
John Bateman, R OBP: 0.268, SLG: 0.270 (1, 2)		6-3		5-3		4-3			E4 F8 1B	4	0	0	0	0	2																										
Bobby Wine, R OBP: 0.267, SLG: 0.306 (1, 6)			G3 SH5-4 1B			4-3			FC4-6 1B	4	0	2	2	0	0	0																									
Dan McGinn, L John Strohmayr, R Ron Fairly, L Mike Wegener, R Bob Bailey, R Balor Moore, L Gary Sutherland, R (1, 1) (4, 1) (5, PH) (8, PH) (9, PH) (9, PH)			SH5-4		6-3			3-1	F8	0	0	0	0	0	0	0																									
<b>Inning Stats</b>	R: 0 E: 0 K: 0 S: 3	H: 1 LOB: 1 BB: 1 P: 7	R: 0 E: 0 K: 0 S: 3	H: 0 LOB: 0 BB: 0 P: 3	R: 0 E: 0 K: 1 S: 6	H: 1 LOB: 0 BB: 0 P: 6	R: 2 E: 0 K: 1 S: 6	H: 1 LOB: 0 BB: 1 P: 10	R: 0 E: 0 K: 0 S: 3	H: 0 LOB: 0 BB: 0 P: 3	R: 0 E: 0 K: 0 S: 3	H: 0 LOB: 1 BB: 1 P: 7	R: 0 E: 0 K: 0 S: 3	H: 0 LOB: 0 BB: 0 P: 3	R: 0 E: 0 K: 0 S: 3	H: 0 LOB: 2 BB: 1 P: 8	R: 2 E: 1 K: 0 S: 5	H: 1 LOB: 2 BB: 2 P: 13	1B: 3 2B: 0 3B: 0 HR: 1	SF: 0 SAC: 1 DP: 1 HBP: 1	WP: 0 PB: 1 SB: 0 CS: 0	PA: 38																			
<b>PITCHER</b>	IP	WLS	BF	H	R	ER	SO	BB	IBB	HBP	BLK	WP	HR	S	P	ERA	WHIP	<b>PITCHER</b>							IP	WLS	BF	H	R	ER	SO	BB	IBB	HBP	BLK	WP	HR	S	P	ERA	WHIP
Dock Ellis, R ERA: 4.24 (1, 1)	8.0	W	34	3	4	3	2	6	0	0	0	0	1	31	56	3.38	1.125																								
Dave Giusti, R ERA: 3.0 (9, 1)	1.0	S	4	1	0	0	0	0	0	0	0	0	0	4	4	0.00	1.000																								

Pittsburgh Pirates @ Montreal Expos  
Jarry Park, Montreal, QB  
Sat May 23 1970, 7:05 PM EDT  
Att: 28,702 - Unknown


AB 30  
R 4  
H 4  
RBI 4  
BB 6  
SO 2  
LOB 18





Batter	1	2	3	4	5	6	7	8	9	AB	R	H	RBI	BB	SO	LOB	TOP								
Matty Alou, L OBP: 0.305, SLG: 0.324 (1, 8)										3	1	2	1	2	0	0	<b>Pittsburgh Pirates @ Montreal Expos</b> Jarry Park, Montreal, QB Sun May 24, 1970, 3:33 AM EDT Att: 29,306 - Unknown								
Richie Hebner, L OBP: 0.384, SLG: 0.452 (1, 5)										4	0	0	0	0	0	3									
Al Oliver, L OBP: 0.245, SLG: 0.397 (1, 9) (9, 3)										3	0	1	1	0	0	0									
Bob Robertson, R OBP: 0.407, SLG: 0.654 Roberto Clemente, R OBP: 0.382, SLG: 0.563 (1, 3) (9, 9)										4	0	0	0	0	2	1									
Bill Mazerowski, R OBP: 0.277, SLG: 0.293 (1, 4)										3	0	2	0	1	0	0									
Johnny Jeter, R OBP: 0.341, SLG: 0.405 (1, 7)										4	0	1	0	0	1	3									
Gene Alley, R OBP: 0.254, SLG: 0.308 (1, 6)										3	0	0	0	1	1	1									
Manny Sanguillen, R OBP: 0.292, SLG: 0.419 (1, 2)										3	1	1	1	1	0	2									
Bob Veale, S OBP: 0.125, SLG: 0.091 (1, 1)										4	1	1	0	0	2	4									
<b>Inning Stats</b>	R: 1 E: 0 K: 1 S: 5	H: 0 LOB: 0 BB: 1 P: 9	R: 0 E: 0 K: 0 S: 4	H: 1 LOB: 2 BB: 1 P: 8	R: 0 E: 0 K: 0 S: 4	H: 1 LOB: 1 BB: 0 P: 4	R: 0 E: 0 K: 1 S: 6	H: 1 LOB: 2 BB: 1 P: 10	R: 0 E: 0 K: 0 S: 2	H: 0 LOB: 0 BB: 0 P: 6	R: 0 E: 0 K: 0 S: 3	H: 1 LOB: 0 BB: 0 P: 3	R: 1 E: 0 K: 1 S: 7	H: 2 LOB: 1 BB: 0 P: 7	R: 0 E: 0 K: 2 S: 7	H: 0 LOB: 1 BB: 1 P: 11	R: 1 E: 0 K: 1 S: 6	H: 2 LOB: 1 BB: 0 P: 6	1B: 4 2B: 3 3B: 0 HR: 1	SF: 1 SAC: 0 DP: 1 HBP: 0	WP: 0 PB: 0 SB: 2 CS: 1	PA: 37			
<b>PITCHER</b>	IP WLS BF H R ER SO BB IBB HBP BLK WP HR S P ERA WHIP	7.0 L 29 6 2 1 3 3 1 0 0 0 0 1 31 47 1.29 1.286	2.0 8 2 1 1 3 1 0 0 0 0 0 0 13 17 4.50 1.500																						


Batter	1	2	3	4	5	6	7	8	9	AB	R	H	RBI	BB	SO	LOB	BOTTOM								
Gary Sutherland, R OBP: 0.231, SLG: 0.250 (1, 4)										4	0	0	0	1	0	2	<b>Pittsburgh Pirates @ Montreal Expos</b> Jarry Park, Montreal, QB Sun May 24, 1970, 3:33 AM EDT Att: 29,306 - Unknown								
Rusty Staub, L OBP: 0.460, SLG: 0.489 (1, 9)										2	0	1	0	2	0	2									
Adolfo Phillips, R OBP: 0.304, SLG: 0.387 Bill Dillman, R ERA: 3.0 (1, 8) (8, 1)										4	0	0	0	0	2	7									
Bob Bailey, R OBP: 0.323, SLG: 0.250 (1, 7)										3	0	0	0	1	1	2									
Coco Laboy, R OBP: 0.231, SLG: 0.245 (1, 5)										3	0	1	0	0	1	2									
John Bateman, R OBP: 0.256, SLG: 0.256 (1, 2)										4	0	0	0	0	2	2									
Ron Fairly, L OBP: 0.411, SLG: 0.391 (1, 3)										3	0	0	0	1	2	1									
Bobby Wine, R OBP: 0.260, SLG: 0.297 (1, 6)										4	0	0	0	0	2	2									
Carl Morton, R OBP: 0.318, SLG: 0.316 Ron Brand, R OBP: 0.333, SLG: 0.345 (7, PH) (8, 8)										1	0	0	0	1	0	0									
<b>Inning Stats</b>	R: 0 E: 0 K: 2 S: 8	H: 1 LOB: 2 BB: 1 P: 12	R: 0 E: 0 K: 2 S: 7	H: 0 LOB: 0 BB: 0 P: 7	R: 0 E: 0 K: 1 S: 5	H: 0 LOB: 1 BB: 1 P: 9	R: 0 E: 0 K: 0 S: 4	H: 1 LOB: 0 BB: 0 P: 4	R: 0 E: 1 K: 2 S: 8	H: 0 LOB: 2 BB: 1 P: 12	R: 0 E: 0 K: 2 S: 7	H: 0 LOB: 2 BB: 2 P: 15	R: 0 E: 1 K: 0 S: 3	H: 0 LOB: 1 BB: 1 P: 7	R: 0 E: 0 K: 0 S: 3	H: 0 LOB: 0 BB: 0 P: 3	R: 0 E: 0 K: 1 S: 6	H: 1 LOB: 0 BB: 0 P: 6	1B: 2 2B: 0 3B: 1 HR: 0	SF: 0 SAC: 1 DP: 1 HBP: 0	WP: 0 PB: 1 SB: 1 CS: 0	PA: 37			
<b>PITCHER</b>	IP WLS BF H R ER SO BB IBB HBP BLK WP HR S P ERA WHIP	9.0 W 37 3 0 0 10 6 0 0 0 0 0 51 75 0.00 1.000																							





Batter	1	2	3	4	5	6	7	8	9	AB	R	H	RBI	BB	SO	LOB	TOP			
<b>Tony Taylor, R</b> OBP: 0.306, SLG: 0.279 (1, 5)										4	1	2	3	1	0	0	<b>Philadelphia Phillies @ Montreal Expos</b> Jarry Park, Montreal, QB Tue May 26 1970, 7:05 PM EDT Att: 14,010 - Unknown			
<b>Denny Doyle, L</b> OBP: 0.281, SLG: 0.315 (1, 4)										5	0	2	0	0	0	3				
<b>Oscar Gamble, L</b> OBP: 0.100, SLG: 0.100 <b>Scott Reid, L</b> (3, 8)										2	0	0	0	0	1	3				
<b>Deron Johnson, R</b> OBP: 0.288, SLG: 0.410 (1, 3)										3	0	0	0	1	1	2				
<b>Larry Hisle, R</b> OBP: 0.331, SLG: 0.360 (1, 9)										2	0	1	0	2	1	0				
<b>Ron Stone, L</b> OBP: 0.246, SLG: 0.364 (1, 7)										4	0	1	0	0	0	3				
<b>Del Bates, L</b> OBP: 0.316, SLG: 0.219 <b>Terry Harmon, R</b> (9, PR) OBP: 0.241, SLG: 0.185 (9, 6)										2	0	1	0	0	0	2				
<b>Larry Bowa, S</b> OBP: 0.243, SLG: 0.191 <b>Jim Hutto, R</b> (9, PH) OBP: 0.250, SLG: 0.355 (9, 2)										3	0	0	0	0	0	6				
<b>Rick Wise, R</b> OBP: 0.227, SLG: 0.150 <b>Byron Browne, R</b> OBP: 0.278, SLG: 0.410 <b>Dick Selma, R</b> (9, 1)										1	0	1	0	0	0	0				
<b>Inning Stats</b>	R: 0 E: 1 K: 1 S: 5	H: 0 LOB: 1 BB: 1 P: 9	R: 0 E: 0 K: 1 S: 5	H: 1 LOB: 2 BB: 1 P: 10	R: 0 E: 0 K: 1 S: 6	H: 1 LOB: 1 BB: 0 P: 6	R: 0 E: 0 K: 0 S: 2	H: 0 LOB: 1 BB: 1 P: 7	R: 0 E: 0 K: 2 S: 8	H: 1 LOB: 2 BB: 1 P: 8	R: 0 E: 0 K: 1 S: 6	H: 1 LOB: 1 BB: 0 P: 6	R: 0 E: 0 K: 1 S: 5	H: 0 LOB: 0 BB: 0 P: 5	R: 3 E: 1 K: 0 S: 6	H: 3 LOB: 1 BB: 0 P: 6		1B: 5 2B: 3 3B: 0 HR: 1	SF: 0 SAC: 0 DP: 3 HBP: 2	WP: 0 PB: 0 SB: 2 CS: 0
<b>PITCHER</b> <b>Bill Stoneman, R</b> ERA: 4.46 (1, 1)	IP: 9.0 WLS: L BF: 39 H: 8 R: 3 ER: 2 SO: 7 BB: 4 IBB: 0 HBP: 2 BLK: 0 WP: 0 HR: 0 S: 47 P: 65 ERA: 2.00 WHIP: 1.333																			

Batter	1	2	3	4	5	6	7	8	9	AB	R	H	RBI	BB	SO	LOB	BOTTOM			
<b>Mary Staehle, L</b> OBP: 0.349, SLG: 0.290 (1, 4)										5	0	1	0	0	0	3	<b>Philadelphia Phillies @ Montreal Expos</b> Jarry Park, Montreal, QB Tue May 26 1970, 7:05 PM EDT Att: 14,010 - Unknown			
<b>Mack Jones, L</b> OBP: 0.390, SLG: 0.427 (1, 7)										3	0	0	0	1	1	2				
<b>Rusty Staub, L</b> OBP: 0.455, SLG: 0.479 (1, 9)										3	0	0	0	1	0	1				
<b>Ron Fairly, L</b> OBP: 0.307, SLG: 0.387 (1, 3)										4	0	1	0	0	0	1				
<b>Jim Fairley, L</b> OBP: 0.341, SLG: 0.438 <b>Adolfo Phillips, R</b> OBP: 0.304, SLG: 0.387 <b>Ron Brandt, R</b> OBP: 0.328, SLG: 0.339 (9, 8)										3	1	1	0	0	0	2				
<b>Coco Laboy, R</b> OBP: 0.232, SLG: 0.246 (1, 5)										4	0	1	1	0	1	2				
<b>John Bateman, R</b> OBP: 0.256, SLG: 0.293 (1, 2)										4	1	1	1	0	0	3				
<b>Bobby Wine, R</b> OBP: 0.260, SLG: 0.291 <b>Don Hahn, R</b> (9, PR) OBP: 0.237, SLG: 0.219										3	0	0	0	1	0	0				
<b>Bill Stoneman, R</b> OBP: 0.120, SLG: 0.200 <b>Bob Bailey, R</b> (9, PH) OBP: 0.333, SLG: 0.250										3	0	1	0	0	2	0				
<b>Inning Stats</b>	R: 0 E: 0 K: 0 S: 3	H: 0 LOB: 1 BB: 1 P: 7	R: 0 E: 0 K: 1 S: 5	H: 0 LOB: 0 BB: 0 P: 5	R: 0 E: 0 K: 0 S: 4	H: 1 LOB: 1 BB: 0 P: 4	R: 0 E: 0 K: 0 S: 4	H: 1 LOB: 2 BB: 1 P: 8	R: 1 E: 0 K: 0 S: 5	H: 2 LOB: 1 BB: 0 P: 5	R: 0 E: 0 K: 1 S: 5	H: 0 LOB: 0 BB: 0 P: 5	R: 0 E: 0 K: 0 S: 3	H: 0 LOB: 0 BB: 0 P: 3	R: 1 E: 0 K: 1 S: 6	H: 1 LOB: 2 BB: 2 P: 14		1B: 3 2B: 2 3B: 0 HR: 1	SF: 0 SAC: 0 DP: 0 HBP: 0	WP: 0 PB: 1 SB: 0 CS: 0
<b>PITCHER</b> <b>Rick Wise, R</b> ERA: 3.45 <b>Dick Selma, R</b> ERA: 3.79 (9, 1)	IP: 1.0 WLS: S BF: 6 H: 1 R: 1 ER: 1 SO: 1 BB: 2 IBB: 0 HBP: 0 BLK: 0 WP: 0 HR: 1 S: 6 P: 14 ERA: 9.00 WHIP: 3.000																			





Batter	1	2	3	4	5	6	7	8	9	AB	R	H	RBI	BB	SO	LOB	TOP			
Tony Taylor, R (1.5) OBP: 0.312, SLG: 0.281										3	0	1	0	0	0	2	<b>Philadelphia Phillies @ Montreal Expos</b> Jarry Park, Montreal, QB Wed May 27 1970, 7:05 PM EDT Att: 6,913 - Unknown			
Denny Doyle, L (1.4) OBP: 0.280, SLG: 0.309										3	1	0	0	1	3	2				
Larry Hisle, R (1.9) OBP: 0.324, SLG: 0.350										4	0	0	0	0	2	3				
Deron Johnson, R (1.3) OBP: 0.299, SLG: 0.435										3	1	2	3	1	1	1				
Byron Browne, R (1.8) OBP: 0.277, SLG: 0.395										3	0	0	0	1	1	2				
Jim Hutto, R (1.7) OBP: 0.250, SLG: 0.343										4	0	1	0	0	0	0				
Ron Stone, L (9.7) OBP: 0.246, SLG: 0.364										0	0	0	0	0	0	0				
Del Bates, L (1.2) OBP: 0.333, SLG: 0.206										2	0	0	0	1	1	0				
Larry Bowa, S (1.6) OBP: 0.236, SLG: 0.185										4	0	0	0	0	0	4				
Woodie Fryman, R (1.1) OBP: 0.167, SLG: 0.167										3	1	2	0	0	1	0				
<b>Inning Stats</b>	R: 0 E: 0 K: 1 S: 5	H: 1 LOB: 0 BB: 0 P: 5	R: 0 E: 0 K: 0 S: 2	H: 0 LOB: 0 BB: 1 P: 6	R: 0 E: 0 K: 1 S: 4	H: 0 LOB: 0 BB: 1 P: 8	R: 0 E: 0 K: 3 S: 9	H: 0 LOB: 1 BB: 0 P: 10	R: 0 E: 0 K: 1 S: 5	H: 0 LOB: 0 BB: 0 P: 5	R: 0 E: 0 K: 1 S: 6	H: 1 LOB: 1 BB: 0 P: 6	R: 0 E: 0 K: 1 S: 5	H: 0 LOB: 0 BB: 0 P: 5	R: 3 E: 0 K: 1 S: 8	H: 3 LOB: 3 BB: 2 P: 17	1B: 5 2B: 0 3B: 0 HR: 1	SF: 0 SAC: 0 DP: 3 HBP: 2	WP: 0 PB: 0 SB: 1 CS: 1	PA: 35
<b>PITCHER</b>	IP WLS BF H R ER SO BB IBB HBP BLK WP HR S P ERA WHIP																			
Dan McGinn, L (1.1) ERA: 4.74	8.2 L 34 6 3 3 9 4 0 2 0 0 1 46 64 3.12 1.154																			
Bill Dillman, R (9.1) ERA: 2.7	0.1 1 0 0 0 0 0 0 0 0 0 0 0 1 1 0.00 0.000																			

AB	29
R	3
H	6
RBI	3
BB	4
SO	9
LOB	14



Batter	1	2	3	4	5	6	7	8	9	AB	R	H	RBI	BB	SO	LOB	BOTTOM			
Gary Sutherland, R (1.4) OBP: 0.244, SLG: 0.253										3	0	1	0	1	0	1	<b>Philadelphia Phillies @ Montreal Expos</b> Jarry Park, Montreal, QB Wed May 27 1970, 7:05 PM EDT Att: 6,913 - Unknown			
Rusty Staub, L (1.9) OBP: 0.453, SLG: 0.476										3	0	1	0	0	0	1				
Adolfo Phillips, R (1.8) OBP: 0.301, SLG: 0.379										4	0	1	0	0	3	2				
Bob Bailey, R (1.7) OBP: 0.313, SLG: 0.231										4	0	0	0	0	0	2				
John Bateman, R (1.2) OBP: 0.247, SLG: 0.282										3	0	0	0	0	1	0				
Coco Laboy, R (1.5) OBP: 0.227, SLG: 0.239										3	0	0	0	0	0	0				
Ron Fairly, L (1.3) OBP: 0.406, SLG: 0.386										3	0	1	0	0	1	0				
Bobby Wine, R (1.6) OBP: 0.256, SLG: 0.287										2	0	0	0	0	1	0				
Dan McGinn, L (1.1) Bill Dillman, R (9.1)										3	0	0	0	0	1	1				
<b>Inning Stats</b>	R: 0 E: 0 K: 1 S: 5	H: 0 LOB: 0 BB: 0 P: 9	R: 0 E: 0 K: 1 S: 5	H: 0 LOB: 0 BB: 0 P: 5	R: 0 E: 0 K: 0 S: 4	H: 1 LOB: 1 BB: 0 P: 4	R: 0 E: 0 K: 1 S: 5	H: 0 LOB: 0 BB: 0 P: 5	R: 0 E: 0 K: 2 S: 8	H: 1 LOB: 1 BB: 0 P: 8	R: 0 E: 0 K: 1 S: 5	H: 0 LOB: 0 BB: 0 P: 5	R: 0 E: 0 K: 0 S: 4	H: 1 LOB: 1 BB: 0 P: 4	R: 0 E: 0 K: 0 S: 3	H: 1 LOB: 0 BB: 0 P: 3	1B: 4 2B: 0 3B: 0 HR: 0	SF: 0 SAC: 2 DP: 1 HBP: 0	WP: 0 PB: 1 SB: 0 CS: 0	PA: 31
<b>PITCHER</b>	IP WLS BF H R ER SO BB IBB HBP BLK WP HR S P ERA WHIP																			
Woodie Fryman, L (1.1) ERA: 3.58	9.0 W 31 4 0 0 7 1 0 0 0 0 0 44 48 0.00 0.556																			

AB	28
R	0
H	4
RBI	0
BB	1
SO	7
LOB	7





Batter	1	2	3	4	5	6	7	8	9	10	11	AB	R	H	RBI	BB	SO	LOB	TOP							
Tony Taylor, R OBP: 0.313, SLG: 0.333 (1, 5)	K		4-3		6-3		HR		F9		HR	6	2	2	2	0	1	1								
Denny Doyle, L OBP: 0.294, SLG: 0.310 (1, 4)	BB		1B		BB		P4		1B		K	3	0	1	0	3	1	0								
Scott Reid, L OBP: 0.125, SLG: 0.125 (1, 8)	K		G6-3		1B		FC4-6		3-1			5	1	1	0	0	1	5								
Deron Johnson, R OBP: 0.297, SLG: 0.428 (1, 3)	E4				G3		2B				6-3	5	1	1	0	0	1	2								
Ron Stone, L OBP: 0.274, SLG: 0.390 (1, 7)	1B				BB		2B		F8		F5	4	0	2	2	1	0	0								
Larry Hilsa, R OBP: 0.314, SLG: 0.338 (1, 9)		K			K		K		K		K	5	0	0	0	0	5	2								
Del Bates, L OBP: 0.340, SLG: 0.237 (1, 2)					L9				P5		4-3	4	0	1	0	1	0	1								
Larry Bowa, S OBP: 0.235, SLG: 0.200 (1, 6)		L8			1-3		P5		4-3		SF9	5	1	1	0	0	0	3								
Grant Jackson, S OBP: 0.293, SLG: 0.393 (1, 1)											SF9	1	0	0	0	0	1	1								
Lowell Palmer, R OBP: 0.256, SLG: 0.356 (3, 1)												1	0	0	0	0	0	0								
Joe Hoerner, L OBP: 0.274, SLG: 0.391 (7, 1)												1	0	0	0	0	0	0								
Terry Harmon, R OBP: 0.252, SLG: 0.195 (11, PH)												0	0	0	0	1	0	0								
Dick Selma, R OBP: 0.252, SLG: 0.195 (11, 1)												0	0	0	0	0	0	0								
<b>Inning Stats</b>	R: 0 E: 1 K: 2 S: 8	H: 1 LOB: 3 BB: 1 P: 12	R: 0 E: 0 K: 2 S: 8	H: 1 LOB: 1 BB: 0 P: 8	R: 0 E: 0 K: 2 S: 3	H: 1 LOB: 0 BB: 0 P: 3	R: 0 E: 0 K: 1 S: 5	H: 0 LOB: 1 BB: 1 P: 9	R: 0 E: 0 K: 0 S: 3	H: 0 LOB: 0 BB: 0 P: 3	R: 2 E: 0 K: 1 S: 7	H: 2 LOB: 2 BB: 2 P: 15	R: 1 E: 0 K: 1 S: 7	H: 2 LOB: 1 BB: 0 P: 7	R: 0 E: 0 K: 1 S: 5	H: 0 LOB: 0 BB: 0 P: 5	R: 0 E: 0 K: 0 S: 3	H: 0 LOB: 2 BB: 2 P: 11	R: 0 E: 0 K: 1 S: 5	H: 0 LOB: 0 BB: 0 P: 5	R: 2 E: 0 K: 1 S: 7	H: 2 LOB: 0 BB: 0 P: 7	1B: 4 2B: 2 3B: 1 HR: 2	SF: 1 SAC: 0 DP: 1 HBP: 0	WP: 0 PB: 1 SB: 0 CS: 0	PA: 47
<b>PITCHER</b>	IP: 6.2 ERA: 2.64	WLS: L BF: 16	H: 2 R: 2 ER: 2 SO: 3	BB: 1 IBB: 1 HBP: 0 BLK: 0	WP: 0 HR: 1 S: 20 P: 28	ERA: 4.50 WHIP: 0.750	IP: 11.1 ERA: 3.68	WLS: L BF: 1	H: 0 R: 0 ER: 0 SO: 1	BB: 0 IBB: 0 HBP: 0 BLK: 0	WP: 0 HR: 0 S: 3 P: 3	ERA: 0.00 WHIP: 0.000	<b>PITCHER</b>	IP: 6.2 ERA: 2.64	WLS: L BF: 16	H: 2 R: 2 ER: 2 SO: 3	BB: 1 IBB: 1 HBP: 0 BLK: 0	WP: 0 HR: 1 S: 20 P: 28	ERA: 4.50 WHIP: 0.750	IP: 11.1 ERA: 3.68	WLS: L BF: 1	H: 0 R: 0 ER: 0 SO: 1	BB: 0 IBB: 0 HBP: 0 BLK: 0	WP: 0 HR: 0 S: 3 P: 3	ERA: 0.00 WHIP: 0.000	

Philadelphia Phillies @ Montreal Expos  
 Jarry Park, Montreal, QB  
 Thu May 28 1970, 7:05 PM EDT  
 Att: 14,329 - Unknown

AB 40  
 R 5  
 H 9  
 RBI 5  
 BB 6  
 SO 10  
 LOB 15



Batter	1	2	3	4	5	6	7	8	9	10	11	AB	R	H	RBI	BB	SO	LOB	BOTTOM			
Don Hahn, R OBP: 0.325, SLG: 0.212 (1, 7)	BB				K				F7		F8	1	0	0	0	2	1	0				
Mack Jones, L OBP: 0.387, SLG: 0.423 (6, PH)	BB											1	0	0	0	0	1	0				
Bob Bailey, R OBP: 0.309, SLG: 0.226 (9, PH)	BB											1	0	0	0	0	0	0				
Boots Day, L OBP: 0.250, SLG: 0.250 (10, 7)	BB											1	0	0	0	0	0	0				
Gary Sutherland, R OBP: 0.241, SLG: 0.241 (1, 4)	BB											4	0	0	1	1	1	1				
Jim Fairey, L OBP: 0.537, SLG: 0.432 (11, PH)	BB											1	0	0	0	0	1	0				
Rusty Staub, L OBP: 0.446, SLG: 0.473 (1, 9)	K											5	0	1	0	0	2	3				
Adolfo Phillips, R OBP: 0.308, SLG: 0.362 (1, 8)	L7											3	0	0	0	2	1	2				
John Bateman, R OBP: 0.265, SLG: 0.292 (1, 2)												4	0	2	0	1	0	4				
Bill Stoneman, R OBP: 0.120, SLG: 0.200 (10, PR)												0	0	0	0	0	0	0				
John Boccabella, R OBP: 0.174, SLG: 0.304 (11, 2)												0	0	0	0	0	0	0				
Coco Labov, R OBP: 0.233, SLG: 0.246 (1, 5)												5	1	2	0	0	0	3				
Ron Fairly, L OBP: 0.411, SLG: 0.385 (1, 3)												3	1	1	0	2	0	0				
Bobby Wine, R OBP: 0.255, SLG: 0.284 (1, 6)												5	1	1	1	0	1	5				
Carl Morton, R OBP: 0.285, SLG: 0.286 (1, 1)												2	0	0	1	0	2	3				
Bill Dillman, R OBP: 0.256, SLG: 0.356 (7, 1)												1	0	0	0	0	1	0				
Balor Moore, L OBP: 0.346, SLG: 0.287 (11, 1)												0	0	0	0	0	0	0				
Marv Staehle, L OBP: 0.346, SLG: 0.287 (11, PH)												1	0	0	0	0	1	0				
<b>Inning Stats</b>	R: 0 E: 0 K: 1 S: 5	H: 0 LOB: 2 BB: 2 P: 13	R: 3 E: 0 K: 0 S: 6	H: 3 LOB: 1 BB: 1 P: 10	R: 0 E: 0 K: 2 S: 8	H: 1 LOB: 1 BB: 2 P: 16	R: 0 E: 0 K: 1 S: 6	H: 1 LOB: 2 BB: 1 P: 10	R: 0 E: 0 K: 0 S: 3	H: 0 LOB: 0 BB: 0 P: 7	R: 0 E: 0 K: 2 S: 7	H: 1 LOB: 2 BB: 1 P: 7	R: 0 E: 0 K: 1 S: 5	H: 0 LOB: 0 BB: 0 P: 5	R: 0 E: 0 K: 1 S: 6	H: 1 LOB: 2 BB: 1 P: 10	R: 0 E: 0 K: 2 S: 7	H: 0 LOB: 0 BB: 0 P: 7	1B: 6 2B: 1 3B: 0 HR: 0	SF: 1 SAC: 0 DP: 0 HBP: 0	WP: 1 PB: 0 SB: 0 CS: 0	PA: 47
<b>PITCHER</b>	IP: 2.0 ERA: 6.85	WLS: L BF: 14	H: 4 R: 3 ER: 3 SO: 1	BB: 4 IBB: 0 HBP: 0 BLK: 0	WP: 1 HR: 0 S: 12 P: 28	ERA: 13.50 WHIP: 4.000	IP: 3.1 ERA: 3.21	WLS: W BF: 15	H: 2 R: 0 ER: 0 SO: 4	BB: 2 IBB: 0 HBP: 0 BLK: 0	WP: 0 HR: 0 S: 21 P: 29	ERA: 0.00 WHIP: 1.000	IP: 1.0 ERA: 3.69	WLS: S BF: 3	H: 0 R: 0 ER: 0 SO: 2	BB: 0 IBB: 0 HBP: 0 BLK: 0	WP: 0 HR: 0 S: 7 P: 7	ERA: 0.00 WHIP: 0.000				

Philadelphia Phillies @ Montreal Expos  
 Jarry Park, Montreal, QB  
 Thu May 28 1970, 7:05 PM EDT  
 Att: 14,329 - Unknown

AB 38  
 R 3  
 H 7  
 RBI 3  
 BB 8  
 SO 12  
 LOB 21









Batter	1	2	3	4	5	6	7	8	9	10	AB	R	H	RBI	BB	SO	LOB	TOP		
Mary Staehle, L (1, 4) OBP: 0.328, SLG: 0.265	6-3	4-3		P5			BB		G3		4	0	0	0	1	0	2			
Mack Jones, L (1, 7) OBP: 0.393, SLG: 0.444	K	4-3			P6		P6		P6		3	0	0	0	0	1	0			
Adolfo Phillips, R (7, PH) OBP: 0.300, SLG: 0.352											2	0	0	0	0	0	1			
Rusty Staub, L (1, 9) OBP: 0.456, SLG: 0.506	HR							WP			5	1	5	1	0	0	0			
Ron Fairly, L (1, 3) OBP: 0.407, SLG: 0.401	HR			F2					F9		5	1	1	0	0	0	4			
Jim Fairly, L (1, 8) OBP: 0.533, SLG: 0.405				F9							2	1	0	0	1	0	1			
Ron Brand, R (8, PH) OBP: 0.503, SLG: 0.333											1	0	0	0	0	0	1			
Boots Day, L (10, PH) OBP: 0.250, SLG: 0.280	HR										0	0	0	0	0	0	0			
John Bateman, R (1, 2) OBP: 0.255, SLG: 0.309	HR			5-3							4	1	1	3	0	1	2			
Coco Laboy, R (1, 5) OBP: 0.241, SLG: 0.248	E5										4	0	1	0	0	1	0			
Bobby Wine, R (1, 6) OBP: 0.250, SLG: 0.273	1-3			SH1-4					F8		3	0	0	0	0	0	1			
Bill Stoneman, R (1, 1) OBP: 0.115, SLG: 0.192											1	0	0	0	0	1	0			
Bob Bailey, R (4, PH) OBP: 0.304, SLG: 0.222											1	0	0	0	0	0	1			
Steve Renko, R (4, 1) OBP: 0.278, SLG: 0.278											2	0	1	0	0	1	0			
Balor Moore, L (9, 1)											0	0	0	0	0	0	0			
Bill Dillman, R (9, 1)											0	0	0	0	0	0	0			
<b>Inning Stats</b>	R: 4 E: 1 K: 1 S: 9	H: 3 LOB: 1 BB: 1 P: 13	R: 0 E: 0 K: 1 S: 5	H: 0 LOB: 0 BB: 0 P: 5	R: 0 E: 0 K: 1 S: 4	H: 1 LOB: 1 BB: 0 P: 4	R: 0 E: 0 K: 0 S: 4	H: 1 LOB: 1 BB: 0 P: 4	R: 0 E: 0 K: 0 S: 3	H: 0 LOB: 0 BB: 0 P: 3	R: 0 E: 0 K: 1 S: 5	H: 0 LOB: 1 BB: 1 P: 9	R: 0 E: 0 K: 1 S: 6	H: 1 LOB: 1 BB: 0 P: 6	R: 0 E: 0 K: 1 S: 3	H: 1 LOB: 0 BB: 0 P: 3	1B: 5 2B: 2 3B: 0 HR: 2	SF: 0 SAC: 1 DP: 0 HBP: 0	WP: 1 PB: 0 SB: 0 CS: 2	PA: 41
<b>PITCHER</b>	IP	WLS	BF	H	R	ER	SO	BB	IBB	HBP	BLK	WP	HR	S	P	ERA	WHIP			
Jim McGlothlin, R (1, 1) ERA: 2.53	6.0		25	6	4	4	2	1	0	0	0	0	2	28	32	6.00	1.167			
Don Gullett, L (7, 1) ERA: 1.45	1.1		6	1	0	0	1	1	0	0	0	0	0	7	11	0.00	1.500			
Clay Carroll, R (8, 1) ERA: 3.31	1.2		6	1	0	0	2	0	0	0	0	1	0	10	10	0.00	0.600			
Wayne Granger, R (10, 1) ERA: 2.74	1.0	W	3	1	0	0	0	0	0	0	0	0	0	3	3	0.00	1.000			

**Montreal Expos @ Cincinnati Reds**  
Crosley Field, Cincinnati, OH  
Sat May 30 1970, 7:05 PM EDT  
Att: 23,839 - Unknown

AB 37  
R 4  
H 9  
RBI 4  
BB 2  
SO 5  
LOB 13



Batter	1	2	3	4	5	6	7	8	9	10	AB	R	H	RBI	BB	SO	LOB	BOTTOM				
Pete Rose, S (1, 9) OBP: 0.358, SLG: 0.427	F7	F5		G1-6-3		3-1			E9		4	0	1	0	1	0	1					
Bobby Tolan, L (1, 8) OBP: 0.387, SLG: 0.526	BB			G1-6-3							2	3	1	1	3	0	1					
Tony Perez, R (1, 5) OBP: 0.457, SLG: 0.688	K								F2		5	1	1	1	0	3	3					
Johnny Bench, R (1, 2) OBP: 0.318, SLG: 0.583	BB										4	0	0	0	1	1	3					
Lee May, R (1, 3) OBP: 0.332, SLG: 0.561	BB										4	1	1	0	1	2	1					
Bernie Carbo, L (1, 7) OBP: 0.514, SLG: 0.654	BB										2	0	1	1	3	0	1					
Tommy Helms, R (1, 4) OBP: 0.229, SLG: 0.240	FC6-4										5	0	1	1	0	0	6					
Darrel Chaney, S (1, 6) OBP: 0.244, SLG: 0.250											5	0	1	1	0	1	2					
Jim McGlothlin, R (1, 1) OBP: 0.296, SLG: 0.304											2	0	0	0	0	2	0					
Angel Brancisco, L (8, PH) OBP: 0.310, SLG: 0.273											1	0	0	0	0	0	1					
Don Gullett, L (7, 1) ERA: 1.45											0	0	0	0	0	0	0					
Clay Carroll, R (8, 1) ERA: 3.31											1	0	0	0	0	0	0					
Jimmy Stewart, S (9, PH) OBP: 0.251, SLG: 0.171											1	0	0	0	0	0	0					
Wayne Granger, R (10, 1) ERA: 2.74											0	0	0	0	0	0	0					
<b>Inning Stats</b>	R: 1 E: 0 K: 1 S: 5	H: 0 LOB: 3 BB: 4 P: 21	R: 0 E: 0 K: 1 S: 5	H: 0 LOB: 0 BB: 0 P: 5	R: 2 E: 0 K: 2 S: 9	H: 2 LOB: 2 BB: 2 P: 17	R: 0 E: 0 K: 1 S: 4	H: 0 LOB: 0 BB: 1 P: 8	R: 0 E: 1 K: 1 S: 6	H: 0 LOB: 1 BB: 0 P: 4	R: 1 E: 0 K: 2 S: 8	H: 1 LOB: 0 BB: 0 P: 8	R: 0 E: 0 K: 1 S: 4	H: 0 LOB: 0 BB: 1 P: 8	R: 0 E: 1 K: 0 S: 4	H: 3 LOB: 2 BB: 0 P: 8	R: 1 E: 0 K: 0 S: 4	H: 3 LOB: 2 BB: 0 P: 4	1B: 3 2B: 3 3B: 0 HR: 1	SF: 0 SAC: 0 DP: 1 HBP: 0	WP: 0 PB: 0 SB: 0 CS: 1	PA: 44
<b>PITCHER</b>	IP	WLS	BF	H	R	ER	SO	BB	IBB	HBP	BLK	WP	HR	S	P	ERA	WHIP					
Bill Stoneman, R (1, 1) ERA: 4.63	3.0		20	2	3	3	4	2	0	0	0	0	0	19	43	9.00	2.667					
Steve Renko, R (4, 1) ERA: 6.09	5.1		27	2	1	1	5	2	0	0	0	0	1	28	36	1.69	0.750					
Balor Moore, L (9, 1) ERA: 6.09	0.0	L	1	0	0	0	0	1	0	0	0	0	0	0	4	∞	∞					
Bill Dillman, R (9, 1) ERA: 4.32	1.0	L	6	3	1	1	0	0	0	0	0	0	0	6	6	9.00	3.000					

**Montreal Expos @ Cincinnati Reds**  
Crosley Field, Cincinnati, OH  
Sat May 30 1970, 7:05 PM EDT  
Att: 23,839 - Unknown

AB 35  
R 5  
H 7  
RBI 5  
BB 9  
SO 9  
LOB 19





Batter	1	2	3	4	5	6	7	8	9	AB	R	H	RBI	BB	SO	LOB	TOP			
Don Hahn, R (1,7) OBP: 0.341, SLG: 0.270 Boots Day, L (9, PH) OBP: 0.231, SLG: 0.231	F2								K								4 1 2 0 0 1 0 1 0 0 0 0 1 3			
Gary Sutherland, R (1,4) OBP: 0.226, SLG: 0.226	F8		F8		F8		F8		6-3								5 0 0 0 0 0 5			
Rusty Staub, L (1,9) OBP: 0.457, SLG: 0.531				F8				F9									4 1 2 2 0 0 0			
Adolfo Phillips, R (1,8) OBP: 0.321, SLG: 0.400				5-3													4 0 3 0 0 0 0			
John Bateman, R (1,2) OBP: 0.266, SLG: 0.320 Ron Fairly, L (8, PH) OBP: 0.405, SLG: 0.399																	3 1 2 0 0 0 1 1 0 0 0 0 0 1			
Coco Laboy, R (1,5) OBP: 0.243, SLG: 0.258 Mary Staehle, L (9, PH) OBP: 0.326, SLG: 0.263																	3 1 1 1 0 0 1 1 0 0 0 0 0 0			
John Boccabella, R (1,3) OBP: 0.192, SLG: 0.308																	3 0 1 1 0 0 0			
Jim Fairry, L (9, PH) OBP: 0.341, SLG: 0.413																	1 0 1 0 0 0 0			
Bobby Wine, R (1,6) OBP: 0.246, SLG: 0.268 Mack Jones, L (9, PH) OBP: 0.393, SLG: 0.444 Ron Brand, R (9, PH) OBP: 0.333, SLG: 0.333																	3 0 0 0 0 0 1 0 0 0 0 0 0 0 0 0 0 0 1 0 0			
Dan McGinn, L (1,1) Howie Reed, R (4,1) Carl Morton, R (8,1) OBP: 0.280, SLG: 0.286 Bob Bailey, R (9, PH) OBP: 0.300, SLG: 0.218																	1 0 0 0 0 1 0 2 0 0 0 0 1 0 0 0 0 0 0 0 0 1 0 0 0 0 0 2			
<b>Inning Stats</b>	R: 0 E: 0 K: 0 S: 4	H: 2 LOB: 2 BB: 0 P: 4	R: 0 E: 0 K: 0 S: 3	H: 1 LOB: 0 BB: 0 P: 3	R: 0 E: 0 K: 1 S: 6	H: 1 LOB: 1 BB: 0 P: 6	R: 2 E: 0 K: 0 S: 6	H: 3 LOB: 1 BB: 0 P: 6	R: 2 E: 0 K: 0 S: 6	H: 3 LOB: 1 BB: 0 P: 6	R: 0 E: 0 K: 2 S: 7	H: 0 LOB: 0 BB: 0 P: 7	R: 0 E: 0 K: 0 S: 3	H: 1 LOB: 0 BB: 0 P: 3	R: 0 E: 1 K: 1 S: 7	H: 1 LOB: 3 BB: 1 P: 11	1B: 7 2B: 3 3B: 1 HR: 1	SF: 0 SAC: 0 DP: 2 HBP: 0	WP: 0 PB: 0 SB: 0 CS: 0	PA: 38
<b>PITCHER</b>	IP WLS BF H R ER SO BB IBB HBP BLK WP HR S P ERA WHIP																			
Jim Merritt, L (1,1) ERA: 3.09	7.1 W 31 11 4 4 3 0 0 0 0 0 0 1 37 37 4.91 1.500																			
Clay Carroll, R (8,1) ERA: 3.21	1.0 3 1 0 0 0 0 0 0 0 0 0 0 3 3 0.00 1.000																			
Don Gullett, L (9,1) ERA: 1.45	0.0 1 0 0 0 0 1 0 0 0 0 0 0 0 4 ∞ ∞																			
Wayne Granger, R (9,1) ERA: 2.66	0.2 S 3 0 0 0 1 0 0 0 0 0 0 0 5 5 0.00 0.000																			

Montreal Expos @ Cincinnati Reds  
Crosley Field, Cincinnati, OH  
Sun May 31 1970, 3:33 AM EDT  
Att: 10,279 - Unknown

AB	37
R	4
H	12
RBI	4
BB	1
SO	4
LOB	14



Batter	1	2	3	4	5	6	7	8	9	AB	R	H	RBI	BB	SO	LOB	BOTTOM	
Pete Rose, S (1,9) OBP: 0.397, SLG: 0.429																	4 1 1 0 0 0 0	
Bobby Tolan, L (1,8) OBP: 0.385, SLG: 0.518																	3 1 0 0 1 1 2	
Tony Perez, R (1,5) OBP: 0.457, SLG: 0.704																	3 1 2 3 0 0 1	
Johnny Bench, R (1,2) OBP: 0.312, SLG: 0.571																	4 0 0 0 0 0 2	
Lee May, R (1,3) OBP: 0.335, SLG: 0.594																	4 2 2 2 0 1 0	
Hal McRae, R (1,7) OBP: 0.377, SLG: 0.648 Jimmy Stewart, S (6, FR) OBP: 0.225, SLG: 0.167																	3 1 2 1 0 0 0 1 0 0 0 0 0 0	
Tommy Helms, R (1,4) OBP: 0.224, SLG: 0.235																	4 0 0 0 0 0 1	
Dave Concepcion, R (1,6) OBP: 0.353, SLG: 0.346																	2 0 1 0 1 0 1	
Jim Merritt, L (1,1) OBP: 0.158, SLG: 0.135 Clay Carroll, R (8,1) Don Gullett, R (9,1) OBP: 0.800, SLG: 1.250 Wayne Granger, R (9,1)																	3 0 0 0 0 2 2 0	
<b>Inning Stats</b>	R: 1 E: 0 K: 0 S: 4	H: 1 LOB: 0 BB: 0 P: 4	R: 1 E: 0 K: 1 S: 7	H: 2 LOB: 1 BB: 0 P: 7	R: 0 E: 1 K: 1 S: 6	H: 0 LOB: 1 BB: 0 P: 6	R: 2 E: 0 K: 1 S: 6	H: 2 LOB: 0 BB: 1 P: 10	R: 0 E: 0 K: 0 S: 4	H: 1 LOB: 1 BB: 0 P: 4	R: 2 E: 0 K: 0 S: 4	H: 1 LOB: 0 BB: 1 P: 8	R: 0 E: 0 K: 1 S: 5	H: 0 LOB: 0 BB: 0 P: 5	1B: 3 2B: 1 3B: 0 HR: 4	SF: 1 SAC: 0 DP: 0 HBP: 0	WP: 1 PB: 0 SB: 0 CS: 1	PA: 34
<b>PITCHER</b>	IP WLS BF H R ER SO BB IBB HBP BLK WP HR S P ERA WHIP																	
Dan McGinn, L (1,1) ERA: 5.16	3.0 L 15 5 4 4 2 0 0 0 0 0 0 1 19 19 12.00 1.667																	
Howie Reed, R (4,1) ERA: 5.19	4.0 16 3 2 2 1 2 0 0 0 0 0 1 16 24 4.50 1.250																	
Carl Morton, R (8,1) ERA: 2.6	1.0 3 0 0 0 1 0 0 0 0 0 0 0 5 5 0.00 0.000																	

Montreal Expos @ Cincinnati Reds  
Crosley Field, Cincinnati, OH  
Sun May 31 1970, 3:33 AM EDT  
Att: 10,279 - Unknown

AB	31
R	6
H	8
RBI	6
BB	2
SO	4
LOB	9






Batter	1	2	3	4	5	6	7	8	9	AB	R	H	RBI	BB	SO	LOB	TOP					
Don Hahn, R OBP: 0.370, SLG: 0.289 Mack Jones, L OBP: 0.392, SLG: 0.450	0-0 BB E SF8 1B	4-0 BB			0-0 1B 2B		0-3 K		0-0 F7	1	1	1	0	1	0	0						
Gary Sutherland, R OBP: 0.237, SLG: 0.227	4-0 SF8 BB 1-2 BB	0-0 F6			0-0 1-3		0-0 F8		0-0 BB 1B	4	0	1	0	1	0	3						
Rusty Staub, L OBP: 0.461, SLG: 0.525	4-0 G6-4-3 1-2 2-3 BB		4-0 G5-3 1B BB		0-3 K		4-0 BLK 2B BB		0-0 F6	2	1	0	0	3	1	2						
Adolfo Phillips, R OBP: 0.337, SLG: 0.430	0-0 SF8		0-0 G5-3 1B		0-0 2H 1B		0-0 1H 2B		0-0 F9	4	0	3	3	0	0	1						
John Bateman, R OBP: 0.257, SLG: 0.308	0-0 G6-4-3 1-2		0-0 G5-3 1B		0-0 F8		0-0 F8			4	0	0	0	0	0	6						
Coco Laboy, R OBP: 0.243, SLG: 0.257		0-0 5-3	0-0 L5			0-0 1B			0-0 F8	4	0	1	0	0	0	1						
John Boccabella, R Ron Fairly, L OBP: 0.401, SLG: 0.394	0-0 2B 1B		0-0 6-3		0-0 F3		0-3 K			2	1	1	0	0	0	0						
Bobby Wine, R OBP: 0.251, SLG: 0.280	0-0 1H 2B		0-0 F9		0-0 F3		0-0 1B			4	0	2	1	0	0	1						
Carl Morton, R Bill Stoneman, R Jim Ray, R Bill Dillman, R Marv Staehle, L John Strohmayr, R OBP: 0.268, SLG: 0.350	0-0 F9		0-0 F8		0-0 4-3		0-0 F3			2	0	0	0	0	0	1						
<b>Inning Stats</b>	R: 1 E: 1 K: 0 S: 3	H: 1 LOB: 1 BB: 2 P: 11	R: 1 E: 0 K: 0 S: 5	H: 2 LOB: 2 BB: 1 P: 9	R: 0 E: 0 K: 0 S: 3	H: 1 LOB: 1 BB: 1 P: 7	R: 0 E: 0 K: 0 S: 3	H: 0 LOB: 0 BB: 0 P: 3	R: 1 E: 0 K: 1 S: 7	H: 2 LOB: 1 BB: 0 P: 7	R: 0 E: 0 K: 0 S: 4	H: 1 LOB: 1 BB: 1 P: 4	R: 1 E: 0 K: 1 S: 6	H: 1 LOB: 1 BB: 1 P: 10	R: 0 E: 0 K: 1 S: 6	H: 1 LOB: 1 BB: 0 P: 6	R: 0 E: 0 K: 0 S: 4	H: 1 LOB: 1 BB: 4 P: 4	1B: 7 2B: 3 3B: 0 HR: 0	SF: 1 SAC: 0 DP: 2 HBP: 0	WP: 0 PB: 0 SB: 0 CS: 0	PA: 40
<b>PITCHER</b>	IP WLS BF H R ER SO BB IBB HBP BLK WP HR S P ERA WHIP	2.0 L 26 3 2 2 0 4 0 0 0 0 0 8 24 9.00 3.500	3.1 W 26 7 2 2 3 1 0 0 0 0 0 31 35 2.84 1.263	0.1 S 1 0 0 0 0 0 0 0 0 0 0 1 1 0.00 0.000	0.1 S 1 0 0 0 0 0 0 0 0 0 0 1 1 0.00 0.000																	

**Montreal Expos @ Houston Astros**  
Astrodome, Houston, TX  
Tue Jun 02 1970, 8:05 PM EDT  
Att: 12,756 - Dome


AB 34  
R 4  
H 10  
RBI 4  
BB 5  
SO 3  
LOB 18



Batter	1	2	3	4	5	6	7	8	9	AB	R	H	RBI	BB	SO	LOB	BOTTOM			
Jesus Alou, R OBP: 0.303, SLG: 0.342	0-0 FC6-4 1B	4-0 BB BB		0-3 K		0-0 G3				3	0	1	0	1	1	1				
Joe Morgan, L OBP: 0.415, SLG: 0.416	0-0 FC6-4 CS 1-2	4-0 BB BB		0-0 G3-6-3 1-2		4-0 3-1 S 1B BB				2	1	0	1	2	0	2				
Jimmy Wynn, R Jim Beauchamp, R OBP: 0.269, SLG: 0.333	0-3 K	0-3 K			0-0 E S 1B		0-3 K		0-3 K	4	0	1	0	0	3	5				
Norm Miller, L OBP: 0.362, SLG: 0.390		0-0 BLK 1B 1B	0-0 G3		0-3 K		0-0 3-1		0-0 2-3	4	1	1	0	0	1	2				
Denis Menke, R OBP: 0.393, SLG: 0.459		4-0 1B BB	0-0 G4-6-3 1B		0-3 K		0-0 1B		0-0 3H	3	1	2	1	1	1	1				
Joe Pepitone, L OBP: 0.288, SLG: 0.494		0-3 K	0-0 G4-6-3 1-2		4-0 IBB		0-0 F5			3	0	0	0	1	1	4				
Doug Rader, R OBP: 0.330, SLG: 0.472		0-0 F5		4-0 3B BB		0-0 F2		0-0 5-3		3	1	0	0	1	0	4				
Johnny Edwards, L OBP: 0.232, SLG: 0.262		0-0 BB 1B 1B		0-0 1H 1B 3B		0-0 4-3		0-0 6-3		4	2	2	2	0	0	0				
Ron Cook, L Jim Ray, R Jack Dilauro, S Fred Gladding, L	0-0 BB BB 1-2 2H 1B	0-0 BB BB 1B	0-0 G3-6-3 1B		0-0 5-3		0-0 5-3		0-0 F8	1	0	1	1	0	0	0				
<b>Inning Stats</b>	R: 0 E: 0 K: 1 S: 5	H: 1 LOB: 1 BB: 0 P: 5	R: 3 E: 0 K: 2 S: 10	H: 3 LOB: 3 BB: 3 P: 22	R: 0 E: 0 K: 0 S: 3	H: 1 LOB: 0 BB: 0 P: 3	R: 2 E: 0 K: 1 S: 6	H: 2 LOB: 0 BB: 1 P: 10	R: 0 E: 0 K: 2 S: 8	H: 1 LOB: 2 BB: 1 P: 12	R: 0 E: 0 K: 0 S: 3	H: 0 LOB: 0 BB: 0 P: 3	R: 1 E: 0 K: 1 S: 6	H: 1 LOB: 1 BB: 1 P: 10	R: 0 E: 0 K: 0 S: 3	H: 0 LOB: 0 BB: 0 P: 3	1B: 8 2B: 1 3B: 1 HR: 0	SF: 0 SAC: 0 DP: 3 HBP: 0	WP: 0 PB: 0 SB: 2 CS: 1	PA: 36
<b>PITCHER</b>	IP WLS BF H R ER SO BB IBB HBP BLK WP HR S P ERA WHIP	3.0 L 17 6 5 0 3 4 0 0 0 0 0 19 17 0.00 1.000	4.1 L 26 7 2 2 3 1 0 0 0 0 0 9 13 4.50 1.000	1.0 S 3 0 0 0 0 0 0 0 0 0 3 3 0.00 0.000																

**Montreal Expos @ Houston Astros**  
Astrodome, Houston, TX  
Tue Jun 02 1970, 8:05 PM EDT  
Att: 12,756 - Dome

AB 30  
R 6  
H 9  
RBI 6  
BB 6  
SO 7  
LOB 19






Batter	1	2	3	4	5	6	7	8	9	AB	R	H	RBI	BB	SO	LOB	TOP					
Jim Fairey, L (1, 8) OBP: 0.340, SLG: 0.400	0-0 4-3		0-0 1B		4-0 BB		0-0 G3		0-0 4-3	4	0	1	0	1	0	2						
Gary Sutherland, R (1, 4) OBP: 0.238, SLG: 0.228	0-3 K		0-0 G4-6-3		0-0 F9				0-0 1B	4	0	1	0	0	1	4						
Rusty Staub, L (1, 9) OBP: 0.457, SLG: 0.518	0-3 K			0-3 K		0-0 1B			0-0 F2	4	0	1	0	0	2	1						
Mack Jones, L (1, 7) OBP: 0.395, SLG: 0.447		4-0 2B		0-3 K		0-3 K			0-0 1B	3	0	1	0	1	2	1						
Ron Fairly, L (1, 3) OBP: 0.393, SLG: 0.384	0-0 F4		0-0 G3		0-0 F9				0-3 K	4	0	0	0	0	1	4						
John Bateman, R (1, 2) OBP: 0.256, SLG: 0.306	0-0 F5				0-0 BB		0-0 F9		0-0 F5	4	0	1	0	0	0	4						
Coco Laboy, R (1, 5) OBP: 0.243, SLG: 0.264	0-0 1-3				0-3 K		0-0 6-3		0-0 5-3	4	0	1	0	0	1	1						
Bobby Wine, R (1, 6) OBP: 0.247, SLG: 0.274	0-3 K				0-3 K				0-0 6-3	3	0	0	0	0	3	3						
Ron Brand, R (9, PH) OBP: 0.326, SLG: 0.328										1	0	0	0	0	0	0						
Balor Moore, L (1, 1) OBP: 0.500, SLG: 0.500			0-0 6-3						0-0 2B	2	0	1	0	0	0	0						
Many Stashe, L (7, PH) OBP: 0.329, SLG: 0.261										0	0	0	0	1	0	0						
John Strohmayer, R (7, 1) OBP: 0.500, SLG: 0.500										0	0	0	0	0	0	0						
Jim Gosger, L (9, PH) OBP: 1.000, SLG: 2.000					1-2 1B					1	0	1	0	0	0	0						
<b>Inning Stats</b>	R: 0 E: 0 K: 2 S: 7	H: 0 LOB: 0 BB: 0 P: 7	R: 0 E: 0 K: 1 S: 6	H: 1 LOB: 2 BB: 1 P: 10	R: 0 E: 0 K: 0 S: 3	H: 1 LOB: 0 BB: 0 P: 3	R: 0 E: 0 K: 2 S: 7	H: 0 LOB: 0 BB: 0 P: 7	R: 0 E: 0 K: 2 S: 9	H: 2 LOB: 3 BB: 1 P: 13	R: 0 E: 0 K: 1 S: 6	H: 1 LOB: 1 BB: 0 P: 6	R: 0 E: 0 K: 1 S: 5	H: 0 LOB: 1 BB: 1 P: 9	R: 0 E: 0 K: 1 S: 7	H: 2 LOB: 2 BB: 0 P: 7	R: 0 E: 0 K: 0 S: 4	H: 1 LOB: 1 BB: 0 P: 4	1B: 6 2B: 2 3B: 0 HR: 0	SF: 0 SAC: 0 DP: 1 HBP: 0	WP: 0 PB: 0 SB: 0 CS: 0	PA: 37
<b>PITCHER</b> Jack Billingham, R (1, 1) ERA: 3.61	IP: 9.0 WLS: W BF: 37 H: 8 R: 0 ER: 0 SO: 10 BB: 3 IBB: 0 HBP: 0 BLK: 0 WP: 0 HR: 0 S: 54 P: 66 ERA: 0.00 WHIP: 1.222															<b>PITCHER</b>	IP: 9.0 WLS: W BF: 37 H: 8 R: 0 ER: 0 SO: 10 BB: 3 IBB: 0 HBP: 0 BLK: 0 WP: 0 HR: 0 S: 54 P: 66 ERA: 0.00 WHIP: 1.222					

**Montreal Expos @ Houston Astros**  
Astrodome, Houston, TX  
Wed Jun 03 1970, 8:05 PM EDT  
Att: 12,665 - Dome


AB	34
R	0
H	8
RBI	0
BB	3
SO	10
LOB	20



Batter	1	2	3	4	5	6	7	8	9	AB	R	H	RBI	BB	SO	LOB	BOTTOM			
Jesus Alou, R (1, 9) OBP: 0.301, SLG: 0.333	0-0 6-3		4-0 1B		0-0 6-3		0-0 6-3			3	1	0	0	1	0	0				
Joe Morgan, L (1, 4) OBP: 0.412, SLG: 0.410	0-0 5-3		0-3 K		0-0 F6		4-0 E			3	0	0	0	1	1	2				
Jimmy Wynn, R (1, 8) OBP: 0.394, SLG: 0.565	4-0 BLK		0-0 F6		0-3 K		0-3 K			3	0	0	0	1	2	3				
Tommy Davis, R (1, 7) OBP: 0.293, SLG: 0.366	4-0 1-2		0-0 1B		0-0 E5		0-0 E5			3	1	2	1	1	0	1				
Denis Menke, R (1, 6) OBP: 0.395, SLG: 0.460	0-0 F4		0-0 1-2		0-0 2B		0-3 K			4	1	2	1	0	1	4				
Doug Rader, R (1, 5) OBP: 0.328, SLG: 0.473		0-0 6-3		0-0 F7		0-0 1-3		0-3 K		4	1	1	1	0	1	2				
Joe Pepitone, L (1, 3) OBP: 0.292, SLG: 0.495	0-0 G4-6-3			0-0 3-1		0-0 2B		0-0 F4		4	0	2	2	0	0	0				
Johnny Edwards, L (1, 2) OBP: 0.233, SLG: 0.267	0-0 G4-6-3			0-0 4-3		0-0 2B		0-0 2B		4	0	1	0	0	0	2				
Jack Billingham, R (1, 1) OBP: 0.167, SLG: 0.091			0-0 1B		0-0 6-3		0-0 G1-6-3		0-3 K	4	1	1	0	0	1	2				
<b>Inning Stats</b>	R: 0 E: 0 K: 0 S: 3	H: 0 LOB: 2 BB: 2 P: 11	R: 0 E: 0 K: 0 S: 3	H: 1 LOB: 0 BB: 0 P: 3	R: 2 E: 0 K: 1 S: 8	H: 3 LOB: 2 BB: 1 P: 12	R: 0 E: 0 K: 0 S: 3	H: 0 LOB: 0 BB: 0 P: 3	R: 0 E: 0 K: 1 S: 5	H: 0 LOB: 0 BB: 0 P: 5	R: 3 E: 0 K: 0 S: 6	H: 4 LOB: 0 BB: 0 P: 6	R: 0 E: 1 K: 2 S: 8	H: 0 LOB: 2 BB: 1 P: 12	R: 0 E: 0 K: 2 S: 8	H: 1 LOB: 1 BB: 0 P: 8	1B: 7 2B: 2 3B: 0 HR: 0	SF: 0 SAC: 0 DP: 2 HBP: 0	WP: 0 PB: 0 SB: 0 CS: 0	PA: 36
<b>PITCHER</b> Balor Moore, L (1, 1) ERA: 5.87	IP: 6.0 WLS: L BF: 27 H: 8 R: 5 ER: 5 SO: 2 BB: 3 IBB: 0 HBP: 0 BLK: 1 WP: 0 HR: 0 S: 28 P: 40 ERA: 7.50 WHIP: 1.833															<b>PITCHER</b> John Strohmayer, R (7, 1) ERA: 5.87	IP: 2.0 WLS: 9 BF: 1 H: 0 R: 0 ER: 0 SO: 4 BB: 1 IBB: 0 HBP: 0 BLK: 0 WP: 0 HR: 0 S: 16 P: 20 ERA: 0.00 WHIP: 1.000			

**Montreal Expos @ Houston Astros**  
Astrodome, Houston, TX  
Wed Jun 03 1970, 8:05 PM EDT  
Att: 12,665 - Dome

AB	32
R	5
H	9
RBI	5
BB	4
SO	6
LOB	16





Batter	1	2	3	4	5	6	7	8	9	AB	R	H	RBI	BB	SO	LOB	TOP			
Mary Staehle, L (1.4)	3-1		F5		G4-6-3		F7			4	0	0	0	0	0	3	<b>Montreal Expos @ Houston Astros</b> Astrodome, Houston, TX Thu Jun 04 1970, 8:05 PM EDT Att: 10,189 - Dome			
Mack Jones, L (1.7)	BB		1B		K		F6			3	0	1	0	1	1	2				
Jim Gosger, L (1.8)	BB		1B			F2		F9		3	0	1	0	1	0	0				
Rusty Staub, L (1.9)	F8		F9			F4		G5-3		3	0	0	0	1	0	4				
Ron Fairly, L (1.3)	F7				1B	WP		E4		3	0	1	0	1	0	3				
Coco Laboy, R (1.5)		L4-6			K			G5-3		4	0	1	0	0	1	4				
John Bateman, R (1.2)		L4-6			G4-6-3			F8		3	0	1	0	1	0	1				
Bobby Wine, R (1.6)					G4-6-3			F6		1	0	0	0	0	0	0				
Jim Fairly, L (4.1)								F8		1	0	0	0	0	0	2				
Steve Renko, R (4.1)								F6		0	0	0	0	0	0	0				
Ron Brand, R (7.1)								F6		1	0	0	0	0	0	1				
Bill Dillman, R (7.1)								F6		0	0	0	0	0	0	0				
Claude Raymond, R (8.1)								F6		0	0	0	0	0	0	0				
Bob Bailey, R (9.1)								F6		1	0	0	0	0	0	0				
Dan McGinn, L (1.1)								5-3		1	0	0	0	0	0	0				
Gary Sutherland, R (4.6)								5-3		2	0	1	0	1	0	0				
<b>Inning Stats</b>	R: 0 E: 0 K: 0 S: 3	H: 0 LOB: 2 BB: 2 P: 11	R: 0 E: 0 K: 0 S: 3	H: 1 LOB: 0 BB: 0 P: 3	R: 0 E: 0 K: 0 S: 5	H: 2 LOB: 2 BB: 0 P: 5	R: 0 E: 0 K: 1 S: 6	H: 2 LOB: 1 BB: 0 P: 6	R: 0 E: 0 K: 1 S: 4	H: 0 LOB: 0 BB: 1 P: 8	R: 0 E: 0 K: 0 S: 3	H: 0 LOB: 1 BB: 1 P: 7	R: 0 E: 0 K: 0 S: 4	H: 1 LOB: 2 BB: 1 P: 8	R: 0 E: 0 K: 0 S: 3	H: 0 LOB: 0 BB: 0 P: 3	1B: 5 2B: 2 HR: 0	SF: 0 SAC: 0 DP: 4 HBP: 0	WP: 1 PB: 0 SB: 1 CS: 0	PA: 36
<b>PITCHER</b>	IP WLS BF H R ER SO BB IBB HBP BLK WP HR S P ERA WHIP																			
Tom Griffin, R (1.1)	9.0 W 36 6 0 0 2 6 0 0 0 1 0 34 58 0.00 1.333																			

AB	30
R	0
H	6
RBI	0
BB	6
SO	2
LOB	20



Batter	1	2	3	4	5	6	7	8	9	AB	R	H	RBI	BB	SO	LOB	BOTTOM			
Jesus Alou, R (1.9)	4-3						6-3			4	0	1	0	1	0	0	<b>Montreal Expos @ Houston Astros</b> Astrodome, Houston, TX Thu Jun 04 1970, 8:05 PM EDT Att: 10,189 - Dome			
Norm Miller, L (8.9)		1B						1B		0	1	0	0	0	0	0				
Joe Morgan, L (1.4)	F9		F7		G3		F9			5	0	1	1	0	0	1				
Jimmy Wynn, R (1.8)	2B		F8			6-3				3	1	1	1	2	0	1				
Tommy Davis, R (1.7)										4	1	1	0	0	2	1				
Jim Beauchamp, R (8.7)	HR		E4		K		K			1	0	0	0	0	1	2				
Denis Menke, R (1.6)	HR		FC3-2		F2					3	1	1	0	1	0	0				
Doug Rader, R (1.5)	HR		F9				F7			3	2	1	4	0	0	2				
Joe Pepitone, L (1.3)			FC3-2							3	1	2	2	1	0	2				
Johnny Edwards, L (1.2)										2	0	0	0	0	1	3				
Don Bryant, R (5.2)	K				4-3		K			2	1	1	0	0	1	1				
Tom Griffin, R (1.1)			K				F8			3	0	0	0	0	1	1				
<b>Inning Stats</b>	R: 4 E: 0 K: 1 S: 7	H: 2 LOB: 1 BB: 3 P: 19	R: 0 E: 0 K: 1 S: 6	H: 1 LOB: 1 BB: 0 P: 6	R: 0 E: 1 K: 0 S: 5	H: 1 LOB: 2 BB: 0 P: 5	R: 0 E: 0 K: 0 S: 3	H: 0 LOB: 0 BB: 0 P: 3	R: 0 E: 0 K: 1 S: 5	H: 0 LOB: 0 BB: 0 P: 5	R: 0 E: 0 K: 1 S: 6	H: 1 LOB: 1 BB: 0 P: 6	R: 0 E: 0 K: 1 S: 5	H: 0 LOB: 1 BB: 1 P: 9	R: 4 E: 0 K: 1 S: 9	H: 4 LOB: 2 BB: 1 P: 14	1B: 6 2B: 1 3B: 0 HR: 2	SF: 0 SAC: 1 DP: 0 HBP: 1	WP: 0 PB: 0 SB: 0 CS: 0	PA: 40
<b>PITCHER</b>	IP WLS BF H R ER SO BB IBB HBP BLK WP HR S P ERA WHIP																			
Dan McGinn, L (1.1)	3.0 L 17 4 4 4 2 0 0 0 0 0 0 0 14 14 0.00 0.333																			
Steve Renko, R (4.1)	3.0 10 1 0 0 2 0 0 0 0 0 0 0 14 14 0.00 0.333																			
Bill Dillman, R (7.1)	1.2 10 2 4 4 1 2 0 1 0 0 1 9 18 21.60 2.400																			
Claude Raymond, R (8.1)	0.1 3 2 0 0 1 0 0 0 0 0 0 5 5 0.00 6.000																			

AB	33
R	8
H	9
RBI	8
BB	5
SO	6
LOB	14





Batter	1	2	3	4	5	6	7	8	9	AB	R	H	RBI	BB	SO	LOB	TOP		
Don Hahn, R (1, 7) OBP: 0.360, SLG: 0.286 Jim Gosger, L (9, PH) OBP: 0.500, SLG: 0.600 (9, 7)	0-0 1B		0-0 4-3		0-0 6-3		0-0 1-3		0-3 K	4	0	1	0	0	0	1			
Gary Sutherland, R (1, 4) OBP: 0.245, SLG: 0.224	0-0 F9		0-0 5-3		0-0 F7		4-0 F8 SH1-4 BB		0-0 F2	4	0	0	0	1	0	3			
Rusty Staub, L (1, 9) OBP: 0.451, SLG: 0.506	0-0 1B			0-0 4-3		0-3 K		0-0 SH1-4		3	0	1	0	0	1	0			
Adolfo Phillips, R (1, 8) OBP: 0.333, SLG: 0.422	0-0 F2			0-0 E7 F8 1B		0-3 K		0-0 F8		4	0	1	0	0	1	3			
John Bateman, R (1, 2) OBP: 0.264, SLG: 0.298	0-0 6-3			4-0 BB		0-0 6-3		0-0 F4		3	0	0	0	1	0	3			
Coco Laboy, R (1, 5) OBP: 0.244, SLG: 0.291		0-0 6-3		0-0 F8		0-0 F8			0-0 HR	4	1	1	1	0	0	2			
John Boccabella, R (1, 3) OBP: 0.219, SLG: 0.344	0-0 F7			0-0 1-3		0-0 1B 2B		0-3 K		4	1	1	0	0	1	2			
Bobby Wine, R (1, 6) OBP: 0.251, SLG: 0.278	0-0 F6				0-3 K		0-0 2B 1B		0-0 BB 1B	4	1	2	1	0	1	0			
Mike Wegener, R (1, 1) Bob Bailey, R (7, PH) Dan McCormick, L (7, 1) Bill Dillman, R (7, 1) Mack Jones, L (9, PH) Claude Raymond, R (9, 1)			0-3 K		0-3 K		0-0 1-H 2B		4-0 BB	2	0	0	0	0	0	2			
<b>Inning Stats</b>	R: 0 E: 0 K: 0 S: 5	H: 2 LOB: 2 BB: 0 P: 5	R: 0 E: 0 K: 0 S: 3	H: 0 LOB: 0 BB: 0 P: 3	R: 0 E: 0 K: 1 S: 5	H: 0 LOB: 0 BB: 0 P: 5	R: 0 E: 1 K: 0 S: 4	H: 1 LOB: 2 BB: 1 P: 8	R: 0 E: 0 K: 2 S: 7	H: 0 LOB: 0 BB: 0 P: 7	R: 0 E: 0 K: 0 S: 6	H: 3 LOB: 1 BB: 0 P: 6	R: 0 E: 0 K: 0 S: 3	H: 0 LOB: 1 BB: 1 P: 7	R: 1 E: 0 K: 2 S: 9	H: 2 LOB: 2 BB: 1 P: 13	1B: 5 2B: 2 3B: 0 HR: 1	SF: 0 SAC: 1 DP: 0 HBP: 0	WP: 0 PA: 38 CS: 0
<b>PITCHER</b>	IP WLS BF H R ER SO BB IBB HBP BLK WP HR S P ERA WHIP																		
George Stone, L (1, 1) ERA: 3.46	7.1	30	6	2	2	5	2	0	0	0	0	0	0	0	38	46	2.46	1.091	
Hoyt Wilhelm, R (8, 1) ERA: 3.51	1.2	L 8	2	1	1	2	1	0	0	0	0	0	1	11	15	5.40	1.800		

Montreal Expos @ Atlanta Braves  
Atlanta Stadium, Atlanta, GA  
Fri Jun 05 1970, 7:05 PM EDT  
Att: 11,742 - Unknown

AB 34  
R 3  
H 8  
RBI 3  
BB 3  
SO 7  
LOB 16



Batter	1	2	3	4	5	6	7	8	9	AB	R	H	RBI	BB	SO	LOB	BOTTOM				
Gil Garrido, R (1, 6) OBP: 0.385, SLG: 0.426	0-0 F9		0-0 FC6 5-3		0-0 1B		0-0 1B		0-0 G6-4-3 1B	4	0	2	1	0	0	2					
Felix Milten, R (1, 4) OBP: 0.335, SLG: 0.391	4-0 CS BB		0-0 5-3		0-0 1B		0-0 G6-4-3 1B		0-0 G6-4-3	3	0	1	1	1	0	4					
Hank Aaron, R (1, 9) OBP: 0.390, SLG: 0.635	0-3 K		0-0 2-1-5		0-0 6-3		0-0 G6-4-3		0-0 6-3	4	0	0	0	0	1	4					
Rico Carty, R (1, 7) OBP: 0.519, SLG: 0.769		0-0 F9		0-0 6-3		0-0 6-3		4-0 G4-6-3 BB		3	0	0	0	1	0	0					
Orlando Cepeda, R (1, 3) OBP: 0.390, SLG: 0.580	0-3 K			4-0 BB		0-0 F5		0-0 G4-6-3		3	0	0	0	1	1	1					
Tony Gonzalez, L (1, 8) OBP: 0.320, SLG: 0.375	0-0 6-3			0-0 F8		0-0 2B			0-0 6-3	4	0	1	0	0	0	1					
Clete Boyer, R (1, 5) OBP: 0.266, SLG: 0.343			4-0 BB E FC6 BB		0-0 6-3		0-0 6-3		0-3 K	3	1	0	0	1	1	1					
Bob Didier, S (1, 2) OBP: 0.198, SLG: 0.171			0-0 E6 FC6 BB		0-0 1B BB 1B		0-0 6-3		0-3 K	3	1	1	0	0	0	1					
Mike Lum, L (9, PH) OBP: 0.254, SLG: 0.241			1-2 2-3		1-2 2-3		1-2 2-3		1-2 2-3	1	0	0	0	0	1	0					
George Stone, L (1, 1) OBP: 0.281, SLG: 0.241			4-0 5-3 FC6		4-0 1B 1B		4-0 1B E			1	0	1	0	2	0	0					
Hoyt Wilhelm, R (8, 1) ERA: 3.86			1-2 2-3		1-2 2-3		1-2 2-3		1-2 2-3	0	0	0	0	0	0	0					
<b>Inning Stats</b>	R: 0 E: 0 K: 1 S: 4	H: 0 LOB: 1 BB: 1 P: 8	R: 0 E: 0 K: 1 S: 5	H: 0 LOB: 0 BB: 0 P: 5	R: 1 E: 1 K: 0 S: 3	H: 0 LOB: 2 BB: 2 P: 11	R: 0 E: 0 K: 0 S: 3	H: 0 LOB: 1 BB: 1 P: 7	R: 1 E: 0 K: 0 S: 5	H: 3 LOB: 2 BB: 1 P: 9	R: 0 E: 0 K: 0 S: 4	H: 1 LOB: 1 BB: 0 P: 4	R: 0 E: 0 K: 0 S: 4	H: 2 LOB: 1 BB: 0 P: 4	R: 0 E: 0 K: 2 S: 2	H: 0 LOB: 0 BB: 1 P: 6	R: 0 E: 0 K: 2 S: 7	H: 0 LOB: 0 BB: 0 P: 7	1B: 5 2B: 2 3B: 0 HR: 0	SF: 0 SAC: 0 DP: 4 HBP: 0	WP: 0 PA: 35 CS: 1
<b>PITCHER</b>	IP WLS BF H R ER SO BB IBB HBP BLK WP HR S P ERA WHIP																				
Mike Wegener, R (1, 1) ERA: 2.51	6.0	26	4	2	1	2	5	0	0	0	0	0	0	3	3	0.00	6.000				
Dan McGinn, L (7, 1) ERA: 5.5	0.1	3	2	0	0	0	0	0	0	0	0	0	0	3	7	0.00	0.600				
Bill Dillman, R (7, 1) ERA: 5.93	1.2	W 4	0	0	0	0	1	0	0	0	0	0	0	3	7	0.00	0.600				
Claude Raymond, R (9, 1) ERA: 3.86	1.0	S 3	0	0	0	2	0	0	0	0	0	0	0	7	7	0.00	0.000				

Montreal Expos @ Atlanta Braves  
Atlanta Stadium, Atlanta, GA  
Fri Jun 05 1970, 7:05 PM EDT  
Att: 11,742 - Unknown

AB 29  
R 2  
H 6  
RBI 2  
BB 6  
SO 4  
LOB 14







Batter	1	2	3	4	5	6	7	8	9	AB	R	H	RBI	BB	SO	LOB	TOP				
<b>Gary Sutherland, R</b> OBP: 0.263, SLG: 0.238 (1, 4)	F9		6-3		SF8 2B		BB	HR BB		3	2	1	0	2	0	0	<b>Montreal Expos @ Atlanta Braves</b> Atlanta Stadium, Atlanta, GA Sat Jun 06 1970, 7:05 PM EDT Att: 14,981 - Unknown				
<b>Jim Gosger, L</b> OBP: 0.545, SLG: 0.625 (1, 3) (8, 8)	F8 BB		2B		4-3		K	HR BB		3	1	1	0	2	1	2					
<b>Rusty Staub, L</b> OBP: 0.450, SLG: 0.520 (1, 9) BB	BB		6-3		SF8		K	HR		3	1	1	5	1	1	2					
<b>Mack Jones, L</b> OBP: 0.394, SLG: 0.434 <b>Adolfo Phillips, R</b> OBP: 0.325, SLG: 0.412 <b>Ron Fairly, L</b> OBP: 0.395, SLG: 0.383 (1, 7) (8, PH) (8, 3)	F8				G3		K	6-3	F7	3	0	0	0	0	1	2					
<b>Jim Fairey, L</b> OBP: 0.337, SLG: 0.404 <b>Don Hahn, R</b> OBP: 0.385, SLG: 0.341 (1, 8) (8, PH) (8, 7)	5-3				E 2B		5-3	E 2B	BB 1B	3	1	1	0	0	0	2					
<b>Coco Laboy, R</b> OBP: 0.261, SLG: 0.322 (1, 5)					E8 HR 1B		HR	E IBB	F6	4	3	3	2	1	0	1					
<b>John Boccabella, R</b> OBP: 0.216, SLG: 0.405 (1, 2)	K				HR		6-3	E4 SH3-4	F5	5	2	1	2	0	1	4					
<b>Bobby Wine, R</b> OBP: 0.250, SLG: 0.272 (1, 6)	G4-6-3				F8		K	E6 SH3-4 HR	BB	4	1	0	1	1	1	2					
<b>Bill Stoneman, R</b> OBP: 0.107, SLG: 0.179 <b>Bob Bailey, R</b> OBP: 0.301, SLG: 0.241 <b>Claude Raymond, R</b> (1, 1) (7, PH) (7, 1)					K		K	F8	SH3-4 K	2	0	0	0	0	2	0					
<b>Inning Stats</b>	R: 0 E: 0 K: 0 S: 3	H: 0 LOB: 2 BB: 2 P: 11	R: 0 E: 0 K: 1 S: 5	H: 1 LOB: 0 BB: 0 P: 5	R: 0 E: 0 K: 1 S: 6	H: 1 LOB: 1 BB: 0 P: 6	R: 3 E: 1 K: 1 S: 8	H: 3 LOB: 0 BB: 0 P: 8	R: 1 E: 0 K: 1 S: 6	H: 1 LOB: 0 BB: 0 P: 6	R: 1 E: 0 K: 2 S: 7	H: 1 LOB: 1 BB: 1 P: 11	R: 0 E: 0 K: 0 S: 7	H: 0 LOB: 0 BB: 1 P: 19	R: 0 E: 0 K: 1 S: 6	H: 1 LOB: 2 BB: 1 P: 10		1B: 3 2B: 4 3B: 0 HR: 3	SF: 1 SAC: 1 DP: 1 HBP: 0	WP: 0 PB: 0 SB: 1 CS: 0	PA: 45
<b>PITCHER</b>	IP	WLS	BF	H	R	ER	SO	BB	IBB	HBP	BLK	WP	HR	S	P	ERA	WHIP				
<b>Jim Nash, R</b> ERA: 3.4 <b>Mike McQueen, L</b> ERA <b>Bob Priddy, R</b> ERA: 5.95 <b>Ron Kline, R</b> ERA: 8.44	(1, 1) (7, 1) (8, 1) (8, 1)	6.0 1.1 0.1 1.1	L 9 3 7	26 1 0 2	7 1 0 3	5 4 0 1	5 2 0 1	5 1 0 1	5 0 0 0	5 0 0 0	5 0 0 0	0 0 0 0	0 0 0 1	11 9 8	19 9 12	7.50 13.50 0.00 6.75	1.500 1.500 6.000 2.250				

Batter	1	2	3	4	5	6	7	8	9	AB	R	H	RBI	BB	SO	LOB	BOTTOM					
<b>Gil Garrido, R</b> OBP: 0.362, SLG: 0.400 (1, 6)	L6		F7		F8		1-3			4	0	0	0	0	0	3	<b>Montreal Expos @ Atlanta Braves</b> Atlanta Stadium, Atlanta, GA Sat Jun 06 1970, 7:05 PM EDT Att: 14,981 - Unknown					
<b>Felix Milan, R</b> OBP: 0.328, SLG: 0.384 (1, 4)	5-3		FC4-6		4-3		5-3			4	0	0	0	0	0	3						
<b>Tony Gonzalez, L</b> OBP: 0.324, SLG: 0.378 (1, 8)	F7				G6-3 HR 1B		4-3			4	2	2	0	0	0	0						
<b>Rico Carty, R</b> OBP: 0.514, SLG: 0.757 (1, 7)			6-3		G6-3 1B		F9			4	0	1	0	0	1	1						
<b>Orlando Cepeda, R</b> OBP: 0.388, SLG: 0.573 <b>Bob Aspromonte, R</b> OBP: 0.188, SLG: 0.133 (1, 3) (9, 3)			K		G6-3		BB HBP SF9 1B		L3	4	1	1	0	0	1	2						
<b>Mike Lum, L</b> OBP: 0.273, SLG: 0.300 <b>Tommie Aaron, R</b> OBP: 0.455, SLG: 0.909 (1, 9) (8, 9)	F7				HR		SF9 BB HBP		F7	2	1	1	2	0	0	0						
<b>Clete Boyer, R</b> OBP: 0.273, SLG: 0.339 (1, 5)			BB BB		L6		1-2 2-3 3-H BB		F8	2	0	0	1	2	0	0						
<b>Bob Didier, S</b> OBP: 0.000, SLG: 0.000 <b>Hank Aaron, R</b> OBP: 0.388, SLG: 0.638 <b>Mike McQueen, L</b> OBP: 0.500, SLG: 0.900 <b>Bob Priddy, R</b> OBP: 0.500, SLG: 0.900 <b>Ron Kline, R</b> OBP: 0.396, SLG: 0.339 (1, 2) (8, PH) (7, 1) (8, 1) (8, 1) (8, PH)			F8				SF9		K	1	0	0	0	1	0	1						
<b>Jim Nash, R</b> OBP: 0.118, SLG: 0.156 <b>Hal King, L</b> OBP: 0.426, SLG: 0.472 (1, 1) (6, PH) (7, 2)			FC4-6 BB		K		K		F7	1	0	0	0	1	1	1						
<b>Inning Stats</b>	R: 0 E: 0 K: 0 S: 3	H: 0 LOB: 0 BB: 0 P: 3	R: 0 E: 0 K: 1 S: 5	H: 0 LOB: 0 BB: 0 P: 5	R: 0 E: 0 K: 0 S: 3	H: 3 LOB: 0 BB: 0 P: 5	R: 2 E: 0 K: 0 S: 5	H: 3 LOB: 0 BB: 0 P: 5	R: 0 E: 0 K: 1 S: 5	H: 0 LOB: 1 BB: 1 P: 9	R: 2 E: 0 K: 1 S: 7	H: 2 LOB: 2 BB: 1 P: 12	R: 0 E: 0 K: 0 S: 3	H: 0 LOB: 0 BB: 0 P: 3	R: 0 E: 0 K: 1 S: 5	H: 0 LOB: 0 BB: 0 P: 5		R: 0 E: 0 K: 1 S: 5	H: 0 LOB: 0 BB: 0 P: 5	1B: 4 2B: 0 3B: 0 HR: 1	SF: 1 SAC: 0 DP: 1 HBP: 1	WP: 0 PB: 0 SB: 0 CS: 0
<b>PITCHER</b>	IP	WLS	BF	H	R	ER	SO	BB	IBB	HBP	BLK	WP	HR	S	P	ERA	WHIP					
<b>Bill Stoneman, R</b> ERA: 4.61 <b>Claude Raymond, R</b> ERA: 3.51	(1, 1) (7, 1)	6.0 3.0	W S	27 9	5 0	4 0	4 0	4 0	2 2	0 0	0 0	0 0	0 13	28 13	45 13	6.00 0.00	0.000 0.000					

AB 36  
R 12  
H 10  
RBI 11  
BB 7  
SO 8  
LOB 17



AB 30  
R 4  
H 5  
RBI 4  
BB 4  
SO 5  
LOB 13





Batter	1	2	3	4	5	6	7	8	9	AB	R	H	RBI	BB	SO	LOB	TOP						
Gary Sutherland, R (1.4) OBP: 0.277, SLG: 0.248										4	2	2	1	1	0	1	<b>Montreal Expos @ Atlanta Braves</b> Atlanta Stadium, Atlanta, GA Sun Jun 07 1970, 3:33 AM EDT Att: 30,801 - Unknown						
Jim Gosger, L (1.8) OBP: 0.625, SLG: 0.667										4	2	3	1	1	0	0							
Rusty Staub, L (1.9) OBP: 0.449, SLG: 0.517										3	0	1	2	1	1	3							
Mack Jones, L (1.7) OBP: 0.394, SLG: 0.429										4	1	1	2	0	0	3							
Don Hahn, R (8.7) OBP: 0.395, SLG: 0.341										0	0	0	0	0	0	0							
Coco Laboy, R (1.5) OBP: 0.265, SLG: 0.340										4	1	1	2	1	1	2							
Bob Bailey, R (1.3) OBP: 0.316, SLG: 0.361										3	2	2	2	0	0	1							
John Boccabella, R (6.3) OBP: 0.231, SLG: 0.410										2	0	1	0	0	0	0							
John Bateman, R (1.2) OBP: 0.262, SLG: 0.294										5	0	1	0	0	1	1	<b>AB 39</b> <b>R 10</b> <b>H 15</b> <b>RBI 10</b> <b>BB 4</b> <b>SO 3</b> <b>LOB 14</b>						
Bobby Wine, R (1.6) OBP: 0.249, SLG: 0.270									5	1	1	0	0	0	2								
Carl Morton, R (1.1) OBP: 0.281, SLG: 0.286										5	1	2	0	0	0	1							
<b>Inning Stats</b>	R: 2 E: 1 K: 0 S: 3	H: 1 LOB: 1 BB: 3 P: 15	R: 0 E: 1 K: 0 S: 4	H: 1 LOB: 1 BB: 4	R: 0 E: 0 K: 1 S: 5	H: 0 LOB: 1 BB: 1 P: 9	R: 1 E: 0 K: 0 S: 4	H: 1 LOB: 0 BB: 0 P: 4	R: 0 E: 0 K: 1 S: 6	H: 1 LOB: 1 BB: 0 P: 6	R: 3 E: 0 K: 0 S: 8	H: 5 LOB: 2 BB: 0 P: 8	R: 2 E: 0 K: 0 S: 4	H: 2 LOB: 0 BB: 0 P: 5	R: 2 E: 0 K: 0 S: 6	H: 3 LOB: 1 BB: 0 P: 6		R: 0 E: 0 K: 1 S: 6	H: 1 LOB: 1 BB: 0 P: 6	1B: 12 2B: 0 3B: 0 HR: 3	SF: 1 SAC: 0 DP: 1 HBP: 1	WP: 0 PB: 0 SB: 3 CS: 1	PA: 45
<b>PITCHER</b>	IP WLS BF H R ER SO BB IBB HBP BLK WP HR S P ERA WHIP																						
Phil Niekro, R (1.1) ERA: 3.79	5.2 L 28 8 6 6 2 4 0 0 0 0 2 28 44 9.53 2.118																						
Milt Pappas, R (6.1) ERA: 7.59	1.1 7 3 2 2 0 0 0 1 0 0 1 6 7 13.50 2.250																						
Larry Jaster, L (8.1) ERA: 4.96	2.0 10 4 2 2 1 0 0 0 0 0 0 12 12 9.00 2.000																						

Batter	1	2	3	4	5	6	7	8	9	AB	R	H	RBI	BB	SO	LOB	BOTTOM					
Gil Garrido, R (1.6) OBP: 0.365, SLG: 0.400										5	0	2	0	0	0	4	<b>Montreal Expos @ Atlanta Braves</b> Atlanta Stadium, Atlanta, GA Sun Jun 07 1970, 3:33 AM EDT Att: 30,801 - Unknown					
Felix Milan, R (1.4) OBP: 0.335, SLG: 0.395										4	1	2	0	1	1	3						
Hank Aaron, R (1.9) OBP: 0.386, SLG: 0.626										4	0	1	0	0	0	3						
Rico Carty, R (1.7) OBP: 0.514, SLG: 0.750										3	0	1	0	1	0	3						
Orlando Cepeda, R (1.3) OBP: 0.380, SLG: 0.561										4	0	0	0	0	3	5						
Tony Gonzalez, L (1.8) OBP: 0.317, SLG: 0.369										4	0	0	0	0	0	5						
Clete Boyer, R (1.5) OBP: 0.269, SLG: 0.333										3	0	0	0	0	1	0						
Larry Jaster, L (8.1) OBP: 0.394, SLG: 0.336										0	0	0	0	0	0	0						
Sonny Jackson, L (9, PH) OBP: 0.394, SLG: 0.336										1	0	0	0	0	1	0						
Bob Didier, S (1.2) OBP: 0.207, SLG: 0.173										4	0	1	0	0	0	0						
Phil Niekro, R (1.1) OBP: 0.143, SLG: 0.118										2	0	2	0	0	0	0						
Milt Pappas, R (6.1) OBP: 0.222, SLG: 0.176										2	0	1	0	0	0	1						
<b>Inning Stats</b>	R: 0 E: 0 K: 1 S: 6	H: 1 LOB: 1 BB: 0 P: 6	R: 0 E: 0 K: 2 S: 7	H: 0 LOB: 0 BB: 0 P: 7	R: 0 E: 0 K: 0 S: 3	H: 1 LOB: 0 BB: 0 P: 3	R: 0 E: 0 K: 0 S: 5	H: 2 LOB: 2 BB: 0 P: 5	R: 0 E: 0 K: 1 S: 7	H: 2 LOB: 1 BB: 0 P: 7	R: 1 E: 1 K: 0 S: 4	H: 2 LOB: 1 BB: 0 P: 4	R: 0 E: 0 K: 0 S: 5	H: 0 LOB: 1 BB: 2 P: 13	R: 0 E: 0 K: 1 S: 5	H: 0 LOB: 2 BB: 2 P: 7	R: 0 E: 0 K: 1 S: 7	H: 2 LOB: 2 BB: 0 P: 7	1B: 8 2B: 2 3B: 0 HR: 0	SF: 0 SAC: 0 DP: 2 HBP: 0	WP: 0 PB: 1 SB: 0 CS: 0	PA: 38
<b>PITCHER</b>	IP WLS BF H R ER SO BB IBB HBP BLK WP HR S P ERA WHIP																					
Carl Morton, R (1.1) ERA: 2.78	9.0 W 38 10 1 0 6 2 0 0 0 0 0 48 56 0.00 1.333																					






Batter	1	2	3	4	5	6	7	8	9	AB	R	H	RBI	BB	SO	LOB	TOP					
<b>Pete Rose, S</b> OBP: 0.385, SLG: 0.458 (1, 9)										4	2	2	0	1	0	1	<b>Cincinnati Reds @ Montreal Expos</b> Jarry Park, Montreal, QB Tue Jun 09 1970, 7:05 PM EDT Att: 23,042 - Unknown					
<b>Bobby Tolan, L</b> OBP: 0.402, SLG: 0.514 (1, 8)										4	1	1	0	1	1	3						
<b>Tony Perez, R</b> OBP: 0.452, SLG: 0.700 (1, 5)										3	0	1	1	2	1	4						
<b>Johnny Bench, R</b> OBP: 0.324, SLG: 0.617 (1, 2)										1	1	0	2	2	0	0						
<b>Lee May, R</b> OBP: 0.343, SLG: 0.588 (1, 3)										5	0	1	0	0	3	3						
<b>Hal McRae, R</b> OBP: 0.397, SLG: 0.695 <b>Bernie Carbo, L</b> OBP: 0.491, SLG: 0.627 (3, 7)										0	0	0	0	1	0	0						
<b>Tommy Helms, R</b> OBP: 0.225, SLG: 0.240 (1, 4)										4	0	0	0	0	1	4						
<b>Woody Woodward, R</b> OBP: 0.353, SLG: 0.367 (1, 6)										3	1	2	0	1	0	0						
<b>Gary Nolan, R</b> OBP: 0.156, SLG: 0.036 <b>Don Gullett, R</b> OBP: 0.800, SLG: 1.250 <b>Clay Carroll, R</b> OBP: 0.438, SLG: 0.385 <b>Angel Bravo, L</b> OBP: 0.438, SLG: 0.385 <b>Wayne Granger, R</b> OBP: 0.438, SLG: 0.385 (8, 1)										3	0	0	0	0	0	3						
<b>Inning Stats</b>	R: 2 E: 0 K: 2 S: 10	H: 3 LOB: 2 BB: 1 P: 14	R: 0 E: 0 K: 1 S: 6	H: 1 LOB: 2 BB: 1 P: 10	R: 1 E: 0 K: 0 S: 3	H: 1 LOB: 2 BB: 3 P: 15	R: 1 E: 0 K: 1 S: 5	H: 1 LOB: 0 BB: 0 P: 9	R: 1 E: 0 K: 0 S: 4	H: 1 LOB: 0 BB: 0 P: 4	R: 0 E: 0 K: 0 S: 3	H: 0 LOB: 0 BB: 0 P: 3	R: 0 E: 0 K: 1 S: 4	H: 0 LOB: 1 BB: 2 P: 12	R: 1 E: 0 K: 0 S: 5	H: 2 LOB: 2 BB: 1 P: 9		R: 0 E: 0 K: 2 S: 7	H: 0 LOB: 0 BB: 0 P: 7	1B: 5 2B: 4 3B: 1 HR: 1	SF: 2 SAC: 0 DP: 3 HBP: 0	WP: 1 PB: 0 SB: 0 CS: 0
<b>PITCHER</b>	IP WLS BF H R ER SO BB IBB HBP BLK WP HR S P ERA WHIP																					
<b>Balor Moore, L</b> ERA: 7.45 <b>Bill Dillman, R</b> ERA: 5.6 <b>Steve Renko, R</b> ERA: 5.59 <b>Bill Stoneman, R</b> ERA: 4.61 (8, 1)	2.0 L 14 5 3 3 3 3 0 0 0 0 0 0 17 29 13.50 4.000	4.0 17 2 2 2 1 3 2 0 0 1 1 14 34 4.50 1.250	1.0 2 0 0 0 1 0 0 0 0 0 0 4 4 0.00 0.000	2.0 9 2 1 1 2 1 0 0 0 0 0 12 16 4.50 1.500																		

AB	31
R	6
H	9
RBI	5
BB	9
SO	7
LOB	20



Batter	1	2	3	4	5	6	7	8	9	AB	R	H	RBI	BB	SO	LOB	BOTTOM					
<b>Gary Sutherland, R</b> OBP: 0.282, SLG: 0.257 (1, 4)										4	0	1	0	1	0	1	<b>Cincinnati Reds @ Montreal Expos</b> Jarry Park, Montreal, QB Tue Jun 09 1970, 7:05 PM EDT Att: 23,042 - Unknown					
<b>Jim Gosger, L</b> OBP: 0.616, SLG: 0.750 (8, 3)										4	2	2	1	1	0	3						
<b>Rusty Staub, L</b> OBP: 0.443, SLG: 0.508 (1, 9)										5	0	1	1	0	0	3						
<b>Ron Fairly, L</b> OBP: 0.394, SLG: 0.378 <b>Adolfo Phillips, R</b> OBP: 0.320, SLG: 0.402 (7, 8)										2	0	0	0	1	2	2						
<b>Mack Jones, L</b> OBP: 0.405, SLG: 0.429 <b>Bob Bailey, R</b> OBP: 0.325, SLG: 0.371 <b>Bill Stoneman, R</b> OBP: 0.107, SLG: 0.179 <b>Don Hahn, R</b> OBP: 0.377, SLG: 0.333 (8, 7)										0	1	0	0	3	0	0						
<b>Coco Laboy, R</b> OBP: 0.263, SLG: 0.335 (1, 5)										5	0	1	1	0	1	5						
<b>John Bateman, R</b> OBP: 0.261, SLG: 0.309 (1, 2)										4	0	1	1	0	1	1						
<b>Bobby Wine, R</b> OBP: 0.245, SLG: 0.265 <b>Mary Staehle, L</b> OBP: 0.324, SLG: 0.258 (8, 4)										3	0	0	0	0	1	2						
<b>Balor Moore, L</b> ERA: 3.66 <b>Bill Dillman, R</b> ERA: 1.35 <b>Steve Renko, R</b> ERA: 2.79, SLG: 0.279 <b>Jim Fairly, L</b> OBP: 0.340, SLG: 0.418 (8, 7)										1	0	0	0	0	1	1						
<b>Inning Stats</b>	R: 0 E: 0 K: 1 S: 5	H: 0 LOB: 1 BB: 1 P: 9	R: 1 E: 0 K: 3 S: 10	H: 1 LOB: 1 BB: 1 P: 14	R: 1 E: 0 K: 0 S: 3	H: 1 LOB: 3 BB: 3 P: 15	R: 0 E: 0 K: 0 S: 3	H: 0 LOB: 0 BB: 0 P: 3	R: 0 E: 0 K: 1 S: 6	H: 1 LOB: 1 BB: 0 P: 6	R: 0 E: 0 K: 0 S: 3	H: 0 LOB: 1 BB: 1 P: 7	R: 2 E: 1 K: 1 S: 9	H: 3 LOB: 2 BB: 0 P: 9	R: 0 E: 0 K: 1 S: 7	H: 2 LOB: 2 BB: 0 P: 7		R: 0 E: 0 K: 0 S: 4	H: 1 LOB: 1 BB: 0 P: 4	1B: 5 2B: 2 3B: 2 HR: 0	SF: 0 SAC: 0 DP: 0 HBP: 0	WP: 0 PB: 0 SB: 0 CS: 0
<b>PITCHER</b>	IP WLS BF H R ER SO BB IBB HBP BLK WP HR S P ERA WHIP																					
<b>Gary Nolan, R</b> ERA: 3.66 <b>Don Gullett, L</b> ERA: 1.35 <b>Clay Carroll, R</b> ERA: 3.0 <b>Wayne Granger, R</b> ERA: 2.45 (8, 1)	6.1 W 29 6 4 4 4 6 0 0 0 0 0 0 4 4 0.00 0.000	0.1 2 0 0 0 1 0 0 0 0 0 0 2 2 0.00 3.000	0.1 2 1 0 0 0 0 0 0 0 0 0 11 11 0.00 1.500																			

AB	36
R	4
H	9
RBI	4
BB	6
SO	7
LOB	22





Batter	1	2	3	4	5	6	7	8	9	AB	R	H	RBI	BB	SO	LOB	TOP			
Angel Bravo, L OBP: 0.428, SLG: 0.389 (1, 8)										5	1	2	0	0	1	0				
Pete Rose, S OBP: 0.385, SLG: 0.465 Jimmy Stewart, S OBP: 0.233, SLG: 0.179 (1, 9) (8, 9)										5	2	2	0	0	1	1				
Tony Perez, R OBP: 0.451, SLG: 0.796 Dave Concepcion, R OBP: 0.344, SLG: 0.338 (1, 5) (9, 6)										4	2	1	3	1	0	0				
Johnny Bench, R OBP: 0.333, SLG: 0.624 (1, 2) (9, 3)										4	1	3	1	1	0	0				
Lee May, R OBP: 0.339, SLG: 0.578 Pat Corrales, R OBP: 0.190, SLG: 0.150 (1, 3) (9, 2)										5	0	1	0	0	1	4				
Bernie Carbo, L OBP: 0.497, SLG: 0.653 (1, 7)										3	1	2	3	0	0	1				
Tommy Helms, R OBP: 0.225, SLG: 0.241 Darrel Chaney, S OBP: 0.244, SLG: 0.250 (1, 4) (7, 4)										4	0	1	0	0	0	4				
Woody Woodward, R OBP: 0.316, SLG: 0.324 (1, 6) (9, 5)										4	0	0	0	0	1	1				
Jim McGlothlin, R OBP: 0.265, SLG: 0.267 (1, 1)										4	0	0	0	0	1	0				
<b>Inning Stats</b>	R: 3 E: 0 K: 0 S: 7	H: 5 LOB: 1 BB: 0 P: 7	R: 0 E: 0 K: 1 S: 5	H: 0 LOB: 0 BB: 0 P: 5	R: 0 E: 0 K: 0 S: 4	H: 1 LOB: 3 BB: 1 P: 9	R: 0 E: 0 K: 0 S: 4	H: 1 LOB: 1 BB: 0 P: 4	R: 0 E: 0 K: 0 S: 3	H: 0 LOB: 0 BB: 0 P: 3	R: 4 E: 0 K: 1 S: 9	H: 4 LOB: 1 BB: 1 P: 13	R: 0 E: 0 K: 3 S: 9	H: 0 LOB: 0 BB: 0 P: 9	R: 0 E: 0 K: 0 S: 3	H: 0 LOB: 0 BB: 0 P: 3	1B: 7 2B: 3 3B: 0 HR: 2	SF: 0 SAC: 0 DP: 1 HBP: 1	WP: 0 PB: 0 SB: 0 CS: 0	PA: 41
<b>PITCHER</b>	IP WLS BF H R ER SO BB IBB HBP BLK WP HR S P ERA WHIP																			
Mike Wegener, R ERA: 3.63 Howie Reed, R ERA: 4.99 John Strohmayer, R ERA: 6.84 Steve Renko, R ERA: 5.47 (1, 1) (4, 1) (7, 1) (9, 1)	3.0 L 16 6 3 3 1 1 0 1 0 0 0 0 1 16 21 9.00 2.333																			

Cincinnati Reds @ Montreal Expos  
Jarry Park, Montreal, QB  
Wed Jun 10 1970, 7:05 PM EDT  
Att: 13,113 - Unknown

AB	38
R	7
H	12
RBI	7
BB	2
SO	5
LOB	11



Batter	1	2	3	4	5	6	7	8	9	AB	R	H	RBI	BB	SO	LOB	BOTTOM
Gary Sutherland, R OBP: 0.273, SLG: 0.248 (1, 4)										4	0	0	0	0	2		
Jim Gosger, L OBP: 0.560, SLG: 0.700 (1, 8)										4	0	1	0	0	0		
Rusty Staub, L OBP: 0.449, SLG: 0.505 (1, 9)										1	0	0	0	3	0		
Ron Fairly, L OBP: 0.386, SLG: 0.369 (1, 3)										4	0	0	0	0	5		
Mack Jones, L OBP: 0.401, SLG: 0.419 (1, 7)										3	0	0	0	1	3	0	
Coco Laboy, R OBP: 0.256, SLG: 0.329 (1, 5)										3	0	0	0	0	1		
John Bateman, R OBP: 0.263, SLG: 0.310 (1, 2)										3	0	1	0	0	0	1	
Bobby Wine, R OBP: 0.241, SLG: 0.261 (1, 6)										3	0	0	0	0	1		
Mike Wegener, R Ty Cline, L Howie Reed, R Mary Staehle, L John Strohmayer, R Jim Fairley, L Steve Renko, R (1, 1) (3, PH) (4, 1) (6, PH) (7, 1) (8, PH) (9, 1)	9.0 W 32 3 0 0 6 5 0 0 0 0 0 0 0 39 59 0.00 0.889																
<b>PITCHER</b>	IP WLS BF H R ER SO BB IBB HBP BLK WP HR S P ERA WHIP																
Jim McGlothlin, R ERA: 2.48 (1, 1)	9.0 W 32 3 0 0 6 5 0 0 0 0 0 0 0 39 59 0.00 0.889																

Cincinnati Reds @ Montreal Expos  
Jarry Park, Montreal, QB  
Wed Jun 10 1970, 7:05 PM EDT  
Att: 13,113 - Unknown

AB	27
R	0
H	3
RBI	0
BB	5
SO	6
LOB	10





Batter	1	2	3	4	5	6	7	8	9	AB	R	H	RBI	BB	SO	LOB	TOP								
Angel Bravo, L (1, 8) OBP: 0.440, SLG: 0.409 Tony Cloninger, R (7, 1) OBP: 0.333, SLG: 0.333	0-0 1B BB 4-2 1B		0-0 6-3 1B		0-0 G3		0-0 G3			4	0	2	0	0	0	0									
Pete Rose, S (1, 9) OBP: 0.387, SLG: 0.472	4-0 1B 1-2 BB		0-0 6-3 1-2		0-0 4-3			0-0 3B		3	0	1	0	1	0	1									
Tony Perez, R (1, 5) OBP: 0.451, SLG: 0.716	0-0 1-2 2-3 1B			0-0 HR	0-3 K			0-3 K		4	1	2	1	0	2	1									
Johnny Bench, R (1, 2) OBP: 0.340, SLG: 0.636	4-0 1B IBB			4-0 1B 4-3 BB		0-0 HR		0-3 K		2	2	1	1	2	1	1									
Lee May, R (1, 3) OBP: 0.338, SLG: 0.572	0-0 4-2			0-0 1-3 1B 1B		0-0 F7		0-0 5-3		4	1	1	0	0	0	4									
Bernie Carbo, L (1, 7) OBP: 0.491, SLG: 0.640		0-0 4-3		0-0 4-3		0-0 1B		0-0 F9		4	0	1	1	0	0	1									
Tommy Helms, R (1, 4) OBP: 0.226, SLG: 0.241		0-0 6-3		0-0 3-H 6-0 1B		0-0 K		0-0 F9		4	0	1	1	0	1	0									
Woody Woodward, R (1, 6) OBP: 0.286, SLG: 0.289		0-0 4-3		0-0 2-H K			0-3 K		0-3 K	4	0	0	0	0	3	1									
Jim Merritt, L (1, 1) OBP: 0.140, SLG: 0.119 Jimmy Stewart, S (7, PH) OBP: 0.227, SLG: 0.175			0-3 K		0-0 F9		0-0 G3			2	0	0	0	0	1	1									
<b>Inning Stats</b>	R: 0 E: 0 K: 0 S: 3	H: 2 LOB: 2 BB: 2 P: 11	R: 0 E: 0 K: 0 S: 3	H: 0 LOB: 0 BB: 0 P: 3	R: 0 E: 0 K: 1 S: 5	H: 1 LOB: 0 BB: 0 P: 5	R: 3 E: 0 K: 1 S: 8	H: 3 LOB: 1 BB: 1 P: 12	R: 0 E: 0 K: 1 S: 5	H: 0 LOB: 0 BB: 0 P: 5	R: 1 E: 0 K: 0 S: 6	H: 2 LOB: 0 BB: 0 P: 6	R: 0 E: 0 K: 1 S: 5	H: 0 LOB: 1 BB: 0 P: 5	R: 0 E: 0 K: 2 S: 8	H: 1 LOB: 1 BB: 0 P: 8	R: 0 E: 0 K: 1 S: 5	H: 0 LOB: 0 BB: 0 P: 5	1B: 6 2B: 2 3B: 1 HR: 2	SF: 0 SAC: 0 DP: 2 HBP: 0	WP: 0 PB: 0 SB: 0 CS: 0	PA: 35			
<b>PITCHER</b>	IP WLS BF H R ER SO BB IBB HBP BLK WP HR S P ERA WHIP	6.0 W 25 8 4 4 4 2 1 0 0 0 2 30 42 6.00 1.667	3.0 S 10 1 0 0 4 0 0 0 0 0 0 18 18 0.00 0.333																						

Cincinnati Reds @ Montreal Expos  
Jarry Park, Montreal, QB  
Thu Jun 11 1970, 7:05 PM EDT  
Att: 18,317 - Unknown

AB 32  
R 4  
H 9  
RBI 4  
BB 3  
SO 8  
LOB 10



Batter	1	2	3	4	5	6	7	8	9	AB	R	H	RBI	BB	SO	LOB	BOTTOM								
Don Hahn, R (1, 7) OBP: 0.368, SLG: 0.347 Jim Gosger, L (8, PH) OBP: 0.538, SLG: 0.667	0-0 F9 2B		0-0 P6		0-0 F7		0-0 F9		0-0 F8	4	1	1	0	0	0	0									
Gary Sutherland, R (1, 4) OBP: 0.273, SLG: 0.248	0-0 F9 2-3	0-0 P4			0-0 SH1 1B		0-0 6-3			4	0	1	0	0	0	1									
Rusty Staub, L (1, 9) OBP: 0.451, SLG: 0.511	0-0 1B 3-H 2B		0-3 K		0-0 SH1		4-0 F7 2B BB			2	2	1	1	1	1	0									
Adolfo Phillips, R (1, 8) OBP: 0.317, SLG: 0.396	0-0 2-3 HR 1B		0-0 E5 6-3 S		0-0 P6		0-0 F7			4	1	1	0	0	0	2									
Coco Laboy, R (1, 5) OBP: 0.264, SLG: 0.339	0-0 1-2 3-H 1B		0-3 K		0-0 F8		0-0 F8		0-0 2-H 2B	4	1	2	2	0	1	2									
John Bateman, R (1, 2) OBP: 0.282, SLG: 0.331	0-0 1-H 2-H HR		0-0 6-3		0-0 6-3		0-0 5-3		0-0 6-3	4	1	1	3	0	0	2									
John Boccabella, R (1, 3) OBP: 0.233, SLG: 0.381	0-0 F9		0-0 F5			0-0 E5 HR		4-0 FC2-6 BB		3	1	0	0	1	0	1									
Bobby Wine, R (1, 6) OBP: 0.241, SLG: 0.257	4-0 BB			0-3 K		0-0 F7		0-0 F9		3	0	0	0	1	1	2									
Carl Morton, R (1, 1) OBP: 0.265, SLG: 0.267 Bob Bailey, R (6, PH) OBP: 0.333, SLG: 0.429 Claude Raymond, R (7, 1)	0-0 P4			0-0 5-3		0-0 HR		0-0 FC2-6		2	0	0	0	0	0	1									
<b>Inning Stats</b>	R: 5 E: 0 K: 0 S: 8	H: 5 LOB: 1 BB: 1 P: 12	R: 0 E: 0 K: 1 S: 5	H: 0 LOB: 0 BB: 0 P: 5	R: 0 E: 1 K: 1 S: 6	H: 0 LOB: 1 BB: 0 P: 6	R: 0 E: 0 K: 1 S: 5	H: 0 LOB: 0 BB: 0 P: 5	R: 0 E: 0 K: 0 S: 4	H: 1 LOB: 1 BB: 0 P: 4	R: 2 E: 1 K: 0 S: 5	H: 1 LOB: 0 BB: 0 P: 5	R: 1 E: 0 K: 0 S: 4	H: 1 LOB: 1 BB: 1 P: 8	R: 0 E: 0 K: 0 S: 3	H: 0 LOB: 1 BB: 1 P: 7	1B: 3 2B: 3 3B: 0 HR: 2	SF: 0 SAC: 1 DP: 0 HBP: 0	WP: 0 PB: 0 SB: 1 CS: 0	PA: 37					
<b>PITCHER</b>	IP WLS BF H R ER SO BB IBB HBP BLK WP HR S P ERA WHIP	6.0 L 28 7 7 5 3 1 0 0 0 0 2 33 37 7.50 1.333	2.0 9 1 1 1 0 2 0 0 0 0 0 0 7 15 4.50 1.500																						

Cincinnati Reds @ Montreal Expos  
Jarry Park, Montreal, QB  
Thu Jun 11 1970, 7:05 PM EDT  
Att: 18,317 - Unknown

AB 33  
R 8  
H 8  
RBI 8  
BB 3  
SO 3  
LOB 13





Batter	1	2	3	4	5	6	7	8	9	AB	R	H	RBI	BB	SO	LOB	TOP																	
<b>Hector Torres, R</b> OBP: 0.318, SLG: 0.250 (1, 6)	0-1 CI 1-3 PB 4-3		0-0 5-3		4-0 5-3 E 1B BB	0-0 BB 1B		0-0 E4 1B 1B		3	2	2	0	1	0	0																		
<b>Jesus Alou, R</b> OBP: 0.306, SLG: 0.331 (1, 9)	0-0 4-3		0-0 1B		0-0 E5 1B 5-3 1B	4-0 BB 1B		0-0 1B		3	0	1	0	0	0	2																		
<b>Norm Miller, L</b> OBP: 0.377, SLG: 0.407 (5, FR) (5, 9)	1-2 1B		G6-4-3 1B		1-2 1B	1-2 BB		2-3 3-H 1B		1	1	1	1	1	0	0																		
<b>Jimmy Wynn, R</b> OBP: 0.400, SLG: 0.547 (1, 8)	4-0 PB 1-3 BB		G6-4-3 1-2		5-3 1-2 2-3	0-0 1-2		0-0 K		4	0	0	0	1	1	7																		
<b>Tommy Davis, R</b> OBP: 0.305, SLG: 0.381 (1, 7)	0-0 1-3 1-2 2-3			4-0 5-3 BB 4-3 BB	0-0 5-3 2-3 3-H 1B		0-0 6-3		0-3 K	4	1	1	1	1	1	2																		
<b>Denis Menke, R</b> OBP: 0.385, SLG: 0.447 (1, 4)	0-0 6-3 2-3 3-H			4-0 4-3 5-3 1B BB	0-0 5-3 1-2 1B		4-0 G5-4-3 BB		0-0 F7	3	1	1	1	2	0	1																		
<b>Doug Radler, R</b> OBP: 0.322, SLG: 0.444 (1, 5)		0-0 5-3		0-0 5-3 1-2 2-3	0-0 5-3 1-2 2-3		0-0 G5-4-3 1-2		0-0 6-3	5	0	0	0	0	0	5																		
<b>Joe Peptone, L</b> OBP: 0.307, SLG: 0.509 (1, 3)		4-0 1B BB		0-0 4-3 2-3 3-H 1B	0-3 K		0-0 E 1B 1B			3	1	1	1	1	1	4																		
<b>Johnny Edwards, L</b> OBP: 0.233, SLG: 0.260 (1, 2)		0-0 G4-6-3 1B		0-0 1B	0-0 G3		0-0 F4			4	0	2	1	0	0	1																		
<b>Ron Cook, L</b> OBP: 0.260, SLG: 1.000 (1, 1)				0-0 G4-6-3 1-2	0-3 K		0-3 K			0	0	0	0	0	0	0																		
<b>Jim Ray, R</b> OBP: 0.290, SLG: 0.390 (4, PH)										1	0	0	0	0	2																			
<b>Jim Beardsley, L</b> OBP: 0.270, SLG: 0.338 (4, 1)										0	0	0	0	0	1																			
<b>Mike Marshall, R</b> OBP: 0.290, SLG: 0.338 (4, 1)										0	0	0	0	0	0																			
<b>Bob Watson, R</b> OBP: 0.220, SLG: 0.297 (6, 1)										0	0	0	0	0	0																			
<b>Jack Dilauro, S</b> OBP: 0.260, SLG: 0.395 (6, 1)										0	0	0	0	0	0																			
<b>Keith Lampard, L</b> OBP: 0.260, SLG: 0.395 (6, 1)										0	0	0	0	0	1																			
<b>Fred Gladding, L</b> OBP: 0.260, SLG: 0.395 (6, 1)										0	0	0	0	0	0																			
<b>Inning Stats</b>	R: 1 E: 1 K: 0 S: 4	H: 0 LOB: 1 BB: 1 P: 8	R: 0 E: 0 K: 0 S: 3	H: 1 LOB: 1 BB: 1 P: 7	R: 0 E: 0 K: 0 S: 3	H: 1 LOB: 0 BB: 0 P: 3	R: 2 E: 0 K: 1 S: 6	H: 1 LOB: 1 BB: 2 P: 14	R: 2 E: 1 K: 1 S: 8	H: 2 LOB: 3 BB: 1 P: 12	R: 0 E: 0 K: 0 S: 2	H: 0 LOB: 0 BB: 1 P: 6	R: 1 E: 1 K: 2 S: 10	H: 3 LOB: 2 BB: 0 P: 10	R: 0 E: 0 K: 1 S: 5	H: 0 LOB: 0 BB: 0 P: 5	1B: 9 2B: 0 3B: 0 HR: 0	SF: 0 SAC: 0 DP: 3 HBP: 0	WP: 0 PB: 1 SB: 0 CS: 0	PA: 42														
<b>PITCHER</b>	IP WLS BF H R ER SO BB IBB HBP BLK WP HR S P ERA WHIP																																	
<b>Dan McGinn, L</b> ERA: 5.55	4.1	23	5	5	3	1	5	0	0	0	0	0	0	20	40	6.23	2.308																	
<b>Howie Reed, R</b> ERA: 4.18	3.1	W	15	4	1	0	2	2	0	0	0	0	0	17	25	0.00	1.800																	
<b>Claude Raymond, R</b> ERA: 3.11	1.1	S	4	0	0	0	2	0	0	0	0	0	0	8	8	0.00	0.000																	

Houston Astros @ Montreal Expos  
Jarry Park, Montreal, QB  
Fri Jun 12 1970, 7:05 PM EDT  
Att: 14,820 - Unknown

AB	34
R	6
H	9
RBI	5
BB	7
SO	5
LOB	26



Batter	1	2	3	4	5	6	7	8	9	AB	R	H	RBI	BB	SO	LOB	BOTTOM																	
<b>Don Hahn, R</b> OBP: 0.390, SLG: 0.360 (1, 7)	0-0 BB 1B	4-0 BB 1B	0-0 1B		0-0 S 1B			0-3 K		1	1	1	0	1	0	0																		
<b>Ron Fairly, L</b> OBP: 0.390, SLG: 0.374 (3, FH) (4, 7) (6, 3)			1-2 1B		2-H 1B					3	0	2	1	0	1	1																		
<b>Gary Sutherland, R</b> OBP: 0.277, SLG: 0.248 (1, 4)	4-0 1B 1-2 HR BB	0-0 BB 1B	0-0 F7		0-3 K			0-3 K		4	1	1	0	1	2	3																		
<b>Rusty Staub, L</b> OBP: 0.450, SLG: 0.503 (1, 9)	0-3 K	4-0 G6-4-3 BB		4-0 WP S BB				0-3 K		3	0	0	0	2	3	2																		
<b>Adolfo Phillips, R</b> OBP: 0.311, SLG: 0.387 (1, 8)	0-0 F5	0-3 K		0-0 F8				0-3 K		2	0	0	0	0	1	5																		
<b>Jim Gosger, L</b> OBP: 0.517, SLG: 0.625 (4, FH) (5, 8)				1-3 F8				E SF8 1B		3	1	1	0	0	1	1																		
<b>Coco Laboy, R</b> OBP: 0.263, SLG: 0.339 (1, 5)	0-0 HR 1B	0-0 G6-4-3		0-0 5-3				SF8		3	1	1	2	0	0	4																		
<b>John Bateman, R</b> OBP: 0.282, SLG: 0.351 (1, 2)	0-0 HR		0-3 K	0-3 K2-3				F8		4	1	1	3	0	2	1																		
<b>John Boccabella, R</b> OBP: 0.287, SLG: 0.455 (1, 3)			0-0 K		0-0 1-3			0-3 K		2	1	2	0	0	0	0																		
<b>Mack Jones, L</b> OBP: 0.397, SLG: 0.413 (5, FH) (6, 7)			4-3 1B 2B		1-3 1B 2B					2	0	0	0	0	1	0																		
<b>Bobby Wine, R</b> OBP: 0.246, SLG: 0.263 (1, 6)	4-0 BB		0-0 4-3		0-0 1B 2B			0-3 K		3	1	1	0	1	1	1																		
<b>Dan McGinn, L</b> OBP: 0.059, SLG: 0.059 (1, 1)	0-3 K		0-0 3-H 1B		0-0 1-3			4-0 BB		2	0	1	1	0	1	2																		
<b>Howie Reed, R</b> (5, 1)										1	0	0	0	1	0	1																		
<b>Claude Raymond, R</b> (8, 1)										0	0	0	0	0	0	0																		
<b>Inning Stats</b>	R: 4 E: 0 K: 2 S: 11	H: 4 LOB: 2 BB: 2 P: 19	R: 0 E: 0 K: 1 S: 5	H: 1 LOB: 2 BB: 2 P: 13	R: 0 E: 0 K: 1 S: 8	H: 3 LOB: 0 BB: 0 P: 8	R: 0 E: 0 K: 1 S: 5	H: 0 LOB: 1 BB: 1 P: 9	R: 1 E: 0 K: 1 S: 7	H: 2 LOB: 1 BB: 0 P: 7	R: 1 E: 1 K: 3 S: 9	H: 1 LOB: 0 BB: 1 P: 13	R: 0 E: 0 K: 3 S: 9	H: 0 LOB: 0 BB: 0 P: 9	R: 0 E: 0 K: 3 S: 9	H: 0 LOB: 0 BB: 0 P: 9	1B: 7 2B: 3 3B: 0 HR: 1	SF: 1 SAC: 0 DP: 1 HBP: 0	WP: 1 PB: 0 SB: 2 CS: 0	PA: 40														
<b>PITCHER</b>	IP WLS BF H R ER SO BB IBB HBP BLK WP HR S P ERA WHIP																																	
<b>Ron Cook, L</b> ERA: 3.44	0.2																																	
<b>Jim Ray, R</b> ERA: 4.47	2.1	14	5	1	1	3	3	0	0	0	0	0	17	29	3.86	3.429																		
<b>Mike Marshall, R</b> ERA: 8.44	2.0	L	9	2	1	1	2	1	0	0	0	1	0	12	16	4.50	1.500																	
<b>Jack Dilauro, L</b> ERA: 2.93	2.0		8	1	1	0	4	1	0	0	0	0	0	15	19	0.00	1.000																	
<b>Fred Gladding, R</b> ERA: 3.76	1.0		3	0	0	0	3	0	0	0	0	0	0	9	9	0.00	0.000																	

Houston Astros @ Montreal Expos  
Jarry Park, Montreal, QB  
Fri Jun 12 1970, 7:05 PM EDT  
Att: 14,820 - Unknown

AB	33
R	7
H	11
RBI	7
BB	6
SO	13
LOB	21





Batter	1	2	3	4	5	6	7	8	9	AB	R	H	RBI	BB	SO	LOB	TOP											
Joe Pepitone, L (1, 3) OBP: 0.310, SLG: 0.505	F9						F8			2	1	0	0	2	0	0	<b>Houston Astros @ Montreal Expos</b> Jarry Park, Montreal, QB Sat Jun 13 1970, 7:05 PM EDT Att: 22,042 - Unknown											
Tommy Davis, R (1, 7) OBP: 0.309, SLG: 0.405	2B	6-3			HR		1-3			4	2	2	2	0	0	1												
Jimmy Wynn, R (1, 8) OBP: 0.398, SLG: 0.546	1B		6-3		6-3		K			4	1	1	1	0	1	0												
Norm Miller, L (1, 9) OBP: 0.387, SLG: 0.418	1B	FC6-5			1-3			L6-3		4	1	3	1	0	0	0												
Denis Menke, R (1, 4) OBP: 0.387, SLG: 0.446	1B	FC6-5			1-3			L6-3		3	0	1	0	1	0	2												
Doug Radler, R (1, 5) OBP: 0.316, SLG: 0.436	FC6-5				F9			5-3		4	0	0	1	0	1	3												
Johnny Edwards, L (1, 2) OBP: 0.229, SLG: 0.255	F7				F8			L5		4	0	0	0	0	0	1												
Hector Torres, R (1, 6) OBP: 0.269, SLG: 0.208		6-3			4-3		K			4	0	0	0	0	1	0												
Jack Billingham, R (1, 1) OBP: 0.116, SLG: 0.063		1-3			K		K			4	0	0	0	0	2	0	<b>Houston Astros</b> WP: 0 PA: 36 RB: 0 SB: 0 CS: 0											
<b>Inning Stats</b>	R: 3 E: 0 K: 0 S: 7	H: 4 LOB: 1 BB: 0 P: 7	R: 0 E: 0 K: 0 S: 3	H: 0 LOB: 1 BB: 1 P: 7	R: 0 E: 0 K: 1 S: 5	H: 0 LOB: 0 BB: 1 P: 9	R: 0 E: 0 K: 1 S: 5	H: 0 LOB: 0 BB: 0 P: 5	R: 2 E: 0 K: 0 S: 5	H: 2 LOB: 1 BB: 1 P: 9	R: 0 E: 0 K: 2 S: 7	H: 0 LOB: 0 BB: 0 P: 7	R: 0 E: 0 K: 1 S: 5	H: 0 LOB: 0 BB: 0 P: 5	R: 0 E: 0 K: 0 S: 3	H: 1 LOB: 0 BB: 0 P: 3		R: 0 E: 0 K: 0 S: 3	H: 0 LOB: 0 BB: 0 P: 3	1B: 4 2B: 3 3B: 0 HR: 1	SF: 0 SAC: 0 DP: 1 HBP: 0							
<b>PITCHER</b>	IP	WLS	BF	H	R	ER	SO	BB	IBB	HBP	BLK	WP	HR	S	P	ERA		WHIP										
Bill Stoneman, R (1, 1) ERA: 4.83	5.0	L	24	6	5	5	2	3	0	0	0	0	1	25	37	9.00		1.800										
John Strohmayr, R (6, 1) ERA: 6.33	2.0		6	0	0	0	3	0	0	0	0	0	0	12	12	0.00		0.000										
Mike Wegener, R (8, 1) ERA: 3.26	2.0		6	1	0	0	0	0	0	0	0	0	0	6	6	0.00		0.500										

Batter	1	2	3	4	5	6	7	8	9	AB	R	H	RBI	BB	SO	LOB	BOTTOM										
Mary Staehle, L (1, 4) OBP: 0.327, SLG: 0.258	G3		4-3				4-3			4	0	1	0	0	0	1	<b>Houston Astros @ Montreal Expos</b> Jarry Park, Montreal, QB Sat Jun 13 1970, 7:05 PM EDT Att: 22,042 - Unknown										
Jim Gosger, L (1, 8) OBP: 0.485, SLG: 0.556	K		1-3				4-3			3	0	0	0	1	1	1											
Mike Wegener, R (8, 1)										0	0	0	0	0	0	0											
Rusty Staub, L (1, 9) OBP: 0.443, SLG: 0.492	K		K				L3			4	0	0	0	0	2	2											
Ron Fairly, L (1, 3) OBP: 0.393, SLG: 0.391							F9			3	2	1	1	1	0	0											
Jim Fairley, L (1, 7) OBP: 0.352, SLG: 0.427										4	0	3	0	0	0	0											
Coco Laboy, R (1, 5) OBP: 0.256, SLG: 0.331										4	0	0	0	0	1	4											
John Bateman, R (1, 2) OBP: 0.262, SLG: 0.350										3	0	1	1	0	0	1											
Gary Sutherland, R (9, PH) OBP: 0.277, SLG: 0.248										0	0	0	0	0	0	0	<b>Montreal Expos</b> WP: 2 PA: 35 RB: 0 SB: 0 CS: 0										
Bobby Wine, R (1, 6) OBP: 0.243, SLG: 0.259										3	0	0	0	0	1	2											
Bob Bailey, R (9, PH) OBP: 0.329, SLG: 0.422										1	0	0	0	0	0	1											
Bill Stoneman, R (1, 1) OBP: 0.103, SLG: 0.172										1	0	0	0	0	1	2											
Ty Cline, L (5, PH) OBP: 0.500, SLG: 0.590										1	0	0	0	0	0	0											
John Strohmayr, R (6, 1) OBP: 0.500, SLG: 0.500										0	0	0	0	0	0	0											
Mack Jones, L (7, PH) OBP: 0.400, SLG: 0.424										1	0	1	0	0	0	0											
<b>Inning Stats</b>	R: 0 E: 0 K: 2 S: 7	H: 0 LOB: 0 BB: 0 P: 7	R: 1 E: 1 K: 1 S: 7	H: 1 LOB: 2 BB: 1 P: 11	R: 0 E: 0 K: 1 S: 5	H: 0 LOB: 0 BB: 0 P: 5	R: 1 E: 0 K: 0 S: 4	H: 2 LOB: 0 BB: 0 P: 4	R: 0 E: 0 K: 0 S: 4	H: 1 LOB: 2 BB: 1 P: 8	R: 0 E: 0 K: 1 S: 6	H: 1 LOB: 1 BB: 0 P: 6	R: 0 E: 0 K: 1 S: 6	H: 1 LOB: 1 BB: 0 P: 6	R: 0 E: 0 K: 0 S: 3	H: 0 LOB: 0 BB: 0 P: 3		R: 0 E: 0 K: 0 S: 3	H: 1 LOB: 1 BB: 0 P: 3	1B: 5 2B: 1 3B: 0 HR: 1	SF: 1 SAC: 0 DP: 2 HBP: 0						
<b>PITCHER</b>	IP	WLS	BF	H	R	ER	SO	BB	IBB	HBP	BLK	WP	HR	S	P	ERA	WHIP										
Jack Billingham, R (1, 1) ERA: 3.3	9.0	W	35	7	2	2	6	2	0	0	0	2	1	45	53	2.00	1.000										



Batter	1	2	3	4	5	6	7	8	9	AB	R	H	RBI	BB	SO	LOB	TOP								
Joe Pepitone, L (1, 3) OBP: 0.305, SLG: 0.498	0-3 K		0-0 SF9			0-0 F4		0-0 F6		3	0	0	1	0	1	1	<b>Houston Astros @ Montreal Expos</b> Jarry Park, Montreal, QB Sun Jun 14 1970, 3:33 AM EDT Att: 20,547 - Unknown								
Tommy Davis, R (1, 7) OBP: 0.308, SLG: 0.402	0-0 4-3		0-0 F3			0-0 1B		0-0 F8		4	0	1	0	0	0	1									
Jimmy Wynn, R (1, 8) OBP: 0.392, SLG: 0.536	0-3 K			0-0 2-3		0-0 6-3			0-0 5-3	4	0	0	0	0	1	1									
Norm Miller, L (1, 9) OBP: 0.384, SLG: 0.408		0-0 F4		0-0 4-3			0-3 K		4-0 HBP 1B BB	3	0	0	0	1	1	0									
Denis Menke, R (1, 4) OBP: 0.392, SLG: 0.449		0-0 1B		4-0 CS BB			0-0 F6		0-0 HBP 1B	3	0	2	0	1	0	0									
Doug Radler, R (1, 5) OBP: 0.315, SLG: 0.430		0-3 K		0-0 CS 1-2	0-0 5-3		4-0 BB		0-0 F8	3	0	0	0	1	1	3									
Johnny Edwards, L (1, 2) OBP: 0.229, SLG: 0.251		0-3 K			0-0 F6		0-0 4-3		1-0 1-2 2-3 HBP	3	0	0	0	0	1	2									
Hector Torres, R (1, 6) OBP: 0.276, SLG: 0.296			0-0 SF9 3B			0-0 F8		0-0 6-3	0-0 4-3	3	1	1	0	0	0	0									
Keith Lampard, L (9, PH) OBP: 0.232, SLG: 0.386										1	0	0	0	0	0	3									
Denny Lemaster, R (1, 1) OBP: 0.229, SLG: 0.103			0-0 F4			0-0 F2		4-0 BB		2	0	0	0	0	0	1									
Marty Martinez, S (8, PH) OBP: 0.343, SLG: 0.313										0	0	0	0	1	0	0									
Ron Cook, L (8, PR) OBP: 0.600, SLG: 1.000										0	0	0	0	0	0	0									
Fred Gladding, L (8, 1)										0	0	0	0	0	0	0									
<b>Inning Stats</b>	R: 0 E: 0 K: 2 S: 7	H: 0 LOB: 0 BB: 0 P: 7	R: 0 E: 0 K: 2 S: 8	H: 1 LOB: 1 BB: 0 P: 8	R: 1 E: 0 K: 0 S: 4	H: 1 LOB: 0 BB: 0 P: 4	R: 0 E: 0 K: 0 S: 2	H: 0 LOB: 0 BB: 1 P: 6	R: 0 E: 0 K: 0 S: 3	H: 0 LOB: 0 BB: 0 P: 3	R: 0 E: 0 K: 0 S: 4	H: 1 LOB: 1 BB: 0 P: 4	R: 0 E: 0 K: 1 S: 5	H: 0 LOB: 1 BB: 1 P: 9	R: 0 E: 0 K: 0 S: 3	H: 0 LOB: 1 BB: 1 P: 7	R: 0 E: 0 K: 0 S: 4	H: 1 LOB: 3 BB: 1 P: 9	1B: 3 2B: 0 3B: 1 HR: 0	SF: 1 SAC: 0 DP: 0 HBP: 1	WP: 0 PB: 0 SB: 1 CS: 1	PA: 36			
<b>PITCHER</b>	IP WLS BF H R ER SO BB IBB HBP BLK WP HR S P ERA WHIP	8.1 W 32 4 1 1 5 4 0 0 0 0 0 0 38 54 1.08 0.960	0.2 S 3 0 0 0 0 0 0 1 0 0 0 0 2 3 0.00 0.000																						

AB	29
R	1
H	4
RBI	1
BB	4
SO	5
LOB	12



Batter	1	2	3	4	5	6	7	8	9	AB	R	H	RBI	BB	SO	LOB	BOTTOM							
Don Hahn, R (1, 7) OBP: 0.397, SLG: 0.346	4-0 CS BB		4-0 BB		0-3 K		0-3 K			2	0	0	0	2	2	0	<b>Houston Astros @ Montreal Expos</b> Jarry Park, Montreal, QB Sun Jun 14 1970, 3:33 AM EDT Att: 20,547 - Unknown							
Gary Sutherland, R (1, 4) OBP: 0.277, SLG: 0.248	0-0 F6 1-2		0-0 F9		0-0 1B		0-0 F3			4	0	1	0	0	0	2								
Rusty Staub, L (1, 9) OBP: 0.436, SLG: 0.482	0-0 4-3		0-0 L4		0-0 F5		0-3 K			4	0	0	0	0	1	2								
Adolfo Phillips, R (1, 8) OBP: 0.302, SLG: 0.375		0-0 E3		0-0 5-3		0-0 6-3		4-0 BB		3	0	0	0	0	0	0								
Jim Gosger, L (8, PH) OBP: 0.500, SLG: 0.556										0	0	0	0	1	0	0								
Coco Laboy, R (1, 5) OBP: 0.258, SLG: 0.326		0-3 K 1-2		0-0 4-3		4-0 FC6-4 BB		0-0 F8		3	0	0	0	1	1	2								
John Bateman, R (1, 2) OBP: 0.283, SLG: 0.357		0-0 F8		0-0 HR 2B		0-0 F9				3	1	1	0	0	0	2								
John Boccabella, R (1, 3) OBP: 0.292, SLG: 0.522		4-0 BB		0-0 HR 2H		0-0 FC6-4 1-2				2	1	1	2	1	0	1								
Bobby Wine, R (1, 6) OBP: 0.244, SLG: 0.260		0-0 F9		0-3 K			0-0 1-4 1B			3	0	1	0	0	1	2								
Steve Renko, R (1, 1) OBP: 0.238, SLG: 0.238			0-3 K		0-3 K					3	0	0	0	0	2	1								
Claude Raymond, R (9, 1)										0	0	0	0	0	0	0								
<b>Inning Stats</b>	R: 0 E: 0 K: 0 S: 2	H: 0 LOB: 1 BB: 1 P: 6	R: 0 E: 1 K: 1 S: 6	H: 0 LOB: 2 BB: 1 P: 10	R: 0 E: 0 K: 1 S: 5	H: 0 LOB: 1 BB: 1 P: 9	R: 2 E: 0 K: 1 S: 7	H: 2 LOB: 0 BB: 0 P: 7	R: 0 E: 0 K: 2 S: 8	H: 1 LOB: 1 BB: 0 P: 8	R: 0 E: 0 K: 0 S: 3	H: 0 LOB: 1 BB: 1 P: 7	R: 0 E: 0 K: 1 S: 5	H: 1 LOB: 0 BB: 0 P: 5	R: 0 E: 0 K: 1 S: 5	H: 0 LOB: 1 BB: 1 P: 9	1B: 2 2B: 2 3B: 0 HR: 1	SF: 0 SAC: 0 DP: 1 HBP: 0	WP: 0 PB: 0 SB: 1 CS: 1	PA: 32				
<b>PITCHER</b>	IP WLS BF H R ER SO BB IBB HBP BLK WP HR S P ERA WHIP	7.0 L 28 4 2 2 6 4 0 0 0 0 0 0 36 52 2.57 1.143	1.0 4 0 0 0 1 1 0 0 0 0 0 0 5 9 0.00 1.000																					

AB	27
R	2
H	4
RBI	2
BB	5
SO	7
LOB	12







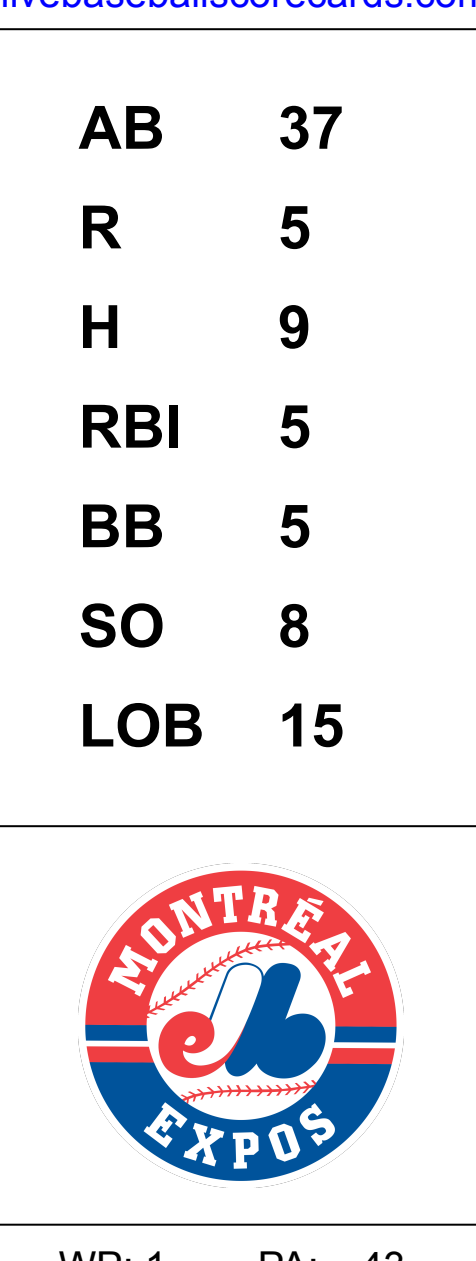


Batter	1	2	3	4	5	6	7	8	9	AB	R	H	RBI	BB	SO	LOB	TOP								
<b>Gil Garrido, R</b> OBP: 0.364, SLG: 0.419 (1, 6)	0-0 6-3			0-0 1-3		0-0 F7		0-0 1B 3B	0-0 1B	5	1	2	0	0	0	0	<b>Atlanta Braves @ Montreal Expos</b> Jarry Park, Montreal, QB Wed Jun 17 1970, 7:05 PM EDT Att: 10,694 - Unknown								
<b>Felix Milten, R</b> OBP: 0.323, SLG: 0.390 (1, 4)	0-0 4-3			0-0 F7		0-0 L4		0-0 F9	0-0 4-3	5	0	0	0	0	0	2									
<b>Hank Aaron, R</b> OBP: 0.381, SLG: 0.589 (1, 9)	0-0 6-3			0-0 F2			0-0 1B 1B	4-0 HBP 1B IBB		3	1	1	0	1	0	0									
<b>Rico Carty, R</b> OBP: 0.488, SLG: 0.698 (1, 7)		0-3 K			0-0 5-3		0-0 F8	0-0 HBP 1B		4	0	1	1	0	1	1									
<b>Orlando Cepeda, R</b> OBP: 0.363, SLG: 0.532 (1, 3)		0-3 K			0-3 K		0-0 1B 2B	0-3 K		4	1	1	0	0	3	2									
<b>Tony Gonzalez, L</b> OBP: 0.309, SLG: 0.345 (1, 8)		0-0 F8			0-0 F7		0-0 1B 2B	1-6 FC6-4 HBP		3	1	1	1	0	0	0									
<b>Bob Aspromonte, R</b> OBP: 0.208, SLG: 0.174 (1, 5)			0-0 6-3			0-0 E5 FC5-4	0-0 F8	0-0 FC6-4		4	0	0	0	0	0	5									
<b>Bob Didier, S</b> OBP: 0.213, SLG: 0.182 (1, 2)			0-0 F9			0-0 FC5-4 HR	0-0 2B		0-0 F9	2	1	0	0	0	0	1									
<b>Mike Lum, L</b> OBP: 0.294, SLG: 0.328 (7, PH)						1-2 HR	1-H 2-H			1	0	1	2	0	0	0									
<b>Hal King, L</b> OBP: 0.392, SLG: 0.425 (7, 2)										1	0	0	0	0	0	0									
<b>Jim Nash, R</b> OBP: 0.132, SLG: 0.250 (1, 1)				0-0 F7			0-0 L1		0-0 1-3	2	1	1	2	0	0	0									
<b>Larry Jaster, L</b> (6, 1)										1	0	0	0	0	0	1									
<b>Hoyt Wilhelm, R</b> (8, 1)										1	0	0	0	0	0	0									
<b>Bob Priddy, R</b> OBP: 0.600, SLG: 0.500 (9, 1)						1-H HR				0	0	0	0	0	0	0									
<b>Inning Stats</b>	R: 0 E: 0 K: 0 S: 3	H: 0 LOB: 0 BB: 0 P: 3	R: 0 E: 0 K: 2 S: 7	H: 0 LOB: 0 BB: 0 P: 7	R: 0 E: 0 K: 0 S: 3	H: 0 LOB: 0 BB: 0 P: 3	R: 0 E: 0 K: 0 S: 3	H: 0 LOB: 0 BB: 0 P: 3	R: 0 E: 0 K: 1 S: 5	H: 0 LOB: 0 BB: 0 P: 5	R: 2 E: 1 K: 0 S: 5	H: 1 LOB: 0 BB: 0 P: 5	R: 3 E: 0 K: 0 S: 7	H: 4 LOB: 1 BB: 0 P: 7	R: 1 E: 0 K: 1 S: 7	H: 2 LOB: 3 BB: 1 P: 12	R: 0 E: 0 K: 0 S: 4	H: 1 LOB: 1 BB: 0 P: 4	1B: 5 2B: 1 3B: 1 HR: 1	SF: 0 SAC: 0 DP: 0 HBP: 1	WP: 0 PB: 0 SB: 0 CS: 0	PA: 38			
<b>PITCHER</b>	IP	WLS	BF	H	R	ER	SO	BB	IBB	HBP	BLK	WP	HR	S	P	ERA	WHIP								
<b>Mike Wegener, R</b> ERA: 3.86 (1, 1)	6.1		24	4	5	4	3	0	0	0	0	0	1	30	30	5.68	0.632								
<b>Claude Raymond, R</b> ERA: 3.15 (7, 1)	1.1	L	8	3	1	1	1	0	1	0	0	0	0	9	13	6.75	2.250								
<b>John O'Donoghue, L</b> ERA: 4.94 (8, 1)	0.1		2	0	0	0	0	0	0	1	0	0	0	1	2	0.00	0.000								
<b>Bill Stoneman, R</b> ERA: 4.74 (9, 1)	1.0		4	1	0	0	0	0	0	0	0	0	0	4	4	0.00	1.000								

AB	36
R	6
H	8
RBI	6
BB	1
SO	4
LOB	12



Batter	1	2	3	4	5	6	7	8	9	AB	R	H	RBI	BB	SO	LOB	BOTTOM								
<b>Mary Staehle, L</b> OBP: 0.346, SLG: 0.286 (1, 4)	0-3 K		0-0 SH1-4		0-0 HR	0-0 1B		4-0 1-3 BB		3	1	2	1	1	1	0	<b>Atlanta Braves @ Montreal Expos</b> Jarry Park, Montreal, QB Wed Jun 17 1970, 7:05 PM EDT Att: 10,694 - Unknown								
<b>Jim Gosger, L</b> OBP: 0.452, SLG: 0.559 (1, 8)	0-3 K		0-0 F7		0-0 HR	0-0 1-3		0-0 4-3		5	1	1	2	0	1	5									
<b>Bill Stoneman, R</b> OBP: 0.103, SLG: 0.172 (9, 1)										0	0	0	0	0	0	0									
<b>Rusty Staub, L</b> OBP: 0.435, SLG: 0.475 (1, 9)	0-0 E 2B		0-0 G3		0-0 F6		0-0 G3		0-0 L3	5	1	1	0	0	0	1									
<b>Ron Fairly, L</b> OBP: 0.396, SLG: 0.398 (1, 3)	0-0 E2			0-0 F8	0-0 2B		0-0 F6		0-3 K WP	5	0	2	1	0	1	0									
<b>Don Hahn, R</b> OBP: 0.409, SLG: 0.352 (9, PR)	2-H 1B									0	0	0	0	0	0	0									
<b>Jim Fairley, L</b> OBP: 0.348, SLG: 0.420 (1, 7)	0-0 F8									3	1	1	0	0	1	2									
<b>Bob Bailey, R</b> OBP: 0.341, SLG: 0.424 (7, PH)				0-0 4-3 1B	0-0 K		4-0 BB		0-3 K	1	0	0	0	1	1	1									
<b>Coco Laboy, R</b> OBP: 0.255, SLG: 0.321 (1, 5)			0-0 F9		0-0 4-3	0-0 E5 CS	0-0 1-3		4-0 BB	4	0	0	0	1	0	2									
<b>John Bateman, R</b> OBP: 0.253, SLG: 0.340 (1, 2)		0-3 K		0-0 2-H 1B	0-0 K	0-3 K		0-0 F8	0-0 4-3	5	0	1	1	0	2	3									
<b>Bobby Wine, R</b> OBP: 0.248, SLG: 0.260 (1, 6)										2	1	0	0	1	0	1									
<b>Adolfo Phillips, R</b> OBP: 0.300, SLG: 0.370 (8, PH)										1	0	0	0	0	1	0									
<b>Gary Sutherland, R</b> OBP: 0.274, SLG: 0.246 (9, 6)										0	0	0	0	0	0	0									
<b>Mike Wegener, R</b> OBP: 0.143, SLG: 0.143 (1, 1)				0-0 E5		0-0 6-3		4-0 E S BB		3	0	1	0	0	0	0									
<b>Claude Raymond, R</b> (7, 1)										0	0	0	0	0	0	0									
<b>John O'Donoghue, R</b> (8, 1)										0	0	0	0	0	0	0									
<b>Mack Jones, L</b> OBP: 0.401, SLG: 0.421 (8, PH)										0	0	0	0	1	0	0									
<b>Inning Stats</b>	R: 1 E: 1 K: 2 S: 9	H: 2 LOB: 1 BB: 0 P: 9	R: 0 E: 0 K: 1 S: 5	H: 0 LOB: 0 BB: 0 P: 5	R: 0 E: 1 K: 0 S: 4	H: 0 LOB: 1 BB: 0 P: 4	R: 1 E: 0 K: 0 S: 5	H: 2 LOB: 1 BB: 0 P: 5	R: 2 E: 0 K: 1 S: 8	H: 3 LOB: 1 BB: 0 P: 8	R: 1 E: 1 K: 1 S: 7	H: 2 LOB: 2 BB: 1 P: 11	R: 0 E: 0 K: 0 S: 3	H: 0 LOB: 1 BB: 1 P: 7	R: 0 E: 0 K: 1 S: 5	H: 0 LOB: 2 BB: 2 P: 13	R: 0 E: 0 K: 2 S: 8	H: 0 LOB: 2 BB: 1 P: 12	1B: 6 2B: 3 3B: 0 HR: 1	SF: 0 SAC: 1 DP: 1 HBP: 0	WP: 1 PB: 1 SB: 1 CS: 1	PA: 43			
<b>PITCHER</b>	IP	WLS	BF	H	R	ER	SO	BB	IBB	HBP	BLK	WP	HR	S	P	ERA	WHIP								
<b>Jim Nash, R</b> ERA: 3.74 (1, 1)	5.2		28	9	5	5	5	1	0	0	0	0	0	4	8	0.00	0.750								
<b>Larry Jaster, L</b> ERA: 5.95 (6, 1)	1.1	W	5	0	0	0	0	1	0	0	0	0	0	4	8	0.00	0.750								
<b>Hoyt Wilhelm, R</b> ERA: 3.28 (8, 1)	1.2		9	0	0	0	3	3	0	0	0	1	0	12	24	0.00	1.800								
<b>Bob Priddy, R</b> ERA: 4.97 (9, 1)	0.1	S	1	0	0	0	0	0	0	0	0	0	0	1	1	0.00	0.000								





Batter	1	2	3	4	5	6	7	8	9	AB	R	H	RBI	BB	SO	LOB	TOP	
<b>Gil Garrido, R</b> OBP: 0.393, SLG: 0.426 (1, 6)										3	2	2	0	2	0	1	<b>Atlanta Braves @ Montreal Expos</b> Jarry Park, Montreal, QB Thu Jun 18 1970, 7:05 PM EDT Att: 14,214 - Unknown	
<b>Felix Milten, R</b> OBP: 0.328, SLG: 0.394 (1, 4)										5	3	3	0	0	0	2		
<b>Hank Aaron, R</b> OBP: 0.386, SLG: 0.607 (1, 9)										5	2	3	4	0	0	2		
<b>Rico Carty, R</b> OBP: 0.484, SLG: 0.688 (1, 7)										3	0	0	1	1	0	1		
<b>Orlando Cepeda, R</b> OBP: 0.365, SLG: 0.531 (1, 3)										4	0	2	2	0	0	1		
<b>Tony Gonzalez, L</b> OBP: 0.304, SLG: 0.338 (1, 8)										4	0	0	0	0	2	4		
<b>Bob Aspromonte, R</b> OBP: 0.179, SLG: 0.148 (1, 5)										4	0	0	0	0	0	2		
<b>Bob Didier, S</b> OBP: 0.204, SLG: 0.174 (1, 2)										4	0	0	0	0	0	2		
<b>Phil Niekro, R</b> OBP: 0.171, SLG: 0.128 (1, 1)										4	0	1	0	0	1	0		
<b>Milt Pappas, R</b> (8, 1)										0	0	0	0	0	0	0		
<b>Larry Jaster, L</b> (8, 1)										0	0	0	0	0	0	0		
<b>Inning Stats</b>	R: 3 E: 0 K: 1 S: 8	H: 3 LOB: 2 BB: 2 P: 16	R: 0 E: 0 K: 0 S: 4	H: 2 LOB: 1 BB: 0 P: 4	R: 0 E: 0 K: 0 S: 3	H: 0 LOB: 0 BB: 0 P: 3	R: 0 E: 0 K: 0 S: 3	H: 0 LOB: 0 BB: 0 P: 3	R: 2 E: 0 K: 1 S: 7	H: 2 LOB: 1 BB: 1 P: 11	R: 0 E: 0 K: 1 S: 5	H: 0 LOB: 0 BB: 0 P: 5	R: 0 E: 0 K: 0 S: 3	H: 1 LOB: 0 BB: 0 P: 3	1B: 9 2B: 1 3B: 0 HR: 1	SF: 0 SAC: 0 DP: 2 HBP: 0	WP: 0 PA: 39 PB: 0 SB: 0 CS: 0	
<b>PITCHER</b>	IP WLS BF H R ER SO BB IBB HBP BLK WP HR S P ERA WHIP																	
<b>Steve Renko, R</b> ERA: 5.17 (1, 1)	5.0	24	8	5	5	1	1	1	0	0	0	0	0	1	24	32	9.00	1.800
<b>John Strohman, R</b> ERA: 6.0 (6, 1)	1.0	3	0	0	0	0	0	0	0	0	0	0	0	0	3	3	0.00	0.000
<b>Bill Stoneman, R</b> ERA: 4.82 (7, 1)	2.0	W	9	2	2	2	1	0	0	0	0	0	0	12	16	9.00	1.500	
<b>Howie Reed, R</b> ERA: 3.72 (9, 1)	1.0	S	3	1	0	0	0	0	0	0	0	0	0	3	3	0.00	1.000	

Batter	1	2	3	4	5	6	7	8	9	AB	R	H	RBI	BB	SO	LOB	BOTTOM		
<b>Bob Bailey, R</b> OBP: 0.356, SLG: 0.429 (1, 7)										4	3	2	1	1	0	0	<b>Atlanta Braves @ Montreal Expos</b> Jarry Park, Montreal, QB Thu Jun 18 1970, 7:05 PM EDT Att: 14,214 - Unknown		
<b>Jim Gosger, L</b> OBP: 0.500, SLG: 0.684 (1, 8)										4	2	4	2	0	0	0			
<b>Adolfo Phillips, R</b> OBP: 0.306, SLG: 0.370 (8, PH)										0	1	0	0	1	0	0			
<b>Rusty Staub, L</b> OBP: 0.438, SLG: 0.478 (1, 9)										3	1	1	2	2	1	1			
<b>Ron Fairly, L</b> OBP: 0.396, SLG: 0.413 (1, 3)										3	1	1	5	1	1	1			
<b>Coco Laboy, R</b> OBP: 0.254, SLG: 0.318 (1, 5)										5	0	1	0	0	1	6			
<b>Gary Sutherland, R</b> OBP: 0.285, SLG: 0.237 (1, 4)										5	0	0	0	0	0	2			
<b>John Bateman, R</b> OBP: 0.257, SLG: 0.338 (1, 2)										4	1	1	0	1	0	1			
<b>Bobby Wine, R</b> OBP: 0.249, SLG: 0.261 (1, 6)										3	0	1	0	0	1	1			
<b>Mary Staehle, L</b> OBP: 0.350, SLG: 0.291 (8, PH)										1	1	1	0	0	0	0			
<b>Steve Renko, R</b> OBP: 0.227, SLG: 0.227 (1, 1)										1	0	0	0	0	1	1			
<b>John Strohman, R</b> OBP: 0.245, SLG: 0.416 (5, PH)										1	0	0	0	0	0	0			
<b>John Strohman, R</b> OBP: 0.245, SLG: 0.416 (5, PH)										0	0	0	0	0	0	0			
<b>Mack Jones, R</b> OBP: 0.500, SLG: 0.500 (6, PH)										0	0	0	0	0	0	0			
<b>John Strohman, R</b> OBP: 0.245, SLG: 0.416 (5, PH)										1	0	0	0	0	0	1			
<b>Bill Stoneman, R</b> OBP: 0.325, SLG: 0.172 (7, 1)										0	0	0	0	0	0	0			
<b>Ron Brand, R</b> OBP: 0.325, SLG: 0.317 (8, PH)										1	0	0	0	0	0	0			
<b>Howie Reed, R</b> (9, 1)										0	0	0	0	0	0	2			
<b>Inning Stats</b>	R: 0 E: 0 K: 0 S: 4	H: 1 LOB: 2 BB: 1 P: 8	R: 0 E: 0 K: 1 S: 6	H: 1 LOB: 0 BB: 0 P: 6	R: 1 E: 0 K: 1 S: 7	H: 2 LOB: 1 BB: 0 P: 7	R: 0 E: 0 K: 1 S: 5	H: 0 LOB: 0 BB: 0 P: 5	R: 1 E: 0 K: 0 S: 4	H: 1 LOB: 2 BB: 2 P: 12	R: 0 E: 0 K: 0 S: 4	H: 1 LOB: 1 BB: 0 P: 4	R: 2 E: 1 K: 2 S: 10	H: 2 LOB: 1 BB: 0 P: 10	R: 6 E: 0 K: 0 S: 7	H: 4 LOB: 1 BB: 3 P: 19	1B: 9 2B: 1 3B: 0 HR: 2	SF: 1 SAC: 0 DP: 0 HBP: 0	WP: 1 PA: 43 PB: 0 SB: 0 CS: 0
<b>PITCHER</b>	IP WLS BF H R ER SO BB IBB HBP BLK WP HR S P ERA WHIP																		
<b>Phil Niekro, R</b> ERA: 4.0 (1, 1)	7.0	34	8	5	5	5	4	0	0	0	0	0	0	1	40	56	6.43	1.714	
<b>Milt Pappas, R</b> ERA: 6.52 (8, 1)	0.1	3	2	0	0	0	0	0	0	0	0	0	0	3	3	0.00	6.000		
<b>Larry Jaster, L</b> ERA: 7.08 (8, 1)	0.2	L	6	2	5	5	2	0	0	0	0	0	1	4	12	67.50	6.000		





Batter	1	2	3	4	5	6	7	8	9	AB	R	H	RBI	BB	SO	LOB	TOP											
Mack Jones, L OBP: 0.406, SLG: 0.434 (1, 7)	4-3			BB 2B BB	4-3 3B		BB			2	2	1	0	2	0	0	<b>Montreal Expos @ Pittsburgh Pirates</b> Forbes Field, Pittsburgh, PA Fri Jun 19 1970, 7:05 PM EDT Att: 9,707 - Unknown											
Jim Gosger, L OBP: 0.480, SLG: 0.643 (1, 8)	F8			BB 2B 1B	4-3		K			4	1	1	1	0	1	1												
Rusty Staub, L OBP: 0.439, SLG: 0.476 (1, 9)	F7			BB 2B FC5	BB		CS		F6	3	1	1	0	1	0	0												
Ron Fairly, L OBP: 0.394, SLG: 0.415 (1, 3)		F7		FC5 2B	CS		F6		K	4	0	1	2	0	1	0												
Mary Staehle, L OBP: 0.350, SLG: 0.287 Gary Sutherland, R OBP: 0.263, SLG: 0.235 (8, PH) (8, 4)	F7			FC5 1B BB	4-3				1-3	2	0	0	0	1	0	0												
Coco Laboy, R OBP: 0.254, SLG: 0.316 (1, 5)	F6			FC5 1B	1B				5-3	4	0	1	1	0	0	2												
John Boccabella, R OBP: 0.304, SLG: 0.500 John O'Donoghue, R OBP: 0.263, SLG: 0.235 (8, PH) Don Hahn, R OBP: 0.403, SLG: 0.345 (9, PH)			K	1-3 2-H	1B		K		5-3	3	0	1	0	0	2	1												
Bobby Wine, R OBP: 0.244, SLG: 0.256 (1, 6)		5-3		K			5-3		4-3	4	0	0	0	0	1	2												
Dan McGinn, L OBP: 0.056, SLG: 0.056 Bob Bailey, R OBP: 0.352, SLG: 0.423 Bill Dillman, R OBP: 0.256, SLG: 0.335 (5, PH) (5, 1) John Bateman, R OBP: 0.256, SLG: 0.335 (6, 2)	1-3				5-3		K			1	0	0	0	0	0	0												
<b>Inning Stats</b>	R: 0 E: 0 K: 0 S: 3	H: 0 LOB: 0 BB: 0 P: 3	R: 0 E: 0 K: 0 S: 3	H: 0 LOB: 0 BB: 0 P: 3	R: 0 E: 0 K: 1 S: 5	H: 0 LOB: 2 BB: 3 P: 19	R: 1 E: 0 K: 0 S: 4	H: 2 LOB: 0 BB: 0 P: 4	R: 0 E: 0 K: 2 S: 6	H: 1 LOB: 1 BB: 1 P: 6	R: 0 E: 0 K: 2 S: 7	H: 0 LOB: 1 BB: 1 P: 11	R: 0 E: 0 K: 1 S: 5	H: 0 LOB: 0 BB: 0 P: 5	R: 0 E: 0 K: 0 S: 3	H: 0 LOB: 0 BB: 0 P: 3		1B: 4 2B: 1 3B: 1 HR: 0	SF: 0 SAC: 0 DP: 0 HBP: 0	WP: 0 PB: 0 CS: 1	PA: 36							
<b>PITCHER</b>	IP	WLS	BF	H	R	ER	SO	BB	IBB	HBP	BLK	WP	HR	S	P	ERA		WHIP										
Bob Moose, R ERA: 4.13 (1, 1)	3.0		14	2	3	3	1	3	0	0	0	0	0	13	25	9.00		1.667										
Bruce Dal Canton, R ERA: 4.21 (4, 1)	3.0	W	11	4	1	1	2	0	0	0	0	0	0	15	15	3.00	1.333											
Luke Walker, L ERA: 3.52 (7, 1)	3.0	S	10	0	0	0	3	1	0	0	0	0	0	15	19	0.00	0.333											

AB	31
R	4
H	6
RBI	4
BB	4
SO	6
LOB	6



Batter	1	2	3	4	5	6	7	8	9	AB	R	H	RBI	BB	SO	LOB	BOTTOM										
Freddie Patek, R OBP: 0.342, SLG: 0.324 (1, 6)	6-3		FC3-6 BB	6-3 S 1B		1-2 3B BB	F8			3	1	1	0	2	0	1	<b>Montreal Expos @ Pittsburgh Pirates</b> Forbes Field, Pittsburgh, PA Fri Jun 19 1970, 7:05 PM EDT Att: 9,707 - Unknown										
Matty Alou, L OBP: 0.311, SLG: 0.328 (1, 8)	6-3		FC3-6 BLK 3B	6-3 1-3		1-2 2-3 3B 1B		4-3	5	2	1	0	0	0	2												
Dave Cash, R OBP: 0.333, SLG: 0.469 (1, 4)			1-H 1B 3B		F8	1-H 2-H 3-H 1B 3B		G6-4-3 1B	4	2	3	4	1	0	0												
Bob Robertson, R OBP: 0.382, SLG: 0.559 (1, 3)	K		3-H 3B 1B		F3	4-3 1B		G6-4-3 1-2	5	1	2	2	0	1	2												
Manny Sanguillen, R OBP: 0.299, SLG: 0.415 (1, 2)	G3		1-H 1B 3B		1B 1B	4-3 1-2		4-3	4	1	2	1	0	0	1												
Al Oliver, L OBP: 0.293, SLG: 0.426 (1, 9)	6-3		3-H 1B		1-3 1B			4-3	4	0	2	1	0	0	2												
Johnny Jeter, R OBP: 0.302, SLG: 0.316 (1, 7)			BB 1B	1-2 BB	K		F3		3	0	1	0	1	1	2												
Richie Hebner, L OBP: 0.377, SLG: 0.461 (1, 5)	4-3			K		3-1		1-3	4	0	0	0	0	1	3												
Bob Moose, R OBP: 0.257, SLG: 0.194 Bruce Dal Canton, R OBP: 0.311, SLG: 0.328 (4, 1)			K	K		1B 3B 1B			1	0	0	0	0	1	0												
Bill Mazerowski, R OBP: 0.273, SLG: 0.292 Dock Ellis, S OBP: 0.147, SLG: 0.094 Luke Walker, L OBP: 0.250, SLG: 0.200 (7, 1)			K	K		1B 3B 1B			1	0	1	0	0	0	0												
<b>Inning Stats</b>	R: 0 E: 0 K: 1 S: 5	H: 0 LOB: 1 BB: 1 P: 9	R: 0 E: 0 K: 0 S: 4	H: 1 LOB: 1 BB: 0 P: 4	R: 4 E: 0 K: 2 S: 11	H: 4 LOB: 2 BB: 2 P: 19	R: 0 E: 0 K: 1 S: 5	H: 1 LOB: 0 BB: 0 P: 5	R: 0 E: 0 K: 0 S: 7	H: 2 LOB: 2 BB: 0 P: 7	R: 4 E: 0 K: 0 S: 7	H: 4 LOB: 1 BB: 1 P: 11	R: 0 E: 0 K: 0 S: 4	H: 1 LOB: 1 BB: 0 P: 4	R: 0 E: 0 K: 0 S: 3	H: 1 LOB: 0 BB: 0 P: 3		1B: 11 2B: 0 3B: 3 HR: 0	SF: 0 SAC: 0 DP: 1 HBP: 0	WP: 0 PB: 0 CS: 0	PA: 40						
<b>PITCHER</b>	IP	WLS	BF	H	R	ER	SO	BB	IBB	HBP	BLK	WP	HR	S	P	ERA		WHIP									
Dan McGinn, L ERA: 5.68 (1, 1)	4.0		20	6	4	4	4	3	0	0	1	0	0	25	37	9.00	2.250										
Bill Dillman, R ERA: 6.31 (5, 1)	1.1	L	8	3	2	2	1	1	0	0	0	0	0	9	13	13.50	3.000										
John O'Donoghue, L ERA: 5.13 (6, 1)	2.2		12	5	2	2	0	0	0	0	0	0	0	12	12	6.75	1.875										

AB	36
R	8
H	14
RBI	8
BB	4
SO	5
LOB	13





Batter	1	2	3	4	5	6	7	8	9	AB	R	H	RBI	BB	SO	LOB	TOP					
Mary Staehle, L (1,4) X OBP: 0.352, SLG: 0.281	0-0 6-3		4-0 FC3-6 BB BB		0-3 K2-3		4-0 1-2 BB		0-0 FC6	3	0	0	0	2	1	2						
Mack Jones, L (1,7) S OBP: 0.405, SLG: 0.428	0-3 K		4-0 FC3-6 BB 1-2		4-0 BB		0-0 G3			2	0	0	0	2	1	2						
Rusty Staub, L (1,9) X OBP: 0.436, SLG: 0.486	0-0 HR		0-0 F7		0-0 F8				0-0 4-3	4	1	1	1	0	0	3						
Ron Fairly, L (1,3) S OBP: 0.387, SLG: 0.406	0-3 K		0-0 FC3-6 1-2		0-0 F8				0-0 L9	4	0	0	0	0	1	2						
Jim Gosger, L (1,8) X OBP: 0.463, SLG: 0.609		0-0 4-3 SH1-4 2B 1B	0-0 F9		0-0 4-1				0-0 F6	4	1	1	0	0	0	2						
Coco Laboy, R (1,5) X OBP: 0.250, SLG: 0.312		0-0 SH1-4 1-2		0-0 F7		0-0 4-3			0-0 F3	3	0	0	0	0	0	0						
John Bateman, R (1,2) X OBP: 0.256, SLG: 0.333		0-0 4-3		0-0 6-3					0-0 1B	4	0	1	0	0	0	1						
Ron Brand, R (9, PR) X OBP: 0.328, SLG: 0.317		2-3							1B	0	0	0	0	0	0	0	AB 32					
Bobby Wine, R (1,6) X OBP: 0.253, SLG: 0.270		0-0		0-0 F9					0-0 1B	4	0	3	1	0	0	0	R 2					
Don Hahn, R (9, PR) X OBP: 0.403, SLG: 0.345		3-H 2B							FC6 1B	0	0	0	0	0	0	0	H 6					
Carl Morton, R (1,1) X OBP: 0.250, SLG: 0.250		0-3 K							1-2 1B	4	0	3	1	0	0	0	RBI 2					
Howie Reed, R (6,1) X OBP: 0.342, SLG: 0.412		0-3 K			0-0 6-3				0-3 K	2	0	0	0	0	1	1	BB 4					
Jim Fairley, L (7, PH) X OBP: 0.342, SLG: 0.412									0-3 K	1	0	0	0	0	1	1	SO 6					
John Strohmayr, R (7,1) X OBP: 0.500, SLG: 0.500									0-3 K	1	0	0	0	0	0	0	LOB 16					
Bob Bailey, R (9, PH) X OBP: 0.348, SLG: 0.417									0-3 K	1	0	0	0	0	1	2						
<b>Inning Stats</b>	R: 1 E: 0 K: 2 S: 8	H: 1 LOB: 0 BB: 0 P: 8	R: 1 E: 0 K: 1 S: 7	H: 2 LOB: 1 BB: 0 P: 7	R: 0 E: 0 K: 0 S: 3	H: 0 LOB: 2 BB: 2 P: 11	R: 0 E: 0 K: 0 S: 3	H: 0 LOB: 0 BB: 0 P: 3	R: 0 E: 0 K: 1 S: 5	H: 0 LOB: 1 BB: 1 P: 9	R: 0 E: 0 K: 0 S: 3	H: 0 LOB: 0 BB: 0 P: 3	R: 0 E: 0 K: 1 S: 6	H: 1 LOB: 2 BB: 1 P: 10	R: 0 E: 0 K: 0 S: 3	H: 0 LOB: 0 BB: 0 P: 3	R: 0 E: 0 K: 1 S: 7	H: 2 LOB: 2 BB: 0 P: 7	1B: 4 2B: 1 3B: 0 HR: 1	SF: 0 SAC: 1 DP: 0 HBP: 0	WP: 0 SB: 0 CS: 0	PA: 37
<b>PITCHER</b>	IP WLS BF H R ER SO BB IBB HBP BLK WP HR S P ERA WHIP																					
Steve Blass, R (1,1) ERA: 3.66	8.1 W 35 6 2 2 5 4 0 0 0 0 1 41 57 2.16 1.200																					
Dave Giusti, R (9,1) ERA: 2.85	0.2 S 2 0 0 0 1 0 0 0 0 0 0 4 4 0.00 0.000																					

**Montreal Expos @ Pittsburgh Pirates**  
 Forbes Field, Pittsburgh, PA  
 Sat Jun 20 1970, 3:33 AM EDT  
 Att: 5,148 - Sunny

AB	32
R	2
H	6
RBI	2
BB	4
SO	6
LOB	16



Batter	1	2	3	4	5	6	7	8	9	AB	R	H	RBI	BB	SO	LOB	BOTTOM			
Matty Alou, L (1,8) X OBP: 0.312, SLG: 0.337	0-0 5-3	0-0 1-H 3B			0-0 BB 1B	0-0 4-3		0-0 F3		5	1	2	1	0	0	0				
Richie Hebner, L (1,5) B OBP: 0.382, SLG: 0.459	4-0 BLK 1B BB	0-0 G3			4-0 1B 1-2 BB	0-0 2B 1B		0-0 L4		3	1	1	0	2	0	1				
Dave Cash, R (1,4) X OBP: 0.351, SLG: 0.500	0-0 F9		0-0 L4		0-0 1-3 2-H 1B	0-0 1-3 2B				4	1	2	1	0	0	1				
Al Oliver, L (1,9) X OBP: 0.297, SLG: 0.424	0-0 1-2 BLK 1B		0-0 F8		0-0 F6	4-0 IBB				3	0	1	0	1	0	2				
Bob Robertson, R (1,3) B OBP: 0.385, SLG: 0.552	4-0 1-2 2-3 BB		0-0 F3		4-0 1B IBB	0-0 F2				2	0	0	0	2	0	3				
Jerry May, R (1,2) S OBP: 0.303, SLG: 0.250	0-3 K			0-0 5-3	0-0 1-2 2-H 3-H 1B		0-0 F6			4	0	1	2	0	1	3				
Johnny Jeter, R (1,7) X OBP: 0.284, SLG: 0.295		0-0 5-3		0-0 6-3	0-0 F6		0-0 F7			4	0	0	0	0	0	2				
Freddie Patek, R (1,6) B OBP: 0.347, SLG: 0.324		4-0 FC1-6 BB		0-0 S 1B	0-0 F7		0-0 F9			3	0	1	0	1	0	2				
Steve Blass, R (1,1) X OBP: 0.081, SLG: 0.111		0-0 FC1-6 1-2 3B		0-0 F8		0-3 K		0-0 6-3		4	1	0	0	0	1	2				
Dave Giusti, R (9,1) X OBP: 0.500, SLG: 0.200				1-2						0	0	0	0	0	0	0				
<b>Inning Stats</b>	R: 0 E: 0 K: 1 S: 6	H: 1 LOB: 3 BB: 2 P: 14	R: 1 E: 0 K: 0 S: 4	H: 1 LOB: 1 BB: 1 P: 8	R: 0 E: 0 K: 0 S: 3	H: 0 LOB: 0 BB: 0 P: 3	R: 0 E: 0 K: 0 S: 4	H: 1 LOB: 1 BB: 0 P: 4	R: 3 E: 0 K: 0 S: 6	H: 3 LOB: 2 BB: 2 P: 14	R: 0 E: 0 K: 1 S: 7	H: 2 LOB: 3 BB: 1 P: 11	R: 0 E: 0 K: 0 S: 3	H: 0 LOB: 0 BB: 0 P: 3	R: 0 E: 0 K: 0 S: 3	H: 0 LOB: 0 BB: 0 P: 3	1B: 6 2B: 1 3B: 1 HR: 0	SF: 0 SAC: 0 DP: 0 HBP: 0	WP: 0 SB: 0 CS: 0	PA: 38
<b>PITCHER</b>	IP WLS BF H R ER SO BB IBB HBP BLK WP HR S P ERA WHIP																			
Carl Morton, R (1,1) ERA: 3.69	5.2 L 31 8 4 4 2 0 1 1 0 0 0 1 1 6.35 2.118																			
Howie Reed, R (6,1) ERA: 3.69	0.1 1 0 0 0 0 0 0 0 0 0 0 1 1 0.00 0.000																			
John Strohmayr, R (7,1) ERA: 5.63	2.0 6 0 0 0 0 0 0 0 0 0 0 6 6 0.00 0.000																			

**Montreal Expos @ Pittsburgh Pirates**  
 Forbes Field, Pittsburgh, PA  
 Sat Jun 20 1970, 3:33 AM EDT  
 Att: 5,148 - Sunny

AB	32
R	4
H	8
RBI	4
BB	6
SO	2
LOB	16





Batter	1	2	3	4	5	6	7	8	9	AB	R	H	RBI	BB	SO	LOB	TOP					
<b>Don Hahn, R</b> OBP: 0.444, SLG: 0.386 (1, 9)										2	1	2	1	3	0	0	<b>Montreal Expos @ Pittsburgh Pirates</b> Forbes Field, Pittsburgh, PA Sun Jun 21 1970, 3:33 AM EDT Att: 12,325 - Overcast					
<b>Gary Sutherland, R</b> OBP: 0.255, SLG: 0.227 (1, 4)										5	0	0	0	0	2	6						
<b>Adolfo Phillips, R</b> OBP: 0.310, SLG: 0.365 (1, 8)										4	1	1	0	1	1	3						
<b>Bob Bailey, R</b> OBP: 0.355, SLG: 0.405 <b>Jim Gosger, L</b> OBP: 0.463, SLG: 0.609 (9, 7)										2	0	0	0	2	1	2						
<b>Coco Laboy, R</b> OBP: 0.253, SLG: 0.310 (1, 5)										4	0	1	1	1	0	1						
<b>John Bateman, R</b> OBP: 0.254, SLG: 0.329 (1, 2)										5	0	1	1	0	1	4						
<b>John Boccabella, R</b> OBP: 0.283, SLG: 0.466 (1, 3)										4	0	0	0	0	0	4						
<b>Bobby Wine, R</b> OBP: 0.253, SLG: 0.274 (1, 6)										4	1	1	0	0	0	2						
<b>Rich Nye, L</b> OBP: 0.429, SLG: 0.333 (1, 1)										4	0	1	0	0	1	1						
<b>Inning Stats</b>	R: 1 E: 0 K: 2 S: 9	H: 2 LOB: 2 BB: 1 P: 13	R: 1 E: 0 K: 2 S: 9	H: 2 LOB: 1 BB: 0 P: 9	R: 0 E: 0 K: 0 S: 3	H: 0 LOB: 2 BB: 2 P: 11	R: 0 E: 0 K: 0 S: 3	H: 0 LOB: 1 BB: 1 P: 7	R: 1 E: 1 K: 0 S: 6	H: 2 LOB: 2 BB: 0 P: 6	R: 0 E: 0 K: 0 S: 5	H: 0 LOB: 2 BB: 2 P: 13	R: 0 E: 0 K: 0 S: 3	H: 0 LOB: 0 BB: 0 P: 3	R: 0 E: 0 K: 0 S: 4	H: 1 LOB: 2 BB: 1 P: 8	R: 0 E: 0 K: 1 S: 5	H: 0 LOB: 0 BB: 0 P: 5	1B: 5 2B: 2 3B: 0 HR: 0	SF: 0 SAC: 1 DP: 0 HBP: 0	WP: 0 PB: 0 SB: 1 CS: 0	PA: 42
<b>PITCHER</b>	IP	WLS	BF	H	R	ER	SO	BB	IBB	HBP	BLK	WP	HR	S	P	ERA	WHIP					
<b>Bob Veale, L</b> ERA: 3.19 <b>Luke Walker, L</b> ERA: 3.35	(1, 1)	7.0	L	34	6	3	2	5	6	0	0	0	0	0	38	62	2.57	1.714				
(8, 1)	2.0		8	1	0	0	1	1	0	0	0	0	0	9	13	0.00	1.000					

AB	34
R	3
H	7
RBI	3
BB	7
SO	6
LOB	23

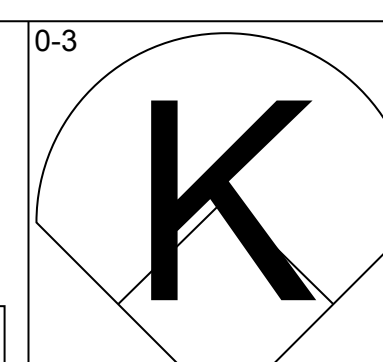
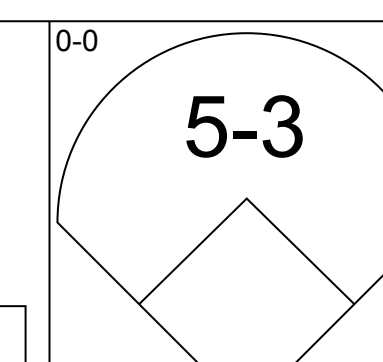
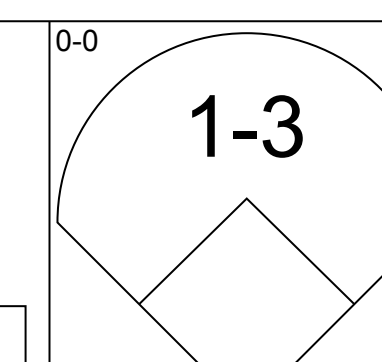
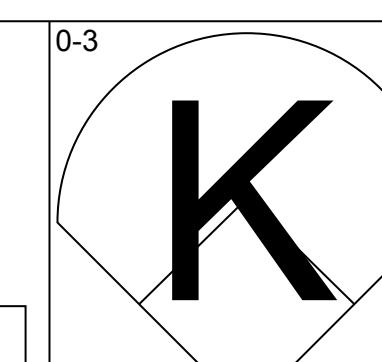
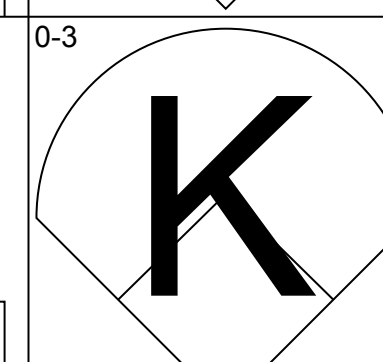
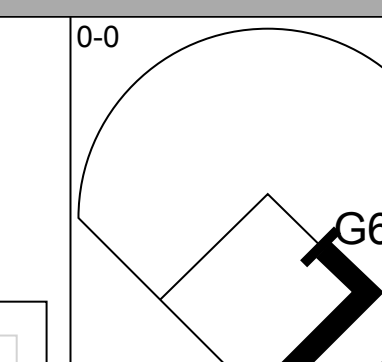
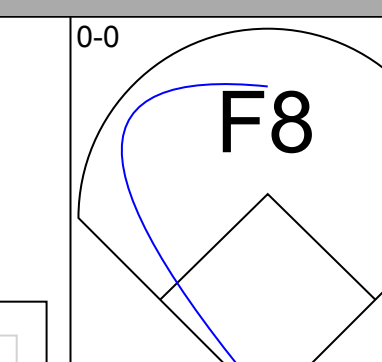
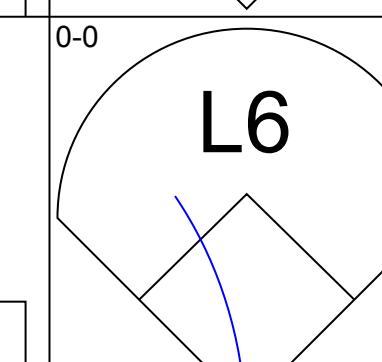
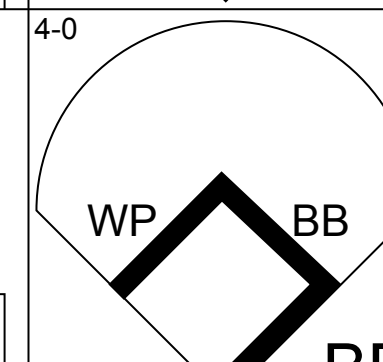
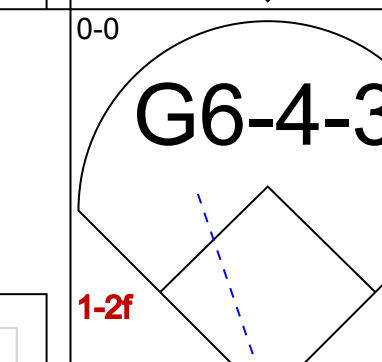
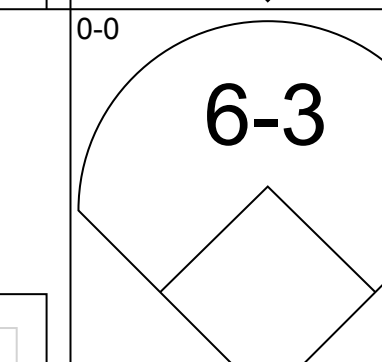

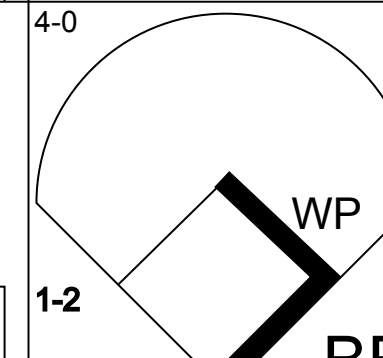
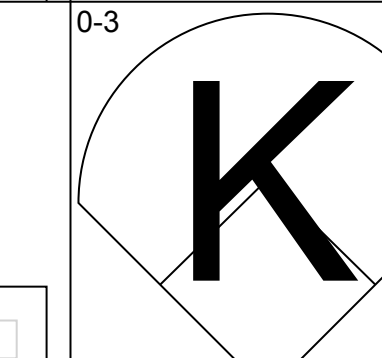
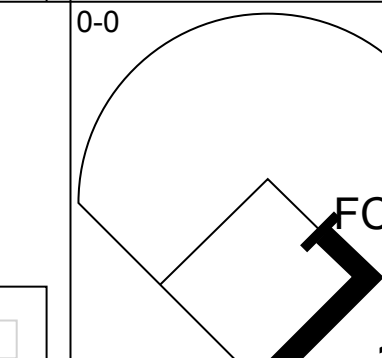

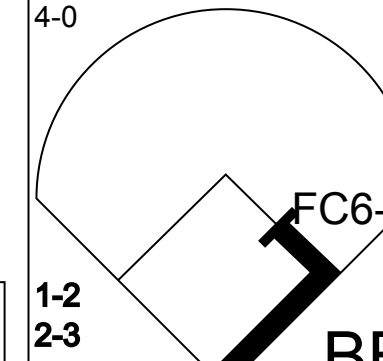
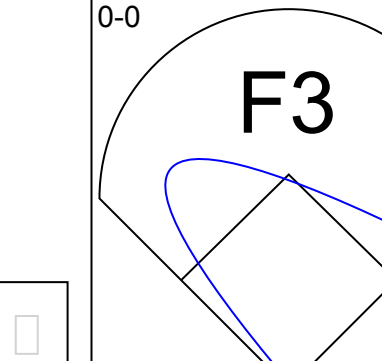
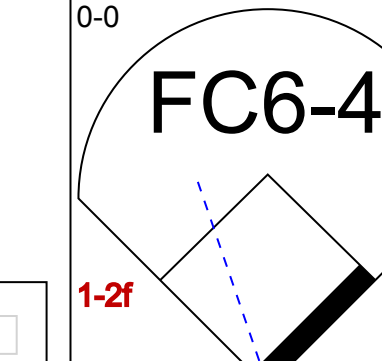

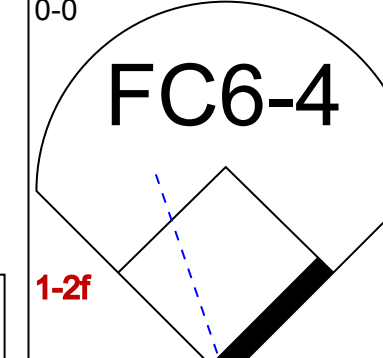
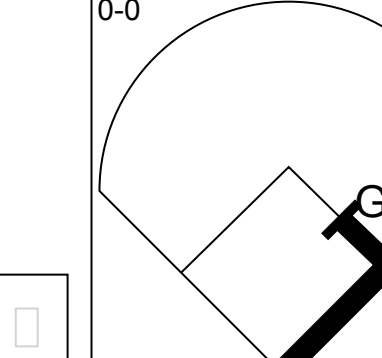
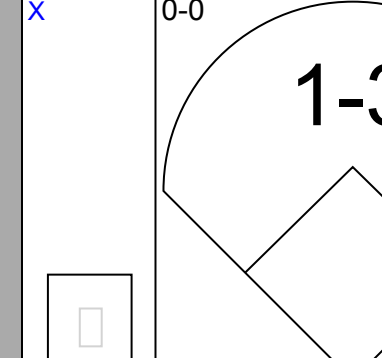
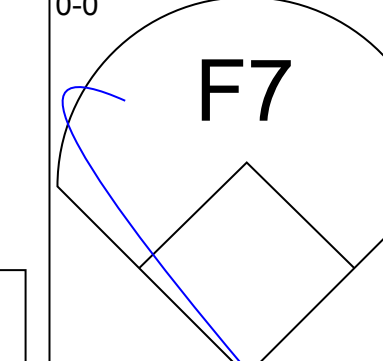
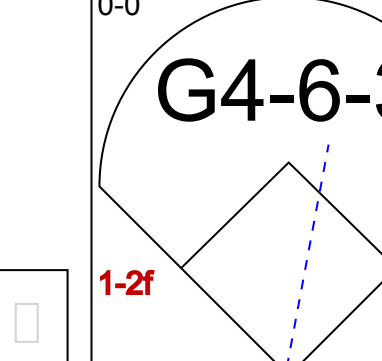
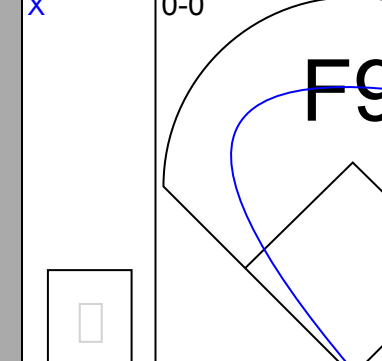
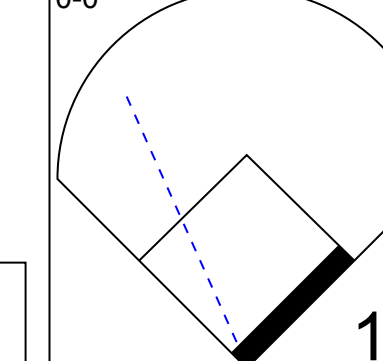
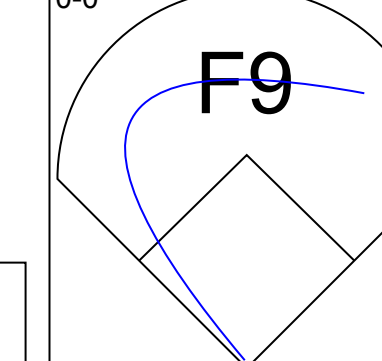
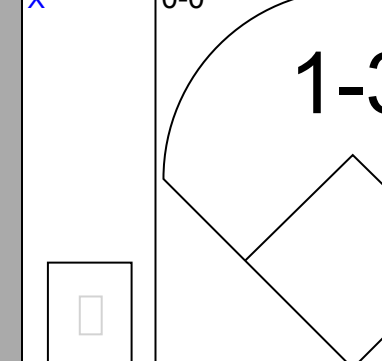
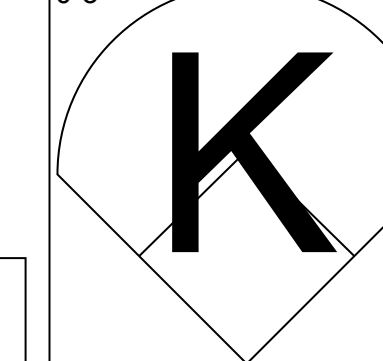
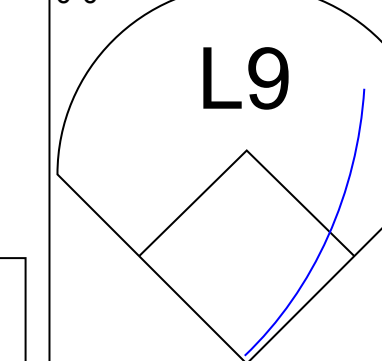


Batter	1	2	3	4	5	6	7	8	9	AB	R	H	RBI	BB	SO	LOB	BOTTOM					
<b>Freddie Patek, R</b> OBP: 0.336, SLG: 0.312 (1, 6)										4	0	0	0	0	1	2	<b>Montreal Expos @ Pittsburgh Pirates</b> Forbes Field, Pittsburgh, PA Sun Jun 21 1970, 3:33 AM EDT Att: 12,325 - Overcast					
<b>Matty Alou, L</b> OBP: 0.308, SLG: 0.332 (1, 8)										4	0	0	0	0	0	0						
<b>Dave Cash, R</b> OBP: 0.366, SLG: 0.500 (1, 4)										4	1	2	0	0	0	0						
<b>Bob Robertson, R</b> OBP: 0.388, SLG: 0.548 (1, 3)										3	1	1	0	1	0	1						
<b>Manny Sanguillen, R</b> OBP: 0.304, SLG: 0.423 (1, 2)										4	0	2	2	0	0	1						
<b>Al Oliver, L</b> OBP: 0.292, SLG: 0.416 (1, 9)										4	0	0	0	0	0	4						
<b>Johnny Jeter, R</b> OBP: 0.282, SLG: 0.281 (1, 7)										3	0	0	0	1	1	1						
<b>Richie Hebner, L</b> OBP: 0.380, SLG: 0.455 (1, 5)										4	0	1	0	0	0	2						
<b>Bob Veale, S</b> OBP: 0.189, SLG: 0.147 <b>Jose Pagan, R</b> OBP: 0.300, SLG: 0.313 <b>Dock Ellis, S</b> OBP: 0.147, SLG: 0.094 <b>Luke Walker, L</b> OBP: 0.200, SLG: 0.200 <b>Bill Mazeroski, R</b> OBP: 0.271, SLG: 0.291 (9, PH)	(1, 1)									2	0	0	0	0	1	0						
<b>Inning Stats</b>	R: 0 E: 0 K: 1 S: 5	H: 0 LOB: 0 BB: 0 P: 5	R: 0 E: 0 K: 0 S: 3	H: 0 LOB: 1 BB: 1 P: 7	R: 0 E: 0 K: 0 S: 3	H: 0 LOB: 0 BB: 0 P: 3	R: 2 E: 1 K: 0 S: 6	H: 3 LOB: 2 BB: 1 P: 10	R: 0 E: 0 K: 1 S: 5	H: 0 LOB: 0 BB: 0 P: 5	R: 0 E: 0 K: 0 S: 3	H: 0 LOB: 2 BB: 0 P: 3	R: 0 E: 0 K: 0 S: 5	H: 2 LOB: 2 BB: 0 P: 5	R: 0 E: 0 K: 0 S: 5	H: 0 LOB: 0 BB: 0 P: 5	R: 0 E: 0 K: 1 S: 5	H: 0 LOB: 0 BB: 0 P: 5	1B: 6 2B: 1 3B: 0 HR: 0	SF: 0 SAC: 0 DP: 0 HBP: 0	WP: 0 PB: 0 SB: 0 CS: 0	PA: 36
<b>PITCHER</b>	IP	WLS	BF	H	R	ER	SO	BB	IBB	HBP	BLK	WP	HR	S	P	ERA	WHIP					
<b>Rich Nye, L</b> ERA: 2.85	(1, 1)	9.0	W	36	7	2	1	3	1	1	0	0	0	40	48	1.00	0.889					

AB	34
R	2
H	7
RBI	2
BB	2
SO	3
LOB	11

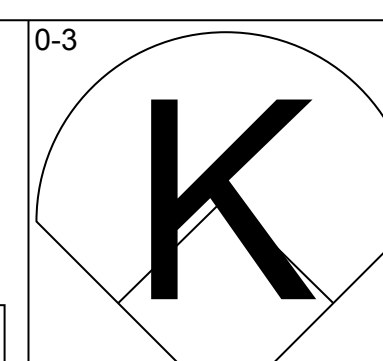
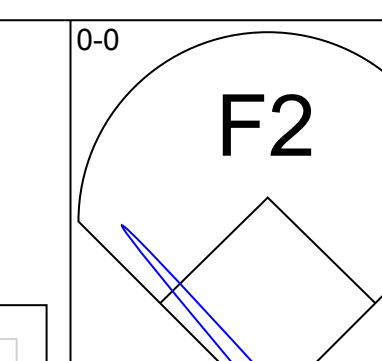
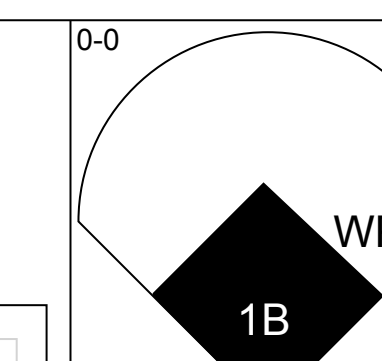
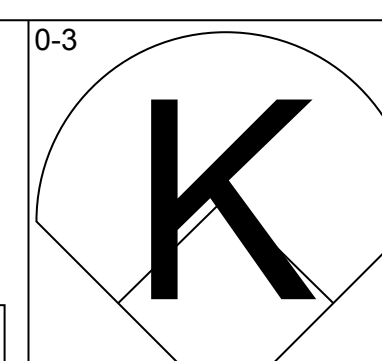
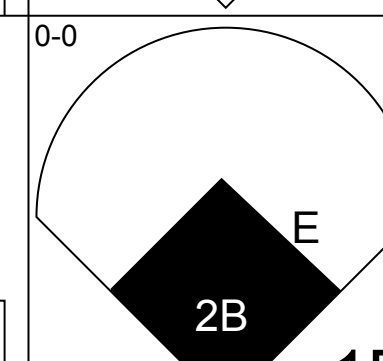
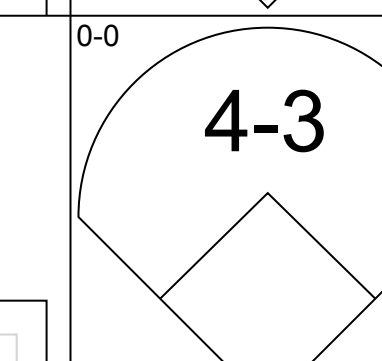
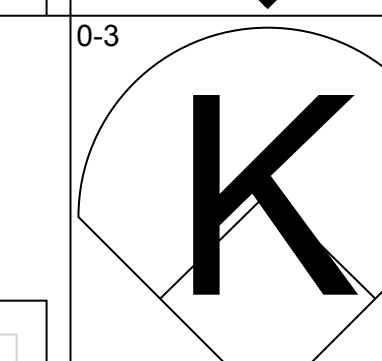
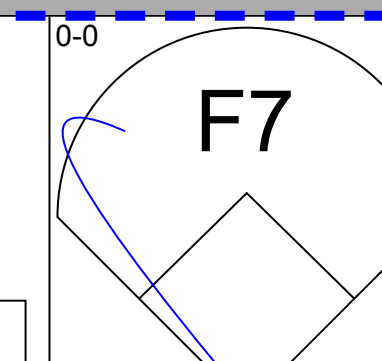
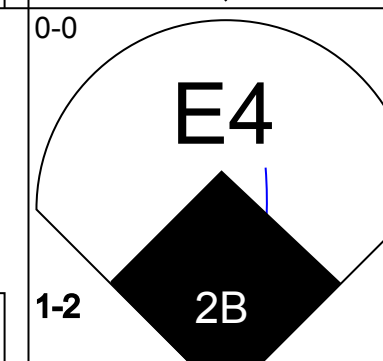
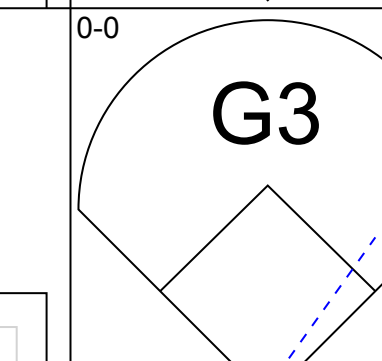
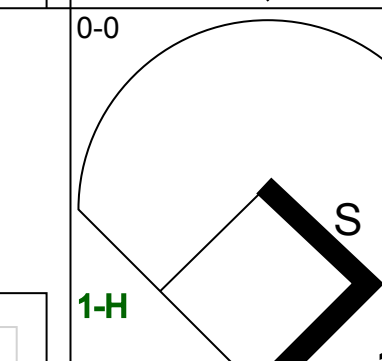
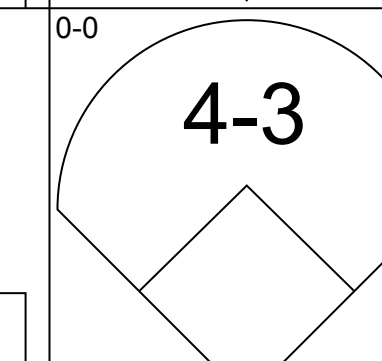
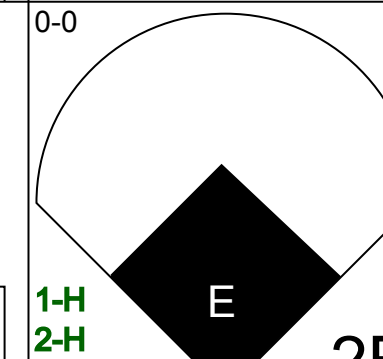
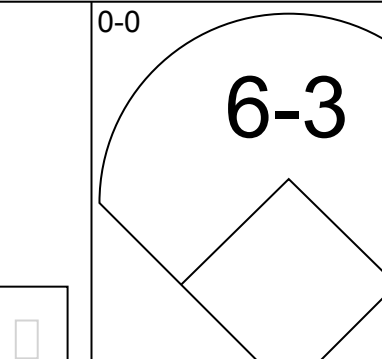
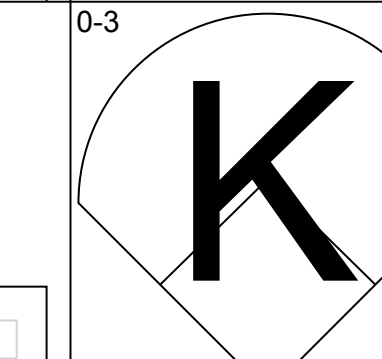
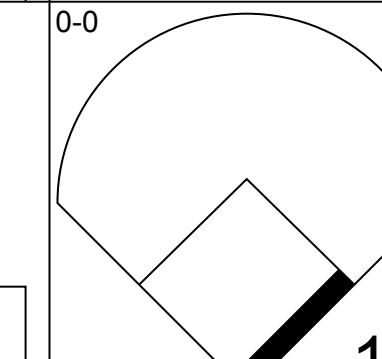
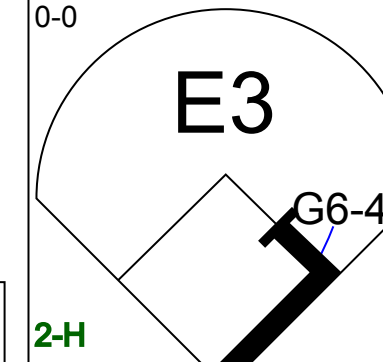
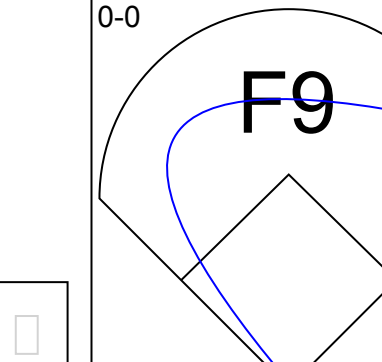
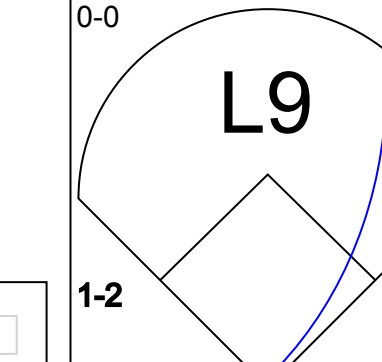
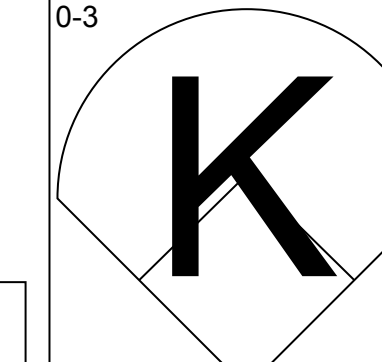
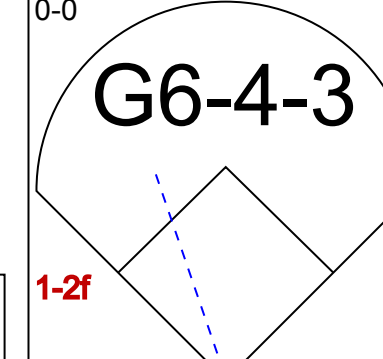
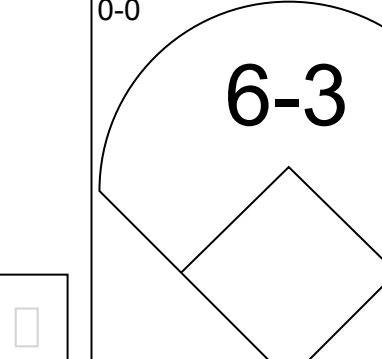
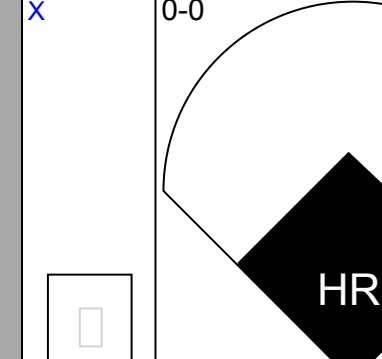
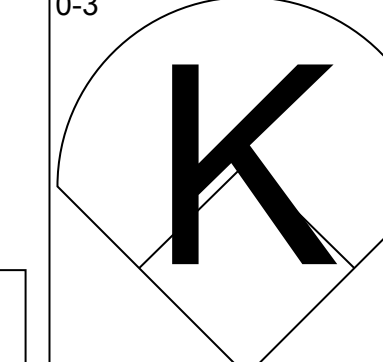
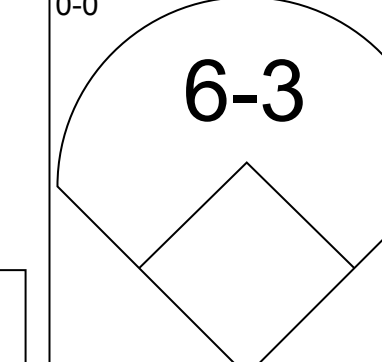
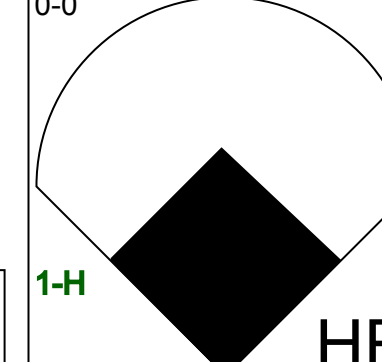
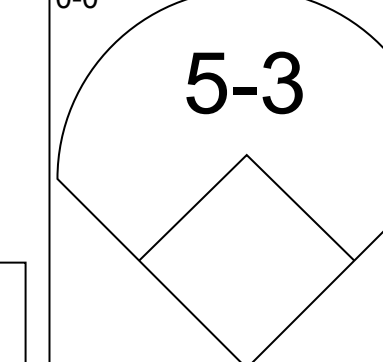
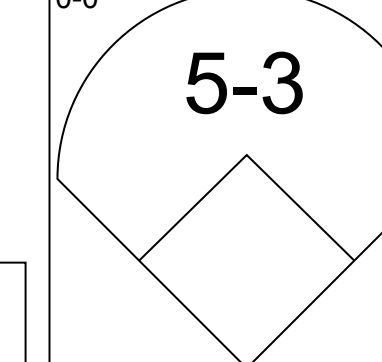
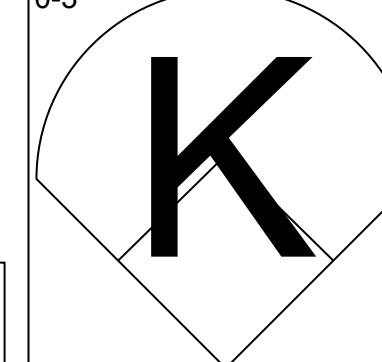
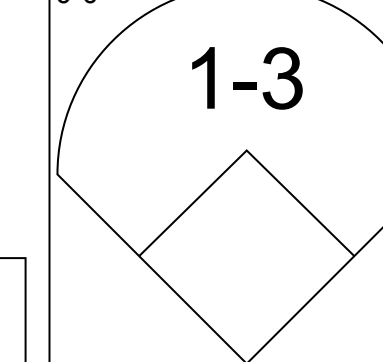
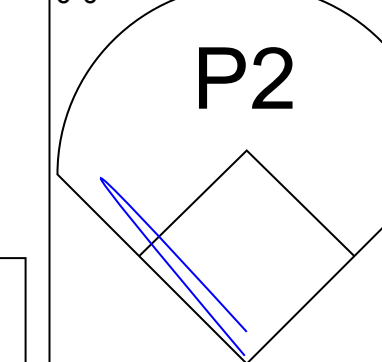
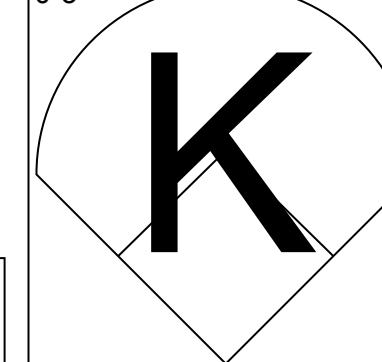




Batter	1	2	3	4	5	6	7	8	9	AB	R	H	RBI	BB	SO	LOB	TOP					
Don Hahn, R (1, 9) OBP: 0.421, SLG: 0.361										4	0	0	0	0	2	1	<b>Montreal Expos @ Philadelphia Phillies</b> Shibe Park, Philadelphia, PA Mon Jun 22 1970, 7:05 PM EDT Unknown					
Gary Sutherland, R (1, 4) OBP: 0.255, SLG: 0.228										4	0	1	0	0	1	0						
Adolfo Phillips, R (1, 8) OBP: 0.308, SLG: 0.355										3	0	0	0	1	0	1						
Bob Bailey, R (1, 7) OBP: 0.361, SLG: 0.403										3	0	1	0	1	2	0						
Coco Laboy, R (1, 5) OBP: 0.253, SLG: 0.306											3	0	0	0	1	0		1				
John Bateman, R (1, 2) OBP: 0.256, SLG: 0.329										3	0	1	0	0	0	3						
John Boccabella, R (1, 3) OBP: 0.270, SLG: 0.443										3	0	0	0	0	0	1						
Bobby Wine, R (1, 6) OBP: 0.254, SLG: 0.275										3	0	1	0	0	0	0						
Bill Stoneman, R (1, 1) OBP: 0.097, SLG: 0.161										2	0	0	0	0	2	1						
Howie Reed, R (7, 1)										0	0	0	0	0	0	0						
Ron Brand, R (8, PH) OBP: 0.324, SLG: 0.311										1	0	0	0	0	0	0						
Bill Dillman, R (8, 1)										0	0	0	0	0	0	0						
<b>Inning Stats</b>	R: 0 E: 0 K: 2 S: 7	H: 0 LOB: 3 BB: 3 P: 19	R: 0 E: 0 K: 1 S: 6	H: 1 LOB: 1 BB: 0 P: 6	R: 0 E: 0 K: 1 S: 5	H: 1 LOB: 0 BB: 0 P: 5	R: 0 E: 0 K: 0 S: 3	H: 1 LOB: 0 BB: 0 P: 3	R: 0 E: 0 K: 1 S: 5	H: 0 LOB: 0 BB: 0 P: 5	R: 0 E: 0 K: 0 S: 4	H: 1 LOB: 1 BB: 0 P: 4	R: 0 E: 0 K: 0 S: 3	H: 0 LOB: 0 BB: 0 P: 3	R: 0 E: 0 K: 1 S: 5	H: 0 LOB: 0 BB: 0 P: 5	R: 0 E: 0 K: 1 S: 5	H: 0 LOB: 0 BB: 0 P: 5	1B: 4 2B: 0 3B: 0 HR: 0	SF: 0 SAC: 0 DP: 2 HBP: 0	WP: 1 PB: 0 SB: 0 CS: 0	PA: 32
<b>PITCHER</b> Woodie Fryman, L (1, 1) ERA: 3.06	IP: 9.0 WLS: W BF: 32 H: 4 R: 0 ER: 0 SO: 7 BB: 3 IBB: 0 HBP: 0 BLK: 0 WP: 1 HR: 0 S: 43 P: 55 ERA: 0.00 WHIP: 0.778															<b>PITCHER</b>						

AB	29
R	0
H	4
RBI	0
BB	3
SO	7
LOB	8



Batter	1	2	3	4	5	6	7	8	9	AB	R	H	RBI	BB	SO	LOB	BOTTOM	
Tony Taylor, R (1, 4) OBP: 0.343, SLG: 0.394										4	1	1	0	0	2	0	<b>Montreal Expos @ Philadelphia Phillies</b> Shibe Park, Philadelphia, PA Mon Jun 22 1970, 7:05 PM EDT Unknown	
Larry Bowa, S (1, 6) OBP: 0.287, SLG: 0.263										4	1	1	0	0	1	1		
Oscar Gamble, L (1, 8) OBP: 0.338, SLG: 0.344										4	1	1	1	0	0	1		
Deron Johnson, R (1, 3) OBP: 0.327, SLG: 0.455										4	1	2	2	0	1	1		
Ron Stone, L (1, 7) OBP: 0.336, SLG: 0.407										4	0	0	0	0	1	2		
Rick Joseph, R (1, 5) OBP: 0.250, SLG: 0.388										3	1	1	0	0	0	1		
Byron Browne, R (1, 9) OBP: 0.307, SLG: 0.460										3	1	1	2	0	1	0		
Mike Compton, R (1, 2) OBP: 0.340, SLG: 0.348										3	0	0	0	0	1	0		
Woodie Fryman, R (1, 1) OBP: 0.129, SLG: 0.129										3	0	0	0	0	1	0		
<b>Inning Stats</b>	R: 3 E: 2 K: 1 S: 8	H: 2 LOB: 0 BB: 0 P: 8	R: 0 E: 0 K: 1 S: 5	H: 0 LOB: 0 BB: 0 P: 5	R: 0 E: 0 K: 0 S: 3	H: 0 LOB: 0 BB: 0 P: 3	R: 0 E: 0 K: 0 S: 3	H: 0 LOB: 0 BB: 0 P: 3	R: 1 E: 0 K: 2 S: 9	H: 2 LOB: 1 BB: 0 P: 9	R: 2 E: 0 K: 3 S: 11	H: 2 LOB: 0 BB: 0 P: 11	R: 0 E: 0 K: 1 S: 6	H: 1 LOB: 1 BB: 0 P: 6	1B: 5 2B: 1 3B: 0 HR: 1	SF: 0 SAC: 0 DP: 1 HBP: 0		WP: 1 PB: 0 SB: 1 CS: 0
<b>PITCHER</b> Bill Stoneman, R (1, 1) ERA: 4.89	IP: 6.0 WLS: L BF: 25 H: 6 R: 6 ER: 4 SO: 4 BB: 0 IBB: 0 HBP: 0 BLK: 0 WP: 1 HR: 1 S: 33 P: 33 ERA: 6.00 WHIP: 1.000															<b>PITCHER</b>		
Howie Reed, R (7, 1) ERA: 3.59	1.0 3 0 0 0 3 0 0 0 0 0 0 9 9 0.00 0.000																	
Bill Dillman, R (8, 1) ERA: 6.0	1.0 4 1 0 0 1 0 0 0 0 0 0 6 6 0.00 1.000																	

AB	32
R	6
H	7
RBI	5
BB	0
SO	8
LOB	6





Batter	1	2	3	4	5	6	7	8	9	AB	R	H	RBI	BB	SO	LOB	TOP			
Mary Staehle, L (1,4) OBP: 0.355, SLG: 0.287										4	0	2	1	0	0	1	<b>Montreal Expos @ Philadelphia Phillies</b> Shibe Park, Philadelphia, PA Mon Jun 22 1970, 7:05 PM EDT Att: 20,535 - Unknown			
Jim Gosger, L (1,8) OBP: 0.466, SLG: 0.600										4	0	2	0	0	1	1				
Rusty Staub, L (1,9) OBP: 0.430, SLG: 0.477										4	0	0	0	0	1	4				
Ron Fairly, L (1,3) OBP: 0.385, SLG: 0.403										4	0	1	0	0	0	2				
Mack Jones, L (1,7) OBP: 0.405, SLG: 0.443										4	1	1	1	0	1	2				
Coco Laboy, R (1,5) OBP: 0.249, SLG: 0.300										4	0	0	0	0	1	1				
John Bateman, R (1,2) OBP: 0.255, SLG: 0.333										4	0	1	0	0	1	0				
Bobby Wine, R (1,6) OBP: 0.255, SLG: 0.276										3	1	1	0	0	2	1				
Jim Faltrey, L (9,PH) OBP: 0.330, SLG: 0.408										1	0	0	0	0	1	0				
Steve Renko, R (1,1) OBP: 0.217, SLG: 0.217										1	0	0	0	0	1	0				
Bob Bailey, R (7,PH) OBP: 0.367, SLG: 0.423										1	0	1	0	0	0	0				
Claude Raymond, R (7,1) OBP: 0.367, SLG: 0.423										0	0	0	0	0	0	0				
<b>Inning Stats</b>	R: 0 E: 0 K: 1 S: 6	H: 1 LOB: 1 BB: 0 P: 6	R: 0 E: 0 K: 2 S: 8	H: 1 LOB: 1 BB: 0 P: 8	R: 0 E: 0 K: 1 S: 5	H: 0 LOB: 0 BB: 0 P: 5	R: 1 E: 0 K: 0 S: 4	H: 1 LOB: 0 BB: 0 P: 4	R: 1 E: 0 K: 1 S: 8	H: 3 LOB: 2 BB: 0 P: 8	R: 0 E: 0 K: 0 S: 3	H: 1 LOB: 1 BB: 0 P: 6	R: 0 E: 0 K: 1 S: 6	H: 1 LOB: 1 BB: 0 P: 6	R: 0 E: 0 K: 2 S: 7	H: 0 LOB: 0 BB: 0 P: 7	1B: 6 2B: 2 3B: 0 HR: 1	SF: 0 SAC: 1 DP: 0 HBP: 0	WP: 0 PB: 0 SB: 0 CS: 1	PA: 35
<b>PITCHER</b> Rick Wise, R (1,1) ERA: 3.53	IP: 9.0 WLS: W BF: 35 H: 9 R: 2 ER: 2 SO: 9 BB: 0 IBB: 0 HBP: 0 BLK: 0 WP: 0 HR: 1 S: 53 P: 53 ERA: 2.00 WHIP: 1.000															<b>PITCHER</b>				

Batter	1	2	3	4	5	6	7	8	9	AB	R	H	RBI	BB	SO	LOB	BOTTOM			
Tony Taylor, R (1,4) OBP: 0.355, SLG: 0.415										2	1	2	1	2	0	0	<b>Montreal Expos @ Philadelphia Phillies</b> Shibe Park, Philadelphia, PA Mon Jun 22 1970, 7:05 PM EDT Att: 20,535 - Unknown			
Larry Bowa, S (1,6) OBP: 0.288, SLG: 0.264										3	0	1	0	0	1	3				
Oscar Gamble, L (1,8) OBP: 0.320, SLG: 0.324										4	0	0	0	0	0	3				
Deron Johnson, R (1,3) OBP: 0.329, SLG: 0.454										3	0	1	0	1	0	0				
Ron Stone, L (1,7) OBP: 0.333, SLG: 0.402										4	1	1	0	0	1	3				
Rick Joseph, R (1,5) OBP: 0.232, SLG: 0.358										4	1	0	0	0	1	1				
Byron Browne, R (1,9) OBP: 0.305, SLG: 0.462										4	0	1	2	0	1	0				
Doc Edwards, R (1,2) OBP: 0.319, SLG: 0.256										3	0	1	0	1	0	0				
Rick Wise, R (1,1) OBP: 0.171, SLG: 0.121										3	0	0	0	0	1	3				
<b>Inning Stats</b>	R: 1 E: 0 K: 0 S: 5	H: 3 LOB: 1 BB: 0 P: 5	R: 0 E: 0 K: 1 S: 5	H: 0 LOB: 0 BB: 0 P: 5	R: 0 E: 0 K: 1 S: 5	H: 0 LOB: 1 BB: 1 P: 9	R: 0 E: 0 K: 0 S: 3	H: 0 LOB: 0 BB: 0 P: 3	R: 0 E: 0 K: 0 S: 6	H: 1 LOB: 2 BB: 1 P: 10	R: 2 E: 1 K: 0 S: 6	H: 2 LOB: 2 BB: 1 P: 10	R: 0 E: 0 K: 1 S: 6	H: 1 LOB: 1 BB: 1 P: 10	R: 0 E: 0 K: 1 S: 5	H: 0 LOB: 0 BB: 0 P: 5		1B: 5 2B: 1 3B: 0 HR: 1	SF: 0 SAC: 1 DP: 1 HBP: 0	WP: 0 PB: 0 SB: 0 CS: 0
<b>PITCHER</b> Steve Renko, R (1,1) ERA: 4.85	IP: 6.0 WLS: L BF: 27 H: 6 R: 3 ER: 3 SO: 3 BB: 2 IBB: 1 HBP: 0 BLK: 0 WP: 0 HR: 1 S: 30 P: 42 ERA: 1.50 WHIP: 1.333															<b>PITCHER</b>				
Claude Raymond, R (7,1) ERA: 3.02	IP: 2.0 WLS: L BF: 8 H: 1 R: 0 ER: 0 SO: 2 BB: 1 IBB: 0 HBP: 0 BLK: 0 WP: 0 HR: 0 S: 11 P: 15 ERA: 0.00 WHIP: 1.000															<b>PITCHER</b>				




Batter	1	2	3	4	5	6	7	8	9	AB	R	H	RBI	BB	SO	LOB	TOP					
Mack Jones, L OBP: 0.405, SLG: 0.438 (1, 7)										4	1	1	0	1	0	1	<b>Montreal Expos @ Philadelphia Phillies</b> Shibe Park, Philadelphia, PA Tue Jun 23 1970, 7:05 PM EDT Att: 8,221 - Unknown					
Mary Staehle, L OBP: 0.360, SLG: 0.308 (1, 4)										3	0	2	1	0	1	0						
Rusty Staub, L OBP: 0.423, SLG: 0.471 (1, 9)										3	0	0	1	0	0	2						
Ron Fairly, L OBP: 0.391, SLG: 0.401 (1, 3)										1	0	0	0	3	0	0						
Jim Gosger, L OBP: 0.443, SLG: 0.566 (1, 8)										3	0	0	0	0	1	4						
Coco Laboy, R OBP: 0.245, SLG: 0.294 (1, 5)										4	0	0	0	0	1	1						
John Bateman, R OBP: 0.266, SLG: 0.351 (1, 2)										3	0	2	0	1	0	1						
Bobby Wine, R OBP: 0.251, SLG: 0.271 (1, 6)										4	0	0	0	0	2	3						
Dan McGinn, L OBP: 0.091, SLG: 0.091 (1, 1)										4	1	1	0	0	2	3						
Claude Raymond, R (9, 1)										0	0	0	0	0	0	0						
<b>Inning Stats</b>	R: 1 E: 1 K: 0 S: 4	H: 1 LOB: 0 BB: 0 P: 4	R: 0 E: 1 K: 1 S: 6	H: 0 LOB: 2 BB: 1 P: 10	R: 0 E: 0 K: 1 S: 6	H: 1 LOB: 2 BB: 1 P: 10	R: 0 E: 0 K: 0 S: 3	H: 1 LOB: 0 BB: 0 P: 3	R: 1 E: 0 K: 0 S: 5	H: 2 LOB: 2 BB: 1 P: 9	R: 0 E: 0 K: 3 S: 10	H: 1 LOB: 1 BB: 0 P: 10	R: 0 E: 0 K: 1 S: 5	H: 0 LOB: 0 BB: 0 P: 5	R: 0 E: 0 K: 0 S: 3	H: 0 LOB: 1 BB: 1 P: 7	R: 0 E: 0 K: 1 S: 4	H: 0 LOB: 0 BB: 1 P: 8	1B: 3 2B: 2 3B: 1 HR: 0	SF: 1 SAC: 2 DP: 1 HBP: 0	WP: 0 PB: 0 SB: 0 CS: 1	PA: 38
<b>PITCHER</b>	IP WLS BF H R ER SO BB IBB HBP BLK WP HR S P ERA WHIP	IP WLS BF H R ER SO BB IBB HBP BLK WP HR S P ERA WHIP																				
Jim Bunning, R ERA: 3.47 (1, 1)	7.0 L 30 6 2 1 6 3 0 0 0 0 0 39 51 1.29 1.286																					
Dick Selma, R ERA: 3.38 (8, 1)	2.0 7 0 0 0 1 2 0 0 0 0 0 7 15 0.00 1.000																					

Batter	1	2	3	4	5	6	7	8	9	AB	R	H	RBI	BB	SO	LOB	BOTTOM					
Tony Taylor, R OBP: 0.356, SLG: 0.412 (1, 4)										4	0	1	0	1	0	1	<b>Montreal Expos @ Philadelphia Phillies</b> Shibe Park, Philadelphia, PA Tue Jun 23 1970, 7:05 PM EDT Att: 8,221 - Unknown					
Larry Bowa, S OBP: 0.283, SLG: 0.258 (1, 6)										5	0	0	0	0	1	5						
Byron Browne, R OBP: 0.303, SLG: 0.463 (1, 9)										4	0	1	0	0	2	0						
Deron Johnson, R OBP: 0.332, SLG: 0.452 (1, 3)										3	0	1	0	1	1	0						
Rick Joseph, R OBP: 0.267, SLG: 0.375 (1, 5)										3	1	2	0	1	0	0						
Jim Hutto, R OBP: 0.250, SLG: 0.340 (1, 7)										4	0	1	0	0	1	5						
Oscar Gamble, L OBP: 0.321, SLG: 0.324 (1, 8)										3	0	1	0	0	0	2						
Mike Compton, R OBP: 0.321, SLG: 0.327 (1, 2)										3	0	0	0	0	1	1						
Ron Stone, L OBP: 0.338, SLG: 0.407 (9, PH)										1	0	1	1	0	0	0						
Jim Bunning, R OBP: 0.207, SLG: 0.148 (1, 1)										2	0	1	0	0	0	0						
Doc Edwards, R OBP: 0.313, SLG: 0.250 (7, PH)										1	0	0	0	0	0	1						
Dick Selma, R (8, 1)										0	0	0	0	0	0	0						
Denny Doyle, L OBP: 0.284, SLG: 0.321 (9, PH)										1	0	0	0	0	0	2						
<b>Inning Stats</b>	R: 0 E: 0 K: 1 S: 5	H: 0 LOB: 0 BB: 0 P: 5	R: 0 E: 0 K: 0 S: 3	H: 0 LOB: 0 BB: 0 P: 3	R: 0 E: 0 K: 1 S: 7	H: 2 LOB: 2 BB: 0 P: 7	R: 0 E: 0 K: 2 S: 9	H: 2 LOB: 2 BB: 0 P: 9	R: 0 E: 0 K: 0 S: 3	H: 0 LOB: 0 BB: 0 P: 3	R: 0 E: 0 K: 0 S: 3	H: 1 LOB: 2 BB: 2 P: 11	R: 0 E: 0 K: 0 S: 4	H: 1 LOB: 1 BB: 0 P: 4	R: 0 E: 0 K: 1 S: 5	H: 0 LOB: 0 BB: 0 P: 5	R: 0 E: 0 K: 1 S: 8	H: 3 LOB: 3 BB: 1 P: 12	1B: 8 2B: 1 3B: 0 HR: 0	SF: 0 SAC: 1 DP: 1 HBP: 0	WP: 0 PB: 0 SB: 0 CS: 0	PA: 38
<b>PITCHER</b>	IP WLS BF H R ER SO BB IBB HBP BLK WP HR S P ERA WHIP	IP WLS BF H R ER SO BB IBB HBP BLK WP HR S P ERA WHIP																				
Dan McGinn, L ERA: 5.15 (1, 1)	8.1 W 34 8 1 1 5 2 0 0 0 0 0 42 50 1.08 1.200																					
Claude Raymond, R ERA: 2.95 (9, 1)	0.2 S 4 1 0 0 1 0 1 0 0 0 0 5 9 0.00 1.500																					

AB 29  
R 2  
H 6  
RBI 2  
BB 5  
SO 7  
LOB 15



AB 34  
R 1  
H 9  
RBI 1  
BB 3  
SO 6  
LOB 17





Batter	1	2	3	4	5	6	7	8	9	AB	R	H	RBI	BB	SO	LOB	TOP										
Don Hahn, R OBP: 0.410, SLG: 0.349 Mack Jones, L OBP: 0.409, SLG: 0.442	F3		6-3				K			2	0	0	0	0	0	0	<b>Montreal Expos @ Philadelphia Phillies</b> Shibe Park, Philadelphia, PA Wed Jun 24 1970, 7:05 PM EDT Att: 6,869 - Unknown										
Gary Sutherland, R OBP: 0.269, SLG: 0.233				6-3				K	F8	5	1	2	0	0	1												
Rusty Staub, L OBP: 0.421, SLG: 0.467				4-3				3-1		4	1	1	0	0	1												
Adolfo Phillips, R OBP: 0.315, SLG: 0.355	F8									3	0	1	2	1	0												
Coco Laboy, R OBP: 0.245, SLG: 0.294										4	1	1	0	0	1												
John Bateman, R OBP: 0.271, SLG: 0.376										4	2	2	1	0	1												
Ron Fairly, L OBP: 0.393, SLG: 0.400										3	2	1	1	1	1												
Bobby Wine, R OBP: 0.251, SLG: 0.271										4	1	1	1	0	1												
Carl Morton, R OBP: 0.231, SLG: 0.229										3	0	0	0	0	2	1											
<b>Inning Stats</b>	R: 0 E: 0 K: 1 S: 6	H: 1 LOB: 1 BB: 0 P: 6	R: 0 E: 0 K: 2 S: 7	H: 0 LOB: 0 BB: 0 P: 7	R: 0 E: 0 K: 2 S: 7	H: 0 LOB: 0 BB: 0 P: 7	R: 0 E: 0 K: 0 S: 3	H: 0 LOB: 0 BB: 0 P: 3	R: 6 E: 1 K: 0 S: 9	H: 8 LOB: 1 BB: 0 P: 9	R: 0 E: 0 K: 0 S: 3	H: 0 LOB: 0 BB: 0 P: 3	R: 0 E: 0 K: 1 S: 5	H: 0 LOB: 0 BB: 0 P: 5	R: 0 E: 0 K: 2 S: 7	H: 0 LOB: 1 BB: 1 P: 11	R: 2 E: 0 K: 1 S: 7	H: 2 LOB: 1 BB: 1 P: 11	1B: 9 2B: 1 3B: 0 HR: 1	SF: 0 SAC: 1 DP: 0 HBP: 0	WP: 1 PB: 0 CS: 0	PA: 38					
<b>PITCHER</b>	IP	WLS	BF	H	R	ER	SO	BB	IBB	HBP	BLK	WP	HR	S	P	ERA	WHIP										
Chris Short, L ERA: 4.92	4.0	L	17	5	4	4	5	0	0	0	0	0	0	27	27	9.00	1.250										
Bill Wilson, R ERA: 5.16	1.0		5	4	2	2	0	0	0	0	0	1	0	5	5	18.00	4.000										
Barry Lersch, R ERA: 3.0	3.0		10	0	0	0	3	1	0	0	0	0	0	15	19	0.00	0.333										
Lowell Palmer, R ERA: 4.26	1.0		6	2	2	2	1	1	0	0	0	0	1	7	11	18.00	3.000										

AB	35
R	8
H	11
RBI	7
BB	2
SO	9
LOB	6



Batter	1	2	3	4	5	6	7	8	9	AB	R	H	RBI	BB	SO	LOB	BOTTOM										
Tony Taylor, R OBP: 0.350, SLG: 0.404	K1-3									4	0	0	0	0	3	0	<b>Montreal Expos @ Philadelphia Phillies</b> Shibe Park, Philadelphia, PA Wed Jun 24 1970, 7:05 PM EDT Att: 6,869 - Unknown										
Larry Bowa, S OBP: 0.258, SLG: 0.253										4	0	0	0	0	0	0											
Oscar Gamble, L OBP: 0.329, SLG: 0.360										4	0	2	0	0	0	0											
Deron Johnson, R OBP: 0.331, SLG: 0.446										3	0	0	0	1	0	1											
Ron Stone, L OBP: 0.331, SLG: 0.397										3	0	0	0	0	0	2											
Don Money, R OBP: 0.423, SLG: 0.628										3	0	1	0	0	0	0											
Byron Browne, R OBP: 0.297, SLG: 0.453										3	0	0	0	0	1	1											
Mike Compton, R OBP: 0.305, SLG: 0.308										3	0	0	0	0	2	1											
Chris Short, R OBP: 0.446, SLG: 0.642 Bill Wilson, R OBP: 0.269, SLG: 0.320 Denny Doyle, L OBP: 0.285, SLG: 0.320 Barry Lersch, S OBP: 0.317, SLG: 0.344 John Briggs, L OBP: 0.333, SLG: 0.405										1	0	0	0	0	0	0											
<b>Inning Stats</b>	R: 0 E: 0 K: 1 S: 5	H: 0 LOB: 0 BB: 0 P: 5	R: 0 E: 0 K: 0 S: 3	H: 0 LOB: 0 BB: 0 P: 3	R: 0 E: 0 K: 1 S: 5	H: 0 LOB: 0 BB: 0 P: 5	R: 0 E: 0 K: 1 S: 6	H: 1 LOB: 2 BB: 1 P: 10	R: 0 E: 0 K: 2 S: 8	H: 1 LOB: 1 BB: 0 P: 8	R: 0 E: 0 K: 0 S: 4	H: 1 LOB: 1 BB: 0 P: 4	R: 0 E: 0 K: 0 S: 3	H: 0 LOB: 0 BB: 0 P: 3	R: 0 E: 0 K: 1 S: 5	H: 0 LOB: 0 BB: 0 P: 5	R: 0 E: 0 K: 0 S: 3	H: 0 LOB: 0 BB: 0 P: 3	1B: 1 2B: 2 3B: 0 HR: 0	SF: 0 SAC: 0 DP: 0 HBP: 0	WP: 0 PB: 0 CS: 0	PA: 31					
<b>PITCHER</b>	IP	WLS	BF	H	R	ER	SO	BB	IBB	HBP	BLK	WP	HR	S	P	ERA	WHIP										
Carl Morton, R ERA: 3.35	9.0	W	31	3	0	0	6	1	0	0	0	0	0	42	46	0.00	0.444										






Batter	1	2	3	4	5	6	7	8	9	10	11	AB	R	H	RBI	BB	SO	LOB	TOP				
Don Hahn, R OBP: 0.395, SLG: 0.333 Jim Coaker, L OBP: 0.429, SLG: 0.545 Claude Raymond, R (10, 1)	F3		4-3		F8		K			K		3	0	0	0	0	0	2					
Gary Sutherland, R OBP: 0.260, SLG: 0.235 Mary Staehle, L OBP: 0.358, SLG: 0.306 John Boccabella, R OBP: 0.266, SLG: 0.435	6-3			F5		L9-3 1B		K		F8		3	0	1	0	0	0	0					
Rusty Staub, L OBP: 0.421, SLG: 0.476	HR			K		L9-3 1-2		CS BB		F3		4	1	1	1	1	1	1					
Adolfo Phillips, R OBP: 0.318, SLG: 0.351	K							K		K		4	0	1	0	1	3	1					
Coco Laboy, R OBP: 0.245, SLG: 0.293		L7			P4			K		CS		4	0	1	0	0	1	2					
John Bateman, R OBP: 0.276, SLG: 0.379 Ron Brand, R OBP: 0.324, SLG: 0.311		L9								FC3-6 1B		4	1	2	0	0	0	1					
Ron Fairly, L OBP: 0.592, SLG: 0.396										FC3-6 G6-4-3		0	0	0	0	0	0	0					
Bobby Wine, R OBP: 0.255, SLG: 0.279												2	0	0	0	1	1	2					
Rich Nye, L OBP: 0.300, SLG: 0.222 Howie Reed, R (8, 1) Mack Jones, L OBP: 0.412, SLG: 0.442		CS BB			P4							4	0	2	1	0	1	0					
												3	0	0	0	0	2	3					
												0	0	0	0	0	0	0					
												0	0	0	0	1	0	0					
<b>Inning Stats</b>	R: 1 E: 0 K: 1 S: 6	H: 1 LOB: 0 BB: 0 P: 6	R: 0 E: 0 K: 0 S: 2	H: 0 LOB: 0 BB: 1 P: 6	R: 0 E: 0 K: 0 S: 3	H: 0 LOB: 0 BB: 0 P: 3	R: 0 E: 0 K: 1 S: 6	H: 1 LOB: 1 BB: 0 P: 6	R: 0 E: 0 K: 2 S: 5	H: 1 LOB: 1 BB: 0 P: 9	R: 0 E: 0 K: 2 S: 6	H: 0 LOB: 0 BB: 1 P: 10	R: 0 E: 0 K: 0 S: 3	H: 1 LOB: 0 BB: 0 P: 3	R: 0 E: 0 K: 2 S: 6	H: 0 LOB: 0 BB: 1 P: 10	R: 0 E: 0 K: 1 S: 5	H: 0 LOB: 0 BB: 0 P: 5	1B: 6 2B: 3 3B: 0 HR: 1	SF: 0 SAC: 1 DP: 3 HBP: 0	WP: 0 PB: 1 SB: 0 CS: 3	PA: 42	
<b>PITCHER</b>	IP 6.1	WLS 26	BF 11	H 1	R 0	ER 0	SO 6	BB 2	IBB 0	HBP 0	BLK 0	WP 0	HR 0	S 21	P 29	ERA 0.00	WHIP 0.818						
Grant Jackson, L ERA: 6.25 Dick Selma, R ERA: 3.17 Joe Hoerner, L ERA: 2.53																							

**Montreal Expos @ Philadelphia Phillies**  
 Shibe Park, Philadelphia, PA  
 Thu Jun 25 1970, 7:05 PM EDT  
 Atf: 5,065 - Unknown

AB	35
R	2
H	8
RBI	2
BB	4
SO	12
LOB	14



Batter	1	2	3	4	5	6	7	8	9	10	11	AB	R	H	RBI	BB	SO	LOB	BOTTOM			
Tony Taylor, R OBP: 0.352, SLG: 0.403 Jim Hutto, R OBP: 0.246, SLG: 0.333	6-3		FC3-6 G6-4-3							F3		3	0	1	0	1	0	1				
Larry Bowa, S OBP: 0.253, SLG: 0.248	P4		G6-4-3							F9		5	0	0	0	0	0	4				
Don Money, R OBP: 0.415, SLG: 0.611	K											5	1	1	0	0	1	3				
Deron Johnson, R OBP: 0.333, SLG: 0.445 Denny Doyle, L OBP: 0.292, SLG: 0.320 Doc Edwards, R OBP: 0.313, SLG: 0.250		HR BB										3	1	1	0	1	1	0				
Rick Joseph, R OBP: 0.262, SLG: 0.350												4	0	0	0	1	0	2				
Byron Browne, R OBP: 0.307, SLG: 0.482												4	1	3	3	0	0	0				
Oscar Gamble, L OBP: 0.314, SLG: 0.342												4	0	0	0	0	0	3				
Mike Compton, R OBP: 0.306, SLG: 0.309 John Briggs, L OBP: 0.315, SLG: 0.341												3	0	1	0	0	1	0				
Grant Jackson, S OBP: 0.111, SLG: 0.111 Dick Selma, R (7, 1) Ron Stone, L OBP: 0.329, SLG: 0.394 Joe Hoerner, R OBP: 0.444, SLG: 0.429												2	0	1	0	0	0	0				
												1	0	0	0	0	0	1				
												1	0	0	0	0	0	0				
												0	0	0	0	0	0	0				
<b>Inning Stats</b>	R: 0 E: 0 K: 1 S: 5	H: 0 LOB: 0 BB: 0 P: 5	R: 2 E: 0 K: 0 S: 4	H: 1 LOB: 0 BB: 1 P: 8	R: 0 E: 0 K: 0 S: 3	H: 1 LOB: 0 BB: 0 P: 3	R: 0 E: 0 K: 0 S: 3	H: 0 LOB: 0 BB: 0 P: 3	R: 0 E: 0 K: 1 S: 5	H: 1 LOB: 1 BB: 0 P: 5	R: 0 E: 0 K: 0 S: 4	H: 1 LOB: 2 BB: 1 P: 8	R: 0 E: 0 K: 0 S: 5	H: 2 LOB: 3 BB: 0 P: 5	R: 0 E: 0 K: 0 S: 3	H: 0 LOB: 0 BB: 1 P: 3	R: 1 E: 0 K: 0 S: 3	H: 1 LOB: 1 BB: 1 P: 7	1B: 7 2B: 0 3B: 0 HR: 1	SF: 1 SAC: 1 DP: 1 HBP: 0	WP: 1 PB: 0 SB: 0 CS: 0	PA: 42
<b>PITCHER</b>	IP 7.2	WLS 29	BF 29	H 5	R 2	ER 2	SO 3	BB 2	IBB 0	HBP 0	BLK 0	WP 0	HR 1	S 33	P 41	ERA 2.35	WHIP 0.913					
Rich Nye, L ERA: 2.55 Howie Reed, R ERA: 3.46 Claude Raymond, R ERA: 3.07																						

**Montreal Expos @ Philadelphia Phillies**  
 Shibe Park, Philadelphia, PA  
 Thu Jun 25 1970, 7:05 PM EDT  
 Atf: 5,065 - Unknown

AB	37
R	3
H	8
RBI	3
BB	3
SO	3
LOB	17









Batter	1	2	3	4	5	6	7	8	9	AB	R	H	RBI	BB	SO	LOB	TOP			
<b>Tommie Agee, R</b> OBP: 0.342, SLG: 0.495 (1, 8)	0-3 K	0-0 1B	0-3 K			0-3 K		0-0 6-3		5	1	1	1	0	3	2				
<b>Bud Harrelson, S</b> OBP: 0.392, SLG: 0.381 (1, 6)	0-3 K	0-0 1B					0-0 F7	0-0 F8		5	1	1	1	0	2	0				
<b>Ken Singleton, S</b> OBP: 0.263, SLG: 0.421 (1, 7)	0-0 HBP	0-0 1B					0-0 1B		0-0 E4	5	2	3	1	0	1	0				
<b>Donn Clendenon, R</b> OBP: 0.336, SLG: 0.534 (1, 3)	1-0 HBP	0-0 1B					0-0 F8		0-0 4-3	4	1	1	3	0	0	2				
<b>Ron Swoboda, R</b> OBP: 0.322, SLG: 0.358 (1, 9)	0-3 K	0-3 K					0-0 1B		0-3 K	5	1	1	0	0	4	3				
<b>Joe Foy, R</b> OBP: 0.378, SLG: 0.329 (1, 5)		0-0 6-3	0-0 3-1				0-0 K	0-0 1B	0-3 K	5	0	2	1	0	2	1				
<b>Ken Boswell, L</b> OBP: 0.347, SLG: 0.376 (1, 4)		4-0 1B	4-0 3-1				0-0 6-3	0-0 1B		2	1	1	1	2	0	0				
<b>Jerry Grote, R</b> OBP: 0.248, SLG: 0.264 (1, 2)		0-0 1B	0-0 3-1				0-0 4-3	0-0 6-3		4	1	1	0	0	0	4				
<b>Gary Gentry, R</b> OBP: 0.128, SLG: 0.029 (1, 1)		0-3 K	0-3 K				0-0 6-3		0-3 K	4	0	0	0	0	3	4				
<b>Inning Stats</b>	R: 0 E: 0 K: 3 S: 10	H: 1 LOB: 2 BB: 0 P: 11	R: 6 E: 0 K: 2 S: 12	H: 5 LOB: 0 BB: 1 P: 16	R: 0 E: 0 K: 2 S: 8	H: 1 LOB: 2 BB: 1 P: 12	R: 0 E: 0 K: 2 S: 7	H: 0 LOB: 0 BB: 0 P: 7	R: 0 E: 0 K: 1 S: 5	H: 0 LOB: 0 BB: 0 P: 5	R: 2 E: 0 K: 0 S: 7	H: 4 LOB: 2 BB: 0 P: 7	R: 0 E: 0 K: 1 S: 5	H: 0 LOB: 0 BB: 0 P: 5	R: 0 E: 1 K: 2 S: 8	H: 0 LOB: 1 BB: 0 P: 8	1B: 10 2B: 0 3B: 0 HR: 1	SF: 0 SAC: 0 DP: 0 HBP: 1	WP: 0 PB: 0 SB: 0 CS: 0	PA: 42
<b>PITCHER</b>	IP	WLS	BF	H	R	ER	SO	BB	IBB	HBP	BLK	WP	HR	S	P	ERA	WHIP			
<b>Dan McGinn, L</b> ERA: 5.73 (1, 1)	2.0	L	16	7	6	6	5	2	0	1	0	0	1	23	32	27.00	4.500			
<b>John Strohmayr, R</b> ERA: 5.35 (3, 1)	5.0		19	4	2	2	7	0	0	0	1	0	0	33	33	3.60	0.800			
<b>Bill Dillman, R</b> ERA: 5.48 (8, 1)	2.0		7	0	0	0	3	0	0	0	0	0	0	13	13	0.00	0.000			

**New York Mets @ Montreal Expos**  
 Jarry Park, Montreal, QB  
 Sat Jun 27 1970, 7:05 PM EDT  
 Att: 21,398 - Unknown

AB 39  
 R 8  
 H 11  
 RBI 8  
 BB 2  
 SO 15  
 LOB 16



Batter	1	2	3	4	5	6	7	8	9	AB	R	H	RBI	BB	SO	LOB	BOTTOM			
<b>Mary Staehle, L</b> OBP: 0.352, SLG: 0.296 (1, 4)	0-0 F7		0-0 4-3					0-0 G4-6-3		4	0	0	0	0	0	1				
<b>Mack Jones, L</b> OBP: 0.401, SLG: 0.423 (1, 7)	0-0 P5			4-0 BB				0-0 6-3		3	0	0	0	1	0	0				
<b>Rusty Staub, L</b> OBP: 0.423, SLG: 0.487 (1, 9)	4-0 BB			0-0 G3-6				0-0 F9		3	0	0	0	1	0	1				
<b>Ron Fairly, L</b> OBP: 0.391, SLG: 0.414 (1, 3)	0-0 F8			0-0 F9				0-0 4-3		4	1	1	1	0	0	1				
<b>Jim Gosger, L</b> OBP: 0.451, SLG: 0.541 (1, 8)			0-0 4-3					0-0 HR		3	1	2	0	1	0	0				
<b>John Bateman, R</b> OBP: 0.270, SLG: 0.384 (1, 2)			0-0 P5					0-0 1B		4	1	1	2	0	0	2				
<b>Coco Laboy, R</b> OBP: 0.246, SLG: 0.303 <b>Bill Dillman, R</b> OBP: 0.314, SLG: 0.302 (8, 1)			0-3 K					0-0 F7		3	0	0	0	0	1	1				
<b>Bobby Wine, R</b> OBP: 0.254, SLG: 0.277 <b>Ron Brand, R</b> OBP: 0.314, SLG: 0.302 (5, 6)								0-0 F8		1	0	0	0	0	1	0				
<b>Dan McGinn, L</b> OBP: 0.091, SLG: 0.091 <b>John Strohmayr, R</b> OBP: 0.250, SLG: 0.250 <b>Gary Sutherland, R</b> OBP: 0.267, SLG: 0.258 (8, 5)								0-0 F3		2	0	0	0	0	0	0				
<b>Dan McGinn, L</b> OBP: 0.091, SLG: 0.091 <b>John Strohmayr, R</b> OBP: 0.250, SLG: 0.250 <b>Gary Sutherland, R</b> OBP: 0.267, SLG: 0.258 (8, 5)								0-0 P3		0	0	0	0	0	0	0				
<b>Inning Stats</b>	R: 0 E: 0 K: 0 S: 3	H: 0 LOB: 1 BB: 1 P: 7	R: 0 E: 0 K: 1 S: 5	H: 0 LOB: 0 BB: 0 P: 5	R: 0 E: 0 K: 1 S: 5	H: 0 LOB: 0 BB: 0 P: 5	R: 0 E: 0 K: 0 S: 2	H: 0 LOB: 0 BB: 1 P: 6	R: 2 E: 0 K: 0 S: 5	H: 2 LOB: 0 BB: 0 P: 5	R: 0 E: 0 K: 0 S: 3	H: 0 LOB: 1 BB: 1 P: 7	R: 0 E: 0 K: 0 S: 2	H: 0 LOB: 0 BB: 1 P: 6	R: 1 E: 0 K: 0 S: 5	H: 2 LOB: 1 BB: 0 P: 5	1B: 2 2B: 0 3B: 0 HR: 2	SF: 0 SAC: 0 DP: 2 HBP: 0	WP: 0 PB: 0 SB: 0 CS: 0	PA: 33
<b>PITCHER</b>	IP	WLS	BF	H	R	ER	SO	BB	IBB	HBP	BLK	WP	HR	S	P	ERA	WHIP			
<b>Gary Gentry, R</b> ERA: 3.42 (1, 1)	9.0	W	33	4	3	3	2	4	0	0	0	0	2	33	49	3.00	0.889			

**New York Mets @ Montreal Expos**  
 Jarry Park, Montreal, QB  
 Sat Jun 27 1970, 7:05 PM EDT  
 Att: 21,398 - Unknown

AB 29  
 R 3  
 H 4  
 RBI 3  
 BB 4  
 SO 2  
 LOB 6



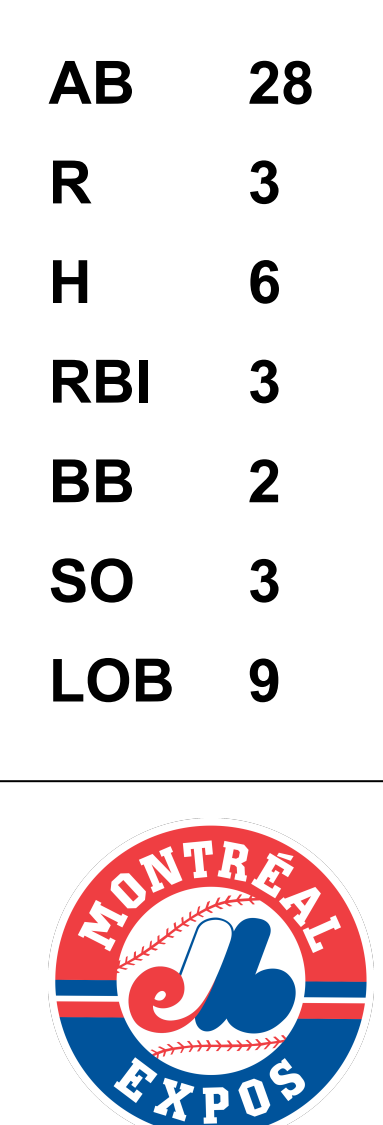


Batter	1	2	3	4	5	6	7	8	9	AB	R	H	RBI	BB	SO	LOB	TOP														
<b>Tommie Agee, R</b> OBP: 0.346, SLG: 0.500 (1, 8)										5	1	3	0	0	0	1	<b>New York Mets @ Montreal Expos</b> Jarry Park, Montreal, QB Sun Jun 28 1970, 7:05 PM EDT Att: 27,154 - Unknown														
<b>Bud Harrelson, S</b> OBP: 0.389, SLG: 0.378 (1, 6)										5	0	1	0	0	0	4															
<b>Ken Singleton, S</b> OBP: 0.292, SLG: 0.391 (1, 7)										4	0	1	0	0	0	2															
<b>Art Shamsky, L</b> OBP: 0.386, SLG: 0.472 (1, 3)										3	0	0	0	1	0	5															
<b>Mike Jorgensen, L</b> OBP: 0.290, SLG: 0.393 (8, 3)										0	0	0	0	0	0	0															
<b>Donn Clendenon, R</b> OBP: 0.333, SLG: 0.530 (9, FH)										1	0	0	0	0	0	1															
<b>Dave Marshall, L</b> OBP: 0.358, SLG: 0.490 (1, 9)										4	1	3	2	0	0	0															
<b>Ken Boswell, L</b> OBP: 0.340, SLG: 0.368 (1, 4)										4	0	0	0	0	1	4															
<b>Joe Foy, R</b> OBP: 0.376, SLG: 0.327 (1, 5)										4	0	1	0	0	0	2															
<b>Jerry Grote, R</b> OBP: 0.260, SLG: 0.272 (1, 2)										3	0	2	0	1	0	0															
<b>Ray Sadecki, L</b> OBP: 0.217, SLG: 0.182 (1, 1)										4	0	1	0	0	0	4															
<b>Inning Stats</b>	R: 1 E: 0 K: 1 S: 8	H: 3 LOB: 2 BB: 0 P: 8	R: 0 E: 0 K: 0 S: 4	H: 1 LOB: 1 BB: 0 P: 4	R: 0 E: 0 K: 0 S: 3	H: 0 LOB: 0 BB: 0 P: 3	R: 0 E: 0 K: 0 S: 4	H: 1 LOB: 2 BB: 1 P: 8	R: 0 E: 0 K: 0 S: 3	H: 1 LOB: 0 BB: 0 P: 3	R: 0 E: 0 K: 0 S: 3	H: 1 LOB: 1 BB: 0 P: 7	R: 0 E: 0 K: 0 S: 5	H: 2 LOB: 3 BB: 0 P: 6	R: 1 E: 0 K: 0 S: 5	H: 2 LOB: 1 BB: 0 P: 5	R: 0 E: 0 K: 0 S: 4	H: 1 LOB: 1 BB: 0 P: 4	1B: 10 2B: 2 3B: 0 HR: 1	SF: 0 SAC: 0 DP: 2 HBP: 1	WP: 0 PB: 0 SB: 1 CS: 0	PA: 40									
<b>PITCHER</b> <b>Carl Morton, R</b> ERA: 3.24 (1, 1)	IP: 9.0 WLS: W BF: 40	H: 12 R: 2 ER: 2 SO: 1	BB: 2 IBB: 0 HBP: 1 BLK: 0	WP: 0 HR: 1 S: 39 P: 48	ERA: 2.00 WHIP: 1.556											<b>PITCHER</b>	IP: 9.0 WLS: W BF: 40	H: 12 R: 2 ER: 2 SO: 1	BB: 2 IBB: 0 HBP: 1 BLK: 0	WP: 0 HR: 1 S: 39 P: 48	ERA: 2.00 WHIP: 1.556										

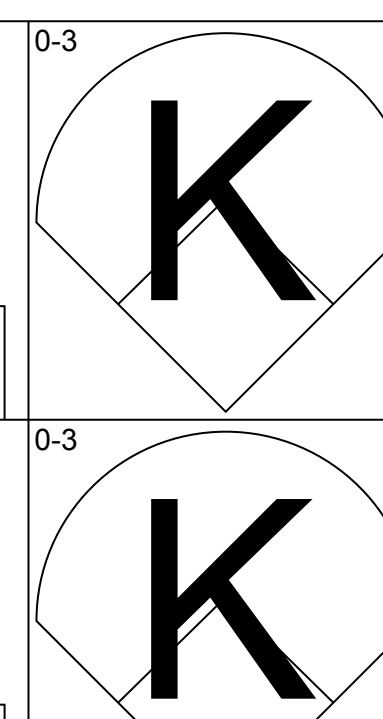
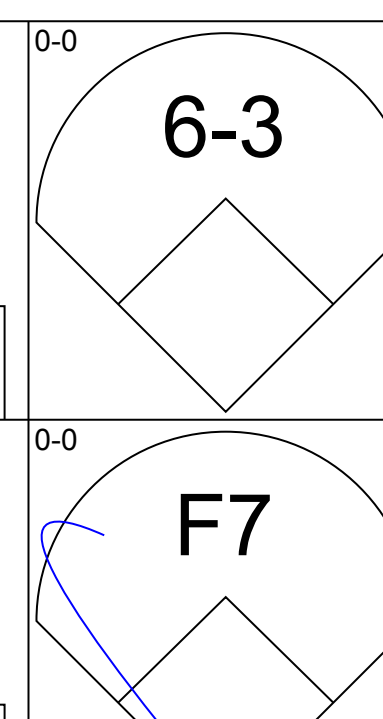
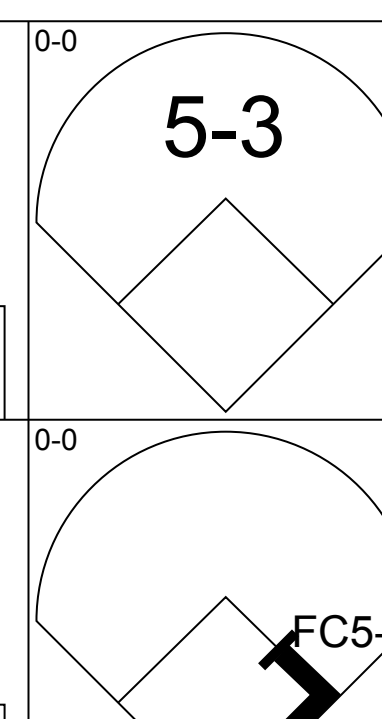
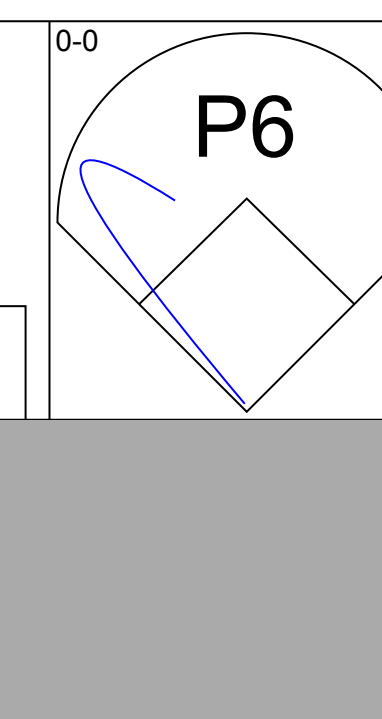
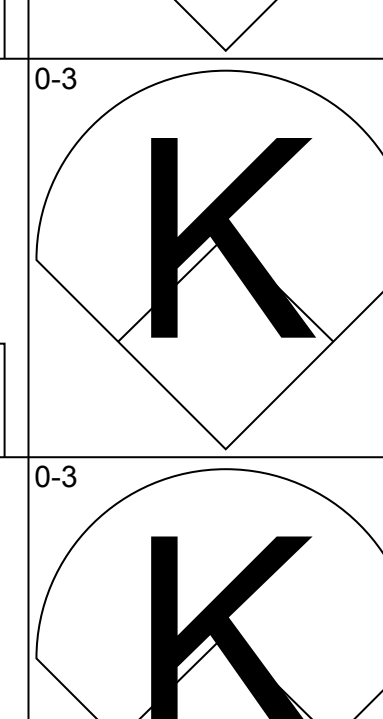
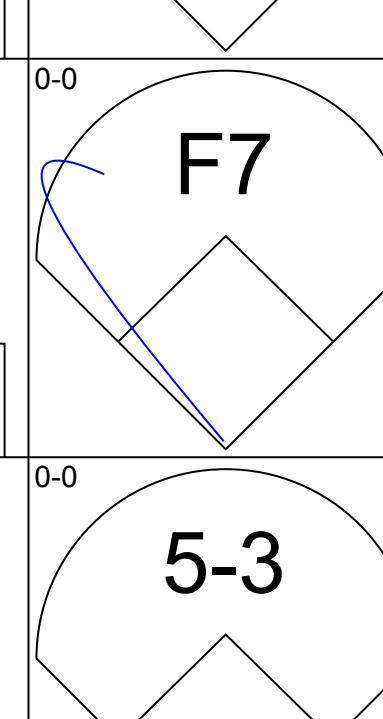
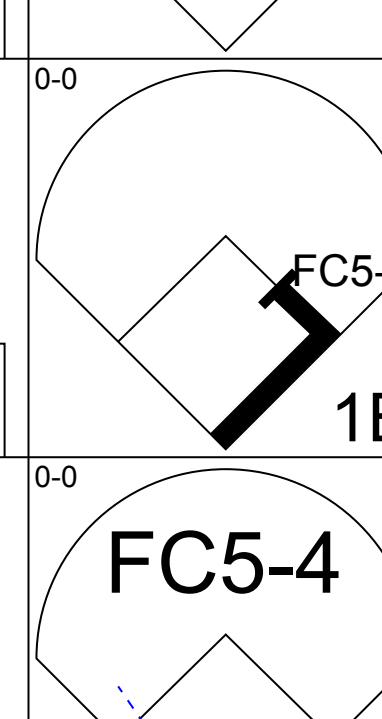
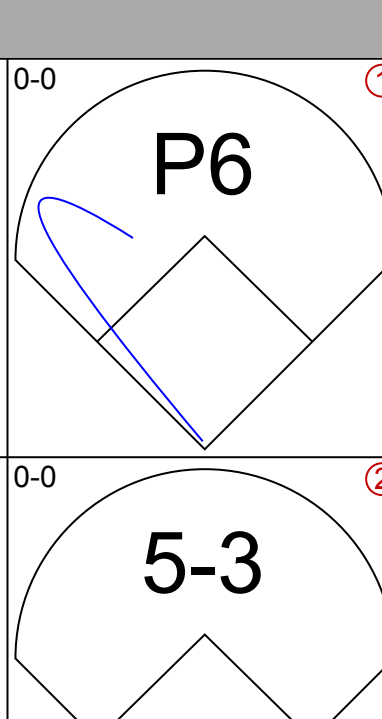
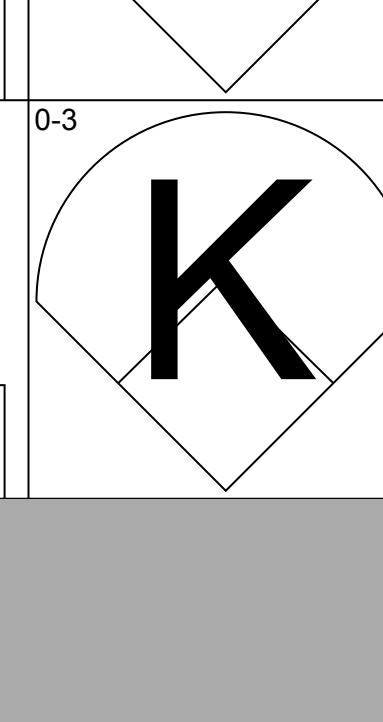
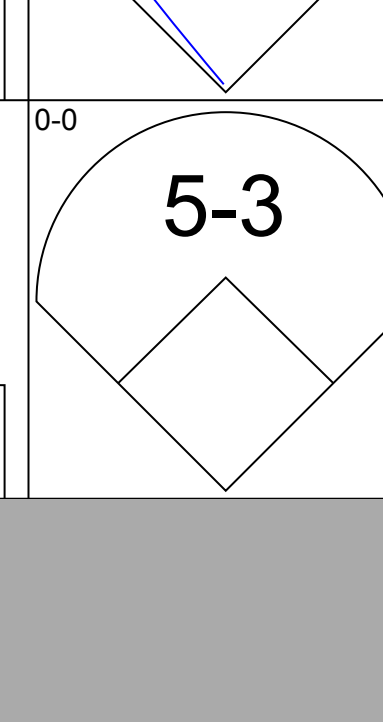
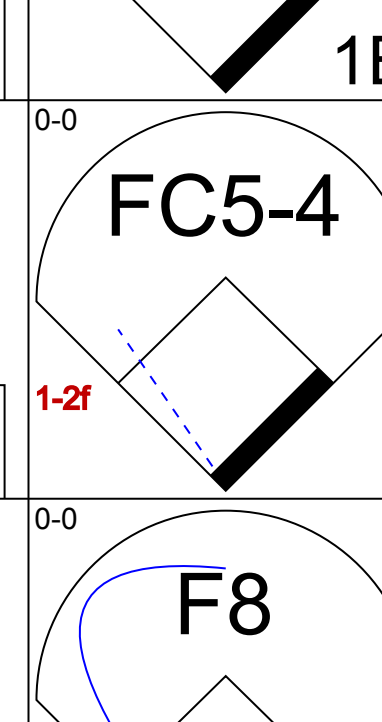
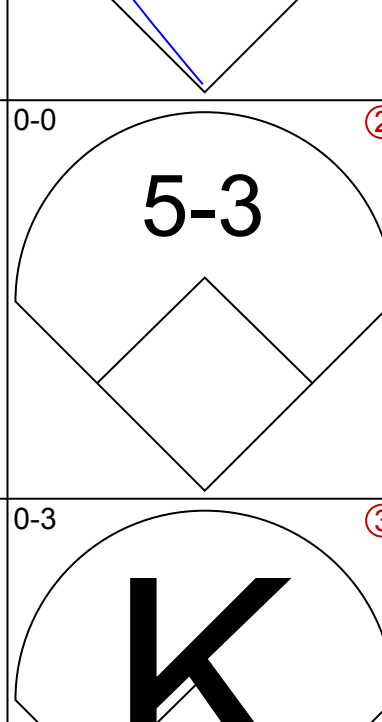
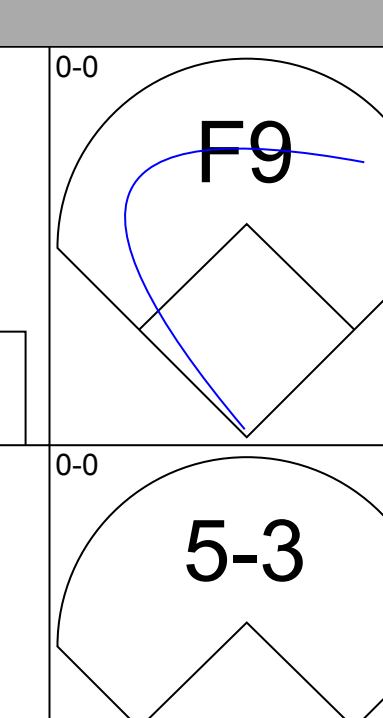
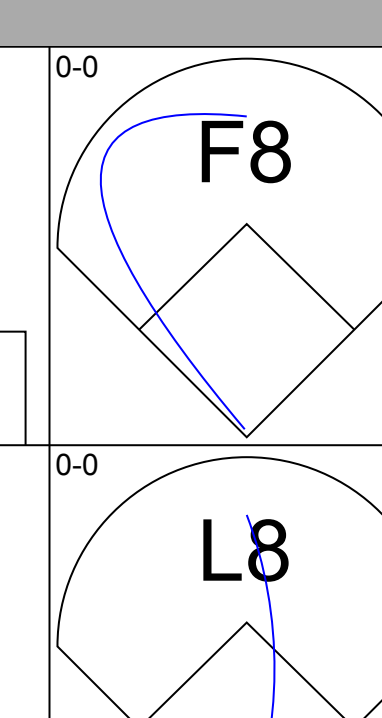
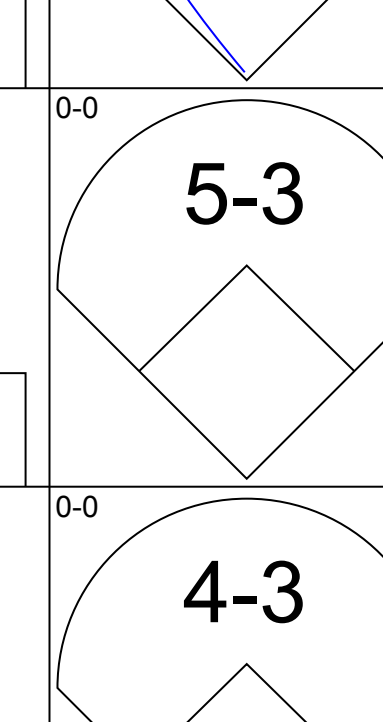
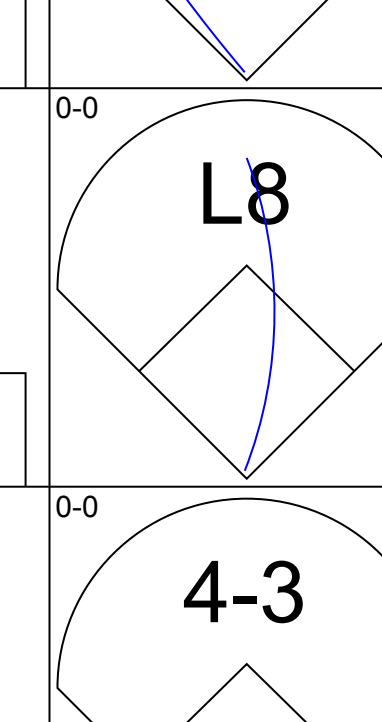
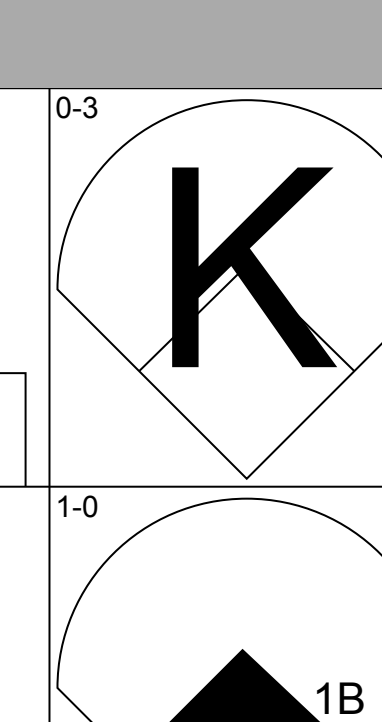
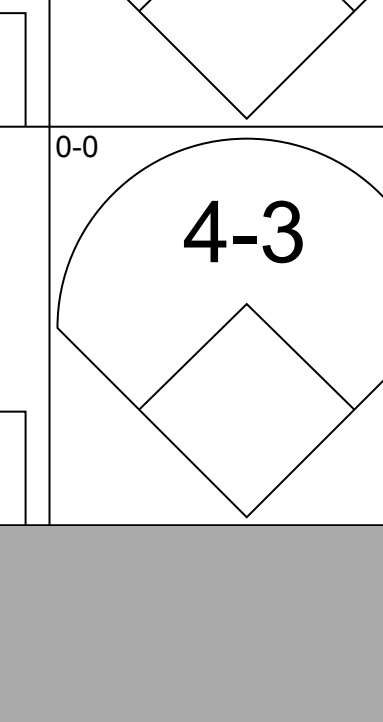
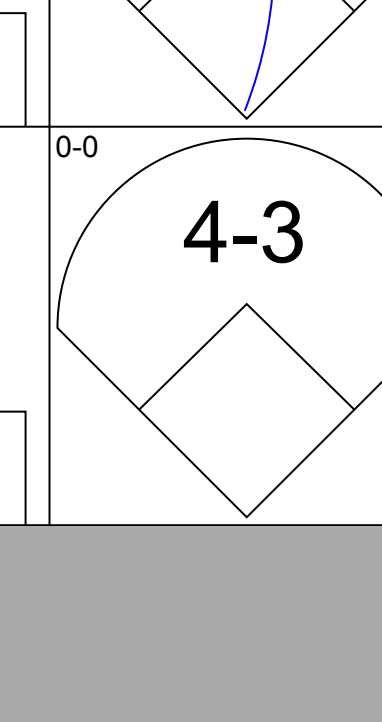
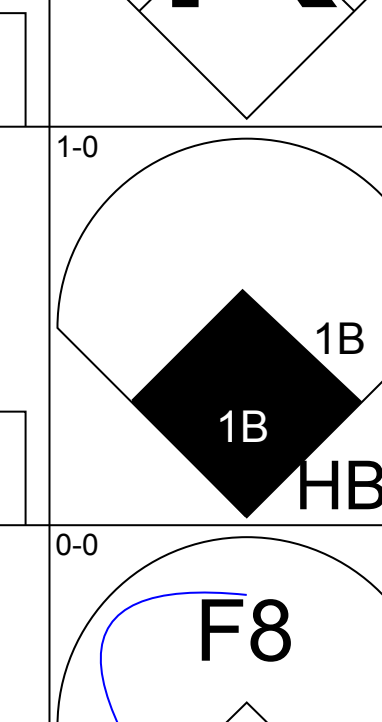
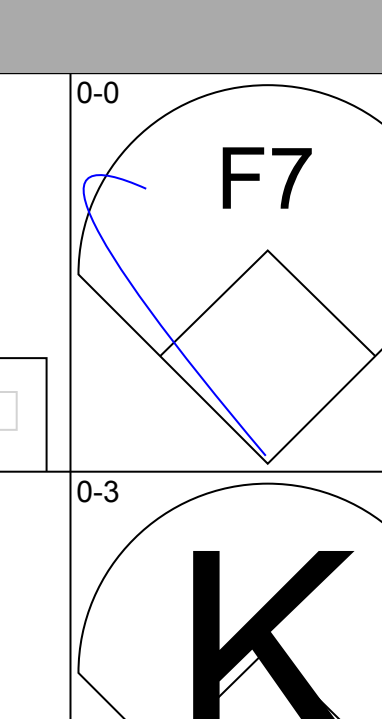
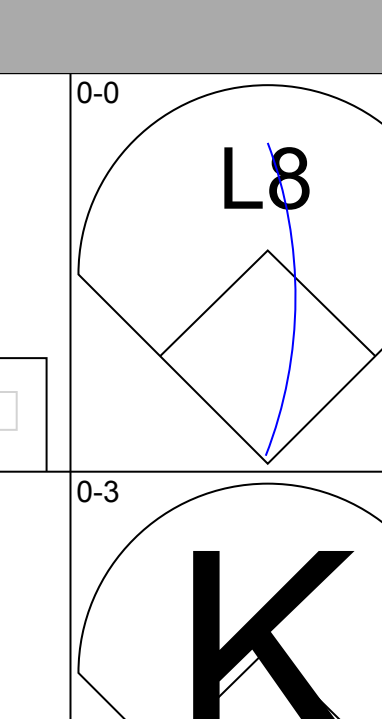
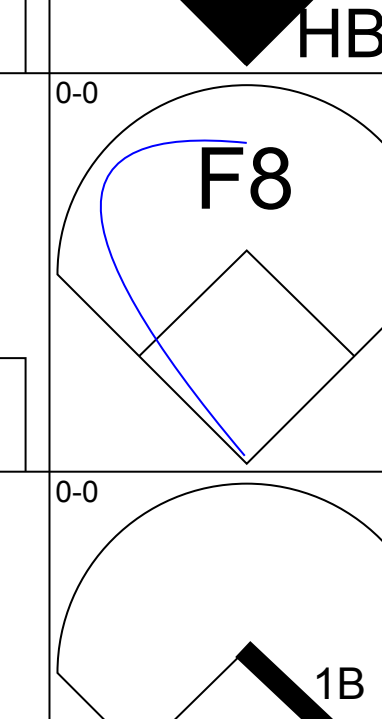
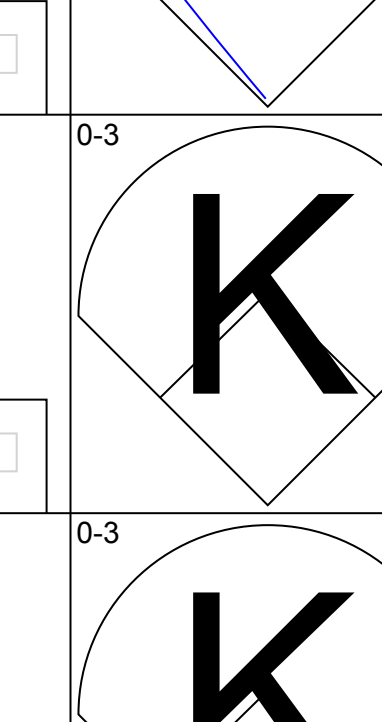
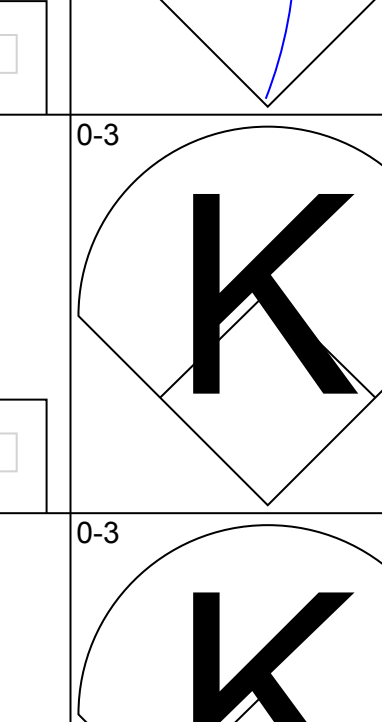
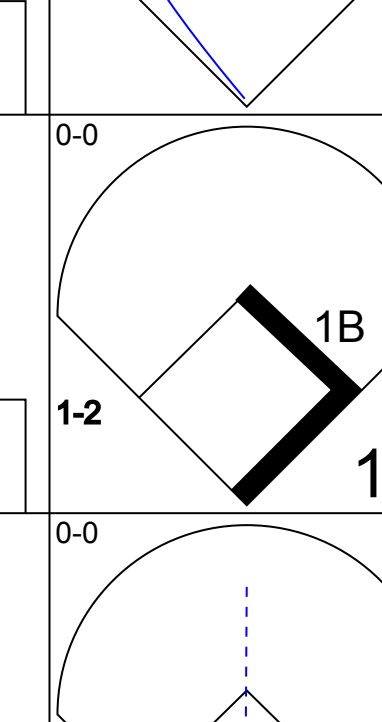
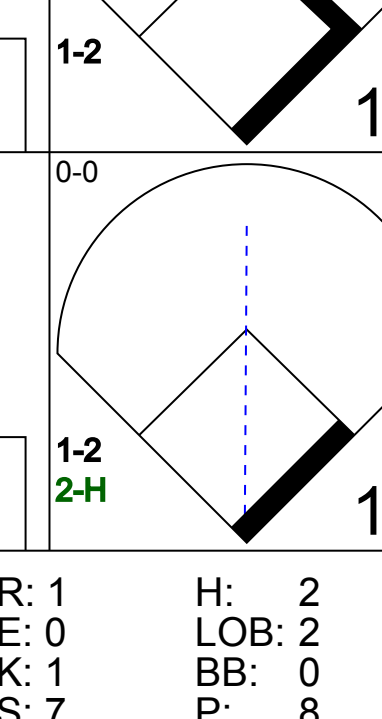
AB	37
R	2
H	12
RBI	2
BB	2
SO	1
LOB	23



Batter	1	2	3	4	5	6	7	8	9	AB	R	H	RBI	BB	SO	LOB	BOTTOM														
<b>Don Hahn, R</b> OBP: 0.388, SLG: 0.329 (1, 7)										4	1	1	0	0	0	1	<b>New York Mets @ Montreal Expos</b> Jarry Park, Montreal, QB Sun Jun 28 1970, 7:05 PM EDT Att: 27,154 - Unknown														
<b>Gary Sutherland, R</b> OBP: 0.289, SLG: 0.259 (1, 4)										3	0	1	0	0	0	1															
<b>Rusty Staub, L</b> OBP: 0.427, SLG: 0.502 (1, 9)										3	1	2	2	1	1	1															
<b>Adolfo Phillips, R</b> OBP: 0.316, SLG: 0.342 (1, 8)										3	0	0	0	1	0	2															
<b>Coco Laboy, R</b> OBP: 0.246, SLG: 0.302 (1, 5)										4	0	1	0	0	1	2															
<b>John Bateman, R</b> OBP: 0.271, SLG: 0.399 (1, 2)										3	1	1	1	0	0	2															
<b>Ron Fairly, L</b> OBP: 0.387, SLG: 0.408 (1, 3)										3	0	0	0	0	1	0															
<b>Bobby Wine, R</b> OBP: 0.251, SLG: 0.274 (1, 6)										3	0	0	0	0	0	0															
<b>Carl Morton, R</b> OBP: 0.220, SLG: 0.216 (1, 1)										2	0	0	0	0	0	0															
<b>Inning Stats</b>	R: 0 E: 0 K: 1 S: 6	H: 1 LOB: 2 BB: 1 P: 10	R: 1 E: 0 K: 0 S: 4	H: 1 LOB: 0 BB: 0 P: 4	R: 0 E: 0 K: 0 S: 3	H: 0 LOB: 1 BB: 1 P: 7	R: 0 E: 0 K: 1 S: 5	H: 0 LOB: 0 BB: 0 P: 5	R: 0 E: 1 K: 0 S: 4	H: 0 LOB: 1 BB: 0 P: 4	R: 0 E: 0 K: 0 S: 4	H: 2 LOB: 1 BB: 0 P: 4	R: 0 E: 0 K: 0 S: 3	H: 0 LOB: 0 BB: 0 P: 3	R: 2 E: 0 K: 1 S: 7	H: 2 LOB: 0 BB: 0 P: 7		R: 0 E: 0 K: 0 S: 4	H: 1 LOB: 1 BB: 0 P: 4	1B: 4 2B: 0 3B: 0 HR: 2	SF: 0 SAC: 2 DP: 1 HBP: 0	WP: 0 PB: 1 SB: 0 CS: 0	PA: 32								
<b>PITCHER</b> <b>Ray Sadecki, L</b> ERA: 3.62 (1, 1)	IP: 8.0 WLS: L BF: 32	H: 6 R: 3 ER: 3 SO: 3	BB: 2 IBB: 0 HBP: 0 BLK: 0	WP: 0 HR: 2 S: 36 P: 44	ERA: 3.38 WHIP: 1.000											<b>PITCHER</b>	IP: 8.0 WLS: L BF: 32	H: 6 R: 3 ER: 3 SO: 3	BB: 2 IBB: 0 HBP: 0 BLK: 0	WP: 0 HR: 2 S: 36 P: 44	ERA: 3.38 WHIP: 1.000										



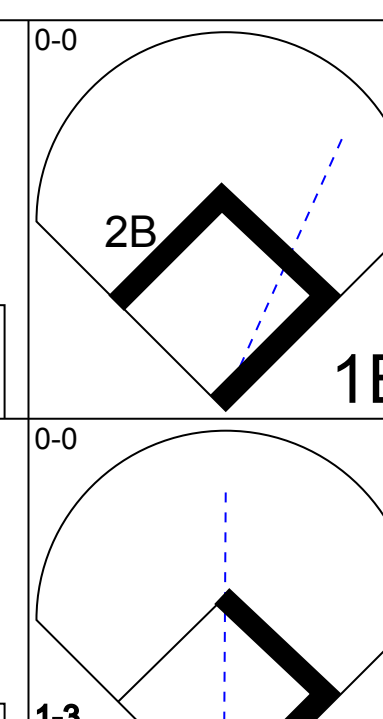
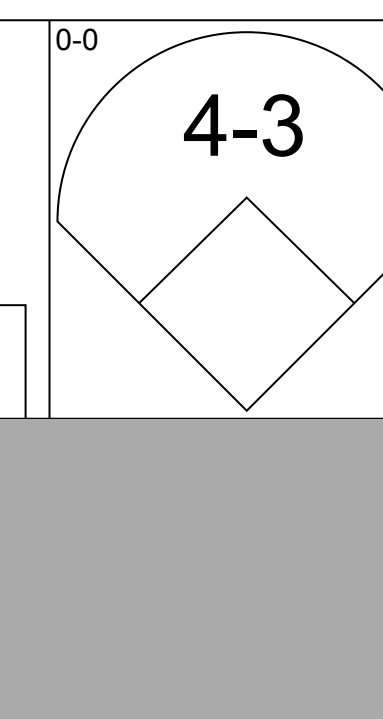
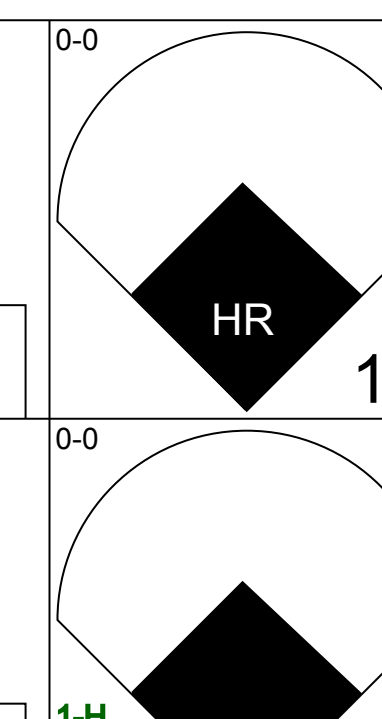
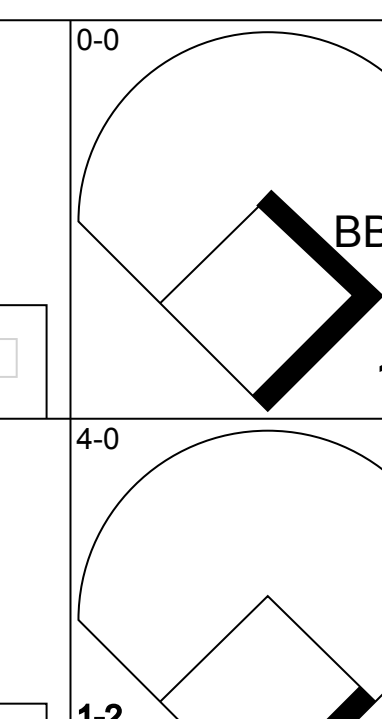
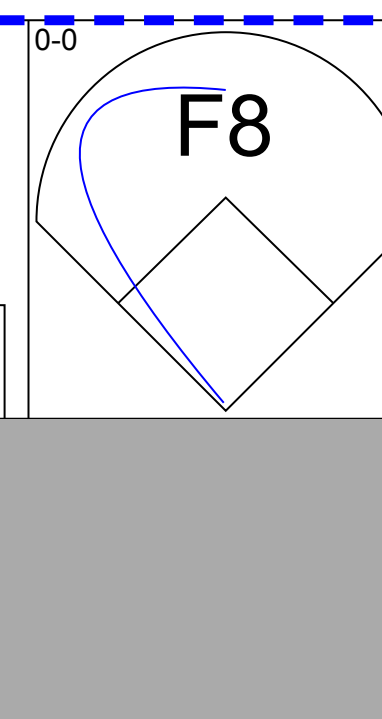
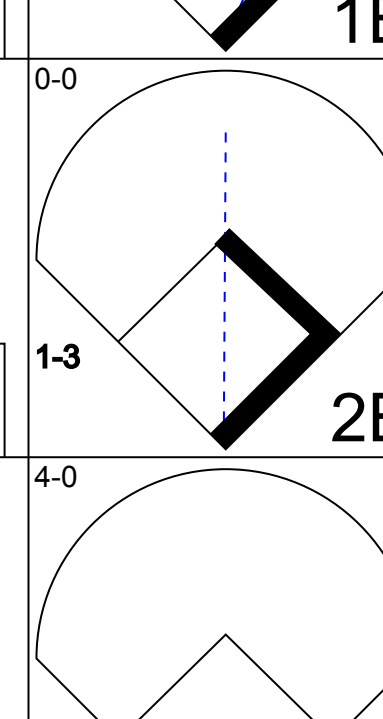
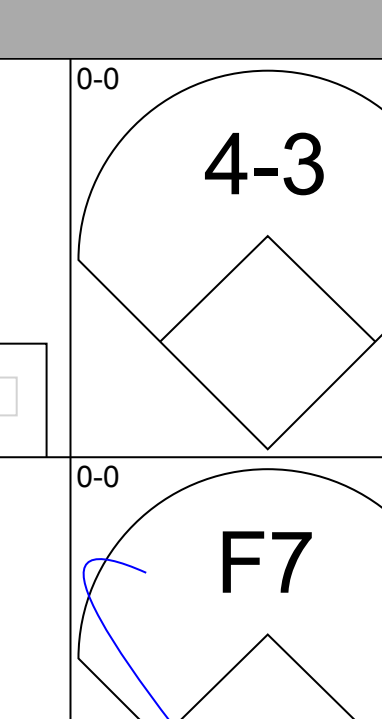
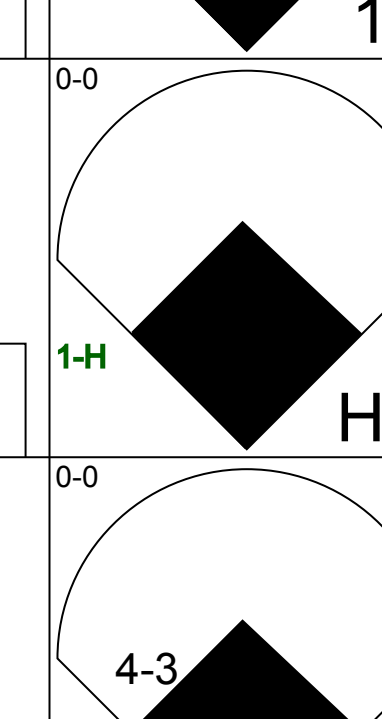
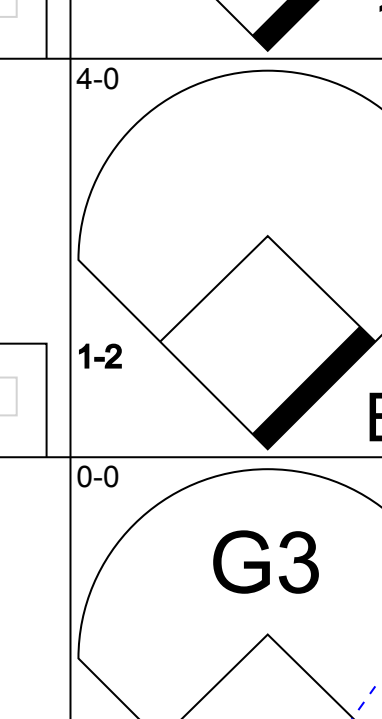
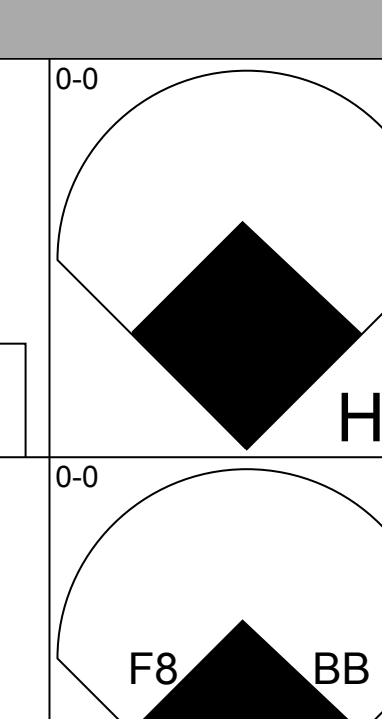
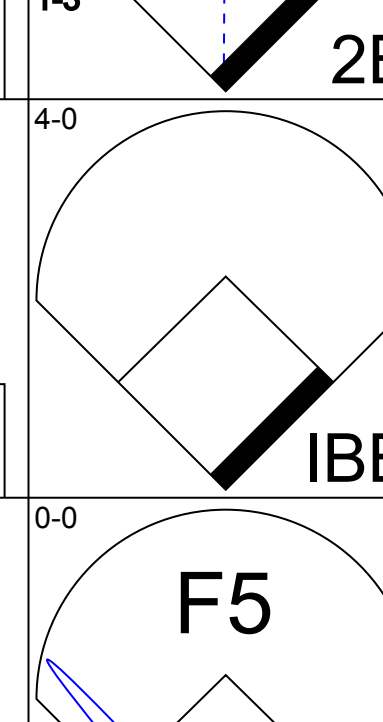
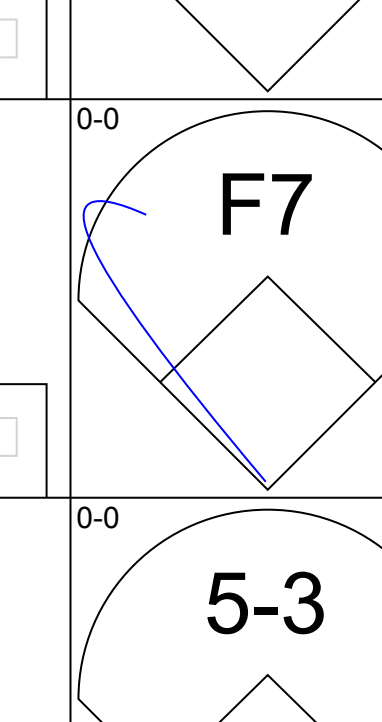
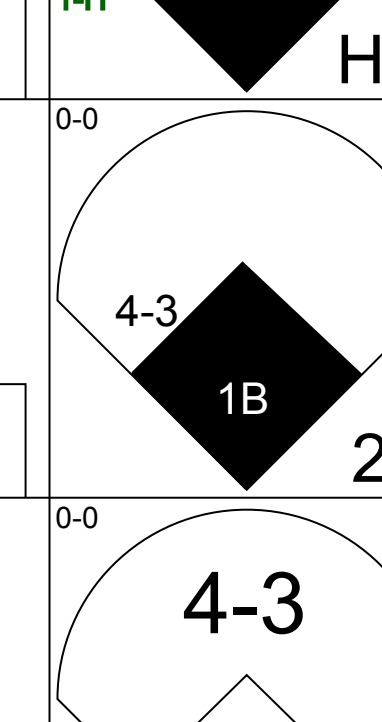
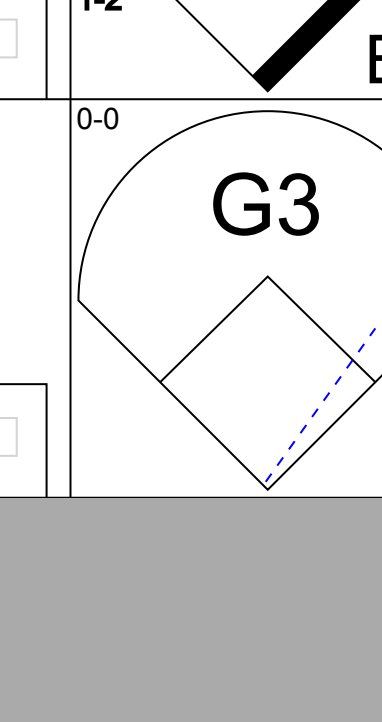
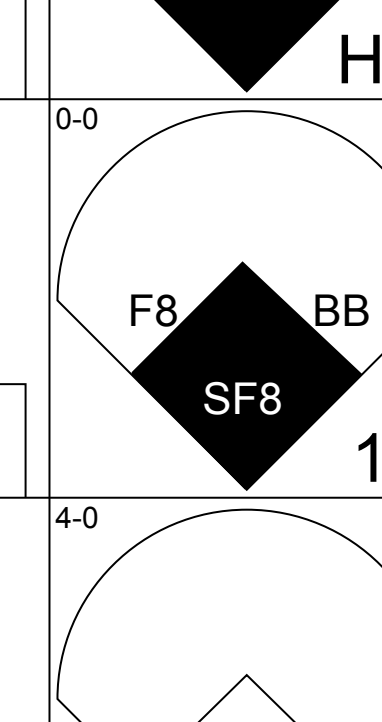
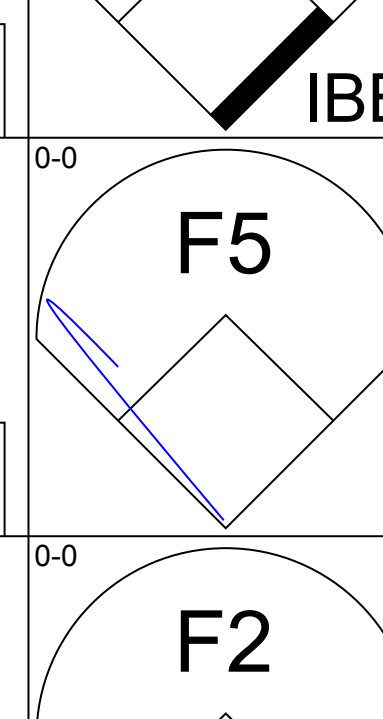
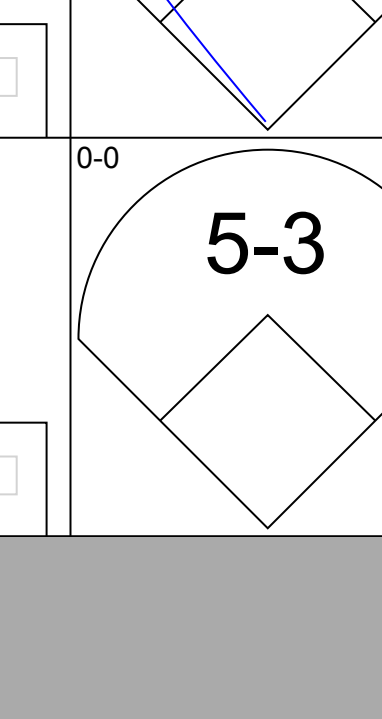
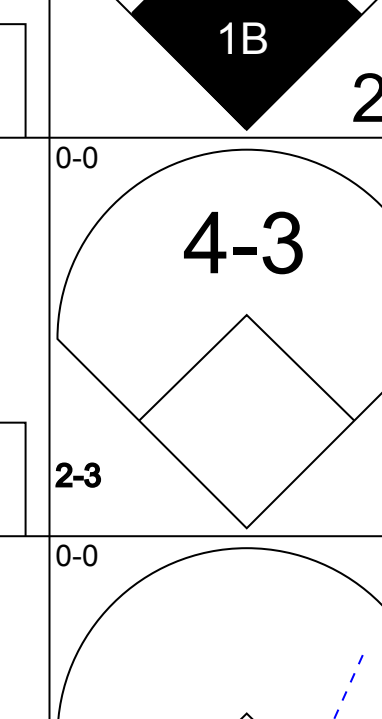
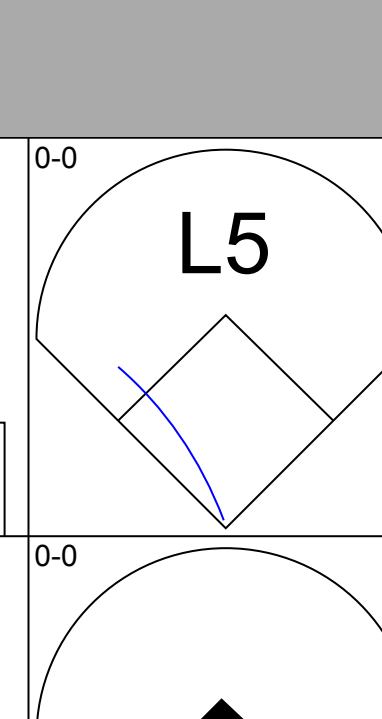
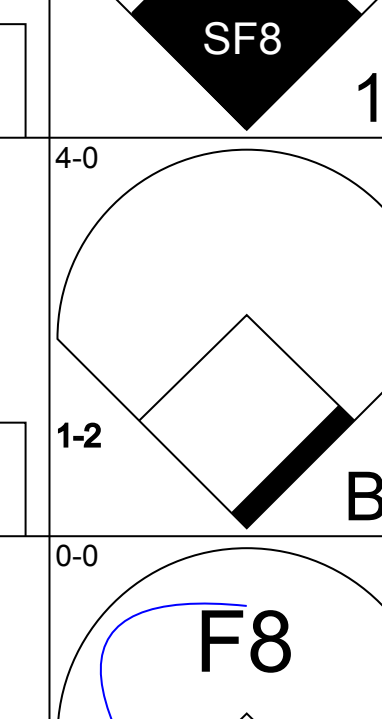
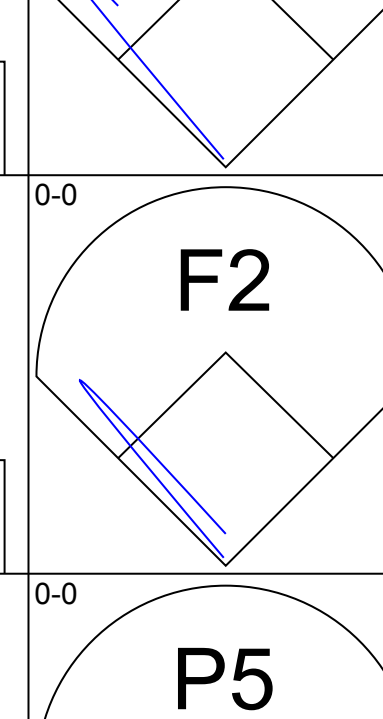
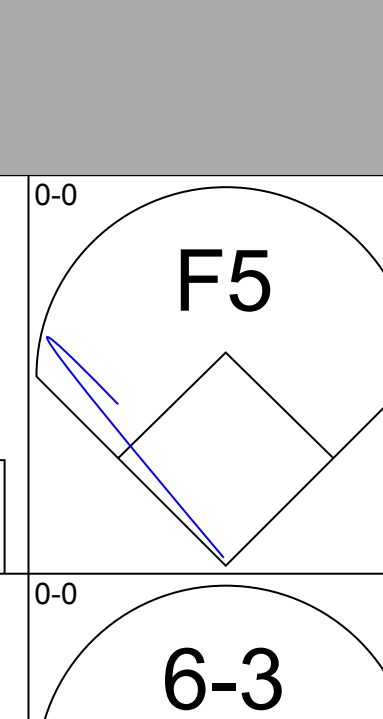
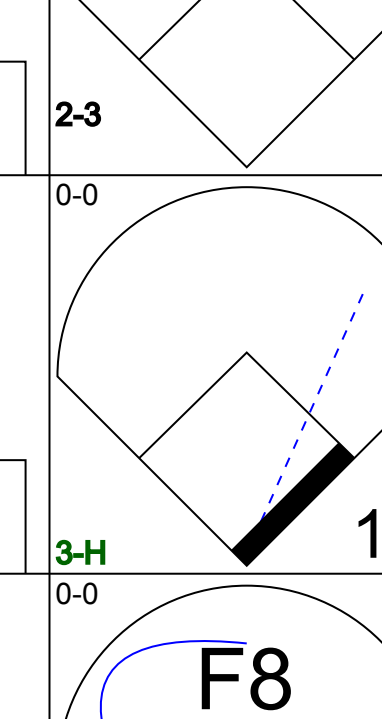
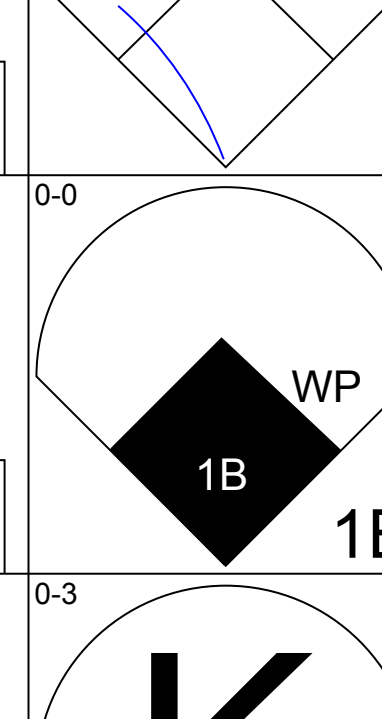
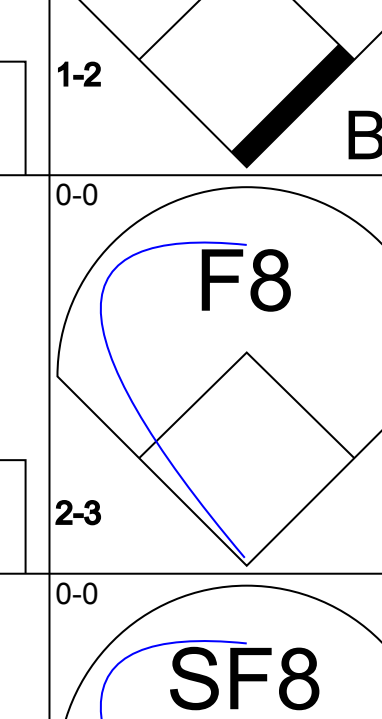
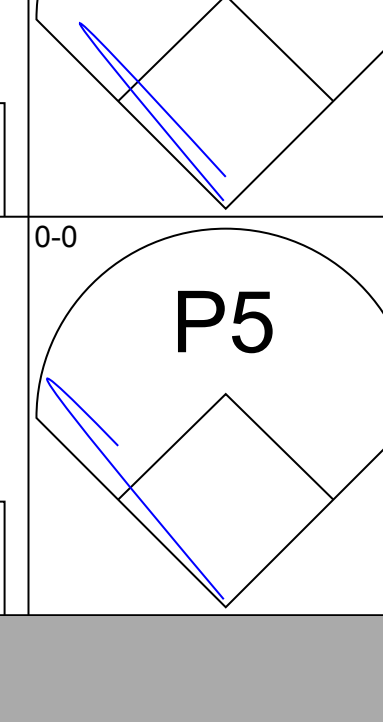
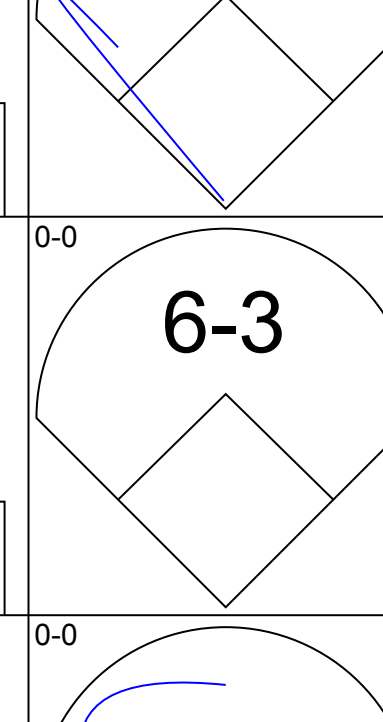
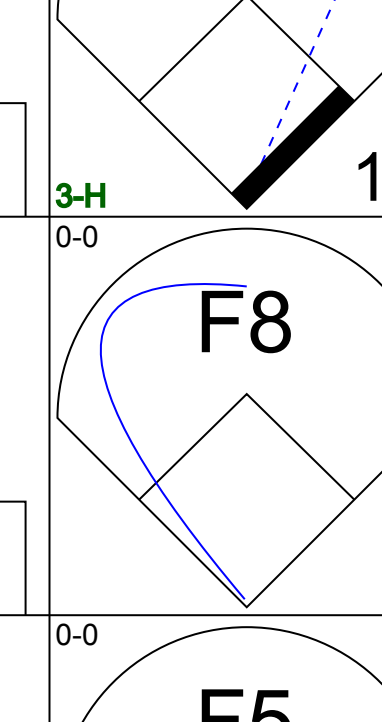
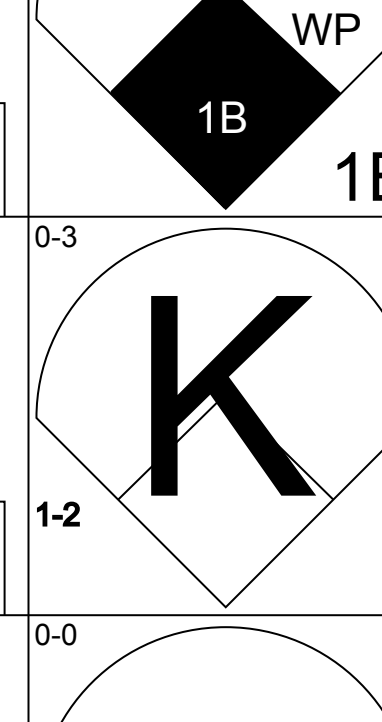
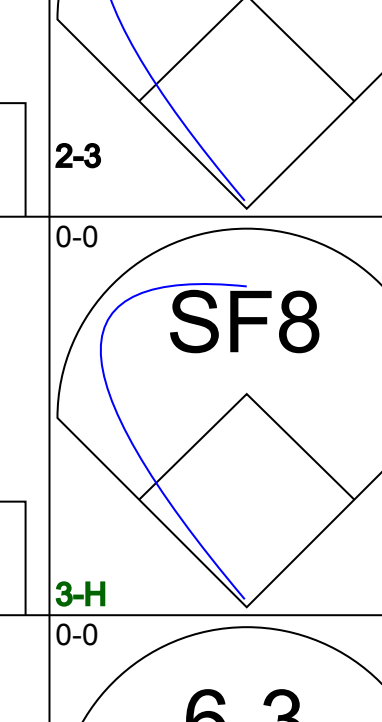
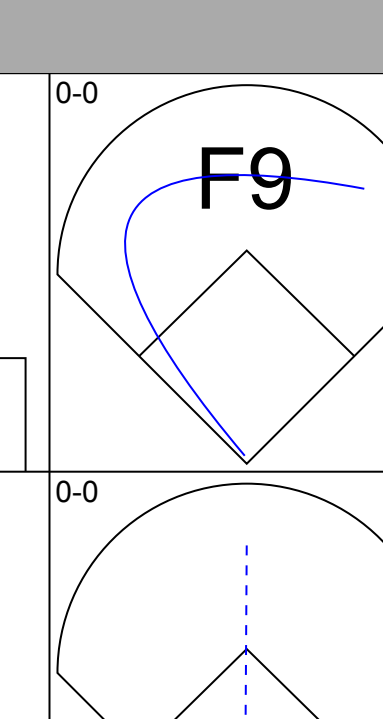
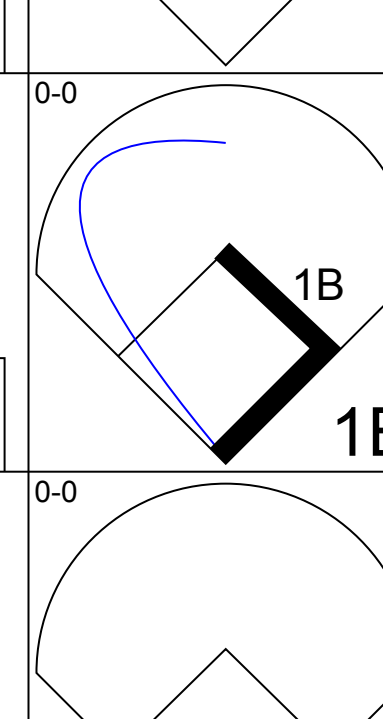
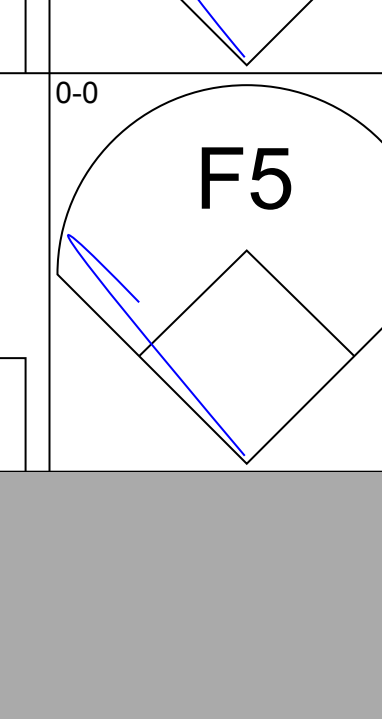
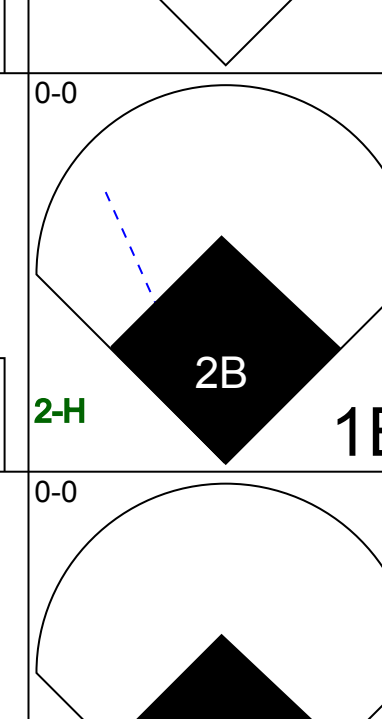
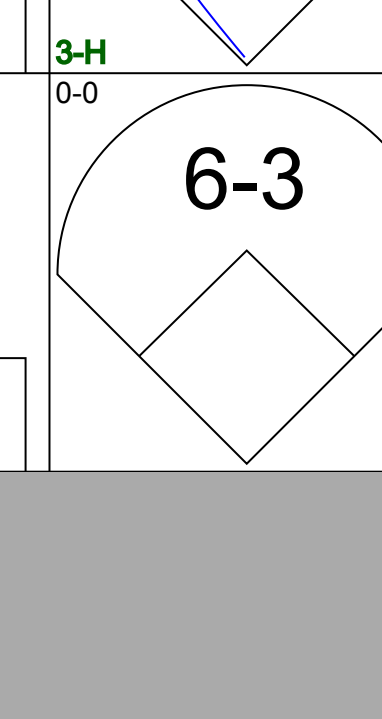
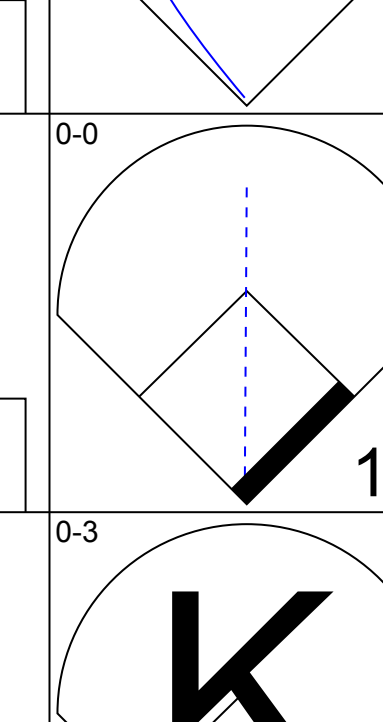
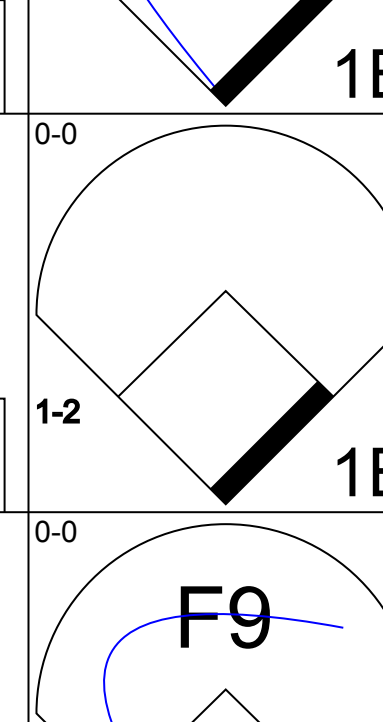
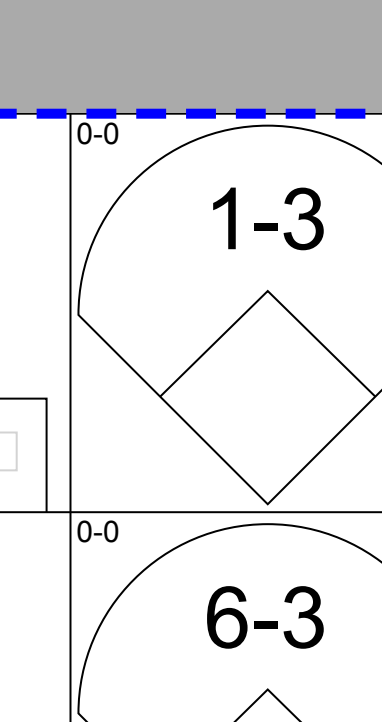
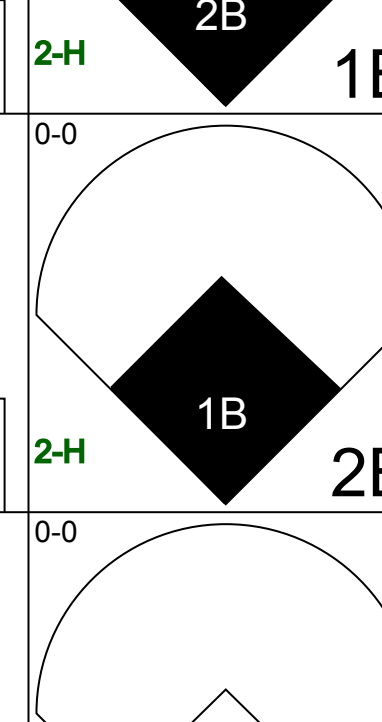
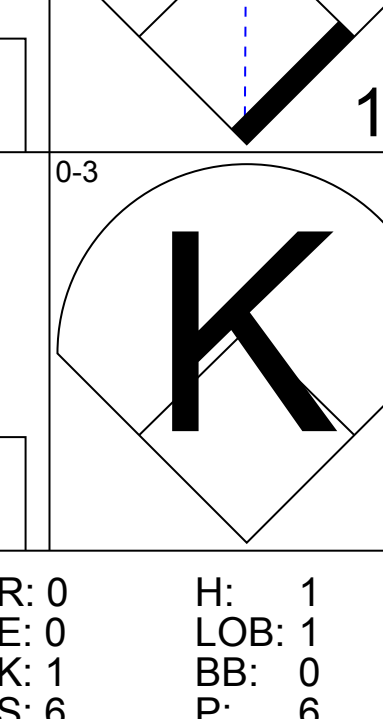
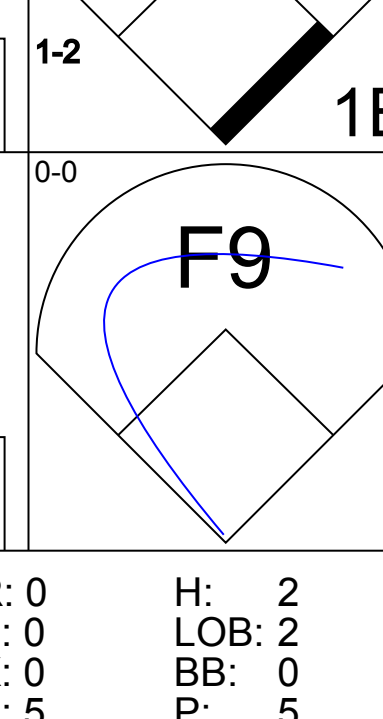
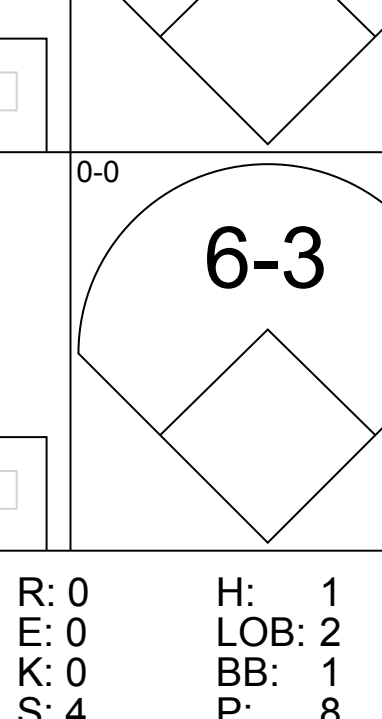
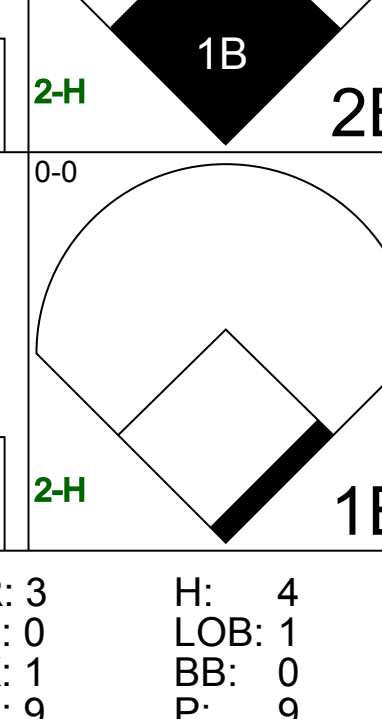


Batter	1	2	3	4	5	6	7	8	9	AB	R	H	RBI	BB	SO	LOB	TOP			
Denny Doyle, L (1,4) OBP: 0.284, SLG: 0.324										4	0	0	0	0	1	2				
Oscar Gamble, L (1,8) OBP: 0.303, SLG: 0.330										4	0	1	0	0	1	0				
Don Money, R (1,5) OBP: 0.405, SLG: 0.569										4	0	0	0	0	1	1				
John Briggs, L (1,7) OBP: 0.320, SLG: 0.348										3	0	0	0	0	0	1				
Lowell Palmer, R (7,1) OBP: 0.333, SLG: 0.455										0	0	0	0	0	0	0				
Rick Joseph, R (9,PH) OBP: 0.270, SLG: 0.348										1	0	0	0	0	1	0				
Deron Johnson, R (1,3) OBP: 0.326, SLG: 0.434										3	0	0	0	0	1	0				
Ron Stone, L (1,9) OBP: 0.340, SLG: 0.419										2	1	0	0	0	0	0				
Larry Bowa, S (1,6) OBP: 0.258, SLG: 0.254										3	0	0	0	0	0	1				
Doc Edwards, R (1,2) OBP: 0.315, SLG: 0.260										3	0	1	0	0	2	0				
Rick Wise, R (1,1) OBP: 0.167, SLG: 0.118										1	0	0	0	0	1	0				
Larry Hisle, R (6,PH) OBP: 0.300, SLG: 0.352										1	0	0	0	0	1	0				
Bill Wilson, R (6,1) OBP: 0.269, SLG: 0.345										0	0	0	0	0	0	0				
Jim Hutto, R (7,7) OBP: 0.269, SLG: 0.345										1	0	1	1	0	0	0				
<b>Inning Stats</b>	R: 0 E: 0 K: 3 S: 9	H: 0 LOB: 0 BB: 0 P: 9	R: 0 E: 0 K: 0 S: 3	H: 0 LOB: 0 BB: 0 P: 3	R: 0 E: 0 K: 2 S: 7	H: 0 LOB: 0 BB: 0 P: 7	R: 0 E: 0 K: 0 S: 3	H: 0 LOB: 0 BB: 0 P: 3	R: 0 E: 0 K: 2 S: 7	H: 0 LOB: 0 BB: 0 P: 7	R: 0 E: 0 K: 0 S: 4	H: 1 LOB: 1 BB: 0 P: 4	R: 1 E: 0 K: 1 S: 7	H: 2 LOB: 2 BB: 0 P: 8	R: 0 E: 0 K: 1 S: 5	H: 0 LOB: 0 BB: 0 P: 5	1B: 3 2B: 0 3B: 0 HR: 0	SF: 0 SAC: 0 DP: 0 HBP: 1	WP: 0 PB: 0 SB: 0 CS: 0	PA: 31
<b>PITCHER</b> Steve Renko, R (1,1) ERA: 4.43	IP: 9.0 WLS: W BF: 31 H: 3 R: 1 ER: 1 SO: 9 BB: 0 IBB: 0 HBP: 1 BLK: 0 WP: 0 HR: 0 S: 48 P: 49 ERA: 1.00 WHIP: 0.333															<b>PITCHER</b>				

Philadelphia Phillies @ Montreal Expos  
 Jarry Park, Montreal, QB  
 Tue Jun 30 1970, 7:05 PM EDT  
 Att: 20,038 - Unknown

AB	30
R	1
H	3
RBI	1
BB	0
SO	9
LOB	5



Batter	1	2	3	4	5	6	7	8	9	AB	R	H	RBI	BB	SO	LOB	BOTTOM													
Mary Staehle, L (1,4) OBP: 0.359, SLG: 0.306										5	1	3	0	0	0	2														
Mack Jones, L (1,7) OBP: 0.410, SLG: 0.473										4	2	3	3	1	0	0														
Rusty Staub, L (1,9) OBP: 0.430, SLG: 0.506										4	2	2	0	1	0	2														
Ron Fairly, L (1,3) OBP: 0.383, SLG: 0.401										4	0	0	0	1	0	4														
Jim Gosger, L (1,8) OBP: 0.447, SLG: 0.530										5	1	2	1	0	0	5														
John Bateman, R (1,2) OBP: 0.284, SLG: 0.391										4	0	0	1	0	1	5														
Coco Laboy, R (1,5) OBP: 0.249, SLG: 0.304										5	1	2	1	0	0	2														
Bobby Wine, R (1,6) OBP: 0.259, SLG: 0.286										4	1	3	1	0	0	0														
Steve Renko, R (1,1) OBP: 0.214, SLG: 0.214										4	0	1	1	0	1	3														
<b>Inning Stats</b>	R: 0 E: 0 K: 0 S: 5	H: 2 LOB: 3 BB: 1 P: 9	R: 0 E: 0 K: 1 S: 6	H: 1 LOB: 1 BB: 0 P: 6	R: 0 E: 0 K: 0 S: 3	H: 0 LOB: 0 BB: 0 P: 3	R: 0 E: 0 K: 0 S: 5	H: 2 LOB: 2 BB: 0 P: 5	R: 3 E: 0 K: 0 S: 7	H: 4 LOB: 1 BB: 0 P: 7	R: 0 E: 0 K: 0 S: 4	H: 1 LOB: 2 BB: 1 P: 8	R: 3 E: 0 K: 1 S: 9	H: 4 LOB: 1 BB: 0 P: 9	R: 2 E: 0 K: 0 S: 5	H: 2 LOB: 1 BB: 1 P: 9	1B: 11 2B: 3 3B: 0 HR: 2	SF: 1 SAC: 0 DP: 0 HBP: 0	WP: 1 PB: 0 SB: 0 CS: 0	PA: 43										
<b>PITCHER</b> Rick Wise, R (1,1) ERA: 3.84	IP: 5.0 WLS: L BF: 25 H: 9 R: 3 ER: 3 SO: 3 BB: 0 IBB: 1 HBP: 0 BLK: 0 WP: 1 HR: 0 S: 26 P: 30 ERA: 5.40 WHIP: 1.800															<b>PITCHER</b>														
Bill Wilson, R (6,1) ERA: 5.4	1.2	11	5	3	3	1	1	0	0	0	1	0	12	16	16.20	3.600														
Lowell Palmer, R (7,1) ERA: 5.17	1.1	7	2	2	2	0	1	0	0	0	0	1	6	10	13.50	2.250														

Philadelphia Phillies @ Montreal Expos  
 Jarry Park, Montreal, QB  
 Tue Jun 30 1970, 7:05 PM EDT  
 Att: 20,038 - Unknown

AB	39
R	8
H	16
RBI	8
BB	3
SO	2
LOB	23





Batter	1	2	3	4	5	6	7	8	9	AB	R	H	RBI	BB	SO	LOB	TOP						
Tony Taylor, R (1,4) OBP: 0.344, SLG: 0.385 Terry Harmon, R (6,4) OBP: 0.329, SLG: 0.355	4-0 3B BB	0-0 P4	0-0 P4	0-0 P4	0-0 4-3			0-0 FC6-4 1B		2	1	0	0	1	0	0							
Larry Bowa, S (1,6) OBP: 0.256, SLG: 0.262	0-0 3B		0-0 L8		0-0 F5			0-0 FC6-4 1B		4	0	1	1	0	0	1							
Don Money, R (1,5) OBP: 0.401, SLG: 0.561	0-0 5-3		0-3 K		0-0 5-3			0-0 1B		4	0	1	0	0	1	1							
Deron Johnson, R (1,3) OBP: 0.330, SLG: 0.432 Jim Hutto, R (6,3) OBP: 0.254, SLG: 0.339	4-0 BB IBB		0-0 F7		4-0 BB BB			0-0 F9		1	0	0	0	2	0	0							
Byron Browne, R (1,8) OBP: 0.316, SLG: 0.465	4-0 1-2 BB		0-0 6-3		4-0 FC6-4 BB			0-0 6-3		2	0	0	0	2	0	2							
Rick Joseph, R (1,7) OBP: 0.280, SLG: 0.333 Larry Hisle, R (9,PH) OBP: 0.302, SLG: 0.350	0-0 L7		0-0 5-3		0-0 FC6-4			0-3 K		3	0	0	0	0	0	5							
Ron Stone, L (1,9) OBP: 0.338, SLG: 0.414	0-0 4-3		0-3 K		0-0 F8			0-0 1B		4	0	1	0	0	1	3							
Doc Edwards, R (1,2) OBP: 0.298, SLG: 0.245 John Briggs, L (9,PH) OBP: 0.316, SLG: 0.346		0-0 6-3		0-0 5-3				0-0 F7		3	0	0	0	0	0	0							
Woodie Fryman, R (1,1) OBP: 0.116, SLG: 0.118 Barry Lersch, S (3,1) Bill Wilson, R (5,1) Mike Compton, R (9,PH) OBP: 0.278, SLG: 0.277		0-0 4-3		0-0 1-3				0-0 F3		1	0	0	0	0	0	0							
<b>Inning Stats</b>	R: 1 E: 0 K: 0 S: 4	H: 1 LOB: 3 BB: 3 P: 16	R: 0 E: 0 K: 0 S: 3	H: 0 LOB: 0 BB: 0 P: 3	R: 0 E: 0 K: 1 S: 5	H: 0 LOB: 0 BB: 0 P: 5	R: 0 E: 0 K: 1 S: 5	H: 0 LOB: 0 BB: 0 P: 5	R: 0 E: 0 K: 0 S: 3	H: 0 LOB: 0 BB: 0 P: 11	R: 0 E: 0 K: 0 S: 3	H: 2 LOB: 2 BB: 0 P: 5	R: 0 E: 0 K: 1 S: 6	H: 1 LOB: 1 BB: 0 P: 6	1B: 3 2B: 0 3B: 1 HR: 0	SF: 0 SAC: 0 DP: 0 HBP: 0	WP: 0 PB: 0 SB: 0 CS: 0	PA: 36					
<b>PITCHER</b> Rich Nye, L (1,1) ERA: 2.14	IP: 9.0 WLS: W BF: 36 H: 4 R: 1 ER: 1 SO: 3 BB: 4 IBB: 1 HBP: 0 BLK: 0 WP: 0 HR: 0 S: 37 P: 57 ERA: 1.00 WHIP: 0.889											<b>PITCHER</b>	IP: 9.0 WLS: W BF: 36 H: 4 R: 1 ER: 1 SO: 3 BB: 4 IBB: 1 HBP: 0 BLK: 0 WP: 0 HR: 0 S: 37 P: 57 ERA: 1.00 WHIP: 0.889										

Philadelphia Phillies @ Montreal Expos  
Jarry Park, Montreal, QB  
Wed Jul 01 1970, 7:05 PM EDT  
Unknown

AB	31
R	1
H	4
RBI	1
BB	5
SO	3
LOB	16



Batter	1	2	3	4	5	6	7	8	9	AB	R	H	RBI	BB	SO	LOB	BOTTOM						
Don Hahn, R (1,7) OBP: 0.389, SLG: 0.319	0-0 6-3	0-0 SF7		0-3 K		4-0 PB SH3-4 WP BB		4-0 WP FC3 BB		2	2	0	1	2	1	1							
Gary Sutherland, R (1,4) OBP: 0.285, SLG: 0.285	0-0 G1 HR 2B	0-0 6-3		0-0 F9		0-0 SH3-4		0-0 5-3		4	1	1	0	0	0	5							
Rusty Staub, L (1,9) OBP: 0.431, SLG: 0.504 Jim Gosger, L (7,9) OBP: 0.455, SLG: 0.530	0-0 G1		0-0 1B 5-3 1B		4-0 2B 3B BB		0-0 F7		4-0 FC3 WP BB	3	2	1	0	1	0	2							
Bob Bailey, R (1,3) OBP: 0.366, SLG: 0.457 Ron Fairly, L (6,3) OBP: 0.394, SLG: 0.399	0-0 HR		0-3 K		0-3 K		4-0 BB		0-0 FC3	3	1	1	2	0	2	2							
John Bateman, R (1,2) OBP: 0.267, SLG: 0.396	0-3 K		0-0 5-3 1B		0-0 3B 2B		0-0 5-3		0-0 G6-4-3	5	1	2	0	0	1	3							
Coco Laboy, R (1,5) OBP: 0.253, SLG: 0.320		0-0 1B SF7 2B	0-0 5-3		0-0 HR 3B			0-3 K		4	2	2	3	0	1	1							
Adolfo Phillips, R (1,8) OBP: 0.321, SLG: 0.367		0-0 5-3		0-0 BB		0-0 HR		0-0 P4		3	1	1	2	1	0	1							
Bobby Wine, R (1,6) OBP: 0.258, SLG: 0.285		0-0 BB 1B		0-0 6-3		0-0 P4		0-0 6-3		4	0	1	0	0	0	2							
Rich Nye, L (1,1) OBP: 0.429, SLG: 0.333		4-0 BB		0-0 1B		0-0 4-3		0-0 WP BB 1B		3	1	2	0	1	0	0							
<b>Inning Stats</b>	R: 2 E: 0 K: 1 S: 7	H: 2 LOB: 0 BB: 0 P: 7	R: 1 E: 0 K: 0 S: 5	H: 2 LOB: 2 BB: 1 P: 9	R: 1 E: 0 K: 1 S: 7	H: 2 LOB: 2 BB: 1 P: 11	R: 0 E: 0 K: 1 S: 5	H: 1 LOB: 0 BB: 0 P: 5	R: 4 E: 0 K: 1 S: 8	H: 3 LOB: 0 BB: 1 P: 12	R: 1 E: 0 K: 0 S: 3	H: 0 LOB: 1 BB: 2 P: 11	R: 0 E: 0 K: 1 S: 5	H: 0 LOB: 0 BB: 0 P: 5	R: 2 E: 0 K: 0 S: 4	H: 1 LOB: 1 BB: 2 P: 12	1B: 5 2B: 3 3B: 1 HR: 2	SF: 1 SAC: 1 DP: 1 HBP: 0	WP: 3 PB: 1 SB: 0 CS: 1	PA: 41			
<b>PITCHER</b> Woodie Fryman, L (1,1) ERA: 3.6 Barry Lersch, R (3,1) ERA: 4.46 Bill Wilson, R (5,1) ERA: 5.35	IP: 2.1 WLS: L BF: 14 H: 6 R: 4 ER: 4 SO: 2 BB: 2 IBB: 0 HBP: 0 BLK: 0 WP: 0 HR: 1 S: 17 P: 21 ERA: 15.43 WHIP: 3.000											<b>PITCHER</b>	IP: 2.1 WLS: L BF: 14 H: 6 R: 4 ER: 4 SO: 2 BB: 2 IBB: 0 HBP: 0 BLK: 0 WP: 0 HR: 1 S: 17 P: 21 ERA: 15.43 WHIP: 3.000										

Philadelphia Phillies @ Montreal Expos  
Jarry Park, Montreal, QB  
Wed Jul 01 1970, 7:05 PM EDT  
Unknown

AB	32
R	11
H	11
RBI	9
BB	7
SO	5
LOB	18





Batter	1	2	3	4	5	6	7	8	9	AB	R	H	RBI	BB	SO	LOB	TOP			
Tony Taylor, R OBP: 0.343, SLG: 0.380 (1, 4)	4-0 1B BB		0-3 K			0-0 6-3			0-0 5-3	3	0	0	0	1	1	1				
Larry Bowa, S OBP: 0.255, SLG: 0.262 (1, 6)	0-0 4-3 1-3 1B		0-0 6-3			0-0 5-3			0-0 F8	4	0	1	0	0	0	1				
Don Money, R OBP: 0.404, SLG: 0.556 (1, 5)	0-0 4-3 2-3				0-0 F8				4-0 1B 2B BB	3	1	1	0	1	0	1				
Deron Johnson, R OBP: 0.329, SLG: 0.429 (1, 3)	0-0 F8				0-0 5-3				0-0 F8 2B 1-2 1B	4	0	1	0	0	0	2				
Rick Joseph, R OBP: 0.259, SLG: 0.342 (1, 7)		0-0 L4			0-0 P6				0-0 F8 2B	4	0	1	1	0	0	1				
Byron Browne, R OBP: 0.320, SLG: 0.463 (1, 8)		0-3 K			0-0 FC4-6 1B				0-0 P6 4-6 BB	3	0	1	0	1	1	1				
John Briggs, L OBP: 0.310, SLG: 0.336 (1, 9)		0-0 4-3			0-0 FC4-6 1-2 G6-3				0-0 F8 F9	4	0	0	0	0	0	4				
Mike Compton, R OBP: 0.280, SLG: 0.279 (1, 2)					0-0 G6-3 1-2 1B				0-0 4-3	3	0	1	0	0	0	1				
Grant Jackson, S OBP: 0.105, SLG: 0.105 (5, PH)					0-0 K				0-0 4-3	1	0	0	0	0	0	1				
Jim Hutto, R OBP: 0.290, SLG: 0.333 (6, PH)					0-0 K				0-0 4-3	1	0	0	0	0	0	0				
Dick Selma, R OBP: 0.200, SLG: 0.111 (6, PH)					0-0 K				0-0 4-3	0	0	0	0	0	0	0				
Terry Harmon, R OBP: 0.440, SLG: 0.344 (8, PH)					0-0 K				0-0 4-3	0	0	0	0	0	0	0				
Joe Hoerner, R OBP: 0.440, SLG: 0.425 (8, PH)					0-0 K				0-0 4-3	0	0	0	0	0	0	0				
Lowell Palmer, R OBP: 0.333, SLG: 0.450 (8, PH)					0-0 K				0-0 4-3	0	0	0	0	0	0	0				
<b>Inning Stats</b>	R: 0 E: 0 K: 0 S: 3	H: 1 LOB: 1 BB: 1 P: 7	R: 0 E: 0 K: 1 S: 5	H: 0 LOB: 0 BB: 0 P: 5	R: 0 E: 0 K: 2 S: 8	H: 1 LOB: 1 BB: 0 P: 8	R: 0 E: 0 K: 0 S: 3	H: 0 LOB: 0 BB: 0 P: 3	R: 0 E: 0 K: 0 S: 3	H: 0 LOB: 0 BB: 0 P: 3	R: 0 E: 0 K: 0 S: 4	H: 1 LOB: 1 BB: 0 P: 4	R: 0 E: 0 K: 0 S: 3	H: 0 LOB: 0 BB: 2 P: 13	R: 1 E: 0 K: 0 S: 5	H: 2 LOB: 3 BB: 2 P: 13	1B: 5 2B: 1 3B: 0 HR: 0	SF: 0 SAC: 0 DP: 1 HBP: 0	WP: 0 PB: 0 SB: 0 CS: 0	PA: 34
<b>PITCHER</b>	IP WLS BF H R ER SO BB IBB HBP BLK WP HR S P ERA WHIP																			
Dan McGinn, L ERA: 5.25 (1, 1)	8.2 W 32 6 1 1 3 2 0 0 0 0 0 0 36 44 1.04 0.923																			
Howie Reed, R ERA: 3.4 (9, 1)	0.1 S 2 0 0 0 0 1 0 0 0 0 0 0 1 5 0.00 3.000																			

Philadelphia Phillies @ Montreal Expos  
Jarry Park, Montreal, QB  
Wed Jul 01 1970, 7:05 PM EDT  
Att: 25,623 - Unknown

AB 31  
R 1  
H 6  
RBI 1  
BB 3  
SO 3  
LOB 13



Batter	1	2	3	4	5	6	7	8	9	AB	R	H	RBI	BB	SO	LOB	BOTTOM			
Don Hahn, R OBP: 0.383, SLG: 0.307 (1, 7)	4-0 SH1-4 1B BB	0-3 K		0-3 K			0-3 K			3	1	0	0	1	3	3				
Gary Sutherland, R OBP: 0.284, SLG: 0.281 (1, 4)	0-0 SH1-4 1-2		0-0 P4		0-0 F8		0-3 K			3	0	0	0	0	1	0				
Rusty Staub, L OBP: 0.432, SLG: 0.502 (1, 9)	0-0 2H 2B 1B		4-0 BB		0-3 K			0-0 E8 HR		3	2	1	1	1	1	0				
Bob Bailey, R OBP: 0.381, SLG: 0.512 (1, 3)	0-0 2H 2B		0-3 K		4-0 BB			0-0 HR		3	1	2	3	1	1	1				
Ron Fairly, L OBP: 0.384, SLG: 0.399 (9, 3)	0-0 2H 2B		0-3 K		4-0 BB			0-0 HR		0	0	0	0	0	0	0				
John Bateman, R OBP: 0.267, SLG: 0.398 (1, 2)	0-0 F9		0-3 K		0-0 5-3			0-0 WP 2B		4	0	1	0	0	1	3				
Coco Laboy, R OBP: 0.253, SLG: 0.322 (1, 5)	0-0 F8				0-0 SH5-4 2B			0-3 K		4	0	1	0	0	2	2				
Adolfo Phillips, R OBP: 0.319, SLG: 0.358 (1, 8)		0-3 K		4-0 SH5-4 BB		0-3 K		0-3 K		3	0	0	0	1	3	1				
Bobby Wine, R OBP: 0.255, SLG: 0.281 (1, 6)		0-0 L7		0-3 K		0-0 F8		0-0 F8		4	0	0	0	0	1	3				
Dan McGinn, L OBP: 0.125, SLG: 0.125 (1, 1)		0-0 1B		0-0 SH5-4			0-3 K			2	0	1	0	0	1	0				
Howie Reed, R (9, 1)				1-2 2-3						0	0	0	0	0	0	0				
<b>Inning Stats</b>	R: 2 E: 0 K: 0 S: 5	H: 2 LOB: 1 BB: 1 P: 9	R: 0 E: 0 K: 2 S: 8	H: 1 LOB: 1 BB: 0 P: 8	R: 0 E: 0 K: 2 S: 7	H: 0 LOB: 1 BB: 1 P: 11	R: 0 E: 0 K: 2 S: 8	H: 1 LOB: 2 BB: 1 P: 12	R: 0 E: 0 K: 1 S: 5	H: 0 LOB: 1 BB: 1 P: 9	R: 0 E: 0 K: 2 S: 7	H: 0 LOB: 0 BB: 0 P: 7	R: 0 E: 0 K: 3 S: 9	H: 0 LOB: 0 BB: 0 P: 9	R: 2 E: 1 K: 2 S: 10	H: 2 LOB: 1 BB: 0 P: 10	1B: 2 2B: 3 3B: 0 HR: 1	SF: 0 SAC: 2 DP: 0 HBP: 0	WP: 1 PB: 0 SB: 0 CS: 0	PA: 35
<b>PITCHER</b>	IP WLS BF H R ER SO BB IBB HBP BLK WP HR S P ERA WHIP																			
Grant Jackson, L ERA: 6.07 (1, 1)	5.0 L 23 4 2 2 7 4 0 0 0 0 0 0 33 49 3.60 1.600																			
Dick Selma, R ERA: 2.99 (6, 1)	2.0 6 0 0 0 5 0 0 0 0 0 0 0 16 16 0.00 0.000																			
Joe Hoerner, L ERA: 2.88 (8, 1)	0.0 3 2 2 1 0 0 0 0 0 0 1 3 3 ∞ ∞																			
Lowell Palmer, R ERA: 5.06 (8, 1)	1.0 3 0 0 0 2 0 0 0 0 1 0 7 7 0.00 0.000																			

Philadelphia Phillies @ Montreal Expos  
Jarry Park, Montreal, QB  
Wed Jul 01 1970, 7:05 PM EDT  
Att: 25,623 - Unknown

AB 29  
R 4  
H 6  
RBI 4  
BB 4  
SO 14  
LOB 13









Batter	1	2	3	4	5	6	7	8	9	AB	R	H	RBI	BB	SO	LOB	TOP										
<b>Lou Brock, L</b> OBP: 0.347, SLG: 0.399 (1, 7)	0-0 4-3 6-3 2B	0-0 HR		0-0 P6			0-0 4-3		0-0 1-3	5	2	3	0	0	0												
<b>Jose Cardenal, R</b> OBP: 0.397, SLG: 0.451 (1, 8)	0-0 4-3 2-3	0-0 BB 1B		0-0 F9			0-0 P4		0-0 4-3 2B	5	0	2	0	0	0	1											
<b>Joe Hague, L</b> OBP: 0.393, SLG: 0.460 (1, 9)	0-0 6-3	4-0 BB 1-2			0-0 F2		0-0 HR 2B		0-0 4-3	4	1	1	1	1	0	1											
<b>Dick Allen, R</b> OBP: 0.381, SLG: 0.569 (1, 3)	0-0 F5	0-0 FC6-4-5 BB			0-3 K		0-0 HR		4-0 IBB	4	1	1	2	1	1	2											
<b>Joe Torre, R</b> OBP: 0.384, SLG: 0.500 (1, 5)		0-0 E 1B 2B		0-0 F9		0-0 5-3		4-0 BB	0-0 4-3	4	1	1	0	1	0	2											
<b>Ted Simmons, S</b> OBP: 0.307, SLG: 0.311 (1, 2)		0-0 E6 1B WP		4-0 BB		4-0 CS E BB		0-0 L5		2	1	0	0	2	0	2											
<b>Jim Kennedy, L</b> OBP: 0.067, SLG: 0.067 (1, 4)		0-0 F5		0-0 F2		0-0 E6 WP 1B CS		0-0 4-3		4	1	0	0	0	0	4											
<b>Dal Maxvill, R</b> OBP: 0.317, SLG: 0.188 (1, 6)		4-0 1B HR BB		0-0 F9		0-0 G6-4-3 1B		0-0 F9		3	1	1	1	1	0	1											
<b>Chuck Taylor, R</b> OBP: 0.231, SLG: 0.250 (1, 1)		0-0 HR 1B		0-0 5-3		0-0 G6-4-3 1B		0-0 F8		3	1	1	2	0	0	1											
<b>Al Hrabosky, R</b> (6, 1)				0-0 5-3						1	0	0	0	0	0	0											
<b>Sal Campisi, R</b> (9, 1)		1-3 2-H 3-H HR 1B								0	0	0	0	0	0	0											
<b>Inning Stats</b>	R: 1 E: 0 K: 0 S: 4	H: 1 LOB: 0 BB: 0 P: 4	R: 5 E: 1 K: 0 S: 7	H: 4 LOB: 1 BB: 2 P: 15	R: 0 E: 0 K: 0 S: 3	H: 0 LOB: 0 BB: 0 P: 7	R: 0 E: 0 K: 1 S: 5	H: 0 LOB: 0 BB: 0 P: 3	R: 0 E: 0 K: 0 S: 5	H: 0 LOB: 0 BB: 0 P: 5	R: 1 E: 1 K: 0 S: 3	H: 1 LOB: 0 BB: 1 P: 7	R: 2 E: 0 K: 0 S: 5	H: 2 LOB: 1 BB: 1 P: 9	R: 0 E: 0 K: 0 S: 3	H: 0 LOB: 2 BB: 1 P: 3	R: 0 E: 0 K: 0 S: 4	H: 1 LOB: 2 BB: 1 P: 8	1B: 3 2B: 5 3B: 0 HR: 2	SF: 0 SAC: 0 DP: 2 HBP: 0	WP: 2 PB: 0 SB: 0 CS: 2	PA: 41					
<b>PITCHER</b>	IP	WLS	BF	H	R	ER	SO	BB	IBB	HBP	BLK	WP	HR	S	P	ERA	WHIP										
<b>Bill Stoneman, R</b> ERA: 5.22	1.1	L	11	5	6	5	0	1	0	0	0	1	1	10	14	33.75	4.500										
<b>Howie Reed, R</b> ERA: 3.12	3.2		12	0	0	0	1	2	0	0	0	0	0	12	20	0.00	0.545										
<b>John Strohmayer, R</b> ERA: 5.21	1.0		4	1	1	0	0	1	0	0	0	1	0	3	7	0.00	2.000										
<b>Mike Wegener, R</b> ERA: 4.23	2.0		9	2	2	2	0	1	0	0	0	0	1	8	12	9.00	1.500										
<b>Bill Dillman, R</b> ERA: 5.25	1.0		5	1	0	0	0	0	1	0	0	0	0	4	8	0.00	1.000										

St. Louis Cardinals @ Montreal Expos  
 Jarry Park, Montreal, QB  
 Fri Jul 03 1970, 7:05 PM EDT  
 Att: 17,262 - Unknown

AB	35
R	9
H	9
RBI	9
BB	6
SO	1
LOB	14



Batter	1	2	3	4	5	6	7	8	9	AB	R	H	RBI	BB	SO	LOB	BOTTOM										
<b>Jim Gosger, L</b> OBP: 0.442, SLG: 0.486 (1, 8)	0-0 F8		0-0 P6		0-0 4-3	0-0 F7		0-0 1B		4	0	0	1	0	0	3											
<b>Don Hahn, R</b> OBP: 0.389, SLG: 0.316 (8, FH)					1-2 3-H			1-2 1B		1	0	1	0	0	0	0											
<b>Mack Jones, L</b> OBP: 0.404, SLG: 0.455 (1, 7)	0-3 K		0-0 4-3		0-0 4-3	0-0 4-3		0-0 F8		5	0	0	0	0	1	5											
<b>Rusty Staub, L</b> OBP: 0.435, SLG: 0.502 (1, 9)	0-0 BB 1B		0-3 K			0-0 FC2-6 1B		0-0 F8	0-0 F3	5	0	2	0	0	1	2											
<b>Bill Dillman, R</b> (9, 1)										0	0	0	0	0	0	0											
<b>Ron Fairly, L</b> OBP: 0.385, SLG: 0.394 (1, 3)	4-0 1-2 BB			0-3 K		0-0 FC2-6 1B		0-3 K		4	1	0	0	1	2	1											
<b>John Bateman, R</b> OBP: 0.277, SLG: 0.426 (1, 2)	0-0 F9			0-0 5-3		0-0 1B 1B		0-0 P4		5	1	2	0	0	0	2											
<b>Coco Laboy, R</b> OBP: 0.256, SLG: 0.329 (6, 4)		0-0 5-3		0-0 F9		0-0 1B 2B 1B		0-0 2B 2B	0-0 F9	5	2	2	0	0	0	1											
<b>Gary Sutherland, R</b> OBP: 0.274, SLG: 0.273 (6, 6)		0-0 6-3			0-0 F8	0-0 2B 1B		0-0 2B 1B	1-0 1B HBP	4	2	2	3	0	0	0											
<b>Bobby Wine, R</b> OBP: 0.264, SLG: 0.287 (1, 6)						0-0 1B 4-3 1B		0-3 2-H 3-H		1	0	1	0	0	0	0											
<b>Bob Bailey, R</b> OBP: 0.394, SLG: 0.534 (6, 5)						0-0 1B 4-3 1B		0-0 K	1-2 2-3 1B	4	1	3	2	0	1	1											
<b>Bill Stoneman, R</b> ERA: 5.22	5.1		0-3 K		0-0 1-3 1B	0-0 1B BB		0-0 2-H 1B		0	0	0	0	0	0	0											
<b>Howie Reed, R</b> ERA: 3.12	3.0									0	0	0	0	0	0	0											
<b>John Strohmayer, R</b> ERA: 5.21	1.0									0	0	0	0	0	0	0											
<b>Mike Wegener, R</b> ERA: 4.23	2.0									0	0	0	0	0	0	0											
<b>Bill Dillman, R</b> ERA: 5.25	1.0									0	0	0	0	0	0	0											
<b>Inning Stats</b>	R: 0 E: 0 K: 1 S: 6	H: 1 LOB: 2 BB: 1 P: 10	R: 0 E: 0 K: 1 S: 6	H: 1 LOB: 1 BB: 0 P: 6	R: 0 E: 0 K: 1 S: 5	H: 0 LOB: 0 BB: 0 P: 5	R: 0 E: 0 K: 1 S: 5	H: 0 LOB: 0 BB: 0 P: 5	R: 1 E: 0 K: 0 S: 5	H: 2 LOB: 1 BB: 0 P: 5	R: 4 E: 0 K: 0 S: 8	H: 5 LOB: 2 BB: 1 P: 12	R: 0 E: 0 K: 1 S: 5	H: 0 LOB: 0 BB: 0 P: 5	R: 2 E: 0 K: 1 S: 9	H: 4 LOB: 2 BB: 0 P: 9	R: 0 E: 0 K: 0 S: 5	H: 2 LOB: 3 BB: 0 P: 6	1B: 11 2B: 4 3B: 0 HR: 0	SF: 0 SAC: 0 DP: 0 HBP: 1	WP: 0 PB: 0 SB: 0 CS: 0	PA: 45					
<b>PITCHER</b>	IP	WLS	BF	H	R	ER	SO	BB	IBB	HBP	BLK	WP	HR	S	P	ERA	WHIP										
<b>Chuck Taylor, R</b> ERA: 3.43	1.1	W	26	5	5	5	4	1	0	0	0	0	0	18	22	6.00	2.000										
<b>Al Hrabosky, L</b> ERA: 3.09	3.0		15	5	2	2	2	1	0	0	0	0	0	18	22	6.00	2.000										
<b>Sal Campisi, R</b> ERA: 2.95	0.2	S	4	1	0	0	0	0	0	1	0	0	0	3	4	0.00	1.500										

St. Louis Cardinals @ Montreal Expos  
 Jarry Park, Montreal, QB  
 Fri Jul 03 1970, 7:05 PM EDT  
 Att: 17,262 - Unknown

AB	42
R	7
H	15
RBI	7
BB	2
SO	6
LOB	19





Batter	1	2	3	4	5	6	7	8	9	AB	R	H	RBI	BB	SO	LOB	TOP
Lou Brock, L OBP: 0.349, SLG: 0.401 (1,7)										4	0	2	0	0	0	1	<b>St. Louis Cardinals @ Montreal Expos</b> Jarry Park, Montreal, QB Sat Jul 04 1970, 7:05 PM EDT Att: 23,715 - Unknown  livebaseballscores.com
Jose Cardenal, R OBP: 0.392, SLG: 0.444 (1,8)										4	0	0	0	0	0	2	
Joe Hague, L OBP: 0.395, SLG: 0.460 (1,9)										4	0	2	0	0	2	0	
Dick Allen, R OBP: 0.376, SLG: 0.562 (1,3)										4	0	0	0	0	1	3	
Joe Torre, R OBP: 0.381, SLG: 0.495 (1,5)										3	0	0	0	0	1	1	
Ted Simmons, S OBP: 0.308, SLG: 0.311 (1,2)										3	0	1	0	0	1	1	
Jim Kennedy, L OBP: 0.059, SLG: 0.059 (1,4)										2	0	0	0	0	0	1	
Jim Beauchamp, R OBP: 0.286, SLG: 0.346 (8, PH)										1	0	0	0	1	1	0	
Julian Javier, R OBP: 0.271, SLG: 0.261 (8,4)										0	0	0	0	0	0	0	
Dal Maxvill, R OBP: 0.314, SLG: 0.186 (1,6)										2	0	0	0	0	1	1	
Vic Davallio, L OBP: 0.370, SLG: 0.453 (8, PH)										1	0	0	0	0	1	0	
Mitt Ramirez, R OBP: 0.241, SLG: 0.241 (8,6)										0	0	0	0	0	0	0	
Steve Carlton, L OBP: 0.279, SLG: 0.268 (1,1)										1	0	1	0	0	0	0	
Carl Taylor, R OBP: 0.336, SLG: 0.337 (6, PH)										1	0	0	0	0	1	0	
Frank Linzy, R OBP: 0.303, SLG: 0.381 (8, PH)										0	0	0	0	0	0	0	
Leron Lee, L OBP: 0.303, SLG: 0.381 (8, PH)										1	0	0	0	0	1	0	
Billy McCool, R OBP: 0.271, SLG: 0.261 (8,1)										0	0	0	0	0	0	0	
<b>Inning Stats</b>	R: 0 E: 0 K: 1 S: 5	H: 1 LOB: 0 BB: 0 P: 5	R: 0 E: 0 K: 2 S: 7	H: 0 LOB: 0 BB: 0 P: 7	R: 0 E: 0 K: 0 S: 4	H: 1 LOB: 1 BB: 0 P: 4	R: 0 E: 0 K: 1 S: 5	H: 0 LOB: 0 BB: 0 P: 5	R: 0 E: 0 K: 1 S: 6	H: 1 LOB: 1 BB: 0 P: 6	R: 0 E: 0 K: 3 S: 9	H: 0 LOB: 0 BB: 0 P: 9	R: 0 E: 0 K: 0 S: 4	H: 2 LOB: 1 BB: 0 P: 4	1B: 5 2B: 1 3B: 0 HR: 0	SF: 0 SAC: 0 DP: 1 HBP: 0	WP: 0 PA: 31 PB: 0 SB: 0 CS: 1
<b>PITCHER</b> Steve Renko, R ERA: 4.0 (1,1)	IP: 9.0 WLS: W BF: 31 H: 6 R: 0 ER: 0 SO: 10 BB: 0 IBB: 0 HBP: 0 BLK: 0 WP: 0 HR: 0 S: 51 P: 51 ERA: 0.00 WHIP: 0.667											<b>PITCHER</b>	IP: 9.0 WLS: W BF: 31 H: 6 R: 0 ER: 0 SO: 10 BB: 0 IBB: 0 HBP: 0 BLK: 0 WP: 0 HR: 0 S: 51 P: 51 ERA: 0.00 WHIP: 0.667				

Batter	1	2	3	4	5	6	7	8	9	AB	R	H	RBI	BB	SO	LOB	BOTTOM			
Don Hahn, R OBP: 0.414, SLG: 0.342 (1,7)										3	1	3	1	1	0	0	<b>St. Louis Cardinals @ Montreal Expos</b> Jarry Park, Montreal, QB Sat Jul 04 1970, 7:05 PM EDT Att: 23,715 - Unknown  livebaseballscores.com			
Gary Sutherland, R OBP: 0.287, SLG: 0.266 (1,4)										5	0	0	0	0	1	5				
Rusty Staub, L OBP: 0.436, SLG: 0.512 (1,9)										3	1	1	2	1	1	1				
Bob Bailey, R OBP: 0.402, SLG: 0.567 (1,3)										2	2	1	2	1	1	0				
Ron Fairly, L OBP: 0.394, SLG: 0.392 (6,3)										1	0	0	0	0	0	2				
John Bateman, R OBP: 0.281, SLG: 0.427 (1,2)										4	1	2	0	0	0	0				
Coco Laboy, R OBP: 0.254, SLG: 0.326 (1,5)										3	0	0	1	0	0	1				
Adolfo Phillips, R OBP: 0.336, SLG: 0.397 (1,8)										3	2	2	2	1	1	1				
Bobby Wine, R OBP: 0.260, SLG: 0.282 (1,6)										4	0	0	0	0	2	3				
Steve Renko, R OBP: 0.219, SLG: 0.219 (1,1)										4	1	1	0	0	0	1				
<b>Inning Stats</b>	R: 2 E: 0 K: 1 S: 8	H: 3 LOB: 1 BB: 0 P: 8	R: 1 E: 0 K: 0 S: 4	H: 1 LOB: 1 BB: 1 P: 8	R: 2 E: 0 K: 1 S: 7	H: 2 LOB: 1 BB: 1 P: 11	R: 2 E: 0 K: 1 S: 7	H: 2 LOB: 0 BB: 0 P: 7	R: 1 E: 0 K: 0 S: 4	H: 1 LOB: 0 BB: 0 P: 4	R: 0 E: 1 K: 1 S: 6	H: 1 LOB: 2 BB: 1 P: 10	R: 0 E: 1 K: 2 S: 8	H: 0 LOB: 1 BB: 0 P: 8	R: 0 E: 0 K: 0 S: 2	H: 0 LOB: 0 BB: 1 P: 6		1B: 6 2B: 1 3B: 0 HR: 3	SF: 1 SAC: 1 DP: 1 HBP: 0	WP: 0 PA: 38 PB: 0 SB: 1 CS: 0
<b>PITCHER</b> Steve Carlton, L ERA: 3.46 (1,1)	IP: 5.0 WLS: L BF: 26 H: 9 R: 8 ER: 8 SO: 3 BB: 2 IBB: 0 HBP: 0 BLK: 0 WP: 0 HR: 3 S: 30 P: 38 ERA: 14.40 WHIP: 2.200											<b>PITCHER</b>	IP: 5.0 WLS: L BF: 26 H: 9 R: 8 ER: 8 SO: 3 BB: 2 IBB: 0 HBP: 0 BLK: 0 WP: 0 HR: 3 S: 30 P: 38 ERA: 14.40 WHIP: 2.200							
Frank Linzy, R ERA: 5.18 (6,1)	IP: 2.0 WLS: 0 BF: 9 H: 1 R: 0 ER: 0 SO: 3 BB: 1 IBB: 0 HBP: 0 BLK: 0 WP: 0 HR: 14 S: 18 P: 18 ERA: 0.00 WHIP: 1.000											<b>PITCHER</b>	IP: 2.0 WLS: 0 BF: 9 H: 1 R: 0 ER: 0 SO: 3 BB: 1 IBB: 0 HBP: 0 BLK: 0 WP: 0 HR: 14 S: 18 P: 18 ERA: 0.00 WHIP: 1.000							
Billy McCool, L ERA: 6.53 (8,1)	IP: 1.0 WLS: 0 BF: 3 H: 0 R: 0 ER: 0 SO: 0 BB: 0 IBB: 0 HBP: 0 BLK: 0 WP: 0 HR: 2 S: 6 P: 6 ERA: 0.00 WHIP: 1.000											<b>PITCHER</b>	IP: 1.0 WLS: 0 BF: 3 H: 0 R: 0 ER: 0 SO: 0 BB: 0 IBB: 0 HBP: 0 BLK: 0 WP: 0 HR: 2 S: 6 P: 6 ERA: 0.00 WHIP: 1.000							



Batter	1	2	3	4	5	6	7	8	9	AB	R	H	RBI	BB	SO	LOB	TOP					
Julian Javier, R OBP: 0.271, SLG: 0.261 (1, 4)										4	0	1	0	0	0	1						
Jose Cardenal, R OBP: 0.363, SLG: 0.451 (1, 8)										5	1	2	0	0	0	3						
Carl Taylor, R OBP: 0.339, SLG: 0.361 (1, 9)										4	2	1	2	1	0	3						
Dick Allen, R OBP: 0.376, SLG: 0.564 (1, 3)										4	1	1	2	1	1	1						
Joe Torre, R OBP: 0.379, SLG: 0.490 (1, 2)										3	1	0	0	1	1	1						
Jim Beauchamp, R OBP: 0.300, SLG: 0.364 (1, 7)										3	0	1	1	1	0	0						
Vic Davaillo, L OBP: 0.370, SLG: 0.453 (8, 7)										0	0	0	0	0	0	0						
Mike Shannon, R OBP: 0.235, SLG: 0.237 (1, 5)										3	0	0	1	0	1	1						
Dal Maxvill, R OBP: 0.321, SLG: 0.196 (1, 6)										2	0	2	0	0	0	0						
Lou Brock, L OBP: 0.345, SLG: 0.359 (7, PH)										1	0	0	0	0	0	1						
Jim Kennedy, L OBP: 0.056, SLG: 0.056 (7, 6)										1	0	0	0	0	0	1						
Bob Gibson, R OBP: 0.433, SLG: 0.545 (1, 1)										4	1	1	0	0	0	4						
<b>Inning Stats</b>	R: 0 E: 0 K: 0 S: 4	H: 1 LOB: 1 BB: 0 P: 4	R: 0 E: 0 K: 1 S: 5	H: 0 LOB: 0 BB: 0 P: 5	R: 0 E: 0 K: 0 S: 5	H: 2 LOB: 2 BB: 0 P: 5	R: 0 E: 0 K: 0 S: 2	H: 0 LOB: 0 BB: 1 P: 6	R: 0 E: 0 K: 1 S: 6	H: 1 LOB: 1 BB: 0 P: 6	R: 0 E: 0 K: 0 S: 5	H: 0 LOB: 0 BB: 0 P: 5	R: 0 E: 1 K: 0 S: 4	H: 0 LOB: 2 BB: 1 P: 8	R: 4 E: 0 K: 0 S: 6	H: 3 LOB: 1 BB: 2 P: 14	R: 2 E: 0 K: 0 S: 5	H: 2 LOB: 0 BB: 0 P: 5	1B: 4 2B: 3 3B: 1 HR: 1	SF: 1 SAC: 1 DP: 1 HBP: 0	WP: 0 PB: 0 SB: 0 CS: 0	PA: 40
<b>PITCHER</b>	IP WLS BF H R ER SO BB IBB HBP BLK WP HR S P ERA WHIP																					
Rich Nye, L ERA: 2.63 (1, 1)	7.1 L 33 7 4 4 3 3 1 0 0 0 0 1 7 7 4.91 1.364																					
Bill Dillman, R ERA: 5.61 (8, 1)	1.2 7 2 2 2 0 0 0 0 0 0 0 1 7 7 10.80 1.200																					

St. Louis Cardinals @ Montreal Expos  
Jarry Park, Montreal, QB  
Sun Jul 05 1970, 3:33 AM EDT  
Att: 24,174 - Unknown

AB 34  
R 6  
H 9  
RBI 6  
BB 4  
SO 3  
LOB 16



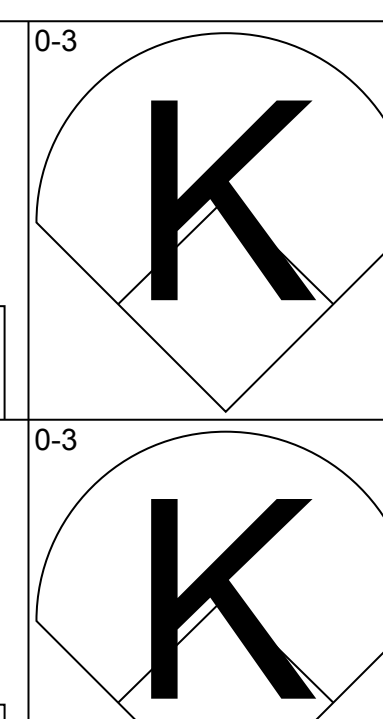
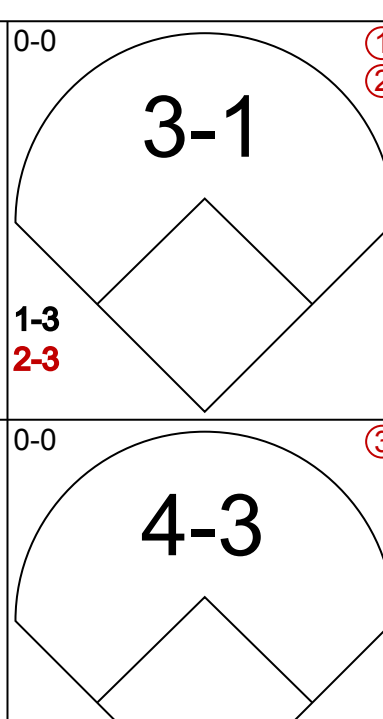
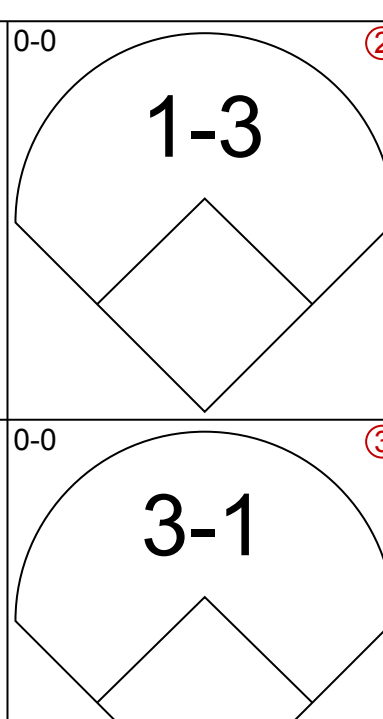
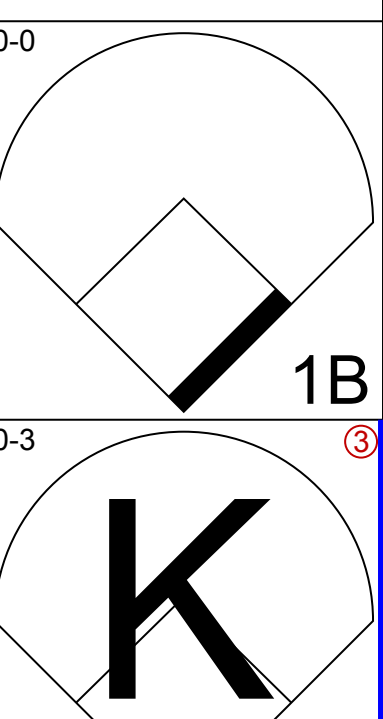
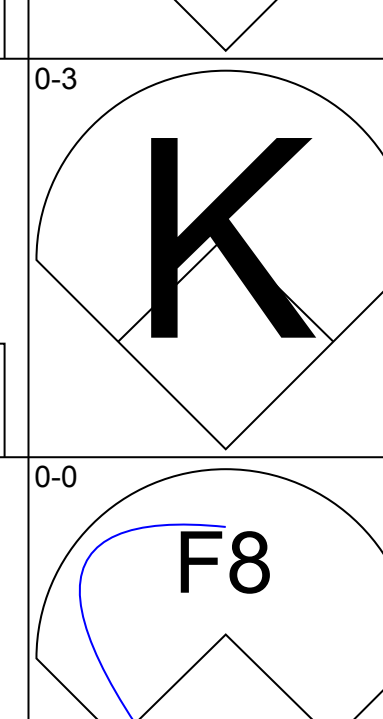

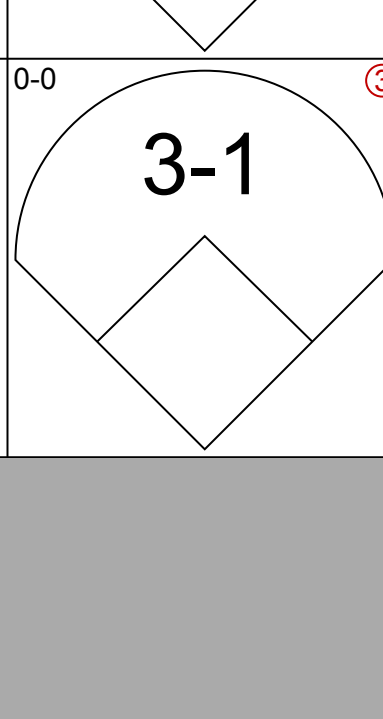
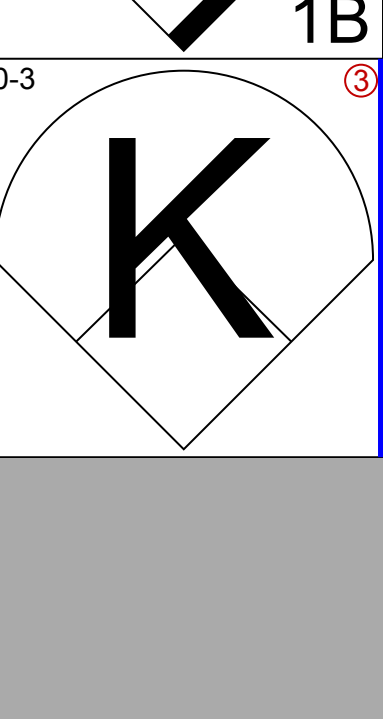
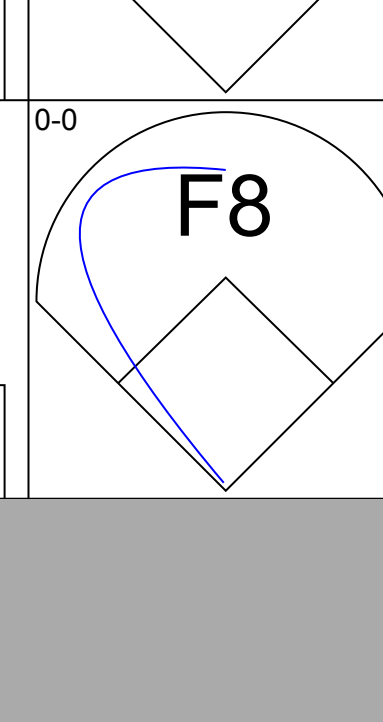
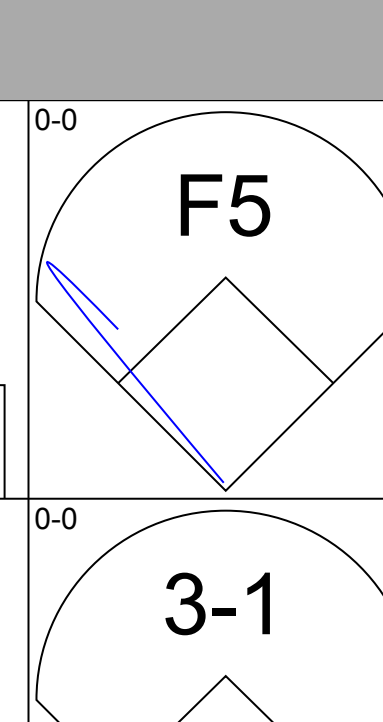
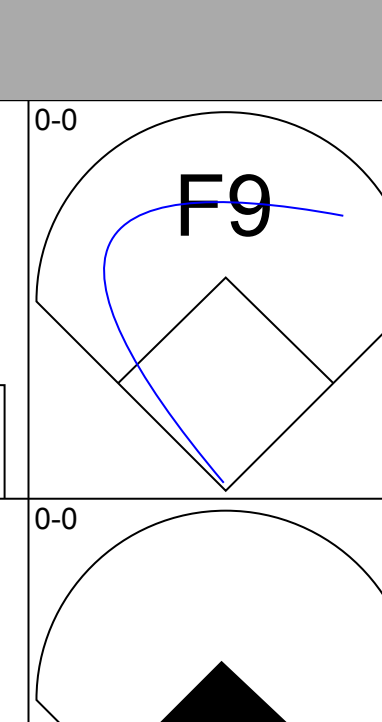
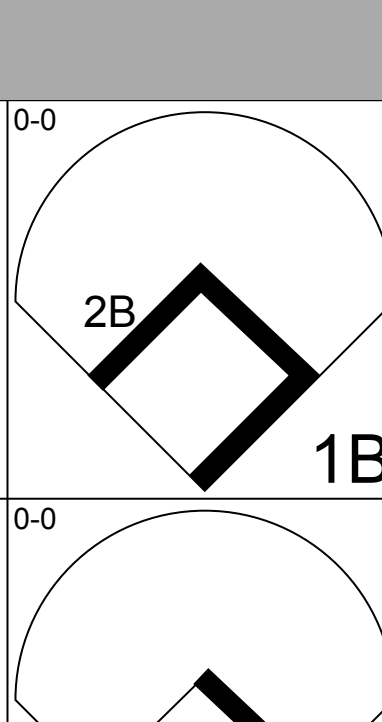
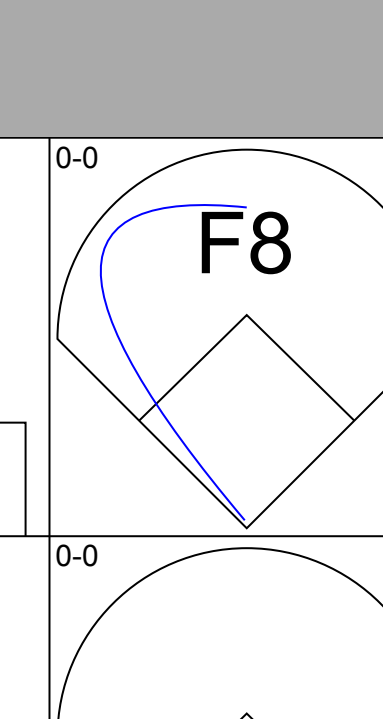
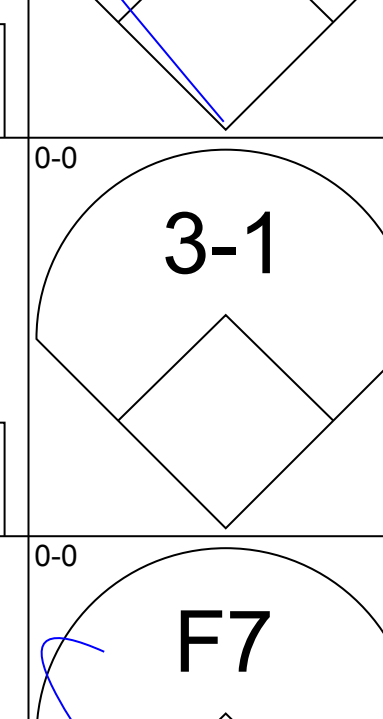
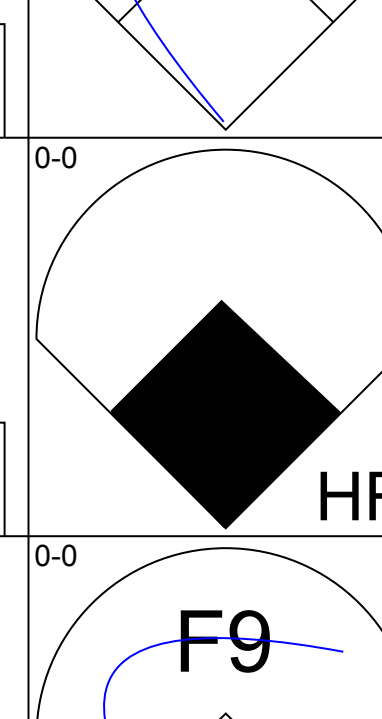
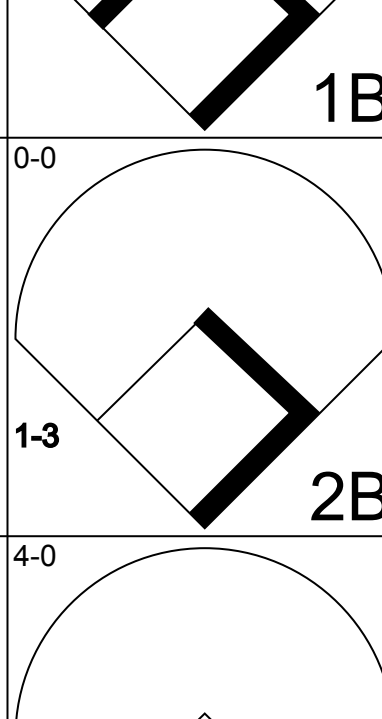
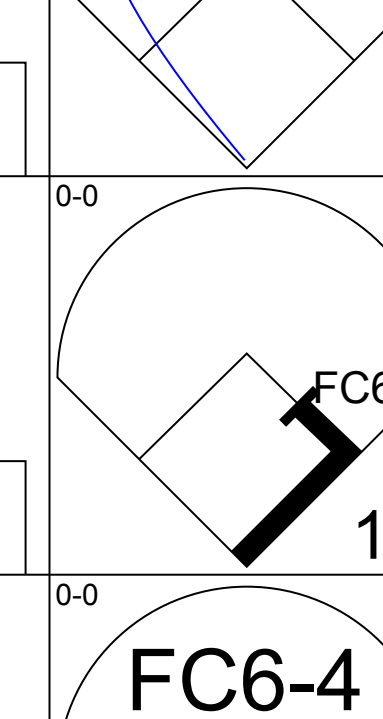
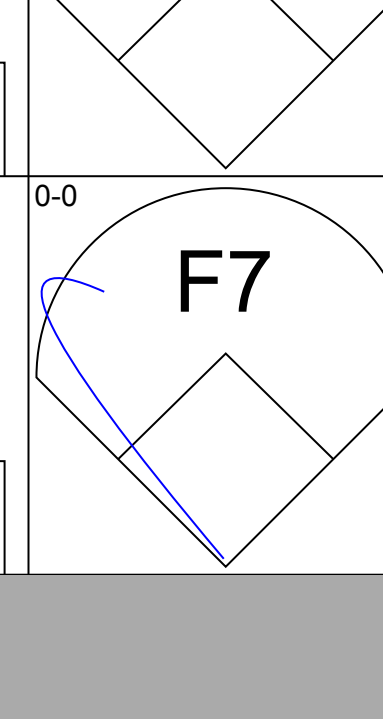
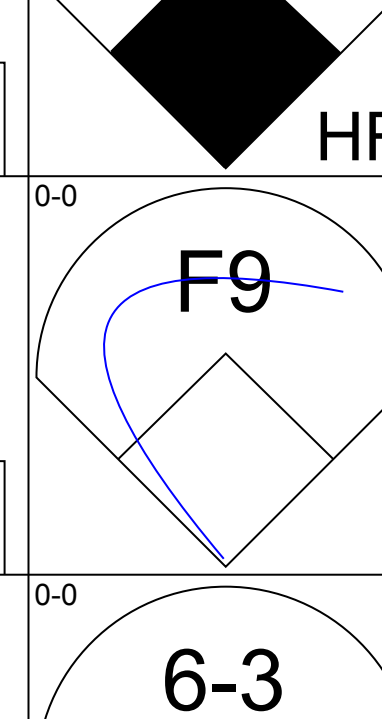
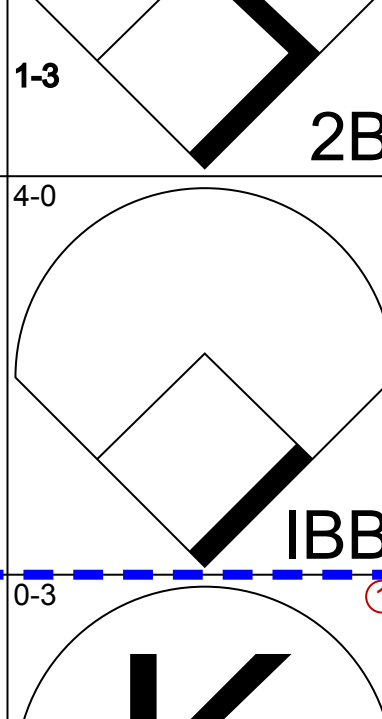
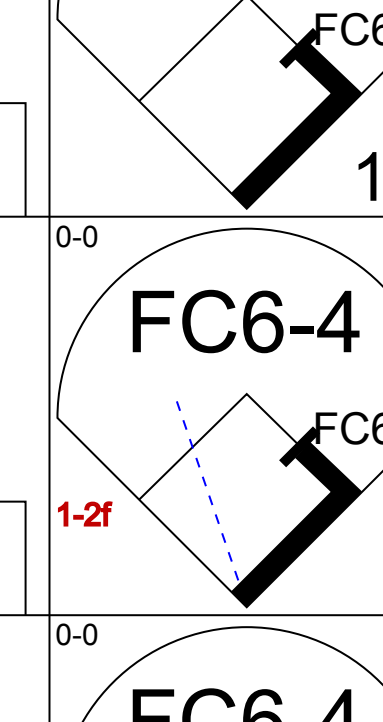
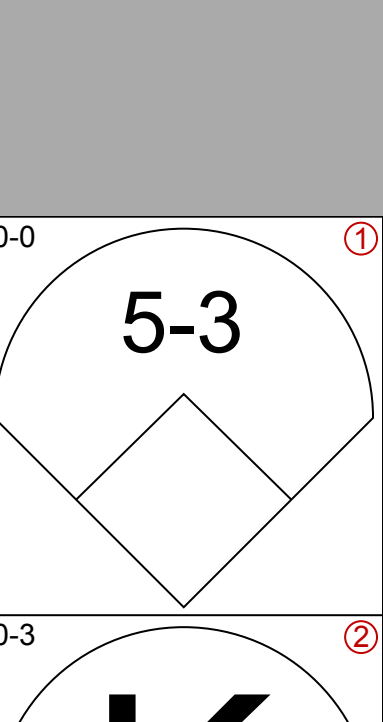
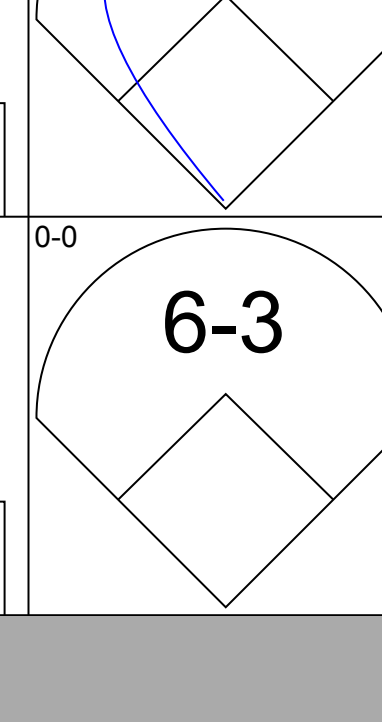
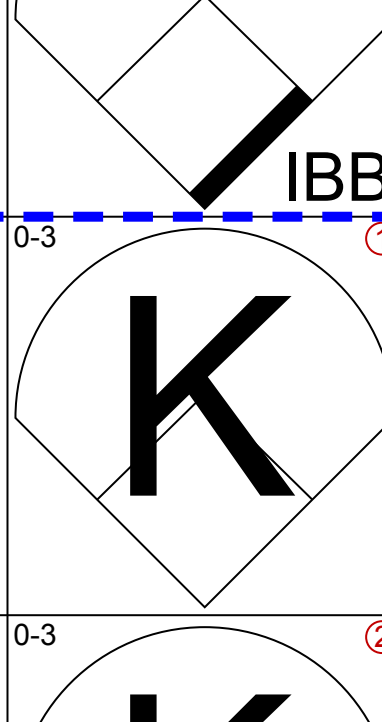
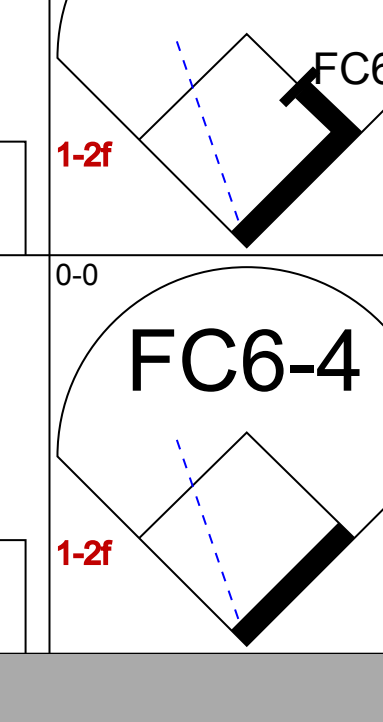
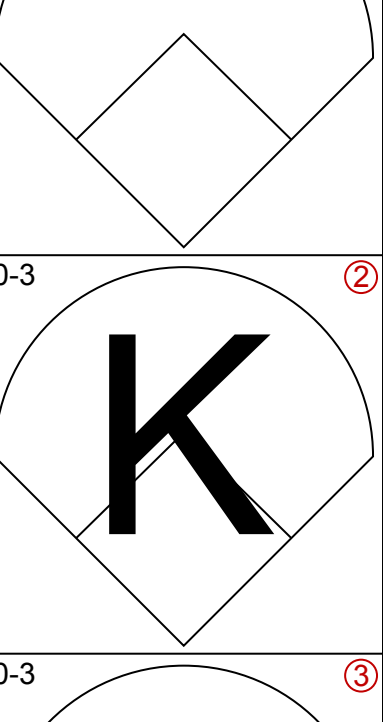
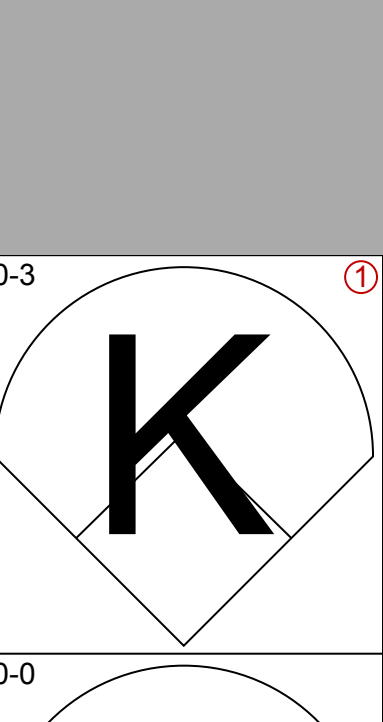
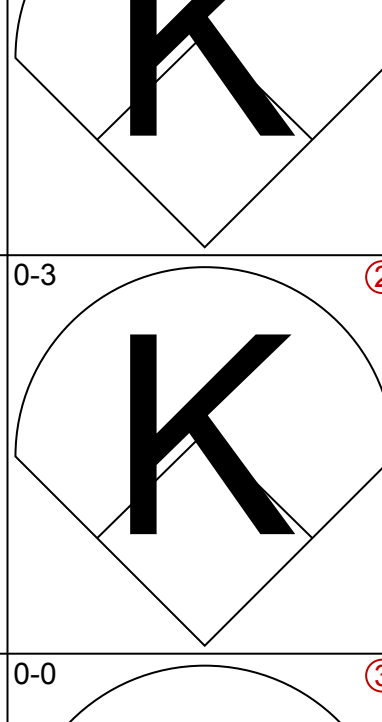
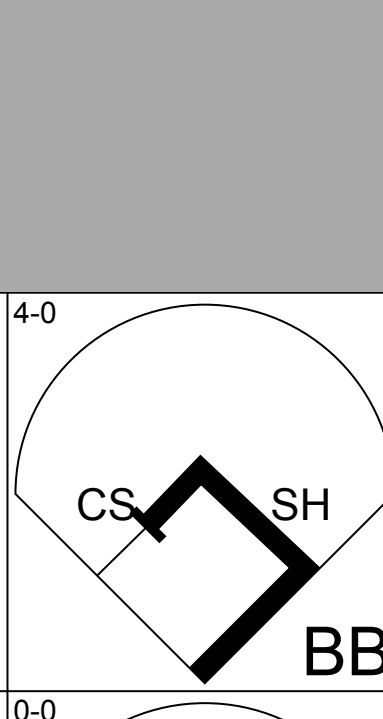
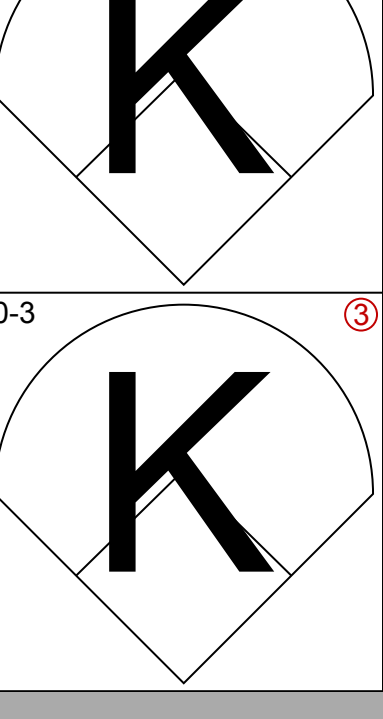
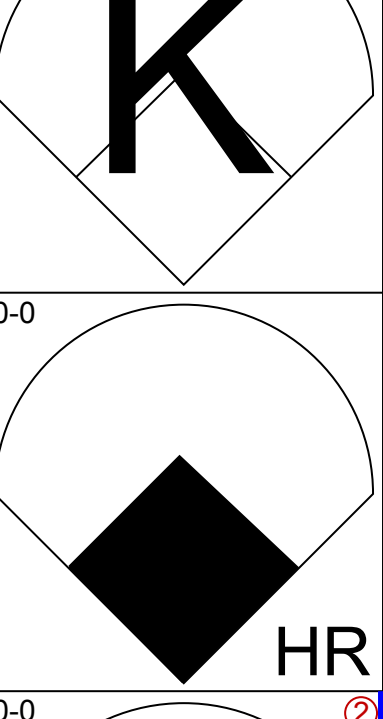
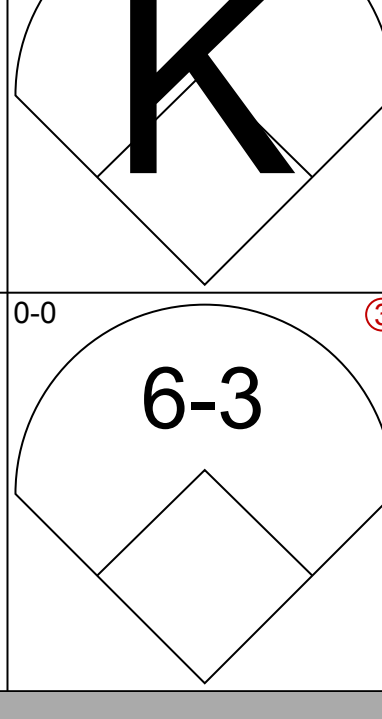
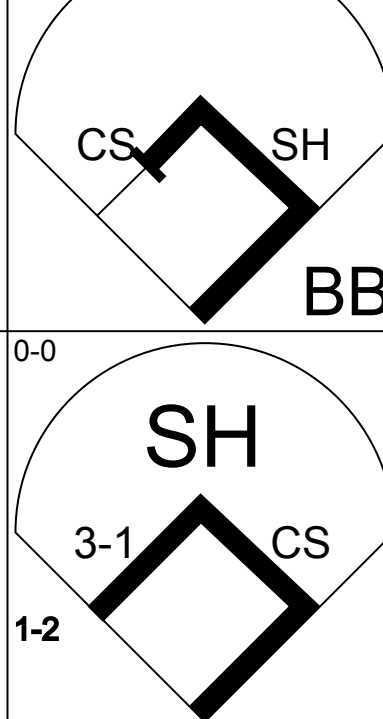
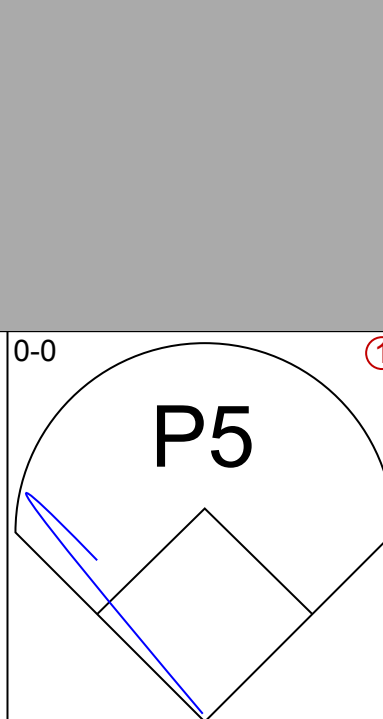
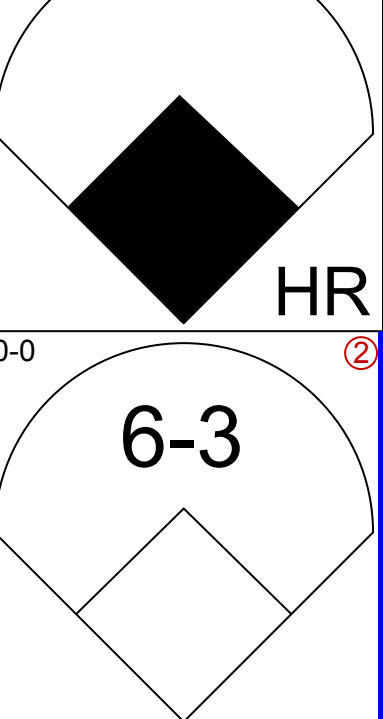
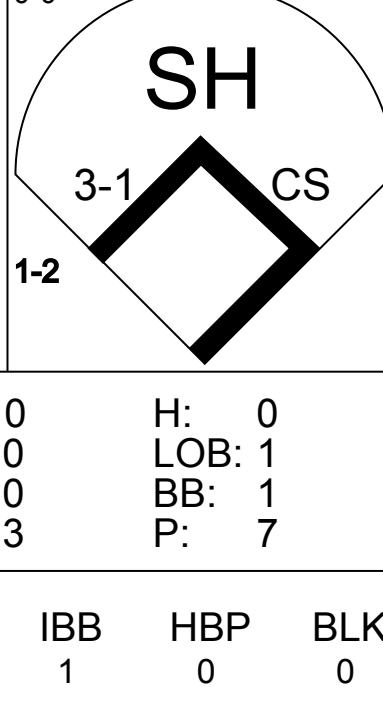
Batter	1	2	3	4	5	6	7	8	9	AB	R	H	RBI	BB	SO	LOB	BOTTOM					
Mary Staehle, L OBP: 0.361, SLG: 0.307 (1, 4)										4	0	1	1	0	0	2						
Mack Jones, L OBP: 0.401, SLG: 0.467 (1, 7)										4	1	1	1	0	2	1						
Rusty Staub, L OBP: 0.431, SLG: 0.504 (1, 9)										4	0	0	0	0	0	0						
Ron Fairly, L OBP: 0.382, SLG: 0.403 (1, 3)										4	1	1	1	0	1	0						
Jim Gosger, L OBP: 0.444, SLG: 0.487 (1, 8)										4	0	2	0	0	0	0						
John Bateman, R OBP: 0.280, SLG: 0.424 (1, 2)										4	0	1	0	0	0	2						
Coco Laboy, R OBP: 0.258, SLG: 0.328 (1, 5)										4	0	2	0	0	1	1						
Bobby Wine, R OBP: 0.257, SLG: 0.279 (1, 6)										3	1	0	0	0	2	3						
Jim Fatrey, L OBP: 0.333, SLG: 0.398 (9, PH)										1	0	0	0	0	0	1						
Rich Nye, L OBP: 0.375, SLG: 0.286 (1, 1)										2	0	0	0	0	0	2						
Bill Dillman, R (8, 1)										0	0	0	0	0	0	0						
<b>Inning Stats</b>	R: 1 E: 0 K: 0 S: 4	H: 1 LOB: 0 BB: 0 P: 4	R: 0 E: 0 K: 1 S: 5	H: 0 LOB: 0 BB: 0 P: 5	R: 0 E: 0 K: 1 S: 5	H: 0 LOB: 0 BB: 0 P: 5	R: 1 E: 0 K: 1 S: 7	H: 2 LOB: 1 BB: 0 P: 7	R: 1 E: 0 K: 1 S: 7	H: 2 LOB: 1 BB: 0 P: 7	R: 0 E: 0 K: 1 S: 5	H: 0 LOB: 0 BB: 0 P: 5	R: 0 E: 0 K: 0 S: 3	H: 0 LOB: 2 BB: 0 P: 7	R: 0 E: 0 K: 0 S: 3	H: 0 LOB: 1 BB: 0 P: 4	R: 0 E: 0 K: 0 S: 4	H: 1 LOB: 1 BB: 0 P: 4	1B: 6 2B: 0 3B: 0 HR: 2	SF: 0 SAC: 1 DP: 0 HBP: 0	WP: 0 PB: 0 SB: 0 CS: 0	PA: 35
<b>PITCHER</b>	IP WLS BF H R ER SO BB IBB HBP BLK WP HR S P ERA WHIP																					
Bob Gibson, R ERA: 3.38 (1, 1)	9.0 W 35 8 3 3 6 0 0 0 0 0 2 47 47 3.00 0.889																					

St. Louis Cardinals @ Montreal Expos  
Jarry Park, Montreal, QB  
Sun Jul 05 1970, 3:33 AM EDT  
Att: 24,174 - Unknown


AB 34  
R 3  
H 8  
RBI 3  
BB 0  
SO 6  
LOB 12

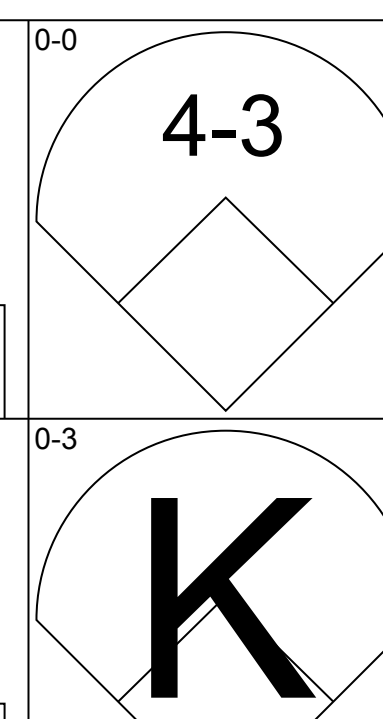
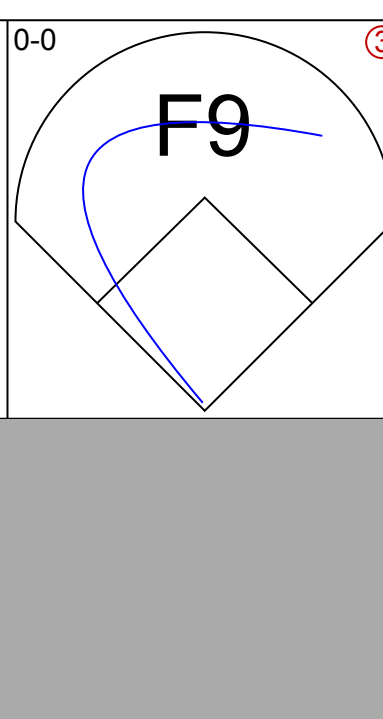
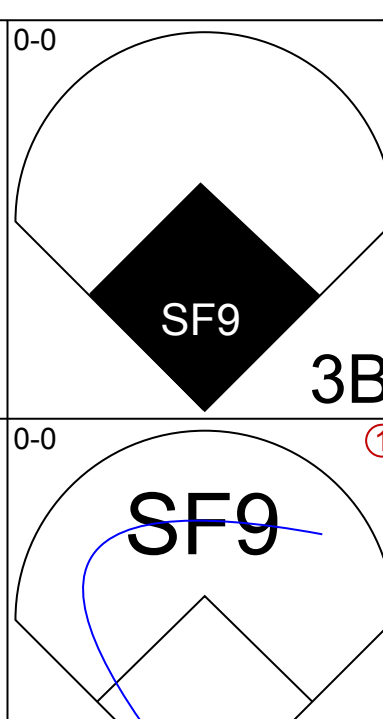
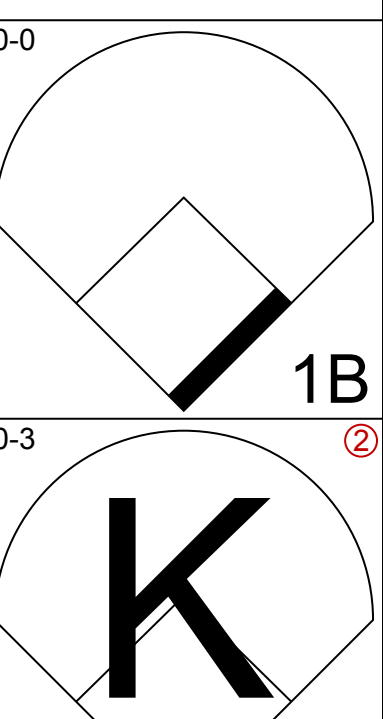
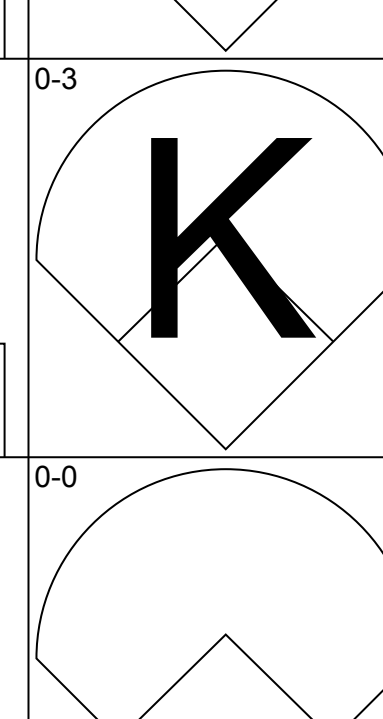
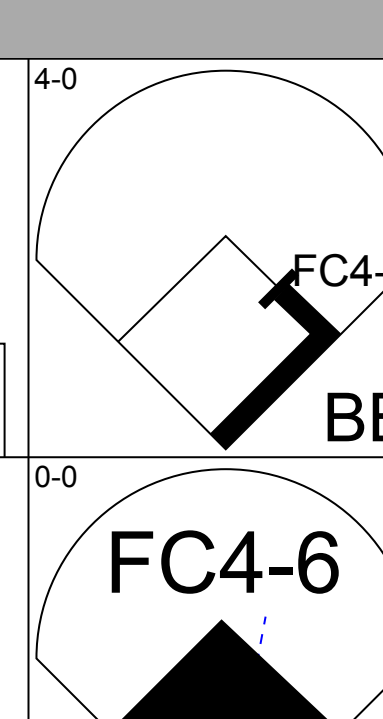
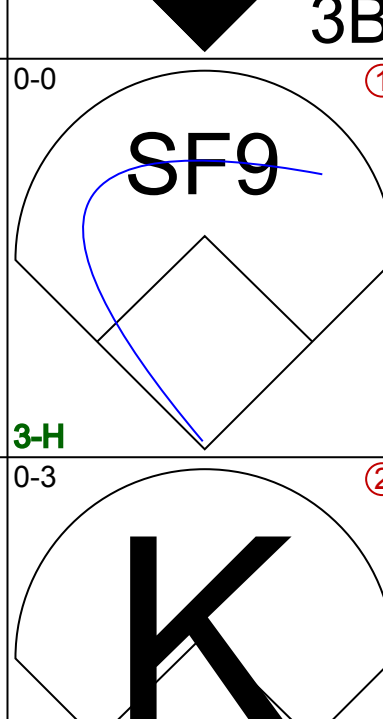
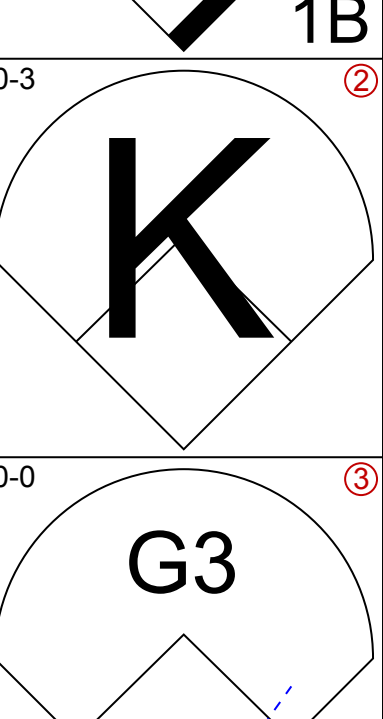
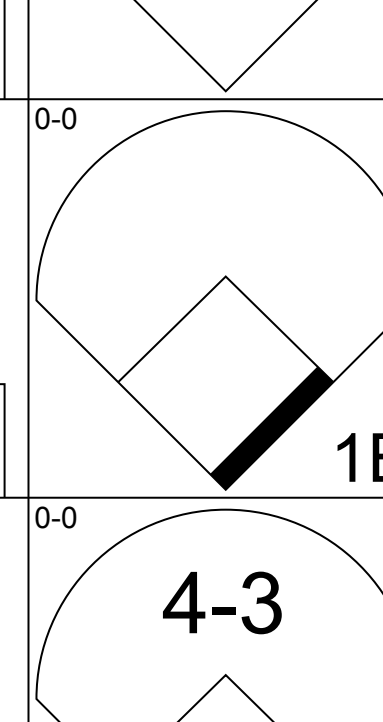
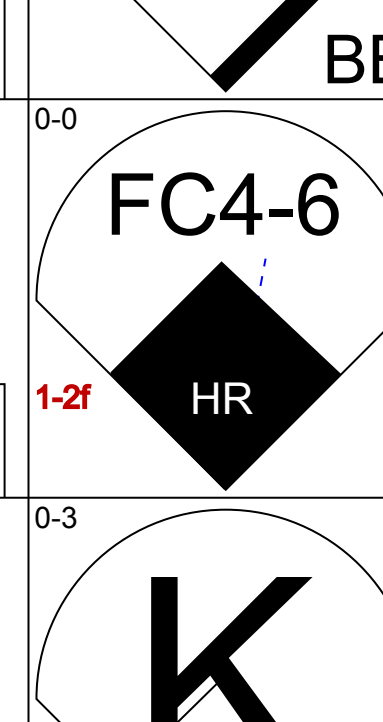
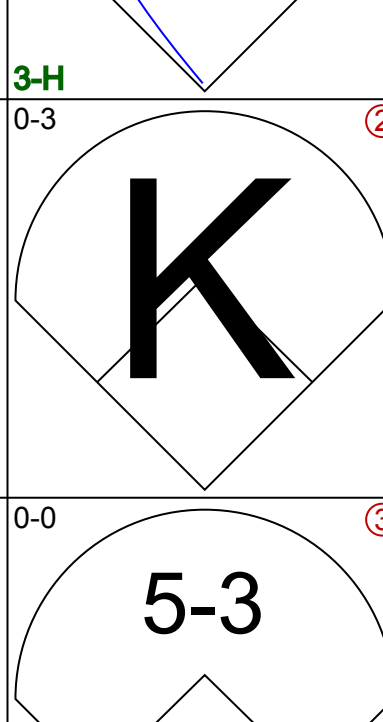
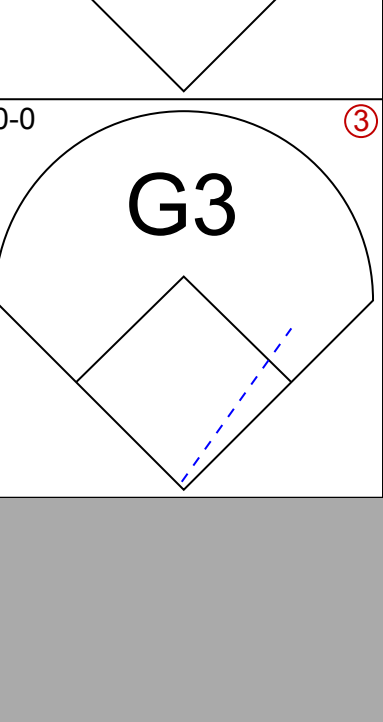
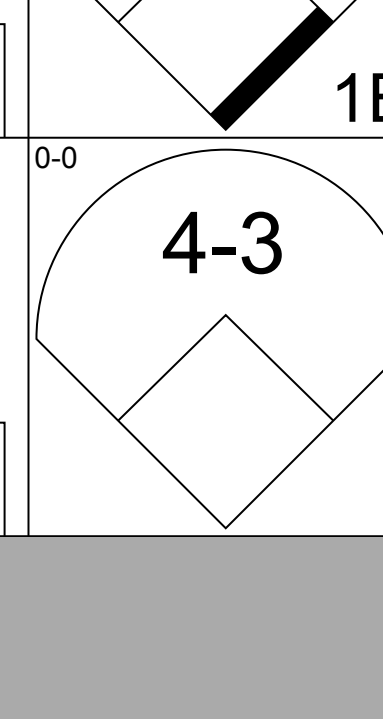
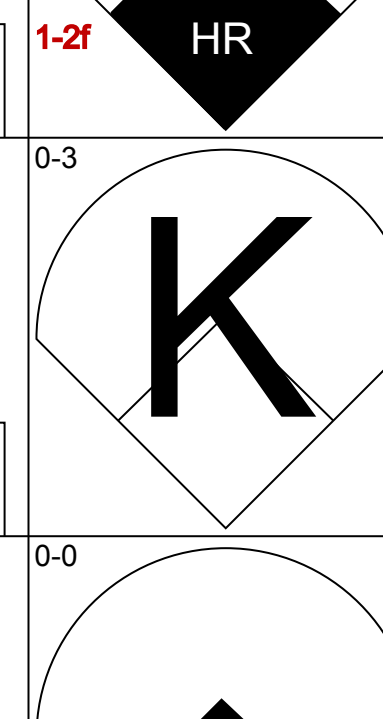
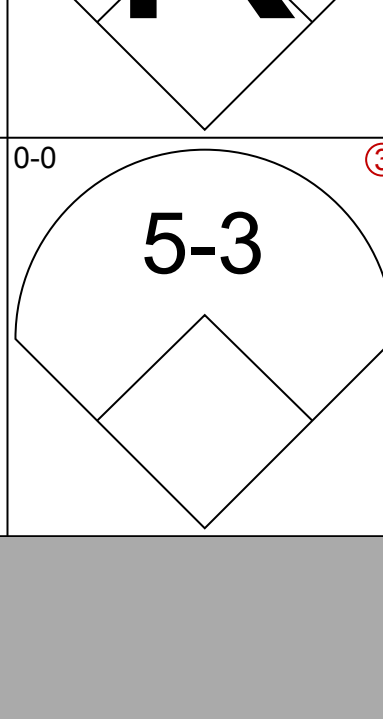
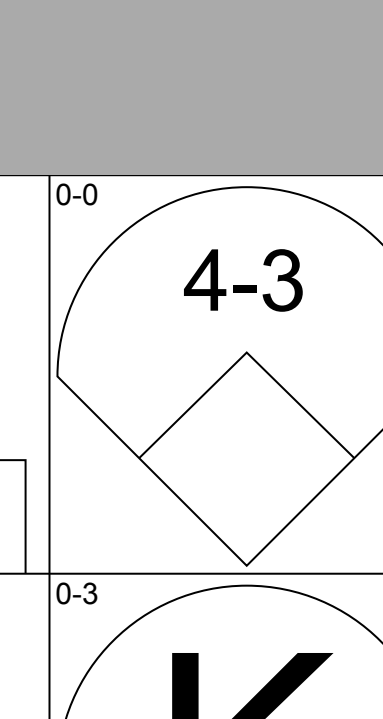
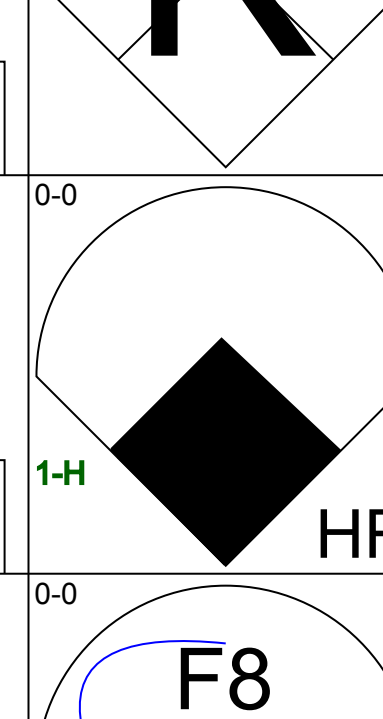
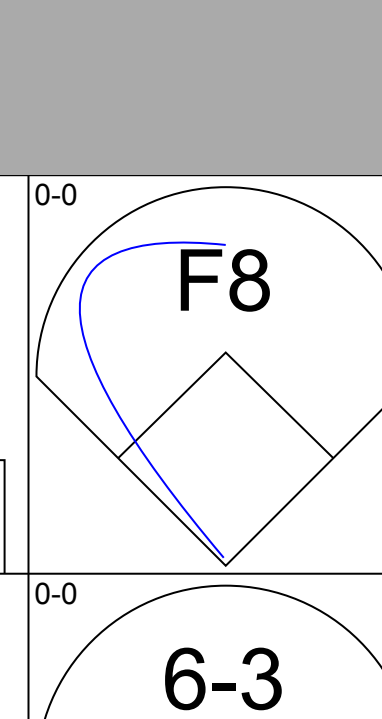
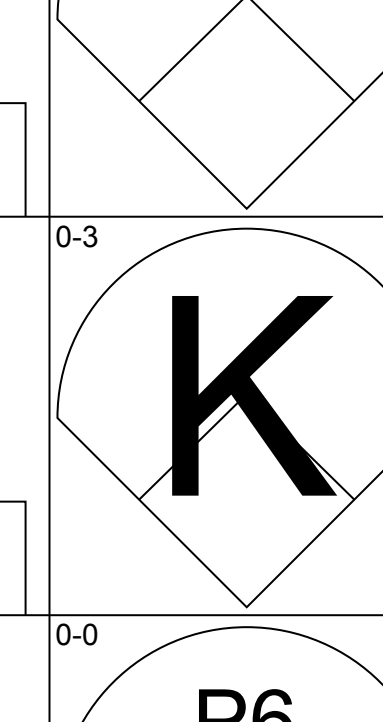
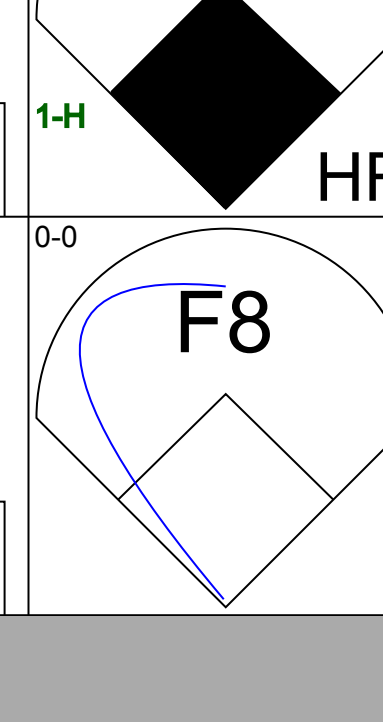
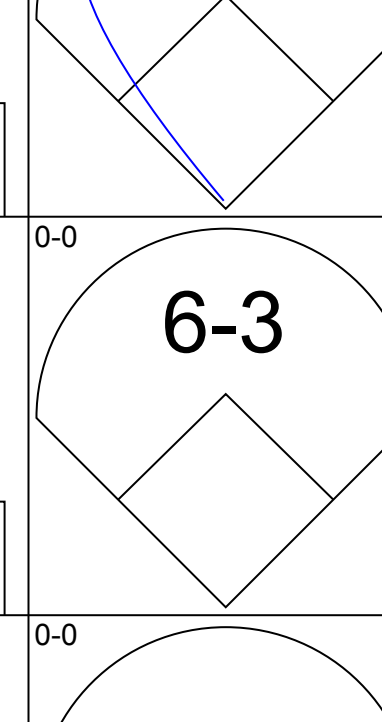
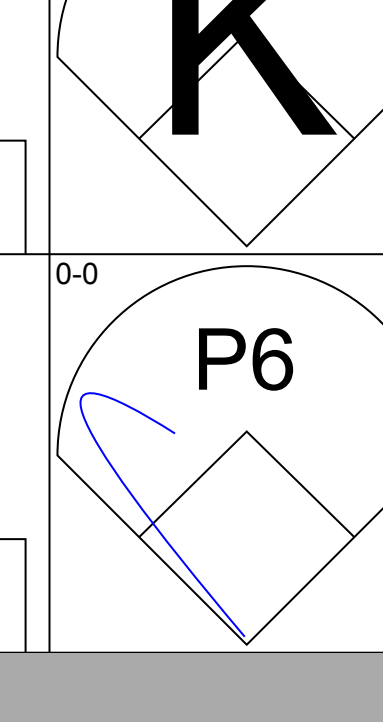
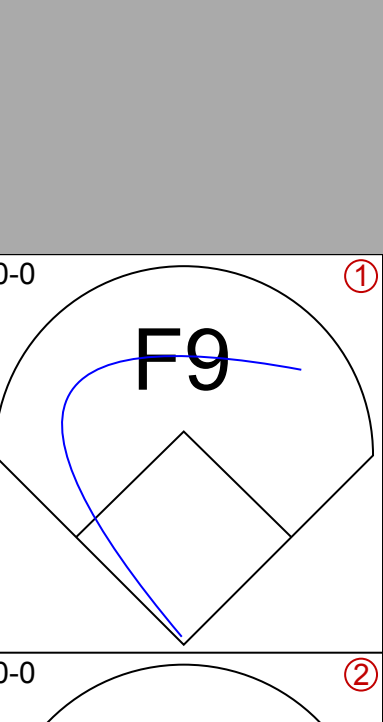
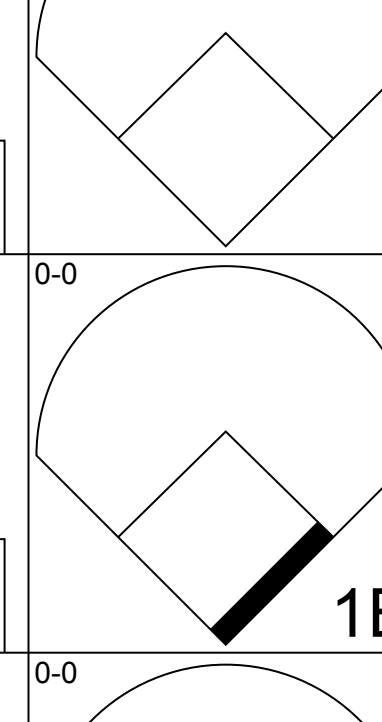
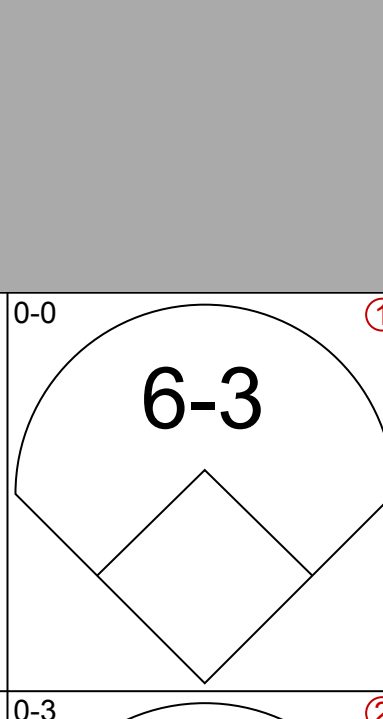
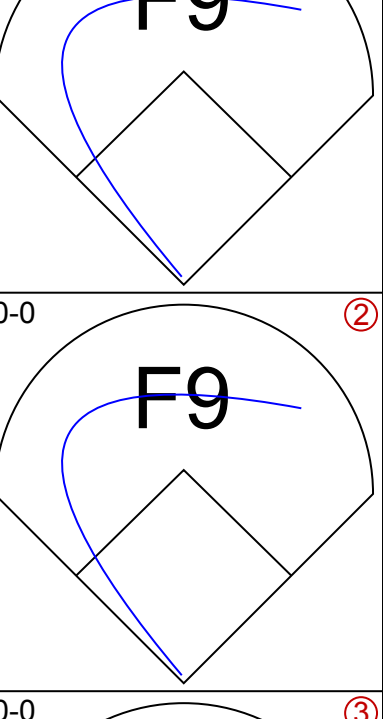
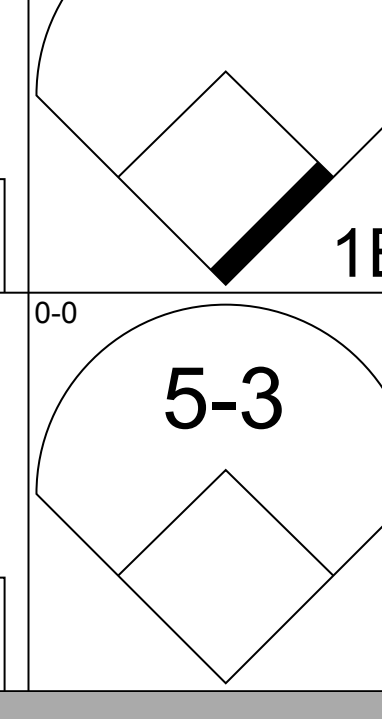
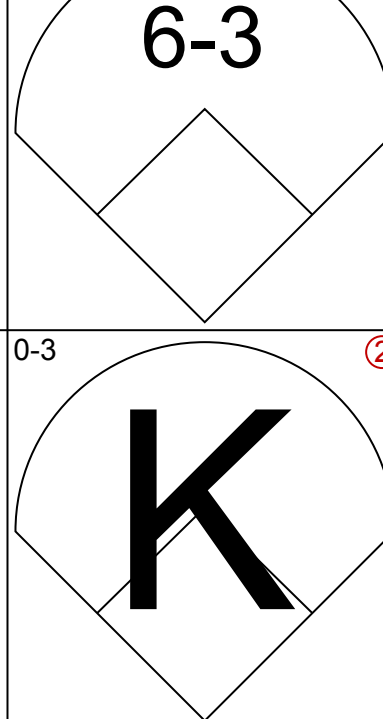
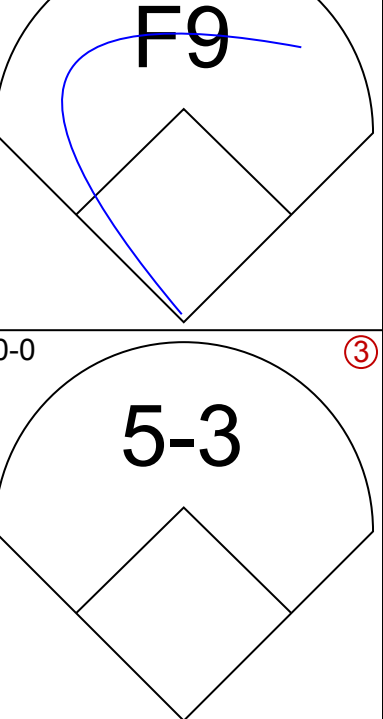
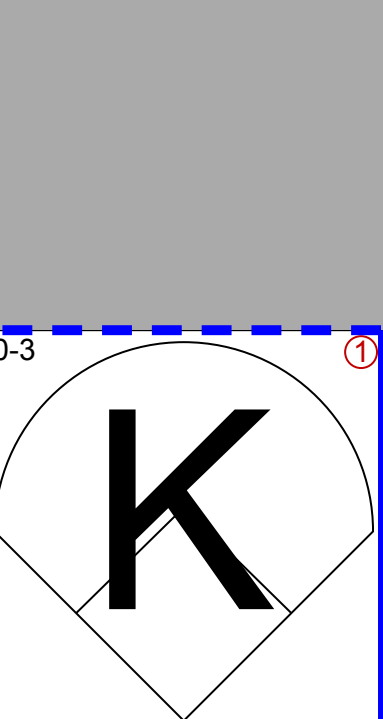





Batter	1	2	3	4	5	6	7	8	9	AB	R	H	RBI	BB	SO	LOB	TOP			
Mary Staehle, L (1,4) OBP: 0.359, SLG: 0.305										4	0	1	0	0	1	2	<b>Montreal Expos @ Chicago Cubs</b> Wrigley Field, Chicago, IL Mon Jul 06 1970, 3:33 AM CDT Sunny - 77 F			
Mack Jones, L (1,7) OBP: 0.394, SLG: 0.457 Dan McGinn, L (8,1) OBP: 0.125, SLG: 0.125										4	0	0	0	0	2	2				
Rusty Staub, L (1,9) OBP: 0.429, SLG: 0.500										4	0	1	0	0	0	0				
Ron Fairly, L (1,3) OBP: 0.383, SLG: 0.421										4	1	2	1	0	0	0				
Jim Gosger, L (1,8) OBP: 0.447, SLG: 0.481										3	0	1	0	1	0	0				
John Bateman, R (1,2) OBP: 0.276, SLG: 0.417										4	0	0	0	0	1	4				
Coco Laboy, R (1,5) OBP: 0.254, SLG: 0.323										4	0	0	0	0	3	4				
Bobby Wine, R (1,6) OBP: 0.259, SLG: 0.278 Bob Bailey, R (8,PH) OBP: 0.404, SLG: 0.598										1	0	0	0	1	1	0				
Carl Morton, R (1,1) OBP: 0.217, SLG: 0.195 Jim Fahey, L (8,PH) OBP: 0.331, SLG: 0.394 Gary Sutherland, R (8,6) OBP: 0.267, SLG: 0.266										1	0	0	0	0	0	0				
										1	0	0	0	0	0	0				
<b>Inning Stats</b>	R: 0 E: 0 K: 2 S: 7	H: 0 LOB: 0 BB: 0 P: 7	R: 0 E: 0 K: 0 S: 4	H: 1 LOB: 1 BB: 0 P: 4	R: 0 E: 0 K: 0 S: 3	H: 0 LOB: 1 BB: 1 P: 7	R: 0 E: 0 K: 0 S: 3	H: 0 LOB: 0 BB: 0 P: 3	R: 0 E: 0 K: 2 S: 7	H: 0 LOB: 0 BB: 0 P: 7	R: 1 E: 0 K: 0 S: 4	H: 1 LOB: 0 BB: 0 P: 4	R: 1 E: 0 K: 2 S: 9	H: 2 LOB: 1 BB: 1 P: 9	R: 0 E: 0 K: 2 S: 9	H: 2 LOB: 3 BB: 1 P: 13	1B: 3 2B: 1 3B: 0 HR: 2	SF: 0 SAC: 1 DP: 0 HBP: 0	WP: 0 PB: 0 SB: 0 CS: 2	PA: 35
<b>PITCHER</b>	IP WLS BF H R ER SO BB IBB HBP BLK WP HR S P ERA WHIP																			
Bill Hands, R (1,1) ERA: 3.65	8.0 W 32 6 2 2 6 1 1 0 0 0 2 42 50 2.25 0.875																			
Roberto Rodriguez, R (9,1) ERA: 4.89	1.0 S 3 0 0 0 2 0 0 0 0 0 0 7 7 0.00 0.000																			

AB	32
R	2
H	6
RBI	2
BB	2
SO	8
LOB	15



Batter	1	2	3	4	5	6	7	8	9	AB	R	H	RBI	BB	SO	LOB	BOTTOM			
Don Kessinger, S (1,6) OBP: 0.352, SLG: 0.411										4	1	2	0	0	0	0	<b>Montreal Expos @ Chicago Cubs</b> Wrigley Field, Chicago, IL Mon Jul 06 1970, 3:33 AM CDT Sunny - 77 F			
Johnny Callison, L (1,9) OBP: 0.331, SLG: 0.391										2	0	0	1	1	2	1				
Billy Williams, L (1,7) OBP: 0.371, SLG: 0.604										4	1	1	0	0	1	2				
Jim Hickman, R (1,3) OBP: 0.443, SLG: 0.653										3	0	0	0	0	1	2				
Ron Santo, R (1,5) OBP: 0.331, SLG: 0.387										3	1	1	2	0	0	0				
Cleo James, R (1,8) OBP: 0.290, SLG: 0.317										3	0	0	0	0	1	0				
Phil Gagliano, R (1,4) OBP: 0.232, SLG: 0.173										3	0	1	0	0	0	0				
Ken Rudolph, R (1,2) OBP: 0.200, SLG: 0.208										3	0	0	0	0	0	1				
Bill Hands, R (1,1) OBP: 0.280, SLG: 0.132 Roberto Rodriguez, R (9,1) ERA: 4.89										3	0	0	0	0	2	0				
										0	0	0	0	0	0	0				
<b>Inning Stats</b>	R: 0 E: 0 K: 1 S: 6	H: 1 LOB: 1 BB: 0 P: 6	R: 0 E: 0 K: 1 S: 5	H: 0 LOB: 0 BB: 0 P: 5	R: 0 E: 0 K: 1 S: 5	H: 0 LOB: 0 BB: 0 P: 5	R: 2 E: 0 K: 1 S: 6	H: 1 LOB: 0 BB: 1 P: 10	R: 0 E: 0 K: 0 S: 3	H: 0 LOB: 0 BB: 0 P: 3	R: 1 E: 0 K: 1 S: 6	H: 1 LOB: 0 BB: 0 P: 6	R: 0 E: 0 K: 0 S: 4	H: 1 LOB: 1 BB: 0 P: 4	R: 0 E: 0 K: 2 S: 8	H: 1 LOB: 1 BB: 0 P: 8	1B: 3 2B: 0 3B: 1 HR: 1	SF: 1 SAC: 0 DP: 0 HBP: 0	WP: 0 PB: 0 SB: 0 CS: 0	PA: 30
<b>PITCHER</b>	IP WLS BF H R ER SO BB IBB HBP BLK WP HR S P ERA WHIP																			
Carl Morton, R (1,1) ERA: 3.58	7.0 L 26 4 3 3 5 1 0 0 0 0 0 35 39 3.86 0.714																			
Dan McGinn, L (8,1) ERA: 5.19	1.0 4 1 0 0 2 0 0 0 0 0 0 8 8 0.00 1.000																			

AB	28
R	3
H	5
RBI	3
BB	1
SO	7
LOB	6





Batter	1	2	3	4	5	6	7	8	9	AB	R	H	RBI	BB	SO	LOB	TOP					
Mary Staehle, L OBP: 0.350, SLG: 0.297 (1, 4)										5	0	0	0	0	0	3						
Jim Fairley, L OBP: 0.328, SLG: 0.384 Bill Dillman, R (7, 1)										3	0	0	0	1	0	0						
Mack Jones, L OBP: 0.392, SLG: 0.454 (9, PH)										1	0	0	0	0	0	2						
Rusty Staub, L OBP: 0.426, SLG: 0.494 (1, 9)										3	0	0	0	1	0	1						
Ron Fairly, L OBP: 0.385, SLG: 0.420 (1, 3)										3	0	1	0	1	0	1						
Jim Gosger, L OBP: 0.429, SLG: 0.458 (1, 8)										4	0	0	0	0	0	3						
Bob Bailey, R OBP: 0.398, SLG: 0.615 (1, 5)										4	1	1	1	0	0	2						
Ron Brand, R OBP: 0.329, SLG: 0.319 (1, 6)										4	1	2	0	0	1	1						
John Boccabella, R OBP: 0.279, SLG: 0.439 (1, 2)										4	0	2	1	0	0	2						
Mike Wegener, R OBP: 0.125, SLG: 0.125 John Strohmayr, R OBP: 0.250, SLG: 0.250 Claude Raymond, R (4, 1) Don Hahn, R OBP: 0.416, SLG: 0.338 (7, PH)										1	0	0	0	0	1	1						
<b>Inning Stats</b>	R: 0 E: 0 K: 0 S: 3	H: 0 LOB: 1 BB: 1 P: 7	R: 1 E: 0 K: 1 S: 7	H: 2 LOB: 1 BB: 0 P: 7	R: 0 E: 0 K: 0 S: 3	H: 0 LOB: 2 BB: 0 P: 11	R: 1 E: 0 K: 0 S: 5	H: 2 LOB: 1 BB: 0 P: 5	R: 0 E: 0 K: 0 S: 3	H: 0 LOB: 0 BB: 0 P: 3	R: 0 E: 0 K: 1 S: 6	H: 0 LOB: 1 BB: 0 P: 6	R: 0 E: 0 K: 1 S: 5	H: 0 LOB: 0 BB: 0 P: 5	R: 0 E: 0 K: 0 S: 4	H: 1 LOB: 1 BB: 0 P: 4	R: 0 E: 0 K: 0 S: 4	H: 1 LOB: 2 BB: 1 P: 8	1B: 5 2B: 0 3B: 0 HR: 1	SF: 0 SAC: 1 DP: 0 HBP: 0	WP: 2 PB: 0 SB: 0 CS: 0	PA: 38
<b>PITCHER</b> Joe Decker, R ERA: 3.9 (1, 1)	IP: 9.0 WLS: W BF: 38 H: 6 R: 2 ER: 2 SO: 3 BB: 4 IBB: 0 HBP: 0 BLK: 0 WP: 2 HR: 1 S: 40 P: 56 ERA: 2.00 WHIP: 1.111															<b>PITCHER</b>						

Montreal Expos @ Chicago Cubs  
Wrigley Field, Chicago, IL  
Mon Jul 06 1970, 3:38 AM CDT  
Att: 19,743 - Unknown

AB	33
R	2
H	6
RBI	2
BB	4
SO	3
LOB	16



Batter	1	2	3	4	5	6	7	8	9	AB	R	H	RBI	BB	SO	LOB	BOTTOM			
Don Kessinger, S OBP: 0.350, SLG: 0.405 (1, 6)										4	3	0	0	1	2	3				
Johnny Callison, L OBP: 0.336, SLG: 0.390 (1, 9)										3	2	1	0	2	0	1				
Billy Williams, L OBP: 0.377, SLG: 0.605 Al Spangler, L OBP: 0.667, SLG: 1.000 (8, 7)										3	3	2	0	2	0	1				
Jim Hickman, R OBP: 0.443, SLG: 0.649 Cleo James, R OBP: 0.295, SLG: 0.323 (7, 8)										3	2	1	0	1	0	4				
Ron Santo, R OBP: 0.338, SLG: 0.411 (1, 5)										3	2	2	8	2	0	2				
Willie Smith, L OBP: 0.272, SLG: 0.329 (1, 3)										5	1	2	1	0	0	3				
Phil Gagliano, R OBP: 0.246, SLG: 0.179 (1, 4)										4	1	1	1	1	1	3				
Ken Rudolph, R OBP: 0.167, SLG: 0.172 (1, 2)										5	0	0	0	0	2	4				
Joe Decker, R OBP: 0.242, SLG: 0.323 (1, 1)										4	0	1	1	1	1	2				
<b>Inning Stats</b>	R: 4 E: 0 K: 0 S: 4	H: 1 LOB: 4 BB: 4 P: 20	R: 1 E: 0 K: 0 S: 4	H: 1 LOB: 1 BB: 1 P: 8	R: 0 E: 0 K: 1 S: 5	H: 0 LOB: 1 BB: 1 P: 9	R: 4 E: 2 K: 1 S: 7	H: 2 LOB: 1 BB: 3 P: 19	R: 0 E: 0 K: 3 S: 9	H: 0 LOB: 0 BB: 0 P: 9	R: 5 E: 1 K: 1 S: 10	H: 4 LOB: 1 BB: 1 P: 14	R: 0 E: 0 K: 0 S: 4	H: 2 LOB: 1 BB: 0 P: 4	R: 0 E: 0 K: 0 S: 4	H: 1 LOB: 1 BB: 0 P: 4	1B: 8 2B: 1 3B: 0 HR: 2	SF: 0 SAC: 0 DP: 1 HBP: 0	WP: 1 PB: 0 SB: 0 CS: 0	PA: 45
<b>PITCHER</b> Mike Wegener, R ERA: 5.46 John Strohmayr, R ERA: 5.72 Claude Raymond, R ERA: 4.07 Bill Dillman, R ERA: 5.2 (7, 1)	IP: 2.0 WLS: L BF: 14 H: 2 R: 5 ER: 5 SO: 0 BB: 6 IBB: 0 HBP: 0 BLK: 0 WP: 0 HR: 0 S: 8 P: 32 ERA: 22.50 WHIP: 4.000															<b>PITCHER</b>				

Montreal Expos @ Chicago Cubs  
Wrigley Field, Chicago, IL  
Mon Jul 06 1970, 3:38 AM CDT  
Att: 19,743 - Unknown

AB	35
R	14
H	11
RBI	11
BB	10
SO	6
LOB	23









Batter	1	2	3	4	5	6	7	8	9	AB	R	H	RBI	BB	SO	LOB	TOP			
Mary Staehle, L (1.4) OBP: 0.345, SLG: 0.292	4-3		F8					6-3		4	0	1	0	0	0	0	<b>Montreal Expos @ Chicago Cubs</b> Wrigley Field, Chicago, IL Wed Jul 08 1970, 3:33 AM CDT Cloudy - 77 F			
Mack Jones, L (1.7) OBP: 0.395, SLG: 0.443	K		K					4-3		4	0	1	0	0	1	1				
Rusty Staub, L (1.9) OBP: 0.424, SLG: 0.491	4-3		K							4	0	0	0	0	1	1				
Ron Fairly, L (1.3) OBP: 0.389, SLG: 0.422		G5-3 1B						F8		4	0	3	0	0	0	0				
Jim Gosger, L (1.8) OBP: 0.419, SLG: 0.444		G5-3 2B						F9		4	1	1	0	0	2	1				
John Bateman, R (1.2) OBP: 0.272, SLG: 0.409		G5-3						L5-3		3	0	0	0	0	0	2				
Coco Laboy, R (1.5) OBP: 0.257, SLG: 0.332								F7		3	0	1	1	0	0	0				
Bobby Wine, R (1.6) OBP: 0.257, SLG: 0.273								4-3		2	0	0	0	1	0	0				
Steve Renko, R (1.1) OBP: 0.206, SLG: 0.206 (8, PH)								F8		2	0	0	0	0	0	2				
Don Hahn, R (8, PH) OBP: 0.425, SLG: 0.345								F9		1	0	0	0	0	0	0				
Mike Wegener, R (8, 1) OBP: 0.125, SLG: 0.125								F9		0	0	0	0	0	0	0				
<b>Inning Stats</b>	R: 0 E: 0 K: 1 S: 5	H: 0 LOB: 0 BB: 0 P: 5	R: 1 E: 0 K: 0 S: 5	H: 3 LOB: 2 BB: 1 P: 9	R: 0 E: 0 K: 1 S: 6	H: 2 LOB: 0 BB: 0 P: 6	R: 0 E: 0 K: 1 S: 5	H: 0 LOB: 0 BB: 0 P: 5	R: 0 E: 0 K: 0 S: 4	H: 1 LOB: 1 BB: 0 P: 4	R: 0 E: 0 K: 0 S: 3	H: 0 LOB: 0 BB: 0 P: 3	R: 0 E: 0 K: 0 S: 3	H: 0 LOB: 0 BB: 0 P: 3	R: 0 E: 0 K: 1 S: 5	H: 0 LOB: 0 BB: 0 P: 5	1B: 6 2B: 2 3B: 0 HR: 0	SF: 0 SAC: 0 DP: 2 HBP: 0	WP: 0 PB: 0 SB: 1 CS: 0	PA: 32
<b>PITCHER</b> Mitt Pappas, R (1.1) ERA: 4.42	IP: 9.0 WLS: W BF: 32 H: 7 R: 1 ER: 1 SO: 4 BB: 1 IBB: 0 HBP: 0 BLK: 0 WP: 0 HR: 0 S: 39 P: 43 ERA: 1.00 WHIP: 0.889																			

Batter	1	2	3	4	5	6	7	8	9	AB	R	H	RBI	BB	SO	LOB	BOTTOM			
Don Kessinger, S (1.6) OBP: 0.346, SLG: 0.396	3-1		HR					4-3		3	1	0	0	1	0	0	<b>Montreal Expos @ Chicago Cubs</b> Wrigley Field, Chicago, IL Wed Jul 08 1970, 3:33 AM CDT Cloudy - 77 F			
Glenn Beckert, R (1.4) OBP: 0.300, SLG: 0.327	F7		K					6-3		4	1	1	0	0	1	1				
Billy Williams, L (1.7) OBP: 0.384, SLG: 0.627	F9		HR					F9		3	1	1	2	1	0	0				
Jim Hickman, R (1.8) OBP: 0.450, SLG: 0.647		HR						F9		3	1	2	1	1	0	0				
Cleo James, R (9, 8) OBP: 0.295, SLG: 0.323		HR						G6-4-3		0	0	0	0	0	0	0				
Ron Santo, R (1.5) OBP: 0.339, SLG: 0.416		HR						G6-4-3		4	1	1	2	0	2	3				
Willie Smith, L (1.3) OBP: 0.295, SLG: 0.350		HR						G6-4-3		3	0	0	0	0	2	2				
Johnny Callison, L (1.9) OBP: 0.340, SLG: 0.393		HR						G6-4-3		2	0	0	0	1	1	0				
Ken Rudolph, R (1.2) OBP: 0.135, SLG: 0.139		HR						G6-4-3		3	0	0	0	0	0	3				
Mitt Pappas, R (1.1) OBP: 0.053, SLG: 0.053		HR						G6-4-3		3	0	0	0	0	2	0				
<b>Inning Stats</b>	R: 0 E: 0 K: 0 S: 3	H: 0 LOB: 0 BB: 0 P: 3	R: 2 E: 0 K: 1 S: 6	H: 1 LOB: 0 BB: 1 P: 10	R: 2 E: 0 K: 2 S: 8	H: 1 LOB: 0 BB: 1 P: 12	R: 0 E: 0 K: 3 S: 9	H: 0 LOB: 0 BB: 0 P: 9	R: 0 E: 0 K: 1 S: 5	H: 0 LOB: 0 BB: 0 P: 5	R: 1 E: 0 K: 1 S: 7	H: 2 LOB: 2 BB: 2 P: 15	R: 0 E: 0 K: 0 S: 3	H: 0 LOB: 0 BB: 0 P: 3	R: 0 E: 0 K: 0 S: 3	H: 1 LOB: 0 BB: 0 P: 3	1B: 3 2B: 0 3B: 0 HR: 2	SF: 0 SAC: 0 DP: 1 HBP: 0	WP: 0 PB: 0 SB: 0 CS: 0	PA: 32
<b>PITCHER</b> Steve Renko, R (1.1) ERA: 4.17	IP: 7.0 WLS: L BF: 29 H: 4 R: 5 ER: 5 SO: 8 BB: 3 IBB: 1 HBP: 0 BLK: 0 WP: 0 HR: 2 S: 41 P: 57 ERA: 6.43 WHIP: 1.000																			
Mike Wegener, R (8, 1) ERA: 5.29	IP: 1.0 WLS: L BF: 3 H: 1 R: 0 ER: 0 SO: 0 BB: 0 IBB: 0 HBP: 0 BLK: 0 WP: 0 HR: 0 S: 3 P: 3 ERA: 0.00 WHIP: 1.000																			

AB	31
R	1
H	7
RBI	1
BB	1
SO	4
LOB	7



AB	28
R	5
H	5
RBI	5
BB	4
SO	8
LOB	9





Batter	1	2	3	4	5	6	7	8	9	AB	R	H	RBI	BB	SO	LOB	TOP								
Don Hahn, R OBP: 0.414, SLG: 0.330 (1, 9)	0-0 4-3		0-0 6-3		4-0 IBB		0-0 P3		0-0 6-3	4	0	1	1	0	3										
Gary Sutherland, R OBP: 0.283, SLG: 0.283 (1, 4)	0-0 4-3		0-0 1-3		0-0 SF8		0-0 1B 4-3		0-0 F8	4	1	1	1	0	0	1									
Adolfo Phillips, R OBP: 0.333, SLG: 0.394 (1, 8)	0-3 K			0-0 S 2B		0-0 P4		0-0 4-3	0-0 5-3	5	0	1	1	0	1	4									
Bob Bailey, R OBP: 0.417, SLG: 0.657 Rusty Staub, L OBP: 0.424, SLG: 0.491 (1, 7) (9, 9)		0-0 6-3		0-3 K		0-0 2B		0-0 2B	0-0 1B IBB	3	0	1	0	1	1	1									
John Bateman, R OBP: 0.269, SLG: 0.403 Claude Raymond, R (7, 1)		0-0 5-3		0-3 K		0-3 K		0-0 K	0-0 1B IBB	3	0	0	0	0	2	2									
Coco Laboy, R OBP: 0.253, SLG: 0.327 (1, 5)		0-3 K		0-3 K		0-0 F8		0-0 3-1		4	0	0	0	0	2	4									
Ron Fairly, L OBP: 0.391, SLG: 0.421 (1, 3)			4-0 E 6-3 BB		0-0 SH3 SF8 1B		0-0 6-3		0-3 K	3	2	1	0	1	1	1									
Bobby Wine, R OBP: 0.260, SLG: 0.274 (1, 6)			0-0 E1		4-0 SH3 BB		0-0 1B E 4-3 1B		0-0 5-3	3	1	1	0	1	0	1									
Bill Stoneman, R OBP: 0.091, SLG: 0.152 Dan McGinn, L OBP: 0.125, SLG: 0.125 Ron Brandt, R OBP: 0.316, SLG: 0.306 John Boccabella, R OBP: 0.300, SLG: 0.448 (1, 1) (6, 1) (6, 2) (7, PH)			0-0 L1		0-0 SH3		0-0 E4 4-3 1B		0-0 5-3	1	0	0	0	0	0	2									
<b>Inning Stats</b>	R: 0 E: 0 K: 1 S: 5	H: 0 LOB: 0 BB: 0 P: 5	R: 0 E: 0 K: 1 S: 5	H: 0 LOB: 0 BB: 0 P: 5	R: 1 E: 1 K: 0 S: 4	H: 0 LOB: 1 BB: 1 P: 8	R: 0 E: 0 K: 3 S: 10	H: 1 LOB: 1 BB: 0 P: 10	R: 1 E: 0 K: 0 S: 4	H: 1 LOB: 2 BB: 2 P: 12	R: 0 E: 0 K: 1 S: 6	H: 1 LOB: 1 BB: 0 P: 6	R: 3 E: 1 K: 0 S: 7	H: 3 LOB: 2 BB: 1 P: 11	R: 0 E: 0 K: 1 S: 5	H: 0 LOB: 0 BB: 0 P: 5	R: 0 E: 0 K: 0 S: 3	H: 0 LOB: 0 BB: 0 P: 3	1B: 4 2B: 2 3B: 0 HR: 0	SF: 1 SAC: 1 DP: 0 HBP: 0	WP: 0 PB: 0 SB: 1 CS: 0	PA: 39			
<b>PITCHER</b>	IP	WLS	BF	H	R	ER	SO	BB	IBB	HBP	BLK	WP	HR	S	P	ERA	WHIP								
Ken Holtzman, L ERA: 4.07 Larry Gura, L ERA: 2.45 (1, 1) (9, 1)	8.0	L	36	6	5	1	7	2	2	0	0	0	0	46	62	1.12	1.000								

**Montreal Expos @ Chicago Cubs**  
Wrigley Field, Chicago, IL  
Wed Jul 08 1970, 3:38 AM CDT  
Att: 33,858 - Unknown

AB	33
R	5
H	6
RBI	5
BB	4
SO	7
LOB	20



Batter	1	2	3	4	5	6	7	8	9	AB	R	H	RBI	BB	SO	LOB	BOTTOM								
Don Kessinger, S OBP: 0.348, SLG: 0.395 (1, 6)	0-0 CS 1B		0-0 4-3		0-0 SH1-4		4-0 BB		0-0 F7	3	0	1	0	1	0	0									
Glenn Beckert, R OBP: 0.305, SLG: 0.327 (1, 4)	4-0 FC3-6 BB		0-0 BB 1B		4-0 FC4-6 BB		0-0 F7		0-0 F8	3	1	1	0	2	0	2									
Billy Williams, L OBP: 0.384, SLG: 0.621 (1, 7)	0-0 FC3-6		4-0 1B BB		0-0 FC4-6		0-0 F8		4-0 BB	3	0	0	0	2	0	5									
Jim Hickman, R OBP: 0.443, SLG: 0.635 (1, 8)	0-0 E3		0-0 F9		0-0 6-3		0-0 6-3		0-3 K	5	0	0	0	0	1	6									
Ron Santo, R OBP: 0.341, SLG: 0.417 (1, 5)	0-3 K		0-0 1B		0-0 HR 1B		0-0 F2			4	1	2	1	0	1	2									
Willie Smith, L OBP: 0.304, SLG: 0.393 (1, 3)		0-0 6-3		0-0 G3-6-3 1B		0-0 HR		0-3 K		4	1	2	2	0	1	0									
Johnny Callison, L OBP: 0.342, SLG: 0.396 (1, 9)		4-0 BB		0-0 G3-6-3		0-0 S E 2B		0-0 P6		3	1	1	0	1	0	1									
Ken Rudolph, R OBP: 0.132, SLG: 0.132 Al Spangler, L OBP: 1.000, SLG: 1.000 Jack Hiatt, R OBP: 0.307, SLG: 0.309 J.C. Martin, L OBP: 0.320, SLG: 0.326 (1, 2) (6, PH) (6, PH) (7, 2) (8, PH)		0-3 K		0-3 K		0-0 B5		0-0 F9		2	0	0	0	0	2	1									
Ken Holtzman, R OBP: 0.273, SLG: 0.288 Paul Popovich, S OBP: 0.361, SLG: 0.398 Larry Gura, S (1, 1) (8, PH) (9, 1)		0-0 P4		0-0 P4		4-0 FC4-6 SH1-4 1B		0-0 P9		2	0	1	0	1	0	1									
<b>Inning Stats</b>	R: 0 E: 2 K: 1 S: 6	H: 1 LOB: 2 BB: 1 P: 10	R: 0 E: 0 K: 1 S: 5	H: 0 LOB: 1 BB: 1 P: 9	R: 1 E: 0 K: 0 S: 4	H: 2 LOB: 0 BB: 1 P: 8	R: 0 E: 0 K: 1 S: 5	H: 1 LOB: 0 BB: 0 P: 5	R: 0 E: 0 K: 1 S: 6	H: 3 LOB: 2 BB: 2 P: 14	R: 0 E: 0 K: 1 S: 5	H: 0 LOB: 0 BB: 0 P: 5	R: 0 E: 0 K: 0 S: 3	H: 0 LOB: 0 BB: 0 P: 3	R: 0 E: 0 K: 1 S: 5	H: 0 LOB: 1 BB: 1 P: 9	1B: 6 2B: 1 3B: 0 HR: 1	SF: 0 SAC: 1 DP: 1 HBP: 0	WP: 0 PB: 0 SB: 1 CS: 1	PA: 40					
<b>PITCHER</b>	IP	WLS	BF	H	R	ER	SO	BB	IBB	HBP	BLK	WP	HR	S	P	ERA	WHIP								
Bill Stoneman, R ERA: 5.31 Dan McGinn, L ERA: 5.11 Claude Raymond, R ERA: 3.93 (1, 1) (6, 1) (7, 1)	5.0		25	8	4	4	3	4	0	0	0	0	0	27	43	7.20	2.400								

**Montreal Expos @ Chicago Cubs**  
Wrigley Field, Chicago, IL  
Wed Jul 08 1970, 3:38 AM CDT  
Att: 33,858 - Unknown

AB	32
R	4
H	8
RBI	3
BB	7
SO	5
LOB	19






Batter	1	2	3	4	5	6	7	8	9	AB	R	H	RBI	BB	SO	LOB	TOP			
Mary Staehle, L (1,4) OBP: 0.338, SLG: 0.286	0-0 4-3		0-0 F6			0-0 F7		0-0 F9		4	0	0	0	0	0	3				
Jim Fairry, L (1,7) OBP: 0.331, SLG: 0.410	0-3 K			0-0 2B		0-0 F7		0-0 FC3-6		4	0	1	0	0	1	2				
Rusty Staub, L (1,9) OBP: 0.425, SLG: 0.500 Bill Dillman, R (8,1)	0-3 K			4-0 BB		0-0 HR		0-3 K		3	1	1	1	1	2	2				
Ron Fairly, L (1,3) OBP: 0.386, SLG: 0.414		0-3 K		0-0 F9		0-0 F2			0-0 4-3	4	0	0	0	0	1	2				
Jim Gosger, L (1,8) OBP: 0.404, SLG: 0.426		0-3 K		0-0 F8			0-0 F8		0-3 K	4	0	0	0	0	2	2				
John Bateman, R (1,2) OBP: 0.287, SLG: 0.400 Gary Sutherland, R (5,6)		0-0 5-3		0-3 K			0-0 P3		0-0 4-3	2	0	0	0	0	1	2				
Coco Laboy, R (1,5) OBP: 0.251, SLG: 0.324			0-3 K		0-0 F5		0-0 F7			3	0	0	0	0	1	0				
Bobby Wine, R (1,6) OBP: 0.262, SLG: 0.273 John Strohmayr, R (5,1) Bob Bailey, R (8,7) OBP: 0.422, SLG: 0.657			4-0 FC1-6 BB		0-0 5-3			4-0 FC3-6 1B BB		1	0	0	0	1	0	0				
Rich Nye, L (1,1) OBP: 0.353, SLG: 0.267 Ron Brand, R (5, PH) OBP: 0.321, SLG: 0.311			0-0 FC1-6		0-3 K			0-0 FC3-6 1B		1	0	0	0	0	0	1				
<b>Inning Stats</b>	R: 0 E: 0 K: 2 S: 7	H: 0 LOB: 0 BB: 0 P: 7	R: 0 E: 0 K: 2 S: 7	H: 0 LOB: 0 BB: 0 P: 7	R: 0 E: 0 K: 1 S: 5	H: 0 LOB: 1 BB: 1 P: 9	R: 0 E: 0 K: 1 S: 6	H: 1 LOB: 2 BB: 1 P: 10	R: 0 E: 0 K: 0 S: 4	H: 0 LOB: 0 BB: 0 P: 4	R: 0 E: 0 K: 0 S: 3	H: 0 LOB: 0 BB: 0 P: 3	R: 0 E: 0 K: 1 S: 6	H: 1 LOB: 2 BB: 1 P: 10	R: 0 E: 0 K: 1 S: 5	H: 0 LOB: 0 BB: 0 P: 5	1B: 1 2B: 1 3B: 0 HR: 1	SF: 0 SAC: 0 DP: 0 HBP: 0	WP: 0 PB: 0 SB: 0 CS: 0	PA: 33
<b>PITCHER</b> Tom Seaver, R (1,1) ERA: 2.41	IP: 9.0 WLS: W BF: 33 H: 3 R: 1 ER: 1 SO: 9 BB: 3 IBB: 0 HBP: 0 BLK: 0 WP: 0 HR: 1 S: 48 P: 60 ERA: 1.00 WHIP: 0.667															<b>PITCHER</b>				

**Montreal Expos @ New York Mets**  
Shea Stadium, Flushing, NY  
Thu Jul 09 1970, 7:05 PM EDT  
Att: 26,549 - Unknown


**AB 30**  
**R 1**  
**H 3**  
**RBI 1**  
**BB 3**  
**SO 9**  
**LOB 14**



Batter	1	2	3	4	5	6	7	8	9	AB	R	H	RBI	BB	SO	LOB	BOTTOM			
Tommie Agee, R (1,8) OBP: 0.341, SLG: 0.503	0-0 4-3	0-0 5-3		0-3 K		0-0 5-3		0-0 6-3		5	0	0	0	0	1	2				
Bud Harrelson, S (1,6) OBP: 0.382, SLG: 0.359	0-0 4-3 1B		0-0 BB HR 1B	0-0 L8		0-0 1B				4	1	3	0	0	0	0				
Ken Singleton, S (1,7) OBP: 0.355, SLG: 0.420	0-0 4-3 1-2		0-0 BB HR 1B	0-0 5-3		0-3 K				4	1	1	0	0	1	2				
Donn Clendenon, R (1,3) OBP: 0.367, SLG: 0.571 Mike Jorgensen, L (6,3) OBP: 0.276, SLG: 0.375	0-0 F9		4-0 HR BB		0-0 WP 1B 2B	0-0 G3				2	2	1	0	1	0	1				
Ron Swoboda, R (1,9) OBP: 0.338, SLG: 0.402		0-3 K	0-0 1-2 2-3 3-4 HR		0-3 K		0-3 K			4	1	1	4	0	3	1				
Joe Foy, R (1,5) OBP: 0.376, SLG: 0.319		0-0 1B SF9 1B	0-0 5-3		4-0 1B BB		0-3 K			3	1	1	0	1	1	0				
Jerry Grote, R (1,2) OBP: 0.311, SLG: 0.314		0-0 1B 1-3 1B	0-0 5-3		0-3 K		0-0 5-3			4	0	1	0	0	1	2				
Al Weis, S (1,4) OBP: 0.280, SLG: 0.318		0-0 SF9	0-0 L5		0-0 1-2 3-4 1B			0-0 4-3		3	0	1	2	0	0	0				
Tom Seaver, R (1,1) OBP: 0.234, SLG: 0.250		0-0 1-2 1B		0-0 HR		0-3 K		0-3 K		4	1	2	1	0	2	2				
<b>Inning Stats</b>	R: 0 E: 0 K: 0 S: 4	H: 1 LOB: 1 BB: 0 P: 4	R: 1 E: 0 K: 1 S: 8	H: 3 LOB: 0 BB: 0 P: 8	R: 4 E: 0 K: 0 S: 6	H: 3 LOB: 0 BB: 1 P: 10	R: 1 E: 0 K: 1 S: 6	H: 1 LOB: 0 BB: 0 P: 6	R: 1 E: 0 K: 3 S: 11	H: 2 LOB: 2 BB: 1 P: 15	R: 0 E: 0 K: 1 S: 6	H: 1 LOB: 1 BB: 0 P: 6	R: 0 E: 0 K: 2 S: 7	H: 0 LOB: 0 BB: 0 P: 7	R: 0 E: 0 K: 1 S: 5	H: 0 LOB: 0 BB: 0 P: 5	1B: 8 2B: 1 3B: 0 HR: 2	SF: 1 SAC: 0 DP: 0 HBP: 0	WP: 1 PB: 0 SB: 0 CS: 0	PA: 37
<b>PITCHER</b> Rich Nye, L (1,1) ERA: 3.6 John Strohmayr, R (5,1) ERA: 5.2 Bill Dillman, R (8,1) ERA: 5.02	IP: 4.0 WLS: L BF: 21 H: 8 R: 6 ER: 6 SO: 2 BB: 1 IBB: 0 HBP: 0 BLK: 0 WP: 1 HR: 2 S: 24 P: 28 ERA: 3.00 WHIP: 1.333															<b>PITCHER</b>				

**Montreal Expos @ New York Mets**  
Shea Stadium, Flushing, NY  
Thu Jul 09 1970, 7:05 PM EDT  
Att: 26,549 - Unknown

**AB 34**  
**R 7**  
**H 11**  
**RBI 7**  
**BB 2**  
**SO 9**  
**LOB 11**









Batter	1	2	3	4	5	6	7	8	9	AB	R	H	RBI	BB	SO	LOB	TOP					
Mary Staehle, L (1,4) OBP: 0.340, SLG: 0.285	4-0 HR BB		0-3 K		0-0 FC1-6 1B		0-3 K		0-0 4-3	4	1	1	0	1	2	0	<b>Montreal Expos @ New York Mets</b> Shea Stadium, Flushing, NY Sat Jul 11 1970, 7:05 PM EDT Att: 53,968 - Unknown					
Jim Gosger, L (1,8) OBP: 0.395, SLG: 0.444	0-0 F3		0-0 HR		0-0 FC1-6 1B		0-0 6-3		0-3 K	5	1	1	1	0	1	2						
Rusty Staub, L (1,9) OBP: 0.425, SLG: 0.517	0-0 1-H HR		0-0 HR		0-0 F8		0-0 P6			4	2	2	3	0	0	1						
Ron Fairly, L (1,3) OBP: 0.387, SLG: 0.413	0-0 F9		0-3 K		0-0 1-2 1B				0-0 SH1-3 1B	4	0	2	0	0	1	0						
Jim Fairey, L (1,7) OBP: 0.323, SLG: 0.400 Don Hahn, R (8,PH) OBP: 0.404, SLG: 0.319	0-0 6-3			0-0 1-3	0-0 G3				0-0 SH1-3 1-2	3	0	0	0	0	0	2						
John Bateman, R (1,2) OBP: 0.280, SLG: 0.413		0-0 4-3		0-0 WP HR 1B		0-0 F8		4-0 IBB		3	1	1	0	1	0	0						
Coco Laboy, R (1,5) OBP: 0.253, SLG: 0.331		0-0 F8		0-3 K 1-2		0-0 6-3		0-0 F8		4	0	0	0	0	1	3						
Bobby Wine, R (1,6) OBP: 0.268, SLG: 0.285		0-0 F8		0-0 HR		4-0 BB		0-3 K		3	1	1	2	1	1	2						
Mike Wegener, R (1,1) OBP: 0.083, SLG: 0.083 Claude Raymond, R (9,1)			0-3 K		0-0 F7		0-3 K		0-3 K	4	0	0	0	0	3	1						
										0	0	0	0	0	0	0						
<b>Inning Stats</b>	R: 2 E: 0 K: 0 S: 4	H: 1 LOB: 0 BB: 1 P: 8	R: 0 E: 0 K: 0 S: 3	H: 0 LOB: 0 BB: 0 P: 3	R: 2 E: 0 K: 3 S: 11	H: 2 LOB: 0 BB: 0 P: 11	R: 2 E: 0 K: 1 S: 7	H: 2 LOB: 0 BB: 0 P: 7	R: 0 E: 0 K: 0 S: 5	H: 0 LOB: 1 BB: 1 P: 9	R: 0 E: 0 K: 1 S: 5	H: 0 LOB: 0 BB: 0 P: 5	R: 0 E: 0 K: 1 S: 6	H: 1 LOB: 2 BB: 1 P: 10	R: 0 E: 0 K: 2 S: 7	H: 0 LOB: 0 BB: 0 P: 7	1B: 4 2B: 0 3B: 0 HR: 4	SF: 0 SAC: 1 DP: 0 HBP: 0	WP: 1 PB: 0 CS: 0	PA: 38		
<b>PITCHER</b>	IP WLS BF H R ER SO BB IBB HBP BLK WP HR S P ERA WHIP	IP WLS BF H R ER SO BB IBB HBP BLK WP HR S P ERA WHIP	IP WLS BF H R ER SO BB IBB HBP BLK WP HR S P ERA WHIP	IP WLS BF H R ER SO BB IBB HBP BLK WP HR S P ERA WHIP	IP WLS BF H R ER SO BB IBB HBP BLK WP HR S P ERA WHIP	IP WLS BF H R ER SO BB IBB HBP BLK WP HR S P ERA WHIP	IP WLS BF H R ER SO BB IBB HBP BLK WP HR S P ERA WHIP	IP WLS BF H R ER SO BB IBB HBP BLK WP HR S P ERA WHIP	IP WLS BF H R ER SO BB IBB HBP BLK WP HR S P ERA WHIP	IP WLS BF H R ER SO BB IBB HBP BLK WP HR S P ERA WHIP	IP WLS BF H R ER SO BB IBB HBP BLK WP HR S P ERA WHIP	IP WLS BF H R ER SO BB IBB HBP BLK WP HR S P ERA WHIP	IP WLS BF H R ER SO BB IBB HBP BLK WP HR S P ERA WHIP	IP WLS BF H R ER SO BB IBB HBP BLK WP HR S P ERA WHIP	IP WLS BF H R ER SO BB IBB HBP BLK WP HR S P ERA WHIP	IP WLS BF H R ER SO BB IBB HBP BLK WP HR S P ERA WHIP	IP WLS BF H R ER SO BB IBB HBP BLK WP HR S P ERA WHIP	IP WLS BF H R ER SO BB IBB HBP BLK WP HR S P ERA WHIP	IP WLS BF H R ER SO BB IBB HBP BLK WP HR S P ERA WHIP	IP WLS BF H R ER SO BB IBB HBP BLK WP HR S P ERA WHIP	IP WLS BF H R ER SO BB IBB HBP BLK WP HR S P ERA WHIP	IP WLS BF H R ER SO BB IBB HBP BLK WP HR S P ERA WHIP
Jim McAndrew, R (1,1) ERA: 5.27	4.0	18	5	6	6	4	1	0	0	0	0	1	4	25	29	13.50	1.500					
Tug McGraw, L (5,1) ERA: 3.64	4.0	17	3	0	0	3	1	1	0	0	0	0	0	21	29	0.00	1.000					
Ron Taylor, R (9,1) ERA: 2.92	1.0	3	0	0	0	2	0	0	0	0	0	0	0	7	7	0.00	0.000					

AB	34
R	6
H	8
RBI	6
BB	3
SO	9
LOB	11



AB	31
R	2
H	4
RBI	2
BB	5
SO	5
LOB	14



WP	1	PA	36
PB	0		
CS	0		








Batter	1	2	3	4	5	6	7	8	9	AB	R	H	RBI	BB	SO	LOB	TOP			
Mary Staehle, L (1.4) OBP: 0.332, SLG: 0.277	F8		F4		6-3		FC1-6 F9-3-6 BB 1-2	FC4-2 FC6-4		5	0	0	0	0	0	3	<b>Montreal Expos @ San Francisco Giants</b> Candlestick Park, San Francisco, CA Fri Jul 17 1970, 10:05 PM EDT Att: 11,543 - Unknown			
Mack Jones, L (1.7) OBP: 0.390, SLG: 0.474	HR		HR		3-1		BB	FC6-4 1-2		4	2	2	2	1	0	2				
Rusty Staub, L (1.9) OBP: 0.427, SLG: 0.515	K		K			1B 2B	F9-3-6 2-3		E4	5	1	1	0	0	2	2				
Ron Fairly, L (1.3) OBP: 0.386, SLG: 0.408	3-4-1				F7	K		E BB 1B 1B	K	5	1	1	0	0	2	2				
Jim Gosger, L (1.8) OBP: 0.403, SLG: 0.441		G3		WP 1B BB		1B 2H		1B E 1B BB	F7	3	2	1	1	2	0	1				
John Bateman, R (1.2) OBP: 0.278, SLG: 0.406	K			1H 1B		1B		FC 1B 1B E	F8	5	1	2	1	0	1	3				
Coco Laboy, R (1.5) OBP: 0.299, SLG: 0.340					F4		F3	E 1B FC4-2 1B		4	0	2	1	0	0	3				
Bobby Wine, R (1.6) OBP: 0.268, SLG: 0.281					6-3		4-3	1-2 2-3 3-H	FC4-2 E 1B	4	0	1	1	0	0	4				
Carl Morton, R (1.1) OBP: 0.204, SLG: 0.188			K				5-3		K	4	0	1	0	0	2	2				
Claude Raymond, R (8.1)								FC1-6 1B	1-2 2-3 3-H	0	0	0	0	0	0	0				
<b>Inning Stats</b>	R: 1 E: 0 K: 1 S: 6	H: 1 LOB: 0 BB: 0 P: 6	R: 0 E: 0 K: 1 S: 6	H: 1 LOB: 1 BB: 0 P: 6	R: 1 E: 0 K: 2 S: 8	H: 1 LOB: 0 BB: 1 P: 8	R: 1 E: 0 K: 0 S: 4	H: 1 LOB: 1 BB: 1 P: 8	R: 0 E: 0 K: 0 S: 3	H: 3 LOB: 2 BB: 0 P: 8	R: 0 E: 0 K: 0 S: 3	H: 1 LOB: 1 BB: 1 P: 7	R: 3 E: 2 K: 1 S: 9	H: 3 LOB: 2 BB: 1 P: 13	R: 0 E: 1 K: 2 S: 6	H: 0 LOB: 1 BB: 0 P: 6	1B: 7 2B: 3 3B: 0 HR: 2	SF: 0 SAC: 0 DP: 1 HBP: 0	WP: 2 PB: 0 CS: 0	PA: 42
<b>PITCHER</b>	IP WLS BF H R ER SO BB IBB HBP BLK WP HR S P ERA WHIP																			
Juan Marichal, R (1.1) ERA: 5.3	6.0 L 26 7 4 4 5 1 0 0 0 0 1 2 35 39 6.00 1.333																			
Mike McCormick, L (7.1) ERA: 8.2	1.0 4 1 0 0 0 1 0 0 0 0 0 0 3 7 0.00 2.000																			
Mike Davison, L (8.1) ERA: 9.24	0.0 2 1 2 1 0 1 0 0 0 0 0 0 1 5 ∞ ∞																			
Jerry Johnson, R (8.1) ERA: 5.36	2.0 10 2 1 0 2 0 0 0 0 0 0 0 14 14 0.00 1.000																			


Batter	1	2	3	4	5	6	7	8	9	AB	R	H	RBI	BB	SO	LOB	BOTTOM			
Bobby Bonds, R (1.9) OBP: 0.383, SLG: 0.490	F8		F2			K		BB HR 1B		4	1	1	0	0	1	1	<b>Montreal Expos @ San Francisco Giants</b> Candlestick Park, San Francisco, CA Fri Jul 17 1970, 10:05 PM EDT Att: 11,543 - Unknown			
Ron Hunt, R (1.4) OBP: 0.405, SLG: 0.400	BB BB BB		F8			BB 1-2 BB		HR BB		1	1	0	0	3	0	0				
Willie Mays, R (1.8) OBP: 0.373, SLG: 0.530	BB 1-2 BB				K	F6		1H 2H HR		3	1	1	3	1	1	2				
Willie McCovey, L (1.3) OBP: 0.423, SLG: 0.566	BB BB BB				4-3		BB 1-2 2-3 BB	F2		2	0	0	0	2	0	0				
Dick Dietz, R (1.2) OBP: 0.448, SLG: 0.619	G6-4-3 1-2				5-3		4-3	F7		4	0	0	0	0	0	6				
Jim Ray Hart, R (1.5) OBP: 0.452, SLG: 0.667			K			G4-3 1B		1B		4	0	2	0	0	2	0				
Al Gallagher, R (9.5) OBP: 0.338, SLG: 0.408								K		0	0	0	0	0	0	0				
Frank Johnson, R (1.7) OBP: 0.347, SLG: 0.364			F9		G4-3 1-2		F9		4-3	4	0	0	0	0	2					
Hal Lanier, R (1.6) OBP: 0.276, SLG: 0.302			F9		4-3		G6-3 1B		K	4	0	1	0	0	1	0				
Juan Marichal, R (1.1) OBP: 0.103, SLG: 0.054						BB BB BB		G6-3 1-2		1	0	0	0	0	0	0				
Bob Taylor, L (6.9H)			G1					K		0	0	0	0	0	0	0				
Mike McCormick, L (7.1) OBP: 0.319, SLG: 0.305										0	0	0	0	0	0	0				
Ken Henderson, L (7.9H) OBP: 0.102, SLG: 0.200										0	0	0	0	0	2					
Mike Davison, L (8.1) OBP: 0.406, SLG: 0.476										0	0	0	0	0	0	0				
Jerry Johnson, R (8.1) ERA: 5.36										0	0	0	0	0	0	0				
John Stephenson, L (8.9H)										1	0	0	0	0	1	0				
<b>Inning Stats</b>	R: 0 E: 0 K: 0 S: 2	H: 0 LOB: 2 BB: 3 P: 14	R: 0 E: 0 K: 1 S: 5	H: 0 LOB: 0 BB: 0 P: 5	R: 0 E: 0 K: 0 S: 3	H: 0 LOB: 0 BB: 0 P: 3	R: 0 E: 0 K: 1 S: 5	H: 0 LOB: 0 BB: 0 P: 5	R: 0 E: 0 K: 1 S: 3	H: 1 LOB: 0 BB: 0 P: 3	R: 0 E: 0 K: 1 S: 5	H: 2 LOB: 1 BB: 0 P: 4	R: 3 E: 0 K: 1 S: 7	H: 2 LOB: 0 BB: 1 P: 11	R: 0 E: 0 K: 2 S: 7	H: 0 LOB: 0 BB: 0 P: 7	1B: 4 2B: 0 3B: 0 HR: 1	SF: 0 SAC: 0 DP: 3 HBP: 0	WP: 0 PB: 0 CS: 0	PA: 36
<b>PITCHER</b>	IP WLS BF H R ER SO BB IBB HBP BLK WP HR S P ERA WHIP																			
Carl Morton, R (1.1) ERA: 3.79	7.0 W 30 5 3 3 3 7 0 0 0 0 0 1 29 57 3.86 1.714																			
Claude Raymond, R (8.1) ERA: 3.97	2.0 S 6 0 0 0 3 0 0 0 0 0 0 0 12 12 0.00 0.000																			

AB	39
R	7
H	11
RBI	6
BB	3
SO	7
LOB	22





Batter	1	2	3	4	5	6	7	8	9	AB	R	H	RBI	BB	SO	LOB	TOP	
Mary Staehle, L (1,4) OBP: 0.330, SLG: 0.282	3-1			F7		4-3 1-H 2B		F8		4	0	1	1	0	0	0	<b>Montreal Expos @ San Francisco Giants</b> Candlestick Park, San Francisco, CA Sat Jul 18 1970, 6:33 AM EDT Att: 28,879 - Unknown 	
Mack Jones, L (1,7) OBP: 0.397, SLG: 0.467	3-1			BB		4-3			K	3	0	0	0	1	1			
Rusty Staub, L (1,9) OBP: 0.422, SLG: 0.508	P1			K		F9			F8	4	0	0	0	0	1	2		
Ron Fairly, L (1,3) OBP: 0.384, SLG: 0.410		G3		F9					F6	4	0	1	0	0	0	1		
Jim Gosger, L (1,8) OBP: 0.407, SLG: 0.438	P1				3-1				2B	3	0	1	0	1	0	0		
John Bateman, R (1,2) OBP: 0.278, SLG: 0.404	5-3				F3				1B	4	0	1	0	0	0	2		
Coco Laboy, R (1,5) OBP: 0.257, SLG: 0.337				F4		F6			G6-4-3 1-2	3	0	0	0	0	0	2		
Bobby Wine, R (1,6) OBP: 0.267, SLG: 0.280 (6, PH)				6-3		F9			6-3	1	0	0	0	0	0	0		
Ron Brand, R (6, PH) OBP: 0.315, SLG: 0.303 (6,6)				6-3						2	0	0	0	0	0	0		
Mike Wegener, R (1,1) OBP: 0.077, SLG: 0.077				6-3					1-3	1	0	0	0	0	0	0		
Jim Fahey, L (6, PH) OBP: 0.328, SLG: 0.400										0	1	0	0	0	0	0		
Bill Dillman, R (6,1)										0	0	0	0	0	0	0		
Bob Bailey, R (8, PH) OBP: 0.424, SLG: 0.681										1	0	0	0	0	0	0		
Dan McGinn, L (8,1) OBP: 0.125, SLG: 0.125						2B HBP				0	0	0	0	0	0	0		
<b>Inning Stats</b>	R: 0 E: 0 K: 0 S: 3	H: 0 LOB: 0 BB: 0 P: 3	R: 0 E: 0 K: 0 S: 3	H: 0 LOB: 0 BB: 0 P: 3	R: 0 E: 0 K: 1 S: 5	H: 0 LOB: 1 BB: 1 P: 9	R: 0 E: 0 K: 0 S: 3	H: 0 LOB: 0 BB: 0 P: 3	R: 1 E: 0 K: 0 S: 4	H: 1 LOB: 1 BB: 0 P: 5	R: 0 E: 0 K: 0 S: 4	H: 2 LOB: 1 BB: 0 P: 4	R: 0 E: 0 K: 1 S: 6	H: 0 LOB: 0 BB: 1 P: 10	1B: 2 2B: 2 3B: 0 HR: 0	SF: 0 SAC: 0 DP: 1 HBP: 1	WP: 0 PB: 0 SB: 0 CS: 0	PA: 33
<b>PITCHER</b> Gaylord Perry, R (1,1) ERA: 3.62	IP: 9.0 WLS: W BF: 33 H: 4 R: 1 ER: 1 SO: 2 BB: 2 IBB: 0 HBP: 1 BLK: 0 WP: 0 HR: 0 S: 34 P: 43 ERA: 1.00 WHIP: 0.667															<b>PITCHER</b>		

Batter	1	2	3	4	5	6	7	8	9	AB	R	H	RBI	BB	SO	LOB	BOTTOM				
Bobby Bonds, R (1,9) OBP: 0.383, SLG: 0.491 (7,8)	E FC3-6 1B	1-3	F3			1B 2B			K	5	2	2	1	0	1	1	<b>Montreal Expos @ San Francisco Giants</b> Candlestick Park, San Francisco, CA Sat Jul 18 1970, 6:33 AM EDT Att: 28,879 - Unknown 				
Ron Hunt, R (1,4) OBP: 0.401, SLG: 0.394	E6 FC3-6 SF7 BB	1-3		HBP		F5			5-3	4	1	0	0	0	0	3					
Willie Mays, R (1,8) OBP: 0.378, SLG: 0.531	FC3-6 1-2 BB									3	1	2	1	1	1	1					
Bob Taylor, L (7,7) OBP: 0.314, SLG: 0.300	FC3-6 1-2 BB	2B	1B			BB 2B			F7	1	0	0	0	0	0	0					
Willie McCovey, L (1,3) OBP: 0.423, SLG: 0.567	FC3-6 BB 2B					F8				5	1	2	2	0	1	4					
Dick Dietz, R (1,2) OBP: 0.444, SLG: 0.613	SF7	F8				F7			G4-6-3 1B	3	0	0	1	1	0	3					
Jim Ray Hart, R (1,5) OBP: 0.500, SLG: 0.690	3-H									2	1	2	0	1	0	0					
Tito Fuentes, S (5, FR) OBP: 0.277, SLG: 0.313 (6,5)	BB 2B BB					G6-4-3 1B				0	0	0	0	1	0	0					
Frank Johnson, R (1,7) OBP: 0.343, SLG: 0.352 (7,9)	2B BB					G6-4-3 1B			F8	3	1	0	0	1	1	5					
Hal Lanier, R (1,6) OBP: 0.279, SLG: 0.313						F5				4	1	2	3	0	0	2					
Gaylord Perry, R (1,1) OBP: 0.122, SLG: 0.189	K									4	2	2	2	0	2	2					
<b>Inning Stats</b>	R: 5 E: 1 K: 1 S: 8	H: 2 LOB: 1 BB: 3 P: 20	R: 1 E: 0 K: 0 S: 5	H: 2 LOB: 1 BB: 0 P: 5	R: 2 E: 0 K: 1 S: 7	H: 2 LOB: 0 BB: 0 P: 7	R: 0 E: 0 K: 2 S: 7	H: 0 LOB: 1 BB: 0 P: 8	R: 0 E: 0 K: 0 S: 3	H: 1 LOB: 1 BB: 0 P: 3	R: 2 E: 0 K: 0 S: 6	H: 3 LOB: 3 BB: 2 P: 14	R: 0 E: 0 K: 2 S: 8	H: 1 LOB: 1 BB: 0 P: 8	R: 0 E: 0 K: 0 S: 3	H: 1 LOB: 0 BB: 0 P: 3		1B: 6 2B: 5 3B: 0 HR: 1	SF: 1 SAC: 0 DP: 2 HBP: 1	WP: 0 PB: 0 SB: 1 CS: 0	PA: 41
<b>PITCHER</b> Mike Wegener, R (1,1) ERA: 4.91	IP: 5.0 WLS: L BF: 26 H: 7 R: 8 ER: 4 SO: 4 BB: 3 IBB: 0 HBP: 1 BLK: 0 WP: 0 HR: 1 S: 30 P: 43 ERA: 7.20 WHIP: 2.000															<b>PITCHER</b>					
Bill Dillman, R (6,1) ERA: 5.99	2.0 12 4 2 2 2 2 0 0 0 0 0 0 14 22 9.00 3.000																				
Dan McGinn, L (8,1) ERA: 5.06	1.0 3 1 0 0 0 0 0 0 0 0 0 3 3 0.00 1.000																				







Batter	1	2	3	4	5	6	7	8	9	AB	R	H	RBI	BB	SO	LOB	TOP				
Don Hahn, R OBP: 0.390, SLG: 0.303 Jim Fairey, L OBP: 0.338, SLG: 0.418	6-3		F8		F8		CS 1B		1-2 3-H 1B	4	0	1	0	0	0	0					
Gary Sutherland, R OBP: 0.275, SLG: 0.275	6-3			4-3 1B BB	E9 2B		CS	G3	1-3	4	1	1	0	1	0	2					
Rusty Staub, L OBP: 0.418, SLG: 0.502	4-3			4-3 1-2	F9			F3		4	0	0	0	0	0	2					
Bob Bailey, R OBP: 0.426, SLG: 0.708 John Boccabella, R OBP: 0.298, SLG: 0.429		SF7 3B		1B 2B BB		F7		F7		3	2	1	0	1	0	0					
John Bateman, R OBP: 0.283, SLG: 0.407 Adolfo Phillips, R OBP: 0.327, SLG: 0.372		K		1-2 2-H 2B 1B		F9		1B SH1-4 SH 1B		4	1	2	1	0	1	1					
Coco Laboy, R OBP: 0.283, SLG: 0.345		SF7		4-3 1-H 2-H 2B				SH1-4 1-2 1B		2	0	2	3	0	0	0					
Ron Fairly, L OBP: 0.383, SLG: 0.408		K		4-3 2-3				FC4 SH 1B		4	1	1	0	0	2	2					
Bobby Wine, R OBP: 0.265, SLG: 0.278			3-1	6-3				SH FC4 1-2 3-H 2-3 1B		3	0	0	1	0	0	1					
Bill Stoneman, R OBP: 0.086, SLG: 0.143 John Strohmayr, R OBP: 0.200, SLG: 0.200 Mack Jones, L OBP: 0.388, SLG: 0.465 Claude Raymond, R OBP: 0.388, SLG: 0.465			K		K		K	FC4 1-2 2-3 1B		2	0	0	0	0	2	0					
<b>Inning Stats</b>	R: 0 E: 0 K: 0 S: 3	H: 0 LOB: 0 BB: 0 P: 3	R: 1 E: 0 K: 2 S: 8	H: 1 LOB: 0 BB: 0 P: 8	R: 0 E: 0 K: 1 S: 5	H: 0 LOB: 0 BB: 0 P: 5	R: 3 E: 0 K: 0 S: 5	H: 2 LOB: 1 BB: 2 P: 13	R: 0 E: 1 K: 1 S: 6	H: 1 LOB: 1 BB: 0 P: 6	R: 0 E: 0 K: 1 S: 5	H: 1 LOB: 0 BB: 0 P: 5	R: 0 E: 0 K: 0 S: 3	H: 0 LOB: 0 BB: 0 P: 3	R: 2 E: 1 K: 0 S: 7	H: 3 LOB: 2 BB: 0 P: 7	1B: 6 2B: 2 3B: 1 HR: 0	SF: 1 SAC: 2 DP: 0 HBP: 0	WP: 0 PB: 0 SB: 0 CS: 1	PA: 39	
<b>PITCHER</b>	IP WLS BF H R ER SO BB IBB HBP BLK WP HR S P ERA WHIP	8.1 L 35 8 6 5 6 2 0 0 0 0 0 45 53 5.40 1.200	0.2 3 1 0 0 0 0 0 0 0 0 0 0 3 3 0.00 1.500																		

**Montreal Expos @ San Diego Padres**  
 San Diego Stadium, San Diego, CA  
 Sun Jul 19 1970, 6:38 AM EDT  
 Att: 6,891 - Unknown

AB	33
R	6
H	9
RBI	6
BB	2
SO	6
LOB	10



Batter	1	2	3	4	5	6	7	8	9	AB	R	H	RBI	BB	SO	LOB	BOTTOM					
Jose Arcia, R OBP: 0.253, SLG: 0.256 Larry Stahl, L OBP: 0.160, SLG: 0.160 Ron Stocum, R OBP: 0.250, SLG: 0.279	F7		FC5-6 1-2 1B	K		F5		4-3		4	0	1	0	0	1	2						
Dave Campbell, R OBP: 0.288, SLG: 0.336	K		FC5-6 1B 1-2 2-3 SF8	FC5-4				K		5	1	1	0	0	2	4						
Cito Gaston, R OBP: 0.378, SLG: 0.572								1B		5	1	3	2	0	0	1						
Ollie Brown, R OBP: 0.332, SLG: 0.485	F8		1-3 3-H 1B		5-3 HR			6-3		4	2	2	0	1	0	1						
Nate Colbert, R OBP: 0.326, SLG: 0.475			CS 1B	SF8				2B E 1B		3	0	2	1	1	1	1						
Ivan Murrell, R OBP: 0.287, SLG: 0.427								E K		5	0	1	0	0	2	6						
Ed Spiezio, R OBP: 0.376, SLG: 0.456	F7			K				E7 1-H 1B		5	0	2	0	0	1	4						
Chris Cannizzaro, R OBP: 0.388, SLG: 0.437								E5		3	0	0	0	2	1	5						
Dave Roberts, L OBP: 0.226, SLG: 0.433 Ron Willis, R OBP: 0.348, SLG: 0.410			FC5-6 1B 1B					3-1		4	1	2	0	0	1	2						
<b>Inning Stats</b>	R: 0 E: 0 K: 1 S: 6	H: 1 LOB: 1 BB: 0 P: 6	R: 0 E: 0 K: 1 S: 6	H: 2 LOB: 0 BB: 0 P: 6	R: 2 E: 0 K: 1 S: 8	H: 3 LOB: 1 BB: 1 P: 12	R: 0 E: 0 K: 2 S: 8	H: 1 LOB: 2 BB: 1 P: 12	R: 1 E: 0 K: 0 S: 5	H: 2 LOB: 2 BB: 1 P: 9	R: 0 E: 0 K: 0 S: 4	H: 1 LOB: 1 BB: 0 P: 4	R: 1 E: 1 K: 3 S: 11	H: 2 LOB: 2 BB: 1 P: 15	R: 0 E: 0 K: 1 S: 5	H: 0 LOB: 0 BB: 0 P: 5	R: 1 E: 1 K: 0 S: 6	H: 2 LOB: 2 BB: 0 P: 6	1B: 12 2B: 2 3B: 0 HR: 1	SF: 1 SAC: 0 DP: 1 HBP: 0	WP: 0 PB: 0 SB: 0 CS: 1	PA: 45
<b>PITCHER</b>	IP WLS BF H R ER SO BB IBB HBP BLK WP HR S P ERA WHIP	4.2 W 14 3 1 0 4 0 1 0 0 0 0 21 25 0.00 0.900	1.0 S 6 2 1 0 0 0 0 0 0 0 0 6 6 0.00 2.000																			

**Montreal Expos @ San Diego Padres**  
 San Diego Stadium, San Diego, CA  
 Sun Jul 19 1970, 6:38 AM EDT  
 Att: 6,891 - Unknown

AB	40
R	5
H	14
RBI	3
BB	4
SO	9
LOB	28





Batter	1	2	3	4	5	6	7	8	9	AB	R	H	RBI	BB	SO	LOB	TOP					
Mary Staehle, L (1,4) OBP: 0.328, SLG: 0.280	0-0 3-1 1B		0-0 4-3		0-0 1B			0-0 4-3		4	0	1	0	0	0	2	<b>Montreal Expos @ San Diego Padres</b> San Diego Stadium, San Diego, CA Mon Jul 20 1970, 10:05 PM EDT Att: 2,735 - Unknown <a href="http://livebaseballscorecards.com">livebaseballscorecards.com</a>					
Mack Jones, L (1,7) OBP: 0.382, SLG: 0.456 Howie Reed, R (8,1)	0-0 G3		0-3 K		0-0 F5			0-3 K		4	0	0	0	0	2	3						
Rusty Staub, L (1,9) OBP: 0.419, SLG: 0.500	0-0 1B				0-0 6-3			4-0 BB		3	0	1	0	1	0	0						
Ron Fairly, L (1,3) OBP: 0.382, SLG: 0.404	0-0 4-3				4-0 FC5 BB			0-0 G3		3	0	0	0	1	0	3						
Jim Gosger, L (1,8) OBP: 0.414, SLG: 0.440					4-0 FC5-4 BB			0-0 K		3	1	2	0	1	1	0						
John Bateman, R (1,2) OBP: 0.283, SLG: 0.402	0-0 FC5-4 G5-4-3 1-2f				0-0 F4			4-0 FC5-4 BB		3	0	0	0	1	0	4						
Coco Laboy, R (1,5) OBP: 0.263, SLG: 0.347	0-0 G5-4-3 1-2f				0-0 FC5 2-3f			0-0 FC5-4 L4-3 1-2f		4	0	1	0	0	0	4						
Bobby Wine, R (1,6) OBP: 0.269, SLG: 0.279 Jim Fatrey, L (9,PH) OBP: 0.336, SLG: 0.418					0-0 4-3 E 1B			0-0 L4-3 1-2		2	0	1	0	1	0	1						
Mike Marshall, R (1,1) Bob Bailey, R (8,PH) OBP: 0.427, SLG: 0.705					0-3 K 1-2			0-0 E4 4-3 1B		2	0	0	0	0	1	2						
					0-0 G1-6-3 1-2f			0-3 K		2	0	1	0	0	1	1						
<b>Inning Stats</b>	R: 0 E: 0 K: 0 S: 4	H: 1 LOB: 1 BB: 0 P: 4	R: 0 E: 0 K: 0 S: 3	H: 1 LOB: 0 BB: 0 P: 3	R: 0 E: 1 K: 2 S: 8	H: 1 LOB: 1 BB: 0 P: 8	R: 0 E: 0 K: 0 S: 3	H: 0 LOB: 2 BB: 2 P: 11	R: 0 E: 0 K: 0 S: 3	H: 1 LOB: 1 BB: 1 P: 7	R: 0 E: 0 K: 0 S: 5	H: 0 LOB: 0 BB: 0 P: 5	R: 0 E: 0 K: 0 S: 2	H: 0 LOB: 0 BB: 1 P: 6	R: 0 E: 1 K: 1 S: 6	H: 1 LOB: 2 BB: 1 P: 10	R: 1 E: 0 K: 1 S: 7	H: 2 LOB: 1 BB: 0 P: 7	1B: 6 2B: 2 3B: 0 HR: 0	SF: 1 SAC: 0 DP: 3 HBP: 0	WP: 0 PB: 0 SB: 0 CS: 0	PA: 36
<b>PITCHER</b> Pat Dobson, R (1,1) ERA: 4.14	IP: 9.0 WLS: W BF: 36 H: 7 R: 1 ER: 1 SO: 5 BB: 5 IBB: 0 HBP: 0 BLK: 0 WP: 0 HR: 0 S: 41 P: 61 ERA: 1.00 WHIP: 1.333															<b>PITCHER</b>						

Batter	1	2	3	4	5	6	7	8	9	AB	R	H	RBI	BB	SO	LOB	BOTTOM					
Dave Campbell, R (1,4) OBP: 0.288, SLG: 0.335	0-0 1-3 1B		0-0 F8		0-0 6-3			0-0 FC5-4 1-2f		4	0	1	0	0	0	2	<b>Montreal Expos @ San Diego Padres</b> San Diego Stadium, San Diego, CA Mon Jul 20 1970, 10:05 PM EDT Att: 2,735 - Unknown <a href="http://livebaseballscorecards.com">livebaseballscorecards.com</a>					
Steve Huntz, S (1,6) OBP: 0.334, SLG: 0.363 Jose Arcia, R (9,6) OBP: 0.253, SLG: 0.256	0-0 1-3 1-2f				0-0 6-3 1B			0-0 L3		4	1	1	0	0	0	1						
Ollie Brown, R (1,9) OBP: 0.334, SLG: 0.498	0-0 F8				0-0 6-3 1-2			0-0 HR		4	2	2	1	0	0	1						
Al Ferrara, R (1,7) OBP: 0.348, SLG: 0.409 Larry Stahl, L (7,7) OBP: 0.154, SLG: 0.154					0-0 F2 2B 2H			0-0 4-3		3	0	1	1	0	1	1						
Nate Colbert, R (1,3) OBP: 0.325, SLG: 0.473	0-0 F8				0-3 K 2H			0-0 F8		1	0	0	0	0	0	0						
Ivan Murrell, R (1,8) OBP: 0.287, SLG: 0.430	0-3 K				0-0 1-3 2B			0-0 5-3		3	0	1	0	0	1	1						
Ed Spiezio, R (1,5) OBP: 0.382, SLG: 0.462					0-0 FC6-4 1B			0-0 F7		3	0	2	0	0	0	2						
Chris Cannizzaro, R (1,2) OBP: 0.393, SLG: 0.430					0-0 FC6-4 SH3-4 1-2f			0-0 K		3	0	0	0	0	1	2						
Pat Dobson, R (1,1) OBP: 0.217, SLG: 0.163	0-0 SH3-4 1-2				0-0 6-3			0-0 FC1-4 FC5-4 1-2f		2	0	0	0	0	0	1						
<b>Inning Stats</b>	R: 0 E: 0 K: 0 S: 3	H: 1 LOB: 0 BB: 0 P: 3	R: 0 E: 0 K: 1 S: 5	H: 0 LOB: 0 BB: 0 P: 5	R: 0 E: 0 K: 0 S: 4	H: 1 LOB: 1 BB: 0 P: 4	R: 1 E: 0 K: 1 S: 8	H: 3 LOB: 2 BB: 0 P: 8	R: 0 E: 0 K: 1 S: 5	H: 0 LOB: 0 BB: 0 P: 5	R: 1 E: 1 K: 1 S: 7	H: 2 LOB: 1 BB: 0 P: 7	R: 0 E: 0 K: 0 S: 4	H: 1 LOB: 1 BB: 0 P: 4	R: 1 E: 0 K: 0 S: 4	H: 1 LOB: 0 BB: 0 P: 4		R: 1 E: 0 K: 0 S: 4	H: 1 LOB: 0 BB: 0 P: 4	1B: 6 2B: 3 3B: 0 HR: 1	SF: 0 SAC: 1 DP: 1 HBP: 0	WP: 0 PB: 0 SB: 0 CS: 0
<b>PITCHER</b> Mike Marshall, R (1,1) ERA: 5.11 Howie Reed, R (8,1) ERA: 3.99	IP: 7.0 WLS: L BF: 28 H: 8 R: 2 ER: 2 SO: 4 BB: 8 IBB: 2 HBP: 2 BLK: 4 WP: 0 HR: 0 S: 36 P: 36 ERA: 2.57 WHIP: 1.143															<b>PITCHER</b>						



Batter	1	2	3	4	5	6	7	8	9	AB	R	H	RBI	BB	SO	LOB	TOP			
<b>Jim Fairey, L</b> (1, 7) <small>OBP: 0.336, SLG: 0.416</small> <b>Don Hahn, R</b> (7, PH) <small>OBP: 0.392, SLG: 0.300</small>										3	1	1	0	0	0	0	<b>Montreal Expos @ Los Angeles Dodgers</b> Dodger Stadium, Los Angeles, CA Tue Jul 21 1970, 7:05 PM PDT Att: 15,550 - Unknown			
<b>Ron Fairly, L</b> (1, 3) <small>OBP: 0.383, SLG: 0.413</small>										3	1	1	1	1	1	2				
<b>Rusty Staub, L</b> (1, 9) <small>OBP: 0.422, SLG: 0.510</small>										4	1	2	1	1	0	2				
<b>Jim Gosger, L</b> (1, 8) <small>OBP: 0.409, SLG: 0.442</small>										4	0	1	1	0	1	3				
<b>John Bateman, R</b> (1, 2) <small>OBP: 0.279, SLG: 0.396</small>										4	0	0	0	0	0	5				
<b>Mary Staehle, L</b> (1, 4) <small>OBP: 0.322, SLG: 0.275</small>										4	0	0	0	0	0	3				
<b>Coco Laboy, R</b> (1, 5) <small>OBP: 0.263, SLG: 0.346</small>										4	1	1	0	0	0	0				
<b>Bobby Wine, R</b> (1, 6) <small>OBP: 0.266, SLG: 0.277</small>										3	0	0	0	0	0	0				
<b>Carl Morton, R</b> (1, 1) <small>OBP: 0.224, SLG: 0.269</small>										4	1	2	2	0	1	0				
<b>Inning Stats</b>	R: 1 E: 1 K: 0 S: 6	H: 2 LOB: 2 BB: 0 P: 6	R: 2 E: 0 K: 0 S: 5	H: 2 LOB: 1 BB: 1 P: 9	R: 0 E: 0 K: 0 S: 3	H: 0 LOB: 0 BB: 0 P: 3	R: 0 E: 0 K: 1 S: 5	H: 0 LOB: 0 BB: 0 P: 5	R: 2 E: 0 K: 0 S: 6	H: 3 LOB: 1 BB: 0 P: 6	R: 0 E: 0 K: 0 S: 3	H: 0 LOB: 2 BB: 1 P: 10	R: 0 E: 0 K: 0 S: 3	H: 0 LOB: 0 BB: 0 P: 3	R: 0 E: 0 K: 1 S: 6	H: 1 LOB: 1 BB: 0 P: 6	1B: 4 2B: 1 3B: 0 HR: 3	SF: 0 SAC: 2 DP: 0 HBP: 1	WP: 1 PB: 0 SB: 0 CS: 0	PA: 39
<b>PITCHER</b>	IP WLS BF H R ER SO BB IBB HBP BLK WP HR S P ERA WHIP																			
<b>Don Sutton, R</b> (1, 1) <small>ERA: 3.52</small>	4.1 L 22 7 5 5 1 1 0 0 0 0 0 3 23 27 10.38 1.846																			
<b>Jose Pena, R</b> (5, 1) <small>ERA: 1.87</small>	1.2 5 0 0 0 0 0 0 0 0 0 0 0 5 5 0.00 0.000																			
<b>Fred Norman, L</b> (7, 1) <small>ERA: 4.03</small>	2.0 8 0 0 0 0 1 1 0 0 1 0 0 8 13 0.00 0.500																			
<b>Ray Lamb, R</b> (9, 1) <small>ERA: 3.99</small>	1.0 4 1 0 0 0 1 0 0 0 0 0 1 0 6 0.00 1.000																			

Batter	1	2	3	4	5	6	7	8	9	AB	R	H	RBI	BB	SO	LOB	BOTTOM					
<b>Maury Wills, S</b> (1, 6) <small>OBP: 0.351, SLG: 0.311</small>										4	0	1	1	1	0	0	<b>Montreal Expos @ Los Angeles Dodgers</b> Dodger Stadium, Los Angeles, CA Tue Jul 21 1970, 7:05 PM PDT Att: 15,550 - Unknown					
<b>Bill Russell, R</b> (1, 9) <small>OBP: 0.214, SLG: 0.226</small>										5	0	1	0	0	1	2						
<b>Willie Davis, L</b> (1, 8) <small>OBP: 0.329, SLG: 0.430</small>										5	0	0	0	0	0	2						
<b>Wes Parker, S</b> (1, 3) <small>OBP: 0.389, SLG: 0.477</small>										3	0	1	0	1	0	0						
<b>Jim Lefebvre, S</b> (1, 4) <small>OBP: 0.338, SLG: 0.373</small>										1	0	0	0	3	0	0						
<b>Tom Haller, L</b> (1, 2) <small>OBP: 0.338, SLG: 0.398</small>										4	0	2	0	0	0	4						
<b>Steve Garvey, R</b> (1, 5) <small>OBP: 0.269, SLG: 0.302</small>										4	1	2	1	0	0	3						
<b>Willie Crawford, L</b> (1, 7) <small>OBP: 0.308, SLG: 0.354</small>										4	0	1	0	0	0	0						
<b>Don Sutton, R</b> (1, 1) <small>OBP: 0.288, SLG: 0.232</small>										2	1	1	0	0	0	0						
<b>Von Joshua, L</b> (5, PH) <small>OBP: 0.274, SLG: 0.350</small>										0	0	0	0	0	0	0						
<b>Fred Norman, S</b> (7, 1) <small>OBP: 0.292, SLG: 0.350</small>										0	0	0	0	0	0	0						
<b>Len Gabrielson, L</b> (8, PH) <small>OBP: 0.321, SLG: 0.340</small>										1	0	0	0	0	0	2						
<b>Ray Lamb, R</b> (9, 1) <small>OBP: 0.321, SLG: 0.340</small>										0	0	0	0	0	0	0						
<b>Inning Stats</b>	R: 0 E: 0 K: 0 S: 3	H: 0 LOB: 3 BB: 3 P: 15	R: 1 E: 0 K: 1 S: 7	H: 2 LOB: 1 BB: 0 P: 7	R: 0 E: 0 K: 0 S: 3	H: 0 LOB: 1 BB: 1 P: 7	R: 1 E: 0 K: 0 S: 4	H: 1 LOB: 0 BB: 0 P: 4	R: 0 E: 0 K: 0 S: 5	H: 2 LOB: 3 BB: 1 P: 9	R: 0 E: 0 K: 0 S: 3	H: 0 LOB: 0 BB: 0 P: 3	R: 0 E: 0 K: 0 S: 3	H: 1 LOB: 0 BB: 0 P: 3	R: 0 E: 0 K: 0 S: 5	H: 3 LOB: 2 BB: 0 P: 5	R: 0 E: 0 K: 0 S: 3	H: 0 LOB: 0 BB: 0 P: 3	1B: 7 2B: 1 3B: 0 HR: 1	SF: 0 SAC: 0 DP: 1 HBP: 0	WP: 0 PB: 0 SB: 1 CS: 0	PA: 39
<b>PITCHER</b>	IP WLS BF H R ER SO BB IBB HBP BLK WP HR S P ERA WHIP																					
<b>Carl Morton, R</b> (1, 1) <small>ERA: 3.88</small>	9.0 W 39 9 2 2 1 5 0 0 0 0 0 1 36 56 2.00 1.556																					














Batter	1	2	3	4	5	6	7	8	9	AB	R	H	RBI	BB	SO	LOB	TOP										
<b>Bobby Bonds, R</b> OBP: 0.382, SLG: 0.480 (1, 9)	0-0 6-3	0-3 K		0-0 F8			0-0 1B 3B		0-3 K	5	1	1	0	0	2	3	<b>San Francisco Giants @ Montreal Expos</b> Jarry Park, Montreal, QB Fri Jul 24, 1970, 7:05 PM EDT Att: 28,307 - Unknown										
<b>Bob Heise, R</b> OBP: 0.284, SLG: 0.316 (1, 4)	0-0 E4		0-0 6-3	0-0 6-3			0-0 G6-3 1B		0-0 FC6-4	4	0	1	1	0	0	0											
<b>Dick Dietz, R</b> OBP: 0.442, SLG: 0.606 (9, PH)							0-0 G6-3 1B		0-0 FC6-4	1	0	0	0	0	0	1											
<b>Willie Mays, R</b> OBP: 0.387, SLG: 0.523 (1, 8)	0-0 F8		4-0 BB HR BB		4-0 FC4 BB		0-0 F8		0-0 FC4	2	1	0	0	2	0	2											
<b>Willie McCovey, L</b> OBP: 0.420, SLG: 0.567 (1, 3)	0-0 G3		4-0 HR BB		0-0 FC4 1B		0-0 G6-3		0-0 G6-3	3	1	0	0	1	0	3											
<b>Jim Ray Hart, R</b> OBP: 0.429, SLG: 0.614 (1, 7)		0-0 HR	0-0 HR		0-0 G1-6-3 1B		0-0 K		0-3 K	4	2	3	4	0	1	0											
<b>Al Gallacher, R</b> OBP: 0.359, SLG: 0.410 (1, 5)		0-0 F9	4-0 BB		0-0 G1-6-3		0-3 K		0-3 K	3	0	0	0	1	1	2											
<b>Russ Gibson, R</b> OBP: 0.289, SLG: 0.313 (1, 2)		0-0 4-3	0-0 F9		0-0 G1-6-3 1B		0-0 3-1		0-0 3-1	4	0	1	0	0	0	1											
<b>Hal Lanier, R</b> OBP: 0.277, SLG: 0.300 (1, 6)		0-0 BB 1B	0-0 F6		0-0 G1-6-3		0-0 1-3		0-0 1-3	4	0	1	0	0	0	2											
<b>Skip Pitlock, L</b> (1, 1)		4-0 BB		0-0 4-3		0-3 K		0-0 FC6-4 1B	2	0	0	0	1	1	0												
<b>Mike Davison, L</b> (7, 1)				0-0 4-3		0-0 K			0-0 FC6-4 1B	0	0	0	0	0	0	0											
<b>Bob Taylor, L</b> OBP: 0.333, SLG: 0.288 (9, PH)		1-2 BB							0-0 FC6-4 1B	1	0	1	0	0	0	0											
<b>Inning Stats</b>	R: 0 E: 1 K: 0 S: 4	H: 0 LOB: 1 BB: 0 P: 4	R: 1 E: 0 K: 1 S: 7	H: 2 LOB: 2 BB: 1 P: 11	R: 3 E: 0 K: 0 S: 4	H: 1 LOB: 1 BB: 3 P: 16	R: 0 E: 0 K: 0 S: 3	H: 0 LOB: 0 BB: 0 P: 3	R: 0 E: 0 K: 1 S: 5	H: 1 LOB: 1 BB: 0 P: 7	R: 1 E: 0 K: 0 S: 4	H: 2 LOB: 0 BB: 0 P: 4	R: 0 E: 0 K: 2 S: 7	H: 0 LOB: 0 BB: 0 P: 7	R: 0 E: 0 K: 1 S: 6	H: 1 LOB: 1 BB: 0 P: 6	1B: 5 2B: 0 3B: 1 HR: 2	SF: 0 SAC: 0 DP: 3 HBP: 0	WP: 0 PB: 0 SB: 0 CS: 0	PA: 38							
<b>PITCHER</b>	IP	WLS	BF	H	R	ER	SO	BB	IBB	HBP	BLK	WP	HR	S	P	ERA	WHIP										
<b>Mike Wegener, R</b> ERA: 5.25 (1, 1)	4.0		21	3	4	4	1	5	0	0	0	0	2	18	38	9.00	2.000										
<b>Rich Nye, L</b> ERA: 3.52 (5, 1)	1.0	3	1	0	0	0	0	0	0	0	0	0	0	3	3	0.00	1.000										
<b>Howie Reed, R</b> ERA: 3.93 (6, 1)	3.0	W	10	3	1	1	3	0	0	0	0	0	0	16	16	3.00	1.000										
<b>Claude Raymond, R</b> ERA: 3.82 (9, 1)	1.0	S	4	1	0	0	1	0	0	0	0	0	0	6	6	0.00	1.000										


Batter	1	2	3	4	5	6	7	8	9	AB	R	H	RBI	BB	SO	LOB	BOTTOM											
<b>Gary Sutherland, R</b> OBP: 0.284, SLG: 0.274 (1, 4)	0-0 F4		0-3 K		0-0 FC5-4 1B		4-0 BB SH1-4 FC4-6 BB		0-0 6-3	4	1	1	1	1	1	1	<b>San Francisco Giants @ Montreal Expos</b> Jarry Park, Montreal, QB Fri Jul 24, 1970, 7:05 PM EDT Att: 28,307 - Unknown											
<b>Adolfo Phillips, R</b> OBP: 0.343, SLG: 0.375 (1, 8)	4-0 BB		0-0 6-3		0-0 FC5-4 3B		0-0 SH1-4		0-3 K	3	1	0	0	1	1	3												
<b>Rusty Staub, L</b> OBP: 0.423, SLG: 0.517 (1, 9)	0-0 F9		0-3 K		0-0 3B		1-0 FC4-6 BB HBP			3	0	1	2	0	1	1												
<b>Bob Bailey, R</b> OBP: 0.428, SLG: 0.715 (1, 7)	0-0 F7			0-3 K	0-0 F8		4-0 FC4-6 BB			3	0	0	0	1	1	2												
<b>Jim Gosger, L</b> OBP: 0.412, SLG: 0.453 (8, 7)				0-0 K	0-0 F8		0-0 FC4-6 BB			0	0	0	0	0	0	0												
<b>John Bateman, R</b> OBP: 0.276, SLG: 0.398 (1, 2)		0-0 F7		0-0 F7		0-0 HR	0-0 FC4-6		0-0 FC4-6	4	1	1	2	0	0	2												
<b>Coco Laboy, R</b> OBP: 0.272, SLG: 0.350 (1, 5)		1-0 WP 2B HBP		0-0 F4		0-3 K	0-0 F7		0-0 F7	3	1	0	0	0	1	2												
<b>John Boccabella, R</b> OBP: 0.299, SLG: 0.432 (1, 3)		0-3 K			0-0 1B 1B		0-0 F8		0-0 SH1-4 3B 1B	4	2	2	0	0	1	1												
<b>Bobby Wine, R</b> OBP: 0.268, SLG: 0.282 (1, 6)		0-0 2B			0-0 FC5-4 1B 3B 1B		0-0 E7 1B		0-0 SH1-4	3	1	3	1	0	0	0												
<b>Mike Wegener, R</b> ERA: 5.25 (1, 1)		0-0 F4			0-3 K		0-3 K		0-0 2H 3B	1	0	0	0	0	0	1												
<b>Rich Nye, L</b> ERA: 3.52 (5, 1)					0-0 K		0-0 K		0-0 K	0	0	0	0	0	0	0												
<b>Don Harris, R</b> OBP: 0.388, SLG: 0.297 (5, PH)									0-0 K	1	0	0	0	0	1	2												
<b>Howie Reed, R</b> (6, 1)									0-0 K	1	0	0	0	0	1	1												
<b>Ron Brand, R</b> OBP: 0.374, SLG: 0.339 (8, PH)									0-0 K	1	0	1	0	0	0	0												
<b>Claude Raymond, R</b> (9, 1)									0-0 K	0	0	0	0	0	0	0												
<b>Inning Stats</b>	R: 0 E: 0 K: 0 S: 3	H: 0 LOB: 1 BB: 1 P: 7	R: 1 E: 0 K: 1 S: 6	H: 1 LOB: 1 BB: 0 P: 7	R: 0 E: 0 K: 2 S: 7	H: 0 LOB: 0 BB: 0 P: 7	R: 0 E: 0 K: 1 S: 5	H: 0 LOB: 0 BB: 0 P: 5	R: 3 E: 0 K: 1 S: 9	H: 4 LOB: 1 BB: 0 P: 9	R: 1 E: 1 K: 2 S: 9	H: 2 LOB: 1 BB: 0 P: 9	R: 1 E: 0 K: 0 S: 3	H: 0 LOB: 2 BB: 2 P: 12	R: 1 E: 0 K: 1 S: 7	H: 2 LOB: 1 BB: 0 P: 7	1B: 5 2B: 1 3B: 2 HR: 1	SF: 0 SAC: 2 DP: 0 HBP: 2	WP: 1 PB: 0 SB: 0 CS: 0	PA: 38								
<b>PITCHER</b>	IP	WLS	BF	H	R	ER	SO	BB	IBB	HBP	BLK	WP	HR	S	P	ERA	WHIP											
<b>Skip Pitlock, L</b> ERA: 5.65 (1, 1)	6.1	L	30	7	6	6	7	2	0	0	0	0	1	1	40	50	8.53	1.421										
<b>Mike Davison, L</b> ERA: 7.71 (7, 1)	1.2		8	2	1	1	1	1	0	0	0	0	0	9	13	5.40	1.800											





Batter	1	2	3	4	5	6	7	8	9	AB	R	H	RBI	BB	SO	LOB	TOP							
<b>Bobby Bonds, R</b> OBP: 0.387, SLG: 0.484 (1, 8)										5	2	4	0	0	0	0	<b>San Francisco Giants @ Montreal Expos</b> Jarry Park, Montreal, QB Sat Jul 25 1970, 7:05 PM EDT Att: 25,287 - Unknown							
<b>Ron Hunt, R</b> OBP: 0.404, SLG: 0.388 (1, 4)										2	0	0	0	1	1	3								
<b>Don Mason, L</b> OBP: 0.219, SLG: 0.107 (5, 4)										1	0	0	0	1	0	1								
<b>Jim Ray Hart, R</b> OBP: 0.426, SLG: 0.661 (1, 7)										5	1	2	2	0	0	5								
<b>Willie McCovey, L</b> OBP: 0.423, SLG: 0.568 (1, 3)										3	1	1	1	2	0	2								
<b>Dick Dietz, R</b> OBP: 0.439, SLG: 0.599 (1, 2)										3	1	0	0	1	2	3								
<b>Al Gallacher, R</b> OBP: 0.354, SLG: 0.404 (1, 5)										3	0	0	0	0	0	2								
<b>Frank Johnson, R</b> OBP: 0.317, SLG: 0.310 (1, 9)										4	0	1	2	0	1	1								
<b>Bob Heise, R</b> OBP: 0.260, SLG: 0.311 (6, PH)										2	0	0	0	0	0	1								
<b>Tito Fuentes, S</b> OBP: 0.276, SLG: 0.308 (6, 6)										1	0	0	0	1	0	0								
<b>Frank Reberger, L</b> OBP: 0.278, SLG: 0.333 (1, 1)										2	0	1	0	0	0	0								
<b>John Cumberland, R</b> OBP: 0.056, SLG: 0.056 (5, 1)										1	0	0	0	0	1	0								
<b>Bob Taylor, L</b> OBP: 0.330, SLG: 0.284 (8, PH)										1	0	0	0	0	1	0								
<b>Mike Davison, L</b> (8, 1)										0	0	0	0	0	0	0								
<b>Inning Stats</b>	R: 4 E: 0 K: 0 S: 7	H: 4 LOB: 1 BB: 1 P: 11	R: 0 E: 0 K: 0 S: 3	H: 1 LOB: 1 BB: 1 P: 7	R: 0 E: 0 K: 1 S: 5	H: 0 LOB: 1 BB: 1 P: 9	R: 0 E: 0 K: 1 S: 7	H: 2 LOB: 2 BB: 0 P: 7	R: 0 E: 0 K: 0 S: 2	H: 0 LOB: 0 BB: 0 P: 6	R: 0 E: 0 K: 2 S: 7	H: 0 LOB: 0 BB: 0 P: 7	R: 1 E: 0 K: 1 S: 7	H: 2 LOB: 1 BB: 0 P: 7	R: 0 E: 0 K: 0 S: 3	H: 0 LOB: 1 BB: 1 P: 7	R: 0 E: 0 K: 0 S: 3	H: 0 LOB: 1 BB: 1 P: 7	R: 0 E: 0 K: 0 S: 3	H: 0 LOB: 1 BB: 1 P: 7	1B: 6 2B: 2 3B: 0 HR: 1	SF: 0 SAC: 1 DP: 2 HBP: 0	WP: 0 PB: 0 SB: 0 CS: 0	PA: 40
<b>PITCHER</b> <b>Carl Morton, R</b> ERA: 3.76 (1, 1)	IP: 9.0 WLS: W BF: 40 H: 9 R: 5 ER: 5 SO: 5	BB: 5 IBB: 1 HBP: 0 BLK: 0	WP: 0 HR: 1 S: 44 P: 68	ERA: 5.00 WHIP: 1.556	<b>PITCHER</b>																			

Batter	1	2	3	4	5	6	7	8	9	AB	R	H	RBI	BB	SO	LOB	BOTTOM					
<b>Mary Staehle, L</b> OBP: 0.317, SLG: 0.269 (1, 4)										4	2	1	1	1	0	1	<b>San Francisco Giants @ Montreal Expos</b> Jarry Park, Montreal, QB Sat Jul 25 1970, 7:05 PM EDT Att: 25,287 - Unknown					
<b>Jim Gosger, L</b> OBP: 0.411, SLG: 0.446 (1, 8)										4	1	1	1	1	0	1						
<b>Rusty Staub, L</b> OBP: 0.425, SLG: 0.514 (1, 9)										2	2	0	0	3	0	0						
<b>Ron Fairly, L</b> OBP: 0.384, SLG: 0.427 (1, 3)										4	2	2	5	1	1	3						
<b>Mack Jones, L</b> OBP: 0.393, SLG: 0.474 (7, 7)										2	1	1	1	1	1	1						
<b>Bob Bailey, R</b> OBP: 0.425, SLG: 0.710 (7, PH)										1	0	0	0	0	0	0						
<b>Don Hahn, R</b> OBP: 0.389, SLG: 0.297 (8, 7)										0	0	0	0	0	0	0						
<b>John Bateman, R</b> OBP: 0.272, SLG: 0.392 (1, 2)										4	0	0	1	0	0	3						
<b>Coco Laboy, R</b> OBP: 0.272, SLG: 0.349 (1, 5)										4	0	1	0	0	1	1						
<b>Bobby Wine, R</b> OBP: 0.271, SLG: 0.285 (1, 6)										3	2	1	0	1	0	1						
<b>Carl Morton, R</b> OBP: 0.230, SLG: 0.273 (1, 1)										3	0	1	0	0	0	1						
<b>Inning Stats</b>	R: 3 E: 0 K: 0 S: 4	H: 1 LOB: 3 BB: 3 P: 16	R: 1 E: 0 K: 0 S: 4	H: 1 LOB: 0 BB: 0 P: 4	R: 0 E: 0 K: 1 S: 5	H: 0 LOB: 1 BB: 1 P: 9	R: 6 E: 0 K: 1 S: 9	H: 5 LOB: 0 BB: 2 P: 17	R: 0 E: 0 K: 0 S: 4	H: 1 LOB: 1 BB: 0 P: 4	R: 0 E: 0 K: 0 S: 3	H: 0 LOB: 0 BB: 0 P: 3	R: 0 E: 0 K: 0 S: 3	H: 0 LOB: 0 BB: 0 P: 3	R: 0 E: 1 K: 1 S: 6	H: 0 LOB: 3 BB: 2 P: 14	R: 0 E: 0 K: 0 S: 6	H: 0 LOB: 3 BB: 2 P: 14	1B: 5 2B: 1 3B: 0 HR: 2	SF: 0 SAC: 1 DP: 0 HBP: 0	WP: 2 PB: 0 SB: 0 CS: 0	PA: 40
<b>PITCHER</b> <b>Frank Reberger, R</b> ERA: 7.33 (1, 1)	IP: 4.0 WLS: L BF: 24 H: 7 R: 10 ER: 10 SO: 2	BB: 6 IBB: 0 HBP: 0 BLK: 0	WP: 0 HR: 2 S: 22 P: 46	ERA: 22.50 WHIP: 3.250	<b>PITCHER</b>																	
<b>John Cumberland, L</b> ERA: 3.82 (5, 1)	IP: 3.0 WLS: L BF: 10 H: 1 R: 0 ER: 0 SO: 0	BB: 0 IBB: 0 HBP: 0 BLK: 0	WP: 0 HR: 0 S: 10 P: 10	ERA: 0.00 WHIP: 0.333	<b>PITCHER</b>																	
<b>Mike Davison, L</b> ERA: 7.32 (8, 1)	IP: 1.0 WLS: L BF: 6 H: 0 R: 0 ER: 0 SO: 1	BB: 2 IBB: 0 HBP: 0 BLK: 0	WP: 0 HR: 0 S: 6 P: 14	ERA: 0.00 WHIP: 2.000	<b>PITCHER</b>																	





Batter	1	2	3	4	5	6	7	8	9	AB	R	H	RBI	BB	SO	LOB	TOP								
<b>Bobby Bonds, R</b> OBP: 0.387, SLG: 0.486 (1, 9)										5	1	2	0	0	1	0	<b>San Francisco Giants @ Montreal Expos</b> Jarry Park, Montreal, QB Sun Jul 26 1970, 3:33 AM EDT Att: 18,705 - Unknown <a href="http://livebaseballscores.com">livebaseballscores.com</a>								
<b>Tito Fuentes, S</b> OBP: 0.275, SLG: 0.305 (1, 6)										5	1	1	0	0	1	2									
<b>Willie Mays, R</b> OBP: 0.393, SLG: 0.526 (1, 8)										4	3	3	2	0	0	1									
<b>Willie McCovey, L</b> OBP: 0.425, SLG: 0.578 (1, 3)										4	0	2	2	1	0	2									
<b>Jim Ray Hart, R</b> OBP: 0.411, SLG: 0.621 (1, 7)										4	0	0	0	1	0	5									
<b>Ron Hunt, R</b> OBP: 0.405, SLG: 0.391 (1, 4)										3	1	1	1	1	0	1									
<b>Al Gallagher, R</b> OBP: 0.352, SLG: 0.401 (1, 5)										4	0	1	0	0	1	2									
<b>Russ Gibson, R</b> OBP: 0.268, SLG: 0.294 (1, 2)										3	0	0	0	1	1	1									
<b>Juan Marichal, R</b> OBP: 0.089, SLG: 0.047 (1, 1)										4	0	0	0	0	1	3									
<b>Inning Stats</b>	R: 1 E: 1 K: 1 S: 7	H: 2 LOB: 1 BB: 0 P: 7	R: 1 E: 0 K: 0 S: 3	H: 1 LOB: 0 BB: 1 P: 7	R: 0 E: 0 K: 0 S: 4	H: 1 LOB: 2 BB: 1 P: 8	R: 0 E: 0 K: 0 S: 3	H: 0 LOB: 0 BB: 0 P: 3	R: 0 E: 0 K: 1 S: 5	H: 0 LOB: 0 BB: 0 P: 5	R: 1 E: 0 K: 0 S: 5	H: 2 LOB: 2 BB: 2 P: 13	R: 2 E: 0 K: 0 S: 6	H: 3 LOB: 1 BB: 0 P: 6	R: 0 E: 0 K: 2 S: 7	H: 0 LOB: 0 BB: 0 P: 7	R: 1 E: 0 K: 1 S: 6	H: 1 LOB: 1 BB: 0 P: 7	1B: 6 2B: 3 3B: 1 HR: 0	SF: 0 SAC: 0 DP: 1 HBP: 1	WP: 1 PB: 1 SB: 3 CS: 0	PA: 41			
<b>PITCHER</b>	IP	WLS	BF	H	R	ER	SO	BB	IBB	HBP	BLK	WP	HR	S	P	ERA	WHIP								
<b>Mike Marshall, R</b> ERA: 4.82 (1, 1)	5.1	L	24	6	3	3	2	2	1	0	0	0	0	25	37	5.06	1.500								
<b>Howie Reed, R</b> ERA: 3.89 (6, 1)	0.2		3	0	0	0	0	0	1	0	0	0	0	2	6	0.00	0.000								
<b>John Strohmayr, R</b> ERA: 5.15 (7, 1)	2.0		9	3	2	2	2	0	0	0	0	1	0	13	13	9.00	1.500								
<b>Dan McGinn, L</b> ERA: 5.28 (9, 1)	1.0		5	1	1	1	1	0	0	1	0	0	0	6	7	9.00	1.000								

Batter	1	2	3	4	5	6	7	8	9	AB	R	H	RBI	BB	SO	LOB	BOTTOM								
<b>Mary Staehle, L</b> OBP: 0.324, SLG: 0.278 (1, 4)										4	1	3	1	0	0	0	<b>San Francisco Giants @ Montreal Expos</b> Jarry Park, Montreal, QB Sun Jul 26 1970, 3:33 AM EDT Att: 18,705 - Unknown <a href="http://livebaseballscores.com">livebaseballscores.com</a>								
<b>Mack Jones, L</b> OBP: 0.391, SLG: 0.469 (1, 7)										4	0	1	0	0	1	2									
<b>Rusty Staub, L</b> OBP: 0.421, SLG: 0.508 (1, 9)										4	0	0	0	0	0	2									
<b>Dan McGinn, L</b> OBP: 0.115, SLG: 0.115 (9, 1)										0	0	0	0	0	0	0									
<b>Ron Fairly, L</b> OBP: 0.388, SLG: 0.428 (1, 3)										2	0	1	0	2	0	0									
<b>Jim Gosger, L</b> OBP: 0.400, SLG: 0.432 (1, 8)										4	0	0	0	0	0	2									
<b>John Bateman, R</b> OBP: 0.278, SLG: 0.397 (1, 2)										4	0	3	0	0	0	0									
<b>Coco Laboy, R</b> OBP: 0.269, SLG: 0.344 (1, 5)										4	0	0	0	0	0	5									
<b>Bobby Wine, R</b> OBP: 0.270, SLG: 0.284 (6, PH)										1	0	0	0	0	0	0									
<b>Bob Bailey, R</b> OBP: 0.422, SLG: 0.705 (6, PH)										1	0	0	0	0	0	0									
<b>John Strohmayr, R</b> OBP: 0.200, SLG: 0.200 (7, 1)										0	0	0	0	0	0	0									
<b>Jim Fairey, L</b> OBP: 0.340, SLG: 0.426 (8, PH)										2	1	1	0	0	0	2									
<b>Mike Marshall, R</b> (1, 1)										1	0	0	0	0	0	0									
<b>Howie Reed, R</b> (6, 1)										0	0	0	0	0	0	0									
<b>Ron Brand, R</b> OBP: 0.307, SLG: 0.321 (6, PH)										2	0	0	0	0	0	1									
<b>Inning Stats</b>	R: 1 E: 0 K: 0 S: 4	H: 2 LOB: 0 BB: 0 P: 4	R: 0 E: 0 K: 0 S: 3	H: 1 LOB: 0 BB: 0 P: 3	R: 0 E: 0 K: 0 S: 3	H: 1 LOB: 0 BB: 0 P: 3	R: 0 E: 0 K: 0 S: 3	H: 0 LOB: 0 BB: 0 P: 3	R: 0 E: 0 K: 1 S: 6	H: 1 LOB: 1 BB: 0 P: 6	R: 0 E: 0 K: 0 S: 4	H: 1 LOB: 2 BB: 1 P: 8	R: 1 E: 1 K: 0 S: 5	H: 2 LOB: 1 BB: 0 P: 5	R: 0 E: 0 K: 0 S: 4	H: 1 LOB: 2 BB: 1 P: 8	1B: 8 2B: 1 3B: 0 HR: 0	SF: 0 SAC: 0 DP: 2 HBP: 0	WP: 0 PB: 0 SB: 0 CS: 1	PA: 36					
<b>PITCHER</b>	IP	WLS	BF	H	R	ER	SO	BB	IBB	HBP	BLK	WP	HR	S	P	ERA	WHIP								
<b>Juan Marichal, R</b> ERA: 4.99 (1, 1)	9.0	W	35	9	2	2	1	2	0	0	0	0	0	35	43	2.00	1.222								





Batter	1	2	3	4	5	6	7	8	9	AB	R	H	RBI	BB	SO	LOB	TOP										
<b>Dave Campbell, R</b> OBP: 0.288, SLG: 0.336 (1, 4)										5	0	1	1	0	0	5	<b>San Diego Padres @ Montreal Expos</b> Jarry Park, Montreal, QB Tue Jul 28 1970, 7:05 PM EDT Att: 19,500 - Unknown										
<b>Steve Huntz, S</b> OBP: 0.332, SLG: 0.357 (1, 6)										3	1	1	0	2	0	2											
<b>Cito Gaston, R</b> OBP: 0.377, SLG: 0.563 (1, 8)										5	1	1	0	0	2	5											
<b>Al Ferrara, R</b> OBP: 0.360, SLG: 0.463 (1, 7)										5	1	3	2	0	1	0											
<b>Jose Arcia, R</b> OBP: 0.253, SLG: 0.256 (9, PR)										0	0	0	0	0	0	0											
<b>Nate Colbert, R</b> OBP: 0.329, SLG: 0.487 (1, 3)										4	0	1	0	1	1	1											
<b>Ivan Murrell, R</b> OBP: 0.297, SLG: 0.424 (1, 9)										3	0	0	1	0	0	1											
<b>Ed Spiezio, R</b> OBP: 0.390, SLG: 0.478 (1, 5)										3	0	0	0	1	0	3											
<b>Chris Cannizzaro, R</b> OBP: 0.396, SLG: 0.429 (1, 2)										1	1	1	0	3	0	0											
<b>Earl Wilson, R</b> OBP: 0.237, SLG: 0.294 (1, 1)										0	0	0	0	1	0	0											
<b>Larry Stahl, L</b> OBP: 0.138, SLG: 0.138 (4, PH)										1	0	0	0	0	0	1											
<b>Danny Coombs, R</b> OBP: 0.135, SLG: 0.114 (4, 1)										1	0	0	0	1	1	2											
<b>Inning Stats</b>	R: 2 E: 0 K: 0 S: 5	H: 2 LOB: 2 BB: 2 P: 13	R: 0 E: 0 K: 0 S: 3	H: 0 LOB: 2 BB: 2 P: 11	R: 0 E: 0 K: 1 S: 3	H: 0 LOB: 0 BB: 0 P: 3	R: 1 E: 0 K: 1 S: 7	H: 2 LOB: 2 BB: 1 P: 11	R: 1 E: 0 K: 1 S: 6	H: 1 LOB: 3 BB: 3 P: 18	R: 0 E: 0 K: 2 S: 7	H: 0 LOB: 0 BB: 0 P: 7	R: 0 E: 0 K: 1 S: 6	H: 1 LOB: 2 BB: 1 P: 10	R: 0 E: 0 K: 0 S: 3	H: 1 LOB: 1 BB: 0 P: 3	R: 0 E: 0 K: 0 S: 3	H: 1 LOB: 1 BB: 0 P: 3	1B: 6 2B: 0 3B: 1 HR: 1	SF: 1 SAC: 1 DP: 2 HBP: 0	WP: 0 PB: 0 SB: 1 CS: 0	PA: 42					
<b>PITCHER</b>	IP	WLS	BF	H	R	ER	SO	BB	IBB	HBP	BLK	WP	HR	S	P	ERA	WHIP										
<b>Steve Renko, R</b> ERA: 4.55 (1, 1)	4.2		25	5	4	4	2	6	0	0	0	0	1	23	47	7.71	2.357										
<b>John Strohmayr, R</b> ERA: 4.75 (5, 1)	4.1	W	17	3	0	0	3	2	1	0	0	0	0	20	32	0.00	1.154										

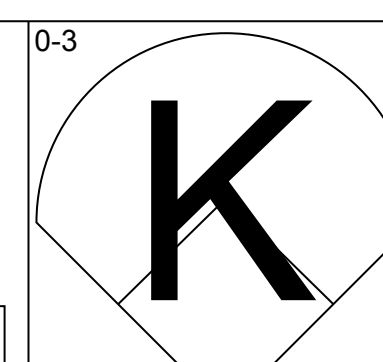
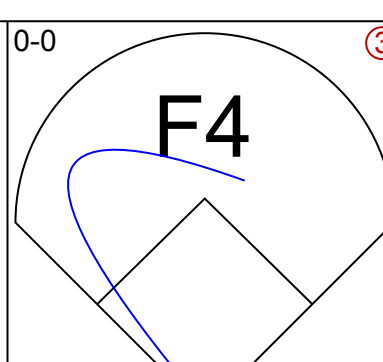
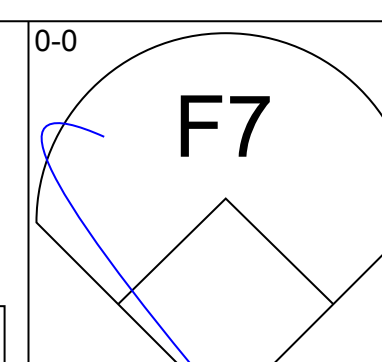
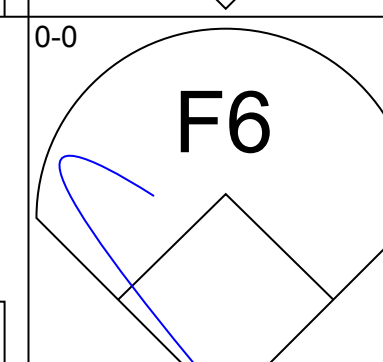
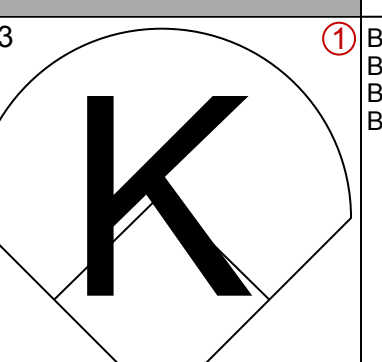
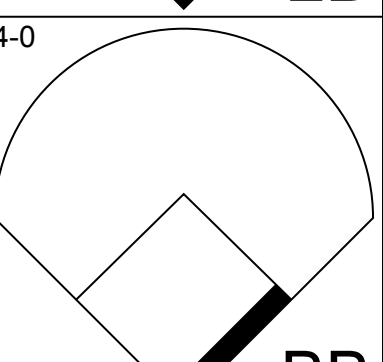
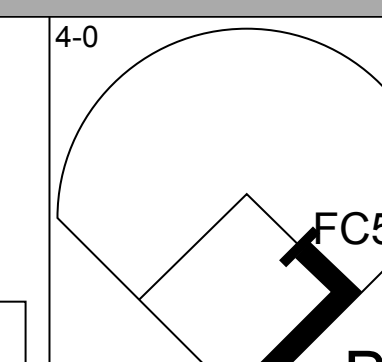
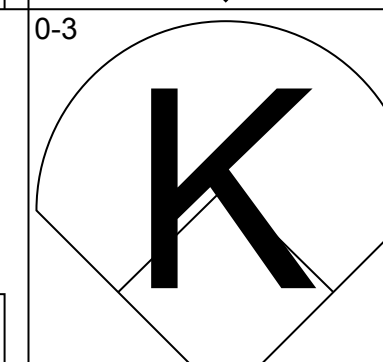
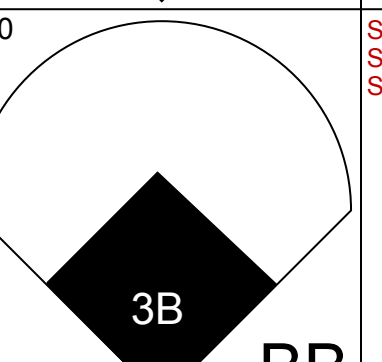
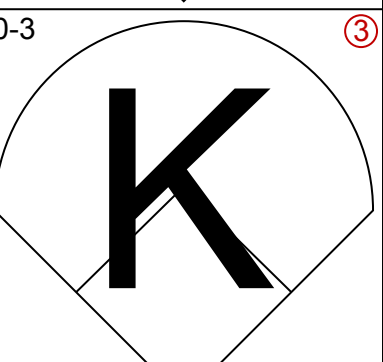
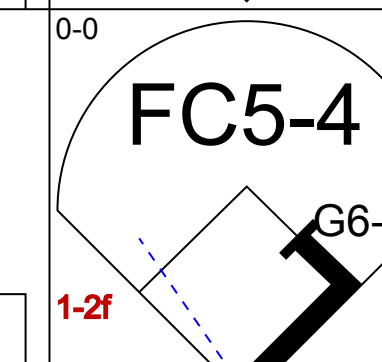
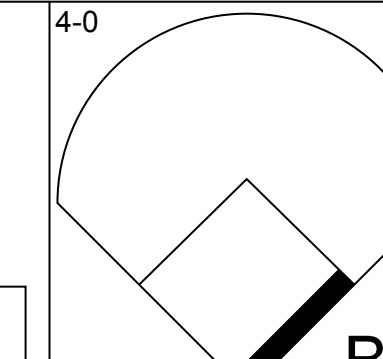
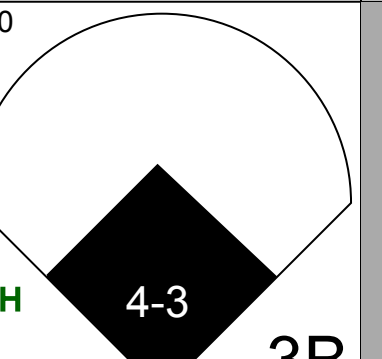
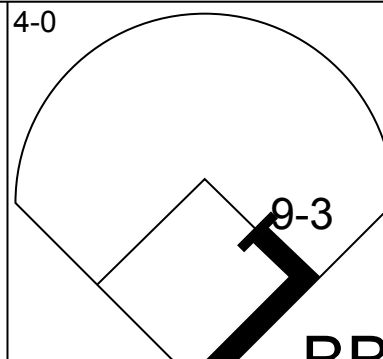
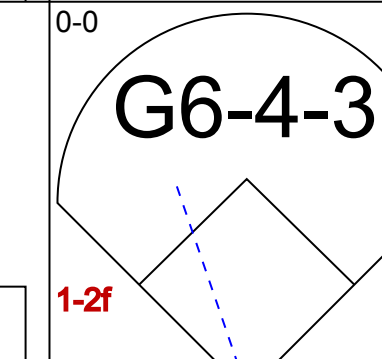
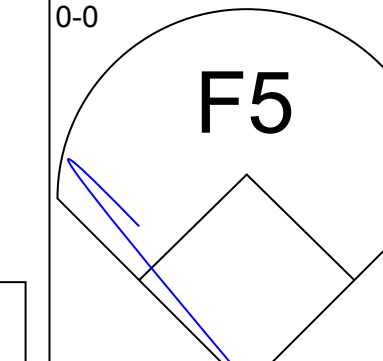
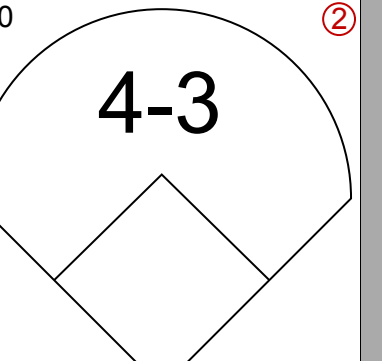
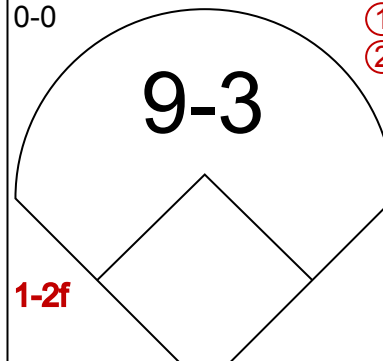
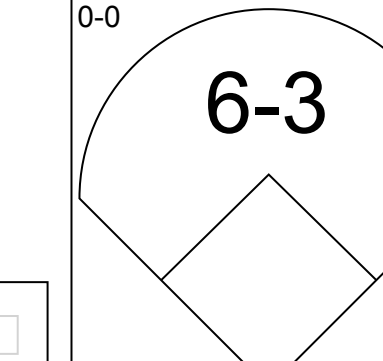
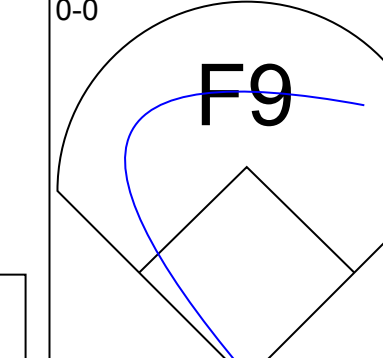
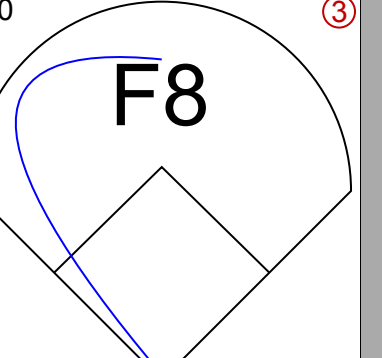
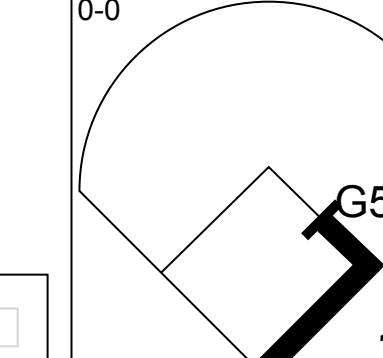
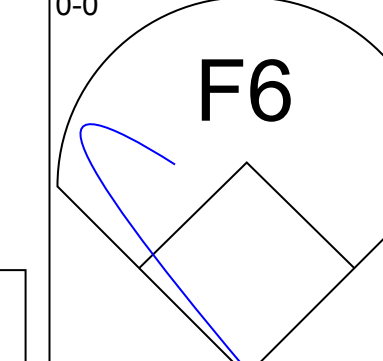
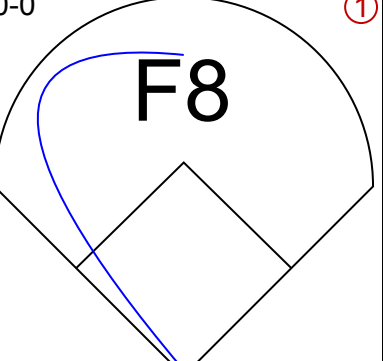
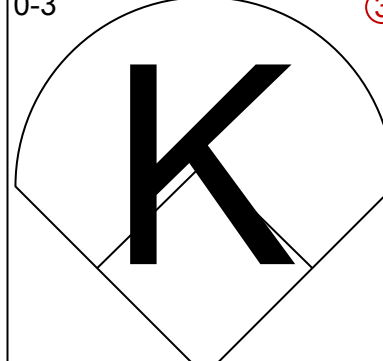
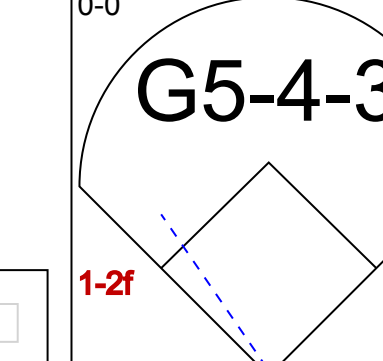
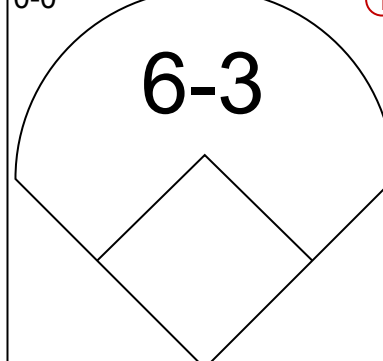
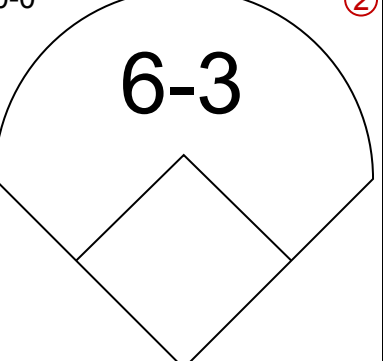
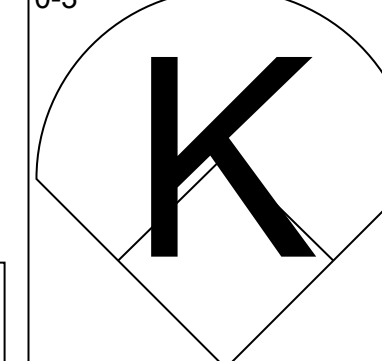

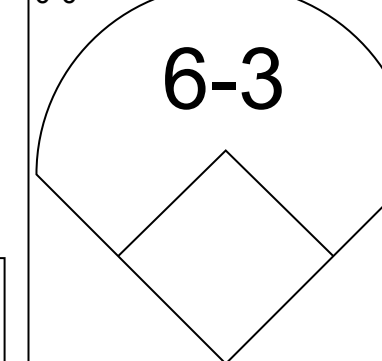
AB	31
R	4
H	8
RBI	4
BB	9
SO	5
LOB	20



Batter	1	2	3	4	5	6	7	8	9	AB	R	H	RBI	BB	SO	LOB	BOTTOM										
<b>Mary Staehle, L</b> OBP: 0.321, SLG: 0.275 (1, 4)										2	1	0	0	0	0	1	<b>San Diego Padres @ Montreal Expos</b> Jarry Park, Montreal, QB Tue Jul 28 1970, 7:05 PM EDT Att: 19,500 - Unknown										
<b>Gary Sutherland, R</b> OBP: 0.286, SLG: 0.276 (5, PH)										2	0	1	0	0	0	0											
<b>Ron Fairly, L</b> OBP: 0.389, SLG: 0.449 (1, 3)										4	2	2	4	0	0	1											
<b>Rusty Staub, L</b> OBP: 0.417, SLG: 0.502 (1, 9)										4	0	0	0	0	0	0											
<b>Mack Jones, L</b> OBP: 0.392, SLG: 0.467 (1, 7)										1	0	0	0	0	0	0											
<b>Bob Bailey, R</b> OBP: 0.425, SLG: 0.701 (6, PH)										2	0	1	0	0	0	0											
<b>Don Hahn, R</b> OBP: 0.389, SLG: 0.297 (8, PR)										0	0	0	0	0	0	0											
<b>Jim Gosger, L</b> OBP: 0.396, SLG: 0.426 (1, 8)										4	0	1	0	0	2	1											
<b>John Bateman, R</b> OBP: 0.276, SLG: 0.393 (1, 2)										3	0	0	0	0	2	2											
<b>Coco Laboy, R</b> OBP: 0.267, SLG: 0.341 (1, 5)										3	0	0	0	0	1	0											
<b>Bobby Wine, R</b> OBP: 0.270, SLG: 0.285 (1, 6)										3	1	1	0	0	0	0											
<b>Steve Renko, R</b> OBP: 0.200, SLG: 0.182 (1, 1)										2	1	1	0	0	1	0											
<b>John Strohmayr, R</b> OBP: 0.167, SLG: 0.167 (5, 1)										1	0	0	0	0	0	0											
<b>Inning Stats</b>	R: 0 E: 0 K: 0 S: 3	H: 0 LOB: 0 BB: 0 P: 3	R: 0 E: 0 K: 1 S: 5	H: 0 LOB: 0 BB: 0 P: 5	R: 4 E: 1 K: 0 S: 8	H: 4 LOB: 2 BB: 0 P: 9	R: 0 E: 0 K: 2 S: 7	H: 0 LOB: 0 BB: 0 P: 7	R: 0 E: 0 K: 2 S: 3	H: 1 LOB: 0 BB: 0 P: 3	R: 0 E: 0 K: 2 S: 7	H: 0 LOB: 0 BB: 0 P: 7	R: 0 E: 0 K: 1 S: 7	H: 0 LOB: 1 BB: 0 P: 7	R: 1 E: 0 K: 1 S: 7	H: 2 LOB: 1 BB: 0 P: 7	1B: 5 2B: 0 3B: 0 HR: 2	SF: 0 SAC: 0 DP: 1 HBP: 1	WP: 0 PB: 0 SB: 0 CS: 0	PA: 32							
<b>PITCHER</b>	IP	WLS	BF	H	R	ER	SO	BB	IBB	HBP	BLK	WP	HR	S	P	ERA	WHIP										
<b>Earl Wilson, R</b> ERA: 4.65 (1, 1)	3.0		15	4	4	3	1	0	0	0	0	0	1	16	17	9.00	1.333										
<b>Danny Coombs, L</b> ERA: 2.49 (4, 1)	5.0	L	17	3	1	1	5	0	0	0	0	0	1	27	27	1.80	0.600										

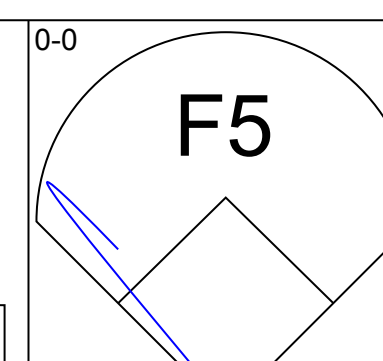
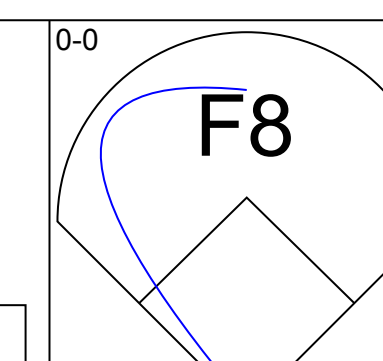
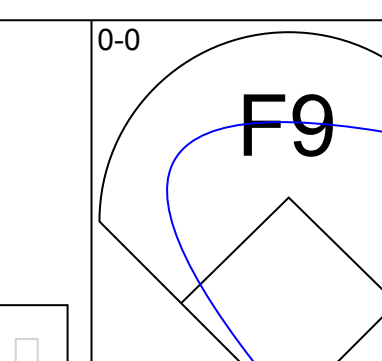
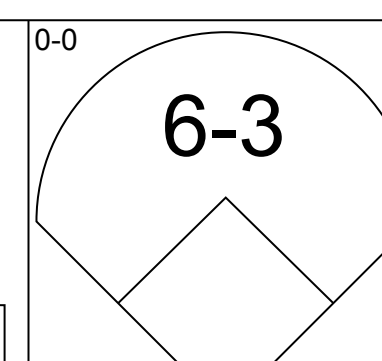
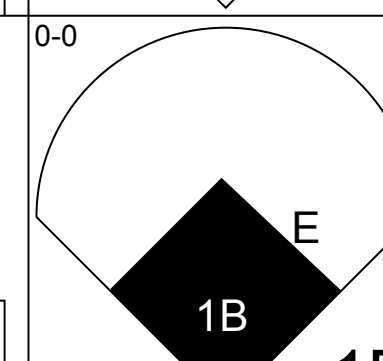
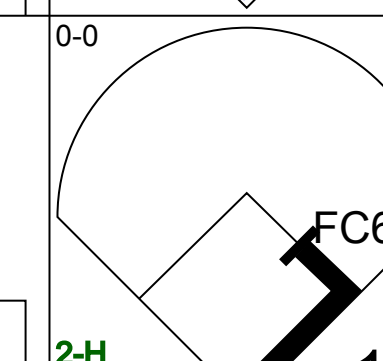
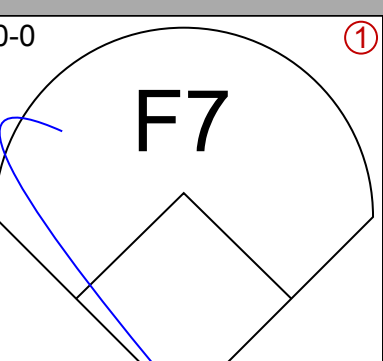
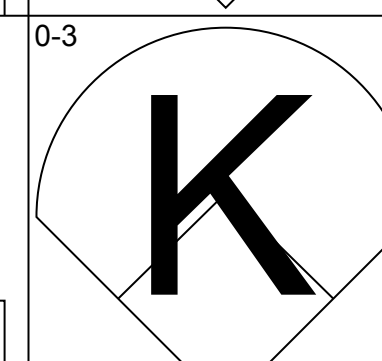
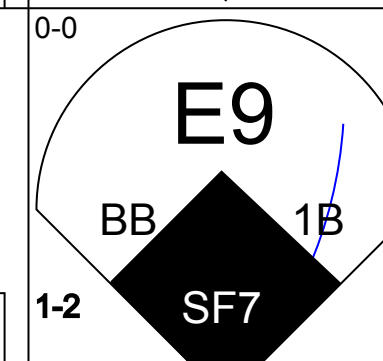
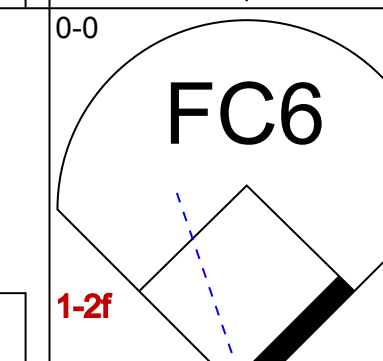
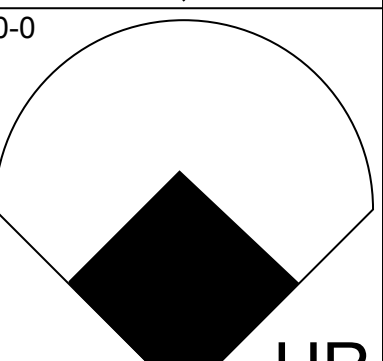
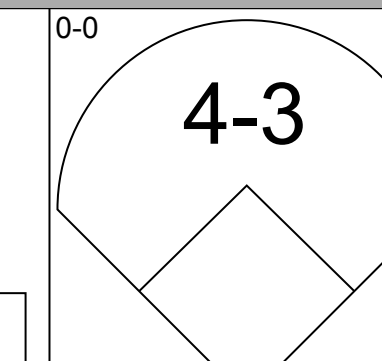
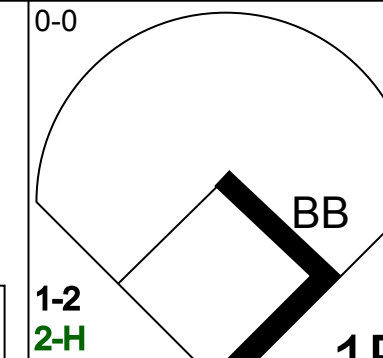
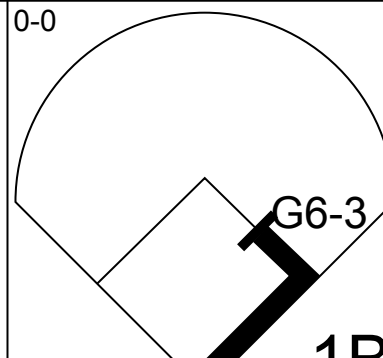
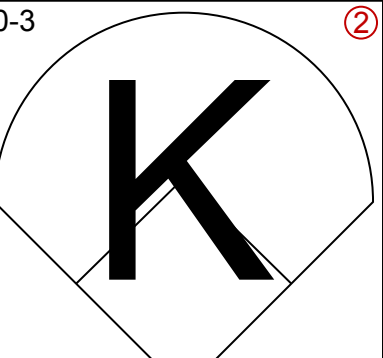
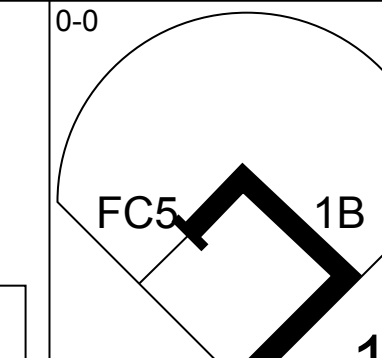
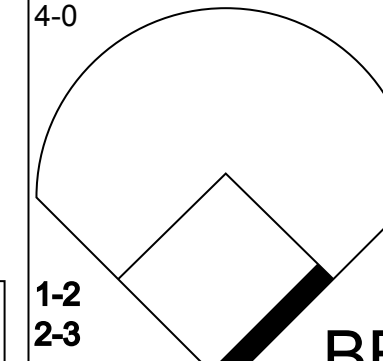
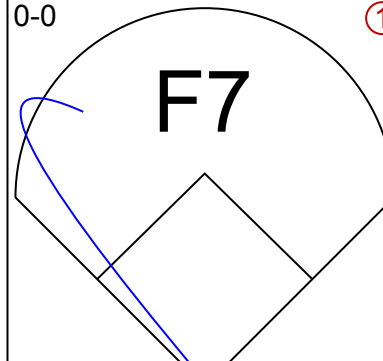
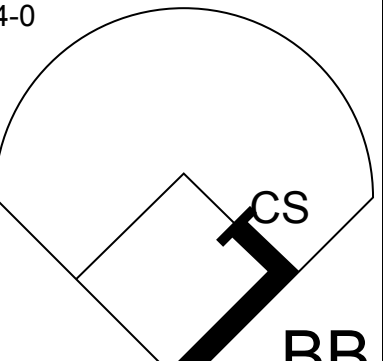
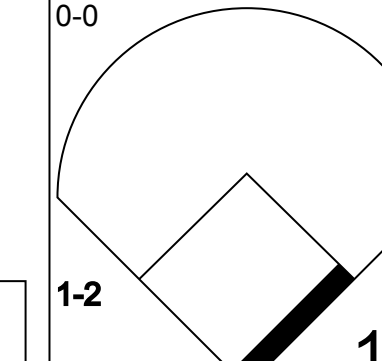
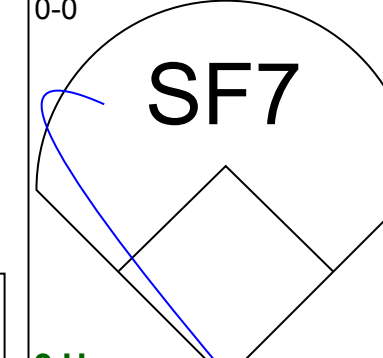
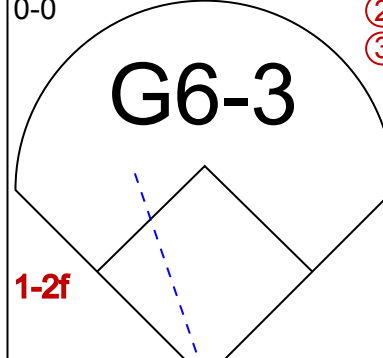
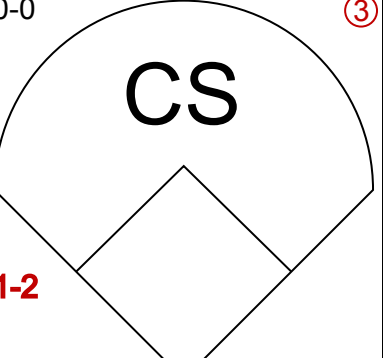
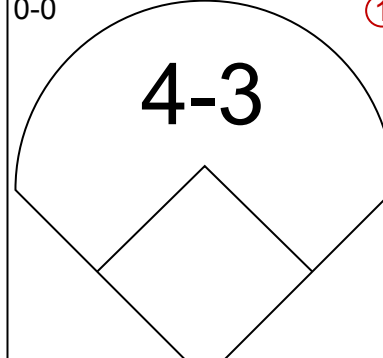
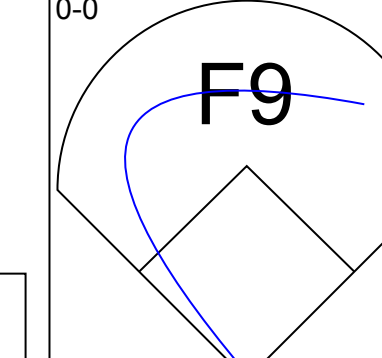
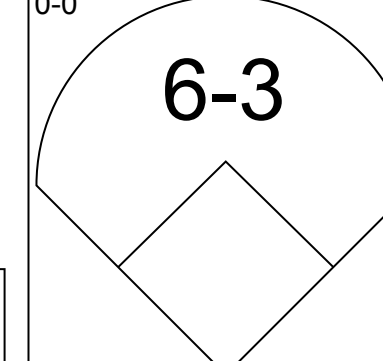
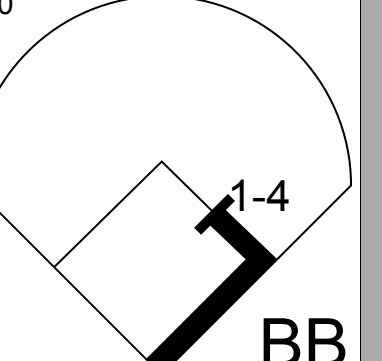
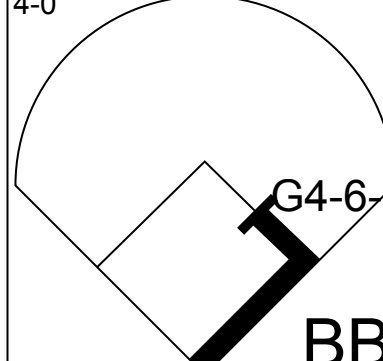
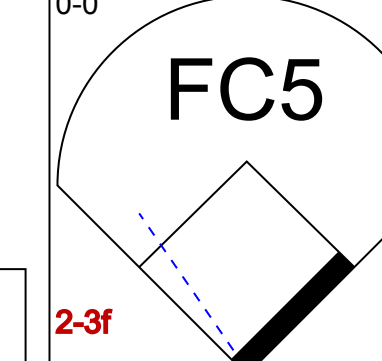
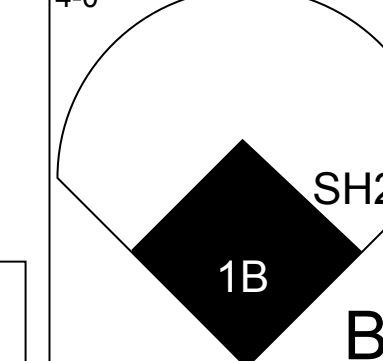

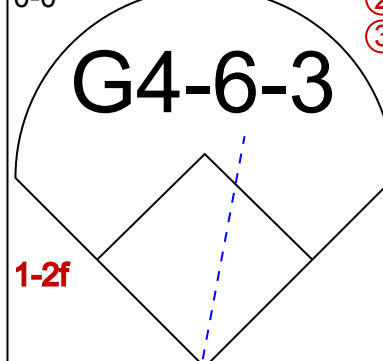
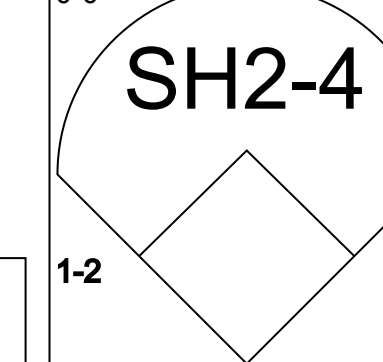
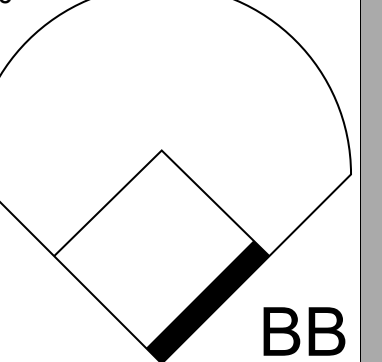
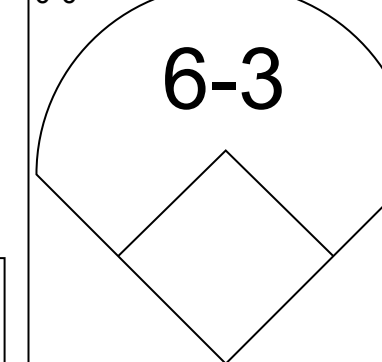




Batter	1	2	3	4	5	6	7	8	9	AB	R	H	RBI	BB	SO	LOB	TOP					
<b>Dave Campbell, R</b> OBP: 0.287, SLG: 0.338 (1, 4)										4	0	1	1	0	1	0	<b>San Diego Padres @ Montreal Expos</b> Jarry Park, Montreal, QB Wed Jul 29 1970, 7:05 PM EDT Att: 11,815 - Unknown					
<b>Steve Huntz, S</b> OBP: 0.334, SLG: 0.355 <b>Jose Arcia, R</b> OBP: 0.253, SLG: 0.256 (8, 6)										2	0	0	0	2	1	0						
<b>Cito Gaston, R</b> OBP: 0.376, SLG: 0.559 (1, 8)										3	1	0	0	1	2	3						
<b>Al Ferrara, R</b> OBP: 0.366, SLG: 0.472 (1, 7)										2	1	1	1	2	0	1						
<b>Ollie Brown, R</b> OBP: 0.322, SLG: 0.486 (1, 9)										4	0	0	1	0	0	2						
<b>Nate Colbert, R</b> OBP: 0.331, SLG: 0.486 (1, 3)										3	0	1	0	1	0	1						
<b>Ed Spiezio, R</b> OBP: 0.380, SLG: 0.464 (1, 5)										4	0	0	0	0	1	3						
<b>Bob Barton, R</b> OBP: 0.282, SLG: 0.341 <b>Chris Cannizzaro, R</b> OBP: 0.396, SLG: 0.429 (7, 2)										3	0	0	0	0	1	0						
<b>Clay Kirby, R</b> OBP: 0.209, SLG: 0.214 <b>Ray Webster, L</b> OBP: 0.293, SLG: 0.302 <b>Dave Roberts, L</b> OBP: 0.242, SLG: 0.438 <b>Tom Dukes, R</b> (8, 1)										2	1	1	0	0	1	0						
<b>Inning Stats</b>	R: 0 E: 0 K: 2 S: 7	H: 0 LOB: 0 BB: 0 P: 7	R: 0 E: 0 K: 0 S: 3	H: 0 LOB: 1 BB: 1 P: 7	R: 0 E: 0 K: 1 S: 5	H: 0 LOB: 0 BB: 0 P: 5	R: 2 E: 0 K: 1 S: 6	H: 1 LOB: 0 BB: 1 P: 10	R: 1 E: 0 K: 1 S: 7	H: 2 LOB: 2 BB: 1 P: 11	R: 0 E: 0 K: 1 S: 4	H: 0 LOB: 1 BB: 2 P: 12	R: 0 E: 0 K: 1 S: 5	H: 0 LOB: 0 BB: 0 P: 5	R: 0 E: 0 K: 0 S: 2	H: 0 LOB: 1 BB: 1 P: 6		R: 0 E: 0 K: 0 S: 3	H: 1 LOB: 0 BB: 0 P: 3	1B: 1 2B: 3 3B: 1 HR: 0	SF: 0 SAC: 0 DP: 3 HBP: 0	WP: 0 PB: 0 SB: 0 CS: 0
<b>PITCHER</b> <b>Carl Morton, R</b> ERA: 3.72 (1, 1)	IP: 9.0 WLS: W BF: 34 H: 4 R: 3 ER: 3 SO: 7 BB: 6 IBB: 0 HBP: 0 BLK: 0 WP: 0 HR: 0 S: 42 P: 66 ERA: 3.00 WHIP: 1.111															<b>PITCHER</b>						

AB	28
R	3
H	4
RBI	3
BB	6
SO	7
LOB	10



Batter	1	2	3	4	5	6	7	8	9	AB	R	H	RBI	BB	SO	LOB	BOTTOM					
<b>Mary Staehle, L</b> OBP: 0.317, SLG: 0.271 <b>Gary Sutherland, R</b> OBP: 0.285, SLG: 0.274 (8, 4)										3	0	0	0	0	0	2	<b>San Diego Padres @ Montreal Expos</b> Jarry Park, Montreal, QB Wed Jul 29 1970, 7:05 PM EDT Att: 11,815 - Unknown					
<b>Jim Fairley, L</b> OBP: 0.347, SLG: 0.432 <b>Don Hahn, R</b> OBP: 0.386, SLG: 0.294 (8, 7)										3	1	2	1	0	0	0						
<b>Rusty Staub, L</b> OBP: 0.415, SLG: 0.507 (1, 9)										4	2	1	1	0	0	2						
<b>Ron Fairly, L</b> OBP: 0.393, SLG: 0.452 (1, 3)										4	0	3	1	0	1	0						
<b>Jim Gosger, L</b> OBP: 0.401, SLG: 0.423 <b>Bob Bailey, R</b> OBP: 0.427, SLG: 0.704 <b>Adolfo Phillips, R</b> OBP: 0.343, SLG: 0.375 (9, 8)										1	0	0	0	2	0	1						
<b>John Bateman, R</b> OBP: 0.272, SLG: 0.389 (1, 2)										3	0	0	1	0	0	3						
<b>Coco Laboy, R</b> OBP: 0.269, SLG: 0.339 (1, 5)										2	0	0	0	2	0	4						
<b>Bobby Wine, R</b> OBP: 0.271, SLG: 0.283 (1, 6)										2	1	0	0	1	0	2						
<b>Carl Morton, R</b> OBP: 0.238, SLG: 0.268 (1, 1)										1	0	0	0	1	0	0						
<b>Inning Stats</b>	R: 2 E: 1 K: 0 S: 6	H: 2 LOB: 2 BB: 1 P: 10	R: 1 E: 0 K: 0 S: 4	H: 1 LOB: 1 BB: 1 P: 8	R: 0 E: 0 K: 0 S: 3	H: 1 LOB: 0 BB: 0 P: 3	R: 0 E: 0 K: 0 S: 2	H: 0 LOB: 1 BB: 2 P: 10	R: 1 E: 0 K: 1 S: 5	H: 1 LOB: 0 BB: 1 P: 9	R: 0 E: 0 K: 0 S: 2	H: 0 LOB: 0 BB: 1 P: 6	R: 0 E: 0 K: 1 S: 5	H: 0 LOB: 0 BB: 0 P: 5	R: 0 E: 0 K: 0 S: 5	H: 2 LOB: 2 BB: 0 P: 5		R: 0 E: 0 K: 0 S: 3	H: 1 LOB: 0 BB: 0 P: 3	1B: 6 2B: 1 3B: 0 HR: 1	SF: 1 SAC: 1 DP: 3 HBP: 0	WP: 0 PB: 0 SB: 0 CS: 1
<b>PITCHER</b> <b>Clay Kirby, R</b> ERA: 4.69 <b>Dave Roberts, L</b> ERA: 3.79 <b>Tom Dukes, R</b> ERA: 1.95 (8, 1)	IP: 6.0 WLS: L BF: 26 H: 5 R: 4 ER: 4 SO: 2 BB: 4 IBB: 0 HBP: 0 BLK: 0 WP: 0 HR: 1 S: 22 P: 46 ERA: 3.00 WHIP: 1.833															<b>PITCHER</b>						





Batter	1	2	3	4	5	6	7	8	9	AB	R	H	RBI	BB	SO	LOB	TOP				
<b>Maury Wills, S</b> OBP: 0.391, SLG: 0.318 (1,6)	0-0 4-3	0-0 L4		0-0 4-3 1B 2B		0-0 G3		0-0 4-3		5	1	1	0	0	0	3	<b>Los Angeles Dodgers @ Montreal Expos</b> Jarry Park, Montreal, QB Thu Jul 30 1970, 7:05 PM EDT Att: 23,587 - Unknown				
<b>Manny Mota, R</b> OBP: 0.390, SLG: 0.418 (1,7)	0-0 6-3		0-0 6-3	0-0 4-3		0-0 1-3		0-0 5-3-5 1B		5	0	1	0	0	0	1					
<b>Willie Davis, L</b> OBP: 0.340, SLG: 0.439 (1,8)	4-0 BB		0-0 1B	0-0 1B			0-0 1B S 1B	0-0 5-3-5 1-3f		4	1	3	1	1	0	1					
<b>Wes Parker, S</b> OBP: 0.393, SLG: 0.479 (1,3)	0-0 L9		0-3 K	0-0 1-2 1B			4-0 1B 1B 1B BB	0-0 6-3		4	1	1	0	1	1	2					
<b>Billy Grabarkewitz, R</b> OBP: 0.435, SLG: 0.485 (1,5)		0-0 BB 5-3 1B	0-0 1-3	0-0 FC1-6-4 1-2f			0-0 1B 1B BB	0-0 5-3		5	0	2	0	0	0	3					
<b>Ted Sizemore, R</b> OBP: 0.338, SLG: 0.310 (1,4)	0-0 5-3 1-2			0-0 1B HR 1B		0-0 5-3		4-0 3B BB		4	2	1	0	1	1	4					
<b>Bill Russell, R</b> OBP: 0.231, SLG: 0.274 (1,9)	0-3 K		0-0 1-3 HR 1B	0-0 1-3 HR 1B		0-0 1-3		0-0 1B 3B		5	1	3	2	0	1	1					
<b>Jeff Torborg, R</b> OBP: 0.298, SLG: 0.309 (1,2)	4-0 BB IBB		0-0 1-H 3-H HR	0-0 1-2 3-H HR		0-3 K		0-3 K		4	1	2	4	1	2	1					
<b>Bill Singer, R</b> OBP: 0.212, SLG: 0.194 (1,1)	4-0 1-2 2-3 BB		0-0 F7			0-3 K		0-0 G5-2-3 3-Hf		3	0	0	0	1	1	3					
<b>Inning Stats</b>	R: 0 E: 0 K: 0 S: 3	H: 0 LOB: 1 BB: 1 P: 7	R: 0 E: 0 K: 1 S: 6	H: 1 LOB: 3 BB: 2 P: 14	R: 0 E: 0 K: 1 S: 6	H: 1 LOB: 1 BB: 0 P: 6	R: 4 E: 0 K: 0 S: 9	H: 6 LOB: 2 BB: 0 P: 9	R: 0 E: 0 K: 1 S: 5	H: 0 LOB: 0 BB: 0 P: 5	R: 2 E: 0 K: 1 S: 8	H: 4 LOB: 2 BB: 1 P: 12	R: 0 E: 0 K: 0 S: 3	H: 1 LOB: 0 BB: 0 P: 3	R: 1 E: 0 K: 1 S: 6	H: 1 LOB: 1 BB: 1 P: 10	1B: 11 2B: 2 3B: 1 HR: 1	SF: 0 SAC: 0 DP: 2 HBP: 0	WP: 0 PB: 0 SB: 1 CS: 0	PA: 44	
<b>PITCHER</b>	IP WLS BF H R ER SO BB IBB HBP BLK WP HR S P ERA WHIP	IP WLS BF H R ER SO BB IBB HBP BLK WP HR S P ERA WHIP	IP WLS BF H R ER SO BB IBB HBP BLK WP HR S P ERA WHIP	IP WLS BF H R ER SO BB IBB HBP BLK WP HR S P ERA WHIP	IP WLS BF H R ER SO BB IBB HBP BLK WP HR S P ERA WHIP	IP WLS BF H R ER SO BB IBB HBP BLK WP HR S P ERA WHIP	IP WLS BF H R ER SO BB IBB HBP BLK WP HR S P ERA WHIP	IP WLS BF H R ER SO BB IBB HBP BLK WP HR S P ERA WHIP	IP WLS BF H R ER SO BB IBB HBP BLK WP HR S P ERA WHIP	IP WLS BF H R ER SO BB IBB HBP BLK WP HR S P ERA WHIP	IP WLS BF H R ER SO BB IBB HBP BLK WP HR S P ERA WHIP	IP WLS BF H R ER SO BB IBB HBP BLK WP HR S P ERA WHIP	IP WLS BF H R ER SO BB IBB HBP BLK WP HR S P ERA WHIP	IP WLS BF H R ER SO BB IBB HBP BLK WP HR S P ERA WHIP	IP WLS BF H R ER SO BB IBB HBP BLK WP HR S P ERA WHIP	IP WLS BF H R ER SO BB IBB HBP BLK WP HR S P ERA WHIP	IP WLS BF H R ER SO BB IBB HBP BLK WP HR S P ERA WHIP	IP WLS BF H R ER SO BB IBB HBP BLK WP HR S P ERA WHIP	IP WLS BF H R ER SO BB IBB HBP BLK WP HR S P ERA WHIP	IP WLS BF H R ER SO BB IBB HBP BLK WP HR S P ERA WHIP	IP WLS BF H R ER SO BB IBB HBP BLK WP HR S P ERA WHIP
<b>Dan McGinn, L</b> ERA: 5.46 (1,1)	3.2 L																				
<b>Howie Reed, R</b> ERA: 3.9 (4,1)	4.1																				
<b>Mike Wegener, R</b> ERA: 5.33 (9,1)	1.0																				

AB	39
R	7
H	14
RBI	7
BB	5
SO	6
LOB	19



Batter	1	2	3	4	5	6	7	8	9	AB	R	H	RBI	BB	SO	LOB	BOTTOM					
<b>Mary Staehle, L</b> OBP: 0.316, SLG: 0.276 (1,4)	0-0 F9		0-0 F7			0-0 F8		0-0 1-H 2-H 2B		4	0	1	2	0	0	0	<b>Los Angeles Dodgers @ Montreal Expos</b> Jarry Park, Montreal, QB Thu Jul 30 1970, 7:05 PM EDT Att: 23,587 - Unknown					
<b>Ron Fairly, L</b> OBP: 0.394, SLG: 0.456 (1,3)	0-0 1B			0-0 3-1 1B 2B		0-0 4-3		0-3 K		4	1	2	0	0	1	1						
<b>Rusty Staub, L</b> OBP: 0.411, SLG: 0.501 (1,9)	0-3 K			0-0 3-1		0-0 F4		0-0 F6		4	0	0	0	0	1	3						
<b>Ron Brand, R</b> OBP: 0.307, SLG: 0.321 (9,6)	0-0 K			0-0 2-3		0-0 F9		0-3 K		0	0	0	0	0	0	0						
<b>Jim Gosger, L</b> OBP: 0.391, SLG: 0.410 (1,8)	0-0 1-3			0-0 K		0-0 F9		0-3 K		4	0	0	0	0	2	3						
<b>Mike Wegener, R</b> OBP: 0.071, SLG: 0.071 (9,1)	0-0 1-3			0-0 K		0-0 F9		0-3 K		0	0	0	0	0	0	0						
<b>Jim Fairey, L</b> OBP: 0.344, SLG: 0.426 (1,7)		0-0 L5		0-0 3-H 1B		0-3 K		0-0 4-3		4	0	1	1	0	1	0						
<b>John Bateman, R</b> OBP: 0.272, SLG: 0.386 (1,2)	0-0 5-3			0-3 K		4-0 BB		0-0 4-3		3	0	0	0	1	1	1						
<b>Coco Laboy, R</b> OBP: 0.266, SLG: 0.335 (1,5)	0-0 6-3				0-0 F2		0-0 F5		0-3 K	4	0	0	0	0	1	1						
<b>Bobby Wine, R</b> OBP: 0.269, SLG: 0.281 (1,6)			0-3 K		0-3 K			0-0 1B 2B 1B		2	0	0	0	0	2	0						
<b>Bob Bailey, R</b> OBP: 0.450, SLG: 0.706 (9,7)			0-0 K		0-0 K			0-0 1B 2B 1B		1	1	1	0	0	0	0						
<b>Dan McGinn, L</b> OBP: 0.111, SLG: 0.111 (1,1)			0-0 5-3		0-3 K			0-0 1-2 2B 1B		1	0	0	0	0	0	0						
<b>Howie Reed, R</b> OBP: 0.450, SLG: 0.706 (4,1)			0-0 5-3		0-3 K			0-0 1-2 2B 1B		1	0	0	0	0	1	0						
<b>Mack Jones, L</b> OBP: 0.394, SLG: 0.470 (9,8)			0-0 5-3		0-3 K			0-0 1-2 2B 1B		1	1	1	0	0	0	0						
<b>Inning Stats</b>	R: 0 E: 0 K: 1 S: 6	H: 1 LOB: 0 BB: 0 P: 6	R: 0 E: 0 K: 0 S: 3	H: 0 LOB: 0 BB: 0 P: 3	R: 0 E: 0 K: 1 S: 5	H: 0 LOB: 0 BB: 0 P: 5	R: 1 E: 0 K: 2 S: 9	H: 2 LOB: 1 BB: 0 P: 9	R: 0 E: 0 K: 2 S: 7	H: 0 LOB: 0 BB: 0 P: 7	R: 0 E: 0 K: 0 S: 3	H: 0 LOB: 0 BB: 0 P: 3	R: 0 E: 0 K: 1 S: 5	H: 0 LOB: 1 BB: 1 P: 9	R: 2 E: 0 K: 2 S: 10	H: 3 LOB: 1 BB: 0 P: 10	R: 0 E: 0 K: 1 S: 5	H: 0 LOB: 0 BB: 0 P: 5	1B: 4 2B: 2 3B: 0 HR: 0	SF: 0 SAC: 0 DP: 0 HBP: 0	WP: 0 PB: 0 SB: 0 CS: 0	PA: 34
<b>PITCHER</b>	IP WLS BF H R ER SO BB IBB HBP BLK WP HR S P ERA WHIP	IP WLS BF H R ER SO BB IBB HBP BLK WP HR S P ERA WHIP	IP WLS BF H R ER SO BB IBB HBP BLK WP HR S P ERA WHIP	IP WLS BF H R ER SO BB IBB HBP BLK WP HR S P ERA WHIP	IP WLS BF H R ER SO BB IBB HBP BLK WP HR S P ERA WHIP	IP WLS BF H R ER SO BB IBB HBP BLK WP HR S P ERA WHIP	IP WLS BF H R ER SO BB IBB HBP BLK WP HR S P ERA WHIP	IP WLS BF H R ER SO BB IBB HBP BLK WP HR S P ERA WHIP	IP WLS BF H R ER SO BB IBB HBP BLK WP HR S P ERA WHIP	IP WLS BF H R ER SO BB IBB HBP BLK WP HR S P ERA WHIP	IP WLS BF H R ER SO BB IBB HBP BLK WP HR S P ERA WHIP	IP WLS BF H R ER SO BB IBB HBP BLK WP HR S P ERA WHIP	IP WLS BF H R ER SO BB IBB HBP BLK WP HR S P ERA WHIP	IP WLS BF H R ER SO BB IBB HBP BLK WP HR S P ERA WHIP	IP WLS BF H R ER SO BB IBB HBP BLK WP HR S P ERA WHIP	IP WLS BF H R ER SO BB IBB HBP BLK WP HR S P ERA WHIP	IP WLS BF H R ER SO BB IBB HBP BLK WP HR S P ERA WHIP	IP WLS BF H R ER SO BB IBB HBP BLK WP HR S P ERA WHIP	IP WLS BF H R ER SO BB IBB HBP BLK WP HR S P ERA WHIP	IP WLS BF H R ER SO BB IBB HBP BLK WP HR S P ERA WHIP	IP WLS BF H R ER SO BB IBB HBP BLK WP HR S P ERA WHIP	
<b>Bill Singer, R</b> ERA: 2.72 (1,1)	9.0 W																					

AB	33
R	3
H	6
RBI	3
BB	1
SO	10
LOB	9





Batter	1	2	3	4	5	6	7	8	9	AB	R	H	RBI	BB	SO	LOB	TOP				
<b>Maury Wills, S</b> OBP: 0.345, SLG: 0.313 (1,6)	F8		E4 BB 1B E		4-3			1-3	G6-3 1-2	5	1	0	0	0	0	1	<b>Los Angeles Dodgers @ Montreal Expos</b> Jarry Park, Montreal, QB Fri Jul 31 1970, 7:05 PM EDT Att: 23,549 - Unknown  livebaseballscores.com				
<b>Manny Mota, R</b> OBP: 0.388, SLG: 0.415 (1,7)	1B		F6		4-3			F7		4	0	1	0	0	0	1					
<b>Willie Davis, L</b> OBP: 0.339, SLG: 0.437 (1,8)	F5		E 1-2 1B		L9			4-3		4	1	1	0	0	0	0					
<b>Wes Parker, S</b> OBP: 0.398, SLG: 0.491 (1,3)		FC5-4 1B	E 1-2 2-3 BB		FC6-5 2B			1B 3B		3	1	3	0	1	0	0					
<b>Billy Grabarkewitz, R</b> OBP: 0.431, SLG: 0.479 (1,5)	FC5-4 1-2 HR		E4 1-3 2-4 3-4		FC6-5 CS 2-3			6-3		4	1	0	0	0	0	4					
<b>Tom Haller, L</b> OBP: 0.345, SLG: 0.444 (1,2)	HR 1-H		F4		K 1-2			1B 3B IBB		3	2	1	2	1	1	3					
<b>Ted Sizemore, R</b> OBP: 0.336, SLG: 0.309 (1,4)	L6				6-3			3B 1B		4	1	1	1	0	1	0					
<b>Bill Russell, R</b> OBP: 0.232, SLG: 0.299 (1,9)	K				6-3			1B 3B		4	1	1	2	0	1	0					
<b>Don Sutton, R</b> OBP: 0.275, SLG: 0.213 (1,1)			F7		F4			1B 3B		3	0	0	0	0	0	0					
<b>Jim Brewer, L</b> OBP: 0.100, SLG: 0.100 (8,1)								G6-3 1B		1	0	1	1	0	0	0					
<b>Inning Stats</b>	R: 0 E: 0 K: 0 S: 3	H: 1 LOB: 0 BB: 0 P: 3	R: 2 E: 0 K: 1 S: 7	H: 2 LOB: 0 BB: 0 P: 7	R: 2 E: 2 K: 0 S: 6	H: 1 LOB: 2 BB: 1 P: 10	R: 0 E: 0 K: 0 S: 3	H: 0 LOB: 0 BB: 0 P: 3	R: 0 E: 0 K: 1 S: 5	H: 1 LOB: 1 BB: 0 P: 5	R: 0 E: 0 K: 0 S: 5	H: 0 LOB: 0 BB: 0 P: 5	R: 0 E: 0 K: 0 S: 3	H: 0 LOB: 0 BB: 0 P: 3	R: 4 E: 0 K: 0 S: 6	H: 4 LOB: 1 BB: 1 P: 10	1B: 5 2B: 2 3B: 2 HR: 1	SF: 0 SAC: 0 DP: 2 HBP: 0	WP: 0 PB: 0 SB: 0 CS: 1	PA: 37	
<b>PITCHER</b>	IP	WLS	BF	H	R	ER	SO	BB	IBB	HBP	BLK	WP	HR	S	P	ERA	WHIP				
<b>Mike Marshall, R</b> ERA: 4.56 (1,1)	5.0	L	21	4	4	2	1	1	0	0	0	0	1	22	26	3.60	1.000				
<b>John Strohmayr, R</b> ERA: 4.58 (8,1)	2.0		6	1	0	0	2	0	0	0	0	0	0	10	10	0.00	0.500				
<b>Mike Wegener, R</b> ERA: 5.9 (8,1)	1.1		9	4	4	4	0	0	1	0	0	0	0	8	12	27.00	3.000				
<b>Claude Raymond, R</b> ERA: 3.77 (9,1)	0.2		1	0	0	0	0	0	0	0	0	0	0	1	1	0.00	0.000				

Batter	1	2	3	4	5	6	7	8	9	AB	R	H	RBI	BB	SO	LOB	BOTTOM				
<b>Jim Gosger, L</b> OBP: 0.385, SLG: 0.403 (1,8)	BB 1B	F8			4-3			G6-4-3 1-2	E4 1-3 1B	5	2	1	0	0	0	3	<b>Los Angeles Dodgers @ Montreal Expos</b> Jarry Park, Montreal, QB Fri Jul 31 1970, 7:05 PM EDT Att: 23,549 - Unknown  livebaseballscores.com				
<b>Ron Fairly, L</b> OBP: 0.397, SLG: 0.458 (1,3)	1B 1-2 BB		4-3		1B 2B			FC6-4 BB	1-3 1-2 2-3	3	1	1	0	2	0	2					
<b>Rusty Staub, L</b> OBP: 0.412, SLG: 0.501 (1,9)	F5							FC6-4	K	4	0	2	1	0	0	3					
<b>Mike Wegener, R</b> OBP: 0.071, SLG: 0.071 (8,1)										0	0	0	0	0	0	0					
<b>Claude Raymond, R</b> OBP: 0.071, SLG: 0.071 (9,1)										0	0	0	0	0	0	0					
<b>Coco Laboy, R</b> OBP: 0.266, SLG: 0.334 (9, PH)										1	0	0	0	0	1	2					
<b>Bob Bailey, R</b> OBP: 0.429, SLG: 0.716 (1,5)	F3		F7 1-2		5-3			HR	BB 1B	5	1	2	3	0	0	4					
<b>Jim Fairry, L</b> OBP: 0.342, SLG: 0.421 (1,7)					6-3			E5 SH2-4	BB 1B	4	0	1	1	0	0	0					
<b>Adolfo Phillips, R</b> OBP: 0.346, SLG: 0.375 (9, PH)	1-2 2-H 1B							SH2-4	FC5-4 BB	0	0	0	0	1	0	0					
<b>Mary Staehle, L</b> OBP: 0.313, SLG: 0.272 (1,4)	4-3				F8			SH2-4	FC5-4	3	0	0	0	0	0	2					
<b>John Bateman, R</b> OBP: 0.271, SLG: 0.384 (9, PH)								1-2	1-2	1	0	0	0	0	0	2					
<b>John Boccabella, R</b> OBP: 0.309, SLG: 0.436 (1,2)			1-3					1-3		4	0	2	0	0	0	1					
<b>Bobby Wine, R</b> OBP: 0.269, SLG: 0.279 (1,6)		B1-4 BB			F8			4-3	K	3	0	0	0	1	1	3					
<b>Mike Marshall, R</b> OBP: 0.303, SLG: 0.381 (1,1)										1	0	0	0	0	0	1					
<b>Don Hahn, R</b> OBP: 0.280, SLG: 0.381 (5, PH)										1	0	0	0	0	0	1					
<b>John Strohmayr, R</b> OBP: 0.187, SLG: 0.187 (8,1)										0	0	0	0	0	0	0					
<b>Mack Jones, R</b> OBP: 0.398, SLG: 0.470 (7, PH)										0	0	0	0	1	0	0					
<b>Gary Sutherland, R</b> OBP: 0.288, SLG: 0.278 (9, PH)								G6-4-3 BB	1-3 1B	1	1	1	0	0	0	0					
<b>Inning Stats</b>	R: 1 E: 0 K: 0 S: 5	H: 2 LOB: 2 BB: 1 P: 9	R: 0 E: 0 K: 0 S: 3	H: 0 LOB: 1 BB: 1 P: 7	R: 0 E: 0 K: 0 S: 3	H: 1 LOB: 0 BB: 0 P: 3	R: 0 E: 0 K: 0 S: 4	H: 1 LOB: 1 BB: 0 P: 4	R: 0 E: 0 K: 0 S: 2	H: 0 LOB: 1 BB: 2 P: 10	R: 0 E: 1 K: 1 S: 7	H: 1 LOB: 1 BB: 0 P: 7	R: 2 E: 1 K: 1 S: 8	H: 2 LOB: 2 BB: 1 P: 12	1B: 8 2B: 1 3B: 0 HR: 1	SF: 0 SAC: 1 DP: 1 HBP: 0	WP: 0 PB: 0 SB: 0 CS: 1	PA: 42			
<b>PITCHER</b>	IP	WLS	BF	H	R	ER	SO	BB	IBB	HBP	BLK	WP	HR	S	P	ERA	WHIP				
<b>Don Sutton, R</b> ERA: 3.55 (1,1)	7.1	W	33	8	3	3	1	4	0	0	0	0	0	31	47	3.68	1.636				
<b>Jim Brewer, L</b> ERA: 3.15 (8,1)	1.2	S	9	2	2	0	2	1	0	0	0	0	0	12	16	0.00	1.800				









Batter	1	2	3	4	5	6	7	8	9	AB	R	H	RBI	BB	SO	LOB	TOP					
Maury Wills, S OBP: 0.344, SLG: 0.314 (1, 6)										5	1	1	0	0	1	2						
Billy Grabarkewitz, R OBP: 0.425, SLG: 0.476 (1, 5)										5	0	1	1	0	0	3						
Willie Davis, L OBP: 0.341, SLG: 0.438 (1, 8)										5	2	3	1	0	0	1						
Wes Parker, S OBP: 0.395, SLG: 0.485 (1, 3)										4	0	1	1	0	0	2						
Jim Lefebvre, S OBP: 0.329, SLG: 0.364 (1, 4)										4	0	2	2	0	0	2						
Tom Haller, L OBP: 0.347, SLG: 0.440 (1, 2)										2	0	0	0	2	0	0						
Bill Russell, R OBP: 0.242, SLG: 0.318 (1, 9)										4	0	0	0	0	0	4						
Willie Crawford, L OBP: 0.308, SLG: 0.367 (1, 7)										4	1	1	1	0	1	0						
Claude Osteen, L OBP: 0.271, SLG: 0.369 (8, PH)										3	1	2	0	0	0	0						
Bill Sudakis, S OBP: 0.337, SLG: 0.412 (8, PH)										1	0	0	0	0	0	0						
Pete Mikkelsen, R (8, 1)										0	0	0	0	0	0	0						
<b>Inning Stats</b>	R: 2 E: 0 K: 0 S: 6	H: 4 LOB: 2 BB: 1 P: 10	R: 2 E: 1 K: 1 S: 9	H: 3 LOB: 2 BB: 0 P: 9	R: 0 E: 0 K: 0 S: 3	H: 0 LOB: 0 BB: 0 P: 3	R: 0 E: 0 K: 0 S: 4	H: 1 LOB: 1 BB: 0 P: 4	R: 0 E: 0 K: 0 S: 3	H: 0 LOB: 1 BB: 1 P: 7	R: 0 E: 0 K: 0 S: 4	H: 1 LOB: 1 BB: 0 P: 4	R: 1 E: 0 K: 0 S: 4	H: 2 LOB: 0 BB: 0 P: 4	R: 0 E: 0 K: 1 S: 5	H: 0 LOB: 0 BB: 0 P: 5	R: 0 E: 0 K: 0 S: 3	H: 0 LOB: 0 BB: 0 P: 3	1B: 7 2B: 2 3B: 1 HR: 1	SF: 0 SAC: 0 DP: 1 HBP: 0	WP: 0 PB: 0 SB: 1 CS: 0	PA: 39
<b>PITCHER</b> Steve Renko, R ERA: 4.58 (1, 1)	IP: 9.0 WLS: W BF: 39 H: 11 R: 5 ER: 5 SO: 2 BB: 1 IBB: 1 HBP: 0 BLK: 0 WP: 0 HR: 1 S: 41 P: 49 ERA: 5.00 WHIP: 1.333															<b>PITCHER</b>	IP: 9.0 WLS: W BF: 39 H: 11 R: 5 ER: 5 SO: 2 BB: 1 IBB: 1 HBP: 0 BLK: 0 WP: 0 HR: 1 S: 41 P: 49 ERA: 5.00 WHIP: 1.333					

**Los Angeles Dodgers @ Montreal Expos**  
 Jarry Park, Montreal, QB  
 Sat Aug 01 1970, 7:05 PM EDT  
 Att: 26,107 - Unknown

AB	37
R	5
H	11
RBI	5
BB	2
SO	2
LOB	14



Batter	1	2	3	4	5	6	7	8	9	AB	R	H	RBI	BB	SO	LOB	BOTTOM			
Gary Sutherland, R OBP: 0.287, SLG: 0.277 (1, 4)										4	1	1	0	0	0	0				
Adolfo Phillips, R OBP: 0.335, SLG: 0.365 (1, 8)										4	0	0	0	0	2	2				
Rusty Staub, L OBP: 0.417, SLG: 0.538 (1, 9)										4	2	2	2	0	1	1				
Bob Bailey, R OBP: 0.438, SLG: 0.726 (1, 7)										2	2	1	2	2	0	0				
Don Hahn, R OBP: 0.383, SLG: 0.291 (8, 7)										0	0	0	0	0	0	0				
Coco Laboy, R OBP: 0.265, SLG: 0.330 (1, 5)										3	0	0	0	1	1	1				
John Boccabella, R OBP: 0.318, SLG: 0.432 (1, 2)										3	0	1	0	1	0	1				
Ron Fairly, L OBP: 0.401, SLG: 0.465 (1, 3)										4	0	0	0	0	1	4				
Bobby Wine, R OBP: 0.264, SLG: 0.274 (1, 6)										2	0	0	1	0	0	1				
Steve Renko, R OBP: 0.208, SLG: 0.213 (1, 1)										3	1	1	0	0	0	2				
<b>Inning Stats</b>	R: 2 E: 0 K: 1 S: 7	H: 2 LOB: 0 BB: 0 P: 7	R: 0 E: 0 K: 0 S: 3	H: 1 LOB: 0 BB: 0 P: 3	R: 0 E: 0 K: 2 S: 7	H: 0 LOB: 0 BB: 1 P: 11	R: 0 E: 0 K: 0 S: 5	H: 1 LOB: 1 BB: 0 P: 5	R: 2 E: 0 K: 1 S: 6	H: 1 LOB: 2 BB: 3 P: 18	R: 1 E: 0 K: 1 S: 6	H: 1 LOB: 0 BB: 0 P: 6	R: 0 E: 0 K: 0 S: 3	H: 0 LOB: 0 BB: 0 P: 3	R: 0 E: 0 K: 0 S: 3	H: 0 LOB: 0 BB: 0 P: 3	1B: 2 2B: 1 3B: 0 HR: 3	SF: 1 SAC: 0 DP: 1 HBP: 0	WP: 0 PB: 0 SB: 0 CS: 0	PA: 34
<b>PITCHER</b> Claude Osteen, L ERA: 3.39 (1, 1)	IP: 7.0 WLS: L BF: 31 H: 6 R: 6 ER: 5 SO: 5 BB: 4 IBB: 0 HBP: 0 BLK: 0 WP: 0 HR: 3 S: 37 P: 53 ERA: 6.43 WHIP: 1.429															<b>PITCHER</b>	IP: 7.0 WLS: L BF: 31 H: 6 R: 6 ER: 5 SO: 5 BB: 4 IBB: 0 HBP: 0 BLK: 0 WP: 0 HR: 3 S: 37 P: 53 ERA: 6.43 WHIP: 1.429			
<b>PITCHER</b> Pete Mikkelsen, R ERA: 3.44 (8, 1)	IP: 1.0 WLS: 3 BF: 0 H: 0 R: 0 ER: 0 SO: 0 BB: 0 IBB: 0 HBP: 0 BLK: 0 WP: 0 HR: 0 S: 3 P: 3 ERA: 0.00 WHIP: 0.000															<b>PITCHER</b>	IP: 1.0 WLS: 3 BF: 0 H: 0 R: 0 ER: 0 SO: 0 BB: 0 IBB: 0 HBP: 0 BLK: 0 WP: 0 HR: 0 S: 3 P: 3 ERA: 0.00 WHIP: 0.000			

**Los Angeles Dodgers @ Montreal Expos**  
 Jarry Park, Montreal, QB  
 Sat Aug 01 1970, 7:05 PM EDT  
 Att: 26,107 - Unknown

AB	29
R	6
H	6
RBI	5
BB	4
SO	5
LOB	12





Batter	1	2	3	4	5	6	7	8	9	AB	R	H	RBI	BB	SO	LOB	TOP										
<b>Billy Grabarkewitz, R</b> OBP: 0.422, SLG: 0.471 (1, 6) (9, 5)	0-3 K	0-0 F8			0-0 6-3		0-0 5-3		4-0 E 1B BB	4	1	0	0	1	1	1	<b>Los Angeles Dodgers @ Montreal Expos</b> Jarry Park, Montreal, QB Sun Aug 02 1970, 3:33 AM EDT Att: 20,763 - Unknown <a href="http://livebaseballscorecards.com">livebaseballscorecards.com</a>										
<b>Manny Mota, R</b> OBP: 0.386, SLG: 0.407 (1, 7)	0-0 2B 1B		0-0 4-3		0-0 1-3		0-0 1-3		0-0 E6 1B 1B	5	1	1	0	0	0	2											
<b>Willie Davis, L</b> OBP: 0.345, SLG: 0.442 (1, 8)	0-0 1-3 2B		0-0 1-3 1B			0-0 F9		0-0 G3	0-0 1B 1B	5	0	3	2	0	0	0											
<b>Wes Parker, S</b> OBP: 0.397, SLG: 0.487 (1, 3)	4-0 1B IBB		0-0 1-3			0-0 1B FC4-6 2B		0-3 K	0-0 1B G6-3 1B	4	1	2	1	1	1	1											
<b>Jim Lefebvre, S</b> OBP: 0.327, SLG: 0.361 (1, 4)	0-3 K		0-0 1-3			0-0 FC4-6 1B		0-3 K	0-0 G6-3	5	0	1	0	0	2	6											
<b>Tom Haller, L</b> OBP: 0.346, SLG: 0.450 (1, 2)	0-3 K			0-0 4-3		0-0 FC4-6 1B			0-0 HR	4	1	1	2	0	1	4											
<b>Bill Sudakis, S</b> OBP: 0.347, SLG: 0.439 <b>Maury Wills, S</b> OBP: 0.344, SLG: 0.314 (1, 5) (9, 6)		1-0 3-5-3 1B HBP		0-0 F9		0-0 1-3 1B			0-0 HR	3	1	2	1	0	0	0											
<b>Bill Russell, R</b> OBP: 0.242, SLG: 0.315 (1, 9)		0-0 1-2 3-5-3 1B		0-0 4-3		0-0 5-3			0-0 6-3	4	0	1	0	0	0	2											
<b>Joe Moeller, R</b> OBP: 0.200, SLG: 0.167 <b>Von Joshua, L</b> OBP: 0.273, SLG: 0.329 <b>Ray Lamb, R</b> (7, PH) (7, 1)		0-0 3-5-3			0-0 F9			0-3 K	0-0 E BB 1B 1B	2	0	0	0	0	0	2											
<b>Willie Crawford, L</b> OBP: 0.311, SLG: 0.369 <b>Jim Brewer, L</b> OBP: 0.100, SLG: 0.100 (9, PH) (9, 1)		1-2 2-3								1	0	0	0	0	1	0											
<b>Inning Stats</b>	R: 0 E: 0 K: 3 S: 11	H: 2 LOB: 3 BB: 1 P: 15	R: 0 E: 0 K: 0 S: 3	H: 1 LOB: 1 BB: 0 P: 4	R: 0 E: 0 K: 0 S: 4	H: 1 LOB: 1 BB: 0 P: 4	R: 0 E: 0 K: 0 S: 3	H: 0 LOB: 0 BB: 0 P: 3	R: 0 E: 0 K: 0 S: 6	H: 3 LOB: 2 BB: 0 P: 6	R: 0 E: 0 K: 1 S: 5	H: 0 LOB: 0 BB: 0 P: 5	R: 0 E: 0 K: 2 S: 7	H: 0 LOB: 0 BB: 0 P: 7	R: 5 E: 1 K: 0 S: 8	H: 5 LOB: 1 BB: 1 P: 12		1B: 8 2B: 3 3B: 0 HR: 2	SF: 0 SAC: 0 DP: 2 HBP: 1	WP: 0 PB: 0 SB: 0 CS: 0	PA: 41						
<b>PITCHER</b>	IP	WLS	BF	H	R	ER	SO	BB	IBB	HBP	BLK	WP	HR	S	P	ERA		WHIP									
<b>Carl Morton, R</b> ERA: 3.7 <b>John Strohmayr, R</b> ERA: 4.81	(1, 1) (9, 1)	8.0 L	34 7	9 3	3 3	3 2	6 0	0 1	0 0	1 0	0 0	0 0	2 6	44 10	49	3.38 18.00	1.125 4.000										

Batter	1	2	3	4	5	6	7	8	9	AB	R	H	RBI	BB	SO	LOB	BOTTOM											
<b>Jim Gosger, L</b> OBP: 0.376, SLG: 0.399 (1, 8)	0-0 6-3	0-0 G3		0-0 1-1 2-H 2B			0-0 F4			4	0	1	2	0	0	2	<b>Los Angeles Dodgers @ Montreal Expos</b> Jarry Park, Montreal, QB Sun Aug 02 1970, 3:33 AM EDT Att: 20,763 - Unknown <a href="http://livebaseballscorecards.com">livebaseballscorecards.com</a>											
<b>Ron Fairly, L</b> OBP: 0.399, SLG: 0.461 (1, 3)	0-0 G3		1-0 S HBP	0-0 F8			0-0 4-3			3	0	0	0	0	0	1												
<b>Rusty Staub, L</b> OBP: 0.416, SLG: 0.534 (1, 9)	4-0 BB		0-0 F9		0-0 6-3			0-0 6-3		3	0	0	0	1	0	1												
<b>Bob Bailey, R</b> OBP: 0.434, SLG: 0.711 <b>Coco Laboy, R</b> OBP: 0.295, SLG: 0.330 (1, 5) (9, 5)	0-0 F5		0-0 F5		0-3 K			4-0 4-3 BB		3	0	0	0	1	1	2												
<b>Jim Fairly, L</b> OBP: 0.337, SLG: 0.419 (1, 7)		0-0 4-3		0-0 F9		0-0 4-3		0-0 4-3		4	0	0	0	0	0	2												
<b>Mary Staehle, L</b> OBP: 0.317, SLG: 0.283 (1, 4)		0-0 E 2B 1B		0-0 1B 2B 1B		0-0 3-1		0-0 F8		4	2	2	0	0	0	1												
<b>John Bateman, R</b> OBP: 0.288, SLG: 0.378 (1, 2)		0-0 E7 2B CS		0-3 K		0-0 F2			0-3 K	4	0	0	0	0	2	2												
<b>Bobby Wine, R</b> OBP: 0.266, SLG: 0.279 (1, 6)		0-0 CS 2B		0-0 1-3 2-H 2B		0-3 K			0-0 5-3	4	1	2	1	0	1	0												
<b>Carl Morton, R</b> OBP: 0.242, SLG: 0.259 <b>Gary Sutherland, R</b> OBP: 0.286, SLG: 0.276 <b>John Strohmayr, R</b> OBP: 0.167, SLG: 0.167 (1, 1) (9, 4) (9, 1)		4-0 2B BB		0-0 F8			0-3 K		0-0 6-3	2	0	0	0	1	1	2												
<b>Inning Stats</b>	R: 0 E: 0 K: 0 S: 3	H: 0 LOB: 1 BB: 1 P: 7	R: 1 E: 1 K: 0 S: 5	H: 2 LOB: 2 BB: 1 P: 9	R: 0 E: 0 K: 1 S: 8	H: 3 LOB: 1 BB: 0 P: 8	R: 0 E: 0 K: 1 S: 5	H: 0 LOB: 0 BB: 0 P: 5	R: 0 E: 0 K: 1 S: 5	H: 0 LOB: 0 BB: 0 P: 5	R: 0 E: 0 K: 0 S: 3	H: 0 LOB: 1 BB: 1 P: 7	R: 0 E: 0 K: 1 S: 5	H: 0 LOB: 0 BB: 0 P: 5	1B: 3 2B: 2 3B: 0 HR: 0	SF: 0 SAC: 0 DP: 0 HBP: 1		WP: 0 PB: 0 SB: 1 CS: 2	PA: 36									
<b>PITCHER</b>	IP	WLS	BF	H	R	ER	SO	BB	IBB	HBP	BLK	WP	HR	S	P	ERA		WHIP										
<b>Joe Moeller, R</b> ERA: 2.82 <b>Ray Lamb, R</b> ERA: 3.55 <b>Jim Brewer, L</b> ERA: 3.09	(1, 1) (7, 1) (9, 1)	6.0 W	26 7	5 0	3 0	2 0	3 0	2 0	1 0	0 0	0 0	0 0	0 8	29 12	38	3.00 0.00		1.167 0.500										



Batter	1	2	3	4	5	6	7	8	9	AB	R	H	RBI	BB	SO	LOB	TOP			
<b>Johnny Jeter, R</b> OBP: 0.324, SLG: 0.366 (1, 8)										4	0	0	0	0	2	1	<b>Pittsburgh Pirates @ Montreal Expos</b> Jarry Park, Montreal, QB Mon Aug 03 1970, 7:05 PM EDT Att: 18,110 - Unknown			
<b>Dave Cash, R</b> OBP: 0.386, SLG: 0.480 (1, 4)										3	0	1	0	1	1	0				
<b>Al Oliver, L</b> OBP: 0.322, SLG: 0.439 (1, 9)										3	0	1	0	0	0	1				
<b>Manny Sanguillen, R</b> OBP: 0.324, SLG: 0.426 (1, 2)										2	0	0	0	2	0	3				
<b>Bob Robertson, R</b> OBP: 0.385, SLG: 0.569 (1, 3)										3	0	0	0	1	1	3				
<b>Willie Stargell, L</b> OBP: 0.331, SLG: 0.516 (1, 7)										4	0	1	0	0	0	3				
<b>Jose Pagan, R</b> OBP: 0.326, SLG: 0.367 (1, 5)										4	0	0	0	0	0	1				
<b>Gene Alley, R</b> OBP: 0.297, SLG: 0.365 (1, 6)										3	0	0	0	0	0	1				
<b>Jim Nelson, R</b> OBP: 0.238, SLG: 0.211 (6, 1)										0	0	0	0	0	0	0				
<b>Jerry May, R</b> OBP: 0.302, SLG: 0.242 (9, FH)										0	0	0	0	1	0	0				
<b>Bob Moose, R</b> OBP: 0.256, SLG: 0.184 (1, 1)										1	0	0	0	1	1	1				
<b>Dick Colpaert, R</b> (4, 1)										0	0	0	0	0	0	0				
<b>Freddie Patek, R</b> OBP: 0.366, SLG: 0.383 (6, 6)										2	0	0	0	0	0	1				
<b>Inning Stats</b>	R: 0 E: 0 K: 1 S: 7	H: 2 LOB: 2 BB: 0 P: 7	R: 0 E: 0 K: 1 S: 6	H: 1 LOB: 1 BB: 0 P: 6	R: 0 E: 0 K: 1 S: 5	H: 0 LOB: 3 BB: 3 P: 17	R: 0 E: 0 K: 0 S: 3	H: 0 LOB: 1 BB: 1 P: 7	R: 0 E: 0 K: 0 S: 3	H: 0 LOB: 0 BB: 0 P: 3	R: 0 E: 0 K: 2 S: 7	H: 0 LOB: 0 BB: 0 P: 7	R: 0 E: 0 K: 0 S: 2	H: 0 LOB: 0 BB: 0 P: 3	R: 0 E: 0 K: 0 S: 3	H: 0 LOB: 1 BB: 1 P: 7	1B: 3 2B: 0 3B: 0 HR: 0	SF: 0 SAC: 0 DP: 1 HBP: 1	WP: 0 PB: 0 SB: 0 CS: 0	PA: 36
<b>PITCHER</b> <b>Dan McGinn, L</b> ERA: 4.99 (1, 1)	IP: 9.0 WLS: W BF: 36 H: 3 R: 0 ER: 0 SO: 5 BB: 6 IBB: 0 HBP: 1 BLK: 0 WP: 0 HR: 0 S: 39 P: 64 ERA: 0.00 WHIP: 1.000															<b>PITCHER</b>				

Batter	1	2	3	4	5	6	7	8	9	AB	R	H	RBI	BB	SO	LOB	BOTTOM			
<b>Mary Staehle, L</b> OBP: 0.319, SLG: 0.279 (1, 4)										3	2	0	0	2	0	2	<b>Pittsburgh Pirates @ Montreal Expos</b> Jarry Park, Montreal, QB Mon Aug 03 1970, 7:05 PM EDT Att: 18,110 - Unknown			
<b>Ron Fairly, L</b> OBP: 0.404, SLG: 0.463 (1, 3)										3	2	2	1	1	0	0				
<b>Adolfo Phillips, R</b> OBP: 0.339, SLG: 0.365 (8, FR)										0	0	0	0	0	0	0				
<b>John Boccabella, R</b> OBP: 0.318, SLG: 0.432 (9, 3)										0	0	0	0	0	0	0				
<b>Rusty Staub, L</b> OBP: 0.418, SLG: 0.533 (1, 9)										4	1	2	1	1	1	3				
<b>Bob Bailey, R</b> OBP: 0.430, SLG: 0.719 (1, 5)										4	1	1	4	0	1	3				
<b>Coco Laboy, R</b> OBP: 0.204, SLG: 0.329 (7, 5)										1	0	0	0	0	0	1				
<b>Jim Fairley, L</b> OBP: 0.329, SLG: 0.408 (1, 7)										4	0	0	0	0	2	3				
<b>Jim Gosger, L</b> OBP: 0.376, SLG: 0.404 (1, 8)										3	0	1	0	1	0	0				
<b>John Bateman, R</b> OBP: 0.271, SLG: 0.382 (1, 2)										4	0	2	0	0	0	2				
<b>Bobby Wine, R</b> OBP: 0.272, SLG: 0.283 (1, 6)										3	1	2	0	1	0	1				
<b>Dan McGinn, L</b> OBP: 0.097, SLG: 0.097 (1, 1)										4	1	0	0	0	1	7				
<b>Inning Stats</b>	R: 1 E: 0 K: 2 S: 8	H: 1 LOB: 1 BB: 1 P: 12	R: 0 E: 0 K: 0 S: 4	H: 1 LOB: 1 BB: 0 P: 4	R: 1 E: 0 K: 1 S: 6	H: 1 LOB: 1 BB: 1 P: 10	R: 6 E: 1 K: 1 S: 10	H: 5 LOB: 0 BB: 1 P: 14	R: 0 E: 0 K: 1 S: 6	H: 1 LOB: 2 BB: 1 P: 10	R: 0 E: 0 K: 0 S: 3	H: 0 LOB: 1 BB: 1 P: 7	R: 0 E: 0 K: 0 S: 3	H: 1 LOB: 1 BB: 1 P: 7	R: 0 E: 0 K: 0 S: 3	H: 0 LOB: 1 BB: 0 P: 4	1B: 7 2B: 2 3B: 0 HR: 1	SF: 0 SAC: 0 DP: 1 HBP: 1	WP: 1 PB: 1 SB: 0 CS: 0	PA: 40
<b>PITCHER</b> <b>Bob Moose, R</b> ERA: 4.22 (1, 1)	IP: 3.2 WLS: L BF: 21 H: 7 R: 7 ER: 6 SO: 3 BB: 3 IBB: 0 HBP: 0 BLK: 0 WP: 0 HR: 0 S: 24 P: 36 ERA: 14.73 WHIP: 2.727															<b>PITCHER</b>				
<b>Dick Colpaert, R</b> ERA: 3.12 (4, 1)	1.1	7	2	1	1	2	1	0	0	0	0	1	10	14	6.75	2.250				
<b>Jim Nelson, R</b> ERA: 3.52 (6, 1)	3.0	12	1	0	0	0	2	0	1	0	1	0	9	18	0.00	1.000				









Batter	1	2	3	4	5	6	7	8	9	AB	R	H	RBI	BB	SO	LOB	TOP					
<b>Don Kessinger, S</b> (1, 6) OBP: 0.342, SLG: 0.373	0-0 3-1		0-0 G6-4-3 1B		0-0 4-3			0-0 1B		4	0	2	0	0	0	1	<b>Chicago Cubs @ Montreal Expos</b> Jarry Park, Montreal, QB Wed Aug 05 1970, 7:05 PM EDT Sunny - 78 F					
<b>Glenn Beckert, R</b> (1, 4) OBP: 0.335, SLG: 0.354	0-0 1-3		0-0 G6-4-3 1-2		0-0 6-3			0-3 K		4	0	0	0	0	1	3						
<b>Billy Williams, L</b> (1, 7) OBP: 0.381, SLG: 0.594	0-0 4-3		0-0 1B		0-0 1-3			0-0 4-3		4	0	1	0	0	0	1						
<b>Ron Santo, R</b> (1, 5) OBP: 0.344, SLG: 0.426		0-0 F8	0-0 F7		0-0 F7			0-3 K		4	0	0	0	0	1	1						
<b>Jim Hickman, R</b> (1, 3) OBP: 0.425, SLG: 0.610		0-0 1B 2B 1B		0-3 K		0-0 L5		4-0 G3 BB		3	1	1	0	1	1	0						
<b>Joe Pepitone, L</b> (1, 8) OBP: 0.291, SLG: 0.448		0-0 1-2 2B 1B		0-0 3-1				0-0 P6		4	1	1	0	0	0	1						
<b>Johnny Callison, L</b> (1, 9) OBP: 0.354, SLG: 0.431		0-0 F8		0-0 4-3				0-3 K		4	0	0	0	0	1	3						
<b>Jack Hiatt, R</b> (1, 2) OBP: 0.350, SLG: 0.364 <b>Roberto Rodriguez, R</b> (7, 1) OBP: 0.167, SLG: 0.364		0-0 1-2 2B		0-0 4-3 SH3-4 1B		0-0 4-3 SH3-4 1B		0-3 K		3	0	2	2	0	1	0						
<b>Mitt Pappas, R</b> (1, 1) OBP: 0.100, SLG: 0.172 <b>Randy Hundley, R</b> (7, 2) OBP: 0.306, SLG: 0.400		0-0 P4		0-0 SH3-4 1-2				0-3 K		1	0	0	0	0	0	1						
<b>Inning Stats</b>	R: 0 E: 0 K: 0 S: 3	H: 0 LOB: 0 BB: 0 P: 3	R: 2 E: 0 K: 0 S: 6	H: 3 LOB: 1 BB: 0 P: 6	R: 0 E: 0 K: 1 S: 4	H: 2 LOB: 1 BB: 0 P: 4	R: 0 E: 0 K: 1 S: 5	H: 0 LOB: 0 BB: 0 P: 5	R: 0 E: 0 K: 0 S: 4	H: 1 LOB: 1 BB: 0 P: 4	R: 0 E: 0 K: 0 S: 3	H: 0 LOB: 0 BB: 0 P: 3	R: 0 E: 0 K: 1 S: 5	H: 0 LOB: 0 BB: 0 P: 5	R: 0 E: 0 K: 2 S: 8	H: 1 LOB: 1 BB: 0 P: 8		R: 0 E: 0 K: 2 S: 7	H: 0 LOB: 1 BB: 0 P: 11	1B: 6 2B: 1 3B: 0 HR: 0	SF: 0 SAC: 1 DP: 1 HBP: 0	WP: 0 PB: 0 SB: 0 CS: 0
<b>PITCHER</b> <b>Mike Wegener, R</b> (1, 1) ERA: 5.31	IP: 9.0 WLS: W BF: 34 H: 7 R: 2 ER: 2 SO: 6 BB: 1 IBB: 0 HBP: 0 BLK: 0 WP: 0 HR: 0 S: 45 P: 49 ERA: 2.00 WHIP: 0.889															<b>PITCHER</b> <b>Mike Wegener, R</b> (1, 1) ERA: 5.31	IP: 9.0 WLS: W BF: 34 H: 7 R: 2 ER: 2 SO: 6 BB: 1 IBB: 0 HBP: 0 BLK: 0 WP: 0 HR: 0 S: 45 P: 49 ERA: 2.00 WHIP: 0.889					

AB	32
R	2
H	7
RBI	2
BB	1
SO	6
LOB	11



Batter	1	2	3	4	5	6	7	8	9	AB	R	H	RBI	BB	SO	LOB	BOTTOM			
<b>Mary Staehle, L</b> (1, 4) OBP: 0.320, SLG: 0.282	0-0 F7		0-0 G3		0-0 1B 1B 1B		0-0 SH HR 1B	0-0 F8		5	2	2	0	0	0	0	<b>Chicago Cubs @ Montreal Expos</b> Jarry Park, Montreal, QB Wed Aug 05 1970, 7:05 PM EDT Sunny - 78 F			
<b>Mack Jones, L</b> (1, 7) OBP: 0.399, SLG: 0.470	0-0 E4 3-1		4-0 BB		0-0 1B 1B		0-0 SH HR			2	2	1	0	1	0	0				
<b>Rusty Staub, L</b> (1, 9) OBP: 0.416, SLG: 0.529	0-0 3-1 1-2		0-3 K		0-0 1B 1B		0-0 F2			4	0	1	0	0	1	4				
<b>Bob Bailey, R</b> (1, 5) OBP: 0.438, SLG: 0.728 <b>Coco Laboy, R</b> (8, 5) OBP: 0.297, SLG: 0.332	4-0 BB				0-3 K		0-0 G6-3 1B			3	1	2	5	1	1	0				
<b>Jim Gosger, L</b> (1, 8) OBP: 0.382, SLG: 0.403	0-3 K		0-0 F8 1B 1B		0-0 P4		4-0 HR			3	1	1	0	1	1	4				
<b>Fred Whitfield, L</b> (1, 3) OBP: 0.250, SLG: 0.250		0-0 3-1		0-0 1B 1B		0-0 G6-3 1-2		0-0 F7		4	0	1	0	0	0	3				
<b>John Bateman, R</b> (1, 2) OBP: 0.284, SLG: 0.373		0-0 1-3		0-0 F8 2-3		0-0 6-3		0-3 K		4	0	0	0	0	1	3				
<b>Bobby Wine, R</b> (1, 6) OBP: 0.271, SLG: 0.282		0-0 6-3		0-0 1B		0-0 G3		0-3 K		4	0	1	1	0	1	0				
<b>Mike Wegener, R</b> (1, 1) OBP: 0.056, SLG: 0.056			0-0 P6		0-0 F7		0-3 K		0-3 K	4	0	0	0	0	2	2				
<b>Inning Stats</b>	R: 0 E: 1 K: 1 S: 6	H: 0 LOB: 2 BB: 1 P: 10	R: 0 E: 0 K: 0 S: 3	H: 0 LOB: 0 BB: 0 P: 3	R: 0 E: 0 K: 1 S: 5	H: 0 LOB: 1 BB: 1 P: 9	R: 1 E: 0 K: 1 S: 8	H: 3 LOB: 2 BB: 0 P: 8	R: 2 E: 0 K: 0 S: 6	H: 4 LOB: 1 BB: 0 P: 6	R: 0 E: 0 K: 1 S: 5	H: 0 LOB: 0 BB: 0 P: 5	R: 3 E: 1 K: 1 S: 8	H: 2 LOB: 1 BB: 1 P: 12	R: 0 E: 0 K: 2 S: 7	H: 0 LOB: 0 BB: 0 P: 7		1B: 8 2B: 0 3B: 0 HR: 1	SF: 0 SAC: 1 DP: 1 HBP: 0	WP: 0 PB: 0 SB: 0 CS: 0
<b>PITCHER</b> <b>Mitt Pappas, R</b> (1, 1) ERA: 3.8 <b>Roberto Rodriguez, R</b> (7, 1) ERA: 4.79	IP: 6.1 WLS: L BF: 32 H: 9 R: 6 ER: 5 SO: 4 BB: 3 IBB: 0 HBP: 0 BLK: 0 WP: 0 HR: 1 S: 37 P: 49 ERA: 7.11 WHIP: 1.895															<b>PITCHER</b> <b>Mitt Pappas, R</b> (1, 1) ERA: 3.8 <b>Roberto Rodriguez, R</b> (7, 1) ERA: 4.79	IP: 6.1 WLS: L BF: 32 H: 9 R: 6 ER: 5 SO: 4 BB: 3 IBB: 0 HBP: 0 BLK: 0 WP: 0 HR: 1 S: 37 P: 49 ERA: 7.11 WHIP: 1.895			

AB	33
R	6
H	9
RBI	6
BB	3
SO	7
LOB	16






Batter	1	2	3	4	5	6	7	8	9	AB	R	H	RBI	BB	SO	LOB	TOP							
<b>Don Kessinger, S</b> OBP: 0.344, SLG: 0.378 (1, 6)										5	1	2	2	1	1	1								
<b>Glenn Beckert, R</b> OBP: 0.340, SLG: 0.358 (1, 4)										5	1	3	1	1	0	1								
<b>Billy Williams, L</b> OBP: 0.381, SLG: 0.591 <b>Willie Smith, L</b> OBP: 0.286, SLG: 0.387 (1, 7) (7, 3)										4	2	1	0	1	1	5								
<b>Ron Santo, R</b> OBP: 0.346, SLG: 0.425 <b>Paul Popovich, S</b> OBP: 0.340, SLG: 0.372 (9, PH) (9, 5)										3	1	1	0	2	1	4								
<b>Jim Hickman, R</b> OBP: 0.424, SLG: 0.617 (1, 3) (7, 7)										6	2	2	3	0	1	6								
<b>Joe Pepitone, L</b> OBP: 0.294, SLG: 0.452 <b>Cleo James, R</b> OBP: 0.294, SLG: 0.317 (1, 8) (5, 8)										2	0	1	1	1	1	0								
<b>Johnny Callison, L</b> OBP: 0.358, SLG: 0.441 (1, 9)										4	2	2	2	1	1	3								
<b>Randy Hundley, R</b> OBP: 0.325, SLG: 0.406 (1, 2)										4	1	2	1	1	0	1								
<b>Larry Gura, S</b> (1, 1)										5	0	0	0	0	4	6								
<b>Inning Stats</b>	R: 4 E: 0 K: 0 S: 7	H: 4 LOB: 2 BB: 15	R: 0 E: 0 K: 0 S: 3	H: 0 LOB: 2 BB: 11	R: 1 E: 0 K: 2 S: 8	H: 1 LOB: 0 BB: 0 P: 8	R: 2 E: 0 K: 1 S: 8	H: 3 LOB: 2 BB: 1 P: 12	R: 0 E: 0 K: 1 S: 7	H: 2 LOB: 3 BB: 1 P: 11	R: 2 E: 0 K: 2 S: 10	H: 3 LOB: 1 BB: 0 P: 10	R: 0 E: 0 K: 3 S: 10	H: 1 LOB: 1 BB: 2 P: 10	R: 2 E: 0 K: 2 S: 8	H: 1 LOB: 1 BB: 2 P: 16	R: 0 E: 0 K: 1 S: 5	H: 0 LOB: 0 BB: 5	1B: 10 2B: 2 3B: 1 HR: 2	SF: 0 SAC: 0 DP: 0 HBP: 0	WP: 0 PB: 0 SB: 1 CS: 0	PA: 50		
<b>PITCHER</b>	IP WLS BF H R ER SO BB IBB HBP BLK WP HR S P ERA WHIP																							
<b>Steve Renko, R</b> ERA: 4.93 <b>Howie Reed, R</b> ERA: 3.86 <b>Rich Nye, L</b> ERA: 4.14 <b>Bill Stoneman, R</b> ERA: 5.34 <b>Claude Raymond, R</b> ERA: 3.84	(1, 1) (4, 1) (5, 1) (6, 1) (8, 1)	3.1 0.2 1.0 2.0 2.0	WLS L 5 7 9	BF 22 3 5 9	H 7 1 1 2	R 7 0 0 2	ER 7 0 2 0 2	SO 2 1 2 5 3	BB 5 0 1 0 2	IBB 0 0 0 0 0	HBP 0 0 0 0 0	BLK 0 0 0 0 0	WP 0 0 0 0 0	HR 2 5 10 17 13	S 21 5 14 17 21	P 41 5 14 17 21	ERA 18.90 0.00 18.00 0.00 9.00	WHIP 3.600 1.500 6.000 0.500 1.500						
Batter	1	2	3	4	5	6	7	8	9	AB	R	H	RBI	BB	SO	LOB	BOTTOM							
<b>Adolfo Phillips, R</b> OBP: 0.335, SLG: 0.356 (1, 8)										4	0	0	0	1	0	1								
<b>Rusty Staub, L</b> OBP: 0.414, SLG: 0.532 (1, 9)										5	1	1	1	0	0	2								
<b>Gary Sutherland, R</b> OBP: 0.286, SLG: 0.276 (1, 4)										4	1	1	0	0	0	1								
<b>Bob Bailey, R</b> OBP: 0.444, SLG: 0.733 (1, 7)										3	0	2	0	1	0	1								
<b>Coco Laboy, R</b> OBP: 0.264, SLG: 0.329 (1, 5)										4	0	0	0	0	2	4								
<b>John Bateman, R</b> OBP: 0.284, SLG: 0.372 (1, 2)										4	0	1	1	0	0	0								
<b>John Boccabella, R</b> OBP: 0.323, SLG: 0.477 (1, 3)										3	1	2	1	1	0	2								
<b>Bobby Wine, R</b> OBP: 0.268, SLG: 0.279 (1, 6)										4	0	0	0	0	0	2								
<b>Steve Renko, R</b> ERA: 2.04, SLG: 0.208 <b>Howie Reed, R</b> ERA: 3.86 <b>Don Hahn, R</b> SLG: 0.287 <b>Rich Nye, L</b> OBP: 0.286, SLG: 0.271 <b>Bill Stoneman, R</b> OBP: 0.305, SLG: 0.162 <b>Ron Brand, R</b> OBP: 0.313 <b>Claude Raymond, R</b> OBP: 0.323, SLG: 0.282 (1, 1) (4, 1) (4, PH) (5, 1) (6, 1) (7, PH) (8, 1) (9, PH)	(1, 1) (4, 1) (4, PH) (5, 1) (6, 1) (7, PH) (8, 1) (9, PH)	9.0 0.2 1.0 2.0 2.0	WLS W 5 7 9	BF 38 3 5 9	H 7 1 1 2	R 3 0 0 2	ER 3 0 2 0 2	SO 4 1 2 5 3	BB 4 0 1 0 2	IBB 0 0 0 0 0	HBP 0 0 0 0 0	BLK 0 0 0 0 0	WP 0 0 0 0 0	HR 2 5 10 17 13	S 2 5 14 17 21	P 58 5 14 17 21	ERA 3.00 0.00 18.00 0.00 9.00	WHIP 1.222 1.500 6.000 0.500 1.500						
<b>PITCHER</b>	IP WLS BF H R ER SO BB IBB HBP BLK WP HR S P ERA WHIP																							
<b>Larry Gura, L</b> ERA: 3.28 (1, 1)																								


Chicago Cubs @ Montreal Expos  
Jarry Park, Montreal, QB  
Wed Aug 05 1970, 7:05 PM EDT  
Att: 26,662 - Unknown

AB 42  
R 11  
H 15  
RBI 10  
BB 8  
SO 12  
LOB 27



Chicago Cubs @ Montreal Expos  
Jarry Park, Montreal, QB  
Wed Aug 05 1970, 7:05 PM EDT  
Att: 26,662 - Unknown

AB 34  
R 3  
H 7  
RBI 3  
SO 4  
LOB 14





Batter	1	2	3	4	5	6	7	8	9	AB	R	H	RBI	BB	SO	LOB	TOP								
<b>Don Kessinger, S</b> (1, 6) OBP: 0.343, SLG: 0.380	0-0 4-3		0-0 1-3	0-0 2H 3B		0-0 3-1		0-0 3-1		5	0	1	1	0	0	2									
<b>Glenn Beckert, R</b> (1, 4) OBP: 0.341, SLG: 0.358	0-0 1B		0-0 BB SF7	0-0 1B		0-0 F9		0-0 6-3		5	1	2	0	0	0	3									
<b>Billy Williams, L</b> (1, 7) OBP: 0.379, SLG: 0.586	0-0 P6		0-0 E5	0-0 1-2 BB		0-0 3-1		0-0 FC4-6 1B	0-0 F8	5	0	1	0	0	0	2									
<b>Joe Pepitone, L</b> (1, 8) OBP: 0.293, SLG: 0.446	0-0 4-3		4-0 1-2 2-3 BB	0-0 1-3		0-0 1-3		0-0 FC4-6 F8	0-0 F8	4	0	0	0	1	0	2									
<b>Jim Hickman, R</b> (1, 3) OBP: 0.421, SLG: 0.613 <b>Cleo James, R</b> (9, 8) OBP: 0.294, SLG: 0.317		0-3 K	0-0 SF7	0-0 1B		0-0 1B		0-0 F8	0-0 P6	4	0	1	1	0	1	1									
<b>Johnny Callison, L</b> (1, 9) OBP: 0.354, SLG: 0.436		0-0 G3	0-0 G3	0-0 K		0-3 K		0-0 5-3		4	0	0	0	0	1	4									
<b>Ron Santo, R</b> (1, 5) OBP: 0.352, SLG: 0.441		0-0 BB 1B		0-0 SH1 3B 1B		0-0 2B		0-0 HR		4	3	4	1	0	0	0									
<b>Randy Hundley, R</b> (1, 2) OBP: 0.333, SLG: 0.417		4-0 1-2 BB		0-0 F7		0-0 3-1 2B		0-0 F8		3	0	1	1	1	0	1									
<b>Ken Holtzman, R</b> (1, 1) OBP: 0.266, SLG: 0.293		0-3 K		0-0 SH1		0-0 F7		0-0 3-1 2B		3	0	1	0	0	1	3									
<b>Inning Stats</b>	R: 0 E: 0 K: 0 S: 4	H: 1 LOB: 1 BB: 0 P: 4	R: 0 E: 0 K: 2 S: 8	H: 1 LOB: 2 BB: 1 P: 12	R: 1 E: 1 K: 0 S: 5	H: 1 LOB: 2 BB: 1 P: 9	R: 1 E: 0 K: 0 S: 5	H: 2 LOB: 1 BB: 0 P: 5	R: 0 E: 0 K: 1 S: 6	H: 1 LOB: 1 BB: 0 P: 6	R: 1 E: 0 K: 0 S: 5	H: 2 LOB: 1 BB: 0 P: 5	R: 0 E: 0 K: 0 S: 4	H: 1 LOB: 0 BB: 0 P: 4	R: 1 E: 0 K: 0 S: 5	H: 2 LOB: 1 BB: 0 P: 5	R: 0 E: 0 K: 0 S: 3	H: 0 LOB: 0 BB: 0 P: 3	1B: 6 2B: 3 3B: 1 HR: 1	SF: 1 SAC: 1 DP: 0 HBP: 0	WP: 0 PB: 0 SB: 0 CS: 0	PA: 41			
<b>PITCHER</b>	IP	WLS	BF	H	R	ER	SO	BB	IBB	HBP	BLK	WP	HR	S	P	ERA	WHIP								
<b>Carl Morton, R</b> (1, 1) ERA: 3.69	8.0	L	38	11	4	3	3	2	0	0	0	0	1	42	50	3.38	1.625								
<b>John Strohmayr, R</b> (9, 1) ERA: 4.73	1.0		3	0	0	0	0	0	0	0	0	0	0	3	3	0.00	0.000								

Chicago Cubs @ Montreal Expos  
Jarry Park, Montreal, QB  
Thu Aug 06 1970, 7:05 PM EDT  
Att: 25,622 - Unknown

AB	37
R	4
H	11
RBI	4
BB	2
SO	3
LOB	18



Batter	1	2	3	4	5	6	7	8	9	AB	R	H	RBI	BB	SO	LOB	BOTTOM								
<b>Don Hahn, R</b> (1, 8) OBP: 0.378, SLG: 0.284 <b>Adolfo Phillips, R</b> (2, 8) OBP: 0.335, SLG: 0.356	0-0 F8			0-0 E4		0-3 K		0-0 1B		1	0	0	0	0	0	0									
<b>Gary Sutherland, R</b> (1, 4) OBP: 0.285, SLG: 0.273	0-0 1-3			0-0 FC6-4		4-0 BB		0-0 F8		3	0	0	0	1	0	3									
<b>Rusty Staub, L</b> (1, 9) OBP: 0.411, SLG: 0.528 <b>Jim Gosger, L</b> (8, 9) OBP: 0.380, SLG: 0.400 <b>John Strohmayr, R</b> (9, 1) OBP: 0.167, SLG: 0.167	0-0 4-3			0-0 F9		0-3 K		0-3 K		3	0	0	0	0	1	2									
<b>Bob Bailey, R</b> (1, 7) OBP: 0.446, SLG: 0.732		0-0 5-3		0-0 FC5-4		4-0 BB		0-0 6-3 2B		3	1	1	0	1	0	1									
<b>Coco Laboy, R</b> (1, 5) OBP: 0.262, SLG: 0.325		0-0 F8			0-0 5-3		0-3 K		0-0 6-3	4	0	0	0	0	1	3									
<b>John Bateman, R</b> (1, 2) OBP: 0.281, SLG: 0.367		0-0 F8			0-0 6-3		0-0 F9		0-0 6-3	4	0	0	1	0	0	2									
<b>John Boccabella, R</b> (1, 3) OBP: 0.320, SLG: 0.467			0-0 F8		0-3 K			0-0 F9	0-0 F7	4	1	1	0	0	1	0									
<b>Bobby Wine, R</b> (1, 6) OBP: 0.269, SLG: 0.277			0-0 F9			0-3 K		4-0 BB		2	0	0	0	1	1	0									
<b>Carl Morton, R</b> (1, 1) OBP: 0.235, SLG: 0.250 <b>Ron Brand, R</b> (8, PH) OBP: 0.297, SLG: 0.310			0-0 P4			0-0 F9		0-0 F9		2	0	0	0	0	0	0									
<b>Inning Stats</b>	R: 0 E: 0 K: 0 S: 3	H: 0 LOB: 0 BB: 0 P: 3	R: 0 E: 0 K: 0 S: 3	H: 0 LOB: 0 BB: 0 P: 3	R: 0 E: 1 K: 0 S: 4	H: 0 LOB: 1 BB: 0 P: 4	R: 0 E: 0 K: 1 S: 5	H: 0 LOB: 0 BB: 0 P: 5	R: 0 E: 0 K: 2 S: 7	H: 0 LOB: 0 BB: 0 P: 7	R: 0 E: 0 K: 2 S: 7	H: 0 LOB: 2 BB: 2 P: 15	R: 1 E: 0 K: 1 S: 7	H: 2 LOB: 2 BB: 1 P: 11	R: 1 E: 0 K: 0 S: 4	H: 1 LOB: 0 BB: 0 P: 4	1B: 2 2B: 1 3B: 0 HR: 0	SF: 0 SAC: 0 DP: 0 HBP: 0	WP: 0 PB: 0 SB: 0 CS: 0	PA: 34					
<b>PITCHER</b>	IP	WLS	BF	H	R	ER	SO	BB	IBB	HBP	BLK	WP	HR	S	P	ERA	WHIP								
<b>Ken Holtzman, L</b> (1, 1) ERA: 3.47	9.0	W	34	3	2	2	6	3	0	0	0	0	0	43	55	2.00	0.667								

Chicago Cubs @ Montreal Expos  
Jarry Park, Montreal, QB  
Thu Aug 06 1970, 7:05 PM EDT  
Att: 25,622 - Unknown

AB	31
R	2
H	3
RBI	2
BB	3
SO	6
LOB	15





Batter	1	2	3	4	5	6	7	8	9	AB	R	H	RBI	BB	SO	LOB	TOP			
Mary Staehle, L (1,4) OBP: 0.322, SLG: 0.281										4	1	1	0	0	1	2	<b>Montreal Expos @ St. Louis Cardinals</b> Busch Stadium, St. Louis, MO Fri Aug 07 1970, 7:05 PM CDT Att: 18,990 - Unknown			
Jim Fairley, L (1,7) OBP: 0.320, SLG: 0.395										4	0	0	0	0	1	3				
Rusty Staub, L (1,9) OBP: 0.409, SLG: 0.524										3	0	0	0	1	2					
Bob Bailey, R (1,5) OBP: 0.437, SLG: 0.714										4	0	0	0	0	2	2				
Jim Gosger, L (1,8) OBP: 0.377, SLG: 0.396											4	0	1	0	0	0		1		
Fred Whitfield, L (1,3) OBP: 0.125, SLG: 0.125											4	0	0	0	0	1		1		
John Bateman, R (1,2) OBP: 0.251, SLG: 0.366											1	0	0	0	0	1		0		
John Boccabella, R (4, PH) OBP: 0.330, SLG: 0.468											2	0	1	0	1	1		0		
Bobby Wine, R (1,6) OBP: 0.270, SLG: 0.278											2	0	1	0	0	1		2		
Dan McGinn, L (1,1) OBP: 0.121, SLG: 0.121											2	0	1	0	0	0		1		
Mack Jones, L (7, PH) OBP: 0.398, SLG: 0.468											1	0	0	0	0	1	1			
Steve Renko, R (7,1) OBP: 0.204, SLG: 0.208											0	0	0	0	0	0	0			
<b>Inning Stats</b>	R: 1 E: 1 K: 0 S: 4	H: 1 LOB: 1 BB: 1 P: 8	R: 0 E: 0 K: 1 S: 6	H: 1 LOB: 1 BB: 0 P: 6	R: 0 E: 0 K: 1 S: 5	H: 0 LOB: 0 BB: 0 P: 5	R: 0 E: 0 K: 2 S: 8	H: 1 LOB: 2 BB: 1 P: 12	R: 0 E: 1 K: 0 S: 4	H: 1 LOB: 1 BB: 0 P: 4	R: 0 E: 0 K: 1 S: 5	H: 0 LOB: 0 BB: 0 P: 5	R: 0 E: 0 K: 2 S: 8	H: 1 LOB: 1 BB: 0 P: 8	R: 0 E: 0 K: 1 S: 5	H: 0 LOB: 0 BB: 0 P: 7	1B: 5 2B: 1 3B: 0 HR: 0	SF: 0 SAC: 1 DP: 2 HBP: 0	WP: 1 PB: 0 SB: 0 CS: 0	PA: 34
<b>PITCHER</b> Bob Gibson, R (1,1) ERA: 3.41	IP: 9.0 WLS: W BF: 34 H: 5 R: 1 ER: 0 SO: 10 BB: 2 IBB: 0 HBP: 0 BLK: 0 WP: 1 HR: 0 S: 52 P: 60 ERA: 0.00 WHIP: 0.778															<b>PITCHER</b>				

AB	31
R	1
H	5
RBI	0
BB	2
SO	10
LOB	15



Batter	1	2	3	4	5	6	7	8	9	AB	R	H	RBI	BB	SO	LOB	BOTTOM			
Lou Brock, L (1,7) OBP: 0.356, SLG: 0.404										4	0	2	0	0	0	0	<b>Montreal Expos @ St. Louis Cardinals</b> Busch Stadium, St. Louis, MO Fri Aug 07 1970, 7:05 PM CDT Att: 18,990 - Unknown			
Julian Javier, R (1,4) OBP: 0.289, SLG: 0.306										3	1	2	0	0	0	1				
Ed Crosby, L (7,6) OBP: 0.231, SLG: 0.308										1	0	0	0	0	0	0				
Carl Taylor, R (1,9) OBP: 0.369, SLG: 0.413										1	1	0	0	2	0	1				
Vic Davalillo, L (8,9) OBP: 0.355, SLG: 0.443										1	0	0	0	0	0	0				
Dick Allen, R (1,3) OBP: 0.381, SLG: 0.567										4	0	0	0	0	2	4				
Joe Hague, L (9,3) OBP: 0.364, SLG: 0.421										0	0	0	0	0	0	0				
Joe Torre, R (1,2) OBP: 0.383, SLG: 0.462										2	0	1	1	2	0	0				
Jose Cardenal, R (1,8) OBP: 0.353, SLG: 0.437										2	0	0	0	1	0	4				
Mike Shannon, R (1,5) OBP: 0.266, SLG: 0.281										3	0	0	0	0	0	3				
Dal Maxvill, R (1,6) OBP: 0.314, SLG: 0.224										2	0	0	0	1	1	1				
Bob Gibson, R (1,1) OBP: 0.370, SLG: 0.432										3	0	0	0	0	0	1				
<b>Inning Stats</b>	R: 0 E: 0 K: 1 S: 6	H: 1 LOB: 3 BB: 2 P: 14	R: 0 E: 0 K: 1 S: 5	H: 0 LOB: 0 BB: 0 P: 5	R: 2 E: 0 K: 1 S: 7	H: 2 LOB: 2 BB: 2 P: 15	R: 0 E: 0 K: 0 S: 2	H: 1 LOB: 0 BB: 1 P: 6	R: 0 E: 0 K: 0 S: 3	H: 1 LOB: 0 BB: 0 P: 3	R: 0 E: 0 K: 0 S: 3	H: 0 LOB: 0 BB: 1 P: 7	R: 0 E: 0 K: 0 S: 3	H: 0 LOB: 0 BB: 0 P: 3	R: 0 E: 0 K: 0 S: 3	H: 0 LOB: 0 BB: 0 P: 3	1B: 5 2B: 0 3B: 0 HR: 0	SF: 0 SAC: 0 DP: 2 HBP: 0	WP: 1 PB: 0 SB: 0 CS: 1	PA: 33
<b>PITCHER</b> Dan McGinn, L (1,1) ERA: 4.89	IP: 6.0 WLS: L BF: 26 H: 5 R: 2 ER: 2 SO: 2 BB: 6 IBB: 0 HBP: 0 BLK: 0 WP: 0 HR: 0 S: 26 P: 50 ERA: 3.00 WHIP: 1.833															<b>PITCHER</b>				
Steve Renko, R (7,1) ERA: 4.86	IP: 2.0 WLS: L BF: 6 H: 0 R: 0 ER: 0 SO: 0 BB: 0 IBB: 0 HBP: 0 BLK: 0 WP: 0 HR: 0 S: 6 P: 6 ERA: 0.00 WHIP: 0.000															<b>PITCHER</b>				


AB	26
R	2
H	5
RBI	1
BB	6
SO	3
LOB	15










Batter	1	2	3	4	5	6	7	8	9	AB	R	H	RBI	BB	SO	LOB	TOP					
Gary Sutherland, R (1.4) OBP: 0.279, SLG: 0.266	F2	F7			4-3	FC5	F9		P4	6	0	0	0	0	0	6	<b>Montreal Expos @ St. Louis Cardinals</b> Busch Stadium, St. Louis, MO Sun Aug 09 1970, 3:33 AM CDT Unknown 					
Adolfo Phillips, R (1.8) OBP: 0.342, SLG: 0.371	1B		5-3		P3			1B		4	2	2	0	1	0	0						
Rusty Staub, L (1.9) OBP: 0.418, SLG: 0.535	P4				WP					4	2	3	1	1	0	1						
Bob Bailey, R (1.7) OBP: 0.444, SLG: 0.707										3	0	1	1	1	0	2						
Jim Fatrej, L (8.7) OBP: 0.316, SLG: 0.389	1-3		6-3							0	0	0	0	0	0	0						
John Boccabella, R (1.3) OBP: 0.324, SLG: 0.455	K									5	1	1	1	0	1	6						
Coco Laboy, R (1.5) OBP: 0.283, SLG: 0.327			6-3		5-3					4	1	1	1	1	0	2						
John Bateman, R (1.2) OBP: 0.260, SLG: 0.360			6-3		6-3					4	0	0	0	1	0	1						
Bobby Wine, R (1.6) OBP: 0.279, SLG: 0.290					K					5	1	3	2	0	1	0						
Mike Wegener, R (1.1) OBP: 0.091, SLG: 0.091										4	0	1	1	0	2	4						
Carl Morton, R (8.1) OBP: 0.235, SLG: 0.250										0	0	0	0	0	0	0						
Mack Jones, L (9. PH) OBP: 0.402, SLG: 0.482										1	0	1	0	0	0	0						
Dan McGinn, L (9.1) OBP: 0.121, SLG: 0.121										0	0	0	0	0	0	0						
Steve Renko, R (9.1) OBP: 0.204, SLG: 0.208	2-H									0	0	0	0	0	0	0						
<b>Inning Stats</b>	R: 0 E: 0 K: 1 S: 7	H: 2 LOB: 2 BB: 0 P: 7	R: 1 E: 0 K: 0 S: 5	H: 2 LOB: 1 BB: 0 P: 5	R: 1 E: 0 K: 0 S: 5	H: 2 LOB: 1 BB: 0 P: 5	R: 0 E: 0 K: 2 S: 7	H: 0 LOB: 0 BB: 0 P: 7	R: 0 E: 0 K: 0 S: 4	H: 1 LOB: 2 BB: 1 P: 8	R: 0 E: 0 K: 1 S: 6	H: 1 LOB: 2 BB: 1 P: 10	R: 4 E: 1 K: 0 S: 7	H: 3 LOB: 2 BB: 2 P: 15	R: 1 E: 0 K: 0 S: 4	H: 1 LOB: 1 BB: 0 P: 8	R: 0 E: 0 K: 0 S: 4	H: 1 LOB: 1 BB: 0 P: 4	1B: 8 2B: 3 3B: 1 HR: 1	SF: 1 SAC: 0 DP: 0 HBP: 0	WP: 2 PB: 2 SB: 0 CS: 0	PA: 46
<b>PITCHER</b>	IP WLS BF H R ER SO BB IBB HBP BLK WP HR S P ERA WHIP																					
Steve Carlton, L (1.1) ERA: 4.07	6.1 L 35 11 6 3 4 3 1 0 0 2 1 39 55 4.26 2.211																					
Frank Linzy, R (7.1) ERA: 4.39	0.2 2 0 0 0 0 0 0 0 0 0 0 2 2 0.00 0.000																					
Bob Chlupsa, R (8.1) ERA: 11.57	1.0 5 1 1 1 0 1 0 0 0 0 0 4 8 9.00 2.000																					
Chuck Taylor, R (9.1) ERA: 3.02	1.0 4 1 0 0 0 0 0 0 0 0 0 4 4 0.00 1.000																					

Batter	1	2	3	4	5	6	7	8	9	AB	R	H	RBI	BB	SO	LOB	BOTTOM					
Lou Brock, L (1.7) OBP: 0.359, SLG: 0.404	PB	F7		F3					4-3	5	1	2	0	0	0	2	<b>Montreal Expos @ St. Louis Cardinals</b> Busch Stadium, St. Louis, MO Sun Aug 09 1970, 3:33 AM CDT Unknown 					
Ed Crosby, L (1.6) OBP: 0.333, SLG: 0.278	1B									2	0	0	0	1	1	0						
Jose Cardenal, R (7. PH) OBP: 0.356, SLG: 0.438										0	0	0	0	1	0	0						
Milt Ramirez, R (8.6) OBP: 0.250, SLG: 0.230										1	0	0	0	0	0	0						
Joe Hague, L (1.9) OBP: 0.367, SLG: 0.437										5	1	2	0	0	0	3						
Dick Allen, R (1.3) OBP: 0.381, SLG: 0.562	P4									4	1	2	0	1	0	0						
Joe Torre, R (1.2) OBP: 0.389, SLG: 0.477										4	1	3	2	0	0	0						
Bob Gibson, R (8. PR) OBP: 0.370, SLG: 0.432										0	0	0	0	0	0	0						
Julian Javier, R (9.4) OBP: 0.289, SLG: 0.306										0	0	0	0	0	0	0						
Jim Beauchamp, R (8. PH) OBP: 0.307, SLG: 0.318										1	0	0	0	0	0	2						
Vic Davallilo, L (1.8) OBP: 0.367, SLG: 0.442										4	2	2	1	0	0	2						
Mike Shannon, R (1.5) OBP: 0.284, SLG: 0.280										4	0	1	0	0	1	4						
Dal Maxvill, R (1.4) OBP: 0.314, SLG: 0.227										3	0	1	1	0	0	0						
Ted Simmons, S (8. PH) OBP: 0.300, SLG: 0.302										1	0	1	1	0	0	0						
Steve Carlton, L (1.1) OBP: 0.288, SLG: 0.255										2	0	0	0	0	0	2						
Frank Linzy, R (7.1) ERA: 3.07										0	0	0	0	0	0	0						
Leron Lee, L (7. PH) OBP: 0.286, SLG: 0.333										1	0	0	0	0	0	0						
Bob Chlupsa, R (8.1) OBP: 0.307, SLG: 0.454										0	0	0	0	0	0	0						
Carl Taylor, R (8. PH) OBP: 0.307, SLG: 0.174										1	0	0	0	0	0	2						
Chuck Taylor, R (9.1) OBP: 0.204, SLG: 0.208										0	0	0	0	0	0	0						
<b>Inning Stats</b>	R: 1 E: 0 K: 0 S: 3	H: 1 LOB: 0 BB: 1 P: 7	R: 1 E: 0 K: 0 S: 6	H: 3 LOB: 2 BB: 0 P: 6	R: 1 E: 0 K: 2 S: 10	H: 3 LOB: 2 BB: 0 P: 10	R: 0 E: 0 K: 0 S: 3	H: 0 LOB: 0 BB: 0 P: 3	R: 0 E: 0 K: 0 S: 3	H: 0 LOB: 0 BB: 0 P: 3	R: 1 E: 0 K: 0 S: 4	H: 1 LOB: 1 BB: 1 P: 4	R: 0 E: 0 K: 0 S: 3	H: 1 LOB: 1 BB: 1 P: 7	R: 2 E: 0 K: 0 S: 6	H: 4 LOB: 2 BB: 0 P: 6	R: 0 E: 0 K: 0 S: 4	H: 1 LOB: 2 BB: 1 P: 8	1B: 11 2B: 3 3B: 0 HR: 1	SF: 0 SAC: 0 DP: 2 HBP: 0	WP: 1 PB: 2 SB: 2 CS: 0	PA: 41
<b>PITCHER</b>	IP WLS BF H R ER SO BB IBB HBP BLK WP HR S P ERA WHIP																					
Mike Wegener, R (1.1) ERA: 5.43	7.0 W 33 12 6 5 2 2 0 0 0 0 1 35 43 6.43 2.000																					
Carl Morton, R (8.1) ERA: 3.07	1.0 3 1 0 0 0 0 0 0 0 0 1 0 3 0.00 1.000																					
Dan McGinn, L (9.1) ERA: 4.86	0.2 3 1 0 0 0 0 0 0 0 0 0 0 3 0.00 1.500																					
Steve Renko, R (9.1) ERA: 4.84	0.1 S 2 0 0 0 0 0 0 0 0 0 0 0 1 0.00 3.000																					



Batter	1	2	3	4	5	6	7	8	9	AB	R	H	RBI	BB	SO	LOB	TOP				
Gary Sutherland, R (1, 4) OBP: 0.278, SLG: 0.263	4-0 FC4-6 BB		0-0 5-3		0-0 FC6-4 1-2			0-0 6-3		3	0	0	0	1	0	2	<b>Montreal Expos @ St. Louis Cardinals</b> Busch Stadium, St. Louis, MO Sun Aug 09 1970, 3:38 AM CDT Att: 28,479 - Unknown				
Adolfo Phillips, R (1, 8) OBP: 0.340, SLG: 0.365	0-0 P6		0-0 F8			0-3 K		4-0 WP BB		3	0	0	0	1	1	2					
Rusty Staub, L (1, 9) OBP: 0.416, SLG: 0.532	0-0 FC4-6 1-2 CS			0-0 FC5-4 1B		0-0 F9		0-0 F7 1-2		4	0	1	0	0	0	2					
Bob Bailey, R (1, 7) OBP: 0.441, SLG: 0.695	0-0 CS 1-2	0-0 F9		0-0 FC5-4 1-2		0-3 K		4-0 FC6-4 BB		3	0	0	0	1	1	1					
John Boccabella, R (1, 3) OBP: 0.312, SLG: 0.437		0-0 F8		0-0 F9			0-3 K	0-0 FC6-4 1-2		4	0	0	0	0	1	3					
Coco Laboy, R (1, 5) OBP: 0.266, SLG: 0.325		4-0 BB		0-0 6-3			4-0 1B BB		0-0 F8	2	0	0	0	2	0	1					
John Bateman, R (1, 2) OBP: 0.259, SLG: 0.359		0-3 K			0-0 F2		0-0 1-3 1B		0-0 F7	4	0	1	0	0	1	1					
Bobby Wine, R (1, 6) OBP: 0.279, SLG: 0.287			0-0 E3 SH3-4		0-0 6-3		0-0 F8		4-0 BB	3	0	0	0	1	0	2					
Bill Stoneman, R (1, 1) OBP: 0.132, SLG: 0.162			0-0 SH3-4			1-0 K		0-3 K		0	0	0	0	0	0	0					
Ron Brand, R (7, PH) OBP: 0.290, SLG: 0.302									0-0 F7	1	0	0	0	0	1	2					
Mike Marshall, R (7, 1)									0-0 F7	0	0	0	0	0	0	0					
Claude Raymond, R (7, 1)									0-0 F7	0	0	0	0	0	0	0					
Jim Gosger, L (9, PH) OBP: 0.376, SLG: 0.400									0-0 F7	1	0	0	0	0	0	1					
<b>Inning Stats</b>	R: 0 E: 0 K: 0 S: 2	H: 0 LOB: 0 BB: 1 P: 6	R: 0 E: 0 K: 1 S: 5	H: 0 LOB: 1 BB: 1 P: 9	R: 0 E: 1 K: 0 S: 4	H: 0 LOB: 1 BB: 0 P: 4	R: 0 E: 0 K: 0 S: 4	H: 1 LOB: 1 BB: 0 P: 4	R: 0 E: 0 K: 2 S: 7	H: 0 LOB: 0 BB: 0 P: 7	R: 0 E: 0 K: 2 S: 8	H: 1 LOB: 2 BB: 1 P: 12	R: 0 E: 0 K: 0 S: 3	H: 0 LOB: 1 BB: 1 P: 7	1B: 2 2B: 0 3B: 0 HR: 0	SF: 0 SAC: 1 DP: 0 HBP: 1	WP: 1 PB: 0 SB: 0 CS: 1	PA: 37			
<b>PITCHER</b> Jerry Reuss, L (1, 1) ERA: 4.84	IP: 9.0 WLS: W BF: 36	H: 2 R: 0 ER: 0 SO: 5	BB: 6 IBB: 0 HBP: 1 BLK: 0	WP: 1 HR: 0 S: 39 P: 64	ERA: 0.00 WHIP: 0.889	<b>PITCHER</b>											IP: 9.0 WLS: W BF: 36	H: 2 R: 0 ER: 0 SO: 5	BB: 6 IBB: 0 HBP: 1 BLK: 0	WP: 1 HR: 0 S: 39 P: 64	ERA: 0.00 WHIP: 0.889

AB 28  
R 0  
H 2  
RBI 0  
BB 6  
SO 5  
LOB 17



Batter	1	2	3	4	5	6	7	8	9	AB	R	H	RBI	BB	SO	LOB	BOTTOM									
Lou Brock, L (1, 7) OBP: 0.361, SLG: 0.407	0-0 F7		0-0 BB 1-2 2-H 1B		0-0 F7	4-0 FC4-6 IBB		0-0 2B		4	0	2	1	1	0	1	<b>Montreal Expos @ St. Louis Cardinals</b> Busch Stadium, St. Louis, MO Sun Aug 09 1970, 3:38 AM CDT Att: 28,479 - Unknown									
Ed Crosby, L (1, 6) OBP: 0.269, SLG: 0.217	0-0 P4		0-0 F8		0-3 K	0-0 FC4-6 1-2		0-0 F9		5	0	0	0	0	1	6										
Joe Hague, L (1, 9) OBP: 0.370, SLG: 0.443 (8, 3)	0-3 K		4-0 BB 1-2 2-3		0-0 1B 3B		4-0 1B BB 5-3	0-0 F3		3	2	1	1	2	1	1										
Dick Allen, R (1, 3) OBP: 0.380, SLG: 0.558		0-3 K		0-0 6-3		4-0 1B IBB		0-3 K		3	0	0	0	1	2	4										
Leron Lee, L (8, 9) OBP: 0.266, SLG: 0.333										0	0	0	0	0	0	0										
Jose Cardenal, R (1, 8) OBP: 0.355, SLG: 0.436		0-0 F7		0-0 F7		0-0 S 1B		0-0 5-3		4	0	1	1	0	0	1										
Ted Simmons, S (1, 2) OBP: 0.306, SLG: 0.303		0-0 F8		0-0 BB 1B		0-0 F2 1-2 1B		4-0 1B BB		3	0	1	0	1	0	2										
Mike Shannon, R (1, 5) OBP: 0.280, SLG: 0.294			4-0 SH 1B BB		4-0 G4-6-3 BB		0-0 FC6-5 2B	0-0 1-2 2-H 1B		2	1	2	1	2	0	0										
Daf Maxvill, R (1, 4) OBP: 0.310, SLG: 0.224			0-0 F3		0-0 G4-6-3 1-2		0-0 FC6-5 SH3-4	0-0 F2		4	0	0	0	0	0	6										
Jerry Reuss, L (1, 1)			0-0 SH BB 1B		4-0 3B BB		0-0 SH3-4		0-3 K	1	1	0	0	1	1	0										
<b>Inning Stats</b>	R: 0 E: 0 K: 1 S: 5	H: 0 LOB: 0 BB: 0 P: 5	R: 0 E: 0 K: 1 S: 5	H: 0 LOB: 0 BB: 0 P: 5	R: 1 E: 0 K: 0 S: 5	H: 1 LOB: 3 BB: 2 P: 13	R: 0 E: 0 K: 0 S: 3	H: 1 LOB: 1 BB: 1 P: 7	R: 2 E: 0 K: 1 S: 7	H: 2 LOB: 2 BB: 2 P: 15	R: 0 E: 0 K: 0 S: 4	H: 1 LOB: 2 BB: 1 P: 8	R: 1 E: 0 K: 1 S: 6	H: 1 LOB: 2 BB: 2 P: 14	R: 0 E: 0 K: 1 S: 6	H: 1 LOB: 1 BB: 0 P: 6	1B: 4 2B: 2 3B: 1 HR: 0	SF: 0 SAC: 2 DP: 1 HBP: 0	WP: 0 PB: 0 SB: 1 CS: 0	PA: 39						
<b>PITCHER</b> Bill Stoneman, R (1, 1) ERA: 5.31	IP: 6.0 WLS: L BF: 29	H: 5 R: 3 ER: 3 SO: 3	BB: 4 IBB: 2 HBP: 0 BLK: 0	WP: 0 HR: 0 S: 29 P: 53	ERA: 4.50 WHIP: 1.500	<b>PITCHER</b>											IP: 6.0 WLS: L BF: 29	H: 5 R: 3 ER: 3 SO: 3	BB: 4 IBB: 2 HBP: 0 BLK: 0	WP: 0 HR: 0 S: 29 P: 53	ERA: 4.50 WHIP: 1.500					
Mike Marshall, R (7, 1) ERA: 5.23	0.2	5	1	1	1	1	2	0	0	0	0	5	13	13.50	4.500											
Claude Raymond, R (7, 1) ERA: 4.28	1.1	5	1	0	0	1	0	0	0	0	0	7	7	0.00	0.750											

AB 29  
R 4  
H 7  
RBI 4  
BB 8  
SO 5  
LOB 21





Batter	1	2	3	4	5	6	7	8	9	AB	R	H	RBI	BB	SO	LOB	TOP					
Mary Staehle, L (1,4) OBP: 0.323, SLG: 0.278	4-0 BB BB		0-0 CS 1B		0-0 F9			0-0 F5		3	0	1	0	1	0	0						
Jim Gosger, L (1,8) OBP: 0.368, SLG: 0.391	0-3 K		0-0 F7 1-2					0-0 F8		4	0	0	0	0	1	2						
Rusty Staub, L (1,9) OBP: 0.415, SLG: 0.528	4-0 1-2 BB		0-0 F7					0-0 4-3		3	0	0	0	1	0	0						
Bob Bailey, R (1,5) Adolfo Phillips, R (9, PR) OBP: 0.438, SLG: 0.685 OBP: 0.340, SLG: 0.365	0-3 K				0-0 F7			0-0 F8		4	0	1	0	0	1	2						
Jim Fairey, L (1,7) OBP: 0.309, SLG: 0.380	0-3 K							0-0 F8 1B		0	0	0	0	0	0	0						
Fred Whitfield, L (1,3) OBP: 0.125, SLG: 0.067								0-0 F8		4	0	0	0	0	1	2						
John Bateman, R (1,2) OBP: 0.257, SLG: 0.356								0-0 F3 BB		2	0	0	0	1	0	0						
John Bateman, R (1,2) OBP: 0.257, SLG: 0.356								0-0 F8		3	0	0	0	0	0	1						
Bobby Wine, R (1,6) OBP: 0.279, SLG: 0.288								0-0 K 1B		3	0	1	0	0	1	0						
Carl Morton, R (1,1) Mack Jones, L (8, PH) Howie Reed, R (8, 1) OBP: 0.229, SLG: 0.242 OBP: 0.401, SLG: 0.480	0-3 K							0-0 F2		2	0	0	0	0	1	1						
Carl Morton, R (1,1) Mack Jones, L (8, PH) Howie Reed, R (8, 1) OBP: 0.229, SLG: 0.242 OBP: 0.401, SLG: 0.480	0-3 K							0-0 F2		1	0	0	0	0	1	0						
Carl Morton, R (1,1) Mack Jones, L (8, PH) Howie Reed, R (8, 1) OBP: 0.229, SLG: 0.242 OBP: 0.401, SLG: 0.480	0-3 K							0-0 K		0	0	0	0	0	0	0						
<b>Inning Stats</b>	R: 0 H: 0 E: 0 K: 3 S: 9	H: 0 LOB: 2 BB: 2 P: 17	R: 0 H: 1 E: 0 K: 1 S: 6	LOB: 1 BB: 0 P: 6	R: 0 H: 1 E: 0 K: 0 S: 3	LOB: 0 BB: 0 P: 3	R: 0 H: 0 E: 0 K: 1 S: 5	LOB: 1 BB: 1 P: 9	R: 0 H: 0 E: 0 K: 1 S: 5	LOB: 0 BB: 0 P: 5	R: 0 H: 0 E: 0 K: 0 S: 3	LOB: 0 BB: 0 P: 3	R: 0 H: 0 E: 0 K: 0 S: 3	LOB: 0 BB: 0 P: 3	R: 0 H: 0 E: 0 K: 1 S: 5	LOB: 0 BB: 0 P: 5	R: 0 H: 1 E: 0 K: 0 S: 4	LOB: 1 BB: 0 P: 4	1B: 3 2B: 0 3B: 0 HR: 0	SF: 0 SAC: 0 DP: 0 HBP: 0	WP: 0 PB: 0 SB: 0 CS: 1	PA: 32
<b>PITCHER</b> Jim Nash, R (1,1) ERA: 3.96	IP: 9.0 WLS: W BF: 32 H: 3 R: 0 ER: 0 SO: 7 BB: 3 IBB: 0 HBP: 0 BLK: 0 WP: 0 HR: 0 S: 43 P: 55 ERA: 0.00 WHIP: 0.667															<b>PITCHER</b>	IP: 9.0 WLS: W BF: 32 H: 3 R: 0 ER: 0 SO: 7 BB: 3 IBB: 0 HBP: 0 BLK: 0 WP: 0 HR: 0 S: 43 P: 55 ERA: 0.00 WHIP: 0.667					

Montreal Expos @ Atlanta Braves  
Atlanta Stadium, Atlanta, GA  
Tue Aug 11 1970, 7:05 PM EDT  
Att: 7,269 - Unknown

AB	29
R	0
H	3
RBI	0
BB	3
SO	7
LOB	9



Batter	1	2	3	4	5	6	7	8	9	AB	R	H	RBI	BB	SO	LOB	BOTTOM			
Felix Millan, R (1,4) OBP: 0.360, SLG: 0.406	0-0 FC6-4 1B		0-0 6-3 2-3		0-0 1B 2B			4-0 BB		3	1	2	0	1	0	1				
Tony Gonzalez, L (1,8) OBP: 0.334, SLG: 0.360	0-0 FC6-4 1-2		4-0 BB BB		0-0 F9			0-0 F8		3	0	0	0	1	0	3				
Hank Aaron, R (1,9) OBP: 0.378, SLG: 0.619	0-3 K		4-0 1-2 BB		0-0 2H 1B			0-3 K		3	0	1	1	1	2	1				
Orlando Cepeda, R (1,3) OBP: 0.381, SLG: 0.558	0-3 K		0-0 F4		0-3 K			0-0 4-3		4	0	0	0	0	2	5				
Hal King, L (1,2) OBP: 0.373, SLG: 0.462			0-0 3-1		0-0 4-3			0-0 F9 F5		4	0	0	0	0	0	0				
Mike Lum, L (1,7) OBP: 0.315, SLG: 0.430			0-0 F8		0-0 6-3			0-0 E4 CS		3	0	0	0	0	0	0				
Clete Boyer, R (1,5) OBP: 0.301, SLG: 0.364			0-0 F9		4-0 BB			0-0 4-3 1-2		2	0	0	0	1	0	1				
Gil Garrido, R (1,6) OBP: 0.307, SLG: 0.332			0-0 6-3 SH1-3 1B		0-0 F9			0-0 6-3		3	0	1	0	0	0	1				
Jim Nash, R (1,1) OBP: 0.136, SLG: 0.219			0-0 SH1-3 1-2		0-0 K			0-3 K		2	0	0	0	0	2	0				
<b>Inning Stats</b>	R: 0 H: 1 E: 0 K: 2 S: 8	H: 0 LOB: 0 BB: 0 P: 8	R: 0 H: 0 E: 0 K: 0 S: 3	LOB: 0 BB: 0 P: 3	R: 0 H: 1 E: 0 K: 0 S: 4	LOB: 3 BB: 2 P: 12	R: 0 H: 0 E: 0 K: 0 S: 3	LOB: 1 BB: 1 P: 7	R: 1 H: 2 E: 0 K: 2 S: 9	LOB: 1 BB: 0 P: 9	R: 0 H: 0 E: 0 K: 0 S: 3	LOB: 0 BB: 0 P: 3	R: 0 H: 0 E: 0 K: 1 S: 5	LOB: 1 BB: 1 P: 9	R: 0 H: 0 E: 0 K: 1 S: 5	LOB: 0 BB: 0 P: 5	1B: 3 2B: 1 3B: 0 HR: 0	SF: 0 SAC: 1 DP: 0 HBP: 0	WP: 0 PB: 0 SB: 0 CS: 1	PA: 32
<b>PITCHER</b> Carl Morton, R (1,1) Howie Reed, R (8, 1) ERA: 3.58 ERA: 3.63	IP: 7.0 WLS: L BF: 29 H: 4 R: 1 ER: 1 SO: 5 BB: 4 IBB: 0 HBP: 0 BLK: 0 WP: 0 HR: 0 S: 35 P: 51 ERA: 1.29 WHIP: 1.143															<b>PITCHER</b>	IP: 1.0 WLS: 3 BF: 3 H: 0 R: 0 ER: 0 SO: 1 BB: 0 IBB: 0 HBP: 0 BLK: 0 WP: 0 HR: 0 S: 5 P: 5 ERA: 0.00 WHIP: 0.000			

Montreal Expos @ Atlanta Braves  
Atlanta Stadium, Atlanta, GA  
Tue Aug 11 1970, 7:05 PM EDT  
Att: 7,269 - Unknown


AB	27
R	1
H	4
RBI	1
BB	4
SO	6
LOB	12






Batter	1	2	3	4	5	6	7	8	9	AB	R	H	RBI	BB	SO	LOB	TOP																
Mack Jones, L OBP: 0.401, SLG: 0.489										4	2	1	1	1	1	0	<b>Montreal Expos @ Atlanta Braves</b> Atlanta Stadium, Atlanta, GA Wed Aug 12 1970, 7:05 PM EDT Att: 8,067 - Unknown																
Jim Gosger, L OBP: 0.364, SLG: 0.382										4	1	0	0	1	1	1																	
Rusty Staub, L OBP: 0.413, SLG: 0.523										4	1	0	0	1	3	2																	
Bob Bailey, R OBP: 0.441, SLG: 0.681										4	1	2	2	1	0	1																	
Coco Laboy, R OBP: 0.263, SLG: 0.321										5	0	0	0	0	0	6																	
Gary Sutherland, R OBP: 0.278, SLG: 0.262										4	1	1	0	0	1	3																	
John Bateman, R OBP: 0.260, SLG: 0.361										4	1	2	2	0	0	0																	
Bobby Wine, R OBP: 0.281, SLG: 0.290										4	0	2	2	0	1	2																	
Dan McGinn, L ERA: 3.21, SO: 2, BB: 1										0	0	0	0	0	0	0																	
Jim Fairley, L ERA: 5.06, SO: 0, BB: 0										1	0	0	0	0	0	0																	
Bill Stoneman, R ERA: 4.25										2	0	0	0	0	1	1																	
John Strohmayr, R ERA: 4.71										0	0	0	0	0	0	0																	
John Boccabella, R ERA: 3.26, SO: 0, BB: 0										1	0	0	0	0	0	1																	
Howie Reed, R ERA: 3.57										0	0	0	0	0	0	0																	
<b>Inning Stats</b>	R: 3 E: 1 K: 2 S: 10	H: 2 LOB: 2 BB: 2 P: 18	R: 1 E: 0 K: 1 S: 7	H: 1 LOB: 1 BB: 1 P: 11	R: 2 E: 0 K: 0 S: 5	H: 3 LOB: 0 BB: 0 P: 5	R: 0 E: 0 K: 0 S: 3	H: 0 LOB: 0 BB: 0 P: 3	R: 0 E: 0 K: 1 S: 5	H: 0 LOB: 0 BB: 0 P: 5	R: 0 E: 0 K: 1 S: 5	H: 0 LOB: 1 BB: 1 P: 9	R: 0 E: 1 K: 0 S: 4	H: 1 LOB: 1 BB: 0 P: 4	R: 1 E: 0 K: 3 S: 11	H: 1 LOB: 1 BB: 0 P: 11	1B: 6 2B: 2 3B: 0 HR: 1	SF: 0 SAC: 0 DP: 1 HBP: 0	WP: 1 PB: 2 SB: 1 CS: 0	PA: 41													
<b>PITCHER</b>	IP WLS BF H R ER SO BB IBB HBP BLK WP HR S P ERA WHIP																																
Phil Niekro, R ERA: 4.4	(1, 1) 2.0	17	6	6	4	3	3	0	0	0	0	0	1	20	32	18.00	4.500																
Bob Priddy, R ERA: 5.84	(3, 1) 6.0	W	19	1	0	0	2	1	0	0	0	0	0	22	26	0.00	0.333																
Hoyt Wilhelm, R ERA: 2.75	(9, 1) 1.0	S	5	1	1	0	3	0	0	0	0	1	0	11	11	0.00	1.000																
Batter	1	2	3	4	5	6	7	8	9	AB	R	H	RBI	BB	SO	LOB	BOTTOM																
Gil Garrido, R OBP: 0.313, SLG: 0.345										5	2	3	1	0	0	0	<b>Montreal Expos @ Atlanta Braves</b> Atlanta Stadium, Atlanta, GA Wed Aug 12 1970, 7:05 PM EDT Att: 8,067 - Unknown																
Felix Milten, R OBP: 0.363, SLG: 0.408										5	2	3	0	0	0	2																	
Hank Aaron, R OBP: 0.380, SLG: 0.625										4	2	2	3	1	0	2																	
Orlando Cepeda, R OBP: 0.380, SLG: 0.556										4	0	1	2	0	0	1																	
Rico Carty, R OBP: 0.455, SLG: 0.647										2	0	2	1	1	0	0																	
Mike Lum, L OBP: 0.315, SLG: 0.430										0	1	0	0	0	0	0																	
Tony Gonzalez, L OBP: 0.331, SLG: 0.356										4	0	0	0	0	1	5																	
Clete Boyer, R OBP: 0.300, SLG: 0.363										4	0	1	1	0	0	3																	
Bob Tillman, R OBP: 0.267, SLG: 0.307										2	0	0	0	1	1	2																	
Sonny Jackson, L OBP: 0.353, SLG: 0.312										0	1	0	0	0	0	0																	
Hal King, L OBP: 0.371, SLG: 0.459										1	0	0	0	0	0	2																	
Phil Niekro, R OBP: 0.171, SLG: 0.194										1	0	0	0	0	0	0																	
Bob Priddy, R OBP: 0.267, SLG: 0.214										3	0	0	0	0	3	2																	
Hoyt Wilhelm, R ERA: 2.75										0	0	0	0	0	0	0																	
<b>Inning Stats</b>	R: 3 E: 0 K: 1 S: 9	H: 4 LOB: 2 BB: 1 P: 13	R: 2 E: 0 K: 0 S: 5	H: 2 LOB: 0 BB: 0 P: 5	R: 0 E: 0 K: 0 S: 2	H: 0 LOB: 1 BB: 1 P: 6	R: 0 E: 0 K: 2 S: 9	H: 2 LOB: 2 BB: 0 P: 9	R: 0 E: 0 K: 0 S: 3	H: 0 LOB: 1 BB: 0 P: 4	R: 2 E: 0 K: 1 S: 7	H: 2 LOB: 1 BB: 1 P: 11	R: 1 E: 0 K: 1 S: 7	H: 2 LOB: 1 BB: 0 P: 7	R: 0 E: 0 K: 0 S: 3	H: 0 LOB: 0 BB: 0 P: 3	1B: 9 2B: 1 3B: 1 HR: 1	SF: 0 SAC: 0 DP: 1 HBP: 1	WP: 0 PB: 0 SB: 0 CS: 0	PA: 39													
<b>PITCHER</b>	IP WLS BF H R ER SO BB IBB HBP BLK WP HR S P ERA WHIP																																
Dan McGinn, L ERA: 5.07	(1, 1) 0.2																																
Claude Raymond, R ERA: 4.25	(1, 1) 0.1																																
Bill Stoneman, R ERA: 5.44	(2, 1) 5.0	L	24	7	5	5	3	2	0	1	0	0	1	27	36	9.00	1.800																
John Strohmayr, R ERA: 4.71	(7, 1) 1.0		4	1	0	0	1	0	0	0	0	0	0	6	6	0.00	1.000																
Howie Reed, R ERA: 3.57	(8, 1) 1.0		3	0	0	0	0	0	0	0	0	0	0	3	3	0.00	0.000																



Batter	1	2	3	4	5	6	7	8	9	AB	R	H	RBI	BB	SO	LOB	TOP			
Gary Sutherland, R (1,4) OBP: 0.277, SLG: 0.262	0-0 4-3		0-0 F9			0-0 L1		0-0 FC6-4 1B	4 0 1 0 0 0 0								<b>Montreal Expos @ Atlanta Braves</b> Atlanta Stadium, Atlanta, GA Thu Aug 13 1970, 7:05 PM EDT Att: 6,199 - Unknown			
Adolfo Phillips, R (1,8) OBP: 0.336, SLG: 0.358	4-0 BB		0-0 F8			0-3 K		0-0 FC6-4 FC5-4 BB 1-2	3 0 0 0 1 1 1											
Rusty Staub, L (1,9) OBP: 0.411, SLG: 0.519	0-0 F7		0-3 K			0-0 F7		4-0 FC5-4 BB 1-2	3 0 0 0 1 1 1											
Bob Bailey, R (1,7) OBP: 0.442, SLG: 0.691	0-0 5-3		0-0 HR			4-0 FC6 BB		0-0 FC5-4 1-2 2-3	3 1 1 1 1 0 3											
Coco Laboy, R (1,5) OBP: 0.260, SLG: 0.317		0-3 K		0-3 K		0-3 K		0-3 K	4 0 0 0 0 4 3											
John Bateman, R (1,2) OBP: 0.288, SLG: 0.358	0-0 F8				0-0 6-3			0-0 FC6 1-2	3 0 0 0 0 0 1											
John Boccabella, R (1,3) OBP: 0.310, SLG: 0.430	0-0 F3				0-0 5-3			0-0 G5-4-3 1B	3 0 1 0 0 0 0											
Bobby Wine, R (1,6) OBP: 0.279, SLG: 0.288			0-3 K		0-0 5-3			0-0 G5-4-3 1-2	3 0 0 0 0 1 1											
Mike Wegener, R (1,1) OBP: 0.083, SLG: 0.083			0-3 K		0-0 4-3			0-0 F9	2 0 0 0 0 1 0											
Ron Brand, R (8,PH) OBP: 0.287, SLG: 0.299									1 0 0 0 0 0 0											
Howie Reed, R (8,1)									0 0 0 0 0 0 0											
<b>Inning Stats</b>	R: 0 E: 0 K: 0 S: 3	H: 0 LOB: 1 BB: 1 P: 7	R: 0 E: 0 K: 1 S: 5	H: 0 LOB: 0 BB: 0 P: 5	R: 0 E: 0 K: 2 S: 7	H: 0 LOB: 0 BB: 0 P: 7	R: 1 E: 0 K: 2 S: 8	H: 1 LOB: 0 BB: 0 P: 8	R: 0 E: 0 K: 0 S: 3	H: 0 LOB: 0 BB: 0 P: 3	R: 0 E: 0 K: 1 S: 5	H: 0 LOB: 1 BB: 1 P: 9	R: 0 E: 0 K: 0 S: 3	H: 1 LOB: 2 BB: 1 P: 3	R: 0 E: 0 K: 1 S: 6	H: 1 LOB: 2 BB: 1 P: 10	1B: 2 2B: 0 3B: 0 HR: 1	SF: 0 SAC: 0 DP: 1 HBP: 0	WP: 0 PB: 0 SB: 0 CS: 0	PA: 32
<b>PITCHER</b>	IP WLS BF H R ER SO BB IBB HBP BLK WP HR S P ERA WHIP																			
George Stone, L (1,1) ERA: 4.02	8.1 W 30 3 1 1 7 3 0 0 0 0 1 41 53 1.08 0.720																			
Hoyt Wilhelm, R (9,1) ERA: 2.72	0.2 S 2 0 0 0 1 0 0 0 0 0 0 4 4 0.00 0.000																			

Batter	1	2	3	4	5	6	7	8	9	AB	R	H	RBI	BB	SO	LOB	BOTTOM			
Gil Garrido, R (1,6) OBP: 0.308, SLG: 0.340	0-0 F4		0-0 FC6-4 1B 2B			0-0 F9		0-0 G4-6-3 1-2	4 1 0 0 0 0 2								<b>Montreal Expos @ Atlanta Braves</b> Atlanta Stadium, Atlanta, GA Thu Aug 13 1970, 7:05 PM EDT Att: 6,199 - Unknown			
Felix Milian, R (1,4) OBP: 0.362, SLG: 0.407	0-0 F8		0-0 2B 1B			0-0 4-3		0-0 F7	4 1 1 0 0 0 0											
Tony Gonzalez, L (1,8) OBP: 0.337, SLG: 0.364	0-0 1B		0-0 1H 2H 2B			0-0 HR 1B		1-0 G6-4-3 HBP	3 1 3 2 0 0 0											
Rico Carty, R (1,7) OBP: 0.453, SLG: 0.651	0-0 F3		0-0 F2			0-0 HR		0-0 G6-4-3 1-2	4 1 1 2 0 0 3											
Jimmie Hall, L (9,7) OBP: 0.244, SLG: 0.306									0 0 0 0 0 0 0											
Mike Lum, L (1,9) OBP: 0.315, SLG: 0.429		0-0 F2		0-0 5-3		0-0 WP 1B			3 0 1 0 0 0 0											
Clete Boyer, R (1,5) OBP: 0.300, SLG: 0.361		0-0 F8		0-0 5-3		4-0 G4-6-3 1B		1-2 IBB	2 0 0 0 1 0 0											
Tommie Aaron, R (1,3) OBP: 0.271, SLG: 0.375		0-0 5-3		0-0 F7		0-0 G4-6-3 1-2			3 0 0 0 0 0 2											
Bob Tillman, R (1,2) OBP: 0.262, SLG: 0.301			0-0 6-3		0-0 F7		0-3 K		3 0 0 0 0 1 0											
George Stone, L (1,1) OBP: 0.295, SLG: 0.263			0-0 FC6-4 1B		0-0 F9		0-0 G4-6-3 1B		3 0 2 0 0 0 0											
Hoyt Wilhelm, R (9,1)									0 0 0 0 0 0 0											
<b>Inning Stats</b>	R: 0 E: 0 K: 0 S: 4	H: 1 LOB: 1 BB: 0 P: 4	R: 0 E: 0 K: 0 S: 3	H: 0 LOB: 0 BB: 0 P: 3	R: 2 E: 0 K: 0 S: 6	H: 3 LOB: 1 BB: 0 P: 6	R: 0 E: 0 K: 0 S: 3	H: 0 LOB: 0 BB: 0 P: 3	R: 0 E: 0 K: 0 S: 5	H: 0 LOB: 1 BB: 1 P: 9	R: 0 E: 0 K: 1 S: 5	H: 1 LOB: 0 BB: 0 P: 5	R: 0 E: 0 K: 0 S: 2	H: 0 LOB: 0 BB: 0 P: 3	R: 0 E: 0 K: 0 S: 2	H: 0 LOB: 0 BB: 0 P: 3	1B: 6 2B: 1 3B: 0 HR: 1	SF: 0 SAC: 0 DP: 3 HBP: 1	WP: 1 PB: 0 SB: 0 CS: 0	PA: 31
<b>PITCHER</b>	IP WLS BF H R ER SO BB IBB HBP BLK WP HR S P ERA WHIP																			
Mike Wegener, R (1,1) ERA: 5.4	7.0 L 28 8 4 4 1 0 0 1 0 0 0 2 29 33 5.14 1.143																			
Howie Reed, R (8,1) ERA: 3.52	1.0 3 0 0 0 0 0 0 0 1 0 0 0 2 3 0.00 0.000																			







Batter	1	2	3	4	5	6	7	8	9	AB	R	H	RBI	BB	SO	LOB	TOP								
Mack Jones, L (1,7) OBP: 0.404, SLG: 0.496	0-0 2B	0-0 1B		0-0 1B		G4-6-3 2		0-0 F9 3		5	0	3	0	0	0	2									
Jim Fairley, L (1,8) OBP: 0.303, SLG: 0.371	0-0 F6	0-3 K		0-0 F8		0-0 F8			0-3 K	3	0	0	0	0	1	5									
John Strohmayr, R (6,1) OBP: 0.167, SLG: 0.167										0	0	0	0	0	0	0									
Coco Laboy, R (9,PH) OBP: 0.259, SLG: 0.317										1	0	0	0	0	1	0									
Rusty Staub, L (1,9) OBP: 0.411, SLG: 0.538	0-3 K		0-0 F7		0-0 4-3		0-0 F9		0-0 HR	5	1	1	1	0	1	1									
Bob Bailey, R (1,5) OBP: 0.442, SLG: 0.692	4-0 BB		0-0 FC1-5 1B		0-0 HR		0-0 F8		0-0 F2	4	1	2	1	1	0	0									
Jim Gosger, L (1,3) OBP: 0.373, SLG: 0.402	0-0 F9		0-0 FC1-5 1B		0-0 1B		0-0 1B		0-0 1B	5	1	4	0	0	0	2									
John Bateman, R (1,2) OBP: 0.285, SLG: 0.365		0-0 5-3	0-0 FC1-5 FC6-4		0-3 K		0-0 FC6-4 1B		0-0 WP 1B	5	0	2	1	0	1	3									
Gary Sutherland, R (1,4) OBP: 0.271, SLG: 0.256		0-0 F7	0-0 FC6-4		0-0 F8		0-0 FC6-4		0-0 4-3	5	0	0	0	0	0	6									
Bobby Wine, R (1,6) OBP: 0.283, SLG: 0.291		0-0 1B		0-0 F8		0-0 G4-6-3 1B		0-0 6-3		2	0	1	0	0	0	0									
Ron Brand, R (4,6) OBP: 0.292, SLG: 0.303		0-0 1B		0-0 F8		0-0 G4-6-3 1B		0-0 6-3		2	0	1	0	0	0	0									
Carl Morton, R (1,1) OBP: 0.236, SLG: 0.250		0-0 1B		0-3 K		0-0 G4-6-3 1B		0-0 F8		2	0	1	0	0	1	0									
Boots Day, L (4,8) OBP: 0.287, SLG: 0.267		0-0 1B		0-0 K		0-0 G4-6-3 1B		0-0 F8		2	0	1	0	0	0	0									
Mike Marshall, R (4,1) OBP: 0.322, SLG: 0.277		0-0 1B		0-0 K		0-0 G4-6-3 1B		0-0 F8		0	0	0	0	0	0	0									
Mary Staehle, L (6,PH)		0-0 1B		0-0 K		0-0 G4-6-3 1B		0-0 F8		1	0	0	0	0	0	1									
<b>Inning Stats</b>	R: 0 E: 0 K: 1 S: 6	H: 1 LOB: 2 BB: 1 P: 10	R: 0 E: 0 K: 1 S: 8	H: 3 LOB: 3 BB: 0 P: 8	R: 0 E: 0 K: 0 S: 5	H: 2 LOB: 2 BB: 0 P: 5	R: 0 E: 0 K: 1 S: 6	H: 1 LOB: 1 BB: 0 P: 6	R: 1 E: 0 K: 1 S: 7	H: 2 LOB: 1 BB: 0 P: 7	R: 0 E: 0 K: 0 S: 4	H: 2 LOB: 1 BB: 0 P: 4	R: 1 E: 0 K: 0 S: 5	H: 2 LOB: 1 BB: 0 P: 5	R: 0 E: 0 K: 0 S: 3	H: 0 LOB: 0 BB: 0 P: 3	R: 1 E: 0 K: 1 S: 8	H: 3 LOB: 2 BB: 0 P: 8	1B: 12 2B: 1 3B: 1 HR: 2	SF: 0 SAC: 0 DP: 1 HBP: 0	WP: 1 PB: 0 SB: 0 CS: 0	PA: 43			
<b>PITCHER</b>	IP WLS BF H R ER SO BB IBB HBP BLK WP HR S P ERA WHIP	8.2 W 42 16 3 3 5 1 0 0 0 0 2 51 55 3.12 1.962	0.1 S 1 0 0 0 0 0 0 0 0 0 1 0 1 1 0.00 0.000																						

Montreal Expos @ Houston Astros  
Astrodome, Houston, TX  
Sat Aug 15 1970, 4:33 AM EDT  
Att. 14,527 - Dome

AB	42
R	3
H	16
RBI	3
BB	1
SO	5
LOB	20



Batter	1	2	3	4	5	6	7	8	9	AB	R	H	RBI	BB	SO	LOB	BOTTOM								
Jesus Alou, R (1,7) OBP: 0.351, SLG: 0.402	0-0 6-3	0-0 F5	0-0 FC4-6		0-3 K		0-0 6-3			5	0	0	0	0	1	4									
Joe Morgan, L (1,4) OBP: 0.394, SLG: 0.375	1-0 2B HBP		0-0 S E 1B	4-0 BB BB		4-0 6-3 FC3-2 BB		0-0 F7		2	2	1	0	2	0	0									
Jimmy Wynn, R (1,8) OBP: 0.401, SLG: 0.503	0-0 G3 1H 2B		0-0 F9	4-0 BB BB	0-0 BB BB	0-0 6-3		0-3 K		4	0	1	1	1	1	1									
John Mayberry, L (1,3) OBP: 0.303, SLG: 0.395	0-0 G3		0-3 K	0-3 K		0-0 FC3-2 WP		0-0 F5		5	0	0	0	0	2	4									
Denis Menke, R (1,6) OBP: 0.382, SLG: 0.426	4-0 S BB		0-0 HR 2B	0-0 F8		0-0 6-3		0-0 6-3		3	1	1	0	1	0	3									
Doug Rader, R (1,5) OBP: 0.323, SLG: 0.442	0-0 6-3		0-0 HR	4-0 1-2 2-3 BB		0-0 2B 1B		0-0 2B		3	2	2	2	1	0	2									
Johnny Edwards, L (1,2) OBP: 0.283, SLG: 0.312		4-0 SH1 BB	0-0 1B 1B	0-3 K		0-0 1B 2B		0-0 1B		3	2	2	1	1	1	3									
Cesar Geronimo, L (1,9) OBP: 0.462, SLG: 0.417		0-0 SH1	0-0 1B 1B		0-0 6-3		0-0 6-3 SH2-3		0-0 SH2-3	3	0	2	1	0	0	0									
Don Wilson, R (1,1) OBP: 0.146, SLG: 0.195		0-3 K	0-0 FC4-6 1B		0-0 1-3		0-0 SH2-3			3	0	1	1	0	1	1									
Fred Gladding, L (9,1)										0	0	0	0	0	0	0									
<b>Inning Stats</b>	R: 1 E: 0 K: 0 S: 4	H: 1 LOB: 2 BB: 1 P: 9	R: 0 E: 0 K: 1 S: 5	H: 0 LOB: 1 BB: 1 P: 9	R: 4 E: 0 K: 1 S: 11	H: 6 LOB: 2 BB: 0 P: 11	R: 0 E: 0 K: 2 S: 7	H: 0 LOB: 3 BB: 3 P: 19	R: 0 E: 0 K: 1 S: 5	H: 0 LOB: 0 BB: 0 P: 5	R: 0 E: 0 K: 0 S: 3	H: 0 LOB: 1 BB: 1 P: 7	R: 2 E: 0 K: 0 S: 5	H: 3 LOB: 0 BB: 0 P: 5	R: 0 E: 0 K: 1 S: 5	H: 0 LOB: 0 BB: 0 P: 5	R: 0 E: 0 K: 1 S: 8	H: 0 LOB: 0 BB: 0 P: 8	1B: 6 2B: 3 3B: 0 HR: 1	SF: 0 SAC: 2 DP: 0 HBP: 1	WP: 1 PB: 0 SB: 2 CS: 0	PA: 40			
<b>PITCHER</b>	IP WLS BF H R ER SO BB IBB HBP BLK WP HR S P ERA WHIP	3.0 L 21 7 5 5 2 4 0 0 0 0 0 12 16 0.00 0.500	2.0 7 0 0 0 3 1 0 0 0 0 0 0 13 17 6.00 1.333																						

Montreal Expos @ Houston Astros  
Astrodome, Houston, TX  
Sat Aug 15 1970, 4:33 AM EDT  
Att. 14,527 - Dome

AB	31
R	7
H	10
RBI	6
BB	6
SO	6
LOB	18





Batter	1	2	3	4	5	6	7	8	9	AB	R	H	RBI	BB	SO	LOB	TOP			
<b>Boots Day, L</b> OBP: 0.368, SLG: 0.333 (1.8)	0-0 WP FC5-2 1B		0-0 WP FC3-2 1B	4-0 BB CS 1B		0-0 SH5-4		0-0 5-3		3	0	2	0	1	0	0				
<b>Mack Jones, L</b> OBP: 0.407, SLG: 0.496 (1.7)	1-0 FC5-2 WP HBP		0-0 FC3-2 WP 2B 1B	0-3 K		4-0 FC5-2 BB		0-0 F8		2	1	1	0	0	1	1				
<b>Adolfo Phillips, R</b> OBP: 0.346, SLG: 0.376 (6.7)	1-2 FC5-2 WP HBP		1-2 FC3-2 WP 2B 1B			1-2 FC5-2 BB				1	0	0	0	1	0	0				
<b>Rusty Staub, L</b> OBP: 0.411, SLG: 0.535 (1.9)	0-0 L6		0-0 FC3-2 BB 2B	0-0 BB 1B		0-0 FC5-2			4-0 HR BB	4	2	1	0	1	0	7				
<b>Bob Bailey, R</b> OBP: 0.445, SLG: 0.702 (1.5)	0-0 FC5-2 FC6		4-0 2B BB	4-0 BB		0-0 6-3			0-0 HR	3	2	1	2	2	0	5				
<b>Coco Laboy, R</b> OBP: 0.259, SLG: 0.317 (9.5)	2-3 3-H		1-2 2B BB	1-2 BB					1-H HR	0	0	0	0	0	0	0				
<b>Jim Gosger, L</b> OBP: 0.373, SLG: 0.408 (1.3)	0-0 FC6		0-0 6-3 2B	0-0 CS 1B		0-0 CS 1B			0-0 F8	5	0	2	3	0	0	2				
<b>Ron Brand, R</b> OBP: 0.287, SLG: 0.298 (1.6)		0-3 K	0-0 6-3 2B		0-0 F8				0-0 F8	5	0	1	0	0	1	2				
<b>Mary Staehle, L</b> OBP: 0.322, SLG: 0.275 (1.4)		0-0 E4	4-0 FC6-4 BB		0-3 K				0-0 F4	2	0	0	0	1	1	0				
<b>Gary Sutherland, R</b> OBP: 0.269, SLG: 0.254 (7.7)										2	0	0	0	0	0	1				
<b>John Boccabella, R</b> OBP: 0.322, SLG: 0.430 (1.2)		0-3 K	0-0 FC6-4			0-0 SH5-4 FC5-2 1B			0-0 F7	4	0	1	0	0	1	4				
<b>Dan McGinn, L</b> OBP: 0.114, SLG: 0.114 (1.1)		0-3 K				0-0 SH			0-3 K	2	0	0	0	0	1	1				
<b>Howie Reed, R</b> (7.1)						FC5-2 SH5-4				0	0	0	0	0	0	0				
<b>Don Hahn, R</b> OBP: 0.375, SLG: 0.282 (8.1)					0-0 3-1					1	0	0	0	0	1	0				
<b>Claude Raymond, R</b> (8.1)										0	0	0	0	0	0	0				
<b>Inning Stats</b>	R: 0 E: 0 K: 0 S: 4	H: 1 LOB: 2 BB: 0 P: 5	R: 0 E: 1 K: 3 S: 10	H: 0 LOB: 1 BB: 0 P: 10	R: 3 E: 0 K: 0 S: 6	H: 3 LOB: 2 BB: 2 P: 14	R: 0 E: 0 K: 1 S: 5	H: 1 LOB: 2 BB: 0 P: 13	R: 0 E: 0 K: 1 S: 5	H: 1 LOB: 0 BB: 0 P: 5	R: 0 E: 0 K: 0 S: 4	H: 1 LOB: 1 BB: 0 P: 4	R: 0 E: 0 K: 1 S: 5	H: 0 LOB: 0 BB: 0 P: 5	R: 2 E: 0 K: 0 S: 4	H: 1 LOB: 0 BB: 1 P: 8	1B: 7 2B: 1 3B: 0 HR: 1	SF: 0 SAC: 2 DP: 0 HBP: 1	WP: 2 PB: 0 SB: 0 CS: 2	PA: 44
<b>PITCHER</b>	IP	WLS	BF	H	R	ER	SO	BB	IBB	HBP	BLK	WP	HR	S	P	ERA	WHIP			
<b>Jack Billingham, R</b> ERA: 3.6 (1.1)	3.2		22	5	3	3	4	4	0	1	0	2	0	25	42	7.36	2.455			
<b>Ron Cook, L</b> ERA: 3.75 (4.1)	4.1	L	17	3	1	1	2	2	0	0	0	0	0	19	27	2.08	1.154			
<b>Denny Lemaster, L</b> ERA: 4.56 (9.1)	1.0		4	1	1	1	0	0	0	0	0	0	1	4	4	9.00	1.000			

**Montreal Expos @ Houston Astros**  
Astrodome, Houston, TX  
Sun Aug 16, 1970, 4:33 AM EDT  
Att. 19,235 - Dome

AB	34
R	5
H	9
RBI	5
BB	6
SO	6
LOB	23



Batter	1	2	3	4	5	6	7	8	9	AB	R	H	RBI	BB	SO	LOB	BOTTOM					
<b>Jesus Alou, R</b> OBP: 0.348, SLG: 0.398 (1.9)	0-0 1-3	0-0 4-3		0-0 F7		0-0 FC6-4		4-0 IBB		4	0	0	0	1	0	2						
<b>Joe Morgan, L</b> OBP: 0.395, SLG: 0.376 (1.4)	4-0 FC5-4 BB				0-0 2B 1B		4-0 1B 1-3 BB			2	1	1	0	1	0	1						
<b>Hector Torres, R</b> OBP: 0.283, SLG: 0.292 (7.4)		0-0 F2								1	0	0	0	1	1	2						
<b>Jimmy Wynn, R</b> OBP: 0.403, SLG: 0.505 (1.8)	0-0 FC5-4 HBP 1B		4-0 G4-6-3 BB		0-0 SH3 1-H 2B		0-0 F8		0-0 SH3 HBP 1B	4	1	2	1	1	0	2						
<b>Doug Rader, R</b> OBP: 0.325, SLG: 0.440 (1.5)	1-0 1B HBP		0-0 G4-6-3		0-0 SH3		0-0 1-3		1-0 SH3 HBP	2	1	0	0	0	0	2						
<b>Denis Menke, R</b> OBP: 0.387, SLG: 0.429 (1.7)	0-0 1B		4-0 1B BB		1-0 HBP		0-0 1B		0-0 SH3	2	0	2	1	1	0	0						
<b>Marty Martinez, S</b> OBP: 0.288, SLG: 0.261 (1.6)	0-0 1B		0-0 1B		0-0 G6-3		0-0 G3		0-3 K	5	0	2	1	0	1	6						
<b>John Mayberry, L</b> OBP: 0.308, SLG: 0.382 (1.3)	0-0 F4		0-3 K			4-0 FC6-4 BB		0-0 F3	4-0 IBB	3	0	0	0	2	1	4						
<b>Johnny Edwards, L</b> OBP: 0.284, SLG: 0.316 (1.2)					0-0 5-3			0-0 F8	0-3 K	1	0	1	0	0	0	0						
<b>Larry Howard, R</b> OBP: 0.250, SLG: 0.250 (4.2)										4	0	0	0	0	1	4						
<b>Jack Billingham, R</b> OBP: 0.140, SLG: 0.075 (1.1)		0-0 F5				0-3 K				1	0	0	0	0	0	1						
<b>Ron Cook, L</b> OBP: 0.278, SLG: 0.471 (4.1)										3	0	1	0	0	2	1						
<b>Denny Lemaster, R</b> OBP: 0.250, SLG: 0.238 (9.1)										0	0	0	0	0	0	0						
<b>Inning Stats</b>	R: 2 E: 0 K: 0 S: 5	H: 2 LOB: 2 BB: 1 P: 10	R: 0 E: 0 K: 0 S: 4	H: 1 LOB: 0 BB: 0 P: 4	R: 0 E: 0 K: 1 S: 5	H: 1 LOB: 2 BB: 2 P: 13	R: 0 E: 0 K: 1 S: 5	H: 0 LOB: 0 BB: 0 P: 5	R: 1 E: 0 K: 0 S: 4	H: 2 LOB: 1 BB: 0 P: 5	R: 0 E: 0 K: 1 S: 5	H: 0 LOB: 1 BB: 1 P: 9	R: 0 E: 0 K: 0 S: 4	H: 1 LOB: 2 BB: 1 P: 8	R: 0 E: 0 K: 1 S: 6	H: 1 LOB: 3 BB: 1 P: 10	R: 0 E: 0 K: 2 S: 8	H: 1 LOB: 3 BB: 1 P: 13	1B: 6 2B: 2 3B: 1 HR: 0	SF: 0 SAC: 2 DP: 2 HBP: 3	WP: 0 PB: 0 SB: 0 CS: 0	PA: 44
<b>PITCHER</b>	IP	WLS	BF	H	R	ER	SO	BB	IBB	HBP	BLK	WP	HR	S	P	ERA	WHIP					
<b>Dan McGinn, L</b> ERA: 5.04 (1.1)	6.0		29	6	3	3	3	5	0	2	0	0	0	28	50	4.50	1.833					
<b>Howie Reed, R</b> ERA: 3.66 (7.1)	1.0		4	1	0	0	0	0	0	0	0	0	0	4	4	0.00	1.000					
<b>Claude Raymond, R</b> ERA: 4.13 (8.1)	2.0	W	11	2	0	0	3	0	2	1	0	0	0	14	23	0.00	1.000					

**Montreal Expos @ Houston Astros**  
Astrodome, Houston, TX  
Sun Aug 16, 1970, 4:33 AM EDT  
Att. 19,235 - Dome

AB	32
R	3
H	9
RBI	3
BB	7
SO	6
LOB	25









Batter	1	2	3	4	5	6	7	8	9	AB	R	H	RBI	BB	SO	LOB	TOP								
<b>Boots Day, L</b> OBP: 0.360, SLG: 0.333 (1, 8)	E7 WP E 1B	CS	F3			F9		L4		5	2	2	0	0	0	2									
<b>Mack Jones, L</b> OBP: 0.407, SLG: 0.489 (1, 7)	FC1-6 E BB		K			K		L8	G5-4-3 HBP	3	0	0	0	1	2	4									
<b>Rusty Staub, L</b> OBP: 0.405, SLG: 0.525 (1, 9)	P4		F7						L8	5	1	1	2	0	0	3									
<b>Bob Bailey, R</b> OBP: 0.444, SLG: 0.699 (1, 5)	E5 FC1-6			6-3						5	2	2	3	0	0	2									
<b>Coco Laboy, R</b> OBP: 0.236, SLG: 0.315 (9, 5)									G5-4-3	0	0	0	0	0	0	0									
<b>Jim Gosger, L</b> OBP: 0.371, SLG: 0.404 (1, 3)	FC1-6			K					L8	4	1	1	1	0	1	2									
<b>Ron Brand, R</b> OBP: 0.282, SLG: 0.311 (1, 6)										4	0	1	2	0	1	2									
<b>Bobby Wine, R</b> OBP: 0.283, SLG: 0.291 (7, 6)	K			1-3						0	0	0	0	0	0	0									
<b>John Bateman, R</b> OBP: 0.264, SLG: 0.363 (1, 2)									E6 FC1-6	4	1	1	0	0	0	1									
<b>Mary Staehle, L</b> OBP: 0.318, SLG: 0.271 (1, 4)		L8							FC1-6 SH1-4	4	0	0	0	0	0	3									
<b>Mike Wegener, R</b> OBP: 0.080, SLG: 0.080 (1, 1)										1	0	0	0	0	1	1									
<b>Jim Fahey, L</b> OBP: 0.306, SLG: 0.374 (5, PH)										1	1	1	0	0	0	0									
<b>Mike Marshall, R</b> OBP: 0.250, SLG: 0.143 (5, 1)										1	0	1	0	0	0	0									
<b>Claude Raymond, R</b> (9, 1)										0	0	0	0	0	0	0									
<b>Inning Stats</b>	R: 1 E: 2 K: 1 S: 7	H: 1 LOB: 2 BB: 1 P: 11	R: 0 E: 1 K: 1 S: 5	H: 0 LOB: 0 BB: 0 P: 5	R: 0 E: 0 K: 1 S: 5	H: 0 LOB: 0 BB: 0 P: 5	R: 0 E: 0 K: 1 S: 5	H: 0 LOB: 0 BB: 0 P: 5	R: 6 E: 0 K: 1 S: 12	H: 7 LOB: 1 BB: 0 P: 12	R: 0 E: 0 K: 0 S: 4	H: 1 LOB: 1 BB: 0 P: 4	R: 1 E: 0 K: 0 S: 4	H: 1 LOB: 0 BB: 0 P: 4	R: 0 E: 1 K: 0 S: 4	H: 0 LOB: 1 BB: 0 P: 4	R: 0 E: 0 K: 0 S: 2	H: 0 LOB: 0 BB: 0 P: 3	1B: 8 2B: 0 3B: 1 HR: 1	SF: 0 SAC: 1 DP: 1 HBP: 1	WP: 1 PB: 0 CS: 1	PA: 41			
<b>PITCHER</b>	IP	WLS	BF	H	R	ER	SO	BB	IBB	HBP	BLK	WP	HR	S	P	ERA	WHIP								
<b>Gary Nolan, R</b> ERA: 3.4 (1, 1)	4.2	L	22	6	6	5	5	1	0	0	0	1	0	31	35	9.64	1.500								
<b>Ray Washburn, R</b> ERA: 7.4 (5, 1)	1.1		7	3	1	1	0	0	0	0	0	0	0	7	7	6.75	2.250								
<b>Jim McGlothlin, R</b> ERA: 3.12 (7, 1)	3.0		11	1	1	1	0	0	0	1	0	0	1	10	11	3.00	0.333								

**Montreal Expos @ Cincinnati Reds**  
Riverfront Stadium, Cincinnati, OH  
Wed Aug 19 1970, 7:05 PM EDT  
Att: 23,909 - Unknown

AB	37
R	8
H	10
RBI	8
BB	1
SO	5
LOB	20



Batter	1	2	3	4	5	6	7	8	9	AB	R	H	RBI	BB	SO	LOB	BOTTOM								
<b>Pete Rose, S</b> OBP: 0.390, SLG: 0.483 (1, 9)	F7		BB 1B		F7	K			F7	5	1	1	0	0	1	3									
<b>Ty Cline, L</b> OBP: 0.360, SLG: 0.409 (1, 8)	L1-3		L6		HR BB			L6	FC1-6 SH1-4 3B	4	1	1	1	1	0	1									
<b>Tony Perez, R</b> OBP: 0.425, SLG: 0.657 (1, 5)			1B BB		HR			5-3	6-3	4	1	2	2	1	0	1									
<b>Johnny Bench, R</b> OBP: 0.349, SLG: 0.633 (1, 2)	L7		F8		K			4-3		4	0	0	0	0	1	3									
<b>Bernie Carbo, L</b> OBP: 0.461, SLG: 0.595 (1, 7)		1B BB			6-3			F8		3	1	1	1	1	0	0									
<b>Lee May, R</b> OBP: 0.296, SLG: 0.499 (1, 3)		1B E 1B	F8					K		4	1	2	0	0	1	2									
<b>Tommy Helms, R</b> OBP: 0.250, SLG: 0.270 (1, 4)			F9		L6			FC3-5 FC 1B	4-3	4	0	0	0	0	0	3									
<b>Woody Woodward, R</b> OBP: 0.317, SLG: 0.315 (1, 6)		E9 CS 1B			5-3			FC3-5	6-3	4	0	1	1	0	0	2									
<b>Gary Nolan, R</b> OBP: 0.171, SLG: 0.108 (1, 1)					L4					2	0	0	0	0	1	1									
<b>Ray Washburn, R</b> (5, 1)										0	0	0	0	0	0	0									
<b>Bobby Tolan, L</b> OBP: 0.391, SLG: 0.475 (6, PH)										1	0	0	0	0	1	2									
<b>Jim McGlothlin, R</b> OBP: 0.232, SLG: 0.200 (7, 1)										0	0	0	0	0	0	0									
<b>Jimmy Stewart, S</b> OBP: 0.289, SLG: 0.261 (9, PH)										0	1	0	0	1	0	0									
<b>Inning Stats</b>	R: 0 E: 0 K: 0 S: 4	H: 1 LOB: 1 BB: 0 P: 4	R: 2 E: 1 K: 1 S: 6	H: 2 LOB: 1 BB: 1 P: 10	R: 1 E: 0 K: 0 S: 5	H: 2 LOB: 2 BB: 1 P: 9	R: 0 E: 0 K: 0 S: 3	H: 0 LOB: 0 BB: 0 P: 3	R: 2 E: 0 K: 1 S: 6	H: 1 LOB: 0 BB: 1 P: 10	R: 0 E: 0 K: 2 S: 9	H: 1 LOB: 2 BB: 0 P: 9	R: 0 E: 0 K: 1 S: 5	H: 0 LOB: 0 BB: 0 P: 3	R: 0 E: 0 K: 1 S: 5	H: 0 LOB: 1 BB: 0 P: 5	R: 1 E: 0 K: 0 S: 4	H: 1 LOB: 1 BB: 1 P: 8	1B: 5 2B: 1 3B: 2 HR: 1	SF: 0 SAC: 0 DP: 1 HBP: 0	WP: 0 PB: 0 CS: 1	PA: 39			
<b>PITCHER</b>	IP	WLS	BF	H	R	ER	SO	BB	IBB	HBP	BLK	WP	HR	S	P	ERA	WHIP								
<b>Mike Wegener, R</b> ERA: 5.35 (1, 1)	4.0		18	5	3	2	1	2	0	0	0	0	0	18	26	4.50	1.750								
<b>Mike Marshall, R</b> ERA: 5.03 (5, 1)	4.2	W	20	3	3	3	4	2	0	0	0	0	1	26	34	5.79	1.071								
<b>Claude Raymond, R</b> ERA: 4.02 (9, 1)	0.1	S	1	0	0	0	0	0	0	0	0	0	0	1	1	0.00	0.000								

**Montreal Expos @ Cincinnati Reds**  
Riverfront Stadium, Cincinnati, OH  
Wed Aug 19 1970, 7:05 PM EDT  
Att: 23,909 - Unknown

AB	35
R	6
H	8
RBI	5
BB	4
SO	5
LOB	18





Batter	1	2	3	4	5	6	7	8	9	AB	R	H	RBI	BB	SO	LOB	TOP				
Sony Jackson, L (1,6) OBP: 0.354, SLG: 0.314	3-1		F6			SH5-3		1B	G4-6-3	4	1	1	0	0	0	2					
Felix Milan, R (1,4) OBP: 0.357, SLG: 0.398	L4			F8		1-3		1B	K	5	0	1	0	0	1	2					
Hank Aaron, R (1,9) OBP: 0.379, SLG: 0.604	F7			K				1B		4	0	2	2	0	1	0					
Orlando Cepeda, R (1,3) OBP: 0.372, SLG: 0.539		F8		E6		K		F8		4	0	1	0	0	1	2					
Rico Carty, R (1,7) OBP: 0.447, SLG: 0.628	5-3			1-4-3						4	0	2	0	0	0	1					
Tony Gonzalez, L (1,8) OBP: 0.341, SLG: 0.364	6-3					F8		F4		3	0	0	0	1	0	2					
Clete Boyer, R (1,5) OBP: 0.306, SLG: 0.377			3-1		6-3		1-3			4	1	1	1	0	0	2	AB 36				
Bob Tillman, R (1,2) OBP: 0.258, SLG: 0.309				K		K				4	1	2	1	0	2	2	R 4				
Phil Niekro, R (1,1) OBP: 0.189, SLG: 0.211				K						2	1	1	0	0	1	1	H 12				
Mike Lum, L (7,PH) OBP: 0.309, SLG: 0.414										1	0	0	0	0	0	2	RBI 4				
Julio Navarro, R (7,1) OBP: 0.200, SLG: 0.250										0	0	0	0	0	0	0	BB 1				
Mike McClellan, R (8,1) OBP: 0.223, SLG: 0.249										0	0	0	0	0	0	0	SO 6				
Don Cardwell, R (8,1) OBP: 0.223, SLG: 0.250										0	0	0	0	0	0	0	LOB 16				
Hal King, L (9,PH) OBP: 0.429, SLG: 0.459										1	0	1	0	0	0	0					
Oscar Brown, R (9,PH) OBP: 0.400, SLG: 0.500										0	0	0	0	0	0	0					
<b>Inning Stats</b>	R: 0 E: 0 K: 0 S: 3	H: 0 LOB: 0 BB: 0 P: 3	R: 0 E: 0 K: 0 S: 3	H: 0 LOB: 0 BB: 0 P: 3	R: 0 E: 0 K: 1 S: 6	H: 1 LOB: 1 BB: 0 P: 6	R: 0 E: 1 K: 1 S: 6	H: 1 LOB: 1 BB: 0 P: 6	R: 0 E: 0 K: 1 S: 5	H: 0 LOB: 0 BB: 0 P: 5	R: 1 E: 0 K: 1 S: 7	H: 2 LOB: 1 BB: 0 P: 7	R: 0 E: 0 K: 1 S: 6	H: 1 LOB: 2 BB: 1 P: 10	R: 1 E: 0 K: 0 S: 6	H: 4 LOB: 2 BB: 0 P: 6	R: 2 E: 0 K: 1 S: 7	H: 3 LOB: 1 BB: 0 P: 7	1B: 10 2B: 0 3B: 0 HR: 2	SF: 0 SAC: 1 DP: 1 HBP: 0	WP: 0 PA: 38 PB: 0 SB: 0 CS: 0
<b>PITCHER</b>	IP WLS BF H R ER SO BB IBB HBP BLK WP HR S P ERA WHIP																				
Carl Morton, R (1,1) ERA: 3.7	7.2 W 32 9 2 2 5 1 0 0 0 0 0 41 45 2.35 1.304																				
Claude Raymond, R (8,1) ERA: 4.25	0.1 4 3 2 2 0 0 0 0 0 0 2 4 4 54.00 9.000																				
Howie Reed, R (9,1) ERA: 3.41	1.0 S 2 0 0 0 1 0 0 0 0 0 0 4 4 0.00 0.000																				

Atlanta Braves @ Montreal Expos  
Jarry Park, Montreal, QB  
Fri Aug 21 1970, 7:05 PM EDT  
Att: 25,237 - Unknown

AB 36  
R 4  
H 12  
RBI 4  
BB 1  
SO 6  
LOB 16



Batter	1	2	3	4	5	6	7	8	9	AB	R	H	RBI	BB	SO	LOB	BOTTOM				
Mack Jones, L (1,7) OBP: 0.405, SLG: 0.485	F5				6-3		F7			4	0	1	1	0	0	2					
Jim Gosger, L (1,8) OBP: 0.364, SLG: 0.396	F6		G3			F9		K		4	0	0	0	0	1	1					
Rusty Staub, L (1,9) OBP: 0.406, SLG: 0.531	K			6-3		HR		BB	BB	3	2	1	1	1	1	0					
Bob Bailey, R (1,3) OBP: 0.444, SLG: 0.708			K					BB	BB	3	2	1	1	1	2	0					
John Boccabella, R (9,3) OBP: 0.328, SLG: 0.427				HR		K		BB	BB	0	0	0	0	0	0	0					
Coco Laboy, R (1,5) OBP: 0.258, SLG: 0.313		K		6-3		K		1B		3	0	0	0	1	2	0					
Ron Brand, R (1,6) OBP: 0.274, SLG: 0.302					5-3			BB		3	0	0	0	0	0	0					
Bobby Wine, R (8,6) OBP: 0.284, SLG: 0.293	F7						1-3			1	0	1	2	0	0	0					
John Bateman, R (1,2) OBP: 0.287, SLG: 0.372				SH1-4		6-3		HR	G5-4-3	4	2	2	1	0	0	2	AB 29				
Gary Sutherland, R (1,4) OBP: 0.280, SLG: 0.264				SH1-4		K				1	0	0	0	0	1	0	R 6				
Carl Morton, R (1,1) OBP: 0.240, SLG: 0.254										3	0	1	0	0	0	2	H 7				
Claude Raymond, R (8,1) ERA: 3.97										0	0	0	0	0	0	0	RBI 6				
Howie Reed, R (9,1)										0	0	0	0	0	0	0	BB 3				
<b>Inning Stats</b>	R: 0 E: 0 K: 1 S: 5	H: 0 LOB: 0 BB: 0 P: 5	R: 0 E: 0 K: 2 S: 7	H: 0 LOB: 0 BB: 0 P: 7	R: 1 E: 0 K: 0 S: 5	H: 2 LOB: 1 BB: 0 P: 5	R: 1 E: 0 K: 0 S: 4	H: 1 LOB: 0 BB: 0 P: 4	R: 0 E: 0 K: 1 S: 6	H: 1 LOB: 1 BB: 0 P: 6	R: 1 E: 0 K: 2 S: 8	H: 1 LOB: 0 BB: 0 P: 8	R: 1 E: 0 K: 0 S: 4	H: 1 LOB: 1 BB: 0 P: 5	R: 2 E: 0 K: 1 S: 5	H: 1 LOB: 1 BB: 3 P: 17	R: 2 E: 0 K: 1 S: 5	H: 1 LOB: 1 BB: 0 P: 7	1B: 4 2B: 0 3B: 0 HR: 3	SF: 0 SAC: 1 DP: 1 HBP: 1	WP: 0 PA: 34 PB: 0 SB: 0 CS: 0
<b>PITCHER</b>	IP WLS BF H R ER SO BB IBB HBP BLK WP HR S P ERA WHIP																				
Phil Niekro, R (1,1) ERA: 4.32	6.0 L 23 5 3 3 6 0 0 0 0 0 0 1 4 5 9.00 1.000																				
Julio Navarro, R (7,1) ERA: 3.97	1.0 5 1 1 1 0 0 0 0 1 0 0 1 4 5 9.00 1.000																				
Mike McQueen, L (8,1) ERA: 8.2	0.1 4 0 2 2 1 3 0 0 0 0 0 3 15 54.00 9.000																				
Don Cardwell, R (8,1) ERA: 8.33	0.2 2 1 0 0 0 0 0 0 0 0 0 2 2 0.00 1.500																				

Atlanta Braves @ Montreal Expos  
Jarry Park, Montreal, QB  
Fri Aug 21 1970, 7:05 PM EDT  
Att: 25,237 - Unknown

AB 29  
R 6  
H 7  
RBI 6  
BB 3  
SO 7  
LOB 7





Batter	1	2	3	4	5	6	7	8	9	AB	R	H	RBI	BB	SO	LOB	TOP			
Sonny Jackson, L (1,6) OBP: 0.353, SLG: 0.317	0-0 1-3		0-0 F7			0-0 6-3		0-0 1B	0-0 1B 2B	4	1	1	0	0	0	0	<b>Atlanta Braves @ Montreal Expos</b> Jarry Park, Montreal, QB Sat Aug 22 1970, 7:05 PM EDT Att: 27,037 - Unknown			
Felix Milten, R (1,4) OBP: 0.354, SLG: 0.395	0-0 5-3		0-0 6-3			0-0 F2		0-0 6-3	0-0 6-3	4	0	0	0	0	0	1				
Hank Aaron, R (1,9) OBP: 0.382, SLG: 0.605	4-0 FC5-4 BB			0-0 G6-4-3 1B			0-0 F8		0-0 1B 1B 2-H	3	0	2	1	1	0	0				
Rico Carty, R (1,7) OBP: 0.442, SLG: 0.621	0-0 FC5-4 1-2			0-0 G6-4-3 1-2			0-0 F4		0-0 F8	4	0	0	0	0	0	3				
Tony Gonzalez, L (1,8) OBP: 0.343, SLG: 0.366		0-0 F8		0-0 1-3			0-0 1B		0-0 1B	4	0	2	0	0	0	0				
Hal King, L (1,2) OBP: 0.371, SLG: 0.453		4-0 BB			0-0 F8			0-0 F3	0-0 1-2 2-3 1B	2	0	0	0	1	0	1				
Bob Aspromonte, R (8, PH) OBP: 0.274, SLG: 0.247										1	0	1	0	0	0	0				
Clete Boyer, R (1,5) OBP: 0.303, SLG: 0.373		0-3 K			0-0 4-3			0-0 F3	0-0 F5	4	0	0	0	0	1	4				
Tommye Aaron, R (1,3) OBP: 0.254, SLG: 0.350		0-3 K			0-0 F7			0-0 F7		3	0	0	0	0	1	1				
Jim Nash, R (1,1) OBP: 0.130, SLG: 0.209			0-0 L6			0-0 F4		0-0 F2		2	0	0	0	0	0	0				
Mike Lum, L (8, PH) OBP: 0.307, SLG: 0.411										1	0	0	0	0	0	0				
Mike McQueen, L (8,1) OBP: 0.286, SLG: 0.429										0	0	0	0	0	0	0				
Don Cardwell, R (8,1) OBP: 0.222, SLG: 0.250										0	0	0	0	0	0	0				
<b>Inning Stats</b>	R: 0 E: 0 K: 0 S: 3	H: 0 LOB: 1 BB: 1 P: 7	R: 0 E: 0 K: 2 S: 7	H: 0 LOB: 1 BB: 1 P: 11	R: 0 E: 0 K: 0 S: 3	H: 0 LOB: 0 BB: 0 P: 3	R: 0 E: 0 K: 0 S: 3	H: 1 LOB: 0 BB: 0 P: 3	R: 0 E: 0 K: 0 S: 3	H: 0 LOB: 0 BB: 0 P: 3	R: 0 E: 0 K: 0 S: 4	H: 1 LOB: 1 BB: 0 P: 4	R: 0 E: 0 K: 0 S: 3	H: 0 LOB: 0 BB: 0 P: 3	R: 1 E: 0 K: 0 S: 7	H: 4 LOB: 3 BB: 0 P: 7	1B: 5 2B: 1 3B: 0 HR: 0	SF: 0 SAC: 0 DP: 1 HBP: 0	WP: 0 PA: 34 PB: 0 SB: 0 CS: 0	
<b>PITCHER</b>	IP WLS BF H R ER SO BB IBB HBP BLK WP HR S P ERA WHIP	8.2 W 32 5 1 1 2 2 0 0 0 0 0 0 1 42 1.04 0.808	0.0 1 1 0 0 0 0 0 0 0 0 0 0 1 1 ∞ ∞	0.1 S 1 0 0 0 0 0 0 0 0 0 0 0 1 1 0.00 0.000																

AB 32  
R 1  
H 6  
RBI 1  
BB 2  
SO 2  
LOB 10



Batter	1	2	3	4	5	6	7	8	9	AB	R	H	RBI	BB	SO	LOB	BOTTOM			
Mary Staehle, L (1,4) OBP: 0.314, SLG: 0.267	0-0 F9		0-0 F9		0-0 F9		0-0 G3			4	0	0	0	0	0	3	<b>Atlanta Braves @ Montreal Expos</b> Jarry Park, Montreal, QB Sat Aug 22 1970, 7:05 PM EDT Att: 27,037 - Unknown			
Mack Jones, L (1,7) OBP: 0.404, SLG: 0.481	0-3 K		4-0 BB			0-0 4-3		0-0 1B 3B	2	0	0	0	1	1	0					
Adolfo Phillips, R (8, PH) OBP: 0.350, SLG: 0.397			1-2 BB					0-0 1B	1	1	1	0	0	0	0					
Rusty Staub, L (1,9) OBP: 0.406, SLG: 0.530	0-0 F9		0-0 F8			0-0 CS 1B		0-0 1B	4	1	2	1	0	0	2					
Bob Bailey, R (1,5) OBP: 0.445, SLG: 0.708		0-0 5-3		4-0 FC3-6 BB		0-3 K		0-0 1B	3	0	1	1	1	1	1					
Coco Laboy, R (9,5) OBP: 0.235, SLG: 0.313						1-2		0-0 1-3 1-H 2B	0	0	0	0	0	0	0					
Jim Gosger, L (1,3) OBP: 0.362, SLG: 0.390		0-0 F7		0-0 FC3-6 S 1-2			4-0 SH1-4 2B BB	0-0 1-3	3	1	0	0	1	0	2					
Boots Day, L (1,8) OBP: 0.321, SLG: 0.296		0-0 L1		0-0 F4 1-2			0-0 SH1-4	0-3 K	3	0	0	0	0	1	2					
John Bateman, R (1,2) OBP: 0.269, SLG: 0.376			0-0 SH1-4 1B		0-0 F7		0-0 2B	0-3 K	4	1	2	1	0	1	2					
Ron Brand, R (1,6) OBP: 0.287, SLG: 0.308			0-0 SH1-4				4-0 BB		1	0	1	0	1	0	0					
Bobby Wine, R (8,6) OBP: 0.294, SLG: 0.293							0-0 CS 1B		0	0	0	0	0	0	0					
Steve Renko, R (1,1) OBP: 0.203, SLG: 0.193			0-0 BB				0-3 K		3	0	1	1	0	2	3					
Dan McGinn, L (9,1) OBP: 0.114, SLG: 0.114									0	0	0	0	0	0	0					
Howie Reed, R (9,1) OBP: 0.306, SLG: 0.374									0	0	0	0	0	0	0					
Jim Fairley, L (9,7) OBP: 0.306, SLG: 0.374									0	0	0	0	0	0	0					
<b>Inning Stats</b>	R: 0 E: 0 K: 1 S: 5	H: 0 LOB: 0 BB: 0 P: 5	R: 0 E: 0 K: 0 S: 3	H: 0 LOB: 0 BB: 0 P: 3	R: 1 E: 0 K: 0 S: 5	H: 2 LOB: 2 BB: 1 P: 9	R: 0 E: 0 K: 0 S: 3	H: 0 LOB: 1 BB: 1 P: 7	R: 0 E: 0 K: 1 S: 5	H: 1 LOB: 0 BB: 0 P: 5	R: 0 E: 0 K: 1 S: 5	H: 1 LOB: 0 BB: 0 P: 5	R: 1 E: 0 K: 2 S: 10	H: 3 LOB: 1 BB: 0 P: 10	1B: 5 2B: 2 3B: 1 HR: 0	SF: 0 SAC: 2 DP: 0 HBP: 0	WP: 0 PA: 34 PB: 0 SB: 1 CS: 2			
<b>PITCHER</b>	IP WLS BF H R ER SO BB IBB HBP BLK WP HR S P ERA WHIP	7.0 L 28 5 2 2 4 4 0 0 0 0 0 0 7 27.00 4.500	0.2 5 3 2 2 1 0 0 0 0 0 0 0 7 7 27.00 4.500	0.1 1 0 0 0 1 0 0 0 0 0 0 0 3 3 0.00 0.000																

AB 28  
R 4  
H 8  
RBI 4  
BB 4  
SO 6  
LOB 15





Batter	1	2	3	4	5	6	7	8	9	AB	R	H	RBI	BB	SO	LOB	TOP					
Mike Lum, L OBP: 0.310, SLG: 0.428 (1, 9)										5	1	2	1	0	2	2	<b>Atlanta Braves @ Montreal Expos</b> Jarry Park, Montreal, QB Mon Aug 24 1970, 7:05 PM EDT Att: 16,314 - Unknown					
Sonny Jackson, L OBP: 0.351, SLG: 0.318 (1, 6)										5	1	1	0	0	0	2						
Hank Aaron, R OBP: 0.382, SLG: 0.601 (1, 3)										4	1	1	0	0	0	2						
Rico Carty, R OBP: 0.444, SLG: 0.621 Jimmie Hall, L OBP: 0.241, SLG: 0.301 (8, PR) (8, 7)										5	1	3	1	0	0	2						
Tony Gonzalez, L OBP: 0.345, SLG: 0.365 (1, 8)										3	1	1	0	2	0	2						
Clete Boyer, R OBP: 0.302, SLG: 0.370 (1, 5)										5	0	1	1	0	0	4						
Gil Garrido, R OBP: 0.307, SLG: 0.337 (1, 4)										5	0	2	1	0	0	0						
Bob Tillman, R OBP: 0.262, SLG: 0.304 (1, 2)										3	0	0	0	2	1	1						
George Stone, L OBP: 0.294, SLG: 0.242 (1, 1)										3	1	0	0	2	0	4						
<b>Inning Stats</b>	R: 1 E: 0 K: 0 S: 6	H: 3 LOB: 2 BB: 0 P: 6	R: 0 E: 0 K: 0 S: 2	H: 0 LOB: 1 BB: 2 P: 10	R: 0 E: 0 K: 0 S: 4	H: 1 LOB: 2 BB: 1 P: 8	R: 0 E: 0 K: 0 S: 3	H: 0 LOB: 0 BB: 0 P: 3	R: 0 E: 0 K: 0 S: 3	H: 0 LOB: 0 BB: 0 P: 3	R: 5 E: 2 K: 0 S: 8	H: 4 LOB: 3 BB: 3 P: 20	R: 0 E: 0 K: 1 S: 6	H: 1 LOB: 2 BB: 0 P: 7	R: 0 E: 0 K: 1 S: 6	H: 1 LOB: 0 BB: 0 P: 6		1B: 9 2B: 1 3B: 0 HR: 1	SF: 0 SAC: 0 DP: 1 HBP: 1	WP: 1 PB: 0 SB: 0 CS: 0	PA: 45	
<b>PITCHER</b>	IP WLS BF H R ER SO BB IBB HBP BLK WP HR S P ERA WHIP	IP WLS BF H R ER SO BB IBB HBP BLK WP HR S P ERA WHIP	IP WLS BF H R ER SO BB IBB HBP BLK WP HR S P ERA WHIP	IP WLS BF H R ER SO BB IBB HBP BLK WP HR S P ERA WHIP	IP WLS BF H R ER SO BB IBB HBP BLK WP HR S P ERA WHIP	IP WLS BF H R ER SO BB IBB HBP BLK WP HR S P ERA WHIP	IP WLS BF H R ER SO BB IBB HBP BLK WP HR S P ERA WHIP	IP WLS BF H R ER SO BB IBB HBP BLK WP HR S P ERA WHIP	IP WLS BF H R ER SO BB IBB HBP BLK WP HR S P ERA WHIP	IP WLS BF H R ER SO BB IBB HBP BLK WP HR S P ERA WHIP	IP WLS BF H R ER SO BB IBB HBP BLK WP HR S P ERA WHIP	IP WLS BF H R ER SO BB IBB HBP BLK WP HR S P ERA WHIP	IP WLS BF H R ER SO BB IBB HBP BLK WP HR S P ERA WHIP	IP WLS BF H R ER SO BB IBB HBP BLK WP HR S P ERA WHIP	IP WLS BF H R ER SO BB IBB HBP BLK WP HR S P ERA WHIP	IP WLS BF H R ER SO BB IBB HBP BLK WP HR S P ERA WHIP	IP WLS BF H R ER SO BB IBB HBP BLK WP HR S P ERA WHIP	IP WLS BF H R ER SO BB IBB HBP BLK WP HR S P ERA WHIP	IP WLS BF H R ER SO BB IBB HBP BLK WP HR S P ERA WHIP	IP WLS BF H R ER SO BB IBB HBP BLK WP HR S P ERA WHIP	IP WLS BF H R ER SO BB IBB HBP BLK WP HR S P ERA WHIP	IP WLS BF H R ER SO BB IBB HBP BLK WP HR S P ERA WHIP

AB	38
R	6
H	11
RBI	4
BB	6
SO	3
LOB	19



Batter	1	2	3	4	5	6	7	8	9	AB	R	H	RBI	BB	SO	LOB	BOTTOM					
Gary Sutherland, R OBP: 0.279, SLG: 0.261 (1, 4)										3	0	0	0	1	1	1	<b>Atlanta Braves @ Montreal Expos</b> Jarry Park, Montreal, QB Mon Aug 24 1970, 7:05 PM EDT Att: 16,314 - Unknown					
Rusty Staub, L OBP: 0.405, SLG: 0.527 (1, 9)										3	0	0	0	1	1	0						
Adolfo Phillips, R OBP: 0.348, SLG: 0.394 (1, 8)										4	0	1	0	0	0	3						
Bob Bailey, R OBP: 0.439, SLG: 0.694 (1, 7)										4	0	0	0	0	2	4						
John Bateman, R OBP: 0.267, SLG: 0.373 (1, 2)										3	0	0	0	0	0	2						
Coco Laboy, R OBP: 0.257, SLG: 0.310 (1, 5)										3	0	0	0	0	0	0						
Ron Brand, R OBP: 0.297, SLG: 0.318 (1, 6)										3	0	2	0	0	0	0						
John Boccabella, R OBP: 0.320, SLG: 0.417 (1, 3)										3	0	0	0	0	2	2						
Bill Stoneman, R OBP: 0.119, SLG: 0.146 Dan McGinn, L OBP: 0.114, SLG: 0.114 John Strohmayer, R OBP: 0.167, SLG: 0.167 Don Hahn, R OBP: 0.372, SLG: 0.279 (8, PH)										2	0	0	0	0	1	1						
<b>Inning Stats</b>	R: 0 E: 0 K: 1 S: 5	H: 0 LOB: 0 BB: 0 P: 5	R: 0 E: 0 K: 0 S: 3	H: 0 LOB: 0 BB: 0 P: 3	R: 0 E: 0 K: 2 S: 8	H: 1 LOB: 1 BB: 0 P: 8	R: 0 E: 1 K: 1 S: 6	H: 0 LOB: 1 BB: 0 P: 6	R: 0 E: 0 K: 0 S: 3	H: 0 LOB: 0 BB: 0 P: 3	R: 0 E: 0 K: 1 S: 5	H: 0 LOB: 0 BB: 0 P: 5	R: 0 E: 0 K: 1 S: 5	H: 0 LOB: 0 BB: 0 P: 5	R: 0 E: 0 K: 1 S: 3	H: 0 LOB: 2 BB: 2 P: 11		1B: 3 2B: 0 3B: 0 HR: 0	SF: 0 SAC: 0 DP: 2 HBP: 0	WP: 0 PB: 0 SB: 1 CS: 0	PA: 31	
<b>PITCHER</b>	IP WLS BF H R ER SO BB IBB HBP BLK WP HR S P ERA WHIP	IP WLS BF H R ER SO BB IBB HBP BLK WP HR S P ERA WHIP	IP WLS BF H R ER SO BB IBB HBP BLK WP HR S P ERA WHIP	IP WLS BF H R ER SO BB IBB HBP BLK WP HR S P ERA WHIP	IP WLS BF H R ER SO BB IBB HBP BLK WP HR S P ERA WHIP	IP WLS BF H R ER SO BB IBB HBP BLK WP HR S P ERA WHIP	IP WLS BF H R ER SO BB IBB HBP BLK WP HR S P ERA WHIP	IP WLS BF H R ER SO BB IBB HBP BLK WP HR S P ERA WHIP	IP WLS BF H R ER SO BB IBB HBP BLK WP HR S P ERA WHIP	IP WLS BF H R ER SO BB IBB HBP BLK WP HR S P ERA WHIP	IP WLS BF H R ER SO BB IBB HBP BLK WP HR S P ERA WHIP	IP WLS BF H R ER SO BB IBB HBP BLK WP HR S P ERA WHIP	IP WLS BF H R ER SO BB IBB HBP BLK WP HR S P ERA WHIP	IP WLS BF H R ER SO BB IBB HBP BLK WP HR S P ERA WHIP	IP WLS BF H R ER SO BB IBB HBP BLK WP HR S P ERA WHIP	IP WLS BF H R ER SO BB IBB HBP BLK WP HR S P ERA WHIP	IP WLS BF H R ER SO BB IBB HBP BLK WP HR S P ERA WHIP	IP WLS BF H R ER SO BB IBB HBP BLK WP HR S P ERA WHIP	IP WLS BF H R ER SO BB IBB HBP BLK WP HR S P ERA WHIP	IP WLS BF H R ER SO BB IBB HBP BLK WP HR S P ERA WHIP	IP WLS BF H R ER SO BB IBB HBP BLK WP HR S P ERA WHIP	IP WLS BF H R ER SO BB IBB HBP BLK WP HR S P ERA WHIP





Batter	1	2	3	4	5	6	7	8	9	10	11	12	13	AB R H RBI BB SO LOB	TOP																
Jesus Alou, R OBP: 0.351, SLG: 0.406 (1.9)	4-3		HR		F9		5-3		F7		G3		6-3	7 1 1 0 0 0 0	<b>Houston Astros @ Montreal Expos</b> Jarry Park, Montreal, QB Tue Aug 25 1970, 7:05 PM EDT Att. 19,897 - Unknown																
Joe Morgan, L OBP: 0.397, SLG: 0.378 (1.4)	F7		HR		BB		F8		1B		FC6-4		1B	3 3 1 2 4 0 0																	
Jimmy Wynn, R OBP: 0.395, SLG: 0.494 (1.7)			FC4-6		SF8		S		BB		FC6-4		1B	3 1 2 0 4 0 1																	
John Mayberry, L OBP: 0.327, SLG: 0.440 (1.3)	F3		FC4-6		SF8		S		BB		K		1B	3 0 1 0 2 0 2																	
Cesar Cedeno, R OBP: 0.301, SLG: 0.394 (1.8)			G6-4-3		FC5-4		BB		1B		FC2-6		1B	0 0 0 0 0 0 0																	
Dennis Menke, R OBP: 0.393, SLG: 0.432 (1.6)			G6-4-3		SF8		L6				FC2-6		F9	5 0 1 1 1 0 6																	
Doug Rader, R OBP: 0.323, SLG: 0.442 (1.5)			G1-6-3		FC5-4		F3				FC2-6		BB	7 0 3 2 0 2 3																	
Cesar Cedeno, R OBP: 0.301, SLG: 0.394 (1.8)			G1-6-3		K		K				G3		1B	7 0 2 0 0 2 4																	
Johnny Edwards, L OBP: 0.285, SLG: 0.311 (1.2)			FC4-6		K		F9				G3		2B	5 0 1 0 2 1 4																	
Jack Billingham, R ERA: 3.71 (1.1)			FC4-6		6-3		4-3		F9		F6		6-3	3 0 0 0 0 0 3																	
Denny Lemaster, L ERA: 4.52 (7.1)			FC4-6		6-3		4-3		F9		F6		6-3	0 0 0 0 0 0 0																	
George Culver, R ERA: 3.87 (7.1)			FC4-6		6-3		4-3		F9		F6		6-3	1 0 0 0 0 0 0																	
Fred Gladding, R ERA: 4.01 (8.1)			FC4-6		6-3		4-3		F9		F6		6-3	1 1 1 1 0 0 0																	
Jim Ray, R ERA: 3.86 (10.1)			FC4-6		6-3		4-3		F9		F6		6-3	2 0 0 0 0 0 5																	
<b>Inning Stats</b>	R: 0 E: 0 K: 0 S: 3	H: 0 LOB: 1 BB: 1 P: 7	R: 0 E: 0 K: 0 S: 4	H: 2 LOB: 2 BB: 1 P: 8	R: 2 E: 0 K: 0 S: 4	H: 2 LOB: 0 BB: 1 P: 8	R: 0 E: 0 K: 2 S: 8	H: 1 LOB: 1 BB: 0 P: 8	R: 1 E: 0 K: 0 S: 3	H: 1 LOB: 2 BB: 2 P: 12	R: 0 E: 0 K: 0 S: 3	H: 0 LOB: 0 BB: 0 P: 3	R: 0 E: 0 K: 1 S: 5	H: 0 LOB: 2 BB: 2 P: 11	R: 0 E: 0 K: 0 S: 3	H: 1 LOB: 2 BB: 1 P: 7	R: 0 E: 0 K: 0 S: 5	H: 2 LOB: 3 BB: 1 P: 9	R: 0 E: 0 K: 1 S: 5	H: 0 LOB: 1 BB: 1 P: 9	R: 0 E: 0 K: 1 S: 6	H: 1 LOB: 2 BB: 1 P: 10	R: 3 E: 0 K: 1 S: 8	H: 3 LOB: 2 BB: 2 P: 16	1B: 11 2B: 1 3B: 0 HR: 1	SF: 1 SAC: 0 DP: 2 HBP: 0	WP: 1 PB: 0 SB: 2 CS: 0	PA: 62			
<b>PITCHER</b>	IP WLS BF H R ER SO BB IBB HBP BLK WP HR S P ERA WHIP																														
Carl Morton, R ERA: 3.71 (1.1)	7.0	32	6	3	3	2	6	1	0	0	0	0	0	0	8	12	0.00	1.000													
Claude Raymond, R ERA: 4.14 (8.1)	2.0	7	1	0	0	1	1	0	0	0	0	0	0	0	0	18	0.00	1.500													
Howie Reed, R ERA: 3.29 (10.1)	2.0	10	2	0	0	1	1	1	0	0	0	0	0	0	10	18	0.00	1.500													
Mike Marshall, R ERA: 5.49 (12.1)	1.2	12	4	3	3	1	3	0	0	0	1	0	11	23	16.20	4.200															
Dan McGinn, L ERA: 5.09 (13.1)	0.1	1	0	0	0	1	0	0	0	0	0	0	0	3	3	0.00	0.000														

AB	48
R	6
H	13
RBI	6
BB	13
SO	6
LOB	29



Batter	1	2	3	4	5	6	7	8	9	10	11	12	13	AB R H RBI BB SO LOB	BOTTOM															
Boots Day, L OBP: 0.371, SLG: 0.313 (1.8)	FC4-6		3-1				E6		SH3-4		BB		G3	5 1 2 0 2 0 2	<b>Houston Astros @ Montreal Expos</b> Jarry Park, Montreal, QB Tue Aug 25 1970, 7:05 PM EDT Att. 19,897 - Unknown															
Max Brock, L OBP: 0.327, SLG: 0.440 (1.3)	F8		1-3				F9		SH3-4		F8		K	2 0 0 0 0 0 1																
Rusty Staub, L OBP: 0.404, SLG: 0.526 (1.9)	FC4-6		E6				3-1		IBB		K		F3	6 0 1 2 1 1 5																
Bob Bailey, R OBP: 0.444, SLG: 0.692 (8.3)			F9				3B		IBB					5 0 3 0 1 0 3																
Jim Gosger, L OBP: 0.397, SLG: 0.384 (7.1)			F9				2-3		F7				FC4-6	3 0 0 0 0 1 3																
Ron Brand, R OBP: 0.289, SLG: 0.310 (8.5)			F9				IBB		F7				FC4-6	3 0 0 0 0 1 5																
John Bateman, R OBP: 0.263, SLG: 0.367 (1.2)			F9				IBB		F7				FC4-6	6 0 0 0 0 0 4																
Mary Staehle, L OBP: 0.311, SLG: 0.265 (1.4)			F9				IBB		F7				FC4-6	6 0 1 0 0 1 1																
Bobby Wine, R OBP: 0.285, SLG: 0.296 (1.6)			F9				IBB		F7				FC4-6	6 1 2 0 0 1 2																
Carl Morton, R OBP: 0.234, SLG: 0.246 (1.1)			F9				IBB		F7				FC4-6	2 0 0 0 0 0 1																
Jim Fairley, R OBP: 0.359, SLG: 0.372 (8.7)			F9				IBB		F7				FC4-6	1 1 0 0 1 1 0																
John Boccabella, R OBP: 0.323, SLG: 0.413 (12.3)			F9				IBB		F7				FC4-6	1 0 0 0 1 0 0																
<b>Inning Stats</b>	R: 0 E: 0 K: 0 S: 5	H: 2 LOB: 2 BB: 0 P: 5	R: 0 E: 0 K: 0 S: 4	H: 1 LOB: 1 BB: 0 P: 4	R: 0 E: 1 K: 0 S: 7	H: 0 LOB: 0 BB: 0 P: 7	R: 0 E: 0 K: 2 S: 7	H: 0 LOB: 0 BB: 0 P: 7	R: 0 E: 0 K: 1 S: 5	H: 0 LOB: 0 BB: 0 P: 5	R: 0 E: 0 K: 0 S: 3	H: 1 LOB: 2 BB: 1 P: 8	R: 0 E: 0 K: 0 S: 5	H: 0 LOB: 1 BB: 1 P: 9		R: 0 E: 0 K: 1 S: 5	H: 0 LOB: 1 BB: 1 P: 9	R: 0 E: 0 K: 2 S: 9	H: 2 LOB: 2 BB: 0 P: 9	R: 0 E: 0 K: 1 S: 5	H: 0 LOB: 1 BB: 1 P: 9	R: 0 E: 0 K: 2 S: 9	H: 2 LOB: 2 BB: 0 P: 9	1B: 7 2B: 1 3B: 1 HR: 0	SF: 0 SAC: 1 DP: 0 HBP: 1	WP: 0 PB: 0 SB: 0 CS: 0	PA: 57			
<b>PITCHER</b>	IP WLS BF H R ER SO BB IBB HBP BLK WP HR S P ERA WHIP																													
Jack Billingham, R ERA: 3.9 (1.1)	6.0	28	5	3	2	2	2	0	1	0	0	0	0	2	6	0.00	3.000													
Denny Lemaster, L ERA: 4.52 (7.1)	0.1	3	1	0	0	0	0	1	0	0	0	0	0	2	7	0.00	3.000													
George Culver, R ERA: 3.87 (7.1)	1.2	5	0	0	0	1	0	0	0	0	0	0	0	4	8	0.00	1.000													
Fred Gladding, R ERA: 4.01 (8.1)	1.0	5	1	0	0	0	0	1	0	0	0	0	0	4	8	0.00	1.000													
Jim Ray, R ERA: 3.86 (10.1)	1.0	3	0	0	0	0	0	0	0	0	0	0	0	3	3	0.00	0.000													
<b>PITCHER</b>	IP WLS BF H R ER SO BB IBB HBP BLK WP HR S P ERA WHIP																													
Ron Cook, L ERA: 3.66 (11.1)	2.0	9	2	0	0	3	1	0	0	0	0	0	0	5	9	0.00	1.000													
Jack Dizauro, L ERA: 4.28 (13.1)	1.0	4	0	0	0	1	1	0	0	0	0	0	0	5	9	0.00	1.000													

AB	49
R	3
H	9
RBI	2
BB	6
SO	7
LOB	31





Batter	1	2	3	4	5	6	7	8	9	AB	R	H	RBI	BB	SO	LOB	TOP								
Jesus Alou, R OBP: 0.347, SLG: 0.402 (1,9)	0-0 4-3		0-0 F9			0-0 F5		0-0 4-3		4	0	0	0	0	0	0									
Joe Morgan, L OBP: 0.396, SLG: 0.379 (1,4)	0-3 K		0-0 F9			0-0 SF8 1B			0-0 HR 1B	4	2	2	0	0	1	0									
Jimmy Wynn, R OBP: 0.397, SLG: 0.493 (1,7)	0-0 1B			0-0 F7		0-0 SF8 1-H			0-0 F5 1-2	3	0	1	1	1	0	0									
John Mayberry, L OBP: 0.358, SLG: 0.412 (1,3)	0-0			0-3 K		0-0 3-1			4-0 HR BB	3	0	1	0	1	1	0									
Cesar Geronimo, L OBP: 0.412, SLG: 0.400 (9, PR)										0	1	0	0	0	0	0									
Marty Martinez, S OBP: 0.275, SLG: 0.258 (9, 5)	1-3 1B									0	0	0	0	0	0	0									
Denis Menke, R OBP: 0.392, SLG: 0.437 (1,6)	0-0 F9			0-0 F9					0-0 HR	4	1	1	3	0	1	2									
Doug Rader, R OBP: 0.321, SLG: 0.438 (1,5)		0-0 F9							0-3 K	4	0	0	0	0	1	1									
Hector Torres, R OBP: 0.296, SLG: 0.306 (9, 6)					0-0 5-3				0-3 K	0	0	0	0	0	0	0									
Cesar Cedeno, R OBP: 0.308, SLG: 0.413 (1,8)									0-0 HR	4	1	3	1	0	0	0									
Larry Howard, R OBP: 0.333, SLG: 0.394 (1,2)					0-3 K				0-3 K	4	0	0	0	0	2	3									
Don Wilson, R OBP: 0.125, SLG: 0.167 (1,1)			0-3 K							3	0	0	0	0	3	1									
Fred Gladding, L (8, 1)					0-3 K2-3					0	0	0	0	0	0	0									
<b>Inning Stats</b>	R: 0 E: 0 K: 1 S: 7	H: 2 LOB: 2 BB: 0 P: 7	R: 0 E: 0 K: 0 S: 3	H: 1 LOB: 0 BB: 0 P: 3	R: 0 E: 0 K: 1 S: 5	H: 0 LOB: 0 BB: 0 P: 5	R: 0 E: 0 K: 1 S: 5	H: 0 LOB: 0 BB: 0 P: 5	R: 0 E: 0 K: 2 S: 8	H: 1 LOB: 1 BB: 0 P: 8	R: 1 E: 0 K: 0 S: 4	H: 1 LOB: 0 BB: 0 P: 4	R: 0 E: 0 K: 1 S: 5	H: 0 LOB: 0 BB: 0 P: 5	R: 0 E: 0 K: 1 S: 5	H: 0 LOB: 0 BB: 0 P: 5	R: 4 E: 0 K: 2 S: 10	H: 3 LOB: 1 BB: 1 P: 14	1B: 6 2B: 0 3B: 0 HR: 2	SF: 1 SAC: 0 DP: 1 HBP: 0	WP: 1 PB: 0 SB: 2 CS: 0	PA: 35			
<b>PITCHER</b>	IP WLS BF H R ER SO BB IBB HBP BLK WP HR S P ERA WHIP	8.1 L 32 7 5 4 7 1 0 0 0 1 1 45 49 4.32 0.960	0.2 3 1 0 0 2 0 0 0 0 0 0 1 7 7 0.00 1.500																						

Houston Astros @ Montreal Expos  
Jarry Park, Montreal, QB  
Wed Aug 26 1970, 7:05 PM EDT  
Att: 11,088 - Unknown


AB 33  
R 5  
H 8  
RBI 5  
BB 1  
SO 9  
LOB 8



Batter	1	2	3	4	5	6	7	8	9	AB	R	H	RBI	BB	SO	LOB	BOTTOM								
Mack Jones, L OBP: 0.397, SLG: 0.468 (1,7)	0-0 F4		0-3 K		0-0 FC6				0-0 F8	5	0	0	0	0	2	2									
Boots Day, L OBP: 0.350, SLG: 0.297 (1,8)	0-3 K		0-0 F5						0-0 2B 1B	5	1	1	0	0	1	0									
Rusty Staub, L OBP: 0.407, SLG: 0.529 (1,9)	0-0 1B			0-0 G3					0-0 HR BB	3	1	2	1	2	0	0									
Bob Bailey, R OBP: 0.444, SLG: 0.689 (1,5)	0-0			0-3 K					0-0 F3	4	1	2	0	0	1	1									
Coco Laboy, R OBP: 0.295, SLG: 0.308 (9, 5)	1-2 1B								1-2 HR 1B	1	0	0	0	0	0	1									
Jim Gosger, L OBP: 0.355, SLG: 0.396 (1,3)	0-0 F3				0-0 F9				0-0 HR	4	1	1	3	0	0	3									
John Bateman, R OBP: 0.286, SLG: 0.372 (1,2)									1-H 2-H HR	3	0	2	0	0	0	0									
Don Hahn, R OBP: 0.372, SLG: 0.279 (7, PR)										0	0	0	0	0	0	0									
John Boccabella, R OBP: 0.328, SLG: 0.418 (8, 2)					0-0 1B				0-0 FC1-6 1B	1	0	1	0	0	0	0									
Mary Staehle, L OBP: 0.310, SLG: 0.264 (1,4)									0-0 G3	4	0	1	0	0	0	2									
Bobby Wine, R OBP: 0.285, SLG: 0.296 (1,6)									0-3 K	4	0	1	0	0	2	3									
Steve Renko, R OBP: 0.194, SLG: 0.183 (1,1)									0-0 FC3-6 1B	3	0	0	0	0	0	3									
Claude Raymond, R (9, 1)					0-0 6-3					0	0	0	0	0	0	0									
Jim Fairey, L OBP: 0.307, SLG: 0.370 (9, PH)									0-0 FC3-6 1B	1	0	0	0	0	0	0									
<b>Inning Stats</b>	R: 0 E: 0 K: 1 S: 7	H: 2 LOB: 2 BB: 0 P: 7	R: 0 E: 0 K: 1 S: 5	H: 0 LOB: 0 BB: 0 P: 5	R: 0 E: 0 K: 1 S: 5	H: 0 LOB: 0 BB: 0 P: 5	R: 0 E: 0 K: 1 S: 5	H: 0 LOB: 0 BB: 0 P: 5	R: 0 E: 0 K: 0 S: 3	H: 2 LOB: 2 BB: 0 P: 5	R: 0 E: 0 K: 0 S: 4	H: 0 LOB: 1 BB: 1 P: 7	R: 0 E: 0 K: 1 S: 9	H: 1 LOB: 1 BB: 1 P: 13	R: 3 E: 0 K: 1 S: 7	H: 4 LOB: 2 BB: 1 P: 13	R: 1 E: 0 K: 1 S: 7	H: 2 LOB: 1 BB: 0 P: 7	1B: 8 2B: 2 3B: 0 HR: 1	SF: 0 SAC: 0 DP: 0 HBP: 0	WP: 0 PB: 0 SB: 0 CS: 0	PA: 40			
<b>PITCHER</b>	IP WLS BF H R ER SO BB IBB HBP BLK WP HR S P ERA WHIP	7.2 W 6 2 1 1 2 0 0 0 0 0 0 10 10 6.75 1.500																							

Houston Astros @ Montreal Expos  
Jarry Park, Montreal, QB  
Wed Aug 26 1970, 7:05 PM EDT  
Att: 11,088 - Unknown

AB 38  
R 4  
H 11  
RBI 4  
BB 2  
SO 6  
LOB 15













Batter	1	2	3	4	5	6	7	8	9	10	11	AB	R	H	RBI	BB	SO	LOB	TOP					
<b>Pete Rose, S</b> OBP: 0.387, SLG: 0.479 (1, 9)												3	0	1	0	2	0	0						
<b>Bobby Tolan, L</b> OBP: 0.395, SLG: 0.476 (1, 8)												5	0	0	0	0	1	5						
<b>Tony Perez, R</b> OBP: 0.413, SLG: 0.634 (1, 5)												5	0	0	0	0	3	1						
<b>Johnny Bench, R</b> OBP: 0.346, SLG: 0.622 (1, 2)												5	1	2	0	0	0	1						
<b>Lee May, R</b> OBP: 0.292, SLG: 0.480 (1, 3)												5	1	1	2	0	0	1						
<b>Bernie Carbo, L</b> OBP: 0.462, SLG: 0.587 (1, 7)												4	1	0	0	1	1	1						
<b>Tommy Helms, R</b> OBP: 0.288, SLG: 0.277 (1, 4)												5	0	2	0	0	0	1						
<b>Woody Woodward, R</b> OBP: 0.301, SLG: 0.296 (8, PH)												2	0	0	0	0	0	0						
<b>Jimmy Stewart, S</b> OBP: 0.304, SLG: 0.312 (8, 6)												2	0	0	0	0	0	0						
<b>Darrel Chaney, S</b> OBP: 0.263, SLG: 0.260 (8, 6)												1	0	1	0	0	0	0						
<b>Tony Cloninger, R</b> OBP: 0.186, SLG: 0.281 (8, PH)												2	0	0	0	0	0	0						
<b>Ivy Carter, L</b> OBP: 0.279, SLG: 0.438 (8, 1)												1	0	0	0	0	0	0						
<b>Angel Bruntz, L</b> OBP: 0.259, SLG: 0.333 (10, PH)												1	0	0	0	0	0	1						
<b>Clay Carroll, R</b> OBP: 0.182, SLG: 0.100 (10, 1)												1	0	0	0	0	2							
<b>Wayne Granger, R</b> OBP: 0.125, SLG: 0.125 (11, 1)												0	0	0	0	0	0	0						
<b>Inning Stats</b>	R: 0 E: 0 K: 1 S: 5	H: 0 LOB: 0 BB: 0 P: 5	R: 0 E: 0 K: 0 S: 3	H: 0 LOB: 0 BB: 0 P: 3	R: 0 E: 0 K: 0 S: 3	H: 0 LOB: 0 BB: 0 P: 3	R: 0 E: 0 K: 1 S: 3	H: 0 LOB: 0 BB: 0 P: 3	R: 0 E: 0 K: 1 S: 6	H: 1 LOB: 1 BB: 0 P: 6	R: 2 E: 0 K: 1 S: 7	H: 2 LOB: 2 BB: 2 P: 15	R: 0 E: 0 K: 0 S: 4	H: 1 LOB: 1 BB: 0 P: 4	R: 0 E: 0 K: 0 S: 4	H: 1 LOB: 2 BB: 1 P: 8	R: 2 E: 0 K: 1 S: 9	H: 4 LOB: 2 BB: 0 P: 9	1B: 7 2B: 1 3B: 0 HR: 1	SF: 0 SAC: 1 DP: 0 HBP: 0	WP: 0 PB: 0 SB: 0 CS: 0	PA: 45		
<b>PITCHER</b>	IP 10.2	WLS L	BF 44	H 9	R 4	ER 4	SO 5	BB 2	IBB 1	HBP 0	BLK 0	WP 0	HR 1	S 51	P 63	ERA 3.38	WHIP 1.031							
<b>Carl Morton, R</b> ERA: 3.69																								
<b>Howie Reed, R</b> ERA: 3.14	0.1	1	0	0	0	0	0	0	0	0	0	0	0	1	1	0.00	0.000							

Cincinnati Reds @ Montreal Expos  
 Jarry Park, Montreal, QB  
 Sat Aug 29 1970, 3:33 AM EDT  
 Att: 29,095 - Unknown

AB 41  
 R 4  
 H 9  
 RBI 4  
 BB 3  
 SO 5  
 LOB 13



Batter	1	2	3	4	5	6	7	8	9	10	11	AB	R	H	RBI	BB	SO	LOB	BOTTOM					
<b>Jim Fahey, L</b> OBP: 0.303, SLG: 0.362 (1, 7)												3	0	0	0	0	2							
<b>Adolfo Phillips, R</b> OBP: 0.348, SLG: 0.389 (8, PH)												1	0	0	0	1	1	0						
<b>Boots Day, L</b> OBP: 0.332, SLG: 0.292 (1, 8)												3	1	1	0	0	1							
<b>Don Hahn, R</b> OBP: 0.377, SLG: 0.279 (8, PH)												0	0	0	0	1	0	0						
<b>Mack Jones, L</b> OBP: 0.403, SLG: 0.468 (10, PH)												0	0	0	0	1	0	0						
<b>Rusty Staub, L</b> OBP: 0.405, SLG: 0.530 (1, 9)												5	1	1	2	0	4							
<b>Bob Bailey, R</b> OBP: 0.449, SLG: 0.698 (10, 3)												3	1	2	0	2	0	1						
<b>Jim Gosger, L</b> OBP: 0.283, SLG: 0.380 (1, 3)												3	0	0	0	0	1	3						
<b>Ron Brand, R</b> OBP: 0.293, SLG: 0.313 (10, 5)												2	0	1	0	0	0	0						
<b>John Bateman, R</b> OBP: 0.283, SLG: 0.373 (1, 2)												4	0	0	0	0	0	2						
<b>Gary Sutherland, R</b> OBP: 0.271, SLG: 0.254 (1, 4)												4	0	0	1	0	1	1						
<b>Bobby Wine, R</b> OBP: 0.285, SLG: 0.294 (1, 6)												3	0	2	0	1	0	0						
<b>Rich Nye, L</b> OBP: 0.286, SLG: 0.211 (10, PH)												0	0	0	0	0	0	0						
<b>Coco Laboy, R</b> OBP: 0.255, SLG: 0.308 (11, 5)												1	0	0	0	0	0	1						
<b>Carl Morton, R</b> OBP: 0.239, SLG: 0.239 (1, 1)												2	0	0	0	0	0	1						
<b>Howie Reed, R</b> ERA: 3.14												0	0	0	0	0	0	0						
<b>Mary Staehle, L</b> OBP: 0.308, SLG: 0.264 (11, PH)												1	0	0	0	0	0	2						
<b>Inning Stats</b>	R: 0 E: 0 K: 0 S: 3	H: 0 LOB: 0 BB: 0 P: 3	R: 0 E: 0 K: 0 S: 3	H: 0 LOB: 1 BB: 1 P: 7	R: 0 E: 0 K: 0 S: 3	H: 0 LOB: 0 BB: 1 P: 7	R: 0 E: 0 K: 1 S: 6	H: 1 LOB: 1 BB: 0 P: 6	R: 0 E: 0 K: 1 S: 6	H: 1 LOB: 1 BB: 0 P: 6	R: 2 E: 0 K: 0 S: 4	H: 2 LOB: 0 BB: 1 P: 8	R: 0 E: 0 K: 1 S: 5	H: 0 LOB: 1 BB: 1 P: 9	R: 0 E: 0 K: 0 S: 3	H: 0 LOB: 0 BB: 0 P: 3	R: 0 E: 0 K: 0 S: 3	H: 1 LOB: 3 BB: 2 P: 11	R: 1 E: 1 K: 0 S: 6	H: 2 LOB: 2 BB: 0 P: 6	1B: 5 2B: 1 3B: 0 HR: 1	SF: 1 SAC: 3 DP: 2 HBP: 0	WP: 0 PB: 0 SB: 2 CS: 0	PA: 45
<b>PITCHER</b>	IP 7.0	WLS 7	BF 27	H 4	R 2	ER 2	SO 2	BB 3	IBB 0	HBP 0	BLK 0	WP 0	HR 1	S 28	P 40	ERA 2.57	WHIP 1.000							
<b>Tony Cloninger, R</b> ERA: 4.06																								
<b>Don Gullett, L</b> ERA: 2.59	2.0	7	0	0	0	1	0	1	0	0	0	0	0	8	12	0.00	0.500							
<b>Clay Carroll, R</b> ERA: 2.75	1.0	W	7	3	1	1	0	2	0	0	0	0	0	5	13	9.00	5.000							
<b>Wayne Granger, R</b> ERA: 2.66	1.0	S	4	0	0	0	0	0	0	0	0	0	0	4	4	0.00	0.000							

Cincinnati Reds @ Montreal Expos  
 Jarry Park, Montreal, QB  
 Sat Aug 29 1970, 3:33 AM EDT  
 Att: 29,095 - Unknown

AB 35  
 R 3  
 H 7  
 RBI 3  
 BB 6  
 SO 3  
 LOB 18





Batter	1	2	3	4	5	6	7	8	9	AB	R	H	RBI	BB	SO	LOB	TOP			
<b>Pete Rose, S</b> OBP: 0.397, SLG: 0.477 (1,9)										4	0	1	0	0	0	2	<b>Cincinnati Reds @ Montreal Expos</b> Jarry Park, Montreal, QB Sun Aug 30 1970, 3:33 AM EDT Att: 27,415 - Unknown			
<b>Bobby Tolan, L</b> OBP: 0.393, SLG: 0.472 (1,8)										4	0	0	0	0	0	2				
<b>Tony Perez, R</b> OBP: 0.412, SLG: 0.631 (1,5)										4	0	1	0	0	3	1				
<b>Johnny Bench, R</b> OBP: 0.344, SLG: 0.617 (1,2)										4	0	0	0	0	0	2				
<b>Lee May, R</b> OBP: 0.292, SLG: 0.484 (1,3)										4	1	1	1	0	0	2				
<b>Bernie Carbo, L</b> OBP: 0.463, SLG: 0.585 (1,7)										3	0	1	0	1	1	1				
<b>Tommy Helms, R</b> OBP: 0.256, SLG: 0.275 (1,4)										4	0	0	0	0	0	2				
<b>Woody Woodward, R</b> OBP: 0.296, SLG: 0.291 (1,6)										4	0	0	0	0	0	1				
<b>Jim Merritt, L</b> OBP: 0.212, SLG: 0.284 (1,1)										2	0	2	0	1	0	0				
<b>Inning Stats</b>	R: 0 E: 0 K: 1 S: 6	H: 1 LOB: 1 BB: 0 P: 6	R: 1 E: 0 K: 0 S: 4	H: 2 LOB: 2 BB: 1 P: 8	R: 0 E: 0 K: 1 S: 5	H: 0 LOB: 0 BB: 0 P: 5	R: 0 E: 0 K: 0 S: 4	H: 1 LOB: 1 BB: 0 P: 4	R: 0 E: 1 K: 0 S: 4	H: 1 LOB: 1 BB: 0 P: 4	R: 0 E: 0 K: 1 S: 6	H: 0 LOB: 1 BB: 0 P: 6	R: 0 E: 0 K: 0 S: 3	H: 0 LOB: 1 BB: 1 P: 7	R: 0 E: 1 K: 1 S: 6	H: 0 LOB: 1 BB: 0 P: 3	1B: 5 2B: 0 3B: 0 HR: 1	SF: 0 SAC: 0 DP: 0 HBP: 0	WP: 0 PB: 0 SB: 0 CS: 0	PA: 35
<b>PITCHER</b> <b>Steve Renko, R</b> ERA: 4.16 (1,1)	IP: 9.0 WLS: W BF: 35 H: 6 R: 1 ER: 1 SO: 4 BB: 2 IBB: 0 HBP: 0 BLK: 0 WP: 0 HR: 1 S: 41 P: 49 ERA: 1.00 WHIP: 0.889															<b>PITCHER</b> <b>Steve Renko, R</b> ERA: 4.16 (1,1)	IP: 9.0 WLS: W BF: 35 H: 6 R: 1 ER: 1 SO: 4 BB: 2 IBB: 0 HBP: 0 BLK: 0 WP: 0 HR: 1 S: 41 P: 49 ERA: 1.00 WHIP: 0.889			

AB 33  
R 1  
H 6  
RBI 1  
BB 2  
SO 4  
LOB 13



Batter	1	2	3	4	5	6	7	8	9	AB	R	H	RBI	BB	SO	LOB	BOTTOM			
<b>Gary Sutherland, R</b> OBP: 0.268, SLG: 0.250 (1,4)										4	0	0	0	0	1	0	<b>Cincinnati Reds @ Montreal Expos</b> Jarry Park, Montreal, QB Sun Aug 30 1970, 3:33 AM EDT Att: 27,415 - Unknown			
<b>Adolfo Phillips, R</b> OBP: 0.355, SLG: 0.394 (1,8)										3	2	2	0	1	0	0				
<b>Rusty Staub, L</b> OBP: 0.405, SLG: 0.535 (1,9)										3	1	1	1	0	0	2				
<b>Bob Bailey, R</b> OBP: 0.446, SLG: 0.695 (1,7)										4	1	1	1	0	1	1				
<b>Don Hahn, R</b> OBP: 0.377, SLG: 0.279 (9,7)										0	0	0	0	0	0	0				
<b>John Bateman, R</b> OBP: 0.266, SLG: 0.377 (1,2)										4	1	2	1	0	0	1				
<b>Coco Laboy, R</b> OBP: 0.255, SLG: 0.305 (1,5)										3	0	0	0	1	0	1				
<b>John Boccabella, R</b> OBP: 0.328, SLG: 0.416 (1,3)										3	0	1	2	0	0	0				
<b>Bobby Wine, R</b> OBP: 0.283, SLG: 0.292 (1,6)										3	0	0	0	0	1	2				
<b>Steve Renko, R</b> OBP: 0.185, SLG: 0.175 (1,1)										3	0	0	0	0	2	2				
<b>Inning Stats</b>	R: 1 E: 0 K: 1 S: 6	H: 1 LOB: 0 BB: 0 P: 6	R: 0 E: 0 K: 0 S: 3	H: 0 LOB: 0 BB: 0 P: 3	R: 0 E: 0 K: 2 S: 7	H: 0 LOB: 0 BB: 0 P: 7	R: 3 E: 1 K: 1 S: 9	H: 3 LOB: 2 BB: 1 P: 13	R: 1 E: 0 K: 0 S: 4	H: 1 LOB: 1 BB: 1 P: 8	R: 0 E: 0 K: 1 S: 5	H: 0 LOB: 0 BB: 0 P: 5	R: 0 E: 0 K: 0 S: 4	H: 1 LOB: 1 BB: 0 P: 4	R: 0 E: 0 K: 0 S: 3	H: 1 LOB: 0 BB: 0 P: 3	1B: 4 2B: 2 3B: 0 HR: 1	SF: 0 SAC: 1 DP: 1 HBP: 0	WP: 0 PB: 0 SB: 0 CS: 0	PA: 33
<b>PITCHER</b> <b>Jim Merritt, L</b> ERA: 3.89 (1,1)	IP: 8.0 WLS: L BF: 33 H: 7 R: 5 ER: 4 SO: 5 BB: 1 IBB: 1 HBP: 0 BLK: 0 WP: 0 HR: 1 S: 41 P: 49 ERA: 4.50 WHIP: 1.000															<b>PITCHER</b> <b>Jim Merritt, L</b> ERA: 3.89 (1,1)	IP: 8.0 WLS: L BF: 33 H: 7 R: 5 ER: 4 SO: 5 BB: 1 IBB: 1 HBP: 0 BLK: 0 WP: 0 HR: 1 S: 41 P: 49 ERA: 4.50 WHIP: 1.000			

AB 30  
R 5  
H 7  
RBI 5  
BB 2  
SO 5  
LOB 9





Batter	1	2	3	4	5	6	7	8	9	AB	R	H	RBI	BB	SO	LOB	TOP								
Matty Alou, L OBP: 0.329, SLG: 0.358 (1, 8)	F9			E 1B		HR	3-1		FC6-4 1B	5	2	3	2	0	0	0									
Dave Cash, R OBP: 0.377, SLG: 0.447 (1, 4)	G3			L9 1-2		5-3		1B 1-3	FC6-4 1B	5	2	1	0	0	0	2									
Roberto Clemente, R OBP: 0.414, SLG: 0.565 (1, 9)	K			K		6-3		1-3	FC4-6 1B	5	0	1	1	0	2	2									
Al Oliver, L OBP: 0.323, SLG: 0.432 (1, 3)		F5		E4 1B		HR		1B BB	FC4-6 BB	4	2	2	0	1	0	1									
Willie Stargell, L OBP: 0.328, SLG: 0.524 (1, 7)		K		K		HR		1B BB		4	1	2	3	1	2	1									
Manny Sanguillen, R OBP: 0.337, SLG: 0.446 (1, 2)		4-3				6-3		1B		5	0	2	1	0	1	2									
Richie Hebner, L OBP: 0.340, SLG: 0.409 (1, 5)			K			1-3		3-1		4	0	0	0	0	2	3									
Gene Alley, R OBP: 0.294, SLG: 0.351 (1, 6)			5-3			F3		F9	IBB	3	0	0	0	1	0	0									
Bob Veale, S OBP: 0.185, SLG: 0.180 John Lamb, R (7, 1)			K			HR		K	5-3	3	1	1	0	0	2	0									
George Brunet, R OBP: 0.200, SLG: 0.263 Dave Giusti, R OBP: 0.333, SLG: 0.333 (9, 1)										1	0	0	0	0	0	3									
										0	0	0	0	0	0	0									
										0	0	0	0	0	0	0									
<b>Inning Stats</b>	R: 0 E: 0 K: 1 S: 5	H: 0 LOB: 0 BB: 0 P: 5	R: 0 E: 0 K: 1 S: 5	H: 0 LOB: 0 BB: 0 P: 5	R: 0 E: 0 K: 2 S: 7	H: 0 LOB: 0 BB: 0 P: 7	R: 1 E: 1 K: 2 S: 9	H: 2 LOB: 1 BB: 0 P: 9	R: 0 E: 0 K: 1 S: 5	H: 0 LOB: 0 BB: 0 P: 5	R: 4 E: 0 K: 0 S: 8	H: 5 LOB: 1 BB: 0 P: 8	R: 0 E: 0 K: 1 S: 5	H: 0 LOB: 0 BB: 0 P: 5	R: 2 E: 0 K: 0 S: 6	H: 3 LOB: 3 BB: 2 P: 14	R: 1 E: 0 K: 1 S: 7	H: 2 LOB: 2 BB: 1 P: 11	1B: 10 2B: 0 3B: 0 HR: 2	SF: 0 SAC: 0 DP: 0 HBP: 0	WP: 0 PB: 0 SB: 2 CS: 0	PA: 42			
<b>PITCHER</b>	IP	WLS	BF	H	R	ER	SO	BB	IBB	HBP	BLK	WP	HR	S	P	ERA	WHIP								
Bill Stoneman, R ERA: 5.18 (1, 1)	5.2	L	24	7	5	4	7	0	0	0	0	0	2	38	38	6.35	1.235								
Mike Marshall, R ERA: 5.31 (6, 1)	1.1		4	0	0	0	1	0	0	0	0	0	0	6	6	0.00	0.000								
John Strohmayr, R ERA: 4.87 (8, 1)	0.1		5	3	2	2	0	1	0	0	0	0	0	4	8	54.00	12.000								
Howie Reed, R ERA: 3.19 (8, 1)	1.2		9	2	1	1	1	1	1	0	0	0	0	9	17	5.40	1.800								

Pittsburgh Pirates @ Montreal Expos  
 Jarry Park, Montreal, QB  
 Tue Sep 01 1970, 7:05 PM EDT  
 Att: 20,123 - Unknown

AB 39  
 R 8  
 H 12  
 RBI 7  
 BB 3  
 SO 9  
 LOB 14



Batter	1	2	3	4	5	6	7	8	9	AB	R	H	RBI	BB	SO	LOB	BOTTOM								
Gary Sutherland, R OBP: 0.267, SLG: 0.250 (1, 4)	6-3					E6			K	4	0	1	1	0	0	0									
Jim Fairey, L OBP: 0.302, SLG: 0.360 (9, PH)			L8			1-3 2-H 1B			K	1	0	0	0	0	1	2									
Adolfo Phillips, R OBP: 0.353, SLG: 0.388 John Strohmayr, R OBP: 0.167, SLG: 0.167 Howie Reed, R (8, 1)			6-3			K	F7		K	3	1	0	0	0	1	3									
Boots Day, L OBP: 0.327, SLG: 0.286 (9, PH)									K	0	0	0	0	0	0	0									
Rusty Staub, L OBP: 0.404, SLG: 0.531 (1, 9)					4-3				F7	3	0	0	0	1	1	1									
Bob Bailey, R OBP: 0.443, SLG: 0.700 (1, 7)									F9	4	1	1	2	0	1	1									
John Bateman, R OBP: 0.265, SLG: 0.381 (1, 2)									E4	4	1	1	0	0	1	1									
Coco Laboy, R OBP: 0.255, SLG: 0.306 (1, 5)									G3	3	1	1	1	0	1	0									
Mary Staehle, L OBP: 0.308, SLG: 0.263 (8, PH)			K							1	0	0	0	0	0	1									
John Boccabella, R OBP: 0.326, SLG: 0.411 (1, 3)										4	0	1	0	0	0	1									
Bobby Wine, R OBP: 0.282, SLG: 0.290 Mike Marshall, R OBP: 0.250, SLG: 0.143 Don Hahn, R OBP: 0.377, SLG: 0.279 (7, PH)										2	0	0	0	0	0	0									
Jim Gosger, L OBP: 0.346, SLG: 0.380 (9, PH)										0	0	0	0	0	0	0									
Bill Stoneman, R OBP: 0.109, SLG: 0.133 Ron Brand, R OBP: 0.290, SLG: 0.310 Mack Jones, L OBP: 0.400, SLG: 0.464 (7, PH)										1	0	0	0	0	1	0									
										1	0	0	0	0	0	0									
										2	0	0	0	0	1	4									
<b>Inning Stats</b>	R: 1 E: 1 K: 0 S: 3	H: 0 LOB: 1 BB: 1 P: 8	R: 0 E: 0 K: 1 S: 5	H: 0 LOB: 0 BB: 0 P: 5	R: 0 E: 0 K: 1 S: 5	H: 0 LOB: 0 BB: 0 P: 5	R: 0 E: 0 K: 2 S: 7	H: 0 LOB: 0 BB: 0 P: 7	R: 0 E: 0 K: 0 S: 3	H: 0 LOB: 0 BB: 0 P: 3	R: 3 E: 1 K: 1 S: 10	H: 4 LOB: 2 BB: 0 P: 10	R: 0 E: 1 K: 0 S: 4	H: 0 LOB: 1 BB: 0 P: 4	R: 0 E: 0 K: 2 S: 8	H: 1 LOB: 2 BB: 0 P: 9	1B: 3 2B: 0 3B: 1 HR: 1	SF: 0 SAC: 1 DP: 0 HBP: 2	WP: 0 PB: 0 SB: 0 CS: 0	PA: 38					
<b>PITCHER</b>	IP	WLS	BF	H	R	ER	SO	BB	IBB	HBP	BLK	WP	HR	S	P	ERA	WHIP								
Bob Veale, L ERA: 4.03 (7, 1)	6.1	W	26	3	4	3	6	1	0	1	0	0	1	36	41	4.26	0.632								
John Lamb, R ERA: 1.13 (9, 1)	1.2		9	2	0	0	1	0	0	1	0	0	0	10	11	0.00	1.200								
George Brunet, L ERA: 4.41 (9, 1)	0.1		1	0	0	0	0	0	0	0	0	0	0	1	1	0.00	0.000								
Dave Giusti, R ERA: 3.31 (9, 1)	0.2	S	2	0	0	0	2	0	0	0	0	0	0	6	6	0.00	0.000								

Pittsburgh Pirates @ Montreal Expos  
 Jarry Park, Montreal, QB  
 Tue Sep 01 1970, 7:05 PM EDT  
 Att: 20,123 - Unknown

AB 34  
 R 4  
 H 5  
 RBI 4  
 BB 1  
 SO 9  
 LOB 16





Batter	1	2	3	4	5	6	7	8	9	AB	R	H	RBI	BB	SO	LOB	TOP								
Matty Alou, L OBP: 0.326, SLG: 0.355 (1, 8)	F7			L9	4-3	F9			1-3	5	0	0	0	0	0	2									
Dave Cash, R OBP: 0.374, SLG: 0.449 (1, 4)	K			1-3		2B 4-3			HR	4	1	1	0	0	1	0									
Bob Robertson, R OBP: 0.361, SLG: 0.565 (9, PH)										1	1	1	1	0	0	0									
Joe Gibbon, R (9, 1)										0	0	0	0	0	0	0									
Bruce Dal Canton, R (9, 1)										0	0	0	0	0	0	0									
Roberto Clemente, R OBP: 0.414, SLG: 0.566 (1, 9)	F8			1B		4-3 1B			F3	5	1	2	0	0	0	0									
Al Oliver, L OBP: 0.322, SLG: 0.430 (1, 3)		F8				4-3				4	0	1	1	0	0	1									
Willie Stargell, L OBP: 0.327, SLG: 0.520 (1, 7)	F9			P3		1B IHR			G3	3	1	0	0	1	0	2									
Manny Sanguillen, R OBP: 0.336, SLG: 0.444 (1, 2)	F9					1-2 IHR			1-3	4	1	1	1	0	0	0									
Richie Hebner, L OBP: 0.342, SLG: 0.408 (1, 5)				3-1		4-3				3	1	1	0	1	0	0									
Gene Alley, R OBP: 0.296, SLG: 0.359 (1, 6)						1-2 IHR				3	1	1	4	1	1	1									
George Brunet, R OBP: 0.200, SLG: 0.263 (8, 1)				5-3		1B				0	0	0	0	0	0	0									
Dave Giusti, R OBP: 0.333, SLG: 0.333 (8, 1)						1B			K	0	0	0	0	0	0	0									
John Lamb, R (8, 1)						1B				0	0	0	0	0	0	0									
Bill Mazerowski, R OBP: 0.300, SLG: 0.339 (9, 4)						1B				0	0	0	0	0	0	0									
Bob Moose, R OBP: 0.254, SLG: 0.208 (1, 1)				L1		1-2 IHR				3	0	1	0	0	1	1									
Freddie Patek, R OBP: 0.336, SLG: 0.373 (8, 6)						K			4-3	1	0	0	0	0	0	0									
<b>Inning Stats</b>	R: 0 E: 0 K: 1 S: 5	H: 0 LOB: 0 BB: 0 P: 5	R: 0 E: 0 K: 0 S: 3	H: 0 LOB: 0 BB: 0 P: 3	R: 0 E: 0 K: 0 S: 3	H: 0 LOB: 0 BB: 0 P: 3	R: 0 E: 0 K: 0 S: 5	H: 2 LOB: 2 BB: 0 P: 5	R: 0 E: 0 K: 0 S: 4	H: 1 LOB: 2 BB: 1 P: 8	R: 6 E: 0 K: 1 S: 10	H: 5 LOB: 0 BB: 1 P: 14	R: 0 E: 0 K: 0 S: 3	H: 0 LOB: 0 BB: 0 P: 3	R: 0 E: 0 K: 1 S: 5	H: 0 LOB: 1 BB: 1 P: 9	R: 1 E: 0 K: 0 S: 4	H: 1 LOB: 0 BB: 0 P: 4	1B: 5 2B: 2 3B: 0 HR: 2	SF: 0 SAC: 0 DP: 0 HBP: 0	WP: 0 PB: 0 SB: 0 CS: 0	PA: 39			
<b>PITCHER</b>	IP	WLS	BF	H	R	ER	SO	BB	IBB	HBP	BLK	WP	HR	S	P	ERA	WHIP								
Carl Morton, R ERA: 3.82 (1, 1)	7.0		31	8	6	6	2	1	1	0	0	0	0	33	41	7.71	1.286								
Mike Marshall, R ERA: 5.28 (8, 1)	2.0	W	8	1	1	1	1	1	0	0	0	0	1	9	13	4.50	1.000								

Pittsburgh Pirates @ Montreal Expos  
Jarry Park, Montreal, QB  
Wed Sep 02 1970, 7:05 PM EDT  
Att: 15,461 - Unknown

AB 36  
R 7  
H 9  
RBI 7  
BB 3  
SO 3  
LOB 6



Batter	1	2	3	4	5	6	7	8	9	AB	R	H	RBI	BB	SO	LOB	BOTTOM								
Mary Staehle, L OBP: 0.307, SLG: 0.262 (1, 4)	F9			4-3		F8 1B			F9	4	1	1	0	0	0	0									
Gary Sutherland, R OBP: 0.266, SLG: 0.249 (9, PH)										1	0	0	0	0	0	0									
Jim Fairey, L OBP: 0.300, SLG: 0.353 (1, 7)	F9			1-3		E3 1B			4-3	4	2	0	0	1	0	1									
Rusty Staub, L OBP: 0.404, SLG: 0.528 (1, 9)	2B			K		F8 1B			F3	3	2	0	0	2	1	3									
Bob Bailey, R OBP: 0.452, SLG: 0.707 (1, 5)	2B			S		2B			WP	3	2	3	2	2	0	0									
Jim Gosger, L OBP: 0.346, SLG: 0.384 (1, 3)	G3			F5		2B			WP	3	2	3	2	2	0	0									
Adolfo Phillips, R OBP: 0.352, SLG: 0.386 (8, PH)						2-3 3-H			2B	1	0	0	0	0	1	2									
John Boccabella, R OBP: 0.331, SLG: 0.438 (9, 2)				1-2		1-3 3-H			K	1	1	1	3	0	0	0									
John Bateman, R OBP: 0.285, SLG: 0.378 (1, 2)				6-3		1-3 3-H			HR	3	0	0	0	1	1	3									
Rich Nye, L OBP: 0.286, SLG: 0.211 (8, FR)				6-3		K				0	1	0	0	0	0	0									
Coco Laboy, R OBP: 0.235, SLG: 0.306 (9, 5)						K				0	0	0	0	0	0	0									
Boots Day, L OBP: 0.321, SLG: 0.302 (1, 8)	K					G3			G3	4	1	1	2	0	1	2									
Bobby Wine, R OBP: 0.282, SLG: 0.290 (1, 6)				6-3		K				4	0	1	2	0	1	0									
Carl Morton, R OBP: 0.222, SLG: 0.233 (1, 1)						1-3 2-H			1B	2	0	0	0	0	1	0									
Mack Jones, L OBP: 0.399, SLG: 0.462 (7, PH)				K		2-3 3-H				1	0	0	0	0	1	0									
Mike Marshall, R OBP: 0.222, SLG: 0.125 (8, 1)	K					5-3			1-5-3	1	0	0	0	0	0	1									
<b>Inning Stats</b>	R: 1 E: 0 K: 0 S: 4	H: 1 LOB: 1 BB: 1 P: 8	R: 0 E: 0 K: 1 S: 5	H: 0 LOB: 0 BB: 0 P: 5	R: 0 E: 0 K: 1 S: 5	H: 0 LOB: 0 BB: 0 P: 5	R: 0 E: 0 K: 1 S: 5	H: 0 LOB: 1 BB: 1 P: 9	R: 0 E: 0 K: 1 S: 9	H: 0 LOB: 0 BB: 0 P: 5	R: 2 E: 1 K: 1 S: 9	H: 3 LOB: 2 BB: 0 P: 9	R: 0 E: 0 K: 1 S: 5	H: 0 LOB: 0 BB: 0 P: 5	R: 4 E: 0 K: 1 S: 8	H: 3 LOB: 1 BB: 2 P: 16	R: 3 E: 0 K: 0 S: 3	H: 1 LOB: 0 BB: 2 P: 11	1B: 4 2B: 3 3B: 0 HR: 1	SF: 0 SAC: 0 DP: 0 HBP: 0	WP: 1 PB: 0 SB: 1 CS: 0	PA: 41			
<b>PITCHER</b>	IP	WLS	BF	H	R	ER	SO	BB	IBB	HBP	BLK	WP	HR	S	P	ERA	WHIP								
Bob Moose, R ERA: 3.96 (1, 1)	7.1		31	5	5	4	6	3	0	0	0	0	0	40	52	4.91	1.091								
George Brunet, L ERA: 4.4 (8, 1)	0.1		1	0	0	0	1	0	0	0	0	0	0	3	3	0.00	0.000								
Dave Giusti, R ERA: 3.52 (8, 1)	0.0		3	2	2	2	0	1	0	0	0	1	0	2	6	∞	∞								
John Lamb, R ERA: 1.1 (8, 1)	0.1		1	0	0	0	0	0	0	0	0	0	0	1	1	0.00	0.000								
Joe Gibbon, L ERA: 5.01 (9, 1)	0.2	L	4	0	2	2	0	2	0	0	0	0	0	2	10	27.00	3.000								

Pittsburgh Pirates @ Montreal Expos  
Jarry Park, Montreal, QB  
Wed Sep 02 1970, 7:05 PM EDT  
Att: 15,461 - Unknown

AB 35  
R 10  
H 8  
RBI 10  
BB 6  
SO 7  
LOB 14





Batter	1	2	3	4	5	6	7	8	9	10	11	12	13	AB	R	H	RBI	BB	SO	LOB	TOP							
Mary Staehle, L OBP: 0.263, SLG: 0.263 (1, 4)														3	1	1	0	1	0	1								
Don Hahn, R OBP: 0.374, SLG: 0.277 (10, PH)																												
Dan McGinn, L OBP: 0.114, SLG: 0.114 (10, 1)																												
Carl Morton, R OBP: 0.223, SLG: 0.233 (10, 1)																												
Claude Raymond, R (11, 1)																												
Jim Fahey, L OBP: 0.250, SLG: 0.351 (9, PH)														4	0	1	1	0	1	3								
Adolfo Phillips, R OBP: 0.353, SLG: 0.384 (9, 7)																												
Mack Jones, L OBP: 0.396, SLG: 0.456 (12, 7)																												
Rusty Staub, L OBP: 0.406, SLG: 0.525 (1, 9)														3	0	0	1	4	1	1								
Bob Bailey, R OBP: 0.452, SLG: 0.701 (9, 3)																												
John Boccabella, R OBP: 0.351, SLG: 0.436 (12, 3)														5	2	1	0	2	0	10								
Jim Gosger, L OBP: 0.348, SLG: 0.384 Clyde Mashore, R (9, PH)																												
Coco Laboy, R OBP: 0.256, SLG: 0.307 (9, 5)														3	1	1	1	1	0	0								
John Bateman, R OBP: 0.264, SLG: 0.375 (1, 2)														6	0	1	2	0	1	1								
Boots Day, L OBP: 0.349, SLG: 0.339 (1, 8)														6	2	3	1	1	0	0								
Bobby Wine, R OBP: 0.284, SLG: 0.292 (1, 9)														7	1	3	0	0	1	3								
Steve Renko, R ERA: 3.98 Howie Reed, R ERA: 3.24 Ron Brand, R ERA: 4.84 Mike Marshall, R ERA: 4.84 Dan McGinn, L ERA: 5.1 Carl Morton, R ERA: 3.85														2	1	2	0	0	0	0								
Inning Stats	R: 3 E: 0 K: 0 S: 6	H: 3 LOB: 2 BB: 2 P: 14	R: 1 E: 0 K: 0 S: 4	H: 2 LOB: 1 BB: 1 P: 8	R: 0 E: 0 K: 0 S: 3	H: 0 LOB: 0 BB: 0 P: 3	R: 0 E: 0 K: 1 S: 6	H: 1 LOB: 3 BB: 2 P: 14	R: 0 E: 0 K: 1 S: 5	H: 0 LOB: 0 BB: 0 P: 5	R: 0 E: 0 K: 1 S: 5	H: 0 LOB: 0 BB: 0 P: 5	R: 1 E: 0 K: 1 S: 6	H: 1 LOB: 1 BB: 1 P: 10	R: 0 E: 0 K: 0 S: 6	H: 1 LOB: 1 BB: 0 P: 6	R: 2 E: 0 K: 0 S: 5	H: 2 LOB: 3 BB: 3 P: 17	R: 0 E: 0 K: 0 S: 4	H: 1 LOB: 1 BB: 0 P: 4	R: 0 E: 0 K: 1 S: 6	H: 0 LOB: 2 BB: 1 P: 10	R: 2 E: 0 K: 0 S: 5	H: 2 LOB: 2 BB: 1 P: 13	1B: 11 2B: 3 3B: 0 HR: 0	SF: 1 SAC: 4 DP: 1 HBP: 0	WP: 2 PB: 1 SB: 1 CS: 0	PA: 65
PITCHER	IP	WLS	BF	H	R	ER	SO	BB	IBB	HBP	BLK	WP	HR	S	P	ERA	WHIP											
Mike Torrez, R ERA: 3.98	(1, 1)	1.1	11	5	4	4	0	2	0	0	0	0	0	9	17	27.00	5.250											
Nelson Stiles, R ERA: 6.97	(2, 1)	6.2	26	3	1	4	4	4	0	0	0	0	0	30	46	1.35	1.050											
Tom Higgenford, L ERA: 4.11	(9, 1)	1.2	11	3	2	2	1	2	1	0	0	1	0	10	22	10.80	3.000											
Chuck Taylor, R ERA: 3.09	(10, 1)	2.1	10	1	0	0	1	0	1	0	0	0	0	11	15	0.00	0.429											
Reggie Cleveland, R ERA: 12.27	(13, 1)	1.0	7	2	2	2	0	1	1	0	0	1	0	5	13	18.00	3.000											

Montreal Expos @ St. Louis Cardinals  
 Busch Stadium, St. Louis, MO  
 Fri Sep 04 1970, 7:05 PM CDT  
 Att. 20,970 - Unknown

AB	48
R	9
H	14
RBI	8
BB	12
SO	6
LOB	26



Batter	1	2	3	4	5	6	7	8	9	10	11	12	13	AB	R	H	RBI	BB	SO	LOB	BOTTOM							
Lou Brock, L OBP: 0.368, SLG: 0.437 (1, 7)														6	1	1	1	1	1	3								
Julian Javier, R OBP: 0.288, SLG: 0.312 (1, 4)														7	1	2	0	0	1	3								
Joe Hague, L OBP: 0.361, SLG: 0.438 (1, 3)														7	1	2	2	0	1	1								
Joe Torre, R OBP: 0.396, SLG: 0.496 (11, 2)														6	0	2	0	0	1	2								
Vic Davalillo, L OBP: 0.360, SLG: 0.446 (11, 9)														6	0	1	1	0	0	3								
Ted Simmons, S OBP: 0.313, SLG: 0.303 Jorge Roque, R (10, PR)														4	0	1	0	1	0	2								
Jerry Davanion, R OBP: 0.267, SLG: 0.231 (11, 5)														0	1	0	0	0	0	0								
Leron Lee, L OBP: 0.296, SLG: 0.361 Jose Cardenal, R OBP: 0.353, SLG: 0.430 (11, 8)														4	1	1	1	0	1	3								
Dal Maxvill, R OBP: 0.302, SLG: 0.237 (1, 6)														5	1	2	0	1	0	1								
Mike Torrez, R ERA: 3.98 Howie Reed, R ERA: 3.24 Ron Brand, R ERA: 4.84 Mike Marshall, R ERA: 4.84 Dan McGinn, L ERA: 5.1 Carl Morton, R ERA: 3.85														0	0	0	0	0	0	0								
Inning Stats	R: 1 E: 0 K: 1 S: 8	H: 3 LOB: 2 BB: 0 P: 6	R: 1 E: 1 K: 1 S: 6	H: 1 LOB: 0 BB: 0 P: 6	R: 0 E: 0 K: 0 S: 9	H: 2 LOB: 3 BB: 1 P: 9	R: 3 E: 0 K: 1 S: 8	H: 3 LOB: 0 BB: 0 P: 8	R: 0 E: 0 K: 0 S: 3	H: 0 LOB: 0 BB: 0 P: 3	R: 0 E: 0 K: 1 S: 5	H: 0 LOB: 0 BB: 0 P: 5	R: 0 E: 0 K: 0 S: 6	H: 1 LOB: 1 BB: 0 P: 6	R: 0 E: 0 K: 1 S: 7	H: 2 LOB: 2 BB: 0 P: 7	R: 0 E: 0 K: 0 S: 5	H: 0 LOB: 0 BB: 0 P: 3	R: 2 E: 0 K: 0 S: 5	H: 2 LOB: 2 BB: 2 P: 13	R: 0 E: 0 K: 0 S: 3	H: 0 LOB: 0 BB: 0 P: 3	R: 0 E: 0 K: 0 S: 3	H: 0 LOB: 1 BB: 1 P: 7	1B: 11 2B: 0 3B: 0 HR: 3	SF: 0 SAC: 1 DP: 1 HBP: 0	WP: 1 PB: 0 SB: 1 CS: 0	PA: 57
PITCHER	IP	WLS	BF	H	R	ER	SO	BB	IBB	HBP	BLK	WP	HR	S	P	ERA	WHIP											
Steve Renko, R ERA: 4.28	(1, 1)	3.1	19	8	4	4	2	1	0	0	0	0	1	8	26	10.80	2.700											
Howie Reed, R ERA: 3.24	(4, 1)	1.2	6	1	1	1	1	0	0	0	0	0	0	1	8	5.40	0.600											
Mike Marshall, R ERA: 4.84	(6, 1)	4.0	15	3	0	0	3	0	0	0	0	0	0	21	21	0.00	0.750											
Dan McGinn, L ERA: 5.1	(10, 1)	0.1	2	1	1	1	0	0	0	0	0	0	0	2	2	27.00	3.000											
Carl Morton, R ERA: 3.85	(10, 1)	0.2	5	1	1	1	0	1	1	0	1	0	1	3	11	13.50	3.000											

Montreal Expos @ St. Louis Cardinals  
 Busch Stadium, St. Louis, MO  
 Fri Sep 04 1970, 7:05 PM CDT  
 Att. 20,970 - Unknown


AB	52
R	7
H	14
RBI	7
BB	4
SO	6
LOB	22












Batter	1	2	3	4	5	6	7	8	9	AB	R	H	RBI	BB	SO	LOB	TOP			
Mary Staehle, L (1.4) OBP: 0.309, SLG: 0.263	0-0 4-3		0-0 G4-6-3			0-0 L4		0-0 1B		4	0	1	1	0	0	1	<b>Montreal Expos @ St. Louis Cardinals</b> Busch Stadium, St. Louis, MO Sun Sep 06 1970, 3:33 AM CDT Att: 17,215 - Unknown 			
Jim Fairley, L (1.7) OBP: 0.296, SLG: 0.350	0-3 K			0-0 F7			0-0 1B	0-0 SF8		3	0	1	1	0	1	0				
Rusty Staub, L (1.9) OBP: 0.406, SLG: 0.523	0-3 K			0-0 F5			0-3 K	0-0 P4		4	0	0	0	0	2	2				
Bob Bailey, R (1.5) OBP: 0.445, SLG: 0.688		0-0 F9		0-3 K			0-0 P5		0-0 F9	4	0	0	0	0	1	1				
Jim Gosger, L (1.3) OBP: 0.349, SLG: 0.381		0-0 F8			0-0 F7			0-0 F8		4	0	1	0	0	0	0				
John Bateman, R (1.2) OBP: 0.283, SLG: 0.370		0-0 1B			0-3 K		0-0 L3		0-3 K	4	0	1	0	0	2	2				
Boots Day, L (1.8) OBP: 0.364, SLG: 0.355		0-3 K			0-0 1B			0-0 1B		3	1	2	0	0	1	1				
Bobby Wine, R (1.6) OBP: 0.284, SLG: 0.295			0-0 F9		0-0 CS	0-0 5-3		0-0 1B		2	0	0	0	0	0	0				
Mack Jones, L (8, PH) OBP: 0.398, SLG: 0.461					0-0 CS			0-3 1B		1	1	1	0	0	0	0				
John Strohmayer, R (8, PH) OBP: 0.167, SLG: 0.167					0-0 CS			0-3 1B		0	0	0	0	0	0	0				
John O'Donoghue, R (1, 1) Howie Reed, R (7, 1) Ron Brand, R (8, PH) OBP: 0.286, SLG: 0.305			4-0 BB		0-3 K			0-3 K		1	0	0	0	1	1	0				
								1-2 K		0	0	0	0	0	0	0				
								1-2 K		1	0	0	0	0	1	2				
<b>Inning Stats</b>	R: 0 E: 0 K: 2 S: 7	H: 0 LOB: 0 BB: 0 P: 7	R: 0 E: 0 K: 1 S: 6	H: 1 LOB: 1 BB: 0 P: 6	R: 0 E: 0 K: 0 S: 2	H: 0 LOB: 0 BB: 1 P: 6	R: 0 E: 0 K: 1 S: 5	H: 0 LOB: 0 BB: 0 P: 5	R: 0 E: 0 K: 1 S: 5	H: 0 LOB: 0 BB: 0 P: 5	R: 0 E: 0 K: 1 S: 7	H: 2 LOB: 2 BB: 0 P: 7	R: 2 E: 0 K: 1 S: 8	H: 3 LOB: 1 BB: 0 P: 8	R: 0 E: 0 K: 1 S: 5	H: 0 LOB: 0 BB: 0 P: 5	1B: 7 2B: 0 3B: 0 HR: 0	SF: 1 SAC: 0 DP: 1 HBP: 0	WP: 0 PB: 1 SB: 1 CS: 1	PA: 34
<b>PITCHER</b> Bob Gibson, R (1, 1) ERA: 3.23	IP: 9.0 WLS: W BF: 33	H: 7 R: 2 ER: 2 SO: 9	BB: 1 IBB: 0 HBP: 0 BLK: 0	WP: 0 HR: 0 S: 50 P: 54	ERA: 2.00 WHIP: 0.889															

Batter	1	2	3	4	5	6	7	8	9	AB	R	H	RBI	BB	SO	LOB	BOTTOM			
Lou Brock, L (1.7) OBP: 0.368, SLG: 0.445	0-0 1-3		0-0 P6			0-0 F7	0-0 HR			4	1	1	2	0	0	0	<b>Montreal Expos @ St. Louis Cardinals</b> Busch Stadium, St. Louis, MO Sun Sep 06 1970, 3:33 AM CDT Att: 17,215 - Unknown 			
Julian Javier, R (1, 4) OBP: 0.286, SLG: 0.307	4-0 BB			0-0 6-3		0-3 K	0-0 4-3			3	0	0	0	1	1	0				
Carl Taylor, R (1, 9) OBP: 0.357, SLG: 0.394	0-0 G5-4-3			0-0 6-3			0-0 F7	0-0 1B		4	0	1	0	0	0	1				
Joe Torre, R (1, 5) OBP: 0.396, SLG: 0.498		0-0 HR		0-0 F8			4-0 1B	0-0 L5		3	2	1	1	1	0	1				
Jose Cardenal, R (1, 8) OBP: 0.353, SLG: 0.427		0-3 K			0-0 F8		4-0 FC3	4-0 1B		2	1	0	0	2	1	0				
Ted Simmons, S (1, 2) OBP: 0.315, SLG: 0.302		0-3 K			0-0 F3		0-0 E	0-0 BB		4	1	1	0	0	1	2				
Joe Hague, L (1, 3) OBP: 0.361, SLG: 0.434		0-3 K			4-0 BB		0-0 FC3	4-0 1B		2	1	0	1	2	1	1				
Dal Maxvill, R (1, 6) OBP: 0.299, SLG: 0.235			0-0 5-3				0-0 K	0-0 F9		4	0	0	0	0	1	6				
Bob Gibson, R (1, 1) OBP: 0.365, SLG: 0.438			0-0 5-3				0-0 F8	0-0 HR		3	1	1	2	0	0	0				
<b>Inning Stats</b>	R: 0 E: 0 K: 0 S: 2	H: 0 LOB: 0 BB: 1 P: 6	R: 1 E: 0 K: 3 S: 10	H: 1 LOB: 0 BB: 0 P: 10	R: 0 E: 0 K: 0 S: 3	H: 0 LOB: 0 BB: 0 P: 3	R: 0 E: 0 K: 0 S: 3	H: 0 LOB: 0 BB: 0 P: 3	R: 0 E: 0 K: 1 S: 5	H: 0 LOB: 0 BB: 0 P: 5	R: 6 E: 1 K: 1 S: 9	H: 3 LOB: 2 BB: 2 P: 17	R: 0 E: 0 K: 0 S: 4	H: 1 LOB: 3 BB: 2 P: 12	R: 0 E: 0 K: 0 S: 4	H: 0 LOB: 0 BB: 0 P: 5		1B: 3 2B: 0 3B: 0 HR: 2	SF: 0 SAC: 0 DP: 1 HBP: 0	WP: 0 PB: 0 SB: 1 CS: 0
<b>PITCHER</b> John O'Donoghue, L (1, 1) ERA: 5.23 Howie Reed, R (7, 1) ERA: 3.57 John Strohmayer, R (8, 1) ERA: 4.8	IP: 6.1 WLS: L BF: 24	H: 2 R: 4 ER: 3 SO: 1	BB: 4 IBB: 0 HBP: 0 BLK: 0	WP: 0 HR: 1 S: 28 P: 44	ERA: 5.68 WHIP: 0.947															



Batter	1	2	3	4	5	6	7	8	9	AB	R	H	RBI	BB	SO	LOB	TOP										
Mary Staehle, L (1, 4) OBP: 0.307, SLG: 0.259	K	4-3				F7		4-3		4	1	0	0	1	1	5	<p><b>Montreal Expos @ New York Mets</b> Shea Stadium, Flushing, NY Mon Sep 07 1970, 3:33 AM EDT Unknown</p> <p>livebaseballscores.com</p> <p>AB 32 R 4 H 7 RBI 4 BB 5 SO 7 LOB 19</p> 										
Jim Fairley, L (1, 7) OBP: 0.291, SLG: 0.342	4-3		4-3		P5		K		K	5	0	0	0	0	2	1											
Rusty Staub, L (1, 9) OBP: 0.406, SLG: 0.523	K			BB		1B FC7-2		P6		4	0	1	0	1	1	0											
Bob Bailey, R (1, 5) OBP: 0.448, SLG: 0.684		F9 SH 1B BB		F7		1B		S 1B BB		3	2	1	1	2	1	1											
Jim Gosger, L (1, 3) OBP: 0.349, SLG: 0.381		SH 1B 1-2		F9		FC7-2		1B		3	1	1	1	0	0	3											
Boots Day, L (1, 8) OBP: 0.357, SLG: 0.348		F9		F9		FC3-5 1B		F8		4	0	1	0	0	0	3											
John Bateman, R (1, 2) OBP: 0.263, SLG: 0.369		1B 1-3 3-H		5-3		E1 FC3-5		F7		4	0	1	1	0	0	1											
Bobby Wine, R (1, 6) OBP: 0.289, SLG: 0.298		SH3-4 1B 1-3 3-H				FC3-5		SH5-4 1B		3	0	2	1	1	0	2											
Carl Morton, R (1, 1) OBP: 0.217, SLG: 0.227		SH3-4				K		SH5-4		2	0	0	0	0	2	3											
Mike Marshall, R (8, 1) OBP: 0.222, SLG: 0.125		SH3-4				K		SH5-4		0	0	0	0	0	0	0											
<b>Inning Stats</b>	R: 0 E: 0 K: 2 S: 7	H: 0 LOB: 0 BB: 0 P: 7	R: 2 E: 0 K: 0 S: 6	H: 2 LOB: 2 BB: 1 P: 10	R: 0 E: 0 K: 0 S: 3	H: 0 LOB: 1 BB: 1 P: 7	R: 0 E: 0 K: 1 S: 5	H: 0 LOB: 1 BB: 1 P: 9	R: 1 E: 0 K: 0 S: 4	H: 2 LOB: 1 BB: 0 P: 8	R: 0 E: 1 K: 1 S: 7	H: 1 LOB: 2 BB: 0 P: 7	R: 1 E: 0 K: 1 S: 6	H: 1 LOB: 1 BB: 1 P: 10	R: 0 E: 0 K: 2 S: 4	H: 1 LOB: 1 BB: 0 P: 4	R: 0 E: 0 K: 2 S: 7	H: 0 LOB: 0 BB: 0 P: 7	1B: 6 2B: 2 3B: 0 HR: 0	SF: 0 SAC: 3 DP: 1 HBP: 0	WP: 0 PB: 0 SB: 1 CS: 0	PA: 40					
<b>PITCHER</b>	IP	WLS	BF	H	R	ER	SO	BB	IBB	HBP	BLK	WP	HR	S	P	ERA	WHIP										
Tom Seaver, R (1, 1) ERA: 2.62	7.0		33	6	4	4	5	5	0	0	0	0	0	38	58	5.14	1.571										
Danny Frisella, R (8, 1) ERA: 3.35	2.0	W	7	1	0	0	2	0	0	0	0	0	0	11	11	0.00	0.500										


Batter	1	2	3	4	5	6	7	8	9	AB	R	H	RBI	BB	SO	LOB	BOTTOM										
Tommie Agee, R (1, 8) OBP: 0.345, SLG: 0.476	K			F8				K		4	0	1	0	0	2	0	<p><b>Montreal Expos @ New York Mets</b> Shea Stadium, Flushing, NY Mon Sep 07 1970, 3:33 AM EDT Unknown</p> <p>livebaseballscores.com</p> <p>AB 30 R 5 H 8 RBI 5 BB 5 SO 7 LOB 14</p> 										
Wayne Garrett, L (1, 5) OBP: 0.380, SLG: 0.442	P6			G6-4-3 1B		P3		HR BB		3	1	1	0	1	0	2											
Cleon Jones, R (1, 7) OBP: 0.345, SLG: 0.409	K			G6-4-3		K		HR		4	1	1	2	0	2	3											
Art Shamsky, L (1, 9) OBP: 0.379, SLG: 0.450		K				F8		4-3		4	1	1	0	0	1	0											
Ron Swoboda, R (9, 9) OBP: 0.342, SLG: 0.397		K				F8		1B 3B		0	0	0	0	0	0	0											
Donn Clendenon, R (1, 3) OBP: 0.363, SLG: 0.548		P4						1B 1B BB		2	2	1	1	2	0	0											
Ken Boswell, L (1, 4) OBP: 0.331, SLG: 0.336		F8				F9		1B 1B BB		3	0	1	0	1	0	1											
Jerry Grote, R (1, 2) OBP: 0.318, SLG: 0.311				F8		K		G4-6-3 1B		4	0	2	2	0	1	1											
Bud Harrelson, S (1, 6) OBP: 0.336, SLG: 0.309				F9				2B BB		3	0	0	0	1	0	4											
Tom Seaver, R (1, 1) OBP: 0.245, SLG: 0.222				F8				G4-6-3		2	0	0	0	0	1	1											
Dave Marshall, L (7, PH) OBP: 0.314, SLG: 0.420						K		1-2		1	0	0	0	0	0	2											
Danny Frisella, L (8, 1) OBP: 0.364, SLG: 0.364						K		G4-6-3		0	0	0	0	0	0	0											
<b>Inning Stats</b>	R: 0 E: 0 K: 2 S: 7	H: 0 LOB: 0 BB: 0 P: 7	R: 0 E: 0 K: 1 S: 5	H: 0 LOB: 0 BB: 0 P: 5	R: 0 E: 0 K: 0 S: 3	H: 0 LOB: 0 BB: 0 P: 3	R: 0 E: 0 K: 0 S: 3	H: 1 LOB: 0 BB: 0 P: 3	R: 0 E: 0 K: 1 S: 5	H: 0 LOB: 1 BB: 1 P: 9	R: 0 E: 0 K: 2 S: 8	H: 1 LOB: 2 BB: 1 P: 12	R: 2 E: 0 K: 0 S: 6	H: 4 LOB: 1 BB: 0 P: 6	R: 3 E: 0 K: 1 S: 7	H: 2 LOB: 2 BB: 3 P: 19	R: 0 E: 0 K: 2 S: 7	H: 0 LOB: 0 BB: 0 P: 7	1B: 5 2B: 1 3B: 1 HR: 1	SF: 0 SAC: 0 DP: 2 HBP: 0	WP: 0 PB: 0 SB: 1 CS: 0	PA: 35					
<b>PITCHER</b>	IP	WLS	BF	H	R	ER	SO	BB	IBB	HBP	BLK	WP	HR	S	P	ERA	WHIP										
Carl Morton, R (1, 1) ERA: 3.88	7.1		30	7	4	4	7	3	0	0	0	0	0	41	53	4.91	1.364										
Mike Marshall, R (8, 1) ERA: 4.95	0.2	L	5	1	1	1	0	2	0	0	0	0	0	3	11	13.50	4.500										



Batter	1	2	3	4	5	6	7	8	9	AB	R	H	RBI	BB	SO	LOB	TOP										
Mary Staehle, L (1.4)	F2		P6		G1-6-3		F8			4	0	0	0	0	0	2											
Mack Jones, L (1.7)	K		HBP 1B		1B 2B		4-3			4	1	2	0	0	1	0											
Rusty Staub, L (1.9)	1B		HBP		1B BB			P6		2	0	1	0	1	0	0											
Bob Bailey, R (1.5)	G3		L4		1B			6-3		4	0	1	1	0	0	4											
Jim Gosger, L (1.3)		1-3			F7			F8		4	0	1	0	0	0	2											
Boots Day, L (1.8)	K				F8			F8		4	0	0	0	0	2	1											
John Boccabella, R (1.2)	K				F2			6-3		4	0	0	0	0	1	1											
Bobby Wine, R (1.6)			F8		P4			F7		0	0	0	0	0	0	0											
Ron Brand, R (3. PH)								K		4	0	0	0	0	1	1											
Dan McGinn, L (1.1)			1B		G1-6-3			K		0	0	0	0	0	0	0											
Howie Reed, R (2.1)										0	0	0	0	0	0	0											
Mike Wegener, R (3.1)										0	0	0	0	0	0	0											
John Strohmayr, R (5.1)										0	0	0	0	0	0	0											
Mike Marshall, R (7.1)										0	0	0	0	0	0	0											
Inning Stats	R: 0 E: 0 K: 1 S: 6	H: 1 LOB: 1 BB: 0 P: 6	R: 0 E: 0 K: 2 S: 7	H: 0 LOB: 0 BB: 0 P: 7	R: 0 E: 0 K: 0 S: 5	H: 2 LOB: 3 BB: 0 P: 6	R: 0 E: 0 K: 1 S: 6	H: 1 LOB: 1 BB: 0 P: 6	R: 1 E: 0 K: 0 S: 4	H: 2 LOB: 2 BB: 2 P: 12	R: 0 E: 0 K: 0 S: 3	H: 0 LOB: 0 BB: 0 P: 3	R: 0 E: 0 K: 1 S: 5	H: 0 LOB: 0 BB: 0 P: 5	R: 0 E: 0 K: 1 S: 5	H: 0 LOB: 0 BB: 0 P: 5	1B: 5 2B: 1 3B: 0 HR: 0	SF: 0 SAC: 0 DP: 1 HBP: 1	WP: 0 PB: 0 SB: 0 CS: 0	PA: 35							
PITCHER	IP	WLS	BF	H	R	ER	SO	BB	IBB	HBP	BLK	WP	HR	S	P	ERA	WHIP										
Jim McAndrew, R (1.1)	9.0	W	35	6	1	1	6	2	0	1	0	0	0	44	53	1.00	0.889										

**Montreal Expos @ New York Mets**  
 Shea Stadium, Flushing, NY  
 Mon Sep 07 1970, 3:38 AM EDT  
 Att: 46,163 - Unknown


AB 32  
 R 1  
 H 6  
 RBI 1  
 BB 2  
 SO 6  
 LOB 11



Batter	1	2	3	4	5	6	7	8	9	AB	R	H	RBI	BB	SO	LOB	BOTTOM										
Tommie Agee, R (1.8)	F9		FC6-4							4	1	2	3	0	0	2											
Wayne Garrett, L (1.4)	BB	1B 2B BB			K			F8		2	1	0	0	2	1	1											
Cleon Jones, R (1.7)	BB	BB	BB		6-3			6-3		3	1	1	0	1	0	0											
Donn Clendenon, R (1.3)			BB		F9			K		4	0	1	2	0	1	2											
Mike Jorgensen, L (8.3)					F9			K		0	0	0	0	0	0	0											
Ken Singleton, S (1.9)	5-3		K					5-3		4	0	0	0	0	2	3											
Joe Foy, R (1.5)			K		F9			P6		3	0	0	0	0	1	0											
Ken Boswell, L (8.4)					F8					1	0	0	0	0	0	0											
Jerry Grote, R (1.2)			1B HR 1B		F9			E5		4	1	2	0	0	0	0											
Bud Harrelson, S (1.6)			F7		BB 1B			F7		4	0	1	0	0	0	3											
Jim McAndrew, R (1.1)			1B HR 1B		FC6-4 BB			F9		3	1	1	0	1	0	1											
Inning Stats	R: 0 E: 0 K: 0 S: 3	H: 0 LOB: 2 BB: 2 P: 11	R: 5 E: 0 K: 2 S: 12	H: 5 LOB: 1 BB: 1 P: 16	R: 0 E: 0 K: 0 S: 4	H: 1 LOB: 2 BB: 1 P: 8	R: 0 E: 0 K: 1 S: 5	H: 0 LOB: 0 BB: 0 P: 5	R: 0 E: 0 K: 0 S: 3	H: 1 LOB: 0 BB: 0 P: 3	R: 0 E: 0 K: 1 S: 5	H: 0 LOB: 0 BB: 0 P: 5	R: 0 E: 1 K: 0 S: 4	H: 0 LOB: 1 BB: 0 P: 4	1B: 6 2B: 1 3B: 0 HR: 1	SF: 0 SAC: 0 DP: 0 HBP: 0	WP: 0 PB: 0 SB: 0 CS: 1	PA: 36									
PITCHER	IP	WLS	BF	H	R	ER	SO	BB	IBB	HBP	BLK	WP	HR	S	P	ERA	WHIP										
Dan McGinn, L (1.1)	1.2	L	12	4	5	5	1	3	0	0	0	0	0	4	4	0.00	3.000										
Howie Reed, R (2.1)	0.1		2	1	0	0	1	0	0	0	0	0	0	4	4	0.00	3.000										
Mike Wegener, R (3.1)	2.0		8	1	0	0	1	1	0	0	0	0	0	9	13	0.00	1.000										
John Strohmayr, R (5.1)	2.0		7	2	0	0	1	0	0	0	0	0	0	9	9	0.00	1.000										
Mike Marshall, R (7.1)	2.0		7	0	0	0	1	0	0	0	0	0	0	9	9	0.00	0.000										

**Montreal Expos @ New York Mets**  
 Shea Stadium, Flushing, NY  
 Mon Sep 07 1970, 3:38 AM EDT  
 Att: 46,163 - Unknown

AB 32  
 R 5  
 H 8  
 RBI 5  
 BB 4  
 SO 5  
 LOB 12









Batter	1	2	3	4	5	6	7	8	9	AB	R	H	RBI	BB	SO	LOB	TOP								
<b>Don Hahn, R</b> OBP: 0.377, SLG: 0.288 (1, 8)	6-3	BB			6-3		K			3	0	0	0	1	1	0									
<b>Gary Sutherland, R</b> OBP: 0.299, SLG: 0.252 (1, 4)	2B WP	6-3			P3			F8		4	1	1	0	0	0	2									
<b>Rusty Staub, L</b> OBP: 0.406, SLG: 0.518 (1, 9)	WP 1-3	2B			F8		K	F7		4	0	1	0	0	1	0									
<b>Bob Bailey, R</b> OBP: 0.445, SLG: 0.691 (9, 5)	WP IBB				G6-4-3 1B		HR	1-3		3	1	2	1	1	0	0									
<b>John Bateman, R</b> OBP: 0.262, SLG: 0.365 (9, PR)	K				G6-4-3		5-3			3	0	0	0	1	1	3									
<b>Adolfo Phillips, R</b> OBP: 0.358, SLG: 0.390 (9, 7)	1-2 2-3 3-4				1-2					0	1	0	0	0	0	0									
<b>John Boccabella, R</b> OBP: 0.327, SLG: 0.415 (9, 2)	F9				F7		L4			4	0	0	0	0	1	3									
<b>Coco Laboy, R</b> OBP: 0.254, SLG: 0.303 (9, PH)		1B			P6		P3			3	0	1	0	0	0	0									
<b>Boots Day, L</b> OBP: 0.338, SLG: 0.329 (9, 3)		1B						F8		1	0	0	0	0	0	2									
<b>Ron Fairly, L</b> OBP: 0.406, SLG: 0.463 (9, 3)										0	0	0	0	0	0	0									
<b>Bobby Wine, R</b> OBP: 0.292, SLG: 0.302 (1, 6)		SH3 1-3					5-3			4	0	3	1	0	0	0									
<b>Bill Stoneman, R</b> OBP: 0.096, SLG: 0.118 (7, 1)		SH3																							
<b>Dan McGinn, L</b> OBP: 0.114, SLG: 0.114 (7, 1)							K			2	0	0	0	0	2	1									
<b>Mike Marshall, R</b> OBP: 0.200, SLG: 0.111 (7, 1)	1-2							K		0	0	0	0	0	0	0									
<b>Inning Stats</b>	R: 1 E: 0 K: 1 S: 7	H: 2 LOB: 2 BB: 1 P: 11	R: 0 E: 0 K: 0 S: 4	H: 2 LOB: 2 BB: 1 P: 8	R: 0 E: 0 K: 0 S: 3	H: 1 LOB: 1 BB: 0 P: 3	R: 0 E: 0 K: 1 S: 6	H: 1 LOB: 1 BB: 0 P: 6	R: 0 E: 0 K: 1 S: 5	H: 0 LOB: 0 BB: 0 P: 5	R: 1 E: 0 K: 0 S: 4	H: 1 LOB: 0 BB: 0 P: 4	R: 0 E: 0 K: 2 S: 7	H: 0 LOB: 0 BB: 0 P: 7	R: 0 E: 0 K: 0 S: 3	H: 0 LOB: 0 BB: 0 P: 3	R: 1 E: 0 K: 2 S: 8	H: 1 LOB: 1 BB: 1 P: 12	1B: 6 2B: 1 3B: 0 HR: 1	SF: 0 SAC: 1 DP: 1 HBP: 0	WP: 1 PB: 0 SB: 1 CS: 0	PA: 36			
<b>PITCHER</b>	IP	WLS	BF	H	R	ER	SO	BB	IBB	HBP	BLK	WP	HR	S	P	ERA	WHIP								
<b>Ken Holtzman, L</b> ERA: 3.44 (8, 1)	7.0		28	7	2	2	5	1	1	0	0	1	1	36	44	2.57	1.143								
<b>Bob Miller, R</b> ERA: 4.69 (9, 1)	1.0	L	3	0	0	0	0	0	0	0	0	0	0	3	3	0.00	0.000								
<b>Roberto Rodriguez, R</b> ERA: 5.98 (9, 1)	1.0	L	5	1	1	1	2	1	0	0	0	0	0	8	12	9.00	2.000								

**Montreal Expos @ Chicago Cubs**  
Wrigley Field, Chicago, IL  
Wed Sep 09 1970, 3:33 AM CDT  
Att: 10,644 - Sunny - 76 F

AB	32
R	3
H	8
RBI	2
BB	3
SO	7
LOB	12



Batter	1	2	3	4	5	6	7	8	9	AB	R	H	RBI	BB	SO	LOB	BOTTOM								
<b>Don Kessinger, S</b> OBP: 0.342, SLG: 0.364 (1, 6)	4-3		G3		BB				L6	4	1	1	0	1	0	0									
<b>Glenn Beckert, R</b> OBP: 0.335, SLG: 0.361 (1, 4)	6-3		F8		BB			G3		5	0	0	0	0	0	3									
<b>Billy Williams, L</b> OBP: 0.389, SLG: 0.598 (1, 7)	K				1B					5	1	3	2	0	1	0									
<b>Jim Hickman, R</b> OBP: 0.433, SLG: 0.617 (1, 3)		6-3			K			HR		3	0	1	0	1	1	1									
<b>Joe Pepitone, L</b> OBP: 0.314, SLG: 0.494 (1, 8)		3-1			P4			1-3		3	0	0	0	1	0	2									
<b>Ron Santo, R</b> OBP: 0.356, SLG: 0.463 (1, 5)		BB			F8				F9	3	0	1	0	1	0	4									
<b>Johnny Callison, L</b> OBP: 0.355, SLG: 0.448 (1, 9)		BB			SH5-4 1B			F2		3	0	2	0	1	0	2									
<b>Randy Hundley, R</b> OBP: 0.314, SLG: 0.385 (1, 2)		6-3			SH5-4 1-2			G3		3	0	0	0	0	1	5									
<b>Ken Holtzman, R</b> OBP: 0.247, SLG: 0.269 (7, PH)					K					2	0	0	0	0	1	1									
<b>Willie Smith, L</b> OBP: 0.272, SLG: 0.382 (8, 1)										1	0	0	0	0	0	0									
<b>Bob Miller, R</b> OBP: 0.250, SLG: 0.179 (8, PH)										0	0	0	0	0	0	0									
<b>Paul Popovich, S</b> OBP: 0.339, SLG: 0.382 (9, 1)										1	0	0	0	0	0	1									
<b>Roberto Rodriguez, R</b> OBP: 0.167, SLG: 0.064 (9, 1)										0	0	0	0	0	0	0									
<b>Inning Stats</b>	R: 0 E: 0 K: 1 S: 5	H: 0 LOB: 0 BB: 0 P: 5	R: 0 E: 0 K: 0 S: 3	H: 0 LOB: 2 BB: 2 P: 11	R: 0 E: 0 K: 1 S: 5	H: 0 LOB: 0 BB: 0 P: 5	R: 0 E: 0 K: 1 S: 6	H: 1 LOB: 1 BB: 0 P: 6	R: 0 E: 0 K: 0 S: 4	H: 1 LOB: 2 BB: 1 P: 8	R: 1 E: 0 K: 0 S: 6	H: 3 LOB: 2 BB: 0 P: 6	R: 1 E: 0 K: 0 S: 5	H: 2 LOB: 3 BB: 2 P: 13	R: 0 E: 0 K: 1 S: 5	H: 1 LOB: 0 BB: 0 P: 5	R: 0 E: 0 K: 0 S: 3	H: 0 LOB: 0 BB: 0 P: 3	1B: 5 2B: 2 3B: 0 HR: 1	SF: 0 SAC: 1 DP: 1 HBP: 0	WP: 0 PB: 0 SB: 0 CS: 0	PA: 39			
<b>PITCHER</b>	IP	WLS	BF	H	R	ER	SO	BB	IBB	HBP	BLK	WP	HR	S	P	ERA	WHIP								
<b>Bill Stoneman, R</b> ERA: 4.82 (7, 1)	6.2		31	7	2	2	3	4	0	0	0	0	1	33	49	2.70	1.650								
<b>Dan McGinn, L</b> ERA: 5.4 (7, 1)	0.0	W	1	0	0	0	0	1	0	0	0	0	0	0	4	∞	∞								
<b>Mike Marshall, R</b> ERA: 4.56 (7, 1)	2.1	W	7	1	0	0	1	0	0	0	0	0	0	9	9	0.00	0.429								

**Montreal Expos @ Chicago Cubs**  
Wrigley Field, Chicago, IL  
Wed Sep 09 1970, 3:33 AM CDT  
Att: 10,644 - Sunny - 76 F

AB	33
R	2
H	8
RBI	2
BB	5
SO	4
LOB	19





Batter	1	2	3	4	5	6	7	8	9	AB	R	H	RBI	BB	SO	LOB	TOP			
Jim Gosger, L (1, 7) OBP: 0.343, SLG: 0.370	F8			F8	FC4-6		P6			4	0	0	0	0	0	2	<b>Montreal Expos @ Chicago Cubs</b> Wrigley Field, Chicago, IL Thu Sep 10 1970, 3:33 AM CDT Att: 8,624 - Sunny - 65 F			
Boots Day, L (1, 8) OBP: 0.325, SLG: 0.316	F3			F7			P6			3	0	0	0	0	0					
Adolfo Phillips, R (8, PH) OBP: 0.357, SLG: 0.388								K		1	0	0	0	0	1					
Rusty Staub, L (1, 9) OBP: 0.405, SLG: 0.522	P6			E7				G3		4	2	1	1	0	0					
Bob Bailey, R (1, 5) OBP: 0.449, SLG: 0.698		K								3	1	2	1	1	1	0				
Ron Fairly, L (1, 3) OBP: 0.409, SLG: 0.465										3	0	2	1	1	0	1				
John Bateman, R (1, 2) OBP: 0.280, SLG: 0.362										4	0	0	0	0	0	5				
Mary Staehle, L (1, 4) OBP: 0.312, SLG: 0.263										1	0	1	0	1	0	0				
Gary Sutherland, R (7, PH) OBP: 0.288, SLG: 0.251										2	0	0	0	0	0	0				
Bobby Wine, R (1, 6) OBP: 0.290, SLG: 0.299										4	0	0	0	0	1	2				
John O'Donoghue, R (1, 1)										1	0	0	0	0	1	0				
Howie Reed, R (4, 1)										0	0	0	0	0	0	0				
Mack Jones, L (5, PH)										1	0	0	0	0	0	1				
John Strohmayr, R (5, 1)										0	0	0	0	0	0	0				
Clyde Mashore, R (7, PH)										0	0	0	0	1	0	0				
Steve Renko, R (7, 1)										0	0	0	0	0	0	0				
Dan McGinn, L (7, 1)										0	0	0	0	0	0	0				
Coco Laboy, R (9, PH)										1	0	0	0	0	1	0				
<b>Inning Stats</b>	R: 0 E: 0 K: 0 S: 3	H: 0 LOB: 0 BB: 0 P: 3	R: 0 E: 0 K: 1 S: 4	H: 0 LOB: 0 BB: 1 P: 8	R: 0 E: 0 K: 1 S: 5	H: 1 LOB: 0 BB: 0 P: 5	R: 2 E: 1 K: 0 S: 6	H: 2 LOB: 1 BB: 0 P: 6	R: 0 E: 0 K: 1 S: 5	H: 0 LOB: 1 BB: 1 P: 9	R: 1 E: 0 K: 0 S: 4	H: 1 LOB: 1 BB: 1 P: 8	R: 0 E: 0 K: 0 S: 3	H: 0 LOB: 1 BB: 1 P: 7	R: 0 E: 0 K: 1 S: 5	H: 0 LOB: 0 BB: 0 P: 5	1B: 4 2B: 0 3B: 1 HR: 1	SF: 0 SAC: 0 DP: 2 HBP: 0	WP: 0 PB: 0 SB: 0 CS: 0	PA: 36
<b>PITCHER</b>	IP WLS BF H R ER SO BB IBB HBP BLK WP HR S P ERA WHIP																			
Milt Pappas, R (1, 1) ERA: 3.18	6.0 W 24 4 3 1 3 3 3 0 0 0 0 0 1 27 39 1.50 1.167																			
Juan Pizarro, L (7, 1) ERA: 3.55	3.0 S 12 2 0 0 2 1 0 0 0 0 0 0 0 15 19 0.00 1.000																			

AB	32
R	3
H	6
RBI	3
BB	4
SO	5
LOB	11



Batter	1	2	3	4	5	6	7	8	9	AB	R	H	RBI	BB	SO	LOB	BOTTOM			
Don Kessinger, S (1, 6) OBP: 0.342, SLG: 0.364	SH2-3 1B		B5	4-3			FC6-4			5	1	2	0	0	0	3	<b>Montreal Expos @ Chicago Cubs</b> Wrigley Field, Chicago, IL Thu Sep 10 1970, 3:33 AM CDT Att: 8,624 - Sunny - 65 F			
Glenn Beckert, R (1, 4) OBP: 0.338, SLG: 0.364	SH2-3									4	2	3	0	0	1	1				
Billy Williams, L (1, 7) OBP: 0.391, SLG: 0.596										3	2	1	0	2	0	2				
Jim Hickman, R (1, 9) OBP: 0.436, SLG: 0.618										4	1	3	3	1	0	2				
Brock Davis, L (8, PR)										0	0	0	0	0	0	0				
Johnny Callison, L (9, 9) OBP: 0.355, SLG: 0.448										0	0	0	0	0	0	0				
Ron Santo, R (1, 5) OBP: 0.362, SLG: 0.468										3	2	3	2	1	0	0				
14 Ernie Banks, R (1, 3) OBP: 0.317, SLG: 0.480										4	1	2	4	0	1	3				
Cleo James, R (7, PR) OBP: 0.299, SLG: 0.326										1	0	0	0	0	0	3				
Joe Pepitone, L (1, 8) OBP: 0.313, SLG: 0.491										5	0	1	0	0	0	6				
Randy Hundley, R (1, 2) OBP: 0.314, SLG: 0.385										3	0	1	0	0	0	2				
Milt Pappas, R (1, 1) ERA: 6.06	3.0 L 16 6 5 0 1 0 0 0 0 0 0 0 5 5 0.00 0.000																			
Howie Reed, R (4, 1) ERA: 3.49	1.0 3 0 0 0 1 0 0 0 0 0 0 0 5 5 0.00 0.000																			
John Strohmayr, R (5, 1) ERA: 4.66	2.0 12 5 2 2 3 1 0 0 0 0 0 0 17 21 9.00 3.000																			
Steve Renko, R (7, 1) ERA: 4.4	0.0 2 2 1 1 0 0 0 0 0 0 1 0 2 2 ∞ ∞																			
Dan McGinn, L (7, 1) ERA: 5.39	2.0 10 3 1 1 1 1 0 0 0 0 0 0 11 15 4.50 2.000																			
<b>Inning Stats</b>	R: 2 E: 0 K: 0 S: 5	H: 2 LOB: 1 BB: 1 P: 9	R: 0 E: 0 K: 0 S: 3	H: 0 LOB: 0 BB: 0 P: 3	R: 0 E: 0 K: 1 S: 3	H: 1 LOB: 0 BB: 0 P: 3	R: 3 E: 0 K: 1 S: 8	H: 3 LOB: 1 BB: 1 P: 12	R: 2 E: 0 K: 1 S: 9	H: 4 LOB: 2 BB: 0 P: 9	R: 0 E: 0 K: 2 S: 8	H: 1 LOB: 2 BB: 1 P: 12	R: 1 E: 0 K: 1 S: 8	H: 3 LOB: 2 BB: 0 P: 8	R: 1 E: 0 K: 0 S: 5	H: 2 LOB: 2 BB: 1 P: 9	1B: 14 2B: 1 3B: 0 HR: 1	SF: 1 SAC: 2 DP: 2 HBP: 0	WP: 1 PB: 0 SB: 0 CS: 0	PA: 43
<b>PITCHER</b>	IP WLS BF H R ER SO BB IBB HBP BLK WP HR S P ERA WHIP																			





Batter	1	2	3	4	5	6	7	8	9	AB	R	H	RBI	BB	SO	LOB	TOP								
Ron Stone, L OBP: 0.333, SLG: 0.358 (1, 7)	0-0 4-3		0-0 P4		0-0 L3			0-0 3-1		4	0	0	0	0	0	2									
Denny Doyle, L OBP: 0.273, SLG: 0.289 (1, 4)	0-0 E1 FC3-6		0-0 2-3			0-0 1-3			0-0 3-1	4	0	0	0	0	0	1									
Oscar Gamble, L OBP: 0.322, SLG: 0.339 (1, 9)	0-0 FC3-6 1-2		0-0 F8			0-0 F9			0-0 L9	4	0	0	0	0	2										
John Briggs, L OBP: 0.339, SLG: 0.415 (1, 8)	0-0 4-3			0-0 F9		0-0 F8			0-0 L8	4	0	0	0	0	1										
Tim McCarver, L OBP: 0.313, SLG: 0.402 (1, 2)		0-0 G3		0-0 5-3			0-0 P3			3	0	0	0	0	0										
Greg Luzinski, R OBP: 0.500, SLG: 0.333 (1, 3)		4-0 BB		0-3 K			0-0 CS 1B			2	0	1	0	1	1	0									
John Vukovich, R (1, 5)		0-0 F9			0-0 6-3		0-0 F9			3	0	0	0	0	0	2									
Terry Harmon, R OBP: 0.317, SLG: 0.328 (1, 6)		0-3 K			0-0 L6		0-0 CS 1-2	0-0 F3		3	0	0	0	0	1	1									
Chris Short, R OBP: 0.069, SLG: 0.054 (1, 1)			0-0 2-3 1B		4-0 BB		0-0 P4			2	0	1	0	1	0	0									
<b>Inning Stats</b>	R: 0 E: 1 K: 0 S: 4	H: 0 LOB: 1 BB: 0 P: 4	R: 0 E: 0 K: 1 S: 5	H: 0 LOB: 1 BB: 1 P: 9	R: 0 E: 0 K: 0 S: 4	H: 1 LOB: 0 BB: 0 P: 4	R: 0 E: 0 K: 1 S: 5	H: 0 LOB: 0 BB: 0 P: 5	R: 0 E: 0 K: 0 S: 3	H: 0 LOB: 1 BB: 1 P: 7	R: 0 E: 0 K: 0 S: 3	H: 0 LOB: 0 BB: 0 P: 3	R: 0 E: 0 K: 0 S: 3	H: 1 LOB: 0 BB: 0 P: 3	R: 0 E: 0 K: 0 S: 3	H: 0 LOB: 0 BB: 0 P: 3	R: 0 E: 0 K: 0 S: 3	H: 0 LOB: 0 BB: 0 P: 3	1B: 2 2B: 0 3B: 0 HR: 0	SF: 0 SAC: 0 DP: 0 HBP: 0	WP: 0 PB: 0 SB: 0 CS: 1	PA: 32			
<b>PITCHER</b> Carl Morton, R ERA: 3.73 (1, 1)	IP: 9.0 WLS: W BF: 31	H: 2 R: 0 ER: 0 SO: 2	BB: 2 IBB: 0 HBP: 0 BLK: 0	WP: 0 HR: 0 S: 33 P: 41	ERA: 0.00 WHIP: 0.444																				

Philadelphia Phillies @ Montreal Expos  
Jarry Park, Montreal, QB  
Fri Sep 11 1970, 7:05 PM EDT  
Att: 14,637 - Unknown

AB 29  
R 0  
H 2  
RBI 0  
BB 2  
SO 2  
LOB 9



Batter	1	2	3	4	5	6	7	8	9	AB	R	H	RBI	BB	SO	LOB	BOTTOM								
Gary Sutherland, R OBP: 0.271, SLG: 0.254 (1, 4)	0-0 FC5-6-4 1B		0-0 6-3			0-0 F8		0-0 1-3 2-H 1B		4	0	2	1	0	0	0									
Adolfo Phillips, R OBP: 0.351, SLG: 0.381 (1, 8)	0-0 FC5-6-4 1B 1-2		0-3 K			0-0 5-3		0-3 K		4	0	0	0	0	2	3									
Rusty Staub, L OBP: 0.404, SLG: 0.520 (1, 9)	0-0 1-3 1B			0-0 P5		0-0 4-3		0-3 K		4	0	1	0	0	1	2									
Bob Bailey, R OBP: 0.445, SLG: 0.690 (1, 7) (9, 5)	0-3 K			0-0 P4		0-3 K				3	0	0	0	0	2	2									
John Bateman, R OBP: 0.261, SLG: 0.361 (1, 2)	0-0 P3			0-0 FC5-4 1B		0-0 F9				3	0	1	0	0	0	2									
John Boccabella, R OBP: 0.321, SLG: 0.407 (1, 3)		0-0 5-3		0-0 FC5-4 1-2		0-0 6-3				3	0	0	0	0	1										
Coco Laboy, R OBP: 0.254, SLG: 0.302 (1, 5)		0-0 L6			0-0 L9			0-0 SH 1B 1B		3	0	1	0	0	0	0									
Don Hahn, R OBP: 0.377, SLG: 0.288 (8, PR) (9, 7)		0-0 L6			0-3 K			0-0 SH 1B 1-2		2	0	0	0	0	1	0									
Bobby Wine, R OBP: 0.288, SLG: 0.297 (1, 6)		0-0 6-3			0-3 K			0-0 SH 1B 1-2		2	0	0	0	0	1	0									
Carl Morton, R OBP: 0.209, SLG: 0.218 (1, 1)			0-0 L6		0-0 F8			0-3 K		3	0	0	0	0	1	2									
<b>Inning Stats</b>	R: 0 E: 0 K: 1 S: 7	H: 2 LOB: 2 BB: 0 P: 7	R: 0 E: 0 K: 0 S: 3	H: 0 LOB: 0 BB: 0 P: 3	R: 0 E: 0 K: 1 S: 5	H: 0 LOB: 0 BB: 0 P: 5	R: 0 E: 0 K: 0 S: 4	H: 1 LOB: 1 BB: 0 P: 4	R: 0 E: 0 K: 1 S: 5	H: 0 LOB: 0 BB: 0 P: 5	R: 0 E: 0 K: 0 S: 3	H: 0 LOB: 0 BB: 0 P: 3	R: 0 E: 0 K: 1 S: 5	H: 0 LOB: 0 BB: 0 P: 5	R: 1 E: 1 K: 3 S: 12	H: 2 LOB: 2 BB: 0 P: 12	R: 0 E: 0 K: 0 S: 0	H: 5 LOB: 0 BB: 0 P: 0	1B: 5 2B: 0 3B: 0 HR: 0	SF: 0 SAC: 1 DP: 0 HBP: 0	WP: 0 PB: 0 SB: 0 CS: 0	PA: 30			
<b>PITCHER</b> Chris Short, L ERA: 4.2 (1, 1)	IP: 8.0 WLS: L BF: 30	H: 5 R: 1 ER: 1 SO: 7	BB: 0 IBB: 0 HBP: 0 BLK: 0	WP: 0 HR: 0 S: 44 P: 44	ERA: 1.12 WHIP: 0.625																				

Philadelphia Phillies @ Montreal Expos  
Jarry Park, Montreal, QB  
Fri Sep 11 1970, 7:05 PM EDT  
Att: 14,637 - Unknown

AB 29  
R 1  
H 5  
RBI 1  
BB 0  
SO 7  
LOB 12

















Batter	1	2	3	4	5	6	7	8	9	10	AB	R	H	RBI	BB	SO	LOB	TOP			
<b>Tommie Agee, R</b> OBP: 0.341, SLG: 0.471 (1, 8)	K			1B BB		CS 1B		F7		HR	5	2	3	1	0	1	0	<b>New York Mets @ Montreal Expos</b> Jarry Park, Montreal, QB Tue Sep 15 1970, 7:05 PM EDT Att. 12,806 - Unknown  <b>AB 37</b> <b>R 4</b> <b>H 10</b> <b>RBI 4</b> <b>BB 3</b> <b>SO 9</b> <b>LOB 13</b>			
<b>Wayne Garrett, L</b> OBP: 0.390, SLG: 0.434 (1, 5)	4-3			BB 1B G1-2-3		BB 1B				F9	4	1	2	0	1	0	0				
<b>Cleon Jones, R</b> OBP: 0.359, SLG: 0.433 (1, 7)	4-3			K		1B BB		F9			4	0	1	0	1	1	3				
<b>Art Shansky, L</b> OBP: 0.303, SLG: 0.442 <b>Ron Swoboda, R</b> OBP: 0.333, SLG: 0.387 (10, PH) (10, 9)	1-3			BB 1B		1B		3-1		K	4	0	2	1	0	0	1				
<b>Donn Clendenon, R</b> OBP: 0.354, SLG: 0.519 (1, 3)	K			BB 1B		K				G4-6-3 1B	3	0	1	1	1	2	2				
<b>Ken Boswell, L</b> OBP: 0.329, SLG: 0.342 (1, 4)	F9			G1-2-3		6-3				G4-6-3 1B	4	0	0	0	0	0	6				
<b>Jerry Grote, R</b> OBP: 0.312, SLG: 0.303 <b>Dave Marshall, L</b> OBP: 0.310, SLG: 0.431 <b>Duffy Dyer, R</b> OBP: 0.309, SLG: 0.257 (9, PH) (9, 2)	F9			3-H		F8		4-3		HR	3	0	0	0	0	0	0				
<b>Bud Harrelson, S</b> OBP: 0.345, SLG: 0.306 (1, 6)	F7			3-1		3-1		F7		6-3	4	0	0	0	0	0	0				
<b>Jerry Koosman, R</b> OBP: 0.181, SLG: 0.108 <b>Ron Herbel, R</b> (10, 1)	K			K		K		K		K	4	0	0	0	0	4	0				
<b>Inning Stats</b>	R: 0 E: 0 K: 1 S: 5	H: 0 LOB: 0 BB: 0 P: 5	R: 0 E: 0 K: 1 S: 5	H: 0 LOB: 0 BB: 0 P: 5	R: 0 E: 0 K: 1 S: 5	H: 0 LOB: 0 BB: 0 P: 5	R: 1 E: 0 K: 1 S: 7	H: 3 LOB: 2 BB: 1 P: 11	R: 0 E: 0 K: 1 S: 5	H: 0 LOB: 0 BB: 0 P: 5	R: 0 E: 0 K: 0 S: 3	H: 0 LOB: 1 BB: 1 P: 7	R: 1 E: 0 K: 2 S: 4	H: 2 LOB: 0 BB: 0 P: 4	R: 1 E: 0 K: 2 S: 9	H: 2 LOB: 1 BB: 0 P: 9	1B: 8 2B: 0 3B: 0 HR: 2		SF: 0 SAC: 0 DP: 2 HBP: 0	WP: 0 PB: 0 SB: 0 CS: 1	PA: 40
<b>PITCHER</b>	IP 9.2	WLS 39	BF 10	H 4	R 4	ER 4	SO 8	BB 3	IBB 0	HBP 0	BLK 0	WP 0	HR 2	S 52	P 64	ERA 3.72	WHIP 1.345				
<b>Carl Morton, R</b> ERA: 3.73 <b>John O'Donoghue, L</b> ERA: 5.68 (1, 1) (10, 1)	0.1	W	1	0	0	0	1	0	0	0	0	0	0	3	3	0.00	0.000				

Batter	1	2	3	4	5	6	7	8	9	10	AB	R	H	RBI	BB	SO	LOB	BOTTOM	
<b>Don Hahn, R</b> OBP: 0.373, SLG: 0.296 (1, 7)	F8			K		5-3		K		SH5-4	4	0	0	0	0	2	0	<b>New York Mets @ Montreal Expos</b> Jarry Park, Montreal, QB Tue Sep 15 1970, 7:05 PM EDT Att. 12,806 - Unknown  <b>AB 34</b> <b>R 5</b> <b>H 7</b> <b>RBI 4</b> <b>BB 5</b> <b>SO 5</b> <b>LOB 9</b>	
<b>Gary Sutherland, R</b> OBP: 0.267, SLG: 0.251 (1, 4)	F9			6-3		F8		FC6-4 1B		6-3	5	0	1	0	0	0	2		
<b>Rusty Staub, L</b> OBP: 0.400, SLG: 0.509 (1, 9)	F7			F9		F8		F7		1B DI IBB	4	0	0	0	1	0	1		
<b>Bob Bailey, R</b> OBP: 0.435, SLG: 0.671 <b>Ron Fairly, L</b> OBP: 0.410, SLG: 0.461 (1, 3) (9, 3)	HR			K		5-3		FC6-4 1B		1B IBB	4	1	1	1	0	1	1		
<b>John Baleman, R</b> OBP: 0.271, SLG: 0.376 (1, 2)	3B 1B			6-3		BB SF9 2B		P6		1B	5	2	3	1	0	0	0		
<b>Coco Laboy, R</b> OBP: 0.225, SLG: 0.301 (1, 5)	F9			F8		BB IBB		K		1B	3	0	0	0	1	1	1		
<b>Clyde Mashore, R</b> OBP: 0.444, SLG: 0.714 (1, 8)	K			P6		1-2 2-3 BB		4-3			3	0	0	0	1	1	1		
<b>Bobby Wine, R</b> OBP: 0.283, SLG: 0.297 <b>Boots Day, L</b> OBP: 0.356, SLG: 0.333 (1, 6) (10, PR)	3B			5-3		SF9		SH5-4 BB WP 1B		3B IBB	3	0	2	2	0	0	0		
<b>Carl Morton, R</b> OBP: 0.202, SLG: 0.210 <b>John O'Donoghue, R</b> <b>Ron Brand, R</b> OBP: 0.280, SLG: 0.295 (1, 1) (10, PH)	4-3			F9		F7		WP SH5-4 1B BB		3B IBB	3	0	0	0	0	0	3		
<b>Inning Stats</b>	R: 0 E: 0 K: 0 S: 3	H: 3 LOB: 1 BB: 0 P: 8	R: 0 E: 0 K: 1 S: 8	H: 0 LOB: 0 BB: 0 P: 5	R: 0 E: 0 K: 1 S: 5	H: 0 LOB: 0 BB: 0 P: 5	R: 0 E: 0 K: 0 S: 3	H: 1 LOB: 2 BB: 0 P: 12	R: 0 E: 0 K: 1 S: 6	H: 1 LOB: 1 BB: 0 P: 6	R: 0 E: 0 K: 1 S: 5	H: 0 LOB: 0 BB: 0 P: 5	R: 2 E: 0 K: 0 S: 4	H: 2 LOB: 3 BB: 3 P: 16	1B: 4 2B: 1 3B: 1 HR: 1	SF: 1 SAC: 1 DP: 0 HBP: 0	WP: 1 PB: 0 SB: 0 CS: 0		PA: 41
<b>PITCHER</b>	IP 9.2	WLS L 39	BF 6	H 5	R 5	ER 5	SO 5	BB 2	IBB 2	HBP 0	BLK 0	WP 1	HR 1	S 45	P 61	ERA 4.66	WHIP 0.828		
<b>Jerry Koosman, L</b> ERA: 3.32 <b>Ron Herbel, R</b> ERA: 4.7 (1, 1) (10, 1)	0.0	2	1	0	0	0	0	0	1	0	0	0	0	1	5	∞	∞		



Batter	1	2	3	4	5	6	7	8	9	AB	R	H	RBI	BB	SO	LOB	TOP			
<b>Tommie Agee, R</b> OBP: 0.339, SLG: 0.468 (1,8)	5-3		1-3			5-3		5-3		4	0	0	0	0	0	1				
<b>Wayne Garrett, L</b> OBP: 0.388, SLG: 0.432 (1,5)	G6-4-3 1B			G3		G3		P5		4	0	1	0	0	0	0				
<b>Cleon Jones, R</b> OBP: 0.356, SLG: 0.429 (1,7)	G6-4-3 1-2			5-3				6-3		4	0	0	0	0	0	1				
<b>Art Shamsky, L</b> OBP: 0.386, SLG: 0.460 (1,9)		4-3		HR				HR		3	2	2	2	0	0	0				
<b>Donn Clendenon, R</b> OBP: 0.351, SLG: 0.514 (1,3)		K		6-3				5-3		3	0	0	0	0	1	0				
<b>Ken Boswell, L</b> OBP: 0.326, SLG: 0.339 (1,4)		F8				K		1-3		3	0	0	0	0	1	0				
<b>Jerry Grote, R</b> OBP: 0.313, SLG: 0.306 (1,2)						6-3		5-3		3	0	1	0	0	0	0				
<b>Bud Harrelson, S</b> OBP: 0.343, SLG: 0.305 (8, PH)										2	0	0	0	0	0	1				
<b>Dave Marshall, L</b> OBP: 0.314, SLG: 0.434 (8, PH)						F8				1	0	1	0	0	0	0				
<b>Al Weis, S</b> OBP: 0.258, SLG: 0.311 (8, 6)								G4-6-3 1B		0	0	0	0	0	0	0				
<b>Tom Seaver, R</b> OBP: 0.238, SLG: 0.215 (1, 1)										2	0	0	0	0	0	1				
<b>Ken Singleton, S</b> OBP: 0.362, SLG: 0.374 (8, PH)										1	0	0	0	0	0	1				
<b>Tug McGraw, R</b> OBP: 0.333, SLG: 0.455 (8, 1)								G4-6-3 1-2		0	0	0	0	0	0	0				
<b>Inning Stats</b>	R: 0 E: 0 K: 0 S: 3	H: 1 LOB: 0 BB: 0 P: 3	R: 0 E: 0 K: 1 S: 5	H: 0 LOB: 0 BB: 0 P: 5	R: 0 E: 0 K: 1 S: 4	H: 1 LOB: 0 BB: 0 P: 4	R: 1 E: 0 K: 0 S: 4	H: 1 LOB: 0 BB: 0 P: 4	R: 0 E: 0 K: 0 S: 3	H: 0 LOB: 0 BB: 0 P: 3	R: 1 E: 0 K: 0 S: 4	H: 1 LOB: 0 BB: 0 P: 4	R: 0 E: 0 K: 0 S: 3	H: 1 LOB: 0 BB: 0 P: 3	R: 0 E: 0 K: 0 S: 3	H: 0 LOB: 0 BB: 0 P: 3	1B: 2 2B: 1 3B: 0 HR: 2	SF: 0 SAC: 0 DP: 2 HBP: 0	WP: 0 PB: 0 CS: 0	PA: 30
<b>PITCHER</b> <b>Steve Renko, R</b> ERA: 4.27 (1, 1)	IP: 9.0 WLS: W BF: 30	H: 5 R: 2 ER: 2 SO: 2	BB: 0 IBB: 0 HBP: 0 BLK: 0	WP: 0 HR: 2 S: 34 P: 34	ERA: 2.00 WHIP: 0.556											ERA: 2.00 WHIP: 0.556				

**New York Mets @ Montreal Expos**  
 Jarry Park, Montreal, QB  
 Wed Sep 16 1970, 7:05 PM EDT  
 Att: 12,152 - Unknown

AB	30
R	2
H	5
RBI	2
BB	0
SO	2
LOB	5



Batter	1	2	3	4	5	6	7	8	9	AB	R	H	RBI	BB	SO	LOB	BOTTOM			
<b>Mary Staehle, L</b> OBP: 0.311, SLG: 0.259 (1,4)	P6									4	1	1	1	0	0	0				
<b>Gary Sutherland, R</b> OBP: 0.266, SLG: 0.250 (8, PH)								FC5		1	0	0	0	0	0	3				
<b>Jim Gosger, L</b> OBP: 0.348, SLG: 0.385 (1,7)	P5									3	0	2	1	1	0	0				
<b>Rusty Staub, L</b> OBP: 0.399, SLG: 0.506 (1,9)	3-1									3	0	0	0	1	2	2				
<b>Bob Bailey, R</b> OBP: 0.433, SLG: 0.666 (9, 3)										4	1	1	0	0	1	3				
<b>Ron Fairly, L</b> OBP: 0.412, SLG: 0.464 (8, PR)										2	0	1	0	1	0	0				
<b>Adolfo Phillips, R</b> OBP: 0.351, SLG: 0.381 (8, PH)										0	0	0	0	0	0	0				
<b>Coco Laboy, R</b> OBP: 0.255, SLG: 0.301 (9, 5)										0	0	0	0	0	0	0				
<b>Boots Day, L</b> OBP: 0.344, SLG: 0.321 (1, 8)										3	0	0	0	0	1	2				
<b>Don Hahn, R</b> OBP: 0.377, SLG: 0.310 (8, PH)										1	0	1	0	0	0	0				
<b>John Bateman, R</b> OBP: 0.275, SLG: 0.376 (1, 2)										2	1	1	1	2	0	1				
<b>Bobby Wine, R</b> OBP: 0.281, SLG: 0.295 (1, 6)										3	1	0	0	0	1	5				
<b>Steve Renko, R</b> OBP: 0.187, SLG: 0.192 (1, 1)										4	0	0	0	0	1	5				
<b>Inning Stats</b>	R: 0 E: 0 K: 0 S: 3	H: 0 LOB: 0 BB: 0 P: 3	R: 0 E: 0 K: 1 S: 5	H: 0 LOB: 0 BB: 0 P: 5	R: 3 E: 1 K: 1 S: 8	H: 2 LOB: 1 BB: 1 P: 12	R: 0 E: 0 K: 1 S: 5	H: 0 LOB: 1 BB: 1 P: 9	R: 0 E: 0 K: 0 S: 5	H: 0 LOB: 1 BB: 1 P: 9	R: 1 E: 0 K: 0 S: 5	H: 2 LOB: 1 BB: 0 P: 5	R: 0 E: 0 K: 0 S: 4	H: 1 LOB: 2 BB: 1 P: 8	R: 0 E: 0 K: 2 S: 9	H: 2 LOB: 3 BB: 1 P: 13	1B: 5 2B: 2 3B: 0 HR: 0	SF: 0 SAC: 2 DP: 0 HBP: 0	WP: 1 PB: 0 SB: 1 CS: 0	PA: 37
<b>PITCHER</b> <b>Tom Seaver, R</b> ERA: 2.69 (1, 1)	IP: 7.0 WLS: L BF: 31	H: 5 R: 4 ER: 3 SO: 4	BB: 4 IBB: 0 HBP: 0 BLK: 0	WP: 1 HR: 0 S: 35 P: 51	ERA: 3.86 WHIP: 1.286											ERA: 3.86 WHIP: 1.286				
<b>Tug McGraw, L</b> ERA: 3.54 (8, 1)	IP: 1.0 WLS: L BF: 6	H: 2 R: 0 ER: 0 SO: 2	BB: 0 IBB: 1 HBP: 0 BLK: 0	WP: 0 HR: 0 S: 9 P: 13	ERA: 0.00 WHIP: 2.000											ERA: 0.00 WHIP: 2.000				

**New York Mets @ Montreal Expos**  
 Jarry Park, Montreal, QB  
 Wed Sep 16 1970, 7:05 PM EDT  
 Att: 12,152 - Unknown

AB	30
R	4
H	7
RBI	3
BB	5
SO	6
LOB	21





Batter	1	2	3	4	5	6	7	8	9	AB	R	H	RBI	BB	SO	LOB	TOP			
<b>Don Kessinger, S</b> (1, 6) OBP: 0.340, SLG: 0.360	0-0 6-3	0-3 K			0-0 BB 1B		0-3 K		4-0 BB	4	0	1	0	1	2	2	<b>Chicago Cubs @ Montreal Expos</b> Jarry Park, Montreal, QB Fri Sep 18 1970, 7:05 PM EDT Unknown - 65 F			
<b>Glenn Beckert, R</b> (1, 4) OBP: 0.334, SLG: 0.361	0-0 F8	0-0 1B			0-0 BB 1B		0-0 F3		0-0 F8	5	0	2	1	0	0	2				
<b>Billy Williams, L</b> (1, 7) OBP: 0.392, SLG: 0.593	0-0 HR	0-0 G3			0-3 K		0-0 F9		4-0 FC6-4 BB	4	1	1	1	1	1	5				
<b>Ron Santo, R</b> (1, 5) OBP: 0.367, SLG: 0.482	0-0 G3		0-0 P6		0-3 K				0-0 F8 FC6-4	5	0	0	0	0	1	5				
<b>Jim Hickman, R</b> (1, 3) OBP: 0.433, SLG: 0.610		4-0 BB BB BB	0-3 K		4-0 BB				4-0 BB	1	1	0	0	3	1	0				
<b>Joe Pepitone, L</b> (1, 8) OBP: 0.303, SLG: 0.473		0-0 P6	0-0 F7		0-3 K				0-0 F3	4	0	0	0	0	1	5				
<b>Johnny Callison, L</b> (1, 9) OBP: 0.351, SLG: 0.440		4-0 PB BB 1B BB		0-3 K		0-3 K			0-0 G3	3	1	0	0	1	2	1				
<b>Randy Hundley, R</b> (1, 2) OBP: 0.300, SLG: 0.377		0-0 P3		0-3 K		0-0 5-3			0-0 FC3-6 1B	4	0	1	0	0	1	2				
<b>Fergie Jenkins, R</b> (1, 1) OBP: 0.124, SLG: 0.216		4-0 1B PB BB		0-0 6-3		0-0 P6			0-0 FC3-6 BB BB	3	0	0	0	1	0	1				
<b>Inning Stats</b>	R: 1 E: 0 K: 0 S: 4	H: 1 LOB: 0 BB: 0 P: 4	R: 2 E: 0 K: 1 S: 7	H: 1 LOB: 3 BB: 3 P: 19	R: 0 E: 0 K: 1 S: 5	H: 0 LOB: 0 BB: 0 P: 5	R: 0 E: 0 K: 2 S: 7	H: 0 LOB: 0 BB: 0 P: 7	R: 0 E: 0 K: 3 S: 11	H: 2 LOB: 3 BB: 1 P: 15	R: 0 E: 0 K: 1 S: 5	H: 0 LOB: 0 BB: 0 P: 5	R: 0 E: 0 K: 0 S: 3	H: 0 LOB: 1 BB: 1 P: 7	R: 0 E: 0 K: 0 S: 4	H: 1 LOB: 3 BB: 2 P: 12	1B: 4 2B: 0 3B: 0 HR: 1	SF: 0 SAC: 0 DP: 0 HBP: 0	WP: 0 PB: 1 SB: 0 CS: 0	PA: 40
<b>PITCHER</b>	IP WLS BF H R ER SO BB IBB HBP BLK WP HR S P ERA WHIP																			
<b>Bill Stoneman, R</b> (1, 1) ERA: 4.79	8.0 L 34 4 3 1 9 5 0 0 0 0 0 1 47 67 1.12 1.125																			
<b>Mike Marshall, R</b> (9, 1) ERA: 4.1	1.0 6 1 0 0 0 2 0 0 0 0 0 0 4 12 0.00 3.000																			

Batter	1	2	3	4	5	6	7	8	9	AB	R	H	RBI	BB	SO	LOB	BOTTOM					
<b>Boots Day, L</b> (1, 8) OBP: 0.340, SLG: 0.330	0-0 1B 2B		0-3 K		0-0 F9			0-0 F8		4	1	1	0	0	1	0	<b>Chicago Cubs @ Montreal Expos</b> Jarry Park, Montreal, QB Fri Sep 18 1970, 7:05 PM EDT Unknown - 65 F					
<b>Jim Gosger, L</b> (1, 7) OBP: 0.351, SLG: 0.390	0-0 CS 1B		0-0 4-3			0-0 6-3		0-0 2B		4	0	2	1	0	0	0						
<b>Rusty Staub, L</b> (1, 9) OBP: 0.397, SLG: 0.502	0-0 F8			0-0 F9		0-0 L3		0-3 K		4	0	0	0	0	1	2						
<b>Mike Marshall, R</b> (9, 1) OBP: 0.182, SLG: 0.100	0-0 1-2									0	0	0	0	0	0	0						
<b>Bob Bailey, R</b> (1, 5) OBP: 0.431, SLG: 0.659	0-0 5-3			4-0 1B BB		0-3 K		0-0 1-3		3	0	0	0	1	1	1						
<b>Ron Fairly, L</b> (1, 3) OBP: 0.408, SLG: 0.459		0-0 1-3		0-3 K		0-0 P5			0-0 F8	4	0	0	0	0	1	1						
<b>John Bateman, R</b> (1, 2) OBP: 0.277, SLG: 0.376		0-0 F8		0-0 1-3 1B		1-0 HBP			0-0 F7	3	0	1	0	0	0	0						
<b>Mary Staehle, L</b> (1, 4) OBP: 0.309, SLG: 0.257		0-0 E1		0-0 F7		0-3 K			0-0 6-3	2	0	0	0	0	0	2						
<b>Mack Jones, L</b> (7, PH) OBP: 0.399, SLG: 0.462										1	0	0	0	0	1	1						
<b>Gary Sutherland, R</b> (8, 4) OBP: 0.266, SLG: 0.249										1	0	0	0	0	0	0						
<b>Bobby Wine, R</b> (1, 6) OBP: 0.280, SLG: 0.293		0-3 K			0-0 6-3		0-0 6-3			3	0	0	0	0	1	2						
<b>Bill Stoneman, R</b> (1, 1) OBP: 0.107, SLG: 0.127			0-3 K						0-0 HR	2	0	0	0	0	1	0						
<b>Jim Fairey, L</b> (8, PH) OBP: 0.295, SLG: 0.359					0-0 P3					1	1	1	1	0	0	0						
<b>Inning Stats</b>	R: 1 E: 0 K: 0 S: 4	H: 2 LOB: 0 BB: 0 P: 4	R: 0 E: 1 K: 1 S: 6	H: 0 LOB: 1 BB: 0 P: 6	R: 0 E: 0 K: 2 S: 7	H: 0 LOB: 0 BB: 0 P: 7	R: 0 E: 0 K: 1 S: 6	H: 1 LOB: 2 BB: 1 P: 10	R: 0 E: 0 K: 0 S: 3	H: 0 LOB: 0 BB: 0 P: 3	R: 0 E: 0 K: 1 S: 5	H: 0 LOB: 0 BB: 0 P: 5	R: 0 E: 0 K: 1 S: 5	H: 0 LOB: 1 BB: 0 P: 6	R: 1 E: 0 K: 1 S: 7	H: 2 LOB: 1 BB: 0 P: 7	R: 0 E: 0 K: 0 S: 3	H: 0 LOB: 0 BB: 0 P: 3	1B: 2 2B: 2 3B: 0 HR: 1	SF: 0 SAC: 0 DP: 0 HBP: 1	WP: 0 PB: 0 SB: 0 CS: 1	PA: 34
<b>PITCHER</b>	IP WLS BF H R ER SO BB IBB HBP BLK WP HR S P ERA WHIP																					
<b>Fergie Jenkins, R</b> (1, 1) ERA: 3.49	9.0 W 34 5 2 2 7 1 0 1 0 0 1 46 51 2.00 0.667																					

AB	33
R	3
H	5
RBI	2
BB	7
SO	9
LOB	23



AB	32
R	2
H	5
RBI	2
BB	1
SO	7
LOB	9





Batter	1	2	3	4	5	6	7	8	9	10	AB	R	H	RBI	BB	SO	LOB	TOP			
Don Kessinger, S (1.6) OBP: 0.341, SLG: 0.362	4-3		4-3			HR 1B	G6-4-3			P6-3 1B	5	2	2	0	0	0	1				
Paul Popovich, S (1.4) OBP: 0.332, SLG: 0.372	P7			P3-1		HR 1B		P8		P6-3	5	1	1	0	0	0	1				
Billy Williams, L (1.7) OBP: 0.394, SLG: 0.596	K			G3		HR		BB		1B	3	1	1	3	2	1	0				
Ron Santo, R (1.5) OBP: 0.367, SLG: 0.480		K		5-3		F8		BB		1B	4	0	1	1	1	1	0				
Jim Hickman, R (1.3) OBP: 0.431, SLG: 0.605						E5 FC4-6 1B		P6		L4	4	0	0	0	1	1	4				
Bill Hands, R (10.1) OBP: 0.253, SLG: 0.153		BB						L4		K	0	0	0	0	0	0	0				
Jos Peipitone, L (1.8) OBP: 0.332, SLG: 0.471		F8				P6		F7			4	0	1	0	0	0	2				
Johnny Callison, L (1.9) OBP: 0.352, SLG: 0.441		K								B5	4	1	2	0	0	1	2				
Randy Hundley, R (1.2) OBP: 0.296, SLG: 0.372				K		FC4-6 1B		SH1-4 1B		G1-4-3	3	0	0	0	0	1	3				
Mike Marshall, R (10.1) ERA: 4.07				F7		5-3		G6-4-3 1B		F8	0	0	0	0	0	0	0				
<b>Inning Stats</b>	R: 0 E: 0 K: 1 S: 5	H: 0 LOB: 0 BB: 0 P: 5	R: 0 E: 0 K: 2 S: 7	H: 0 LOB: 1 BB: 1 P: 11	R: 0 E: 0 K: 1 S: 5	H: 0 LOB: 0 BB: 0 P: 3	R: 0 E: 1 K: 2 S: 5	H: 1 LOB: 2 BB: 0 P: 5	R: 3 E: 0 K: 0 S: 6	H: 3 LOB: 0 BB: 0 P: 6	R: 1 E: 0 K: 4 S: 4	H: 2 LOB: 0 BB: 0 P: 4	R: 0 E: 0 K: 0 S: 2	H: 0 LOB: 1 BB: 2 P: 10	R: 0 E: 0 K: 0 S: 3	H: 1 LOB: 0 BB: 0 P: 3	R: 1 E: 0 K: 1 S: 7	H: 2 LOB: 2 BB: 1 P: 11	1B: 7 2B: 2 3B: 0 HR: 1	SF: 0 SAC: 1 DP: 3 HBP: 0	WP: 0 PA: 41
<b>PITCHER</b>	IP WLS BF H R ER SO BB IBB HBP BLK WP HR S P ERA WHIP	IP WLS BF H R ER SO BB IBB HBP BLK WP HR S P ERA WHIP	IP WLS BF H R ER SO BB IBB HBP BLK WP HR S P ERA WHIP	IP WLS BF H R ER SO BB IBB HBP BLK WP HR S P ERA WHIP	IP WLS BF H R ER SO BB IBB HBP BLK WP HR S P ERA WHIP	IP WLS BF H R ER SO BB IBB HBP BLK WP HR S P ERA WHIP	IP WLS BF H R ER SO BB IBB HBP BLK WP HR S P ERA WHIP	IP WLS BF H R ER SO BB IBB HBP BLK WP HR S P ERA WHIP	IP WLS BF H R ER SO BB IBB HBP BLK WP HR S P ERA WHIP	IP WLS BF H R ER SO BB IBB HBP BLK WP HR S P ERA WHIP	IP WLS BF H R ER SO BB IBB HBP BLK WP HR S P ERA WHIP	IP WLS BF H R ER SO BB IBB HBP BLK WP HR S P ERA WHIP	IP WLS BF H R ER SO BB IBB HBP BLK WP HR S P ERA WHIP	IP WLS BF H R ER SO BB IBB HBP BLK WP HR S P ERA WHIP	IP WLS BF H R ER SO BB IBB HBP BLK WP HR S P ERA WHIP	IP WLS BF H R ER SO BB IBB HBP BLK WP HR S P ERA WHIP	IP WLS BF H R ER SO BB IBB HBP BLK WP HR S P ERA WHIP	IP WLS BF H R ER SO BB IBB HBP BLK WP HR S P ERA WHIP	IP WLS BF H R ER SO BB IBB HBP BLK WP HR S P ERA WHIP	IP WLS BF H R ER SO BB IBB HBP BLK WP HR S P ERA WHIP	IP WLS BF H R ER SO BB IBB HBP BLK WP HR S P ERA WHIP

Chicago Cubs @ Montreal Expos  
Jarry Park, Montreal, QB  
Fri Sep 18 1970, 7:05 PM EDT  
Att: 27,898 - Unknown

AB 36  
R 5  
H 9  
RBI 5  
BB 4  
SO 5  
LOB 15



Batter	1	2	3	4	5	6	7	8	9	10	AB	R	H	RBI	BB	SO	LOB	BOTTOM			
Boots Day, L (1.8) OBP: 0.347, SLG: 0.348	B4-3 SF9 2B		SH1-4		K			B2		1B	4	1	2	0	0	1	2				
Jim Gosger, L (1.7) OBP: 0.352, SLG: 0.386	B4-3		1B			F8		1B		G3	3	0	0	0	2	0	2				
Rusty Staub, L (1.9) OBP: 0.397, SLG: 0.593	SF9					F8		BB			3	0	2	3	0	0	0				
John O'Donoghue, R (9.1) OBP: 0.162, SLG: 0.100			P4-3 1B					1B			0	0	0	0	0	0	0				
Bob Bailey, R (1.5) OBP: 0.427, SLG: 0.650	5-3		P4-3			F9		G1-2-3			4	0	0	0	0	0	5				
Ron Fairly, L (1.3) OBP: 0.404, SLG: 0.454		F8		3-1			K			3-1	4	0	0	0	0	1	0				
John Bateman, R (1.2) OBP: 0.277, SLG: 0.381				F9			P4-3			6-3	4	1	1	1	0	0	0				
Mary Staehle, L (1.4) OBP: 0.305, SLG: 0.254		G3		P4-3			3-1			1-3	4	0	0	0	0	0	0				
Bobby Wine, R (1.6) OBP: 0.279, SLG: 0.292		F8					K			6-3	2	0	0	0	0	1	0				
Mack Jones, L (8. PH) OBP: 0.399, SLG: 0.462								BB SH 1B		1B	2	1	1	0	0	0	0				
Mike Wegener, R (1.1) ERA: 4.75								SH 1B BB		P4	0	0	0	0	0	0	0				
Don Kessinger, S (1.6) OBP: 0.341, SLG: 0.362											1	0	0	0	0	0	0				
Dan McGinn, L (7.1) ERA: 5.07											0	0	0	0	0	0	0				
John Strohmayer, R (8.1) ERA: 4.62											0	0	0	0	0	0	0				
John O'Donoghue, R (9.1) ERA: 5.67											0	0	0	0	0	0	0				
Mike Marshall, R (10.1) ERA: 4.07											0	0	0	0	0	0	0				
<b>Inning Stats</b>	R: 1 E: 0 K: 0 S: 4	H: 1 LOB: 0 BB: 0 P: 4	R: 1 E: 0 K: 0 S: 4	H: 1 LOB: 0 BB: 0 P: 4	R: 1 E: 0 K: 0 S: 4	H: 2 LOB: 1 BB: 1 P: 8	R: 0 E: 0 K: 0 S: 3	H: 0 LOB: 0 BB: 0 P: 3	R: 0 E: 0 K: 1 S: 5	H: 0 LOB: 0 BB: 0 P: 5	R: 0 E: 0 K: 0 S: 5	H: 0 LOB: 0 BB: 0 P: 5	R: 1 E: 0 K: 0 S: 5	H: 2 LOB: 2 BB: 1 P: 9	R: 0 E: 0 K: 0 S: 3	H: 0 LOB: 0 BB: 0 P: 3	R: 0 E: 0 K: 0 S: 4	H: 1 LOB: 1 BB: 0 P: 4	1B: 5 2B: 1 3B: 0 HR: 1	SF: 1 SAC: 2 DP: 2 HBP: 0	WP: 0 PA: 38
<b>PITCHER</b>	IP WLS BF H R ER SO BB IBB HBP BLK WP HR S P ERA WHIP	IP WLS BF H R ER SO BB IBB HBP BLK WP HR S P ERA WHIP	IP WLS BF H R ER SO BB IBB HBP BLK WP HR S P ERA WHIP	IP WLS BF H R ER SO BB IBB HBP BLK WP HR S P ERA WHIP	IP WLS BF H R ER SO BB IBB HBP BLK WP HR S P ERA WHIP	IP WLS BF H R ER SO BB IBB HBP BLK WP HR S P ERA WHIP	IP WLS BF H R ER SO BB IBB HBP BLK WP HR S P ERA WHIP	IP WLS BF H R ER SO BB IBB HBP BLK WP HR S P ERA WHIP	IP WLS BF H R ER SO BB IBB HBP BLK WP HR S P ERA WHIP	IP WLS BF H R ER SO BB IBB HBP BLK WP HR S P ERA WHIP	IP WLS BF H R ER SO BB IBB HBP BLK WP HR S P ERA WHIP	IP WLS BF H R ER SO BB IBB HBP BLK WP HR S P ERA WHIP	IP WLS BF H R ER SO BB IBB HBP BLK WP HR S P ERA WHIP	IP WLS BF H R ER SO BB IBB HBP BLK WP HR S P ERA WHIP	IP WLS BF H R ER SO BB IBB HBP BLK WP HR S P ERA WHIP	IP WLS BF H R ER SO BB IBB HBP BLK WP HR S P ERA WHIP	IP WLS BF H R ER SO BB IBB HBP BLK WP HR S P ERA WHIP	IP WLS BF H R ER SO BB IBB HBP BLK WP HR S P ERA WHIP	IP WLS BF H R ER SO BB IBB HBP BLK WP HR S P ERA WHIP	IP WLS BF H R ER SO BB IBB HBP BLK WP HR S P ERA WHIP	IP WLS BF H R ER SO BB IBB HBP BLK WP HR S P ERA WHIP

Chicago Cubs @ Montreal Expos  
Jarry Park, Montreal, QB  
Fri Sep 18 1970, 7:05 PM EDT  
Att: 27,898 - Unknown

AB 33  
R 4  
H 7  
RBI 4  
BB 2  
SO 3  
LOB 9









Batter	1	2	3	4	5	6	7	8	9	AB	R	H	RBI	BB	SO	LOB	TOP								
Don Kessinger, S OBP: 0.336, SLG: 0.356 (1, 6)										4	0	0	0	0	0	0									
Glenn Beckert, R OBP: 0.334, SLG: 0.360 (1, 4)										4	1	1	0	0	0	0									
Billy Williams, L OBP: 0.395, SLG: 0.601 (1, 7)										3	1	1	2	1	1	0									
Ron Santo, R OBP: 0.370, SLG: 0.482 (1, 5)										3	0	0	0	1	1	1									
Jim Hickman, R OBP: 0.430, SLG: 0.607 (1, 3)										4	1	1	1	0	1	1									
Joe Pepitone, L OBP: 0.305, SLG: 0.478 (1, 8)										4	1	2	1	0	0	0									
Johnny Callison, L OBP: 0.351, SLG: 0.444 (1, 9)										4	0	1	0	0	1	1									
Randy Hundley, R OBP: 0.292, SLG: 0.364 (1, 2)										3	0	0	0	0	1	1									
Mitt Pappas, R OBP: 0.230, SLG: 0.379 Phil Regan, R (7, 1)										3	0	0	0	0	2	0									
Fergie Jenkins, R OBP: 0.124, SLG: 0.216 (8, 1)										0	0	0	0	0	0	0									
										0	0	0	0	0	0	0									
<b>Inning Stats</b>	R: 3 E: 0 K: 1 S: 8	H: 3 LOB: 0 BB: 0 P: 8	R: 0 E: 0 K: 2 S: 7	H: 0 LOB: 0 BB: 0 P: 7	R: 0 E: 0 K: 0 S: 3	H: 0 LOB: 1 BB: 1 P: 7	R: 0 E: 0 K: 0 S: 3	H: 0 LOB: 0 BB: 0 P: 3	R: 0 E: 0 K: 1 S: 5	H: 0 LOB: 0 BB: 0 P: 5	R: 0 E: 0 K: 1 S: 5	H: 0 LOB: 1 BB: 1 P: 9	R: 1 E: 0 K: 1 S: 6	H: 2 LOB: 0 BB: 0 P: 6	R: 0 E: 0 K: 1 S: 5	H: 0 LOB: 1 BB: 0 P: 5	R: 0 E: 0 K: 0 S: 4	H: 1 LOB: 1 BB: 0 P: 4	1B: 3 2B: 1 3B: 0 HR: 3	SF: 0 SAC: 0 DP: 1 HBP: 0	WP: 0 PB: 0 SB: 0 CS: 0	PA: 34			
<b>PITCHER</b>	IP	WLS	BF	H	R	ER	SO	BB	IBB	HBP	BLK	WP	HR	S	P	ERA	WHIP								
Steve Renko, R ERA: 4.3 Howie Reed, R ERA: 3.31	(1, 1) (8, 1)	7.0 W	27 7	5 1	4 0	4 0	6 1	2 0	0 0	0 0	0 0	0 0	3 9	37 9	45	5.14 0.00	1.000 0.500								

Chicago Cubs @ Montreal Expos  
Jarry Park, Montreal, QB  
Sun Sep 20 1970, 3:33 AM EDT  
Att: 22,274 - Sunny - 71 F

AB 32  
R 4  
H 6  
RBI 4  
BB 2  
SO 7  
LOB 4



Batter	1	2	3	4	5	6	7	8	9	AB	R	H	RBI	BB	SO	LOB	BOTTOM								
Boots Day, L OBP: 0.333, SLG: 0.333 (1, 8)										4	0	0	0	0	1	2									
Jim Gosger, L OBP: 0.351, SLG: 0.384 (1, 7)										4	1	1	0	0	0	0									
Rusty Staub, L OBP: 0.398, SLG: 0.506 (1, 9)										4	1	1	0	0	0	0									
Bob Bailey, R OBP: 0.422, SLG: 0.637 Coco Laboy, R OBP: 0.295, SLG: 0.298 (9, 5)										3	1	1	1	1	2	0									
Ron Fairly, L OBP: 0.407, SLG: 0.460 (1, 3)										4	2	3	2	0	0	1									
John Bateman, R OBP: 0.276, SLG: 0.385 (1, 2)										4	0	1	0	0	0	3									
Mary Staehle, L OBP: 0.307, SLG: 0.256 (1, 4)										2	0	1	1	1	0	1									
Bobby Wine, R OBP: 0.281, SLG: 0.295 Mack Jones, L OBP: 0.397, SLG: 0.459 Gary Sutherland, R OBP: 0.267, SLG: 0.252 (7, PH) (8, 6)										2	0	0	0	0	0	1									
Steve Renko, R OBP: 0.208, SLG: 0.253 Jim Fairry, L OBP: 0.292, SLG: 0.356 Howie Reed, R (8, 1)										2	1	2	1	0	0	0									
										1	0	0	0	0	0	1									
										1	0	0	0	0	0	2									
<b>Inning Stats</b>	R: 0 E: 0 K: 1 S: 5	H: 0 LOB: 0 BB: 0 P: 5	R: 0 E: 0 K: 0 S: 3	H: 0 LOB: 1 BB: 1 P: 7	R: 1 E: 0 K: 0 S: 4	H: 1 LOB: 0 BB: 0 P: 4	R: 0 E: 0 K: 1 S: 6	H: 1 LOB: 1 BB: 0 P: 6	R: 0 E: 0 K: 0 S: 5	H: 0 LOB: 0 BB: 0 P: 5	R: 1 E: 0 K: 0 S: 5	H: 2 LOB: 1 BB: 0 P: 5	R: 4 E: 0 K: 0 S: 8	H: 5 LOB: 2 BB: 1 P: 12	R: 0 E: 0 K: 0 S: 4	H: 0 LOB: 1 BB: 1 P: 4	1B: 8 2B: 2 3B: 0 HR: 1	SF: 1 SAC: 0 DP: 1 HBP: 0	WP: 0 PB: 0 SB: 0 CS: 0	PA: 36					
<b>PITCHER</b>	IP	WLS	BF	H	R	ER	SO	BB	IBB	HBP	BLK	WP	HR	S	P	ERA	WHIP								
Mitt Pappas, R ERA: 3.31 Phil Regan, R ERA: 4.64 Fergie Jenkins, R ERA: 3.51	(1, 1) (7, 1) (8, 1)	6.1 L	25 6	6 3	2 3	2 3	3 0	1 0	0 0	0 0	0 0	0 0	1 6	30 6	34	2.84 27.00	1.105 3.000								

Chicago Cubs @ Montreal Expos  
Jarry Park, Montreal, QB  
Sun Sep 20 1970, 3:33 AM EDT  
Att: 22,274 - Sunny - 71 F

AB 33  
R 6  
H 11  
RBI 6  
BB 2  
SO 3  
LOB 12





Batter	1	2	3	4	5	6	7	8	9	AB	R	H	RBI	BB	SO	LOB	TOP										
<b>Boots Day, L</b> OBP: 0.330, SLG: 0.330 (1.8)	0-0 1-3		0-0 1B			0-0 FC1-6 3B		0-0 F6		4	1	1	0	0	0	1											
<b>Jim Gosger, L</b> OBP: 0.346, SLG: 0.378 (1.7)	0-0 F9		0-0 3-1			0-3 K		0-0 1-4-3		4	0	0	0	0	0	1	3										
<b>Rusty Staub, L</b> OBP: 0.397, SLG: 0.507 (1.9)	0-0 4-3			0-3 K		0-0 K		0-0 F8		4	0	1	1	0	1	0											
<b>Bob Bailey, R</b> OBP: 0.418, SLG: 0.629 (1.5)		0-0 6-3		0-0 F8		0-0 5-3		0-0 F8		4	0	0	0	0	0	1											
<b>Ron Fairly, L</b> OBP: 0.406, SLG: 0.458 (1.3)		0-0 F2		0-0 F9			0-0 G4-6-3 1B		0-3 K	4	0	1	0	0	1	0											
<b>John Bateman, R</b> OBP: 0.276, SLG: 0.384 (1.2)		0-0 F8			0-0 F9		0-0 G4-6-3 1B		0-0 F8	4	0	1	0	0	0	0											
<b>Mary Staehle, L</b> OBP: 0.305, SLG: 0.253 (1.4)			0-0 3-1		0-0 F6		0-0 G4-6-3 1B			3	0	0	0	0	0	2											
<b>Bobby Wine, R</b> OBP: 0.281, SLG: 0.293 (1.6)			0-0 F9		0-0 5-3		4-0 IBB			2	0	0	0	1	0	0											
<b>Bill Stoneman, R</b> OBP: 0.136, SLG: 0.140 (1.1)			4-0 1B BB			0-0 FC1-6 1B		0-3 K		2	0	1	0	1	1	2											
<b>Inning Stats</b>	R: 0 E: 0 K: 0 S: 3	H: 0 LOB: 0 BB: 0 P: 3	R: 0 E: 0 K: 0 S: 3	H: 0 LOB: 0 BB: 0 P: 3	R: 0 E: 0 K: 1 S: 4	H: 1 LOB: 2 BB: 1 P: 8	R: 0 E: 0 K: 1 S: 5	H: 0 LOB: 0 BB: 0 P: 5	R: 0 E: 0 K: 0 S: 3	H: 0 LOB: 3 BB: 0 P: 3	R: 1 E: 0 K: 1 S: 7	H: 2 LOB: 1 BB: 0 P: 7	R: 0 E: 0 K: 1 S: 6	H: 2 LOB: 2 BB: 1 P: 10	R: 0 E: 0 K: 0 S: 3	H: 0 LOB: 0 BB: 0 P: 5	R: 0 E: 0 K: 1 S: 5	H: 0 LOB: 0 BB: 0 P: 5	1B: 4 2B: 0 3B: 1 HR: 0	SF: 0 SAC: 0 DP: 1 HBP: 0	WP: 0 PB: 0 SB: 1 CS: 0	PA: 33					
<b>PITCHER</b>	IP	WLS	BF	H	R	ER	SO	BB	IBB	HBP	BLK	WP	HR	S	P	ERA	WHIP										
<b>Dock Ellis, R</b> ERA: 3.29 (1.1)	7.0	L	27	5	1	1	3	1	1	0	0	0	0	31	39	1.29	0.857										
<b>Mudcat Grant, R</b> ERA: 1.6 (8.1)	2.0		6	0	0	0	1	0	0	0	0	0	0	8	8	0.00	0.000										

**Montreal Expos @ Pittsburgh Pirates**  
Three Rivers Stadium, Pittsburgh, PA  
Tue Sep 22 1970, 7:05 PM EDT  
Unknown

AB	31
R	1
H	5
RBI	1
BB	2
SO	4
LOB	9



Batter	1	2	3	4	5	6	7	8	9	AB	R	H	RBI	BB	SO	LOB	BOTTOM										
<b>Matty Alou, L</b> OBP: 0.326, SLG: 0.353 (1.8)	0-0 F7		0-0 F6		0-0 F8		0-0 F4		0-0 F7	5	0	0	0	0	0	2											
<b>Richie Hebner, L</b> OBP: 0.355, SLG: 0.446 (1.5)	1-0 HBP		0-3 K		4-0 HBP BB		4-0 BB		0-0 F2	2	0	0	0	2	1	1											
<b>Al Oliver, L</b> OBP: 0.327, SLG: 0.423 (1.9)	0-0 F4			0-0 F8	1-0 HBP		0-0 4-3			3	0	0	0	0	0	2											
<b>Willie Stargell, L</b> OBP: 0.332, SLG: 0.527 (1.7)	0-0 F7			0-0 FC4-6 1B	0-3 K			0-3 K		4	0	1	0	0	2	4											
<b>Bob Robertson, R</b> OBP: 0.366, SLG: 0.575 (1.3)		0-0 F9		0-0 FC4-6 1B		0-3 K		0-0 4-3 1B		4	0	2	0	0	1	0											
<b>Johnny Jeter, R</b> OBP: 0.308, SLG: 0.328 (8. PR) (9.9)										0	0	0	0	0	0	0											
<b>Manny Sanguillen, R</b> OBP: 0.338, SLG: 0.439 (1.2)		0-0 6-3		0-0 FC4-6		0-0 1B		0-0 4-3		4	0	1	0	0	0	3											
<b>Gene Alley, R</b> OBP: 0.130, SLG: 0.353 (1.6)				0-3 K				0-0 F8		3	0	1	0	0	1	3											
<b>George Kopacz, L</b> OBP: 0.200, SLG: 0.200 (6. PH) (9.6)								0-0 F8		1	0	0	0	0	0	2											
<b>Freddie Patek, R</b> OBP: 0.330, SLG: 0.351 (9.6)										0	0	0	0	0	0	0											
<b>Bill Mazerowski, R</b> OBP: 0.289, SLG: 0.331 (1.4)		0-0 5-3			0-0 FC3-6 1B		0-0 F2		1-0 FC5-6 HBP	3	0	1	0	0	0	2											
<b>Milt May, L</b> OBP: 0.667, SLG: 0.500 (9. PH) (9.6)										0	0	0	0	0	0	0											
<b>Dave Cash, R</b> OBP: 0.357, SLG: 0.412 (9. PR) (9.6)										0	0	0	0	0	0	0											
<b>Dock Ellis, S</b> OBP: 0.130, SLG: 0.119 (1.1)			0-0 4-3		0-0 FC3-6 HBP BB			0-3 K		2	0	0	0	0	0	1											
<b>Gene Clines, R</b> OBP: 0.536, SLG: 0.538 (7. PH) (8.1)										1	0	0	0	0	1	0											
<b>Mudcat Grant, R</b> OBP: 0.467, SLG: 0.200 (9. PR) (9.6)										0	0	0	0	0	0	0											
<b>Jose Pagan, R</b> OBP: 0.314, SLG: 0.426 (9. PH) (9.6)										1	0	0	0	0	0	1											
<b>Inning Stats</b>	R: 0 E: 0 K: 0 S: 3	H: 0 LOB: 1 BB: 0 P: 4	R: 0 E: 0 K: 0 S: 4	H: 1 LOB: 1 BB: 0 P: 4	R: 0 E: 0 K: 1 S: 5	H: 0 LOB: 0 BB: 0 P: 5	R: 0 E: 0 K: 1 S: 7	H: 2 LOB: 2 BB: 0 P: 7	R: 0 E: 0 K: 1 S: 6	H: 1 LOB: 3 BB: 1 P: 11	R: 0 E: 0 K: 1 S: 6	H: 1 LOB: 1 BB: 0 P: 6	R: 0 E: 0 K: 1 S: 5	H: 0 LOB: 1 BB: 1 P: 9	R: 0 E: 0 K: 1 S: 6	H: 1 LOB: 2 BB: 0 P: 6	R: 0 E: 0 K: 0 S: 3	H: 0 LOB: 1 BB: 0 P: 4	1B: 6 2B: 0 3B: 0 HR: 0	SF: 0 SAC: 0 DP: 0 HBP: 3	WP: 0 PB: 0 SB: 0 CS: 0	PA: 38					
<b>PITCHER</b>	IP	WLS	BF	H	R	ER	SO	BB	IBB	HBP	BLK	WP	HR	S	P	ERA	WHIP										
<b>Bill Stoneman, R</b> ERA: 4.88 (1.1)	9.0	W	38	6	0	0	6	2	0	3	0	0	0	45	56	0.00	0.889										

**Montreal Expos @ Pittsburgh Pirates**  
Three Rivers Stadium, Pittsburgh, PA  
Tue Sep 22 1970, 7:05 PM EDT  
Unknown

AB	33
R	0
H	6
RBI	0
BB	2
SO	6
LOB	21





Batter	1	2	3	4	5	6	7	8	9	AB	R	H	RBI	BB	SO	LOB	TOP					
Don Hahn, R OBP: 0.383, SLG: 0.316 (1, 7)										3	0	2	0	1	0	0	<b>Montreal Expos @ Pittsburgh Pirates</b> Three Rivers Stadium, Pittsburgh, PA Tue Sep 22 1970, 7:05 PM EDT Att: 19,524 - Unknown					
Rusty Staub, L OBP: 0.395, SLG: 0.505 (1, 9)										3	0	0	0	0	2	3						
Gary Sutherland, R OBP: 0.284, SLG: 0.248 (1, 4)										4	0	0	0	0	2							
Bob Bailey, R OBP: 0.413, SLG: 0.621 (1, 3)										4	0	0	0	0	2							
John Bateman, R OBP: 0.276, SLG: 0.383 (1, 2)										4	0	1	0	0	1	0						
Coco Laboy, R OBP: 0.251, SLG: 0.296 (1, 5)										4	1	0	0	0	0	1						
Clyde Mashore, R OBP: 0.294, SLG: 0.400 (1, 8)										4	0	0	0	0	3	2						
Bobby Wine, R OBP: 0.283, SLG: 0.296 (1, 6)										3	0	1	1	1	1	0						
Mike Wegener, R OBP: 0.118, SLG: 0.118 John O'Donoghue, R (5, 1)										2	0	0	0	0	0	3						
Adolfo Phillips, R OBP: 0.353, SLG: 0.381 (7, PH)										0	0	0	0	0	0	0						
Dan McGinn, L OBP: 0.114, SLG: 0.114 (7, 1)										0	0	0	0	1	0	0						
										0	0	0	0	0	0	0						
<b>Inning Stats</b>	R: 0 E: 0 K: 0 S: 4	H: 1 LOB: 1 BB: 0 P: 4	R: 1 E: 1 K: 1 S: 7	H: 1 LOB: 1 BB: 0 P: 7	R: 0 E: 0 K: 0 S: 4	H: 1 LOB: 1 BB: 0 P: 4	R: 0 E: 0 K: 1 S: 6	H: 1 LOB: 2 BB: 1 P: 10	R: 0 E: 0 K: 1 S: 5	H: 0 LOB: 0 BB: 0 P: 5	R: 0 E: 0 K: 0 S: 3	H: 0 LOB: 0 BB: 0 P: 3	R: 0 E: 0 K: 1 S: 5	H: 0 LOB: 2 BB: 2 P: 13	R: 0 E: 0 K: 2 S: 7	H: 0 LOB: 0 BB: 0 P: 7	R: 0 E: 0 K: 2 S: 7	H: 0 LOB: 0 BB: 0 P: 7	1B: 3 2B: 1 3B: 0 HR: 0	SF: 0 SAC: 1 DP: 0 HBP: 0	WP: 0 SB: 0 CS: 1	PA: 35
<b>PITCHER</b>	IP WLS BF H R ER SO BB IBB HBP BLK WP HR S P ERA WHIP	IP WLS BF H R ER SO BB IBB HBP BLK WP HR S P ERA WHIP																				
Bob Veale, L ERA: 3.95 Joe Gibbon, L ERA: 5.08	(1, 1) (7, 1)	6.2 W 28 4 1 0 3 2 1 0 0 0 0 0 31 43 0.00 0.900	2.1 S 7 0 0 0 4 0 0 0 0 0 0 0 15 15 0.00 0.000																			

AB	31
R	1
H	4
RBI	1
BB	3
SO	7
LOB	13



Batter	1	2	3	4	5	6	7	8	9	AB	R	H	RBI	BB	SO	LOB	BOTTOM			
Matty Alou, L OBP: 0.326, SLG: 0.352 (1, 8)										4	0	1	1	0	0	0	<b>Montreal Expos @ Pittsburgh Pirates</b> Three Rivers Stadium, Pittsburgh, PA Tue Sep 22 1970, 7:05 PM EDT Att: 19,524 - Unknown			
Richie Hebner, L OBP: 0.354, SLG: 0.443 (1, 5)										2	1	0	1	1	1	0				
Al Oliver, L OBP: 0.326, SLG: 0.420 (1, 9)										3	0	0	0	1	0	2				
Willie Stargell, L OBP: 0.329, SLG: 0.522 (1, 7)										4	0	0	0	0	1	4				
Bob Robertson, R OBP: 0.363, SLG: 0.572 (1, 3)										2	0	0	1	0	0	0				
Manny Sanguillen, R OBP: 0.338, SLG: 0.439 (1, 2)										3	0	1	0	0	0	1				
Dave Cash, R OBP: 0.356, SLG: 0.416 (1, 4)										3	1	1	0	0	0	1				
Gene Alley, R OBP: 0.293, SLG: 0.354 (1, 6)										2	1	1	0	0	0	0				
Bob Veale, S OBP: 0.203, SLG: 0.200 Joe Gibbon, R (7, 1)										2	0	1	0	0	0	1				
										1	0	0	0	0	0	0				
<b>Inning Stats</b>	R: 0 E: 0 K: 0 S: 3	H: 0 LOB: 0 BB: 0 P: 3	R: 0 E: 0 K: 0 S: 4	H: 1 LOB: 1 BB: 0 P: 4	R: 0 E: 0 K: 0 S: 3	H: 1 LOB: 0 BB: 0 P: 3	R: 1 E: 0 K: 0 S: 3	H: 0 LOB: 1 BB: 2 P: 11	R: 2 E: 0 K: 1 S: 8	H: 3 LOB: 2 BB: 0 P: 9	R: 0 E: 0 K: 0 S: 3	H: 0 LOB: 0 BB: 0 P: 3	R: 0 E: 0 K: 1 S: 5	H: 0 LOB: 0 BB: 0 P: 5	R: 0 E: 0 K: 1 S: 5	H: 0 LOB: 0 BB: 0 P: 5	1B: 4 2B: 1 3B: 0 HR: 0	SF: 2 SAC: 0 DP: 1 HBP: 1	WP: 0 SB: 0 CS: 0	PA: 31
<b>PITCHER</b>	IP WLS BF H R ER SO BB IBB HBP BLK WP HR S P ERA WHIP	IP WLS BF H R ER SO BB IBB HBP BLK WP HR S P ERA WHIP																		
Mike Wegener, R ERA: 5.14 John O'Donoghue, L ERA: 5.4 Dan McGinn, L ERA: 5.32	(1, 1) (5, 1) (7, 1)	4.0 L 18 4 3 3 0 2 0 0 0 0 0 0 9 9 6.75 1.500	2.0 7 1 0 0 1 0 0 0 0 0 0 0 0 8 8 0.00 0.000																	





Batter	1	2	3	4	5	6	7	8	9	AB	R	H	RBI	BB	SO	LOB	TOP			
Don Hahn, R (1, 8) OBP: 0.388, SLG: 0.324 Boots Day, L (6, PH) OBP: 0.324, SLG: 0.324										3	1	2	1	0	1	2	<b>Montreal Expos @ Pittsburgh Pirates</b> Three Rivers Stadium, Pittsburgh, PA Wed Sep 23 1970, 7:05 PM EDT Att: 12,420 - Unknown			
Gary Sutherland, R (1, 4) OBP: 0.297, SLG: 0.251										4	0	2	0	0	0	1				
Rusty Staub, L (1, 9) OBP: 0.394, SLG: 0.503										4	0	1	1	0	1	2				
Bob Bailey, R (1, 7) OBP: 0.414, SLG: 0.617 Jim Gosger, L (9, 7) OBP: 0.346, SLG: 0.378										2	1	0	0	2	2	3				
John Bateman, R (1, 2) OBP: 0.274, SLG: 0.381										3	0	0	0	0	0	4				
Ron Fairly, L (1, 3) OBP: 0.405, SLG: 0.455										4	0	1	0	0	0	3				
Coco Laboy, R (1, 5) OBP: 0.253, SLG: 0.300										4	1	2	1	0	0	1				
Bobby Wine, R (1, 6) OBP: 0.285, SLG: 0.297										4	0	2	0	0	1	1				
Carl Morton, R (1, 1) OBP: 0.221, SLG: 0.264 Mike Marshall, R (9, 1) OBP: 0.182, SLG: 0.100										4	0	1	0	0	2	4				
										0	0	0	0	0	0	0				
<b>Inning Stats</b>	R: 1 E: 0 K: 1 S: 7	H: 2 LOB: 1 BB: 0 P: 7	R: 0 E: 0 K: 2 S: 9	H: 2 LOB: 2 BB: 0 P: 9	R: 0 E: 1 K: 1 S: 7	H: 1 LOB: 2 BB: 0 P: 7	R: 1 E: 0 K: 1 S: 8	H: 3 LOB: 2 BB: 0 P: 8	R: 1 E: 0 K: 0 S: 3	H: 1 LOB: 1 BB: 1 P: 7	R: 0 E: 0 K: 0 S: 2	H: 0 LOB: 0 BB: 1 P: 6	R: 0 E: 0 K: 1 S: 6	H: 1 LOB: 1 BB: 0 P: 6	R: 0 E: 0 K: 0 S: 3	H: 0 LOB: 0 BB: 0 P: 3	1B: 10 2B: 2 3B: 0 HR: 0	SF: 0 SAC: 3 DP: 1 HBP: 0	WP: 0 PB: 1 CS: 0	PA: 39
<b>PITCHER</b>	IP WLS BF H R ER SO BB IBB HBP BLK WP HR S P ERA WHIP																			
George Brunet, L (1, 1) ERA: 4.31	5.0 L 25 9 3 3 5 1 0 0 0 0 0 0 34 38 5.40 2.000																			
John Lamb, R (6, 1) ERA: 2.45	2.0 7 1 0 0 1 1 0 0 0 0 0 0 8 12 0.00 1.000																			
Mudcat Grant, R (8, 1) ERA: 1.77	2.0 7 1 0 0 1 0 0 0 0 0 0 0 9 9 0.00 0.500																			

AB	34
R	3
H	11
RBI	3
BB	2
SO	7
LOB	22



Batter	1	2	3	4	5	6	7	8	9	AB	R	H	RBI	BB	SO	LOB	BOTTOM			
Matty Alou, L (1, 8) OBP: 0.326, SLG: 0.351										4	0	1	0	0	0	0	<b>Montreal Expos @ Pittsburgh Pirates</b> Three Rivers Stadium, Pittsburgh, PA Wed Sep 23 1970, 7:05 PM EDT Att: 12,420 - Unknown			
Richie Hebner, L (1, 5) OBP: 0.351, SLG: 0.439										4	0	0	0	0	0	1				
Al Oliver, L (1, 9) OBP: 0.324, SLG: 0.417										4	0	0	0	0	0	0				
Willie Stargell, L (1, 7) OBP: 0.331, SLG: 0.521 Johnny Jeter, R (9, PR) OBP: 0.308, SLG: 0.328										3	1	1	0	1	0	0				
Bob Robertson, R (1, 3) OBP: 0.360, SLG: 0.566										4	0	0	0	0	2	2				
Manny Sanguillen, R (1, 2) OBP: 0.341, SLG: 0.441 Freddie Patek, R (9, PR) OBP: 0.330, SLG: 0.351										4	0	3	0	0	0	0				
Dave Cash, R (1, 4) OBP: 0.364, SLG: 0.423										4	0	3	1	0	0	1				
Gene Alley, R (1, 6) OBP: 0.291, SLG: 0.351 Jose Pagan, R (9, PH) OBP: 0.313, SLG: 0.424										3	0	0	0	0	1	5				
George Brunet, R (1, 1) OBP: 0.186, SLG: 0.244 George Kopacz, L (5, PH) OBP: 0.142, SLG: 0.182 John Larino, L (5, 1) OBP: 0.306, SLG: 0.333 Mudcat Grant, R (9, 1) OBP: 0.407, SLG: 0.200 Gene Clines, R (9, PH) OBP: 0.317, SLG: 0.519										1	0	0	0	0	1	2				
										1	0	0	0	0	0	0				
										0	0	0	0	0	0	0				
										1	0	0	0	0	0	1				
										1	0	0	0	0	0	3				
<b>Inning Stats</b>	R: 0 E: 0 K: 0 S: 3	H: 1 LOB: 0 BB: 0 P: 3	R: 1 E: 0 K: 3 S: 11	H: 2 LOB: 1 BB: 1 P: 15	R: 0 E: 0 K: 0 S: 3	H: 0 LOB: 0 BB: 0 P: 3	R: 0 E: 0 K: 0 S: 5	H: 2 LOB: 2 BB: 0 P: 5	R: 0 E: 0 K: 1 S: 5	H: 0 LOB: 0 BB: 0 P: 5	R: 0 E: 0 K: 0 S: 4	H: 1 LOB: 1 BB: 0 P: 4	R: 0 E: 0 K: 0 S: 3	H: 0 LOB: 0 BB: 0 P: 3	R: 1 E: 1 K: 0 S: 6	H: 2 LOB: 2 BB: 0 P: 6	1B: 8 2B: 0 3B: 0 HR: 0	SF: 0 SAC: 0 DP: 1 HBP: 0	WP: 0 PB: 0 CS: 0	PA: 36
<b>PITCHER</b>	IP WLS BF H R ER SO BB IBB HBP BLK WP HR S P ERA WHIP																			
Carl Morton, R (1, 1) ERA: 3.81	8.1 W 33 8 2 1 4 1 0 0 0 0 0 0 40 44 1.08 1.080																			
Mike Marshall, R (9, 1) ERA: 4.03	0.2 S 3 0 0 0 0 0 0 0 0 0 0 0 3 3 0.00 0.000																			

AB	35
R	2
H	8
RBI	1
BB	1
SO	4
LOB	18





Batter	1	2	3	4	5	6	7	8	9	AB	R	H	RBI	BB	SO	LOB	TOP				
Don Hahn, R OBP: 0.385, SLG: 0.321 (1, 8)										4	0	1	0	0	0	0	<b>Montreal Expos @ Pittsburgh Pirates</b> Three Rivers Stadium, Pittsburgh, PA Thu Sep 24 1970, 7:05 PM EDT Att: 14,026 - Unknown				
Gary Sutherland, R OBP: 0.297, SLG: 0.249 (1, 4)										3	0	0	0	1	0						
Rusty Staub, L OBP: 0.395, SLG: 0.502 (1, 9)										3	0	1	0	1	0						
Bob Bailey, R OBP: 0.415, SLG: 0.616 (1, 7)										4	0	2	0	0	2						
John Bateman, R OBP: 0.274, SLG: 0.380 (1, 2)									4	0	1	0	0	0	5						
Ron Fairly, L OBP: 0.405, SLG: 0.454 (1, 3)										3	0	1	0	1	5						
Coco Laboy, R OBP: 0.252, SLG: 0.299 Clyde Mashore, R OBP: 0.250, SLG: 0.333 (1, 5) (2, 8)										1	0	0	0	0	0						
Bobby Wine, R OBP: 0.285, SLG: 0.297 (1, 6)										4	0	1	0	0	2						
Steve Renko, R OBP: 0.203, SLG: 0.247 John Strohmayr, R OBP: 0.167, SLG: 0.167 Dan McGinn, L OBP: 0.114, SLG: 0.114 Adolfo Phillips, R OBP: 0.352, SLG: 0.379 Claude Raymond, R (7, 1) (7, 1)										2	0	0	0	0	0						
<b>Inning Stats</b>	R: 0 E: 1 K: 2 S: 9	H: 1 LOB: 3 BB: 1 P: 13	R: 0 E: 0 K: 0 S: 3	H: 0 LOB: 0 BB: 0 P: 3	R: 0 E: 0 K: 1 S: 5	H: 0 LOB: 0 BB: 0 P: 5	R: 0 E: 0 K: 1 S: 6	H: 2 LOB: 1 BB: 0 P: 6	R: 0 E: 0 K: 0 S: 3	H: 0 LOB: 0 BB: 0 P: 3	R: 0 E: 0 K: 1 S: 4	H: 1 LOB: 2 BB: 1 P: 8	R: 0 E: 0 K: 0 S: 5	H: 1 LOB: 0 BB: 0 P: 5	R: 0 E: 0 K: 0 S: 3	H: 1 LOB: 2 BB: 1 P: 10		1B: 7 2B: 0 3B: 0 HR: 0	SF: 0 SAC: 0 DP: 3 HBP: 0	WP: 0 PB: 0 CS: 0	PA: 35
<b>PITCHER</b> Luke Walker, L ERA: 3.1 (1, 1)	IP: 9.0 WLS: W BF: 35 H: 7 R: 0 ER: 0 SO: 6 BB: 3 IBB: 0 HBP: 0 BLK: 0 WP: 0 HR: 0 S: 44 P: 56 ERA: 0.00 WHIP: 1.111															<b>PITCHER</b> IP: 9.0 WLS: W BF: 35 H: 7 R: 0 ER: 0 SO: 6 BB: 3 IBB: 0 HBP: 0 BLK: 0 WP: 0 HR: 0 S: 44 P: 56 ERA: 0.00 WHIP: 1.111					

AB	32
R	0
H	7
RBI	0
BB	3
SO	6
LOB	19



Batter	1	2	3	4	5	6	7	8	9	AB	R	H	RBI	BB	SO	LOB	BOTTOM				
Matty Alou, L OBP: 0.326, SLG: 0.352 (1, 8)										5	0	2	0	0	0	2	<b>Montreal Expos @ Pittsburgh Pirates</b> Three Rivers Stadium, Pittsburgh, PA Thu Sep 24 1970, 7:05 PM EDT Att: 14,026 - Unknown				
Dave Cash, R OBP: 0.365, SLG: 0.423 (1, 4)										5	1	2	1	0	1	3					
Al Oliver, L OBP: 0.323, SLG: 0.417 (1, 9)										5	0	1	1	0	0	3					
Willie Stargell, L OBP: 0.329, SLG: 0.516 (1, 7)										4	0	0	0	1	1						
Bob Robertson, R OBP: 0.361, SLG: 0.568 (1, 3)									4	2	2	0	0	1	2						
Manny Sanguillen, R OBP: 0.365, SLG: 0.444 (1, 2)									4	2	3	1	0	0	1						
Richie Hebner, L OBP: 0.352, SLG: 0.442 (1, 5)									4	3	2	1	0	0	2						
Gene Alley, R OBP: 0.295, SLG: 0.360 (1, 6)									4	0	3	4	0	0	1						
Luke Walker, L OBP: 0.196, SLG: 0.140 (1, 1)									3	0	0	0	0	2	2						
<b>Inning Stats</b>	R: 0 E: 0 K: 0 S: 3	H: 0 LOB: 0 BB: 0 P: 3	R: 3 E: 0 K: 2 S: 12	H: 5 LOB: 2 BB: 0 P: 12	R: 0 E: 0 K: 1 S: 5	H: 0 LOB: 0 BB: 0 P: 5	R: 0 E: 0 K: 0 S: 3	H: 1 LOB: 0 BB: 0 P: 3	R: 1 E: 0 K: 1 S: 7	H: 2 LOB: 2 BB: 1 P: 11	R: 2 E: 0 K: 0 S: 7	H: 4 LOB: 2 BB: 0 P: 7	R: 2 E: 1 K: 0 S: 6	H: 2 LOB: 1 BB: 0 P: 6	R: 0 E: 0 K: 1 S: 6	H: 1 LOB: 1 BB: 0 P: 6		1B: 11 2B: 3 3B: 1 HR: 0	SF: 0 SAC: 1 DP: 1 HBP: 0	WP: 0 PB: 0 CS: 0	PA: 40
<b>PITCHER</b> Steve Renko, R ERA: 4.37 John Strohmayr, R ERA: 4.86 Dan McGinn, L ERA: 5.28 Claude Raymond, R ERA: 4.45 (1, 1) (6, 1) (6, 1) (7, 1)	IP: 5.0 WLS: L BF: 23 H: 8 R: 4 ER: 4 SO: 4 BB: 0 IBB: 0 HBP: 0 BLK: 0 WP: 0 HR: 0 S: 30 P: 34 ERA: 7.20 WHIP: 1.600															<b>PITCHER</b> IP: 5.0 WLS: L BF: 23 H: 8 R: 4 ER: 4 SO: 4 BB: 0 IBB: 0 HBP: 0 BLK: 0 WP: 0 HR: 0 S: 30 P: 34 ERA: 7.20 WHIP: 1.600					









Batter	1	2	3	4	5	6	7	8	9	AB	R	H	RBI	BB	SO	LOB	TOP					
Lou Brock, L OBP: 0.362, SLG: 0.425 (1, 7)										5	2	2	0	0	1	1	<b>St. Louis Cardinals @ Montreal Expos</b> Jarry Park, Montreal, QB Sat Sep 26 1970, 3:33 AM EDT Att: 19,120 - Unknown					
Ed Crosby, L OBP: 0.296, SLG: 0.314 (1, 6)										4	2	2	1	1	0	1						
Joe Hague, L OBP: 0.363, SLG: 0.424 (1, 3)										4	1	2	0	1	1	0						
Joe Torre, R OBP: 0.396, SLG: 0.500 (1, 5)										4	1	1	2	0	0	4						
Luis Melendez, R OBP: 0.357, SLG: 0.358 (1, 8)										5	0	1	1	0	1	3						
Jose Cruz, L OBP: 0.400, SLG: 0.385 (1, 9)										3	0	1	0	1	0	2						
Ted Simmons, S OBP: 0.341, SLG: 0.325 (1, 2)										3	0	2	1	1	0	2						
Dal Maxvill, R OBP: 0.287, SLG: 0.226 (1, 4)										4	0	0	0	0	0	7						
Steve Carlton, L OBP: 0.247, SLG: 0.225 (1, 1)										3	1	0	0	0	2	2						
<b>Inning Stats</b>	R: 1 E: 0 K: 0 S: 3	H: 1 LOB: 1 BB: 2 P: 11	R: 0 E: 0 K: 1 S: 4	H: 0 LOB: 1 BB: 1 P: 9	R: 0 E: 0 K: 2 S: 7	H: 0 LOB: 0 BB: 0 P: 7	R: 0 E: 0 K: 0 S: 4	H: 1 LOB: 2 BB: 0 P: 5	R: 0 E: 0 K: 0 S: 3	H: 0 LOB: 0 BB: 0 P: 3	R: 0 E: 0 K: 1 S: 6	H: 1 LOB: 1 BB: 0 P: 6	R: 3 E: 0 K: 1 S: 9	H: 4 LOB: 2 BB: 1 P: 13	R: 3 E: 2 K: 0 S: 6	H: 3 LOB: 1 BB: 0 P: 7		1B: 9 2B: 1 3B: 1 HR: 0	SF: 0 SAC: 0 DP: 4 HBP: 3	WP: 0 PB: 0 SB: 0 CS: 0	PA: 42	
<b>PITCHER</b>	IP WLS BF H R ER SO BB IBB HBP BLK WP HR S P ERA WHIP																					
Bill Stoneman, R ERA: 4.55 (1, 1)	3.0 13 1 1 1 3 3 0 2 0 0 0 0 14 28 3.00 1.333																					
Howie Reed, R ERA: 3.13 (4, 1)	4.0 14 3 0 0 1 0 0 0 0 0 0 0 16 16 0.00 0.750																					
Dan McGinn, L ERA: 5.44 (8, 1)	0.2 L 6 3 3 3 1 1 0 0 0 0 0 0 7 11 40.50 6.000																					
Claude Raymond, R ERA: 4.43 (8, 1)	0.1 2 1 0 0 0 0 0 0 0 0 0 0 2 2 0.00 3.000																					
Mike Wegener, R ERA: 5.29 (9, 1)	1.0 7 3 3 2 0 0 0 1 0 0 0 0 6 7 18.00 3.000																					
<b>Batter</b>	<b>1</b>	<b>2</b>	<b>3</b>	<b>4</b>	<b>5</b>	<b>6</b>	<b>7</b>	<b>8</b>	<b>9</b>	<b>AB</b>	<b>R</b>	<b>H</b>	<b>RBI</b>	<b>BB</b>	<b>SO</b>	<b>LOB</b>	<b>BOTTOM</b>					
Don Hahn, R OBP: 0.379, SLG: 0.313 (1, 7)										4	0	0	0	0	1	0	<b>St. Louis Cardinals @ Montreal Expos</b> Jarry Park, Montreal, QB Sat Sep 26 1970, 3:33 AM EDT Att: 19,120 - Unknown					
Gary Sutherland, R OBP: 0.286, SLG: 0.256 (1, 4)										3	1	1	1	1	0	0						
Rusty Staub, L OBP: 0.393, SLG: 0.497 (1, 9)										4	0	0	0	0	1	1						
Bob Bailey, R OBP: 0.408, SLG: 0.602 (1, 5)										4	0	0	0	0	0	1						
John Bateman, R OBP: 0.274, SLG: 0.377 (1, 2)										2	0	0	0	0	0	0						
Ron Brand, R OBP: 0.281, SLG: 0.296 (6, 2)										2	0	0	0	0	0	0						
Bobby Wine, R OBP: 0.288, SLG: 0.300 (1, 6)										2	1	1	0	1	0	0						
Ron Fairly, L OBP: 0.404, SLG: 0.459 (1, 3)										3	0	0	0	0	0	2						
Clyde Mashore, R OBP: 0.308, SLG: 0.318 (1, 8)										3	0	1	1	0	2	0						
Bill Stoneman, R OBP: 0.333, SLG: 0.138 (1, 1)										1	0	0	0	0	1	0						
Howie Reed, R OBP: 0.313, SLG: 0.138 (4, 1)										1	0	0	0	0	0	1						
Dan McGinn, L OBP: 0.314, SLG: 0.174 (8, 1)										0	0	0	0	0	0	0						
Claude Raymond, R OBP: 0.344, SLG: 0.376 (8, 1)										0	0	0	0	0	0	0						
Adolfo Phillips, R OBP: 0.344, SLG: 0.376 (8, 1)										1	0	0	0	0	1	0						
Mike Wegener, R OBP: 0.116, SLG: 0.116 (9, 1)										0	0	0	0	0	0	0						
<b>Inning Stats</b>	R: 0 E: 0 K: 1 S: 5	H: 0 LOB: 1 BB: 1 P: 9	R: 0 E: 0 K: 0 S: 3	H: 0 LOB: 0 BB: 0 P: 3	R: 0 E: 0 K: 2 S: 7	H: 0 LOB: 0 BB: 0 P: 7	R: 0 E: 0 K: 0 S: 3	H: 0 LOB: 0 BB: 0 P: 3	R: 1 E: 0 K: 0 S: 4	H: 1 LOB: 1 BB: 1 P: 8	R: 0 E: 0 K: 0 S: 3	H: 0 LOB: 0 BB: 0 P: 3	R: 0 E: 0 K: 0 S: 4	H: 1 LOB: 1 BB: 0 P: 4	R: 0 E: 0 K: 3 S: 9	H: 0 LOB: 0 BB: 0 P: 9	R: 1 E: 0 K: 0 S: 4	H: 1 LOB: 0 BB: 0 P: 4	1B: 2 2B: 0 3B: 0 HR: 1	SF: 0 SAC: 0 DP: 0 HBP: 0	WP: 0 PB: 0 SB: 0 CS: 0	PA: 32
<b>PITCHER</b>	IP WLS BF H R ER SO BB IBB HBP BLK WP HR S P ERA WHIP																					
Steve Carlton, L ERA: 3.73 (1, 1)	9.0 W 32 3 2 2 6 2 0 0 0 0 0 1 42 50 2.00 0.556																					
<b>PITCHER</b>	IP WLS BF H R ER SO BB IBB HBP BLK WP HR S P ERA WHIP																					
Steve Carlton, L ERA: 3.73 (1, 1)	9.0 W 32 3 2 2 6 2 0 0 0 0 0 1 42 50 2.00 0.556																					
<b>AB</b>	<b>R</b>	<b>H</b>	<b>RBI</b>	<b>BB</b>	<b>SO</b>	<b>LOB</b>	<b>PA</b>															
35	7	11	5	4	5	22	42															



Batter	1	2	3	4	5	6	7	8	9	10	11	AB	R	H	RBI	BB	SO	LOB	TOP								
Lou Brock, L OBP: 0.363, SLG: 0.424 (1, 7)	K					G1		F7				4	0	1	0	1	1	1									
Ed Crosby, L OBP: 0.313, SLG: 0.330 (1, 6)										BB		5	0	3	0	0	0	3									
Joe Hague, L OBP: 0.361, SLG: 0.421 (1, 3)	G3-6											5	0	1	0	0	2	6									
Joe Torre, R OBP: 0.393, SLG: 0.496 (1, 5)												5	0	0	0	0	0	1									
Luis Melendez, R OBP: 0.329, SLG: 0.328 (1, 8)												5	0	0	0	0	1	1									
Leron Lee, L OBP: 0.289, SLG: 0.347 (1, 9)												5	0	2	0	0	0	0									
Ted Simmons, S OBP: 0.337, SLG: 0.320 (1, 2)												4	0	0	0	0	1	3									
Dal Maxvill, R OBP: 0.285, SLG: 0.224 (1, 4)												3	0	0	0	0	0	0									
Vic Davalillo, L OBP: 0.356, SLG: 0.433 (10, PH)												1	0	0	0	0	0	0									
Julian Javier, R OBP: 0.286, SLG: 0.308 (10, 4)												0	0	0	0	0	0	0									
Harry Parker, R OBP: 0.296, SLG: 0.286 (1, 1)												3	0	1	0	0	1	0									
Carl Taylor, R OBP: 0.358, SLG: 0.388 (10, PH)												1	0	1	0	0	0	0									
Tom Hilgendorf, S OBP: 0.337, SLG: 0.320 (10, 1)												0	0	0	0	0	0	0									
<b>Inning Stats</b>	R: 0 E: 0 K: 1 S: 5	H: 1 LOB: 0 BB: 0 P: 5	R: 0 E: 1 K: 1 S: 6	H: 0 LOB: 1 BB: 0 P: 6	R: 0 E: 0 K: 1 S: 6	H: 1 LOB: 1 BB: 0 P: 6	R: 0 E: 0 K: 0 S: 3	H: 1 LOB: 0 BB: 0 P: 3	R: 0 E: 0 K: 0 S: 3	H: 0 LOB: 0 BB: 0 P: 3	R: 0 E: 1 K: 1 S: 6	H: 1 LOB: 1 BB: 0 P: 6	R: 0 E: 0 K: 1 S: 7	H: 2 LOB: 2 BB: 0 P: 7	R: 0 E: 0 K: 0 S: 4	H: 1 LOB: 1 BB: 0 P: 4	R: 0 E: 0 K: 0 S: 6	H: 0 LOB: 0 BB: 0 P: 3	R: 0 E: 0 K: 0 S: 3	H: 0 LOB: 0 BB: 0 P: 3	1B: 8 2B: 1 3B: 0 HR: 0	SF: 0 SAC: 0 DP: 3 HBP: 0	WP: 0 PB: 0 SB: 0 CS: 0	PA: 42			
<b>PITCHER</b> Carl Morton, R ERA: 3.66 (1, 1)	IP 11.0	WLS 7	BF 42	H 9	R 0	ER 0	SO 6	BB 1	IBB 0	HBP 0	BLK 0	WP 0	HR 0	S 53	P 57	ERA 0.00	WHIP 0.909										

St. Louis Cardinals @ Montreal Expos  
 Jarry Park, Montreal, QB  
 Sun Sep 27 1970, 3:33 AM EDT  
 Att: 30,029 - Unknown

AB	41
R	0
H	9
RBI	0
BB	1
SO	6
LOB	15



Batter	1	2	3	4	5	6	7	8	9	10	11	AB	R	H	RBI	BB	SO	LOB	BOTTOM								
Boots Day, L OBP: 0.319, SLG: 0.318 (1, 8)	F5											4	0	0	0	0	1	1									
Clyde Mashore, R OBP: 0.296, SLG: 0.304 (11, 8)												1	0	0	0	0	1	0									
Jim Gosger, L OBP: 0.347, SLG: 0.376 (1, 7)	L1											3	0	1	0	1	0	0									
Ron Brand, R OBP: 0.297, SLG: 0.302 (11, PH)												1	1	1	0	0	0	0									
Rusty Staub, L OBP: 0.393, SLG: 0.497 (1, 9)												4	0	2	0	0	0	1									
Bob Bailey, R OBP: 0.408, SLG: 0.598 (1, 5)												4	0	1	0	1	0	2									
Ron Fairly, L OBP: 0.402, SLG: 0.457 (1, 3)												4	0	1	0	0	0	2									
Adolfo Phillips, R OBP: 0.352, SLG: 0.379 (8, PR) (10, 7)												1	0	1	1	0	0	0									
John Bateman, R OBP: 0.273, SLG: 0.375 (1, 2)												3	0	0	0	0	0	0									
Gary Sutherland, R OBP: 0.289, SLG: 0.259 (1, 4)												4	0	2	0	0	0	2									
Bobby Wine, R OBP: 0.286, SLG: 0.297 (1, 6)												4	0	0	0	0	2	2									
Carl Morton, R OBP: 0.212, SLG: 0.253 (1, 1)												4	0	0	0	0	2	1									
<b>Inning Stats</b>	R: 0 E: 0 K: 0 S: 5	H: 2 LOB: 2 BB: 0 P: 5	R: 0 E: 0 K: 1 S: 5	H: 0 LOB: 0 BB: 0 P: 5	R: 0 E: 0 K: 1 S: 6	H: 1 LOB: 1 BB: 0 P: 6	R: 0 E: 0 K: 0 S: 3	H: 0 LOB: 0 BB: 0 P: 3	R: 0 E: 0 K: 1 S: 6	H: 1 LOB: 1 BB: 0 P: 6	R: 0 E: 0 K: 0 S: 4	H: 1 LOB: 2 BB: 0 P: 8	R: 0 E: 0 K: 0 S: 3	H: 1 LOB: 1 BB: 0 P: 3	R: 0 E: 0 K: 2 S: 7	H: 0 LOB: 0 BB: 0 P: 7	R: 1 E: 0 K: 0 S: 3	H: 2 LOB: 2 BB: 1 P: 7	1B: 9 2B: 1 3B: 0 HR: 0	SF: 0 SAC: 2 DP: 1 HBP: 0	WP: 0 PB: 0 SB: 0 CS: 0	PA: 41					
<b>PITCHER</b> Harry Parker, R ERA: 2.7 (1, 1)	IP 9.0	WLS 7	BF 34	H 7	R 0	ER 0	SO 4	BB 1	IBB 0	HBP 0	BLK 0	WP 0	HR 0	S 41	P 45	ERA 0.00	WHIP 0.889										
<b>PITCHER</b> Tom Hilgendorf, L ERA: 3.92 (10, 1)	IP 1.1	WLS L	BF 7	H 2	R 1	ER 1	SO 2	BB 0	IBB 1	HBP 0	BLK 0	WP 0	HR 0	S 10	P 14	ERA 6.75	WHIP 1.500										

St. Louis Cardinals @ Montreal Expos  
 Jarry Park, Montreal, QB  
 Sun Sep 27 1970, 3:33 AM EDT  
 Att: 30,029 - Unknown

AB	37
R	1
H	9
RBI	1
BB	2
SO	6
LOB	11





Batter	1	2	3	4	5	6	7	8	9	AB	R	H	RBI	BB	SO	LOB	TOP										
Don Hahn, R (1, 8) OBP: 0.374, SLG: 0.309 Boots Day, L (4, FH) OBP: 0.308, SLG: 0.306	0-0 6-3	0-0 L8		0-3 K		0-0 P6		0-0 F8	0-3 K	2	0	0	0	0	0	1											
Gary Sutherland, R (1, 4) OBP: 0.273, SLG: 0.281	0-0 S 1B		0-0 SH2-4 E 1B	4-3		4-0 WP 2B BB		0-0 F9		4	2	2	0	1	0	3											
Rusty Staub, L (1, 9) OBP: 0.392, SLG: 0.497	0-3 K		0-0 SH2-4 1-2 1B	K		0-0 1-H 1B 2B		0-0 F7		4	1	1	1	1	0	2	4										
Bob Bailey, R (1, 7) Clyde Mashore, R (9, 7) OBP: 0.411, SLG: 0.607 OBP: 0.276, SLG: 0.304	0-3 K		0-0 E7 E 2B 1B		0-0 5-3		0-0 2-H 1B		0-0 HR	5	2	3	3	0	1	1											
Coco Laboy, R (1, 5) OBP: 0.254, SLG: 0.299		0-0 F3	0-0 E5 2B		0-0 G5-4-3 1B		0-3 2B		4-0 HR	4	2	1	0	1	1	1											
John Bateman, R (1, 2) OBP: 0.276, SLG: 0.385	0-0 1B 2B		0-0 1B 2B		0-0 G5-4-3 1-2		0-0 5-3		0-0 HR	5	2	3	4	0	0	1											
Bobby Wine, R (1, 6) OBP: 0.285, SLG: 0.296	0-0 1-2 2B 1B		0-0 P5		0-3 K		0-0 E6 HBP WP		0-0 6-3	5	1	1	0	0	1	1											
Ron Fairly, L (1, 3) OBP: 0.304, SLG: 0.459	0-3 K		4-0 1B IBB		0-0 2B		4-0 HBP BB		0-0 L9	3	0	1	0	2	1	2											
Steve Renko, R (1, 1) Mike Marshall, R (7, 1) OBP: 0.220, SLG: 0.275 OBP: 0.267, SLG: 0.091	0-0 1-H 2-H 2B		0-0 1-2 2-H 1B		0-0 F3		1-0 HBP BB		4-0 BB	3	0	2	2	0	0	1											
<b>Inning Stats</b>	R: 0 E: 0 K: 2 S: 8	H: 1 LOB: 1 BB: 0 P: 8	R: 2 E: 0 K: 1 S: 8	H: 3 LOB: 1 BB: 0 P: 8	R: 3 E: 0 K: 0 S: 7	H: 4 LOB: 2 BB: 1 P: 11	R: 0 E: 0 K: 2 S: 7	H: 0 LOB: 0 BB: 0 P: 7	R: 0 E: 0 K: 0 S: 3	H: 1 LOB: 0 BB: 0 P: 3	R: 2 E: 0 K: 1 S: 6	H: 2 LOB: 0 BB: 1 P: 10	R: 0 E: 1 K: 0 S: 4	H: 0 LOB: 3 BB: 1 P: 9	R: 3 E: 0 K: 1 S: 7	H: 2 LOB: 1 BB: 2 P: 15	1B: 8 2B: 4 3B: 0 HR: 2	SF: 0 SAC: 1 DP: 1 HBP: 1	WP: 2 PA: 46 PB: 0 SB: 1 CS: 0								
<b>PITCHER</b>	IP	WLS	BF	H	R	ER	SO	BB	IBB	HBP	BLK	WP	HR	S	P	ERA	WHIP										
Chris Short, L (1, 1) ERA: 4.3	2.1	L	15	7	5	4	3	0	0	0	0	0	0	21	21	15.43	3.000										
Bill Champion, R (3, 1) ERA: 9.0	4.0		16	5	2	2	3	1	1	0	0	1	0	20	28	4.50	1.500										
Fred Wenz, R (7, 1) ERA: 4.45	1.2		8	0	0	0	1	1	0	1	0	1	0	8	13	0.00	0.600										
Bill Laxton, L (9, 1) ERA: 13.5	1.0		7	2	3	3	1	2	0	0	0	0	2	7	15	27.00	4.000										

**Montreal Expos @ Philadelphia Phillies**  
 Shibe Park, Philadelphia, PA  
 Tue Sep 29 1970, 7:05 PM EDT  
 Att: 1,055 - Unknown

AB	39
R	10
H	14
RBI	10
BB	5
SO	8
LOB	20



Batter	1	2	3	4	5	6	7	8	9	AB	R	H	RBI	BB	SO	LOB	BOTTOM										
Larry Bowa, S (1, 6) OBP: 0.279, SLG: 0.307	0-0 P6		0-0 3-1	0-0 4-3			0-0 F9		0-0 1B	5	0	1	0	0	0	2											
Tony Taylor, R (1, 4) OBP: 0.374, SLG: 0.464	0-0 L8		0-0 1B 2B 1B		4-0 L6-4 1B BB		0-3 K		0-0 L8	4	1	1	0	1	1	2											
Ron Stone, L (1, 7) OBP: 0.338, SLG: 0.363	4-0 E 1B BB		0-0 1-3 2B 1B		0-0 1-2 1B		0-0 L4		0-0 P4	4	2	2	0	1	0	2											
Deron Johnson, R (1, 3) OBP: 0.340, SLG: 0.461	0-0 1-H 1B		0-0 1-H 3-H 2B		0-3 K		0-3 K			4	0	2	3	0	2	2											
Tim McCarver, L (1, 2) OBP: 0.325, SLG: 0.406	0-0 F6		0-0 K		0-0 L6-4		0-0 P4			4	0	0	0	0	1	4											
Don Money, R (1, 5) OBP: 0.362, SLG: 0.468		0-0 4-3	0-0 4-3			0-0 6-3		4-0 1B BB		3	0	0	0	1	0	1											
Oscar Gamble, L (1, 9) OBP: 0.325, SLG: 0.343		0-0 8-6-3		0-0 1B		0-0 F5		0-0 1-2 1B		4	0	2	0	0	0	0											
Scott Reid, L (1, 8) OBP: 0.283, SLG: 0.143 Fred Wenz, R (7, 1) Greg Luzinski, R (8, FH) Bill Laxton, L (9, 1)		4-0 BB		0-3 K		0-3 K		0-0 L9		2	0	0	0	1	2	1											
Chris Short, R (1, 1) OBP: 0.063, SLG: 0.049 Bill Champion, R (3, 1) Willie Montanez, L (7, 9) OBP: 0.292, SLG: 0.261		0-0 F5		0-3 K		0-0 E1		0-0 4-3		1	0	0	0	0	0	1											
<b>Inning Stats</b>	R: 1 E: 1 K: 0 S: 4	H: 1 LOB: 1 BB: 1 P: 8	R: 0 E: 0 K: 0 S: 3	H: 0 LOB: 1 BB: 1 P: 7	R: 2 E: 0 K: 1 S: 8	H: 3 LOB: 1 BB: 0 P: 8	R: 0 E: 0 K: 2 S: 8	H: 1 LOB: 0 BB: 0 P: 8	R: 0 E: 0 K: 1 S: 5	H: 0 LOB: 0 BB: 0 P: 5	R: 0 E: 1 K: 1 S: 6	H: 0 LOB: 1 BB: 0 P: 6	R: 0 E: 0 K: 1 S: 6	H: 1 LOB: 2 BB: 1 P: 10	R: 0 E: 0 K: 0 S: 4	H: 1 LOB: 1 BB: 0 P: 4	1B: 7 2B: 2 3B: 0 HR: 0	SF: 0 SAC: 0 DP: 1 HBP: 0	WP: 0 PA: 39 PB: 0 SB: 0 CS: 0								
<b>PITCHER</b>	IP	WLS	BF	H	R	ER	SO	BB	IBB	HBP	BLK	WP	HR	S	P	ERA	WHIP										
Steve Renko, R (1, 1) ERA: 4.32	6.1	W	28	6	3	2	5	3	0	0	0	0	0	35	47	2.84	1.421										
Mike Marshall, R (7, 1) ERA: 4.03	2.2	S	11	2	0	0	2	1	0	0	0	0	0	14	18	0.00	1.125										

**Montreal Expos @ Philadelphia Phillies**  
 Shibe Park, Philadelphia, PA  
 Tue Sep 29 1970, 7:05 PM EDT  
 Att: 1,055 - Unknown

AB	35
R	3
H	8
RBI	3
BB	4
SO	7
LOB	18










Batter	1	2	3	4	5	6	7	8	9	10	AB	R	H	RBI	BB	SO	LOB	
<b>Jim Gosger, L</b> OBP: 0.348, SLG: 0.372 (1, 7)	K		K		F5			E4	4-3		5	0	0	0	0	2	3	
<b>Gary Sutherland, R</b> OBP: 0.271, SLG: 0.299 (1, 4)	G1		F3			6-3		SH5-4		5-3	4	0	0	0	0	0	0	
<b>Rusty Staub, L</b> OBP: 0.394, SLG: 0.497 (1, 9)	BB		K			P3				F9	3	0	0	0	2	1	0	
<b>Ron Fairly, L</b> OBP: 0.402, SLG: 0.455 (1, 3)	G3				F7			K		F2	5	0	1	0	0	1	4	
<b>Bob Bailey, R</b> OBP: 0.407, SLG: 0.597 (1, 5)		G3		K				1B		F9	4	0	0	0	0	1	4	
<b>Boots Day, L</b> OBP: 0.303, SLG: 0.302 (1, 8)		K						L9		P6	4	0	1	0	0	1	0	
<b>John Bateman, R</b> OBP: 0.275, SLG: 0.383 (9, PR)								6-3			4	0	1	0	0	0	1	
<b>Adolfo Phillips, R</b> OBP: 0.352, SLG: 0.379 (9, 2)		E5								2B	0	1	0	0	0	0	0	
<b>Ron Brand, R</b> OBP: 0.287, SLG: 0.302 (1, 6)		1B						6-3		1B	4	0	2	1	0	0	0	
<b>Bobby Wine, R</b> OBP: 0.287, SLG: 0.303 (1, 1)								6-3			2	0	0	0	0	1	2	
<b>Carl Morton, R</b> OBP: 0.208, SLG: 0.247 (8, PH)											0	0	0	0	1	0	0	
<b>Mack Jones, L</b> OBP: 0.308, SLG: 0.458 (8, 1)											0	0	0	0	0	0	0	
<b>Mike Marshall, R</b> OBP: 0.267, SLG: 0.091 (9, PH)											1	0	0	0	0	1	2	
<b>Jim Fairly, L</b> OBP: 0.253, SLG: 0.355 (9, 1)								SH5-4		K	0	0	0	0	0	0	0	
<b>Howie Reed, R</b> (9, 1)								BB			0	0	0	0	0	0	0	
<b>Inning Stats</b>	R: 0 E: 0 K: 1 S: 5	H: 0 LOB: 1 BB: 1 P: 9	R: 0 E: 1 K: 2 S: 9	H: 1 LOB: 2 BB: 0 P: 9	R: 0 E: 0 K: 2 S: 7	H: 0 LOB: 0 BB: 0 P: 7	R: 0 E: 0 K: 1 S: 6	H: 1 LOB: 1 BB: 0 P: 6	R: 0 E: 0 K: 0 S: 4	H: 0 LOB: 0 BB: 0 P: 3	R: 0 E: 0 K: 1 S: 6	H: 0 LOB: 3 BB: 2 P: 14	R: 1 E: 0 K: 1 S: 7	H: 2 LOB: 2 BB: 0 P: 7	R: 0 E: 0 K: 0 S: 3	H: 0 LOB: 0 BB: 0 P: 3	1B: 4 2B: 1 3B: 0 HR: 0	SF: 0 SAC: 1 DP: 0 HBP: 0
<b>PITCHER</b>	IP 8.1	WLS 5	BF 35	H 5	R 1	ER 1	SO 7	BB 2	IBB 1	HBP 0	BLK 0	WP 0	HR 0	S 46	P 58	ERA 1.08	WHIP 0.840	
<b>Barry Lersch, R</b> ERA: 3.26	(1, 1)																	
<b>Dick Selma, R</b> ERA: 2.75	(9, 1)	1.2	W	5	0	0	0	1	0	0	0	0	0	7	7	0.00	0.000	

**TOP**

**Montreal Expos @ Philadelphia Phillies**  
Shibe Park, Philadelphia, PA  
Thu Oct 01 1970, 7:05 PM EDT  
Att: 31,822 - Unknown

livebaseballscorecards.com

AB	36
R	1
H	5
RBI	1
BB	3
SO	8
LOB	16



WP: 0	PA: 40
PB: 0	
SB: 1	
CS: 0	

Batter	1	2	3	4	5	6	7	8	9	10	AB	R	H	RBI	BB	SO	LOB	
<b>Tony Taylor, R</b> OBP: 0.374, SLG: 0.462 (1, 4)	1-3		FC6-4		L8			4-3		1-3	5	1	0	0	0	0	1	
<b>Tim McCarver, L</b> OBP: 0.346, SLG: 0.439 (1, 2)	P4							4-3			5	1	3	1	0	0	0	
<b>Oscar Gamble, L</b> OBP: 0.330, SLG: 0.345 (1, 9)											4	0	2	1	1	1	1	
<b>Deron Johnson, R</b> OBP: 0.338, SLG: 0.456 (1, 3)											3	0	0	0	1	0	3	
<b>Ron Stone, L</b> OBP: 0.338, SLG: 0.356 (1, 7)											4	0	1	0	0	0	1	
<b>Don Money, R</b> OBP: 0.361, SLG: 0.463 (1, 5)											4	0	1	0	0	1	2	
<b>Byron Browne, R</b> OBP: 0.327, SLG: 0.437 (1, 8)											4	0	1	0	0	0	3	
<b>Larry Bowa, S</b> OBP: 0.277, SLG: 0.303 (1, 6)											4	0	0	0	0	0	2	
<b>Barry Lersch, S</b> ERA: 3.66	(1, 1)										3	0	1	0	0	1	0	
<b>Dick Selma, R</b> ERA: 3.86	(9, 1)										1	0	0	0	0	1	0	
<b>Howie Reed, R</b> ERA: 3.13	(9, 1)										3	0	1	0	0	1	0	
<b>Inning Stats</b>	R: 0 E: 0 K: 0 S: 4	H: 1 LOB: 1 BB: 0 P: 4	R: 0 E: 1 K: 0 S: 4	H: 0 LOB: 1 BB: 0 P: 4	R: 1 E: 0 K: 1 S: 7	H: 2 LOB: 1 BB: 0 P: 7	R: 0 E: 0 K: 0 S: 4	H: 2 LOB: 1 BB: 0 P: 4	R: 0 E: 0 K: 0 S: 3	H: 1 LOB: 2 BB: 1 P: 10	R: 0 E: 0 K: 1 S: 5	H: 0 LOB: 0 BB: 0 P: 5	R: 0 E: 0 K: 0 S: 3	H: 0 LOB: 0 BB: 0 P: 3	R: 1 E: 0 K: 1 S: 6	H: 2 LOB: 1 BB: 0 P: 6	1B: 8 2B: 0 3B: 1 HR: 0	SF: 0 SAC: 0 DP: 0 HBP: 0
<b>PITCHER</b>	IP 7.0	WLS 4	BF 28	H 7	R 1	ER 1	SO 3	BB 1	IBB 0	HBP 0	BLK 0	WP 0	HR 0	S 33	P 37	ERA 1.29	WHIP 1.143	
<b>Carl Morton, R</b> ERA: 3.6	(1, 1)																	
<b>Mike Marshall, R</b> ERA: 3.86	(8, 1)	1.0	L	4	0	0	0	0	1	0	0	0	0	3	7	0.00	1.000	
<b>Howie Reed, R</b> ERA: 3.13	(9, 1)	1.2	L	7	2	1	1	1	0	0	0	0	0	9	9	5.40	1.200	

**BOTTOM**

**Montreal Expos @ Philadelphia Phillies**  
Shibe Park, Philadelphia, PA  
Thu Oct 01 1970, 7:05 PM EDT  
Att: 31,822 - Unknown

livebaseballscorecards.com

AB	37
R	2
H	9
RBI	2
BB	2
SO	4
LOB	13



WP: 0	PA: 40
PB: 0	
SB: 1	
CS: 1	