Montreal Expos - 1971

Batter	1	2	3	4	5	6	7	8	9	AB	R	H	RBI	BB	SO	LOB
Boots Day, L (1, 8) OBP: 0.667, SLG: 0.667	x 0-0 K 1B		x 0-0 BB BB 1B 1B	x 0-0 ③ F7						3	1	2	0	0	0	1
Ron Hunt, R (1, 4)	S S S 0-3 ①② K 1-2		x 0-0 ② F8		x 0-0 ① 6-3					3	0	0	0	0	1	2
Rusty Staub, L (1, 9) OBP: 0.667, SLG: 0.500	x 0-0 BB 1B		B B B B 4-0 BB 1B 1-2 BB		x 0-0 ② L6					2	1	1	0	1	0	0
Bob Bailey, R (1, 5)	B B B B 4-0 1-2 BB		B B B B 4-0 1B 1-2 2-3 BB		S S S 0-3 ③ K					1	0	0	0	2	1	0
Ron Fairly, L (1, 3) OBP: 0.500, SLG: 0.500	x 0-0 ③ 1-3		x 0-0 1-2 2-H 3-H 1B							2	0	1	2	0	0	2
Mack Jones, L (1, 7)		x 0-0 ① F7	x 0-0 ③ F9							2	0	0	0	0	0	2
John Bateman, R (1, 2)		x 0-0 ② F8		x 0-0 ① F7						2	0	0	0	0	0	0
Bobby Wine, R (1, 6)		S S S 0-3 ③ K		B B B B 4-0 BB						1	0	0	0	1	1	0
Carl Morton, R (1, 1)			S S S 0-3 ① K	x 0-0 ② P4						2	0	0	0	0	1	1
Inning Stats	R: 0 H: 2 E: 0 LOB: 2 K: 1 BB: 1 S: 6 P: 10	R: 0 H: 0 E: 0 LOB: 0 K: 1 BB: 0 S: 5 P: 5	R: 2 H: 2 E: 0 LOB: 2 K: 1 BB: 2 S: 7 P: 15	R: 0 H: 0 E: 0 LOB: 1 K: 0 BB: 1 S: 3 P: 7	R: 0 H: 0 E: 0 LOB: 0 K: 1 BB: 0 S: 5 P: 5					1B: 4 SF: 0 2B: 0 SAC: 0 3B: 0 DP: 0 HR: 0 HBP: 0						

TOP

Montreal Expos @ New York Mets

Shea Stadium, Flushing, NY

Tue Apr 06 1971, 3:33 AM EST

Att. 26,062 - Unknown

livebaseballscorecards.com

AB	18
R	2
H	4
RBI	2
BB	4
SO	4
LOB	8

WP: 0 PA: 22
PB: 0
SB: 0
CS: 0

PITCHER	IP	WLS	BF	H	R	ER	SO	BB	IBB	HBP	BLK	WP	HR	S	P	ERA	WHIP
Tom Seaver, R (1, 1) ERA: 3.6	5.0	W	22	4	2	2	4	4	0	0	0	0	0	26	42	3.60	1.600

PITCHER	IP	WLS	BF	H	R	ER	SO	BB	IBB	HBP	BLK	WP	HR	S	P	ERA	WHIP

Batter	1	2	3	4	5	6	7	8	9	AB	R	H	RBI	BB	SO	LOB
Tommie Agee, R (1, 8) OBP: 0.333, SLG: 0.333	S S S 0-3 K ①	x 0-0 2-H 1B ③		S S S 0-3 K ②						3	0	1	1	0	2	3
Bud Harrelson, S (1, 6)	B B B B 4-0 S 1B BB		x 0-0 F6 ①	x 0-0 L3 ③						2	1	0	0	1	0	3
Cleon Jones, R (1, 7)	x 0-0 L3 ② 1-2		S S S 0-3 K ②		x 0-0 1-3 ①					3	0	0	0	0	1	1
Art Shamsky, L (1, 9) OBP: 0.667, SLG: 0.500	I I I I 4-0 1B IBB		x 0-0 6-3 ③		x 0-0 1B					2	0	1	0	1	0	0
Donn Clendenon, R (1, 3) OBP: 0.667, SLG: 1.000	x 0-0 1-3 2-H 1B ③			x 0-0 SH1-3 1B 2B	x 0-0 P4 ②					3	1	2	1	0	0	1
Ken Boswell, L (1, 4)		x 0-0 F7 ①		x 0-0 SH1-3 ① 2-3						1	0	0	0	0	0	0
Bob Aspromonte, R (1, 5) OBP: 0.500, SLG: 0.500		x 0-0 E6 2B		x 0-0 BB 1B 3-H 1B						2	1	1	1	0	0	0
Jerry Grote, R (1, 2) OBP: 1.000, SLG: 1.500		x 0-0 1-H 1B 2B		x 0-0 BB 1-2 1B						2	1	2	1	0	0	0
Tom Seaver, R (1, 1)		S S S 0-3 K ②		B B B B 4-0 1-2 2-3 BB						1	0	0	0	1	1	1
Inning Stats	R: 1 E: 0 K: 1 S: 5 H: 1 LOB: 2 BB: 2 P: 13	R: 2 E: 1 K: 1 S: 7 H: 2 LOB: 1 BB: 0 P: 7	R: 0 E: 0 K: 1 S: 5 H: 0 LOB: 0 BB: 0 P: 5	R: 1 E: 0 K: 1 S: 8 H: 3 LOB: 3 BB: 1 P: 12	R: 0 E: 0 K: 0 S: 3 H: 1 LOB: 1 BB: 0 P: 3					1B: 5 2B: 2 3B: 0 HR: 0	SF: 0 SAC: 1 DP: 0 HBP: 0					

PITCHER		IP	WLS	BF	H	R	ER	SO	BB	IBB	HBP	BLK	WP	HR	S	P	ERA	WHIP
Carl Morton, R ERA: 3.86	(1, 1)	4.2	L	23	7	4	2	4	2	1	0	0	0	0	28	40	3.86	1.929

PITCHER	IP	WLS	BF	H	R	ER	SO	BB	IBB	HBP	BLK	WP	HR	S	P	ERA	WHIP

BOTTOM

Montreal Expos @ New York Mets

Shea Stadium, Flushing, NY

Tue Apr 06 1971, 3:33 AM EST

Att. 26,062 - Unknown

livebaseballscorecards.com

AB	19
R	4
H	7
RBI	4
BB	3
SO	4
LOB	9

1B: 5 SF: 0
2B: 2 SAC: 1
3B: 0 DP: 0
HR: 0 HBP: 0

WP: 0 PA: 23
PB: 0
SB: 1
CS: 0

Batter	1	2	3	4	5	6	7	8	9	AB	R	H	RBI	BB	SO	LOB
Boots Day, L (1, 8) OBP: 0.625, SLG: 0.571	BB, 1B, 1B	FC4-6, BB		P4			4-3	BB, BB, 1B		4	1	2	0	1	0	0
Ron Hunt, R (1, 4) OBP: 0.375, SLG: 0.167	1B, 1B, BB 1-2	FC4-6, 1B 1-2f		6-3			E, 1B, 4-3, 1B	BB, BB 1-2		3	2	1	0	2	0	1
Rusty Staub, L (1, 9) OBP: 0.500, SLG: 0.429	1B, BB, 5-3, 1B 1-3 2-H	K			K		4-3, E, E, 1B 1-2	F7		5	2	2	1	0	2	3
Bob Bailey, R (1, 5) OBP: 0.750, SLG: 0.333 Coco Laboy, R (8, 5)	5-3, 1B, BB 1-2	1B 1-2			FC4-6, BB		E5, 4-3, E 1-2 2-3	BB 1-2 2-3		2 0	1 0	1 0	0 0	3 0	0 0	2 0
Ron Fairly, L (1, 3) OBP: 0.286, SLG: 0.286	5-3, 1B 1-2 2-3 3-H	F5			FC4-6 1-2f		4-3 1-2 2-3 3-H	F7		5	0	1	2	0	0	8
Mack Jones, L (1, 7) Clyde Mashore, R (7, 7)	K	F2			P5		E, 1B, IBB		K2-3	3 1	0 0	0 0	0 0	1 0	1 1	4 0
John Bateman, R (1, 2) OBP: 0.286, SLG: 0.286	5-3 1-2 2-3 3-H	6-3				6-3	E8, FC6, 1B 1-3 2-H 3-H		1-3, 1B	5	0	2	3	0	0	2
Bobby Wine, R (1, 6)	IBB	5-3				P6	FC6 1-2f		1-3 1-2	4	0	0	0	1	0	3
Steve Renko, R (1, 1)	K			6-3		6-3		K	K	5	0	0	0	0	3	4
Inning Stats	R: 3 E: 0 K: 2 S: 10 H: 3 LOB: 3 BB: 3 P: 22	R: 0 E: 0 K: 1 S: 6 H: 1 LOB: 2 BB: 1 P: 10	R: 0 E: 0 K: 0 S: 3 H: 0 LOB: 0 BB: 0 P: 3	R: 0 E: 0 K: 0 S: 3 H: 0 LOB: 0 BB: 0 P: 3	R: 0 E: 0 K: 1 S: 5 H: 0 LOB: 1 BB: 1 P: 9	R: 0 E: 0 K: 0 S: 3 H: 0 LOB: 0 BB: 0 P: 3	R: 3 E: 2 K: 0 S: 7 H: 3 LOB: 2 BB: 1 P: 11	R: 0 E: 0 K: 1 S: 6 H: 1 LOB: 3 BB: 2 P: 14	R: 0 E: 0 K: 2 S: 8 H: 1 LOB: 1 BB: 0 P: 8	1B: 9 2B: 0 3B: 0 HR: 0 SF: 0 SAC: 0 DP: 0 HBP: 0						

PITCHER		IP	WLS	BF	H	R	ER	SO	BB	IBB	HBP	BLK	WP	HR	S	P	ERA	WHIP
Gary Gentry, R ERA: 4.05	(1, 1)	6.2	L	34	7	6	3	4	4	2	0	0	0	0	36	60	4.05	1.650
Ron Taylor, R ERA:	(7, 1)	0.1		1	0	0	0	0	0	0	0	0	0	0	1	1	0.00	0.000
Tug McGraw, L ERA:	(8, 1)	2.0		10	2	0	0	3	2	0	0	0	0	0	14	22	0.00	2.000

PITCHER	IP	WLS	BF	H	R	ER	SO	BB	IBB	HBP	BLK	WP	HR	S	P	ERA	WHIP

Montreal Expos @ New York Mets

Shea Stadium, Flushing, NY

Thu Apr 08 1971, 3:33 AM EST

Att. 13,033 - Unknown

TOP

livebaseballscorecards.com

AB	37
R	6
H	9
RBI	6
BB	8
SO	7
LOB	27

WP: 0	PA: 45					
PB: 0						
SB: 0						
CS: 0						

Montreal Expos @ New York Mets

Shea Stadium, Flushing, NY

Thu Apr 08 1971, 3:33 AM EST
Att. 13,033 - Unknown

livebaseballscorecards.com

Batter	1	2	3	4	5	6	7	8	9	AB	R	H	RBI	BB	SO	LOB
Tommie Agee, R (1, 8) OBP: 0.125, SLG: 0.125	L7		P4		K		1-3		G6-4-3 1-2f	5	0	0	0	0	1	1
Bud Harrelson, S (1, 6) OBP: 0.571, SLG: 0.800	SF8 3B		F5		6-3 BB		1B			3	1	2	0	1	0	0
Cleon Jones, R (1, 7) OBP: 0.143, SLG: 0.667	SF8 3-H			HR	6-3 1-2		K			3	1	1	2	0	1	2
Art Shamsky, L (1, 9) OBP: 0.286, SLG: 0.167	P6			F9	4-3			G3		4	0	0	0	0	0	1
Donn Clendenon, R (1, 3) OBP: 0.714, SLG: 1.000		1B		1B 1B 1B		K		4-3 2B		4	0	3	0	0	1	0
Ken Boswell, L (1, 4) OBP: 0.400, SLG: 0.600		F9		1B 1-2 1B		2B		4-3 2-3		4	0	2	0	0	0	2
Bob Aspromonte, R (1, 5) OBP: 0.333, SLG: 0.333		F8		1-2 2-3 1B		F5		P6		4	0	1	0	0	0	3
Jerry Grote, R (1, 2) OBP: 0.500, SLG: 0.667		F9		K		6-3			G6-4-3 1B	4	0	1	0	0	1	5
Gary Gentry, R (1, 1)			K	K			6-3		F9	2	0	0	0	0	2	3
Ron Taylor, R (7, 1)										0	0	0	0	0	0	0
Dave Marshall, L (7, PH)										1	0	0	0	0	0	0
Tug McGraw, R (8, 1)										0	0	0	0	0	0	0
Ed Kranepool, L (9, PH)										1	0	0	0	0	0	1

Inning Stats	1	2	3	4	5	6	7	8	9	1B	SF	WP	PA
	R: 1 H: 1 E: 0 LOB: 0 K: 0 BB: 0 S: 4 P: 4	R: 0 H: 1 E: 0 LOB: 1 K: 0 BB: 0 S: 4 P: 4	R: 0 H: 0 E: 0 LOB: 0 K: 1 BB: 0 S: 5 P: 5	R: 1 H: 4 E: 0 LOB: 3 K: 2 BB: 0 S: 11 P: 11	R: 0 H: 0 E: 0 LOB: 1 K: 1 BB: 1 S: 5 P: 9	R: 0 H: 1 E: 0 LOB: 1 K: 1 BB: 0 S: 6 P: 6	R: 0 H: 1 E: 0 LOB: 1 K: 1 BB: 0 S: 6 P: 6	R: 0 H: 1 E: 0 LOB: 1 K: 0 BB: 0 S: 4 P: 4	R: 0 H: 1 E: 0 LOB: 0 K: 0 BB: 0 S: 3 P: 3	1B: 6 2B: 2 3B: 1 HR: 1	SF: 1 SAC: 0 DP: 1 HBP: 0	WP: 0 PB: 0 SB: 0 CS: 0	PA: 37

PITCHER	IP	WLS	BF	H	R	ER	SO	BB	IBB	HBP	BLK	WP	HR	S	P	ERA	WHIP
Steve Renko, R (1, 1) ERA: 2.0	9.0	W	37	10	2	2	6	1	0	0	0	0	1	48	52	2.00	1.222

PITCHER	IP	WLS	BF	H	R	ER	SO	BB	IBB	HBP	BLK	WP	HR	S	P	ERA	WHIP

Montreal Expos @ Philadelphia Phillies

Veterans Stadium, Philadelphia, PA

Sat Apr 10 1971, 3:33 AM EST

Att. 55,352 - Unknown - 47 F

TOP

livebaseballscorecards.com

Batter	1	2	3	4	5	6	7	8	9	AB	R	H	RBI	BB	SO	LOB
Boots Day, L (1, 8) OBP: 0.417, SLG: 0.364	1-3		F8			F8	6-3		F9	4	0	0	0	0	0	1
Claude Raymond, R (7, 1)										0	0	0	0	0	0	0
Howie Reed, R (7, 1)										0	0	0	0	0	0	0
Ron Brand, R (9, PH)										1	0	0	0	0	0	1
Ron Hunt, R (1, 4) OBP: 0.462, SLG: 0.333	BB		F7			2B		HBP	FC5-4	3	1	1	0	1	0	1
Rusty Staub, L (1, 9) OBP: 0.417, SLG: 0.364	P4			4-3		K		BB		4	0	1	0	0	1	2
Bob Bailey, R (1, 5) OBP: 0.583, SLG: 0.429	F8			K		2B		P1		4	0	1	1	0	1	3
Ron Fairly, L (1, 3) OBP: 0.455, SLG: 0.333		1B		6-3		BB		BB		2	0	1	0	2	0	0
Mack Jones, L (1, 7)		F8			P4	F9		K		4	0	0	0	0	1	6
John Bateman, R (1, 2) OBP: 0.364, SLG: 0.364	G1-6-3				4-3		1B	K		4	0	2	0	0	1	3
Bobby Wine, R (1, 6)	G1-6-3				BB		F7		F9	1	0	0	0	1	0	2
Jim Fairey, L (7, PH)										1	0	0	0	0	0	1
(7, 8)																
Coco Laboy, R (9, PH)										1	0	0	0	0	0	0
Bill Stoneman, R (1, 1)			K		K		F7			2	0	0	0	0	2	1
John O'Donoghue, R (6, 1)										0	0	0	0	0	0	0
Mike Marshall, R (6, 1)							F5		E5	0	0	0	0	0	0	0
Gary Sutherland, R (7, PH)									FC5-4	2	0	0	0	0	0	1
(7, 6)																

	AB	33
	R	1
	H	6
	RBI	1
	BB	4
	SO	6
	LOB	22

Inning Stats	1	2	3	4	5	6	7	8	9
	R: 0 E: 0 K: 0 S: 3	H: 0 LOB: 1 BB: 1 P: 7	R: 0 E: 0 K: 0 S: 4	H: 2 LOB: 1 BB: 0 P: 4	R: 0 E: 0 K: 1 S: 5	H: 0 LOB: 0 BB: 0 P: 5	R: 0 E: 0 K: 1 S: 5	H: 0 LOB: 0 BB: 0 P: 5	R: 0 E: 0 K: 1 S: 5	H: 0 LOB: 1 BB: 1 P: 9	R: 1 E: 0 K: 1 S: 7	H: 2 LOB: 2 BB: 1 P: 11	R: 0 E: 0 K: 0 S: 4	H: 1 LOB: 1 BB: 0 P: 4	R: 0 E: 0 K: 2 S: 8	H: 1 LOB: 3 BB: 1 P: 13	R: 0 E: 1 K: 0 S: 4	H: 0 LOB: 1 BB: 0 P: 4

	1B: 4	SF: 0	WP: 0	PA: 38
	2B: 2	SAC: 0	PB: 0	
	3B: 0	DP: 1	SB: 1	
	HR: 0	HBP: 1	CS: 0	

PITCHER		IP	WLS	BF	H	R	ER	SO	BB	IBB	HBP	BLK	WP	HR	S	P	ERA	WHIP
Jim Bunning, R ERA: 1.23	(1, 1)	7.1	W	31	6	1	1	4	3	0	1	0	0	0	35	48	1.23	1.227
Joe Hoerner, L ERA: 3.0	(8, 1)	1.2	S	7	0	0	0	2	1	0	0	0	0	0	10	14	0.00	0.600

PITCHER		IP	WLS	BF	H	R	ER	SO	BB	IBB	HBP	BLK	WP	HR	S	P	ERA	WHIP

Batter	1	2	3	4	5	6	7	8	9	AB	R	H	RBI	BB	SO	LOB
Larry Bowa, S (1, 6) OBP: 0.615, SLG: 0.750	4-3 S 1B		L6		3-1		SF8 3B			4	1	2	0	0	0	2
Don Money, R (1, 5) OBP: 0.077, SLG: 0.333	F8		5-3			HR	SF8 3-H			3	1	1	2	0	0	1
Willie Montanez, L (1, 8) OBP: 0.625, SLG: 0.400	4-3 1-3			CS 1B		E 1B 1B BB	BB			2	1	1	0	2	0	1
Deron Johnson, R (1, 3) OBP: 0.167, SLG: 0.091	F9			L8		E7 1B 1-3 SF8 1B	1-2 BB			3	1	1	0	1	0	2
John Briggs, L (1, 7)		F7		F5		SF8 1B IBB	6-3			3	0	0	0	1	0	3
Roger Freed, R (1, 9) OBP: 0.417, SLG: 0.500		1B	CS 1-2	SH2-4 1B BB		G6-3 1-2 2-3 3-H 1B		K		3	0	2	1	1	1	0
Tim McCarver, L (1, 2) OBP: 0.273, SLG: 0.300		F9		SH2-4 1-2 1B		SF8 2-3 3-H		4-3		3	0	1	1	0	0	1
Denny Doyle, L (1, 4) Tony Taylor, R (6, PH) (7, 4)		F9		F8		G6-3 1-2f		1-3		2 2	0 0	0 0	0 0	0 0	0 0	3 2
Jim Bunning, R (1, 1) Joe Hoerner, R (8, 1)		K		SH2-4 1-2 2-3			K			2 0	0 0	0 0	0 0	0 0	2 0	0 0
Inning Stats	R: 0 E: 0 K: 0 S: 4 H: 1 LOB: 1 BB: 0 P: 4	R: 0 E: 0 K: 0 S: 4 H: 1 LOB: 1 BB: 0 P: 4	R: 0 E: 0 K: 1 S: 5 H: 0 LOB: 0 BB: 0 P: 5	R: 0 E: 0 K: 0 S: 3 H: 1 LOB: 0 BB: 0 P: 3	R: 0 E: 0 K: 0 S: 4 H: 1 LOB: 2 BB: 1 P: 8	R: 3 E: 1 K: 0 S: 5 H: 3 LOB: 1 BB: 2 P: 13	R: 1 E: 0 K: 1 S: 6 H: 1 LOB: 2 BB: 2 P: 14	R: 0 E: 0 K: 1 S: 5 H: 0 LOB: 0 BB: 0 P: 5		1B: 6 2B: 0 3B: 1 HR: 1	SF: 2 SAC: 1 DP: 1 HBP: 0					

PITCHER		IP	WLS	BF	H	R	ER	SO	BB	IBB	HBP	BLK	WP	HR	S	P	ERA	WHIP
Bill Stoneman, R ERA: 5.4	(1, 1)	5.0	L	24	7	3	3	1	2	1	0	0	0	1	23	35	5.40	1.800
John O'Donoghue, L ERA:	(6, 1)	0.1		1	0	0	0	0	0	0	0	0	0	0	1	1	0.00	0.000
Mike Marshall, R ERA:	(6, 1)	0.2		1	0	0	0	0	0	0	0	0	0	0	1	1	0.00	0.000
Claude Raymond, R ERA: 13.5	(7, 1)	0.2		5	1	1	1	1	2	0	0	0	0	0	5	13	13.50	4.500
Howie Reed, R ERA:	(7, 1)	1.1		4	0	0	0	1	0	0	0	0	0	0	6	6	0.00	0.000

PITCHER	IP	WLS	BF	H	R	ER	SO	BB	IBB	HBP	BLK	WP	HR	S	P	ERA	WHIP

BOTTOM

Montreal Expos @ Philadelphia Phillies

Veterans Stadium, Philadelphia, PA

Sat Apr 10 1971, 3:33 AM EST
Att. 55,352 - Unknown - 47 F

livebaseballscorecards.com

AB	27
R	4
H	8
RBI	4
BB	5
SO	3
LOB	15

Batter	1	2	3	4	5	6	7	8	9	AB	R	H	RBI	BB	SO	LOB
Boots Day, L (1, 8) OBP: 0.412, SLG: 0.375	F8	F8 1-2			6-3		1B 1B	BB 1B 3-H 1B		5	0	2	1	0	0	1
Ron Hunt, R (1, 4) OBP: 0.556, SLG: 0.462	B B B B 1B SF7 BB	S 1B			6-3		G6-4-3 1-2 1B	BB 1-2 1B		4	1	3	0	1	0	0
Rusty Staub, L (1, 9) OBP: 0.471, SLG: 0.400	1B 1-3 1B	S S S K			BB 1B		F9	B B B B 1-2 2-3 BB		4	0	2	0	1	1	3
Bob Bailey, R (1, 5) OBP: 0.471, SLG: 0.300	SF7 3-H	S S S K 1-2			B B B B 1-2 BB		G6-4-3 1-2f	S S S K		3	0	0	1	1	2	6
Ron Fairly, L (1, 3) OBP: 0.438, SLG: 0.308	1-2 1B	B B B B BB			6-3			F7	L9	4	0	1	0	1	0	2
Mack Jones, L (1, 7)	S S S K		F3			F2		B B B B WP E BB	S S S K	4	1	0	0	1	2	4
John Bateman, R (1, 2) OBP: 0.313, SLG: 0.313		S S S K		4-3		1B 1B		S S S K	S S S K	5	0	1	0	0	3	1
Bobby Wine, R (1, 6) OBP: 0.462, SLG: 0.300		FC1-6 1B		S S S K		G4-6-3 1-2 1B		E7 1-H 3B 1B		4	1	3	0	0	1	0
Carl Morton, R (1, 1)										2	0	0	0	0	0	1
Howie Reed, R (5, 1)										0	0	0	0	0	0	0
Jim Fairey, L (6, PH)										1	0	0	0	0	0	2
Ernie McAnally, R (6, 1)										0	0	0	0	0	0	0
John O'Donoghue, R (6, 1)										0	0	0	0	0	0	0
Ron Swoboda, R (8, PH) OBP: 1.000, SLG: 3.000										1	1	1	1	0	0	0
John Strohmayer, R (8, 1)		FC1-6 WP 1-2f		5-3		G4-6-3 1-2f		1B 1-H 3B		0	0	0	0	0	0	0
Inning Stats	R: 1 E: 0 K: 1 S: 7 H: 2 LOB: 2 BB: 1 P: 11	R: 0 E: 0 K: 1 S: 6 H: 1 LOB: 1 BB: 0 P: 6	R: 0 E: 0 K: 2 S: 8 H: 1 LOB: 2 BB: 1 P: 12	R: 0 E: 0 K: 1 S: 5 H: 0 LOB: 0 BB: 0 P: 5	R: 0 E: 0 K: 0 S: 4 H: 1 LOB: 2 BB: 1 P: 8	R: 0 E: 0 K: 0 S: 4 H: 2 LOB: 1 BB: 0 P: 4	R: 0 E: 0 K: 0 S: 4 H: 2 LOB: 1 BB: 0 P: 4	R: 3 E: 1 K: 2 S: 11 H: 4 LOB: 3 BB: 2 P: 19	R: 0 E: 0 K: 2 S: 7 H: 0 LOB: 0 BB: 0 P: 7	1B: 12 2B: 0 3B: 1 HR: 0 SF: 1 SAC: 0 DP: 2 HBP: 0						

PITCHER		IP	W/L/S	BF	H	R	ER	SO	BB	IBB	HBP	BLK	WP	HR	S	P	ERA	WHIP
Barry Lersch, R ERA: 4.7	(1, 1)	7.2	W	38	13	4	4	6	4	0	0	0	2	0	46	62	4.70	2.217
Darrell Brandon, R ERA:	(8, 1)	1.1	S	5	0	0	0	3	1	0	0	0	0	0	10	14	0.00	0.750

PITCHER	IP	W/L	BF	H	R	ER	SO	BB	IBB	HBP	BLK	WP	HR	S	P	ERA	WHIP

TOP

Montreal Expos @ Philadelphia Phillies

Veterans Stadium, Philadelphia, PA

Sun Apr 11 1971, 3:33 AM EST

Att. 12,431 - Unknown

livebaseballscorecards.com

AB	37
R	4
H	13
RBI	3
BB	5
SO	9
LOB	20

WP: 2	PA: 43
PB: 0	
SB: 1	
CS: 0	

Batter	1	2	3	4	5	6	7	8	9	AB	R	H	RBI	BB	SO	LOB
Larry Bowa, S (1, 6) OBP: 0.500, SLG: 0.588	3-1		F7	F8		WP 1B 1-2	F7			5	1	1	0	0	0	2
Don Money, R (1, 5) OBP: 0.056, SLG: 0.235	3-1		K		P5	K	K			5	0	0	0	0	3	2
Willie Montanez, L (1, 8) OBP: 0.538, SLG: 0.500	G3			F7	WP HR 2B	WP BB 1B 1-3 2-H		F7		5	2	2	1	0	0	0
Deron Johnson, R (1, 3) OBP: 0.294, SLG: 0.143		K		1B SF8 1B	BB HR BB	1B WP 1B 1-2		K		3	3	1	0	2	2	0
John Briggs, L (1, 7) OBP: 0.308, SLG: 0.182		K		3B 1-3 1B	HR 1-2 BB	1B 1-3 2-H 3-H 1B		F9		4	2	2	1	1	1	0
Roger Freed, R (1, 9) OBP: 0.563, SLG: 0.833		1B BB		3B BB	1-H 2-H 3-H HR	1-2 3-H 1B				2	2	2	5	2	0	0
Tim McCarver, L (1, 2) OBP: 0.267, SLG: 0.308	1-2 1B		SF8 3-H	F8	F8					3	0	1	1	0	0	2
Denny Doyle, L (1, 4) OBP: 0.200, SLG: 0.333	5-3		1-H 2-H 3B	P4	4-3					4	0	1	2	0	0	4
Barry Lersch, S (1, 1) Darrell Brandon, R (8, 1)			P5	BB		1B BB	1-3			2 0	1 0	0 0	0 0	2 0	0 0	0 0
Inning Stats	R: 0 E: 0 K: 0 S: 3 H: 0 LOB: 0 BB: 0 P: 3	R: 0 E: 0 K: 2 S: 8 H: 1 LOB: 2 BB: 1 P: 12	R: 0 E: 0 K: 1 S: 5 H: 0 LOB: 0 BB: 0 P: 5	R: 3 E: 0 K: 0 S: 6 H: 3 LOB: 2 BB: 2 P: 14	R: 4 E: 0 K: 0 S: 5 H: 2 LOB: 0 BB: 2 P: 13	R: 4 E: 0 K: 1 S: 9 H: 4 LOB: 2 BB: 2 P: 17	R: 0 E: 0 K: 1 S: 5 H: 0 LOB: 0 BB: 0 P: 5	R: 0 E: 0 K: 1 S: 5 H: 0 LOB: 0 BB: 0 P: 5		1B: 7 2B: 1 3B: 1 HR: 1 SF: 1 SAC: 0 DP: 0 HBP: 0						

PITCHER		IP	WLS	BF	H	R	ER	SO	BB	IBB	HBP	BLK	WP	HR	S	P	ERA	WHIP
Carl Morton, R ERA: 8.0	(1, 1)	4.1	L	23	5	6	6	3	5	0	0	0	1	0	24	44	12.46	2.308
Howie Reed, R ERA: 4.5	(5, 1)	0.2		3	1	1	1	0	0	0	0	0	0	1	3	3	13.50	1.500
Ernie McAnally, R ERA: 108.0	(6, 1)	0.1		5	2	4	4	1	2	0	0	0	0	0	5	13	108.00	12.000
John O'Donoghue, L ERA:	(6, 1)	1.2		7	2	0	0	1	0	0	0	0	1	0	9	9	0.00	1.200
John Strohmayer, R ERA:	(8, 1)	1.0		3	0	0	0	1	0	0	0	0	0	0	5	5	0.00	0.000

PITCHER	IP	WLS	BF	H	R	ER	SO	BB	IBB	HBP	BLK	WP	HR	S	P	ERA	WHIP

BOTTOM

Montreal Expos @ Philadelphia Phillies

Veterans Stadium, Philadelphia, PA

Sun Apr 11 1971, 3:33 AM EST

Att. 12,431 - Unknown

livebaseballscorecards.com

AB	33
R	11
H	10
RBI	10
BB	7
SO	6
LOB	10

WP: 2 PA: 41
PB: 0
SB: 0
CS: 0

Batter	1	2	3	4	5	6	7	8	9	AB	R	H	RBI	BB	SO	LOB
Tommie Agee, R (1, 8) OBP: 0.273, SLG: 0.286	SSS 0-3 ① K		x 0-0 ③ P3			x 0-0 G6-4-3 BB 1B		x 0-0 F8		4	0	1	0	0	1	1
Bud Harrelson, S (1, 6) OBP: 0.500, SLG: 0.500	x 0-0 ② 3-1			x 0-0 ① F9		BBBB 4-0 G6-4-3 1-2 BB		x 0-0 3B 2B		3	1	1	0	1	0	0
Cleon Jones, R (1, 7) OBP: 0.238, SLG: 0.550	x 0-0 ③ F8			x 0-0 2B		x 0-0 ①② G6-4-3 1-2f 2-3		x 0-0 FC9-2 2-H 3B		4	0	2	1	0	0	2
Art Shamsky, L (1, 9) OBP: 0.188, SLG: 0.071		x 0-0 ① 4-3		x 0-0 ② P4		x 0-0 ③ G3		x 0-0 ②③ FC9-2 3-H		4	0	0	0	0	0	3
Donn Clendenon, R (1, 3) OBP: 0.381, SLG: 0.476		x 0-0 ② P6		x 0-0 ③ P6			SSS 0-3 ① K		x 0-0 ① F3	4	0	0	0	0	1	1
Ken Boswell, L (1, 4) OBP: 0.368, SLG: 0.375		x 0-0 ③ L3			x 0-0 ① 4-3		SSS 0-3 ② K		x 0-0 ② F9	4	0	0	0	0	1	0
Bob Aspromonte, R (1, 5) OBP: 0.389, SLG: 0.267			x 0-0 ① 6-3		x 0-0 ② 6-3		x 0-0 1B 1B		x 0-0 ③ 6-3	4	0	1	0	0	0	0
Jerry Grote, R (1, 2) OBP: 0.412, SLG: 0.625			x 0-0 ② 6-3		x 0-0 1B		x 0-0 1-2 1B			3	0	2	0	0	0	0
Gary Gentry, R (1, 1) OBP: 0.250, SLG: 0.250			x 0-0 1B		x 0-0 ③ P6		x 0-0 ③ 4-3			2	0	1	0	0	0	1
Dave Marshall, L (7, PH)										1	0	0	0	0	0	2
Tug McGraw, R (7, 1)										0	0	0	0	0	0	0
Inning Stats	R: 0 E: 0 K: 1 S: 5 H: 0 LOB: 0 BB: 0 P: 5	R: 0 E: 0 K: 0 S: 3 H: 0 LOB: 0 BB: 0 P: 3	R: 0 E: 0 K: 0 S: 4 H: 1 LOB: 1 BB: 0 P: 4	R: 0 E: 0 K: 0 S: 4 H: 1 LOB: 1 BB: 0 P: 4	R: 0 E: 0 K: 0 S: 4 H: 1 LOB: 1 BB: 0 P: 4	R: 0 E: 0 K: 0 S: 3 H: 1 LOB: 1 BB: 1 P: 7	R: 0 E: 0 K: 2 S: 9 H: 2 LOB: 2 BB: 0 P: 9	R: 1 E: 0 K: 0 S: 4 H: 2 LOB: 0 BB: 0 P: 4	R: 0 E: 0 K: 0 S: 3 H: 0 LOB: 0 BB: 0 P: 3	1B: 5 2B: 3 3B: 1 HR: 0	SF: 0 SAC: 0 DP: 2 HBP: 0						

PITCHER	IP	WLS	BF	H	R	ER	SO	BB	IBB	HBP	BLK	WP	HR	S	P	ERA	WHIP
Steve Renko, R (1, 1) ERA: 1.5	9.0	W	34	8	1	1	3	1	0	0	0	0	0	39	43	1.00	1.000

PITCHER	IP	WLS	BF	H	R	ER	SO	BB	IBB	HBP	BLK	WP	HR	S	P	ERA	WHIP

New York Mets @ Montreal Expos

Jarry Park, Montreal, QB

Tue Apr 13 1971, 3:33 AM EST

Att. 21,996 - Unknown

TOP

livebaseballscorecards.com

AB	33
R	1
H	8
RBI	1
BB	1
SO	3
LOB	10

WP: 0 PB: 0 SB: 0 CS: 0 PA: 34

New York Mets @ Montreal Expos

Jarry Park, Montreal, QB

Tue Apr 13 1971, 3:33 AM EST

Att. 21,996 - Unknown

livebaseballscorecards.com

BOTTOM

Batter	1	2	3	4	5	6	7	8	9	AB	R	H	RBI	BB	SO	LOB
Boots Day, L (1, 8) OBP: 0.381, SLG: 0.316	6-3	BB		3-1			4-3			3	0	0	0	1	0	1
Ron Hunt, R (1, 4) OBP: 0.500, SLG: 0.375	FC6-4 BB	F8		K			P4			3	1	0	0	1	1	3
Rusty Staub, L (1, 9) OBP: 0.476, SLG: 0.421	FC6-4 1B		P3		5-3			E9 1B		4	1	2	0	0	0	0
Bob Bailey, R (1, 5) OBP: 0.429, SLG: 0.286	FC6-4 S		E3 BB		5-3			SF9 1B		4	1	1	1	0	0	1
Coco Laboy, R (9, 5)										0	0	0	0	0	0	0
Ron Fairly, L (1, 3) OBP: 0.400, SLG: 0.267	6-3		FC9-6 BB		6-3			SF9		2	0	0	1	1	0	1
Jim Fairey, L (1, 7)		1-3	FC9-6			F8		G3		3	0	0	0	0	0	1
Ron Swoboda, R (8, PH) OBP: 0.500, SLG: 1.500										1	0	0	0	0	0	1
(9, 7)																
John Bateman, R (1, 2) OBP: 0.300, SLG: 0.450	HR	F8				1-3		4-3		4	1	1	1	0	0	2
Bobby Wine, R (1, 6) OBP: 0.438, SLG: 0.250	5-3			SH3-4 BB		5-3				2	0	0	0	1	0	0
Steve Renko, R (1, 1) OBP: 0.143, SLG: 0.143	PB 1B			SH3-4			K			2	0	1	0	0	1	0

	AB	28
	R	4
	H	5
	RBI	3
	BB	4
	SO	2
	LOB	10

Inning Stats	1	2	3	4	5	6	7	8	9
	R: 1 H: 1 E: 0 LOB: 1 K: 0 BB: 1 S: 4 P: 8	R: 1 H: 2 E: 0 LOB: 2 K: 0 BB: 1 S: 5 P: 9	R: 1 H: 0 E: 2 LOB: 1 K: 0 BB: 1 S: 4 P: 8	R: 0 H: 0 E: 0 LOB: 1 K: 1 BB: 1 S: 5 P: 9	R: 0 H: 0 E: 0 LOB: 0 K: 0 BB: 0 S: 3 P: 3	R: 0 H: 0 E: 0 LOB: 0 K: 0 BB: 0 S: 3 P: 3	R: 0 H: 0 E: 0 LOB: 0 K: 1 BB: 0 S: 5 P: 5	R: 1 H: 2 E: 1 LOB: 1 K: 0 BB: 0 S: 5 P: 5	

	1B: 4	SF: 1	WP: 0	PA: 34
	2B: 0	SAC: 1	PB: 1	
	3B: 0	DP: 0	SB: 1	
	HR: 1	HBP: 0	CS: 0	

PITCHER		IP	WLS	BF	H	R	ER	SO	BB	IBB	HBP	BLK	WP	HR	S	P	ERA	WHIP
Gary Gentry, R ERA: 3.55	(1, 1)	6.0	L	26	3	3	2	1	4	0	0	0	0	1	24	40	3.00	1.167
Tug McGraw, L ERA:	(7, 1)	2.0		8	2	1	0	1	0	0	0	0	0	0	10	10	0.00	1.000

PITCHER	IP	WLS	BF	H	R	ER	SO	BB	IBB	HBP	BLK	WP	HR	S	P	ERA	WHIP

Cincinnati Reds @ Montreal Expos

Jarry Park, Montreal, QB

Sat Apr 17 1971, 3:33 AM EST

Att. 15,931 - Unknown

TOP

Batter	1	2	3	4	5	6	7	8	9	AB	R	H	RBI	BB	SO	LOB
Pete Rose, S (1, 9) OBP: 0.325, SLG: 0.389	1-3		1B 2B		F7		K		G6-4-3 1-2f	5	1	1	0	0	1	2
Bernie Carbo, L (1, 7) OBP: 0.343, SLG: 0.393	2B		2-H 1B		G3			3-1		4	0	2	1	0	0	0
Tony Perez, R (1, 5) OBP: 0.324, SLG: 0.382	K		F9		G3			1B		4	0	1	0	0	1	2
Johnny Bench, R (1, 2) OBP: 0.371, SLG: 0.758	F4		F6			5-3		F9		4	0	0	0	0	0	3
Willie Smith, L (1, 3) OBP: 0.318, SLG: 0.333		4-3	4-3			3-1		4-3		4	0	0	0	0	0	2
Hal McRae, R (1, 8) OBP: 0.242, SLG: 0.303		F8		F7		E5			2-3 1B	4	1	1	0	0	0	0
Jimmy Stewart, S (1, 4) OBP: 0.333, SLG: 0.333		E4 1B		F9		K			2-3 1-2	4	0	1	0	0	1	2
Woody Woodward, R (1, 6) OBP: 0.464, SLG: 0.440		2-3 1B		1B			F3		BB 2-H 1B	4	0	3	1	0	0	0
Gary Nolan, R (1, 1)		G3		1-3			4-3		G6-4-3 1-2 BB	2	0	0	0	0	0	3
Milt Wilcox, R (6, 1)										0	0	0	0	0	0	0
Angel Bravo, L (7, PH) OBP: 0.250, SLG: 0.250										1	0	0	0	0	0	0
Wayne Granger, R (7, 1)										0	0	0	0	0	0	0
Ty Cline, L (9, PH)										0	0	0	0	1	0	0
Inning Stats	R: 0 E: 0 K: 1 S: 6 H: 1 LOB: 1 BB: 0 P: 6	R: 0 E: 1 K: 0 S: 5 H: 2 LOB: 2 BB: 0 P: 5	R: 1 E: 0 K: 0 S: 5 H: 2 LOB: 1 BB: 0 P: 5	R: 0 E: 0 K: 0 S: 4 H: 1 LOB: 1 BB: 0 P: 4	R: 0 E: 0 K: 0 S: 3 H: 0 LOB: 0 BB: 0 P: 3	R: 0 E: 1 K: 1 S: 6 H: 0 LOB: 1 BB: 0 P: 6	R: 0 E: 0 K: 1 S: 5 H: 0 LOB: 0 BB: 0 P: 5	R: 0 E: 0 K: 0 S: 4 H: 1 LOB: 1 BB: 0 P: 4	R: 1 E: 0 K: 0 S: 4 H: 2 LOB: 1 BB: 1 P: 8	1B: 7 2B: 2 3B: 0 HR: 0	SF: 0 SAC: 0 DP: 1 HBP: 0						

livebaseballscorecards.com

AB	36
R	2
H	9
RBI	2
BB	1
SO	3
LOB	14

WP: 0 PB: 0 SB: 0 CS: 0 PA: 37

PITCHER	IP	WLS	BF	H	R	ER	SO	BB	IBB	HBP	BLK	WP	HR	S	P	ERA	WHIP
Carl Morton, R (1, 1) ERA: 5.19	8.1	W	36	9	2	2	3	1	0	0	0	0	0	41	45	2.16	1.200
Mike Marshall, R (9, 1) ERA:	0.2	S	1	0	0	0	0	0	0	0	0	0	0	1	1	0.00	0.000

PITCHER	IP	WLS	BF	H	R	ER	SO	BB	IBB	HBP	BLK	WP	HR	S	P	ERA	WHIP

Batter	1	2	3	4	5	6	7	8	9	AB	R	H	RBI	BB	SO	LOB
Boots Day, L (1, 8) OBP: 0.320, SLG: 0.261	3-1		F7		6-3		F7			4	0	0	0	0	0	2
Ron Hunt, R (1, 4) OBP: 0.462, SLG: 0.350	6-3		5-3			1B 4-3 1B	K			4	1	1	0	0	1	0
Rusty Staub, L (1, 9) OBP: 0.480, SLG: 0.409	BB			F2		4-3 2B 1B 1-3		1-3		3	1	1	0	1	0	0
Bob Bailey, R (1, 5) OBP: 0.360, SLG: 0.222	K 1-2			F8		4-3 1-2 3-H		K		4	0	0	1	0	2	2
Coco Laboy, R (9, 5)										0	0	0	0	0	0	0
Ron Fairly, L (1, 3) OBP: 0.375, SLG: 0.222		3-1		K		2B IBB		4-3		3	1	0	0	1	1	0
Jim Fairey, L (1, 7) OBP: 0.250, SLG: 0.286		BB			K	CS 1-H 2-H				2	0	1	2	1	1	0
John Bateman, R (1, 2) OBP: 0.348, SLG: 0.455		F9			1B	IBB				2	0	1	0	1	0	1
Bobby Wine, R (1, 6) OBP: 0.421, SLG: 0.267		1-3			1-2	2-3				3	0	1	0	0	1	3
Carl Morton, R (1, 1)			F9		K		K			3	0	0	0	0	2	2
Mike Marshall, R (9, 1)										0	0	0	0	0	0	0
Inning Stats	R: 0 E: 0 K: 1 S: 5 H: 0 LOB: 1 BB: 1 P: 9	R: 0 E: 0 K: 0 S: 3 H: 0 LOB: 1 BB: 1 P: 7	R: 0 E: 0 K: 0 S: 3 H: 0 LOB: 0 BB: 0 P: 3	R: 0 E: 0 K: 1 S: 5 H: 0 LOB: 0 BB: 0 P: 5	R: 0 E: 0 K: 2 S: 9 H: 2 LOB: 2 BB: 0 P: 9	R: 3 E: 0 K: 1 S: 7 H: 3 LOB: 2 BB: 2 P: 15	R: 0 E: 0 K: 2 S: 7 H: 0 LOB: 0 BB: 0 P: 7	R: 0 E: 0 K: 1 S: 5 H: 0 LOB: 0 BB: 0 P: 5		1B: 4 2B: 2 3B: 0 HR: 0	SF: 0 SAC: 0 DP: 1 HBP: 0			WP: 0 PB: 0 SB: 1 CS: 1	PA: 32		

PITCHER		IP	WLS	BF	H	R	ER	SO	BB	IBB	HBP	BLK	WP	HR	S	P	ERA	WHIP
Gary Nolan, R ERA: 3.72	(1, 1)	5.1	L	24	5	3	3	4	2	1	0	0	0	0	29	41	5.06	1.312
Milt Wilcox, R ERA:	(6, 1)	0.2		2	0	0	0	1	0	1	0	0	0	0	3	7	0.00	0.000
Wayne Granger, R ERA: 2.7	(7, 1)	2.0		6	0	0	0	3	0	0	0	0	0	0	12	12	0.00	0.000

PITCHER	IP	WLS	BF	H	R	ER	SO	BB	IBB	HBP	BLK	WP	HR	S	P	ERA	WHIP

BOTTOM

Cincinnati Reds @ Montreal Expos

Jarry Park, Montreal, QB

Sat Apr 17 1971, 3:33 AM EST

Att. 15,931 - Unknown

livebaseballscorecards.com

AB	28
R	3
H	5
RBI	3
BB	4
SO	8
LOB	10

Batter	1	2	3	4	5	6	7	8	9	AB	R	H	RBI	BB	SO	LOB
Pete Rose, S (1, 9) OBP: 0.356, SLG: 0.415	F8	G3			1B	FC5-6	G6-3		5	0	3	0	0	0	0
Bernie Carbo, L (1, 7) OBP: 0.350, SLG: 0.375	BB, 1B, BB BB	K			1-3	FC5-6, FC5-4 1-2f	G6-3 1-2f, 2-3		4	1	1	0	1	1	3
Tony Perez, R (1, 5) OBP: 0.286, SLG: 0.333	F8-9		6-3		F3	F9	6-3		5	0	0	0	0	0	5
Johnny Bench, R (1, 3) OBP: 0.359, SLG: 0.703 (8, 2)	BB, BB, 1B 1-2		F9		1-3	FC5-4 1-2f			4	1	1	0	0	0	3
Hal McRae, R (1, 8) OBP: 0.297, SLG: 0.361	1B, BB 1-2, 2-3		5-3			1-3, SH1-4 1B		SH5-3 2B		3	0	2	0	1	0	0
Tommy Helms, R (1, 4) OBP: 0.219, SLG: 0.194	1B 1-2, 2-3, 3-H			F5		SH1-4 1-2		SH5-3 2-3		1	0	0	1	1	0	0
Pat Corrales, R (1, 2) OBP: 0.333, SLG: 0.333 Willie Smith, L (8, PH) OBP: 0.304, SLG: 0.318 (8, 3)	1B 1-2, 2-3, 3-H			6-3		1-3 2-3		G3		3 1	0 0	1 0	1 0	0 0	0 0	1 1
Woody Woodward, R (1, 6) OBP: 0.438, SLG: 0.393 Clay Carroll, R (8, 1)	F7			K		IBB		K		3 0	0 0	0 0	0 0	1 0	2 0	4 0
Jim Merritt, L (1, 1) Angel Bravo, L (5, PH) OBP: 0.200, SLG: 0.200 Milt Wilcox, R (5, 1) Joe Gibbon, R (6, 1) Wayne Granger, R (7, 1) Don Gullett, R (7, 1) Frank Duffy, R (8, 6) OBP: 0.273, SLG: 0.300 Jimmy Stewart, S (9, PH) OBP: 0.429, SLG: 0.429		3-1			1-3	K			G6-3, 1B	1 1 1 0 0 0 0 0 1	0 0 0 0 0 0 0 0 0	0 0 0 0 0 0 0 0 1	0 0 0 0 0 0 0 0 0	0 0 0 0 0 0 0 0 0	0 0 1 0 0 0 0 0 0	0 0 2 0 0 0 0 0 0
Inning Stats	R: 2 E: 0 K: 0 S: 5 H: 2 LOB: 3 BB: 3 P: 17	R: 0 E: 0 K: 1 S: 5 H: 0 LOB: 0 BB: 0 P: 5	R: 0 E: 0 K: 0 S: 3 H: 0 LOB: 0 BB: 0 P: 3	R: 0 E: 0 K: 1 S: 5 H: 0 LOB: 0 BB: 0 P: 5	R: 0 E: 0 K: 0 S: 5 H: 2 LOB: 2 BB: 0 P: 5	R: 0 E: 0 K: 1 S: 6 H: 1 LOB: 2 BB: 1 P: 10	R: 0 E: 0 K: 0 S: 4 H: 1 LOB: 1 BB: 0 P: 4	R: 0 E: 0 K: 1 S: 6 H: 1 LOB: 1 BB: 0 P: 6	R: 0 E: 0 K: 0 S: 4 H: 2 LOB: 1 BB: 0 P: 4	1B: 8 2B: 1 3B: 0 HR: 0 SF: 0 SAC: 2 DP: 1 HBP: 0						

PITCHER		IP	WLS	BF	H	R	ER	SO	BB	IBB	HBP	BLK	WP	HR	S	P	ERA	WHIP
Steve Renko, R ERA: 1.96	(1, 1)	5.0		22	4	2	2	2	3	0	0	0	0	0	23	35	3.60	1.400
Howie Reed, R ERA: 2.25	(6, 1)	2.0	W	9	2	0	0	1	0	1	0	0	0	0	10	14	0.00	1.000
Mike Marshall, R ERA:	(8, 1)	2.0	S	8	3	0	0	1	0	0	0	0	0	0	10	10	0.00	1.500

PITCHER	IP	WLS	BF	H	R	ER	SO	BB	IBB	HBP	BLK	WP	HR	S	P	ERA	WHIP

TOP

Cincinnati Reds @ Montreal Expos

Jarry Park, Montreal, QB

Sun Apr 18 1971, 3:33 AM EST

Unknown

livebaseballscorecards.com

AB	33
R	2
H	9
RBI	2
BB	4
SO	4
LOB	19

WP: 0	PA: 39
PB: 0	
SB: 0	
CS: 0	

Batter	1	2	3	4	5	6	7	8	9	AB	R	H	RBI	BB	SO	LOB
Ron Hunt, R (1, 4) OBP: 0.500, SLG: 0.364	BBBB 4-0 L4-3 BB		H 1-0 HBP		x 0-0 G4-6-3 2-H 1B		x 0-0 ② F9			2	0	1	1	1	0	1
Rusty Staub, L (1, 9) OBP: 0.448, SLG: 0.385	x 0-0 ①② L4-3 1-2		x 0-0 ② F8		x 0-0 ②③ G4-6-3 1-2f		x 0-0 BB 1B 1-2 1B			4	1	1	0	0	0	4
Bob Bailey, R (1, 7) OBP: 0.379, SLG: 0.200	x 0-0 ③ 6-3		x 0-0 ③ 4-3			BBBB 4-0 SH1-3 1B BB	BBBB 4-0 1B 1-2 2-3 BB			2	0	0	0	2	0	2
Mike Marshall, R (8, 1)										0	0	0	0	0	0	0
Ron Swoboda, R (1, 8) OBP: 0.750, SLG: 1.250		x 0-0 G4-3 1B		x 0-0 1B 1B		x 0-0 ① SH1-3 1-2	x 0-0 1B 1-3 2-H 3-H			2	0	2	0	0	0	0
Boots Day, L (4, PR) (5, 8) OBP: 0.320, SLG: 0.261										0	0	0	0	0	0	0
Clyde Mashore, R (7, PH) (8, 8) OBP: 0.500, SLG: 0.500										1	0	1	2	0	0	0
John Bateman, R (1, 2) OBP: 0.333, SLG: 0.400		x 0-0 ①② G4-3 1-2f		x 0-0 ① F5		BBBB 4-0 1B BB	x 0-0 ③ F6			3	0	0	0	1	0	4
Coco Laboy, R (1, 5) OBP: 0.667, SLG: 0.667		x 0-0 FC5-4 1B		x 0-0 G6-4-3 1-2 1B		x 0-0 ② FC5-4 1-2 2-H 1B		x 0-0 WP K2-5-2 2B		2	0	2	0	0	0	0
Ron Fairly, L (6, PH) (7, 3) OBP: 0.423, SLG: 0.350										2	0	2	0	0	0	0
John Boccabella, R (1, 3)		x 0-0 ③ FC5-4 1-2f		x 0-0 ②③ G6-4-3 1-2f		x 0-0 ③ FC5-4 1-2f		x 0-0 ① L1		2	0	0	0	0	0	3
Jim Fairey, L (6, PH) OBP: 0.250, SLG: 0.286										0	0	0	0	0	0	0
Gary Sutherland, R (6, PH) (7, 5) (8, 7)										2	0	0	0	0	0	3
Bobby Wine, R (1, 6) OBP: 0.435, SLG: 0.316			x 0-0 SH1 1B		x 0-0 SH1-3 1B 1B		x 0-0 ① 1-3 SSS	0-3 ②③ K2-5-2 2-3		4	1	2	0	0	1	1
Steve Renko, R (1, 1) OBP: 0.143, SLG: 0.143			x 0-0 ① SH1 1-2		x 0-0 ① SH1-3 1-2		x 0-0 BB 1B 1B 1B			0	0	0	0	0	0	0
Howie Reed, R (6, 1)										0	0	0	0	0	0	0
Ron Brand, R (7, PH) (8, 5) OBP: 0.500, SLG: 0.500										1	1	1	0	0	0	0
Inning Stats	R: 0 E: 0 K: 0 S: 2 H: 0 LOB: 0 BB: 1 P: 6	R: 0 E: 0 K: 0 S: 4 H: 2 LOB: 1 BB: 0 P: 4	R: 0 E: 0 K: 0 S: 4 H: 1 LOB: 2 BB: 0 P: 5	R: 0 E: 0 K: 0 S: 4 H: 2 LOB: 2 BB: 0 P: 4	R: 1 E: 0 K: 0 S: 4 H: 2 LOB: 0 BB: 0 P: 4	R: 0 E: 0 K: 0 S: 3 H: 1 LOB: 2 BB: 2 P: 11	R: 2 E: 0 K: 0 S: 6 H: 3 LOB: 2 BB: 1 P: 10	R: 0 E: 0 K: 1 S: 5 H: 1 LOB: 1 BB: 0 P: 5		1B: 11 2B: 3 3B: 0 HR: 0		SF: 0 SAC: 3 DP: 5 HBP: 1			WP: 1 PB: 0 SB: 0 CS: 0	PA: 35

Cincinnati Reds @ Montreal Expos

Jarry Park, Montreal, QB

Sun Apr 18 1971, 3:33 AM EST

Unknown

BOTTOM

livebaseballscorecards.com

AB	27
R	3
H	12
RBI	3
BB	4
SO	1
LOB	18

PITCHER		IP	WLS	BF	H	R	ER	SO	BB	IBB	HBP	BLK	WP	HR	S	P	ERA	WHIP
Jim Merritt, L ERA:	(1, 1)	4.0		16	5	0	0	0	1	0	1	0	0	0	14	19	0.00	1.500
Milt Wilcox, R ERA: 3.38	(5, 1)	1.2		8	3	1	1	0	2	0	0	0	0	0	6	14	5.40	3.000
Joe Gibbon, L ERA: 4.76	(6, 1)	1.0	L	5	2	2	2	0	0	0	0	0	0	0	5	5	18.00	2.000
Wayne Granger, R ERA: 2.7	(7, 1)	0.0		1	0	0	0	0	1	0	0	0	0	0	0	4	∞	∞
Don Gullett, L ERA: 6.48	(7, 1)	0.2		4	2	0	0	0	0	0	0	0	0	0	4	4	0.00	3.000

PITCHER		IP	WLS	BF	H	R	ER	SO	BB	IBB	HBP	BLK	WP	HR	S	P	ERA	WHIP
Clay Carroll, R ERA: 0.87	(8, 1)	0.2		1	0	0	0	1	0	0	0	0	1	0	3	3	0.00	0.000

Batter	1	2	3	4	5	6	7	8	9	AB	R	H	RBI	BB	SO	LOB
Pete Rose, S (1, 9) OBP: 0.388, SLG: 0.432	BBBB 4-0 BB 1B BB	x 0-0 1B		x 0-0 1-2 1B			x 0-0 ② 1-3			3	1	2	0	1	0	0
Bernie Carbo, L (1, 7) OBP: 0.341, SLG: 0.343	BBBB 4-0 1B 1-2 1B BB	x 0-0 ③ 2-3		x 0-0 ③ L4			SSS 0-3 ③ K			3	1	0	0	1	1	3
Tony Perez, R (1, 5) OBP: 0.283, SLG: 0.326	x 0-0 1B 1-2 2-H 1B		SSS 0-3 ① K		SSS 0-3 ① K			x 0-0 ① 4-3		4	0	1	1	0	2	0
Johnny Bench, R (1, 2) OBP: 0.326, SLG: 0.634	SSS 0-3 ① K		x 0-0 ② 4-3		SSS 0-3 ② K			x 0-0 ② F5		4	0	0	0	0	2	2
Willie Smith, L (1, 3) OBP: 0.333, SLG: 0.462	x 0-0 1-2 2-H 1B		x 0-0 HR		x 0-0 ③ 4-3			x 0-0 ③ 4-3		4	1	2	2	0	0	0
Ty Cline, L (1, 8) OBP: 0.333, SLG: 0.462	SSS 0-3 ② K		x 0-0 ③ L8			BBBB 4-0 G3-6-1 BB			SSS 0-3 ① K	3	0	0	0	1	2	2
Tommy Helms, R (1, 4) OBP: 0.194, SLG: 0.171	x 0-0 ③ F4			x 0-0 ① F9		x 0-0 ① ② G3-6-1 1-2f			x 0-0 ② F8	4	0	0	0	0	0	3
Woody Woodward, R (1, 6) OBP: 0.429, SLG: 0.387 Wayne Simpson, R (6, 1) Jimmy Stewart, S (9, PH) OBP: 0.375, SLG: 0.375		x 0-0 ① F9		x 0-0 FC1-6 1B		x 0-0 ③ F6			SSS 0-3 ③ K	3 0 1	0 0 0	1 0 0	0 0 0	0 0 0	0 0 1	0 0 0
Jim McGlothlin, R (1, 1) OBP: 0.600, SLG: 1.250 Greg Garrett, S (3, 1) OBP: 0.333, SLG: 0.333 Frank Duffy, R (6, 6) OBP: 0.250, SLG: 0.273		SSS 0-3 ② K		x 0-0 ② FC1-6 1B 1-2f			x 0-0 ① F5			1 1 1	0 0 0	0 0 0	0 0 0	0 0 0	1 0 0	0 1 0
Inning Stats	R: 2 E: 0 K: 2 S: 9 H: 2 LOB: 2 BB: 2 P: 17	R: 0 E: 0 K: 1 S: 6 H: 1 LOB: 1 BB: 0 P: 6	R: 1 E: 0 K: 1 S: 6 H: 1 LOB: 0 BB: 0 P: 6	R: 0 E: 0 K: 0 S: 5 H: 2 LOB: 2 BB: 0 P: 5	R: 0 E: 0 K: 2 S: 7 H: 0 LOB: 0 BB: 0 P: 7	R: 0 E: 0 K: 0 S: 2 H: 0 LOB: 0 BB: 1 P: 6	R: 0 E: 0 K: 1 S: 5 H: 0 LOB: 0 BB: 0 P: 5	R: 0 E: 0 K: 0 S: 3 H: 0 LOB: 0 BB: 0 P: 3	R: 0 E: 0 K: 2 S: 7 H: 0 LOB: 0 BB: 0 P: 7	1B: 5 2B: 0 3B: 0 HR: 1	SF: 0 SAC: 0 DP: 1 HBP: 0						

PITCHER	IP	WLS	BF	H	R	ER	SO	BB	IBB	HBP	BLK	WP	HR	S	P	ERA	WHIP
Bill Stoneman, R (1, 1) ERA: 3.86	9.0	W	35	6	3	3	9	3	0	0	0	0	1	50	62	3.00	1.000

PITCHER	IP	WLS	BF	H	R	ER	SO	BB	IBB	HBP	BLK	WP	HR	S	P	ERA	WHIP

TOP

Cincinnati Reds @ Montreal Expos

Jarry Park, Montreal, QB

Sun Apr 18 1971, 3:38 AM EST

Att. 21,409 - Unknown

livebaseballscorecards.com

AB	32
R	3
H	6
RBI	3
BB	3
SO	9
LOB	11

1B: 5	SF: 0	WP: 0	PA: 35
2B: 0	SAC: 0	PB: 0	
3B: 0	DP: 1	SB: 0	
HR: 1	HBP: 0	CS: 0	

Cincinnati Reds @ Montreal Expos

Jarry Park, Montreal, QB

Sun Apr 18 1971, 3:38 AM EST

Att. 21,409 - Unknown

BOTTOM

Batter	1	2	3	4	5	6	7	8	9	AB	R	H	RBI	BB	SO	LOB
Boots Day, L (1, 8) OBP: 0.345, SLG: 0.269	0-0 HR 1B	0-0 4-3		BBBB 4-0 1-2 2-3 BB		0-0 4-3				3	1	1	0	1	0	2
Ron Hunt, R (1, 4) OBP: 0.471, SLG: 0.320	0-0 L8		0-0 F6	0-0 L8			BBBB 4-0 2B BB			3	1	0	0	1	0	4
Rusty Staub, L (1, 9) OBP: 0.515, SLG: 0.586	0-0 1-H HR		BBBB 4-0 WP BB		0-0 L8 1B 1B		0-0 4-3 1-H 2B			3	2	3	3	1	0	0
Bob Bailey, R (1, 5) OBP: 0.394, SLG: 0.182 Coco Laboy, R (9, 5) OBP: 0.667, SLG: 0.667	BBBB 4-0 FC4-6 BB		BBBB 4-0 G1-6-3 1-2 BB		0-0 L8 1-2		0-0 4-3 2-3			2 0	0 0	0 0	0 0	2 0	0 0	2 0
Ron Fairly, L (1, 3) OBP: 0.400, SLG: 0.333	0-0 FC4-6 CS 1-2f		0-0 G1-6-3 1-2f		0-0 2-H 1B		0-0 G3			4	0	1	1	0	0	4
Jim Fairey, L (1, 7) OBP: 0.333, SLG: 0.375 Ron Swoboda, R (4, PH) (5, 7) OBP: 0.429, SLG: 0.714	0-0 CS 1-2	0-0 WP 1B 1B		SSS 0-3 K	0-0 F9		SSS 0-3 K			1 3	1 0	1 0	0 0	0 0	0 2	0 1
John Bateman, R (1, 2) OBP: 0.290, SLG: 0.345		SSS 0-3 K 1-3		0-0 L8	0-0 5-3		0-0 5-3			4	0	0	0	0	1	1
Bobby Wine, R (1, 6) OBP: 0.481, SLG: 0.391		0-0 SH3-4 3-H 1B		0-0 BB 1B 1B	0-0 SH1-4 1B		0-0 1-3			4	0	3	1	0	0	0
Bill Stoneman, R (1, 1) OBP: 0.250, SLG: 0.250		0-0 SH3-4 1-2		0-0 BB 1-2 1B	0-0 SH1-4 1-2		SSS 0-3 K			2	0	1	0	0	1	0
Inning Stats	R: 2 H: 2 E: 0 LOB: 0 K: 0 BB: 1 S: 4 P: 8	R: 1 H: 2 E: 0 LOB: 1 K: 1 BB: 0 S: 7 P: 7	R: 0 H: 0 E: 0 LOB: 1 K: 0 BB: 2 S: 2 P: 10	R: 0 H: 2 E: 0 LOB: 3 K: 1 BB: 1 S: 7 P: 11	R: 1 H: 2 E: 0 LOB: 0 K: 0 BB: 0 S: 4 P: 4	R: 0 H: 1 E: 0 LOB: 1 K: 0 BB: 0 S: 4 P: 4	R: 1 H: 1 E: 0 LOB: 1 K: 1 BB: 1 S: 6 P: 10	R: 0 H: 0 E: 0 LOB: 0 K: 1 BB: 0 S: 5 P: 5		1B: 8 SF: 0 2B: 1 SAC: 2 3B: 0 DP: 1 HR: 1 HBP: 0						

PITCHER		IP	WLS	BF	H	R	ER	SO	BB	IBB	HBP	BLK	WP	HR	S	P	ERA	WHIP
Jim McGlothlin, R ERA: 3.68	(1, 1)	2.0		10	4	3	3	1	1	0	0	0	1	1	11	15	13.50	2.500
Greg Garrett, L ERA: 1.04	(3, 1)	3.0	L	14	4	1	1	1	3	0	0	0	1	0	13	25	3.00	2.333
Wayne Simpson, R ERA: 3.0	(6, 1)	3.0		12	2	1	1	2	1	0	0	0	0	0	15	19	3.00	1.000

PITCHER	IP	WLS	BF	H	R	ER	SO	BB	IBB	HBP	BLK	WP	HR	S	P	ERA	WHIP

livebaseballscorecards.com

AB	29
R	5
H	10
RBI	5
BB	5
SO	4
LOB	14

1B: 8 SF: 0
2B: 1 SAC: 2
3B: 0 DP: 1
HR: 1 HBP: 0

WP: 3 PA: 37
PB: 0
SB: 0
CS: 1

Batter	1	2	3	4	5	6	7	8	9	AB	R	H	RBI	BB	SO	LOB
Larry Bowa, S (1, 6) OBP: 0.354, SLG: 0.378	6-3		5-3			BB		B5-3		3	1	0	0	1	0	1
Don Money, R (1, 5) OBP: 0.250, SLG: 0.422	K		5-3 2-3			1B 1-2		1B		4	0	2	0	0	1	1
Willie Montanez, L (1, 8) OBP: 0.410, SLG: 0.545	FC5-4 BB			6-3		SH5-4 1-2 2-3		L9		2	0	0	0	1	0	1
Roger Freed, R (1, 9) OBP: 0.348, SLG: 0.395	FC5-4 1-2f			P4		SF9 2-3 3-H			F5	3	0	0	1	0	0	1
Deron Johnson, R (1, 3) OBP: 0.255, SLG: 0.233		K		FC4-6 1B		F2			K	4	0	1	0	0	2	1
Tim McCarver, L (1, 2) OBP: 0.262, SLG: 0.316		P6		FC4-6 1-2f			K		K	4	0	0	0	0	2	1
Joe Lis, R (1, 7) OBP: 0.308, SLG: 0.333		F9			6-3		F8			3	0	0	0	0	0	0
Ron Stone, L (7, 7) OBP: 0.267, SLG: 0.214										0	0	0	0	0	0	0
Denny Doyle, L (1, 4) OBP: 0.323, SLG: 0.393			WP BB		4-3		4-3			2	0	0	0	1	0	0
Chris Short, R (1, 1)			SH5-4 1-2		K			K		2	0	0	0	0	2	0
Inning Stats	R: 0 E: 0 K: 1 S: 5 H: 0 LOB: 1 BB: 1 P: 9	R: 0 E: 0 K: 1 S: 5 H: 0 LOB: 0 BB: 0 P: 5	R: 0 E: 0 K: 0 S: 3 H: 0 LOB: 1 BB: 1 P: 7	R: 0 E: 0 K: 0 S: 4 H: 1 LOB: 1 BB: 0 P: 4	R: 0 E: 0 K: 1 S: 5 H: 0 LOB: 0 BB: 0 P: 5	R: 1 E: 0 K: 0 S: 4 H: 1 LOB: 1 BB: 1 P: 8	R: 0 E: 0 K: 1 S: 5 H: 0 LOB: 0 BB: 0 P: 5	R: 0 E: 0 K: 1 S: 6 H: 1 LOB: 1 BB: 0 P: 6	R: 0 E: 0 K: 2 S: 7 H: 0 LOB: 0 BB: 0 P: 7	1B: 3 2B: 0 3B: 0 HR: 0 SF: 1 SAC: 2 DP: 0 HBP: 0						

TOP

Philadelphia Phillies @ Montreal Expos

Jarry Park, Montreal, QB

Tue Apr 20 1971, 3:33 AM EST

Att. 11,634 - Unknown

livebaseballscorecards.com

AB	27
R	1
H	3
RBI	1
BB	3
SO	7
LOB	6

WP: 1 PB: 0 SB: 0 CS: 0 PA: 33

PITCHER		IP	WLS	BF	H	R	ER	SO	BB	IBB	HBP	BLK	WP	HR	S	P	ERA	WHIP
Ernie McAnally, R ERA: 6.14	(1, 1)	7.0	L	26	2	1	1	4	3	0	0	0	1	0	31	43	1.29	0.714
Mike Marshall, R ERA:	(8, 1)	2.0		7	1	0	0	3	0	0	0	0	0	0	13	13	0.00	0.500

PITCHER	IP	WLS	BF	H	R	ER	SO	BB	IBB	HBP	BLK	WP	HR	S	P	ERA	WHIP

Batter	1	2	3	4	5	6	7	8	9	AB	R	H	RBI	BB	SO	LOB
Ron Hunt, R (1, 4) OBP: 0.474, SLG: 0.321	4-3		PB, 1B		BB, 1B		L5			3	0	1	0	1	0	0
Rusty Staub, L (1, 9) OBP: 0.486, SLG: 0.545	F6		F7 1-2		G4-3 1-3		P6			4	0	1	0	0	0	1
Bob Bailey, R (1, 3) OBP: 0.378, SLG: 0.160	BB		1-3		G4-3 1-2f			6-3		3	0	0	0	1	0	3
Ron Swoboda, R (1, 7) OBP: 0.455, SLG: 0.556	F8			SH1-3, BB		L5-3, BB		K		2	0	0	0	2	1	1
John Bateman, R (1, 2) OBP: 0.265, SLG: 0.313		P4		SH1-3 1-2		L5-3 1-2		5-3		3	0	0	0	0	0	1
Coco Laboy, R (1, 5) OBP: 0.714, SLG: 0.500		FC6-4, BB		BB		1B, BB			F2	1	0	0	0	3	0	0
Clyde Mashore, R (1, 8) OBP: 0.333, SLG: 0.333		F7		K		1-2 1B			K	4	0	1	0	0	2	3
Bobby Wine, R (1, 6) OBP: 0.419, SLG: 0.333		FC6-4 1-2f		P5		G3			6-3	4	0	0	0	0	0	5
Ernie McAnally, R (1, 1)			5-3		G3		P4			2	0	0	0	0	0	0
Gary Sutherland, R (7, PH)										1	0	0	0	0	0	0
Mike Marshall, R (8, 1)										0	0	0	0	0	0	0
Inning Stats	R: 0 E: 0 K: 0 S: 3 H: 0 LOB: 1 BB: 1 P: 7	R: 0 E: 0 K: 0 S: 3 H: 0 LOB: 1 BB: 1 P: 7	R: 0 E: 0 K: 0 S: 4 H: 1 LOB: 1 BB: 0 P: 4	R: 0 E: 0 K: 1 S: 5 H: 0 LOB: 2 BB: 2 P: 13	R: 0 E: 0 K: 0 S: 3 H: 1 LOB: 1 BB: 1 P: 7	R: 0 E: 0 K: 0 S: 3 H: 1 LOB: 2 BB: 2 P: 11	R: 0 E: 0 K: 0 S: 3 H: 0 LOB: 0 BB: 0 P: 3	R: 0 E: 0 K: 1 S: 5 H: 0 LOB: 0 BB: 0 P: 5	R: 0 E: 0 K: 1 S: 5 H: 0 LOB: 0 BB: 0 P: 5	1B: 3 2B: 1 3B: 0 HR: 0	SF: 0 SAC: 1 DP: 2 HBP: 0					

PITCHER	IP	WLS	BF	H	R	ER	SO	BB	IBB	HBP	BLK	WP	HR	S	P	ERA	WHIP
Chris Short, L (1, 1) ERA: 1.99	9.0	W	35	3	0	0	3	7	0	0	0	0	0	34	62	0.00	1.111

PITCHER	IP	WLS	BF	H	R	ER	SO	BB	IBB	HBP	BLK	WP	HR	S	P	ERA	WHIP

BOTTOM

Philadelphia Phillies @ Montreal Expos

Jarry Park, Montreal, QB

Tue Apr 20 1971, 3:33 AM EST

Att. 11,634 - Unknown

livebaseballscorecards.com

AB	27
R	0
H	3
RBI	0
BB	7
SO	3
LOB	14

Batter	1	2	3	4	5	6	7	8	9	AB	R	H	RBI	BB	SO	LOB
Bob Bailey, R (1, 5) OBP: 0.357, SLG: 0.200 Coco Laboy, R (9, 5) OBP: 0.714, SLG: 0.500	L4-6 2B		SSS K		F9		F7		F9	5 0	0 0	1 0	0 0	0 0	1 0	3 0
Ron Hunt, R (1, 4) OBP: 0.476, SLG: 0.323	L4-6 2-3			4-3 1B		HR HBP	F9			3	1	1	0	0	0	1
Rusty Staub, L (1, 9) OBP: 0.463, SLG: 0.595	F8			F9		1-H HR	F8			4	1	1	2	0	0	1
Ron Fairly, L (1, 3) OBP: 0.382, SLG: 0.296		4-3 1-2		4-3		F8		BBB SH2-3 BB		3	0	0	0	1	0	1
Jim Fairey, L (1, 7) OBP: 0.333, SLG: 0.364 Clyde Mashore, R (9, 7) OBP: 0.333, SLG: 0.333		4-3		L9		1B 1B		SH2-3 1-2		3 0	1 0	1 0	0 0	0 0	0 0	1 0
Boots Day, L (1, 8) OBP: 0.333, SLG: 0.241		4-3			4-3	F7		IIII G5-4-3 IBB		3	0	0	0	1	0	1
John Bateman, R (1, 2) OBP: 0.289, SLG: 0.314			5-3		BBB 4-0 1B BB	1B 1-3 1B		G5-4-3 1-2f		3	0	1	0	1	0	2
Bobby Wine, R (1, 6) OBP: 0.400, SLG: 0.323			6-3		F5	1B 1-3 3-H 1B			F7	4	0	1	1	0	0	1
Carl Morton, R (1, 1) OBP: 0.182, SLG: 0.182 Mike Marshall, R (9, 1)			1B		1-2 1B	F9			1-3	4 0	0 0	2 0	0 0	0 0	0 0	2 0

TOP

Montreal Expos @ Houston Astros

Astrodome, Houston, TX

Fri Apr 23 1971, 7:05 PM EST

Att. 25,430 - Unknown

livebaseballscorecards.com

AB	32
R	3
H	8
RBI	3
BB	3
SO	1
LOB	13

Inning Stats	1	2	3	4	5	6	7	8	9
	R: 0 E: 0 K: 0 S: 3	R: 0 E: 0 K: 0 S: 3	R: 0 E: 0 K: 1 S: 6	R: 0 E: 0 K: 0 S: 4	R: 0 E: 0 K: 0 S: 4	R: 3 E: 0 K: 0 S: 7	R: 0 E: 0 K: 0 S: 3	R: 0 E: 0 K: 0 S: 2	R: 0 E: 0 K: 0 S: 3
	H: 1 LOB: 0 BB: 0 P: 3	H: 0 LOB: 0 BB: 0 P: 3	H: 1 LOB: 1 BB: 0 P: 6	H: 1 LOB: 1 BB: 0 P: 4	H: 1 LOB: 2 BB: 1 P: 8	H: 4 LOB: 2 BB: 0 P: 8	H: 0 LOB: 0 BB: 0 P: 3	H: 0 LOB: 1 BB: 2 P: 10	H: 0 LOB: 0 BB: 0 P: 3

| | | |

Montreal Expos @ Houston Astros

Astrodome, Houston, TX

Fri Apr 23 1971, 7:05 PM EST

Att. 25,430 - Unknown

livebaseballscorecards.com

BOTTOM

Batter	1	2	3	4	5	6	7	8	9	AB	R	H	RBI	BB	SO	LOB
Roger Metzger, S (1, 6) OBP: 0.284, SLG: 0.283	4-1		4-3			SF7 (3-H)		BB		2	0	0	1	1	0	1
Joe Morgan, L (1, 4) OBP: 0.273, SLG: 0.284	4-3			F9		F7		F9		4	0	0	0	0	0	1
Denis Menke, R (1, 3) OBP: 0.342, SLG: 0.364	6-3			F9		1-3			4-3 4-3 2B	4	1	1	0	0	0	0
Bob Watson, R (1, 7) OBP: 0.333, SLG: 0.492		6-3		2B			F9		4-3 (2-3)	4	0	1	0	0	0	1
Doug Rader, R (1, 5) OBP: 0.294, SLG: 0.295		F8		F5			FC6-4 1B		4-3 (3-H)	4	0	1	1	0	0	1
Cesar Cedeno, R (1, 8) OBP: 0.239, SLG: 0.324		6-3			F8		FC6-4 (1-2f)		FC6 1B	4	0	1	0	0	0	1
Jesus Alou, R (1, 9) OBP: 0.341, SLG: 0.317			G3 1B		F8		F8		FC6 (1-2f)	4	0	1	0	0	0	2
Johnny Edwards, L (1, 2) OBP: 0.233, SLG: 0.214			G3 (1-2)		F6			F8		3	0	0	0	0	0	1
Don Wilson, R (1, 1) OBP: 0.111, SLG: 0.111			F9			SF7 3B		4-3		1	0	0	0	0	0	1
Jim Ray, R (6, 1)										0	0	0	0	0	0	0
Rich Chiles, L (6, PH) OBP: 0.500, SLG: 1.500										1	1	1	0	0	0	0
Fred Gladding, L (7, 1)										0	0	0	0	0	0	0
Norm Miller, L (8, PH) OBP: 0.292, SLG: 0.478										1	0	0	0	0	0	0
Ken Forsch, R (9, 1) OBP: 1.000, SLG: 1.000										0	0	0	0	0	0	0
Inning Stats	R: 0 E: 0 K: 0 S: 3 H: 0 LOB: 0 BB: 0 P: 3	R: 0 E: 0 K: 0 S: 3 H: 0 LOB: 0 BB: 0 P: 3	R: 0 E: 0 K: 0 S: 4 H: 1 LOB: 1 BB: 0 P: 4	R: 0 E: 0 K: 0 S: 4 H: 1 LOB: 1 BB: 0 P: 4	R: 0 E: 0 K: 0 S: 3 H: 0 LOB: 0 BB: 0 P: 3	R: 1 E: 0 K: 0 S: 4 H: 1 LOB: 0 BB: 0 P: 4	R: 0 E: 0 K: 0 S: 4 H: 1 LOB: 1 BB: 0 P: 4	R: 0 E: 0 K: 0 S: 3 H: 0 LOB: 1 BB: 1 P: 7	R: 1 E: 0 K: 0 S: 5 H: 2 LOB: 1 BB: 0 P: 5	1B: 3 2B: 2 3B: 1 HR: 0	SF: 1 SAC: 0 DP: 0 HBP: 0					

	AB	32
	R	2
	H	6
	RBI	2
	BB	1
	SO	0
	LOB	9

WP: 0 PB: 0 SB: 0 CS: 0 PA: 34

PITCHER		IP	WLS	BF	H	R	ER	SO	BB	IBB	HBP	BLK	WP	HR	S	P	ERA	WHIP
Carl Morton, R ERA: 4.15	(1, 1)	8.2	W	33	6	2	2	0	1	0	0	0	0	0	32	36	2.08	0.808
Mike Marshall, R ERA:	(9, 1)	0.1	S	1	0	0	0	0	0	0	0	0	0	0	1	1	0.00	0.000

PITCHER	IP	WLS	BF	H	R	ER	SO	BB	IBB	HBP	BLK	WP	HR	S	P	ERA	WHIP

Batter	1	2	3	4	5	6	7	8	9	AB	R	H	RBI	BB	SO	LOB
Ron Hunt, R (1, 4) OBP: 0.447, SLG: 0.286	4-3	K			5-3		FC6-4 1-2f		1B 1-2 HBP	4	0	0	0	0	1	2
Rusty Staub, L (1, 9) OBP: 0.435, SLG: 0.571	F8		1B G6-4-3 2B		K			3-1	K	5	1	1	0	0	2	3
Bob Bailey, R (1, 7) OBP: 0.370, SLG: 0.235	S 1B		G6-4-3 2-3 1B			E4 SH1-4		6-3	1B 1-2 2-H 3-H	4	0	2	0	0	0	0
Ron Brand, R (8, 5) OBP: 0.667, SLG: 0.667										1	0	1	1	0	0	0
Ron Swoboda, R (1, 8) OBP: 0.462, SLG: 0.500	HBP 1-2		G6-4-3 1-2f 3-H			SH1-4 1-2		BB		1	0	0	0	0	0	1
Boots Day, L (8, PH) OBP: 0.353, SLG: 0.241 (8, 8)										0	0	0	0	1	0	0
John Bateman, R (1, 2) OBP: 0.286, SLG: 0.308	K		K			K		1B 1-3		4	0	1	0	0	3	3
Coco Laboy, R (1, 5) OBP: 0.500, SLG: 0.286		F3		5-3		4-3			K	3	0	0	0	0	0	1
Ron Fairly, L (8, PH) OBP: 0.371, SLG: 0.286 (8, 7) (9, 3)										1	0	0	0	0	1	2
John Boccabella, R (1, 3) OBP: 0.400, SLG: 1.000		HR		BB CS			5-3		FC1-4 SH 1B 1B	2	1	1	1	1	0	0
Jim Fairey, L (9, PH) OBP: 0.385, SLG: 0.417 (9, 7)										1	1	1	0	0	0	0
Bobby Wine, R (1, 6) OBP: 0.395, SLG: 0.353		F8		4-3 1-2			FC1-5-6-2-5 2B		SH FC1-4 1-2	3	0	1	0	0	0	1
Steve Renko, R (1, 1) OBP: 0.182, SLG: 0.182		1B			F8		FC1-5-6-2-5 FC6-4 2-3		FC1-4 HBP 1B 1-2f 2-3	4	0	1	0	0	0	3
Mike Marshall, R (9, 1)										0	0	0	0	0	0	0

TOP

Montreal Expos @ Houston Astros

Astrodome, Houston, TX

Sat Apr 24 1971, 7:05 PM EST

Att. 17,252 - Unknown

livebaseballscorecards.com

AB	33
R	3
H	9
RBI	2
BB	2
SO	7
LOB	16

Inning Stats	1	2	3	4	5	6	7	8	9	1B: 6	SF: 0	WP: 0	PA: 39
R	0	1	1	0	0	0	0	0	1	2B: 2	SAC: 2	PB: 0	
E	0	0	0	0	0	1	1	0	1	3B: 0	DP: 1	SB: 1	
K	1	1	1	0	1	1	0	1	1	HR: 1	HBP: 2	CS: 1	
S	6	7	6	2	5	6	4	6	7				
H	1	2	2	0	0	0	1	1	2				
LOB	2	1	0	0	0	1	1	2	2				
BB	0	0	0	1	0	0	0	1	0				
P	7	7	6	6	5	6	4	10	8				

PITCHER		IP	WLS	BF	H	R	ER	SO	BB	IBB	HBP	BLK	WP	HR	S	P	ERA	WHIP
Wade Blasingame, L ERA: 2.86	(1, 1)	7.0	L	28	6	2	2	5	1	0	1	0	0	1	36	41	2.57	1.000
George Culver, R ERA: 1.8	(8, 1)	1.0		5	1	0	0	1	1	0	0	0	0	0	6	10	0.00	2.000
Fred Gladding, R ERA:	(9, 1)	0.1		4	1	1	0	0	0	0	1	0	0	0	3	4	0.00	3.000
Denny Lemaster, L ERA:	(9, 1)	0.2		2	1	0	0	1	0	0	0	0	0	0	4	4	0.00	1.500

PITCHER	IP	WLS	BF	H	R	ER	SO	BB	IBB	HBP	BLK	WP	HR	S	P	ERA	WHIP

BOTTOM

Batter	1	2	3	4	5	6	7	8	9	AB	R	H	RBI	BB	SO	LOB
Roger Metzger, S (1, 6) OBP: 0.282, SLG: 0.270	F9		F8 1-2			1-3		BB		3	0	0	0	1	0	1
Joe Morgan, L (1, 4) OBP: 0.272, SLG: 0.271	4-3		F9			S 1B BB		F9		3	1	0	0	1	0	2
Jimmy Wynn, R (1, 9) OBP: 0.417, SLG: 0.389	F8			K		K 1-2		L5		4	0	0	0	0	2	2
Bob Watson, R (1, 7) OBP: 0.356, SLG: 0.507		FC4-6 1B		1-3		2-H 1B			FC1-4 1B FC4-6 1B	4	1	3	1	0	0	0
Denis Menke, R (1, 3) OBP: 0.338, SLG: 0.357		F8		4-3		5-3			FC1-4 1-2 1B	4	0	1	0	0	0	2
Doug Rader, R (1, 5) OBP: 0.292, SLG: 0.281		F5			FC6-4 BB		5-3		FC1-4 FC4-6 1-2f 2-3	3	0	0	0	1	0	3
Cesar Cedeno, R (1, 8) OBP: 0.227, SLG: 0.306		FC4-6 1-2f			FC6-4 1-2f		L4		FC4-6 1-2f 3-H	4	0	0	1	0	0	3
Johnny Edwards, L (1, 2) OBP: 0.234, SLG: 0.200			CS BB		F7		6-3		F9	3	0	0	0	1	0	2
Wade Blasingame, L (1, 1) OBP: 0.400, SLG: 0.667			WP 1-2 BB		F2			1B		1	0	0	0	1	0	1
George Culver, R (8, 1)										0	0	0	0	0	0	0
Rich Chiles, L (8, PH) OBP: 0.667, SLG: 1.333										1	0	1	0	0	0	0
Fred Gladding, L (9, 1)										0	0	0	0	0	0	0
Denny Lemaster, R (9, 1)										0	0	0	0	0	0	0
Inning Stats	R: 0 E: 0 K: 0 S: 3 H: 0 LOB: 0 BB: 0 P: 3	R: 0 E: 0 K: 0 S: 4 H: 1 LOB: 1 BB: 0 P: 4	R: 0 E: 0 K: 0 S: 2 H: 0 LOB: 1 BB: 2 P: 10	R: 0 E: 0 K: 1 S: 5 H: 0 LOB: 0 BB: 0 P: 5	R: 0 E: 0 K: 0 S: 3 H: 0 LOB: 1 BB: 1 P: 7	R: 1 E: 0 K: 1 S: 6 H: 1 LOB: 1 BB: 1 P: 10	R: 0 E: 0 K: 0 S: 3 H: 0 LOB: 0 BB: 0 P: 3	R: 0 E: 0 K: 0 S: 3 H: 1 LOB: 1 BB: 1 P: 7	R: 1 E: 0 K: 0 S: 5 H: 2 LOB: 1 BB: 0 P: 5	1B: 5 2B: 0 3B: 0 HR: 0 SF: 0 SAC: 0 DP: 0 HBP: 0						

PITCHER	IP	WLS	BF	H	R	ER	SO	BB	IBB	HBP	BLK	WP	HR	S	P	ERA	WHIP
Steve Renko, R (1, 1) ERA: 2.03	8.0	W	31	4	2	2	2	5	0	0	0	1	0	30	50	2.25	1.125
Mike Marshall, R (9, 1) ERA:	1.0	S	4	1	0	0	0	0	0	0	0	0	0	4	4	0.00	1.000

PITCHER	IP	WLS	BF	H	R	ER	SO	BB	IBB	HBP	BLK	WP	HR	S	P	ERA	WHIP

Montreal Expos @ Houston Astros

Astrodome, Houston, TX

Sat Apr 24 1971, 7:05 PM EST

Att. 17,252 - Unknown

livebaseballscorecards.com

AB	30
R	2
H	5
RBI	2
BB	5
SO	2
LOB	16

WP: 1	PB: 0	SB: 1	CS: 1	PA:	35

Batter	1	2	3	4	5	6	7	8	9	AB	R	H	RBI	BB	SO	LOB
Bob Bailey, R (1, 5) OBP: 0.340, SLG: 0.211	6-3		6-3 (3-H)		5-3			4-3		4	0	0	1	0	0	1
Coco Laboy, R (8, 5) OBP: 0.500, SLG: 0.286										0	0	0	0	0	0	0
Ron Hunt, R (1, 4) OBP: 0.431, SLG: 0.282	6-3		1B (2-H)		F8			F4		4	0	1	1	0	0	0
Rusty Staub, L (1, 9) OBP: 0.420, SLG: 0.565	4-3		F8			4-3			FC8-5, 2B	4	0	1	0	0	0	1
Ron Fairly, L (1, 3) OBP: 0.333, SLG: 0.250		G3		K (S S S)		4-3			FC8-5 (2-3)	4	0	0	0	0	1	1
Jim Fairey, L (1, 7) OBP: 0.353, SLG: 0.375		4-3		4-3		1-3			1B	4	0	1	0	0	0	0
Boots Day, L (1, 8) OBP: 0.342, SLG: 0.219		4-3		1B, HBP (H)			K (S S S)		K (S S S)	3	0	0	0	0	2	1
John Bateman, R (1, 2) OBP: 0.289, SLG: 0.310			F2	1B (1-3)			F6			3	0	1	0	0	0	0
Bobby Wine, R (1, 6) OBP: 0.390, SLG: 0.333			BB (B B B B), SH, 6-3	5-3			F6			2	1	0	0	1	0	2
Bill Stoneman, R (1, 1) OBP: 0.167, SLG: 0.167			SH, 1B (1-3)		4-3			5-3		2	1	0	0	0	0	0
Inning Stats	R: 0 E: 0 K: 0 S: 3 H: 0 LOB: 0 BB: 0 P: 3	R: 0 E: 0 K: 0 S: 3 H: 0 LOB: 0 BB: 0 P: 3	R: 2 E: 1 K: 0 S: 5 H: 1 LOB: 1 BB: 1 P: 9	R: 0 E: 0 K: 1 S: 6 H: 1 LOB: 2 BB: 0 P: 7	R: 0 E: 0 K: 0 S: 3 H: 0 LOB: 0 BB: 0 P: 3	R: 0 E: 0 K: 0 S: 3 H: 0 LOB: 0 BB: 0 P: 3	R: 0 E: 0 K: 1 S: 5 H: 0 LOB: 0 BB: 0 P: 5	R: 0 E: 0 K: 0 S: 3 H: 0 LOB: 0 BB: 0 P: 3	R: 0 E: 0 K: 1 S: 6 H: 2 LOB: 1 BB: 0 P: 6	1B: 3 2B: 2 3B: 0 HR: 0	SF: 0 SAC: 1 DP: 1 HBP: 1						

TOP

Montreal Expos @ Houston Astros

Astrodome, Houston, TX

Sun Apr 25 1971, 4:33 AM EDT

Att. 12,122 - Unknown

livebaseballscorecards.com

AB	30
R	2
H	4
RBI	2
BB	1
SO	3
LOB	6

WP: 0 PB: 0 SB: 0 CS: 0 PA: 33

PITCHER		IP	WLS	BF	H	R	ER	SO	BB	IBB	HBP	BLK	WP	HR	S	P	ERA	WHIP
Jack Billingham, R ERA: 3.48	(1, 1)	7.0	L	26	2	2	0	2	1	0	1	0	0	0	28	33	0.00	0.429
Jim Ray, R ERA: 2.35	(8, 1)	2.0		7	2	0	0	1	0	0	0	0	0	0	9	9	0.00	1.000

PITCHER	IP	WLS	BF	H	R	ER	SO	BB	IBB	HBP	BLK	WP	HR	S	P	ERA	WHIP

Montreal Expos @ Houston Astros

Astrodome, Houston, TX

Sun Apr 25 1971, 4:33 AM EDT

Att. 12,122 - Unknown

BOTTOM

Batter	1	2	3	4	5	6	7	8	9	AB	R	H	RBI	BB	SO	LOB
Roger Metzger, S (1, 6) OBP: 0.307, SLG: 0.303	0-0 1B 2B		H 1-0 S HBP			x 0-0 5-3 1B		x 0-0 ② 1-3		3	1	2	0	0	0	0
Joe Morgan, L (1, 4) OBP: 0.271, SLG: 0.260	0-0 ① F7		S S S 0-3 ② K 1-2			x 0-0 ① 5-3 1-2		B B B B 4-0 CS BB		3	0	0	0	1	1	3
Jimmy Wynn, R (1, 9) (8, 8) OBP: 0.357, SLG: 0.318	0-0 ② F7		S S S 0-3 ③ K			x 0-0 ② 6-3		0-0 ③ CS 1-2	x 0-0 ① 4-3	4	0	0	0	0	1	3
Bob Watson, R (1, 7) OBP: 0.351, SLG: 0.493	0-0 2-H 1B			S S S 0-3 ① K		x 0-0 ③ F5			x 0-0 ② F9	4	0	1	1	0	1	1
Denis Menke, R (1, 3) OBP: 0.321, SLG: 0.338	x 0-0 ③ F3			x 0-0 ② 6-3			S S S 0-3 ① K		x 0-0 ③ 5-3	4	0	0	0	0	1	1
Doug Rader, R (1, 5) OBP: 0.280, SLG: 0.269		x 0-0 ① F7		x 0-0 ③ 4-3			x 0-0 ② F7			3	0	0	0	0	0	0
Cesar Cedeno, R (1, 8) OBP: 0.231, SLG: 0.297 Jim Ray, R (8, 1)		S S S 0-3 ② K			x 0-0 ① 5-3		B B B B 4-0 BB			2	0	0	0	1	1	0
										0	0	0	0	0	0	0
Johnny Edwards, L (1, 2) OBP: 0.220, SLG: 0.188		x 0-0 ③ 1-3			S S S 0-3 ② K		x 0-0 ③ F8			3	0	0	0	0	1	1
Jack Billingham, R (1, 1) OBP: 0.154, SLG: 0.083 Rich Chiles, L (8, 9) OBP: 0.500, SLG: 1.000			S S S 0-3 ① K		x 0-0 ③ F8			x 0-0 ① F5		2	0	0	0	0	1	0
										1	0	0	0	0	0	0

livebaseballscorecards.com

AB	29
R	1
H	3
RBI	1
BB	2
SO	7
LOB	9

Inning Stats	1	2	3	4	5	6	7	8	9
	R: 1 E: 0 K: 0 S: 5	R: 0 E: 0 K: 1 S: 5	R: 0 E: 0 K: 3 S: 9	R: 0 E: 0 K: 1 S: 5	R: 0 E: 0 K: 1 S: 5	R: 0 E: 0 K: 0 S: 4	R: 0 E: 0 K: 1 S: 5	R: 0 E: 0 K: 0 S: 2	R: 0 E: 0 K: 0 S: 3
	H: 2 LOB: 1 BB: 0 P: 5	H: 0 LOB: 0 BB: 0 P: 5	H: 0 LOB: 1 BB: 0 P: 10	H: 0 LOB: 0 BB: 0 P: 5	H: 0 LOB: 0 BB: 0 P: 5	H: 1 LOB: 1 BB: 0 P: 4	H: 0 LOB: 1 BB: 1 P: 9	H: 0 LOB: 0 BB: 1 P: 6	H: 0 LOB: 0 BB: 0 P: 3

	1B	2B	3B	HR	SF	SAC	DP	HBP	PA
	2	1	0	0	0	0	0	1	33

	WP	PB	SB	CS
	0	0	1	1

PITCHER	IP	WLS	BF	H	R	ER	SO	BB	IBB	HBP	BLK	WP	HR	S	P	ERA	WHIP
Bill Stoneman, R (1, 1) ERA: 2.74	9.0	W	32	3	1	1	7	2	0	1	0	0	0	43	52	1.00	0.556

PITCHER	IP	WLS	BF	H	R	ER	SO	BB	IBB	HBP	BLK	WP	HR	S	P	ERA	WHIP

Montreal Expos @ Chicago Cubs

Wrigley Field, Chicago, IL

Wed Apr 28 1971, 3:33 AM CDT

Att. 4,374 - Unknown

TOP

livebaseballscorecards.com

Batter	1	2	3	4	5	6	7	8	9	AB	R	H	RBI	BB	SO	LOB
Bob Bailey, R (1, 5) OBP: 0.315, SLG: 0.190	K	K		K			K			4	0	0	0	0	4	1
Ron Hunt, R (1, 4) OBP: 0.400, SLG: 0.256	E3 2B 1B		6-3		4-3		4-3			4	1	0	0	0	0	0
Rusty Staub, L (1, 9) OBP: 0.426, SLG: 0.600	1B 1-3 2B		E 2B		L4			F9		4	1	2	0	0	0	0
Ron Fairly, L (1, 3) OBP: 0.372, SLG: 0.265	1B IBB		E4 2-H		BB			4-3 1B		2	0	1	0	2	0	0
Jim Fairey, L (1, 7) OBP: 0.333, SLG: 0.350	FC6-4 1-2 2-3 3-H 1B		F7		G3			4-3 1-2		4	0	1	1	0	0	3
Ron Brand, R (9, 7) OBP: 0.667, SLG: 0.667										0	0	0	0	0	0	0
Boots Day, L (1, 8) OBP: 0.310, SLG: 0.194	K		4-3			K		4-3		4	0	0	0	0	2	5
John Bateman, R (1, 2) OBP: 0.265, SLG: 0.283	FC6-4 1-2f			6-3		K			5-3	4	0	0	0	0	1	3
Bobby Wine, R (1, 6) OBP: 0.356, SLG: 0.300		K		1-3		5-3			5-3	4	0	0	0	0	1	0
Carl Morton, R (1, 1) OBP: 0.200, SLG: 0.200		G3		1B			K		6-3	4	0	1	0	0	1	0

AB	34
R	2
H	5
RBI	1
BB	2
SO	9
LOB	12

Inning Stats	1	2	3	4	5	6	7	8	9
	R: 1 E: 1 K: 2 S: 10	R: 0 E: 0 K: 2 S: 7	R: 1 E: 1 K: 0 S: 5	R: 0 E: 0 K: 1 S: 6	R: 0 E: 0 K: 0 S: 3	R: 0 E: 0 K: 2 S: 7	R: 0 E: 0 K: 2 S: 7	R: 0 E: 0 K: 0 S: 4	R: 0 E: 0 K: 0 S: 3
	H: 2 LOB: 3 BB: 1 P: 14	H: 0 LOB: 0 BB: 0 P: 7	H: 1 LOB: 1 BB: 0 P: 5	H: 1 LOB: 1 BB: 0 P: 6	H: 0 LOB: 1 BB: 1 P: 7	H: 0 LOB: 0 BB: 0 P: 7	H: 0 LOB: 0 BB: 0 P: 7	H: 1 LOB: 1 BB: 0 P: 4	H: 0 LOB: 0 BB: 0 P: 3

| | | | | | | | | | |

Batter	1	2	3	4	5	6	7	8	9	AB	R	H	RBI	BB	SO	LOB
Don Kessinger, S (1, 6) OBP: 0.268, SLG: 0.276	4-3		P6			4-1			E 1B, 1B, 1B	4	1	1	0	0	0	0
Glenn Beckert, R (1, 4) OBP: 0.350, SLG: 0.360	F8		3-1			F8			1-2: 1B, E, 1B	4	0	1	0	0	0	0
Billy Williams, L (1, 7) OBP: 0.380, SLG: 0.471	1B		1-3			4-3			1-2, 2-3: 1B, IBB	3	0	1	0	1	0	0
Ron Santo, R (1, 5) OBP: 0.356, SLG: 0.435	F8			G4-6-3, 1B			5-3		1-2, 2-3, 3-H: 1B	4	0	2	1	0	0	1
Joe Pepitone, L (1, 8) OBP: 0.362, SLG: 0.500		1B, HR, 1B		G4-6-3 1-2f			G3			3	1	1	0	0	0	1
Johnny Callison, L (1, 9) OBP: 0.294, SLG: 0.311		1-3, 1B		F8			F8			3	0	1	0	0	0	0
Jim Hickman, R (1, 3) OBP: 0.250, SLG: 0.250		3-H, HR			1-3			F8		3	1	1	2	0	0	0
Ken Rudolph, R (1, 2) OBP: 0.159, SLG: 0.122		1-3			4-3			4-3		3	0	0	0	0	0	0
Bill Hands, R (1, 1)		S S S, K			S S S, K			P3		3	0	0	0	0	2	0
Inning Stats	R: 0 E: 0 K: 0 S: 4 H: 1 LOB: 1 BB: 0 P: 4	R: 2 E: 0 K: 1 S: 7 H: 3 LOB: 0 BB: 0 P: 7	R: 0 E: 0 K: 0 S: 3 H: 0 LOB: 0 BB: 0 P: 3	R: 0 E: 0 K: 0 S: 3 H: 1 LOB: 0 BB: 0 P: 3	R: 0 E: 0 K: 1 S: 5 H: 0 LOB: 0 BB: 0 P: 5	R: 0 E: 0 K: 0 S: 3 H: 0 LOB: 0 BB: 0 P: 3	R: 0 E: 0 K: 0 S: 3 H: 0 LOB: 0 BB: 0 P: 3	R: 0 E: 0 K: 0 S: 3 H: 0 LOB: 0 BB: 0 P: 3	R: 1 E: 1 K: 0 S: 3 H: 3 LOB: 3 BB: 1 P: 7	1B: 7 2B: 0 3B: 0 HR: 1 SF: 0 SAC: 0 DP: 1 HBP: 0						

PITCHER	IP	WLS	BF	H	R	ER	SO	BB	IBB	HBP	BLK	WP	HR	S	P	ERA	WHIP
Carl Morton, R (1, 1) ERA: 3.97	8.0	L	31	8	3	3	2	0	1	0	0	0	1	34	38	3.38	1.000

PITCHER	IP	WLS	BF	H	R	ER	SO	BB	IBB	HBP	BLK	WP	HR	S	P	ERA	WHIP

BOTTOM

Montreal Expos @ Chicago Cubs

Wrigley Field, Chicago, IL

Wed Apr 28 1971, 3:33 AM CDT

Att. 4,374 - Unknown

livebaseballscorecards.com

AB	30
R	3
H	8
RBI	3
BB	1
SO	2
LOB	2

WP: 0 PA: 31
PB: 0
SB: 0
CS: 0

Batter	1	2	3	4	5	6	7	8	9	AB	R	H	RBI	BB	SO	LOB
Ron Hunt, R (1, 4) OBP: 0.433, SLG: 0.313	1-3		1B BB 1-2 1B		1B	2-H 1B		1B FC5-4 1B		5	1	4	1	0	0	0
Rusty Staub, L (1, 9) OBP: 0.424, SLG: 0.574	4-3		B B B 4-0 1B 1-2 2-3 BB		G3	6-3			FC5-4 1-3 1B	4	0	1	0	1	0	2
Bob Bailey, R (1, 7) OBP: 0.322, SLG: 0.213 Mike Marshall, R (9, 1)	4-3		1-2 2-3 3-H 1B			4-3 1B		6-3	FC5-4 1-2f 3-H 3B	5 0	1 0	2 0	2 0	0 0	0 0	1 0
Ron Swoboda, R (1, 8) (9, 7) OBP: 0.444, SLG: 0.600		K	F9			F9		2B 1B	1-H 1B 3B	5	2	2	1	0	1	4
John Bateman, R (1, 2) OBP: 0.278, SLG: 0.314	L3			3-1		4-3 1-2		1-H E 2B	3-H 1B	5	1	2	2	0	0	1
Coco Laboy, R (1, 5) OBP: 0.467, SLG: 0.333	CS 1B			F8		P5-3		6-3	1-3 1B	5	0	2	0	0	0	2
John Boccabella, R (1, 3) OBP: 0.400, SLG: 0.778	CS 1-2	K		1-3			1B 2B	E7 2-H 1B	K	5	1	2	0	0	2	2
Bobby Wine, R (1, 6) OBP: 0.354, SLG: 0.302 Ron Fairly, L (8, PH) OBP: 0.364, SLG: 0.257 Ron Brand, R (8, 6) OBP: 0.667, SLG: 0.667			BB 1B 1B 1B		L9		P5-3	6-3		3 1 0	1 0 0	1 0 0	0 0 0	0 0 0	0 0 0	1 1 0
Ernie McAnally, R (1, 1) John O'Donoghue, R (6, 1) Howie Reed, R (6, 1) Gary Sutherland, R (7, PH) Claude Raymond, R (7, 1) Mack Jones, L (9, PH) Boots Day, L (9, 8) OBP: 0.310, SLG: 0.194			K		1-3		F5		P5-3	2 0 0 1 0 1 0	0 0 0 0 0 0 0	0 0 0 0 0 0 0	0 0 0 0 0 0 0	0 0 0 0 0 0 0	1 0 0 0 0 0 0	1 0 0 1 0 0 0
Inning Stats	R: 0 E: 0 K: 0 S: 3 H: 0 LOB: 0 BB: 0 P: 3	R: 0 E: 0 K: 1 S: 5 H: 1 LOB: 0 BB: 0 P: 5	R: 1 E: 0 K: 2 S: 10 H: 3 LOB: 3 BB: 1 P: 14	R: 0 E: 0 K: 0 S: 3 H: 0 LOB: 0 BB: 0 P: 3	R: 0 E: 0 K: 0 S: 4 H: 1 LOB: 1 BB: 0 P: 4	R: 0 E: 0 K: 0 S: 4 H: 1 LOB: 1 BB: 0 P: 4	R: 1 E: 0 K: 0 S: 5 H: 2 LOB: 1 BB: 0 P: 5	R: 2 E: 1 K: 0 S: 6 H: 3 LOB: 1 BB: 0 P: 6	R: 3 E: 0 K: 1 S: 10 H: 5 LOB: 2 BB: 0 P: 10	1B: 13 2B: 2 3B: 1 HR: 0 SF: 0 SAC: 0 DP: 0 HBP: 0						

PITCHER		IP	WLS	BF	H	R	ER	SO	BB	IBB	HBP	BLK	WP	HR	S	P	ERA	WHIP
Ken Holtzman, L ERA: 6.59	(1, 1)	7.2		34	11	4	3	3	1	0	0	0	0	0	39	43	3.52	1.565
Phil Regan, R ERA: 4.4	(8, 1)	1.0	L	6	3	3	3	0	0	0	0	0	0	0	6	6	27.00	3.000
Jim Colborn, R ERA: 1.93	(9, 1)	0.0		2	2	0	0	0	0	0	0	0	0	0	2	2	∞	∞
Ron Tompkins, R ERA: 6.23	(9, 1)	0.1		1	0	0	0	1	0	0	0	0	0	0	3	3	0.00	0.000

PITCHER	IP	WLS	BF	H	R	ER	SO	BB	IBB	HBP	BLK	WP	HR	S	P	ERA	WHIP

TOP

Montreal Expos @ Chicago Cubs

Wrigley Field, Chicago, IL

Thu Apr 29 1971, 3:33 AM CDT

Att. 7,889 - Cloudy - 44 F

livebaseballscorecards.com

AB	42
R	7
H	16
RBI	6
BB	1
SO	4
LOB	16

WP: 0	PA: 44															
PB: 0																
SB: 0																
CS: 1																

BOTTOM

Montreal Expos @ Chicago Cubs

Wrigley Field, Chicago, IL

Thu Apr 29 1971, 3:33 AM CDT

Att. 7,889 - Cloudy - 44 F

Batter	1	2	3	4	5	6	7	8	9	AB	R	H	RBI	BB	SO	LOB
Don Kessinger, S (1, 6) OBP: 0.299, SLG: 0.300	G6-4-3 1B		BB			SH S 1B 1B		F8		4	1	3	0	1	0	2
Glenn Beckert, R (1, 4) OBP: 0.333, SLG: 0.342	G6-4-3 1-2f		K			SH 1-3 1B			1-3	4	1	0	0	0	2	5
Billy Williams, L (1, 7) OBP: 0.357, SLG: 0.440	F7		F8			P5 1-2	F9		K	5	0	0	0	0	1	3
Ron Santo, R (1, 5) OBP: 0.351, SLG: 0.429		F9		P3-1		BB 2B 2-H 3-H 1B	P6		P9	1	0	0	0	0	0	0
Paul Popovich, S (3, 5) OBP: 0.059, SLG: 0.059										4	1	1	2	0	0	0
Joe Pepitone, L (1, 8) (9, 3) OBP: 0.370, SLG: 0.493		1B 1B 1B		3-1		BB 2B 1-2 BB	P5			3	2	1	0	1	0	0
Johnny Callison, L (1, 9) OBP: 0.309, SLG: 0.347		1B 1-2 1B		F9		BB SF7 1-3 2-H 2B		F8		4	1	2	1	0	0	0
Jim Hickman, R (1, 3) OBP: 0.295, SLG: 0.282					F9			E7 SH1-4		3	0	2	1	1	0	0
Jose Ortiz, R (8, PR) (9, 8) OBP: 0.377, SLG: 0.396		1-3 2-H 1B				1B BB IBB		1B		0	0	0	0	0	0	0
Ken Rudolph, R (1, 2) OBP: 0.188, SLG: 0.116		6-3			K	BB 1-2 2-3 3-H 1B BB		SH1-4 BB		2	0	0	1	2	1	1
Ken Holtzman, R (1, 1) OBP: 0.100, SLG: 0.111			F8		5-3	SF7 3-H		SH1-4 1-2 2-3		2	0	0	1	0	0	0
Phil Regan, R (8, 1)										0	0	0	0	0	0	0
Jim Colborn, R (9, 1)										0	0	0	0	0	0	0
Ron Tompkins, R (9, 1)										0	0	0	0	0	0	0
Inning Stats	R: 0 E: 0 K: 0 S: 3 H: 1 LOB: 0 BB: 0 P: 3	R: 1 E: 0 K: 0 S: 5 H: 3 LOB: 1 BB: 0 P: 5	R: 0 E: 0 K: 1 S: 5 H: 0 LOB: 1 BB: 1 P: 9	R: 0 E: 0 K: 0 S: 3 H: 0 LOB: 0 BB: 0 P: 3	R: 0 E: 0 K: 1 S: 5 H: 0 LOB: 0 BB: 0 P: 5	R: 5 E: 0 K: 1 S: 10 H: 4 LOB: 3 BB: 3 P: 22	R: 0 E: 0 K: 0 S: 3 H: 0 LOB: 0 BB: 0 P: 3	R: 0 E: 1 K: 0 S: 4 H: 1 LOB: 2 BB: 1 P: 8	R: 0 E: 0 K: 1 S: 5 H: 0 LOB: 0 BB: 0 P: 5	1B: 8 2B: 1 3B: 0 HR: 0 SF: 1 SAC: 2 DP: 1 HBP: 0						

livebaseballscorecards.com

AB	32
R	6
H	9
RBI	6
BB	5
SO	4
LOB	11

WP: 0 PB: 0 SB: 2 CS: 0 PA: 40

PITCHER		IP	WLS	BF	H	R	ER	SO	BB	IBB	HBP	BLK	WP	HR	S	P	ERA	WHIP
Ernie McAnally, R ERA: 6.39	(1, 1)	5.1		22	6	4	4	2	1	0	0	0	0	0	25	29	6.75	1.312
John O'Donoghue, L ERA: 9.0	(6, 1)	0.0		2	1	0	0	0	1	0	0	0	0	0	1	5	∞	∞
Howie Reed, R ERA: 1.93	(6, 1)	0.2		5	1	2	2	1	1	1	0	0	0	0	5	13	27.00	3.000
Claude Raymond, R ERA: 3.38	(7, 1)	2.0	W	8	1	0	0	0	1	0	0	0	0	0	7	11	0.00	1.000
Mike Marshall, R ERA:	(9, 1)	1.0	S	3	0	0	0	1	0	0	0	0	0	0	5	5	0.00	0.000

PITCHER	IP	WLS	BF	H	R	ER	SO	BB	IBB	HBP	BLK	WP	HR	S	P	ERA	WHIP

Batter	1	2	3	4	5	6	7	8	9	AB	R	H	RBI	BB	SO	LOB
Bob Bailey, R (1, 5) OBP: 0.328, SLG: 0.200	BBBB 4-0 SH3-4 BB		x 0-0 F1 ②		x 0-0 5-3 ③		I I I 4-0 PB IBB		S S S 0-3 K ③	3	0	0	0	2	1	1
Ron Hunt, R (1, 4) OBP: 0.429, SLG: 0.300	x 0-0 SH3-4 ① 1-2		x 0-0 F8 ③			x 0-0 F7 ①	H 1-0 FC4-6 HBP 1-2 2-3 3-H			2	0	0	0	0	0	0
Rusty Staub, L (1, 9) OBP: 0.429, SLG: 0.561	BBBB 4-0 BB			x 0-0 4-3 ①		x 0-0 1B E 1B	x 0-0 F5 ②			3	1	1	0	1	0	3
Ron Fairly, L (1, 3) OBP: 0.375, SLG: 0.282	x 0-0 F5 ②			x 0-0 FC4-6 1B		x 0-0 1-3 1B ②	x 0-0 FC4-6 ③ 1-2f			4	0	2	0	0	0	5
Jim Fairey, L (1, 7) OBP: 0.292, SLG: 0.304 Gary Sutherland, R (8, PH) (8, 7)	x 0-0 P6 ③			x 0-0 FC4-6 ② 1-2f		x 0-0 E6 3-H		x 0-0 6-3 ①		3 1	0 0	0 0	0 0	0 0	0 0	3 0
Boots Day, L (1, 8) OBP: 0.289, SLG: 0.179 Ron Swoboda, R (8, PH) OBP: 0.421, SLG: 0.563 (8, 8)		x 0-0 6-3 ①		x 0-0 F9 ③		x 0-0 P6 ③		x 0-0 F7 ②		3 1	0 0	0 0	0 0	0 0	0 0	2 0
John Bateman, R (1, 2) OBP: 0.298, SLG: 0.352 John Boccabella, R (7, 2) OBP: 0.364, SLG: 0.700		x 0-0 F8 ②			x 0-0 6-3 2B		x 0-0 FC1-6 1B	x 0-0 5-3 ③		3 1	0 0	2 0	0 0	0 0	0 0	0 0
Bobby Wine, R (1, 6) OBP: 0.327, SLG: 0.277		x 0-0 4-3 ③			x 0-0 6-3 ① 2-3		x 0-0 FC1-6 ① 2B 1-2f PB		x 0-0 F7 ①	4	1	0	0	0	0	2
Bill Stoneman, R (1, 1) OBP: 0.125, SLG: 0.125 Mack Jones, L (7, PH) OBP: 0.176, SLG: 0.133 Claude Raymond, R (7, 1) Ron Brand, R (9, PH) OBP: 0.500, SLG: 0.500			S S S 0-3 K ①		S S S 0-3 K ②		x 0-0 PB 1-3 2B		x 0-0 5-3 ②	2 1 0 1	0 0 0 0	0 1 0 0	0 0 0 0	2 0 0 0	0 0 0 0	1 0 0 0
Inning Stats	R: 0 E: 0 K: 0 S: 3 H: 0 LOB: 2 BB: 0 P: 11	R: 0 E: 0 K: 0 S: 3 H: 0 LOB: 0 BB: 0 P: 3	R: 0 E: 0 K: 1 S: 5 H: 0 LOB: 0 BB: 0 P: 5	R: 0 E: 0 K: 0 S: 4 H: 1 LOB: 1 BB: 0 P: 4	R: 0 E: 0 K: 1 S: 6 H: 1 LOB: 1 BB: 0 P: 6	R: 1 E: 1 K: 0 S: 5 H: 2 LOB: 1 BB: 0 P: 5	R: 1 E: 0 K: 0 S: 5 H: 2 LOB: 3 BB: 1 P: 10	R: 0 E: 0 K: 0 S: 3 H: 0 LOB: 0 BB: 0 P: 3	R: 0 E: 0 K: 1 S: 5 H: 0 LOB: 0 BB: 0 P: 5	1B: 4 2B: 2 3B: 0 HR: 0	SF: 0 SAC: 1 DP: 0 HBP: 1						

PITCHER		IP	WLS	BF	H	R	ER	SO	BB	IBB	HBP	BLK	WP	HR	S	P	ERA	WHIP
Reggie Cleveland, R ERA: 3.77	(1, 1)	6.1		29	6	2	1	2	2	1	1	0	0	0	29	42	1.42	1.263
Don Shaw, L ERA:	(7, 1)	2.2	W	8	0	0	0	1	0	0	0	0	0	0	10	10	0.00	0.000

PITCHER	IP	WLS	BF	H	R	ER	SO	BB	IBB	HBP	BLK	WP	HR	S	P	ERA	WHIP

TOP

Montreal Expos @ St. Louis Cardinals

Busch Stadium, St. Louis, MO

Fri Apr 30 1971, 7:05 PM CDT

Att. 10,766 - Unknown

livebaseballscorecards.com

AB	32
R	2
H	6
RBI	0
BB	3
SO	3
LOB	17

WP: 0	PB: 1	SB: 0	CS: 0
PA: 37			

Batter	1	2	3	4	5	6	7	8	9	AB	R	H	RBI	BB	SO	LOB
Lou Brock, L (1, 7) OBP: 0.375, SLG: 0.443	F8		1B SF7 1B		1B S 1B		FC1-6-5-4-2 SH2-4 1B	S S S K		5	2	3	0	0	1	2
Luis Melendez, R (1, 8) OBP: 0.444, SLG: 0.471	6-3		E S 1-3 1B		1-H 1B		SH2-4 1-2	F8		4	0	2	1	0	0	2
Ted Simmons, S (1, 2) OBP: 0.417, SLG: 0.437	2-3		SF7 3-H		BB 1B		FC1-6-5-4-2 2-3 3B			3	1	1	1	0	0	1
Joe Torre, R (1, 5) OBP: 0.404, SLG: 0.559		6-3	F8 1-3		B B B B FC4-6 1-2 BB		3B IBB			2	1	0	0	2	0	1
Jose Cardenal, R (1, 9) OBP: 0.274, SLG: 0.321		1-3	S S S K		S S S K		1-H 2-H 3B			4	0	1	2	0	2	3
Joe Hague, L (1, 3) OBP: 0.274, SLG: 0.266		BB 1B 1B		P6	FC4-6 1-2f		F7			4	0	1	0	0	0	3
Julian Javier, R (1, 4) OBP: 0.250, SLG: 0.231		BB 1-2 1B		6-3	F8			FC1-5 BB 1B		4	0	2	0	0	0	0
Dal Maxvill, R (1, 6) OBP: 0.286, SLG: 0.147		B B B B 1-2 2-3 BB		B B B B BB	4-3			B B B B FC1-5 1-2 BB		1	0	0	0	3	0	0
Reggie Cleveland, R (1, 1) Don Shaw, L (7, 1)		S S S K		S S S K	P3			FC1-5 1-2 2-3f		3 1	0 0	0 0	0 0	0 0	2 0	4 2
Inning Stats	R: 0 E: 0 K: 0 S: 3 H: 0 LOB: 0 BB: 0 P: 3	R: 0 E: 0 K: 1 S: 7 H: 2 LOB: 3 BB: 1 P: 11	R: 1 E: 0 K: 1 S: 7 H: 2 LOB: 1 BB: 0 P: 7	R: 0 E: 0 K: 1 S: 5 H: 0 LOB: 1 BB: 1 P: 9	R: 1 E: 0 K: 1 S: 7 H: 3 LOB: 2 BB: 1 P: 11	R: 0 E: 0 K: 0 S: 3 H: 0 LOB: 0 BB: 0 P: 3	R: 2 E: 0 K: 0 S: 5 H: 2 LOB: 1 BB: 1 P: 9	R: 0 E: 0 K: 1 S: 6 H: 1 LOB: 2 BB: 1 P: 10		1B: 9 2B: 0 3B: 1 HR: 0	SF: 1 SAC: 1 DP: 0 HBP: 0			WP: 0 PB: 0 SB: 2 CS: 0	PA: 38	

PITCHER		IP	WLS	BF	H	R	ER	SO	BB	IBB	HBP	BLK	WP	HR	S	P	ERA	WHIP
Bill Stoneman, R ERA: 2.79	(1, 1)	6.0		27	7	2	2	4	3	0	0	0	0	0	32	44	3.00	1.667
Claude Raymond, R ERA: 5.79	(7, 1)	2.0	L	11	3	2	2	1	1	1	0	0	0	0	11	19	9.00	2.000

PITCHER	IP	WLS	BF	H	R	ER	SO	BB	IBB	HBP	BLK	WP	HR	S	P	ERA	WHIP

BOTTOM

Montreal Expos @ St. Louis Cardinals

Busch Stadium, St. Louis, MO

Fri Apr 30 1971, 7:05 PM CDT

Att. 10,766 - Unknown

livebaseballscorecards.com

AB	31
R	4
H	10
RBI	4
BB	5
SO	5
LOB	18

Batter	1	2	3	4	5	6	7	8	9	AB	R	H	RBI	BB	SO	LOB
Bob Bailey, R (1, 5) OBP: 0.324, SLG: 0.222	WP 2B 2B	F8			F5		F7			4	1	1	0	0	0	1
Ron Hunt, R (1, 4) OBP: 0.418, SLG: 0.296	K 2-3		L7		1B		F3			4	0	1	0	0	1	1
Rusty Staub, L (1, 9) OBP: 0.439, SLG: 0.583	2B 3-H		F9 1B		G3					3	0	2	1	0	0	1
Ron Fairly, L (1, 3) OBP: 0.392, SLG: 0.317	BB		F9 1-2			PB 1B 2B				2	1	1	0	1	0	1
Jim Fairey, L (1, 7) OBP: 0.259, SLG: 0.269	K		F8			F7 2-3				3	0	0	0	0	1	4
Boots Day, L (1, 8) OBP: 0.271, SLG: 0.167	1-3			4-3		6-3				3	0	0	0	0	0	3
John Bateman, R (1, 2) OBP: 0.333, SLG: 0.393		SH3 2B		BB G6-4-3		1B 3-H				2	0	2	1	1	0	0
Bobby Wine, R (1, 6) OBP: 0.315, SLG: 0.265		SH3 2-3		G6-4-3 1-2f		F7				2	0	0	0	0	0	2
Steve Renko, R (1, 1) OBP: 0.143, SLG: 0.143		F5			F8		K			3	0	0	0	0	1	1
Inning Stats	R: 1 E: 0 K: 2 S: 9 H: 2 LOB: 2 BB: 1 P: 13	R: 0 E: 0 K: 0 S: 4 H: 1 LOB: 1 BB: 0 P: 4	R: 0 E: 0 K: 0 S: 4 H: 1 LOB: 1 BB: 0 P: 4	R: 0 E: 0 K: 0 S: 2 H: 0 LOB: 0 BB: 1 P: 6	R: 0 E: 0 K: 0 S: 4 H: 1 LOB: 1 BB: 0 P: 4	R: 1 E: 0 K: 0 S: 5 H: 2 LOB: 1 BB: 0 P: 5	R: 0 E: 0 K: 1 S: 5 H: 0 LOB: 0 BB: 0 P: 5			1B: 3 2B: 4 3B: 0 HR: 0 SF: 0 SAC: 1 DP: 1 HBP: 0						

PITCHER	IP	WLS	BF	H	R	ER	SO	BB	IBB	HBP	BLK	WP	HR	S	P	ERA	WHIP
Bob Gibson, R (1, 1) ERA: 3.26	7.0		29	7	2	2	3	2	0	0	0	1	0	33	41	2.57	1.286

PITCHER	IP	WLS	BF	H	R	ER	SO	BB	IBB	HBP	BLK	WP	HR	S	P	ERA	WHIP

TOP

Montreal Expos @ St. Louis Cardinals

Busch Stadium, St. Louis, MO

Sat May 01 1971, 7:05 PM CDT

Att. 32,061 - Unknown

livebaseballscorecards.com

AB	26
R	2
H	7
RBI	2
BB	2
SO	3
LOB	14

WP: 1 PB: 1 SB: 0 CS: 0

PA: 29

Batter	1	2	3	4	5	6	7	8	9	AB	R	H	RBI	BB	SO	LOB
Lou Brock, L (1, 7) OBP: 0.374, SLG: 0.440	CS 1B		1-3			K				3	0	1	0	0	1	0
Luis Melendez, R (1, 8) OBP: 0.381, SLG: 0.400	K 1-2		F9			F8				3	0	0	0	0	1	1
Ted Simmons, S (1, 2) OBP: 0.402, SLG: 0.419	P4		G3			K				3	0	0	0	0	1	0
Joe Torre, R (1, 5) OBP: 0.402, SLG: 0.552		G3 3B 1B		F8			6-3			3	1	1	0	0	0	0
Jose Cardenal, R (1, 9) OBP: 0.265, SLG: 0.310		F9		L8			F8			3	0	0	0	0	0	1
Joe Hague, L (1, 3) OBP: 0.263, SLG: 0.254		G3 1-2		P5			F8			3	0	0	0	0	0	1
Julian Javier, R (1, 4) OBP: 0.262, SLG: 0.225		3B BB			F2					1	1	0	0	1	0	0
Dal Maxvill, R (1, 6) OBP: 0.295, SLG: 0.222		1-H 2-H 3B			4-3					2	0	1	2	0	0	0
Bob Gibson, R (1, 1) OBP: 0.313, SLG: 0.467		K			P6					2	0	0	0	0	1	1
Inning Stats	R: 0 E: 0 K: 1 S: 5 H: 1 LOB: 0 BB: 0 P: 5	R: 2 E: 0 K: 1 S: 7 H: 2 LOB: 1 BB: 1 P: 11	R: 0 E: 0 K: 0 S: 3 H: 0 LOB: 0 BB: 0 P: 3	R: 0 E: 0 K: 0 S: 3 H: 0 LOB: 0 BB: 0 P: 3	R: 0 E: 0 K: 0 S: 3 H: 0 LOB: 0 BB: 0 P: 3	R: 0 E: 0 K: 2 S: 7 H: 0 LOB: 0 BB: 0 P: 7	R: 0 E: 0 K: 0 S: 3 H: 0 LOB: 0 BB: 0 P: 3			1B: 2 2B: 0 3B: 1 HR: 0 SF: 0 SAC: 0 DP: 0 HBP: 0						

PITCHER	IP	WLS	BF	H	R	ER	SO	BB	IBB	HBP	BLK	WP	HR	S	P	ERA	WHIP
Steve Renko, R (1, 1) ERA: 2.13	7.0		24	3	2	2	4	1	0	0	0	0	0	31	35	2.57	0.571

PITCHER	IP	WLS	BF	H	R	ER	SO	BB	IBB	HBP	BLK	WP	HR	S	P	ERA	WHIP

BOTTOM

Montreal Expos @ St. Louis Cardinals

Busch Stadium, St. Louis, MO

Sat May 01 1971, 7:05 PM CDT

Att. 32,061 - Unknown

livebaseballscorecards.com

AB	23
R	2
H	3
RBI	2
BB	1
SO	4
LOB	4

Batter	1	2	3	4	5	6	7	8	9	AB	R	H	RBI	BB	SO	LOB
Ron Hunt, R (1, 4) OBP: 0.423, SLG: 0.310	6-3		SH1-3 1-2		1-3 1B		G3-6-1 1-2 1B		F9	4	0	2	0	0	0	0
Rusty Staub, L (1, 9) OBP: 0.414, SLG: 0.547	F7		F5		1-3 1-2		G3-6-1 1-2f			4	0	0	0	0	0	4
Bob Bailey, R (1, 7) (8, 3) OBP: 0.319, SLG: 0.224	1B		4-3		5-3			6-3		4	0	1	0	0	0	2
Ron Swoboda, R (1, 8) OBP: 0.435, SLG: 0.526	5-3			6-3 FC1-5 1B		F8		BBB FC5-4 BB		3	0	1	0	1	0	1
John Bateman, R (1, 2) OBP: 0.328, SLG: 0.383 Ron Brand, R (8, PR) (8, 7) OBP: 0.500, SLG: 0.500		5-3		6-3 1-2 1B		E6 1B		FC5-4 1-2f 1B		4 0	0 0	1 0	0 0	0 0	0 0	1 0
Coco Laboy, R (1, 5) OBP: 0.421, SLG: 0.313		SSS K		6-3 1-2 2-3		SSS K		1-2 1B		4	0	1	0	0	2	3
John Boccabella, R (1, 3) (8, 2) OBP: 0.400, SLG: 0.714		G3 2B		FC1-5 3-H		1-3 1B		F9		4	0	2	0	0	0	4
Bobby Wine, R (1, 6) OBP: 0.293, SLG: 0.245				F8			E6 1B		F8	4	0	0	0	0	0	3
Carl Morton, R (1, 1) OBP: 0.222, SLG: 0.222 Gary Sutherland, R (9, PH)			SH1-3 1B		F8		F8		F8	3 1	0 0	1 0	0 0	0 0	0 0	1 0
Inning Stats	R: 0 E: 0 K: 0 S: 4 H: 1 LOB: 1 BB: 0 P: 4	R: 0 E: 0 K: 1 S: 6 H: 1 LOB: 1 BB: 0 P: 6	R: 0 E: 0 K: 0 S: 4 H: 1 LOB: 1 BB: 0 P: 4	R: 0 E: 0 K: 0 S: 5 H: 2 LOB: 2 BB: 0 P: 5	R: 0 E: 0 K: 0 S: 4 H: 1 LOB: 1 BB: 0 P: 4	R: 0 E: 1 K: 1 S: 6 H: 1 LOB: 2 BB: 0 P: 6	R: 0 E: 1 K: 0 S: 4 H: 1 LOB: 1 BB: 0 P: 4	R: 0 E: 0 K: 0 S: 4 H: 1 LOB: 2 BB: 1 P: 8	R: 0 E: 0 K: 0 S: 3 H: 0 LOB: 0 BB: 0 P: 3	1B: 8 2B: 1 3B: 0 HR: 0	SF: 0 SAC: 1 DP: 1 HBP: 0					

PITCHER	IP	WLS	BF	H	R	ER	SO	BB	IBB	HBP	BLK	WP	HR	S	P	ERA	WHIP
Steve Carlton, L (1, 1) ERA: 1.82	9.0	W	37	9	0	0	2	1	0	0	0	0	0	40	44	0.00	1.111

PITCHER	IP	WLS	BF	H	R	ER	SO	BB	IBB	HBP	BLK	WP	HR	S	P	ERA	WHIP

TOP

Montreal Expos @ St. Louis Cardinals

Busch Stadium, St. Louis, MO

Sun May 02 1971, 3:33 AM CDT

Att. 10,320 - Unknown

livebaseballscorecards.com

AB	35
R	0
H	9
RBI	0
BB	1
SO	2
LOB	19

WP: 0	PA: 37		
PB: 0			
SB: 0			
CS: 0			

Batter	1	2	3	4	5	6	7	8	9	AB	R	H	RBI	BB	SO	LOB
Lou Brock, L (1, 7) OBP: 0.388, SLG: 0.453	G1		2-3 E, 1-3 1B		G4-6-3 1B		FC5, S 1B			4	1	3	0	0	0	0
Luis Melendez, R (1, 8) OBP: 0.320, SLG: 0.333	F3		1-3 1-2		G4-6-3 1-2f		K 1-2			4	0	0	0	0	1	3
Ted Simmons, S (1, 2) OBP: 0.418, SLG: 0.455	2B		2-3 2-3		2B		BB			3	0	2	0	1	0	1
Joe Torre, R (1, 5) OBP: 0.387, SLG: 0.530	1-3		E6 3-H		F8		FC5 2-3f			4	0	0	0	0	0	4
Jose Cardenal, R (1, 9) OBP: 0.255, SLG: 0.297		4-3	P4			1-3		F7		4	0	0	0	0	0	1
Joe Hague, L (1, 3) OBP: 0.263, SLG: 0.254		F9		F8		FC5-4 1B		F7		4	0	1	0	0	0	0
Julian Javier, R (1, 4) OBP: 0.261, SLG: 0.227		1B 1B		F8		FC5-4 1-2f		K		4	0	1	0	0	1	1
Dal Maxvill, R (1, 6) OBP: 0.298, SLG: 0.231		1-2 1B		E4		F8				3	0	1	0	0	0	1
Steve Carlton, L (1, 1) OBP: 0.211, SLG: 0.368		K		F8			F8			3	0	0	0	0	1	3
Inning Stats	R: 0 E: 0 K: 0 S: 4 H: 1 LOB: 1 BB: 0 P: 4	R: 0 E: 0 K: 1 S: 7 H: 2 LOB: 2 BB: 0 P: 7	R: 1 E: 1 K: 0 S: 5 H: 1 LOB: 1 BB: 0 P: 5	R: 0 E: 1 K: 0 S: 4 H: 0 LOB: 1 BB: 0 P: 4	R: 0 E: 0 K: 0 S: 4 H: 2 LOB: 1 BB: 0 P: 4	R: 0 E: 0 K: 0 S: 4 H: 1 LOB: 1 BB: 0 P: 4	R: 0 E: 0 K: 1 S: 6 H: 1 LOB: 2 BB: 1 P: 10	R: 0 E: 0 K: 1 S: 5 H: 0 LOB: 0 BB: 0 P: 5		1B: 6 2B: 2 3B: 0 HR: 0	SF: 0 SAC: 0 DP: 1 HBP: 0			WP: 0 PB: 0 SB: 1 CS: 0	PA: 34		

PITCHER	IP	WLS	BF	H	R	ER	SO	BB	IBB	HBP	BLK	WP	HR	S	P	ERA	WHIP
Carl Morton, R (1, 1) ERA: 3.21	8.0	L	34	8	1	0	3	1	0	0	0	0	0	39	43	0.00	1.125

PITCHER	IP	WLS	BF	H	R	ER	SO	BB	IBB	HBP	BLK	WP	HR	S	P	ERA	WHIP

BOTTOM

Montreal Expos @ St. Louis Cardinals

Busch Stadium, St. Louis, MO

Sun May 02 1971, 3:33 AM CDT

Att. 10,320 - Unknown

livebaseballscorecards.com

AB	33
R	1
H	8
RBI	0
BB	1
SO	3
LOB	14

Batter	1	2	3	4	5	6	7	8	9	AB	R	H	RBI	BB	SO	LOB
Roger Metzger, S (1, 6) OBP: 0.295, SLG: 0.284	CS 1B		1-2 2-H 1B			G5-4-3 1B		F9		4	0	3	0	0	0	1
Joe Morgan, L (1, 4) OBP: 0.293, SLG: 0.366	K 1-2		4-3			K			4-3	4	0	0	0	0	2	4
Jimmy Wynn, R (1, 8) OBP: 0.356, SLG: 0.340	F4			F2		G5-4-3 1-2f			1-3 S WP 1B	4	1	1	0	0	0	1
Bob Watson, R (1, 3) OBP: 0.374, SLG: 0.465		G5-4-3 1B		F7			G3		1-3 1-3	4	0	1	0	0	0	1
Denis Menke, R (1, 5) OBP: 0.306, SLG: 0.303		F6		F8			K		BB 3-H	3	0	0	0	1	1	1
Jesus Alou, R (1, 7) OBP: 0.382, SLG: 0.373		G5-4-3 1-2f			S BB		F6		6-3	3	0	0	0	1	0	2
Cesar Cedeno, R (1, 9) OBP: 0.232, SLG: 0.301			BB 1B BB		K 1-2			K		2	0	0	0	1	2	1
Johnny Edwards, L (1, 2) OBP: 0.215, SLG: 0.177			1B 1-2 1B BB		K			K		1	0	0	0	1	1	1
Larry Howard, R (5, 2)										1	0	0	0	0	1	0
Wade Blasingame, L (1, 1) OBP: 0.400, SLG: 0.667			1B 1-2 2-H 1B		L5			BB		0	0	0	0	0	0	0
Jim Ray, R (1, 1)										0	0	0	0	0	0	0
Cesar Geronimo, L (3, PH) OBP: 0.333, SLG: 0.455										1	0	1	0	0	0	0
Ken Forsch, R (3, 1) OBP: 0.500, SLG: 0.500										0	0	0	0	0	0	0
Marty Martinez, S (5, PH)										1	0	0	0	0	0	1
Tom Griffin, R (5, 1) OBP: 0.250, SLG: 0.143										0	0	0	0	0	0	0
Rich Chiles, L (8, PH) OBP: 0.571, SLG: 0.833										0	0	0	0	1	0	0
Denny Lemaster, R (8, 1)										0	0	0	0	0	0	0
Inning Stats	R: 0 E: 0 K: 1 S: 5 H: 1 LOB: 0 BB: 0 P: 5	R: 0 E: 0 K: 0 S: 3 H: 1 LOB: 0 BB: 0 P: 3	R: 0 E: 0 K: 0 S: 3 H: 2 LOB: 2 BB: 2 P: 11	R: 0 E: 0 K: 0 S: 3 H: 0 LOB: 0 BB: 0 P: 3	R: 0 E: 0 K: 2 S: 7 H: 0 LOB: 1 BB: 1 P: 11	R: 0 E: 0 K: 1 S: 5 H: 1 LOB: 0 BB: 0 P: 5	R: 0 E: 0 K: 1 S: 5 H: 0 LOB: 0 BB: 0 P: 5	R: 0 E: 0 K: 2 S: 7 H: 0 LOB: 1 BB: 1 P: 11	R: 1 E: 0 K: 0 S: 4 H: 1 LOB: 1 BB: 1 P: 8	1B: 6 2B: 0 3B: 0 HR: 0	SF: 0 SAC: 0 DP: 2 HBP: 0						

PITCHER	IP	WLS	BF	H	R	ER	SO	BB	IBB	HBP	BLK	WP	HR	S	P	ERA	WHIP
Bill Stoneman, R (1, 1) ERA: 2.37	9.0	W	33	6	1	1	7	5	0	0	0	1	0	42	62	1.00	1.222

PITCHER	IP	WLS	BF	H	R	ER	SO	BB	IBB	HBP	BLK	WP	HR	S	P	ERA	WHIP

Houston Astros @ Montreal Expos

Jarry Park, Montreal, QB

Wed May 05 1971, 7:05 PM EDT

Att. 8,282 - Unknown

TOP

livebaseballscorecards.com

AB	28
R	1
H	6
RBI	0
BB	5
SO	7
LOB	13

WP: 1 PA: 33
PB: 0
SB: 2
CS: 1

Batter	1	2	3	4	5	6	7	8	9	AB	R	H	RBI	BB	SO	LOB
Ron Hunt, R (1, 4) OBP: 0.447, SLG: 0.397	HR	WP SF7 1B	F4		WP 1B			G4-6-3 1B		5	2	4	1	0	0	2
Rusty Staub, L (1, 9) OBP: 0.400, SLG: 0.522	BB PB HBP	SF7 1-H	6-3		K 1-2 2-3			G4-6-3 1-2f		3	1	0	1	0	1	3
Bob Bailey, R (1, 7) OBP: 0.312, SLG: 0.210 (4, 5)	PB BB 1-2	6-3		6-3	K			F7		4	0	0	0	1	1	2
Ron Swoboda, R (1, 8) OBP: 0.444, SLG: 0.545	F8		1B 2B	2B BB		K				3	1	1	0	1	1	2
John Bateman, R (1, 2) OBP: 0.324, SLG: 0.391	F4		F3	1-3 2B		6-3				4	0	1	0	0	0	3
John Boccabella, R (1, 3) OBP: 0.375, SLG: 0.667 Ron Fairly, L (3, PH) OBP: 0.407, SLG: 0.310 (4, 3)	K BB 1-3 2-H		1B 1B BB	BB		K				1 1	0 1	0 0	0 0	0 2	1 1	1 0
Coco Laboy, R (1, 5) OBP: 0.450, SLG: 0.313 Jim Fairey, L (3, PH) OBP: 0.233, SLG: 0.241 (4, 7) Clyde Mashore, R (9, 7) OBP: 0.333, SLG: 0.333	BB 1-2	K	F7			1-3				0 3 0	0 0 0	0 0 0	0 0 0	1 0 0	0 1 0	0 5 0
Bobby Wine, R (1, 6) OBP: 0.306, SLG: 0.263	F3		1B 1-2 2-H		WP SH2-4 1B	K				4	0	2	1	0	1	3
Bill Stoneman, R (1, 1) OBP: 0.182, SLG: 0.182		K	1-2 2-H 1B		SH2-4 1-2	K				3	0	1	1	0	2	0
Inning Stats	R: 2 E: 0 K: 1 S: 7 H: 1 LOB: 3 BB: 2 P: 16	R: 1 E: 0 K: 1 S: 6 H: 1 LOB: 0 BB: 0 P: 6	R: 2 E: 0 K: 1 S: 8 H: 3 LOB: 2 BB: 1 P: 12	R: 0 E: 0 K: 0 S: 4 H: 1 LOB: 3 BB: 2 P: 12	R: 0 E: 0 K: 2 S: 9 H: 2 LOB: 2 BB: 0 P: 9	R: 0 E: 0 K: 2 S: 7 H: 0 LOB: 0 BB: 0 P: 7	R: 0 E: 0 K: 2 S: 7 H: 0 LOB: 0 BB: 0 P: 7	R: 0 E: 0 K: 0 S: 3 H: 1 LOB: 0 BB: 0 P: 3		1B: 6 2B: 2 3B: 0 HR: 1	SF: 1 SAC: 1 DP: 1 HBP: 1						

BOTTOM

Houston Astros @ Montreal Expos

Jarry Park, Montreal, QB

Wed May 05 1971, 7:05 PM EDT

Att. 8,282 - Unknown

livebaseballscorecards.com

AB	31
R	5
H	9
RBI	4
BB	5
SO	9
LOB	21

WP: 3 PB: 1 SB: 0 CS: 0 PA: 39

PITCHER		IP	WLS	BF	H	R	ER	SO	BB	IBB	HBP	BLK	WP	HR	S	P	ERA	WHIP
Wade Blasingame, L ERA: 3.1	(1, 1)	0.2	L	7	1	2	1	1	2	0	1	0	0	1	6	15	13.50	4.500
Jim Ray, R ERA: 2.31	(1, 1)	1.1		5	1	1	1	1	0	0	0	0	1	0	7	7	6.75	0.750
Ken Forsch, R ERA: 1.35	(3, 1)	2.0		13	4	2	2	1	3	0	0	0	0	0	12	24	9.00	3.500
Tom Griffin, R ERA: 4.31	(5, 1)	3.0		11	2	0	0	6	0	0	0	0	1	0	23	23	0.00	0.667
Denny Lemaster, L ERA:	(8, 1)	1.0		3	1	0	0	0	0	0	0	0	0	0	3	3	0.00	1.000

PITCHER	IP	WLS	BF	H	R	ER	SO	BB	IBB	HBP	BLK	WP	HR	S	P	ERA	WHIP

Houston Astros @ Montreal Expos

Jarry Park, Montreal, QB

Thu May 06 1971, 7:05 PM EDT

Att. 7,403 - Unknown

TOP

livebaseballscorecards.com

Batter	1	2	3	4	5	6	7	8	9	AB	R	H	RBI	BB	SO	LOB
Roger Metzger, S (1, 6) OBP: 0.309, SLG: 0.300	0-0 BB, 1B, 1B		0-0 2B, 1B	0-0 ③ G3		0-0 ③ 4-3			0-0 WP, S, 1B	5	2	3	0	0	0	3
Joe Morgan, L (1, 4) OBP: 0.306, SLG: 0.375	BBBB 4-0 S, 1B, E, 1-2, BB		0-0 ① F9		0-0 E8, WP, 2B		0-0 ① F7		BBBB 4-0 1-3, BB	3	2	1	0	2	0	1
Jimmy Wynn, R (1, 8) OBP: 0.359, SLG: 0.364	0-0 S, 1B, 1-2, 2-H, 1B		0-0 1-H, 2B		0-0 ① F8, 3-H		0-0 ② 6-3		0-0 ③ F8	5	1	2	2	0	0	2
Bob Watson, R (1, 7) OBP: 0.360, SLG: 0.447	0-0 ① F4, 1-2, 2-H		0-0 ② 5-3		0-0 ② 1-3		0-0 ③ F9			4	0	0	0	0	0	2
Denis Menke, R (1, 3) OBP: 0.304, SLG: 0.294	0-0 ② F9		4-0 IBB		0-0 ③ F9			0-0 ① F3		3	0	0	0	1	0	1
Jesus Alou, R (1, 9) OBP: 0.397, SLG: 0.407 Cesar Cedeno, R (6, PR) OBP: 0.230, SLG: 0.298 (6, 9)	0-0 ③ 2-H, 1B		0-0 ③ F9			0-0 5-3, 2B		0-0 ② 6-3		3 1	0 0	2 0	1 0	0 0	0 0	2 0
Doug Rader, R (1, 5) OBP: 0.240, SLG: 0.233		SSS 0-3 ① K		x 0-0 ① F9		x 0-0 ① 5-3, 2-3		x 0-0 ③ F9		4	0	0	0	0	1	1
Johnny Edwards, L (1, 2) OBP: 0.232, SLG: 0.185		SSS 0-3 ② K		x 0-0 1B		4-0 5-3, IBB			x 0-0 ① F5	3	0	1	0	1	1	0
Larry Dierker, R (1, 1) OBP: 0.053, SLG: 0.053 Denny Lemaster, R (8, 1) Fred Gladding, L (9, 1)	x 0-0 ③ 4-3		SSS 0-3 ② K			x 0-0 ② 5-3, 1-2			SSS 0-3 ② K	3 1 0	0 0 0	0 0 0	0 0 0	0 0 0	1 1 0	4 0 0
Inning Stats	R: 3 E: 0 K: 0 S: 5 H: 3 LOB: 1 BB: 1 P: 9	R: 0 E: 0 K: 2 S: 7 H: 0 LOB: 0 BB: 0 P: 7	R: 1 E: 0 K: 0 S: 5 H: 2 LOB: 2 BB: 1 P: 9	R: 0 E: 0 K: 1 S: 6 H: 1 LOB: 1 BB: 0 P: 6	R: 1 E: 1 K: 0 S: 4 H: 1 LOB: 0 BB: 0 P: 4	R: 0 E: 0 K: 0 S: 4 H: 1 LOB: 2 BB: 1 P: 8	R: 0 E: 0 K: 0 S: 3 H: 0 LOB: 0 BB: 0 P: 3	R: 0 E: 0 K: 0 S: 3 H: 0 LOB: 0 BB: 0 P: 3	R: 0 E: 0 K: 1 S: 6 H: 1 LOB: 2 BB: 1 P: 10	1B: 6 2B: 3 3B: 0 HR: 0	SF: 0 SAC: 0 DP: 0 HBP: 0						

	AB	35
	R	5
	H	9
	RBI	3
	BB	4
	SO	4
	LOB	16

WP: 2 PB: 0 SB: 3 CS: 0 PA: 39

PITCHER		IP	WLS	BF	H	R	ER	SO	BB	IBB	HBP	BLK	WP	HR	S	P	ERA	WHIP
Steve Renko, R ERA: 2.72	(1, 1)	5.0	L	23	7	5	4	3	1	1	0	0	1	0	27	35	7.20	1.600
Howie Reed, R ERA: 1.35	(6, 1)	2.0		8	1	0	0	0	0	1	0	0	0	0	7	11	0.00	0.500
Claude Raymond, R ERA: 4.05	(8, 1)	2.0		8	1	0	0	1	1	0	0	0	1	0	9	13	0.00	1.000

PITCHER		IP	WLS	BF	H	R	ER	SO	BB	IBB	HBP	BLK	WP	HR	S	P	ERA	WHIP

Houston Astros @ Montreal Expos

Jarry Park, Montreal, QB

Thu May 06 1971, 7:05 PM EDT

Att. 7,403 - Unknown

BOTTOM

Batter	1	2	3	4	5	6	7	8	9	AB	R	H	RBI	BB	SO	LOB
Bob Bailey, R (1, 5) (9, 7) OBP: 0.317, SLG: 0.212	BB E PB 1B		S S S 0-3 ① K		x 0-0 ③ 3-1		B B B B 4-0 1-2 BB		x 0-0 ② ③ G6-4-3 1-2f	4	1	1	0	1	1	2
Ron Hunt, R (1, 4) OBP: 0.425, SLG: 0.373	0-0 ① F7		S S S 0-3 ② K			x 0-0 ① F7	x 0-0 ③ L6			4	0	0	0	0	1	3
Rusty Staub, L (1, 9) OBP: 0.392, SLG: 0.507	0-0 FC6 PB BB 1-2		x 0-0 ③ 3-1			x 0-0 ② F6		x 0-0 1B		4	0	1	0	0	0	1
Ron Fairly, L (1, 3) OBP: 0.397, SLG: 0.304	0-0 ② F2			x 0-0 ① 4-3		x 0-0 1B		x 0-0 ① F9		4	0	1	0	0	0	3
Jim Fairey, L (1, 7) OBP: 0.242, SLG: 0.226 John Boccabella, R (8, PH) OBP: 0.353, SLG: 0.625 (9, 5)	B B B B 4-0 1-2 2-3 BB			x 0-0 ② 4-3		x 0-0 ③ 1-3		x 0-0 ② F8		2 1	0 0	0 0	0 0	1 0	0 0	1 1
John Bateman, R (1, 2) OBP: 0.319, SLG: 0.382	x 0-0 ③ 4-3 2-3 3-H			x 0-0 1B			x 0-0 ① S S S F4	x 0-3 ③ K		4	0	1	0	0	1	3
Boots Day, L (1, 8) OBP: 0.275, SLG: 0.178 Coco Laboy, R (9, PH) OBP: 0.476, SLG: 0.353		S S S 0-3 ① K		x 0-0 ③ 3-1			x 0-0 G3 1B 1B		x 0-0 FC5-4 E 1B	3 1	1 0	1 1	0 0	0 0	1 0	1 0
Bobby Wine, R (1, 6) OBP: 0.297, SLG: 0.254 Jim Gosger, L (7, PH) Claude Raymond, R (8, 1) Gary Sutherland, R (9, PH)		x 0-0 ② 5-3			S S S 0-3 ① K		x 0-0 ② G3 1-2		x 0-0 E5 FC5-4 1-2	2 1 0 1	0 0 0 0	0 0 0 0	0 0 0 0	0 0 0 0	1 0 0 0	0 1 0 1
Steve Renko, R (1, 1) OBP: 0.133, SLG: 0.133 Mack Jones, L (5, PH) OBP: 0.167, SLG: 0.125 Howie Reed, R (6, 1) Ron Swoboda, R (7, PH) OBP: 0.464, SLG: 0.565 Ron Brand, R (8, 6) OBP: 0.400, SLG: 0.400		x 0-0 ③ 5-3			x 0-0 ② 6-3		x 0-0 BB 2-H 1B		x 0-0 ① FC5-4 G6-4-3 1-2f 2-3	1 1 0 1 1	0 0 0 0 0	0 0 0 1 0	0 0 0 1 0	0 0 0 0 0	0 0 0 0 0	0 0 0 0 2
Inning Stats	R: 1 E: 1 K: 0 S: 5 H: 1 LOB: 2 BB: 1 P: 9	R: 0 E: 0 K: 1 S: 5 H: 0 LOB: 0 BB: 0 P: 5	R: 0 E: 0 K: 2 S: 7 H: 0 LOB: 0 BB: 0 P: 7	R: 0 E: 0 K: 0 S: 4 H: 1 LOB: 1 BB: 0 P: 4	R: 0 E: 0 K: 1 S: 5 H: 0 LOB: 0 BB: 0 P: 5	R: 0 E: 0 K: 0 S: 4 H: 1 LOB: 1 BB: 0 P: 4	R: 1 E: 0 K: 0 S: 5 H: 2 LOB: 2 BB: 1 P: 9	R: 0 E: 0 K: 1 S: 6 H: 1 LOB: 1 BB: 0 P: 6	R: 0 E: 1 K: 0 S: 4 H: 1 LOB: 1 BB: 0 P: 4	1B: 7 2B: 0 3B: 0 HR: 0	SF: 0 SAC: 0 DP: 1 HBP: 0						

		AB	35
		R	2
		H	7
		RBI	1
		BB	2
		SO	5
		LOB	19

WP: 0 PB: 1 SB: 0 CS: 0 PA: 37

PITCHER		IP	WLS	BF	H	R	ER	SO	BB	IBB	HBP	BLK	WP	HR	S	P	ERA	WHIP
Larry Dierker, R ERA: 1.37	(1, 1)	7.0	W	30	6	2	1	4	2	0	0	0	0	0	36	44	1.29	1.143
Denny Lemaster, L ERA:	(8, 1)	1.0		4	1	0	0	1	0	0	0	0	0	0	6	6	0.00	1.000
Fred Gladding, R ERA: 1.42	(9, 1)	1.0	S	3	0	0	0	0	0	0	0	0	0	0	3	3	0.00	0.000

PITCHER	IP	WLS	BF	H	R	ER	SO	BB	IBB	HBP	BLK	WP	HR	S	P	ERA	WHIP

livebaseballscorecards.com

Batter	1	2	3	4	5	6	7	8	9	AB	R	H	RBI	BB	SO	LOB
Don Kessinger, S (1, 6) OBP: 0.293, SLG: 0.283	4-3		3-1		1B			WP HBP 1B		4	0	2	0	0	0	0
Glenn Beckert, R (1, 4) OBP: 0.342, SLG: 0.343	4-3		1B		G6-3 1B 1-2			F8		4	0	2	0	0	0	1
Billy Williams, L (1, 7) OBP: 0.388, SLG: 0.515	BB 1B		P6		G6-3 1-2f			WP HBP 1-2		2	0	0	0	1	0	3
Ron Santo, R (1, 5) OBP: 0.390, SLG: 0.471	1B 1-2			6-3		6-3		P3 1-2 2-3		4	0	1	0	0	0	2
Johnny Callison, L (1, 9) OBP: 0.321, SLG: 0.324	F8			3-1		F9		P6		4	0	0	0	0	0	4
Joe Pepitone, L (1, 8) OBP: 0.366, SLG: 0.484		6-3		HR		G3			F9	4	1	1	1	0	0	0
Jim Hickman, R (1, 3) OBP: 0.276, SLG: 0.250		F7		1B			F7		F8	4	0	1	0	0	0	0
Danny Breeden, R (1, 2) OBP: 0.227, SLG: 0.238		5-3		P6			F7		F7	3	0	0	0	0	0	1
Brock Davis, L (9, PH)										1	0	0	0	0	0	0
Bill Hands, R (1, 1)			L6		K		K			3	0	0	0	0	2	0
Earl Stephenson, L (8, 1)										0	0	0	0	0	0	0
Phil Regan, R (8, 1)										0	0	0	0	0	0	0
Inning Stats	R: 0 E: 0 K: 0 S: 4 H: 1 LOB: 2 BB: 1 P: 8	R: 0 E: 0 K: 0 S: 3 H: 0 LOB: 0 BB: 0 P: 3	R: 0 E: 0 K: 0 S: 4 H: 1 LOB: 1 BB: 0 P: 4	R: 1 E: 0 K: 0 S: 5 H: 2 LOB: 1 BB: 0 P: 5	R: 0 E: 0 K: 1 S: 6 H: 2 LOB: 1 BB: 0 P: 6	R: 0 E: 0 K: 0 S: 3 H: 0 LOB: 0 BB: 0 P: 3	R: 0 E: 0 K: 1 S: 5 H: 0 LOB: 0 BB: 0 P: 5	R: 0 E: 0 K: 0 S: 4 H: 1 LOB: 2 BB: 0 P: 5	R: 0 E: 0 K: 0 S: 3 H: 0 LOB: 0 BB: 0 P: 3	1B: 6 2B: 0 3B: 0 HR: 1 SF: 0 SAC: 0 DP: 1 HBP: 1	WP: 1 PB: 0 SB: 0 CS: 0 PA: 35					

PITCHER	IP	WLS	BF	H	R	ER	SO	BB	IBB	HBP	BLK	WP	HR	S	P	ERA	WHIP
Carl Morton, R (1, 1) ERA: 2.82	9.0	W	35	7	1	1	2	1	0	1	0	1	1	37	42	1.00	0.889

PITCHER	IP	WLS	BF	H	R	ER	SO	BB	IBB	HBP	BLK	WP	HR	S	P	ERA	WHIP

TOP

Chicago Cubs @ Montreal Expos

Jarry Park, Montreal, QB

Fri May 07 1971, 7:05 PM EDT

Att. 17,723 - Unknown - 56 F

livebaseballscorecards.com

AB	33
R	1
H	7
RBI	1
BB	1
SO	2
LOB	11

Batter	1	2	3	4	5	6	7	8	9	AB	R	H	RBI	BB	SO	LOB
Boots Day, L (1, 8) OBP: 0.291, SLG: 0.245	4-3		3B			K		BB 1B	1B	4	1	2	0	0	1	0
Ron Hunt, R (1, 4) OBP: 0.429, SLG: 0.371	1B		6-3			5-3		1B 1-2 BB		3	0	1	0	1	0	1
Gary Sutherland, R (8, PR) (9, 4)										0	0	0	0	0	0	0
Rusty Staub, L (1, 9) OBP: 0.373, SLG: 0.480	F9			F7		L9		K		4	0	0	0	0	1	3
Ron Fairly, L (1, 3) OBP: 0.419, SLG: 0.388	4-3			BB			HR	1-3 2-H 1B		3	1	2	2	1	0	1
Ron Swoboda, R (1, 7) OBP: 0.438, SLG: 0.556		6-3		F8			SH1-4 1B 2B	K		4	1	1	0	0	1	3
John Bateman, R (1, 2) OBP: 0.311, SLG: 0.371		K		1-3			SH1-4 2-3			2	0	0	0	0	1	1
Coco Laboy, R (1, 5) OBP: 0.458, SLG: 0.350		K			6-3		G5-4-3 3-H 1B			3	0	1	1	0	1	0
Bobby Wine, R (1, 6) OBP: 0.284, SLG: 0.242			5-3		5-3		G5-4-3 1-2f			3	0	0	0	0	0	1
Carl Morton, R (1, 1) OBP: 0.190, SLG: 0.190			5-3		F9			5-3		3	0	0	0	0	0	0
Inning Stats	R: 0 E: 0 K: 0 S: 4 H: 1 LOB: 1 BB: 0 P: 4	R: 0 E: 0 K: 2 S: 7 H: 0 LOB: 0 BB: 0 P: 7	R: 0 E: 0 K: 0 S: 4 H: 1 LOB: 1 BB: 0 P: 4	R: 0 E: 0 K: 0 S: 3 H: 0 LOB: 1 BB: 1 P: 7	R: 0 E: 0 K: 0 S: 3 H: 0 LOB: 0 BB: 0 P: 3	R: 0 E: 0 K: 1 S: 5 H: 0 LOB: 0 BB: 0 P: 5	R: 2 E: 0 K: 0 S: 5 H: 3 LOB: 0 BB: 0 P: 5	R: 1 E: 0 K: 2 S: 9 H: 2 LOB: 2 BB: 1 P: 13		1B: 4 2B: 1 3B: 1 HR: 1	SF: 0 SAC: 1 DP: 1 HBP: 0						

PITCHER		IP	WLS	BF	H	R	ER	SO	BB	IBB	HBP	BLK	WP	HR	S	P	ERA	WHIP
Bill Hands, R ERA: 2.89	(1, 1)	7.1	L	29	6	3	3	3	2	0	0	0	0	1	33	41	3.68	1.091
Earl Stephenson, L ERA:	(8, 1)	0.1		2	1	0	0	1	0	0	0	0	0	0	4	4	0.00	3.000
Phil Regan, R ERA: 4.11	(8, 1)	0.1		1	0	0	0	1	0	0	0	0	0	0	3	3	0.00	0.000

PITCHER	IP	WLS	BF	H	R	ER	SO	BB	IBB	HBP	BLK	WP	HR	S	P	ERA	WHIP

BOTTOM

Chicago Cubs @ Montreal Expos

Jarry Park, Montreal, QB

Fri May 07 1971, 7:05 PM EDT

Att. 17,723 - Unknown - 56 F

livebaseballscorecards.com

AB	29
R	3
H	7
RBI	3
BB	2
SO	5
LOB	10

1B: 4 2B: 1 3B: 1 HR: 1 SF: 0 SAC: 1 DP: 1 HBP: 0

WP: 0 PB: 0 SB: 0 CS: 0 PA: 32

Batter	1	2	3	4	5	6	7	8	9	AB	R	H	RBI	BB	SO	LOB
Don Kessinger, S (1, 6) OBP: 0.281, SLG: 0.270	x 0-0 ① G3		x 0-0 ② F8		x 0-0 ③ FC6-4 1-2f		x 0-0 ② FC6-5 CS 2-3		x 0-0 ③ 3-1	5	0	0	0	0	0	6
Glenn Beckert, R (1, 4) OBP: 0.339, SLG: 0.333	B B B B 4-0 4-3 E BB		x 0-0 ③ 6-3			x 0-0 E4 HR	0-0 ③ CS 1-2	x 0-0 ① F9		3	1	0	0	1	0	0
Billy Williams, L (1, 7) OBP: 0.375, SLG: 0.495	x 0-0 ② 4-3 1-3			x 0-0 ① 5-3		x 0-0 ① P6		x 0-0 ② F7		4	0	0	0	0	0	2
Joe Pepitone, L (1, 8) OBP: 0.362, SLG: 0.505	x 0-0 ③ 1-3			x 0-0 ② F7		x 0-0 1-H HR		x 0-0 ③ F9		4	1	1	2	0	0	1
Johnny Callison, L (1, 9) OBP: 0.330, SLG: 0.316		S S S 0-3 ① K2-3		x 0-0 ③ 4-3		B B B B 4-0 G4-6-3 BB			H 1-0 WP SH2-4 FC5-2 HBP	2	0	0	0	1	1	0
Jim Hickman, R (1, 3) OBP: 0.279, SLG: 0.241		B B B B 4-0 BB			S S S 0-3 ① K	x 0-0 ②③ G4-6-3 1-2f			x 0-0 ① SH2-4 1-2	2	0	0	0	1	1	1
Ron Santo, R (1, 5) OBP: 0.404, SLG: 0.472		S S S 0-3 ② K			B B B B 4-0 1B BB		x 0-0 SH5-4 WP 2B 1B		I I I I 4-0 FC5-2 WP IBB	2	1	1	0	2	1	1
Danny Breeden, R (1, 2) OBP: 0.240, SLG: 0.217		x 0-0 ③ 6-3			S S S 0-3 ② K		x 0-0 ① SH5-4 1-3		B B B B 4-0 FC5-2 1-2 2-3 BB	2	0	0	0	1	1	2
Ken Holtzman, R (1, 1) OBP: 0.211, SLG: 0.235			x 0-0 ① F9		x 0-0 FC6-4 1-2 1B		x 0-0 FC6-5 3-H 2B		x 0-0 ② FC5-2 1-2 2-3 3-Hf	4	0	2	1	0	0	3
Inning Stats	R: 0 E: 1 K: 0 S: 3 H: 0 LOB: 1 BB: 1 P: 7	R: 0 E: 0 K: 2 S: 7 H: 0 LOB: 1 BB: 1 P: 11	R: 0 E: 0 K: 0 S: 3 H: 0 LOB: 0 BB: 0 P: 3	R: 0 E: 0 K: 0 S: 3 H: 0 LOB: 0 BB: 0 P: 3	R: 0 E: 0 K: 2 S: 8 H: 1 LOB: 2 BB: 1 P: 12	R: 2 E: 1 K: 0 S: 4 H: 1 LOB: 0 BB: 1 P: 8	R: 1 E: 0 K: 0 S: 4 H: 2 LOB: 0 BB: 0 P: 4	R: 0 E: 0 K: 0 S: 3 H: 0 LOB: 0 BB: 0 P: 3	R: 0 E: 0 K: 0 S: 3 H: 0 LOB: 3 BB: 2 P: 12	1B: 2 2B: 1 3B: 0 HR: 1	SF: 0 SAC: 2 DP: 1 HBP: 1						

TOP

Chicago Cubs @ Montreal Expos

Jarry Park, Montreal, QB

Sat May 08 1971, 7:05 PM EDT
Att. 20,699 - Cloudy - 65 F

livebaseballscorecards.com

AB	28
R	3
H	4
RBI	3
BB	6
SO	4
LOB	16

PITCHER		IP	WLS	BF	H	R	ER	SO	BB	IBB	HBP	BLK	WP	HR	S	P	ERA	WHIP
Ernie McAnally, R ERA: 4.79	(1, 1)	8.0	L	31	4	3	2	4	4	0	0	0	1	1	35	51	2.25	1.000
Mike Marshall, R ERA:	(9, 1)	1.0		6	0	0	0	0	1	1	1	0	1	0	3	12	0.00	1.000

PITCHER		IP	WLS	BF	H	R	ER	SO	BB	IBB	HBP	BLK	WP	HR	S	P	ERA	WHIP

BOTTOM

Chicago Cubs @ Montreal Expos

Jarry Park, Montreal, QB

Sat May 08 1971, 7:05 PM EDT

Att. 20,699 - Cloudy - 65 F

livebaseballscorecards.com

Batter	1	2	3	4	5	6	7	8	9	AB	R	H	RBI	BB	SO	LOB
Ron Hunt, R (1, 4) OBP: 0.443, SLG: 0.384	SH2-4 1B		HBP			G3			BB 1B	3	0	2	0	0	0	0
Rusty Staub, L (1, 9) OBP: 0.360, SLG: 0.462	SH2-4 1-2		K			F9			L3	3	0	0	0	0	1	2
Bob Bailey, R (1, 7) OBP: 0.314, SLG: 0.203	1-3			K		F8			G4-6-3 1-2 BB	3	0	0	0	1	1	1
Ron Swoboda, R (1, 8) OBP: 0.389, SLG: 0.484	F9			P4			6-3		G4-6-3 1-2f	4	0	0	0	0	0	3
John Bateman, R (1, 2) OBP: 0.299, SLG: 0.356		K		F9			P3			3	0	0	0	0	1	0
John Boccabella, R (1, 3) OBP: 0.300, SLG: 0.526		F9			K		6-3			3	0	0	0	0	1	0
Coco Laboy, R (1, 5) OBP: 0.407, SLG: 0.304		5-3			F9			F8		3	0	0	0	0	0	0
Bobby Wine, R (1, 6) OBP: 0.286, SLG: 0.246			F8		1B			F7		3	0	1	0	0	0	0
Ernie McAnally, R (1, 1)			K		4-3			K		2	0	0	0	0	1	1
Clyde Mashore, R (8, PH) OBP: 0.286, SLG: 0.286										1	0	0	0	0	1	0
Mike Marshall, R (9, 1)										0	0	0	0	0	0	0

	AB	28
	R	0
	H	3
	RBI	0
	BB	1
	SO	6
	LOB	7

Inning Stats	1	2	3	4	5	6	7	8	9
	R: 0 E: 0 K: 0 S: 4	R: 0 E: 0 K: 1 S: 5	R: 0 E: 0 K: 2 S: 7	R: 0 E: 0 K: 1 S: 5	R: 0 E: 0 K: 1 S: 6	R: 0 E: 0 K: 0 S: 3	R: 0 E: 0 K: 0 S: 3	R: 0 E: 0 K: 1 S: 5	R: 0 E: 0 K: 0 S: 3
	H: 1 LOB: 1 BB: 0 P: 4	H: 0 LOB: 0 BB: 0 P: 5	H: 0 LOB: 1 BB: 0 P: 8	H: 0 LOB: 0 BB: 0 P: 5	H: 1 LOB: 1 BB: 0 P: 6	H: 0 LOB: 0 BB: 0 P: 3	H: 0 LOB: 0 BB: 0 P: 3	H: 0 LOB: 0 BB: 0 P: 5	H: 1 LOB: 1 BB: 1 P: 7

| | | | | | | | | | |

Batter	1	2	3	4	5	6	7	8	9	AB	R	H	RBI	BB	SO	LOB
Don Kessinger, S (1, 6) OBP: 0.272, SLG: 0.261	K		F7		4-3		F7			4	0	0	0	0	1	0
Glenn Beckert, R (1, 4) OBP: 0.352, SLG: 0.365	1B		1B 3B		6-3			1B		4	1	3	0	0	0	0
Billy Williams, L (1, 7) OBP: 0.379, SLG: 0.495	6-3		3-H 1B		1B			F9		4	0	2	1	0	0	1
Joe Pepitone, L (1, 8) OBP: 0.349, SLG: 0.485		6-3	P6		K			F8		4	0	0	0	0	1	3
Johnny Callison, L (1, 9) OBP: 0.337, SLG: 0.329		2B		HR BB		K		F8		3	1	1	0	1	1	1
Jim Hickman, R (1, 3) OBP: 0.277, SLG: 0.293		K		1-H HR		K			K	4	1	1	2	0	3	1
Ron Santo, R (1, 5) OBP: 0.398, SLG: 0.457		IBB		K		K			4-3	3	0	0	0	1	2	0
Danny Breeden, R (1, 2) OBP: 0.241, SLG: 0.192		K		6-3			K		BB	3	0	0	0	1	2	2
Milt Pappas, R (1, 1) OBP: 0.158, SLG: 0.118			K	G3			F8		F7	2	0	0	0	0	1	0
Bill Bonham, R (5, 1)										0	0	0	0	0	0	0
Brock Davis, L (7, PH)										1	0	0	0	0	0	0
Earl Stephenson, L (7, 1)										0	0	0	0	0	0	0
Ron Tompkins, R (8, 1)										0	0	0	0	0	0	0
14 Ernie Banks, R (9, PH) OBP: 0.294, SLG: 0.214										1	0	0	0	0	0	1
Inning Stats	R: 0 E: 0 K: 1 S: 5 H: 1 LOB: 0 BB: 0 P: 5	R: 0 E: 0 K: 2 S: 8 H: 1 LOB: 2 BB: 1 P: 12	R: 1 E: 0 K: 1 S: 7 H: 2 LOB: 1 BB: 0 P: 7	R: 2 E: 0 K: 1 S: 6 H: 1 LOB: 0 BB: 1 P: 10	R: 0 E: 0 K: 1 S: 6 H: 1 LOB: 1 BB: 0 P: 6	R: 0 E: 0 K: 3 S: 9 H: 0 LOB: 0 BB: 0 P: 9	R: 0 E: 0 K: 1 S: 5 H: 0 LOB: 0 BB: 0 P: 5	R: 0 E: 0 K: 0 S: 4 H: 1 LOB: 1 BB: 0 P: 4	R: 0 E: 0 K: 1 S: 5 H: 0 LOB: 1 BB: 1 P: 9	1B: 4 2B: 1 3B: 1 HR: 1 SF: 0 SAC: 0 DP: 0 HBP: 0						

PITCHER		IP	W/L/S	BF	H	R	ER	SO	BB	IBB	HBP	BLK	WP	HR	S	P	ERA	WHIP
Bill Stoneman, R ERA: 2.49	(1, 1)	9.0	W	36	7	3	3	11	2	1	0	0	0	1	55	67	3.00	1.000

PITCHER	IP	W/L/S	BF	H	R	ER	SO	BB	IBB	HBP	BLK	WP	HR	S	P	ERA	WHIP

TOP

Chicago Cubs @ Montreal Expos

Jarry Park, Montreal, QB

Sun May 09 1971, 3:33 AM EDT

Att. 16,872 - Unknown - 68 F

livebaseballscorecards.com

AB	33
R	3
H	7
RBI	3
BB	3
SO	11
LOB	9

PA: 36

WP: 0
PB: 0
SB: 0
CS: 0

Chicago Cubs @ Montreal Expos

Jarry Park, Montreal, QB

Sun May 09 1971, 3:33 AM EDT

Att. 16,872 - Unknown - 68 F

BOTTOM

livebaseballscorecards.com

Batter	1	2	3	4	5	6	7	8	9	AB	R	H	RBI	BB	SO	LOB
Boots Day, L (1, 8) OBP: 0.322, SLG: 0.269	BBBB 4-0 CS BB		x 0-0 2-3 1B		x 0-0 ① G3	x 0-0 ③ 2-H 1B				3	0	2	1	1	0	0
Ron Hunt, R (1, 4) OBP: 0.424, SLG: 0.364	x 0-0 ①② F3 1-2		x 0-0 ② F8		x 0-0 ② F8		x 0-0 ① L1			4	0	0	0	0	0	3
Rusty Staub, L (1, 9) OBP: 0.367, SLG: 0.457	x 0-0 ③ 4-3		x 0-0 ③ F7		x 0-0 BB HR 1B		BBBB 4-0 1B CS BB			3	1	1	0	1	0	2
Ron Fairly, L (1, 3) OBP: 0.455, SLG: 0.442		x 0-0 F8 2B		x 0-0 HR 1B	BBBB 4-0 1-2 HR BB		x 0-0 1-3 1B			3	2	3	0	1	0	0
Mack Jones, L (1, 7) OBP: 0.238, SLG: 0.526 Ron Swoboda, R (7, PH) OBP: 0.378, SLG: 0.469 (8, 7)		x 0-0 ① F8 2-3		x 0-0 1-H HR	x 0-0 1-H 2-H HR		SSS 0-3 ②③ K 3-H			3	2	2	5	0	0	1
										1	0	0	0	0	1	2
Bob Bailey, R (1, 5) OBP: 0.315, SLG: 0.250 Coco Laboy, R (8, 5) OBP: 0.393, SLG: 0.292		SSS 0-3 ② K		x 0-0 HR	x 0-0 ③ 5-3			x 0-0 ① F2		3	1	1	1	0	1	1
										1	0	0	0	0	0	0
John Bateman, R (1, 2) OBP: 0.309, SLG: 0.355		x 0-0 ③ 5-3		x 0-0 ① F2		H 1-0 SH3-4 1B HBP		x 0-0 1B		3	1	1	0	0	0	1
Bobby Wine, R (1, 6) OBP: 0.288, SLG: 0.250			x 0-0 1B SH3-4 1B	x 0-0 ② P6		x 0-0 ① SH3-4 1-2		x 0-0 ② F7		3	0	1	0	0	0	1
Bill Stoneman, R (1, 1) OBP: 0.143, SLG: 0.143			x 0-0 ① SH3-4 1-2	x 0-0 ③ F7		SSS 0-3 ② K		SSS 0-3 ③ K		3	0	0	0	0	2	2
Inning Stats	R: 0 H: 0 E: 0 LOB: 0 K: 0 BB: 1 S: 2 P: 6	R: 0 H: 1 E: 0 LOB: 1 K: 1 BB: 0 S: 6 P: 6	R: 0 H: 2 E: 0 LOB: 2 K: 0 BB: 0 S: 5 P: 5	R: 3 H: 3 E: 0 LOB: 0 K: 0 BB: 0 S: 6 P: 6	R: 3 H: 2 E: 0 LOB: 0 K: 0 BB: 1 S: 5 P: 9	R: 1 H: 1 E: 0 LOB: 1 K: 1 BB: 0 S: 5 P: 6	R: 0 H: 1 E: 0 LOB: 2 K: 1 BB: 1 S: 5 P: 9	R: 0 H: 1 E: 0 LOB: 1 K: 1 BB: 0 S: 6 P: 6		1B: 7 SF: 0 2B: 2 SAC: 2 3B: 0 DP: 1 HR: 3 HBP: 1						

	AB	30
	R	7
	H	11
	RBI	7
	BB	3
	SO	4
	LOB	13

WP: 0 PB: 0 SB: 0 CS: 2 PA: 36

PITCHER		IP	WLS	BF	H	R	ER	SO	BB	IBB	HBP	BLK	WP	HR	S	P	ERA	WHIP
Milt Pappas, R ERA: 3.75	(1, 1)	4.2	L	23	8	6	6	1	2	0	0	0	0	3	23	31	11.57	2.143
Bill Bonham, R ERA: 8.44	(5, 1)	1.1		5	1	1	1	1	0	0	1	0	0	0	6	7	6.75	0.750
Earl Stephenson, L ERA:	(7, 1)	1.0		4	1	0	0	1	1	0	0	0	0	0	5	9	0.00	2.000
Ron Tompkins, R ERA: 4.26	(8, 1)	1.0		4	1	0	0	1	0	0	0	0	0	0	6	6	0.00	1.000

PITCHER	IP	WLS	BF	H	R	ER	SO	BB	IBB	HBP	BLK	WP	HR	S	P	ERA	WHIP

St. Louis Cardinals @ Montreal Expos

Jarry Park, Montreal, QB

Mon May 10 1971, 7:05 PM EDT

Att. 16,703 - Unknown

TOP

livebaseballscorecards.com

Batter	1	2	3	4	5	6	7	8	9	AB	R	H	RBI	BB	SO	LOB
Lou Brock, L (1, 7) OBP: 0.397, SLG: 0.471	3-1	F7			1B BB	4-3	1B 2-H 3-H			4	0	1	1	1	0	2
Matty Alou, L (1, 8) OBP: 0.352, SLG: 0.404 Luis Melendez, R (7, 8) OBP: 0.323, SLG: 0.310	FC6-4 1B		4-3		1-3 1B		E 1B FC3-2 BB	5-3		3 1	0 0	2 0	0 0	1 0	0 0	0 0
Ted Simmons, S (1, 2) OBP: 0.412, SLG: 0.461	FC6-4 1B PB 1-2f		BB	K		E8 FC3-2 BB BB 1-3		G3		4	1	1	0	1	1	3
Joe Torre, R (1, 5) OBP: 0.379, SLG: 0.483	1B BB 1-2	K		P4		BB FC3-2 BB 1-2		5-3		3	1	0	0	2	1	3
Jose Cardenal, R (1, 9) OBP: 0.271, SLG: 0.351	1B 1-2 2-3		F7			S HR BB	FC3-2 BB BB 2B 1-2 2-3 3-Hf		2-3	4	2	1	0	1	0	4
Joe Hague, L (1, 3) OBP: 0.264, SLG: 0.329		HR		K2-3		1-H HR	K		CS 1B	5	2	3	3	0	2	3
Ted Sizemore, R (1, 4) OBP: 0.283, SLG: 0.222		CS BB 1B		F9		F8	2B BB 1-2 2-3 3-H		1B 1-2	4	1	2	1	1	0	0
Dick Schofield, S (1, 6) OBP: 0.321, SLG: 0.217 Dal Maxvill, R (7, 6) OBP: 0.266, SLG: 0.200	CS BB 1-2		K			6-3	2B 1B BB 1-2 2-3 3-H		K 2-3	2 1	1 0	0 0	1 0	2 0	1 1	0 2
Jerry Reuss, L (1, 1) OBP: 0.190, SLG: 0.200 Frank Linzy, R (9, 1) OBP: 1.000, SLG: 1.000	F7 1-2 2-3				K	1B	1B 2B 1-3 2-H 3-H			4 0	0 0	2 0	2 0	0 0	1 0	2 0
Inning Stats	R: 0 E: 0 K: 0 S: 4 H: 2 LOB: 2 BB: 1 P: 8	R: 1 E: 0 K: 0 S: 4 H: 2 LOB: 1 BB: 1 P: 8	R: 0 E: 0 K: 1 S: 5 H: 0 LOB: 1 BB: 1 P: 9	R: 0 E: 0 K: 2 S: 7 H: 0 LOB: 0 BB: 0 P: 7	R: 0 E: 0 K: 2 S: 8 H: 1 LOB: 2 BB: 1 P: 12	R: 2 E: 0 K: 0 S: 5 H: 2 LOB: 1 BB: 1 P: 9	R: 5 E: 1 K: 1 S: 7 H: 3 LOB: 2 BB: 4 P: 23	R: 0 E: 0 K: 0 S: 3 H: 0 LOB: 0 BB: 0 P: 3	R: 0 E: 0 K: 1 S: 6 H: 2 LOB: 2 BB: 0 P: 6	1B: 9 2B: 2 3B: 0 HR: 2 SF: 0 SAC: 0 DP: 1 HBP: 0						

AB	35
R	8
H	12
RBI	8
BB	9
SO	7
LOB	19

WP: 0 PB: 1 SB: 1 CS: 3 PA: 44

PITCHER		IP	WLS	BF	H	R	ER	SO	BB	IBB	HBP	BLK	WP	HR	S	P	ERA	WHIP
Steve Renko, R ERA: 3.31	(1, 1)	6.0	L	30	8	5	5	5	6	0	0	0	0	2	34	58	7.50	2.333
Mike Marshall, R ERA: 2.89	(7, 1)	0.2		5	0	0	0	1	3	0	0	0	0	0	4	16	0.00	4.500
Howie Reed, R ERA: 1.13	(7, 1)	1.1		5	2	3	3	0	0	0	0	0	0	0	5	5	20.25	1.500
John Strohmayer, R ERA:	(9, 1)	1.0		4	2	0	0	1	0	0	0	0	0	0	6	6	0.00	2.000

PITCHER	IP	WLS	BF	H	R	ER	SO	BB	IBB	HBP	BLK	WP	HR	S	P	ERA	WHIP

BOTTOM

St. Louis Cardinals @ Montreal Expos

Jarry Park, Montreal, QB

Mon May 10 1971, 7:05 PM EDT

Att. 16,703 - Unknown

Batter	1	2	3	4	5	6	7	8	9	AB	R	H	RBI	BB	SO	LOB
Bobby Wine, R (1, 6) OBP: 0.269, SLG: 0.233	F8		6-3		6-3		6-3		K	5	0	0	0	0	1	2
Rusty Staub, L (1, 9) OBP: 0.379, SLG: 0.459	BB		3-1 3B 1B		6-3		BB 1B		F8	4	1	2	1	1	0	1
Ron Hunt, R (1, 4) OBP: 0.433, SLG: 0.354	F8		3-1			BLK 4-3 1B BB			1B BB	2	1	0	0	3	0	2
Ron Swoboda, R (1, 7) OBP: 0.366, SLG: 0.500	6-3		2-H 3B			K	K		1-2 2-H 1B	4	0	1	1	0	2	4
Mack Jones, L (9, PH) OBP: 0.273, SLG: 0.550										1	0	1	1	0	0	0
John Bateman, R (1, 2) OBP: 0.306, SLG: 0.363		3-1 1B 2B	G3			4-3		K	G3	4	1	1	0	0	1	2
Jim Fairey, L (9, PH) OBP: 0.235, SLG: 0.219										1	0	0	0	0	0	2
Coco Laboy, R (1, 5) OBP: 0.375, SLG: 0.286		3-1 2-3		F9		2-H 1B		F8		4	0	1	1	0	0	1
Ron Fairly, L (1, 3) OBP: 0.449, SLG: 0.426		4-3-2 1B BB		K		K		E5		2	0	0	0	1	2	1
Howie Reed, R (7, 1)										0	0	0	0	0	0	0
Ron Brand, R (8, PH) OBP: 0.333, SLG: 0.333										1	0	0	0	0	0	0
John Strohmayer, R (9, 1)										0	0	0	0	0	0	0
Clyde Mashore, R (1, 8) OBP: 0.364, SLG: 0.364		1-2 3-H 1B		P4			6-3 1B 1B	K		4	1	2	1	0	1	1
Steve Renko, R (1, 1) OBP: 0.118, SLG: 0.118		4-3-2 2-3f			F9		F9		1B 2B	2	0	0	0	0	0	2
Mike Marshall, R (7, 1)										0	0	0	0	0	0	0
John Boccabella, R (7, 3) OBP: 0.318, SLG: 0.571										2	1	1	0	0	0	1

	AB	36
	R	5
	H	9
	RBI	5
	BB	5
	SO	7
	LOB	19

livebaseballscorecards.com

Inning Stats	1	2	3	4	5	6	7	8	9
	R: 0 H: 0 E: 0 LOB: 1 K: 0 BB: 1 S: 3 P: 7	R: 1 H: 2 E: 0 LOB: 1 K: 0 BB: 1 S: 4 P: 8	R: 1 H: 2 E: 0 LOB: 1 K: 0 BB: 0 S: 5 P: 5	R: 0 H: 0 E: 0 LOB: 0 K: 1 BB: 0 S: 5 P: 5	R: 0 H: 0 E: 0 LOB: 0 K: 0 BB: 0 S: 3 P: 3	R: 1 H: 1 E: 0 LOB: 1 K: 2 BB: 1 S: 8 P: 12	R: 1 H: 2 E: 0 LOB: 2 K: 1 BB: 1 S: 7 P: 11	R: 0 H: 0 E: 1 LOB: 1 K: 2 BB: 0 S: 8 P: 8	R: 1 H: 2 E: 0 LOB: 2 K: 1 BB: 1 S: 7 P: 11

	1B	6	SF	0	WP	0	PA	41
	2B	3	SAC	0	PB	0		
	3B	1	DP	1	SB	0		
	HR	0	HBP	0	CS	0		

PITCHER		IP	WLS	BF	H	R	ER	SO	BB	IBB	HBP	BLK	WP	HR	S	P	ERA	WHIP
Jerry Reuss, L ERA: 3.88	(1, 1)	8.2	W	39	8	5	5	7	5	0	0	1	0	0	48	68	5.19	1.500
Frank Linzy, R ERA: 1.72	(9, 1)	0.1	S	2	1	0	0	0	0	0	0	0	0	0	2	2	0.00	3.000

PITCHER	IP	WLS	BF	H	R	ER	SO	BB	IBB	HBP	BLK	WP	HR	S	P	ERA	WHIP

Batter	1	2	3	4	5	6	7	8	9	AB	R	H	RBI	BB	SO	LOB
Lou Brock, L (1, 7) OBP: 0.400, SLG: 0.472	0-0 BLK 2B 1B	0-3 K			0-0 HR 1B		0-0 L4		0-0 SH1-3 1-2	4	2	2	0	0	1	2
Matty Alou, L (1, 8) OBP: 0.354, SLG: 0.403	0-0 F8 1-2		0-0 G3		0-0 B2		0-0 1B		0-0 1B 2-H 1B	5	1	2	1	0	0	2
Frank Linzy, R (9, 1) OBP: 1.000, SLG: 1.000										0	0	0	0	0	0	0
Ted Simmons, S (1, 2) OBP: 0.419, SLG: 0.477	0-0 WP 2-H 2B		0-0 G4-6-3 1B		0-0 F9		0-0 F8		0-0 HR 2-H 1B	5	1	3	2	0	0	2
Joe Torre, R (1, 5) OBP: 0.380, SLG: 0.528	0-0 F8 2-3		0-0 G4-6-3 1-2f		0-0 1-H HR			0-3 K	0-0 1-H HR	5	2	2	4	0	1	2
Jose Cardenal, R (1, 9) OBP: 0.269, SLG: 0.370	0-3 K			0-0 5-3	0-0 F9			0-0 HR	0-0 6-3	5	1	1	1	0	1	2
Joe Hague, L (1, 3) OBP: 0.281, SLG: 0.337		0-0 F8		0-0 FC6-4 1B		0-0 4-3		0-0 1B	4-0 FC6-4 BB	4	0	2	0	1	0	0
Ted Sizemore, R (1, 4) OBP: 0.279, SLG: 0.221		0-0 1B 1B		0-0 FC6-4 1-2f HR		0-0 5-3		0-0 P4	0-0 FC6-4 1-2f	5	1	1	0	0	0	3
Dick Schofield, S (1, 6) OBP: 0.344, SLG: 0.370		0-0		0-0		0-0 G3		0-0 4-3		4	1	2	2	0	0	1
Dal Maxvill, R (8, 6) OBP: 0.266, SLG: 0.200		1-2 1B		1-H HR						0	0	0	0	0	0	0
Reggie Cleveland, R (1, 1)		0-3 K		0-0 4-3			0-0 P6		0-0 SH1-3 1B 1B	3	0	0	0	0	1	2
Steve Carlton, L (8, 1) OBP: 0.200, SLG: 0.350										0	0	0	0	0	0	0
Bob Burda, L (9, PH) OBP: 0.526, SLG: 0.400										1	0	1	0	0	0	0
Luis Melendez, R (9, PR) OBP: 0.323, SLG: 0.310										0	1	0	0	0	0	0
(9, 8)																

Inning Stats									
	R: 1 H: 2 E: 0 LOB: 1 K: 1 BB: 0 S: 7 P: 7	R: 0 H: 2 E: 0 LOB: 2 K: 2 BB: 0 S: 9 P: 9	R: 0 H: 1 E: 0 LOB: 0 K: 0 BB: 0 S: 3 P: 3	R: 2 H: 2 E: 0 LOB: 0 K: 0 BB: 0 S: 5 P: 5	R: 2 H: 2 E: 0 LOB: 0 K: 0 BB: 0 S: 5 P: 5	R: 0 H: 0 E: 0 LOB: 0 K: 0 BB: 0 S: 3 P: 3	R: 0 H: 1 E: 0 LOB: 1 K: 0 BB: 0 S: 4 P: 4	R: 1 H: 2 E: 0 LOB: 1 K: 1 BB: 0 S: 7 P: 7	R: 4 H: 4 E: 0 LOB: 1 K: 0 BB: 1 S: 7 P: 11

1B: 11 SF: 0
2B: 1 SAC: 1
3B: 0 DP: 1
HR: 4 HBP: 0

WP: 1 PA: 43
PB: 0
SB: 0
CS: 0

PITCHER		IP	W	L	S	BF	H	R	ER	SO	BB	IBB	HBP	BLK	WP	HR	P	ERA	WHIP
Carl Morton, R ERA: 3.38	(1, 1)	5.0		L		23	9	5	5	3	0	0	0	1	1	2	29	9.00	1.800
Howie Reed, R ERA: 0.9	(6, 1)	2.0				7	1	0	0	0	0	0	0	0	0	0	7	0.00	0.500
John Strohmayer, R ERA: 11.25	(8, 1)	2.0				13	6	5	5	1	1	0	0	0	0	2	18	22.50	3.500

PITCHER	IP	W	L	S	BF	H	R	ER	SO	BB	IBB	HBP	BLK	WP	HR	P	ERA	WHIP

St. Louis Cardinals @ Montreal Expos

Jarry Park, Montreal, QB

Tue May 11 1971, 7:05 PM EDT

Att. 8,862 - Unknown

TOP

AB	41
R	10
H	16
RBI	10
BB	1
SO	4
LOB	16

livebaseballscorecards.com

St. Louis Cardinals @ Montreal Expos

Jarry Park, Montreal, QB

Tue May 11 1971, 7:05 PM EDT

Att. 8,862 - Unknown

BOTTOM

Batter	1	2	3	4	5	6	7	8	9	AB	R	H	RBI	BB	SO	LOB
Boots Day, L (1, 8) OBP: 0.313, SLG: 0.316	HR		F9 ②		B3 ②		F7 ③		S S S K ③	5	1	1	1	0	1	3
Ron Hunt, R (1, 4) OBP: 0.436, SLG: 0.386	P4 ①		P6 ③		1B			SF7 3B		4	1	2	0	0	0	0
Rusty Staub, L (1, 9) OBP: 0.374, SLG: 0.455	F9 ②			2B 1B 1B	G3 ③			SF7 ① 3-H		3	1	1	1	0	0	1
Ron Fairly, L (1, 3) OBP: 0.438, SLG: 0.431	F2 ③			1-3 1B 2B		P4 ①		F9 ②		4	1	1	0	0	0	0
Mack Jones, L (1, 7) OBP: 0.240, SLG: 0.478 Gary Sutherland, R (8, PH) (9, 7)		S S S K ①		1-3 ①		3-1 ②		F2 ③		3 1	0 0	0 0	0 0	0 0	1 0	2 0
John Bateman, R (1, 2) OBP: 0.315, SLG: 0.381		L4-6 2B		6-3 ②		P4 ③			2-3 1B 1B	4	0	2	0	0	0	2
Coco Laboy, R (1, 5) OBP: 0.389, SLG: 0.313		E6		FC4 1B 2-H 3-H			S S S K ①		2-3 1B 1-2	4	0	2	2	0	1	1
Bobby Wine, R (1, 6) OBP: 0.268, SLG: 0.247		L4-6 ② ③ 2-3		FC4 ③ 1-2f			2B		2-3 ① 1-2 2-3	4	0	1	0	0	0	5
Carl Morton, R (1, 1) OBP: 0.182, SLG: 0.182 Jim Gosger, L (5, PH) Howie Reed, R (6, 1) Ron Swoboda, R (7, PH) OBP: 0.357, SLG: 0.486 John Strohmayer, R (8, 1) Jim Fairey, L (9, PH) OBP: 0.229, SLG: 0.212			5-3 ①		P4 ①		S S S K ②		L7 ②	1 1 0 1 0 1	0 0 0 0 0 0	0 0 0 0 0 0	0 0 0 0 0 0	0 0 0 1 0 0	0 0 0 1 0 0	0 0 0 1 0 2
Inning Stats	R: 1 H: 1 E: 0 LOB: 0 K: 0 BB: 0 S: 4 P: 4	R: 0 H: 1 E: 1 LOB: 1 K: 1 BB: 0 S: 6 P: 6	R: 0 H: 0 E: 0 LOB: 0 K: 0 BB: 0 S: 3 P: 3	R: 2 H: 3 E: 0 LOB: 1 K: 0 BB: 0 S: 6 P: 6	R: 0 H: 1 E: 0 LOB: 1 K: 0 BB: 0 S: 4 P: 4	R: 0 H: 0 E: 0 LOB: 0 K: 0 BB: 0 S: 3 P: 3	R: 0 H: 1 E: 0 LOB: 1 K: 2 BB: 0 S: 8 P: 8	R: 1 H: 1 E: 0 LOB: 0 K: 0 BB: 0 S: 4 P: 4	R: 0 H: 2 E: 0 LOB: 2 K: 1 BB: 0 S: 7 P: 7	1B: 5 SF: 1 2B: 4 SAC: 0 3B: 1 DP: 1 HR: 1 HBP: 0				WP: 0 PA: 37 PB: 0 SB: 0 CS: 0		

livebaseballscorecards.com

	AB	36
	R	4
	H	10
	RBI	4
	BB	0
	SO	4
	LOB	17

PITCHER		IP	WLS	BF	H	R	ER	SO	BB	IBB	HBP	BLK	WP	HR	S	P	ERA	WHIP
Reggie Cleveland, R ERA: 3.45	(1, 1)	7.0	W	29	8	4	4	3	0	0	0	0	0	1	35	35	5.14	1.143
Steve Carlton, L ERA: 2.61	(8, 1)	1.0		3	0	0	0	0	0	0	0	0	0	0	3	3	0.00	0.000
Frank Linzy, R ERA: 1.62	(9, 1)	1.0	S	5	2	0	0	1	0	0	0	0	0	0	7	7	0.00	2.000

PITCHER	IP	WLS	BF	H	R	ER	SO	BB	IBB	HBP	BLK	WP	HR	S	P	ERA	WHIP

Montreal Expos @ Cincinnati Reds

Riverfront Stadium, Cincinnati, OH

Fri May 14 1971, 7:05 PM EDT

Att. 24,751 - Unknown

TOP

livebaseballscorecards.com

Batter	1	2	3	4	5	6	7	8	9	AB	R	H	RBI	BB	SO	LOB
Boots Day, L (1, 8) OBP: 0.309, SLG: 0.311	F2		5-3 1B 1B		F8			6-3		4	1	1	0	0	0	0
Ron Hunt, R (1, 4) OBP: 0.419, SLG: 0.368	F7		5-3 1-2		F8			K		4	0	0	0	0	1	1
Rusty Staub, L (1, 9) OBP: 0.398, SLG: 0.489	1B 1B		S 2-H 1B			1-3 2B		1B		4	0	4	1	0	0	0
Ron Fairly, L (1, 3) OBP: 0.429, SLG: 0.419	1-3 1B		F9 1-2			F9		2-3		4	0	1	0	0	0	3
Mack Jones, L (1, 7) OBP: 0.241, SLG: 0.481	K		5-3			1-3 2-3			2B 2B	4	1	1	0	0	1	4
John Bateman, R (1, 2) OBP: 0.301, SLG: 0.364		6-3		6-3		K			F3	4	0	0	0	0	1	2
Coco Laboy, R (1, 5) OBP: 0.350, SLG: 0.278		F9		K			F7		F9	4	0	0	0	0	1	1
Bobby Wine, R (1, 6) OBP: 0.274, SLG: 0.253		1B		K			5-3		2-H 2B	2	0	1	0	0	1	0
Ron Swoboda, R (7, PH) OBP: 0.349, SLG: 0.474										1	0	0	0	0	0	0
Howie Reed, R (7, 1)										0	0	0	0	0	0	0
Jim Fairey, L (9, PH) OBP: 0.250, SLG: 0.265										1	0	1	1	0	0	0
Bill Stoneman, R (1, 1) OBP: 0.125, SLG: 0.125		K			2-3		K		5-3	2	0	0	0	0	1	1
Jim Gosger, L (7, PH)										1	0	0	0	0	1	0
Ron Brand, R (7, 6) OBP: 0.286, SLG: 0.286										1	0	0	0	0	0	1
Inning Stats	R: 0 E: 0 K: 1 S: 7 H: 2 LOB: 2 BB: 0 P: 7	R: 0 E: 0 K: 1 S: 6 H: 1 LOB: 1 BB: 0 P: 6	R: 1 E: 0 K: 0 S: 5 H: 2 LOB: 1 BB: 0 P: 5	R: 0 E: 0 K: 2 S: 7 H: 0 LOB: 0 BB: 0 P: 7	R: 0 E: 0 K: 0 S: 3 H: 0 LOB: 0 BB: 0 P: 3	R: 0 E: 0 K: 1 S: 6 H: 1 LOB: 1 BB: 0 P: 6	R: 0 E: 0 K: 1 S: 5 H: 0 LOB: 0 BB: 0 P: 5	R: 0 E: 0 K: 1 S: 6 H: 1 LOB: 1 BB: 0 P: 6	R: 1 E: 0 K: 0 S: 5 H: 2 LOB: 1 BB: 0 P: 5	1B: 6 2B: 3 3B: 0 HR: 0	SF: 0 SAC: 0 DP: 0 HBP: 0						

	AB	36
	R	2
	H	9
	RBI	2
	BB	0
	SO	7
	LOB	13

WP: 0 PB: 0 SB: 1 CS: 0 PA: 36

PITCHER	IP	WLS	BF	H	R	ER	SO	BB	IBB	HBP	BLK	WP	HR	S	P	ERA	WHIP
Gary Nolan, R (1, 1) ERA: 3.32	9.0	W	36	9	2	2	7	0	0	0	0	0	0	50	50	2.00	1.000

PITCHER	IP	WLS	BF	H	R	ER	SO	BB	IBB	HBP	BLK	WP	HR	S	P	ERA	WHIP

Batter	1	2	3	4	5	6	7	8	9	AB	R	H	RBI	BB	SO	LOB
Pete Rose, S (1, 9) OBP: 0.370, SLG: 0.386	x 0-0 2B		x 0-0 4-1 ①		x 0-0 4-3 ③		x 0-0 F7 ①			4	0	1	0	0	0	0
Buddy Bradford, R (1, 8) OBP: 0.267, SLG: 0.264	x 0-0 F7 ①		x 0-0 F3 ②			B B B B 4-0 1B BB	x 0-0 1B			3	0	1	0	1	0	1
Johnny Bench, R (1, 2) OBP: 0.326, SLG: 0.586	x 0-0 F3 ②		x 0-0 5-3 ③			x 0-0 1B 1B 1-3 1B ①	x 0-0 F9 ②			4	1	1	0	0	0	2
Tony Perez, R (1, 5) (9, 3) OBP: 0.288, SLG: 0.341	x 0-0 6-3 ③			B B B B 4-0 BB		x 0-0 FC5-4 1B 1B 1-2 1B	x 0-0 F8 ③			3	1	1	0	1	0	2
Lee May, R (1, 3) OBP: 0.329, SLG: 0.552		S S S 0-3 K ①		S S S 0-3 K ①		x 0-0 FC5-4 1-2 2-H 1B		x 0-0 HR		4	1	2	2	0	2	1
Woody Woodward, R (9, 5) OBP: 0.355, SLG: 0.343										0	0	0	0	0	0	0
Hal McRae, R (1, 7) OBP: 0.272, SLG: 0.325		B B B B 4-0 2B 6-3 BB		x 0-0 F7 ②		x 0-0 FC5-4 ② 1B 1B 1-2f 2-3		x 0-0 F8 ①		3	2	0	0	1	0	3
Tommy Helms, R (1, 4) OBP: 0.283, SLG: 0.287		x 0-0 6-3 1-3 2B		S S S 0-3 K ③		x 0-0 1B 1-2 3-H 1B		x 0-0 FC6-4 1B		4	0	3	1	0	1	1
Dave Concepcion, R (1, 6) OBP: 0.320, SLG: 0.357		x 0-0 6-3 ② 2-3 3-H			x 0-0 F8 ①	x 0-0 1-3 2-H 1B		x 0-0 FC6-4 ② 1-2f		4	0	1	2	0	0	2
Gary Nolan, R (1, 1) OBP: 0.053, SLG: 0.053		S S S 0-3 K ③			x 0-0 F7 ②	x 0-0 F7 ③		x 0-0 6-3 ③		4	0	0	0	0	1	4
Inning Stats	R: 0 H: 1 E: 0 LOB: 1 K: 0 BB: 0 S: 4 P: 4	R: 1 H: 1 E: 0 LOB: 1 K: 2 BB: 1 S: 8 P: 12	R: 0 H: 0 E: 0 LOB: 0 K: 0 BB: 0 S: 3 P: 3	R: 0 H: 0 E: 0 LOB: 1 K: 2 BB: 1 S: 7 P: 11	R: 0 H: 0 E: 0 LOB: 0 K: 0 BB: 0 S: 3 P: 3	R: 3 H: 5 E: 0 LOB: 2 K: 0 BB: 1 S: 7 P: 11	R: 0 H: 1 E: 0 LOB: 1 K: 0 BB: 0 S: 4 P: 4	R: 1 H: 2 E: 0 LOB: 1 K: 0 BB: 0 S: 5 P: 5		1B: 7 SF: 0 2B: 2 SAC: 0 3B: 0 DP: 0 HR: 1 HBP: 0						WP: 0 PA: 36 PB: 0 SB: 0 CS: 0

PITCHER		IP	WLS	BF	H	R	ER	SO	BB	IBB	HBP	BLK	WP	HR	S	P	ERA	WHIP
Bill Stoneman, R ERA: 2.89	(1, 1)	6.0	L	27	7	4	4	4	3	0	0	0	0	0	32	44	6.00	1.667
Howie Reed, R ERA: 1.5	(7, 1)	2.0		9	3	1	1	0	0	0	0	0	0	1	9	9	4.50	1.500

PITCHER	IP	WLS	BF	H	R	ER	SO	BB	IBB	HBP	BLK	WP	HR	S	P	ERA	WHIP

BOTTOM

Montreal Expos @ Cincinnati Reds

Riverfront Stadium, Cincinnati, OH

Fri May 14 1971, 7:05 PM EDT

Att. 24,751 - Unknown

livebaseballscorecards.com

AB	33
R	5
H	10
RBI	5
BB	3
SO	4
LOB	16

Montreal Expos @ Cincinnati Reds

Riverfront Stadium, Cincinnati, OH

Sat May 15 1971, 7:05 PM EDT

Att. 15,550 - Unknown

TOP

livebaseballscorecards.com

Batter	1	2	3	4	5	6	7	8	9	AB	R	H	RBI	BB	SO	LOB
Boots Day, L (1, 8) OBP: 0.296, SLG: 0.297	x 0-0 ① 4-3		x 0-0 ③ 1-3			x 0-0 ② 4-3			x 0-0 ① 4-3	3	0	0	0	0	0	0
Ron Swoboda, R (9, PH) OBP: 0.341, SLG: 0.462										1	0	0	0	0	0	0
Ron Hunt, R (1, 4) OBP: 0.404, SLG: 0.352	x 0-0 ② F7			x 0-0 ① 5-3		x 0-0 ③ 5-3			x 0-0 ② 5-3	4	0	0	0	0	0	0
Rusty Staub, L (1, 9) OBP: 0.402, SLG: 0.484	B B B B 4-0 BB			x 0-0 G6-4-3 1B			x 0-0 ① 4-3		S S S 0-3 ③ K	3	0	1	0	1	1	0
Ron Fairly, L (1, 3) OBP: 0.425, SLG: 0.406	x 0-0 ③ G3			x 0-0 ② ③ G6-4-3 1-2f			B B B B 4-0 BB			2	0	0	0	1	0	2
Mack Jones, L (1, 7) OBP: 0.290, SLG: 0.500		x 0-0 G6-4-3 1B			B B B B 4-0 1B G6-4-3 BB		B B B B 4-0 G6-4-3 1-2 BB			1	1	1	0	1	0	0
Bob Bailey, R (7, PH) (7, 7) OBP: 0.322, SLG: 0.250										0	0	0	0	1	0	0
John Bateman, R (1, 2) OBP: 0.302, SLG: 0.363		x 0-0 ① ② G6-4-3 1-2f			x 0-0 G6-4-3 1-3 1B		x 0-0 ② ③ G6-4-3 1-2f			3	0	1	0	0	0	3
Coco Laboy, R (1, 5) OBP: 0.326, SLG: 0.256		x 0-0 ③ L6			x 0-0 ① ② G6-4-3 1-2f 3-H			x 0-0 ① 4-3		3	0	0	0	0	0	1
Bobby Wine, R (1, 6) OBP: 0.264, SLG: 0.244			x 0-0 ① 5-3		S S S 0-3 ③ K			x 0-0 ② F8		3	0	0	0	0	1	0
Ernie McAnally, R (1, 1)			x 0-0 ② F8			x 0-0 ① 6-3		x 0-0 ③ F7		2	0	0	0	0	0	0
Claude Raymond, R (6, 1)										0	0	0	0	0	0	0
Clyde Mashore, R (8, PH) OBP: 0.333, SLG: 0.333										1	0	0	0	0	0	0
Mike Marshall, R (8, 1)										0	0	0	0	0	0	0
Inning Stats	R: 0 E: 0 K: 0 S: 3 H: 0 LOB: 1 BB: 1 P: 7	R: 0 E: 0 K: 0 S: 3 H: 1 LOB: 0 BB: 0 P: 3	R: 0 E: 0 K: 0 S: 3 H: 0 LOB: 0 BB: 0 P: 3	R: 0 E: 0 K: 0 S: 3 H: 1 LOB: 0 BB: 0 P: 3	R: 1 E: 0 K: 1 S: 5 H: 1 LOB: 0 BB: 1 P: 9	R: 0 E: 0 K: 0 S: 3 H: 0 LOB: 0 BB: 0 P: 3	R: 0 E: 0 K: 0 S: 2 H: 0 LOB: 1 BB: 2 P: 10	R: 0 E: 0 K: 0 S: 3 H: 0 LOB: 0 BB: 0 P: 3	R: 0 E: 0 K: 1 S: 5 H: 0 LOB: 0 BB: 0 P: 5	1B: 3 2B: 0 3B: 0 HR: 0	SF: 0 SAC: 0 DP: 4 HBP: 0						

	AB	26
	R	1
	H	3
	RBI	0
	BB	4
	SO	2
	LOB	6

WP: 0 PB: 0 SB: 0 CS: 0 PA: 30

PITCHER		IP	WLS	BF	H	R	ER	SO	BB	IBB	HBP	BLK	WP	HR	S	P	ERA	WHIP
Jim McGlothlin, R ERA: 4.62	(1, 1)	6.0	W	20	3	1	1	1	2	0	0	0	0	0	20	28	1.50	0.833
Joe Gibbon, L ERA: 3.2	(7, 1)	3.0	S	10	0	0	0	1	2	0	0	0	0	0	10	18	0.00	0.667

PITCHER	IP	WLS	BF	H	R	ER	SO	BB	IBB	HBP	BLK	WP	HR	S	P	ERA	WHIP

Montreal Expos @ Cincinnati Reds

Riverfront Stadium, Cincinnati, OH

Sat May 15 1971, 7:05 PM EDT

Att. 15,550 - Unknown

BOTTOM

Batter	1	2	3	4	5	6	7	8	9	AB	R	H	RBI	BB	SO	LOB
Pete Rose, S (1, 9) OBP: 0.364, SLG: 0.379	1-3		L1			K FC1-5 1B 1-2		4-3		5	0	1	0	0	1	3
Buddy Bradford, R (1, 8) OBP: 0.266, SLG: 0.250	G3			F9		2B BB	FC1-5 1-2 2-3f			3	1	0	0	1	0	2
Johnny Bench, R (1, 2) OBP: 0.331, SLG: 0.588	BB			K		1B 2B 1-H	K			3	1	1	1	1	2	2
Tony Perez, R (1, 5) (7, 3) OBP: 0.294, SLG: 0.346	F9			6-3		HR 1B 2-H		FC1-6 1B		4	1	2	1	0	0	1
Lee May, R (1, 3) OBP: 0.342, SLG: 0.594		6-3			E 1B 4-3 BB	HR 1-H		FC1-6 1B 1-2f		2	2	1	2	1	0	0
Joe Gibbon, R (7, 1)										1	1	0	0	0	0	1
Hal McRae, R (1, 7) OBP: 0.277, SLG: 0.329	F8				4-3 1B 1-2	1B		E 1B 1-2		2	0	1	0	0	0	0
Bernie Carbo, L (6, 7) OBP: 0.392, SLG: 0.329										2	0	2	0	0	0	0
Tommy Helms, R (1, 4) OBP: 0.282, SLG: 0.286	5-3			4-3 1-2 2-H		F8		E2 1-3 2-H 1B		4	0	1	2	0	0	2
Dave Concepcion, R (1, 6) OBP: 0.316, SLG: 0.351		E5 CS			2-H 1B		F9	K		4	0	1	0	0	1	2
Jim McGlothlin, R (1, 1) OBP: 0.273, SLG: 0.500		F2 1-2				F7	FC1-5 1B	BB		1	0	0	0	0	0	1
Jimmy Stewart, S (6, PH) OBP: 0.273, SLG: 0.250										1	0	0	0	0	0	0
Woody Woodward, R (7, 5) OBP: 0.372, SLG: 0.352										1	0	1	0	1	0	0
Inning Stats	R: 0 E: 0 K: 0 S: 3 H: 0 LOB: 1 BB: 1 P: 7	R: 0 E: 0 K: 0 S: 3 H: 0 LOB: 0 BB: 0 P: 3	R: 0 E: 1 K: 0 S: 3 H: 0 LOB: 0 BB: 0 P: 3	R: 0 E: 0 K: 1 S: 5 H: 0 LOB: 0 BB: 0 P: 5	R: 1 E: 1 K: 0 S: 3 H: 2 LOB: 2 BB: 1 P: 7	R: 4 E: 0 K: 1 S: 9 H: 4 LOB: 1 BB: 1 P: 13	R: 0 E: 0 K: 1 S: 7 H: 2 LOB: 2 BB: 0 P: 7	R: 1 E: 1 K: 1 S: 8 H: 3 LOB: 3 BB: 1 P: 12		1B: 9 2B: 1 3B: 0 HR: 1 SF: 0 SAC: 0 DP: 0 HBP: 0						

livebaseballscorecards.com

AB	33
R	6
H	11
RBI	6
BB	4
SO	4
LOB	14

PITCHER		IP	WLS	BF	H	R	ER	SO	BB	IBB	HBP	BLK	WP	HR	S	P	ERA	WHIP
Ernie McAnally, R ERA: 5.47	(1, 1)	5.2	L	24	6	5	5	2	3	0	0	0	0	1	25	37	7.94	1.588
Claude Raymond, R ERA: 3.38	(6, 1)	1.1		6	2	0	0	1	0	0	0	0	0	0	8	8	0.00	1.500
Mike Marshall, R ERA: 3.48	(8, 1)	1.0		7	3	1	1	1	1	0	0	0	0	0	8	12	9.00	4.000

PITCHER	IP	WLS	BF	H	R	ER	SO	BB	IBB	HBP	BLK	WP	HR	S	P	ERA	WHIP

Batter	1	2	3	4	5	6	7	8	9	AB	R	H	RBI	BB	SO	LOB
Ron Hunt, R (1, 4) OBP: 0.421, SLG: 0.379	0-0 E 1-4-3 1B	0-0 BB 1B 2-3 3-H 1B	0-0 ③ 6-3			H 1-0 BB SH1-4 HBP		0-0 HR 2B	0-0 ③ L8	4	2	3	1	0	0	2
Gary Sutherland, R (8, 4)										1	0	0	0	0	0	1
Clyde Mashore, R (1, 8) OBP: 0.375, SLG: 0.375	0-0 E5 1-4-3 1-3 SF8 1B	0-0 BB 1-2 3-H 1B		x 0-0 ① 6-3		x 0-0 ① SH1-4 1-2		x 0-0 ① 6-3		4	1	2	1	0	0	1
Bob Bailey, R (1, 7) OBP: 0.319, SLG: 0.247	0-0 ① 1-4-3 2-3 3-H	B B B B 4-0 BB 1-2 2-3		x 0-0 G4-3 1B		4-0 BB IBB		4-0 HR IBB		1	0	0	1	0	0	1
Rusty Staub, L (2, PH) OBP: 0.423, SLG: 0.490 (2, 9)										1	1	1	0	3	0	0
John Bateman, R (1, 2) OBP: 0.307, SLG: 0.394	0-0 ② SF8 3-H	0-0 ③ F9		x 0-0 ② ③ G4-3 1-2f		B B B B 4-0 BB 1-2 2-3		0-0 1-H HR 2-H		3	1	1	4	1	0	4
Ron Swoboda, R (1, 9) OBP: 0.340, SLG: 0.439 (2, 7)	0-0 ③ F7		B B B B 4-0 BB		x 0-0 ① G3	S S S 0-3 ② K		x 0-0 ② G3		2	1	0	0	1	0	0
Mack Jones, L (6, PH) OBP: 0.273, SLG: 0.467 (6, 7)										2	0	0	0	0	1	3
Coco Laboy, R (1, 5) OBP: 0.354, SLG: 0.302		B B B B 4-0 2B 1B BB	x 0-0 G4-6-3 1-H 2B 2B		x 0-0 1B 1B	x 0-0 ③ 1-3		x 0-0 ③ 5-3		4	2	2	1	1	0	3
John Boccabella, R (1, 3) OBP: 0.348, SLG: 0.636	x 0-0 1B 1-3 1B 2B	H 1-0 G4-6-3 HBP			x 0-0 1-2 1B		x 0-0 ① L8		x 0-0 ① G3	1	1	1	0	0	0	0
Ron Fairly, L (3, PH) OBP: 0.432, SLG: 0.406										0	0	0	0	0	0	0
Jim Gosger, L (3, PR) OBP: 0.167, SLG: 0.167 (3, 3)										3	0	1	0	0	0	0
Bobby Wine, R (1, 6) OBP: 0.250, SLG: 0.230	x 0-0 ① 5-3	x 0-0 ① ② G4-6-3 1-2f 2-3			S S S 0-3 ② K		S S S 0-3 ② K		x 0-0 ② 4-3	5	0	0	0	0	2	6
Steve Renko, R (1, 1) OBP: 0.143, SLG: 0.190	x 0-0 ② F4	x 0-0 3-H 2B			S S S 0-3 ③ K		S S S 0-3 ③ K		B B B B 4-0 BB	4	0	1	1	0	2	4
Mike Marshall, R (8, 1)										0	0	0	0	1	0	0
Inning Stats	R: 2 E: 1 K: 0 S: 5 H: 2 LOB: 0 BB: 0 P: 5	R: 2 E: 0 K: 0 S: 6 H: 3 LOB: 3 BB: 2 P: 14	R: 2 E: 0 K: 0 S: 4 H: 2 LOB: 2 BB: 1 P: 9	R: 0 E: 0 K: 0 S: 3 H: 1 LOB: 0 BB: 0 P: 3	R: 0 E: 0 K: 2 S: 9 H: 2 LOB: 2 BB: 0 P: 9	R: 0 E: 0 K: 1 S: 5 H: 0 LOB: 3 BB: 2 P: 14	R: 0 E: 0 K: 2 S: 7 H: 0 LOB: 0 BB: 0 P: 7	R: 3 E: 0 K: 0 S: 5 H: 2 LOB: 0 BB: 1 P: 9	R: 0 E: 0 K: 0 S: 3 H: 0 LOB: 1 BB: 1 P: 7	1B: 7 2B: 4 3B: 0 HR: 1 SF: 1 SAC: 1 DP: 2 HBP: 2							

TOP

Montreal Expos @ Cincinnati Reds

Riverfront Stadium, Cincinnati, OH

Sun May 16 1971, 3:33 AM EDT

Att. 16,671 - Unknown

livebaseballscorecards.com

AB	35
R	9
H	12
RBI	9
BB	7
SO	5
LOB	25

WP: 0 PB: 0 SB: 0 CS: 0 PA: 46

PITCHER		IP	WLS	BF	H	R	ER	SO	BB	IBB	HBP	BLK	WP	HR	S	P	ERA	WHIP
Ross Grimsley, L ERA: 16.2	(1, 1)	1.2	L	11	5	4	3	0	1	0	0	0	0	0	10	14	16.20	3.600
Tony Cloninger, R ERA: 3.29	(2, 1)	1.1		8	2	2	2	0	2	0	1	0	0	0	5	14	13.50	3.000
Milt Wilcox, R ERA: 4.79	(4, 1)	2.0		8	3	0	0	2	0	0	0	0	0	0	12	12	0.00	1.500
Clay Carroll, R ERA: 1.98	(6, 1)	2.0		9	0	0	0	3	1	1	1	0	0	0	12	21	0.00	0.500
Wayne Granger, R ERA: 2.66	(8, 1)	2.0		10	2	3	3	0	1	1	0	0	0	1	8	16	13.50	1.500

PITCHER	IP	WLS	BF	H	R	ER	SO	BB	IBB	HBP	BLK	WP	HR	S	P	ERA	WHIP

Montreal Expos @ Cincinnati Reds

Riverfront Stadium, Cincinnati, OH

Sun May 16 1971, 3:33 AM EDT

Att. 16,671 - Unknown

BOTTOM

Batter	1	2	3	4	5	6	7	8	9	AB	R	H	RBI	BB	SO	LOB
Pete Rose, S (1, 9) OBP: 0.359, SLG: 0.372	4-3		4-3		1B (1-2)		6-3		F9	5	0	1	0	0	0	1
Buddy Bradford, R (1, 8) Clay Carroll, R (6, 1) Willie Smith, L (7, PH) OBP: 0.238, SLG: 0.341 Wayne Granger, R (8, 1)	BB (G6-4-3)			F8	K		4-3			2 0 1 0	0 0 0 0	0 0 0 0	0 0 0 0	1 0 0 0	1 0 0 0	2 0 0 0
Johnny Bench, R (1, 2) OBP: 0.329, SLG: 0.575	G6-4-3 (1-2f)			BB (2B)	K			F3		3	1	0	0	1	1	3
Tony Perez, R (1, 5) OBP: 0.306, SLG: 0.388		F9		2B (1-H)		BB (E) 1B		HR		4	2	3	2	0	0	0
Lee May, R (1, 3) OBP: 0.338, SLG: 0.575		F9		F8		F8		1B		4	0	1	0	0	0	2
Bernie Carbo, L (1, 7) OBP: 0.396, SLG: 0.321		F7		BB		FC5-4 (1-2) BB		K		2	0	0	0	2	1	1
Tommy Helms, R (1, 4) OBP: 0.281, SLG: 0.285			FC3-6 1B	F4		FC5-4 (1-2f, 2-H)		5-3		4	0	1	0	0	0	4
Dave Concepcion, R (1, 6) OBP: 0.301, SLG: 0.333			F3		4-3	K			F8	4	0	0	0	0	1	2
Ross Grimsley, L (1, 1) Tony Cloninger, R (2, 1) OBP: 0.605, SLG: 0.750 Jimmy Stewart, S (3, PH) OBP: 0.261, SLG: 0.238 Milt Wilcox, R (4, 1) Ty Cline, L (5, PH) OBP: 0.415, SLG: 0.231 (6, 8)			FC3-6 (1-2f)		BB (1B)		K		L6-3	0 0 1 0 2	0 0 0 0 0	0 0 0 0 1	0 0 0 0 1	0 0 0 0 1	0 0 0 0 1	0 0 1 0 0
Inning Stats	R: 0 E: 0 K: 0 S: 2 H: 0 LOB: 0 BB: 1 P: 6	R: 0 E: 0 K: 0 S: 3 H: 0 LOB: 0 BB: 0 P: 3	R: 0 E: 0 K: 0 S: 4 H: 1 LOB: 1 BB: 0 P: 4	R: 1 E: 0 K: 0 S: 4 H: 1 LOB: 2 BB: 2 P: 12	R: 0 E: 0 K: 2 S: 8 H: 1 LOB: 2 BB: 1 P: 12	R: 1 E: 1 K: 1 S: 6 H: 1 LOB: 1 BB: 1 P: 10	R: 0 E: 0 K: 1 S: 5 H: 0 LOB: 0 BB: 0 P: 5	R: 1 E: 0 K: 1 S: 7 H: 2 LOB: 1 BB: 0 P: 7	R: 0 E: 0 K: 0 S: 3 H: 0 LOB: 0 BB: 0 P: 3	1B: 4 2B: 1 3B: 0 HR: 1	SF: 0 SAC: 0 DP: 1 HBP: 0						

livebaseballscorecards.com

AB	32
R	3
H	6
RBI	2
BB	5
SO	5
LOB	16

WP: 0 PB: 0 SB: 0 CS: 0 PA: 37

PITCHER		IP	WLS	BF	H	R	ER	SO	BB	IBB	HBP	BLK	WP	HR	S	P	ERA	WHIP
Steve Renko, R ERA: 3.2	(1, 1)	7.1	W	32	6	3	2	4	5	0	0	0	0	1	35	55	2.46	1.500
Mike Marshall, R ERA: 3.0	(8, 1)	1.2	S	5	0	0	0	1	0	0	0	0	0	0	7	7	0.00	0.000

PITCHER	IP	WLS	BF	H	R	ER	SO	BB	IBB	HBP	BLK	WP	HR	S	P	ERA	WHIP

Batter	1	2	3	4	5	6	7	8	9	AB	R	H	RBI	BB	SO	LOB
Ron Hunt, R (1, 4) OBP: 0.429, SLG: 0.378	BBBB 4-0 S 1B BB	0-0 5-3			BBB 4-0 4-3 SH1-4 BB		0-0 PO 1B		0-0 F8	3	1	1	0	2	0	3
Clyde Mashore, R (1, 8) OBP: 0.389, SLG: 0.389 Boots Day, L (7, PH) OBP: 0.292, SLG: 0.292 (7, 8)	0-0 F9 1-2		0-0 G5-4-3 BB 1B 1B		0-0 SH1-4 1-2		0-0 PO 1-2	0-0 5-3		2 1	1 0	1 0	0 0	0 0	0 0	1 0
Rusty Staub, L (1, 9) OBP: 0.426, SLG: 0.485	0-0 1B HR 2-H 1B		BBBB 4-0 G5-4-3 1-2 BB		0-0 4-3 2-3			0-0 F8		3	1	1	1	1	0	1
John Bateman, R (1, 2) OBP: 0.305, SLG: 0.388	0-0 HR 1-2 1B		0-0 G5-4-3 1-2f 2-3		0-0 6-3			0-0 5-3		4	1	1	0	0	0	3
Bob Bailey, R (1, 7) OBP: 0.330, SLG: 0.303 Jim Gosper, L (7, 7) OBP: 0.143, SLG: 0.143	0-0 1-H 2-H HR		0-0 3-H 1B			SSS 0-3 K			0-0 L6	3 1	1 0	2 0	4 0	0 0	1 0	0 0
Coco Laboy, R (1, 5) OBP: 0.346, SLG: 0.319	0-0 F9		0-0 5-3			0-0 6-3			0-0 FC6-4 2B	4	0	1	0	0	0	1
John Boccabella, R (1, 3) OBP: 0.333, SLG: 0.560	0-0 1-3			0-0 L6		0-0 F8			4-0 FC6-4 IBB	3	0	0	0	1	0	0
Bobby Wine, R (1, 6) OBP: 0.240, SLG: 0.220		0-0 F3		0-0 4-3			0-0 F2		0-0 FC6-4 HBP 1-2f 2-3	4	0	0	0	0	0	2
Carl Morton, R (1, 1) OBP: 0.160, SLG: 0.160 Mack Jones, L (9, PH) OBP: 0.294, SLG: 0.467 Mike Marshall, R (9, 1)		0-0 6-3		SSS 0-3 K			0-0 F3		H 1-0 HBP 1-2	3 0 0	0 0 0	0 0 0	0 0 0	0 0 0	1 0 0	0 0 0
Inning Stats	R: 4 E: 0 K: 0 S: 6 H: 3 LOB: 0 BB: 1 P: 10	R: 0 E: 0 K: 0 S: 3 H: 0 LOB: 0 BB: 0 P: 3	R: 1 E: 0 K: 0 S: 4 H: 2 LOB: 1 BB: 1 P: 8	R: 0 E: 0 K: 1 S: 5 H: 0 LOB: 0 BB: 0 P: 5	R: 0 E: 0 K: 0 S: 3 H: 0 LOB: 1 BB: 1 P: 7	R: 0 E: 0 K: 1 S: 5 H: 0 LOB: 0 BB: 0 P: 5	R: 0 E: 0 K: 0 S: 3 H: 1 LOB: 0 BB: 0 P: 3	R: 0 E: 0 K: 0 S: 3 H: 0 LOB: 0 BB: 0 P: 3	R: 0 E: 0 K: 0 S: 4 H: 1 LOB: 3 BB: 1 P: 9	1B: 5 2B: 1 3B: 0 HR: 1	SF: 0 SAC: 1 DP: 1 HBP: 1						

PITCHER	IP	WLS	BF	H	R	ER	SO	BB	IBB	HBP	BLK	WP	HR	S	P	ERA	WHIP
Luke Walker, L (1, 1) ERA: 2.83	3.0		15	5	5	5	0	2	0	0	0	0	1	13	21	15.00	2.333
Jim Nelson, R (4, 1) ERA: 3.48	2.0		7	0	0	0	1	1	0	0	0	0	0	8	12	0.00	0.500
Nelson Briles, R (6, 1) ERA: 3.07	2.0		6	1	0	0	1	0	0	0	0	0	0	8	8	0.00	0.500
Mudcat Grant, R (8, 1) ERA: 0.95	2.0	W	9	1	0	0	0	0	1	1	0	0	0	7	12	0.00	0.500

PITCHER	IP	WLS	BF	H	R	ER	SO	BB	IBB	HBP	BLK	WP	HR	S	P	ERA	WHIP

TOP

Montreal Expos @ Pittsburgh Pirates

Three Rivers Stadium, Pittsburgh, PA

Mon May 17 1971, 7:05 PM EDT

Att. 6,431 - Unknown

livebaseballscorecards.com

AB	31
R	5
H	7
RBI	5
BB	4
SO	2
LOB	11

WP: 0 PB: 0 SB: 1 CS: 0 PA: 38

Montreal Expos @ Pittsburgh Pirates

Three Rivers Stadium, Pittsburgh, PA

Mon May 17 1971, 7:05 PM EDT

Att. 6,431 - Unknown

BOTTOM

Batter	1	2	3	4	5	6	7	8	9	AB	R	H	RBI	BB	SO	LOB
Dave Cash, R (1, 4) OBP: 0.371, SLG: 0.368	G6-4-3, BB 1B		SF8, 1B 1-2 2-3 BB		F8		G4-6-3 1B		3B 2-3 1B	4	1	3	0	1	0	1
Vic Davalillo, L (1, 7) OBP: 0.333, SLG: 0.391	G6-4-3 1-2 BB		1B 1-2 2-3 3-H		F8		G4-6-3 1-2f		F9	4	0	1	1	1	0	4
Roberto Clemente, R (1, 9) OBP: 0.321, SLG: 0.434	G6-4-3 1-2f 2-3		K		1B 1-2			HR	3B 1-H 3-H	5	1	3	3	0	1	5
Richie Hebner, L (1, 5) OBP: 0.345, SLG: 0.462	4-3		SF8 2-3 3-H		F6			4-3		3	0	0	1	0	0	3
Al Oliver, L (1, 8) OBP: 0.286, SLG: 0.306		F7	4-3			G1-6-3 2B		L4		4	0	1	0	0	0	2
Bob Robertson, R (1, 3) OBP: 0.331, SLG: 0.450		F3		F7		G1-6-3 1B		HR		4	1	2	1	0	0	0
Manny Sanguillen, R (1, 2) OBP: 0.313, SLG: 0.385		5-3		F4		G1-6-3 1-2f 2-3		F8		4	0	0	0	0	0	2
Gene Alley, R (1, 6) OBP: 0.325, SLG: 0.371			BB 1B 2B	4-3		F8			1B, SH1-4 3B 1B	4	2	2	0	0	0	1
Luke Walker, L (1, 1) Charlie Sands, L (3, PH) OBP: 1.000, SLG: 2.000 Jim Nelson, R (4, 1) Bill Mazeroski, R (5, PH) OBP: 0.362, SLG: 0.293 Nelson Briles, R (6, 1) OBP: 0.286, SLG: 0.714 Jose Pagan, R (7, PH) OBP: 0.227, SLG: 0.244 Mudcat Grant, R (8, 1) OBP: 0.667, SLG: 0.500 Gene Clines, R (9, PH) OBP: 0.372, SLG: 0.378			1B BB SF8 BB		1B BB		F6		SH1-4 1-2	0 0 0 0 0 1 0 0	0 1 0 0 0 0 0 0	0 0 0 0 0 0 0 0	0 0 0 0 1 0 0 0	0 1 0 0 0 0 0 0	0 0 0 0 0 0 0 0	0 0 0 0 0 0 0 0
Inning Stats	R: 0 E: 0 K: 0 S: 3 H: 1 LOB: 1 BB: 1 P: 7	R: 0 E: 0 K: 0 S: 3 H: 0 LOB: 0 BB: 0 P: 3	R: 2 E: 0 K: 1 S: 7 H: 2 LOB: 2 BB: 2 P: 15	R: 0 E: 0 K: 0 S: 3 H: 0 LOB: 0 BB: 0 P: 3	R: 0 E: 0 K: 0 S: 4 H: 1 LOB: 2 BB: 1 P: 8	R: 0 E: 0 K: 0 S: 4 H: 2 LOB: 1 BB: 0 P: 4	R: 0 E: 0 K: 0 S: 3 H: 1 LOB: 0 BB: 0 P: 3	R: 2 E: 0 K: 0 S: 5 H: 2 LOB: 0 BB: 0 P: 5	R: 2 E: 0 K: 0 S: 5 H: 3 LOB: 1 BB: 0 P: 5	1B: 7 2B: 2 3B: 1 HR: 2 SF: 1 SAC: 1 DP: 3 HBP: 0						

	AB	33
	R	6
	H	12
	RBI	6
	BB	4
	SO	1
	LOB	18

	WP: 0	PA: 39
	PB: 0	
	SB: 0	
	CS: 0	

livebaseballscorecards.com

PITCHER		IP	WLS	BF	H	R	ER	SO	BB	IBB	HBP	BLK	WP	HR	S	P	ERA	WHIP
Carl Morton, R ERA: 3.52	(1, 1)	8.0		34	9	4	4	1	4	0	0	0	0	2	32	48	4.50	1.625
Mike Marshall, R ERA: 4.26	(9, 1)	0.2	L	5	3	2	2	0	0	0	0	0	0	0	5	5	27.00	4.500

PITCHER	IP	WLS	BF	H	R	ER	SO	BB	IBB	HBP	BLK	WP	HR	S	P	ERA	WHIP

Montreal Expos @ Pittsburgh Pirates

Three Rivers Stadium, Pittsburgh, PA

Tue May 18 1971, 7:05 PM EDT

Att. 10,226 - Unknown

TOP

livebaseballscorecards.com

Batter	1	2	3	4	5	6	7	8	9	AB	R	H	RBI	BB	SO	LOB
Ron Hunt, R (1, 4) OBP: 0.423, SLG: 0.373	0-0 2B 1B		0-0 F7 ①		0-3 K ③		0-0 F8 ③			4	1	1	0	0	1	1
Jim Gosger, L (1, 3) (8, 7) OBP: 0.273, SLG: 0.364	0-0 6-3 2B 2-H		0-0 F9 ②			0-0 G3-5-4 BB 1B		0-0 1-3 ①		4	0	2	1	0	0	0
Rusty Staub, L (1, 9) OBP: 0.420, SLG: 0.471	0-0 6-3 ① 2-3		0-0 6-3 ③			4-0 G3-5-4 1B BB 1-2		0-0 3-1 ②		3	1	0	0	1	0	1
Mack Jones, L (1, 7) OBP: 0.289, SLG: 0.424 John Boccabella, R (8, 3) OBP: 0.333, SLG: 0.560	0-0 F4 ②			0-0 4-3 ①		0-0 G3-5-4 ①② 1-2 2-3f		4-0 1B BB		3 0	0 0	0 0	0 0	1 0	0 0	3 0
Bob Bailey, R (1, 5) OBP: 0.357, SLG: 0.321	4-0 BB			4-0 BB		0-0 1B 2-H		0-0 1B ③ 1-2		2	0	2	1	2	0	0
Boots Day, L (1, 8) OBP: 0.276, SLG: 0.275	0-0 4-3 ③			0-0 L7 ②		0-0 F8 ③			0-0 E6 SH3-4	4	0	0	0	0	0	4
John Bateman, R (1, 2) OBP: 0.306, SLG: 0.386		0-0 F9 ①		0-0 5-3 ③			0-0 WP SH1 1B		0-0 SH3-4 ① 1-2	3	0	1	0	0	0	1
Ron Brand, R (1, 6) OBP: 0.300, SLG: 0.222	4-0 CS BB				0-3 K ①		0-0 SH1 ① 1-2		0-0 F7 ②	2	0	0	0	1	1	1
Bill Stoneman, R (1, 1) OBP: 0.105, SLG: 0.105 Ron Fairly, L (9, PH) OBP: 0.427, SLG: 0.400 Mike Marshall, R (9, 1)	0-3 K ②③ 1-2				0-3 K ②		0-3 K ② 2-3		0-3 K ③	3 1 0	0 0 0	0 0 0	0 0 0	0 0 0	3 1 0	2 1 0

	AB	29
	R	2
	H	6
	RBI	2
	BB	5
	SO	6
	LOB	14

Inning Stats																																
	R: 1	H: 2	R: 0	H: 0	R: 0	H: 0	R: 0	H: 0	R: 0	H: 0	R: 1	H: 2	R: 0	H: 1	R: 0	H: 1	R: 0	H: 0	1B: 5	SF: 0	WP: 1	PA: 36
	E: 0	LOB: 2	E: 0	LOB: 0	E: 0	LOB: 0	E: 0	LOB: 1	E: 0	LOB: 0	E: 0	LOB: 1	E: 0	LOB: 1	E: 0	LOB: 1	E: 1	LOB: 1	2B: 1	SAC: 2	PB: 0	
	K: 0	BB: 1	K: 1	BB: 1	K: 0	BB: 0	K: 3	BB: 0	K: 0	BB: 1	K: 0	BB: 1	K: 1	BB: 0	E: 0	BB: 1	K: 1	BB: 0	3B: 0	DP: 1	SB: 0	
	S: 5	P: 9	S: 4	P: 8	S: 3	P: 3	S: 3	P: 7	S: 9	P: 9	S: 4	P: 8	S: 6	P: 6	S: 3	P: 7	S: 6	P: 6	HR: 0	HBP: 0	CS: 1	

PITCHER	IP	WLS	BF	H	R	ER	SO	BB	IBB	HBP	BLK	WP	HR	S	P	ERA	WHIP
Bob Johnson, R (1, 1) ERA: 2.44	9.0	W	36	6	2	2	6	5	0	0	0	1	0	43	63	2.00	1.222

PITCHER	IP	WLS	BF	H	R	ER	SO	BB	IBB	HBP	BLK	WP	HR	S	P	ERA	WHIP

Montreal Expos @ Pittsburgh Pirates

Three Rivers Stadium, Pittsburgh, PA

Tue May 18 1971, 7:05 PM EDT

Att. 10,226 - Unknown

BOTTOM

Batter	1	2	3	4	5	6	7	8	9	AB	R	H	RBI	BB	SO	LOB
Dave Cash, R (1, 4) OBP: 0.380, SLG: 0.367	BBBB 4-0 FC5-4 BB		BBBB 4-0 FC3-6 1-2 BB		x 0-0 ② 6-3		x 0-0 ③ F7		x 0-0 2-H 1B	3	0	1	1	2	0	1
Vic Davalillo, L (1, 7) OBP: 0.327, SLG: 0.400	x 0-0 ① F7		x 0-0 ② FC3-6 FC4-6 1-2f 2-3		x 0-0 2-H 1B 2B			x 0-0 ① 6-3		4	1	1	1	0	0	3
Roberto Clemente, R (1, 9) OBP: 0.326, SLG: 0.436	x 0-0 ② FC5-4 1-2f		x 0-0 ③ FC4-6 1-2f		x 0-0 E 1B 2-H 1B			x 0-0 G3 BB 1B		4	0	2	1	0	0	3
Richie Hebner, L (1, 5) OBP: 0.350, SLG: 0.459	x 0-0 ③ F7			x 0-0 ① F8	x 0-0 ③ E9 1-H 1B			BBBB 4-0 G3 1-2 BB		3	0	1	0	1	0	1
Al Oliver, L (1, 8) OBP: 0.292, SLG: 0.307		x 0-0 ① F7		x 0-0 S 1B		BBBB 4-0 G6-3 BB		x 0-0 ② G3 1-2 2-3		3	0	1	0	1	0	2
Bob Robertson, R (1, 3) OBP: 0.320, SLG: 0.434		x 0-0 ② 6-3		SSS 0-3 ② K 1-2		SSS 0-3 ① K		SSS 0-3 ③ K		4	0	0	0	0	3	4
Milt May, L (1, 2) OBP: 0.211, SLG: 0.167		SSS 0-3 ③ K		SSS 0-3 ③ K		x 0-0 ② ③ G6-3 1-2f			x 0-0 ① F6	4	0	0	0	0	2	2
Gene Alley, R (1, 6) OBP: 0.333, SLG: 0.361			SSS 0-3 ① K		BBBB 4-0 S 2B BB		x 0-0 ① 6-3		BBBB 4-0 6-3 1B BB	2	2	0	0	2	1	0
Bob Johnson, L (1, 1) OBP: 0.125, SLG: 0.067 Bill Mazeroski, R (9, PH) OBP: 0.354, SLG: 0.286			BBBB 4-0 FC3-6 BB BB		SSS 0-3 ① K 1-2		x 0-0 ② G3		x 0-0 ② 6-3 1-2	2	0	0	0	1	1	1
										1	0	0	0	0	0	1
Inning Stats	R: 0 E: 0 K: 0 S: 3 H: 0 LOB: 1 BB: 1 P: 7	R: 0 E: 0 K: 1 S: 5 H: 0 LOB: 0 BB: 0 P: 5	R: 0 E: 0 K: 1 S: 5 H: 0 LOB: 2 BB: 2 P: 13	R: 0 E: 0 K: 2 S: 8 H: 1 LOB: 1 BB: 0 P: 8	R: 2 E: 1 K: 1 S: 7 H: 3 LOB: 1 BB: 1 P: 11	R: 0 E: 0 K: 1 S: 4 H: 0 LOB: 0 BB: 1 P: 8	R: 0 E: 0 K: 0 S: 3 H: 0 LOB: 0 BB: 0 P: 3	R: 0 E: 0 K: 1 S: 6 H: 1 LOB: 2 BB: 1 P: 10	R: 1 E: 0 K: 0 S: 3 H: 1 LOB: 1 BB: 1 P: 7	1B: 5 2B: 1 3B: 0 HR: 0	SF: 0 SAC: 0 DP: 1 HBP: 0						

	AB	30
	R	3
	H	6
	RBI	3
	BB	7
	SO	7
	LOB	18

WP: 0 PB: 0 SB: 2 CS: 0 PA: 37

livebaseballscorecards.com

PITCHER		IP	WLS	BF	H	R	ER	SO	BB	IBB	HBP	BLK	WP	HR	S	P	ERA	WHIP
Bill Stoneman, R ERA: 2.8	(1, 1)	8.0		33	5	2	2	7	6	0	0	0	0	0	41	65	2.25	1.375
Mike Marshall, R ERA: 4.73	(9, 1)	0.2	L	4	1	1	1	0	1	0	0	0	0	0	3	7	13.50	3.000

PITCHER	IP	WLS	BF	H	R	ER	SO	BB	IBB	HBP	BLK	WP	HR	S	P	ERA	WHIP

Batter	1	2	3	4	5	6	7	8	9	AB	R	H	RBI	BB	SO	LOB
Ron Hunt, R (1, 4) OBP: 0.414, SLG: 0.358	6-3		L6		F9		L4-6 2-3		WP BB BB	4	0	0	0	1	0	3
Jim Gosger, L (1, 7) OBP: 0.286, SLG: 0.357	6-3		G3			HR 1B	1-H 2B		1-2 WP BB	3	1	1	0	0	0	0
Coco Laboy, R (7, PH) OBP: 0.370, SLG: 0.354										1	0	1	1	1	0	0
(7, 5)																
Rusty Staub, L (1, 9) OBP: 0.427, SLG: 0.500	BBBB FC6-4 BB			E 1B		1-H HR	F8		F7 1-2 2-3	4	1	2	2	1	0	3
Bob Bailey, R (1, 5) OBP: 0.350, SLG: 0.313	FC6-4 1-2f			6-3 1-2		6-3		E5 G3 1B	SSS K	5	0	1	0	0	1	4
(7, 7)																
Ron Fairly, L (1, 3) OBP: 0.442, SLG: 0.394		BBBB 1B BB		BBBB G4-6-3 BB		BBBB 1B BB		G3 2-3		1	0	0	0	3	0	1
Boots Day, L (1, 8) OBP: 0.278, SLG: 0.278		F6		G4-6-3 1-2f		G5-4-3 1-2 1B		L9		3	0	1	0	0	0	3
Ron Brand, R (7, 6) OBP: 0.273, SLG: 0.200										1	0	0	0	0	0	1
John Bateman, R (1, 2) OBP: 0.313, SLG: 0.390		1-3 1B			4-3 1B	G5-4-3 1-2f		F8		4	0	2	0	0	0	3
Bobby Wine, R (1, 6) OBP: 0.235, SLG: 0.215		F9			K		L4-6 1B 1B		F9	2	0	0	0	0	1	2
Ron Swoboda, R (7, PH) OBP: 0.347, SLG: 0.442										2	0	1	0	0	0	0
(7, 8)																
Ernie McAnally, R (1, 1)			1-3		4-3 1-2		S 1-2 2B 1B		HR	1	0	0	0	0	0	0
John O'Donoghue, R (3, 1)										0	0	0	0	0	0	0
Mack Jones, L (5, PH) OBP: 0.282, SLG: 0.412										1	0	0	0	0	0	1
Howie Reed, R (5, 1)										0	0	0	0	0	0	0
Jim Fairey, L (7, PH) OBP: 0.270, SLG: 0.286										1	1	1	0	0	0	0
Claude Raymond, R (7, 1)										0	0	0	0	0	0	0
Clyde Mashore, R (9, PH) OBP: 0.421, SLG: 0.579										1	1	1	1	0	0	0
Inning Stats	R: 0 E: 0 K: 0 S: 3 H: 0 LOB: 1 BB: 1 P: 7	R: 0 E: 0 K: 0 S: 3 H: 1 LOB: 1 BB: 1 P: 7	R: 0 E: 0 K: 0 S: 3 H: 0 LOB: 0 BB: 0 P: 3	R: 0 E: 1 K: 0 S: 3 H: 1 LOB: 1 BB: 1 P: 7	R: 0 E: 0 K: 1 S: 6 H: 1 LOB: 1 BB: 0 P: 6	R: 2 E: 0 K: 0 S: 5 H: 3 LOB: 1 BB: 1 P: 9	R: 1 E: 0 K: 0 S: 5 H: 3 LOB: 1 BB: 0 P: 5	R: 0 E: 1 K: 0 S: 4 H: 1 LOB: 1 BB: 0 P: 4	R: 1 E: 0 K: 1 S: 6 H: 1 LOB: 2 BB: 2 P: 14	1B: 8 2B: 2 3B: 0 HR: 2	SF: 0 SAC: 0 DP: 3 HBP: 0			WP: 1 PB: 0 SB: 1 CS: 0	PA: 40		

PITCHER		IP	WLS	BF	H	R	ER	SO	BB	IBB	HBP	BLK	WP	HR	S	P	ERA	WHIP
Jim Nash, R ERA: 4.79	(1, 1)	6.0	W	27	8	3	3	1	4	0	0	0	0	1	25	41	4.50	2.000
Steve Barber, L ERA: 7.56	(7, 1)	3.0	S	13	3	1	1	1	2	0	0	0	1	1	13	21	3.00	1.667

PITCHER	IP	WLS	BF	H	R	ER	SO	BB	IBB	HBP	BLK	WP	HR	S	P	ERA	WHIP

TOP

Montreal Expos @ Atlanta Braves

Atlanta Stadium, Atlanta, GA

Wed May 19 1971, 7:05 PM EDT

Att. 4,686 - Unknown

livebaseballscorecards.com

AB	34
R	4
H	11
RBI	4
BB	6
SO	2
LOB	21

Montreal Expos @ Atlanta Braves

Atlanta Stadium, Atlanta, GA

Wed May 19 1971, 7:05 PM EDT

Att. 4,686 - Unknown

BOTTOM

Batter	1	2	3	4	5	6	7	8	9	AB	R	H	RBI	BB	SO	LOB
Sonny Jackson, L (1, 8) OBP: 0.340, SLG: 0.378	BBBB 4-0 1B BB		x 0-0 1B E 2-3 1B	x 0-0 ③ 3-1			x 0-0 1B E 1B			3	2	2	0	1	0	1
Ralph Garr, L (1, 7) OBP: 0.416, SLG: 0.566	x 0-0 ① F6		x 0-0 E E 1-2 3-H 1B		x 0-0 ① F9		x 0-0 E9 F9 1-H 1B			4	1	2	1	0	0	1
Felix Millan, R (1, 4) OBP: 0.403, SLG: 0.438	x 0-0 G6-4-3 1-3 1B		x 0-0 E7 HR 1-H 2-H 1B		x 0-0 ② F8		x 0-0 ①② F9 2-3			4	1	2	2	0	0	1
Orlando Cepeda, R (1, 3) OBP: 0.333, SLG: 0.603	x 0-0 ②③ G6-4-3 1-2f		x 0-0 ② 5-3		x 0-0 ③ F8		x 0-0 CS 1B			4	0	1	0	0	0	3
Clete Boyer, R (1, 5) OBP: 0.276, SLG: 0.450		SSS 0-3 ① K	x 0-0 HR 2-H			x 0-0 HR	0-0 ③ CS 1-2	x 0-0 E9 HR 1B		4	3	3	3	0	1	0
Mike Lum, L (1, 9) OBP: 0.320, SLG: 0.410		x 0-0 ② 4-3	x 0-0 ③ 6-3			x 0-0 HR		x 0-0 HR 2-H HR		4	2	2	3	0	0	0
Bob Didier, S (1, 2) OBP: 0.273, SLG: 0.254		x 0-0 ③ G3		x 0-0 ① 6-3		x 0-0 G4-6-3 1B		x 0-0 ① F9		4	0	1	0	0	0	0
Marty Perez, R (1, 6) OBP: 0.281, SLG: 0.325			SSS 0-3 ① K	x 0-0 2B		x 0-0 ① F9		x 0-0 L1-3 1B		4	0	2	0	0	1	1
Jim Nash, R (1, 1) OBP: 0.267, SLG: 0.333 Steve Barber, L (7, 1)			x 0-0 1B 1B 2B	x 0-0 ② 5-3		x 0-0 ②③ G4-6-3 1-2f		x 0-0 ②③ L1-3 1-2		3 1	1 0	1 0	0 0	0 0	0 0	2 1
Inning Stats	R: 0 H: 1 E: 0 LOB: 1 K: 0 BB: 1 S: 3 P: 7	R: 0 H: 0 E: 0 LOB: 0 K: 1 BB: 0 S: 5 P: 5	R: 5 H: 5 E: 1 LOB: 0 K: 1 BB: 0 S: 10 P: 10	R: 0 H: 1 E: 0 LOB: 1 K: 0 BB: 0 S: 4 P: 4	R: 0 H: 0 E: 0 LOB: 0 K: 0 BB: 0 S: 3 P: 3	R: 2 H: 3 E: 0 LOB: 0 K: 0 BB: 0 S: 5 P: 5	R: 1 H: 3 E: 1 LOB: 0 K: 0 BB: 0 S: 4 P: 4	R: 2 H: 3 E: 1 LOB: 0 K: 0 BB: 0 S: 5 P: 5		1B: 10 SF: 0 2B: 3 SAC: 0 3B: 0 DP: 3 HR: 4 HBP: 0						

livebaseballscorecards.com

AB	35
R	10
H	16
RBI	9
BB	1
SO	2
LOB	10

WP: 0 PA: 37
PB: 0
SB: 0
CS: 1

PITCHER		IP	WLS	BF	H	R	ER	SO	BB	IBB	HBP	BLK	WP	HR	S	P	ERA	WHIP
Ernie McAnally, R ERA: 6.52	(1, 1)	2.2	L	14	6	5	5	2	1	0	0	0	0	1	17	21	16.88	2.625
John O'Donoghue, L ERA: 5.4	(3, 1)	1.1		5	1	0	0	0	0	0	0	0	0	0	5	5	0.00	0.750
Howie Reed, R ERA: 2.57	(5, 1)	2.0		8	3	2	2	0	0	0	0	0	0	2	8	8	9.00	1.500
Claude Raymond, R ERA: 5.4	(7, 1)	2.0		9	6	3	3	0	0	0	0	0	0	1	9	9	13.50	3.000

PITCHER	IP	WLS	BF	H	R	ER	SO	BB	IBB	HBP	BLK	WP	HR	S	P	ERA	WHIP

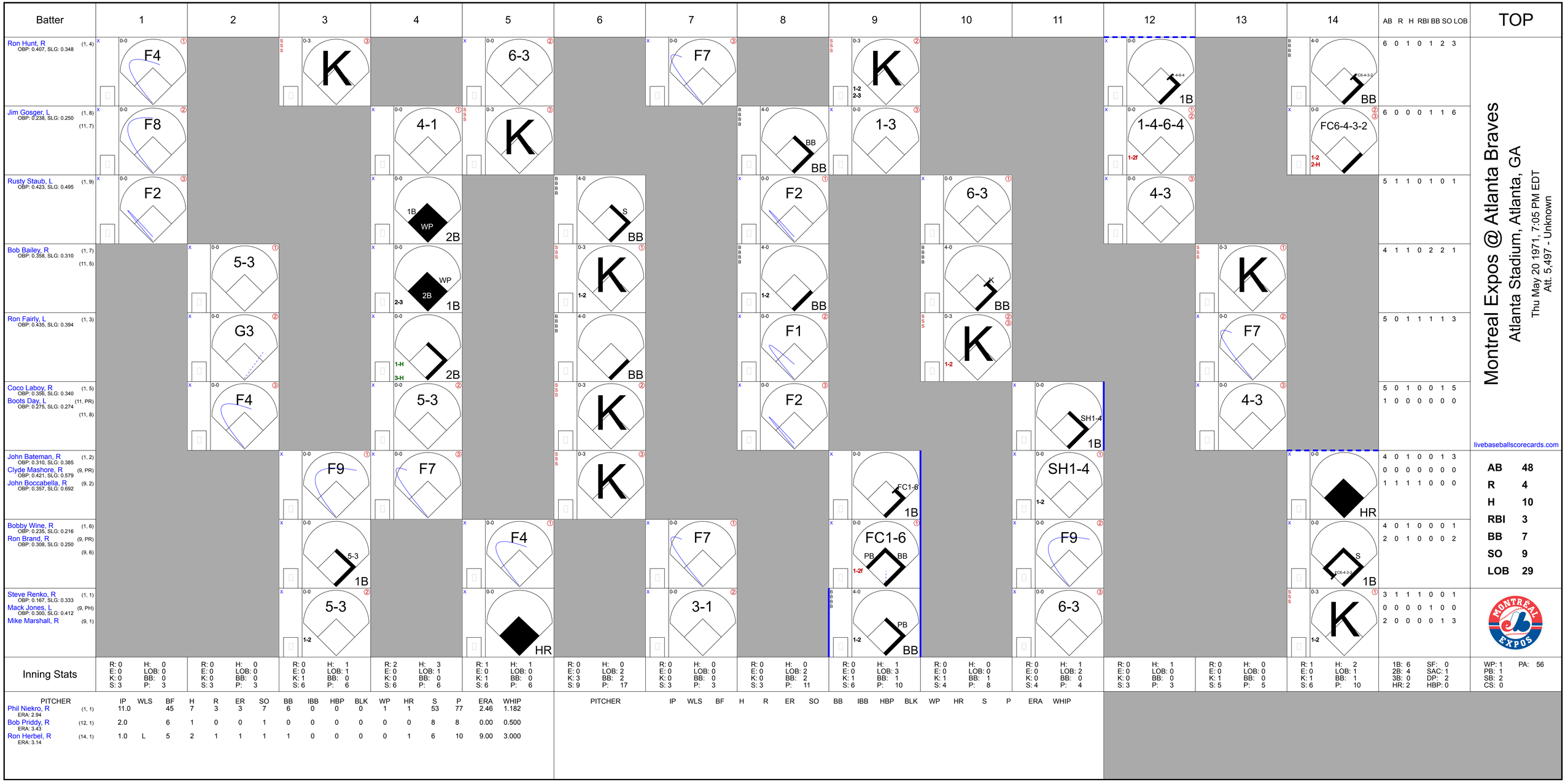
Batter
1
2
3
4
5
6
7
8
9
10
11
12
13
14
AB R H RBI BB SO LOB
TOP
Ron Hunt, R (1, 4) OBP: 0.407, SLG: 0.348
F4
K
6-3
F7
K
1-4-6-4 1B
FC6-4-3-2 BB
6 0 1 0 1 2 3
Jim Gosger, L (1, 8) OBP: 0.238, SLG: 0.250
F8
4-1
K
BB
1-3
1-4-6-4
FC6-4-3-2
1-2f
1-2 2-H
6 0 0 0 1 1 6
Rusty Staub, L (1, 9) OBP: 0.423, SLG: 0.495
F2
1B WP 2B
S BB
F2
6-3
4-3
5 1 1 0 1 0 1
Bob Bailey, R (1, 7) OBP: 0.358, SLG: 0.310
5-3
WP 2B 2-3 1B
K 1-2
BB
K BB
K
4 1 1 0 2 2 1
Ron Fairly, L (1, 3) OBP: 0.435, SLG: 0.394
G3
1-H 3-H 2B
BB
F1
K 1-2
F7
5 0 1 1 1 1 3
Coco Laboy, R (1, 5) OBP: 0.356, SLG: 0.340
Boots Day, L (11, PR) OBP: 0.275, SLG: 0.274 (11, 8)
F4
5-3
K
F2
SH1-4 1B
4-3
5 0 1 0 0 1 5
1 0 0 0 0 0 0
John Bateman, R (1, 2) OBP: 0.310, SLG: 0.385
Clyde Mashore, R (9, PR) OBP: 0.421, SLG: 0.579
John Boccabella, R (9, 2) OBP: 0.357, SLG: 0.692
F9
F7
K
FC1-6 1B
SH1-4 1-2
HR
4 0 1 0 0 1 3
0 0 0 0 0 0 0
1 1 1 1 0 0 0
Bobby Wine, R (1, 6) OBP: 0.235, SLG: 0.216
Ron Brand, R (9, PR) OBP: 0.308, SLG: 0.250 (9, 6)
5-3 1B
F4
F7
FC1-6 PB BB 1-2f
F9
S FC6-4-3-2 1B
4 0 1 0 0 0 1
2 0 1 0 0 0 2
Steve Renko, R (1, 1) OBP: 0.167, SLG: 0.333
Mack Jones, L (9, PH) OBP: 0.300, SLG: 0.412
Mike Marshall, R (9, 1)
5-3 1-2
3-1
PB 1-2 BB
6-3
K 1-2
3 1 1 1 0 0 1
0 0 0 0 1 0 0
2 0 0 0 0 1 3
Inning Stats
R: 0 E: 0 K: 0 S: 3 H: 0 LOB: 0 BB: 0 P: 3
R: 0 E: 0 K: 0 S: 3 H: 0 LOB: 0 BB: 0 P: 3
R: 0 E: 0 K: 1 S: 6 H: 1 LOB: 1 BB: 0 P: 6
R: 2 E: 0 K: 0 S: 6 H: 3 LOB: 1 BB: 0 P: 6
R: 1 E: 0 K: 1 S: 6 H: 1 LOB: 0 BB: 0 P: 6
R: 0 E: 0 K: 3 S: 9 H: 0 LOB: 2 BB: 2 P: 17
R: 0 E: 0 K: 0 S: 3 H: 0 LOB: 0 BB: 0 P: 3
R: 0 E: 0 K: 0 S: 3 H: 0 LOB: 2 BB: 2 P: 11
R: 0 E: 0 K: 1 S: 6 H: 1 LOB: 3 BB: 1 P: 10
R: 0 E: 0 K: 1 S: 4 H: 0 LOB: 0 BB: 1 P: 8
R: 0 E: 0 K: 0 S: 4 H: 1 LOB: 2 BB: 0 P: 4
R: 0 E: 0 K: 0 S: 3 H: 1 LOB: 0 BB: 0 P: 3
R: 0 E: 0 K: 1 S: 5 H: 0 LOB: 0 BB: 0 P: 5
R: 1 E: 0 K: 1 S: 6 H: 2 LOB: 1 BB: 1 P: 10
1B: 6 2B: 4 3B: 0 HR: 2
SF: 0 SAC: 1 DP: 2 HBP: 0
WP: 1 PB: 1 SB: 2 CS: 0
PA: 56
PITCHER IP WLS BF H R ER SO BB IBB HBP BLK WP HR S P ERA WHIP
Phil Niekro, R (1, 1) ERA: 2.94 11.0 45 7 3 3 7 6 0 0 0 1 1 53 77 2.46 1.182
Bob Priddy, R (12, 1) ERA: 3.43 2.0 6 1 0 0 1 0 0 0 0 0 0 8 8 0.00 0.500
Ron Herbel, R (14, 1) ERA: 3.14 1.0 L 5 2 1 1 1 1 0 0 0 0 1 6 10 9.00 3.000
PITCHER IP WLS BF H R ER SO BB IBB HBP BLK WP HR S P ERA WHIP
AB 48
R 4
H 10
RBI 3
BB 7
SO 9
LOB 29
Montreal Expos @ Atlanta Braves
Atlanta Stadium, Atlanta, GA
Thu May 20 1971, 7:05 PM EDT
Att. 5,497 - Unknown
livebaseballscorecards.com

BOTTOM

Montreal Expos @ Atlanta Braves

Atlanta Stadium, Atlanta, GA

Thu May 20 1971, 7:05 PM EDT

Att. 5,497 - Unknown

livebaseballscorecards.com

Batter	1	2	3	4	5	6	7	8	9	10	11	12	13	14	AB	R	H	RBI	BB	SO	LOB
Sonny Jackson, L (1, 8) OBP: 0.331, SLG: 0.362	BBBB 4-0 1B SF8 BB	x 0-0 ② F9		x 0-0 ③ 4-3		SSS 0-3 ③ K			SSS 0-3 ① K		x 0-0 ② 6-3			SSS 0-3 ① K	6	1	0	0	1	3	2
Ralph Garr, L (1, 7) OBP: 0.416, SLG: 0.564	x 0-0 FC1-6 1-3 1B	x 0-0 ③ F9			x 0-0 G3 1B 2B		x 0-0 ① F9		BBBB 4-0 G3-6-1 BB		x 0-0 ③ F3			SSS 0-3 ② K	6	1	2	0	1	1	1
Felix Millan, R (1, 4) OBP: 0.392, SLG: 0.428	x 0-0 ① SF8 3-H		x 0-0 ① 5-3		x 0-0 ① F7		x 0-0 ② 6-3		x 0-0 ② ③ G3-6-1 1-2f			x 0-0 G6-4-3 1B		x 0-0 ③ F8	6	0	1	1	0	0	2
Orlando Cepeda, R (1, 3) OBP: 0.327, SLG: 0.585	x 0-0 ② FC1-6 S 1B 1-2f		x 0-0 ② F9 1B 1B		x 0-0 ② G3 2-3		x 0-0 BB 1B			x 0-0 ① 6-3		x 0-0 ① ② G6-4-3 1-2f			6	1	1	0	0	0	3
Clete Boyer, R (1, 5) OBP: 0.301, SLG: 0.459	x 0-0 HBP 1-H 1B		x 0-0 1B 1B		x 0-0 3-H 1B		BBBB 4-0 1-2 BB			SSS 0-3 ② K		x 0-0 ③ 6-3			5	0	3	2	1	1	0
Mike Lum, L (1, 9) OBP: 0.345, SLG: 0.405	H 1-0 1-2 HBP	x 0-0 1-2 1B			SSS 0-3 ③ K		x 0-0 ③ 3-1			BBBB 4-0 1B BB			x 0-0 SH3-4 1B		3	0	1	0	1	1	3
Dusty Baker Jr., R (10, PR) (11, 9) OBP: 0.167, SLG: 0.200															1	0	1	0	0	0	0
Bob Didier, S (1, 2) OBP: 0.268, SLG: 0.250	x 0-0 ③ G3	SSS 0-3 ③ K				x 0-0 ① F9		x 0-0 ① G3		x 0-0 1-2 1B			x 0-0 ① SH3-4 1-2		5	0	1	0	0	1	4
Marty Perez, R (1, 6) OBP: 0.280, SLG: 0.322		x 0-0 ① 1-3		x 0-0 ① F9		x 0-0 ① F9 FC1-6 1B		x 0-0 ② 6-3		x 0-0 ③ F8			x 0-0 ② 6-3		4	0	1	0	0	0	0
Hank Aaron, R (10, PH) OBP: 0.357, SLG: 0.634															1	0	0	0	0	0	2
Gil Garrido, R (11, 6) OBP: 0.241, SLG: 0.163															1	0	0	0	0	0	1
Phil Niekro, R (1, 1) OBP: 0.125, SLG: 0.136		x 0-0 1B		x 0-0 ② F7		x 0-0 ② FC1-6 1-2f		x 0-0 ③ F7			x 0-0 ① 1-3		x 0-0 ③ G3		4	0	1	0	0	0	1
Earl Williams, R (11, PH) OBP: 0.258, SLG: 0.440															1	0	0	0	0	0	0
Bob Priddy, R (12, 1)															0	0	0	0	0	0	0
Marv Staehle, L (13, PH)															1	0	0	0	0	0	1
Ron Herbel, R (14, 1)															0	0	0	0	0	0	0
Inning Stats	R: 2 E: 0 K: 0 S: 5 H: 2 LOB: 2 BB: 1 P: 10	R: 0 E: 0 K: 0 S: 4 H: 1 LOB: 1 BB: 0 P: 4	R: 0 E: 0 K: 1 S: 7 H: 2 LOB: 2 BB: 0 P: 7	R: 0 E: 0 K: 0 S: 3 H: 0 LOB: 0 BB: 0 P: 3	R: 1 E: 0 K: 1 S: 7 H: 2 LOB: 1 BB: 0 P: 7	R: 0 E: 0 K: 1 S: 6 H: 1 LOB: 1 BB: 0 P: 6	R: 0 E: 0 K: 0 S: 4 H: 1 LOB: 2 BB: 1 P: 8	R: 0 E: 0 K: 0 S: 3 H: 0 LOB: 0 BB: 0 P: 3	R: 0 E: 0 K: 1 S: 4 H: 0 LOB: 0 BB: 1 P: 8	R: 0 E: 0 K: 1 S: 6 H: 1 LOB: 2 BB: 1 P: 10	R: 0 E: 0 K: 0 S: 3 H: 0 LOB: 0 BB: 0 P: 3	R: 0 E: 0 K: 0 S: 3 H: 1 LOB: 0 BB: 0 P: 3	R: 0 E: 0 K: 0 S: 4 H: 1 LOB: 1 BB: 0 P: 4	R: 0 E: 0 K: 2 S: 7 H: 0 LOB: 0 BB: 0 P: 7	1B: 11 2B: 1 3B: 0 HR: 0	SF: 1 SAC: 1 DP: 2 HBP: 1					

	AB	50
	R	3
	H	12
	RBI	3
	BB	4
	SO	7
	LOB	20

WP: 0 PB: 0 SB: 1 CS: 0 PA: 57

PITCHER		IP	WLS	BF	H	R	ER	SO	BB	IBB	HBP	BLK	WP	HR	S	P	ERA	WHIP
Steve Renko, R ERA: 3.22	(1, 1)	8.0		36	9	3	3	3	2	0	1	0	0	0	39	48	3.38	1.375
Mike Marshall, R ERA: 3.26	(9, 1)	6.0	W	21	3	0	0	4	2	0	0	0	0	0	27	35	0.00	0.833

PITCHER	IP	WLS	BF	H	R	ER	SO	BB	IBB	HBP	BLK	WP	HR	S	P	ERA	WHIP

Pittsburgh Pirates @ Montreal Expos

Jarry Park, Montreal, QB

Fri May 21 1971, 7:05 PM EDT

Att. 17,379 - Unknown

TOP

livebaseballscorecards.com

Batter	1	2	3	4	5	6	7	8	9	10	11	12	13	AB	R	H	RBI	BB	SO	LOB
Dave Cash, R (1, 4) OBP: 0.385, SLG: 0.377	F9			4-3		BB		K		F9			5-3	5	0	0	0	1	1	2
Vic Davalillo, L (1, 8) OBP: 0.338, SLG: 0.419	G4-6-3 1B			F8		L7		1-3			F8		HR 1B	6	1	2	0	0	0	2
Roberto Clemente, R (1, 9) OBP: 0.344, SLG: 0.480	G4-6-3 1-2f			BB			K		1B		2B		1-3 HR 1B	5	1	3	0	1	1	1
Willie Stargell, L (1, 7) OBP: 0.378, SLG: 0.730		F8		4-3			G3 HR 1B		K		IBB		1-H 3-H HR	5	2	2	3	1	1	1
Richie Hebner, L (1, 5) OBP: 0.355, SLG: 0.455		P6			4-3		G3 1-2		BB		F8		1B 2B	5	1	1	0	1	0	3
Bob Robertson, R (1, 3) OBP: 0.331, SLG: 0.476		F7			5-3		HR 2-H		F6		P4		HR IBB	5	1	1	2	1	0	3
Manny Sanguillen, R (1, 2) OBP: 0.328, SLG: 0.400			F3		4-3		P5			CS 1B		4-3	G6-4-3 1-2 2-H 1B	6	0	2	1	0	0	0
Gene Alley, R (1, 6) OBP: 0.299, SLG: 0.318			6-3			F8		1B		F9 1-2		L5	G6-4-3 1-2f	6	0	1	0	0	0	3
Dock Ellis, S (1, 1) OBP: 0.250, SLG: 0.182			F9			1-3		P1		2B		F7		3	0	0	0	0	0	1
Dave Giusti, R (8, 1)														0	0	0	0	0	0	0
Mudcat Grant, R (9, 1) OBP: 0.600, SLG: 0.750														2	0	1	0	0	0	0
Inning Stats	R: 0 E: 0 K: 0 S: 3 H: 1 LOB: 0 BB: 0 P: 3	R: 0 E: 0 K: 0 S: 3 H: 0 LOB: 0 BB: 0 P: 3	R: 0 E: 0 K: 0 S: 3 H: 0 LOB: 0 BB: 0 P: 3	R: 0 E: 0 K: 0 S: 3 H: 0 LOB: 1 BB: 1 P: 7	R: 0 E: 0 K: 0 S: 3 H: 0 LOB: 0 BB: 0 P: 3	R: 0 E: 0 K: 0 S: 3 H: 0 LOB: 1 BB: 1 P: 7	R: 2 E: 0 K: 1 S: 7 H: 2 LOB: 0 BB: 0 P: 7	R: 0 E: 0 K: 1 S: 6 H: 1 LOB: 1 BB: 0 P: 6	R: 0 E: 0 K: 1 S: 5 H: 1 LOB: 1 BB: 1 P: 9	R: 0 E: 0 K: 0 S: 4 H: 2 LOB: 1 BB: 0 P: 4	R: 0 E: 0 K: 0 S: 4 H: 1 LOB: 2 BB: 1 P: 8	R: 0 E: 0 K: 0 S: 3 H: 0 LOB: 0 BB: 0 P: 3	R: 4 E: 0 K: 0 S: 7 H: 5 LOB: 1 BB: 1 P: 11	1B: 8 2B: 3 3B: 0 HR: 2	SF: 0 SAC: 0 DP: 2 HBP: 0				

PITCHER		IP	WLS	BF	H	R	ER	SO	BB	IBB	HBP	BLK	WP	HR	S	P	ERA	WHIP
Carl Morton, R ERA: 3.38	(1, 1)	8.0		29	4	2	2	2	2	0	0	0	0	1	31	39	2.25	0.750
Claude Raymond, R ERA: 3.86	(9, 1)	4.0		16	4	0	0	1	1	1	0	0	0	0	16	24	0.00	1.250
Howie Reed, R ERA: 3.77	(13, 1)	0.1	L	3	2	2	2	0	0	0	0	0	0	0	3	3	54.00	6.000
John O'Donoghue, L ERA: 10.8	(13, 1)	0.0		3	2	1	1	0	0	1	0	0	0	1	2	6	∞	∞
Ernie McAnally, R ERA: 6.37	(13, 1)	0.2		2	1	1	1	0	0	0	0	0	0	0	2	2	13.50	1.500

PITCHER	IP	WLS	BF	H	R	ER	SO	BB	IBB	HBP	BLK	WP	HR	S	P	ERA	WHIP

AB	48
R	6
H	13
RBI	6
BB	5
SO	3
LOB	16

WP: 0 PB: 0 SB: 0 CS: 1 PA: 53

Batter	1	2	3	4	5	6	7	8	9	10	11	12	13	AB	R	H	RBI	BB	SO	LOB
Ron Hunt, R (1, 4) OBP: 0.390, SLG: 0.331	5-3		K			F9		6-3		P4		K		6	0	0	0	0	2	1
Jim Fairey, L (1, 7) OBP: 0.279, SLG: 0.275	2B 1B		3-1			E6			G3	IBB			1-3	5	1	1	0	1	0	0
Rusty Staub, L (1, 9) OBP: 0.425, SLG: 0.504 Clyde Mashore, R (9, PR) OBP: 0.381, SLG: 0.524 (10, 9)	1-H 2B			K		P4			BB 1B 1B 1B	F8			L6	4	0	2	1	0	1	1
														2	1	0	0	0	0	2
Ron Fairly, L (1, 3) OBP: 0.438, SLG: 0.392 Bill Stoneman, R (9, PR) OBP: 0.105, SLG: 0.105 John Boccabella, R (10, 3) OBP: 0.333, SLG: 0.643	K			K			BB		1B BB 1-2 1B		F3		6-3	3	0	1	0	1	2	1
														0	0	0	0	0	0	0
														2	0	0	0	0	0	0
Bob Bailey, R (1, 5) OBP: 0.360, SLG: 0.300	K			G2			F2		1B 1-2 2-3 BB		S BB			3	0	0	0	2	1	2
Boots Day, L (1, 8) OBP: 0.271, SLG: 0.269		1-3	K				F7		G6-4-3 1B 1-2 2-3 3-H		F7 1-2			5	0	1	1	0	1	2
John Bateman, R (1, 2) OBP: 0.298, SLG: 0.368		5-3	K				K		G6-4-3 1-2f		1-3			5	0	0	0	0	2	5
Bobby Wine, R (1, 6) OBP: 0.231, SLG: 0.212 Jim Gosger, L (8, PH) OBP: 0.227, SLG: 0.238 Ron Brand, R (9, 6) OBP: 0.333, SLG: 0.286		F7	K					F8		SH1-4 1B		F9		2	0	0	0	0	1	0
														1	0	0	0	0	0	0
														2	0	1	0	0	0	0
Carl Morton, R (1, 1) OBP: 0.148, SLG: 0.148 Mack Jones, L (8, PH) OBP: 0.260, SLG: 0.400 Claude Raymond, R (9, 1) Ron Swoboda, R (12, PH) OBP: 0.340, SLG: 0.432 Howie Reed, R (13, 1) John O'Donoghue, R (13, 1) Ernie McAnally, R (13, 1)			4-3			4-3		P6		SH1-4 1-2		6-3		2	0	0	0	0	0	0
														1	0	0	0	0	0	0
														0	0	0	0	0	0	0
														1	0	0	0	0	0	0
														0	0	0	0	0	0	0
														0	0	0	0	0	0	0
														0	0	0	0	0	0	0
Inning Stats	R: 1 H: 2 E: 0 LOB: 1 K: 2 BB: 0 S: 9 P: 9	R: 0 H: 0 E: 0 LOB: 0 K: 0 BB: 0 S: 3 P: 3	R: 0 H: 0 E: 0 LOB: 0 K: 1 BB: 0 S: 5 P: 5	R: 0 H: 0 E: 0 LOB: 0 K: 2 BB: 0 S: 7 P: 7	R: 0 H: 0 E: 0 LOB: 0 K: 3 BB: 0 S: 9 P: 9	R: 0 H: 0 E: 1 LOB: 1 K: 0 BB: 0 S: 4 P: 4	R: 0 H: 0 E: 0 LOB: 1 K: 1 BB: 1 S: 5 P: 9	R: 0 H: 0 E: 0 LOB: 0 K: 0 BB: 0 S: 3 P: 3	R: 1 H: 3 E: 0 LOB: 3 K: 0 BB: 1 S: 5 P: 9	R: 0 H: 1 E: 0 LOB: 2 K: 0 BB: 1 S: 4 P: 8	R: 0 H: 0 E: 0 LOB: 1 K: 0 BB: 1 S: 3 P: 7	R: 0 H: 0 E: 0 LOB: 0 K: 1 BB: 0 S: 5 P: 5	R: 0 H: 0 E: 0 LOB: 0 K: 0 BB: 0 S: 3 P: 3	1B: 5 SF: 0 2B: 1 SAC: 1 3B: 0 DP: 1 HR: 0 HBP: 0						

PITCHER		IP	WLS	BF	H	R	ER	SO	BB	IBB	HBP	BLK	WP	HR	S	P	ERA	WHIP
Dock Ellis, R ERA: 1.97	(1, 1)	7.0		25	2	1	1	9	1	0	0	0	0	0	42	46	1.29	0.429
Dave Giusti, R ERA: 1.96	(8, 1)	1.1		8	3	1	1	0	1	0	0	0	0	0	7	11	6.75	3.000
Mudcat Grant, R ERA: 0.72	(9, 1)	4.2	W	16	1	0	0	1	1	1	0	0	0	0	16	24	0.00	0.429

PITCHER	IP	WLS	BF	H	R	ER	SO	BB	IBB	HBP	BLK	WP	HR	S	P	ERA	WHIP

BOTTOM

Pittsburgh Pirates @ Montreal Expos

Jarry Park, Montreal, QB

Fri May 21 1971, 7:05 PM EDT

Att. 17,379 - Unknown

livebaseballscorecards.com

AB	44
R	2
H	6
RBI	2
BB	4
SO	10
LOB	14

PA: 49

WP: 0
PB: 0
SB: 1
CS: 0

Batter	1	2	3	4	5	6	7	8	9	AB	R	H	RBI	BB	SO	LOB
Dave Cash, R (1, 4) OBP: 0.396, SLG: 0.379	BBBB 4-0 FC6-4 S BB		BBBB 4-0 FC5-4 BB			x 0-0 E5 2B		x 0-0 FC1-6 1-3 1B		2	1	1	0	2	0	0
Gene Clines, R (1, 9) OBP: 0.340, SLG: 0.326	BBBB 4-0 FC6-4 1-2 BB		x 0-0 ② FC5-4 S 1-2f			SSS 0-3 ① K		x 0-0 ① FC1-6 1-2f		3	0	0	0	1	1	4
Vic Davalillo, L (1, 8) OBP: 0.333, SLG: 0.424	x 0-0 ① FC6-4 S 1-2f 2-3		x 0-0 ③ F7 1-2			x 0-0 1-H 2B		SSS 0-3 ② K		4	0	1	1	0	1	5
Willie Stargell, L (1, 7) OBP: 0.366, SLG: 0.706	SSS 0-3 ② K 1-2			SSS 0-3 ① K		SSS 0-3 ② K		x 0-0 ③ P4		4	0	0	0	0	3	5
Richie Hebner, L (1, 5) OBP: 0.352, SLG: 0.472	SSS 0-3 ③ K			SSS 0-3 ② K		SSS 0-3 ③ K			x 0-0 HR	4	1	1	1	0	3	3
Bob Robertson, R (1, 3) OBP: 0.329, SLG: 0.469		SSS 0-3 ① K		SSS 0-3 ③ K			x 0-0 G6-4-3 1B		x 0-0 ① F8	4	0	1	0	0	2	0
Manny Sanguillen, R (1, 2) OBP: 0.318, SLG: 0.389		x 0-0 ② 4-3			x 0-0 ① F9		x 0-0 ① F7		x 0-0 ② 6-3	4	0	0	0	0	0	1
Jackie Hernandez, R (1, 6) OBP: 0.294, SLG: 0.333 Milt May, L (7, PH) OBP: 0.160, SLG: 0.125 Gene Alley, R (7, 6) OBP: 0.296, SLG: 0.314		SSS 0-3 ③ K			x 0-0 ② B2		x 0-0 ②③ G6-4-3 1-2f		SSS 0-3 ③ K	2 1 1	0 0 0	0 0 0	0 0 0	0 0 0	1 0 1	0 1 0
Luke Walker, L (1, 1) Nelson Briles, R (7, 1) OBP: 0.286, SLG: 0.714 Jose Pagan, R (8, PH) OBP: 0.244, SLG: 0.244 Dock Ellis, S (8, PR) OBP: 0.250, SLG: 0.182 Bob Veale, S (8, 1)			SSS 0-3 ① K		SSS 0-3 ③ K			BBBB 4-0 1B BB		2 0 0 0 0	0 0 0 0 0	0 0 0 0 0	0 0 0 0 0	2 0 1 0 0	0 0 0 0 0	0 0 0 0 0
Inning Stats	R: 0 E: 0 K: 2 S: 7 H: 0 LOB: 2 BB: 2 P: 15	R: 0 E: 0 K: 2 S: 7 H: 0 LOB: 0 BB: 0 P: 7	R: 0 E: 0 K: 1 S: 5 H: 0 LOB: 1 BB: 1 P: 9	R: 0 E: 0 K: 3 S: 9 H: 0 LOB: 0 BB: 0 P: 9	R: 0 E: 0 K: 1 S: 5 H: 0 LOB: 0 BB: 0 P: 5	R: 1 E: 1 K: 3 S: 11 H: 1 LOB: 1 BB: 0 P: 11	R: 0 E: 0 K: 0 S: 3 H: 1 LOB: 0 BB: 0 P: 3	R: 0 E: 0 K: 1 S: 6 H: 1 LOB: 2 BB: 1 P: 10	R: 1 E: 0 K: 1 S: 6 H: 1 LOB: 0 BB: 0 P: 6	1B: 2 2B: 1 3B: 0 HR: 1	SF: 0 SAC: 0 DP: 1 HBP: 0			WP: 0 PB: 0 SB: 3 CS: 0	PA: 35	

TOP

Pittsburgh Pirates @ Montreal Expos

Jarry Park, Montreal, QB

Sat May 22 1971, 7:05 PM EDT

Att. 18,814 - Unknown

livebaseballscorecards.com

AB	31
R	2
H	4
RBI	2
BB	4
SO	14
LOB	19

PITCHER		IP	WLS	BF	H	R	ER	SO	BB	IBB	HBP	BLK	WP	HR	S	P	ERA	WHIP
Bill Stoneman, R ERA: 2.57	(1, 1)	9.0	W	35	4	2	1	14	4	0	0	0	0	1	59	75	1.00	0.889

PITCHER	IP	WLS	BF	H	R	ER	SO	BB	IBB	HBP	BLK	WP	HR	S	P	ERA	WHIP

BOTTOM

Pittsburgh Pirates @ Montreal Expos

Jarry Park, Montreal, QB

Sat May 22 1971, 7:05 PM EDT

Att. 18,814 - Unknown

Batter	1	2	3	4	5	6	7	8	9	AB	R	H	RBI	BB	SO	LOB
Ron Hunt, R (1, 4) OBP: 0.389, SLG: 0.350	6-3		SH1-4 1-2	SF8 3-H			3B			2	0	1	1	0	0	0
Clyde Mashore, R (1, 8) Ron Fairly, L (7, PH) OBP: 0.433, SLG: 0.387 (8, 8) (9, 7)	K		FC6-5 HR 2-3	K			6-3			3 1	1 0	0 0	0 0	0 0	2 0	3 1
Rusty Staub, L (1, 9) OBP: 0.435, SLG: 0.534	4-3		HR 1-H		G4-6-3 1B		IBB			3	1	2	2	1	0	0
John Bateman, R (1, 2) OBP: 0.304, SLG: 0.398		FC6-4 1B 1B	HR		G4-6-3 1-2f		F7			4	1	2	1	0	0	3
Bob Bailey, R (1, 7) Boots Day, L (9, 8) OBP: 0.271, SLG: 0.269		K	5-3		3B			F7		4 0	0 0	1 0	0 0	0 0	1 0	1 0
Coco Laboy, R (1, 5) OBP: 0.381, SLG: 0.368		FC6-4 1-2 1B		1B SF8 1B		K		E1 1B 1B		4	2	3	0	0	1	0
John Boccabella, R (1, 3) OBP: 0.294, SLG: 0.563		FC6-4 1-2f 2-3		P4		5-3		K		4	0	0	0	0	1	4
Bobby Wine, R (1, 6) OBP: 0.241, SLG: 0.223		4-3		BB 1-3 1B		5-3		2-H 1B		4	0	2	1	0	0	2
Bill Stoneman, R (1, 1) OBP: 0.174, SLG: 0.095			FC6-5 SH1-4 BB	BB 1-2			L7	K		2	0	0	0	2	1	1
Inning Stats	R: 0 E: 0 K: 1 S: 5 H: 0 LOB: 0 BB: 0 P: 5	R: 0 E: 0 K: 1 S: 7 H: 2 LOB: 2 BB: 0 P: 7	R: 3 E: 0 K: 0 S: 5 H: 2 LOB: 0 BB: 1 P: 9	R: 1 E: 0 K: 1 S: 7 H: 2 LOB: 2 BB: 1 P: 11	R: 0 E: 0 K: 0 S: 3 H: 2 LOB: 1 BB: 0 P: 3	R: 0 E: 0 K: 1 S: 5 H: 0 LOB: 0 BB: 0 P: 5	R: 0 E: 0 K: 0 S: 4 H: 1 LOB: 2 BB: 1 P: 8	R: 1 E: 1 K: 2 S: 9 H: 2 LOB: 1 BB: 0 P: 9		1B: 7 2B: 0 3B: 2 HR: 2 SF: 1 SAC: 1 DP: 1 HBP: 0					

PITCHER	IP	WLS	BF	H	R	ER	SO	BB	IBB	HBP	BLK	WP	HR	S	P	ERA	WHIP
Luke Walker, L (1, 1) ERA: 3.13	6.1	L	28	9	4	4	4	2	0	0	0	0	2	34	42	5.68	1.737
Nelson Briles, R (7, 1) ERA: 3.0	0.2		3	0	0	0	0	0	1	0	0	0	0	2	6	0.00	0.000
Bob Veale, L (8, 1) ERA: 4.26	1.0		5	2	1	0	2	0	0	0	0	0	0	9	9	0.00	2.000

PITCHER	IP	WLS	BF	H	R	ER	SO	BB	IBB	HBP	BLK	WP	HR	S	P	ERA	WHIP

livebaseballscorecards.com

AB	31
R	5
H	11
RBI	5
BB	3
SO	6
LOB	15

WP: 0	PA: 36		
PB: 0			
SB: 0			
CS: 0			

Batter	1	2	3	4	5	6	7	8	9	AB	R	H	RBI	BB	SO	LOB
Dave Cash, R (1, 4) OBP: 0.389, SLG: 0.367	1-3		BB E		6-3		F8		G1-4-3-6 1-2f 2-3 3-H	4	0	0	0	1	0	2
Vic Davalillo, L (1, 8) OBP: 0.311, SLG: 0.394	6-3		F8 1-2		K			6-3	4-3	5	0	0	0	0	1	3
Roberto Clemente, R (1, 9) OBP: 0.342, SLG: 0.480	1-3		F8			4-3 2B		L7		4	0	1	0	0	0	1
Willie Stargell, L (1, 7) OBP: 0.363, SLG: 0.689		BB HBP		K		4-3 2-3		E3		3	0	0	0	0	1	1
Richie Hebner, L (1, 5) OBP: 0.349, SLG: 0.462		F8		1B E BB		G3		F5		3	0	0	0	1	0	3
Bob Robertson, R (1, 3) OBP: 0.340, SLG: 0.470		FC6-4 1-2 BB		E4 1B 1-2		BB			BB BB 1B	2	1	1	0	2	0	1
Milt May, L (1, 2) OBP: 0.207, SLG: 0.148		L7		G6-4-3 1-2 2-3 1B		F8			1B BB G1-4-3-6 1-2 BB	3	1	1	0	1	0	4
Jackie Hernandez, R (1, 6) OBP: 0.286, SLG: 0.323 Gene Clines, R (7, PH) OBP: 0.333, SLG: 0.318 Gene Alley, R (7, 6) OBP: 0.296, SLG: 0.314 Charlie Sands, L (9, PH) OBP: 1.000, SLG: 2.000 Dock Ellis, S (9, PR) OBP: 0.250, SLG: 0.182		FC6-4 1-2f		G6-4-3 1-2f			L6-3		G1-4-3-6 1B 1-2 2-3 BB	2 1 0 0 0	0 0 0 0 0	0 0 0 0 0	0 0 0 0 0	0 0 0 1 0	0 0 0 0 0	5 0 0 0 0
Bob Johnson, L (1, 1) OBP: 0.105, SLG: 0.056 Bob Veale, S (8, 1) Manny Sanguillen, R (9, PH) OBP: 0.322, SLG: 0.393			K		K		K		G1-4-3-6 1-2 2-3 3-H	3 0 1	0 0 0	0 0 1	0 0 1	0 0 1	3 0 0	0 0 0
Inning Stats	R: 0 E: 0 K: 0 S: 3 H: 0 LOB: 0 BB: 0 P: 3	R: 0 E: 0 K: 0 S: 3 H: 0 LOB: 2 BB: 1 P: 8	R: 0 E: 1 K: 1 S: 5 H: 0 LOB: 1 BB: 1 P: 9	R: 0 E: 1 K: 1 S: 6 H: 1 LOB: 2 BB: 1 P: 10	R: 0 E: 0 K: 2 S: 7 H: 0 LOB: 0 BB: 0 P: 7	R: 0 E: 0 K: 0 S: 4 H: 1 LOB: 2 BB: 1 P: 8	R: 0 E: 0 K: 1 S: 5 H: 0 LOB: 0 BB: 0 P: 5	R: 0 E: 1 K: 0 S: 4 H: 0 LOB: 1 BB: 0 P: 4	R: 2 E: 0 K: 0 S: 4 H: 2 LOB: 2 BB: 2 P: 12	1B: 3 2B: 1 3B: 0 HR: 0 SF: 0 SAC: 0 DP: 2 HBP: 1						

PITCHER		IP	WLS	BF	H	R	ER	SO	BB	IBB	HBP	BLK	WP	HR	S	P	ERA	WHIP
Ernie McAnally, R ERA: 5.5	(1, 1)	8.0	W	35	3	2	2	5	6	0	1	0	0	0	38	63	2.25	1.125
Mike Marshall, R ERA: 3.1	(9, 1)	1.0	S	3	1	0	0	0	0	0	0	0	0	0	3	3	0.00	1.000

PITCHER	IP	WLS	BF	H	R	ER	SO	BB	IBB	HBP	BLK	WP	HR	S	P	ERA	WHIP

TOP

Pittsburgh Pirates @ Montreal Expos

Jarry Park, Montreal, QB

Sun May 23 1971, 3:33 AM EDT

Att. 27,216 - Unknown

livebaseballscorecards.com

AB	31
R	2
H	4
RBI	1
BB	6
SO	5
LOB	20

BOTTOM

Pittsburgh Pirates @ Montreal Expos

Jarry Park, Montreal, QB

Sun May 23 1971, 3:33 AM EDT

Att. 27,216 - Unknown

Batter	1	2	3	4	5	6	7	8	9	AB	R	H	RBI	BB	SO	LOB
Gary Sutherland, R (1, 4) OBP: 0.133, SLG: 0.133	1-3		1B 2-3 1B		1-3			FC3-6 1B		4	0	2	0	0	0	0
Jim Gosger, L (1, 8) (9, 7) OBP: 0.192, SLG: 0.208	P5		SF8 3-H			F9		FC3-6 1B 1-2f HR		3	1	0	1	0	0	1
Rusty Staub, L (1, 9) OBP: 0.444, SLG: 0.537	BBBB PB BB		1-2 1B			F9		1-2 HR 1B		3	1	2	0	1	0	0
Bob Bailey, R (1, 5) OBP: 0.352, SLG: 0.347	SSS K 1-2		5-3			6-3		1-H 2-H HR		4	1	1	3	0	1	3
Ron Fairly, L (1, 3) OBP: 0.436, SLG: 0.405		SSS K		G3			G4-6-3 2B	 G4-3 1B		4	0	2	0	0	1	0
Jim Fairey, L (1, 7) OBP: 0.283, SLG: 0.262 Clyde Mashore, R (8, PH) (9, 8) OBP: 0.320, SLG: 0.440		5-3		4-3			4-0 G4-6-3 IBB	 G4-3 1-2f		2 1	0 0	0 0	0 0	1 0	0 0	0 1
John Boccabella, R (1, 2) OBP: 0.270, SLG: 0.514		6-3		F8			G4-6-3 1-2f 2-3			3	0	0	0	0	0	2
Bobby Wine, R (1, 6) OBP: 0.252, SLG: 0.221			BBBB 1B SH3-4 SF8 BB		6-3		IBB			1	1	0	0	2	0	0
Ernie McAnally, R (1, 1) Mike Marshall, R (9, 1)			SH3-4 1-2		SSS K		L4			2 0	0 0	0 0	0 0	0 0	1 0	2 0
Inning Stats	R: 0 H: 0 E: 0 LOB: 1 K: 1 BB: 1 S: 5 P: 9	R: 0 H: 0 E: 0 LOB: 0 K: 1 BB: 0 S: 5 P: 5	R: 1 H: 2 E: 0 LOB: 2 K: 0 BB: 1 S: 5 P: 9	R: 0 H: 0 E: 0 LOB: 0 K: 0 BB: 0 S: 3 P: 3	R: 0 H: 0 E: 0 LOB: 0 K: 1 BB: 0 S: 5 P: 5	R: 0 H: 0 E: 0 LOB: 0 K: 0 BB: 0 S: 3 P: 3	R: 0 H: 1 E: 0 LOB: 2 K: 0 BB: 2 S: 3 P: 11	R: 3 H: 4 E: 0 LOB: 0 K: 0 BB: 0 S: 6 P: 6		1B: 5 SF: 1 2B: 1 SAC: 1 3B: 0 DP: 2 HR: 1 HBP: 0						

livebaseballscorecards.com

	AB	27
	R	4
	H	7
	RBI	4
	BB	4
	SO	3
	LOB	9

WP: 0 PB: 1 SB: 0 CS: 0 PA: 33

PITCHER		IP	WLS	BF	H	R	ER	SO	BB	IBB	HBP	BLK	WP	HR	S	P	ERA	WHIP
Bob Johnson, R ERA: 2.77	(1, 1)	7.1	L	31	6	4	4	3	2	2	0	0	0	1	33	49	4.91	1.091
Bob Veale, L ERA: 3.86	(8, 1)	0.2		2	1	0	0	0	0	0	0	0	0	0	2	2	0.00	1.500

PITCHER	IP	WLS	BF	H	R	ER	SO	BB	IBB	HBP	BLK	WP	HR	S	P	ERA	WHIP

Atlanta Braves @ Montreal Expos

Jarry Park, Montreal, QB

Mon May 24 1971, 3:33 AM EDT

Att. 23,018 - Unknown

TOP

livebaseballscorecards.com

Batter	1	2	3	4	5	6	7	8	9	AB	R	H	RBI	BB	SO	LOB
Sonny Jackson, L (1, 8) OBP: 0.335, SLG: 0.365	F9		K		6-3 HR 1B		K		FC6 1B	5	1	2	0	0	2	0
Ralph Garr, L (1, 7) OBP: 0.401, SLG: 0.533	K		4-3		F8		1B S 1B		FC6 2B E 1-2f	5	1	1	0	0	1	2
Hank Aaron, R (1, 9) OBP: 0.388, SLG: 0.642	2B BB			F3	6-3 1-2		BB 1-3 1B		E 1-3 2B	4	1	2	0	1	0	1
Orlando Cepeda, R (1, 3) OBP: 0.358, SLG: 0.599	1-3 2B			2B BB BB	2-H HR		FC6-4 1-2 BB		E IBB	2	3	2	2	3	0	0
Felix Millan, R (1, 4) OBP: 0.373, SLG: 0.418	F7			BB FC6-4 1-3 2B	K		FC6-4 1-2f		E6 1B 1-H 2-H 3-H 2B	5	2	2	3	0	1	5
Darrell Evans, L (1, 5) OBP: 0.600, SLG: 0.333 Gil Garrido, R (8, 5) OBP: 0.246, SLG: 0.173		CS 1B		BB E IBB		E3 G3-6-3		G3	FC4-6 BB 3-H 1B	3 1	1 0	1 1	0 1	1 0	0 0	0 0
Hal King, L (1, 2) OBP: 0.309, SLG: 0.225	K 1-2			FC6-4 1-2 2-3 3-H BB	G3-6-3 1-2f			FC5-4 BB	FC4-6 1-2 BB	2	0	0	1	3	1	2
Marty Perez, R (1, 6) OBP: 0.250, SLG: 0.294	6-3			FC6-4 1-2f 2-H 3-H	F8			FC5-4 1-2f	FC4-6 1-2f 2-3	5	0	0	1	0	0	4
Jim Nash, R (1, 1) OBP: 0.211, SLG: 0.263 Bob Priddy, R (8, 1)			F7	K			F6	F7	1-3	4 1	0 0	0 0	0 0	1 0	2 0	2 2

	AB	R	H	RBI	BB	SO	LOB
	37	9	11	8	8	6	18

Inning Stats	1	2	3	4	5	6	7	8	9	1B	SF	WP	PA
R	0	0	0	3	2	0	0	0	4	6	0	0	45
H	1	1	0	1	2	0	2	0	4	2B 5	SAC 0	PB 0	
E	0	0	0	1	0	1	0	0	1	3B 0	DP 2	SB 1	
LOB	2	0	0	1	0	0	3	1	2	HR 1	HBP 0	CS 1	
K	1	1	1	1	1	0	1	3	0				
BB	1	0	0	3	0	0	1	1	2				
P	10	5	5	18	7	3	11	7	15				
S	6	5	5	6	7	3	7	3	7				

PITCHER		IP	WLS	BF	H	R	ER	SO	BB	IBB	HBP	BLK	WP	HR	S	P	ERA	WHIP
Steve Renko, R ERA: 3.41	(1, 1)	7.0	L	32	7	5	4	6	4	1	0	0	0	1	39	59	5.14	1.571
John O'Donoghue, L ERA: 9.64	(8, 1)	1.1		6	1	1	1	0	1	0	0	0	0	0	5	9	6.75	1.500
Mike Marshall, R ERA: 4.29	(9, 1)	0.2		7	3	3	3	0	1	1	0	0	0	0	5	13	40.50	6.000

PITCHER	IP	WLS	BF	H	R	ER	SO	BB	IBB	HBP	BLK	WP	HR	S	P	ERA	WHIP

Atlanta Braves @ Montreal Expos

Jarry Park, Montreal, QB

Mon May 24 1971, 3:33 AM EDT

Att. 23,018 - Unknown

BOTTOM

Batter	1	2	3	4	5	6	7	8	9	AB	R	H	RBI	BB	SO	LOB
Gary Sutherland, R (1, 4) OBP: 0.211, SLG: 0.368	5-3			F6	1-2 1B			HR		4	1	2	1	0	0	0
Jim Gosger, L (1, 8) OBP: 0.233, SLG: 0.321	K			1B 3B	F2			CS 1B		4	1	2	0	0	1	2
Rusty Staub, L (1, 9) OBP: 0.432, SLG: 0.520	4-3			F5	F5			1-2 F6		4	0	0	0	0	0	4
Bob Bailey, R (1, 5) OBP: 0.357, SLG: 0.353		G4-6-3 1B		3-H HR 1B		5-3		K		4	1	2	1	0	1	0
Ron Fairly, L (1, 3) OBP: 0.429, SLG: 0.434		1-2f G4-6-3		1-H HR		K			1-3	4	1	1	2	0	1	1
Jim Fairey, L (1, 7) OBP: 0.280, SLG: 0.261		F7		FC6-4 1B		F7			6-3	4	0	1	0	0	0	0
John Bateman, R (1, 2) OBP: 0.295, SLG: 0.385		F8		1-2f FC6-4			L8		5-3	4	0	0	0	0	0	1
Bobby Wine, R (1, 6) OBP: 0.248, SLG: 0.217		F9			6-3		6-3			2	0	0	0	0	0	0
Ron Swoboda, R (7, PH) OBP: 0.333, SLG: 0.422										1	0	0	0	0	0	0
John O'Donoghue, R (8, 1)										0	0	0	0	0	0	0
Mike Marshall, R (9, 1)										0	0	0	0	0	0	0
Steve Renko, R (1, 1) OBP: 0.192, SLG: 0.346		K			1B		K			2	0	1	0	0	1	0
Mack Jones, L (7, PH) OBP: 0.286, SLG: 0.389										1	0	0	0	0	1	0
Ron Brand, R (8, 6) OBP: 0.333, SLG: 0.286										0	0	0	0	0	0	0
Inning Stats	R: 0 E: 0 K: 1 S: 5 H: 0 LOB: 0 BB: 0 P: 5	R: 0 E: 0 K: 0 S: 3 H: 1 LOB: 0 BB: 0 P: 3	R: 0 E: 0 K: 1 S: 5 H: 0 LOB: 0 BB: 0 P: 5	R: 3 E: 0 K: 0 S: 7 H: 4 LOB: 1 BB: 0 P: 7	R: 0 E: 0 K: 0 S: 5 H: 2 LOB: 2 BB: 0 P: 5	R: 0 E: 0 K: 1 S: 5 H: 0 LOB: 0 BB: 0 P: 5	R: 0 E: 0 K: 1 S: 5 H: 0 LOB: 0 BB: 0 P: 5	R: 1 E: 0 K: 1 S: 6 H: 2 LOB: 0 BB: 0 P: 6	R: 0 E: 0 K: 0 S: 3 H: 0 LOB: 0 BB: 0 P: 3	1B: 6 2B: 0 3B: 1 HR: 2	SF: 0 SAC: 0 DP: 1 HBP: 0						

livebaseballscorecards.com

AB	34
R	4
H	9
RBI	4
BB	0
SO	5
LOB	8

WP: 0 PB: 0 SB: 0 CS: 1 PA: 34

PITCHER		IP	WLS	BF	H	R	ER	SO	BB	IBB	HBP	BLK	WP	HR	S	P	ERA	WHIP
Jim Nash, R ERA: 4.85	(1, 1)	7.0	W	29	9	4	4	4	0	0	0	0	0	2	37	37	5.14	1.286
Bob Priddy, R ERA: 3.38	(8, 1)	2.0	S	5	0	0	0	1	0	0	0	0	0	0	7	7	0.00	0.000

PITCHER	IP	WLS	BF	H	R	ER	SO	BB	IBB	HBP	BLK	WP	HR	S	P	ERA	WHIP

Batter	1	2	3	4	5	6	7	8	9	AB	R	H	RBI	BB	SO	LOB
Sonny Jackson, L (1, 8) OBP: 0.337, SLG: 0.368	BBBB 4-0 9-3 BB		x 0-0 2B	x 0-0 F9 ③			x 0-0 6-3 ①		x 0-0 F6 ③	4	0	1	0	1	0	2
Ralph Garr, L (1, 7) OBP: 0.393, SLG: 0.522	x 0-0 9-3 ①② 1-2f		x 0-0 1-3 ①		x 0-0 4-3 ①		SSS 0-3 K ②			4	0	0	0	0	1	2
Hank Aaron, R (1, 9) OBP: 0.390, SLG: 0.633	BBBB 4-0 2B BB		SSS 0-3 K ②		BBBB 4-0 1B BB		x 0-0 4-3 ③			2	1	0	0	2	1	1
Orlando Cepeda, R (1, 3) OBP: 0.367, SLG: 0.606	x 0-0 1B 1-H 2B		IIII 4-0 IBB		x 0-0 1-2 1B			x 0-0 5-3 ①		3	0	2	1	1	0	0
Felix Millan, R (1, 4) OBP: 0.370, SLG: 0.414	x 0-0 2-3 1B		SSS 0-3 K ③		x 0-0 F9 ②			x 0-0 6-3 ②		4	0	1	0	0	1	4
Darrell Evans, L (1, 5) OBP: 0.333, SLG: 0.143	x 0-0 G3 ③			x 0-0 G3 ①	x 0-0 4-3 ③			x 0-0 F8 ③		4	0	0	0	0	0	4
Bob Didier, S (1, 2) OBP: 0.266, SLG: 0.240		SSS 0-3 K ①		x 0-0 1B 1B		x 0-0 G3 ①			BBBB 4-0 BB	3	1	1	0	0	1	0
Hal King, L (9, PH) OBP: 0.316, SLG: 0.225										0	0	0	0	1	0	0
Marty Perez, R (1, 6) OBP: 0.252, SLG: 0.295		x 0-0 F8 ②		x 0-0 1B 1-2 1B		x 0-0 F3 ②			x 0-0 F5 ①	3	0	1	0	0	0	0
Mike Lum, L (9, PH) OBP: 0.362, SLG: 0.395										1	0	0	0	0	0	1
Phil Niekro, R (1, 1) OBP: 0.148, SLG: 0.160		x 0-0 5-3 ③		x 0-0 1-3 2-H 1B ②		x 0-0 F5 ③			SSS 0-3 K ②	3	0	1	1	0	0	0
Earl Williams, R (9, PH) OBP: 0.258, SLG: 0.425										1	0	0	0	0	1	1
Inning Stats	R: 1 E: 0 K: 0 S: 4 H: 2 LOB: 2 BB: 2 P: 12	R: 0 E: 0 K: 1 S: 5 H: 0 LOB: 0 BB: 0 P: 5	R: 0 E: 0 K: 2 S: 8 H: 1 LOB: 2 BB: 1 P: 12	R: 1 E: 0 K: 0 S: 5 H: 3 LOB: 1 BB: 0 P: 5	R: 0 E: 0 K: 0 S: 4 H: 1 LOB: 2 BB: 1 P: 8	R: 0 E: 0 K: 0 S: 3 H: 0 LOB: 0 BB: 0 P: 3	R: 0 E: 0 K: 1 S: 5 H: 0 LOB: 0 BB: 0 P: 5	R: 0 E: 0 K: 0 S: 3 H: 0 LOB: 0 BB: 0 P: 3	R: 0 E: 0 K: 1 S: 5 H: 0 LOB: 1 BB: 1 P: 9	1B: 5 2B: 3 3B: 0 HR: 0	SF: 0 SAC: 0 DP: 1 HBP: 0						

PITCHER	IP	WLS	BF	H	R	ER	SO	BB	IBB	HBP	BLK	WP	HR	S	P	ERA	WHIP
Carl Morton, R (1, 1) ERA: 3.22	9.0	W	37	7	2	2	5	4	1	0	0	0	0	42	62	2.00	1.222

PITCHER	IP	WLS	BF	H	R	ER	SO	BB	IBB	HBP	BLK	WP	HR	S	P	ERA	WHIP

TOP

Atlanta Braves @ Montreal Expos

Jarry Park, Montreal, QB

Tue May 25 1971, 7:05 PM EDT

Att. 8,426 - Unknown

livebaseballscorecards.com

AB	32
R	2
H	7
RBI	2
BB	5
SO	5
LOB	15

1B: 5	SF: 0	WP: 0	PA: 37
2B: 3	SAC: 0	PB: 0	
3B: 0	DP: 1	SB: 0	
HR: 0	HBP: 0	CS: 0	

Atlanta Braves @ Montreal Expos

Jarry Park, Montreal, QB

Tue May 25 1971, 7:05 PM EDT

Att. 8,426 - Unknown

BOTTOM

Batter	1	2	3	4	5	6	7	8	9	AB	R	H	RBI	BB	SO	LOB
Gary Sutherland, R (1, 4) OBP: 0.208, SLG: 0.333	4-3	WP 1B 1-2 2-3		G1-4-3 1-2f			5-3	K2-3		5	0	1	0	0	1	1
Rusty Staub, L (1, 9) OBP: 0.433, SLG: 0.523	F8	G3 1-2 2-3 3-H			1B 2B		E BB BB BB			3	2	1	0	1	0	2
Bob Bailey, R (1, 7) OBP: 0.369, SLG: 0.362 Clyde Mashore, R (9, 8) OBP: 0.320, SLG: 0.440	1B 1B		1B 1-4-3 1B		5-3		BB E 1-2 BB			3 0	0 0	2 0	0 0	1 0	0 0	1 0
Ron Fairly, L (1, 3) OBP: 0.431, SLG: 0.437	1-3 1B		1-4-3 1-2		PB 1B 2-H		E4 BB 1-2 2-3			4	0	2	1	0	0	3
Coco Laboy, R (1, 5) OBP: 0.358, SLG: 0.344	K		K		K 2-3		K			4	0	0	0	0	4	7
Ron Swoboda, R (1, 8) OBP: 0.345, SLG: 0.417 (9, 7)		5-3	1B 2-3		5-3		BB 1-2 2-3 3-H			3	0	1	1	1	0	1
John Bateman, R (1, 2) OBP: 0.293, SLG: 0.376		1B 1B WP BB	F2				K	K		3	1	0	0	1	2	5
Bobby Wine, R (1, 6) OBP: 0.248, SLG: 0.218		WP 1B 1-2 1B		5-3			5-3	5-3		4	0	1	0	0	0	0
Carl Morton, R (1, 1) OBP: 0.161, SLG: 0.133		F8		G1-4-3 BB			K	K		3	0	0	0	1	2	2
Inning Stats	R: 0 H: 2 E: 0 LOB: 2 K: 1 BB: 0 S: 7 P: 7	R: 1 H: 2 E: 0 LOB: 2 K: 0 BB: 1 S: 5 P: 9	R: 0 H: 2 E: 0 LOB: 2 K: 1 BB: 0 S: 7 P: 7	R: 0 H: 0 E: 0 LOB: 0 K: 0 BB: 1 S: 2 P: 6	R: 1 H: 2 E: 0 LOB: 1 K: 1 BB: 0 S: 7 P: 7		R: 0 H: 0 E: 0 LOB: 0 K: 2 BB: 0 S: 7 P: 7	R: 1 H: 0 E: 1 LOB: 3 K: 2 BB: 3 S: 8 P: 20	R: 0 H: 0 E: 0 LOB: 0 K: 2 BB: 0 S: 7 P: 7							

livebaseballscorecards.com

AB	32
R	3
H	8
RBI	2
BB	5
SO	9
LOB	22

PITCHER		IP	WLS	BF	H	R	ER	SO	BB	IBB	HBP	BLK	WP	HR	S	P	ERA	WHIP	PITCHER	IP	WLS	BF	H	R	ER	SO	BB	IBB	HBP	BLK	WP	HR	S	P	ERA	WHIP
Phil Niekro, R ERA: 2.87	(1, 1)	8.0	L	37	8	3	2	9	5	0	0	0	1	0	50	70	2.25	1.625																		

1B: 7	SF: 0	WP: 1	PA: 37
2B: 1	SAC: 0	PB: 1	
3B: 0	DP: 1	SB: 0	
HR: 0	HBP: 0	CS: 0	

Batter	1	2	3	4	5	6	7	8	9	AB	R	H	RBI	BB	SO	LOB
Ralph Garr, L (1, 7) OBP: 0.385, SLG: 0.511	K		K			K		F8		4	0	0	0	0	3	1
Felix Millan, R (1, 4) OBP: 0.373, SLG: 0.409	FC6-4 BB		BB			6-3		K		2	0	0	0	2	1	1
Hank Aaron, R (1, 9) OBP: 0.383, SLG: 0.620	FC6-4 1-2f		5-3			4-3			K	3	0	0	0	0	0	2
Mike Lum, L (6, 9) OBP: 0.356, SLG: 0.386										1	0	0	0	0	1	0
Orlando Cepeda, R (1, 3) OBP: 0.361, SLG: 0.595	1-6-3			L5			4-3		4-3 HBP	3	0	0	0	0	0	1
Earl Williams, R (7, 3) OBP: 0.266, SLG: 0.425										0	0	0	0	0	0	0
Darrell Evans, L (1, 5) OBP: 0.231, SLG: 0.091		K		K			4-3		4-3 1-2	4	0	0	0	0	2	1
Sonny Jackson, L (1, 8) OBP: 0.340, SLG: 0.389		E S 1B		5-3			HR		F5	4	1	2	1	0	0	1
Hal King, L (1, 2) OBP: 0.307, SLG: 0.217		K 1-3			F7		L4			3	0	0	0	0	1	1
Marty Perez, R (1, 6) OBP: 0.254, SLG: 0.290		5-3			K			BB		2	0	0	0	1	1	1
Pat Jarvis, R (1, 1) OBP: 0.158, SLG: 0.059			F7		K			F4		1	0	0	0	0	0	0
Steve Barber, L (3, 1)										1	0	0	0	0	1	0
Marv Staehle, L (8, PH)										1	0	0	0	0	0	1
Ron Herbel, R (8, 1)										0	0	0	0	0	0	0
Inning Stats	R: 0 E: 1 K: 1 S: 5 H: 0 LOB: 1 BB: 1 P: 9	R: 0 E: 0 K: 2 S: 8 H: 1 LOB: 1 BB: 0 P: 8	R: 0 E: 0 K: 1 S: 5 H: 0 LOB: 1 BB: 1 P: 9	R: 0 E: 0 K: 1 S: 5 H: 0 LOB: 0 BB: 0 P: 5	R: 0 E: 0 K: 2 S: 7 H: 0 LOB: 0 BB: 0 P: 7	R: 0 E: 0 K: 1 S: 5 H: 0 LOB: 0 BB: 0 P: 5	R: 1 E: 0 K: 0 S: 4 H: 1 LOB: 0 BB: 0 P: 4	R: 0 E: 0 K: 1 S: 5 H: 0 LOB: 1 BB: 1 P: 9	R: 0 E: 0 K: 1 S: 5 H: 0 LOB: 1 BB: 0 P: 6	1B: 1 2B: 0 3B: 0 HR: 1	SF: 0 SAC: 0 DP: 0 HBP: 1					

PITCHER	IP	WLS	BF	H	R	ER	SO	BB	IBB	HBP	BLK	WP	HR	S	P	ERA	WHIP
Bill Stoneman, R (1, 1) ERA: 2.39	9.0	W	33	2	1	1	10	3	0	1	0	0	1	49	62	1.00	0.556

PITCHER	IP	WLS	BF	H	R	ER	SO	BB	IBB	HBP	BLK	WP	HR	S	P	ERA	WHIP

TOP

Atlanta Braves @ Montreal Expos

Jarry Park, Montreal, QB

Wed May 26 1971, 7:05 PM EDT

Att. 6,263 - Unknown - 46 F

livebaseballscorecards.com

AB	29
R	1
H	2
RBI	1
BB	3
SO	10
LOB	10

PA: 33

WP: 0 PB: 0 SB: 1 CS: 0

Atlanta Braves @ Montreal Expos

Jarry Park, Montreal, QB

Wed May 26 1971, 7:05 PM EDT

Att. 6,263 - Unknown - 46 F

BOTTOM

livebaseballscorecards.com

Batter	1	2	3	4	5	6	7	8	9	AB	R	H	RBI	BB	SO	LOB
Ron Hunt, R (1, 4) OBP: 0.403, SLG: 0.352	F6		2B 2B HBP 1-2	HBP E 1B		BBBB FC1-6 BB		BB 1B HBP 1-2		2	3	1	0	1	0	0
Rusty Staub, L (1, 9) OBP: 0.439, SLG: 0.527	F8		2B 2B 1-3 2-H	FC6-4 HBP 1-2		FC1-6 G6-4-3 1-2f		BBBB 1B WP BB 1-2 2-3		3	2	1	1	1	0	1
Bob Bailey, R (1, 5) OBP: 0.370, SLG: 0.373 Coco Laboy, R (9, 5) OBP: 0.358, SLG: 0.344	K		2B 2B 2-H 3-H	FC6-4 F9 1-2f 2-H		G6-4-3 1-2f		WP 4-3 1B 1-2 2-H 3-H		5 0	2 0	2 0	4 0	0 0	1 0	2 0
Ron Fairly, L (1, 3) OBP: 0.430, SLG: 0.429		SH1-3 1B	2B 1B IBB	F9 2-3			F9	4-3 1-H 2-H		4	1	1	1	1	0	1
Jim Gosger, L (1, 8) OBP: 0.250, SLG: 0.367 (4, 7) Ron Swoboda, R (7, PH) OBP: 0.368, SLG: 0.429 (8, 7)		SH1-3 1-2	1B 2B 1-3 2-H	1-3			BBBB WP BB	1B		2 1	1 0	1 1	1 0	0 1	0 0	1 0
Jim Fairey, L (1, 7) OBP: 0.275, SLG: 0.255 Clyde Mashore, R (3, PH) OBP: 0.345, SLG: 0.429 (4, 8)		F5	WP 1B IBB		1B 1B		1-3 1-2	K		1 3	0 0	0 1	0 0	0 1	0 1	1 2
John Bateman, R (1, 2) OBP: 0.292, SLG: 0.372		K	WP 1-2 2-H 3-H		F7		5-3			4	0	1	2	0	1	3
Bobby Wine, R (1, 6) OBP: 0.248, SLG: 0.219		F9 1-2 2-3	F6		1-2 1B			F9		4	0	1	0	0	0	2
Bill Stoneman, R (1, 1) OBP: 0.222, SLG: 0.160		K	HBP 2B 1B		K			BB HBP 1B 1B		4	2	2	0	0	2	3
Inning Stats	R: 0 H: 0 E: 0 LOB: 0 K: 1 BB: 0 S: 5 P: 5	R: 0 H: 1 E: 0 LOB: 1 K: 1 BB: 0 S: 6 P: 6	R: 6 H: 5 E: 0 LOB: 2 K: 1 BB: 2 S: 10 P: 19	R: 1 H: 1 E: 1 LOB: 1 K: 0 BB: 0 S: 4 P: 5	R: 0 H: 2 E: 0 LOB: 1 K: 1 BB: 0 S: 6 P: 6	R: 0 H: 0 E: 0 LOB: 0 K: 0 BB: 1 S: 2 P: 6	R: 0 H: 0 E: 0 LOB: 1 K: 0 BB: 1 S: 3 P: 7	R: 4 H: 3 E: 0 LOB: 1 K: 1 BB: 1 S: 8 P: 13		1B: 9 SF: 0 2B: 3 SAC: 1 3B: 0 DP: 1 HR: 0 HBP: 3						

	AB	33
	R	11
	H	12
	RBI	9
	BB	5
	SO	5
	LOB	16

WP: 4 PA: 42
PB: 0
SB: 0
CS: 0

PITCHER		IP	WLS	BF	H	R	ER	SO	BB	IBB	HBP	BLK	WP	HR	S	P	ERA	WHIP
Pat Jarvis, R ERA: 5.65	(1, 1)	2.1	L	14	5	6	6	2	0	1	1	0	0	0	16	21	23.14	2.143
Steve Barber, L ERA: 4.8	(3, 1)	4.2		20	4	1	1	2	2	1	1	0	2	0	20	33	1.93	1.286
Ron Herbel, R ERA: 4.96	(8, 1)	1.0		8	3	4	4	1	1	0	1	0	1	0	8	13	36.00	4.000

PITCHER	IP	WLS	BF	H	R	ER	SO	BB	IBB	HBP	BLK	WP	HR	S	P	ERA	WHIP

Atlanta Braves @ Montreal Expos

Jarry Park, Montreal, QB

Thu May 27 1971, 7:05 PM EDT

Att. 13,156 - Unknown

TOP

livebaseballscorecards.com

Batter	1	2	3	4	5	6	7	8	9	AB	R	H	RBI	BB	SO	LOB
Ralph Garr, L (1, 7) OBP: 0.377, SLG: 0.500	1-3	6-3			F8		1-3			4	0	0	0	0	0	0
Felix Millan, R (1, 4) OBP: 0.365, SLG: 0.400	4-3		6-3		6-3			F7		4	0	0	0	0	0	0
Hank Aaron, R (1, 9) OBP: 0.386, SLG: 0.637	BB 1B 1B		F9			HR		F8		4	2	2	1	0	0	0
Orlando Cepeda, R (1, 3) OBP: 0.370, SLG: 0.594	WP 1B 1B 1-2 BB		BB			1B		K		2	1	1	0	2	1	0
Darrell Evans, L (1, 5) OBP: 0.235, SLG: 0.133	WP 1B 1-2 2-H 1B		F8			F8			K	4	1	1	1	0	1	2
Earl Williams, R (9, 5) OBP: 0.266, SLG: 0.425										0	0	0	0	0	0	0
Sonny Jackson, L (1, 8) OBP: 0.338, SLG: 0.385	1-H 2-H 1B			G3		F8			K	4	0	1	2	0	1	1
Bob Didier, S (1, 2) OBP: 0.253, SLG: 0.228	F4			F6		G3			F9	4	0	0	0	0	0	2
Gil Garrido, R (1, 6) OBP: 0.233, SLG: 0.164		L3		K			5-3			3	0	0	0	0	1	0
Tom Kelley, R (1, 1)		K			K		K			3	0	0	0	0	3	0

	AB	32
	R	4
	H	5
	RBI	4
	BB	2
	SO	7
	LOB	5

Inning Stats										
	R: 3 E: 0 K: 0 S: 6	H: 3 LOB: 1 BB: 1 P: 10	R: 0 E: 0 K: 1 S: 5	H: 0 LOB: 0 BB: 0 P: 5	R: 0 E: 0 K: 0 S: 3	H: 0 LOB: 1 BB: 1 P: 7	R: 0 E: 0 K: 1 S: 5	H: 0 LOB: 0 BB: 0 P: 5	R: 0 E: 0 K: 1 S: 5	H: 0 LOB: 0 BB: 0 P: 5
	R: 1 E: 0 K: 0 S: 5	H: 2 LOB: 1 BB: 0 P: 5	R: 0 E: 0 K: 1 S: 5	H: 0 LOB: 0 BB: 0 P: 5	R: 0 E: 0 K: 1 S: 5	H: 0 LOB: 0 BB: 0 P: 5	R: 0 E: 0 K: 2 S: 7	H: 0 LOB: 0 BB: 0 P: 7	1B: 4 2B: 0 3B: 0 HR: 1	SF: 0 SAC: 0 DP: 0 HBP: 0
	WP: 1 PB: 0 SB: 0 CS: 0	PA: 34								

PITCHER		IP	WLS	BF	H	R	ER	SO	BB	IBB	HBP	BLK	WP	HR	S	P	ERA	WHIP
Ernie McAnally, R ERA: 5.44	(1, 1)	7.0	L	28	5	4	4	4	2	0	0	0	1	1	34	42	5.14	1.000
Claude Raymond, R ERA: 3.38	(8, 1)	2.0		6	0	0	0	3	0	0	0	0	0	0	12	12	0.00	0.000

PITCHER	IP	WLS	BF	H	R	ER	SO	BB	IBB	HBP	BLK	WP	HR	S	P	ERA	WHIP

BOTTOM

Atlanta Braves @ Montreal Expos

Jarry Park, Montreal, QB

Thu May 27 1971, 7:05 PM EDT

Att. 13,156 - Unknown

Batter	1	2	3	4	5	6	7	8	9	AB	R	H	RBI	BB	SO	LOB
Ron Hunt, R (1, 4) OBP: 0.399, SLG: 0.349	F7		F6		K			FC3-6 1B		4	0	1	0	0	1	1
Rusty Staub, L (1, 9) OBP: 0.428, SLG: 0.511	K			5-3	F8			FC3-6 1-2f		4	0	0	0	0	1	2
Bob Bailey, R (1, 5) OBP: 0.374, SLG: 0.372	BB			K		3-1-3 1B		K		3	0	1	0	1	2	1
Ron Fairly, L (1, 3) OBP: 0.424, SLG: 0.432	F7			1B 2B		3-1-3 1-2		4-3		4	1	1	0	0	0	3
Jim Gosger, L (1, 8) OBP: 0.250, SLG: 0.333		K		1B BB		3-1			5-3	3	0	0	0	1	1	1
Jim Fairey, L (1, 7) OBP: 0.273, SLG: 0.255		4-3		1-2 2-H 1B		6-3			4-3	4	0	1	1	0	0	1
John Boccabella, R (1, 2) OBP: 0.244, SLG: 0.462		K		K2-3			F8		6-3	4	0	0	0	0	2	2
Bobby Wine, R (1, 6) OBP: 0.252, SLG: 0.217			4-3		BB		G3			1	0	0	0	1	0	0
Boots Day, L (7, PH) OBP: 0.267, SLG: 0.266										1	0	0	0	0	0	0
Claude Raymond, R (8, 1)										0	0	0	0	0	0	0
Ernie McAnally, R (1, 1)			F7		K		K			2	0	0	0	0	1	1
Ron Brand, R (7, PH) OBP: 0.313, SLG: 0.267 (8, 6)										1	0	0	0	0	1	0

Inning Stats	1	2	3	4	5	6	7	8	9
	R: 0 H: 0 E: 0 LOB: 1 K: 1 BB: 1 S: 5 P: 9	R: 0 H: 0 E: 0 LOB: 0 K: 2 BB: 0 S: 7 P: 7	R: 0 H: 0 E: 0 LOB: 0 K: 0 BB: 0 S: 3 P: 3	R: 1 H: 2 E: 0 LOB: 2 K: 2 BB: 1 S: 9 P: 13	R: 0 H: 0 E: 0 LOB: 1 K: 2 BB: 1 S: 7 P: 11	R: 0 H: 1 E: 0 LOB: 1 K: 0 BB: 0 S: 4 P: 4	R: 0 H: 0 E: 0 LOB: 0 K: 1 BB: 0 S: 5 P: 5	R: 0 H: 1 E: 0 LOB: 1 K: 1 BB: 0 S: 6 P: 6	R: 0 H: 0 E: 0 LOB: 0 K: 0 BB: 0 S: 3 P: 3

1B: 3	SF: 0	WP: 0	PA: 34
2B: 1	SAC: 0	PB: 0	
3B: 0	DP: 0	SB: 0	
HR: 0	HBP: 0	CS: 0	

livebaseballscorecards.com

AB	31
R	1
H	4
RBI	1
BB	3
SO	9
LOB	12

PITCHER	IP	WLS	BF	H	R	ER	SO	BB	IBB	HBP	BLK	WP	HR	S	P	ERA	WHIP
Tom Kelley, R (1, 1) ERA: 2.87	9.0	W	34	4	1	1	9	3	0	0	0	0	0	49	61	1.00	0.778

PITCHER	IP	WLS	BF	H	R	ER	SO	BB	IBB	HBP	BLK	WP	HR	S	P	ERA	WHIP

Montreal Expos @ San Francisco Giants

Candlestick Park, San Francisco, CA

Fri May 28 1971, 10:05 PM EDT

Att. 5,960 - Unknown

livebaseballscorecards.com

Batter	1	2	3	4	5	6	7	8	9	AB	R	H	RBI	BB	SO	LOB
Ron Hunt, R (1, 4) OBP: 0.395, SLG: 0.341	F7		F6			HBP		FC1 2-H		3	0	0	0	0	0	1
Jim Gosger, L (1, 3) OBP: 0.225, SLG: 0.297	K			F8		E4 1-2		F6		4	0	0	0	0	1	2
Rusty Staub, L (1, 9) OBP: 0.429, SLG: 0.504	P1			2B BB		F9			WP 1B 1B BB	2	1	0	0	2	0	2
Bob Bailey, R (1, 5) OBP: 0.371, SLG: 0.376		K		1-2 2B		F5			K	4	0	1	0	0	2	3
Mack Jones, L (1, 7) OBP: 0.326, SLG: 0.436		F9 2B		3-1			G4-6-3 BB		1B 1-2 WP 1B	3	0	2	0	1	0	1
Boots Day, L (1, 8) OBP: 0.267, SLG: 0.265		F9 2-3			F7		G4-6-3 1-2f		1-3 2-H 1B	4	0	1	1	0	0	2
John Bateman, R (1, 2) OBP: 0.284, SLG: 0.361		6-3			F8		K		F5	4	0	0	0	0	1	3
Bobby Wine, R (1, 6) OBP: 0.254, SLG: 0.214			6-3		K			BLK 3-1 FC1 BB	K	2	0	0	0	1	1	0
Ron Swoboda, R (9, PH) OBP: 0.362, SLG: 0.420										1	0	0	0	0	1	2
Steve Renko, R (1, 1) OBP: 0.179, SLG: 0.321			F8			5-3		3-1 1-2		2	0	0	0	0	0	0
Jim Fairey, L (8, PH) OBP: 0.268, SLG: 0.250										1	0	0	0	0	0	1
Mike Marshall, R (8, 1)										0	0	0	0	0	0	0
Inning Stats	R: 0 E: 0 K: 1 S: 5 H: 0 LOB: 0 BB: 0 P: 5	R: 0 E: 0 K: 1 S: 6 H: 1 LOB: 1 BB: 0 P: 6	R: 0 E: 0 K: 0 S: 3 H: 0 LOB: 0 BB: 0 P: 3	R: 0 E: 0 K: 0 S: 3 H: 1 LOB: 1 BB: 1 P: 7	R: 0 E: 0 K: 1 S: 5 H: 0 LOB: 0 BB: 0 P: 5	R: 0 E: 1 K: 0 S: 4 H: 0 LOB: 2 BB: 0 P: 5	R: 0 E: 0 K: 1 S: 4 H: 0 LOB: 0 BB: 1 P: 8	R: 0 E: 0 K: 0 S: 3 H: 0 LOB: 1 BB: 1 P: 7	R: 1 E: 0 K: 2 S: 9 H: 2 LOB: 2 BB: 1 P: 13						

AB	30
R	1
H	4
RBI	1
BB	4
SO	6
LOB	17

PITCHER		IP	W/L/S	BF	H	R	ER	SO	BB	IBB	HBP	BLK	WP	HR	S	P	ERA	WHIP	PITCHER	IP	W/L/S	BF	H	R	ER	SO	BB	IBB	HBP	BLK	WP	HR	S	P	ERA	WHIP
Steve Stone, R ERA: 3.7	(1, 1)	8.0	W	30	2	1	1	4	4	0	1	1	0	0	33	50	1.12	0.750																		
Jerry Johnson, R ERA: 0.84	(9, 1)	1.0	S	5	2	0	0	2	0	0	0	0	1	0	9	9	0.00	2.000																		

1B: 2 2B: 2 3B: 0 HR: 0	SF: 0 SAC: 0 DP: 1 HBP: 1	WP: 1 PB: 0 SB: 0 CS: 0	PA: 35
---	---	---	---

Batter	1	2	3	4	5	6	7	8	9	AB	R	H	RBI	BB	SO	LOB
Bobby Bonds, R (1, 9) OBP: 0.368, SLG: 0.568	F7		F9			FC3-6 1B	F4			4	0	1	0	0	0	1
Tito Fuentes, S (1, 4) OBP: 0.287, SLG: 0.302	G3			F7		FC3-6 BB 1-2f		F5		4	0	0	0	0	0	1
Chris Speier, R (1, 6) OBP: 0.335, SLG: 0.339	F4			K		F8		K		4	0	0	0	0	2	1
Willie McCovey, L (1, 3) OBP: 0.404, SLG: 0.511		K		F9		FC6-4 BB 1-2		F4		3	0	0	0	1	1	0
Dick Dietz, R (1, 2) OBP: 0.445, SLG: 0.483		F2			SH SF9 BB	FC6-4 1-2f				2	1	0	0	1	0	2
Al Gallagher, R (1, 5) OBP: 0.354, SLG: 0.375		E4 3B			SH 1-3		4-3			2	1	1	0	0	0	0
Jimmy Rosario, S (1, 8) OBP: 0.344, SLG: 0.300		1-3			SF9 3-H		PB 4-3 2B			2	1	1	1	0	0	0
George Foster, R (1, 7) OBP: 0.304, SLG: 0.400			K		K		4-3 BB 2-3			2	0	0	0	1	2	1
Steve Stone, R (1, 1) Jerry Johnson, R (9, 1)			K		G3		4-3 1-2 3-H			3 0	0 0	0 0	1 0	0 0	1 0	2 0
Inning Stats	R: 0 E: 0 K: 0 S: 3 H: 0 LOB: 0 BB: 0 P: 3	R: 1 E: 1 K: 1 S: 6 H: 1 LOB: 0 BB: 0 P: 6	R: 0 E: 0 K: 2 S: 7 H: 0 LOB: 0 BB: 0 P: 7	R: 0 E: 0 K: 1 S: 5 H: 0 LOB: 0 BB: 0 P: 5	R: 1 E: 1 K: 1 S: 6 H: 0 LOB: 1 BB: 1 P: 10	R: 0 E: 0 K: 0 S: 4 H: 1 LOB: 2 BB: 1 P: 8	R: 1 E: 0 K: 0 S: 4 H: 1 LOB: 1 BB: 1 P: 8	R: 0 E: 0 K: 1 S: 5 H: 0 LOB: 0 BB: 0 P: 5		1B: 1 2B: 1 3B: 1 HR: 0 SF: 1 SAC: 1 DP: 0 HBP: 0						

PITCHER	IP	WLS	BF	H	R	ER	SO	BB	IBB	HBP	BLK	WP	HR	S	P	ERA	WHIP
Steve Renko, R (1, 1) ERA: 3.1	7.0	L	28	3	3	0	5	3	0	0	0	0	0	35	47	0.00	0.857
Mike Marshall, R (8, 1) ERA: 4.09	1.0		3	0	0	0	1	0	0	0	0	0	0	5	5	0.00	0.000

PITCHER	IP	WLS	BF	H	R	ER	SO	BB	IBB	HBP	BLK	WP	HR	S	P	ERA	WHIP

BOTTOM

Montreal Expos @ San Francisco Giants

Candlestick Park, San Francisco, CA

Fri May 28 1971, 10:05 PM EDT

Att. 5,960 - Unknown

livebaseballscorecards.com

AB	26
R	3
H	3
RBI	2
BB	3
SO	6
LOB	8

Batter	1	2	3	4	5	6	7	8	9	AB	R	H	RBI	BB	SO	LOB
Ron Hunt, R (1, 4) OBP: 0.391, SLG: 0.333	S S S 0-3 ① K		B B B B 4-0 1-2 BB		S S S 0-3 ③ K			x 0-0 ① F3		3	0	0	0	1	2	0
Rusty Staub, L (1, 9) OBP: 0.425, SLG: 0.496	x 0-0 ② 6-3		x 0-0 ③ F8			x 0-0 ① F7		x 0-0 G3 E PB 1B		4	1	1	0	0	0	2
Bob Bailey, R (1, 5) OBP: 0.374, SLG: 0.400	x 0-0 ③ 4-3			x 0-0 HR		B B B B 4-0 1B E BB		x 0-0 E6 PB G3 1-2		3	2	1	1	1	0	1
Mack Jones, L (1, 7) OBP: 0.340, SLG: 0.442		S S S 0-3 ① K		x 0-0 S 1B		x 0-0 FC4-6 1-2 1B		x 0-0 ② G3 1-2 2-3		4	0	2	0	0	1	2
Boots Day, L (1, 8) OBP: 0.266, SLG: 0.256		x 0-0 ② 4-3		S S S 0-3 ① K		x 0-0 ② FC4-6 1-2f 2-H		B B B B 4-0 PB BB		3	0	0	0	1	1	2
John Bateman, R (1, 2) OBP: 0.276, SLG: 0.350		x 0-0 ③ 5-3		S S S 0-3 ② K 1-2		x 0-0 ③ 6-3		x 0-0 ③ 6-3 1-2 2-3 3-H		4	0	0	0	0	1	4
Jim Gosger, L (1, 3) OBP: 0.227, SLG: 0.293			x 0-0 ① 3-1	x 0-0 ③ 4-3			x 0-0 ① F7		x 0-0 G4-3 1B	4	0	1	0	0	0	1
Bobby Wine, R (1, 6) OBP: 0.246, SLG: 0.207			x 0-0 ② 5-3		x 0-0 ① F7		x 0-0 ② 1-3		x 0-0 ① ② G4-3 1-2f	4	0	0	0	0	0	1
Carl Morton, R (1, 1) OBP: 0.182, SLG: 0.129 Howie Reed, R (6, 1) Gary Sutherland, R (7, PH) OBP: 0.200, SLG: 0.320 John O'Donoghue, R (7, 1) Jim Fairey, L (9, PH) OBP: 0.263, SLG: 0.245			B B B B 4-0 S BB		x 0-0 ② F5		x 0-0 ③ 6-3		x 0-0 ③ 4-3	1 0 1 0 1	0 0 0 0 0	0 0 0 0 0	0 0 0 0 0	1 0 0 0 0	0 0 0 0 0	0 0 0 0 0
Inning Stats	R: 0 E: 0 K: 1 S: 5 H: 0 LOB: 0 BB: 0 P: 5	R: 0 E: 0 K: 1 S: 5 H: 0 LOB: 0 BB: 0 P: 5	R: 0 E: 0 K: 0 S: 3 H: 0 LOB: 2 BB: 2 P: 11	R: 1 E: 0 K: 2 S: 9 H: 2 LOB: 1 BB: 0 P: 9	R: 0 E: 0 K: 1 S: 5 H: 0 LOB: 0 BB: 0 P: 5	R: 1 E: 1 K: 0 S: 4 H: 1 LOB: 1 BB: 1 P: 8	R: 0 E: 0 K: 0 S: 3 H: 0 LOB: 0 BB: 0 P: 3	R: 1 E: 1 K: 0 S: 5 H: 1 LOB: 2 BB: 1 P: 9	R: 0 E: 0 K: 0 S: 3 H: 1 LOB: 0 BB: 0 P: 3	1B: 4 2B: 0 3B: 0 HR: 1	SF: 0 SAC: 0 DP: 1 HBP: 0						

PITCHER	IP	WLS	BF	H	R	ER	SO	BB	IBB	HBP	BLK	WP	HR	S	P	ERA	WHIP
Juan Marichal, R (1, 1) ERA: 1.94	9.0	W	36	5	3	1	5	4	0	0	0	0	1	42	58	1.00	1.000

PITCHER	IP	WLS	BF	H	R	ER	SO	BB	IBB	HBP	BLK	WP	HR	S	P	ERA	WHIP

TOP

Montreal Expos @ San Francisco Giants

Candlestick Park, San Francisco, CA

Sat May 29 1971, 6:33 AM EDT

Att. 8,039 - Unknown

livebaseballscorecards.com

AB	32
R	3
H	5
RBI	1
BB	4
SO	5
LOB	13

1B: 4 2B: 0 3B: 0 HR: 1	SF: 0 SAC: 0 DP: 1 HBP: 0																
WP: 0 PB: 1 SB: 2 CS: 0	PA: 36																

Batter	1	2	3	4	5	6	7	8	9	AB	R	H	RBI	BB	SO	LOB
Bobby Bonds, R (1, 9) OBP: 0.369, SLG: 0.580	5-3		F5		FC6-4 1B	2-H 3-H HR	5-3			5	1	2	3	0	0	1
Chris Speier, R (1, 6) OBP: 0.342, SLG: 0.339	BB		F8		FC6-4 BB 1-2f	HR 1B	BB			3	1	1	0	2	0	1
Willie Mays, R (1, 8) OBP: 0.433, SLG: 0.620	F8		BB 1B 1B		BB 1-2	F4	F8			4	0	1	0	1	0	4
Willie McCovey, L (1, 3) OBP: 0.410, SLG: 0.537	K		BB 1-2 1B		F9	1-H HR		2B 1B		5	2	3	2	0	1	3
Dick Dietz, R (1, 2) OBP: 0.449, SLG: 0.486		5-3	BB 1-2 2-3		L1	1B BB		1-H 2B		3	0	1	1	2	0	2
Tito Fuentes, S (1, 4) OBP: 0.297, SLG: 0.317		E S 1B 1B	F2			2B 1B		K		5	2	3	0	0	1	4
Al Gallagher, R (1, 5) OBP: 0.349, SLG: 0.365		6-3 1-3		F3		1B HR BB F8		K		4	1	0	0	1	1	4
Jimmy Rosario, S (1, 7) OBP: 0.364, SLG: 0.327		WP 3-H 1B		G6-4-3 1B		1-3 2-H HR 1B	K	F3		5	1	3	2	0	1	1
Juan Marichal, R (1, 1) OBP: 0.143, SLG: 0.235		K 1-2		G6-4-3 1-2f		6-3	2B			4	0	1	0	0	1	4
Inning Stats	R: 0 E: 0 K: 1 S: 5 H: 0 LOB: 1 BB: 1 P: 9	R: 1 E: 0 K: 1 S: 7 H: 2 LOB: 1 BB: 0 P: 7	R: 0 E: 0 K: 0 S: 5 H: 2 LOB: 3 BB: 1 P: 9	R: 0 E: 0 K: 0 S: 3 H: 1 LOB: 0 BB: 0 P: 3	R: 0 E: 0 K: 0 S: 4 H: 1 LOB: 2 BB: 1 P: 8	R: 6 E: 0 K: 0 S: 9 H: 6 LOB: 2 BB: 2 P: 17	R: 0 E: 0 K: 1 S: 6 H: 1 LOB: 2 BB: 1 P: 10	R: 1 E: 0 K: 2 S: 9 H: 2 LOB: 1 BB: 0 P: 9		1B: 10 2B: 3 3B: 0 HR: 2	SF: 0 SAC: 0 DP: 1 HBP: 0					

PITCHER		IP	WLS	BF	H	R	ER	SO	BB	IBB	HBP	BLK	WP	HR	S	P	ERA	WHIP
Carl Morton, R ERA: 3.65	(1, 1)	5.1	L	29	10	6	6	2	4	0	0	0	1	1	29	45	10.12	2.625
Howie Reed, R ERA: 4.2	(6, 1)	0.2		5	2	1	1	0	1	0	0	0	0	1	4	8	13.50	4.500
John O'Donoghue, L ERA: 8.1	(7, 1)	2.0		10	3	1	1	3	1	0	0	0	0	0	15	19	4.50	2.000

PITCHER	IP	WLS	BF	H	R	ER	SO	BB	IBB	HBP	BLK	WP	HR	S	P	ERA	WHIP

BOTTOM

Montreal Expos @ San Francisco Giants

Candlestick Park, San Francisco, CA

Sat May 29 1971, 6:33 AM EDT

Att. 8,039 - Unknown

livebaseballscorecards.com

AB	38
R	8
H	15
RBI	8
BB	6
SO	5
LOB	24

Batter	1	2	3	4	5	6	7	8	9	AB	R	H	RBI	BB	SO	LOB
Ron Hunt, R (1, 4) OBP: 0.396, SLG: 0.348	0-0 6-3 PB 2B		0-0 ① SH1-4 1-2		0-0 1B 1-2 2B 1B		0-0 ② F8		0-0 ③ FC4-6 1-2f	3	2	2	0	0	0	0
Gary Sutherland, R (7, 4) OBP: 0.192, SLG: 0.308										1	0	0	0	0	0	1
Jim Fairey, L (1, 8) (4, 7) OBP: 0.279, SLG: 0.281	0-0 ① 6-3 2-3		0-0 3-1 2-H 2B		0-0 2B FC5-2 1-2 2-H 1B		S S S 0-3 ③ K			4	0	2	2	0	1	1
Rusty Staub, L (1, 9) OBP: 0.427, SLG: 0.503	0-0 ② F6		0-0 ② 3-1 2-3		0-0 FC5-2 1-3 2-H 2B			0-0 1B		4	0	2	1	0	0	2
Bob Bailey, R (1, 5) OBP: 0.364, SLG: 0.387	S S S 0-3 ③ K 3-H		S S S 0-3 ③ K		0-0 ② FC5-2 2-3 3-H			0-0 ① F8		4	0	0	0	0	2	4
Mack Jones, L (1, 7) OBP: 0.327, SLG: 0.422		S S S 0-3 ① K		S S S 0-3 ① K	x 0-0 ③ 4-3			x 0-0 ② F6		2	0	0	0	0	2	0
Boots Day, L (4, 8) OBP: 0.260, SLG: 0.250										2	0	0	0	0	0	3
Jim Gosger, L (1, 3) OBP: 0.208, SLG: 0.267		x 0-0 ② 3-1		x 0-0 ② 4-3		x 0-0 ① 3-1		x 0-0 ③ G3		4	0	0	0	0	0	1
John Bateman, R (1, 2) OBP: 0.275, SLG: 0.348		x 0-0 1B		x 0-0 ③ F5		x 0-0 ② 6-3			x 0-0 ① F8	4	0	1	0	0	0	0
Bobby Wine, R (1, 6) OBP: 0.241, SLG: 0.202	S S S 0-3 ③ K				x 0-0 ① 5-3	x 0-0 ③ 1-3			x 0-0 ② 5-3	3	0	0	0	0	1	1
Coco Laboy, R (9, PH) OBP: 0.353, SLG: 0.339										1	0	0	0	0	0	0
Bill Stoneman, R (1, 1) OBP: 0.267, SLG: 0.185			H 1-0 SH1-4 2B HBP		x 0-0 1B 1B 1B		S S S 0-3 ① K		B B B B 4-0 FC4-6 BB	2	2	1	0	0	1	0
Mike Marshall, R (7, 1)										0	0	0	0	0	0	0
Ron Swoboda, R (9, PH) OBP: 0.373, SLG: 0.420										0	0	0	0	1	0	0
Inning Stats	R: 1 E: 0 K: 1 S: 6 / H: 1 LOB: 0 BB: 0 P: 6	R: 0 E: 0 K: 2 S: 8 / H: 1 LOB: 1 BB: 0 P: 8	R: 1 E: 0 K: 1 S: 6 / H: 1 LOB: 1 BB: 0 P: 7	R: 0 E: 0 K: 1 S: 5 / H: 0 LOB: 0 BB: 0 P: 5	R: 2 E: 0 K: 0 S: 7 / H: 4 LOB: 2 BB: 0 P: 7	R: 0 E: 0 K: 0 S: 3 / H: 0 LOB: 0 BB: 0 P: 3	R: 0 E: 0 K: 2 S: 7 / H: 0 LOB: 0 BB: 0 P: 7	R: 0 E: 0 K: 0 S: 4 / H: 1 LOB: 1 BB: 0 P: 4	R: 0 E: 0 K: 0 S: 3 / H: 0 LOB: 1 BB: 1 P: 7	1B: 5 2B: 3 3B: 0 HR: 0	SF: 0 SAC: 1 DP: 0 HBP: 1						

TOP

Montreal Expos @ San Francisco Giants

Candlestick Park, San Francisco, CA

Sun May 30 1971, 6:33 AM EDT

Unknown

livebaseballscorecards.com

AB	34
R	4
H	8
RBI	3
BB	1
SO	7
LOB	13

PITCHER		IP	WLS	BF	H	R	ER	SO	BB	IBB	HBP	BLK	WP	HR	S	P	ERA	WHIP
Gaylord Perry, R ERA: 2.84	(1, 1)	7.0	W	29	7	4	3	7	0	0	1	0	0	0	42	43	3.86	1.000
Jerry Johnson, R ERA: 0.79	(8, 1)	2.0	S	8	1	0	0	0	1	0	0	0	0	0	7	11	0.00	1.000

PITCHER		IP	WLS	BF	H	R	ER	SO	BB	IBB	HBP	BLK	WP	HR	S	P	ERA	WHIP

Montreal Expos @ San Francisco Giants

Candlestick Park, San Francisco, CA

Sun May 30 1971, 6:33 AM EDT

Unknown

livebaseballscorecards.com

BOTTOM

Batter	1	2	3	4	5	6	7	8	9	AB	R	H	RBI	BB	SO	LOB
Bobby Bonds, R (1, 9) OBP: 0.367, SLG: 0.571	K	K			6-3		FC6-4 HBP			3	0	0	1	0	2	1
Chris Speier, R (1, 6) OBP: 0.340, SLG: 0.333	S 2B BB		4-3		F9		FC6-4 HR			3	2	0	0	1	0	1
Willie Mays, R (1, 8) OBP: 0.429, SLG: 0.630	K		K			6-3	HR			4	1	1	2	0	2	1
Willie McCovey, L (1, 3) OBP: 0.418, SLG: 0.543	2B		K			1B BB	BB			2	0	1	1	2	1	0
Dick Dietz, R (1, 2) OBP: 0.450, SLG: 0.483	BB			K		1B	K			3	0	1	0	1	2	1
Tito Fuentes, S (1, 4) OBP: 0.290, SLG: 0.310	F6			5-3		F5		K		4	0	0	0	0	1	4
Al Gallagher, R (1, 5) OBP: 0.341, SLG: 0.355		F3		4-3		1-3		6-3		4	0	0	0	0	0	2
Jimmy Rosario, S (1, 7) OBP: 0.371, SLG: 0.356		6-3			E6 6-3 2B		HBP E 1B	F5		4	2	2	0	0	0	0
Gaylord Perry, R (1, 1) OBP: 0.105, SLG: 0.081		BB			K		K			1	0	0	0	1	1	1
Bob Heise, R (7, PH)										1	0	0	0	0	1	1
Jerry Johnson, R (8, 1)										0	0	0	0	0	0	0
Inning Stats	R: 1 E: 0 K: 2 S: 8 / H: 1 LOB: 2 BB: 2 P: 16	R: 0 E: 0 K: 1 S: 5 / H: 0 LOB: 1 BB: 1 P: 9	R: 0 E: 0 K: 2 S: 7 / H: 0 LOB: 0 BB: 0 P: 7	R: 0 E: 0 K: 1 S: 5 / H: 0 LOB: 0 BB: 0 P: 5	R: 1 E: 1 K: 1 S: 6 / H: 1 LOB: 0 BB: 0 P: 6	R: 0 E: 0 K: 0 S: 4 / H: 1 LOB: 2 BB: 1 P: 8	R: 3 E: 1 K: 2 S: 9 / H: 2 LOB: 1 BB: 1 P: 14	R: 0 E: 0 K: 1 S: 5 / H: 0 LOB: 0 BB: 0 P: 5		1B: 2 2B: 2 3B: 0 HR: 1	SF: 0 SAC: 0 DP: 0 HBP: 1			WP: 0 PB: 0 SB: 1 CS: 0	PA: 35		

	AB	29
	R	5
	H	5
	RBI	4
	BB	5
	SO	10
	LOB	12

PITCHER		IP	WLS	BF	H	R	ER	SO	BB	IBB	HBP	BLK	WP	HR	S	P	ERA	WHIP
Bill Stoneman, R ERA: 2.63	(1, 1)	6.2	L	31	5	5	4	8	5	0	1	0	0	1	41	62	5.40	1.500
Mike Marshall, R ERA: 3.86	(7, 1)	1.1		4	0	0	0	2	0	0	0	0	0	0	8	8	0.00	0.000

PITCHER	IP	WLS	BF	H	R	ER	SO	BB	IBB	HBP	BLK	WP	HR	S	P	ERA	WHIP

Batter	1	2	3	4	5	6	7	8	9	AB	R	H	RBI	BB	SO	LOB
Ron Hunt, R (1, 4) OBP: 0.396, SLG: 0.345	6-3	FC4-6 1-2f		BB 1B 1B 1-2 3-H 1B		F7		1-0 1-2 HBP		4	1	1	1	0	0	2
Jim Fairey, L (1, 7) OBP: 0.292, SLG: 0.295 Coco Laboy, R (8, PH) OBP: 0.348, SLG: 0.333 (8, 5)	1B		F8	1B BB G3 1-2 2-3 1B		K		G5-3 2-3f		4 1	1 0	2 0	0 0	0 0	1 0	0 2
Rusty Staub, L (1, 9) OBP: 0.420, SLG: 0.490	F6		F8	G3 1B 1-2 2-3 BB		K			4-3	4	0	0	0	1	1	1
Bob Bailey, R (1, 5) OBP: 0.372, SLG: 0.414 (8, 7)	F9		BB	G3 1-2 2-3 3-H 1B			HR		6-3	4	1	2	2	1	0	1
Jim Gosger, L (1, 3) OBP: 0.200, SLG: 0.255 Ron Swoboda, R (4, PH) OBP: 0.373, SLG: 0.420 Mack Jones, L (4, PH) OBP: 0.321, SLG: 0.413 John Boccabella, R (4, 3) OBP: 0.233, SLG: 0.439		F7	1-3	G3 1-2 2-3 3-H			F3		F8	2 0 1 2	0 0 0 0	0 0 0 0	0 0 1 0	0 0 0 0	0 0 0 0	1 0 2 0
Clyde Mashore, R (1, 8) OBP: 0.333, SLG: 0.406 Mike Marshall, R (7, 1)		4-3	1B E 1B 1B K				F5			4 0	1 0	1 0	0 0	0 0	1 0	2 0
John Bateman, R (1, 2) OBP: 0.281, SLG: 0.352		1B 1B 1B		E 1-2 1B 1B	F4		F2			4	2	2	0	0	0	0
Ron Brand, R (1, 6) OBP: 0.350, SLG: 0.316		1B 1-2 1B		E1 1B 1-3 2-H 1B	F8			4-3		4	1	2	0	0	0	0
John Strohmayer, R (1, 1) OBP: 0.667, SLG: 0.667 Boots Day, L (7, 8) OBP: 0.268, SLG: 0.250		FC4-6 1-3 2-H 1B		1B 1B 2-3 3-H 1B	K			G5-3 HBP BB		3 0	0 0	2 0	2 0	0 1	1 0	0 0
Inning Stats	R: 0 E: 0 K: 0 S: 4 H: 1 LOB: 1 BB: 0 P: 4	R: 1 E: 0 K: 0 S: 6 H: 3 LOB: 2 BB: 0 P: 6	R: 0 E: 0 K: 0 S: 3 H: 0 LOB: 1 BB: 1 P: 7	R: 5 E: 1 K: 1 S: 11 H: 7 LOB: 2 BB: 1 P: 15	R: 0 E: 0 K: 1 S: 5 H: 0 LOB: 0 BB: 0 P: 5	R: 0 E: 0 K: 2 S: 7 H: 0 LOB: 0 BB: 0 P: 7	R: 1 E: 0 K: 0 S: 4 H: 1 LOB: 0 BB: 0 P: 4	R: 0 E: 0 K: 0 S: 2 H: 0 LOB: 1 BB: 1 P: 7	R: 0 E: 0 K: 0 S: 3 H: 0 LOB: 0 BB: 0 P: 3	1B: 11 2B: 0 3B: 0 HR: 1 SF: 0 SAC: 0 DP: 1 HBP: 1						WP: 0 PB: 0 SB: 0 CS: 0 PA: 41	

PITCHER		IP	WLS	BF	H	R	ER	SO	BB	IBB	HBP	BLK	WP	HR	S	P	ERA	WHIP
Rich Robertson, R ERA: 4.89	(1, 1)	3.0		19	9	6	6	0	1	0	0	0	0	0	18	22	18.00	3.333
John Cumberland, L ERA: 2.54	(4, 1)	0.1		3	2	0	0	0	1	0	0	0	0	0	2	6	0.00	9.000
Frank Reberger, R ERA: 3.72	(4, 1)	3.2		12	1	1	1	4	0	0	0	0	0	1	20	20	2.46	0.273
Don McMahon, R ERA: 6.75	(8, 1)	0.1		3	0	0	0	0	1	0	1	0	0	0	1	6	0.00	3.000
Steve Hamilton, L ERA: 1.08	(8, 1)	1.2	W	4	0	0	0	0	0	0	0	0	0	0	4	4	0.00	0.000

PITCHER	IP	WLS	BF	H	R	ER	SO	BB	IBB	HBP	BLK	WP	HR	S	P	ERA	WHIP

TOP

Montreal Expos @ San Francisco Giants

Candlestick Park, San Francisco, CA

Sun May 30 1971, 6:38 AM EDT

Att. 20,393 - Unknown

livebaseballscorecards.com

AB	37
R	7
H	12
RBI	6
BB	3
SO	4
LOB	11

Batter	1	2	3	4	5	6	7	8	9	AB	R	H	RBI	BB	SO	LOB
Bobby Bonds, R (1, 9) OBP: 0.377, SLG: 0.593	4-3 S 2B 1B	4-3			G6-3 1B		1-H HR		BB FC1-5 WP 1B	5	3	4	2	0	0	0
Chris Speier, R (1, 6) OBP: 0.332, SLG: 0.324	4-3	F9			G6-3		F9		FC1-5 WP BB 1B	5	1	0	0	0	0	4
Willie Mays, R (1, 3) OBP: 0.439, SLG: 0.635	S 2B IBB	2B				FC4-6 1B BB	E BB		F9	2	1	1	0	3	0	2
Fran Healy, R (1, 2) OBP: 0.524, SLG: 0.842 Don McMahon, R (8, 1) Steve Hamilton, L (8, 1) Russ Gibson, R (9, PH) OBP: 0.214, SLG: 0.308 Bob Heise, R (9, PR)	K	K				FC4-6 1B	E5		WP 1B BB	4 0 0 0 0	0 0 0 0 1	1 0 0 0 0	0 0 0 0 0	0 0 0 0 0	2 0 0 0 0	4 0 0 0 0
Al Gallagher, R (1, 5) OBP: 0.343, SLG: 0.359	2B 2B	6-3				FC4-6 FC6	K		1B BB	4	1	1	2	1	1	5
Tito Fuentes, S (1, 4) OBP: 0.293, SLG: 0.318	2B		3-1			F8		6-3	1B	5	0	2	3	0	0	2
Frank Johnson, R (1, 7) OBP: 0.163, SLG: 0.128	3-1		G4-6-3 1B			FC6		K		4	0	1	0	0	1	3
Jimmy Rosario, S (1, 8) OBP: 0.378, SLG: 0.355		CS 1B	G4-6-3				HR BB	K		3	1	1	0	1	1	1
Rich Robertson, R (1, 1) OBP: 0.077, SLG: 0.077 John Cumberland, R (4, 1) Frank Reberger, L (4, 1) OBP: 0.333, SLG: 0.333 Hal Lanier, R (7, PH) OBP: 0.253, SLG: 0.250 Dick Dietz, R (8, 2) OBP: 0.453, SLG: 0.483		F3			4-3		K		FC1-5 1B BB	1 0 1 1 0	0 0 0 0 0	0 0 0 0 0	0 0 0 0 0	0 0 0 0 1	0 0 0 0 0	1 0 0 1 0
Inning Stats	R: 3 E: 0 K: 1 S: 8 H: 3 LOB: 1 BB: 1 P: 12	R: 0 E: 0 K: 0 S: 3 H: 1 LOB: 0 BB: 0 P: 3	R: 0 E: 0 K: 1 S: 6 H: 1 LOB: 1 BB: 0 P: 6	R: 0 E: 0 K: 0 S: 3 H: 1 LOB: 0 BB: 0 P: 3	R: 0 E: 0 K: 0 S: 3 H: 1 LOB: 0 BB: 0 P: 3	R: 0 E: 0 K: 0 S: 4 H: 1 LOB: 2 BB: 1 P: 8	R: 2 E: 1 K: 2 S: 9 H: 1 LOB: 2 BB: 2 P: 17	R: 0 E: 0 K: 2 S: 7 H: 0 LOB: 0 BB: 0 P: 7	R: 3 E: 0 K: 0 S: 4 H: 2 LOB: 2 BB: 3 P: 16	1B: 7 2B: 3 3B: 0 HR: 1	SF: 0 SAC: 0 DP: 2 HBP: 0						

PITCHER	IP	WLS	BF	H	R	ER	SO	BB	IBB	HBP	BLK	WP	HR	S	P	ERA	WHIP
John Strohmayer, R (1, 1) ERA: 8.71	6.1		28	9	5	5	3	2	1	0	0	0	1	31	43	7.11	1.737
Mike Marshall, R (7, 1) ERA: 4.56	2.1	L	14	2	3	3	3	4	0	0	0	1	0	16	32	11.57	2.571

PITCHER	IP	WLS	BF	H	R	ER	SO	BB	IBB	HBP	BLK	WP	HR	S	P	ERA	WHIP

BOTTOM

Montreal Expos @ San Francisco Giants

Candlestick Park, San Francisco, CA

Sun May 30 1971, 6:38 AM EDT

Att. 20,393 - Unknown

livebaseballscorecards.com

AB	35
R	8
H	11
RBI	7
BB	7
SO	6
LOB	23

WP: 1	PA: 42		
PB: 0			
SB: 2			
CS: 1			

Batter	1	2	3	4	5	6	7	8	9	AB	R	H	RBI	BB	SO	LOB
Ron Hunt, R (1, 4) OBP: 0.393, SLG: 0.338	L7			F3		G6-4-3 1-2f		BB 1-2 2-3		3	0	0	0	1	0	1
Rusty Staub, L (1, 9) OBP: 0.417, SLG: 0.484	F7			1B		4-3		F7		4	0	1	0	0	0	3
Claude Raymond, R (8, 1)										0	0	0	0	0	0	0
Bob Bailey, R (1, 5) OBP: 0.369, SLG: 0.417	K			K			L7		G3 2B	4	0	1	0	0	2	1
Ron Fairly, L (1, 3) OBP: 0.418, SLG: 0.418		BB CS		4-3			K		G3 2-3	3	0	0	0	1	1	2
Jim Fairey, L (1, 7) OBP: 0.279, SLG: 0.281		K 1-2			F7		4-3		K	3	0	0	0	0	1	1
(8, 9)										1	0	0	0	0	1	1
Ron Swoboda, R (9, PH) OBP: 0.367, SLG: 0.412																
Clyde Mashore, R (1, 8) OBP: 0.324, SLG: 0.371		F8			E5			BB BB BB	K	3	0	0	0	1	1	1
John Boccabella, R (1, 2) OBP: 0.239, SLG: 0.432			G4-6-3 1B		K			F9		3	0	1	0	0	1	2
Bobby Wine, R (1, 6) OBP: 0.237, SLG: 0.198			G4-6-3 1-2f		F3			K		2	0	0	0	0	0	2
Mack Jones, L (8, PH) OBP: 0.315, SLG: 0.404										1	0	0	0	0	1	1
(8, 7)																
Ernie McAnally, R (1, 1)			K			G6-4-3 1B		BB 1-2		1	0	0	0	0	1	0
John O'Donoghue, R (3, 1)										0	0	0	0	0	0	0
Boots Day, L (6, PH) OBP: 0.276, SLG: 0.258										1	0	1	0	0	0	0
Howie Reed, R (6, 1)										0	0	0	0	0	0	0
Jim Gosger, L (8, PH) OBP: 0.216, SLG: 0.255										0	0	0	0	1	0	0
Ron Brand, R (8, 6) OBP: 0.350, SLG: 0.316										0	0	0	0	0	0	0

TOP

Montreal Expos @ Los Angeles Dodgers

Dodger Stadium, Los Angeles, CA

Mon May 31 1971, 7:05 PM PDT

Att. 22,195 - Unknown

livebaseballscorecards.com

AB	29
R	0
H	4
RBI	0
BB	4
SO	9
LOB	15

Inning Stats	1	2	3	4	5	6	7	8	9
R	0	0	0	0	0	0	0	0	0
E	0	0	0	0	0	0	0	0	0
K	1	1	1	1	1	0	1	1	2
S	5	4	5	6	6	3	5	5	8
H	0	0	1	1	0	1	0	0	1
LOB	0	0	0	1	1	0	0	3	1
BB	0	1	0	0	0	0	0	3	0
P	5	8	5	6	6	3	5	17	8

1B	3
2B	1
3B	0
HR	0
SF	0
SAC	0
DP	2
HBP	0

WP	0
PB	0
SB	0
CS	1
PA	33

PITCHER		IP	WLS	BF	H	R	ER	SO	BB	IBB	HBP	BLK	WP	HR	S	P	ERA	WHIP
Don Sutton, R ERA: 3.74	(1, 1)	7.2	W	27	3	0	0	7	3	0	0	0	0	0	38	50	0.00	0.783
Jim Brewer, L ERA: 2.11	(8, 1)	1.1	S	6	1	0	0	2	1	0	0	0	0	0	9	13	0.00	1.500

PITCHER		IP	WLS	BF	H	R	ER	SO	BB	IBB	HBP	BLK	WP	HR	S	P	ERA	WHIP

Batter	1	2	3	4	5	6	7	8	9	AB	R	H	RBI	BB	SO	LOB
Maury Wills, S (1, 6) OBP: 0.348, SLG: 0.351	1-3	1-2 2-3 3-H 1B		F8			F7			4	0	1	1	0	0	0
Willie Crawford, L (1, 9) OBP: 0.400, SLG: 0.533	BB	F4		3-1			6-3			3	0	0	0	1	0	3
Willie Davis, L (1, 8) OBP: 0.376, SLG: 0.462	F8		HR 1B	6-3			3-1			4	1	1	0	0	0	1
Dick Allen, R (1, 7) OBP: 0.350, SLG: 0.386	F9		1-H HR		5-3			4-3 1B 1B		4	2	2	2	0	0	1
Wes Parker, S (1, 3) OBP: 0.347, SLG: 0.360		F8	S BB 1B		BB G5-4-3			F1		3	0	1	0	1	0	1
Jim Lefebvre, S (1, 4) OBP: 0.385, SLG: 0.460		BB 1B 1B	BB 1-2		G5-4-3 1-2f			4-3 1-2		2	1	0	0	2	0	2
Duke Sims, L (1, 2) OBP: 0.367, SLG: 0.442		1B BB 1-3 1B	F7 2-3			K		1B IBB		3	0	1	0	1	1	2
Bobby Valentine, R (1, 5) OBP: 0.269, SLG: 0.230 Bill Buckner, L (8, PH) OBP: 0.290, SLG: 0.326 Steve Garvey, R (9, 5) OBP: 0.303, SLG: 0.358		1B 1-2 BB	F7			F9		1-3 2-H 1B		2 1 0	0 0 0	0 1 0	0 1 0	1 0 0	0 0 0	2 0 0
Don Sutton, R (1, 1) OBP: 0.240, SLG: 0.136 Jim Brewer, L (8, 1)	K	1-3				F6		F7		3 1	0 0	0 0	0 0	0 0	1 0	5 2
Inning Stats	R: 0 E: 0 K: 0 S: 3 H: 0 LOB: 1 BB: 1 P: 7	R: 1 E: 0 K: 1 S: 7 H: 2 LOB: 3 BB: 2 P: 15	R: 2 E: 0 K: 0 S: 6 H: 3 LOB: 2 BB: 1 P: 10	R: 0 E: 0 K: 0 S: 3 H: 0 LOB: 0 BB: 0 P: 3	R: 0 E: 0 K: 0 S: 2 H: 0 LOB: 0 BB: 1 P: 6	R: 0 E: 0 K: 1 S: 5 H: 0 LOB: 0 BB: 0 P: 5	R: 0 E: 0 K: 0 S: 3 H: 0 LOB: 0 BB: 0 P: 3	R: 1 E: 0 K: 0 S: 5 H: 2 LOB: 2 BB: 1 P: 9		1B: 6 2B: 0 3B: 0 HR: 1 SF: 0 SAC: 0 DP: 1 HBP: 0						

PITCHER		IP	WLS	BF	H	R	ER	SO	BB	IBB	HBP	BLK	WP	HR	S	P	ERA	WHIP
Ernie McAnally, R ERA: 5.79	(1, 1)	2.0	L	14	5	3	3	1	3	0	0	0	0	1	13	25	13.50	4.000
John O'Donoghue, L ERA: 5.59	(3, 1)	3.0		10	0	0	0	0	2	0	0	0	0	0	8	16	0.00	0.667
Howie Reed, R ERA: 3.71	(6, 1)	2.0		6	0	0	0	1	0	0	0	0	0	0	8	8	0.00	0.000
Claude Raymond, R ERA: 3.71	(8, 1)	1.0		6	2	1	1	0	0	1	0	0	0	0	5	9	9.00	2.000

PITCHER	IP	WLS	BF	H	R	ER	SO	BB	IBB	HBP	BLK	WP	HR	S	P	ERA	WHIP

BOTTOM

Montreal Expos @ Los Angeles Dodgers

Dodger Stadium, Los Angeles, CA

Mon May 31 1971, 7:05 PM PDT

Att. 22,195 - Unknown

livebaseballscorecards.com

AB	30
R	4
H	7
RBI	4
BB	6
SO	2
LOB	19



Montreal Expos @ Los Angeles Dodgers

Dodger Stadium, Los Angeles, CA

Tue Jun 01 1971, 7:05 PM PDT

Att. 10,571 - Unknown

TOP

livebaseballscorecards.com

Batter	1	2	3	4	5	6	7	8	9	AB	R	H	RBI	BB	SO	LOB
Ron Hunt, R (1, 4) OBP: 0.399, SLG: 0.347	F4	E5 1-H 2-H 1B		K		1B 2-H			CS 1B	5	0	3	1	0	1	2
Clyde Mashore, R (1, 8) OBP: 0.300, SLG: 0.342	L6	1-3		F2			F9		F7 1-2	3	0	0	0	0	0	3
Rusty Staub, L (7, PH) OBP: 0.412, SLG: 0.477 (7, 9)										2	0	0	0	0	0	1
Bob Bailey, R (1, 7) OBP: 0.370, SLG: 0.407	FC6-4 BB		K		6-3		CS BB		K	3	0	0	0	2	2	0
Boots Day, L (9, 7) OBP: 0.276, SLG: 0.258										0	0	0	0	0	0	0
Ron Swoboda, R (1, 9) OBP: 0.375, SLG: 0.396	FC6-4 1-2f		FC5-4 BB		FC5-4 HBP		4-3 1-2			2	0	0	0	1	0	2
(7, 8)																
John Bateman, R (1, 2) OBP: 0.280, SLG: 0.349		F4	FC5-4 1-2f		K			S 1B SH1-4 1B		4	1	1	0	0	1	2
Coco Laboy, R (1, 5) OBP: 0.356, SLG: 0.343		1B 1B 1B	F9		FC5-4 1-2f			SH1-4 1-2 1B		4	1	2	0	0	0	2
Ron Fairly, L (1, 3) OBP: 0.421, SLG: 0.416	1B 1B E 1-2 1B			F8		SH1-3 1B BB		F2 2-3		3	2	1	0	1	0	2
Bobby Wine, R (1, 6) OBP: 0.241, SLG: 0.203	K			FC 1B		SH1-3 1-2		SH1-4 1-2 3-H		2	0	1	1	0	1	2
Steve Renko, R (1, 1) OBP: 0.194, SLG: 0.323	E E 1-2 2-H 1B			FC 1-2		5-3		K		3	1	1	1	0	0	2
Mike Marshall, R (7, 1)										1	0	0	0	0	1	1

	AB	32
	R	5
	H	9
	RBI	3
	BB	4
	SO	6
	LOB	19

Inning Stats																								
	R: 0	H: 0	R: 3	H: 4	R: 0	H: 0	R: 0	H: 1	R: 0	H: 0	R: 1	H: 1	R: 0	H: 0	R: 1	H: 2	R: 0	H: 1	1B: 9	SF: 0	WP: 0	PA: 39
	E: 0	LOB: 1	E: 1	LOB: 1	E: 0	LOB: 1	E: 0	LOB: 2	E: 0	LOB: 1	E: 0	LOB: 1	E: 0	LOB: 0	E: 0	LOB: 1	E: 0	LOB: 0	2B: 0	SAC: 2	PB: 0	
	K: 0	BB: 1	K: 1	BB: 0	K: 1	BB: 1	K: 1	BB: 0	K: 1	BB: 0	K: 0	BB: 1	K: 2	BB: 1	K: 1	BB: 0	K: 1	BB: 0	3B: 0	DP: 0	SB: 1	
	S: 3	P: 7	S: 9	P: 9	S: 5	P: 9	S: 7	P: 7	S: 5	P: 6	S: 3	P: 7	S: 2	P: 6	S: 7	P: 7	S: 5	P: 5	HR: 0	HBP: 1	CS: 2	

PITCHER		IP	WLS	BF	H	R	ER	SO	BB	IBB	HBP	BLK	WP	HR	S	P	ERA	WHIP
Al Downing, L ERA: 2.59	(1, 1)	6.0	L	28	6	4	2	4	3	0	1	0	0	0	32	45	3.00	1.500
Joe Moeller, R ERA: 2.45	(7, 1)	2.0		8	2	1	1	1	1	0	0	0	0	0	9	13	4.50	1.500
Pete Mikkelsen, R ERA: 3.51	(9, 1)	1.0		3	1	0	0	1	0	0	0	0	0	0	5	5	0.00	1.000

PITCHER	IP	WLS	BF	H	R	ER	SO	BB	IBB	HBP	BLK	WP	HR	S	P	ERA	WHIP

Batter	1	2	3	4	5	6	7	8	9	AB	R	H	RBI	BB	SO	LOB
Maury Wills, S (1, 6) OBP: 0.354, SLG: 0.351	6-3 4-3 1B 1B		F6		1B BB		BB 1B HBP BB	4-3		3	2	1	0	2	0	0
Willie Crawford, L (1, 9) OBP: 0.364, SLG: 0.480	4-3 1-2		G3		F5		F7		K	5	0	0	0	0	1	3
Willie Davis, L (1, 8) OBP: 0.377, SLG: 0.465	6-3 2-3			4-3	BB 1-3 1B		F8		FC3-6 2B	5	0	2	0	0	0	2
Dick Allen, R (1, 7) OBP: 0.357, SLG: 0.389	3-H 1B			K	1-2 BB		HBP BB 1-2 1B		E5 FC3-6	4	0	2	1	1	1	1
Wes Parker, S (1, 3) OBP: 0.349, SLG: 0.354	1-3			BB BB BB	L9		HBP 1-2 2-3 BB		FC3-6 1-2f 2-3	3	0	0	0	2	0	6
Jim Lefebvre, S (1, 4) OBP: 0.386, SLG: 0.447		K		1-2 BB BB		F8	1-2 2-3 3-H HBP		K	3	0	0	1	1	2	2
Duke Sims, L (1, 2) OBP: 0.363, SLG: 0.427		3-1		1-2 2-3 BB		F5	K			3	0	0	0	1	1	3
Bobby Valentine, R (1, 5) OBP: 0.268, SLG: 0.219		F9		F8			BB	K		3	0	0	0	1	1	3
Al Downing, R (1, 1) OBP: 0.310, SLG: 0.296			K		K	4-1		F7		2	0	0	0	0	2	0
Von Joshua, L (6, PH)										1	0	0	0	0	0	1
Joe Moeller, R (7, 1)										0	0	0	0	0	0	0
Bill Buckner, L (8, PH) OBP: 0.287, SLG: 0.323										1	0	0	0	0	0	0
Pete Mikkelsen, R (9, 1)										0	0	0	0	0	0	0
Inning Stats	R: 1 E: 0 K: 0 S: 5 H: 2 LOB: 1 BB: 0 P: 5	R: 0 E: 0 K: 1 S: 5 H: 0 LOB: 0 BB: 0 P: 5	R: 0 E: 0 K: 1 S: 5 H: 0 LOB: 0 BB: 0 P: 5	R: 0 E: 0 K: 1 S: 5 H: 0 LOB: 3 BB: 3 P: 17	R: 0 E: 0 K: 1 S: 6 H: 1 LOB: 3 BB: 2 P: 14	R: 0 E: 0 K: 0 S: 3 H: 0 LOB: 1 BB: 1 P: 7	R: 1 E: 0 K: 1 S: 6 H: 1 LOB: 3 BB: 2 P: 15	R: 0 E: 0 K: 1 S: 5 H: 0 LOB: 0 BB: 0 P: 5	R: 0 E: 1 K: 2 S: 9 H: 1 LOB: 2 BB: 0 P: 9	1B: 4 2B: 1 3B: 0 HR: 0	SF: 0 SAC: 0 DP: 0 HBP: 1						

PITCHER		IP	WLS	BF	H	R	ER	SO	BB	IBB	HBP	BLK	WP	HR	S	P	ERA	WHIP
Steve Renko, R ERA: 3.07	(1, 1)	6.2	W	33	4	2	2	4	8	0	1	0	0	0	32	65	2.70	1.800
Mike Marshall, R ERA: 4.18	(7, 1)	2.1	S	9	1	0	0	4	0	0	0	0	0	0	17	17	0.00	0.429

PITCHER	IP	WLS	BF	H	R	ER	SO	BB	IBB	HBP	BLK	WP	HR	S	P	ERA	WHIP

BOTTOM

Montreal Expos @ Los Angeles Dodgers

Dodger Stadium, Los Angeles, CA

Tue Jun 01 1971, 7:05 PM PDT

Att. 10,571 - Unknown

livebaseballscorecards.com

AB	33
R	2
H	5
RBI	2
BB	8
SO	8
LOB	21

WP: 0	PA: 42				
PB: 0					
SB: 0					
CS: 0					

Montreal Expos @ Los Angeles Dodgers

Dodger Stadium, Los Angeles, CA

Wed Jun 02 1971, 7:05 PM PDT

Att. 10,911 - Unknown

livebaseballscorecards.com

Batter	1	2	3	4	5	6	7	8	9	AB	R	H	RBI	BB	SO	LOB
Rusty Staub, L (1, 9) OBP: 0.414, SLG: 0.475	6-3		BBB 4-0 FC6-4 BB			0-0 BB 1B	0-0 F7			3	0	1	0	1	0	1
Ron Hunt, R (1, 4) OBP: 0.390, SLG: 0.338	5-3		0-0 FC6-4 1-2f			0-0 F9		0-0 5-3		4	0	0	0	0	0	2
Mack Jones, L (1, 7) OBP: 0.309, SLG: 0.396	6-3			SSS 0-3 K		0-0 F8		0-0 F6		1	0	0	0	0	0	0
Coco Laboy, R (4, PH) (4, 5) OBP: 0.342, SLG: 0.329										3	0	0	0	0	1	1
Ron Fairly, L (1, 3) OBP: 0.415, SLG: 0.404		0-0 4-3		0-0 3-1		BBBB 4-0 1-2 BB		SSS 0-3 K		3	0	0	0	1	1	0
Bob Bailey, R (1, 5) (4, 7) OBP: 0.367, SLG: 0.403		0-0 CS 1B 1B		0-0 F7		SSS 0-3 K			0-0 F5	4	0	1	0	0	1	2
Boots Day, L (1, 8) OBP: 0.283, SLG: 0.267		0-0 1-2 1B			0-0 5-3		0-0 F8		0-0 6-3	1	0	1	0	0	0	0
Clyde Mashore, R (5, PH) (5, 8) OBP: 0.279, SLG: 0.317										3	0	0	0	0	0	0
John Bateman, R (1, 2) OBP: 0.280, SLG: 0.366		SSS 0-3 K 2-3			0-0 F7		0-0 HR		0-0 F7	4	1	1	1	0	1	2
Bobby Wine, R (1, 6) OBP: 0.250, SLG: 0.208			0-0 F5		0-0 1B		BBBB 4-0 6-3 BB			2	0	1	0	1	0	0
Carl Morton, R (1, 1) OBP: 0.176, SLG: 0.125			SSS 0-3 K		0-0 F9		0-0 6-3 1-2			1	0	0	0	0	1	0
Howie Reed, R (3, 1)										0	0	0	0	0	0	0
Gary Sutherland, R (5, PH) OBP: 0.185, SLG: 0.296										1	0	0	0	0	0	1
Jim Britton, R (5, 1)										0	0	0	0	0	0	0
Ron Swoboda, R (7, PH) OBP: 0.369, SLG: 0.389										1	0	0	0	0	0	1
John O'Donoghue, R (7, 1)										0	0	0	0	0	0	0
Inning Stats	R: 0 E: 0 K: 0 S: 3 H: 0 LOB: 0 BB: 0 P: 3	R: 0 E: 0 K: 1 S: 6 H: 2 LOB: 2 BB: 0 P: 6	R: 0 E: 0 K: 1 S: 5 H: 0 LOB: 1 BB: 1 P: 9	R: 0 E: 0 K: 1 S: 5 H: 0 LOB: 0 BB: 0 P: 5	R: 0 E: 0 K: 0 S: 4 H: 1 LOB: 1 BB: 0 P: 4	R: 0 E: 0 K: 1 S: 6 H: 1 LOB: 2 BB: 1 P: 10	R: 1 E: 0 K: 0 S: 4 H: 1 LOB: 1 BB: 1 P: 8	R: 0 E: 0 K: 1 S: 5 H: 0 LOB: 0 BB: 0 P: 5	R: 0 E: 0 K: 0 S: 3 H: 0 LOB: 0 BB: 0 P: 3	1B: 4 2B: 1 3B: 0 HR: 1	SF: 0 SAC: 0 DP: 1 HBP: 0						

	AB	31
	R	1
	H	5
	RBI	1
	BB	3
	SO	5
	LOB	10

WP: 0 PB: 0 SB: 0 CS: 1 PA: 34

PITCHER		IP	WLS	BF	H	R	ER	SO	BB	IBB	HBP	BLK	WP	HR	S	P	ERA	WHIP
Bill Singer, R ERA: 4.76	(1, 1)	3.0		11	2	0	0	2	1	0	0	0	0	0	14	18	0.00	1.000
Bob O'Brien, L ERA: 3.93	(4, 1)	6.0	W	23	3	1	1	3	2	0	0	0	0	1	27	35	1.50	0.833

PITCHER	IP	WLS	BF	H	R	ER	SO	BB	IBB	HBP	BLK	WP	HR	S	P	ERA	WHIP

Batter	1	2	3	4	5	6	7	8	9	AB	R	H	RBI	BB	SO	LOB
Maury Wills, S (1, 6) OBP: 0.360, SLG: 0.358	F8		1B 1B 1B	1B		G4-6-3 1-2f		1-2 2-H 1B		5	1	3	0	0	0	1
Willie Crawford, L (1, 9) OBP: 0.367, SLG: 0.473	F8		1B 1-2 2B 1B	F4			FC4-6 1B	K		5	1	2	0	0	1	3
Willie Davis, L (1, 8) OBP: 0.373, SLG: 0.459	E1		1-2 2-H 2B 1B	F8			FC4-6 1-2f	4-3		5	1	1	1	0	0	4
Dick Allen, R (1, 7) OBP: 0.354, SLG: 0.391	K		4-3 1-H 2-H 1B 2B	K			K			4	1	1	2	0	3	3
Wes Parker, S (1, 3) OBP: 0.342, SLG: 0.347		4-3	4-3 2-3		K		6-3			4	0	0	0	0	1	2
Jim Lefebvre, S (1, 4) OBP: 0.398, SLG: 0.486		1B	1B 3-H 1B		1-3			HR		4	2	3	2	0	0	0
Tom Haller, L (1, 2) OBP: 0.390, SLG: 0.440		F8	1B 1-2 1B		K			HR		4	1	2	1	0	1	1
Bobby Valentine, R (1, 5) OBP: 0.280, SLG: 0.250		F3	1-3 2-H 1B			F8		1B 2B		4	0	2	1	0	0	1
Bill Singer, R (1, 1) OBP: 0.222, SLG: 0.087			F7			G4-6-3 1B		E6 1B		0	0	0	0	0	0	0
Claude Osteen, L (3, PH) OBP: 0.152, SLG: 0.100										1	0	0	0	0	0	0
Bill Buckner, L (3, PH) OBP: 0.284, SLG: 0.320			F3							1	0	0	0	0	0	2
Bob O'Brien, L (4, 1) OBP: 0.333, SLG: 0.333										2	0	1	0	0	0	1
Inning Stats	R: 0 E: 1 K: 1 S: 6 H: 0 LOB: 1 BB: 0 P: 6	R: 0 E: 0 K: 0 S: 4 H: 1 LOB: 1 BB: 0 P: 4	R: 5 E: 0 K: 0 S: 10 H: 7 LOB: 2 BB: 0 P: 10	R: 0 E: 0 K: 1 S: 6 H: 1 LOB: 1 BB: 0 P: 6	R: 0 E: 0 K: 2 S: 7 H: 0 LOB: 0 BB: 0 P: 7	R: 0 E: 0 K: 0 S: 3 H: 1 LOB: 0 BB: 0 P: 3	R: 0 E: 0 K: 1 S: 6 H: 1 LOB: 1 BB: 0 P: 6	R: 2 E: 1 K: 1 S: 9 H: 4 LOB: 2 BB: 0 P: 9		1B: 11 2B: 2 3B: 0 HR: 2 SF: 0 SAC: 0 DP: 1 HBP: 0				WP: 0 PB: 0 SB: 0 CS: 0	PA: 39	

PITCHER		IP	WLS	BF	H	R	ER	SO	BB	IBB	HBP	BLK	WP	HR	S	P	ERA	WHIP
Carl Morton, R ERA: 4.04	(1, 1)	2.2	L	16	7	5	5	1	0	0	0	0	0	0	18	18	16.88	2.625
Howie Reed, R ERA: 3.44	(3, 1)	1.1		6	2	0	0	1	0	0	0	0	0	0	8	8	0.00	1.500
Jim Britton, R ERA:	(5, 1)	2.0		6	1	0	0	2	0	0	0	0	0	0	10	10	0.00	0.500
John O'Donoghue, L ERA: 6.17	(7, 1)	2.0		11	5	2	2	2	0	0	0	0	0	2	15	15	9.00	2.500

PITCHER	IP	WLS	BF	H	R	ER	SO	BB	IBB	HBP	BLK	WP	HR	S	P	ERA	WHIP

BOTTOM

Montreal Expos @ Los Angeles Dodgers

Dodger Stadium, Los Angeles, CA

Wed Jun 02 1971, 7:05 PM PDT

Att. 10,911 - Unknown

livebaseballscorecards.com

AB	39
R	7
H	15
RBI	7
BB	0
SO	6
LOB	18

Montreal Expos @ San Diego Padres

San Diego Stadium, San Diego, CA

Fri Jun 04 1971, 10:05 PM EDT

Att. 6,447 - Unknown

Batter	1	2	3	4	5	6	7	8	9	AB	R	H	RBI	BB	SO	LOB
Rusty Staub, L (1, 9) OBP: 0.411, SLG: 0.469	1-3 1B 1B	L5			6-3			F9		4	1	1	0	0	0	2
Ron Hunt, R (1, 4) OBP: 0.387, SLG: 0.331	1-3 1-2		K			1B HBP		5-3		3	0	0	0	0	1	1
Mack Jones, L (1, 7) OBP: 0.305, SLG: 0.373	K		L3 BB			K			4-3	3	0	0	0	1	2	2
Clyde Mashore, R (9, 7) OBP: 0.279, SLG: 0.317										0	0	0	0	0	0	0
Ron Fairly, L (1, 3) OBP: 0.425, SLG: 0.417	2-H 1B		L3 1-2			G6-4-3 1-2 1B			1B 2B 1B	4	1	3	1	0	0	1
Bob Bailey, R (1, 5) OBP: 0.358, SLG: 0.392	5-3			F9		G6-4-3 1-2f			K	4	0	0	0	0	1	4
Coco Laboy, R (9, 5) OBP: 0.342, SLG: 0.329										0	0	0	0	0	0	0
Boots Day, L (1, 8) OBP: 0.301, SLG: 0.287		G3		CS 1B			B2-6-4 1B		1-2 2B 1B	4	1	3	0	0	0	0
John Bateman, R (1, 2) OBP: 0.279, SLG: 0.369		K		6-3 1-2			B2-6-4 1-2f		1-H 2-H 2B	4	0	1	2	0	1	2
Bobby Wine, R (1, 6) OBP: 0.257, SLG: 0.205		BB BB			6-3		6-3		IBB	2	0	0	0	2	0	0
Bill Stoneman, R (1, 1) OBP: 0.265, SLG: 0.167		1-2 BB			K			K2-3	F7	3	0	0	0	1	2	2

Inning Stats	1	2	3	4	5	6	7	8	9	
	R: 1 E: 0 K: 1 S: 7	R: 0 E: 0 K: 1 S: 5	R: 0 E: 0 K: 1 S: 4	R: 0 E: 0 K: 0 S: 3	R: 0 E: 0 K: 1 S: 5	R: 0 E: 0 K: 1 S: 5	R: 0 E: 0 K: 0 S: 3	R: 0 E: 0 K: 1 S: 5	R: 2 E: 0 K: 1 S: 8	1B: 7 2B: 2 3B: 0 HR: 0
	H: 2 LOB: 1 BB: 0 P: 7	H: 0 LOB: 2 BB: 2 P: 13	H: 0 LOB: 0 BB: 1 P: 8	H: 1 LOB: 0 BB: 0 P: 3	H: 0 LOB: 0 BB: 0 P: 5	H: 1 LOB: 1 BB: 0 P: 6	H: 1 LOB: 0 BB: 0 P: 3	H: 0 LOB: 0 BB: 0 P: 5	H: 3 LOB: 2 BB: 1 P: 12	SF: 0 SAC: 0 DP: 3 HBP: 1

WP: 0 PB: 0 SB: 0 CS: 1 PA: 36

PITCHER	IP	WLS	BF	H	R	ER	SO	BB	IBB	HBP	BLK	WP	HR	S	P	ERA	WHIP
Tom Phoebus, R (1, 1) ERA: 4.23	9.0	L	36	8	3	3	7	3	1	1	0	0	0	45	62	3.00	1.222

PITCHER	IP	WLS	BF	H	R	ER	SO	BB	IBB	HBP	BLK	WP	HR	S	P	ERA	WHIP

livebaseballscorecards.com

AB	31
R	3
H	8
RBI	3
BB	4
SO	7
LOB	14

Montreal Expos @ San Diego Padres

San Diego Stadium, San Diego, CA

Fri Jun 04 1971, 10:05 PM EDT

Att. 6,447 - Unknown

BOTTOM

livebaseballscorecards.com

Batter	1	2	3	4	5	6	7	8	9	AB	R	H	RBI	BB	SO	LOB
Enzo Hernandez, R (1, 6) OBP: 0.350, SLG: 0.312	L5		BB		BB		6-3			2	0	0	0	2	0	0
Garry Jestadt, R (1, 4) OBP: 0.171, SLG: 0.229	F8		K		F4			F9		4	0	0	0	0	1	3
Cito Gaston, R (1, 8) OBP: 0.289, SLG: 0.420	F3		F9			HR		FC6-4 1B		4	1	2	1	0	0	2
Nate Colbert, R (1, 3) OBP: 0.400, SLG: 0.526		K		BB		E8 G3 1B		FC6-4 1-2f		3	0	1	0	1	1	1
Ollie Brown, R (1, 9) OBP: 0.353, SLG: 0.372		F9		L8		K		F4		4	0	0	0	0	1	3
Ivan Murrell, R (1, 7) OBP: 0.327, SLG: 0.467		S 1B		F5		G3 2-3			K	4	0	1	0	0	1	2
Dave Campbell, R (1, 5) OBP: 0.269, SLG: 0.337 Don Mason, L (9, PH) OBP: 0.313, SLG: 0.277		K 1-2		K		F8			WP BB	3 0	0	0	0	0	2	3 0
Bob Barton, R (1, 2) OBP: 0.341, SLG: 0.425			5-3		F7		F6		K 1-2	4	0	0	0	0	1	1
Tom Phoebus, R (1, 1) OBP: 0.280, SLG: 0.273 Larry Stahl, L (9, PH) OBP: 0.320, SLG: 0.393			BB		K	K	K		1-3	2 1	0	0	0	1	2	0 1
Inning Stats	R: 0 H: 0 E: 0 LOB: 0 K: 0 BB: 0 S: 3 P: 3	R: 0 H: 1 E: 0 LOB: 1 K: 2 BB: 0 S: 8 P: 8	R: 0 H: 0 E: 0 LOB: 2 K: 1 BB: 2 S: 5 P: 13	R: 0 H: 0 E: 0 LOB: 1 K: 1 BB: 1 S: 5 P: 9	R: 0 H: 0 E: 0 LOB: 1 K: 1 BB: 1 S: 5 P: 9	R: 1 H: 2 E: 1 LOB: 1 K: 1 BB: 0 S: 7 P: 7	R: 0 H: 0 E: 0 LOB: 0 K: 1 BB: 0 S: 5 P: 5	R: 0 H: 1 E: 0 LOB: 1 K: 0 BB: 0 S: 4 P: 4	R: 0 H: 0 E: 0 LOB: 1 K: 2 BB: 1 S: 7 P: 11	1B: 3 SF: 0 2B: 0 SAC: 0 3B: 0 DP: 0 HR: 1 HBP: 0						WP: 1 PA: 36 PB: 0 SB: 2 CS: 0	

	AB	31
	R	1
	H	4
	RBI	1
	BB	5
	SO	9
	LOB	16

PITCHER	IP	WLS	BF	H	R	ER	SO	BB	IBB	HBP	BLK	WP	HR	S	P	ERA	WHIP
Bill Stoneman, R (1, 1) ERA: 2.47	9.0	W	36	4	1	1	9	5	0	0	0	1	1	49	69	1.00	1.000

PITCHER	IP	WLS	BF	H	R	ER	SO	BB	IBB	HBP	BLK	WP	HR	S	P	ERA	WHIP

Montreal Expos @ San Diego Padres

San Diego Stadium, San Diego, CA

Sat Jun 05 1971, 6:33 AM EDT

Att. 2,748 - Unknown

TOP

livebaseballscorecards.com

Batter	1	2	3	4	5	6	7	8	9	AB	R	H	RBI	BB	SO	LOB
Rusty Staub, L (1, 9) OBP: 0.421, SLG: 0.470	BBBB 4-0 F4 S BB		x 0-0 E7 4-3 1B			x 0-0 ① F9 BBBB 4-0 1-2 1B BB			IIII 4-0 1B IBB	2	0	1	0	3	0	0
Ron Hunt, R (1, 4) OBP: 0.385, SLG: 0.329	x 0-0 ① F4 1-3		x 0-0 ② 4-3 2-3			x 0-0 2B 1B	x 0-0 1-2 2-3 1B		x 0-0 1-2 2-3 1B	1	0	0	0	0	0	1
Gary Sutherland, R (1, 4) OBP: 0.258, SLG: 0.355										4	1	3	0	0	0	1
Mack Jones, L (1, 7) OBP: 0.286, SLG: 0.345	x 0-0 ② F2		x 0-0 ③ F7			x 0-0 ② F8	x 0-0 ③ F7		x 0-0 ③ F4	4	0	0	0	0	0	6
Clyde Mashore, R (8, 7) OBP: 0.273, SLG: 0.310										1	0	0	0	0	0	3
Ron Fairly, L (1, 3) OBP: 0.428, SLG: 0.423	BBBB 4-0 BB			SSS 0-3 ① K		x 0-0 1-H 1B 2B		x 0-0 ① F9		3	1	1	1	1	1	0
Bob Bailey, R (1, 5) OBP: 0.356, SLG: 0.388	x 0-0 ③ 4-3			x 0-0 ② L5		x 0-0 2-H 1B		x 0-0 ② 6-3		4	0	1	1	0	0	2
Coco Laboy, R (8, 5) OBP: 0.342, SLG: 0.329										0	0	0	0	0	0	0
Boots Day, L (1, 8) OBP: 0.290, SLG: 0.276		x 0-0 ① F8		x 0-0 ③ G3		x 0-0 ③ 4-3		SSS 0-3 ③ K		4	0	0	0	0	1	1
John Bateman, R (1, 2) OBP: 0.278, SLG: 0.373		x 0-0 ② 6-3			x 0-0 ① F8		x 0-0 ① F7		x 0-0 1B 2B	4	0	1	0	0	0	0
Bobby Wine, R (1, 6) OBP: 0.250, SLG: 0.199		x 0-0 ③ 6-3			x 0-0 ② 4-3		SSS 0-3 ② K		x 0-0 ① F3	4	0	0	0	0	1	1
Steve Renko, R (1, 1) OBP: 0.206, SLG: 0.324			SSS 0-3 ① K		SSS 0-3 ③ K		x 0-0 1B BB 1B		x 0-0 ② 6-3	3	0	1	0	0	2	0
Mike Marshall, R (8, 1)										1	0	0	0	0	0	1

	AB	35
	R	2
	H	8
	RBI	2
	BB	4
	SO	5
	LOB	16

Inning Stats										
	R: 0	H: 0	R: 0	H: 0	R: 0	H: 1	R: 0	H: 0	R: 2	H: 3
	E: 0	LOB: 2	E: 0	LOB: 0	E: 1	LOB: 1	E: 0	LOB: 0	E: 0	LOB: 1
	K: 0	BB: 2	K: 0	BB: 0	K: 1	BB: 0	K: 1	BB: 0	K: 0	BB: 0
	S: 3	P: 11	S: 3	P: 3	S: 6	P: 6	S: 5	P: 5	S: 6	P: 6
	R: 0	H: 2	R: 0	H: 0	R: 0	H: 2	R: 0	H: 0	R: 0	H: 2
	E: 0	LOB: 3	E: 0	LOB: 0	E: 0	LOB: 3	E: 0	LOB: 0	E: 0	LOB: 3
	K: 1	BB: 1	K: 1	BB: 0	K: 0	BB: 1	K: 1	BB: 0	K: 0	BB: 1
	S: 7	P: 11	S: 5	P: 5	S: 5	P: 9				

	1B: 6	SF: 0	WP: 0	PA: 39
	2B: 2	SAC: 0	PB: 0	
	3B: 0	DP: 0	SB: 1	
	HR: 0	HBP: 0	CS: 0	

PITCHER		IP	WLS	BF	H	R	ER	SO	BB	IBB	HBP	BLK	WP	HR	S	P	ERA	WHIP
Clay Kirby, R ERA: 3.86	(1, 1)	8.0	L	33	6	2	2	5	3	0	0	0	0	0	40	52	2.25	1.125
Bob Miller, R ERA: 2.7	(9, 1)	1.0		6	2	0	0	0	0	1	0	0	0	0	5	9	0.00	2.000

PITCHER	IP	WLS	BF	H	R	ER	SO	BB	IBB	HBP	BLK	WP	HR	S	P	ERA	WHIP

Montreal Expos @ San Diego Padres

San Diego Stadium, San Diego, CA

Sat Jun 05 1971, 6:33 AM EDT

Att. 2,748 - Unknown

BOTTOM

livebaseballscorecards.com

Batter	1	2	3	4	5	6	7	8	9	AB	R	H	RBI	BB	SO	LOB
Enzo Hernandez, R (1, 6) OBP: 0.353, SLG: 0.309	F3			6-3 SH1-2-4 BB		4-3		BB		2	0	0	0	2	0	0
Garry Jestadt, R (1, 4) OBP: 0.162, SLG: 0.216	6-3			SH1-2-4 1-2		F2		F8		2	0	0	0	0	0	0
Don Mason, L (8, PH) OBP: 0.310, SLG: 0.275 (9, 4)										1	0	0	0	0	0	2
Cito Gaston, R (1, 8) OBP: 0.284, SLG: 0.411	F7			6-3 2-3		6-3			F8	4	0	0	0	0	0	1
Nate Colbert, R (1, 3) OBP: 0.402, SLG: 0.528		F8 BB		F2			K		1B 2B	3	0	1	0	1	1	1
Ollie Brown, R (1, 9) OBP: 0.356, SLG: 0.374		F8 1-2			6-3		G6-4-3		1B	4	0	2	0	0	0	1
Ivan Murrell, R (1, 7) OBP: 0.325, SLG: 0.459		F8			2B 1B		G6-4-3 1-2f		K	4	1	1	0	0	1	3
Ed Spiezio, R (1, 5) OBP: 0.253, SLG: 0.292			F9		1-H 2B			4-3	F2	4	0	1	1	0	0	2
Bob Barton, R (1, 2) OBP: 0.333, SLG: 0.414			F9		F8			F7		3	0	0	0	0	0	1
Clay Kirby, R (1, 1) OBP: 0.308, SLG: 0.182			K		L4			2B		2	0	0	0	0	1	1
Larry Stahl, L (8, PH) OBP: 0.325, SLG: 0.407										1	0	1	0	0	0	0
Bob Miller, R (9, 1)										0	0	0	0	0	0	0
Inning Stats	R: 0 H: 0 E: 0 LOB: 0 K: 0 BB: 0 S: 3 P: 3	R: 0 H: 0 E: 0 LOB: 0 K: 0 BB: 1 S: 2 P: 6	R: 0 H: 0 E: 0 LOB: 0 K: 1 BB: 0 S: 5 P: 5	R: 0 H: 0 E: 0 LOB: 1 K: 0 BB: 1 S: 3 P: 7	R: 1 H: 2 E: 0 LOB: 1 K: 0 BB: 0 S: 5 P: 5	R: 0 H: 0 E: 0 LOB: 0 K: 0 BB: 0 S: 3 P: 3	R: 0 H: 1 E: 0 LOB: 0 K: 1 BB: 0 S: 5 P: 5	R: 0 H: 1 E: 0 LOB: 2 K: 0 BB: 1 S: 4 P: 8	R: 0 H: 2 E: 0 LOB: 2 K: 1 BB: 0 S: 7 P: 7	1B: 3 SF: 0 2B: 3 SAC: 1 3B: 0 DP: 1 HR: 0 HBP: 0						

AB	30
R	1
H	6
RBI	1
BB	3
SO	3
LOB	12

WP: 0 PA: 34
PB: 0
SB: 0
CS: 0

PITCHER		IP	WLS	BF	H	R	ER	SO	BB	IBB	HBP	BLK	WP	HR	S	P	ERA	WHIP
Steve Renko, R ERA: 2.91	(1, 1)	7.2	W	28	4	1	1	2	3	0	0	0	0	0	29	41	1.17	0.913
Mike Marshall, R ERA: 3.99	(8, 1)	1.1	S	6	2	0	0	1	0	0	0	0	0	0	8	8	0.00	1.500

PITCHER	IP	WLS	BF	H	R	ER	SO	BB	IBB	HBP	BLK	WP	HR	S	P	ERA	WHIP

Montreal Expos @ San Diego Padres

San Diego Stadium, San Diego, CA

Sun Jun 06 1971, 6:33 AM EDT

Unknown

TOP

livebaseballscorecards.com

Batter	1	2	3	4	5	6	7	8	9	AB	R	H	RBI	BB	SO	LOB
Ron Hunt, R (1, 4) OBP: 0.387, SLG: 0.325	H 1-0 FC4-6 HBP		H 1-0 G5-4-3 1-2 HBP		x 0-0 ② FC5-4 1B 1-2f			x 0-0 ① F8		2	0	0	0	0	0	1
Rusty Staub, L (1, 9) OBP: 0.422, SLG: 0.470	x 0-0 ① FC4-6 1B 1-2f		x 0-0 ① F3		x 0-0 ③ 1B 1-2			x 0-0 ② 1B		4	0	2	0	0	0	3
Bob Bailey, R (1, 7) OBP: 0.359, SLG: 0.387	x 0-0 G4-3 1B 1-2		x 0-0 ②③ G5-4-3 1-2f			x 0-0 ① 5-3		B B B B 4-0 BB		3	0	1	0	1	0	2
Ron Swoboda, R (1, 8) OBP: 0.348, SLG: 0.362	x 0-0 ②③ G4-3 1-2f			x 0-0 ① 6-3		x 0-0 ② 6-3		x 0-0 ③ F3		4	0	0	0	0	0	3
John Bateman, R (1, 2) OBP: 0.283, SLG: 0.382		x 0-0 F9 1B 1B		x 0-0 2B		x 0-0 ③ F8			x 0-0 ① 5-3	4	0	2	0	0	0	0
Coco Laboy, R (1, 5) OBP: 0.338, SLG: 0.324		x 0-0 G5-4-3 1-2 1B		x 0-0 ② F7			x 0-0 E5 6-3 4-3		x 0-0 ② F4	4	0	1	0	0	0	1
Ron Fairly, L (1, 3) OBP: 0.423, SLG: 0.417		x 0-0 ① F9 2-3		x 0-0 ③ F9			x 0-0 ① 4-3 1-2		x 0-0 1B	4	0	1	0	0	0	4
Bobby Wine, R (1, 6) OBP: 0.250, SLG: 0.200		x 0-0 ②③ G5-4-3 1-2f			x 0-0 FC1-6 1B		x 0-0 ② 6-3 2-3		x 0-0 ③ F9	4	0	1	0	0	0	4
Carl Morton, R (1, 1) OBP: 0.194, SLG: 0.147			x 0-0 HBP 1B		x 0-0 ① FC1-6 FC5-4 1-2f		x 0-0 ③ L7			2	0	1	0	0	0	1
Howie Reed, R (6, 1)										0	0	0	0	0	0	0
Clyde Mashore, R (7, PH) OBP: 0.267, SLG: 0.302										1	0	0	0	0	0	1
Claude Raymond, R (7, 1)										0	0	0	0	0	0	0
Inning Stats	R: 0 E: 0 K: 0 S: 3 H: 1 LOB: 1 BB: 0 P: 4	R: 0 E: 0 K: 0 S: 4 H: 2 LOB: 1 BB: 0 P: 4	R: 0 E: 0 K: 0 S: 3 H: 1 LOB: 1 BB: 0 P: 4	R: 0 E: 0 K: 0 S: 4 H: 1 LOB: 1 BB: 0 P: 4	R: 0 E: 0 K: 0 S: 4 H: 2 LOB: 1 BB: 0 P: 4	R: 0 E: 0 K: 0 S: 3 H: 0 LOB: 0 BB: 0 P: 3	R: 0 E: 1 K: 0 S: 4 H: 0 LOB: 1 BB: 0 P: 4	R: 0 E: 0 K: 0 S: 3 H: 1 LOB: 1 BB: 1 P: 7	R: 0 E: 0 K: 0 S: 4 H: 1 LOB: 1 BB: 0 P: 4	1B: 8 2B: 1 3B: 0 HR: 0	SF: 0 SAC: 0 DP: 3 HBP: 2						

	AB	32
	R	0
	H	9
	RBI	0
	BB	1
	SO	0
	LOB	20

	WP: 0	PA: 35
	PB: 0	
	SB: 0	
	CS: 0	

PITCHER	IP	WLS	BF	H	R	ER	SO	BB	IBB	HBP	BLK	WP	HR	S	P	ERA	WHIP
Dave Roberts, L (1, 1) ERA: 2.47	9.0	W	35	9	0	0	0	1	0	2	0	0	0	32	38	0.00	1.111

PITCHER	IP	WLS	BF	H	R	ER	SO	BB	IBB	HBP	BLK	WP	HR	S	P	ERA	WHIP

Batter	1	2	3	4	5	6	7	8	9	AB	R	H	RBI	BB	SO	LOB
Enzo Hernandez, R (1, 6) OBP: 0.359, SLG: 0.317	0-0 3B 1B		0-0 5-3 ①			0-0 E8 2B 1B	0-0 F4 ①	0-0 1-3 1B		5	2	3	0	0	0	0
Don Mason, L (1, 4) OBP: 0.297, SLG: 0.262	0-0 F9 ①		0-0 6-3 ②			0-0 4-3 ①	0-0 1-3 ②	0-0 6-3 ③		5	0	0	0	0	0	4
Cito Gaston, R (1, 8) OBP: 0.292, SLG: 0.425	0-0 1-H 2B 3B		SSS 0-3 K ③			BBB 4-0 2B FC6-4 BB	0-0 1B			3	2	2	1	1	1	0
Nate Colbert, R (1, 3) OBP: 0.399, SLG: 0.528	0-0 5-3 ②			0-0 F7 ①		0-0 FC6-4 1-3 3-H 1B 2B	0-0 L4 ③			4	1	1	1	0	0	2
Ollie Brown, R (1, 9) OBP: 0.363, SLG: 0.384	0-0 3-H 2B			0-0 4-3 ②		IIII 4-0 FC6-4 IBB		0-0 3B 1B		3	1	2	1	1	0	0
Ivan Murrell, R (1, 7) OBP: 0.322, SLG: 0.446	0-0 F8 ③			BBB 4-0 CS BB		0-0 FC6-4 1-2f 2-3 3-H BB 1B ②		SSS 0-3 K ①		3	1	0	1	1	1	4
Ed Spiezio, R (1, 5) OBP: 0.255, SLG: 0.286 Dave Campbell, R (6, PR) (7, 5) OBP: 0.273, SLG: 0.352		0-0 6-3 ①		0-0 CS ③ 1-2	0-0 5-3 ①	BBB 4-0 1B 1-2 BB		0-0 1-H 1B 3B		2 1	0 1	0 1	0 1	1 0	0 0	0 0
Bob Barton, R (1, 2) OBP: 0.338, SLG: 0.417		0-0 F7 ②			0-0 L7 ②	0-0 1-3 2-H 3-H 1B		0-0 1B 3-H 1B		4	0	2	3	0	0	0
Dave Roberts, L (1, 1) OBP: 0.185, SLG: 0.222		0-0 G3 ③			0-0 F8 ③	0-0 6-3 ③		0-0 L7 ②		4	0	0	0	0	0	3
Inning Stats	R: 2 E: 0 K: 0 S: 6 H: 3 LOB: 1 BB: 0 P: 6	R: 0 E: 0 K: 0 S: 3 H: 0 LOB: 0 BB: 0 P: 3	R: 0 E: 0 K: 1 S: 5 H: 0 LOB: 0 BB: 0 P: 5	R: 0 E: 0 K: 0 S: 2 H: 0 LOB: 0 BB: 1 P: 6	R: 0 E: 0 K: 0 S: 3 H: 0 LOB: 0 BB: 0 P: 3	R: 4 E: 1 K: 0 S: 6 H: 3 LOB: 2 BB: 3 P: 18	R: 0 E: 0 K: 0 S: 4 H: 1 LOB: 1 BB: 0 P: 4	R: 2 E: 0 K: 1 S: 9 H: 4 LOB: 2 BB: 0 P: 9		1B: 7 2B: 2 3B: 2 HR: 0	SF: 0 SAC: 0 DP: 0 HBP: 0					

PITCHER	IP	WLS	BF	H	R	ER	SO	BB	IBB	HBP	BLK	WP	HR	S	P	ERA	WHIP
Carl Morton, R (1, 1) ERA: 4.37	5.2	L	25	5	6	6	1	3	1	0	0	0	0	23	39	9.53	1.412
Howie Reed, R (6, 1) ERA: 3.38	0.1		2	1	0	0	0	0	0	0	0	0	0	2	2	0.00	3.000
Claude Raymond, R (7, 1) ERA: 4.26	2.0		11	5	2	2	1	0	0	0	0	0	0	13	13	9.00	2.500

PITCHER	IP	WLS	BF	H	R	ER	SO	BB	IBB	HBP	BLK	WP	HR	S	P	ERA	WHIP

BOTTOM

Montreal Expos @ San Diego Padres

San Diego Stadium, San Diego, CA

Sun Jun 06 1971, 6:33 AM EDT

Unknown

livebaseballscorecards.com

AB	34
R	8
H	11
RBI	8
BB	4
SO	2
LOB	13

Batter	1	2	3	4	5	6	7	8	9	AB	R	H	RBI	BB	SO	LOB
Rusty Staub, L (1, 9) OBP: 0.422, SLG: 0.465	S S S 0-3 ① K		x 0-0 ① F5	H 1-0 E HBP			x 0-0 ① 4-3		x 0-0 1B 1B 1-2 1B	4	0	1	0	0	1	0
Gary Sutherland, R (1, 4) OBP: 0.306, SLG: 0.389	x 0-0 ② 6-3		x 0-0 1B 3B 1B	x 0-0 E4 1-3 2-H			x 0-0 4-3 1B		x 0-0 1B 1-2 2-3 1B	5	1	3	0	0	0	1
Clyde Mashore, R (1, 8) OBP: 0.271, SLG: 0.304	x 0-0 ③ F3		x 0-0 3B 1-2 1B	x 0-0 ③ 6-3			x 0-0 ② 4-3 1-2		x 0-0 1-2 2-3 3-H 1B	3	1	1	0	0	0	2
Boots Day, L (7, PH) OBP: 0.294, SLG: 0.280 (7, 8)										2	0	1	1	0	0	1
Bob Bailey, R (1, 7) OBP: 0.355, SLG: 0.377		B B B 4-0 1B BB BB	x 0-0 ② F6		x 0-0 ① F7		x 0-0 ③ F7		S S S 0-3 ② K	4	0	0	0	1	1	6
John Bateman, R (1, 2) OBP: 0.281, SLG: 0.388		x 0-0 ① F4	x 0-0 1-H 2-H 3B		S S S 0-3 ② K			x 0-0 ① F3	x 0-0 ③ 6-3	5	0	1	2	0	1	4
Coco Laboy, R (1, 5) OBP: 0.321, SLG: 0.308		S S S 0-3 ② K	x 0-0 ③ F3		x 0-0 ③ F8			x 0-0 ② F9		4	0	0	0	0	1	2
John Boccabella, R (1, 3) OBP: 0.250, SLG: 0.422		B B B 4-0 1B 1-2 BB		S S S 0-3 ① K		x 0-0 ① G3		x 0-0 ③ 4-3		1	0	0	0	1	1	0
Ron Fairly, L (6, PH) OBP: 0.417, SLG: 0.410 (6, 3)										2	0	0	0	0	0	0
Ron Brand, R (1, 6) OBP: 0.375, SLG: 0.318		x 0-0 1-2 2-3 1B		B B B 4-0 SH1-4 E BB		x 0-0 ② 6-3			x 0-0 ① 5-3	3	1	1	0	1	0	0
John Strohmayer, R (1, 1) OBP: 0.500, SLG: 0.500		x 0-0 ③ 4-3		x 0-0 ② SH1-4 1-2		x 0-0 ③ F6			x 0-0 1B 1B 1B 1B	1	0	0	0	0	0	3
Mack Jones, L (6, PH) OBP: 0.281, SLG: 0.339										1	0	0	0	0	0	0
Mike Marshall, R (6, 1)										0	0	0	0	0	0	0
Howie Reed, R (8, 1)										0	0	0	0	0	0	0
Jim Fairey, L (9, PH) OBP: 0.290, SLG: 0.292										1	1	1	0	0	0	0
Inning Stats	R: 0 E: 0 K: 1 S: 5 H: 0 LOB: 0 BB: 0 P: 5	R: 0 E: 0 K: 1 S: 6 H: 1 LOB: 3 BB: 2 P: 14	R: 2 E: 0 K: 0 S: 6 H: 3 LOB: 1 BB: 0 P: 6	R: 1 E: 1 K: 1 S: 6 H: 0 LOB: 2 BB: 1 P: 11	R: 0 E: 0 K: 1 S: 5 H: 0 LOB: 0 BB: 0 P: 5	R: 0 E: 0 K: 0 S: 3 H: 0 LOB: 0 BB: 0 P: 3	R: 0 E: 0 K: 0 S: 4 H: 1 LOB: 1 BB: 0 P: 4	R: 0 E: 0 K: 0 S: 3 H: 0 LOB: 0 BB: 0 P: 3	R: 1 E: 0 K: 1 S: 9 H: 4 LOB: 3 BB: 0 P: 9	1B: 8 2B: 0 3B: 1 HR: 0	SF: 0 SAC: 1 DP: 0 HBP: 1						

PITCHER	IP	WLS	BF	H	R	ER	SO	BB	IBB	HBP	BLK	WP	HR	S	P	ERA	WHIP
Dick Kelley, L (1, 1) ERA: 4.91	5.0	W	24	4	3	2	4	3	0	1	0	0	0	28	41	3.60	1.400
Al Santorini, R (6, 1) ERA: 3.76	3.1		15	5	1	1	0	0	0	0	0	0	0	15	15	2.70	1.500
Al Severinsen, R (9, 1) ERA: 2.12	0.2	S	2	0	0	0	1	0	0	0	0	0	0	4	4	0.00	0.000

PITCHER	IP	WLS	BF	H	R	ER	SO	BB	IBB	HBP	BLK	WP	HR	S	P	ERA	WHIP

TOP

Montreal Expos @ San Diego Padres

San Diego Stadium, San Diego, CA

Sun Jun 06 1971, 6:38 AM EDT

Att. 8,781 - Unknown

livebaseballscorecards.com

AB	36
R	4
H	9
RBI	3
BB	3
SO	5
LOB	19

WP: 0	PA: 41			
PB: 0				
SB: 0				
CS: 0				

Montreal Expos @ San Diego Padres

San Diego Stadium, San Diego, CA

Sun Jun 06 1971, 6:38 AM EDT

Att. 8,781 - Unknown

BOTTOM

livebaseballscorecards.com

Batter	1	2	3	4	5	6	7	8	9	AB	R	H	RBI	BB	SO	LOB
Enzo Hernandez, R (1, 6) OBP: 0.355, SLG: 0.314	F9		4-3		E HR 1B	F7	F4			5	1	1	0	0	0	3
Dave Campbell, R (1, 4) (8, 5) OBP: 0.266, SLG: 0.342	6-3		6-3		E6 HR	G3		K		5	1	0	0	0	1	3
Cito Gaston, R (1, 8) OBP: 0.295, SLG: 0.424	1B			6-3	K		BB 1B 1B	K		5	1	2	0	0	2	3
Nate Colbert, R (1, 3) OBP: 0.404, SLG: 0.543	L7			1B FC4-6 BB	1-H 2-H 3-H HR		1B BB	4-3		4	3	2	4	1	0	1
Ollie Brown, R (1, 9) OBP: 0.366, SLG: 0.383		K		FC4-6 1-3 1B	K		1B 1-2 2-3 BB			3	1	1	0	1	2	0
Larry Stahl, L (1, 7) OBP: 0.323, SLG: 0.402		G3		FC4-6 1-2f 3-H 1B			K			4	0	1	1	0	1	4
Ed Spiezio, R (1, 5) OBP: 0.274, SLG: 0.305 Garry Jestadt, R (7, PR) (8, 4) OBP: 0.162, SLG: 0.216	1B			1-2 1B	F5		1B 1-3 2-H 3-H 1B			4 0	0 0	3 0	2 0	0 0	0 0	1 0
Bob Barton, R (1, 2) OBP: 0.336, SLG: 0.411	6-3		6-3		E 1B		K			4	0	1	0	0	1	5
Dick Kelley, R (1, 1) Don Mason, L (5, PH) OBP: 0.303, SLG: 0.269 Al Santorini, R (6, 1) OBP: 0.400, SLG: 0.400 Al Severinsen, R (9, 1)			F9		E 1B HR 1B		K 1-2	K 1-2 3-H 1B		1 1 2 0	0 1 0 0	0 1 1 0	0 0 1 0	0 0 0 0	0 0 1 0	0 0 1 0

Inning Stats	1	2	3	4	5	6	7	8	9
	R: 0 H: 1 E: 0 LOB: 1 K: 0 BB: 0 S: 4 P: 4	R: 0 H: 1 E: 0 LOB: 1 K: 1 BB: 0 S: 6 P: 6	R: 0 H: 0 E: 0 LOB: 0 K: 0 BB: 0 S: 3 P: 3	R: 1 H: 2 E: 0 LOB: 2 K: 0 BB: 1 S: 5 P: 9	R: 4 H: 4 E: 1 LOB: 1 K: 2 BB: 0 S: 12 P: 12	R: 0 H: 1 E: 1 LOB: 1 K: 1 BB: 0 S: 6 P: 6	R: 3 H: 4 E: 0 LOB: 2 K: 2 BB: 1 S: 11 P: 15	R: 0 H: 0 E: 0 LOB: 0 K: 2 BB: 0 S: 7 P: 7	

AB	38
R	8
H	13
RBI	8
BB	2
SO	8
LOB	21

PITCHER		IP	WLS	BF	H	R	ER	SO	BB	IBB	HBP	BLK	WP	HR	S	P	ERA	WHIP	PITCHER	IP	WLS	BF	H	R	ER	SO	BB	IBB	HBP	BLK	WP	HR	S	P	ERA	WHIP
John Strohmayer, R ERA: 8.22	(1, 1)	5.0	L	25	8	5	4	3	1	0	0	0	0	1	30	34	7.20	1.800																	
Mike Marshall, R ERA: 4.6	(6, 1)	2.0		12	5	3	3	3	1	0	0	0	0	0	17	21	13.50	3.000																	
Howie Reed, R ERA: 3.2	(8, 1)	1.0		3	0	0	0	2	0	0	0	0	0	0	7	7	0.00	0.000																	

1B: 12	SF: 0	WP: 0	PA: 40
2B: 0	SAC: 0	PB: 0	
3B: 0	DP: 0	SB: 0	
HR: 1	HBP: 0	CS: 0	

Batter	1	2	3	4	5	6	7	8	9	AB	R	H	RBI	BB	SO	LOB
Bobby Bonds, R (1, 9) (7, 8) OBP: 0.377, SLG: 0.555	S S S 0-3 ① K		x 0-0 ③ FC6-4 1-2f		x 0-0 BB BB 1-2 2-H 1B	S S S 0-3 ② K			x 0-0 ① 6-3	5	0	1	1	0	2	3
Chris Speier, R (1, 6) OBP: 0.342, SLG: 0.336	S S S 0-3 ② K			x 0-0 BB 1B	S S S 0-3 ② K	x 0-0 ③ F7			x 0-0 ② G3	5	0	1	0	0	2	4
Willie Mays, R (1, 8) OBP: 0.441, SLG: 0.642 Bernie Williams, R (7, 9) OBP: 0.280, SLG: 0.182	S S S 0-3 ③ K			B B B B 4-0 1-2 BB	B B B B 4-0 1-2 2-3 BB		S S S 0-3 ① K		x 0-0 ③ F3	2 1	0 0	0 0	0 0	2 0	2 0	0 0
Willie McCovey, L (1, 3) OBP: 0.401, SLG: 0.507		x 0-0 ① 4-3		S S S 0-3 ① K	B B B B 4-0 1-2 2-3 3-H BB		S S S 0-3 ② K			3	0	0	1	1	2	2
Ken Henderson, S (1, 7) OBP: 0.346, SLG: 0.376		B B B B 4-0 G6-4-3 BB		S S S 0-3 ② K	S S S 0-3 ③ K		S S S 0-3 ③ K			3	0	0	0	1	3	5
Dick Dietz, R (1, 2) OBP: 0.434, SLG: 0.463		x 0-0 ② ③ G6-4-3 1-2f		x 0-0 ③ F3		x 0-0 1B 1B 2B		B B B B 4-0 1B BB		3	1	1	0	1	0	3
Tito Fuentes, S (1, 4) OBP: 0.306, SLG: 0.328			x 0-0 ① G3		B B B B 4-0 1-4-3 1B BB	x 0-0 1B 2-3 1B		x 0-0 ① G3 1-2 1B		3	1	2	0	1	0	0
Hal Lanier, R (1, 5) OBP: 0.272, SLG: 0.260			B B B B 4-0 FC6-4 BB		x 0-0 ① 1-4-3 1-2	x 0-0 1-2 3-H 1B		x 0-0 ② G3 1-2		3	0	1	1	1	0	2
Juan Marichal, R (1, 1) OBP: 0.154, SLG: 0.263 Jimmy Rosario, S (5, PH) OBP: 0.361, SLG: 0.321 John Cumberland, R (5, 1) Frank Duffy, R (6, PH) OBP: 0.190, SLG: 0.200 Rich Robertson, R (6, 1) OBP: 0.077, SLG: 0.077 Al Gallagher, R (8, PH) OBP: 0.318, SLG: 0.322 Steve Hamilton, L (8, 1)			x 0-0 ② F3		B B B B 4-0 BB 1B BB	S S S 0-3 ① K		S S S 0-3 ③ K		1 0 0 1 0 0 1 0	0 1 0 0 0 0 0 0	0 0 0 0 0 0 1 0	0 1 0 0 0 0 1 0	0 0 0 0 1 0 1 0	0 0 0 1 0 0 1 0	1 0 0 2 0 0 1 0
Inning Stats	R: 0 E: 0 K: 3 S: 9 H: 0 LOB: 0 BB: 0 P: 9	R: 0 E: 0 K: 0 S: 2 H: 0 LOB: 0 BB: 1 P: 6	R: 0 E: 0 K: 0 S: 3 H: 0 LOB: 1 BB: 1 P: 7	R: 0 E: 0 K: 2 S: 8 H: 1 LOB: 2 BB: 1 P: 12	R: 2 E: 0 K: 2 S: 8 H: 1 LOB: 3 BB: 4 P: 24	R: 1 E: 0 K: 2 S: 10 H: 3 LOB: 2 BB: 0 P: 10	R: 0 E: 0 K: 3 S: 9 H: 0 LOB: 0 BB: 0 P: 9	R: 0 E: 0 K: 1 S: 5 H: 1 LOB: 1 BB: 1 P: 9	R: 0 E: 0 K: 0 S: 3 H: 0 LOB: 0 BB: 0 P: 3	1B: 5 2B: 1 3B: 0 HR: 0	SF: 0 SAC: 0 DP: 1 HBP: 0			WP: 0 PB: 0 SB: 0 CS: 0	PA: 39	

PITCHER	IP	WLS	BF	H	R	ER	SO	BB	IBB	HBP	BLK	WP	HR	S	P	ERA	WHIP
Bill Stoneman, R (1, 1) ERA: 2.52	9.0	W	39	6	3	3	13	8	0	0	0	0	0	57	89	3.00	1.556

PITCHER	IP	WLS	BF	H	R	ER	SO	BB	IBB	HBP	BLK	WP	HR	S	P	ERA	WHIP

San Francisco Giants @ Montreal Expos

Jarry Park, Montreal, QB

Tue Jun 08 1971, 7:05 PM EDT

Att. 13,861 - Unknown

TOP

livebaseballscorecards.com

AB	31
R	3
H	6
RBI	3
BB	8
SO	13
LOB	23

Batter	1	2	3	4	5	6	7	8	9	AB	R	H	RBI	BB	SO	LOB
Mack Jones, L (1, 7) OBP: 0.309, SLG: 0.407	0-0 2B 1B 1B	0-0 HR			0-3 ① K	4-0 1-2 HR BB		0-3 ① K		3	3	2	1	1	1	0
Clyde Mashore, R (8, PH) OBP: 0.265, SLG: 0.298 (9, 7)										1	0	0	0	0	1	0
Ron Hunt, R (1, 4) OBP: 0.393, SLG: 0.340	0-0 1-3 1B 2B	0-0 ③ F3			0-0 1B SF8 1B	0-3 ② K		0-0 1B		5	2	3	0	0	1	2
Rusty Staub, L (1, 9) OBP: 0.421, SLG: 0.480	0-0 ① F8		0-0 ① 4-3		0-0 1-3 SF8 1B 1B	0-0 1-H 2-H HR		0-0 ② F8		5	2	2	3	0	0	3
Ron Fairly, L (1, 3) OBP: 0.416, SLG: 0.408	4-0 E 1B 1B IBB		0-0 ② 4-3		0-0 ② SF8 1-2 3-H	0-0 1B 1B		0-0 ③ F3		3	1	1	1	1	0	1
Bob Bailey, R (1, 5) OBP: 0.363, SLG: 0.382	0-0 E7 1B 1-3 2-H 3-H 1B		0-3 ③ K		4-0 1B IBB	0-0 1-2 1B				3	0	2	2	1	1	0
Coco Laboy, R (7, 5) OBP: 0.321, SLG: 0.308										0	0	0	0	0	0	0
Boots Day, L (1, 8) OBP: 0.301, SLG: 0.288	0-0 G6-4-3 2-3 3-H 1B			0-0 ① F6	0-0 1-3 2-H 1B	0-3 ③ K				4	0	2	2	0	1	2
John Bateman, R (1, 2) OBP: 0.280, SLG: 0.402	0-0 ② ③ G6-4-3 1-2f			0-0 HR	0-0 ③ F4		0-0 ① 6-3			4	1	1	1	0	0	4
Bobby Wine, R (1, 6) OBP: 0.244, SLG: 0.194		0-0 ① F6		0-0 ② F8		0-0 E3 BB HR	0-3 ② K			4	1	0	0	0	1	0
Bill Stoneman, R (1, 1) OBP: 0.237, SLG: 0.147		0-3 ② K		0-3 ③ K		0-3 ① K	0-3 ③ K			4	0	0	0	0	4	1
Inning Stats	R: 3 E: 1 K: 0 S: 6 H: 4 LOB: 1 BB: 1 P: 10	R: 1 E: 0 K: 1 S: 6 H: 1 LOB: 0 BB: 0 P: 6	R: 0 E: 0 K: 1 S: 5 H: 0 LOB: 0 BB: 0 P: 5	R: 1 E: 0 K: 1 S: 6 H: 1 LOB: 0 BB: 0 P: 6	R: 2 E: 0 K: 1 S: 8 H: 3 LOB: 2 BB: 1 P: 12	R: 3 E: 1 K: 3 S: 13 H: 3 LOB: 2 BB: 1 P: 17	R: 0 E: 0 K: 2 S: 7 H: 0 LOB: 0 BB: 0 P: 7	R: 0 E: 0 K: 1 S: 6 H: 1 LOB: 1 BB: 0 P: 6		1B: 9 2B: 1 3B: 0 HR: 3	SF: 1 SAC: 0 DP: 1 HBP: 0						

PITCHER		IP	WLS	BF	H	R	ER	SO	BB	IBB	HBP	BLK	WP	HR	S	P	ERA	WHIP
Juan Marichal, R ERA: 2.49	(1, 1)	4.0	L	18	6	5	4	3	0	1	0	0	0	2	23	27	9.00	1.500
John Cumberland, L ERA: 2.76	(5, 1)	1.0		7	3	2	2	1	0	1	0	0	0	0	8	12	18.00	3.000
Rich Robertson, R ERA: 3.98	(6, 1)	2.0		11	3	3	0	5	1	0	0	0	0	1	20	24	0.00	2.000
Steve Hamilton, L ERA: 1.38	(8, 1)	1.0		4	1	0	0	1	0	0	0	0	0	0	6	6	0.00	1.000

PITCHER	IP	WLS	BF	H	R	ER	SO	BB	IBB	HBP	BLK	WP	HR	S	P	ERA	WHIP

BOTTOM

San Francisco Giants @ Montreal Expos

Jarry Park, Montreal, QB

Tue Jun 08 1971, 7:05 PM EDT

Att. 13,861 - Unknown

livebaseballscorecards.com

AB	36
R	10
H	13
RBI	10
BB	3
SO	10
LOB	13

WP: 0	PB: 0	SB: 0	CS: 0
PA: 40			

Batter	1	2	3	4	5	6	7	8	9	AB	R	H	RBI	BB	SO	LOB
Bobby Bonds, R (1, 9) OBP: 0.375, SLG: 0.548	6-3		F8 4-3 BB		K			F8		3	0	0	0	1	1	0
Chris Speier, R (1, 6) OBP: 0.340, SLG: 0.332	F4		4-3 1-2		F9			BB HBP		3	0	0	0	0	0	1
Ken Henderson, S (1, 7) OBP: 0.344, SLG: 0.368	3-1		F8 2-3			F8		G3-6-1 BB 1-2		3	0	0	0	1	0	1
Willie McCovey, L (1, 3) OBP: 0.398, SLG: 0.497		SH3 1B FC6-2 BB	F8			G3		G3-6-1 1-2f		3	0	0	0	1	0	3
Dick Dietz, R (1, 2) OBP: 0.431, SLG: 0.458		FC6-2 SH3 1B 1-2		F8		F8			K	4	0	1	0	0	1	0
Tito Fuentes, S (1, 4) OBP: 0.301, SLG: 0.324		SH3 1-2 2-3		F8			F6		4-3	3	0	0	0	0	0	0
Jimmy Rosario, S (1, 8) OBP: 0.356, SLG: 0.310		FC6-2 IBB		E4 S			F8		K	3	0	0	0	1	1	0
Hal Lanier, R (1, 5) OBP: 0.274, SLG: 0.253		FC6-2 1-2 2-3 3-Hf		F9 1-2			BB			2	0	0	0	1	0	4
Gaylord Perry, R (1, 1) OBP: 0.095, SLG: 0.073		K			3-1		1-3			3	0	0	0	0	1	4
Steve Hamilton, L (7, 1)										0	0	0	0	0	0	0
Inning Stats	R: 0 E: 0 K: 0 S: 3 H: 0 LOB: 0 BB: 0 P: 3	R: 0 E: 0 K: 1 S: 6 H: 1 LOB: 3 BB: 2 P: 14	R: 0 E: 0 K: 0 S: 3 H: 0 LOB: 1 BB: 1 P: 7	R: 0 E: 1 K: 0 S: 4 H: 0 LOB: 1 BB: 0 P: 4	R: 0 E: 0 K: 1 S: 5 H: 0 LOB: 0 BB: 0 P: 5	R: 0 E: 0 K: 0 S: 3 H: 0 LOB: 0 BB: 0 P: 3	R: 0 E: 0 K: 0 S: 3 H: 0 LOB: 1 BB: 1 P: 7	R: 0 E: 0 K: 0 S: 2 H: 0 LOB: 1 BB: 1 P: 7	R: 0 E: 0 K: 2 S: 7 H: 0 LOB: 0 BB: 0 P: 7	1B: 1 2B: 0 3B: 0 HR: 0	SF: 0 SAC: 1 DP: 1 HBP: 1						

PITCHER	IP	WLS	BF	H	R	ER	SO	BB	IBB	HBP	BLK	WP	HR	S	P	ERA	WHIP
Steve Renko, R (1, 1) ERA: 2.66	9.0	W	34	1	0	0	4	4	1	1	0	0	0	36	57	0.00	0.556

PITCHER	IP	WLS	BF	H	R	ER	SO	BB	IBB	HBP	BLK	WP	HR	S	P	ERA	WHIP

TOP

San Francisco Giants @ Montreal Expos

Jarry Park, Montreal, QB

Wed Jun 09 1971, 7:05 PM EDT

Att. 20,011 - Unknown

livebaseballscorecards.com

AB	27
R	0
H	1
RBI	0
BB	5
SO	4
LOB	13

WP: 0 PB: 0 SB: 1 CS: 0 PA: 34

BOTTOM

San Francisco Giants @ Montreal Expos

Jarry Park, Montreal, QB

Wed Jun 09 1971, 7:05 PM EDT

Att. 20,011 - Unknown

livebaseballscorecards.com

Batter	1	2	3	4	5	6	7	8	9	AB	R	H	RBI	BB	SO	LOB
Mack Jones, L (1, 7) OBP: 0.306, SLG: 0.387	4-3		K		K		BB			3	1	0	0	1	2	2
Clyde Mashore, R (8, 7) OBP: 0.265, SLG: 0.298										0	0	0	0	0	0	0
Ron Hunt, R (1, 4) OBP: 0.395, SLG: 0.349	F8			1-3		FC3-6	1-2			4	2	2	0	0	0	0
Rusty Staub, L (1, 9) OBP: 0.427, SLG: 0.489	BB			F9		FC3-6				3	0	2	2	1	0	0
Ron Fairly, L (1, 3) OBP: 0.405, SLG: 0.395	1-3			L3		FC3-6	F1			4	0	0	1	0	0	3
Bob Bailey, R (1, 5) OBP: 0.361, SLG: 0.379		K			FC1-6 SH1-3	K		F7		4	1	1	0	0	2	1
Coco Laboy, R (9, 5) OBP: 0.321, SLG: 0.308										0	0	0	0	0	0	0
Boots Day, L (1, 8) OBP: 0.302, SLG: 0.290		F6			SH1-3			F8		3	0	1	0	0	0	0
John Bateman, R (1, 2) OBP: 0.280, SLG: 0.395		K			FC1-6 IBB	K		4-3		3	0	0	0	1	2	2
Bobby Wine, R (1, 6) OBP: 0.239, SLG: 0.190			1-3		FC1-6		6-3			3	0	0	0	0	0	2
Steve Renko, R (1, 1) OBP: 0.216, SLG: 0.351			F9				1-3			3	0	1	1	0	0	0
Inning Stats	R: 0 E: 0 K: 0 S: 3 H: 0 LOB: 1 BB: 1 P: 7	R: 0 E: 0 K: 2 S: 7 H: 0 LOB: 0 BB: 0 P: 7	R: 0 E: 0 K: 1 S: 5 H: 0 LOB: 0 BB: 0 P: 5	R: 0 E: 0 K: 0 S: 3 H: 0 LOB: 0 BB: 0 P: 3	R: 1 E: 0 K: 1 S: 7 H: 2 LOB: 2 BB: 1 P: 11	R: 1 E: 0 K: 2 S: 10 H: 3 LOB: 2 BB: 0 P: 10	R: 2 E: 0 K: 0 S: 5 H: 2 LOB: 1 BB: 1 P: 9	R: 0 E: 0 K: 0 S: 3 H: 0 LOB: 0 BB: 0 P: 3		1B: 4 2B: 3 3B: 0 HR: 0 SF: 0 SAC: 1 DP: 0 HBP: 0						

	AB	30
	R	4
	H	7
	RBI	4
	BB	3
	SO	6
	LOB	10

WP: 0 PB: 0 SB: 0 CS: 0 PA: 34

PITCHER		IP	WLS	BF	H	R	ER	SO	BB	IBB	HBP	BLK	WP	HR	S	P	ERA	WHIP
Gaylord Perry, R ERA: 3.06	(1, 1)	6.2	L	30	7	4	4	6	2	1	0	0	0	0	39	51	5.40	1.350
Steve Hamilton, L ERA: 1.26	(7, 1)	1.1		4	0	0	0	0	0	0	0	0	0	0	4	4	0.00	0.000

PITCHER	IP	WLS	BF	H	R	ER	SO	BB	IBB	HBP	BLK	WP	HR	S	P	ERA	WHIP

Batter	1	2	3	4	5	6	7	8	9	AB	R	H	RBI	BB	SO	LOB
Bobby Bonds, R (1, 9) (8, 8) OBP: 0.375, SLG: 0.544	0-0 E S WP 1B		SSS 0-3 ② K		x 0-0 ① F3		x 0-0 1B		x 0-0 ③ F8	5	1	2	0	0	1	1
Chris Speier, R (1, 6) OBP: 0.339, SLG: 0.330	0-0 ① 6-3 1-H		x 0-0 2B 1B		x 0-0 ② FC4-6 1B 1-2f		x 0-0 ③ F8			4	0	1	0	0	0	2
Ken Henderson, S (1, 7) OBP: 0.348, SLG: 0.379	0-0 ② F2		x 0-0 1-3 2B		x 0-0 1-3 1B			x 0-0 ① 4-3		4	0	2	0	0	0	0
Willie McCovey, L (1, 3) OBP: 0.400, SLG: 0.490	0-0 ③ G3		III 4-0 IBB		x 0-0 ③ F9			H 1-0 E 1B HBP		2	0	0	0	1	0	2
Dick Dietz, R (1, 2) OBP: 0.428, SLG: 0.451		BBBB 4-0 BB	x 0-0 ③ 4-3			x 0-0 ① F7		x 0-0 ② F7		3	0	0	0	1	0	4
Tito Fuentes, S (1, 4) OBP: 0.300, SLG: 0.322		x 0-0 ① F6		x 0-0 ① G3		x 0-0 ② 4-3		x 0-0 1-3 E7 1B		4	0	1	0	0	0	1
Jimmy Rosario, S (1, 8) OBP: 0.346, SLG: 0.299		x 0-0 ② F5		x 0-0 ② G1		x 0-0 ③ 4-3		x 0-0 ③ 1-3		3	0	0	0	0	0	1
Frank Johnson, R (8, PH) (8, 9) OBP: 0.135, SLG: 0.104										1	0	0	0	0	0	2
Hal Lanier, R (1, 5) OBP: 0.267, SLG: 0.247		x 0-0 ③ F9		SSS 0-3 ③ K			x 0-0 ① F9		x 0-0 ① 4-3	2	0	0	0	1	1	1
Al Gallagher, R (7, PH) (7, 5) OBP: 0.315, SLG: 0.319										2	0	0	0	0	0	0
Ron Bryant, S (1, 1) OBP: 0.156, SLG: 0.188			SSS 0-3 ① K		x 0-0 FC4-6 1B		x 0-0 ② F9		x 0-0 ② 4-3	2	0	1	0	0	1	0
Rich Robertson, R (5, 1) OBP: 0.077, SLG: 0.077										0	0	0	0	0	0	0
Don McMahon, R (5, 1)										0	0	0	0	0	0	0
Bernie Williams, R (7, PH) OBP: 0.269, SLG: 0.174										1	0	0	0	0	0	0
Jerry Johnson, R (7, 1)										0	0	0	0	0	0	0
Willie Mays, R (9, PH) OBP: 0.439, SLG: 0.638										1	0	0	0	0	0	0

TOP

San Francisco Giants @ Montreal Expos

Jarry Park, Montreal, QB

Thu Jun 10 1971, 7:05 PM EDT

Att. 16,582 - Unknown

livebaseballscorecards.com

AB	34
R	1
H	7
RBI	0
BB	2
SO	3
LOB	14

Inning Stats																				
	R: 1	H: 1	R: 0	H: 0	R: 0	H: 2	R: 0	H: 0	R: 0	H: 2	R: 0	H: 0	R: 0	H: 1	R: 0	H: 1	R: 0	H: 0	1B: 6	SF: 0	WP: 1	PA: 37
	E: 0	LOB: 0	E: 0	LOB: 1	E: 0	LOB: 3	E: 0	LOB: 0	E: 0	LOB: 2	E: 0	LOB: 0	E: 0	LOB: 1	E: 1	LOB: 2	E: 0	LOB: 0	2B: 1	SAC: 0	PB: 0	
	K: 0	BB: 0	K: 0	BB: 1	K: 2	BB: 1	K: 1	BB: 0	K: 0	BB: 0	K: 0	BB: 0	K: 0	BB: 0	K: 0	BB: 0	K: 0	BB: 0	3B: 0	DP: 0	SB: 1	
	S: 4	P: 4	S: 3	P: 7	S: 9	P: 13	S: 5	P: 5	S: 5	P: 5	S: 3	P: 3	S: 4	P: 4	S: 4	P: 5	S: 3	P: 3	HR: 0	HBP: 1	CS: 0	

PITCHER		IP	WLS	BF	H	R	ER	SO	BB	IBB	HBP	BLK	WP	HR	S	P	ERA	WHIP
Carl Morton, R ERA: 3.99	(1, 1)	9.0	W	37	7	1	0	3	1	1	1	0	1	0	40	49	0.00	0.889

PITCHER		IP	WLS	BF	H	R	ER	SO	BB	IBB	HBP	BLK	WP	HR	S	P	ERA	WHIP

BOTTOM

San Francisco Giants @ Montreal Expos

Jarry Park, Montreal, QB

Thu Jun 10 1971, 7:05 PM EDT

Att. 16,582 - Unknown

livebaseballscorecards.com

Batter	1	2	3	4	5	6	7	8	9	AB	R	H	RBI	BB	SO	LOB
Ron Hunt, R (1, 4) OBP: 0.395, SLG: 0.347	F8	F7			1B SF7 1B	1-6-3		BBBB WP BB		4	1	1	0	1	0	2
Clyde Mashore, R (1, 8) (9, 7) OBP: 0.259, SLG: 0.288	BB 1B	5-3			SSS K	F3		F7 1-2		5	0	1	0	0	1	2
Rusty Staub, L (1, 9) OBP: 0.429, SLG: 0.486	BBBB FC6-4 1-2 BB	4-3			SF7 1-3 2B 1B		SSS K			3	1	1	0	1	1	0
Bob Bailey, R (1, 7) (6, 5) OBP: 0.364, SLG: 0.387	F9	2B			SF7 1-2 3-H		BBBB BB			2	0	1	1	1	0	2
John Bateman, R (1, 2) OBP: 0.279, SLG: 0.398	FC6-4 1-2f	F9			PB 2-H 2B		F7			4	0	1	1	0	0	4
Coco Laboy, R (1, 5) OBP: 0.326, SLG: 0.325		F4		2B	BBBB 4-0 BB 2-3 BB		4-3			2	0	1	0	0	0	0
Mack Jones, L (5, PH) (6, 7) OBP: 0.311, SLG: 0.381										1	0	0	0	1	0	1
Boots Day, L (9, 8) OBP: 0.302, SLG: 0.290										0	0	0	0	0	0	0
Ron Fairly, L (1, 3) OBP: 0.414, SLG: 0.405		BBBB BB BB		1-3	BBBB 1-2 BB			SH3 SF8 2B		2	1	1	0	2	0	1
Bobby Wine, R (1, 6) OBP: 0.241, SLG: 0.188		BBBB 1-2 BB		6-3	4-3			2-3		2	0	0	0	1	0	4
Carl Morton, R (1, 1) OBP: 0.175, SLG: 0.135		F9		2-3		SSS K		SF8 3-H		3	0	0	1	0	1	3
Inning Stats	R: 0 E: 0 K: 0 S: 4 H: 1 LOB: 2 BB: 1 P: 8	R: 0 E: 0 K: 0 S: 3 H: 0 LOB: 2 BB: 2 P: 11	R: 0 E: 0 K: 0 S: 4 H: 1 LOB: 1 BB: 0 P: 4	R: 0 E: 0 K: 0 S: 4 H: 1 LOB: 1 BB: 0 P: 4	R: 2 E: 0 K: 1 S: 8 H: 3 LOB: 3 BB: 2 P: 16	R: 0 E: 0 K: 1 S: 5 H: 0 LOB: 0 BB: 0 P: 5	R: 0 E: 0 K: 1 S: 5 H: 0 LOB: 1 BB: 1 P: 9	R: 1 E: 0 K: 0 S: 4 H: 1 LOB: 1 BB: 1 P: 8		1B: 3 2B: 4 3B: 0 HR: 0	SF: 2 SAC: 1 DP: 0 HBP: 0					

AB	28
R	3
H	7
RBI	3
BB	7
SO	3
LOB	19

WP: 1 PB: 1 SB: 0 CS: 0 PA: 38

PITCHER		IP	WLS	BF	H	R	ER	SO	BB	IBB	HBP	BLK	WP	HR	S	P	ERA	WHIP
Ron Bryant, L ERA: 2.53	(1, 1)	4.2	L	23	6	2	2	1	3	0	0	0	0	0	22	34	3.86	1.929
Rich Robertson, R ERA: 3.98	(5, 1)	0.0		2	0	0	0	0	2	0	0	0	0	0	0	8	∞	∞
Don McMahon, R ERA: 5.14	(5, 1)	1.1		4	0	0	0	1	0	0	0	0	0	0	6	6	0.00	0.000
Jerry Johnson, R ERA: 1.24	(7, 1)	2.0		9	1	1	1	1	2	0	0	0	1	0	9	17	4.50	1.500

PITCHER		IP	WLS	BF	H	R	ER	SO	BB	IBB	HBP	BLK	WP	HR	S	P	ERA	WHIP

Los Angeles Dodgers @ Montreal Expos

Jarry Park, Montreal, QB

Fri Jun 11 1971, 7:05 PM EDT

Att. 20,929 - Unknown

TOP

livebaseballscorecards.com

Batter	1	2	3	4	5	6	7	8	9	AB	R	H	RBI	BB	SO	LOB
Maury Wills, S (1, 6) OBP: 0.351, SLG: 0.350	F7	1B 1B 1-2 2-H 3-H 1B		E4		F7		2B 1B		4	1	1	2	0	0	0
Bobby Valentine, R (7, 6) OBP: 0.282, SLG: 0.254										1	1	1	0	0	0	0
Willie Crawford, L (1, 9) OBP: 0.355, SLG: 0.457	K	1B SF8 1-2 2-3 1B		F3		1-3		1-H E 2B		5	2	2	1	0	1	1
Willie Davis, L (1, 8) OBP: 0.373, SLG: 0.478	4-3	SF8 1B 1-3 2-H 3-H 1B		F8			HR 1B	E9 4-3 3-H		4	2	2	2	0	0	1
Bill Russell, R (7, 8) OBP: 0.285, SLG: 0.317										1	0	0	0	0	0	0
Dick Allen, R (1, 7) OBP: 0.372, SLG: 0.441		HR		5-3			1-H HR	4-3 2-3		3	2	2	4	0	0	1
Bill Buckner, L (7, 7) OBP: 0.266, SLG: 0.298		SF8 2-3 3-H								1	0	0	0	0	0	1
Wes Parker, S (1, 3) OBP: 0.350, SLG: 0.369		HR			1B 1B		G1-6-3 1B	B B B B FC5-4 BB		4	1	4	2	1	0	0
Von Joshua, L (8, PR)										0	0	0	0	0	0	0
(8, 7)		3-H 1B														
Jim Lefebvre, S (1, 4) OBP: 0.379, SLG: 0.470		1B 1B 1B			F2		G1-6-3 1-2f	FC5-4 1-2f		5	1	1	0	0	0	5
		F4														
Duke Sims, L (1, 2) OBP: 0.359, SLG: 0.413		6-3 1-3 1B 1B	F9		G6-4-3 1-2 1B		1B		3-1	5	1	3	0	0	0	0
Steve Garvey, R (1, 5) OBP: 0.308, SLG: 0.392		6-3 1-2	K		G6-4-3 1-2f		F3		6-3	5	0	0	0	0	1	5
Al Downing, R (1, 1) OBP: 0.297, SLG: 0.294		B B B 1B 1B 1B BB	6-3			K		1-3	6-3	4	1	0	0	1	1	0

	AB	42
	R	12
	H	16
	RBI	11
	BB	2
	SO	3
	LOB	14

Inning Stats																								
	R: 0	E: 0	K: 1	S: 5	H: 0	LOB: 0	BB: 0	P: 5	R: 8	E: 0	K: 0	S: 11	H: 8	LOB: 1	BB: 1	P: 15	R: 0	E: 0	K: 1	S: 5	H: 0	LOB: 0	BB: 0	P: 5
	R: 0	E: 1	K: 0	S: 4	H: 0	LOB: 1	BB: 0	P: 4	R: 0	E: 0	K: 0	S: 4	H: 2	LOB: 1	BB: 0	P: 4	R: 0	E: 0	K: 1	S: 5	H: 0	LOB: 0	BB: 0	P: 5
	R: 2	E: 0	K: 0	S: 6	H: 4	LOB: 1	BB: 0	P: 6	R: 2	E: 1	K: 0	S: 6	H: 2	LOB: 2	BB: 1	P: 10	R: 0	E: 0	K: 0	S: 3	H: 0	LOB: 0	BB: 0	P: 3

	1B: 12	SF: 1	WP: 0	PA: 45
	2B: 1	SAC: 0	PB: 0	
	3B: 0	DP: 2	SB: 0	
	HR: 3	HBP: 0	CS: 0	

PITCHER		IP	WLS	BF	H	R	ER	SO	BB	IBB	HBP	BLK	WP	HR	S	P	ERA	WHIP
Jim Britton, R ERA: 21.6	(1, 1)	1.1	L	12	7	8	8	1	1	0	0	0	0	2	13	17	54.00	6.000
John Strohmayer, R ERA: 6.63	(2, 1)	3.2		14	3	0	0	1	0	0	0	0	0	0	16	16	0.00	0.818
Howie Reed, R ERA: 3.74	(6, 1)	2.0		9	4	2	2	1	0	0	0	0	0	1	11	11	9.00	2.000
John O'Donoghue, L ERA: 6.39	(8, 1)	1.0		7	2	2	1	0	1	0	0	0	0	0	6	10	9.00	3.000
Claude Raymond, R ERA: 4.05	(9, 1)	1.0		3	0	0	0	0	0	0	0	0	0	0	3	3	0.00	0.000

PITCHER	IP	WLS	BF	H	R	ER	SO	BB	IBB	HBP	BLK	WP	HR	S	P	ERA	WHIP

BOTTOM

Los Angeles Dodgers @ Montreal Expos

Jarry Park, Montreal, QB

Fri Jun 11 1971, 7:05 PM EDT

Att. 20,929 - Unknown

livebaseballscorecards.com

Batter	1	2	3	4	5	6	7	8	9	AB	R	H	RBI	BB	SO	LOB
Ron Hunt, R (1, 4) OBP: 0.388, SLG: 0.339	F9		F8		1-3			F6		4	0	0	0	0	0	1
Clyde Mashore, R (1, 8) OBP: 0.241, SLG: 0.268	5-3		5-3			5-3			5-3	4	0	0	0	0	0	0
Rusty Staub, L (1, 9) OBP: 0.425, SLG: 0.497	4-3			F9		F6			HR	4	1	1	1	0	0	0
Bob Bailey, R (1, 7) OBP: 0.366, SLG: 0.386		BBBB 4-0 G5-4-3 BB BB		F8		5-3			WP 1B 1B	3	0	1	0	1	0	0
John Bateman, R (1, 2) OBP: 0.289, SLG: 0.402		BBBB 4-0 G5-4-3 1-2 BB		1B			L5		WP 1-2 1B	3	0	2	0	1	0	0
Coco Laboy, R (1, 5) OBP: 0.311, SLG: 0.310		G5-4-3 1-2f 2-3		K			F4		F6 1-2 2-3	4	0	0	0	0	1	5
Ron Fairly, L (1, 3) OBP: 0.410, SLG: 0.395		BBBB 4-0 BB			K		K		F4	3	0	0	0	1	2	2
Bobby Wine, R (1, 6) OBP: 0.236, SLG: 0.184		F8			5-3			F5		3	0	0	0	0	0	2
Jim Britton, R (1, 1) John Strohmayer, R (2, 1) OBP: 0.400, SLG: 0.400 Ron Brand, R (5, PH) OBP: 0.400, SLG: 0.348 Howie Reed, R (6, 1) John O'Donoghue, R (8, 1) Ron Swoboda, R (8, PH) OBP: 0.343, SLG: 0.356 Claude Raymond, R (9, 1)			F8		1B			4-3		0 1 1 0 0 0 1 0	0 0 0 0 0 0 0 0	0 0 1 0 0 0 0 0	0 0 0 0 0 0 0 0	0 0 0 0 0 0 0 0	0 0 0 0 0 0 0 0	0 0 0 0 0 0 0 0
Inning Stats	R: 0 E: 0 K: 0 S: 3 H: 0 LOB: 0 BB: 0 P: 3	R: 0 E: 0 K: 0 S: 2 H: 0 LOB: 2 BB: 3 P: 14	R: 0 E: 0 K: 0 S: 3 H: 0 LOB: 0 BB: 0 P: 3	R: 0 E: 0 K: 1 S: 6 H: 1 LOB: 1 BB: 0 P: 6	R: 0 E: 0 K: 1 S: 6 H: 1 LOB: 1 BB: 0 P: 6	R: 0 E: 0 K: 0 S: 3 H: 0 LOB: 0 BB: 0 P: 3	R: 0 E: 0 K: 1 S: 5 H: 0 LOB: 0 BB: 0 P: 5	R: 0 E: 0 K: 0 S: 3 H: 0 LOB: 0 BB: 0 P: 3	R: 1 E: 0 K: 0 S: 6 H: 3 LOB: 2 BB: 0 P: 6	1B: 4 2B: 0 3B: 0 HR: 1	SF: 0 SAC: 0 DP: 1 HBP: 0						

	AB	31
	R	1
	H	5
	RBI	1
	BB	3
	SO	3
	LOB	10

WP: 1 PB: 0 SB: 0 CS: 0 PA: 34

PITCHER	IP	WLS	BF	H	R	ER	SO	BB	IBB	HBP	BLK	WP	HR	S	P	ERA	WHIP
Al Downing, L (1, 1) ERA: 2.42	9.0	W	34	5	1	1	3	3	0	0	0	1	1	37	49	1.00	0.889

PITCHER	IP	WLS	BF	H	R	ER	SO	BB	IBB	HBP	BLK	WP	HR	S	P	ERA	WHIP

Los Angeles Dodgers @ Montreal Expos

Jarry Park, Montreal, QB

Sat Jun 12 1971, 7:05 PM EDT

Att. 21,576 - Unknown

TOP

livebaseballscorecards.com

Batter	1	2	3	4	5	6	7	8	9	AB	R	H	RBI	BB	SO	LOB
Willie Crawford, L (1, 9) OBP: 0.363, SLG: 0.486	HR 1B 1B	4-3 2-3 3-H			1B 3B		F8			4	2	2	1	0	0	1
Willie Davis, L (1, 8) OBP: 0.371, SLG: 0.475	F8	K			S 3-H 1B			4-3		4	0	1	1	0	1	2
Wes Parker, S (1, 3) OBP: 0.344, SLG: 0.362	F8		K		F8 1-2			F4		4	0	0	0	0	1	2
Dick Allen, R (1, 7) OBP: 0.370, SLG: 0.437	HR 1-2 1B		K		F8			F7		4	1	1	0	0	1	1
Jim Lefebvre, S (1, 4) OBP: 0.376, SLG: 0.485	HR 1-H 2-H		F8			3-1			6-3	4	1	1	3	0	0	0
Tom Haller, L (1, 2) OBP: 0.333, SLG: 0.354	F8			3-1		F9			1-3	4	0	0	0	0	0	0
Steve Garvey, R (1, 5) OBP: 0.307, SLG: 0.396		1B 4-3 2B		K		5-3			1-3	4	1	1	0	0	1	0
Bobby Valentine, R (1, 6) OBP: 0.284, SLG: 0.257 Maury Wills, S (9, 6) OBP: 0.351, SLG: 0.350	4-3 4-3 2-3 1B			5-3			F2			3 0	0 0	1 0	0 0	0 0	0 0	0 0
Bill Singer, R (1, 1) OBP: 0.219, SLG: 0.107 Jim Brewer, L (8, 1)	4-3 1-2				K		K			3 0	0 0	0 0	0 0	0 0	2 0	2 0

	AB	34
	R	5
	H	7
	RBI	5
	BB	0
	SO	6
	LOB	8

Inning Stats																								
	R: 3	H: 3	R: 1	H: 2	R: 0	H: 0	R: 0	H: 0	R: 1	H: 2	R: 0	H: 0	R: 0	H: 0	R: 0	H: 0	R: 0	H: 0	1B: 4	SF: 0	WP: 0	PA: 34		
	E: 0	LOB: 0	E: 0	LOB: 1	E: 0	LOB: 0	E: 0	LOB: 0	E: 0	LOB: 1	E: 0	LOB: 0	E: 0	LOB: 0	E: 0	LOB: 0	E: 0	LOB: 0	2B: 1	SAC: 0	PB: 0			
	K: 0	BB: 0	K: 1	BB: 0	K: 2	BB: 0	K: 1	BB: 0	K: 1	BB: 0	K: 0	BB: 0	K: 1	BB: 0	K: 0	BB: 0	K: 0	BB: 0	3B: 1	DP: 0	SB: 1			
	S: 6	P: 6	S: 7	P: 7	S: 7	P: 7	S: 5	P: 5	S: 7	P: 7	S: 3	P: 3	S: 5	P: 5	S: 3	P: 3	S: 3	P: 3	HR: 1	HBP: 0	CS: 0			

PITCHER		IP	WLS	BF	H	R	ER	SO	BB	IBB	HBP	BLK	WP	HR	S	P	ERA	WHIP
Bill Stoneman, R ERA: 2.77	(1, 1)	7.0	L	28	7	5	5	6	0	0	0	0	0	1	40	40	6.43	1.000
Mike Marshall, R ERA: 4.32	(8, 1)	2.0		6	0	0	0	0	0	0	0	0	0	0	6	6	0.00	0.000

PITCHER		IP	WLS	BF	H	R	ER	SO	BB	IBB	HBP	BLK	WP	HR	S	P	ERA	WHIP

Los Angeles Dodgers @ Montreal Expos

Jarry Park, Montreal, QB

Sat Jun 12 1971, 7:05 PM EDT

Att. 21,576 - Unknown

livebaseballscorecards.com

BOTTOM

Batter	1	2	3	4	5	6	7	8	9	AB	R	H	RBI	BB	SO	LOB
Mack Jones, L (1, 7) OBP: 0.321, SLG: 0.379	BBBB 4-0 HR BB BB	x 0-0 ③ F7			SSS 0-3 ① K		x 0-0 1-2 1B		x 0-0 ③ F7	3	1	1	0	1	1	0
Clyde Mashore, R (9, PH) OBP: 0.237, SLG: 0.263										1	0	0	0	0	0	0
Ron Hunt, R (1, 4) OBP: 0.390, SLG: 0.339	BBBB 4-0 1-2 HR BB		x 0-0 1B		x 0-0 ② F7		x 0-0 ② F2			3	1	1	0	1	0	2
Rusty Staub, L (1, 9) OBP: 0.418, SLG: 0.487	x 0-0 ① F6		x 0-0 ① F8		x 0-0 ③ F8		x 0-0 ③ F9			4	0	0	0	0	0	5
Ron Fairly, L (1, 3) OBP: 0.412, SLG: 0.429	x 0-0 1-H 2-H HR		x 0-0 ② F4			SSS 0-3 ① K		x 0-0 2B		4	1	2	3	0	1	1
Bob Bailey, R (1, 5) OBP: 0.369, SLG: 0.394	x 0-0 FC6-4 1B		x 0-0 ③ 4-3			x 0-0 2B		x 0-0 ① F9		4	0	2	0	0	0	2
Boots Day, L (1, 8) OBP: 0.303, SLG: 0.284	x 0-0 ② FC6-4 1-2f			BBB 4-0 4-3 BB		x 0-0 ② F7		SSS 0-3 ② K		2	0	0	0	1	0	2
Ron Swoboda, R (8, PH) OBP: 0.338, SLG: 0.350										1	0	0	0	0	1	1
										(9, 8)						
John Bateman, R (1, 2) OBP: 0.283, SLG: 0.394	x 0-0 ③ 1-5-3			x 0-0 ① F9		x 0-0 ③ 6-3		x 0-0 ③ F7		4	0	0	0	0	0	4
Bobby Wine, R (1, 6) OBP: 0.234, SLG: 0.182		x 0-0 ① 6-3		x 0-0 ② 4-3 1-2			x 0-0 1B 1B		x 0-0 ① 5-3	2	0	0	0	0	0	1
Jim Fairey, L (7, PH) OBP: 0.300, SLG: 0.303										1	0	1	0	0	0	0
Gary Sutherland, R (8, 6) OBP: 0.297, SLG: 0.378										1	0	0	0	0	0	0
Bill Stoneman, R (1, 1) OBP: 0.225, SLG: 0.139		SSS 0-3 ② K		SSS 0-3 ③ K			x 0-0 ① F8		x 0-0 ② F9	2	0	0	0	0	2	1
Jim Gosger, L (7, PH) OBP: 0.212, SLG: 0.250										1	0	0	0	0	0	1
Mike Marshall, R (8, 1)										0	0	0	0	0	0	0
Ron Brand, R (9, PH) OBP: 0.385, SLG: 0.333										1	0	0	0	0	0	0
Inning Stats	R: 3 E: 0 K: 0 S: 5 H: 2 LOB: 1 BB: 2 P: 13	R: 0 E: 0 K: 1 S: 5 H: 0 LOB: 0 BB: 0 P: 5	R: 0 E: 0 K: 0 S: 4 H: 1 LOB: 1 BB: 0 P: 4	R: 0 E: 0 K: 1 S: 5 H: 0 LOB: 1 BB: 1 P: 9	R: 0 E: 0 K: 1 S: 5 H: 0 LOB: 0 BB: 0 P: 5	R: 0 E: 0 K: 1 S: 6 H: 1 LOB: 1 BB: 0 P: 6	R: 0 E: 0 K: 0 S: 5 H: 2 LOB: 2 BB: 0 P: 5	R: 0 E: 0 K: 1 S: 6 H: 1 LOB: 1 BB: 0 P: 6	R: 0 E: 0 K: 0 S: 3 H: 0 LOB: 0 BB: 0 P: 3	1B: 4 2B: 2 3B: 0 HR: 1	SF: 0 SAC: 0 DP: 0 HBP: 0						

	AB	34
	R	3
	H	7
	RBI	3
	BB	3
	SO	5
	LOB	20

WP: 0 PB: 0 SB: 0 CS: 0 PA: 37

PITCHER		IP	WLS	BF	H	R	ER	SO	BB	IBB	HBP	BLK	WP	HR	S	P	ERA	WHIP
Bill Singer, R ERA: 4.55	(1, 1)	7.0	W	31	7	3	3	4	3	0	0	0	0	1	36	48	3.86	1.429
Jim Brewer, L ERA: 1.71	(8, 1)	2.0	S	6	0	0	0	1	0	0	0	0	0	0	8	8	0.00	0.000

PITCHER	IP	WLS	BF	H	R	ER	SO	BB	IBB	HBP	BLK	WP	HR	S	P	ERA	WHIP

Batter	1	2	3	4	5	6	7	8	9	AB	R	H	RBI	BB	SO	LOB
Maury Wills, S (1, 6) OBP: 0.352, SLG: 0.360	G1-6-3 1B		F8		1B 1-H 2-H 3B		F7		F9	5	1	2	2	0	0	0
Willie Crawford, L (1, 9) OBP: 0.365, SLG: 0.481	F8		G3		4-3 3-H 1B		L4		2B 1B	5	0	2	1	0	0	1
Willie Davis, L (1, 8) OBP: 0.368, SLG: 0.473	G1-6-3 1-2f		4-3		F6		4-3		1-3 2B	5	0	1	0	0	0	2
Dick Allen, R (1, 7) OBP: 0.362, SLG: 0.426		5-3		K	4-3 1-2			5-3	F9	5	0	0	0	0	1	3
Wes Parker, S (1, 3) OBP: 0.350, SLG: 0.367		BB HR 1B		1B	F8			BB 1B BB		3	2	2	0	1	0	1
Jim Lefebvre, S (1, 4) OBP: 0.366, SLG: 0.471		F9		F5		G3		K		4	0	0	0	0	1	3
Duke Sims, L (1, 2) OBP: 0.364, SLG: 0.406		HR 1-2 BB		F9		L3		1B 1-2 BB		2	1	0	0	2	0	1
Bobby Valentine, R (1, 5) OBP: 0.318, SLG: 0.333		HR 1-H 2-H			1B 3B 1B	1B		1B 1-3 2-H		4	2	4	4	0	0	0
Claude Osteen, L (1, 1) OBP: 0.175, SLG: 0.135		G3			3B 1-2 1B	G3			K	4	1	1	0	0	1	1
Inning Stats	R: 0 E: 0 K: 0 S: 3 H: 1 LOB: 0 BB: 0 P: 3	R: 3 E: 0 K: 0 S: 5 H: 2 LOB: 0 BB: 1 P: 9	R: 0 E: 0 K: 0 S: 3 H: 0 LOB: 0 BB: 0 P: 3	R: 0 E: 0 K: 1 S: 6 H: 1 LOB: 1 BB: 0 P: 6	R: 3 E: 0 K: 0 S: 7 H: 4 LOB: 1 BB: 0 P: 7	R: 0 E: 0 K: 0 S: 4 H: 1 LOB: 1 BB: 0 P: 4	R: 0 E: 0 K: 0 S: 3 H: 0 LOB: 0 BB: 0 P: 3	R: 1 E: 0 K: 1 S: 5 H: 1 LOB: 2 BB: 2 P: 13	R: 0 E: 0 K: 1 S: 7 H: 2 LOB: 2 BB: 0 P: 7	1B: 9 2B: 1 3B: 1 HR: 1 SF: 0 SAC: 0 DP: 1 HBP: 0						

PITCHER		IP	WLS	BF	H	R	ER	SO	BB	IBB	HBP	BLK	WP	HR	S	P	ERA	WHIP
Steve Renko, R ERA: 3.05	(1, 1)	7.2	L	34	9	7	7	2	3	0	0	0	0	1	35	47	8.22	1.565
Claude Raymond, R ERA: 3.8	(8, 1)	1.1		6	3	0	0	1	0	0	0	0	0	0	8	8	0.00	2.250

PITCHER	IP	WLS	BF	H	R	ER	SO	BB	IBB	HBP	BLK	WP	HR	S	P	ERA	WHIP

TOP

Los Angeles Dodgers @ Montreal Expos

Jarry Park, Montreal, QB

Sun Jun 13 1971, 3:33 AM EDT

Att. 28,116 - Unknown

livebaseballscorecards.com

AB	37
R	7
H	12
RBI	7
BB	3
SO	3
LOB	12

BOTTOM

Los Angeles Dodgers @ Montreal Expos

Jarry Park, Montreal, QB

Sun Jun 13 1971, 3:33 AM EDT

Att. 28,116 - Unknown

livebaseballscorecards.com

Batter	1	2	3	4	5	6	7	8	9	AB	R	H	RBI	BB	SO	LOB
Ron Hunt, R (1, 4) OBP: 0.392, SLG: 0.339	0-0 SH1-3 1B FC6-5 1B		BBBB 4-0 1B BB		0-0 ② L5			0-0 ② 5-3		3	1	1	0	1	0	0
Ron Swoboda, R (1, 8) OBP: 0.360, SLG: 0.391	0-0 FC6-5 SH1-3 1-2 1B		0-0 FC5-4 1-3 1B		0-0 ③ 1-3			0-0 2B		4	0	3	0	0	0	0
Rusty Staub, L (1, 9) OBP: 0.417, SLG: 0.485	0-0 ① SH1-3 1-2 2-3		0-0 ② L6			0-0 G5-4-3 1B		0-0 ③ F8		3	0	1	0	0	0	3
Bob Bailey, R (1, 5) OBP: 0.367, SLG: 0.391	0-0 ② FC6-5 FC6-4 2-3 3-H		0-0 ③ FC5-4 1-2f			SSS 0-3 ① K			0-0 2-3 1B	4	0	1	1	0	1	4
John Bateman, R (1, 2) OBP: 0.282, SLG: 0.396	0-0 ③ FC6-4 1-2f			0-0 G3 2B		0-0 ②③ G5-4-3 1-2f			0-0 ① 2-3 1-2	4	0	1	0	0	0	3
Clyde Mashore, R (1, 7) OBP: 0.222, SLG: 0.246		0-0 ① L9		0-0 ① G3 2-3			0-0 ① F4		SSS 0-3 ② K	4	0	0	0	0	1	2
Ron Fairly, L (1, 3) OBP: 0.402, SLG: 0.416		0-0 ② G3		0-0 ② F4			0-0 ② F9		0-0 ③ 3-1	4	0	0	0	0	0	2
Bobby Wine, R (1, 6) OBP: 0.229, SLG: 0.178 Claude Raymond, R (8, 1)		0-0 ③ F8		0-0 ③ 1-3			0-0 ③ 6-3			3 0	0 0	0 0	0 0	0 0	0 0	1 0
Steve Renko, R (1, 1) OBP: 0.205, SLG: 0.333 Gary Sutherland, R (8, 6) OBP: 0.289, SLG: 0.368			SSS 0-3 ① K		0-0 ① 6-3			0-0 ① 1-3		2 1	0 0	0 0	0 0	0 0	1 0	0 0

Inning Stats	1	2	3	4	5	6	7	8	9
	R: 1 H: 2 E: 0 LOB: 1 K: 0 BB: 0 S: 5 P: 5	R: 0 H: 0 E: 0 LOB: 0 K: 0 BB: 0 S: 3 P: 3	R: 0 H: 1 E: 0 LOB: 2 K: 1 BB: 1 S: 6 P: 10	R: 0 H: 1 E: 0 LOB: 1 K: 0 BB: 0 S: 4 P: 4	R: 0 H: 0 E: 0 LOB: 0 K: 0 BB: 0 S: 3 P: 3	R: 0 H: 1 E: 0 LOB: 0 K: 1 BB: 0 S: 5 P: 5	R: 0 H: 0 E: 0 LOB: 0 K: 0 BB: 0 S: 3 P: 3	R: 0 H: 1 E: 0 LOB: 1 K: 0 BB: 0 S: 4 P: 4	R: 0 H: 1 E: 0 LOB: 1 K: 1 BB: 0 S: 6 P: 6

	AB	32
	R	1
	H	7
	RBI	1
	BB	1
	SO	3
	LOB	15

	1B: 5	SF: 0	WP: 0	PA: 34
	2B: 2	SAC: 1	PB: 0	
	3B: 0	DP: 1	SB: 0	
	HR: 0	HBP: 0	CS: 0	

PITCHER	IP	WLS	BF	H	R	ER	SO	BB	IBB	HBP	BLK	WP	HR	S	P	ERA	WHIP
Claude Osteen, L (1, 1) ERA: 2.83	9.0	W	34	7	1	1	3	1	0	0	0	0	0	39	43	1.00	0.889

PITCHER	IP	WLS	BF	H	R	ER	SO	BB	IBB	HBP	BLK	WP	HR	S	P	ERA	WHIP

Batter	1	2	3	4	5	6	7	8	9	AB	R	H	RBI	BB	SO	LOB
Enzo Hernandez, R (1, 6) OBP: 0.349, SLG: 0.307	F7		F8		SH5-4 1B	G1			FC6-4 1B 1-2	4	0	1	0	0	0	3
Larry Stahl, L (9, PH) OBP: 0.323, SLG: 0.400										1	0	1	0	0	0	0
Bob Miller, R (9, 1)										0	0	0	0	0	0	0
Dave Campbell, R (1, 4) OBP: 0.265, SLG: 0.330	BB 1B		CS 1B		SH5-4 1-2		F8		FC6-4 2B 1-2f 2-3	4	1	2	0	0	0	2
(9, 5)																
Cito Gaston, R (1, 8) OBP: 0.287, SLG: 0.412	K		K 1-2		F3		1-3		2B 1-H 3-H	5	0	1	2	0	2	3
Nate Colbert, R (1, 3) OBP: 0.411, SLG: 0.562	BB 1-2			F4	F8		K		K	4	0	0	0	1	2	3
Ollie Brown, R (1, 9) OBP: 0.359, SLG: 0.379	1-3			F6		F3		K		4	0	0	0	0	1	2
Leron Lee, L (1, 7) OBP: 0.341, SLG: 0.389		S 1B		BB 1B BB		BB 6-3 1B		F7		3	0	2	0	1	0	0
Ed Spiezio, R (1, 5) OBP: 0.289, SLG: 0.330		K 1-2		BB 1-2		6-3 1-2		F6		4	0	1	0	0	1	2
Fred Kendall, R (9, 2) OBP: 0.148, SLG: 0.042										0	0	0	0	0	0	0
Bob Barton, R (1, 2) OBP: 0.333, SLG: 0.397		K		BB 1-2 2-3		IBB			CS 1B	2	0	1	0	2	1	1
Don Mason, L (9, PR) OBP: 0.300, SLG: 0.263										0	0	0	0	0	0	0
(9, 4)																
Clay Kirby, R (1, 1) OBP: 0.273, SLG: 0.143		K		K		BB 1-2 2-3			FC6-4 1B 2B BB 1-2	2	0	0	0	1	2	4
Angel Bravo, L (9, PH) OBP: 0.243, SLG: 0.176										0	1	0	0	1	0	0
Tommy Dean, R (9, 6) OBP: 0.088, SLG: 0.031										0	0	0	0	0	0	0
Inning Stats	R: 0 H: 1 E: 0 LOB: 2 K: 1 BB: 1 S: 6 P: 10	R: 0 H: 1 E: 0 LOB: 1 K: 3 BB: 0 S: 10 P: 10	R: 0 H: 1 E: 0 LOB: 1 K: 1 BB: 0 S: 5 P: 5	R: 0 H: 1 E: 0 LOB: 3 K: 1 BB: 2 S: 6 P: 14	R: 0 H: 1 E: 0 LOB: 1 K: 0 BB: 0 S: 4 P: 4	R: 0 H: 1 E: 0 LOB: 3 K: 0 BB: 2 S: 4 P: 12	R: 0 H: 0 E: 0 LOB: 0 K: 1 BB: 0 S: 5 P: 5	R: 0 H: 0 E: 0 LOB: 0 K: 1 BB: 0 S: 5 P: 5	R: 2 H: 3 E: 0 LOB: 2 K: 1 BB: 1 S: 7 P: 11	1B: 8 SF: 0 2B: 2 SAC: 1 3B: 0 DP: 1 HR: 0 HBP: 0						

PITCHER	IP	WLS	BF	H	R	ER	SO	BB	IBB	HBP	BLK	WP	HR	S	P	ERA	WHIP
Carl Morton, R (1, 1) ERA: 3.83	9.0	L	40	9	2	2	9	5	1	0	0	0	0	52	76	2.00	1.556

PITCHER	IP	WLS	BF	H	R	ER	SO	BB	IBB	HBP	BLK	WP	HR	S	P	ERA	WHIP

TOP

San Diego Padres @ Montreal Expos

Jarry Park, Montreal, QB

Mon Jun 14 1971, 7:05 PM EDT

Att. 10,840 - Unknown

livebaseballscorecards.com

AB	33
R	2
H	9
RBI	2
BB	6
SO	9
LOB	20

WP: 0	PA: 40		
PB: 0			
SB: 1			
CS: 2			

Batter	1	2	3	4	5	6	7	8	9	AB	R	H	RBI	BB	SO	LOB
Mack Jones, L (1, 7) OBP: 0.305, SLG: 0.357	S S S 0-3 ① K		S S S 0-3 ① K		x 0-0 ② F9			S S S 0-3 ① K		4	0	0	0	0	3	0
Clyde Mashore, R (9, 7) OBP: 0.222, SLG: 0.246										0	0	0	0	0	0	0
Ron Hunt, R (1, 4) OBP: 0.389, SLG: 0.333	B B B B 4-0 2B BB		x 0-0 ② 5-3		S S S 0-3 ③ K			S S S 0-3 ② K		3	0	0	0	1	2	0
Rusty Staub, L (1, 9) OBP: 0.418, SLG: 0.490	x 0-0 ② 1-H 2B		x 0-0 BB 1B			x 0-0 ① G3		x 0-0 ③ F6		4	0	2	0	0	0	0
Ron Fairly, L (1, 3) OBP: 0.399, SLG: 0.407	x 0-0 ③ 3-1		B B B B 4-0 1-2 BB			x 0-0 ② 1-3			x 0-0 ① F4	3	0	0	0	1	0	1
Bob Bailey, R (1, 5) OBP: 0.360, SLG: 0.382		x 0-0 E6 2B	x 0-0 ③ 5-3			S S S 0-3 ③ K			x 0-0 ② 6-3	4	1	0	0	0	1	2
Boots Day, L (1, 8) OBP: 0.301, SLG: 0.277		B B B B 4-0 2B 2-5 BB		x 0-0 ① 1-3			x 0-0 ① 6-3		x 0-0 ③ F8	3	0	0	0	1	0	0
John Bateman, R (1, 2) OBP: 0.288, SLG: 0.402		x 0-0 1-3 2-H 2B		S S S 0-3 ② K			H 1-0 4-3 HBP			2	0	1	1	0	1	0
Bobby Wine, R (1, 6) OBP: 0.225, SLG: 0.175		S S S 0-3 ① K		x 0-0 ③ F7			x 0-0 ② 4-3 1-2			3	0	0	0	0	1	3
Carl Morton, R (1, 1) OBP: 0.163, SLG: 0.125		x 0-0 ② ③ 2-5 3-Hf			x 0-0 ① 5-3		S S S 0-3 ③ K			3	0	0	0	0	1	3
Inning Stats	R: 0 H: 1 E: 0 LOB: 1 K: 1 BB: 1 S: 5 P: 9	R: 1 H: 1 E: 1 LOB: 1 K: 1 BB: 1 S: 6 P: 10	R: 0 H: 1 E: 0 LOB: 2 K: 1 BB: 1 S: 6 P: 10	R: 0 H: 0 E: 0 LOB: 0 K: 1 BB: 0 S: 5 P: 5	R: 0 H: 0 E: 0 LOB: 0 K: 1 BB: 0 S: 5 P: 5	R: 0 H: 0 E: 0 LOB: 0 K: 1 BB: 0 S: 5 P: 5	R: 0 H: 0 E: 0 LOB: 1 K: 1 BB: 0 S: 5 P: 6	R: 0 H: 0 E: 0 LOB: 0 K: 2 BB: 0 S: 7 P: 7	R: 0 H: 0 E: 0 LOB: 0 K: 0 BB: 0 S: 3 P: 3	1B: 1 SF: 0 2B: 3 SAC: 0 3B: 0 DP: 1 HR: 0 HBP: 1						

PITCHER		IP	WLS	BF	H	R	ER	SO	BB	IBB	HBP	BLK	WP	HR	S	P	ERA	WHIP
Clay Kirby, R ERA: 3.36	(1, 1)	8.0	W	30	3	1	0	9	3	0	1	0	0	0	44	57	0.00	0.750
Bob Miller, R ERA: 2.53	(9, 1)	1.0	S	3	0	0	0	0	0	0	0	0	0	0	3	3	0.00	0.000

PITCHER	IP	WLS	BF	H	R	ER	SO	BB	IBB	HBP	BLK	WP	HR	S	P	ERA	WHIP

BOTTOM

San Diego Padres @ Montreal Expos

Jarry Park, Montreal, QB

Mon Jun 14 1971, 7:05 PM EDT

Att. 10,840 - Unknown

livebaseballscorecards.com

AB	29
R	1
H	3
RBI	1
BB	3
SO	9
LOB	9

Batter	1	2	3	4	5	6	7	8	9	AB	R	H	RBI	BB	SO	LOB
Enzo Hernandez, R (1, 6) OBP: 0.346, SLG: 0.304	4-3		F4		FC5-4 1B			K	G3	5	0	1	0	0	1	1
Dave Campbell, R (1, 4) (7, 5) (9, 4) OBP: 0.264, SLG: 0.329	K		1B 1B		FC5-4 S 1-2f			E6 5-4-3		4	0	1	0	0	1	1
Cito Gaston, R (1, 8) OBP: 0.291, SLG: 0.426	HR		FC6-4 1B 1-2		K 1-2			5-4-3 1-2		4	1	2	1	0	1	2
Nate Colbert, R (1, 3) OBP: 0.409, SLG: 0.554	FC4-6 BB		FC6-4 1-2f			F8		K		3	0	0	0	1	1	3
Ollie Brown, R (1, 9) OBP: 0.357, SLG: 0.374	FC4-6 1-2f			FC6-4 BB		6-3			6-3	3	0	0	0	1	0	1
Leron Lee, L (1, 7) OBP: 0.333, SLG: 0.400		G3		F7		L4			E 2B	4	1	1	0	0	0	1
Ed Spiezio, R (1, 5) OBP: 0.282, SLG: 0.322 Garry Jestadt, R (7, 4) OBP: 0.220, SLG: 0.256 Larry Stahl, L (9, PH) OBP: 0.328, SLG: 0.413 Tommy Dean, R (9, 5) OBP: 0.088, SLG: 0.031		K		F2			6-3		E9 SF9 2B 2-H	3 0 1 0	0 0 1 0	0 0 1 0	0 0 1 0	0 0 0 0	1 0 0 0	1 0 0 0
Bob Barton, R (1, 2) OBP: 0.338, SLG: 0.392		G3		FC6-4 1-2f					IBB	2	0	0	0	2	0	1
Fred Norman, S (1, 1) Dick Kelley, R (7, 1) Al Severinsen, R (8, 1) Angel Bravo, L (9, PH) OBP: 0.237, SLG: 0.176 Bob Miller, R (9, 1)			4-3		F7				SF9 3-H	3 0 0 0 0	0 0 0 0 0	0 0 0 0 0	0 0 0 1 0	0 0 0 0 0	1 0 0 0 0	1 0 0 0 0
Inning Stats	R: 1 H: 1 E: 0 LOB: 1 K: 1 BB: 1 S: 6 P: 10	R: 0 H: 0 E: 0 LOB: 0 K: 1 BB: 0 S: 5 P: 5	R: 0 H: 2 E: 0 LOB: 2 K: 0 BB: 0 S: 5 P: 5	R: 0 H: 0 E: 0 LOB: 1 K: 0 BB: 1 S: 3 P: 7	R: 0 H: 1 E: 0 LOB: 1 K: 1 BB: 0 S: 6 P: 6	R: 0 H: 0 E: 0 LOB: 0 K: 0 BB: 0 S: 3 P: 3	R: 0 H: 0 E: 0 LOB: 0 K: 1 BB: 1 S: 4 P: 8	R: 0 H: 0 E: 1 LOB: 1 K: 2 BB: 0 S: 8 P: 8	R: 2 H: 2 E: 1 LOB: 1 K: 0 BB: 1 S: 5 P: 9	1B: 3 SF: 1 2B: 2 SAC: 0 3B: 0 DP: 0 HR: 1 HBP: 0						WP: 0 PA: 37 PB: 0 SB: 1 CS: 1	

TOP

San Diego Padres @ Montreal Expos

Jarry Park, Montreal, QB

Tue Jun 15 1971, 7:05 PM EDT

Att. 13,512 - Unknown

livebaseballscorecards.com

AB	32
R	3
H	6
RBI	3
BB	4
SO	6
LOB	12

PITCHER		IP	WLS	BF	H	R	ER	SO	BB	IBB	HBP	BLK	WP	HR	S	P	ERA	WHIP
Jim Britton, R ERA: 8.38	(1, 1)	6.1		26	4	1	1	3	3	0	0	0	0	1	29	41	1.42	1.105
Mike Marshall, R ERA: 4.25	(7, 1)	2.2	L	11	2	2	1	3	0	1	0	0	0	0	16	20	3.38	0.750

PITCHER	IP	WLS	BF	H	R	ER	SO	BB	IBB	HBP	BLK	WP	HR	S	P	ERA	WHIP

Batter	1	2	3	4	5	6	7	8	9	AB	R	H	RBI	BB	SO	LOB
Ron Hunt, R (1, 4) OBP: 0.382, SLG: 0.326	5-3		F4			F3		F4		4	0	0	0	0	0	0
Ron Swoboda, R (1, 8) OBP: 0.354, SLG: 0.382	K		K			L6		5-3 1B		4	0	1	0	0	2	0
Rusty Staub, L (1, 9) OBP: 0.415, SLG: 0.485	K			K G5-4-3 1B		K		5-3 1-2		4	0	1	0	0	3	0
Bob Bailey, R (1, 5) OBP: 0.362, SLG: 0.385		F8		G5-4-3 1-2f			S 1B	5-3 1-2 2-3		4	1	2	0	0	0	2
John Bateman, R (1, 2) OBP: 0.287, SLG: 0.399		FC5-4 1B		G5-4-3 1-2f			K 1-2	F8		4	0	1	0	0	1	4
Gary Sutherland, R (1, 6) OBP: 0.333, SLG: 0.390		FC5-4 1-2	E6				BBBB 1B		F8	3	0	2	0	1	0	0
Clyde Mashore, R (1, 7) OBP: 0.212, SLG: 0.234 Jim Fairey, L (9, PH) OBP: 0.310, SLG: 0.313		FC5-4 1-2f 2-3	F9				F5		G3	3 1	0 0	0 1	0 0	0 0	0 0	5 0
John Boccabella, R (1, 3) OBP: 0.255, SLG: 0.417 Ron Fairly, L (9, PH) OBP: 0.397, SLG: 0.404			F2				1-2 2-H		G3 1-2	3 1	0 0	1 0	1 0	0 0	1 0	3 1
Jim Britton, R (1, 1) Mike Marshall, R (7, 1) Mack Jones, L (9, PH) OBP: 0.301, SLG: 0.352			K	K			F9		4-3	2 1 1	0 0 0	0 0 0	0 0 0	0 0 0	2 0 0	1 2 1
Inning Stats	R: 0 E: 0 K: 2 S: 7 H: 0 LOB: 0 BB: 0 P: 7	R: 0 E: 0 K: 1 S: 7 H: 2 LOB: 2 BB: 0 P: 7	R: 0 E: 0 K: 2 S: 7 H: 0 LOB: 0 BB: 0 P: 7	R: 0 E: 0 K: 1 S: 5 H: 1 LOB: 0 BB: 0 P: 5	R: 0 E: 1 K: 1 S: 6 H: 1 LOB: 1 BB: 0 P: 6	R: 0 E: 0 K: 1 S: 5 H: 0 LOB: 0 BB: 0 P: 5	R: 1 E: 0 K: 1 S: 7 H: 2 LOB: 2 BB: 1 P: 11	R: 0 E: 0 K: 0 S: 5 H: 2 LOB: 2 BB: 0 P: 5	R: 0 E: 0 K: 0 S: 4 H: 1 LOB: 1 BB: 0 P: 4	1B: 9 2B: 0 3B: 0 HR: 0	SF: 0 SAC: 0 DP: 1 HBP: 0			WP: 0 PB: 0 SB: 1 CS: 0	PA: 36		

PITCHER		IP	WLS	BF	H	R	ER	SO	BB	IBB	HBP	BLK	WP	HR	S	P	ERA	WHIP
Fred Norman, L ERA: 5.4	(1, 1)	6.1		23	5	1	1	9	0	0	0	0	0	0	41	41	1.42	0.789
Dick Kelley, L ERA: 4.66	(7, 1)	1.0		7	3	0	0	0	1	0	0	0	0	0	6	10	0.00	4.000
Al Severinsen, R ERA: 3.0	(8, 1)	0.2	W	2	0	0	0	0	0	0	0	0	0	0	2	2	0.00	0.000
Bob Miller, R ERA: 2.45	(9, 1)	1.0	S	4	1	0	0	0	0	0	0	0	0	0	4	4	0.00	1.000

PITCHER	IP	WLS	BF	H	R	ER	SO	BB	IBB	HBP	BLK	WP	HR	S	P	ERA	WHIP

BOTTOM

San Diego Padres @ Montreal Expos

Jarry Park, Montreal, QB

Tue Jun 15 1971, 7:05 PM EDT

Att. 13,512 - Unknown

livebaseballscorecards.com

AB	35
R	1
H	9
RBI	1
BB	1
SO	9
LOB	19

Batter	1	2	3	4	5	6	7	8	9	AB	R	H	RBI	BB	SO	LOB
Enzo Hernandez, R (1, 6) OBP: 0.345, SLG: 0.301	S S S 0-3 ① K			B B B B 4-0 SH1-4 BB		S S S 0-3 ③ K			X 0-0 ② 4-3	2	0	0	0	1	2	0
Don Mason, L (9, PH) OBP: 0.298, SLG: 0.261										1	0	0	0	0	0	0
Dave Campbell, R (1, 4) OBP: 0.262, SLG: 0.325	S S S 0-3 ② K			X 0-0 ① SH1-4 1-2			X 0-0 ① F8		S S S 0-3 ③ K	2	0	0	0	0	1	0
Larry Stahl, L (9, PH) OBP: 0.326, SLG: 0.409										1	0	0	0	0	1	0
Cito Gaston, R (1, 8) OBP: 0.291, SLG: 0.425	S S S 0-3 ③ K			X 0-0 ② 5-3			X 0-0 1B			3	0	1	0	0	1	1
Nate Colbert, R (1, 3) OBP: 0.404, SLG: 0.546		X 0-0 ① F8		S S S 0-3 ③ K			S S S 0-3 ② K			3	0	0	0	0	2	2
Ollie Brown, R (1, 9) OBP: 0.353, SLG: 0.369		S S S 0-3 ② K			X 0-0 ① 6-3		X 0-0 ③ 4-3			3	0	0	0	0	1	1
Leron Lee, L (1, 7) OBP: 0.313, SLG: 0.372		X 0-0 E7 CS			S S S 0-3 ② K			S S S 0-3 ① K		3	0	0	0	0	2	0
Ed Spiezio, R (1, 5) OBP: 0.276, SLG: 0.314		0-0 ③ CS 1-2	S S S 0-3 ① K		X 0-0 ③ F9			X 0-0 ② 5-3		3	0	0	0	0	1	0
Bob Barton, R (1, 2) OBP: 0.331, SLG: 0.384			X 0-0 ② F7			S S S 0-3 ① K		S S S 0-3 ③ K		3	0	0	0	0	2	0
Dave Roberts, L (1, 1) OBP: 0.156, SLG: 0.188			X 0-0 ③ F7			S S S 0-3 ② K			X 0-0 ① 4-3	2	0	0	0	0	1	0
Angel Bravo, L (9, PH) OBP: 0.231, SLG: 0.171										1	0	0	0	0	0	0
Inning Stats	R: 0 H: 0 E: 0 LOB: 0 K: 3 BB: 0 S: 9 P: 9	R: 0 H: 0 E: 1 LOB: 0 K: 1 BB: 0 S: 5 P: 5	R: 0 H: 0 E: 0 LOB: 0 K: 1 BB: 0 S: 5 P: 5	R: 0 H: 0 E: 0 LOB: 1 K: 1 BB: 1 S: 5 P: 9	R: 0 H: 0 E: 0 LOB: 0 K: 1 BB: 0 S: 5 P: 5	R: 0 H: 0 E: 0 LOB: 0 K: 3 BB: 0 S: 9 P: 9	R: 0 H: 1 E: 0 LOB: 1 K: 1 BB: 0 S: 6 P: 6	R: 0 H: 0 E: 0 LOB: 0 K: 2 BB: 0 S: 7 P: 7	R: 0 H: 0 E: 0 LOB: 0 K: 1 BB: 0 S: 5 P: 5	1B: 1 SF: 0 2B: 0 SAC: 1 3B: 0 DP: 0 HR: 0 HBP: 0					WP: 0 PA: 30 PB: 0 SB: 0 CS: 1	

PITCHER	IP	WLS	BF	H	R	ER	SO	BB	IBB	HBP	BLK	WP	HR	S	P	ERA	WHIP
Bill Stoneman, R (1, 1) ERA: 2.56	9.0	W	29	1	0	0	14	1	0	0	0	0	0	56	60	0.00	0.222

PITCHER	IP	WLS	BF	H	R	ER	SO	BB	IBB	HBP	BLK	WP	HR	S	P	ERA	WHIP

San Diego Padres @ Montreal Expos

Jarry Park, Montreal, QB

Wed Jun 16 1971, 7:05 PM EDT

Att. 23,623 - Unknown

TOP

livebaseballscorecards.com

AB	27
R	0
H	1
RBI	0
BB	1
SO	14
LOB	4

Batter	1	2	3	4	5	6	7	8	9	AB	R	H	RBI	BB	SO	LOB
Gary Sutherland, R (1, 6) OBP: 0.304, SLG: 0.356	6-3		L4		G6-4-3 1-2f			F6		4	0	0	0	0	0	2
Ron Hunt, R (1, 4) OBP: 0.380, SLG: 0.325	5-3		F7			5-3		G4-6-3 1B		4	0	1	0	0	0	1
Rusty Staub, L (1, 9) OBP: 0.413, SLG: 0.481	1B			4-3		E7 5-3		G4-6-3 1-2f		4	0	1	0	0	0	1
Bob Bailey, R (1, 5) OBP: 0.357, SLG: 0.378	6-3			6-3		5-3 1-2				3	0	0	0	0	0	2
John Bateman, R (1, 2) OBP: 0.288, SLG: 0.398		FC6-4 1B		5-3		K				3	0	1	0	0	1	1
Ron Swoboda, R (1, 8) OBP: 0.366, SLG: 0.400		FC6-4 G4-6-3 1-2f			BB SH2 2B		1B CS 2B			2	1	1	0	1	0	1
Ron Fairly, L (1, 3) OBP: 0.398, SLG: 0.406		G4-6-3 1-2f			SH2 1-2		2-3 1B			2	0	1	0	0	0	1
Clyde Mashore, R (1, 7) OBP: 0.232, SLG: 0.269			SH3-4 1B		WP 1B 2-H 2B		K			3	1	2	1	0	1	2
Bill Stoneman, R (1, 1) OBP: 0.238, SLG: 0.158			SH3-4 1-2		G6-4-3 2-H 1B		K 3-H			2	0	1	1	0	1	2
Inning Stats	R: 0 E: 0 K: 0 S: 4 H: 1 LOB: 1 BB: 0 P: 4	R: 0 E: 0 K: 0 S: 3 H: 1 LOB: 0 BB: 0 P: 3	R: 0 E: 0 K: 0 S: 4 H: 1 LOB: 1 BB: 0 P: 4	R: 0 E: 0 K: 0 S: 3 H: 0 LOB: 0 BB: 0 P: 3	R: 2 E: 0 K: 0 S: 4 H: 2 LOB: 0 BB: 1 P: 8	R: 0 E: 1 K: 1 S: 6 H: 0 LOB: 1 BB: 0 P: 6	R: 0 E: 0 K: 2 S: 8 H: 2 LOB: 1 BB: 0 P: 8	R: 0 E: 0 K: 0 S: 3 H: 1 LOB: 0 BB: 0 P: 3		1B: 6 2B: 2 3B: 0 HR: 0 SF: 0 SAC: 2 DP: 3 HBP: 0						

PITCHER	IP	WLS	BF	H	R	ER	SO	BB	IBB	HBP	BLK	WP	HR	S	P	ERA	WHIP
Dave Roberts, L (1, 1) ERA: 2.32	8.0	L	30	8	2	2	3	1	0	0	0	1	0	35	39	2.25	1.125

PITCHER	IP	WLS	BF	H	R	ER	SO	BB	IBB	HBP	BLK	WP	HR	S	P	ERA	WHIP

BOTTOM

San Diego Padres @ Montreal Expos

Jarry Park, Montreal, QB

Wed Jun 16 1971, 7:05 PM EDT

Att. 23,623 - Unknown

livebaseballscorecards.com

AB	27
R	2
H	8
RBI	2
BB	1
SO	3
LOB	13

1B: 6	SF: 0	WP: 1	PA: 30
2B: 2	SAC: 2	PB: 0	
3B: 0	DP: 3	SB: 0	
HR: 0	HBP: 0	CS: 1	

Batter	1	2	3	4	5	6	7	8	9	10	11	AB	R	H	RBI	BB	SO	LOB
Ron Hunt, R (1, 4) OBP: 0.383, SLG: 0.332	BBBB 4-0 4-3 5-3 BB		x 0-0 ① 5-3		x 0-0 FC4-6 BB 1-2 2-H 1B		x 0-0 PB HR 2B		x 0-0 ① F8		SSS 0-3 ① K	5	1	2	1	1	1	0
Clyde Mashore, R (1, 8) OBP: 0.243, SLG: 0.257 (9, 7) Jim Fairey, L (11, PH) OBP: 0.319, SLG: 0.324 (11, 7)	x 0-0 ① 5-3 1-2		x 0-0 ② 5-3		BBBB 4-0 FC4-6 1-2 2-3 BB		BBBB 4-0 BB HR 2-3 BB		SSS 0-3 ② K		x 0-0 1B	3	1	0	0	2	1	1
												1	0	1	0	0	0	0
Rusty Staub, L (1, 9) OBP: 0.407, SLG: 0.476	x 0-0 ② 4-3 2-3		x 0-0 ③ F5		x 0-0 ② FC4-6 1-2f 2-3 3-H		x 0-0 ② F7		x 0-0 HR 2B		x 0-0 ② F9	6	1	1	1	0	0	6
Bob Bailey, R (1, 7) OBP: 0.358, SLG: 0.392 Boots Day, L (9, 8) OBP: 0.298, SLG: 0.274	x 0-0 ③ 4-3			x 0-0 ① 5-3	x 0-0 ③ F9		BBBB 4-0 HR 1-2 BB		x 0-0 2-H HR		x 0-0 ③ F8	4	2	1	2	1	0	3
												1	0	0	0	0	0	1
John Bateman, R (1, 2) OBP: 0.295, SLG: 0.415		x 0-0 E 1B G1-2-3 1B		x 0-0 ② 5-3		x 0-0 ① 6-3	x 0-0 1-H 2-H 3-H HR		BBBB 4-0 BB			4	1	2	4	1	0	0
Coco Laboy, R (1, 5) OBP: 0.316, SLG: 0.307 Dan McGinn, L (9, 1) John Boccabella, R (10, 5) OBP: 0.255, SLG: 0.417		x 0-0 G1-2-3 E 1-2 1B		x 0-0 ③ 6-3		BBBB 4-0 G5-3 1B BB	x 0-0 ③ F5		x 0-0 ③ F7			4	0	1	0	1	0	1
												0	0	0	0	0	0	0
												0	0	0	0	0	0	0
Ron Fairly, L (1, 3) OBP: 0.392, SLG: 0.399		x 0-0 E4 G1-2-3 1-2 2-3			x 0-0 ① G3	x 0-0 1-2 1B		x 0-0 ① F9		x 0-0 ① F5		5	0	1	0	0	0	2
Gary Sutherland, R (1, 6) OBP: 0.294, SLG: 0.340		x 0-0 ① ② G1-2-3 1-2 2-3 3-Hf			x 0-0 1B 1B 1B	x 0-0 ② ③ G5-3 2-3f		x 0-0 ② 1-3		x 0-0 ② F8		5	1	1	0	0	0	5
Steve Renko, R (1, 1) OBP: 0.209, SLG: 0.326 Mike Marshall, R (8, 1) Ron Brand, R (9, 5) OBP: 0.370, SLG: 0.320 Claude Raymond, R (10, 1)		x 0-0 ③ 1-3			x 0-0 BB 1B FC4-6 1-2 1B		x 0-0 ① 1-3	x 0-0 ③ 4-3		x 0-0 ③ F7		4	1	1	0	0	0	2
												0	0	0	0	0	0	0
												1	0	0	0	0	0	0
												0	0	0	0	0	0	0
Inning Stats	R: 0 E: 0 K: 0 S: 3 H: 0 LOB: 1 BB: 1 P: 7	R: 0 E: 1 K: 0 S: 5 H: 2 LOB: 2 BB: 0 P: 5	R: 0 E: 0 K: 0 S: 3 H: 0 LOB: 0 BB: 0 P: 3	R: 0 E: 0 K: 0 S: 3 H: 0 LOB: 0 BB: 0 P: 3	R: 2 E: 0 K: 0 S: 6 H: 3 LOB: 2 BB: 1 P: 10	R: 0 E: 0 K: 0 S: 3 H: 1 LOB: 1 BB: 1 P: 7	R: 4 E: 0 K: 0 S: 5 H: 2 LOB: 0 BB: 2 P: 13	R: 0 E: 0 K: 0 S: 3 H: 0 LOB: 0 BB: 0 P: 3	R: 2 E: 0 K: 1 S: 7 H: 2 LOB: 1 BB: 1 P: 11	R: 0 E: 0 K: 0 S: 3 H: 0 LOB: 0 BB: 0 P: 3	R: 0 E: 0 K: 1 S: 6 H: 1 LOB: 1 BB: 0 P: 6	1B: 7 2B: 2 3B: 0 HR: 2	SF: 0 SAC: 0 DP: 2 HBP: 0					

PITCHER		IP	WLS	BF	H	R	ER	SO	BB	IBB	HBP	BLK	WP	HR	S	P	ERA	WHIP
Luke Walker, L ERA: 3.59	(1, 1)	6.2		30	7	4	4	0	4	0	0	0	0	0	26	42	5.40	1.650
Bob Johnson, R ERA: 3.39	(7, 1)	1.1		6	1	2	2	0	1	0	0	0	0	1	5	9	13.50	1.500
Mudcat Grant, R ERA: 2.53	(9, 1)	1.0		6	2	2	2	1	1	0	0	0	0	1	7	11	18.00	3.000
Dave Giusti, R ERA: 1.41	(10, 1)	2.0	W	7	1	0	0	1	0	0	0	0	0	0	9	9	0.00	0.500

PITCHER	IP	WLS	BF	H	R	ER	SO	BB	IBB	HBP	BLK	WP	HR	S	P	ERA	WHIP

TOP

Montreal Expos @ Pittsburgh Pirates

Three Rivers Stadium, Pittsburgh, PA

Fri Jun 18 1971, 7:05 PM EDT

Att. 26,644 - Unknown

livebaseballscorecards.com

AB	43
R	8
H	11
RBI	8
BB	6
SO	2
LOB	21

1B: 7	SF: 0	WP: 0	PA: 49
2B: 2	SAC: 0	PB: 1	
3B: 0	DP: 2	SB: 0	
HR: 2	HBP: 0	CS: 0	

Montreal Expos @ Pittsburgh Pirates

Three Rivers Stadium, Pittsburgh, PA

Fri Jun 18 1971, 7:05 PM EDT

Att. 26,644 - Unknown

livebaseballscorecards.com

Batter	1	2	3	4	5	6	7	8	9	10	11	AB	R	H	RBI	BB	SO	LOB
Dave Cash, R (1, 4) (10, 6) OBP: 0.376, SLG: 0.403	F3		F8			F8		BB, 1B	HR		1B	5	2	2	3	1	0	0
Richie Hebner, L (1, 5) OBP: 0.343, SLG: 0.479	F8		F8			L9		F8	HR			5	1	1	1	0	0	2
Roberto Clemente, R (1, 9) OBP: 0.329, SLG: 0.469	HR		K			K		F4	F7			4	1	0	0	1	2	2
Willie Stargell, L (1, 7) OBP: 0.384, SLG: 0.680	HR			K			F2	1B, BB	K			4	1	1	2	1	2	0
Al Oliver, L (1, 8) OBP: 0.316, SLG: 0.384	1B			F8			BB, 1B	1B		F4		5	0	3	2	0	0	0
Bob Robertson, R (1, 3) OBP: 0.346, SLG: 0.490	F9			4-3			BB	F6		K		4	0	0	0	1	1	3
Manny Sanguillen, R (1, 2) OBP: 0.347, SLG: 0.420		6-3			5-3		F4		4-3, 1B	K		5	1	1	0	0	1	2
Gene Alley, R (1, 6) OBP: 0.262, SLG: 0.276 Vic Davalillo, L (7, PH) OBP: 0.313, SLG: 0.352 Jackie Hernandez, R (8, 6) OBP: 0.259, SLG: 0.278 Milt May, L (9, PH) OBP: 0.256, SLG: 0.293 Dave Giusti, R (10, 1) Gene Clines, R (11, PH) OBP: 0.378, SLG: 0.402		K			F2		L9		4-3		1B	2 1 0 1 0 1	0 0 0 0 0 1	0 0 0 0 0 1	0 0 0 0 0 0	1 0 0 0 0 0	0 2 0 0 0 0	0 0 0 0 0 0
Luke Walker, L (1, 1) Bob Johnson, L (7, 1) OBP: 0.130, SLG: 0.048 Charlie Sands, L (8, PH) OBP: 0.778, SLG: 1.400 Dock Ellis, S (8, PR) OBP: 0.282, SLG: 0.243 Mudcat Grant, R (9, 1) OBP: 0.375, SLG: 0.429 Bill Mazeroski, R (9, PH) OBP: 0.357, SLG: 0.286		1-3			L5			BB, BB, 1B	HR, 1B		F9	2 0 0 0 2	0 0 0 1 1	0 0 0 0 1	0 0 1 0 1	0 0 0 0 0	0 0 0 0 0	0 0 0 0 1
Inning Stats	R: 2 E: 0 K: 0 S: 5 H: 2 LOB: 1 BB: 1 P: 9	R: 0 E: 0 K: 1 S: 5 H: 0 LOB: 0 BB: 0 P: 5	R: 0 E: 0 K: 1 S: 5 H: 0 LOB: 0 BB: 0 P: 5	R: 0 E: 0 K: 1 S: 5 H: 0 LOB: 0 BB: 0 P: 5	R: 0 E: 0 K: 0 S: 3 H: 0 LOB: 0 BB: 0 P: 3	R: 0 E: 0 K: 1 S: 5 H: 0 LOB: 0 BB: 0 P: 5	R: 0 E: 0 K: 0 S: 4 H: 1 LOB: 2 BB: 1 P: 8	R: 2 E: 0 K: 0 S: 4 H: 1 LOB: 2 BB: 3 P: 16	R: 4 E: 0 K: 1 S: 9 H: 4 LOB: 0 BB: 0 P: 9	R: 0 E: 0 K: 2 S: 7 H: 0 LOB: 0 BB: 0 P: 7	R: 1 E: 0 K: 0 S: 3 H: 2 LOB: 1 BB: 0 P: 3	1B: 5 2B: 1 3B: 1 HR: 3	SF: 0 SAC: 0 DP: 0 HBP: 0	WP: 0 PB: 0 SB: 0 CS: 0	PA: 46			

PITCHER		IP	WLS	BF	H	R	ER	SO	BB	IBB	HBP	BLK	WP	HR	S	P	ERA	WHIP
Steve Renko, R ERA: 3.15	(1, 1)	7.2		32	4	4	4	4	5	0	0	0	0	1	35	55	4.70	1.174
Mike Marshall, R ERA: 5.11	(8, 1)	1.0		7	4	4	4	0	0	0	0	0	0	2	7	7	36.00	4.000
Dan McGinn, L ERA:	(9, 1)	0.2		2	0	0	0	1	0	0	0	0	0	0	4	4	0.00	0.000
Claude Raymond, R ERA: 4.03	(10, 1)	1.0	L	5	2	1	1	2	0	0	0	0	0	0	9	9	9.00	2.000

PITCHER	IP	WLS	BF	H	R	ER	SO	BB	IBB	HBP	BLK	WP	HR	S	P	ERA	WHIP

Batter	1	2	3	4	5	6	7	8	9	AB	R	H	RBI	BB	SO	LOB
Mack Jones, L (1, 7) OBP: 0.310, SLG: 0.342 Ron Swoboda, R (8, PH) OBP: 0.381, SLG: 0.408 (8, 8)	BBBB; 4-0 6-3 BB	0-0 E3 PB 3-H		0-0 4-3 ②		BBBB; 4-0 1-2 BB		BBBB; 4-0 FC5-4 BB	0-0 1B 1-2 2-H 1B	2 1	0 0	0 1	1 1	2 1	0 0	0 0
Ron Hunt, R (1, 4) OBP: 0.378, SLG: 0.327	0-0 6-3 ①② 1-2	0-0 F6 ② 1-2		0-0 F8 ③		0-0 F9 ③		0-0 FC5-4 ③ 1-2f	0-0 1B 1-2 2-3 1B	6	0	1	0	0	0	5
Rusty Staub, L (1, 9) OBP: 0.409, SLG: 0.484	0-0 HR 1B	4-0 IBB			SSS; 0-3 K ①		0-0 SF9 3B		F7; G3	5	2	2	0	1	1	3
Ron Fairly, L (1, 3) OBP: 0.392, SLG: 0.417	0-0 1-H HR	0-0 4-3 ③			BBBB; 4-0 S BB		0-0 SF9 ① 3-H		SSS; 0-3 K ②	3	1	1	3	1	1	2
Bob Bailey, R (1, 5) OBP: 0.364, SLG: 0.401 Clyde Mashore, R (9, 7) OBP: 0.243, SLG: 0.257	0-0 F9 ③		BBBB; 4-0 FC1-6 BB		SSS; 0-3 K ② 1-2		BBBB; 4-0 FC4-6 BB		0-0 1B 3B	3 0	1 0	1 0	0 0	2 0	1 0	1 0
Boots Day, L (1, 8) (8, 7) OBP: 0.297, SLG: 0.274 Coco Laboy, R (9, PH) (9, 5) OBP: 0.323, SLG: 0.315		0-0 1B SH 1B	0-0 FC1-6 ① 1B 1-2f		SSS; 0-3 K ③		SSS; 0-3 K ②		0-0 1B 1B 3-H 1B	4 1	1 1	1 1	0 1	0 0	2 0	3 0
John Bateman, R (1, 2) OBP: 0.297, SLG: 0.414		0-0 SH 1B 1-2	SSS; 0-3 K ②			0-0 6-3 ①	0-0 FC4-6 ③ 1-2f		0-0 1B 1B 1-2 1B	5	2	2	0	0	1	2
Gary Sutherland, R (1, 6) OBP: 0.309, SLG: 0.352		0-0 SH E 1-H 2-H	0-0 ③ 1-3 1B			0-0 4-3 ②		0-0 F2 ①	0-0 1B 1B 1-2 2-H 1B	4	2	2	1	0	0	0
Carl Morton, R (1, 1) OBP: 0.188, SLG: 0.156		0-0 6-3 ①		SSS; 0-3 K ①		0-0 BB 1B		0-0 6-3 ②	1B 1B 1-2 2-H 1B	5	0	2	1	0	1	1
Inning Stats	R: 2 H: 2 E: 0 LOB: 0 K: 0 BB: 1 S: 4 P: 8	R: 3 H: 2 E: 2 LOB: 2 K: 0 BB: 1 S: 7 P: 11	R: 0 H: 1 E: 0 LOB: 2 K: 1 BB: 1 S: 5 P: 9	R: 0 H: 0 E: 0 LOB: 0 K: 1 BB: 0 S: 5 P: 5	R: 0 H: 0 E: 0 LOB: 1 K: 3 BB: 1 S: 9 P: 13	R: 0 H: 1 E: 0 LOB: 2 K: 0 BB: 1 S: 4 P: 8	R: 1 H: 1 E: 0 LOB: 1 K: 1 BB: 1 S: 6 P: 10	R: 0 H: 0 E: 0 LOB: 1 K: 0 BB: 1 S: 3 P: 7	R: 4 H: 7 E: 0 LOB: 3 K: 1 BB: 0 S: 12 P: 12	1B: 11 SF: 1 2B: 0 SAC: 1 3B: 2 DP: 0 HR: 1 HBP: 0						WP: 0 PA: 48 PB: 1 SB: 1 CS: 0	

PITCHER		IP	WLS	BF	H	R	ER	SO	BB	IBB	HBP	BLK	WP	HR	S	P	ERA	WHIP
Bob Moose, R ERA: 3.8	(1, 1)	3.0	L	17	5	5	2	1	2	1	0	0	0	1	16	28	6.00	2.333
Bob Johnson, R ERA: 3.25	(4, 1)	3.0		12	1	0	0	4	2	0	0	0	0	0	18	26	0.00	1.000
Bob Veale, L ERA: 4.6	(7, 1)	3.0		19	8	5	5	2	2	0	0	0	0	0	21	29	15.00	3.333

PITCHER	IP	WLS	BF	H	R	ER	SO	BB	IBB	HBP	BLK	WP	HR	S	P	ERA	WHIP

Montreal Expos @ Pittsburgh Pirates

Three Rivers Stadium, Pittsburgh, PA

Sat Jun 19 1971, 3:33 AM EDT

Att. 12,091 - Sunny

TOP

livebaseballscorecards.com

AB	39
R	10
H	14
RBI	8
BB	7
SO	7
LOB	17

Batter	1	2	3	4	5	6	7	8	9	AB	R	H	RBI	BB	SO	LOB
Dave Cash, R (1, 4) OBP: 0.377, SLG: 0.403	6-3		F9		G3-6-3		F8		1B	5	0	2	0	0	0	1
Vic Davalillo, L (1, 9) OBP: 0.317, SLG: 0.354	G4-6-3 1B		E 1B 1-2 1B		G3-6-3 1-2f		4-3		F9	5	0	2	0	0	0	2
Richie Hebner, L (1, 5) OBP: 0.346, SLG: 0.479	G4-6-3 1-2f		E 1-2 2-3 1B		1B		F7			4	0	2	0	0	0	1
Willie Stargell, L (1, 7) OBP: 0.378, SLG: 0.667		K	E3 L1-3 1-2 2-3 3-H		F6			K		4	0	0	1	0	2	3
Al Oliver, L (1, 8) OBP: 0.315, SLG: 0.386		2B	L1-3 1-2			4-3		4-3		4	0	1	0	0	0	3
Bob Robertson, R (1, 3) OBP: 0.349, SLG: 0.488		E5		1B		BBBB 4-0 FC4-6 BB		E6		3	0	1	0	1	0	1
Manny Sanguillen, R (1, 2) OBP: 0.341, SLG: 0.413		F9		F4		FC4-6 1B 1-2f		F9		4	0	0	0	0	0	5
Jackie Hernandez, R (1, 6) OBP: 0.258, SLG: 0.277		F9		F9		1-2 1B			E6 G4-6-3	4	0	1	0	0	0	3
Bob Moose, R (1, 1) OBP: 0.182, SLG: 0.100 Jose Pagan, R (3, PH) OBP: 0.269, SLG: 0.246 Bob Johnson, L (4, 1) OBP: 0.125, SLG: 0.045 Charlie Sands, L (6, PH) OBP: 0.700, SLG: 1.167 Bob Veale, S (7, 1) OBP: 0.250, SLG: 0.250 Milt May, L (9, PH) OBP: 0.250, SLG: 0.286			1B E 1B 1B		K		F4		G4-6-3 1-2f	0 1 1 1 0 1	0 1 0 0 0 0	0 1 0 0 0 0	0 0 0 0 0 0	0 0 1 0 0 0	0 0 1 0 0 0	0 0 1 2 0 1
Inning Stats	R: 0 E: 0 K: 0 S: 3 H: 1 LOB: 0 BB: 0 P: 3	R: 0 E: 1 K: 1 S: 7 H: 1 LOB: 2 BB: 0 P: 7	R: 1 E: 1 K: 0 S: 6 H: 3 LOB: 2 BB: 0 P: 6	R: 0 E: 0 K: 1 S: 6 H: 1 LOB: 1 BB: 0 P: 6	R: 0 E: 0 K: 0 S: 4 H: 2 LOB: 1 BB: 0 P: 4	R: 0 E: 0 K: 0 S: 4 H: 1 LOB: 2 BB: 1 P: 8	R: 0 E: 0 K: 0 S: 3 H: 0 LOB: 0 BB: 0 P: 3	R: 0 E: 1 K: 1 S: 6 H: 0 LOB: 1 BB: 0 P: 6	R: 0 E: 1 K: 0 S: 4 H: 1 LOB: 1 BB: 0 P: 4	1B: 9 2B: 2 3B: 0 HR: 0 SF: 0 SAC: 0 DP: 4 HBP: 0						

PITCHER	IP	WLS	BF	H	R	ER	SO	BB	IBB	HBP	BLK	WP	HR	S	P	ERA	WHIP
Carl Morton, R (1, 1) ERA: 3.62	9.0	W	38	10	1	1	3	1	0	0	0	0	0	43	47	1.00	1.222

PITCHER	IP	WLS	BF	H	R	ER	SO	BB	IBB	HBP	BLK	WP	HR	S	P	ERA	WHIP

BOTTOM

Montreal Expos @ Pittsburgh Pirates

Three Rivers Stadium, Pittsburgh, PA

Sat Jun 19 1971, 3:33 AM EDT

Att. 12,091 - Sunny

livebaseballscorecards.com

AB	37
R	1
H	10
RBI	1
BB	1
SO	3
LOB	23

WP: 0 PB: 0 SB: 0 CS: 0 PA: 38

Montreal Expos @ Pittsburgh Pirates

Three Rivers Stadium, Pittsburgh, PA

Sun Jun 20 1971, 3:33 AM EDT

Unknown

TOP

livebaseballscorecards.com

Batter	1	2	3	4	5	6	7	8	9	AB	R	H	RBI	BB	SO	LOB
Mack Jones, L (1, 7) OBP: 0.315, SLG: 0.338	S S S 0-3 ① K		H 1-0 1B 1B HBP		x 0-0 ① FC4-6 1-2f			x 0-0 ① F8	x 0-0 FC5-4 1B	4	0	1	0	0	1	1
Gary Sutherland, R (1, 4) OBP: 0.328, SLG: 0.368	x 0-0 1B 1B		x 0-0 1B 1-2 1B		x 0-0 ② L9			x 0-0 ② 6-3	x 0-0 ③ FC5-4 1-2f	3	0	2	0	0	0	1
Clyde Mashore, R (7, 5) OBP: 0.237, SLG: 0.250										2	0	0	0	0	0	1
Rusty Staub, L (1, 9) OBP: 0.410, SLG: 0.482	x 0-0 ② F8		x 0-0 1B 1-2 2-3		x 0-0 ③ L9			B B B B 4-0 1B 1B BB		3	1	1	0	1	0	2
Ron Fairly, L (1, 3) OBP: 0.395, SLG: 0.419	x 0-0 FC6 1-3 1B		x 0-0 ② L9			x 0-0 ① F9		x 0-0 1B 1B 1-2 1B		4	0	2	0	0	0	3
Boots Day, L (1, 8) OBP: 0.303, SLG: 0.275	x 0-0 ③ FC6 1-2f		x 0-0 ③ 4-3			B B B B 4-0 G4-3 BB		x 0-0 1B 1-2 2-H 1B		3	0	1	1	1	0	5
John Bateman, R (1, 2) OBP: 0.298, SLG: 0.413		x 0-0 F9-3 1B		x 0-0 ① 6-3		x 0-0 ②③ G4-3 1-2f		x 0-0 1-2 2-3 1B		3	0	1	0	0	0	1
John Boccabella, R (7, 2) OBP: 0.269, SLG: 0.429										1	0	1	0	0	0	0
Coco Laboy, R (1, 5) OBP: 0.310, SLG: 0.301		x 0-0 ① L7		x 0-0 ② 5-3			S S S 0-3 ① K	x 0-0 ③ F9		4	0	0	0	0	1	4
(7, 4)																
Ron Brand, R (1, 6) OBP: 0.323, SLG: 0.276		x 0-0 ②③ F9-3 1-2		x 0-0 ③ F4			x 0-0 ② 1-3		x 0-0 ① F9	4	0	0	0	0	0	1
Bill Stoneman, R (1, 1) OBP: 0.233, SLG: 0.154			S S S 0-3 ① K		B B B 4-0 FC4-6 BB		S S S 0-3 ③ K		x 0-0 ② F8	1	0	0	0	0	1	0
Jim Gosger, L (5, PH) OBP: 0.226, SLG: 0.250										0	0	0	0	1	0	0
Howie Reed, R (5, 1)										0	0	0	0	0	0	0
Ron Swoboda, R (7, PH) OBP: 0.376, SLG: 0.403										1	0	0	0	0	1	0
John O'Donoghue, R (7, 1)										0	0	0	0	0	0	0
Jim Fairey, L (9, PH) OBP: 0.315, SLG: 0.319										1	0	0	0	0	0	0

Inning Stats	1	2	3	4	5	6	7	8	9
R	0	0	0	0	0	0	0	1	0
E	0	0	0	0	0	0	0	0	0
K	1	0	1	0	0	0	2	0	0
S	7	3	7	3	3	2	7	6	4
H	2	1	2	0	0	0	0	3	1
LOB	2	0	0	0	1	0	0	1	1
BB	0	0	0	0	1	1	0	1	0
P	7	3	8	3	7	6	7	10	4

1B	9
2B	1
3B	0
HR	0
SF	0
SAC	0
DP	2
HBP	1

WP	0
PB	0
SB	0
CS	0
PA	38

AB	34
R	1
H	9
RBI	1
BB	3
SO	4
LOB	19

PITCHER	IP	WLS	BF	H	R	ER	SO	BB	IBB	HBP	BLK	WP	HR	S	P	ERA	WHIP
Steve Blass, R (1, 1) ERA: 2.9	9.0	W	38	9	1	1	4	3	0	1	0	0	0	42	55	1.00	1.333

PITCHER	IP	WLS	BF	H	R	ER	SO	BB	IBB	HBP	BLK	WP	HR	S	P	ERA	WHIP

Montreal Expos @ Pittsburgh Pirates

Three Rivers Stadium, Pittsburgh, PA

Sun Jun 20 1971, 3:33 AM EDT

Unknown

BOTTOM

livebaseballscorecards.com

Batter	1	2	3	4	5	6	7	8	9	AB	R	H	RBI	BB	SO	LOB
Dave Cash, R (1, 4) OBP: 0.377, SLG: 0.400	SH1-3 S SF8 1B		F7	2B BB		F8		F8		4	2	1	0	1	0	0
Richie Hebner, L (1, 5) OBP: 0.351, SLG: 0.498	1-2 SH1-3 BB		HR	1-H 2-H 3-H 1B 2B		4-3		F8		4	2	2	4	1	0	0
Roberto Clemente, R (1, 9) OBP: 0.336, SLG: 0.474	SH1-3 1-2 2-3		1B	2-H 1B		1B		K		4	0	3	1	0	1	0
Willie Stargell, L (1, 7) OBP: 0.380, SLG: 0.676 Gene Clines, R (8, 7) OBP: 0.378, SLG: 0.402	IBB		F8		HR	F6				3 0	1 0	1 0	1 0	1 0	0 0	2 0
Al Oliver, L (1, 8) OBP: 0.310, SLG: 0.381	SF8 3-H		F8		F8		F5			3	0	0	1	0	0	1
Bob Robertson, R (1, 3) OBP: 0.347, SLG: 0.483	F3			BB 1B 2B 1B	F5		E6 1B			4	1	1	0	0	0	2
Manny Sanguillen, R (1, 2) OBP: 0.344, SLG: 0.414		F8		BB 1-2 2B 1B	1B 1B		F9			4	1	2	0	0	0	1
Gene Alley, R (1, 6) OBP: 0.267, SLG: 0.282		5-3		K	1-2 1B		FC6-4 1-2 1B			4	0	2	0	0	1	2
Steve Blass, R (1, 1) OBP: 0.111, SLG: 0.167		F7		K	1-3		1-2f FC6-4			4	0	0	0	0	1	6
Inning Stats	R: 1 H: 1 E: 0 LOB: 2 K: 0 BB: 2 S: 4 P: 12	R: 0 H: 0 E: 0 LOB: 0 K: 0 BB: 0 S: 3 P: 3	R: 1 H: 2 E: 0 LOB: 1 K: 0 BB: 0 S: 5 P: 5	R: 4 H: 4 E: 0 LOB: 1 K: 2 BB: 1 S: 10 P: 14	R: 1 H: 3 E: 0 LOB: 2 K: 0 BB: 0 S: 6 P: 6	R: 0 H: 1 E: 0 LOB: 1 K: 0 BB: 0 S: 4 P: 4	R: 0 H: 1 E: 1 LOB: 2 K: 0 BB: 0 S: 5 P: 5	R: 0 H: 0 E: 0 LOB: 0 K: 1 BB: 0 S: 5 P: 5		1B: 9 SF: 1 2B: 1 SAC: 1 3B: 0 DP: 0 HR: 2 HBP: 0						

	AB	34
	R	7
	H	12
	RBI	7
	BB	3
	SO	3
	LOB	14

WP: 0 PA: 39
PB: 0
SB: 1
CS: 0

PITCHER		IP	WLS	BF	H	R	ER	SO	BB	IBB	HBP	BLK	WP	HR	S	P	ERA	WHIP
Bill Stoneman, R ERA: 2.91	(1, 1)	4.0	L	21	7	6	6	2	2	1	0	0	0	1	22	34	13.50	2.250
Howie Reed, R ERA: 3.8	(5, 1)	2.0		10	4	1	1	0	0	0	0	0	0	1	10	10	4.50	2.000
John O'Donoghue, L ERA: 5.52	(7, 1)	2.0		8	1	0	0	1	0	0	0	0	0	0	10	10	0.00	0.500

PITCHER	IP	WLS	BF	H	R	ER	SO	BB	IBB	HBP	BLK	WP	HR	S	P	ERA	WHIP

Montreal Expos @ Pittsburgh Pirates

Three Rivers Stadium, Pittsburgh, PA

Sun Jun 20 1971, 3:38 AM EDT

Att. 32,301 - Unknown

TOP

livebaseballscorecards.com

Batter	1	2	3	4	5	6	7	8	9	AB	R	H	RBI	BB	SO	LOB
Mack Jones, L (1, 7) OBP: 0.309, SLG: 0.329	6-3 1B; 1B		K			F8		F8	L3	5	1	1	0	0	1	0
Ron Hunt, R (1, 4) OBP: 0.371, SLG: 0.320	6-3; 1-2		6-3			F9		F5		4	0	0	0	0	0	1
Rusty Staub, L (1, 9) OBP: 0.412, SLG: 0.482	6-3			2-3		1B		HR 1B		4	1	2	0	0	0	1
Ron Fairly, L (1, 3) OBP: 0.397, SLG: 0.437	BB; 1B			K		F9		1-H; HR		3	1	1	2	1	1	1
Bob Bailey, R (1, 5) OBP: 0.370, SLG: 0.405	1-3; 2-H; 1B			5-3			FC3-6 1B	BB 1B		3	0	2	1	1	0	0
Boots Day, L (1, 8) OBP: 0.301, SLG: 0.274		F9			F9		FC3-6; 4-3; 1-2f	1-2; FC6-4 1B		4	0	1	0	0	0	1
John Bateman, R (1, 2) OBP: 0.293, SLG: 0.406		F9			F4		4-3; 1-2	1-2f; FC6-4		4	0	0	0	0	0	3
Gary Sutherland, R (1, 6) OBP: 0.339, SLG: 0.367		F2			1B		IBB		6-3	3	0	1	0	1	0	0
Jim Britton, R (1, 1)			K		K		K		5-3	3	0	0	0	0	3	3
Mike Marshall, R (7, 1)										0	0	0	0	0	0	0
Claude Raymond, R (7, 1)										0	0	0	0	0	0	0
Jim Fairey, L (9, PH) OBP: 0.311, SLG: 0.314										1	0	0	0	0	0	0

	AB	34
	R	3
	H	8
	RBI	3
	BB	3
	SO	5
	LOB	10

Inning Stats	1	2	3	4	5	6	7	8	9
	R: 1 E: 0 K: 0 S: 4	R: 0 E: 0 K: 0 S: 3	R: 0 E: 0 K: 2 S: 7	R: 0 E: 0 K: 1 S: 5	R: 0 E: 0 K: 1 S: 6	R: 0 E: 0 K: 0 S: 4	R: 0 E: 0 K: 1 S: 6	R: 2 E: 0 K: 0 S: 6	R: 0 E: 0 K: 0 S: 3
	H: 2 LOB: 2 BB: 1 P: 8	H: 0 LOB: 0 BB: 0 P: 3	H: 0 LOB: 0 BB: 0 P: 7	H: 0 LOB: 0 BB: 0 P: 5	H: 1 LOB: 1 BB: 0 P: 6	H: 1 LOB: 1 BB: 0 P: 4	H: 1 LOB: 2 BB: 1 P: 10	H: 3 LOB: 2 BB: 1 P: 10	H: 0 LOB: 0 BB: 0 P: 3

| | | | | | | | | | |

Batter	1	2	3	4	5	6	7	8	9	AB	R	H	RBI	BB	SO	LOB
Dave Cash, R (1, 4) OBP: 0.378, SLG: 0.402	6-3		4-3		6-3		BBBB 4-0 1B HR 1-2 BB	6-3		4	1	1	0	1	0	0
Richie Hebner, L (1, 5) OBP: 0.352, SLG: 0.496	6-3		4-3 2-3		3-1 WP 1B		SSS 0-3 K	1B		5	0	2	0	0	1	4
Vic Davalillo, L (1, 9) OBP: 0.320, SLG: 0.356	1B		F8		3-1 1-3		1-2 2-3 3-H HR 1B	F7		5	1	2	1	0	0	3
Willie Stargell, L (1, 7) OBP: 0.382, SLG: 0.687	SSS K			1B 1B 1B	F9		1-H 2-H 3-H HR			4	1	2	4	0	1	2
Al Oliver, L (1, 8) OBP: 0.321, SLG: 0.396		2B		1B 1-2 1B		2-5 3-6-3 1B	HR 1B			4	1	4	0	0	0	0
Bob Robertson, R (1, 3) OBP: 0.346, SLG: 0.479		F7		1-2 2-3 1B		F8	SSS K			4	0	1	0	0	1	3
Milt May, L (1, 2) OBP: 0.250, SLG: 0.348		F9		F5		3-6-3 1-2	1-H HR			4	1	1	2	0	0	5
Gene Alley, R (1, 6) OBP: 0.264, SLG: 0.278		L8		SSS K		2-5 2-3				2	0	0	0	0	1	4
Gene Clines, R (7, PH) OBP: 0.380, SLG: 0.405							1B 1B L9			2	1	1	0	0	0	1
Mudcat Grant, R (8, 1) OBP: 0.375, SLG: 0.429										0	0	0	0	0	0	0
Nelson Briles, R (1, 1) OBP: 0.385, SLG: 0.583			F9	F9			1B BB HR 1-3 1B	1-3		2	0	0	0	0	0	3
Bill Mazeroski, R (7, PH) OBP: 0.368, SLG: 0.300										1	0	1	0	0	0	0
Jackie Hernandez, R (7, PR) OBP: 0.256, SLG: 0.274										1	1	0	0	0	0	0
(8, 6)																
Inning Stats	R: 0 E: 0 K: 1 S: 6 H: 1 LOB: 1 BB: 0 P: 6	R: 0 E: 0 K: 0 S: 4 H: 1 LOB: 1 BB: 0 P: 4	R: 0 E: 0 K: 0 S: 4 H: 1 LOB: 1 BB: 0 P: 4	R: 0 E: 0 K: 1 S: 8 H: 3 LOB: 3 BB: 0 P: 8	R: 0 E: 0 K: 0 S: 4 H: 1 LOB: 1 BB: 0 P: 4	R: 0 E: 0 K: 0 S: 3 H: 1 LOB: 1 BB: 0 P: 3	R: 7 E: 0 K: 2 S: 13 H: 6 LOB: 1 BB: 1 P: 17	R: 0 E: 0 K: 0 S: 4 H: 1 LOB: 1 BB: 0 P: 4		1B: 11 2B: 2 3B: 0 HR: 2	SF: 0 SAC: 0 DP: 0 HBP: 0					

BOTTOM

Montreal Expos @ Pittsburgh Pirates

Three Rivers Stadium, Pittsburgh, PA

Sun Jun 20 1971, 3:38 AM EDT

Att. 32,301 - Unknown

livebaseballscorecards.com

AB	38
R	7
H	15
RBI	7
BB	1
SO	4
LOB	25

WP: 1 PB: 0 SB: 0 CS: 0 PA: 39

PITCHER		IP	WLS	BF	H	R	ER	SO	BB	IBB	HBP	BLK	WP	HR	S	P	ERA	WHIP
Jim Britton, R ERA: 6.89	(1, 1)	6.0	L	29	10	3	3	2	1	0	0	0	1	0	31	35	4.50	1.833
Mike Marshall, R ERA: 5.97	(7, 1)	0.2		6	4	4	4	2	0	0	0	0	0	2	10	10	54.00	6.000
Claude Raymond, R ERA: 3.8	(7, 1)	1.1		5	1	0	0	0	0	0	0	0	0	0	5	5	0.00	0.750

PITCHER	IP	WLS	BF	H	R	ER	SO	BB	IBB	HBP	BLK	WP	HR	S	P	ERA	WHIP

Batter	1	2	3	4	5	6	7	8	9	AB	R	H	RBI	BB	SO	LOB
Ron Hunt, R (1, 4) OBP: 0.369, SLG: 0.319	S S S 0-3 ① K		x 0-0 ③ F8		x 0-0 ② F7			x 0-0 1B 1B 1B		4	1	1	0	0	1	1
Mack Jones, L (1, 7) OBP: 0.310, SLG: 0.321 Clyde Mashore, R (8, PH) OBP: 0.237, SLG: 0.250 Jim Fairey, L (8, PH) OBP: 0.307, SLG: 0.310 (8, 7)	x 0-0 ② F2			B B B B 4-0 L3 BB	x 0-0 ③ F5			x 0-0 ① F8		2 0 1	0 0 0	0 0 0	0 0 0	1 0 0	0 0 0	1 0 1
Rusty Staub, L (1, 9) OBP: 0.413, SLG: 0.480	B B B B 4-0 CS BB			x 0-0 ① ② L3 1-2		x 0-0 ① F8		x 0-0 1B PB 1-2 1B		3	1	1	0	1	0	1
Ron Fairly, L (1, 3) OBP: 0.399, SLG: 0.438	0-0 ③ CS 1-2	x 0-0 ① F9		x 0-0 1B 1B		x 0-0 ② 3-4-1		x 0-0 PB 1-3 2-H 1B		4	0	2	1	0	0	0
Bob Bailey, R (1, 5) OBP: 0.368, SLG: 0.402 Coco Laboy, R (8, 5) OBP: 0.310, SLG: 0.301		x 0-0 ② 6-3		x 0-0 FC4-6 1-2 1B		S S S 0-3 ③ K		S S S 0-3 ② K		4 0	0 0	1 0	0 0	0 0	2 0	2 0
John Bateman, R (1, 2) OBP: 0.288, SLG: 0.398 Claude Raymond, R (8, 1) Howie Reed, R (8, 1)		x 0-0 ③ F3		x 0-0 ③ FC4-6 1-2f			x 0-0 ① 6-3	S S S 0-3 ③ K 1-3 3-H		4 0 0	0 0 0	0 0 0	0 0 0	0 0 0	1 0 0	3 0 0
Boots Day, L (1, 8) OBP: 0.307, SLG: 0.297			x 0-0 ① F7		x 0-0 1B 3B		x 0-0 PB E 1B		x 0-0 ① F4	4	1	2	0	0	0	0
Gary Sutherland, R (1, 6) OBP: 0.348, SLG: 0.422			x 0-0 HR		x 0-0 SH3-4 3-H 1B		S S S 0-3 ② K 1-3		x 0-0 ② 6-3	4	1	2	2	0	1	1
John Strohmayer, R (1, 1) OBP: 0.286, SLG: 0.286 Mike Marshall, R (8, 1) John Boccabella, R (8, 2) OBP: 0.269, SLG: 0.429 Jim Gosger, L (9, PH) OBP: 0.222, SLG: 0.245			S S S 0-3 ② K		x 0-0 ① SH3-4 1-2		x 0-0 ③ 4-3		x 0-0 ③ F8	2 0 0 1	0 0 0 0	0 0 0 0	0 0 0 0	1 0 0 0	1 0 0 0	1 0 0 0
Inning Stats	R: 0 E: 0 K: 1 S: 4 H: 0 LOB: 0 BB: 1 P: 8	R: 0 E: 0 K: 0 S: 3 H: 0 LOB: 0 BB: 0 P: 3	R: 1 E: 0 K: 1 S: 6 H: 1 LOB: 0 BB: 0 P: 6	R: 0 E: 0 K: 0 S: 4 H: 2 LOB: 2 BB: 1 P: 8	R: 1 E: 0 K: 0 S: 5 H: 2 LOB: 1 BB: 0 P: 5	R: 0 E: 0 K: 1 S: 5 H: 0 LOB: 0 BB: 0 P: 5	R: 0 E: 1 K: 1 S: 6 H: 1 LOB: 1 BB: 0 P: 6	R: 2 E: 0 K: 2 S: 10 H: 3 LOB: 1 BB: 0 P: 10	R: 0 E: 0 K: 0 S: 3 H: 0 LOB: 0 BB: 0 P: 3	1B: 7 2B: 1 3B: 1 HR: 1 SF: 0 SAC: 1 DP: 1 HBP: 0						

PITCHER		IP	WLS	BF	H	R	ER	SO	BB	IBB	HBP	BLK	WP	HR	S	P	ERA	WHIP
Jim Nash, R ERA: 5.3	(1, 1)	7.1		31	9	4	3	4	2	0	0	0	0	1	37	45	3.68	1.500
Cecil Upshaw, R ERA: 4.01	(8, 1)	1.2	W	5	0	0	0	2	0	0	0	0	0	0	9	9	0.00	0.000

PITCHER	IP	WLS	BF	H	R	ER	SO	BB	IBB	HBP	BLK	WP	HR	S	P	ERA	WHIP

TOP

Montreal Expos @ Atlanta Braves

Atlanta Stadium, Atlanta, GA

Mon Jun 21 1971, 7:05 PM EDT

Unknown

livebaseballscorecards.com

AB	33
R	4
H	9
RBI	3
BB	2
SO	6
LOB	11

WP: 0 PB: 3 SB: 0 CS: 1 PA: 37

Batter	1	2	3	4	5	6	7	8	9	AB	R	H	RBI	BB	SO	LOB
Ralph Garr, L (1, 7) OBP: 0.368, SLG: 0.462	6-3			HR		F3		BB HR		3	2	1	1	1	0	0
Sonny Jackson, L (1, 8) OBP: 0.296, SLG: 0.358	P4			4-3		F4		P4		4	0	0	0	0	0	1
Hank Aaron, R (1, 3) OBP: 0.405, SLG: 0.648	6-3			5-3			1B	1-H HR		4	1	2	2	0	0	0
Darrell Evans, L (1, 5) OBP: 0.361, SLG: 0.373 Gil Garrido, R (9, 5) OBP: 0.243, SLG: 0.164		BB CS		K			F2	HR		3 0	1 0	1 0	1 0	1 0	1 0	1 0
Felix Millan, R (1, 4) OBP: 0.340, SLG: 0.387		F8 1-2			1B		L6	4-3		4	0	1	0	0	0	2
Earl Williams, R (1, 2) OBP: 0.312, SLG: 0.435 Cecil Upshaw, R (8, 1)		K			F7		G3			3 0	0 0	0 0	0 0	0 0	1 0	2 0
Mike Lum, L (1, 9) OBP: 0.329, SLG: 0.387			K		F9			HR		3	1	1	1	0	1	1
Marty Perez, R (1, 6) OBP: 0.272, SLG: 0.321			5-3		6-3			4-3		3	0	0	0	0	0	1
Jim Nash, R (1, 1) OBP: 0.167, SLG: 0.200 Hal King, L (8, 2) OBP: 0.349, SLG: 0.344			6-3			K		HR		2 1	0 1	0 1	0 1	1 0	0 0	1 0
Inning Stats	R: 0 E: 0 K: 0 S: 3 H: 0 LOB: 0 BB: 0 P: 3	R: 0 E: 0 K: 1 S: 4 H: 0 LOB: 0 BB: 1 P: 8	R: 0 E: 0 K: 1 S: 5 H: 0 LOB: 0 BB: 0 P: 5	R: 1 E: 0 K: 1 S: 6 H: 1 LOB: 0 BB: 0 P: 6	R: 0 E: 0 K: 0 S: 4 H: 1 LOB: 1 BB: 0 P: 4	R: 0 E: 0 K: 1 S: 5 H: 0 LOB: 0 BB: 0 P: 5	R: 0 E: 0 K: 0 S: 4 H: 1 LOB: 1 BB: 0 P: 4	R: 5 E: 0 K: 0 S: 7 H: 4 LOB: 0 BB: 1 P: 11		1B: 2 2B: 0 3B: 0 HR: 5 SF: 0 SAC: 0 DP: 0 HBP: 0						

PITCHER		IP	WLS	BF	H	R	ER	SO	BB	IBB	HBP	BLK	WP	HR	S	P	ERA	WHIP
John Strohmayer, R ERA: 5.54	(1, 1)	7.0		25	4	2	2	4	1	0	0	0	0	2	32	36	2.57	0.714
Mike Marshall, R ERA: 6.39	(8, 1)	0.1		3	1	1	1	0	1	0	0	0	0	1	2	6	27.00	6.000
Claude Raymond, R ERA: 4.5	(8, 1)	0.1	L	3	2	3	3	0	0	0	0	0	0	2	3	3	81.00	6.000
Howie Reed, R ERA: 3.75	(8, 1)	0.1		1	0	0	0	0	0	0	0	0	0	0	1	1	0.00	0.000

PITCHER	IP	WLS	BF	H	R	ER	SO	BB	IBB	HBP	BLK	WP	HR	S	P	ERA	WHIP

BOTTOM

Montreal Expos @ Atlanta Braves

Atlanta Stadium, Atlanta, GA

Mon Jun 21 1971, 7:05 PM EDT

Unknown

livebaseballscorecards.com

AB	30
R	6
H	7
RBI	6
BB	2
SO	4
LOB	8

Batter	1	2	3	4	5	6	7	8	9	AB	R	H	RBI	BB	SO	LOB
Ron Hunt, R (1, 4) OBP: 0.378, SLG: 0.332	F4		5-3 HBP		FC5-4 1B		FC5-4 1B	2B		4	0	3	2	0	0	0
Gary Sutherland, R (1, 6) OBP: 0.324, SLG: 0.391	6-3		5-3		FC5-4		FC5-4 FC6-4	F3		5	0	0	0	0	0	6
Bob Bailey, R (1, 7) OBP: 0.377, SLG: 0.421	1B		FC4-6 BB			HR	K	IBB		3	1	2	1	2	1	1
(6, 5)										0	0	0	0	0	0	0
John O'Donoghue, R (8, 1)										0	0	0	0	0	0	0
Boots Day, L (9, 8) OBP: 0.307, SLG: 0.297																
John Bateman, R (1, 2) OBP: 0.282, SLG: 0.389	L5		FC4-6			F9	FC6-4	K		5	0	0	0	0	1	8
Clyde Mashore, R (1, 9) OBP: 0.241, SLG: 0.253		6-3		5-3		5-3 1B		5-3	K	3	1	1	0	0	0	0
(6, 7)										1	0	0	0	0	0	0
Mack Jones, L (8, PH) OBP: 0.307, SLG: 0.318										1	0	0	0	0	1	0
Ron Brand, R (8, 5) OBP: 0.313, SLG: 0.267																
Ron Swoboda, R (1, 8) OBP: 0.364, SLG: 0.387		4-3		6-3		5-3		2B	K	3	0	0	0	0	0	1
Jim Fairey, L (8, PH) OBP: 0.312, SLG: 0.329										2	1	1	0	0	1	0
(8, 7)																
Coco Laboy, R (1, 5) OBP: 0.311, SLG: 0.302		6-3		F4		1B		2B 1B	BB	3	0	1	1	0	0	0
Howie Reed, R (6, 1)										0	0	0	0	0	0	0
Jim Gosger, L (8, PH) OBP: 0.250, SLG: 0.260										1	1	1	1	1	0	0
(8, 8)																
Carl Morton, R (9, 1) OBP: 0.188, SLG: 0.156										0	0	0	0	0	0	0
John Boccabella, R (1, 3) OBP: 0.259, SLG: 0.412			K		6-3	1B		2B	K	2	0	0	0	0	1	0
Ron Fairly, L (6, PH) OBP: 0.403, SLG: 0.448										3	1	2	0	0	1	1
(6, 3)																
Dan McGinn, L (1, 1) OBP: 0.500, SLG: 0.500			5-3 HBP 1B		5-3	K		IBB		2	0	1	0	0	0	0
Rusty Staub, L (6, PH) OBP: 0.414, SLG: 0.478										1	0	0	0	1	1	2
(6, 9)																

Inning Stats	1	2	3	4	5	6	7	8	9	1B: 8	SF: 0	WP: 0	PA: 44
R:	0	0	0	0	0	2	0	3	0	2B: 3	SAC: 0	PB: 0	
E:	0	0	0	0	0	0	0	0	0	3B: 0	DP: 0	SB: 1	
K:	0	0	1	0	0	1	1	1	3	HR: 1	HBP: 1	CS: 0	
S:	4	3	6	3	4	9	6	9	9				
H:	1	0	1	0	1	4	1	4	0				
LOB:	1	0	3	0	1	2	1	3	1				
BB:	0	0	1	0	0	0	0	2	1				
P:	4	3	11	3	4	9	6	17	13				

PITCHER		IP	WLS	BF	H	R	ER	SO	BB	IBB	HBP	BLK	WP	HR	S	P	ERA	WHIP
Steve Barber, L ERA: 3.99	(1, 1)	5.2		25	6	2	2	1	1	0	1	0	0	1	25	30	3.18	1.235
Cecil Upshaw, R ERA: 4.47	(6, 1)	1.2	L	12	6	3	3	2	0	1	0	0	0	0	15	19	16.20	3.600
Phil Niekro, R ERA: 3.1	(8, 1)	1.2		7	0	0	0	4	1	1	0	0	0	0	13	21	0.00	0.600

PITCHER		IP	WLS	BF	H	R	ER	SO	BB	IBB	HBP	BLK	WP	HR	S	P	ERA	WHIP

TOP

Montreal Expos @ Atlanta Braves

Atlanta Stadium, Atlanta, GA

Mon Jun 21 1971, 7:05 PM EDT

Att. 8,203 - Unknown

livebaseballscorecards.com

AB	39
R	5
H	12
RBI	5
BB	4
SO	7
LOB	19

Montreal Expos @ Atlanta Braves

Atlanta Stadium, Atlanta, GA

Mon Jun 21 1971, 7:05 PM EDT

Att. 8,203 - Unknown

BOTTOM

Batter	1	2	3	4	5	6	7	8	9	AB	R	H	RBI	BB	SO	LOB
Ralph Garr, L (1, 7) OBP: 0.366, SLG: 0.457	1-3		K	F7			FC1-6, SH3-4, 1B		F8	5	0	1	0	0	1	1
Felix Millan, R (1, 4) OBP: 0.346, SLG: 0.390	E, S, 1B, 1B		FC5-2, BB, 1B, 1-2, 1B		G5-4-3, BB		SH3-4, 1-2		F8	3	2	2	0	1	0	0
Hank Aaron, R (1, 3) OBP: 0.406, SLG: 0.642	F7, 1-3		FC5-2, 1B, 1-2, 2-3, BB		F9		FC1-6, IBB			2	1	0	0	2	0	2
Earl Williams, R (1, 2) OBP: 0.311, SLG: 0.430	3-H, 1B		FC5-2, BB, 1B, 1-2, 2-3, 3-Hf		G5-4-3, 1-2f		FC1-6, 1-2f, 2-3			4	0	1	1	0	0	6
Zoilo Versalles, R (1, 5) Darrell Evans, L (7, PH) Gil Garrido, R (8, 5) OBP: 0.281, SLG: 0.344 OBP: 0.355, SLG: 0.365 OBP: 0.243, SLG: 0.164	F5		BB, 1B, 1-2, 2-H, 3-H			G2	F7			3 1 0	0 0 0	1 0 0	2 0 0	0 0 0	0 0 0	1 2 0
Mike Lum, L (1, 9) OBP: 0.340, SLG: 0.402		6-3	FC4, BB, 1-2, 2-3			2B		FC3-6, 1B		3	0	2	0	1	0	0
Sonny Jackson, L (1, 8) OBP: 0.295, SLG: 0.354		6-3	FC4, 1-2f			IBB		FC3-6, G6-4-3, 1-2f		3	0	0	0	1	0	4
Marty Perez, R (1, 6) OBP: 0.265, SLG: 0.312		6-3		1-3		L5		G6-4-3, 1-2f		4	0	0	0	0	0	3
Steve Barber, L (1, 1) Cecil Upshaw, R (6, 1) Phil Niekro, R (8, 1) Bob Didier, S (9, PH) OBP: 0.125, SLG: 0.132 OBP: 0.267, SLG: 0.280			BB, 1B, FC5-2, BB	K		K			G3	1 1 0 1	0 0 0 0	0 0 0 0	0 0 0 0	1 0 0 0	1 1 0 0	0 2 0 0
Inning Stats	R: 1 E: 0 K: 0 S: 5 H: 2 LOB: 1 BB: 0 P: 5	R: 0 E: 0 K: 0 S: 3 H: 0 LOB: 0 BB: 0 P: 3	R: 2 E: 0 K: 1 S: 7 H: 2 LOB: 3 BB: 3 P: 19	R: 0 E: 0 K: 1 S: 5 H: 0 LOB: 0 BB: 0 P: 5	R: 0 E: 0 K: 0 S: 2 H: 0 LOB: 0 BB: 1 P: 6	R: 0 E: 0 K: 1 S: 6 H: 1 LOB: 2 BB: 1 P: 10	R: 0 E: 0 K: 0 S: 4 H: 1 LOB: 2 BB: 1 P: 8	R: 0 E: 0 K: 0 S: 3 H: 1 LOB: 0 BB: 0 P: 3	R: 0 E: 0 K: 0 S: 3 H: 0 LOB: 0 BB: 0 P: 3	1B: 6 2B: 1 3B: 0 HR: 0	SF: 0 SAC: 1 DP: 2 HBP: 0						

livebaseballscorecards.com

AB	31
R	3
H	7
RBI	3
BB	6
SO	3
LOB	21

PITCHER		IP	WLS	BF	H	R	ER	SO	BB	IBB	HBP	BLK	WP	HR	S	P	ERA	WHIP
Dan McGinn, L ERA: 4.76	(1, 1)	5.0		22	4	3	3	2	4	0	0	0	0	0	22	38	5.40	1.600
Howie Reed, R ERA: 3.46	(6, 1)	2.0	W	10	2	0	0	1	0	2	0	0	0	0	10	18	0.00	1.000
John O'Donoghue, L ERA: 4.96	(8, 1)	1.2		5	1	0	0	0	0	0	0	0	0	0	5	5	0.00	0.600
Carl Morton, R ERA: 3.61	(9, 1)	0.1	S	1	0	0	0	0	0	0	0	0	0	0	1	1	0.00	0.000

PITCHER	IP	WLS	BF	H	R	ER	SO	BB	IBB	HBP	BLK	WP	HR	S	P	ERA	WHIP

Batter	1	2	3	4	5	6	7	8	9	AB	R	H	RBI	BB	SO	LOB
Ron Hunt, R (1, 4) OBP: 0.376, SLG: 0.327	F9		BB, HBP		FC6-4 (1-2f)			F2		3	0	0	0	0	0	1
Mack Jones, L (1, 7) OBP: 0.305, SLG: 0.307	1-3		BB (1-2)			L6			4-3	3	0	0	0	1	0	0
Rusty Staub, L (1, 9) OBP: 0.415, SLG: 0.476	BB		F8			F9			BB, 1B	3	0	1	0	1	0	2
Ron Fairly, L (1, 3) OBP: 0.400, SLG: 0.444	K			G3		4-3			BB (1-2)	4	0	1	0	0	1	1
Bob Bailey, R (1, 5) OBP: 0.375, SLG: 0.415		6-3		E6, G6-4-3			2-3		BB (1-2, 2-3)	3	0	0	0	1	0	0
John Bateman, R (1, 2) OBP: 0.279, SLG: 0.386 John Boccabella, R (4, 2) OBP: 0.250, SLG: 0.396		F8		G6-4-3 (1-2f)			6-3		K	2 2	0 0	0 0	0 0	0 0	0 1	1 3
Boots Day, L (1, 8) OBP: 0.299, SLG: 0.288		F7			F7		1-3		F9	4	0	0	0	0	0	3
Gary Sutherland, R (1, 6) OBP: 0.311, SLG: 0.375			6-3		5-3			F8		3	0	0	0	0	0	0
Steve Renko, R (1, 1) OBP: 0.222, SLG: 0.333 Jim Fairey, L (8, PH) OBP: 0.308, SLG: 0.324 John O'Donoghue, R (8, 1)			K		FC6-4, 1B			F6		2 1 0	0 0 0	1 0 0	0 0 0	0 0 0	1 0 0	0 0 0
Inning Stats	R: 0 H: 0 E: 0 LOB: 1 K: 1 BB: 1 S: 5 P: 9	R: 0 H: 0 E: 0 LOB: 0 K: 0 BB: 0 S: 3 P: 3	R: 0 H: 0 E: 0 LOB: 2 K: 1 BB: 1 S: 5 P: 10	R: 0 H: 0 E: 1 LOB: 0 K: 0 BB: 0 S: 3 P: 3	R: 0 H: 1 E: 0 LOB: 1 K: 0 BB: 0 S: 4 P: 4	R: 0 H: 0 E: 0 LOB: 0 K: 0 BB: 0 S: 3 P: 3	R: 0 H: 0 E: 0 LOB: 0 K: 0 BB: 0 S: 3 P: 3	R: 0 H: 0 E: 0 LOB: 0 K: 0 BB: 0 S: 3 P: 3	R: 0 H: 2 E: 0 LOB: 3 K: 1 BB: 1 S: 7 P: 11	1B: 3 SF: 0 2B: 0 SAC: 0 3B: 0 DP: 1 HR: 0 HBP: 1						

PITCHER	IP	WLS	BF	H	R	ER	SO	BB	IBB	HBP	BLK	WP	HR	S	P	ERA	WHIP
Ron Reed, R (1, 1) ERA: 3.38	9.0	W	34	3	0	0	3	3	0	1	0	0	0	36	49	0.00	0.667

PITCHER	IP	WLS	BF	H	R	ER	SO	BB	IBB	HBP	BLK	WP	HR	S	P	ERA	WHIP

TOP

Montreal Expos @ Atlanta Braves

Atlanta Stadium, Atlanta, GA

Tue Jun 22 1971, 7:05 PM EDT

Att. 5,567 - Unknown

livebaseballscorecards.com

AB	30
R	0
H	3
RBI	0
BB	3
SO	3
LOB	11

Montreal Expos @ Atlanta Braves

Atlanta Stadium, Atlanta, GA

Tue Jun 22 1971, 7:05 PM EDT

Att. 5,567 - Unknown

BOTTOM

Batter	1	2	3	4	5	6	7	8	9	AB	R	H	RBI	BB	SO	LOB
Ralph Garr, L (1, 7) OBP: 0.360, SLG: 0.449	1-3	4-3	1-3			F5		F8		5	0	0	0	0	0	5
Sonny Jackson, L (1, 8) OBP: 0.302, SLG: 0.357	BB, 1B		2B, 1B	BBBB, CS, BB		F8				3	1	2	0	1	0	1
Felix Millan, R (1, 4) OBP: 0.345, SLG: 0.386	BBBB, FC5-4, 1-2, BB		F5	F8, 1-2		FC4-6, 1-2f				3	0	0	0	1	0	3
Darrell Evans, L (1, 5) OBP: 0.348, SLG: 0.375	F5		WP, 1-H, 2B	F8			SSS, K			4	1	1	1	0	1	2
Earl Williams, R (1, 3) OBP: 0.309, SLG: 0.423	FC5-4, 1-2f		BBBB, WP, BB, 1B, 2-H, BB		F9		SSS, K			3	1	0	0	1	1	2
Mike Lum, L (1, 9) OBP: 0.357, SLG: 0.411		FC5-6, BB, 1B	BBBB, 1B, WP, 1-2, FC6-4, BB		1B		BBBB, BB			2	1	2	0	2	0	0
Hal King, L (1, 2) OBP: 0.353, SLG: 0.339		BBBB, FC5-6, 1-2, BB	IIII, FC6-4, 1B, 1-2, 2-3, IBB		F9		4-3			2	0	0	0	2	0	2
Marty Perez, R (1, 6) OBP: 0.265, SLG: 0.310		FC5-6, 1-2, 2-3f	FC6-4, 1-2, 2-3, 3-H, 1B		5-3			F8		4	0	1	1	0	0	3
Ron Reed, R (1, 1) OBP: 0.088, SLG: 0.088		F7	FC6-4, 1-2f, 2-3, 3-H			FC4-6, 1B		6-3		4	0	1	1	0	0	4
Inning Stats	R: 0, E: 0, K: 0, S: 4; H: 1, LOB: 2, BB: 1, P: 8	R: 0, E: 0, K: 0, S: 4; H: 1, LOB: 2, BB: 1, P: 8	R: 4, E: 0, K: 0, S: 6; H: 3, LOB: 2, BB: 3, P: 18	R: 0, E: 0, K: 0, S: 2; H: 0, LOB: 0, BB: 1, P: 6	R: 0, E: 0, K: 0, S: 4; H: 1, LOB: 1, BB: 0, P: 4	R: 0, E: 0, K: 0, S: 4; H: 1, LOB: 1, BB: 0, P: 4	R: 0, E: 0, K: 2, S: 7; H: 0, LOB: 1, BB: 1, P: 11	R: 0, E: 0, K: 0, S: 3; H: 0, LOB: 0, BB: 0, P: 3		1B: 6, 2B: 1, 3B: 0, HR: 0	SF: 0, SAC: 0, DP: 0, HBP: 0			WP: 3, PB: 0, SB: 0, CS: 1	PA: 37		

livebaseballscorecards.com

AB	30
R	4
H	7
RBI	3
BB	7
SO	2
LOB	22

PITCHER		IP	WLS	BF	H	R	ER	SO	BB	IBB	HBP	BLK	WP	HR	S	P	ERA	WHIP
Steve Renko, R ERA: 3.27	(1, 1)	7.0	L	34	7	4	4	2	6	1	0	0	2	0	31	59	5.14	1.857
John O'Donoghue, L ERA: 4.67	(8, 1)	1.0		3	0	0	0	0	0	0	0	0	0	0	3	3	0.00	0.000

PITCHER	IP	WLS	BF	H	R	ER	SO	BB	IBB	HBP	BLK	WP	HR	S	P	ERA	WHIP

Batter	1	2	3	4	5	6	7	8	9	AB	R	H	RBI	BB	SO	LOB
Boots Day, L (1, 8) OBP: 0.309, SLG: 0.314	0-0 2B 1B 1B	0-0 2B		0-3 K			0-0 WP 1B 2B	0-0 4-3		5	2	3	0	0	1	2
Stan Swanson, R (1, 7) OBP: 0.400, SLG: 0.800	0-0 1-3 1B 2B	0-0 3-1			0-0 F8		0-0 F5 2-3		0-0 BB FC6-2 2B	5	1	2	0	0	0	2
Rusty Staub, L (1, 9) OBP: 0.418, SLG: 0.477	0-0 6-3 2-H 3-H 1B		0-0 F1		0-0 6-3		0-0 3-H 1B		4-0 FC6-2 BB 1B IBB	4	1	2	3	1	0	0
Ron Fairly, L (1, 3) OBP: 0.395, SLG: 0.434	0-0 F5		0-0 G3		0-0 3-1		0-3 K		4-0 FC6-2 1B 1-2 2-3 BB	4	1	0	0	1	1	2
Bob Bailey, R (1, 5) OBP: 0.379, SLG: 0.428 Coco Laboy, R (9, 5) OBP: 0.311, SLG: 0.302	4-0 6-3 IBB		0-0 HR			B B B B 4-0 SH1-3 BB	S S S 0-3 K		0-0 FC6-2 1B 1-2 2-3 3-Hf	3 0	1 0	1 0	1 0	2 0	1 0	4 0
John Bateman, R (1, 2) OBP: 0.287, SLG: 0.392	0-0 6-3 1-2 2-3		0-0 FC6-4 1B			0-0 SH1-3 1-2		0-0 FC6-5-4 SH1-4 1B	0-0 1-3 2-H 3-H 1B	4	0	3	2	0	0	2
Ron Hunt, R (1, 4) OBP: 0.370, SLG: 0.321	0-0 5-3		0-0 FC6-4 1-2f			0-0 F8		0-0 SH1-4 1-2	S S S 0-3 K	4	0	0	0	0	1	5
Gary Sutherland, R (1, 6) OBP: 0.308, SLG: 0.360		0-0 6-3		0-0 F3		4-0 IBB		0-0 FC6-5-4 1B 2-3		3	0	0	0	1	0	1
Carl Morton, R (1, 1) OBP: 0.176, SLG: 0.146 Dan McGinn, L (7, 1) OBP: 0.500, SLG: 0.500 John Strohmayer, R (7, 1) OBP: 0.375, SLG: 0.375		S S S 0-3 K		0-0 3-1		0-0 4-3		0-0 1-2 1B		3 0 1	0 0 0	0 0 1	0 0 0	0 0 0	1 0 0	2 0 0
Inning Stats	R: 2 E: 0 K: 0 S: 6 H: 3 LOB: 2 BB: 1 P: 10	R: 0 E: 0 K: 1 S: 6 H: 1 LOB: 1 BB: 0 P: 6	R: 1 E: 0 K: 0 S: 5 H: 2 LOB: 1 BB: 0 P: 5	R: 0 E: 0 K: 1 S: 5 H: 0 LOB: 0 BB: 0 P: 5	R: 0 E: 0 K: 0 S: 3 H: 0 LOB: 0 BB: 0 P: 3	R: 0 E: 0 K: 0 S: 3 H: 0 LOB: 2 BB: 2 P: 11	R: 1 E: 0 K: 2 S: 9 H: 2 LOB: 1 BB: 0 P: 9	R: 0 E: 0 K: 0 S: 5 H: 2 LOB: 2 BB: 0 P: 5	R: 2 E: 0 K: 1 S: 6 H: 2 LOB: 1 BB: 2 P: 14	1B: 7 2B: 4 3B: 0 HR: 1 SF: 0 SAC: 2 DP: 0 HBP: 0							WP: 1 PB: 0 SB: 0 CS: 0 PA: 43

PITCHER		IP	WLS	BF	H	R	ER	SO	BB	IBB	HBP	BLK	WP	HR	S	P	ERA	WHIP
Pat Jarvis, R ERA: 4.28	(1, 1)	6.0	L	27	6	3	3	2	1	2	0	0	0	1	28	40	4.50	1.167
Tom House, L ERA: 9.0	(7, 1)	1.0		5	2	1	1	2	0	0	0	0	1	0	9	9	9.00	2.000
Cecil Upshaw, R ERA: 4.66	(8, 1)	2.0		11	4	2	2	1	1	1	0	0	0	0	11	19	9.00	2.500

PITCHER	IP	WLS	BF	H	R	ER	SO	BB	IBB	HBP	BLK	WP	HR	S	P	ERA	WHIP

TOP

Montreal Expos @ Atlanta Braves

Atlanta Stadium, Atlanta, GA

Wed Jun 23 1971, 7:05 PM EDT

Att. 5,262 - Unknown

livebaseballscorecards.com

AB	36
R	6
H	12
RBI	6
BB	5
SO	5
LOB	20

Batter	1	2	3	4	5	6	7	8	9	AB	R	H	RBI	BB	SO	LOB
Ralph Garr, L (1, 7) OBP: 0.361, SLG: 0.445	6-3			4-3		BBBB SH5-4 BB	BBBB FC3-2 1-2 2-3		F7	3	0	0	0	2	0	1
Sonny Jackson, L (1, 8) OBP: 0.302, SLG: 0.357	4-3			4-3 HR 1B		SH5-4 1-2	FC3-2 1-2 2-3 3-H[f]			3	1	1	0	0	0	3
Hank Aaron, R (1, 3) OBP: 0.400, SLG: 0.631	F9			4-3 1-2		F9	F8			4	0	0	0	0	0	5
Darrell Evans, L (1, 5) OBP: 0.357, SLG: 0.424		3-1		2-H HR		BBBB BB		F8		3	1	1	2	1	0	0
Mike Lum, L (1, 9) OBP: 0.354, SLG: 0.402		F9		BBBB FC4-6 BB		5-3		4-3		3	0	0	0	1	0	2
Felix Millan, R (1, 4) OBP: 0.344, SLG: 0.384		F8		FC4-6 1-2f			1B 1B 1B	4-3		4	1	1	0	0	0	1
Earl Williams, R (1, 2) OBP: 0.308, SLG: 0.416			6-3		5-3		F2		BBBB FC4-6 BB	3	0	0	0	1	0	1
Marty Perez, R (1, 6) OBP: 0.264, SLG: 0.309			1-3		F3		BB 1B 1-2 FC3-2 1B		F8	4	0	1	0	0	0	1
Pat Jarvis, R (1, 1) OBP: 0.094, SLG: 0.033 Tom House, L (7, 1) Hal King, L (7, PH) OBP: 0.357, SLG: 0.344 George Stone, L (7, PR) OBP: 0.185, SLG: 0.222 Cecil Upshaw, R (8, 1) Oscar Brown, R (9, PH)			5-3		4-3		FC3-2 BB 1-2 2-H 1B		FC4-6 1-2f	2 0 1 0 0 1	0 0 0 0 0 0	0 0 1 0 0 0	0 0 1 0 0 0	0 0 0 0 0 0	0 0 0 0 0 0	0 0 0 0 0 1
Inning Stats	R: 0 H: 0 E: 0 LOB: 0 K: 0 BB: 0 S: 3 P: 3	R: 0 H: 0 E: 0 LOB: 0 K: 0 BB: 0 S: 3 P: 3	R: 0 H: 0 E: 0 LOB: 0 K: 0 BB: 0 S: 3 P: 3	R: 2 H: 2 E: 0 LOB: 1 K: 0 BB: 1 S: 5 P: 9	R: 0 H: 0 E: 0 LOB: 0 K: 0 BB: 0 S: 3 P: 3	R: 0 H: 0 E: 0 LOB: 2 K: 0 BB: 2 S: 3 P: 11	R: 1 H: 3 E: 0 LOB: 3 K: 0 BB: 1 S: 6 P: 10	R: 0 H: 0 E: 0 LOB: 0 K: 0 BB: 0 S: 3 P: 3	R: 0 H: 0 E: 0 LOB: 1 K: 0 BB: 1 S: 3 P: 7	1B: 4 2B: 0 3B: 0 HR: 1	SF: 0 SAC: 1 DP: 0 HBP: 0			WP: 0 PB: 0 SB: 0 CS: 0	PA: 37		

PITCHER		IP	WLS	BF	H	R	ER	SO	BB	IBB	HBP	BLK	WP	HR	S	P	ERA	WHIP
Carl Morton, R ERA: 3.65	(1, 1)	6.1	W	27	5	3	3	0	3	0	0	0	0	1	24	36	4.26	1.263
Dan McGinn, L ERA: 4.5	(7, 1)	0.1		2	0	0	0	0	1	0	0	0	0	0	1	5	0.00	3.000
John Strohmayer, R ERA: 5.08	(7, 1)	2.1	S	8	0	0	0	0	1	0	0	0	0	0	7	11	0.00	0.429

PITCHER	IP	WLS	BF	H	R	ER	SO	BB	IBB	HBP	BLK	WP	HR	S	P	ERA	WHIP

BOTTOM

Montreal Expos @ Atlanta Braves

Atlanta Stadium, Atlanta, GA

Wed Jun 23 1971, 7:05 PM EDT

Att. 5,262 - Unknown

livebaseballscorecards.com

AB	31
R	3
H	5
RBI	3
BB	5
SO	0
LOB	15

New York Mets @ Montreal Expos

Jarry Park, Montreal, QB

Thu Jun 24 1971, 7:05 PM EDT

Att. 21,618 - Unknown

TOP

livebaseballscorecards.com

Batter	1	2	3	4	5	6	7	8	9	AB	R	H	RBI	BB	SO	LOB
Bud Harrelson, S (1, 6) OBP: 0.344, SLG: 0.350	3-1		1-3			K		K		4	0	0	0	0	2	0
Mike Jorgensen, L (1, 8) (8, 9) OBP: 0.344, SLG: 0.586	G3			S 1B 1B		K			K	4	1	1	0	0	2	0
Cleon Jones, R (1, 7) OBP: 0.354, SLG: 0.437	P4			K 1-2		1-3			WP S 1B	4	0	1	0	0	1	1
Ed Kranepool, L (1, 3) OBP: 0.354, SLG: 0.500		1-3		2-H 1B			P4		WP 1-2 IBB	3	0	1	1	1	0	0
Ken Singleton, S (1, 9) OBP: 0.373, SLG: 0.368 Art Shamsky, L (3, 9) OBP: 0.322, SLG: 0.468 Don Hahn, R (8, 8) OBP: 0.342, SLG: 0.314		6-3		4-3			F2		K 1-2 2-3	1 2 1	0 0 0	0 0 0	0 0 0	0 0 0	0 0 1	0 0 2
Ken Boswell, L (1, 4) OBP: 0.328, SLG: 0.351		FC6-4 1B			FC6-5 2B		F6		4-3	4	0	2	0	0	0	2
Jerry Grote, R (1, 2) OBP: 0.345, SLG: 0.356		FC6-4 1-2f			1-3			K		3	0	0	0	0	1	2
Tim Foli, R (1, 5) OBP: 0.285, SLG: 0.306			K		FC6-5 2-3			F8		3	0	0	0	0	1	1
Tom Seaver, R (1, 1) OBP: 0.273, SLG: 0.333			K		K			HR		3	1	1	1	0	2	1
Inning Stats	R: 0 E: 0 K: 0 S: 3 H: 0 LOB: 0 BB: 0 P: 3	R: 0 E: 0 K: 0 S: 4 H: 1 LOB: 1 BB: 0 P: 4	R: 0 E: 0 K: 2 S: 7 H: 0 LOB: 0 BB: 0 P: 7	R: 1 E: 0 K: 1 S: 6 H: 2 LOB: 0 BB: 0 P: 6	R: 0 E: 0 K: 1 S: 6 H: 1 LOB: 1 BB: 0 P: 6	R: 0 E: 0 K: 2 S: 7 H: 0 LOB: 0 BB: 0 P: 7	R: 0 E: 0 K: 0 S: 3 H: 0 LOB: 0 BB: 0 P: 3	R: 1 E: 0 K: 2 S: 8 H: 1 LOB: 0 BB: 0 P: 8	R: 0 E: 0 K: 2 S: 8 H: 1 LOB: 2 BB: 1 P: 12	1B: 4 2B: 1 3B: 0 HR: 1	SF: 0 SAC: 0 DP: 0 HBP: 0						

	AB	32
	R	2
	H	6
	RBI	2
	BB	1
	SO	10
	LOB	9

WP: 1 PB: 0 SB: 2 CS: 0 PA: 33

PITCHER		IP	WLS	BF	H	R	ER	SO	BB	IBB	HBP	BLK	WP	HR	S	P	ERA	WHIP
Bill Stoneman, R ERA: 2.87	(1, 1)	8.0	L	28	5	2	2	8	0	0	0	0	0	1	44	44	2.25	0.625
Mike Marshall, R ERA: 6.23	(9, 1)	1.0		5	1	0	0	2	0	1	0	0	1	0	8	12	0.00	1.000

PITCHER	IP	WLS	BF	H	R	ER	SO	BB	IBB	HBP	BLK	WP	HR	S	P	ERA	WHIP

New York Mets @ Montreal Expos

Jarry Park, Montreal, QB

Thu Jun 24 1971, 7:05 PM EDT

Att. 21,618 - Unknown

BOTTOM

Batter	1	2	3	4	5	6	7	8	9	AB	R	H	RBI	BB	SO	LOB
Boots Day, L (1, 8) OBP: 0.307, SLG: 0.312	G1 1B		4-3			G3		K		4	0	1	0	0	1	1
Stan Swanson, R (1, 7) OBP: 0.333, SLG: 0.556	K		F7			CS 1B			5-3	4	0	1	0	0	1	1
Rusty Staub, L (1, 9) OBP: 0.412, SLG: 0.469	G1 1-2		P5			F7 1-2			P6	4	0	0	0	0	0	2
Ron Fairly, L (1, 3) OBP: 0.388, SLG: 0.424	F9			G3			K		F9	4	0	0	0	0	1	1
Bob Bailey, R (1, 5) OBP: 0.379, SLG: 0.431		1B 2B		F8			6-3			3	1	1	0	0	0	0
John Bateman, R (1, 2) OBP: 0.287, SLG: 0.391		FC6-4 1B 2-H		K			F8			3	0	1	1	0	1	0
Ron Hunt, R (1, 4) OBP: 0.366, SLG: 0.317		K			5-3			K		3	0	0	0	0	2	1
Gary Sutherland, R (1, 6) OBP: 0.296, SLG: 0.346		FC6-4 1-2f			K			L7		3	0	0	0	0	1	1
Bill Stoneman, R (1, 1) OBP: 0.222, SLG: 0.146		K			K			1B		2	0	0	0	0	2	1
Jim Fairey, L (8, PH) OBP: 0.316, SLG: 0.333										1	0	1	0	0	0	0
Clyde Mashore, R (8, PR) OBP: 0.241, SLG: 0.253										0	0	0	0	0	0	0
Mike Marshall, R (9, 1)										0	0	0	0	0	0	0

Inning Stats	1	2	3	4	5	6	7	8	9
R	0	1	0	0	0	0	0	0	0
E	0	0	0	0	0	0	0	0	0
K	1	2	0	1	2	0	1	2	0
S	6	9	3	5	7	3	5	8	3
H	1	2	0	0	0	1	0	1	0
LOB	1	1	0	0	0	0	0	1	0
BB	0	0	0	0	0	0	0	0	0
P	6	9	3	5	7	3	5	8	3

AB	31
R	1
H	5
RBI	1
BB	0
SO	9
LOB	8

PITCHER		IP	WLS	BF	H	R	ER	SO	BB	IBB	HBP	BLK	WP	HR	S	P	ERA	WHIP	PITCHER	IP	WLS	BF	H	R	ER	SO	BB	IBB	HBP	BLK	WP	HR	S	P	ERA	WHIP
Tom Seaver, R	(1, 1)	9.0	W	31	5	1	1	9	0	0	0	0	0	0	49	49	1.00	0.556																	
ERA: 2.17																																			

1B:	4
2B:	1
3B:	0
HR:	0
SF:	0
SAC:	0
DP:	0
HBP:	0

WP:	0
PB:	0
SB:	0
CS:	1
PA:	31

livebaseballscorecards.com

Batter	1	2	3	4	5	6	7	8	9	AB	R	H	RBI	BB	SO	LOB
Bud Harrelson, S (1, 6) OBP: 0.341, SLG: 0.345	B B B 4-0 6-4-3 BB		x 0-0 ① F8		S S S 0-3 ① K	x 0-0 ③ F8		x 0-0 ② 6-3		4	0	0	0	1	1	1
Mike Jorgensen, L (1, 8) (8, 9) OBP: 0.351, SLG: 0.559	S S S 0-3 ① K		S S S 0-3 ② K		x 0-0 BB 1B 1B		x 0-0 BB 1B 1B	x 0-0 ③ 4-3		5	2	2	0	0	2	1
Cleon Jones, R (1, 7) OBP: 0.360, SLG: 0.433	x 0-0 ② 6-4-3 1-2		B B B 4-0 BB		B B B 4-0 1B 1-2 BB		B B B 4-0 1B 1-2 E BB		x 0-0 ① 6-3	2	1	0	0	3	0	1
Ed Kranepool, L (1, 3) OBP: 0.355, SLG: 0.503	x 0-0 ③ 4-3		S S S 0-3 ③ K		x 0-0 ② F8		x 0-0 E9 HBP 1-H 2-H 1B		x 0-0 2B	5	0	2	1	0	1	4
Dave Marshall, L (1, 9) Don Hahn, R (8, 8) OBP: 0.402, SLG: 0.398 OBP: 0.339, SLG: 0.311		B B B 4-0 G3 2B BB		x 0-0 ① 4-3	x 0-0 FC4-6 1-3 2-H 1B		H 1-0 1-2 HBP		x 0-0 ② F9	2 1	1 0	1 0	1 0	1 0	0 0	0 1
Ken Boswell, L (1, 4) OBP: 0.325, SLG: 0.343		x 0-0 ① G3 1-2		B B B 4-0 2B G1-2-3 BB	x 0-0 ③ FC4-6 1-2f		S S S 0-3 ① K		x 0-0 ③ F7	4	0	0	0	1	1	6
Jerry Grote, R (1, 2) OBP: 0.352, SLG: 0.379		x 0-0 2-H 2B	x 0-0 1-3 2B			x 0-0 2B	S S S 0-3 ② K			4	0	3	1	0	1	2
Tim Foli, R (1, 5) OBP: 0.284, SLG: 0.299		x 0-0 ② F9	4-0 IBB			S S S 0-3 ① K	S S S 0-3 ③ K			3	0	0	0	1	2	4
Nolan Ryan, R (1, 1) OBP: 0.111, SLG: 0.040		S S S 0-3 ③ K	x 0-0 ② ③ G1-2-3 3-Hf			S S S 0-3 ② K		S S S 0-3 ① K		4	0	0	0	0	3	5
Inning Stats	R: 0 H: 0 E: 0 LOB: 1 K: 1 BB: 1 S: 5 P: 9	R: 1 H: 1 E: 0 LOB: 1 K: 1 BB: 1 S: 6 P: 10	R: 0 H: 0 E: 0 LOB: 1 K: 2 BB: 1 S: 7 P: 11	R: 0 H: 1 E: 0 LOB: 2 K: 0 BB: 2 S: 3 P: 11	R: 1 H: 2 E: 0 LOB: 2 K: 1 BB: 1 S: 7 P: 11	R: 0 H: 1 E: 0 LOB: 1 K: 2 BB: 0 S: 8 P: 8	R: 2 H: 2 E: 1 LOB: 2 K: 3 BB: 1 S: 11 P: 16	R: 0 H: 0 E: 0 LOB: 0 K: 1 BB: 0 S: 5 P: 5	R: 0 H: 1 E: 0 LOB: 1 K: 0 BB: 0 S: 4 P: 4	1B: 4 SF: 0 2B: 4 SAC: 0 3B: 0 DP: 1 HR: 0 HBP: 1						

TOP

New York Mets @ Montreal Expos

Jarry Park, Montreal, QB

Fri Jun 25 1971, 7:05 PM EDT

Unknown

livebaseballscorecards.com

AB	34
R	4
H	8
RBI	3
BB	7
SO	11
LOB	25

PITCHER		IP	WLS	BF	H	R	ER	SO	BB	IBB	HBP	BLK	WP	HR	S	P	ERA	WHIP
Jim Britton, R ERA: 6.16	(1, 1)	3.1		16	2	1	1	4	4	0	0	0	0	0	20	36	2.70	1.800
Claude Raymond, R ERA: 4.39	(4, 1)	2.2	L	12	3	1	1	3	1	1	0	0	0	0	16	24	3.38	1.500
Mike Marshall, R ERA: 6.15	(7, 1)	2.0		10	2	2	1	4	1	0	1	0	0	0	16	21	4.50	1.500
Howie Reed, R ERA: 3.33	(9, 1)	1.0		4	1	0	0	0	0	0	0	0	0	0	4	4	0.00	1.000

PITCHER	IP	WLS	BF	H	R	ER	SO	BB	IBB	HBP	BLK	WP	HR	S	P	ERA	WHIP

Batter	1	2	3	4	5	6	7	8	9	AB	R	H	RBI	BB	SO	LOB
Ron Hunt, R (1, 4) OBP: 0.370, SLG: 0.320	0-0 1B 2B 1B		1-0 BB 1B HBP	0-0 ③ F8			0-0 1B		0-0 ① F7	4	1	2	0	0	0	1
Stan Swanson, R (1, 7) OBP: 0.429, SLG: 0.571	0-0 2B 1-2 1B		0-0 BB 1-2 1B		0-0 G6-3 1B		0-3 ① K		0-3 ② K	5	0	3	0	0	2	1
Rusty Staub, L (1, 9) OBP: 0.408, SLG: 0.467	0-0 1-3 2-H 2B		0-3 ① K		0-0 ① ② G6-3 1-2f		0-0 ② F7		0-0 ③ F6	5	0	1	1	0	1	4
Ron Fairly, L (1, 3) OBP: 0.381, SLG: 0.414	0-3 ① K		0-3 ② K		0-0 ③ F2		0-0 ③ F7			4	0	0	0	0	2	5
Bob Bailey, R (1, 5) OBP: 0.377, SLG: 0.425	0-0 ② F3		4-0 1-2 2-3 BB			0-0 ① F7		0-0 ① 6-3		3	0	0	0	1	0	2
John Bateman, R (1, 2) OBP: 0.287, SLG: 0.389	0-3 ③ K		0-3 ③ K			0-0 1B 1B		0-3 ② K		4	0	1	0	0	3	5
Boots Day, L (1, 8) OBP: 0.312, SLG: 0.317		0-0 ① 1-3		0-0 ① 6-3		0-0 1-2 1B		0-0 1B 1B		4	0	2	0	0	0	0
Gary Sutherland, R (1, 6) OBP: 0.318, SLG: 0.358		0-0 B1-6-4 1B		1-0 FC1-6 HBP		0-0 ② F2		0-0 1-2 1B		3	0	2	0	0	0	2
Jim Britton, R (1, 1) Claude Raymond, R (4, 1) Jim Fairey, L (6, PH) OBP: 0.313, SLG: 0.329 Mike Marshall, R (7, 1) Jim Gosger, L (8, PH) OBP: 0.246, SLG: 0.255 Howie Reed, R (9, 1)	0-0 ② ③ B1-6-4 1-2f			0-0 ② FC1-6 1-2f			0-3 ③ K		0-3 ③ K	1 1 1 0 1 0	0 0 0 0 0 0	0 0 0 0 0 0	0 0 0 0 0 0	0 0 0 0 0 0	0 0 1 0 1 0	1 1 2 0 2 0
Inning Stats	R: 1 E: 0 K: 2 S: 10 H: 3 LOB: 2 BB: 0 P: 10	R: 0 E: 0 K: 0 S: 3 H: 1 LOB: 0 BB: 0 P: 3	R: 0 E: 0 K: 3 S: 10 H: 1 LOB: 3 BB: 1 P: 15	R: 0 E: 0 K: 0 S: 3 H: 0 LOB: 1 BB: 0 P: 4	R: 0 E: 0 K: 0 S: 3 H: 1 LOB: 0 BB: 0 P: 3	R: 0 E: 0 K: 1 S: 7 H: 2 LOB: 2 BB: 0 P: 7	R: 0 E: 0 K: 1 S: 6 H: 1 LOB: 1 BB: 0 P: 6	R: 0 E: 0 K: 2 S: 9 H: 2 LOB: 2 BB: 0 P: 9	R: 0 E: 0 K: 1 S: 5 H: 0 LOB: 0 BB: 0 P: 5	1B: 10 2B: 1 3B: 0 HR: 0	SF: 0 SAC: 0 DP: 2 HBP: 2			WP: 0 PB: 0 SB: 0 CS: 0	PA: 39		

PITCHER	IP	WLS	BF	H	R	ER	SO	BB	IBB	HBP	BLK	WP	HR	S	P	ERA	WHIP
Nolan Ryan, R (1, 1) ERA: 2.21	9.0	W	39	11	1	1	10	1	0	2	0	0	0	56	62	1.00	1.333

PITCHER	IP	WLS	BF	H	R	ER	SO	BB	IBB	HBP	BLK	WP	HR	S	P	ERA	WHIP

BOTTOM

New York Mets @ Montreal Expos

Jarry Park, Montreal, QB

Fri Jun 25 1971, 7:05 PM EDT

Unknown

livebaseballscorecards.com

AB	36
R	1
H	11
RBI	1
BB	1
SO	10
LOB	26

Batter	1	2	3	4	5	6	7	8	9	AB	R	H	RBI	BB	SO	LOB
Don Hahn, R (1, 8) OBP: 0.342, SLG: 0.302	4-3	P3		F9		BB		BB		3	0	0	0	2	0	2
Tim Foli, R (1, 4) OBP: 0.287, SLG: 0.298	FC6-4, BB, 1B		4-3		S, SH3-4, 1B, BB	1-2, K		F7		4	1	1	0	1	1	2
Cleon Jones, R (1, 7) OBP: 0.371, SLG: 0.435	1-2, FC6-4, BB		BB		SH3-4 1-2	G6-4-3 2-3, 1B			G3, BB	1	0	1	0	3	0	0
Donn Clendenon, R (1, 3) OBP: 0.286, SLG: 0.415	FC6-4 1-2f 2-3		F9		BB, 1B, 1B, IBB 2-3	G6-4-3 1-2f			G3 1-2	4	1	0	0	1	0	6
Ken Singleton, S (1, 9) OBP: 0.379, SLG: 0.371 Dave Marshall, L (7, PH) (7, 9) OBP: 0.395, SLG: 0.390	K		1-2, BB		1-2, BB, 1B, 1B 3-H		4-3		K	2	1	1	1	1	1	2
										2	0	0	0	0	1	1
Bob Aspromonte, R (1, 5) OBP: 0.292, SLG: 0.343		F8	3-1		F9		5-3		IBB	4	0	0	0	1	0	4
Duffy Dyer, R (1, 2) OBP: 0.346, SLG: 0.400		2B, 2B		BB	1B 1-2 2-3, BB		K		K	3	1	1	0	2	2	2
Bud Harrelson, S (1, 6) OBP: 0.343, SLG: 0.351		S 2-H 2B		F8	1-3 2-H 3-H, 1B			F2		4	0	2	3	0	0	1
Ray Sadecki, L (1, 1) OBP: 0.438, SLG: 0.357		K 2-3		K	1-3			G3		3	0	0	0	0	2	4
Danny Frisella, L (5, 1) OBP: 0.167, SLG: 0.167										1	0	0	0	0	0	0
Inning Stats	R: 0 E: 0 K: 1 S: 6 H: 1 LOB: 2 BB: 1 P: 10	R: 1 E: 0 K: 1 S: 7 H: 2 LOB: 1 BB: 0 P: 7	R: 0 E: 0 K: 0 S: 3 H: 0 LOB: 2 BB: 2 P: 11	R: 0 E: 0 K: 1 S: 5 H: 0 LOB: 1 BB: 1 P: 9	R: 3 E: 0 K: 0 S: 5 H: 2 LOB: 2 BB: 3 P: 17	R: 0 E: 0 K: 1 S: 5 H: 1 LOB: 1 BB: 1 P: 9	R: 0 E: 0 K: 1 S: 5 H: 0 LOB: 0 BB: 0 P: 5	R: 0 E: 0 K: 0 S: 3 H: 0 LOB: 1 BB: 1 P: 7	R: 0 E: 0 K: 2 S: 7 H: 0 LOB: 2 BB: 2 P: 15	1B: 4 2B: 2 3B: 0 HR: 0 SF: 0 SAC: 1 DP: 1 HBP: 0	WP: 0 PB: 0 SB: 3 CS: 0 PA: 43					

PITCHER		IP	WLS	BF	H	R	ER	SO	BB	IBB	HBP	BLK	WP	HR	S	P	ERA	WHIP
Dan McGinn, L ERA: 5.91	(1, 1)	4.2	L	25	4	4	4	3	6	1	0	0	0	0	24	52	7.71	2.143
Claude Raymond, R ERA: 4.33	(5, 1)	0.1		2	1	0	0	0	0	0	0	0	0	0	2	2	0.00	3.000
Ernie McAnally, R ERA: 5.55	(6, 1)	2.0		7	1	0	0	2	1	0	0	0	0	0	10	14	0.00	1.000
Howie Reed, R ERA: 3.1	(8, 1)	2.0		9	0	0	0	2	2	1	0	0	0	0	10	22	0.00	1.000

PITCHER	IP	WLS	BF	H	R	ER	SO	BB	IBB	HBP	BLK	WP	HR	S	P	ERA	WHIP

TOP

New York Mets @ Montreal Expos

Jarry Park, Montreal, QB

Fri Jun 25 1971, 7:05 PM EDT

Att. 22,751 - Unknown

livebaseballscorecards.com

AB	31
R	4
H	6
RBI	4
BB	11
SO	7
LOB	24

Batter	1	2	3	4	5	6	7	8	9	AB	R	H	RBI	BB	SO	LOB
Ron Hunt, R (1, 4) OBP: 0.375, SLG: 0.333	5-3	FC6-4 1-2f			HR		HBP		HBP	3	1	1	1	0	0	2
Stan Swanson, R (1, 8) OBP: 0.368, SLG: 0.444	6-3		6-3		2B BB		5-3 1-2		P6	4	0	0	0	1	0	2
Clyde Mashore, R (1, 9) OBP: 0.256, SLG: 0.273 (7, 7) Mack Jones, L (7, PH) OBP: 0.302, SLG: 0.303 Howie Reed, R (8, 1)	BB		5-3		1-3 2B		6-3			2 1 0	0 0 0	1 0 0	0 0 0	1 0 0	0 0 0	0 1 0
Bob Bailey, R (1, 7) OBP: 0.371, SLG: 0.417 (7, 5)	F7		4-3		F7			6-3		4	0	0	0	0	0	3
John Bateman, R (1, 2) OBP: 0.290, SLG: 0.391		F8		K		1B		FC1-4 1B		4	0	2	0	0	1	0
Gary Sutherland, R (1, 6) OBP: 0.303, SLG: 0.341		5-3		F9		F5		FC1-4 1-2f		4	0	0	0	0	0	2
Coco Laboy, R (1, 5) OBP: 0.314, SLG: 0.299 Rusty Staub, L (6, PH) OBP: 0.406, SLG: 0.463 (7, 9)	1B 1B BB		6-3			L8		4-3		1 2	1 0	0 0	0 0	1 0	0 0	0 2
John Boccabella, R (1, 3) OBP: 0.259, SLG: 0.400 Ron Fairly, L (6, PH) OBP: 0.377, SLG: 0.410 (7, 3)	1B 1-2 1B				K	4-3			L4	2 2	0 0	1 0	0 0	1 0	0 0	0 1
Dan McGinn, L (1, 1) OBP: 0.667, SLG: 0.667 Claude Raymond, R (5, 1) Ron Brand, R (5, PH) OBP: 0.303, SLG: 0.258 Ernie McAnally, R (6, 1) Jim Fairey, L (7, PH) OBP: 0.305, SLG: 0.321 (8, 7)	FC6-4 1-3 2-H 1B				6-3		K		K	1 0 1 0 2	0 0 0 0 0	1 0 0 0 0	1 0 0 0 0	0 0 0 0 2	0 0 0 0 0	0 0 0 0 0
Inning Stats	R: 0 E: 0 K: 0 S: 3 H: 0 LOB: 1 BB: 1 P: 7	R: 1 E: 0 K: 0 S: 5 H: 2 LOB: 2 BB: 1 P: 9	R: 0 E: 0 K: 0 S: 3 H: 0 LOB: 0 BB: 0 P: 3	R: 0 E: 0 K: 1 S: 5 H: 0 LOB: 0 BB: 0 P: 5	R: 1 E: 0 K: 1 S: 7 H: 2 LOB: 2 BB: 1 P: 11	R: 0 E: 0 K: 0 S: 4 H: 1 LOB: 1 BB: 0 P: 4	R: 0 E: 0 K: 1 S: 5 H: 0 LOB: 1 BB: 0 P: 6	R: 0 E: 0 K: 0 S: 4 H: 1 LOB: 1 BB: 0 P: 4	R: 0 E: 0 K: 1 S: 5 H: 0 LOB: 1 BB: 0 P: 6	1B: 4 2B: 1 3B: 0 HR: 1	SF: 0 SAC: 0 DP: 0 HBP: 2		WP: 0 PB: 0 SB: 0 CS: 0	PA: 38			

PITCHER		IP	WLS	BF	H	R	ER	SO	BB	IBB	HBP	BLK	WP	HR	S	P	ERA	WHIP
Ray Sadecki, L ERA: 3.35	(1, 1)	4.2		21	4	2	2	2	3	0	0	0	0	1	22	34	3.86	1.500
Danny Frisella, R ERA: 1.4	(5, 1)	4.1	W	17	2	0	0	2	0	0	2	0	0	0	19	21	0.00	0.462

PITCHER	IP	WLS	BF	H	R	ER	SO	BB	IBB	HBP	BLK	WP	HR	S	P	ERA	WHIP

BOTTOM

New York Mets @ Montreal Expos

Jarry Park, Montreal, QB

Fri Jun 25 1971, 7:05 PM EDT

Att. 22,751 - Unknown

livebaseballscorecards.com

AB	33
R	2
H	6
RBI	2
BB	3
SO	4
LOB	13

New York Mets @ Montreal Expos

Jarry Park, Montreal, QB

Sat Jun 26 1971, 7:05 PM EDT

Att. 21,289 - Unknown

TOP

livebaseballscorecards.com

Batter	1	2	3	4	5	6	7	8	9	AB	R	H	RBI	BB	SO	LOB
Tommie Agee, R (1, 8) (7, 9) OBP: 0.350, SLG: 0.425	4-3	FC6-4 1-2f		FC6-4 1-2f			FC S FC4 1B		6-3	5	1	1	0	0	0	5
Bud Harrelson, S (1, 6) OBP: 0.341, SLG: 0.348	K		G3		G3		L6 1-2		CS 1B	5	0	1	0	0	1	1
Cleon Jones, R (1, 7) OBP: 0.371, SLG: 0.432	1B		6-3		FC4-6 BB		FC FC4 2-3		K 1-2	4	0	1	0	1	1	2
Ed Kranepool, L (1, 3) OBP: 0.347, SLG: 0.492	K		E4		FC4-6 1-2f		FC4 1-2f 3-H			4	0	0	1	0	1	3
Art Shamsky, L (1, 9) OBP: 0.309, SLG: 0.444 Don Hahn, R (7, 8) OBP: 0.342, SLG: 0.302		F8	K		G3		K			4 0	0 0	0 0	0 0	0 0	2 0	3 0
Ken Boswell, L (1, 4) OBP: 0.333, SLG: 0.349		K		1B 1B		1B G6-4-3 BB		4-3 SH1-4 1B		3	1	2	0	1	1	0
Jerry Grote, R (1, 2) OBP: 0.357, SLG: 0.383		BB 1B 1B		F8		G6-4-3 1-3 1B		SH1-4 1-2		3	0	2	0	0	0	1
Tim Foli, R (1, 5) OBP: 0.292, SLG: 0.303		BB 1-2 1B		FC6-4 1-2 1B		G6-4-3 1-2f 3-H		4-3 2-3		4	0	2	0	0	0	2
Jerry Koosman, R (1, 1) OBP: 0.250, SLG: 0.143		FC6-4 1-2 2-3 BB		K		K		F8		3	0	0	0	1	2	3
Inning Stats	R: 0 E: 0 K: 2 S: 8 H: 1 LOB: 1 BB: 0 P: 8	R: 0 E: 0 K: 1 S: 7 H: 2 LOB: 3 BB: 1 P: 11	R: 0 E: 1 K: 1 S: 6 H: 0 LOB: 1 BB: 0 P: 6	R: 0 E: 0 K: 1 S: 7 H: 2 LOB: 2 BB: 0 P: 7	R: 0 E: 0 K: 0 S: 3 H: 0 LOB: 1 BB: 1 P: 7	R: 1 E: 0 K: 1 S: 5 H: 1 LOB: 0 BB: 1 P: 9	R: 1 E: 0 K: 1 S: 7 H: 1 LOB: 1 BB: 0 P: 7	R: 0 E: 0 K: 0 S: 4 H: 1 LOB: 1 BB: 0 P: 4	R: 0 E: 0 K: 1 S: 5 H: 1 LOB: 1 BB: 0 P: 5	1B: 9 2B: 1 3B: 0 HR: 0 SF: 0 SAC: 1 DP: 2 HBP: 0						

	AB	35
	R	2
	H	9
	RBI	1
	BB	3
	SO	8
	LOB	20

PITCHER	IP	WLS	BF	H	R	ER	SO	BB	IBB	HBP	BLK	WP	HR	S	P	ERA	WHIP
Steve Renko, R (1, 1) ERA: 3.2	8.0	L	36	8	2	2	7	3	0	0	0	0	0	47	59	2.25	1.375
Mike Marshall, R (9, 1) ERA: 6.0	1.0		3	1	0	0	1	0	0	0	0	0	0	5	5	0.00	1.000

PITCHER	IP	WLS	BF	H	R	ER	SO	BB	IBB	HBP	BLK	WP	HR	S	P	ERA	WHIP

WP: 0 PB: 0 SB: 1 CS: 1 PA: 39

New York Mets @ Montreal Expos

Jarry Park, Montreal, QB

Sat Jun 26 1971, 7:05 PM EDT

Att. 21,289 - Unknown

livebaseballscorecards.com

BOTTOM

Batter	1	2	3	4	5	6	7	8	9	AB	R	H	RBI	BB	SO	LOB
Ron Hunt, R (1, 4) OBP: 0.380, SLG: 0.338	H 1-0 FC5-4 HBP			x 0-0 ① F2		x 0-0 FC6 1B		x 0-0 1B		3	0	2	0	0	0	0
Stan Swanson, R (1, 7) OBP: 0.348, SLG: 0.381	x 0-0 ① FC5-4 G4-6-3 1-2f			B B B B 4-0 BB BB		x 0-0 ② L9		x 0-0 ③ F7		3	0	0	0	1	0	3
Rusty Staub, L (1, 9) OBP: 0.400, SLG: 0.456	x 0-0 ②③ G4-6-3 1-2f			x 0-0 ② P4		x 0-0 ③ FC6 1-2f			x 0-0 ① 4-3	4	0	0	0	0	0	3
Bob Bailey, R (1, 5) OBP: 0.369, SLG: 0.412		x 0-0 ① 5-3		B B B B 4-0 FC6-4 1-2 BB			x 0-0 ① 4-3		x 0-0 ② F8	3	0	0	0	1	0	0
John Bateman, R (1, 2) OBP: 0.286, SLG: 0.385		x 0-0 ② 4-3		x 0-0 ③ FC6-4 1-2f			x 0-0 ② 5-3		x 0-0 ③ 5-3	4	0	0	0	0	0	2
Clyde Mashore, R (1, 8) OBP: 0.247, SLG: 0.263		x 0-0 ③ P4			x 0-0 ① F9		x 0-0 ③ L8			3	0	0	0	0	0	0
Ron Fairly, L (1, 3) OBP: 0.381, SLG: 0.416			x 0-0 ① 3-1		B B B B 4-0 CS BB			x 0-0 WP SF7 2B		2	1	1	0	1	0	0
Gary Sutherland, R (1, 6) OBP: 0.293, SLG: 0.333			x 0-0 ② 4-3		x 0-0 ②③ F8 1-2			x 0-0 ① SF7 2-H		2	0	0	1	0	0	1
Steve Renko, R (1, 1) OBP: 0.213, SLG: 0.319 Coco Laboy, R (8, PH) OBP: 0.311, SLG: 0.296 Mike Marshall, R (9, 1)			x 0-0 ③ 5-3			x 0-0 ① 5-3		x 0-0 ② F7		2 1 0	0 0 0	0 0 0	0 0 0	0 0 0	0 0 0	0 0 0

Inning Stats										
	R: 0 E: 0 K: 0 S: 2	H: 0 LOB: 0 BB: 0 P: 3	R: 0 E: 0 K: 0 S: 3	H: 0 LOB: 0 BB: 0 P: 3	R: 0 E: 0 K: 0 S: 3	H: 0 LOB: 0 BB: 0 P: 3	R: 0 E: 0 K: 0 S: 3	H: 0 LOB: 2 BB: 2 P: 11	R: 0 E: 0 K: 0 S: 2	H: 0 LOB: 0 BB: 1 P: 6
	R: 0 E: 0 K: 0 S: 4	H: 1 LOB: 1 BB: 0 P: 4	R: 0 E: 0 K: 0 S: 3	H: 0 LOB: 0 BB: 0 P: 3	R: 1 E: 0 K: 0 S: 5	H: 2 LOB: 1 BB: 0 P: 5	R: 0 E: 0 K: 0 S: 3	H: 0 LOB: 0 BB: 0 P: 3	1B: 2 2B: 1 3B: 0 HR: 0	SF: 1 SAC: 0 DP: 1 HBP: 1

WP: 1 PB: 0 SB: 0 CS: 1 PA: 32

PITCHER	IP	WLS	BF	H	R	ER	SO	BB	IBB	HBP	BLK	WP	HR	S	P	ERA	WHIP
Jerry Koosman, L (1, 1) ERA: 2.97	9.0	W	32	3	1	1	0	3	0	1	0	1	0	28	41	1.00	0.667

PITCHER	IP	WLS	BF	H	R	ER	SO	BB	IBB	HBP	BLK	WP	HR	S	P	ERA	WHIP

AB	27
R	1
H	3
RBI	1
BB	3
SO	0
LOB	9

New York Mets @ Montreal Expos

Jarry Park, Montreal, QB

Sun Jun 27 1971, 3:33 AM EDT

Att. 23,243 - Unknown

TOP

livebaseballscorecards.com

Batter	1	2	3	4	5	6	7	8	9	AB	R	H	RBI	BB	SO	LOB
Tommie Agee, R (1, 8) OBP: 0.348, SLG: 0.421	SSS 0-3 ① K		SSS 0-3 ③ K		x 0-0 G4-3 1B			x 0-0 F7		4	0	1	0	0	2	0
Tim Foli, R (1, 6) OBP: 0.297, SLG: 0.321	x 0-0 2B			x 0-0 E9 HR 2B	x 0-0 ②③ G4-3 1-2f			x 0-0 ② 5-3		4	1	2	0	0	0	1
Cleon Jones, R (1, 7) OBP: 0.369, SLG: 0.429	x 0-0 ② 5-3			SSS 0-3 ① K		x 0-0 ① 6-3		x 0-0 1B		4	0	1	0	0	1	2
Ed Kranepool, L (1, 3) OBP: 0.345, SLG: 0.483	x 0-0 ③ 3-1			BBB 4-0 HR BB		x 0-0 ② F9		x 0-0 ③ P6		3	1	0	0	1	0	2
Art Shamsky, L (1, 9) OBP: 0.327, SLG: 0.506		x 0-0 FC6-4 1B		x 0-0 1-H 3-H HR		x 0-0 ③ 4-3			x 0-0 4-3 2B 2B	4	2	3	3	0	0	0
Ken Boswell, L (1, 4) OBP: 0.332, SLG: 0.346		x 0-0 ① FC6-4 G6-4-3 1-2f		x 0-0 6-3 PB 1B			x 0-0 ① F7		x 0-0 ① 4-3 2-3	4	0	1	0	0	0	2
Jerry Grote, R (1, 2) OBP: 0.359, SLG: 0.390		x 0-0 ②③ G6-4-3 1-2f		x 0-0 ② 6-3 1-3			x 0-0 1B		x 0-0 F9 3-H 2B	4	0	2	1	0	0	2
Bob Aspromonte, R (1, 5) OBP: 0.287, SLG: 0.336			x 0-0 ① 4-3	x 0-0 ③ F9			SSS 0-3 ② K		x 0-0 ② F9 2-3	4	0	0	0	0	1	3
Charlie Williams, R (1, 1) OBP: 0.231, SLG: 0.091			x 0-0 ② 1-3		x 0-0 ① 1-3		SSS 0-3 ③ K		x 0-0 ③ 6-3	0	0	0	0	0	0	0
Jim McAndrew, R (1, 1) OBP: 0.154, SLG: 0.167										2	0	0	0	0	0	0
Dave Marshall, L (7, PH) OBP: 0.392, SLG: 0.387										1	0	0	0	0	1	1
Ron Taylor, R (7, 1)										0	0	0	0	0	0	0
Don Hahn, R (9, PH) OBP: 0.339, SLG: 0.299										1	0	0	0	0	0	1
Inning Stats	R: 0 H: 1 E: 0 LOB: 1 K: 1 BB: 0 S: 6 P: 6	R: 0 H: 1 E: 0 LOB: 0 K: 0 BB: 0 S: 3 P: 3	R: 0 H: 0 E: 0 LOB: 0 K: 1 BB: 0 S: 5 P: 5	R: 3 H: 3 E: 1 LOB: 1 K: 1 BB: 1 S: 8 P: 12	R: 0 H: 1 E: 0 LOB: 0 K: 0 BB: 0 S: 3 P: 3	R: 0 H: 0 E: 0 LOB: 0 K: 0 BB: 0 S: 3 P: 3	R: 0 H: 1 E: 0 LOB: 1 K: 2 BB: 0 S: 8 P: 8	R: 0 H: 1 E: 0 LOB: 1 K: 0 BB: 0 S: 4 P: 4	R: 1 H: 2 E: 0 LOB: 1 K: 0 BB: 0 S: 5 P: 5	1B: 5 SF: 0 2B: 4 SAC: 0 3B: 0 DP: 2 HR: 1 HBP: 0						WP: 0 PA: 36 PB: 1 SB: 0 CS: 0	

	AB	35
	R	4
	H	10
	RBI	4
	BB	1
	SO	5
	LOB	14

PITCHER	IP	WLS	BF	H	R	ER	SO	BB	IBB	HBP	BLK	WP	HR	S	P	ERA	WHIP
John Strohmayer, R (1, 1) ERA: 4.82	9.0	W	36	10	4	4	5	1	0	0	0	0	1	45	49	4.00	1.222

PITCHER	IP	WLS	BF	H	R	ER	SO	BB	IBB	HBP	BLK	WP	HR	S	P	ERA	WHIP

Batter	1	2	3	4	5	6	7	8	9	AB	R	H	RBI	BB	SO	LOB
Boots Day, L (1, 8) OBP: 0.315, SLG: 0.322	BB F5			3-1		FC4-6 1-2f 2-3 3-H		1-3		4	2	1	1	1	0	4
Stan Swanson, R (1, 7) OBP: 0.357, SLG: 0.385	E1 1-2 F8			5-3		G4-6-3 1-2 3-H		2-H 3-H		5	2	2	3	0	0	3
Rusty Staub, L (1, 9) OBP: 0.397, SLG: 0.451	1-3 2-H G3			6-3		G4-6-3 1-2f		F5		5	1	1	1	0	0	5
Ron Fairly, L (1, 3) OBP: 0.382, SLG: 0.426	1-H 3-H	3-1			3-1		F9	1-H		5	1	2	3	0	0	0
Bob Bailey, R (1, 5) OBP: 0.371, SLG: 0.413 Coco Laboy, R (8, 5) OBP: 0.308, SLG: 0.293	2-3	6-3			P4		FC5	F7		4 1	1 0	2 0	0 0	0 0	0 0	0 1
John Bateman, R (1, 2) OBP: 0.288, SLG: 0.385	1-2 E	F8			F7		1-2	6-3		5	1	2	1	0	0	1
Ron Hunt, R (1, 4) OBP: 0.382, SLG: 0.340	1-2 2-H		L5			E FC4-6	K			4	2	2	1	0	1	2
Gary Sutherland, R (1, 6) OBP: 0.292, SLG: 0.330	E1 1-2 2-H		1-3			FC4-6 E 1-2	FC5 2-3f			4	1	1	0	0	0	3
John Strohmayer, R (1, 1) OBP: 0.417, SLG: 0.417	1-2 2-H		F8			E5 FC4-6 1-2 2-3		2B		4	1	2	1	0	0	2
Inning Stats	R: 7 E: 2 K: 0 S: 11 H: 6 LOB: 2 BB: 1 P: 15	R: 0 E: 0 K: 0 S: 3 H: 0 LOB: 0 BB: 0 P: 3	R: 0 E: 0 K: 0 S: 3 H: 0 LOB: 0 BB: 0 P: 3	R: 0 E: 0 K: 0 S: 3 H: 0 LOB: 0 BB: 0 P: 3	R: 0 E: 0 K: 0 S: 3 H: 0 LOB: 0 BB: 0 P: 3	R: 2 E: 1 K: 0 S: 6 H: 3 LOB: 1 BB: 0 P: 6	R: 0 E: 0 K: 1 S: 7 H: 2 LOB: 2 BB: 0 P: 7	R: 3 E: 0 K: 0 S: 7 H: 4 LOB: 1 BB: 0 P: 7		1B: 12 2B: 3 3B: 0 HR: 0 SF: 0 SAC: 0 DP: 1 HBP: 0						

PITCHER		IP	WLS	BF	H	R	ER	SO	BB	IBB	HBP	BLK	WP	HR	S	P	ERA	WHIP
Charlie Williams, R ERA: 4.25	(1, 1)	0.0	L	6	4	6	5	0	1	0	0	0	0	0	5	9	∞	∞
Jim McAndrew, R ERA: 5.1	(1, 1)	6.0		24	5	3	1	0	0	0	0	0	0	0	24	24	1.50	0.833
Ron Taylor, R ERA: 3.09	(7, 1)	2.0		12	6	3	3	1	0	0	0	0	0	0	14	14	13.50	3.000

PITCHER	IP	WLS	BF	H	R	ER	SO	BB	IBB	HBP	BLK	WP	HR	S	P	ERA	WHIP

BOTTOM

New York Mets @ Montreal Expos

Jarry Park, Montreal, QB

Sun Jun 27 1971, 3:33 AM EDT

Att. 23,243 - Unknown

livebaseballscorecards.com

AB	41
R	12
H	15
RBI	11
BB	1
SO	1
LOB	21

Cincinnati Reds @ Montreal Expos

Jarry Park, Montreal, QB

Mon Jun 28 1971, 7:05 PM EDT

Unknown

livebaseballscorecards.com

TOP

Batter	1	2	3	4	5	6	7	8	9	AB	R	H	RBI	BB	SO	LOB
Pete Rose, S (1, 9) OBP: 0.370, SLG: 0.389	F7	FC6-4 1-2f		F8		4-3		E3		5	0	0	0	0	0	4
George Foster, R (1, 8) OBP: 0.335, SLG: 0.452	K		K	FC5 2-3f		HR		F5		5	1	1	1	0	2	3
Lee May, R (1, 3) OBP: 0.359, SLG: 0.591	2B		F8		HR	1B		L6		5	1	3	1	0	0	1
Dave Concepcion, R (8, 6) OBP: 0.254, SLG: 0.261										0	0	0	0	0	0	0
Johnny Bench, R (1, 7) OBP: 0.290, SLG: 0.477	K		FC6-4 1B		F6	K		K		5	0	1	0	0	3	3
(9, 3)																
Tony Perez, R (1, 5) OBP: 0.296, SLG: 0.388		5-3	FC6-4 1-2f		6-3		F8		6-3	5	0	0	0	0	0	1
(8, 3)																
Buddy Bradford, R (9, 7) OBP: 0.302, SLG: 0.279										0	0	0	0	0	0	0
Tommy Helms, R (1, 4) OBP: 0.275, SLG: 0.325	1B 1B 1B			E 1B 1B BB	2B		FC5-4 1B 1B		F4	4	2	3	0	1	0	0
Pat Corrales, R (1, 2) OBP: 0.250, SLG: 0.200	F4			E9 FC1-5 1B 1-3 1B	BB		FC5-4 1-2 1B		F8	4	0	2	0	1	0	1
Woody Woodward, R (1, 6) OBP: 0.333, SLG: 0.294	1B 1-2 1B			FC5 FC1-5 1-2 3-H 1B	4-1		FC5-4 1-2f 2-3			4	0	2	1	0	0	4
(8, 5)																
Don Gullett, R (1, 1) OBP: 0.139, SLG: 0.114		FC6-4 1-2 2-H 1B		FC1-5 1-2 2-3f		K	K			4	0	1	1	0	2	4
Clay Carroll, R (8, 1)										0	0	0	0	0	0	0
Joe Gibbon, R (8, 1)										0	0	0	0	0	0	0
Inning Stats	R: 0 E: 0 K: 2 S: 8 H: 1 LOB: 1 BB: 0 P: 8	R: 1 E: 0 K: 0 S: 6 H: 3 LOB: 2 BB: 0 P: 6	R: 0 E: 0 K: 1 S: 6 H: 1 LOB: 1 BB: 0 P: 6	R: 1 E: 1 K: 0 S: 5 H: 2 LOB: 2 BB: 1 P: 9	R: 1 E: 0 K: 0 S: 5 H: 2 LOB: 2 BB: 1 P: 9	R: 1 E: 0 K: 2 S: 9 H: 2 LOB: 1 BB: 0 P: 9	R: 0 E: 0 K: 1 S: 7 H: 2 LOB: 2 BB: 0 P: 7	R: 0 E: 1 K: 1 S: 6 H: 0 LOB: 1 BB: 0 P: 6	R: 0 E: 0 K: 0 S: 3 H: 0 LOB: 0 BB: 0 P: 3	1B: 9 2B: 2 3B: 0 HR: 2 SF: 0 SAC: 0 DP: 0 HBP: 0	WP: 0 PB: 0 SB: 0 CS: 0 PA: 43					

	AB	41
	R	4
	H	13
	RBI	4
	BB	2
	SO	7
	LOB	21

PITCHER	IP	WLS	BF	H	R	ER	SO	BB	IBB	HBP	BLK	WP	HR	S	P	ERA	WHIP
Bill Stoneman, R (1, 1) ERA: 2.96	5.0	L	26	9	3	3	3	2	0	0	0	0	1	30	38	5.40	2.200
Claude Raymond, R (6, 1) ERA: 4.34	2.0		10	4	1	1	3	0	0	0	0	0	1	16	16	4.50	2.000
Howie Reed, R (8, 1) ERA: 2.9	2.0		7	0	0	0	1	0	0	0	0	0	0	9	9	0.00	0.000

PITCHER	IP	WLS	BF	H	R	ER	SO	BB	IBB	HBP	BLK	WP	HR	S	P	ERA	WHIP

BOTTOM

Cincinnati Reds @ Montreal Expos
Jarry Park, Montreal, QB
Mon Jun 28 1971, 7:05 PM EDT
Unknown

livebaseballscorecards.com

Batter	1	2	3	4	5	6	7	8	9	AB	R	H	RBI	BB	SO	LOB
Ron Hunt, R (1, 4) OBP: 0.387, SLG: 0.342	BBBB 4-0 G6-4-3 BB		BBBB 4-0 FC6-4 BB		x 0-0 1B		x 0-0 ③ F7			2	0	1	0	2	0	0
Stan Swanson, R (1, 7) OBP: 0.313, SLG: 0.333	x 0-0 ① F3		x 0-0 ② FC6-4 S 1-2f		x 0-0 ③ F3			x 0-0 ① 5-3		4	0	0	0	0	0	3
Clyde Mashore, R (1, 8) OBP: 0.258, SLG: 0.298	x 0-0 ② ③ G6-4-3 1-2f		x 0-0 ③ F8 1-2			x 0-0 HR 2B		x 0-0 E 2B		4	2	2	0	0	0	2
Bob Bailey, R (1, 3) (9, 5) OBP: 0.370, SLG: 0.415		x 0-0 ① 6-3		x 0-0 ① F4		x 0-0 ① L4		x 0-0 E9 2-H 2B		4	0	1	1	0	0	1
John Bateman, R (1, 2) OBP: 0.284, SLG: 0.379		x 0-0 ② F2		x 0-0 ② L8		x 0-0 ② 5-3		SSS 0-3 ② K		4	0	0	0	0	1	2
Coco Laboy, R (1, 5) OBP: 0.327, SLG: 0.343 Ron Fairly, L (8, PH) OBP: 0.380, SLG: 0.424 (9, 3)		x 0-0 1B 1B		x 0-0 1B		x 0-0 2-H HR		x 0-0 ③ G3		3 1	1 0	3 0	2 0	0 0	0 0	0 1
Rusty Staub, L (1, 9) OBP: 0.395, SLG: 0.448		x 0-0 1-2 1B		x 0-0 ③ 3-1		x 0-0 ③ L8			x 0-0 ① F9	4	0	1	0	0	0	1
Gary Sutherland, R (1, 6) OBP: 0.280, SLG: 0.316		x 0-0 ③ F3			x 0-0 ① F8		x 0-0 ① F8		x 0-0 ② F3	4	0	0	0	0	0	2
Bill Stoneman, R (1, 1) OBP: 0.217, SLG: 0.143 Ron Brand, R (5, PH) OBP: 0.294, SLG: 0.250 Claude Raymond, R (6, 1) John Boccabella, R (7, PH) OBP: 0.254, SLG: 0.393 Howie Reed, R (8, 1) Steve Renko, R (9, PH) OBP: 0.208, SLG: 0.313			SSS 0-3 ① K		x 0-0 ② F4		x 0-0 ② F9		x 0-0 ③ F9	1 1 0 1 0 1	0 0 0 0 0 0	0 0 0 0 0 0	0 0 0 0 0 0	1 0 0 0 0 0	0 0 0 0 0 0	0 0 0 0 0 0
Inning Stats	R: 0 E: 0 K: 0 S: 2 H: 0 LOB: 0 BB: 1 P: 6	R: 0 E: 0 K: 0 S: 5 H: 2 LOB: 2 BB: 0 P: 5	R: 0 E: 0 K: 1 S: 5 H: 0 LOB: 1 BB: 1 P: 9	R: 0 E: 0 K: 0 S: 4 H: 1 LOB: 1 BB: 0 P: 4	R: 0 E: 0 K: 0 S: 4 H: 1 LOB: 1 BB: 0 P: 4	R: 2 E: 0 K: 0 S: 5 H: 2 LOB: 0 BB: 0 P: 5	R: 0 E: 0 K: 0 S: 3 H: 0 LOB: 0 BB: 0 P: 3	R: 1 E: 1 K: 1 S: 7 H: 2 LOB: 1 BB: 0 P: 7	R: 0 E: 0 K: 0 S: 3 H: 0 LOB: 0 BB: 0 P: 3	1B: 4 2B: 3 3B: 0 HR: 1 SF: 0 SAC: 0 DP: 1 HBP: 0				WP: 0 PB: 0 SB: 1 CS: 0		PA: 36

	AB	34
	R	3
	H	8
	RBI	3
	BB	2
	SO	2
	LOB	12

PITCHER		IP	WLS	BF	H	R	ER	SO	BB	IBB	HBP	BLK	WP	HR	S	P	ERA	WHIP
Don Gullett, L ERA: 2.73	(1, 1)	7.1	W	31	8	3	3	1	2	0	0	0	0	1	31	39	3.68	1.364
Clay Carroll, R ERA: 2.1	(8, 1)	0.1		1	0	0	0	1	0	0	0	0	0	0	3	3	0.00	0.000
Joe Gibbon, L ERA: 2.52	(8, 1)	1.1	S	4	0	0	0	0	0	0	0	0	0	0	4	4	0.00	0.000

PITCHER	IP	WLS	BF	H	R	ER	SO	BB	IBB	HBP	BLK	WP	HR	S	P	ERA	WHIP

Batter	1	2	3	4	5	6	7	8	9	AB	R	H	RBI	BB	SO	LOB
Pete Rose, S (1, 9) OBP: 0.370, SLG: 0.388	4-3		4-3		1-3 1B	BB		F7		4	0	1	0	1	0	1
George Foster, R (1, 8) OBP: 0.327, SLG: 0.441	6-3		F9		4-3	F4		FC6-4 1-2f		5	0	0	0	0	0	6
Lee May, R (1, 3) OBP: 0.364, SLG: 0.608	1B 2B		5-3			E5 1B 1B E	HR		E S 1B 1B	5	2	3	1	0	0	0
Buddy Bradford, R (9, PR) OBP: 0.302, SLG: 0.279										0	1	0	0	0	0	0
Johnny Bench, R (1, 2) OBP: 0.298, SLG: 0.483	2-3 1B			F5		E SF7 1-2 1B	E 1B		G3-6-1 1-H 1B	5	1	4	1	0	0	0
Tony Perez, R (1, 5) OBP: 0.295, SLG: 0.385	K			K		E9 1B 1-3 2-H 1B	K 1-2		F9	5	1	1	0	0	3	4
Bernie Carbo, L (1, 7) OBP: 0.349, SLG: 0.350		K		G3		E 1B BB	F7		G3-6-1 1-2f	4	0	0	0	1	1	2
Wayne Granger, R (9, 1)										0	0	0	0	0	0	0
Joe Gibbon, R (9, 1)										0	0	0	0	0	0	0
Tommy Helms, R (1, 4) OBP: 0.274, SLG: 0.325		F4			FC1-6 1B	SF7 3-H	F3			3	0	1	1	0	0	1
Dave Concepcion, R (1, 6) OBP: 0.256, SLG: 0.263		1B			F9	L3		F9		2	0	1	0	0	0	1
Ty Cline, L (6, PH) OBP: 0.383, SLG: 0.234										1	0	0	0	0	0	2
Woody Woodward, R (6, 6) OBP: 0.331, SLG: 0.291										1	0	0	0	0	0	0
Ross Grimsley, L (1, 1) OBP: 0.150, SLG: 0.105		F7			FC1-6 1B 1-2f	E9 1-3 2-H 1B		FC6-4 1B		3	0	1	1	0	0	2
Clay Carroll, R (7, 1) OBP: 0.200, SLG: 0.200										1	0	1	0	0	0	0
Pat Corrales, R (9, 2) OBP: 0.250, SLG: 0.200										0	0	0	0	0	0	0
Inning Stats	R: 0 E: 0 K: 1 S: 7 / H: 2 LOB: 2 BB: 0 P: 7	R: 0 E: 0 K: 1 S: 6 / H: 1 LOB: 1 BB: 0 P: 6	R: 0 E: 0 K: 0 S: 3 / H: 0 LOB: 0 BB: 0 P: 3	R: 0 E: 0 K: 1 S: 5 / H: 0 LOB: 0 BB: 0 P: 5	R: 0 E: 0 K: 0 S: 5 / H: 2 LOB: 2 BB: 0 P: 5	R: 3 E: 3 K: 0 S: 7 / H: 3 LOB: 3 BB: 2 P: 15	R: 1 E: 1 K: 1 S: 7 / H: 2 LOB: 1 BB: 0 P: 7	R: 0 E: 0 K: 0 S: 4 / H: 1 LOB: 1 BB: 0 P: 4	R: 1 E: 0 K: 0 S: 4 / H: 2 LOB: 1 BB: 0 P: 4	1B: 11 2B: 1 3B: 0 HR: 1	SF: 1 SAC: 0 DP: 1 HBP: 0						

TOP

Cincinnati Reds @ Montreal Expos

Jarry Park, Montreal, QB

Mon Jun 28 1971, 7:05 PM EDT

Att. 22,970 - Unknown

livebaseballscorecards.com

AB	39
R	5
H	13
RBI	4
BB	2
SO	4
LOB	19

PITCHER		IP	WLS	BF	H	R	ER	SO	BB	IBB	HBP	BLK	WP	HR	S	P	ERA	WHIP
Carl Morton, R ERA: 3.62	(1, 1)	6.0		31	10	4	2	3	2	0	0	0	0	1	35	43	3.00	2.000
Mike Marshall, R ERA: 5.86	(7, 1)	1.0		3	0	0	0	1	0	0	0	0	0	0	5	5	0.00	0.000
Claude Raymond, R ERA: 4.06	(8, 1)	2.0	L	8	3	1	0	0	0	0	0	0	0	0	8	8	0.00	1.500

PITCHER	IP	WLS	BF	H	R	ER	SO	BB	IBB	HBP	BLK	WP	HR	S	P	ERA	WHIP

WP	0
PB	0
SB	1
CS	0
PA	42

Cincinnati Reds @ Montreal Expos

Jarry Park, Montreal, QB

Mon Jun 28 1971, 7:05 PM EDT

Att. 22,970 - Unknown

livebaseballscorecards.com

BOTTOM

Batter	1	2	3	4	5	6	7	8	9	AB	R	H	RBI	BB	SO	LOB
Ron Hunt, R (1, 4) OBP: 0.388, SLG: 0.354	S S S 0-3 K ①		x 0-0 1-H HR			B B B B 4-0 SH1-4 BB	S S S 0-3 K ③			3	1	1	2	1	2	1
Stan Swanson, R (1, 7) OBP: 0.286, SLG: 0.303	x 0-0 F3 ②		x 0-0 F3 ②			x 0-0 SH1-4 ① 1-2		x 0-0 5-3 ①		3	0	0	0	0	0	0
Clyde Mashore, R (1, 8) OBP: 0.261, SLG: 0.291 Boots Day, L (8, PH) (9, 8) OBP: 0.313, SLG: 0.320	B B B B 4-0 1B 1B BB		x 0-0 F6 ③			x 0-0 5-3 ②		x 0-0 4-3 ②		2 1	0 0	0 0	0 0	1 0	0 0	1 0
Bob Bailey, R (1, 3) OBP: 0.371, SLG: 0.421	x 0-0 1-H 1B ③			x 0-0 BB 2B		x 0-0 F8 ③		S S S 0-3 K ③		4	0	2	0	0	1	1
Coco Laboy, R (1, 5) OBP: 0.336, SLG: 0.346 Mack Jones, L (9, PH) OBP: 0.299, SLG: 0.300		x 0-0 F8 ①		B B B B 4-0 8-3 2-3 BB ①			x 0-0 1B 2B 1B		S S S 0-3 K ①	2 1	1 0	1 0	0 0	1 0	0 1	0 0
John Boccabella, R (1, 2) OBP: 0.274, SLG: 0.407 Ron Fairly, L (9, PH) OBP: 0.380, SLG: 0.424 John Bateman, R (9, PH) OBP: 0.283, SLG: 0.377		x 0-0 G6-4-3 1B		x 0-0 ②③ 8-3 1-2f			x 0-0 2B 1B 1-2 1B		x 0-0 ② F9	3 0 1	1 0 0	2 0 0	0 0 0	0 0 0	0 0 0	1 0 0
Rusty Staub, L (1, 9) OBP: 0.393, SLG: 0.449		x 0-0 ②③ G6-4-3 1-2f			x 0-0 F8 ①		x 0-0 L4-6 1-3 2-H 2B		x 0-0 F4 ③	4	0	1	1	0	0	1
Gary Sutherland, R (1, 6) OBP: 0.282, SLG: 0.316			x 0-0 FC1-6 1B		x 0-0 F8 ②		x 0-0 ① ② L4-6 2-3			3	0	1	0	0	0	2
Carl Morton, R (1, 1) OBP: 0.170, SLG: 0.140 Mike Marshall, R (7, 1) Jim Fairey, L (7, PH) OBP: 0.313, SLG: 0.329 Claude Raymond, R (8, 1)			x 0-0 ① FC1-6 1-2f HR		S S S 0-3 K ③		x 0-0 3-H 1B			2 0 1 0	1 0 0 0	0 0 1 0	0 0 1 0	0 0 0 0	1 0 0 0	1 0 0 0
Inning Stats	R: 0 E: 0 K: 1 S: 5 H: 1 LOB: 2 BB: 1 P: 9	R: 0 E: 0 K: 0 S: 3 H: 1 LOB: 0 BB: 0 P: 3	R: 2 E: 0 K: 0 S: 5 H: 2 LOB: 0 BB: 0 P: 5	R: 0 E: 0 K: 0 S: 2 H: 1 LOB: 0 BB: 1 P: 6	R: 0 E: 0 K: 1 S: 5 H: 0 LOB: 0 BB: 0 P: 5	R: 0 E: 0 K: 0 S: 3 H: 0 LOB: 1 BB: 1 P: 7	R: 2 E: 0 K: 1 S: 8 H: 4 LOB: 1 BB: 0 P: 8	R: 0 E: 0 K: 1 S: 5 H: 0 LOB: 0 BB: 0 P: 5	R: 0 E: 0 K: 1 S: 5 H: 0 LOB: 0 BB: 0 P: 5	1B: 6 2B: 4 3B: 0 HR: 1	SF: 0 SAC: 1 DP: 3 HBP: 0						

	AB	30
	R	4
	H	9
	RBI	4
	BB	3
	SO	5
	LOB	8

WP: 0 PB: 0 SB: 0 CS: 0 PA: 34

PITCHER		IP	WLS	BF	H	R	ER	SO	BB	IBB	HBP	BLK	WP	HR	S	P	ERA	WHIP
Ross Grimsley, L ERA: 3.84	(1, 1)	6.0		25	8	4	4	2	3	0	0	0	0	1	26	38	6.00	1.833
Clay Carroll, R ERA: 2.03	(7, 1)	2.0	W	6	1	0	0	2	0	0	0	0	0	0	10	10	0.00	0.500
Wayne Granger, R ERA: 3.24	(9, 1)	0.1		1	0	0	0	1	0	0	0	0	0	0	3	3	0.00	0.000
Joe Gibbon, L ERA: 2.48	(9, 1)	0.2	S	2	0	0	0	0	0	0	0	0	0	0	2	2	0.00	0.000

PITCHER	IP	WLS	BF	H	R	ER	SO	BB	IBB	HBP	BLK	WP	HR	S	P	ERA	WHIP

Cincinnati Reds @ Montreal Expos

Jarry Park, Montreal, QB

Tue Jun 29 1971, 7:05 PM EDT

Att. 15,501 - Unknown

TOP

livebaseballscorecards.com

Batter	1	2	3	4	5	6	7	8	9	AB	R	H	RBI	BB	SO	LOB
Pete Rose, S (1, 9) OBP: 0.374, SLG: 0.408	0-0 1B 3B	0-0 1B 1B	0-0 ③ 4-3		x 0-0 ③ F9		x 0-0 HR		x 0-0 ①② G3-6-3 1-2f	5	3	3	1	0	0	1
Jimmy Stewart, S (7, 9) OBP: 0.262, SLG: 0.231										1	0	0	0	0	0	1
George Foster, R (1, 8) OBP: 0.327, SLG: 0.438	x 0-0 1B 1B 1B 3-H	x 0-0 ① F7		SSS 0-3 ① K		x 0-0 ① F8	x 0-0 ① F8		x 0-0 1B 1B	6	2	2	1	0	1	1
Lee May, R (1, 3) OBP: 0.370, SLG: 0.609	x 0-0 HBP 1B SF8 1-2	x 0-0 1B 1B 1-2		SSS 0-3 ② K		BBBB 4-0 1B HR BB	x 0-0 ② 5-3		x 0-0 1B 1B 1-2	3	3	2	0	1	1	0
Pat Corrales, R (6, 2) OBP: 0.261, SLG: 0.214										2	1	1	0	0	0	0
Johnny Bench, R (1, 2) OBP: 0.305, SLG: 0.485	x 0-0 HBP 1B 1B 1-2 2-H	x 0-0 BB 1B G1-2-3 1-2 2-H		BBBB 4-0 BB		x 0-0 ② F9	x 0-0 ③ F7		x 0-0 1B 1B 1-2 2-H	5	2	3	3	1	0	1
(6, 3)																
Tony Perez, R (1, 5) OBP: 0.299, SLG: 0.387	H 1-0 1B HBP 1-2 2-3	x 0-0 BB 1B 1-2 2-H		x 0-0 ③ F8		x 0-0 HR 1B 1-2		x 0-0 ① F8	x 0-0 1B 1B 1-2 2-H	4	1	2	1	0	0	1
Woody Woodward, R (8, 5) OBP: 0.336, SLG: 0.297										1	0	1	1	0	0	0
Bernie Carbo, L (1, 7) OBP: 0.350, SLG: 0.350	x 0-0 ① SF8 3-H	BBBB 4-0 BB 1-2 2-3			x 0-0 1B E 1B	x 0-0 HR 1-H 2-H		SSS 0-3 ② K	x 0-0 1B 1-2 2-H	0	0	0	1	1	0	0
Buddy Bradford, R (5, PH) OBP: 0.316, SLG: 0.322										4	2	3	4	0	1	0
(5, 7)																
Tommy Helms, R (1, 4) OBP: 0.282, SLG: 0.336	x 0-0 FC6-4 1-2 2-H 1B	x 0-0 ②③ G1-2-3 3-Hf			x 0-0 E7 1-H 1B	x 0-0 1B 1B		x 0-0 2B	SSS 0-3 ③ K	6	0	4	1	0	1	5
Dave Concepcion, R (1, 6) OBP: 0.255, SLG: 0.262	x 0-0 ② F7		x 0-0 ① 4-3		x 0-0 ① 1-3	x 0-0 FC5-4 1-2 1B		x 0-0 ③ 5-3		5	0	1	0	0	0	4
Tony Cloninger, R (1, 1) OBP: 0.286, SLG: 0.333	x 0-0 ③ FC6-4 1-2f		SSS 0-3 ② K		x 0-0 ② F3	x 0-0 ③ FC5-4 1-2f			x 0-0 G3-6-3 1B	5	0	1	0	0	1	5
Inning Stats	R: 4 E: 0 K: 0 S: 8 H: 5 LOB: 2 BB: 0 P: 9	R: 2 E: 0 K: 0 S: 6 H: 4 LOB: 2 BB: 1 P: 10	R: 0 E: 0 K: 1 S: 5 H: 0 LOB: 0 BB: 0 P: 5	R: 0 E: 0 K: 2 S: 7 H: 0 LOB: 1 BB: 1 P: 11	R: 1 E: 1 K: 0 S: 5 H: 2 LOB: 1 BB: 0 P: 5	R: 3 E: 0 K: 0 S: 7 H: 4 LOB: 2 BB: 1 P: 11	R: 1 E: 0 K: 0 S: 4 H: 1 LOB: 0 BB: 0 P: 4	R: 0 E: 0 K: 1 S: 6 H: 1 LOB: 1 BB: 0 P: 6	R: 3 E: 0 K: 1 S: 10 H: 6 LOB: 2 BB: 0 P: 10	1B: 19 2B: 1 3B: 1 HR: 2 SF: 1 SAC: 0 DP: 2 HBP: 1						

	AB	47
	R	14
	H	23
	RBI	13
	BB	3
	SO	5
	LOB	19

	WP: 0	PA: 52
	PB: 0	
	SB: 0	
	CS: 0	

PITCHER		IP	WLS	BF	H	R	ER	SO	BB	IBB	HBP	BLK	WP	HR	S	P	ERA	WHIP
Ernie McAnally, R ERA: 6.24	(1, 1)	0.1	L	7	5	4	4	0	0	0	1	0	0	0	6	7	108.00	15.000
Howie Reed, R ERA: 3.31	(1, 1)	1.2		9	4	2	2	0	1	0	0	0	0	0	8	12	10.80	3.000
Dan McGinn, L ERA: 5.94	(3, 1)	6.0		28	8	5	4	4	2	0	0	0	0	2	34	42	6.00	1.667
Claude Raymond, R ERA: 4.78	(9, 1)	1.0		8	6	3	3	1	0	0	0	0	0	0	10	10	27.00	6.000

PITCHER	IP	WLS	BF	H	R	ER	SO	BB	IBB	HBP	BLK	WP	HR	S	P	ERA	WHIP

Cincinnati Reds @ Montreal Expos

Jarry Park, Montreal, QB

Tue Jun 29 1971, 7:05 PM EDT

Att. 15,501 - Unknown

livebaseballscorecards.com

BOTTOM

Batter	1	2	3	4	5	6	7	8	9	AB	R	H	RBI	BB	SO	LOB
Boots Day, L (1, 8) OBP: 0.317, SLG: 0.320	F2	BB			F7			1B		3	0	1	0	1	0	0
Stan Swanson, R (1, 7) OBP: 0.297, SLG: 0.294	BB BB	FC5			K			F5		1	0	0	0	1	0	2
Dan McGinn, L (3, 1) OBP: 0.500, SLG: 0.500										1	0	0	0	0	1	0
Jim Fairey, L (8, PH) OBP: 0.310, SLG: 0.325										1	0	0	0	0	0	1
Claude Raymond, R (9, 1)										0	0	0	0	0	0	0
Rusty Staub, L (1, 9) OBP: 0.394, SLG: 0.445	BB		G5-4-3		F9			F8		2	0	0	0	2	0	1
Ron Fairly, L (1, 3) OBP: 0.382, SLG: 0.426	F9		K			G4-3		FC6-4		4	0	2	0	0	1	3
Bob Bailey, R (1, 5) OBP: 0.370, SLG: 0.415	BB		G5-4-3			K		FC6-4		3	0	0	0	1	1	4
John Bateman, R (1, 2) OBP: 0.279, SLG: 0.373	F7			K		G4-3			6-3	3	0	0	0	0	1	4
John Boccabella, R (7, 2) OBP: 0.270, SLG: 0.400										1	0	0	0	0	0	0
Ron Hunt, R (1, 4) OBP: 0.386, SLG: 0.351		E3		4-3			F7		F7	2	0	0	0	0	0	0
Ron Brand, R (7, 4) OBP: 0.278, SLG: 0.235		FC5 BB								2	0	0	0	0	0	0
Gary Sutherland, R (1, 6) OBP: 0.290, SLG: 0.337		F7		BB			F8		3B	3	0	1	0	1	0	1
Ernie McAnally, R (1, 1)		F8		F8			G1		6-3	0	0	0	0	0	0	0
Howie Reed, R (1, 1)										0	0	0	0	0	0	0
Jim Gosger, L (2, PH) OBP: 0.230, SLG: 0.236										4	0	0	0	0	0	3
(3, 7)																

Inning Stats									
	R: 0 H: 0 E: 0 LOB: 3 K: 0 BB: 3 S: 3 P: 15	R: 0 H: 0 E: 1 LOB: 2 K: 0 BB: 1 S: 4 P: 8	R: 0 H: 0 E: 0 LOB: 0 K: 1 BB: 1 S: 4 P: 8	R: 0 H: 0 E: 0 LOB: 1 K: 1 BB: 1 S: 5 P: 9	R: 0 H: 0 E: 0 LOB: 0 K: 1 BB: 0 S: 5 P: 5	R: 0 H: 1 E: 0 LOB: 0 K: 1 BB: 0 S: 5 P: 5	R: 0 H: 0 E: 0 LOB: 0 K: 0 BB: 0 S: 3 P: 3	R: 0 H: 2 E: 0 LOB: 2 K: 0 BB: 0 S: 5 P: 5	R: 0 H: 1 E: 0 LOB: 1 K: 0 BB: 0 S: 4 P: 4

1B: 3	SF: 0	WP: 0	PA: 36
2B: 0	SAC: 0	PB: 0	
3B: 1	DP: 2	SB: 0	
HR: 0	HBP: 0	CS: 0	

PITCHER	IP	WLS	BF	H	R	ER	SO	BB	IBB	HBP	BLK	WP	HR	S	P	ERA	WHIP
Tony Cloninger, R (1, 1) ERA: 3.84	9.0	W	36	4	0	0	4	6	0	0	0	0	0	38	62	0.00	1.111

PITCHER	IP	WLS	BF	H	R	ER	SO	BB	IBB	HBP	BLK	WP	HR	S	P	ERA	WHIP

Batter	1	2	3	4	5	6	7	8	9	AB	R	H	RBI	BB	SO	LOB
Felix Millan, R (1, 4) OBP: 0.357, SLG: 0.392	0-0 2B		0-0 5-3 ①		0-0 G3 1B		0-0 1B		4-0 1B BB	4	1	3	0	1	0	0
Ralph Garr, L (1, 7) OBP: 0.365, SLG: 0.440	0-0 F7 ①		0-0 4-3 ②		0-0 ①② G3 1-2f		0-0 F9 ②		0-0 F7 ②	5	0	0	0	0	0	4
Hank Aaron, R (1, 9) OBP: 0.399, SLG: 0.634	0-0 1B 2-H 2B		0-0 F8 ③		4-0 BB		0-0 F6 ③		0-0 1-2 1B	4	1	2	1	1	0	1
Darrell Evans, L (1, 5) OBP: 0.382, SLG: 0.477	0-0 F5 ②			0-0 1B 2B 2B	0-3 K ③			0-3 K ①	0-0 F8 ③	5	1	1	0	0	2	4
Mike Lum, L (1, 8) OBP: 0.381, SLG: 0.433	0-0 2-H 1B ③			0-0 2B 2-3 1B		4-0 FC5-4 BB		0-0 HR		3	2	3	2	1	0	0
Hal King, L (1, 2) OBP: 0.345, SLG: 0.345		0-3 K ①		0-0 F2 ①		0-0 FC5-4 FC3-4 ① 1-2f		0-0 F6 ②		4	0	0	0	0	1	3
Earl Williams, R (1, 3) OBP: 0.307, SLG: 0.430		0-0 1B		0-0 F4 ②		0-0 FC3-4 ② 1-2f		0-0 HR		4	1	2	1	0	0	3
Zoilo Versalles, R (1, 6) OBP: 0.289, SLG: 0.397		0-0 F6 ②		0-0 1-H 3-H 2B		0-3 K ③		0-0 F8 ③		4	0	1	2	0	1	2
Tom Kelley, R (1, 1) Bob Priddy, R (8, 1) OBP: 0.100, SLG: 0.100 Tom House, L (8, 1) Ron Herbel, R (9, 1)		0-3 K ③		0-0 4-3 ③			0-0 F8 ①		0-0 1-3 ①	3 0 1 0	0 0 0 0	0 0 0 0	0 0 0 0	0 0 0 0	1 0 0 0	2 0 0 0
Inning Stats	R: 2 E: 0 K: 0 S: 5 H: 3 LOB: 1 BB: 0 P: 5	R: 0 E: 0 K: 2 S: 8 H: 1 LOB: 1 BB: 0 P: 8	R: 0 E: 0 K: 0 S: 3 H: 0 LOB: 0 BB: 0 P: 3	R: 2 E: 0 K: 0 S: 6 H: 3 LOB: 1 BB: 0 P: 6	R: 0 E: 0 K: 1 S: 5 H: 1 LOB: 1 BB: 1 P: 9	R: 0 E: 0 K: 1 S: 5 H: 0 LOB: 1 BB: 1 P: 9	R: 0 E: 0 K: 0 S: 4 H: 1 LOB: 1 BB: 0 P: 4	R: 2 E: 0 K: 1 S: 7 H: 2 LOB: 0 BB: 0 P: 7	R: 0 E: 0 K: 0 S: 4 H: 1 LOB: 2 BB: 1 P: 8	1B: 6 2B: 4 3B: 0 HR: 2 SF: 0 SAC: 0 DP: 1 HBP: 0							

PITCHER		IP	WLS	BF	H	R	ER	SO	BB	IBB	HBP	BLK	WP	HR	S	P	ERA	WHIP
Steve Renko, R ERA: 3.41	(1, 1)	8.0	L	35	11	6	6	5	2	0	0	0	0	2	43	51	6.75	1.625
Mike Marshall, R ERA: 5.73	(9, 1)	1.0		5	1	0	0	0	1	0	0	0	0	0	4	8	0.00	2.000

PITCHER	IP	WLS	BF	H	R	ER	SO	BB	IBB	HBP	BLK	WP	HR	S	P	ERA	WHIP

TOP

Atlanta Braves @ Montreal Expos

Jarry Park, Montreal, QB

Wed Jun 30 1971, 7:05 PM EDT

Att. 13,906 - Unknown

livebaseballscorecards.com

AB	37
R	6
H	12
RBI	6
BB	3
SO	5
LOB	19

1B: 6 SF: 0
2B: 4 SAC: 0
3B: 0 DP: 1
HR: 2 HBP: 0

WP: 0 PA: 40
PB: 0
SB: 0
CS: 0

BOTTOM

Atlanta Braves @ Montreal Expos

Jarry Park, Montreal, QB

Wed Jun 30 1971, 7:05 PM EDT

Att. 13,906 - Unknown

Batter	1	2	3	4	5	6	7	8	9	AB	R	H	RBI	BB	SO	LOB
Rusty Staub, L (1, 9) OBP: 0.394, SLG: 0.444	4-3	BB, 1B 1B		CS 1B			F8		F7	5	1	2	0	0	0	0
Ron Hunt, R (1, 4) OBP: 0.389, SLG: 0.353	6-3	1-2 CS, 1B BB		1-2 1B			4-3		1B 1B	4	1	2	0	1	0	0
Ron Fairly, L (1, 7) OBP: 0.387, SLG: 0.427 Clyde Mashore, R (9, PR) OBP: 0.261, SLG: 0.291	BB, BB BB	1-2 2-H CS 1B		F8			G3		1-3 G5-4-3 1B	4 0	0 0	2 0	1 0	1 0	0 0	1 0
Bob Bailey, R (1, 5) OBP: 0.374, SLG: 0.417	1-2 BB BB	K 1-2 2-H			G4-6-3 1B			G6-4-3, WP 2B 1B	1-2f G5-4-3	4	1	2	0	1	1	3
Dave McDonald, L (1, 3)	1-2 2-3 BB	G3			1-2f G4-6-3			1-2 G6-4-3 BB		2	0	0	0	2	0	1
John Bateman, R (1, 2) OBP: 0.279, SLG: 0.371	F9	FC6 1B			F5			1-2f 2-3 G6-4-3		4	0	1	0	0	0	5
Boots Day, L (1, 8) OBP: 0.322, SLG: 0.350		HR					K	3-H 2B		4	2	2	2	0	1	1
Gary Sutherland, R (1, 6) OBP: 0.288, SLG: 0.343		6-3	1-2f FC6				3-1	2-H 2B		4	0	1	1	0	0	1
Steve Renko, R (1, 1) OBP: 0.196, SLG: 0.294 Jim Fairey, L (8, PH) OBP: 0.310, SLG: 0.325 Coco Laboy, R (8, PH) OBP: 0.333, SLG: 0.343 Mike Marshall, R (9, 1)		K		4-3			K	K		3 0 1 0	0 0 0 0	0 0 0 0	0 0 0 0	0 0 1 0	2 0 0 0	0 0 1 0
Inning Stats	R: 0 E: 0 K: 0 S: 3 H: 0 LOB: 3 BB: 3 P: 15	R: 3 E: 0 K: 2 S: 10 H: 3 LOB: 1 BB: 1 P: 14	R: 0 E: 0 K: 0 S: 4 H: 1 LOB: 1 BB: 0 P: 4	R: 0 E: 0 K: 0 S: 4 H: 2 LOB: 1 BB: 0 P: 4	R: 0 E: 0 K: 0 S: 3 H: 1 LOB: 0 BB: 0 P: 3	R: 0 E: 0 K: 2 S: 7 H: 0 LOB: 0 BB: 0 P: 7	R: 0 E: 0 K: 0 S: 3 H: 0 LOB: 0 BB: 0 P: 3	R: 2 E: 0 K: 1 S: 7 H: 3 LOB: 1 BB: 1 P: 11	R: 0 E: 0 K: 0 S: 4 H: 2 LOB: 2 BB: 0 P: 4	1B: 9 2B: 2 3B: 0 HR: 1 SF: 0 SAC: 0 DP: 3 HBP: 0						

	AB	35
	R	5
	H	12
	RBI	4
	BB	5
	SO	5
	LOB	13

WP: 1 PA: 40
PB: 0
SB: 0
CS: 3

livebaseballscorecards.com

PITCHER	IP	WLS	BF	H	R	ER	SO	BB	IBB	HBP	BLK	WP	HR	S	P	ERA	WHIP
Tom Kelley, R (1, 1) ERA: 3.24	7.0	W	32	8	5	4	4	5	0	0	0	1	1	35	55	5.14	1.857
Bob Priddy, R (8, 1) ERA: 3.95	0.2		3	2	0	0	0	0	0	0	0	0	0	3	3	0.00	3.000
Tom House, L (8, 1) ERA: 10.13	0.2		4	2	0	0	1	0	0	0	0	0	0	6	6	0.00	3.000
Ron Herbel, R (9, 1) ERA: 4.67	0.2	S	1	0	0	0	0	0	0	0	0	0	0	1	1	0.00	0.000

PITCHER	IP	WLS	BF	H	R	ER	SO	BB	IBB	HBP	BLK	WP	HR	S	P	ERA	WHIP

Atlanta Braves @ Montreal Expos

Jarry Park, Montreal, QB

Thu Jul 01 1971, 3:33 AM EDT

Att. 11,176 - Unknown

TOP

livebaseballscorecards.com

Batter	1	2	3	4	5	6	7	8	9	AB	R	H	RBI	BB	SO	LOB
Felix Millan, R (1, 4) OBP: 0.360, SLG: 0.395	G6-3 1B		E 1B		E3 E		L7		1-2 3-H 3B 1B	5	3	3	1	0	0	0
Ralph Garr, L (1, 7) OBP: 0.371, SLG: 0.458	G6-3 1-2f		E6 1-H 3B		E9 2-H 1B		CS 1B		1-H 2-H 2B 3B	5	2	4	3	0	0	1
Mike Lum, L (1, 9) OBP: 0.387, SLG: 0.444	1B		F6		F4		CS 1-2	CS 1B	3-H 2B	5	0	3	1	0	0	1
Darrell Evans, L (1, 5) OBP: 0.374, SLG: 0.473	F7			2B	4-3			F9 1-2	S S S K	5	0	1	0	0	1	5
Earl Williams, R (1, 3) OBP: 0.306, SLG: 0.424		L6		E5 FC6-4		B B B B BB		6-3		3	0	0	0	1	0	1
Sonny Jackson, L (1, 8) OBP: 0.312, SLG: 0.360		3-1		F5		F6			B B B B 3-1 SH3-4 1B BB	3	1	0	0	1	0	3
Zoilo Versalles, R (1, 6) OBP: 0.278, SLG: 0.382		F9		S S S K		L9			SH3-4 1-2	3	0	0	0	0	1	3
Bob Didier, S (1, 2) OBP: 0.252, SLG: 0.263			4-3	FC6-4 1-2f		S S S K			3-1 2-3	3	0	0	0	0	1	3
Hal King, L (6, 2) OBP: 0.343, SLG: 0.343										1	0	0	0	0	0	1
George Stone, L (1, 1) OBP: 0.152, SLG: 0.182			5-3		S S S K		G3		B B B B 1B 3B BB	3	0	0	0	0	1	0
Phil Niekro, R (8, 1) OBP: 0.128, SLG: 0.133										0	0	0	0	0	0	0
Hank Aaron, R (9, PH) OBP: 0.401, SLG: 0.634										0	0	0	0	1	0	0
Jim Nash, R (9, PR) OBP: 0.182, SLG: 0.212										0	1	0	0	0	0	0
Cecil Upshaw, R (9, 1)										0	0	0	0	0	0	0
Inning Stats	R: 0 E: 0 K: 0 S: 4 H: 2 LOB: 1 BB: 0 P: 4	R: 0 E: 0 K: 0 S: 3 H: 0 LOB: 0 BB: 0 P: 3	R: 2 E: 1 K: 0 S: 5 H: 2 LOB: 0 BB: 0 P: 5	R: 0 E: 1 K: 1 S: 7 H: 1 LOB: 2 BB: 0 P: 7	R: 1 E: 2 K: 1 S: 7 H: 1 LOB: 1 BB: 0 P: 7	R: 0 E: 0 K: 1 S: 5 H: 0 LOB: 1 BB: 1 P: 9	R: 0 E: 0 K: 0 S: 3 H: 1 LOB: 0 BB: 0 P: 3	R: 0 E: 0 K: 0 S: 3 H: 1 LOB: 0 BB: 0 P: 3	R: 4 E: 0 K: 1 S: 8 H: 3 LOB: 2 BB: 2 P: 16	1B: 7 2B: 2 3B: 2 HR: 0 SF: 0 SAC: 1 DP: 1 HBP: 0						

AB	36
R	7
H	11
RBI	5
BB	3
SO	4
LOB	18

WP: 0 PB: 0 SB: 0 CS: 2 PA: 41

PITCHER		IP	WLS	BF	H	R	ER	SO	BB	IBB	HBP	BLK	WP	HR	S	P	ERA	WHIP
John Strohmayer, R ERA: 4.26	(1, 1)	7.0		29	7	3	1	3	1	0	0	0	0	0	34	38	1.29	1.143
Mike Marshall, R ERA: 6.31	(8, 1)	1.2	L	10	4	4	4	0	2	0	0	0	0	0	8	16	21.60	3.600
Howie Reed, R ERA: 3.27	(9, 1)	0.1		1	0	0	0	1	0	0	0	0	0	0	3	3	0.00	0.000

PITCHER	IP	WLS	BF	H	R	ER	SO	BB	IBB	HBP	BLK	WP	HR	S	P	ERA	WHIP

Batter	1	2	3	4	5	6	7	8	9	AB	R	H	RBI	BB	SO	LOB
Ron Hunt, R (1, 4) OBP: 0.387, SLG: 0.349	5-3		BBBB 4-0 FC1-6 BB		F7		F9			3	0	0	0	1	0	0
Rusty Staub, L (1, 9) OBP: 0.392, SLG: 0.440	F7		0-0 FC1-6 1-2f		H 1-0 HBP			F4		3	0	0	0	0	0	1
Clyde Mashore, R (1, 8) OBP: 0.260, SLG: 0.289	SSS 0-3 K		SSS 0-3 K		SSS 0-3 K			E7 1B 1B		4	1	1	0	0	3	2
Bob Bailey, R (1, 7) OBP: 0.379, SLG: 0.434		0-0 HR		0-0 1B 1B 1B	0-0 L9			0-0 FC5-4 2-H 1B		4	2	3	2	0	0	1
Coco Laboy, R (1, 5) OBP: 0.331, SLG: 0.339		0-0 1B 1B		0-0 L9		SSS 0-3 K		0-0 F8		4	0	1	0	0	1	2
John Bateman, R (1, 2) OBP: 0.279, SLG: 0.369		0-0 F9		0-0 1B 1-2 1B		0-0 6-3		0-0 FC5-4 1-2f		4	0	1	0	0	0	2
Ron Fairly, L (1, 3) OBP: 0.384, SLG: 0.424		0-0 G6-3 1-3 1B		SSS 0-3 K		SSS 0-3 K			SSS 0-3 K	4	0	1	0	0	3	2
Gary Sutherland, R (1, 6) OBP: 0.289, SLG: 0.343 Boots Day, L (9, PH) OBP: 0.320, SLG: 0.348		0-0 G6-3 1-2f		0-0 1-2 2-H 1B			0-0 F9		0-0 4-3	3 1	0 0	1 0	1 0	0 0	0 0	2 0
John Strohmayer, R (1, 1) OBP: 0.357, SLG: 0.357 John Boccabella, R (7, PH) OBP: 0.266, SLG: 0.393 Mike Marshall, R (8, 1) Howie Reed, R (9, 1) Mack Jones, L (9, PH) OBP: 0.296, SLG: 0.297			0-0 L8	0-0 6-3			0-0 5-3		0-0 F4	2 1 0 0 1	0 0 0 0 0	0 0 0 0 0	0 0 0 0 0	0 0 0 0 0	0 0 0 0 0	2 0 0 0 0
Inning Stats	R: 0 H: 0 E: 0 LOB: 0 K: 1 BB: 0 S: 5 P: 5	R: 1 H: 3 E: 0 LOB: 1 K: 0 BB: 0 S: 5 P: 5	R: 0 H: 0 E: 0 LOB: 1 K: 1 BB: 1 S: 5 P: 9	R: 1 H: 3 E: 0 LOB: 2 K: 1 BB: 0 S: 8 P: 8	R: 0 H: 0 E: 0 LOB: 1 K: 1 BB: 0 S: 5 P: 6	R: 0 H: 0 E: 0 LOB: 0 K: 2 BB: 0 S: 7 P: 7	R: 0 H: 0 E: 0 LOB: 0 K: 0 BB: 0 S: 3 P: 3	R: 1 H: 2 E: 1 LOB: 1 K: 0 BB: 0 S: 5 P: 5	R: 0 H: 0 E: 0 LOB: 0 K: 1 BB: 0 S: 5 P: 5	1B: 7 2B: 0 3B: 0 HR: 1	SF: 0 SAC: 0 DP: 1 HBP: 1			WP: 0 PB: 0 SB: 0 CS: 0	PA: 36		

PITCHER	IP	WLS	BF	H	R	ER	SO	BB	IBB	HBP	BLK	WP	HR	S	P	ERA	WHIP
George Stone, L (1, 1) ERA: 3.22	7.1		31	8	3	2	6	1	0	1	0	0	1	41	46	2.46	1.227
Phil Niekro, R (8, 1) ERA: 3.19	0.2	W	2	0	0	0	0	0	0	0	0	0	0	2	2	0.00	0.000
Cecil Upshaw, R (9, 1) ERA: 4.18	1.0	S	3	0	0	0	1	0	0	0	0	0	0	5	5	0.00	0.000

PITCHER	IP	WLS	BF	H	R	ER	SO	BB	IBB	HBP	BLK	WP	HR	S	P	ERA	WHIP

BOTTOM

Atlanta Braves @ Montreal Expos

Jarry Park, Montreal, QB

Thu Jul 01 1971, 3:33 AM EDT

Att. 11,176 - Unknown

livebaseballscorecards.com

AB	34
R	3
H	8
RBI	3
BB	1
SO	7
LOB	14

Philadelphia Phillies @ Montreal Expos

Jarry Park, Montreal, QB

Fri Jul 02 1971, 7:05 PM EDT

Unknown

TOP

livebaseballscorecards.com

Batter	1	2	3	4	5	6	7	8	9	AB	R	H	RBI	BB	SO	LOB
Terry Harmon, R (1, 4) OBP: 0.310, SLG: 0.295	6-3		F9		FC1-4 1-2f			L9		4	0	0	0	0	0	2
Larry Bowa, S (1, 6) OBP: 0.277, SLG: 0.271	4-3		L7		F9			6-3		4	0	0	0	0	0	2
Don Money, R (1, 7) OBP: 0.233, SLG: 0.321	P4		F3			K			5-3	4	0	0	0	0	1	1
Deron Johnson, R (1, 3) OBP: 0.336, SLG: 0.425		BB 1B BB		FC4-6 BB		K			HR	2	2	1	1	2	1	0
Roger Freed, R (1, 9) OBP: 0.309, SLG: 0.297		G6-4-3 1-2 1B BB		F4		K			6-3	3	0	0	0	1	1	1
Willie Montanez, L (1, 8) OBP: 0.331, SLG: 0.498		G6-4-3 1-2 2-H 1B		FC4-6 1-2f			1-3		F9	4	0	1	1	0	0	1
John Vukovich, R (1, 5) OBP: 0.213, SLG: 0.197		G6-4-3 1-2f 2-3		F9			F8			3	0	0	0	0	0	3
Mike Ryan, R (1, 2) OBP: 0.224, SLG: 0.366		K			6-3		F8			3	0	0	0	0	1	1
Rick Wise, R (1, 1) OBP: 0.245, SLG: 0.542			1B		FC1-4 1B			2-3		3	0	2	0	0	0	0
Inning Stats	R: 0 E: 0 K: 0 S: 3 H: 0 LOB: 0 BB: 0 P: 3	R: 1 E: 0 K: 1 S: 5 H: 1 LOB: 1 BB: 2 P: 13	R: 0 E: 0 K: 0 S: 4 H: 1 LOB: 1 BB: 0 P: 4	R: 0 E: 0 K: 0 S: 3 H: 0 LOB: 1 BB: 1 P: 7	R: 0 E: 0 K: 0 S: 4 H: 1 LOB: 1 BB: 0 P: 4	R: 0 E: 0 K: 3 S: 9 H: 0 LOB: 0 BB: 0 P: 9	R: 0 E: 0 K: 0 S: 3 H: 0 LOB: 0 BB: 0 P: 3	R: 0 E: 0 K: 0 S: 3 H: 0 LOB: 0 BB: 0 P: 3	R: 1 E: 0 K: 0 S: 4 H: 1 LOB: 0 BB: 0 P: 4	1B: 3 2B: 0 3B: 0 HR: 1 SF: 0 SAC: 0 DP: 1 HBP: 0							

	AB	30
	R	2
	H	4
	RBI	2
	BB	3
	SO	4
	LOB	11

WP: 0 PB: 0 SB: 0 CS: 0 PA: 33

PITCHER	IP	WLS	BF	H	R	ER	SO	BB	IBB	HBP	BLK	WP	HR	S	P	ERA	WHIP
Dan McGinn, L (1, 1) ERA: 4.56	9.0	W	33	4	2	2	4	3	0	0	0	0	1	38	50	2.00	0.778

PITCHER	IP	WLS	BF	H	R	ER	SO	BB	IBB	HBP	BLK	WP	HR	S	P	ERA	WHIP

Batter	1	2	3	4	5	6	7	8	9	AB	R	H	RBI	BB	SO	LOB
Ron Hunt, R (1, 4) OBP: 0.386, SLG: 0.348	E5 1B E	G1-6-3 1B		L4			1-3			4	1	1	0	0	0	0
Rusty Staub, L (1, 9) OBP: 0.391, SLG: 0.437	FC3-6 E SF8 2-3 1B	G1-6-3 1-2f		L3			6-3			4	1	1	0	0	0	1
Bob Bailey, R (1, 5) OBP: 0.374, SLG: 0.427	E4 FC3-6 1-2 3-H		6-3		K		4-3			4	0	0	1	0	1	1
Ron Fairly, L (1, 7) OBP: 0.378, SLG: 0.415	FC3-6 1B 1B 1-2f 2-3		4-3		K			3-1		4	1	0	0	0	1	2
Dave McDonald, L (1, 3) OBP: 0.500, SLG: 1.000	SF8 3-H		HBP BB 1B		HR			P6		3	1	2	2	0	0	0
Boots Day, L (1, 8) OBP: 0.324, SLG: 0.348	1B 1-3 1B		B B B HBP 1-2 BB		K			4-3		3	0	1	0	1	1	0
John Bateman, R (1, 2) OBP: 0.283, SLG: 0.370	1-2 3-H 1B		H 1-2 2-3 HBP				6-3			2	0	1	1	0	0	0
Rich Hacker, S (1, 6)	K		L6				6-3			3	0	0	0	0	1	5
Dan McGinn, L (1, 1) OBP: 0.286, SLG: 0.286		K		K			F7			3	0	0	0	0	2	0
Inning Stats	R: 3 H: 3 E: 2 LOB: 2 K: 1 BB: 0 S: 10 P: 10	R: 0 H: 1 E: 0 LOB: 0 K: 1 BB: 0 S: 5 P: 5	R: 0 H: 1 E: 0 LOB: 3 K: 0 BB: 1 S: 4 P: 9	R: 0 H: 0 E: 0 LOB: 0 K: 1 BB: 0 S: 5 P: 5	R: 1 H: 1 E: 0 LOB: 0 K: 3 BB: 0 S: 10 P: 10	R: 0 H: 0 E: 0 LOB: 0 K: 0 BB: 0 S: 3 P: 3	R: 0 H: 0 E: 0 LOB: 0 K: 0 BB: 0 S: 3 P: 3	R: 0 H: 0 E: 0 LOB: 0 K: 0 BB: 0 S: 3 P: 3		1B: 5 SF: 1 2B: 0 SAC: 0 3B: 0 DP: 1 HR: 1 HBP: 1						WP: 0 PA: 33 PB: 0 SB: 0 CS: 0	

PITCHER	IP	WLS	BF	H	R	ER	SO	BB	IBB	HBP	BLK	WP	HR	S	P	ERA	WHIP
Rick Wise, R (1, 1) ERA: 2.83	8.0	L	33	6	4	1	6	1	0	1	0	0	1	43	48	1.12	0.875

PITCHER	IP	WLS	BF	H	R	ER	SO	BB	IBB	HBP	BLK	WP	HR	S	P	ERA	WHIP

BOTTOM

Philadelphia Phillies @ Montreal Expos

Jarry Park, Montreal, QB

Fri Jul 02 1971, 7:05 PM EDT

Unknown

livebaseballscorecards.com

AB	30
R	4
H	6
RBI	4
BB	1
SO	6
LOB	9

Philadelphia Phillies @ Montreal Expos

Jarry Park, Montreal, QB

Fri Jul 02 1971, 7:05 PM EDT

Att. 22,210 - Unknown

TOP

livebaseballscorecards.com

Batter	1	2	3	4	5	6	7	8	9	AB	R	H	RBI	BB	SO	LOB
Denny Doyle, L (1, 4) OBP: 0.286, SLG: 0.326	4-3	BB		CS 1B		2B	F9			4	1	2	0	1	0	0
Larry Bowa, S (1, 6) OBP: 0.276, SLG: 0.273	6-3	K		K 1-2		3B 2-H		K		5	1	1	1	0	3	4
Tim McCarver, L (1, 2) OBP: 0.327, SLG: 0.424	6-3		6-3	P3		SF9 2-H		F9		5	1	1	1	0	0	0
Willie Montanez, L (1, 8) OBP: 0.338, SLG: 0.507		BB BB 1B 1B	1B 1B BB		G3	E BB		3B		3	2	2	0	2	0	0
Oscar Gamble, L (1, 9) OBP: 0.292, SLG: 0.408		BB 1B 1-2 BB	1B E 1-3 1B		K	SF9 3-H		4-3		3	2	1	1	1	1	1
Deron Johnson, R (1, 3) OBP: 0.344, SLG: 0.437		SH5-4 1B 1-2 2-3 BB	E5 1-H 3-H 1B		1B 2B	F8 1-2			2B	4	1	3	1	1	0	1
Don Money, R (1, 7) OBP: 0.243, SLG: 0.322		SH5-4 1-2 2-H 3-H 1B	IBB	1B IBB	K				F9	3	0	1	2	2	1	2
John Vukovich, R (1, 5) OBP: 0.214, SLG: 0.200		SH5-4 1-2 2-3	K	FC6-4 1-2 2-H 1B			6-3		L8	4	0	1	1	0	1	3
Ken Reynolds, L (1, 1) OBP: 0.286, SLG: 0.278		G1	G3	FC6-4 1-2f			1-3		F9	2	0	0	0	0	0	4
Woodie Fryman, R (3, 1) OBP: 0.100, SLG: 0.100										3	0	0	0	0	0	3
Inning Stats	R: 0 E: 0 K: 0 S: 3 H: 0 LOB: 0 BB: 0 P: 3	R: 2 E: 0 K: 1 S: 7 H: 2 LOB: 3 BB: 3 P: 19	R: 2 E: 1 K: 1 S: 7 H: 2 LOB: 2 BB: 2 P: 15	R: 0 E: 0 K: 1 S: 5 H: 1 LOB: 0 BB: 0 P: 5	R: 1 E: 0 K: 1 S: 7 H: 2 LOB: 2 BB: 1 P: 11	R: 3 E: 0 K: 1 S: 8 H: 3 LOB: 1 BB: 1 P: 12	R: 0 E: 0 K: 0 S: 3 H: 0 LOB: 0 BB: 0 P: 3	R: 0 E: 0 K: 1 S: 6 H: 1 LOB: 1 BB: 0 P: 6	R: 0 E: 0 K: 0 S: 4 H: 1 LOB: 1 BB: 0 P: 4	1B: 6 2B: 4 3B: 2 HR: 0 SF: 1 SAC: 1 DP: 0 HBP: 0						

	AB	36
	R	8
	H	12
	RBI	7
	BB	7
	SO	6
	LOB	18

WP: 0 PA: 45
PB: 0
SB: 0
CS: 1

PITCHER		IP	WLS	BF	H	R	ER	SO	BB	IBB	HBP	BLK	WP	HR	S	P	ERA	WHIP
Bill Stoneman, R ERA: 3.24	(1, 1)	5.0	L	29	9	7	6	4	4	2	0	0	0	0	31	55	10.80	2.600
Claude Raymond, R ERA: 4.91	(6, 1)	1.0		5	1	1	1	1	1	0	0	0	0	0	6	10	9.00	2.000
Jim Britton, R ERA: 5.32	(7, 1)	3.0		11	2	0	0	1	0	0	0	0	0	0	13	13	0.00	0.667

PITCHER	IP	WLS	BF	H	R	ER	SO	BB	IBB	HBP	BLK	WP	HR	S	P	ERA	WHIP

Batter	1	2	3	4	5	6	7	8	9	AB	R	H	RBI	BB	SO	LOB
Ron Hunt, R (1, 4) OBP: 0.389, SLG: 0.350	H 1-0 BB 1B HBP	x 0-0 WP 1B 1B		x 0-0 ① L7		S S S 0-3 ③ K			x 0-0 1B	4	1	2	0	0	1	0
Rusty Staub, L (1, 9) OBP: 0.388, SLG: 0.433	x 0-0 ① B1	x 0-0 WP 1-2 1B		x 0-0 ② F7			x 0-0 ① F8		S S S 0-3 ③ K	5	0	1	0	0	1	2
Clyde Mashore, R (1, 8) OBP: 0.260, SLG: 0.280	B B B B 4-0 1B 1-2 1B BB	x 0-0 ③ 5-3 1-2 2-3		x 0-0 ③ 5-3			S S S 0-3 ② K			3	1	0	0	1	1	2
Bob Bailey, R (1, 7) OBP: 0.372, SLG: 0.425	x 0-0 1B 1-3 2-H 1B		x 0-0 E5 BB BB G6-4-3		x 0-0 ① 6-3		S S S 0-3 ③ K			4	1	1	1	0	1	0
Coco Laboy, R (1, 5) OBP: 0.336, SLG: 0.339	x 0-0 1-2 3-H 1B		B B B B 4-0 G6-4-3 BB 1-2 2B BB		x 0-0 ② L9			S S S 0-3 ① K		3	1	1	1	1	1	0
John Bateman, R (1, 2) OBP: 0.286, SLG: 0.368	x 0-0 ② F7		B B B B 4-0 G6-4-3 1-2 2-3 BB		B B B B 4-0 BB			x 0-0 ② 1-6-3		2	0	0	0	2	0	2
Dave McDonald, L (1, 3) OBP: 0.364, SLG: 0.625 John Boccabella, R (8, PH) OBP: 0.262, SLG: 0.387 (9, 3)	x 0-0 ③ 1-3		x 0-0 ① ② G6-4-3 1-2f 2-3 3-H		S S S 0-3 ③ K			x 0-0 ③ 4-3		3 1	0 0	0 0	0 0	0 0	1 0	5 0
Rich Hacker, S (1, 6) OBP: 0.143, SLG: 0.286		S S S 0-3 ① K	x 0-0 2B 3-H			S S S 0-3 ① K			S S S 0-3 ① K	4	0	1	1	0	3	0
Bill Stoneman, R (1, 1) OBP: 0.208, SLG: 0.136 Claude Raymond, R (6, 1) Ron Brand, R (6, PH) OBP: 0.270, SLG: 0.229 Jim Britton, R (7, 1) Gary Sutherland, R (9, PH) OBP: 0.287, SLG: 0.339		S S S 0-3 ② K	x 0-0 ③ P3			x 0-0 ② 1-3			x 0-0 ② 5-3	2 0 1 0 1	0 0 0 0 0	0 0 0 0 0	0 0 0 0 0	1 0 0 0 0	1 0 0 0 0	0 0 0 0 0
Inning Stats	R: 2 E: 0 K: 0 S: 5 H: 2 LOB: 2 BB: 1 P: 10	R: 0 E: 0 K: 2 S: 9 H: 2 LOB: 2 BB: 0 P: 9	R: 2 E: 1 K: 0 S: 4 H: 1 LOB: 1 BB: 2 P: 12	R: 0 E: 0 K: 0 S: 3 H: 0 LOB: 0 BB: 0 P: 3	R: 0 E: 0 K: 1 S: 5 H: 0 LOB: 1 BB: 1 P: 9	R: 0 E: 0 K: 2 S: 7 H: 0 LOB: 0 BB: 0 P: 7	R: 0 E: 0 K: 2 S: 7 H: 0 LOB: 0 BB: 0 P: 7	R: 0 E: 0 K: 1 S: 5 H: 0 LOB: 0 BB: 0 P: 5	R: 0 E: 0 K: 2 S: 8 H: 1 LOB: 1 BB: 0 P: 8	1B: 5 2B: 1 3B: 0 HR: 0 SF: 0 SAC: 0 DP: 1 HBP: 1						

PITCHER		IP	WLS	BF	H	R	ER	SO	BB	IBB	HBP	BLK	WP	HR	S	P	ERA	WHIP
Ken Reynolds, L ERA: 4.54	(1, 1)	2.0		15	4	4	2	2	3	0	1	0	1	0	15	28	9.00	3.500
Woodie Fryman, L ERA: 3.12	(3, 1)	7.0	W	23	2	0	0	8	1	0	0	0	0	0	38	42	0.00	0.429

PITCHER	IP	WLS	BF	H	R	ER	SO	BB	IBB	HBP	BLK	WP	HR	S	P	ERA	WHIP

BOTTOM

Philadelphia Phillies @ Montreal Expos

Jarry Park, Montreal, QB

Fri Jul 02 1971, 7:05 PM EDT

Att. 22,210 - Unknown

livebaseballscorecards.com

AB	33
R	4
H	6
RBI	3
BB	4
SO	10
LOB	12

WP: 1 PB: 0 SB: 0 CS: 0 PA: 38

Batter	1	2	3	4	5	6	7	8	9	AB	R	H	RBI	BB	SO	LOB
Denny Doyle, L (1, 4) OBP: 0.284, SLG: 0.323	P5		E3 G4-6-3		L9		4-3 1B		K	5	0	1	0	0	1	4
Larry Bowa, S (1, 6) OBP: 0.278, SLG: 0.278	S 2B		F9		FC1-6 E S 1-2f		4-3 1-2		1B SF9 1B 1-2 2-3 3-H	5	1	2	1	0	0	3
Tim McCarver, L (1, 2) OBP: 0.324, SLG: 0.420	K2-3 2-3		G4-6-3 1-2f		F7 1-3		F8		S 1B 1-3 2-H 3-H	5	0	1	2	0	1	4
Willie Montanez, L (1, 8) OBP: 0.339, SLG: 0.507	K			FC5-4 1B		2B 1B		L8	SF9 3-H	4	0	2	1	0	1	1
Oscar Gamble, L (1, 9) OBP: 0.300, SLG: 0.431		HR 2B		F8		1-3 2B		3-1	K 1-2	4	1	2	0	0	0	1
Joe Hoerner, R (8, 1) OBP: 0.143, SLG: 0.143										1	0	0	0	0	1	1
Deron Johnson, R (1, 3) OBP: 0.342, SLG: 0.444		2-H HR		FC5-4 1-2f		K		P4		4	1	1	2	0	1	3
Don Money, R (1, 7) OBP: 0.254, SLG: 0.324		P3		IBB		G6-4-3 IBB			1B WP 1B 1B	2	1	1	0	2	0	0
John Vukovich, R (1, 5) OBP: 0.216, SLG: 0.202		F8		1-3		G6-4-3 1-2f			1B BB 1B 1-3	4	0	1	0	0	0	5
Terry Harmon, R (9, PR) OBP: 0.310, SLG: 0.295										0	1	0	0	0	0	0
(9, 5)																
Barry Lersch, S (1, 1) OBP: 0.300, SLG: 0.176		4-3			FC1-6 1B		F8		1B 1B BB 1-2	2	0	1	0	0	0	0
Ron Stone, L (7, PH) OBP: 0.327, SLG: 0.259										1	0	0	0	0	0	0
Darrell Brandon, R (7, 1) OBP: 0.200, SLG: 0.200										0	0	0	0	0	0	0
Byron Browne, R (8, 9) OBP: 0.310, SLG: 0.389										0	1	0	0	1	0	0
Inning Stats	R: 0 E: 0 K: 2 S: 8 H: 1 LOB: 1 BB: 0 P: 8	R: 2 E: 0 K: 0 S: 5 H: 2 LOB: 0 BB: 0 P: 5	R: 0 E: 1 K: 0 S: 3 H: 0 LOB: 0 BB: 0 P: 3	R: 0 E: 1 K: 0 S: 4 H: 1 LOB: 2 BB: 1 P: 8	R: 0 E: 0 K: 0 S: 4 H: 1 LOB: 1 BB: 0 P: 4	R: 0 E: 0 K: 1 S: 6 H: 2 LOB: 2 BB: 1 P: 10	R: 0 E: 0 K: 0 S: 4 H: 1 LOB: 1 BB: 0 P: 4	R: 0 E: 0 K: 0 S: 3 H: 0 LOB: 0 BB: 0 P: 3	R: 4 E: 0 K: 2 S: 11 H: 4 LOB: 2 BB: 1 P: 15	1B: 8 2B: 3 3B: 0 HR: 1	SF: 1 SAC: 0 DP: 2 HBP: 0						

PITCHER		IP	WLS	BF	H	R	ER	SO	BB	IBB	HBP	BLK	WP	HR	S	P	ERA	WHIP
Carl Morton, R ERA: 3.67	(1, 1)	8.0	L	35	10	4	4	3	0	2	0	0	1	1	39	47	4.50	1.250
Steve Renko, R ERA: 3.53	(9, 1)	0.1		4	2	1	1	1	1	0	0	0	0	0	5	9	27.00	9.000
John Strohmayer, R ERA: 4.2	(9, 1)	0.2		2	0	1	1	1	0	0	0	0	0	0	4	4	13.50	0.000

PITCHER	IP	WLS	BF	H	R	ER	SO	BB	IBB	HBP	BLK	WP	HR	S	P	ERA	WHIP

TOP

Philadelphia Phillies @ Montreal Expos

Jarry Park, Montreal, QB

Sat Jul 03 1971, 7:05 PM EDT

Att. 17,074 - Unknown

livebaseballscorecards.com

AB	37
R	6
H	12
RBI	6
BB	3
SO	5
LOB	22

1B: 8	SF: 1	WP: 1	PA: 41
2B: 3	SAC: 0	PB: 0	
3B: 0	DP: 2	SB: 3	
HR: 1	HBP: 0	CS: 0	

Batter	1	2	3	4	5	6	7	8	9	AB	R	H	RBI	BB	SO	LOB
Gary Sutherland, R (1, 4) OBP: 0.280, SLG: 0.330	1-3			G3		SH1-4 1-2	6-3			3	0	0	0	0	0	2
Rusty Staub, L (1, 9) OBP: 0.386, SLG: 0.428	F7			P5		IBB		F7		3	0	0	0	1	0	0
Bob Bailey, R (1, 5) OBP: 0.374, SLG: 0.426	F9			HR 1B		1B 1-2 2-H		6-3		4	1	2	1	0	0	0
Coco Laboy, R (9, 5) OBP: 0.336, SLG: 0.339										0	0	0	0	0	0	0
Ron Fairly, L (1, 7) OBP: 0.376, SLG: 0.427 (9, 3)		K		1-H HR		F8 2-3		4-3		4	1	1	2	0	1	2
Dave McDonald, L (1, 3) OBP: 0.286, SLG: 0.455		K		K		K			P6	3	0	0	0	0	3	2
Clyde Mashore, R (9, 7) OBP: 0.257, SLG: 0.277										1	0	0	0	0	0	0
Boots Day, L (1, 8) OBP: 0.324, SLG: 0.348		F8			K		1-3 1B 1B		F7	3	0	1	0	0	1	0
Ron Hunt, R (9, PH) OBP: 0.388, SLG: 0.349										1	0	0	0	0	0	0
John Boccabella, R (1, 2) OBP: 0.246, SLG: 0.364			F2		P6		F9		P4	4	0	0	0	0	0	1
Rich Hacker, S (1, 6) OBP: 0.200, SLG: 0.300			L6		F8		1-3 1-2 1B			3	0	1	0	0	0	0
Carl Morton, R (1, 1) OBP: 0.179, SLG: 0.151			6-3			SH1-4 1B 1B	1-3 1-2 2-3			3	1	1	0	0	0	2
Steve Renko, R (9, 1) OBP: 0.196, SLG: 0.294										0	0	0	0	0	0	0
John Strohmayer, R (9, 1) OBP: 0.357, SLG: 0.357										0	0	0	0	0	0	0
Inning Stats	R: 0 E: 0 K: 0 S: 3 H: 0 LOB: 0 BB: 0 P: 3	R: 0 E: 0 K: 2 S: 7 H: 0 LOB: 0 BB: 0 P: 7	R: 0 E: 0 K: 0 S: 3 H: 0 LOB: 0 BB: 0 P: 3	R: 2 E: 0 K: 1 S: 7 H: 2 LOB: 0 BB: 0 P: 7	R: 0 E: 0 K: 1 S: 5 H: 0 LOB: 0 BB: 0 P: 5	R: 1 E: 0 K: 1 S: 7 H: 2 LOB: 2 BB: 1 P: 11	R: 0 E: 0 K: 0 S: 5 H: 2 LOB: 2 BB: 0 P: 5	R: 0 E: 0 K: 0 S: 3 H: 0 LOB: 0 BB: 0 P: 3	R: 0 E: 0 K: 0 S: 3 H: 0 LOB: 0 BB: 0 P: 3	1B: 5 2B: 0 3B: 0 HR: 1	SF: 0 SAC: 1 DP: 0 HBP: 0						

PITCHER	IP	WLS	BF	H	R	ER	SO	BB	IBB	HBP	BLK	WP	HR	S	P	ERA	WHIP
Barry Lersch, R (1, 1) ERA: 3.72	6.0		23	4	3	3	5	0	1	0	0	0	1	32	36	4.50	0.667
Darrell Brandon, R (7, 1) ERA: 2.43	1.0		5	2	0	0	0	0	0	0	0	0	0	5	5	0.00	2.000
Joe Hoerner, L (8, 1) ERA: 2.16	2.0	W	6	0	0	0	0	0	0	0	0	0	0	6	6	0.00	0.000

PITCHER	IP	WLS	BF	H	R	ER	SO	BB	IBB	HBP	BLK	WP	HR	S	P	ERA	WHIP

BOTTOM

Philadelphia Phillies @ Montreal Expos

Jarry Park, Montreal, QB

Sat Jul 03 1971, 7:05 PM EDT

Att. 17,074 - Unknown

livebaseballscorecards.com

AB	32
R	3
H	6
RBI	3
BB	1
SO	5
LOB	9

WP: 0	PB: 0	SB: 0	CS: 0
PA: 34			

Batter	1	2	3	4	5	6	7	8	9	AB	R	H	RBI	BB	SO	LOB
Denny Doyle, L (1, 4) OBP: 0.287, SLG: 0.327	BBBB 4-0 FC3-6 BB		x 0-0 ① F7		x 0-0 ① 4-3		x 0-0 ② 4-3	x 0-0 1-3 H-H 3-H 1B 2B		4	1	1	2	1	0	0
Larry Bowa, S (1, 6) OBP: 0.276, SLG: 0.277	x 0-0 ① FC3-6 1B 1B 1-2f		x 0-0 ② 1-3		x 0-0 ② F5		x 0-0 ③ 1-3	x 0-0 2-H 3-H 1B		5	1	1	2	0	0	1
Tim McCarver, L (1, 2) OBP: 0.322, SLG: 0.415	x 0-0 BB 1B 1-3 1B		x 0-0 ③ 1-3		x 0-0 ③ F5			x 3-0 F8	x 0-0 F8	5	0	1	0	0	0	1
Willie Montanez, L (1, 8) OBP: 0.346, SLG: 0.522	x 0-0 BB 1-2 3-H 1B			x 0-0 HR	SSS 0-3 ① K			x 0-0 BB 1B 2B 1B	x 0-0 CS 1B	5	2	4	2	0	1	0
Oscar Gamble, L (1, 9) OBP: 0.304, SLG: 0.425	BBBB 4-0 G4-6-3 1-2 2-3 BB			x 0-0 ① G3	x 0-0 ② 3-1			x 0-0 BB 1-2 2B 1B	x 0-0 ① ② P3 1-2	4	1	1	0	1	0	1
Deron Johnson, R (1, 3) OBP: 0.343, SLG: 0.440	x 0-0 ② ③ G4-6-3 1-2f			x 0-0 ② F8	BBBB 4-0 1B BB			BBBB 4-0 E 1-2 2-3 2B BB	SSS 0-3 ③ K	3	1	0	0	2	1	3
Don Money, R (1, 7) OBP: 0.259, SLG: 0.333		x 0-0 ① 5-3		x 0-0 ③ 6-3	x 0-0 1-2 1B			x 0-0 1-3 H-H 3-H 2B 2B		4	1	2	2	0	0	0
John Vukovich, R (1, 5) OBP: 0.228, SLG: 0.207		x 0-0 ② 5-3			x 0-0 SH 1B	x 0-0 ③ F9		4-0 2B 1B IBB		3	2	1	0	1	0	2
Chris Short, R (1, 1) OBP: 0.222, SLG: 0.097 Bill Wilson, R (8, 1)		x 0-0 ③ 1-3			x 0-0 SH 1-H		x 0-0 ① SSS 6-3	SSS 0-3 ② K 3-3		3	1	0	0	0	1	3
										0	0	0	0	0	0	0
Inning Stats	R: 1 E: 0 K: 0 S: 4 H: 2 LOB: 2 BB: 2 P: 12	R: 0 E: 0 K: 0 S: 3 H: 0 LOB: 0 BB: 0 P: 3	R: 0 E: 0 K: 0 S: 3 H: 0 LOB: 0 BB: 0 P: 3	R: 1 E: 0 K: 0 S: 4 H: 1 LOB: 0 BB: 0 P: 4	R: 2 E: 1 K: 0 S: 5 H: 1 LOB: 0 BB: 0 P: 5	R: 0 E: 0 K: 1 S: 6 H: 1 LOB: 2 BB: 1 P: 10	R: 0 E: 0 K: 0 S: 3 H: 0 LOB: 0 BB: 0 P: 3	R: 6 E: 2 K: 1 S: 10 H: 5 LOB: 1 BB: 2 P: 18	R: 0 E: 0 K: 1 S: 5 H: 1 LOB: 0 BB: 0 P: 5	1B: 8 2B: 2 3B: 0 HR: 1 SF: 0 SAC: 1 DP: 1 HBP: 0							

TOP

Philadelphia Phillies @ Montreal Expos

Jarry Park, Montreal, QB

Sun Jul 04 1971, 3:33 AM EDT

Att. 16,422 - Unknown

livebaseballscorecards.com

AB	36
R	10
H	11
RBI	8
BB	5
SO	3
LOB	11

WP: 0 PB: 0 SB: 0 CS: 1 PA: 42

PITCHER		IP	WLS	BF	H	R	ER	SO	BB	IBB	HBP	BLK	WP	HR	S	P	ERA	WHIP
Ernie McAnally, R ERA: 5.79	(1, 1)	7.0		29	5	4	2	1	3	0	0	0	0	1	28	40	2.57	1.143
Claude Raymond, R ERA: 5.35	(8, 1)	0.2	L	8	4	6	2	1	1	1	0	0	0	0	8	16	27.00	7.500
Howie Reed, R ERA: 3.15	(8, 1)	1.1		5	2	0	0	1	0	0	0	0	0	0	7	7	0.00	1.500

PITCHER		IP	WLS	BF	H	R	ER	SO	BB	IBB	HBP	BLK	WP	HR	S	P	ERA	WHIP

BOTTOM

Philadelphia Phillies @ Montreal Expos

Jarry Park, Montreal, QB

Sun Jul 04 1971, 3:33 AM EDT

Att. 16,422 - Unknown

livebaseballscorecards.com

Batter	1	2	3	4	5	6	7	8	9	AB	R	H	RBI	BB	SO	LOB
Ron Hunt, R (1, 4) OBP: 0.394, SLG: 0.356	HBP		2B		6-3		BB	1B		3	1	2	1	1	0	0
Rusty Staub, L (1, 9) OBP: 0.395, SLG: 0.450	1B		HR		BB		2B	1B		4	3	4	3	1	0	0
Clyde Mashore, R (1, 8) OBP: 0.257, SLG: 0.286	L5-4		F8		2B		FC3-2	K		4	0	1	1	0	0	4
Dave McDonald, L (8, PH) OBP: 0.267, SLG: 0.417										1	0	0	0	0	1	2
Stan Swanson, R (9, 8) OBP: 0.297, SLG: 0.294										0	0	0	0	0	0	0
Bob Bailey, R (1, 7) OBP: 0.374, SLG: 0.423	FC6-4			1B	BB		E5		L8	4	0	1	0	1	0	2
(8, 5)																
Coco Laboy, R (1, 5) OBP: 0.325, SLG: 0.328		5-3		P4	F8		FC6-4		BB	4	0	0	0	0	0	5
Howie Reed, R (8, 1)										0	0	0	0	0	0	0
Jim Fairey, L (9, PH) OBP: 0.318, SLG: 0.325										0	0	0	0	1	0	0
John Bateman, R (1, 2) OBP: 0.281, SLG: 0.361		6-3		K		6-3		K	F2	5	0	0	0	0	2	2
Ron Fairly, L (1, 3) OBP: 0.373, SLG: 0.419		K		BB		K		3-1	1-3	4	0	0	0	1	2	1
(8, 7)																
Rich Hacker, S (1, 6) OBP: 0.214, SLG: 0.231			F7	1-3		5-3		BB		3	1	0	0	1	0	2
Ernie McAnally, R (1, 1)			K		K		F9			2	0	0	0	0	2	0
Gary Sutherland, R (7, PH) OBP: 0.277, SLG: 0.327										1	0	0	0	0	0	0
Claude Raymond, R (8, 1)										0	0	0	0	0	0	0
John Boccabella, R (8, 3) OBP: 0.257, SLG: 0.364										0	1	0	0	1	0	0
Inning Stats	R: 0 E: 0 K: 0 S: 3 H: 1 LOB: 1 BB: 0 P: 4	R: 0 E: 0 K: 1 S: 5 H: 0 LOB: 0 BB: 0 P: 5	R: 2 E: 0 K: 1 S: 7 H: 2 LOB: 0 BB: 0 P: 7	R: 0 E: 0 K: 1 S: 6 H: 1 LOB: 2 BB: 1 P: 10	R: 1 E: 0 K: 1 S: 6 H: 1 LOB: 2 BB: 2 P: 14	R: 0 E: 0 K: 1 S: 5 H: 0 LOB: 0 BB: 0 P: 5	R: 1 E: 1 K: 0 S: 5 H: 1 LOB: 2 BB: 1 P: 9	R: 2 E: 0 K: 2 S: 9 H: 2 LOB: 2 BB: 2 P: 17	R: 0 E: 0 K: 0 S: 3 H: 0 LOB: 1 BB: 1 P: 7	1B: 4 2B: 4 3B: 0 HR: 1 SF: 0 SAC: 0 DP: 1 HBP: 1	WP: 0 PB: 0 SB: 1 CS: 0 PA: 43					

	AB	35
	R	6
	H	8
	RBI	5
	BB	7
	SO	7
	LOB	18

PITCHER		IP	WLS	BF	H	R	ER	SO	BB	IBB	HBP	BLK	WP	HR	S	P	ERA	WHIP
Chris Short, L ERA: 4.17	(1, 1)	7.2	W	38	8	6	5	6	6	0	1	0	0	1	43	68	5.87	1.826
Bill Wilson, R ERA: 3.77	(8, 1)	1.1	S	5	0	0	0	1	1	0	0	0	0	0	6	10	0.00	0.750

PITCHER	IP	WLS	BF	H	R	ER	SO	BB	IBB	HBP	BLK	WP	HR	S	P	ERA	WHIP

Batter	1	2	3	4	5	6	7	8	9	AB	R	H	RBI	BB	SO	LOB
Ron Hunt, R (1, 4) OBP: 0.396, SLG: 0.353	P4		F9			HBP		BB		2	1	0	0	1	0	0
Rusty Staub, L (1, 9) OBP: 0.396, SLG: 0.449	F8			F8		BB		1B		3	1	1	0	1	0	0
Bob Bailey, R (1, 5) OBP: 0.373, SLG: 0.418	F9			5-3		K		BB		3	0	0	0	1	1	3
Ron Fairly, L (1, 7) (9, 3) OBP: 0.371, SLG: 0.413		4-3		2-3		K		BB		3	0	0	1	1	1	3
Dave McDonald, L (1, 3) OBP: 0.263, SLG: 0.333		1-3			P6		K	BB		3	0	0	1	1	1	0
Clyde Mashore, R (9, 7) OBP: 0.257, SLG: 0.286										0	0	0	0	0	0	0
Boots Day, L (1, 8) OBP: 0.322, SLG: 0.345		FC6-4 1B			P4		F7	4-3		4	0	1	0	0	0	3
John Bateman, R (1, 2) OBP: 0.277, SLG: 0.356		FC6-4 1-2f			L7		F7		K	4	0	0	0	0	1	1
Rich Hacker, S (1, 6) OBP: 0.167, SLG: 0.176			P6			K		F3	K	4	0	0	0	0	2	0
John Strohmayer, R (1, 1) OBP: 0.333, SLG: 0.333			1-3			BB HBP 1B		K	4-3	4	0	1	0	0	1	0
Inning Stats	R: 0 E: 0 K: 0 S: 3 H: 0 LOB: 0 BB: 0 P: 3	R: 0 E: 0 K: 0 S: 4 H: 1 LOB: 1 BB: 0 P: 4	R: 0 E: 0 K: 0 S: 3 H: 0 LOB: 0 BB: 0 P: 3	R: 0 E: 0 K: 0 S: 3 H: 0 LOB: 0 BB: 0 P: 3	R: 0 E: 0 K: 0 S: 3 H: 0 LOB: 0 BB: 0 P: 3	R: 0 E: 0 K: 3 S: 10 H: 1 LOB: 3 BB: 1 P: 15	R: 0 E: 0 K: 1 S: 5 H: 0 LOB: 0 BB: 0 P: 5	R: 2 E: 0 K: 1 S: 6 H: 1 LOB: 3 BB: 4 P: 22	R: 0 E: 0 K: 2 S: 7 H: 0 LOB: 0 BB: 0 P: 7	1B: 3 2B: 0 3B: 0 HR: 0 SF: 0 SAC: 0 DP: 0 HBP: 1	WP: 0 PB: 0 SB: 0 CS: 0 PA: 36					

PITCHER		IP	WLS	BF	H	R	ER	SO	BB	IBB	HBP	BLK	WP	HR	S	P	ERA	WHIP
Nolan Ryan, R ERA: 2.07	(1, 1)	7.2	L	31	3	2	2	5	4	0	1	0	0	0	36	53	2.35	0.913
Ron Taylor, R ERA: 3.67	(8, 1)	0.1		2	0	0	0	0	1	0	0	0	0	0	1	5	0.00	3.000
Tug McGraw, L ERA: 1.97	(9, 1)	1.0		3	0	0	0	2	0	0	0	0	0	0	7	7	0.00	0.000

PITCHER	IP	WLS	BF	H	R	ER	SO	BB	IBB	HBP	BLK	WP	HR	S	P	ERA	WHIP

TOP

Montreal Expos @ New York Mets

Shea Stadium, Flushing, NY

Mon Jul 05 1971, 3:33 AM EDT

Unknown

livebaseballscorecards.com

AB	30
R	2
H	3
RBI	2
BB	5
SO	7
LOB	10

Batter	1	2	3	4	5	6	7	8	9	AB	R	H	RBI	BB	SO	LOB
Bud Harrelson, S (1, 6) OBP: 0.340, SLG: 0.341	G6-3 1B		1-2 1B		FC6-4 1-2f			F7		4	0	2	0	0	0	1
Dave Marshall, L (1, 9) OBP: 0.361, SLG: 0.352	G6-3 1-2f		K			K			SH5-4 BB SF9 1B	4	1	1	0	0	2	3
Tommie Agee, R (1, 8) OBP: 0.362, SLG: 0.425	K		F8			6-3			SF9 SH5-4 1-2 BB	3	0	0	0	1	1	2
Ed Kranepool, L (1, 3) OBP: 0.339, SLG: 0.483		K		F9		F3			SH5-4 1-2 2-3	3	0	0	0	0	1	0
Cleon Jones, R (1, 7) OBP: 0.359, SLG: 0.425		5-3		G4-6-3 1B			F9		SF9 2-3 3-H	3	0	1	1	0	0	0
Ken Boswell, L (1, 4) OBP: 0.321, SLG: 0.335		1B		G4-6-3 1-2f			F8		P6	4	0	1	0	0	0	2
Bob Aspromonte, R (1, 5) OBP: 0.294, SLG: 0.345		F8			1-3		6-3			3	0	0	0	0	0	1
Jerry Grote, R (1, 2) OBP: 0.364, SLG: 0.397			6-3		FC6-4 HBP			4-3		2	0	0	0	0	0	0
Nolan Ryan, R (1, 1) OBP: 0.156, SLG: 0.138 Ron Taylor, R (8, 1) Mike Jorgensen, L (8, PH) OBP: 0.333, SLG: 0.477 Tug McGraw, R (9, 1) OBP: 0.333, SLG: 0.500			BB 1B		K			5-3		1 0 1 0	0 0 0 0	0 0 0 0	0 0 0 0	1 0 0 0	1 0 0 0	1 0 0 0
Inning Stats	R: 0 H: 1 E: 0 LOB: 0 K: 1 BB: 0 S: 5 P: 5	R: 0 H: 1 E: 0 LOB: 1 K: 1 BB: 0 S: 6 P: 6	R: 0 H: 1 E: 0 LOB: 2 K: 1 BB: 1 S: 6 P: 10	R: 0 H: 1 E: 0 LOB: 0 K: 0 BB: 0 S: 3 P: 3	R: 0 H: 0 E: 0 LOB: 1 K: 1 BB: 0 S: 5 P: 6	R: 0 H: 0 E: 0 LOB: 0 K: 1 BB: 0 S: 5 P: 5	R: 0 H: 0 E: 0 LOB: 0 K: 0 BB: 0 S: 3 P: 3	R: 0 H: 0 E: 0 LOB: 0 K: 0 BB: 0 S: 3 P: 3	R: 1 H: 1 E: 0 LOB: 1 K: 0 BB: 1 S: 4 P: 8	1B: 5 SF: 1 2B: 0 SAC: 1 3B: 0 DP: 2 HR: 0 HBP: 1						

PITCHER	IP	WLS	BF	H	R	ER	SO	BB	IBB	HBP	BLK	WP	HR	S	P	ERA	WHIP
John Strohmayer, R (1, 1) ERA: 3.67	9.0	W	33	5	1	1	5	2	0	1	0	0	0	40	49	1.00	0.778

PITCHER	IP	WLS	BF	H	R	ER	SO	BB	IBB	HBP	BLK	WP	HR	S	P	ERA	WHIP

BOTTOM

Montreal Expos @ New York Mets

Shea Stadium, Flushing, NY

Mon Jul 05 1971, 3:33 AM EDT

Unknown

livebaseballscorecards.com

AB	28
R	1
H	5
RBI	1
BB	2
SO	5
LOB	10

WP: 0 PA: 33
PB: 0
SB: 0
CS: 0

Montreal Expos @ New York Mets

Shea Stadium, Flushing, NY

Mon Jul 05 1971, 3:38 AM EDT

Att. 39,849 - Unknown

TOP

livebaseballscorecards.com

Batter	1	2	3	4	5	6	7	8	9	AB	R	H	RBI	BB	SO	LOB
Ron Hunt, R (1, 4) OBP: 0.397, SLG: 0.356	0-0 CS 1B		0-0 1B			0-0 F9			0-0 F9	4	0	2	0	0	0	0
Rusty Staub, L (1, 9) OBP: 0.393, SLG: 0.444	0-0 4-3 1-2		0-0 G3			0-0 G3			0-0 4-3	3	0	0	0	0	0	2
Stan Swanson, R (7, 8) OBP: 0.289, SLG: 0.286										1	0	0	0	0	0	0
Clyde Mashore, R (1, 8) OBP: 0.250, SLG: 0.277	0-3 K			0-0 F8			0-0 F7			3	0	0	0	0	1	0
(7, 9)																
Bob Bailey, R (1, 7) OBP: 0.369, SLG: 0.414		0-3 K		0-0 F8			0-0 6-3			3	0	0	0	0	1	0
(5, 3)																
Coco Laboy, R (1, 5) OBP: 0.318, SLG: 0.319		0-0 F2		0-0 F2			0-0 5-3			3	0	0	0	0	0	0
John Bateman, R (1, 2) OBP: 0.279, SLG: 0.357		0-0 FC6-4 1B			0-3 K			0-0 F9		2	0	1	0	0	1	0
Ron Woods, R (5, 7) OBP: 0.324, SLG: 0.364										1	0	0	0	0	0	0
John Boccabella, R (1, 3) OBP: 0.247, SLG: 0.348		0-0 FC6-4 1-2f			0-0 F9			0-0 5-3		3	0	0	0	0	0	1
(5, 2)																
Rich Hacker, S (1, 6) OBP: 0.150, SLG: 0.158			0-3 K		0-3 K			0-0 1-3		2	0	0	0	0	2	0
Howie Reed, R (5, 1)										0	0	0	0	0	0	0
Ron Brand, R (8, PH) OBP: 0.263, SLG: 0.222										1	0	0	0	0	0	0
Mike Marshall, R (8, 1)										0	0	0	0	0	0	0
Steve Renko, R (1, 1) OBP: 0.192, SLG: 0.288			0-3 K			0-0 F3			0-0 P3	1	0	0	0	0	1	0
Gary Sutherland, R (5, 6) OBP: 0.273, SLG: 0.322										2	0	0	0	0	0	0

Inning Stats	1	2	3	4	5	6	7	8	9
R	0	0	0	0	0	0	0	0	0
E	0	0	0	0	0	0	0	0	0
K	1	1	2	0	2	0	0	0	0
S	5	6	8	3	7	3	3	3	3
H	1	1	1	0	0	0	0	0	0
LOB	0	1	0	0	0	0	0	0	0
BB	0	0	0	0	0	0	0	0	0
P	5	6	8	3	7	3	3	3	3

1B	3
2B	0
3B	0
HR	0
SF	0
SAC	0
DP	0
HBP	0
WP	0
PB	0
SB	0
CS	1
PA	29

AB	29
R	0
H	3
RBI	0
BB	0
SO	6
LOB	3

PITCHER	IP	WLS	BF	H	R	ER	SO	BB	IBB	HBP	BLK	WP	HR	S	P	ERA	WHIP
Ray Sadecki, L (1, 1) ERA: 2.77	9.0	W	29	3	0	0	6	0	0	0	0	0	0	41	41	0.00	0.333

PITCHER	IP	WLS	BF	H	R	ER	SO	BB	IBB	HBP	BLK	WP	HR	S	P	ERA	WHIP

Batter	1	2	3	4	5	6	7	8	9	AB	R	H	RBI	BB	SO	LOB
Ted Martinez, R (1, 6) OBP: 0.400, SLG: 0.250	1B S 1B 1B	6-3		HR S BB	F9			K		4	2	1	0	1	1	1
Ken Boswell, L (1, 4) OBP: 0.322, SLG: 0.333	1B 1B 1-3 1B		K	HR 1-2 BB		F8		K		4	2	1	0	1	2	0
Tommie Agee, R (1, 8) OBP: 0.364, SLG: 0.424	1B S G6-4-3 1-3 3-H 1B		F8 S 1B BB	P3		5-3				3	2	1	1	1	0	2
Don Hahn, R (7, 8) OBP: 0.336, SLG: 0.296										0	0	0	0	0	0	0
Cleon Jones, R (1, 7) OBP: 0.366, SLG: 0.442	G6-4-3 1-3 3-H 1B		1B 1-2 1B BB	1-H 2-H HR		3-1				2	2	2	4	1	0	0
Mike Jorgensen, L (6, 7) OBP: 0.327, SLG: 0.467										1	0	0	0	0	0	0
Ken Singleton, S (1, 9) OBP: 0.383, SLG: 0.378	G6-4-3 1-2f 3-H	F8 2-3		2B			G6-4-3 BB			3	0	1	0	1	0	3
Donn Clendenon, R (1, 3) OBP: 0.288, SLG: 0.411	FC6-4 1B	1B 1-3 3-H 1B	F8				G6-4-3 1-2f			4	0	2	1	0	0	2
Duffy Dyer, R (1, 2) OBP: 0.373, SLG: 0.431	FC6-4 1-2f	1-2 3-H 1B		FC6-4 1B			2B			4	0	3	1	0	0	1
Tim Foli, R (1, 5) OBP: 0.282, SLG: 0.302		F8	6-3	FC6-4 FC3-6 1-2f			6-3			4	0	0	0	0	0	4
Ray Sadecki, L (1, 1) OBP: 0.350, SLG: 0.278		K		F2	FC3-6 1-2f			G3		4	0	0	0	0	1	1
Inning Stats	R: 3 E: 0 K: 0 S: 7 H: 5 LOB: 1 BB: 0 P: 7	R: 0 E: 0 K: 1 S: 5 H: 0 LOB: 0 BB: 0 P: 5	R: 2 E: 0 K: 1 S: 7 H: 2 LOB: 2 BB: 2 P: 15	R: 3 E: 0 K: 0 S: 5 H: 2 LOB: 1 BB: 2 P: 13	R: 0 E: 0 K: 0 S: 4 H: 1 LOB: 1 BB: 0 P: 4	R: 0 E: 0 K: 0 S: 3 H: 0 LOB: 0 BB: 0 P: 3	R: 0 E: 0 K: 0 S: 3 H: 1 LOB: 1 BB: 1 P: 7	R: 0 E: 0 K: 2 S: 7 H: 0 LOB: 0 BB: 0 P: 7		1B: 8 2B: 2 3B: 0 HR: 1	SF: 0 SAC: 0 DP: 2 HBP: 0					

PITCHER		IP	WLS	BF	H	R	ER	SO	BB	IBB	HBP	BLK	WP	HR	S	P	ERA	WHIP
Steve Renko, R ERA: 3.93	(1, 1)	4.0	L	24	9	8	8	2	4	0	0	0	0	1	24	40	18.00	3.250
Howie Reed, R ERA: 2.89	(5, 1)	3.0		11	2	0	0	0	1	0	0	0	0	0	10	14	0.00	1.000
Mike Marshall, R ERA: 6.17	(8, 1)	1.0		3	0	0	0	2	0	0	0	0	0	0	7	7	0.00	0.000

PITCHER	IP	WLS	BF	H	R	ER	SO	BB	IBB	HBP	BLK	WP	HR	S	P	ERA	WHIP

BOTTOM

Montreal Expos @ New York Mets

Shea Stadium, Flushing, NY

Mon Jul 05 1971, 3:38 AM EDT

Att. 39,849 - Unknown

livebaseballscorecards.com

AB	33
R	8
H	11
RBI	7
BB	5
SO	4
LOB	14

WP: 0 PB: 0 SB: 4 CS: 0 PA: 38

Batter	1	2	3	4	5	6	7	8	9	AB	R	H	RBI	BB	SO	LOB
Ron Hunt, R (1, 4) OBP: 0.401, SLG: 0.365	0-0 3B 1B	0-0 1-2 1B		0-0 BB 1-H 2B		0-0 SH1-4 1-2 ①		0-0 F7 ①		4	1	3	1	0	0	0
Ron Woods, R (1, 7) OBP: 0.310, SLG: 0.395	0-0 1-H SF8 3B	0-0 F9 ③		0-0 F7 ②		0-0 E4 E 1B 2-3		0-0 1-3 ②		5	2	1	1	0	0	4
Rusty Staub, L (1, 9) OBP: 0.393, SLG: 0.443	0-0 SF8 ① 3-H		0-0 BB 1B	4-0 BB IBB		0-0 FC4 1B 1-2 3-H		0-0 P6 ③		3	0	1	2	1	0	1
Bob Bailey, R (1, 5) OBP: 0.370, SLG: 0.411	0-0 L8 ②		S S S 0-3 K ① B B B	4-0 1-2 2-3 BB		0-0 F8 ②			0-0 E1 4-3 1B	4	0	1	0	1	1	3
John Bateman, R (1, 2) OBP: 0.281, SLG: 0.358	0-0 1B		0-0 F9 ②	0-0 P6 ③		0-0 1-2 2-H 1B			0-0 4-3 ① 2-3	5	0	2	1	0	0	5
Clyde Mashore, R (1, 8) OBP: 0.248, SLG: 0.267	0-0 L6 ③		B B B B 4-0 1-2 BB		0-0 F7 ①	S S S 0-3 K ③			0-0 F2 ②	4	0	0	0	1	1	4
Ron Fairly, L (1, 3) OBP: 0.367, SLG: 0.405		0-0 F8 ① S S S	0-3 K ③		0-0 P4 ②		0-0 F8 ①		B B B B 4-0 BB	4	0	0	0	1	1	2
Bobby Wine, R (1, 6) OBP: 0.219, SLG: 0.170		0-0 6-3 ②		0-0 6-3 ①	0-0 4-3 ③		0-0 F9 ②		0-0 1-3 ③	5	0	0	0	0	0	2
Bill Stoneman, R (1, 1) OBP: 0.250, SLG: 0.152		0-0 1B 1B		B B B B 4-0 2B BB		B B B B 4-0 E SH1-4 E BB S S S	0-3 K ③			2	2	1	0	2	1	0
Inning Stats	R: 2 E: 0 K: 0 S: 6 H: 3 LOB: 1 BB: 0 P: 6	R: 0 E: 0 K: 0 S: 5 H: 2 LOB: 2 BB: 0 P: 5	R: 0 E: 0 K: 2 S: 8 H: 1 LOB: 2 BB: 1 P: 12	R: 1 E: 0 K: 0 S: 4 H: 1 LOB: 3 BB: 3 P: 16	R: 0 E: 0 K: 0 S: 3 H: 0 LOB: 0 BB: 0 P: 3	R: 2 E: 2 K: 1 S: 8 H: 1 LOB: 2 BB: 1 P: 12	R: 0 E: 0 K: 1 S: 5 H: 0 LOB: 0 BB: 0 P: 5	R: 0 E: 0 K: 0 S: 3 H: 0 LOB: 0 BB: 0 P: 3	R: 0 E: 1 K: 0 S: 4 H: 1 LOB: 2 BB: 1 P: 8	1B: 7 2B: 1 3B: 1 HR: 0 SF: 1 SAC: 1 DP: 0 HBP: 0							

TOP

Montreal Expos @ New York Mets

Shea Stadium, Flushing, NY

Tue Jul 06 1971, 7:05 PM EDT

Att. 29,906 - Unknown

livebaseballscorecards.com

AB	36
R	5
H	9
RBI	5
BB	6
SO	4
LOB	21

WP: 0 PB: 0 SB: 0 CS: 0 PA: 44

PITCHER		IP	WLS	BF	H	R	ER	SO	BB	IBB	HBP	BLK	WP	HR	S	P	ERA	WHIP
Jerry Koosman, L ERA: 3.05	(1, 1)	1.0	L	6	3	2	2	0	0	0	0	0	0	0	6	6	18.00	3.000
Gary Gentry, R ERA: 2.98	(2, 1)	6.0		30	5	3	1	4	4	1	0	0	0	0	33	53	1.50	1.500
Tug McGraw, L ERA: 1.89	(8, 1)	2.0		8	1	0	0	0	1	0	0	0	0	0	7	11	0.00	1.000

PITCHER		IP	WLS	BF	H	R	ER	SO	BB	IBB	HBP	BLK	WP	HR	S	P	ERA	WHIP

Montreal Expos @ New York Mets

Shea Stadium, Flushing, NY

Tue Jul 06 1971, 7:05 PM EDT

Att. 29,906 - Unknown

BOTTOM

Batter	1	2	3	4	5	6	7	8	9	AB	R	H	RBI	BB	SO	LOB
Tommie Agee, R (1, 8) OBP: 0.365, SLG: 0.424	4-3	1-2 1B			BB 1B		K		P6	5	1	2	0	0	1	1
Bud Harrelson, S (1, 6) OBP: 0.339, SLG: 0.338	K	K			1-2 BB		F8			3	0	0	0	1	2	2
Cleon Jones, R (1, 7) OBP: 0.371, SLG: 0.442	BB BB BB		K		G4-6-3 1-3 2-H 1B			BB FC4-6 BB		2	0	1	1	2	1	0
Ed Kranepool, L (1, 3) OBP: 0.338, SLG: 0.476	1-2 BB BB		K		P4			F9		3	0	0	0	1	1	3
Ken Singleton, S (1, 9) OBP: 0.379, SLG: 0.369	1-2 2-3 BB		F7		G4-6-3 1-2f			FC4-6 FC4-6 1-2f		3	0	0	0	1	0	3
Ken Boswell, L (1, 4) OBP: 0.317, SLG: 0.327	K			3-1		F7		FC4-6 1-2f		4	0	0	0	0	1	4
Jerry Grote, R (1, 2) OBP: 0.362, SLG: 0.394		K		FC4-6 1B		F7			5-3	4	0	1	0	0	1	0
Ted Martinez, R (1, 5) OBP: 0.444, SLG: 0.375		1B 1B		FC4-6 WP 1-2f		L9			1B	4	0	2	0	0	0	1
Jerry Koosman, R (1, 1) OBP: 0.265, SLG: 0.167		K		5-3 1-2			F7		K	0	0	0	0	0	0	0
Gary Gentry, R (2, 1) OBP: 0.081, SLG: 0.083										2	0	0	0	0	1	2
Mike Jorgensen, L (7, PH) OBP: 0.320, SLG: 0.457										1	0	0	0	0	0	0
Tug McGraw, R (8, 1) OBP: 0.333, SLG: 0.500										0	0	0	0	0	0	0
Don Hahn, R (9, PH) OBP: 0.333, SLG: 0.294										1	0	0	0	0	1	1
Inning Stats	R: 0 E: 0 K: 2 S: 7 H: 0 LOB: 3 BB: 3 P: 19	R: 0 E: 0 K: 3 S: 11 H: 2 LOB: 2 BB: 0 P: 11	R: 0 E: 0 K: 2 S: 7 H: 0 LOB: 0 BB: 0 P: 7	R: 0 E: 0 K: 0 S: 4 H: 1 LOB: 1 BB: 0 P: 4	R: 1 E: 0 K: 0 S: 4 H: 2 LOB: 1 BB: 1 P: 8	R: 0 E: 0 K: 0 S: 3 H: 0 LOB: 0 BB: 0 P: 3	R: 0 E: 0 K: 1 S: 5 H: 0 LOB: 0 BB: 0 P: 5	R: 0 E: 0 K: 0 S: 3 H: 0 LOB: 1 BB: 1 P: 7	R: 0 E: 0 K: 1 S: 6 H: 1 LOB: 1 BB: 0 P: 6	1B: 6 2B: 0 3B: 0 HR: 0	SF: 0 SAC: 0 DP: 1 HBP: 0						

livebaseballscorecards.com

AB	32
R	1
H	6
RBI	1
BB	5
SO	9
LOB	17

WP: 1 PB: 0 SB: 0 CS: 0 PA: 37

PITCHER	IP	WLS	BF	H	R	ER	SO	BB	IBB	HBP	BLK	WP	HR	S	P	ERA	WHIP
Bill Stoneman, R (1, 1) ERA: 3.11	9.0	W	37	6	1	1	9	5	0	0	0	1	0	50	70	1.00	1.222

PITCHER	IP	WLS	BF	H	R	ER	SO	BB	IBB	HBP	BLK	WP	HR	S	P	ERA	WHIP

Batter	1	2	3	4	5	6	7	8	9	AB	R	H	RBI	BB	SO	LOB
Ron Hunt, R (1, 4) OBP: 0.400, SLG: 0.362	5-3	HBP 3-1 1-2 2-3		F8	6-3		P6		1B 2-H 3-H	5	0	1	2	0	0	0
Ron Fairly, L (1, 7) (8, 3) OBP: 0.370, SLG: 0.408	4-3	3-1 1-2 2-3 3-H		1B SF8 1B		FC4-6 1B	F9		1B 1-2	6	1	3	1	0	0	2
Rusty Staub, L (1, 9) OBP: 0.395, SLG: 0.440	BB	IBB		SF8 1B 1-3		FC4-6 WP BB 1B 1-2f		F7	3-1	4	2	1	0	2	0	3
Dave McDonald, L (1, 3) OBP: 0.250, SLG: 0.278 Ron Woods, R (8, 7) OBP: 0.310, SLG: 0.395	4-3	4-3		SF8 1-2 3-H		1B WP E 1-2 BB		P5		3 0	1 0	0 0	1 0	1 0	0 0	4 0
Boots Day, L (1, 8) OBP: 0.330, SLG: 0.355		PB E 2B	K	S 2-H 1B		E 1B 1-2 2-3 IBB		3-1		4	2	2	1	1	1	0
Bob Bailey, R (1, 5) OBP: 0.373, SLG: 0.410		E 1B 2-3 BB	K	BB 1-2		E1 1B 1-3 2-H 3-H			L6	3	2	1	1	2	1	0
John Bateman, R (1, 2) OBP: 0.286, SLG: 0.365		E5 HBP 1B 3-1 1-2 3-H	2B	5-3		2-H 3-H 1B			1B 1B 1B	5	1	3	3	0	0	3
Bobby Wine, R (1, 6) OBP: 0.219, SLG: 0.171		K	6-3		6-3	6-3			1B 1B 1-2 1B	5	1	1	0	0	1	3
Carl Morton, R (1, 1) OBP: 0.200, SLG: 0.228 Mike Marshall, R (7, 1) OBP: 0.286, SLG: 0.167		3-1 HBP 1-2 2-H 1B		HR	F7		1-3		1-3 2-H 1B	4 1	1 1	2 1	2 1	0 0	0 0	0 0
Inning Stats	R: 0 E: 0 K: 0 S: 3 H: 0 LOB: 1 BB: 1 P: 7	R: 3 E: 1 K: 1 S: 8 H: 2 LOB: 3 BB: 2 P: 17	R: 0 E: 0 K: 2 S: 8 H: 1 LOB: 1 BB: 0 P: 8	R: 3 E: 0 K: 0 S: 7 H: 4 LOB: 2 BB: 1 P: 11	R: 0 E: 0 K: 0 S: 3 H: 0 LOB: 0 BB: 0 P: 3	R: 4 E: 1 K: 0 S: 5 H: 3 LOB: 0 BB: 2 P: 13	R: 0 E: 0 K: 0 S: 3 H: 0 LOB: 0 BB: 0 P: 3	R: 0 E: 0 K: 0 S: 3 H: 0 LOB: 0 BB: 0 P: 3	R: 2 E: 0 K: 0 S: 7 H: 5 LOB: 2 BB: 0 P: 7	1B: 12 2B: 2 3B: 0 HR: 1 SF: 1 SAC: 0 DP: 0 HBP: 1						

PITCHER		IP	WLS	BF	H	R	ER	SO	BB	IBB	HBP	BLK	WP	HR	S	P	ERA	WHIP
Charlie Williams, R ERA: 4.66	(1, 1)	3.2	L	23	7	6	5	3	2	1	1	0	0	1	25	38	12.27	2.455
Jim McAndrew, R ERA: 4.93	(4, 1)	2.1		12	3	4	3	0	2	1	0	0	1	0	9	21	11.57	2.143
Ron Taylor, R ERA: 3.47	(7, 1)	2.0		6	0	0	0	0	0	0	0	0	0	0	6	6	0.00	0.000
Danny Frisella, R ERA: 1.72	(9, 1)	1.0		7	5	2	2	0	0	0	0	0	0	0	7	7	18.00	5.000

PITCHER	IP	WLS	BF	H	R	ER	SO	BB	IBB	HBP	BLK	WP	HR	S	P	ERA	WHIP

TOP

Montreal Expos @ New York Mets

Shea Stadium, Flushing, NY

Wed Jul 07 1971, 3:33 AM EDT

Att. 26,324 - Unknown

livebaseballscorecards.com

AB	40
R	12
H	15
RBI	11
BB	6
SO	3
LOB	15

WP: 1 PA: 48
PB: 1
SB: 1
CS: 0

Montreal Expos @ New York Mets

Shea Stadium, Flushing, NY

Wed Jul 07 1971, 3:33 AM EDT

Att. 26,324 - Unknown

BOTTOM

Batter	1	2	3	4	5	6	7	8	9	AB	R	H	RBI	BB	SO	LOB
Ted Martinez, R (1, 4) OBP: 0.429, SLG: 0.385	BB, S, 1B	F5		1-3		P3		FC2, BB, 2B, 2-3, 1B		5	1	2	0	0	0	1
Bud Harrelson, S (1, 6) OBP: 0.343, SLG: 0.340	F9, 1-2		2B, 1B	P6			HR, 1B	FC2, 2B, 1-2, BB		4	3	2	0	1	0	1
Tommie Agee, R (1, 8) OBP: 0.365, SLG: 0.440	K		FC3-6, 1B, 1-H, 2B	F7			1-H, HR	FC2, 2B, 1-2, 2-3, 3-Hf		5	2	2	3	0	1	4
Ed Kranepool, L (1, 3) OBP: 0.343, SLG: 0.479 Danny Frisella, L (9, 1) OBP: 0.167, SLG: 0.167	BB, BB		FC3-6, BB		4-3		K	1-H, 2-H, 3-H, 2B		3 0	0 0	1 0	2 0	2 0	1 0	0 0
Cleon Jones, R (1, 7) OBP: 0.379, SLG: 0.445	1-2, 2-3, BB		K		2-3, BB		S, 1B		1B	3	0	2	0	2	1	2
Ken Singleton, S (1, 9) OBP: 0.367, SLG: 0.354	F7		FC3-6, 1B, 1B, 1-2f, 2-3		2-3, 1-2		K, 1-2		K	5	1	0	0	0	2	8
Jerry Grote, R (1, 2) OBP: 0.364, SLG: 0.393 Ken Boswell, L (9, PH) OBP: 0.316, SLG: 0.326		G1, BB	1B, 1-3, 3-H, 1B		5-3		4-3		F2	3 1	0 0	1 0	1 0	1 0	0 0	2 1
Tim Foli, R (1, 5) OBP: 0.290, SLG: 0.315		G1, 1-2	1-2, 3-H, 1B			G3-6-1, 1B		1B, FC2, 2B	P1	5	0	3	1	0	0	2
Charlie Williams, R (1, 1) OBP: 0.176, SLG: 0.067 Jim McAndrew, R (4, 1) OBP: 0.143, SLG: 0.154 Mike Jorgensen, L (6, PH) OBP: 0.314, SLG: 0.447 Ron Taylor, R (7, 1) Dave Marshall, L (8, PH) OBP: 0.358, SLG: 0.350 Donn Clendenon, R (9, 3) OBP: 0.288, SLG: 0.411		F8	1-3			G3-6-1, 1-2f		K		2 0 1 0 1 0	0 0 0 0 0 0	0 0 1 0 0 0	0 0 0 0 1 0	0 0 0 0 0 0	0 0 0 0 1 0	3 0 1 0 1 0
Inning Stats	R: 0 E: 0 K: 1 S: 6 H: 1 LOB: 3 BB: 2 P: 14	R: 0 E: 0 K: 0 S: 3 H: 0 LOB: 1 BB: 1 P: 7	R: 3 E: 0 K: 1 S: 9 H: 4 LOB: 2 BB: 1 P: 13	R: 0 E: 0 K: 0 S: 3 H: 0 LOB: 0 BB: 0 P: 3	R: 0 E: 0 K: 0 S: 3 H: 0 LOB: 1 BB: 1 P: 7	R: 0 E: 0 K: 0 S: 3 H: 1 LOB: 0 BB: 0 P: 3	R: 2 E: 0 K: 2 S: 10 H: 3 LOB: 1 BB: 0 P: 10	R: 2 E: 0 K: 1 S: 7 H: 3 LOB: 2 BB: 1 P: 11	R: 0 E: 0 K: 1 S: 6 H: 1 LOB: 1 BB: 0 P: 6	1B: 9 2B: 3 3B: 0 HR: 1 SF: 0 SAC: 0 DP: 1 HBP: 0	WP: 0 PB: 0 SB: 2 CS: 0 PA: 44					

PITCHER		IP	WLS	BF	H	R	ER	SO	BB	IBB	HBP	BLK	WP	HR	S	P	ERA	WHIP
Carl Morton, R ERA: 3.81	(1, 1)	6.1	W	32	9	5	5	3	5	0	0	0	0	1	33	53	7.11	2.211
Mike Marshall, R ERA: 6.2	(7, 1)	2.2	S	12	4	2	2	3	1	0	0	0	0	0	17	21	6.75	1.875

PITCHER	IP	WLS	BF	H	R	ER	SO	BB	IBB	HBP	BLK	WP	HR	S	P	ERA	WHIP

livebaseballscorecards.com

AB	38
R	7
H	13
RBI	7
BB	6
SO	6
LOB	26

Batter	1	2	3	4	5	6	7	8	9	AB	R	H	RBI	BB	SO	LOB
Ron Hunt, R (1, 4) OBP: 0.401, SLG: 0.362	S S X 0-2 1B 1B BB 1B		B B B S C B 4-2 1B HR BB	X 0-0 ③ 4-3			S C X 0-2 ③ 5-3			3	2	1	0	1	0	1
Ron Woods, R (1, 7) OBP: 0.333, SLG: 0.415	S B B X 2-1 BB 1B G5-4-3 1B 1-2		X 0-0 HR 1B 1-2		X 0-0 ① F8			S S B S 1-3 ① K		3	2	2	0	0	0	0
Boots Day, L (8, PH) OBP: 0.328, SLG: 0.353										1	0	0	0	0	1	0
(8, 8)																
Rusty Staub, L (1, 9) OBP: 0.396, SLG: 0.441	S L B X 1-2 G5-4-3 BB 1B 1-2 2-3		X 0-0 ① F7		X 0-0 ② 4-3			X 0-0 1-3 1B		4	0	2	0	0	0	2
Bob Bailey, R (1, 3) OBP: 0.375, SLG: 0.420	S F F B B B B 4-2 G5-4-3 BB 1-2 2-3 3-H		B B X 2-0 HR 1-H 2-H		X 0-0 ③ 5-3			B F B X 2-1 ② 1-3 1-2		3	1	1	4	1	0	1
Mike Marshall, R (8, 1) OBP: 0.286, SLG: 0.167										0	0	0	0	0	0	0
John Bateman, R (1, 2) OBP: 0.282, SLG: 0.360	X 0-0 ① ② G5-4-3 1-2f 2-3 3-H		B B S S S 2-3 ② K			X 0-0 ① 5-3		S X 0-1 ③ F7		4	0	0	0	0	1	3
Stan Swanson, R (1, 8) OBP: 0.286, SLG: 0.282	X 0-0 ③ 4-3		X 0-0 CS 1B			X 0-0 ② 6-3			X 0-0 ① 5-3	4	0	1	0	0	0	1
(8, 7)																
Coco Laboy, R (1, 5) OBP: 0.318, SLG: 0.320		X 0-0 ① F7	F 1 SAFE 0-1 ③ CS 1-2	S S X 0-2 6-3 SH1-4 1B		X 0-0 ③ P4			S S S B X 0-2 ② F8	3	0	1	0	0	0	0
Jim Fairey, L (9, PH) OBP: 0.314, SLG: 0.321										1	0	0	0	0	0	0
Bobby Wine, R (1, 6) OBP: 0.216, SLG: 0.169		X 0-0 ② F9		X 0-0 ① SH1-4 1-2			B B X 2-0 ① 1-3		B S S B X 2-1 ③ P5	2	0	0	0	0	0	0
Dave McDonald, L (9, PH) OBP: 0.240, SLG: 0.263										1	0	0	0	0	0	0
Dan McGinn, L (1, 1) OBP: 0.222, SLG: 0.222		X 0-0 ③ 4-3		X 0-0 ② 6-3 2-3			X 0-0 ② 6-3			2	0	0	0	0	0	1
Howie Reed, R (4, 1)										1	0	0	0	0	0	0
Ron Fairly, L (8, 3) OBP: 0.370, SLG: 0.408										0	0	0	0	0	0	0
Inning Stats	R: 2 H: 3 E: 0 LOB: 1 K: 0 BB: 1 S: 13 P: 20	R: 0 H: 0 E: 0 LOB: 0 K: 0 BB: 0 S: 3 P: 3	R: 3 H: 3 E: 0 LOB: 0 K: 1 BB: 1 S: 10 P: 18	R: 0 H: 1 E: 0 LOB: 1 K: 0 BB: 0 S: 6 P: 6	R: 0 H: 0 E: 0 LOB: 0 K: 0 BB: 0 S: 3 P: 3	R: 0 H: 0 E: 0 LOB: 0 K: 0 BB: 0 S: 3 P: 3	R: 0 H: 0 E: 0 LOB: 0 K: 0 BB: 0 S: 5 P: 7	R: 0 H: 1 E: 0 LOB: 1 K: 1 BB: 0 S: 8 P: 11	R: 0 H: 0 E: 0 LOB: 0 K: 0 BB: 0 S: 8 P: 10	1B: 7 SF: 0 2B: 0 SAC: 1 3B: 0 DP: 1 HR: 1 HBP: 0						

PITCHER		IP	WLS	BF	H	R	ER	SO	BB	IBB	HBP	BLK	WP	HR	S	P	ERA	WHIP
Ken Reynolds, L ERA: 5.01	(1, 1)	2.2		15	6	5	5	1	2	0	0	0	0	1	25	40	16.88	3.000
Bill Champion, R ERA: 4.24	(3, 1)	4.1		13	1	0	0	0	0	0	0	0	0	0	18	20	0.00	0.231
Bill Wilson, R ERA: 2.95	(8, 1)	2.0	W	7	1	0	0	1	0	0	0	0	0	0	16	21	0.00	0.500

PITCHER	IP	WLS	BF	H	R	ER	SO	BB	IBB	HBP	BLK	WP	HR	S	P	ERA	WHIP

TOP

Montreal Expos @ Philadelphia Phillies

Veterans Stadium, Philadelphia, PA

Thu Jul 08 1971, 7:05 PM EDT

Att. 12,586 - Unknown

livebaseballscorecards.com

AB	32
R	5
H	8
RBI	4
BB	2
SO	2
LOB	9

WP: 0	PA: 36																	
PB: 0																		
SB: 0																		
CS: 1																		

Batter	1	2	3	4	5	6	7	8	9	AB	R	H	RBI	BB	SO	LOB
Terry Harmon, R (1, 4) OBP: 0.303, SLG: 0.281 (9, 3)	F9		F8		F8		F8			4	0	0	0	0	0	0
Larry Bowa, S (1, 6) OBP: 0.285, SLG: 0.282	HR, BB, 1B		1-3		B3		P3			4	1	1	0	0	0	0
Don Money, R (1, 7) OBP: 0.262, SLG: 0.335 (7, 5)	HR, BB		5-3		F8			F9		3	1	0	0	1	0	0
Deron Johnson, R (1, 3) OBP: 0.348, SLG: 0.461 Denny Doyle, L (8, PR) OBP: 0.284, SLG: 0.319 (9, 4)	HR			FC4, 1B, 2B		4-3		HR, 2B		4 0	2 1	3 0	3 0	0 0	0 0	0 0
Roger Freed, R (1, 9) OBP: 0.313, SLG: 0.294 Barry Lersch, S (8, PR) OBP: 0.286, SLG: 0.167 Byron Browne, R (9, 9) OBP: 0.302, SLG: 0.378	F7			2-3, 1B		WP, BB		HR, BB		2 0 0	0 1 0	1 0 0	0 0 0	2 0 0	0 0 0	0 0 0
Willie Montanez, L (1, 8) OBP: 0.341, SLG: 0.510	G3			FC4, 1B, 3-H		1-2, BB		K		3	0	0	1	1	1	2
John Vukovich, R (1, 5) OBP: 0.210, SLG: 0.182 Tim McCarver, L (6, PH) OBP: 0.324, SLG: 0.432 (7, 2)		P4		P3		F8		1-H, 2-H, HR		2 2	0 1	0 1	0 3	0 0	0 0	1 2
Mike Ryan, R (1, 2) OBP: 0.232, SLG: 0.364 Oscar Gamble, L (6, PH) OBP: 0.303, SLG: 0.413 (7, 7)		6-3		1-2, FC4-6, 1B		L9		K		2 2	0 0	1 0	0 0	0 0	0 1	0 4
Ken Reynolds, L (1, 1) OBP: 0.273, SLG: 0.263 Bill Champion, R (3, 1) OBP: 0.111, SLG: 0.111 Ron Stone, L (7, PH) OBP: 0.320, SLG: 0.253 Bill Wilson, R (8, 1)		K		1-2f, FC4-6			5-3			1 1 1 0	0 0 0 0	0 0 0 0	0 0 0 0	1 0 0 0	0 0 0 0	0 2 0 0
Inning Stats	R: 3 E: 0 K: 0 S: 10 H: 2 LOB: 0 BB: 1 P: 17	R: 0 E: 0 K: 1 S: 5 H: 0 LOB: 0 BB: 0 P: 5	R: 0 E: 0 K: 0 S: 4 H: 0 LOB: 0 BB: 0 P: 4	R: 1 E: 0 K: 0 S: 14 H: 3 LOB: 2 BB: 0 P: 23	R: 0 E: 0 K: 0 S: 6 H: 0 LOB: 0 BB: 0 P: 9	R: 0 E: 0 K: 0 S: 8 H: 0 LOB: 2 BB: 2 P: 20	R: 0 E: 0 K: 0 S: 5 H: 0 LOB: 0 BB: 0 P: 6	R: 3 E: 0 K: 2 S: 11 H: 2 LOB: 2 BB: 1 P: 20		1B: 3 2B: 2 3B: 0 HR: 2	SF: 0 SAC: 0 DP: 0 HBP: 0		WP: 1 PB: 0 SB: 0 CS: 0	PA: 35		

PITCHER		IP	WLS	BF	H	R	ER	SO	BB	IBB	HBP	BLK	WP	HR	S	P	ERA	WHIP
Dan McGinn, L ERA: 5.22	(1, 1)	3.2		17	5	4	4	1	1	0	0	0	0	1	31	46	9.82	1.636
Howie Reed, R ERA: 3.07	(4, 1)	3.2	L	15	1	2	2	0	3	0	0	0	1	0	25	46	4.91	1.091
Mike Marshall, R ERA: 6.3	(8, 1)	0.2		3	1	1	1	2	0	0	0	0	0	1	7	12	13.50	1.500

PITCHER	IP	WLS	BF	H	R	ER	SO	BB	IBB	HBP	BLK	WP	HR	S	P	ERA	WHIP

BOTTOM

Montreal Expos @ Philadelphia Phillies

Veterans Stadium, Philadelphia, PA

Thu Jul 08 1971, 7:05 PM EDT

Att. 12,586 - Unknown

livebaseballscorecards.com

AB	31
R	7
H	7
RBI	7
BB	4
SO	3
LOB	11

Montreal Expos @ Philadelphia Phillies

Veterans Stadium, Philadelphia, PA

Fri Jul 09 1971, 7:05 PM EDT

Att. 14,847 - Unknown

TOP

livebaseballscorecards.com

Batter	1	2	3	4	5	6	7	8	9	AB	R	H	RBI	BB	SO	LOB
Ron Hunt, R (1, 4) OBP: 0.401, SLG: 0.359	C B F F H 2-2 FC5-4 HBP		S X 0-1 ② 5-3		S B X 1-1 ② FC6-4 1-2f 3-H		B L X 1-1 ① SH3-4 1-2		S S S 0-3 ② K	2	0	0	1	0	0	1
Gary Sutherland, R (5, PR) OBP: 0.270, SLG: 0.319 (5, 4)										1	0	0	0	0	1	1
Ron Woods, R (1, 7) OBP: 0.340, SLG: 0.400	B S X 1-1 ① FC5-4 1B 1-2f		S X 0-1 ③ 6-3		X 0-0 ③ F3		B C X 1-1 4-3 1B 2-H		B B B B 4-0 1-2 BB	4	0	1	1	1	0	2
Rusty Staub, L (1, 9) OBP: 0.396, SLG: 0.439	X 0-0 ② FC6-4 1B 1-3			C S B F F B B 4-2 1B BB		B B F B C X 3-2 ① F7	B C B B X 3-1 ② 4-3 2-3		B B S S X 2-2 ③ G3	4	0	1	0	1	0	3
Bob Bailey, R (1, 5) OBP: 0.373, SLG: 0.418	C C B F X 1-2 ③ FC6-4 1-2f			X 0-0 G6-4-3 1-2 1B		B B S B X 3-1 ② P4	C C X 0-2 ③ L6			4	0	1	0	0	0	2
Stan Swanson, R (1, 8) OBP: 0.289, SLG: 0.310		B X 1-0 ① L5		C M X 0-2 ① B2		X 0-0 1B 2B		B X 1-0 ① F5		3	1	1	0	0	0	2
Boots Day, L (8, PH) OBP: 0.326, SLG: 0.351 (8, 8)										1	0	0	0	0	0	0
John Bateman, R (1, 2) OBP: 0.282, SLG: 0.359		X 0-0 ② 6-3		B X 1-0 ②③ G6-4-3 1-2f		X 0-0 BB 2-H 1B		S C B S 1-3 ② K		4	0	1	1	0	1	2
Ron Fairly, L (1, 3) OBP: 0.376, SLG: 0.409	B B S B B 4-1 BB				S B B S F X 2-2 1B SH2-4 FC6-4 1B	F B B B 4-1 1-2 BB		B B B C X 3-1 ③ P6		2	1	1	0	2	0	0
Bobby Wine, R (1, 6) OBP: 0.213, SLG: 0.166	B S C S S 1-3 ③ K				L B X 1-1 ① SH2-4 1-2	S S B X 1-2 ③ L6			S S C 0-3 ① K	3	0	0	0	0	2	3
Steve Renko, R (1, 1) OBP: 0.214, SLG: 0.291			B X 1-0 ① 4-3		B B X 2-0 FC6-4 2-3 1B		F B X 1-1 E1 SH3-4 1B		B B B B 4-0 BB BB	3	1	1	0	1	0	0
Inning Stats	R: 0 H: 1 E: 0 LOB: 1 K: 0 BB: 0 S: 10 P: 14	R: 0 H: 0 E: 0 LOB: 1 K: 1 BB: 1 S: 6 P: 12	R: 0 H: 0 E: 0 LOB: 0 K: 0 BB: 0 S: 5 P: 6	R: 0 H: 1 E: 0 LOB: 1 K: 0 BB: 1 S: 9 P: 14	R: 1 H: 2 E: 0 LOB: 1 K: 0 BB: 0 S: 10 P: 16	R: 1 H: 2 E: 0 LOB: 2 K: 0 BB: 1 S: 11 P: 22	R: 1 H: 1 E: 1 LOB: 1 K: 0 BB: 0 S: 11 P: 17	R: 0 H: 0 E: 0 LOB: 0 K: 1 BB: 0 S: 6 P: 11	R: 0 H: 0 E: 0 LOB: 2 K: 2 BB: 2 S: 9 P: 19	1B: 6 SF: 0 2B: 1 SAC: 2 3B: 0 DP: 1 HR: 0 HBP: 1						

	AB	31
	R	3
	H	7
	RBI	3
	BB	5
	SO	4
	LOB	16

WP: 0 PA: 39
PB: 0
SB: 0
CS: 0

PITCHER		IP	WLS	BF	H	R	ER	SO	BB	IBB	HBP	BLK	WP	HR	S	P	ERA	WHIP
Chris Short, L ERA: 4.08	(1, 1)	6.2	L	30	7	3	2	1	3	0	1	0	0	0	59	98	2.70	1.500
Darrell Brandon, R ERA: 2.11	(7, 1)	2.1		9	0	0	0	3	2	0	0	0	0	0	18	33	0.00	0.857

PITCHER	IP	WLS	BF	H	R	ER	SO	BB	IBB	HBP	BLK	WP	HR	S	P	ERA	WHIP

Batter	1	2	3	4	5	6	7	8	9	AB	R	H	RBI	BB	SO	LOB
Denny Doyle, L (1, 4) OBP: 0.284, SLG: 0.314	K		3-1 BB BB		F9			3-1		3	0	0	0	1	1	0
Larry Bowa, S (1, 6) OBP: 0.287, SLG: 0.280	1B BB		1-2 3-1 BB		L9			3-1		2	0	0	0	2	0	0
Tim McCarver, L (1, 2) OBP: 0.319, SLG: 0.426	P4		1-2 2-3 3-1		4-3			G3		4	0	0	0	0	0	3
Willie Montanez, L (1, 8) OBP: 0.343, SLG: 0.508	1-3 FC5-4 1B		G6-4-3 IBB			K			F9	3	0	1	0	1	1	0
Deron Johnson, R (1, 3) OBP: 0.345, SLG: 0.455	1-2f FC5-4		1-2f G6-4-3			K			L8	4	0	0	0	0	1	5
Oscar Gamble, L (1, 9) OBP: 0.303, SLG: 0.405 Darrell Brandon, R (7, 1) OBP: 0.167, SLG: 0.167 Byron Browne, R (9, PH) OBP: 0.295, SLG: 0.368		K		FC3-6 BB		P5			K	2 0 1	0 0 0	0 0 0	0 0 0	1 0 0	1 0 1	0 0 0
Don Money, R (1, 7) OBP: 0.258, SLG: 0.330		6-3		1-2f FC3-6			F3			3	0	0	0	0	0	1
John Vukovich, R (1, 5) OBP: 0.213, SLG: 0.178		BB 4-2		P5			P4			2	0	0	0	1	0	1
Chris Short, R (1, 1) OBP: 0.211, SLG: 0.091 Ron Stone, L (7, 9) OBP: 0.317, SLG: 0.250		K		G3			F8			2 1	0 0	0 0	0 0	0 0	1 0	2 0
Inning Stats	R: 0 H: 1 E: 0 LOB: 2 K: 1 BB: 1 S: 14 P: 20	R: 0 H: 0 E: 0 LOB: 1 K: 2 BB: 1 S: 13 P: 22	R: 0 H: 0 E: 0 LOB: 2 K: 0 BB: 3 S: 5 P: 18	R: 0 H: 0 E: 0 LOB: 1 K: 0 BB: 1 S: 4 P: 9	R: 0 H: 0 E: 0 LOB: 0 K: 0 BB: 0 S: 5 P: 6	R: 0 H: 0 E: 0 LOB: 0 K: 2 BB: 0 S: 13 P: 18	R: 0 H: 0 E: 0 LOB: 0 K: 0 BB: 0 S: 5 P: 9	R: 0 H: 0 E: 0 LOB: 0 K: 0 BB: 0 S: 9 P: 12	R: 0 H: 0 E: 0 LOB: 0 K: 1 BB: 0 S: 7 P: 12	1B: 1 SF: 0 2B: 0 SAC: 0 3B: 0 DP: 1 HR: 0 HBP: 0						

PITCHER	IP	WLS	BF	H	R	ER	SO	BB	IBB	HBP	BLK	WP	HR	S	P	ERA	WHIP
Steve Renko, R (1, 1) ERA: 3.7	9.0	W	33	1	0	0	6	5	1	0	0	0	0	75	126	0.00	0.667

PITCHER	IP	WLS	BF	H	R	ER	SO	BB	IBB	HBP	BLK	WP	HR	S	P	ERA	WHIP

BOTTOM

Montreal Expos @ Philadelphia Phillies

Veterans Stadium, Philadelphia, PA

Fri Jul 09 1971, 7:05 PM EDT

Att. 14,847 - Unknown

livebaseballscorecards.com

AB	27
R	0
H	1
RBI	0
BB	6
SO	6
LOB	12

Montreal Expos @ Philadelphia Phillies

Veterans Stadium, Philadelphia, PA

Sat Jul 10 1971, 7:05 PM EDT

Unknown

TOP

livebaseballscorecards.com

Batter	1	2	3	4	5	6	7	8	9	AB	R	H	RBI	BB	SO	LOB
Stan Swanson, R (1, 8) OBP: 0.286, SLG: 0.304	C C X 0-2 CS 1B		B C S S 1-3 K2-3 ③		F F S 0-3 K ③			X 0-0 6-3 ③		4	0	1	0	0	2	2
Dan McGinn, L (8, 1) OBP: 0.222, SLG: 0.222										0	0	0	0	0	0	0
Ron Woods, R (1, 7) OBP: 0.315, SLG: 0.367	S B B X 2-1 F9 ①			S S B X 1-2 6-3 ①		B B F C S 2-3 K ①			B C C B F C 2-3 K ①	4	0	0	0	0	2	1
Clyde Mashore, R (1, 9) OBP: 0.256, SLG: 0.262	B S B B X 3-1 5-3 ②③ 1-2			B B S B B B 4-1 S 1B BB		S S F X 0-2 1-3 ②			B B B S C B 4-2 BB	2	0	0	0	2	0	1
(8, 8)																
Bob Bailey, R (1, 3) OBP: 0.372, SLG: 0.415		B X 1-0 5-3 ①		F F B B B F X 3-2 S 1B 1-2		B B F C X 2-2 6-3 ③			C B X 1-1 F8 ②	4	0	1	0	0	0	1
John Bateman, R (1, 2) OBP: 0.278, SLG: 0.354		S S S 0-3 K ②		S S S 0-3 K ②			B B B S S X 3-2 L7 ①		S B F X 1-2 P4 ③	4	0	0	0	0	2	3
Coco Laboy, R (1, 5) OBP: 0.311, SLG: 0.312		C B F B F X 2-2 5-3 ③		B S F B F X 2-2 5-3 ③ 1-2 2-3			B S X 1-1 F8 ②			3	0	0	0	0	0	2
Gary Sutherland, R (1, 4) OBP: 0.264, SLG: 0.311			C X 0-1 6-3 ①		X 0-0 1-3 ①		B B C X 2-1 L9 ③			3	0	0	0	0	0	0
Bobby Wine, R (1, 6) OBP: 0.215, SLG: 0.174			S X 0-1 2B		S S F B B X 2-2 1-3 ②			S S S 0-3 K ①		3	0	1	0	0	1	0
John Strohmayer, R (1, 1) OBP: 0.350, SLG: 0.350			S B S B B X 3-2 L4 ②		X 0-0 1B			B S S X 1-2 L7 ②		2	0	1	0	0	0	1
Rusty Staub, L (8, PH) OBP: 0.395, SLG: 0.437										1	0	0	0	0	0	0
(8, 9)																

	AB	30
	R	0
	H	4
	RBI	0
	BB	2
	SO	7
	LOB	11

Inning Stats																																
	R: 0	H: 1	R: 0	H: 0	R: 0	H: 1	R: 0	H: 1	R: 0	H: 1	R: 0	H: 0	R: 0	H: 0	R: 0	H: 0	R: 0	H: 0	1B: 3	SF: 0	WP: 0	PA: 32
	E: 0	LOB: 0	E: 0	LOB: 0	E: 0	LOB: 1	E: 0	LOB: 2	E: 0	LOB: 1	E: 0	LOB: 0	E: 0	LOB: 0	E: 0	LOB: 1	E: 0	LOB: 1	2B: 1	SAC: 0	PB: 0	
	K: 0	BB: 0	K: 1	BB: 0	K: 1	BB: 0	K: 1	BB: 1	K: 1	BB: 0	K: 0	BB: 0	K: 0	BB: 0	K: 1	BB: 1	K: 1	BB: 1	3B: 0	DP: 0	SB: 2	
	S: 7	P: 12	S: 8	P: 11	S: 10	P: 14	S: 15	P: 25	S: 9	P: 11	S: 10	P: 14	S: 7	P: 13	S: 7	P: 8	S: 11	P: 19	HR: 0	HBP: 0	CS: 1	

PITCHER	IP	WLS	BF	H	R	ER	SO	BB	IBB	HBP	BLK	WP	HR	S	P	ERA	WHIP
Woodie Fryman, L (1, 1) ERA: 2.64	9.0	W	32	4	0	0	7	2	0	0	0	0	0	84	127	0.00	0.667

PITCHER	IP	WLS	BF	H	R	ER	SO	BB	IBB	HBP	BLK	WP	HR	S	P	ERA	WHIP

Batter	1	2	3	4	5	6	7	8	9	AB	R	H	RBI	BB	SO	LOB
Denny Doyle, L (1, 4) OBP: 0.283, SLG: 0.313	1-3		2-H 1B		K			6-3		4	0	1	1	0	1	0
Larry Bowa, S (1, 6) OBP: 0.284, SLG: 0.277	G3		F9			4-3		4-3		4	0	0	0	0	0	1
Willie Montanez, L (1, 8) OBP: 0.342, SLG: 0.503	L8		G3			F7		1B CS 1B BB		3	0	0	0	1	0	1
Deron Johnson, R (1, 3) OBP: 0.349, SLG: 0.468		HR		1-3		1B		1B 1-2		4	1	3	1	0	0	0
Oscar Gamble, L (1, 9) OBP: 0.302, SLG: 0.400		F8		G3		G3		1B 1-2 2-3		4	0	1	0	0	0	1
Don Money, R (1, 7) OBP: 0.264, SLG: 0.328		5-3		BB				HBP	CS 3-H	1	0	0	0	1	0	0
John Vukovich, R (1, 5) OBP: 0.207, SLG: 0.173		5-3		F3			L8			3	0	0	0	0	0	2
Mike Ryan, R (1, 2) OBP: 0.235, SLG: 0.375			1B 2B		K		F9			3	1	1	0	0	1	1
Woodie Fryman, R (1, 1) OBP: 0.077, SLG: 0.077			K		K		4-3			3	0	0	0	0	2	2
Inning Stats	R: 0 H: 0 E: 0 LOB: 0 K: 0 BB: 0 S: 5 P: 8	R: 1 H: 1 E: 0 LOB: 0 K: 0 BB: 0 S: 6 P: 8	R: 1 H: 2 E: 0 LOB: 1 K: 1 BB: 0 S: 11 P: 14	R: 0 H: 0 E: 0 LOB: 1 K: 0 BB: 1 S: 3 P: 7	R: 0 H: 0 E: 0 LOB: 0 K: 3 BB: 0 S: 9 P: 9	R: 0 H: 1 E: 0 LOB: 1 K: 0 BB: 0 S: 5 P: 6	R: 0 H: 0 E: 0 LOB: 1 K: 0 BB: 0 S: 4 P: 7	R: 0 H: 2 E: 0 LOB: 2 K: 0 BB: 1 S: 8 P: 19		1B: 4 SF: 0 2B: 1 SAC: 0 3B: 0 DP: 0 HR: 1 HBP: 1						WP: 0 PA: 33 PB: 0 SB: 0 CS: 1

BOTTOM

Montreal Expos @ Philadelphia Phillies

Veterans Stadium, Philadelphia, PA

Sat Jul 10 1971, 7:05 PM EDT

Unknown

livebaseballscorecards.com

AB	29
R	2
H	6
RBI	2
BB	2
SO	4
LOB	8

PITCHER		IP	WLS	BF	H	R	ER	SO	BB	IBB	HBP	BLK	WP	HR	S	P	ERA	WHIP
John Strohmayer, R ERA: 3.54	(1, 1)	7.0	L	27	4	2	2	4	1	0	1	0	0	1	43	59	2.57	0.714
Dan McGinn, L ERA: 5.04	(8, 1)	1.0		5	2	0	0	0	1	0	0	0	0	0	8	19	0.00	3.000

PITCHER	IP	WLS	BF	H	R	ER	SO	BB	IBB	HBP	BLK	WP	HR	S	P	ERA	WHIP

Montreal Expos @ Philadelphia Phillies

Veterans Stadium, Philadelphia, PA

Sat Jul 10 1971, 7:05 PM EDT

Att. 37,014 - Unknown

TOP

Batter	1	2	3	4	5	6	7	8	9	AB	R	H	RBI	BB	SO	LOB
Boots Day, L (1, 8) OBP: 0.325, SLG: 0.348	2-3 K		0-0 1B (1-2)		3-3 K (1-2)			3-3 K		4	0	1	0	0	3	1
Ron Fairly, L (1, 7) OBP: 0.374, SLG: 0.406	2-1 G4-6-3 1B		0-0 4-3		0-0 P6			1-2 P6		4	0	1	0	0	0	3
Rusty Staub, L (1, 9) OBP: 0.391, SLG: 0.432	0-0 G4-6-3 (1-2f)			1-0 F9		0-0 G3		2-1 F8		4	0	0	0	0	0	1
Dave McDonald, L (1, 3) OBP: 0.207, SLG: 0.217		0-3 K		0-3 K		0-0 3-1			1-3 K	4	0	0	0	0	3	0
Bob Bailey, R (1, 5) OBP: 0.376, SLG: 0.429		0-0 3-1		0-0 HR		0-0 S 1B			4-2 2B BB	3	2	2	1	1	0	0
John Bateman, R (1, 2) OBP: 0.281, SLG: 0.357		0-0 F8		4-2 BB		3-2 P4 (1-2)			0-2 2B (1-H)	3	0	1	1	1	0	1
Clyde Mashore, R (9, PR) OBP: 0.256, SLG: 0.262										0	0	0	0	0	0	0
Ron Brand, R (1, 6) OBP: 0.244, SLG: 0.205			0-0 4-3	0-0 4-3			0-0 6-3		1-3 K	3	0	0	0	0	0	1
Jim Fairey, L (9, PH) OBP: 0.310, SLG: 0.317										1	0	0	0	0	1	1
Gary Sutherland, R (1, 4) OBP: 0.271, SLG: 0.317			1-1 FC3-6 1B		0-0 FC3-6 1B		3-2 5-3		1-0 4-3	4	0	2	0	0	0	1
Bill Stoneman, R (1, 1) OBP: 0.236, SLG: 0.143			0-2 FC3-6 1B (1-2f)		0-0 FC3-6 S (1-2f)		0-3 K			3	0	0	0	0	1	2

Inning Stats	1	2	3	4	5	6	7	8	9	1B	SF	WP	PA
R	0	0	0	1	0	0	0	0	1	5	0	0	35
E	0	0	0	0	0	0	0	0	0	2B 1	SAC 0	PB 0	
K	1	1	0	1	1	0	1	0	2	3B 0	DP 1	SB 2	
S	6	5	8	8	6	6	7	8	12	HR 1	HBP 0	CS 0	
H	1	0	2	1	1	1	0	0	1				
LOB	0	0	0	1	1	0	0	0	1				
BB	0	0	0	1	0	0	0	0	1				
P	10	5	9	13	9	9	10	14	19				

PITCHER	IP	WLS	BF	H	R	ER	SO	BB	IBB	HBP	BLK	WP	HR	S	P	ERA	WHIP
Rick Wise, R (1, 1) ERA: 2.97	9.0	W	35	7	2	2	8	2	0	0	0	0	1	66	98	2.00	1.000

PITCHER	IP	WLS	BF	H	R	ER	SO	BB	IBB	HBP	BLK	WP	HR	S	P	ERA	WHIP

AB	33
R	2
H	7
RBI	2
BB	2
SO	8
LOB	11

livebaseballscorecards.com

Batter	1	2	3	4	5	6	7	8	9	AB	R	H	RBI	BB	SO	LOB
Denny Doyle, L (1, 4) OBP: 0.287, SLG: 0.313	1-3		G4-6-3 1B		1B BB 1-2 2-3		F8			3	0	1	0	1	0	0
Larry Bowa, S (1, 6) OBP: 0.286, SLG: 0.277	3B BB		G4-6-3 1-2f		1B 1-2 2-3 3-H		P6			3	1	1	1	1	0	1
Tim McCarver, L (1, 2) OBP: 0.322, SLG: 0.434	F4-2 3B 1-H			G4-6-3 1B	F8			F8		4	0	2	1	0	0	3
Deron Johnson, R (1, 3) OBP: 0.348, SLG: 0.475	F4-2 3-H			G4-6-3 1-2f		F8		HR		4	1	1	1	0	0	2
Willie Montanez, L (1, 8) OBP: 0.341, SLG: 0.500		K		K		FC5-4 BB 1B		F8		4	0	1	0	0	2	0
Oscar Gamble, L (1, 9) OBP: 0.300, SLG: 0.390		F8			K	FC5-4 BB 1-2		P6		3	0	0	0	1	1	0
Don Money, R (1, 7) OBP: 0.265, SLG: 0.333		2B			E4 BB 1B	FC5-4 1-2f 2-3				3	1	1	0	0	0	2
Bobby Pfeil, R (1, 5) OBP: 0.340, SLG: 0.364 Ron Stone, L (6, PH) OBP: 0.314, SLG: 0.247 John Vukovich, R (7, 5) OBP: 0.207, SLG: 0.173		K			F7	P4				2 1 0	0 0 0	0 0 0	0 0 0	0 0 0	1 0 0	2 2 0
Rick Wise, R (1, 1) OBP: 0.241, SLG: 0.500			K		BB 1B		6-3			2	0	0	0	1	1	0
Inning Stats	R: 1 H: 1 E: 0 LOB: 0 K: 0 BB: 1 S: 10 P: 17	R: 0 H: 1 E: 0 LOB: 1 K: 2 BB: 0 S: 10 P: 15	R: 0 H: 1 E: 0 LOB: 0 K: 1 BB: 0 S: 5 P: 6	R: 0 H: 1 E: 0 LOB: 0 K: 1 BB: 0 S: 5 P: 5	R: 1 H: 1 E: 1 LOB: 3 K: 1 BB: 2 S: 10 P: 22	R: 0 H: 1 E: 0 LOB: 2 K: 0 BB: 1 S: 10 P: 15	R: 0 H: 0 E: 0 LOB: 0 K: 0 BB: 0 S: 3 P: 3	R: 1 H: 1 E: 0 LOB: 0 K: 0 BB: 0 S: 7 P: 11		1B: 4 SF: 0 2B: 2 SAC: 0 3B: 1 DP: 3 HR: 1 HBP: 0						

PITCHER	IP	WLS	BF	H	R	ER	SO	BB	IBB	HBP	BLK	WP	HR	S	P	ERA	WHIP
Bill Stoneman, R (1, 1) ERA: 3.06	8.0	L	33	7	3	2	5	4	0	0	0	0	1	60	94	2.25	1.375

PITCHER	IP	WLS	BF	H	R	ER	SO	BB	IBB	HBP	BLK	WP	HR	S	P	ERA	WHIP

BOTTOM

Montreal Expos @ Philadelphia Phillies

Veterans Stadium, Philadelphia, PA

Sat Jul 10 1971, 7:05 PM EDT

Att. 37,014 - Unknown

livebaseballscorecards.com

AB	29
R	3
H	7
RBI	3
BB	4
SO	5
LOB	12

Montreal Expos @ Philadelphia Phillies

Veterans Stadium, Philadelphia, PA

Sun Jul 11 1971, 3:33 AM EDT

Att. 10,321 - Unknown

TOP

livebaseballscorecards.com

Batter	1	2	3	4	5	6	7	8	9	AB	R	H	RBI	BB	SO	LOB
Jim Fairey, L (1, 7) OBP: 0.300, SLG: 0.306	S C S 0-3 ① K	S S C 0-3 ② K		X 0-0 ③ 3-4-1			B B B S S S X 3-2 ② 6-3			3	0	0	0	0	2	1
Ron Woods, R (7, PH) OBP: 0.309, SLG: 0.360										1	0	0	0	0	0	0
(7, 7)																
Ron Fairly, L (1, 3) OBP: 0.372, SLG: 0.401	B B B C F B 4-2 1B HR BB	S S S 0-3 ③ K			X 0-0 ① P6		X 0-0 ③ F5			3	1	0	0	1	1	0
Rusty Staub, L (1, 9) OBP: 0.389, SLG: 0.429	S F X 0-2 1-2 HR 1B		B S B C X 2-2 ① F8		X 0-0 ② L8			X 0-0 ① 6-3		4	1	1	0	0	0	0
Bob Bailey, R (1, 5) OBP: 0.372, SLG: 0.423	C C F B C 1-3 ② K		B B B C S X 3-2 ② 6-3		X 0-0 ③ P4			X 0-0 ② 6-3		4	0	0	0	0	1	2
Boots Day, L (1, 8) OBP: 0.335, SLG: 0.378	S S B B B X 3-2 1-H 2-H HR		X 0-0 2B			B B B B 4-0 FC6-5 S BB		X 0-0 ③ 6-3		2	1	2	3	1	0	0
Clyde Mashore, R (8, PH) OBP: 0.254, SLG: 0.259										1	0	0	0	0	0	0
(8, 8)																
John Bateman, R (1, 2) OBP: 0.277, SLG: 0.353	B B S S S X 2-2 ③ P3		X 0-0 ③ 4-3			B B B S F F S 3-3 ① K 1-2			X 0-0 ① 5-3	4	0	0	0	0	1	2
Gary Sutherland, R (1, 4) OBP: 0.278, SLG: 0.325		B B B C B 4-1 SH1-4 HR BB		B B B C X 3-1 SH3 2B		X 0-0 ② FC6-5 2-3			X 0-0 ② 5-3	3	1	1	0	1	0	1
Bobby Wine, R (1, 6) OBP: 0.214, SLG: 0.173		L X 0-1 ① SH1-4 1-2		B B X 2-0 ① SH3 2-3		X 0-0 ③ F8			X 0-0 ③ 6-3	1	0	0	0	0	0	1
Howie Reed, R (6, 1)										0	0	0	0	0	0	0
Ernie McAnally, R (6, 1)										0	0	0	0	0	0	0
Stan Swanson, R (9, PH) OBP: 0.280, SLG: 0.298										1	0	0	0	0	0	0
Carl Morton, R (1, 1) OBP: 0.213, SLG: 0.293		X 0-0 2-H HR		X 0-0 ② G3			B B C C F X 2-2 ① P6			1	1	1	2	0	0	0
Dan McGinn, L (3, 1) OBP: 0.200, SLG: 0.200										1	0	0	0	0	0	1
Ron Brand, R (6, 6) OBP: 0.238, SLG: 0.200										1	0	0	0	0	0	0
Inning Stats	R: 3 H: 2 E: 0 LOB: 0 K: 2 BB: 1 S: 18 P: 28	R: 2 H: 1 E: 0 LOB: 0 K: 2 BB: 1 S: 10 P: 14	R: 0 H: 1 E: 0 LOB: 1 K: 0 BB: 0 S: 8 P: 13	R: 0 H: 1 E: 0 LOB: 1 K: 0 BB: 0 S: 5 P: 10	R: 0 H: 0 E: 0 LOB: 0 K: 0 BB: 0 S: 3 P: 3	R: 0 H: 0 E: 0 LOB: 1 K: 1 BB: 1 S: 6 P: 13	R: 0 H: 0 E: 0 LOB: 0 K: 0 BB: 0 S: 8 P: 13	R: 0 H: 0 E: 0 LOB: 0 K: 0 BB: 0 S: 3 P: 3	R: 0 H: 0 E: 0 LOB: 0 K: 0 BB: 0 S: 3 P: 3	1B: 1 SF: 0 2B: 2 SAC: 2 3B: 0 DP: 0 HR: 2 HBP: 0						

	AB	30
	R	5
	H	5
	RBI	5
	BB	3
	SO	5
	LOB	8

WP: 0 PA: 35
PB: 0
SB: 1
CS: 0

PITCHER		IP	WLS	BF	H	R	ER	SO	BB	IBB	HBP	BLK	WP	HR	S	P	ERA	WHIP
Barry Lersch, R ERA: 4.08	(1, 1)	2.0		11	3	5	5	4	2	0	0	0	0	2	28	42	22.50	2.500
Jim Bunning, R ERA: 5.19	(3, 1)	2.0		8	2	0	0	0	0	0	0	0	0	0	13	23	0.00	1.000
Bill Champion, R ERA: 4.07	(5, 1)	2.0	W	7	0	0	0	1	1	0	0	0	0	0	9	16	0.00	0.500
Joe Hoerner, L ERA: 2.0	(7, 1)	3.0	S	9	0	0	0	0	0	0	0	0	0	0	14	19	0.00	0.000

PITCHER	IP	WLS	BF	H	R	ER	SO	BB	IBB	HBP	BLK	WP	HR	S	P	ERA	WHIP

Batter	1	2	3	4	5	6	7	8	9	AB	R	H	RBI	BB	SO	LOB
Denny Doyle, L (1, 4) OBP: 0.289, SLG: 0.315	L9	FC4-6 1-2f			P6	1B E 2-3 3-H 1B		FC4-6 1B		5	1	2	1	0	0	1
Larry Bowa, S (1, 6) OBP: 0.285, SLG: 0.276	P5		L4		F7	E3 WP 1-H 3-H 1B		FC4-6 BB 1-2f		5	1	1	1	0	0	1
Tim McCarver, L (1, 2) OBP: 0.326, SLG: 0.435	HR 1B		HR 1B		F7	F5 3-H		FC6-4 1-2 BB		4	2	2	0	1	0	0
Deron Johnson, R (1, 3) OBP: 0.351, SLG: 0.505	HR 1-H		HR 1-H			HR K		FC6-4 1-2f		5	3	3	5	0	1	2
Willie Montanez, L (1, 8) OBP: 0.342, SLG: 0.498	FC4-6 1B		F7			1B SH5-4 2B BB	K			3	1	1	0	1	1	0
Oscar Gamble, L (1, 7) OBP: 0.293, SLG: 0.380	FC4-6 1-2f		K			SH5-4 1-2	1-3			3	0	0	0	0	1	1
Roger Freed, R (1, 9) OBP: 0.322, SLG: 0.302		FC4-6 1B		FC3-6 1B		1B 2B IBB	1B			3	1	3	0	1	0	0
John Vukovich, R (1, 5) OBP: 0.204, SLG: 0.170		F3		FC3-6 G6-4-3 1-2f		2B 1B 1-2 2-3 1B	5-3			2	0	0	0	0	0	2
Don Money, R (6, PH) OBP: 0.267, SLG: 0.335 (7, 5)										2	1	1	0	0	0	1
Barry Lersch, S (1, 1) OBP: 0.286, SLG: 0.167		K		G6-4-3 1-2f		1B 1B 1-3 2-H 3-H 2B	K			0	0	0	0	0	0	0
Joe Lis, R (2, PH) OBP: 0.310, SLG: 0.380										1	0	0	0	1	1	
Jim Bunning, R (3, 1) OBP: 0.154, SLG: 0.250										0	0	0	0	0	0	0
Bobby Pfeil, R (4, PH) OBP: 0.333, SLG: 0.356										1	0	0	0	0	0	1
Bill Champion, R (5, 1) OBP: 0.111, SLG: 0.111										0	0	0	0	0	0	0
Ron Stone, L (6, PH) OBP: 0.330, SLG: 0.267										1	1	1	2	0	0	0
Joe Hoerner, R (7, 1) OBP: 0.125, SLG: 0.125										1	0	0	0	0	1	0
Inning Stats	R: 2 E: 0 K: 0 S: 12 H: 3 LOB: 1 BB: 0 P: 22	R: 0 E: 0 K: 1 S: 9 H: 1 LOB: 1 BB: 0 P: 11	R: 2 E: 0 K: 1 S: 11 H: 2 LOB: 0 BB: 0 P: 15	R: 0 E: 0 K: 0 S: 3 H: 1 LOB: 0 BB: 0 P: 3	R: 0 E: 0 K: 0 S: 3 H: 0 LOB: 0 BB: 0 P: 3	R: 7 E: 1 K: 1 S: 16 H: 5 LOB: 0 BB: 2 P: 35	R: 0 E: 0 K: 1 S: 8 H: 1 LOB: 1 BB: 0 P: 9	R: 0 E: 0 K: 1 S: 7 H: 1 LOB: 2 BB: 1 P: 12		1B: 10 2B: 1 3B: 0 HR: 3 SF: 0 SAC: 1 DP: 1 HBP: 0	WP: 1 PB: 0 SB: 0 CS: 0 PA: 40				

PITCHER		IP	WLS	BF	H	R	ER	SO	BB	IBB	HBP	BLK	WP	HR	S	P	ERA	WHIP
Carl Morton, R ERA: 3.99	(1, 1)	2.1		13	6	4	4	1	0	0	0	0	0	2	27	42	15.43	2.571
Dan McGinn, L ERA: 5.4	(3, 1)	3.0	L	12	2	3	3	1	1	1	0	0	0	1	15	27	9.00	1.000
Howie Reed, R ERA: 3.73	(6, 1)	0.0		4	4	3	3	0	0	0	0	0	0	0	6	11	∞	∞
Ernie McAnally, R ERA: 5.52	(6, 1)	2.2		11	2	1	0	3	1	0	0	0	1	0	21	30	0.00	1.125

PITCHER	IP	WLS	BF	H	R	ER	SO	BB	IBB	HBP	BLK	WP	HR	S	P	ERA	WHIP

BOTTOM

Montreal Expos @ Philadelphia Phillies

Veterans Stadium, Philadelphia, PA

Sun Jul 11 1971, 3:33 AM EDT

Att. 10,321 - Unknown

livebaseballscorecards.com

AB	36
R	11
H	14
RBI	9
BB	3
SO	5
LOB	10

Montreal Expos @ St. Louis Cardinals

Busch Stadium, St. Louis, MO

Thu Jul 15 1971, 7:05 PM CDT

Unknown

livebaseballscorecards.com

Batter	1	2	3	4	5	6	7	8	9	AB	R	H	RBI	BB	SO	LOB
Gary Sutherland, R (1, 4) OBP: 0.270, SLG: 0.315	F8		P6		3-1			6-3		4	0	0	0	0	0	0
Ron Woods, R (1, 7) OBP: 0.305, SLG: 0.370	K		3-1			G3 1B 2B		4-3		4	1	1	0	0	1	0
Rusty Staub, L (1, 9) OBP: 0.385, SLG: 0.424	4-3			P6		G3 2-3		4-3		4	0	0	0	0	0	1
Bob Bailey, R (1, 5) OBP: 0.376, SLG: 0.425		G1-6-3 BB		F9		1B 3-H			FC6-4 1B	3	0	2	1	1	0	0
John Bateman, R (1, 2) OBP: 0.277, SLG: 0.351		G1-6-3 1-2f		HR 1B		K			F3	4	1	1	0	0	1	3
Stan Swanson, R (1, 8) OBP: 0.296, SLG: 0.373		1B 1B		HR 1-H		F2			FC6-4 1-2f	4	1	2	2	0	0	2
John Boccabella, R (1, 3) OBP: 0.247, SLG: 0.342		1B 1-2		K			K		K	4	0	1	0	0	3	1
Bobby Wine, R (1, 6) OBP: 0.210, SLG: 0.170		F8			6-3		5-3			3	0	0	0	0	0	2
John Strohmayer, R (1, 1) OBP: 0.318, SLG: 0.318			K		F8		6-3			2	0	0	0	0	1	0
Howie Reed, R (6, 1)										0	0	0	0	0	0	0
Dan McGinn, L (6, 1) OBP: 0.200, SLG: 0.200										0	0	0	0	0	0	0
Ron Hunt, R (7, PH) OBP: 0.399, SLG: 0.358										1	0	0	0	0	0	0
Mike Marshall, R (7, 1) OBP: 0.286, SLG: 0.167										0	0	0	0	0	0	0

Inning Stats	1	2	3	4	5	6	7	8	9	
	R: 0 H: 0	R: 0 H: 2	R: 0 H: 0	R: 2 H: 2	R: 0 H: 0	R: 1 H: 2	R: 0 H: 0	R: 0 H: 0	R: 0 H: 1	1B: 5 SF: 0
	E: 0 LOB: 0	E: 0 LOB: 2	E: 0 LOB: 0	E: 0 LOB: 0	E: 0 LOB: 0	E: 0 LOB: 1	E: 0 LOB: 0	E: 0 LOB: 0	E: 0 LOB: 1	2B: 1 SAC: 0
	K: 1 BB: 0	K: 0 BB: 1	K: 1 BB: 0	K: 1 BB: 0	K: 0 BB: 0	K: 1 BB: 0	K: 1 BB: 0	K: 0 BB: 0	K: 1 BB: 0	3B: 0 DP: 1
	S: 5 P: 5	S: 4 P: 8	S: 5 P: 5	S: 7 P: 7	S: 3 P: 3	S: 7 P: 7	S: 5 P: 5	S: 3 P: 3	S: 6 P: 6	HR: 1 HBP: 0

WP: 0 PA: 34
PB: 0
SB: 0
CS: 0

PITCHER	IP	WLS	BF	H	R	ER	SO	BB	IBB	HBP	BLK	WP	HR	S	P	ERA	WHIP
Steve Carlton, L (1, 1) ERA: 3.64	9.0	W	34	7	3	3	6	1	0	0	0	0	1	45	49	3.00	0.889

PITCHER	IP	WLS	BF	H	R	ER	SO	BB	IBB	HBP	BLK	WP	HR	S	P	ERA	WHIP

AB	R	H	RBI	BB	SO	LOB
4	0	0	0	0	0	0
4	1	1	0	0	1	0
4	0	0	0	0	0	1
3	0	2	1	1	0	0
4	1	1	0	0	1	3
4	1	2	2	0	0	2
4	0	1	0	0	3	1
3	0	0	0	0	0	2
2	0	0	0	0	1	0
0	0	0	0	0	0	0
0	0	0	0	0	0	0
1	0	0	0	0	0	0
0	0	0	0	0	0	0

AB	33
R	3
H	7
RBI	3
BB	1
SO	6
LOB	9

Batter	1	2	3	4	5	6	7	8	9	AB	R	H	RBI	BB	SO	LOB
Lou Brock, L (1, 7) OBP: 0.404, SLG: 0.464	BB 4-0 1B 1B 1B BB		5-3 ①		3-1 ①		2B 3B			3	2	1	0	1	0	0
Matty Alou, L (1, 9) OBP: 0.359, SLG: 0.426	0-0 1B 1B 1-2 1B		1B 3B		E7 1B 1B		P4 ①			4	3	3	0	0	0	1
Ted Simmons, S (1, 2) OBP: 0.367, SLG: 0.425	0-0 FC3-6 1B 1-2 2-3 9-2 1B		1-3 ②		FC3-4 2-H 1B		WP SF7-5-4-3 3-H 2B			4	1	3	2	0	0	1
Joe Torre, R (1, 5) OBP: 0.415, SLG: 0.540	0-0 FC3-6 1-2 2-H 3-H 1B		0-0 3-H 1B		FC3-4 ② 1-2f		4-0 SF7-5-4-3 2-3 IBB			3	0	2	3	1	0	1
Joe Hague, L (1, 3) OBP: 0.321, SLG: 0.374	0-0 ① FC3-6 1-2f 2-3		S S S 0-3 ③ K		0-0 ③ L6		0-0 ②③ SF7-5-4-3 1-2 3-H			3	0	0	1	0	1	4
Jose Cruz, L (1, 8) OBP: 0.327, SLG: 0.364	0-0 ②③ 9-2 3-Hf			0-0 5-3 S 1B		0-0 1B SF7 2B		0-0 ① F8		4	1	2	0	0	0	2
Julian Javier, R (1, 4) OBP: 0.271, SLG: 0.354		0-0 ① 5-3		0-0 ① 6-3 1-2		0-0 G6-3 2-3 1B		0-0 ② F8		4	0	1	0	0	0	1
Dal Maxvill, R (1, 6) OBP: 0.326, SLG: 0.291		0-0 ② G3		0-0 ② 5-3 2-3		0-0 ① SF7 3-H		0-0 1B		3	0	1	1	0	0	1
Steve Carlton, L (1, 1) OBP: 0.196, SLG: 0.255		0-0 ③ F8		0-0 ③ F7		0-0 ②③ G6-3 1-2f		S S S 0-3 ③ K		4	0	0	0	0	1	3
Inning Stats	R: 2 H: 3 E: 0 LOB: 1 K: 0 BB: 1 S: 5 P: 9	R: 0 H: 0 E: 0 LOB: 0 K: 0 BB: 0 S: 3 P: 3	R: 1 H: 2 E: 0 LOB: 1 K: 1 BB: 0 S: 7 P: 7	R: 0 H: 1 E: 0 LOB: 1 K: 0 BB: 0 S: 4 P: 4	R: 1 H: 2 E: 1 LOB: 1 K: 0 BB: 0 S: 5 P: 5	R: 1 H: 2 E: 0 LOB: 0 K: 0 BB: 1 S: 4 P: 4	R: 2 H: 2 E: 0 LOB: 0 K: 0 BB: 1 S: 4 P: 8	R: 0 H: 1 E: 0 LOB: 1 K: 1 BB: 0 S: 6 P: 6		1B: 9 SF: 2 2B: 4 SAC: 0 3B: 2 DP: 3 HR: 0 HBP: 0						

PITCHER		IP	WLS	BF	H	R	ER	SO	BB	IBB	HBP	BLK	WP	HR	S	P	ERA	WHIP
John Strohmayer, R ERA: 3.82	(1, 1)	5.0	L	23	8	4	4	1	1	0	0	0	0	0	24	28	7.20	1.800
Howie Reed, R ERA: 3.92	(6, 1)	0.1		3	2	1	1	0	0	0	0	0	0	0	3	3	27.00	6.000
Dan McGinn, L ERA: 5.29	(6, 1)	0.2		1	0	0	0	0	0	0	0	0	0	0	1	1	0.00	0.000
Mike Marshall, R ERA: 6.4	(7, 1)	2.0		9	3	2	2	1	0	1	0	0	1	0	10	14	9.00	1.500

PITCHER	IP	WLS	BF	H	R	ER	SO	BB	IBB	HBP	BLK	WP	HR	S	P	ERA	WHIP

BOTTOM

Montreal Expos @ St. Louis Cardinals

Busch Stadium, St. Louis, MO

Thu Jul 15 1971, 7:05 PM CDT

Unknown

livebaseballscorecards.com

AB	32
R	7
H	13
RBI	7
BB	2
SO	2
LOB	14

WP: 1 PA: 36
PB: 0
SB: 1
CS: 0

Batter	1	2	3	4	5	6	7	8	9	AB	R	H	RBI	BB	SO	LOB
Ron Hunt, R (1, 4) OBP: 0.397, SLG: 0.355	6-3		6-3	FC5-2 1-2 2-3 3-Hf		F9	1-3 2-H 1B			5	1	1	1	0	0	3
Gary Sutherland, R (7, PR) OBP: 0.270, SLG: 0.315 (7, 4)										0	0	0	0	0	0	0
Ron Woods, R (1, 7) OBP: 0.344, SLG: 0.404	BB		1B SF8	1B SF7 1-2 2-H 3-H		E 2-1	F8			3	2	2	2	2	0	2
Clyde Mashore, R (1, 9) OBP: 0.258, SLG: 0.264	F9		1B 2-3	1B 1-3 2-H		F7		5-3		2	0	1	0	0	0	1
Rusty Staub, L (4, PH) OBP: 0.385, SLG: 0.423 (4, 9)										3	0	1	1	0	0	1
Bob Bailey, R (1, 5) OBP: 0.374, SLG: 0.422	1-2 BB		SF8 3-H	SF7 3-H		E4 1-3		K		2	0	0	2	1	1	1
Stan Swanson, R (1, 8) OBP: 0.304, SLG: 0.377	K		1-3 1B	FC6-4 1-2 1B		IBB		K		2	0	1	0	0	1	2
Boots Day, L (4, PH) OBP: 0.340, SLG: 0.379 (4, 8)										2	0	1	0	1	1	0
John Boccabella, R (1, 2) OBP: 0.244, SLG: 0.346		F9	F7	FC6-4 1-2f		2-1 3-H	K		G6-4-3 2B	5	0	1	0	0	1	4
Ron Fairly, L (1, 3) OBP: 0.380, SLG: 0.399		HBP		1B FC5-2 BB	L9		BB 1B BB		G6-4-3 IBB	1	1	0	0	3	0	0
Bobby Wine, R (1, 6) OBP: 0.210, SLG: 0.171		F7		FC5-2 1B 1-2 1B	F9		K		G6-4-3 1-2f 2-3	5	1	1	0	0	1	4
Bill Stoneman, R (1, 1) OBP: 0.250, SLG: 0.151		4-3		FC5-2 1-2 2-3 1B	K		1B 1-2 BB		K	4	1	1	0	1	2	2
Inning Stats	R: 0 E: 0 K: 1 S: 5 H: 0 LOB: 2 BB: 2 P: 13	R: 0 E: 0 K: 0 S: 3 H: 0 LOB: 1 BB: 0 P: 4	R: 1 E: 0 K: 0 S: 6 H: 3 LOB: 2 BB: 0 P: 6	R: 4 E: 0 K: 0 S: 8 H: 5 LOB: 2 BB: 1 P: 12	R: 0 E: 0 K: 1 S: 5 H: 0 LOB: 0 BB: 0 P: 5	R: 0 E: 1 K: 0 S: 3 H: 0 LOB: 3 BB: 2 P: 11	R: 1 E: 0 K: 2 S: 8 H: 1 LOB: 2 BB: 2 P: 16	R: 0 E: 0 K: 2 S: 7 H: 0 LOB: 0 BB: 0 P: 7	R: 0 E: 0 K: 1 S: 5 H: 1 LOB: 1 BB: 1 P: 9	1B: 8 2B: 2 3B: 0 HR: 0 SF: 2 SAC: 0 DP: 1 HBP: 1	WP: 0 PB: 0 SB: 0 CS: 0 PA: 45					

TOP

Montreal Expos @ St. Louis Cardinals

Busch Stadium, St. Louis, MO

Thu Jul 15 1971, 7:05 PM CDT

Att. 19,409 - Unknown

livebaseballscorecards.com

AB	34
R	6
H	10
RBI	6
BB	8
SO	7
LOB	20

PITCHER		IP	WLS	BF	H	R	ER	SO	BB	IBB	HBP	BLK	WP	HR	S	P	ERA	WHIP
Jerry Reuss, L ERA: 5.54	(1, 1)	3.1	L	20	6	5	5	1	3	0	1	0	0	0	18	31	13.50	2.700
Chuck Taylor, R ERA: 4.22	(4, 1)	1.2		7	2	0	0	1	0	0	0	0	0	0	9	9	0.00	1.200
Frank Linzy, R ERA: 2.79	(6, 1)	1.0		6	0	0	0	0	1	1	0	0	0	0	3	11	0.00	1.000
Moe Drabowsky, R ERA: 3.03	(7, 1)	2.0		9	1	1	1	4	2	0	0	0	0	0	15	23	4.50	1.500
Chris Zachary, R ERA: 5.86	(9, 1)	1.0		4	1	0	0	1	0	1	0	0	0	0	5	9	0.00	1.000

PITCHER	IP	WLS	BF	H	R	ER	SO	BB	IBB	HBP	BLK	WP	HR	S	P	ERA	WHIP

Montreal Expos @ St. Louis Cardinals

Busch Stadium, St. Louis, MO

Thu Jul 15 1971, 7:05 PM CDT

Att. 19,409 - Unknown

BOTTOM

Batter	1	2	3	4	5	6	7	8	9	AB	R	H	RBI	BB	SO	LOB
Lou Brock, L (1, 7) OBP: 0.402, SLG: 0.459	K	K			BB	FC6-4			K	4	1	0	0	1	3	3
Matty Alou, L (1, 9) OBP: 0.360, SLG: 0.425	P4		F9		E 1-2		2B		F7	5	0	2	0	0	0	0
Ted Simmons, S (1, 2) OBP: 0.368, SLG: 0.429	BB 3B 1B		G3		E1 G5-4-3 1-3 2-H		1-3		L3	5	1	2	0	0	0	1
Joe Torre, R (1, 5) OBP: 0.413, SLG: 0.536	1-2 3B BB		P3		G5-4-3 1-2f		P6			3	1	0	0	1	0	4
Joe Hague, L (1, 3) OBP: 0.324, SLG: 0.386	1-H 2-H 3B			1B		L3	F3			4	0	2	2	0	0	2
Jose Cruz, L (1, 8) OBP: 0.321, SLG: 0.354	F8			G6-3 1-2 1B		G3	K			4	0	1	0	0	1	3
Ted Sizemore, R (1, 4) OBP: 0.317, SLG: 0.324		SH2-4 BB		P6		BB 1B 1B		6-3		3	1	1	0	1	0	2
Dal Maxvill, R (1, 6) OBP: 0.324, SLG: 0.286		K		G6-3 1-2f		1B 1-2 BB		F8		3	0	0	0	1	1	3
Jerry Reuss, L (1, 1) OBP: 0.200, SLG: 0.139 Chuck Taylor, R (4, 1) Bob Burda, L (5, PH) OBP: 0.405, SLG: 0.389 Frank Linzy, R (6, 1) OBP: 0.500, SLG: 0.500 Jose Cardenal, R (6, PH) OBP: 0.309, SLG: 0.388 Moe Drabowsky, R (7, 1) Jim Beauchamp, R (8, PH) OBP: 0.315, SLG: 0.412 Chris Zachary, L (9, 1) OBP: 0.263, SLG: 0.263	SH2-4 1-2				F9	FC6-4 1-2 2-H 1B			F6	0 0 1 0 1 0 1 0 0	0 0 0 0 0 0 0 0 0	0 0 0 0 0 0 1 0 0	0 0 0 0 0 0 1 0 0	0 0 1 0 0 0 0 0 0	0 0 0 0 0 0 0 0 0	0 0 0 0 0 0 0 0 0
Inning Stats	R: 2 E: 0 K: 1 S: 7 H: 2 LOB: 1 BB: 1 P: 11	R: 0 E: 0 K: 2 S: 7 H: 0 LOB: 1 BB: 1 P: 11	R: 0 E: 0 K: 0 S: 3 H: 0 LOB: 0 BB: 0 P: 3	R: 0 E: 0 K: 0 S: 4 H: 2 LOB: 1 BB: 0 P: 4	R: 1 E: 1 K: 0 S: 4 H: 1 LOB: 1 BB: 1 P: 8	R: 1 E: 0 K: 0 S: 5 H: 2 LOB: 2 BB: 1 P: 9	R: 0 E: 0 K: 1 S: 7 H: 2 LOB: 2 BB: 0 P: 7	R: 0 E: 0 K: 0 S: 3 H: 0 LOB: 0 BB: 0 P: 3	R: 0 E: 0 K: 1 S: 5 H: 0 LOB: 0 BB: 0 P: 5	1B: 7 2B: 1 3B: 1 HR: 0	SF: 0 SAC: 1 DP: 2 HBP: 0						

livebaseballscorecards.com

AB	34
R	4
H	9
RBI	3
BB	4
SO	5
LOB	18

WP: 0 PB: 0 SB: 0 CS: 0 PA: 39

PITCHER	IP	WLS	BF	H	R	ER	SO	BB	IBB	HBP	BLK	WP	HR	S	P	ERA	WHIP
Bill Stoneman, R (1, 1) ERA: 3.06	9.0	W	39	9	4	3	5	4	0	0	0	0	0	45	61	3.00	1.444

PITCHER	IP	WLS	BF	H	R	ER	SO	BB	IBB	HBP	BLK	WP	HR	S	P	ERA	WHIP

Montreal Expos @ St. Louis Cardinals

Busch Stadium, St. Louis, MO

Fri Jul 16 1971, 7:05 PM CDT

Att. 23,765 - Unknown

TOP

livebaseballscorecards.com

Batter	1	2	3	4	5	6	7	8	9	AB	R	H	RBI	BB	SO	LOB
Ron Hunt, R (1, 4) OBP: 0.398, SLG: 0.357	BB, BB, FC2, 1B		5-3			F7		1B		4	0	2	0	0	0	0
Ron Fairly, L (1, 3) OBP: 0.378, SLG: 0.394	B, B, B, B; 4-0; FC2, BB; 1-2; BB		P3			F7		F9		3	0	0	0	1	0	1
Rusty Staub, L (1, 9) OBP: 0.386, SLG: 0.422	B, B, B, B; 4-0; FC2; 1-2, 2-3; BB		F7			BB, 1B		P6		3	0	1	0	1	0	1
Bob Bailey, R (1, 5) OBP: 0.372, SLG: 0.418	FC2; 1-2, 2-3, 3-Hf			F3		B, B, B, B; 4-0; 1-2; BB		L8		3	0	0	0	1	0	4
Boots Day, L (1, 8) OBP: 0.333, SLG: 0.371	S, S, S; 0-3; K			F7		S, S, S; 0-3; K			F9	4	0	0	0	0	2	5
Jim Fairey, L (1, 7) OBP: 0.287, SLG: 0.292	G3			S, S, S; 0-3; K			4-3		F7	4	0	0	0	0	1	3
John Bateman, R (1, 2) OBP: 0.274, SLG: 0.347		4-3			P6		F8		S, S, S; 0-3; K	4	0	0	0	0	1	0
Bobby Wine, R (1, 6) OBP: 0.217, SLG: 0.179		6-3			G1-4-3, 1B		1B			3	0	2	0	0	0	0
Steve Renko, R (1, 1) OBP: 0.207, SLG: 0.281		1-3			G1-4-3; 1-2f		F8			2	0	0	0	0	0	1
Dave McDonald, L (7, PH) OBP: 0.200, SLG: 0.208										1	0	0	0	0	0	1
Mike Marshall, R (7, 1) OBP: 0.286, SLG: 0.167										0	0	0	0	0	0	0
Claude Raymond, R (8, 1)										0	0	0	0	0	0	0

	AB	31
	R	0
	H	5
	RBI	0
	BB	3
	SO	4
	LOB	16

Inning Stats	1	2	3	4	5	6	7	8	9
	R: 0 E: 0 K: 1 S: 6	H: 1 LOB: 3 BB: 2 P: 14	R: 0 E: 0 K: 0 S: 3	H: 0 LOB: 0 BB: 0 P: 3	R: 0 E: 0 K: 0 S: 3	H: 0 LOB: 0 BB: 0 P: 3	R: 0 E: 0 K: 1 S: 5	H: 0 LOB: 0 BB: 0 P: 5	R: 0 E: 0 K: 0 S: 3	H: 1 LOB: 0 BB: 0 P: 3	R: 0 E: 0 K: 1 S: 6	H: 1 LOB: 2 BB: 1 P: 10	R: 0 E: 0 K: 0 S: 4	H: 1 LOB: 1 BB: 0 P: 4	R: 0 E: 0 K: 0 S: 4	H: 1 LOB: 1 BB: 0 P: 4	R: 0 E: 0 K: 1 S: 5	H: 0 LOB: 0 BB: 0 P: 5

	1B: 5	SF: 0	WP: 0	PA: 34
	2B: 0	SAC: 0	PB: 0	
	3B: 0	DP: 1	SB: 0	
	HR: 0	HBP: 0	CS: 0	

PITCHER	IP	WLS	BF	H	R	ER	SO	BB	IBB	HBP	BLK	WP	HR	S	P	ERA	WHIP
Reggie Cleveland, R (1, 1) ERA: 3.98	9.0	W	34	5	0	0	4	3	0	0	0	0	0	39	51	0.00	0.889

PITCHER	IP	WLS	BF	H	R	ER	SO	BB	IBB	HBP	BLK	WP	HR	S	P	ERA	WHIP

Batter	1	2	3	4	5	6	7	8	9	AB	R	H	RBI	BB	SO	LOB
Lou Brock, L (1, 7) OBP: 0.402, SLG: 0.457	6-3		G6-4-3 1B		E5 FC1-4	BB		G3		4	0	1	0	1	0	1
Matty Alou, L (1, 9) OBP: 0.358, SLG: 0.425 Luis Melendez, R (8, PR) OBP: 0.315, SLG: 0.241 (9, 9)	6-3		G6-4-3		FC1-4 1B	E6		1B 2B		5 0	1 0	1 0	0 0	0 0	0 0	6 0
Ted Simmons, S (1, 2) OBP: 0.365, SLG: 0.426	F8			F7	1B 1B	SF9		K		4	1	1	2	0	1	1
Joe Torre, R (1, 5) OBP: 0.416, SLG: 0.534		BB BB		L3	1B 1B	K		1B BB		3	0	1	1	2	1	2
Joe Hague, L (1, 3) OBP: 0.329, SLG: 0.389		F7		BB BB	1B		K	1B		4	0	2	1	1	1	1
Jose Cruz, L (1, 8) OBP: 0.350, SLG: 0.360		G6-3 BB		BB BB	1-3		WP S WP 1B			2	1	1	0	2	0	2
Ted Sizemore, R (1, 4) OBP: 0.319, SLG: 0.336		G6-3		4-3		HR	WP IBB			3	1	1	1	1	0	4
Dal Maxvill, R (1, 6) OBP: 0.333, SLG: 0.288			FC3-6 1B		FC1-5 S BB	FC3-6 BB	K			2	0	1	0	2	1	1
Reggie Cleveland, R (1, 1) OBP: 0.122, SLG: 0.163			FC3-6 1B		FC1-5 FC1-4 E 1B	FC3-6 E BB SF9	6-3			4	2	0	0	0	0	4
Inning Stats	R: 0 E: 0 K: 0 S: 3 H: 0 LOB: 0 BB: 0 P: 3	R: 0 E: 0 K: 0 S: 2 H: 0 LOB: 1 BB: 2 P: 10	R: 0 E: 0 K: 0 S: 4 H: 2 LOB: 1 BB: 0 P: 4	R: 0 E: 0 K: 0 S: 3 H: 0 LOB: 2 BB: 2 P: 11	R: 3 E: 1 K: 0 S: 7 H: 3 LOB: 2 BB: 1 P: 11	R: 2 E: 1 K: 1 S: 7 H: 1 LOB: 2 BB: 2 P: 15	R: 1 E: 0 K: 2 S: 8 H: 1 LOB: 1 BB: 1 P: 12	R: 0 E: 0 K: 1 S: 6 H: 2 LOB: 3 BB: 1 P: 10		1B: 7 2B: 1 3B: 0 HR: 1	SF: 1 SAC: 0 DP: 2 HBP: 0			WP: 2 PB: 0 SB: 2 CS: 0	PA: 41		

PITCHER		IP	WLS	BF	H	R	ER	SO	BB	IBB	HBP	BLK	WP	HR	S	P	ERA	WHIP
Steve Renko, R ERA: 3.62	(1, 1)	6.0	L	31	6	5	1	1	7	0	0	0	0	1	26	54	1.50	2.167
Mike Marshall, R ERA: 6.45	(7, 1)	1.0		5	1	1	1	2	0	1	0	0	2	0	8	12	9.00	1.000
Claude Raymond, R ERA: 5.19	(8, 1)	1.0		5	2	0	0	1	1	0	0	0	0	0	6	10	0.00	3.000

PITCHER	IP	WLS	BF	H	R	ER	SO	BB	IBB	HBP	BLK	WP	HR	S	P	ERA	WHIP

BOTTOM

Montreal Expos @ St. Louis Cardinals

Busch Stadium, St. Louis, MO

Fri Jul 16 1971, 7:05 PM CDT

Att. 23,765 - Unknown

livebaseballscorecards.com

AB	31
R	6
H	9
RBI	5
BB	9
SO	4
LOB	22

Batter	1	2	3	4	5	6	7	8	9	AB	R	H	RBI	BB	SO	LOB
Ron Hunt, R (1, 4) OBP: 0.397, SLG: 0.355	1-3		L4		SH HBP		F3		6-3	2	1	0	0	0	0	0
Gary Sutherland, R (5, 4) OBP: 0.266, SLG: 0.311										2	0	0	0	0	0	0
Boots Day, L (1, 8) OBP: 0.332, SLG: 0.368	6-3		E7 2B 1B		SH 1-H SF9		1-3		4-3	4	2	1	0	0	0	0
Rusty Staub, L (1, 9) OBP: 0.387, SLG: 0.425	BB 1B		HR 2-H 2B		F5		G3			3	1	1	1	1	0	1
Ron Fairly, L (1, 3) OBP: 0.383, SLG: 0.412	FC5-4 1-3 1B		HR 2-H		SF9 3-H			SH5-4 HBP		2	1	2	3	0	0	0
Jim Fairey, L (1, 7) OBP: 0.278, SLG: 0.283	FC5-4 1-2f		P5		6-3			SH5-4 1-2		3	0	0	0	0	0	2
Bob Bailey, R (1, 5) OBP: 0.376, SLG: 0.419		BB G4-6-3		6-3		FC1-3-6 1B		IBB		2	0	1	0	2	0	0
John Boccabella, R (1, 2) OBP: 0.233, SLG: 0.329		G4-6-3 1-2f		6-3		FC1-3-6 FC4-6 1-2f		K		4	0	0	0	0	1	4
Bobby Wine, R (1, 6) OBP: 0.217, SLG: 0.180		K		1B		FC4-6 1-2f		5-3		4	0	1	0	0	1	3
Ernie McAnally, R (1, 1)			K	6-3		K			4-3	4	0	0	0	0	2	2
Inning Stats	R: 0 E: 0 K: 0 S: 4 / H: 1 LOB: 2 BB: 1 P: 8	R: 0 E: 0 K: 1 S: 4 / H: 0 LOB: 0 BB: 1 P: 8	R: 3 E: 1 K: 1 S: 8 / H: 3 LOB: 0 BB: 0 P: 8	R: 0 E: 0 K: 0 S: 4 / H: 1 LOB: 1 BB: 0 P: 4	R: 2 E: 1 K: 0 S: 4 / H: 0 LOB: 0 BB: 0 P: 5	R: 0 E: 0 K: 1 S: 6 / H: 1 LOB: 1 BB: 0 P: 6	R: 0 E: 0 K: 0 S: 3 / H: 0 LOB: 0 BB: 0 P: 3	R: 0 E: 0 K: 1 S: 5 / H: 0 LOB: 2 BB: 1 P: 10	R: 0 E: 0 K: 0 S: 3 / H: 0 LOB: 0 BB: 0 P: 3	1B: 4 2B: 1 3B: 0 HR: 1	SF: 1 SAC: 2 DP: 1 HBP: 2					

TOP

Montreal Expos @ St. Louis Cardinals

Busch Stadium, St. Louis, MO

Sat Jul 17 1971, 3:33 AM CDT
Att. 22,791 - Unknown

livebaseballscorecards.com

AB	30
R	5
H	6
RBI	4
BB	3
SO	4
LOB	12

PITCHER		IP	WLS	BF	H	R	ER	SO	BB	IBB	HBP	BLK	WP	HR	S	P	ERA	WHIP
Bob Gibson, R ERA: 3.9	(1, 1)	8.0	L	35	6	5	3	4	2	1	2	0	0	1	38	52	3.38	1.000
Frank Linzy, R ERA: 2.7	(9, 1)	1.0		3	0	0	0	0	0	0	0	0	0	0	3	3	0.00	0.000

PITCHER		IP	WLS	BF	H	R	ER	SO	BB	IBB	HBP	BLK	WP	HR	S	P	ERA	WHIP

Batter	1	2	3	4	5	6	7	8	9	AB	R	H	RBI	BB	SO	LOB
Lou Brock, L (1, 7) OBP: 0.399, SLG: 0.453	4-3 S 2B 1B		6-3		L7	FC4 1-2f			4-3	5	1	1	0	0	0	2
Matty Alou, L (1, 9) OBP: 0.358, SLG: 0.423	4-3 1-3		2B HBP		1B		6-3		F8	4	0	1	0	0	0	1
Ted Simmons, S (1, 2) OBP: 0.366, SLG: 0.429	L9		1-3 2B		P6		FC3-6 FC 1B		P4	5	0	2	0	0	0	2
Joe Torre, R (1, 5) OBP: 0.417, SLG: 0.537	3-H 2B		S S S K			BB 1B BB 1B	FC 1-2 FC3-6			4	1	2	1	0	1	3
Joe Hague, L (1, 3) OBP: 0.332, SLG: 0.391	F9			WP 1B		BB BB 1-2 SF8 1B	FC3-6 1-2f FC4-6 2-3			4	1	2	0	0	0	3
Jose Cruz, L (1, 8) OBP: 0.344, SLG: 0.340		6-3		S S S K 1-2		B B B 4-0 SF8 BB 1-2 2-3 BB	FC4-6 1-2f			3	0	0	0	1	1	3
Ted Sizemore, R (1, 4) OBP: 0.322, SLG: 0.336		6-3		P3		B B B 4-0 FC4 1-2 2-3 3-H BB		FC6-4 1B		3	0	1	1	1	0	1
Dal Maxvill, R (1, 6) OBP: 0.326, SLG: 0.283		5-3		6-3		SF8 2-3 3-H		FC6-4 1-2f G5-4-3		3	0	0	1	0	0	2
Bob Gibson, R (1, 1) OBP: 0.261, SLG: 0.295			F8		5-3	S S S K		G5-4-3 1-2f		3	0	0	0	0	1	2
Bob Burda, L (8, PH) OBP: 0.395, SLG: 0.378										1	0	0	0	0	0	1
Frank Linzy, R (9, 1) OBP: 0.500, SLG: 0.500										0	0	0	0	0	0	0
Inning Stats	R: 1 H: 2 E: 0 LOB: 1 K: 0 BB: 0 S: 5 P: 5	R: 0 H: 0 E: 0 LOB: 0 K: 0 BB: 0 S: 3 P: 3	R: 0 H: 1 E: 0 LOB: 2 K: 1 BB: 0 S: 6 P: 7	R: 0 H: 1 E: 0 LOB: 1 K: 1 BB: 0 S: 6 P: 6	R: 0 H: 1 E: 0 LOB: 1 K: 0 BB: 0 S: 4 P: 4	R: 2 H: 2 E: 0 LOB: 2 K: 1 BB: 2 S: 7 P: 15	R: 0 H: 1 E: 0 LOB: 2 K: 0 BB: 0 S: 5 P: 5	R: 0 H: 1 E: 0 LOB: 0 K: 0 BB: 0 S: 3 P: 3	R: 0 H: 0 E: 0 LOB: 0 K: 0 BB: 0 S: 3 P: 3							

PITCHER	IP	WLS	BF	H	R	ER	SO	BB	IBB	HBP	BLK	WP	HR	S	P	ERA	WHIP
Ernie McAnally, R (1, 1) ERA: 5.19	9.0	W	39	9	3	3	3	2	0	1	0	1	0	42	51	3.00	1.222

PITCHER	IP	WLS	BF	H	R	ER	SO	BB	IBB	HBP	BLK	WP	HR	S	P	ERA	WHIP

BOTTOM

Montreal Expos @ St. Louis Cardinals

Busch Stadium, St. Louis, MO

Sat Jul 17 1971, 3:33 AM CDT

Att. 22,791 - Unknown

livebaseballscorecards.com

AB	35
R	3
H	9
RBI	3
BB	2
SO	3
LOB	20

1B: 7	SF: 1	WP: 1	PA: 39
2B: 2	SAC: 0	PB: 0	
3B: 0	DP: 1	SB: 1	
HR: 0	HBP: 1	CS: 0	

Batter	1	2	3	4	5	6	7	8	9	AB	R	H	RBI	BB	SO	LOB
Ron Hunt, R (1, 4) OBP: 0.396, SLG: 0.351	F7		6-3		E 2B HBP (1-2)		6-3			3	1	0	0	0	0	0
Boots Day, L (1, 8) OBP: 0.332, SLG: 0.368	4-3		L9		E8 2B 1B (1-3, 2-H)		P4			3	1	1	0	0	0	0
Coco Laboy, R (7, PH) OBP: 0.309, SLG: 0.310 (7, 5)										1	0	0	0	0	0	0
Rusty Staub, L (1, 9) OBP: 0.391, SLG: 0.432	E7 1B 1B		FC5 1B 1B		WP 2B (2-H, 3-H)		F7			4	1	3	2	0	0	0
Ron Fairly, L (1, 3) OBP: 0.386, SLG: 0.415	1B (2-H)		1B (1-2)		K (2-3)			6-3		3	0	2	1	0	1	1
John Boccabella, R (8, PH) OBP: 0.230, SLG: 0.325 (8, 3)										1	0	0	0	0	0	0
Bob Bailey, R (1, 5) OBP: 0.372, SLG: 0.413 (7, 7)	F8		FC5 (2-3f)		K			K		4	0	0	0	0	2	4
Jim Fairey, L (1, 7) OBP: 0.273, SLG: 0.277		E6		4-3	K			F9		2	0	0	0	0	0	0
Ron Woods, R (5, PH) OBP: 0.338, SLG: 0.397 (5, 7)										1	0	0	0	0	1	1
Clyde Mashore, R (8, PH) OBP: 0.256, SLG: 0.261										1	0	0	0	0	0	0
Howie Reed, R (8, 1)										0	0	0	0	0	0	0
John Bateman, R (1, 2) OBP: 0.271, SLG: 0.343		P4		4-3		K			6-3	4	0	0	0	0	1	1
Bobby Wine, R (1, 6) OBP: 0.213, SLG: 0.177		F8		F7		L5			1-3	4	0	0	0	0	0	1
Dan McGinn, L (1, 1) OBP: 0.250, SLG: 0.250		P3			1B HBP E 1B				F7	2	1	1	0	0	0	1
Claude Raymond, R (5, 1)										0	0	0	0	0	0	0
Stan Swanson, R (5, 7) OBP: 0.293, SLG: 0.364 (7, 8)										2	0	0	0	0	0	0
Inning Stats	R: 1 E: 1 K: 0 S: 5 H: 2 LOB: 1 BB: 0 P: 5	R: 0 E: 1 K: 0 S: 4 H: 0 LOB: 1 BB: 0 P: 4	R: 0 E: 0 K: 0 S: 5 H: 2 LOB: 2 BB: 0 P: 5	R: 0 E: 0 K: 0 S: 3 H: 0 LOB: 0 BB: 0 P: 3	R: 3 E: 1 K: 3 S: 12 H: 3 LOB: 1 BB: 0 P: 13	R: 0 E: 0 K: 1 S: 5 H: 0 LOB: 0 BB: 0 P: 5	R: 0 E: 0 K: 0 S: 3 H: 0 LOB: 0 BB: 0 P: 3	R: 0 E: 0 K: 1 S: 5 H: 0 LOB: 0 BB: 0 P: 5	R: 0 E: 0 K: 0 S: 3 H: 0 LOB: 0 BB: 0 P: 3	1B: 6 2B: 1 3B: 0 HR: 0 SF: 0 SAC: 0 DP: 0 HBP: 1							

TOP

Montreal Expos @ Chicago Cubs

Wrigley Field, Chicago, IL

Sun Jul 18 1971, 3:33 AM CDT

Att. 31,985 - Cloudy - 72 F

livebaseballscorecards.com

AB	35
R	4
H	7
RBI	3
BB	0
SO	5
LOB	9

PITCHER		IP	WLS	BF	H	R	ER	SO	BB	IBB	HBP	BLK	WP	HR	S	P	ERA	WHIP	PITCHER	IP	WLS	BF	H	R	ER	SO	BB	IBB	HBP	BLK	WP	HR	S	P	ERA	WHIP
Milt Pappas, R ERA: 3.99	(1, 1)	4.0		21	7	4	3	0	0	0	1	0	0	0	20	21	6.75	1.750																		
Ray Newman, L ERA: 1.8	(5, 1)	5.0	W	15	0	0	0	5	0	0	0	0	1	0	25	25	0.00	0.000																		

PBP: 0
SB: 0
CS: 0
PA: 36

Batter	1	2	3	4	5	6	7	8	9	AB	R	H	RBI	BB	SO	LOB
Don Kessinger, S (1, 6) OBP: 0.360, SLG: 0.372	FC6-4 1B		SH5-3 1-3	F9		PO 1B		1B 1-3 2-H 1B		4	0	3	1	0	0	1
Glenn Beckert, R (1, 4) OBP: 0.375, SLG: 0.407	FC6-4 G1-6-3 1-2f		2B 3-H 2B		BBB 1B 1B BB	PO 1-2	5-3	1-2 3-H 1B		4	2	2	2	1	0	1
Billy Williams, L (1, 7) OBP: 0.376, SLG: 0.504	G1-6-3 1-2f		F9 2B 2-H 2B		1B 1-3 SF8 1B		CS 2B	F2		5	2	3	1	0	0	3
Ron Santo, R (1, 5) OBP: 0.378, SLG: 0.483		BBBB G4-6-3 1B 1B BB	F9 2-3		1B 1-3 3-H 1B		BBBB S 1B 2-3 BB			2	1	1	1	2	0	1
Jim Hickman, R (1, 9) OBP: 0.345, SLG: 0.465		G4-6-3 1-2 1B	2B 3-H 2B		SF8 3-H		1-H 1B			3	0	3	2	0	0	0
Joe Pepitone, L (1, 3) OBP: 0.378, SLG: 0.568		G4-6-3 1-2f 2-3	4-3		CS 1-3 1B			F9		4	0	1	0	0	0	3
Brock Davis, L (1, 8) OBP: 0.361, SLG: 0.377		FC4-6 3-H 1B		FC5-6 1B	SSS K 1-2			FC3-6 BB 1B		4	0	3	1	0	1	2
Chris Cannizzaro, R (1, 2) OBP: 0.315, SLG: 0.299		FC4-6 1-2f		FC5-6 1-2f		1-6-3		BBBB FC3-6 1-2 1B BB		3	1	0	0	1	0	2
Milt Pappas, R (1, 1) OBP: 0.212, SLG: 0.184			SH5-3 S 2B 1B	SSS K		SSS K		FC3-6 1B 1-2 2-3f 1B		2	1	1	0	0	1	1
Ray Newman, L (5, 1)										2	1	0	0	0	1	2
Inning Stats	R: 0 E: 0 K: 0 S: 3 H: 1 LOB: 0 BB: 0 P: 3	R: 1 E: 0 K: 0 S: 4 H: 2 LOB: 1 BB: 1 P: 8	R: 3 E: 0 K: 0 S: 7 H: 4 LOB: 1 BB: 0 P: 7	R: 0 E: 0 K: 1 S: 6 H: 1 LOB: 1 BB: 0 P: 6	R: 2 E: 0 K: 1 S: 7 H: 3 LOB: 2 BB: 1 P: 11	R: 0 E: 0 K: 0 S: 5 H: 1 LOB: 0 BB: 0 P: 5	R: 0 E: 0 K: 0 S: 3 H: 2 LOB: 2 BB: 1 P: 7	R: 2 E: 0 K: 0 S: 6 H: 3 LOB: 2 BB: 1 P: 10		1B: 13 2B: 5 3B: 0 HR: 0	SF: 1 SAC: 1 DP: 3 HBP: 0					

BOTTOM

Montreal Expos @ Chicago Cubs

Wrigley Field, Chicago, IL

Sun Jul 18 1971, 3:33 AM CDT

Att. 31,985 - Cloudy - 72 F

livebaseballscorecards.com

AB	33
R	8
H	17
RBI	8
BB	4
SO	3
LOB	16

PITCHER		IP	WLS	BF	H	R	ER	SO	BB	IBB	HBP	BLK	WP	HR	S	P	ERA	WHIP
Dan McGinn, L ERA: 6.16	(1, 1)	4.0	L	21	9	6	6	1	2	0	0	0	0	0	21	29	13.50	2.750
Claude Raymond, R ERA: 4.78	(5, 1)	3.0		11	5	0	0	2	1	0	0	0	0	0	14	18	0.00	2.000
Howie Reed, R ERA: 4.25	(8, 1)	1.0		7	3	2	2	0	1	0	0	0	0	0	6	10	18.00	4.000

PITCHER	IP	WLS	BF	H	R	ER	SO	BB	IBB	HBP	BLK	WP	HR	S	P	ERA	WHIP

Batter	1	2	3	4	5	6	7	8	9	AB	R	H	RBI	BB	SO	LOB
Ron Hunt, R (1, 4) OBP: 0.397, SLG: 0.349	BBBB 4-0 HR BB		x 0-0 ① 4-3		x 0-0 ③ F9		BBBB 4-0 F8 BB BB		x 0-0 SH FC5-2 1B 1-2 2-3	2	1	0	0	2	0	0
Gary Sutherland, R (7, PR) OBP: 0.266, SLG: 0.311										0	0	0	0	0	0	0
(7, 4)																
Ron Woods, R (1, 7) OBP: 0.357, SLG: 0.452	x 0-0 1-H HR		x 0-0 ② F8			x 0-0 ① 6-3	BBBB 4-0 1-2 BB		x 0-0 FC5-2 1B 1-2 2-3 3-H	4	1	2	3	1	0	0
Rusty Staub, L (1, 9) OBP: 0.388, SLG: 0.426	x 0-0 ① F7		x 0-0 ③ 6-3			BBBB 4-0 S 1B 1B BB	x 0-0 ② F8 2-3		x 0-0 ① FC5-2 G5-4-3 1-2 2-3 3-Hf	4	1	0	0	1	0	5
Bob Bailey, R (1, 5) OBP: 0.370, SLG: 0.410	x 0-0 ② 6-3			x 0-0 ① F8		x 0-0 WP 1-2 1B 1B	x 0-0 ③ F3		x 0-0 ② ③ G5-4-3 1-2f	5	1	1	0	0	0	5
Stan Swanson, R (1, 8) OBP: 0.290, SLG: 0.356	x 0-0 ③ F8			x 0-0 FC6-4 1B		SSS 0-3 ② K 1-2 2-3		SSS 0-3 ① K		4	0	1	0	0	2	2
Ron Fairly, L (1, 3) OBP: 0.384, SLG: 0.412		SSS 0-3 ① K		x 0-0 ② F9		x 0-0 2-H 3-H 1B		SSS 0-3 ② K		4	0	1	2	0	2	1
John Boccabella, R (1, 2) OBP: 0.231, SLG: 0.314		x 0-0 ② 6-3		x 0-0 ③ FC6-4 1-2f		BBBB 4-0 BB		x 0-0 ③ 1-3		3	0	0	0	1	0	1
Bobby Wine, R (1, 6) OBP: 0.219, SLG: 0.183		x 0-0 1B	x 0-0 ① 6-3		x 0-0 ③ 1-3				x 0-0 SH SH 1B 1B	4	1	2	0	0	0	2
John Strohmayer, R (1, 1) OBP: 0.292, SLG: 0.292		SSS 0-3 ③ K	x 0-0 ② 2-3			SSS 0-3 ① K			x 0-0 SH 1B SH 1-2 FC5-2	2	0	0	0	0	1	1
Claude Raymond, R (6, 1)										0	0	0	0	0	0	0
Dave McDonald, L (7, PH) OBP: 0.194, SLG: 0.200										1	0	0	0	0	1	0
Mike Marshall, R (7, 1) OBP: 0.286, SLG: 0.167										0	0	0	0	0	0	0
Inning Stats	R: 2 E: 0 K: 0 S: 4 H: 1 LOB: 0 BB: 1 P: 8	R: 0 E: 0 K: 2 S: 8 H: 1 LOB: 1 BB: 0 P: 8	R: 0 E: 0 K: 0 S: 3 H: 0 LOB: 0 BB: 0 P: 3	R: 0 E: 0 K: 0 S: 4 H: 1 LOB: 1 BB: 0 P: 4	R: 0 E: 0 K: 0 S: 3 H: 0 LOB: 0 BB: 0 P: 3	R: 2 E: 0 K: 1 S: 7 H: 2 LOB: 2 BB: 2 P: 15	R: 0 E: 0 K: 1 S: 5 H: 0 LOB: 2 BB: 2 P: 13	R: 0 E: 0 K: 2 S: 7 H: 0 LOB: 0 BB: 0 P: 7	R: 1 E: 0 K: 0 S: 6 H: 2 LOB: 2 BB: 0 P: 6	1B: 6 2B: 0 3B: 0 HR: 1	SF: 0 SAC: 2 DP: 1 HBP: 0						

TOP

Montreal Expos @ Chicago Cubs

Wrigley Field, Chicago, IL

Mon Jul 19 1971, 3:33 AM CDT

Att. 13,514 - Cloudy - 67 F

livebaseballscorecards.com

AB	33
R	5
H	7
RBI	5
BB	5
SO	6
LOB	17

PITCHER		IP	WLS	BF	H	R	ER	SO	BB	IBB	HBP	BLK	WP	HR	S	P	ERA	WHIP
Ken Holtzman, L ERA: 3.96	(1, 1)	5.2	L	24	5	4	4	3	2	0	0	0	1	1	28	36	6.35	1.235
Bill Bonham, R ERA: 4.75	(6, 1)	0.1		2	0	0	0	0	1	0	0	0	0	0	1	5	0.00	3.000
Joe Decker, R ERA: 4.71	(7, 1)	2.0		12	2	1	1	3	2	0	0	0	0	0	16	24	4.50	2.000
Juan Pizarro, L ERA: 5.02	(9, 1)	0.1		1	0	0	0	0	0	0	0	0	0	0	1	1	0.00	0.000
Phil Regan, R ERA: 3.97	(9, 1)	0.2		1	0	0	0	0	0	0	0	0	0	0	1	1	0.00	0.000

PITCHER	IP	WLS	BF	H	R	ER	SO	BB	IBB	HBP	BLK	WP	HR	S	P	ERA	WHIP

| | | | | | | | | | | | | | | | | |

Batter	1	2	3	4	5	6	7	8	9	AB	R	H	RBI	BB	SO	LOB
Don Kessinger, S (1, 6) OBP: 0.355, SLG: 0.367	6-3		F8			4-3	K		F7	5	0	0	0	0	1	1
Glenn Beckert, R (1, 4) OBP: 0.376, SLG: 0.411	BB, 1B		4-3			1B, 2B	G3			4	1	2	0	0	0	0
Billy Williams, L (1, 7) OBP: 0.375, SLG: 0.500	1-2, BB			K		P6	G3			3	0	0	0	1	1	1
Joe Pepitone, L (1, 3) OBP: 0.376, SLG: 0.563	K			K		2-H, 2B, BB, 1B		P4		4	1	1	1	0	2	2
Ron Santo, R (1, 5) OBP: 0.377, SLG: 0.484	5-3			P4		1-3, BB, BB, 2B		K		4	1	1	0	0	1	2
Jim Hickman, R (1, 9) OBP: 0.347, SLG: 0.461		F9			4-3, 3-1, BB	BB, BB		F9		2	0	0	0	2	0	0
Brock Davis, L (1, 8) OBP: 0.359, SLG: 0.371		F8			1-2, 3-1	1-2, 2-3, 3-H, BB			1-3	3	0	0	1	1	0	1
J.C. Martin, L (1, 2) OBP: 0.346, SLG: 0.394		F9			2-3, 4-3	1-2, 2-3, 3-H, BB			G3	3	0	0	1	1	0	1
Ken Holtzman, R (1, 1) OBP: 0.161, SLG: 0.207			K		K	4-3			1B	2	0	0	0	0	2	1
Bill Bonham, R (6, 1) OBP: 0.200, SLG: 0.200										0	0	0	0	0	0	0
Ray Webster, L (6, PH) OBP: 0.333, SLG: 0.333										1	0	0	0	0	0	3
Joe Decker, R (7, 1) OBP: 0.667, SLG: 0.500										0	0	0	0	0	0	0
Juan Pizarro, L (9, 1)										0	0	0	0	0	0	0
Phil Regan, R (9, 1)										0	0	0	0	0	0	0
Paul Popovich, S (9, PH) OBP: 0.261, SLG: 0.321										1	0	1	0	0	0	0
Cleo James, R (9, PR) OBP: 0.200, SLG: 0.143										0	0	0	0	0	0	0
Inning Stats	R: 0 E: 0 K: 1 S: 6 H: 1 LOB: 2 BB: 1 P: 10	R: 0 E: 0 K: 0 S: 3 H: 0 LOB: 0 BB: 0 P: 3	R: 0 E: 0 K: 1 S: 5 H: 0 LOB: 0 BB: 0 P: 5	R: 0 E: 0 K: 2 S: 7 H: 0 LOB: 0 BB: 0 P: 7	R: 0 E: 0 K: 1 S: 5 H: 0 LOB: 1 BB: 1 P: 9	R: 3 E: 0 K: 0 S: 6 H: 3 LOB: 3 BB: 3 P: 18	R: 0 E: 0 K: 1 S: 5 H: 0 LOB: 0 BB: 0 P: 5	R: 0 E: 0 K: 1 S: 5 H: 0 LOB: 0 BB: 0 P: 5	R: 0 E: 0 K: 0 S: 4 H: 1 LOB: 1 BB: 0 P: 4	1B: 3 2B: 2 3B: 0 HR: 0 SF: 0 SAC: 0 DP: 0 HBP: 0						

PITCHER		IP	WLS	BF	H	R	ER	SO	BB	IBB	HBP	BLK	WP	HR	S	P	ERA	WHIP
John Strohmayer, R ERA: 3.89	(1, 1)	5.2	W	25	4	3	3	5	4	0	0	0	0	0	31	47	4.76	1.412
Claude Raymond, R ERA: 4.74	(6, 1)	0.1		2	0	0	0	0	1	0	0	0	0	0	1	5	0.00	3.000
Mike Marshall, R ERA: 6.11	(7, 1)	3.0	S	10	1	0	0	2	0	0	0	0	0	0	14	14	0.00	0.333

PITCHER		IP	WLS	BF	H	R	ER	SO	BB	IBB	HBP	BLK	WP	HR	S	P	ERA	WHIP

BOTTOM

Montreal Expos @ Chicago Cubs

Wrigley Field, Chicago, IL

Mon Jul 19 1971, 3:33 AM CDT

Att. 13,514 - Cloudy - 67 F

livebaseballscorecards.com

AB	32
R	3
H	5
RBI	3
BB	5
SO	7
LOB	12

WP: 0 PA: 37
PB: 0
SB: 0
CS: 0

Batter	1	2	3	4	5	6	7	8	9	10	AB	R	H	RBI	BB	SO	LOB
Ron Hunt, R (1, 4) OBP: 0.402, SLG: 0.353	0-0 SH1-3 1B 1B	1-0 G3 WP 1-2 HBP		0-0 FC2-6 1B		4-0 BB			0-0 ① F8		2	1	2	0	0	0	0
Gary Sutherland, R (4, 4) OBP: 0.270, SLG: 0.308											1	0	0	0	1	0	0
Boots Day, L (1, 8) OBP: 0.330, SLG: 0.362	0-0 ① SH1-3 1-2	4-0 G3 1-2 2-3 BB		0-0 ② FC2-6 1B 1-2f		0-0 ③ 4-3			0-0 ② 6-3		3	0	0	0	1	0	2
Rusty Staub, L (1, 9) OBP: 0.391, SLG: 0.429	0-0 BB 2-H 1B	0-0 ② G3 1-2 2-3 3-H		0-0 1-2 1B			0-0 G5-4-3 BB 1B		0-0 ③ L5		5	0	3	2	0	0	2
Ron Fairly, L (1, 3) OBP: 0.384, SLG: 0.407	4-0 FC6-4 1-2 BB	0-0 ③ 5-3		0-0 ③ F9			4-0 G5-4-3 1-2 BB			0-0 ① F9	3	0	0	0	2	0	4
Bob Bailey, R (1, 5) OBP: 0.368, SLG: 0.406	0-0 ② F7		0-0 ① F7		0-0 ① F9		0-0 ① ② G5-4-3 1-2f 2-3			0-0 BB 1B 1B	5	1	1	0	0	0	4
Coco Laboy, R (10, 5) OBP: 0.309, SLG: 0.310											0	0	0	0	0	0	0
Jim Fairey, L (1, 7) OBP: 0.279, SLG: 0.276	0-0 ③ FC6-4 1-2f		0-0 1-3 1B		0-0 ② 4-3		0-0 ③ 6-3			4-0 BB 1B 1-2 CS BB	4	0	1	0	1	0	3
John Boccabella, R (1, 2) OBP: 0.250, SLG: 0.322		4-0 F9 PB SH BB	0-0 ② 1-3 1-2		0-0 ③ F5			0-0 K 1B		0-0 BB 1-2 2-H 1B	4	1	2	1	1	0	1
Bobby Wine, R (1, 6) OBP: 0.218, SLG: 0.180	0-0 ① F9 1-3	0-0 ③ F7				0-0 ① F9		0-3 ① K		4-0 1-2 2-3 BB	4	0	0	0	1	1	3
Bill Stoneman, R (1, 1) OBP: 0.238, SLG: 0.143	0-0 SH WP HBP G3 3-H			0-3 ① K		0-3 ② K		0-3 ② ③ K 1-2		0-3 ② ③ K 3-H	3	1	0	1	0	3	1
Mike Marshall, R (9, 1) OBP: 0.250, SLG: 0.143											1	0	0	0	0	1	3
Inning Stats	R: 1 H: 2 E: 0 LOB: 2 K: 0 BB: 1 S: 5 P: 9	R: 2 H: 0 E: 1 LOB: 2 K: 0 BB: 2 S: 4 P: 13	R: 0 H: 1 E: 0 LOB: 1 K: 0 BB: 0 S: 4 P: 4	R: 0 H: 2 E: 0 LOB: 2 K: 1 BB: 0 S: 7 P: 7	R: 0 H: 0 E: 0 LOB: 0 K: 0 BB: 0 S: 3 P: 3	R: 0 H: 0 E: 0 LOB: 1 K: 1 BB: 1 S: 5 P: 9	R: 0 H: 1 E: 0 LOB: 1 K: 0 BB: 1 S: 3 P: 7	R: 0 H: 1 E: 0 LOB: 0 K: 2 BB: 0 S: 7 P: 7	R: 0 H: 0 E: 0 LOB: 0 K: 0 BB: 0 S: 3 P: 3	R: 1 H: 2 E: 0 LOB: 2 K: 1 BB: 2 S: 6 P: 14	1B: 9 SF: 0 2B: 0 SAC: 2 3B: 0 DP: 1 HR: 0 HBP: 1						WP: 1 PA: 45 PB: 1 SB: 0 CS: 1

PITCHER		IP	WLS	BF	H	R	ER	SO	BB	IBB	HBP	BLK	WP	HR	S	P	ERA	WHIP
Ken Forsch, R ERA: 2.66	(1, 1)	1.1		11	2	3	1	0	3	0	1	0	1	0	7	20	6.75	3.750
Jim Ray, R ERA: 2.35	(2, 1)	4.2		18	3	0	0	2	1	0	0	0	0	0	21	25	0.00	0.857
Denny Lemaster, L ERA: 1.56	(7, 1)	2.0		7	2	0	0	2	1	0	0	0	0	0	10	14	0.00	1.500
Buddy Harris, R ERA: 6.19	(9, 1)	1.1	L	6	1	1	1	0	1	0	0	0	0	0	5	9	6.75	1.500
George Culver, R ERA: 2.22	(10, 1)	0.2		3	1	0	0	1	1	0	0	0	0	0	4	8	0.00	3.000

PITCHER	IP	WLS	BF	H	R	ER	SO	BB	IBB	HBP	BLK	WP	HR	S	P	ERA	WHIP

TOP

Montreal Expos @ Houston Astros

Astrodome, Houston, TX

Tue Jul 20 1971, 8:05 PM EDT

Att. 12,397 - Dome

livebaseballscorecards.com

AB	35
R	4
H	9
RBI	4
BB	7
SO	5
LOB	23

Montreal Expos @ Houston Astros

Astrodome, Houston, TX

Tue Jul 20 1971, 8:05 PM EDT

Att. 12,397 - Dome

livebaseballscorecards.com

BOTTOM

Batter	1	2	3	4	5	6	7	8	9	10	AB	R	H	RBI	BB	SO	LOB
Roger Metzger, S (1, 6) OBP: 0.285, SLG: 0.293	H 1-0 FC4-6 HBP			BBBB 4-0 BB BB		x 0-0 ③ 6-3			BBBB 4-0 FC6-4 BB	x 0-0 ② 4-3	2	0	0	0	2	0	0
Jesus Alou, R (1, 7) OBP: 0.344, SLG: 0.387	x 0-0 ① FC4-6 G4-6-3 1-2f			BBBB 4-0 G4-3 1-2 BB			x 0-0 1-3 1B		x 0-0 ① FC6-4 BB 1-2f 1B	x 0-0 ③ 1-3	4	1	1	0	1	0	2
Jimmy Wynn, R (1, 9) OBP: 0.319, SLG: 0.324	x 0-0 ②③ G4-6-3 1-2f			x 0-0 ① F8			x 0-0 ① 1-3 1-2		BBBB 4-0 1B 1-2 1B BB		3	1	0	0	1	0	4
Cesar Cedeno, R (1, 8) OBP: 0.281, SLG: 0.403		SSS 0-3 ① K		x 0-0 ②③ G4-3 1-2f			x 0-0 ② 6-3		x 0-0 ② F4		4	0	0	0	0	1	5
Doug Rader, R (1, 5) OBP: 0.311, SLG: 0.367		x 0-0 ② 6-3			x 0-0 ① F9		BBBB 4-0 BB		x 0-0 1B 1-2 2-H 1B		3	1	1	1	1	0	0
Denis Menke, R (1, 3) OBP: 0.317, SLG: 0.303 Cesar Geronimo, L (9, PR) OBP: 0.261, SLG: 0.318 Joe Morgan, L (10, 4) OBP: 0.346, SLG: 0.392		x 0-0 ③ F9			x 0-0 ② F4		x 0-0 ③ F6		x 0-0 1B 1-2 2-H 1B		4 0 0	0 0 0	1 0 0	1 0 0	0 0 0	0 0 0	2 0 0
Johnny Edwards, L (1, 2) OBP: 0.288, SLG: 0.324			x 0-0 ① 6-3		x 0-0 ③ 4-3			x 0-0 E4 FC4-6	x 0-0 1-3 2-H 1B		4	0	1	1	0	0	0
Marty Martinez, S (1, 4) OBP: 0.296, SLG: 0.320 (10, 3) George Culver, R (10, 1)			SSS 0-3 ② K			x 0-0 ① F4		x 0-0 ① FC4-6 G6-4-3 1-2f	x 0-0 ③ 1-3		4 0	0 0	0 0	0 0	0 0	1 0	3 0
Ken Forsch, R (1, 1) OBP: 0.074, SLG: 0.038 Jim Ray, R (2, 1) OBP: 0.231, SLG: 0.167 Rich Chiles, L (6, PH) OBP: 0.438, SLG: 0.481 Denny Lemaster, R (7, 1) OBP: 0.500, SLG: 0.500 Norm Miller, L (8, PH) OBP: 0.310, SLG: 0.379 Buddy Harris, R (9, 1) Jack Hiatt, R (10, 3) OBP: 0.402, SLG: 0.346			x 0-0 ③ 6-3			x 0-0 ② 1-3		x 0-0 ②③ G6-4-3 1-2f		SSS 0-3 ① K	0 1 1 0 1 0 1	0 0 0 0 0 0 0	0 0 0 0 0 0 0	0 0 0 0 0 0 0	0 0 0 0 0 0 0	0 0 0 0 0 0 0	0 0 0 0 1 0 0
Inning Stats	R: 0 H: 0 E: 0 LOB: 0 K: 0 BB: 0 S: 2 P: 3	R: 0 H: 0 E: 0 LOB: 0 K: 1 BB: 0 S: 5 P: 5	R: 0 H: 0 E: 0 LOB: 0 K: 1 BB: 0 S: 5 P: 5	R: 0 H: 0 E: 0 LOB: 1 K: 0 BB: 2 S: 2 P: 10	R: 0 H: 0 E: 0 LOB: 0 K: 0 BB: 0 S: 3 P: 3	R: 0 H: 0 E: 0 LOB: 0 K: 0 BB: 0 S: 3 P: 3	R: 0 H: 1 E: 0 LOB: 2 K: 0 BB: 1 S: 4 P: 8	R: 0 H: 0 E: 1 LOB: 0 K: 0 BB: 0 S: 3 P: 3	R: 3 H: 3 E: 0 LOB: 2 K: 0 BB: 2 S: 6 P: 14	R: 0 H: 0 E: 0 LOB: 0 K: 1 BB: 0 S: 5 P: 5	1B: 4 2B: 0 3B: 0 HR: 0	SF: 0 SAC: 0 DP: 3 HBP: 1					

	AB	32
	R	3
	H	4
	RBI	3
	BB	5
	SO	3
	LOB	17

WP: 0 PA: 38
PB: 0
SB: 0
CS: 0

PITCHER		IP	WLS	BF	H	R	ER	SO	BB	IBB	HBP	BLK	WP	HR	S	P	ERA	WHIP
Bill Stoneman, R ERA: 3.06	(1, 1)	8.2		34	4	3	3	2	5	0	1	0	0	0	32	53	3.12	1.038
Mike Marshall, R ERA: 5.97	(9, 1)	1.1	W	4	0	0	0	1	0	0	0	0	0	0	6	6	0.00	0.000

PITCHER	IP	WLS	BF	H	R	ER	SO	BB	IBB	HBP	BLK	WP	HR	S	P	ERA	WHIP

Batter	1	2	3	4	5	6	7	8	9	AB	R	H	RBI	BB	SO	LOB
Ron Hunt, R (1, 4) OBP: 0.398, SLG: 0.350	F8		5-3		F7			4-3		3	0	0	0	0	0	1
Gary Sutherland, R (5, 4) OBP: 0.268, SLG: 0.306										1	0	0	0	0	0	0
Boots Day, L (1, 8) OBP: 0.333, SLG: 0.362	G6-3 1B			6-3		BBBB G3-6-3 BB		4-3		3	0	1	0	1	0	0
Rusty Staub, L (1, 9) OBP: 0.387, SLG: 0.424	G6-3 1-2f			4-3		G3-6-3 1-2f			F8	4	0	0	0	0	0	2
Ron Fairly, L (1, 3) OBP: 0.383, SLG: 0.405		5-3 1B		3-1		F9			4-3	4	0	1	0	0	0	0
Bob Bailey, R (1, 5) OBP: 0.369, SLG: 0.412	5-3 1-2			4-3			SF7 3B		BBBB BB 1B E BB	3	2	1	0	1	0	1
Coco Laboy, R (9, 5) OBP: 0.309, SLG: 0.310										0	0	0	0	0	0	0
Jim Fairey, L (1, 7) OBP: 0.278, SLG: 0.277	1-3			4-3			SF7 3-H		BB E 1-2 1B	3	1	1	1	0	0	1
John Boccabella, R (1, 2) OBP: 0.260, SLG: 0.333	5-3			2B 2B			5-3		BBBB E 1-2 2-3 BB	3	1	1	0	1	0	1
Bobby Wine, R (1, 6) OBP: 0.220, SLG: 0.187			SSS K	1B 2-H 2B			F5		E4 1-3 2-H 3-H	3	1	1	1	0	1	0
Dave McDonald, L (9, PH) OBP: 0.188, SLG: 0.192										1	0	0	0	0	0	1
Ron Brand, R (9, PR) OBP: 0.238, SLG: 0.200										0	0	0	0	0	0	0
(9, 6)																
Steve Renko, R (1, 1) OBP: 0.210, SLG: 0.279			6-3		2-H 1B			5-3	F2	4	0	1	1	0	0	2
Inning Stats	R: 0 E: 0 K: 0 S: 3 H: 1 LOB: 0 BB: 0 P: 3	R: 0 E: 0 K: 0 S: 4 H: 1 LOB: 1 BB: 0 P: 4	R: 0 E: 0 K: 1 S: 5 H: 0 LOB: 0 BB: 0 P: 5	R: 0 E: 0 K: 0 S: 3 H: 0 LOB: 0 BB: 0 P: 3	R: 2 E: 0 K: 0 S: 6 H: 3 LOB: 1 BB: 0 P: 6	R: 0 E: 0 K: 0 S: 2 H: 0 LOB: 0 BB: 1 P: 6	R: 1 E: 0 K: 0 S: 4 H: 1 LOB: 0 BB: 0 P: 4	R: 0 E: 0 K: 0 S: 3 H: 0 LOB: 0 BB: 0 P: 3	R: 2 E: 1 K: 0 S: 5 H: 1 LOB: 2 BB: 2 P: 13	1B: 4 2B: 2 3B: 1 HR: 0 SF: 1 SAC: 0 DP: 2 HBP: 0						

TOP

Montreal Expos @ Houston Astros

Astrodome, Houston, TX

Wed Jul 21 1971, 8:05 PM EDT

Att. 13,780 - Dome

livebaseballscorecards.com

AB	32
R	5
H	7
RBI	3
BB	3
SO	1
LOB	9

PITCHER		IP	WLS	BF	H	R	ER	SO	BB	IBB	HBP	BLK	WP	HR	S	P	ERA	WHIP
Jack Billingham, R ERA: 3.5	(1, 1)	8.0		29	6	3	3	1	1	0	0	0	0	0	30	34	3.38	0.875
Fred Gladding, R ERA: 1.54	(9, 1)	1.0	L	7	1	2	0	0	2	0	0	0	0	0	5	13	0.00	3.000

PITCHER	IP	WLS	BF	H	R	ER	SO	BB	IBB	HBP	BLK	WP	HR	S	P	ERA	WHIP

Montreal Expos @ Houston Astros

Astrodome, Houston, TX

Wed Jul 21 1971, 8:05 PM EDT

Att. 13,780 - Dome

BOTTOM

Batter	1	2	3	4	5	6	7	8	9	AB	R	H	RBI	BB	SO	LOB
Roger Metzger, S (1, 6) OBP: 0.284, SLG: 0.293	6-3		4-3			F7		PB FC5 SF7 1B		4	1	1	0	0	0	0
Joe Morgan, L (1, 4) OBP: 0.345, SLG: 0.393	1-3			F9		1B 2B		FC5 PB 1-2 2-3f		4	1	1	0	0	0	2
Jimmy Wynn, R (1, 9) OBP: 0.322, SLG: 0.324	F6			5-3		E S 2-H 1B		BBBB 4-0 1-2 2-3 BB		3	1	1	1	1	0	0
Cesar Cedeno, R (1, 8) OBP: 0.281, SLG: 0.402		F9		S 1B		F8 1-H		SF7 3-H		3	0	1	1	0	0	0
Doug Rader, R (1, 5) OBP: 0.310, SLG: 0.369		F2		6-3 1-2			FC6-5 2B	F8		4	0	1	0	0	0	3
Denis Menke, R (1, 3) OBP: 0.316, SLG: 0.303		1B			5-3		SSS K		5-3	4	0	1	0	0	1	1
Jesus Alou, R (1, 7) OBP: 0.339, SLG: 0.380		F4			6-3		FC6-5 2-3		6-3	4	0	0	0	0	0	2
Johnny Edwards, L (1, 2) OBP: 0.283, SLG: 0.318			F9		F8		F7		F6	4	0	0	0	0	0	1
Jack Billingham, R (1, 1) OBP: 0.174, SLG: 0.159			4-3			4-3		FC5 2B		2	0	0	0	0	0	0
Rich Chiles, L (8, PH) OBP: 0.455, SLG: 0.536										1	0	1	0	0	0	0
Cesar Geronimo, L (8, PR) OBP: 0.261, SLG: 0.318										0	0	0	0	0	0	0
Fred Gladding, L (9, 1)										0	0	0	0	0	0	0
Inning Stats	R: 0 E: 0 K: 0 S: 3 H: 0 LOB: 0 BB: 0 P: 3	R: 0 E: 0 K: 0 S: 4 H: 1 LOB: 1 BB: 0 P: 4	R: 0 E: 0 K: 0 S: 3 H: 0 LOB: 0 BB: 0 P: 3	R: 0 E: 0 K: 0 S: 4 H: 1 LOB: 1 BB: 0 P: 4	R: 0 E: 0 K: 0 S: 3 H: 0 LOB: 0 BB: 0 P: 3	R: 2 E: 1 K: 0 S: 5 H: 2 LOB: 0 BB: 0 P: 5	R: 0 E: 0 K: 1 S: 6 H: 1 LOB: 1 BB: 0 P: 6	R: 1 E: 0 K: 0 S: 5 H: 2 LOB: 2 BB: 1 P: 9	R: 0 E: 0 K: 0 S: 3 H: 0 LOB: 0 BB: 0 P: 3	1B: 4 2B: 3 3B: 0 HR: 0	SF: 1 SAC: 0 DP: 0 HBP: 0						

livebaseballscorecards.com

AB	33
R	3
H	7
RBI	2
BB	1
SO	1
LOB	9

WP: 0 PB: 1 SB: 2 CS: 0 PA: 35

PITCHER	IP	WLS	BF	H	R	ER	SO	BB	IBB	HBP	BLK	WP	HR	S	P	ERA	WHIP
Steve Renko, R (1, 1) ERA: 3.53	9.0	W	35	7	3	2	1	1	0	0	0	0	0	36	40	2.00	0.889

PITCHER	IP	WLS	BF	H	R	ER	SO	BB	IBB	HBP	BLK	WP	HR	S	P	ERA	WHIP

Batter	1	2	3	4	5	6	7	8	9	AB	R	H	RBI	BB	SO	LOB
Ron Hunt, R (1, 4) OBP: 0.399, SLG: 0.347	B B B B 4-0 CS BB		x 0-0 ③ F8		S S S 0-3 ② K			H 1-0 FC6-4 HBP		2	0	0	0	1	1	3
Ron Woods, R (1, 7) OBP: 0.351, SLG: 0.455	S S S 0-3 ① K			S S S 0-3 ① K	x 0-0 1-H 2-H 2B			x 0-0 ① FC6-4 BB 1-2f		4	0	1	2	0	2	2
Rusty Staub, L (1, 9) OBP: 0.388, SLG: 0.422	x 0-0 ② F8			B B B B 4-0 1B BB	x 0-0 ③ F9			B B B B 4-0 G6-4-3 BB 1-2		2	0	0	0	2	0	2
Bob Bailey, R (1, 5) OBP: 0.365, SLG: 0.407	0-0 ③ CS 1-2	S S S 0-3 ① K		S S S 0-3 ② K		S S S 0-3 ① K		x 0-0 ② ③ G6-4-3 1-2f		4	0	0	0	0	3	3
Stan Swanson, R (1, 8) OBP: 0.292, SLG: 0.355 Jim Fairey, L (9, PH) OBP: 0.275, SLG: 0.275		x 0-0 ② F3		x 0-0 1-2 1B		x 0-0 ② 6-3			S S S 0-3 ① K	3 1	0 0	1 0	0 0	0 0	0 1	0 0
Ron Fairly, L (1, 3) OBP: 0.381, SLG: 0.402		S S S 0-3 ③ K		x 0-0 ③ 3-1		S S S 0-3 ③ K			x 0-0 1B	4	0	1	0	0	2	2
John Boccabella, R (1, 2) OBP: 0.260, SLG: 0.330			x 0-0 ① 1-3		x 0-0 1B 2B 1B		x 0-0 ① 6-3		S S S 0-3 ② K	4	1	1	0	0	1	1
Bobby Wine, R (1, 6) OBP: 0.226, SLG: 0.193 Dave McDonald, L (9, PH) OBP: 0.182, SLG: 0.185			x 0-0 1B		x 0-0 1-2 2B 1B		x 0-0 ② F5		S S S 0-3 ③ K	3 1	1 0	2 0	0 0	0 0	0 1	0 1
Ernie McAnally, R (1, 1) Clyde Mashore, R (7, PH) OBP: 0.254, SLG: 0.259 Claude Raymond, R (7, 1) Howie Reed, R (8, 1)			x 0-0 ② F7		S S S 0-3 ① K		x 0-0 ③ F7			2 1 0 0	0 0 0 0	0 0 0 0	0 0 0 0	0 0 0 0	1 0 0 0	3 0 0 0
Inning Stats	R: 0 E: 0 K: 1 S: 4 H: 0 LOB: 0 BB: 1 P: 8	R: 0 E: 0 K: 2 S: 7 H: 0 LOB: 0 BB: 0 P: 7	R: 0 E: 0 K: 0 S: 4 H: 1 LOB: 1 BB: 0 P: 4	R: 0 E: 0 K: 2 S: 8 H: 1 LOB: 2 BB: 1 P: 12	R: 2 E: 0 K: 2 S: 10 H: 3 LOB: 1 BB: 0 P: 10	R: 0 E: 0 K: 2 S: 7 H: 0 LOB: 0 BB: 0 P: 7	R: 0 E: 0 K: 0 S: 3 H: 0 LOB: 0 BB: 0 P: 3	R: 0 E: 0 K: 0 S: 2 H: 0 LOB: 1 BB: 1 P: 7	R: 0 E: 0 K: 3 S: 10 H: 1 LOB: 1 BB: 0 P: 10	1B: 5 2B: 1 3B: 0 HR: 0	SF: 0 SAC: 0 DP: 1 HBP: 1						

PITCHER	IP	WLS	BF	H	R	ER	SO	BB	IBB	HBP	BLK	WP	HR	S	P	ERA	WHIP
Wade Blasingame, L (1, 1) ERA: 4.24	7.1	W	30	5	2	2	9	3	0	1	0	0	0	44	57	2.46	1.091
George Culver, R (8, 1) ERA: 2.15	1.2	S	5	1	0	0	3	0	0	0	0	0	0	11	11	0.00	0.600

PITCHER	IP	WLS	BF	H	R	ER	SO	BB	IBB	HBP	BLK	WP	HR	S	P	ERA	WHIP

Montreal Expos @ Houston Astros

Astrodome, Houston, TX

Thu Jul 22 1971, 8:05 PM EDT

Att. 15,058 - Dome

TOP

livebaseballscorecards.com

AB	31
R	2
H	6
RBI	2
BB	3
SO	12
LOB	17

1B: 5	SF: 0	WP: 0	PA: 36
2B: 1	SAC: 0	PB: 0	
3B: 0	DP: 1	SB: 0	
HR: 0	HBP: 1	CS: 1	

Batter	1	2	3	4	5	6	7	8	9	AB	R	H	RBI	BB	SO	LOB
Roger Metzger, S (1, 6) OBP: 0.283, SLG: 0.290	BBBB 4-0 FC6-4 BB BB	x 0-0 ② F7		x 0-0 ③ FC4-6 1-2f			x 0-0 ③ 6-3	x 0-0 ③ 4-3		4	1	0	0	1	0	3
Joe Morgan, L (1, 4) OBP: 0.352, SLG: 0.402	BBBB 4-0 FC6-4 1-2 BB	x 0-0 2B			BBBB 4-0 CS BB			x 0-0 1B 2B		2	1	2	0	2	0	0
Jimmy Wynn, R (1, 9) OBP: 0.317, SLG: 0.319	SSS 0-3 ① K	x 0-0 ③ F5			x 0-0 ①② F8 1-2			x 0-0 ① 5-3		4	0	0	0	0	1	5
Cesar Cedeno, R (1, 8) OBP: 0.283, SLG: 0.400	x 0-0 ② FC6-4 BB S 1-2f 2-3 2B		H 1-0 CS HBP		SSS 0-3 ③ K			BBBB 4-0 1B 2B BB		2	2	0	0	1	1	2
Doug Rader, R (1, 5) OBP: 0.312, SLG: 0.368	BBBB 4-0 BB 1-2 2B BB		SSS 0-3 ①② K 1-2			SSS 0-3 ① K		x 0-0 1-2 2-H 2B 1B		3	2	1	1	1	2	1
Denis Menke, R (1, 3) OBP: 0.318, SLG: 0.306	BBBB 4-0 1-2 2-3 3-H 2B BB		x 0-0 ③ 1-6-3			x 0-0 ② 6-3		x 0-0 1-H 2-H 1B 2B		3	2	1	3	1	0	0
Jesus Alou, R (1, 7) OBP: 0.337, SLG: 0.382 Cesar Geronimo, L (9, 7) OBP: 0.261, SLG: 0.318	x 0-0 1-H 2-H 3-H 2B			x 0-0 ① F6		x 0-0 ③ 5-3		x 0-0 ② F8		4 0	0 0	1 0	3 0	0 0	0 0	1 0
Johnny Edwards, L (1, 2) OBP: 0.282, SLG: 0.313	x 0-0 ③ F5			SSS 0-3 ② K			x 0-0 ① F5	4-0 1B IBB		3	0	0	0	1	1	1
Wade Blasingame, L (1, 1) OBP: 0.300, SLG: 0.324 George Culver, R (8, 1) OBP: 0.167, SLG: 0.167		x 0-0 ① G3		BBBB 4-0 FC4-6 BB			x 0-0 ② F8	x 0-0 1-2 2-H 1B		2 1	0 0	0 1	0 1	1 0	0 0	0 0
Inning Stats	R: 4 E: 0 K: 1 S: 6 H: 1 LOB: 1 BB: 4 P: 22	R: 0 E: 0 K: 0 S: 4 H: 1 LOB: 1 BB: 0 P: 4	R: 0 E: 0 K: 1 S: 4 H: 0 LOB: 0 BB: 0 P: 5	R: 0 E: 0 K: 1 S: 5 H: 0 LOB: 1 BB: 1 P: 9	R: 0 E: 0 K: 1 S: 4 H: 0 LOB: 0 BB: 1 P: 8	R: 0 E: 0 K: 1 S: 5 H: 0 LOB: 0 BB: 0 P: 5	R: 0 E: 0 K: 0 S: 3 H: 0 LOB: 0 BB: 0 P: 3	R: 4 E: 0 K: 0 S: 7 H: 4 LOB: 2 BB: 2 P: 15		1B: 2 2B: 4 3B: 0 HR: 0	SF: 0 SAC: 0 DP: 0 HBP: 1		WP: 0 PB: 0 SB: 1 CS: 2	PA: 37		

PITCHER		IP	WLS	BF	H	R	ER	SO	BB	IBB	HBP	BLK	WP	HR	S	P	ERA	WHIP
Ernie McAnally, R ERA: 5.25	(1, 1)	6.0	L	25	2	4	4	5	6	0	1	0	0	0	28	53	6.00	1.333
Claude Raymond, R ERA: 5.49	(7, 1)	1.1		8	3	4	4	0	1	0	0	0	0	0	7	11	27.00	3.000
Howie Reed, R ERA: 4.19	(8, 1)	0.2		4	1	0	0	0	0	1	0	0	0	0	3	7	0.00	1.500

PITCHER	IP	WLS	BF	H	R	ER	SO	BB	IBB	HBP	BLK	WP	HR	S	P	ERA	WHIP

BOTTOM

Montreal Expos @ Houston Astros

Astrodome, Houston, TX

Thu Jul 22 1971, 8:05 PM EDT

Att. 15,058 - Dome

livebaseballscorecards.com

AB	28
R	8
H	6
RBI	8
BB	8
SO	5
LOB	13

Batter	1	2	3	4	5	6	7	8	9	AB	R	H	RBI	BB	SO	LOB
Lou Brock, L (1, 7) OBP: 0.397, SLG: 0.449	K		FC6-4 BB	K			SH3-4 1B BB		4-3	3	1	0	0	2	2	1
Matty Alou, L (1, 3) OBP: 0.355, SLG: 0.418	3-1		FC6-4 CS 1-2f		6-3		SH3-4 1-2		G3	4	0	0	0	0	0	1
Luis Melendez, R (1, 9) OBP: 0.333, SLG: 0.277	4-3		CS 1-2	2B E BB	5-3		2-H 1B		1B	4	1	2	1	1	0	0
Joe Torre, R (1, 5) OBP: 0.415, SLG: 0.536		1B 1B		E7 S E 1-H 2B	FC4-6 1B		F8			4	1	3	0	0	0	0
Ted Simmons, S (1, 2) OBP: 0.359, SLG: 0.409		K		K 2-H	FC4-6 1-2f			K		4	0	0	0	0	3	2
Ted Sizemore, R (1, 4) OBP: 0.319, SLG: 0.339		F9		1B E 1B		G3-6-3 1B		6-3		4	1	2	0	0	0	1
Jose Cruz, L (1, 8) OBP: 0.337, SLG: 0.329		1-2 1B		F9		G3-6-3 1-2f		E8 1B 2B		4	1	2	0	0	0	2
Dal Maxvill, R (1, 6) OBP: 0.335, SLG: 0.292		4-3		E7 1B 1-H 1B		1B		3-H 1B		4	1	3	1	0	0	2
Chuck Taylor, R (1, 1) OBP: 0.182, SLG: 0.364			G3			F7		F8		2	0	1	1	0	0	0
Don Shaw, L (5, 1)										0	0	0	0	0	0	0
Chris Zachary, L (5, 1) OBP: 0.238, SLG: 0.238				2-H 1B						2	0	0	0	0	0	2
Inning Stats	R: 0 E: 0 K: 1 S: 5 H: 0 LOB: 0 BB: 0 P: 5	R: 0 E: 0 K: 1 S: 7 H: 2 LOB: 2 BB: 0 P: 7	R: 0 E: 0 K: 0 S: 2 H: 0 LOB: 0 BB: 1 P: 6	R: 4 E: 3 K: 2 S: 11 H: 4 LOB: 1 BB: 1 P: 15	R: 0 E: 0 K: 0 S: 4 H: 1 LOB: 1 BB: 0 P: 4	R: 0 E: 0 K: 0 S: 4 H: 2 LOB: 1 BB: 0 P: 4	R: 1 E: 0 K: 0 S: 3 H: 1 LOB: 0 BB: 1 P: 7	R: 1 E: 1 K: 1 S: 7 H: 2 LOB: 1 BB: 0 P: 7	R: 0 E: 0 K: 0 S: 3 H: 1 LOB: 1 BB: 0 P: 3	1B: 11 2B: 2 3B: 0 HR: 0 SF: 0 SAC: 1 DP: 1 HBP: 0						

PITCHER	IP	WLS	BF	H	R	ER	SO	BB	IBB	HBP	BLK	WP	HR	S	P	ERA	WHIP
Dan McGinn, L (1, 1) ERA: 6.09	6.1	L	29	9	5	4	4	3	0	0	0	0	0	34	46	5.68	1.895
Howie Reed, R (7, 1) ERA: 4.12	0.2		2	1	0	0	0	0	0	0	0	0	0	2	2	0.00	1.500
Claude Raymond, R (8, 1) ERA: 5.23	2.0		8	3	1	0	1	0	0	0	0	0	0	10	10	0.00	1.500

PITCHER	IP	WLS	BF	H	R	ER	SO	BB	IBB	HBP	BLK	WP	HR	S	P	ERA	WHIP

TOP

St. Louis Cardinals @ Montreal Expos

Jarry Park, Montreal, QB

Fri Jul 23 1971, 7:05 PM EDT

Att. 20,480 - Unknown

livebaseballscorecards.com

AB	35
R	6
H	13
RBI	3
BB	3
SO	5
LOB	11

WP: 0 PB: 0 SB: 1 CS: 1 PA: 40

Batter	1	2	3	4	5	6	7	8	9	AB	R	H	RBI	BB	SO	LOB
Ron Hunt, R (1, 4) OBP: 0.403, SLG: 0.359	1-3		2-H 1B		FC4-2 3B		G4-6-3 1B			4	0	3	1	0	0	0
Boots Day, L (1, 8) OBP: 0.332, SLG: 0.360	1B 1B		K		FC4-2 1B 3-H		G4-6-3 1-2f			4	0	1	0	0	1	3
Rusty Staub, L (1, 9) OBP: 0.389, SLG: 0.423	G6-4-3 1-2 1B		F3		BB 1-3 1B			G3		4	0	2	0	0	0	1
Ron Fairly, L (1, 3) OBP: 0.382, SLG: 0.413	G6-4-3 1-2f			HR	FC6-4 1-2 BB			K		3	1	1	1	1	1	2
Bob Bailey, R (1, 5) OBP: 0.367, SLG: 0.411		CS 2B		F8	FC6-4 1-2f			1B		4	0	2	0	0	0	3
Jim Fairey, L (1, 7) OBP: 0.274, SLG: 0.274		6-3 2-3		1B BLK 1B		F1		F7		4	0	1	0	0	0	2
John Boccabella, R (1, 2) OBP: 0.269, SLG: 0.337		K		F9 1-2		G4-6-3 1B			G6-4-3 1B	4	0	2	0	0	1	1
Bobby Wine, R (1, 6) OBP: 0.227, SLG: 0.195			3-1	2-3 1B		G4-6-3 1-2f			G6-4-3 1-2f	3	0	1	0	0	0	1
Ron Woods, R (9, PH) OBP: 0.347, SLG: 0.448										1	0	0	0	0	0	1
Dan McGinn, L (1, 1) OBP: 0.286, SLG: 0.286			E4 WP 1B 1B		F8		4-3		K	2	1	1	0	0	0	0
Howie Reed, R (7, 1)										0	0	0	0	0	0	0
Dave McDonald, L (7, PH) OBP: 0.176, SLG: 0.179										1	0	0	0	0	0	0
Claude Raymond, R (8, 1)										0	0	0	0	0	0	0
Coco Laboy, R (9, PH) OBP: 0.307, SLG: 0.307										1	0	0	0	0	1	0

Inning Stats	1	2	3	4	5	6	7	8	9
	R: 0 E: 0 K: 0 S: 4	H: 2 LOB: 1 BB: 0 P: 4	R: 0 E: 0 K: 1 S: 5	H: 1 LOB: 0 BB: 0 P: 5	R: 1 E: 1 K: 1 S: 7	H: 2 LOB: 1 BB: 0 P: 7	R: 1 E: 0 K: 0 S: 5	H: 3 LOB: 2 BB: 0 P: 5	R: 0 E: 0 K: 0 S: 5	H: 2 LOB: 3 BB: 1 P: 9	R: 0 E: 0 K: 0 S: 3	H: 1 LOB: 0 BB: 0 P: 3	R: 0 E: 0 K: 0 S: 3	H: 1 LOB: 0 BB: 0 P: 3	R: 0 E: 0 K: 1 S: 6	H: 1 LOB: 1 BB: 0 P: 6	R: 0 E: 0 K: 1 S: 5	H: 1 LOB: 0 BB: 0 P: 5

PITCHER		IP	WLS	BF	H	R	ER	SO	BB	IBB	HBP	BLK	WP	HR	S	P	ERA	WHIP
Chuck Taylor, R ERA: 3.72	(1, 1)	4.2		20	9	2	1	2	0	0	0	1	1	1	24	24	1.93	1.929
Don Shaw, L ERA: 4.78	(5, 1)	0.0		2	1	0	0	0	1	0	0	0	0	0	1	5	∞	∞
Chris Zachary, R ERA: 5.4	(5, 1)	4.1	W	14	4	0	0	2	0	0	0	0	0	0	18	18	0.00	0.923

PITCHER	IP	WLS	BF	H	R	ER	SO	BB	IBB	HBP	BLK	WP	HR	S	P	ERA	WHIP

BOTTOM

St. Louis Cardinals @ Montreal Expos

Jarry Park, Montreal, QB

Fri Jul 23 1971, 7:05 PM EDT

Att. 20,480 - Unknown

livebaseballscorecards.com

AB	35
R	2
H	14
RBI	2
BB	1
SO	4
LOB	14

1B: 11	SF: 0	WP: 1	PA: 36
2B: 1	SAC: 0	PB: 0	
3B: 1	DP: 4	SB: 0	
HR: 1	HBP: 0	CS: 1	

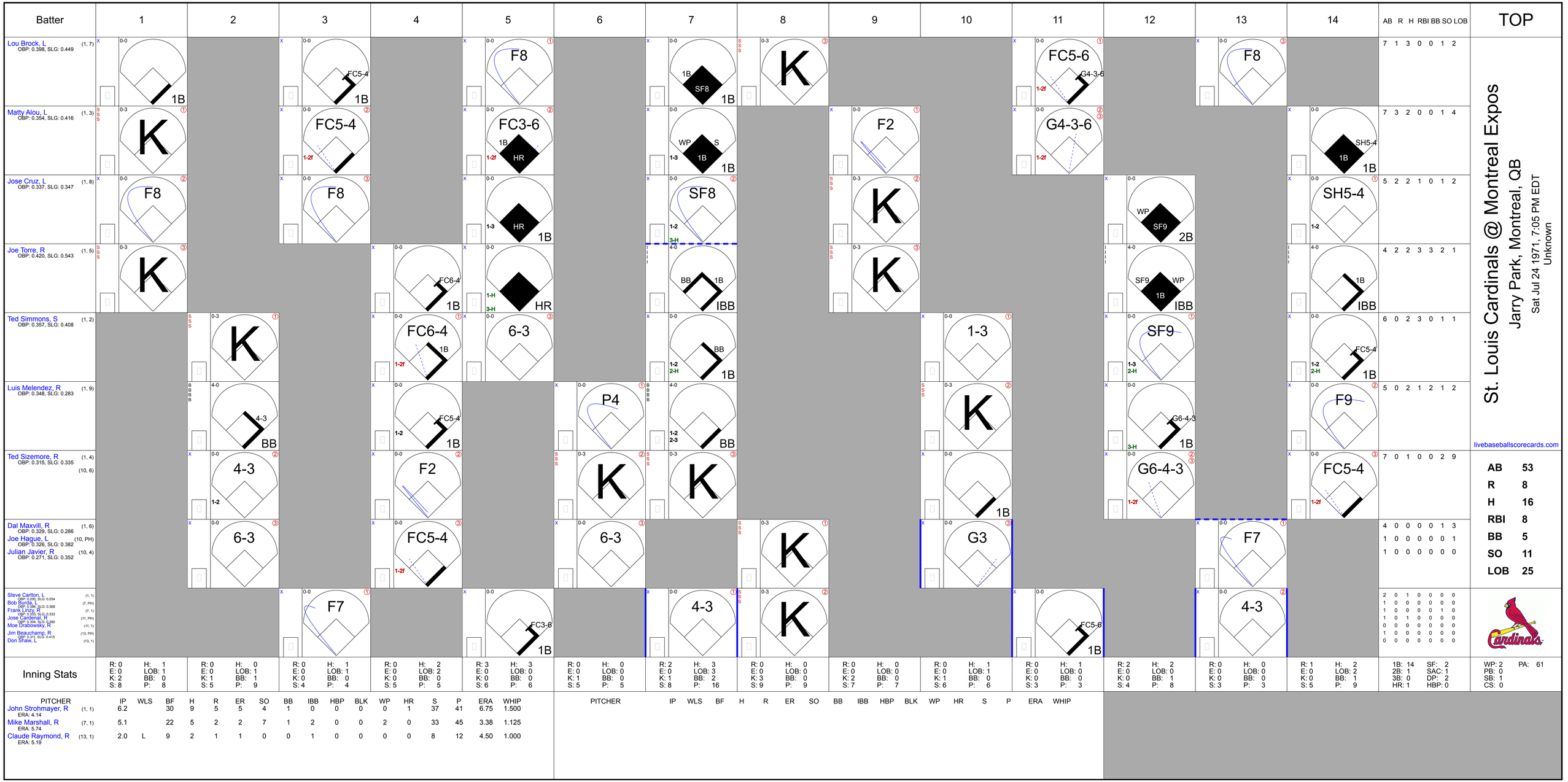
Batter
1
2
3
4
5
6
7
8
9
10
11
12
13
14
AB R H RBI BB SO LOB
TOP
Lou Brock, L (1, 7) OBP: 0.398, SLG: 0.449
7 1 3 0 0 1 2
Matty Alou, L (1, 3) OBP: 0.354, SLG: 0.416
7 3 2 0 0 1 4
Jose Cruz, L (1, 8) OBP: 0.337, SLG: 0.347
5 2 2 1 0 1 2
Joe Torre, R (1, 5) OBP: 0.420, SLG: 0.543
4 2 2 3 3 2 1
Ted Simmons, S (1, 2) OBP: 0.357, SLG: 0.408
6 0 2 3 0 1 1
Luis Melendez, R (1, 9) OBP: 0.348, SLG: 0.283
5 0 2 1 2 1 2
Ted Sizemore, R (1, 4) OBP: 0.315, SLG: 0.335 (10, 6)
7 0 1 0 0 2 9
Dal Maxvill, R (1, 6) OBP: 0.329, SLG: 0.286
Joe Hague, L (10, PH) OBP: 0.326, SLG: 0.382
Julian Javier, R (10, 4) OBP: 0.271, SLG: 0.352
4 0 0 0 0 1 3
1 0 0 0 0 0 1
1 0 0 0 0 0 0
Steve Carlton, L (1, 1) OBP: 0.200, SLG: 0.254
Bob Burda, L (7, PH) OBP: 0.286, SLG: 0.368
Frank Linzy, R (7, 1) OBP: 0.000, SLG: 0.333
Jose Cardenal, R (11, PH) OBP: 0.333, SLG: 0.380
Moe Drabowsky, R (11, 1)
Jim Beauchamp, R (13, PH) OBP: 0.311, SLG: 0.415
Don Shaw, L (13, 1)
2 0 1 0 0 0 0
1 0 0 0 0 0 0
1 0 0 0 0 1 0
1 0 1 0 0 0 0
0 0 0 0 0 0 0
1 0 0 0 0 0 0
0 0 0 0 0 0 0
St. Louis Cardinals @ Montreal Expos
Jarry Park, Montreal, QB
Sat Jul 24 1971, 7:05 PM EDT
Unknown
livebaseballscorecards.com
AB 53
R 8
H 16
RBI 8
BB 5
SO 11
LOB 25
Inning Stats
R: 0 E: 0 K: 2 S: 8 H: 1 LOB: 1 BB: 0 P: 8
R: 0 E: 0 K: 1 S: 5 H: 0 LOB: 1 BB: 1 P: 9
R: 0 E: 0 K: 0 S: 4 H: 1 LOB: 1 BB: 0 P: 4
R: 0 E: 0 K: 0 S: 5 H: 2 LOB: 2 BB: 0 P: 5
R: 3 E: 0 K: 0 S: 6 H: 3 LOB: 0 BB: 0 P: 6
R: 0 E: 0 K: 1 S: 5 H: 0 LOB: 0 BB: 0 P: 5
R: 2 E: 0 K: 1 S: 8 H: 3 LOB: 3 BB: 2 P: 16
R: 0 E: 0 K: 3 S: 9 H: 0 LOB: 0 BB: 0 P: 9
R: 0 E: 0 K: 2 S: 7 H: 0 LOB: 0 BB: 0 P: 7
R: 0 E: 0 K: 1 S: 6 H: 1 LOB: 1 BB: 0 P: 6
R: 0 E: 0 K: 0 S: 3 H: 1 LOB: 0 BB: 0 P: 3
R: 2 E: 0 K: 0 S: 4 H: 2 LOB: 0 BB: 1 P: 8
R: 0 E: 0 K: 0 S: 3 H: 0 LOB: 0 BB: 0 P: 3
R: 1 E: 0 K: 0 S: 5 H: 2 LOB: 2 BB: 1 P: 9
1B: 14 2B: 1 3B: 0 HR: 1
SF: 2 SAC: 1 DP: 2 HBP: 0
WP: 2 PB: 0 SB: 1 CS: 0
PA: 61
PITCHER IP WLS BF H R ER SO BB IBB HBP BLK WP HR S P ERA WHIP
John Strohmayer, R (1, 1) ERA: 4.14 6.2 30 9 5 5 4 1 0 0 0 0 1 37 41 6.75 1.500
Mike Marshall, R (7, 1) ERA: 5.74 5.1 22 5 2 2 7 1 2 0 0 2 0 33 45 3.38 1.125
Claude Raymond, R (13, 1) ERA: 5.19 2.0 L 9 2 1 1 0 0 1 0 0 0 0 8 12 4.50 1.000
PITCHER IP WLS BF H R ER SO BB IBB HBP BLK WP HR S P ERA WHIP

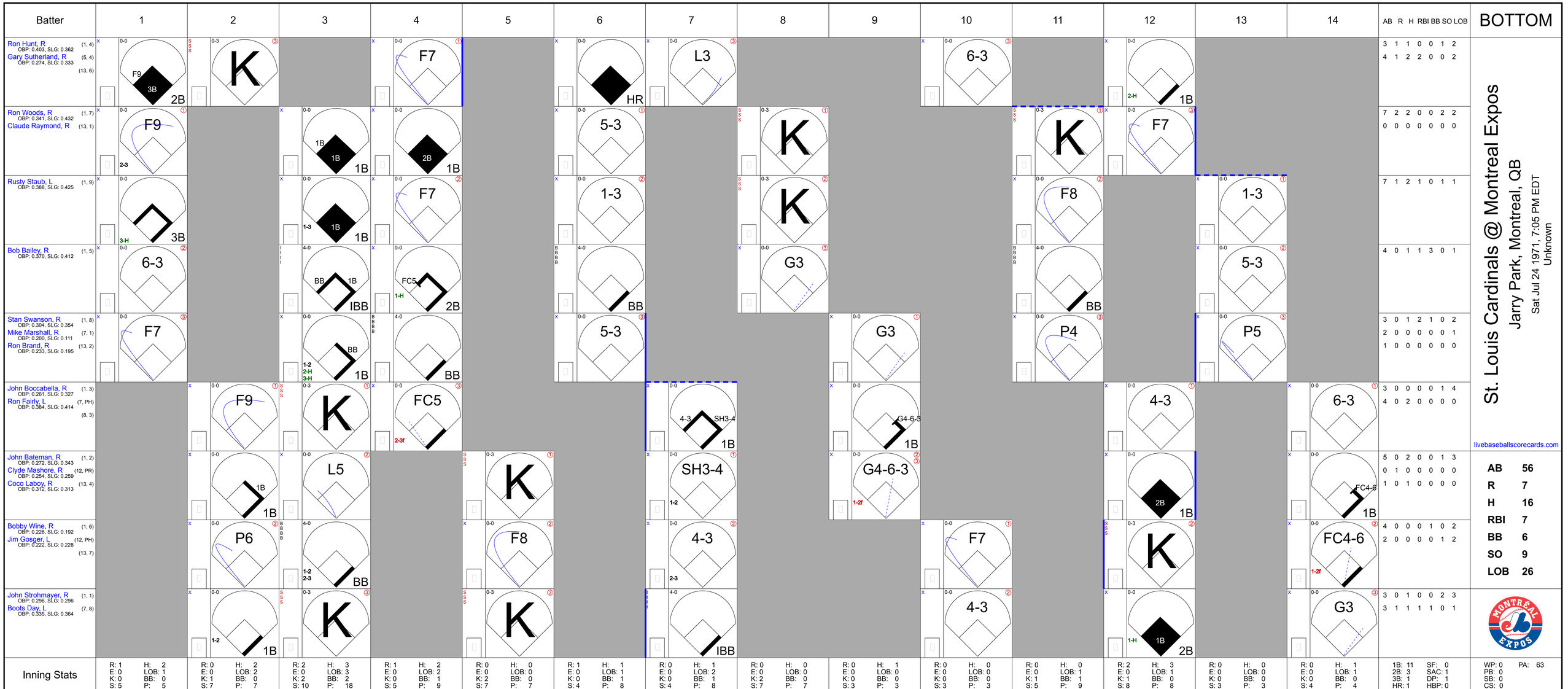
Batter
1
2
3
4
5
6
7
8
9
10
11
12
13
14
AB R H RBI BB SO LOB
BOTTOM
Ron Hunt, R (1, 4)
OBP: 0.403, SLG: 0.362
Gary Sutherland, R (5, 4)
OBP: 0.274, SLG: 0.333
(13, 6)
F9 3B 2B
K
F7
L3
HR
6-3
2-H 1B
3 1 1 0 0 1 2
4 1 2 2 0 0 2
Ron Woods, R (1, 7)
OBP: 0.341, SLG: 0.432
Claude Raymond, R (13, 1)
F9 2-3
1B 1B 1B
2B 1B
5-3
K
K
F7
7 2 2 0 0 2 2
0 0 0 0 0 0 0
Rusty Staub, L (1, 9)
OBP: 0.388, SLG: 0.425
3-H 3B
1-3 1B 1B
F7
1-3
1-3
F8
7 1 2 1 0 1 1
Bob Bailey, R (1, 5)
OBP: 0.370, SLG: 0.412
6-3
BB 1B IBB
FC5 1-H 2B
1-3
K
G3
BB
5-3
4 0 1 1 3 0 1
Stan Swanson, R (1, 8)
OBP: 0.304, SLG: 0.354
Mike Marshall, R (7, 1)
OBP: 0.200, SLG: 0.111
Ron Brand, R (13, 2)
OBP: 0.233, SLG: 0.195
F7
1-2 2-H 3-H BB 1B
BB
5-3
G3
P4
P5
3 0 1 2 1 0 2
2 0 0 0 0 0 1
1 0 0 0 0 0 0
John Boccabella, R (1, 3)
OBP: 0.261, SLG: 0.327
Ron Fairly, L (7, PH)
OBP: 0.384, SLG: 0.414
(8, 3)
F9
K
FC5 2-3f
4-3 SH3-4 1B
G4-6-3 1B
4-3
6-3
3 0 0 0 0 1 4
4 0 2 0 0 0 0
John Bateman, R (1, 2)
OBP: 0.272, SLG: 0.343
Clyde Mashore, R (12, PR)
OBP: 0.254, SLG: 0.259
Coco Laboy, R (13, 4)
OBP: 0.312, SLG: 0.313
1B 1B
L5
K
SH3-4 1-2
G4-6-3 1-2f
2B 1B
FC4-6 1B
5 0 2 0 0 1 3
0 1 0 0 0 0 0
1 0 1 0 0 0 0
Bobby Wine, R (1, 6)
OBP: 0.226, SLG: 0.192
Jim Gosger, L (12, PH)
OBP: 0.222, SLG: 0.228
(13, 7)
P6
1-2 2-3 BB
F8
4-3 2-3
F7
K
FC4-6 1-2f
4 0 0 0 1 0 2
2 0 0 0 0 1 2
John Strohmayer, R (1, 1)
OBP: 0.296, SLG: 0.296
Boots Day, L (7, 8)
OBP: 0.335, SLG: 0.364
1-2 1B
K
K
IBB
4-3
1-H 1B 2B
G3
3 0 1 0 0 2 3
3 1 1 1 1 0 1
St. Louis Cardinals @ Montreal Expos
Jarry Park, Montreal, QB
Sat Jul 24 1971, 7:05 PM EDT
Unknown
livebaseballscorecards.com
AB 56
R 7
H 16
RBI 7
BB 6
SO 9
LOB 26
Inning Stats
R: 1 E: 0 K: 0 S: 5
H: 2 LOB: 1 BB: 0 P: 5
R: 0 E: 0 K: 1 S: 7
H: 2 LOB: 2 BB: 0 P: 7
R: 2 E: 0 K: 2 S: 10
H: 3 LOB: 3 BB: 2 P: 18
R: 1 E: 0 K: 0 S: 5
H: 2 LOB: 2 BB: 1 P: 9
R: 0 E: 0 K: 2 S: 7
H: 0 LOB: 0 BB: 0 P: 7
R: 1 E: 0 K: 0 S: 4
H: 1 LOB: 1 BB: 1 P: 8
R: 0 E: 0 K: 0 S: 4
H: 1 LOB: 2 BB: 1 P: 8
R: 0 E: 0 K: 2 S: 7
H: 0 LOB: 0 BB: 0 P: 7
R: 0 E: 0 K: 0 S: 3
H: 1 LOB: 0 BB: 0 P: 3
R: 0 E: 0 K: 0 S: 3
H: 0 LOB: 0 BB: 0 P: 3
R: 0 E: 0 K: 1 S: 5
H: 0 LOB: 1 BB: 1 P: 9
R: 2 E: 0 K: 1 S: 8
H: 3 LOB: 1 BB: 0 P: 8
R: 0 E: 0 K: 0 S: 3
H: 0 LOB: 0 BB: 0 P: 3
R: 0 E: 0 K: 0 S: 4
H: 1 LOB: 1 BB: 0 P: 4
1B: 11 2B: 3 3B: 1 HR: 1
SF: 0 SAC: 1 DP: 1 HBP: 0
WP: 0 PB: 0 SB: 0 CS: 0
PA: 63
PITCHER IP WLS BF H R ER SO BB IBB HBP BLK WP HR S P ERA WHIP
Steve Carlton, L (1, 1) ERA: 3.87 6.0 32 10 5 5 5 3 1 0 0 0 1 38 54 7.50 2.167
Frank Linzy, R (7, 1) ERA: 2.23 4.0 14 2 0 0 2 0 1 0 0 0 0 17 21 0.00 0.500
Moe Drabowsky, R (11, 1) ERA: 3.43 2.0 10 3 2 2 2 1 0 0 0 0 0 13 17 9.00 2.000
Don Shaw, L (13, 1) ERA: 4.45 2.0 W 7 1 0 0 0 0 0 0 0 0 0 7 7 0.00 0.500
PITCHER IP WLS BF H R ER SO BB IBB HBP BLK WP HR S P ERA WHIP

Batter	1	2	3	4	5	6	7	8	9	AB	R	H	RBI	BB	SO	LOB
Lou Brock, L (1, 7) OBP: 0.398, SLG: 0.448	E6 E 1B	F8 ③		1-3 ①		FC6-4 1B		6-3 ①		5	1	2	0	0	0	1
Julian Javier, R (1, 4) OBP: 0.274, SLG: 0.353	K ①		1B 1B 1B	F8 ②		FC6-4 1-2f ③		WP 1B 1B		5	2	2	0	0	1	2
Jose Cruz, L (1, 8) OBP: 0.351, SLG: 0.354	E9 1B 2-H 1B		1B 1B 1-3 1B	K ③			HR BB	F9 ② 1-2		4	3	2	1	1	1	1
Joe Torre, R (1, 5) OBP: 0.427, SLG: 0.555	F8 3-H 1B		1B 1B 1-3 3-H 1B		G4-6-3 BB		1-H HR	1B IBB		3	2	3	4	2	0	0
Joe Hague, L (1, 3) OBP: 0.327, SLG: 0.382	F8 ② ③ 1-2		F8 ① 1-3		G4-6-3 ① ② 1-2f		PB 1B 1B	1-2 2-H 1B		5	0	2	1	0	0	4
Luis Melendez, R (1, 9) OBP: 0.358, SLG: 0.298		5-3 ① 1B 1-3 3-H 1B		FC4-6 1B			FC5-2-5-2-6 PB 1-2 1B	4-3 ③		5	0	3	1	0	0	2
Jerry McNertney, R (1, 2) OBP: 0.340, SLG: 0.495		HR	K ②	FC4-6 ③ 1-2f			K ① 1-2 2-3		5-3 ①	5	1	1	1	0	2	5
Dal Maxvill, R (1, 6) OBP: 0.326, SLG: 0.283		5-3 ② 1B 1-2 3-H 1B				K ① FC5-2-5-2-6 ② 2-3			6-3 ②	5	0	1	1	0	1	2
Jerry Reuss, L (1, 1) OBP: 0.191, SLG: 0.119		BB	K ③			K ② K ③			K ③	4	0	0	0	1	4	4
Inning Stats	R: 2 E: 2 K: 1 S: 7 H: 3 LOB: 1 BB: 0 P: 7	R: 1 E: 0 K: 0 S: 4 H: 1 LOB: 1 BB: 1 P: 8	R: 3 E: 0 K: 2 S: 12 H: 5 LOB: 2 BB: 0 P: 12	R: 0 E: 0 K: 1 S: 5 H: 0 LOB: 0 BB: 0 P: 5	R: 0 E: 0 K: 0 S: 3 H: 1 LOB: 1 BB: 1 P: 7	R: 0 E: 0 K: 2 S: 8 H: 1 LOB: 1 BB: 0 P: 8	R: 2 E: 0 K: 2 S: 10 H: 3 LOB: 2 BB: 1 P: 14	R: 1 E: 0 K: 0 S: 5 H: 2 LOB: 2 BB: 1 P: 9	R: 0 E: 0 K: 1 S: 5 H: 0 LOB: 0 BB: 0 P: 5	1B: 14 2B: 0 3B: 0 HR: 2 SF: 0 SAC: 0 DP: 1 HBP: 0						

PITCHER	IP	WLS	BF	H	R	ER	SO	BB	IBB	HBP	BLK	WP	HR	S	P	ERA	WHIP
Carl Morton, R (1, 1) ERA: 4.21	3.0	L	18	9	6	5	3	1	0	0	0	0	1	23	27	15.00	3.333
Howie Reed, R (4, 1) ERA: 4.03	1.0		3	0	0	0	1	0	0	0	0	0	0	5	5	0.00	0.000
Ernie McAnally, R (5, 1) ERA: 5.28	3.0		15	5	2	2	4	2	0	0	0	0	1	21	29	6.00	2.333
Dan McGinn, L (8, 1) ERA: 6.02	2.0		9	2	1	1	1	0	1	0	0	1	0	10	14	4.50	1.000

PITCHER	IP	WLS	BF	H	R	ER	SO	BB	IBB	HBP	BLK	WP	HR	S	P	ERA	WHIP

TOP

St. Louis Cardinals @ Montreal Expos

Jarry Park, Montreal, QB

Sat Jul 24 1971, 7:05 PM EDT

Att. 24,109 - Unknown

livebaseballscorecards.com

AB	41
R	9
H	16
RBI	9
BB	4
SO	9
LOB	21
PA:	45
WP:	1
PB:	1
SB:	0
CS:	0

BOTTOM

St. Louis Cardinals @ Montreal Expos

Jarry Park, Montreal, QB

Sat Jul 24 1971, 7:05 PM EDT

Att. 24,109 - Unknown

Batter	1	2	3	4	5	6	7	8	9	AB	R	H	RBI	BB	SO	LOB
Gary Sutherland, R (1, 4) OBP: 0.278, SLG: 0.338	BBBB 4-0 G6-4-3 BB		SSS 0-3 ③ K		x 0-0 ① P2		x 0-0 2B		x 0-0 ③ 5-3	4	0	1	0	1	1	1
Ron Woods, R (1, 7) OBP: 0.326, SLG: 0.410	x 0-0 ①② G6-4-3 1-2f			x 0-0 ① F3	SSS 0-3 ② K		x 0-0 ② 6-3			4	0	0	0	0	1	2
Rusty Staub, L (1, 9) OBP: 0.386, SLG: 0.422	SSS 0-3 ③ K			x 0-0 ② G3	BBBB 4-0 BB		SSS 0-3 ③ K			3	0	0	0	1	2	1
Bob Bailey, R (1, 5) OBP: 0.369, SLG: 0.410		SSS 0-3 ① K		x 0-0 BB BB BB 1B	x 0-0 ③ F7			x 0-0 ① 1-3		4	1	1	0	0	1	1
Stan Swanson, R (1, 8) OBP: 0.315, SLG: 0.343		x 0-0 ② P4		BBBB 4-0 BB BB 1B 1-2 BB		SSS 0-3 ① K		BBBB 4-0 BB		2	1	0	0	2	1	0
Ron Fairly, L (1, 3) OBP: 0.382, SLG: 0.410		x 0-0 ③ P4		BBBB 4-0 BB 1B 1-2 2-3 BB		x 0-0 ② 3-1		x 0-0 ② F9		3	1	0	0	1	0	1
John Boccabella, R (1, 2) OBP: 0.270, SLG: 0.336			SSS 0-3 ① K	BBBB 4-0 1B 1-2 2-3 3-H BB		x 0-0 2B		x 0-0 ③ F9		3	0	1	1	1	1	1
Bobby Wine, R (1, 6) OBP: 0.231, SLG: 0.194			x 0-0 ② 6-3	x 0-0 1B 1-2 2-H 3-H		x 0-0 ③ 4-3			BBBB 4-0 G6-3 BB	3	0	1	2	1	0	1
Carl Morton, R (1, 1) OBP: 0.213, SLG: 0.293 Ron Hunt, R (3, PH) OBP: 0.464, SLG: 0.362 Howie Reed, R (4, 1) Ron Brand, R (4, PH) OBP: 0.227, SLG: 0.190 Ernie McAnally, R (5, 1) Coco Laboy, R (7, PH) OBP: 0.359, SLG: 0.310 Dan McGinn, L (8, 1) OBP: 0.286, SLG: 0.286 John Bateman, R (9, PH) OBP: 0.272, SLG: 0.342			BBBB 4-0 BB	x 0-0 ③ F7			x 0-0 ① F2	x 0-0 ①② G6-3 1-2f		0 0 0 1 0 1 0 1	0 0 0 0 0 0 0 0	0 0 0 0 0 0 0 0	0 0 0 0 0 0 0 0	0 1 0 0 0 0 0 0	0 0 0 0 2 0 0 1	0 0 0 0 0 0 0 0
Inning Stats	R: 0 H: 0 E: 0 LOB: 0 K: 1 BB: 1 S: 4 P: 8	R: 0 H: 0 E: 0 LOB: 0 K: 1 BB: 0 S: 5 P: 5	R: 0 H: 0 E: 0 LOB: 1 K: 2 BB: 1 S: 7 P: 11	R: 3 H: 2 E: 0 LOB: 2 K: 0 BB: 3 S: 5 P: 17	R: 0 H: 0 E: 0 LOB: 1 K: 1 BB: 1 S: 5 P: 9	R: 0 H: 1 E: 0 LOB: 1 K: 1 BB: 0 S: 6 P: 6	R: 0 H: 1 E: 0 LOB: 1 K: 1 BB: 0 S: 6 P: 6	R: 0 H: 0 E: 0 LOB: 1 K: 0 BB: 1 S: 3 P: 7	R: 0 H: 0 E: 0 LOB: 0 K: 0 BB: 1 S: 2 P: 6	1B: 2 2B: 2 3B: 0 HR: 0	SF: 0 SAC: 0 DP: 2 HBP: 0			WP: 0 PB: 0 SB: 0 CS: 0	PA: 37		

livebaseballscorecards.com

	AB	29
	R	3
	H	4
	RBI	3
	BB	8
	SO	7
	LOB	11

PITCHER		IP	WLS	BF	H	R	ER	SO	BB	IBB	HBP	BLK	WP	HR	S	P	ERA	WHIP
Jerry Reuss, L ERA: 5.33	(1, 1)	9.0	W	37	4	3	3	7	8	0	0	0	0	0	43	75	3.00	1.333

PITCHER	IP	WLS	BF	H	R	ER	SO	BB	IBB	HBP	BLK	WP	HR	S	P	ERA	WHIP

Batter	1	2	3	4	5	6	7	8	9	AB	R	H	RBI	BB	SO	LOB
Lou Brock, L (1, 7) OBP: 0.398, SLG: 0.448	F8		5-3			BB G3 1B	S 2B 1B 3-H		F9	5	1	2	1	0	0	0
Matty Alou, L (1, 3) (7, 9) OBP: 0.354, SLG: 0.418	F8			L4-3 1B		G3 1-2	2B 1-H		F8	5	1	2	1	0	0	1
Jose Cruz, L (1, 8) OBP: 0.357, SLG: 0.366	K			L4-3 1-2		BB BBBB	2B 2-H			3	0	1	1	1	1	1
Daryl Patterson, L (7, 1)										0	0	0	0	0	0	0
Don Shaw, L (7, 1)										0	0	0	0	0	0	0
Moe Drabowsky, R (8, 1)										0	0	0	0	0	0	0
Joe Torre, R (1, 5) OBP: 0.428, SLG: 0.556		P5		2B		G4-6-3 BB 1-2 2-3 BBBB	F7			3	0	1	0	1	0	1
Ted Simmons, S (1, 2) OBP: 0.362, SLG: 0.414		1B		IBB		G4-6-3 1-2f		SH1-4 2B		3	0	2	0	1	0	3
Luis Melendez, R (1, 9) (7, 8) OBP: 0.358, SLG: 0.299		F9		P3			FC6-4 1B	SH1-4 2-3		3	0	1	0	0	0	3
Ted Sizemore, R (1, 4) (7, 6) OBP: 0.311, SLG: 0.330		4-3			F3		FC6-4 1B 1-2f E	5-3		4	1	0	0	0	0	3
Dal Maxvill, R (1, 6) OBP: 0.323, SLG: 0.280			6-3		6-3		E9 1-3 1B 1-H 1B	4-3		2	0	0	0	0	0	0
Joe Hague, L (7, PH) (7, 3) OBP: 0.328, SLG: 0.383										2	1	1	0	0	0	1
Reggie Cleveland, R (1, 1) OBP: 0.145, SLG: 0.185			K		6-3		1-3 2-3		5-3	2	0	0	0	0	1	0
Bob Burda, L (7, PH) OBP: 0.378, SLG: 0.359										1	0	0	0	0	0	1
Julian Javier, R (7, 4) OBP: 0.272, SLG: 0.351										1	0	0	0	0	0	0
Inning Stats	R: 0 H: 0 E: 0 LOB: 0 K: 1 BB: 0 S: 5 P: 5	R: 0 H: 1 E: 0 LOB: 1 K: 0 BB: 0 S: 4 P: 4	R: 0 H: 0 E: 0 LOB: 0 K: 1 BB: 0 S: 5 P: 5	R: 0 H: 2 E: 0 LOB: 2 K: 0 BB: 1 S: 4 P: 8	R: 0 H: 0 E: 0 LOB: 0 K: 0 BB: 0 S: 3 P: 3	R: 0 H: 1 E: 0 LOB: 2 K: 0 BB: 2 S: 3 P: 11	R: 4 H: 5 E: 1 LOB: 1 K: 0 BB: 0 S: 8 P: 8	R: 0 H: 1 E: 0 LOB: 1 K: 0 BB: 0 S: 4 P: 4	R: 0 H: 0 E: 0 LOB: 0 K: 0 BB: 0 S: 3 P: 3	1B: 6 SF: 0 2B: 5 SAC: 1 3B: 0 DP: 2 HR: 0 HBP: 0						

PITCHER	IP	WLS	BF	H	R	ER	SO	BB	IBB	HBP	BLK	WP	HR	S	P	ERA	WHIP
Bill Stoneman, R (1, 1) ERA: 3.11	9.0	W	38	10	4	4	2	2	1	0	0	0	0	39	51	4.00	1.333

PITCHER	IP	WLS	BF	H	R	ER	SO	BB	IBB	HBP	BLK	WP	HR	S	P	ERA	WHIP

TOP

St. Louis Cardinals @ Montreal Expos

Jarry Park, Montreal, QB

Sun Jul 25 1971, 3:33 AM EDT

Att. 20,346 - Unknown

livebaseballscorecards.com

AB	34
R	4
H	10
RBI	3
BB	3
SO	2
LOB	14

WP: 0 PA: 38
PB: 0
SB: 1
CS: 0

BOTTOM

St. Louis Cardinals @ Montreal Expos

Jarry Park, Montreal, QB

Sun Jul 25 1971, 3:33 AM EDT

Att. 20,346 - Unknown

Batter	1	2	3	4	5	6	7	8	9	AB	R	H	RBI	BB	SO	LOB
Ron Hunt, R (1, 4) OBP: 0.401, SLG: 0.358	6-3		P3		K		FC6-4			3	0	0	0	0	1	1
Gary Sutherland, R (6, 4) OBP: 0.276, SLG: 0.336										1	0	0	0	0	0	1
Boots Day, L (1, 8) OBP: 0.338, SLG: 0.364	F8			2B HR 1B	P1		BB			3	1	1	0	1	0	0
Rusty Staub, L (1, 9) OBP: 0.385, SLG: 0.423	K			HR 2B		K	4-1			4	1	1	0	0	2	2
Ron Fairly, L (1, 3) OBP: 0.387, SLG: 0.410		G6-4-3 1B		HR IBB		1B FC3-6 BB		4-3		2	2	1	0	2	0	0
Bob Bailey, R (1, 5) OBP: 0.368, SLG: 0.408		G6-4-3		K		FC3-6 1B		6-3		4	0	1	0	0	1	4
Coco Laboy, R (9, 5) OBP: 0.309, SLG: 0.310										0	0	0	0	0	0	0
Jim Gosger, L (1, 7) OBP: 0.212, SLG: 0.217		3-1		K		FC3-6		PO 1B BB		3	0	0	1	0	1	4
Ron Woods, R (8, PH) OBP: 0.333, SLG: 0.410 (9, 7)										0	0	0	0	1	0	0
John Bateman, R (1, 2) OBP: 0.274, SLG: 0.353			K	HR		4-3		1B		4	1	2	4	0	1	1
Bobby Wine, R (1, 6) OBP: 0.228, SLG: 0.191		5-3		K			6-3	PO		3	0	0	0	0	1	0
Bill Stoneman, R (1, 1) OBP: 0.258, SLG: 0.155			1B		K		FC6-4 BB			2	0	1	0	1	1	0
Inning Stats	R: 0 E: 0 K: 1 S: 5 H: 0 LOB: 0 BB: 0 P: 5	R: 0 E: 0 K: 0 S: 3 H: 1 LOB: 0 BB: 0 P: 3	R: 0 E: 0 K: 1 S: 6 H: 1 LOB: 1 BB: 0 P: 6	R: 4 E: 0 K: 3 S: 12 H: 3 LOB: 0 BB: 1 P: 16	R: 0 E: 0 K: 2 S: 7 H: 0 LOB: 0 BB: 0 P: 7	R: 1 E: 0 K: 1 S: 6 H: 1 LOB: 1 BB: 1 P: 10	R: 0 E: 0 K: 0 S: 3 H: 0 LOB: 2 BB: 2 P: 11	R: 0 E: 0 K: 0 S: 3 H: 1 LOB: 1 BB: 1 P: 7		1B: 5 2B: 1 3B: 0 HR: 1	SF: 0 SAC: 0 DP: 1 HBP: 0						

livebaseballscorecards.com

AB	29
R	5
H	7
RBI	5
BB	5
SO	8
LOB	13

WP: 0 PB: 0 SB: 1 CS: 0 PA: 35

PITCHER		IP	WLS	BF	H	R	ER	SO	BB	IBB	HBP	BLK	WP	HR	S	P	ERA	WHIP
Reggie Cleveland, R ERA: 3.94	(1, 1)	6.0	L	25	6	5	5	8	1	1	0	0	0	1	39	47	7.50	1.167
Daryl Patterson, R ERA: 5.59	(7, 1)	0.2		4	0	0	0	0	2	0	0	0	0	0	2	10	0.00	3.000
Don Shaw, L ERA: 4.3	(7, 1)	1.0		5	1	0	0	0	1	0	0	0	0	0	4	8	0.00	2.000
Moe Drabowsky, R ERA: 3.4	(8, 1)	0.1		0	0	0	0	0	0	0	0	0	0	0	0	0	0.00	0.000

PITCHER	IP	WLS	BF	H	R	ER	SO	BB	IBB	HBP	BLK	WP	HR	S	P	ERA	WHIP

Batter	1	2	3	4	5	6	7	8	9	AB	R	H	RBI	BB	SO	LOB
Don Kessinger, S (1, 6) OBP: 0.349, SLG: 0.359	BBBB 4-0 CS BB		x 0-0 ② 4-3			x 0-0 E 1B 1B	x 0-0 ② 4-3		SSS 0-3 ① K	4	1	1	0	1	1	0
Glenn Beckert, R (1, 4) OBP: 0.380, SLG: 0.415	BBBB 4-0 ① 1-2 BB 1B BB		x 0-0 ③ 6-3			x 0-0 1B 1-H 1B 1B	x 0-0 1B 3B		x 0-0 ② G3	4	3	2	1	1	0	0
Billy Williams, L (1, 7) OBP: 0.377, SLG: 0.501	BBBB 4-0 1B 1-2 1B BB			x 0-0 ① 1-3		x 0-0 ① F7	BBBB 4-0 BB 1B BB		x 0-0 ③ F8	3	0	0	0	2	0	1
Jim Hickman, R (1, 3) OBP: 0.357, SLG: 0.483	x 0-0 ② 1-H 2-H 1B			x 0-0 ② 6-3		x 0-0 1B 1-3 SF8 1B	x 0-0 BB 1-2 3-H 1B			4	1	3	2	0	0	0
Ron Santo, R (1, 5) OBP: 0.374, SLG: 0.468	x 0-0 ③ 6-3			x 0-0 ③ 5-3		x 0-0 1B 1-3 3-H 1B	BBBB 4-0 1-2 2-3 BB			3	0	1	1	1	0	1
Brock Davis, L (1, 8) OBP: 0.374, SLG: 0.374		BBBB 4-0 G4-6-3 BB			x 0-0 ① F7	x 0-0 FC4-6 1-2 1B	x 0-0 ③ G3			3	0	1	0	1	0	3
Johnny Callison, L (1, 9) OBP: 0.291, SLG: 0.309		x 0-0 ① ② G4-6-3 1-2f			BBBB 4-0 BB	x 0-0 ② SF8 3-H		x 0-0 ① F8		2	0	0	1	1	0	1
J.C. Martin, L (1, 2) OBP: 0.329, SLG: 0.373		x 0-0 ③ 5-3			SSS 0-3 ② K	x 0-0 ③ FC4-6 1-2f		x 0-0 ② F9		4	0	0	0	0	1	3
Milt Pappas, R (1, 1) OBP: 0.193, SLG: 0.167			SSS 0-3 ① K		x 0-0 ③ 5-3		SSS 0-3 ① K	SSS 0-3 ③ K		4	0	0	0	0	3	1
Inning Stats	R: 1 H: 1 E: 0 LOB: 1 K: 0 BB: 3 S: 2 P: 14	R: 0 H: 0 E: 0 LOB: 0 K: 0 BB: 1 S: 2 P: 6	R: 0 H: 0 E: 0 LOB: 0 K: 1 BB: 0 S: 5 P: 5	R: 0 H: 0 E: 0 LOB: 0 K: 0 BB: 0 S: 3 P: 3	R: 0 H: 0 E: 0 LOB: 1 K: 1 BB: 1 S: 5 P: 9	R: 3 H: 5 E: 1 LOB: 2 K: 0 BB: 0 S: 8 P: 8	R: 1 H: 2 E: 0 LOB: 3 K: 1 BB: 2 S: 7 P: 15	R: 0 H: 0 E: 0 LOB: 0 K: 1 BB: 0 S: 5 P: 5	R: 0 H: 0 E: 0 LOB: 0 K: 1 BB: 0 S: 5 P: 5	1B: 7 SF: 1 2B: 0 SAC: 0 3B: 1 DP: 1 HR: 0 HBP: 0				WP: 0 PA: 39 PB: 0 SB: 0 CS: 1		

TOP

Chicago Cubs @ Montreal Expos

Jarry Park, Montreal, QB

Mon Jul 26 1971, 7:05 PM EDT

Att. 16,037 - Unknown - 81 F

livebaseballscorecards.com

AB	31
R	5
H	8
RBI	5
BB	7
SO	5
LOB	10

PITCHER		IP	WLS	BF	H	R	ER	SO	BB	IBB	HBP	BLK	WP	HR	S	P	ERA	WHIP
Steve Renko, R ERA: 3.65	(1, 1)	6.2	L	31	8	5	5	3	6	0	0	0	0	0	31	55	6.75	2.100
John Strohmayer, R ERA: 4.07	(7, 1)	1.1		5	0	0	0	1	1	0	0	0	0	0	6	10	0.00	0.750
Dan McGinn, L ERA: 5.89	(9, 1)	1.0		3	0	0	0	1	0	0	0	0	0	0	5	5	0.00	0.000

PITCHER	IP	WLS	BF	H	R	ER	SO	BB	IBB	HBP	BLK	WP	HR	S	P	ERA	WHIP

Batter	1	2	3	4	5	6	7	8	9	AB	R	H	RBI	BB	SO	LOB
Ron Hunt, R (1, 4) OBP: 0.405, SLG: 0.361	F9		4-3, 1B 3-H			FC6-4, 1B		BBBB, FC4-6 1-2		3	0	2	1	1	0	0
Boots Day, L (1, 8) OBP: 0.332, SLG: 0.357	G3		4-3 1-2			FC6-4, G6-3 1-2f		FC4-6 1-2f		4	0	0	0	0	0	4
Rusty Staub, L (1, 9) OBP: 0.384, SLG: 0.419	F9		6-3			G6-3 1-2f			BBBB, G6-4-3, BB	3	0	0	0	1	0	2
Ron Fairly, L (1, 3) OBP: 0.388, SLG: 0.412		E9, SF8, 1B		SSS, K			G4-3, 1B		F9	4	1	2	0	0	1	1
Bob Bailey, R (1, 5) OBP: 0.364, SLG: 0.405		SF8 3-H		4-3			G4-3 1-2f		G6-4-3 1-2f	3	0	0	1	0	0	2
Jim Gosger, L (1, 7) OBP: 0.203, SLG: 0.206		SSS, K		G3			4-3			3	0	0	0	0	1	0
John Bateman, R (1, 2) OBP: 0.272, SLG: 0.350		1-3			4-3			5-3		3	0	0	0	0	0	0
Bobby Wine, R (1, 6) OBP: 0.230, SLG: 0.197			6-3, 1B, 2B		3-1			E6, FC4-6		3	1	1	0	0	0	0
Steve Renko, R (1, 1) OBP: 0.203, SLG: 0.270			6-3 2-3		SSS, K			FC4-6, BB 1-2f		2	0	0	0	0	1	1
John Strohmayer, R (7, 1) OBP: 0.296, SLG: 0.296										0	0	0	0	0	0	0
Jim Fairey, L (8, PH) OBP: 0.272, SLG: 0.271										1	0	0	0	0	0	1
Dan McGinn, L (9, 1) OBP: 0.286, SLG: 0.286										0	0	0	0	0	0	0
Inning Stats	R: 0 E: 0 K: 0 S: 3 H: 0 LOB: 0 BB: 0 P: 3	R: 1 E: 1 K: 1 S: 6 H: 1 LOB: 0 BB: 0 P: 6	R: 1 E: 0 K: 0 S: 5 H: 2 LOB: 1 BB: 0 P: 5	R: 0 E: 0 K: 1 S: 5 H: 0 LOB: 0 BB: 0 P: 5	R: 0 E: 0 K: 1 S: 5 H: 0 LOB: 0 BB: 0 P: 5	R: 0 E: 0 K: 0 S: 3 H: 1 LOB: 0 BB: 0 P: 3	R: 0 E: 0 K: 0 S: 3 H: 1 LOB: 0 BB: 0 P: 3	R: 0 E: 1 K: 0 S: 4 H: 0 LOB: 2 BB: 1 P: 8	R: 0 E: 0 K: 0 S: 2 H: 0 LOB: 0 BB: 1 P: 6	1B: 4 2B: 1 3B: 0 HR: 0 SF: 1 SAC: 0 DP: 3 HBP: 0						

PITCHER	IP	WLS	BF	H	R	ER	SO	BB	IBB	HBP	BLK	WP	HR	S	P	ERA	WHIP
Milt Pappas, R (1, 1) ERA: 3.99	9.0	W	32	5	2	1	3	2	0	0	0	0	0	36	44	1.00	0.778

PITCHER	IP	WLS	BF	H	R	ER	SO	BB	IBB	HBP	BLK	WP	HR	S	P	ERA	WHIP

BOTTOM

Chicago Cubs @ Montreal Expos

Jarry Park, Montreal, QB

Mon Jul 26 1971, 7:05 PM EDT

Att. 16,037 - Unknown - 81 F

livebaseballscorecards.com

AB	29
R	2
H	5
RBI	2
BB	2
SO	3
LOB	11

Batter	1	2	3	4	5	6	7	8	9	AB	R	H	RBI	BB	SO	LOB
Don Kessinger, S (1, 6) OBP: 0.349, SLG: 0.356	BBBB 4-0 BB BB BB	x 0-0 E4 1-2 2-3			x 0-0 ① 6-3		BBBB 4-0 1B 1B BB		x 0-0 ① L6	3	1	0	0	2	0	2
Glenn Beckert, R (1, 4) OBP: 0.382, SLG: 0.416	x 0-0 ① F7	x 0-0 ③ P4			BBBB 4-0 BB		x 0-0 1B 1-3 1B		x 0-0 E 1B 1B	4	0	2	0	1	0	4
Billy Williams, L (1, 7) OBP: 0.382, SLG: 0.503	BBBB 4-0 BB 1-2 BB		BBBB 4-0 5-3 BB		x 0-0 ② F8		x 0-0 BB 1-3 3-H 1B		x 0-0 E2 G5-4-3 1-3 1B	3	0	2	1	2	0	1
Jim Hickman, R (1, 3) OBP: 0.358, SLG: 0.477	BBBB 4-0 G3-6-3 1-2 2-3 BB		x 0-0 ① 5-3 1-2		x 0-0 ③ 1-3		BBBB 4-0 1-2 BB		x 0-0 ② ③ G5-4-3 1-2f	3	0	0	0	2	0	4
Ron Santo, R (1, 5) OBP: 0.371, SLG: 0.462	x 0-0 ② ③ G3-6-3 1-2f		x 0-0 ② 5-3			x 0-0 ① 6-3	x 0-0 ③ 4-3			4	0	0	0	0	0	7
Brock Davis, L (1, 8) OBP: 0.367, SLG: 0.366		x 0-0 ① 5-3	x 0-0 ③ F8			x 0-0 ② 6-3		x 0-0 ① F8		4	0	0	0	0	0	1
Johnny Callison, L (1, 9) OBP: 0.290, SLG: 0.305		x 0-0 ② 3-1		x 0-0 ① F9		x 0-0 ③ F8		BBBB 4-0 BB		3	0	0	0	1	0	0
J.C. Martin, L (1, 2) OBP: 0.326, SLG: 0.359	BBBB 4-0 E 1B BB			x 0-0 ② F2			x 0-0 ① F8	x 0-0 ② F5		3	0	0	0	1	0	1
Ken Holtzman, R (1, 1) OBP: 0.164, SLG: 0.206	x 0-0 E 1-2 1B			x 0-0 ③ F9			x 0-0 ② F7	x 0-0 ③ L9		2	0	1	0	0	0	0
Ray Webster, L (7, PH) OBP: 0.310, SLG: 0.308										1	0	0	0	0	0	0
Bill Bonham, R (7, 1) OBP: 0.200, SLG: 0.200										0	0	0	0	0	0	0
Paul Popovich, S (8, PH) OBP: 0.253, SLG: 0.308										1	0	0	0	0	0	1
Ron Tompkins, R (8, 1)										0	0	0	0	0	0	0
Inning Stats	R: 0 E: 0 K: 0 S: 2 H: 0 LOB: 2 BB: 3 P: 14	R: 0 E: 1 K: 0 S: 5 H: 1 LOB: 3 BB: 1 P: 9	R: 0 E: 0 K: 0 S: 3 H: 0 LOB: 1 BB: 1 P: 7	R: 0 E: 0 K: 0 S: 3 H: 0 LOB: 0 BB: 0 P: 3	R: 0 E: 0 K: 0 S: 3 H: 0 LOB: 1 BB: 1 P: 7	R: 0 E: 0 K: 0 S: 3 H: 0 LOB: 0 BB: 0 P: 3	R: 1 E: 0 K: 0 S: 5 H: 2 LOB: 3 BB: 2 P: 13	R: 0 E: 0 K: 0 S: 3 H: 0 LOB: 1 BB: 1 P: 7	R: 0 E: 1 K: 0 S: 4 H: 2 LOB: 1 BB: 0 P: 4	1B: 5 2B: 0 3B: 0 HR: 0	SF: 0 SAC: 0 DP: 2 HBP: 0						

PITCHER	IP	WLS	BF	H	R	ER	SO	BB	IBB	HBP	BLK	WP	HR	S	P	ERA	WHIP
Ernie McAnally, R (1, 1) ERA: 4.83	9.0	W	40	5	1	1	0	9	0	0	0	0	0	31	67	1.00	1.556

PITCHER	IP	WLS	BF	H	R	ER	SO	BB	IBB	HBP	BLK	WP	HR	S	P	ERA	WHIP

TOP

Chicago Cubs @ Montreal Expos

Jarry Park, Montreal, QB

Tue Jul 27 1971, 7:05 PM EDT

Att. 20,401 - Sunny - 71 F

livebaseballscorecards.com

AB	31
R	1
H	5
RBI	1
BB	9
SO	0
LOB	21

1B: 5	SF: 0	WP: 0	PA: 40
2B: 0	SAC: 0	PB: 0	
3B: 0	DP: 2	SB: 0	
HR: 0	HBP: 0	CS: 0	

Chicago Cubs @ Montreal Expos

Jarry Park, Montreal, QB

Tue Jul 27 1971, 7:05 PM EDT

Att. 20,401 - Sunny - 71 F

livebaseballscorecards.com

BOTTOM

Batter	1	2	3	4	5	6	7	8	9	AB	R	H	RBI	BB	SO	LOB
Ron Hunt, R (1, 4) OBP: 0.404, SLG: 0.361 Gary Sutherland, R (5, PR) OBP: 0.275, SLG: 0.333 (6, 4)	P5	1-3			SH1-4 HR 1B		F8			3 1	0 1	1 0	0 0	0 0	0 0	1 0
Ron Woods, R (1, 8) OBP: 0.344, SLG: 0.432	1B FC6-4 1B		1-3		SH1-4 1-2		WP SF9 2B			3	2	2	0	0	0	0
Ron Fairly, L (1, 3) OBP: 0.392, SLG: 0.425	FC6-4 1-3 1B		K		2-H HR		SF9 WP BLK IBB			3	2	2	2	1	1	0
Bob Bailey, R (1, 7) OBP: 0.364, SLG: 0.404 Rusty Staub, L (7, PH) OBP: 0.385, SLG: 0.419 (8, 9)	FC6-4 1-2f 3-H		S 1B		K		BLK SF9 1-2 2-3 IBB			3 0	0 0	1 0	1 0	0 1	1 0	2 0
John Bateman, R (1, 2) OBP: 0.272, SLG: 0.348	F9		BB 1-2		6-3		SF9 1-2 2-3 3-H			2	0	0	1	1	0	2
Stan Swanson, R (1, 9) OBP: 0.312, SLG: 0.338 (8, 7)		E SF9 1B	F7			F7	P3 2-3 3-H			4	1	1	0	0	0	3
Coco Laboy, R (1, 5) OBP: 0.301, SLG: 0.301		F9	4-3			F8	4-3			4	0	0	0	0	0	1
Bobby Wine, R (1, 6) OBP: 0.230, SLG: 0.203		E1 1-3	1-3			2B	4-3			4	0	1	0	0	0	1
Ernie McAnally, R (1, 1)		SF9 3-H	1-3			K	4-3			3	0	0	1	0	1	1
Inning Stats	R: 1 E: 0 K: 0 S: 5 H: 2 LOB: 1 BB: 0 P: 5	R: 1 E: 1 K: 0 S: 5 H: 1 LOB: 1 BB: 0 P: 5	R: 0 E: 0 K: 1 S: 6 H: 1 LOB: 2 BB: 1 P: 10	R: 0 E: 0 K: 0 S: 3 H: 0 LOB: 0 BB: 0 P: 3	R: 2 E: 0 K: 1 S: 7 H: 2 LOB: 1 BB: 0 P: 7	R: 0 E: 0 K: 1 S: 6 H: 1 LOB: 1 BB: 0 P: 6	R: 2 E: 0 K: 0 S: 4 H: 1 LOB: 1 BB: 2 P: 12	R: 0 E: 0 K: 0 S: 3 H: 0 LOB: 0 BB: 0 P: 3		1B: 5 2B: 2 3B: 0 HR: 1	SF: 2 SAC: 1 DP: 0 HBP: 0			WP: 1 PB: 0 SB: 1 CS: 0	PA: 36	

	AB	30
	R	6
	H	8
	RBI	5
	BB	3
	SO	3
	LOB	11

PITCHER		IP	WLS	BF	H	R	ER	SO	BB	IBB	HBP	BLK	WP	HR	S	P	ERA	WHIP
Ken Holtzman, L ERA: 4.0	(1, 1)	6.0	L	27	7	4	3	3	1	0	0	0	0	1	32	36	4.50	1.333
Bill Bonham, R ERA: 5.02	(7, 1)	1.0		6	1	2	2	0	0	2	0	1	1	0	4	12	18.00	1.000
Ron Tompkins, R ERA: 3.95	(8, 1)	1.0		3	0	0	0	0	0	0	0	0	0	0	3	3	0.00	0.000

PITCHER	IP	WLS	BF	H	R	ER	SO	BB	IBB	HBP	BLK	WP	HR	S	P	ERA	WHIP

Batter	1	2	3	4	5	6	7	8	9	AB	R	H	RBI	BB	SO	LOB
Don Kessinger, S (1, 6) OBP: 0.349, SLG: 0.356	1B 1B	5-3	FC4-6 1-2f			L8	1B 1-3 3-H		F7	6	2	2	1	0	0	3
Glenn Beckert, R (1, 4) OBP: 0.384, SLG: 0.417	1B 1-3	P7		P3		L9	BB 2-H 3-H		1-2	1	1	1	0	0	0	0
Paul Popovich, S (1, 4) OBP: 0.260, SLG: 0.313										5	0	2	2	0	0	0
Billy Williams, L (1, 7) OBP: 0.388, SLG: 0.505	E 1-2 3-H		SH1-3 HBP BB	BB 1B		2B BBBB	FC4-6 1-2 BBBB		4-3	4	3	3	1	2	0	2
Joe Pepitone, L (1, 3) OBP: 0.365, SLG: 0.539	F8		BB SH1-3 1B 1-2 HBP	BB 1-2		1-H	FC4-6 1-2f			4	1	2	1	0	0	4
Jim Hickman, R (1, 9) OBP: 0.357, SLG: 0.472	F5		SH1-3 1-2 2-3	G6-4-3 1-2 2-3 BB BBBB		5-3		K SSS		3	0	0	0	1	1	3
Ron Santo, R (1, 5) OBP: 0.369, SLG: 0.459	E 1-3 2-H		K SSS	G6-4-3 1-2f			K SSS	P6		5	0	1	1	0	2	5
Brock Davis, L (1, 8) OBP: 0.364, SLG: 0.359	E4 2-3 3-H		BB 1B HBP		K SSS		F7	3-1		4	1	0	0	0	1	1
Chris Cannizzaro, R (1, 2) OBP: 0.329, SLG: 0.340	F8		1B 1-2 2-3 3-H BB BBBB		G5-4-3 1B		1B 1B BB BBBB		F9	3	1	1	1	2	0	2
Fergie Jenkins, R (1, 1) OBP: 0.286, SLG: 0.410		P6	FC4-6 1-2 2-H 3-H		G5-4-3 1-2f		1B 1B 1-3		1B	5	1	3	2	0	0	1
Inning Stats	R: 3 E: 1 K: 0 S: 8 H: 4 LOB: 2 BB: 0 P: 8	R: 0 E: 0 K: 0 S: 3 H: 0 LOB: 0 BB: 0 P: 3	R: 3 E: 0 K: 1 S: 7 H: 2 LOB: 2 BB: 1 P: 13	R: 0 E: 0 K: 0 S: 4 H: 2 LOB: 2 BB: 1 P: 8	R: 0 E: 0 K: 1 S: 5 H: 1 LOB: 0 BB: 0 P: 5	R: 1 E: 0 K: 0 S: 4 H: 1 LOB: 1 BB: 1 P: 8	R: 3 E: 0 K: 1 S: 8 H: 3 LOB: 2 BB: 2 P: 16	R: 0 E: 0 K: 1 S: 5 H: 0 LOB: 0 BB: 0 P: 5	R: 0 E: 0 K: 0 S: 5 H: 2 LOB: 2 BB: 0 P: 5	1B: 14 2B: 1 3B: 0 HR: 0 SF: 0 SAC: 1 DP: 2 HBP: 2	WP: 0 PB: 0 SB: 0 CS: 0 PA: 48					

PITCHER		IP	WLS	BF	H	R	ER	SO	BB	IBB	HBP	BLK	WP	HR	S	P	ERA	WHIP
Carl Morton, R ERA: 4.42	(1, 1)	2.2	L	18	6	6	5	1	1	0	2	0	0	0	17	23	16.88	2.625
Claude Raymond, R ERA: 5.04	(3, 1)	1.1		6	2	0	0	0	1	0	0	0	0	0	5	9	0.00	2.250
Dan McGinn, L ERA: 6.26	(5, 1)	3.0		16	5	4	4	2	3	0	0	0	0	0	17	29	12.00	2.667
Howie Reed, R ERA: 3.86	(8, 1)	2.0		8	2	0	0	1	0	0	0	0	0	0	10	10	0.00	1.000

PITCHER	IP	WLS	BF	H	R	ER	SO	BB	IBB	HBP	BLK	WP	HR	S	P	ERA	WHIP

TOP

Chicago Cubs @ Montreal Expos

Jarry Park, Montreal, QB

Wed Jul 28 1971, 7:05 PM EDT

Att. 17,063 - Unknown - 71 F

livebaseballscorecards.com

AB	40
R	10
H	15
RBI	9
BB	5
SO	4
LOB	21

Chicago Cubs @ Montreal Expos

Jarry Park, Montreal, QB

Wed Jul 28 1971, 7:05 PM EDT

Att. 17,063 - Unknown - 71 F

BOTTOM

livebaseballscorecards.com

Batter	1	2	3	4	5	6	7	8	9	AB	R	H	RBI	BB	SO	LOB
Jim Gosger, L (1, 7) (8, 9) OBP: 0.216, SLG: 0.209	G3 1B		P4-3		FC6-4 HBP		P4-6-3 1-2f 2-3		P4-3 1-2	4	0	1	0	0	0	3
Boots Day, L (1, 8) OBP: 0.333, SLG: 0.358	F7		G3 1B		FC6-4 S 1-2f		3-H 1B		5-3	5	0	2	1	0	0	3
Rusty Staub, L (1, 9) OBP: 0.382, SLG: 0.415	G3 1-2		G3 1-2		F7 1-2		F9			4	0	0	0	0	0	4
Howie Reed, R (8, 1)										0	0	0	0	0	0	0
Ron Fairly, L (1, 3) OBP: 0.391, SLG: 0.420	FC5-4 BB		3-1		3-1			3-1		3	0	0	0	1	0	2
Bob Bailey, R (1, 5) OBP: 0.365, SLG: 0.405	FC5-4 1-2f			3-1 6-3 1B		P5-4-3 1B		K		4	1	2	0	0	1	2
Gary Sutherland, R (1, 4) OBP: 0.287, SLG: 0.345		1B		3-1 1-2 1B		P5-4-3 1-2f		1B		4	0	3	0	0	0	1
John Bateman, R (1, 2) OBP: 0.269, SLG: 0.344		K		3-1 1-2 2-3		5-3		K		4	0	0	0	0	2	4
Bobby Wine, R (1, 6) OBP: 0.230, SLG: 0.203		K		6-3 3-H			P4-6-3 BB 1B		F8	4	1	1	1	0	1	2
Carl Morton, R (1, 1) OBP: 0.210, SLG: 0.288		K		3-1			1-2 P4-6-3 BB		P4-3 1B	1	0	0	0	0	1	1
Claude Raymond, R (3, 1)										0	0	0	0	0	0	0
Jim Fairey, L (4, PH) OBP: 0.270, SLG: 0.269										1	0	0	0	0	0	1
Dan McGinn, L (5, 1) OBP: 0.286, SLG: 0.286										0	0	0	0	0	0	0
Ron Woods, R (7, PH) OBP: 0.359, SLG: 0.439										1	0	1	0	1	0	0
(8, 7)																

	AB	R	H	RBI	BB	SO	LOB
	35	2	10	2	2	5	23

Inning Stats	1	2	3	4	5	6	7	8	9	1B	SF	WP	PA
R	0	0	0	1	0	0	1	0	0	10	0	0	38
E	0	0	0	0	0	0	0	0	0	2B 0	SAC 0	PB 0	
K	0	3	0	0	0	0	0	0	0	3B 0	DP 2	SB 1	
S	4	10	4	5	3	3	4	8	4	HR 0	HBP 1	CS 0	
H	1	1	1	2	0	1	2	1	1				
LOB	2	1	1	1	1	0	1	1	1				
BB	1	0	0	0	0	0	0	0	0				
P	8	10	4	5	4	3	4	8	4				

PITCHER	IP	WLS	BF	H	R	ER	SO	BB	IBB	HBP	BLK	WP	HR	S	P	ERA	WHIP
Fergie Jenkins, R (1, 1) ERA: 2.65	9.0	W	38	10	2	2	5	2	0	1	0	0	0	45	54	2.00	1.333

PITCHER	IP	WLS	BF	H	R	ER	SO	BB	IBB	HBP	BLK	WP	HR	S	P	ERA	WHIP

Batter	1	2	3	4	5	6	7	8	9	AB	R	H	RBI	BB	SO	LOB
Roger Metzger, S (1, 6) OBP: 0.281, SLG: 0.289	4-3		4-3			6-3	4-3		F8	5	0	0	0	0	0	2
Joe Morgan, L (1, 4) OBP: 0.357, SLG: 0.405	F8		4-3			G5-4-3, BB		4-3		3	0	0	0	1	0	0
Jimmy Wynn, R (1, 9) OBP: 0.323, SLG: 0.325	K			1B		G5-4-3, 1-2f		K		4	0	1	0	0	2	1
Cesar Geronimo, L (8, 9) OBP: 0.250, SLG: 0.304										0	0	0	0	0	0	0
Cesar Cedeno, R (1, 8) OBP: 0.296, SLG: 0.419		4-3		K			HR, 1B	BB, BB, 1B		4	1	2	0	0	1	1
Doug Rader, R (1, 5) OBP: 0.321, SLG: 0.385		HR, BB		K			1-H, HR	1-2, BB		2	2	1	2	2	1	1
Denis Menke, R (1, 3) OBP: 0.329, SLG: 0.325		F9		F9			1B, 1B	1-2, 2-3, FC6-4, BB		3	0	1	0	1	0	2
Jesus Alou, R (1, 7) OBP: 0.344, SLG: 0.402		1-H, HR			4-3		1-3, 1B	1-2f, FC6-4		4	1	2	2	0	0	3
Jack Hiatt, R (1, 2) OBP: 0.395, SLG: 0.323		6-3			F9		1-3		K	4	0	0	0	0	1	1
Ken Forsch, R (1, 1) OBP: 0.065, SLG: 0.033			K		6-3		HBP		K	2	0	0	0	0	1	0
Rich Chiles, L (7, PH) OBP: 0.457, SLG: 0.517										0	0	0	0	0	0	0
Denny Lemaster, R (7, 1) OBP: 0.333, SLG: 0.333										0	0	0	0	0	0	0
George Culver, R (7, 1) OBP: 0.143, SLG: 0.143										0	0	0	0	0	0	0
Norm Miller, L (9, PH) OBP: 0.312, SLG: 0.408										1	0	0	0	0	1	0
Inning Stats	R: 0 E: 0 K: 1 S: 5 H: 0 LOB: 0 BB: 0 P: 5	R: 2 E: 0 K: 0 S: 4 H: 1 LOB: 0 BB: 1 P: 8	R: 0 E: 0 K: 1 S: 5 H: 0 LOB: 0 BB: 0 P: 5	R: 0 E: 0 K: 2 S: 8 H: 1 LOB: 1 BB: 0 P: 8	R: 0 E: 0 K: 0 S: 3 H: 0 LOB: 0 BB: 0 P: 3	R: 0 E: 0 K: 0 S: 2 H: 0 LOB: 0 BB: 1 P: 6	R: 2 E: 0 K: 0 S: 6 H: 4 LOB: 2 BB: 0 P: 7	R: 0 E: 0 K: 1 S: 6 H: 1 LOB: 3 BB: 2 P: 14	R: 0 E: 0 K: 2 S: 7 H: 0 LOB: 0 BB: 0 P: 7	1B: 5 2B: 0 3B: 0 HR: 2 SF: 0 SAC: 0 DP: 1 HBP: 1						

PITCHER	IP	WLS	BF	H	R	ER	SO	BB	IBB	HBP	BLK	WP	HR	S	P	ERA	WHIP
John Strohmayer, R (1, 1) ERA: 4.12	7.2	W	33	7	4	4	5	4	0	1	0	0	2	38	55	4.70	1.435
Mike Marshall, R (8, 1) ERA: 5.63	1.1	S	4	0	0	0	2	0	0	0	0	0	0	8	8	0.00	0.000

PITCHER	IP	WLS	BF	H	R	ER	SO	BB	IBB	HBP	BLK	WP	HR	S	P	ERA	WHIP

Houston Astros @ Montreal Expos

Jarry Park, Montreal, QB

Fri Jul 30 1971, 7:05 PM EDT

Unknown

TOP

livebaseballscorecards.com

AB	32
R	4
H	7
RBI	4
BB	4
SO	7
LOB	11

WP: 0	PA: 37
PB: 0	
SB: 0	
CS: 0	

Houston Astros @ Montreal Expos

Jarry Park, Montreal, QB

Fri Jul 30 1971, 7:05 PM EDT

Unknown

BOTTOM

Batter	1	2	3	4	5	6	7	8	9	AB	R	H	RBI	BB	SO	LOB
Ron Hunt, R (1, 4) OBP: 0.403, SLG: 0.358	H 1-0 4-3 G3 1B HBP	X 0-0 E4 CS 2-H			X 0-0 ① 6-3	X 0-0 ③ 4-3		X 0-0 ① F7		3	1	0	0	0	0	1
Gary Sutherland, R (7, 4) OBP: 0.285, SLG: 0.342										1	0	0	0	0	0	0
Boots Day, L (1, 8) OBP: 0.343, SLG: 0.362	X 0-0 G3 4-3 1-2 1B	0-0 ③ CS 1-2	B B B B 4-0 WP BB		X 0-0 S 1B 1B		B B B B 4-0 WP 2B BB	X 0-0 ② F7		3	2	2	0	2	0	0
Rusty Staub, L (1, 9) OBP: 0.382, SLG: 0.413	X 0-0 ① 4-3 1-2 2-3		S S S 0-3 ① K 1-2		X 0-0 S 1-H 2B 1B		B B B B 4-0 2B 1-2 1B BB	X 0-0 ③ 4-3		4	2	1	1	1	1	3
Ron Fairly, L (1, 3) OBP: 0.386, SLG: 0.415	X 0-0 ② G3 2-3 3-H		S S S 0-3 ② K2-3		X 0-0 ② G3 1-2		X 0-0 ① F9			4	0	0	1	0	1	5
Bob Bailey, R (1, 5) OBP: 0.369, SLG: 0.413	B B B B 4-0 S BB		X 0-0 ③ F7		X 0-0 2-H 2B		X 0-0 1B 1-3 2-H 2B			3	0	2	2	1	0	1
Jim Gosger, L (1, 7) OBP: 0.221, SLG: 0.203	X 0-0 ③ 6-3 1-2			B B B B 4-0 1B SF8 BB	S S S 0-3 ③ K		4-0 1B IBB			2	1	0	0	1	1	3
Stan Swanson, R (7, PH) (8, 7) OBP: 0.321, SLG: 0.338										0	0	0	0	1	0	0
John Bateman, R (1, 2) OBP: 0.271, SLG: 0.346		X 0-0 SH1-4 E 1B		X 0-0 G1-4-3 1-3 1B		X 0-0 ① 6-3	X 0-0 ② F3			4	1	2	0	0	0	3
Bobby Wine, R (1, 6) OBP: 0.235, SLG: 0.210		X 0-0 ① SH1-4 1-2		X 0-0 ① SF8 3-H		X 0-0 SH1-4 1B	X 0-0 1-2 2-3 3-H 1B			2	0	2	2	0	0	0
John Strohmayer, R (1, 1) OBP: 0.267, SLG: 0.267		S S S 0-3 ② K		X 0-0 ② ③ G1-4-3 1-2f		X 0-0 ② SH1-4 1-2	X 0-0 ③ F8			3	0	0	0	0	1	5
Mike Marshall, R (8, 1) OBP: 0.200, SLG: 0.111										0	0	0	0	0	0	0
Inning Stats	R: 1 E: 0 K: 0 S: 4 H: 1 LOB: 2 BB: 1 P: 9	R: 1 E: 1 K: 1 S: 6 H: 1 LOB: 0 BB: 0 P: 6	R: 0 E: 0 K: 2 S: 7 H: 0 LOB: 1 BB: 1 P: 11	R: 1 E: 0 K: 0 S: 3 H: 1 LOB: 0 BB: 1 P: 7	R: 2 E: 0 K: 1 S: 8 H: 3 LOB: 1 BB: 0 P: 8	R: 0 E: 0 K: 0 S: 4 H: 1 LOB: 1 BB: 0 P: 4	R: 2 E: 0 K: 0 S: 5 H: 2 LOB: 3 BB: 3 P: 17	R: 0 E: 0 K: 0 S: 3 H: 0 LOB: 0 BB: 0 P: 3		1B: 7 2B: 2 3B: 0 HR: 0	SF: 1 SAC: 2 DP: 1 HBP: 1					

livebaseballscorecards.com

AB	29
R	7
H	9
RBI	6
BB	6
SO	4
LOB	21

WP: 2 PB: 0 SB: 3 CS: 1 PA: 40

PITCHER	IP	WLS	BF	H	R	ER	SO	BB	IBB	HBP	BLK	WP	HR	S	P	ERA	WHIP
Ken Forsch, R (1, 1) ERA: 3.12	6.0	L	28	7	5	4	4	3	0	1	0	1	0	32	45	6.00	1.667
Denny Lemaster, L (7, 1) ERA: 3.0	0.1		4	1	2	2	0	2	0	0	0	1	0	2	10	54.00	9.000
George Culver, R (7, 1) ERA: 2.48	1.2		7	1	0	0	0	0	1	0	0	0	0	6	10	0.00	0.600

PITCHER	IP	WLS	BF	H	R	ER	SO	BB	IBB	HBP	BLK	WP	HR	S	P	ERA	WHIP

Batter	1	2	3	4	5	6	7	8	9	10	AB	R	H	RBI	BB	SO	LOB
Roger Metzger, S (1, 6) OBP: 0.287, SLG: 0.294	G3 1B		1B		SH5-4 BB SF7 1B				BB		4	1	3	0	1	0	1
Joe Morgan, L (1, 4) OBP: 0.355, SLG: 0.401	L6		6-3		SF7 SH5-4 1-2 BB				F7		4	0	0	0	1	0	4
Rich Chiles, L (1, 7) OBP: 0.447, SLG: 0.500 Cesar Geronimo, L (7, 7) OBP: 0.280, SLG: 0.333	G3 1-2			BB 2B 1B	SH5-4 1-2 2-3					2B SH1-4 1B 1B	3 1	1 1	1 1	0 0	0 0	0 0	2 0
Cesar Cedeno, R (1, 8) OBP: 0.294, SLG: 0.415 Jimmy Wynn, R (8, 8) OBP: 0.323, SLG: 0.325	F7			K	SF7 2-3 3-H					SH1-4 1-2	3 0	0 0	0 0	1 0	0 0	1 0	2 0
Doug Rader, R (1, 5) OBP: 0.322, SLG: 0.386		5-3		K	F7			6-3 BB		1B 8-2-5 2-3 2B	4	0	1	0	1	1	2
Denis Menke, R (1, 3) OBP: 0.332, SLG: 0.324		G1		2B HR 1-2 BB		FC5-4 BB		6-3 1-2		1B IBB	2	1	0	0	3	0	1
Jesus Alou, R (1, 9) OBP: 0.344, SLG: 0.406		5-3		HR 1-3 2-H 2B		FC5-4 CS 1-2f		F4		1B 1-2 2-3 3-H	5	1	2	2	0	0	2
Larry Howard, R (1, 2) OBP: 0.250, SLG: 0.625		5-3		HR 2-H 3-H		K 1-2			CS 1B	8-2-5 3-Hf	5	1	2	3	0	1	4
Bill Greif, R (1, 1) OBP: 0.333, SLG: 0.333 Buddy Harris, R (3, 1) Jim Ray, R (5, 1) OBP: 0.250, SLG: 0.143		K	K				BB		6-3 1-2		1 1 1	0 0 0	0 0 0	0 0 1	0 0 0	1 1 1	0 0 1
Inning Stats	R: 0 H: 1 E: 0 LOB: 1 K: 0 BB: 0 S: 4 P: 4	R: 0 H: 0 E: 0 LOB: 0 K: 0 BB: 0 S: 3 P: 3	R: 0 H: 1 E: 0 LOB: 1 K: 1 BB: 0 S: 6 P: 6	R: 4 H: 3 E: 0 LOB: 0 K: 3 BB: 1 S: 12 P: 16	R: 1 H: 1 E: 0 LOB: 1 K: 0 BB: 1 S: 4 P: 8	R: 0 H: 0 E: 0 LOB: 1 K: 1 BB: 1 S: 4 P: 8	R: 0 H: 0 E: 0 LOB: 1 K: 0 BB: 1 S: 3 P: 7	R: 0 H: 0 E: 0 LOB: 1 K: 0 BB: 1 S: 3 P: 7	R: 0 H: 1 E: 0 LOB: 1 K: 0 BB: 1 S: 3 P: 7	R: 1 H: 3 E: 0 LOB: 2 K: 0 BB: 1 S: 5 P: 9	1B: 7 SF: 1 2B: 4 SAC: 2 3B: 0 DP: 2 HR: 1 HBP: 0						

PITCHER	IP	WLS	BF	H	R	ER	SO	BB	IBB	HBP	BLK	WP	HR	S	P	ERA	WHIP
Bill Stoneman, R (1, 1) ERA: 3.26	5.0		23	6	5	5	4	2	0	0	0	0	1	29	37	9.00	1.600
Jim Britton, R (6, 1) ERA: 4.68	3.0		11	0	0	0	1	3	0	0	0	0	0	10	22	0.00	1.000
Mike Marshall, R (9, 1) ERA: 5.59	2.0	L	10	4	1	1	0	1	1	0	0	0	0	8	16	4.50	2.500

PITCHER	IP	WLS	BF	H	R	ER	SO	BB	IBB	HBP	BLK	WP	HR	S	P	ERA	WHIP

TOP

Houston Astros @ Montreal Expos

Jarry Park, Montreal, QB

Fri Jul 30 1971, 7:05 PM EDT

Att. 23,654 - Unknown

livebaseballscorecards.com

AB	34
R	6
H	10
RBI	6
BB	7
SO	5
LOB	19

WP: 0	PA: 44
PB: 0	
SB: 0	
CS: 2	

Batter	1	2	3	4	5	6	7	8	9	10	AB	R	H	RBI	BB	SO	LOB
Ron Hunt, R (1, 4) OBP: 0.403, SLG: 0.358	0-0 SH1-4 HR 1B	0-0 1-2 2-H 1B		0-0 5-3 ①		0-0 6-3 ①		0-0 L4-6 ②③ 2-3			5	1	2	1	0	0	1
Boots Day, L (1, 8) OBP: 0.337, SLG: 0.356	0-0 SH1-4 ① 1-2	0-0 4-3 ③		0-0 F8 ②		0-0 F7 ②			0-0 F9 ①		4	0	0	0	0	0	2
Rusty Staub, L (1, 9) OBP: 0.387, SLG: 0.432	0-0 2-H HR		0-0 F8 ①	0-0 BB 1B		4-0 BB BB			0-0 HR		4	2	3	3	1	0	0
Ron Fairly, L (1, 3) OBP: 0.389, SLG: 0.412	0-0 F4 ②		4-0 HBP BB 1B BB	4-0 1-2 BB		0-0 G3 ③			4-0 G6-4-3 BB		2	1	0	0	3	0	1
Bob Bailey, R (1, 5) OBP: 0.367, SLG: 0.408	0-3 K ③		4-0 1B HBP 1-2 BB	0-3 K ③			0-0 5-3 ①		0-0 G6-4-3 ②③ 1-2f		4	0	0	0	1	2	3
Jim Gosger, L (1, 7) OBP: 0.207, SLG: 0.189		0-0 4-3 ①	0-0 F8 ②		0-0 F8 ①		0-0 4-3 ②			0-0 F8 ①	5	0	0	0	0	0	2
John Boccabella, R (1, 2) OBP: 0.292, SLG: 0.351 Ron Brand, R (10, PR) OBP: 0.227, SLG: 0.190		0-0 E 1B 1B	1-0 1B 1-2 2-3 HBP		0-0 BB 1B		0-0 6-3 ③			0-0 G4-3 1B	4	1	3	0	0	0	0
											0	0	0	0	0	0	0
Bobby Wine, R (1, 6) OBP: 0.240, SLG: 0.213 Ron Woods, R (8, PH) OBP: 0.355, SLG: 0.434 Mike Marshall, R (9, 1) OBP: 0.200, SLG: 0.111 Stan Swanson, R (10, PH) OBP: 0.316, SLG: 0.333		0-0 E5 1B 1-2	0-0 1-2 2-3 3-H 1B		4-0 G4-6-3 1-2 BB			0-0 6-3 ①		0-0 G4-3 ②③ 1-2f	2	0	1	1	1	0	1
											1	0	0	0	0	0	0
											0	0	0	0	0	0	0
											1	0	0	0	0	0	1
Bill Stoneman, R (1, 1) OBP: 0.250, SLG: 0.150 Jim Fairey, L (5, PH) OBP: 0.267, SLG: 0.266 Jim Britton, R (6, 1) Gary Sutherland, R (8, PH) OBP: 0.289, SLG: 0.353 (9, 6)	0-3 K ②	0-0 1-3 ③		0-0 G4-6-3 ②③ 1-2f				0-0 L4-6 2B			2	0	0	0	0	1	5
											1	0	0	0	0	0	2
											0	0	0	0	0	0	0
											1	0	1	0	0	0	0
Inning Stats	R: 2 H: 2 E: 0 LOB: 0 K: 1 BB: 0 S: 7 P: 7	R: 1 H: 2 E: 1 LOB: 2 K: 1 BB: 0 S: 8 P: 8	R: 1 H: 1 E: 0 LOB: 3 K: 0 BB: 2 S: 4 P: 13	R: 0 H: 1 E: 0 LOB: 2 K: 1 BB: 1 S: 6 P: 10	R: 0 H: 1 E: 0 LOB: 1 K: 0 BB: 1 S: 3 P: 7	R: 0 H: 0 E: 0 LOB: 1 K: 0 BB: 1 S: 3 P: 7	R: 0 H: 0 E: 0 LOB: 0 K: 0 BB: 0 S: 3 P: 3	R: 0 H: 1 E: 0 LOB: 0 K: 0 BB: 0 S: 3 P: 3	R: 1 H: 1 E: 0 LOB: 0 K: 0 BB: 1 S: 3 P: 7	R: 0 H: 1 E: 0 LOB: 1 K: 0 BB: 0 S: 3 P: 3	1B: 7 SF: 0 2B: 2 SAC: 1 3B: 0 DP: 4 HR: 2 HBP: 1						

WP: 0 PA: 44
PB: 0
SB: 0
CS: 0

PITCHER		IP	WLS	BF	H	R	ER	SO	BB	IBB	HBP	BLK	WP	HR	S	P	ERA	WHIP
Bill Greif, R ERA: 7.15	(1, 1)	2.2		16	4	4	3	2	2	0	1	0	0	1	17	26	10.12	2.250
Buddy Harris, R ERA: 5.79	(3, 1)	1.2		10	3	0	0	1	2	0	0	0	0	0	10	18	0.00	3.000
Jim Ray, R ERA: 2.15	(5, 1)	5.2	W	18	3	1	1	0	2	0	0	0	0	1	16	24	1.59	0.882

PITCHER	IP	WLS	BF	H	R	ER	SO	BB	IBB	HBP	BLK	WP	HR	S	P	ERA	WHIP

BOTTOM

Houston Astros @ Montreal Expos

Jarry Park, Montreal, QB

Fri Jul 30 1971, 7:05 PM EDT
Att. 23,654 - Unknown

livebaseballscorecards.com

AB	36
R	5
H	10
RBI	5
BB	6
SO	3
LOB	18

Houston Astros @ Montreal Expos

Jarry Park, Montreal, QB

Sun Aug 01 1971, 3:33 AM EDT

Att. 17,605 - Unknown

TOP

livebaseballscorecards.com

Batter	1	2	3	4	5	6	7	8	9	AB	R	H	RBI	BB	SO	LOB
Roger Metzger, S (1, 6) OBP: 0.292, SLG: 0.299	BBBB 4-0 G1-6-3 1B BB		x 0-0 ① 1B 1B 1-3 2-H 1B		x 0-0 ① 4-3		x 0-0 ① FC3-6 2-3 1B	x 0-0 ③ FC4-6 1-2f		4	1	2	1	1	0	2
Joe Morgan, L (1, 4) OBP: 0.358, SLG: 0.409	x 0-0 G1-6-3 1-2 1B		x 0-0 1B 1-2 3-H 1B		x 0-0 ② F9		x 0-0 ① FC3-6 FC4-2 BB 1-2f		x 0-0 HR 1B	5	1	3	1	0	0	2
Rich Chiles, L (1, 7) OBP: 0.422, SLG: 0.474 Jimmy Wynn, R (7, PH) (7, 9) OBP: 0.327, SLG: 0.338	x 0-0 ①② G1-6-3 1-2f 2-3		SSS 0-3 ① K		x 0-0 ③ F7		BBBB 4-0 FC4-2 1-2 BB		x 0-0 1-H HR	3 1	0 1	0 1	0 2	0 1	1 0	4 0
Cesar Cedeno, R (1, 8) OBP: 0.292, SLG: 0.411	x 0-0 ③ 6-3		x 0-0 WP 1-3 2-H 1B			x 0-0 ① 5-3	x 0-0 ② FC4-2 FC5-4 1-2 2-3 3-Hf		x 0-0 ① 5-3	5	0	1	1	0	0	4
Doug Rader, R (1, 5) OBP: 0.317, SLG: 0.388		x 0-0 ① 4-3	x 0-0 ② F4 1-2			SSS 0-3 ② K	x 0-0 ③ FC5-4 1-2f		x 0-0 HR	5	1	1	1	0	1	5
Denis Menke, R (1, 3) OBP: 0.332, SLG: 0.320		x 0-0 ② 5-3	x 0-0 ③ F8			x 0-0 ③ 6-3		BBBB 4-0 G6-4-3 BB	x 0-0 ② 5-3	4	0	0	0	1	0	2
Jesus Alou, R (1, 9) (7, 7) OBP: 0.341, SLG: 0.410		SSS 0-3 ③ K		x 0-0 ① 1-3			x 0-0 2B 2B 1B	x 0-0 ①② G6-4-3 1-2f	x 0-0 ③ 4-3	5	1	1	0	0	1	1
Jack Hiatt, R (1, 2) OBP: 0.404, SLG: 0.333			BBBB 4-0 WP 1B 1B BB	SSS 0-3 ② K			x 0-0 1-3 2B 2B	BBBB 4-0 BB BB		2	2	1	0	2	1	0
Wade Blasingame, L (1, 1) OBP: 0.313, SLG: 0.341			x 0-0 1B WP 1-2 1B 1B	SSS 0-3 ③ K			x 0-0 1B FC4-2 2-H 3-H 2B	BBBB 4-0 FC4-6 1-2 BB		3	1	2	2	1	1	0

	AB	37
	R	8
	H	12
	RBI	8
	BB	6
	SO	5
	LOB	20

Inning Stats																																		
	R: 0	H: 1	R: 0	H: 0	R: 3	H: 4	R: 0	H: 0	R: 0	H: 0	R: 0	H: 0	R: 2	H: 4	R: 0	H: 0	R: 3	H: 3	1B: 8	SF: 0	WP: 2	PA: 43
	E: 0	LOB: 1	E: 0	LOB: 0	E: 0	LOB: 2	E: 0	LOB: 0	E: 0	LOB: 0	E: 0	LOB: 0	E: 0	LOB: 3	E: 0	LOB: 2	E: 0	LOB: 0	2B: 2	SAC: 0	PB: 0	
	K: 0	BB: 1	K: 1	BB: 0	K: 1	BB: 1	K: 0	BB: 0	K: 2	BB: 0	K: 0	BB: 0	K: 0	BB: 1	K: 0	BB: 3	K: 0	BB: 0	3B: 0	DP: 2	SB: 0	
	S: 3	P: 7	S: 5	P: 5	S: 9	P: 13	S: 7	P: 7	S: 3	P: 3	S: 5	P: 5	S: 7	P: 11	S: 2	P: 14	S: 6	P: 6	HR: 2	HBP: 0	CS: 0	

PITCHER		IP	WLS	BF	H	R	ER	SO	BB	IBB	HBP	BLK	WP	HR	S	P	ERA	WHIP
Ernie McAnally, R ERA: 5.01	(1, 1)	6.0	L	27	8	5	5	5	2	0	0	0	2	0	35	43	7.50	1.667
Dan McGinn, L ERA: 6.22	(7, 1)	0.1		2	1	0	0	0	0	0	0	0	0	0	2	2	0.00	3.000
Howie Reed, R ERA: 3.8	(7, 1)	0.2		3	0	0	0	0	1	0	0	0	0	0	2	6	0.00	1.500
Jim Britton, R ERA: 5.47	(8, 1)	1.1		9	3	3	3	0	3	0	0	0	0	2	6	18	20.25	4.500
Claude Raymond, R ERA: 4.96	(9, 1)	0.2		2	0	0	0	0	0	0	0	0	0	0	2	2	0.00	0.000

PITCHER	IP	WLS	BF	H	R	ER	SO	BB	IBB	HBP	BLK	WP	HR	S	P	ERA	WHIP

Batter	1	2	3	4	5	6	7	8	9	AB	R	H	RBI	BB	SO	LOB
Gary Sutherland, R (1, 4) OBP: 0.303, SLG: 0.361	G4-6-3 1B		F9 2-3			HBP 1B HBP	1-2 1B		4-3	4	0	2	0	0	0	3
Ron Woods, R (1, 8) OBP: 0.351, SLG: 0.425	F9		F7			HBP 1-2 1B	1-6-3			4	0	1	0	0	0	4
Rusty Staub, L (1, 9) OBP: 0.384, SLG: 0.429	G4-6-3 1-2f		3-1			F8		1-3		4	0	0	0	0	0	4
Bob Bailey, R (1, 5) OBP: 0.367, SLG: 0.406		K		G4-6-3 1B		F6		F3		4	0	1	0	0	1	2
John Bateman, R (1, 2) OBP: 0.273, SLG: 0.345		WP 1B 1B		G4-6-3 1-2f		FC6-4 1-2 2-3 HBP		6-3		3	1	1	0	0	0	1
Stan Swanson, R (1, 7) OBP: 0.301, SLG: 0.316		K 1-2		F7		FC6-4 1-2f			6-3	4	0	0	0	0	1	4
John Boccabella, R (1, 3) OBP: 0.298, SLG: 0.365		2-H 1B			6-3		4-3 1B		2B	4	0	2	1	0	0	0
Bobby Wine, R (1, 6) OBP: 0.248, SLG: 0.222		K			4-3		1B 1B		1B	4	0	2	0	0	1	1
Ernie McAnally, R (1, 1) OBP: 0.036, SLG: 0.037 Dan McGinn, L (7, 1) OBP: 0.286, SLG: 0.286 Howie Reed, R (7, 1) Ron Hunt, R (7, PH) OBP: 0.401, SLG: 0.355 Jim Britton, R (8, 1) Claude Raymond, R (9, 1) Ron Fairly, L (9, PH) OBP: 0.387, SLG: 0.408			E5 WP 1B		5-3		F9		F2	2 0 0 0 1 0 0 1	0 0 0 0 0 0 0 0	1 0 0 0 0 0 0 0	0 0 0 0 0 0 0 0	0 0 0 0 0 0 0 0	0 0 0 0 1 0 0 0	0 0 0 0 0 0 0 2
Inning Stats	R: 0 E: 0 K: 0 S: 3 H: 1 LOB: 0 BB: 0 P: 3	R: 1 E: 0 K: 3 S: 11 H: 2 LOB: 1 BB: 0 P: 11	R: 0 E: 1 K: 0 S: 4 H: 1 LOB: 1 BB: 0 P: 4	R: 0 E: 0 K: 0 S: 3 H: 1 LOB: 0 BB: 0 P: 3	R: 0 E: 0 K: 0 S: 3 H: 0 LOB: 0 BB: 0 P: 3	R: 0 E: 0 K: 0 S: 4 H: 1 LOB: 3 BB: 0 P: 6	R: 0 E: 0 K: 0 S: 5 H: 2 LOB: 2 BB: 0 P: 5	R: 0 E: 0 K: 0 S: 3 H: 0 LOB: 0 BB: 0 P: 3	R: 0 E: 0 K: 0 S: 5 H: 2 LOB: 2 BB: 0 P: 5	1B: 9 2B: 1 3B: 0 HR: 0	SF: 0 SAC: 0 DP: 2 HBP: 2					

PITCHER	IP	WLS	BF	H	R	ER	SO	BB	IBB	HBP	BLK	WP	HR	S	P	ERA	WHIP
Wade Blasingame, L (1, 1) ERA: 3.79	9.0	W	37	10	1	1	3	0	0	2	0	2	0	41	43	1.00	1.111

PITCHER	IP	WLS	BF	H	R	ER	SO	BB	IBB	HBP	BLK	WP	HR	S	P	ERA	WHIP

BOTTOM

Houston Astros @ Montreal Expos

Jarry Park, Montreal, QB

Sun Aug 01 1971, 3:33 AM EDT

Att. 17,605 - Unknown

livebaseballscorecards.com

AB	35
R	1
H	10
RBI	1
BB	0
SO	3
LOB	22

WP: 2	PB: 0	SB: 0	CS: 0
PA: 37			

Pittsburgh Pirates @ Montreal Expos

Jarry Park, Montreal, QB

Tue Aug 03 1971, 7:05 PM EDT

Att. 18,137 - Unknown

TOP

livebaseballscorecards.com

Batter	1	2	3	4	5	6	7	8	9	AB	R	H	RBI	BB	SO	LOB
Dave Cash, R (1, 4) OBP: 0.387, SLG: 0.395	6-3		BBB 4-0 HR BB		G3			L9 L1		4	1	0	0	1	0	1
Gene Alley, R (1, 6) OBP: 0.312, SLG: 0.365	5-3		1-H HR		F9			HR	SSS K	5	2	2	3	0	1	0
Roberto Clemente, R (1, 9) OBP: 0.358, SLG: 0.522	PB 1B		G3		G3			BBBB 4-0 BB E 3B	0-0 P4	4	1	1	0	1	0	0
Willie Stargell, L (1, 7) OBP: 0.385, SLG: 0.676	BBBB 4-0 1-2 BB		G3			F2		0-0 E5 BB 1-2 3B	SSS 0-3 K	4	1	0	0	1	1	1
Al Oliver, L (1, 8) OBP: 0.318, SLG: 0.405	F5			1B E 1B		G3		SSS 0-3 K		4	1	1	0	0	1	4
Bob Robertson, R (1, 3) OBP: 0.353, SLG: 0.506		L7		E9 1-H 1B		F7		BBBB 4-0 1-2 2-3 3B BB		3	2	1	0	1	0	0
Manny Sanguillen, R (1, 2) OBP: 0.362, SLG: 0.444		4-3		G5-4-3 3-H 1B			6-3	0-0 1-H 2-H 3-H 2B 3B		4	1	2	4	0	0	0
Jose Pagan, R (1, 5) OBP: 0.307, SLG: 0.341		1-3		G5-4-3 1-2f			F8	4-0 2B IBB		3	1	0	0	1	0	1
Steve Blass, R (1, 1) OBP: 0.121, SLG: 0.155			5-3	K			SSS 0-3 K	0-0 1-H 3-H 2B		3	0	0	0	0	2	0
Bob Veale, S (7, 1) OBP: 0.375, SLG: 0.375										0	0	0	0	0	0	0
Gene Clines, R (8, PH) OBP: 0.386, SLG: 0.404										0	0	0	0	0	0	0
Vic Davalillo, L (8, PH) OBP: 0.307, SLG: 0.347										1	0	1	2	0	0	0
Dave Giusti, R (8, 1) OBP: 0.143, SLG: 0.077										0	0	0	0	0	0	0
Inning Stats	R: 0 E: 0 K: 0 S: 4 H: 1 LOB: 2 BB: 1 P: 8	R: 0 E: 0 K: 0 S: 3 H: 0 LOB: 0 BB: 0 P: 3	R: 2 E: 0 K: 0 S: 4 H: 1 LOB: 0 BB: 1 P: 8	R: 2 E: 1 K: 1 S: 7 H: 3 LOB: 0 BB: 0 P: 7	R: 0 E: 0 K: 0 S: 3 H: 0 LOB: 0 BB: 0 P: 3	R: 0 E: 0 K: 0 S: 3 H: 0 LOB: 0 BB: 0 P: 3	R: 0 E: 0 K: 1 S: 5 H: 0 LOB: 0 BB: 0 P: 5	R: 6 E: 1 K: 1 S: 9 H: 3 LOB: 1 BB: 3 P: 21	R: 0 E: 0 K: 2 S: 7 H: 0 LOB: 0 BB: 0 P: 7	1B: 4 2B: 1 3B: 1 HR: 2 SF: 0 SAC: 0 DP: 1 HBP: 0						

	AB	35
	R	10
	H	8
	RBI	9
	BB	5
	SO	5
	LOB	7

WP: 0 PB: 1 SB: 0 CS: 0 PA: 40

PITCHER		IP	WLS	BF	H	R	ER	SO	BB	IBB	HBP	BLK	WP	HR	S	P	ERA	WHIP
Carl Morton, R ERA: 4.49	(1, 1)	7.2	L	34	7	9	6	3	4	0	0	0	0	2	36	52	7.04	1.435
Dan McGinn, L ERA: 6.39	(8, 1)	0.0		1	0	0	0	0	0	1	0	0	0	0	0	4	∞	∞
Steve Renko, R ERA: 3.68	(8, 1)	1.1		5	1	1	0	2	0	0	0	0	0	0	9	9	0.00	0.750

PITCHER	IP	WLS	BF	H	R	ER	SO	BB	IBB	HBP	BLK	WP	HR	S	P	ERA	WHIP

Batter	1	2	3	4	5	6	7	8	9	AB	R	H	RBI	BB	SO	LOB
Ron Hunt, R (1, 4) OBP: 0.403, SLG: 0.358	L4		L8		BB 1B 1B 1-2 2-3		BB G3 1B		1-H 2B	3	1	1	1	2	0	0
Boots Day, L (1, 8) OBP: 0.346, SLG: 0.359	L8		BB PO		1B 1-2 2-H 3-H		G3 1-2 2-H		K	4	0	2	3	1	1	1
Rusty Staub, L (1, 9) OBP: 0.384, SLG: 0.436	HR		PO 1-2	4-3	1B 1-3 2-H		G3 1-2 2-3		F8	5	1	2	2	0	0	3
Ron Fairly, L (1, 3) OBP: 0.382, SLG: 0.403	F8			F8	P4		L3			4	0	0	0	0	0	4
Bob Bailey, R (1, 5) OBP: 0.364, SLG: 0.402		K		L5		6-3		L8		4	0	0	0	0	1	0
Jim Gosger, L (1, 7) OBP: 0.233, SLG: 0.200		BB 2-3			L4	L6		K		3	0	0	0	1	1	0
John Bateman, R (1, 2) OBP: 0.273, SLG: 0.344		2-3 1-2			BB 1B 1B	F9		F9		4	1	1	0	0	0	1
Bobby Wine, R (1, 6) OBP: 0.252, SLG: 0.226		1-4-3			F8		SH3 1B		FC3-6 1B	4	1	2	0	0	0	2
Carl Morton, R (1, 1) OBP: 0.219, SLG: 0.295 Dan McGinn, L (8, 1) OBP: 0.286, SLG: 0.286 Steve Renko, R (8, 1) OBP: 0.194, SLG: 0.258 Jim Fairey, L (9, PH) OBP: 0.265, SLG: 0.264			5-3		BB 1B 1B 1-2		SH3 1-2		FC3-6 2B 1-2f	2 0 0 1	1 0 0 1	1 0 0 0	0 0 0 0	0 0 0 0	0 0 0 0	0 0 0 1
Inning Stats	R: 1 E: 0 K: 0 S: 4 H: 1 LOB: 0 BB: 0 P: 4	R: 0 E: 0 K: 1 S: 5 H: 0 LOB: 1 BB: 1 P: 9	R: 0 E: 0 K: 0 S: 2 H: 0 LOB: 0 BB: 1 P: 6	R: 0 E: 0 K: 0 S: 3 H: 0 LOB: 0 BB: 0 P: 3	R: 3 E: 0 K: 0 S: 7 H: 4 LOB: 2 BB: 1 P: 11	R: 0 E: 0 K: 0 S: 3 H: 0 LOB: 0 BB: 0 P: 3	R: 1 E: 0 K: 0 S: 5 H: 2 LOB: 2 BB: 1 P: 9	R: 0 E: 0 K: 1 S: 5 H: 0 LOB: 0 BB: 0 P: 5	R: 1 E: 0 K: 1 S: 7 H: 2 LOB: 1 BB: 0 P: 7	1B: 7 2B: 1 3B: 0 HR: 1 SF: 0 SAC: 1 DP: 0 HBP: 0						

PITCHER		IP	WLS	BF	H	R	ER	SO	BB	IBB	HBP	BLK	WP	HR	S	P	ERA	WHIP
Steve Blass, R ERA: 3.14	(1, 1)	6.1		29	7	5	5	1	4	0	0	0	0	1	27	43	7.11	1.737
Bob Veale, L ERA: 7.42	(7, 1)	0.2	W	2	0	0	0	0	0	0	0	0	0	0	2	2	0.00	0.000
Dave Giusti, R ERA: 3.64	(8, 1)	2.0	S	8	2	1	1	2	0	0	0	0	0	0	12	12	4.50	1.000

PITCHER	IP	WLS	BF	H	R	ER	SO	BB	IBB	HBP	BLK	WP	HR	S	P	ERA	WHIP

BOTTOM

Pittsburgh Pirates @ Montreal Expos

Jarry Park, Montreal, QB

Tue Aug 03 1971, 7:05 PM EDT

Att. 18,137 - Unknown

livebaseballscorecards.com

AB	34
R	6
H	9
RBI	6
BB	4
SO	3
LOB	12

WP: 0 PB: 0 SB: 0 CS: 0 PA: 40

Batter	1	2	3	4	5	6	7	8	9	10	11	AB	R	H	RBI	BB	SO	LOB
Dave Cash, R (1, 4) OBP: 0.384, SLG: 0.395	F8		4-3 E 2B		6-3		K		9-5 2-3f			5	1	1	0	0	1	2
Gene Alley, R (1, 6) OBP: 0.307, SLG: 0.358	6-3		4-3 2-3		1-3			5-3		6-3		5	0	0	0	0	0	1
Roberto Clemente, R (1, 9) OBP: 0.359, SLG: 0.520	1B		E5 3-H		K			1B 1B		K		5	1	2	0	0	2	0
Willie Stargell, L (1, 7) OBP: 0.385, SLG: 0.670	F8		IBB			K		F8		HBP		3	0	0	0	1	1	2
Al Oliver, L (1, 8) OBP: 0.317, SLG: 0.402		F9	F8			4-3		1B 1-2		K		5	0	1	0	0	1	3
Bob Robertson, R (1, 3) OBP: 0.354, SLG: 0.504		K	F4			1B		FC6 1-2 2-H			K	5	0	2	1	0	2	2
Manny Sanguillen, R (1, 2) OBP: 0.360, SLG: 0.449		HR		F8		F9		FC6 1-2f			1-3	5	1	1	1	0	0	3
Jose Pagan, R (1, 5) OBP: 0.312, SLG: 0.340 Gene Clines, R (9, PR) OBP: 0.386, SLG: 0.404 Jackie Hernandez, R (9, 5) OBP: 0.263, SLG: 0.342		1B		K	F7				9-5 S BB		1-3	3 0 1	0 0 0	1 0 0	0 0 0	1 0 0	1 0 0	0 0 0
Luke Walker, L (1, 1) OBP: 0.108, SLG: 0.029 Rennie Stennett, R (7, PH) OBP: 0.321, SLG: 0.308 Mudcat Grant, R (7, 1) OBP: 0.333, SLG: 0.375		K		K	6-3				K 1-2			2 1 1	0 0 0	0 0 0	0 0 0	0 0 0	2 0 1	1 0 1
Inning Stats	R: 0 E: 0 K: 0 S: 4 H: 1 LOB: 1 BB: 0 P: 4	R: 1 E: 0 K: 2 S: 9 H: 2 LOB: 1 BB: 0 P: 9	R: 1 E: 1 K: 0 S: 5 H: 1 LOB: 2 BB: 1 P: 9	R: 0 E: 0 K: 2 S: 7 H: 0 LOB: 0 BB: 0 P: 7	R: 0 E: 0 K: 1 S: 5 H: 0 LOB: 0 BB: 0 P: 5	R: 0 E: 0 K: 1 S: 6 H: 1 LOB: 1 BB: 0 P: 6	R: 0 E: 0 K: 1 S: 5 H: 0 LOB: 0 BB: 0 P: 5	R: 1 E: 0 K: 0 S: 6 H: 3 LOB: 2 BB: 0 P: 6	R: 0 E: 0 K: 1 S: 4 H: 0 LOB: 1 BB: 1 P: 8	R: 0 E: 0 K: 2 S: 7 H: 0 LOB: 1 BB: 0 P: 8	R: 0 E: 0 K: 1 S: 5 H: 0 LOB: 0 BB: 0 P: 5	1B: 6 2B: 2 3B: 0 HR: 1 SF: 0 SAC: 0 DP: 1 HBP: 1			WP: 0 PB: 0 SB: 1 CS: 0	PA: 44		

PITCHER		IP	WLS	BF	H	R	ER	SO	BB	IBB	HBP	BLK	WP	HR	S	P	ERA	WHIP
Bill Stoneman, R ERA: 3.21	(1, 1)	9.0		37	8	3	2	8	1	1	0	0	0	1	51	59	2.00	1.000
Mike Marshall, R ERA: 5.27	(10, 1)	2.0	W	7	0	0	0	3	0	0	1	0	0	0	12	13	0.00	0.000

PITCHER	IP	WLS	BF	H	R	ER	SO	BB	IBB	HBP	BLK	WP	HR	S	P	ERA	WHIP

Pittsburgh Pirates @ Montreal Expos

Jarry Park, Montreal, QB

Wed Aug 04 1971, 7:05 PM EDT

Att. 17,481 - Unknown

TOP

livebaseballscorecards.com

AB	41
R	3
H	8
RBI	2
BB	2
SO	11
LOB	15

Batter	1	2	3	4	5	6	7	8	9	10	11	AB	R	H	RBI	BB	SO	LOB
Ron Hunt, R (1, 4) OBP: 0.401, SLG: 0.354	K	FC5 2-3f			BB 1-2		6-3		F6			4	1	0	0	1	1	5
Ron Woods, R (1, 8) OBP: 0.363, SLG: 0.446 (10, 7)	FC 1B		F8 SF8 2B		L5-4 1-2 2-3 1B		K			4-3		5	1	3	0	0	1	0
Rusty Staub, L (1, 9) OBP: 0.380, SLG: 0.430	FC S 1-2f		F8 2-3		K			F7		F9		5	0	0	0	0	1	5
Bob Bailey, R (1, 7) OBP: 0.364, SLG: 0.401 (9, 5)	5-3 1-2		SF8 3-H		1-2 2-H 3-H 1B			6-3		BB		3	0	1	3	1	0	1
Coco Laboy, R (1, 5) OBP: 0.301, SLG: 0.301 Ron Fairly, L (8, PH) OBP: 0.380, SLG: 0.400 (9, 7) (10, 3)		BB 1B 1B	F8		L5-4 2-3			F9		G1		3 2	0 0	1 0	0 0	0 0	0 0	2 1
John Bateman, R (1, 2) OBP: 0.272, SLG: 0.342	FC5 BB 1-2 1B	1-3			6-3			F8			6-3	5	0	1	0	0	0	0
John Boccabella, R (1, 3) OBP: 0.291, SLG: 0.356 Boots Day, L (9, PH) OBP: 0.351, SLG: 0.365 (10, 8)	F4	F8			F5			FC5-4 S 1B			1B 1B	3 2	0 1	0 2	0 0	0 0	0 0	2 0
Bobby Wine, R (1, 6) OBP: 0.249, SLG: 0.224 Jim Fairey, L (9, PH) OBP: 0.271, SLG: 0.264 Ron Brand, R (10, 6) OBP: 0.244, SLG: 0.209	L1-5	2-3			5-3			FC5-4 1-2 IBB			1B 1-2 1B	3 0 1	0 0 0	0 0 1	0 1 0	0 0 0	0 0 0	2 0 0
Bill Stoneman, R (1, 1) OBP: 0.268, SLG: 0.161 Jim Gosger, L (9, PH) OBP: 0.231, SLG: 0.198 Mike Marshall, R (10, 1) OBP: 0.200, SLG: 0.111 Gary Sutherland, R (11, PH) OBP: 0.307, SLG: 0.365	BB 1-2 2-3		1B BB 1B		K			FC5-4 1-2f 2-3			1-2 2-H 1B	2 1 0 1	1 0 0 0	1 0 0 1	0 0 0 0	1 0 0 0	1 0 0 0	0 2 0 0
Inning Stats	R: 0 E: 0 K: 1 S: 6 H: 1 LOB: 1 BB: 0 P: 6	R: 0 E: 0 K: 0 S: 5 H: 2 LOB: 3 BB: 1 P: 9	R: 1 E: 0 K: 0 S: 4 H: 1 LOB: 0 BB: 0 P: 4	R: 0 E: 0 K: 0 S: 3 H: 0 LOB: 0 BB: 0 P: 3	R: 2 E: 0 K: 1 S: 7 H: 3 LOB: 1 BB: 1 P: 11	R: 0 E: 0 K: 0 S: 3 H: 0 LOB: 0 BB: 0 P: 3	R: 0 E: 0 K: 2 S: 7 H: 0 LOB: 0 BB: 0 P: 7	R: 0 E: 0 K: 0 S: 3 H: 0 LOB: 0 BB: 0 P: 3	R: 0 E: 0 K: 0 S: 4 H: 1 LOB: 2 BB: 1 P: 8	R: 0 E: 0 K: 0 S: 3 H: 0 LOB: 1 BB: 1 P: 7	R: 1 E: 0 K: 0 S: 4 H: 3 LOB: 2 BB: 0 P: 4	1B: 10 2B: 2 3B: 0 HR: 0	SF: 1 SAC: 0 DP: 1 HBP: 0					

PITCHER		IP	WLS	BF	H	R	ER	SO	BB	IBB	HBP	BLK	WP	HR	S	P	ERA	WHIP
Luke Walker, L ERA: 3.64	(1, 1)	6.0		26	7	3	3	2	2	0	0	0	0	0	28	36	4.50	1.500
Mudcat Grant, R ERA: 3.65	(7, 1)	4.1	L	19	4	1	1	2	1	1	0	0	0	0	21	29	2.08	1.154

PITCHER	IP	WLS	BF	H	R	ER	SO	BB	IBB	HBP	BLK	WP	HR	S	P	ERA	WHIP

BOTTOM

Pittsburgh Pirates @ Montreal Expos

Jarry Park, Montreal, QB

Wed Aug 04 1971, 7:05 PM EDT

Att. 17,481 - Unknown

livebaseballscorecards.com

AB	40
R	4
H	11
RBI	4
BB	4
SO	4
LOB	20

WP: 0	PA: 45		
PB: 0			
SB: 2			
CS: 0			

Batter	1	2	3	4	5	6	7	8	9	AB	R	H	RBI	BB	SO	LOB
Dave Cash, R (1, 4) OBP: 0.385, SLG: 0.396	5-3		5-3		3B 1B 2-H 3-H		4-3		SH1-3 1B	5	1	2	2	0	0	0
Gene Alley, R (1, 6) OBP: 0.309, SLG: 0.375	5-3		6-3		3B 1-H		3B		SH1-3 1-2	4	0	2	1	0	0	0
Roberto Clemente, R (1, 9) OBP: 0.354, SLG: 0.513	L9			6-3	1-3		K		5-3	5	0	0	0	0	1	4
Willie Stargell, L (1, 7) OBP: 0.388, SLG: 0.676		HR		K		1B 5-3 1B BBB	F8		BB BBB	3	2	1	1	2	1	1
Al Oliver, L (1, 8) OBP: 0.318, SLG: 0.410		CS 1B		K SSS		5-3 1-2		HR	K SSS	5	1	2	1	0	2	3
Bob Robertson, R (1, 3) OBP: 0.355, SLG: 0.503		E4 G6-3 1-2			K SSS	1B 2-3		FC5-4 BB BBBB		3	0	1	0	1	1	1
Manny Sanguillen, R (1, 2) OBP: 0.359, SLG: 0.447		G6-3 1-2f			F7	1B 1-2 3-H		K SSS		4	0	1	1	0	1	2
Jose Pagan, R (1, 5) Jackie Hernandez, R (5, PR) (5, 5) OBP: 0.321, SLG: 0.366 OBP: 0.259, SLG: 0.338			HR		2B 1B HBP H	K SSS		FC5-4 1-2f		1 2	1 1	1 0	1 0	0 0	0 1	0 3
Bruce Kison, R (1, 1) OBP: 0.059, SLG: 0.118		6-3			2B 1-3	K SSS		K SSS		4	1	1	0	0	2	3
Inning Stats	R: 0 E: 0 K: 0 S: 3 H: 0 LOB: 0 BB: 0 P: 3	R: 1 E: 1 K: 0 S: 4 H: 2 LOB: 0 BB: 0 P: 4	R: 1 E: 0 K: 0 S: 4 H: 1 LOB: 0 BB: 0 P: 4	R: 0 E: 0 K: 2 S: 7 H: 0 LOB: 0 BB: 0 P: 7	R: 3 E: 0 K: 1 S: 8 H: 3 LOB: 2 BB: 0 P: 9	R: 1 E: 0 K: 2 S: 9 H: 2 LOB: 2 BB: 1 P: 13	R: 0 E: 0 K: 1 S: 6 H: 1 LOB: 1 BB: 0 P: 6	R: 1 E: 0 K: 2 S: 8 H: 1 LOB: 1 BB: 1 P: 12	R: 0 E: 0 K: 1 S: 6 H: 1 LOB: 2 BB: 1 P: 10	1B: 5 2B: 1 3B: 2 HR: 3 SF: 0 SAC: 1 DP: 1 HBP: 1						

TOP

Pittsburgh Pirates @ Montreal Expos

Jarry Park, Montreal, QB

Thu Aug 05 1971, 7:05 PM EDT

Att. 21,233 - Unknown

livebaseballscorecards.com

AB	36
R	7
H	11
RBI	7
BB	3
SO	9
LOB	17

PITCHER		IP	WLS	BF	H	R	ER	SO	BB	IBB	HBP	BLK	WP	HR	S	P	ERA	WHIP
John Strohmayer, R ERA: 4.39	(1, 1)	5.0	L	21	6	5	5	3	0	0	1	0	0	2	26	27	9.00	1.200
Dan McGinn, L ERA: 6.53	(6, 1)	0.1		4	2	1	1	0	1	0	0	0	0	0	3	7	27.00	9.000
Howie Reed, R ERA: 3.67	(6, 1)	1.2		6	1	0	0	3	0	0	0	0	0	0	12	12	0.00	0.600
Claude Raymond, R ERA: 4.94	(8, 1)	2.0		10	2	1	1	3	2	0	0	0	0	1	14	22	4.50	2.000

PITCHER	IP	WLS	BF	H	R	ER	SO	BB	IBB	HBP	BLK	WP	HR	S	P	ERA	WHIP

WP: 0 PB: 0 SB: 0 CS: 1 PA: 41

Batter	1	2	3	4	5	6	7	8	9	AB	R	H	RBI	BB	SO	LOB
Ron Hunt, R (1, 4) OBP: 0.401, SLG: 0.354	FC6-4 1B		F8 BB 1B		F8 ②		F7 ①		6-3 ③	5	0	2	0	0	0	3
Boots Day, L (1, 8) OBP: 0.350, SLG: 0.360	FC6-4 S ① 1-2f		BBBB 4-0 1-2 BB		G3 ③		G1-6-3 ②③ 1-2f			3	0	0	0	1	0	3
Rusty Staub, L (1, 9) OBP: 0.379, SLG: 0.429	5-3 ② 1-2		F8 ② 2-3			1B E 1B		G3 ①		4	1	1	0	0	0	3
Ron Fairly, L (1, 3) OBP: 0.379, SLG: 0.398	L8 ③		L9 ③			E9 1-H 1B 1B		SSS 0-3 K ②		4	1	1	0	0	1	3
Bob Bailey, R (1, 5) OBP: 0.365, SLG: 0.401		1-3 ①		SSS 0-3 K ①		S 3-H 1B		BBBB 4-0 BB		3	0	1	1	1	1	0
Jim Gosger, L (1, 7) OBP: 0.232, SLG: 0.224		3B		4-3 ②		SSS 0-3 K ① 1-2		F8 ③		4	0	1	0	0	1	2
John Bateman, R (1, 2) OBP: 0.272, SLG: 0.341 John Boccabella, R (3, 2) OBP: 0.285, SLG: 0.347		1-3 ②		6-3 ③		P6 ②			5-3 ①	1 3	0 0	0 0	0 0	0 0	0 0	1 1
Bobby Wine, R (1, 6) OBP: 0.249, SLG: 0.221		F9 ③			F9 ①	SSS 0-3 K ③			BBBB 4-0 WP BB	3	0	0	0	1	1	2
John Strohmayer, R (1, 1) OBP: 0.258, SLG: 0.258 Jim Fairey, L (5, PH) OBP: 0.077, SLG: 0.264 Dan McGinn, L (6, 1) OBP: 0.286, SLG: 0.286 Howie Reed, R (6, 1) Gary Sutherland, R (7, PH) OBP: 0.311, SLG: 0.369 Claude Raymond, R (8, 1) Ron Woods, R (9, PH) OBP: 0.359, SLG: 0.441			SSS 0-3 K ①		BBBB 4-0 BB		G1-6-3 1B		SSS 0-3 K ② 1-2	1 0 0 0 1 0 1	0 0 0 0 0 0 0	0 0 0 0 1 0 0	0 0 0 0 0 0 0	0 1 0 0 0 0 0	1 0 0 0 0 0 0	0 0 0 0 0 0 1
Inning Stats	R: 0 E: 0 K: 0 S: 4 H: 1 LOB: 1 BB: 0 P: 4	R: 0 E: 0 K: 0 S: 4 H: 1 LOB: 1 BB: 0 P: 4	R: 0 E: 0 K: 1 S: 6 H: 1 LOB: 2 BB: 1 P: 10	R: 0 E: 0 K: 1 S: 5 H: 0 LOB: 0 BB: 0 P: 5	R: 0 E: 0 K: 0 S: 3 H: 0 LOB: 1 BB: 1 P: 7	R: 2 E: 1 K: 2 S: 10 H: 3 LOB: 1 BB: 0 P: 10	R: 0 E: 0 K: 0 S: 3 H: 1 LOB: 0 BB: 0 P: 3	R: 0 E: 0 K: 1 S: 5 H: 0 LOB: 1 BB: 1 P: 9	R: 0 E: 0 K: 1 S: 5 H: 0 LOB: 1 BB: 1 P: 9	1B: 6 2B: 0 3B: 1 HR: 0	SF: 0 SAC: 0 DP: 1 HBP: 0					

PITCHER		IP	WLS	BF	H	R	ER	SO	BB	IBB	HBP	BLK	WP	HR	S	P	ERA	WHIP
Bruce Kison, R ERA: 2.91	(1, 1)	9.0	W	37	7	2	1	6	4	0	0	0	1	0	45	61	1.00	1.222

PITCHER	IP	WLS	BF	H	R	ER	SO	BB	IBB	HBP	BLK	WP	HR	S	P	ERA	WHIP

BOTTOM

Pittsburgh Pirates @ Montreal Expos

Jarry Park, Montreal, QB

Thu Aug 05 1971, 7:05 PM EDT

Att. 21,233 - Unknown

livebaseballscorecards.com

AB	33
R	2
H	7
RBI	1
BB	4
SO	6
LOB	19

1B: 6	SF: 0	WP: 1	PA: 37
2B: 0	SAC: 0	PB: 0	
3B: 1	DP: 1	SB: 2	
HR: 0	HBP: 0	CS: 0	

Batter	1	2	3	4	5	6	7	8	9	AB	R	H	RBI	BB	SO	LOB
Ron Hunt, R (1, 4) OBP: 0.402, SLG: 0.357	F4			4-3, 1B, 2B		BB		K		3	1	1	0	1	1	1
Ron Woods, R (1, 8) OBP: 0.346, SLG: 0.423	F2			4-3 2-3		F9			F9	4	0	0	0	0	0	2
Rusty Staub, L (1, 9) OBP: 0.378, SLG: 0.427	F6			G6-4-3, 1B 3-H					F8	4	0	1	1	0	0	1
Bob Bailey, R (1, 7) OBP: 0.364, SLG: 0.397		F7		G6-4-3 1-2f			F8		BB	3	0	0	0	1	0	1
Coco Laboy, R (1, 5) OBP: 0.307, SLG: 0.307		L6-3, 1B			1B		F9		F8	4	0	2	0	0	0	1
John Bateman, R (1, 2) OBP: 0.269, SLG: 0.338		L6-3 1-2			K		6-3			3	0	0	0	0	1	2
John Boccabella, R (1, 3) OBP: 0.286, SLG: 0.341			K		F7			BB		2	0	0	0	1	1	1
Bobby Wine, R (1, 6) OBP: 0.247, SLG: 0.219			K		F9			F3		2	0	0	0	0	1	1
Howie Reed, R (5, 1)										0	0	0	0	0	0	0
Jim Britton, R (6, 1)										0	0	0	0	0	0	0
Gary Sutherland, R (8, PH) OBP: 0.310, SLG: 0.367										1	0	0	0	0	0	1
Claude Raymond, R (8, 1)										0	0	0	0	0	0	0
Steve Renko, R (1, 1) OBP: 0.191, SLG: 0.254			F9			6-3		F7		1	0	0	0	0	0	0
Ron Brand, R (5, 6) OBP: 0.234, SLG: 0.200										2	0	0	0	0	0	1
Inning Stats	R: 0 E: 0 K: 0 S: 3 H: 0 LOB: 0 BB: 0 P: 3	R: 0 E: 0 K: 0 S: 3 H: 1 LOB: 0 BB: 0 P: 3	R: 0 E: 0 K: 2 S: 7 H: 0 LOB: 0 BB: 0 P: 7	R: 1 E: 0 K: 0 S: 4 H: 2 LOB: 0 BB: 0 P: 4	R: 0 E: 0 K: 1 S: 6 H: 1 LOB: 1 BB: 0 P: 6	R: 0 E: 0 K: 0 S: 3 H: 0 LOB: 1 BB: 1 P: 7	R: 0 E: 0 K: 0 S: 3 H: 0 LOB: 0 BB: 0 P: 3	R: 0 E: 0 K: 1 S: 5 H: 0 LOB: 1 BB: 1 P: 9	R: 0 E: 0 K: 0 S: 3 H: 0 LOB: 1 BB: 1 P: 7	1B: 3 2B: 2 3B: 0 HR: 0 SF: 0 SAC: 0 DP: 2 HBP: 0						

PITCHER	IP	WLS	BF	H	R	ER	SO	BB	IBB	HBP	BLK	WP	HR	S	P	ERA	WHIP
Don Gullett, L (1, 1) ERA: 2.65	9.0	W	32	4	1	1	4	3	0	0	0	0	0	37	49	1.00	0.778

PITCHER	IP	WLS	BF	H	R	ER	SO	BB	IBB	HBP	BLK	WP	HR	S	P	ERA	WHIP

TOP

Montreal Expos @ Cincinnati Reds

Riverfront Stadium, Cincinnati, OH

Fri Aug 06 1971, 7:05 PM EDT

Att. 18,061 - Unknown

livebaseballscorecards.com

AB	29
R	1
H	4
RBI	1
BB	3
SO	4
LOB	12

PA: 32

WP: 0
PB: 0
SB: 0
CS: 0

Montreal Expos @ Cincinnati Reds

Riverfront Stadium, Cincinnati, OH

Fri Aug 06 1971, 7:05 PM EDT

Att. 18,061 - Unknown

BOTTOM

Batter	1	2	3	4	5	6	7	8	9	AB	R	H	RBI	BB	SO	LOB
Pete Rose, S (1, 9) OBP: 0.375, SLG: 0.416	BBBB 4-0 G6-4-3 BB			x 0-0 1B WP 1B x 0-0 ③ F8		x 0-0 ② L5		BBBB 4-0 G4-6-3 BB		3	1	1	0	2	0	3
Bernie Carbo, L (1, 7) OBP: 0.354, SLG: 0.357	x 0-0 ① F8			x 0-0 WP 1-3 2B 1B	x 0-0 ① F8	x 0-0 2-H 2B		x 0-0 ②③ G4-6-3 1-2f		5	1	2	1	0	0	2
Lee May, R (1, 3) OBP: 0.324, SLG: 0.552	x 0-0 ②③ G6-4-3 1-2f			SSS 0-3 ① K 1-2 3-H	x 0-0 HR	x 0-0 ③ F8				4	1	1	1	0	1	3
Tony Perez, R (1, 5) OBP: 0.319, SLG: 0.449		SSS 0-3 ① K		x 0-0 2-H HR 2B	x 0-0 ② F3		x 0-0 HR			4	2	2	2	0	1	0
Dave Concepcion, R (8, 5) OBP: 0.257, SLG: 0.261										0	0	0	0	0	0	0
Johnny Bench, R (1, 2) OBP: 0.288, SLG: 0.439		SSS 0-3 ② K		4-0 HR IBB	x 0-0 HR		SSS 0-3 ① K			3	2	1	1	1	2	0
George Foster, R (1, 8) OBP: 0.290, SLG: 0.392		x 0-0 ③ F4		x 0-0 1-H 2-H HR	x 0-0 1B 1B		x 0-0 2B			4	1	3	3	0	0	0
Tommy Helms, R (1, 4) OBP: 0.283, SLG: 0.338		SSS 0-3 ① K		x 0-0 1B 4-3 1B	x 0-0 ③ 1-3 1B		x 0-0 ② F2			4	0	2	0	0	1	1
Woody Woodward, R (1, 6) OBP: 0.270, SLG: 0.257		x 0-0 ② F9		x 0-0 ② 4-3 1-2		x 0-0 WP 2B 1B	x 0-0 ③ 6-3			4	1	1	0	0	0	2
Don Gullett, R (1, 1) OBP: 0.132, SLG: 0.115		SSS 0-3 ③ K		x 0-0 2-3 1B		SSS 0-3 ① K 1-2		SSS 0-3 ① K		4	0	1	0	0	3	1

| | | | | | | | | | |

Montreal Expos @ Cincinnati Reds

Riverfront Stadium, Cincinnati, OH

Sat Aug 07 1971, 7:05 PM EDT

Att. 22,861 - Unknown

livebaseballscorecards.com

TOP

Batter	1	2	3	4	5	6	7	8	9	AB	R	H	RBI	BB	SO	LOB
Ron Hunt, R (1, 4) OBP: 0.402, SLG: 0.356	H 1-0 1B 4-3 HBP	x 0-0 1B 1B 1B		x 0-0 ① 6-3		x 0-0 ③ FC5-4 1-2f			x 0-0 ② P3	4	2	1	0	0	0	1
Boots Day, L (1, 8) OBP: 0.351, SLG: 0.361	x 0-0 4-3 1-3 2B 1B	x 0-0 1B 1-2 1B		x 0-0 ② P4			x 0-0 ① F7		x 0-0 ③ G3	5	1	2	0	0	0	0
Rusty Staub, L (1, 9) OBP: 0.377, SLG: 0.425	x 0-0 ① 4-3 1-2 3-H	x 0-0 1-2 2-H 1B		x 0-0 ③ 4-3			x 0-0 ② 1B			4	0	1	2	0	0	1
Ron Fairly, L (1, 3) OBP: 0.380, SLG: 0.403	x 0-0 PB 1B 2-H 2B	x 0-0 ③ F9			x 0-0 ① G3		x 0-0 1B			4	1	2	1	0	0	2
Bob Bailey, R (1, 5) OBP: 0.366, SLG: 0.398	S S S 0-3 ② K 2-3		x 0-0 G4-6-3 1B		x 0-0 G4-3 1B		x 0-0 ③ 5-3			4	0	2	0	0	1	2
Jim Gosger, L (1, 7) OBP: 0.237, SLG: 0.230 Ron Woods, R (5, PH) OBP: 0.349, SLG: 0.424 (5, 7)	x 0-0 3-H 1B		x 0-0 ①② G4-6-3 1-2f		x 0-0 ②③ G4-3 1-2f			x 0-0 CS 1B		2 2	0 0	1 1	1 0	0 0	0 0	1 1
John Bateman, R (1, 2) OBP: 0.269, SLG: 0.340	S S S 0-3 ③ K		x 0-0 2B			x 0-0 ① 6-3		S S S 0-3 ①② K 1-2		4	0	1	0	0	2	2
Bobby Wine, R (1, 6) OBP: 0.247, SLG: 0.217		S S S 0-3 ① K	B B B 4-0 BB			x 0-0 ② 6-3		x 0-0 ③ 2-3		3	0	0	0	1	1	0
Ernie McAnally, R (1, 1) OBP: 0.065, SLG: 0.067 Mike Marshall, R (6, 1) OBP: 0.182, SLG: 0.100		x 0-0 ② x 0-0 ③ F8				x 0-0 FC5-4 1B			x 0-0 ① 1-3	3 1	0 0	1 0	0 0	0 0	0 0	2 0

| Inning Stats | | | |

Batter	1	2	3	4	5	6	7	8	9	AB	R	H	RBI	BB	SO	LOB
Pete Rose, S (1, 9) OBP: 0.374, SLG: 0.413	F8		4-3		FC4-6, BB		K			3	0	0	0	1	1	0
Bernie Carbo, L (1, 7) OBP: 0.349, SLG: 0.351	K			K	FC4-6					4	0	0	0	0	2	2
Lee May, R (1, 3) OBP: 0.324, SLG: 0.551	F8					WP, 1B, 2B				4	1	1	0	0	0	0
Tony Perez, R (1, 5) OBP: 0.319, SLG: 0.447		K				1B, WP, FC1-2, 1B				4	0	1	1	0	1	0
Johnny Bench, R (1, 2) OBP: 0.287, SLG: 0.437		F8				FC1-2, 1B			1-3	4	0	1	0	0	0	0
George Foster, R (1, 8) OBP: 0.294, SLG: 0.392		HBP			1B, 1B	FC1-2, G4-6-3, 1B			F7	2	1	1	0	0	0	2
Joe Gibbon, R (7, 1)										0	0	0	0	0	0	0
Jimmy Stewart, S (9, PH) OBP: 0.280, SLG: 0.275										1	0	0	0	0	0	0
Tommy Helms, R (1, 4) OBP: 0.283, SLG: 0.338		1-3			1B, 1B	G4-6-3			F7	4	1	1	0	0	0	3
Woody Woodward, R (1, 6) OBP: 0.271, SLG: 0.258			P4		1B		F8			3	0	1	1	0	0	0
Jim McGlothlin, R (1, 1) OBP: 0.211, SLG: 0.278			K		BB		F7			0	0	0	0	0	0	0
Ty Cline, L (3, PH) OBP: 0.347, SLG: 0.213										1	0	0	0	0	1	0
Jim Merritt, L (4, 1) OBP: 0.208, SLG: 0.304										0	0	0	0	0	0	0
Al Ferrara, R (5, PH) OBP: 0.309, SLG: 0.261										1	0	1	1	0	0	0
Don Gullett, R (5, PR) OBP: 0.132, SLG: 0.115										0	0	0	0	0	0	0
Wayne Granger, R (6, 1) OBP: 0.400, SLG: 1.000										0	0	0	0	0	0	0
Buddy Bradford, R (7, 8) OBP: 0.305, SLG: 0.298										1	0	0	0	0	0	0
Inning Stats	R: 0 E: 0 K: 1 S: 5 H: 0 LOB: 0 BB: 0 P: 5	R: 0 E: 0 K: 1 S: 5 H: 0 LOB: 1 BB: 0 P: 6	R: 0 E: 0 K: 1 S: 5 H: 0 LOB: 0 BB: 0 P: 5	R: 0 E: 0 K: 1 S: 5 H: 0 LOB: 0 BB: 0 P: 5	R: 2 E: 0 K: 0 S: 6 H: 4 LOB: 2 BB: 1 P: 10	R: 1 E: 0 K: 0 S: 5 H: 3 LOB: 1 BB: 0 P: 5	R: 0 E: 0 K: 1 S: 5 H: 0 LOB: 0 BB: 0 P: 5	R: 0 E: 0 K: 0 S: 3 H: 0 LOB: 0 BB: 0 P: 3	R: 0 E: 0 K: 0 S: 3 H: 0 LOB: 0 BB: 0 P: 3	1B: 6 2B: 1 3B: 0 HR: 0 SF: 0 SAC: 0 DP: 1 HBP: 1						

PITCHER	IP	WLS	BF	H	R	ER	SO	BB	IBB	HBP	BLK	WP	HR	S	P	ERA	WHIP
Ernie McAnally, R (1, 1) ERA: 5.03	5.0	W	22	6	3	3	4	1	0	1	0	1	0	28	33	5.40	1.400
Mike Marshall, R (6, 1) ERA: 4.99	4.0	S	12	1	0	0	1	0	0	0	0	1	0	14	14	0.00	0.250

PITCHER	IP	WLS	BF	H	R	ER	SO	BB	IBB	HBP	BLK	WP	HR	S	P	ERA	WHIP

BOTTOM

Montreal Expos @ Cincinnati Reds

Riverfront Stadium, Cincinnati, OH

Sat Aug 07 1971, 7:05 PM EDT

Att. 22,861 - Unknown

livebaseballscorecards.com

AB	32
R	3
H	7
RBI	3
BB	1
SO	5
LOB	7

WP: 2 PA: 34
PB: 0
SB: 0
CS: 0

Montreal Expos @ Cincinnati Reds

Riverfront Stadium, Cincinnati, OH

Sun Aug 08 1971, 3:33 AM EDT

Att. 28,158 - Unknown

TOP

livebaseballscorecards.com

Batter	1	2	3	4	5	6	7	8	9	AB	R	H	RBI	BB	SO	LOB
Ron Hunt, R (1, 4) OBP: 0.403, SLG: 0.364	F7		BB 1-2		HR			1-3		3	1	1	1	1	0	0
Ron Woods, R (1, 8) (6, 7) OBP: 0.336, SLG: 0.408	P4		F7		L7			6-3		4	0	0	0	0	0	2
Rusty Staub, L (1, 9) OBP: 0.376, SLG: 0.423	F8			4-3		K			5-3 1B	4	1	1	0	0	1	0
Bob Bailey, R (1, 7) (6, 5) OBP: 0.367, SLG: 0.399		F7		1B		G4-3-6 1B			5-3 1-2	4	0	2	0	0	0	1
Coco Laboy, R (1, 5) OBP: 0.303, SLG: 0.303		F7		P6		G4-3-6 1-2f			K	2	0	0	0	0	0	1
Ron Fairly, L (6, PH) (6, 3) OBP: 0.378, SLG: 0.400										2	0	0	0	0	1	2
John Boccabella, R (1, 3) OBP: 0.281, SLG: 0.336		5-3		P4			G3			2	0	0	0	0	0	1
Boots Day, L (6, 8) OBP: 0.352, SLG: 0.362									2-H 1B	2	0	1	1	0	0	0
John Bateman, R (1, 2) OBP: 0.269, SLG: 0.347			F8		HR		K		5-3	4	1	1	1	0	1	1
Bobby Wine, R (1, 6) OBP: 0.249, SLG: 0.219			BB 1B		P6		1-3			2	0	1	0	0	0	0
Jim Fairey, L (7, PH) OBP: 0.275, SLG: 0.261										1	0	0	0	0	0	0
John Strohmayer, R (7, 1) OBP: 0.258, SLG: 0.258										0	0	0	0	0	0	0
Carl Morton, R (1, 1) OBP: 0.212, SLG: 0.286			K		K			B1-3		2	0	0	0	0	2	1
Ron Brand, R (7, 6) OBP: 0.229, SLG: 0.196										1	0	0	0	0	0	0
Inning Stats	R: 0 E: 0 K: 0 S: 3 H: 0 LOB: 0 BB: 0 P: 3	R: 0 E: 0 K: 0 S: 3 H: 0 LOB: 0 BB: 0 P: 3	R: 0 E: 0 K: 1 S: 6 H: 1 LOB: 2 BB: 1 P: 10	R: 0 E: 0 K: 0 S: 4 H: 1 LOB: 1 BB: 0 P: 4	R: 2 E: 0 K: 1 S: 7 H: 2 LOB: 0 BB: 0 P: 7	R: 0 E: 0 K: 1 S: 5 H: 1 LOB: 0 BB: 0 P: 5	R: 0 E: 0 K: 1 S: 5 H: 0 LOB: 0 BB: 0 P: 5	R: 0 E: 0 K: 0 S: 3 H: 0 LOB: 0 BB: 0 P: 3	R: 1 E: 0 K: 1 S: 7 H: 2 LOB: 1 BB: 0 P: 7	1B: 5 2B: 0 3B: 0 HR: 2 SF: 0 SAC: 0 DP: 1 HBP: 0	WP: 0 PB: 0 SB: 0 CS: 0 PA: 34					

	AB	33
	R	3
	H	7
	RBI	3
	BB	1
	SO	5
	LOB	9

PITCHER		IP	WLS	BF	H	R	ER	SO	BB	IBB	HBP	BLK	WP	HR	S	P	ERA	WHIP
Ross Grimsley, L ERA: 3.77	(1, 1)	5.0		20	4	2	2	2	1	0	0	0	0	2	23	27	3.60	1.000
Clay Carroll, R ERA: 2.02	(6, 1)	4.0	W	14	3	1	1	3	0	0	0	0	0	0	20	20	2.25	0.750

PITCHER		IP	WLS	BF	H	R	ER	SO	BB	IBB	HBP	BLK	WP	HR	S	P	ERA	WHIP

Batter	1	2	3	4	5	6	7	8	9	AB	R	H	RBI	BB	SO	LOB
Pete Rose, S (1, 9) OBP: 0.375, SLG: 0.413	HR 1B		F8		F7	F8			HR 1B	5	2	2	0	0	0	3
Bernie Carbo, L (1, 7) OBP: 0.346, SLG: 0.347 Clay Carroll, R (6, 1) OBP: 0.125, SLG: 0.125 Jimmy Stewart, S (9, PH) OBP: 0.289, SLG: 0.286	P6		F5		F8		4-3		1-2 HR 1B	3 1 1	0 0 1	0 0 1	0 0 0	0 0 0	0 0 0	2 0 0
Lee May, R (1, 3) OBP: 0.329, SLG: 0.569	1-H HR		1B		BBB 1-2 1B BB		F8		1-H 2-H HR	4	2	3	5	1	0	0
Tony Perez, R (1, 5) OBP: 0.318, SLG: 0.445 Dave Concepcion, R (9, 5) OBP: 0.257, SLG: 0.261	F7		F4		1-2 2-H 1B		F9			4 0	0 0	1 0	1 0	0 0	0 0	1 0
Johnny Bench, R (1, 2) OBP: 0.285, SLG: 0.433	F9			F7	F7			6-3		4	0	0	0	0	0	2
George Foster, R (1, 8) OBP: 0.296, SLG: 0.395		F9		5-3		BBB FC3-6 BB		2B		3	0	1	0	1	0	0
Tommy Helms, R (1, 4) OBP: 0.285, SLG: 0.342		2B		1B		1-2f FC3-6 CS		1-3		4	0	2	0	0	0	2
Woody Woodward, R (1, 6) OBP: 0.271, SLG: 0.254		SSS K		SSS K		BBBB 1-2 1B BB		4-3		3	0	0	0	1	2	3
Ross Grimsley, L (1, 1) OBP: 0.152, SLG: 0.097 Ty Cline, L (5, PH) OBP: 0.356, SLG: 0.229 (6, 7)		SSS K			BB 1B	1-2			L7	1 3	0 1	0 2	0 0	0 0	1 0	1 0
Inning Stats	R: 2 E: 0 K: 0 S: 5 H: 2 LOB: 0 BB: 0 P: 5	R: 0 E: 0 K: 2 S: 8 H: 1 LOB: 1 BB: 0 P: 8	R: 0 E: 0 K: 0 S: 4 H: 1 LOB: 1 BB: 0 P: 4	R: 0 E: 0 K: 1 S: 6 H: 1 LOB: 1 BB: 0 P: 6	R: 1 E: 0 K: 0 S: 5 H: 2 LOB: 2 BB: 1 P: 9	R: 0 E: 0 K: 0 S: 3 H: 1 LOB: 2 BB: 2 P: 11	R: 0 E: 0 K: 0 S: 3 H: 0 LOB: 0 BB: 0 P: 3	R: 0 E: 0 K: 0 S: 4 H: 1 LOB: 1 BB: 0 P: 4	R: 3 E: 0 K: 0 S: 4 H: 3 LOB: 0 BB: 0 P: 4	1B: 8 2B: 2 3B: 0 HR: 2 SF: 0 SAC: 0 DP: 0 HBP: 0						

PITCHER	IP	WLS	BF	H	R	ER	SO	BB	IBB	HBP	BLK	WP	HR	S	P	ERA	WHIP
Carl Morton, R (1, 1) ERA: 4.49	6.0		28	8	3	3	3	3	0	0	0	0	1	31	43	4.50	1.833
John Strohmayer, R (7, 1) ERA: 4.56	2.1	L	11	4	3	3	0	0	0	0	0	0	1	11	11	11.57	1.714

PITCHER	IP	WLS	BF	H	R	ER	SO	BB	IBB	HBP	BLK	WP	HR	S	P	ERA	WHIP

Montreal Expos @ Cincinnati Reds

Riverfront Stadium, Cincinnati, OH

Sun Aug 08 1971, 3:33 AM EDT

Att. 28,158 - Unknown

BOTTOM

livebaseballscorecards.com

AB	36
R	6
H	12
RBI	6
BB	3
SO	3
LOB	14

PA: 39

Montreal Expos @ San Francisco Giants

Candlestick Park, San Francisco, CA

Tue Aug 10 1971, 10:05 PM EDT
Att. 6,879 - Unknown

livebaseballscorecards.com

Batter	1	2	3	4	5	6	7	8	9	AB	R	H	RBI	BB	SO	LOB
Ron Hunt, R (1, 4) OBP: 0.399, SLG: 0.360	F8			6-3		5-3	F9			4	0	0	0	0	0	3
Boots Day, L (1, 8) OBP: 0.347, SLG: 0.356	F9			F5		F5		F8		4	0	0	0	0	0	0
Rusty Staub, L (1, 9) OBP: 0.377, SLG: 0.425	4-3			BB 2B		BB		F9		3	0	1	0	1	0	0
Ron Fairly, L (1, 3) OBP: 0.377, SLG: 0.396		K		BB HBP		F9		3-1		3	0	0	0	0	1	1
Bob Bailey, R (1, 5) OBP: 0.368, SLG: 0.399		F4		1-2 2-3 BB			SH3 SH 1B		4-3	3	0	1	0	1	0	0
Jim Gosger, L (1, 7) OBP: 0.230, SLG: 0.222		K		K2-3			SH SH3 1-2		K	3	0	0	0	0	3	3
Gary Sutherland, R (9, 7) OBP: 0.310, SLG: 0.367										0	0	0	0	0	0	0
John Bateman, R (1, 2) OBP: 0.267, SLG: 0.344			6-3		K		SH3 1-2 2-3		6-3	3	0	0	0	0	1	0
Bobby Wine, R (1, 6) OBP: 0.250, SLG: 0.217			6-3		F7		IBB			2	0	0	0	1	0	0
Bill Stoneman, R (1, 1) OBP: 0.257, SLG: 0.154			K		K		K			3	0	0	0	0	3	3

	AB	R	H	RBI	BB	SO	LOB
Inning Stats	R: 0 E: 0 K: 0 S: 3	H: 0 LOB: 0 BB: 0 P: 3	R: 0 E: 0 K: 2 S: 7	H: 0 LOB: 0 BB: 0 P: 7	R: 0 E: 0 K: 1 S: 5	H: 0 LOB: 0 BB: 0 P: 5	R: 0 E: 0 K: 1 S: 6
	H: 1 LOB: 3 BB: 1 P: 11	R: 0 E: 0 K: 2 S: 7	H: 0 LOB: 0 BB: 0 P: 7	R: 0 E: 0 K: 0 S: 3	H: 0 LOB: 1 BB: 1 P: 7	R: 0 E: 0 K: 1 S: 7	H: 1 LOB: 3 BB: 1 P: 11
	R: 0 E: 0 K: 0 S: 3	H: 0 LOB: 0 BB: 0 P: 3	R: 0 E: 0 K: 1 S: 5	H: 0 LOB: 0 BB: 0 P: 5	1B: 1 2B: 1 3B: 0 HR: 0	SF: 0 SAC: 2 DP: 0 HBP: 1	WP: 0 PB: 0 SB: 0 CS: 0
	PA: 34						

PITCHER	IP	WLS	BF	H	R	ER	SO	BB	IBB	HBP	BLK	WP	HR	S	P	ERA	WHIP
Juan Marichal, R (1, 1) ERA: 2.88	9.0	W	34	2	0	0	8	2	1	1	0	0	0	46	59	0.00	0.444

PITCHER	IP	WLS	BF	H	R	ER	SO	BB	IBB	HBP	BLK	WP	HR	S	P	ERA	WHIP

AB	28
R	0
H	2
RBI	0
BB	3
SO	8
LOB	10

Batter	1	2	3	4	5	6	7	8	9	AB	R	H	RBI	BB	SO	LOB
Bobby Bonds, R (1, 9) OBP: 0.382, SLG: 0.513	K		4-3		G5-4-3 1-2f			BB, SH3-4 BB	1B BB	3	0	0	0	2	1	2
Tito Fuentes, S (1, 4) OBP: 0.309, SLG: 0.362	4-3			F8		6-3		SH3-4 1-2	1-2 2-3 3-H 1B	4	0	1	1	0	0	0
Ken Henderson, S (1, 7) OBP: 0.380, SLG: 0.460	1B			F7		F8		BB BB		3	0	1	0	1	0	0
Willie McCovey, L (1, 3) OBP: 0.382, SLG: 0.461	F5			BB BB		BB BB		F8		2	0	0	0	2	0	3
Dick Dietz, R (1, 2) OBP: 0.399, SLG: 0.413		K		1-2 BB		K		1-2 2-3 FC4-6 BB		2	0	0	0	2	2	1
Jimmy Rosario, S (1, 8) OBP: 0.372, SLG: 0.301		F7		K			4-3 5-3 BB	FC4-6 1-2f		3	0	0	0	1	1	5
Chris Speier, R (1, 6) OBP: 0.313, SLG: 0.331		F8			1B BB		5-3 1-2		F7	3	0	0	0	1	0	1
Al Gallagher, R (1, 5) OBP: 0.343, SLG: 0.383 Frank Duffy, R (9, PR) OBP: 0.146, SLG: 0.150			6-3		G5-4-3 1-3 1B		4-3 2-3		2B 1B 1B	4 0	0 1	2 0	0 0	0 0	0 0	1 0
Juan Marichal, R (1, 1) OBP: 0.149, SLG: 0.260			P1		F6		F3		1B 1-3 2B	4	0	1	0	0	0	3
Inning Stats	R: 0 E: 0 K: 1 S: 6 H: 1 LOB: 1 BB: 0 P: 6	R: 0 E: 0 K: 1 S: 5 H: 0 LOB: 0 BB: 0 P: 5	R: 0 E: 0 K: 0 S: 3 H: 0 LOB: 0 BB: 0 P: 3	R: 0 E: 0 K: 1 S: 5 H: 0 LOB: 2 BB: 2 P: 13	R: 0 E: 0 K: 0 S: 3 H: 1 LOB: 1 BB: 1 P: 7	R: 0 E: 0 K: 1 S: 5 H: 0 LOB: 1 BB: 1 P: 9	R: 0 E: 0 K: 0 S: 3 H: 0 LOB: 1 BB: 1 P: 7	R: 0 E: 0 K: 0 S: 3 H: 0 LOB: 3 BB: 3 P: 15	R: 1 E: 0 K: 0 S: 4 H: 3 LOB: 3 BB: 1 P: 8	1B: 4 2B: 1 3B: 0 HR: 0 SF: 0 SAC: 1 DP: 1 HBP: 0						

PITCHER	IP	WLS	BF	H	R	ER	SO	BB	IBB	HBP	BLK	WP	HR	S	P	ERA	WHIP
Bill Stoneman, R (1, 1) ERA: 3.12	8.1	L	38	5	1	1	4	9	0	0	0	0	0	37	73	1.08	1.680

PITCHER	IP	WLS	BF	H	R	ER	SO	BB	IBB	HBP	BLK	WP	HR	S	P	ERA	WHIP

BOTTOM

Montreal Expos @ San Francisco Giants

Candlestick Park, San Francisco, CA

Tue Aug 10 1971, 10:05 PM EDT

Att. 6,879 - Unknown

livebaseballscorecards.com

AB	28
R	1
H	5
RBI	1
BB	9
SO	4
LOB	16

WP: 0 PA: 38
PB: 0
SB: 0
CS: 0

Montreal Expos @ San Francisco Giants

Candlestick Park, San Francisco, CA

Wed Aug 11 1971, 6:33 AM EDT

Att. 6,697 - Unknown

TOP

livebaseballscorecards.com

Batter	1	2	3	4	5	6	7	8	9	AB	R	H	RBI	BB	SO	LOB
Ron Hunt, R (1, 4) OBP: 0.399, SLG: 0.361	5-3		1B 3B 1B	G3			6-3		1B	5	1	2	0	0	0	1
Ron Woods, R (1, 8) (9, 7) OBP: 0.347, SLG: 0.406	BB		1-2 3B 1B		1-3		BB		5-3	3	1	1	0	2	0	1
Rusty Staub, L (1, 9) OBP: 0.376, SLG: 0.428	F9		1-H 2-H SF9 3B		F8		F2			4	1	1	2	0	0	2
Bob Bailey, R (1, 7) OBP: 0.367, SLG: 0.397	1-2 BB		SF9 3-H		6-3			G3		2	0	0	1	1	0	0
Boots Day, L (9, 8) OBP: 0.347, SLG: 0.356										0	0	0	0	0	0	0
Coco Laboy, R (1, 5) OBP: 0.295, SLG: 0.295	F4		F8			F2		F5		4	0	0	0	0	0	2
John Bateman, R (1, 2) OBP: 0.267, SLG: 0.348		F9		1B 3B		K		K		4	1	1	0	0	2	0
Ron Fairly, L (1, 3) OBP: 0.375, SLG: 0.392		G3		F9		BB			F8	3	0	0	0	1	0	1
Bobby Wine, R (1, 6) OBP: 0.253, SLG: 0.232		F3		1-3 1B 3-H		K			HR	4	1	2	2	0	1	1
Steve Renko, R (1, 1) OBP: 0.181, SLG: 0.239			F8	1-3 1-2			K		6-3	4	0	0	0	0	1	1

	AB	33
	R	5
	H	7
	RBI	5
	BB	4
	SO	4
	LOB	9

Inning Stats										
	R: 0 E: 0 K: 0 S: 3	H: 0 LOB: 2 BB: 2 P: 11	R: 0 E: 0 K: 0 S: 3	H: 0 LOB: 0 BB: 0 P: 3	R: 3 E: 0 K: 0 S: 6	H: 3 LOB: 0 BB: 0 P: 6	R: 1 E: 0 K: 0 S: 5	H: 2 LOB: 1 BB: 0 P: 5	R: 0 E: 0 K: 0 S: 3	H: 0 LOB: 0 BB: 0 P: 3
	R: 0 E: 0 K: 2 S: 7	H: 0 LOB: 1 BB: 1 P: 11	R: 0 E: 0 K: 1 S: 5	H: 0 LOB: 1 BB: 1 P: 9	R: 0 E: 0 K: 1 S: 5	H: 0 LOB: 0 BB: 0 P: 5	R: 1 E: 0 K: 0 S: 5	H: 2 LOB: 1 BB: 0 P: 5	1B: 4 2B: 0 3B: 2 HR: 1	SF: 1 SAC: 0 DP: 0 HBP: 0
	WP: 0 PB: 0 SB: 0 CS: 0	PA: 38								

PITCHER		IP	WLS	BF	H	R	ER	SO	BB	IBB	HBP	BLK	WP	HR	S	P	ERA	WHIP
John Cumberland, L ERA: 3.02	(1, 1)	3.1	L	17	5	4	4	0	2	0	0	0	0	0	15	23	10.80	2.100
Jim Barr, R ERA: 4.61	(4, 1)	1.2		5	0	0	0	0	0	0	0	0	0	0	5	5	0.00	0.000
Don McMahon, R ERA: 3.77	(6, 1)	2.0		8	0	0	0	3	2	0	0	0	0	0	12	20	0.00	1.000
Frank Reberger, R ERA: 3.92	(8, 1)	2.0		8	2	1	1	1	0	0	0	0	0	1	10	10	4.50	1.000

PITCHER	IP	WLS	BF	H	R	ER	SO	BB	IBB	HBP	BLK	WP	HR	S	P	ERA	WHIP

Batter	1	2	3	4	5	6	7	8	9	AB	R	H	RBI	BB	SO	LOB
Bobby Bonds, R (1, 9) OBP: 0.382, SLG: 0.512	S S S 0-3 K ①		x 0-0 5-3 ③		x 0-0 1B 1B		S S S 0-3 K ①		x 0-0 1B	5	0	2	0	0	2	2
Tito Fuentes, S (1, 4) OBP: 0.308, SLG: 0.360	x 0-0 F8 ②			x 0-0 F7 ①	x 0-0 1-2 1B		x 0-0 FC3-6 S 1-2f 2-3 ②		x 0-0 F8 ③	5	0	1	0	0	0	3
Ken Henderson, S (1, 7) OBP: 0.379, SLG: 0.456	B B B B 4-0 BB			x 0-0 6-3 ②	x 0-0 4-3 ③		S S S 0-3 K 1-2 ③			3	0	0	0	1	1	4
Willie McCovey, L (1, 3) OBP: 0.384, SLG: 0.459 Frank Duffy, R (8, PR) OBP: 0.146, SLG: 0.150 Hal Lanier, R (9, 3) OBP: 0.284, SLG: 0.287	x 0-0 G3 ③			B B B B 4-0 BB 1B BB		x 0-0 F9 ①		x 0-0 FC5-4 1B		3 0 0	0 0 0	1 0 0	0 0 0	1 0 0	0 0 0	1 0 0
Dick Dietz, R (1, 2) OBP: 0.400, SLG: 0.414		S S S 0-3 K ①		x 0-0 BB 1-2 1B		x 0-0 1B		x 0-0 FC5-4 FC1-4 1-2f ①		4	0	2	0	0	1	1
Jimmy Rosario, S (1, 8) OBP: 0.369, SLG: 0.296		x 0-0 4-3 ②		B B B 4-0 1-2 2-3 BB		x 0-0 F6 ②		x 0-0 FC1-4 1-2f ②		3	0	0	0	1	0	2
Chris Speier, R (1, 6) OBP: 0.310, SLG: 0.328		S S S 0-3 K ③		x 0-0 F5 ③		x 0-0 F8 ③		x 0-0 F7 ③		4	0	0	0	0	1	5
Al Gallagher, R (1, 5) OBP: 0.341, SLG: 0.379			x 0-0 F8 ①		x 0-0 6-3 ①		B B B B 4-0 FC3-6 1B BB		x 0-0 F3 ①	3	0	0	0	1	0	0
John Cumberland, R (1, 1) OBP: 0.188, SLG: 0.161 Jim Barr, R (4, 1) Jim Ray Hart, R (5, PH) OBP: 0.214, SLG: 0.385 Don McMahon, R (6, 1) Dave Kingman, R (7, PH) OBP: 0.357, SLG: 0.885 Frank Reberger, L (8, 1) OBP: 0.231, SLG: 0.231 Willie Mays, R (9, PH) OBP: 0.417, SLG: 0.494			x 0-0 1-3 ②		x 0-0 F2 ②		x 0-0 FC3-6 1B 1-2		x 0-0 6-3 ②	1 0 1 0 1 0 1	0 0 0 0 0 0 0	0 0 0 0 1 0 0	0 0 0 0 0 0 0	0 0 0 0 0 0 0	0 0 0 0 0 0 0	0 0 0 0 0 0 0
Inning Stats	R: 0 H: 0 E: 0 LOB: 1 K: 1 BB: 1 S: 5 P: 9	R: 0 H: 0 E: 0 LOB: 0 K: 2 BB: 0 S: 7 P: 7	R: 0 H: 0 E: 0 LOB: 0 K: 0 BB: 0 S: 3 P: 3	R: 0 H: 1 E: 0 LOB: 3 K: 0 BB: 2 S: 4 P: 12	R: 0 H: 2 E: 0 LOB: 2 K: 0 BB: 0 S: 5 P: 5	R: 0 H: 1 E: 0 LOB: 1 K: 0 BB: 0 S: 4 P: 4	R: 0 H: 1 E: 0 LOB: 2 K: 2 BB: 1 S: 8 P: 12	R: 0 H: 1 E: 0 LOB: 1 K: 0 BB: 0 S: 4 P: 4	R: 0 H: 1 E: 0 LOB: 1 K: 0 BB: 0 S: 4 P: 4	1B: 7 2B: 0 3B: 0 HR: 0	SF: 0 SAC: 0 DP: 0 HBP: 0			WP: 0 PB: 0 SB: 1 CS: 0	PA: 38		

PITCHER	IP	WLS	BF	H	R	ER	SO	BB	IBB	HBP	BLK	WP	HR	S	P	ERA	WHIP
Steve Renko, R (1, 1) ERA: 3.71	9.0	W	38	7	0	0	5	4	0	0	0	0	0	44	60	0.00	1.222

PITCHER	IP	WLS	BF	H	R	ER	SO	BB	IBB	HBP	BLK	WP	HR	S	P	ERA	WHIP

BOTTOM

Montreal Expos @ San Francisco Giants

Candlestick Park, San Francisco, CA

Wed Aug 11 1971, 6:33 AM EDT

Att. 6,697 - Unknown

livebaseballscorecards.com

AB	34
R	0
H	7
RBI	0
BB	4
SO	5
LOB	18

Batter	1	2	3	4	5	6	7	8	9	AB	R	H	RBI	BB	SO	LOB
Ron Hunt, R (1, 5) OBP: 0.398, SLG: 0.359	0-0 SH5-4 1B		0-0 ② F9		0-0 ② F9		0-0 ③ L4			4	0	1	0	0	0	1
Boots Day, L (1, 8) OBP: 0.347, SLG: 0.356	0-0 ① SH5-4 1-2		0-0 ③ 4-3		0-0 E6			0-0 G3-6 1B		3	0	1	0	0	0	0
Rusty Staub, L (1, 9) OBP: 0.373, SLG: 0.424	0-0 ② P6			0-0 ① F9	0-0 ③ 3-1			0-0 ①② G3-6 1-2f		4	0	0	0	0	0	3
Ron Fairly, L (1, 3) OBP: 0.374, SLG: 0.389	0-0 ③ L8			B B B 4-0 2B BB		0-0 ① L3		0-0 ③ F7		3	0	0	0	1	0	1
Bob Bailey, R (1, 7) OBP: 0.366, SLG: 0.395		0-0 6-3 6-3 1B		S S S 0-3 ② K		0-0 ② 3-1			S S S 0-3 ① K	4	0	1	0	0	2	1
Gary Sutherland, R (1, 4) OBP: 0.308, SLG: 0.370		0-0 ① 6-3 1-2		0-0 1-3 2B		0-0 ③ L1			0-0 ② F8	4	0	1	0	0	0	1
John Bateman, R (1, 2) OBP: 0.269, SLG: 0.348 Stan Swanson, R (9, PR) OBP: 0.301, SLG: 0.316		0-0 ② 6-3 2-3		4-0 IBB			0-0 ① F7		0-0 1B	3	0	1	0	1	0	1
										0	0	0	0	0	0	0
Bobby Wine, R (1, 6) OBP: 0.251, SLG: 0.230 Ron Woods, R (9, PH) OBP: 0.345, SLG: 0.402		S S S 0-3 ③ K		0-0 ③ F8			0-0 ② F7		S S S 0-3 ③ K	3	0	0	0	0	1	4
										1	0	0	0	0	1	1
Carl Morton, R (1, 1) OBP: 0.206, SLG: 0.277 Jim Fairey, L (7, PH) OBP: 0.281, SLG: 0.268 Dan McGinn, L (7, 1) OBP: 0.286, SLG: 0.286			S S S 0-3 ① K	S S S 0-3 ① K			0-0 1B			2	0	0	0	0	2	0
										1	0	1	0	0	0	0
										0	0	0	0	0	0	0
Inning Stats	R: 0 E: 0 K: 0 S: 4 H: 1 LOB: 1 BB: 0 P: 4	R: 0 E: 0 K: 1 S: 6 H: 1 LOB: 1 BB: 0 P: 6	R: 0 E: 0 K: 1 S: 5 H: 0 LOB: 0 BB: 0 P: 5	R: 0 E: 0 K: 1 S: 6 H: 1 LOB: 3 BB: 2 P: 14	R: 0 E: 1 K: 1 S: 6 H: 0 LOB: 1 BB: 0 P: 6	R: 0 E: 0 K: 0 S: 3 H: 0 LOB: 0 BB: 0 P: 3	R: 0 E: 0 K: 0 S: 4 H: 1 LOB: 1 BB: 0 P: 4	R: 0 E: 0 K: 0 S: 3 H: 1 LOB: 0 BB: 0 P: 3	R: 0 E: 0 K: 2 S: 8 H: 1 LOB: 1 BB: 0 P: 8	1B: 5 2B: 1 3B: 0 HR: 0	SF: 0 SAC: 1 DP: 1 HBP: 0					

PITCHER	IP	WLS	BF	H	R	ER	SO	BB	IBB	HBP	BLK	WP	HR	S	P	ERA	WHIP
Don Sutton, R (1, 1) ERA: 2.74	9.0	W	35	6	0	0	6	1	1	0	0	0	0	45	53	0.00	0.778

PITCHER	IP	WLS	BF	H	R	ER	SO	BB	IBB	HBP	BLK	WP	HR	S	P	ERA	WHIP

TOP

Montreal Expos @ Los Angeles Dodgers

Dodger Stadium, Los Angeles, CA

Fri Aug 13 1971, 7:05 PM PDT
Att. 26,861 - Unknown

livebaseballscorecards.com

AB	32
R	0
H	6
RBI	0
BB	2
SO	6
LOB	13

WP: 0 PB: 0 SB: 0 CS: 0 PA: 35

Batter	1	2	3	4	5	6	7	8	9	AB	R	H	RBI	BB	SO	LOB
Bill Russell, R (1, 4) OBP: 0.268, SLG: 0.320	S S S 0-3 ① K		x 0-0 ③ G3		x 0-0 ③ 4-3			x 0-0 ② F9		4	0	0	0	0	1	1
Bill Buckner, L (1, 9) OBP: 0.303, SLG: 0.371	x 0-0 ② 1-3			x 0-0 ① F7		x 0-0 ① 4-3		x 0-0 ③ 4-3		4	0	0	0	0	0	0
Willie Davis, L (1, 8) OBP: 0.337, SLG: 0.439	x 0-0 ③ 4-3			x 0-0 ② P3		x 0-0 G6-4-3 1B				3	0	1	0	0	0	0
Wes Parker, S (1, 3) OBP: 0.355, SLG: 0.367		x 0-0 FC4-6 1B		x 0-0 ③ 1-3		x 0-0 ② ③ G6-4-3 1-2f				3	0	1	0	0	0	1
Willie Crawford, L (1, 7) OBP: 0.350, SLG: 0.498		S S S S 0-3 ① K			x 0-0 SH1 2B 1B		x 0-0 ① P6			3	1	1	0	0	1	1
Steve Garvey, R (1, 5) OBP: 0.291, SLG: 0.381		x 0-0 ② F8			x 0-0 ① SH1 1-2		x 0-0 ② F3			2	0	0	0	0	0	1
Tom Haller, L (1, 2) OBP: 0.331, SLG: 0.366		x 0-0 ③ FC4-6 1-2f			x 0-0 1B FC4-6 2B 2-H		x 0-0 1B			3	1	2	1	0	0	1
Bobby Valentine, R (1, 6) OBP: 0.290, SLG: 0.337			x 0-0 ① 6-3		x 0-0 FC4-6 1B 2-3		x 0-0 ③ 4-3			3	0	1	0	0	0	1
Don Sutton, R (1, 1) OBP: 0.219, SLG: 0.197			x 0-0 ② F8		x 0-0 ② FC4-6 1-2f 3-H			x 0-0 ① 3-1		3	0	0	1	0	0	1
Inning Stats	R: 0 H: 0 E: 0 LOB: 0 K: 1 BB: 0 S: 5 P: 5	R: 0 H: 1 E: 0 LOB: 1 K: 1 BB: 0 S: 6 P: 6	R: 0 H: 0 E: 0 LOB: 0 K: 0 BB: 0 S: 3 P: 3	R: 0 H: 0 E: 0 LOB: 0 K: 0 BB: 0 S: 3 P: 3	R: 2 H: 3 E: 0 LOB: 1 K: 0 BB: 0 S: 6 P: 6	R: 0 H: 1 E: 0 LOB: 0 K: 0 BB: 0 S: 3 P: 3	R: 0 H: 1 E: 0 LOB: 1 K: 0 BB: 0 S: 4 P: 4	R: 0 H: 0 E: 0 LOB: 0 K: 0 BB: 0 S: 3 P: 3		1B: 5 SF: 0 2B: 1 SAC: 1 3B: 0 DP: 1 HR: 0 HBP: 0						

PITCHER		IP	WLS	BF	H	R	ER	SO	BB	IBB	HBP	BLK	WP	HR	S	P	ERA	WHIP
Carl Morton, R ERA: 4.44	(1, 1)	6.0	L	22	5	2	2	2	0	0	0	0	0	0	26	26	3.00	0.833
Dan McGinn, L ERA: 6.28	(7, 1)	2.0		7	1	0	0	0	0	0	0	0	0	0	7	7	0.00	0.500

PITCHER	IP	WLS	BF	H	R	ER	SO	BB	IBB	HBP	BLK	WP	HR	S	P	ERA	WHIP

BOTTOM

Montreal Expos @ Los Angeles Dodgers

Dodger Stadium, Los Angeles, CA

Fri Aug 13 1971, 7:05 PM PDT

Att. 26,861 - Unknown

livebaseballscorecards.com

AB	28
R	2
H	6
RBI	2
BB	0
SO	2
LOB	7

WP: 0 PA: 29
PB: 0
SB: 0
CS: 0

Montreal Expos @ Los Angeles Dodgers

Dodger Stadium, Los Angeles, CA

Sat Aug 14 1971, 7:05 PM PDT

Att. 26,851 - Unknown

TOP

livebaseballscorecards.com

Batter	1	2	3	4	5	6	7	8	9	AB	R	H	RBI	BB	SO	LOB
Ron Hunt, R (1, 5) OBP: 0.394, SLG: 0.356	F8		5-3			F9		5-3 1-2		4	0	0	0	0	0	1
Ron Woods, R (1, 8) (8, 7) OBP: 0.358, SLG: 0.418	4-3 2B		F8			G4-6-3 1B		BBBB 2B BB		3	1	2	0	1	0	0
Rusty Staub, L (1, 9) OBP: 0.372, SLG: 0.425	4-3 2-3			F8		G4-6-3 1-2f		1-H 2-H 2B		4	0	1	2	0	0	2
Bob Bailey, R (1, 7) OBP: 0.363, SLG: 0.391 Boots Day, L (8, 8) OBP: 0.347, SLG: 0.356	F6			SSS K			G3	6-3		4 0	0 0	0 0	0 0	0 0	1 0	2 0
Gary Sutherland, R (1, 4) OBP: 0.313, SLG: 0.373		CS 1B		1B			5-3		F8	4	0	2	0	0	0	0
John Bateman, R (1, 2) OBP: 0.267, SLG: 0.344		F3 1-2		SSS K			F8		5-3	4	0	0	0	0	1	2
Ron Fairly, L (1, 3) OBP: 0.378, SLG: 0.401		1B			L1			HR	BB	3	1	2	1	1	0	0
Bobby Wine, R (1, 6) OBP: 0.251, SLG: 0.230		4-3			F7			5-3 2B 1B	2-3	4	1	1	0	0	0	2
Bill Stoneman, R (1, 1) OBP: 0.247, SLG: 0.147			6-3		SSS K			SSS K		3	0	0	0	0	2	1
Inning Stats	R: 0 E: 0 K: 0 S: 4 H: 1 LOB: 1 BB: 0 P: 4	R: 0 E: 0 K: 0 S: 4 H: 2 LOB: 1 BB: 0 P: 4	R: 0 E: 0 K: 0 S: 3 H: 0 LOB: 0 BB: 0 P: 3	R: 0 E: 0 K: 2 S: 8 H: 1 LOB: 1 BB: 0 P: 8	R: 0 E: 0 K: 1 S: 5 H: 0 LOB: 0 BB: 0 P: 5	R: 0 E: 0 K: 0 S: 3 H: 1 LOB: 0 BB: 0 P: 3	R: 0 E: 0 K: 0 S: 3 H: 0 LOB: 0 BB: 0 P: 3	R: 3 E: 0 K: 1 S: 8 H: 3 LOB: 1 BB: 1 P: 12	R: 0 E: 0 K: 0 S: 3 H: 0 LOB: 1 BB: 1 P: 7	1B: 5 2B: 2 3B: 0 HR: 1 SF: 0 SAC: 0 DP: 1 HBP: 0						

	AB	33
	R	3
	H	8
	RBI	3
	BB	2
	SO	4
	LOB	10

WP: 0 PB: 0 SB: 0 CS: 1 PA: 35

PITCHER		IP	WLS	BF	H	R	ER	SO	BB	IBB	HBP	BLK	WP	HR	S	P	ERA	WHIP
Al Downing, L ERA: 2.78	(1, 1)	7.2	L	30	8	3	3	4	1	0	0	0	0	1	37	41	3.52	1.174
Jose Pena, R ERA: 2.87	(8, 1)	1.1		5	0	0	0	0	1	0	0	0	0	0	4	8	0.00	0.750

PITCHER	IP	WLS	BF	H	R	ER	SO	BB	IBB	HBP	BLK	WP	HR	S	P	ERA	WHIP

Batter	1	2	3	4	5	6	7	8	9	AB	R	H	RBI	BB	SO	LOB
Bobby Valentine, R (1, 6) OBP: 0.294, SLG: 0.346	1-3 1B		5-3		2B		F8		F8	4	0	2	0	0	0	1
Duke Sims, L (9, PH) OBP: 0.344, SLG: 0.335										1	0	0	0	0	0	2
Manny Mota, R (1, 7) OBP: 0.373, SLG: 0.387	1-3 1-2		FC3-6 1B		F6			F9		4	0	1	0	0	0	2
Willie Davis, L (1, 8) OBP: 0.335, SLG: 0.436	5-3		FC3-6 1-2f		F6			L8		4	0	0	0	0	0	3
Dick Allen, R (1, 5) OBP: 0.395, SLG: 0.467	BB		K 1-2			6-3		BB		2	0	0	0	2	1	1
Willie Crawford, L (1, 9) OBP: 0.345, SLG: 0.490	F7			F8		4-3		G3		4	0	0	0	0	0	3
Wes Parker, S (1, 3) OBP: 0.356, SLG: 0.366		G4-6-3 1B BB		L4	K				1B BB	2	0	0	0	2	1	0
Tom Haller, L (1, 2) OBP: 0.336, SLG: 0.370		G4-6-3 1-2 1B		1B 1B			L8		K	4	0	2	0	0	1	1
Bill Russell, R (1, 4) OBP: 0.274, SLG: 0.326		G4-6-3 1-2f 2-3		1-3 1B			5-3 1B		F7	3	0	2	0	0	0	2
Bill Buckner, L (9, PH) OBP: 0.302, SLG: 0.370										1	0	0	0	0	0	1
Al Downing, R (1, 1) OBP: 0.243, SLG: 0.229		6-3			G3		5-3 1-2		1B	3	0	0	0	0	0	2
Jose Pena, R (8, 1) OBP: 0.667, SLG: 0.667										0	0	0	0	0	0	0
Jim Lefebvre, S (9, PH) OBP: 0.317, SLG: 0.397										1	0	1	0	0	0	0
Inning Stats	R: 0 H: 1 E: 0 LOB: 2 K: 0 BB: 1 S: 4 P: 8	R: 0 H: 1 E: 0 LOB: 1 K: 0 BB: 1 S: 3 P: 7	R: 0 H: 1 E: 0 LOB: 1 K: 1 BB: 0 S: 6 P: 6	R: 0 H: 2 E: 0 LOB: 2 K: 0 BB: 0 S: 4 P: 4	R: 0 H: 1 E: 0 LOB: 1 K: 0 BB: 0 S: 4 P: 4	R: 0 H: 0 E: 0 LOB: 0 K: 1 BB: 0 S: 5 P: 5	R: 0 H: 1 E: 0 LOB: 1 K: 0 BB: 0 S: 4 P: 4	R: 0 H: 0 E: 0 LOB: 1 K: 0 BB: 1 S: 3 P: 7	R: 0 H: 1 E: 0 LOB: 2 K: 1 BB: 1 S: 6 P: 10	1B: 7 SF: 0 2B: 1 SAC: 0 3B: 0 DP: 1 HR: 0 HBP: 0						

PITCHER	IP	WLS	BF	H	R	ER	SO	BB	IBB	HBP	BLK	WP	HR	S	P	ERA	WHIP
Bill Stoneman, R (1, 1) ERA: 2.99	9.0	W	37	8	0	0	3	4	0	0	0	0	0	39	55	0.00	1.333

PITCHER	IP	WLS	BF	H	R	ER	SO	BB	IBB	HBP	BLK	WP	HR	S	P	ERA	WHIP

BOTTOM

Montreal Expos @ Los Angeles Dodgers

Dodger Stadium, Los Angeles, CA

Sat Aug 14 1971, 7:05 PM PDT

Att. 26,851 - Unknown

livebaseballscorecards.com

AB	33
R	0
H	8
RBI	0
BB	4
SO	3
LOB	18

WP: 0 PA: 37
PB: 0
SB: 1
CS: 0

Batter	1	2	3	4	5	6	7	8	9	AB	R	H	RBI	BB	SO	LOB
Jim Fairey, L (1, 7) OBP: 0.296, SLG: 0.284	0-0 1B BB 1B	0-0 FC6-4 1B		0-0 CS 2-H 1B		0-0 ③ G3			0-0 ① SH2-3 1-2	4	1	3	1	0	0	1
Boots Day, L (1, 8) OBP: 0.344, SLG: 0.353	0-0 BB 1B 1-2 1B	0-0 ② FC6-4 1B 1-2f		0-0 ② ③ 4-3 1-2			0-0 ① 4-3		0-0 ② 1-3	5	1	1	0	0	0	3
Rusty Staub, L (1, 9) OBP: 0.372, SLG: 0.425	0-0 BB 1B 1-2 2-3 1B	0-0 1-3 1B			S S S 0-3 ① K		0-0 ② 4-3		0-0 ③ G3	5	1	2	0	0	1	1
Ron Fairly, L (1, 3) OBP: 0.377, SLG: 0.397	B B B B	S S S 0-3 ③ K			S S S 0-3 ② K		0-0 ③			3	0	0	1	1	2	2
Bob Bailey, R (1, 5) OBP: 0.362, SLG: 0.398	S S S 0-3 ① K		0-0 ① 6-3		0-0 HR			S S S 0-3 ① K		4	1	1	1	0	2	3
Gary Sutherland, R (1, 4) OBP: 0.317, SLG: 0.394	0-0 1-2 2-H 3-H 1B		0-0 ② 6-3		0-0 ③ F8			0-0 HR		4	1	2	3	0	0	0
John Bateman, R (1, 2) OBP: 0.266, SLG: 0.344	S S S 0-3 ② K		S S S 0-3 ③ K			0-0 FC1-6 1B		S S S 0-3 ② K		4	0	1	0	0	3	2
Bobby Wine, R (1, 6) OBP: 0.251, SLG: 0.234	0-0 ③ 4-3			0-0 1B 2B		0-0 ① FC1-6 1-2f		S S S 0-3 ③ K		4	1	1	0	0	1	3
Steve Renko, R (1, 1) OBP: 0.184, SLG: 0.240		0-0 ① F8		0-0 ① 4-3		0-0 ② F9			0-0 SH2-3 1B	4	0	1	0	0	0	2
Inning Stats	R: 3 E: 0 K: 2 S: 11 H: 4 LOB: 2 BB: 1 P: 15	R: 0 E: 0 K: 1 S: 7 H: 2 LOB: 2 BB: 0 P: 7	R: 0 E: 0 K: 1 S: 5 H: 0 LOB: 0 BB: 0 P: 5	R: 1 E: 0 K: 0 S: 4 H: 2 LOB: 0 BB: 0 P: 4	R: 1 E: 0 K: 2 S: 8 H: 1 LOB: 0 BB: 0 P: 8	R: 0 E: 0 K: 0 S: 4 H: 1 LOB: 1 BB: 0 P: 4	R: 0 E: 0 K: 0 S: 3 H: 0 LOB: 0 BB: 0 P: 3	R: 1 E: 0 K: 3 S: 10 H: 1 LOB: 0 BB: 0 P: 10	R: 0 E: 0 K: 0 S: 4 H: 1 LOB: 1 BB: 0 P: 4	1B: 9 2B: 1 3B: 0 HR: 2 SF: 0 SAC: 1 DP: 0 HBP: 0							

TOP

Montreal Expos @ Los Angeles Dodgers

Dodger Stadium, Los Angeles, CA

Sun Aug 15 1971, 3:33 AM PDT

Att. 18,572 - Unknown

livebaseballscorecards.com

AB	37
R	6
H	12
RBI	6
BB	1
SO	9
LOB	17

WP: 0 PB: 0 SB: 0 CS: 1 PA: 39

PITCHER		IP	WLS	BF	H	R	ER	SO	BB	IBB	HBP	BLK	WP	HR	S	P	ERA	WHIP
Bill Singer, R ERA: 4.25	(1, 1)	5.0	L	24	9	5	5	6	1	0	0	0	0	1	35	39	9.00	2.000
Joe Moeller, R ERA: 2.96	(6, 1)	2.0		7	1	0	0	0	0	0	0	0	0	0	7	7	0.00	0.500
Pete Mikkelsen, R ERA: 2.92	(8, 1)	2.0		8	2	1	1	3	0	0	0	0	0	1	14	14	4.50	1.000

PITCHER	IP	WLS	BF	H	R	ER	SO	BB	IBB	HBP	BLK	WP	HR	S	P	ERA	WHIP

BOTTOM

Batter	1	2	3	4	5	6	7	8	9	AB	R	H	RBI	BB	SO	LOB
Maury Wills, S (1, 6) OBP: 0.320, SLG: 0.327	F3		L4		5-3 2-3 3-H	1B			P3	5	0	1	0	0	0	1
Wes Parker, S (1, 9) OBP: 0.354, SLG: 0.363	F5		F8		K	4-3				3	0	0	0	0	1	1
Joe Moeller, R (6, 1)										0	0	0	0	0	0	0
Bill Sudakis, S (7, PH) OBP: 0.304, SLG: 0.343										1	0	0	0	0	0	1
Pete Mikkelsen, R (8, 1) OBP: 0.250, SLG: 0.143										0	0	0	0	0	0	0
Willie Davis, L (1, 8) OBP: 0.334, SLG: 0.434	G3			P3		F8 1B 1B		G3		4	0	1	0	0	0	0
Dick Allen, R (1, 3) OBP: 0.398, SLG: 0.469		1B SF8 1B		BB 1B		1-2 1B		6-3		3	1	2	0	1	0	0
Willie Crawford, L (1, 7) OBP: 0.351, SLG: 0.494		1-3 1B		G4-6-3 1-3 1B		P3		2B 1B		4	1	3	0	0	0	2
Jim Lefebvre, S (1, 4) OBP: 0.316, SLG: 0.399		F9		G4-6-3 1-2f		F8 2-3		1-H 2B		4	0	1	1	0	0	6
Tom Haller, L (1, 2) OBP: 0.327, SLG: 0.362		SF8 3-H			6-3	G3		F7		3	0	0	1	0	0	3
Bobby Valentine, R (1, 5) OBP: 0.294, SLG: 0.340		P6			BB 2B WP		P6		F2	3	1	0	0	1	0	1
Bill Singer, R (1, 1) OBP: 0.204, SLG: 0.114			F8		WP 1-3 2B		4-3		F7	1	0	0	0	0	0	0
Bill Buckner, L (5, PH) OBP: 0.303, SLG: 0.373										3	0	1	0	0	0	0
(6, 9)																
Inning Stats	R: 0 E: 0 K: 0 S: 3 H: 0 LOB: 0 BB: 0 P: 3	R: 1 E: 0 K: 0 S: 5 H: 2 LOB: 1 BB: 0 P: 5	R: 0 E: 0 K: 0 S: 3 H: 0 LOB: 0 BB: 0 P: 3	R: 0 E: 0 K: 0 S: 3 H: 1 LOB: 1 BB: 1 P: 7	R: 1 E: 0 K: 1 S: 6 H: 1 LOB: 1 BB: 1 P: 10	R: 0 E: 0 K: 0 S: 5 H: 2 LOB: 2 BB: 0 P: 5	R: 0 E: 0 K: 0 S: 4 H: 1 LOB: 1 BB: 0 P: 4	R: 1 E: 0 K: 0 S: 5 H: 2 LOB: 1 BB: 0 P: 5	R: 0 E: 0 K: 0 S: 3 H: 0 LOB: 0 BB: 0 P: 3	1B: 7 2B: 2 3B: 0 HR: 0 SF: 1 SAC: 0 DP: 1 HBP: 0						

PITCHER	IP	WLS	BF	H	R	ER	SO	BB	IBB	HBP	BLK	WP	HR	S	P	ERA	WHIP
Steve Renko, R (1, 1) ERA: 3.68	9.0	W	37	9	3	3	1	2	0	0	0	1	0	37	45	3.00	1.222

PITCHER	IP	WLS	BF	H	R	ER	SO	BB	IBB	HBP	BLK	WP	HR	S	P	ERA	WHIP

Montreal Expos @ Los Angeles Dodgers

Dodger Stadium, Los Angeles, CA

Sun Aug 15 1971, 3:33 AM PDT

Att. 18,572 - Unknown

livebaseballscorecards.com

AB	34
R	3
H	9
RBI	2
BB	2
SO	1
LOB	15

WP: 1 PA: 37
PB: 0
SB: 0
CS: 0

Montreal Expos @ San Diego Padres

San Diego Stadium, San Diego, CA

Tue Aug 17 1971, 10:05 PM EDT

Att. 4,248 - Unknown

TOP

livebaseballscorecards.com

Batter	1	2	3	4	5	6	7	8	9	AB	R	H	RBI	BB	SO	LOB
Ron Hunt, R (1, 4) OBP: 0.396, SLG: 0.355 Ron Brand, R (5, PR) OBP: 0.216, SLG: 0.184 (5, 6)	F4		SH2-4 HBP		FC5-6 HBP	K		5-3	F9	1 3	0 0	0 0	0 0	0 0	0 1	0 1
Boots Day, L (1, 8) OBP: 0.343, SLG: 0.351	1B SF9 1B		SH2-4		FC5-6 IBB 1B 3B		L4	6-3		4	2	1	0	0	0	2
Rusty Staub, L (1, 9) OBP: 0.374, SLG: 0.427	WP SF9 1B		F2		IBB 3B 1B		1-3			5	1	3	1	0	0	1
Ron Fairly, L (1, 3) OBP: 0.379, SLG: 0.398	SF9		IBB		3B IBB		1B E 1B	3-1		2	2	1	1	2	0	1
Bob Bailey, R (1, 5) OBP: 0.362, SLG: 0.402	K		F5		FC5-2-5 3B		E 1B 1B		5-3	5	1	2	3	0	1	3
Jim Fairey, L (1, 7) OBP: 0.287, SLG: 0.275 Ron Woods, R (8, 7)		K	4-3	FC5-2-5 S	E4 E 1B 1B			BB	4 0	1 1	0 0	0 1	0 0	1 0	3 0
Gary Sutherland, R (1, 6) OBP: 0.324, SLG: 0.397 (5, 4)	K	G4-6-3 BB	K		E7 E 1B			1B BLK WP 1B		4	2	2	1	1	2	1
John Bateman, R (1, 2) OBP: 0.270, SLG: 0.345	BB	G4-6-3	K		E4 1B					4	0	2	2	1	1	1
Ernie McAnally, R (1, 1) OBP: 0.083, SLG: 0.086	K		FC5-6 HBP 1B	6-3	K			K		5	1	1	0	0	3	3
Inning Stats	R: 1 E: 0 K: 1 S: 7 H: 2 LOB: 1 BB: 0 P: 7	R: 0 E: 0 K: 3 S: 9 H: 0 LOB: 1 BB: 1 P: 13	R: 0 E: 0 K: 0 S: 3 H: 0 LOB: 2 BB: 1 P: 8	R: 0 E: 0 K: 0 S: 2 H: 0 LOB: 0 BB: 1 P: 6	R: 4 E: 0 K: 1 S: 8 H: 3 LOB: 2 BB: 1 P: 13	R: 0 E: 0 K: 2 S: 7 H: 0 LOB: 0 BB: 0 P: 7	R: 4 E: 3 K: 1 S: 10 H: 4 LOB: 1 BB: 0 P: 10	R: 0 E: 0 K: 0 S: 4 H: 1 LOB: 1 BB: 0 P: 4	R: 2 E: 0 K: 1 S: 7 H: 2 LOB: 1 BB: 1 P: 11	1B: 11 2B: 0 3B: 1 HR: 0 SF: 1 SAC: 1 DP: 1 HBP: 2	WP: 2 PB: 0 SB: 1 CS: 0 PA: 46					

	AB	37
	R	11
	H	12
	RBI	8
	BB	5
	SO	9
	LOB	16

PITCHER		IP	WLS	BF	H	R	ER	SO	BB	IBB	HBP	BLK	WP	HR	S	P	ERA	WHIP
Steve Arlin, R ERA: 3.34	(1, 1)	6.2	L	34	8	9	5	7	2	2	2	0	1	0	42	60	6.75	1.500
Al Severinsen, R ERA: 3.45	(7, 1)	1.1		6	2	0	0	1	0	0	0	0	0	0	8	8	0.00	1.500
Bill Laxton, L ERA: 6.83	(9, 1)	1.0		6	2	2	2	1	1	0	0	1	1	0	7	11	18.00	3.000

PITCHER	IP	WLS	BF	H	R	ER	SO	BB	IBB	HBP	BLK	WP	HR	S	P	ERA	WHIP

Batter	1	2	3	4	5	6	7	8	9	AB	R	H	RBI	BB	SO	LOB
Enzo Hernandez, R (1, 6) OBP: 0.295, SLG: 0.260	4-3		5-3		F7			BB, 1B		4	0	1	0	0	0	0
Dave Campbell, R (1, 4) OBP: 0.296, SLG: 0.333	WP, BB		1B		4-3			K		3	0	1	0	1	1	1
Larry Stahl, L (1, 9) (7, 8) OBP: 0.308, SLG: 0.398	F8		F7		G3			FC6-4, BB		3	0	0	0	1	0	2
Nate Colbert, R (1, 3) OBP: 0.345, SLG: 0.475	F8		K			5-3		K		4	0	0	0	0	2	4
Leron Lee, L (1, 7) OBP: 0.312, SLG: 0.367		6-3		F9		K		FC6-4		4	0	0	0	0	1	2
Cito Gaston, R (1, 8) OBP: 0.276, SLG: 0.402 Al Severinsen, R (7, 1) Bill Laxton, L (9, 1) Ivan Murrell, R (9, PH) OBP: 0.261, SLG: 0.370		E6, 1B		BB, 1B		6-3			K	3 0 0 1	0 0 0 0	1 0 0 0	0 0 0 0	0 0 0 1	0 0 0 0	0 0 0 0
Ed Spiezio, R (1, 5) OBP: 0.270, SLG: 0.319		1B		F7			F8		F8	4	0	1	0	0	0	1
Bob Barton, R (1, 2) OBP: 0.314, SLG: 0.354		F8		BB			5-3		F7	3	0	0	0	1	0	2
Steve Arlin, R (1, 1) OBP: 0.183, SLG: 0.179 Ollie Brown, R (7, 9) OBP: 0.354, SLG: 0.368		6-3		4-3			6-3			2 1	0 0	0 0	0 0	0 0	0 0	4 0
Inning Stats	R: 0 E: 0 K: 0 S: 3 H: 0 LOB: 1 BB: 1 P: 7	R: 0 E: 1 K: 0 S: 5 H: 1 LOB: 2 BB: 0 P: 5	R: 0 E: 0 K: 1 S: 6 H: 1 LOB: 1 BB: 0 P: 6	R: 0 E: 0 K: 0 S: 4 H: 1 LOB: 2 BB: 1 P: 8	R: 0 E: 0 K: 0 S: 3 H: 0 LOB: 0 BB: 0 P: 3	R: 0 E: 0 K: 1 S: 5 H: 0 LOB: 0 BB: 0 P: 5	R: 0 E: 0 K: 0 S: 3 H: 0 LOB: 0 BB: 0 P: 3	R: 0 E: 0 K: 2 S: 8 H: 1 LOB: 2 BB: 1 P: 12	R: 0 E: 0 K: 1 S: 5 H: 0 LOB: 0 BB: 0 P: 5	1B: 4 2B: 0 3B: 0 HR: 0 SF: 0 SAC: 0 DP: 0 HBP: 0						WP: 1 PB: 0 SB: 0 CS: 0 PA: 35	

PITCHER	IP	WLS	BF	H	R	ER	SO	BB	IBB	HBP	BLK	WP	HR	S	P	ERA	WHIP
Ernie McAnally, R (1, 1) ERA: 4.6	9.0	W	35	4	0	0	5	3	0	0	0	1	0	42	54	0.00	0.778

PITCHER	IP	WLS	BF	H	R	ER	SO	BB	IBB	HBP	BLK	WP	HR	S	P	ERA	WHIP

BOTTOM

Montreal Expos @ San Diego Padres

San Diego Stadium, San Diego, CA

Tue Aug 17 1971, 10:05 PM EDT

Att. 4,248 - Unknown

livebaseballscorecards.com

AB	32
R	0
H	4
RBI	0
BB	3
SO	5
LOB	16

San Francisco Giants @ Montreal Expos

Jarry Park, Montreal, QB

Fri Aug 20 1971, 7:05 PM EDT

Att. 26,122 - Unknown

livebaseballscorecards.com

TOP

Batter	1	2	3	4	5	6	7	8	9	AB	R	H	RBI	BB	SO	LOB
Ken Henderson, S (1, 7) OBP: 0.387, SLG: 0.472	BBBB 4-0 G6-4-3 BB		x 0-0 HR		x 0-0 ② F5			SSS 0-3 ① K		3	1	1	1	1	1	0
Tito Fuentes, S (1, 4) OBP: 0.304, SLG: 0.351	x 0-0 ①② G6-4-3 1-2f		x 0-0 ② F9		x 0-0 ③ F8			x 0-0 ② F5		4	0	0	0	0	0	1
Willie Mays, R (1, 8) OBP: 0.428, SLG: 0.509	BBBB 4-0 BB		BBBB 4-0 1B BB			BBBB 4-0 G6-4-3 BB		SSS 0-3 ③ K		1	0	0	0	3	1	0
Willie McCovey, L (1, 3) OBP: 0.382, SLG: 0.451	SSS 0-3 ③ K		x 0-0 1-3 1B			x 0-0 ① F2			x 0-0 ① 4-3	4	0	1	0	0	1	2
Bobby Bonds, R (1, 9) OBP: 0.374, SLG: 0.499		BBBB 4-0 E S CS BB	x 0-0 ③ F4			x 0-0 ②③ G6-4-3 1-2f			x 0-0 ② 5-3	3	0	0	0	1	0	3
Jim Ray Hart, R (1, 5) OBP: 0.316, SLG: 0.375 Hal Lanier, R (9, PR) OBP: 0.284, SLG: 0.287		x 0-0 ① F7 1-3		x 0-0 ① F2			x 0-0 CS 1B		BBBB 4-0 BB	3 0	0 0	1 0	0 0	1 0	0 0	1 0
Chris Speier, R (1, 6) OBP: 0.307, SLG: 0.324		III 4-0 IBB	SSS 0-3 ② K				SSS 0-3 ①② K 1-2		x 0-0 ③ 6-3	3	0	0	0	1	2	2
Russ Gibson, R (1, 2) OBP: 0.263, SLG: 0.405		SSS 0-3 ②③ K 3-H	x 0-0 ③ 6-3				x 0-0 1B			3	0	1	0	0	1	2
Juan Marichal, R (1, 1) OBP: 0.138, SLG: 0.241			SSS 0-3 ① K		SSS 0-3 ① K		SSS 0-3 ③ K			3	0	0	0	0	3	1
Inning Stats	R: 0 E: 0 K: 1 S: 4 H: 0 LOB: 1 BB: 2 P: 12	R: 0 E: 0 K: 1 S: 4 H: 0 LOB: 2 BB: 2 P: 12	R: 1 E: 0 K: 1 S: 7 H: 2 LOB: 2 BB: 1 P: 11	R: 0 E: 0 K: 1 S: 5 H: 0 LOB: 0 BB: 0 P: 5	R: 0 E: 0 K: 1 S: 5 H: 0 LOB: 0 BB: 0 P: 5	R: 0 E: 0 K: 0 S: 2 H: 0 LOB: 0 BB: 1 P: 6	R: 0 E: 0 K: 2 S: 8 H: 2 LOB: 1 BB: 0 P: 8	R: 0 E: 0 K: 2 S: 7 H: 0 LOB: 0 BB: 0 P: 7	R: 0 E: 0 K: 0 S: 3 H: 0 LOB: 1 BB: 1 P: 7	1B: 3 2B: 1 3B: 0 HR: 1	SF: 0 SAC: 0 DP: 3 HBP: 0						

	AB	27
	R	1
	H	4
	RBI	1
	BB	7
	SO	9
	LOB	12

WP: 0 PB: 0 SB: 1 CS: 2 PA: 34

PITCHER	IP	WLS	BF	H	R	ER	SO	BB	IBB	HBP	BLK	WP	HR	S	P	ERA	WHIP
Bill Stoneman, R (1, 1) ERA: 2.91	9.0	W	34	4	1	1	9	6	1	0	0	0	1	45	73	1.00	1.111

PITCHER	IP	WLS	BF	H	R	ER	SO	BB	IBB	HBP	BLK	WP	HR	S	P	ERA	WHIP

Batter	1	2	3	4	5	6	7	8	9	AB	R	H	RBI	BB	SO	LOB
Ron Hunt, R (1, 4) OBP: 0.398, SLG: 0.359	G5-4-3 1B		1B 1B			6-3		F8		4	0	2	0	0	0	0
Boots Day, L (1, 8) OBP: 0.341, SLG: 0.350	K		K			G3		BB 1B 1B		4	1	1	0	0	2	2
Rusty Staub, L (1, 9) OBP: 0.378, SLG: 0.431	G5-4-3 1-2f		1-H 1B			PO BB		1B 1B 1-2 BB		2	0	1	0	2	0	1
Ron Fairly, L (1, 3) OBP: 0.387, SLG: 0.411		1-4-3 SH1 HR BB		K		PO 1-2	HR	1-H 2-H 1B		3	2	2	2	1	1	0
Bob Bailey, R (1, 5) OBP: 0.362, SLG: 0.400		SH1 1-2		F8			6-3			2	0	0	0	0	0	0
Gary Sutherland, R (1, 6) OBP: 0.318, SLG: 0.392		1-4-3 2-3		F5			2B			3	0	1	0	0	0	1
Jim Fairey, L (1, 7) OBP: 0.303, SLG: 0.328		HR 3-H			L1-5 3B		G6-4-3 IBB			2	1	2	2	1	0	0
John Bateman, R (1, 2) OBP: 0.269, SLG: 0.342		F8			K		G6-4-3 1-2f			3	0	0	0	0	1	3
Bill Stoneman, R (1, 1) OBP: 0.238, SLG: 0.141			6-3		L1-5 3-H			K		3	0	0	0	0	1	1
Inning Stats	R: 0 E: 0 K: 1 S: 5 H: 1 LOB: 0 BB: 0 P: 5	R: 2 E: 0 K: 0 S: 4 H: 1 LOB: 0 BB: 1 P: 8	R: 0 E: 0 K: 1 S: 6 H: 2 LOB: 2 BB: 0 P: 6	R: 0 E: 0 K: 1 S: 5 H: 0 LOB: 0 BB: 0 P: 5	R: 0 E: 0 K: 1 S: 5 H: 1 LOB: 0 BB: 0 P: 5	R: 0 E: 0 K: 0 S: 2 H: 0 LOB: 0 BB: 1 P: 6	R: 1 E: 0 K: 0 S: 4 H: 2 LOB: 1 BB: 1 P: 8	R: 1 E: 0 K: 1 S: 6 H: 2 LOB: 2 BB: 1 P: 10		1B: 5 2B: 2 3B: 1 HR: 2 SF: 0 SAC: 1 DP: 3 HBP: 0						

PITCHER	IP	WLS	BF	H	R	ER	SO	BB	IBB	HBP	BLK	WP	HR	S	P	ERA	WHIP
Juan Marichal, R (1, 1) ERA: 2.86	8.0	L	31	9	4	4	5	3	1	0	0	0	2	37	53	4.50	1.500

PITCHER	IP	WLS	BF	H	R	ER	SO	BB	IBB	HBP	BLK	WP	HR	S	P	ERA	WHIP

BOTTOM

San Francisco Giants @ Montreal Expos

Jarry Park, Montreal, QB

Fri Aug 20 1971, 7:05 PM EDT

Att. 26,122 - Unknown

livebaseballscorecards.com

AB	26
R	4
H	9
RBI	4
BB	4
SO	5
LOB	8

WP: 0	PA: 32					
PB: 0						
SB: 0						
CS: 0						

Batter	1	2	3	4	5	6	7	8	9	10	AB	R	H	RBI	BB	SO	LOB
Ken Henderson, S (1, 7) OBP: 0.384, SLG: 0.474	0-0 2B 3B		0-0 F7 ①		0-0 F7 ②		0-0 4-3 ③		0-3 K ②		5	1	1	0	0	1	2
Tito Fuentes, S (1, 4) OBP: 0.303, SLG: 0.352	0-0 SH3 2B 3-H		0-0 4-3 ②		0-0 4-3 ③			0-0 6-3 ①	0-3 K ③		5	0	1	1	0	1	1
Willie Mays, R (1, 8) OBP: 0.427, SLG: 0.506	0-0 SH3 ① 2-3		0-0 3-1 ③			0-0 F8 ①		0-0 1B 1B		0-0 F8 ①	4	0	1	0	0	0	0
Willie McCovey, L (1, 3) OBP: 0.380, SLG: 0.444	4-0 FC5-4 IBB			0-0 6-3 ①		0-0 F3 ②		0-0 F4 ②		0-0 4-3 ②	4	0	0	0	1	0	1
Bobby Bonds, R (1, 9) OBP: 0.378, SLG: 0.507	0-0 F4 ②			0-0 1B S 1B		0-0 HR		0-0 FC6-4 1B 1-2		4-0 BB B B B	4	1	3	1	1	0	2
Dick Dietz, R (1, 2) OBP: 0.398, SLG: 0.431	0-0 FC5-4 ③ 1-2f			0-0 1B ③ 1-3		0-0 5-3 ③		0-0 FC6-4 ③ 1-2f		0-0 6-3 ③	5	0	1	0	0	0	5
Chris Speier, R (1, 6) OBP: 0.307, SLG: 0.330		0-0 F3 ①		0-3 K ② S S S			0-0 G3 ①		0-0 HR		4	1	1	1	0	1	2
Hal Lanier, R (1, 5) OBP: 0.289, SLG: 0.292		0-3 K ② S S S		0-0 F3 ③			0-0 1B		0-0 1B		4	0	2	0	0	1	2
Gaylord Perry, R (1, 1) OBP: 0.136, SLG: 0.165 Steve Hamilton, L (8, 1) Dave Kingman, R (9, PH) OBP: 0.280, SLG: 0.636 Jerry Johnson, R (9, 1)		0-0 5-3 ③			0-0 5-3 ①		0-0 B5 ②		0-0 F8 ①		3 0 1 0	0 0 0 0	0 0 0 0	0 0 0 0	0 0 0 0	0 0 0 0	1 0 1 0
Inning Stats	R: 1 H: 2 E: 0 LOB: 2 K: 0 BB: 1 S: 5 P: 9	R: 0 H: 0 E: 0 LOB: 0 K: 1 BB: 0 S: 5 P: 5	R: 0 H: 0 E: 0 LOB: 0 K: 0 BB: 0 S: 3 P: 3	R: 0 H: 2 E: 0 LOB: 2 K: 1 BB: 0 S: 7 P: 7	R: 0 H: 0 E: 0 LOB: 0 K: 0 BB: 0 S: 3 P: 3	R: 1 H: 1 E: 0 LOB: 0 K: 0 BB: 0 S: 4 P: 4	R: 0 H: 1 E: 0 LOB: 1 K: 0 BB: 0 S: 4 P: 4	R: 0 H: 2 E: 0 LOB: 2 K: 0 BB: 0 S: 5 P: 5	R: 1 H: 2 E: 0 LOB: 1 K: 2 BB: 0 S: 9 P: 9	R: 0 H: 0 E: 0 LOB: 1 K: 0 BB: 1 S: 3 P: 7	1B: 6 SF: 0 2B: 1 SAC: 1 3B: 1 DP: 0 HR: 2 HBP: 0						

PITCHER		IP	WLS	BF	H	R	ER	SO	BB	IBB	HBP	BLK	WP	HR	S	P	ERA	WHIP
Steve Renko, R ERA: 3.66	(1, 1)	8.0		35	10	3	3	2	0	1	0	0	0	2	38	42	3.38	1.250
Mike Marshall, R ERA: 4.67	(9, 1)	2.0	W	7	0	0	0	2	1	0	0	0	0	0	10	14	0.00	0.500

PITCHER	IP	WLS	BF	H	R	ER	SO	BB	IBB	HBP	BLK	WP	HR	S	P	ERA	WHIP

TOP

San Francisco Giants @ Montreal Expos

Jarry Park, Montreal, QB

Sat Aug 21 1971, 7:05 PM EDT
Att. 23,242 - Unknown

livebaseballscorecards.com

AB	39
R	3
H	10
RBI	3
BB	2
SO	4
LOB	17

WP: 0 PA: 42
PB: 0
SB: 1
CS: 0

Batter	1	2	3	4	5	6	7	8	9	10	AB	R	H	RBI	BB	SO	LOB
Ron Hunt, R (1, 4) OBP: 0.400, SLG: 0.360	H 1-0 G3 SH5-3 HBP		x 0-0 G3 SH5-3 2-H 1B		x 0-0 ② F6			x 0-0 1B 1B		x 0-0 ① F2	4	0	2	1	0	0	1
Boots Day, L (1, 8) OBP: 0.341, SLG: 0.350	x 0-0 ① SH5-3 1-2		x 0-0 ① SH5-3 1-2		x 0-0 ③ 6-3			x 0-0 1-2 1B		x 0-0 FC 1B 1-2	3	0	1	0	0	0	1
Rusty Staub, L (1, 9) OBP: 0.376, SLG: 0.428	x 0-0 ② G3 2-3		x 0-0 ② G3 2-3			x 0-0 ① F4		x 0-0 ② F6		x 0-0 1-2 2-H 1B	5	0	1	1	0	0	4
Ron Fairly, L (1, 3) OBP: 0.383, SLG: 0.407	S S S 0-3 ③ K		x 0-0 ③ F9			x 0-0 ② F8		x 0-0 ③ 3-1			4	0	0	0	0	1	4
Bob Bailey, R (1, 5) OBP: 0.361, SLG: 0.397		B B B B 4-0 1B S SF7-5-4 BB		x 0-0 ① 4-3		S S S 0-3 ③ K			S S S 0-3 ① K		3	1	0	0	1	2	0
Gary Sutherland, R (1, 6) OBP: 0.316, SLG: 0.389		S S S 0-3 ① K 1-2		x 0-0 ② 1-3			x 0-0 ① F3		x 0-0 1B		4	0	1	0	0	1	1
Jim Fairey, L (1, 7) OBP: 0.301, SLG: 0.325		x 0-0 SF7-5-4 2-3 1B		x 0-0 ③ G3			x 0-0 ② 1-3		x 0-0 ② F8		4	0	1	0	0	0	1
John Bateman, R (1, 2) OBP: 0.269, SLG: 0.350		x 0-0 ② ③ SF7-5-4 1-2 3-H		x 0-0 HR			x 0-0 ③ F7		S S S 0-3 ③ K		3	1	1	2	0	1	1
Steve Renko, R (1, 1) OBP: 0.190, SLG: 0.256 Mike Marshall, R (9, 1) OBP: 0.250, SLG: 0.182			x 0-0 1B 2B		x 0-0 ① 3-1			x 0-0 ① 1-3		x 0-0 FC 1B 1B	3 1	1 1	1 1	0 0	0 0	0 0	0 0
Inning Stats	R: 0 E: 0 K: 1 S: 5 H: 0 LOB: 1 BB: 0 P: 6	R: 1 E: 0 K: 1 S: 5 H: 1 LOB: 0 BB: 1 P: 9	R: 1 E: 0 K: 0 S: 5 H: 2 LOB: 1 BB: 0 P: 5	R: 0 E: 0 K: 0 S: 3 H: 0 LOB: 0 BB: 0 P: 3	R: 1 E: 0 K: 0 S: 4 H: 1 LOB: 0 BB: 0 P: 4	R: 0 E: 0 K: 1 S: 5 H: 0 LOB: 0 BB: 0 P: 5	R: 0 E: 0 K: 0 S: 3 H: 0 LOB: 0 BB: 0 P: 3	R: 0 E: 0 K: 0 S: 5 H: 2 LOB: 2 BB: 0 P: 5	R: 0 E: 0 K: 2 S: 8 H: 1 LOB: 1 BB: 0 P: 8	R: 1 E: 0 K: 0 S: 4 H: 2 LOB: 2 BB: 0 P: 4	1B: 7 2B: 2 3B: 0 HR: 1	SF: 1 SAC: 2 DP: 1 HBP: 1						

PITCHER		IP	WLS	BF	H	R	ER	SO	BB	IBB	HBP	BLK	WP	HR	S	P	ERA	WHIP
Gaylord Perry, R ERA: 3.2	(1, 1)	7.1		29	6	3	3	3	1	0	1	0	0	1	33	38	3.68	0.955
Steve Hamilton, L ERA: 3.55	(8, 1)	0.2		2	0	0	0	0	0	0	0	0	0	0	2	2	0.00	0.000
Jerry Johnson, R ERA: 2.72	(9, 1)	1.1	L	8	3	1	1	2	0	0	0	0	0	0	12	12	6.75	2.250

PITCHER	IP	WLS	BF	H	R	ER	SO	BB	IBB	HBP	BLK	WP	HR	S	P	ERA	WHIP

BOTTOM

San Francisco Giants @ Montreal Expos

Jarry Park, Montreal, QB

Sat Aug 21 1971, 7:05 PM EDT
Att. 23,242 - Unknown

livebaseballscorecards.com

AB	34
R	4
H	9
RBI	4
BB	1
SO	5
LOB	13

WP: 0 PB: 0 SB: 1 CS: 0 PA: 39

Batter	1	2	3	4	5	6	7	8	9	AB	R	H	RBI	BB	SO	LOB
Ken Henderson, S (1, 7) OBP: 0.382, SLG: 0.470	S S S 0-3 ① K		x 0-0 ① F9		x 0-0 ① F8		x 0-0 1B		S S S 0-3 ③ K	5	0	1	0	0	2	2
Tito Fuentes, S (1, 4) OBP: 0.305, SLG: 0.352	B B B B 4-0 BB		x 0-0 2B 1B		x 0-0 ② G3		x 0-0 ③ 6-3			3	1	1	0	1	0	1
Bobby Bonds, R (1, 9) OBP: 0.377, SLG: 0.507	x 0-0 ② F9		x 0-0 F7 1-H 2B		x 0-0 ③ F8			x 0-0 ① F8		4	0	1	1	0	0	1
Dave Kingman, R (1, 3) OBP: 0.259, SLG: 0.583	x 0-0 ③ F8		x 0-0 ② F7 2-3			S S S 0-3 ① K		x 0-0 ② 5-3		4	0	0	0	0	1	2
Dick Dietz, R (1, 2) OBP: 0.396, SLG: 0.427		B B B B 4-0 HR BB	x 0-0 ③ 1-3			x 0-0 ② 6-3		x 0-0 ③ F9		3	1	0	0	1	0	1
Al Gallagher, R (1, 5) OBP: 0.353, SLG: 0.406		x 0-0 1-H HR		x 0-0 ① 6-3		x 0-0 1B			x 0-0 ① F8	4	1	2	2	0	0	0
Chris Speier, R (1, 6) OBP: 0.305, SLG: 0.327		x 0-0 ① G3		x 0-0 E6	S S S 0-3 ③ K				x 0-0 ② 3-1	4	0	0	0	0	1	1
Jimmy Rosario, S (1, 8) OBP: 0.361, SLG: 0.289		x 0-0 ② 6-3		x 0-0 ② F8			x 0-0 ① F7		x 0-0 1B 1B	3	0	0	0	0	0	1
Willie Mays, R (9, PH) OBP: 0.428, SLG: 0.508										1	0	1	0	0	0	0
John Cumberland, R (1, 1) OBP: 0.150, SLG: 0.128 Jim Barr, R (4, 1) Steve Hamilton, L (6, 1) Jim Ray Hart, R (7, PH) OBP: 0.300, SLG: 0.353 Don McMahon, R (7, 1) Willie McCovey, L (9, PH) OBP: 0.382, SLG: 0.446		x 0-0 ③ F3		S S S 0-3 ③ K			S S S 0-3 ② K		x 0-0 1-2 1B	2 0 0 1 0 1	0 0 0 0 0 0	0 0 0 0 0 1	0 0 0 0 0 0	0 0 0 0 0 0	1 0 0 1 0 0	1 0 0 0 0 0
Inning Stats	R: 0 E: 0 K: 1 S: 5 H: 0 LOB: 1 BB: 1 P: 9	R: 2 E: 0 K: 0 S: 4 H: 1 LOB: 0 BB: 1 P: 8	R: 1 E: 0 K: 0 S: 5 H: 2 LOB: 1 BB: 0 P: 5	R: 0 E: 1 K: 1 S: 6 H: 0 LOB: 1 BB: 0 P: 6	R: 0 E: 0 K: 0 S: 3 H: 0 LOB: 0 BB: 0 P: 3	R: 0 E: 0 K: 2 S: 8 H: 1 LOB: 1 BB: 0 P: 8	R: 0 E: 0 K: 1 S: 6 H: 1 LOB: 1 BB: 0 P: 6	R: 0 E: 0 K: 0 S: 3 H: 0 LOB: 0 BB: 0 P: 3	R: 0 E: 0 K: 1 S: 7 H: 2 LOB: 2 BB: 0 P: 7	1B: 5 2B: 1 3B: 0 HR: 1	SF: 0 SAC: 0 DP: 0 HBP: 0						

PITCHER	IP	WLS	BF	H	R	ER	SO	BB	IBB	HBP	BLK	WP	HR	S	P	ERA	WHIP
Ernie McAnally, R (1, 1) ERA: 4.47	9.0	W	37	7	3	3	6	2	0	0	0	0	1	47	55	3.00	1.000

PITCHER	IP	WLS	BF	H	R	ER	SO	BB	IBB	HBP	BLK	WP	HR	S	P	ERA	WHIP

TOP

San Francisco Giants @ Montreal Expos

Jarry Park, Montreal, QB

Sun Aug 22 1971, 3:33 AM EDT

Att. 28,102 - Unknown

livebaseballscorecards.com

AB	35
R	3
H	7
RBI	3
BB	2
SO	6
LOB	10

WP	0
PB	0
SB	0
CS	0
PA	37

Batter	1	2	3	4	5	6	7	8	9	AB	R	H	RBI	BB	SO	LOB
Ron Hunt, R (1, 5) (5, 4) OBP: 0.400, SLG: 0.361	F4		6-3		HR 1B	1B		F8		5	1	2	0	0	0	0
Ron Woods, R (1, 8) (5, 7) OBP: 0.361, SLG: 0.407	2B BB		F8		HR 1B	1B		K		4	2	2	1	1	1	0
Rusty Staub, L (1, 9) OBP: 0.379, SLG: 0.440	1B 2B		E6 1B		HR	K				4	2	3	4	0	1	2
Bob Bailey, R (1, 7) (5, 5) OBP: 0.358, SLG: 0.393	5-3		E6		1-4-6-3		3-1			4	0	0	0	0	0	2
Gary Sutherland, R (1, 4) (5, 6) OBP: 0.325, SLG: 0.394	FC5-4 1B			4-6-3 BB	1B		G3			3	0	2	1	1	0	0
John Bateman, R (1, 2) OBP: 0.269, SLG: 0.349	FC5-4			4-6-3	6-3		BB 1B			4	0	1	0	0	0	3
Ron Fairly, L (1, 3) OBP: 0.386, SLG: 0.405			G6-4-3 BB	L5-3 BB		F3	BB			1	0	0	0	3	0	0
Bobby Wine, R (1, 6) OBP: 0.250, SLG: 0.233			F8	L5-3		1B SH1-3 1B	K			1	0	0	0	0	0	1
Boots Day, L (4, PH) (5, 8) OBP: 0.341, SLG: 0.349										3	1	1	0	0	1	4
Ernie McAnally, R (1, 1) OBP: 0.077, SLG: 0.079			G6-4-3		K	SH1-3		F4		3	0	0	0	0	1	1
Inning Stats	R: 2 E: 0 K: 0 S: 5 H: 2 LOB: 1 BB: 1 P: 9		R: 0 E: 0 K: 0 S: 2 H: 0 LOB: 0 BB: 1 P: 6	R: 0 E: 1 K: 0 S: 4 H: 1 LOB: 1 BB: 0 P: 4	R: 0 E: 0 K: 0 S: 2 H: 0 LOB: 1 BB: 2 P: 10	R: 3 E: 0 K: 1 S: 9 H: 4 LOB: 1 BB: 0 P: 9	R: 1 E: 0 K: 1 S: 8 H: 3 LOB: 2 BB: 0 P: 8	R: 0 E: 0 K: 1 S: 6 H: 1 LOB: 2 BB: 1 P: 10	R: 0 E: 0 K: 1 S: 5 H: 0 LOB: 0 BB: 0 P: 5							

PITCHER		IP	WLS	BF	H	R	ER	SO	BB	IBB	HBP	BLK	WP	HR	S	P	ERA	WHIP
John Cumberland, L ERA: 2.89	(1, 1)	3.1		16	3	2	2	0	4	0	0	0	0	0	12	28	5.40	2.100
Jim Barr, R ERA: 6.19	(4, 1)	2.1	L	13	7	4	4	1	0	0	0	0	0	1	15	15	15.43	3.000
Steve Hamilton, L ERA: 3.52	(6, 1)	0.1		1	0	0	0	1	0	0	0	0	0	0	3	3	0.00	0.000
Don McMahon, R ERA: 3.64	(7, 1)	2.0		8	1	0	0	2	1	0	0	0	0	0	11	15	0.00	1.000

PITCHER	IP	WLS	BF	H	R	ER	SO	BB	IBB	HBP	BLK	WP	HR	S	P	ERA	WHIP

BOTTOM

San Francisco Giants @ Montreal Expos

Jarry Park, Montreal, QB

Sun Aug 22 1971, 3:33 AM EDT

Att. 28,102 - Unknown

livebaseballscorecards.com

AB	32
R	6
H	11
RBI	6
BB	5
SO	4
LOB	13

1B: 9	SF: 0	WP: 0	PA: 38
2B: 2	SAC: 1	PB: 0	
3B: 0	DP: 2	SB: 0	
HR: 1	HBP: 0	CS: 0	

Los Angeles Dodgers @ Montreal Expos

Jarry Park, Montreal, QB

Mon Aug 23 1971, 7:05 PM EDT

Att. 16,291 - Unknown - 45 F

TOP

livebaseballscorecards.com

Batter	1	2	3	4	5	6	7	8	9	AB	R	H	RBI	BB	SO	LOB
Maury Wills, S (1, 6) OBP: 0.323, SLG: 0.327	0-0 S 1B 1B	0-0 FC4-2 2-3 3-H		0-0 1-2 2-H 1B			4-0 BBB E BB	0-0 G4-3 1-2f		4	1	2	0	1	0	4
Bill Buckner, L (1, 9) OBP: 0.309, SLG: 0.373	0-0 F4 1-2	0-0 4-3			0-0 F4		0-0 E4 1-2		0-0 3-1	5	0	0	0	0	0	4
Willie Davis, L (1, 8) OBP: 0.333, SLG: 0.428	0-0 CS 2-H 1B		0-0 G3		0-0 3-1		0-3 SSS K		0-0 2B	5	0	2	1	0	1	2
Dick Allen, R (1, 5) OBP: 0.393, SLG: 0.458	0-3 SSS K 1-2		0-0 1-4-3		0-0 6-3		0-3 SSS K		0-0 4-3	5	0	0	0	0	2	4
Willie Crawford, L (1, 7) OBP: 0.336, SLG: 0.473		0-0 4-3	0-0 F8			0-0 G3	0-0 4-3		0-0 G3	5	0	0	0	0	0	3
Jim Lefebvre, S (1, 4) OBP: 0.316, SLG: 0.411		0-0 1B BB 2B 1B		0-0 F5		0-0 HR		4-0 BBB BB 1B BB		3	3	2	1	1	0	0
Wes Parker, S (1, 3) OBP: 0.363, SLG: 0.371		4-0 BBB 1B 1-2 2B BB		0-3 SSS K		0-0 HR		4-0 BBB 1B 1-2 BB		2	2	1	1	2	1	0
Tom Haller, L (1, 2) OBP: 0.329, SLG: 0.362 Bill Russell, R (8, PR) OBP: 0.279, SLG: 0.344 Jose Pena, R (8, 1) OBP: 0.667, SLG: 0.667		0-0 2B 1-2 2-3 FC4-2 1B		0-0 1B 1B 1B		0-0 4-3		0-0 G4-3 1-3 2-H 1B		4 0 0	0 0 0	3 0 0	1 0 0	0 0 0	0 0 0	0 0 0
Don Sutton, R (1, 1) OBP: 0.224, SLG: 0.219 Pete Mikkelsen, R (2, 1) OBP: 0.273, SLG: 0.200 Duke Sims, L (6, PH) OBP: 0.342, SLG: 0.330 Joe Moeller, R (6, 1) Bill Sudakis, S (8, PH) OBP: 0.301, SLG: 0.338 (8, 2)		0-0 FC4-2 1-3 2-H 3-H 2B		0-0 1B 1-2 1B		0-0 6-3		0-0 F8		1 1 1 0 1	0 0 0 0 0	1 1 0 0 0	2 0 0 0 0	0 0 0 0 0	0 0 0 0 0	0 0 0 0 2
Inning Stats	R: 1 E: 0 K: 1 S: 6 H: 2 LOB: 1 BB: 0 P: 6	R: 2 E: 0 K: 0 S: 6 H: 3 LOB: 2 BB: 1 P: 10	R: 0 E: 0 K: 0 S: 3 H: 0 LOB: 0 BB: 0 P: 3	R: 0 E: 0 K: 1 S: 7 H: 3 LOB: 2 BB: 0 P: 7	R: 0 E: 0 K: 0 S: 3 H: 0 LOB: 0 BB: 0 P: 3	R: 2 E: 0 K: 0 S: 5 H: 2 LOB: 0 BB: 0 P: 5	R: 0 E: 1 K: 2 S: 8 H: 0 LOB: 2 BB: 1 P: 12	R: 1 E: 0 K: 0 S: 3 H: 1 LOB: 2 BB: 2 P: 11	R: 0 E: 0 K: 0 S: 4 H: 1 LOB: 1 BB: 0 P: 4	1B: 8 2B: 3 3B: 0 HR: 2	SF: 0 SAC: 0 DP: 2 HBP: 0						

	AB	37
	R	6
	H	12
	RBI	6
	BB	4
	SO	4
	LOB	19

WP: 0 PB: 0 SB: 1 CS: 1 PA: 41

PITCHER		IP	WLS	BF	H	R	ER	SO	BB	IBB	HBP	BLK	WP	HR	S	P	ERA	WHIP
John Strohmayer, R ERA: 4.74	(1, 1)	6.0	W	27	10	5	5	2	1	0	0	0	0	2	30	34	7.50	1.833
Mike Marshall, R ERA: 4.61	(7, 1)	3.0	S	14	2	1	1	2	3	0	0	0	0	0	15	27	3.00	1.667

PITCHER	IP	WLS	BF	H	R	ER	SO	BB	IBB	HBP	BLK	WP	HR	S	P	ERA	WHIP

Los Angeles Dodgers @ Montreal Expos

Jarry Park, Montreal, QB

Mon Aug 23 1971, 7:05 PM EDT

Att. 16,291 - Unknown - 45 F

BOTTOM

livebaseballscorecards.com

Batter	1	2	3	4	5	6	7	8	9	AB	R	H	RBI	BB	SO	LOB
Ron Hunt, R (1, 4) OBP: 0.406, SLG: 0.364	3-1 SH2-4 1B	E SF9 1B HBP		HR BB		BB 1B		FC6-2 HR HBP		2	2	2	0	1	0	0
Bobby Wine, R (8, PR) OBP: 0.250, SLG: 0.233 (9, 6)										0	1	0	0	0	0	0
Boots Day, L (1, 8) OBP: 0.343, SLG: 0.363	SH2-4	E8 BB 1B		1-H HR		K		FC6-2 HR		4	2	2	4	0	1	4
Rusty Staub, L (1, 9) OBP: 0.380, SLG: 0.446	3-1	SF9		4-3		BB		HR		3	1	1	5	1	0	1
Ron Fairly, L (1, 3) OBP: 0.387, SLG: 0.412	L9	BB		HR		K		F9		4	1	1	1	1	1	4
Jim Fairey, L (1, 7) OBP: 0.298, SLG: 0.321		1B 1B 1B K		3-1			K	4-3		5	1	1	0	0	2	3
Bob Bailey, R (1, 5) OBP: 0.357, SLG: 0.391		1B 1B 1B	5-3		4-3		K			4	1	1	0	0	1	0
Gary Sutherland, R (1, 6) OBP: 0.324, SLG: 0.391 (9, 4)		SH2-4 1B 1B	6-3		5-3		F8			4	1	1	0	0	0	0
John Bateman, R (1, 2) OBP: 0.271, SLG: 0.350		SH2-4 1B 1B	5-3		6-3			HBP E FC6-2 1B		4	1	2	2	0	0	0
Stan Swanson, R (8, PR) OBP: 0.298, SLG: 0.312										0	0	0	0	0	0	0
John Boccabella, R (9, 2) OBP: 0.279, SLG: 0.333										0	0	0	0	0	0	0
John Strohmayer, R (1, 1) OBP: 0.250, SLG: 0.250	SH2-4			1-3		4-3		E4 FC6-2 HBP HR		1	0	0	0	0	0	0
Jim Gosger, L (6, PH) OBP: 0.228, SLG: 0.220										1	0	0	0	0	0	0
Mike Marshall, R (7, 1) OBP: 0.231, SLG: 0.167										1	1	0	0	0	0	1
Inning Stats	R: 0 E: 0 K: 0 S: 4 H: 1 LOB: 1 BB: 0 P: 4	R: 5 E: 1 K: 1 S: 10 H: 5 LOB: 2 BB: 1 P: 15	R: 0 E: 0 K: 0 S: 3 H: 0 LOB: 0 BB: 0 P: 3	R: 3 E: 0 K: 0 S: 5 H: 2 LOB: 0 BB: 1 P: 9	R: 0 E: 0 K: 0 S: 3 H: 0 LOB: 0 BB: 0 P: 3	R: 0 E: 0 K: 2 S: 8 H: 1 LOB: 2 BB: 1 P: 12	R: 0 E: 0 K: 2 S: 7 H: 0 LOB: 0 BB: 0 P: 7	R: 4 E: 1 K: 0 S: 6 H: 2 LOB: 1 BB: 0 P: 7		1B: 8 2B: 0 3B: 0 HR: 3	SF: 1 SAC: 2 DP: 0 HBP: 2					

AB	33
R	12
H	11
RBI	12
BB	3
SO	5
LOB	13

WP: 0 PB: 0 SB: 0 CS: 0 PA: 41

PITCHER		IP	WLS	BF	H	R	ER	SO	BB	IBB	HBP	BLK	WP	HR	S	P	ERA	WHIP
Don Sutton, R ERA: 2.88	(1, 1)	1.1	L	11	6	5	4	0	0	0	1	0	0	0	10	11	27.00	4.500
Pete Mikkelsen, R ERA: 3.39	(2, 1)	3.2		15	2	3	3	1	2	0	0	0	0	2	15	23	7.36	1.091
Joe Moeller, R ERA: 2.91	(6, 1)	2.0		8	1	0	0	4	1	0	0	0	0	0	15	19	0.00	1.000
Jose Pena, R ERA: 3.65	(8, 1)	1.0		7	2	4	3	0	0	0	1	0	0	1	6	7	27.00	2.000

PITCHER	IP	WLS	BF	H	R	ER	SO	BB	IBB	HBP	BLK	WP	HR	S	P	ERA	WHIP

Batter	1	2	3	4	5	6	7	8	9	AB	R	H	RBI	BB	SO	LOB
Maury Wills, S (1, 6) OBP: 0.326, SLG: 0.327	BBBB 4-0 1B 1B BB		x 0-0 ① F8	BBBB 4-0 BB		x 0-0 1B 3B 1B 1-2 2-3	x 0-0 ② F9			3	1	1	0	2	0	0
Bill Buckner, L (1, 9) OBP: 0.314, SLG: 0.375	x 0-0 1B 1B 1-2		BBBB 4-0 ① E 1B BB	x 0-0 ③ G3		x 0-0 3B 1B 1-2 2-3 3-H	x 0-0 ③ 4-3			4	2	2	1	1	0	2
Willie Davis, L (1, 8) OBP: 0.340, SLG: 0.437	x 0-0 ① 1B 1-3 2-3		x 0-0 E9 1B 1-H		x 0-0 BB 1B	x 0-0 SF9 3B 1-H 2-H 3-H		x 0-0 S 1B		5	1	5	3	0	0	0
Dick Allen, R (1, 5) OBP: 0.393, SLG: 0.455 Steve Garvey, R (8, 5) OBP: 0.287, SLG: 0.375	x 0-0 ② F3		BBBB 4-0 BB		x 0-0 ① F9	BBBB 4-0 1B BB		x 0-0 ① F8 1-2		3 0	0 0	0 0	0 0	2 0	0 0	4 0
Willie Crawford, L (1, 7) OBP: 0.333, SLG: 0.466	x 0-0 ③ F4		x 0-0 ② F6		BBBB 4-0 1-2 BB	SSS 0-3 ① K		x 0-0 ② L6		4	0	0	0	1	1	7
Jim Lefebvre, S (1, 4) OBP: 0.312, SLG: 0.406		x 0-0 ① G3	x 0-0 ③ F7		x 0-0 ② F8	x 0-0 ② SF9 3-H		x 0-0 ③ F7		4	0	0	1	0	0	5
Wes Parker, S (1, 3) OBP: 0.364, SLG: 0.370		x 0-0 ② F6		BBBB 4-0 SH1-4 BB	SSS 0-3 ③ K	x 0-0 1B 1-3			x 0-0 ① F8	4	0	1	0	1	1	2
Tom Haller, L (1, 2) OBP: 0.335, SLG: 0.369 Bill Russell, R (6, PR) OBP: 0.279, SLG: 0.344 Duke Sims, L (6, PH) OBP: 0.339, SLG: 0.327 (6, 2)		x 0-0 1B	SSS 0-3 ① K			x 0-0 1B BB 1B x 0-0 F6			x 0-0 ② G3	3 0 2	0 1 0	2 0 0	0 0 0	0 0 0	1 0 0	1 0 2
Al Downing, R (1, 1) OBP: 0.241, SLG: 0.216 Don Sutton, R (8, 1) OBP: 0.221, SLG: 0.215		SSS 0-3 ③ K	x 0-0 ② SH1-4 1-2			BBBB 4-0 1B 1B 3B BB 1-2	x 0-0 ① 6-3		x 0-0 ③ 5-3	2 1	1 0	0 0	0 0	1 0	1 0	1 0
Inning Stats	R: 0 E: 0 K: 0 S: 4 H: 2 LOB: 2 BB: 1 P: 8	R: 0 E: 0 K: 1 S: 6 H: 1 LOB: 1 BB: 0 P: 6	R: 1 E: 1 K: 0 S: 4 H: 1 LOB: 2 BB: 2 P: 12	R: 0 E: 0 K: 1 S: 5 H: 0 LOB: 2 BB: 2 P: 13	R: 0 E: 0 K: 1 S: 6 H: 1 LOB: 2 BB: 1 P: 10	R: 5 E: 0 K: 1 S: 10 H: 5 LOB: 2 BB: 2 P: 18	R: 0 E: 0 K: 0 S: 3 H: 0 LOB: 0 BB: 0 P: 3	R: 0 E: 0 K: 0 S: 4 H: 1 LOB: 1 BB: 0 P: 4	R: 0 E: 0 K: 0 S: 3 H: 0 LOB: 0 BB: 0 P: 3	1B: 10 2B: 0 3B: 1 HR: 0 SF: 1 SAC: 1 DP: 0 HBP: 0						

PITCHER		IP	WLS	BF	H	R	ER	SO	BB	IBB	HBP	BLK	WP	HR	S	P	ERA	WHIP
Bill Stoneman, R ERA: 3.0	(1, 1)	5.0	L	29	8	5	4	3	7	0	0	0	0	0	28	56	7.20	3.000
Dan McGinn, L ERA: 6.45	(6, 1)	0.0		1	1	0	0	0	0	0	0	0	0	0	1	1	∞	∞
Howie Reed, R ERA: 3.66	(6, 1)	2.0		8	1	1	1	1	1	0	0	0	0	0	9	13	4.50	1.000
Claude Raymond, R ERA: 4.65	(8, 1)	2.0		7	1	0	0	0	0	0	0	0	0	0	7	7	0.00	0.500

PITCHER	IP	WLS	BF	H	R	ER	SO	BB	IBB	HBP	BLK	WP	HR	S	P	ERA	WHIP

TOP

Los Angeles Dodgers @ Montreal Expos

Jarry Park, Montreal, QB

Tue Aug 24 1971, 7:05 PM EDT

Att. 28,159 - Unknown

livebaseballscorecards.com

AB	35
R	6
H	11
RBI	5
BB	8
SO	4
LOB	24

WP: 0 PA: 45
PB: 0
SB: 1
CS: 0

Los Angeles Dodgers @ Montreal Expos

Jarry Park, Montreal, QB

Tue Aug 24 1971, 7:05 PM EDT

Att. 28,159 - Unknown

livebaseballscorecards.com

BOTTOM

Batter	1	2	3	4	5	6	7	8	9	AB	R	H	RBI	BB	SO	LOB
Ron Hunt, R (1, 5) (9, 4) OBP: 0.402, SLG: 0.359	F9		4-3 (2-3)		F7		FC4-6 (1-2f)		F6	5	0	0	0	0	0	3
Ron Woods, R (1, 8) OBP: 0.360, SLG: 0.400	4-3		F8 (3-H)		BBB 4-0 FC6-4 BB		F2		G1-6-3 (1-2f)	2	0	0	0	1	0	0
Stan Swanson, R (6, 8) OBP: 0.294, SLG: 0.308										1	0	0	0	0	0	1
Jim Gosger, L (9, PH) OBP: 0.225, SLG: 0.217										1	0	0	0	0	0	1
Rusty Staub, L (1, 9) OBP: 0.377, SLG: 0.442	4-3			6-3	FC6-4 S (1-2f)		3-1			4	0	0	0	0	0	2
Bob Bailey, R (1, 7) (9, 5) OBP: 0.358, SLG: 0.395		6-3		WP 1B 2B	SSS K (1-2)			G1-6-3 1B HR 1B		4	2	2	0	0	1	1
Gary Sutherland, R (1, 4) (9, 6) OBP: 0.327, SLG: 0.393		4-3		BLK S (2-H) 1B		SSS K		G1-6-3 (1-2) 1B		4	0	2	1	0	1	0
John Bateman, R (1, 2) OBP: 0.270, SLG: 0.349		1B		SSS K (1-3)		E5 4-3		G1-6-3 (1-2f 2-3)		4	0	1	0	0	1	3
Ron Fairly, L (1, 3) OBP: 0.388, SLG: 0.420	SSS K			H BB HBP		4-3 (1-2)		HR (3-H)		3	1	1	2	0	1	2
Bobby Wine, R (1, 6) OBP: 0.254, SLG: 0.235			4-3 SH3-4 WP 1B	BBB 4-0 (1-2) BB		6-3		F9		2	1	1	0	1	0	1
Jim Fairey, L (8, PH) (9, 7) OBP: 0.296, SLG: 0.318										1	0	0	0	0	0	0
Bill Stoneman, R (1, 1) OBP: 0.235, SLG: 0.139			SH3-4 (1-2)	SSS K			FC4-6 1B		G1-6-3 1B	1	0	0	0	0	1	3
Dan McGinn, L (6, 1) OBP: 0.286, SLG: 0.286										0	0	0	0	0	0	0
Howie Reed, R (6, 1)										0	0	0	0	0	0	0
Ron Brand, R (7, PH) OBP: 0.236, SLG: 0.208										1	0	1	0	0	0	0
Claude Raymond, R (8, 1)										0	0	0	0	0	0	0
Boots Day, L (9, PH) OBP: 0.346, SLG: 0.365										1	0	1	0	0	0	0

Inning Stats	1	2	3	4	5	6	7	8	9
	R: 0 H: 0 E: 0 LOB: 0 K: 0 BB: 0 S: 3 P: 3	R: 0 H: 1 E: 0 LOB: 1 K: 1 BB: 0 S: 6 P: 6	R: 1 H: 1 E: 0 LOB: 0 K: 0 BB: 0 S: 4 P: 4	R: 1 H: 2 E: 0 LOB: 3 K: 2 BB: 1 S: 9 P: 14	R: 0 H: 0 E: 0 LOB: 1 K: 1 BB: 1 S: 5 P: 9	R: 0 H: 0 E: 1 LOB: 1 K: 1 BB: 0 S: 6 P: 6	R: 0 H: 1 E: 0 LOB: 1 K: 0 BB: 0 S: 4 P: 4	R: 2 H: 3 E: 0 LOB: 0 K: 0 BB: 0 S: 5 P: 5	R: 0 H: 1 E: 0 LOB: 0 K: 0 BB: 0 S: 3 P: 3

1B: 7	SF: 0	WP: 2
2B: 1	SAC: 1	PB: 0
3B: 0	DP: 2	SB: 2
HR: 1	HBP: 1	CS: 0

PA: 38

	AB	34
	R	4
	H	9
	RBI	3
	BB	2
	SO	5
	LOB	17

PITCHER		IP	WLS	BF	H	R	ER	SO	BB	IBB	HBP	BLK	WP	HR	S	P	ERA	WHIP
Al Downing, L ERA: 2.88	(1, 1)	7.2	W	34	8	4	4	5	2	0	1	1	2	1	41	50	4.70	1.304
Don Sutton, R ERA: 2.86	(8, 1)	1.1	S	4	1	0	0	0	0	0	0	0	0	0	4	4	0.00	0.750

PITCHER	IP	WLS	BF	H	R	ER	SO	BB	IBB	HBP	BLK	WP	HR	S	P	ERA	WHIP

Batter	1	2	3	4	5	6	7	8	9	AB	R	H	RBI	BB	SO	LOB
Maury Wills, S (1, 6) OBP: 0.325, SLG: 0.325	BBBB 4-0 FC4-6 BB		x 0-0 ② 5-3		x 0-0 ① SH1-4 1-2	x 0-0 ③ 4-3			SSS 0-3 ① K	3	0	0	0	1	1	2
Bill Buckner, L (1, 9) OBP: 0.322, SLG: 0.384	x 0-0 ① FC4-6 G3-6-3 1-2f		x 0-0 2B		x 0-0 1B		x 0-0 FC6-4 1B		BBBB 4-0 1B BB	4	0	3	0	1	0	1
Willie Davis, L (1, 8) OBP: 0.336, SLG: 0.433	x 0-0 ②③ G3-6-3 1-2f		x 0-0 ③ F2		x 0-0 ② F3		x 0-0 ① F9		x 0-0 ② F8	5	0	0	0	0	0	6
Dick Allen, R (1, 5) OBP: 0.393, SLG: 0.456 Steve Garvey, R (9, 5) OBP: 0.287, SLG: 0.375		x 0-0 1B SF8 2B		SSS 0-3 ① K	x 0-0 ③ 5-3		x 0-0 ② F9		x 0-0 1-3 1B	5 0	1 0	2 0	0 0	0 0	1 0	3 0
Willie Crawford, L (1, 7) OBP: 0.338, SLG: 0.467		x 0-0 2-3 1B		BBBB 4-0 S HR BB		x 0-0 BB 1B SF7 1B	x 0-0 ③ FC6-4 1-2f		x 0-0 ③ L4	4	2	2	0	1	0	3
Wes Parker, S (1, 3) OBP: 0.363, SLG: 0.369	SSS 0-3 ① K			x 0-0 ② F4 1-2		x 0-0 BB 1-2 1B		x 0-0 ① F7		4	0	1	0	0	1	3
Tom Haller, L (1, 2) OBP: 0.345, SLG: 0.399		x 0-0 ② SF8 3-H		x 0-0 2-H HR		BBBB 4-0 1-2 2-3 BB		x 0-0 1B		2	1	2	3	1	0	0
Bill Russell, R (1, 4) OBP: 0.274, SLG: 0.339		x 0-0 ③ 4-3		x 0-0 ③ F6		x 0-0 ① SF7 3-H		x 0-0 ② F7		3	0	0	1	0	0	2
Doyle Alexander, R (1, 1) OBP: 0.300, SLG: 0.250 Jim Brewer, L (8, 1) OBP: 0.333, SLG: 0.333			x 0-0 ① G3		x 0-0 SH1-4 1B	x 0-0 ② F9		SSS 0-3 ③ K		4 0	0 0	1 0	0 0	0 0	1 0	3 0
Inning Stats	R: 0 E: 0 K: 0 S: 2 H: 0 LOB: 0 BB: 1 P: 6	R: 1 E: 0 K: 1 S: 7 H: 2 LOB: 1 BB: 0 P: 7	R: 0 E: 0 K: 0 S: 4 H: 1 LOB: 1 BB: 0 P: 4	R: 2 E: 0 K: 1 S: 6 H: 1 LOB: 0 BB: 1 P: 10	R: 0 E: 0 K: 0 S: 5 H: 2 LOB: 2 BB: 0 P: 5	R: 1 E: 0 K: 0 S: 5 H: 2 LOB: 2 BB: 1 P: 9	R: 0 E: 0 K: 0 S: 4 H: 1 LOB: 1 BB: 0 P: 4	R: 0 E: 0 K: 1 S: 6 H: 1 LOB: 1 BB: 0 P: 6	R: 0 E: 0 K: 1 S: 6 H: 1 LOB: 2 BB: 1 P: 10	1B: 8 2B: 2 3B: 0 HR: 1	SF: 2 SAC: 1 DP: 1 HBP: 0						

Los Angeles Dodgers @ Montreal Expos

Jarry Park, Montreal, QB

Wed Aug 25 1971, 7:05 PM EDT

Att. 18,037 - Unknown

TOP

livebaseballscorecards.com

AB	34
R	4
H	11
RBI	4
BB	4
SO	4
LOB	23

WP: 0 PB: 0 SB: 1 CS: 0 PA: 41

PITCHER		IP	WLS	BF	H	R	ER	SO	BB	IBB	HBP	BLK	WP	HR	S	P	ERA	WHIP
Steve Renko, R ERA: 3.69	(1, 1)	8.0	L	36	10	4	4	3	3	0	0	0	0	1	39	51	4.50	1.625
Mike Marshall, R ERA: 4.55	(9, 1)	1.0		5	1	0	0	1	1	0	0	0	0	0	6	10	0.00	2.000

PITCHER	IP	WLS	BF	H	R	ER	SO	BB	IBB	HBP	BLK	WP	HR	S	P	ERA	WHIP

BOTTOM

Los Angeles Dodgers @ Montreal Expos

Jarry Park, Montreal, QB

Wed Aug 25 1971, 7:05 PM EDT

Att. 18,037 - Unknown

livebaseballscorecards.com

Batter	1	2	3	4	5	6	7	8	9	AB	R	H	RBI	BB	SO	LOB
Ron Hunt, R (1, 4) OBP: 0.399, SLG: 0.356	E5		K		6-3			F7		4	0	0	0	0	1	0
Boots Day, L (1, 8) OBP: 0.348, SLG: 0.367	F8			WP, 1B		G3		1B		4	1	2	0	0	0	1
Rusty Staub, L (1, 9) OBP: 0.379, SLG: 0.449	F8			1-3, 1B 1-H				1-3		4	0	3	1	0	0	1
Ron Fairly, L (1, 3) OBP: 0.386, SLG: 0.418	F9			1-3 1-2		F3		4-3		4	0	1	0	0	0	4
Jim Fairey, L (1, 7) OBP: 0.297, SLG: 0.319 Stan Swanson, R (9, PH) OBP: 0.291, SLG: 0.304		G4-6-3		F7		F8			K	3 1	0 0	1 0	0 0	0 0	0 1	3 0
Bob Bailey, R (1, 5) OBP: 0.356, SLG: 0.391		G4-6-3 1-2f		1-3 1-2 2-3			4-3		5-3	4	0	0	0	0	0	3
Gary Sutherland, R (1, 6) OBP: 0.321, SLG: 0.385		F8		F9			F8		F8	4	0	0	0	0	0	2
John Bateman, R (1, 2) OBP: 0.269, SLG: 0.347			F8		F2		4-3			3	0	0	0	0	0	0
Steve Renko, R (1, 1) OBP: 0.185, SLG: 0.250 Ron Brand, R (8, PH) OBP: 0.232, SLG: 0.204 Mike Marshall, R (9, 1) OBP: 0.231, SLG: 0.167			2-3		4-3			F9		2 1 0	0 0 0	0 0 0	0 0 0	0 0 0	0 0 0	0 0 0
Inning Stats	R: 0 E: 1 K: 0 S: 4 H: 0 LOB: 1 BB: 0 P: 4	R: 0 E: 0 K: 0 S: 3 H: 1 LOB: 0 BB: 0 P: 3	R: 0 E: 0 K: 1 S: 5 H: 0 LOB: 0 BB: 0 P: 5	R: 1 E: 0 K: 0 S: 6 H: 3 LOB: 2 BB: 0 P: 6	R: 0 E: 0 K: 0 S: 3 H: 0 LOB: 0 BB: 0 P: 3	R: 0 E: 0 K: 0 S: 4 H: 1 LOB: 1 BB: 0 P: 4	R: 0 E: 0 K: 0 S: 3 H: 0 LOB: 0 BB: 0 P: 3	R: 0 E: 0 K: 0 S: 5 H: 2 LOB: 2 BB: 0 P: 5	R: 0 E: 0 K: 1 S: 5 H: 0 LOB: 0 BB: 0 P: 5	1B: 6 2B: 0 3B: 1 HR: 0	SF: 0 SAC: 0 DP: 1 HBP: 0						

	AB	34
	R	1
	H	7
	RBI	1
	BB	0
	SO	2
	LOB	14

PITCHER		IP	WLS	BF	H	R	ER	SO	BB	IBB	HBP	BLK	WP	HR	S	P	ERA	WHIP
Doyle Alexander, R ERA: 3.12	(1, 1)	7.2	W	30	7	1	1	1	0	0	0	0	1	0	32	32	1.17	0.913
Jim Brewer, L ERA: 1.96	(8, 1)	1.1	S	4	0	0	0	1	0	0	0	0	0	0	6	6	0.00	0.000

PITCHER	IP	WLS	BF	H	R	ER	SO	BB	IBB	HBP	BLK	WP	HR	S	P	ERA	WHIP

Batter	1	2	3	4	5	6	7	8	9	AB	R	H	RBI	BB	SO	LOB
Enzo Hernandez, R (1, 6) OBP: 0.298, SLG: 0.261	5-3		G5-4-3 1-2f			2B 2-H 1B		L5		4	0	1	1	0	0	2
Don Mason, L (1, 4) OBP: 0.261, SLG: 0.256	PB S 1B			F8		WP 1-H 2B			G3	4	0	2	0	0	0	0
Cito Gaston, R (1, 8) OBP: 0.270, SLG: 0.387	4-3 1-3			K		K 2-3			1B 1B	3	0	0	0	0	2	2
Dick Kelley, R (6, 1) OBP: 0.333, SLG: 0.333										0	0	0	0	0	0	0
Larry Stahl, L (9, PH) OBP: 0.313, SLG: 0.405										1	0	1	0	0	0	0
Nate Colbert, R (1, 3) OBP: 0.344, SLG: 0.479	L6			F8			5-3		F3	4	0	0	0	0	0	2
Leron Lee, L (1, 7) OBP: 0.321, SLG: 0.388		3-1			6-3		4-3		FC5-4 1-3 1B	4	0	1	0	0	0	0
Ollie Brown, R (1, 9) OBP: 0.341, SLG: 0.355		6-3			4-3		5-3		FC5-4 1-2f	4	0	0	0	0	0	2
Bob Barton, R (1, 2) OBP: 0.312, SLG: 0.349		4-3			5-3			1B		3	0	1	0	0	0	0
Garry Jestadt, R (1, 5) OBP: 0.258, SLG: 0.307			FC6-4 1B			1B 2B		K		3	1	2	0	0	1	1
Dave Roberts, L (1, 1) OBP: 0.209, SLG: 0.239			FC6-4 G5-4-3 1-2f			F9		K		0	0	0	0	0	0	0
Al Severinsen, R (2, 1)										0	0	0	0	0	0	0
Angel Bravo, L (3, PH) OBP: 0.268, SLG: 0.197										1	0	0	0	0	0	1
Tom Phoebus, R (3, 1) OBP: 0.231, SLG: 0.222										0	0	0	0	0	0	0
Ivan Murrell, R (6, PH) OBP: 0.252, SLG: 0.357										2	0	0	0	0	1	2
(6, 8)																
Inning Stats	R: 0 E: 0 K: 0 S: 4 H: 1 LOB: 1 BB: 0 P: 4	R: 0 E: 0 K: 0 S: 3 H: 0 LOB: 0 BB: 0 P: 3	R: 0 E: 0 K: 0 S: 3 H: 1 LOB: 0 BB: 0 P: 3	R: 0 E: 0 K: 1 S: 5 H: 0 LOB: 0 BB: 0 P: 5	R: 0 E: 0 K: 0 S: 3 H: 0 LOB: 0 BB: 0 P: 3	R: 1 E: 0 K: 1 S: 7 H: 3 LOB: 1 BB: 0 P: 7	R: 0 E: 0 K: 0 S: 3 H: 0 LOB: 0 BB: 0 P: 3	R: 0 E: 0 K: 2 S: 8 H: 1 LOB: 1 BB: 0 P: 8	R: 0 E: 0 K: 0 S: 5 H: 2 LOB: 2 BB: 0 P: 5	1B: 6 2B: 2 3B: 0 HR: 0 SF: 0 SAC: 0 DP: 1 HBP: 0						

PITCHER	IP	WLS	BF	H	R	ER	SO	BB	IBB	HBP	BLK	WP	HR	S	P	ERA	WHIP
Ernie McAnally, R (1, 1) ERA: 4.22	9.0	W	33	8	1	1	4	0	0	0	0	1	0	41	41	1.00	0.889

PITCHER	IP	WLS	BF	H	R	ER	SO	BB	IBB	HBP	BLK	WP	HR	S	P	ERA	WHIP

TOP

San Diego Padres @ Montreal Expos

Jarry Park, Montreal, QB

Sun Aug 29 1971, 3:33 AM EDT

Unknown

livebaseballscorecards.com

AB	33
R	1
H	8
RBI	1
BB	0
SO	4
LOB	12

WP: 1 PA: 33
PB: 1
SB: 1
CS: 0

Batter	1	2	3	4	5	6	7	8	9	AB	R	H	RBI	BB	SO	LOB
Ron Hunt, R (1, 5) OBP: 0.397, SLG: 0.352	F9	E5 1B 1-3	F8			F4		BBBB BB		4	1	0	0	1	0	2
Ron Woods, R (1, 8) OBP: 0.370, SLG: 0.405	BBBB 1B BB	1B E 2-3 3-H 1B		F8		F7		F8		1	0	1	1	1	0	0
Stan Swanson, R (2, PR) OBP: 0.281, SLG: 0.293 (3, 8)										3	1	0	0	0	0	2
Rusty Staub, L (1, 9) OBP: 0.382, SLG: 0.458	1B 1-2 1B	E 1B 1-3 3-H 1B		HR		F9				4	2	3	2	0	0	0
Bob Bailey, R (1, 7) OBP: 0.357, SLG: 0.392	1-3 2-H 1B	E6 1B 1-2 3-H		F9			G6-4-3 1B			4	0	2	0	0	0	1
Gary Sutherland, R (1, 4) OBP: 0.319, SLG: 0.382	5-3	S 1-3 2-H 1B		F8			G6-4-3 1-2f			4	0	1	1	0	0	3
John Bateman, R (1, 2) OBP: 0.266, SLG: 0.344	K	K			6-3		L4			4	0	0	0	0	2	2
Ron Fairly, L (1, 3) OBP: 0.392, SLG: 0.429	BBBB 1B FC6-4 BB	SH1-4 1B			2B			F9 2B		3	1	3	0	1	0	0
Bobby Wine, R (1, 6) OBP: 0.255, SLG: 0.236	FC6-4 1-3 1B	SH1-4 1-2			SSS K			F9 2-3		3	0	1	0	0	1	2
Ernie McAnally, R (1, 1) OBP: 0.070, SLG: 0.071	FC6-4 E' 1-2f 1B 3-H	SSS K			F2			1-3		4	1	0	1	0	1	4
Inning Stats	R: 0 E: 0 K: 0 S: 4 H: 2 LOB: 2 BB: 1 P: 8	R: 5 E: 2 K: 2 S: 13 H: 4 LOB: 3 BB: 1 P: 17	R: 0 E: 0 K: 1 S: 6 H: 1 LOB: 1 BB: 0 P: 6	R: 1 E: 0 K: 0 S: 4 H: 1 LOB: 0 BB: 0 P: 4	R: 0 E: 0 K: 1 S: 6 H: 1 LOB: 1 BB: 0 P: 6	R: 0 E: 0 K: 0 S: 3 H: 0 LOB: 0 BB: 0 P: 3	R: 0 E: 0 K: 0 S: 3 H: 1 LOB: 0 BB: 0 P: 3	R: 0 E: 0 K: 0 S: 4 H: 1 LOB: 2 BB: 1 P: 8		1B: 8 2B: 2 3B: 0 HR: 1 SF: 0 SAC: 1 DP: 1 HBP: 0						

PITCHER		IP	WLS	BF	H	R	ER	SO	BB	IBB	HBP	BLK	WP	HR	S	P	ERA	WHIP
Dave Roberts, L ERA: 2.07	(1, 1)	1.2	L	14	6	5	1	1	2	0	0	0	0	0	14	22	5.40	4.800
Al Severinsen, R ERA: 3.34	(2, 1)	0.1		1	0	0	0	1	0	0	0	0	0	0	3	3	0.00	0.000
Tom Phoebus, R ERA: 4.55	(3, 1)	3.0		12	3	1	1	2	0	0	0	0	0	1	16	16	3.00	1.000
Dick Kelley, L ERA: 3.44	(6, 1)	3.0		11	2	0	0	0	1	0	0	0	0	0	10	14	0.00	1.000

PITCHER	IP	WLS	BF	H	R	ER	SO	BB	IBB	HBP	BLK	WP	HR	S	P	ERA	WHIP

BOTTOM

San Diego Padres @ Montreal Expos

Jarry Park, Montreal, QB

Sun Aug 29 1971, 3:33 AM EDT

Unknown

livebaseballscorecards.com

AB	34
R	6
H	11
RBI	5
BB	3
SO	4
LOB	16

WP: 0 PA: 38
PB: 0
SB: 1
CS: 0

Batter	1	2	3	4	5	6	7	8	9	AB	R	H	RBI	BB	SO	LOB
Enzo Hernandez, R (1, 6) OBP: 0.299, SLG: 0.261	S S S 0-3 ① K		x 0-0 SH 1-3 3B	x 0-0 BB 1B 2-3 1B 1B	S S S 0-3 ① K		B B B 4-0 BB BB		x 0-0 ② 4-3	4	2	1	0	1	2	0
Don Mason, L (1, 4) OBP: 0.266, SLG: 0.268	x 0-0 ② 4-3		x 0-0 HR 2-H 3-H 3B	x 0-0 BB 1-2 1B 1B	x 0-0 ② 4-3		B B B B 4-0 1-2 BB		x 0-0 ③ 5-3	5	2	2	2	1	0	0
Larry Stahl, L (1, 8) (6, 7) OBP: 0.314, SLG: 0.400	B B B B 4-0 BB		S S S 0-3 ① K	B B B 4-0 1B 1-2 2-3 3-H 1B BB	x 0-0 ③ 3-1		x 0-0 ③ F6			3	1	0	1	2	1	3
Nate Colbert, R (1, 3) OBP: 0.345, SLG: 0.478	S S S 0-3 ③ K		x 0-0 ② F3	x 0-0 1B 1-2 2-H 3-H 1B 1B		S S S 0-3 ① K		x 0-0 HR 1B		5	2	2	2	0	2	2
Leron Lee, L (1, 7) OBP: 0.324, SLG: 0.404 Ivan Murrell, R (6, 8) OBP: 0.255, SLG: 0.373		S S S 0-3 ① K	x 0-0 3-H HR	x 0-0 1-3 2-H 1B 1B		x 0-0 ② 4-3		x 0-0 1-H HR		4 1	2 1	2 1	3 2	0 0	1 0	0 0
Ollie Brown, R (1, 9) OBP: 0.342, SLG: 0.361		x 0-0 ② 5-3	x 0-0 E5	4-0 1B IBB		x 0-0 HR		x 0-0 ① F3		4	1	1	1	1	0	0
Fred Kendall, R (1, 2) OBP: 0.216, SLG: 0.209		x 0-0 1B	S S S 0-3 ③ K	x 0-0 ② 1B 1-3 2-H 3-H 1B		S S S 0-3 ③ K		x 0-0 G4-3 1B		5	0	3	2	0	2	1
Garry Jestadt, R (1, 5) OBP: 0.265, SLG: 0.312		S S S 0-3 ③ K	x 0-0 1B BB S 1B x 0-0 FC6 1-3 1B				x 0-0 ① 5-3	x 0-0 ② ③ G4-3 1-2f		5	1	2	0	0	1	2
Steve Arlin, R (1, 1) OBP: 0.179, SLG: 0.175			x 0-0 SH 3B 1B	S S S 0-3 ① K 1-2 x 0-0 ③ FC6 1-2f			x 0-0 ② 5-3		x 0-0 ① 4-3	5	1	1	0	0	1	3
Inning Stats	R: 0 E: 0 K: 2 S: 7 H: 0 LOB: 1 BB: 1 P: 11	R: 0 E: 0 K: 2 S: 8 H: 1 LOB: 1 BB: 0 P: 8	R: 4 E: 2 K: 2 S: 12 H: 3 LOB: 1 BB: 0 P: 12	R: 6 E: 0 K: 1 S: 11 H: 7 LOB: 2 BB: 2 P: 19	R: 0 E: 0 K: 1 S: 5 H: 0 LOB: 0 BB: 0 P: 5	R: 1 E: 0 K: 2 S: 8 H: 1 LOB: 0 BB: 0 P: 8	R: 0 E: 0 K: 0 S: 3 H: 0 LOB: 2 BB: 2 P: 11	R: 2 E: 0 K: 0 S: 5 H: 3 LOB: 0 BB: 0 P: 5	R: 0 E: 0 K: 0 S: 3 H: 0 LOB: 0 BB: 0 P: 3	1B: 11 2B: 0 3B: 1 HR: 3	SF: 0 SAC: 1 DP: 1 HBP: 0						

San Diego Padres @ Montreal Expos

Jarry Park, Montreal, QB

Sun Aug 29 1971, 3:38 AM EDT

Att. 27,383 - Unknown

TOP

livebaseballscorecards.com

AB	41
R	13
H	15
RBI	13
BB	5
SO	10
LOB	11

WP: 0 PB: 0 SB: 1 CS: 0 PA: 47

PITCHER		IP	WLS	BF	H	R	ER	SO	BB	IBB	HBP	BLK	WP	HR	S	P	ERA	WHIP
Bill Stoneman, R ERA: 3.12	(1, 1)	3.0	L	16	4	4	4	6	1	0	0	0	0	1	27	31	12.00	1.667
Howie Reed, R ERA: 4.5	(4, 1)	0.1		6	4	5	5	1	1	0	0	0	0	0	7	11	135.00	15.000
Claude Raymond, R ERA: 4.76	(4, 1)	0.2		5	3	1	1	0	0	1	0	0	0	0	4	8	13.50	4.500
Jim Britton, R ERA: 5.85	(5, 1)	4.0		17	4	3	3	3	2	0	0	0	0	2	21	29	6.75	1.500
Dan McGinn, L ERA: 6.33	(9, 1)	1.0		3	0	0	0	0	0	0	0	0	0	0	3	3	0.00	0.000

PITCHER	IP	WLS	BF	H	R	ER	SO	BB	IBB	HBP	BLK	WP	HR	S	P	ERA	WHIP

Batter	1	2	3	4	5	6	7	8	9	AB	R	H	RBI	BB	SO	LOB
Ron Hunt, R (1, 4) OBP: 0.395, SLG: 0.349	F9		WP, BB (1-2)		F8			F8	5-3	4	0	0	0	1	0	2
Boots Day, L (1, 8) OBP: 0.350, SLG: 0.367	F7		G3 (1-2, 2-3)		BB (1-2)			1B, SF9, 1B		3	1	1	0	1	0	2
Rusty Staub, L (1, 9) OBP: 0.383, SLG: 0.464	F6			HR	F2			1B, 1B (1-3)		4	1	2	1	0	0	2
Ron Fairly, L (1, 3) OBP: 0.389, SLG: 0.425		3-1		F9		F9		SF9 (3-H)		3	0	0	1	0	0	0
Bob Bailey, R (1, 5) OBP: 0.356, SLG: 0.391		K (S S S)		F9		F9		1B (1-3)		4	0	1	0	0	1	0
Jim Fairey, L (1, 7) OBP: 0.293, SLG: 0.314		F7		4-3		5-3		K (S S S)		2	0	0	0	0	0	0
Jim Britton, R (5, 1)										1	0	0	0	0	0	0
Ron Woods, R (8, PH) OBP: 0.367, SLG: 0.402										1	0	0	0	0	1	2
Dan McGinn, L (9, 1) OBP: 0.286, SLG: 0.286										0	0	0	0	0	0	0
Gary Sutherland, R (1, 6) OBP: 0.318, SLG: 0.380			F8		E6 (4-3)			F8	F8	4	1	1	0	0	0	0
John Bateman, R (1, 2) OBP: 0.267, SLG: 0.343			WP, BB, 1B		4-3 (2-3)			5-3	BB	3	0	1	0	0	0	1
John Boccabella, R (9, 2) OBP: 0.285, SLG: 0.333										0	0	0	0	1	0	0
Bill Stoneman, R (1, 1) OBP: 0.235, SLG: 0.139			F8		BB, 1B (3-H)			1-3	F6	0	0	0	0	0	0	0
Jim Gosger, L (3, PH) OBP: 0.223, SLG: 0.215										1	0	0	0	0	0	1
Howie Reed, R (4, 1)										0	0	0	0	0	0	0
Claude Raymond, R (4, 1)										0	0	0	0	0	0	0
Stan Swanson, R (5, 7) OBP: 0.283, SLG: 0.294										3	0	1	1	0	0	1
Inning Stats	R: 0, E: 0, K: 0, S: 3 / H: 0, LOB: 0, BB: 0, P: 3	R: 0, E: 0, K: 1, S: 5 / H: 0, LOB: 0, BB: 0, P: 5	R: 0, E: 0, K: 0, S: 4 / H: 1, LOB: 2, BB: 1, P: 8	R: 1, E: 0, K: 0, S: 4 / H: 1, LOB: 0, BB: 0, P: 4	R: 1, E: 1, K: 0, S: 5 / H: 2, LOB: 2, BB: 1, P: 9	R: 0, E: 0, K: 0, S: 3 / H: 0, LOB: 0, BB: 0, P: 3	R: 0, E: 0, K: 0, S: 3 / H: 0, LOB: 0, BB: 0, P: 3	R: 1, E: 0, K: 1, S: 8 / H: 3, LOB: 2, BB: 0, P: 8	R: 0, E: 0, K: 0, S: 3 / H: 0, LOB: 1, BB: 1, P: 7	1B: 6, 2B: 0, 3B: 0, HR: 1	SF: 1, SAC: 0, DP: 0, HBP: 0						

PITCHER	IP	WLS	BF	H	R	ER	SO	BB	IBB	HBP	BLK	WP	HR	S	P	ERA	WHIP
Steve Arlin, R (1, 1) ERA: 3.39	9.0	W	37	7	3	2	2	3	0	0	0	1	1	38	50	2.00	1.111

PITCHER	IP	WLS	BF	H	R	ER	SO	BB	IBB	HBP	BLK	WP	HR	S	P	ERA	WHIP

BOTTOM

San Diego Padres @ Montreal Expos

Jarry Park, Montreal, QB

Sun Aug 29 1971, 3:38 AM EDT

Att. 27,383 - Unknown

livebaseballscorecards.com

AB	33
R	3
H	7
RBI	3
BB	3
SO	2
LOB	11

WP: 1	PA: 37		
PB: 0			
SB: 0			
CS: 0			

Batter	1	2	3	4	5	6	7	8	9	AB	R	H	RBI	BB	SO	LOB
Ron Hunt, R (1, 4) OBP: 0.399, SLG: 0.355	S 1B		2-3 2B		1B		L5	1B HBP		4	0	3	0	0	0	0
Bobby Wine, R (8, 6) OBP: 0.255, SLG: 0.236										0	0	0	0	0	0	0
Boots Day, L (1, 8) OBP: 0.350, SLG: 0.367	P5 1-2		FC2-5 3-H		4-3		1B 1B	FC5-4 1B 1-2		5	0	2	0	0	0	4
Rusty Staub, L (1, 9) OBP: 0.383, SLG: 0.466	F7		G3			1B 2B	1-2 1B	FC5-4 1-2f		5	1	2	0	0	0	5
Ron Fairly, L (1, 3) OBP: 0.386, SLG: 0.422	4-3			3-1		1B HR 2-H 1B	F9		1-3	5	1	1	1	0	0	3
Jim Fairey, L (1, 7) OBP: 0.298, SLG: 0.314		1-3		B B B B 4-0 BB		2-3 HR 1B	4-3		BB 1B	3	1	1	0	1	0	2
Stan Swanson, R (9, PH) OBP: 0.290, SLG: 0.302 (9, 7)										1	0	1	0	0	0	0
Bob Bailey, R (1, 5) OBP: 0.360, SLG: 0.400		B B B B 4-0 FC5-4 BB		F4		1-H 3-H HR		E SH1-4 HR 1B	B B B B 4-0 FC6-4 1-2 BB	3	1	2	3	2	0	1
Gary Sutherland, R (1, 6) OBP: 0.313, SLG: 0.373 (8, 4)	FC5-4 CS 1-2f			F9		F8		SH1-4 1-2	F3	4	0	0	0	0	0	4
John Bateman, R (1, 2) OBP: 0.266, SLG: 0.342	CS 1-2		2B SH1-4 FC2-5 1B		1-3	F8		E6 HR 2-3	FC6-4 1-2f	5	1	1	0	0	0	3
Steve Renko, R (1, 1) OBP: 0.190, SLG: 0.289			SH1-4 1-2		4-3	6-3		1-H 3-H HR		3	1	1	2	0	0	0
Mike Marshall, R (8, 1) OBP: 0.231, SLG: 0.167										0	0	0	0	0	0	0
Inning Stats	R: 0 E: 0 K: 0 S: 4 H: 1 LOB: 1 BB: 0 P: 4	R: 0 E: 0 K: 0 S: 2 H: 0 LOB: 0 BB: 1 P: 6	R: 0 E: 0 K: 0 S: 5 H: 2 LOB: 2 BB: 0 P: 5	R: 0 E: 0 K: 0 S: 3 H: 0 LOB: 1 BB: 1 P: 7	R: 0 E: 0 K: 0 S: 4 H: 1 LOB: 1 BB: 0 P: 4	R: 4 E: 0 K: 0 S: 7 H: 4 LOB: 0 BB: 0 P: 7	R: 0 E: 0 K: 0 S: 5 H: 2 LOB: 2 BB: 0 P: 5	R: 2 E: 1 K: 0 S: 6 H: 3 LOB: 2 BB: 0 P: 7	R: 0 E: 0 K: 0 S: 4 H: 1 LOB: 2 BB: 1 P: 8	1B: 10 2B: 2 3B: 0 HR: 2 SF: 0 SAC: 2 DP: 0 HBP: 1							

PITCHER		IP	WLS	BF	H	R	ER	SO	BB	IBB	HBP	BLK	WP	HR	S	P	ERA	WHIP
Bill Hands, R ERA: 3.47	(1, 1)	7.0	L	32	10	4	4	0	2	0	0	0	0	1	30	38	5.14	1.714
Bill Bonham, R ERA: 5.2	(8, 1)	0.2		6	3	2	0	0	0	0	1	0	0	1	5	6	0.00	4.500
Ray Newman, L ERA: 2.2	(8, 1)	1.1		6	1	0	0	0	1	0	0	0	0	0	5	9	0.00	1.500

PITCHER	IP	WLS	BF	H	R	ER	SO	BB	IBB	HBP	BLK	WP	HR	S	P	ERA	WHIP

TOP

Montreal Expos @ Chicago Cubs

Wrigley Field, Chicago, IL

Mon Aug 30 1971, 3:33 AM CDT

Att. 13,651 - Sunny - 73 F

livebaseballscorecards.com

AB	38
R	6
H	14
RBI	6
BB	3
SO	0
LOB	22

1B: 10	SF: 0	WP: 0	PA: 45
2B: 2	SAC: 2	PB: 0	
3B: 0	DP: 0	SB: 1	
HR: 2	HBP: 1	CS: 1	

Batter	1	2	3	4	5	6	7	8	9	AB	R	H	RBI	BB	SO	LOB
Don Kessinger, S (1, 6) OBP: 0.318, SLG: 0.315	FC5-4 1B		6-3		L8			E4 HR	K	5	1	1	0	0	1	1
Glenn Beckert, R (1, 4) OBP: 0.375, SLG: 0.414	FC5-4 G6-3 (1-2f)		L7		6-3			HR (1-H)	BB (1-2) 1B	5	1	2	2	0	0	1
Billy Williams, L (1, 7) OBP: 0.391, SLG: 0.523	G6-3 (1-2f)		1B			F7		4-3	BB (1-2, 2-3)	4	0	1	0	1	0	1
Joe Pepitone, L (1, 3) OBP: 0.346, SLG: 0.483		FC3-6 WP 1B	K			G3		4-3	F8	5	0	1	0	0	1	4
Jim Hickman, R (1, 9) OBP: 0.351, SLG: 0.472		BB FC3-6 (1-2)		4-3		5-3		2B		3	0	1	0	1	0	0
Ron Santo, R (1, 5) OBP: 0.362, SLG: 0.436		P3		FC4-6 1B				BB	G5-3 1B	3	0	2	0	1	0	2
Brock Davis, L (1, 8) OBP: 0.349, SLG: 0.336		FC3-6 BB (1-2f, 2-3)		FC4-6 (1-2f)				G3	BB (1-2) G5-3	3	0	0	0	1	0	5
Chris Cannizzaro, R (1, 2) OBP: 0.306, SLG: 0.299		BB (1-2)		K					G5-3 (1-2, 2-3f) K	3	0	0	0	1	2	3
Bill Hands, R (1, 1) OBP: 0.143, SLG: 0.078 Al Spangler, L (7, PH) Bill Bonham, R (8, 1) OBP: 0.200, SLG: 0.200 Ray Newman, L (8, 1) Paul Popovich, S (9, PH) OBP: 0.267, SLG: 0.286		K			5-3				G3 BB 1B	2 1 0 0 0	0 0 0 0 0	0 0 0 0 1	0 0 0 0 0	0 0 0 0 0	1 0 0 0 0	3 1 0 0 0
Inning Stats	R: 0 E: 0 K: 0 S: 3 H: 1 LOB: 0 BB: 0 P: 3	R: 0 E: 0 K: 1 S: 6 H: 1 LOB: 3 BB: 2 P: 14	R: 0 E: 0 K: 1 S: 6 H: 1 LOB: 1 BB: 0 P: 6	R: 0 E: 0 K: 1 S: 6 H: 1 LOB: 1 BB: 0 P: 6	R: 0 E: 0 K: 0 S: 3 H: 0 LOB: 0 BB: 0 P: 3	R: 0 E: 0 K: 0 S: 3 H: 0 LOB: 0 BB: 0 P: 3	R: 0 E: 0 K: 0 S: 3 H: 1 LOB: 1 BB: 1 P: 7	R: 2 E: 1 K: 0 S: 6 H: 2 LOB: 2 BB: 1 P: 10	R: 0 E: 0 K: 2 S: 8 H: 1 LOB: 3 BB: 2 P: 16	1B: 6 2B: 1 3B: 0 HR: 1	SF: 0 SAC: 0 DP: 2 HBP: 0						

PITCHER		IP	WLS	BF	H	R	ER	SO	BB	IBB	HBP	BLK	WP	HR	S	P	ERA	WHIP
Steve Renko, R ERA: 3.61	(1, 1)	7.2	W	32	7	2	1	3	3	0	0	0	1	1	35	47	1.17	1.304
Mike Marshall, R ERA: 4.48	(8, 1)	1.1	S	8	1	0	0	2	3	0	0	0	0	0	9	21	0.00	3.000

PITCHER	IP	WLS	BF	H	R	ER	SO	BB	IBB	HBP	BLK	WP	HR	S	P	ERA	WHIP

BOTTOM

Montreal Expos @ Chicago Cubs

Wrigley Field, Chicago, IL

Mon Aug 30 1971, 3:33 AM CDT

Att. 13,651 - Sunny - 73 F

livebaseballscorecards.com

AB	34
R	2
H	8
RBI	2
BB	6
SO	5
LOB	21

1B: 6	SF: 0	WP: 1	PA: 40
2B: 1	SAC: 0	PB: 0	
3B: 0	DP: 2	SB: 0	
HR: 1	HBP: 0	CS: 0	

Batter	1	2	3	4	5	6	7	8	9	10	AB	R	H	RBI	BB	SO	LOB
Ron Hunt, R (1, 4) OBP: 0.401, SLG: 0.358	FC6-4 1B		E S 2B 1B	6-3		4-3			SH1-4 1B 1B		5	1	3	0	0	0	1
Boots Day, L (1, 8) OBP: 0.352, SLG: 0.369	FC6-4 E S 1B 1-2f		L9 1-3	2B 1B 2-3			2B E 1B		SH1-4 1-2		4	3	2	0	0	0	2
Rusty Staub, L (1, 9) OBP: 0.385, SLG: 0.470	P5 1-3		F8	1-H 3-H 2B			1-3 E 2B		1B IBB		4	1	2	2	1	0	2
Ron Fairly, L (1, 3) OBP: 0.389, SLG: 0.423	1B 3-H 1B		B B B B 2B BB	6-3			F4 2-H 3-H		1-3 2-H 1B		4	0	2	1	1	0	1
Jim Fairey, L (1, 7) OBP: 0.303, SLG: 0.326	S 1-3 1B		1-3 3-H 2B	1-3			L9		3-1		4	0	2	1	0	0	0
Mike Marshall, R (7, 1) OBP: 0.231, SLG: 0.167											0	0	0	0	0	0	0
Jim Gosger, L (9, PH) OBP: 0.221, SLG: 0.213											1	0	0	0	0	0	2
Howie Reed, R (9, 1)											0	0	0	0	0	0	0
Ernie McAnally, R (10, 1) OBP: 0.070, SLG: 0.071											0	0	0	0	0	0	0
Bob Bailey, R (1, 5) OBP: 0.361, SLG: 0.398	L8 1-2		IBB	L7	1-3				4-3 SH3-4 1B		4	0	1	0	1	0	2
Gary Sutherland, R (1, 6) OBP: 0.308, SLG: 0.367		P6	P4	4-3				5-3	SH3-4 1-2		3	0	0	0	0	0	3
Stan Swanson, R (7, 7) OBP: 0.287, SLG: 0.299											1	0	0	0	0	0	0
Ron Brand, R (10, 7) OBP: 0.232, SLG: 0.204											0	0	0	0	0	0	0
John Bateman, R (1, 2) OBP: 0.265, SLG: 0.340		F8	1B SH5-4 2B 1B			F9		4-3	4-3 2-3		5	1	1	0	0	0	1
Carl Morton, R (1, 1) OBP: 0.197, SLG: 0.265		F8		SH5-4 1-2		3-1		4-3	4-3		1	0	0	0	0	0	0
Dan McGinn, L (4, 1) OBP: 0.267, SLG: 0.267											1	0	0	0	0	0	0
Bobby Wine, R (7, 6) OBP: 0.253, SLG: 0.234											2	0	0	0	0	0	1
Inning Stats	R: 1 H: 3 E: 0 LOB: 2 K: 0 BB: 0 S: 6 P: 6	R: 0 H: 0 E: 0 LOB: 0 K: 0 BB: 0 S: 3 P: 3	R: 1 H: 2 E: 0 LOB: 3 K: 0 BB: 2 S: 5 P: 13	R: 2 H: 3 E: 0 LOB: 1 K: 0 BB: 0 S: 6 P: 6	R: 0 H: 0 E: 0 LOB: 0 K: 0 BB: 0 S: 3 P: 3	R: 0 H: 0 E: 0 LOB: 0 K: 0 BB: 0 S: 3 P: 3	R: 2 H: 2 E: 1 LOB: 0 K: 0 BB: 0 S: 5 P: 5	R: 0 H: 0 E: 0 LOB: 0 K: 0 BB: 0 S: 3 P: 3	R: 0 H: 2 E: 0 LOB: 2 K: 0 BB: 1 S: 4 P: 8	R: 0 H: 1 E: 0 LOB: 1 K: 0 BB: 0 S: 4 P: 4	1B: 10 SF: 0 2B: 3 SAC: 3 3B: 0 DP: 0 HR: 0 HBP: 0						

PITCHER	IP	WLS	BF	H	R	ER	SO	BB	IBB	HBP	BLK	WP	HR	S	P	ERA	WHIP
Milt Pappas, R (1, 1) ERA: 3.35	9.0		41	12	6	5	0	1	2	0	0	0	0	38	50	5.00	1.444
Phil Regan, R (10, 1) ERA: 3.39	1.0	W	4	1	0	0	0	0	0	0	0	0	0	4	4	0.00	1.000

PITCHER	IP	WLS	BF	H	R	ER	SO	BB	IBB	HBP	BLK	WP	HR	S	P	ERA	WHIP

TOP

Montreal Expos @ Chicago Cubs

Wrigley Field, Chicago, IL

Tue Aug 31 1971, 3:33 AM CDT

Overcast - 68 F

livebaseballscorecards.com

AB	39
R	6
H	13
RBI	4
BB	3
SO	0
LOB	15

WP: 0 PA: 45
PB: 0
SB: 3
CS: 0

Batter	1	2	3	4	5	6	7	8	9	10	AB	R	H	RBI	BB	SO	LOB
Don Kessinger, S (1, 6) OBP: 0.324, SLG: 0.321	0-0 6-3 1B; 2-H; 1B		0-0 4-1 ①	0-0 1B; 1-3; 3-H; 1B		0-0 G4-6-3; 1B		0-0; 1B		0-0; 1-2; 2-3; 3-H; 1B	6	1	5	2	0	0	0
Glenn Beckert, R (1, 4) OBP: 0.374, SLG: 0.412	0-0 6-3 ①; 1-2		0-0 L3 ②; 1-2; 3-H; 1B			0-0 G4-6-3 ②③; 1-2f		SSS 0-3 K ③			5	0	1	1	0	1	3
Billy Williams, L (1, 7) OBP: 0.393, SLG: 0.522	0-0 G3; 1B; 2-H; 1B		BBBB 4-0 BB	0-0 4-3 ③			0-0 4-3 ①		BBBB 4-0 CS; BB		3	1	1	1	2	0	2
Joe Pepitone, L (1, 3) OBP: 0.344, SLG: 0.479	0-0 G3 ②; 1-2		0-0 4-3 ③		SSS 0-3 K ①		0-0 4-3; BB; 1B; 1B		SSS 0-3 K ①②; 1-2		5	1	1	0	0	2	3
Jim Hickman, R (1, 9) OBP: 0.355, SLG: 0.472	0-0 FC5-4; 2-H; 1B			0-0 E6; 1B; 1B	0-0 4-3 ②		BBBB 4-0 4-3; 1-2; 1B; BB		0-0 FC5-4; 1B		4	1	2	1	1	0	0
Ron Santo, R (1, 5) OBP: 0.361, SLG: 0.434	0-0 FC5-4 ③; 1-2f			0-0 ①; 1-3; 1B	0-0 E5		0-0 4-3 ②; 1-2; 2-3		0-0 FC5-4; 1-2f		5	0	1	0	0	0	4
Brock Davis, L (1, 8) OBP: 0.356, SLG: 0.340		0-0 F8 ①		0-0 1B; 1B; 3-H; 1B	BBBB 4-0 BB		0-0 ③; 2-H; 3-H; 1B			BBBB 4-0 HBP; SH; 1B; BB	3	2	2	2	2	0	0
Chris Cannizzaro, R (1, 2) OBP: 0.309, SLG: 0.299		BBBB 4-0 G1-6-4; BB		0-0 1B; 1B; 1-3; 1B	0-0 F8 ③			SSS 0-3 K ①		0-0 SH; 1B; HBP; 1-2	3	1	1	0	1	1	2
Milt Pappas, R (1, 1) OBP: 0.217, SLG: 0.169 Phil Regan, R (10, 1) Cleo James, R (10, PH) OBP: 0.349, SLG: 0.378		0-0 G1-6-4 ②③; 1-2f		SSS 0-3 K ②		SSS 0-3 K ①		0-0 F7 ②		H 1-0 1B; 1-2; 2-3; HBP	4 0 0	0 0 0	0 0 0	0 0 0	0 0 0	2 0 0	3 0 0
Inning Stats	R: 2 E: 0 K: 0 S: 6 / H: 3 LOB: 1 BB: 0 P: 6	R: 0 E: 0 K: 0 S: 2 / H: 0 LOB: 0 BB: 1 P: 6	R: 0 E: 0 K: 0 S: 3 / H: 0 LOB: 1 BB: 1 P: 7	R: 3 E: 1 K: 1 S: 10 / H: 5 LOB: 2 BB: 0 P: 10	R: 0 E: 1 K: 1 S: 6 / H: 0 LOB: 2 BB: 1 P: 10	R: 0 E: 0 K: 1 S: 5 / H: 1 LOB: 0 BB: 0 P: 5	R: 1 E: 0 K: 0 S: 4 / H: 2 LOB: 2 BB: 1 P: 8	R: 0 E: 0 K: 2 S: 8 / H: 1 LOB: 1 BB: 0 P: 8	R: 0 E: 0 K: 1 S: 5 / H: 1 LOB: 1 BB: 1 P: 9	R: 1 E: 0 K: 0 S: 2 / H: 1 LOB: 3 BB: 1 P: 7	1B: 14 2B: 0 3B: 0 HR: 0	SF: 0 SAC: 1 DP: 2 HBP: 1						

PITCHER		IP	WLS	BF	H	R	ER	SO	BB	IBB	HBP	BLK	WP	HR	S	P	ERA	WHIP
Carl Morton, R ERA: 4.55	(1, 1)	3.2		20	8	5	4	1	2	0	0	0	0	0	20	28	9.82	2.727
Dan McGinn, L ERA: 6.19	(4, 1)	2.2		12	2	1	1	2	2	0	0	0	0	0	14	22	3.38	1.500
Mike Marshall, R ERA: 4.4	(7, 1)	1.2		6	2	0	0	2	0	0	0	0	0	0	10	10	0.00	1.200
Howie Reed, R ERA: 4.58	(9, 1)	1.0	L	6	1	1	1	1	2	0	0	0	0	0	6	14	9.00	3.000
Ernie McAnally, R ERA: 4.22	(10, 1)	0.0		2	1	0	0	0	0	0	1	0	0	0	1	2	∞	∞

PITCHER	IP	WLS	BF	H	R	ER	SO	BB	IBB	HBP	BLK	WP	HR	S	P	ERA	WHIP

BOTTOM

Montreal Expos @ Chicago Cubs

Wrigley Field, Chicago, IL

Tue Aug 31 1971, 3:33 AM CDT

Overcast - 68 F

livebaseballscorecards.com

AB	38
R	7
H	14
RBI	7
BB	6
SO	6
LOB	17

WP: 0 PB: 0 SB: 0 CS: 1 PA: 46

Batter	1	2	3	4	5	6	7	8	9	AB	R	H	RBI	BB	SO	LOB
Ron Hunt, R (1, 4) OBP: 0.400, SLG: 0.357	F8		4-3		F3			F8		4	0	0	0	0	0	0
Boots Day, L (1, 8) OBP: 0.354, SLG: 0.370	B3		F8		1B			F8		4	0	1	0	0	0	0
Rusty Staub, L (1, 9) OBP: 0.386, SLG: 0.466	6-3		F8		F8			WP 1B		4	0	1	0	0	0	1
Ron Fairly, L (1, 3) OBP: 0.386, SLG: 0.419		2B 5-3 1B		F8		3-1		K 1-2		4	1	1	0	0	1	1
Jim Fairey, L (1, 7) OBP: 0.302, SLG: 0.331		1-3 2B		E4 FC5-4		F8			F7	4	0	1	0	0	0	0
Bob Bailey, R (1, 5) OBP: 0.362, SLG: 0.400		5-3 3-H		FC5-4 BLK 1-2f 2B		K			G5-4-3 1B	4	1	1	1	0	1	2
John Bateman, R (1, 2) OBP: 0.265, SLG: 0.342		6-3		1-H 2B			K		G5-4-3 1-2f	4	0	1	1	0	1	2
Bobby Wine, R (1, 6) OBP: 0.255, SLG: 0.234 Gary Sutherland, R (7, PH) OBP: 0.304, SLG: 0.362 (7, 6)		BB		K			5-3			1 1	0 0	0 0	0 0	1 0	1 0	1 0
Bill Stoneman, R (1, 1) OBP: 0.229, SLG: 0.135 Stan Swanson, R (7, PH) OBP: 0.284, SLG: 0.295 Jim Britton, R (7, 1)		K			1-3		K			2 1 0	0 0 0	0 0 0	0 0 0	0 0 0	1 1 0	2 0 0
Inning Stats	R: 0 E: 0 K: 0 S: 3 H: 0 LOB: 0 BB: 0 P: 3	R: 1 E: 0 K: 1 S: 7 H: 2 LOB: 2 BB: 1 P: 11	R: 0 E: 0 K: 0 S: 3 H: 0 LOB: 0 BB: 0 P: 3	R: 1 E: 1 K: 1 S: 7 H: 1 LOB: 1 BB: 0 P: 7	R: 0 E: 0 K: 0 S: 4 H: 1 LOB: 1 BB: 0 P: 4	R: 0 E: 0 K: 1 S: 5 H: 0 LOB: 0 BB: 0 P: 5	R: 0 E: 0 K: 2 S: 7 H: 0 LOB: 0 BB: 0 P: 7	R: 0 E: 0 K: 1 S: 6 H: 1 LOB: 1 BB: 0 P: 6	R: 0 E: 0 K: 0 S: 3 H: 1 LOB: 0 BB: 0 P: 3	1B: 4 2B: 2 3B: 0 HR: 0	SF: 0 SAC: 0 DP: 1 HBP: 0						

TOP

Montreal Expos @ Chicago Cubs

Wrigley Field, Chicago, IL

Wed Sep 01 1971, 3:33 AM CDT

Att. 11,575 - Unknown

livebaseballscorecards.com

AB	33
R	2
H	6
RBI	2
BB	1
SO	6
LOB	9

PITCHER	IP	WLS	BF	H	R	ER	SO	BB	IBB	HBP	BLK	WP	HR	S	P	ERA	WHIP
Fergie Jenkins, R (1, 1) ERA: 2.66	9.0	W	34	6	2	1	6	1	0	0	1	1	0	45	49	1.00	0.778

PITCHER	IP	WLS	BF	H	R	ER	SO	BB	IBB	HBP	BLK	WP	HR	S	P	ERA	WHIP

Batter	1	2	3	4	5	6	7	8	9	AB	R	H	RBI	BB	SO	LOB
Don Kessinger, S (1, 6) OBP: 0.323, SLG: 0.320	K		1-3		F8		6-3			4	0	0	0	0	1	0
Glenn Beckert, R (1, 4) OBP: 0.371, SLG: 0.410	5-3		K		P4		L5			4	0	0	0	0	1	0
Billy Williams, L (1, 7) OBP: 0.392, SLG: 0.518	1B		P6			G3	K			4	0	1	0	0	1	0
Jim Hickman, R (1, 3) OBP: 0.353, SLG: 0.473	K			6-3		1B 3B		5-3		4	1	1	0	0	1	1
Ron Santo, R (1, 5) OBP: 0.357, SLG: 0.428		P3		5-3		P6		4-3		4	0	0	0	0	0	1
Brock Davis, L (1, 8) OBP: 0.360, SLG: 0.340		FC4-6 1B		1-3		1B 3-H 1B		HBP		3	0	2	1	0	0	0
Cleo James, R (8, PR) OBP: 0.349, SLG: 0.378 (9, 8)										0	0	0	0	0	0	0
Johnny Callison, L (1, 9) OBP: 0.294, SLG: 0.319		FC4-6 1-2f 3B			BBB SH1-4 HR	1-3 1B		P3		3	2	1	0	1	0	2
Chris Cannizzaro, R (1, 2) OBP: 0.315, SLG: 0.315		1-H 3B			SH1-4 1-2	K				2	0	1	1	0	1	2
Fergie Jenkins, R (1, 1) OBP: 0.286, SLG: 0.443		K			2-H HR		HR			3	2	2	3	0	1	1
Inning Stats	R: 0 H: 1 E: 0 LOB: 1 K: 2 BB: 0 S: 8 P: 8	R: 1 H: 2 E: 0 LOB: 1 K: 1 BB: 0 S: 7 P: 7	R: 0 H: 0 E: 0 LOB: 0 K: 1 BB: 0 S: 5 P: 5	R: 0 H: 0 E: 0 LOB: 0 K: 0 BB: 0 S: 3 P: 3	R: 2 H: 1 E: 0 LOB: 0 K: 0 BB: 1 S: 4 P: 8	R: 1 H: 3 E: 0 LOB: 2 K: 1 BB: 0 S: 8 P: 8	R: 1 H: 1 E: 0 LOB: 0 K: 1 BB: 0 S: 6 P: 6	R: 0 H: 0 E: 0 LOB: 1 K: 0 BB: 0 S: 3 P: 4		1B: 4 SF: 0 2B: 0 SAC: 1 3B: 2 DP: 0 HR: 2 HBP: 1						

PITCHER	IP	WLS	BF	H	R	ER	SO	BB	IBB	HBP	BLK	WP	HR	S	P	ERA	WHIP
Bill Stoneman, R (1, 1) ERA: 3.19	6.0	L	26	7	4	4	5	1	0	0	0	0	1	35	39	6.00	1.333
Jim Britton, R (7, 1) ERA: 5.77	2.0		8	1	1	1	1	0	0	1	0	0	1	9	10	4.50	0.500

PITCHER	IP	WLS	BF	H	R	ER	SO	BB	IBB	HBP	BLK	WP	HR	S	P	ERA	WHIP

BOTTOM

Montreal Expos @ Chicago Cubs

Wrigley Field, Chicago, IL

Wed Sep 01 1971, 3:33 AM CDT

Att. 11,575 - Unknown

livebaseballscorecards.com

AB	31
R	5
H	8
RBI	5
BB	1
SO	6
LOB	7

WP: 0	PA: 34		
PB: 0			
SB: 0			
CS: 0			

Batter	1	2	3	4	5	6	7	8	9	AB	R	H	RBI	BB	SO	LOB
Ron Hunt, R (1, 5) (6, 4) OBP: 0.403, SLG: 0.360	5-3			G6-4-3 HBP		3B 2B 1-3 2-H 3-H	P6-3		1B 1B BB	3	2	1	2	1	0	0
Ron Woods, R (1, 8) (6, 7) OBP: 0.375, SLG: 0.425	G6-3 1B			G6-4-3 1-2f		2B 3B 2-H 3-H	4-3		1B BB 4-3 1B 1-3	5	2	3	2	0	0	1
Rusty Staub, L (1, 9) OBP: 0.387, SLG: 0.468	G6-3 1-2f			4-3		2B 1B BB	FC6-4 HBP		4-3 1B BB 1-2	2	1	0	0	2	0	1
Bob Bailey, R (1, 7) (6, 5) OBP: 0.363, SLG: 0.401		K			G4-6-3 BB	1B 2B 1-3 3-H	FC6-4 1-2f		4-3 1B 1-2 2-3 3-H	4	1	2	2	1	1	1
Gary Sutherland, R (1, 4) OBP: 0.306, SLG: 0.364 Boots Day, L (6, PH) (6, 8) OBP: 0.355, SLG: 0.372		5-3			G4-6-3 1-2f	SH1 1B 1B 2-H 3-H		BLK 1B 1B	K	2	0	0	0	0	0	1
										3	2	2	2	0	1	3
Ron Fairly, L (1, 3) OBP: 0.388, SLG: 0.421		F8			F9	SH1 1-2		P6-3 1-H 1B	4-3 1-2 2-3 3-H	4	0	1	2	0	0	2
John Boccabella, R (1, 2) OBP: 0.289, SLG: 0.336			5-3			SH 1B 2B 1B 2-H 1B		P6-3 1-2	P3	5	1	2	1	0	0	3
Bobby Wine, R (1, 6) OBP: 0.253, SLG: 0.235			P4			SH 1-2 2B 1B F9		L5		4	1	1	0	0	0	2
John Strohmayer, R (1, 1) OBP: 0.235, SLG: 0.235										2	1	0	0	0	0	1
Mike Marshall, R (6, 1) OBP: 0.214, SLG: 0.154			4-3			SH 1-2 2-3 2B 3B 5-3		4-3		1	0	0	0	0	0	1
Inning Stats	R: 0 E: 0 K: 0 S: 3 H: 1 LOB: 0 BB: 0 P: 3	R: 0 E: 0 K: 1 S: 5 H: 0 LOB: 0 BB: 0 P: 5	R: 0 E: 0 K: 0 S: 3 H: 0 LOB: 0 BB: 0 P: 3	R: 0 E: 0 K: 0 S: 2 H: 0 LOB: 0 BB: 0 P: 3	R: 0 E: 0 K: 0 S: 2 H: 0 LOB: 0 BB: 1 P: 6	R: 8 E: 0 K: 0 S: 11 H: 7 LOB: 1 BB: 1 P: 15	R: 0 E: 0 K: 0 S: 3 H: 0 LOB: 1 BB: 0 P: 4	R: 1 E: 0 K: 0 S: 5 H: 2 LOB: 1 BB: 0 P: 5	R: 2 E: 0 K: 1 S: 7 H: 2 LOB: 2 BB: 2 P: 15	1B: 9 2B: 2 3B: 1 HR: 0 SF: 0 SAC: 2 DP: 3 HBP: 2						

TOP

Montreal Expos @ Chicago Cubs

Wrigley Field, Chicago, IL

Wed Sep 01 1971, 3:33 AM CDT

Att. 18,699 - Unknown

livebaseballscorecards.com

AB	35
R	11
H	12
RBI	11
BB	4
SO	2
LOB	16

WP: 0 PB: 0 SB: 0 CS: 0 PA: 43

PITCHER		IP	WLS	BF	H	R	ER	SO	BB	IBB	HBP	BLK	WP	HR	S	P	ERA	WHIP
Ken Holtzman, L ERA: 4.26	(1, 1)	5.0	L	21	5	6	6	1	2	0	1	0	0	0	20	29	10.80	1.400
Joe Decker, R ERA: 4.34	(6, 1)	0.0		2	2	1	1	0	0	0	0	0	0	0	2	2	∞	∞
Ray Newman, L ERA: 2.12	(6, 1)	1.0		4	1	1	1	0	0	0	0	0	0	0	4	4	9.00	1.000
Ron Tompkins, R ERA: 4.59	(7, 1)	3.0		16	4	3	3	1	2	0	1	1	0	0	15	24	9.00	2.000

PITCHER	IP	WLS	BF	H	R	ER	SO	BB	IBB	HBP	BLK	WP	HR	S	P	ERA	WHIP

Batter	1	2	3	4	5	6	7	8	9	AB	R	H	RBI	BB	SO	LOB
Don Kessinger, S (1, 6) OBP: 0.325, SLG: 0.323	1B		E3 G4-6-3		1-3 5-3	1-3				4	1	2	0	0	0	3
Ron Tompkins, R (7, 1)										0	0	0	0	0	0	0
Gene Hiser, L (9, PH) OBP: 0.500, SLG: 0.500									1B	1	0	1	0	0	0	0
Glenn Beckert, R (1, 4) OBP: 0.374, SLG: 0.413	F8		G4-6-3 1-3		5-3 1-2		4-3 6-3		F9	5	1	2	0	0	0	3
Billy Williams, L (1, 7) OBP: 0.393, SLG: 0.520	G6-4-3 1-3		G4-6-3 1-2f 3-H		1-3 IBB		4-3 2-3		F8	4	0	1	0	1	0	3
Jim Hickman, R (1, 3) OBP: 0.354, SLG: 0.469	G6-4-3 1-2f		1B		1-3 1-2 2-3		6-3 3-H			4	0	1	1	0	0	4
Ron Santo, R (1, 5) OBP: 0.360, SLG: 0.432		G6-4-3 1B	6-3		F7		1-3			4	0	1	0	0	0	3
Brock Davis, L (1, 8) OBP: 0.355, SLG: 0.336		G6-4-3 1-2f	6-3			BBBB P4-3 BB		L7		3	0	0	0	1	0	1
Johnny Callison, L (1, 9) OBP: 0.291, SLG: 0.319		BBBB 1B BB	F7			P4		P4		3	0	0	0	1	0	1
Chris Cannizzaro, R (1, 2) OBP: 0.314, SLG: 0.305		1B 1-2				P4-3 1-2		SSS K		2	0	2	0	0	0	0
Al Spangler, L (6, PH) OBP: 0.500, SLG: 0.500										1	0	1	0	0	0	0
Cleo James, R (6, PR) OBP: 0.349, SLG: 0.378										0	0	0	0	0	0	0
Frank Fernandez, R (7, 2) OBP: 0.191, SLG: 0.125										1	0	0	0	0	1	0
Ken Holtzman, R (1, 1) OBP: 0.171, SLG: 0.212			SSS K			P4-3 1-2 2-3			P4-1	2	0	1	0	0	1	1
Joe Decker, R (6, 1) OBP: 0.750, SLG: 1.000										0	0	0	0	0	0	0
Ray Newman, L (6, 1)										0	0	0	0	0	0	0
Paul Popovich, S (6, PH) OBP: 0.263, SLG: 0.281 (7, 6)		1-2 2-H								2	0	0	0	0	0	2
Inning Stats	R: 0 E: 0 K: 0 S: 4 H: 2 LOB: 1 BB: 0 P: 4	R: 0 E: 0 K: 0 S: 4 H: 3 LOB: 2 BB: 1 P: 8	R: 1 E: 1 K: 0 S: 5 H: 2 LOB: 1 BB: 0 P: 5	R: 0 E: 0 K: 1 S: 6 H: 1 LOB: 1 BB: 0 P: 6	R: 0 E: 0 K: 0 S: 4 H: 1 LOB: 2 BB: 1 P: 8	R: 0 E: 0 K: 0 S: 4 H: 1 LOB: 3 BB: 1 P: 8	R: 1 E: 0 K: 0 S: 4 H: 1 LOB: 0 BB: 0 P: 4	R: 0 E: 0 K: 1 S: 5 H: 0 LOB: 0 BB: 0 P: 5	R: 0 E: 0 K: 0 S: 4 H: 1 LOB: 1 BB: 0 P: 4	1B: 11 2B: 1 3B: 0 HR: 0 SF: 0 SAC: 0 DP: 3 HBP: 0						

PITCHER	IP	WLS	BF	H	R	ER	SO	BB	IBB	HBP	BLK	WP	HR	S	P	ERA	WHIP
John Strohmayer, R (1, 1) ERA: 4.5	5.1	W	26	10	1	0	1	2	1	0	0	0	0	25	37	0.00	2.250
Mike Marshall, R (6, 1) ERA: 4.32	3.2	S	13	2	1	1	1	0	0	0	0	0	0	15	15	2.46	0.545

PITCHER	IP	WLS	BF	H	R	ER	SO	BB	IBB	HBP	BLK	WP	HR	S	P	ERA	WHIP

BOTTOM

Montreal Expos @ Chicago Cubs

Wrigley Field, Chicago, IL

Wed Sep 01 1971, 3:33 AM CDT

Att. 18,699 - Unknown

livebaseballscorecards.com

AB	36
R	2
H	12
RBI	1
BB	3
SO	2
LOB	21

WP: 0 PA: 39
PB: 0
SB: 0
CS: 0

Batter	1	2	3	4	5	6	7	8	9	AB	R	H	RBI	BB	SO	LOB
Ron Hunt, R (1, 5) OBP: 0.400, SLG: 0.354	L5		F7		L5	BB		HBP		3	0	0	0	1	0	1
Ron Woods, R (1, 8) OBP: 0.369, SLG: 0.412	6-3		6-3			SH3-4 HBP 2B BB F8		P6		4	1	0	0	1	0	2
Rusty Staub, L (1, 9) OBP: 0.388, SLG: 0.466	K			FC1-5 BB 1B		1-2 2B SH3-4 HBP	P6		FC6-4 BB	3	1	1	0	1	1	0
Bob Bailey, R (1, 7) OBP: 0.365, SLG: 0.399 Stan Swanson, R (9, 7) OBP: 0.284, SLG: 0.295		SH FC8-4 BB		L8-6 FC1-5 1-2 BB		SH3-4 1-2 2-3	3B BB		FC6-4 CS 1-2f	1 0	2 0	0 0	0 0	3 0	0 0	1 0
Gary Sutherland, R (1, 4) OBP: 0.308, SLG: 0.371		SH FC8-4 1-2		FC1-5 1-2 2-3f		2B IBB	1-H 6-3 3B		P4	3	2	1	1	1	0	3
John Bateman, R (1, 2) OBP: 0.263, SLG: 0.339		K		L8-6 2-3		P4	3-H 6-3		CS 1-2	4	0	0	1	0	1	7
John Boccabella, R (1, 3) OBP: 0.288, SLG: 0.341		FC8-4 FC6-4 1-2f 2-H			F9	1-H 2-H HR 2B	P5			4	1	1	4	0	0	1
Bobby Wine, R (1, 6) OBP: 0.255, SLG: 0.232		FC6-4 1-2f			P6	4-0 HR IBB		P4		3	1	0	0	1	0	1
Ernie McAnally, R (1, 1) OBP: 0.109, SLG: 0.178 Mike Marshall, R (6, 1) OBP: 0.200, SLG: 0.143			F9		1B	1-H 2-H HR		K		3 1	1 0	2 0	3 0	0 0	0 1	0 0
Inning Stats	R: 0 H: 0 E: 0 LOB: 0 K: 1 BB: 0 S: 5 P: 5	R: 1 H: 0 E: 0 LOB: 1 K: 1 BB: 1 S: 6 P: 10	R: 0 H: 0 E: 0 LOB: 0 K: 0 BB: 0 S: 3 P: 3	R: 0 H: 1 E: 0 LOB: 1 K: 0 BB: 1 S: 3 P: 7	R: 0 H: 1 E: 0 LOB: 1 K: 0 BB: 0 S: 4 P: 4	R: 6 H: 2 E: 0 LOB: 1 K: 0 BB: 4 S: 5 P: 22	R: 2 H: 1 E: 0 LOB: 0 K: 0 BB: 1 S: 4 P: 8	R: 0 H: 0 E: 0 LOB: 1 K: 1 BB: 0 S: 5 P: 6	R: 0 H: 0 E: 0 LOB: 0 K: 0 BB: 1 S: 2 P: 6	1B: 2 SF: 0 2B: 2 SAC: 2 3B: 1 DP: 1 HR: 1 HBP: 2						

TOP

Montreal Expos @ Chicago Cubs

Wrigley Field, Chicago, IL

Thu Sep 02 1971, 3:33 AM CDT

Att. 9,402 - Cloudy - 84 F

livebaseballscorecards.com

AB	29
R	9
H	5
RBI	9
BB	8
SO	3
LOB	16

PA: 42

WP: 0 PB: 0 SB: 0 CS: 1

PITCHER		IP	WLS	BF	H	R	ER	SO	BB	IBB	HBP	BLK	WP	HR	S	P	ERA	WHIP
Juan Pizarro, L ERA: 3.9	(1, 1)	5.2	L	28	4	7	7	2	4	2	1	0	0	1	25	50	11.12	1.412
Phil Regan, R ERA: 3.38	(6, 1)	0.1		1	0	0	0	0	0	0	0	0	0	0	1	1	0.00	0.000
Bill Bonham, R ERA: 5.25	(7, 1)	3.0		12	1	2	2	1	2	0	1	0	0	0	11	20	6.00	1.000

PITCHER	IP	WLS	BF	H	R	ER	SO	BB	IBB	HBP	BLK	WP	HR	S	P	ERA	WHIP

Montreal Expos @ Chicago Cubs

Wrigley Field, Chicago, IL

Thu Sep 02 1971, 3:33 AM CDT

Att. 9,402 - Cloudy - 84 F

livebaseballscorecards.com

BOTTOM

Batter	1	2	3	4	5	6	7	8	9	AB	R	H	RBI	BB	SO	LOB
Don Kessinger, S (1, 6) OBP: 0.323, SLG: 0.323	F8		2B		F8	F7			FC6 1B	5	0	2	0	0	0	1
Glenn Beckert, R (1, 4) OBP: 0.368, SLG: 0.406	P3		F8		L8		F3		FC6 1-2f	5	0	0	0	0	0	2
Billy Williams, L (1, 7) OBP: 0.390, SLG: 0.514	BB		G3		G3		F8		3-1	4	0	0	0	1	0	2
Jim Hickman, R (1, 3) OBP: 0.352, SLG: 0.473	K			1-3		2B 2B	F8			4	1	1	0	0	1	1
Ron Santo, R (1, 5) OBP: 0.356, SLG: 0.427		P4		2B 1B		5-3		K		4	0	1	0	0	1	1
Brock Davis, L (1, 8) OBP: 0.365, SLG: 0.345		5-3		1-H 1B 2B		2B 2B BB		HR BB		2	2	1	0	2	0	0
Johnny Callison, L (1, 9) OBP: 0.303, SLG: 0.342		WP 1B		1B IBB		1-3 2-H 2B 2B		1-2 HR		3	2	3	2	1	0	0
Ken Rudolph, R (1, 2) OBP: 0.196, SLG: 0.157		K 1-2		1-2 3-H 1B		2-H 3-H 2B		5-3		4	0	2	3	0	1	1
Juan Pizarro, L (1, 1) OBP: 0.125, SLG: 0.048			G3	4-3		P6			P6	2	0	0	0	0	0	2
Phil Regan, R (6, 1)										0	0	0	0	0	0	0
Paul Popovich, S (6, PH) OBP: 0.261, SLG: 0.279										1	0	0	0	0	0	1
Bill Bonham, R (7, 1) OBP: 0.200, SLG: 0.200										0	0	0	0	0	0	0
Gene Hiser, L (9, PH) OBP: 0.333, SLG: 0.333										1	0	0	0	0	0	0
Inning Stats	R: 0 E: 0 K: 1 S: 5 H: 0 LOB: 1 BB: 1 P: 9	R: 0 E: 0 K: 1 S: 6 H: 1 LOB: 1 BB: 0 P: 6	R: 0 E: 0 K: 0 S: 4 H: 1 LOB: 1 BB: 0 P: 4	R: 1 E: 0 K: 0 S: 5 H: 3 LOB: 2 BB: 1 P: 9	R: 0 E: 0 K: 0 S: 3 H: 0 LOB: 0 BB: 0 P: 3	R: 3 E: 0 K: 0 S: 6 H: 3 LOB: 1 BB: 1 P: 10	R: 0 E: 0 K: 0 S: 3 H: 0 LOB: 0 BB: 0 P: 3	R: 1 E: 0 K: 1 S: 5 H: 1 LOB: 0 BB: 1 P: 9	R: 0 E: 0 K: 0 S: 4 H: 1 LOB: 1 BB: 0 P: 4	1B: 4 2B: 5 3B: 0 HR: 1 SF: 0 SAC: 0 DP: 0 HBP: 0	WP: 1 PB: 0 SB: 0 CS: 0 PA: 39					

	AB	35
	R	5
	H	10
	RBI	5
	BB	4
	SO	3
	LOB	11

PITCHER	IP	WLS	BF	H	R	ER	SO	BB	IBB	HBP	BLK	WP	HR	S	P	ERA	WHIP
Ernie McAnally, R (1, 1) ERA: 4.33	5.1	W	26	8	4	4	2	2	1	0	0	1	0	27	39	6.75	1.875
Mike Marshall, R (6, 1) ERA: 4.24	3.2	S	13	2	1	1	1	1	0	0	0	0	1	14	18	2.46	0.818

PITCHER	IP	WLS	BF	H	R	ER	SO	BB	IBB	HBP	BLK	WP	HR	S	P	ERA	WHIP

Montreal Expos @ Pittsburgh Pirates

Three Rivers Stadium, Pittsburgh, PA

Fri Sep 03 1971, 7:05 PM EDT

Att. 17,951 - Unknown

TOP

livebaseballscorecards.com

Batter	1	2	3	4	5	6	7	8	9	AB	R	H	RBI	BB	SO	LOB
Jim Fairey, L (1, 7) OBP: 0.293, SLG: 0.320	6-3			F8	F5			FC1-5	FC6-4	5	0	0	1	0	0	4
Mike Marshall, R (9, 1) OBP: 0.200, SLG: 0.143										0	0	0	0	0	0	0
Boots Day, L (1, 8) OBP: 0.358, SLG: 0.374	4-3			F8 1B	CS			FC		5	0	3	2	0	0	2
Rusty Staub, L (1, 9) OBP: 0.388, SLG: 0.465	P3				CS	L8-3		K	4-3	5	0	2	0	0	1	4
Ron Fairly, L (1, 3) OBP: 0.383, SLG: 0.415		1-3		F8		L8-3		FC4-6		4	0	0	0	0	0	5
Bob Bailey, R (1, 5) OBP: 0.364, SLG: 0.398		F9		4-3		K			1B E	4	1	1	0	0	1	2
Gary Sutherland, R (1, 4) OBP: 0.311, SLG: 0.373		F9			F3		CS		BB E FC6-4	4	1	2	0	0	0	0
John Bateman, R (1, 2) OBP: 0.263, SLG: 0.338			5-3		1B 2B		K		E4	4	1	1	1	0	1	2
Stan Swanson, R (9, PR) OBP: 0.284, SLG: 0.295										0	1	0	0	0	0	0
(9, 7)																
Bobby Wine, R (1, 6) OBP: 0.255, SLG: 0.233			4-3		2B		P6		F6	3	1	1	0	0	0	0
Dave McDonald, L (9, PH) OBP: 0.171, SLG: 0.172										1	0	0	0	0	0	2
Rich Hacker, S (9, 6) OBP: 0.150, SLG: 0.158										0	0	0	0	0	0	0
Steve Renko, R (1, 1) OBP: 0.198, SLG: 0.306			F9		1B 2B			E1	FC6-4	2	1	1	2	0	0	0
Ron Hunt, R (8, PH) OBP: 0.401, SLG: 0.356								FC1-5		1	0	1	0	0	0	0
Clyde Mashore, R (8, PR) OBP: 0.254, SLG: 0.259										0	0	0	0	0	0	0
Jim Britton, R (8, 1)										0	0	0	0	0	0	0
Ron Brand, R (9, PH) OBP: 0.246, SLG: 0.204										0	0	0	0	1	0	0
John Boccabella, R (9, 2) OBP: 0.288, SLG: 0.341										0	0	0	0	0	0	0

Inning Stats	1	2	3	4	5	6	7	8	9
R	0	0	0	0	3	0	0	0	3
H	0	0	0	2	4	1	1	1	3
E	0	0	0	0	0	0	0	1	1
LOB	0	0	0	2	0	0	0	2	2
K	0	0	0	0	0	1	1	1	0
BB	0	0	0	0	0	0	0	0	1
S	3	3	3	5	6	5	5	7	7
P	3	3	3	5	6	5	5	7	11

AB	38
R	6
H	12
RBI	6
BB	1
SO	3
LOB	21

		1B	2B	3B	HR	SF	SAC	DP	HBP	WP	PB	SB	CS	PA
		11	3	0	0	0	0	2	0	0	0	0	2	40

PITCHER		IP	WLS	BF	H	R	ER	SO	BB	IBB	HBP	BLK	WP	HR	S	P	ERA	WHIP
Steve Blass, R ERA: 3.12	(1, 1)	7.1		29	9	3	3	2	0	0	0	0	0	0	33	33	3.68	1.227
Ramon Hernandez, L ERA:	(8, 1)	0.2		2	0	0	0	1	0	0	0	0	0	0	4	4	0.00	0.000
Dave Giusti, R ERA: 3.12	(9, 1)	0.2	L	7	3	3	1	0	1	0	0	0	0	0	6	10	13.50	6.000
Bob Veale, L ERA: 8.01	(9, 1)	0.1		1	0	0	0	0	0	0	0	0	0	0	1	1	0.00	0.000

PITCHER	IP	WLS	BF	H	R	ER	SO	BB	IBB	HBP	BLK	WP	HR	S	P	ERA	WHIP

Montreal Expos @ Pittsburgh Pirates

Three Rivers Stadium, Pittsburgh, PA

Fri Sep 03 1971, 7:05 PM EDT

Att. 17,951 - Unknown

BOTTOM

Batter	1	2	3	4	5	6	7	8	9	AB	R	H	RBI	BB	SO	LOB
Rennie Stennett, R (1, 4) OBP: 0.381, SLG: 0.446	1B 3B	F8		1-2 1B		E9 2-H 1B		1B		5	1	4	1	0	0	0
Vic Davalillo, L (1, 8) OBP: 0.312, SLG: 0.368	F9 S 2B 1B 3-H	F9	1-3	5-3		6-3				5	1	1	1	0	0	4
Roberto Clemente, R (1, 9) OBP: 0.372, SLG: 0.523	F8 1-2	F8 2B	2B	SH BB 1B					CI 1B	5	0	4	0	0	0	1
Willie Stargell, L (1, 7) OBP: 0.402, SLG: 0.639	2B IBB	IBB	G4-6-3 BB	SH 1-2 BB					F6	1	1	0	0	4	0	1
Al Oliver, L (1, 3) OBP: 0.309, SLG: 0.412	F9 2-3	F8 2-3	F9	SH 4-3 1-2 2-3					F8	4	0	0	0	0	0	7
Manny Sanguillen, R (1, 2) OBP: 0.356, SLG: 0.443	WP 1-H 3-H 2B	F8	G4-6-3 1-2f	4-3 1-2f					CI FC6-4 1-2	4	0	1	2	0	0	7
Dave Cash, R (1, 5) OBP: 0.363, SLG: 0.372	6-3 2-3		F7			F9	5-3		FC6-4 1-2f	5	0	0	0	0	0	5
Gene Alley, R (1, 6) OBP: 0.306, SLG: 0.365		K	K			SH1-4 E 1B		G3		4	1	1	0	0	2	0
Steve Blass, R (1, 1) OBP: 0.127, SLG: 0.143		1-3		1B BB		SH1-4 1-2		5-3		1	0	0	0	1	0	0
Ramon Hernandez, S (8, 1)										0	0	0	0	0	0	0
Carl Taylor, R (8, PH) OBP: 0.255, SLG: 0.175										1	0	0	0	0	0	0
Dave Giusti, R (9, 1) OBP: 0.118, SLG: 0.063										0	0	0	0	0	0	0
Bob Veale, S (9, 1) OBP: 0.333, SLG: 0.333										0	0	0	0	0	0	0
Inning Stats	R: 3 E: 0 K: 0 S: 6 H: 3 LOB: 1 BB: 1 P: 10	R: 0 E: 0 K: 1 S: 5 H: 0 LOB: 0 BB: 0 P: 5	R: 0 E: 0 K: 0 S: 4 H: 1 LOB: 2 BB: 1 P: 8	R: 0 E: 0 K: 1 S: 6 H: 1 LOB: 2 BB: 1 P: 10	R: 0 E: 0 K: 0 S: 3 H: 1 LOB: 1 BB: 1 P: 7	R: 1 E: 1 K: 0 S: 5 H: 2 LOB: 1 BB: 0 P: 5	R: 0 E: 1 K: 0 S: 4 H: 1 LOB: 2 BB: 1 P: 8	R: 0 E: 0 K: 0 S: 4 H: 1 LOB: 1 BB: 0 P: 4	R: 0 E: 1 K: 0 S: 5 H: 1 LOB: 2 BB: 0 P: 5	1B: 7 2B: 4 3B: 1 HR: 0 SF: 0 SAC: 2 DP: 2 HBP: 0						

PITCHER		IP	WLS	BF	H	R	ER	SO	BB	IBB	HBP	BLK	WP	HR	S	P	ERA	WHIP
Steve Renko, R ERA: 3.66	(1, 1)	7.0		34	9	4	4	2	3	2	0	0	1	0	33	53	5.14	1.714
Jim Britton, R ERA: 5.6	(8, 1)	1.0	W	4	1	0	0	0	0	0	0	0	0	0	4	4	0.00	1.000
Mike Marshall, R ERA: 4.2	(9, 1)	1.0	S	5	1	0	0	0	0	0	0	0	0	0	5	5	0.00	1.000

PITCHER	IP	WLS	BF	H	R	ER	SO	BB	IBB	HBP	BLK	WP	HR	S	P	ERA	WHIP

AB	35
R	4
H	11
RBI	4
BB	5
SO	2
LOB	25

WP: 1 PA: 43
PB: 0
SB: 1
CS: 0

livebaseballscorecards.com

Montreal Expos @ Pittsburgh Pirates

Three Rivers Stadium, Pittsburgh, PA

Sat Sep 04 1971, 3:33 AM EDT

Att. 11,302 - Cloudy

livebaseballscorecards.com

TOP

Batter	1	2	3	4	5	6	7	8	9	10	11	AB	R	H	RBI	BB	SO	LOB
Ron Hunt, R (1, 5) OBP: 0.400, SLG: 0.354	P3		F7		6-3	F7		E 1B 1-3 2-H		IBB		5	0	1	1	1	0	3
Boots Day, L (1, 8) OBP: 0.357, SLG: 0.372 Ron Woods, R (7, PH) OBP: 0.364, SLG: 0.406 (7, 8) Dan McGinn, L (8, 1) OBP: 0.267, SLG: 0.267 Stan Swanson, R (10, PH) OBP: 0.281, SLG: 0.292 Mike Marshall, R (10, 1) OBP: 0.200, SLG: 0.143	P4		BB 1-2 2-3		L8		K	K 1-2 3-H		L6		2 2 0 1 0	0 0 0 0 0	0 0 0 0 0	0 0 0 0 0	1 0 0 0 0	0 2 0 0 0	0 2 0 2 0
Rusty Staub, L (1, 9) OBP: 0.388, SLG: 0.462	CS HBP		L8		1B		4-3		K		F9	5	0	1	0	0	1	3
Ron Fairly, L (1, 3) OBP: 0.378, SLG: 0.408	CS 1-2	P2		3-1	P5		4-3		4-3		K	6	0	0	0	0	1	1
Bob Bailey, R (1, 7) OBP: 0.367, SLG: 0.401		K		1B 1B BB		4-3 SF9 2B		4-3	FC6-4 1B		E S CS BB	4	2	2	0	2	1	0
Gary Sutherland, R (1, 4) OBP: 0.311, SLG: 0.372		L8		1B 1-2 1B		4-3 2-3		E 1B	FC6-4 1-2f		E6 1-3	6	1	2	0	0	0	3
John Bateman, R (1, 2) OBP: 0.263, SLG: 0.338			F7	1-2 2-H 1B	SF9 3-H		E4 1-H 1B			K	CS 3-H	3	0	1	2	0	0	0
Clyde Mashore, R (8, PR) OBP: 0.252, SLG: 0.257 (8, 8) Ron Brand, R (11, PH) OBP: 0.246, SLG: 0.204 (11, 8)												1 0	1 0	0 0	0 0	0 0	1 0	0 0
Bobby Wine, R (1, 6) OBP: 0.259, SLG: 0.234 Jim Fairey, L (8, PH) OBP: 0.297, SLG: 0.320 John Boccabella, R (8, 2) OBP: 0.286, SLG: 0.338			BB E BB	P4		WP E 1B		1B E BB		E5 SH2-4		2 0 1	1 1 0	1 0 0	0 1 0	1 0 0	0 0 0	2 0 0
Carl Morton, R (1, 1) OBP: 0.192, SLG: 0.257 Dave McDonald, L (6, PH) OBP: 0.167, SLG: 0.167 John Strohmayer, R (6, 1) OBP: 0.235, SLG: 0.235 Jim Gosger, L (8, PH) OBP: 0.219, SLG: 0.211 Rich Hacker, S (8, 6) OBP: 0.150, SLG: 0.158			FC1 BB 1-2	L8		FC1 1-H		P3		SH2-4 1-2		2 1 0 1 0	0 0 0 0 0	0 0 0 0 0	0 0 0 0 0	0 0 0 0 0	0 0 0 2 0	3 0 0 0 0
Inning Stats	R: 0 E: 0 K: 0 S: 2 H: 0 LOB: 0 BB: 0 P: 3	R: 0 E: 0 K: 1 S: 5 H: 0 LOB: 0 BB: 0 P: 5	R: 0 E: 1 K: 0 S: 4 H: 0 LOB: 3 BB: 2 P: 12	R: 1 E: 0 K: 0 S: 5 H: 2 LOB: 2 BB: 1 P: 9	R: 0 E: 0 K: 0 S: 4 H: 1 LOB: 1 BB: 0 P: 4	R: 2 E: 1 K: 0 S: 6 H: 2 LOB: 1 BB: 0 P: 6	R: 0 E: 0 K: 1 S: 5 H: 0 LOB: 0 BB: 0 P: 5	R: 3 E: 2 K: 1 S: 8 H: 2 LOB: 1 BB: 1 P: 12	R: 0 E: 0 K: 1 S: 6 H: 1 LOB: 1 BB: 0 P: 6	R: 0 E: 1 K: 1 S: 6 H: 0 LOB: 2 BB: 1 P: 10	R: 0 E: 1 K: 1 S: 5 H: 0 LOB: 1 BB: 1 P: 9	1B: 7 2B: 1 3B: 0 HR: 0	SF: 1 SAC: 1 DP: 0 HBP: 1	WP: 1 PB: 0 SB: 1 CS: 2	PA: 53			

	AB	42
	R	6
	H	8
	RBI	3
	BB	6
	SO	6
	LOB	21

PITCHER		IP	WLS	BF	H	R	ER	SO	BB	IBB	HBP	BLK	WP	HR	S	P	ERA	WHIP
Bob Johnson, R ERA: 3.58	(1, 1)	6.0		28	5	3	2	1	3	0	1	0	1	0	26	39	3.00	1.333
Bob Veale, L ERA: 7.81	(7, 1)	1.0		3	0	0	0	1	0	0	0	0	0	0	5	5	0.00	0.000
Bob Miller, R ERA: 1.77	(8, 1)	3.0		16	3	3	0	3	1	1	0	0	0	0	20	28	0.00	1.333
Ramon Hernandez, L ERA:	(11, 1)	0.2		3	0	0	0	1	1	0	0	0	0	0	4	8	0.00	1.500
Dave Giusti, R ERA: 3.1	(11, 1)	0.1	W	1	0	0	0	0	0	0	0	0	0	0	1	1	0.00	0.000

PITCHER	IP	WLS	BF	H	R	ER	SO	BB	IBB	HBP	BLK	WP	HR	S	P	ERA	WHIP

Montreal Expos @ Pittsburgh Pirates

Three Rivers Stadium, Pittsburgh, PA

Sat Sep 04 1971, 3:33 AM EDT

Att. 11,302 - Cloudy

livebaseballscorecards.com

Batter	1	2	3	4	5	6	7	8	9	10	11	AB	R	H	RBI	BB	SO	LOB
Rennie Stennett, R (1, 4) OBP: 0.398, SLG: 0.469	E SF9 1B		L4-3 1B 2B	F8 ③		1B		L9 ①			2B HBP 1B	6	2	4	0	0	0	1
Gene Clines, R (1, 8) OBP: 0.377, SLG: 0.413	L6 SF9 S 1-3		L4-3 ① 2-3		4-3 S 1B 1B	SSS K2-3 ③		L6-3 ②			H 1-0 1-2 2B E HBP	5	2	1	0	0	1	3
Vic Davalillo, L (1, 9) OBP: 0.316, SLG: 0.377	SF9 ① 1-3 3-H		FC4-6 3-H 1B		4-3 ① 1-3		E1 FC3-5 1B	P6 ③			1-H 2-3 2B	5	0	3	3	0	0	1
Willie Stargell, L (1, 7) OBP: 0.402, SLG: 0.635	F9 ②		FC4-6 ② 2B 1-2f		IIII 4-0 BB 1B IBB	BBBB 4-0 BB FC3-5 1B BB			P5 ①			3	2	0	0	2	0	2
Al Oliver, L (1, 3) OBP: 0.310, SLG: 0.413	P6 ③		1-3 2B	BBBB 4-0 1B 1-2 BB		FC3-5 ① 1-2 2-3f BB 1B			SSS 0-3 K ②			4	1	1	0	1	1	3
Manny Sanguillen, R (1, 2) OBP: 0.356, SLG: 0.443		6-3 S 1B	L9 ③	G6-4-3 1-3 2-H 3-H 1B		F9 ②			P4 ③			5	0	2	2	0	0	4
Dave Cash, R (1, 5) OBP: 0.363, SLG: 0.371		6-3 ① 1-3	6-3 ①	G6-4-3 ② ③ 1-2f		BBBB 4-0 1B 1-2 2-3 BB					G5-4-3 1B	4	0	1	0	1	0	3
Gene Alley, R (1, 6) OBP: 0.306, SLG: 0.368		6-3 ②	6-3 ① 2B	4-3 ①		1-2 2-H 3-H 1B					P3 ①	3	0	1	0	0	0	1
Milt May, L (7, PH) OBP: 0.308, SLG: 0.424												1	0	1	2	0	0	0
Steve Blass, R (7, PR) OBP: 0.127, SLG: 0.143												0	0	0	0	0	0	0
Jackie Hernandez, R (8, 6) OBP: 0.259, SLG: 0.299												1	0	0	0	0	0	1
Bob Johnson, L (1, 1) OBP: 0.160, SLG: 0.045		SSS 0-3 K ③		SSS 0-3 K ②		F8 ②	5-3 ③				G5-4-3 ② ③ 1-2f	2	0	0	0	0	2	2
Richie Hebner, L (6, PH) OBP: 0.331, SLG: 0.503												1	0	0	0	0	0	0
Bob Veale, S (7, 1) OBP: 0.333, SLG: 0.333												0	0	0	0	0	0	0
Carl Taylor, R (7, PH) OBP: 0.250, SLG: 0.171												1	0	0	0	0	0	2
Bob Miller, R (8, 1)												0	0	0	0	0	0	0
Bob Robertson, R (10, PH) OBP: 0.363, SLG: 0.496												1	0	0	0	0	0	1
Ramon Hernandez, S (11, 1)												0	0	0	0	0	0	0
Dave Giusti, R (11, 1) OBP: 0.118, SLG: 0.063												0	0	0	0	0	0	0
Inning Stats	R: 1 E: 1 K: 0 S: 5 H: 1 LOB: 1 BB: 0 P: 5	R: 0 E: 0 K: 1 S: 6 H: 1 LOB: 1 BB: 0 P: 6	R: 1 E: 0 K: 0 S: 6 H: 3 LOB: 2 BB: 0 P: 6	R: 0 E: 0 K: 1 S: 6 H: 1 LOB: 1 BB: 0 P: 6	R: 2 E: 0 K: 0 S: 4 H: 2 LOB: 1 BB: 2 P: 12	R: 0 E: 0 K: 1 S: 6 H: 1 LOB: 1 BB: 0 P: 6	R: 2 E: 1 K: 0 S: 5 H: 2 LOB: 2 BB: 2 P: 13	R: 0 E: 0 K: 0 S: 3 H: 0 LOB: 0 BB: 0 P: 3	R: 0 E: 0 K: 1 S: 5 H: 0 LOB: 0 BB: 0 P: 5	R: 0 E: 0 K: 0 S: 3 H: 1 LOB: 0 BB: 0 P: 3	R: 1 E: 1 K: 0 S: 2 H: 2 LOB: 1 BB: 0 P: 3	1B: 10 2B: 4 3B: 0 HR: 0	SF: 1 SAC: 0 DP: 2 HBP: 1					

BOTTOM

AB	42
R	7
H	14
RBI	7
BB	4
SO	4
LOB	24

WP: 0 PB: 0 SB: 3 CS: 0 PA: 48

PITCHER		IP	WLS	BF	H	R	ER	SO	BB	IBB	HBP	BLK	WP	HR	S	P	ERA	WHIP
Carl Morton, R ERA: 4.57	(1, 1)	5.0		25	8	4	3	2	1	1	0	0	0	0	27	35	5.40	1.800
John Strohmayer, R ERA: 4.58	(6, 1)	2.0		11	3	2	2	1	2	0	0	0	0	0	11	19	9.00	2.500
Dan McGinn, L ERA: 5.98	(8, 1)	2.0		6	0	0	0	1	0	0	0	0	0	0	8	8	0.00	0.000
Mike Marshall, R ERA: 4.14	(10, 1)	1.1	L	6	3	1	0	0	0	0	1	0	0	0	5	6	0.00	2.250

PITCHER	IP	WLS	BF	H	R	ER	SO	BB	IBB	HBP	BLK	WP	HR	S	P	ERA	WHIP

Batter	1	2	3	4	5	6	7	8	9	AB	R	H	RBI	BB	SO	LOB
Ron Hunt, R (1, 4) OBP: 0.401, SLG: 0.354	S S S 0-3 ① K		B B B 4-0 FC4-6 BB		x 0-0 ③ FC6-4 1-2f		x 0-0 2B 1-2 1B			3	0	1	0	1	1	1
Boots Day, L (1, 8) OBP: 0.356, SLG: 0.373	x 0-0 ② L8		x 0-0 ② FC4-6 CS 1-2f			x 0-0 ① 6-3	x 0-0 1-3 2-H 2B			4	0	1	1	0	0	1
Rusty Staub, L (1, 9) OBP: 0.388, SLG: 0.462	x 0-0 ③ 4-3		0-0 ③ CS 1-2	H 1-0 HBP		x 0-0 1B 1B	S S S 0-3 ③ K			3	0	1	0	0	1	2
Ron Fairly, L (1, 3) OBP: 0.378, SLG: 0.408 Terry Humphrey, R (8, PH) (8, 2)		S S S 0-3 ① K		x 0-0 ① L9		x 0-0 FC6-4 1-2 1B		S S S 0-3 ① K		3 1	0 0	1 0	0 0	0 0	1 1	1 0
Jim Fairey, L (1, 7) OBP: 0.298, SLG: 0.321 Ron Woods, R (8, PH) OBP: 0.362, SLG: 0.403 (8, 7)		x 0-0 BB 1B 1B		S S S 0-3 ② K		x 0-0 ② F7		x 0-0 ② 6-3		3 1	1 0	1 0	0 0	0 0	1 0	3 0
Bob Bailey, R (1, 5) OBP: 0.366, SLG: 0.398		B B B B 4-0 1B 1-2 BB		x 0-0 ③ 6-3		x 0-0 ③ FC6-4 1-2f		x 0-0 ③ 6-3		3	0	0	0	1	0	3
Gary Sutherland, R (1, 6) OBP: 0.310, SLG: 0.370		x 0-0 G5-4-3 1-2 2-H 1B			x 0-0 ① F9		x 0-0 ① 6-3		x 0-0 ① F7	4	0	1	1	0	0	0
John Boccabella, R (1, 2) OBP: 0.285, SLG: 0.336 (8, 3)		x 0-0 ② ③ G5-4-3 1-2f			x 0-0 FC6-4 1B		S S S 0-3 ② K		x 0-0 ② F5	4	0	1	0	0	1	2
Bill Stoneman, R (1, 1) OBP: 0.224, SLG: 0.132 Jim Gosger, L (7, PH) OBP: 0.226, SLG: 0.219 Dan McGinn, L (7, 1) OBP: 0.267, SLG: 0.267 Coco Laboy, R (9, PH) OBP: 0.297, SLG: 0.297			S S S 0-3 ① K		S S S 0-3 ② K		x 0-0 1B 2B 1B		x 0-0 ③ F9	2 1 0 1	0 1 0 0	0 1 0 0	0 0 0 0	2 0 0 0	1 0 0 0	
Inning Stats	R: 0 E: 0 K: 1 S: 5 H: 0 LOB: 0 BB: 0 P: 5	R: 1 E: 0 K: 1 S: 6 H: 2 LOB: 1 BB: 1 P: 10	R: 0 E: 0 K: 1 S: 4 H: 0 LOB: 0 BB: 1 P: 8	R: 0 E: 0 K: 1 S: 5 H: 0 LOB: 1 BB: 0 P: 6	R: 0 E: 0 K: 1 S: 6 H: 1 LOB: 1 BB: 0 P: 6	R: 0 E: 0 K: 0 S: 5 H: 2 LOB: 2 BB: 0 P: 5	R: 1 E: 0 K: 2 S: 10 H: 3 LOB: 2 BB: 0 P: 10	R: 0 E: 0 K: 1 S: 5 H: 0 LOB: 0 BB: 0 P: 5	R: 0 E: 0 K: 0 S: 3 H: 0 LOB: 0 BB: 0 P: 3	1B: 7 2B: 1 3B: 0 HR: 0	SF: 0 SAC: 0 DP: 1 HBP: 1						

PITCHER		IP	WLS	BF	H	R	ER	SO	BB	IBB	HBP	BLK	WP	HR	S	P	ERA	WHIP
Bruce Kison, R ERA: 3.31	(1, 1)	6.2	W	29	8	2	2	6	2	0	1	0	0	0	38	47	2.70	1.500
Ramon Hernandez, L ERA:	(7, 1)	2.1	S	7	0	0	0	2	0	0	0	0	0	0	11	11	0.00	0.000

PITCHER	IP	WLS	BF	H	R	ER	SO	BB	IBB	HBP	BLK	WP	HR	S	P	ERA	WHIP

TOP

Montreal Expos @ Pittsburgh Pirates

Three Rivers Stadium, Pittsburgh, PA

Sun Sep 05 1971, 3:33 AM EDT

Att. 15,897 - Unknown

livebaseballscorecards.com

AB	33
R	2
H	8
RBI	2
BB	2
SO	8
LOB	14

1B: 7	SF: 0	WP: 0	PA: 37
2B: 1	SAC: 0	PB: 0	
3B: 0	DP: 1	SB: 0	
HR: 0	HBP: 1	CS: 1	

Montreal Expos @ Pittsburgh Pirates

Three Rivers Stadium, Pittsburgh, PA

Sun Sep 05 1971, 3:33 AM EDT

Att. 15,897 - Unknown

BOTTOM

livebaseballscorecards.com

Batter	1	2	3	4	5	6	7	8	9	AB	R	H	RBI	BB	SO	LOB
Rennie Stennett, R (1, 4) OBP: 0.411, SLG: 0.520	BLK L4-3 1B	L6		2B		1-H HR		BB BB 1B		4	2	3	2	0	0	1
Bill Mazeroski, R (7, 4) OBP: 0.304, SLG: 0.296										1	0	1	0	0	0	0
Gene Clines, R (1, 8) OBP: 0.369, SG: 0.404	L4-3 1-H		K	L4-3		L9		K		5	0	0	1	0	2	2
Vic Davalillo, L (1, 9) OBP: 0.314, SLG: 0.371	K		F1		L6	1-3		BB 1-2		4	0	0	0	1	1	0
Willie Stargell, L (1, 7) OBP: 0.405, SLG: 0.645	2B BB		3B 1B		HR		SH1-3 HR 2B	K		4	3	3	1	1	1	2
Richie Hebner, L (1, 5) OBP: 0.338, SLG: 0.514	1-3 2B		1-H 1B 3B		HBP		SH1-3 2-3	1-2 2-3 BB		2	1	2	1	1	0	0
Milt May, L (1, 2) OBP: 0.313, SLG: 0.452	F9		3-H 1B		F7		3-H HR	4-3		5	1	2	3	0	0	6
Al Oliver, L (1, 3) OBP: 0.312, SLG: 0.412		6-3 1B	4-3		1-3		WP BB			3	0	1	0	1	0	2
Gene Alley, R (1, 6) OBP: 0.302, SLG: 0.363		6-3 1-2		G3		L9	F4 1-2			4	0	0	0	0	0	2
Bruce Kison, R (1, 1) OBP: 0.133, SLG: 0.107		K		K		HR BB	K			2	1	0	0	1	2	1
Ramon Hernandez, S (7, 1)										1	0	0	0	0	1	1
Inning Stats	R: 1 E: 0 K: 1 S: 7 H: 2 LOB: 2 BB: 1 P: 11	R: 0 E: 0 K: 1 S: 6 H: 1 LOB: 1 BB: 0 P: 6	R: 2 E: 0 K: 1 S: 8 H: 3 LOB: 1 BB: 0 P: 8	R: 0 E: 0 K: 1 S: 6 H: 1 LOB: 1 BB: 0 P: 6	R: 1 E: 0 K: 0 S: 4 H: 1 LOB: 1 BB: 0 P: 5	R: 2 E: 0 K: 0 S: 4 H: 1 LOB: 0 BB: 1 P: 8	R: 2 E: 0 K: 1 S: 7 H: 2 LOB: 1 BB: 1 P: 11	R: 0 E: 0 K: 2 S: 8 H: 1 LOB: 3 BB: 2 P: 16		1B: 5 2B: 3 3B: 1 HR: 3	SF: 0 SAC: 1 DP: 0 HBP: 1						

PITCHER		IP	WLS	BF	H	R	ER	SO	BB	IBB	HBP	BLK	WP	HR	S	P	ERA	WHIP
Bill Stoneman, R ERA: 3.33	(1, 1)	6.0	L	30	9	6	6	4	2	0	1	1	0	2	35	44	9.00	1.833
Dan McGinn, L ERA: 6.08	(7, 1)	2.0		12	3	2	2	3	3	0	0	0	1	1	15	27	9.00	3.000

PITCHER	IP	WLS	BF	H	R	ER	SO	BB	IBB	HBP	BLK	WP	HR	S	P	ERA	WHIP

AB	35
R	8
H	12
RBI	8
BB	5
SO	7
LOB	17

WP: 1 PA: 42
PB: 0
SB: 0
CS: 0

Batter	1	2	3	4	5	6	7	8	9	AB	R	H	RBI	BB	SO	LOB
Bud Harrelson, S (1, 6) OBP: 0.330, SLG: 0.316	G6-4-3 1B	G3 1-2			G3		F7		SH3-4 1-2	4	0	1	0	0	0	1
Wayne Garrett, L (1, 5) OBP: 0.353, SLG: 0.271	G6-4-3 1-2f	E2 2-H 1B			F9		1-0 BB 1B G5-3 HBP		E4 BB BB 1-3 2-3	4	1	1	0	0	0	2
Cleon Jones, R (1, 7) OBP: 0.390, SLG: 0.493	4-0 E WP BB	6-3			K		BB 1-2 1B		1-3 BB 1B 1-2 BB	3	1	1	0	2	1	1
Ed Kranepool, L (1, 3) OBP: 0.338, SLG: 0.445	E1 1-3		L5			6-3	4-0 1-2 2-3 BB		1-3 1B 1-2 2-3 3-H BB	3	1	0	1	2	0	1
Ken Boswell, L (1, 4) OBP: 0.336, SLG: 0.369 Tim Foli, R (6, 4) OBP: 0.285, SLG: 0.305	1-3		G3			F8	G5-3 3-Hf		1-3 1-2 2-3 3-H	3 2	0 0	0 0	0 1	0 0	0 0	2 5
Art Shamsky, L (1, 9) OBP: 0.285, SLG: 0.376 Don Hahn, R (6, PR) OBP: 0.320, SLG: 0.295 (6, 8)		4-0 BB 2B BB	4-3			4-0 E 1B BB		K	WP 2-H 3-H 1B	1 2	0 0	0 1	0 2	2 0	0 1	0 0
Ken Singleton, S (1, 8) OBP: 0.383, SLG: 0.358 (6, 9)		4-0 2B 1B 1-2 BB		K		E 1-2 1B		1-3	4-3 2-3	4	1	1	0	1	1	1
Jerry Grote, R (1, 2) OBP: 0.333, SLG: 0.351		1B 1-3 2-H 2B		4-3		E5 1-2 2-3		F8		4	1	1	0	0	0	2
Tom Seaver, R (1, 1) OBP: 0.256, SLG: 0.293		G3 E 2-H 3-H 1B		5-3		1-3			E SH3-4 BB BB	3	2	1	2	1	0	3
Inning Stats	R: 0 H: 1 E: 1 LOB: 2 K: 0 BB: 1 S: 4 P: 8	R: 3 H: 3 E: 1 LOB: 1 K: 0 BB: 2 S: 5 P: 13	R: 0 H: 0 E: 0 LOB: 0 K: 0 BB: 0 S: 3 P: 3	R: 0 H: 0 E: 0 LOB: 0 K: 1 BB: 0 S: 5 P: 5	R: 0 H: 0 E: 0 LOB: 0 K: 1 BB: 0 S: 5 P: 5	R: 0 H: 1 E: 1 LOB: 3 K: 0 BB: 1 S: 5 P: 9	R: 0 H: 1 E: 0 LOB: 2 K: 0 BB: 1 S: 3 P: 8	R: 0 H: 0 E: 0 LOB: 0 K: 1 BB: 0 S: 5 P: 5	R: 4 H: 1 E: 1 LOB: 1 K: 0 BB: 3 S: 5 P: 17	1B: 6 SF: 0 2B: 1 SAC: 1 3B: 0 DP: 2 HR: 0 HBP: 1				WP: 2 PA: 43 PB: 0 SB: 0 CS: 0		

PITCHER		IP	WLS	BF	H	R	ER	SO	BB	IBB	HBP	BLK	WP	HR	S	P	ERA	WHIP
Ernie McAnally, R ERA: 4.2	(1, 1)	8.0	L	35	6	3	2	3	5	0	1	0	1	0	35	56	2.25	1.375
Jim Britton, R ERA: 5.55	(9, 1)	0.1		5	0	4	0	0	3	0	0	0	0	0	2	14	0.00	9.000
Claude Raymond, R ERA: 4.7	(9, 1)	0.2		3	1	0	0	0	0	0	0	0	1	0	3	3	0.00	1.500

PITCHER	IP	WLS	BF	H	R	ER	SO	BB	IBB	HBP	BLK	WP	HR	S	P	ERA	WHIP

TOP

New York Mets @ Montreal Expos

Jarry Park, Montreal, QB

Mon Sep 06 1971, 7:05 PM EDT

Att. 15,543 - Unknown

livebaseballscorecards.com

AB	33
R	7
H	7
RBI	6
BB	8
SO	3
LOB	18

New York Mets @ Montreal Expos

Jarry Park, Montreal, QB

Mon Sep 06 1971, 7:05 PM EDT

Att. 15,543 - Unknown

BOTTOM

Batter	1	2	3	4	5	6	7	8	9	AB	R	H	RBI	BB	SO	LOB
Ron Hunt, R (1, 5) OBP: 0.400, SLG: 0.353	SH5-3 1B		L5			4-3			K	4	0	1	0	0	1	0
Boots Day, L (1, 8) OBP: 0.353, SLG: 0.370	SH5-3 1-2			6-3		K			K	3	0	0	0	0	2	0
Rusty Staub, L (1, 9) OBP: 0.387, SLG: 0.459	G4-6-3 BB			4-3		K			F5	3	0	0	0	1	1	0
Ron Fairly, L (1, 3) OBP: 0.375, SLG: 0.405	G4-6-3 1-2f			4-3			F9			3	0	0	0	0	0	2
Bob Bailey, R (1, 7) OBP: 0.364, SLG: 0.396		K			5-3		K			3	0	0	0	0	2	0
Gary Sutherland, R (1, 4) OBP: 0.311, SLG: 0.374		F8			2B		F8			3	0	1	0	0	0	0
John Bateman, R (1, 2) OBP: 0.261, SLG: 0.336		K			F9			1-5-3		3	0	0	0	0	1	1
Bobby Wine, R (1, 6) OBP: 0.261, SLG: 0.234			K		BB			K		1	0	0	0	1	1	0
Jim Fairey, L (8, PH) OBP: 0.296, SLG: 0.318										1	0	0	0	0	1	0
Rich Hacker, S (9, 6) OBP: 0.150, SLG: 0.158										0	0	0	0	0	0	0
Ernie McAnally, R (1, 1) OBP: 0.104, SLG: 0.170			K		K			K		2	0	0	0	0	2	2
Dave McDonald, L (8, PH) OBP: 0.162, SLG: 0.161										1	0	0	0	0	1	0
Jim Britton, R (9, 1)										0	0	0	0	0	0	0
Claude Raymond, R (9, 1)										0	0	0	0	0	0	0
Inning Stats	R: 0 E: 0 K: 0 S: 3 H: 1 LOB: 1 BB: 1 P: 7	R: 0 E: 0 K: 2 S: 7 H: 0 LOB: 0 BB: 0 P: 7	R: 0 E: 0 K: 2 S: 7 H: 0 LOB: 0 BB: 0 P: 7	R: 0 E: 0 K: 0 S: 3 H: 0 LOB: 0 BB: 0 P: 3	R: 0 E: 0 K: 1 S: 6 H: 1 LOB: 2 BB: 1 P: 10	R: 0 E: 0 K: 2 S: 7 H: 0 LOB: 0 BB: 0 P: 7	R: 0 E: 0 K: 1 S: 5 H: 0 LOB: 0 BB: 0 P: 5	R: 0 E: 0 K: 2 S: 7 H: 0 LOB: 0 BB: 0 P: 7	R: 0 E: 0 K: 2 S: 7 H: 0 LOB: 0 BB: 0 P: 7	1B: 1 2B: 1 3B: 0 HR: 0 SF: 0 SAC: 1 DP: 1 HBP: 0						

PITCHER	IP	WLS	BF	H	R	ER	SO	BB	IBB	HBP	BLK	WP	HR	S	P	ERA	WHIP
Tom Seaver, R (1, 1) ERA: 1.85	9.0	W	30	2	0	0	12	2	0	0	0	0	0	52	60	0.00	0.444

PITCHER	IP	WLS	BF	H	R	ER	SO	BB	IBB	HBP	BLK	WP	HR	S	P	ERA	WHIP

AB	27
R	0
H	2
RBI	0
BB	2
SO	12
LOB	5

PB: 0 PA: 30
SB: 0
CS: 0

livebaseballscorecards.com

Batter	1	2	3	4	5	6	7	8	9	AB	R	H	RBI	BB	SO	LOB
Bud Harrelson, S (1, 6) OBP: 0.330, SLG: 0.316	FC6-2 1B		3-1			K		F7		3	0	1	0	0	1	0
Jim McAndrew, R (6, 1) OBP: 0.095, SLG: 0.100										0	0	0	0	0	0	0
Duffy Dyer, R (8, PH) OBP: 0.311, SLG: 0.353 (8, 2)										1	0	0	0	0	0	1
Wayne Garrett, L (1, 5) OBP: 0.345, SLG: 0.264 (6, 4)	K 1-3			6-3		6-3		F8		4	0	0	0	0	1	2
Cleon Jones, R (1, 7) OBP: 0.388, SLG: 0.491	FC6-2 3-H			6-3			5-3		4-3 1B	2	0	0	0	0	0	1
Tim Foli, R (4, 8) OBP: 0.287, SLG: 0.307										2	1	1	0	0	0	0
Ed Kranepool, L (1, 3) OBP: 0.337, SLG: 0.441	F8			FC6-4 BB			F3		4-3 1-2	3	0	0	0	1	0	2
Ken Boswell, L (1, 4) OBP: 0.334, SLG: 0.367		E6 G6-4-3		FC6-4 1-2f			1B 3B		BB 1B 2-H 1B	2	0	0	0	0	0	1
Ted Martinez, R (4, 4) OBP: 0.308, SLG: 0.326 (6, 6)										2	2	2	1	0	0	0
Art Shamsky, L (1, 9) OBP: 0.291, SLG: 0.375 (4, 7)		F7			F9		1B 3-H 1B		1B 1-2 BB	3	0	1	1	1	0	1
Ken Singleton, S (1, 8) OBP: 0.382, SLG: 0.357 (4, 9)		G6-4-3 1-2f			K		4-3		1-2 2-H 1B	4	0	1	1	0	1	2
Jerry Grote, R (1, 2) OBP: 0.333, SLG: 0.354			F8		L9			2B	F8	3	0	1	0	0	0	0
Charlie Williams, R (8, 1) OBP: 0.174, SLG: 0.095										0	0	0	0	0	0	0
Donn Clendenon, R (9, PH) OBP: 0.296, SLG: 0.412										1	0	0	0	0	0	2
Gary Gentry, R (1, 1) OBP: 0.065, SLG: 0.066			5-3			F4		F7	K	1	0	0	0	0	0	0
Nolan Ryan, R (3, 1) OBP: 0.191, SLG: 0.182										0	0	0	0	0	0	0
Ron Taylor, R (3, 1) OBP: 0.333, SLG: 0.333										0	0	0	0	0	0	0
Bob Aspromonte, R (6, PH) OBP: 0.287, SLG: 0.305 (6, 5)										3	0	0	0	0	1	3
Inning Stats	R: 0 E: 0 K: 1 S: 6 H: 1 LOB: 1 BB: 0 P: 6	R: 0 E: 1 K: 0 S: 3 H: 0 LOB: 0 BB: 0 P: 3	R: 0 E: 0 K: 0 S: 3 H: 0 LOB: 0 BB: 0 P: 3	R: 0 E: 0 K: 0 S: 3 H: 0 LOB: 1 BB: 1 P: 7	R: 0 E: 0 K: 1 S: 5 H: 0 LOB: 0 BB: 0 P: 5	R: 0 E: 0 K: 1 S: 5 H: 0 LOB: 0 BB: 0 P: 5	R: 1 E: 0 K: 0 S: 5 H: 2 LOB: 1 BB: 0 P: 5	R: 0 E: 0 K: 0 S: 4 H: 1 LOB: 1 BB: 0 P: 4	R: 2 E: 0 K: 1 S: 8 H: 3 LOB: 2 BB: 1 P: 12	1B: 5 2B: 1 3B: 1 HR: 0	SF: 0 SAC: 0 DP: 1 HBP: 0						

TOP

New York Mets @ Montreal Expos

Jarry Park, Montreal, QB

Tue Sep 07 1971, 7:05 PM EDT

Att. 13,254 - Unknown

livebaseballscorecards.com

AB	34
R	3
H	7
RBI	3
BB	2
SO	4
LOB	15

WP: 0 PB: 0 SB: 1 CS: 0 PA: 36

PITCHER		IP	WLS	BF	H	R	ER	SO	BB	IBB	HBP	BLK	WP	HR	S	P	ERA	WHIP
Steve Renko, R ERA: 3.64	(1, 1)	8.1	W	34	7	3	3	3	2	0	0	0	0	0	38	46	3.24	1.080
Mike Marshall, R ERA: 4.11	(9, 1)	0.2	S	2	0	0	0	1	0	0	0	0	0	0	4	4	0.00	0.000

PITCHER	IP	WLS	BF	H	R	ER	SO	BB	IBB	HBP	BLK	WP	HR	S	P	ERA	WHIP

New York Mets @ Montreal Expos

Jarry Park, Montreal, QB

Tue Sep 07 1971, 7:05 PM EDT

Att. 13,254 - Unknown

BOTTOM

Batter	1	2	3	4	5	6	7	8	9	AB	R	H	RBI	BB	SO	LOB
Ron Hunt, R (1, 4) OBP: 0.403, SLG: 0.354	BBBB 4-0 HR BB		0-0 E BB 1B 1-0 1-2 2-3 3-H HBP		S S S 0-3 ② K			S S S 0-3 ② K		1	2	1	1	1	0	0
Dave McDonald, L (5, PH) OBP: 0.158, SLG: 0.156										1	0	0	0	0	1	1
Bobby Wine, R (6, 6) OBP: 0.260, SLG: 0.233										1	0	0	0	0	1	0
Boots Day, L (1, 8) OBP: 0.354, SLG: 0.366	X 0-0 ① F4		4-0 1-2 E BB 1-0 F8		X 0-0 ③ 5-3			BBBB 4-0 BB		3	1	0	0	2	0	5
Rusty Staub, L (1, 9) OBP: 0.389, SLG: 0.470	X 0-0 1-H HR		X 0-0 E7 1-H 2-H 3B	X 0-0 1B		X 0-0 ① F8		X 0-0 ③ F8		5	2	3	4	0	0	1
Ron Fairly, L (1, 3) OBP: 0.374, SLG: 0.406	S S S 0-3 ② K		X 0-0 F8 F8 1B 2B	X 0-0 ① F8		X 0-0 ② G3				4	1	1	0	0	1	1
Jim Fairey, L (1, 7) OBP: 0.289, SLG: 0.311	X 0-0 ③ F8		X 0-0 ① F8 2-3	X 0-0 ② F8		X 0-0 ③ F8				4	0	0	0	0	0	2
Bob Bailey, R (1, 5) OBP: 0.364, SLG: 0.393		BBBB 4-0 CS BB	X 0-0 ② 6-3	X 0-0 ③ 6-3			X 0-0 ① P6			3	0	0	0	1	0	2
Gary Sutherland, R (1, 6) (6, 4) OBP: 0.310, SLG: 0.372	X 0-0 ①② 6-3 1-2	X 0-0 BB BB HBP 3-H 1B		X 0-0 ① 4-3		X 0-0 ② F8				4	1	1	1	0	0	1
John Bateman, R (1, 2) OBP: 0.265, SLG: 0.349	X 0-0 HR	BBBB 4-0 HBP BB 1-2 BB		X 0-0 1B 3B		X 0-0 ③ 6-3				3	2	2	1	1	0	0
Steve Renko, R (1, 1) OBP: 0.211, SLG: 0.307	X 0-0 ③ 6-3	BBBB 4-0 HBP 1-2 2-3 BB		X 0-0 3-H 1B				X 0-0 ① 5-3		3	0	1	1	1	0	0
Mike Marshall, R (9, 1) OBP: 0.200, SLG: 0.143										0	0	0	0	0	0	0
Inning Stats	R: 2 E: 0 K: 1 S: 6 H: 1 LOB: 0 BB: 1 P: 10	R: 1 E: 0 K: 0 S: 3 H: 1 LOB: 0 BB: 1 P: 7	R: 5 E: 1 K: 0 S: 7 H: 4 LOB: 3 BB: 3 P: 20	R: 0 E: 0 K: 0 S: 4 H: 1 LOB: 1 BB: 0 P: 4	R: 1 E: 0 K: 1 S: 7 H: 2 LOB: 1 BB: 0 P: 7	R: 0 E: 0 K: 0 S: 3 H: 0 LOB: 0 BB: 0 P: 3	R: 0 E: 0 K: 0 S: 3 H: 0 LOB: 0 BB: 0 P: 3	R: 0 E: 0 K: 1 S: 5 H: 0 LOB: 1 BB: 1 P: 9		1B: 4 2B: 1 3B: 2 HR: 2 SF: 0 SAC: 0 DP: 0 HBP: 1						

livebaseballscorecards.com

AB	32
R	9
H	9
RBI	8
BB	6
SO	3
LOB	13

WP: 0 PB: 0 SB: 0 CS: 1 PA: 39

PITCHER		IP	WLS	BF	H	R	ER	SO	BB	IBB	HBP	BLK	WP	HR	S	P	ERA	WHIP
Gary Gentry, R ERA: 3.27	(1, 1)	2.0	L	13	5	7	7	1	3	0	0	0	0	2	12	24	31.50	4.000
Nolan Ryan, R ERA: 3.54	(3, 1)	0.2		6	1	1	1	0	2	0	1	0	0	0	3	12	13.50	4.500
Ron Taylor, R ERA: 3.06	(3, 1)	2.1		10	3	1	1	1	0	0	0	0	0	0	12	12	3.86	1.286
Jim McAndrew, R ERA: 4.5	(6, 1)	2.0		6	0	0	0	0	0	0	0	0	0	0	6	6	0.00	0.000
Charlie Williams, R ERA: 5.22	(8, 1)	1.0		4	0	0	0	1	1	0	0	0	0	0	5	9	0.00	1.000

PITCHER	IP	WLS	BF	H	R	ER	SO	BB	IBB	HBP	BLK	WP	HR	S	P	ERA	WHIP

TOP

New York Mets @ Montreal Expos

Jarry Park, Montreal, QB

Wed Sep 08 1971, 7:05 PM EDT

Att. 16,639 - Unknown

livebaseballscorecards.com

Batter	1	2	3	4	5	6	7	8	9	AB	R	H	RBI	BB	SO	LOB
Bud Harrelson, S (1, 6) OBP: 0.328, SLG: 0.314	1-3		4-3			1-3		K		3	0	0	0	0	0	0
Ted Martinez, R (6, 6) OBP: 0.304, SLG: 0.322										1	0	0	0	0	1	0
Wayne Garrett, L (1, 5) OBP: 0.343, SLG: 0.263	G5-4-3 1B			3-1		5-3			2-3	4	0	1	0	0	0	0
Dave Marshall, L (1, 7) OBP: 0.329, SLG: 0.337	G5-4-3 1-2f			G4-6-3 1B		1-3			6-3	4	0	1	0	0	0	1
Ed Kranepool, L (1, 3) OBP: 0.339, SLG: 0.445		3-1		G4-6-3 1-2f			E9 G1 SF8 1B		2B	4	1	2	0	0	0	1
Art Shamsky, L (1, 9) OBP: 0.289, SLG: 0.366		BB			K		G1 2-3		6-3	3	0	0	0	1	1	2
Ken Singleton, S (1, 8) OBP: 0.378, SLG: 0.354		K			F8		SF8 3-H			2	0	0	1	0	1	1
Jerry Grote, R (1, 2) OBP: 0.333, SLG: 0.352		G1			BB		4-3			2	0	0	0	1	0	1
Tim Foli, R (1, 4) OBP: 0.283, SLG: 0.303			4-3		6-3			1-3		3	0	0	0	0	0	1
Ray Sadecki, L (1, 1) OBP: 0.267, SLG: 0.233			K			HR		K		1	0	0	0	0	1	0
Tug McGraw, R (5, 1) OBP: 0.250, SLG: 0.563										1	1	1	1	0	0	0
Donn Clendenon, R (8, PH) OBP: 0.295, SLG: 0.410										1	0	0	0	0	1	0
Danny Frisella, L (8, 1) OBP: 0.273, SLG: 0.273										0	0	0	0	0	0	0
Inning Stats	R: 0 E: 0 K: 0 S: 3 H: 1 LOB: 0 BB: 0 P: 3	R: 0 E: 0 K: 1 S: 5 H: 0 LOB: 1 BB: 1 P: 9	R: 0 E: 0 K: 1 S: 5 H: 0 LOB: 0 BB: 0 P: 5	R: 0 E: 0 K: 0 S: 3 H: 1 LOB: 0 BB: 0 P: 3	R: 0 E: 0 K: 1 S: 5 H: 0 LOB: 1 BB: 1 P: 9	R: 1 E: 0 K: 0 S: 4 H: 1 LOB: 0 BB: 0 P: 4	R: 1 E: 1 K: 0 S: 4 H: 1 LOB: 0 BB: 0 P: 4	R: 0 E: 0 K: 2 S: 7 H: 0 LOB: 0 BB: 0 P: 7	R: 0 E: 0 K: 0 S: 4 H: 1 LOB: 1 BB: 0 P: 4	1B: 3 2B: 1 3B: 0 HR: 1 SF: 1 SAC: 0 DP: 2 HBP: 0						

	AB	29
	R	2
	H	5
	RBI	2
	BB	2
	SO	5
	LOB	7

WP: 0 PB: 0 SB: 0 CS: 0 PA: 32

PITCHER	IP	WLS	BF	H	R	ER	SO	BB	IBB	HBP	BLK	WP	HR	S	P	ERA	WHIP
Carl Morton, R (1, 1) ERA: 4.45	7.0	W	25	4	2	1	3	2	0	0	0	0	1	29	37	1.29	0.857
Mike Marshall, R (8, 1) ERA: 4.03	2.0	S	7	1	0	0	2	0	0	0	0	0	0	11	11	0.00	0.500

PITCHER	IP	WLS	BF	H	R	ER	SO	BB	IBB	HBP	BLK	WP	HR	S	P	ERA	WHIP

BOTTOM

New York Mets @ Montreal Expos

Jarry Park, Montreal, QB

Wed Sep 08 1971, 7:05 PM EDT

Att. 16,639 - Unknown

Batter	1	2	3	4	5	6	7	8	9	AB	R	H	RBI	BB	SO	LOB
Ron Hunt, R (1, 5) OBP: 0.405, SLG: 0.357	P3		P6		E 2B 1-3		SH3 HBP H 1-0	2B BB BBBB 4-0 1-2 3-H		3	2	1	0	1	0	1
Ron Woods, R (1, 8) OBP: 0.368, SLG: 0.404 (8, 7) Ron Fairly, L (8, PH) OBP: 0.376, SLG: 0.410 Stan Swanson, R (8, PR) OBP: 0.281, SLG: 0.292 (9, 7)	5-3		HR 1B 1-2		FC4-6 BB BBBB 4-0		SH3 1-2	1B 2B 1-H 2-H		2 1 0	1 0 1	1 1 0	0 2 0	1 0 0	0 0 0	0 0 0
Rusty Staub, L (1, 9) OBP: 0.391, SLG: 0.475	F7		HR 1-H 2-H		FC4-6 FC6-4 1-2f 2-H 3-H		BB BBBB 4-0	1B IBB IIII 4-0		3	1	1	4	2	0	1
Bob Bailey, R (1, 7) OBP: 0.363, SLG: 0.392 Mike Marshall, R (8, 1) OBP: 0.250, SLG: 0.200		1B S BB SF8	5-3		FC6-4 1B 1-2f		F8	1B 1-2 2-H		4 1	1 0	1 1	0 1	0 0	0 0	3 0
Gary Sutherland, R (1, 4) OBP: 0.312, SLG: 0.370		BB BB BBBB 4-0 1-2	5-3		1B 1-2		4-3	F7		4	0	1	0	1	0	4
John Bateman, R (1, 2) OBP: 0.265, SLG: 0.346		SF8 BB BBBB 4-0 1-2 2-3	K SSS 0-3	K SSS 0-3				6-3 0-0		3	0	0	0	1	2	2
John Boccabella, R (1, 3) OBP: 0.277, SLG: 0.329		SF8 1-2 3-H	6-3		5-3			E4 FC1-6 1B WP		3	1	0	1	0	0	0
Bobby Wine, R (1, 6) OBP: 0.260, SLG: 0.233		F8	F4		1-3			FC1-6 1-2		4	0	1	0	0	0	1
Carl Morton, R (1, 1) OBP: 0.211, SLG: 0.274 Boots Day, L (8, 8) OBP: 0.353, SLG: 0.365			1B HR 0-0		2B FC4-6 1B 0-0		K SSS 0-3	FC1-6 WP 2B 1-2f 2-3		3 1	2 1	2 0	0 0	0 0	1 0	0 2
Inning Stats	R: 0 E: 0 K: 0 S: 3 H: 0 LOB: 0 BB: 0 P: 3	R: 1 E: 0 K: 0 S: 3 H: 1 LOB: 1 BB: 2 P: 11	R: 3 E: 0 K: 0 S: 6 H: 3 LOB: 0 BB: 0 P: 6	R: 0 E: 0 K: 1 S: 5 H: 0 LOB: 0 BB: 0 P: 5	R: 2 E: 1 K: 1 S: 8 H: 3 LOB: 2 BB: 1 P: 12	R: 0 E: 0 K: 1 S: 5 H: 0 LOB: 0 BB: 0 P: 5	R: 0 E: 0 K: 0 S: 3 H: 0 LOB: 2 BB: 1 P: 8	R: 4 E: 1 K: 0 S: 7 H: 3 LOB: 2 BB: 2 P: 15		1B: 7 2B: 2 3B: 0 HR: 1 SF: 1 SAC: 1 DP: 0 HBP: 1						

livebaseballscorecards.com

AB	32
R	10
H	10
RBI	8
BB	6
SO	3
LOB	14

WP: 1 PB: 0 SB: 1 CS: 0 PA: 41

PITCHER		IP	WLS	BF	H	R	ER	SO	BB	IBB	HBP	BLK	WP	HR	S	P	ERA	WHIP
Ray Sadecki, L ERA: 2.94	(1, 1)	4.2	L	23	7	6	6	1	3	0	0	0	0	1	22	34	11.57	2.143
Tug McGraw, L ERA: 1.76	(5, 1)	2.1		9	0	0	0	2	1	0	1	0	0	0	11	16	0.00	0.429
Danny Frisella, R ERA: 2.12	(8, 1)	1.0		9	3	4	0	0	1	1	0	0	1	0	7	15	0.00	4.000

PITCHER	IP	WLS	BF	H	R	ER	SO	BB	IBB	HBP	BLK	WP	HR	S	P	ERA	WHIP

Pittsburgh Pirates @ Montreal Expos

Jarry Park, Montreal, QB

Fri Sep 10 1971, 7:05 PM EDT

Att. 21,529 - Unknown

TOP

livebaseballscorecards.com

Batter	1	2	3	4	5	6	7	8	9	10	11	AB	R	H	RBI	BB	SO	LOB
Rennie Stennett, R (1, 4) OBP: 0.423, SLG: 0.534	1-3			BBB 4-0 L4-3 BB		0-0 1B		FC5-4 FC4-6 1B 1-2f		FC4-6 1B		3	0	1	0	1	0	1
Dave Cash, R (8, 4) OBP: 0.365, SLG: 0.372												1	0	1	0	0	0	0
Vic Davalillo, L (1, 8) OBP: 0.311, SLG: 0.370	F6			SSS 0-3 K		F8		FC4-6 1B 1-2		FC4-6 WP 1-2f		5	0	1	0	0	1	3
Roberto Clemente, R (1, 9) OBP: 0.374, SLG: 0.521	6-3			L4-3 1-2			1B E 2B	FC4-6 BB 1-2f 2-3		F9 1-2		5	1	1	0	0	0	4
Willie Stargell, L (1, 7) OBP: 0.404, SLG: 0.639		4-3			K		BBB 4-0 FC3-6 E BB	BBB 4-0 1-2 BB		III 4-0 IBB		2	0	0	0	3	1	0
Richie Hebner, L (1, 5) OBP: 0.339, SLG: 0.510		F8			FC5-4 1B		E5 FC3-6 1-2 2-H 1B	F9		F6		5	0	2	0	0	0	5
Al Oliver, L (1, 3) OBP: 0.316, SLG: 0.437		K			F9		SSS 0-3 K		0-0 HR		F6	5	1	1	1	0	2	3
Manny Sanguillen, R (1, 2) OBP: 0.351, SLG: 0.437			F9		FC5-4 1-2f		FC3-6 1-2f 2-3		F8		5-3	5	0	0	0	0	0	3
Gene Alley, R (1, 6) OBP: 0.300, SLG: 0.356			5-3			L8	2-3		5-3		SSS 0-3 K	5	0	0	0	0	1	2
Bob Johnson, L (1, 1) OBP: 0.170, SLG: 0.064			SSS 0-3 K2-1-3			SSS 0-3 K		FC5-4 1B				3	0	1	0	0	2	0
Bob Miller, R (8, 1)												0	0	0	0	0	0	0
Milt May, L (9, PH) OBP: 0.316, SLG: 0.444												1	0	0	0	0	0	0
Bob Veale, S (9, 1) OBP: 0.333, SLG: 0.333												0	0	0	0	0	0	0
Dave Giusti, R (9, 1) OBP: 0.118, SLG: 0.063												0	0	0	0	0	0	0
Inning Stats	R: 0 E: 0 K: 0 S: 3 H: 0 LOB: 0 BB: 0 P: 3	R: 0 E: 0 K: 1 S: 5 H: 0 LOB: 0 BB: 0 P: 5	R: 0 E: 0 K: 1 S: 5 H: 0 LOB: 0 BB: 0 P: 5	R: 0 E: 0 K: 1 S: 4 H: 0 LOB: 0 BB: 1 P: 8	R: 0 E: 0 K: 1 S: 6 H: 1 LOB: 1 BB: 0 P: 6	R: 0 E: 0 K: 1 S: 6 H: 1 LOB: 1 BB: 0 P: 6	R: 1 E: 1 K: 1 S: 7 H: 2 LOB: 2 BB: 1 P: 11	R: 0 E: 0 K: 0 S: 5 H: 2 LOB: 3 BB: 1 P: 9	R: 1 E: 0 K: 0 S: 4 H: 1 LOB: 0 BB: 0 P: 4	R: 0 E: 0 K: 0 S: 4 H: 1 LOB: 2 BB: 1 P: 8	R: 0 E: 0 K: 1 S: 5 H: 0 LOB: 0 BB: 0 P: 5	1B: 6 2B: 2 3B: 0 HR: 1	SF: 0 SAC: 0 DP: 1 HBP: 0					

	AB	40
	R	2
	H	8
	RBI	1
	BB	4
	SO	7
	LOB	21

WP: 1 PB: 0 SB: 0 CS: 0 PA: 44

PITCHER		IP	WLS	BF	H	R	ER	SO	BB	IBB	HBP	BLK	WP	HR	S	P	ERA	WHIP
Bill Stoneman, R ERA: 3.28	(1, 1)	7.0		26	4	1	1	6	2	0	0	0	0	0	36	44	1.29	0.857
Mike Marshall, R ERA: 4.0	(8, 1)	3.0		15	4	1	1	0	1	1	0	0	1	1	13	21	3.00	1.667
John Strohmayer, R ERA: 4.54	(11, 1)	1.0	W	3	0	0	0	1	0	0	0	0	0	0	5	5	0.00	0.000

PITCHER	IP	WLS	BF	H	R	ER	SO	BB	IBB	HBP	BLK	WP	HR	S	P	ERA	WHIP

BOTTOM

Pittsburgh Pirates @ Montreal Expos

Jarry Park, Montreal, QB

Fri Sep 10 1971, 7:05 PM EDT

Att. 21,529 - Unknown

Batter	1	2	3	4	5	6	7	8	9	10	11	AB	R	H	RBI	BB	SO	LOB
Ron Hunt, R (1, 4) (9, 5) OBP: 0.402, SLG: 0.353	F8		5-3		F9		F2		FC5-6 BB		F9	5	0	0	0	1	0	4
Boots Day, L (1, 8) OBP: 0.349, SLG: 0.361	E 1B 1B		4-3		F4			4-3	FC5-6 S 1-2f		6-3	6	0	1	0	0	0	3
Rusty Staub, L (1, 9) OBP: 0.390, SLG: 0.473	E4 BB 1-3 1B		F8			L9		L9	K 1-2		1B 1B	6	1	2	0	0	1	1
Ron Fairly, L (1, 3) OBP: 0.374, SLG: 0.408 Stan Swanson, R (8, PR) OBP: 0.281, SLG: 0.292 Bobby Wine, R (9, 6) OBP: 0.261, SLG: 0.235	K			F9		G3		1B BB 1B	F7		1B 1-2	4 0 2	0 1 0	1 0 1	0 0 0	0 0 0	1 0 0	2 0 1
Bob Bailey, R (1, 5) (9, 3) OBP: 0.366, SLG: 0.393	1-2 BB			PO 1B		F7		1B 1-2 BB		K	1-2 2-H 1B	4	1	2	1	2	1	0
Jim Fairey, L (1, 7) OBP: 0.287, SLG: 0.307	K			L7			4-3	1B 1-2 2-3 1B		F5		5	0	1	0	0	1	4
Gary Sutherland, R (1, 6) (9, 4) OBP: 0.317, SLG: 0.375			5-3	PO 1-2	F7		1B	1B 1-3 2-H 3-H 1B		1B		5	0	3	2	0	0	0
John Bateman, R (1, 2) OBP: 0.267, SLG: 0.348 Clyde Mashore, R (7, PR) OBP: 0.252, SLG: 0.257 John Boccabella, R (8, 2) OBP: 0.287, SLG: 0.333			K		1B		1-2 1B	IBB		1-2 1B		3 0 1	0 0 0	2 0 1	0 0 0	0 0 1	1 0 0	0 0 0
Bill Stoneman, R (1, 1) OBP: 0.230, SLG: 0.141 Jim Gosger, L (7, PH) OBP: 0.224, SLG: 0.216 Mike Marshall, R (8, 1) OBP: 0.235, SLG: 0.188 Ron Brand, R (10, PH) OBP: 0.241, SLG: 0.200 John Strohmayer, R (11, 1) OBP: 0.235, SLG: 0.235			K		1-2 1B		F6	G3		K		2 1 1 1 0	0 0 0 0 0	1 0 0 0 0	0 0 0 0 0	1 0 0 1 0	0 2 3 2 0	0 0 0 0 0
Inning Stats	R: 0 H: 2 E: 1 LOB: 3 K: 2 BB: 1 S: 9 P: 13	R: 0 H: 0 E: 0 LOB: 0 K: 2 BB: 0 S: 7 P: 7	R: 0 H: 0 E: 0 LOB: 0 K: 0 BB: 0 S: 3 P: 3	R: 0 H: 1 E: 0 LOB: 0 K: 0 BB: 0 S: 3 P: 3	R: 0 H: 2 E: 0 LOB: 2 K: 0 BB: 0 S: 5 P: 5	R: 0 H: 0 E: 0 LOB: 0 K: 0 BB: 0 S: 3 P: 3	R: 0 H: 2 E: 0 LOB: 2 K: 0 BB: 0 S: 5 P: 5	R: 2 H: 3 E: 0 LOB: 3 K: 0 BB: 2 S: 6 P: 14	R: 0 H: 0 E: 0 LOB: 1 K: 1 BB: 1 S: 5 P: 9	R: 0 H: 2 E: 0 LOB: 2 K: 2 BB: 0 S: 9 P: 9	R: 1 H: 3 E: 0 LOB: 2 K: 0 BB: 0 S: 5 P: 5	1B: 15 SF: 0 2B: 0 SAC: 0 3B: 0 DP: 0 HR: 0 HBP: 0						

PITCHER		IP	WLS	BF	H	R	ER	SO	BB	IBB	HBP	BLK	WP	HR	S	P	ERA	WHIP
Bob Johnson, R ERA: 3.52	(1, 1)	7.2		33	9	2	2	4	2	0	0	0	0	0	39	47	2.35	1.435
Bob Miller, R ERA: 1.76	(8, 1)	0.1		3	1	0	0	0	0	1	0	0	0	0	2	6	0.00	3.000
Bob Veale, L ERA: 7.68	(9, 1)	0.2		3	0	0	0	1	1	0	0	0	0	0	4	8	0.00	1.500
Dave Giusti, R ERA: 3.14	(9, 1)	2.0	L	11	5	1	1	2	0	0	0	0	0	0	15	15	4.50	2.500

PITCHER	IP	WLS	BF	H	R	ER	SO	BB	IBB	HBP	BLK	WP	HR	S	P	ERA	WHIP

AB	46
R	3
H	15
RBI	3
BB	4
SO	7
LOB	22

WP: 0 PA: 51
PB: 0
SB: 1
CS: 0

livebaseballscorecards.com

Batter	1	2	3	4	5	6	7	8	9	AB	R	H	RBI	BB	SO	LOB
Rennie Stennett, R (1, 4) OBP: 0.409, SLG: 0.517	6-3		F4		6-3 1-2 2-3			F8		4	0	0	0	0	0	2
Richie Hebner, L (1, 5) OBP: 0.338, SLG: 0.507	K			4-3 WP 1B	F7			F8		4	0	1	0	0	1	2
Roberto Clemente, R (1, 9) OBP: 0.373, SLG: 0.518	K			5-3 1-2		4-3		BB		3	0	0	0	1	1	1
Willie Stargell, L (1, 7) OBP: 0.403, SLG: 0.635		BB G4-6-3		4-3 2-3		F5		F7		3	0	0	0	1	0	2
Manny Sanguillen, R (1, 2) OBP: 0.352, SLG: 0.438		G4-6-3 1-2f		5-3		E 1B			G5-4-3 1B	4	0	2	0	0	0	2
Al Oliver, L (1, 8) OBP: 0.317, SLG: 0.441		PB 1B			1B 3B	4-3 1-2			F7	4	1	2	0	0	0	2
Bob Robertson, R (1, 3) OBP: 0.358, SLG: 0.488		F8 1-2			K		F9		G5-4-3 1-2f	4	0	0	0	0	1	3
Gene Alley, R (1, 6) OBP: 0.300, SLG: 0.356			6-3		6-3 SH 1B 3-H		L1			3	0	1	1	0	0	0
Bruce Kison, R (1, 1) OBP: 0.129, SLG: 0.103			5-3		SH 6-3 1-2		6-3			1	0	0	0	0	0	0
John Lamb, R (5, 1)										0	0	0	0	0	0	0
Rimp Lanier, L (7, PH)										1	0	0	0	0	0	0
Bob Veale, S (7, 1) OBP: 0.333, SLG: 0.333										0	0	0	0	0	0	0
Bob Miller, R (7, 1)										0	0	0	0	0	0	0
Inning Stats	R: 0 E: 0 K: 2 S: 7 H: 0 LOB: 0 BB: 0 P: 7	R: 0 E: 0 K: 0 S: 3 H: 1 LOB: 1 BB: 1 P: 7	R: 0 E: 0 K: 0 S: 3 H: 0 LOB: 0 BB: 0 P: 3	R: 0 E: 0 K: 0 S: 4 H: 1 LOB: 1 BB: 0 P: 4	R: 1 E: 1 K: 1 S: 8 H: 2 LOB: 2 BB: 0 P: 8	R: 0 E: 1 K: 0 S: 4 H: 1 LOB: 1 BB: 0 P: 4	R: 0 E: 0 K: 0 S: 3 H: 0 LOB: 0 BB: 0 P: 3	R: 0 E: 0 K: 0 S: 3 H: 0 LOB: 1 BB: 1 P: 7	R: 0 E: 0 K: 0 S: 3 H: 1 LOB: 0 BB: 0 P: 3	1B: 5 2B: 0 3B: 1 HR: 0	SF: 0 SAC: 1 DP: 2 HBP: 0						

PITCHER	IP	WLS	BF	H	R	ER	SO	BB	IBB	HBP	BLK	WP	HR	S	P	ERA	WHIP
Ernie McAnally, R (1, 1) ERA: 4.01	9.0	W	34	6	1	1	3	2	0	0	0	1	0	38	46	1.00	0.889

PITCHER	IP	WLS	BF	H	R	ER	SO	BB	IBB	HBP	BLK	WP	HR	S	P	ERA	WHIP

TOP

Pittsburgh Pirates @ Montreal Expos

Jarry Park, Montreal, QB

Sat Sep 11 1971, 3:33 AM EDT

Att. 18,376 - Cloudy

livebaseballscorecards.com

AB	31
R	1
H	6
RBI	1
BB	2
SO	3
LOB	14

WP: 1 PB: 1 SB: 0 CS: 0 PA: 34

Pittsburgh Pirates @ Montreal Expos

Jarry Park, Montreal, QB

Sat Sep 11 1971, 3:33 AM EDT

Att. 18,376 - Cloudy

BOTTOM

Batter	1	2	3	4	5	6	7	8	9	AB	R	H	RBI	BB	SO	LOB
Ron Hunt, R (1, 4) OBP: 0.402, SLG: 0.353	0-0 SH1-4 1B 1B	0-0 5-3			0-0 F7	0-0 FC4-6 1B		0-0 5-3		5	1	2	0	0	0	1
Boots Day, L (1, 8) OBP: 0.349, SLG: 0.361	0-0 SH1-4 1-2		0-0 F9		0-0 2B 1B	0-0 FC4-6 1-2f				3	0	1	0	0	0	1
Rusty Staub, L (1, 9) OBP: 0.393, SLG: 0.476	0-0 1B 2-H 1B		0-0 F9		0-0 1-H 2B 2B		BBB 4-0 SH3-4 BB			3	1	2	1	1	0	0
Ron Fairly, L (1, 3) OBP: 0.376, SLG: 0.409	0-0 1-2 1B		0-0 F8		4-0 2B IBB		0-0 SH3-4 1-2			2	1	1	0	1	0	0
Jim Fairey, L (1, 7) OBP: 0.287, SLG: 0.314 Ron Woods, R (7, PH) (8, 7) OBP: 0.365, SLG: 0.401	0-0 F7			0-0 F9	0-0 PB 1-H 2-H 2B		0-0 F9			3 1	1 0	1 0	2 0	0 0	0 0	2 1
Bob Bailey, R (1, 5) OBP: 0.367, SLG: 0.395	0-0 5-3			0-0 G3	0-0 2-H 2B		4-0 IBB			3	0	1	1	1	0	2
Gary Sutherland, R (1, 6) OBP: 0.316, SLG: 0.370 Bobby Wine, R (9, 6) OBP: 0.261, SLG: 0.235		0-0 6-3		BBB 4-0 1B BB	0-0 5-3		0-0 F3			3 0	0 0	0 0	0 0	1 0	0 0	3 0
John Bateman, R (1, 2) OBP: 0.269, SLG: 0.350		0-0 1B		0-0 1-2 1B		0-0 F6		0-0 F2		4	0	2	0	0	0	0
Ernie McAnally, R (1, 1) OBP: 0.096, SLG: 0.157		SSS 0-3 K		0-0 5-3		0-0 F8		0-0 6-3		4	0	0	0	0	1	3
Inning Stats	R: 1 H: 3 E: 0 LOB: 2 K: 0 BB: 0 S: 6 P: 6	R: 0 H: 1 E: 0 LOB: 1 K: 1 BB: 0 S: 6 P: 6	R: 0 H: 0 E: 0 LOB: 0 K: 0 BB: 0 S: 3 P: 3	R: 0 H: 1 E: 0 LOB: 2 K: 0 BB: 1 S: 4 P: 8	R: 3 H: 4 E: 0 LOB: 1 K: 0 BB: 1 S: 6 P: 10	R: 0 H: 1 E: 0 LOB: 1 K: 0 BB: 0 S: 4 P: 4	R: 0 H: 0 E: 0 LOB: 2 K: 0 BB: 2 S: 3 P: 11	R: 0 H: 0 E: 0 LOB: 0 K: 0 BB: 0 S: 3 P: 3		1B: 7 SF: 0 2B: 3 SAC: 2 3B: 0 DP: 0 HR: 0 HBP: 0						WP: 0 PA: 37 PB: 1 SB: 0 CS: 0

livebaseballscorecards.com

	AB	31
	R	4
	H	10
	RBI	4
	BB	4
	SO	1
	LOB	13

PITCHER		IP	WLS	BF	H	R	ER	SO	BB	IBB	HBP	BLK	WP	HR	S	P	ERA	WHIP
Bruce Kison, R ERA: 3.54	(1, 1)	4.2	L	24	9	4	4	1	1	1	0	0	0	0	24	32	7.71	2.143
John Lamb, R ERA:	(5, 1)	1.1		5	1	0	0	0	0	0	0	0	0	0	5	5	0.00	0.750
Bob Veale, L ERA: 7.56	(7, 1)	0.2		3	0	0	0	0	1	0	0	0	0	0	2	6	0.00	1.500
Bob Miller, R ERA: 1.74	(7, 1)	1.1		5	0	0	0	0	0	1	0	0	0	0	4	8	0.00	0.000

PITCHER	IP	WLS	BF	H	R	ER	SO	BB	IBB	HBP	BLK	WP	HR	S	P	ERA	WHIP

Batter	1	2	3	4	5	6	7	8	9	AB	R	H	RBI	BB	SO	LOB
Rennie Stennett, R (1, 4) OBP: 0.408, SLG: 0.520	0-0 4-3 1B 2B		0-0 ① F9		0-0 ③ F3			0-0 SH3-4 1B 1B	0-0 ③ 5-3	3	1	1	0	0	0	0
Dave Cash, R (7, 4) OBP: 0.366, SLG: 0.373										2	1	1	0	0	0	1
Richie Hebner, L (1, 5) OBP: 0.338, SLG: 0.504	0-3 ① K		4-0 G4-3 BB			0-0 ① G3		0-0 ① SH3-4 1-2		2	0	0	0	1	1	1
Roberto Clemente, R (1, 9) OBP: 0.372, SLG: 0.514	0-0 ② 4-3 2-3		0-0 ②③ G4-3 1-2f			0-0 E6 7-3		4-0 1B SF9 IBB		3	1	0	0	1	0	2
Bob Robertson, R (1, 3) OBP: 0.361, SLG: 0.491	0-0 E 1B 3-H 1B			0-0 WP 1B WP 1B		0-0 ②③ 7-3 1-2f		0-0 FC5-4 1-3 2-H 1B		4	1	3	2	0	0	1
Al Oliver, L (1, 8) OBP: 0.320, SLG: 0.445	0-0 E8 1-3 1B			0-0 L4-6 WP 1-2 1B			0-0 ① 1B	0-0 ② SF9 3-H		3	0	3	1	0	0	0
Richie Zisk, R (1, 7) OBP: 0.500, SLG: 0.750	0-0 ③ F8			0-0 ①② L4-6 1-3 2-3			0-0 FC4-6 2B	0-0 ③ FC5-4 1-2f		3	0	1	0	0	0	4
Gene Clines, R (7, PR) OBP: 0.369, SLG: 0.404 (7, 7)										1	0	0	0	0	0	1
Manny Sanguillen, R (1, 2) OBP: 0.351, SLG: 0.435		0-3 ① K		0-0 ③ 6-3 3-H			4-0 FC4-6 IBB		0-0 ① F4	3	0	0	0	1	1	0
Jackie Hernandez, R (1, 6) OBP: 0.257, SLG: 0.296		0-0 ② 4-3			0-0 ① F8		0-0 ② FC4-6 1-2f 2-3		4-0 BB	2	0	0	0	0	0	0
Willie Stargell, L (7, PH) OBP: 0.402, SLG: 0.633										1	0	0	0	0	0	2
Rimp Lanier, L (7, PR)										0	0	0	0	0	0	0
Gene Alley, R (7, 6) OBP: 0.302, SLG: 0.356										0	0	0	0	1	0	0
Nelson Briles, R (1, 1) OBP: 0.278, SLG: 0.412		0-3 ③ K			0-0 ② F5		0-0 ③ 1-3		0-3 ② K	4	0	0	0	0	2	4

Inning Stats																																			
	R: 1	H: 3	R: 0	H: 0	R: 0	H: 0	R: 1	H: 2	R: 0	H: 0	R: 0	H: 0	R: 0	H: 2	R: 2	H: 2	R: 0	H: 0	1B: 7	SF: 1	WP: 2	PA: 37
	E: 1	LOB: 2	E: 0	LOB: 0	E: 0	LOB: 0	E: 0	LOB: 0	E: 0	LOB: 0	E: 1	LOB: 0	E: 0	LOB: 3	E: 0	LOB: 1	E: 0	LOB: 1	2B: 4	SAC: 1	PB: 0	
	K: 1	BB: 0	K: 2	BB: 0	K: 0	BB: 1	K: 0	BB: 0	K: 0	BB: 0	K: 0	BB: 0	K: 0	BB: 1	K: 0	BB: 1	K: 1	BB: 1	3B: 0	DP: 3	SB: 0	
	S: 8	P: 8	S: 7	P: 7	S: 2	P: 6	S: 4	P: 4	S: 3	P: 3	S: 3	P: 3	S: 4	P: 8	S: 5	P: 9	S: 5	P: 9	HR: 0	HBP: 0	CS: 0	

PITCHER		IP	WLS	BF	H	R	ER	SO	BB	IBB	HBP	BLK	WP	HR	S	P	ERA	WHIP
Steve Renko, R	(1, 1)	8.0	L	33	9	4	4	3	1	2	0	0	2	0	36	48	4.50	1.250
ERA: 3.67																		
Howie Reed, R	(9, 1)	1.0		4	0	0	0	1	1	0	0	0	0	0	5	9	0.00	1.000
ERA: 4.5																		

PITCHER	IP	WLS	BF	H	R	ER	SO	BB	IBB	HBP	BLK	WP	HR	S	P	ERA	WHIP

TOP

Pittsburgh Pirates @ Montreal Expos

Jarry Park, Montreal, QB

Sun Sep 12 1971, 3:33 AM EDT

Att. 16,770 - Unknown

livebaseballscorecards.com

AB	31
R	4
H	9
RBI	3
BB	4
SO	4
LOB	16

BOTTOM

Pittsburgh Pirates @ Montreal Expos

Jarry Park, Montreal, QB

Sun Sep 12 1971, 3:33 AM EDT

Att. 16,770 - Unknown

livebaseballscorecards.com

Batter	1	2	3	4	5	6	7	8	9	AB	R	H	RBI	BB	SO	LOB
Ron Hunt, R (1, 4) OBP: 0.399, SLG: 0.350	4-3		F9			F8		F9		4	0	0	0	0	0	2
Boots Day, L (1, 8) OBP: 0.345, SLG: 0.357	4-3		F9			6-3		F8		4	0	0	0	0	0	2
Rusty Staub, L (1, 9) OBP: 0.392, SLG: 0.474	BB			1-3		F8		F8		3	0	0	0	1	0	2
Ron Fairly, L (1, 3) OBP: 0.373, SLG: 0.404	F4			F4			3-1		F6	4	0	0	0	0	0	1
Bob Bailey, R (1, 5) OBP: 0.368, SLG: 0.395		6-3 SH2-4 1B		F9			1B		6-3	4	0	2	0	0	0	0
Jim Fairey, L (1, 7) OBP: 0.288, SLG: 0.314		SH2-4 1-2			1B		L7		L7	3	0	1	0	0	0	1
Gary Sutherland, R (1, 6) OBP: 0.313, SLG: 0.366		6-3 2-3			F4		4-3			3	0	0	0	0	0	3
John Bateman, R (1, 2) OBP: 0.272, SLG: 0.352		F8			G4-3 1-2			1B		3	0	2	0	0	0	1
Steve Renko, R (1, 1) OBP: 0.207, SLG: 0.300 Jim Gosger, L (8, PH) OBP: 0.231, SLG: 0.224 Howie Reed, R (9, 1)			K		G4-3 1-2f			1B 1-2		2 1 0	0 0 0	0 1 0	0 0 0	0 0 0	1 0 0	2 0 0
Inning Stats	R: 0 H: 0 E: 0 LOB: 1 K: 0 BB: 1 S: 3 P: 7	R: 0 H: 1 E: 0 LOB: 1 K: 0 BB: 0 S: 4 P: 4	R: 0 H: 0 E: 0 LOB: 0 K: 1 BB: 0 S: 5 P: 5	R: 0 H: 0 E: 0 LOB: 0 K: 0 BB: 0 S: 3 P: 3	R: 0 H: 2 E: 0 LOB: 1 K: 0 BB: 0 S: 4 P: 4	R: 0 H: 0 E: 0 LOB: 0 K: 0 BB: 0 S: 3 P: 3	R: 0 H: 1 E: 0 LOB: 1 K: 0 BB: 0 S: 4 P: 4	R: 0 H: 2 E: 0 LOB: 2 K: 0 BB: 0 S: 5 P: 5	R: 0 H: 0 E: 0 LOB: 0 K: 0 BB: 0 S: 3 P: 3	1B: 6 2B: 0 3B: 0 HR: 0	SF: 0 SAC: 1 DP: 1 HBP: 0						

	AB	31
	R	0
	H	6
	RBI	0
	BB	1
	SO	1
	LOB	14

PITCHER	IP	WLS	BF	H	R	ER	SO	BB	IBB	HBP	BLK	WP	HR	S	P	ERA	WHIP
Nelson Briles, R (1, 1) ERA: 3.05	9.0	W	33	6	0	0	1	1	0	0	0	0	0	34	38	0.00	0.778

PITCHER	IP	WLS	BF	H	R	ER	SO	BB	IBB	HBP	BLK	WP	HR	S	P	ERA	WHIP

WP: 0 PA: 33
PB: 0
SB: 0
CS: 0

Batter	1	2	3	4	5	6	7	8	9	AB	R	H	RBI	BB	SO	LOB
Ron Hunt, R (1, 5) OBP: 0.399, SLG: 0.348	H 1-0 1B HBP	S S S 0-3 ③ K		x 0-0 ③ FC5-4 1-2f						2	1	0	0	0	1	3
Ron Woods, R (1, 8) OBP: 0.365, SLG: 0.400	x 0-0 1B 1-2 1B		x 0-0 ① P4		x 0-0 ① 1-3					3	0	1	0	0	0	0
Rusty Staub, L (1, 9) OBP: 0.393, SLG: 0.476	x 0-0 ① F2		B B B B 4-0 BB		x 0-0 1B 2B					2	1	1	0	1	0	2
Bob Bailey, R (1, 7) OBP: 0.368, SLG: 0.395	x 0-0 1-2 2-H 1B		x 0-0 ② L7		S S S 0-3 ② K					3	0	1	1	0	1	2
Gary Sutherland, R (1, 4) OBP: 0.313, SLG: 0.365	x 0-0 ② F8		x 0-0 ③ 4-3		x 0-0 ③ 2-H 1B					3	0	1	1	0	0	3
John Bateman, R (1, 2) OBP: 0.271, SLG: 0.350	x 0-0 ③ F9			x 0-0 ① 5-3						2	0	0	0	0	0	2
John Boccabella, R (1, 3) OBP: 0.289, SLG: 0.336		x 0-0 ① P4		x 0-0 E8 1B						2	0	1	0	0	0	0
Bobby Wine, R (1, 6) OBP: 0.263, SLG: 0.240		x 0-0 2B		x 0-0 ② F7						2	0	1	0	0	0	1
Carl Morton, R (1, 1) OBP: 0.218, SLG: 0.270		S S S 0-3 ② K		B B B 4-0 FC5-4 BB						1	0	0	0	1	1	1
Inning Stats	R: 1 H: 2 E: 0 LOB: 2 K: 0 BB: 0 S: 5 P: 6	R: 0 H: 1 E: 0 LOB: 1 K: 2 BB: 0 S: 8 P: 8	R: 0 H: 0 E: 0 LOB: 1 K: 0 BB: 1 S: 3 P: 7	R: 0 H: 1 E: 1 LOB: 2 K: 0 BB: 1 S: 4 P: 8	R: 1 H: 2 E: 0 LOB: 1 K: 1 BB: 0 S: 6 P: 6					1B: 4 SF: 0 2B: 2 SAC: 0 3B: 0 DP: 0 HR: 0 HBP: 1						

TOP

Montreal Expos @ New York Mets

Shea Stadium, Flushing, NY

Mon Sep 13 1971, 7:05 PM EDT

Att. 9,507 - Unknown

livebaseballscorecards.com

AB	20
R	2
H	6
RBI	2
BB	2
SO	3
LOB	14

WP: 0 PA: 23
PB: 0
SB: 0
CS: 0

PITCHER	IP	WLS	BF	H	R	ER	SO	BB	IBB	HBP	BLK	WP	HR	S	P	ERA	WHIP
Ray Sadecki, L (1, 1) ERA: 2.97	5.0	W	23	6	2	2	3	2	0	1	0	0	0	26	35	3.60	1.600

PITCHER	IP	WLS	BF	H	R	ER	SO	BB	IBB	HBP	BLK	WP	HR	S	P	ERA	WHIP

Batter	1	2	3	4	5	6	7	8	9	AB	R	H	RBI	BB	SO	LOB
Bud Harrelson, S (1, 6) OBP: 0.325, SLG: 0.310	B B B B 4-0 S 1B BB	x 0-0 ② G3		S S S 0-3 ② K						2	1	0	0	1	1	1
Wayne Garrett, L (1, 5) OBP: 0.342, SLG: 0.255	S S S 0-3 ① K 1-2	B B B B 4-0 1B BB		B B B 4-0 BB						1	0	0	0	2	1	1
Dave Marshall, L (1, 7) OBP: 0.335, SLG: 0.351	x 0-0 ② F8	x 0-0 1-3 1B		x 0-0 ③ F3						3	0	1	0	0	0	3
Ed Kranepool, L (1, 3) OBP: 0.341, SLG: 0.442	x 0-0 2-H HR 1B	x 0-0 ③ G3			x 0-0 SH1-4 1B 1-4-3 1B					3	2	2	1	0	0	2
Mike Jorgensen, L (1, 8) OBP: 0.338, SLG: 0.458	x 0-0 1-H HR		x 0-0 ① F8		x 0-0 1-4-3 SH1-4 1-2 1B					3	1	2	2	0	0	0
Ken Singleton, S (1, 9) OBP: 0.389, SLG: 0.376	B B B B 4-0 FC5 1B BB		B B B B 4-0 G4-6-3 BB		x 0-0 ① SH1-4 1-2 2-3					0	0	0	0	2	0	0
Jerry Grote, R (1, 2) OBP: 0.333, SLG: 0.352	x 0-0 1-2 1B		x 0-0 ② ③ G4-6-3 1-2f		x 0-0 ② 1-4-3 2-3 3-H					3	0	1	1	0	0	2
Ted Martinez, R (1, 4) OBP: 0.330, SLG: 0.354	x 0-0 ③ FC5 2-3f			x 0-0 SH1-4 1B	x 4-0 FC6 IBB					2	0	1	0	1	0	2
Ray Sadecki, L (1, 1) OBP: 0.255, SLG: 0.222		x 0-0 ① 4-3		x 0-0 ① SH1-4 1-2	x 0-0 ③ FC6 1-2f					2	0	0	0	0	0	2
Inning Stats	R: 3 E: 0 K: 1 S: 8 H: 3 LOB: 2 BB: 2 P: 16	R: 0 E: 0 K: 0 S: 4 H: 1 LOB: 2 BB: 1 P: 8	R: 0 E: 0 K: 0 S: 2 H: 0 LOB: 0 BB: 1 P: 6	R: 0 E: 0 K: 1 S: 6 H: 1 LOB: 2 BB: 1 P: 10	R: 1 E: 0 K: 0 S: 5 H: 2 LOB: 2 BB: 1 P: 9					1B: 6 2B: 0 3B: 0 HR: 1	SF: 0 SAC: 2 DP: 1 HBP: 0					

PITCHER		IP	WLS	BF	H	R	ER	SO	BB	IBB	HBP	BLK	WP	HR	S	P	ERA	WHIP
Carl Morton, R ERA: 4.52	(1, 1)	5.0	L	27	7	4	4	2	5	1	0	0	0	1	25	49	7.20	2.400

PITCHER	IP	WLS	BF	H	R	ER	SO	BB	IBB	HBP	BLK	WP	HR	S	P	ERA	WHIP

BOTTOM

Montreal Expos @ New York Mets

Shea Stadium, Flushing, NY

Mon Sep 13 1971, 7:05 PM EDT

Att. 9,507 - Unknown

livebaseballscorecards.com

AB	19
R	4
H	7
RBI	4
BB	6
SO	2
LOB	13

WP: 0 PA: 27
PB: 0
SB: 1
CS: 0

Batter	1	2	3	4	5	6	7	8	9	AB	R	H	RBI	BB	SO	LOB
Ron Hunt, R (1, 4) OBP: 0.401, SLG: 0.348	BBBB 4-0 1B 2B BB	H 1-0 FC4-6 1-2 HBP	x 0-0 ③ F5		H 1-0 SF9 1-3 1-2 1B HBP	x 0-0 ③ 5-3 1-2			x 0-0 ③ 6-3	1 2	2 0	0 0	0 0	1 0	0 0	2 2
Coco Laboy, R (5, 5) OBP: 0.294, SLG: 0.293																
Boots Day, L (1, 8) OBP: 0.346, SLG: 0.360	x 0-0 2B 1-2 1B 1B	x 0-0 ② FC4-6 BB 1-2f 2-3 2B		x 0-0 HR 2B	x 0-0 ① 1-3 1-2 2-3		x 0-0 ① F7			5 3	3 2	2 0	0 0	0 0	0 0	4 4
Rusty Staub, L (1, 9) OBP: 0.395, SLG: 0.482	x 0-0 ① F9	BBBB 4-0 2B 1-2 BB		x 0-0 HR 2-H 2B	x 0-0 ② SF9 2-3 3-H		x 0-0 G5-4-3 1B			3 0	2 0	2 0	3 0	1 0	0 0	2 0
Jim Fairey, L (7, 7) OBP: 0.288, SLG: 0.314																
Ron Fairly, L (1, 3) OBP: 0.376, SLG: 0.413	x 0-0 1B 1-3 2-H 2B	x 0-0 1-H 2-H 3-H 2B		SSS 0-3 ① K	x 0-0 FC6-4 3-H 1B		x 0-0 ②③ G5-4-3 1-2f			4 1	1 0	3 0	5 0	0 0	1 0	0 1
John Boccabella, R (5, 3) OBP: 0.288, SLG: 0.333																
Bob Bailey, R (1, 5) OBP: 0.365, SLG: 0.392	x 0-0 ② F3	x 0-0 ③ 6-3		x 0-0 ② 4-3	x 0-0 ③ FC6-4 1-2f			SSS 0-3 ① K		4 1	0 0	0 0	0 0	0 0	0 1	4 0
Bobby Wine, R (5, 6) OBP: 0.262, SLG: 0.239																
Gary Sutherland, R (1, 6) OBP: 0.311, SLG: 0.362	x 0-0 2-H 3-H 1B		x 0-0 ① F3	x 0-0 ③ 4-3		x 0-0 ① F9		x 0-0 ② F8		5	0	1	2	0	0	0
(5, 4)																
Stan Swanson, R (1, 7) OBP: 0.287, SLG: 0.298	x 0-0 ③ 5-3		x 0-0 1B FC3-2 1B		x 0-0 2B 1B 1B	x 0-0 ② 6-3		x 0-0 ③ F7		5	1	2	0	0	0	1
(7, 9)																
John Bateman, R (1, 2) OBP: 0.276, SLG: 0.356		BBBB 4-0 FC4-6 HBP 2B BB	x 0-0 FC3-2 1-3 1B		x 0-0 1-3 1B 2B	x 0-0 E 1B			x 0-0 ① 4-3	4	2	3	0	1	0	0
John Strohmayer, R (1, 1) OBP: 0.235, SLG: 0.235		SSS 0-3 ① K	x 0-0 ② FC3-2 1-2 3-H		x 0-0 1-3 HBP SF9 2-H 3-H 1B	x 0-0 E6 PB 1-3			x 0-0 ② 6-3	0 5	0 1	0 1	0 2	0 0	0 1	0 4
Bill Stoneman, R (1, 1) OBP: 0.228, SLG: 0.145																
Inning Stats	R: 3 E: 0 K: 0 S: 6 H: 3 LOB: 1 BB: 1 P: 10	R: 3 E: 0 K: 1 S: 6 H: 1 LOB: 1 BB: 2 P: 15	R: 0 E: 0 K: 0 S: 5 H: 2 LOB: 2 BB: 0 P: 5	R: 2 E: 0 K: 1 S: 7 H: 2 LOB: 0 BB: 0 P: 7	R: 4 E: 0 K: 0 S: 7 H: 4 LOB: 1 BB: 0 P: 8	R: 0 E: 1 K: 0 S: 5 H: 1 LOB: 2 BB: 0 P: 5	R: 0 E: 0 K: 0 S: 3 H: 1 LOB: 0 BB: 0 P: 3	R: 0 E: 0 K: 1 S: 5 H: 0 LOB: 0 BB: 0 P: 5	R: 0 E: 0 K: 0 S: 3 H: 0 LOB: 0 BB: 0 P: 3	1B: 9 2B: 4 3B: 0 HR: 1 SF: 1 SAC: 0 DP: 1 HBP: 2						

PITCHER		IP	WLS	BF	H	R	ER	SO	BB	IBB	HBP	BLK	WP	HR	S	P	ERA	WHIP
Nolan Ryan, R ERA: 3.88	(1, 1)	1.2	L	13	4	6	6	1	3	0	1	0	0	0	11	24	32.40	4.200
Ron Taylor, R ERA: 3.71	(2, 1)	3.1		19	8	6	6	1	0	0	1	0	0	1	20	21	16.20	2.400
Charlie Williams, R ERA: 4.98	(6, 1)	4.0		14	2	0	0	1	0	0	0	0	0	0	16	16	0.00	0.500

PITCHER	IP	WLS	BF	H	R	ER	SO	BB	IBB	HBP	BLK	WP	HR	S	P	ERA	WHIP

Montreal Expos @ New York Mets

Shea Stadium, Flushing, NY

Tue Sep 14 1971, 3:33 AM EDT

Unknown

TOP

livebaseballscorecards.com

AB	40
R	12
H	14
RBI	12
BB	3
SO	3
LOB	20

WP: 0 PA: 46
PB: 1
SB: 0
CS: 0

Montreal Expos @ New York Mets

Shea Stadium, Flushing, NY

Tue Sep 14 1971, 3:33 AM EDT

Unknown

livebaseballscorecards.com

BOTTOM

Batter	1	2	3	4	5	6	7	8	9	AB	R	H	RBI	BB	SO	LOB
Bud Harrelson, S (1, 6) OBP: 0.324, SLG: 0.309	K		5-3		6-3			6-3		1	0	0	0	0	1	0
Tim Foli, R (3, 4) OBP: 0.278, SLG: 0.297										3	0	0	0	0	0	1
Wayne Garrett, L (1, 5) OBP: 0.340, SLG: 0.255	F8		1B			K		F8		4	0	1	0	0	1	0
Dave Marshall, L (1, 7) OBP: 0.338, SLG: 0.351	BB		K			K			3-1 BB G3 1B	3	1	1	0	1	2	1
Ed Kranepool, L (1, 3) OBP: 0.339, SLG: 0.439	F4			F2		4-3			BB 3-1 1-2	3	0	0	0	0	0	1
Donn Clendenon, R (7, 3) OBP: 0.300, SLG: 0.410										0	0	0	0	1	0	0
Mike Jorgensen, L (1, 8) OBP: 0.321, SLG: 0.434		F3		F9			F9		3-1 1-2 2-3	4	0	0	0	0	0	2
Ken Singleton, S (1, 9) OBP: 0.385, SLG: 0.370		3-1		F9			K		G3 3-H	4	0	0	1	0	1	1
Jerry Grote, R (1, 2) OBP: 0.334, SLG: 0.352		BB			K		1B		3-1	1	0	0	0	1	1	0
Francisco Estrada, R (6, 2) OBP: 0.500, SLG: 0.500										2	0	1	0	0	0	1
Ted Martinez, R (1, 4) OBP: 0.330, SLG: 0.363 (3, 6)		1-3			2B		F5			3	0	1	0	0	0	2
Nolan Ryan, R (1, 1) OBP: 0.191, SLG: 0.182			K	F7				6-3		0	0	0	0	0	0	0
Ron Taylor, R (2, 1) OBP: 0.250, SLG: 0.250										1	0	0	0	0	1	0
Art Shamsky, L (5, PH) OBP: 0.288, SLG: 0.364										1	0	0	0	0	0	1
Charlie Williams, R (6, 1) OBP: 0.167, SLG: 0.091										1	0	0	0	0	0	0
Inning Stats	R: 0 E: 0 K: 1 S: 5 H: 0 LOB: 1 BB: 1 P: 9	R: 0 E: 0 K: 0 S: 3 H: 0 LOB: 1 BB: 1 P: 7	R: 0 E: 0 K: 2 S: 8 H: 1 LOB: 1 BB: 0 P: 8	R: 0 E: 0 K: 0 S: 3 H: 0 LOB: 0 BB: 0 P: 3	R: 0 E: 0 K: 1 S: 6 H: 1 LOB: 1 BB: 0 P: 6	R: 0 E: 0 K: 2 S: 7 H: 0 LOB: 0 BB: 0 P: 7	R: 0 E: 0 K: 1 S: 6 H: 1 LOB: 1 BB: 0 P: 6	R: 0 E: 0 K: 0 S: 3 H: 0 LOB: 0 BB: 0 P: 3	R: 1 E: 0 K: 0 S: 4 H: 1 LOB: 1 BB: 1 P: 8	1B: 3 2B: 1 3B: 0 HR: 0	SF: 0 SAC: 0 DP: 0 HBP: 0						

	AB	31
	R	1
	H	4
	RBI	1
	BB	3
	SO	7
	LOB	10

WP: 0 PB: 0 SB: 0 CS: 0 PA: 34

PITCHER		IP	WLS	BF	H	R	ER	SO	BB	IBB	HBP	BLK	WP	HR	S	P	ERA	WHIP
John Strohmayer, R ERA: 4.54	(1, 1)	0.0		0	0	0	0	0	0	0	0	0	0	0	0	0	∞	∞
Bill Stoneman, R ERA: 3.2	(1, 1)	9.0	W	34	4	1	1	7	3	0	0	0	0	0	45	57	1.00	0.778

PITCHER	IP	WLS	BF	H	R	ER	SO	BB	IBB	HBP	BLK	WP	HR	S	P	ERA	WHIP

Batter	1	2	3	4	5	6	7	8	9	AB	R	H	RBI	BB	SO	LOB
Ron Hunt, R (1, 4) OBP: 0.400, SLG: 0.345	BBBB 4-0 SH1-4 1B BB		x 0-0 ① 6-3		x 0-0 ③ F9			x 0-0 ① 6-3		3	1	0	0	1	0	0
Boots Day, L (1, 8) OBP: 0.346, SLG: 0.360	x 0-0 ① SH1-4 1-2		x 0-0 ② 1-3			x 0-0 ① 1-3		x 0-0 1B 3-1 1B		3	1	1	0	0	0	0
Rusty Staub, L (1, 9) OBP: 0.397, SLG: 0.490	x 0-0 S 2-H 1B		x 0-0 HR			x 0-0 ② 3-1		x 0-0 3-1 1-3 1B		4	1	3	2	0	0	0
Ron Fairly, L (1, 3) OBP: 0.373, SLG: 0.409	x 0-0 ② F7 1-2		x 0-0 ③ 4-3			x 0-0 ③ 3-1		x 0-0 ② 3-1 1-2 3-H		4	0	0	1	0	0	2
Bob Bailey, R (1, 5) OBP: 0.364, SLG: 0.389	BBBB 4-0 BB			x 0-0 ① 1-3			x 0-0 ① SSS F9	SSS 0-3 ③ K		3	0	0	0	1	1	1
Gary Sutherland, R (1, 6) OBP: 0.310, SLG: 0.358	x 0-0 ③ 4-3			SSS 0-3 ② K			BBBB 4-0 1B BB		x 0-0 ① 6-3	3	0	0	0	1	1	2
Jim Fairey, L (1, 7) OBP: 0.282, SLG: 0.307		x 0-0 ① F8		x 0-0 ③ F9			SSS 0-3 ② K		x 0-0 ② 3-1	4	0	0	0	0	1	1
Terry Humphrey, R (1, 2) OBP: 0.200, SLG: 0.200		x 0-0 ② 6-3			x 0-0 ① F8		x 0-0 1-3 1B		x 0-0 ③ 6-3	4	0	1	0	0	0	0
Jim Britton, R (1, 1)		x 0-0 ③ G3			SSS 0-3 ② K		x 0-0 ③ F9			0	0	0	0	0	0	0
Dave McDonald, L (2, PH) OBP: 0.154, SLG: 0.152										1	0	0	0	0	0	0
Dan McGinn, L (2, 1) OBP: 0.250, SLG: 0.250										1	0	0	0	0	1	0
Jim Gosger, L (7, PH) OBP: 0.229, SLG: 0.222										1	0	0	0	0	0	2
Howie Reed, R (7, 1)										0	0	0	0	0	0	0
Inning Stats	R: 1 E: 0 K: 0 S: 4 H: 1 LOB: 2 BB: 2 P: 12	R: 0 E: 0 K: 0 S: 3 H: 0 LOB: 0 BB: 0 P: 3	R: 1 E: 0 K: 0 S: 4 H: 1 LOB: 0 BB: 0 P: 4	R: 0 E: 0 K: 1 S: 5 H: 0 LOB: 0 BB: 0 P: 5	R: 0 E: 0 K: 1 S: 5 H: 0 LOB: 0 BB: 0 P: 5	R: 0 E: 0 K: 0 S: 3 H: 0 LOB: 0 BB: 0 P: 3	R: 0 E: 0 K: 1 S: 6 H: 1 LOB: 2 BB: 1 P: 10	R: 1 E: 0 K: 1 S: 7 H: 2 LOB: 1 BB: 0 P: 7	R: 0 E: 0 K: 0 S: 3 H: 0 LOB: 0 BB: 0 P: 3	1B: 4 2B: 0 3B: 0 HR: 1	SF: 0 SAC: 1 DP: 0 HBP: 0						

TOP

Montreal Expos @ New York Mets

Shea Stadium, Flushing, NY

Tue Sep 14 1971, 3:38 AM EDT

Att. 4,038 - Unknown

livebaseballscorecards.com

AB	31
R	3
H	5
RBI	3
BB	3
SO	4
LOB	8

PITCHER		IP	WLS	BF	H	R	ER	SO	BB	IBB	HBP	BLK	WP	HR	S	P	ERA	WHIP
Jim McAndrew, R ERA: 4.38	(1, 1)	6.1	W	23	2	2	2	2	2	0	0	0	0	1	25	33	2.84	0.632
Danny Frisella, R ERA: 2.09	(7, 1)	2.2	S	12	3	1	1	2	1	0	0	0	0	0	15	19	3.38	1.500

PITCHER	IP	WLS	BF	H	R	ER	SO	BB	IBB	HBP	BLK	WP	HR	S	P	ERA	WHIP

Batter	1	2	3	4	5	6	7	8	9	AB	R	H	RBI	BB	SO	LOB
Bud Harrelson, S (1, 6) OBP: 0.321, SLG: 0.306	F8	F9		F3		1-3		G3		5	0	0	0	0	0	4
Wayne Garrett, L (1, 5) OBP: 0.338, SLG: 0.272	HR	K		E2		K				4	1	1	1	0	2	0
Dave Marshall, L (1, 7) OBP: 0.332, SLG: 0.343	K	F8		K			F8			4	0	0	0	0	2	1
Ed Kranepool, L (1, 3) OBP: 0.340, SLG: 0.447	BB HBP 2B 1B		K		HR		4-3			4	2	2	1	0	1	0
Mike Jorgensen, L (1, 8) OBP: 0.330, SLG: 0.423	1-2 BB 2B HBP		1-3		BBBB 4-0 G1-6-3 BB		F8			2	1	0	0	1	0	0
Ken Singleton, S (1, 9) OBP: 0.386, SLG: 0.370	BBBB 4-0 2B 1-2 2-3 BB		P4		G1-6-3 1-2f			2B 1B		3	0	1	0	1	0	1
Ted Martinez, R (1, 4) OBP: 0.354, SLG: 0.400	1-3 2-H 3-H 2B			E 1B E 1B	HBP			1-3 2B		3	1	3	2	0	0	0
Duffy Dyer, R (1, 2) OBP: 0.321, SLG: 0.357	IBB			E6 1-3 E 1B	4-3			K		3	1	1	0	1	1	3
Jim McAndrew, R (1, 1) OBP: 0.083, SLG: 0.087 Danny Frisella, L (7, 1) OBP: 0.308, SLG: 0.250	F8			K		K		K		3 1	0 0	0 0	0 0	0 0	2 1	5 2
Inning Stats	R: 3 E: 0 K: 1 S: 8 / H: 3 LOB: 3 BB: 2 P: 17	R: 0 E: 0 K: 1 S: 5 / H: 0 LOB: 0 BB: 0 P: 5	R: 0 E: 0 K: 1 S: 5 / H: 0 LOB: 0 BB: 0 P: 5	R: 2 E: 2 K: 2 S: 10 / H: 2 LOB: 1 BB: 0 P: 10	R: 1 E: 0 K: 0 S: 3 / H: 1 LOB: 1 BB: 1 P: 8	R: 0 E: 0 K: 2 S: 7 / H: 0 LOB: 0 BB: 0 P: 7	R: 0 E: 0 K: 0 S: 3 / H: 0 LOB: 0 BB: 0 P: 3	R: 0 E: 0 K: 2 S: 9 / H: 2 LOB: 2 BB: 0 P: 9		1B: 4 2B: 2 3B: 0 HR: 2	SF: 0 SAC: 0 DP: 1 HBP: 2					

PITCHER	IP	WLS	BF	H	R	ER	SO	BB	IBB	HBP	BLK	WP	HR	S	P	ERA	WHIP
Jim Britton, R (1, 1) ERA: 6.14	1.0	L	9	3	3	3	1	1	1	1	0	0	1	8	17	27.00	4.000
Dan McGinn, L (2, 1) ERA: 5.76	5.0		20	3	3	1	6	1	0	1	0	0	1	30	35	1.80	0.800
Howie Reed, R (7, 1) ERA: 4.34	2.0		8	2	0	0	2	0	0	0	0	0	0	12	12	0.00	1.000

PITCHER	IP	WLS	BF	H	R	ER	SO	BB	IBB	HBP	BLK	WP	HR	S	P	ERA	WHIP

Montreal Expos @ New York Mets

Shea Stadium, Flushing, NY

Tue Sep 14 1971, 3:38 AM EDT

Att. 4,038 - Unknown

BOTTOM

livebaseballscorecards.com

AB	32
R	6
H	8
RBI	4
BB	3
SO	9
LOB	16

1B: 4 2B: 2 3B: 0 HR: 2 / SF: 0 SAC: 0 DP: 1 HBP: 2 / WP: 0 PB: 0 SB: 0 CS: 0 / PA: 37

Batter	1	2	3	4	5	6	7	8	9	AB	R	H	RBI	BB	SO	LOB
Ron Hunt, R (1, 5) OBP: 0.401, SLG: 0.347	B C S S 1-3 ① K		F S B X 1-2 ③ 6-3			C X 0-1 FC4-6 1B		X 0-0 1B		4	0	2	0	0	1	1
Ron Woods, R (1, 8) OBP: 0.362, SLG: 0.396 (9, 7)	F X 0-1 ② F7			X 0-0 FC1-6 1B		S X 0-1 ② FC4-6 1-2f 2B		X 0-0 ③ 1-3		4	0	1	0	0	0	3
Rusty Staub, L (1, 9) OBP: 0.396, SLG: 0.490	C B C F X 1-2 ③ 4-3			L X 0-1 ① FC1-6 G3 1-2f		B B X 2-0 ③ 1-H 2B			S S S 0-3 ① K	4	0	1	0	0	1	1
Bob Bailey, R (1, 7) OBP: 0.364, SLG: 0.388 Boots Day, L (9, 8) OBP: 0.346, SLG: 0.360		B C X 1-1 ① 6-3		C F X 0-2 ② G3 1-2			X 0-0 FC5-4 1B		S S S 0-3 ② K	4	0	1	0	0	1	1
										0	0	0	0	0	0	0
Gary Sutherland, R (1, 4) OBP: 0.306, SLG: 0.353		B X 1-0 ② 6-3		B C X 1-1 ③ 1-3			B B C L X 2-2 ① FC5-4 CS 1-2f		X 0-0 ③ L8	4	0	0	0	0	0	2
John Bateman, R (1, 2) OBP: 0.274, SLG: 0.353		X 0-0 ③ L9			B S S S B B X 3-2 ① P5		S B B F C 2-3 ②③ K 1-2			3	0	0	0	0	1	1
John Boccabella, R (1, 3) OBP: 0.288, SLG: 0.340 Clyde Mashore, R (8, PR) OBP: 0.252, SLG: 0.257 Ron Fairly, L (8, 3) OBP: 0.373, SLG: 0.409			X 0-0 2B		B S S S B B X 3-2 ② 6-3			X 0-0 E4 SF7		3	0	1	0	0	0	0
										0	1	0	0	0	0	0
										0	0	0	0	0	0	0
Bobby Wine, R (1, 6) OBP: 0.259, SLG: 0.237			X 0-0 ① 4-3		F F B X 1-2 ③ F9			B F B S X 2-2 ① SF7 3-H		2	0	0	1	0	0	1
Ernie McAnally, R (1, 1) OBP: 0.091, SLG: 0.148			S S B S 1-3 ② K			S S F B B X 2-2 ① 5-3		S S S 0-3 ② K		3	0	0	0	0	2	2
Inning Stats	R: 0 H: 0 E: 0 LOB: 0 K: 1 BB: 0 S: 9 P: 11	R: 0 H: 0 E: 0 LOB: 0 K: 0 BB: 0 S: 4 P: 6	R: 0 H: 1 E: 0 LOB: 1 K: 1 BB: 0 S: 8 P: 10	R: 0 H: 1 E: 0 LOB: 1 K: 0 BB: 0 S: 8 P: 9	R: 0 H: 0 E: 0 LOB: 0 K: 0 BB: 0 S: 9 P: 16	R: 0 H: 2 E: 0 LOB: 2 K: 0 BB: 0 S: 9 P: 13	R: 0 H: 1 E: 0 LOB: 0 K: 1 BB: 0 S: 7 P: 11	R: 1 H: 1 E: 1 LOB: 2 K: 1 BB: 0 S: 9 P: 11	R: 0 H: 0 E: 0 LOB: 0 K: 2 BB: 0 S: 7 P: 7	1B: 4 SF: 1 2B: 2 SAC: 0 3B: 0 DP: 0 HR: 0 HBP: 0						WP: 0 PA: 32 PB: 0 SB: 0 CS: 1	

PITCHER		IP	WLS	BF	H	R	ER	SO	BB	IBB	HBP	BLK	WP	HR	S	P	ERA	WHIP
Woodie Fryman, L ERA: 3.26	(1, 1)	8.0	L	29	6	1	0	4	0	0	0	0	0	0	63	87	0.00	0.750
Barry Lersch, R ERA: 3.94	(9, 1)	1.0		3	0	0	0	2	0	0	0	0	0	0	7	7	0.00	0.000

PITCHER	IP	WLS	BF	H	R	ER	SO	BB	IBB	HBP	BLK	WP	HR	S	P	ERA	WHIP

TOP

Montreal Expos @ Philadelphia Phillies

Veterans Stadium, Philadelphia, PA

Wed Sep 15 1971, 7:05 PM EDT

Att. 7,734 - Unknown

livebaseballscorecards.com

AB	31
R	1
H	6
RBI	1
BB	0
SO	6
LOB	12

BOTTOM

Batter	1	2	3	4	5	6	7	8	9	AB	R	H	RBI	BB	SO	LOB
Larry Bowa, S (1, 6) OBP: 0.283, SLG: 0.290	B B C F X 2-2 ① 4-3		X 0-0 ① 1B			B S F B B X 3-2 ① 4-3		X 0-0 ③ 3-1		4	0	1	0	0	0	0
Oscar Gamble, L (1, 7) OBP: 0.278, SLG: 0.313	X 0-0 4-3 PB 1B		C X 0-1 ③ 6-3			B S X 1-1 ② 4-3			B S S B S 2-3 ① K	4	0	1	0	0	1	1
Willie Montanez, L (1, 9) OBP: 0.319, SLG: 0.466	B X 1-0 ② 4-3 1-3			X 0-0 ① 4-3		B C S B S 2-3 ③ K			B X 1-0 ② 4-3	4	0	0	0	0	1	1
Deron Johnson, R (1, 5) OBP: 0.346, SLG: 0.491 Denny Doyle, L (7, PR) OBP: 0.279, SLG: 0.301 (8, 4) Roger Freed, R (9, PH) OBP: 0.305, SLG: 0.299	S T C 0-3 ③ K			S F B B S 2-3 ② K			F C B X 1-2 2B		X 0-0 ③ 6-3	3 0 1	0 0 0	1 0 0	0 0 0	0 0 0	2 0 0	1 0 0
Greg Luzinski, R (1, 3) OBP: 0.441, SLG: 0.542		S S S 0-3 ① K		B S F S 1-3 ③ K			B B X 2-0 ① 5-3			3	0	0	0	0	2	1
Don Money, R (1, 4) OBP: 0.280, SLG: 0.360 (8, 5)		X 0-0 ② F9			X 0-0 ① 6-3		C C B B B X 3-2 ② 6-3			3	0	0	0	0	0	1
Mike Anderson, R (1, 8) OBP: 0.291, SLG: 0.250		X 0-0 ③ 6-3			X 0-0 2B		S F B F B B X 3-2 ③ 1-3			3	0	1	0	0	0	1
Mike Ryan, R (1, 2) OBP: 0.225, SLG: 0.288 Tim McCarver, L (8, PH) OBP: 0.340, SLG: 0.408 (9, 2)			C B B B S S S 3-3 ① K		B B C S S C 2-3 ② K			C B X 1-1 ① F9		2 1	0 0	0 0	0 0	0 0	2 0	1 0
Woodie Fryman, R (1, 1) OBP: 0.171, SLG: 0.171 Ron Stone, L (8, PH) OBP: 0.304, SLG: 0.307 Barry Lersch, S (9, 1) OBP: 0.283, SLG: 0.192			S X 0-1 ② L4		S X 0-1 ③ 1-3			C B C S 1-3 ② K		2 1 0	0 0 0	0 0 0	0 0 0	0 1 0	0 0 0	1 0 0
Inning Stats	R: 0 H: 1 E: 0 LOB: 1 K: 1 BB: 0 S: 8 P: 11	R: 0 H: 0 E: 0 LOB: 0 K: 1 BB: 0 S: 5 P: 5	R: 0 H: 1 E: 0 LOB: 1 K: 1 BB: 0 S: 8 P: 11	R: 0 H: 0 E: 0 LOB: 0 K: 2 BB: 0 S: 7 P: 10	R: 0 H: 1 E: 0 LOB: 1 K: 1 BB: 0 S: 7 P: 9	R: 0 H: 0 E: 0 LOB: 0 K: 1 BB: 0 S: 8 P: 14	R: 0 H: 1 E: 0 LOB: 1 K: 0 BB: 0 S: 11 P: 20	R: 0 H: 0 E: 0 LOB: 0 K: 1 BB: 0 S: 6 P: 8	R: 0 H: 0 E: 0 LOB: 0 K: 1 BB: 0 S: 5 P: 8	1B: 2 2B: 2 3B: 0 HR: 0	SF: 0 SAC: 0 DP: 0 HBP: 0			WP: 0 PB: 1 SB: 0 CS: 0		PA: 31	

PITCHER	IP	WLS	BF	H	R	ER	SO	BB	IBB	HBP	BLK	WP	HR	S	P	ERA	WHIP
Ernie McAnally, R (1, 1) ERA: 3.77	9.0	W	31	4	0	0	9	0	0	0	0	0	0	65	96	0.00	0.444

PITCHER	IP	WLS	BF	H	R	ER	SO	BB	IBB	HBP	BLK	WP	HR	S	P	ERA	WHIP

Montreal Expos @ Philadelphia Phillies

Veterans Stadium, Philadelphia, PA

Wed Sep 15 1971, 7:05 PM EDT

Att. 7,734 - Unknown

livebaseballscorecards.com

AB	31
R	0
H	4
RBI	0
BB	0
SO	9
LOB	8

Montreal Expos @ Philadelphia Phillies

Veterans Stadium, Philadelphia, PA

Thu Sep 16 1971, 7:05 PM EDT

Att. 5,893 - Unknown

TOP

livebaseballscorecards.com

Batter	1	2	3	4	5	6	7	8	9	AB	R	H	RBI	BB	SO	LOB
Ron Hunt, R (1, 4) OBP: 0.400, SLG: 0.347	0-3 ① K		1-0 ② SF8 3-H			0-0 ① F7	0-0 1B 2-H		3-2 ① P6	3	0	1	2	0	1	0
Clyde Mashore, R (7, PR) OBP: 0.252, SLG: 0.257										0	0	0	0	0	0	0
Bobby Wine, R (7, 6) OBP: 0.259, SLG: 0.237										1	0	0	0	0	0	0
Boots Day, L (1, 8) OBP: 0.344, SLG: 0.361	1-1 ② L8		1-1 ③ F7			1-2 2B 2B	0-0 ③ F7		0-0 E6 PB E FC4-6	5	2	1	0	0	0	2
Rusty Staub, L (1, 9) OBP: 0.396, SLG: 0.490	3-1 ③ F2			1-3 ① K		0-0 2B 2-H		4-2 SH5-4 1B 1-3 BB	0-0 E2 FC4-6 PB 1-2	4	1	1	1	1	1	1
Ron Fairly, L (1, 3) OBP: 0.373, SLG: 0.407		1-2 ① 3-1		3-1 ② F9		0-0 ② F2		0-0 1-3 SH5-4 1-2 1B	4-0 FC4-6 1-2 2-3 BB	4	0	1	0	1	0	1
Jim Fairey, L (1, 7) OBP: 0.281, SLG: 0.306		0-0 G6-4-3 1B		0-0 ③ F8		0-0 ③ L7		0-0 ① SH5-4 1-2 2-3	0-0 ② FC4-6 PB 1-2f 2-3 3-H	4	0	1	1	0	0	3
Bob Bailey, R (1, 5) OBP: 0.361, SLG: 0.384		2-2 ②③ G6-4-3 1-2f			0-0 ① F7		0-0 E5 FC1 SF9	0-0 ② 1-3 2-3 3-H	1-0 ③ 5-3 1-2	5	1	0	1	0	0	4
Gary Sutherland, R (1, 6) OBP: 0.308, SLG: 0.353 (7, 4)			0-0 1B PB SF8 1B		1-3 ② K		0-2 FC1 6-3 1B 2-3	4-0 BB		3	2	1	0	1	1	1
John Bateman, R (1, 2) OBP: 0.276, SLG: 0.354			0-3 ① K 1-2		0-0 1B		1-1 ① SF9 3-H	4-0 BB 1-2		2	0	1	1	1	1	1
Steve Renko, R (1, 1) OBP: 0.208, SLG: 0.298			0-0 1B 2-3		1-3 ③ K		0-0 ② 6-3 1-2	0-3 ③ K		4	0	1	0	0	2	5

	AB	35
	R	6
	H	8
	RBI	6
	BB	4
	SO	6
	LOB	18

Inning Stats																		
	R: 0	H: 0	R: 0	H: 1	R: 1	H: 2	R: 0	H: 0	R: 0	H: 1	R: 1	H: 2	R: 2	H: 1	R: 1	H: 1	R: 1	H: 0
	E: 0	LOB: 0	E: 0	LOB: 0	E: 0	LOB: 1	E: 0	LOB: 0	E: 0	LOB: 1	E: 0	LOB: 1	E: 1	LOB: 1	E: 0	LOB: 3	E: 2	LOB: 2
	K: 1	BB: 0	K: 0	BB: 0	K: 1	BB: 0	K: 1	BB: 0	K: 2	BB: 0	K: 0	BB: 0	K: 0	BB: 0	K: 1	BB: 3	K: 0	BB: 1
	S: 7	P: 11	S: 7	P: 10	S: 8	P: 10	S: 7	P: 11	S: 8	P: 10	S: 8	P: 9	S: 9	P: 10	S: 8	P: 20	S: 7	P: 15

		1B: 6	SF: 2	WP: 0	PA: 42
		2B: 2	SAC: 1	PB: 3	
		3B: 0	DP: 1	SB: 0	
		HR: 0	HBP: 0	CS: 0	

PITCHER		IP	WLS	BF	H	R	ER	SO	BB	IBB	HBP	BLK	WP	HR	S	P	ERA	WHIP
Bill Champion, R ERA: 4.27	(1, 1)	7.0	L	31	8	5	2	5	1	0	0	0	0	0	57	78	2.57	1.286
Wayne Twitchell, R ERA:	(8, 1)	2.0		11	0	1	0	1	3	0	0	0	0	0	12	28	0.00	1.500

PITCHER	IP	WLS	BF	H	R	ER	SO	BB	IBB	HBP	BLK	WP	HR	S	P	ERA	WHIP

Batter	1	2	3	4	5	6	7	8	9	AB	R	H	RBI	BB	SO	LOB
Larry Bowa, S (1, 6)	2-2 4-3	3-3 K		1-3 K		0-0 F7			0-3 K	4	0	0	0	0	2	1
Terry Harmon, R (9, 6)										1	0	0	0	0	1	0
Tim McCarver, L (1, 2)	4-1 1B BB BB		2-1 P6	4-0 BB BB			0-0 F7		1-2 F8	3	0	0	0	2	0	0
Willie Montanez, L (1, 9)	4-2 1B 1-2 BB		2-1 HR	4-2 1-2 BB			0-0 4-3			2	1	1	1	2	0	0
Deron Johnson, R (1, 5)	0-0 1-2 2-3 1B		3-2 HR	0-0 1-3			0-0 FC6-4 1B			4	1	3	1	0	0	2
Greg Luzinski, R (1, 3)	0-0 F8		0-1 S 1B		0-2 4-3		0-0 FC6-4 1-2f			4	0	1	0	0	0	4
Don Money, R (1, 4)	0-0 F7		0-0 F7		0-0 F8			0-0 F7		4	0	0	0	0	0	4
Mike Anderson, R (1, 8)		0-0 E6 1-3	4-0 1-2 BB		0-0 5-3			0-0 6-3		3	0	0	0	1	0	0
Oscar Gamble, L (1, 7)		0-0 F2	1-1 4-3			1-1 F8		0-3 K		4	0	0	0	0	1	3
Bill Champion, R (1, 1)		0-0 1-3 1-2		0-1 6-3		0-0 F5			0-3 K	3	0	0	0	0	0	1
Wayne Twitchell, R (8, 1)										0	0	0	0	0	0	0
Joe Lis, R (9, PH)										1	0	0	0	0	1	0
Inning Stats	R: 0 E: 0 K: 0 S: 11 H: 1 LOB: 3 BB: 2 P: 21	R: 0 E: 1 K: 1 S: 6 H: 0 LOB: 1 BB: 0 P: 9	R: 2 E: 0 K: 0 S: 13 H: 3 LOB: 2 BB: 1 P: 25	R: 0 E: 0 K: 1 S: 8 H: 0 LOB: 2 BB: 2 P: 17	R: 0 E: 0 K: 0 S: 5 H: 0 LOB: 0 BB: 0 P: 5	R: 0 E: 0 K: 0 S: 4 H: 0 LOB: 0 BB: 0 P: 5	R: 0 E: 0 K: 0 S: 4 H: 1 LOB: 1 BB: 0 P: 4	R: 0 E: 0 K: 1 S: 5 H: 0 LOB: 0 BB: 0 P: 5	R: 0 E: 0 K: 2 S: 9 H: 0 LOB: 0 BB: 0 P: 10	1B: 3 2B: 0 3B: 0 HR: 2	SF: 0 SAC: 0 DP: 0 HBP: 0						

PITCHER	IP	WLS	BF	H	R	ER	SO	BB	IBB	HBP	BLK	WP	HR	S	P	ERA	WHIP
Steve Renko, R (1, 1) ERA: 3.61	9.0	W	38	5	2	2	5	5	0	0	0	0	2	65	101	2.00	1.111

PITCHER	IP	WLS	BF	H	R	ER	SO	BB	IBB	HBP	BLK	WP	HR	S	P	ERA	WHIP

BOTTOM

Montreal Expos @ Philadelphia Phillies

Veterans Stadium, Philadelphia, PA

Thu Sep 16 1971, 7:05 PM EDT

Att. 5,893 - Unknown

livebaseballscorecards.com

AB	33
R	2
H	5
RBI	2
BB	5
SO	5
LOB	15

Batter	1	2	3	4	5	6	7	8	9	AB	R	H	RBI	BB	SO	LOB
Lou Brock, L (1, 7) OBP: 0.392, SLG: 0.432	F7			1B FC 2B	K	FC7-4 FC4-6 1-2f 2-3 3-H		FC4-6 1-2f		5	1	1	1	0	1	4
Ted Sizemore, R (1, 4) OBP: 0.320, SLG: 0.335	F7			FC HR 1B 2-3	E7	FC4-6 1-2f			F8	5	1	2	0	0	0	2
Matty Alou, L (1, 3) OBP: 0.349, SLG: 0.408	6-3			FC HR 1-2 3-H	1-3		4-3		BB 1B 1B	5	1	1	1	0	0	2
Joe Torre, R (1, 5) OBP: 0.420, SLG: 0.558		1-3		HR 1-H 2-H		BB 1B PB 1B	1-3		F9	5	2	2	3	0	0	1
Ted Simmons, S (1, 2) OBP: 0.349, SLG: 0.427		5-3		1B 1B		PB BB BB 1-2	1-3		BB 1-2	5	1	3	0	0	0	0
Jose Cruz, L (1, 8) OBP: 0.375, SLG: 0.414		4-3		L1-3 1-3		F9		1B	BB 1-2 2-3	4	0	2	0	1	0	2
Joe Hague, L (1, 9) OBP: 0.327, SLG: 0.393			4-3	K		BB PB FC7-4 1-2 2-3		FC4-6 1-2	F9	4	1	1	0	1	1	5
Dal Maxvill, R (1, 6) OBP: 0.302, SLG: 0.263			5-3	L1-3 1-2		FC7-4 BB 1-2 2-3 3-H		K		3	0	0	0	1	1	4
Bob Gibson, R (1, 1) OBP: 0.209, SLG: 0.271			F3	F3		FC7-4 1-2 2-3 3-H		K		3	0	0	1	1	1	2
Inning Stats	R: 0 H: 0 E: 0 LOB: 0 K: 0 BB: 0 S: 3 P: 3	R: 0 H: 0 E: 0 LOB: 0 K: 0 BB: 0 S: 3 P: 3	R: 0 H: 0 E: 0 LOB: 0 K: 0 BB: 0 S: 3 P: 3	R: 4 H: 5 E: 0 LOB: 1 K: 1 BB: 0 S: 10 P: 10	R: 0 H: 1 E: 1 LOB: 1 K: 1 BB: 0 S: 6 P: 6	R: 3 H: 2 E: 0 LOB: 2 K: 0 BB: 3 S: 5 P: 17	R: 0 H: 0 E: 0 LOB: 0 K: 0 BB: 0 S: 3 P: 3	R: 0 H: 2 E: 0 LOB: 2 K: 2 BB: 0 S: 9 P: 9	R: 0 H: 2 E: 0 LOB: 3 K: 0 BB: 1 S: 5 P: 9	1B: 10 SF: 0 2B: 2 SAC: 0 3B: 0 DP: 1 HR: 1 HBP: 0						

PITCHER		IP	WLS	BF	H	R	ER	SO	BB	IBB	HBP	BLK	WP	HR	S	P	ERA	WHIP
Carl Morton, R ERA: 4.63	(1, 1)	3.0	L	15	5	4	4	0	0	0	0	0	0	1	15	15	12.00	1.667
Dan McGinn, L ERA: 5.96	(4, 1)	2.1		11	3	3	3	2	2	0	0	0	0	0	13	21	11.57	2.143
Howie Reed, R ERA: 4.29	(6, 1)	0.2		3	0	0	0	0	1	0	0	0	0	0	2	6	0.00	1.500
Mike Torrez, R ERA: 5.54	(7, 1)	3.0		14	4	0	0	2	1	0	0	0	0	0	17	21	0.00	1.667

PITCHER	IP	WLS	BF	H	R	ER	SO	BB	IBB	HBP	BLK	WP	HR	S	P	ERA	WHIP

TOP

St. Louis Cardinals @ Montreal Expos

Jarry Park, Montreal, QB

Fri Sep 17 1971, 7:05 PM EDT

Att. 13,371 - Unknown

livebaseballscorecards.com

AB	39
R	7
H	12
RBI	6
BB	4
SO	4
LOB	22

WP: 0 PA: 43
PB: 1
SB: 0
CS: 0

Batter	1	2	3	4	5	6	7	8	9	AB	R	H	RBI	BB	SO	LOB
Ron Hunt, R (1, 4) OBP: 0.401, SLG: 0.349	0-0 2B		0-0 ① F9		H 1-0 G4-6-3 1B, 1B HBP		x 0-0 ① F4			3	1	1	0	0	0	0
Boots Day, L (1, 8) OBP: 0.343, SLG: 0.359	0-0 ① 5-3		0-0 ② 1-3		0-0 G4-6-3, 1-2 1B		x 0-0 ② 5-3			4	0	1	0	0	0	1
Rusty Staub, L (1, 9) OBP: 0.395, SLG: 0.490	0-0 ② 6-3		0-0 1B 2B		0-0 ① ② G4-6-3, 1-2f 2-3		x 0-0 ③ F9			4	1	1	0	0	0	3
Ron Fairly, L (1, 3) OBP: 0.376, SLG: 0.409	B B B B BB		0-0 1B 2-H 1B		0-0 1B 3-H 1B			x 0-0 ① 4-3		3	0	2	2	1	0	0
Jim Fairey, L (1, 7) OBP: 0.286, SLG: 0.310	S S S 0-3 ③ K		0-0 1-2 1B		0-0 1-2 1B			x 0-0 ② 4-3		4	0	2	0	0	1	2
Bob Bailey, R (1, 5) OBP: 0.360, SLG: 0.382		B B B B 4-0 6-3 BB	0-0 ③ 4-3		0-0 ③ F8			x 0-0 ③ F7		3	0	0	0	1	0	4
Gary Sutherland, R (1, 6) OBP: 0.304, SLG: 0.348		0-0 ① 6-3 1-2		0-0 ① F9		S S S 0-3 ① K			x 0-0 ① P6	4	0	0	0	0	1	1
John Bateman, R (1, 2) OBP: 0.274, SLG: 0.351		0-0 ② F8		0-0 ② P6		S S S 0-3 ② K			x 0-0 ② 1-3	4	0	0	0	0	1	1
Carl Morton, R (1, 1) OBP: 0.215, SLG: 0.267 Dan McGinn, L (4, 1) OBP: 0.235, SLG: 0.235 Howie Reed, R (6, 1) Dave McDonald, L (6, PH) OBP: 0.150, SLG: 0.147 Mike Torrez, R (7, 1) OBP: 0.400, SLG: 0.286 Jim Gosger, L (9, PH) OBP: 0.227, SLG: 0.220		S S S 0-3 ③ K		x 0-0 ③ G3		x 0-0 ③ F8			x 0-0 ③ 1-3	1 1 0 1 0 1	0 0 0 0 0 0	0 0 0 0 0 0	0 0 0 0 0 0	1 0 0 0 0 0	1 0 0 0 0 0	1 0 0 0 0 0
Inning Stats	R: 0 E: 0 K: 1 S: 6 H: 1 LOB: 2 BB: 1 P: 10	R: 0 E: 0 K: 1 S: 5 H: 0 LOB: 1 BB: 1 P: 9	R: 1 E: 0 K: 0 S: 6 H: 3 LOB: 2 BB: 0 P: 6	R: 0 E: 0 K: 0 S: 3 H: 0 LOB: 0 BB: 0 P: 3	R: 1 E: 0 K: 0 S: 5 H: 3 LOB: 2 BB: 0 P: 6	R: 0 E: 0 K: 2 S: 7 H: 0 LOB: 0 BB: 0 P: 7	R: 0 E: 0 K: 0 S: 3 H: 0 LOB: 0 BB: 0 P: 3	R: 0 E: 0 K: 0 S: 3 H: 0 LOB: 0 BB: 0 P: 3	R: 0 E: 0 K: 0 S: 3 H: 0 LOB: 0 BB: 0 P: 3	1B: 5 2B: 2 3B: 0 HR: 0	SF: 0 SAC: 0 DP: 1 HBP: 1						

PITCHER	IP	WLS	BF	H	R	ER	SO	BB	IBB	HBP	BLK	WP	HR	S	P	ERA	WHIP
Bob Gibson, R (1, 1) ERA: 3.11	9.0	W	36	7	2	2	4	2	0	1	0	0	0	41	50	2.00	1.000

PITCHER	IP	WLS	BF	H	R	ER	SO	BB	IBB	HBP	BLK	WP	HR	S	P	ERA	WHIP

BOTTOM

St. Louis Cardinals @ Montreal Expos

Jarry Park, Montreal, QB

Fri Sep 17 1971, 7:05 PM EDT

Att. 13,371 - Unknown

livebaseballscorecards.com

AB	33
R	2
H	7
RBI	2
BB	2
SO	4
LOB	13

1B: 5	SF: 0	WP: 0	PA: 36
2B: 2	SAC: 0	PB: 0	
3B: 0	DP: 1	SB: 0	
HR: 0	HBP: 1	CS: 0	

Batter	1	2	3	4	5	6	7	8	9	AB	R	H	RBI	BB	SO	LOB
Lou Brock, L (1, 7) OBP: 0.392, SLG: 0.430	BBBB 4-0 S BB		BBBB 4-0 S 1B BB		x 0-0 E3 CS 1-3		SSS 0-3 ③ K		x 0-0 ③ 4-3	3	1	0	0	2	1	4
Ted Sizemore, R (1, 4) OBP: 0.321, SLG: 0.336	SSS 0-3 ① K 1-2		x 0-0 ② 5-3 1-2		x 0-0 ② S 1B 1-2 3-H			x 0-0 1B		4	0	2	1	0	1	2
Matty Alou, L (1, 3) OBP: 0.348, SLG: 0.407 Luis Melendez, R (8, 9) OBP: 0.319, SLG: 0.261	x 0-0 ② F8		x 0-0 FC6-4 1B 2-H		x 0-0 ③ 3-1 1-2			x 0-0 ① F2		4	0	1	1	0	0	3
										0	0	0	0	0	0	0
Joe Torre, R (1, 5) OBP: 0.417, SLG: 0.554	SSS 0-3 ③ K		x 0-0 ③ FC6-4 1-2f			SSS 0-3 ① K		x 0-0 ② F9		4	0	0	0	0	2	3
Ted Simmons, S (1, 2) OBP: 0.348, SLG: 0.426		SSS 0-3 ① K		x 0-0 G1-6-3 1B		x 0-0 ② 4-3		x 0-0 ③ F7		4	0	1	0	0	1	1
Jose Cruz, L (1, 8) OBP: 0.371, SLG: 0.408		x 0-0 ② F9		x 0-0 ① ② G1-6-3 1-2f		x 0-0 ③ F7			x 0-0 ① F8	4	0	0	0	0	0	1
Joe Hague, L (1, 9) OBP: 0.328, SLG: 0.394 (8, 3)		x 0-0 FC6-4 1B		SSS 0-3 ③ K			x 0-0 ① L4		x 0-0 1B	4	0	2	0	0	1	0
Dal Maxvill, R (1, 6) OBP: 0.303, SLG: 0.262 Bob Burda, L (7, PH) OBP: 0.403, SLG: 0.375 Frank Linzy, R (7, 1) OBP: 0.500, SLG: 0.500 Jerry McNertney, R (9, PH) OBP: 0.350, SLG: 0.455 Jim Beauchamp, R (9, PR) OBP: 0.276, SLG: 0.360		x 0-0 ③ FC6-4 1-2f			BBBB 4-0 E 1B BB		SSS 0-3 ② K		x 0-0 FC6-4 1B 1-3	1	1	0	0	1	0	1
										1	0	0	0	0	1	0
										0	0	0	0	0	0	0
										1	0	1	0	0	0	0
										0	0	0	0	0	0	0
Reggie Cleveland, R (1, 1) OBP: 0.181, SLG: 0.198 Don Shaw, L (5, 1) Al Santorini, R (5, 1) OBP: 0.286, SLG: 0.286 Ted Kubiak, S (7, PH) OBP: 0.333, SLG: 0.333 (7, 6)			x 0-0 ① L1		SSS 0-3 ① K		BBBB 4-0 BB		x 0-0 ② FC6-4 1-2f	2	0	0	0	0	1	1
										0	0	0	0	0	0	0
										0	0	0	0	0	0	0
										1	0	0	0	1	0	2

TOP

St. Louis Cardinals @ Montreal Expos

Jarry Park, Montreal, QB

Sat Sep 18 1971, 3:33 AM EDT

Att. 16,779 - Unknown

livebaseballscorecards.com

AB	33
R	2
H	7
RBI	2
BB	4
SO	8
LOB	18

Inning Stats	1	2	3	4	5	6	7	8	9
	R: 0 E: 0 K: 2 S: 7	R: 0 E: 0 K: 1 S: 6	R: 1 E: 0 K: 0 S: 4	R: 0 E: 0 K: 1 S: 5	R: 1 E: 1 K: 1 S: 6	R: 0 E: 0 K: 1 S: 5	R: 0 E: 0 K: 2 S: 7	R: 0 E: 0 K: 0 S: 4	R: 0 E: 0 K: 0 S: 5
	H: 0 LOB: 1 BB: 1 P: 11	H: 1 LOB: 1 BB: 0 P: 6	H: 1 LOB: 1 BB: 1 P: 8	H: 1 LOB: 0 BB: 0 P: 5	H: 1 LOB: 1 BB: 1 P: 10	H: 0 LOB: 0 BB: 0 P: 5	H: 0 LOB: 1 BB: 1 P: 11	H: 1 LOB: 1 BB: 0 P: 4	H: 2 LOB: 2 BB: 0 P: 5

| | | | | | | | | | |

BOTTOM

St. Louis Cardinals @ Montreal Expos

Jarry Park, Montreal, QB

Sat Sep 18 1971, 3:33 AM EDT

Att. 16,779 - Unknown

Batter	1	2	3	4	5	6	7	8	9	AB	R	H	RBI	BB	SO	LOB
Ron Hunt, R (1, 4) OBP: 0.401, SLG: 0.352	1B		E6		PB 2B		6-3			4	3	2	0	0	0	0
Boots Day, L (1, 8) OBP: 0.346, SLG: 0.360	SH1		E BB 1B		1B BB		K			2	0	1	0	1	1	0
Rusty Staub, L (1, 9) OBP: 0.397, SLG: 0.496	1B BB		F8		FC3-2-5-2-5-3 1B		HR			3	1	2	2	1	0	2
Ron Fairly, L (1, 3) OBP: 0.377, SLG: 0.409	1B		E BB		FC3-2-5-2-5-3 BB		F9			3	0	1	1	1	0	2
Jim Fairey, L (1, 7) OBP: 0.283, SLG: 0.308 Ron Woods, R (4, 7) OBP: 0.364, SLG: 0.393	F7		SF8		G6-4-3 BB			6-3		1 1	0 0	0 0	1 0	0 1	0 0	2 0
Bob Bailey, R (1, 5) OBP: 0.357, SLG: 0.379	P4		F7		G6-4-3			4-3		4	0	0	0	0	0	7
Gary Sutherland, R (1, 6) OBP: 0.303, SLG: 0.346 Bobby Wine, R (9, 6) OBP: 0.259, SLG: 0.237		G6-4-3 1B		4-3		4-3		6-3		4 0	0 0	1 0	0 0	0 0	0 0	0 0
Terry Humphrey, R (1, 2) OBP: 0.125, SLG: 0.125		G6-4-3		6-3		6-3				3	0	0	0	0	0	1
Bill Stoneman, R (1, 1) OBP: 0.221, SLG: 0.140		K		K		K				3	0	0	0	0	3	0
Inning Stats	R: 1 E: 0 K: 0 S: 5 / H: 2 LOB: 2 BB: 1 P: 9		R: 0 E: 0 K: 1 S: 5 / H: 1 LOB: 0 BB: 0 P: 5		R: 1 E: 2 K: 0 S: 5 / H: 1 LOB: 2 BB: 1 P: 9		R: 0 E: 0 K: 1 S: 5 / H: 0 LOB: 0 BB: 0 P: 5		R: 1 E: 0 K: 0 S: 4 / H: 2 LOB: 2 BB: 2 P: 12	R: 0 E: 0 K: 1 S: 5 / H: 0 LOB: 0 BB: 0 P: 5	R: 1 E: 0 K: 1 S: 6 / H: 1 LOB: 0 BB: 0 P: 6	R: 0 E: 0 K: 0 S: 3 / H: 0 LOB: 0 BB: 0 P: 3		1B: 5 2B: 1 3B: 0 HR: 1	SF: 1 SAC: 1 DP: 2 HBP: 0		WP: 1 PB: 1 SB: 0 CS: 0	PA: 34	

livebaseballscorecards.com

	AB	28
	R	4
	H	7
	RBI	4
	BB	4
	SO	4
	LOB	14

PITCHER		IP	WLS	BF	H	R	ER	SO	BB	IBB	HBP	BLK	WP	HR	S	P	ERA	WHIP
Reggie Cleveland, R ERA: 3.89	(1, 1)	4.0	L	21	6	3	2	2	3	0	0	0	1	0	22	34	4.50	2.250
Don Shaw, L ERA: 2.81	(5, 1)	0.1		2	0	0	0	0	1	0	0	0	0	0	1	5	0.00	3.000
Al Santorini, R ERA: 3.7	(5, 1)	1.2		4	0	0	0	1	0	0	0	0	0	0	6	6	0.00	0.000
Frank Linzy, R ERA: 2.2	(7, 1)	2.0		7	1	1	1	1	0	0	0	0	0	1	9	9	4.50	0.500

PITCHER	IP	WLS	BF	H	R	ER	SO	BB	IBB	HBP	BLK	WP	HR	S	P	ERA	WHIP

Batter	1	2	3	4	5	6	7	8	9	AB	R	H	RBI	BB	SO	LOB
Lou Brock, L (1, 7) OBP: 0.391, SLG: 0.429	G3		K		1B S SF7 1B	1-2 2-H 3-H 1B		6-3	F9	6	1	2	2	0	1	3
Ted Sizemore, R (1, 4) OBP: 0.322, SLG: 0.337	K			1B 1B	G6-4-3 1-3 1B	5-3		P3		5	1	2	0	0	1	2
Jose Cruz, L (1, 8) OBP: 0.371, SLG: 0.409	1-6-3			1B 2B 1-2 1B	SF7 3-H		1B 1B		F7	4	2	2	1	0	0	0
Joe Torre, R (1, 5) OBP: 0.419, SLG: 0.555		K		2B 1-2 2-H 1B	G6-4-3 1-2f		1B FC9-6 1-3 1B		BB 1B SF8 1B	5	3	3	1	0	1	1
Ted Simmons, S (1, 2) OBP: 0.353, SLG: 0.431		F9		WP 1-H 2-H 2B		1B FC4-2 HBP	FC9-6 1-3 3-H 1B		SF8 BB 1-2 1B 1B	4	1	3	3	0	0	0
Joe Hague, L (1, 9) OBP: 0.329, SLG: 0.393		F9		3-1		FC4-2 BB 1-3 1B 1B	FC9-6 FC2-4 1-2f 3-H		1B 1-2 2-3 1B BB	4	2	1	1	1	0	2
Bob Burda, L (1, 3) OBP: 0.403, SLG: 0.364			K	WP IBB		FC4-2 1-2 1B BB	FC2-4 FC6-4 1-2f		SF8 2-3 3-H	2	1	0	1	2	1	1
Ted Kubiak, S (1, 6) OBP: 0.332, SLG: 0.331			L1	F7 1-2 2-3		FC4-2 1B 1-2 2-3 3-Hf	FC6-4 1-2f		1B 1-2 3-H 1B	5	0	1	1	0	0	6
Steve Carlton, L (1, 1) OBP: 0.213, SLG: 0.222			BB	4-3		K		F8	1-3 2-H 1B	4	0	1	1	1	1	5
Inning Stats	R: 0 E: 0 K: 1 S: 5 H: 0 LOB: 0 BB: 0 P: 5	R: 0 E: 0 K: 1 S: 5 H: 0 LOB: 0 BB: 0 P: 5	R: 0 E: 0 K: 2 S: 7 H: 0 LOB: 1 BB: 1 P: 11	R: 3 E: 0 K: 0 S: 7 H: 4 LOB: 2 BB: 1 P: 11	R: 1 E: 0 K: 0 S: 4 H: 2 LOB: 0 BB: 0 P: 4	R: 2 E: 0 K: 1 S: 7 H: 2 LOB: 2 BB: 1 P: 12	R: 2 E: 0 K: 0 S: 6 H: 3 LOB: 1 BB: 0 P: 6	R: 0 E: 0 K: 0 S: 3 H: 0 LOB: 0 BB: 0 P: 3	R: 3 E: 0 K: 0 S: 7 H: 4 LOB: 2 BB: 1 P: 11	1B: 14 2B: 1 3B: 0 HR: 0 SF: 2 SAC: 0 DP: 1 HBP: 1							

TOP

St. Louis Cardinals @ Montreal Expos

Jarry Park, Montreal, QB

Sun Sep 19 1971, 3:33 AM EDT

Att. 25,769 - Unknown

livebaseballscorecards.com

AB	39
R	11
H	15
RBI	11
BB	4
SO	5
LOB	20

WP: 1 PB: 0 SB: 1 CS: 0 PA: 46

PITCHER		IP	WLS	BF	H	R	ER	SO	BB	IBB	HBP	BLK	WP	HR	S	P	ERA	WHIP
Ernie McAnally, R ERA: 3.99	(1, 1)	5.0	L	24	7	6	6	4	1	1	1	0	1	0	29	38	10.80	1.600
Dan McGinn, L ERA: 6.04	(6, 1)	2.0		11	4	2	2	1	1	0	0	0	0	0	12	16	9.00	2.500
Claude Raymond, R ERA: 4.61	(8, 1)	1.0		3	0	0	0	0	0	0	0	0	0	0	3	3	0.00	0.000
Mike Marshall, R ERA: 4.22	(9, 1)	1.0		8	4	3	3	0	1	0	0	0	0	0	7	11	27.00	5.000

PITCHER	IP	WLS	BF	H	R	ER	SO	BB	IBB	HBP	BLK	WP	HR	S	P	ERA	WHIP

St. Louis Cardinals @ Montreal Expos

Jarry Park, Montreal, QB

Sun Sep 19 1971, 3:33 AM EDT

Att. 25,769 - Unknown

BOTTOM

Batter	1	2	3	4	5	6	7	8	9	AB	R	H	RBI	BB	SO	LOB
Ron Hunt, R (1, 5) (6, 4) OBP: 0.399, SLG: 0.349	5-3		1-3			P3		F9		4	0	0	0	0	0	3
Ron Woods, R (1, 8) OBP: 0.361, SLG: 0.389	FC3-6 1B		P6			G6-4-3 1-2f			1-3	4	0	1	0	0	0	2
Rusty Staub, L (1, 9) OBP: 0.397, SLG: 0.495	FC3-6 CS 1-2f			6-3			F9		BB BB 1B	4	0	1	0	0	0	1
Bob Bailey, R (1, 7) (6, 5) OBP: 0.357, SLG: 0.378	CS 1-2	6-3		6-3			FC6-4 1B		K	4	0	1	0	0	1	1
Gary Sutherland, R (1, 4) (6, 6) OBP: 0.303, SLG: 0.343		F7		F2			F8		BB 1-2 BB	3	0	0	0	1	0	1
John Boccabella, R (1, 3) OBP: 0.293, SLG: 0.336		BB			5-3		FC6-4 1-2f		BB 1-2 2-3	2	0	0	0	2	0	1
Terry Humphrey, R (1, 2) OBP: 0.083, SLG: 0.083		F7			P4			F9	4-3	4	0	0	0	0	0	4
Bobby Wine, R (1, 6) OBP: 0.260, SLG: 0.238			SH1-4 1B		K			BB		2	0	1	0	0	1	0
Claude Raymond, R (8, 1)										0	0	0	0	0	0	0
Coco Laboy, R (8, PH) OBP: 0.298, SLG: 0.293										0	0	0	0	1	0	0
Mike Marshall, R (9, 1) OBP: 0.235, SLG: 0.188										0	0	0	0	0	0	0
Ernie McAnally, R (1, 1) OBP: 0.091, SLG: 0.148			SH1-4 1-2			G6-4-3 BB		F8		0	0	0	0	0	0	0
Stan Swanson, R (6, 7) OBP: 0.291, SLG: 0.295										1	0	0	0	1	0	1
Dan McGinn, L (6, 1) OBP: 0.235, SLG: 0.235										0	0	0	0	0	0	0
Inning Stats	R: 0 E: 0 K: 0 S: 3 H: 1 LOB: 0 BB: 0 P: 3	R: 0 E: 0 K: 0 S: 3 H: 0 LOB: 1 BB: 1 P: 7	R: 0 E: 0 K: 0 S: 4 H: 1 LOB: 1 BB: 0 P: 4	R: 0 E: 0 K: 0 S: 3 H: 0 LOB: 0 BB: 0 P: 3	R: 0 E: 0 K: 1 S: 5 H: 0 LOB: 0 BB: 0 P: 5	R: 0 E: 0 K: 0 S: 2 H: 0 LOB: 0 BB: 1 P: 6	R: 0 E: 0 K: 0 S: 4 H: 1 LOB: 1 BB: 0 P: 4	R: 0 E: 0 K: 0 S: 3 H: 0 LOB: 1 BB: 1 P: 7	R: 0 E: 0 K: 1 S: 6 H: 1 LOB: 3 BB: 2 P: 14	1B: 4 2B: 0 3B: 0 HR: 0	SF: 0 SAC: 1 DP: 1 HBP: 0						

PITCHER	IP	WLS	BF	H	R	ER	SO	BB	IBB	HBP	BLK	WP	HR	S	P	ERA	WHIP
Steve Carlton, L (1, 1) ERA: 3.51	9.0	W	34	4	0	0	2	5	0	0	0	0	0	33	53	0.00	1.000

PITCHER	IP	WLS	BF	H	R	ER	SO	BB	IBB	HBP	BLK	WP	HR	S	P	ERA	WHIP

AB	28
R	0
H	4
RBI	0
BB	5
SO	2
LOB	14

WP: 0	PA: 35		
PB: 0			
SB: 0			
CS: 1			

livebaseballscorecards.com

Batter	1	2	3	4	5	6	7	8	9	AB	R	H	RBI	BB	SO	LOB
Larry Bowa, S (1, 6) OBP: 0.284, SLG: 0.289	F7			4-3		F5	BB			3	0	0	0	1	0	1
Oscar Gamble, L (1, 7) OBP: 0.277, SLG: 0.337	K			P6			HR 6-3			4	1	1	1	0	1	2
Tim McCarver, L (1, 2) OBP: 0.342, SLG: 0.400	F9			4-3			SH1 BB 2B 1B	F9		4	1	1	0	0	0	0
Willie Montanez, L (1, 8) OBP: 0.325, SLG: 0.471		1-6-3			G3		BB SH1 2B 1-2 BB	G5-4-3 1B		3	1	1	0	1	0	0
Deron Johnson, R (1, 5) OBP: 0.350, SLG: 0.501 John Vukovich, R (8, 5) OBP: 0.213, SLG: 0.191		BB G6-4-3			5-3		SH1 1-2 2-3	G5-4-3 1-2f		2 0	0 0	0 0	0 0	1 0	0 0	1 0
Greg Luzinski, R (1, 3) OBP: 0.388, SLG: 0.456		G6-4-3 1-2f			2B		K		F8	4	0	1	0	0	1	3
Don Money, R (1, 4) OBP: 0.280, SLG: 0.357			L5			5-3	2B IBB		F9	3	1	0	0	1	0	0
Roger Freed, R (1, 9) OBP: 0.310, SLG: 0.305			K			BB	2B 1-3 2-H 3-H		FC6-4 1B	3	1	2	2	1	1	0
Bill Champion, R (1, 1) OBP: 0.125, SLG: 0.167 Joe Hoerner, R (8, 1) OBP: 0.100, SLG: 0.100 Bill Wilson, R (8, 1) OBP: 0.100, SLG: 0.100			5-3			K	2B 2-H 3-H		FC6-4 1-2f	3 0 1	0 0 0	1 0 0	2 0 0	0 0 0	1 0 0	1 0 1
Inning Stats	R: 0 E: 0 K: 1 S: 5 H: 0 LOB: 0 BB: 0 P: 5	R: 0 E: 0 K: 0 S: 2 H: 0 LOB: 0 BB: 1 P: 6	R: 0 E: 0 K: 1 S: 5 H: 0 LOB: 0 BB: 0 P: 5	R: 0 E: 0 K: 0 S: 3 H: 0 LOB: 0 BB: 0 P: 3	R: 0 E: 0 K: 0 S: 3 H: 1 LOB: 1 BB: 0 P: 3	R: 0 E: 0 K: 1 S: 5 H: 0 LOB: 1 BB: 1 P: 9	R: 5 E: 0 K: 1 S: 9 H: 4 LOB: 2 BB: 3 P: 21	R: 0 E: 0 K: 0 S: 3 H: 1 LOB: 0 BB: 0 P: 3	R: 0 E: 0 K: 0 S: 4 H: 1 LOB: 1 BB: 0 P: 4	1B: 3 2B: 3 3B: 0 HR: 1	SF: 0 SAC: 1 DP: 2 HBP: 0						

TOP

Philadelphia Phillies @ Montreal Expos

Jarry Park, Montreal, QB

Tue Sep 21 1971, 7:05 PM EDT

Unknown

livebaseballscorecards.com

AB	30
R	5
H	7
RBI	5
BB	5
SO	4
LOB	9

PA: 36

WP: 0 PB: 0 SB: 0 CS: 0

PITCHER		IP	WLS	BF	H	R	ER	SO	BB	IBB	HBP	BLK	WP	HR	S	P	ERA	WHIP
Carl Morton, R ERA: 4.7	(1, 1)	6.2	L	28	5	5	5	4	4	1	0	0	0	1	31	51	6.75	1.350
Mike Marshall, R ERA: 4.17	(7, 1)	1.1		4	1	0	0	0	0	0	0	0	0	0	4	4	0.00	0.750
Steve Renko, R ERA: 3.6	(9, 1)	1.0		4	1	0	0	0	0	0	0	0	0	0	4	4	0.00	1.000

PITCHER	IP	WLS	BF	H	R	ER	SO	BB	IBB	HBP	BLK	WP	HR	S	P	ERA	WHIP

BOTTOM

Philadelphia Phillies @ Montreal Expos

Jarry Park, Montreal, QB

Tue Sep 21 1971, 7:05 PM EDT

Unknown

livebaseballscorecards.com

Batter	1	2	3	4	5	6	7	8	9	AB	R	H	RBI	BB	SO	LOB
Ron Hunt, R (1, 4) OBP: 0.399, SLG: 0.356	5-3			FC2-6 1B	FC6-4 1-2f			HR 2-H	L5 2-3	5	1	2	2	0	0	4
Boots Day, L (1, 8) OBP: 0.347, SLG: 0.362	G3-6-3 1B			FC2-6 G3-6-1 1-2f		L9		BB 1B FC4-6 1B		4	1	2	0	0	0	1
Rusty Staub, L (1, 9) OBP: 0.396, SLG: 0.493	G3-6-3 1-2f			G3-6-1 1-2f		4-3		FC4-6 BB 1-2 1B		4	0	1	0	0	0	2
Ron Fairly, L (1, 3) OBP: 0.377, SLG: 0.407 Ron Woods, R (8, PH) OBP: 0.365, SLG: 0.389 Steve Renko, R (9, 1) OBP: 0.208, SLG: 0.298		3-1			SH2-4 E BB	P6		FC4-6 1-2 2-3 BB		2 0 0	1 0 0	0 0 0	0 0 0	1 1 0	0 0 0	0 0 0
Jim Fairey, L (1, 7) OBP: 0.280, SLG: 0.305 Gary Sutherland, R (8, PH) OBP: 0.303, SLG: 0.343 Jim Gosger, L (8, PH) OBP: 0.225, SLG: 0.218 (9, 7)		4-3			SH2-4 1-2		5-3	FC4-6 1-2f 2-3 3-H		2 0 1	0 0 0	0 0 0	0 0 1	0 0 0	0 0 0	0 0 2
Bob Bailey, R (1, 5) OBP: 0.356, SLG: 0.376		F8			E BB		6-3	K		3	0	0	0	1	1	2
John Boccabella, R (1, 2) OBP: 0.288, SLG: 0.329 Stan Swanson, R (9, PH) OBP: 0.288, SLG: 0.292		5-3			E4 BB 1-3 2-H		K		3-1	3 1	0 0	0 0	0 0	0 0	1 0	1 0
Rich Hacker, S (1, 6) OBP: 0.174, SLG: 0.143 John Bateman, R (9, PH) OBP: 0.273, SLG: 0.350		3-1			FC6-4 1-2 BB			4-3	5-3	2 1	0 0	0 0	0 0	1 0	0 0	0 0
Carl Morton, R (1, 1) OBP: 0.210, SLG: 0.260 Mike Marshall, R (7, 1) OBP: 0.235, SLG: 0.188 Dave McDonald, L (8, PH) OBP: 0.190, SLG: 0.250 (9, 3) Clyde Mashore, R (9, PR) OBP: 0.252, SLG: 0.257		5-3			K			HR 2B	WP 2B	2 0 2 0	0 0 1 0	0 0 2 0	0 0 1 0	1 0 0 0	0 0 0 0	3 0 0 0
Inning Stats	R: 0 H: 1 E: 0 LOB: 0 K: 0 BB: 0 S: 3 P: 3	R: 0 H: 0 E: 0 LOB: 0 K: 0 BB: 0 S: 3 P: 3	R: 0 H: 0 E: 0 LOB: 0 K: 0 BB: 0 S: 3 P: 3	R: 0 H: 1 E: 0 LOB: 0 K: 0 BB: 0 S: 3 P: 3	R: 1 H: 0 E: 1 LOB: 3 K: 1 BB: 3 S: 6 P: 18	R: 0 H: 0 E: 0 LOB: 0 K: 0 BB: 0 S: 3 P: 3	R: 0 H: 0 E: 0 LOB: 0 K: 1 BB: 0 S: 5 P: 5	R: 3 H: 4 E: 0 LOB: 2 K: 1 BB: 1 S: 9 P: 13	R: 0 H: 1 E: 0 LOB: 2 K: 0 BB: 0 S: 4 P: 4	1B: 4 2B: 2 3B: 0 HR: 1	SF: 0 SAC: 1 DP: 2 HBP: 0			WP: 1 PB: 0 SB: 0 CS: 0	PA: 37		

	AB	32
	R	4
	H	7
	RBI	3
	BB	4
	SO	3
	LOB	15

PITCHER		IP	WLS	BF	H	R	ER	SO	BB	IBB	HBP	BLK	WP	HR	S	P	ERA	WHIP
Bill Champion, R ERA: 4.22	(1, 1)	7.1	W	29	5	4	3	2	3	0	0	0	0	1	30	42	3.68	1.091
Joe Hoerner, L ERA: 1.97	(8, 1)	0.0		2	1	0	0	0	1	0	0	0	0	0	1	5	∞	∞
Bill Wilson, R ERA: 3.23	(8, 1)	1.2	S	6	1	0	0	1	0	0	0	0	1	0	8	8	0.00	0.600

PITCHER	IP	WLS	BF	H	R	ER	SO	BB	IBB	HBP	BLK	WP	HR	S	P	ERA	WHIP

Batter	1	2	3	4	5	6	7	8	9	AB	R	H	RBI	BB	SO	LOB
Larry Bowa, S (1, 6) OBP: 0.284, SLG: 0.288	B C S C 1-3 ① K		X 0-0 ① 5-3		X 0-0 ③ FC4-6 1-2f			B B C S B F B 4-2 1B 1B BB	X 0-0 SH SH1-4 1-2	3	1	0	0	1	1	1
Oscar Gamble, L (1, 7) OBP: 0.280, SLG: 0.343	X 0-0 2B		X 0-0 ② P6			X 0-0 ① F8		B C S X 1-2 1B 1B 2B 1-3 1B	X 0-0 ① SH1-4 1-2 2-3	4	1	2	0	0	0	0
Willie Montanez, L (1, 9) OBP: 0.326, SLG: 0.469 (8, 8)	S S B X 1-2 ② F8		X 0-0 ③ 4-3			X 0-0 ② F8		X 0-0 1B 2B 1-2 3-H 1B	4-0 FC5-4 IBB	4	1	1	1	1	0	1
Deron Johnson, R (1, 5) OBP: 0.350, SLG: 0.499 Terry Harmon, R (8, PR) OBP: 0.283, SLG: 0.243 (8, 4)	X 0-0 ③ F8			X 0-0 ① F8		X 0-0 ③ P3		S X 0-1 2B 1-2 2-3 1B	2-3 ② K	4	0	1	0	0	0	1
										1	0	0	0	0	1	3
Greg Luzinski, R (1, 3) OBP: 0.388, SLG: 0.458		X 0-0 ① 6-3		X 0-0 ② F8			B B B B 4-0 FC6-4 BB	S X 0-1 2B 1-3 2-H 3-H 2B	C C B B F X 2-2 ③ FC5-4 1-2f	4	0	1	2	1	0	3
Don Money, R (1, 4) OBP: 0.282, SLG: 0.356 (8, 5)		F X 0-1 1B 1B		X 0-0 ③ F9			X 0-0 ① F9	I 4-0 FC5-4 IBB		3	0	1	0	1	0	1
Mike Anderson, R (1, 8) OBP: 0.284, SLG: 0.246 Tim McCarver, L (8, PH) OBP: 0.341, SLG: 0.399 Darrell Brandon, R (8, 1) OBP: 0.154, SLG: 0.154		X 0-0 1B 1-2			X 0-0 ① 1-3		S S S 0-3 ② K	B B F C F B X 3-2 ② F7		3	0	1	0	0	1	1
										1	0	0	0	0	0	3
										0	0	0	0	0	0	0
Pete Koegel, R (1, 2) OBP: 0.360, SLG: 0.286		X 0-0 ② F3			B B S S X 2-2 ② F7		B B S S S X 2-2 ③ FC6-4 1-2f	B B X 2-0 ③ FC5-4 1-2f		4	0	0	0	0	0	6
Ken Reynolds, L (1, 1) OBP: 0.240, SLG: 0.217 Ron Stone, L (8, PH) OBP: 0.310, SLG: 0.306 (8, 9)		X 0-0 ③ 4-3			X 0-0 FC4-6 1B			C X 0-1 ① 4-3	B C B B B 4-1 SH1-4 SH BB	2	0	1	0	0	0	2
										1	0	0	0	1	0	0
Inning Stats	R: 0 E: 0 K: 1 S: 8 H: 1 LOB: 1 BB: 0 P: 10	R: 0 E: 0 K: 0 S: 6 H: 2 LOB: 2 BB: 0 P: 6	R: 0 E: 0 K: 0 S: 3 H: 0 LOB: 0 BB: 0 P: 3	R: 0 E: 0 K: 0 S: 3 H: 0 LOB: 0 BB: 0 P: 3	R: 0 E: 0 K: 0 S: 6 H: 1 LOB: 1 BB: 0 P: 8	R: 0 E: 0 K: 0 S: 3 H: 0 LOB: 0 BB: 0 P: 3	R: 0 E: 0 K: 1 S: 7 H: 0 LOB: 1 BB: 1 P: 13	R: 3 E: 0 K: 0 S: 18 H: 4 LOB: 3 BB: 2 P: 32	R: 0 E: 0 K: 1 S: 12 H: 0 LOB: 3 BB: 2 P: 24	1B: 6 2B: 2 3B: 0 HR: 0 SF: 0 SAC: 2 DP: 0 HBP: 0						
										WP: 0 PB: 0 SB: 0 CS: 0 PA: 41						

PITCHER		IP	WLS	BF	H	R	ER	SO	BB	IBB	HBP	BLK	WP	HR	S	P	ERA	WHIP
Jim Britton, R ERA: 5.52	(1, 1)	7.1	W	29	5	2	2	2	2	0	0	0	0	0	44	59	2.46	0.955
Mike Marshall, R ERA: 4.19	(8, 1)	1.2	S	12	3	1	1	1	1	2	0	0	0	0	22	43	5.40	2.400

PITCHER	IP	WLS	BF	H	R	ER	SO	BB	IBB	HBP	BLK	WP	HR	S	P	ERA	WHIP

TOP

Philadelphia Phillies @ Montreal Expos

Jarry Park, Montreal, QB

Tue Sep 21 1971, 7:05 PM EDT

Att. 14,963 - Unknown

livebaseballscorecards.com

AB	34
R	3
H	8
RBI	3
BB	5
SO	3
LOB	22

Batter	1	2	3	4	5	6	7	8	9	AB	R	H	RBI	BB	SO	LOB
Ron Hunt, R (1, 5) OBP: 0.398, SLG: 0.354	BBSCH 3-2 1B HR HBP	x 0-0 ③ F9		C X 0-1 ②③ 7-2 3-Hf			x 0-0 ③ F9			3	1	0	0	0	0	2
Ron Woods, R (1, 8) (9, 7) OBP: 0.362, SLG: 0.386	x 0-0 ① F9		x 0-0 E 1B 1B		x 0-0 ① 6-3			x 0-0 ① F9		4	1	1	0	0	0	1
Rusty Staub, L (1, 9) OBP: 0.396, SLG: 0.492	x 0-0 1-3 HR 1B		x 0-0 ① F8		SSS 0-3 ② K			BBBB 4-0 FC5-4 BB		3	1	1	0	1	1	1
Bob Bailey, R (1, 7) OBP: 0.357, SLG: 0.383 Boots Day, L (9, 8) OBP: 0.347, SLG: 0.362	BBX 2-0 1-H 3-H HR		BSS1 SAFE X 1-1 3-1 1-H 1B		SSS 0-3 ③ K2-3			x 0-0 ② FC5-4 CS 1-2f		4 0	1 0	2 0	4 0	0 0	1 0	1 0
Gary Sutherland, R (1, 4) OBP: 0.300, SLG: 0.339	x 0-0 ② 6-3		x 0-0 ② 3-1 2-3			x 0-0 ① 5-3		0-0 ③ CS 1-2		3	0	0	0	0	0	1
John Boccabella, R (1, 3) OBP: 0.289, SLG: 0.325 (8, 2)	x 0-0 ③ F7		BBBB 4-0 BB			x 0-0 ② 6-3				2	0	0	0	1	0	0
Terry Humphrey, R (1, 2) OBP: 0.133, SLG: 0.133 Ron Fairly, L (8, 3) OBP: 0.377, SLG: 0.407		x 0-0 1B	x 0-0 ③ 5-3			x 0-0 ③ L7				3 0	0 0	1 0	0 0	0 0	0 0	2 0
Bobby Wine, R (1, 6) OBP: 0.261, SLG: 0.242		SSS 0-3 ① K		x 0-0 SH3-4 7-2 2B			x 0-0 ① 6-3			3	0	1	0	0	1	1
Jim Britton, R (1, 1) Mike Marshall, R (8, 1) OBP: 0.235, SLG: 0.188		SSC 0-3 ② K		x 0-0 ① SH3-4 2-3			x 0-0 ② P4			2 0	0 0	0 0	0 0	0 0	1 0	1 0
Inning Stats	R: 3 E: 0 K: 0 S: 7 H: 2 LOB: 0 BB: 0 P: 12	R: 0 E: 0 K: 2 S: 8 H: 1 LOB: 1 BB: 0 P: 8	R: 1 E: 1 K: 0 S: 6 H: 2 LOB: 2 BB: 1 P: 11	R: 0 E: 0 K: 0 S: 4 H: 1 LOB: 0 BB: 0 P: 4	R: 0 E: 0 K: 2 S: 7 H: 0 LOB: 0 BB: 0 P: 7	R: 0 E: 0 K: 0 S: 3 H: 0 LOB: 0 BB: 0 P: 3	R: 0 E: 0 K: 0 S: 3 H: 0 LOB: 0 BB: 0 P: 3	R: 0 E: 0 K: 0 S: 2 H: 0 LOB: 0 BB: 1 P: 6		1B: 4 2B: 2 3B: 0 HR: 1 SF: 0 SAC: 1 DP: 1 HBP: 1					

PITCHER		IP	WLS	BF	H	R	ER	SO	BB	IBB	HBP	BLK	WP	HR	S	P	ERA	WHIP
Ken Reynolds, L ERA: 4.7	(1, 1)	7.0	L	28	6	4	3	4	1	0	1	0	0	1	38	48	3.86	1.000
Darrell Brandon, R ERA: 3.97	(8, 1)	1.0		3	0	0	0	0	1	0	0	0	0	0	2	6	0.00	1.000

PITCHER	IP	WLS	BF	H	R	ER	SO	BB	IBB	HBP	BLK	WP	HR	S	P	ERA	WHIP

BOTTOM

Philadelphia Phillies @ Montreal Expos

Jarry Park, Montreal, QB

Tue Sep 21 1971, 7:05 PM EDT

Att. 14,963 - Unknown

livebaseballscorecards.com

AB	27
R	4
H	6
RBI	4
BB	2
SO	4
LOB	10

1B: 4	SF: 0	WP: 0	PA: 32
2B: 2	SAC: 1	PB: 0	
3B: 0	DP: 1	SB: 0	
HR: 1	HBP: 1	CS: 1	

Batter	1	2	3	4	5	6	7	8	9	AB	R	H	RBI	BB	SO	LOB
Larry Bowa, S (1, 6) OBP: 0.288, SLG: 0.290	BBBB 4-0 FC6 BB		x 0-0 CS 1B		BBBB 4-0 1-2 BB		x 0-0 1B 1B		SSS 0-3 ① K	3	0	2	0	2	1	0
Oscar Gamble, L (1, 7) OBP: 0.279, SLG: 0.338	x 0-0 ① FC6 G3-6-3 1-2f		x 0-0 ②③ F7 1-2		x 0-0 ③ L3		x 0-0 ② F7		BBBB 4-0 FC9-6 BB	4	0	0	0	1	0	6
Tim McCarver, L (1, 2) OBP: 0.342, SLG: 0.397	x 0-0 ②③ G3-6-3 1-2f			x 0-0 ① F8		BBBB 4-0 1B BB BB	x 0-0 1-3 1B		x 0-0 ② FC9-6 BB 1-2f	4	0	1	0	1	0	2
Willie Montanez, L (1, 9) OBP: 0.326, SLG: 0.468 Terry Harmon, R (9, PR) OBP: 0.283, SLG: 0.243		x 0-0 BB 1B		x 0-0 ② F7		SSS 0-3 ① K	SSS 0-3 ③ K		BBBB 4-0 1-2 BB	4 0	0 0	1 0	0 0	1 0	2 0	3 0
Deron Johnson, R (1, 5) OBP: 0.350, SLG: 0.496		BBBB 4-0 1-2 BB		x 0-0 ③ F3		BBBB 4-0 1B 1-2 BB		SSS 0-3 ① K	SSS 0-3 ③ K	3	0	0	0	2	2	2
Greg Luzinski, R (1, 3) OBP: 0.393, SLG: 0.461		x 0-0 ① F3			SSS 0-3 ① K	x 0-0 1-2 2-3 1B		x 0-0 1B 1B		4	0	2	0	0	1	2
Don Money, R (1, 4) OBP: 0.282, SLG: 0.358		x 0-0 ② F8			x 0-0 WP 2B	SSS 0-3 ② K		SSS 0-3 ② K		4	0	1	0	0	2	6
Mike Anderson, R (1, 8) OBP: 0.295, SLG: 0.250		SSS 0-3 ③ K			BBBB 4-0 BB BB	x 0-0 ③ 6-3		x 0-0 1-3 1B		3	0	1	0	1	1	5
Rick Wise, R (1, 1) OBP: 0.268, SLG: 0.479 Ron Stone, L (8, PH) OBP: 0.308, SLG: 0.304 Chris Short, R (8, 1) OBP: 0.185, SLG: 0.083			x 0-0 ① 6-3		SSS 0-3 ② K 2-3		SSS 0-3 ① K	x 0-0 ③ 4-3		3 1 0	0 0 0	0 0 0	0 0 0	0 0 0	2 0 0	2 2 0
Inning Stats	R: 0 E: 0 K: 0 S: 2 H: 0 LOB: 0 BB: 1 P: 6	R: 0 E: 0 K: 1 S: 6 H: 1 LOB: 2 BB: 1 P: 10	R: 0 E: 0 K: 0 S: 3 H: 1 LOB: 0 BB: 0 P: 3	R: 0 E: 0 K: 0 S: 3 H: 0 LOB: 0 BB: 0 P: 3	R: 0 E: 0 K: 2 S: 8 H: 1 LOB: 3 BB: 2 P: 16	R: 0 E: 0 K: 2 S: 8 H: 1 LOB: 3 BB: 2 P: 16	R: 0 E: 0 K: 2 S: 9 H: 2 LOB: 2 BB: 0 P: 9	R: 0 E: 0 K: 2 S: 9 H: 2 LOB: 2 BB: 0 P: 9	R: 0 E: 0 K: 2 S: 7 H: 0 LOB: 2 BB: 2 P: 15	1B: 7 2B: 1 3B: 0 HR: 0	SF: 0 SAC: 0 DP: 1 HBP: 0						

PITCHER	IP	WLS	BF	H	R	ER	SO	BB	IBB	HBP	BLK	WP	HR	S	P	ERA	WHIP
Bill Stoneman, R (1, 1) ERA: 3.06	9.0	W	41	8	0	0	11	8	0	0	0	1	0	55	87	0.00	1.778

PITCHER	IP	WLS	BF	H	R	ER	SO	BB	IBB	HBP	BLK	WP	HR	S	P	ERA	WHIP

TOP

Philadelphia Phillies @ Montreal Expos

Jarry Park, Montreal, QB

Wed Sep 22 1971, 7:05 PM EDT

Att. 8,798 - Unknown

livebaseballscorecards.com

AB	33
R	0
H	8
RBI	0
BB	8
SO	11
LOB	30

1B: 7 SF: 0
2B: 1 SAC: 0
3B: 0 DP: 1
HR: 0 HBP: 0

WP: 1 PA: 41
PB: 0
SB: 0
CS: 1

Batter	1	2	3	4	5	6	7	8	9	AB	R	H	RBI	BB	SO	LOB
Ron Hunt, R (1, 4) OBP: 0.398, SLG: 0.354	L7		1-2 1B	6-3	B B B B 4-0 1-2 2-3 BB	4-3	4-3			3	0	1	0	1	0	0
Boots Day, L (1, 8) OBP: 0.344, SLG: 0.359	6-3		L6		SF7 3-H	4-3				3	0	0	1	0	0	2
Rusty Staub, L (1, 9) OBP: 0.394, SLG: 0.489	4-3			6-3	L9			4-3		4	0	0	0	0	0	2
Ron Fairly, L (1, 3) OBP: 0.378, SLG: 0.408		3-1		2B		B B B B 4-0 3-1 SH1-4 1B BB		P4		3	1	1	0	1	0	0
Bob Bailey, R (1, 5) OBP: 0.355, SLG: 0.380		L8		4-3		SH1-4 1-2		6-3		3	0	0	0	0	0	1
Jim Fairey, L (1, 7) OBP: 0.276, SLG: 0.300		F7		4-3		3-1 2-3				3	0	0	0	0	0	2
Rich Hacker, S (1, 6) OBP: 0.192, SLG: 0.167			S S S K		3-1	B B C B S F F X 3-2 3-H 1B				3	0	1	1	0	1	0
Terry Humphrey, R (1, 2) OBP: 0.222, SLG: 0.278			1B 1B		BB SF7 2B	1-3				3	1	2	0	0	0	1
Bill Stoneman, R (1, 1) OBP: 0.224, SLG: 0.136			S S S K		B B B B 4-0 BB BB		S S S K			2	0	0	0	1	2	1
Inning Stats	R: 0 E: 0 K: 0 S: 3 H: 0 LOB: 0 BB: 0 P: 3	R: 0 E: 0 K: 0 S: 3 H: 0 LOB: 0 BB: 0 P: 3	R: 0 E: 0 K: 2 S: 9 H: 2 LOB: 2 BB: 0 P: 9	R: 0 E: 0 K: 0 S: 4 H: 1 LOB: 1 BB: 0 P: 4	R: 1 E: 0 K: 0 S: 4 H: 1 LOB: 2 BB: 2 P: 12	R: 1 E: 0 K: 0 S: 8 H: 1 LOB: 1 BB: 1 P: 15	R: 0 E: 0 K: 1 S: 5 H: 0 LOB: 0 BB: 0 P: 5	R: 0 E: 0 K: 0 S: 3 H: 0 LOB: 0 BB: 0 P: 3		1B: 3 2B: 2 3B: 0 HR: 0	SF: 1 SAC: 1 DP: 0 HBP: 0			WP: 0 PB: 0 SB: 0 CS: 0	PA: 32		

PITCHER		IP	WLS	BF	H	R	ER	SO	BB	IBB	HBP	BLK	WP	HR	S	P	ERA	WHIP
Rick Wise, R ERA: 2.87	(1, 1)	7.0	L	29	5	2	2	3	3	0	0	0	0	0	36	51	2.57	1.143
Chris Short, L ERA: 3.85	(8, 1)	1.0		3	0	0	0	0	0	0	0	0	0	0	3	3	0.00	0.000

PITCHER	IP	WLS	BF	H	R	ER	SO	BB	IBB	HBP	BLK	WP	HR	S	P	ERA	WHIP

BOTTOM

Philadelphia Phillies @ Montreal Expos

Jarry Park, Montreal, QB

Wed Sep 22 1971, 7:05 PM EDT

Att. 8,798 - Unknown

livebaseballscorecards.com

AB	27
R	2
H	5
RBI	2
BB	3
SO	3
LOB	9

Batter	1	2	3	4	5	6	7	8	9	AB	R	H	RBI	BB	SO	LOB
Larry Bowa, S (1, 6) OBP: 0.287, SLG: 0.288	5-3		FC6 (5-3) 1-2f		P4		F8		BB	4	1	0	0	1	0	2
Mike Anderson, R (1, 8) OBP: 0.301, SLG: 0.250	4-3		5-3 1-3		F9		G1-6-3		BB 1-3	4	1	1	0	1	0	2
Willie Montanez, L (1, 9) OBP: 0.328, SLG: 0.466	WP BB		BB		4-3		G1-6-3 1-2f		BB 1-2	2	1	0	0	3	0	2
Deron Johnson, R (1, 5) OBP: 0.349, SLG: 0.493 Terry Harmon, R (9, PR) OBP: 0.283, SLG: 0.243 Bill Wilson, R (9, 1) OBP: 0.100, SLG: 0.100	K 1-2		L7			E3 (FC5-4)		F7	E 1B BB 1-2 2-3 3-H	4 0 0	0 1 0	0 0 0	1 0 0	1 0 0	1 0 0	3 0 0
Greg Luzinski, R (1, 3) OBP: 0.394, SLG: 0.450		K		K		F8		FC5-4 BB	E 1B 1-2 2-H 3-H	4	0	1	2	1	2	1
Don Money, R (1, 4) OBP: 0.281, SLG: 0.363		K		HR		FC5-4 WP 1B 1-2f		FC5-4 1-2f	E5 1-3 2-H	5	2	1	1	0	1	3
Roger Freed, R (1, 7) OBP: 0.311, SLG: 0.302		BB		K		1B 1-3 BB		L9	6-3	3	0	0	0	2	1	4
Pete Koegel, R (1, 2) OBP: 0.345, SLG: 0.280 John Vukovich, R (9, 5) OBP: 0.213, SLG: 0.191	5-3		6-3			1B 1-2 3-H			K	4 0	0 0	1 0	1 0	0 0	1 0	1 0
Woodie Fryman, R (1, 1) OBP: 0.211, SLG: 0.189 Wayne Twitchell, R (6, 1) Tim McCarver, L (9, PH) OBP: 0.341, SLG: 0.397 (9, 2)			FC6 BB		1B	K			F8	2 0 1	0 0 0	1 0 0	0 0 0	1 0 0	1 0 0	2 0 0
Inning Stats	R: 0 E: 0 K: 1 S: 5 H: 0 LOB: 1 BB: 1 P: 9	R: 0 E: 0 K: 2 S: 7 H: 0 LOB: 1 BB: 1 P: 11	R: 0 E: 0 K: 0 S: 3 H: 0 LOB: 2 BB: 2 P: 11	R: 1 E: 0 K: 2 S: 8 H: 1 LOB: 0 BB: 0 P: 8	R: 0 E: 0 K: 0 S: 4 H: 1 LOB: 1 BB: 0 P: 4	R: 1 E: 1 K: 1 S: 7 H: 1 LOB: 2 BB: 1 P: 11	R: 0 E: 0 K: 0 S: 2 H: 0 LOB: 0 BB: 1 P: 6	R: 0 E: 0 K: 0 S: 3 H: 0 LOB: 1 BB: 1 P: 7	R: 4 E: 1 K: 1 S: 8 H: 2 LOB: 3 BB: 3 P: 20	1B: 4 2B: 0 3B: 0 HR: 1 SF: 0 SAC: 0 DP: 1 HBP: 0						

PITCHER	IP	WLS	BF	H	R	ER	SO	BB	IBB	HBP	BLK	WP	HR	S	P	ERA	WHIP
Ernie McAnally, R (1, 1) ERA: 4.0	8.2	L	41	5	6	4	7	10	0	0	0	2	1	45	85	4.15	1.731
Mike Marshall, R (9, 1) ERA: 4.17	0.1		2	0	0	0	0	0	0	0	0	0	0	2	2	0.00	0.000

PITCHER	IP	WLS	BF	H	R	ER	SO	BB	IBB	HBP	BLK	WP	HR	S	P	ERA	WHIP

TOP

Philadelphia Phillies @ Montreal Expos

Jarry Park, Montreal, QB

Thu Sep 23 1971, 3:33 AM EDT

Att. 6,786 - Unknown

livebaseballscorecards.com

AB	33
R	6
H	5
RBI	5
BB	10
SO	7
LOB	20

WP: 3	PB: 0	SB: 0	CS: 0
PA: 43			

BOTTOM

Philadelphia Phillies @ Montreal Expos

Jarry Park, Montreal, QB

Thu Sep 23 1971, 3:33 AM EDT

Att. 6,786 - Unknown

livebaseballscorecards.com

Batter	1	2	3	4	5	6	7	8	9	AB	R	H	RBI	BB	SO	LOB
Gary Sutherland, R (1, 4) OBP: 0.299, SLG: 0.336 Boots Day, L (9, PH) OBP: 0.345, SLG: 0.361	L3		2B 1-2 BB		F7		4-3		WP 1B	3 1	1 0	0 1	0 0	1 0	0 0	0 0
Ron Woods, R (1, 8) OBP: 0.365, SLG: 0.395 Dave McDonald, L (9, PH) OBP: 0.186, SLG: 0.243	1-3		2B 1-H 2-H			1B SH1-4 1B 1B	5-3		4-3 1-2	4 1	1 0	2 0	2 0	0 0	0 0	0 1
Rusty Staub, L (1, 9) OBP: 0.392, SLG: 0.486	6-3		L8			SH1-4 1-2		P3		3	0	0	0	0	0	1
Bob Bailey, R (1, 5) OBP: 0.358, SLG: 0.381		F7		FC6-4 BB		FC3-6 1B 2-3 1B		PB BB BB		2	1	1	0	2	0	0
Stan Swanson, R (1, 7) OBP: 0.296, SLG: 0.293		6-3		FC6-4 1-2f		FC3-6 1-2 3-H 1B		PB 1-2 BB		3	0	1	1	1	0	1
John Boccabella, R (1, 3) OBP: 0.284, SLG: 0.319 Bobby Wine, R (7, 6) OBP: 0.260, SLG: 0.241		F9		L8		FC3-6 1-2f 2-3 1B		K 1-2 2-3		3 1	0 0	0 0	0 0	0 1	0 2	3 2
Terry Humphrey, R (1, 2) OBP: 0.227, SLG: 0.273			P4	1-3		1-2 3-H 1B		K		4	0	1	1	0	1	3
Rich Hacker, S (1, 6) OBP: 0.179, SLG: 0.154 Ron Fairly, L (6, PH) OBP: 0.377, SLG: 0.407 (7, 3)			5-3		K	4-3			L3	2 2	0 0	0 0	0 0	1 0	0 0	0 2
Ernie McAnally, R (1, 1) OBP: 0.103, SLG: 0.158 Mike Marshall, R (9, 1) OBP: 0.235, SLG: 0.188 Ron Hunt, R (9, PH) OBP: 0.398, SLG: 0.353			BB 2B 1B		P5		K		P5	3 0 1	1 0 0	1 0 0	0 0 0	0 0 0	1 0 0	0 0 0
Inning Stats	R: 0 H: 0 E: 0 LOB: 0 K: 0 BB: 0 S: 3 P: 3	R: 0 H: 0 E: 0 LOB: 0 K: 0 BB: 0 S: 3 P: 3	R: 2 H: 2 E: 0 LOB: 1 K: 0 BB: 1 S: 5 P: 9	R: 0 H: 0 E: 0 LOB: 1 K: 0 BB: 1 S: 3 P: 7	R: 0 H: 0 E: 0 LOB: 0 K: 1 BB: 0 S: 5 P: 5	R: 2 H: 4 E: 0 LOB: 2 K: 0 BB: 0 S: 7 P: 7	R: 0 H: 0 E: 0 LOB: 0 K: 1 BB: 0 S: 5 P: 5	R: 0 H: 0 E: 0 LOB: 2 K: 2 BB: 2 S: 7 P: 15	R: 0 H: 1 E: 0 LOB: 1 K: 0 BB: 0 S: 4 P: 4	1B: 6 SF: 0 2B: 1 SAC: 1 3B: 0 DP: 0 HR: 0 HBP: 0						

	AB	33
	R	4
	H	7
	RBI	4
	BB	4
	SO	4
	LOB	13

WP: 1 PA: 38
PB: 1
SB: 0
CS: 0

PITCHER		IP	WLS	BF	H	R	ER	SO	BB	IBB	HBP	BLK	WP	HR	S	P	ERA	WHIP
Woodie Fryman, L ERA: 3.38	(1, 1)	5.2		25	6	4	4	1	2	0	0	0	0	0	25	33	6.35	1.412
Wayne Twitchell, R ERA:	(6, 1)	2.1	W	9	0	0	0	3	2	0	0	0	0	0	13	21	0.00	0.857
Bill Wilson, R ERA: 3.18	(9, 1)	1.0	S	4	1	0	0	0	0	0	0	0	1	0	4	4	0.00	1.000

PITCHER	IP	WLS	BF	H	R	ER	SO	BB	IBB	HBP	BLK	WP	HR	S	P	ERA	WHIP

Batter	1	2	3	4	5	6	7	8	9	10	AB	R	H	RBI	BB	SO	LOB
Ron Hunt, R (1, 5) OBP: 0.400, SLG: 0.353	F9 ①		F7 ②		1B BB 1-2		1B BB		1B 2B BB	FC6-3 1B	3	2	1	0	3	0	0
Ron Woods, R (1, 8) OBP: 0.375, SLG: 0.417	P6 ②		3B		1B 1-2 2-H		1-3 1B 1-2		2B SF8 1B 1-3	FC6-3 ② 1B 1-2f	6	1	4	1	0	0	1
Rusty Staub, L (1, 9) OBP: 0.395, SLG: 0.490	E 1B		F7 ③		4-3 ③		1-3 1B 1-2 2-H		SF8 1B 2B 1-3 3-H	1B 1-3	6	1	4	2	0	0	3
Bob Bailey, R (1, 7) OBP: 0.356, SLG: 0.381	E5 FC6-4 1-2			4-3 ①		1B 2B 2B S S S	K ① 0-3		SF8 ① 2-3 3-H	K ③ S S S 0-3	5	1	1	1	0	2	5
Gary Sutherland, R (1, 4) OBP: 0.301, SLG: 0.337	FC6-4 ③ 1-2f			6-3 ②		2B 1B 2-3	1-3 ② 1-2 2-3		FC3-6 1B 3-H		5	0	2	1	0	0	4
Ron Fairly, L (1, 3) OBP: 0.373, SLG: 0.402		3-1 ①		1-3 ③		P4 ①	3-1 ③		FC3-6 ② E 1B 1-2f		5	0	0	0	0	0	5
John Boccabella, R (1, 2) OBP: 0.287, SLG: 0.327		6-3 ②		4-3 ①		1-3 2B 3-H		P4 ① 0-0	E4 1-3 1B		5	0	2	1	0	0	0
Bobby Wine, R (1, 6) OBP: 0.260, SLG: 0.242 Boots Day, L (9, PH) OBP: 0.344, SLG: 0.360 Mike Marshall, R (9, 1) OBP: 0.235, SLG: 0.188		F7 ③		FC6 1B		F8 ②		5-3 ②	F7 ③		4 1 0	0 0 0	1 0 0	0 0 0	0 0 0	0 0 0	2 2 0
Steve Renko, R (1, 1) OBP: 0.202, SLG: 0.289 Stan Swanson, R (8, PH) OBP: 0.294, SLG: 0.290 Dan McGinn, L (8, 1) OBP: 0.235, SLG: 0.235 Rich Hacker, S (9, 6) OBP: 0.172, SLG: 0.148		S S S K ①		FC6 BB 1-2f 1B ②		F8 ③		S S S K ③		6-3 ① 0-0	3 1 0 1	1 0 0 0	0 0 0 0	0 0 0 0	1 1 0 0	0 0 0 0	3 0 0 0
Inning Stats	R: 0 E: 1 K: 0 S: 5 H: 1 LOB: 2 BB: 0 P: 5	R: 0 E: 0 K: 0 S: 3 H: 0 LOB: 0 BB: 0 P: 3	R: 0 E: 0 K: 1 S: 6 H: 1 LOB: 1 BB: 0 P: 6	R: 0 E: 0 K: 0 S: 3 H: 0 LOB: 0 BB: 0 P: 3	R: 1 E: 0 K: 0 S: 5 H: 2 LOB: 2 BB: 1 P: 9	R: 1 E: 0 K: 0 S: 6 H: 3 LOB: 2 BB: 0 P: 6	R: 1 E: 0 K: 1 S: 7 H: 2 LOB: 2 BB: 1 P: 11	R: 0 E: 0 K: 1 S: 5 H: 0 LOB: 0 BB: 0 P: 5	R: 3 E: 1 K: 0 S: 7 H: 4 LOB: 2 BB: 1 P: 11	R: 0 E: 0 K: 1 S: 7 H: 2 LOB: 2 BB: 0 P: 7	1B: 11 2B: 3 3B: 1 HR: 0	SF: 1 SAC: 0 DP: 0 HBP: 0		WP: 0 PB: 0 SB: 0 CS: 0	PA: 49			

PITCHER		IP	WLS	BF	H	R	ER	SO	BB	IBB	HBP	BLK	WP	HR	S	P	ERA	WHIP
Steve Carlton, L ERA: 3.61	(1, 1)	8.0		39	11	6	6	3	3	0	0	0	0	0	42	54	6.75	1.750
Stan Williams, R ERA: 3.81	(9, 1)	0.1		2	1	0	0	0	0	0	0	0	0	0	2	2	0.00	3.000
Don Shaw, L ERA: 2.79	(9, 1)	0.1		2	1	0	0	0	0	0	0	0	0	0	2	2	0.00	3.000
Moe Drabowsky, R ERA: 3.49	(9, 1)	0.1		1	0	0	0	0	0	0	0	0	0	0	1	1	0.00	0.000
Chuck Taylor, R ERA: 3.53	(10, 1)	1.0	W	5	2	0	0	1	0	0	0	0	0	0	7	7	0.00	2.000

PITCHER	IP	WLS	BF	H	R	ER	SO	BB	IBB	HBP	BLK	WP	HR	S	P	ERA	WHIP

TOP

Montreal Expos @ St. Louis Cardinals

Busch Stadium, St. Louis, MO

Fri Sep 24 1971, 7:05 PM CDT
Att. 8,109 - Unknown

livebaseballscorecards.com

AB	45
R	6
H	15
RBI	6
BB	3
SO	4
LOB	25

Batter	1	2	3	4	5	6	7	8	9	10	AB	R	H	RBI	BB	SO	LOB
Lou Brock, L (1, 7) OBP: 0.387, SLG: 0.425	F8		PB 2B		6-3		K		6-3		5	0	1	0	0	1	2
Ted Sizemore, R (1, 4) OBP: 0.320, SLG: 0.331	FC6-4 BB		5-3 2-3			6-3	HR BB 1-2		5-3		3	1	0	0	2	0	1
Matty Alou, L (1, 3) OBP: 0.349, SLG: 0.413	K			F8		3B 1B	1-H 2-H HR			SH1-4 HR 2B	5	3	3	3	0	1	1
Joe Torre, R (1, 5) OBP: 0.422, SLG: 0.558	FC6-4 1-2f			F8		PB 3B 1-H	2B			SH1-4 HR IBB	4	2	2	1	1	0	1
Ted Simmons, S (1, 2) OBP: 0.346, SLG: 0.421		K		F7		6-3 3-H	F2			SH1-4 1-2 2-3	4	0	0	0	0	1	1
Jose Cruz, L (1, 8) OBP: 0.383, SLG: 0.427		4-3		1B BB G4-6-3 1B		BB		G3-6-3 BB		HR BB	2	2	1	0	3	0	0
Joe Hague, L (1, 9) OBP: 0.329, SLG: 0.397		K		G4-6-3 1B 1-2 BB		P4		G3-6-3 1-2f		1-H 2-H 3-H HR	4	1	1	4	1	1	2
Dal Maxvill, R (1, 6) OBP: 0.303, SLG: 0.259			F7	G4-6-3 1-2 2-3 1B			FC3-6 BB	6-3			3	0	1	0	1	0	0
Steve Carlton, L (1, 1) OBP: 0.206, SLG: 0.215 Stan Williams, R (9, 1) Don Shaw, L (9, 1) Moe Drabowsky, R (9, 1) OBP: 0.167, SLG: 0.167 Bob Burda, L (9, PH) OBP: 0.383, SLG: 0.343 Chuck Taylor, R (10, 1) OBP: 0.167, SLG: 0.333			6-3	G4-6-3 1-2f 2-3 3-H			FC3-6 HR 1-2f		4-3		3 0 0 0 1 0	1 0 0 0 0 0	0 0 0 0 0 0	0 0 0 0 0 0	0 0 0 0 0 0	0 0 0 0 0 0	3 0 0 0 0 0
Inning Stats	R: 0 H: 0 E: 0 LOB: 1 K: 1 BB: 1 S: 5 P: 9	R: 0 H: 0 E: 0 LOB: 0 K: 2 BB: 0 S: 7 P: 7	R: 0 H: 1 E: 0 LOB: 1 K: 0 BB: 0 S: 4 P: 4	R: 0 H: 0 E: 0 LOB: 0 K: 0 BB: 0 S: 3 P: 3	R: 1 H: 2 E: 0 LOB: 1 K: 0 BB: 1 S: 4 P: 8	R: 2 H: 2 E: 0 LOB: 1 K: 0 BB: 1 S: 5 P: 9	R: 3 H: 2 E: 0 LOB: 1 K: 1 BB: 2 S: 7 P: 15	R: 0 H: 0 E: 0 LOB: 0 K: 0 BB: 1 S: 2 P: 6	R: 0 H: 0 E: 0 LOB: 0 K: 0 BB: 0 S: 3 P: 3	R: 4 H: 2 E: 0 LOB: 0 K: 0 BB: 2 S: 3 P: 11	1B: 3 SF: 0 2B: 3 SAC: 1 3B: 1 DP: 2 HR: 2 HBP: 0						

PITCHER		IP	WLS	BF	H	R	ER	SO	BB	IBB	HBP	BLK	WP	HR	S	P	ERA	WHIP
Steve Renko, R	(1, 1)	7.0		32	7	6	5	4	5	0	0	0	0	1	35	55	6.43	1.714
ERA: 3.67																		
Dan McGinn, L	(8, 1)	1.0		3	0	0	0	0	1	0	0	0	0	0	2	6	0.00	1.000
ERA: 5.96																		
Mike Marshall, R	(9, 1)	1.1	L	8	2	4	4	0	1	1	0	0	0	1	6	14	27.00	2.250
ERA: 4.46																		

PITCHER	IP	WLS	BF	H	R	ER	SO	BB	IBB	HBP	BLK	WP	HR	S	P	ERA	WHIP

BOTTOM

Montreal Expos @ St. Louis Cardinals

Busch Stadium, St. Louis, MO

Fri Sep 24 1971, 7:05 PM CDT
Att. 8,109 - Unknown

livebaseballscorecards.com

AB	34
R	10
H	9
RBI	8
BB	8
SO	4
LOB	11

WP: 0 PA: 43
PB: 2
SB: 0
CS: 0

Batter	1	2	3	4	5	6	7	8	9	AB	R	H	RBI	BB	SO	LOB
Ron Hunt, R (1, 5) (5, 4) OBP: 0.400, SLG: 0.353	5-3		1B		5-3	1-2 1B		P6		5	0	2	0	0	0	0
Ron Woods, R (1, 8) (5, 7) OBP: 0.372, SLG: 0.413	4-3		6-3		1B 1B	F3		1B		4	1	1	0	0	0	3
Jim Britton, R (6, 1)										0	0	0	0	0	0	0
Ron Brand, R (7, 6) OBP: 0.254, SLG: 0.214										1	0	1	0	0	0	0
Rusty Staub, L (1, 9) OBP: 0.395, SLG: 0.488	P6			1-3 HBP	1B 1-3 1B		F5	1-3		4	0	1	0	0	0	1
Bob Bailey, R (1, 7) (5, 5) (7, 7) OBP: 0.358, SLG: 0.381		G5-3 BB BB		1-3 1-2	FC6-4 1-3 3-H 1B		1B 1B BB		F3	3	1	1	1	2	0	1
Gary Sutherland, R (1, 4) OBP: 0.302, SLG: 0.336		G5-3 1-2 BB		6-3	FC6-4 1-2f		1B 1B 1-2 1B		F8	1	0	0	0	1	0	1
Boots Day, L (5, PH) (5, 8) OBP: 0.344, SLG: 0.359										3	1	1	0	0	0	2
John Boccabella, R (1, 3) OBP: 0.284, SLG: 0.323		G5-3 1-2 2-3f		6-3		4-3 G1 2B	1B 1-2 2-H 1B		4-3	2	0	0	0	0	0	3
Ron Fairly, L (6, PH) (6, 3) OBP: 0.375, SLG: 0.406										3	1	2	1	0	0	0
Terry Humphrey, R (1, 2) OBP: 0.208, SLG: 0.250	K				4-3	4-3 2-3	G6-4-3 1-2 2-H 1B			2	0	0	0	0	1	1
Dave McDonald, L (6, PH) (6, 7) OBP: 0.182, SLG: 0.237										1	0	0	0	0	0	1
Coco Laboy, R (7, PH) (7, 5) OBP: 0.302, SLG: 0.298										1	0	1	1	0	0	0
Rich Hacker, S (1, 6) OBP: 0.194, SLG: 0.143			6-3		HR BB	G1 3-H	G6-4-3 1-2f			1	1	0	0	1	0	0
Jim Fairey, L (6, PH) OBP: 0.275, SLG: 0.298										1	0	0	1	0	0	0
Bobby Wine, R (6, 6) OBP: 0.259, SLG: 0.241										1	0	0	0	0	0	2
Mike Marshall, R (7, 1) OBP: 0.235, SLG: 0.188										0	0	0	0	0	0	0
Carl Morton, R (1, 1) OBP: 0.210, SLG: 0.260			P4		1-H HR	1B 1B		6-3		0	0	0	0	0	0	0
John Strohmayer, R (2, 1) OBP: 0.229, SLG: 0.229										1	0	0	0	0	0	0
Stan Swanson, R (5, PH) OBP: 0.300, SLG: 0.327										1	1	1	2	0	0	0
Claude Raymond, R (5, 1)										0	0	0	0	0	0	0
John Bateman, R (6, PH) OBP: 0.274, SLG: 0.351										2	0	1	0	0	0	0
(6, 2)																
Inning Stats	R: 0 E: 0 K: 0 S: 3 H: 0 LOB: 0 BB: 0 P: 3	R: 0 E: 0 K: 1 S: 4 H: 0 LOB: 1 BB: 2 P: 12	R: 0 E: 0 K: 0 S: 4 H: 1 LOB: 1 BB: 0 P: 4	R: 0 E: 0 K: 0 S: 3 H: 0 LOB: 1 BB: 0 P: 4	R: 3 E: 0 K: 0 S: 7 H: 4 LOB: 2 BB: 1 P: 11	R: 1 E: 0 K: 0 S: 6 H: 3 LOB: 2 BB: 0 P: 6	R: 2 E: 0 K: 0 S: 5 H: 3 LOB: 1 BB: 1 P: 9	R: 0 E: 0 K: 0 S: 4 H: 1 LOB: 1 BB: 0 P: 4	R: 0 E: 0 K: 0 S: 3 H: 0 LOB: 0 BB: 0 P: 3	1B: 10 2B: 1 3B: 0 HR: 1	SF: 0 SAC: 0 DP: 2 HBP: 1						

TOP

Montreal Expos @ St. Louis Cardinals

Busch Stadium, St. Louis, MO

Sat Sep 25 1971, 3:33 AM CDT

Att. 9,114 - Unknown

livebaseballscorecards.com

AB	37
R	6
H	12
RBI	6
BB	4
SO	1
LOB	15

PITCHER		IP	WLS	BF	H	R	ER	SO	BB	IBB	HBP	BLK	WP	HR	S	P	ERA	WHIP
Jerry Reuss, L ERA: 4.74	(1, 1)	4.2		22	5	3	3	1	3	0	1	0	0	1	20	33	5.79	1.714
Al Santorini, R ERA: 3.87	(5, 1)	1.2		11	5	3	3	0	1	0	0	0	0	0	10	14	16.20	3.600
Don Shaw, L ERA: 2.65	(7, 1)	2.2	W	9	2	0	0	0	0	0	0	0	0	0	9	9	0.00	0.750

PITCHER	IP	WLS	BF	H	R	ER	SO	BB	IBB	HBP	BLK	WP	HR	S	P	ERA	WHIP

WP: 0 PB: 0 SB: 0 CS: 0 PA: 42

Montreal Expos @ St. Louis Cardinals

Busch Stadium, St. Louis, MO

Sat Sep 25 1971, 3:33 AM CDT

Att. 9,114 - Unknown

BOTTOM

Batter	1	2	3	4	5	6	7	8	9	AB	R	H	RBI	BB	SO	LOB
Lou Brock, L (1, 7) OBP: 0.387, SLG: 0.424	3B 1B	6-3		4-3	F8		BB			4	1	1	0	1	0	3
Ted Sizemore, R (1, 4) OBP: 0.323, SLG: 0.335	1-H 1B 3B	CS BB		P5		F8 FC4-2 1B BB	6-3			3	1	1	1	2	0	2
Matty Alou, L (1, 3) OBP: 0.350, SLG: 0.413 Luis Melendez, R (9, 9) OBP: 0.321, SLG: 0.264	5-3 1B SF7 1B	1-2 F7		3-1		FC4-2 F8 1-2 3B 1B		3-1		5 0	2 0	2 0	0 0	0 0	0 0	1 0
Joe Torre, R (1, 5) OBP: 0.421, SLG: 0.556	BB 5-3 1-2 3-H 1B		L5		F8	F8 1-2 2-3		BB		4	0	1	1	1	0	2
Jose Cruz, L (1, 8) OBP: 0.381, SLG: 0.423	5-3 1-2 2-3		3-1		IBB BB 1B 1B	FC4-2 2-3 3-H 3B		F8		5	2	1	0	0	0	5
Joe Hague, L (1, 9) OBP: 0.335, SLG: 0.404 (9, 3)	BB IBB	1B E 1B		1B IBB 1-2 BB		1-H 3-H 3B		K		3	1	2	2	2	1	1
Jerry McNertney, R (1, 2) OBP: 0.343, SLG: 0.445	SF7 3-H	E 1-3 1B 1B			F3		6-3			3	1	1	1	0	0	2
Dal Maxvill, R (1, 6) OBP: 0.308, SLG: 0.259	1-2 2-3 BB	E5 1B 1-3 1B 3-H			1B 1-2 2-3 IBB		SH1-4 BB			1	0	0	0	3	0	1
Jerry Reuss, L (1, 1) OBP: 0.240, SLG: 0.138 Al Santorini, R (5, 1) OBP: 0.333, SLG: 0.333 Don Shaw, L (7, 1)	K	1-H 3-H 1B			1-2 2-3 3-H 1B		SH1-4 1-2			2 1 0	0 0 0	1 1 0	1 1 0	0 0 0	1 0 0	3 0 0
Inning Stats	R: 3 H: 4 E: 0 LOB: 3 K: 1 BB: 2 S: 9 P: 17	R: 0 H: 0 E: 0 LOB: 0 K: 0 BB: 1 S: 2 P: 6	R: 2 H: 3 E: 1 LOB: 2 K: 0 BB: 0 S: 6 P: 6	R: 0 H: 0 E: 0 LOB: 0 K: 0 BB: 0 S: 3 P: 3	R: 1 H: 2 E: 0 LOB: 3 K: 0 BB: 2 S: 5 P: 13	R: 2 H: 2 E: 0 LOB: 1 K: 0 BB: 1 S: 4 P: 8	R: 0 H: 0 E: 0 LOB: 2 K: 0 BB: 2 S: 3 P: 11	R: 0 H: 0 E: 0 LOB: 1 K: 1 BB: 1 S: 5 P: 9		1B: 9 SF: 1 2B: 0 SAC: 1 3B: 2 DP: 0 HR: 0 HBP: 0						

livebaseballscorecards.com

AB	31
R	8
H	11
RBI	7
BB	9
SO	2
LOB	20

WP: 0 PA: 42
PB: 0
SB: 0
CS: 1

PITCHER		IP	WLS	BF	H	R	ER	SO	BB	IBB	HBP	BLK	WP	HR	S	P	ERA	WHIP
Carl Morton, R ERA: 4.8	(1, 1)	1.0	L	9	4	3	3	1	1	1	0	0	0	0	9	17	27.00	5.000
John Strohmayer, R ERA: 4.42	(2, 1)	3.0		12	3	2	0	0	1	0	0	0	0	0	11	15	0.00	1.333
Claude Raymond, R ERA: 4.7	(5, 1)	1.0		7	2	1	1	0	1	1	0	0	0	0	5	13	9.00	3.000
Jim Britton, R ERA: 5.72	(6, 1)	1.2		9	2	2	2	0	3	0	0	0	0	0	6	18	10.80	3.000
Mike Marshall, R ERA: 4.4	(7, 1)	1.1		5	0	0	0	1	1	0	0	0	0	0	6	10	0.00	0.750

PITCHER	IP	WLS	BF	H	R	ER	SO	BB	IBB	HBP	BLK	WP	HR	S	P	ERA	WHIP

Batter	1	2	3	4	5	6	7	8	9	AB	R	H	RBI	BB	SO	LOB
Ron Hunt, R (1, 4) OBP: 0.400, SLG: 0.356	x 0-0 ① P4		x 0-0 ③ 6-3		x 0-0 1-H 2B		x 0-0 ① 4-1 1-2		x 0-0 1-2 1B	5	0	2	1	0	0	1
Boots Day, L (1, 8) OBP: 0.345, SLG: 0.358	x 0-0 ② 6-3			x 0-0 WP S 1B	B B B 4-0 BB		x 0-0 ② F7	S S S 0-3 ③ K		4	0	1	0	1	1	3
Rusty Staub, L (1, 9) OBP: 0.392, SLG: 0.485	x 0-0 ③ F9			x 0-0 ① F7 1-3	x 0-0 ③ F8		x 0-0 ③ P6			4	0	0	0	0	0	4
Ron Fairly, L (1, 3) OBP: 0.376, SLG: 0.404		B B B 4-0 BB		x 0-0 ② F9		B B B 4-0 FC4-6 1B BB		S S S 0-3 ① K		2	0	0	0	2	1	1
Bob Bailey, R (1, 5) OBP: 0.357, SLG: 0.379		x 0-0 ① F9		B B B B 4-0 BB		x 0-0 ① F8		S S S 0-3 ② K		3	0	0	0	1	1	2
Jim Fairey, L (1, 7) OBP: 0.272, SLG: 0.295 Stan Swanson, R (6, PH) OBP: 0.304, SLG: 0.330 (6, 7)		x 0-0 ② P6		x 0-0 ③ F5		x 0-0 1-2 FC4-6 1B		x 0-0 ③ 5-3		2 2	0 0	0 1	0 0	0 0	0 0	3 0
Rich Hacker, S (1, 6) OBP: 0.200, SLG: 0.156		S S S 0-3 ③ K			x 0-0 ① 6-3	x 0-0 ② 1-2f 2-3 FC4-6			x 0-0 FC6-4 1B	4	0	1	0	0	1	3
Terry Humphrey, R (1, 2) OBP: 0.192, SLG: 0.231 Dave McDonald, L (6, PH) OBP: 0.178, SLG: 0.231 John Bateman, R (6, 2) OBP: 0.274, SLG: 0.350			x 0-0 ① 5-3		S S S 0-3 ② K	S S S 0-3 ③ K			x 0-0 ① P4	2 1 1	0 0 0	0 0 0	0 0 0	0 0 0	1 1 0	0 2 1
Bill Stoneman, R (1, 1) OBP: 0.220, SLG: 0.133 Jim Gosger, L (7, PH) OBP: 0.232, SLG: 0.218 John Strohmayer, R (7, 1) OBP: 0.229, SLG: 0.229 Gary Sutherland, R (9, PH) OBP: 0.301, SLG: 0.334			S S S 0-3 ② K		x 0-0 E6 2B		B B B 4-0 4-1 BB		x 0-0 ② FC6-4 1-2f 1B	2 0 0 1	1 0 0 0	0 0 0 0	0 0 0 0	1 1 0 0	0 0 0 1	0 0 0 1
Inning Stats	R: 0 E: 0 K: 0 S: 3 H: 0 LOB: 0 BB: 0 P: 3	R: 0 E: 0 K: 1 S: 5 H: 0 LOB: 1 BB: 1 P: 9	R: 0 E: 0 K: 1 S: 5 H: 0 LOB: 0 BB: 0 P: 5	R: 0 E: 0 K: 0 S: 4 H: 1 LOB: 2 BB: 1 P: 8	R: 1 E: 1 K: 1 S: 7 H: 1 LOB: 2 BB: 1 P: 11	R: 0 E: 0 K: 1 S: 6 H: 1 LOB: 2 BB: 1 P: 10	R: 0 E: 0 K: 0 S: 3 H: 0 LOB: 1 BB: 1 P: 7	R: 0 E: 0 K: 2 S: 7 H: 0 LOB: 0 BB: 0 P: 7	R: 0 E: 0 K: 1 S: 7 H: 2 LOB: 2 BB: 0 P: 7	1B: 4 2B: 1 3B: 0 HR: 0 SF: 0 SAC: 0 DP: 0 HBP: 0						

PITCHER	IP	WLS	BF	H	R	ER	SO	BB	IBB	HBP	BLK	WP	HR	S	P	ERA	WHIP
Daryl Patterson, R (1, 1) ERA: 4.5	4.2		20	2	1	0	3	3	0	0	0	1	0	23	35	0.00	1.071
Mike Jackson, L (5, 1) ERA:	0.2		4	1	0	0	0	1	0	0	0	0	0	3	7	0.00	3.000
Dennis Higgins, R (6, 1) ERA: 3.86	3.2	W	14	2	0	0	4	1	0	0	0	0	0	21	25	0.00	0.818

PITCHER	IP	WLS	BF	H	R	ER	SO	BB	IBB	HBP	BLK	WP	HR	S	P	ERA	WHIP

TOP

Montreal Expos @ St. Louis Cardinals

Busch Stadium, St. Louis, MO

Sun Sep 26 1971, 3:33 AM CDT

Att. 11,473 - Unknown

livebaseballscorecards.com

AB	33
R	1
H	5
RBI	1
BB	5
SO	7
LOB	21

WP: 1	PA: 38
PB: 0	
SB: 1	
CS: 0	

Batter	1	2	3	4	5	6	7	8	9	AB	R	H	RBI	BB	SO	LOB
Lou Brock, L (1, 7) OBP: 0.386, SLG: 0.424	B1		1B FC5-2 2B	1-3		5-3		G1		5	0	1	0	0	0	1
Milt Ramirez, R (1, 6) OBP: 0.400, SLG: 0.400	FC5-4 WP WP 1B		5-3 FC5-2 2-3 1B		E6 WP 1B	6-3		5-3		5	2	2	0	0	0	0
Luis Melendez, R (1, 9) OBP: 0.324, SLG: 0.261	BBBB FC5-4 1-2 BB		FC5-2 5-3 1-2 3-H		BBBB 1B 1B 1-2 BB	6-3				2	1	0	0	2	0	2
Joe Torre, R (1, 5) OBP: 0.422, SLG: 0.556	FC5-4 WP 1-2f 2-3		5-3 1-2 2-3		E 1B 1B 1-2 2-H 1B		1B E 1B			4	2	2	1	0	0	4
Joe Hague, L (1, 3) OBP: 0.334, SLG: 0.401	G3 1-2 3-H		IIII FC6-4 IBB		L9		F2			3	0	0	0	1	0	4
Jorge Roque, R (1, 8) OBP: 0.750, SLG: 0.750		S 1B	FC6-4 1-2f		E5 1B 1-3 2-H 1B		E9 1-H 1B			4	2	3	1	0	0	3
Ted Kubiak, S (1, 4) OBP: 0.330, SLG: 0.329		SSS K 1-2		E4 G3 WP	2-H 3-H 1B		3-1			4	0	1	2	0	1	1
Bob Stinson, S (1, 2) OBP: 0.308, SLG: 0.333		F7		G3 1-3	1B		F7			4	0	1	0	0	0	2
Daryl Patterson, L (1, 1) Mike Jackson, L (5, 1) Dennis Higgins, R (6, 1)		G3	SSS K	SSS K				1-3		2 1 1	0 0 0	0 0 0	0 0 0	0 1 0	1 1 0	2 1 0
Inning Stats	R: 1 H: 1 E: 0 LOB: 1 K: 0 BB: 1 S: 4 P: 8	R: 0 H: 1 E: 0 LOB: 1 K: 1 BB: 0 S: 6 P: 6	R: 0 H: 2 E: 0 LOB: 3 K: 0 BB: 1 S: 5 P: 9	R: 0 H: 0 E: 1 LOB: 1 K: 1 BB: 0 S: 6 P: 6	R: 4 H: 4 E: 2 LOB: 1 K: 1 BB: 1 S: 9 P: 13	R: 0 H: 0 E: 0 LOB: 0 K: 0 BB: 0 S: 3 P: 3	R: 2 H: 2 E: 1 LOB: 0 K: 0 BB: 0 S: 5 P: 5	R: 0 H: 0 E: 0 LOB: 0 K: 0 BB: 0 S: 3 P: 3		1B: 9 SF: 0 2B: 1 SAC: 0 3B: 0 DP: 0 HR: 0 HBP: 0						

PITCHER	IP	WLS	BF	H	R	ER	SO	BB	IBB	HBP	BLK	WP	HR	S	P	ERA	WHIP
Bill Stoneman, R (1, 1) ERA: 3.09	6.0	L	30	8	5	3	3	2	1	0	0	4	0	33	45	4.50	1.667
John Strohmayer, R (7, 1) ERA: 4.34	2.0		8	2	2	0	0	0	0	0	0	0	0	8	8	0.00	1.000

PITCHER	IP	WLS	BF	H	R	ER	SO	BB	IBB	HBP	BLK	WP	HR	S	P	ERA	WHIP

BOTTOM

Montreal Expos @ St. Louis Cardinals

Busch Stadium, St. Louis, MO

Sun Sep 26 1971, 3:33 AM CDT

Att. 11,473 - Unknown

livebaseballscorecards.com

AB	35
R	7
H	10
RBI	4
BB	3
SO	3
LOB	20

WP: 4	PA: 38		
PB: 0			
SB: 1			
CS: 0			

Chicago Cubs @ Montreal Expos

Jarry Park, Montreal, QB

Tue Sep 28 1971, 7:05 PM EDT

Att. 10,232 - Unknown - 50 F

livebaseballscorecards.com

Batter	1	2	3	4	5	6	7	8	9	AB	R	H	RBI	BB	SO	LOB
Cleo James, R (1, 8) OBP: 0.352, SLG: 0.377	x 0-0 FC6-4 1B	B B B B 4-0 FC6-4 E 1-2 BB	x 0-0 FC6-4 1-2f ③			x 0-0 6-3 ②		x 0-0 F5 ③		4	0	1	0	1	0	3
Don Kessinger, S (1, 6) OBP: 0.313, SLG: 0.313	S S S 0-3 K ①	x 0-0 E3 FC6-4 1-2 2-3 3-H		x 0-0 G3 ①		x 0-0 6-3 ③			S S S 0-3 K ①	5	0	0	0	0	2	3
Billy Williams, L (1, 7) OBP: 0.381, SLG: 0.496	x 0-0 F9 ②	x 0-0 FC6-4 BB 1-2f 2-3 3-H ②		x 0-0 F9 ②			x 0-0 G3 ①		B B B B 4-0 G5-3 S BB	4	0	0	1	1	0	3
Ron Santo, R (1, 5) OBP: 0.356, SLG: 0.428	x 0-0 FC6-4 1-2f ③	B B B B 4-0 1-2 BB		B B B B 4-0 BB			x 0-0 6-3 ②		B B B B 4-0 1-2 BB	2	0	0	0	3	0	1
Jim Hickman, R (1, 9) OBP: 0.345, SLG: 0.452		x 0-0 5-3 ① 4-3 ③		x 0-0 F8 ③			x 0-0 1B		x 0-0 G5-3 2-3f ② ③	5	0	1	0	0	0	6
Paul Popovich, S (1, 4) OBP: 0.252, SLG: 0.296		B B B B 4-0 3B BB	x 0-0 P4-3 ①		S S S 0-3 K ①		x 0-0 P4-3 ③			3	1	0	0	1	1	1
Pat Bourque, L (1, 3) OBP: 0.231, SLG: 0.306		x 0-0 1-H 1B 3B	B B B B 4-0 1B BB		x 0-0 P6 ②			B B B B 4-0 BB		2	1	1	1	2	0	0
Ken Rudolph, R (1, 2) OBP: 0.275, SLG: 0.247		x 0-0 1B E 3-H 1B	x 0-0 FC6-4 1-2 1B		x 0-0 6-3 ③			x 0-0 P4 ①		4	1	2	1	0	0	1
Juan Pizarro, L (1, 1) OBP: 0.216, SLG: 0.294		x 0-0 E BB 1-3 FC6-4 1B	x 0-0 F2 ②			x 0-0 5-3 ①		x 0-0 L9 ②		1	1	1	0	0	0	0
Bill Bonham, R (2, 1) OBP: 0.167, SLG: 0.167										2	0	0	0	0	0	2
Johnny Callison, L (8, PH) OBP: 0.301, SLG: 0.336										1	0	0	0	0	0	1
Phil Regan, R (8, 1)										0	0	0	0	0	0	0
Larry Gura, S (9, 1)										0	0	0	0	0	0	0

Inning Stats	1	2	3	4	5	6	7	8	9	
	R: 0 H: 1 E: 0 LOB: 1 K: 1 BB: 0 S: 6 P: 6	R: 4 H: 3 E: 1 LOB: 3 K: 0 BB: 3 S: 7 P: 19	R: 0 H: 1 E: 0 LOB: 2 K: 0 BB: 1 S: 4 P: 8	R: 0 H: 0 E: 0 LOB: 1 K: 0 BB: 1 S: 3 P: 7	R: 0 H: 0 E: 0 LOB: 0 K: 1 BB: 0 S: 5 P: 5	R: 0 H: 0 E: 0 LOB: 0 K: 0 BB: 0 S: 3 P: 3	R: 0 H: 1 E: 0 LOB: 1 K: 0 BB: 0 S: 4 P: 4	R: 0 H: 0 E: 0 LOB: 1 K: 0 BB: 1 S: 3 P: 7	R: 0 H: 0 E: 0 LOB: 1 K: 1 BB: 2 S: 4 P: 12	1B: 5 SF: 0 2B: 0 SAC: 0 3B: 1 DP: 1 HR: 0 HBP: 0

WP: 0 PA: 41 PB: 0 SB: 1 CS: 0

PITCHER	IP	WLS	BF	H	R	ER	SO	BB	IBB	HBP	BLK	WP	HR	S	P	ERA	WHIP
Ernie McAnally, R (1, 1) ERA: 3.9	9.0	W	41	6	4	2	3	8	0	0	0	0	0	39	71	2.00	1.556

PITCHER	IP	WLS	BF	H	R	ER	SO	BB	IBB	HBP	BLK	WP	HR	S	P	ERA	WHIP

Batter	1	2	3	4	5	6	7	8	9	AB	R	H	RBI	BB	SO	LOB
Ron Hunt, R (1, 5) OBP: 0.401, SLG: 0.355	S S S 0-3 ① K	x 0-0 BB E 1-3 2-H 1B		H 1-0 CS HBP		x 0-0 ② 3-1			x 0-0 ① SH3-4 1-2	3	1	1	1	0	1	0
Ron Woods, R (1, 8) OBP: 0.370, SLG: 0.406	x 0-0 ② F5	B B B 4-0 E CS 1-2 BB		S S S 0-3 ① ② K 1-2		x 0-0 ③ P6			x 4-0 1B IBB	3	0	0	0	1	1	1
Boots Day, L (9, PH) OBP: 0.347, SLG: 0.358										0	0	0	0	1	0	0
Rusty Staub, L (1, 9) OBP: 0.391, SLG: 0.482	x 0-0 E3	x 0-0 E3 BB 1-3 2-H 3-H		x 0-0 ③ F8			x 0-0 ① P4-3		x 0-0 1-2 2-H 1B	5	0	1	1	0	0	1
Bob Bailey, R (1, 3) OBP: 0.357, SLG: 0.378	x 0-0 ③ F7	B B B B 4-0 1-2 BB			x 0-0 ① 3-1		x 0-0 ② F8			1	0	0	0	0	0	1
Ron Fairly, L (2, PH) OBP: 0.375, SLG: 0.402										2	0	0	0	1	0	0
(3, 3)																
Gary Sutherland, R (1, 4) OBP: 0.303, SLG: 0.334		x 0-0 1B E 1B 0-0 CS ③ 3-H	x 0-0 E5 FC5-4		B B B B 4-0 P4-3 1B BB		x 0-0 ③ F9			3	1	1	0	1	0	0
John Boccabella, R (1, 2) OBP: 0.283, SLG: 0.322	x 0-0 ① F9	x 0-0 ① FC5-4 BB 1-2f		x 0-0 P4-3 1-2 1B				x 0-0 ① F7		4	0	1	0	0	0	2
Stan Swanson, R (1, 7) OBP: 0.310, SLG: 0.330	x 0-0 E6 1-2 1B	B B B 4-0 1-2 BB		x 0-0 ② P4-3 1-2 2-3				x 0-0 ② F9		3	0	1	0	1	0	2
Bobby Wine, R (1, 6) OBP: 0.256, SLG: 0.238	x 0-0 ② E6 BB 1B 1-3 2-H	x 0-0 ② P6		x 0-0 ③ P4				x 0-0 ③ 6-3		4	1	0	0	0	0	5
Ernie McAnally, R (1, 1) OBP: 0.129, SLG: 0.167	B B B B 4-0 1B E 1-2 BB	x 0-0 ③ P6				x 0-0 ① F9			x 0-0 SH3-4 1B 1B	3	2	1	0	1	0	2
Inning Stats	R: 0 H: 0 E: 1 LOB: 1 K: 1 BB: 0 S: 6 P: 6	R: 4 H: 3 E: 2 LOB: 2 K: 0 BB: 3 S: 6 P: 18	R: 0 H: 0 E: 1 LOB: 0 K: 0 BB: 0 S: 4 P: 8	R: 0 H: 0 E: 0 LOB: 2 K: 1 BB: 1 S: 4 P: 5	R: 0 H: 1 E: 0 LOB: 2 K: 0 BB: 1 S: 4 P: 8	R: 0 H: 0 E: 0 LOB: 0 K: 0 BB: 0 S: 3 P: 3	R: 0 H: 0 E: 0 LOB: 0 K: 0 BB: 0 S: 3 P: 3	R: 0 H: 0 E: 0 LOB: 0 K: 0 BB: 0 S: 3 P: 3	R: 1 H: 2 E: 0 LOB: 2 K: 0 BB: 1 S: 3 P: 7	1B: 6 SF: 0 2B: 0 SAC: 1 3B: 0 DP: 0 HR: 0 HBP: 1						

PITCHER		IP	WLS	BF	H	R	ER	SO	BB	IBB	HBP	BLK	WP	HR	S	P	ERA	WHIP
Juan Pizarro, L ERA: 3.46	(1, 1)	1.2		12	3	4	2	1	2	0	0	0	0	0	12	20	10.80	3.000
Bill Bonham, R ERA: 4.65	(2, 1)	5.1		20	1	0	0	1	3	0	1	0	0	0	18	31	0.00	0.750
Phil Regan, R ERA: 3.93	(8, 1)	1.1	L	6	1	1	1	0	0	1	0	0	0	0	5	9	6.75	0.750
Larry Gura, L ERA: 7.71	(9, 1)	0.0		1	1	0	0	0	0	0	0	0	0	0	1	1	∞	∞

PITCHER	IP	WLS	BF	H	R	ER	SO	BB	IBB	HBP	BLK	WP	HR	S	P	ERA	WHIP

BOTTOM

Chicago Cubs @ Montreal Expos

Jarry Park, Montreal, QB

Tue Sep 28 1971, 7:05 PM EDT

Att. 10,232 - Unknown - 50 F

livebaseballscorecards.com

AB	31
R	5
H	6
RBI	2
BB	6
SO	2
LOB	14

Batter	1	2	3	4	5	6	7	8	9	AB	R	H	RBI	BB	SO	LOB
Cleo James, R (1, 8) OBP: 0.353, SLG: 0.373	P3		HR 1-3 1B		BB 1B	5-3			L1	4	1	1	0	1	0	1
Johnny Callison, L (1, 9) OBP: 0.300, SLG: 0.333	G3		1-3 1-2		F5		HR 1B		F8	5	1	1	0	0	0	2
Billy Williams, L (1, 7) OBP: 0.382, SLG: 0.507	F7		2-H HR		1-3 1B		1-H HR		F2	5	2	3	4	0	0	0
Ron Santo, R (1, 5) OBP: 0.354, SLG: 0.425		6-3	6-3		K		5-3			4	0	0	0	0	1	2
Jim Hickman, R (1, 3) OBP: 0.342, SLG: 0.447		6-3		5-3	F8		5-3			4	0	0	0	0	0	2
Paul Popovich, S (1, 4) OBP: 0.260, SLG: 0.310 Hector Torres, R (8, 4) OBP: 0.259, SLG: 0.259		1B 1B		BB 1B		1B 3B	P8			3 0	1 0	2 0	0 0	1 0	0 0	0 0
Don Kessinger, S (1, 6) OBP: 0.316, SLG: 0.316		1-3 FC5-4 1B	1-2 1B		E 3-H 1B			6-3		4	0	3	1	0	0	0
Chris Cannizzaro, R (1, 2) OBP: 0.314, SLG: 0.319		FC5-4 1-2f		F9	F2 1-3			F7		4	0	0	0	0	0	5
Milt Pappas, R (1, 1) OBP: 0.206, SLG: 0.176 Larry Gura, S (7, 1) Ron Tompkins, R (8, 1) Ray Newman, L (8, 1)			K	F7	5-3			6-3		3 1 0 0	0 0 0 0	0 0 0 0	0 0 0 0	0 0 0 0	1 0 0 0	3 0 0 0

TOP

Chicago Cubs @ Montreal Expos

Jarry Park, Montreal, QB

Wed Sep 29 1971, 7:05 PM EDT

Att. 9,786 - Unknown - 61 F

livebaseballscorecards.com

AB	37
R	5
H	10
RBI	5
BB	2
SO	2
LOB	15

Inning Stats	1	2	3	4	5	6	7	8	9	1B: 7	SF: 0	WP: 0	PA: 39
R	0	0	2	0	0	1	2	0	0	2B: 0	SAC: 0	PB: 0	
E	0	0	0	0	0	0	0	0	0	3B: 1	DP: 0	SB: 0	
K	0	0	1	0	1	0	0	0	0	HR: 2	HBP: 0	CS: 0	
S	3	5	7	4	6	5	5	3	3				
H	0	2	2	1	1	2	2	0	0				
LOB	0	2	0	2	2	0	0	0	0				
BB	0	0	1	1	1	0	0	0	0				
P	3	5	7	8	10	5	5	3	3				

PITCHER		IP	WLS	BF	H	R	ER	SO	BB	IBB	HBP	BLK	WP	HR	S	P	ERA	WHIP
Steve Renko, R ERA: 3.75	(1, 1)	6.0		30	10	5	5	2	2	0	0	0	0	2	32	40	7.50	2.000
Mike Marshall, R ERA: 4.28	(7, 1)	3.0	W	9	0	0	0	0	0	0	0	0	0	0	9	9	0.00	0.000

PITCHER		IP	WLS	BF	H	R	ER	SO	BB	IBB	HBP	BLK	WP	HR	S	P	ERA	WHIP

Batter	1	2	3	4	5	6	7	8	9	AB	R	H	RBI	BB	SO	LOB
Ron Hunt, R (1, 4) OBP: 0.401, SLG: 0.355	5-3	HBP 1-2 2-3		F7		F8		SH BB 1-2 2-3	1B 1-2 2-H	4	0	1	1	0	0	2
Boots Day, L (1, 8) OBP: 0.343, SLG: 0.354 Ron Woods, R (8, PH) OBP: 0.373, SLG: 0.406 (9, 7)	K	P4-3		6-3			G3	BB 1-2 2-3 3-H		4 0	0 0	0 0	0 1	0 1	1 0	4 0
Rusty Staub, L (1, 9) OBP: 0.391, SLG: 0.483	P6		E 2B		F9		BB 2B 1B	P6		5	2	2	0	0	0	3
Ron Fairly, L (1, 3) OBP: 0.376, SLG: 0.400		BB 1B 1B 1B	K		L9		2B 1-2 BB	K		3	1	0	0	2	2	4
Bob Bailey, R (1, 5) OBP: 0.359, SLG: 0.382		K	E8 2-H 1B		1B		1-3 2-H 2B	4-3		5	0	3	1	0	1	4
Jim Fairey, L (1, 7) OBP: 0.276, SLG: 0.296 Rich Hacker, S (9, 6) OBP: 0.194, SLG: 0.152	1B 1-2 1B	F7	F3				P6-4-3 IBB	K		3 1	1 0	1 0	0 0	1 0	0 1	2 0
John Boccabella, R (1, 2) OBP: 0.279, SLG: 0.316 Jim Gosger, L (7, PH) OBP: 0.232, SLG: 0.218 Gary Sutherland, R (7, PH) OBP: 0.302, SLG: 0.333 John Bateman, R (8, 2) OBP: 0.273, SLG: 0.350	K	5-3			5-3	P6-4-3 1-2f		K		3 0 1 1	0 0 0 0	0 0 0 0	0 0 0 0	1 0 0 1	3 0 3 0	3 0 0 0
Bobby Wine, R (1, 6) OBP: 0.256, SLG: 0.238 Clyde Mashore, R (8, PR) OBP: 0.258, SLG: 0.263 (9, 8)	HBP 1-2 2-3 1B	P4		6-3		E6 SH SH BB	BB 1B		4 1	0 2	1 1	0 0	0 0	0 0	0 0
Steve Renko, R (1, 1) OBP: 0.225, SLG: 0.320 Mike Marshall, R (7, 1) OBP: 0.278, SLG: 0.188	HBP 1-2 2-H 3-H 1B			2B		1B		SH BB SH 1-2	1B 1-2 BB	3 0	0 0	3 0	2 0	0 1	0 0	0 0
Inning Stats	R: 0 E: 0 K: 1 S: 5 H: 0 LOB: 0 BB: 0 P: 5	R: 2 E: 0 K: 2 S: 10 H: 3 LOB: 3 BB: 1 P: 15	R: 1 E: 1 K: 1 S: 7 H: 2 LOB: 1 BB: 0 P: 7	R: 0 E: 0 K: 0 S: 4 H: 1 LOB: 1 BB: 0 P: 4	R: 0 E: 0 K: 0 S: 4 H: 1 LOB: 1 BB: 0 P: 4	R: 0 E: 0 K: 0 S: 4 H: 1 LOB: 1 BB: 0 P: 4	R: 1 E: 0 K: 0 S: 4 H: 2 LOB: 2 BB: 2 P: 12	R: 1 E: 2 K: 1 S: 8 H: 0 LOB: 3 BB: 1 P: 12	R: 1 E: 0 K: 2 S: 8 H: 2 LOB: 2 BB: 1 P: 12	1B: 9 2B: 3 3B: 0 HR: 0	SF: 0 SAC: 2 DP: 1 HBP: 1					

PITCHER		IP	WLS	BF	H	R	ER	SO	BB	IBB	HBP	BLK	WP	HR	S	P	ERA	WHIP
Milt Pappas, R ERA: 3.51	(1, 1)	6.1		33	10	4	4	4	2	1	1	0	0	0	37	50	5.68	1.895
Larry Gura, L ERA: 6.0	(7, 1)	0.2		4	0	1	0	0	0	0	0	0	0	0	4	4	0.00	0.000
Ron Tompkins, R ERA: 4.08	(8, 1)	0.0		1	0	0	0	0	1	0	0	0	0	0	0	4	∞	∞
Ray Newman, L ERA: 3.52	(8, 1)	1.2	L	8	2	1	1	3	1	0	0	0	0	0	13	17	5.40	1.800

PITCHER	IP	WLS	BF	H	R	ER	SO	BB	IBB	HBP	BLK	WP	HR	S	P	ERA	WHIP

BOTTOM

Chicago Cubs @ Montreal Expos

Jarry Park, Montreal, QB

Wed Sep 29 1971, 7:05 PM EDT

Att. 9,786 - Unknown - 61 F

livebaseballscorecards.com

AB	38
R	6
H	12
RBI	5
BB	5
SO	7
LOB	25

1B: 9 SF: 0
2B: 3 SAC: 2
3B: 0 DP: 1
HR: 0 HBP: 1

WP: 0 PA: 46
PB: 0
SB: 0
CS: 0

Batter	1	2	3	4	5	6	7	8	9	AB	R	H	RBI	BB	SO	LOB
Brock Davis, L (1, 8) OBP: 0.335, SLG: 0.312	L7		FC3-6 1-2f		F7		1B		BB	3	0	0	0	0	0	2
Gene Hiser, L (6, 8) OBP: 0.303, SLG: 0.207										1	1	1	0	1	0	0
Johnny Callison, L (1, 9) OBP: 0.298, SLG: 0.341	4-3		1-3			HR	1-3		F7	5	1	1	1	0	0	3
Cleo James, R (9, 9) OBP: 0.353, SLG: 0.373										0	0	0	0	0	0	0
Billy Williams, L (1, 7) OBP: 0.383, SLG: 0.505	1-3			BB		F9		G3 1-3	2B 1B	4	1	1	0	1	0	0
Ron Santo, R (1, 5) OBP: 0.354, SLG: 0.423		F8		K		E3 WP		WP BB	2B 1B	4	2	1	1	1	1	1
Jim Hickman, R (1, 3) OBP: 0.342, SLG: 0.449		F9		G3-6-3 1-3 1B		K 1-2		K 1-2	2B	5	0	2	2	0	2	2
Don Kessinger, S (1, 6) OBP: 0.318, SLG: 0.316		1B		G3-6-3 1-2f		IBB		IBB	F7	3	0	1	0	2	0	3
Ken Rudolph, R (1, 2) OBP: 0.265, SLG: 0.237		F8			L6	K		1-3 2-H 1B		3	0	0	0	0	1	3
Pat Bourque, L (8, PH) OBP: 0.250, SLG: 0.324										1	0	1	1	0	0	0
Chris Cannizzaro, R (8, 2) OBP: 0.314, SLG: 0.319										0	0	0	0	0	0	0
Hector Torres, R (1, 4) OBP: 0.274, SLG: 0.276			FC3-6 1B		1B		4-3	L7		4	0	2	0	0	0	2
Fergie Jenkins, R (1, 1) OBP: 0.282, SLG: 0.478			FC3-6 FC3-6 1-2f		K		F9		K	4	0	0	0	0	2	2
Inning Stats	R: 0 E: 0 K: 0 S: 3 H: 0 LOB: 0 BB: 0 P: 3	R: 0 E: 0 K: 0 S: 4 H: 1 LOB: 1 BB: 0 P: 4	R: 0 E: 0 K: 0 S: 4 H: 1 LOB: 1 BB: 0 P: 4	R: 0 E: 0 K: 1 S: 5 H: 1 LOB: 1 BB: 1 P: 9	R: 0 E: 0 K: 1 S: 6 H: 1 LOB: 1 BB: 0 P: 6	R: 1 E: 1 K: 2 S: 9 H: 1 LOB: 2 BB: 1 P: 13	R: 0 E: 0 K: 0 S: 4 H: 1 LOB: 1 BB: 0 P: 4	R: 1 E: 0 K: 1 S: 6 H: 1 LOB: 2 BB: 2 P: 14	R: 3 E: 0 K: 1 S: 8 H: 3 LOB: 1 BB: 1 P: 12	1B: 8 2B: 1 3B: 0 HR: 1 SF: 0 SAC: 0 DP: 1 HBP: 0						

PITCHER	IP	WLS	BF	H	R	ER	SO	BB	IBB	HBP	BLK	WP	HR	S	P	ERA	WHIP
Bill Stoneman, R (1, 1) ERA: 3.15	9.0	L	42	10	5	5	6	3	2	0	0	2	1	49	69	5.00	1.444

PITCHER	IP	WLS	BF	H	R	ER	SO	BB	IBB	HBP	BLK	WP	HR	S	P	ERA	WHIP

TOP

Chicago Cubs @ Montreal Expos

Jarry Park, Montreal, QB

Thu Sep 30 1971, 7:05 PM EDT

Att. 27,274 - Unknown

livebaseballscorecards.com

AB	37
R	5
H	10
RBI	5
BB	5
SO	6
LOB	18

Chicago Cubs @ Montreal Expos

Jarry Park, Montreal, QB

Thu Sep 30 1971, 7:05 PM EDT

Att. 27,274 - Unknown

livebaseballscorecards.com

BOTTOM

Batter	1	2	3	4	5	6	7	8	9	AB	R	H	RBI	BB	SO	LOB
Ron Hunt, R (1, 4)	F7		CS 1B		1B 2B		F8		1-3	4	1	2	0	0	0	0
Gary Sutherland, R (8, 4)										1	0	0	0	0	0	0
Boots Day, L (1, 8)	F8		K 1-2		1B 2-H 1B		F7			4	0	1	1	0	1	1
Rusty Staub, L (1, 9)	BB			K	FC6 1-3 1B		F9			3	0	1	0	1	1	0
Ron Fairly, L (1, 3)	1-3			4-3	FC6 1-2f			3-1		4	0	0	0	0	0	3
Bob Bailey, R (1, 5)		5-3		1B BB		1B SF8 1B		K		3	1	1	0	1	1	0
Jim Fairey, L (1, 7)		F8 2B		1-2 1B		SF8 1-3 1B		L8		4	0	3	0	0	0	0
John Boccabella, R (1, 2)		F8 2-3		5-3		SF8 1-2 3-H			HR	3	1	1	2	0	0	3
Bobby Wine, R (1, 6)		K			6-3	F8			P3	4	0	0	0	0	1	2
Bill Stoneman, R (1, 1)			K		3-1	K			K	3	0	0	0	0	2	1
Jim Gosger, L (9, PH)										1	0	0	0	0	1	0

	AB	
R		3
H		9
RBI		3
BB		2
SO		7
LOB		10

Inning Stats	1	2	3	4	5	6	7	8	9
	R: 0 E: 0 K: 0 S: 3	R: 0 E: 0 K: 1 S: 6	R: 0 E: 0 K: 2 S: 7	R: 0 E: 0 K: 1 S: 6	R: 1 E: 0 K: 0 S: 6	R: 1 E: 0 K: 1 S: 7	R: 0 E: 0 K: 0 S: 3	R: 0 E: 0 K: 1 S: 5	R: 1 E: 0 K: 1 S: 6
	H: 0 LOB: 1 BB: 1 P: 7	H: 1 LOB: 1 BB: 0 P: 6	H: 1 LOB: 0 BB: 0 P: 7	H: 1 LOB: 2 BB: 1 P: 10	H: 3 LOB: 2 BB: 0 P: 6	H: 2 LOB: 1 BB: 0 P: 7	H: 0 LOB: 0 BB: 0 P: 3	H: 0 LOB: 0 BB: 0 P: 5	H: 1 LOB: 0 BB: 0 P: 6

| | | | | | | | | | |