

Montreal Expos - 1971


Batter	1	2	3	4	5	6	7	8	9	AB	R	H	RBI	BB	SO	LOB	TOP			
Boots Day, L OBP: 0.625, SLG: 0.571 (1, 8)										4	1	2	0	1	0	0	Montreal Expos @ New York Mets Shea Stadium, Flushing, NY Thu Apr 08 1971, 3:33 AM EST Att: 13,033 - Unknown			
Ron Hunt, R OBP: 0.375, SLG: 0.167 (1, 4)										3	2	1	0	2	0	1				
Rusty Staub, L OBP: 0.500, SLG: 0.429 (1, 9)										5	2	2	1	0	2	3				
Bob Bailey, R OBP: 0.750, SLG: 0.333 Coco Laboy, R (8, 5)										2	1	1	0	3	0	2				
Ron Fairly, L OBP: 0.286, SLG: 0.286 (1, 3)										5	0	1	2	0	0	8				
Mack Jones, L Clyde Mashore, R (1, 7) (7, 7)										3	0	0	0	1	1	4				
John Bateman, R OBP: 0.286, SLG: 0.286 (1, 2)										5	0	2	3	0	0	2				
Bobby Wine, R (1, 6)										4	0	0	0	1	0	3				
Steve Renko, R (1, 1)										5	0	0	0	0	3	4				
Inning Stats	R: 3 E: 0 K: 2 S: 10	H: 3 LOB: 3 BB: 3 P: 22	R: 0 E: 0 K: 1 S: 6	H: 1 LOB: 2 BB: 1 P: 10	R: 0 E: 0 K: 0 S: 3	H: 0 LOB: 0 BB: 0 P: 3	R: 0 E: 0 K: 0 S: 3	H: 0 LOB: 0 BB: 0 P: 3	R: 0 E: 0 K: 0 S: 3	H: 0 LOB: 0 BB: 0 P: 3	R: 3 E: 2 K: 0 S: 7	H: 3 LOB: 2 BB: 1 P: 11	R: 0 E: 0 K: 1 S: 6	H: 1 LOB: 3 BB: 2 P: 14	R: 0 E: 0 K: 2 S: 8	H: 1 LOB: 1 BB: 0 P: 8	1B: 9 2B: 0 3B: 0 HR: 0	SF: 0 SAC: 0 DP: 0 HBP: 0	WP: 0 PB: 0 SB: 0 CS: 0	PA: 45
PITCHER	IP WLS BF H R ER SO BB IBB HBP BLK WP HR S P ERA WHIP																			
Gary Gentry, R ERA: 4.05 (1, 1)	6.2 L 34 7 6 3 4 4 2 0 0 0 0 0 36 60 4.05 1.650																			
Ron Taylor, R ERA: (7, 1)	0.1 1 0 0 0 0 0 0 0 0 0 0 0 1 1 0.00 0.000																			
Tug McGraw, L ERA: (8, 1)	2.0 10 2 0 0 0 3 2 0 0 0 0 0 0 14 22 0.00 2.000																			


AB	37
R	6
H	9
RBI	6
BB	8
SO	7
LOB	27



Batter	1	2	3	4	5	6	7	8	9	AB	R	H	RBI	BB	SO	LOB	BOTTOM			
Tommie Agee, R OBP: 0.125, SLG: 0.125 (1, 8)										5	0	0	0	0	1	1	Montreal Expos @ New York Mets Shea Stadium, Flushing, NY Thu Apr 08 1971, 3:33 AM EST Att: 13,033 - Unknown			
Bud Harrelson, S OBP: 0.571, SLG: 0.800 (1, 6)										3	1	2	0	1	0	0				
Cleon Jones, R OBP: 0.143, SLG: 0.667 (1, 7)										3	1	1	2	0	1	2				
Art Shamsky, L OBP: 0.286, SLG: 0.167 (1, 9)										4	0	0	0	0	0	1				
Donn Clendenon, R OBP: 0.714, SLG: 1.000 (1, 3)										4	0	3	0	0	1	0				
Ken Boswell, L OBP: 0.400, SLG: 0.600 (1, 4)										4	0	2	0	0	0	2				
Bob Aspromonte, R OBP: 0.333, SLG: 0.333 (1, 5)										4	0	1	0	0	0	3				
Jerry Grote, R OBP: 0.500, SLG: 0.667 (1, 2)										4	0	1	0	0	1	5				
Gary Gentry, R (1, 1)										2	0	0	0	0	2	3				
Ron Taylor, R (7, 1)										0	0	0	0	0	0	0				
Dave Marshall, L (7, PH)										1	0	0	0	0	0	0				
Tug McGraw, R (8, 1)										0	0	0	0	0	0	0				
Ed Kranepool, L (9, PH)										1	0	0	0	0	0	1				
Inning Stats	R: 1 E: 0 K: 0 S: 4	H: 1 LOB: 0 BB: 0 P: 4	R: 0 E: 0 K: 0 S: 4	H: 1 LOB: 0 BB: 0 P: 4	R: 0 E: 0 K: 1 S: 5	H: 0 LOB: 0 BB: 0 P: 5	R: 1 E: 0 K: 2 S: 11	H: 4 LOB: 3 BB: 0 P: 11	R: 0 E: 0 K: 1 S: 5	H: 0 LOB: 1 BB: 1 P: 9	R: 0 E: 0 K: 1 S: 6	H: 1 LOB: 1 BB: 0 P: 6	R: 0 E: 0 K: 0 S: 4	H: 1 LOB: 1 BB: 0 P: 4	R: 0 E: 0 K: 0 S: 3	H: 1 LOB: 0 BB: 0 P: 3	1B: 6 2B: 2 3B: 1 HR: 1	SF: 1 SAC: 0 DP: 1 HBP: 0	WP: 0 PB: 0 SB: 0 CS: 0	PA: 37
PITCHER	IP WLS BF H R ER SO BB IBB HBP BLK WP HR S P ERA WHIP																			
Steve Renko, R ERA: 2.0 (1, 1)	9.0 W 37 10 2 2 6 1 0 0 0 0 0 1 48 52 2.00 1.222																			

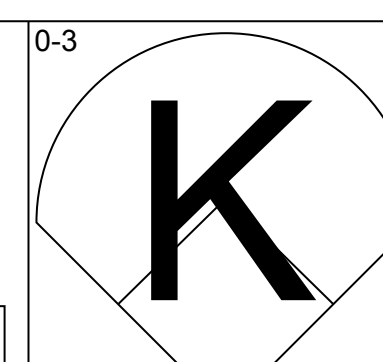
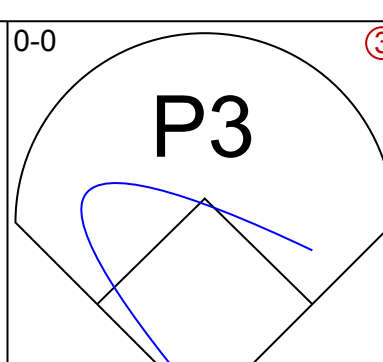
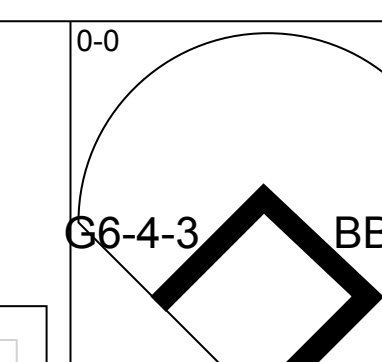
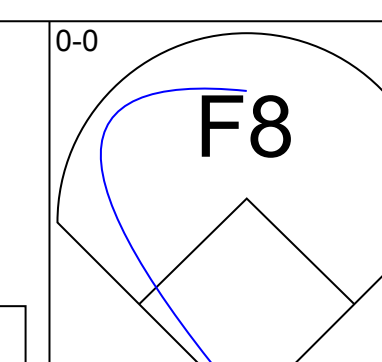
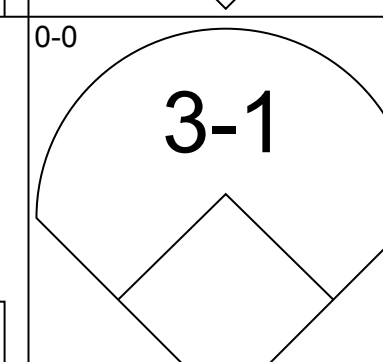
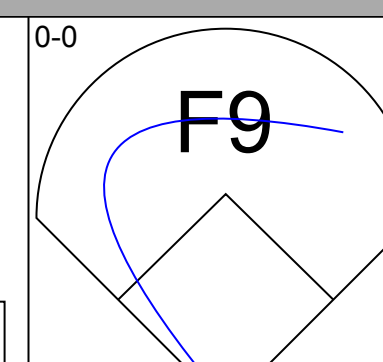
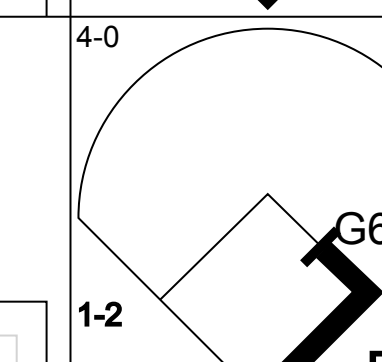
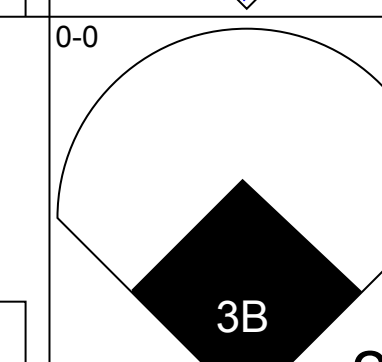
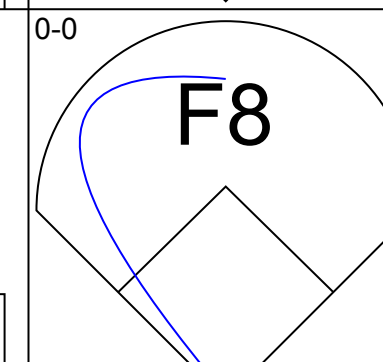
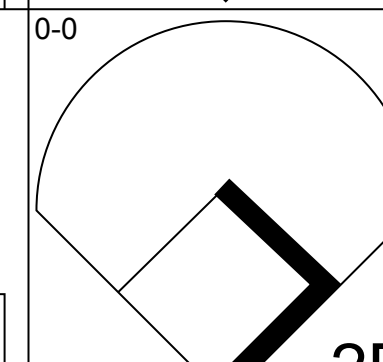
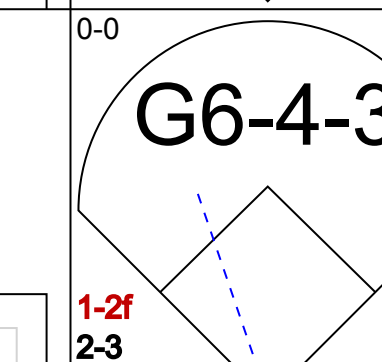
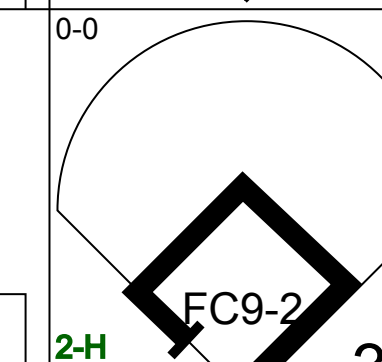
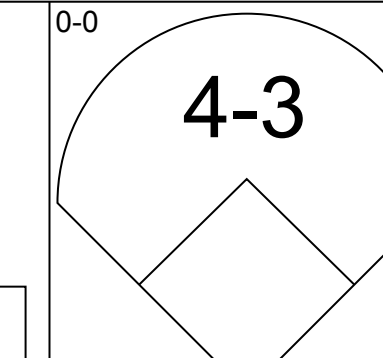
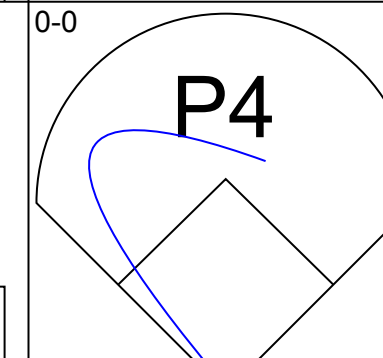
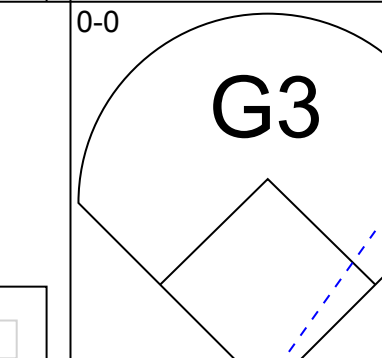
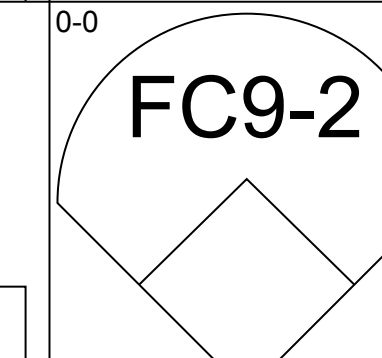
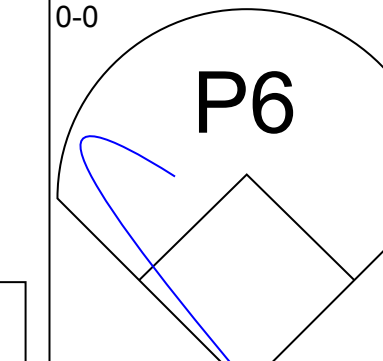
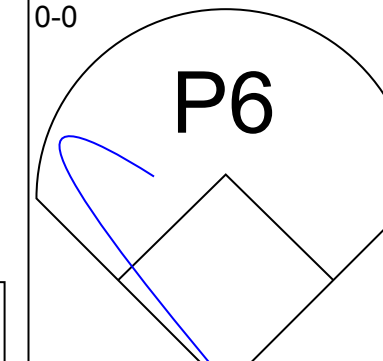
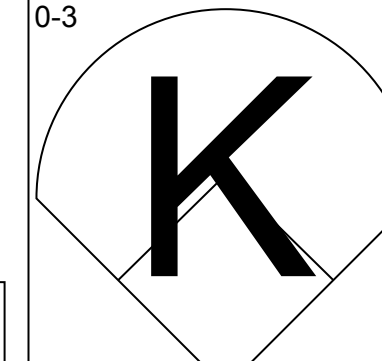
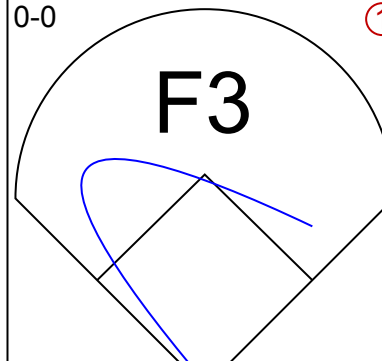
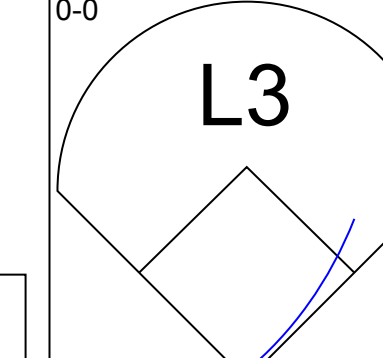
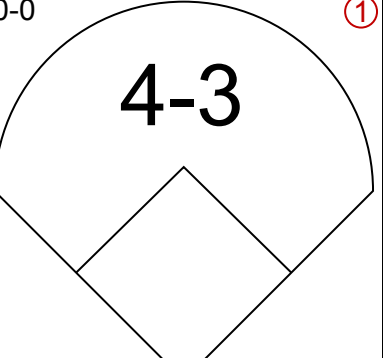
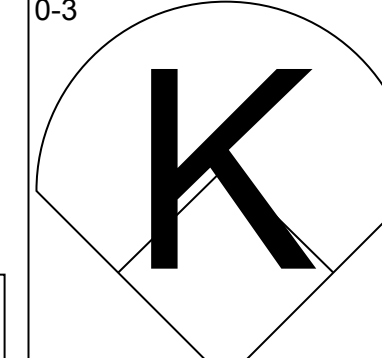
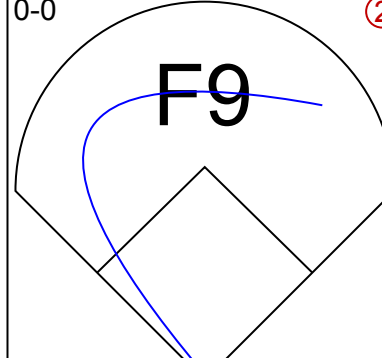
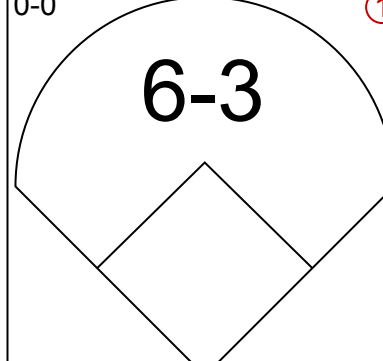
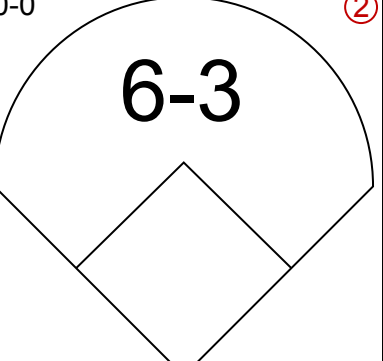
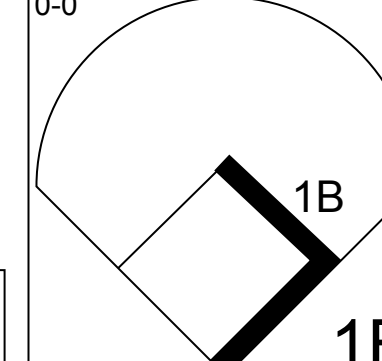
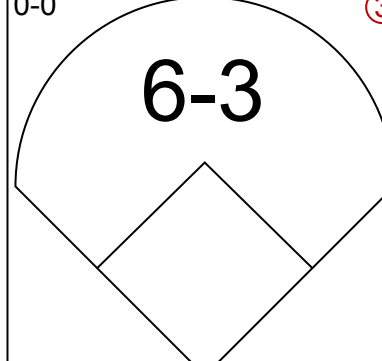
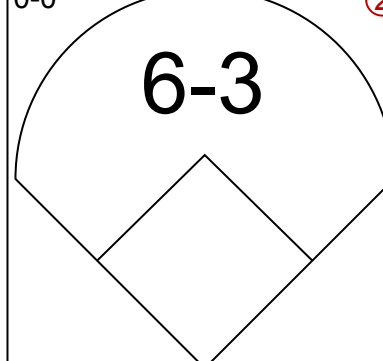
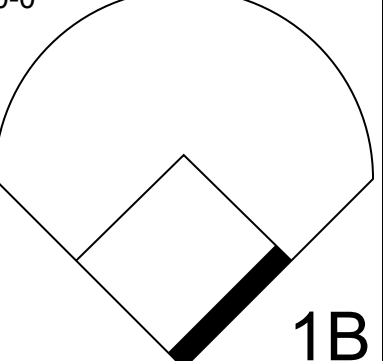
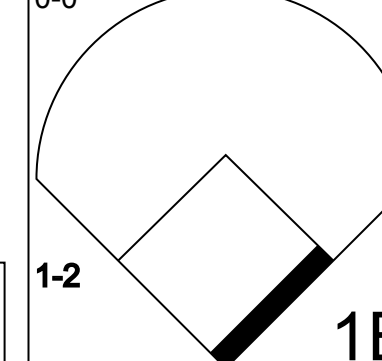
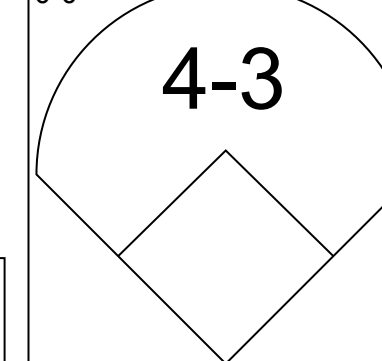
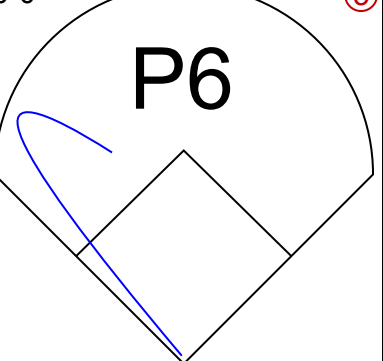


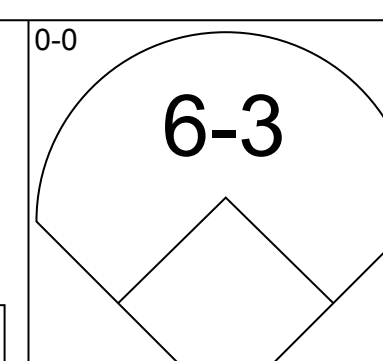
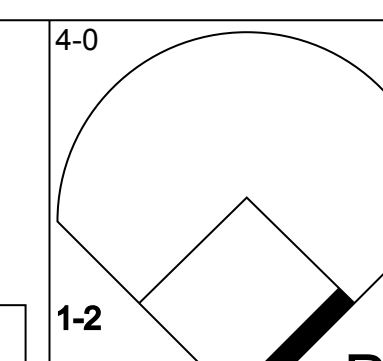
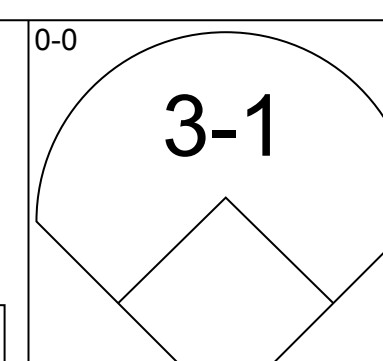
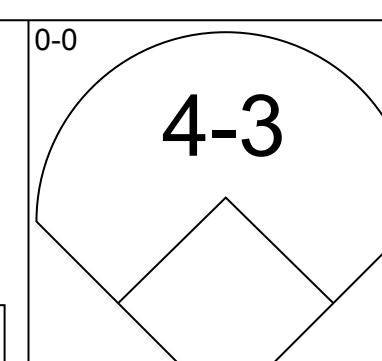
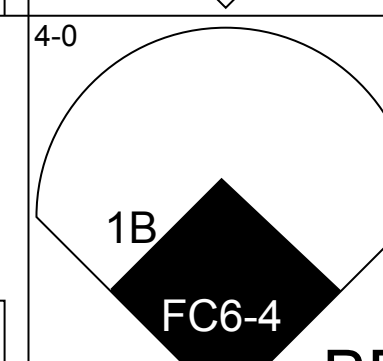
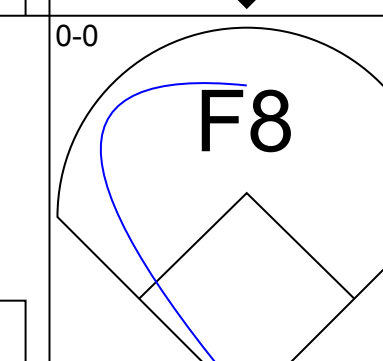
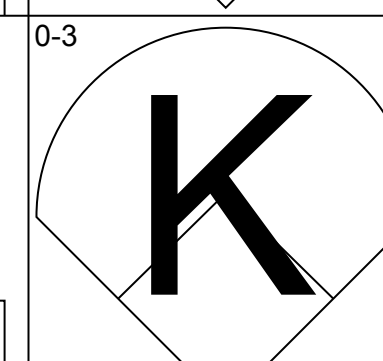
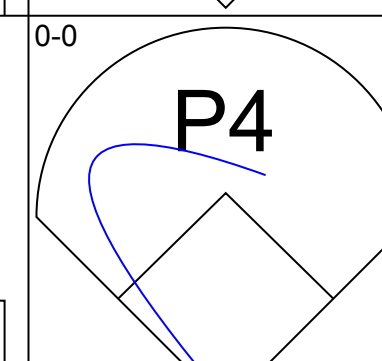
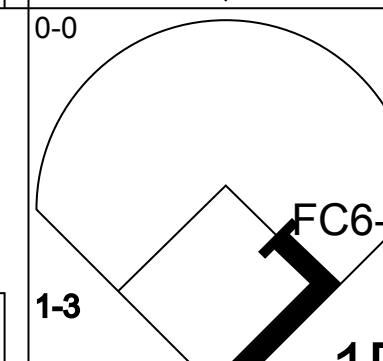
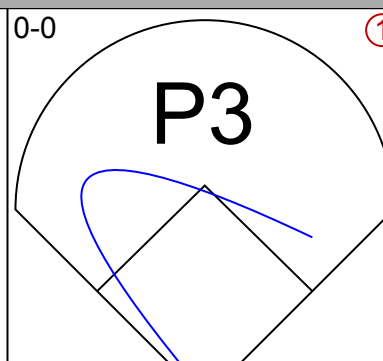
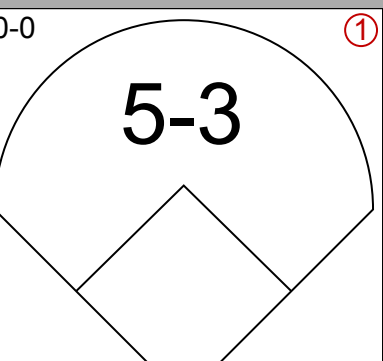
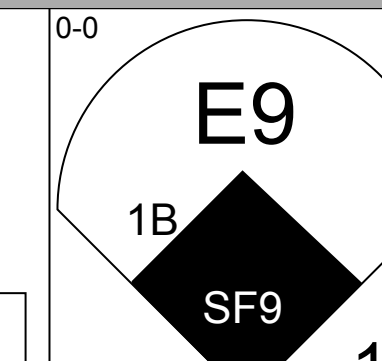
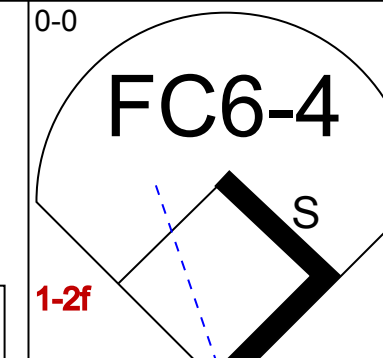
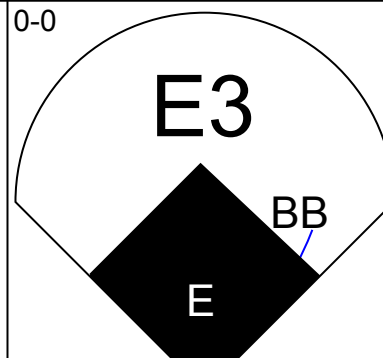
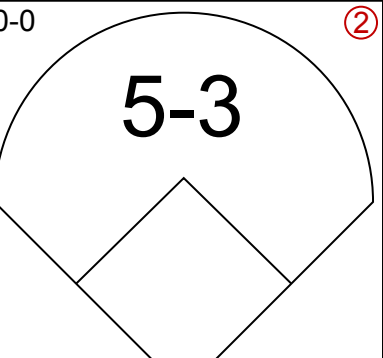
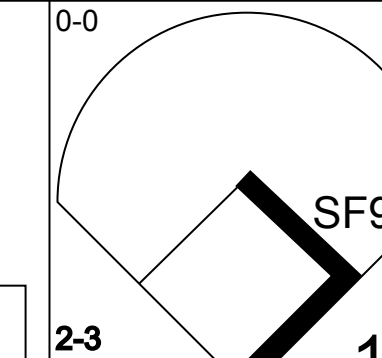
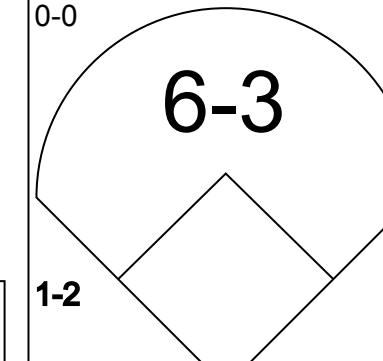
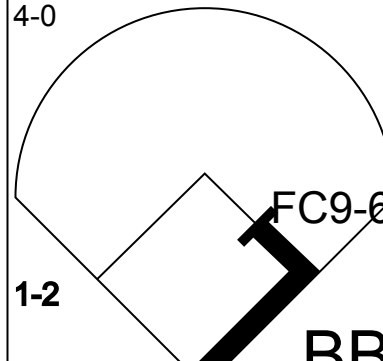
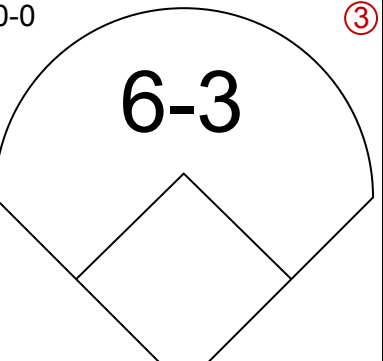
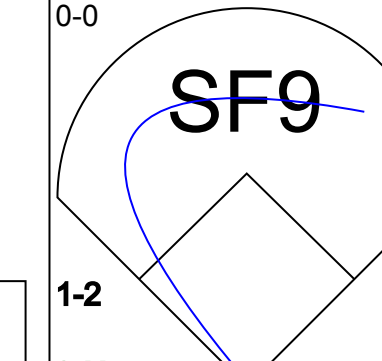
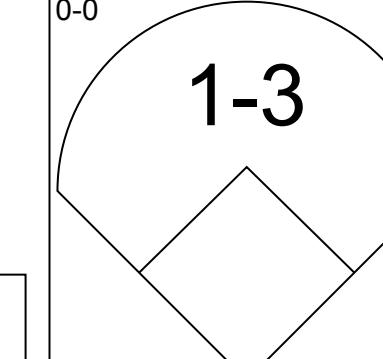
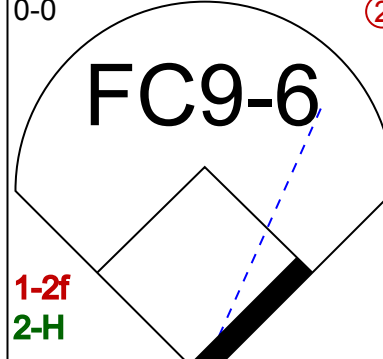
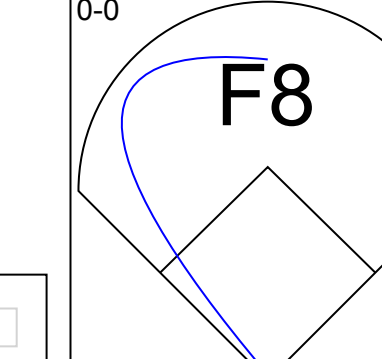
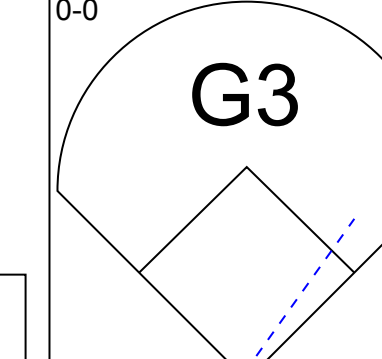
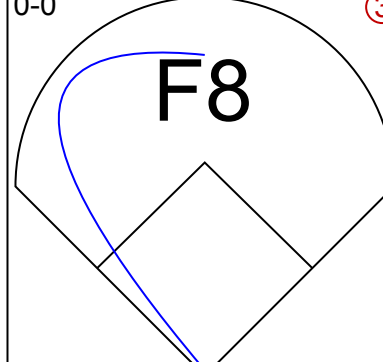
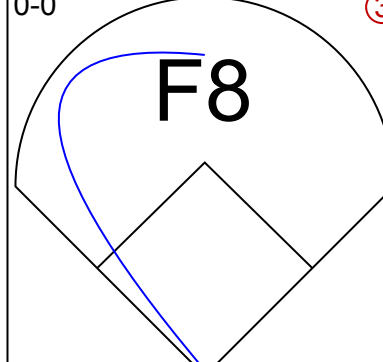
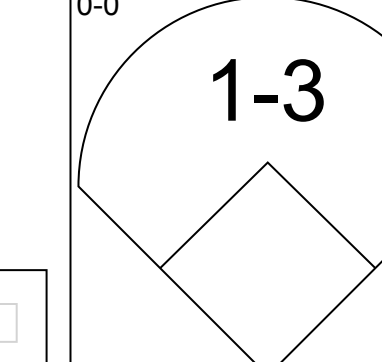
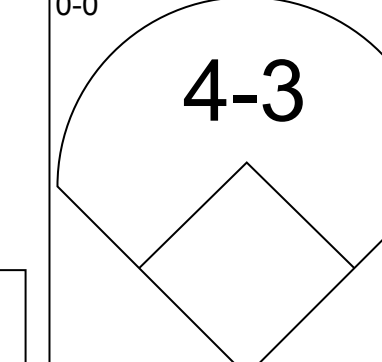
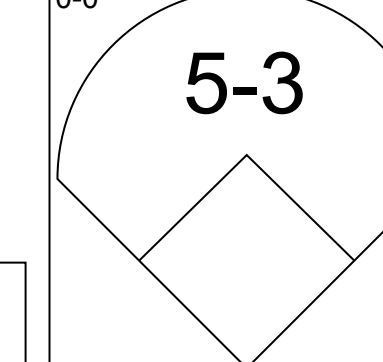

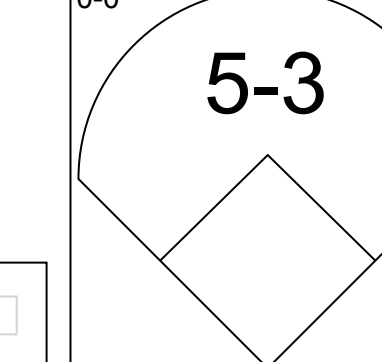
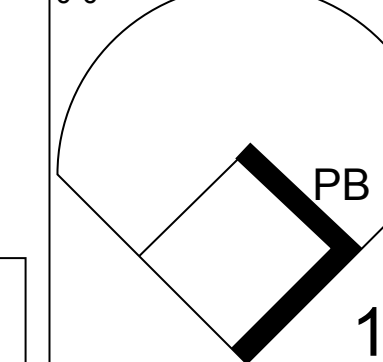
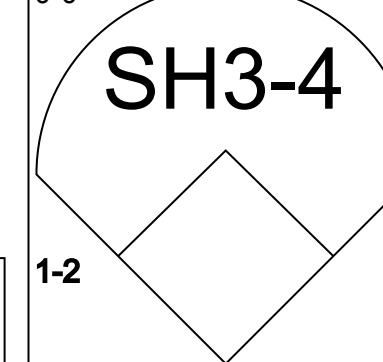

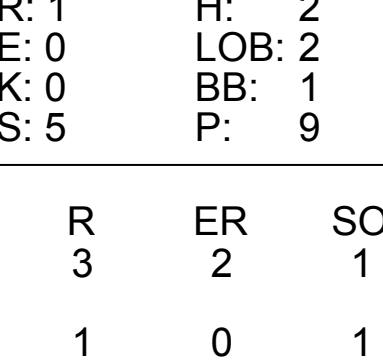
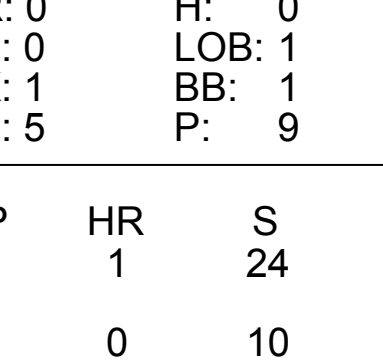
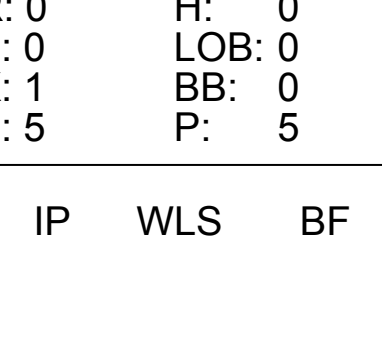
Batter	1	2	3	4	5	6	7	8	9	AB	R	H	RBI	BB	SO	LOB	TOP		
Boots Day, L OBP: 0.417, SLG: 0.364 Claude Raymond, R Howie Reed, R Ron Brand, R	1-3		F8			F8	6-3		F9	4	0	0	0	0	0	1	Montreal Expos @ Philadelphia Phillies Veterans Stadium, Philadelphia, PA Sat Apr 10 1971, 3:33 AM EST Att: 55,352 - Unknown - 47 F 		
Ron Hunt, R OBP: 0.462, SLG: 0.333	4-0		F7			2B		BB	1B	3	1	1	0	1	0	1			
Rusty Staub, L OBP: 0.417, SLG: 0.364	P4			4-3		K		BB		4	0	1	0	0	1	2			
Bob Bailey, R OBP: 0.583, SLG: 0.429	F8			K				P1		4	0	1	1	0	1	3			
Ron Fairly, L OBP: 0.455, SLG: 0.333				6-3						2	0	1	0	2	0	0			
Mack Jones, L	F8					P4	F9		K	4	0	0	0	0	1	6			
John Bateman, R OBP: 0.364, SLG: 0.364						4-3			K	4	0	2	0	0	1	3			
Bobby Wine, R Jim Fairey, L Coco Laboy, R	G1-6-3						F7		F9	1	0	0	0	1	0	2			
Bill Stoneman, R John O'Donoghue, R Mike Marshall, R Gary Sutherland, R			K			K			E5	2	0	0	0	0	2	1			
Inning Stats	R: 0 E: 0 K: 0 S: 3	H: 0 LOB: 1 BB: 1 P: 7	R: 0 E: 0 K: 0 S: 4	H: 2 LOB: 1 BB: 0 P: 4	R: 0 E: 0 K: 1 S: 5	H: 0 LOB: 0 BB: 0 P: 5	R: 0 E: 0 K: 1 S: 5	H: 0 LOB: 1 BB: 1 P: 9	R: 1 E: 0 K: 1 S: 7	H: 2 LOB: 2 BB: 1 P: 11	R: 0 E: 0 K: 0 S: 4	H: 1 LOB: 1 BB: 0 P: 4	R: 0 E: 0 K: 2 S: 8	H: 1 LOB: 3 BB: 1 P: 13	R: 0 E: 1 K: 0 S: 4	H: 0 LOB: 1 BB: 0 P: 4		1B: 4 2B: 2 3B: 0 HR: 0	SF: 0 SAC: 0 DP: 1 HBP: 1
PITCHER	IP WLS BF H R ER SO BB IBB HBP BLK WP HR S P ERA WHIP																		
Jim Bunning, R ERA: 1.23 Joe Hoerner, L ERA: 3.0	(1, 1) 7.1 W 31 6 1 1 4 3 0 1 0 0 0 0 0 35 48 1.23 1.227																		
(8, 1) 1.2 S 7 0 0 0 2 1 0 0 0 0 0 0 10 14 0.00 0.600																			

Batter	1	2	3	4	5	6	7	8	9	AB	R	H	RBI	BB	SO	LOB	BOTTOM		
Larry Bowa, S OBP: 0.615, SLG: 0.750	4-3		L6							4	1	2	0	0	0	2	Montreal Expos @ Philadelphia Phillies Veterans Stadium, Philadelphia, PA Sat Apr 10 1971, 3:33 AM EST Att: 55,352 - Unknown - 47 F 		
Don Money, R OBP: 0.677, SLG: 0.333	F8		5-3							3	1	1	2	0	0	1			
Willie Montanez, L OBP: 0.625, SLG: 0.400	4-3									2	1	1	0	2	0	1			
Deron Johnson, R OBP: 0.167, SLG: 0.091	F9									3	1	1	0	1	0	2			
John Briggs, L	F7									3	0	0	0	1	0	3			
Roger Freed, R OBP: 0.417, SLG: 0.500										3	0	2	1	1	1	0			
Tim McCarver, L OBP: 0.273, SLG: 0.300	F9									3	0	1	1	0	0	1			
Denny Doyle, L Tony Taylor, R	F9									2	0	0	0	0	0	3			
Jim Bunning, R Joe Hoerner, R			K							2	0	0	0	0	2	0			
Inning Stats	R: 0 E: 0 K: 0 S: 4	H: 1 LOB: 1 BB: 0 P: 4	R: 0 E: 0 K: 0 S: 4	H: 1 LOB: 0 BB: 0 P: 4	R: 0 E: 0 K: 1 S: 5	H: 0 LOB: 0 BB: 0 P: 5	R: 0 E: 0 K: 0 S: 3	H: 1 LOB: 0 BB: 0 P: 3	R: 0 E: 0 K: 0 S: 4	H: 1 LOB: 2 BB: 1 P: 8	R: 3 E: 1 K: 0 S: 5	H: 3 LOB: 1 BB: 2 P: 13	R: 1 E: 0 K: 1 S: 6	H: 1 LOB: 2 BB: 2 P: 14	R: 0 E: 0 K: 1 S: 5	H: 0 LOB: 0 BB: 0 P: 5		1B: 6 2B: 0 3B: 1 HR: 1	SF: 2 SAC: 1 DP: 1 HBP: 0
PITCHER	IP WLS BF H R ER SO BB IBB HBP BLK WP HR S P ERA WHIP																		
Bill Stoneman, R ERA: 5.4 John O'Donoghue, L ERA: Mike Marshall, R ERA: Claude Raymond, R ERA: 13.5 Howie Reed, R ERA:	(1, 1) 5.0 L 24 7 3 3 1 0 0 0 0 0 0 0 1 1 0.00 0.000																		
(6, 1) 0.1 1 0 0 0 0 0 0 0 0 0 0 1 1 0.00 0.000																			
(6, 1) 0.2 1 0 0 0 0 0 0 0 0 0 0 1 1 0.00 0.000																			
(7, 1) 0.2 5 1 1 1 1 2 0 0 0 0 0 0 5 13 13.50 4.500																			
(7, 1) 1.1 4 0 0 0 1 0 0 0 0 0 0 0 6 6 0.00 0.000																			

Batter	1	2	3	4	5	6	7	8	9	AB	R	H	RBI	BB	SO	LOB	TOP			
Boots Day, L OBP: 0.412, SLG: 0.375 (1, 8)										5	0	2	1	0	0	1	Montreal Expos @ Philadelphia Phillies Veterans Stadium, Philadelphia, PA Sun Apr 11 1971, 3:33 AM EST Att: 12,431 - Unknown			
Ron Hunt, R OBP: 0.556, SLG: 0.462 (1, 4)										4	1	3	0	1	0	0				
Rusty Staub, L OBP: 0.471, SLG: 0.400 (1, 9)										4	0	2	0	1	1	3				
Bob Bailey, R OBP: 0.471, SLG: 0.300 (1, 5)										3	0	0	1	1	2	6				
Ron Fairly, L OBP: 0.438, SLG: 0.308 (1, 3)										4	0	1	0	1	0	2				
Mack Jones, L (1, 7)										4	1	0	0	1	2	4				
John Bateman, R OBP: 0.313, SLG: 0.313 (1, 2)										5	0	1	0	0	3	1				
Bobby Wine, R OBP: 0.462, SLG: 0.300 (1, 6)										4	1	3	0	0	1	0				
Carl Morton, R OBP: 0.100, SLG: 0.300 (8, 1)										2	0	0	0	0	0	1				
Inning Stats	R: 1 E: 0 K: 1 S: 7	H: 2 LOB: 2 BB: 1 P: 11	R: 0 E: 0 K: 1 S: 6	H: 1 LOB: 1 BB: 0 P: 6	R: 0 E: 0 K: 2 S: 8	H: 1 LOB: 2 BB: 1 P: 12	R: 0 E: 0 K: 1 S: 5	H: 0 LOB: 0 BB: 0 P: 5	R: 0 E: 0 K: 0 S: 4	H: 2 LOB: 1 BB: 0 P: 4	R: 0 E: 0 K: 0 S: 4	H: 2 LOB: 1 BB: 0 P: 4	R: 3 E: 1 K: 2 S: 11	H: 4 LOB: 3 BB: 2 P: 19	R: 0 E: 0 K: 2 S: 7	H: 0 LOB: 0 BB: 0 P: 7	1B: 12 2B: 0 3B: 1 HR: 0	SF: 1 SAC: 0 DP: 2 HBP: 0	WP: 2 PB: 0 SB: 1 CS: 0	PA: 43
PITCHER	IP WLS BF H R ER SO BB IBB HBP BLK WP HR S P ERA WHIP																			
Barry Lersch, R ERA: 4.7 (1, 1)	7.2 W 38 13 4 4 6 4 0 0 0 2 0 46 62 4.70 2.217																			
Darrell Brandon, R ERA (8, 1)	1.1 S 5 0 0 0 3 1 0 0 0 0 0 10 14 0.00 0.750																			

Batter	1	2	3	4	5	6	7	8	9	AB	R	H	RBI	BB	SO	LOB	BOTTOM			
Larry Bowa, S OBP: 0.500, SLG: 0.588 (1, 6)										5	1	1	0	0	0	2	Montreal Expos @ Philadelphia Phillies Veterans Stadium, Philadelphia, PA Sun Apr 11 1971, 3:33 AM EST Att: 12,431 - Unknown			
Don Money, R OBP: 0.656, SLG: 0.235 (1, 5)										5	0	0	0	0	3	2				
Willie Montanez, L OBP: 0.538, SLG: 0.500 (1, 8)										5	2	2	1	0	0	0				
Deron Johnson, R OBP: 0.294, SLG: 0.143 (1, 3)										3	3	1	0	2	2	0				
John Briggs, L OBP: 0.308, SLG: 0.182 (1, 7)										4	2	2	1	1	1	0				
Roger Freed, R OBP: 0.583, SLG: 0.833 (1, 9)										2	2	2	5	2	0	0				
Tim McCarver, L OBP: 0.267, SLG: 0.308 (1, 2)										3	0	1	1	0	0	2				
Denny Doyle, L OBP: 0.200, SLG: 0.333 (1, 4)										4	0	1	2	0	0	4				
Barry Lersch, S ERA (1, 1)										2	1	0	0	2	0	0				
Darrell Brandon, R ERA (8, 1)										0	0	0	0	0	0	0				
Inning Stats	R: 0 E: 0 K: 0 S: 3	H: 0 LOB: 0 BB: 0 P: 3	R: 0 E: 0 K: 2 S: 8	H: 1 LOB: 1 BB: 1 P: 12	R: 0 E: 0 K: 1 S: 5	H: 0 LOB: 0 BB: 0 P: 5	R: 3 E: 0 K: 0 S: 6	H: 3 LOB: 2 BB: 2 P: 14	R: 4 E: 0 K: 1 S: 9	H: 4 LOB: 2 BB: 2 P: 17	R: 0 E: 0 K: 1 S: 5	H: 0 LOB: 0 BB: 0 P: 5	R: 0 E: 0 K: 1 S: 5	H: 0 LOB: 0 BB: 0 P: 5	R: 0 E: 0 K: 1 S: 5	H: 0 LOB: 0 BB: 0 P: 5	1B: 7 2B: 1 3B: 1 HR: 1	SF: 1 SAC: 0 DP: 0 HBP: 0	WP: 2 PB: 0 SB: 0 CS: 0	PA: 41
PITCHER	IP WLS BF H R ER SO BB IBB HBP BLK WP HR S P ERA WHIP																			
Carl Morton, R ERA: 8.0 (1, 1)	4.1 L 23 6 6 6 3 0 0 0 0 0 0 1 3 3 13.50 1.500																			
Howie Reed, R ERA: 4.5 (5, 1)	0.2 3 1 1 1 0 0 0 0 0 0 0 1 3 3 108.00 12.000																			
Ernie McAnally, R ERA: 108.0 (6, 1)	0.1 5 2 4 4 1 2 0 0 0 0 0 0 5 13 0.00 1.200																			
John O'Donoghue, L ERA (6, 1)	1.2 7 2 0 0 1 0 0 0 0 1 0 9 9 0.00 0.000																			
John Strohmayr, R ERA (8, 1)	1.0 3 0 0 0 1 0 0 0 0 0 0 0 5 5 0.00 0.000																			

Batter	1	2	3	4	5	6	7	8	9	AB	R	H	RBI	BB	SO	LOB	TOP			
Tommie Agee, R OBP: 0.273, SLG: 0.286 (1, 8)										4	0	1	0	0	1	1	<p>New York Mets @ Montreal Expos Jarry Park, Montreal, QB Tue Apr 13 1971, 3:33 AM EST Att: 21,996 - Unknown</p>			
Bud Harrelson, S OBP: 0.500, SLG: 0.500 (1, 6)										3	1	1	0	1	0	0				
Cleon Jones, R OBP: 0.238, SLG: 0.550 (1, 7)										4	0	2	1	0	0	2				
Art Shamsky, L OBP: 0.188, SLG: 0.071 (1, 9)										4	0	0	0	0	0	3				
Donn Clendenon, R OBP: 0.381, SLG: 0.476 (1, 3)										4	0	0	0	0	1	1				
Ken Boswell, L OBP: 0.388, SLG: 0.375 (1, 4)										4	0	0	0	0	1	0				
Bob Aspromonte, R OBP: 0.389, SLG: 0.287 (1, 5)										4	0	1	0	0	0	0				
Jerry Grote, R OBP: 0.412, SLG: 0.625 (1, 2)										3	0	2	0	0	0	0				
Gary Gentry, R OBP: 0.250, SLG: 0.250 (1, 1)										2	0	1	0	0	0	1				
Dave Marshall, L (7, PH)										1	0	0	0	0	0	2				
Tug McGraw, R (7, 1)										0	0	0	0	0	0	0				
Inning Stats	R: 0 E: 0 K: 1 S: 5	H: 0 LOB: 0 BB: 0 P: 5	R: 0 E: 0 K: 0 S: 3	H: 0 LOB: 0 BB: 0 P: 3	R: 0 E: 0 K: 0 S: 4	H: 1 LOB: 1 BB: 0 P: 4	R: 0 E: 0 K: 0 S: 4	H: 1 LOB: 1 BB: 0 P: 4	R: 0 E: 0 K: 0 S: 3	H: 1 LOB: 1 BB: 1 P: 7	R: 0 E: 0 K: 2 S: 9	H: 2 LOB: 2 BB: 0 P: 9	R: 1 E: 0 K: 0 S: 4	H: 2 LOB: 0 BB: 0 P: 4	R: 0 E: 0 K: 0 S: 3	H: 0 LOB: 0 BB: 0 P: 3	1B: 5 2B: 3 3B: 1 HR: 0	SF: 0 SAC: 0 DP: 2 HBP: 0	WP: 0 PB: 0 SB: 0 CS: 0	PA: 34
PITCHER Steve Renko, R ERA: 1.5 (1, 1)	IP: 9.0 WLS: W BF: 34 H: 8 R: 1 ER: 1 SO: 3 BB: 1 IBB: 0 HBP: 0 BLK: 0 WP: 0 HR: 0 S: 39 P: 43 ERA: 1.00 WHIP: 1.000															PITCHER				

Batter	1	2	3	4	5	6	7	8	9	AB	R	H	RBI	BB	SO	LOB	BOTTOM			
Boots Day, L OBP: 0.381, SLG: 0.316 (1, 8)										3	0	0	0	1	0	1	<p>New York Mets @ Montreal Expos Jarry Park, Montreal, QB Tue Apr 13 1971, 3:33 AM EST Att: 21,996 - Unknown</p>			
Ron Hunt, R OBP: 0.500, SLG: 0.375 (1, 4)										3	1	0	0	1	1	3				
Rusty Staub, L OBP: 0.476, SLG: 0.421 (1, 9)										4	1	2	0	0	0	0				
Bob Bailey, R OBP: 0.429, SLG: 0.286 Coco Laboy, R (9, 5)										4	1	1	1	0	0	1				
Ron Fairly, L OBP: 0.400, SLG: 0.287 (1, 3)										2	0	0	1	1	0	1				
Jim Fairey, L (1, 7)										3	0	0	0	0	0	1				
Ron Swoboda, R OBP: 0.500, SLG: 1.500 (8, PH) (9, 7)										1	0	0	0	0	0	1				
John Bateman, R OBP: 0.300, SLG: 0.450 (1, 2)										4	1	1	1	0	0	2				
Bobby Wine, R OBP: 0.438, SLG: 0.250 (1, 6)										2	0	0	0	1	0	0				
Steve Renko, R OBP: 0.143, SLG: 0.143 (1, 1)										2	0	1	0	0	1	0				
Inning Stats	R: 1 E: 0 K: 0 S: 4	H: 1 LOB: 1 BB: 1 P: 8	R: 1 E: 0 K: 0 S: 5	H: 2 LOB: 2 BB: 1 P: 9	R: 1 E: 2 K: 0 S: 4	H: 0 LOB: 1 BB: 1 P: 8	R: 0 E: 0 K: 1 S: 5	H: 0 LOB: 1 BB: 1 P: 9	R: 0 E: 0 K: 0 S: 3	H: 0 LOB: 0 BB: 0 P: 3	R: 0 E: 0 K: 1 S: 5	H: 0 LOB: 0 BB: 0 P: 5	R: 1 E: 1 K: 0 S: 5	H: 2 LOB: 1 BB: 0 P: 5	R: 0 E: 0 K: 0 S: 3	H: 0 LOB: 0 BB: 0 P: 3	1B: 4 2B: 0 3B: 0 HR: 1	SF: 1 SAC: 1 DP: 0 HBP: 0	WP: 0 PB: 1 SB: 1 CS: 0	PA: 34
PITCHER Gary Gentry, R ERA: 3.55 Tug McGraw, L ERA: (1, 1) (7, 1)	IP: 6.0 WLS: L BF: 26 H: 3 R: 3 ER: 2 SO: 1 BB: 3 IBB: 0 HBP: 0 BLK: 0 WP: 0 HR: 1 S: 24 P: 40 ERA: 3.00 WHIP: 1.167															PITCHER				


AB	33
R	1
H	8
RBI	1
BB	1
SO	3
LOB	10



Batter	1	2	3	4	5	6	7	8	9	AB	R	H	RBI	BB	SO	LOB	TOP								
Pete Rose, S OBP: 0.325, SLG: 0.389 (1, 9)	0-0 1-3		0-0 1B 2B		0-0 F7		0-3 K		0-0 G6-4-3	5	1	1	0	0	1	2									
Bernie Carbo, L OBP: 0.343, SLG: 0.393 (1, 7)	0-0 2B		0-0 2H 1B		0-0 G3				0-0 3-1	4	0	2	1	0	0	0									
Tony Perez, R OBP: 0.324, SLG: 0.382 (1, 5)	0-3 K		0-0 F9		0-0 G3				0-0 1B	4	0	1	0	0	1	2									
Johnny Bench, R OBP: 0.371, SLG: 0.758 (1, 2)	0-0 F4		0-0 F6		0-0 5-3				0-0 F9	4	0	0	0	0	0	3									
Willie Smith, L OBP: 0.318, SLG: 0.333 (1, 3)		0-0 4-3	0-0 4-3		0-0 3-1				0-0 4-3	4	0	0	0	0	0	2									
Hal McRae, R OBP: 0.242, SLG: 0.303 (1, 8)		0-0 F8		0-0 F7		0-0 E5			0-0 2-3 1B	4	1	1	0	0	0	0									
Jimmy Stewart, S OBP: 0.333, SLG: 0.333 (1, 4)		0-0 E4 1B		0-0 F9		0-3 K			0-0 2-3	4	0	1	0	0	1	2									
Woody Woodward, R OBP: 0.464, SLG: 0.440 (1, 6)		0-0 2-3 1B		0-0 1B		0-0 F3			0-0 BB 1B	4	0	3	1	0	0	0									
Gary Nolan, R (1, 1)		0-0 G3		0-0 1-3		0-0 4-3			4-0 BB	2	0	0	0	0	0	3									
Milt Wilcox, R (6, 1)									1-2 BB	0	0	0	0	0	0	0									
Angel Bravo, L OBP: 0.250, SLG: 0.250 (7, PH)									1-2 BB	1	0	0	0	0	0	0									
Wayne Granger, R (7, 1)										0	0	0	0	0	0	0									
Ty Cline, L (9, PH)										0	0	0	0	1	0	0									
Inning Stats	R: 0 E: 0 K: 1 S: 6	H: 1 LOB: 1 BB: 0 P: 6	R: 0 E: 1 K: 0 S: 5	H: 2 LOB: 2 BB: 0 P: 5	R: 1 E: 0 K: 0 S: 5	H: 2 LOB: 1 BB: 0 P: 5	R: 0 E: 0 K: 0 S: 4	H: 1 LOB: 0 BB: 0 P: 4	R: 0 E: 0 K: 1 S: 3	H: 0 LOB: 0 BB: 0 P: 3	R: 0 E: 1 K: 1 S: 6	H: 0 LOB: 1 BB: 0 P: 6	R: 0 E: 0 K: 1 S: 5	H: 0 LOB: 0 BB: 0 P: 5	R: 0 E: 0 K: 0 S: 4	H: 1 LOB: 1 BB: 0 P: 4	R: 1 E: 0 K: 0 S: 4	H: 2 LOB: 1 BB: 1 P: 8	1B: 7 2B: 2 3B: 0 HR: 0	SF: 0 SAC: 0 DP: 1 HBP: 0	WP: 0 PB: 0 SB: 0 CS: 0	PA: 37			
PITCHER	IP	WLS	BF	H	R	ER	SO	BB	IBB	HBP	BLK	WP	HR	S	P	ERA	WHIP								
Carl Morton, R ERA: 5.19	8.1	W	36	9	2	2	3	1	0	0	0	0	0	41	45	2.16	1.200								
Mike Marshall, R ERA:	0.2	S	1	0	0	0	0	0	0	0	0	0	0	1	1	0.00	0.000								

Cincinnati Reds @ Montreal Expos
Jarry Park, Montreal, QB
Sat Apr 17 1971, 3:33 AM EST
Att: 15,931 - Unknown


AB 36
R 2
H 9
RBI 2
BB 1
SO 3
LOB 14



Batter	1	2	3	4	5	6	7	8	9	AB	R	H	RBI	BB	SO	LOB	BOTTOM								
Boots Day, L OBP: 0.320, SLG: 0.261 (1, 8)	0-0 3-1		0-0 F7		0-0 6-3		0-0 F7			4	0	0	0	0	0	2									
Ron Hunt, R OBP: 0.462, SLG: 0.350 (1, 4)	0-0 6-3		0-0 5-3		0-0 1B 4-3 1B		0-3 K			4	1	1	0	0	1	0									
Rusty Staub, L OBP: 0.480, SLG: 0.409 (1, 9)	4-0 BB		0-0 F2		0-0 4-3 2B 1B		0-0 1-3 1B		0-0 1-3	3	1	1	0	1	0	0									
Bob Bailey, R OBP: 0.360, SLG: 0.222 (1, 5)	0-3 K		0-0 F8		0-0 4-3		0-3 K			4	0	0	1	0	2	2									
Coco Laboy, R (9, 5)	1-2 K		0-0 F9		0-0 1-2 3-H 4-0 2B		0-0 4-3		0-0 4-3	0	0	0	0	0	0	0									
Ron Fairly, L OBP: 0.375, SLG: 0.222 (1, 3)		0-0 3-1		0-3 K		0-0 2B IBB			0-0 4-3	3	1	0	0	1	1	0									
Jim Fairley, L OBP: 0.250, SLG: 0.286 (1, 7)		4-0 BB		0-3 K		0-0 1-H 2-H 2B				2	0	1	2	1	1	0									
John Bateman, R OBP: 0.348, SLG: 0.455 (1, 2)		0-0 F9		0-0 1B		0-0 1B IBB				2	0	1	0	1	0	1									
Bobby Wine, R OBP: 0.421, SLG: 0.267 (1, 6)		0-0 1-3		0-0 1B		0-0 1-2 1B			0-3 K	3	0	1	0	0	1	3									
Carl Morton, R (1, 1)			0-0 F9		0-3 K		0-3 K			3	0	0	0	0	2	2									
Mike Marshall, R (9, 1)					0-0 K					0	0	0	0	0	0	0									
Inning Stats	R: 0 E: 0 K: 1 S: 5	H: 0 LOB: 1 BB: 1 P: 9	R: 0 E: 0 K: 0 S: 3	H: 0 LOB: 1 BB: 1 P: 7	R: 0 E: 0 K: 0 S: 3	H: 0 LOB: 0 BB: 0 P: 3	R: 0 E: 0 K: 1 S: 5	H: 0 LOB: 0 BB: 0 P: 5	R: 0 E: 0 K: 2 S: 9	H: 2 LOB: 2 BB: 0 P: 9	R: 3 E: 0 K: 1 S: 7	H: 3 LOB: 2 BB: 2 P: 15	R: 0 E: 0 K: 2 S: 7	H: 0 LOB: 0 BB: 0 P: 7	R: 0 E: 0 K: 1 S: 5	H: 0 LOB: 0 BB: 0 P: 5	1B: 4 2B: 2 3B: 0 HR: 0	SF: 0 SAC: 0 DP: 1 HBP: 0	WP: 0 PB: 0 SB: 1 CS: 1	PA: 32					
PITCHER	IP	WLS	BF	H	R	ER	SO	BB	IBB	HBP	BLK	WP	HR	S	P	ERA	WHIP								
Gary Nolan, R ERA: 3.72	5.1	L	24	5	3	3	4	2	1	0	0	0	0	29	41	5.06	1.312								
Milt Wilcox, R ERA:	0.2		2	0	0	0	1	0	1	0	0	0	0	3	7	0.00	0.000								
Wayne Granger, R ERA: 2.7	2.0		6	0	0	0	3	0	0	0	0	0	0	12	12	0.00	0.000								

Cincinnati Reds @ Montreal Expos
Jarry Park, Montreal, QB
Sat Apr 17 1971, 3:33 AM EST
Att: 15,931 - Unknown

AB 28
R 3
H 5
RBI 3
BB 4
SO 8
LOB 10



Batter	1	2	3	4	5	6	7	8	9	AB	R	H	RBI	BB	SO	LOB	TOP																			
Pete Rose, S OBP: 0.356, SLG: 0.415 (1, 9)	F8	G3															5 0 3 0 0 0 0																			
Bernie Carbo, L OBP: 0.350, SLG: 0.375 (1, 7)	BB	K															4 1 1 0 1 1 3																			
Tony Perez, R OBP: 0.286, SLG: 0.333 (1, 5)	F8-9		6-3														5 0 0 0 0 0 5																			
Johnny Bench, R OBP: 0.359, SLG: 0.703 (1, 3)	BB		F9														4 1 1 0 0 0 3																			
Hal McRae, R OBP: 0.297, SLG: 0.361 (1, 8)	1B		5-3														3 0 2 0 1 0 0																			
Tommy Helms, R OBP: 0.219, SLG: 0.194 (1, 4)	1B																1 0 0 1 1 0 0																			
Pat Corrales, R OBP: 0.333, SLG: 0.333 (6, PH)			6-3														3 0 1 1 0 0 1																			
Willie Smith, L OBP: 0.304, SLG: 0.318 (8, 3)																	1 0 0 0 0 0 1																			
Woody Woodward, R OBP: 0.438, SLG: 0.393 Clay Carroll, R (8, 1)	F7		K														3 0 0 0 1 2 4																			
Jim Merritt, L OBP: 0.209, SLG: 0.200 (5, PH)																	1 0 0 0 0 0 0																			
Angel Bravo, L OBP: 0.209, SLG: 0.200 (5, 1)			3-1														1 0 0 0 0 0 0																			
Mitt Wilcox, R OBP: 0.209, SLG: 0.200 (5, 1)																	1 0 0 0 0 0 0																			
Joe Gibbon, R OBP: 0.209, SLG: 0.200 (7, 1)																	1 0 0 0 0 0 0																			
Wayne Granger, R OBP: 0.209, SLG: 0.200 (7, 1)																	0 0 0 0 0 0 0																			
Don Gullett, R OBP: 0.209, SLG: 0.200 (8, 6)																	0 0 0 0 0 0 0																			
Frank Duffy, R OBP: 0.275, SLG: 0.300 Jimmy Stewart, S OBP: 0.428, SLG: 0.429 (8, PH)																	1 0 1 0 0 0 0																			
Inning Stats	R: 2 E: 0 K: 0 S: 5	H: 2 LOB: 3 BB: 3 P: 17	R: 0 E: 0 K: 1 S: 5	H: 0 LOB: 0 BB: 0 P: 5	R: 0 E: 0 K: 1 S: 3	H: 0 LOB: 0 BB: 0 P: 3	R: 0 E: 0 K: 1 S: 5	H: 0 LOB: 0 BB: 0 P: 5	R: 0 E: 0 K: 0 S: 6	H: 1 LOB: 2 BB: 1 P: 10	R: 0 E: 0 K: 0 S: 4	H: 1 LOB: 1 BB: 0 P: 4	R: 0 E: 0 K: 1 S: 6	H: 1 LOB: 1 BB: 0 P: 6	R: 0 E: 0 K: 0 S: 4	H: 2 LOB: 1 BB: 0 P: 4	1B: 8 2B: 1 3B: 0 HR: 0	SF: 0 SAC: 2 DP: 1 HBP: 0	WP: 0 PB: 0 SB: 0 CS: 0	PA: 39																
PITCHER	IP WLS BF H R ER SO BB IBB HBP BLK WP HR S P ERA WHIP																																			
Steve Renko, R ERA: 1.96 (1, 1)	5.0	22	4	2	2	2	3	0	0	0	0	0	0	23	35	3.60	1.400																			
Howie Reed, R ERA: 2.25 (6, 1)	2.0	W	9	2	0	0	1	0	1	0	0	0	0	10	14	0.00	1.000																			
Mike Marshall, R ERA: (8, 1)	2.0	S	8	3	0	0	1	0	0	0	0	0	0	10	10	0.00	1.500																			

Cincinnati Reds @ Montreal Expos
Jarry Park, Montreal, QB
Sun Apr 18 1971, 3:33 AM EST
Unknown

AB 33
R 2
H 9
RBI 2
BB 4
SO 4
LOB 19



Batter	1	2	3	4	5	6	7	8	9	AB	R	H	RBI	BB	SO	LOB	BOTTOM																			
Ron Hunt, R OBP: 0.500, SLG: 0.364 (1, 4)	L4-3																2 0 1 1 1 0 1																			
Rusty Staub, L OBP: 0.448, SLG: 0.385 (1, 9)	L4-3																4 1 1 0 0 0 4																			
Bob Bailey, R OBP: 0.379, SLG: 0.200 Mike Marshall, R (8, 1)	6-3		4-3														2 0 0 0 2 0 2																			
Ron Swoboda, R OBP: 0.750, SLG: 1.250 (4, PR)																	2 0 2 0 0 0 0																			
Boots Day, L OBP: 0.320, SLG: 0.261 (5, 8)																	0 0 0 0 0 0 0																			
Clyde Mashore, R OBP: 0.500, SLG: 0.500 (7, PH)																	1 0 1 2 0 0 0																			
John Bateman, R OBP: 0.333, SLG: 0.400 (1, 2)																	3 0 0 0 1 0 4																			
Coco Laboy, R OBP: 0.667, SLG: 0.667 Ron Fairly, L OBP: 0.423, SLG: 0.350 (6, PH)																	2 0 2 0 0 0 0																			
John Boccabella, R OBP: 0.250, SLG: 0.286 Gary Sutherland, R (6, PH)																	2 0 0 0 0 0 3																			
Jim Fairry, L OBP: 0.250, SLG: 0.286 Don Gullett, L ERA: 6.48 (7, 1)																	0 0 0 0 0 0 0																			
Bobby Wine, R OBP: 0.435, SLG: 0.316 (1, 6)																	4 1 2 0 0 1 1																			
Steve Renko, R OBP: 0.143, SLG: 0.143 Howie Reed, R (6, 1)																	0 0 0 0 0 0 0																			
Ron Brand, R OBP: 0.500, SLG: 0.500 (7, PH)																	1 1 1 0 0 0 0																			
Inning Stats	R: 0 E: 0 K: 0 S: 2	H: 0 LOB: 1 BB: 0 P: 6	R: 0 E: 0 K: 0 S: 4	H: 2 LOB: 1 BB: 0 P: 4	R: 0 E: 0 K: 0 S: 4	H: 1 LOB: 2 BB: 0 P: 5	R: 0 E: 0 K: 0 S: 4	H: 2 LOB: 2 BB: 0 P: 4	R: 1 E: 0 K: 0 S: 4	H: 2 LOB: 0 BB: 0 P: 4	R: 0 E: 0 K: 0 S: 3	H: 1 LOB: 2 BB: 2 P: 11	R: 2 E: 0 K: 0 S: 6	H: 3 LOB: 1 BB: 1 P: 10	R: 0 E: 0 K: 1 S: 5	H: 1 LOB: 1 BB: 0 P: 5	1B: 11 2B: 3 3B: 0 HR: 0	SF: 0 SAC: 3 DP: 5 HBP: 1	WP: 1 PB: 0 SB: 0 CS: 0	PA: 35																
PITCHER	IP WLS BF H R ER SO BB IBB HBP BLK WP HR S P ERA WHIP																																			
Clay Carroll, R ERA: 0.87 (8, 1)	0.2	1	0	0	0	1	0	0	0	0	0	0	0	1	0	0.00	0.000																			
Jim Merritt, L ERA: 3.36 (5, 1)	1.2	8	3	1	1	0	2	0	0	0	0	0	0	6	14	5.40	3.000																			
Joe Gibbon, L ERA: 4.76 (6, 1)	1.0	L	5	2	2	2	0	0	0	0	0	0	0	5	5	18.00	2.000																			
Wayne Granger, R ERA: 2.7 (7, 1)	0.0	1	0	0	0	0	1	0	0	0	0	0	0	4	4	∞	∞																			
Don Gullett, L ERA: 6.48 (7, 1)	0.2	4	2	0	0	0	0	0	0	0	0	0	0	4	4	0.00	3.000																			

Cincinnati Reds @ Montreal Expos
Jarry Park, Montreal, QB
Sun Apr 18 1971, 3:33 AM EST
Unknown

AB 27
R 3
H 12
RBI 3
BB 4
SO 1
LOB 18



Batter	1	2	3	4	5	6	7	8	9	AB	R	H	RBI	BB	SO	LOB	TOP			
Pete Rose, S OBP: 0.388, SLG: 0.432 (1, 9)	4-0 BB 1B	0-0		0-0 1-2 1B			0-0 1-3			3	1	2	0	1	0	0	Cincinnati Reds @ Montreal Expos Jarry Park, Montreal, QB Sun Apr 18 1971, 3:38 AM EST Att: 21,409 - Unknown			
Bernie Carbo, L OBP: 0.341, SLG: 0.343 (1, 7)	4-0 1B BB	0-0 2-3		0-0 L4			0-3 K			3	1	0	0	1	1	3				
Tony Perez, R OBP: 0.283, SLG: 0.326 (1, 5)	0-0 1B 1-2 2-H		0-3 K		0-3 K			0-0 4-3		4	0	1	1	0	2	0				
Johnny Bench, R OBP: 0.326, SLG: 0.634 (1, 2)	0-3 K		0-0 4-3		0-3 K			0-0 F5		4	0	0	0	0	2	2				
Willie Smith, L OBP: 0.333, SLG: 0.462 (1, 3)	0-0 1-2 2-H 1B		0-0 HR		0-0 4-3			0-0 4-3		4	1	2	2	0	0	0				
Ty Cline, L (1, 8)	0-3 K		0-0 L8		4-0 G3-6-1 BB			0-3 K		3	0	0	0	1	2	2				
Tommy Helms, R OBP: 0.194, SLG: 0.171 (1, 4)	0-0 F4			0-0 F9		0-0 G3-6-1 1-2		0-0 F8		4	0	0	0	0	0	3				
Woody Woodward, R OBP: 0.429, SLG: 0.387 Wayne Simpson, R (6, 1)		0-0 F9		0-0 FC1-6 1B		0-0 F6		0-3 K		3	0	1	0	0	0	0				
Jimmy Stewart, S OBP: 0.375, SLG: 0.375 (9, FH)										0	0	0	0	0	0	0				
Jim McGlothlin, R OBP: 0.600, SLG: 1.250 Greg Garrett, S OBP: 0.333, SLG: 0.333 Frank Duffy, R OBP: 0.250, SLG: 0.273 (6, 6)		0-3 K		0-0 FC1-6 1B				0-0 F5		1	0	0	0	0	1	0				
Inning Stats	R: 2 E: 0 K: 2 S: 9	H: 2 LOB: 2 BB: 2 P: 17	R: 0 E: 0 K: 1 S: 6	H: 1 LOB: 1 BB: 0 P: 6	R: 1 E: 0 K: 1 S: 6	H: 1 LOB: 0 BB: 0 P: 6	R: 0 E: 0 K: 0 S: 5	H: 2 LOB: 2 BB: 0 P: 5	R: 0 E: 0 K: 0 S: 2	H: 0 LOB: 0 BB: 1 P: 6	R: 0 E: 0 K: 1 S: 5	H: 0 LOB: 0 BB: 0 P: 5	R: 0 E: 0 K: 0 S: 3	H: 0 LOB: 0 BB: 0 P: 3	R: 0 E: 0 K: 2 S: 7	H: 0 LOB: 0 BB: 0 P: 7	1B: 5 2B: 0 3B: 0 HR: 1	SF: 0 SAC: 0 DP: 1 HBP: 0	WP: 0 PB: 0 SB: 0 CS: 0	PA: 35
PITCHER Bill Stoneman, R ERA: 3.86 (1, 1)	IP: 9.0 WLS: W BF: 35 H: 6 R: 3 ER: 3 SO: 9 BB: 3 IBB: 0 HBP: 0 BLK: 0 WP: 0 HR: 1 S: 50 P: 62 ERA: 3.00 WHIP: 1.000																			

Batter	1	2	3	4	5	6	7	8	9	AB	R	H	RBI	BB	SO	LOB	BOTTOM			
Boots Day, L OBP: 0.345, SLG: 0.269 (1, 8)	0-0 HR 1B	0-0 4-3		4-0 1-2 2-3 BB		0-0 4-3				3	1	1	0	1	0	2	Cincinnati Reds @ Montreal Expos Jarry Park, Montreal, QB Sun Apr 18 1971, 3:38 AM EST Att: 21,409 - Unknown			
Ron Hunt, R OBP: 0.471, SLG: 0.320 (1, 4)	0-0 L8		0-0 F6	0-0 L8			4-0 2B BB			3	1	0	0	1	0	4				
Rusty Staub, L OBP: 0.515, SLG: 0.586 (1, 9)	0-0 1-H HR		4-0 WP BB		0-0 L8 1B		0-0 1-H 2B			3	2	3	3	1	0	0				
Bob Bailey, R OBP: 0.394, SLG: 0.182 Coco Laboy, R OBP: 0.697, SLG: 0.667 (9, 5)	4-0 FC4-6 BB		4-0 G1-6-3 BB		0-0 L8		0-0 4-3			2	0	0	0	2	0	2				
Ron Fairly, L OBP: 0.400, SLG: 0.333 (1, 3)	0-0 FC4-6 CS		0-0 G1-6-3		1-2 1B		0-0 G3			0	0	0	0	0	0	0				
Jim Fairley, L OBP: 0.333, SLG: 0.375 Ron Swoboda, R OBP: 0.429, SLG: 0.714 (4, FH) (5, 7)	0-0 CS			0-3 K	0-0 F9		0-3 K			1	1	1	0	0	0	0				
John Bateman, R OBP: 0.290, SLG: 0.345 (1, 2)		0-3 K		0-0 L8		0-0 5-3		0-0 5-3		4	0	0	0	0	1	1				
Bobby Wine, R OBP: 0.481, SLG: 0.391 (1, 6)		0-0 SH3-4 1B		0-0 BB 1B		0-0 SH1-4 1B		0-0 1-3		4	0	3	1	0	0	0				
Bill Stoneman, R OBP: 0.250, SLG: 0.250 (1, 1)		0-0 SH3-4		0-0 BB 1B		0-0 SH1-4		0-3 K		2	0	1	0	0	1	0				
Inning Stats	R: 2 E: 0 K: 0 S: 4	H: 2 LOB: 1 BB: 1 P: 8	R: 1 E: 0 K: 1 S: 7	H: 2 LOB: 1 BB: 0 P: 7	R: 0 E: 0 K: 0 S: 2	H: 0 LOB: 2 BB: 2 P: 10	R: 0 E: 0 K: 1 S: 7	H: 2 LOB: 3 BB: 1 P: 11	R: 1 E: 0 K: 0 S: 4	H: 2 LOB: 0 BB: 0 P: 4	R: 0 E: 0 K: 0 S: 4	H: 1 LOB: 1 BB: 0 P: 4	R: 1 E: 0 K: 1 S: 6	H: 1 LOB: 1 BB: 1 P: 10	R: 0 E: 0 K: 1 S: 5	H: 0 LOB: 0 BB: 0 P: 5		1B: 8 2B: 1 3B: 0 HR: 1	SF: 0 SAC: 2 DP: 1 HBP: 0	WP: 3 PB: 0 SB: 0 CS: 1
PITCHER Jim McGlothlin, R ERA: 3.88 (1, 1)	IP: 2.0 WLS: L BF: 14 H: 4 R: 1 ER: 1 SO: 1 BB: 3 IBB: 0 HBP: 0 BLK: 0 WP: 1 HR: 1 S: 11 P: 15 ERA: 13.50 WHIP: 2.500																			
Greg Garrett, L ERA: 1.04 (3, 1)	3.0	L	14	4	1	1	1	3	0	0	0	0	1	0	13	25	3.00	2.333		
Wayne Simpson, R ERA: 3.0 (6, 1)	3.0		12	2	1	1	2	1	0	0	0	0	0	0	15	19	3.00	1.000		

Batter	1	2	3	4	5	6	7	8	9	AB	R	H	RBI	BB	SO	LOB	TOP			
Larry Bowa, S OBP: 0.354, SLG: 0.378 (1, 6)	0-0 6-3		0-0 5-3			4-0 SH5-4 1B SF9 BB		0-0 B5-3		3	1	0	0	1	0	1	Philadelphia Phillies @ Montreal Expos Jarry Park, Montreal, QB Tue Apr 20 1971, 3:33 AM EST Att: 11,634 - Unknown			
Don Money, R OBP: 0.250, SLG: 0.422 (1, 5)	0-3 K		0-0 5-3			0-0 SF9 SH5-4 1B		0-0 1B		4	0	2	0	0	1					
Willie Montanez, L OBP: 0.410, SLG: 0.545 (1, 8)	4-0 FC5-4 BB			0-0 6-3		0-0 SH5-4		0-0 L9		2	0	0	0	1	0	1				
Roger Freed, R OBP: 0.348, SLG: 0.395 (1, 9)	0-0 FC5-4			0-0 P4		0-0 SF9		0-0 F5		3	0	0	1	0	0	1				
Deron Johnson, R OBP: 0.255, SLG: 0.233 (1, 3)		0-3 K		0-0 FC4-6 1B		0-0 F2		0-3 K		4	0	1	0	0	2	1				
Tim McCarver, L OBP: 0.282, SLG: 0.316 (1, 2)		0-0 P6		0-0 FC4-6			0-3 K		0-3 K	4	0	0	0	0	2	1				
Joe Lis, R OBP: 0.308, SLG: 0.333 Ron Stone, L OBP: 0.267, SLG: 0.214 (1, 7) (7, 7)					0-0 6-3		0-0 F8			3	0	0	0	0	0	0				
Denny Doyle, L OBP: 0.323, SLG: 0.393 (1, 4)			4-0 WP SH5-4 BB		0-0 4-3		0-0 4-3			2	0	0	0	1	0	0				
Chris Short, R (1, 1)			0-0 SH5-4		0-3 K		0-3 K			2	0	0	0	0	2	0				
Inning Stats	R: 0 E: 0 K: 1 S: 5	H: 0 LOB: 1 BB: 1 P: 9	R: 0 E: 0 K: 1 S: 5	H: 0 LOB: 0 BB: 0 P: 5	R: 0 E: 0 K: 0 S: 3	H: 1 LOB: 1 BB: 1 P: 7	R: 0 E: 0 K: 0 S: 4	H: 0 LOB: 0 BB: 0 P: 4	R: 0 E: 0 K: 1 S: 5	H: 0 LOB: 0 BB: 1 P: 5	R: 1 E: 0 K: 0 S: 4	H: 1 LOB: 1 BB: 1 P: 8	R: 0 E: 0 K: 1 S: 5	H: 0 LOB: 0 BB: 0 P: 5	R: 0 E: 0 K: 2 S: 7	H: 1 LOB: 1 BB: 0 P: 7	1B: 3 2B: 0 3B: 0 HR: 0	SF: 1 SAC: 2 DP: 0 HBP: 0	WP: 1 PA: 33 PB: 0 SB: 0 CS: 0	
PITCHER	IP WLS BF L	H R ER SO	BB IBB HBP BLK	WP HR S P	ERA WHIP	PITCHER	IP WLS BF L	H R ER SO	BB IBB HBP BLK	WP HR S P	ERA WHIP									
Ernie McAnally, R ERA: 6.14 (1, 1)	7.0	2	1	1	4	3	0	0	0	1	0	31	43	1.29	0.714					
Mike Marshall, R ERA: (8, 1)	2.0	1	0	0	3	0	0	0	0	0	0	13	13	0.00	0.500					

Batter	1	2	3	4	5	6	7	8	9	AB	R	H	RBI	BB	SO	LOB	BOTTOM			
Ron Hunt, R OBP: 0.474, SLG: 0.321 (1, 4)	0-0 4-3		0-0 PB 1B		4-0 1B BB		0-0 L5			3	0	1	0	1	0	0	Philadelphia Phillies @ Montreal Expos Jarry Park, Montreal, QB Tue Apr 20 1971, 3:33 AM EST Att: 11,634 - Unknown			
Rusty Staub, L OBP: 0.486, SLG: 0.545 (1, 9)	0-0 F6		0-0 F7		0-0 G4-3 1B		0-0 P6			4	0	1	0	0	0	1				
Bob Bailey, R OBP: 0.378, SLG: 0.160 (1, 3)	4-0 BB		0-0 1-3		0-0 G4-3			0-0 6-3		3	0	0	0	1	0	3				
Ron Swoboda, R OBP: 0.455, SLG: 0.556 (1, 7)	0-0 F8			4-0 SH1-3 BB		4-0 L5-3 BB		0-3 K		2	0	0	0	2	1	1				
John Bateman, R OBP: 0.265, SLG: 0.313 (1, 2)		0-0 P4		0-0 SH1-3		0-0 L5-3		0-0 5-3		3	0	0	0	0	0	1				
Coco Laboy, R OBP: 0.714, SLG: 0.500 (1, 5)		4-0 FC6-4 BB		4-0 BB		4-0 1B BB			0-0 F2	1	0	0	0	3	0	0				
Clyde Mashore, R OBP: 0.333, SLG: 0.333 (1, 8)		0-0 F7		0-3 K		0-0 1B		0-3 K		4	0	1	0	0	2	3				
Bobby Wine, R OBP: 0.419, SLG: 0.333 (1, 6)		0-0 FC6-4		0-0 P5		0-0 G3		0-0 6-3		4	0	0	0	0	0	5				
Ernie McAnally, R Gary Sutherland, R (7, PH) Mike Marshall, R (8, 1)			0-0 5-3		0-0 G3		0-0 P4			2	0	0	0	0	0	0				
Inning Stats	R: 0 E: 0 K: 0 S: 3	H: 0 LOB: 1 BB: 1 P: 7	R: 0 E: 0 K: 0 S: 3	H: 0 LOB: 1 BB: 1 P: 7	R: 0 E: 0 K: 1 S: 5	H: 1 LOB: 2 BB: 2 P: 13	R: 0 E: 0 K: 0 S: 3	H: 0 LOB: 2 BB: 2 P: 11	R: 0 E: 0 K: 1 S: 5	H: 0 LOB: 0 BB: 0 P: 3	R: 0 E: 0 K: 1 S: 5	H: 0 LOB: 0 BB: 0 P: 5	R: 0 E: 0 K: 1 S: 5	H: 0 LOB: 0 BB: 0 P: 5	1B: 3 2B: 1 3B: 0 HR: 0	SF: 0 SAC: 1 DP: 2 HBP: 0	WP: 0 PA: 35 PB: 1 SB: 0 CS: 0			
PITCHER	IP WLS BF W	H R ER SO	BB IBB HBP BLK	WP HR S P	ERA WHIP	PITCHER	IP WLS BF W	H R ER SO	BB IBB HBP BLK	WP HR S P	ERA WHIP									
Chris Short, L ERA: 1.99 (1, 1)	9.0	3	0	0	3	7	0	0	0	0	0	34	62	0.00	1.111					

Batter	1	2	3	4	5	6	7	8	9	AB	R	H	RBI	BB	SO	LOB	TOP										
Ron Hunt, R OBP: 0.447, SLG: 0.286 (1, 4)	4-3	K			5-3		FC6-4		1B HBP	4	0	0	0	0	1	2											
Rusty Staub, L OBP: 0.435, SLG: 0.571 (1, 9)	F8		1B G6-4-3 2B		K			3-1	K	5	1	1	0	0	2	3											
Bob Bailey, R OBP: 0.370, SLG: 0.235 Ron Brand, R OBP: 0.667, SLG: 0.667 (1, 7) (8, 5)	1B		G6-4-3 1B		E4 SH1-4		6-3		1B	4	0	2	0	0	0	0											
Ron Swoboda, R OBP: 0.462, SLG: 0.500 Boots Day, L OBP: 0.353, SLG: 0.241 (1, 8) (8, PH) (8, 8)	1B		G6-4-3 1B		SH1-4		1B BB		1B	1	0	0	0	0	0	1											
John Bateman, R OBP: 0.286, SLG: 0.308 (1, 2)	K		K		K		1-3 1B		1B	4	0	1	0	0	3	3											
Coco Laboy, R OBP: 0.500, SLG: 0.286 Ron Fairly, L OBP: 0.371, SLG: 0.286 (1, 5) (8, PH) (8, 7) (9, 3)		F3		5-3		4-3		K		3	0	0	0	0	0	1											
John Boccabella, R OBP: 0.400, SLG: 1.000 Jim Fairry, L OBP: 0.385, SLG: 0.417 (1, 3) (9, PH) (9, 7)		HR		CS BB		5-3		FC1-4 SH 1B		2	1	1	1	1	0	0											
Bobby Wine, R OBP: 0.395, SLG: 0.353 (1, 6)	F8		4-3		2B		SH FC1-4		SH	3	0	1	0	0	0	1											
Steve Renko, R OBP: 0.182, SLG: 0.182 Mike Marshall, R (1, 1) (9, 1)	1B		F8		F8		FC1-5-6-2-5 FC6-4		FC1-4 HBP 1B	4	0	1	0	0	0	3											
Inning Stats	R: 0 E: 0 K: 1 S: 6	H: 1 LOB: 2 P: 7	R: 1 E: 0 K: 1 S: 7	H: 2 LOB: 1 BB: 0 P: 7	R: 1 E: 0 K: 1 S: 6	H: 2 LOB: 0 BB: 1 P: 6	R: 0 E: 0 K: 0 S: 2	H: 0 LOB: 0 BB: 1 P: 6	R: 0 E: 0 K: 1 S: 5	H: 0 LOB: 0 BB: 0 P: 5	R: 0 E: 0 K: 1 S: 6	H: 1 LOB: 1 BB: 0 P: 4	R: 0 E: 0 K: 1 S: 6	H: 1 LOB: 2 BB: 1 P: 10	R: 1 E: 1 K: 1 S: 7	H: 2 LOB: 2 BB: 0 P: 8	1B: 6 2B: 2 3B: 0 HR: 1	SF: 0 SAC: 2 DP: 1 HBP: 2	WP: 0 PB: 0 SB: 1 CS: 1	PA: 39							
PITCHER	IP	WLS	BF	H	R	ER	SO	BB	IBB	HBP	BLK	WP	HR	S	P	ERA	WHIP										
Wade Blasingame, L ERA: 2.86 (1, 1)	7.0	L	28	6	2	2	5	1	0	1	0	0	1	36	41	2.57	1.000										
George Culver, R ERA: 1.8 (8, 1)	1.0		5	1	0	0	1	1	0	0	0	0	0	6	10	0.00	2.000										
Fred Gladding, R ERA: (9, 1)	0.1		4	1	1	0	0	0	0	1	0	0	0	3	4	0.00	3.000										
Denny Lemaster, L ERA: (9, 1)	0.2		2	1	0	0	1	0	0	0	0	0	0	4	4	0.00	1.500										

Montreal Expos @ Houston Astros
Astrodome, Houston, TX
Sat Apr 24 1971, 7:05 PM EST
Att: 17,252 - Unknown

AB 33
R 3
H 9
RBI 2
BB 2
SO 7
LOB 16



Batter	1	2	3	4	5	6	7	8	9	AB	R	H	RBI	BB	SO	LOB	BOTTOM										
Roger Metzger, S OBP: 0.282, SLG: 0.270 (1, 6)	F9		F8			1-3		BB		3	0	0	0	1	0	1											
Joe Morgan, L OBP: 0.272, SLG: 0.271 (1, 4)	4-3		F9			S BB		F9		3	1	0	0	1	0	2											
Jimmy Wynn, R OBP: 0.417, SLG: 0.389 (1, 9)	F8			K		K		L5		4	0	0	0	0	2	2											
Bob Watson, R OBP: 0.356, SLG: 0.507 (1, 7)		FC4-6 1B		1-3		1B		FC1-4 FC4-6 1B		4	1	3	1	0	0	0											
Denis Menke, R OBP: 0.338, SLG: 0.357 (1, 3)	F8			4-3		5-3		FC1-4 1B		4	0	1	0	0	0	2											
Doug Rader, R OBP: 0.282, SLG: 0.281 (1, 5)	F5				FC6-4 BB		5-3	FC1-4 FC4-6		3	0	0	0	1	0	3											
Cesar Cedeno, R OBP: 0.227, SLG: 0.306 (1, 8)	FC4-6				FC6-4		L4	FC4-6		4	0	0	1	0	0	3											
Johnny Edwards, L OBP: 0.234, SLG: 0.200 (1, 2)			CS BB		F7		6-3	F9		3	0	0	0	1	0	2											
Wade Blasingame, L OBP: 0.400, SLG: 0.667 George Culver, R (1, 1) (8, 1)					F2					1	0	0	0	1	0	1											
Rich Chiles, L OBP: 0.667, SLG: 1.333 Fred Gladding, L (9, 1) Denny Lemaster, R (9, 1)			WP BB					1B		1	0	1	0	0	0	0											
Inning Stats	R: 0 E: 0 K: 0 S: 3	H: 0 LOB: 0 P: 3	R: 0 E: 0 K: 0 S: 4	H: 1 LOB: 1 BB: 0 P: 4	R: 0 E: 0 K: 0 S: 2	H: 0 LOB: 2 BB: 2 P: 10	R: 0 E: 0 K: 1 S: 5	H: 0 LOB: 0 BB: 0 P: 5	R: 0 E: 0 K: 1 S: 3	H: 0 LOB: 0 BB: 1 P: 7	R: 1 E: 0 K: 1 S: 6	H: 1 LOB: 1 BB: 1 P: 10	R: 0 E: 0 K: 0 S: 3	H: 0 LOB: 0 BB: 0 P: 3	R: 0 E: 0 K: 0 S: 3	H: 1 LOB: 1 BB: 1 P: 7	R: 1 E: 0 K: 0 S: 5	H: 2 LOB: 1 BB: 0 P: 5	1B: 5 2B: 0 3B: 0 HR: 0	SF: 0 SAC: 0 DP: 0 HBP: 0	WP: 1 PB: 0 SB: 1 CS: 1	PA: 35					
PITCHER	IP	WLS	BF	H	R	ER	SO	BB	IBB	HBP	BLK	WP	HR	S	P	ERA	WHIP										
Steve Renko, R ERA: 2.03 (1, 1)	8.0	W	31	4	2	2	2	5	0	0	0	0	0	30	50	2.25	1.125										
Mike Marshall, R ERA: (9, 1)	1.0	S	4	1	0	0	0	0	0	0	0	0	0	4	4	0.00	1.000										

Montreal Expos @ Houston Astros
Astrodome, Houston, TX
Sat Apr 24 1971, 7:05 PM EST
Att: 17,252 - Unknown

AB 30
R 2
H 5
RBI 2
BB 5
SO 2
LOB 16



Batter	1	2	3	4	5	6	7	8	9	AB	R	H	RBI	BB	SO	LOB	TOP				
Bob Bailey, R OBP: 0.340, SLG: 0.211 Coco Laboy, R OBP: 0.500, SLG: 0.286	0-0 6-3		0-0 6-3		0-0 5-3			0-0 4-3		4	0	0	1	0	0	1					
Ron Hunt, R OBP: 0.431, SLG: 0.282	0-0 6-3		0-0 3H 1B		0-0 F8			0-0 F4		4	0	1	1	0	0	0					
Rusty Staub, L OBP: 0.420, SLG: 0.565	0-0 4-3		0-0 F8			0-0 4-3			0-0 FC8-5 2B	4	0	1	0	0	0	1					
Ron Fairly, L OBP: 0.333, SLG: 0.250		0-0 G3		0-3 K		0-0 4-3			0-0 FC8-5 2-3	4	0	0	0	0	1	1					
Jim Fairey, L OBP: 0.353, SLG: 0.375		0-0 4-3		0-0 4-3		0-0 1-3			0-0 1B	4	0	1	0	0	0	0					
Boots Day, L OBP: 0.342, SLG: 0.219		0-0 4-3		1-0 1B HBP			0-3 K		0-3 K	3	0	0	0	0	2	1					
John Bateman, R OBP: 0.289, SLG: 0.310			0-0 F2	0-0 1-3 1B			0-0 F6			3	0	1	0	0	0	0					
Bobby Wine, R OBP: 0.390, SLG: 0.333			4-0 SH 6-3 BB	0-0 5-3			0-0 F6			2	1	0	0	1	0	2					
Bill Stoneman, R OBP: 0.167, SLG: 0.167			0-0 SH 1-3 1B				0-0 4-3		0-0 5-3	2	1	0	0	0	0	0					
Inning Stats	R: 0 E: 0 K: 0 S: 3	H: 0 LOB: 0 BB: 0 P: 3	R: 0 E: 0 K: 0 S: 3	H: 0 LOB: 0 BB: 0 P: 3	R: 2 E: 1 K: 0 S: 5	H: 1 LOB: 1 BB: 1 P: 9	R: 0 E: 0 K: 1 S: 6	H: 1 LOB: 2 BB: 0 P: 7	R: 0 E: 0 K: 0 S: 3	H: 0 LOB: 0 BB: 0 P: 3	R: 0 E: 0 K: 1 S: 5	H: 0 LOB: 0 BB: 0 P: 5	R: 0 E: 0 K: 0 S: 3	H: 0 LOB: 0 BB: 0 P: 3	R: 0 E: 0 K: 1 S: 6	H: 2 LOB: 1 BB: 0 P: 6	1B: 3 2B: 2 3B: 0 HR: 0	SF: 0 SAC: 1 DP: 1 HBP: 1	WP: 0 PB: 0 SB: 0 CS: 0	PA: 33	
PITCHER	IP	WLS	BF	H	R	ER	SO	BB	IBB	HBP	BLK	WP	HR	S	P	ERA	WHIP				
Jack Billingham, R ERA: 3.48 Jim Ray, R ERA: 2.35	(1, 1) (8, 1)	7.0 2.0	L 7	26 2	2 0	0 0	2 1	2 0	0 0	0 0	0 0	0 0	0 0	28 9	33 9	0.00 0.00	0.429 1.000				

Montreal Expos @ Houston Astros
Astrodome, Houston, TX
Sun Apr 25 1971, 4:33 AM EDT
Att: 12,122 - Unknown

AB	30
R	2
H	4
RBI	2
BB	1
SO	3
LOB	6



Batter	1	2	3	4	5	6	7	8	9	AB	R	H	RBI	BB	SO	LOB	BOTTOM				
Roger Metzger, S OBP: 0.307, SLG: 0.303	0-0 1B 2B		1-0 S HBP			0-0 5-3 1B		0-0 1-3		3	1	2	0	0	0	0					
Joe Morgan, L OBP: 0.271, SLG: 0.260	0-0 F7		0-3 K 1-2			0-0 5-3 1-2		4-0 CS BB		3	0	0	0	1	1	3					
Jimmy Wynn, R OBP: 0.357, SLG: 0.318 Jim Ray, R ERA: 2.35	0-0 F7		0-3 K			0-0 6-3		0-0 CS 1-2	0-0 4-3	4	0	0	0	0	1	3					
Bob Watson, R OBP: 0.351, SLG: 0.493	0-0 2H 1B		0-3 K			0-0 F5		0-0 F9		4	0	1	1	0	1	1					
Denis Menke, R OBP: 0.321, SLG: 0.338	0-0 F3		0-0 6-3			0-0 K		0-0 5-3		4	0	0	0	0	1	1					
Doug Rader, R OBP: 0.280, SLG: 0.269		0-0 F7		0-0 4-3		0-0 F7				3	0	0	0	0	0	0					
Cesar Cedeno, R OBP: 0.231, SLG: 0.297 Jim Ray, R ERA: 2.35		0-3 K			0-0 5-3		4-0 BB			2	0	0	0	1	1	0					
Johnny Edwards, L OBP: 0.220, SLG: 0.188		0-0 1-3			0-3 K		0-0 F8			3	0	0	0	0	1	1					
Jack Billingham, R OBP: 0.154, SLG: 0.083 Rich Chiles, L OBP: 0.500, SLG: 1.000			0-3 K		0-0 F8		0-0 F5			2	0	0	0	0	1	0					
Inning Stats	R: 1 E: 0 K: 0 S: 5	H: 2 LOB: 1 BB: 0 P: 5	R: 0 E: 0 K: 1 S: 5	H: 0 LOB: 0 BB: 0 P: 5	R: 0 E: 0 K: 3 S: 9	H: 0 LOB: 0 BB: 0 P: 10	R: 0 E: 0 K: 1 S: 5	H: 0 LOB: 0 BB: 0 P: 5	R: 0 E: 0 K: 0 S: 4	H: 1 LOB: 1 BB: 0 P: 4	R: 0 E: 0 K: 1 S: 5	H: 0 LOB: 1 BB: 1 P: 9	R: 0 E: 0 K: 0 S: 2	H: 0 LOB: 0 BB: 1 P: 6	R: 0 E: 0 K: 0 S: 3	H: 0 LOB: 0 BB: 0 P: 3	1B: 2 2B: 1 3B: 0 HR: 0	SF: 0 SAC: 0 DP: 0 HBP: 1	WP: 0 PB: 0 SB: 1 CS: 1	PA: 33	
PITCHER	IP	WLS	BF	H	R	ER	SO	BB	IBB	HBP	BLK	WP	HR	S	P	ERA	WHIP				
Bill Stoneman, R ERA: 2.74	(1, 1)	9.0	W	32	3	1	1	7	2	0	1	0	0	43	52	1.00	0.556				

Montreal Expos @ Houston Astros
Astrodome, Houston, TX
Sun Apr 25 1971, 4:33 AM EDT
Att: 12,122 - Unknown

AB	29
R	1
H	3
RBI	1
BB	2
SO	7
LOB	9



Batter	1	2	3	4	5	6	7	8	9	AB	R	H	RBI	BB	SO	LOB	TOP			
Bob Bailey, R OBP: 0.315, SLG: 0.190 (1, 5)										4	0	0	0	0	4	1	Montreal Expos @ Chicago Cubs Wrigley Field, Chicago, IL Wed Apr 28 1971, 3:33 AM CDT Att: 4,374 - Unknown			
Ron Hunt, R OBP: 0.400, SLG: 0.256 (1, 4)										4	1	0	0	0	0	0				
Rusty Staub, L OBP: 0.426, SLG: 0.600 (1, 9)										4	1	2	0	0	0	0				
Ron Fairly, L OBP: 0.372, SLG: 0.265 (1, 3)										2	0	1	0	2	0	0				
Jim Fairey, L OBP: 0.333, SLG: 0.350 (1, 7)										4	0	1	1	0	0	3				
Ron Brand, R OBP: 0.667, SLG: 0.667 (9, 7)										0	0	0	0	0	0	0				
Boots Day, L OBP: 0.310, SLG: 0.194 (1, 8)										4	0	0	0	0	2	5				
John Bateman, R OBP: 0.265, SLG: 0.283 (1, 2)										4	0	0	0	0	1	3				
Bobby Wine, R OBP: 0.356, SLG: 0.300 (1, 6)										4	0	0	0	0	1	0				
Carl Morton, R OBP: 0.200, SLG: 0.200 (1, 1)										4	0	1	0	0	1	0				
Inning Stats	R: 1 E: 1 K: 2 S: 10	H: 2 LOB: 3 BB: 1 P: 14	R: 0 E: 0 K: 2 S: 7	H: 0 LOB: 0 BB: 0 P: 7	R: 1 E: 1 K: 0 S: 5	H: 1 LOB: 1 BB: 0 P: 5	R: 0 E: 0 K: 1 S: 6	H: 1 LOB: 1 BB: 0 P: 6	R: 0 E: 0 K: 0 S: 3	H: 0 LOB: 1 BB: 1 P: 7	R: 0 E: 0 K: 2 S: 7	H: 0 LOB: 0 BB: 0 P: 7	R: 0 E: 0 K: 0 S: 4	H: 1 LOB: 1 BB: 0 P: 4	R: 0 E: 0 K: 0 S: 3	H: 0 LOB: 0 BB: 0 P: 3	1B: 3 2B: 2 3B: 0 HR: 0	SF: 0 SAC: 0 DP: 0 HBP: 0	WP: 0 PB: 0 SB: 0 CS: 0	PA: 36
PITCHER Bill Hands, R ERA: 3.26 (1, 1)	IP: 9.0 WLS: W BF: 36	H: 5 R: 2 ER: 0 SO: 9	BB: 1 IBB: 1 HBP: 0 BLK: 0	WP: 0 HR: 0 S: 52 P: 60	ERA: 0.00 WHIP: 0.667															

AB	34
R	2
H	5
RBI	1
BB	2
SO	9
LOB	12



Batter	1	2	3	4	5	6	7	8	9	AB	R	H	RBI	BB	SO	LOB	BOTTOM			
Don Kessinger, S OBP: 0.268, SLG: 0.276 (1, 6)										4	1	1	0	0	0	0	Montreal Expos @ Chicago Cubs Wrigley Field, Chicago, IL Wed Apr 28 1971, 3:33 AM CDT Att: 4,374 - Unknown			
Glenn Beckert, R OBP: 0.350, SLG: 0.360 (1, 4)										4	0	1	0	0	0	0				
Billy Williams, L OBP: 0.380, SLG: 0.471 (1, 7)										3	0	1	0	1	0	0				
Ron Santo, R OBP: 0.356, SLG: 0.435 (1, 5)										4	0	2	1	0	0	1				
Joe Pepitone, L OBP: 0.362, SLG: 0.500 (1, 8)										3	1	1	0	0	0	1				
Johnny Callison, L OBP: 0.294, SLG: 0.311 (1, 9)										3	0	1	0	0	0	0				
Jim Hickman, R OBP: 0.250, SLG: 0.250 (1, 3)										3	1	1	2	0	0	0				
Ken Rudolph, R OBP: 0.159, SLG: 0.122 (1, 2)										3	0	0	0	0	0	0				
Bill Hands, R (1, 1)										3	0	0	0	0	2	0				
Inning Stats	R: 0 E: 0 K: 0 S: 4	H: 1 LOB: 1 BB: 0 P: 4	R: 2 E: 0 K: 1 S: 7	H: 3 LOB: 0 BB: 0 P: 7	R: 0 E: 0 K: 0 S: 3	H: 0 LOB: 0 BB: 0 P: 3	R: 0 E: 0 K: 0 S: 3	H: 1 LOB: 0 BB: 0 P: 3	R: 0 E: 0 K: 1 S: 5	H: 0 LOB: 0 BB: 0 P: 5	R: 0 E: 0 K: 0 S: 3	H: 0 LOB: 0 BB: 0 P: 3	R: 0 E: 0 K: 0 S: 3	H: 0 LOB: 0 BB: 0 P: 3	R: 1 E: 1 K: 0 S: 3	H: 3 LOB: 3 BB: 1 P: 7		1B: 7 2B: 0 3B: 0 HR: 1	SF: 0 SAC: 0 DP: 1 HBP: 0	WP: 0 PB: 0 SB: 0 CS: 0
PITCHER Carl Morton, R ERA: 3.97 (1, 1)	IP: 8.0 WLS: L BF: 31	H: 8 R: 3 ER: 3 SO: 2	BB: 0 IBB: 1 HBP: 0 BLK: 0	WP: 0 HR: 1 S: 34 P: 38	ERA: 3.38 WHIP: 1.000															

AB	30
R	3
H	8
RBI	3
BB	1
SO	2
LOB	2



Batter	1	2	3	4	5	6	7	8	9	AB	R	H	RBI	BB	SO	LOB	TOP										
Bob Bailey, R OBP: 0.328, SLG: 0.200 (1, 5)	SH3-4 BB		F1		5-3		PB IBB		K	3	0	0	0	2	1	1											
Ron Hunt, R OBP: 0.429, SLG: 0.300 (1, 4)	SH3-4		F8			F7	FC4-6 HBP			2	0	0	0	0	0	0											
Rusty Staub, L OBP: 0.429, SLG: 0.561 (1, 9)	BB			4-3		1B E	F5			3	1	1	0	1	0	3											
Ron Fairly, L OBP: 0.375, SLG: 0.282 (1, 3)	F5			FC4-6 1B		1B	FC4-6			4	0	2	0	0	0	5											
Jim Fairey, L OBP: 0.292, SLG: 0.304 Gary Sutherland, R (8, PH) (8, 7)	P6		FC4-6			E6		6-3		3	0	0	0	0	0	3											
Boots Day, L OBP: 0.289, SLG: 0.179 Ron Swoboda, R OBP: 0.421, SLG: 0.563 (8, 8)		6-3		F9		P6		F7		3	0	0	0	0	0	2											
John Bateman, R OBP: 0.352 John Boccabella, R OBP: 0.364, SLG: 0.700 (1, 2) (7, 2)	F8			6-3 2B			FC1-6 1B	5-3		3	0	2	0	0	0	0											
Bobby Wine, R OBP: 0.327, SLG: 0.277 (1, 6)	4-3			6-3			FC1-6 2B PB	F7		4	1	0	0	0	0	2											
Bill Stoneman, R OBP: 0.125, SLG: 0.125 Mack Jones, L OBP: 0.176, SLG: 0.133 Claude Raymond, R (7, 1) Ron Brand, R OBP: 0.500, SLG: 0.500 (8, PH)			K				PB 2B	5-3		2	0	0	0	0	2	1											
Inning Stats	R: 0 E: 0 K: 0 S: 3	H: 0 LOB: 2 BB: 2 P: 11	R: 0 E: 0 K: 0 S: 3	H: 0 LOB: 0 BB: 0 P: 3	R: 0 E: 0 K: 1 S: 5	H: 0 LOB: 0 BB: 0 P: 5	R: 0 E: 0 K: 0 S: 4	H: 1 LOB: 1 BB: 0 P: 4	R: 0 E: 0 K: 1 S: 6	H: 1 LOB: 1 BB: 0 P: 6	R: 1 E: 1 K: 0 S: 5	H: 2 LOB: 1 BB: 0 P: 5	R: 1 E: 0 K: 0 S: 5	H: 2 LOB: 3 BB: 1 P: 10	R: 0 E: 0 K: 0 S: 3	H: 0 LOB: 0 BB: 0 P: 3	R: 0 E: 0 K: 1 S: 5	H: 0 LOB: 0 BB: 0 P: 5	1B: 4 2B: 2 3B: 0 HR: 0	SF: 0 SAC: 1 DP: 0 HBP: 1	WP: 0 PB: 1 SB: 0 CS: 0	PA: 37					
PITCHER	IP	WLS	BF	H	R	ER	SO	BB	IBB	HBP	BLK	WP	HR	S	P	ERA	WHIP										
Reggie Cleveland, R ERA: 3.77 Don Shaw, L ERA:	(1, 1) (7, 1)	6.1 2.2	29 8	6 0	2 0	1 0	2 1	2 0	1 0	1 0	0 0	0 0	0 0	29 10	42 10	1.42 0.00	1.263 0.000										

Montreal Expos @ St. Louis Cardinals
 Busch Stadium, St. Louis, MO
 Fri Apr 30 1971, 7:05 PM CDT
 Att: 10,766 - Unknown

AB	32
R	2
H	6
RBI	0
BB	3
SO	3
LOB	17



Batter	1	2	3	4	5	6	7	8	9	AB	R	H	RBI	BB	SO	LOB	BOTTOM										
Lou Brock, L OBP: 0.375, SLG: 0.443 (1, 7)	F8		1B SF7		S 1B		SH2-4 1B	K		5	2	3	0	0	1	2											
Luis Melendez, R OBP: 0.444, SLG: 0.471 (1, 8)	6-3		E S 1B		1B		SH2-4	F8		4	0	2	1	0	0	2											
Ted Simmons, S OBP: 0.417, SLG: 0.437 (1, 2)	2-3		SF7		1B		FC1-6-5-4-2 3B			3	1	1	1	0	0	1											
Joe Torre, R OBP: 0.404, SLG: 0.559 (1, 5)		6-3	F8		FC4-6 BB		3B IBB			2	1	0	0	2	0	1											
Jose Cardenal, R OBP: 0.274, SLG: 0.321 (1, 9)	1-3		K		K		3B			4	0	1	2	0	2	3											
Joe Hague, L OBP: 0.274, SLG: 0.266 (1, 3)		BB 1B		P6	FC4-6		F7			4	0	1	0	0	0	3											
Julian Javier, R OBP: 0.250, SLG: 0.231 (1, 4)		BB 1B		6-3		F8		FC1-5 BB 1B		4	0	2	0	0	0	0											
Dal Maxvill, R OBP: 0.286, SLG: 0.147 (1, 6)		BB 1B		4-3		4-3		FC1-5 BB		1	0	0	0	3	0	0											
Reggie Cleveland, R Don Shaw, L	(1, 1) (7, 1)	6.0 2.0	27 11	7 3	2 2	2 2	4 1	3 1	0 1	0 1	0 0	0 0	0 0	11 19	44 19	3.00 9.00	1.667 2.000										
PITCHER	IP	WLS	BF	H	R	ER	SO	BB	IBB	HBP	BLK	WP	HR	S	P	ERA	WHIP										
Bill Stoneman, R Claude Raymond, R	(1, 1) (7, 1)	6.0 2.0	27 11	7 3	2 2	2 2	4 1	3 1	0 1	0 0	0 0	0 0	0 0	11 19	44 19	3.00 9.00	1.667 2.000										

Montreal Expos @ St. Louis Cardinals
 Busch Stadium, St. Louis, MO
 Fri Apr 30 1971, 7:05 PM CDT
 Att: 10,766 - Unknown

AB	31
R	4
H	10
RBI	4
BB	5
SO	5
LOB	18



Batter	1	2	3	4	5	6	7	8	9	AB	R	H	RBI	BB	SO	LOB	TOP			
Ron Hunt, R OBP: 0.423, SLG: 0.310 (1,4)	6-3		SH1-3						F9	4	0	2	0	0	0	0				
Rusty Staub, L OBP: 0.414, SLG: 0.547 (1,9)	F7		F5		1-3		G3-6-1			4	0	0	0	0	0	4				
Bob Bailey, R OBP: 0.319, SLG: 0.224 (8,3)			4-3		5-3					4	0	1	0	0	0	2				
Ron Swoboda, R OBP: 0.435, SLG: 0.526 (1,8)	5-3									3	0	1	0	1	0	1				
John Bateman, R OBP: 0.328, SLG: 0.383 (8, PR)		5-3								4	0	1	0	0	0	1				
Ron Brand, R OBP: 0.500, SLG: 0.500 (8,7)										0	0	0	0	0	0	0				
Coco Laboy, R OBP: 0.421, SLG: 0.313 (1,5)	K									4	0	1	0	0	2	3				
John Boccabella, R OBP: 0.400, SLG: 0.714 (8,2)										4	0	2	0	0	0	4				
Bobby Wine, R OBP: 0.293, SLG: 0.245 (1,6)	G3									4	0	0	0	0	0	3				
Carl Morton, R OBP: 0.222, SLG: 0.222 (9, PH)										3	0	1	0	0	0	1				
Gary Sutherland, R										1	0	0	0	0	0	0				
Inning Stats	R: 0 E: 0 K: 0 S: 4	H: 1 LOB: 1 BB: 0 P: 4	R: 0 E: 0 K: 1 S: 6	H: 1 LOB: 1 BB: 0 P: 6	R: 0 E: 0 K: 0 S: 4	H: 1 LOB: 2 BB: 0 P: 4	R: 0 E: 0 K: 0 S: 5	H: 1 LOB: 2 BB: 0 P: 5	R: 0 E: 1 K: 1 S: 6	H: 1 LOB: 2 BB: 0 P: 4	R: 0 E: 1 K: 0 S: 4	H: 1 LOB: 1 BB: 0 P: 4	R: 0 E: 0 K: 0 S: 4	H: 1 LOB: 2 BB: 1 P: 8	R: 0 E: 0 K: 0 S: 3	H: 0 LOB: 0 BB: 0 P: 3	1B: 8 2B: 1 3B: 0 HR: 0	SF: 0 SAC: 1 DP: 1 HBP: 0	WP: 0 PB: 0 SB: 0 CS: 0	PA: 37
PITCHER Steve Carlton, L ERA: 1.82 (1,1)	IP: 9.0 WLS: W BF: 37 H: 9 R: 0 ER: 0 SO: 2 BB: 1 IBB: 0 HBP: 0 BLK: 0 WP: 0 HR: 0 S: 40 P: 44 ERA: 0.00 WHIP: 1.111															PITCHER				

Montreal Expos @ St. Louis Cardinals
 Busch Stadium, St. Louis, MO
 Sun May 02 1971, 3:33 AM CDT
 Att: 10,320 - Unknown

AB 35
 R 0
 H 9
 RBI 0
 BB 1
 SO 2
 LOB 19



Batter	1	2	3	4	5	6	7	8	9	AB	R	H	RBI	BB	SO	LOB	BOTTOM
Lou Brock, L OBP: 0.388, SLG: 0.453 (1,7)	G1									4	1	3	0	0	0	0	
Luis Melendez, R OBP: 0.320, SLG: 0.333 (1,8)	F3									4	0	0	0	0	1	3	
Ted Simmons, S OBP: 0.418, SLG: 0.455 (1,2)										3	0	2	0	1	0	1	
Joe Torre, R OBP: 0.387, SLG: 0.530 (1,5)	1-3									4	0	0	0	0	0	4	
Jose Cardenal, R OBP: 0.255, SLG: 0.297 (1,9)		4-3								4	0	0	0	0	0	1	
Joe Hague, L OBP: 0.263, SLG: 0.254 (1,3)										4	0	1	0	0	0	0	
Julian Javier, R OBP: 0.261, SLG: 0.227 (1,4)										4	0	1	0	0	1	1	
Dal Maxvill, R OBP: 0.298, SLG: 0.231 (1,6)										3	0	1	0	0	0	1	
Steve Carlton, L OBP: 0.211, SLG: 0.368 (1,1)										3	0	0	0	0	1	3	
Inning Stats	R: 0 E: 0 K: 0 S: 4	H: 1 LOB: 2 BB: 0 P: 7	R: 1 E: 1 K: 0 S: 5	H: 1 LOB: 1 BB: 0 P: 5	R: 0 E: 1 K: 0 S: 4	H: 0 LOB: 1 BB: 0 P: 4	R: 0 E: 0 K: 0 S: 4	H: 1 LOB: 1 BB: 0 P: 4	R: 0 E: 0 K: 1 S: 6	H: 1 LOB: 2 BB: 1 P: 10	R: 0 E: 0 K: 1 S: 5	H: 0 LOB: 0 BB: 0 P: 5	1B: 6 2B: 2 3B: 0 HR: 0	SF: 0 SAC: 0 DP: 1 HBP: 0	WP: 0 PB: 0 SB: 1 CS: 0	PA: 34	
PITCHER Carl Morton, R ERA: 3.21 (1,1)	IP: 8.0 WLS: L BF: 34 H: 8 R: 1 ER: 0 SO: 3 BB: 1 IBB: 0 HBP: 0 BLK: 0 WP: 0 HR: 0 S: 39 P: 43 ERA: 0.00 WHIP: 1.125															PITCHER	

Montreal Expos @ St. Louis Cardinals
 Busch Stadium, St. Louis, MO
 Sun May 02 1971, 3:33 AM CDT
 Att: 10,320 - Unknown

AB 33
 R 1
 H 8
 RBI 0
 BB 1
 SO 3
 LOB 14



Batter	1	2	3	4	5	6	7	8	9	AB	R	H	RBI	BB	SO	LOB	TOP			
Roger Metzger, S OBP: 0.295, SLG: 0.284 (1, 6)										4	0	3	0	0	0	1				
Joe Morgan, L OBP: 0.293, SLG: 0.366 (1, 4)										4	0	0	0	0	2	4				
Jimmy Wynn, R OBP: 0.356, SLG: 0.340 (1, 8)										4	1	1	0	0	0	1				
Bob Watson, R OBP: 0.374, SLG: 0.465 (1, 3)										4	0	1	0	0	0	1				
Denis Menke, R OBP: 0.306, SLG: 0.303 (1, 5)										3	0	0	0	1	1	1				
Jesus Alou, R OBP: 0.382, SLG: 0.373 (1, 7)										3	0	0	0	1	0	2				
Cesar Cedeno, R OBP: 0.232, SLG: 0.301 (1, 9)										2	0	0	0	1	2	1				
Johnny Edwards, L OBP: 0.215, SLG: 0.177 Larry Howard, R (5, 2)										1	0	0	0	1	1	1				
Wade Blasingame, L Jim Foley, R Cesar Geronimo, L Ken Forsch, R Marty Martinez, S Tom Griffin, R Rich Chiles, L Denny Lemaster, R (1, 1)										0	0	0	0	0	0	0				
Inning Stats	R: 0 E: 0 K: 1 S: 5	H: 1 LOB: 0 BB: 0 P: 5	R: 0 E: 0 K: 0 S: 3	H: 1 LOB: 0 BB: 0 P: 3	R: 0 E: 0 K: 0 S: 3	H: 2 LOB: 2 BB: 2 P: 11	R: 0 E: 0 K: 0 S: 3	H: 0 LOB: 0 BB: 0 P: 3	R: 0 E: 0 K: 2 S: 7	H: 0 LOB: 1 BB: 1 P: 11	R: 0 E: 0 K: 1 S: 5	H: 0 LOB: 0 BB: 0 P: 5	R: 0 E: 0 K: 2 S: 7	H: 0 LOB: 1 BB: 1 P: 11	R: 1 E: 0 K: 0 S: 4	H: 1 LOB: 1 BB: 1 P: 8	1B: 6 2B: 0 3B: 0 HR: 0	SF: 0 SAC: 0 DP: 2 HBP: 0	WP: 1 PB: 0 SB: 2 CS: 1	PA: 33
PITCHER Bill Stoneman, R ERA: 2.37 (1, 1)	IP: 9.0 WLS: W BF: 33 H: 6 R: 1 ER: 1 SO: 7 BB: 5 IBB: 0 HBP: 0 BLK: 0 WP: 1 HR: 0 S: 42 P: 62 ERA: 1.00 WHIP: 1.222															PITCHER	IP: 9.0 WLS: W BF: 33 H: 6 R: 1 ER: 1 SO: 7 BB: 5 IBB: 0 HBP: 0 BLK: 0 WP: 1 HR: 0 S: 42 P: 62 ERA: 1.00 WHIP: 1.222			

Houston Astros @ Montreal Expos
Jarry Park, Montreal, QB
Wed May 05 1971, 7:05 PM EDT
Att: 8,282 - Unknown

AB	28
R	1
H	6
RBI	0
BB	5
SO	7
LOB	13



Batter	1	2	3	4	5	6	7	8	9	AB	R	H	RBI	BB	SO	LOB	BOTTOM			
Ron Hunt, R OBP: 0.447, SLG: 0.397 (1, 4)										5	2	4	1	0	0	2				
Rusty Staub, L OBP: 0.400, SLG: 0.522 (1, 9)										3	1	0	1	0	1	3				
Bob Bailey, R OBP: 0.312, SLG: 0.210 (4, 5)										4	0	0	0	1	1	2				
Ron Swoboda, R OBP: 0.444, SLG: 0.545 (1, 8)										3	1	1	0	1	1	2				
John Bateman, R OBP: 0.324, SLG: 0.391 (1, 2)										4	0	1	0	0	0	3				
John Boccabella, R OBP: 0.375, SLG: 0.667 Ron Fairly, L OBP: 0.407, SLG: 0.310 (3, PH)										1	0	0	0	0	1	1				
Coco Laboy, R OBP: 0.450, SLG: 0.313 Jim Fairey, L OBP: 0.233, SLG: 0.241 (3, PH)										0	0	0	0	1	0	0				
Clyde Mashore, R OBP: 0.333, SLG: 0.333 (9, 7)										3	0	0	0	0	1	5				
Bobby Wine, R OBP: 0.306, SLG: 0.263 (1, 6)										4	0	2	1	0	1	3				
Bill Stoneman, R OBP: 0.182, SLG: 0.182 (1, 1)										3	0	1	1	0	2	0				
Inning Stats	R: 2 E: 0 K: 1 S: 7	H: 1 LOB: 3 BB: 2 P: 16	R: 1 E: 0 K: 1 S: 6	H: 1 LOB: 0 BB: 0 P: 6	R: 2 E: 0 K: 1 S: 8	H: 3 LOB: 2 BB: 1 P: 12	R: 0 E: 0 K: 0 S: 4	H: 1 LOB: 3 BB: 2 P: 12	R: 0 E: 0 K: 2 S: 9	H: 2 LOB: 2 BB: 0 P: 9	R: 0 E: 0 K: 2 S: 7	H: 0 LOB: 0 BB: 0 P: 7	R: 0 E: 0 K: 2 S: 7	H: 0 LOB: 0 BB: 0 P: 7	R: 0 E: 0 K: 0 S: 3	H: 1 LOB: 0 BB: 0 P: 3	1B: 6 2B: 2 3B: 0 HR: 1	SF: 1 SAC: 1 DP: 1 HBP: 1	WP: 3 PB: 1 SB: 0 CS: 0	PA: 39
PITCHER Wade Blasingame, L ERA: 3.1 Jim Ray, R ERA: 2.31 Ken Forsch, R ERA: 1.35 Tom Griffin, R ERA: 4.31 Denny Lemaster, L ERA: (1, 1)	IP: 0.2 WLS: L BF: 7 H: 1 R: 2 ER: 1 SO: 1 BB: 2 IBB: 0 HBP: 0 BLK: 0 WP: 0 HR: 1 S: 6 P: 15 ERA: 13.50 WHIP: 4.500															PITCHER	IP: 0.2 WLS: L BF: 7 H: 1 R: 2 ER: 1 SO: 1 BB: 2 IBB: 0 HBP: 0 BLK: 0 WP: 0 HR: 1 S: 6 P: 15 ERA: 13.50 WHIP: 4.500			

Houston Astros @ Montreal Expos
Jarry Park, Montreal, QB
Wed May 05 1971, 7:05 PM EDT
Att: 8,282 - Unknown

AB	31
R	5
H	9
RBI	4
BB	5
SO	9
LOB	21



Batter	1	2	3	4	5	6	7	8	9	AB	R	H	RBI	BB	SO	LOB	TOP				
Roger Metzger, S OBP: 0.308, SLG: 0.300 (1, 6)	0-0 BB 1B		0-0 2B 1B	G3		0-0 4-3			0-0 WP S 1B	5	2	3	0	0	0	3					
Joe Morgan, L OBP: 0.306, SLG: 0.375 (1, 4)	4-0 S 1B E BB		0-0 F9			0-0 E8 WP 2B			4-0 1-3 BB	3	2	1	0	2	0	1					
Jimmy Wynn, R OBP: 0.359, SLG: 0.364 (1, 8)	0-0 S 1B 1B		0-0 1-H 2B			0-0 F8 3-H			0-0 F8	5	1	2	2	0	0	2					
Bob Watson, R OBP: 0.360, SLG: 0.447 (1, 7)	0-0 F4 1-2 2-H		0-0 5-3			0-0 1-3			0-0 F9	4	0	0	0	0	0	2					
Denis Menke, R OBP: 0.304, SLG: 0.294 (1, 3)	0-0 F9		0-0 IBB			0-0 F9			0-0 F3	3	0	0	0	1	0	1					
Jesus Alou, R OBP: 0.397, SLG: 0.407 Cesar Cedeno, R OBP: 0.230, SLG: 0.298 (6, PR) (6, 9)	0-0 2-H 1B		0-0 F9			0-0 5-3 2B			0-0 6-3	3	0	2	1	0	0	2					
Doug Rader, R OBP: 0.240, SLG: 0.233 (1, 5)		0-3 K				0-0 F9			0-0 F9	4	0	0	0	0	1	1					
Johnny Edwards, L OBP: 0.232, SLG: 0.185 (1, 2)		0-3 K				0-0 1B			0-0 F5	3	0	1	0	1	1	0					
Larry Dierker, R OBP: 0.053, SLG: 0.053 Denny Lemaster, R Fred Gladding, L (8, 1) (9, 1)		0-0 4-3				0-0 K			0-0 K	3	0	0	0	0	1	4					
Inning Stats	R: 3 E: 0 K: 0 S: 5	H: 3 LOB: 1 BB: 1 P: 9	R: 0 E: 0 K: 2 S: 7	H: 0 LOB: 0 BB: 0 P: 7	R: 1 E: 0 K: 0 S: 5	H: 2 LOB: 2 BB: 1 P: 9	R: 0 E: 0 K: 1 S: 6	H: 1 LOB: 1 BB: 0 P: 6	R: 1 E: 1 K: 0 S: 4	H: 1 LOB: 0 BB: 0 P: 4	R: 0 E: 0 K: 0 S: 3	H: 0 LOB: 0 BB: 0 P: 3	R: 0 E: 0 K: 0 S: 3	H: 0 LOB: 0 BB: 0 P: 3	R: 0 E: 0 K: 1 S: 6	H: 1 LOB: 2 BB: 1 P: 10	1B: 6 2B: 3 3B: 0 HR: 0	SF: 0 SAC: 0 DP: 0 HBP: 0	WP: 2 PB: 0 SB: 3 CS: 0	PA: 39	
PITCHER	IP WLS BF H R ER SO BB IBB HBP BLK WP HR S P ERA WHIP	IP WLS BF H R ER SO BB IBB HBP BLK WP HR S P ERA WHIP	IP WLS BF H R ER SO BB IBB HBP BLK WP HR S P ERA WHIP	IP WLS BF H R ER SO BB IBB HBP BLK WP HR S P ERA WHIP	IP WLS BF H R ER SO BB IBB HBP BLK WP HR S P ERA WHIP	IP WLS BF H R ER SO BB IBB HBP BLK WP HR S P ERA WHIP	IP WLS BF H R ER SO BB IBB HBP BLK WP HR S P ERA WHIP	IP WLS BF H R ER SO BB IBB HBP BLK WP HR S P ERA WHIP	IP WLS BF H R ER SO BB IBB HBP BLK WP HR S P ERA WHIP	IP WLS BF H R ER SO BB IBB HBP BLK WP HR S P ERA WHIP	IP WLS BF H R ER SO BB IBB HBP BLK WP HR S P ERA WHIP	IP WLS BF H R ER SO BB IBB HBP BLK WP HR S P ERA WHIP	IP WLS BF H R ER SO BB IBB HBP BLK WP HR S P ERA WHIP	IP WLS BF H R ER SO BB IBB HBP BLK WP HR S P ERA WHIP	IP WLS BF H R ER SO BB IBB HBP BLK WP HR S P ERA WHIP	IP WLS BF H R ER SO BB IBB HBP BLK WP HR S P ERA WHIP	IP WLS BF H R ER SO BB IBB HBP BLK WP HR S P ERA WHIP	IP WLS BF H R ER SO BB IBB HBP BLK WP HR S P ERA WHIP	IP WLS BF H R ER SO BB IBB HBP BLK WP HR S P ERA WHIP	IP WLS BF H R ER SO BB IBB HBP BLK WP HR S P ERA WHIP	IP WLS BF H R ER SO BB IBB HBP BLK WP HR S P ERA WHIP

Houston Astros @ Montreal Expos
Jarry Park, Montreal, QB
Thu May 06 1971, 7:05 PM EDT
Att: 7,403 - Unknown

AB	35
R	5
H	9
RBI	3
BB	4
SO	4
LOB	16



Batter	1	2	3	4	5	6	7	8	9	AB	R	H	RBI	BB	SO	LOB	BOTTOM				
Bob Bailey, R OBP: 0.317, SLG: 0.212 (1, 5) (9, 7)	0-0 BB E PB 1B		0-3 K			0-0 3-1			0-0 G6-4-3	4	1	1	0	1	1	2					
Ron Hunt, R OBP: 0.425, SLG: 0.373 (1, 4)	0-0 F7		0-3 K			0-0 F7			0-0 L6	4	0	0	0	0	1	3					
Rusty Staub, L OBP: 0.392, SLG: 0.507 (1, 9)	0-0 FC6 PB BB 1-2		0-0 3-1			0-0 F6			0-0 1B	4	0	1	0	0	0	1					
Ron Fairly, L OBP: 0.397, SLG: 0.304 (1, 3)	0-0 F2					0-0 4-3			0-0 F9	4	0	1	0	0	0	3					
Jim Fairey, L OBP: 0.242, SLG: 0.226 John Boccabella, R OBP: 0.353, SLG: 0.625 (8, PH) (9, 5)	4-0 1-2 2-3 BB					0-0 4-3			0-0 F8	2	0	0	0	1	0	1					
John Bateman, R OBP: 0.319, SLG: 0.382 (1, 2)	0-0 4-3 2-3 3-H					0-0 1B			0-0 F4	4	0	1	0	0	1	3					
Boots Day, L OBP: 0.275, SLG: 0.178 Coco Laboy, R OBP: 0.476, SLG: 0.353 (9, PH)		0-3 K				0-0 3-1			0-0 FC5-4 E 1B	3	1	1	0	0	1	1					
Bobby Wine, R OBP: 0.297, SLG: 0.254 Jim Gosger, L Claude Raymond, R Gary Sutherland, R (7, PH) (8, 1) (9, PH)		0-0 5-3				0-3 K			0-0 G3 1B	2	0	0	0	0	1	0					
Steve Renko, R OBP: 0.133, SLG: 0.133 Mack Jones, L OBP: 0.167, SLG: 0.125 Howie Reed, R Ron Swoboda, R Ron Brand, R (1, 1) (5, PH) (6, 1) (7, PH) (8, 6)		0-0 5-3				0-0 6-3			0-0 FC5-4 G6-4-3	1	0	0	0	0	0	0					
Inning Stats	R: 1 E: 1 K: 0 S: 5	H: 1 LOB: 2 BB: 1 P: 9	R: 0 E: 0 K: 1 S: 5	H: 0 LOB: 0 BB: 0 P: 5	R: 0 E: 0 K: 2 S: 7	H: 0 LOB: 0 BB: 0 P: 7	R: 0 E: 0 K: 0 S: 4	H: 1 LOB: 1 BB: 0 P: 4	R: 0 E: 0 K: 0 S: 4	H: 1 LOB: 1 BB: 0 P: 4	R: 1 E: 0 K: 0 S: 5	H: 2 LOB: 2 BB: 1 P: 9	R: 0 E: 0 K: 1 S: 6	H: 1 LOB: 1 BB: 0 P: 6	R: 0 E: 1 K: 0 S: 4	H: 1 LOB: 1 BB: 0 P: 4	1B: 7 2B: 0 3B: 0 HR: 0	SF: 0 SAC: 0 DP: 1 HBP: 0	WP: 0 PB: 1 SB: 0 CS: 0	PA: 37	
PITCHER	IP WLS BF H R ER SO BB IBB HBP BLK WP HR S P ERA WHIP	IP WLS BF H R ER SO BB IBB HBP BLK WP HR S P ERA WHIP	IP WLS BF H R ER SO BB IBB HBP BLK WP HR S P ERA WHIP	IP WLS BF H R ER SO BB IBB HBP BLK WP HR S P ERA WHIP	IP WLS BF H R ER SO BB IBB HBP BLK WP HR S P ERA WHIP	IP WLS BF H R ER SO BB IBB HBP BLK WP HR S P ERA WHIP	IP WLS BF H R ER SO BB IBB HBP BLK WP HR S P ERA WHIP	IP WLS BF H R ER SO BB IBB HBP BLK WP HR S P ERA WHIP	IP WLS BF H R ER SO BB IBB HBP BLK WP HR S P ERA WHIP	IP WLS BF H R ER SO BB IBB HBP BLK WP HR S P ERA WHIP	IP WLS BF H R ER SO BB IBB HBP BLK WP HR S P ERA WHIP	IP WLS BF H R ER SO BB IBB HBP BLK WP HR S P ERA WHIP	IP WLS BF H R ER SO BB IBB HBP BLK WP HR S P ERA WHIP	IP WLS BF H R ER SO BB IBB HBP BLK WP HR S P ERA WHIP	IP WLS BF H R ER SO BB IBB HBP BLK WP HR S P ERA WHIP	IP WLS BF H R ER SO BB IBB HBP BLK WP HR S P ERA WHIP	IP WLS BF H R ER SO BB IBB HBP BLK WP HR S P ERA WHIP	IP WLS BF H R ER SO BB IBB HBP BLK WP HR S P ERA WHIP	IP WLS BF H R ER SO BB IBB HBP BLK WP HR S P ERA WHIP	IP WLS BF H R ER SO BB IBB HBP BLK WP HR S P ERA WHIP	IP WLS BF H R ER SO BB IBB HBP BLK WP HR S P ERA WHIP

Houston Astros @ Montreal Expos
Jarry Park, Montreal, QB
Thu May 06 1971, 7:05 PM EDT
Att: 7,403 - Unknown

AB	35
R	2
H	7
RBI	1
BB	2
SO	5
LOB	19



Batter	1	2	3	4	5	6	7	8	9	AB	R	H	RBI	BB	SO	LOB	TOP					
Don Kessinger, S (1,6) OBP: 0.293, SLG: 0.283	0-0 4-3		0-0 3-1		0-0 1B			0-0 WP HBP 1B		4	0	2	0	0	0	0	Chicago Cubs @ Montreal Expos Jarry Park, Montreal, QB Fri May 07 1971, 7:05 PM EDT Att: 17,723 - Unknown - 56 F					
Glenn Beckert, R (1,4) OBP: 0.342, SLG: 0.343	0-0 4-3		0-0 1B		0-0 1-2 1B			0-0 F8		4	0	2	0	0	0	1						
Billy Williams, L (1,7) OBP: 0.388, SLG: 0.515	4-0 1B BB		0-0 P6		0-0 G6-3 1-2			1-0 WP HBP		2	0	0	0	1	0	3						
Ron Santo, R (1,5) OBP: 0.390, SLG: 0.471	0-0 1-2 1B			0-0 6-3		0-0 6-3		0-0 P3		4	0	1	0	0	0	2						
Johnny Callison, L (1,9) OBP: 0.321, SLG: 0.324	0-0 F8		0-0 3-1		0-0 F9			0-0 P6		4	0	0	0	0	0	4						
Joe Pepitone, L (1,8) OBP: 0.366, SLG: 0.484		0-0 6-3		0-0 HR		0-0 G3			0-0 F9	4	1	1	1	0	0	0						
Jim Hickman, R (1,3) OBP: 0.276, SLG: 0.250		0-0 F7		0-0 1B			0-0 F7		0-0 F8	4	0	1	0	0	0	0						
Danny Breeden, R (1,2) Brock Davis, L (9,PH)		0-0 5-3		0-0 P6			0-0 F7		0-0 F7	3	0	0	0	0	0	1						
Bill Hands, R (1,1) Earl Stephenson, L (8,1) Phil Regan, R (8,1)			0-0 L6		0-3 K		0-3 K			3	0	0	0	0	2	0						
Inning Stats	R: 0 E: 0 K: 0 S: 4	H: 1 LOB: 2 BB: 1 P: 8	R: 0 E: 0 K: 0 S: 3	H: 0 LOB: 0 BB: 0 P: 3	R: 0 E: 0 K: 0 S: 4	H: 1 LOB: 1 BB: 0 P: 4	R: 1 E: 0 K: 0 S: 5	H: 2 LOB: 1 BB: 0 P: 5	R: 0 E: 0 K: 1 S: 6	H: 2 LOB: 1 BB: 0 P: 6	R: 0 E: 0 K: 0 S: 3	H: 0 LOB: 0 BB: 0 P: 3	R: 0 E: 0 K: 1 S: 5	H: 0 LOB: 0 BB: 0 P: 5	R: 0 E: 0 K: 0 S: 4	H: 1 LOB: 2 BB: 0 P: 5	R: 0 E: 0 K: 0 S: 3	H: 0 LOB: 0 BB: 0 P: 3	1B: 6 2B: 0 3B: 0 HR: 1	SF: 0 SAC: 0 DP: 1 HBP: 1	WP: 1 PB: 0 SB: 0 CS: 0	PA: 35
PITCHER Carl Morton, R (1,1) ERA: 2.82	IP: 9.0 WLS: W BF: 35 H: 7 R: 1 ER: 1 SO: 2 BB: 1 IBB: 0 HBP: 1 BLK: 0 WP: 1 HR: 1 S: 37 P: 42 ERA: 1.00 WHIP: 0.889															PITCHER						

AB	33
R	1
H	7
RBI	1
BB	1
SO	2
LOB	11



Batter	1	2	3	4	5	6	7	8	9	AB	R	H	RBI	BB	SO	LOB	BOTTOM			
Boots Day, L (1,8) OBP: 0.291, SLG: 0.245	0-0 4-3		0-0 3B			0-3 K		0-0 BB 1B		4	1	2	0	0	1	0	Chicago Cubs @ Montreal Expos Jarry Park, Montreal, QB Fri May 07 1971, 7:05 PM EDT Att: 17,723 - Unknown - 56 F			
Ron Hunt, R (1,4) Gary Sutherland, R (8,FR) (9,4)	0-0 1B		0-0 6-3			0-0 5-3		4-0 1B BB		3	0	1	0	1	0	1				
Rusty Staub, L (1,9) OBP: 0.373, SLG: 0.480	0-0 F9			0-0 F7		0-0 L9		0-3 K		4	0	0	0	0	1	3				
Ron Fairly, L (1,3) OBP: 0.419, SLG: 0.388	0-0 4-3			4-0 BB			0-0 HR	0-0 1-3 2H 1B		3	1	2	2	1	0	1				
Ron Swoboda, R (1,7) OBP: 0.438, SLG: 0.556		0-0 6-3		0-0 F8			0-0 SH1-4 1B 2B	0-3 K		4	1	1	0	0	1	3				
John Bateman, R (1,2) OBP: 0.311, SLG: 0.371		0-3 K		0-0 1-3			0-0 SH1-4			2	0	0	0	0	1	1				
Coco Laboy, R (1,5) OBP: 0.458, SLG: 0.350		0-3 K			0-0 6-3		0-0 G5-4-3 1B			3	0	1	1	0	1	0				
Bobby Wine, R (1,6) OBP: 0.284, SLG: 0.242			0-0 5-3		0-0 5-3		0-0 G5-4-3 1-2			3	0	0	0	0	0	1				
Carl Morton, R (1,1) OBP: 0.190, SLG: 0.190			0-0 5-3			0-0 F9		0-0 5-3		3	0	0	0	0	0	0				
Inning Stats	R: 0 E: 0 K: 0 S: 4	H: 1 LOB: 1 BB: 0 P: 4	R: 0 E: 0 K: 2 S: 7	H: 0 LOB: 0 BB: 0 P: 7	R: 0 E: 0 K: 0 S: 4	H: 1 LOB: 1 BB: 0 P: 4	R: 0 E: 0 K: 0 S: 3	H: 0 LOB: 0 BB: 1 P: 7	R: 0 E: 0 K: 1 S: 5	H: 0 LOB: 0 BB: 0 P: 5	R: 2 E: 0 K: 0 S: 5	H: 3 LOB: 0 BB: 0 P: 5	R: 1 E: 0 K: 2 S: 9	H: 2 LOB: 2 BB: 1 P: 13	R: 0 E: 0 K: 0 S: 0	H: 0 LOB: 0 BB: 0 P: 0	1B: 4 2B: 1 3B: 1 HR: 1	SF: 0 SAC: 1 DP: 1 HBP: 0	WP: 0 PB: 0 SB: 0 CS: 0	PA: 32
PITCHER Bill Hands, R (1,1) ERA: 2.89 Earl Stephenson, L (8,1) ERA: Phil Regan, R (8,1) ERA: 4.11	IP: 7.1 WLS: L BF: 29 H: 6 R: 3 ER: 3 SO: 3 BB: 2 IBB: 0 HBP: 0 BLK: 0 WP: 0 HR: 1 S: 33 P: 41 ERA: 3.68 WHIP: 1.091															PITCHER				

AB	29
R	3
H	7
RBI	3
BB	2
SO	5
LOB	10



Batter	1	2	3	4	5	6	7	8	9	AB	R	H	RBI	BB	SO	LOB	TOP					
Don Kessinger, S (1, 6) OBP: 0.281, SLG: 0.270	G3		F8		FC6-4		FC6-5		3-1	5	0	0	0	0	0	6						
Glenn Beckert, R (1, 4) OBP: 0.339, SLG: 0.333	4-3 BB		6-3			E4 HR	CS	F9		3	1	0	0	1	0	0						
Billy Williams, L (1, 7) OBP: 0.375, SLG: 0.495	4-3			5-3		P6		F7		4	0	0	0	0	0	2						
Joe Pepitone, L (1, 8) OBP: 0.362, SLG: 0.505	1-3			F7		HR		F9		4	1	1	2	0	0	1						
Johnny Callison, L (1, 9) OBP: 0.330, SLG: 0.316		K2-3		4-3		HR			WP SH2-4 FC5-2 HBP	2	0	0	0	1	1	0						
Jim Hickman, R (1, 3) OBP: 0.279, SLG: 0.241					K	G4-6-3		SH2-4		2	0	0	0	1	1	1						
Ron Santo, R (1, 5) OBP: 0.404, SLG: 0.472									FC5-2 WP IBB	2	1	1	0	2	1	1						
Danny Breeden, R (1, 2) OBP: 0.240, SLG: 0.217									FC5-2 BB	2	0	0	0	1	1	2						
Ken Holtzman, R (1, 1) OBP: 0.211, SLG: 0.235									FC5-2	4	0	2	1	0	0	3						
Inning Stats	R: 0 E: 1 K: 0 S: 3	H: 0 LOB: 1 BB: 1 P: 7	R: 0 E: 0 K: 2 S: 7	H: 0 LOB: 1 BB: 1 P: 11	R: 0 E: 0 K: 0 S: 3	H: 0 LOB: 0 BB: 0 P: 3	R: 0 E: 0 K: 0 S: 3	H: 0 LOB: 0 BB: 0 P: 3	R: 0 E: 0 K: 2 S: 8	H: 1 LOB: 2 BB: 1 P: 12	R: 2 E: 1 K: 0 S: 4	H: 1 LOB: 0 BB: 1 P: 8	R: 1 E: 0 K: 0 S: 4	H: 2 LOB: 0 BB: 0 P: 4	R: 0 E: 0 K: 0 S: 3	H: 0 LOB: 0 BB: 0 P: 3	R: 0 E: 0 K: 0 S: 3	H: 0 LOB: 3 BB: 2 P: 12	1B: 2 2B: 1 3B: 0 HR: 1	SF: 0 SAC: 2 DP: 1 HBP: 1	WP: 2 PB: 0 SB: 0 CS: 1	PA: 38
PITCHER	IP	WLS	BF	H	R	ER	SO	BB	IBB	HBP	BLK	WP	HR	S	P	ERA	WHIP					
Ernie McAnally, R (1, 1) ERA: 4.79	8.0	L	31	4	3	2	4	4	0	0	0	1	1	35	51	2.25	1.000					
Mike Marshall, R (9, 1) ERA:	1.0		6	0	0	0	0	1	1	1	0	1	0	3	12	0.00	1.000					

Chicago Cubs @ Montreal Expos
 Jarry Park, Montreal, QB
 Sat May 08 1971, 7:05 PM EDT
 Att: 20,699 - Cloudy - 65 F

AB	28
R	3
H	4
RBI	3
BB	6
SO	4
LOB	16



Batter	1	2	3	4	5	6	7	8	9	AB	R	H	RBI	BB	SO	LOB	BOTTOM					
Ron Hunt, R (1, 4) OBP: 0.443, SLG: 0.384	SH2-4 1B					G3			BB 1B	3	0	2	0	0	0	0						
Rusty Staub, L (1, 9) OBP: 0.360, SLG: 0.462	SH2-4					F9			L3	3	0	0	0	0	1	2						
Bob Bailey, R (1, 7) OBP: 0.314, SLG: 0.203	1-3				K	F8			G4-6-3 BB	3	0	0	0	1	1	1						
Ron Swoboda, R (1, 8) OBP: 0.389, SLG: 0.484	F9				P4				G4-6-3	4	0	0	0	0	0	3						
John Bateman, R (1, 2) OBP: 0.299, SLG: 0.356					F9				P3	3	0	0	0	0	1	0						
John Boccabella, R (1, 3) OBP: 0.300, SLG: 0.526									6-3	3	0	0	0	0	1	0						
Coco Laboy, R (1, 5) OBP: 0.407, SLG: 0.304									F9	3	0	0	0	0	0	0						
Bobby Wine, R (1, 6) OBP: 0.286, SLG: 0.246									F8	3	0	1	0	0	0	0						
Ernie McAnally, R (1, 1) Clyde Mashore, R (8, PH) Mike Marshall, R (9, 1)									F7	2	0	0	0	0	0	0						
Inning Stats	R: 0 E: 0 K: 0 S: 4	H: 1 LOB: 1 BB: 0 P: 4	R: 0 E: 0 K: 1 S: 5	H: 0 LOB: 0 BB: 0 P: 5	R: 0 E: 0 K: 2 S: 7	H: 0 LOB: 1 BB: 0 P: 8	R: 0 E: 0 K: 1 S: 5	H: 0 LOB: 0 BB: 0 P: 5	R: 0 E: 0 K: 1 S: 6	H: 1 LOB: 1 BB: 0 P: 6	R: 0 E: 0 K: 0 S: 3	H: 0 LOB: 0 BB: 0 P: 3	R: 0 E: 0 K: 0 S: 3	H: 0 LOB: 0 BB: 0 P: 3	R: 0 E: 0 K: 1 S: 5	H: 0 LOB: 0 BB: 0 P: 5	R: 0 E: 0 K: 0 S: 3	H: 1 LOB: 1 BB: 1 P: 7	1B: 3 2B: 0 3B: 0 HR: 0	SF: 0 SAC: 1 DP: 1 HBP: 1	WP: 0 PB: 0 SB: 0 CS: 0	PA: 31
PITCHER	IP	WLS	BF	H	R	ER	SO	BB	IBB	HBP	BLK	WP	HR	S	P	ERA	WHIP					
Ken Holtzman, L (1, 1) ERA: 4.4	9.0	W	31	3	0	0	6	1	0	1	0	0	0	41	46	0.00	0.444					

Chicago Cubs @ Montreal Expos
 Jarry Park, Montreal, QB
 Sat May 08 1971, 7:05 PM EDT
 Att: 20,699 - Cloudy - 65 F

AB	28
R	0
H	3
RBI	0
BB	1
SO	6
LOB	7



Batter	1	2	3	4	5	6	7	8	9	AB	R	H	RBI	BB	SO	LOB	TOP			
Don Kessinger, S OBP: 0.272, SLG: 0.261 (1, 6)	0-3 K		0-0 F7		0-0 4-3		0-0 F7			4	0	0	0	0	1	0				
Glenn Beckert, R OBP: 0.352, SLG: 0.365 (1, 4)	0-0 1B		0-0 1B 3B		0-0 6-3			0-0 1B		4	1	3	0	0	0	0				
Billy Williams, L OBP: 0.379, SLG: 0.495 (1, 7)	0-0 6-3		0-0 1B		0-0 1B			0-0 F9		4	0	2	1	0	0	1				
Joe Pepitone, L OBP: 0.349, SLG: 0.485 (1, 8)		0-0 6-3	0-0 P6		0-0 K			0-0 F8		4	0	0	0	0	1	3				
Johnny Callison, L OBP: 0.337, SLG: 0.329 (1, 9)		0-0 2B		4-0 HR BB		0-3 K		0-0 F8		3	1	1	0	1	1	1				
Jim Hickman, R OBP: 0.277, SLG: 0.293 (1, 3)	0-3 K			0-0 HR		0-3 K			0-3 K	4	1	1	2	0	3	1				
Ron Santo, R OBP: 0.398, SLG: 0.457 (1, 5)	4-0 IBB			0-3 K		0-3 K			0-0 4-3	3	0	0	0	1	2	0				
Danny Breeden, R OBP: 0.241, SLG: 0.192 (1, 2)	0-3 K			0-0 6-3			0-3 K		4-0 BB	3	0	0	0	1	2	2				
Milt Pappas, R OBP: 0.156, SLG: 0.119 (5, 1)			0-3 K		0-0 G3			0-0 F8		2	0	0	0	0	1	0				
Bill Bonham, R (7, PH)										0	0	0	0	0	0	0				
Brock Davis, L (7, 1)										0	0	0	0	0	0	0				
Earl Stephenson, L (8, 1)										0	0	0	0	0	0	0				
Ron Tompkins, R OBP: 0.294, SLG: 0.214 (8, PH)										1	0	0	0	0	0	1				
Inning Stats	R: 0 E: 0 K: 1 S: 5	H: 1 LOB: 0 BB: 0 P: 5	R: 0 E: 0 K: 2 S: 8	H: 1 LOB: 2 BB: 1 P: 12	R: 1 E: 0 K: 1 S: 7	H: 2 LOB: 1 BB: 0 P: 7	R: 2 E: 0 K: 1 S: 6	H: 1 LOB: 0 BB: 1 P: 10	R: 0 E: 0 K: 3 S: 9	H: 0 LOB: 0 BB: 0 P: 9	R: 0 E: 0 K: 1 S: 5	H: 0 LOB: 0 BB: 0 P: 5	R: 0 E: 0 K: 0 S: 4	H: 1 LOB: 1 BB: 0 P: 4	R: 0 E: 0 K: 1 S: 5	H: 0 LOB: 1 BB: 1 P: 9	1B: 4 2B: 1 3B: 1 HR: 1	SF: 0 SAC: 0 DP: 0 HBP: 0	WP: 0 PB: 0 SB: 0 CS: 0	PA: 36
PITCHER Bill Stoneman, R ERA: 2.49 (1, 1)	IP: 9.0 WLS: W BF: 36 H: 7 R: 3 ER: 3 SO: 11 BB: 2 IBB: 1 HBP: 0 BLK: 0 WP: 0 HR: 1 S: 55 P: 67 ERA: 3.00 WHIP: 1.000															PITCHER	IP: 9.0 WLS: W BF: 36 H: 7 R: 3 ER: 3 SO: 11 BB: 2 IBB: 1 HBP: 0 BLK: 0 WP: 0 HR: 1 S: 55 P: 67 ERA: 3.00 WHIP: 1.000			

Chicago Cubs @ Montreal Expos
Jarry Park, Montreal, QB
Sun May 09 1971, 3:33 AM EDT
Att: 16,872 - Unknown - 68 F

AB 33
R 3
H 7
RBI 3
BB 3
SO 11
LOB 9



Batter	1	2	3	4	5	6	7	8	9	AB	R	H	RBI	BB	SO	LOB	BOTTOM			
Boots Day, L OBP: 0.322, SLG: 0.269 (1, 8)	4-0 CS BB		0-0 1B		0-0 G3	0-0 1B				3	0	2	1	1	0	0				
Ron Hunt, R OBP: 0.424, SLG: 0.364 (1, 4)	0-0 F3		0-0 F8		0-0 F8		0-0 L1			4	0	0	0	0	0	3				
Rusty Staub, L OBP: 0.367, SLG: 0.457 (1, 9)	0-0 4-3		0-0 F7		0-0 BB HR 1B		4-0 1B CS BB			3	1	1	0	1	0	2				
Ron Fairly, L OBP: 0.455, SLG: 0.442 (1, 3)		0-0 F8 2B		0-0 HR 1B	4-0 HR BB		1-3 1B			3	2	3	0	1	0	0				
Mack Jones, L OBP: 0.238, SLG: 0.526 (7, PH)		0-0 F8		0-0 HR	0-0 HR		0-3 K			3	2	2	5	0	0	1				
Ron Swoboda, R OBP: 0.378, SLG: 0.469 (8, 7)		2-3 F8		1-H HR	1-H 2-H HR		3-H			1	0	0	0	0	1	2				
Bob Bailey, R OBP: 0.315, SLG: 0.250 (8, 5)		0-3 K		0-0 HR	0-0 5-3			0-0 F2		3	1	1	1	0	1	1				
Coco Laboy, R OBP: 0.393, SLG: 0.292 (8, 1)										1	0	0	0	0	0	0				
John Bateman, R OBP: 0.309, SLG: 0.355 (1, 2)	0-0 5-3			0-0 F2		1-0 SH3-4 1B HBP		0-0 1B		3	1	1	0	0	0	1				
Bobby Wine, R OBP: 0.288, SLG: 0.250 (1, 6)			0-0 1B SH3-4 1B	0-0 P6		0-0 SH3-4		0-0 F7		3	0	1	0	0	0	1				
Bill Stoneman, R OBP: 0.143, SLG: 0.143 (1, 1)			0-0 SH3-4	0-0 F7		0-3 K		0-3 K		3	0	0	0	0	2	2				
Inning Stats	R: 0 E: 0 K: 0 S: 2	H: 0 LOB: 0 BB: 1 P: 6	R: 0 E: 0 K: 1 S: 6	H: 1 LOB: 0 BB: 0 P: 6	R: 0 E: 0 K: 0 S: 5	H: 2 LOB: 0 BB: 0 P: 5	R: 3 E: 0 K: 0 S: 6	H: 3 LOB: 0 BB: 0 P: 6	R: 3 E: 0 K: 0 S: 5	H: 2 LOB: 0 BB: 1 P: 9	R: 1 E: 0 K: 1 S: 5	H: 1 LOB: 1 BB: 0 P: 6	R: 0 E: 0 K: 1 S: 5	H: 1 LOB: 2 BB: 1 P: 9	R: 0 E: 0 K: 1 S: 6	H: 1 LOB: 1 BB: 0 P: 6	1B: 7 2B: 2 3B: 0 HR: 3	SF: 0 SAC: 2 DP: 1 HBP: 1	WP: 0 PB: 0 SB: 0 CS: 2	PA: 36
PITCHER Milt Pappas, R ERA: 3.75 (1, 1)	IP: 4.2 WLS: L BF: 23 H: 8 R: 6 ER: 6 SO: 1 BB: 0 IBB: 0 HBP: 1 BLK: 0 WP: 0 HR: 3 S: 23 P: 31 ERA: 11.57 WHIP: 2.143															PITCHER	IP: 4.2 WLS: L BF: 23 H: 8 R: 6 ER: 6 SO: 1 BB: 0 IBB: 0 HBP: 1 BLK: 0 WP: 0 HR: 3 S: 23 P: 31 ERA: 11.57 WHIP: 2.143			
Bill Bonham, R ERA: 8.44 (5, 1)	1.1 5 1 1 1 1 0 0 0 0 0 0 6 7 6.75 0.750															PITCHER	1.1 5 1 1 1 1 0 0 0 0 0 0 6 7 6.75 0.750			
Earl Stephenson, L ERA: (7, 1)	1.0 4 1 0 0 1 1 0 0 0 0 0 5 9 0.00 2.000															PITCHER	1.0 4 1 0 0 1 1 0 0 0 0 0 5 9 0.00 2.000			
Ron Tompkins, R ERA: 4.26 (8, 1)	1.0 4 1 0 0 1 0 0 0 0 0 0 6 6 0.00 1.000															PITCHER	1.0 4 1 0 0 1 0 0 0 0 0 0 6 6 0.00 1.000			

Chicago Cubs @ Montreal Expos
Jarry Park, Montreal, QB
Sun May 09 1971, 3:33 AM EDT
Att: 16,872 - Unknown - 68 F

AB 30
R 7
H 11
RBI 7
BB 3
SO 4
LOB 13



Batter	1	2	3	4	5	6	7	8	9	AB	R	H	RBI	BB	SO	LOB	TOP								
Lou Brock, L OBP: 0.400, SLG: 0.472 (1, 7)										4	2	2	0	0	1	2									
Matty Alou, L OBP: 0.354, SLG: 0.403 (1, 8)										5	1	2	1	0	0	2									
Frank Linzy, R OBP: 1.000, SLG: 1.000 (9, 1)										0	0	0	0	0	0	0									
Ted Simmons, S OBP: 0.419, SLG: 0.477 (1, 2)										5	1	3	2	0	0	2									
Joe Torre, R OBP: 0.380, SLG: 0.528 (1, 5)										5	2	2	4	0	1	2									
Joe Cardenal, R OBP: 0.269, SLG: 0.370 (1, 9)										5	1	1	1	0	1	2									
Joe Hague, L OBP: 0.281, SLG: 0.337 (1, 3)										4	0	2	0	1	0	0									
Ted Sizemore, R OBP: 0.279, SLG: 0.221 (1, 4)										5	1	1	0	0	0	3									
Dick Schofield, S OBP: 0.344, SLG: 0.370 (1, 6)										4	1	2	2	0	0	1									
Dal Maxvill, R OBP: 0.266, SLG: 0.200 (8, 6)										0	0	0	0	0	0	0									
Reggie Cleveland, R OBP: 0.320, SLG: 0.350 (1, 1)										3	0	0	0	0	1	2									
Steve Carlton, L OBP: 0.336, SLG: 0.400 (9, PH)										0	0	0	0	0	0	0									
Bob Burda, L OBP: 0.327, SLG: 0.398 (9, PH)										1	0	1	0	0	0	0									
Luis Melendez, R OBP: 0.323, SLG: 0.310 (9, PH)										0	1	0	0	0	0	0									
Inning Stats	R: 1 E: 0 K: 1 S: 7	H: 2 LOB: 1 BB: 0 P: 7	R: 0 E: 0 K: 2 S: 9	H: 2 LOB: 2 BB: 0 P: 9	R: 0 E: 0 K: 0 S: 3	H: 1 LOB: 0 BB: 0 P: 3	R: 2 E: 0 K: 0 S: 5	H: 2 LOB: 0 BB: 0 P: 5	R: 2 E: 0 K: 0 S: 5	H: 2 LOB: 0 BB: 0 P: 5	R: 0 E: 0 K: 0 S: 3	H: 0 LOB: 0 BB: 0 P: 3	R: 0 E: 0 K: 2 S: 8	H: 1 LOB: 1 BB: 0 P: 4	R: 1 E: 0 K: 1 S: 7	H: 2 LOB: 1 BB: 0 P: 7	R: 4 E: 0 K: 0 S: 7	H: 4 LOB: 1 BB: 1 P: 11	1B: 11 2B: 1 3B: 0 HR: 4	SF: 0 SAC: 1 DP: 1 HBP: 0	WP: 1 PB: 0 SB: 0 CS: 0	PA: 43			
PITCHER	IP	WLS	BF	H	R	ER	SO	BB	IBB	HBP	BLK	WP	HR	S	P	ERA	WHIP								
Carl Morton, R ERA: 3.38 (1, 1)	5.0	L	23	9	5	5	3	0	0	0	1	1	2	29	29	9.00	1.800								
Howie Reed, R ERA: 0.9 (6, 1)	2.0		7	1	0	0	0	0	0	0	0	0	0	7	7	0.00	0.500								
John Strohmayer, R ERA: 11.25 (8, 1)	2.0		13	6	5	5	1	1	0	0	0	0	2	14	18	22.50	3.500								

St. Louis Cardinals @ Montreal Expos
Jarry Park, Montreal, QB
Tue May 11 1971, 7:05 PM EDT
Att: 8,862 - Unknown

AB 41
R 10
H 16
RBI 10
BB 1
SO 4
LOB 16



Batter	1	2	3	4	5	6	7	8	9	AB	R	H	RBI	BB	SO	LOB	BOTTOM								
Boots Day, L OBP: 0.313, SLG: 0.316 (1, 8)										5	1	1	1	0	1	3									
Ron Hunt, R OBP: 0.436, SLG: 0.386 (1, 4)										4	1	2	0	0	0	0									
Rusty Staub, L OBP: 0.374, SLG: 0.455 (1, 9)										3	1	1	1	0	0	1									
Ron Fairly, L OBP: 0.438, SLG: 0.431 (1, 3)										4	1	1	0	0	0	0									
Mack Jones, L OBP: 0.240, SLG: 0.478 (1, 7)										3	0	0	0	0	1	2									
Gary Sutherland, R OBP: 0.268, SLG: 0.247 (8, PH) (9, 7)										1	0	0	0	0	0	0									
John Bateman, R OBP: 0.315, SLG: 0.381 (1, 2)										4	0	2	0	0	0	2									
Coco Laboy, R OBP: 0.389, SLG: 0.313 (1, 5)										4	0	2	2	0	1	1									
Bobby Wine, R OBP: 0.268, SLG: 0.247 (1, 6)										4	0	1	0	0	0	5									
Carl Morton, R OBP: 0.182, SLG: 0.182 (1, 1)										1	0	0	0	0	0	0									
Jim Coogler, L OBP: 0.182, SLG: 0.182 (5, PH)										1	0	0	0	0	0	0									
Howie Reed, R OBP: 0.182, SLG: 0.182 (6, 1)										0	0	0	0	0	0	0									
Ron Swoboda, R OBP: 0.182, SLG: 0.182 (7, PH)										1	0	0	0	0	1	1									
John Strohmayer, R OBP: 0.182, SLG: 0.182 (8, 1)										0	0	0	0	0	0	0									
Jim Fairley, L OBP: 0.220, SLG: 0.212 (9, PH)										1	0	0	0	0	0	2									
Inning Stats	R: 1 E: 0 K: 0 S: 4	H: 1 LOB: 0 BB: 0 P: 4	R: 0 E: 1 K: 1 S: 6	H: 1 LOB: 1 BB: 0 P: 6	R: 0 E: 0 K: 0 S: 3	H: 0 LOB: 0 BB: 0 P: 3	R: 2 E: 0 K: 0 S: 6	H: 3 LOB: 1 BB: 0 P: 6	R: 0 E: 0 K: 0 S: 4	H: 1 LOB: 1 BB: 0 P: 4	R: 0 E: 0 K: 0 S: 3	H: 0 LOB: 0 BB: 0 P: 3	R: 0 E: 0 K: 2 S: 8	H: 1 LOB: 1 BB: 0 P: 8	R: 1 E: 0 K: 0 S: 4	H: 1 LOB: 0 BB: 0 P: 4	R: 0 E: 0 K: 1 S: 7	H: 2 LOB: 2 BB: 0 P: 7	1B: 5 2B: 4 3B: 1 HR: 1	SF: 1 SAC: 0 DP: 1 HBP: 0	WP: 0 PB: 0 SB: 0 CS: 0	PA: 37			
PITCHER	IP	WLS	BF	H	R	ER	SO	BB	IBB	HBP	BLK	WP	HR	S	P	ERA	WHIP								
Reggie Cleveland, R ERA: 3.45 (1, 1)	7.0	W	29	8	4	4	3	0	0	0	0	0	1	35	35	5.14	1.143								
Steve Carlton, L ERA: 2.81 (8, 1)	1.0		3	0	0	0	0	0	0	0	0	0	0	3	3	0.00	0.000								
Frank Linzy, R ERA: 1.62 (9, 1)	1.0	S	5	2	0	0	1	0	0	0	0	0	0	7	7	0.00	2.000								

St. Louis Cardinals @ Montreal Expos
Jarry Park, Montreal, QB
Tue May 11 1971, 7:05 PM EDT
Att: 8,862 - Unknown

AB 36
R 4
H 10
RBI 4
BB 0
SO 4
LOB 17



Batter	1	2	3	4	5	6	7	8	9	AB	R	H	RBI	BB	SO	LOB	TOP			
Boots Day, L OBP: 0.309, SLG: 0.311 (1, 8)	F2		5-3 1B		F8			6-3		4	1	1	0	0	0	0	Montreal Expos @ Cincinnati Reds Riverfront Stadium, Cincinnati, OH Fri May 14 1971, 7:05 PM EDT Att: 24,751 - Unknown			
Ron Hunt, R OBP: 0.419, SLG: 0.368 (1, 4)	F7		5-3		F8			K		4	0	0	0	0	1	1				
Rusty Staub, L OBP: 0.398, SLG: 0.489 (1, 9)	1B		S 1B		1-3 2B			1B		4	0	4	1	0	0	0				
Ron Fairly, L OBP: 0.429, SLG: 0.419 (1, 3)	1-3 1B		F9		F9			2-3		4	0	1	0	0	0	3				
Mack Jones, L OBP: 0.241, SLG: 0.481 (1, 7)	K		5-3		1-3					4	1	1	0	0	1	4				
John Bateman, R OBP: 0.301, SLG: 0.364 (1, 2)		6-3		6-3		K		F3		4	0	0	0	0	1	2				
Coco Laboy, R OBP: 0.350, SLG: 0.278 (1, 5)		F9		K			F7	F9		4	0	0	0	0	1	1				
Bobby Wine, R OBP: 0.274, SLG: 0.253 (7, PH)				K			5-3		2	0	1	0	0	0	1	0				
Ron Swoboda, R OBP: 0.349, SLG: 0.474 (7, PH)				K					1	0	0	0	0	0	0	0				
Howie Reed, R OBP: 0.250, SLG: 0.265 (9, PH)								2B	1	0	1	1	0	0	0	0				
Bill Stoneman, R OBP: 0.125, SLG: 0.125 (7, PH)									2	0	0	0	0	0	1	1				
Jim Gosger, L OBP: 0.286, SLG: 0.286 (7, 6)					2-3		K	5-3	1	0	0	0	0	0	1	0				
Ron Brand, R OBP: 0.286, SLG: 0.286 (7, 6)									1	0	0	0	0	0	1	0				
Inning Stats	R: 0 E: 0 K: 1 S: 7	H: 2 LOB: 2 BB: 0 P: 7	R: 0 E: 0 K: 1 S: 6	H: 1 LOB: 1 BB: 0 P: 6	R: 1 E: 0 K: 0 S: 5	H: 2 LOB: 1 BB: 0 P: 5	R: 0 E: 0 K: 2 S: 7	H: 0 LOB: 0 BB: 0 P: 7	R: 0 E: 0 K: 1 S: 3	H: 1 LOB: 1 BB: 0 P: 6	R: 0 E: 0 K: 1 S: 5	H: 0 LOB: 0 BB: 0 P: 5	R: 0 E: 0 K: 1 S: 6	H: 1 LOB: 1 BB: 0 P: 6	R: 1 E: 0 K: 0 S: 5	H: 2 LOB: 1 BB: 0 P: 5	1B: 6 2B: 3 3B: 0 HR: 0	SF: 0 SAC: 0 DP: 0 HBP: 0	WP: 0 PB: 0 SB: 1 CS: 0	PA: 36
PITCHER Gary Nolan, R ERA: 3.32 (1, 1)	IP: 9.0 WLS: W BF: 36 H: 9 R: 2 ER: 2 SO: 7 BB: 0 IBB: 0 HBP: 0 BLK: 0 WP: 0 HR: 0 S: 50 P: 50 ERA: 2.00 WHIP: 1.000															PITCHER				

Batter	1	2	3	4	5	6	7	8	9	AB	R	H	RBI	BB	SO	LOB	BOTTOM			
Pete Rose, S OBP: 0.370, SLG: 0.386 (1, 9)			4-1		4-3		F7			4	0	1	0	0	0	0	Montreal Expos @ Cincinnati Reds Riverfront Stadium, Cincinnati, OH Fri May 14 1971, 7:05 PM EDT Att: 24,751 - Unknown			
Buddy Bradford, R OBP: 0.297, SLG: 0.264 (1, 8)		F7	F3			1B BB		1B		3	0	1	0	1	0	1				
Johnny Bench, R OBP: 0.326, SLG: 0.586 (1, 2)		F3	5-3			1B 1-3		F9		4	1	1	0	0	0	2				
Tony Perez, R OBP: 0.288, SLG: 0.341 (1, 5) (9, 3)		6-3			BB	FC5-4 1-2 1B		F8		3	1	1	0	1	0	2				
Lee May, R OBP: 0.329, SLG: 0.552 (1, 3)										4	1	2	2	0	2	1				
Woody Woodward, R OBP: 0.355, SLG: 0.343 (9, 5)		K			K	FC5-4 1-2 2-H 1B		HR		0	0	0	0	0	0	0				
Hal McRae, R OBP: 0.272, SLG: 0.325 (1, 7)		4-0 2B 6-3 BB			F7	FC5-4 1-2 2-3 1B		F8		3	2	0	0	1	0	3				
Tommy Helms, R OBP: 0.283, SLG: 0.287 (1, 4)			6-3 1-3 2B		K	1B 1-2 3-H 1B		FC6-4 1B		4	0	3	1	0	1	1				
Dave Concepcion, R OBP: 0.320, SLG: 0.357 (1, 6)			6-3					FC6-4		4	0	1	2	0	0	2				
Gary Nolan, R OBP: 0.053, SLG: 0.053 (1, 1)			K		F7	F7		6-3		4	0	0	0	0	1	4				
Inning Stats	R: 0 E: 0 K: 0 S: 4	H: 1 LOB: 1 BB: 0 P: 4	R: 1 E: 0 K: 2 S: 8	H: 1 LOB: 1 BB: 1 P: 12	R: 0 E: 0 K: 0 S: 3	H: 0 LOB: 0 BB: 0 P: 3	R: 0 E: 0 K: 2 S: 7	H: 0 LOB: 1 BB: 1 P: 11	R: 0 E: 0 K: 0 S: 3	H: 0 LOB: 0 BB: 0 P: 3	R: 3 E: 0 K: 0 S: 7	H: 5 LOB: 2 BB: 1 P: 11	R: 0 E: 0 K: 0 S: 4	H: 1 LOB: 1 BB: 0 P: 4	R: 1 E: 0 K: 0 S: 5	H: 2 LOB: 1 BB: 0 P: 5	1B: 7 2B: 2 3B: 0 HR: 1	SF: 0 SAC: 0 DP: 0 HBP: 0	WP: 0 PB: 0 SB: 0 CS: 0	PA: 36
PITCHER Bill Stoneman, R ERA: 2.89 (1, 1)	IP: 6.0 WLS: L BF: 27 H: 7 R: 4 ER: 4 SO: 4 BB: 3 IBB: 0 HBP: 0 BLK: 0 WP: 0 HR: 0 S: 32 P: 44 ERA: 6.00 WHIP: 1.667															PITCHER				
Howie Reed, R ERA: 1.5 (7, 1)	IP: 2.0 WLS: 9 BF: 3 H: 1 R: 1 ER: 1 SO: 0 BB: 0 IBB: 0 HBP: 0 BLK: 0 WP: 1 HR: 9 S: 9 P: 9 ERA: 4.50 WHIP: 1.500															PITCHER				

AB	36
R	2
H	9
RBI	2
BB	0
SO	7
LOB	13



Batter	1	2	3	4	5	6	7	8	9	AB	R	H	RBI	BB	SO	LOB	TOP										
Boots Day, L (1, 8) OBP: 0.296, SLG: 0.297 Ron Swoboda, R (9, PH) OBP: 0.341, SLG: 0.462	0-0 4-3		0-0 1-3			0-0 4-3		0-0 4-3	0-0 4-3	3	0	0	0	0	0	0											
Ron Hunt, R (1, 4) OBP: 0.404, SLG: 0.352	0-0 F7			0-0 5-3		0-0 5-3		0-0 5-3	0-0 5-3	4	0	0	0	0	0	0											
Rusty Staub, L (1, 9) OBP: 0.402, SLG: 0.484	4-0 BB			0-0 G6-4-3 1B		0-0 4-3		0-0 4-3	0-3 K	3	0	1	0	1	1	0											
Ron Fairly, L (1, 3) OBP: 0.425, SLG: 0.406	0-0 G3			0-0 G6-4-3 1-2		0-0 BB BB		4-0 BB BB		2	0	0	0	1	0	2											
Mack Jones, L (1, 7) OBP: 0.290, SLG: 0.500 Bob Bailey, R (7, PH) OBP: 0.322, SLG: 0.250		0-0 G6-4-3 1B			4-0 1B G6-4-3 BB		4-0 1-2 G6-4-3 BB			1	1	1	0	1	0	0											
John Bateman, R (1, 2) OBP: 0.302, SLG: 0.363	0-0 G6-4-3 1-2			0-0 G6-4-3 1B		0-0 G6-4-3 1B		0-0 G6-4-3 1-2		3	0	1	0	0	0	3											
Coco Laboy, R (1, 5) OBP: 0.326, SLG: 0.256	0-0 L6			0-0 G6-4-3 1-2 3-H		0-0 G6-4-3 1-2		0-0 4-3		3	0	0	0	0	0	1											
Bobby Wine, R (1, 6) OBP: 0.264, SLG: 0.244			0-0 5-3			0-0 K		0-0 F8		3	0	0	0	0	1	0											
Ernie McAnally, R (1, 1) Claude Raymond, R (6, 1) Clyde Mashore, R (8, PH) OBP: 0.333, SLG: 0.333 Mike Marshall, R (8, 1)			0-0 F8			0-0 6-3		0-0 F7		2	0	0	0	0	0	0											
Inning Stats	R: 0 E: 0 K: 0 S: 3	H: 0 LOB: 1 BB: 1 P: 7	R: 0 E: 0 K: 0 S: 3	H: 1 LOB: 0 BB: 0 P: 3	R: 0 E: 0 K: 0 S: 3	H: 0 LOB: 0 BB: 0 P: 3	R: 0 E: 0 K: 0 S: 3	H: 1 LOB: 0 BB: 0 P: 3	R: 1 E: 0 K: 1 S: 5	H: 1 LOB: 0 BB: 1 P: 9	R: 0 E: 0 K: 0 S: 3	H: 0 LOB: 1 BB: 2 P: 10	R: 0 E: 0 K: 0 S: 3	H: 0 LOB: 0 BB: 0 P: 3	R: 0 E: 0 K: 1 S: 5	H: 0 LOB: 0 BB: 0 P: 5	1B: 3 2B: 0 3B: 0 HR: 0	SF: 0 SAC: 0 DP: 4 HBP: 0	WP: 0 PB: 0 CS: 0	PA: 30							
PITCHER	IP	WLS	BF	H	R	ER	SO	BB	IBB	HBP	BLK	WP	HR	S	P	ERA	WHIP										
Jim McGlothlin, R (1, 1) ERA: 4.62 Joe Gibbon, L (7, 1) ERA: 3.2	6.0	W	20	3	1	1	1	2	0	0	0	0	0	20	28	1.50	0.833										

Montreal Expos @ Cincinnati Reds
Riverfront Stadium, Cincinnati, OH
Sat May 15 1971, 7:05 PM EDT
Att: 15,550 - Unknown

AB	26
R	1
H	3
RBI	0
BB	4
SO	2
LOB	6



Batter	1	2	3	4	5	6	7	8	9	AB	R	H	RBI	BB	SO	LOB	BOTTOM										
Pete Rose, S (1, 9) OBP: 0.364, SLG: 0.379	0-0 1-3		0-0 L1			0-3 K	0-0 FC1-5 1B	0-0 4-3		5	0	1	0	0	1	3											
Buddy Bradford, R (1, 8) OBP: 0.266, SLG: 0.250	0-0 G3			0-0 F9		4-0 2B BB	0-0 FC1-5 1-2 2-3F			3	1	0	0	1	0	2											
Johnny Bench, R (1, 2) OBP: 0.331, SLG: 0.588	4-0 BB			0-3 K		0-0 1B 2B	0-3 K			3	1	1	1	1	2	2											
Tony Perez, R (1, 5) OBP: 0.294, SLG: 0.346	0-0 F9			0-0 6-3		0-0 HR 1B	0-0 FC1-5 1B			4	1	2	1	0	0	1											
Lee May, R (1, 3) OBP: 0.342, SLG: 0.594 Joe Gibbon, R (7, 1)		0-0 6-3			4-0 E 4-3 BB	0-0 HR	0-0 FC1-6 1B			2	2	1	2	1	0	0											
Hal McRae, R (1, 7) OBP: 0.277, SLG: 0.329 Bernie Carbo, L (6, 7) OBP: 0.392, SLG: 0.329		0-0 F8			0-0 1B 1B	0-0 1B	0-0 E 1B			2	0	1	0	0	0	0											
Tommy Helms, R (1, 4) OBP: 0.282, SLG: 0.286	0-0 5-3				0-0 4-3	0-0 F8	0-0 E2 1B			4	0	1	2	0	0	2											
Dave Concepcion, R (1, 6) OBP: 0.316, SLG: 0.351			0-0 E5 CS			0-0 2H 1B	0-3 K			4	0	1	0	0	1	2											
Jim McGlothlin, R (1, 1) OBP: 0.273, SLG: 0.500 Jimmy Stewart, S (6, PH) OBP: 0.273, SLG: 0.250 Woody Woodward, R (7, 5) OBP: 0.372, SLG: 0.352			0-0 F2			0-0 F7	0-0 FC1-5 1B	4-0 BB		1	0	0	0	0	0	1											
Inning Stats	R: 0 E: 0 K: 0 S: 3	H: 0 LOB: 1 BB: 1 P: 7	R: 0 E: 0 K: 0 S: 3	H: 0 LOB: 0 BB: 0 P: 3	R: 0 E: 0 K: 1 S: 5	H: 0 LOB: 0 BB: 0 P: 5	R: 1 E: 1 K: 0 S: 3	H: 2 LOB: 2 BB: 1 P: 7	R: 4 E: 0 K: 1 S: 9	H: 4 LOB: 1 BB: 1 P: 13	R: 0 E: 0 K: 1 S: 7	H: 2 LOB: 2 BB: 0 P: 7	R: 1 E: 1 K: 1 S: 8	H: 3 LOB: 3 BB: 1 P: 12	1B: 9 2B: 1 3B: 0 HR: 1	SF: 0 SAC: 0 DP: 0 HBP: 0	WP: 0 PB: 0 CS: 1	PA: 37									
PITCHER	IP	WLS	BF	H	R	ER	SO	BB	IBB	HBP	BLK	WP	HR	S	P	ERA	WHIP										
Ernie McAnally, R (1, 1) ERA: 5.47 Claude Raymond, R (6, 1) ERA: 3.35 Mike Marshall, R (8, 1) ERA: 3.48	5.2	L	24	6	5	5	2	3	0	0	0	0	0	8	8	0.00	1.588										

Montreal Expos @ Cincinnati Reds
Riverfront Stadium, Cincinnati, OH
Sat May 15 1971, 7:05 PM EDT
Att: 15,550 - Unknown


AB	33
R	6
H	11
RBI	6
BB	4
SO	4
LOB	14



Batter	1	2	3	4	5	6	7	8	9	AB	R	H	RBI	BB	SO	LOB	TOP										
Ron Hunt, R OBP: 0.421, SLG: 0.379 Gary Sutherland, R (8, 4)	0-0 E 1-4-3 1B	0-0 BB 1B	0-0 6-3			1-0 BB SH1-4 HBP		0-0 HR 2B	0-0 L8	4	2	3	1	0	0	2											
Clyde Mashore, R OBP: 0.375, SLG: 0.375	0-0 E5 1-4-3 SF8 1B	0-0 BB 1B		0-0 6-3		0-0 SH1-4		0-0 6-3		4	1	2	1	0	0	1											
Bob Bailey, R OBP: 0.247 Rusty Staub, L OBP: 0.423, SLG: 0.490	0-0 1-4-3			0-0 G4-3 1B		4-0 BB IBB		4-0 HR IBB		1	0	0	1	0	0	1											
John Bateman, R OBP: 0.307, SLG: 0.394	0-0 SF8	0-0 F9		0-0 G4-3 1B		4-0 BB		0-0 HR		3	1	1	4	1	0	4											
Ron Swoboda, R OBP: 0.340, SLG: 0.439	0-0 F7		4-0 BB	0-0 G4-6-3 2B		0-0 G3		0-0 G3		2	1	0	0	1	0	0											
Mack Jones, L OBP: 0.273, SLG: 0.467			4-0 2B BB	0-0 G4-6-3 2B		0-0 K		0-0 K		2	0	0	0	0	1	3											
Coco Laboy, R OBP: 0.354, SLG: 0.302			4-0 2B BB	0-0 G4-6-3 2B		0-0 1B		0-0 1-3		4	2	2	1	1	0	3											
John Boccabella, R OBP: 0.348, SLG: 0.638 Ron Fairly, L OBP: 0.432, SLG: 0.406 Jim Gosger, L OBP: 0.167, SLG: 0.167	0-0 1B 2B	0-0 1B 2B	1-0 G4-6-3 HBP		0-0 1B		0-0 L8		0-0 G3	1	1	1	0	0	0	0											
Bobby Wine, R OBP: 0.250, SLG: 0.230	0-0 5-3	0-0 G4-6-3		0-0 K		0-0 K		0-0 4-3		5	0	0	0	0	2	6											
Steve Renko, R OBP: 0.143, SLG: 0.190 Mike Marshall, R (8, 1)	0-0 F4	0-0 2B		0-0 K		0-0 K		4-0 BB		4	0	1	1	0	2	4											
Inning Stats	R: 2 E: 1 K: 0 S: 5	H: 2 LOB: 0 BB: 0 P: 5	R: 2 E: 0 K: 0 S: 6	H: 3 LOB: 3 BB: 2 P: 14	R: 2 E: 0 K: 0 S: 4	H: 2 LOB: 2 BB: 1 P: 9	R: 0 E: 0 K: 0 S: 3	H: 1 LOB: 0 BB: 0 P: 3	R: 0 E: 0 K: 2 S: 9	H: 2 LOB: 2 BB: 0 P: 9	R: 0 E: 0 K: 1 S: 5	H: 0 LOB: 3 BB: 2 P: 14	R: 0 E: 0 K: 2 S: 7	H: 0 LOB: 0 BB: 0 P: 7	R: 3 E: 0 K: 0 S: 5	H: 2 LOB: 0 BB: 1 P: 9	R: 0 E: 0 K: 0 S: 3	H: 0 LOB: 1 BB: 1 P: 7	1B: 7 2B: 4 3B: 0 HR: 1	SF: 1 DP: 2 HBP: 2	WP: 0 PB: 0 SB: 0 CS: 0	PA: 46					
PITCHER	IP	WLS	BF	H	R	ER	SO	BB	IBB	HBP	BLK	WP	HR	S	P	ERA	WHIP	PITCHER									
Ross Grimsley, L ERA: 16.2	1.2	L	11	5	4	3	0	1	0	0	0	0	0	10	14	16.20	3.600										
Tony Cloninger, R ERA: 3.29	1.1		8	2	2	2	0	2	0	1	0	0	0	5	14	13.50	3.000										
Mitt Wilcox, R ERA: 4.79	2.0		8	3	0	0	2	0	0	0	0	0	0	12	12	0.00	1.500										
Clay Carroll, R ERA: 1.98	2.0		9	0	0	0	3	1	1	1	0	0	0	12	21	0.00	0.500										
Wayne Granger, R ERA: 2.66	2.0		10	2	3	3	0	1	1	0	0	0	1	8	16	13.50	1.500										

Montreal Expos @ Cincinnati Reds
Riverfront Stadium, Cincinnati, OH
Sun May 16 1971, 3:33 AM EDT
Att: 16,671 - Unknown


AB	35
R	9
H	12
RBI	9
BB	7
SO	5
LOB	25



Batter	1	2	3	4	5	6	7	8	9	AB	R	H	RBI	BB	SO	LOB	BOTTOM										
Pete Rose, S OBP: 0.359, SLG: 0.372	0-0 4-3		0-0 4-3		0-0 1-2 1B		0-0 6-3		0-0 F9	5	0	1	0	0	0	1											
Buddy Bradford, R OBP: 0.269, SLG: 0.241 Clay Carroll, R (6, 1)	4-0 BB		0-0 F8		0-3 K		0-0 4-3			2	0	0	0	1	1	2											
Willie Smith, L OBP: 0.338, SLG: 0.341 Wayne Granger, R (8, 1)	0-0 G6-4-3 BB		4-0 2B BB		0-3 K			0-0 F3		3	1	0	0	1	1	3											
Johnny Bench, R OBP: 0.329, SLG: 0.575	0-0 G6-4-3		0-0 F9		0-0 2B		0-0 F8		0-0 HR	4	2	3	2	0	0	0											
Tony Perez, R OBP: 0.306, SLG: 0.388		0-0 F9		0-0 2B		0-0 E BB 1B		0-0 HR		4	2	3	2	0	0	0											
Lee May, R OBP: 0.338, SLG: 0.575		0-0 F9		0-0 F8		0-0 F8		0-0 1B		4	0	1	0	0	0	2											
Bernie Carbo, L OBP: 0.396, SLG: 0.321		0-0 F7		4-0 BB		4-0 FC5-4 BB		0-3 K		2	0	0	0	2	1	1											
Tommy Helms, R OBP: 0.281, SLG: 0.285			0-0 FC3-6 1B		0-0 F4		0-0 FC5-4		0-0 5-3	4	0	1	0	0	0	4											
Dave Concepcion, R OBP: 0.301, SLG: 0.333			0-0 F3		0-0 4-3		0-3 K		0-0 F8	4	0	0	0	0	1	2											
Ross Grimsley, L Tony Cloninger, R Jimmy Stewart, S Mitt Wilcox, R Ty Cline, L			0-0 FC3-6		4-0 1B BB		0-3 K		0-0 L6-3	0	0	0	0	0	0	0											
Inning Stats	R: 0 E: 0 K: 0 S: 2	H: 0 LOB: 0 BB: 1 P: 6	R: 0 E: 0 K: 0 S: 3	H: 0 LOB: 0 BB: 0 P: 3	R: 0 E: 0 K: 0 S: 4	H: 1 LOB: 1 BB: 0 P: 4	R: 1 E: 0 K: 0 S: 4	H: 1 LOB: 2 BB: 2 P: 12	R: 0 E: 0 K: 2 S: 8	H: 1 LOB: 2 BB: 1 P: 12	R: 1 E: 1 K: 1 S: 6	H: 1 LOB: 1 BB: 1 P: 10	R: 0 E: 0 K: 1 S: 5	H: 0 LOB: 0 BB: 0 P: 5	R: 1 E: 0 K: 0 S: 7	H: 2 LOB: 1 BB: 0 P: 7	R: 0 E: 0 K: 0 S: 3	H: 0 LOB: 0 BB: 0 P: 3	1B: 4 2B: 1 3B: 0 HR: 1	SF: 0 DP: 1 HBP: 0	WP: 0 PB: 0 SB: 0 CS: 0	PA: 37					
PITCHER	IP	WLS	BF	H	R	ER	SO	BB	IBB	HBP	BLK	WP	HR	S	P	ERA	WHIP	PITCHER									
Steve Renko, R ERA: 3.2	7.1	W	32	6	3	2	4	5	0	0	0	0	0	7	7	2.46	1.500										
Mike Marshall, R ERA: 3.0	1.2	S	5	0	0	0	1	0	0	0	0	0	0	7	7	0.00	0.000										

Montreal Expos @ Cincinnati Reds
Riverfront Stadium, Cincinnati, OH
Sun May 16 1971, 3:33 AM EDT
Att: 16,671 - Unknown

AB	32
R	3
H	6
RBI	2
BB	5
SO	5
LOB	16



Batter	1	2	3	4	5	6	7	8	9	AB	R	H	RBI	BB	SO	LOB	TOP			
Ron Hunt, R OBP: 0.423, SLG: 0.373 (1, 4)										4	1	1	0	0	1	1	Montreal Expos @ Pittsburgh Pirates Three Rivers Stadium, Pittsburgh, PA Tue May 18 1971, 7:05 PM EDT Att: 10,226 - Unknown			
Jim Gosger, L OBP: 0.273, SLG: 0.364 (1, 3) (8, 7)										4	0	2	1	0	0	0				
Rusty Staub, L OBP: 0.420, SLG: 0.471 (1, 9)										3	1	0	0	1	0	1				
Mack Jones, L OBP: 0.289, SLG: 0.424 John Boccabella, R OBP: 0.333, SLG: 0.560 (1, 7) (8, 3)										3	0	0	0	1	0	3				
Bob Bailey, R OBP: 0.357, SLG: 0.321 (1, 5)										2	0	2	1	2	0	0				
Boots Day, L OBP: 0.276, SLG: 0.275 (1, 8)										4	0	0	0	0	0	4				
John Bateman, R OBP: 0.306, SLG: 0.386 (1, 2)										3	0	1	0	0	0	1				
Ron Brand, R OBP: 0.300, SLG: 0.222 (1, 6)										2	0	0	0	1	1	1				
Bill Stoneman, R OBP: 0.105, SLG: 0.105 Ron Fairly, L OBP: 0.427, SLG: 0.400 Mike Marshall, R (9, 1)										3	0	0	0	0	3	2				
Inning Stats	R: 1 E: 0 K: 0 S: 5	H: 2 LOB: 2 BB: 1 P: 9	R: 0 E: 0 K: 1 S: 4	H: 0 LOB: 0 BB: 1 P: 8	R: 0 E: 0 K: 0 S: 3	H: 0 LOB: 1 BB: 1 P: 7	R: 0 E: 0 K: 3 S: 9	H: 0 LOB: 0 BB: 0 P: 9	R: 1 E: 0 K: 0 S: 4	H: 2 LOB: 1 BB: 1 P: 8	R: 0 E: 0 K: 1 S: 6	H: 1 LOB: 1 BB: 0 P: 6	R: 0 E: 0 K: 0 S: 3	H: 1 LOB: 1 BB: 1 P: 7	R: 0 E: 1 K: 1 S: 6	H: 0 LOB: 1 BB: 0 P: 6	1B: 5 2B: 1 3B: 0 HR: 0	SF: 0 SAC: 2 DP: 1 HBP: 0	WP: 1 PB: 0 CS: 1	PA: 36
PITCHER Bob Johnson, R ERA: 2.44 (1, 1)	IP: 9.0 WLS: W BF: 36 H: 6 R: 2 ER: 2 SO: 6 BB: 5 IBB: 0 HBP: 0 BLK: 0 WP: 1 HR: 0 S: 43 P: 63 ERA: 2.00 WHIP: 1.222															PITCHER				

AB	29
R	2
H	6
RBI	2
BB	5
SO	6
LOB	14



Batter	1	2	3	4	5	6	7	8	9	AB	R	H	RBI	BB	SO	LOB	BOTTOM			
Dave Cash, R OBP: 0.380, SLG: 0.367 (1, 4)										3	0	1	1	2	0	1	Montreal Expos @ Pittsburgh Pirates Three Rivers Stadium, Pittsburgh, PA Tue May 18 1971, 7:05 PM EDT Att: 10,226 - Unknown			
Vic Davallio, L OBP: 0.327, SLG: 0.400 (1, 7)										4	1	1	1	0	0	3				
Roberto Clemente, R OBP: 0.326, SLG: 0.436 (1, 9)										4	0	2	1	0	0	3				
Richie Hebner, L OBP: 0.350, SLG: 0.459 (1, 5)										3	0	1	0	1	0	1				
Al Oliver, L OBP: 0.292, SLG: 0.307 (1, 8)										3	0	1	0	1	0	2				
Bob Robertson, R OBP: 0.320, SLG: 0.434 (1, 3)										4	0	0	0	0	3	4				
Milt May, L OBP: 0.211, SLG: 0.167 (1, 2)										4	0	0	0	0	2	2				
Gene Alley, R OBP: 0.333, SLG: 0.361 (1, 6)										2	2	0	0	2	1	0				
Bob Johnson, L OBP: 0.125, SLG: 0.067 Bill Mazerowski, R OBP: 0.354, SLG: 0.286 (1, 1) (9, PH)										2	0	0	0	1	1	1				
Inning Stats	R: 0 E: 0 K: 0 S: 3	H: 0 LOB: 0 BB: 1 P: 7	R: 0 E: 0 K: 1 S: 5	H: 0 LOB: 2 BB: 2 P: 13	R: 0 E: 0 K: 2 S: 8	H: 1 LOB: 1 BB: 0 P: 8	R: 2 E: 0 K: 1 S: 7	H: 3 LOB: 1 BB: 1 P: 11	R: 0 E: 0 K: 1 S: 4	H: 0 LOB: 0 BB: 1 P: 8	R: 0 E: 0 K: 0 S: 3	H: 0 LOB: 0 BB: 0 P: 3	R: 0 E: 0 K: 1 S: 6	H: 1 LOB: 2 BB: 1 P: 10	R: 1 E: 0 K: 0 S: 3	H: 1 LOB: 1 BB: 1 P: 7	1B: 5 2B: 1 3B: 0 HR: 0	SF: 0 SAC: 0 DP: 1 HBP: 0	WP: 0 PB: 0 CS: 0	PA: 37
PITCHER Bill Stoneman, R ERA: 2.8 Mike Marshall, R ERA: 4.73 (1, 1) (9, 1)	IP: 8.0 WLS: L BF: 4 H: 1 R: 1 ER: 1 SO: 0 BB: 1 IBB: 0 HBP: 0 BLK: 0 WP: 0 HR: 0 S: 3 P: 7 ERA: 13.50 WHIP: 3.000															PITCHER				

AB	30
R	3
H	6
RBI	3
BB	7
SO	7
LOB	18



Batter	1	2	3	4	5	6	7	8	9	AB	R	H	RBI	BB	SO	LOB	TOP										
Ron Hunt, R OBP: 0.414, SLG: 0.358 (1, 4)	6-3		L6		F9		L4-6		WP BB BB	4	0	0	0	1	0	3											
Jim Gosger, L OBP: 0.286, SLG: 0.357 Coco Laboy, R OBP: 0.370, SLG: 0.354 (7, PH) (7, 5)	6-3		G3			HR			WP BB	3	1	1	0	0	0	0											
Rusty Staub, L OBP: 0.427, SLG: 0.500 (1, 9)	FC6-4 BB				E	HR			F7	4	1	2	2	1	0	3											
Bob Bailey, R OBP: 0.350, SLG: 0.313 (1, 5) (7, 7)	FC6-4			6-3		6-3		E5	K	5	0	1	0	0	1	4											
Ron Fairly, L OBP: 0.442, SLG: 0.394 (1, 3)		1B BB						G3		1	0	0	0	3	0	1											
Boots Day, L OBP: 0.278, SLG: 0.278 Ron Brand, R OBP: 0.273, SLG: 0.200 (1, 8) (7, 6)	F6			G4-6-3 BB				L9		3	0	1	0	0	0	3											
John Bateman, R OBP: 0.313, SLG: 0.390 (1, 2)						G5-4-3		F8		4	0	2	0	0	0	3											
Bobby Wine, R OBP: 0.235, SLG: 0.215 Ron Svoboda, R OBP: 0.347, SLG: 0.442 (1, 6) (7, PH) (7, 8)	F9					K		F9		2	0	0	0	0	1	2											
Ernie McAnally, R John O'Donoghue, R Mack Jones, L Howie Reed, R Jim Fairley, L Claude Raymond, R Clyde Mashore, R (1, 1) (3, 1) (5, PH) (5, 1) (7, PH) (7, 1) (9, PH)	1-3					4-3		L4-6		1	0	0	0	0	0	0											
Inning Stats	R: 0 E: 0 K: 0 S: 3	H: 0 LOB: 1 BB: 1 P: 7	R: 0 E: 0 K: 0 S: 3	H: 1 LOB: 1 BB: 1 P: 7	R: 0 E: 0 K: 0 S: 3	H: 0 LOB: 0 BB: 0 P: 3	R: 0 E: 1 K: 0 S: 3	H: 1 LOB: 1 BB: 1 P: 7	R: 0 E: 0 K: 1 S: 6	H: 1 LOB: 1 BB: 0 P: 6	R: 2 E: 0 K: 0 S: 5	H: 3 LOB: 1 BB: 1 P: 9	R: 1 E: 0 K: 0 S: 5	H: 3 LOB: 1 BB: 0 P: 5	R: 0 E: 1 K: 0 S: 4	H: 1 LOB: 1 BB: 0 P: 4	R: 1 E: 0 K: 1 S: 6	H: 1 LOB: 2 BB: 2 P: 14	1B: 8 2B: 2 3B: 0 HR: 2	SF: 0 SAC: 0 DP: 3 HBP: 0	WP: 1 PB: 0 SB: 1 CS: 0	PA: 40					
PITCHER	IP	WLS	BF	H	R	ER	SO	BB	IBB	HBP	BLK	WP	HR	S	P	ERA	WHIP										
Jim Nash, R ERA: 4.79 Steve Barber, L ERA: 7.96 (1, 1) (7, 1)	6.0	W	27	8	3	3	1	4	0	0	0	0	1	25	41	4.50	2.000										

Montreal Expos @ Atlanta Braves
Atlanta Stadium, Atlanta, GA
Wed May 19 1971, 7:05 PM EDT
Att: 4,686 - Unknown

AB 34
R 4
H 11
RBI 4
BB 6
SO 2
LOB 21



Batter	1	2	3	4	5	6	7	8	9	AB	R	H	RBI	BB	SO	LOB	BOTTOM										
Sonny Jackson, L OBP: 0.340, SLG: 0.378 (1, 8)	1B BB			3-1						3	2	0	1	0	1												
Ralph Garr, L OBP: 0.416, SLG: 0.566 (1, 7)	F6									4	1	2	1	0	0	1											
Felix Millan, R OBP: 0.403, SLG: 0.438 (1, 4)	G6-4-3									4	1	2	2	0	0	1											
Orlando Cepeda, R OBP: 0.333, SLG: 0.603 (1, 3)	G6-4-3									4	0	1	0	0	0	3											
Clete Boyer, R OBP: 0.276, SLG: 0.450 (1, 5)		K								4	3	3	3	0	1	0											
Mike Lum, L OBP: 0.320, SLG: 0.410 (1, 9)	4-3									4	2	2	3	0	0	0											
Bob Didier, S OBP: 0.273, SLG: 0.254 (1, 2)	G3									4	0	1	0	0	0	0											
Marty Perez, R OBP: 0.281, SLG: 0.325 (1, 6)										4	0	2	0	0	1	1											
Jim Nash, R OBP: 0.267, SLG: 0.333 Steve Barber, L (1, 1) (7, 1)										3	1	1	0	0	0	2											
Inning Stats	R: 0 E: 0 K: 0 S: 3	H: 1 LOB: 1 BB: 1 P: 7	R: 0 E: 0 K: 1 S: 5	H: 0 LOB: 0 BB: 0 P: 5	R: 5 E: 1 K: 1 S: 10	H: 5 LOB: 0 BB: 0 P: 10	R: 0 E: 0 K: 0 S: 4	H: 1 LOB: 1 BB: 0 P: 4	R: 0 E: 0 K: 0 S: 3	H: 0 LOB: 0 BB: 0 P: 3	R: 2 E: 0 K: 0 S: 5	H: 3 LOB: 0 BB: 0 P: 5	R: 1 E: 1 K: 0 S: 4	H: 3 LOB: 0 BB: 0 P: 4	R: 2 E: 1 K: 0 S: 5	H: 3 LOB: 0 BB: 0 P: 5	1B: 10 2B: 3 3B: 0 HR: 4	SF: 0 SAC: 0 DP: 3 HBP: 0	WP: 0 PB: 0 SB: 0 CS: 1	PA: 37							
PITCHER	IP	WLS	BF	H	R	ER	SO	BB	IBB	HBP	BLK	WP	HR	S	P	ERA	WHIP										
Ernie McAnally, R ERA: 6.52 John O'Donoghue, L ERA: 5.4 Howie Reed, R ERA: 2.57 Claude Raymond, R ERA: 5.4 (1, 1) (3, 1) (5, 1) (7, 1)	2.2	L	14	6	5	5	2	1	0	0	0	0	0	5	5	0.00	0.750										

Montreal Expos @ Atlanta Braves
Atlanta Stadium, Atlanta, GA
Wed May 19 1971, 7:05 PM EDT
Att: 4,686 - Unknown

AB 35
R 10
H 16
RBI 9
BB 1
SO 2
LOB 10




Batter	1	2	3	4	5	6	7	8	9	10	11	12	13	AB R H RBI BB SO LOB	TOP								
Dave Cash, R OBP: 0.355, SLG: 0.377 (1, 4)	F9			4-3		BB		K		F9			5-3	5 0 0 0 1 1 2	Pittsburgh Pirates @ Montreal Expos Jerry Park, Montreal, QB Fri May 21 1971, 7:05 PM EDT Att. 17,379 - Unknown								
Vic Davalillo, L OBP: 0.335, SLG: 0.419 (1, 8)	G4-6-3 1B			F8		L7		1-3		F8			1B HR 1B	6 1 2 0 0 0 2									
Roberto Clemente, R OBP: 0.344, SLG: 0.460 (1, 9)	G4-6-3					BB		K					1B HR 1B	5 1 3 0 1 1 1									
Willie Stargell, L OBP: 0.375, SLG: 0.730 (1, 7)		F8		4-3				G3 HR 1B		K			1B HR	5 2 2 3 1 1 1									
Richie Hebner, L OBP: 0.355, SLG: 0.455 (1, 5)		P6						G3					1B HR	5 1 1 0 1 0 3									
Bob Robertson, R OBP: 0.331, SLG: 0.476 (1, 3)		F7								BB			1B 2B	5 1 1 2 1 0 3									
Manny Sanguillen, R OBP: 0.325, SLG: 0.400 (1, 2)													1B IBB	5 1 1 2 1 0 3									
Gene Alley, R OBP: 0.299, SLG: 0.318 (1, 6)													1B	6 0 2 1 0 0 0									
Dock Ellis, S OBP: 0.250, SLG: 0.182 Dave Giusti, R OBP: 0.600, SLG: 0.750 (8, 1) Mudcat Grant, R OBP: 0.600, SLG: 0.750 (9, 1)	F9							1-3					G6-4-3 1B	3 0 0 0 0 0 1 0 0 0 0 0 0 0 2 0 1 0 0 0 0									
Inning Stats	R: 0 E: 0 K: 0 S: 3	H: 1 LOB: 0 BB: 0 P: 3	R: 0 E: 0 K: 0 S: 3	H: 0 LOB: 0 BB: 0 P: 3	R: 0 E: 0 K: 0 S: 3	H: 0 LOB: 0 BB: 1 P: 7	R: 0 E: 0 K: 0 S: 3	H: 0 LOB: 1 BB: 1 P: 7	R: 2 E: 0 K: 1 S: 7	H: 2 LOB: 0 BB: 0 P: 7	R: 0 E: 0 K: 1 S: 5	H: 1 LOB: 1 BB: 1 P: 9	R: 0 E: 0 K: 0 S: 4	H: 2 LOB: 1 BB: 1 P: 4		R: 0 E: 0 K: 0 S: 3	H: 0 LOB: 0 BB: 0 P: 3	R: 4 E: 0 K: 0 S: 7	H: 5 LOB: 1 BB: 1 P: 11	1B: 8 2B: 3 3B: 0 HR: 2	SF: 0 SAC: 0 DP: 2 HBP: 0	W/P: 0 PB: 0 SB: 0 CS: 1	PA: 53
PITCHER	IP WLS BF H R ER SO BB IBB HBP BLK WP HR S P ERA WHIP																						
Carl Morton, R ERA: 3.38 Claude Raymond, R ERA: 3.86 Howie Reed, R ERA: 3.77 John O'Donoghue, L ERA: 10.8 Ernie McAnally, R ERA: 6.37	8.0 4.0 0.1 0.0 0.2	WLS 16 L 3 2	BF 29 4 2 2 1 1	H 4 0 2 2 1 1	R 2 0 2 1 1 0	ER 2 0 2 1 1 0	SO 2 0 1 0 0 0	BB 2 1 0 1 0 0	IBB 0 0 0 0 0 0	HBP 0 0 0 0 0 0	BLK 0 0 0 0 0 0	WP 0 0 0 0 0	HR 1 0 0 1 0 2	S 31 16 3 6 2		P 39 24 3 6 2	ERA 2.25 0.00 54.00 ∞ 13.50	WHIP 0.750 1.250 6.000 ∞ 1.500					

AB	48
R	6
H	13
RBI	6
BB	5
SO	3
LOB	16



Batter	1	2	3	4	5	6	7	8	9	10	11	12	13	AB R H RBI BB SO LOB	BOTTOM								
Ron Hunt, R OBP: 0.350, SLG: 0.331 (1, 4)	5-3													6 0 0 0 0 2 1	Pittsburgh Pirates @ Montreal Expos Jerry Park, Montreal, QB Fri May 21 1971, 7:05 PM EDT Att. 17,379 - Unknown								
Jim Fairey, L OBP: 0.274, SLG: 0.275 (1, 7)	2B 1B			3-1									1-3	5 1 1 0 1 0 0									
Rusty Staub, L OBP: 0.425, SLG: 0.504 Clyde Mashore, R OBP: 0.381, SLG: 0.524 (9, PR) (10, 9)	1H 2B												L6	4 0 2 1 0 1 1 2 1 0 0 0 0 2									
Ron Fairly, L OBP: 0.435, SLG: 0.392 Bill Stoneman, R OBP: 0.105, SLG: 0.105 John Boccabella, R OBP: 0.335, SLG: 0.643 (1, 3) (8, PR) (10, 3)	K												6-3	3 0 1 0 1 2 1 0 0 0 0 0 0 0 2 0 0 0 0 0 0									
Bob Bailey, R OBP: 0.360, SLG: 0.300 (1, 5)	K													3 0 0 0 2 1 2									
Boots Day, L OBP: 0.271, SLG: 0.269 (1, 8)														5 0 1 1 0 1 2									
John Bateman, R OBP: 0.298, SLG: 0.368 (1, 2)														5 0 0 0 0 2 5									
Bobby Wine, R OBP: 0.231, SLG: 0.212 Jim Gosper, L OBP: 0.227, SLG: 0.238 Ron Brand, R OBP: 0.333, SLG: 0.286 (1, 6) (8, PH) (9, 6)														2 0 0 0 0 1 0 1 0 0 0 0 0 0 2 0 1 0 0 0 0									
Carl Morton, R ERA: 3.38 Mudcat Grant, R ERA: 6.37 Claude Raymond, R ERA: 3.86 Howie Reed, R ERA: 3.77 John O'Donoghue, L ERA: 10.8 Ernie McAnally, R ERA: 6.37 (1, 1) (8, PH) (8, 1) (12, PH) (13, 1) (13, 1) (13, 1)														2 0 0 0 0 0 0 1 0 0 0 0 0 0 1 0									
Inning Stats	R: 1 E: 0 K: 2 S: 9	H: 2 LOB: 1 BB: 0 P: 9	R: 0 E: 0 K: 0 S: 3	H: 0 LOB: 0 BB: 0 P: 3	R: 0 E: 0 K: 1 S: 5	H: 0 LOB: 0 BB: 0 P: 7	R: 0 E: 1 K: 0 S: 4	H: 0 LOB: 1 BB: 1 P: 4	R: 0 E: 0 K: 0 S: 3	H: 0 LOB: 0 BB: 0 P: 3	R: 1 E: 0 K: 0 S: 5	H: 3 LOB: 3 BB: 1 P: 9	R: 0 E: 0 K: 0 S: 4	H: 1 LOB: 2 BB: 1 P: 8		R: 0 E: 0 K: 0 S: 3	H: 0 LOB: 0 BB: 0 P: 5	R: 0 E: 0 K: 0 S: 3	H: 0 LOB: 0 BB: 0 P: 3	1B: 5 2B: 1 3B: 0 HR: 0	SF: 0 SAC: 1 DP: 1 HBP: 0	W/P: 0 PB: 0 SB: 1 CS: 0	PA: 49
PITCHER	IP WLS BF H R ER SO BB IBB HBP BLK WP HR S P ERA WHIP																						
Dock Ellis, R ERA: 1.97 Dave Giusti, R ERA: 1.96 Mudcat Grant, R ERA: 0.72	7.0 1.1 4.2	WLS 8 W	BF 25 3 16	H 2 3 1	R 1 1 0	ER 1 1 0	SO 9 1 0	BB 1 0 1	IBB 0 0 0	HBP 0 0 0	BLK 0 0 0	WP 0 0 0	HR 0 7 16	S 42 11 24		P 46 11 24	ERA 1.29 6.75 0.00	WHIP 0.429 3.000 0.429					

AB	44
R	2
H	6
RBI	2
BB	4
SO	10
LOB	14



Batter	1	2	3	4	5	6	7	8	9	AB	R	H	RBI	BB	SO	LOB	TOP			
Dave Cash, R (1,4) OBP: 0.389, SLG: 0.367	1-3		E BB		6-3		F8		G1-4-3-6	4	0	0	0	1	0	2				
Vic Davallio, L (1,8) OBP: 0.311, SLG: 0.394	6-3		F8		K			6-3	4-3	5	0	0	0	0	1	3				
Roberto Clemente, R (1,9) OBP: 0.342, SLG: 0.490	1-3		F8					L7		4	0	1	0	0	0	1				
Willie Stargell, L (1,7) OBP: 0.363, SLG: 0.689		BB HBP		K		4-3		E3		3	0	0	0	0	1	1				
Richie Hebner, L (1,5) OBP: 0.349, SLG: 0.462	F8		F8		G3			F5		3	0	0	0	1	0	3				
Bob Robertson, R (1,3) OBP: 0.340, SLG: 0.470		FC6-4 BB		E4 1B					BB BB 1B	2	1	1	0	2	0	1				
Milt May, L (1,2) OBP: 0.207, SLG: 0.148	L7				F8				BB BB 1B	3	1	1	0	1	0	4				
Jackie Hernandez, R (1,6) OBP: 0.286, SLG: 0.323	FC6-4				G6-4-3				BB BB 1B	2	0	0	0	0	0	5				
Gene Clines, R (7,PH) OBP: 0.333, SLG: 0.318									BB BB 1B	1	0	0	0	0	0	0				
Gene Alley, R (7,6) OBP: 0.296, SLG: 0.314									BB BB 1B	0	0	0	0	0	0	0				
Charlie Sands, L (9,PH) OBP: 1.000, SLG: 2.000									BB BB 1B	0	0	0	0	0	1	0				
Dock Ellis, S (9,PR) OBP: 0.250, SLG: 0.182									BB BB 1B	0	0	0	0	0	0	0				
Bob Johnson, L (1,1) OBP: 0.105, SLG: 0.056									BB BB 1B	3	0	0	0	0	0	3				
Bob Veale, S (8,1) OBP: 0.322, SLG: 0.393									BB BB 1B	0	0	0	0	0	0	0				
Manny Sanguillen, R (9,PH) OBP: 0.322, SLG: 0.393									BB BB 1B	1	0	1	1	0	0	0				
Inning Stats	R: 0 E: 0 K: 0 S: 3	H: 0 LOB: 0 BB: 0 P: 3	R: 0 E: 0 K: 0 S: 3	H: 0 LOB: 2 BB: 1 P: 8	R: 0 E: 1 K: 1 S: 5	H: 0 LOB: 1 BB: 1 P: 9	R: 0 E: 1 K: 1 S: 6	H: 1 LOB: 2 BB: 1 P: 10	R: 0 E: 0 K: 0 S: 4	H: 0 LOB: 0 BB: 0 P: 7	R: 0 E: 0 K: 1 S: 5	H: 0 LOB: 0 BB: 0 P: 5	R: 0 E: 1 K: 0 S: 4	H: 0 LOB: 1 BB: 0 P: 4	R: 2 E: 0 K: 0 S: 4	H: 2 LOB: 2 BB: 2 P: 12	1B: 3 2B: 1 3B: 0 HR: 0	SF: 0 SAC: 0 DP: 2 HBP: 1	WP: 0 PB: 0 SB: 0 CS: 0	PA: 38
PITCHER	IP WLS BF H R ER SO BB IBB HBP BLK WP HR S P ERA WHIP	8.0 W 35 3 2 2 5 6 0 1 0 0 0 0 38 63 2.25 1.125	1.0 S 3 1 0 0 0 0 0 0 0 0 0 0 3 3 0.00 1.000																	

Pittsburgh Pirates @ Montreal Expos
 Jarry Park, Montreal, QB
 Sun May 23 1971, 3:33 AM EDT
 Att: 27,216 - Unknown

AB	31
R	2
H	4
RBI	1
BB	6
SO	5
LOB	20



Batter	1	2	3	4	5	6	7	8	9	AB	R	H	RBI	BB	SO	LOB	BOTTOM		
Gary Sutherland, R (1,4) OBP: 0.133, SLG: 0.133	1-3		1B		1-3			FC3-6 1B		4	0	2	0	0	0	0			
Jim Gosger, L (1,8) OBP: 0.192, SLG: 0.208	P5		SF8				F9	FC3-6 1B HR		3	1	0	1	0	0	1			
Rusty Staub, L (1,9) OBP: 0.444, SLG: 0.537	PB BB		3H 0-0		1-2		F9	HR 1B		3	1	2	0	1	0	0			
Bob Bailey, R (1,5) OBP: 0.352, SLG: 0.347	K		5-3				6-3	HR		4	1	1	3	0	1	3			
Ron Fairly, L (1,3) OBP: 0.436, SLG: 0.405			K		G3			G4-6-3 2B	G4-3 1B	4	0	2	0	0	1	0			
Jim Fairley, L (1,7) OBP: 0.283, SLG: 0.262									G4-3 1B	2	0	0	0	1	0	0			
Clyde Mashore, R (8,PH) OBP: 0.320, SLG: 0.440	5-3				4-3			G4-6-3 IBB	G4-3 1-2	1	0	0	0	0	0	1			
John Boccabella, R (1,2) OBP: 0.270, SLG: 0.514					F8			G4-6-3		3	0	0	0	0	0	2			
Bobby Wine, R (1,6) OBP: 0.252, SLG: 0.221			1B SH3-4 SF8 BB				6-3			1	1	0	0	2	0	0			
Ernie McAnally, R (1,1) ERA: 2.77			SH3-4							2	0	0	0	0	1	2			
Mike Marshall, R (9,1) ERA: 3.95					K			L4		0	0	0	0	0	0	0			
Inning Stats	R: 0 E: 0 K: 1 S: 5	H: 0 LOB: 0 BB: 1 P: 9	R: 0 E: 0 K: 1 S: 5	H: 0 LOB: 0 BB: 0 P: 5	R: 1 E: 0 K: 0 S: 5	H: 2 LOB: 1 BB: 1 P: 9	R: 0 E: 0 K: 0 S: 3	H: 0 LOB: 0 BB: 0 P: 3	R: 0 E: 0 K: 0 S: 3	H: 0 LOB: 0 BB: 0 P: 3	R: 0 E: 0 K: 0 S: 3	H: 1 LOB: 2 BB: 2 P: 11	R: 3 E: 0 K: 0 S: 6	H: 4 LOB: 0 BB: 0 P: 6	1B: 5 2B: 1 3B: 0 HR: 1	SF: 1 SAC: 1 DP: 2 HBP: 0	WP: 0 PB: 1 SB: 0 CS: 0	PA: 33	
PITCHER	IP WLS BF H R ER SO BB IBB HBP BLK WP HR S P ERA WHIP	7.1 L 31 6 4 4 3 2 0 0 0 0 0 0 2 2 0.00 1.500																	


Pittsburgh Pirates @ Montreal Expos
 Jarry Park, Montreal, QB
 Sun May 23 1971, 3:33 AM EDT
 Att: 27,216 - Unknown

AB	27
R	4
H	7
RBI	4
BB	4
SO	3
LOB	9



Batter	1	2	3	4	5	6	7	8	9	AB	R	H	RBI	BB	SO	LOB	TOP								
Sonny Jackson, L (1, 8) OBP: 0.335, SLG: 0.365	F9		K		6-3 HR		K		FC6 1B	5	1	2	0	0	2	0	Atlanta Braves @ Montreal Expos Jarry Park, Montreal, QB Mon May 24 1971, 3:33 AM EDT Att: 23,018 - Unknown								
Ralph Garr, L (1, 7) OBP: 0.401, SLG: 0.533	K		4-3		F8		1B S		FC6 2B E	5	1	1	0	0	1	2									
Hank Aaron, R (1, 9) OBP: 0.388, SLG: 0.642	2B BB			F3	6-3		BB		E 2B	4	1	2	0	1	0	1									
Orlando Cepeda, R (1, 3) OBP: 0.358, SLG: 0.599	2B			2B BB	HR		FC6-4 BB		E IBB	2	3	2	2	3	0	0									
Felix Millan, R (1, 4) OBP: 0.373, SLG: 0.418	F7			BB FC6-4	K		FC6-4		E6 1B 2B	5	2	2	3	0	1	5									
Darrell Evans, L (1, 5) OBP: 0.690, SLG: 0.333				CS 1B	BB E IBB		E3 G3-6-3		G3 FC4-6 BB 1B	3	1	1	0	1	0	0									
Gil Garrido, R (8, 5) OBP: 0.246, SLG: 0.173									FC4-6 BB 1B	1	0	1	1	0	0	0									
Hal King, L (1, 2) OBP: 0.309, SLG: 0.225	K			FC6-4 BB	G3-6-3		FC5-4 BB		FC4-6 BB	2	0	0	1	3	1	2									
Marty Perez, R (1, 6) OBP: 0.250, SLG: 0.294	6-3			FC6-4	F8		FC5-4		FC4-6	5	0	0	1	0	0	4									
Jim Nash, R (1, 1) OBP: 0.211, SLG: 0.263				F7	K		F6		F7	4	0	0	0	0	1	2									
Bob Priddy, R (8, 1)									1-3	1	0	0	0	0	0	2									
Inning Stats	R: 0 E: 0 K: 1 S: 6	H: 1 LOB: 2 BB: 1 P: 10	R: 0 E: 0 K: 1 S: 5	H: 1 LOB: 0 BB: 0 P: 5	R: 0 E: 0 K: 1 S: 5	H: 0 LOB: 0 BB: 0 P: 5	R: 3 E: 1 K: 1 S: 6	H: 1 LOB: 1 BB: 3 P: 18	R: 2 E: 0 K: 1 S: 7	H: 2 LOB: 0 BB: 0 P: 7	R: 0 E: 1 K: 0 S: 3	H: 0 LOB: 0 BB: 0 P: 3	R: 0 E: 0 K: 0 S: 3	H: 2 LOB: 3 BB: 1 P: 11	R: 0 E: 0 K: 0 S: 3	H: 0 LOB: 1 BB: 2 P: 7	R: 4 E: 1 K: 0 S: 7	H: 4 LOB: 2 BB: 2 P: 15	1B: 6 2B: 5 3B: 0 HR: 1	SF: 0 SAC: 0 DP: 2 HBP: 0	WP: 0 PB: 0 SB: 1 CS: 1	PA: 45			
PITCHER	IP	WLS	BF	H	R	ER	SO	BB	IBB	HBP	BLK	WP	HR	S	P	ERA	WHIP								
Steve Renko, R (1, 1) ERA: 3.41	7.0	L	32	7	5	4	6	4	1	0	0	0	1	39	59	5.14	1.571								
John O'Donoghue, L (8, 1) ERA: 9.64	1.1		6	1	1	1	0	1	0	0	0	0	0	5	9	6.75	1.500								
Mike Marshall, R (9, 1) ERA: 4.29	0.2		7	3	3	3	0	1	1	0	0	0	0	5	13	40.50	6.000								

Batter	1	2	3	4	5	6	7	8	9	AB	R	H	RBI	BB	SO	LOB	BOTTOM								
Gary Sutherland, R (1, 4) OBP: 0.211, SLG: 0.368	5-3			F6	1-2 1B			HR		4	1	2	1	0	0	0	Atlanta Braves @ Montreal Expos Jarry Park, Montreal, QB Mon May 24 1971, 3:33 AM EDT Att: 23,018 - Unknown								
Jim Gosger, L (1, 8) OBP: 0.233, SLG: 0.321	K			1B 3B	F2		CS 1B			4	1	2	0	0	1	2									
Rusty Staub, L (1, 9) OBP: 0.432, SLG: 0.520	4-3			F5	F5		F6		F6	4	0	0	0	0	0	4									
Bob Bailey, R (1, 5) OBP: 0.357, SLG: 0.353				G4-6-3 1B	HR 1B		5-3		K	4	1	2	1	0	1	0									
Ron Fairly, L (1, 3) OBP: 0.429, SLG: 0.434				G4-6-3	HR		K		1-3	4	1	1	2	0	1	1									
Jim Fairley, L (1, 7) OBP: 0.280, SLG: 0.261				F7	FC6-4 1B		F7		6-3	4	0	1	0	0	0	0									
John Bateman, R (1, 2) OBP: 0.295, SLG: 0.385				F8	FC6-4		L8		5-3	4	0	0	0	0	0	1									
Bobby Wine, R (1, 6) OBP: 0.248, SLG: 0.217				F9			6-3			2	0	0	0	0	0	0									
Ron Sivotoda, R (7, PH) OBP: 0.333, SLG: 0.422							6-3			1	0	0	0	0	0	0									
John O'Donoghue, R (8, 1)										0	0	0	0	0	0	0									
Mike Marshall, R (9, 1)										0	0	0	0	0	0	0									
Steve Renko, R (1, 1) OBP: 0.192, SLG: 0.346				K			K			2	0	1	0	0	1	0									
Mack Jones, L (7, PH) OBP: 0.286, SLG: 0.389										1	0	0	0	0	1	0									
Ron Brandt, R (8, 6) OBP: 0.333, SLG: 0.286										0	0	0	0	0	0	0									
Inning Stats	R: 0 E: 0 K: 1 S: 5	H: 0 LOB: 0 BB: 0 P: 5	R: 0 E: 0 K: 0 S: 3	H: 1 LOB: 0 BB: 0 P: 3	R: 0 E: 0 K: 1 S: 5	H: 0 LOB: 0 BB: 0 P: 5	R: 3 E: 0 K: 0 S: 7	H: 4 LOB: 1 BB: 0 P: 7	R: 0 E: 0 K: 1 S: 5	H: 2 LOB: 2 BB: 0 P: 5	R: 0 E: 0 K: 1 S: 5	H: 0 LOB: 0 BB: 0 P: 5	R: 1 E: 0 K: 1 S: 6	H: 2 LOB: 0 BB: 0 P: 6	R: 0 E: 0 K: 0 S: 3	H: 0 LOB: 0 BB: 0 P: 3	1B: 6 2B: 0 3B: 1 HR: 2	SF: 0 SAC: 0 DP: 1 HBP: 0	WP: 0 PB: 0 SB: 0 CS: 1	PA: 34					
PITCHER	IP	WLS	BF	H	R	ER	SO	BB	IBB	HBP	BLK	WP	HR	S	P	ERA	WHIP								
Jim Nash, R (1, 1) ERA: 4.85	7.0		29	9	4	4	4	0	0	0	0	0	0	7	7	0.00	0.000								
Bob Priddy, R (8, 1) ERA: 3.35	2.0	S	5	0	0	0	1	0	0	0	0	0	0	7	7	0.00	0.000								



Batter	1	2	3	4	5	6	7	8	9	AB	R	H	RBI	BB	SO	LOB	TOP					
Sonny Jackson, L (1, 8) OBP: 0.337, SLG: 0.368	4-0 BB		X 0-0 2B	X 0-0 F9			X 0-0 6-3		X 0-0 F6	4	0	1	0	1	0	2	Atlanta Braves @ Montreal Expos Jarry Park, Montreal, QB Tue May 25 1971, 7:05 PM EDT Att: 8,426 - Unknown					
Ralph Garr, L (1, 7) OBP: 0.393, SLG: 0.522	0-0 9-3		X 0-0 1-3		X 0-0 4-3		X 0-3 K			4	0	0	0	0	1	2						
Hank Aaron, R (1, 9) OBP: 0.390, SLG: 0.633	4-0 2B		X 0-3 K		X 4-0 1B		X 0-0 4-3			2	1	0	0	2	1	1						
Orlando Cepeda, R (1, 3) OBP: 0.367, SLG: 0.606	0-0 1B		X 4-0 IBB		X 0-0 1-2		X 0-0 5-3			3	0	2	1	1	0	0						
Felix Millan, R (1, 4) OBP: 0.370, SLG: 0.414	0-0 1B		X 0-3 K		X 0-0 F9		X 0-0 6-3			4	0	1	0	0	1	4						
Darrell Evans, L (1, 5) OBP: 0.333, SLG: 0.143	0-0 G3			X 0-0 G3		X 0-0 4-3		X 0-0 F8		4	0	0	0	0	0	4						
Bob Didier, S (1, 2) OBP: 0.266, SLG: 0.240		X 0-3 K		X 0-0 1B		X 0-0 G3		X 4-0 BB		3	1	1	0	0	1	0						
Hal King, L (9, PH) OBP: 0.316, SLG: 0.225				X 0-0 1B		X 0-0 F3		X 0-0 F5		3	0	1	0	0	0	0						
Marty Perez, R (1, 6) OBP: 0.252, SLG: 0.295		X 0-0 F8		X 0-0 1B		X 0-0 F5		X 0-0 F5		1	0	0	0	0	0	1						
Mike Lum, L (9, PH) OBP: 0.362, SLG: 0.395				X 1-2 1B		X 0-0 F5		X 0-3 K		3	0	1	1	0	0	0						
Phil Niekro, R (1, 1) OBP: 0.148, SLG: 0.160		X 0-0 5-3		X 0-0 1B		X 0-0 F5				1	0	0	0	0	1	1						
Earl Williams, R (9, PH) OBP: 0.258, SLG: 0.425				X 1-3 2H						1	0	0	0	0	1	1						
Inning Stats	R: 1 E: 0 K: 0 S: 4	H: 2 LOB: 2 BB: 2 P: 12	R: 0 E: 0 K: 1 S: 5	H: 0 LOB: 0 BB: 0 P: 5	R: 0 E: 0 K: 2 S: 8	H: 1 LOB: 2 BB: 1 P: 12	R: 1 E: 0 K: 0 S: 5	H: 3 LOB: 1 BB: 0 P: 5	R: 0 E: 0 K: 0 S: 4	H: 0 LOB: 2 BB: 1 P: 8	R: 0 E: 0 K: 1 S: 5	H: 0 LOB: 0 BB: 0 P: 5	R: 0 E: 0 K: 0 S: 3	H: 0 LOB: 0 BB: 0 P: 3	R: 0 E: 0 K: 0 S: 3	H: 0 LOB: 0 BB: 0 P: 3	R: 0 E: 0 K: 1 S: 5	H: 0 LOB: 1 BB: 1 P: 9	1B: 5 2B: 3 3B: 0 HR: 0	SF: 0 SAC: 0 DP: 1 HBP: 0	WP: 0 PB: 0 SB: 0 CS: 0	PA: 37
PITCHER Carl Morton, R (1, 1) ERA: 3.22	IP: 9.0 WLS: W BF: 37 H: 7 R: 2 ER: 2 SO: 5 BB: 4 IBB: 1 HBP: 0 BLK: 0 WP: 0 HR: 0 S: 42 P: 62 ERA: 2.00 WHIP: 1.222															PITCHER	IP: 9.0 WLS: W BF: 37 H: 7 R: 2 ER: 2 SO: 5 BB: 4 IBB: 1 HBP: 0 BLK: 0 WP: 0 HR: 0 S: 42 P: 62 ERA: 2.00 WHIP: 1.222					

AB	32
R	2
H	7
RBI	2
BB	5
SO	5
LOB	15



Batter	1	2	3	4	5	6	7	8	9	AB	R	H	RBI	BB	SO	LOB	BOTTOM					
Gary Sutherland, R (1, 4) OBP: 0.208, SLG: 0.333	0-0 4-3			X 0-0 G1-4-3			X 0-0 5-3	X 0-3 K2-3		5	0	1	0	0	1	1	Atlanta Braves @ Montreal Expos Jarry Park, Montreal, QB Tue May 25 1971, 7:05 PM EDT Att: 8,426 - Unknown					
Rusty Staub, L (1, 9) OBP: 0.433, SLG: 0.523	0-0 F8		X 0-0 G3		X 0-0 1B		X 4-0 BB			3	2	1	0	1	0	2						
Bob Bailey, R (1, 7) OBP: 0.369, SLG: 0.362			X 0-0 1B		X 0-0 5-3		X 4-0 BB			3	0	2	0	1	0	1						
Clyde Mashore, R (9, 8) OBP: 0.320, SLG: 0.440	0-0 1B		X 0-0 1B		X 0-0 5-3		X 4-0 BB			0	0	0	0	0	0	0						
Ron Fairly, L (1, 3) OBP: 0.431, SLG: 0.437	0-0 1B		X 0-0 1-4-3		X 0-0 PB		X 0-0 E4			4	0	2	1	0	0	3						
Coco Laboy, R (1, 5) OBP: 0.358, SLG: 0.344	0-3 K		X 0-3 K		X 0-3 K		X 0-3 K			4	0	0	0	0	4	7						
Ron Swoboda, R (1, 8) OBP: 0.345, SLG: 0.417		X 0-0 5-3		X 0-0 1B		X 0-0 5-3		X 4-0 BB		3	0	1	1	1	0	1						
John Bateman, R (1, 2) OBP: 0.293, SLG: 0.376		X 4-0 1B		X 0-0 F2		X 0-3 K		X 0-3 K		3	1	0	0	1	2	5						
Bobby Wine, R (1, 6) OBP: 0.248, SLG: 0.218		X 0-0 1B		X 0-0 5-3		X 0-0 5-3		X 0-0 5-3		4	0	1	0	0	0	0						
Carl Morton, R (1, 1) OBP: 0.161, SLG: 0.133		X 0-0 F8		X 4-0 BB		X 0-3 K		X 0-3 K		3	0	0	0	1	2	2						
Inning Stats	R: 0 E: 0 K: 1 S: 7	H: 2 LOB: 2 BB: 0 P: 7	R: 1 E: 0 K: 0 S: 5	H: 2 LOB: 2 BB: 1 P: 9	R: 0 E: 0 K: 1 S: 7	H: 2 LOB: 0 BB: 0 P: 7	R: 0 E: 0 K: 0 S: 2	H: 0 LOB: 0 BB: 1 P: 6	R: 1 E: 0 K: 1 S: 7	H: 2 LOB: 1 BB: 0 P: 7	R: 0 E: 0 K: 2 S: 7	H: 0 LOB: 0 BB: 0 P: 7	R: 1 E: 1 K: 2 S: 8	H: 0 LOB: 3 BB: 3 P: 20	R: 0 E: 0 K: 2 S: 7	H: 0 LOB: 0 BB: 0 P: 7	R: 0 E: 0 K: 2 S: 7	H: 0 LOB: 0 BB: 0 P: 7	1B: 7 2B: 1 3B: 0 HR: 0	SF: 0 SAC: 0 DP: 1 HBP: 0	WP: 1 PB: 1 SB: 0 CS: 0	PA: 37
PITCHER Phil Niekro, R (1, 1) ERA: 2.87	IP: 8.0 WLS: L BF: 37 H: 8 R: 3 ER: 2 SO: 9 BB: 5 IBB: 0 HBP: 0 BLK: 0 WP: 1 HR: 0 S: 50 P: 70 ERA: 2.25 WHIP: 1.625															PITCHER	IP: 8.0 WLS: L BF: 37 H: 8 R: 3 ER: 2 SO: 9 BB: 5 IBB: 0 HBP: 0 BLK: 0 WP: 1 HR: 0 S: 50 P: 70 ERA: 2.25 WHIP: 1.625					



Batter	1	2	3	4	5	6	7	8	9	AB	R	H	RBI	BB	SO	LOB	TOP			
Ralph Garr, L OBP: 0.385, SLG: 0.511 (1, 7)	0-3 K		0-3 K			0-3 K		0-0 F8		4	0	0	0	0	3	1	Atlanta Braves @ Montreal Expos Jarry Park, Montreal, QB Wed May 26 1971, 7:05 PM EDT Att. 6,263 - Unknown - 46 F			
Felix Milan, R OBP: 0.373, SLG: 0.409 (1, 4)	4-0 FC6-4 BB		4-0 BB			0-0 6-3		0-3 K		2	0	0	0	2	1	1				
Hank Aaron, R OBP: 0.361, SLG: 0.620 Mike Lum, L OBP: 0.356, SLG: 0.386 (6, 9)	0-0 FC6-4 1-2		0-0 5-3			0-0 4-3		0-3 K		3	0	0	0	0	0	2				
Orlando Cepeda, R Earl Williams, R OBP: 0.256, SLG: 0.425 (1, 3) (7, 3)	0-0 1-6-3				0-0 L5			0-0 4-3		3	0	0	0	0	0	1				
Darrell Evans, L OBP: 0.231, SLG: 0.091 (1, 5)		0-3 K		0-3 K				0-0 4-3		4	0	0	0	0	2	1				
Sonny Jackson, L OBP: 0.340, SLG: 0.389 (1, 8)		0-0 E S 1B		0-0 5-3				0-0 HR		4	1	2	1	0	0	1				
Hal King, L OBP: 0.307, SLG: 0.217 (1, 2)		0-3 K				0-0 F7		0-0 L4		3	0	0	0	0	1	1				
Marty Perez, R OBP: 0.254, SLG: 0.290 (1, 6)		0-0 5-3				0-3 K		4-0 BB		2	0	0	0	1	1	1				
Pat Jarvis, R Steve Barber, L Mary Staehle, L Ron Herbel, R (1, 1) (3, 1) (8, PH) (8, 1)				0-0 F7		0-3 K		0-0 F4		1	0	0	0	0	0	0				
Inning Stats	R: 0 E: 1 K: 1 S: 5	H: 0 LOB: 1 BB: 1 P: 9	R: 0 E: 0 K: 2 S: 8	H: 1 LOB: 1 BB: 0 P: 8	R: 0 E: 0 K: 1 S: 5	H: 0 LOB: 0 BB: 1 P: 9	R: 0 E: 0 K: 1 S: 5	H: 0 LOB: 0 BB: 0 P: 5	R: 0 E: 0 K: 2 S: 7	H: 0 LOB: 0 BB: 0 P: 7	R: 1 E: 0 K: 0 S: 4	H: 1 LOB: 0 BB: 0 P: 4	R: 0 E: 0 K: 1 S: 5	H: 0 LOB: 1 BB: 0 P: 9	R: 0 E: 0 K: 1 S: 5	H: 0 LOB: 1 BB: 0 P: 6		1B: 1 2B: 0 3B: 0 HR: 1	SF: 0 SAC: 0 DP: 0 HBP: 1	WP: 0 PB: 0 SB: 1 CS: 0
PITCHER Bill Stoneman, R ERA: 2.39 (1, 1)	IP: 9.0 WLS: W BF: 33	H: 2 R: 1 ER: 1 SO: 10	BB: 3 IBB: 0 HBP: 1 BLK: 0	WP: 0 HR: 1 S: 49 P: 62	ERA: 1.00 WHIP: 0.556	PITCHER										IP: 9.0 WLS: W BF: 33	H: 2 R: 1 ER: 1 SO: 10	BB: 3 IBB: 0 HBP: 1 BLK: 0	WP: 0 HR: 1 S: 49 P: 62	ERA: 1.00 WHIP: 0.556

Batter	1	2	3	4	5	6	7	8	9	AB	R	H	RBI	BB	SO	LOB	BOTTOM			
Ron Hunt, R OBP: 0.403, SLG: 0.352 (1, 4)	0-0 F6		1-0 2B 1-2 2B HBP	0-0 HBP 1B		4-0 FC1-6 BB		1-0 BB 1B HBP		2	3	1	0	1	0	0	Atlanta Braves @ Montreal Expos Jarry Park, Montreal, QB Wed May 26 1971, 7:05 PM EDT Att. 6,263 - Unknown - 46 F			
Rusty Staub, L OBP: 0.439, SLG: 0.527 (1, 9)	0-0 F8		0-0 2B 1-3 2-H	1-0 FC6-4 HBP		0-0 FC1-6 G6-4-3		4-0 1B WP BB		3	2	1	1	1	0	1				
Bob Bailey, R Coco Laboy, R OBP: 0.370, SLG: 0.373 OBP: 0.358, SLG: 0.344 (1, 5) (9, 5)	0-3 K		0-0 2B 2-H 2-H	0-0 FC6-4 F9		0-0 G6-4-3		0-0 WP 4-3 1B		5	2	2	4	0	1	2				
Ron Fairly, L OBP: 0.430, SLG: 0.429 (1, 3)		0-0 SH1-3 1B	4-0 2B 1B IBB	0-0 F9		0-0 F9		0-0 4-3		4	1	1	1	1	0	1				
Jim Gosger, L OBP: 0.250, SLG: 0.367 (4, 7)		0-0 SH1-3	0-0 1B IBB	0-0 1-3		4-0 WP BB		0-0 1B		2	1	1	1	0	0	1				
Ron Swoboda, R OBP: 0.368, SLG: 0.429 (7, PH) (8, 7)		1-2	1-3 2-H	1B 2B		0-0 WP BB		0-3 1B		1	0	1	0	1	0	0				
Jim Fairley, L Clyde Mashore, R OBP: 0.275, SLG: 0.255 OBP: 0.345, SLG: 0.429 (1, 7) (3, PH) (4, 8)		0-0 F5	4-0 WP 1B IBB		0-0 1B		0-0 1-3		0-3 K		1	0	0	0	0	1				
John Bateman, R OBP: 0.292, SLG: 0.372 (1, 2)		0-3 K	0-0 WP 1B		0-0 F7		0-0 5-3			4	0	1	2	0	1	3				
Bobby Wine, R OBP: 0.248, SLG: 0.219 (1, 6)			0-0 F6 F9		0-0 1B			0-0 F9		4	0	1	0	0	0	2				
Bill Stoneman, R OBP: 0.222, SLG: 0.160 (1, 1)			0-0 HBP 1B K		0-3 K			0-0 BB HBP 1B		4	2	2	0	0	2	3				
Inning Stats	R: 0 E: 0 K: 1 S: 5	H: 0 LOB: 0 BB: 0 P: 5	R: 0 E: 0 K: 1 S: 6	H: 1 LOB: 1 BB: 0 P: 6	R: 6 E: 0 K: 1 S: 10	H: 5 LOB: 2 BB: 2 P: 19	R: 1 E: 1 K: 0 S: 4	H: 1 LOB: 1 BB: 0 P: 5	R: 0 E: 0 K: 1 S: 6	H: 2 LOB: 1 BB: 0 P: 6	R: 0 E: 0 K: 0 S: 2	H: 0 LOB: 0 BB: 1 P: 6	R: 0 E: 0 K: 0 S: 3	H: 0 LOB: 1 BB: 1 P: 7	R: 4 E: 0 K: 1 S: 8	H: 3 LOB: 1 BB: 1 P: 13	1B: 9 2B: 3 3B: 0 HR: 0	SF: 0 SAC: 1 DP: 1 HBP: 3	WP: 4 PB: 0 SB: 0 CS: 0	PA: 42
PITCHER Pat Jarvis, R Steve Barber, L Ron Herbel, R ERA: 5.65 ERA: 4.8 ERA: 4.96 (1, 1) (3, 1) (8, 1)	IP: 2.1 WLS: L BF: 14	H: 5 R: 6 ER: 6 SO: 2	BB: 0 IBB: 1 HBP: 1 BLK: 0	WP: 0 HR: 0 S: 16 P: 21	ERA: 23.14 WHIP: 2.143	PITCHER										IP: 2.1 WLS: L BF: 14	H: 5 R: 6 ER: 6 SO: 2	BB: 0 IBB: 1 HBP: 1 BLK: 0	WP: 0 HR: 0 S: 16 P: 21	ERA: 23.14 WHIP: 2.143



Batter	1	2	3	4	5	6	7	8	9	AB	R	H	RBI	BB	SO	LOB	TOP	
Ralph Garr, L OBP: 0.377, SLG: 0.500 (1, 7)	1-3	6-3			F8		1-3			4	0	0	0	0	0	0	Atlanta Braves @ Montreal Expos Jarry Park, Montreal, QB Thu May 27 1971, 7:05 PM EDT Att: 13,156 - Unknown	
Felix Milten, R OBP: 0.365, SLG: 0.400 (1, 4)	4-3		6-3		6-3			F7		4	0	0	0	0	0	0		
Hank Aaron, R OBP: 0.386, SLG: 0.637 (1, 9)	BB 1B		F9			HR		F8		4	2	2	1	0	0	0		
Orlando Cepeda, R OBP: 0.370, SLG: 0.594 (1, 3)	WP 1B 1B BB					1B		K		2	1	1	0	2	1	0		
Darrell Evans, L OBP: 0.235, SLG: 0.133 Earl Williams, R OBP: 0.266, SLG: 0.425 (1, 5) (9, 5)	WP 1B 1B		F8		F8			K		4	1	1	1	0	1	2		
Sony Jackson, L OBP: 0.338, SLG: 0.385 (1, 8)	1-2 2-H 1B				G3			K		4	0	1	2	0	1	1		
Bob Didier, S OBP: 0.253, SLG: 0.228 (1, 2)	F4				F6			G3		4	0	0	0	0	0	2		
Gil Garrido, R OBP: 0.233, SLG: 0.164 (1, 6)		L3			K			5-3		3	0	0	0	0	1	0		
Tom Kelley, R (1, 1)		K						K		3	0	0	0	0	3	0		
Inning Stats	R: 3 E: 0 K: 0 S: 6	H: 3 LOB: 1 BB: 1 P: 10	R: 0 E: 0 K: 1 S: 5	H: 0 LOB: 0 BB: 0 P: 5	R: 0 E: 0 K: 1 S: 3	H: 0 LOB: 1 BB: 1 P: 7	R: 0 E: 0 K: 1 S: 5	H: 0 LOB: 0 BB: 0 P: 5	R: 0 E: 0 K: 1 S: 5	H: 2 LOB: 1 BB: 0 P: 5	R: 0 E: 0 K: 1 S: 5	H: 0 LOB: 0 BB: 0 P: 5	R: 0 E: 0 K: 2 S: 7	H: 0 LOB: 0 BB: 0 P: 7	1B: 4 2B: 0 3B: 0 HR: 1	SF: 0 SAC: 0 DP: 0 HBP: 0		WP: 1 PB: 0 SB: 0 CS: 0
PITCHER Ernie McAnally, R ERA: 5.44 Claude Raymond, R ERA: 3.35 (1, 1) (8, 1)	IP: 7.0 WLS: L BF: 28	H: 5 R: 4 ER: 4 SO: 4	BB: 2 IBB: 0 HBP: 0 BLK: 0	WP: 1 HR: 1 S: 34 P: 42	ERA: 5.14 WHIP: 1.000	IP: 2.0 WLS: L BF: 6	H: 0 R: 0 ER: 0 SO: 3	BB: 0 IBB: 0 HBP: 0 BLK: 0	WP: 0 HR: 0 S: 12 P: 12	ERA: 0.00 WHIP: 0.000								

Batter	1	2	3	4	5	6	7	8	9	AB	R	H	RBI	BB	SO	LOB	BOTTOM					
Ron Hunt, R OBP: 0.399, SLG: 0.349 (1, 4)	F7		F6		K			FC3-6 1B		4	0	1	0	0	1	1	Atlanta Braves @ Montreal Expos Jarry Park, Montreal, QB Thu May 27 1971, 7:05 PM EDT Att: 13,156 - Unknown					
Rusty Staub, L OBP: 0.428, SLG: 0.511 (1, 9)	K			5-3	F8			FC3-6 1-2		4	0	0	0	0	1	2						
Bob Bailey, R OBP: 0.374, SLG: 0.372 (1, 5)				K			3-1-3 1B	K		3	0	1	0	1	2	1						
Ron Fairly, L OBP: 0.424, SLG: 0.432 (1, 3)	F7			1B 2B		3-1-3		4-3		4	1	1	0	0	0	3						
Jim Gosger, L OBP: 0.250, SLG: 0.333 (1, 8)		K		1B BB		3-1		5-3		3	0	0	0	1	1	1						
Jim Fairey, L OBP: 0.273, SLG: 0.255 (1, 7)		4-3		1-2 2-H 1B		6-3		4-3		4	0	1	1	0	0	1						
John Boccabella, R OBP: 0.244, SLG: 0.462 (1, 2)		K		K2-3				6-3		4	0	0	0	0	2	2						
Bobby Wine, R OBP: 0.252, SLG: 0.217 Boots Day, L OBP: 0.237, SLG: 0.266 Claude Raymond, R (7, PH) (8, 1)			4-3					G3		1	0	0	0	1	0	0						
Ernie McAnally, R Ron Brand, R (7, PH) (8, 6)			F7		K			K		2	0	0	0	0	1	1						
Inning Stats	R: 0 E: 0 K: 1 S: 5	H: 0 LOB: 1 BB: 1 P: 9	R: 0 E: 0 K: 2 S: 7	H: 0 LOB: 0 BB: 0 P: 7	R: 0 E: 0 K: 0 S: 3	H: 0 LOB: 0 BB: 0 P: 3	R: 1 E: 0 K: 2 S: 9	H: 2 LOB: 2 BB: 1 P: 13	R: 0 E: 0 K: 2 S: 7	H: 0 LOB: 1 BB: 1 P: 11	R: 0 E: 0 K: 0 S: 4	H: 1 LOB: 1 BB: 0 P: 4	R: 0 E: 0 K: 1 S: 5	H: 0 LOB: 0 BB: 0 P: 5	R: 0 E: 0 K: 1 S: 6	H: 1 LOB: 1 BB: 0 P: 6		R: 0 E: 0 K: 0 S: 3	H: 0 LOB: 0 BB: 0 P: 3	1B: 3 2B: 1 3B: 0 HR: 0	SF: 0 SAC: 0 DP: 0 HBP: 0	WP: 0 PB: 0 SB: 0 CS: 0
PITCHER Tom Kelley, R ERA: 2.87 (1, 1)	IP: 9.0 WLS: W BF: 34	H: 4 R: 1 ER: 1 SO: 9	BB: 3 IBB: 0 HBP: 0 BLK: 0	WP: 0 HR: 0 S: 49 P: 61	ERA: 1.00 WHIP: 0.778	IP: 0.0 WLS: W BF: 6	H: 0 R: 0 ER: 0 SO: 3	BB: 0 IBB: 0 HBP: 0 BLK: 0	WP: 0 HR: 0 S: 12 P: 12	ERA: 0.00 WHIP: 0.000												

Batter	1	2	3	4	5	6	7	8	9	AB	R	H	RBI	BB	SO	LOB	TOP			
Ron Hunt, R OBP: 0.395, SLG: 0.341 (1, 4)	F7		F6			HBP		FC1		3	0	0	0	0	0	1	Montreal Expos @ San Francisco Giants Candlestick Park, San Francisco, CA Fri May 28 1971, 10:05 PM EDT Att: 5,960 - Unknown livebaseballscorecards.com			
Jim Gosger, L OBP: 0.225, SLG: 0.297 (1, 3)	K			F8		E4		F6		4	0	0	0	0	1	2				
Rusty Staub, L OBP: 0.429, SLG: 0.504 (1, 9)	P1			BB		F9			WP 1B BB	2	1	0	0	2	0	2				
Bob Bailey, R OBP: 0.371, SLG: 0.376 (1, 5)		K				F5			K	4	0	1	0	0	2	3				
Mack Jones, L OBP: 0.326, SLG: 0.436 (1, 7)		F9		2B		3-1			1B WP	3	0	2	0	1	0	1				
Boots Day, L OBP: 0.267, SLG: 0.265 (1, 8)		F9		2B			G4-6-3		1B	4	0	1	1	0	0	2				
John Bateman, R OBP: 0.284, SLG: 0.361 (1, 2)		6-3				F8		K	F5	4	0	0	0	0	1	3				
Bobby Wine, R OBP: 0.254, SLG: 0.214 (9, PH)			6-3					BLK FC1	K	2	0	0	0	1	1	0				
Ron Swoboda, R OBP: 0.362, SLG: 0.420 (9, PH)						K				1	0	0	0	0	1	2				
Steve Renko, R OBP: 0.179, SLG: 0.321 (8, PH)										2	0	0	0	0	0	0				
Jim Fairey, L OBP: 0.288, SLG: 0.250 (8, PH)			F8							1	0	0	0	0	0	1				
Mike Marshall, R (8, 1)						5-3				0	0	0	0	0	0	0				
Inning Stats	R: 0 E: 0 K: 1 S: 5	H: 0 LOB: 0 BB: 0 P: 5	R: 0 E: 0 K: 1 S: 6	H: 1 LOB: 1 BB: 0 P: 6	R: 0 E: 0 K: 0 S: 3	H: 0 LOB: 0 BB: 0 P: 3	R: 0 E: 0 K: 0 S: 3	H: 1 LOB: 1 BB: 1 P: 7	R: 0 E: 0 K: 1 S: 5	H: 0 LOB: 0 BB: 0 P: 5	R: 0 E: 0 K: 1 S: 4	H: 0 LOB: 0 BB: 1 P: 8	R: 0 E: 0 K: 0 S: 3	H: 0 LOB: 1 BB: 1 P: 7	R: 1 E: 0 K: 2 S: 9	H: 2 LOB: 2 BB: 1 P: 13	1B: 2 2B: 2 3B: 0 HR: 0	SF: 0 SAC: 0 DP: 1 HBP: 1	WP: 1 PB: 0 SB: 0 CS: 0	PA: 35
PITCHER	IP WLS BF H R ER SO BB IBB HBP BLK WP HR S P ERA WHIP																			
Steve Stone, R ERA: 3.7 (1, 1)	8.0 W 30 2 1 1 4 4 0 1 1 0 0 33 50 1.12 0.750																			
Jerry Johnson, R ERA: 0.64 (9, 1)	1.0 S 5 2 0 0 2 0 0 0 0 1 0 9 9 0.00 2.000																			

Batter	1	2	3	4	5	6	7	8	9	AB	R	H	RBI	BB	SO	LOB	BOTTOM			
Bobby Bonds, R OBP: 0.368, SLG: 0.568 (1, 9)	F7		F9			FC3-6 1B		F4		4	0	1	0	0	0	1	Montreal Expos @ San Francisco Giants Candlestick Park, San Francisco, CA Fri May 28 1971, 10:05 PM EDT Att: 5,960 - Unknown livebaseballscorecards.com			
Tito Fuentes, S OBP: 0.287, SLG: 0.302 (1, 4)	G3			F7		FC3-6 BB		F5		4	0	0	0	0	0	1				
Chris Speier, R OBP: 0.335, SLG: 0.339 (1, 6)	F4			K		F8		K		4	0	0	0	0	2	1				
Willie McCovey, L OBP: 0.404, SLG: 0.511 (1, 3)		K		F9		FC6-4 BB		F4		3	0	0	0	1	1	0				
Dick Dietz, R OBP: 0.445, SLG: 0.483 (1, 2)		F2				SH SF9 BB		FC6-4		2	1	0	0	1	0	2				
Al Gallacher, R OBP: 0.354, SLG: 0.375 (1, 5)		E4				SH		4-3		2	1	1	0	0	0	0				
Jimmy Rosario, S OBP: 0.344, SLG: 0.300 (1, 8)						SF9		PB 4-3 2B		2	1	1	1	0	0	0				
George Foster, R OBP: 0.304, SLG: 0.400 (1, 7)				K				K		2	0	0	0	1	2	1				
Steve Stone, R (1, 1)										3	0	0	1	0	1	2				
Jerry Johnson, R (9, 1)				K				G3		0	0	0	0	0	0	0				
Inning Stats	R: 0 E: 0 K: 0 S: 3	H: 0 LOB: 0 BB: 0 P: 3	R: 1 E: 1 K: 1 S: 6	H: 1 LOB: 0 BB: 0 P: 6	R: 0 E: 0 K: 2 S: 7	H: 0 LOB: 0 BB: 0 P: 7	R: 0 E: 0 K: 1 S: 5	H: 0 LOB: 0 BB: 0 P: 5	R: 1 E: 1 K: 1 S: 6	H: 0 LOB: 1 BB: 1 P: 10	R: 0 E: 0 K: 0 S: 4	H: 1 LOB: 2 BB: 1 P: 8	R: 1 E: 0 K: 0 S: 4	H: 1 LOB: 1 BB: 1 P: 8	R: 0 E: 0 K: 1 S: 5	H: 0 LOB: 0 BB: 0 P: 5	1B: 1 2B: 1 3B: 1 HR: 0	SF: 1 SAC: 1 DP: 0 HBP: 0	WP: 0 PB: 1 SB: 0 CS: 0	PA: 31
PITCHER	IP WLS BF H R ER SO BB IBB HBP BLK WP HR S P ERA WHIP																			
Steve Renko, R ERA: 3.1 (8, 1)	7.0 L 28 3 3 0 5 3 0 0 0 0 0 0 35 47 0.00 0.857																			
Mike Marshall, R ERA: 4.09 (8, 1)	1.0 3 0 0 0 1 0 0 0 0 0 0 0 5 5 0.00 0.000																			

Batter	1	2	3	4	5	6	7	8	9	AB	R	H	RBI	BB	SO	LOB	TOP										
Ron Hunt, R OBP: 0.396, SLG: 0.348 Gary Sutherland, R OBP: 0.192, SLG: 0.308	0-0 6-3 PB 2B		0-0 SH1-4		0-0 1-2 2B 1B		0-0 F8		0-0 FC4-6	3	2	2	0	0	0	0											
Jim Fairley, L OBP: 0.279, SLG: 0.281	0-0 6-3		0-0 3-1 2B		0-0 2B FC5-2 1B		0-3 K			4	0	2	2	0	1	1											
Rusty Staub, L OBP: 0.427, SLG: 0.503	0-0 F6		0-0 3-1		0-0 FC5-2 1-3 2-H 2B					4	0	2	1	0	0	2											
Bob Bailey, R OBP: 0.364, SLG: 0.387	0-3 K		0-3 K		0-0 FC5-2 2-3 3-H 2B					4	0	0	0	0	2	4											
Mack Jones, L OBP: 0.327, SLG: 0.422 Boots Day, L OBP: 0.260, SLG: 0.250		0-3 K		0-3 K	0-0 4-3					2	0	0	0	0	2	0											
Jim Gosger, L OBP: 0.208, SLG: 0.267		0-0 3-1		0-0 4-3						2	0	0	0	0	0	3											
John Bateman, R OBP: 0.275, SLG: 0.348		0-0 1B		0-0 F5						4	0	1	0	0	0	0											
Bobby Wine, R OBP: 0.241, SLG: 0.202 Coco Laboy, R OBP: 0.355, SLG: 0.339		0-3 K		0-0 5-3	0-0 1-3					3	0	0	0	0	1	1											
Bill Stoneman, R OBP: 0.267, SLG: 0.185 Mike Marshall, R OBP: 0.373, SLG: 0.420			1-0 SH1-4 2B HBP		0-0 1B 1B		0-3 K		4-0 FC4-6 BB	2	2	1	0	0	1	0											
Inning Stats	R: 1 E: 0 K: 1 S: 6	H: 1 LOB: 0 BB: 0 P: 6	R: 0 E: 0 K: 2 S: 8	H: 1 LOB: 1 BB: 0 P: 8	R: 1 E: 0 K: 1 S: 6	H: 1 LOB: 1 BB: 0 P: 7	R: 0 E: 0 K: 1 S: 5	H: 0 LOB: 0 BB: 0 P: 5	R: 2 E: 0 K: 0 S: 7	H: 4 LOB: 2 BB: 0 P: 7	R: 0 E: 0 K: 0 S: 3	H: 0 LOB: 0 BB: 0 P: 3	R: 0 E: 0 K: 2 S: 7	H: 0 LOB: 0 BB: 0 P: 7	R: 0 E: 0 K: 0 S: 4	H: 1 LOB: 1 BB: 0 P: 4	R: 0 E: 0 K: 0 S: 3	H: 0 LOB: 1 BB: 1 P: 7	1B: 5 2B: 3 3B: 0 HR: 0	SF: 0 SAC: 1 DP: 0 HBP: 1	WP: 0 PB: 1 SB: 0 CS: 0	PA: 37					
PITCHER	IP	WLS	BF	H	R	ER	SO	BB	IBB	HBP	BLK	WP	HR	S	P	ERA	WHIP										
Gaylord Perry, R ERA: 2.84 Jerry Johnson, R ERA: 0.79	(1, 1) 7.0	W 29	7	4	3	7	0	0	0	1	0	0	0	42	43	3.86	1.000										

Montreal Expos @ San Francisco Giants
Candlestick Park, San Francisco, CA
Sun May 30 1971, 6:33 AM EDT
Unknown

AB 34
R 4
H 8
RBI 3
BB 1
SO 7
LOB 13





Batter	1	2	3	4	5	6	7	8	9	AB	R	H	RBI	BB	SO	LOB	BOTTOM										
Bobby Bonds, R OBP: 0.367, SLG: 0.571	0-3 K	0-3 K			0-0 6-3		1-0 FC6-4 HBP			3	0	0	1	0	2	1											
Chris Speier, R OBP: 0.340, SLG: 0.333	4-0 S 2B BB		0-0 4-3		0-0 F9		0-0 FC6-4 HR			3	2	0	0	1	0	1											
Willie Mays, R OBP: 0.429, SLG: 0.630	0-3 K		0-3 K		0-0 6-3		0-0 HR			4	1	1	2	0	2	1											
Willie McCovey, L OBP: 0.418, SLG: 0.543	0-0 1-H 2B		0-3 K		4-0 1B BB		4-0 BB			2	0	1	1	2	1	0											
Dick Dietz, R OBP: 0.450, SLG: 0.483	4-0 BB			0-3 K		0-0 1-2 1B	0-3 K			3	0	1	0	1	2	1											
Tito Fuentes, S OBP: 0.290, SLG: 0.310	0-0 F6			0-0 5-3		0-0 F5		0-3 K		4	0	0	0	0	1	4											
Al Gallagher, R OBP: 0.341, SLG: 0.355			0-0 F3		0-0 4-3		0-0 1-3		0-0 6-3	4	0	0	0	0	2												
Jimmy Rosario, S OBP: 0.371, SLG: 0.356		0-0 6-3			0-0 E6 6-3 2B		0-0 HBP E 1B		0-0 F5	4	2	2	0	0	0												
Gaylord Perry, R OBP: 0.105, SLG: 0.081 Bob Heise, R OBP: 0.371, SLG: 0.356		4-0 BB			0-3 K		0-3 K			1	0	0	0	1	1	1											
Inning Stats	R: 1 E: 0 K: 2 S: 8	H: 1 LOB: 2 BB: 2 P: 16	R: 0 E: 0 K: 1 S: 5	H: 0 LOB: 1 BB: 1 P: 9	R: 0 E: 0 K: 2 S: 7	H: 0 LOB: 0 BB: 0 P: 7	R: 0 E: 0 K: 1 S: 5	H: 0 LOB: 0 BB: 0 P: 5	R: 1 E: 1 K: 1 S: 6	H: 1 LOB: 0 BB: 0 P: 6	R: 0 E: 0 K: 0 S: 4	H: 1 LOB: 2 BB: 1 P: 8	R: 3 E: 1 K: 2 S: 9	H: 2 LOB: 1 BB: 1 P: 14	R: 0 E: 0 K: 1 S: 5	H: 0 LOB: 0 BB: 0 P: 5	1B: 2 2B: 2 3B: 0 HR: 1	SF: 0 SAC: 0 DP: 0 HBP: 1	WP: 0 PB: 0 SB: 1 CS: 0	PA: 35							
PITCHER	IP	WLS	BF	H	R	ER	SO	BB	IBB	HBP	BLK	WP	HR	S	P	ERA	WHIP										
Bill Stoneman, R ERA: 2.63 Mike Marshall, R ERA: 3.96	(1, 1) 6.2	L 31	4	0	0	0	2	0	0	0	0	0	0	8	62	0.00	0.000										

Montreal Expos @ San Francisco Giants
Candlestick Park, San Francisco, CA
Sun May 30 1971, 6:33 AM EDT
Unknown

AB 29
R 5
H 5
RBI 4
BB 5
SO 10
LOB 12



Batter	1	2	3	4	5	6	7	8	9	AB	R	H	RBI	BB	SO	LOB	TOP										
Ron Hunt, R OBP: 0.396, SLG: 0.345 (1, 4)	6-3	FC4-6		BB 1B		F7		HBP		4	1	1	1	0	0	2	Montreal Expos @ San Francisco Giants Candlestick Park, San Francisco, CA Sun May 30 1971, 6:38 AM EDT Att: 20,393 - Unknown 										
Jim Fairley, L OBP: 0.292, SLG: 0.295 (1, 7)			F8	BB 1B		K		G5-3		4	1	2	0	0	1	0											
Coco Laboy, R OBP: 0.348, SLG: 0.333 (8, PH)	1B			G3 1B						1	0	0	0	0	0	2											
Rusty Staub, L OBP: 0.420, SLG: 0.490 (1, 9)	F6		F8	G3 1B		K			4-3	4	0	0	0	1	1												
Bob Bailey, R OBP: 0.372, SLG: 0.414 (8, 7)	F9			G3 1B					6-3	4	1	2	2	1	0	1											
Jim Gosger, L OBP: 0.200, SLG: 0.255 (1, 3)		F7		G3		F3			F8	2	0	0	0	0	0	1											
Ron Swoboda, R OBP: 0.373, SLG: 0.420 (4, PH)			1-3	G3						0	0	0	0	0	0	0											
Mack Jones, L OBP: 0.321, SLG: 0.413 (4, PH)										1	0	0	1	0	0	2											
John Boccabella, R OBP: 0.233, SLG: 0.439 (4, 3)										2	0	0	0	0	0	0											
Clyde Mashore, R OBP: 0.333, SLG: 0.406 (1, 8)		4-3					F5			4	1	1	0	0	1	2											
Mike Marshall, R OBP: 0.333, SLG: 0.406 (7, 1)										0	0	0	0	0	0	0											
John Bateman, R OBP: 0.281, SLG: 0.352 (1, 2)						F4				4	2	2	0	0	0	0											
Ron Brand, R OBP: 0.350, SLG: 0.316 (1, 6)				E1 1B		F8			4-3	4	1	2	0	0	0	0											
John Strohmayr, R OBP: 0.667, SLG: 0.667 (1, 1)										3	0	2	2	0	1	0											
Boots Day, L OBP: 0.288, SLG: 0.250 (7, 8)						K			G5-3 HBP	0	0	0	0	1	0	0											
Inning Stats	R: 0 E: 0 K: 0 S: 4	H: 1 LOB: 1 BB: 0 P: 4	R: 1 E: 0 K: 0 S: 6	H: 3 LOB: 2 BB: 0 P: 6	R: 0 E: 0 K: 0 S: 3	H: 0 LOB: 1 BB: 1 P: 7	R: 5 E: 1 K: 1 S: 11	H: 7 LOB: 2 BB: 1 P: 15	R: 0 E: 0 K: 1 S: 5	H: 0 LOB: 0 BB: 0 P: 5	R: 0 E: 0 K: 2 S: 7	H: 0 LOB: 0 BB: 0 P: 7	R: 1 E: 0 K: 0 S: 4	H: 1 LOB: 0 BB: 0 P: 4	R: 0 E: 0 K: 0 S: 2	H: 0 LOB: 1 BB: 1 P: 7	R: 0 E: 0 K: 0 S: 3	H: 0 LOB: 0 BB: 0 P: 3	1B: 11 2B: 0 3B: 0 HR: 1	SF: 0 SAC: 0 DP: 1 HBP: 1	WP: 0 PB: 0 CS: 0	PA: 41					
PITCHER	IP	WLS	BF	H	R	ER	SO	BB	IBB	HBP	BLK	WP	HR	S	P	ERA	WHIP										
Rich Robertson, R ERA: 4.89 (1, 1)	3.0		19	9	6	6	0	1	0	0	0	0	0	18	22	18.00	3.333										
John Cumberland, L ERA: 2.54 (4, 1)	0.1		3	2	0	0	0	1	0	0	0	0	0	2	6	0.00	9.000										
Frank Reberger, R ERA: 3.72 (4, 1)	3.2		12	1	1	1	4	0	0	0	0	0	1	20	20	2.46	0.273										
Don McMahon, R ERA: 6.75 (8, 1)	0.1		3	0	0	0	0	1	0	1	0	0	0	1	6	0.00	3.000										
Steve Hamilton, L ERA: 1.09 (8, 1)	1.2	W	4	0	0	0	0	0	0	0	0	0	0	4	4	0.00	0.000										
Batter	1	2	3	4	5	6	7	8	9	AB	R	H	RBI	BB	SO	LOB	BOTTOM										
Bobby Bonds, R OBP: 0.377, SLG: 0.593 (1, 9)	4-3	4-3			G6-3		HR		BB FC1-5	5	3	4	2	0	0	0	Montreal Expos @ San Francisco Giants Candlestick Park, San Francisco, CA Sun May 30 1971, 6:38 AM EDT Att: 20,393 - Unknown 										
Chris Speier, R OBP: 0.214, SLG: 0.324 (1, 6)	4-3		F9		G6-3		F9		FC1-5	5	1	0	0	0	0	4											
Willie Mays, R OBP: 0.439, SLG: 0.635 (1, 3)	2B					FC4-6	E		F9	2	1	1	0	3	0	2											
Fran Healy, R OBP: 0.524, SLG: 0.842 (1, 2)	K									4	0	1	0	0	2	4											
Don McMahon, R OBP: 0.333, SLG: 0.333 (8, 1)	K									0	0	0	0	0	0	0											
Steve Hamilton, L OBP: 0.214, SLG: 0.308 (8, 1)	K									0	0	0	0	0	0	0											
Russ Gibson, R OBP: 0.308 (9, PH)										0	0	0	0	1	0	0											
Bob Heise, R OBP: 0.308 (9, PR)										0	1	0	0	0	0	0											
Al Gallagher, R OBP: 0.343, SLG: 0.359 (1, 5)	2B		6-3			FC4-6	K			4	1	1	2	1	1	5											
Tito Fuentes, S OBP: 0.293, SLG: 0.318 (1, 4)	2B									5	0	2	3	0	0	2											
Frank Johnson, R OBP: 0.163, SLG: 0.128 (1, 7)	3-1									4	0	1	0	0	1	3											
Jimmy Rosario, S OBP: 0.378, SLG: 0.355 (1, 8)					G4-6-3					3	1	1	0	1	1	1											
Rich Robertson, R OBP: 0.077, SLG: 0.077 (1, 1)										1	0	0	0	0	0	1											
John Cumberland, R OBP: 0.333, SLG: 0.333 (4, 1)										0	0	0	0	0	0	0											
Frank Reberger, L OBP: 0.333, SLG: 0.333 (4, 1)										1	0	0	0	0	0	0											
Hal Lanier, R OBP: 0.253, SLG: 0.250 (7, PH)										1	0	0	0	0	1	1											
Dick Dietz, R OBP: 0.453, SLG: 0.483 (8, 2)										0	0	0	0	1	0	0											
Inning Stats	R: 3 E: 0 K: 1 S: 8	H: 3 LOB: 1 BB: 1 P: 12	R: 0 E: 0 K: 0 S: 3	H: 1 LOB: 0 BB: 0 P: 3	R: 0 E: 0 K: 1 S: 6	H: 1 LOB: 1 BB: 0 P: 6	R: 0 E: 0 K: 0 S: 3	H: 1 LOB: 0 BB: 0 P: 3	R: 0 E: 0 K: 0 S: 4	H: 1 LOB: 2 BB: 1 P: 8	R: 2 E: 1 K: 2 S: 9	H: 1 LOB: 2 BB: 2 P: 17	R: 0 E: 0 K: 2 S: 7	H: 0 LOB: 0 BB: 0 P: 7	R: 3 E: 0 K: 0 S: 4	H: 2 LOB: 2 BB: 3 P: 16	1B: 7 2B: 3 3B: 0 HR: 1	SF: 0 SAC: 0 DP: 2 HBP: 0	WP: 1 PB: 0 CS: 1	PA: 42							
PITCHER	IP	WLS	BF	H	R	ER	SO	BB	IBB	HBP	BLK	WP	HR	S	P	ERA	WHIP										
John Strohmayr, R ERA: 8.71 (1, 1)	6.1		28	9	5	5	3	2	1	0	0	1	0	31	43	11.57	2.571										
Mike Marshall, R ERA: 4.96 (7, 1)	2.1	L	14	2	3	3	3	4	0	0	0	0	0	16	32	11.57	2.571										

Batter	1	2	3	4	5	6	7	8	9	AB	R	H	RBI	BB	SO	LOB	TOP					
Ron Hunt, R OBP: 0.399, SLG: 0.347 (1, 4)	F4	E5		K					CS	5	0	3	1	0	1	2						
Clyde Mashore, R OBP: 0.300, SLG: 0.342 Rusty Staub, L OBP: 0.412, SLG: 0.477 (1, 8) (7, PH) (7, 9)	L6	1-3		F2			F9		F7	3	0	0	0	0	0	3						
Bob Bailey, R OBP: 0.370, SLG: 0.407 Boots Day, L OBP: 0.276, SLG: 0.258 (1, 7) (9, 7)	FC6-4			K	6-3				K	3	0	0	0	2	2	0						
Ron Swoboda, R OBP: 0.375, SLG: 0.396 (1, 9) (7, 8)	FC6-4			FC5-4	FC5-4		4-3			2	0	0	0	1	0	2						
John Bateman, R OBP: 0.280, SLG: 0.349 (1, 2)		F4	FC5-4		K				S	4	1	1	0	0	1	2						
Coco Laboy, R OBP: 0.326, SLG: 0.343 (1, 5)			F9		FC5-4				SH1-4	4	1	2	0	0	0	2						
Ron Fairly, L OBP: 0.421, SLG: 0.416 (1, 3)					F8				F2	3	2	1	0	1	0	2						
Bobby Wine, R OBP: 0.241, SLG: 0.203 (1, 6)		K			SH1-3				SH1-4	2	0	1	1	0	1	2						
Steve Renko, R OBP: 0.194, SLG: 0.323 Mike Marshall, R (7, 1)				FC	5-3				K	3	1	1	1	0	0	2						
Inning Stats	R: 0 E: 0 K: 0 S: 3	H: 0 LOB: 1 BB: 1 P: 7	R: 3 E: 1 K: 1 S: 9	H: 4 LOB: 1 BB: 0 P: 9	R: 0 E: 0 K: 1 S: 5	H: 0 LOB: 1 BB: 1 P: 9	R: 0 E: 0 K: 1 S: 7	H: 1 LOB: 2 BB: 0 P: 7	R: 0 E: 0 K: 0 S: 5	H: 0 LOB: 0 BB: 1 P: 6	R: 1 E: 0 K: 0 S: 3	H: 1 LOB: 1 BB: 1 P: 7	R: 0 E: 0 K: 0 S: 2	H: 0 LOB: 0 BB: 1 P: 6	R: 1 E: 0 K: 1 S: 7	H: 2 LOB: 1 BB: 0 P: 7	R: 0 E: 0 K: 1 S: 5	H: 1 LOB: 0 BB: 5 P: 5	1B: 9 2B: 0 3B: 0 HR: 0	SF: 0 SAC: 0 DP: 0 HBP: 1	WP: 0 PB: 0 SB: 1 CS: 2	PA: 39
PITCHER	IP	WLS	BF	H	R	ER	SO	BB	IBB	HBP	BLK	WP	HR	S	P	ERA	WHIP					
Al Downing, L ERA: 2.59 Joe Moeller, R ERA: 2.45 Pete Mikkelsen, R ERA: 3.51	6.0	L	28	6	4	2	4	3	0	1	0	0	0	32	45	3.00	1.500					
2.0	8	2	1	1	1	1	0	0	0	0	0	0	9	13	4.50	1.500						
1.0	3	1	0	0	0	1	0	0	0	0	0	0	5	5	0.00	1.000						

Montreal Expos @ Los Angeles Dodgers
Dodger Stadium, Los Angeles, CA
 Tue Jun 01 1971, 7:05 PM PDT
 Att: 10,571 - Unknown

AB	32
R	5
H	9
RBI	3
BB	4
SO	6
LOB	19



Batter	1	2	3	4	5	6	7	8	9	AB	R	H	RBI	BB	SO	LOB	BOTTOM				
Maury Wills, S OBP: 0.354, SLG: 0.351 (1, 6)			F6		1B			4-3		3	2	1	0	2	0	0					
Willie Crawford, L OBP: 0.364, SLG: 0.480 (1, 9)	4-3		G3		F5		F7		K	5	0	0	0	0	1	3					
Willie Davis, L OBP: 0.377, SLG: 0.465 (1, 8)	6-3			4-3	BB		F8		FC3-6	5	0	2	0	0	0	2					
Dick Allen, R OBP: 0.357, SLG: 0.389 (1, 7)				K			HBP		E5	4	0	2	1	1	1	1					
Wes Parker, S OBP: 0.349, SLG: 0.354 (1, 3)	1-3			BB	L9		HBP		FC3-6	3	0	0	0	2	0	6					
Jim Lefebvre, S OBP: 0.386, SLG: 0.447 (1, 4)			K		BB		F8		K	3	0	0	1	1	2	2					
Duke Sims, L OBP: 0.363, SLG: 0.427 (1, 2)		3-1			BB		F5		K	3	0	0	0	1	1	3					
Bobby Valentine, R OBP: 0.268, SLG: 0.219 (1, 5)		F9			F8				K	3	0	0	0	1	1	3					
Al Downing, R OBP: 0.310, SLG: 0.296 Von Joshua, L (6, PH) Joe Moeller, R (7, 1) Bill Buckner, L OBP: 0.287, SLG: 0.323 Pete Mikkelsen, R (9, 1)				K			4-1		F7	2	0	0	0	0	0	0					
Inning Stats	R: 1 E: 0 K: 0 S: 5	H: 2 LOB: 0 BB: 0 P: 5	R: 0 E: 0 K: 1 S: 5	H: 0 LOB: 0 BB: 0 P: 5	R: 0 E: 0 K: 1 S: 5	H: 0 LOB: 3 BB: 3 P: 17	R: 0 E: 0 K: 1 S: 6	H: 1 LOB: 2 BB: 2 P: 14	R: 0 E: 0 K: 0 S: 3	H: 0 LOB: 1 BB: 1 P: 7	R: 1 E: 0 K: 1 S: 6	H: 1 LOB: 3 BB: 2 P: 15	R: 0 E: 0 K: 1 S: 5	H: 0 LOB: 0 BB: 0 P: 5	R: 0 E: 1 K: 2 S: 9	H: 1 LOB: 2 BB: 0 P: 9	1B: 4 2B: 1 3B: 0 HR: 0	SF: 0 SAC: 0 DP: 0 HBP: 1	WP: 0 PB: 0 SB: 0 CS: 0	PA: 42	
PITCHER	IP	WLS	BF	H	R	ER	SO	BB	IBB	HBP	BLK	WP	HR	S	P	ERA	WHIP				
Steve Renko, R ERA: 3.07 Mike Marshall, R ERA: 4.16	6.2	W	33	4	2	2	4	8	0	1	0	0	0	17	17	0.00	0.429				

Montreal Expos @ Los Angeles Dodgers
Dodger Stadium, Los Angeles, CA
 Tue Jun 01 1971, 7:05 PM PDT
 Att: 10,571 - Unknown

AB	33
R	2
H	5
RBI	2
BB	8
SO	8
LOB	21



Batter	1	2	3	4	5	6	7	8	9	AB	R	H	RBI	BB	SO	LOB	TOP					
Rusty Staub, L (1, 9) OBP: 0.411, SLG: 0.469										4	1	1	0	0	0	2	Montreal Expos @ San Diego Padres San Diego Stadium, San Diego, CA Fri Jun 04 1971, 10:05 PM EDT Att: 6,447 - Unknown					
Ron Hunt, R (1, 4) OBP: 0.387, SLG: 0.331										3	0	0	0	0	1	1						
Mack Jones, L (1, 7) OBP: 0.305, SLG: 0.373 Clyde Mashore, R (9, 7) OBP: 0.279, SLG: 0.317										3	0	0	0	1	2	2						
Ron Fairly, L (1, 3) OBP: 0.425, SLG: 0.417										4	1	3	1	0	0	1						
Bob Bailey, R (1, 5) OBP: 0.358, SLG: 0.392 Coco Laboy, R (9, 5) OBP: 0.342, SLG: 0.329										4	0	0	0	0	1	4						
Boots Day, L (1, 8) OBP: 0.301, SLG: 0.287										4	1	3	0	0	0	0						
John Bateman, R (1, 2) OBP: 0.279, SLG: 0.369										4	0	1	2	0	1	2						
Bobby Wine, R (1, 6) OBP: 0.257, SLG: 0.205										2	0	0	0	2	0	0						
Bill Stoneman, R (1, 1) OBP: 0.265, SLG: 0.167										3	0	0	0	1	2	2						
Inning Stats	R: 1 E: 0 K: 1 S: 7	H: 2 LOB: 1 BB: 0 P: 7	R: 0 E: 0 K: 1 S: 5	H: 0 LOB: 2 BB: 2 P: 13	R: 0 E: 0 K: 1 S: 4	H: 0 LOB: 0 BB: 1 P: 8	R: 0 E: 0 K: 0 S: 3	H: 1 LOB: 0 BB: 0 P: 3	R: 0 E: 0 K: 1 S: 5	H: 0 LOB: 0 BB: 0 P: 5	R: 0 E: 0 K: 0 S: 3	H: 1 LOB: 1 BB: 0 P: 6	R: 0 E: 0 K: 0 S: 3	H: 1 LOB: 0 BB: 0 P: 3	R: 0 E: 0 K: 1 S: 5	H: 0 LOB: 0 BB: 0 P: 5		R: 2 E: 0 K: 1 S: 8	H: 3 LOB: 2 BB: 1 P: 12	1B: 7 2B: 2 3B: 0 HR: 0	SF: 0 SAC: 0 DP: 3 HBP: 1	WP: 0 PB: 0 SB: 0 CS: 1
PITCHER Tom Phoebus, R (1, 1) ERA: 4.23	IP: 9.0 WLS: L BF: 36 H: 8 R: 3 ER: 3 SO: 7 BB: 3 IBB: 1 HBP: 1 BLK: 0 WP: 0 HR: 0 S: 45 P: 62 ERA: 3.00 WHIP: 1.222															PITCHER	IP: 9.0 WLS: L BF: 36 H: 8 R: 3 ER: 3 SO: 7 BB: 3 IBB: 1 HBP: 1 BLK: 0 WP: 0 HR: 0 S: 45 P: 62 ERA: 3.00 WHIP: 1.222					

AB	31
R	3
H	8
RBI	3
BB	4
SO	7
LOB	14



Batter	1	2	3	4	5	6	7	8	9	AB	R	H	RBI	BB	SO	LOB	BOTTOM			
Enzo Hernandez, R (1, 6) OBP: 0.350, SLG: 0.312										2	0	0	0	2	0	0	Montreal Expos @ San Diego Padres San Diego Stadium, San Diego, CA Fri Jun 04 1971, 10:05 PM EDT Att: 6,447 - Unknown			
Garry Jesteadt, R (1, 4) OBP: 0.171, SLG: 0.229										4	0	0	0	0	1	3				
Cito Gaston, R (1, 8) OBP: 0.289, SLG: 0.420										4	1	2	1	0	0	2				
Nate Colbert, R (1, 3) OBP: 0.400, SLG: 0.526										3	0	1	0	1	1	1				
Ollie Brown, R (1, 9) OBP: 0.353, SLG: 0.372										4	0	0	0	0	1	3				
Ivan Murrell, R (1, 7) OBP: 0.327, SLG: 0.467										4	0	1	0	0	1	2				
Dave Campbell, R (1, 5) OBP: 0.269, SLG: 0.337 Don Mason, L (9, PH) OBP: 0.313, SLG: 0.277										3	0	0	0	0	2	3				
Bob Barton, R (1, 2) OBP: 0.341, SLG: 0.425										4	0	0	0	0	1	1				
Tom Phoebus, R (1, 1) OBP: 0.280, SLG: 0.273 Larry Stahl, L (9, PH) OBP: 0.320, SLG: 0.393										2	0	0	0	1	2	0				
Inning Stats	R: 0 E: 0 K: 0 S: 3	H: 0 LOB: 0 BB: 0 P: 3	R: 0 E: 0 K: 2 S: 8	H: 1 LOB: 1 BB: 0 P: 8	R: 0 E: 0 K: 1 S: 5	H: 0 LOB: 2 BB: 2 P: 13	R: 0 E: 0 K: 1 S: 5	H: 0 LOB: 1 BB: 1 P: 9	R: 0 E: 0 K: 1 S: 7	H: 2 LOB: 1 BB: 0 P: 7	R: 0 E: 0 K: 1 S: 5	H: 0 LOB: 0 BB: 0 P: 5	R: 0 E: 0 K: 0 S: 4	H: 1 LOB: 1 BB: 0 P: 4	R: 0 E: 0 K: 2 S: 7	H: 0 LOB: 1 BB: 1 P: 11		1B: 3 2B: 0 3B: 0 HR: 1	SF: 0 SAC: 0 DP: 0 HBP: 0	WP: 1 PB: 0 SB: 2 CS: 0
PITCHER Bill Stoneman, R (1, 1) ERA: 2.47	IP: 9.0 WLS: W BF: 36 H: 4 R: 1 ER: 1 SO: 9 BB: 5 IBB: 0 HBP: 0 BLK: 0 WP: 1 HR: 1 S: 49 P: 69 ERA: 1.00 WHIP: 1.000															PITCHER	IP: 9.0 WLS: W BF: 36 H: 4 R: 1 ER: 1 SO: 9 BB: 5 IBB: 0 HBP: 0 BLK: 0 WP: 1 HR: 1 S: 49 P: 69 ERA: 1.00 WHIP: 1.000			

AB	31
R	1
H	4
RBI	1
BB	5
SO	9
LOB	16



Batter	1	2	3	4	5	6	7	8	9	AB	R	H	RBI	BB	SO	LOB	TOP
Ron Hunt, R OBP: 0.397, SLG: 0.325 (1, 4)										2	0	0	0	0	0	1	Montreal Expos @ San Diego Padres San Diego Stadium, San Diego, CA Sun Jun 06 1971, 6:33 AM EDT Unknown
Rusty Staub, L OBP: 0.422, SLG: 0.470 (1, 9)										4	0	2	0	0	0	3	
Bob Bailey, R OBP: 0.359, SLG: 0.387 (1, 7)										3	0	1	0	1	0	2	
Ron Swoboda, R OBP: 0.348, SLG: 0.362 (1, 8)										4	0	0	0	0	0	3	
John Bateman, R OBP: 0.283, SLG: 0.382 (1, 2)										4	0	2	0	0	0	0	
Coco Laboy, R OBP: 0.336, SLG: 0.324 (1, 5)										4	0	1	0	0	0	1	
Ron Fairly, L OBP: 0.423, SLG: 0.417 (1, 3)										4	0	1	0	0	0	4	
Bobby Wine, R OBP: 0.250, SLG: 0.200 (1, 6)										4	0	1	0	0	0	4	
Carl Morton, R OBP: 0.194, SLG: 0.147 (1, 1)										2	0	1	0	0	0	1	
Howie Reed, R OBP: 0.267, SLG: 0.302 (7, PH)										0	0	0	0	0	0	0	
Clyde Mashore, R OBP: 0.267, SLG: 0.302 (7, PH)										1	0	0	0	0	0	1	
Claude Raymond, R OBP: 0.267, SLG: 0.302 (7, 1)										0	0	0	0	0	0	0	
Inning Stats	R: 0 E: 0 K: 0 S: 3	H: 1 LOB: 1 BB: 0 P: 4	R: 0 E: 0 K: 0 S: 4	H: 2 LOB: 1 BB: 0 P: 4	R: 0 E: 0 K: 0 S: 3	H: 1 LOB: 1 BB: 0 P: 4	R: 0 E: 0 K: 0 S: 4	H: 0 LOB: 0 BB: 0 P: 3	R: 0 E: 1 K: 0 S: 4	H: 0 LOB: 1 BB: 0 P: 4	R: 0 E: 0 K: 0 S: 3	H: 1 LOB: 1 BB: 0 P: 7	R: 0 E: 0 K: 0 S: 4	H: 1 LOB: 1 BB: 0 P: 4	1B: 8 2B: 1 3B: 0 HR: 0	SF: 0 SAC: 0 DP: 3 HBP: 2	WP: 0 PA: 35 PB: 0 SB: 0 CS: 0
PITCHER Dave Roberts, L ERA: 2.47 (1, 1)	IP: 9.0 WLS: W BF: 35 H: 9 R: 0 ER: 0 SO: 0 BB: 1 IBB: 0 HBP: 2 BLK: 0 WP: 0 HR: 0 S: 32 P: 38 ERA: 0.00 WHIP: 1.111																

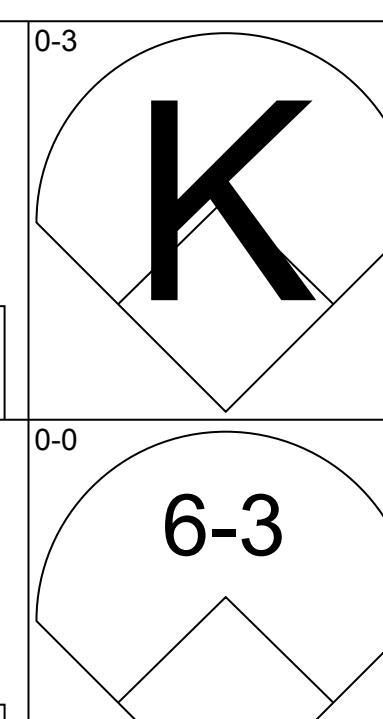
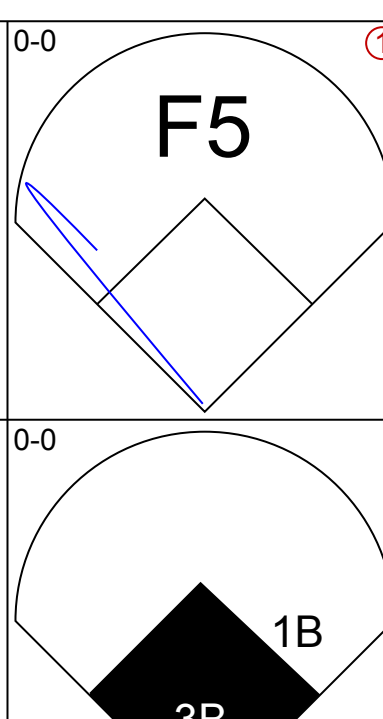
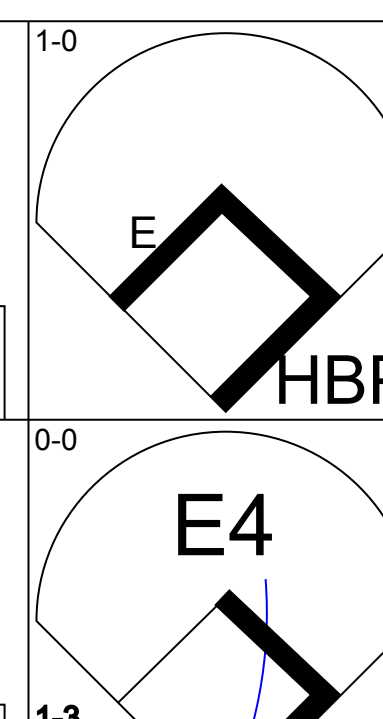
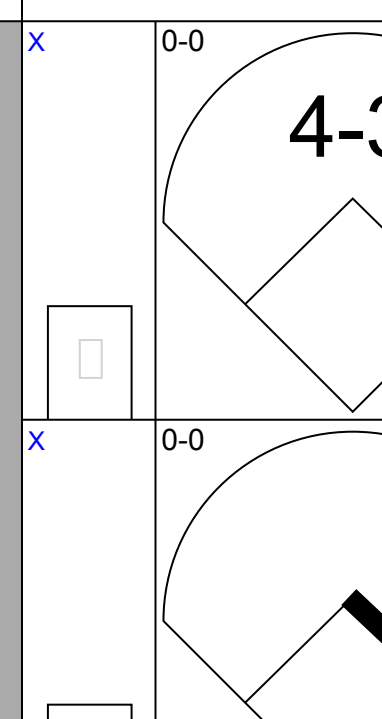
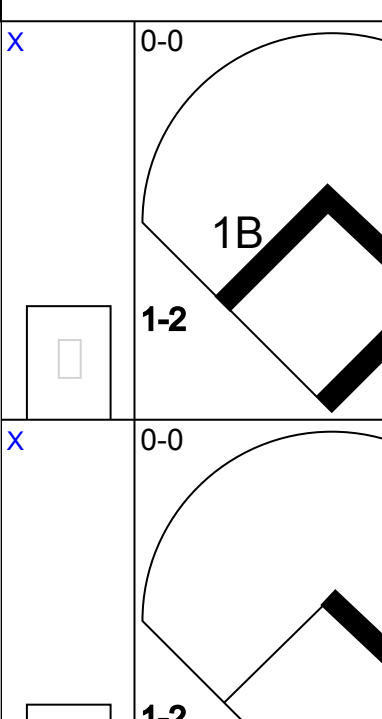
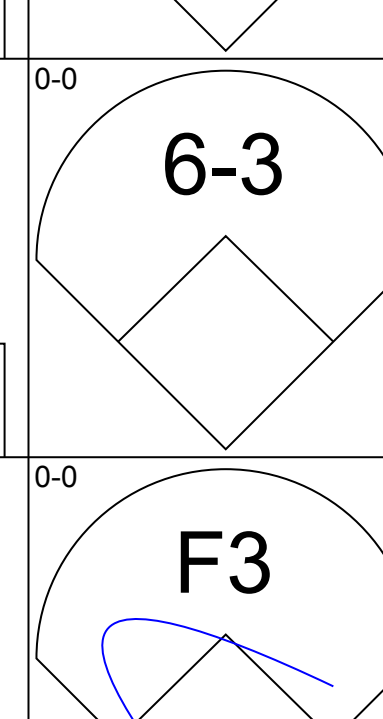
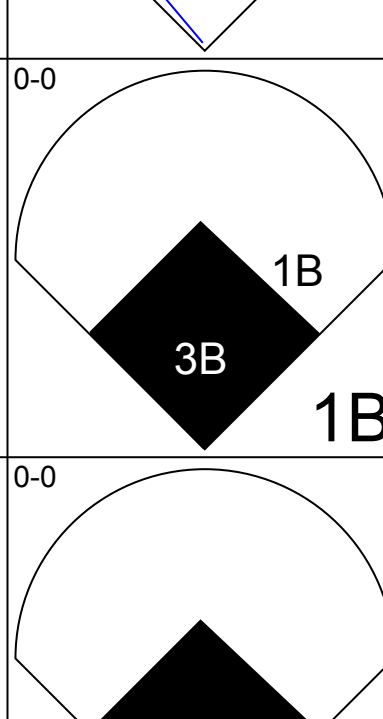
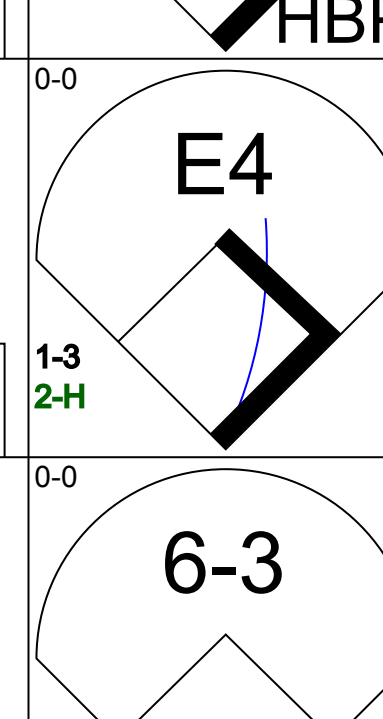
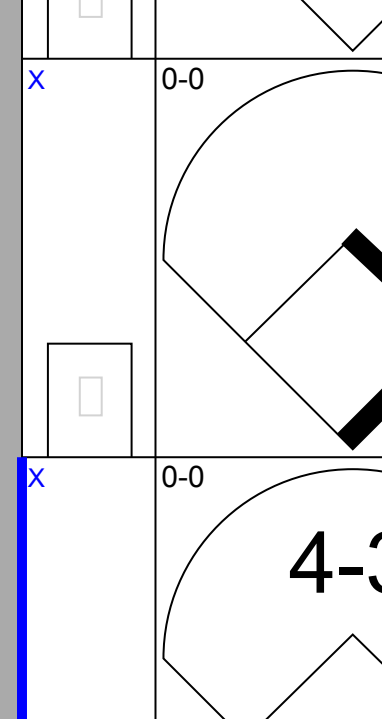
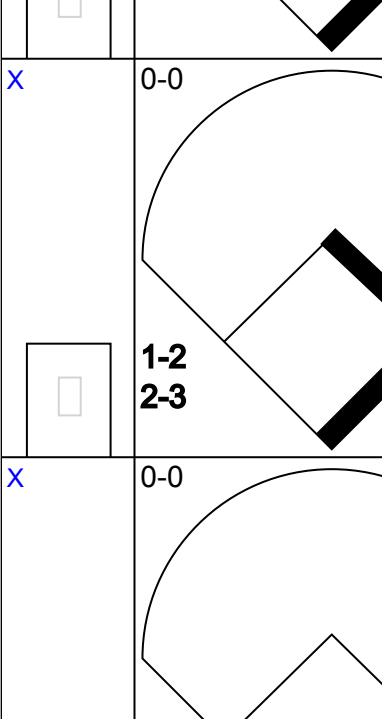
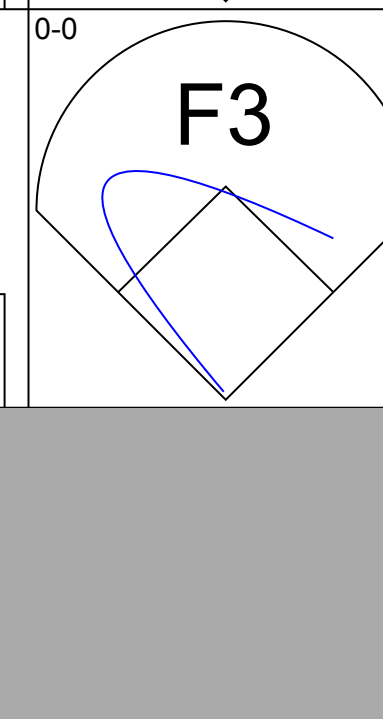
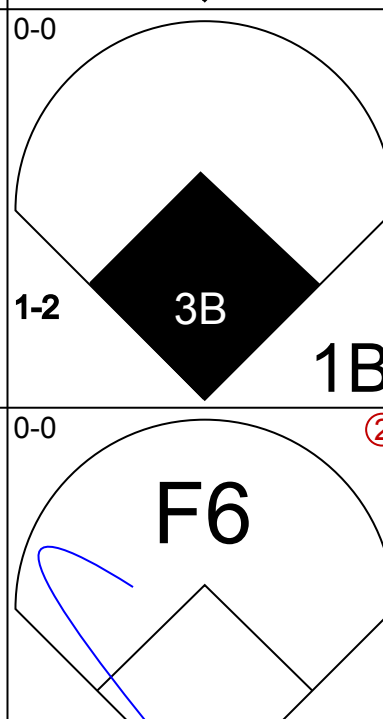
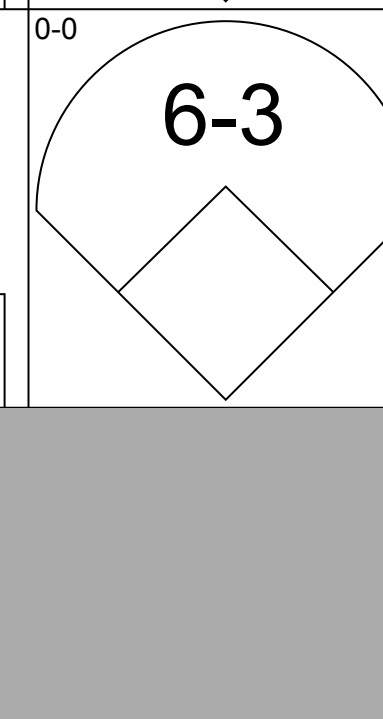
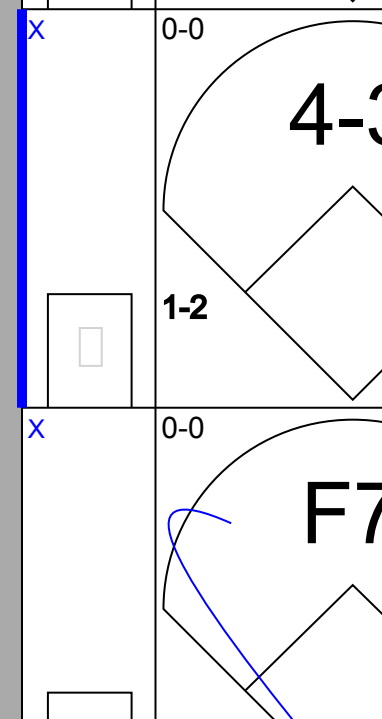
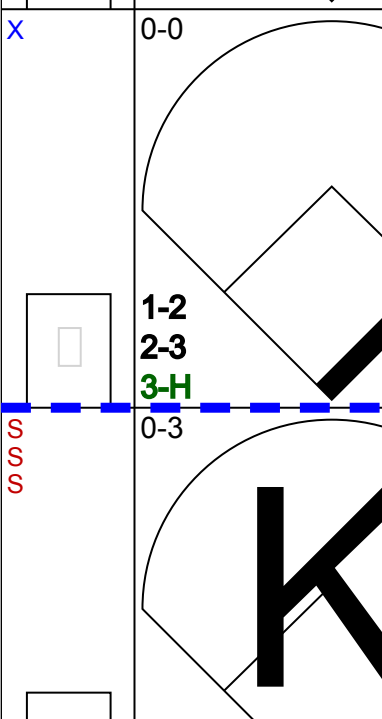
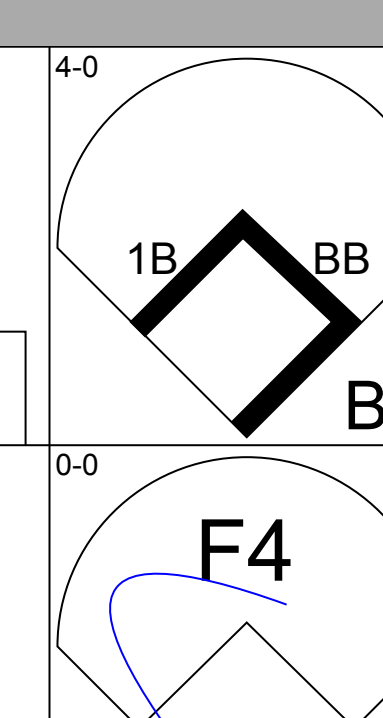
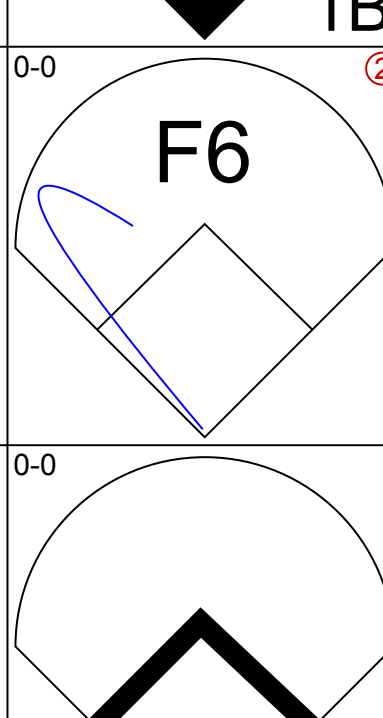
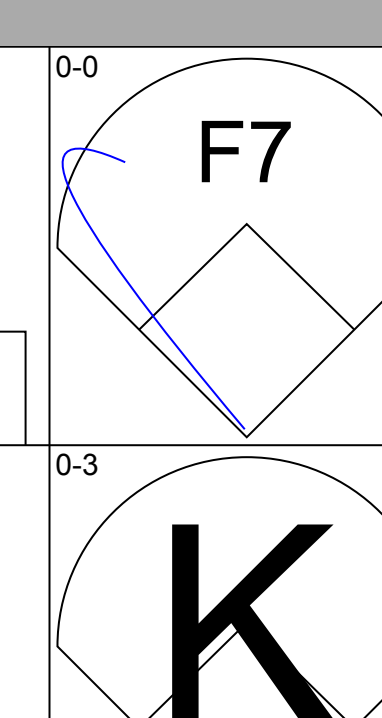
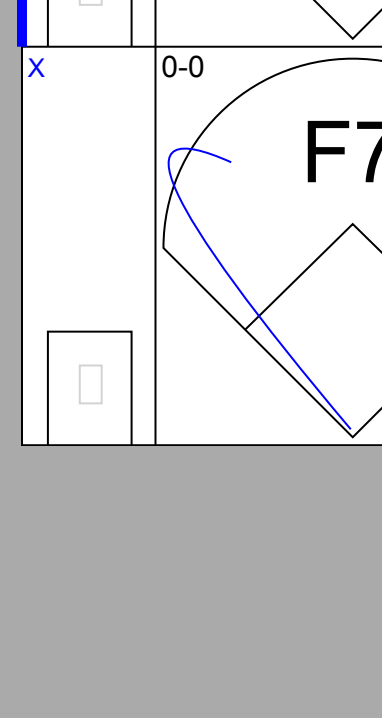
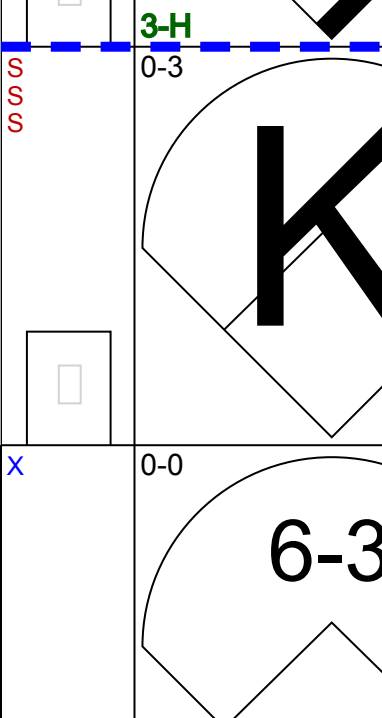

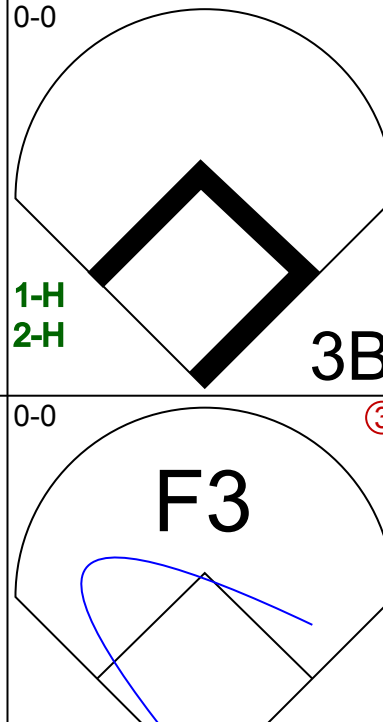

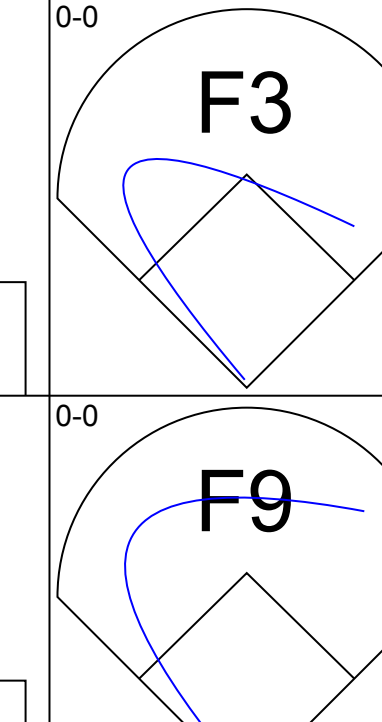
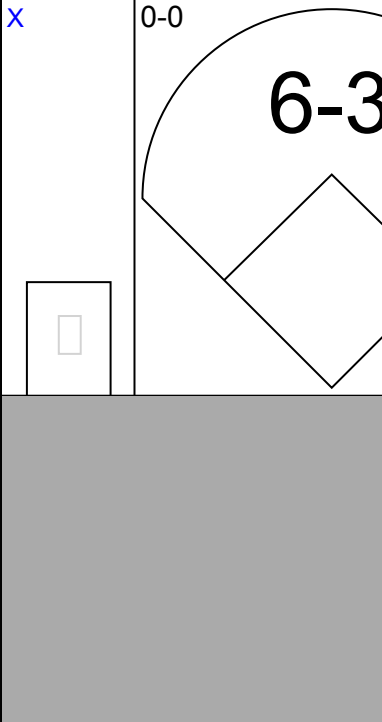


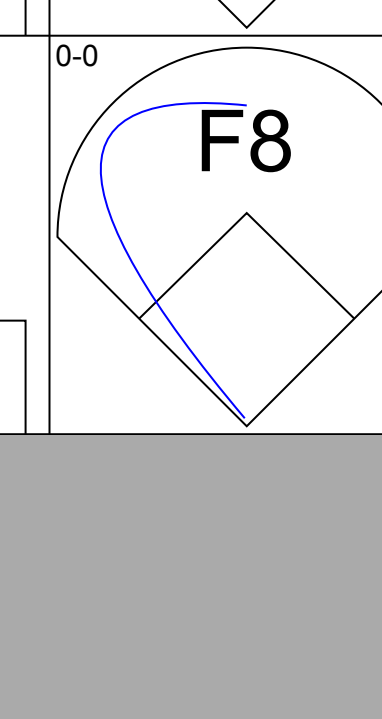
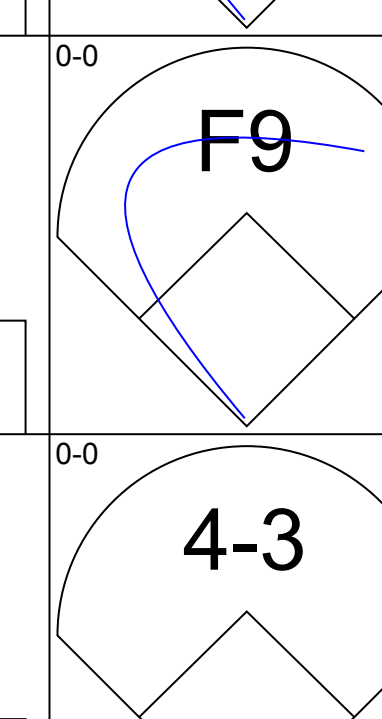

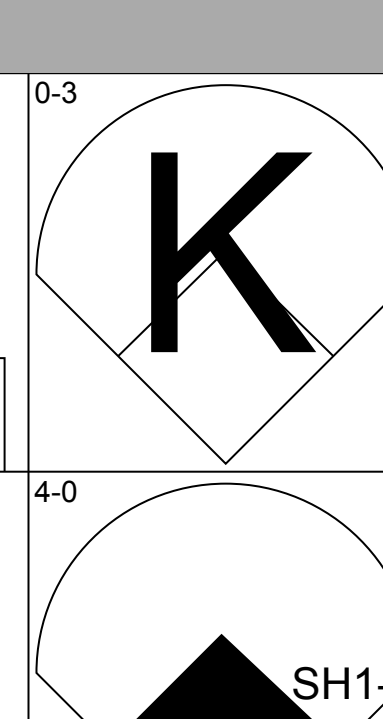
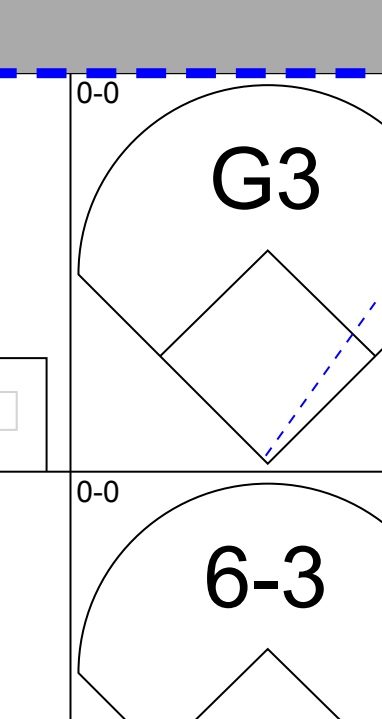
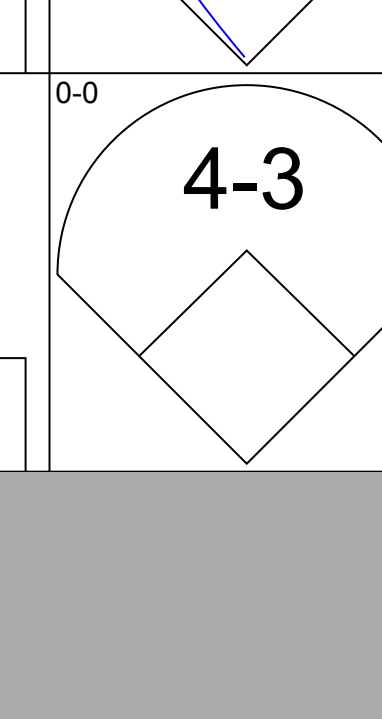

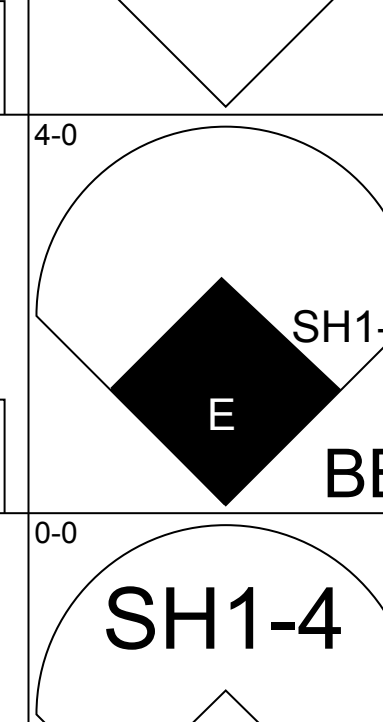
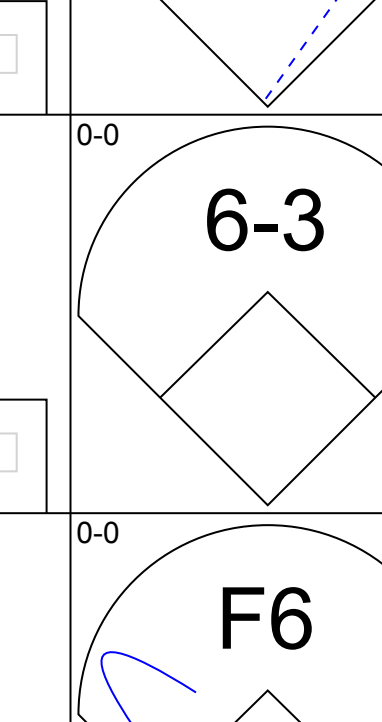
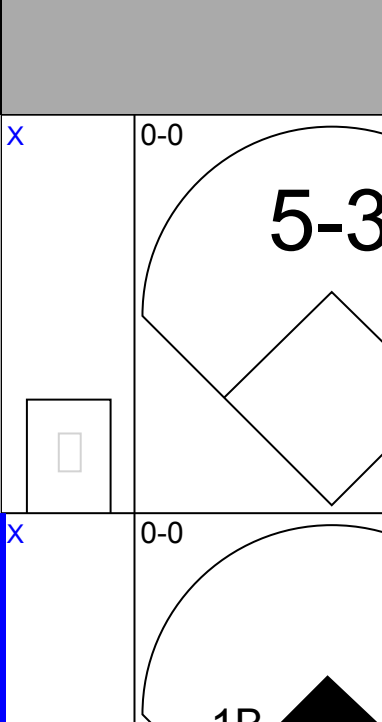

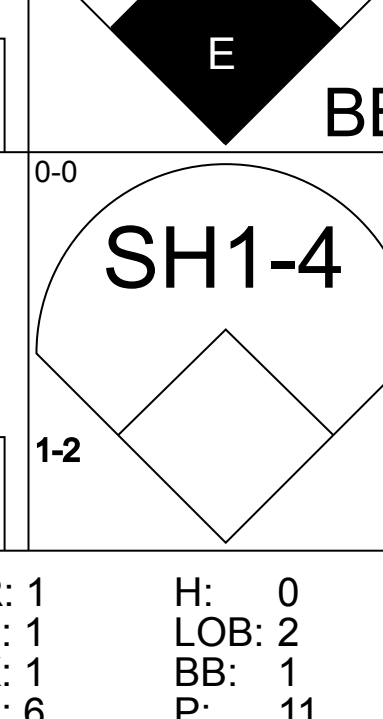
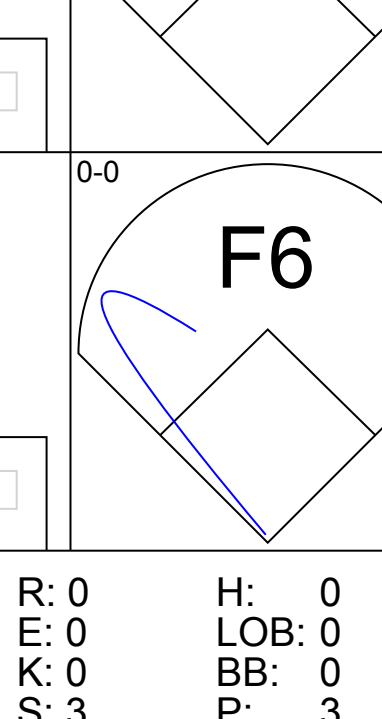
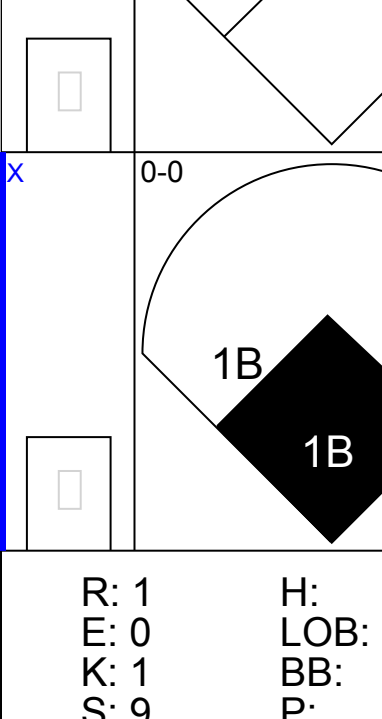
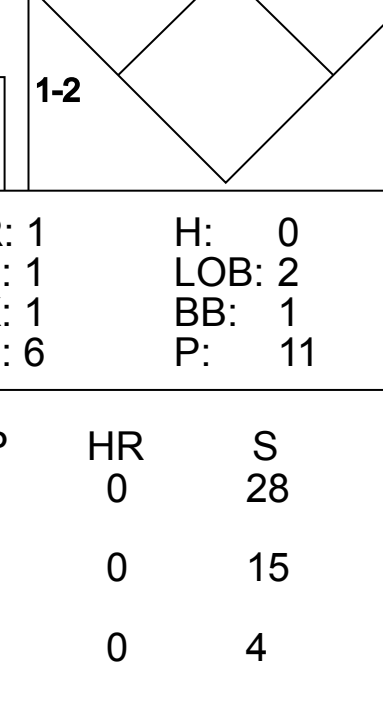
AB	32
R	0
H	9
RBI	0
BB	1
SO	0
LOB	20

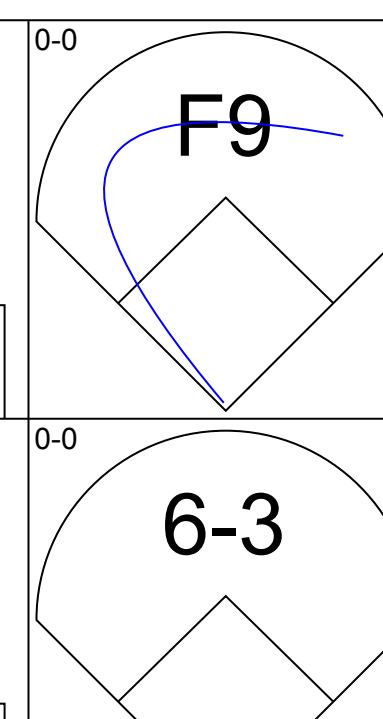
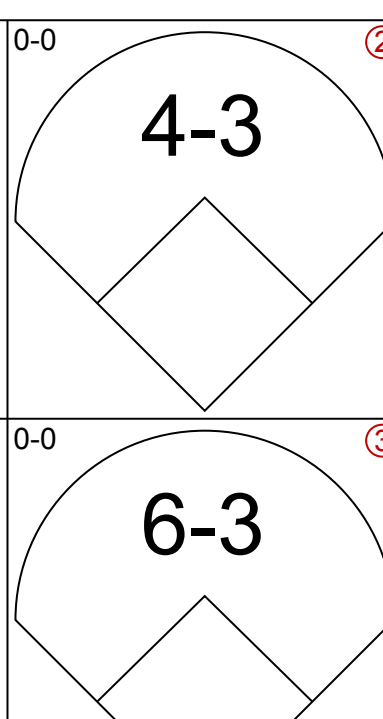
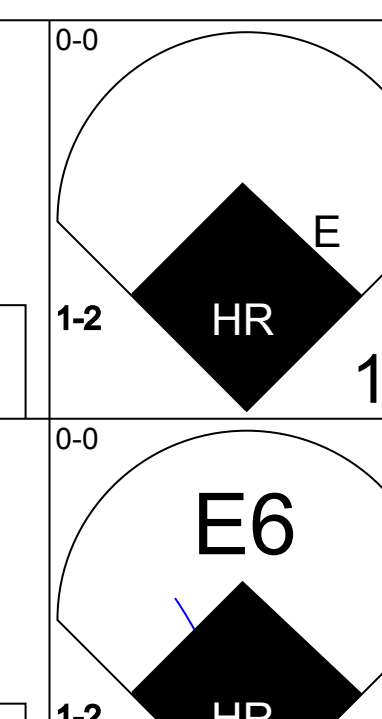
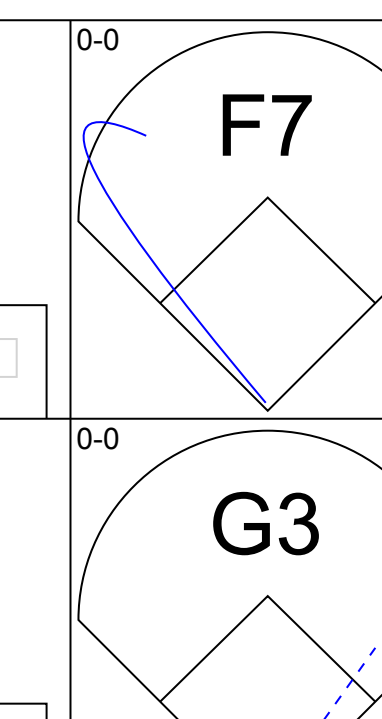
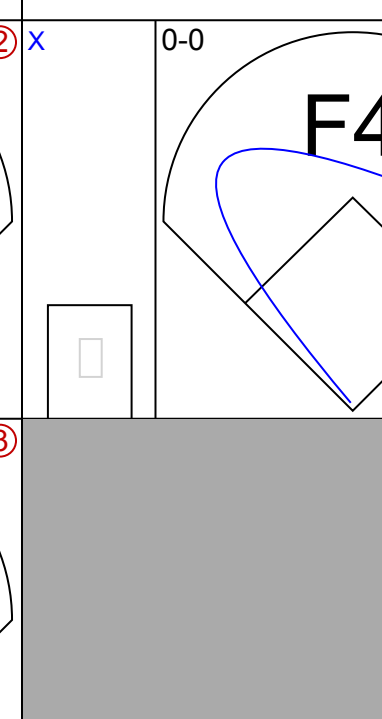
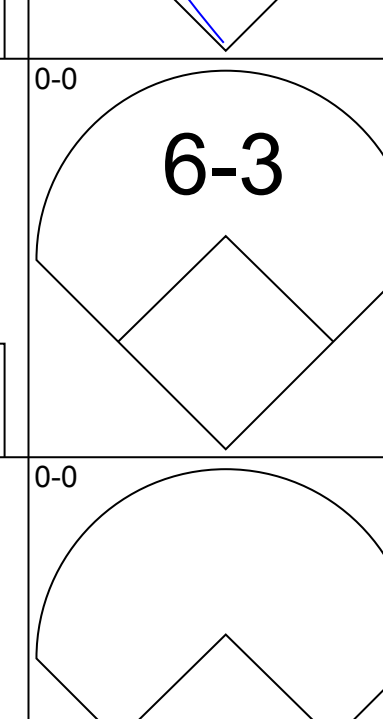
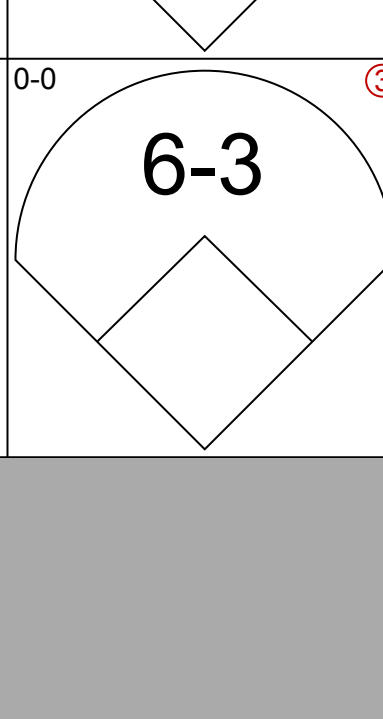
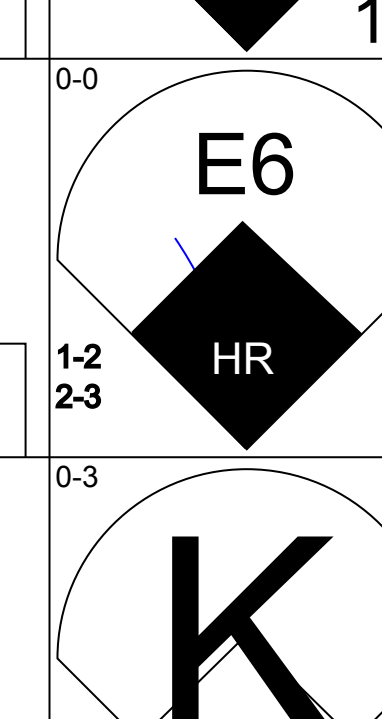
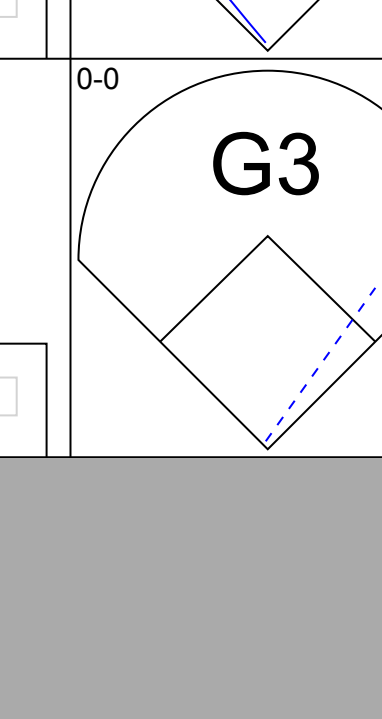
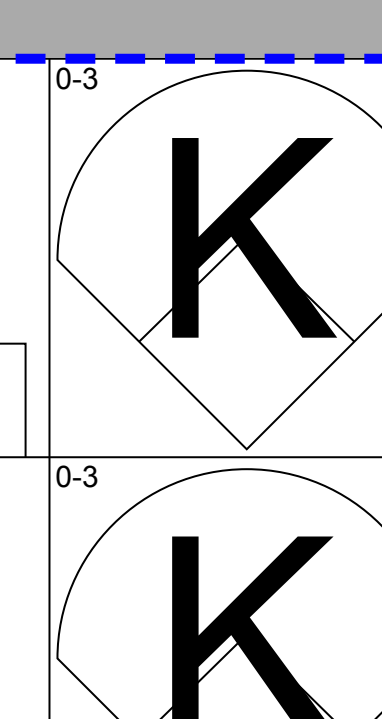
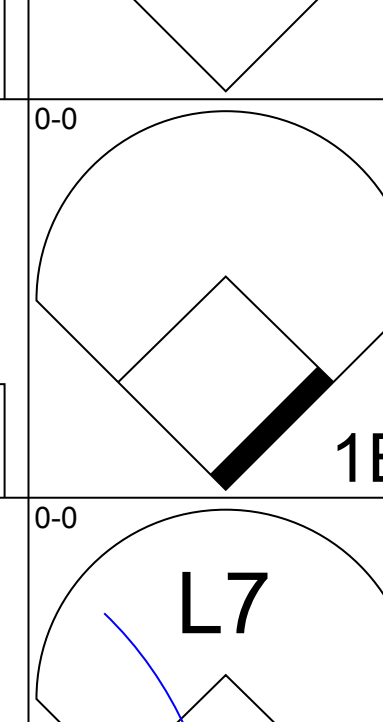
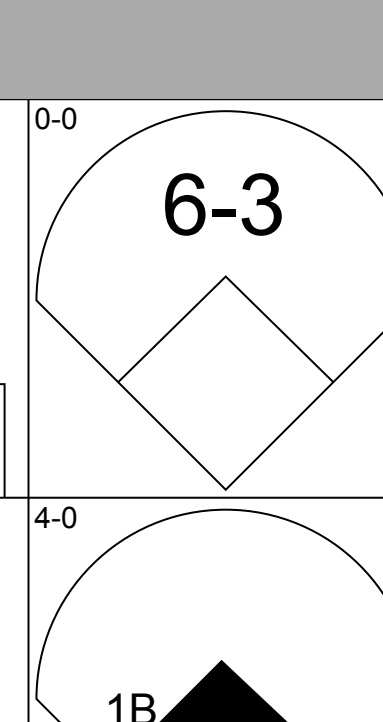
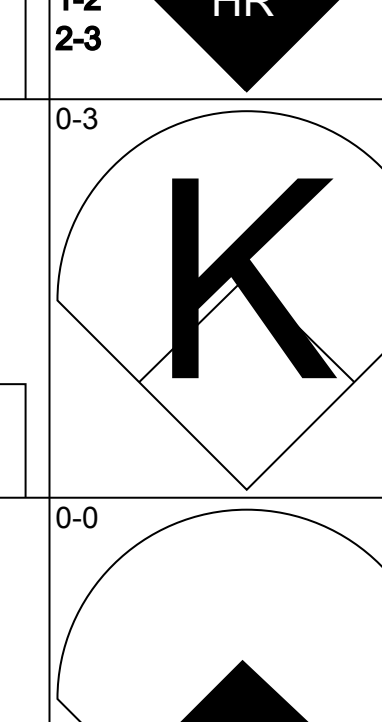
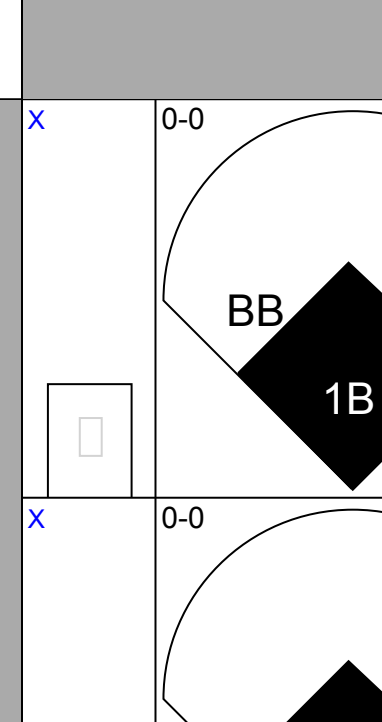
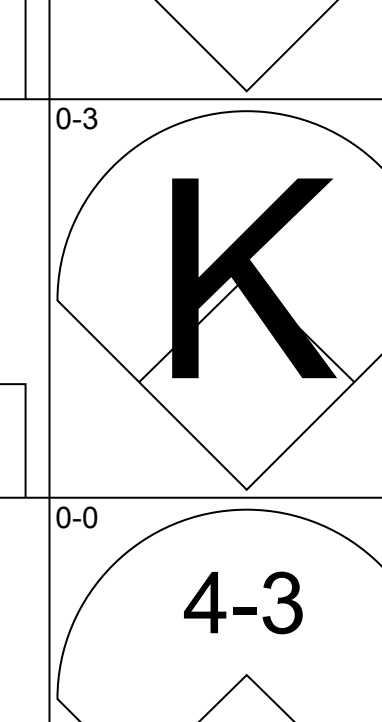
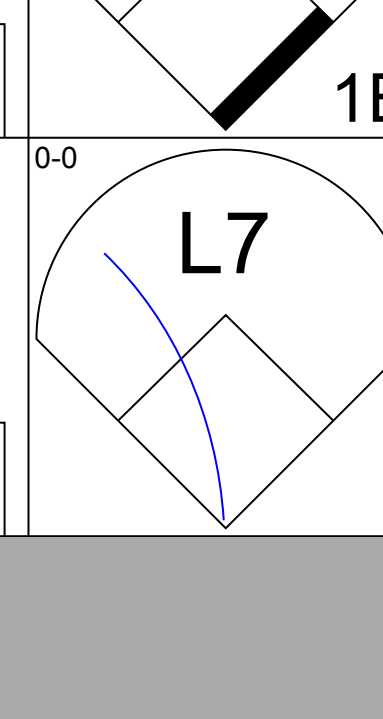
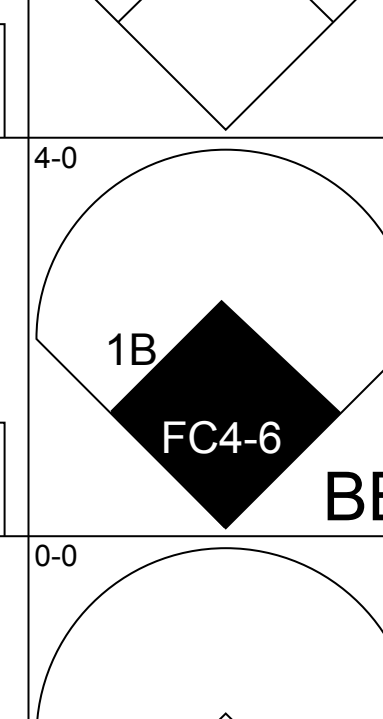
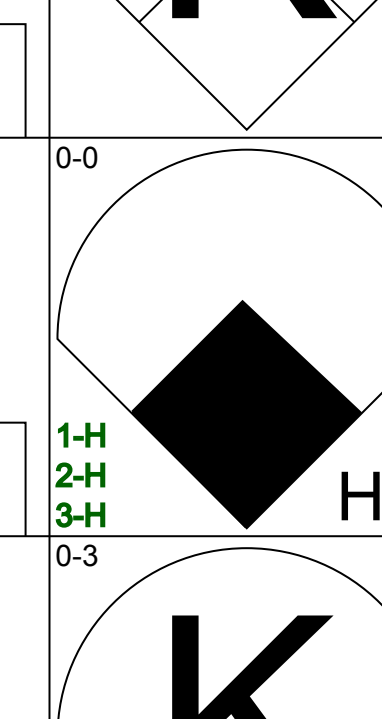
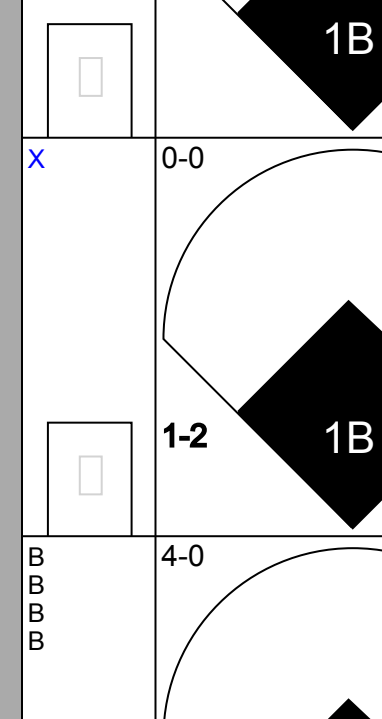
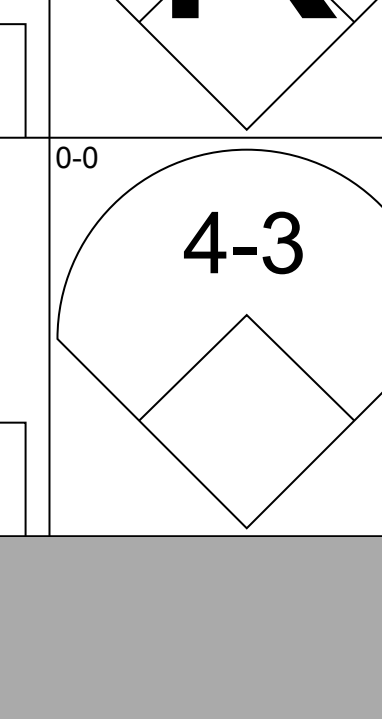

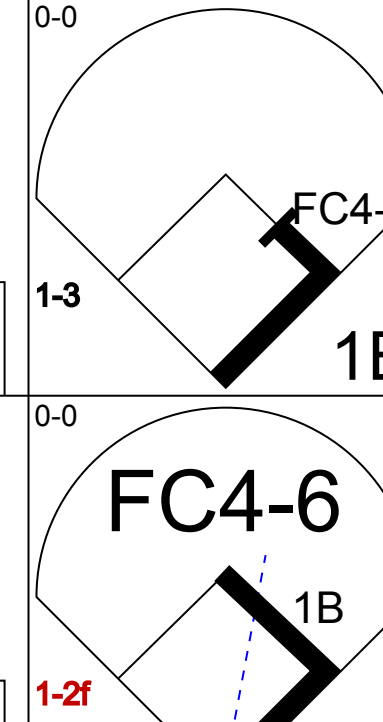
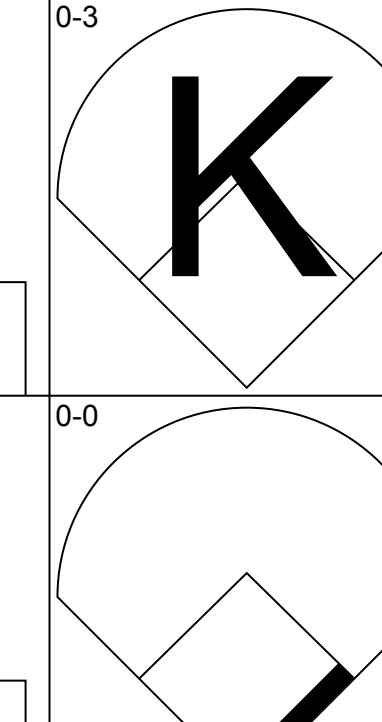
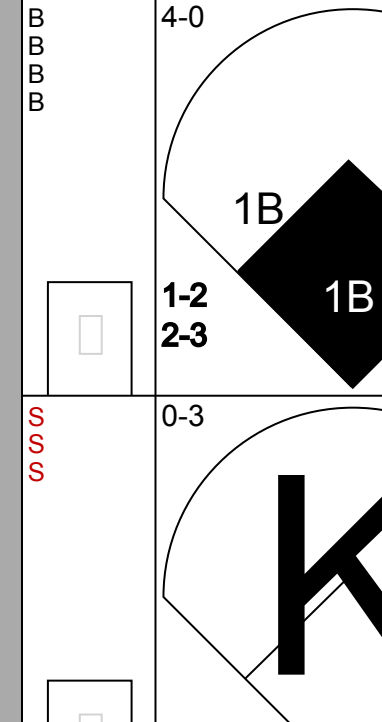

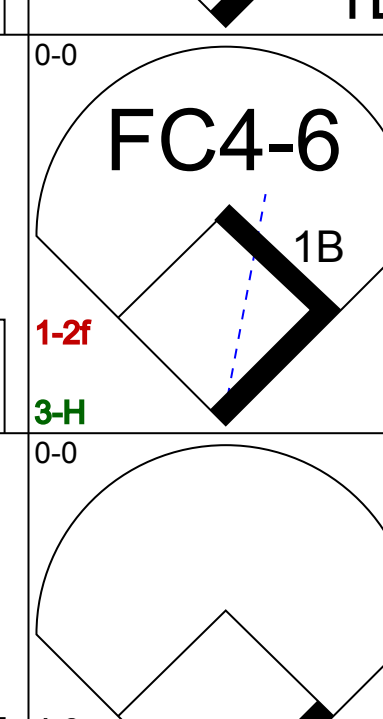
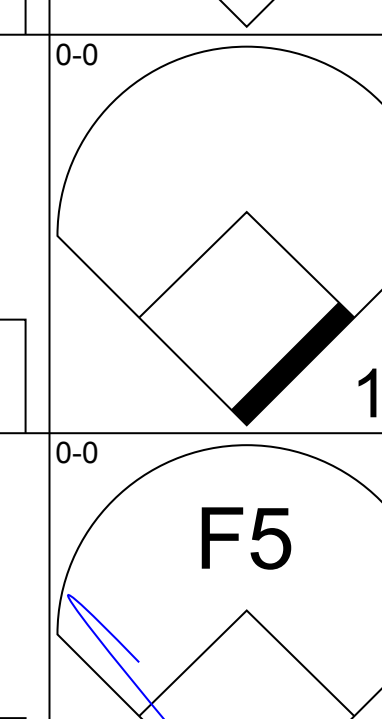
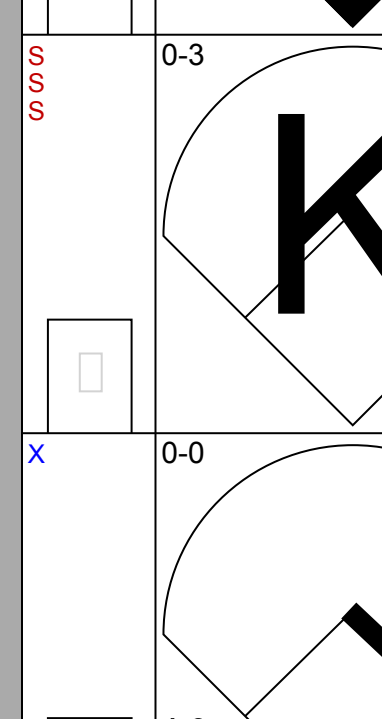

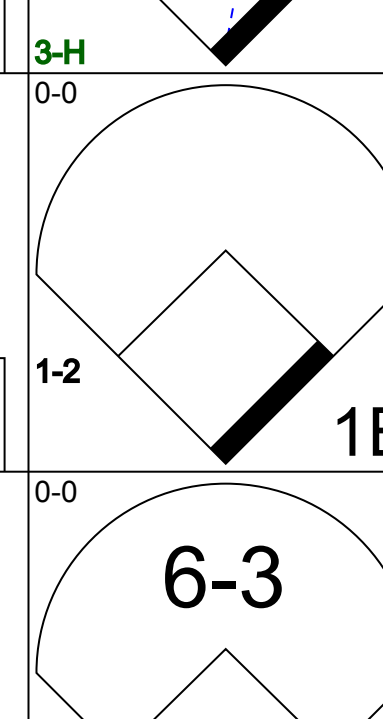
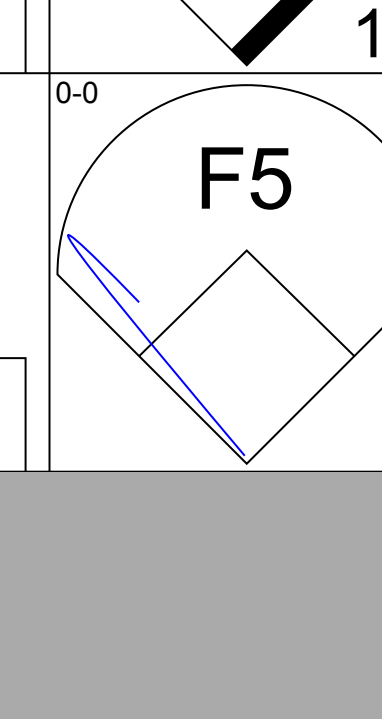
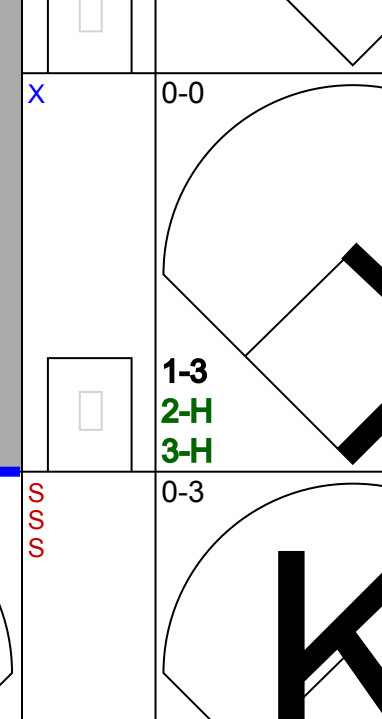

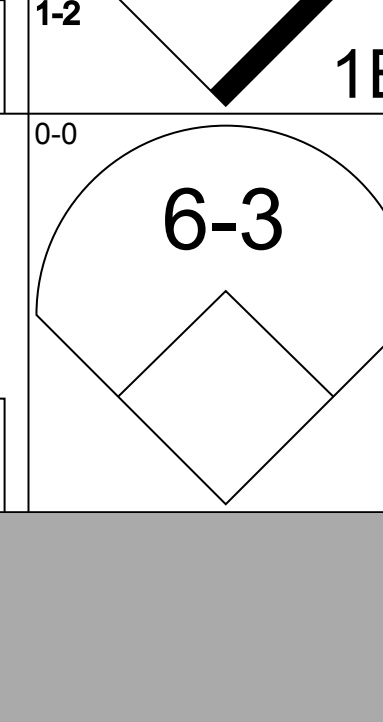
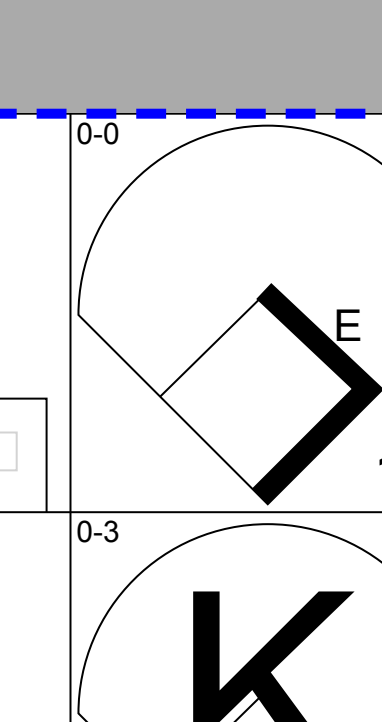
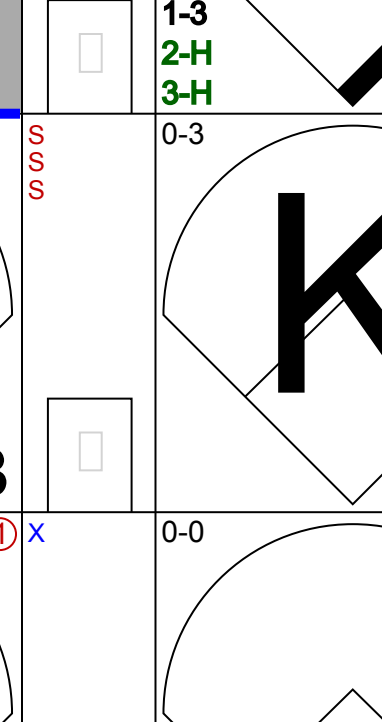
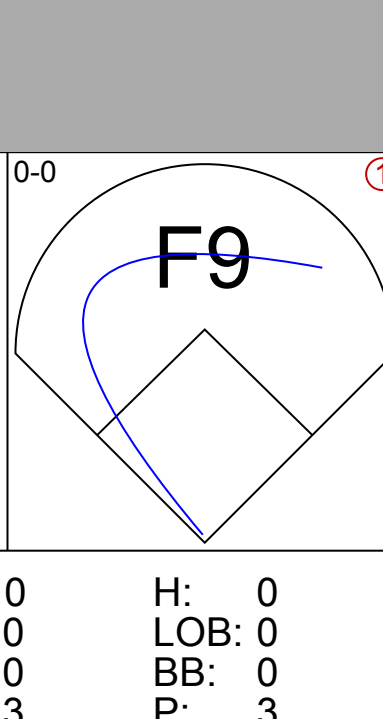
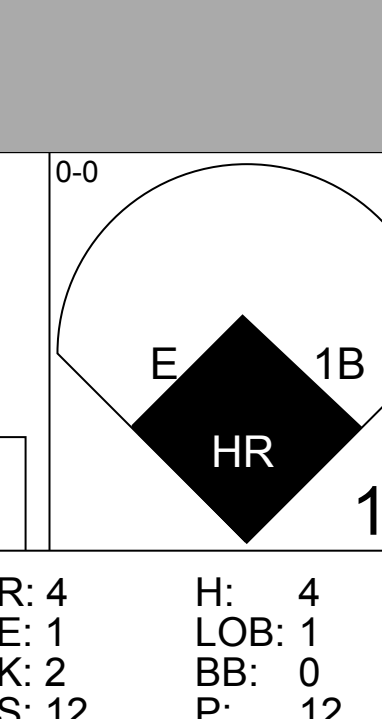
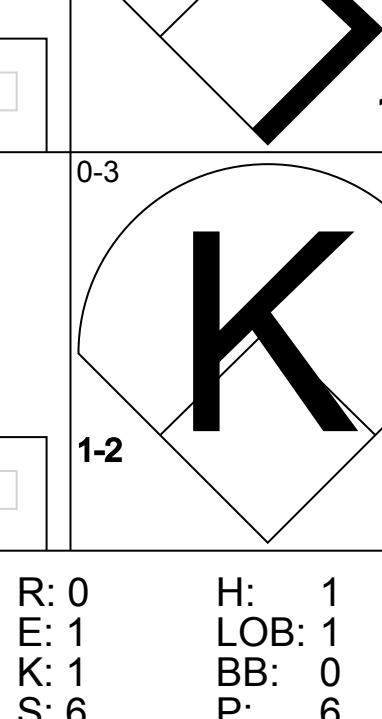
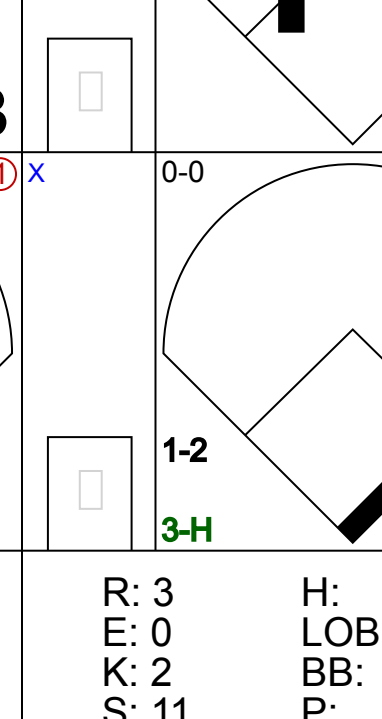
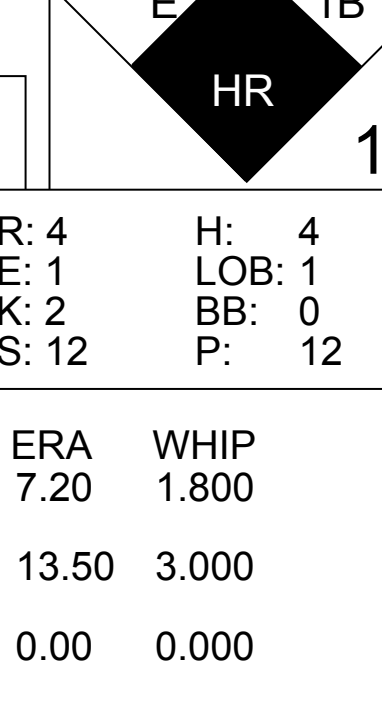
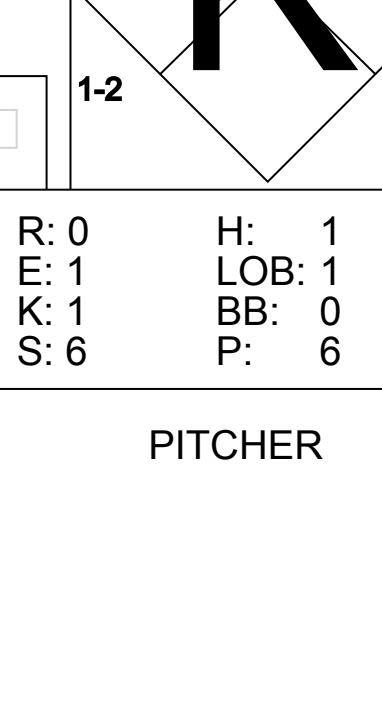
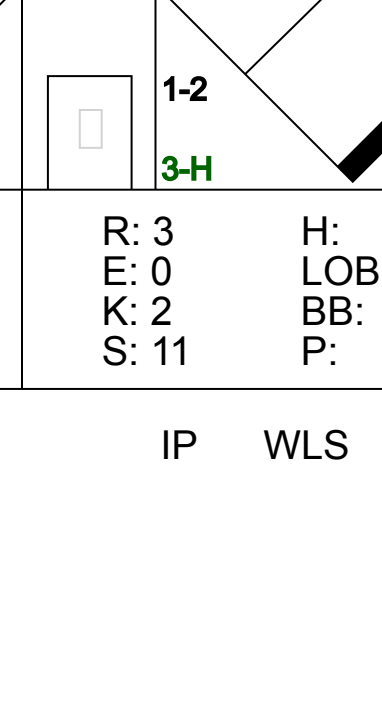


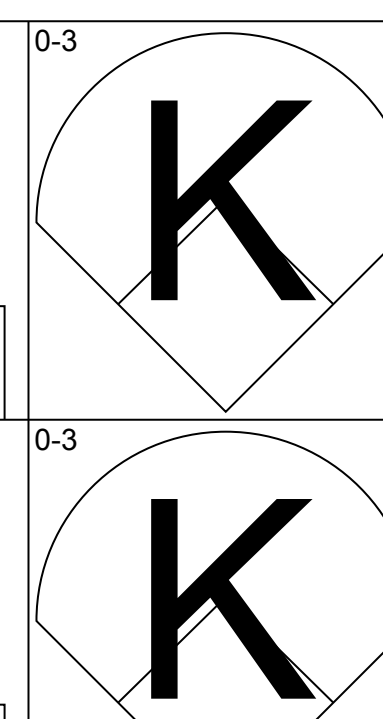
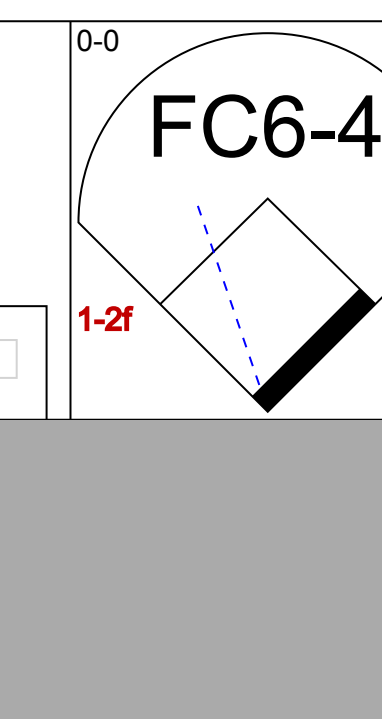
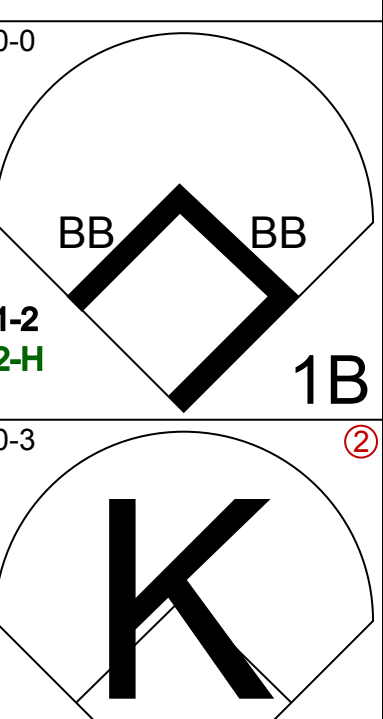
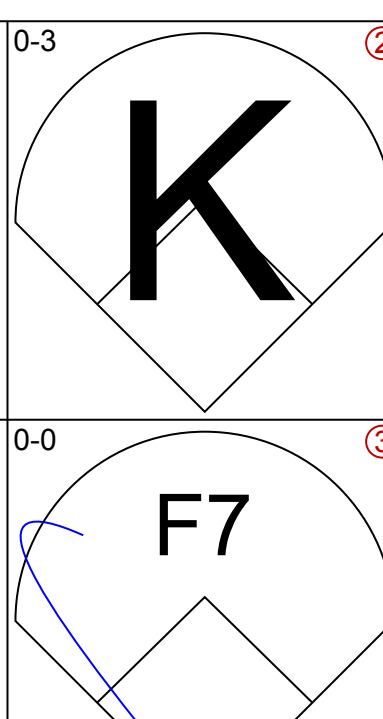
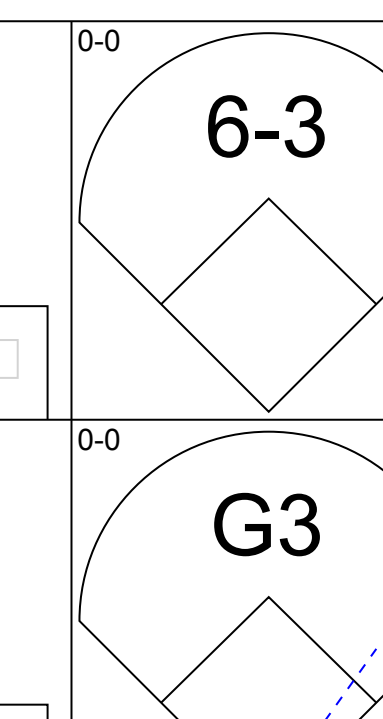
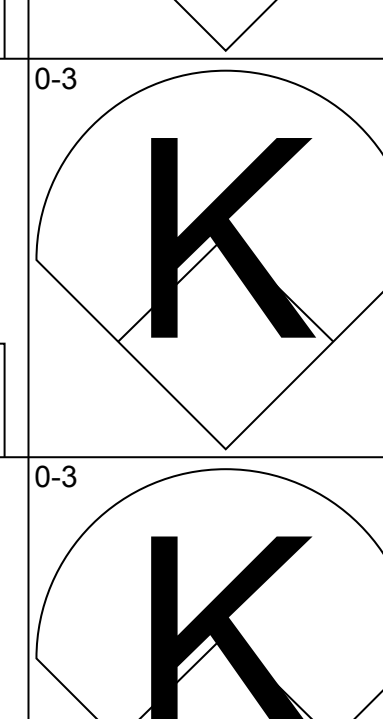
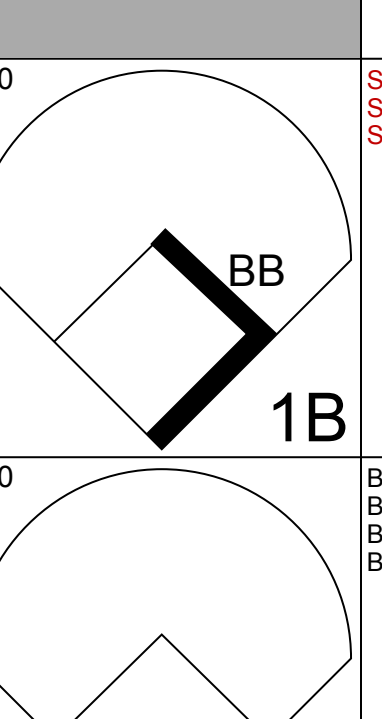
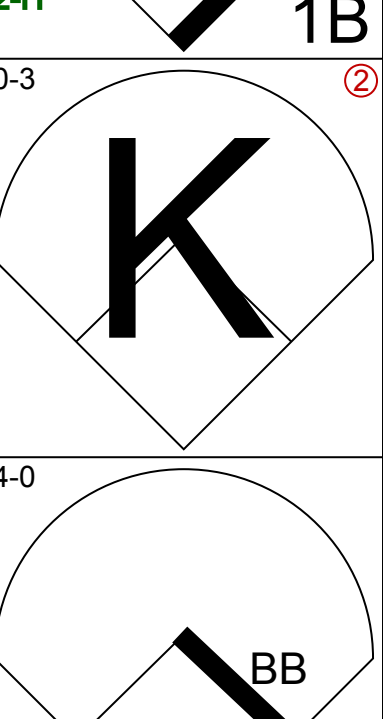
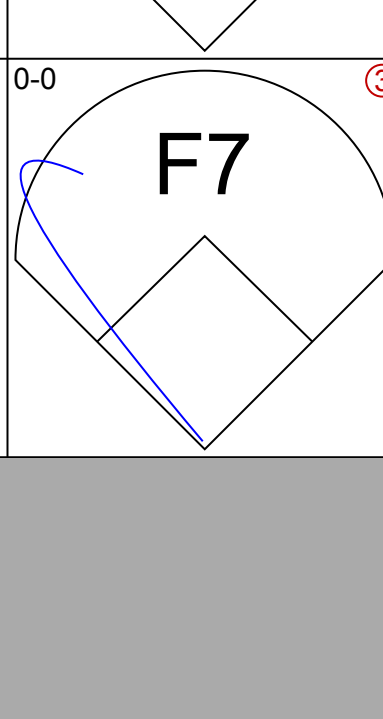
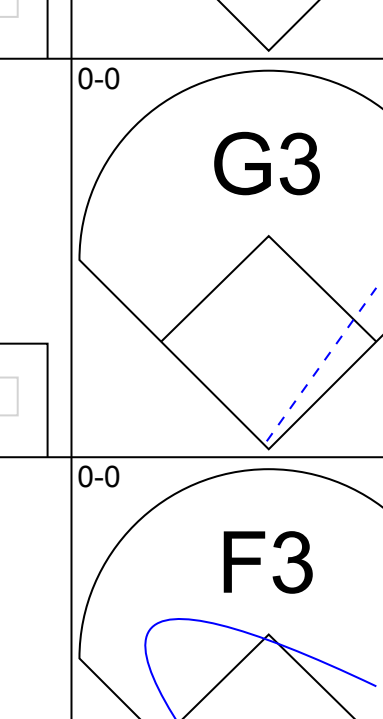
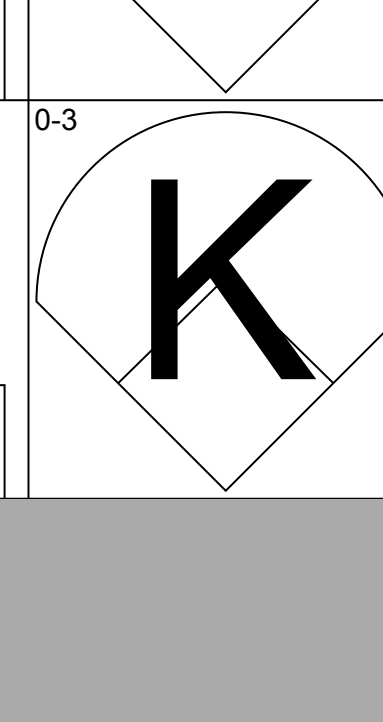
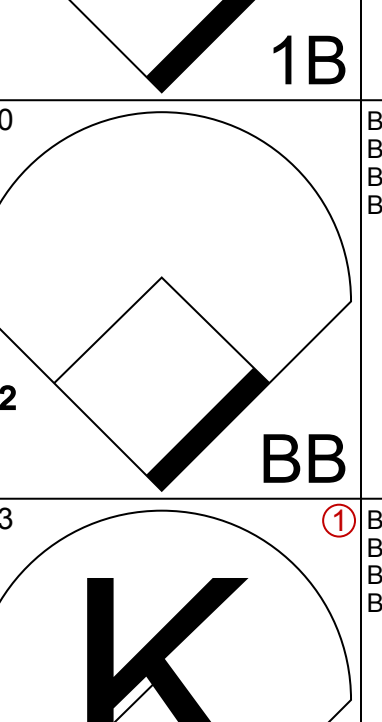
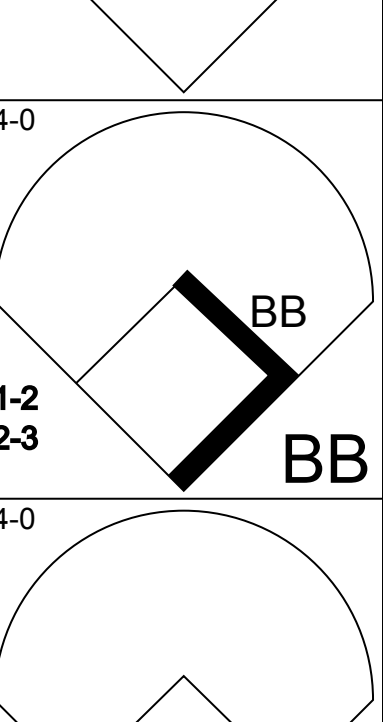

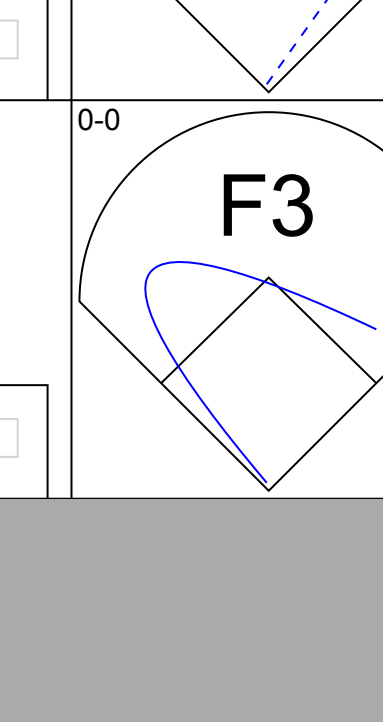
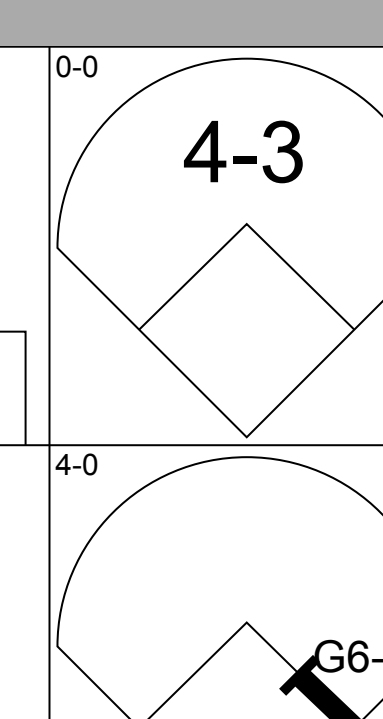
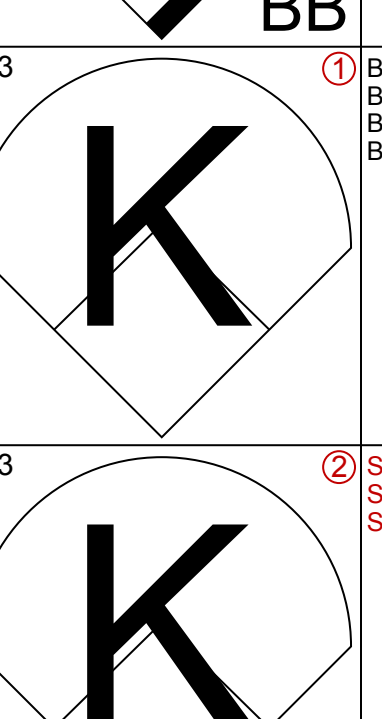
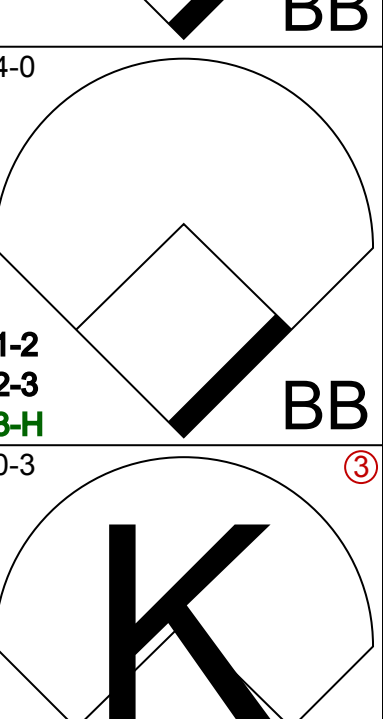

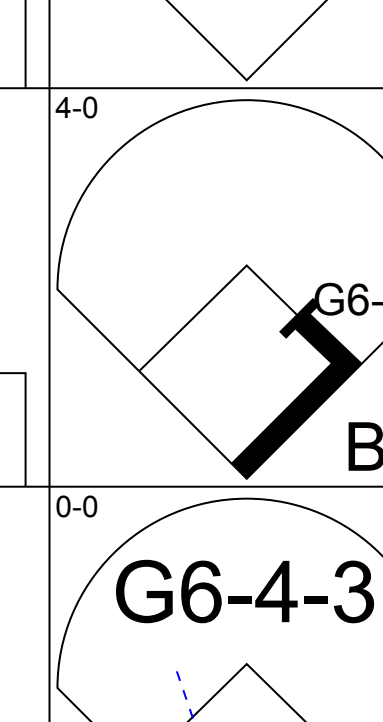
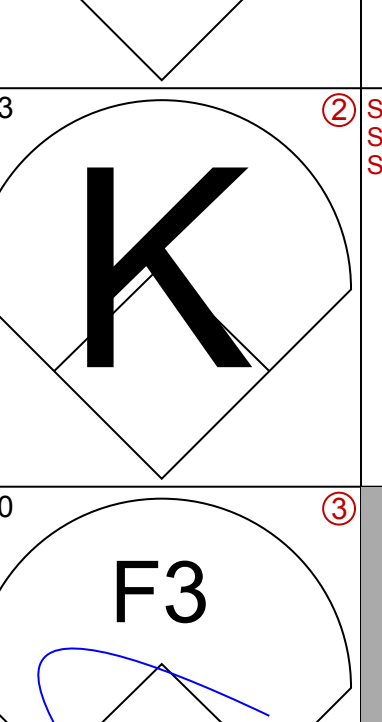
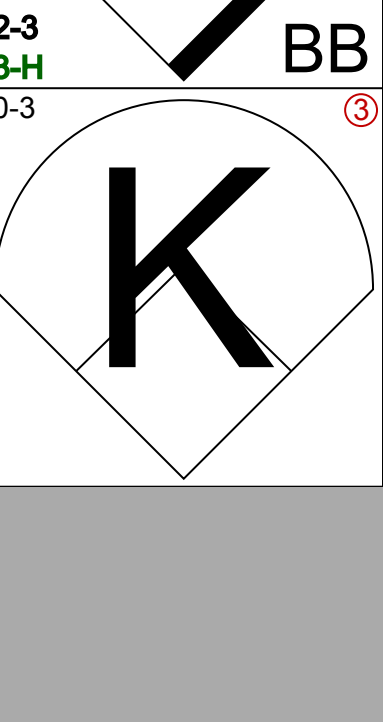
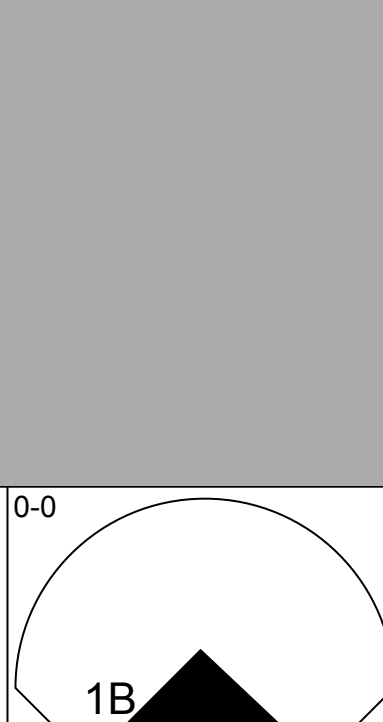
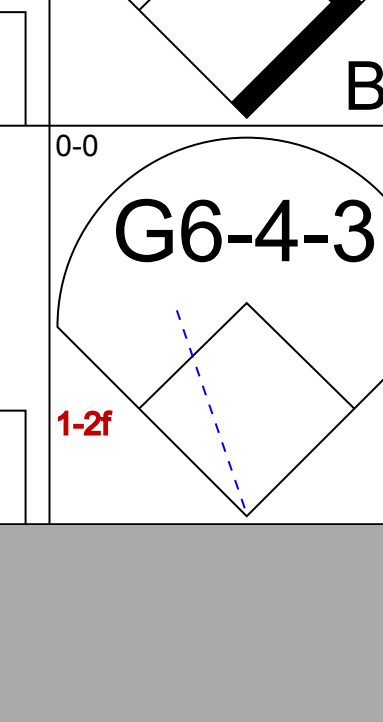
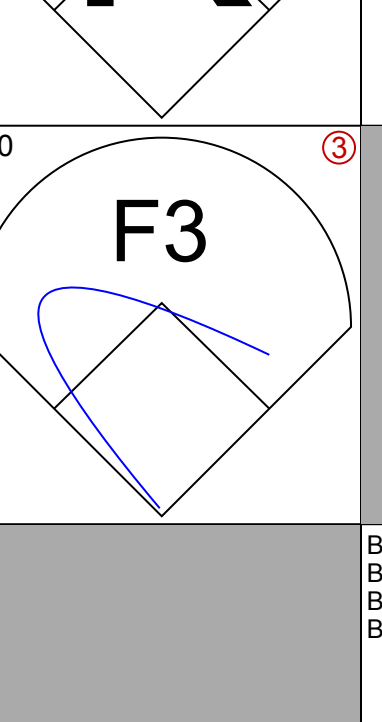

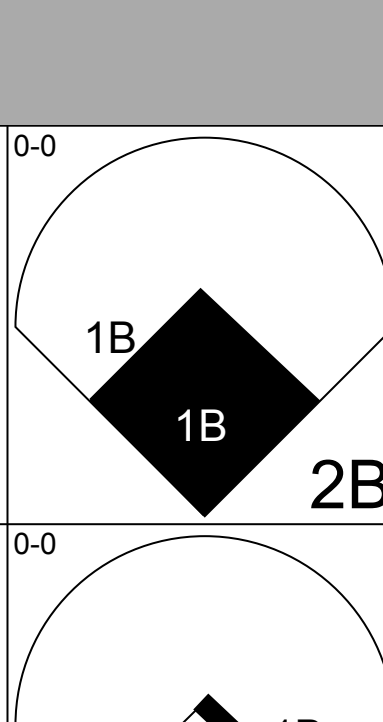
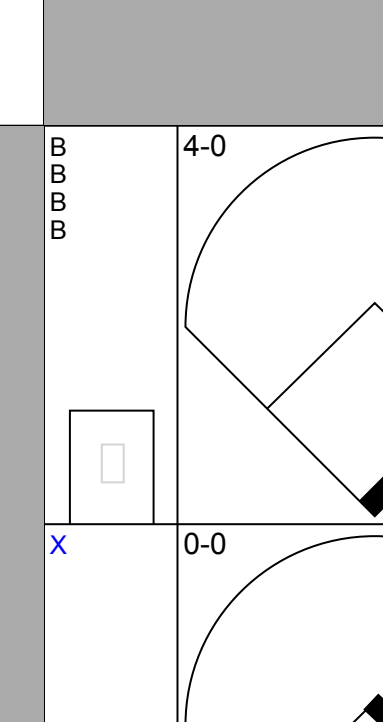
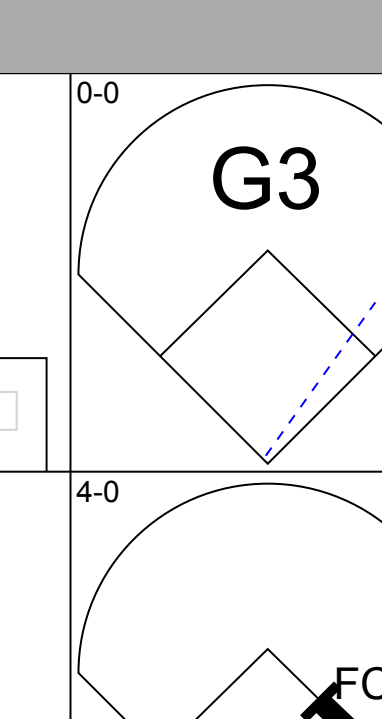
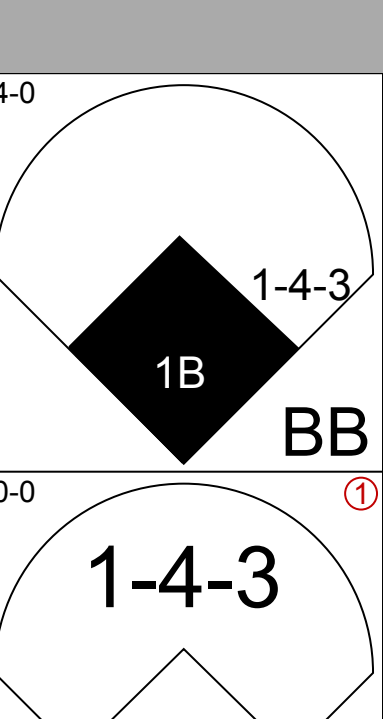
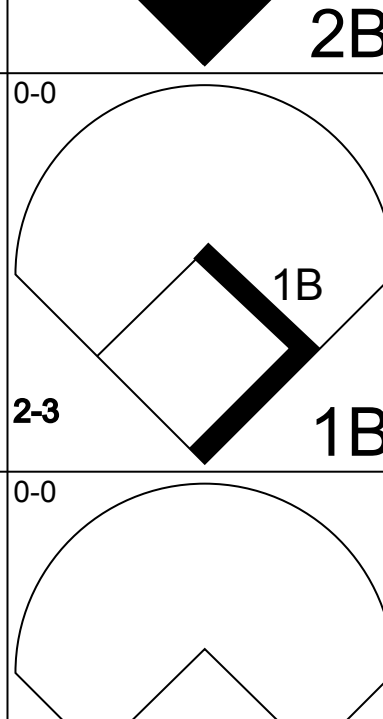
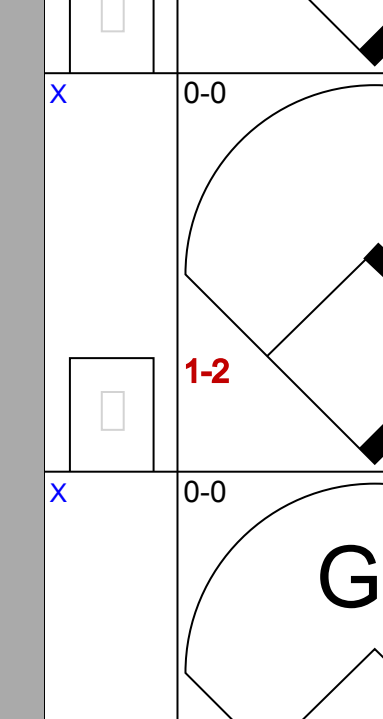

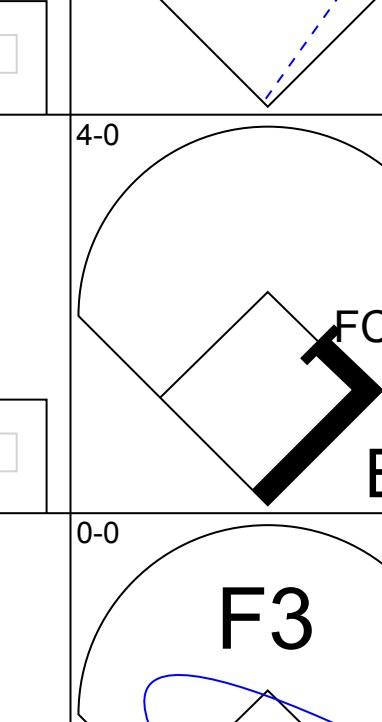
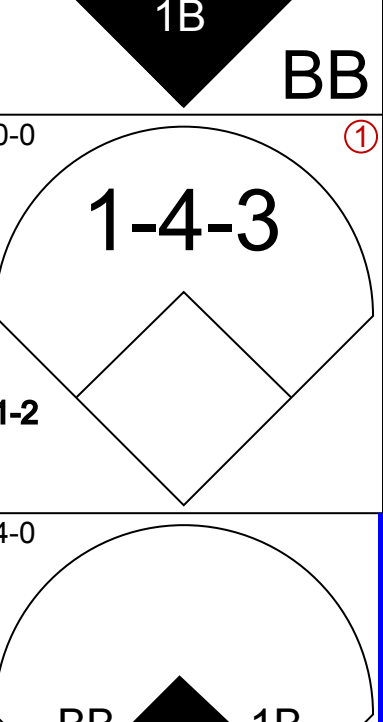
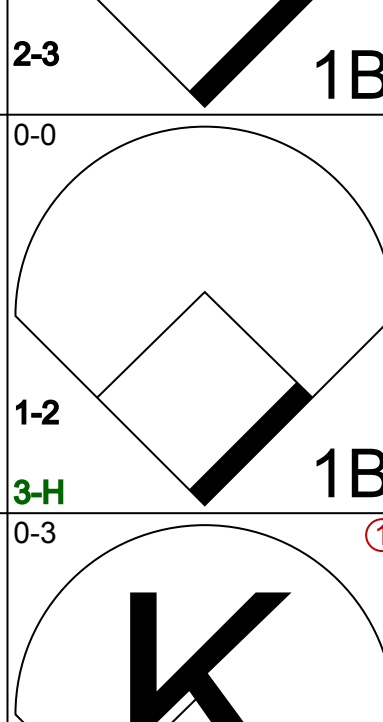
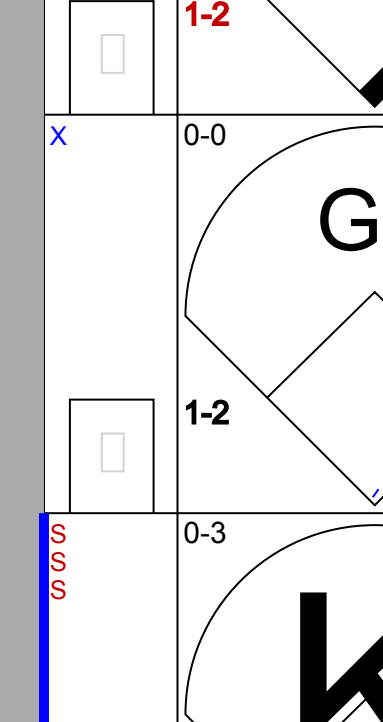

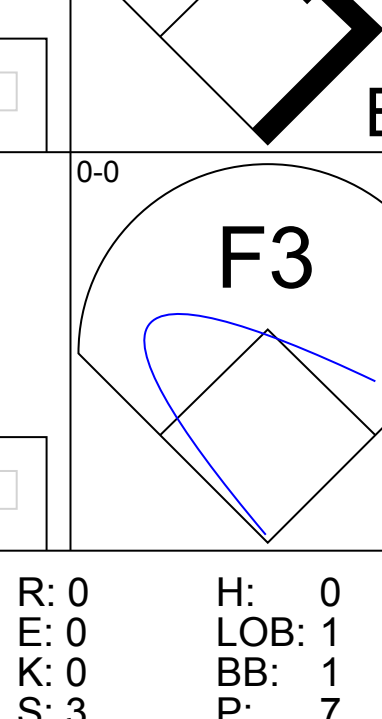
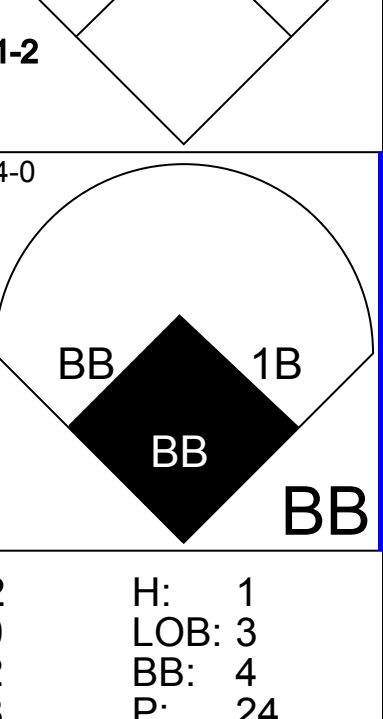
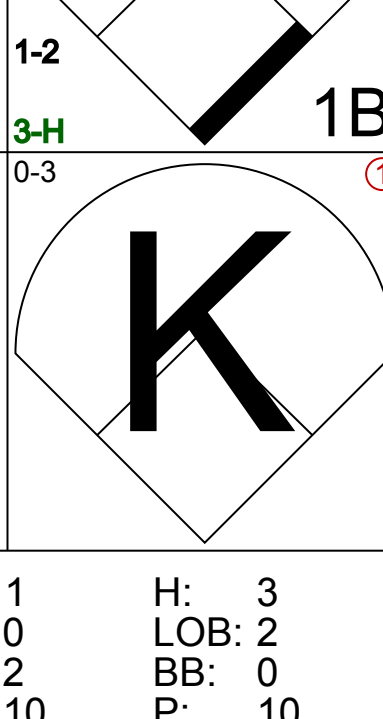
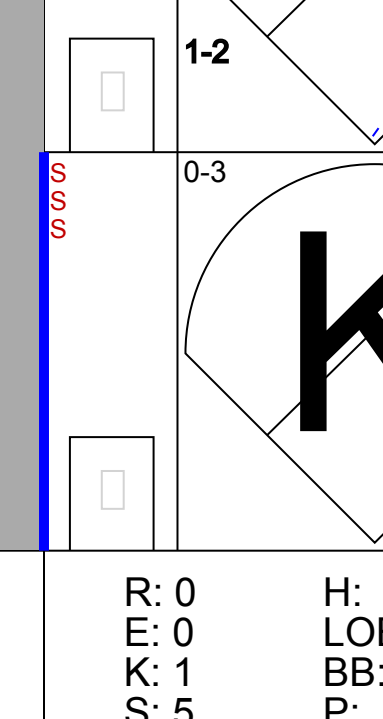

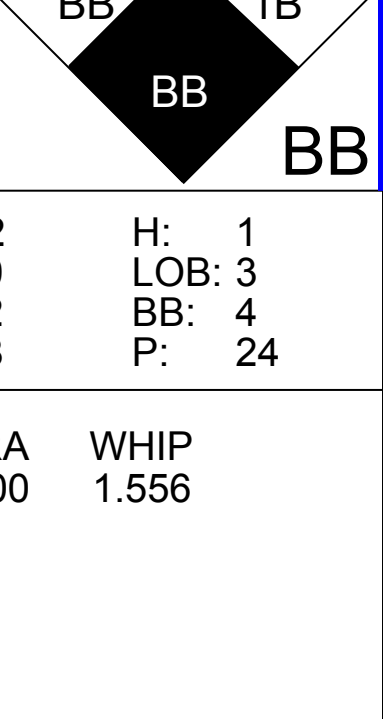
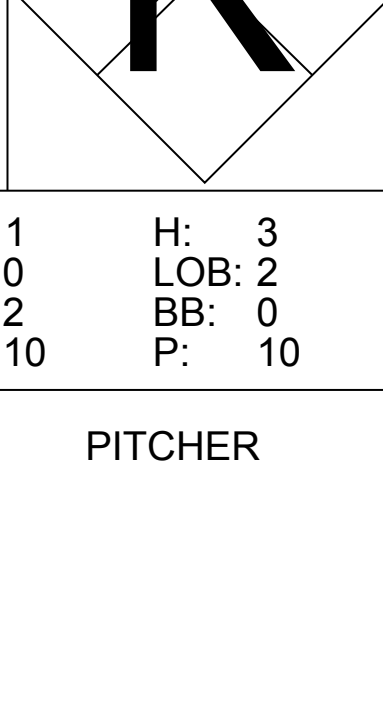
Batter	1	2	3	4	5	6	7	8	9	AB	R	H	RBI	BB	SO	LOB	BOTTOM		
Enzo Hernandez, R OBP: 0.359, SLG: 0.317 (1, 6)										5	2	3	0	0	0	0	Montreal Expos @ San Diego Padres San Diego Stadium, San Diego, CA Sun Jun 06 1971, 6:33 AM EDT Unknown		
Don Mason, L OBP: 0.297, SLG: 0.262 (1, 4)										5	0	0	0	0	0	4			
Cito Gaston, R OBP: 0.292, SLG: 0.425 (1, 8)										3	2	2	1	1	1	0			
Nate Colbert, R OBP: 0.399, SLG: 0.528 (1, 3)										4	1	1	1	0	0	2			
Ollie Brown, R OBP: 0.363, SLG: 0.384 (1, 9)										3	1	2	1	1	0	0			
Ivan Murrell, R OBP: 0.322, SLG: 0.446 (1, 7)										3	1	0	1	1	1	4			
Ed Spiezio, R OBP: 0.255, SLG: 0.286 (1, 5)										2	0	0	0	1	0	0			
Dave Campbell, R OBP: 0.273, SLG: 0.352 (6, PR) (7, 5)										1	1	1	1	0	0	0			
Bob Barton, R OBP: 0.338, SLG: 0.417 (1, 2)										4	0	2	3	0	0	0			
Dave Roberts, L OBP: 0.185, SLG: 0.222 (1, 1)										4	0	0	0	0	0	3			
Inning Stats	R: 2 E: 0 K: 0 S: 6	H: 3 LOB: 1 BB: 0 P: 6	R: 0 E: 0 K: 0 S: 3	H: 0 LOB: 0 BB: 0 P: 3	R: 0 E: 0 K: 1 S: 5	H: 0 LOB: 0 BB: 0 P: 5	R: 0 E: 0 K: 0 S: 2	H: 0 LOB: 0 BB: 1 P: 6	R: 0 E: 0 K: 0 S: 3	H: 0 LOB: 0 BB: 0 P: 3	R: 4 E: 1 K: 0 S: 6	H: 3 LOB: 2 BB: 3 P: 18	R: 0 E: 0 K: 0 S: 4	H: 1 LOB: 1 BB: 0 P: 4	R: 2 E: 0 K: 1 S: 9	H: 4 LOB: 2 BB: 0 P: 9	1B: 7 2B: 2 3B: 2 HR: 0	SF: 0 SAC: 0 DP: 0 HBP: 0	WP: 0 PA: 39 PB: 0 SB: 0 CS: 1
PITCHER Carl Morton, R ERA: 4.37 (1, 1)	IP: 5.2 WLS: L BF: 25 H: 5 R: 6 ER: 6 SO: 1 BB: 3 IBB: 1 HBP: 0 BLK: 0 WP: 0 HR: 0 S: 23 P: 39 ERA: 9.53 WHIP: 1.412																		
Howie Reed, R ERA: 3.38 (6, 1)	0.1	2	1	0	0	0	0	0	0	0	0	2	2	0.00	3.000				
Claude Raymond, R ERA: 4.26 (7, 1)	2.0	11	5	2	2	1	0	0	0	0	0	13	13	9.00	2.500				

AB	34
R	8
H	11
RBI	8
BB	4
SO	2
LOB	13



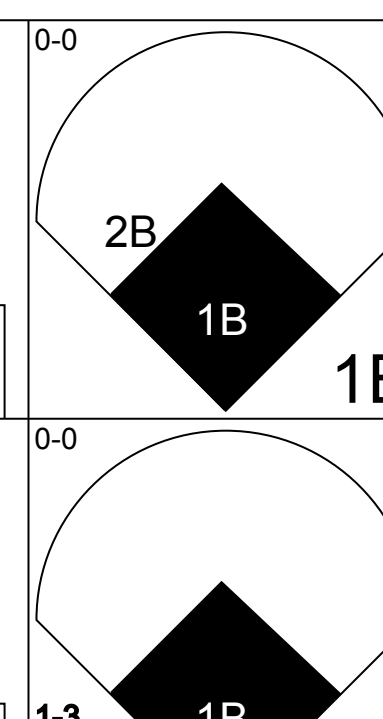
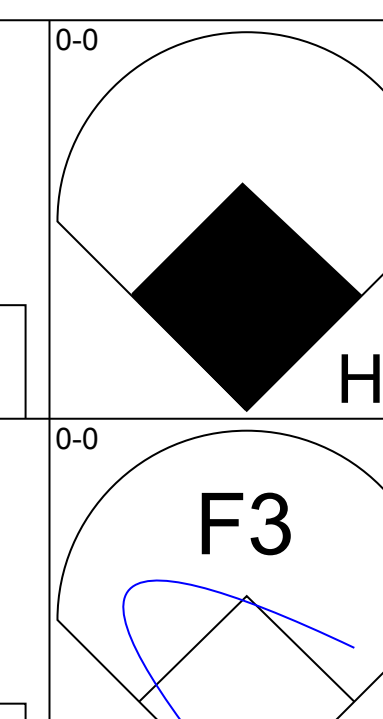
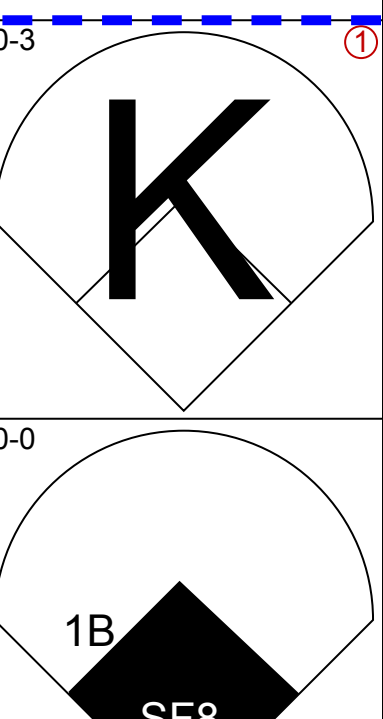
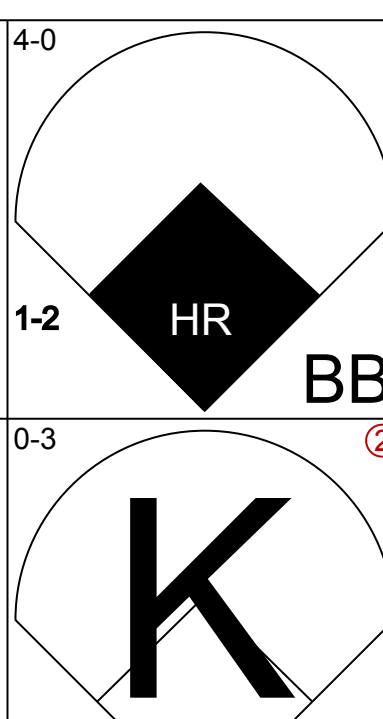
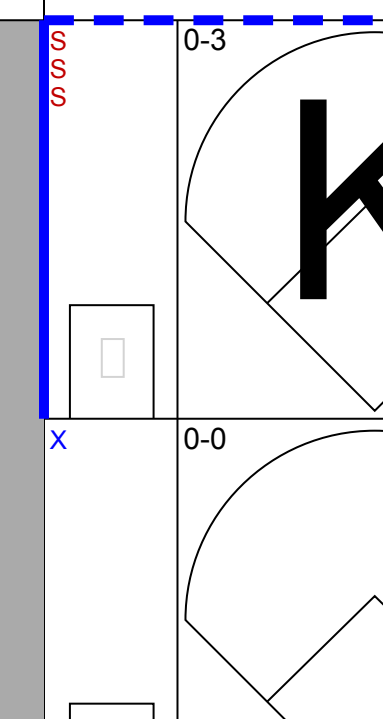
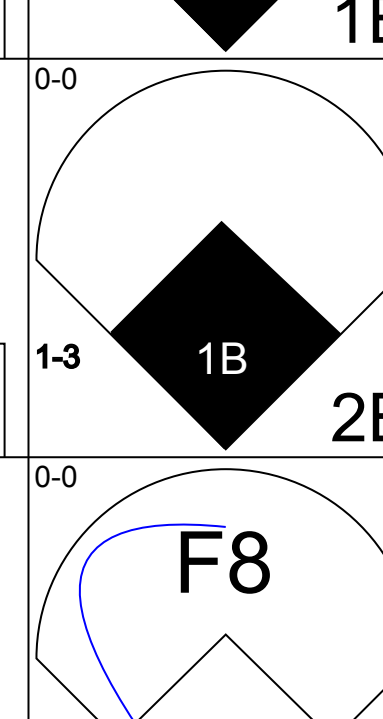
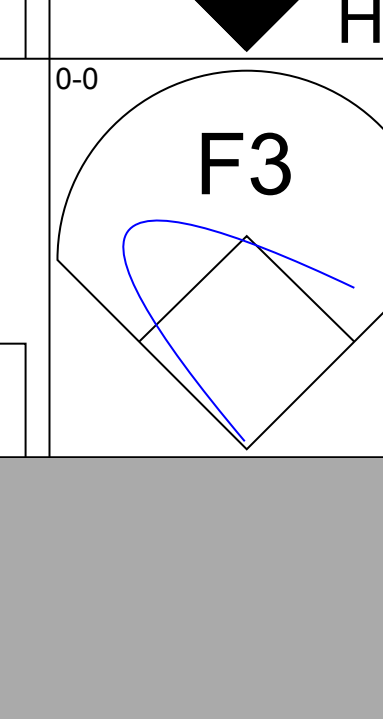
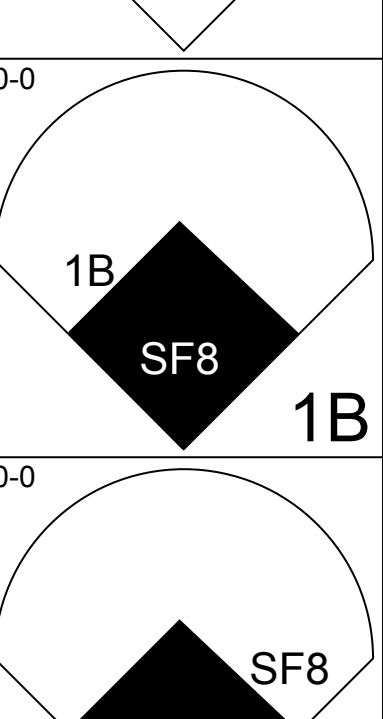
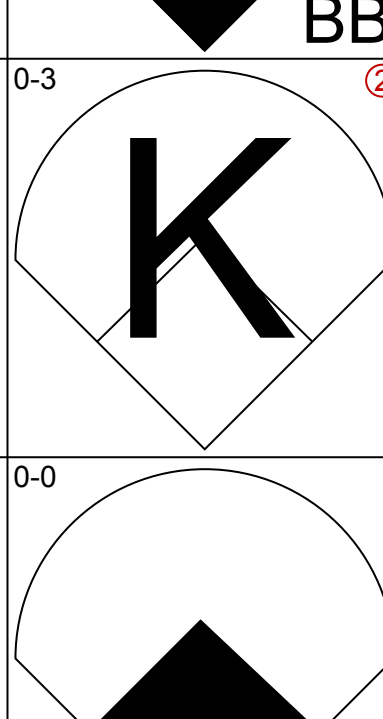
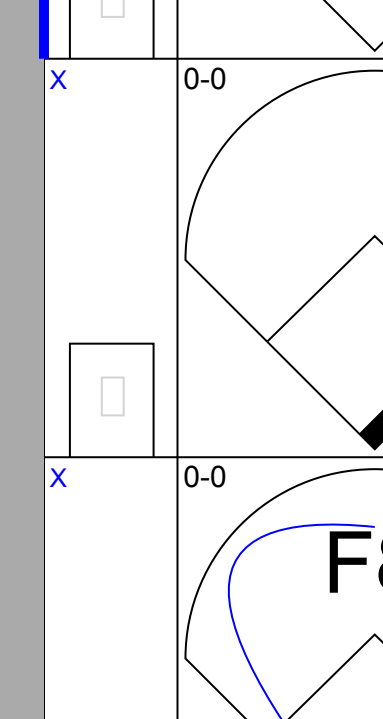
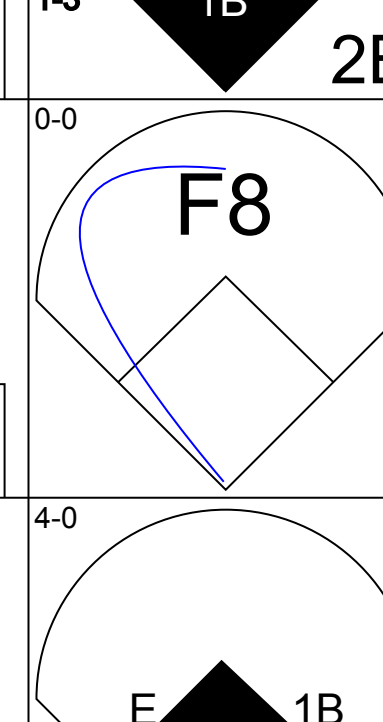
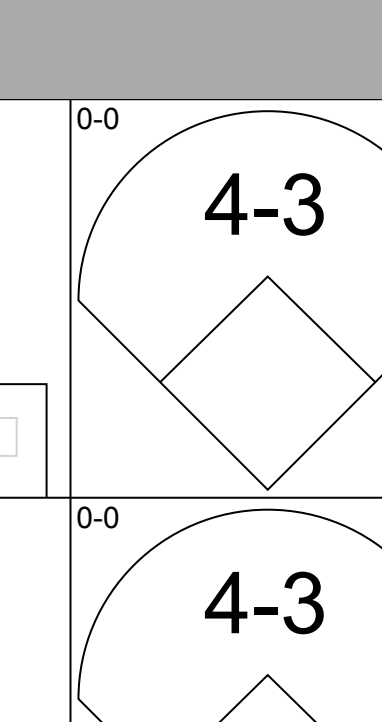
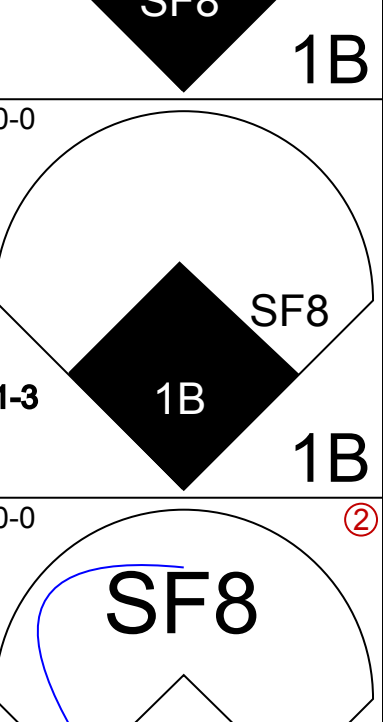
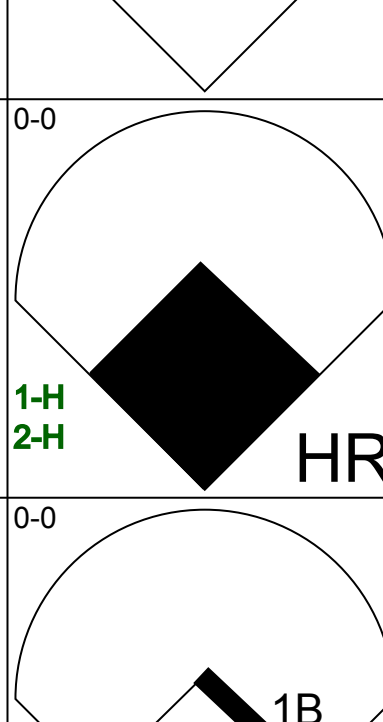
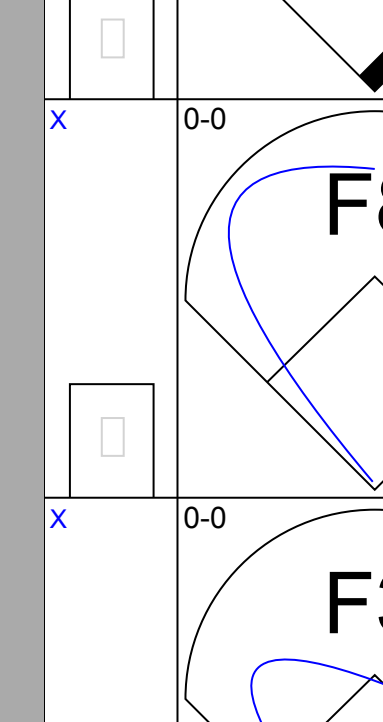
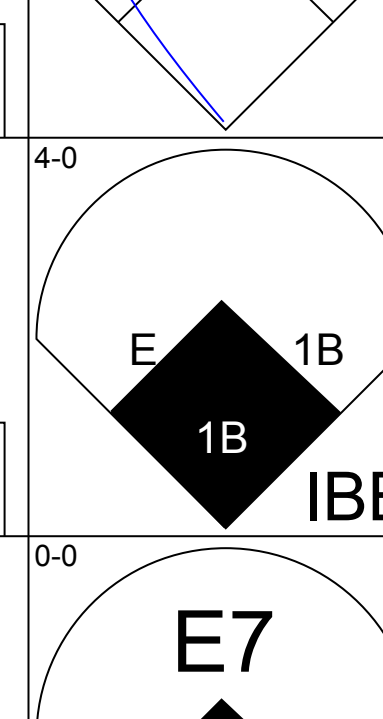
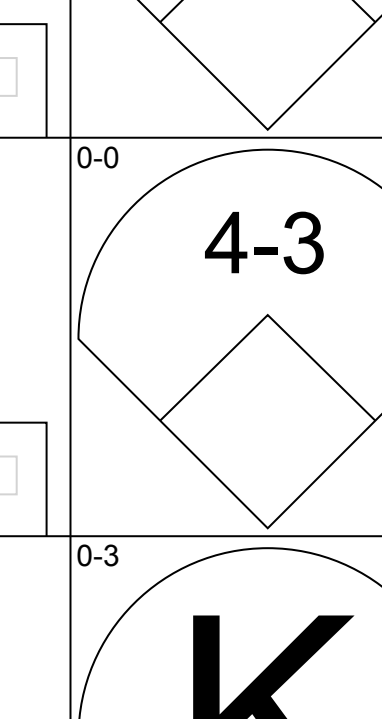
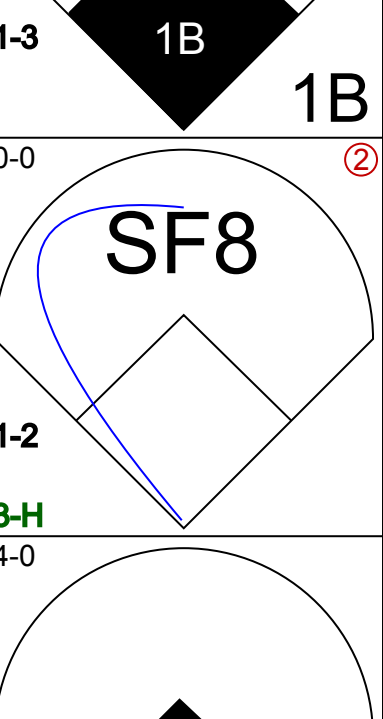
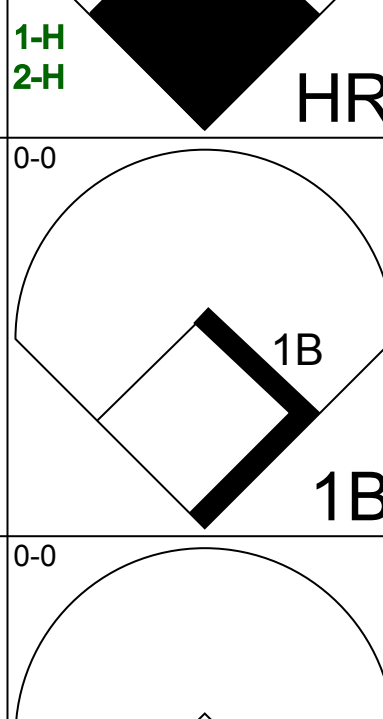
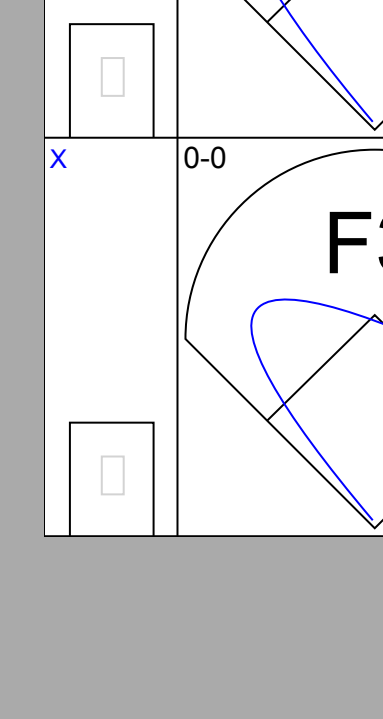
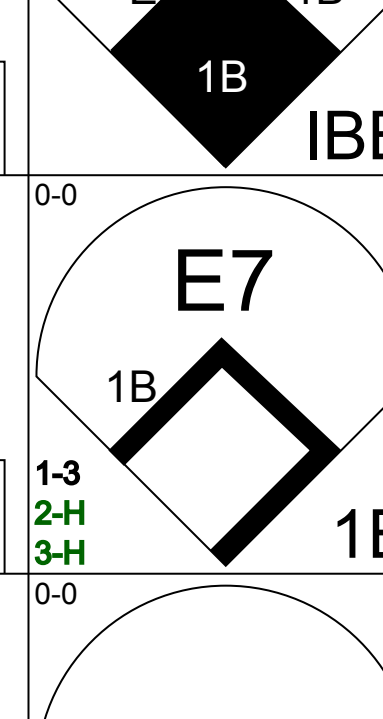
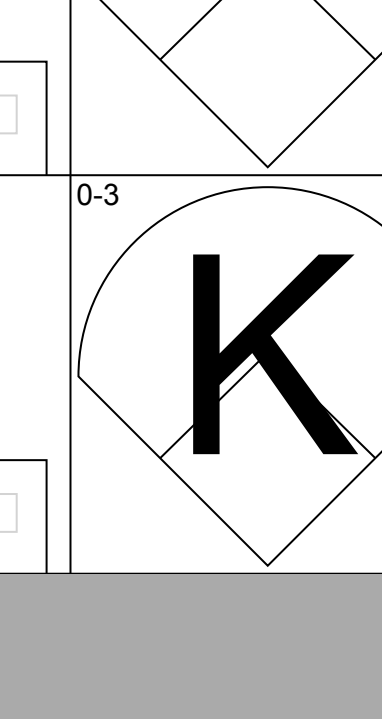
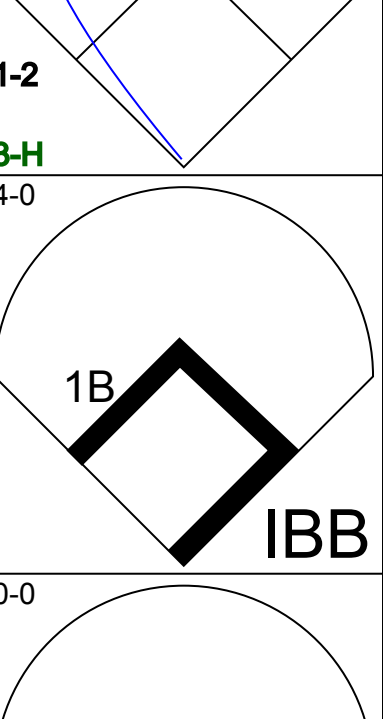
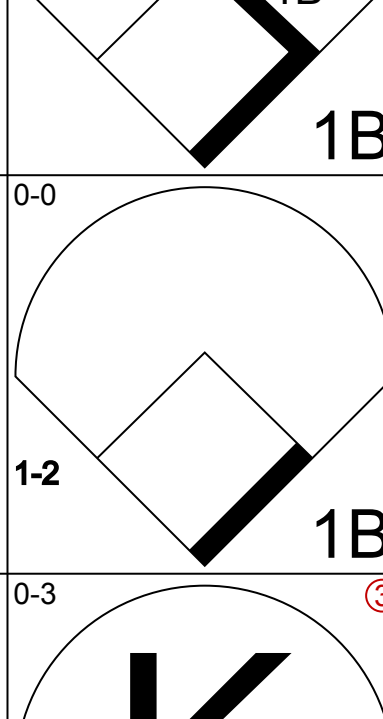

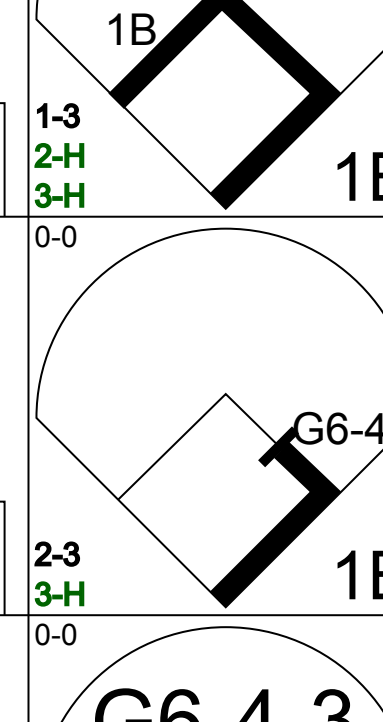
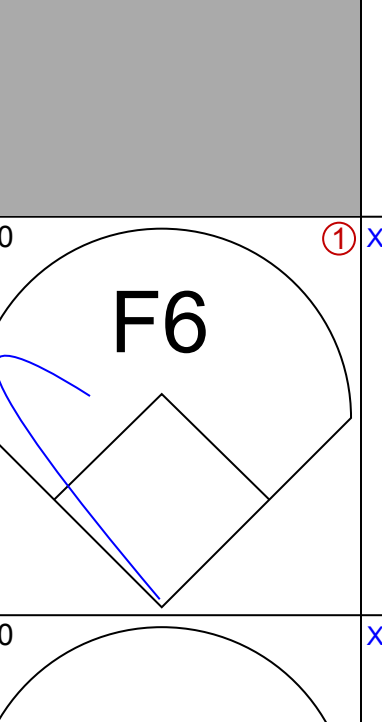
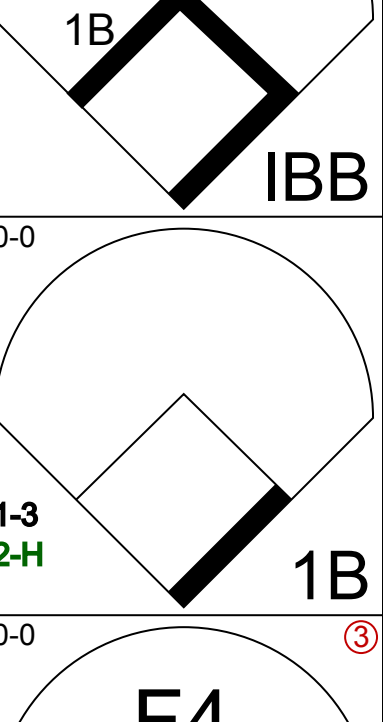
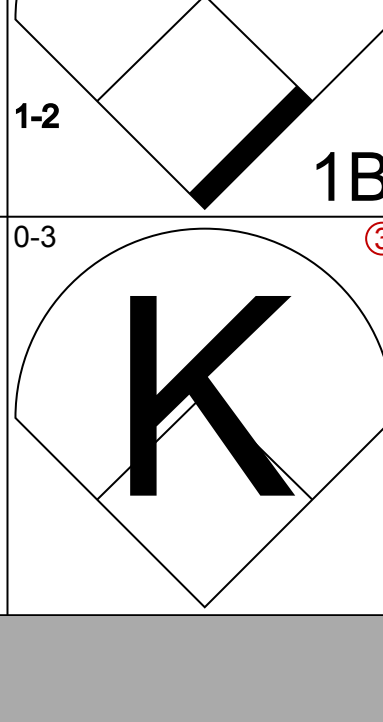
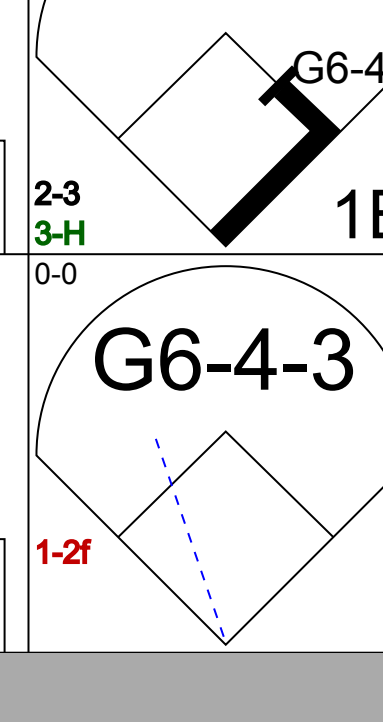
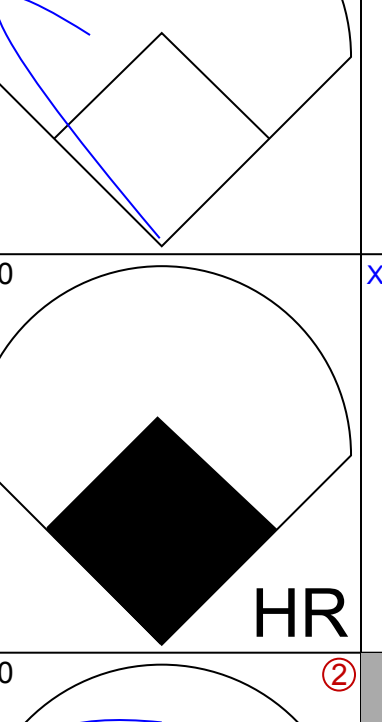
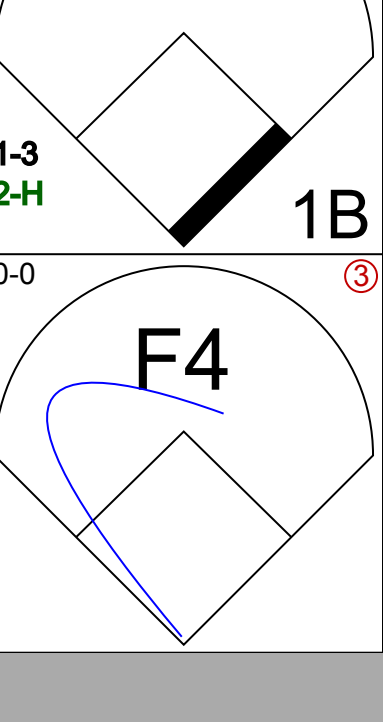
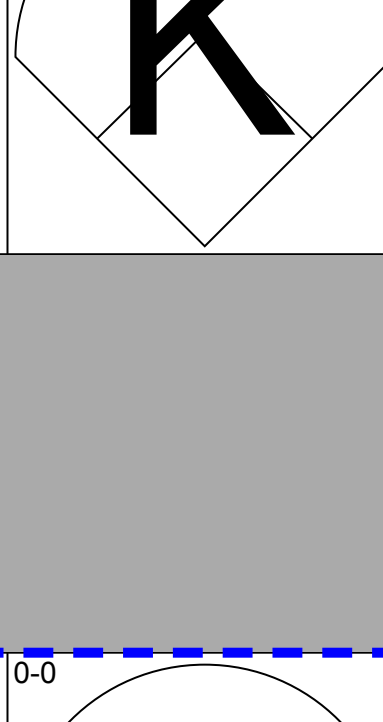
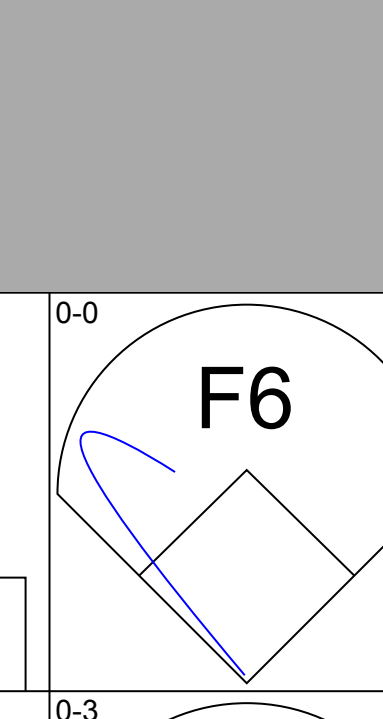
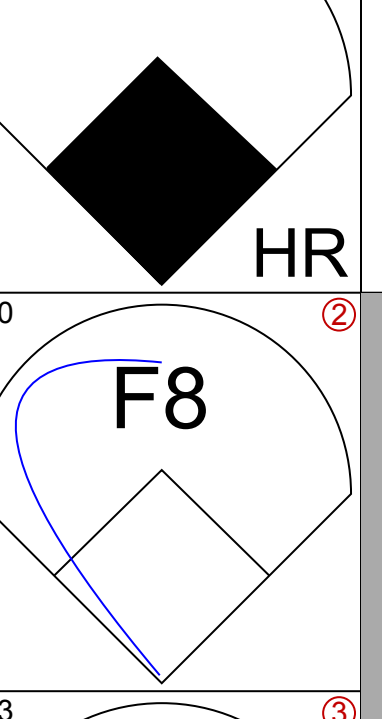
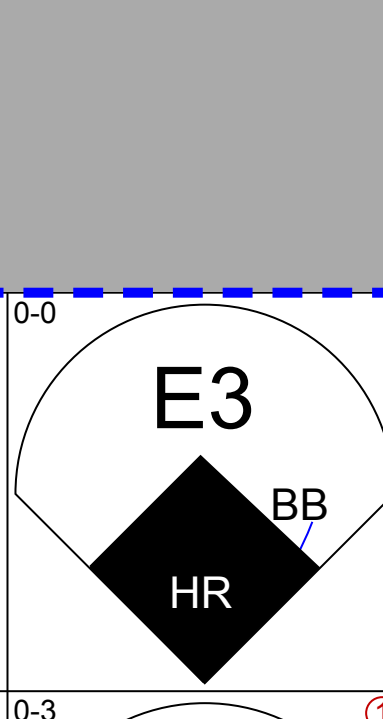
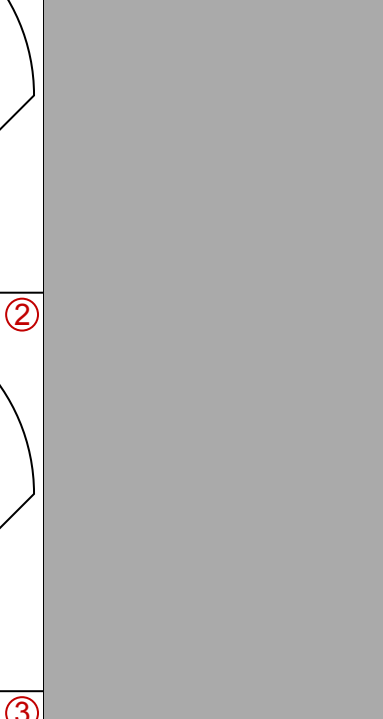
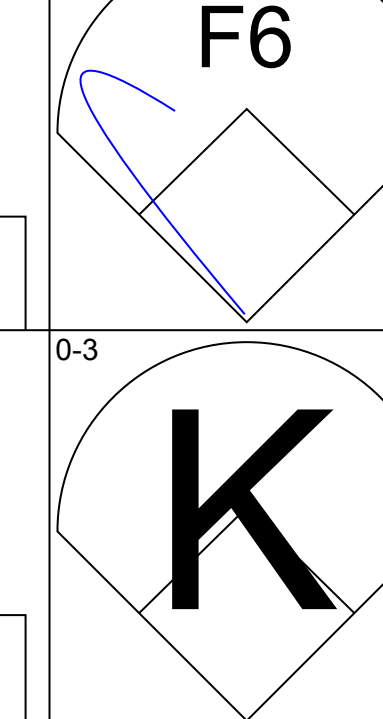
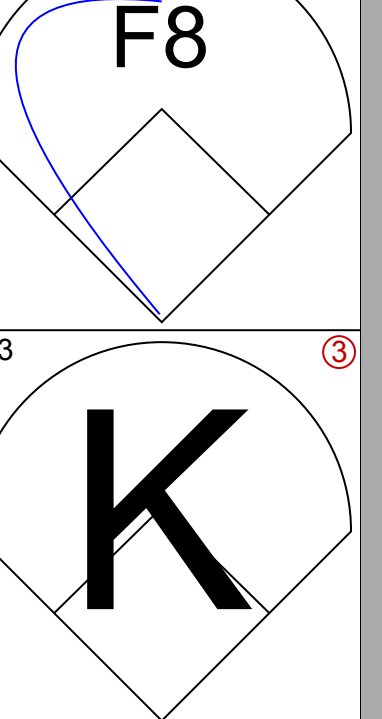
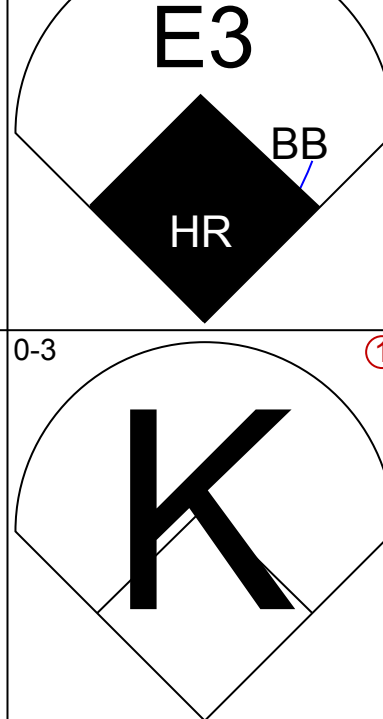
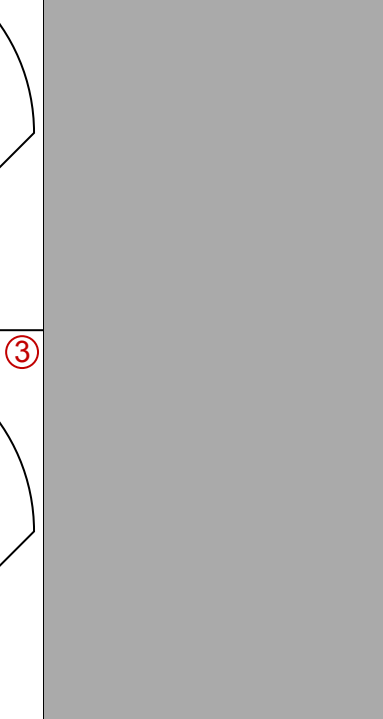
Batter	1	2	3	4	5	6	7	8	9	AB	R	H	RBI	BB	SO	LOB	TOP		
Rusty Staub, L (1, 9) OBP: 0.422, SLG: 0.465										4	0	1	0	0	1	0	Montreal Expos @ San Diego Padres San Diego Stadium, San Diego, CA Sun Jun 06 1971, 6:38 AM EDT Att: 8,781 - Unknown		
Gary Sutherland, R (1, 4) OBP: 0.395, SLG: 0.389										5	1	3	0	0	0	1			
Clyde Mashore, R (1, 8) Boots Day, L (7, PH) OBP: 0.294, SLG: 0.280										3	1	1	0	0	0	2			
Bob Bailey, R (1, 7) OBP: 0.355, SLG: 0.377										4	0	0	0	1	1	6			
John Bateman, R (1, 2) OBP: 0.281, SLG: 0.388										5	0	1	2	0	1	4			
Coco Laboy, R (1, 5) OBP: 0.321, SLG: 0.308										4	0	0	0	0	1	2			
John Boccabella, R (1, 3) Ron Fairly, L (6, PH) OBP: 0.417, SLG: 0.410										1	0	0	0	1	1	0			
Ron Brand, R (1, 6) OBP: 0.375, SLG: 0.318										3	1	1	0	1	0	0			
John Strohmayr, R (1, 1) OBP: 0.500, SLG: 0.500										1	0	0	0	0	0	3			
Mack Jones, L (6, PH) Mike Marshall, R (6, 1) Howie Reed, R (8, 1) Jim Fairey, L (9, PH) OBP: 0.290, SLG: 0.292										1	0	0	0	0	0	0			
Inning Stats	R: 0 E: 0 K: 1 S: 5	H: 0 LOB: 0 BB: 0 P: 5	R: 2 E: 0 K: 0 S: 6	H: 3 LOB: 1 BB: 0 P: 6	R: 1 E: 1 K: 1 S: 6	H: 0 LOB: 2 BB: 1 P: 11	R: 0 E: 0 K: 1 S: 5	H: 0 LOB: 0 BB: 0 P: 5	R: 0 E: 0 K: 0 S: 3	H: 1 LOB: 1 BB: 0 P: 3	R: 0 E: 0 K: 0 S: 4	H: 0 LOB: 0 BB: 0 P: 3	R: 0 E: 0 K: 0 S: 3	H: 0 LOB: 0 BB: 0 P: 3	R: 1 E: 0 K: 1 S: 9	H: 4 LOB: 3 BB: 0 P: 9	1B: 8 2B: 0 3B: 1 HR: 0	SF: 0 SAC: 1 DP: 0 HBP: 1	WP: 0 PA: 41 PB: 0 SB: 0 CS: 0
PITCHER	IP WLS BF H R ER SO BB IBB HBP BLK WP HR S P ERA WHIP	IP WLS BF H R ER SO BB IBB HBP BLK WP HR S P ERA WHIP																	
Dick Kelley, L (1, 1) ERA: 4.91	5.0 W 24 4 3 2 4 3 0 0 1 0 0 0 28 41 3.60 1.400																		
Al Santorini, R (6, 1) ERA: 3.79	3.1 15 5 1 1 0 0 0 0 0 0 0 0 15 15 2.70 1.500																		
Al Severinsen, R (9, 1) ERA: 2.12	0.2 S 2 0 0 0 1 0 0 0 0 0 0 0 4 4 0.00 0.000																		

Batter	1	2	3	4	5	6	7	8	9	AB	R	H	RBI	BB	SO	LOB	BOTTOM		
Enzo Hernandez, R (1, 6) OBP: 0.355, SLG: 0.314										5	1	1	0	0	0	3	Montreal Expos @ San Diego Padres San Diego Stadium, San Diego, CA Sun Jun 06 1971, 6:38 AM EDT Att: 8,781 - Unknown		
Dave Campbell, R (1, 4) OBP: 0.266, SLG: 0.342										5	1	0	0	0	1	3			
Cito Gaston, R (1, 8) OBP: 0.295, SLG: 0.424										5	1	2	0	0	2	3			
Nate Colbert, R (1, 3) OBP: 0.404, SLG: 0.543										4	3	2	4	1	0	1			
Ollie Brown, R (1, 9) OBP: 0.366, SLG: 0.383										3	1	1	0	1	2	0			
Larry Stahl, L (1, 7) OBP: 0.323, SLG: 0.402										4	0	1	1	0	1	4			
Ed Spiezio, R (1, 5) Garry Jesteadt, R (7, PR) OBP: 0.162, SLG: 0.216										4	0	3	2	0	0	1			
Bob Barton, R (1, 2) OBP: 0.336, SLG: 0.411										4	0	1	0	0	1	5			
Dick Kelley, R (1, 1) Don Mason, L (5, PH) OBP: 0.303, SLG: 0.269										1	0	0	0	0	0	0			
Al Santorini, R (6, 1) Al Severinsen, R (9, 1) OBP: 0.400, SLG: 0.400										2	0	1	1	0	1	1			
Inning Stats	R: 0 E: 0 K: 0 S: 4	H: 1 LOB: 1 BB: 0 P: 4	R: 0 E: 0 K: 1 S: 6	H: 1 LOB: 0 BB: 0 P: 6	R: 0 E: 0 K: 0 S: 3	H: 0 LOB: 0 BB: 0 P: 3	R: 1 E: 0 K: 0 S: 5	H: 2 LOB: 2 BB: 1 P: 9	R: 4 E: 1 K: 2 S: 12	H: 4 LOB: 1 BB: 0 P: 12	R: 0 E: 1 K: 1 S: 6	H: 1 LOB: 0 BB: 0 P: 6	R: 3 E: 0 K: 2 S: 11	H: 4 LOB: 2 BB: 1 P: 15	R: 0 E: 0 K: 2 S: 7	H: 0 LOB: 0 BB: 0 P: 7	1B: 12 2B: 0 3B: 0 HR: 1	SF: 0 SAC: 0 DP: 0 HBP: 0	WP: 0 PA: 40 PB: 0 SB: 0 CS: 0
PITCHER	IP WLS BF H R ER SO BB IBB HBP BLK WP HR S P ERA WHIP	IP WLS BF H R ER SO BB IBB HBP BLK WP HR S P ERA WHIP																	
John Strohmayr, R (1, 1) ERA: 8.22	5.0 L 25 8 5 4 3 1 0 0 0 0 0 0 30 34 7.20 1.800																		
Mike Marshall, R (6, 1) ERA: 4.5	2.0 12 5 3 3 3 1 0 0 0 0 0 0 17 21 13.50 3.000																		
Howie Reed, R (8, 1) ERA: 3.2	1.0 3 0 0 0 2 0 0 0 0 0 0 0 7 7 0.00 0.000																		

Batter	1	2	3	4	5	6	7	8	9	AB	R	H	RBI	BB	SO	LOB	TOP					
Bobby Bonds, R OBP: 0.377, SLG: 0.555 (1, 9)										5	0	1	1	0	2	3	San Francisco Giants @ Montreal Expos Jarry Park, Montreal, QB Tue Jun 08 1971, 7:05 PM EDT Att: 13,861 - Unknown					
Chris Speier, R OBP: 0.342, SLG: 0.336 (1, 6)									5	0	1	0	0	2	4							
Willie Mays, R Bernie Williams, R OBP: 0.280, SLG: 0.182 (7, 9)									2	0	0	0	2	2	0							
Willie McCovey, L OBP: 0.401, SLG: 0.507 (1, 3)									3	0	0	1	1	2	2							
Ken Henderson, S OBP: 0.346, SLG: 0.376 (1, 7)									3	0	0	0	1	3	5							
Dick Dietz, R OBP: 0.434, SLG: 0.463 (1, 2)									3	1	1	0	1	0	3							
Tito Fuentes, S OBP: 0.306, SLG: 0.328 (1, 4)									3	1	2	0	1	0	0							
Hal Lanier, R OBP: 0.272, SLG: 0.260 (1, 5)								3	0	1	1	1	0	2								
Juan Marichal, R OBP: 0.154, SLG: 0.200 (5, PH)									1	0	0	0	0	0	1							
Frank Duffy, R OBP: 0.176, SLG: 0.200 Rich Robertson, R OBP: 0.077, SLG: 0.077 Al Gallagher, R OBP: 0.131, SLG: 0.132 Steve Hamilton, L (8, 1)									0	0	0	0	0	0	0							
Inning Stats	R: 0 E: 0 K: 3 S: 9	H: 0 LOB: 0 BB: 0 P: 9	R: 0 E: 0 K: 0 S: 2	H: 0 LOB: 0 BB: 1 P: 6	R: 0 E: 0 K: 0 S: 3	H: 0 LOB: 1 BB: 1 P: 7	R: 0 E: 0 K: 2 S: 8	H: 1 LOB: 2 BB: 1 P: 12	R: 2 E: 0 K: 2 S: 8	H: 1 LOB: 3 BB: 4 P: 24	R: 1 E: 0 K: 2 S: 10	H: 3 LOB: 2 BB: 0 P: 10	R: 0 E: 0 K: 3 S: 9	H: 0 LOB: 0 BB: 0 P: 9	R: 0 E: 0 K: 1 S: 5	H: 1 LOB: 1 BB: 1 P: 9	R: 0 E: 0 K: 0 S: 3	H: 0 LOB: 0 BB: 0 P: 3	1B: 5 2B: 1 3B: 0 HR: 0	SF: 0 SAC: 0 DP: 1 HBP: 0	WP: 0 PB: 0 SB: 0 CS: 0	PA: 39
PITCHER Bill Stoneman, R ERA: 2.52 (1, 1)	IP: 9.0 WLS: W BF: 39 H: 6 R: 3 ER: 3 SO: 13 BB: 8 IBB: 0 HBP: 0 BLK: 0 WP: 0 HR: 0 S: 57 P: 89 ERA: 3.00 WHIP: 1.556															PITCHER IP: WLS: BF: H: R: ER: SO: BB: IBB: HBP: BLK: WP: HR: S: P: ERA: WHIP						

AB	31
R	3
H	6
RBI	3
BB	8
SO	13
LOB	23



Batter	1	2	3	4	5	6	7	8	9	AB	R	H	RBI	BB	SO	LOB	BOTTOM			
Mack Jones, L OBP: 0.309, SLG: 0.407 Clyde Mashore, R OBP: 0.265, SLG: 0.298 (8, PH)										3	3	2	1	1	1	0	San Francisco Giants @ Montreal Expos Jarry Park, Montreal, QB Tue Jun 08 1971, 7:05 PM EDT Att: 13,861 - Unknown			
Ron Hunt, R OBP: 0.393, SLG: 0.340 (1, 4)									5	2	3	0	0	1	2					
Rusty Staub, L OBP: 0.421, SLG: 0.480 (1, 9)									5	2	2	3	0	0	3					
Ron Fairly, L OBP: 0.416, SLG: 0.408 (1, 3)									3	1	1	1	1	0	1					
Bob Bailey, R OBP: 0.363, SLG: 0.382 Coco Laboy, R OBP: 0.321, SLG: 0.308 (7, 5)									3	0	2	2	1	1	0					
Boots Day, L OBP: 0.301, SLG: 0.288 (1, 8)									4	0	2	2	0	1	2					
John Bateman, R OBP: 0.280, SLG: 0.402 (1, 2)									4	1	1	1	0	0	4					
Bobby Wine, R OBP: 0.244, SLG: 0.194 (1, 6)									4	1	0	0	0	1	0					
Bill Stoneman, R OBP: 0.237, SLG: 0.147 (1, 1)									4	0	0	0	0	4	1					
Inning Stats	R: 3 E: 1 K: 0 S: 6	H: 4 LOB: 1 BB: 1 P: 10	R: 1 E: 0 K: 1 S: 6	H: 1 LOB: 0 BB: 0 P: 6	R: 0 E: 0 K: 1 S: 5	H: 0 LOB: 0 BB: 0 P: 5	R: 1 E: 0 K: 1 S: 6	H: 1 LOB: 0 BB: 0 P: 6	R: 2 E: 0 K: 1 S: 8	H: 3 LOB: 2 BB: 1 P: 12	R: 3 E: 1 K: 3 S: 13	H: 3 LOB: 2 BB: 1 P: 17	R: 0 E: 0 K: 2 S: 7	H: 0 LOB: 0 BB: 0 P: 7	R: 0 E: 0 K: 1 S: 6	H: 1 LOB: 1 BB: 0 P: 6		1B: 9 2B: 1 3B: 0 HR: 3	SF: 1 SAC: 0 DP: 1 HBP: 0	WP: 0 PB: 0 SB: 0 CS: 0
PITCHER Juan Marichal, R ERA: 2.49 (1, 1)	IP: 4.0 WLS: L BF: 18 H: 6 R: 5 ER: 4 SO: 3 BB: 0 IBB: 1 HBP: 0 BLK: 0 WP: 0 HR: 2 S: 23 P: 27 ERA: 9.00 WHIP: 1.500															PITCHER IP: WLS: BF: H: R: ER: SO: BB: IBB: HBP: BLK: WP: HR: S: P: ERA: WHIP				
John Cumberland, L ERA: 2.79 (5, 1)	1.0	7	3	2	2	1	0	1	0	0	0	8	12	18.00	3.000					
Rich Robertson, R ERA: 3.98 (6, 1)	2.0	11	3	3	3	0	5	1	0	0	0	1	20	0.00	2.000					
Steve Hamilton, L ERA: 1.38 (8, 1)	1.0	4	1	0	0	1	0	0	0	0	0	6	6	0.00	1.000					



Batter	1	2	3	4	5	6	7	8	9	AB	R	H	RBI	BB	SO	LOB	TOP		
Bobby Bonds, R OBP: 0.375, SLG: 0.548 (1, 9)	6-3		F8 4-3 BB					F8		3	0	0	0	1	1	0	San Francisco Giants @ Montreal Expos Jarry Park, Montreal, QB Wed Jun 09 1971, 7:05 PM EDT Att: 20,011 - Unknown		
Chris Speier, R OBP: 0.340, SLG: 0.332 (1, 6)	F4		4-3					F9		3	0	0	0	0	0	1			
Ken Henderson, S OBP: 0.344, SLG: 0.368 (1, 7)	3-1		F8					F8		3	0	0	0	1	0	1			
Willie McCovey, L OBP: 0.398, SLG: 0.497 (1, 3)		SH3 FC6-2 BB	F8					G3		3	0	0	0	1	0	3			
Dick Dietz, R OBP: 0.431, SLG: 0.458 (1, 2)		FC6-2 SH3 1B						F8		4	0	1	0	0	1	0			
Tito Fuentes, S OBP: 0.301, SLG: 0.324 (1, 4)	SH3							F8		3	0	0	0	0	0	0			
Jimmy Rosario, S OBP: 0.356, SLG: 0.310 (1, 8)		FC6-2 IBB						F8		3	0	0	0	1	1	0			
Hal Lanier, R OBP: 0.274, SLG: 0.253 (1, 5)		FC6-2						F9		2	0	0	0	1	0	4			
Gaylord Perry, R OBP: 0.095, SLG: 0.073 Steve Hamilton, L (7, 1)		1-2 2-3 3-H						BB		3	0	0	0	0	1	4			
Inning Stats	R: 0 E: 0 K: 0 S: 3	H: 0 LOB: 0 BB: 0 P: 3	R: 0 E: 0 K: 1 S: 6	H: 1 LOB: 3 BB: 2 P: 14	R: 0 E: 0 K: 0 S: 3	H: 0 LOB: 1 BB: 1 P: 7	R: 0 E: 1 K: 0 S: 4	H: 0 LOB: 1 BB: 0 P: 4	R: 0 E: 0 K: 1 S: 5	H: 0 LOB: 0 BB: 0 P: 5	R: 0 E: 0 K: 0 S: 3	H: 0 LOB: 1 BB: 1 P: 7	R: 0 E: 0 K: 2 S: 2	H: 0 LOB: 1 BB: 1 P: 7	R: 0 E: 0 K: 2 S: 7	H: 0 LOB: 0 BB: 0 P: 7	1B: 1 2B: 0 3B: 0 HR: 0	SF: 0 SAC: 1 DP: 1 HBP: 1	WP: 0 PA: 34 PB: 0 SB: 1 CS: 0
PITCHER Steve Renko, R ERA: 2.66 (1, 1)	IP: 9.0 WLS: W BF: 34 H: 1 R: 0 ER: 0 SO: 4 BB: 4 IBB: 1 HBP: 1 BLK: 0 WP: 0 HR: 0 S: 36 P: 57 ERA: 0.00 WHIP: 0.556															PITCHER Steve Renko, R ERA: 2.66 (1, 1)	IP: 9.0 WLS: W BF: 34 H: 1 R: 0 ER: 0 SO: 4 BB: 4 IBB: 1 HBP: 1 BLK: 0 WP: 0 HR: 0 S: 36 P: 57 ERA: 0.00 WHIP: 0.556		

Batter	1	2	3	4	5	6	7	8	9	AB	R	H	RBI	BB	SO	LOB	BOTTOM		
Mack Jones, L OBP: 0.306, SLG: 0.387 Clyde Mashore, R OBP: 0.265, SLG: 0.298 (8, 7)	4-3		K							3	1	0	0	1	2	2	San Francisco Giants @ Montreal Expos Jarry Park, Montreal, QB Wed Jun 09 1971, 7:05 PM EDT Att: 20,011 - Unknown		
Ron Hunt, R OBP: 0.395, SLG: 0.349 (1, 4)	F8									4	2	2	0	0	0	0			
Rusty Staub, L OBP: 0.427, SLG: 0.489 (1, 9)										3	0	2	2	1	0	0			
Ron Fairly, L OBP: 0.405, SLG: 0.395 (1, 3)	1-3									4	0	0	1	0	0	3			
Bob Bailey, R OBP: 0.361, SLG: 0.379 Coco Laboy, R OBP: 0.321, SLG: 0.308 (9, 5)										4	1	1	0	0	2	1			
Boots Day, L OBP: 0.302, SLG: 0.290 (1, 8)	F6									3	0	1	0	0	0	0			
John Bateman, R OBP: 0.280, SLG: 0.395 (1, 2)										3	0	0	0	1	2	2			
Bobby Wine, R OBP: 0.239, SLG: 0.190 (1, 6)										3	0	0	0	0	0	2			
Steve Renko, R OBP: 0.216, SLG: 0.351 (1, 1)	F9									3	0	1	1	0	0	0			
Inning Stats	R: 0 E: 0 K: 0 S: 3	H: 0 LOB: 1 BB: 1 P: 7	R: 0 E: 0 K: 2 S: 7	H: 0 LOB: 0 BB: 0 P: 7	R: 0 E: 0 K: 1 S: 5	H: 0 LOB: 0 BB: 0 P: 5	R: 0 E: 0 K: 0 S: 3	H: 0 LOB: 0 BB: 0 P: 3	R: 1 E: 0 K: 2 S: 10	H: 3 LOB: 2 BB: 0 P: 10	R: 2 E: 0 K: 0 S: 5	H: 2 LOB: 1 BB: 1 P: 9	R: 0 E: 0 K: 0 S: 3	H: 0 LOB: 0 BB: 0 P: 3	R: 0 E: 0 K: 2 S: 3	H: 0 LOB: 0 BB: 0 P: 3	1B: 4 2B: 3 3B: 0 HR: 0	SF: 0 SAC: 1 DP: 0 HBP: 0	WP: 0 PA: 34 PB: 0 SB: 0 CS: 0
PITCHER Gaylord Perry, R ERA: 3.06 Steve Hamilton, L ERA: 1.26 (7, 1)	IP: 6.2 WLS: L BF: 30 H: 7 R: 4 ER: 4 SO: 6 BB: 2 IBB: 1 HBP: 0 BLK: 0 WP: 0 HR: 0 S: 39 P: 51 ERA: 5.40 WHIP: 1.350															PITCHER Steve Hamilton, L ERA: 1.26 (7, 1)	IP: 1.1 WLS: L BF: 4 H: 0 R: 0 ER: 0 SO: 0 BB: 0 IBB: 0 HBP: 0 BLK: 0 WP: 0 HR: 0 S: 4 P: 4 ERA: 0.00 WHIP: 0.000		

Batter	1	2	3	4	5	6	7	8	9	AB	R	H	RBI	BB	SO	LOB	TOP					
Bobby Bonds, R OBP: 0.375, SLG: 0.544 (1, 9)										5	1	2	0	0	1	1	San Francisco Giants @ Montreal Expos Jarry Park, Montreal, QB Thu Jun 10 1971, 7:05 PM EDT Att: 16,582 - Unknown					
Chris Speier, R OBP: 0.339, SLG: 0.330 (1, 6)										4	0	1	0	0	0	2						
Ken Henderson, S OBP: 0.348, SLG: 0.379 (1, 7)										4	0	2	0	0	0	0						
Willie McCovey, L OBP: 0.400, SLG: 0.490 (1, 3)										2	0	0	0	1	0	2						
Dick Dietz, R OBP: 0.428, SLG: 0.451 (1, 2)										3	0	0	0	1	0	4						
Tito Fuentes, S OBP: 0.300, SLG: 0.322 (1, 4)										4	0	1	0	0	0	1						
Jimmy Rosario, S OBP: 0.348, SLG: 0.299 (8, PH)										3	0	0	0	0	0	1						
Frank Johnson, R OBP: 0.135, SLG: 0.104 (8, 9)										1	0	0	0	0	0	2						
Hal Lanier, R OBP: 0.267, SLG: 0.247 (7, PH)										2	0	0	0	0	1	1						
Al Gallagher, R OBP: 0.315, SLG: 0.319 (7, 5)										2	0	0	0	0	0	0						
Ron Bryant, S OBP: 0.198, SLG: 0.188 (5, 1)										2	0	1	0	0	1	0						
Rich Robertson, R OBP: 0.077, SLG: 0.077 (5, 1)										0	0	0	0	0	0	0						
Don McMahon, R OBP: 0.077, SLG: 0.077 (5, 1)										0	0	0	0	0	0	0						
Bernie Williams, R OBP: 0.258, SLG: 0.174 (7, PH)										1	0	0	0	0	0	0						
Jerry Johnson, R OBP: 0.077, SLG: 0.077 (7, 1)										0	0	0	0	0	0	0						
Willie Mays, R OBP: 0.435, SLG: 0.638 (8, PH)										1	0	0	0	0	0	0						
Inning Stats	R: 1 E: 0 K: 0 S: 4	H: 1 LOB: 0 BB: 0 P: 4	R: 0 E: 0 K: 0 S: 3	H: 0 LOB: 1 BB: 1 P: 7	R: 0 E: 0 K: 2 S: 9	H: 2 LOB: 3 BB: 1 P: 13	R: 0 E: 0 K: 1 S: 5	H: 0 LOB: 0 BB: 0 P: 5	R: 0 E: 0 K: 0 S: 5	H: 2 LOB: 2 BB: 0 P: 5	R: 0 E: 0 K: 0 S: 3	H: 0 LOB: 0 BB: 0 P: 3	R: 0 E: 0 K: 0 S: 4	H: 1 LOB: 1 BB: 0 P: 4	R: 0 E: 1 K: 0 S: 4	H: 1 LOB: 2 BB: 0 P: 5	R: 0 E: 0 K: 0 S: 3	H: 0 LOB: 0 BB: 0 P: 3	1B: 6 2B: 1 3B: 0 HR: 0	SF: 0 SAC: 0 DP: 0 HBP: 1	WP: 1 PB: 0 SB: 0 CS: 1	PA: 37
PITCHER Carl Morton, R ERA: 3.99 (1, 1)	IP: 9.0 WLS: W BF: 37 H: 7 R: 1 ER: 0 SO: 3 BB: 1 IBB: 1 HBP: 1 BLK: 0 WP: 1 HR: 0 S: 40 P: 49 ERA: 0.00 WHIP: 0.889																					

Batter	1	2	3	4	5	6	7	8	9	AB	R	H	RBI	BB	SO	LOB	BOTTOM			
Ron Hunt, R OBP: 0.395, SLG: 0.347 (1, 4)										4	1	1	0	1	0	2	San Francisco Giants @ Montreal Expos Jarry Park, Montreal, QB Thu Jun 10 1971, 7:05 PM EDT Att: 16,582 - Unknown			
Clyde Mashore, R OBP: 0.259, SLG: 0.288 (1, 8)										5	0	1	0	0	1	2				
Rusty Staub, L OBP: 0.429, SLG: 0.486 (1, 9)										3	1	1	0	1	1	0				
Bob Bailey, R OBP: 0.364, SLG: 0.387 (1, 7)										2	0	1	1	1	0	2				
John Bateman, R OBP: 0.279, SLG: 0.398 (1, 2)										4	0	1	1	0	0	4				
Coco Laboy, R OBP: 0.326, SLG: 0.325 (1, 5)										2	0	1	0	0	0	0				
Mack Jones, L OBP: 0.311, SLG: 0.381 (5, PH)										1	0	0	0	1	0	1				
Boots Day, L OBP: 0.302, SLG: 0.290 (9, 8)										0	0	0	0	0	0	0				
Ron Fairly, L OBP: 0.314, SLG: 0.405 (1, 3)										2	1	1	0	2	0	1				
Bobby Wine, R OBP: 0.241, SLG: 0.188 (1, 6)										2	0	0	0	1	0	4				
Carl Morton, R OBP: 0.175, SLG: 0.135 (1, 1)										3	0	0	1	0	1	3				
Inning Stats	R: 0 E: 0 K: 0 S: 4	H: 1 LOB: 2 BB: 1 P: 8	R: 0 E: 0 K: 0 S: 3	H: 0 LOB: 2 BB: 2 P: 11	R: 0 E: 0 K: 0 S: 4	H: 1 LOB: 1 BB: 0 P: 4	R: 0 E: 0 K: 0 S: 4	H: 1 LOB: 1 BB: 0 P: 4	R: 2 E: 0 K: 1 S: 8	H: 3 LOB: 3 BB: 2 P: 16	R: 0 E: 0 K: 1 S: 5	H: 0 LOB: 0 BB: 0 P: 5	R: 0 E: 0 K: 1 S: 5	H: 0 LOB: 1 BB: 1 P: 9	R: 1 E: 0 K: 0 S: 4	H: 1 LOB: 1 BB: 1 P: 8	1B: 3 2B: 4 3B: 0 HR: 0	SF: 2 SAC: 1 DP: 0 HBP: 0	WP: 1 PB: 1 SB: 0 CS: 0	PA: 38
PITCHER Ron Bryant, L ERA: 2.53 (1, 1)	IP: 4.2 WLS: L BF: 23 H: 6 R: 2 ER: 2 SO: 1 BB: 3 IBB: 0 HBP: 0 BLK: 0 WP: 0 HR: 0 S: 22 P: 34 ERA: 3.86 WHIP: 1.929																			
Rich Robertson, R ERA: 3.99 (5, 1)	0.0	2	0	0	0	0	2	0	0	0	0	0	0	0	0	8	∞	∞		
Don McMahon, R ERA: 5.14 (5, 1)	1.1	4	0	0	0	1	0	0	0	0	0	0	0	0	6	6	0.00	0.000		
Jerry Johnson, R ERA: 1.24 (7, 1)	2.0	9	1	1	1	1	2	0	0	0	0	1	0	9	17	4.50	1.500			

Batter	1	2	3	4	5	6	7	8	9	AB	R	H	RBI	BB	SO	LOB	TOP					
Willie Crawford, L OBP: 0.363, SLG: 0.486										4	2	2	1	0	0	1	Los Angeles Dodgers @ Montreal Expos Jarry Park, Montreal, QB Sat Jun 12 1971, 7:05 PM EDT Att: 21,576 - Unknown					
Willie Davis, L OBP: 0.371, SLG: 0.475										4	0	1	1	0	1	2						
Wes Parker, S OBP: 0.344, SLG: 0.362										4	0	0	0	0	1	2						
Dick Allen, R OBP: 0.370, SLG: 0.437										4	1	1	0	0	1	1						
Jim Lefebvre, S OBP: 0.376, SLG: 0.485										4	1	1	3	0	0	0						
Tom Haller, L OBP: 0.333, SLG: 0.354										4	0	0	0	0	0	0						
Steve Garvey, R OBP: 0.307, SLG: 0.396										4	1	1	0	0	1	0						
Bobby Valentine, R OBP: 0.284, SLG: 0.257										3	0	1	0	0	0	0						
Maury Willis, S OBP: 0.351, SLG: 0.350										0	0	0	0	0	0	0						
Bill Singer, R OBP: 0.219, SLG: 0.107										3	0	0	0	0	2	2						
Jim Brewer, L (8, 1)										0	0	0	0	0	0	0						
Inning Stats	R: 3 E: 0 K: 0 S: 6	H: 3 LOB: 0 BB: 0 P: 6	R: 1 E: 0 K: 1 S: 7	H: 2 LOB: 1 BB: 0 P: 7	R: 0 E: 0 K: 2 S: 7	H: 0 LOB: 0 BB: 0 P: 7	R: 0 E: 0 K: 1 S: 5	H: 0 LOB: 0 BB: 0 P: 5	R: 1 E: 0 K: 1 S: 7	H: 2 LOB: 1 BB: 0 P: 7	R: 0 E: 0 K: 0 S: 3	H: 0 LOB: 0 BB: 0 P: 3	R: 0 E: 0 K: 1 S: 5	H: 0 LOB: 0 BB: 0 P: 5	R: 0 E: 0 K: 0 S: 3	H: 0 LOB: 0 BB: 0 P: 3	R: 0 E: 0 K: 0 S: 3	H: 0 LOB: 0 BB: 0 P: 3	1B: 4 2B: 1 3B: 1 HR: 1	SF: 0 SAC: 0 DP: 0 HBP: 0	WP: 0 PB: 0 SB: 1 CS: 0	PA: 34
PITCHER	IP WLS BF H R ER SO BB IBB HBP BLK WP HR S P ERA WHIP	IP WLS BF H R ER SO BB IBB HBP BLK WP HR S P ERA WHIP																				
Bill Stoneman, R ERA: 2.77	(1, 1) 7.0 L 28 7 5 5 6 0 0 0 0 0 1 40 40 6.43 1.000																					
Mike Marshall, R ERA: 4.32	(8, 1) 2.0 6 0 0 0 0 0 0 0 0 0 0 0 0 6 6 0.00 0.000																					

Batter	1	2	3	4	5	6	7	8	9	AB	R	H	RBI	BB	SO	LOB	BOTTOM			
Mack Jones, L OBP: 0.321, SLG: 0.379										3	1	1	0	1	1	0	Los Angeles Dodgers @ Montreal Expos Jarry Park, Montreal, QB Sat Jun 12 1971, 7:05 PM EDT Att: 21,576 - Unknown			
Clyde Mashore, R OBP: 0.237, SLG: 0.263										1	0	0	0	0	0	0				
Ron Hunt, R OBP: 0.390, SLG: 0.339										3	1	1	0	1	0	2				
Rusty Staub, L OBP: 0.418, SLG: 0.487										4	0	0	0	0	0	5				
Ron Fairly, L OBP: 0.412, SLG: 0.429										4	1	2	3	0	1	1				
Bob Bailey, R OBP: 0.369, SLG: 0.394										4	0	2	0	0	0	2				
Boots Day, L OBP: 0.303, SLG: 0.284										2	0	0	0	1	0	2				
Ron Swoboda, R OBP: 0.338, SLG: 0.350										1	0	0	0	0	1	1				
John Bateman, R OBP: 0.283, SLG: 0.394										4	0	0	0	0	0	4				
Bobby Wine, R OBP: 0.234, SLG: 0.182										2	0	0	0	0	0	1				
Jim Fahey, L OBP: 0.300, SLG: 0.303										1	0	1	0	0	0	0				
Gary Sutherland, R OBP: 0.297, SLG: 0.378										1	0	0	0	0	0	0				
Bill Stoneman, R OBP: 0.225, SLG: 0.139										2	0	0	0	0	2	1				
Jim Gosger, L OBP: 0.212, SLG: 0.250										1	0	0	0	0	0	1				
Mike Marshall, R (8, 1)										0	0	0	0	0	0	0				
Ron Brand, R OBP: 0.385, SLG: 0.333										1	0	0	0	0	0	0				
Inning Stats	R: 3 E: 0 K: 0 S: 5	H: 2 LOB: 1 BB: 2 P: 13	R: 0 E: 0 K: 1 S: 5	H: 0 LOB: 0 BB: 0 P: 5	R: 0 E: 0 K: 1 S: 4	H: 1 LOB: 1 BB: 0 P: 4	R: 0 E: 0 K: 1 S: 5	H: 0 LOB: 0 BB: 0 P: 5	R: 0 E: 0 K: 1 S: 6	H: 1 LOB: 1 BB: 0 P: 6	R: 0 E: 0 K: 0 S: 5	H: 2 LOB: 2 BB: 0 P: 5	R: 0 E: 0 K: 1 S: 6	H: 1 LOB: 1 BB: 0 P: 6	R: 0 E: 0 K: 0 S: 3	H: 0 LOB: 0 BB: 0 P: 3	1B: 4 2B: 2 3B: 0 HR: 1	SF: 0 SAC: 0 DP: 0 HBP: 0	WP: 0 PB: 0 SB: 0 CS: 0	PA: 37
PITCHER	IP WLS BF H R ER SO BB IBB HBP BLK WP HR S P ERA WHIP	IP WLS BF H R ER SO BB IBB HBP BLK WP HR S P ERA WHIP																		
Bill Singer, R ERA: 4.55	(1, 1) 7.0 W 31 7 3 3 4 3 0 0 0 0 0 1 36 48 3.86 1.429																			
Jim Brewer, L ERA: 1.71	(8, 1) 2.0 S 6 0 0 0 1 0 0 0 0 0 0 0 8 8 0.00 0.000																			

Batter	1	2	3	4	5	6	7	8	9	AB	R	H	RBI	BB	SO	LOB	TOP									
Maury Wills, S OBP: 0.352, SLG: 0.360										5	1	2	2	0	0	0	Los Angeles Dodgers @ Montreal Expos Jarry Park, Montreal, QB Sun Jun 13 1971, 3:33 AM EDT Att: 28,116 - Unknown									
Willie Crawford, L OBP: 0.365, SLG: 0.481										5	0	2	1	0	0	1										
Willie Davis, L OBP: 0.368, SLG: 0.473										5	0	1	0	0	0	2										
Dick Allen, R OBP: 0.362, SLG: 0.426										5	0	0	0	0	1	3										
Wes Parker, S OBP: 0.350, SLG: 0.367										3	2	2	0	1	0	1										
Jim Lefebvre, S OBP: 0.366, SLG: 0.471										4	0	0	0	0	1	3										
Duke Sims, L OBP: 0.364, SLG: 0.406										2	1	0	0	2	0	1										
Bobby Valentine, R OBP: 0.318, SLG: 0.333										4	2	4	4	0	0	0										
Claude Osteen, L OBP: 0.175, SLG: 0.135										4	1	1	0	0	1	1										
Inning Stats	R: 0 E: 0 K: 0 S: 3	H: 1 LOB: 0 BB: 0 P: 3	R: 3 E: 0 K: 0 S: 5	H: 2 LOB: 0 BB: 1 P: 9	R: 0 E: 0 K: 1 S: 3	H: 0 LOB: 0 BB: 0 P: 3	R: 0 E: 0 K: 1 S: 6	H: 1 LOB: 1 BB: 0 P: 6	R: 3 E: 0 K: 0 S: 7	H: 4 LOB: 1 BB: 0 P: 7	R: 0 E: 0 K: 0 S: 4	H: 1 LOB: 1 BB: 0 P: 4	R: 0 E: 0 K: 0 S: 3	H: 0 LOB: 0 BB: 0 P: 3	R: 1 E: 0 K: 1 S: 5	H: 1 LOB: 2 BB: 2 P: 13	R: 0 E: 0 K: 1 S: 7	H: 2 LOB: 2 BB: 0 P: 7	1B: 9 2B: 1 3B: 1 HR: 1	SF: 0 SAC: 0 DP: 1 HBP: 0	WP: 0 PB: 0 SB: 0 CS: 0	PA: 40				
PITCHER	IP	WLS	BF	H	R	ER	SO	BB	IBB	HBP	BLK	WP	HR	S	P	ERA	WHIP									
Steve Renko, R ERA: 3.05	(1, 1)	7.2	L	34	9	7	7	2	3	0	0	0	0	1	35	47	8.22	1.565								
Claude Raymond, R ERA: 3.6	(8, 1)	1.1		6	3	0	0	1	0	0	0	0	0	0	8	8	0.00	2.250								

AB	37
R	7
H	12
RBI	7
BB	3
SO	3
LOB	12



Batter	1	2	3	4	5	6	7	8	9	AB	R	H	RBI	BB	SO	LOB	BOTTOM									
Ron Hunt, R OBP: 0.392, SLG: 0.339										3	1	1	0	1	0	0	Los Angeles Dodgers @ Montreal Expos Jarry Park, Montreal, QB Sun Jun 13 1971, 3:33 AM EDT Att: 28,116 - Unknown									
Ron Swoboda, R OBP: 0.360, SLG: 0.391										4	0	3	0	0	0	0										
Rusty Staub, L OBP: 0.417, SLG: 0.485										3	0	1	0	0	0	3										
Bob Bailey, R OBP: 0.367, SLG: 0.391										4	0	1	1	0	1	4										
John Bateman, R OBP: 0.282, SLG: 0.396										4	0	1	0	0	0	3										
Clyde Mashore, R OBP: 0.222, SLG: 0.246										4	0	0	0	0	1	2										
Ron Fairly, L OBP: 0.302, SLG: 0.416										4	0	0	0	0	0	2										
Bobby Wine, R OBP: 0.229, SLG: 0.178										3	0	0	0	0	0	1										
Steve Renko, R OBP: 0.205, SLG: 0.333	(1, 1)									2	0	0	0	0	1	0										
Gary Sutherland, R OBP: 0.289, SLG: 0.368	(8, 6)									1	0	0	0	0	0	0										
Inning Stats	R: 1 E: 0 K: 0 S: 5	H: 2 LOB: 1 BB: 0 P: 5	R: 0 E: 0 K: 0 S: 3	H: 0 LOB: 0 BB: 0 P: 3	R: 0 E: 0 K: 1 S: 6	H: 1 LOB: 2 BB: 1 P: 10	R: 0 E: 0 K: 0 S: 4	H: 1 LOB: 1 BB: 0 P: 4	R: 0 E: 0 K: 1 S: 5	H: 0 LOB: 0 BB: 0 P: 5	R: 0 E: 0 K: 0 S: 3	H: 0 LOB: 0 BB: 0 P: 3	R: 0 E: 0 K: 0 S: 4	H: 1 LOB: 1 BB: 0 P: 4	R: 0 E: 0 K: 1 S: 6	H: 1 LOB: 1 BB: 0 P: 6	1B: 5 2B: 2 3B: 0 HR: 0	SF: 0 SAC: 1 DP: 1 HBP: 0	WP: 0 PB: 0 SB: 0 CS: 0	PA: 34						
PITCHER	IP	WLS	BF	H	R	ER	SO	BB	IBB	HBP	BLK	WP	HR	S	P	ERA	WHIP									
Claude Osteen, L ERA: 2.83	(1, 1)	9.0	W	34	7	1	1	3	1	0	0	0	0	0	39	43	1.00	0.889								

AB	32
R	1
H	7
RBI	1
BB	1
SO	3
LOB	15



Batter	1	2	3	4	5	6	7	8	9	AB	R	H	RBI	BB	SO	LOB	TOP				
Enzo Hernandez, R (1,6) OBP: 0.348, SLG: 0.307 Larry Stahl, L (9, PH) OBP: 0.323, SLG: 0.400 Bob Miller, R (9, 1)	F7		F8			G1			FC6-4 1B	4	0	1	0	0	0	3					
Dave Campbell, R (1,4) OBP: 0.265, SLG: 0.330	BB 1B		CS 1B		SH5-4 1B		F8		FC6-4 2B	4	1	2	0	0	0	2					
Cito Gaston, R (1,8) OBP: 0.287, SLG: 0.412	K		K		F3		1-3		1B	5	0	1	2	0	2	3					
Nate Colbert, R (1,3) OBP: 0.411, SLG: 0.562	BB				F4		F8		K	4	0	0	0	1	2	3					
Ollie Brown, R (1,9) OBP: 0.359, SLG: 0.379	1-3				F6		F3		K	4	0	0	0	0	1	2					
Leron Lee, L (1,7) OBP: 0.341, SLG: 0.389					BB 1B		BB 6-3		F7	3	0	2	0	1	0	0					
Ed Spiezio, R (1,5) OBP: 0.289, SLG: 0.330 Fred Kendall, R (9, 2) OBP: 0.148, SLG: 0.042	K				BB 1B		6-3		F6	4	0	1	0	0	1	2	AB 33				
Bob Barton, R (1,2) OBP: 0.333, SLG: 0.397 Don Mason, L (9, PR) OBP: 0.300, SLG: 0.263	K				BB 1B		BB IBB		CS 1B	2	0	1	0	2	1	1	R 2				
Clay Kirby, R (1,1) OBP: 0.273, SLG: 0.143 Angel Bravo, L (9, PH) OBP: 0.243, SLG: 0.176 Tommy Dean, R (9, 6) OBP: 0.088, SLG: 0.031	K				BB 1B		BB IBB		FC6-4 1B 2B	0	0	0	0	0	0	0	H 9				
					BB 1B		BB IBB		FC6-4 1B 2B	2	0	1	0	2	1	1	RBI 2				
					BB 1B		BB IBB		FC6-4 1B 2B	0	0	0	0	0	0	0	BB 6				
					BB 1B		BB IBB		FC6-4 1B 2B	0	0	0	0	0	0	0	SO 9				
					BB 1B		BB IBB		FC6-4 1B 2B	0	0	0	0	0	0	0	LOB 20				
					BB 1B		BB IBB		FC6-4 1B 2B	2	0	0	0	1	2	4					
					BB 1B		BB IBB		FC6-4 1B 2B	0	1	0	0	1	0	0					
					BB 1B		BB IBB		FC6-4 1B 2B	0	0	0	0	0	0	0					
Inning Stats	R: 0 E: 0 K: 1 S: 6	H: 1 LOB: 2 BB: 1 P: 10	R: 0 E: 0 K: 3 S: 10	H: 1 LOB: 1 BB: 0 P: 10	R: 0 E: 0 K: 1 S: 5	H: 1 LOB: 3 BB: 2 P: 5	R: 0 E: 0 K: 1 S: 6	H: 0 LOB: 0 BB: 0 P: 14	R: 0 E: 0 K: 0 S: 4	H: 1 LOB: 3 BB: 2 P: 4	R: 0 E: 0 K: 0 S: 5	H: 0 LOB: 0 BB: 0 P: 5	R: 0 E: 0 K: 1 S: 5	H: 0 LOB: 0 BB: 0 P: 5	R: 2 E: 0 K: 1 S: 7	H: 3 LOB: 2 BB: 1 P: 11	1B: 8 2B: 2 3B: 0 HR: 0	SF: 0 SAC: 1 DP: 1 HBP: 0	WP: 0 PB: 0 SB: 1 CS: 2	PA: 40	
PITCHER Carl Morton, R (1, 1) ERA: 3.83	IP: 9.0 WLS: L BF: 40 H: 9 R: 2 ER: 2 SO: 9 BB: 5 IBB: 1 HBP: 0 BLK: 0 WP: 0 HR: 0 S: 52 P: 76 ERA: 2.00 WHIP: 1.556																				

San Diego Padres @ Montreal Expos
Jarry Park, Montreal, QB
Mon Jun 14 1971, 7:05 PM EDT
Att: 10,840 - Unknown

AB 33
R 2
H 9
RBI 2
BB 6
SO 9
LOB 20



Batter	1	2	3	4	5	6	7	8	9	AB	R	H	RBI	BB	SO	LOB	BOTTOM				
Mack Jones, L (1,7) OBP: 0.305, SLG: 0.357 Clyde Mashore, R (9, 7) OBP: 0.222, SLG: 0.246	K		K		F9			K		4	0	0	0	0	3	0					
Ron Hunt, R (1,4) OBP: 0.389, SLG: 0.333	BB 2B		5-3		K			K		3	0	0	0	1	2	0					
Rusty Staub, L (1,9) OBP: 0.418, SLG: 0.490	BB 2B		BB 1B				G3	F6		4	0	2	0	0	0	0					
Ron Fairly, L (1,3) OBP: 0.399, SLG: 0.407	3-1		BB 1B				1-3		F4	3	0	0	0	1	0	1					
Bob Bailey, R (1,5) OBP: 0.360, SLG: 0.382		E6 2B	5-3				K		6-3	4	1	0	0	0	1	2					
Boots Day, L (1,8) OBP: 0.301, SLG: 0.277		BB 2B 2-5 BB			1-3			6-3	F8	3	0	0	0	1	0	0					
John Bateman, R (1,2) OBP: 0.288, SLG: 0.402					K			4-3 HBP		2	0	1	1	0	1	0	AB 29				
Bobby Wine, R (1,6) OBP: 0.225, SLG: 0.175					F7			4-3		3	0	0	0	0	1	3	R 1				
Carl Morton, R (1, 1) OBP: 0.163, SLG: 0.125					5-3			K		3	0	0	0	0	1	3	H 3				
					5-3			K		3	0	0	0	0	1	3	RBI 1				
					5-3			K		3	0	0	0	0	1	3	BB 3				
					5-3			K		3	0	0	0	0	1	3	SO 9				
					5-3			K		3	0	0	0	0	1	3	LOB 9				
Inning Stats	R: 0 E: 0 K: 1 S: 5	H: 1 LOB: 1 BB: 1 P: 9	R: 1 E: 1 K: 1 S: 6	H: 1 LOB: 1 BB: 1 P: 10	R: 0 E: 0 K: 1 S: 6	H: 1 LOB: 2 BB: 1 P: 10	R: 0 E: 0 K: 1 S: 5	H: 0 LOB: 0 BB: 0 P: 5	R: 0 E: 0 K: 1 S: 5	H: 0 LOB: 0 BB: 0 P: 5	R: 0 E: 0 K: 1 S: 5	H: 0 LOB: 0 BB: 0 P: 6	R: 0 E: 0 K: 2 S: 7	H: 0 LOB: 0 BB: 0 P: 7	R: 0 E: 0 K: 0 S: 3	H: 0 LOB: 0 BB: 0 P: 3	1B: 1 2B: 3 3B: 0 HR: 0	SF: 0 SAC: 0 DP: 1 HBP: 1	WP: 0 PB: 0 SB: 0 CS: 0	PA: 33	
PITCHER Clay Kirby, R (1, 1) ERA: 3.36 Bob Miller, R (9, 1) ERA: 2.53	IP: 8.0 WLS: W BF: 30 H: 3 R: 1 ER: 0 SO: 9 BB: 3 IBB: 1 HBP: 0 BLK: 0 WP: 0 HR: 0 S: 44 P: 57 ERA: 0.00 WHIP: 0.750																				

San Diego Padres @ Montreal Expos
Jarry Park, Montreal, QB
Mon Jun 14 1971, 7:05 PM EDT
Att: 10,840 - Unknown

AB 29
R 1
H 3
RBI 1
BB 3
SO 9
LOB 9



Batter	1	2	3	4	5	6	7	8	9	AB	R	H	RBI	BB	SO	LOB	TOP										
Enzo Hernandez, R OBP: 0.346, SLG: 0.304	0-0 4-3		0-0 F4		0-0 FC5-4 1B			0-3 K	0-0 G3	5	0	1	0	0	1	1	San Diego Padres @ Montreal Expos Jarry Park, Montreal, QB Tue Jun 15 1971, 7:05 PM EDT Att: 13,512 - Unknown livebaseballscores.com										
Dave Campbell, R OBP: 0.264, SLG: 0.329	0-3 K		0-0 1B		0-0 FC5-4 1-2			0-0 E6 5-4-3		4	0	1	0	0	1	1											
Cito Gaston, R OBP: 0.291, SLG: 0.426	0-0 HR		0-0 FC6-4 1B		0-3 K			0-0 5-4-3		4	1	2	1	0	1	2											
Nate Colbert, R OBP: 0.409, SLG: 0.554	4-0 FC4-6 BB		0-0 FC6-4 1-2		0-0 F8			0-3 K		3	0	0	0	1	1	3											
Ollie Brown, R OBP: 0.357, SLG: 0.374	0-0 FC4-6 1-2		4-0 FC6-4 BB		0-0 6-3			0-0 6-3		3	0	0	0	1	0	1											
Leron Lee, L OBP: 0.333, SLG: 0.400		0-0 G3		0-0 F7		0-0 L4			0-0 E 2B	4	1	1	0	0	0	1											
Ed Spiezio, R OBP: 0.282, SLG: 0.322	0-3 K		0-0 F2		0-0 6-3			0-0 E9 SF9 2B		3	0	0	0	0	1	1											
Garry Jestadt, R OBP: 0.220, SLG: 0.256										0	0	0	0	0	0	0											
Larry Stahl, L OBP: 0.328, SLG: 0.413										1	1	1	1	0	0	0											
Tommy Dean, R OBP: 0.088, SLG: 0.031										0	0	0	0	0	0	0											
Bob Barton, R OBP: 0.338, SLG: 0.392	0-0 G3		0-0 FC6-4 1-2		4-0 CS BB			4-0 IBB		2	0	0	0	2	0	1											
Fred Norman, S										3	0	0	0	0	1	1											
Dick Kelley, R										0	0	0	0	0	0	0											
Al Severinsen, R										0	0	0	0	0	0	0											
Angel Bravo, L OBP: 0.237, SLG: 0.176										0	0	0	1	0	0	0											
Bob Miller, R										0	0	0	0	0	0	0											
Inning Stats	R: 1 E: 0 K: 1 S: 6	H: 1 LOB: 1 BB: 1 P: 10	R: 0 E: 0 K: 1 S: 5	H: 0 LOB: 0 BB: 0 P: 5	R: 0 E: 0 K: 0 S: 5	H: 2 LOB: 2 BB: 0 P: 5	R: 0 E: 0 K: 0 S: 3	H: 0 LOB: 1 BB: 1 P: 7	R: 0 E: 0 K: 1 S: 6	H: 1 LOB: 1 BB: 0 P: 6	R: 0 E: 0 K: 0 S: 3	H: 0 LOB: 0 BB: 1 P: 3	R: 0 E: 1 K: 2 S: 8	H: 0 LOB: 1 BB: 1 P: 8	R: 0 E: 1 K: 0 S: 5	H: 2 LOB: 1 BB: 1 P: 9	1B: 3 2B: 2 3B: 0 HR: 1	SF: 1 SAC: 0 DP: 0 HBP: 0	WP: 0 PB: 0 SB: 1 CS: 1	PA: 37							
PITCHER	IP	WLS	BF	H	R	ER	SO	BB	IBB	HBP	BLK	WP	HR	S	P	ERA	WHIP										
Jim Britton, R ERA: 8.38	6.1		26	4	1	1	3	3	0	0	0	0	1	29	41	1.42	1.105										
Mike Marshall, R ERA: 4.25	2.2	L	11	2	2	1	3	0	1	0	0	0	0	16	20	3.38	0.750										

Batter	1	2	3	4	5	6	7	8	9	AB	R	H	RBI	BB	SO	LOB	BOTTOM										
Ron Hunt, R OBP: 0.382, SLG: 0.326	0-0 5-3		0-0 F4			0-0 F3		0-0 F4		4	0	0	0	0	0	0	San Diego Padres @ Montreal Expos Jarry Park, Montreal, QB Tue Jun 15 1971, 7:05 PM EDT Att: 13,512 - Unknown livebaseballscores.com										
Ron Swoboda, R OBP: 0.354, SLG: 0.382	0-3 K		0-3 K			0-0 L6		0-0 5-3 1B 1B		4	0	1	0	0	2	0											
Rusty Staub, L OBP: 0.415, SLG: 0.485	0-3 K			0-3 K		0-3 K		0-0 5-3 1B		4	0	1	0	0	3	0											
Bob Bailey, R OBP: 0.362, SLG: 0.385		0-0 F8		0-0 G5-4-3 1B		0-0 S 1B 1B		0-0 5-3		4	1	2	0	0	0	2											
John Bateman, R OBP: 0.287, SLG: 0.399		0-0 FC5-4 1B 1B		0-0 G5-4-3 1-2		0-3 K		0-0 F8		4	0	1	0	0	1	4											
Gary Sutherland, R OBP: 0.333, SLG: 0.390		0-0 FC5-4 1-2 1B			0-0 E6 1B		4-0 1B BB		0-0 F8	3	0	2	0	1	0	0											
Clyde Mashore, R OBP: 0.212, SLG: 0.234										3	0	0	0	0	0	5											
Jim Fairley, L OBP: 0.310, SLG: 0.313		0-0 FC5-4 1-2 2-3			0-0 F9		0-0 F5		0-0 G3 1B	1	0	1	0	0	0	0											
John Boccabella, R OBP: 0.255, SLG: 0.417		0-3 K			0-0 F2		0-0 F2		0-0 G3	3	0	1	1	0	1	3											
Ron Fairly, L OBP: 0.397, SLG: 0.404									0-0 G3	1	0	0	0	0	0	1											
Jim Britton, R										2	0	0	0	0	2	1											
Mike Marshall, R										1	0	0	0	0	0	2											
Mack Jones, L OBP: 0.301, SLG: 0.352										1	0	0	0	0	0	1											
Inning Stats	R: 0 E: 0 K: 2 S: 7	H: 0 LOB: 0 BB: 0 P: 7	R: 0 E: 0 K: 1 S: 7	H: 2 LOB: 2 BB: 0 P: 7	R: 0 E: 0 K: 2 S: 7	H: 0 LOB: 0 BB: 0 P: 7	R: 0 E: 0 K: 1 S: 5	H: 1 LOB: 0 BB: 0 P: 5	R: 0 E: 0 K: 1 S: 6	H: 1 LOB: 1 BB: 0 P: 6	R: 0 E: 0 K: 1 S: 5	H: 0 LOB: 0 BB: 0 P: 5	R: 1 E: 0 K: 1 S: 7	H: 2 LOB: 2 BB: 1 P: 11	R: 0 E: 0 K: 0 S: 5	H: 2 LOB: 1 BB: 0 P: 5	1B: 9 2B: 0 3B: 0 HR: 0	SF: 0 SAC: 0 DP: 1 HBP: 0	WP: 0 PB: 0 SB: 1 CS: 0	PA: 36							
PITCHER	IP	WLS	BF	H	R	ER	SO	BB	IBB	HBP	BLK	WP	HR	S	P	ERA	WHIP										
Fred Norman, L ERA: 5.4	6.1		23	5	1	1	9	0	0	0	0	0	0	41	41	1.42	0.789										
Dick Kelley, L ERA: 4.69	1.0		7	3	0	0	0	1	0	0	0	0	0	6	10	0.00	4.000										
Al Severinsen, R ERA: 3.0	0.2	W	2	0	0	0	0	0	0	0	0	0	0	2	2	0.00	0.000										
Bob Miller, R ERA: 2.45	1.0	S	4	1	0	0	0	0	0	0	0	0	0	4	4	0.00	1.000										



Batter	1	2	3	4	5	6	7	8	9	AB	R	H	RBI	BB	SO	LOB	TOP		
Enzo Hernandez, R (1, 6) OBP: 0.345, SLG: 0.301 Don Mason, L (9, PH) OBP: 0.298, SLG: 0.261	0-3 K			4-0 SH1-4 BB		0-3 K			0-0 4-3	2	0	0	0	1	2	0	<p>San Diego Padres @ Montreal Expos</p> <p>Jarry Park, Montreal, QB</p> <p>Wed Jun 16 1971, 7:05 PM EDT</p> <p>Att: 23,623 - Unknown</p>		
Dave Campbell, R (1, 4) OBP: 0.282, SLG: 0.325 Larry Stahl, L (9, PH) OBP: 0.326, SLG: 0.409	0-3 K			0-0 SH1-4 1-2			0-0 F8		0-3 K	2	0	0	0	0	1	0			
Cito Gaston, R (1, 8) OBP: 0.291, SLG: 0.425	0-3 K			0-0 5-3			0-0 1B			3	0	1	0	0	1	1			
Nate Colbert, R (1, 3) OBP: 0.404, SLG: 0.546		0-0 F8		0-3 K			0-3 K			3	0	0	0	0	2	2			
Ollie Brown, R (1, 9) OBP: 0.353, SLG: 0.369		0-3 K			0-0 6-3			0-0 4-3		3	0	0	0	0	1	1			
Leron Lee, L (1, 7) OBP: 0.313, SLG: 0.372		0-0 E7 CS			0-3 K			0-3 K		3	0	0	0	0	2	0			
Ed Spiezio, R (1, 5) OBP: 0.276, SLG: 0.314		0-0 CS 1-2	0-3 K		0-0 F9			0-0 5-3		3	0	0	0	0	1	0			
Bob Barton, R (1, 2) OBP: 0.331, SLG: 0.384			0-0 F7			0-3 K		0-3 K		3	0	0	0	0	2	0			
Dave Roberts, L (1, 1) OBP: 0.156, SLG: 0.188 Angel Bravo, L (9, PH) OBP: 0.231, SLG: 0.171			0-0 F7			0-3 K			0-0 4-3	2	0	0	0	0	1	0			
Inning Stats	R: 0 E: 0 K: 3 S: 9	H: 0 LOB: 0 BB: 0 P: 9	R: 0 E: 1 K: 1 S: 5	H: 0 LOB: 0 BB: 0 P: 5	R: 0 E: 0 K: 1 S: 5	H: 0 LOB: 1 BB: 1 P: 9	R: 0 E: 0 K: 1 S: 5	H: 0 LOB: 0 BB: 0 P: 5	R: 0 E: 0 K: 3 S: 9	H: 0 LOB: 0 BB: 0 P: 9	R: 0 E: 0 K: 1 S: 6	H: 1 LOB: 1 BB: 0 P: 6	R: 0 E: 0 K: 2 S: 7	H: 0 LOB: 0 BB: 0 P: 7	R: 0 E: 0 K: 1 S: 5	H: 0 LOB: 0 BB: 0 P: 5	1B: 1 2B: 0 3B: 0 HR: 0	SF: 0 SAC: 1 DP: 0 HBP: 0	WP: 0 PA: 30 PB: 0 SB: 0 CS: 1
PITCHER Bill Stoneman, R (1, 1) ERA: 2.56	IP: 9.0 WLS: W BF: 29 H: 1 R: 0 ER: 0 SO: 14 BB: 1 IBB: 0 HBP: 0 BLK: 0 WP: 0 HR: 0 S: 56 P: 60 ERA: 0.00 WHIP: 0.222															PITCHER			

Batter	1	2	3	4	5	6	7	8	9	AB	R	H	RBI	BB	SO	LOB	BOTTOM		
Gary Sutherland, R (1, 6) OBP: 0.304, SLG: 0.356	0-0 6-3		0-0 L4		0-0 G6-4-3 1-2			0-0 F6		4	0	0	0	0	0	2	<p>San Diego Padres @ Montreal Expos</p> <p>Jarry Park, Montreal, QB</p> <p>Wed Jun 16 1971, 7:05 PM EDT</p> <p>Att: 23,623 - Unknown</p>		
Ron Hunt, R (1, 4) OBP: 0.380, SLG: 0.325	0-0 5-3		0-0 F7			0-0 5-3		0-0 G4-6-3 1B		4	0	1	0	0	0	1			
Rusty Staub, L (1, 9) OBP: 0.413, SLG: 0.481	0-0 1B			0-0 4-3		0-0 E7 5-3		0-0 G4-6-3 1-2		4	0	1	0	0	0	1			
Bob Bailey, R (1, 5) OBP: 0.357, SLG: 0.378	0-0 6-3			0-0 6-3		0-0 5-3 1-2				3	0	0	0	0	0	2			
John Bateman, R (1, 2) OBP: 0.288, SLG: 0.398		0-0 FC6-4 1B		0-0 5-3		0-3 K				3	0	1	0	0	1	1			
Ron Swoboda, R (1, 8) OBP: 0.366, SLG: 0.400		0-0 FC6-4 1-2 G4-6-3			4-0 SH2 2B BB		0-0 1B CS 2B			2	1	1	0	1	0	1			
Ron Fairly, L (1, 3) OBP: 0.398, SLG: 0.406		0-0 G4-6-3 1-2			0-0 SH2 1-2		0-0 2-3 1B			2	0	1	0	0	0	1			
Clyde Mashore, R (1, 7) OBP: 0.232, SLG: 0.269			0-0 SH3-4 1B		0-0 WP 1B 2B		0-3 K			3	1	2	1	0	1	2			
Bill Stoneman, R (1, 1) OBP: 0.238, SLG: 0.158			0-0 SH3-4 1-2		0-0 G6-4-3 1B		0-3 K 3H			2	0	1	1	0	1	2			
Inning Stats	R: 0 E: 0 K: 0 S: 4	H: 1 LOB: 1 BB: 0 P: 4	R: 0 E: 0 K: 0 S: 3	H: 1 LOB: 0 BB: 0 P: 3	R: 0 E: 0 K: 0 S: 4	H: 1 LOB: 1 BB: 0 P: 4	R: 2 E: 0 K: 0 S: 4	H: 2 LOB: 0 BB: 1 P: 8	R: 0 E: 1 K: 1 S: 6	H: 0 LOB: 1 BB: 0 P: 6	R: 0 E: 0 K: 2 S: 8	H: 2 LOB: 1 BB: 0 P: 8	R: 0 E: 0 K: 0 S: 3	H: 1 LOB: 0 BB: 0 P: 3	R: 0 E: 0 K: 0 S: 3	H: 1 LOB: 0 BB: 0 P: 3	1B: 6 2B: 2 3B: 0 HR: 0	SF: 0 SAC: 2 DP: 3 HBP: 0	WP: 1 PA: 30 PB: 0 SB: 0 CS: 1
PITCHER Dave Roberts, L (1, 1) ERA: 2.32	IP: 8.0 WLS: L BF: 30 H: 8 R: 2 ER: 2 SO: 3 BB: 1 IBB: 0 HBP: 0 BLK: 0 WP: 1 HR: 0 S: 35 P: 39 ERA: 2.25 WHIP: 1.125															PITCHER			

AB	27
R	0
H	1
RBI	0
BB	1
SO	14
LOB	4



AB	27
R	2
H	8
RBI	2
BB	1
SO	3
LOB	13



Batter	1	2	3	4	5	6	7	8	9	AB	R	H	RBI	BB	SO	LOB	TOP					
Mack Jones, L (1.7) OBP: 0.310, SLG: 0.342 Ron Swoboda, R (8, PH) OBP: 0.381, SLG: 0.408	4-0 BB 6-3	0-0 E3 PB		0-0 4-3		4-0 BB 1-2		4-0 BB FC5-4	0-0 1B 1-2 2-H	2	0	0	1	2	0	0						
Ron Hunt, R (1.4) OBP: 0.378, SLG: 0.327	0-0 6-3	0-0 F6		0-0 F8		0-0 F9		0-0 FC5-4	0-0 1B	6	0	1	0	0	0	5						
Rusty Staub, L (1.9) OBP: 0.409, SLG: 0.484	0-0 HR 1B	4-0 IBB							F7 G3	5	2	2	0	1	1	3						
Ron Fairly, L (1.3) OBP: 0.392, SLG: 0.417	0-0 HR	0-0 4-3							K	3	1	1	3	1	1	2						
Bob Bailey, R (1.5) OBP: 0.364, SLG: 0.401 Clyde Mashore, R (9.7) OBP: 0.243, SLG: 0.257	0-0 F9			4-0 FC1-6 BB		0-3 K		0-3 FC4-6 BB	0-0 1B 3B	3	1	1	0	2	1	1						
Boots Day, L (1.8) OBP: 0.297, SLG: 0.274 Coco Laboy, R (9, PH) OBP: 0.323, SLG: 0.315		0-0 1B SH		0-0 FC1-6 1B		0-3 K		0-3 K	0-0 1B	4	1	1	0	0	2	3						
John Bateman, R (1.2) OBP: 0.297, SLG: 0.414		0-0 SH 1B		0-3 K		0-0 6-3		0-0 FC4-6	0-0 1B 1B	5	2	2	0	0	1	2						
Gary Sutherland, R (1.6) OBP: 0.309, SLG: 0.352		0-0 SH E		0-0 1B		0-0 4-3		0-0 F2	0-0 1B 1B	4	2	2	1	0	0	0						
Carl Morton, R (1.1) OBP: 0.188, SLG: 0.156	0-0 6-3			0-3 K		0-0 BB 1B		0-0 6-3	0-0 1B 1B	5	0	2	1	0	1	1						
Inning Stats	R: 2 E: 0 K: 0 S: 4	H: 2 LOB: 0 BB: 1 P: 8	R: 3 E: 2 K: 0 S: 7	H: 2 LOB: 2 BB: 1 P: 11	R: 0 E: 0 K: 1 S: 5	H: 1 LOB: 2 BB: 1 P: 9	R: 0 E: 0 K: 1 S: 5	H: 0 LOB: 0 BB: 0 P: 5	R: 0 E: 0 K: 3 S: 9	H: 1 LOB: 2 BB: 1 P: 13	R: 1 E: 0 K: 0 S: 6	H: 1 LOB: 1 BB: 1 P: 10	R: 0 E: 0 K: 0 S: 3	H: 0 LOB: 1 BB: 1 P: 7	R: 4 E: 0 K: 1 S: 12	H: 7 LOB: 3 BB: 0 P: 12	1B: 11 2B: 0 3B: 2 HR: 1	SF: 1 SAC: 1 DP: 0 HBP: 0	WP: 0 PB: 1 CS: 1	PA: 48		
PITCHER	IP WLS BF H R ER SO BB IBB HBP BLK WP HR S P ERA WHIP	IP WLS BF H R ER SO BB IBB HBP BLK WP HR S P ERA WHIP	IP WLS BF H R ER SO BB IBB HBP BLK WP HR S P ERA WHIP	IP WLS BF H R ER SO BB IBB HBP BLK WP HR S P ERA WHIP	IP WLS BF H R ER SO BB IBB HBP BLK WP HR S P ERA WHIP	IP WLS BF H R ER SO BB IBB HBP BLK WP HR S P ERA WHIP	IP WLS BF H R ER SO BB IBB HBP BLK WP HR S P ERA WHIP	IP WLS BF H R ER SO BB IBB HBP BLK WP HR S P ERA WHIP	IP WLS BF H R ER SO BB IBB HBP BLK WP HR S P ERA WHIP	IP WLS BF H R ER SO BB IBB HBP BLK WP HR S P ERA WHIP	IP WLS BF H R ER SO BB IBB HBP BLK WP HR S P ERA WHIP	IP WLS BF H R ER SO BB IBB HBP BLK WP HR S P ERA WHIP	IP WLS BF H R ER SO BB IBB HBP BLK WP HR S P ERA WHIP	IP WLS BF H R ER SO BB IBB HBP BLK WP HR S P ERA WHIP	IP WLS BF H R ER SO BB IBB HBP BLK WP HR S P ERA WHIP	IP WLS BF H R ER SO BB IBB HBP BLK WP HR S P ERA WHIP	IP WLS BF H R ER SO BB IBB HBP BLK WP HR S P ERA WHIP	IP WLS BF H R ER SO BB IBB HBP BLK WP HR S P ERA WHIP	IP WLS BF H R ER SO BB IBB HBP BLK WP HR S P ERA WHIP	IP WLS BF H R ER SO BB IBB HBP BLK WP HR S P ERA WHIP	IP WLS BF H R ER SO BB IBB HBP BLK WP HR S P ERA WHIP	IP WLS BF H R ER SO BB IBB HBP BLK WP HR S P ERA WHIP
Bob Moose, R (1.1) ERA: 3.8 Bob Johnson, R (4.1) ERA: 3.25 Bob Veale, L (7.1) ERA: 4.6	3.0 L	3.0 12	3.0 19	3.0 17	3.0 5	3.0 1	3.0 0	3.0 18	3.0 26	3.0 0.00	3.0 1.000	3.0 15.00	3.0 3.333	3.0 6.00	3.0 2.333	3.0 3.333						
Batter	1	2	3	4	5	6	7	8	9	AB	R	H	RBI	BB	SO	LOB	BOTTOM					
Dave Cash, R (1.4) OBP: 0.377, SLG: 0.403	0-0 6-3		0-0 F9		0-0 G3-6-3 1B		0-0 F8		0-0 1B	5	0	2	0	0	0	1						
Vic Davallilo, L (1.9) OBP: 0.317, SLG: 0.354	0-0 G4-6-3 1B		0-0 E 1B		0-0 G3-6-3 1-2		0-0 4-3		0-0 F9	5	0	2	0	0	0	2						
Richie Hebner, L (1.5) OBP: 0.346, SLG: 0.479	0-0 G4-6-3 1-2		0-0 E 1B		0-0 1B		0-0 F7			4	0	2	0	0	0	1						
Willie Stargell, L (1.7) OBP: 0.378, SLG: 0.667		0-3 K		0-0 E3 L1-3		0-0 F6		0-3 K		4	0	0	1	0	2	3						
Al Oliver, L (1.8) OBP: 0.315, SLG: 0.386		0-0 2B		0-0 L1-3				0-0 4-3		4	0	1	0	0	0	3						
Bob Robertson, R (1.3) OBP: 0.348, SLG: 0.488		0-0 E5		0-0 1B		4-0 FC4-6 BB		0-0 E6		3	0	1	0	1	0	1						
Manny Sanguillen, R (1.2) OBP: 0.341, SLG: 0.413		0-0 F9		0-0 F4		0-0 FC4-6 1B		0-0 F9		4	0	0	0	0	0	5						
Jackie Hernandez, R (1.6) OBP: 0.258, SLG: 0.277		0-0 F9		0-0 F9		0-0 1B		0-0 E6 G4-6-3		4	0	1	0	0	0	3						
Bob Moose, R (1.1) Jose Capatti, R (3, PH) Bob Johnson, R (4.1) Charlie Sands, L (6, PH) Bob Veale, S (7.1) Milt May, L (9, PH)				0-0 1B E 1B		0-3 K		0-0 F4		0	0	0	0	0	0	0						
Inning Stats	R: 0 E: 0 K: 0 S: 3	H: 1 LOB: 0 BB: 0 P: 3	R: 0 E: 1 K: 1 S: 7	H: 1 LOB: 2 BB: 0 P: 7	R: 1 E: 1 K: 0 S: 6	H: 3 LOB: 2 BB: 0 P: 6	R: 0 E: 0 K: 1 S: 6	H: 1 LOB: 1 BB: 0 P: 6	R: 0 E: 0 K: 0 S: 4	H: 2 LOB: 1 BB: 1 P: 4	R: 0 E: 0 K: 0 S: 3	H: 0 LOB: 0 BB: 0 P: 3	R: 0 E: 1 K: 1 S: 6	H: 0 LOB: 1 BB: 0 P: 6	R: 0 E: 1 K: 0 S: 4	H: 1 LOB: 1 BB: 0 P: 4	1B: 9 2B: 2 3B: 0 HR: 0	SF: 0 SAC: 0 DP: 4 HBP: 0	WP: 0 PB: 0 CS: 0	PA: 38		
PITCHER	IP WLS BF H R ER SO BB IBB HBP BLK WP HR S P ERA WHIP	IP WLS BF H R ER SO BB IBB HBP BLK WP HR S P ERA WHIP	IP WLS BF H R ER SO BB IBB HBP BLK WP HR S P ERA WHIP	IP WLS BF H R ER SO BB IBB HBP BLK WP HR S P ERA WHIP	IP WLS BF H R ER SO BB IBB HBP BLK WP HR S P ERA WHIP	IP WLS BF H R ER SO BB IBB HBP BLK WP HR S P ERA WHIP	IP WLS BF H R ER SO BB IBB HBP BLK WP HR S P ERA WHIP	IP WLS BF H R ER SO BB IBB HBP BLK WP HR S P ERA WHIP	IP WLS BF H R ER SO BB IBB HBP BLK WP HR S P ERA WHIP	IP WLS BF H R ER SO BB IBB HBP BLK WP HR S P ERA WHIP	IP WLS BF H R ER SO BB IBB HBP BLK WP HR S P ERA WHIP	IP WLS BF H R ER SO BB IBB HBP BLK WP HR S P ERA WHIP	IP WLS BF H R ER SO BB IBB HBP BLK WP HR S P ERA WHIP	IP WLS BF H R ER SO BB IBB HBP BLK WP HR S P ERA WHIP	IP WLS BF H R ER SO BB IBB HBP BLK WP HR S P ERA WHIP	IP WLS BF H R ER SO BB IBB HBP BLK WP HR S P ERA WHIP	IP WLS BF H R ER SO BB IBB HBP BLK WP HR S P ERA WHIP	IP WLS BF H R ER SO BB IBB HBP BLK WP HR S P ERA WHIP	IP WLS BF H R ER SO BB IBB HBP BLK WP HR S P ERA WHIP	IP WLS BF H R ER SO BB IBB HBP BLK WP HR S P ERA WHIP	IP WLS BF H R ER SO BB IBB HBP BLK WP HR S P ERA WHIP	IP WLS BF H R ER SO BB IBB HBP BLK WP HR S P ERA WHIP
Carl Morton, R (1.1) ERA: 3.62	9.0 W	9.0 38	9.0 10	9.0 1	9.0 1	9.0 1	9.0 3	9.0 1	9.0 0	9.0 0	9.0 43	9.0 47	9.0 1.00	9.0 1.222	9.0 1.00	9.0 1.222						

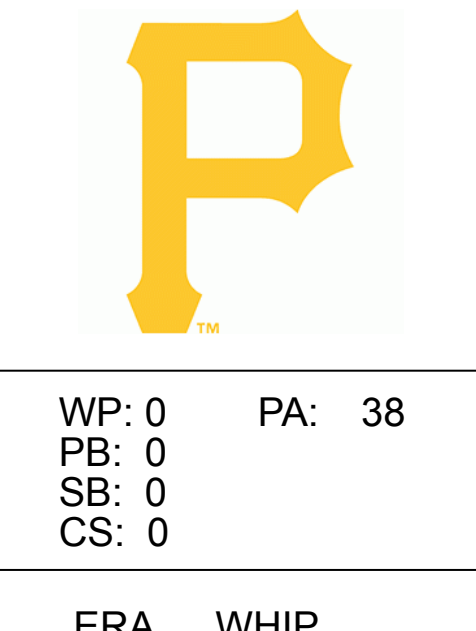
Montreal Expos @ Pittsburgh Pirates
 Three Rivers Stadium, Pittsburgh, PA
 Sat Jun 19 1971, 3:33 AM EDT
 Att: 12,091 - Sunny

AB	39
R	10
H	14
RBI	8
BB	7
SO	7
LOB	17




Montreal Expos @ Pittsburgh Pirates
 Three Rivers Stadium, Pittsburgh, PA
 Sat Jun 19 1971, 3:33 AM EDT
 Att: 12,091 - Sunny

AB	37
R	1
H	10
RBI	1
BB	1
SO	3
LOB	23



Batter	1	2	3	4	5	6	7	8	9	AB	R	H	RBI	BB	SO	LOB	TOP			
Mack Jones, L (1.7) OBP: 0.315, SLG: 0.338	0-3 K		1-0 1B 1B HBP		0-0 FC4-6			0-0 F8	0-0 FC5-4 1B	4	0	1	0	0	1	1	Montreal Expos @ Pittsburgh Pirates Three Rivers Stadium, Pittsburgh, PA Sun Jun 20 1971, 3:33 AM EDT Unknown			
Gary Sutherland, R (1.4) Clyde Mashore, R (7.5) OBP: 0.328, SLG: 0.368 OBP: 0.237, SLG: 0.250	0-0 1B		0-0 1B		0-0 L9			0-0 6-3	0-0 FC5-4 1-2	3	0	2	0	0	0	1				
Rusty Staub, L (1.9) OBP: 0.410, SLG: 0.482	0-0 F8		0-0 1B		0-0 L9			4-0 1B BB		3	1	1	0	1	0	2				
Ron Fairly, L (1.3) OBP: 0.395, SLG: 0.419	0-0 FC6 1B		0-0 L9		0-0 F9			0-0 1B 1B 1-2		4	0	2	0	0	0	3				
Boots Day, L (1.8) OBP: 0.303, SLG: 0.275	0-0 FC6 1-2		0-0 4-3		4-0 G4-3 BB			0-0 1B 1-2 2-H		3	0	1	1	1	0	5				
John Bateman, R (1.2) John Boccabella, R (7.2) OBP: 0.298, SLG: 0.413 OBP: 0.269, SLG: 0.429		0-0 F9-3 1B		0-0 6-3		0-0 G4-3 BB 1-2		0-0 1-2 2-3		3	0	1	0	0	0	1				
Coco Laboy, R (1.5) OBP: 0.310, SLG: 0.301	0-0 L7		0-0 5-3				0-3 K	0-0 F9		4	0	0	0	0	1	4				
Ron Brand, R (1.6) OBP: 0.323, SLG: 0.276	0-0 F9-3 1-2		0-0 F4				0-0 1-3	0-0 F9		4	0	0	0	0	0	1				
Bill Stoneman, R (1.1) Jim Gardner, L (5. PH) Howie Reed, R (5.1) Ron Swoboda, R (7. PH) John O'Donoghue, R (7.1) Jim Fairley, L (5. PH) OBP: 0.233, SLG: 0.154 OBP: 0.228, SLG: 0.250 OBP: 0.376, SLG: 0.423 OBP: 0.310, SLG: 0.319		0-3 K		4-0 FC4-6 BB		0-3 K		0-0 F8		1	0	0	0	0	1	0				
Inning Stats	R: 0 E: 0 K: 1 S: 7	H: 2 LOB: 2 BB: 0 P: 7	R: 0 E: 0 K: 0 S: 3	H: 1 LOB: 0 BB: 0 P: 3	R: 0 E: 0 K: 1 S: 7	H: 2 LOB: 3 BB: 0 P: 8	R: 0 E: 0 K: 0 S: 3	H: 0 LOB: 0 BB: 0 P: 3	R: 0 E: 0 K: 0 S: 2	H: 0 LOB: 1 BB: 1 P: 7	R: 0 E: 0 K: 2 S: 7	H: 0 LOB: 0 BB: 0 P: 7	R: 1 E: 0 K: 0 S: 6	H: 3 LOB: 3 BB: 1 P: 10	R: 0 E: 0 K: 0 S: 4	H: 1 LOB: 1 BB: 0 P: 4		1B: 9 2B: 1 3B: 0 HR: 0	SF: 0 SAC: 0 DP: 2 HBP: 1	WP: 0 PB: 0 CS: 0
PITCHER Steve Blass, R (1.1) ERA: 2.9	IP: 9.0 WLS: W BF: 38 H: 9 R: 1 ER: 1 SO: 4 BB: 3 IBB: 0 HBP: 1 BLK: 0 WP: 0 HR: 0 S: 42 P: 55 ERA: 1.00 WHIP: 1.333																			

AB	34
R	1
H	9
RBI	1
BB	3
SO	4
LOB	19



Batter	1	2	3	4	5	6	7	8	9	AB	R	H	RBI	BB	SO	LOB	BOTTOM			
Dave Cash, R (1.4) OBP: 0.377, SLG: 0.400	0-0 SH1-3 SF8 1B		0-0 F7	4-0 2B BB		0-0 F8		0-0 F8		4	2	1	0	1	0	0	Montreal Expos @ Pittsburgh Pirates Three Rivers Stadium, Pittsburgh, PA Sun Jun 20 1971, 3:33 AM EDT Unknown			
Richie Hebner, L (1.5) OBP: 0.351, SLG: 0.498	4-0 SH1-3 BB		0-0 HR	1-1 2-H 3-H 1B 2B		0-0 4-3		0-0 F8		4	2	2	4	1	0	0				
Roberto Clemente, R (1.9) OBP: 0.336, SLG: 0.474	0-0 SH1-3 1-2 2-3		0-0 1B	2-H 1B		0-0 1B		0-3 K		4	0	3	1	0	1	0				
Willie Stargell, L (1.7) Gene Clines, R (8.7) OBP: 0.380, SLG: 0.676 OBP: 0.376, SLG: 0.402	4-0 IBB		0-0 F8		0-0 HR		0-0 F6			3	1	1	1	1	0	2				
Al Oliver, L (1.8) OBP: 0.310, SLG: 0.381	0-0 SF8		0-0 F8		0-0 F8		0-0 F5			3	0	0	1	0	0	1				
Bob Robertson, R (1.3) OBP: 0.347, SLG: 0.483	0-0 F3			0-0 BB 1B 2B 1B		0-0 F5		0-0 E6 1B		4	1	1	0	0	0	2				
Manny Sanguillen, R (1.2) OBP: 0.344, SLG: 0.414		0-0 F8		0-0 BB 2B 1B		0-0 1B		0-0 F9		4	1	2	0	0	0	1				
Gene Alley, R (1.6) OBP: 0.267, SLG: 0.282		0-0 5-3		0-3 K		0-0 1B		0-0 FC6-4 1B		4	0	2	0	0	1	2				
Steve Blass, R (1.1) OBP: 0.111, SLG: 0.167		0-0 F7		0-3 K		0-0 1-3		0-0 FC6-4 1-2		4	0	0	0	0	1	6				
Inning Stats	R: 1 E: 0 K: 0 S: 4	H: 1 LOB: 2 BB: 2 P: 12	R: 0 E: 0 K: 0 S: 3	H: 0 LOB: 0 BB: 0 P: 3	R: 1 E: 0 K: 2 S: 5	H: 2 LOB: 1 BB: 0 P: 5	R: 4 E: 0 K: 2 S: 10	H: 4 LOB: 1 BB: 1 P: 14	R: 1 E: 0 K: 0 S: 6	H: 3 LOB: 2 BB: 0 P: 6	R: 0 E: 0 K: 0 S: 4	H: 1 LOB: 0 BB: 0 P: 4	R: 0 E: 1 K: 0 S: 5	H: 1 LOB: 2 BB: 0 P: 5	R: 0 E: 0 K: 1 S: 5	H: 0 LOB: 0 BB: 0 P: 5		1B: 9 2B: 1 3B: 0 HR: 2	SF: 1 SAC: 1 DP: 0 HBP: 0	WP: 0 PB: 0 CS: 0
PITCHER Bill Stoneman, R (1.1) ERA: 2.91 Howie Reed, R (5.1) ERA: 3.5 John O'Donoghue, L (7.1) ERA: 5.52	IP: 4.0 WLS: L BF: 21 H: 7 R: 6 ER: 6 SO: 2 BB: 2 IBB: 0 HBP: 0 BLK: 0 WP: 0 HR: 1 S: 22 P: 34 ERA: 13.50 WHIP: 2.250																			

AB	34
R	7
H	12
RBI	7
BB	3
SO	3
LOB	14



Batter	1	2	3	4	5	6	7	8	9	AB	R	H	RBI	BB	SO	LOB	TOP				
Mack Jones, L (1,7) OBP: 0.309, SLG: 0.329	0-0 6-3 1B		0-3 K			0-0 F8		0-0 F8	0-0 L3	5	1	1	0	0	1	0					
Ron Hunt, R (1,4) OBP: 0.371, SLG: 0.320	0-0 6-3		0-0 6-3			0-0 F9		0-0 F5		4	0	0	0	0	0	1					
Rusty Staub, L (1,9) OBP: 0.412, SLG: 0.482	0-0 6-3			0-0 2-3		0-0 1B		0-0 HR		4	1	2	0	0	0	1					
Ron Fairly, L (1,3) OBP: 0.397, SLG: 0.437	4-0 1B BB			0-3 K		0-0 F9		0-0 HR		3	1	1	2	1	1	1					
Bob Bailey, R (1,5) OBP: 0.370, SLG: 0.405	0-0 1-3 2-H 1B			0-0 5-3			0-0 FC3-6 1B	4-0 1B BB		3	0	2	1	1	0	0					
Boots Day, L (1,8) OBP: 0.301, SLG: 0.274		0-0 F9			0-0 F9		0-0 FC3-6 4-3 1-2	0-0 FC6-4 1B		4	0	1	0	0	0	1					
John Bateman, R (1,2) OBP: 0.293, SLG: 0.406		0-0 F9			0-0 F4		0-0 4-3 1-2	0-0 FC6-4 1-2		4	0	0	0	0	0	3					
Gary Sutherland, R (1,6) OBP: 0.339, SLG: 0.367		0-0 F2			0-0 1B		4-0 IBB		0-0 6-3	3	0	1	0	1	0	0					
Jim Britton, R (1,1)			0-3 K						0-0 5-3	3	0	0	0	0	3	3					
Mike Marshall, R (7,1)										0	0	0	0	0	0	0					
Claude Raymond, R (7,1)										0	0	0	0	0	0	0					
Jim Fairley, L (9, PH) OBP: 0.311, SLG: 0.314										1	0	0	0	0	0	0					
Inning Stats	R: 1 E: 0 K: 0 S: 4	H: 2 LOB: 2 BB: 1 P: 8	R: 0 E: 0 K: 0 S: 3	H: 0 LOB: 0 BB: 0 P: 3	R: 0 E: 0 K: 2 S: 7	H: 0 LOB: 0 BB: 0 P: 7	R: 0 E: 0 K: 1 S: 5	H: 0 LOB: 0 BB: 0 P: 5	R: 0 E: 0 K: 1 S: 6	H: 1 LOB: 1 BB: 0 P: 6	R: 0 E: 0 K: 0 S: 4	H: 1 LOB: 1 BB: 0 P: 4	R: 0 E: 0 K: 1 S: 6	H: 1 LOB: 2 BB: 1 P: 10	R: 2 E: 0 K: 0 S: 6	H: 3 LOB: 2 BB: 1 P: 10	R: 0 E: 0 K: 0 S: 3	H: 0 LOB: 0 BB: 0 P: 3	1B: 7 2B: 0 3B: 0 HR: 1	SF: 0 SAC: 0 DP: 0 HBP: 0	WP: 0 PA: 37
PITCHER	IP WLS BF H R ER SO BB IBB HBP BLK WP HR S P ERA WHIP																				
Nelson Briles, R (1,1) ERA: 3.86	7.0 W 27 5 1 1 5 1 1 0 0 0 0 35 43 1.29 0.857																				
Mudcat Grant, R (8,1) ERA: 2.82	2.0 S 10 3 2 2 0 1 0 0 0 0 1 9 13 9.00 2.000																				

Montreal Expos @ Pittsburgh Pirates
Three Rivers Stadium, Pittsburgh, PA
Sun Jun 20 1971, 3:38 AM EDT
Att: 32,301 - Unknown

AB 34
R 3
H 8
RBI 3
BB 3
SO 5
LOB 10



Batter	1	2	3	4	5	6	7	8	9	AB	R	H	RBI	BB	SO	LOB	BOTTOM			
Dave Cash, R (1,4) OBP: 0.378, SLG: 0.402	0-0 6-3		0-0 4-3 2B		0-0 6-3		4-0 1B HR BB	0-0 6-3		4	1	1	0	1	0	0				
Richie Hebner, L (1,5) OBP: 0.352, SLG: 0.496	0-0 6-3		0-0 4-3		0-0 3-1 WP 1B		0-3 K	0-0 1B		5	0	2	0	0	1	4				
Vic Davalillo, L (1,9) OBP: 0.320, SLG: 0.356	0-0 1B		0-0 F8		0-0 3-1		0-0 1-3 HR 1B	0-0 F7		5	1	2	1	0	0	3				
Willie Stargell, L (1,7) OBP: 0.382, SLG: 0.687	0-3 K			0-0 1B 1B 1B	0-0 F9		0-0 1-2 2-3 3-H HR			4	1	2	4	0	1	2				
Al Oliver, L (1,8) OBP: 0.321, SLG: 0.396		0-0 2B		0-0 1-2 1B		0-0 2-5 3-6-3 1B	0-0 HR 1B			4	1	4	0	0	0	0				
Bob Robertson, R (1,3) OBP: 0.346, SLG: 0.479		0-0 F7		0-0 1-2 2-3 1B	0-0 F5		0-0 F8	0-3 K		4	0	1	0	0	1	3				
Milt May, L (1,2) OBP: 0.250, SLG: 0.348		0-0 F9		0-0 F5		0-0 3-6-3	0-0 1-2 HR			4	1	1	2	0	0	5				
Gene Alley, R (1,6) OBP: 0.264, SLG: 0.278		0-0 L8		0-3 K		0-0 2-5	0-0 1-3 HR 1B		0-0 L9	2	0	0	0	0	1	4				
Gene Clines, R (7, PH) OBP: 0.380, SLG: 0.405										2	1	1	0	0	0	1				
Mudcat Grant, R (8,1) OBP: 0.375, SLG: 0.429						2-3				0	0	0	0	0	0	0				
Nelson Briles, R (1,1) OBP: 0.385, SLG: 0.583			0-0 F9		0-0 F9		0-0 1-3 HR 1B	0-0 1-3		2	0	0	0	0	0	3				
Bill Mazaroski, R (7, PH) OBP: 0.300, SLG: 0.300										1	0	1	0	0	0	0				
Jackie Hernandez, R (7, PR) OBP: 0.256, SLG: 0.274										1	1	0	0	0	0	0				
Inning Stats	R: 0 E: 0 K: 1 S: 6	H: 1 LOB: 1 BB: 0 P: 6	R: 0 E: 0 K: 0 S: 4	H: 1 LOB: 1 BB: 0 P: 4	R: 0 E: 0 K: 1 S: 8	H: 3 LOB: 3 BB: 0 P: 8	R: 0 E: 0 K: 0 S: 4	H: 1 LOB: 1 BB: 0 P: 4	R: 0 E: 0 K: 0 S: 3	H: 1 LOB: 1 BB: 0 P: 3	R: 7 E: 0 K: 2 S: 13	H: 6 LOB: 1 BB: 1 P: 17	R: 0 E: 0 K: 0 S: 4	H: 1 LOB: 1 BB: 0 P: 4	1B: 11 2B: 2 3B: 0 HR: 2	SF: 0 SAC: 0 DP: 0 HBP: 0	WP: 1 PA: 39			
PITCHER	IP WLS BF H R ER SO BB IBB HBP BLK WP HR S P ERA WHIP																			
Jim Britton, R (1,1) ERA: 6.89	6.0 L 29 10 3 3 2 1 0 0 0 0 0 31 35 4.50 1.833																			
Mike Marshall, R (7,1) ERA: 5.97	0.2 6 4 4 4 2 0 0 0 0 0 2 10 10 54.00 6.000																			
Claude Raymond, R (7,1) ERA: 3.8	1.1 5 1 0 0 0 0 0 0 0 0 0 5 5 0.00 0.750																			

Montreal Expos @ Pittsburgh Pirates
Three Rivers Stadium, Pittsburgh, PA
Sun Jun 20 1971, 3:38 AM EDT
Att: 32,301 - Unknown

AB 38
R 7
H 15
RBI 7
BB 1
SO 4
LOB 25



Batter	1	2	3	4	5	6	7	8	9	AB	R	H	RBI	BB	SO	LOB	TOP										
Ron Hunt, R OBP: 0.369, SLG: 0.319 (1,4)										4	1	1	0	0	1	1	Montreal Expos @ Atlanta Braves Atlanta Stadium, Atlanta, GA Mon Jun 21 1971, 7:05 PM EDT Unknown										
Mack Jones, L OBP: 0.310, SLG: 0.321 (1,7)										2	0	0	0	1	0	1											
Clyde Mashore, R OBP: 0.237, SLG: 0.250 (8, PH)										0	0	0	0	0	0	0											
Jim Fairey, L OBP: 0.307, SLG: 0.310 (8, PH)										1	0	0	0	0	0	1											
Rusty Staub, L OBP: 0.413, SLG: 0.480 (1,9)										3	1	1	0	1	0	1											
Ron Fairly, L OBP: 0.399, SLG: 0.438 (1,3)										4	0	2	1	0	0	0											
Bob Bailey, R OBP: 0.368, SLG: 0.402 (8,5)										4	0	1	0	0	2	2											
Coco Laboy, R OBP: 0.310, SLG: 0.301 (8,5)										0	0	0	0	0	0	0											
John Bateman, R OBP: 0.288, SLG: 0.398 (8,1)										4	0	0	0	0	1	3											
Claude Raymond, R OBP: 0.310, SLG: 0.301 (8,1)										0	0	0	0	0	0	0											
Howie Reed, R (8,1)										0	0	0	0	0	0	0											
Boots Day, L OBP: 0.307, SLG: 0.297 (1,8)										4	1	2	0	0	0	0											
Gary Sutherland, R OBP: 0.348, SLG: 0.422 (1,6)										4	1	2	2	0	1	1											
John Strohmayr, R OBP: 0.286, SLG: 0.286 (1,1)										2	0	0	0	0	1	1											
Mike Marshall, R (8,1)										0	0	0	0	0	0	0											
John Boccabella, R OBP: 0.269, SLG: 0.429 (8,2)										0	0	0	0	0	0	0											
Jim Gosger, L OBP: 0.222, SLG: 0.245 (8, PH)										1	0	0	0	0	0	0											
Inning Stats	R: 0 E: 0 K: 1 S: 4	H: 0 LOB: 0 BB: 1 P: 8	R: 0 E: 0 K: 0 S: 3	H: 0 LOB: 0 BB: 0 P: 3	R: 1 E: 0 K: 1 S: 6	H: 1 LOB: 0 BB: 0 P: 6	R: 0 E: 0 K: 0 S: 4	H: 2 LOB: 2 BB: 1 P: 8	R: 1 E: 0 K: 0 S: 5	H: 2 LOB: 1 BB: 0 P: 5	R: 0 E: 0 K: 1 S: 6	H: 1 LOB: 1 BB: 0 P: 6	R: 2 E: 0 K: 2 S: 10	H: 3 LOB: 1 BB: 0 P: 10	R: 0 E: 0 K: 0 S: 3	H: 0 LOB: 0 BB: 0 P: 3	1B: 7 2B: 1 3B: 1 HR: 1	SF: 0 SAC: 1 DP: 1 HBP: 0	WP: 0 PB: 0 SB: 0 CS: 1	PA: 37							
PITCHER	IP	WLS	BF	H	R	ER	SO	BB	IBB	HBP	BLK	WP	HR	S	P	ERA	WHIP										
Jim Nash, R ERA: 5.3 (1,1)	7.1		31	9	4	3	4	2	0	0	0	0	1	37	45	3.68	1.500										
Cecil Upshaw, R ERA: 4.01 (8,1)	1.2	W	5	0	0	0	2	0	0	0	0	0	0	9	9	0.00	0.000										

AB	33
R	4
H	9
RBI	3
BB	2
SO	6
LOB	11



Batter	1	2	3	4	5	6	7	8	9	AB	R	H	RBI	BB	SO	LOB	BOTTOM										
Ralph Garr, L OBP: 0.368, SLG: 0.462 (1,7)										3	2	1	1	1	0	0	Montreal Expos @ Atlanta Braves Atlanta Stadium, Atlanta, GA Mon Jun 21 1971, 7:05 PM EDT Unknown										
Sonny Jackson, L OBP: 0.296, SLG: 0.358 (1,8)										4	0	0	0	0	1	1											
Hank Aaron, R OBP: 0.405, SLG: 0.648 (1,3)										4	1	2	2	0	0	0											
Darrell Evans, L OBP: 0.361, SLG: 0.373 (1,5)										3	1	1	1	1	1	1											
Gil Garrido, R OBP: 0.245, SLG: 0.164 (9,5)										0	0	0	0	0	0	0											
Felix Millan, R OBP: 0.340, SLG: 0.387 (1,4)										4	0	1	0	0	0	2											
Earl Williams, R OBP: 0.312, SLG: 0.435 (1,2)										3	0	0	0	0	1	2											
Cecil Upshaw, R (8,1)										0	0	0	0	0	0	0											
Mike Lum, L OBP: 0.329, SLG: 0.387 (1,9)										3	1	1	1	0	1	1											
Marty Perez, R OBP: 0.272, SLG: 0.321 (1,6)										3	0	0	0	0	1	1											
Jim Nash, R OBP: 0.167, SLG: 0.200 (1,1)										2	0	0	0	0	1	0											
Hal King, L OBP: 0.349, SLG: 0.344 (8,2)										1	1	1	1	0	0	0											
Inning Stats	R: 0 E: 0 K: 0 S: 3	H: 0 LOB: 0 BB: 0 P: 3	R: 0 E: 0 K: 1 S: 4	H: 0 LOB: 0 BB: 1 P: 8	R: 0 E: 0 K: 1 S: 5	H: 0 LOB: 0 BB: 0 P: 5	R: 1 E: 0 K: 1 S: 6	H: 1 LOB: 0 BB: 0 P: 6	R: 0 E: 0 K: 0 S: 4	H: 1 LOB: 1 BB: 0 P: 4	R: 0 E: 0 K: 1 S: 5	H: 0 LOB: 0 BB: 0 P: 5	R: 0 E: 0 K: 0 S: 4	H: 1 LOB: 1 BB: 0 P: 4	R: 5 E: 0 K: 0 S: 7	H: 4 LOB: 1 BB: 1 P: 11	1B: 2 2B: 0 3B: 0 HR: 5	SF: 0 SAC: 0 DP: 0 HBP: 0	WP: 0 PB: 0 SB: 0 CS: 1	PA: 32							
PITCHER	IP	WLS	BF	H	R	ER	SO	BB	IBB	HBP	BLK	WP	HR	S	P	ERA	WHIP										
John Strohmayr, R ERA: 5.54 (1,1)			25	4	2	2	4	1	0	0	0	0	2	32	36	2.57	0.714										
Mike Marshall, R ERA: 6.39 (8,1)	0.1		3	1	1	1	0	1	0	0	0	0	1	2	6	27.00	6.000										
Claude Raymond, R ERA: 4.5 (8,1)	0.1	L	3	2	3	3	0	0	0	0	0	0	2	3	3	81.00	6.000										
Howie Reed, R ERA: 3.75 (8,1)	0.1		1	0	0	0	0	0	0	0	0	0	0	1	1	0.00	0.000										



Batter	1	2	3	4	5	6	7	8	9	AB	R	H	RBI	BB	SO	LOB	TOP								
Ron Hunt, R OBP: 0.378, SLG: 0.332 (1, 4)	F4		HBP		FC5-4 1B		FC5-4 1B	1-3 2-H 3-H 2B		4	0	3	2	0	0	0	Montreal Expos @ Atlanta Braves Atlanta Stadium, Atlanta, GA Mon Jun 21 1971, 7:05 PM EDT Att: 8,203 - Unknown								
Gary Sutherland, R OBP: 0.324, SLG: 0.391 (1, 6)	6-3		5-3		FC5-4 1-2		FC5-4 FC6-4	F3		5	0	0	0	0	0	6									
Bob Bailey, R OBP: 0.377, SLG: 0.421 (1, 7)										3	1	2	1	2	1	1									
John O'Donoghue, R (8, 1)							K			0	0	0	0	0	0	0									
Boots Day, L OBP: 0.307, SLG: 0.297 (8, 8)	1B						HR			0	0	0	0	0	0	0									
John Bateman, R OBP: 0.282, SLG: 0.389 (1, 2)	L5		FC4-6 BB					IBB		0	0	0	0	0	0	0									
Clyde Mashore, R OBP: 0.241, SLG: 0.253 (6, 7)										5	0	0	0	0	1	8									
Mack Jones, L OBP: 0.307, SLG: 0.318 Ron Brand, R OBP: 0.313, SLG: 0.267 (8, PH)		6-3			5-3			5-3 K		3	1	1	0	0	0	0									
Ron Swoboda, R OBP: 0.384, SLG: 0.387 Jim Fairley, L OBP: 0.312, SLG: 0.329 (8, PH)										1	0	0	0	0	0	0									
Coco Laboy, R OBP: 0.311, SLG: 0.302 Howie Reed, R (6, PH)										1	0	0	0	0	0	0									
Jim Gosger, L OBP: 0.250, SLG: 0.260 (8, PH)		4-3			6-3					3	0	0	0	0	0	1									
Carl Morton, R OBP: 0.188, SLG: 0.156 (9, 1)										2	1	1	0	0	1	0									
John Boccabella, R OBP: 0.259, SLG: 0.412 Ron Fairly, L OBP: 0.403, SLG: 0.448 (6, PH)										3	0	0	0	0	1	0									
Dan McGinn, L OBP: 0.500, SLG: 0.500 Rusty Staub, L OBP: 0.414, SLG: 0.478 (6, PH)										2	0	1	0	0	1	0									
										1	0	0	0	1	1	2									
Inning Stats	R: 0 E: 0 K: 0 S: 4	H: 1 LOB: 1 BB: 0 P: 4	R: 0 E: 0 K: 0 S: 3	H: 0 LOB: 0 BB: 0 P: 3	R: 0 E: 0 K: 1 S: 6	H: 1 LOB: 3 BB: 1 P: 11	R: 0 E: 0 K: 0 S: 3	H: 0 LOB: 0 BB: 0 P: 3	R: 0 E: 0 K: 0 S: 4	H: 1 LOB: 1 BB: 0 P: 4	R: 2 E: 0 K: 1 S: 9	H: 4 LOB: 2 BB: 0 P: 9	R: 0 E: 0 K: 1 S: 6	H: 1 LOB: 1 BB: 0 P: 6	R: 3 E: 0 K: 1 S: 9	H: 4 LOB: 3 BB: 2 P: 17	R: 0 E: 0 K: 3 S: 9	H: 0 LOB: 1 BB: 1 P: 13	1B: 8 2B: 3 3B: 0 HR: 1	SF: 0 SAC: 0 3B: 0 HBP: 1	WP: 0 PB: 0 SB: 1 CS: 0	PA: 44			
PITCHER	IP WLS BF H R ER SO BB IBB HBP BLK WP HR S P ERA WHIP	5.2 L 12 6 3 2 1 1 0 1 0 0 0 1 25 30 3.18 1.235	1.2 L 7 0 0 0 4 1 1 0 0 0 0 0 15 19 16.20 3.600	1.2 L 7 0 0 0 4 1 1 0 0 0 0 0 13 21 0.00 0.600																					

AB	39
R	5
H	12
RBI	5
BB	4
SO	7
LOB	19



Batter	1	2	3	4	5	6	7	8	9	AB	R	H	RBI	BB	SO	LOB	BOTTOM							
Ralph Garr, L OBP: 0.366, SLG: 0.457 (1, 7)	1-3		K	F7			FC1-6 SH3-4 1B		F8	5	0	1	0	0	1	1	Montreal Expos @ Atlanta Braves Atlanta Stadium, Atlanta, GA Mon Jun 21 1971, 7:05 PM EDT Att: 8,203 - Unknown							
Felix Milten, R OBP: 0.346, SLG: 0.390 (1, 4)	E S 1B		FC5-2 BB 1B		G5-4-3 BB		SH3-4		F8	3	2	2	0	1	0	0								
Hank Aaron, R OBP: 0.406, SLG: 0.642 (1, 3)	F7		FC5-2 BB 1B		F9		FC1-6 IBB			2	1	0	0	2	0	2								
Earl Williams, R OBP: 0.311, SLG: 0.430 (1, 2)			FC5-2 BB 1B		G5-4-3		FC1-6			4	0	1	1	0	0	6								
Zoilo Versalles, R OBP: 0.281, SLG: 0.344 Darrell Evans, L OBP: 0.355, SLG: 0.365 Gil Garrido, R OBP: 0.243, SLG: 0.164 (7, PH)	F5		BB 1B				G2		F7	3	0	1	2	0	0	1								
Mike Lum, L OBP: 0.340, SLG: 0.402 (1, 9)			1-2 2-H 3-H 1B							1	0	0	0	0	0	2								
Sonny Jackson, L OBP: 0.295, SLG: 0.354 (1, 8)			FC4 BB 1B							3	0	0	0	1	0	4								
Marty Perez, R OBP: 0.265, SLG: 0.312 (1, 6)					1-3		L5		G6-4-3	4	0	0	0	0	0	3								
Steve Barber, L (1, 1)			FC4 BB 1B							1	0	0	0	1	1	0								
Cecil Upshaw, R (6, 1)										1	0	0	0	0	1	2								
Phil Niekro, R OBP: 0.125, SLG: 0.132 Bob Didler, S OBP: 0.267, SLG: 0.280 (8, PH)			BB FC5-2 BB		K		K			0	0	0	0	0	0	0								
										1	0	0	0	0	0	0								
Inning Stats	R: 1 E: 0 K: 0 S: 5	H: 2 LOB: 1 BB: 0 P: 5	R: 0 E: 0 K: 0 S: 3	H: 0 LOB: 0 BB: 0 P: 3	R: 2 E: 0 K: 1 S: 7	H: 2 LOB: 3 BB: 3 P: 19	R: 0 E: 0 K: 1 S: 5	H: 0 LOB: 0 BB: 0 P: 5	R: 0 E: 0 K: 0 S: 2	H: 0 LOB: 0 BB: 1 P: 6	R: 0 E: 0 K: 1 S: 6	H: 1 LOB: 2 BB: 1 P: 10	R: 0 E: 0 K: 0 S: 4	H: 1 LOB: 2 BB: 1 P: 8	R: 0 E: 0 K: 0 S: 3	H: 1 LOB: 0 BB: 0 P: 3		R: 0 E: 0 K: 0 S: 3	H: 0 LOB: 0 BB: 0 P: 3	1B: 6 2B: 1 3B: 0 HR: 0	SF: 0 SAC: 1 3B: 0 HBP: 0	WP: 0 PB: 0 SB: 1 CS: 0	PA: 38	
PITCHER	IP WLS BF H R ER SO BB IBB HBP BLK WP HR S P ERA WHIP	5.0 W 10 2 0 0 1 0 2 0 0 0 0 10 18 0.00 1.000	2.0 W 10 2 0 0 1 0 2 0 0 0 0 5 5 0.00 0.600	1.2 S 1 0 0 0 0 0 0 0 0 0 0 1 1 0.00 0.000																				



Batter	1	2	3	4	5	6	7	8	9	AB	R	H	RBI	BB	SO	LOB	TOP			
Ron Hunt, R OBP: 0.376, SLG: 0.327 (1,4)	F9		BB HBP		FC6-4			F2		3	0	0	0	0	0	1				
Mack Jones, L OBP: 0.305, SLG: 0.307 (1,7)	1-3		BB			L6		4-3		3	0	0	0	1	0	0				
Rusty Staub, L OBP: 0.415, SLG: 0.476 (1,9)	BB		F8			F9		BB 1B		3	0	1	0	1	0	2				
Ron Fairly, L OBP: 0.400, SLG: 0.444 (1,3)	K				G3	4-3		BB 1B		4	0	1	0	0	1	1				
Bob Bailey, R OBP: 0.375, SLG: 0.415 (1,5)		6-3			E6	2-3		BB 1B		3	0	0	0	1	0	0				
John Bateman, R OBP: 0.279, SLG: 0.386 John Boccabella, R OBP: 0.250, SLG: 0.396 (4,2)	F8		G6-4-3			6-3		K		2	0	0	0	0	0	1				
Boots Day, L OBP: 0.299, SLG: 0.288 (1,8)	F7					1-3		F9		4	0	0	0	0	0	3				
Gary Sutherland, R OBP: 0.311, SLG: 0.375 (1,6)			6-3		5-3			F8		3	0	0	0	0	0	0				
Steve Renko, R OBP: 0.222, SLG: 0.333 Jim Fahey, L OBP: 0.308, SLG: 0.324 John O'Donoghue, R (8,1)			K					F6		2	0	1	0	0	1	0				
Inning Stats	R: 0 E: 0 K: 1 S: 5	H: 0 LOB: 1 BB: 1 P: 9	R: 0 E: 0 K: 0 S: 3	H: 0 LOB: 0 BB: 0 P: 3	R: 0 E: 0 K: 1 S: 5	H: 0 LOB: 2 BB: 1 P: 10	R: 0 E: 1 K: 0 S: 3	H: 0 LOB: 0 BB: 0 P: 3	R: 0 E: 0 K: 0 S: 4	H: 1 LOB: 1 BB: 0 P: 4	R: 0 E: 0 K: 0 S: 3	H: 0 LOB: 0 BB: 0 P: 3	R: 0 E: 0 K: 0 S: 3	H: 0 LOB: 0 BB: 0 P: 3	R: 0 E: 0 K: 1 S: 7	H: 2 LOB: 3 BB: 1 P: 11	1B: 3 2B: 0 3B: 0 HR: 0	SF: 0 SAC: 0 DP: 1 HBP: 1	WP: 0 PB: 0 SB: 0 CS: 0	PA: 34
PITCHER Ron Reed, R ERA: 3.38 (1,1)	IP: 9.0 WLS: W BF: 34 H: 3 R: 0 ER: 0 SO: 3 BB: 3 IBB: 0 HBP: 1 BLK: 0 WP: 0 HR: 0 S: 36 P: 49 ERA: 0.00 WHIP: 0.667																			

Montreal Expos @ Atlanta Braves
Atlanta Stadium, Atlanta, GA
Tue Jun 22 1971, 7:05 PM EDT
Att: 5,567 - Unknown

AB	30
R	0
H	3
RBI	0
BB	3
SO	3
LOB	11



Batter	1	2	3	4	5	6	7	8	9	AB	R	H	RBI	BB	SO	LOB	BOTTOM	
Ralph Garr, L OBP: 0.360, SLG: 0.449 (1,7)	1-3	4-3	1-3			F5		F8		5	0	0	0	0	0	5		
Sonny Jackson, L OBP: 0.302, SLG: 0.357 (1,8)	BB 1B		2B 1B		CS BB	F8				3	1	2	0	1	0	1		
Felix Millan, R OBP: 0.345, SLG: 0.386 (1,4)	FC5-4 BB		F5		F8	FC4-6				3	0	0	0	1	0	3		
Darrell Evans, L OBP: 0.348, SLG: 0.375 (1,5)	F5		WP 2B		F8			K		4	1	1	1	0	1	2		
Earl Williams, R OBP: 0.309, SLG: 0.423 (1,3)	FC5-4		WP 1B BB		F9			K		3	1	0	0	1	1	2		
Mike Lum, L OBP: 0.357, SLG: 0.411 (1,9)		FC5-6 BB 1B	1B WP FC6-4 BB			1B		BB		2	1	2	0	2	0	0		
Hal King, L OBP: 0.353, SLG: 0.339 (1,2)		FC5-6 BB	FC6-4 1B IBB		F9			4-3		2	0	0	0	2	0	2		
Marty Perez, R OBP: 0.265, SLG: 0.310 (1,6)		FC5-6	FC6-4 1B		5-3			F8		4	0	1	1	0	0	3		
Ron Reed, R OBP: 0.088, SLG: 0.088 (1,1)	F7		FC6-4			FC4-6 1B		6-3		4	0	1	1	0	0	4		
Inning Stats	R: 0 E: 0 K: 0 S: 4	H: 1 LOB: 2 BB: 1 P: 8	R: 0 E: 0 K: 0 S: 4	H: 1 LOB: 2 BB: 1 P: 8	R: 4 E: 0 K: 0 S: 6	H: 3 LOB: 2 BB: 3 P: 18	R: 0 E: 0 K: 0 S: 2	H: 0 LOB: 0 BB: 1 P: 6	R: 0 E: 0 K: 0 S: 4	H: 1 LOB: 1 BB: 0 P: 4	R: 0 E: 0 K: 2 S: 7	H: 0 LOB: 1 BB: 1 P: 11	R: 0 E: 0 K: 0 S: 3	H: 0 LOB: 0 BB: 0 P: 3	1B: 6 2B: 1 3B: 0 HR: 0	SF: 0 SAC: 0 DP: 0 HBP: 0	WP: 3 PB: 0 SB: 0 CS: 1	PA: 37
PITCHER Steve Renko, R ERA: 3.27 John O'Donoghue, L ERA: 4.67 (8,1)	IP: 7.0 WLS: L BF: 34 H: 7 R: 4 ER: 4 SO: 2 BB: 6 IBB: 0 HBP: 0 BLK: 0 WP: 0 HR: 0 S: 31 P: 59 ERA: 5.14 WHIP: 1.857																	

Montreal Expos @ Atlanta Braves
Atlanta Stadium, Atlanta, GA
Tue Jun 22 1971, 7:05 PM EDT
Att: 5,567 - Unknown

AB	30
R	4
H	7
RBI	3
BB	7
SO	2
LOB	22



Batter	1	2	3	4	5	6	7	8	9	AB	R	H	RBI	BB	SO	LOB	TOP			
Boots Day, L OBP: 0.309, SLG: 0.314 (1.8)										5	2	3	0	0	1	2				
Stan Swanson, R OBP: 0.400, SLG: 0.800 (1.7)										5	1	2	0	0	0	2				
Rusty Staub, L OBP: 0.418, SLG: 0.477 (1.9)										4	1	2	3	1	0	0				
Ron Fairly, L OBP: 0.395, SLG: 0.434 (1.3)										4	1	0	0	1	1	2				
Bob Bailey, R OBP: 0.379, SLG: 0.428 (9.5)										3	1	1	1	2	1	4				
John Bateman, R OBP: 0.287, SLG: 0.392 (1.2)										4	0	3	2	0	0	2				
Ron Hunt, R OBP: 0.370, SLG: 0.321 (1.4)										4	0	0	0	0	1	5				
Gary Sutherland, R OBP: 0.308, SLG: 0.360 (1.6)										3	0	0	0	1	0	1				
Carl Morton, R OBP: 0.176, SLG: 0.146 (7.1)										3	0	0	0	0	1	2				
Dan McGinn, L OBP: 0.500, SLG: 0.590 (7.1)										0	0	0	0	0	0	0				
John Strohmayr, R OBP: 0.375, SLG: 0.375 (7.1)										1	0	1	0	0	0	0				
Inning Stats	R: 2 E: 0 K: 0 S: 6	H: 3 LOB: 2 BB: 1 P: 10	R: 0 E: 0 K: 1 S: 6	H: 1 LOB: 1 BB: 0 P: 6	R: 1 E: 0 K: 0 S: 5	H: 2 LOB: 1 BB: 0 P: 5	R: 0 E: 0 K: 1 S: 5	H: 0 LOB: 0 BB: 0 P: 5	R: 0 E: 0 K: 0 S: 3	H: 0 LOB: 0 BB: 2 P: 11	R: 1 E: 0 K: 2 S: 9	H: 2 LOB: 1 BB: 0 P: 9	R: 0 E: 0 K: 0 S: 5	H: 2 LOB: 2 BB: 0 P: 5	R: 2 E: 0 K: 1 S: 6	H: 2 LOB: 1 BB: 2 P: 14	1B: 7 2B: 4 3B: 0 HR: 1	SF: 0 SAC: 2 DP: 0 HBP: 0	WP: 1 PB: 0 SB: 0 CS: 0	PA: 43
PITCHER	IP WLS BF H R ER SO BB IBB HBP BLK WP HR S P ERA WHIP																			
Pat Jarvis, R ERA: 4.28 (1.1)	6.0 L 27 6 3 3 2 1 2 0 0 0 1 28 40 4.50 1.167																			
Tom House, L ERA: 9.0 (7.1)	1.0 5 2 1 1 2 0 0 0 0 1 0 9 9 9.00 2.000																			
Cecil Upshaw, R ERA: 4.66 (8.1)	2.0 11 4 2 2 1 1 1 0 0 0 0 11 19 9.00 2.500																			

Montreal Expos @ Atlanta Braves
Atlanta Stadium, Atlanta, GA
Wed Jun 23 1971, 7:05 PM EDT
Att: 5,262 - Unknown

AB	36
R	6
H	12
RBI	6
BB	5
SO	5
LOB	20



Batter	1	2	3	4	5	6	7	8	9	AB	R	H	RBI	BB	SO	LOB	BOTTOM			
Ralph Garr, L OBP: 0.361, SLG: 0.445 (1.7)										3	0	0	0	2	0	1				
Sonny Jackson, L OBP: 0.302, SLG: 0.357 (1.8)										3	1	1	0	0	0	3				
Hank Aaron, R OBP: 0.400, SLG: 0.631 (1.3)										4	0	0	0	0	0	5				
Darrell Evans, L OBP: 0.357, SLG: 0.424 (1.5)										3	1	1	2	1	0	0				
Mike Lum, L OBP: 0.354, SLG: 0.402 (1.9)										3	0	0	0	1	0	2				
Felix Milten, R OBP: 0.344, SLG: 0.384 (1.4)										4	1	1	0	0	0	1				
Earl Williams, R OBP: 0.308, SLG: 0.416 (1.2)										3	0	0	0	1	0	1				
Marty Perez, R OBP: 0.264, SLG: 0.309 (1.6)										4	0	1	0	0	0	1				
Pat Jarvis, R OBP: 0.046, SLG: 0.033 (7.1)										2	0	0	0	0	0	0				
Tom House, L OBP: 0.000, SLG: 0.000 (7.1)										0	0	0	0	0	0	0				
Hal King, L OBP: 0.307, SLG: 0.344 (7.1)										1	0	1	0	0	0	0				
George Stone, L OBP: 0.185, SLG: 0.222 (7.1)										0	0	0	0	0	0	0				
Cecil Upshaw, R OBP: 0.375, SLG: 0.375 (7.1)										0	0	0	0	0	0	0				
Oscar Brown, R OBP: 0.375, SLG: 0.375 (7.1)										1	0	0	0	0	0	1				
Inning Stats	R: 0 E: 0 K: 0 S: 3	H: 0 LOB: 0 BB: 0 P: 3	R: 0 E: 0 K: 0 S: 3	H: 0 LOB: 0 BB: 0 P: 3	R: 0 E: 0 K: 0 S: 5	H: 0 LOB: 0 BB: 1 P: 9	R: 0 E: 0 K: 0 S: 3	H: 0 LOB: 0 BB: 0 P: 3	R: 0 E: 0 K: 0 S: 3	H: 0 LOB: 2 BB: 2 P: 11	R: 1 E: 0 K: 0 S: 6	H: 3 LOB: 3 BB: 1 P: 10	R: 0 E: 0 K: 0 S: 3	H: 0 LOB: 0 BB: 0 P: 3	R: 0 E: 0 K: 0 S: 3	H: 0 LOB: 1 BB: 1 P: 7	1B: 4 2B: 0 3B: 0 HR: 1	SF: 0 SAC: 1 DP: 0 HBP: 0	WP: 0 PB: 0 SB: 0 CS: 0	PA: 37
PITCHER	IP WLS BF H R ER SO BB IBB HBP BLK WP HR S P ERA WHIP																			
Carl Morton, R ERA: 3.65 (1.1)	6.1 W 27 6 3 3 3 3 0 0 0 0 1 24 36 4.26 1.263																			
Dan McGinn, L ERA: 4.5 (7.1)	0.1 2 0 0 0 0 1 0 0 0 0 0 1 5 0.00 3.000																			
John Strohmayr, R ERA: 5.08 (7.1)	2.1 S 8 0 0 0 0 1 0 0 0 0 0 0 7 11 0.00 0.429																			

Montreal Expos @ Atlanta Braves
Atlanta Stadium, Atlanta, GA
Wed Jun 23 1971, 7:05 PM EDT
Att: 5,262 - Unknown

AB	31
R	3
H	5
RBI	3
BB	5
SO	0
LOB	15



Batter	1	2	3	4	5	6	7	8	9	AB	R	H	RBI	BB	SO	LOB	TOP										
Bud Harrelson, S OBP: 0.344, SLG: 0.350 (1, 6)	0-0 3-1		0-0 1-3			0-3 K		0-3 K		4	0	0	0	0	2	0	New York Mets @ Montreal Expos Jarry Park, Montreal, QB Thu Jun 24 1971, 7:05 PM EDT Att: 21,618 - Unknown										
Mike Jorgensen, L OBP: 0.344, SLG: 0.586 (1, 8) (8, 9)	0-0 G3			0-0 1B		0-3 K			0-3 K	4	1	1	0	0	2	0											
Cleon Jones, R OBP: 0.354, SLG: 0.437 (1, 7)	0-0 P4			0-3 K		0-0 1-3			0-0 WP 1B	4	0	1	0	0	1	1											
Ed Kranepool, L OBP: 0.354, SLG: 0.500 (1, 3)		0-0 1-3		0-0 1B			0-0 P4		4-0 WP 1B	3	0	1	1	1	0	0											
Ken Singleton, S OBP: 0.373, SLG: 0.368 (1, 9)		0-0 6-3		0-0 4-3			0-0 F2		0-3 K	1	0	0	0	0	0	0											
Art Shamsky, L OBP: 0.322, SLG: 0.468 (3, 9)									1-2 K	2	0	0	0	0	0	0											
Don Hahn, R OBP: 0.342, SLG: 0.314 (8, 8)									1-2 2-3 K	1	0	0	0	0	1	2											
Ken Boswell, L OBP: 0.328, SLG: 0.351 (1, 4)		0-0 FC6-4 1B				0-0 FC6-5 2B			0-0 4-3	4	0	2	0	0	0	2											
Jerry Grote, R OBP: 0.345, SLG: 0.356 (1, 2)		0-0 FC6-4			0-0 1-3			0-3 K		3	0	0	0	0	1	2											
Tim Foli, R OBP: 0.285, SLG: 0.306 (1, 5)			0-3 K		0-0 FC6-5			0-0 F8		3	0	0	0	0	1	1											
Tom Seaver, R OBP: 0.273, SLG: 0.333 (1, 1)			0-3 K		0-3 K			0-0 HR		3	1	1	1	0	2	1											
Inning Stats	R: 0 E: 0 K: 0 S: 3	H: 0 LOB: 0 BB: 0 P: 3	R: 0 E: 0 K: 0 S: 4	H: 1 LOB: 1 BB: 0 P: 4	R: 0 E: 0 K: 2 S: 7	H: 0 LOB: 0 BB: 0 P: 7	R: 1 E: 0 K: 1 S: 6	H: 2 LOB: 0 BB: 0 P: 6	R: 0 E: 0 K: 2 S: 7	H: 0 LOB: 0 BB: 0 P: 7	R: 0 E: 0 K: 0 S: 3	H: 0 LOB: 0 BB: 0 P: 3	R: 1 E: 0 K: 2 S: 8	H: 1 LOB: 0 BB: 0 P: 8	R: 0 E: 0 K: 2 S: 8	H: 1 LOB: 2 BB: 1 P: 12	1B: 4 2B: 1 3B: 0 HR: 1	SF: 0 SAC: 0 DP: 0 HBP: 0	WP: 1 PB: 0 SB: 2 CS: 0	PA: 33							
PITCHER	IP	WLS	BF	H	R	ER	SO	BB	IBB	HBP	BLK	WP	HR	S	P	ERA	WHIP										
Bill Stoneman, R ERA: 2.87 (1, 1)	8.0	L	28	5	2	2	8	0	0	0	0	0	1	44	44	2.25	0.625										
Mike Marshall, R ERA: 6.23 (9, 1)	1.0		5	1	0	0	2	0	1	0	0	1	0	8	12	0.00	1.000										

AB 32
R 2
H 6
RBI 2
BB 1
SO 10
LOB 9



Batter	1	2	3	4	5	6	7	8	9	AB	R	H	RBI	BB	SO	LOB	BOTTOM										
Boots Day, L OBP: 0.307, SLG: 0.312 (1, 8)	0-0 G1 1B		0-0 4-3			0-0 G3		0-3 K		4	0	1	0	0	1	1	New York Mets @ Montreal Expos Jarry Park, Montreal, QB Thu Jun 24 1971, 7:05 PM EDT Att: 21,618 - Unknown										
Stan Swanson, R OBP: 0.333, SLG: 0.556 (1, 7)	0-3 K		0-0 F7			0-0 CS 1B			0-0 5-3	4	0	1	0	0	1	1											
Rusty Staub, L OBP: 0.412, SLG: 0.469 (1, 9)	0-0 G1 1-2		0-0 P5			0-0 F7 1-2			0-0 P6	4	0	0	0	0	0	2											
Ron Fairly, L OBP: 0.388, SLG: 0.424 (1, 3)	0-0 F9			0-0 G3		0-3 K			0-0 F9	4	0	0	0	0	1	1											
Bob Bailey, R OBP: 0.379, SLG: 0.431 (1, 5)		0-0 1B 2B		0-0 F8		0-0 6-3				3	1	1	0	0	0	0											
John Bateman, R OBP: 0.287, SLG: 0.391 (1, 2)		0-0 FC6-4 2H 1B		0-3 K		0-0 F8				3	0	1	1	0	1	0											
Ron Hunt, R OBP: 0.366, SLG: 0.317 (1, 4)		0-3 K			0-0 5-3			0-3 K		3	0	0	0	0	2	1											
Gary Sutherland, R OBP: 0.296, SLG: 0.346 (1, 6)		0-0 FC6-4 1-2			0-3 K			0-0 L7		3	0	0	0	0	1	1											
Bill Stoneman, R OBP: 0.222, SLG: 0.146 (1, 1)		0-3 K			0-3 K			0-0 1B		2	0	0	0	0	2	1											
Jim Fahey, L OBP: 0.316, SLG: 0.333 (8, PH)										1	0	1	0	0	0	0											
Clyde Mashore, R OBP: 0.241, SLG: 0.253 (6, PR)										0	0	0	0	0	0	0											
Mike Marshall, R (9, 1)										0	0	0	0	0	0	0											
Inning Stats	R: 0 E: 0 K: 1 S: 6	H: 1 LOB: 1 BB: 0 P: 6	R: 1 E: 0 K: 2 S: 9	H: 2 LOB: 1 BB: 0 P: 9	R: 0 E: 0 K: 0 S: 3	H: 0 LOB: 0 BB: 0 P: 3	R: 0 E: 0 K: 1 S: 5	H: 0 LOB: 0 BB: 0 P: 5	R: 0 E: 0 K: 2 S: 7	H: 0 LOB: 0 BB: 0 P: 7	R: 0 E: 0 K: 0 S: 3	H: 0 LOB: 0 BB: 0 P: 3	R: 0 E: 0 K: 1 S: 5	H: 0 LOB: 1 BB: 0 P: 5	R: 0 E: 0 K: 2 S: 8	H: 1 LOB: 1 BB: 0 P: 8	R: 0 E: 0 K: 0 S: 3	H: 0 LOB: 0 BB: 0 P: 3	1B: 4 2B: 1 3B: 0 HR: 0	SF: 0 SAC: 0 DP: 0 HBP: 0	WP: 0 PB: 0 SB: 0 CS: 1	PA: 31					
PITCHER	IP	WLS	BF	H	R	ER	SO	BB	IBB	HBP	BLK	WP	HR	S	P	ERA	WHIP										
Tom Seaver, R ERA: 2.17 (1, 1)	9.0	W	31	5	1	1	9	0	0	0	0	0	0	49	49	1.00	0.556										

AB 31
R 1
H 5
RBI 1
BB 0
SO 9
LOB 8



Batter	1	2	3	4	5	6	7	8	9	AB	R	H	RBI	BB	SO	LOB	TOP										
Bud Harrelson, S OBP: 0.341, SLG: 0.345 (1, 6)	4-0 6-4-3 BB		0-0 F8			0-3 K		0-0 6-3		4	0	0	0	1	1	1											
Mike Jorgensen, L OBP: 0.351, SLG: 0.559 (1, 8) (8, 9)	0-3 K		0-3 K			0-0 BB 1B		0-0 BB 1B		5	2	2	0	0	2	1											
Cleon Jones, R OBP: 0.360, SLG: 0.433 (1, 7)	0-0 6-4-3 1-2		4-0 BB			4-0 1B BB		4-0 BB E		2	1	0	0	3	0	1											
Ed Kranepool, L OBP: 0.355, SLG: 0.503 (1, 3)	0-0 4-3		0-3 K			0-0 F8		0-0 E9 HBP 1B		5	0	2	1	0	1	4											
Dave Marshall, L OBP: 0.402, SLG: 0.398 Don Hahn, R OBP: 0.339, SLG: 0.311 (8, 8)		4-0 G3 BB				0-0 FC4-6 1B		1-0 HBP		2	1	1	1	1	0	0											
Ken Boswell, L OBP: 0.325, SLG: 0.343 (1, 4)	0-0 G3 1-2		0-0 BB G1-2-3			0-0 FC4-6 1-2		0-3 K		4	0	0	0	1	1	6											
Jerry Grote, R OBP: 0.352, SLG: 0.379 (1, 2)	0-0 2B		0-0 2B			0-0 2B		0-3 K		4	0	3	1	0	1	2											
Tim Foli, R OBP: 0.284, SLG: 0.299 (1, 5)	0-0 F9		0-0 IBB			0-3 K		0-3 K		3	0	0	0	1	2	4											
Nolan Ryan, R OBP: 0.111, SLG: 0.040 (1, 1)	0-3 K		0-0 G1-2-3			0-3 K		0-3 K		4	0	0	0	0	3	5											
Inning Stats	R: 0 E: 0 K: 1 S: 5	H: 0 LOB: 1 BB: 1 P: 9	R: 1 E: 0 K: 1 S: 6	H: 1 LOB: 1 BB: 1 P: 10	R: 0 E: 0 K: 2 S: 7	H: 0 LOB: 1 BB: 1 P: 11	R: 0 E: 0 K: 0 S: 3	H: 1 LOB: 2 BB: 2 P: 11	R: 1 E: 0 K: 2 S: 8	H: 1 LOB: 1 BB: 0 P: 8	R: 2 E: 1 K: 3 S: 11	H: 2 LOB: 2 BB: 1 P: 16	R: 0 E: 0 K: 1 S: 5	H: 0 LOB: 0 BB: 0 P: 5	R: 0 E: 0 K: 0 S: 4	H: 1 LOB: 1 BB: 0 P: 4	1B: 4 2B: 4 3B: 0 HR: 0	SF: 0 SAC: 0 DP: 1 HBP: 1	WP: 0 PB: 0 SB: 0 CS: 0	PA: 42							
PITCHER	IP	WLS	BF	H	R	ER	SO	BB	IBB	HBP	BLK	WP	HR	S	P	ERA	WHIP										
Jim Britton, R ERA: 6.16 (1, 1)	3.1		16	2	1	1	4	4	0	0	0	0	0	20	36	2.70	1.800										
Claude Raymond, R ERA: 4.39 (4, 1)	2.2	L	12	3	1	1	3	1	1	0	0	0	0	16	24	3.38	1.500										
Mike Marshall, R ERA: 6.15 (7, 1)	2.0		10	2	2	1	4	1	0	1	0	0	0	16	21	4.50	1.500										
Howie Reed, R ERA: 3.33 (9, 1)	1.0		4	1	0	0	0	0	0	0	0	0	0	4	4	0.00	1.000										

New York Mets @ Montreal Expos
Jarry Park, Montreal, QB
Fri Jun 25 1971, 7:05 PM EDT
Unknown

AB	34
R	4
H	8
RBI	3
BB	7
SO	11
LOB	25



Batter	1	2	3	4	5	6	7	8	9	AB	R	H	RBI	BB	SO	LOB	BOTTOM										
Ron Hunt, R OBP: 0.370, SLG: 0.320 (1, 4)	0-0 BB 2B 1B		1-0 BB 1B HBP			0-0 F8			0-0 F7	4	1	2	0	0	0	1											
Stan Swanson, R OBP: 0.429, SLG: 0.571 (1, 7)	0-0 2B 1B		0-0 BB 1B			0-0 G6-3 1B		0-3 K		5	0	3	0	0	2	1											
Rusty Staub, L OBP: 0.408, SLG: 0.467 (1, 9)	0-0 1-3 2-H 2B		0-3 K			0-0 G6-3 1-2		0-0 F7		5	0	1	1	0	1	4											
Ron Fairly, L OBP: 0.381, SLG: 0.414 (1, 3)	0-3 K		0-3 K			0-0 F2		0-0 F7		4	0	0	0	0	2	5											
Bob Bailey, R OBP: 0.377, SLG: 0.425 (1, 5)	0-0 F3		4-0 BB 1-2-3			0-0 F7		0-0 6-3		3	0	0	0	1	0	2											
John Bateman, R OBP: 0.287, SLG: 0.389 (1, 2)	0-3 K		0-3 K			0-0 1B		0-3 K		4	0	1	0	0	3	5											
Boots Day, L OBP: 0.312, SLG: 0.317 (1, 8)		0-0 1-3				0-0 6-3		0-0 1B		4	0	2	0	0	0	0											
Gary Sutherland, R OBP: 0.318, SLG: 0.358 (1, 6)		0-0 BB 1-6-4 1B				1-0 FC1-6 HBP		0-0 F2		3	0	2	0	0	0	2											
Jim Britton, R Claude Raymond, R Jim Fahey, L Mike Marshall, R Jim Gosper, L Howie Reed, R (1, 1) (4, 1) (6, PH) (7, 1) (8, PH) (9, 1)		0-0 BB 1-6-4 1B				0-0 FC1-6 1-2		0-3 K		1	0	0	0	0	0	1											
Inning Stats	R: 1 E: 0 K: 2 S: 10	H: 3 LOB: 0 BB: 0 P: 10	R: 0 E: 0 K: 0 S: 3	H: 1 LOB: 0 BB: 0 P: 3	R: 0 E: 0 K: 3 S: 10	H: 1 LOB: 3 BB: 1 P: 15	R: 0 E: 0 K: 0 S: 3	H: 0 LOB: 1 BB: 0 P: 4	R: 0 E: 0 K: 1 S: 7	H: 2 LOB: 2 BB: 0 P: 7	R: 0 E: 0 K: 1 S: 6	H: 1 LOB: 1 BB: 0 P: 6	R: 0 E: 0 K: 2 S: 9	H: 2 LOB: 2 BB: 0 P: 9	R: 0 E: 0 K: 1 S: 5	H: 0 LOB: 0 BB: 0 P: 5	1B: 10 2B: 1 3B: 0 HR: 0	SF: 0 SAC: 0 DP: 2 HBP: 2	WP: 0 PB: 0 SB: 0 CS: 0	PA: 39							
PITCHER	IP	WLS	BF	H	R	ER	SO	BB	IBB	HBP	BLK	WP	HR	S	P	ERA	WHIP										
Nolan Ryan, R ERA: 2.21 (1, 1)	9.0	W	39	11	1	1	10	1	0	2	0	0	0	56	62	1.00	1.333										

New York Mets @ Montreal Expos
Jarry Park, Montreal, QB
Fri Jun 25 1971, 7:05 PM EDT
Unknown

AB	36
R	1
H	11
RBI	1
BB	1
SO	10
LOB	26



Batter	1	2	3	4	5	6	7	8	9	AB	R	H	RBI	BB	SO	LOB	TOP			
Tommie Agee, R OBP: 0.348, SLG: 0.421 (1, 8)										4	0	1	0	0	2	0	New York Mets @ Montreal Expos Jarry Park, Montreal, QB Sun Jun 27 1971, 3:33 AM EDT Att: 23,243 - Unknown			
Tim Foli, R OBP: 0.297, SLG: 0.321 (1, 6)										4	1	2	0	0	0	1				
Cleon Jones, R OBP: 0.369, SLG: 0.429 (1, 7)										4	0	1	0	0	1	2				
Ed Kranepool, L OBP: 0.345, SLG: 0.483 (1, 3)										3	1	0	0	1	0	2				
Art Shamsky, L OBP: 0.327, SLG: 0.506 (1, 9)										4	2	3	3	0	0	0				
Ken Boswell, L OBP: 0.332, SLG: 0.346 (1, 4)										4	0	1	0	0	0	2				
Jerry Grote, R OBP: 0.359, SLG: 0.390 (1, 2)										4	0	2	1	0	0	2				
Bob Aspromonte, R OBP: 0.287, SLG: 0.336 (1, 5)										4	0	0	0	0	1	3				
Charlie Williams, R OBP: 0.231, SLG: 0.091 (1, 1)										0	0	0	0	0	0	0				
Jim McAndrew, R OBP: 0.154, SLG: 0.167 (7, PH)										2	0	0	0	0	0	0				
Dave Marshall, L OBP: 0.392, SLG: 0.387 (7, PH)										1	0	0	0	0	1	1				
Ron Taylor, R OBP: 0.339, SLG: 0.299 (9, PH)										0	0	0	0	0	0	0				
Don Hahn, R OBP: 0.339, SLG: 0.299 (9, PH)										1	0	0	0	0	0	1				
Inning Stats	R: 0 E: 0 K: 1 S: 6	H: 1 LOB: 1 BB: 0 P: 6	R: 0 E: 0 K: 0 S: 3	H: 1 LOB: 0 BB: 0 P: 3	R: 0 E: 0 K: 1 S: 5	H: 0 LOB: 0 BB: 0 P: 5	R: 3 E: 1 K: 1 S: 8	H: 3 LOB: 1 BB: 1 P: 12	R: 0 E: 0 K: 0 S: 3	H: 1 LOB: 0 BB: 0 P: 3	R: 0 E: 0 K: 2 S: 8	H: 1 LOB: 1 BB: 0 P: 8	R: 0 E: 0 K: 0 S: 4	H: 1 LOB: 1 BB: 0 P: 4	R: 1 E: 0 K: 0 S: 5	H: 2 LOB: 1 BB: 0 P: 5	1B: 5 2B: 4 3B: 0 HR: 1	SF: 0 SAC: 0 DP: 2 HBP: 0	WP: 0 PB: 1 SB: 0 CS: 0	PA: 36
PITCHER John Strohmayer, R ERA: 4.82 (1, 1)	IP: 9.0 WLS: W BF: 36 H: 10 R: 4 ER: 4 SO: 5 BB: 1 IBB: 0 HBP: 0 BLK: 0 WP: 0 HR: 1 S: 45 P: 49 ERA: 4.00 WHIP: 1.222															PITCHER				

AB 35
R 4
H 10
RBI 4
BB 1
SO 5
LOB 14



Batter	1	2	3	4	5	6	7	8	9	AB	R	H	RBI	BB	SO	LOB	BOTTOM	
Boots Day, L OBP: 0.315, SLG: 0.322 (1, 8)										4	2	1	1	1	0	4	New York Mets @ Montreal Expos Jarry Park, Montreal, QB Sun Jun 27 1971, 3:33 AM EDT Att: 23,243 - Unknown	
Stan Swanson, R OBP: 0.357, SLG: 0.385 (1, 7)										5	2	2	3	0	0	3		
Rusty Staub, L OBP: 0.397, SLG: 0.451 (1, 9)										5	1	1	1	0	0	5		
Ron Fairly, L OBP: 0.382, SLG: 0.426 (1, 3)										5	1	2	3	0	0	0		
Bob Bailey, R OBP: 0.371, SLG: 0.413 (8, 5)										4	1	2	0	0	0	0		
Coco Laboy, R OBP: 0.308, SLG: 0.293 (8, 5)										1	0	0	0	0	0	1		
John Bateman, R OBP: 0.288, SLG: 0.385 (1, 2)										5	1	2	1	0	0	1		
Ron Hunt, R OBP: 0.382, SLG: 0.340 (1, 4)										4	2	2	1	0	1	2		
Gary Sutherland, R OBP: 0.292, SLG: 0.330 (1, 6)										4	1	1	0	0	0	3		
John Strohmayer, R OBP: 0.417, SLG: 0.417 (1, 1)										4	1	2	1	0	0	2		
Inning Stats	R: 7 E: 2 K: 0 S: 11	H: 6 LOB: 2 BB: 1 P: 15	R: 0 E: 0 K: 0 S: 3	H: 0 LOB: 0 BB: 0 P: 3	R: 0 E: 0 K: 0 S: 3	H: 0 LOB: 0 BB: 0 P: 3	R: 0 E: 0 K: 0 S: 3	H: 0 LOB: 0 BB: 0 P: 3	R: 2 E: 1 K: 0 S: 6	H: 3 LOB: 1 BB: 0 P: 6	R: 0 E: 0 K: 1 S: 7	H: 2 LOB: 2 BB: 0 P: 7	R: 3 E: 0 K: 0 S: 7	H: 4 LOB: 1 BB: 0 P: 7	1B: 12 2B: 3 3B: 0 HR: 0	SF: 0 SAC: 0 DP: 1 HBP: 0	WP: 0 PB: 0 SB: 0 CS: 0	PA: 42
PITCHER Charlie Williams, R ERA: 4.25 (1, 1)	IP: 0.0 WLS: L BF: 6 H: 4 R: 6 ER: 5 SO: 0 BB: 1 IBB: 0 HBP: 0 BLK: 0 WP: 0 HR: 0 S: 5 P: 9 ERA: 1.50 WHIP: 0.833															PITCHER		
PITCHER Jim McAndrew, R ERA: 5.1 (7, 1)	IP: 6.0 WLS: L BF: 24 H: 5 R: 3 ER: 1 SO: 0 BB: 0 IBB: 0 HBP: 0 BLK: 0 WP: 0 HR: 24 S: 24 P: 24 ERA: 13.50 WHIP: 3.000															PITCHER		
PITCHER Ron Taylor, R ERA: 3.08 (7, 1)	IP: 2.0 WLS: L BF: 12 H: 6 R: 3 ER: 3 SO: 1 BB: 0 IBB: 0 HBP: 0 BLK: 0 WP: 0 HR: 14 S: 14 P: 14 ERA: 13.50 WHIP: 3.000															PITCHER		

AB 41
R 12
H 15
RBI 11
BB 1
SO 1
LOB 21



Batter	1	2	3	4	5	6	7	8	9	AB	R	H	RBI	BB	SO	LOB	TOP				
Pete Rose, S OBP: 0.370, SLG: 0.389 (1, 9)	F7	FC6-4		F8		4-3		E3		5	0	0	0	0	0	4	Cincinnati Reds @ Montreal Expos Jarry Park, Montreal, QB Mon Jun 28 1971, 7:05 PM EDT Unknown				
George Foster, R OBP: 0.335, SLG: 0.452 (1, 8)	K		K	FC5		HR		F5		5	1	1	1	0	2	3					
Lee May, R OBP: 0.359, SLG: 0.591 Dave Concepcion, R OBP: 0.254, SLG: 0.261 (1, 3) (8, 6)			F8		HR			L6		5	1	3	1	0	0	1					
Johnny Bench, R OBP: 0.290, SLG: 0.477 (1, 7) (9, 3)	K		FC6-4		F6			K		5	0	1	0	0	3	3					
Tony Perez, R OBP: 0.296, SLG: 0.388 (1, 5) (8, 3)		5-3	FC6-4		6-3			F8		5	0	0	0	0	0	1					
Buddy Bradford, R OBP: 0.302, SLG: 0.279 (9, 7)										0	0	0	0	0	0	0					
Tommy Helms, R OBP: 0.275, SLG: 0.325 (1, 4)				1B				F4		4	2	3	0	1	0	0					
Pat Corrales, R OBP: 0.250, SLG: 0.200 (1, 2)				1B				F8		4	0	2	0	1	0	1					
Woody Woodward, R OBP: 0.333, SLG: 0.294 (1, 6) (8, 5)				1B						4	0	2	1	0	0	4					
Don Gullett, R OBP: 0.139, SLG: 0.114 Clay Carroll, R Joe Gibbon, R (1, 1) (8, 1) (8, 1)				1B						4	0	1	1	0	2	4					
Inning Stats	R: 0 E: 0 K: 2 S: 8	H: 1 LOB: 1 BB: 0 P: 8	R: 1 E: 0 K: 0 S: 6	H: 3 LOB: 2 BB: 0 P: 6	R: 0 E: 0 K: 1 S: 6	H: 1 LOB: 1 BB: 0 P: 6	R: 1 E: 1 K: 0 S: 5	H: 2 LOB: 2 BB: 1 P: 9	R: 1 E: 0 K: 0 S: 9	H: 2 LOB: 1 BB: 0 P: 9	R: 0 E: 0 K: 1 S: 7	H: 2 LOB: 2 BB: 0 P: 7	R: 0 E: 1 K: 1 S: 6	H: 0 LOB: 1 BB: 0 P: 6	R: 0 E: 0 K: 0 S: 3	H: 0 LOB: 0 BB: 0 P: 3	1B: 9 2B: 2 3B: 0 HR: 2	SF: 0 SAC: 0 DP: 0 HBP: 0	WP: 0 PB: 0 SB: 0 CS: 0	PA: 43	
PITCHER	IP	WLS	BF	H	R	ER	SO	BB	IBB	HBP	BLK	WP	HR	S	P	ERA	WHIP				
Bill Stoneman, R ERA: 2.96 (1, 1)	5.0	L	26	9	3	3	3	2	0	0	0	0	1	30	38	5.40	2.200				
Claude Raymond, R ERA: 4.34 (8, 1)	2.0		10	4	1	1	3	0	0	0	0	0	1	16	16	4.50	2.000				
Howie Reed, R ERA: 2.9 (8, 1)	2.0		7	0	0	0	1	0	0	0	0	0	0	9	9	0.00	0.000				

AB	41
R	4
H	13
RBI	4
BB	2
SO	7
LOB	21



Batter	1	2	3	4	5	6	7	8	9	AB	R	H	RBI	BB	SO	LOB	BOTTOM					
Ron Hunt, R OBP: 0.397, SLG: 0.342 (1, 4)							F7			2	0	1	0	2	0	0	Cincinnati Reds @ Montreal Expos Jarry Park, Montreal, QB Mon Jun 28 1971, 7:05 PM EDT Unknown					
Stan Swanson, R OBP: 0.313, SLG: 0.333 (1, 7)	F3		FC6-4		F3			5-3		4	0	0	0	0	0	3						
Clyde Mashore, R OBP: 0.258, SLG: 0.298 (1, 8)	G6-4-3		F8			HR		E		4	2	2	0	0	0	2						
Bob Bailey, R OBP: 0.370, SLG: 0.415 (1, 3) (9, 5)		6-3		F4		L4		E9		4	0	1	1	0	0	1						
John Bateman, R OBP: 0.284, SLG: 0.379 (1, 2)		F2		L8		5-3		K		4	0	0	0	0	1	2						
Coco Labov, R OBP: 0.327, SLG: 0.343 Ron Fairly, L OBP: 0.380, SLG: 0.424 (1, 5) (8, FH) (9, 3)								G3		3	1	3	2	0	0	0						
Rusty Staub, L OBP: 0.395, SLG: 0.448 (1, 9)					3-1		L8			4	0	1	0	0	0	1						
Gary Sutherland, R OBP: 0.280, SLG: 0.316 (1, 6)					F8		F8		F3	4	0	0	0	0	0	2						
Bill Stoneman, R OBP: 0.217, SLG: 0.143 Ron Fairly, L OBP: 0.294, SLG: 0.292 Claude Raymond, R John Boccabella, R OBP: 0.250, SLG: 0.393 Howie Reed, R Steve Renko, L OBP: 0.208, SLG: 0.313 (1, 1) (5, FH) (8, 1) (7, FH) (8, 1) (9, FH)			K		F4		F9		F9	1	0	0	0	0	1	0						
Inning Stats	R: 0 E: 0 K: 0 S: 2	H: 0 LOB: 0 BB: 1 P: 6	R: 0 E: 0 K: 0 S: 5	H: 2 LOB: 2 BB: 0 P: 5	R: 0 E: 0 K: 1 S: 5	H: 0 LOB: 1 BB: 1 P: 9	R: 0 E: 0 K: 0 S: 4	H: 1 LOB: 1 BB: 0 P: 4	R: 0 E: 0 K: 0 S: 4	H: 1 LOB: 1 BB: 0 P: 4	R: 2 E: 0 K: 0 S: 5	H: 2 LOB: 0 BB: 0 P: 5	R: 0 E: 0 K: 0 S: 3	H: 0 LOB: 0 BB: 0 P: 3	R: 1 E: 1 K: 1 S: 7	H: 2 LOB: 1 BB: 0 P: 7		R: 0 E: 0 K: 0 S: 3	H: 0 LOB: 0 BB: 0 P: 3	1B: 4 2B: 3 3B: 0 HR: 1	SF: 0 SAC: 0 DP: 1 HBP: 0	WP: 0 PB: 0 SB: 1 CS: 0
PITCHER	IP	WLS	BF	H	R	ER	SO	BB	IBB	HBP	BLK	WP	HR	S	P	ERA	WHIP					
Don Gullett, L ERA: 2.73 (8, 1)	0.1		1	0	0	0	1	0	0	0	0	0	0	3	3	0.00	0.000					
Clay Carroll, R ERA: 2.1 (8, 1)	1.1	S	4	0	0	0	0	0	0	0	0	0	0	4	4	0.00	0.000					



Batter	1	2	3	4	5	6	7	8	9	AB	R	H	RBI	BB	SO	LOB	TOP									
Pete Rose, S OBP: 0.370, SLG: 0.388 (1, 9)	0-0 4-3		0-0 4-3		0-0 1B	4-0 BB		0-0 F7		4	0	1	0	1	0	1	Cincinnati Reds @ Montreal Expos Jarry Park, Montreal, QB Mon Jun 28 1971, 7:05 PM EDT Att: 22,970 - Unknown									
George Foster, R OBP: 0.327, SLG: 0.441 (1, 8)	0-0 6-3		0-0 F9		0-0 4-3	0-0 F4		0-0 FC6-4		5	0	0	0	0	0	6										
Lee May, R OBP: 0.364, SLG: 0.698 Buddy Bradford, R OBP: 0.302, SLG: 0.279 (9, PR) (9, 7)	0-0 1B 2B		0-0 5-3			0-0 E5 1B 1B E			0-0 E S 1B	5	2	3	1	0	0	0										
Johnny Bench, R OBP: 0.298, SLG: 0.483 (1, 2) (9, 3)	0-0 2-3 1B			0-0 F5		0-0 E SF7 1B			0-0 E G3-6 1B	5	1	4	1	0	0	0										
Tony Perez, R OBP: 0.295, SLG: 0.385 (1, 5)	0-3 K			0-3 K		0-0 E9 1B 1B			0-0 F9	5	1	1	0	0	3	4										
Bernie Carbo, L OBP: 0.349, SLG: 0.350 Wayne Granger, R Joe Gibbon, R (9, 1)		0-3 K		0-0 G3		0-0 E 1B BB			0-0 F7	4	0	0	0	1	1	2										
Tommy Helms, R OBP: 0.274, SLG: 0.325 (1, 4)		0-0 F4			0-0 FC1-6 1B	0-0 SF7			0-0 F3	3	0	1	1	0	0	1										
Dave Concepcion, R OBP: 0.256, SLG: 0.263 Ty Cline, L OBP: 0.383, SLG: 0.234 Woody Woodward, R OBP: 0.331, SLG: 0.291 (6, PH)		0-0 1B			0-0 F9	0-0 L3			0-0 F9	2	0	1	0	0	0	1										
Ross Grimsley, L OBP: 0.150, SLG: 0.105 Clay Carroll, R OBP: 0.200, SLG: 0.200 Pat Corrales, R OBP: 0.250, SLG: 0.200 (9, 2)		0-0 F7			0-0 FC1-6 1B	0-0 E9 1B			0-0 FC6-4 1B	3	0	1	1	0	0	2										
Inning Stats	R: 0 E: 0 K: 1 S: 7	H: 2 LOB: 2 BB: 0 P: 7	R: 0 E: 0 K: 1 S: 6	H: 1 LOB: 1 BB: 0 P: 6	R: 0 E: 0 K: 0 S: 3	H: 0 LOB: 0 BB: 0 P: 3	R: 0 E: 0 K: 1 S: 5	H: 0 LOB: 0 BB: 0 P: 5	R: 0 E: 0 K: 0 S: 5	H: 2 LOB: 2 BB: 0 P: 5	R: 3 E: 3 K: 0 S: 7	H: 3 LOB: 3 BB: 2 P: 15	R: 1 E: 1 K: 1 S: 7	H: 2 LOB: 1 BB: 0 P: 7	R: 0 E: 0 K: 0 S: 4	H: 1 LOB: 1 BB: 0 P: 4		R: 1 E: 0 K: 0 S: 4	H: 2 LOB: 1 BB: 0 P: 4	1B: 11 2B: 1 3B: 0 HR: 1	SF: 1 SAC: 0 DP: 1 HBP: 0	WP: 0 PB: 0 SB: 1 CS: 0	PA: 42			
PITCHER	IP	WLS	BF	H	R	ER	SO	BB	IBB	HBP	BLK	WP	HR	S	P	ERA		WHIP								
Carl Morton, R ERA: 3.62	6.0		31	10	4	2	3	2	0	0	0	0	1	35	43	3.00		2.000								
Mike Marshall, R ERA: 5.86	1.0		3	0	0	0	1	0	0	0	0	0	0	5	5	0.00	0.000									
Claude Raymond, R ERA: 4.06	2.0	L	8	3	1	0	0	0	0	0	0	0	0	8	8	0.00	1.500									

AB	39
R	5
H	13
RBI	4
BB	2
SO	4
LOB	19



Batter	1	2	3	4	5	6	7	8	9	AB	R	H	RBI	BB	SO	LOB	BOTTOM									
Ron Hunt, R OBP: 0.388, SLG: 0.354 (1, 4)	0-3 K		0-0 HR			4-0 SH1-4 BB		0-3 K		3	1	1	2	1	2	1	Cincinnati Reds @ Montreal Expos Jarry Park, Montreal, QB Mon Jun 28 1971, 7:05 PM EDT Att: 22,970 - Unknown									
Stan Swanson, R OBP: 0.286, SLG: 0.303 (1, 7)	0-0 F3		0-0 F3			0-0 SH1-4		0-0 5-3		3	0	0	0	0	0	0										
Clyde Mashore, R OBP: 0.251, SLG: 0.291 Boots Day, L OBP: 0.313, SLG: 0.320 (6, PH) (9, 8)	4-0 1B 1B BB		0-0 F6			0-0 5-3		0-0 4-3		2	0	0	0	1	0	1										
Bob Bailey, R OBP: 0.371, SLG: 0.421 (1, 3)	0-0 1B			0-0 BB 2B		0-0 F8		0-3 K		4	0	2	0	0	1	1										
Coco Laboy, R OBP: 0.336, SLG: 0.346 Mack Jones, L OBP: 0.299, SLG: 0.300 (9, PH)		0-0 F8		4-0 2B BB			0-0 1B 2B 1B		0-3 K	2	1	1	0	1	0	0										
John Boccabella, R OBP: 0.274, SLG: 0.407 Ron Fairly, L OBP: 0.380, SLG: 0.424 John Bateman, R OBP: 0.293, SLG: 0.377 (9, PH)		0-0 F8		0-0 8-3			0-0 2B 1B		0-0 F9	3	1	2	0	0	0	1										
Rusty Staub, L OBP: 0.393, SLG: 0.449 (1, 9)		0-0 G6-4-3		0-0 1B		0-0 F8		0-0 F4		4	0	1	1	0	0	1										
Gary Sutherland, R OBP: 0.282, SLG: 0.316 (1, 6)			0-0 FC1-6 1B		0-0 F8		0-0 L4-6			3	0	1	0	0	0	2										
Carl Morton, R OBP: 0.170, SLG: 0.140 Mike Marshall, R Jim Fairley, L OBP: 0.313, SLG: 0.329 Claude Raymond, R (8, 1)			0-0 FC1-6 HR		0-3 K		0-0 1B			2	1	0	0	0	1	1										
Inning Stats	R: 0 E: 0 K: 1 S: 5	H: 1 LOB: 1 BB: 0 P: 9	R: 0 E: 0 K: 0 S: 3	H: 1 LOB: 0 BB: 0 P: 3	R: 2 E: 0 K: 0 S: 5	H: 2 LOB: 0 BB: 0 P: 5	R: 0 E: 0 K: 0 S: 2	H: 1 LOB: 1 BB: 0 P: 6	R: 0 E: 0 K: 0 S: 5	H: 0 LOB: 0 BB: 0 P: 5	R: 2 E: 0 K: 1 S: 8	H: 4 LOB: 1 BB: 0 P: 8	R: 0 E: 0 K: 1 S: 5	H: 0 LOB: 0 BB: 0 P: 5	R: 0 E: 0 K: 1 S: 5	H: 0 LOB: 0 BB: 0 P: 5		1B: 6 2B: 4 3B: 0 HR: 1	SF: 0 SAC: 1 DP: 3 HBP: 0	WP: 0 PB: 0 SB: 0 CS: 0	PA: 34					
PITCHER	IP	WLS	BF	H	R	ER	SO	BB	IBB	HBP	BLK	WP	HR	S	P	ERA		WHIP								
Ross Grimsley, L ERA: 3.84	6.0		25	8	4	4	2	3	0	0	0	0	1	26	38	6.00		1.833								
Clay Carroll, R ERA: 2.03	2.0	W	6	1	0	0	2	0	0	0	0	0	0	10	10	0.00	0.500									
Wayne Granger, R ERA: 3.24	0.1		1	0	0	0	1	0	0	0	0	0	0	3	3	0.00	0.000									
Joe Gibbon, L ERA: 2.48	0.2	S	2	0	0	0	0	0	0	0	0	0	0	2	2	0.00	0.000									



Batter	1	2	3	4	5	6	7	8	9	AB	R	H	RBI	BB	SO	LOB	TOP										
Felix Millan, R OBP: 0.357, SLG: 0.392 (1, 4)	0-0 2B		0-0 5-3		0-0 1B		0-0 1B		0-0 1B	4-0 BB	4	1	3	0	1	0											
Ralph Garr, L OBP: 0.365, SLG: 0.440 (1, 7)	0-0 F7		0-0 4-3		0-0 G3		0-0 F9		0-0 F7	5-0	0	0	0	0	0	4											
Hank Aaron, R OBP: 0.399, SLG: 0.634 (1, 9)	0-0 1B		0-0 F8		0-0 BB		0-0 F6		0-0 1B	4-1	2	1	1	1	0	1											
Darrell Evans, L OBP: 0.382, SLG: 0.477 (1, 5)	0-0 F5			0-0 1B	0-3 K			0-3 K	0-0 F8	5-1	1	1	0	0	2	4											
Mike Lum, L OBP: 0.381, SLG: 0.433 (1, 8)	0-0 1B			0-0 2B	0-0 1B	4-0 FC5-4		0-0 HR		3-2	3	2	1	0	0	0											
Hal King, L OBP: 0.345, SLG: 0.345 (1, 2)		0-3 K		0-0 F2	0-0 FC5-4	0-0 FC3-4		0-0 F6		4-0	0	0	0	0	1	3											
Earl Williams, R OBP: 0.307, SLG: 0.430 (1, 3)				0-0 1B	0-0 F4	0-0 FC3-4		0-0 HR		4-1	2	1	0	0	0	3											
Zolio Versalles, R OBP: 0.289, SLG: 0.397 (1, 6)				0-0 F6	0-0 2B	0-3 K		0-0 F8		4-0	1	2	0	1	2												
Tom Kelley, R (1, 1)				0-3 K	0-0 4-3			0-0 F8	0-0 1-3	3-0	0	0	0	0	1	2											
Bob Priddy, R OBP: 0.100, SLG: 0.100 (8, 1)										0-0	0	0	0	0	0	0											
Tom House, L (8, 1)										1-0	0	0	0	0	0	0											
Ron Herbel, R (9, 1)										0-0	0	0	0	0	0	0											
Inning Stats	R: 2 E: 0 K: 0 S: 5	H: 3 LOB: 1 BB: 0 P: 5	R: 0 E: 0 K: 2 S: 8	H: 1 LOB: 0 BB: 0 P: 8	R: 0 E: 0 K: 0 S: 3	H: 0 LOB: 0 BB: 0 P: 3	R: 2 E: 0 K: 0 S: 6	H: 3 LOB: 1 BB: 0 P: 6	R: 0 E: 0 K: 1 S: 5	H: 0 LOB: 1 BB: 1 P: 9	R: 0 E: 0 K: 0 S: 4	H: 1 LOB: 0 BB: 0 P: 4	R: 2 E: 0 K: 1 S: 7	H: 2 LOB: 0 BB: 0 P: 7	R: 0 E: 0 K: 0 S: 4	H: 1 LOB: 2 BB: 1 P: 8	1B: 6 2B: 4 3B: 0 HR: 2	SF: 0 SAC: 0 DP: 1 HBP: 0	WP: 0 PB: 0 SB: 0 CS: 0	PA: 40							
PITCHER	IP	WLS	BF	H	R	ER	SO	BB	IBB	HBP	BLK	WP	HR	S	P	ERA	WHIP										
Steve Renko, R ERA: 3.41 (1, 1)	8.0	L	35	11	6	6	5	2	0	0	0	0	2	43	51	6.75	1.625										
Mike Marshall, R ERA: 5.73 (9, 1)	1.0		5	1	0	0	0	1	0	0	0	0	0	4	8	0.00	2.000										

Atlanta Braves @ Montreal Expos
Jarry Park, Montreal, QB
Wed Jun 30 1971, 7:05 PM EDT
Att: 13,906 - Unknown

AB 37
R 6
H 12
RBI 6
BB 3
SO 5
LOB 19



Batter	1	2	3	4	5	6	7	8	9	AB	R	H	RBI	BB	SO	LOB	BOTTOM										
Rusty Staub, L OBP: 0.394, SLG: 0.444 (1, 9)	0-0 4-3			0-0 CS			0-0 F8		0-0 F7	5-1	2	0	0	0	0	0											
Ron Hunt, R OBP: 0.389, SLG: 0.353 (1, 4)	0-0 6-3	4-0 1B		0-0 1B			0-0 4-3		0-0 1B	4-1	2	0	1	0	0	0											
Ron Fairly, L OBP: 0.387, SLG: 0.427 (1, 7)	4-0 BB			0-0 CS			0-0 G3		0-0 1B	4-0	2	1	1	0	1	0											
Clyde Mashore, R OBP: 0.261, SLG: 0.291 (9, PR)	0-0 BB	1-2 2H		0-0 1B					0-0 G5-4-3	0-0	0	0	0	0	0	0											
Bob Bailey, R OBP: 0.374, SLG: 0.417 (1, 5)	4-0 1B	0-3 K		0-0 1B	0-0 G4-6-3			0-0 2B	0-0 1B	4-1	2	0	1	1	3												
Dave McDonald, L (1, 3)	4-0 1B			0-0 G3	0-0 G4-6-3			4-0 BB	0-0 BB	2-0	0	0	0	2	0	1											
John Bateman, R OBP: 0.279, SLG: 0.371 (1, 2)	0-0 F9			0-0 1B	0-0 F5			0-0 G6-4-3	0-0 G6-4-3	4-0	1	0	0	0	5												
Boots Day, L OBP: 0.322, SLG: 0.350 (1, 8)		0-0 HR		0-0 F7		0-3 K		0-0 2B	0-0 2B	4-2	2	2	0	1	1												
Gary Sutherland, R OBP: 0.288, SLG: 0.343 (1, 6)		0-0 6-3		0-0 FC6		0-0 3-1		0-0 2B	0-0 2B	4-0	1	1	0	0	1												
Steve Renko, R OBP: 0.196, SLG: 0.294 (1, 1)		0-3 K		0-0 4-3		0-3 K		0-3 K	0-3 K	3-0	0	0	0	0	2	0											
Jim Fahey, L OBP: 0.310, SLG: 0.325 (8, PH)										0-0	0	0	0	0	0	0											
Coco Laboy, R OBP: 0.333, SLG: 0.343 (8, PH)										1-0	0	0	0	1	1												
Mike Marshall, R (9, 1)										0-0	0	0	0	0	0	0											
Inning Stats	R: 0 E: 0 K: 0 S: 3	H: 0 LOB: 3 BB: 3 P: 15	R: 3 E: 0 K: 2 S: 10	H: 3 LOB: 1 BB: 1 P: 14	R: 0 E: 0 K: 0 S: 4	H: 1 LOB: 0 BB: 0 P: 4	R: 0 E: 0 K: 0 S: 4	H: 2 LOB: 0 BB: 0 P: 4	R: 0 E: 0 K: 2 S: 7	H: 0 LOB: 0 BB: 0 P: 7	R: 0 E: 0 K: 0 S: 3	H: 0 LOB: 0 BB: 0 P: 3	R: 2 E: 0 K: 1 S: 7	H: 3 LOB: 1 BB: 1 P: 11	R: 0 E: 0 K: 0 S: 4	H: 2 LOB: 2 BB: 0 P: 4	1B: 9 2B: 2 3B: 0 HR: 1	SF: 0 SAC: 0 DP: 3 HBP: 0	WP: 1 PB: 0 SB: 0 CS: 3	PA: 40							
PITCHER	IP	WLS	BF	H	R	ER	SO	BB	IBB	HBP	BLK	WP	HR	S	P	ERA	WHIP										
Tom Kelley, R ERA: 3.24 (1, 1)	7.0		32	8	5	4	4	5	0	0	0	0	0	35	55	5.14	1.857										
Bob Priddy, R ERA: 3.95 (8, 1)	0.2		3	2	0	0	0	0	0	0	0	0	0	3	3	0.00	3.000										
Tom House, L ERA: 10.13 (8, 1)	0.2		4	2	0	0	1	0	0	0	0	0	0	6	6	0.00	3.000										
Ron Herbel, R ERA: 4.67 (9, 1)	0.2	S	1	0	0	0	0	0	0	0	0	0	0	1	1	0.00	0.000										

Atlanta Braves @ Montreal Expos
Jarry Park, Montreal, QB
Wed Jun 30 1971, 7:05 PM EDT
Att: 13,906 - Unknown

AB 35
R 5
H 12
RBI 4
BB 5
SO 5
LOB 13



Batter	1	2	3	4	5	6	7	8	9	AB	R	H	RBI	BB	SO	LOB	TOP			
Terry Harmon, R OBP: 0.310, SLG: 0.295	0-0 6-3		0-0 F9		0-0 FC1-4			0-0 L9		4	0	0	0	0	0	2	Philadelphia Phillies @ Montreal Expos Jarry Park, Montreal, QB Fri Jul 02 1971, 7:05 PM EDT Unknown			
Larry Bowa, S OBP: 0.277, SLG: 0.271	0-0 4-3		0-0 L7		0-0 F9			0-0 6-3		4	0	0	0	0	2					
Don Money, R OBP: 0.233, SLG: 0.321	0-0 P4		0-0 F3			0-3 K			0-0 5-3	4	0	0	0	0	1					
Deron Johnson, R OBP: 0.336, SLG: 0.425		4-0 BB 1B BB		4-0 FC4-6 BB		0-3 K			0-0 HR	2	2	1	1	2	1	0				
Roger Freed, R OBP: 0.309, SLG: 0.297		4-0 G6-4-3 1B BB		0-0 F4		0-3 K			0-0 6-3	3	0	0	0	1	1	1				
Willie Montanez, L OBP: 0.331, SLG: 0.498		0-0 G6-4-3 1B		0-0 FC4-6			0-0 1-3		0-0 F9	4	0	1	1	0	0	1				
John Vukovich, R OBP: 0.213, SLG: 0.197		0-0 G6-4-3		0-0 F9			0-0 F8			3	0	0	0	0	0	3				
Mike Ryan, R OBP: 0.224, SLG: 0.366		0-3 K			0-0 6-3			0-0 F8		3	0	0	0	0	1	1				
Rick Wise, R OBP: 0.245, SLG: 0.542				0-0 1B		0-0 FC1-4 1B		0-0 2-3		3	0	2	0	0	0	0				
Inning Stats	R: 0 E: 0 K: 0 S: 3	H: 0 LOB: 0 BB: 0 P: 3	R: 1 E: 0 K: 1 S: 5	H: 1 LOB: 1 BB: 2 P: 13	R: 0 E: 0 K: 0 S: 4	H: 1 LOB: 1 BB: 0 P: 4	R: 0 E: 0 K: 0 S: 3	H: 0 LOB: 1 BB: 0 P: 7	R: 0 E: 0 K: 3 S: 9	H: 0 LOB: 0 BB: 0 P: 9	R: 0 E: 0 K: 0 S: 3	H: 0 LOB: 0 BB: 0 P: 3	R: 0 E: 0 K: 0 S: 3	H: 0 LOB: 0 BB: 0 P: 3	R: 1 E: 0 K: 0 S: 4	H: 1 LOB: 0 BB: 0 P: 4	1B: 3 2B: 0 3B: 0 HR: 1	SF: 0 SAC: 0 DP: 1 HBP: 0	WP: 0 PB: 0 SB: 0 CS: 0	PA: 33
PITCHER Dan McGinn, L ERA: 4.56	IP: 9.0 WLS: W BF: 33 H: 4 R: 2 ER: 2 SO: 4 BB: 3 IBB: 0 HBP: 0 BLK: 0 WP: 0 HR: 1 S: 38 P: 50 ERA: 2.00 WHIP: 0.778															PITCHER				

Batter	1	2	3	4	5	6	7	8	9	AB	R	H	RBI	BB	SO	LOB	BOTTOM			
Ron Hunt, R OBP: 0.386, SLG: 0.348	0-0 E5 1B E			0-0 L4			0-0 1-3			4	1	1	0	0	0	0	Philadelphia Phillies @ Montreal Expos Jarry Park, Montreal, QB Fri Jul 02 1971, 7:05 PM EDT Unknown			
Rusty Staub, L OBP: 0.391, SLG: 0.437	0-0 FC3-6 E SF8		0-0 G1-6-3 1B	0-0 L3			0-0 6-3			4	1	1	0	0	0	1				
Bob Bailey, R OBP: 0.374, SLG: 0.427	0-0 E4 FC3-6		0-0 6-3		0-3 K		0-0 4-3			4	0	0	1	0	1	1				
Ron Fairly, L OBP: 0.378, SLG: 0.415	0-0 FC3-6 1B		0-0 4-3		0-3 K			0-0 3-1		4	1	0	0	0	1	2				
Dave McDonald, L OBP: 0.500, SLG: 1.000	0-0 SF8		0-0 HBP BB 1B		0-0 HR		0-0 P6			3	1	2	2	0	0	0				
Boots Day, L OBP: 0.324, SLG: 0.348	0-0 1B		4-0 HBP BB		0-3 K		0-0 4-3			3	0	1	0	1	1	0				
John Bateman, R OBP: 0.283, SLG: 0.370	0-0 1B		1-0 HBP		0-0 6-3					2	0	1	1	0	0	0				
Rich Hacker, S OBP: 0.286, SLG: 0.286	0-0 K		0-3 L6		0-0 6-3		0-0 F7			3	0	0	0	0	2	0				
Inning Stats	R: 3 E: 2 K: 1 S: 10	H: 3 LOB: 2 BB: 0 P: 10	R: 0 E: 0 K: 1 S: 5	H: 1 LOB: 0 BB: 0 P: 5	R: 0 E: 0 K: 1 S: 4	H: 0 LOB: 0 BB: 0 P: 9	R: 0 E: 0 K: 1 S: 5	H: 0 LOB: 0 BB: 0 P: 5	R: 1 E: 0 K: 3 S: 10	H: 1 LOB: 0 BB: 0 P: 10	R: 0 E: 0 K: 0 S: 3	H: 0 LOB: 0 BB: 0 P: 3	R: 0 E: 0 K: 0 S: 3	H: 0 LOB: 0 BB: 0 P: 3	R: 0 E: 0 K: 0 S: 3	H: 0 LOB: 0 BB: 0 P: 3	1B: 5 2B: 0 3B: 0 HR: 1	SF: 1 SAC: 0 DP: 1 HBP: 1	WP: 0 PB: 0 SB: 0 CS: 0	PA: 33
PITCHER Rick Wise, R ERA: 2.83	IP: 8.0 WLS: L BF: 33 H: 6 R: 4 ER: 1 SO: 6 BB: 1 IBB: 0 HBP: 1 BLK: 0 WP: 0 HR: 1 S: 43 P: 48 ERA: 1.12 WHIP: 0.875															PITCHER				

AB	30
R	2
H	4
RBI	2
BB	3
SO	4
LOB	11



AB	30
R	4
H	6
RBI	4
BB	1
SO	6
LOB	9



Batter	1	2	3	4	5	6	7	8	9	AB R H RBI BB SO LOB	TOP											
Denny Doyle, L (1,4) OBP: 0.286, SLG: 0.326	0-0 4-3	4-0 BB		0-0 CS 1B		0-0 2B 2B	0-0 F9			4 1 2 0 1 0 0	Philadelphia Phillies @ Montreal Expos Jarry Park, Montreal, QB Fri Jul 02 1971, 7:05 PM EDT Att: 22,210 - Unknown											
Larry Bowa, S (1,6) OBP: 0.276, SLG: 0.273	0-0 6-3	0-3 K		0-3 K		0-0 2H 3B 2B		0-3 K		5 1 1 1 0 3 4												
Tim McCarver, L (1,2) OBP: 0.327, SLG: 0.424	0-0 6-3		0-0 6-3	0-0 P3		0-0 2H SF9 3B		0-0 F9		5 1 1 1 0 0 0												
Willie Montanez, L (1,8) OBP: 0.338, SLG: 0.507		0-0 BB 1B BB	4-0 1B 1B		0-0 G3	4-0 E BB		0-0 3B		3 2 2 0 2 0 0												
Oscar Gamble, L (1,9) OBP: 0.292, SLG: 0.408		4-0 BB 1B BB	0-0 1B E 1B		0-3 K	0-0 SF9		0-0 4-3		3 2 1 1 1 1 1												
Deron Johnson, R (1,3) OBP: 0.344, SLG: 0.437		4-0 SH5-4 1B BB	0-0 E5		0-0 1B 2B	0-0 3H F8				4 1 3 1 1 0 1												
Don Money, R (1,7) OBP: 0.243, SLG: 0.322		0-0 SH5-4 1B			4-0 1B IBB	0-3 K		0-0 F9		3 0 1 2 2 1 2												
John Vukovich, R (1,5) OBP: 0.214, SLG: 0.200		0-0 SH5-4 1B	0-3 K		0-0 FC6-4 1B		0-0 6-3	0-0 L8		4 0 1 1 0 1 3												
Ken Reynolds, L (1,1) OBP: 0.286, SLG: 0.278		0-0 G1		0-0 G3		0-0 FC6-4 1B		0-0 F9		2 0 0 0 0 0 4												
Woodie Fryman, R (3,1) OBP: 0.100, SLG: 0.100					1-2 2H		0-0 1-3		3 0 0 0 0 0 3													
Inning Stats	R: 0 E: 0 K: 0 S: 3	H: 0 LOB: 0 BB: 0 P: 3	R: 2 E: 0 K: 1 S: 7	H: 2 LOB: 3 BB: 3 P: 19	R: 2 E: 1 K: 1 S: 7	H: 2 LOB: 2 BB: 2 P: 15	R: 0 E: 0 K: 1 S: 5	H: 1 LOB: 0 BB: 0 P: 5	R: 1 E: 0 K: 1 S: 7	H: 2 LOB: 2 BB: 1 P: 11	R: 3 E: 0 K: 1 S: 8	H: 3 LOB: 1 BB: 1 P: 12	R: 0 E: 0 K: 0 S: 3	H: 0 LOB: 0 BB: 0 P: 3	R: 0 E: 0 K: 0 S: 6	H: 1 LOB: 1 BB: 0 P: 6	R: 0 E: 0 K: 0 S: 4	H: 1 LOB: 1 BB: 0 P: 4	1B: 6 2B: 4 3B: 2 HR: 0	SF: 1 SAC: 1 DP: 0 HBP: 0	WP: 0 PB: 0 SB: 0 CS: 1	PA: 45
PITCHER	IP WLS BF H R ER SO BB IBB HBP BLK WP HR S P ERA WHIP											PITCHER	IP WLS BF H R ER SO BB IBB HBP BLK WP HR S P ERA WHIP									
Bill Stoneman, R (1,1) ERA: 3.24	5.0 L 29 9 7 6 4 4 4 2 0 0 0 0 0 31 55 10.80 2.600																					
Claude Raymond, R (6,1) ERA: 4.91	1.0 5 1 1 1 1 1 0 0 0 0 0 0 6 10 9.00 2.000																					
Jim Britton, R (7,1) ERA: 5.32	3.0 11 2 0 0 1 0 0 0 0 0 0 0 13 13 0.00 0.667																					

AB	36
R	8
H	12
RBI	7
BB	7
SO	6
LOB	18



Batter	1	2	3	4	5	6	7	8	9	AB R H RBI BB SO LOB	BOTTOM											
Ron Hunt, R (1,4) OBP: 0.389, SLG: 0.350	1-0 BB 1B HBP	0-0 WP 1B		0-0 L7		0-3 K			0-0 1B	4 1 2 0 0 1 0	Philadelphia Phillies @ Montreal Expos Jarry Park, Montreal, QB Fri Jul 02 1971, 7:05 PM EDT Att: 22,210 - Unknown											
Rusty Staub, L (1,9) OBP: 0.388, SLG: 0.433	0-0 B1	0-0 WP 1B		0-0 F7			0-0 F8	0-3 K		5 0 1 0 0 1 2												
Clyde Mashore, R (1,8) OBP: 0.260, SLG: 0.280	4-0 1B 1B BB	0-0 5-3		0-0 5-3			0-3 K			3 1 0 0 1 1 2												
Bob Bailey, R (1,7) OBP: 0.372, SLG: 0.425	0-0 1B 1B		0-0 E5 BB BB G6-4-3		0-0 6-3		0-3 K			4 1 1 1 0 1 0												
Coco Laboy, R (1,5) OBP: 0.336, SLG: 0.339	0-0 1-2 3H 1B		4-0 G6-4-3 BB 2B BB		0-0 L9		0-3 K			3 1 1 1 1 1 0												
John Bateman, R (1,2) OBP: 0.286, SLG: 0.368	0-0 F7		4-0 G6-4-3 BB		4-0 BB		0-0 1-6-3			2 0 0 0 2 0 2												
Dave McDonald, L (1,3) OBP: 0.364, SLG: 0.625	0-0 1-3		0-0 G6-4-3		0-3 K		0-0 4-3			3 0 0 0 0 1 5												
John Boccabella, R (6,PH) OBP: 0.262, SLG: 0.387			1-2 2-3 3H							1 0 0 0 0 0 0												
Rich Hacker, S (1,6) OBP: 0.143, SLG: 0.286		0-3 K		0-3 K		0-3 K		0-3 K		4 0 1 1 0 3 0												
Bill Stoneman, R (1,1) OBP: 0.208, SLG: 0.136		0-3 K		0-3 P3		0-0 1-3		0-0 5-3		2 0 0 0 0 1 1												
Claude Raymond, R (6,1) ERA: 4.91										0 0 0 0 0 0 0												
Ron Brand, R (6,PH) OBP: 0.270, SLG: 0.229										1 0 0 0 0 0 0												
Jim Britton, R (7,1) ERA: 5.32										0 0 0 0 0 0 0												
Gary Sutherland, R (9,PH) OBP: 0.287, SLG: 0.339										1 0 0 0 0 0 0												
Inning Stats	R: 2 E: 0 K: 0 S: 5	H: 2 LOB: 2 BB: 1 P: 10	R: 0 E: 0 K: 2 S: 9	H: 2 LOB: 2 BB: 0 P: 9	R: 2 E: 1 K: 0 S: 4	H: 1 LOB: 1 BB: 2 P: 12	R: 0 E: 0 K: 0 S: 3	H: 0 LOB: 0 BB: 0 P: 3	R: 0 E: 0 K: 1 S: 5	H: 0 LOB: 1 BB: 1 P: 9	R: 0 E: 0 K: 2 S: 7	H: 0 LOB: 0 BB: 0 P: 7	R: 0 E: 0 K: 2 S: 7	H: 0 LOB: 0 BB: 0 P: 7	R: 0 E: 0 K: 1 S: 5	H: 0 LOB: 0 BB: 0 P: 5	R: 0 E: 0 K: 2 S: 8	H: 1 LOB: 1 BB: 0 P: 8	1B: 5 2B: 1 3B: 0 HR: 0	SF: 0 SAC: 0 DP: 1 HBP: 1	WP: 1 PB: 0 SB: 0 CS: 0	PA: 38
PITCHER	IP WLS BF H R ER SO BB IBB HBP BLK WP HR S P ERA WHIP											PITCHER	IP WLS BF H R ER SO BB IBB HBP BLK WP HR S P ERA WHIP									
Ken Reynolds, L (1,1) ERA: 4.54	2.0 4 4 4 2 2 2 3 0 1 0 0 0 15 28 9.00 3.500																					
Woodie Fryman, L (3,1) ERA: 3.12	7.0 W 23 2 0 0 8 1 0 0 0 0 0 0 38 42 0.00 0.429																					

AB	33
R	4
H	6
RBI	3
BB	4
SO	10
LOB	12



Batter	1	2	3	4	5	6	7	8	9	AB	R	H	RBI	BB	SO	LOB	TOP						
Denny Doyle, L (1,4) OBP: 0.284, SLG: 0.323										5	0	1	0	0	1	4	Philadelphia Phillies @ Montreal Expos Jarry Park, Montreal, QB Sat Jul 03 1971, 7:05 PM EDT Att: 17,074 - Unknown						
Larry Bowa, S (1,6) OBP: 0.278, SLG: 0.278										5	1	2	1	0	0	3							
Tim McCarver, L (1,2) OBP: 0.324, SLG: 0.420										5	0	1	2	0	1	4							
Willie Montanez, L (1,8) OBP: 0.339, SLG: 0.507										4	0	2	1	0	1	1							
Oscar Gamble, L (1,9) OBP: 0.300, SLG: 0.431										4	1	2	0	0	0	1							
Joe Hoerner, R (8,1) OBP: 0.143, SLG: 0.143										1	0	0	0	0	1								
Deron Johnson, R (1,3) OBP: 0.342, SLG: 0.444										4	1	1	2	0	1	3							
Don Money, R (1,7) OBP: 0.254, SLG: 0.324										2	1	1	0	2	0	0							
John Vukovich, R (1,5) OBP: 0.216, SLG: 0.202										4	0	1	0	0	0	5							
Terry Harmon, R (9, PR) OBP: 0.310, SLG: 0.295										0	1	0	0	0	0	0							
Barry Lersch, S (1,1) OBP: 0.300, SLG: 0.176										2	0	1	0	0	0	0							
Ron Stone, L (7, PH) OBP: 0.327, SLG: 0.259										1	0	0	0	0	0	0							
Darrell Brandon, R (7,1) OBP: 0.200, SLG: 0.200										0	0	0	0	0	0	0							
Byron Browne, R (8,9) OBP: 0.310, SLG: 0.389										0	1	0	0	1	0	0							
Inning Stats	R: 0 E: 0 K: 2 S: 8	H: 1 LOB: 1 BB: 0 P: 8	R: 2 E: 0 K: 0 S: 5	H: 2 LOB: 0 BB: 0 P: 5	R: 0 E: 1 K: 0 S: 3	H: 0 LOB: 0 BB: 0 P: 3	R: 0 E: 1 K: 0 S: 4	H: 1 LOB: 2 BB: 1 P: 8	R: 0 E: 0 K: 0 S: 4	H: 2 LOB: 1 BB: 0 P: 4	R: 0 E: 0 K: 1 S: 6	H: 1 LOB: 1 BB: 0 P: 10	R: 0 E: 0 K: 0 S: 4	H: 1 LOB: 1 BB: 0 P: 4	R: 0 E: 0 K: 0 S: 3	H: 0 LOB: 0 BB: 0 P: 3	R: 0 E: 0 K: 0 S: 3	R: 4 E: 0 K: 2 S: 11	H: 4 LOB: 2 BB: 1 P: 15	1B: 8 2B: 3 3B: 0 HR: 1	SF: 1 SAC: 0 DP: 2 HBP: 0	WP: 1 PB: 0 SB: 3 CS: 0	PA: 41
PITCHER	IP WLS BF H R ER SO BB IBB HBP BLK WP HR S P ERA WHIP																						
Carl Morton, R (1,1) ERA: 3.67	8.0 L 35 10 4 4 3 0 0 2 0 0 1 1 39 47 4.50 1.250																						
Steve Renko, R (9,1) ERA: 3.53	0.1 4 2 1 1 1 1 0 0 0 0 0 0 5 9 27.00 9.000																						
John Strohmayer, R (9,1) ERA: 4.2	0.2 2 0 1 1 1 0 0 0 0 0 0 0 4 4 13.50 0.000																						

AB	37
R	6
H	12
RBI	6
BB	3
SO	5
LOB	22



Batter	1	2	3	4	5	6	7	8	9	AB	R	H	RBI	BB	SO	LOB	BOTTOM								
Gary Sutherland, R (1,4) OBP: 0.280, SLG: 0.330										3	0	0	0	0	0	2	Philadelphia Phillies @ Montreal Expos Jarry Park, Montreal, QB Sat Jul 03 1971, 7:05 PM EDT Att: 17,074 - Unknown								
Rusty Staub, L (1,9) OBP: 0.386, SLG: 0.428										3	0	0	0	1	0	0									
Bob Bailey, R (1,5) OBP: 0.374, SLG: 0.426										4	1	2	1	0	0	0									
Coco Laboy, R (9,5) OBP: 0.336, SLG: 0.339										0	0	0	0	0	0	0									
Ron Fairly, L (1,7) OBP: 0.376, SLG: 0.427										4	1	1	2	0	1	2									
Dave McDonald, L (1,3) OBP: 0.286, SLG: 0.455										3	0	0	0	0	3	2									
Clyde Mashore, R (9,7) OBP: 0.257, SLG: 0.277										1	0	0	0	0	0	0									
Boots Day, L (1,8) OBP: 0.324, SLG: 0.348										3	0	1	0	0	1	0									
Ron Hunt, R (9, PH) OBP: 0.388, SLG: 0.349										1	0	0	0	0	0	0									
John Boccabella, R (1,2) OBP: 0.246, SLG: 0.364										4	0	0	0	0	0	1									
Rich Hacker, S (1,6) OBP: 0.200, SLG: 0.300										3	0	1	0	0	0	0									
Carl Morton, R (1,1) OBP: 0.179, SLG: 0.151										3	1	1	0	0	0	2									
Steve Renko, R (9,1) ERA: 2.43										0	0	0	0	0	0	0									
John Strohmayer, R (9,1) OBP: 0.357, SLG: 0.357										0	0	0	0	0	0	0									
Inning Stats	R: 0 E: 0 K: 0 S: 3	H: 0 LOB: 0 BB: 0 P: 3	R: 0 E: 0 K: 2 S: 7	H: 0 LOB: 0 BB: 0 P: 7	R: 0 E: 0 K: 1 S: 3	H: 0 LOB: 0 BB: 0 P: 3	R: 2 E: 0 K: 1 S: 7	H: 2 LOB: 0 BB: 0 P: 7	R: 0 E: 0 K: 1 S: 5	H: 0 LOB: 0 BB: 0 P: 5	R: 1 E: 0 K: 1 S: 7	H: 2 LOB: 2 BB: 1 P: 11	R: 0 E: 0 K: 0 S: 5	H: 2 LOB: 2 BB: 0 P: 5	R: 0 E: 0 K: 0 S: 3	H: 0 LOB: 0 BB: 0 P: 3	R: 0 E: 0 K: 0 S: 3	R: 0 E: 0 K: 0 S: 3	R: 0 E: 0 K: 0 S: 3	R: 0 E: 0 K: 0 S: 3	R: 0 E: 0 K: 0 S: 3	1B: 5 2B: 0 3B: 0 HR: 1	SF: 0 SAC: 1 DP: 0 HBP: 0	WP: 0 PB: 0 SB: 0 CS: 0	PA: 34
PITCHER	IP WLS BF H R ER SO BB IBB HBP BLK WP HR S P ERA WHIP																								
Barry Lersch, R (1,1) ERA: 3.72	6.0 4 3 3 0 0 0 0 0 0 0 0 0 32 36 4.50 0.667																								
Darrell Brandon, R (7,1) ERA: 2.43	1.0 5 2 0 0 0 0 0 0 0 0 0 0 5 5 0.00 2.000																								
Joe Hoerner, L (8,1) ERA: 2.16	2.0 W 6 0 0 0 0 0 0 0 0 0 0 0 6 6 0.00 0.000																								


AB	32
R	3
H	6
RBI	3
BB	1
SO	5
LOB	9



Batter	1	2	3	4	5	6	7	8	9	AB	R	H	RBI	BB	SO	LOB	TOP				
Ron Hunt, R OBP: 0.396, SLG: 0.353 (1, 4)										2	1	0	0	1	0	0					
Rusty Staub, L OBP: 0.396, SLG: 0.449 (1, 9)										3	1	1	0	1	0	0					
Bob Bailey, R OBP: 0.373, SLG: 0.418 (1, 5)										3	0	0	0	1	1	3					
Ron Fairly, L OBP: 0.371, SLG: 0.413 (9, 3)										3	0	0	1	1	1	3					
Dave McDonald, L OBP: 0.263, SLG: 0.333 Clyde Mashore, R OBP: 0.257, SLG: 0.286 (1, 3) (9, 7)										3	0	0	1	1	1	0					
Boots Day, L OBP: 0.322, SLG: 0.345 (1, 8)										4	0	1	0	0	0	3					
John Bateman, R OBP: 0.277, SLG: 0.356 (1, 2)										4	0	0	0	0	1	1					
Rich Hacker, S OBP: 0.167, SLG: 0.176 (1, 6)										4	0	0	0	0	2	0					
John Strohmayr, R OBP: 0.333, SLG: 0.333 (1, 1)										4	0	1	0	0	1	0					
Inning Stats	R: 0 E: 0 K: 0 S: 3	H: 0 LOB: 0 BB: 0 P: 3	R: 0 E: 0 K: 0 S: 4	H: 1 LOB: 1 BB: 0 P: 4	R: 0 E: 0 K: 0 S: 3	H: 0 LOB: 0 BB: 0 P: 3	R: 0 E: 0 K: 0 S: 3	H: 0 LOB: 0 BB: 0 P: 3	R: 0 E: 0 K: 3 S: 10	H: 1 LOB: 3 BB: 1 P: 15	R: 0 E: 0 K: 1 S: 5	H: 0 LOB: 0 BB: 0 P: 5	R: 2 E: 0 K: 1 S: 6	H: 1 LOB: 3 BB: 4 P: 22	R: 0 E: 0 K: 2 S: 7	H: 0 LOB: 0 BB: 0 P: 7	1B: 3 2B: 0 3B: 0 HR: 0	SF: 0 SAC: 0 DP: 0 HBP: 1	WP: 0 PB: 0 SB: 0 CS: 0	PA: 36	
PITCHER	IP	WLS	BF	H	R	ER	SO	BB	IBB	HBP	BLK	WP	HR	S	P	ERA	WHIP				
Nolan Ryan, R ERA: 2.07 (1, 1)	7.2	L	31	3	2	2	5	4	0	1	0	0	0	36	53	2.35	0.913				
Ron Taylor, R ERA: 3.67 (8, 1)	0.1		2	0	0	0	0	1	0	0	0	0	0	1	5	0.00	3.000				
Tug McGraw, L ERA: 1.97 (9, 1)	1.0		3	0	0	0	2	0	0	0	0	0	0	7	7	0.00	0.000				

Montreal Expos @ New York Mets
Shea Stadium, Flushing, NY
Mon Jul 05 1971, 3:33 AM EDT
Unknown


AB 30
R 2
H 3
RBI 2
BB 5
SO 7
LOB 10



Batter	1	2	3	4	5	6	7	8	9	AB	R	H	RBI	BB	SO	LOB	BOTTOM				
Bud Harrelson, S OBP: 0.340, SLG: 0.341 (1, 6)										4	0	2	0	0	0	1					
Dave Marshall, L OBP: 0.361, SLG: 0.352 (1, 9)										4	1	1	0	0	2	3					
Tommie Agee, R OBP: 0.362, SLG: 0.425 (1, 8)										3	0	0	0	1	1	2					
Ed Kranepool, L OBP: 0.339, SLG: 0.483 (1, 3)										3	0	0	0	0	1	0					
Cleon Jones, R OBP: 0.359, SLG: 0.425 (1, 7)										3	0	1	1	0	0	0					
Ken Boswell, L OBP: 0.321, SLG: 0.335 (1, 4)										4	0	1	0	0	0	2					
Bob Aspromonte, R OBP: 0.294, SLG: 0.345 (1, 5)										3	0	0	0	0	0	1					
Jerry Grote, R OBP: 0.364, SLG: 0.397 (1, 2)										2	0	0	0	0	0	0					
Nolan Ryan, R OBP: 0.156, SLG: 0.138 Ron Taylor, R (8, 1)										1	0	0	0	1	1	1					
Mike Jorgensen, L OBP: 0.333, SLG: 0.477 Tug McGraw, R OBP: 0.333, SLG: 0.500 (8, PH) (9, 1)										1	0	0	0	0	0	0					
Inning Stats	R: 0 E: 0 K: 1 S: 5	H: 1 LOB: 0 BB: 0 P: 5	R: 0 E: 0 K: 1 S: 6	H: 1 LOB: 1 BB: 0 P: 6	R: 0 E: 0 K: 1 S: 6	H: 1 LOB: 2 BB: 1 P: 10	R: 0 E: 0 K: 0 S: 3	H: 1 LOB: 0 BB: 0 P: 3	R: 0 E: 0 K: 1 S: 5	H: 0 LOB: 0 BB: 0 P: 5	R: 0 E: 0 K: 0 S: 3	H: 0 LOB: 0 BB: 0 P: 3	R: 0 E: 0 K: 0 S: 3	H: 0 LOB: 0 BB: 0 P: 3	R: 1 E: 0 K: 0 S: 4	H: 1 LOB: 1 BB: 1 P: 8	1B: 5 2B: 0 3B: 0 HR: 0	SF: 1 SAC: 1 DP: 2 HBP: 1	WP: 0 PB: 0 SB: 0 CS: 0	PA: 33	
PITCHER	IP	WLS	BF	H	R	ER	SO	BB	IBB	HBP	BLK	WP	HR	S	P	ERA	WHIP				
John Strohmayr, R ERA: 3.67 (1, 1)	9.0	W	33	5	1	1	5	2	0	1	0	0	0	40	49	1.00	0.778				

Montreal Expos @ New York Mets
Shea Stadium, Flushing, NY
Mon Jul 05 1971, 3:33 AM EDT
Unknown


AB 28
R 1
H 5
RBI 1
BB 2
SO 5
LOB 10




Batter	1	2	3	4	5	6	7	8	9	AB	R	H	RBI	BB	SO	LOB	TOP				
Ron Hunt, R OBP: 0.397, SLG: 0.356 (1, 4)										4	0	2	0	0	0	0	Montreal Expos @ New York Mets Shea Stadium, Flushing, NY Mon Jul 05 1971, 3:38 AM EDT Att: 39,849 - Unknown AB 29 R 0 H 3 RBI 0 BB 0 SO 6 LOB 3				
Rusty Staub, L OBP: 0.393, SLG: 0.444 Stan Swanson, R OBP: 0.289, SLG: 0.286 (1, 9)										3	0	0	0	0	0	2					
Clyde Mashore, R OBP: 0.250, SLG: 0.277 (1, 8)										3	0	0	0	0	1	0					
Bob Bailey, R OBP: 0.369, SLG: 0.414 (5, 3)										3	0	0	0	0	1	0					
Coco Laboy, R OBP: 0.318, SLG: 0.319 (1, 5)										3	0	0	0	0	0	0					
John Bateman, R OBP: 0.279, SLG: 0.357 Ron Woods, R OBP: 0.324, SLG: 0.364 (5, 7)										2	0	1	0	0	1	0					
John Boccabella, R OBP: 0.247, SLG: 0.348 (5, 2)										3	0	0	0	0	0	1					
Rich Hacker, S OBP: 0.150, SLG: 0.158 Howie Reed, R (8, PH) Ron Brand, R OBP: 0.263, SLG: 0.222 Mike Marshall, R (8, 1)										2	0	0	0	0	2	0					
Steve Renko, R OBP: 0.192, SLG: 0.288 Gary Sutherland, R OBP: 0.273, SLG: 0.322 (5, 6)										1	0	0	0	0	1	0					
Inning Stats	R: 0 E: 0 K: 1 S: 5	H: 1 LOB: 0 BB: 0 P: 5	R: 0 E: 0 K: 1 S: 6	H: 1 LOB: 1 BB: 0 P: 6	R: 0 E: 0 K: 2 S: 8	H: 1 LOB: 1 BB: 0 P: 8	R: 0 E: 0 K: 0 S: 3	H: 0 LOB: 0 BB: 0 P: 3	R: 0 E: 0 K: 0 S: 3	H: 0 LOB: 0 BB: 0 P: 3	R: 0 E: 0 K: 0 S: 3	H: 0 LOB: 0 BB: 0 P: 3	R: 0 E: 0 K: 0 S: 3	H: 0 LOB: 0 BB: 0 P: 3	R: 0 E: 0 K: 0 S: 3	H: 0 LOB: 0 BB: 0 P: 3		1B: 3 2B: 0 3B: 0 HR: 0	SF: 0 SAC: 0 DP: 0 HBP: 0	WP: 0 PB: 0 SB: 0 CS: 1	PA: 29
PITCHER Ray Sadecki, L ERA: 2.77 (1, 1)	IP: 9.0 WLS: W BF: 29 H: 3 R: 0 ER: 0 SO: 6 BB: 0 IBB: 0 HBP: 0 BLK: 0 WP: 0 HR: 0 S: 41 P: 41 ERA: 0.00 WHIP: 0.333															PITCHER					

Batter	1	2	3	4	5	6	7	8	9	AB	R	H	RBI	BB	SO	LOB	BOTTOM				
Ted Martinez, R OBP: 0.400, SLG: 0.250 (1, 6)										4	2	1	0	1	1	1	Montreal Expos @ New York Mets Shea Stadium, Flushing, NY Mon Jul 05 1971, 3:38 AM EDT Att: 39,849 - Unknown AB 33 R 8 H 11 RBI 7 BB 5 SO 4 LOB 14				
Ken Boswell, L OBP: 0.322, SLG: 0.333 (1, 4)										4	2	1	0	1	2	0					
Tommy Agee, R OBP: 0.364, SLG: 0.424 Don Hahn, R OBP: 0.336, SLG: 0.296 (7, 8)										3	2	1	1	1	0	2					
Cleon Jones, R OBP: 0.366, SLG: 0.442 Mike Jorgensen, L OBP: 0.327, SLG: 0.467 (6, 7)										2	2	2	4	1	0	0					
Ken Singleton, S OBP: 0.383, SLG: 0.378 (1, 9)										3	0	1	0	1	0	3					
Donn Clendenen, R OBP: 0.288, SLG: 0.411 (1, 3)										4	0	2	1	0	0	2					
Duffy Dyer, R OBP: 0.373, SLG: 0.431 (1, 2)										4	0	3	1	0	0	1					
Tim Foli, R OBP: 0.282, SLG: 0.302 (1, 5)										4	0	0	0	0	0	4					
Ray Sadecki, L OBP: 0.350, SLG: 0.278 (1, 1)										4	0	0	0	0	1	1					
Inning Stats	R: 3 E: 0 K: 0 S: 7	H: 5 LOB: 1 BB: 0 P: 7	R: 0 E: 0 K: 1 S: 5	H: 0 LOB: 0 BB: 0 P: 5	R: 2 E: 0 K: 1 S: 7	H: 2 LOB: 2 BB: 2 P: 15	R: 3 E: 0 K: 0 S: 5	H: 2 LOB: 1 BB: 2 P: 13	R: 0 E: 0 K: 0 S: 4	H: 1 LOB: 1 BB: 0 P: 4	R: 0 E: 0 K: 0 S: 3	H: 0 LOB: 0 BB: 0 P: 3	R: 0 E: 0 K: 2 S: 7	H: 0 LOB: 0 BB: 0 P: 7	R: 0 E: 0 K: 2 S: 7	H: 0 LOB: 0 BB: 0 P: 7		1B: 8 2B: 2 3B: 0 HR: 1	SF: 0 SAC: 0 DP: 2 HBP: 0	WP: 0 PB: 0 SB: 4 CS: 0	PA: 38
PITCHER Steve Renko, R ERA: 3.93 Howie Reed, R ERA: 2.89 Mike Marshall, R ERA: 6.17 (5, 1)	IP: 4.0 WLS: L BF: 24 H: 9 R: 8 ER: 8 SO: 2 BB: 4 IBB: 0 HBP: 0 BLK: 0 WP: 0 HR: 1 S: 24 P: 40 ERA: 18.00 WHIP: 3.250															PITCHER					

Batter	1	2	3	4	5	6	7	8	9	AB	R	H	RBI	BB	SO	LOB	TOP					
Ron Hunt, R OBP: 0.401, SLG: 0.365 (1, 4)										4	1	3	1	0	0	0	Montreal Expos @ New York Mets Shea Stadium, Flushing, NY Tue Jul 06 1971, 7:05 PM EDT Att: 29,906 - Unknown					
Ron Woods, R OBP: 0.310, SLG: 0.395 (1, 7)										5	2	1	1	0	0	4						
Rusty Staub, L OBP: 0.393, SLG: 0.443 (1, 9)										3	0	1	2	1	0	1						
Bob Bailey, R OBP: 0.370, SLG: 0.411 (1, 5)										4	0	1	0	1	1	3						
John Bateman, R OBP: 0.281, SLG: 0.358 (1, 2)										5	0	2	1	0	0	5						
Clyde Mashore, R OBP: 0.248, SLG: 0.267 (1, 8)										4	0	0	0	1	1	4						
Ron Fairly, L OBP: 0.367, SLG: 0.405 (1, 3)										4	0	0	0	1	1	2						
Bobby Wine, R OBP: 0.219, SLG: 0.170 (1, 6)										5	0	0	0	0	0	2						
Bill Stoneman, R OBP: 0.250, SLG: 0.152 (1, 1)										2	2	1	0	2	1	0						
Inning Stats	R: 2 E: 0 K: 0 S: 6	H: 3 LOB: 1 BB: 0 P: 6	R: 0 E: 0 K: 0 S: 5	H: 2 LOB: 2 BB: 0 P: 5	R: 0 E: 0 K: 2 S: 8	H: 1 LOB: 2 BB: 1 P: 12	R: 1 E: 0 K: 0 S: 4	H: 1 LOB: 3 BB: 3 P: 16	R: 0 E: 0 K: 1 S: 3	H: 0 LOB: 0 BB: 0 P: 3	R: 0 E: 0 K: 1 S: 5	H: 0 LOB: 0 BB: 0 P: 5	R: 0 E: 0 K: 0 S: 3	H: 1 LOB: 2 BB: 1 P: 8	1B: 7 2B: 1 3B: 1 HR: 0	SF: 1 SAC: 1 DP: 0 HBP: 0		WP: 0 PB: 0 SB: 0 CS: 0	PA: 44			
PITCHER	IP WLS BF H R ER SO BB IBB HBP BLK WP HR S P ERA WHIP	IP WLS BF H R ER SO BB IBB HBP BLK WP HR S P ERA WHIP																				
Jerry Koosman, L ERA: 3.05 (1, 1)	1.0 L 6 3 2 2 0 0 0 0 0 0 0 0 6 6 18.00 3.000																					
Gary Gentry, R ERA: 2.95 (2, 1)	6.0 30 5 3 1 4 4 1 0 0 0 0 33 53 1.50 1.500																					
Tug McGraw, L ERA: 1.89 (8, 1)	2.0 8 1 0 0 0 1 0 0 0 0 0 0 7 11 0.00 1.000																					
Batter	1	2	3	4	5	6	7	8	9	AB	R	H	RBI	BB	SO	LOB	BOTTOM					
Tommie Agee, R OBP: 0.365, SLG: 0.424 (1, 8)										5	1	2	0	0	1	1	Montreal Expos @ New York Mets Shea Stadium, Flushing, NY Tue Jul 06 1971, 7:05 PM EDT Att: 29,906 - Unknown					
Bud Harrelson, S OBP: 0.339, SLG: 0.338 (1, 6)										3	0	0	0	1	2	2						
Cleon Jones, R OBP: 0.371, SLG: 0.442 (1, 7)										2	0	1	1	2	1	0						
Ed Kranepool, L OBP: 0.338, SLG: 0.476 (1, 3)										3	0	0	0	1	1	3						
Ken Singleton, S OBP: 0.379, SLG: 0.369 (1, 9)										3	0	0	0	1	0	3						
Ken Boswell, L OBP: 0.317, SLG: 0.327 (1, 4)										4	0	0	0	0	1	4						
Jerry Grote, R OBP: 0.362, SLG: 0.394 (1, 2)										4	0	1	0	0	1	0						
Ted Martinez, R OBP: 0.444, SLG: 0.375 (1, 5)										4	0	2	0	0	0	1						
Jerry Koosman, R OBP: 0.265, SLG: 0.167 (1, 1)										0	0	0	0	0	0	0						
Gary Gentry, R OBP: 0.081, SLG: 0.083 (2, 1)										2	0	0	0	0	1	2						
Mike Jorgensen, L OBP: 0.320, SLG: 0.457 (7, PH)										1	0	0	0	0	0	0						
Tug McGraw, R OBP: 0.333, SLG: 0.500 (8, PH)										0	0	0	0	0	0	0						
Don Hahn, R OBP: 0.333, SLG: 0.294 (9, PH)										1	0	0	0	0	1	1						
Inning Stats	R: 0 E: 0 K: 2 S: 7	H: 0 LOB: 3 BB: 3 P: 19	R: 0 E: 0 K: 3 S: 11	H: 2 LOB: 2 BB: 0 P: 11	R: 0 E: 0 K: 2 S: 7	H: 0 LOB: 0 BB: 0 P: 7	R: 0 E: 0 K: 0 S: 4	H: 1 LOB: 1 BB: 0 P: 4	R: 1 E: 0 K: 0 S: 4	H: 2 LOB: 1 BB: 1 P: 8	R: 0 E: 0 K: 0 S: 3	H: 0 LOB: 0 BB: 0 P: 3	R: 0 E: 0 K: 1 S: 5	H: 0 LOB: 0 BB: 0 P: 5	R: 0 E: 0 K: 0 S: 3	H: 0 LOB: 1 BB: 1 P: 7	R: 0 E: 0 K: 1 S: 6	H: 1 LOB: 1 BB: 0 P: 6	1B: 6 2B: 0 3B: 0 HR: 0	SF: 0 SAC: 0 DP: 1 HBP: 0	WP: 1 PB: 0 SB: 0 CS: 0	PA: 37
PITCHER	IP WLS BF H R ER SO BB IBB HBP BLK WP HR S P ERA WHIP	IP WLS BF H R ER SO BB IBB HBP BLK WP HR S P ERA WHIP																				
Bill Stoneman, R ERA: 3.11 (1, 1)	9.0 W 37 6 1 1 9 5 0 0 0 1 0 50 70 1.00 1.222																					

Batter	1	2	3	4	5	6	7	8	9	AB R H RBI BB SO LOB	TOP
Ron Hunt, R OBP: 0.401, SLG: 0.359 Gary Sutherland, R (5, PR) OBP: 0.270, SLG: 0.319	2-2 FC5-4 HBP		0-1 5-3		1-1 FC6-4		1-1 SH3-4		0-3 K	2 0 0 1 0 0 1 1 0 0 0 0 1 1	Montreal Expos @ Philadelphia Phillies Veterans Stadium, Philadelphia, PA Fri Jul 09 1971, 7:05 PM EDT Att: 14,847 - Unknown AB 31 R 3 H 7 RBI 3 BB 5 SO 4 LOB 16 
Ron Woods, R OBP: 0.340, SLG: 0.400	1-1 FC5-4 1B		0-1 6-3		0-0 F3		1-1 4-3 2H 1B	4-0 BB	4 0 1 1 1 0 2		
Rusty Staub, L OBP: 0.396, SLG: 0.439	0-0 FC6-4 1B			4-2 1B BB		3-2 F7	3-1 4-3	2-2 G3	4 0 1 0 1 0 3		
Bob Bailey, R OBP: 0.373, SLG: 0.418	1-2 FC6-4			0-0 BB 1B		3-1 P4	0-2 L6		4 0 1 0 0 0 2		
Stan Swanson, R OBP: 0.289, SLG: 0.310 Boots Day, L (8, PH) OBP: 0.326, SLG: 0.351		1-0 L5		0-2 B2		0-0 1B 2B		1-0 F5	3 1 1 0 0 0 2 1 0 0 0 0 0 0		
John Bateman, R OBP: 0.282, SLG: 0.359		0-0 6-3		1-0 G6-4-3 1B		0-0 BB 1B		1-3 K	4 0 1 1 0 1 2		
Ron Fairly, L OBP: 0.376, SLG: 0.409		4-1 BB			2-2 1B SH2-4 FC6-4 1B	4-1 BB		3-1 P6	2 1 1 0 2 0 0		
Bobby Wine, R OBP: 0.213, SLG: 0.166		1-3 K			1-1 SH2-4	1-2 L6		0-3 K	3 0 0 0 0 2 3		
Steve Renko, R OBP: 0.214, SLG: 0.291			1-0 4-3		2-0 FC6-4 1B		1-1 E1 SH3-4 1B	4-0 BB BB	3 1 1 0 1 0 0		
Inning Stats	R: 0 H: 1 E: 0 LOB: 1 K: 0 BB: 0 S: 10 P: 14	R: 0 H: 0 E: 0 LOB: 1 K: 1 BB: 1 S: 6 P: 12	R: 0 H: 0 E: 0 LOB: 0 K: 0 BB: 0 S: 5 P: 6	R: 0 H: 1 E: 0 LOB: 1 K: 0 BB: 1 S: 9 P: 14	R: 1 H: 2 E: 0 LOB: 1 K: 0 BB: 0 S: 10 P: 16	R: 1 H: 2 E: 0 LOB: 2 K: 0 BB: 1 S: 11 P: 22	R: 1 H: 1 E: 1 LOB: 1 K: 0 BB: 0 S: 11 P: 17	R: 0 H: 0 E: 0 LOB: 0 K: 2 BB: 2 S: 6 P: 11	R: 0 H: 0 E: 0 LOB: 2 K: 2 BB: 2 S: 9 P: 19	1B: 6 SF: 0 2B: 1 SAC: 2 3B: 0 DP: 1 HR: 0 HBP: 1	
PITCHER	IP WLS BF H R ER SO BB IBB HBP BLK WP HR S P ERA WHIP										
Chris Short, L ERA: 4.08	(1, 1) 6.2 L 30 7 3 2 1 3 0 0 1 0 0 0 59 98 2.70 1.500										
Darrell Brandon, R ERA: 2.11	(7, 1) 2.1 9 0 0 0 3 2 0 0 0 0 0 0 18 33 0.00 0.857										

Batter	1	2	3	4	5	6	7	8	9	AB R H RBI BB SO LOB	BOTTOM
Denny Doyle, L OBP: 0.284, SLG: 0.314	0-3 K		4-1 3-1 BB BB		0-2 F9			0-2 3-1		3 0 0 0 1 1 0	Montreal Expos @ Philadelphia Phillies Veterans Stadium, Philadelphia, PA Fri Jul 09 1971, 7:05 PM EDT Att: 14,847 - Unknown AB 27 R 0 H 1 RBI 0 BB 6 SO 6 LOB 12 
Larry Bowa, S OBP: 0.287, SLG: 0.280	4-2 1B BB		4-0 3-1 BB		0-0 L9			0-2 3-1		2 0 0 0 2 0 0	
Tim McCarver, L OBP: 0.319, SLG: 0.426	2-2 P4		1-2 3-1		1-0 4-3			3-2 G3		4 0 0 0 0 0 3	
Willie Montanez, L OBP: 0.343, SLG: 0.508	1-2 FC5-4 1B		4-0 G6-4-3 IBB			3-3 K		1-0 F9		3 0 1 0 1 1 0	
Deron Johnson, R OBP: 0.345, SLG: 0.455	0-0 FC5-4		0-0 G6-4-3			2-3 K		1-2 L8		4 0 0 0 0 1 5	
Oscar Gamble, L OBP: 0.303, SLG: 0.405 Darrell Brandon, R OBP: 0.167, SLG: 0.167 Byron Browne, R (9, PH) OBP: 0.295, SLG: 0.368		3-3 K		4-0 FC3-6 BB		0-2 P5		3-3 K		2 0 0 0 1 1 0 0 0 0 0 0 0 0 1 0 0 0 0 1 0	
Don Money, R OBP: 0.258, SLG: 0.330		1-0 6-3		1-1 FC3-6			2-1 F3			3 0 0 0 0 0 1	
John Vukovich, R OBP: 0.213, SLG: 0.178		4-2 BB		0-0 P5			1-0 P4			2 0 0 0 1 0 1	
Chris Short, R OBP: 0.211, SLG: 0.091 Ron Stone, L OBP: 0.317, SLG: 0.250		1-3 K		0-0 G3			1-1 F8			2 0 0 0 0 1 2 1 0 0 0 0 0 0	
Inning Stats	R: 0 H: 1 E: 0 LOB: 2 K: 1 BB: 1 S: 14 P: 20	R: 0 H: 0 E: 0 LOB: 1 K: 2 BB: 1 S: 13 P: 22	R: 0 H: 0 E: 0 LOB: 3 K: 0 BB: 3 S: 5 P: 18	R: 0 H: 0 E: 0 LOB: 1 K: 0 BB: 1 S: 4 P: 9	R: 0 H: 0 E: 0 LOB: 0 K: 0 BB: 0 S: 5 P: 6	R: 0 H: 0 E: 0 LOB: 0 K: 2 BB: 0 S: 13 P: 18	R: 0 H: 0 E: 0 LOB: 0 K: 0 BB: 0 S: 5 P: 9	R: 0 H: 0 E: 0 LOB: 0 K: 0 BB: 0 S: 9 P: 12	R: 0 H: 0 E: 0 LOB: 0 K: 1 BB: 0 S: 7 P: 12	1B: 1 SF: 0 2B: 0 SAC: 0 3B: 0 DP: 1 HR: 0 HBP: 0	
PITCHER	IP WLS BF H R ER SO BB IBB HBP BLK WP HR S P ERA WHIP										
Steve Renko, R ERA: 3.7	(1, 1) 9.0 W 33 1 0 0 6 5 1 0 0 0 0 0 75 126 0.00 0.667										

Batter	1	2	3	4	5	6	7	8	9	AB	R	H	RBI	BB	SO	LOB	TOP					
Stan Swanson, R (1, 8) OBP: 0.286, SLG: 0.304 Dan McGinn, L (8, 1) OBP: 0.222, SLG: 0.222	0-2 CS 1B		1-3 K2-3		0-3 K			0-0 6-3		4	0	1	0	0	2	2						
Ron Woods, R (1, 7) OBP: 0.315, SLG: 0.367	2-1 F9			1-2 6-3		2-3 K		2-3 K	2-3 K	4	0	0	0	0	2	1						
Clyde Mashore, R (1, 9) OBP: 0.256, SLG: 0.262	3-1 5-3			4-1 S 1B BB		0-2 1-3		4-2 BB	4-2 BB	2	0	0	0	2	0	1						
Bob Bailey, R (1, 3) OBP: 0.372, SLG: 0.415		1-0 5-3		3-2 S 1B		2-2 6-3		1-1 F8	1-1 F8	4	0	1	0	0	0	1						
John Bateman, R (1, 2) OBP: 0.278, SLG: 0.354		0-3 K		0-3 K		3-2 L7		1-2 P4	1-2 P4	4	0	0	0	0	2	3						
Coco Laboy, R (1, 5) OBP: 0.311, SLG: 0.312		2-2 5-3		2-2 5-3		1-1 F8				3	0	0	0	0	0	2						
Gary Sutherland, R (1, 4) OBP: 0.264, SLG: 0.311			0-1 6-3		0-0 1-3		2-1 L9			3	0	0	0	0	0	0						
Bobby Wine, R (1, 6) OBP: 0.215, SLG: 0.174			0-1 2B		2-2 1-3		0-3 K			3	0	1	0	0	1	0						
John Strohmayr, R (1, 1) OBP: 0.350, SLG: 0.350 Rusty Staub, L (8, PH) OBP: 0.395, SLG: 0.437			3-2 L4		0-0 1B		1-2 L7			2	0	1	0	0	0	1						
Inning Stats	R: 0 E: 0 K: 0 S: 7	H: 1 LOB: 0 BB: 0 P: 12	R: 0 E: 0 K: 1 S: 8	H: 0 LOB: 0 BB: 0 P: 11	R: 0 E: 0 K: 1 S: 10	H: 1 LOB: 1 BB: 0 P: 14	R: 0 E: 0 K: 1 S: 15	H: 1 LOB: 2 BB: 1 P: 25	R: 0 E: 0 K: 1 S: 9	H: 1 LOB: 1 BB: 0 P: 11	R: 0 E: 0 K: 0 S: 10	H: 0 LOB: 0 BB: 0 P: 14	R: 0 E: 0 K: 0 S: 7	H: 0 LOB: 0 BB: 0 P: 13	R: 0 E: 0 K: 1 S: 7	H: 0 LOB: 0 BB: 0 P: 8	R: 0 E: 0 K: 1 S: 11	H: 0 LOB: 1 BB: 1 P: 19	1B: 3 2B: 1 3B: 0 HR: 0	SF: 0 SAC: 0 DP: 0 HBP: 0	WP: 0 PB: 0 SB: 2 CS: 1	PA: 32
PITCHER Woodie Fryman, L (1, 1) ERA: 2.64	IP: 9.0 WLS: W BF: 32 H: 4 R: 0 ER: 0 SO: 7 BB: 2 IBB: 0 HBP: 0 BLK: 0 WP: 0 HR: 0 S: 84 P: 127 ERA: 0.00 WHIP: 0.667															PITCHER	IP: 9.0 WLS: W BF: 32 H: 4 R: 0 ER: 0 SO: 7 BB: 2 IBB: 0 HBP: 0 BLK: 0 WP: 0 HR: 0 S: 84 P: 127 ERA: 0.00 WHIP: 0.667					

Montreal Expos @ Philadelphia Phillies
Veterans Stadium, Philadelphia, PA
Sat Jul 10 1971, 7:05 PM EDT
Unknown

AB	30
R	0
H	4
RBI	0
BB	2
SO	7
LOB	11



Batter	1	2	3	4	5	6	7	8	9	AB	R	H	RBI	BB	SO	LOB	BOTTOM			
Denny Doyle, L (1, 4) OBP: 0.283, SLG: 0.313	0-1 1-3		0-0 2H 1B		0-3 K			0-0 6-3		4	0	1	1	0	1	0				
Larry Bowa, S (1, 6) OBP: 0.284, SLG: 0.277	3-1 G3		2-2 F9		0-0 4-3		0-0 4-3			4	0	0	0	0	0	1				
Willie Montanez, L (1, 8) OBP: 0.342, SLG: 0.503	0-0 L8		0-1 G3		1-0 F7		4-1 1B CS BB			3	0	0	0	1	0	1				
Deron Johnson, R (1, 3) OBP: 0.349, SLG: 0.468		1-0 HR		0-0 1-3		0-1 1B		1-1 1B		4	1	3	1	0	0	0				
Oscar Gamble, L (1, 9) OBP: 0.302, SLG: 0.400		0-0 F8		0-0 G3		0-0 G3		3-1 1B		4	0	1	0	0	0	1				
Don Money, R (1, 7) OBP: 0.264, SLG: 0.328		0-1 5-3		4-0 BB		2-0 HBP		3-1 CS		1	0	0	0	1	0	0				
John Vukovich, R (1, 5) OBP: 0.207, SLG: 0.173		1-1 5-3		0-0 F3		1-1 L8		3-1 3H		3	0	0	0	0	2					
Mike Ryan, R (1, 2) OBP: 0.235, SLG: 0.375			0-0 1B 2B		0-3 K		0-0 F9			3	1	1	0	0	1	1				
Woodie Fryman, R (1, 1) OBP: 0.077, SLG: 0.077			1-3 K		0-3 K		0-0 4-3			3	0	0	0	0	2	2				
Inning Stats	R: 0 E: 0 K: 0 S: 5	H: 0 LOB: 0 BB: 0 P: 8	R: 1 E: 0 K: 0 S: 6	H: 1 LOB: 0 BB: 0 P: 8	R: 1 E: 0 K: 1 S: 11	H: 2 LOB: 1 BB: 0 P: 14	R: 0 E: 0 K: 0 S: 3	H: 0 LOB: 1 BB: 1 P: 7	R: 0 E: 0 K: 3 S: 9	H: 0 LOB: 0 BB: 0 P: 9	R: 0 E: 0 K: 0 S: 5	H: 1 LOB: 1 BB: 0 P: 6	R: 0 E: 0 K: 0 S: 4	H: 0 LOB: 1 BB: 0 P: 7	R: 0 E: 0 K: 0 S: 8	H: 2 LOB: 2 BB: 1 P: 19	1B: 4 2B: 1 3B: 0 HR: 1	SF: 0 SAC: 0 DP: 0 HBP: 1	WP: 0 PB: 0 SB: 0 CS: 1	PA: 33
PITCHER John Strohmayr, R (1, 1) ERA: 3.54 Dan McGinn, L (8, 1) ERA: 5.04	IP: 7.0 WLS: L BF: 27 H: 4 R: 2 ER: 2 SO: 4 BB: 1 IBB: 0 HBP: 1 BLK: 0 WP: 0 HR: 1 S: 43 P: 59 ERA: 2.57 WHIP: 0.714															PITCHER	IP: 7.0 WLS: L BF: 27 H: 4 R: 2 ER: 2 SO: 4 BB: 1 IBB: 0 HBP: 1 BLK: 0 WP: 0 HR: 1 S: 43 P: 59 ERA: 2.57 WHIP: 0.714			

Montreal Expos @ Philadelphia Phillies
Veterans Stadium, Philadelphia, PA
Sat Jul 10 1971, 7:05 PM EDT
Unknown

AB	29
R	2
H	6
RBI	2
BB	2
SO	4
LOB	8



Batter	1	2	3	4	5	6	7	8	9	AB	R	H	RBI	BB	SO	LOB	TOP			
Boots Day, L OBP: 0.325, SLG: 0.348 (1, 8)										4	0	1	0	0	3	1	Montreal Expos @ Philadelphia Phillies Veterans Stadium, Philadelphia, PA Sat Jul 10 1971, 7:05 PM EDT Att: 37,014 - Unknown			
Ron Fairly, L OBP: 0.374, SLG: 0.406 (1, 7)										4	0	1	0	0	0	3				
Rusty Staub, L OBP: 0.391, SLG: 0.432 (1, 9)										4	0	0	0	0	0	1				
Dave McDonald, L OBP: 0.207, SLG: 0.217 (1, 3)										4	0	0	0	0	3	0				
Bob Bailey, R OBP: 0.376, SLG: 0.429 (1, 5)										3	2	2	1	1	0	0				
John Bateman, R OBP: 0.281, SLG: 0.357 (1, 2)										3	0	1	1	1	0	1				
Clyde Mashore, R OBP: 0.256, SLG: 0.262 (9, PR)										0	0	0	0	0	0	0				
Ron Brand, R OBP: 0.244, SLG: 0.205 (1, 6)										3	0	0	0	0	0	1				
Jim Fairley, L OBP: 0.310, SLG: 0.317 (9, PH)										1	0	0	0	0	1	1				
Gary Sutherland, R OBP: 0.271, SLG: 0.317 (1, 4)										4	0	2	0	0	0	1				
Bill Stoneman, R OBP: 0.236, SLG: 0.143 (1, 1)										3	0	0	0	0	1	2				
Inning Stats	R: 0 E: 0 K: 1 S: 6	H: 1 LOB: 0 BB: 0 P: 10	R: 0 E: 0 K: 1 S: 5	H: 0 LOB: 0 BB: 0 P: 5	R: 0 E: 0 K: 0 S: 8	H: 2 LOB: 2 BB: 0 P: 9	R: 1 E: 0 K: 1 S: 8	H: 1 LOB: 1 BB: 1 P: 13	R: 0 E: 0 K: 0 S: 6	H: 1 LOB: 1 BB: 0 P: 9	R: 0 E: 0 K: 1 S: 7	H: 0 LOB: 0 BB: 0 P: 10	R: 0 E: 0 K: 1 S: 8	H: 0 LOB: 0 BB: 0 P: 14	R: 1 E: 0 K: 2 S: 12	H: 1 LOB: 1 BB: 1 P: 19	1B: 5 2B: 1 3B: 0 HR: 1	SF: 0 SAC: 0 DP: 1 HBP: 0	WP: 0 PB: 0 SB: 2 CS: 0	PA: 35
PITCHER Rick Wise, R ERA: 2.97 (1, 1)	IP: 9.0 WLS: W BF: 35 H: 7 R: 2 ER: 2 SO: 8 BB: 2 IBB: 0 HBP: 0 BLK: 0 WP: 0 HR: 1 S: 66 P: 98 ERA: 2.00 WHIP: 1.000																			

Batter	1	2	3	4	5	6	7	8	9	AB	R	H	RBI	BB	SO	LOB	BOTTOM			
Denny Doyle, L OBP: 0.287, SLG: 0.313 (1, 4)										3	0	1	0	1	0	0	Montreal Expos @ Philadelphia Phillies Veterans Stadium, Philadelphia, PA Sat Jul 10 1971, 7:05 PM EDT Att: 37,014 - Unknown			
Larry Bowa, S OBP: 0.286, SLG: 0.277 (1, 6)										3	1	1	1	1	0	1				
Tim McCarver, L OBP: 0.322, SLG: 0.434 (1, 2)										4	0	2	1	0	0	3				
Deron Johnson, R OBP: 0.348, SLG: 0.475 (1, 3)										4	1	1	1	0	0	2				
Willie Montanez, L OBP: 0.341, SLG: 0.500 (1, 8)										4	0	1	0	0	2	0				
Oscar Gamble, L OBP: 0.300, SLG: 0.390 (1, 9)										3	0	0	0	1	1	0				
Don Money, R OBP: 0.265, SLG: 0.333 (1, 7)										3	1	1	0	0	0	2				
Bobby Pfeil, R OBP: 0.340, SLG: 0.364 (1, 5)										2	0	0	0	0	1	2				
Ron Stone, L OBP: 0.314, SLG: 0.247 (6, PH)										1	0	0	0	0	0	2				
John Vukovich, R OBP: 0.207, SLG: 0.173 (7, 5)										0	0	0	0	0	0	0				
Rick Wise, R OBP: 0.241, SLG: 0.500 (1, 1)										2	0	0	0	1	1	0				
Inning Stats	R: 1 E: 0 K: 0 S: 10	H: 1 LOB: 0 BB: 1 P: 17	R: 0 E: 0 K: 2 S: 10	H: 1 LOB: 0 BB: 0 P: 15	R: 0 E: 0 K: 1 S: 5	H: 1 LOB: 0 BB: 0 P: 6	R: 0 E: 0 K: 1 S: 5	H: 1 LOB: 0 BB: 0 P: 5	R: 1 E: 1 K: 1 S: 10	H: 1 LOB: 3 BB: 2 P: 22	R: 0 E: 0 K: 0 S: 10	H: 1 LOB: 2 BB: 1 P: 15	R: 0 E: 0 K: 0 S: 3	H: 0 LOB: 0 BB: 0 P: 3	R: 1 E: 0 K: 0 S: 7	H: 1 LOB: 0 BB: 0 P: 11	1B: 4 2B: 2 3B: 1 HR: 1	SF: 0 SAC: 0 DP: 3 HBP: 0	WP: 0 PB: 0 SB: 0 CS: 0	PA: 33
PITCHER Bill Stoneman, R ERA: 3.06 (1, 1)	IP: 8.0 WLS: L BF: 33 H: 7 R: 3 ER: 2 SO: 5 BB: 4 IBB: 0 HBP: 0 BLK: 0 WP: 0 HR: 1 S: 60 P: 94 ERA: 2.25 WHIP: 1.375																			

AB	33
R	2
H	7
RBI	2
BB	2
SO	8
LOB	11



Batter	1	2	3	4	5	6	7	8	9	AB	R	H	RBI	BB	SO	LOB	TOP				
Jim Fairley, L (1, 7) <small>OBP: 0.300, SLG: 0.306</small> Ron Woods, R (7, PH) <small>OBP: 0.309, SLG: 0.360</small>	0-3 K	0-3 K		0-0 3-4-1			3-2 6-3			3	0	0	0	0	2	1					
Ron Fairly, L (1, 3) <small>OBP: 0.372, SLG: 0.401</small>	4-2 1B HR BB	0-3 K			0-0 P6		0-0 F5			3	1	0	0	1	1	0					
Rusty Staub, L (1, 9) <small>OBP: 0.389, SLG: 0.429</small>	0-2 1-2 HR			2-2 F8		0-0 L8		0-0 6-3		4	1	1	0	0	0	0					
Bob Bailey, R (1, 5) <small>OBP: 0.372, SLG: 0.423</small>	1-3 K			3-2 6-3		0-0 P4		0-0 6-3		4	0	0	0	0	1	2					
Boots Day, L (1, 8) <small>OBP: 0.335, SLG: 0.378</small> Clyde Mashore, R (8, PH) <small>OBP: 0.254, SLG: 0.259</small>	3-2 1-H 2-H HR			0-0 2B		4-0 FC6-5 S BB		0-0 6-3		2	1	2	3	1	0	0					
John Bateman, R (1, 2) <small>OBP: 0.277, SLG: 0.353</small>	2-2 P3			0-0 4-3		3-3 K		0-0 5-3		4	0	0	0	0	1	2					
Gary Sutherland, R (1, 4) <small>OBP: 0.278, SLG: 0.325</small>		4-1 SH1-4 HR BB		3-1 SH3 2B		0-0 FC6-5		0-0 5-3		3	1	1	0	1	0	1					
Bobby Wine, R (1, 6) <small>OBP: 0.214, SLG: 0.173</small> Howie Reed, R (6, 1) Ernie McAnally, R (6, 1) Stan Swanson, R (6, PH) <small>OBP: 0.280, SLG: 0.298</small>		0-1 SH1-4		2-0 SH3		0-0 F8		0-0 6-3		1	0	0	0	0	0	1					
Carl Morton, R (1, 1) <small>OBP: 0.213, SLG: 0.293</small> Dan McGinn, L (3, 1) <small>OBP: 0.200, SLG: 0.200</small> Ron Brandt, R (6, 6) <small>OBP: 0.238, SLG: 0.200</small>				0-0 G3				2-2 P6		1	1	1	2	0	0	0					
Inning Stats	R: 3 E: 0 K: 2 S: 18	H: 2 LOB: 0 BB: 1 P: 28	R: 2 E: 0 K: 2 S: 10	H: 1 LOB: 0 BB: 1 P: 14	R: 0 E: 0 K: 0 S: 8	H: 1 LOB: 1 BB: 0 P: 13	R: 0 E: 0 K: 0 S: 5	H: 0 LOB: 0 BB: 0 P: 3	R: 0 E: 0 K: 1 S: 6	H: 0 LOB: 1 BB: 1 P: 13	R: 0 E: 0 K: 0 S: 8	H: 0 LOB: 0 BB: 0 P: 13	R: 0 E: 0 K: 0 S: 3	H: 0 LOB: 0 BB: 0 P: 3	R: 0 E: 0 K: 0 S: 3	H: 0 LOB: 0 BB: 0 P: 3	1B: 1 2B: 2 3B: 0 HR: 2	SF: 0 SAC: 2 DP: 0 HBP: 0	WP: 0 PB: 0 SB: 1 CS: 0	PA: 35	
PITCHER	IP WLS BF H R ER SO BB IBB HBP BLK WP HR S P ERA WHIP	IP WLS BF H R ER SO BB IBB HBP BLK WP HR S P ERA WHIP	IP WLS BF H R ER SO BB IBB HBP BLK WP HR S P ERA WHIP	IP WLS BF H R ER SO BB IBB HBP BLK WP HR S P ERA WHIP	IP WLS BF H R ER SO BB IBB HBP BLK WP HR S P ERA WHIP	IP WLS BF H R ER SO BB IBB HBP BLK WP HR S P ERA WHIP	IP WLS BF H R ER SO BB IBB HBP BLK WP HR S P ERA WHIP	IP WLS BF H R ER SO BB IBB HBP BLK WP HR S P ERA WHIP	IP WLS BF H R ER SO BB IBB HBP BLK WP HR S P ERA WHIP	IP WLS BF H R ER SO BB IBB HBP BLK WP HR S P ERA WHIP	IP WLS BF H R ER SO BB IBB HBP BLK WP HR S P ERA WHIP	IP WLS BF H R ER SO BB IBB HBP BLK WP HR S P ERA WHIP	IP WLS BF H R ER SO BB IBB HBP BLK WP HR S P ERA WHIP	IP WLS BF H R ER SO BB IBB HBP BLK WP HR S P ERA WHIP	IP WLS BF H R ER SO BB IBB HBP BLK WP HR S P ERA WHIP	IP WLS BF H R ER SO BB IBB HBP BLK WP HR S P ERA WHIP	IP WLS BF H R ER SO BB IBB HBP BLK WP HR S P ERA WHIP	IP WLS BF H R ER SO BB IBB HBP BLK WP HR S P ERA WHIP	IP WLS BF H R ER SO BB IBB HBP BLK WP HR S P ERA WHIP	IP WLS BF H R ER SO BB IBB HBP BLK WP HR S P ERA WHIP	IP WLS BF H R ER SO BB IBB HBP BLK WP HR S P ERA WHIP

Montreal Expos @ Philadelphia Phillies
Veterans Stadium, Philadelphia, PA
Sun Jul 11 1971, 3:33 AM EDT
Att: 10,321 - Unknown

AB 30
R 5
H 5
RBI 5
BB 3
SO 5
LOB 8



Batter	1	2	3	4	5	6	7	8	9	AB	R	H	RBI	BB	SO	LOB	BOTTOM				
Denny Doyle, L (1, 4) <small>OBP: 0.289, SLG: 0.315</small>	1-0 L9	2-2 FC4-6			0-0 P6	0-0 1B E 1B		0-0 FC4-6 1B		5	1	2	1	0	0	1					
Larry Bowa, S (1, 6) <small>OBP: 0.285, SLG: 0.276</small>	0-1 P5			0-0 L4	0-0 F7	2-0 E3 1B WP 1B		0-0 FC4-6 BB		5	1	1	1	0	0	1					
Tim McCarver, L (1, 2) <small>OBP: 0.326, SLG: 0.435</small>	2-0 HR 1B			0-0 HR 1B	0-0 F7	0-0 F5		4-0 FC6-4 BB		4	2	2	0	1	0	0					
Deron Johnson, R (1, 3) <small>OBP: 0.351, SLG: 0.505</small>	2-2 1-H HR			3-2 1-H HR		0-0 K		1-1 FC6-4		5	3	3	5	0	1	2					
Willie Montanez, L (1, 8) <small>OBP: 0.342, SLG: 0.498</small>	3-2 FC4-6 1B			1-1 F7		4-0 1B SH5-4 2B BB		0-3 K		3	1	1	0	1	1	0					
Oscar Gamble, L (1, 7) <small>OBP: 0.293, SLG: 0.380</small>	2-0 FC4-6			0-3 K		0-0 SH5-4		0-0 1-3		3	0	0	0	0	1	1					
Roger Freed, R (1, 9) <small>OBP: 0.322, SLG: 0.302</small>				0-0 FC4-6 1B		4-0 FC3-6 1B		1-2 1B 1B		3	1	3	0	1	0	0					
John Vukovich, R (1, 5) <small>OBP: 0.204, SLG: 0.170</small> Don Money, R (6, PH) <small>OBP: 0.287, SLG: 0.335</small>				0-0 F3		3-2 FC3-6		0-0 5-3		2	0	0	0	0	2						
Barry Lersch, S (1, 1) <small>OBP: 0.288, SLG: 0.167</small> Joe Lisi, R (2, PH) <small>OBP: 0.310, SLG: 0.380</small> Jim Bunning, R (3, 1) <small>OBP: 0.194, SLG: 0.396</small> Bobby Phil, R (4, PH) <small>OBP: 0.111, SLG: 0.111</small> Bill Champion, R (5, 1) <small>OBP: 0.305, SLG: 0.267</small> Ron Stone, L (6, PH) <small>OBP: 0.305, SLG: 0.125</small> Joe Hoerner, R (7, 1)				0-3 K		0-0 G6-4-3		0-0 K		0	0	0	0	0	0	0					
Inning Stats	R: 2 E: 0 K: 0 S: 12	H: 3 LOB: 1 BB: 0 P: 22	R: 0 E: 0 K: 1 S: 9	H: 1 LOB: 0 BB: 0 P: 11	R: 2 E: 0 K: 1 S: 11	H: 2 LOB: 0 BB: 0 P: 15	R: 0 E: 0 K: 0 S: 3	H: 1 LOB: 0 BB: 0 P: 3	R: 0 E: 0 K: 1 S: 7	H: 1 LOB: 2 BB: 1 P: 12	R: 0 E: 0 K: 1 S: 8	H: 1 LOB: 1 BB: 0 P: 9	R: 0 E: 0 K: 1 S: 7	H: 1 LOB: 1 BB: 0 P: 12	R: 0 E: 0 K: 1 S: 7	H: 1 LOB: 1 BB: 0 P: 12	1B: 10 2B: 1 3B: 0 HR: 3	SF: 0 SAC: 1 DP: 1 HBP: 0	WP: 1 PB: 0 SB: 0 CS: 0	PA: 40	
PITCHER	IP WLS BF H R ER SO BB IBB HBP BLK WP HR S P ERA WHIP	IP WLS BF H R ER SO BB IBB HBP BLK WP HR S P ERA WHIP	IP WLS BF H R ER SO BB IBB HBP BLK WP HR S P ERA WHIP	IP WLS BF H R ER SO BB IBB HBP BLK WP HR S P ERA WHIP	IP WLS BF H R ER SO BB IBB HBP BLK WP HR S P ERA WHIP	IP WLS BF H R ER SO BB IBB HBP BLK WP HR S P ERA WHIP	IP WLS BF H R ER SO BB IBB HBP BLK WP HR S P ERA WHIP	IP WLS BF H R ER SO BB IBB HBP BLK WP HR S P ERA WHIP	IP WLS BF H R ER SO BB IBB HBP BLK WP HR S P ERA WHIP	IP WLS BF H R ER SO BB IBB HBP BLK WP HR S P ERA WHIP	IP WLS BF H R ER SO BB IBB HBP BLK WP HR S P ERA WHIP	IP WLS BF H R ER SO BB IBB HBP BLK WP HR S P ERA WHIP	IP WLS BF H R ER SO BB IBB HBP BLK WP HR S P ERA WHIP	IP WLS BF H R ER SO BB IBB HBP BLK WP HR S P ERA WHIP	IP WLS BF H R ER SO BB IBB HBP BLK WP HR S P ERA WHIP	IP WLS BF H R ER SO BB IBB HBP BLK WP HR S P ERA WHIP	IP WLS BF H R ER SO BB IBB HBP BLK WP HR S P ERA WHIP	IP WLS BF H R ER SO BB IBB HBP BLK WP HR S P ERA WHIP	IP WLS BF H R ER SO BB IBB HBP BLK WP HR S P ERA WHIP	IP WLS BF H R ER SO BB IBB HBP BLK WP HR S P ERA WHIP	IP WLS BF H R ER SO BB IBB HBP BLK WP HR S P ERA WHIP

Montreal Expos @ Philadelphia Phillies
Veterans Stadium, Philadelphia, PA
Sun Jul 11 1971, 3:33 AM EDT
Att: 10,321 - Unknown

AB 36
R 11
H 14
RBI 9
BB 3
SO 5
LOB 10



Batter	1	2	3	4	5	6	7	8	9	AB	R	H	RBI	BB	SO	LOB	TOP		
Gary Sutherland, R (1,4) OBP: 0.270, SLG: 0.315	F8		P6		3-1			6-3		4	0	0	0	0	0	0	Montreal Expos @ St. Louis Cardinals Busch Stadium, St. Louis, MO Thu Jul 15 1971, 7:05 PM CDT Unknown		
Ron Woods, R (1,7) OBP: 0.305, SLG: 0.370	K		3-1			G3 1B 2B		4-3		4	1	1	0	0	1	0			
Rusty Staub, L (1,9) OBP: 0.385, SLG: 0.424	4-3			P6		G3		4-3		4	0	0	0	0	0	1			
Bob Bailey, R (1,5) OBP: 0.376, SLG: 0.425		G1-6-3 BB		F9				FC6-4 1B		3	0	2	1	1	0	0			
John Bateman, R (1,2) OBP: 0.277, SLG: 0.351		G1-6-3 1-2		HR 1B		3-H K		F3		4	1	1	0	0	1	3			
Stan Swanson, R (1,8) OBP: 0.296, SLG: 0.373		1B 1B		HR 1-H		F2		FC6-4 1-2		4	1	2	2	0	0	2			
John Boccabella, R (1,3) OBP: 0.247, SLG: 0.342		1-2 1B		K			K	K		4	0	1	0	0	3	1			
Bobby Wine, R (1,6) OBP: 0.210, SLG: 0.170		F8			6-3		5-3			3	0	0	0	0	0	2			
John Strohmayr, R (1,1) OBP: 0.318, SLG: 0.318			K		F8		6-3			2	0	0	0	0	1	0			
Howie Reed, R (6,1)										0	0	0	0	0	0	0			
Dan McGinn, L (6,1) OBP: 0.200, SLG: 0.200										0	0	0	0	0	0	0			
Ron Hunt, R (7, PH) OBP: 0.399, SLG: 0.358										1	0	0	0	0	0	0			
Mike Marshall, R (7,1) OBP: 0.296, SLG: 0.167										0	0	0	0	0	0	0			
Inning Stats	R: 0 E: 0 K: 1 S: 5	H: 0 LOB: 0 BB: 0 P: 5	R: 0 E: 0 K: 0 S: 4	H: 2 LOB: 2 BB: 1 P: 8	R: 0 E: 0 K: 1 S: 5	H: 0 LOB: 0 BB: 0 P: 5	R: 2 E: 0 K: 1 S: 7	H: 2 LOB: 0 BB: 0 P: 7	R: 0 E: 0 K: 0 S: 3	H: 0 LOB: 0 BB: 0 P: 3	R: 1 E: 0 K: 1 S: 7	H: 2 LOB: 1 BB: 0 P: 7	R: 0 E: 0 K: 1 S: 5	H: 0 LOB: 0 BB: 0 P: 5	R: 0 E: 0 K: 0 S: 3	H: 1 LOB: 1 BB: 0 P: 6	1B: 5 2B: 1 3B: 0 HR: 1	SF: 0 SAC: 0 DP: 1 HBP: 0	WP: 0 PA: 34 PB: 0 SB: 0 CS: 0
PITCHER Steve Carlton, L (1,1) ERA: 3.64	IP: 9.0 WLS: W BF: 34 H: 7 R: 3 ER: 3 SO: 6 BB: 1 IBB: 0 HBP: 0 BLK: 0 WP: 0 HR: 1 S: 45 P: 49 ERA: 3.00 WHIP: 0.889																		

Batter	1	2	3	4	5	6	7	8	9	AB	R	H	RBI	BB	SO	LOB	BOTTOM		
Lou Brock, L (1,7) OBP: 0.404, SLG: 0.464	1B 1B 1B BB		5-3		3-1		2B 3B			3	2	1	0	1	0	0	Montreal Expos @ St. Louis Cardinals Busch Stadium, St. Louis, MO Thu Jul 15 1971, 7:05 PM CDT Unknown		
Matty Alou, L (1,9) OBP: 0.359, SLG: 0.426	1B 1-2 1B		1B 3B		E7 1B 1B		P4			4	3	3	0	0	0	1			
Ted Simmons, S (1,2) OBP: 0.367, SLG: 0.425	FC3-6 1-2 2-3 1B		1-3 1B		FC3-4 1B		WP SF7-4-3 2B			4	1	3	2	0	0	1			
Joe Torre, R (1,5) OBP: 0.415, SLG: 0.540	FC3-6 1-2 2-H 3-H 1B		1B		FC3-4 1-2 1B		3-H 4-0 1B			3	0	2	3	1	0	1			
Joe Hague, L (1,3) OBP: 0.321, SLG: 0.374	FC3-6 1-2 2-3 1B		K		L6		SF7-5-4-3			3	0	0	1	0	1	4			
Jose Cruz, L (1,8) OBP: 0.327, SLG: 0.364	9-2 3-H			5-3 S 1B		1B SF7 2B		F8		4	1	2	0	0	0	2			
Julian Javier, R (1,4) OBP: 0.271, SLG: 0.354		5-3		6-3 1-2		G6-3 1B		F8		4	0	1	0	0	0	1			
Dal Maxvill, R (1,6) OBP: 0.326, SLG: 0.291		G3		5-3 2-3		SF7		1B		3	0	1	1	0	0	1			
Steve Carlton, L (1,1) OBP: 0.196, SLG: 0.255		F8		F7		3-H G6-3 1-2		K		4	0	0	0	0	1	3			
Inning Stats	R: 2 E: 0 K: 0 S: 5	H: 3 LOB: 1 BB: 1 P: 9	R: 0 E: 0 K: 0 S: 3	H: 0 LOB: 0 BB: 0 P: 3	R: 1 E: 0 K: 1 S: 7	H: 2 LOB: 1 BB: 0 P: 7	R: 0 E: 0 K: 0 S: 4	H: 1 LOB: 1 BB: 0 P: 4	R: 1 E: 0 K: 0 S: 5	H: 2 LOB: 1 BB: 0 P: 5	R: 1 E: 0 K: 0 S: 4	H: 2 LOB: 0 BB: 0 P: 4	R: 2 E: 0 K: 0 S: 4	H: 2 LOB: 0 BB: 1 P: 8	R: 0 E: 0 K: 1 S: 6	H: 1 LOB: 1 BB: 0 P: 6		1B: 9 2B: 4 3B: 2 HR: 0	SF: 2 SAC: 0 DP: 3 HBP: 0
PITCHER John Strohmayr, R (1,1) ERA: 3.82	IP: 5.0 WLS: L BF: 23 H: 8 R: 4 ER: 4 SO: 1 BB: 1 IBB: 0 HBP: 0 BLK: 0 WP: 0 HR: 0 S: 24 P: 28 ERA: 7.20 WHIP: 1.800																		
Howie Reed, R (6,1) ERA: 3.92	0.1	3	2	1	1	0	0	0	0	0	0	3	3	27.00	6.000				
Dan McGinn, L (6,1) ERA: 5.29	0.2	1	0	0	0	0	0	0	0	0	1	1	0.00	0.000					
Mike Marshall, R (7,1) ERA: 6.4	2.0	9	3	2	2	1	0	1	0	10	14	9.00	1.500						

Batter	1	2	3	4	5	6	7	8	9	AB	R	H	RBI	BB	SO	LOB	TOP
Ron Hunt, R OBP: 0.398, SLG: 0.357 (1, 4)			5-3			F7				4	0	2	0	0	0	0	Montreal Expos @ St. Louis Cardinals Busch Stadium, St. Louis, MO Fri Jul 16 1971, 7:05 PM CDT Att: 23,765 - Unknown
Ron Fairly, L OBP: 0.376, SLG: 0.394 (1, 3)			P3			F7				3	0	0	0	1	0	1	
Rusty Staub, L OBP: 0.386, SLG: 0.422 (1, 9)			F7							3	0	1	0	1	0	1	
Bob Bailey, R OBP: 0.372, SLG: 0.418 (1, 5)										3	0	0	0	1	0	4	
Boots Day, L OBP: 0.333, SLG: 0.371 (1, 8)										4	0	0	0	0	2	5	
Jim Fairey, L OBP: 0.287, SLG: 0.292 (1, 7)										4	0	0	0	0	1	3	
John Bateman, R OBP: 0.274, SLG: 0.347 (1, 2)										4	0	0	0	0	1	0	
Bobby Wine, R OBP: 0.217, SLG: 0.179 (1, 6)										3	0	2	0	0	0	0	
Steve Renko, R OBP: 0.207, SLG: 0.281 (1, 1)										2	0	0	0	0	0	1	
Dave McDonald, L OBP: 0.200, SLG: 0.208 (7, PH)										1	0	0	0	0	0	1	
Mike Marshall, R OBP: 0.286, SLG: 0.167 (7, 1)										0	0	0	0	0	0	0	
Claude Raymond, R OBP: 0.167, SLG: 0.167 (8, 1)										0	0	0	0	0	0	0	
Inning Stats	R: 0 E: 0 K: 1 S: 6	H: 1 LOB: 3 BB: 2 P: 14	R: 0 E: 0 K: 0 S: 3	H: 0 LOB: 0 BB: 0 P: 3	R: 0 E: 0 K: 1 S: 5	H: 0 LOB: 0 BB: 0 P: 5	R: 0 E: 0 K: 1 S: 5	H: 1 LOB: 2 BB: 1 P: 10	R: 0 E: 0 K: 0 S: 4	H: 1 LOB: 1 BB: 0 P: 4	R: 0 E: 0 K: 1 S: 5	H: 0 LOB: 0 BB: 0 P: 5	1B: 5 2B: 0 3B: 0 HR: 0	SF: 0 SAC: 0 DP: 1 HBP: 0	WP: 0 PB: 0 SB: 0 CS: 0	PA: 34	
PITCHER Reggie Cleveland, R ERA: 3.98 (1, 1)	IP: 9.0 WLS: W BF: 34 H: 5 R: 0 ER: 0 SO: 4 BB: 3 IBB: 0 HBP: 0 BLK: 0 WP: 0 HR: 0 S: 39 P: 51 ERA: 0.00 WHIP: 0.889																

AB	31
R	0
H	5
RBI	0
BB	3
SO	4
LOB	16



Batter	1	2	3	4	5	6	7	8	9	AB	R	H	RBI	BB	SO	LOB	BOTTOM			
Lou Brock, L OBP: 0.402, SLG: 0.457 (1, 7)										4	0	1	0	1	0	1	Montreal Expos @ St. Louis Cardinals Busch Stadium, St. Louis, MO Fri Jul 16 1971, 7:05 PM CDT Att: 23,765 - Unknown			
Matty Alou, L OBP: 0.358, SLG: 0.425 (1, 9)										5	1	1	0	0	0	6				
Luis Melendez, R OBP: 0.315, SLG: 0.241 (8, FR) (9, 9)										4	1	1	2	0	1	1				
Ted Simmons, S OBP: 0.365, SLG: 0.426 (1, 2)										3	0	1	1	2	1	2				
Joe Torre, R OBP: 0.416, SLG: 0.534 (1, 5)										4	0	2	1	1	1	1				
Joe Hague, L OBP: 0.329, SLG: 0.389 (1, 3)										4	0	2	1	1	1	1				
Jose Cruz, L OBP: 0.350, SLG: 0.360 (1, 8)										2	1	1	0	2	0	2				
Ted Sizemore, R OBP: 0.319, SLG: 0.336 (1, 4)										3	1	1	1	1	0	4				
Dal Maxvill, R OBP: 0.333, SLG: 0.288 (1, 6)										2	0	1	0	2	1	1				
Reggie Cleveland, R OBP: 0.122, SLG: 0.163 (1, 1)										4	2	0	0	0	0	4				
Inning Stats	R: 0 E: 0 K: 0 S: 3	H: 0 LOB: 1 BB: 2 P: 3	R: 0 E: 0 K: 0 S: 2	H: 0 LOB: 1 BB: 2 P: 10	R: 0 E: 0 K: 0 S: 4	H: 2 LOB: 1 BB: 0 P: 4	R: 0 E: 0 K: 0 S: 3	H: 0 LOB: 2 BB: 2 P: 11	R: 3 E: 1 K: 1 S: 7	H: 3 LOB: 2 BB: 1 P: 11	R: 2 E: 1 K: 1 S: 7	H: 1 LOB: 2 BB: 2 P: 15	R: 1 E: 0 K: 2 S: 8	H: 1 LOB: 1 BB: 1 P: 12	R: 0 E: 0 K: 1 S: 6	H: 2 LOB: 3 BB: 1 P: 10	1B: 7 2B: 1 3B: 0 HR: 1	SF: 1 SAC: 0 DP: 2 HBP: 0	WP: 2 PB: 0 SB: 2 CS: 0	PA: 41
PITCHER Steve Renko, R ERA: 3.62 (1, 1)	IP: 6.0 WLS: L BF: 31 H: 6 R: 5 ER: 1 SO: 1 BB: 5 IBB: 0 HBP: 0 BLK: 0 WP: 0 HR: 1 S: 26 P: 54 ERA: 1.50 WHIP: 2.167																			
Mike Marshall, R ERA: 6.45 (7, 1)	1.0	5	1	1	1	2	0	1	0	0	2	0	8	12	9.00	1.000				
Claude Raymond, R ERA: 5.19 (8, 1)	1.0	5	2	0	0	1	1	0	0	0	0	0	6	10	0.00	3.000				

AB	31
R	6
H	9
RBI	5
BB	9
SO	4
LOB	22



Batter	1	2	3	4	5	6	7	8	9	AB	R	H	RBI	BB	SO	LOB	TOP					
Ron Hunt, R (1,4) Gary Sutherland, R (5,4) OBP: 0.397, SLG: 0.355 OBP: 0.266, SLG: 0.311	1-3		L4		SH HBP		F3		6-3	2	1	0	0	0	0	0	2 1 0 0 0 0 0 2 0 0 0 0 0 0					
Boots Day, L (1,8) OBP: 0.332, SLG: 0.368	6-3		E7 2B		SH SF9		1-3		4-3	4	2	1	0	0	0	0	4 2 1 0 0 0 0					
Rusty Staub, L (1,9) OBP: 0.387, SLG: 0.425	1B BB		HR 2B		F5		G3			3	1	1	1	1	0	1	3 1 1 1 1 0 1					
Ron Fairly, L (1,3) OBP: 0.383, SLG: 0.412	FC5-4 1B		HR		SF9				SH5-4 HBP	2	1	2	3	0	0	0	2 1 2 3 0 0 0					
Jim Fairley, L (1,7) OBP: 0.278, SLG: 0.283	FC5-4 1-2		P5		6-3				SH5-4 1-2	3	0	0	0	0	0	2	3 0 0 0 0 0 2					
Bob Bailey, R (1,5) OBP: 0.376, SLG: 0.419					6-3					2	0	1	0	2	0	0	2 0 1 0 2 0 0					
John Boccabella, R (1,2) OBP: 0.233, SLG: 0.329			G4-6-3 BB		6-3		FC1-3-6 1B		IBB	4	0	0	0	0	1	4	4 0 0 0 0 1 4					
Bobby Wine, R (1,6) OBP: 0.217, SLG: 0.180			K				FC4-6		5-3	4	0	1	0	0	1	3	4 0 1 0 0 1 3					
Ernie McAnally, R (1,1)			K		6-3		K		4-3	4	0	0	0	0	2	2	4 0 0 0 0 2 2					
Inning Stats	R: 0 E: 0 K: 0 S: 4	H: 1 LOB: 2 BB: 1 P: 8	R: 0 E: 0 K: 1 S: 4	H: 0 LOB: 0 BB: 1 P: 8	R: 3 E: 1 K: 1 S: 8	H: 3 LOB: 0 BB: 0 P: 8	R: 0 E: 0 K: 0 S: 4	H: 1 LOB: 1 BB: 0 P: 4	R: 2 E: 1 K: 0 S: 4	H: 0 LOB: 0 BB: 0 P: 5	R: 0 E: 0 K: 1 S: 6	H: 1 LOB: 1 BB: 0 P: 6	R: 0 E: 0 K: 0 S: 3	H: 0 LOB: 2 BB: 1 P: 3	R: 0 E: 0 K: 1 S: 5	H: 0 LOB: 0 BB: 1 P: 10	R: 0 E: 0 K: 0 S: 3	H: 0 LOB: 0 BB: 0 P: 3	1B: 4 2B: 1 3B: 0 HR: 1	SF: 1 SAC: 2 DP: 1 HBP: 2	WP: 0 PB: 0 SB: 0 CS: 0	PA: 38
PITCHER	IP WLS BF L	H R ER SO	BB IBB HBP BLK	WP HR S P	ERA WHIP	PITCHER	IP WLS BF L	H R ER SO	BB IBB HBP BLK	WP HR S P	ERA WHIP											
Bob Gibson, R (1,1) ERA: 3.9	8.0	6	5	3	4	2	0	0	0	0	0	3.38	1.000									
Frank Linzy, R (9,1) ERA: 2.7	1.0	0	0	0	0	0	0	0	0	3	3	0.00	0.000									

Montreal Expos @ St. Louis Cardinals
 Busch Stadium, St. Louis, MO
 Sat Jul 17 1971, 3:33 AM CDT
 Att: 22,791 - Unknown

AB 30
 R 5
 H 6
 RBI 4
 BB 3
 SO 4
 LOB 12



Batter	1	2	3	4	5	6	7	8	9	AB	R	H	RBI	BB	SO	LOB	BOTTOM					
Lou Brock, L (1,7) OBP: 0.399, SLG: 0.453	4-3 2B 1B		6-3		L7	FC4			4-3	5	1	1	0	0	0	2	5 1 1 0 0 0 2					
Matty Alou, L (1,9) OBP: 0.358, SLG: 0.423	4-3		2B HBP						F8	4	0	1	0	0	0	1	4 0 1 0 0 0 1					
Ted Simmons, S (1,2) OBP: 0.366, SLG: 0.429	L9		2B		P6				P4	5	0	2	0	0	0	2	5 0 2 0 0 0 2					
Joe Torre, R (1,5) OBP: 0.417, SLG: 0.537			K			BB 1B	FC		FC	4	1	2	1	0	1	3	4 1 2 1 0 1 3					
Joe Hague, L (1,3) OBP: 0.332, SLG: 0.391	F9				WP 1B	BB BB	FC3-6 FC4-6		FC3-6 FC4-6	4	1	2	0	0	0	3	4 1 2 0 0 0 3					
Jose Cruz, L (1,8) OBP: 0.344, SLG: 0.340			6-3		K	SF8 BB	FC4-6		FC4-6	3	0	0	0	1	1	3	3 0 0 0 1 1 3					
Ted Sizemore, R (1,4) OBP: 0.322, SLG: 0.336			6-3		P3	FC4 BB			FC6-4 1B	3	0	1	1	1	0	1	3 0 1 1 1 0 1					
Dal Maxvill, R (1,6) OBP: 0.326, SLG: 0.283			5-3		6-3	SF8			FC6-4 G5-4-3	3	0	0	1	0	0	2	3 0 0 1 0 0 2					
Bob Gibson, R (1,1) OBP: 0.261, SLG: 0.295			F8		5-3				G5-4-3	3	0	0	0	0	1	2	3 0 0 0 0 1 2					
Bob Burda, L (8,PH) OBP: 0.395, SLG: 0.378										1	0	0	0	0	0	1	1 0 0 0 0 0 1					
Frank Linzy, R (9,1) OBP: 0.500, SLG: 0.500										0	0	0	0	0	0	0	0 0 0 0 0 0 0					
Inning Stats	R: 1 E: 0 K: 0 S: 5	H: 2 LOB: 1 BB: 0 P: 5	R: 0 E: 0 K: 0 S: 3	H: 0 LOB: 0 BB: 0 P: 3	R: 0 E: 0 K: 1 S: 6	H: 1 LOB: 2 BB: 0 P: 7	R: 0 E: 0 K: 1 S: 6	H: 1 LOB: 1 BB: 0 P: 6	R: 0 E: 0 K: 0 S: 4	H: 1 LOB: 1 BB: 0 P: 4	R: 2 E: 0 K: 1 S: 7	H: 2 LOB: 2 BB: 2 P: 15	R: 0 E: 0 K: 0 S: 5	H: 1 LOB: 2 BB: 0 P: 5	R: 0 E: 0 K: 0 S: 3	H: 1 LOB: 0 BB: 0 P: 3	R: 0 E: 0 K: 0 S: 3	H: 0 LOB: 0 BB: 0 P: 3	1B: 7 2B: 2 3B: 0 HR: 0	SF: 1 SAC: 0 DP: 1 HBP: 1	WP: 1 PB: 0 SB: 1 CS: 0	PA: 39
PITCHER	IP WLS BF W	H R ER SO	BB IBB HBP BLK	WP HR S P	ERA WHIP	PITCHER	IP WLS BF W	H R ER SO	BB IBB HBP BLK	WP HR S P	ERA WHIP											
Ernie McAnally, R (1,1) ERA: 5.19	9.0	9	3	3	3	2	0	1	0	42	51	3.00	1.222									

Montreal Expos @ St. Louis Cardinals
 Busch Stadium, St. Louis, MO
 Sat Jul 17 1971, 3:33 AM CDT
 Att: 22,791 - Unknown

AB 35
 R 3
 H 9
 RBI 3
 BB 2
 SO 3
 LOB 20




Batter	1	2	3	4	5	6	7	8	9	10	AB	R	H	RBI	BB	SO	LOB								
Ron Hunt, R OBP: 0.402, SLG: 0.353 Gary Sutherland, R OBP: 0.270, SLG: 0.308	(1,4) X 0-0 SH1-3 1B	(1,0) H 1-0 G3 WP HBP		(1,0) X 0-0 FC2-6 1B		(1,0) X 4-0 BB			(1,0) X 0-0 F8		2	1	2	0	0	0	0								
Boots Day, L OBP: 0.330, SLG: 0.362	(1,8) X 0-0 SH1-3	(4,0) X 1-2 G3 BB		(1,0) X 0-0 FC2-6 1B		(0,0) X 4-3			(1,0) X 0-0 6-3		3	0	0	0	1	0	2								
Rusty Staub, L OBP: 0.391, SLG: 0.429	(1,9) X 0-0 BB 1B	(0,0) X 0-0 G3		(1,0) X 0-0 1B		(0,0) X 0-0 C5-4-3 BB 1B			(1,0) X 0-0 L5		5	0	3	2	0	0	2								
Ron Fairly, L OBP: 0.394, SLG: 0.407	(1,3) X 4-0 FC6-4 BB 1B	(0,0) X 0-0 5-3		(1,0) X 0-0 F9		(4,0) X 1-2 G5-4-3 BB 1B			(1,0) X 0-0 F9		3	0	0	0	2	0	4								
Bob Bailey, R OBP: 0.368, SLG: 0.406 Coco Laboy, R OBP: 0.309, SLG: 0.310	(1,5) X (10,5) 0-0 F7			(1,0) X 0-0 F7		(1,0) X 0-0 G5-4-3			(1,0) X 0-0 BB 1B		5	1	1	0	0	0	4								
Jim Fairly, L OBP: 0.279, SLG: 0.276	(1,7) X 0-0 FC6-4			(1,0) X 0-0 4-3		(1,0) X 0-0 6-3			(4,0) X 1-2 BB 1B CS BB		4	0	1	0	1	0	3								
John Boccabella, R OBP: 0.250, SLG: 0.322		(4,0) X 0-0 F9 PB SH BB		(1,0) X 0-0 1-3		(1,0) X 0-0 F5			(1,0) X 0-0 BB 1B		4	1	2	1	1	0	1								
Bobby Wine, R OBP: 0.218, SLG: 0.180	(1,6) X 0-0 F9			(1,0) X 0-0 F7		(1,0) X 0-0 F9			(4,0) X 1-2 BB 1B		4	0	0	0	1	1	3								
Bill Stoneman, R OBP: 0.238, SLG: 0.143 Mike Marshall, R OBP: 0.250, SLG: 0.143	(1,1) X (9,1) 0-0 SH WP HBP G3			(0,3) X 0-0 K		(0,3) X 0-0 K			(0,3) X 0-0 K		3	1	0	1	0	3	1								
Inning Stats	R: 1 E: 0 K: 0 S: 5	H: 2 LOB: 2 BB: 1 P: 9	R: 2 E: 1 K: 0 S: 4	H: 0 LOB: 2 BB: 2 P: 13	R: 0 E: 0 K: 0 S: 4	H: 1 LOB: 1 BB: 0 P: 4	R: 0 E: 0 K: 1 S: 7	H: 2 LOB: 2 BB: 0 P: 9	R: 0 E: 0 K: 0 S: 3	H: 0 LOB: 0 BB: 0 P: 3	R: 0 E: 0 K: 1 S: 5	H: 0 LOB: 1 BB: 1 P: 9	R: 0 E: 0 K: 2 S: 7	H: 1 LOB: 1 BB: 0 P: 7	R: 0 E: 0 K: 2 S: 3	H: 0 LOB: 0 BB: 0 P: 3	R: 0 E: 0 K: 1 S: 6	H: 2 LOB: 2 BB: 2 P: 14	1B: 9 2B: 0 3B: 0 HR: 0	SF: 0 SAC: 2 DP: 1 HBP: 1	WP: 1 PB: 1 SB: 0 CS: 1	PA: 45			
PITCHER	IP	WLS	BF	H	R	ER	SO	BB	IBB	HBP	BLK	WP	HR	S	P	ERA	WHIP								
Ken Forsch, R ERA: 2.66	(1,1)	1.1	11	2	3	1	0	3	0	0	0	0	0	7	20	6.75	3.750								
Jim Ray, R ERA: 2.35	(2,1)	4.2	18	3	0	0	2	1	0	0	0	0	0	21	25	0.00	0.857								
Denny Lemaster, L ERA: 1.56	(7,1)	2.0	7	2	0	0	2	1	0	0	0	0	0	10	14	0.00	1.500								
Buddy Harris, R ERA: 6.19	(9,1)	1.1	L	6	1	1	0	1	0	0	0	0	0	5	9	6.75	1.500								
George Culver, R ERA: 2.22	(10,1)	0.2	3	1	0	0	1	1	0	0	0	0	0	4	8	0.00	3.000								

TOP

Montreal Expos @ Houston Astros
Astrodome, Houston, TX
Tue Jul 20 1971, 8:05 PM EDT
Att. 12,397 - Dome

AB	35
R	4
H	9
RBI	4
BB	7
SO	5
LOB	23




Batter	1	2	3	4	5	6	7	8	9	10	AB	R	H	RBI	BB	SO	LOB								
Roger Metzger, S OBP: 0.285, SLG: 0.293	(1,6) H 1-0 FC4-6 HBP			(4,0) X 0-0 BB		(1,0) X 0-0 6-3			(1,0) X 4-0 FC6-4 BB		2	0	0	0	2	0	0								
Jesus Alou, R OBP: 0.344, SLG: 0.387	(1,7) X 0-0 FC4-6 G4-6-3			(4,0) X 1-2 G4-3 BB		(1,0) X 0-0 1-3 1B			(1,0) X 0-0 FC6-4 BB 1B		4	1	1	0	1	0	2								
Jimmy Wynn, R OBP: 0.319, SLG: 0.324	(1,9) X 0-0 G4-6-3			(1,0) X 0-0 F8		(1,0) X 0-0 1-3 1B			(4,0) X 1-2 1B BB		3	1	0	0	1	0	4								
Cesar Cedeno, R OBP: 0.261, SLG: 0.403	(1,8) X 0-0 K			(0,0) X 0-0 G4-3		(1,0) X 0-0 6-3			(1,0) X 0-0 F4		4	0	0	0	0	1	5								
Doug Rader, R OBP: 0.311, SLG: 0.367	(1,5) X 0-0 6-3			(1,0) X 0-0 F9		(4,0) X 0-0 BB			(1,0) X 0-0 1B 1B		3	1	1	1	1	0	0								
Denis Menke, R OBP: 0.317, SLG: 0.303 Cesar Geronimo, L OBP: 0.261, SLG: 0.318 Joe Morgan, L OBP: 0.346, SLG: 0.392	(1,3) X (9, PR) (10, 4) 0-0 F9			(1,0) X 0-0 F4		(1,0) X 0-0 F6			(1,0) X 0-0 1B 1B		4	0	1	1	0	0	2								
Johnny Edwards, L OBP: 0.288, SLG: 0.324	(1,2) X 0-0 6-3			(1,0) X 0-0 4-3		(1,0) X 0-0 E4 FC4-6			(1,0) X 0-0 1B 1B		4	0	1	1	0	0	0								
Marty Martinez, S OBP: 0.296, SLG: 0.320	(1,4) X (10, 3) 0-0 K			(1,0) X 0-0 F4		(1,0) X 0-0 FC4-6			(1,0) X 0-0 1-3		4	0	0	0	0	1	3								
George Culver, R OBP: 0.282, SLG: 0.346	(10, 1)			(1,0) X 0-0 6-3		(1,0) X 0-0 1-3			(1,0) X 0-0 G6-4-3		0	0	0	0	0	0	0								
Inning Stats	R: 0 E: 0 K: 0 S: 2	H: 0 LOB: 0 BB: 0 P: 3	R: 0 E: 0 K: 1 S: 5	H: 0 LOB: 0 BB: 0 P: 5	R: 0 E: 0 K: 1 S: 5	H: 0 LOB: 0 BB: 0 P: 5	R: 0 E: 0 K: 0 S: 2	H: 0 LOB: 1 BB: 2 P: 10	R: 0 E: 0 K: 0 S: 3	H: 0 LOB: 0 BB: 0 P: 3	R: 0 E: 0 K: 0 S: 4	H: 1 LOB: 2 BB: 1 P: 8	R: 0 E: 1 K: 0 S: 3	H: 0 LOB: 0 BB: 0 P: 3	R: 3 E: 0 K: 0 S: 6	H: 3 LOB: 2 BB: 2 P: 14	R: 0 E: 0 K: 1 S: 5	H: 0 LOB: 0 BB: 0 P: 5	1B: 4 2B: 0 3B: 0 HR: 0	SF: 0 SAC: 0 DP: 3 HBP: 1	WP: 0 PB: 0 SB: 0 CS: 0	PA: 38			
PITCHER	IP	WLS	BF	H	R	ER	SO	BB	IBB	HBP	BLK	WP	HR	S	P	ERA	WHIP								
Bill Stoneman, R ERA: 3.06	(1,1)	8.2	34	4	3	3	2	5	0	0	0	0	0	32	53	3.12	1.038								
Mike Marshall, R ERA: 5.97	(9,1)	1.1	W	4	0	0	1	0	0	0	0	0	0	6	6	0.00	0.000								

BOTTOM

Montreal Expos @ Houston Astros
Astrodome, Houston, TX
Tue Jul 20 1971, 8:05 PM EDT
Att. 12,397 - Dome

AB	32
R	3
H	4
RBI	3
BB	5
SO	3
LOB	17



Batter	1	2	3	4	5	6	7	8	9	AB	R	H	RBI	BB	SO	LOB	TOP			
Ron Hunt, R OBP: 0.398, SLG: 0.350 Gary Sutherland, R OBP: 0.268, SLG: 0.306	(1,4) X F8		(3) 5-3		(3) F7			(2) 4-3		3	0	0	0	0	0	1				
Boots Day, L OBP: 0.333, SLG: 0.362	(1,8) X G6-3 1B			(1) 6-3		(4-0) BB G3-6-3 BB		(3) 4-3		3	0	1	0	1	0	0				
Rusty Staub, L OBP: 0.387, SLG: 0.424	(1,9) X G6-3 1-2			(2) 4-3		(2) G3-6-3 1-2		(1) F8		4	0	0	0	0	0	2				
Ron Fairly, L OBP: 0.383, SLG: 0.405	(1,3) X 5-3 1B			(3) 3-1		(3) F9		(2) 4-3		4	0	1	0	0	0	0				
Bob Bailey, R OBP: 0.369, SLG: 0.412 Coco Laboy, R OBP: 0.309, SLG: 0.310	(1,5) X 5-3 1-2			(1) 4-3		(1) 4-3		(4-0) BB E BB 3B		3	2	1	0	1	0	1				
Jim Fairey, L OBP: 0.276, SLG: 0.277	(1,7) X 1-3			(2) 4-3		(2) SF7		(1) BB E 1B		3	1	1	1	0	0	1				
John Boccabella, R OBP: 0.260, SLG: 0.333	(1,2) X 5-3			(3) 2B		(2) F5		(4-0) BB E BB 1B		3	1	1	0	1	0	1				
Bobby Wine, R OBP: 0.220, SLG: 0.187 Dave McDonald, L OBP: 0.188, SLG: 0.192 Ron Brand, R OBP: 0.238, SLG: 0.200	(1,6) X K		(1) K		(1) 1B 2B		(3) F5		(0-0) BB E BB 1B	3	1	1	1	0	1	0				
Steve Renko, R OBP: 0.210, SLG: 0.279	(1,1) X 6-3		(2) 6-3		(2) 1B		(1) 5-3		(3) F2	4	0	1	1	0	0	2				
Inning Stats	R: 0 E: 0 K: 0 S: 3	H: 1 LOB: 0 BB: 0 P: 3	R: 0 E: 0 K: 0 S: 4	H: 1 LOB: 1 BB: 0 P: 4	R: 0 E: 0 K: 1 S: 5	H: 0 LOB: 0 BB: 0 P: 5	R: 0 E: 0 K: 0 S: 3	H: 0 LOB: 0 BB: 0 P: 3	R: 2 E: 0 K: 0 S: 6	H: 3 LOB: 1 BB: 0 P: 6	R: 0 E: 0 K: 0 S: 2	H: 0 LOB: 0 BB: 1 P: 6	R: 1 E: 0 K: 0 S: 4	H: 1 LOB: 0 BB: 0 P: 4	R: 0 E: 0 K: 0 S: 3	H: 0 LOB: 0 BB: 2 P: 13	1B: 4 2B: 2 3B: 1 HR: 0	SF: 1 SAC: 0 DP: 2 HBP: 0	WP: 0 PB: 0 SB: 0 CS: 0	PA: 36
PITCHER	IP WLS BF H R ER SO BB IBB HBP BLK WP HR S P ERA WHIP																			
Jack Billingham, R ERA: 3.5 Fred Gladding, R ERA: 1.54	(1,1) 8.0 L 29 6 3 3 1 1 0 0 0 0 0 0 30 34 3.38 0.875																			

Montreal Expos @ Houston Astros
Astrodome, Houston, TX
Wed Jul 21 1971, 8:05 PM EDT
Att: 13,780 - Dome

AB	32
R	5
H	7
RBI	3
BB	3
SO	1
LOB	9



Batter	1	2	3	4	5	6	7	8	9	AB	R	H	RBI	BB	SO	LOB	BOTTOM					
Roger Metzger, S OBP: 0.284, SLG: 0.293	(1,6) X 6-3		(3) 4-3			(2) F7		(1) PB FC5 SF7 1B		4	1	1	0	0	0	0						
Joe Morgan, L OBP: 0.345, SLG: 0.393	(1,4) X 1-3			(1) F9		(1) 1B 2B		(1) FC5 PB		4	1	1	0	0	0	2						
Jimmy Wynn, R OBP: 0.322, SLG: 0.324	(1,9) X F6			(2) 5-3		(2) E S 1B		(4-0) BB 1-2 2-3 BB		3	1	1	1	1	0	0						
Cesar Cedeno, R OBP: 0.281, SLG: 0.402	(1,8) X F9			(1) S 1B		(3) F8		(2) SF7		3	0	1	1	0	0	0						
Doug Rader, R OBP: 0.310, SLG: 0.369	(1,5) X F2			(3) 6-3		(1) FC6-5 2B		(3) F8		4	0	1	0	0	0	3						
Denis Menke, R OBP: 0.316, SLG: 0.303	(1,3) X 1B			(1) 5-3		(1) K		(1) 5-3		4	0	1	0	0	1	1						
Jesus Alou, R OBP: 0.339, SLG: 0.380	(1,7) X F4			(2) 6-3		(2) FC6-5 2-3		(2) 6-3		4	0	0	0	0	0	2						
Johnny Edwards, L OBP: 0.283, SLG: 0.318	(1,2) X F9			(3) F8		(3) F7		(3) F6		4	0	0	0	0	0	1						
Jack Billingham, R OBP: 0.174, SLG: 0.159 Rich Chiles, L OBP: 0.455, SLG: 0.536 Cesar Geronimo, L OBP: 0.261, SLG: 0.318 Fred Gladding, L ERA: 3.53	(1,1) X 4-3			(2) 4-3		(1) FC5 2B		(1) FC5 2B		2	0	0	0	0	0	0						
Inning Stats	R: 0 E: 0 K: 0 S: 3	H: 0 LOB: 0 BB: 0 P: 3	R: 0 E: 0 K: 0 S: 4	H: 1 LOB: 1 BB: 0 P: 4	R: 0 E: 0 K: 0 S: 3	H: 0 LOB: 0 BB: 0 P: 3	R: 0 E: 0 K: 0 S: 4	H: 1 LOB: 0 BB: 0 P: 4	R: 0 E: 0 K: 0 S: 3	H: 0 LOB: 0 BB: 0 P: 3	R: 2 E: 1 K: 0 S: 5	H: 2 LOB: 0 BB: 0 P: 5	R: 0 E: 0 K: 1 S: 6	H: 1 LOB: 1 BB: 0 P: 6	R: 0 E: 0 K: 0 S: 5	H: 2 LOB: 2 BB: 1 P: 9	R: 0 E: 0 K: 0 S: 3	H: 0 LOB: 0 BB: 0 P: 3	1B: 4 2B: 3 3B: 0 HR: 0	SF: 1 SAC: 0 DP: 0 HBP: 0	WP: 0 PB: 1 SB: 2 CS: 0	PA: 35
PITCHER	IP WLS BF H R ER SO BB IBB HBP BLK WP HR S P ERA WHIP																					
Steve Renko, R ERA: 3.53	(1,1) 9.0 W 35 7 3 2 1 1 0 0 0 0 0 0 36 40 2.00 0.889																					

Montreal Expos @ Houston Astros
Astrodome, Houston, TX
Wed Jul 21 1971, 8:05 PM EDT
Att: 13,780 - Dome

AB	33
R	3
H	7
RBI	2
BB	1
SO	1
LOB	9



Batter	1	2	3	4	5	6	7	8	9	AB	R	H	RBI	BB	SO	LOB	TOP			
Ron Hunt, R OBP: 0.399, SLG: 0.347 (1, 4)	4-0 CS BB		0-0 F8		0-3 K			1-0 FC6-4 HBP		2	0	0	0	1	1	3				
Ron Woods, R OBP: 0.351, SLG: 0.455 (1, 7)	0-3 K			0-3 K	0-0 2B			0-0 FC6-4 BB		4	0	1	2	0	2	2				
Rusty Staub, L OBP: 0.388, SLG: 0.422 (1, 9)	0-0 F8			4-0 1B BB	0-0 F9			4-0 G6-4-3 BB		2	0	0	0	2	0	2				
Bob Bailey, R OBP: 0.365, SLG: 0.407 (1, 5)	0-0 CS	0-3 K		0-3 K		0-3 K		0-0 G6-4-3 BB		4	0	0	0	0	3	3				
Stan Swanson, R OBP: 0.292, SLG: 0.355 Jim Fairey, L OBP: 0.275, SLG: 0.275 (9, PH)		0-0 F3		0-0 1B		0-0 6-3			0-3 K	3	0	1	0	0	0	0				
Ron Fairly, L OBP: 0.381, SLG: 0.402 (1, 3)		0-3 K		0-0 3-1		0-3 K			0-0 1B	4	0	1	0	0	2	2				
John Boccabella, R OBP: 0.260, SLG: 0.330 (1, 2)			0-0 1-3		0-0 1B 2B		0-0 6-3		0-3 K	4	1	1	0	0	1	1				
Bobby Wine, R OBP: 0.226, SLG: 0.193 Dave McDonald, L OBP: 0.182, SLG: 0.185 (9, PH)			0-0 1B		0-0 1B 2B		0-0 F5		0-3 K	3	1	2	0	0	0	0				
Ernie McAnally, R Clyde Mashore, R Claude Raymond, R Howie Reed, R (8, 1)			0-0 F7		0-3 K		0-0 F7			2	0	0	0	0	1	3				
Inning Stats	R: 0 E: 0 K: 1 S: 4	H: 0 LOB: 0 BB: 1 P: 8	R: 0 E: 0 K: 2 S: 7	H: 0 LOB: 0 BB: 0 P: 7	R: 0 E: 0 K: 0 S: 4	H: 1 LOB: 1 BB: 0 P: 4	R: 0 E: 0 K: 2 S: 8	H: 1 LOB: 2 BB: 1 P: 12	R: 2 E: 0 K: 2 S: 10	H: 3 LOB: 1 BB: 0 P: 10	R: 0 E: 0 K: 0 S: 3	H: 0 LOB: 0 BB: 0 P: 3	R: 0 E: 0 K: 0 S: 2	H: 0 LOB: 1 BB: 1 P: 7	R: 0 E: 0 K: 3 S: 10	H: 1 LOB: 1 BB: 0 P: 10	1B: 5 2B: 1 3B: 0 HR: 0	SF: 0 SAC: 0 DP: 1 HBP: 1	WP: 0 PB: 0 SB: 0 CS: 1	PA: 36
PITCHER	IP WLS BF H R ER SO BB IBB HBP BLK WP HR S P ERA WHIP	IP WLS BF H R ER SO BB IBB HBP BLK WP HR S P ERA WHIP																		
Wade Blasingame, L ERA: 4.24 George Culver, R ERA: 2.15	(1, 1) (8, 1)	7.1 W 30 5 2 2 9 3 0 1 0 0 0 0 44 57 2.46 1.091	1.2 S 5 1 0 0 3 0 0 0 0 0 0 0 11 11 0.00 0.600																	

Montreal Expos @ Houston Astros
Astrodome, Houston, TX
Thu Jul 22 1971, 8:05 PM EDT
Att: 15,058 - Dome


AB	31
R	2
H	6
RBI	2
BB	3
SO	12
LOB	17

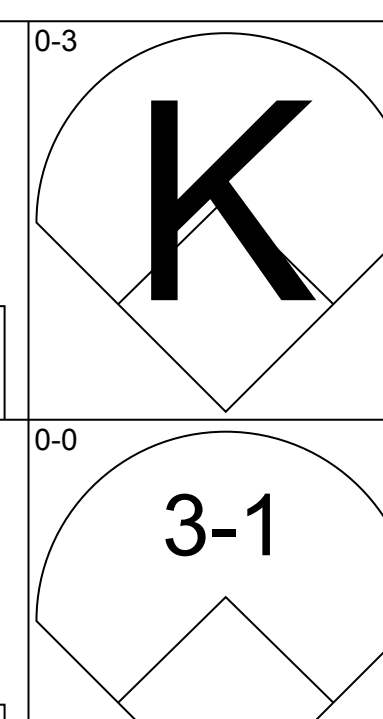
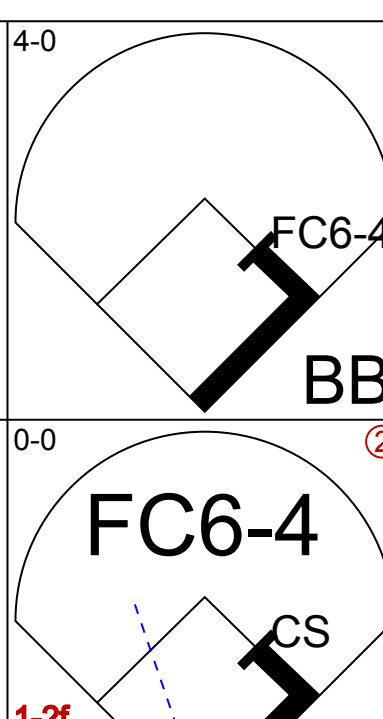

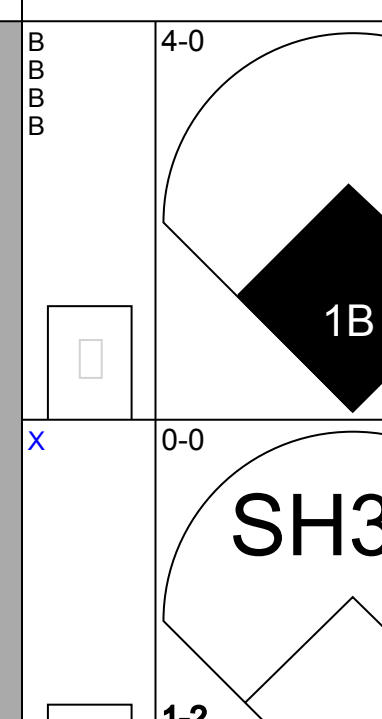
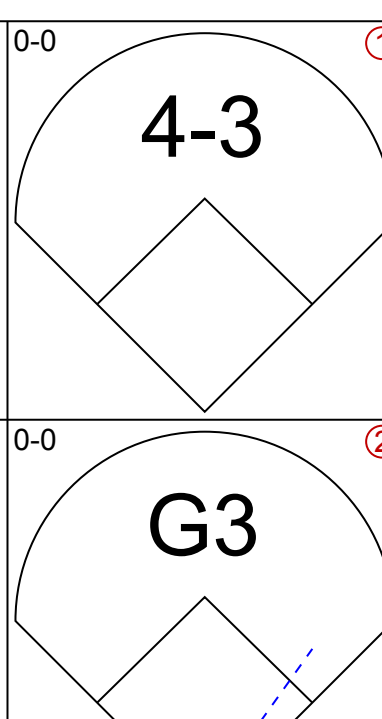
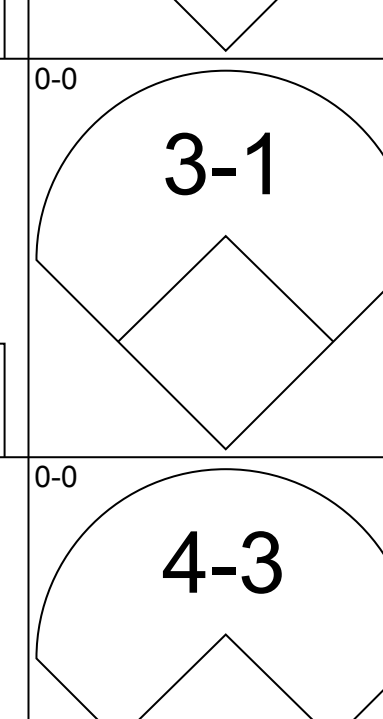
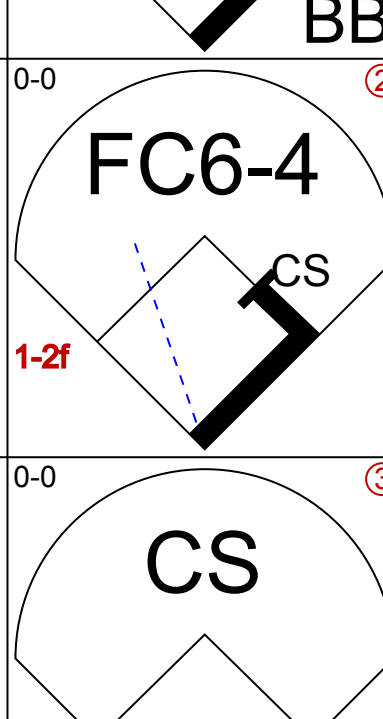
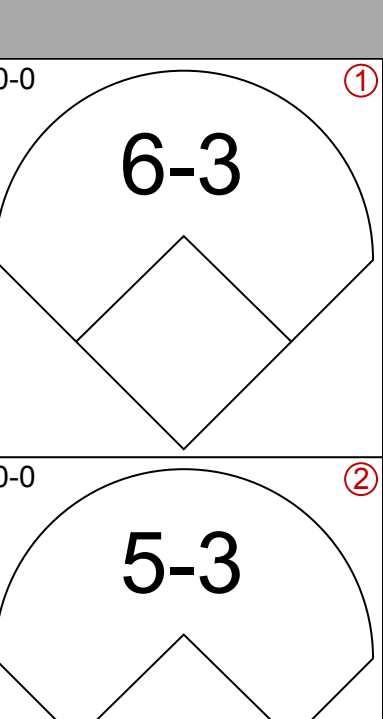
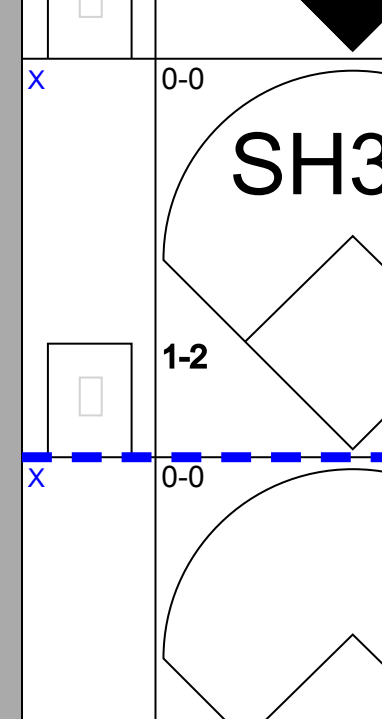
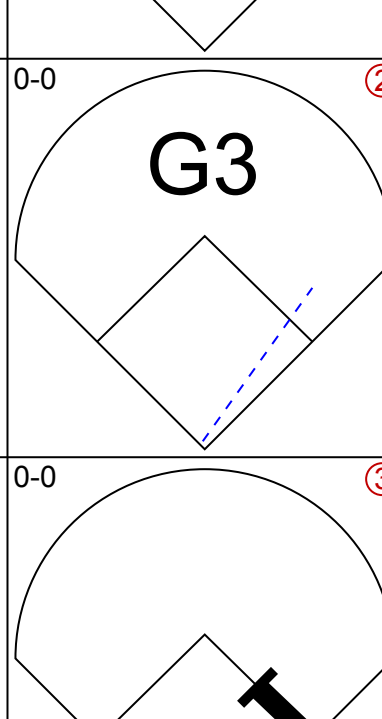
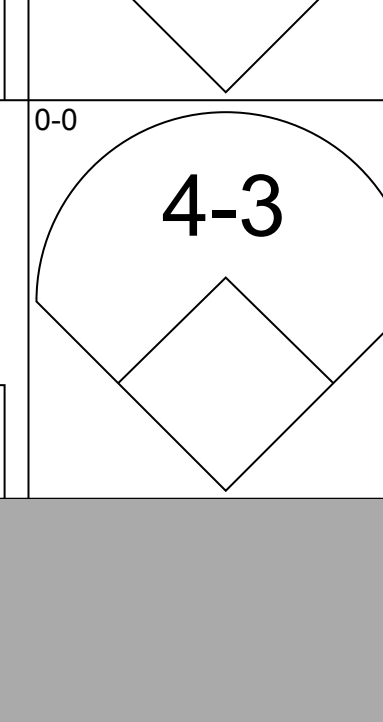
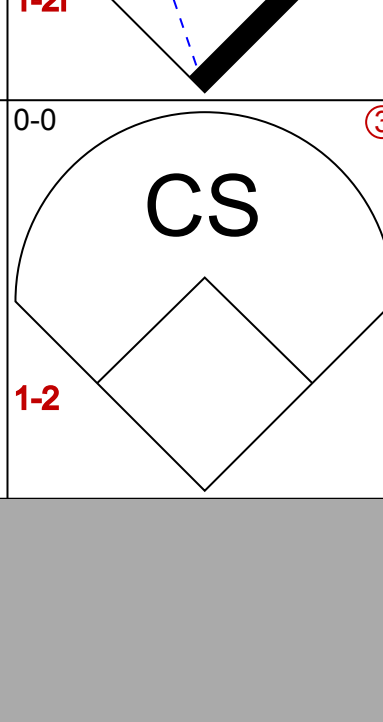
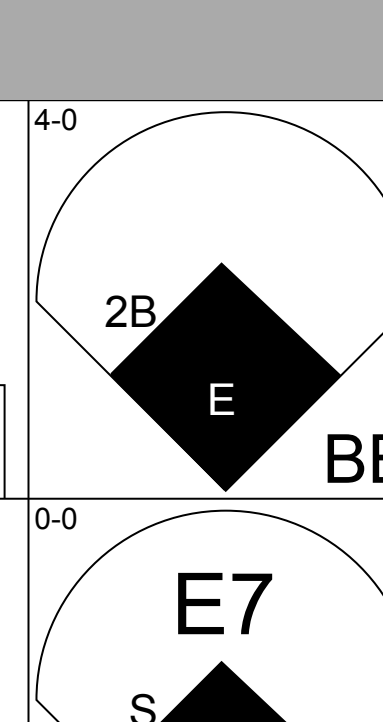
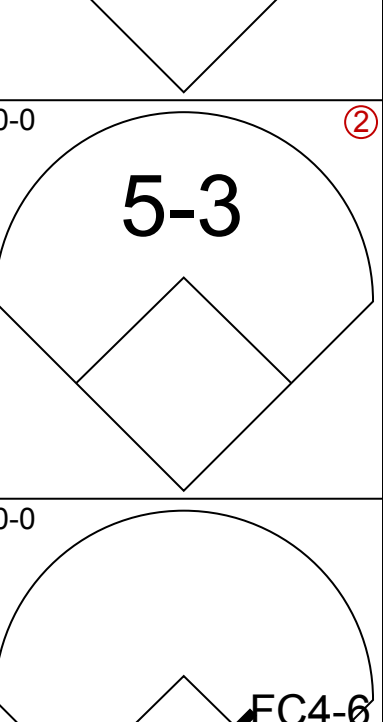
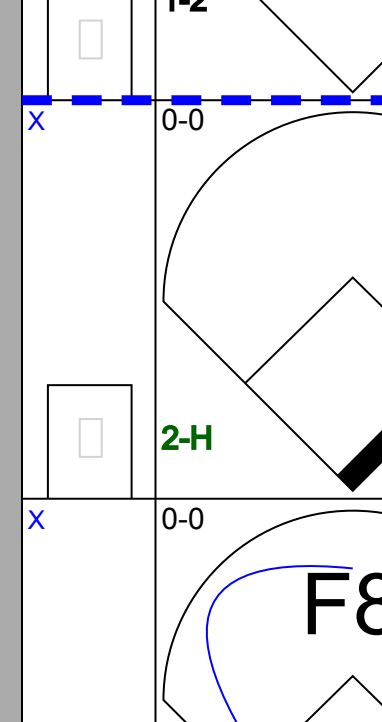
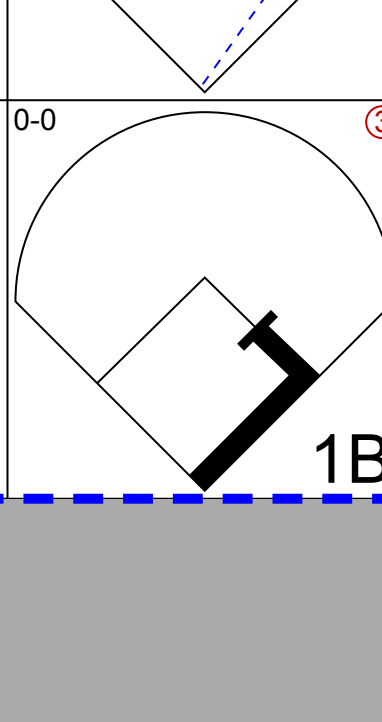
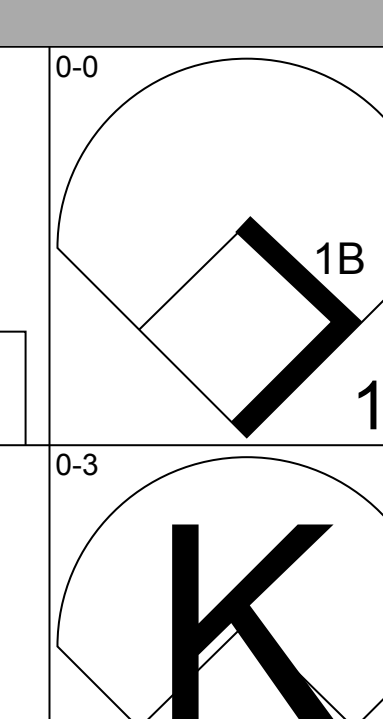
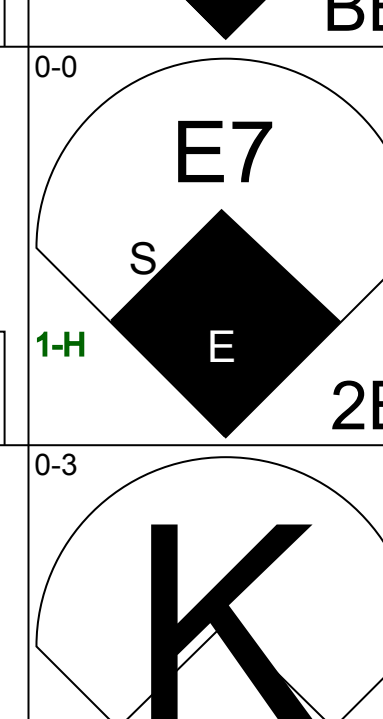
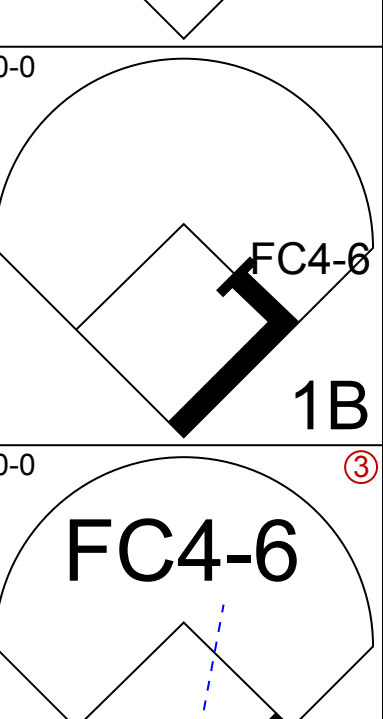
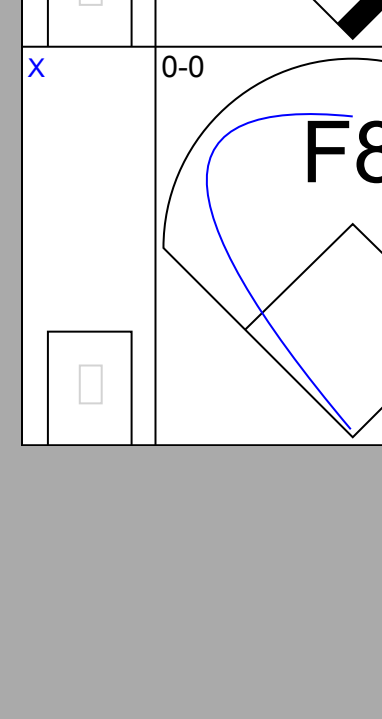
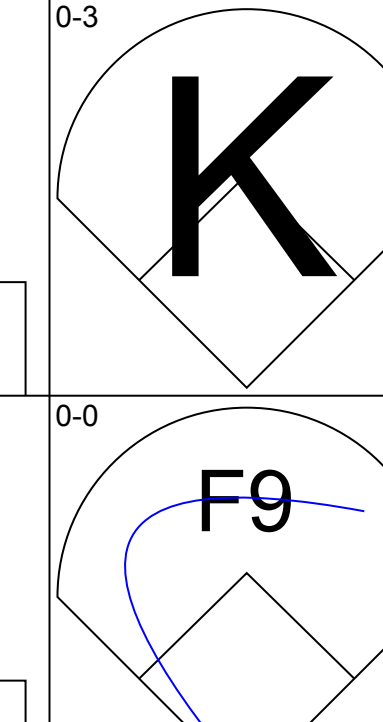
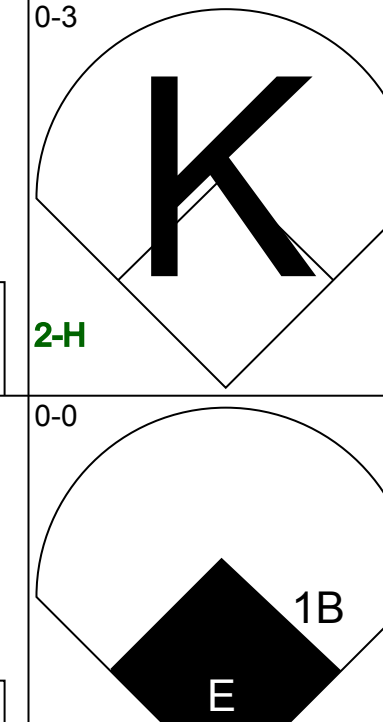
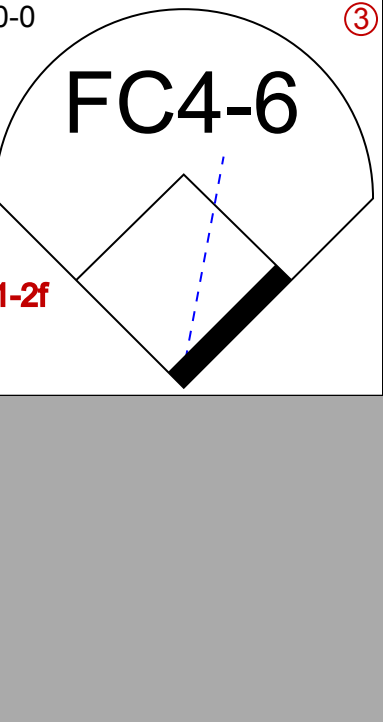
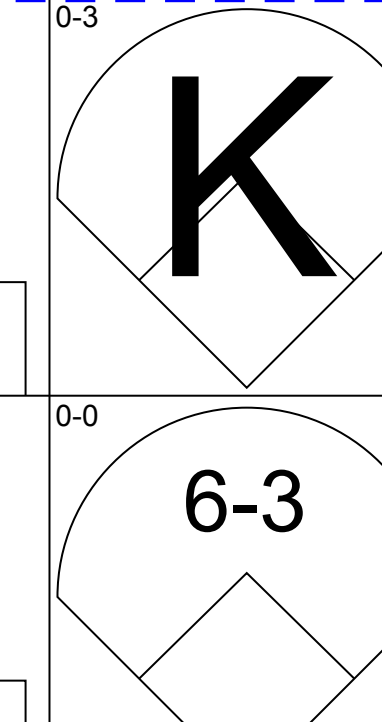
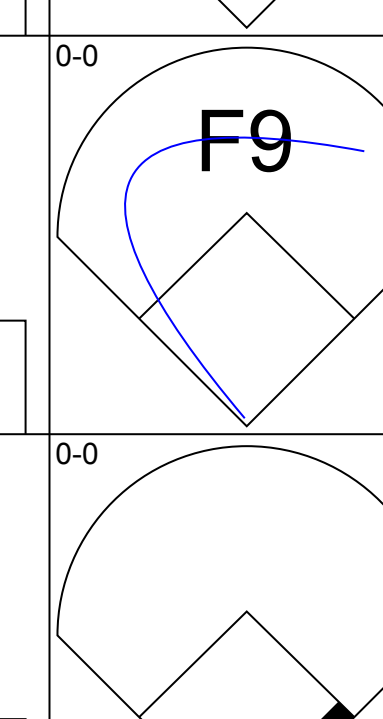
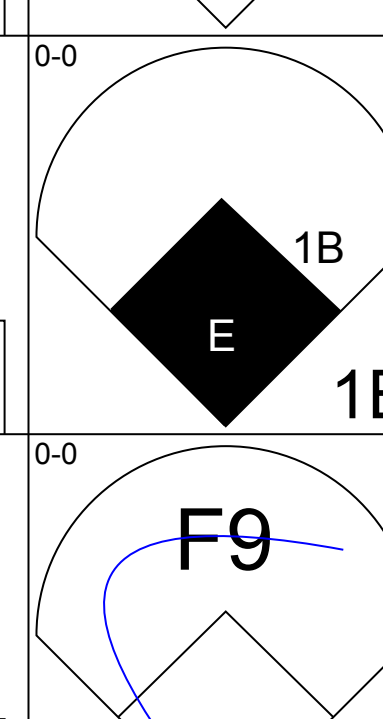


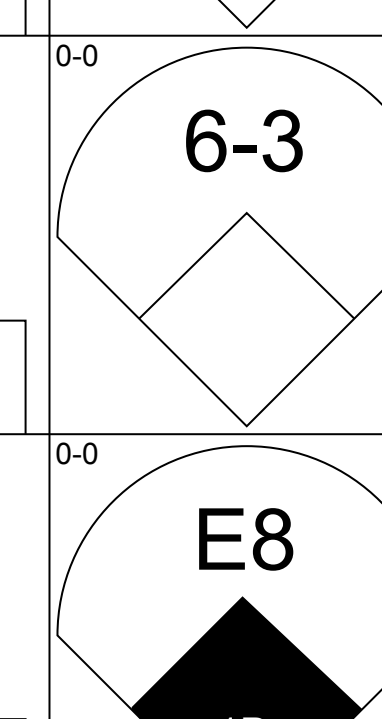
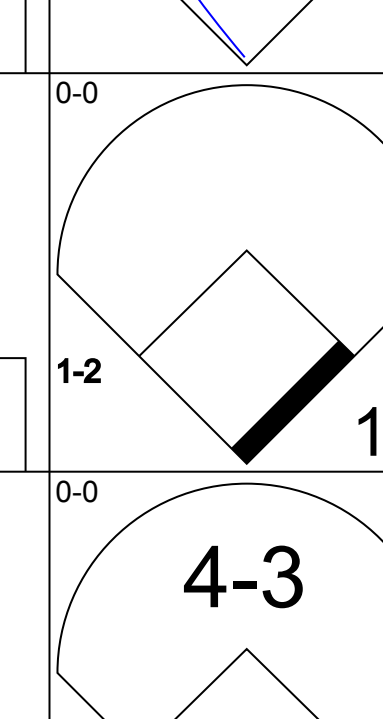
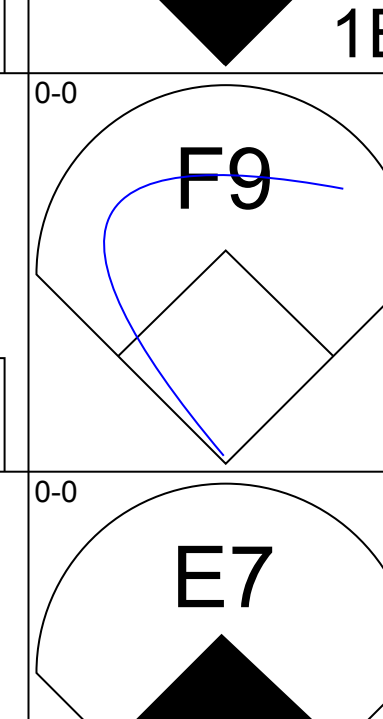


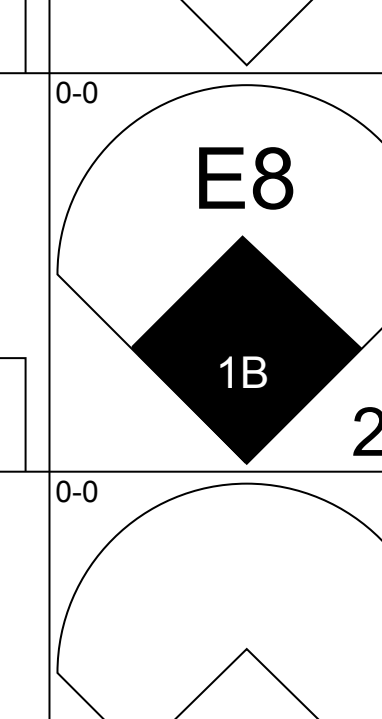
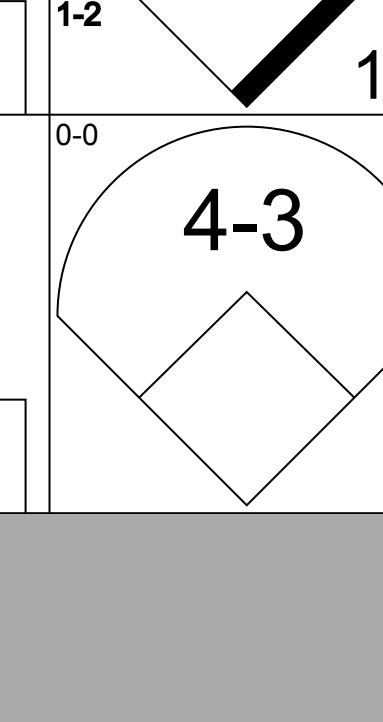
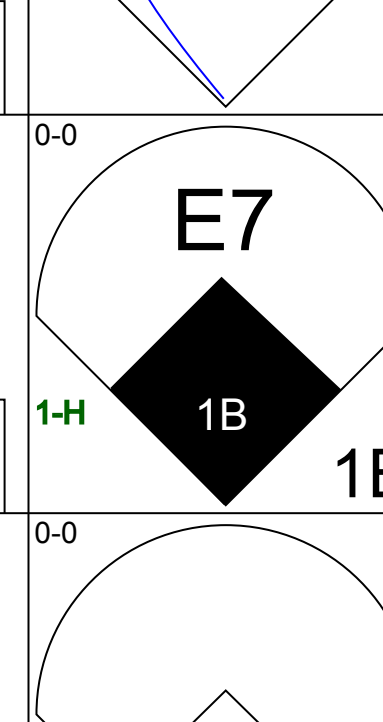


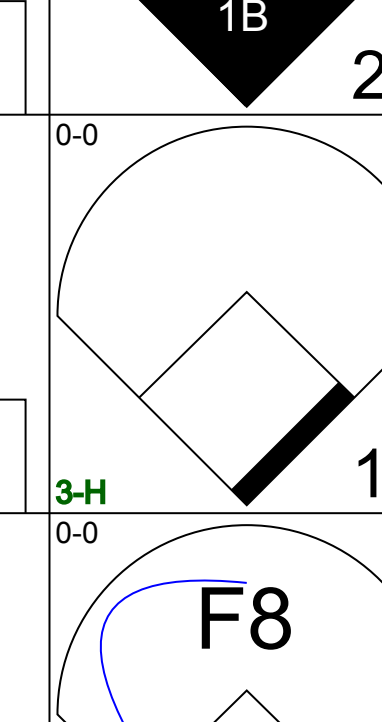
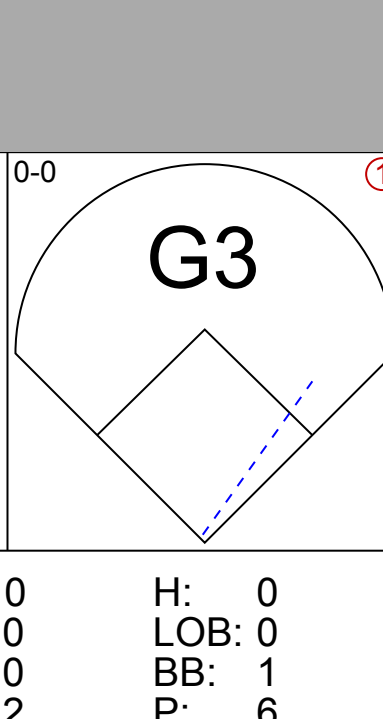
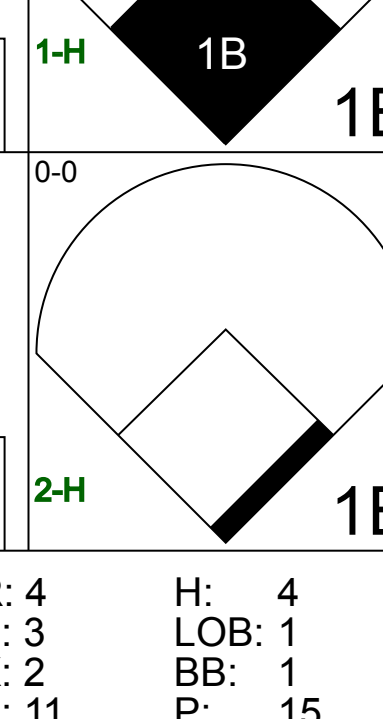

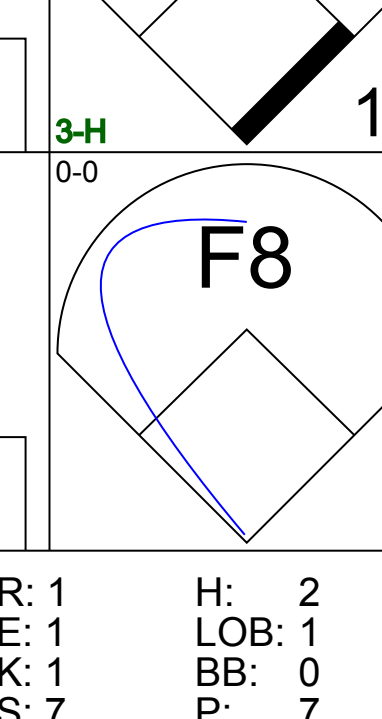
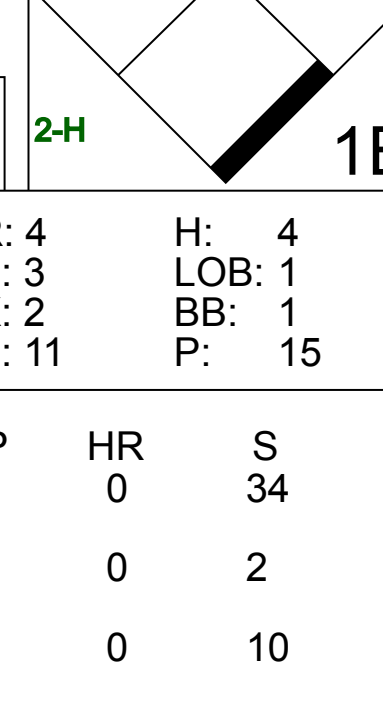
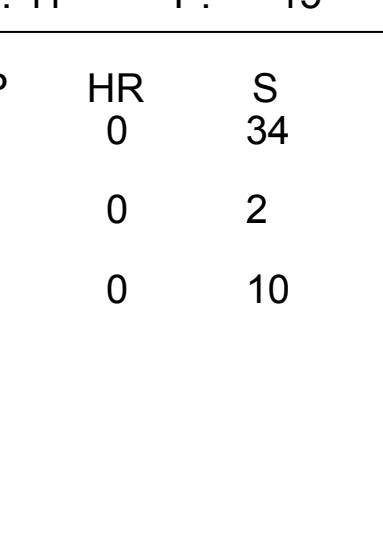


Batter	1	2	3	4	5	6	7	8	9	AB	R	H	RBI	BB	SO	LOB	BOTTOM			
Roger Metzger, S OBP: 0.283, SLG: 0.290 (1, 6)	4-0 FC6-4 BB BB	0-0 F7		0-0 FC4-6			0-0 6-3	0-0 4-3		4	1	0	0	1	0	3				
Joe Morgan, L OBP: 0.352, SLG: 0.402 (1, 4)	4-0 FC6-4 BB	0-0 2B		4-0 CS BB			0-0 1B 2B			2	1	2	0	2	0	0				
Jimmy Wynn, R OBP: 0.317, SLG: 0.319 (1, 9)	0-3 K	0-0 F5		0-0 F8			0-0 5-3			4	0	0	0	0	1	5				
Cesar Cedeno, R OBP: 0.283, SLG: 0.400 (1, 8)	0-0 FC6-4 BB 2B		1-0 CS HBP		0-3 K		4-0 1B 2B BB			2	2	0	0	1	1	2				
Doug Rader, R OBP: 0.312, SLG: 0.368 (1, 5)	4-0 BB 2B		0-3 K		0-3 K		0-0 1B 2B			3	2	1	1	1	2	1				
Denis Menke, R OBP: 0.318, SLG: 0.306 (1, 3)	4-0 BB 2B		0-0 1-6-3		0-0 6-3		0-0 1B 2B			3	2	1	3	1	0	0				
Jesus Alou, R OBP: 0.337, SLG: 0.382 Cesar Geronimo, L OBP: 0.261, SLG: 0.318 (9, 7)	0-0 2B		0-0 F6		0-0 5-3		0-0 F8			4	0	1	3	0	0	1				
Johnny Edwards, L OBP: 0.282, SLG: 0.313 (1, 2)	0-0 F5		0-3 K		0-0 F5		4-0 1B IBB			3	0	0	0	1	1	1				
Wade Blasingame, L OBP: 0.300, SLG: 0.324 George Culver, R OBP: 0.167, SLG: 0.167 (8, 1)		0-0 G3		4-0 FC4-6 BB		0-0 F8		0-0 1B		2	0	0	0	1	0	0				
Inning Stats	R: 4 E: 0 K: 1 S: 6	H: 1 LOB: 4 BB: 4 P: 22	R: 0 E: 0 K: 0 S: 4	H: 1 LOB: 0 BB: 0 P: 4	R: 0 E: 0 K: 1 S: 4	H: 0 LOB: 0 BB: 0 P: 5	R: 0 E: 0 K: 1 S: 5	H: 0 LOB: 1 BB: 1 P: 9	R: 0 E: 0 K: 1 S: 4	H: 0 LOB: 0 BB: 1 P: 8	R: 0 E: 0 K: 1 S: 5	H: 0 LOB: 0 BB: 0 P: 5	R: 0 E: 0 K: 0 S: 3	H: 0 LOB: 0 BB: 0 P: 3	R: 4 E: 0 K: 0 S: 7	H: 4 LOB: 2 BB: 2 P: 15	1B: 2 2B: 4 3B: 0 HR: 0	SF: 0 SAC: 0 DP: 0 HBP: 1	WP: 0 PB: 0 SB: 1 CS: 2	PA: 37
PITCHER	IP WLS BF H R ER SO BB IBB HBP BLK WP HR S P ERA WHIP	IP WLS BF H R ER SO BB IBB HBP BLK WP HR S P ERA WHIP																		
Ernie McAnally, R ERA: 5.25 Claude Raymond, R ERA: 5.49 Howie Reed, R ERA: 4.19	(1, 1) (7, 1) (8, 1)	6.0 L 8 3 4 4 0 1 0 0 0 0 0 0 7 11 27.00 3.000	0.2 4 1 0 0 0 0 0 1 0 0 0 0 0 3 7 0.00 1.500																	

Montreal Expos @ Houston Astros
Astrodome, Houston, TX
Thu Jul 22 1971, 8:05 PM EDT
Att: 15,058 - Dome

AB	28
R	8
H	6
RBI	8
BB	8
SO	5
LOB	13

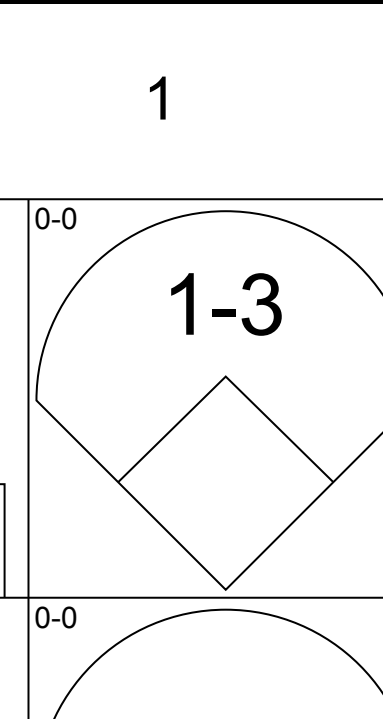
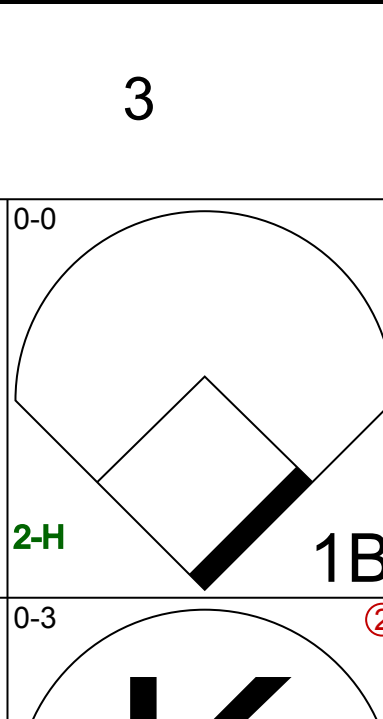
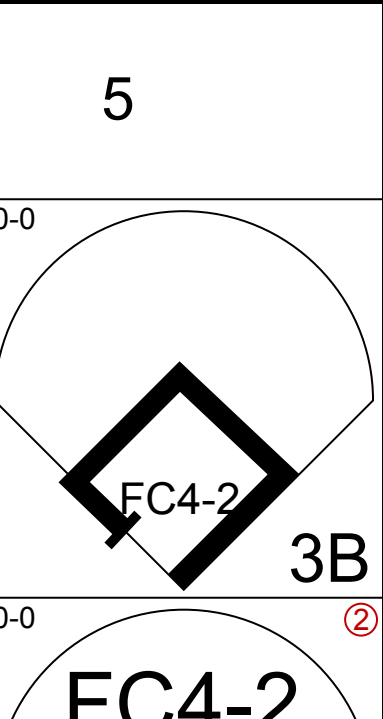
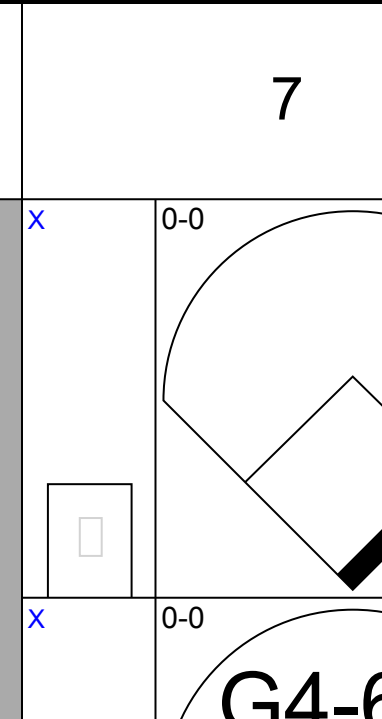
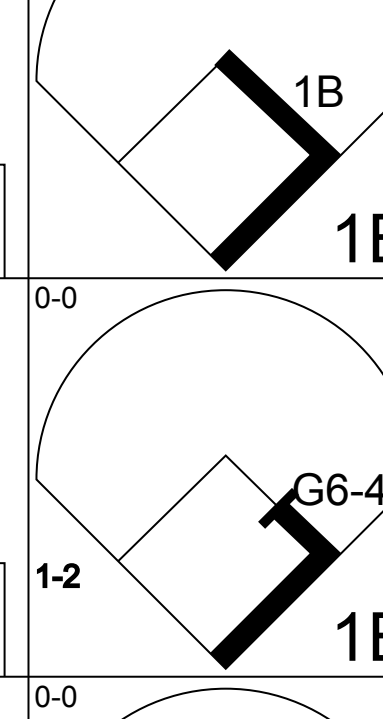
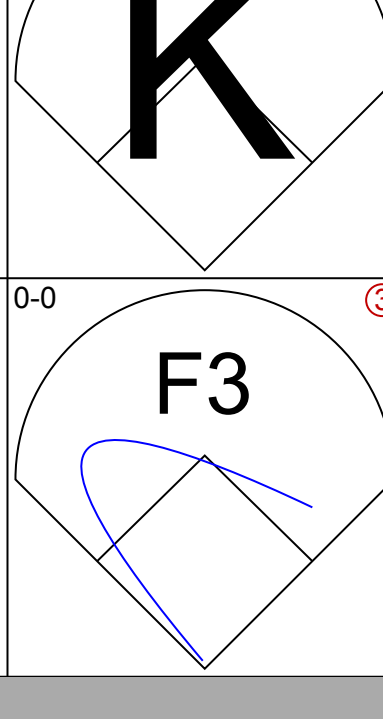
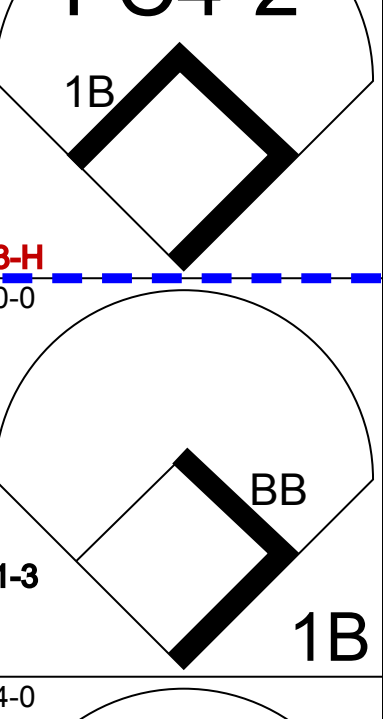
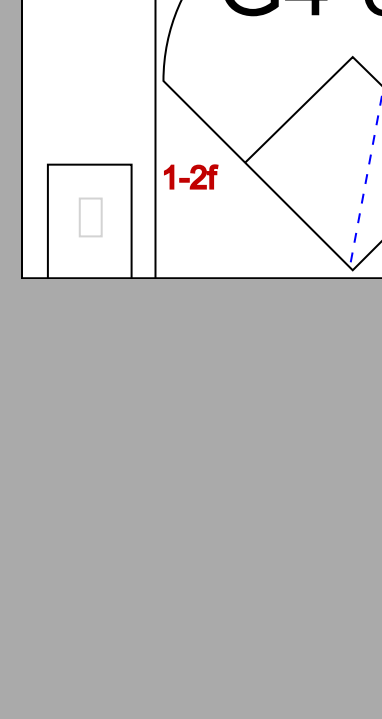
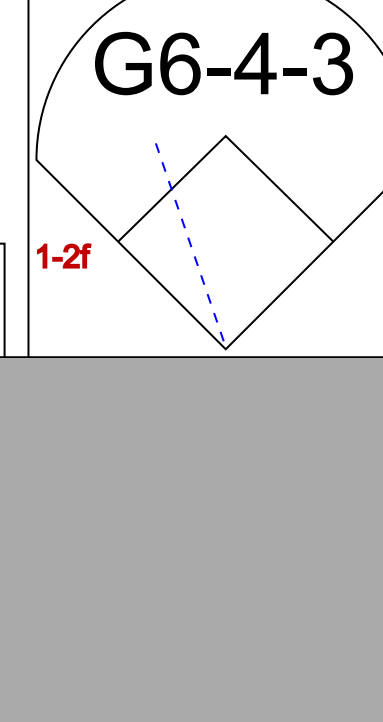

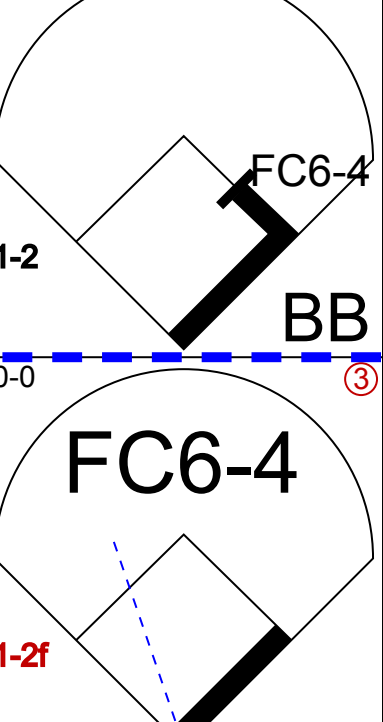
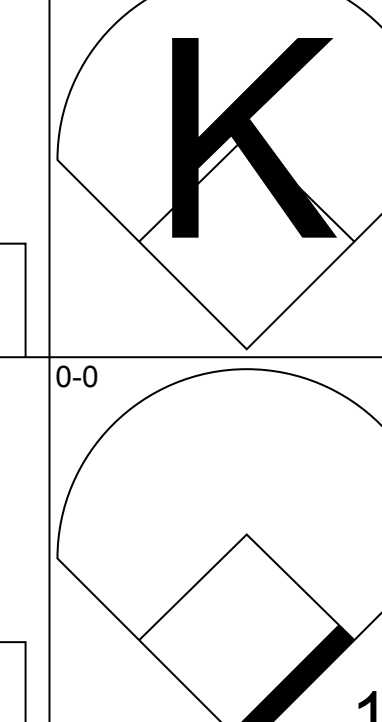

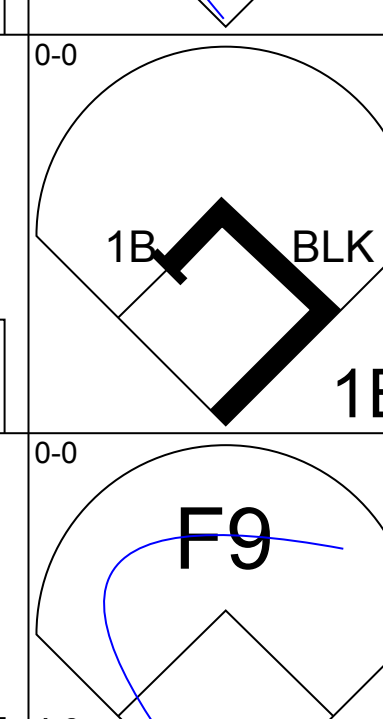

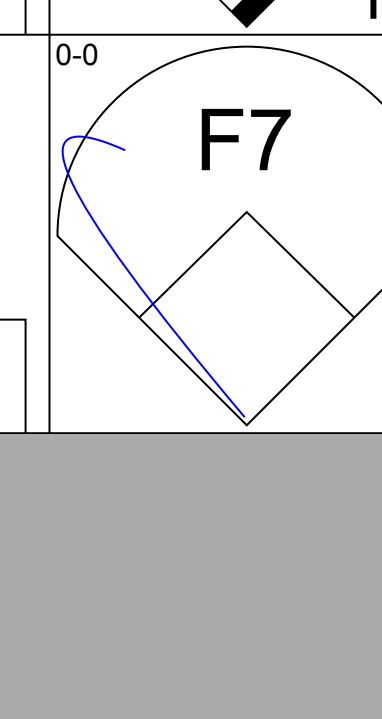
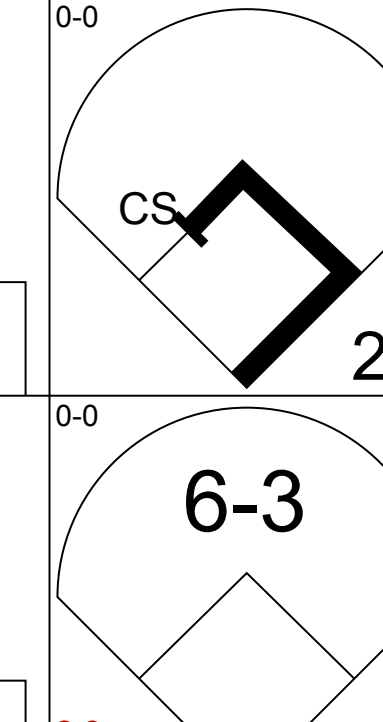
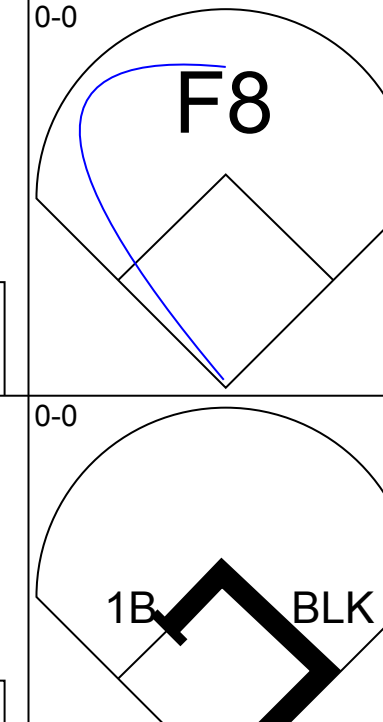
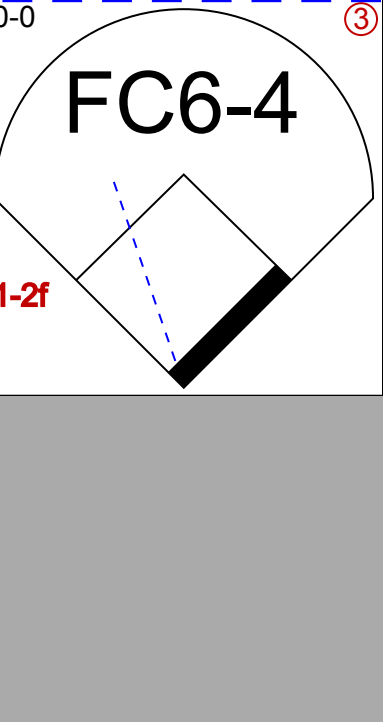
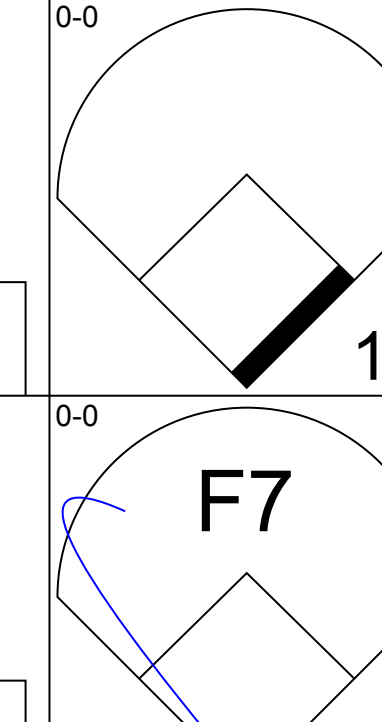
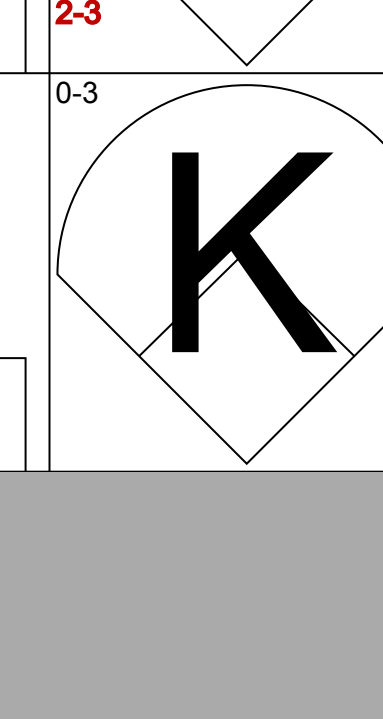
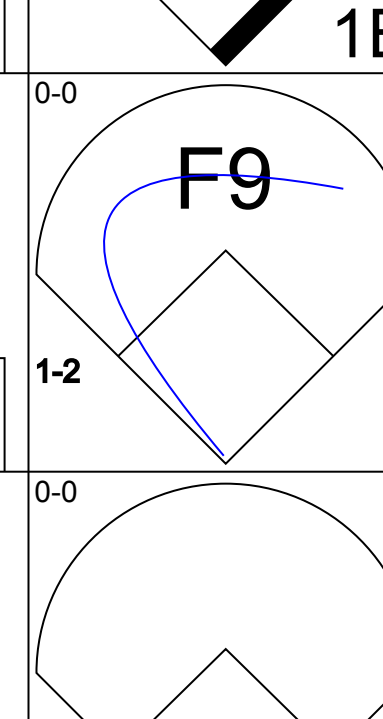



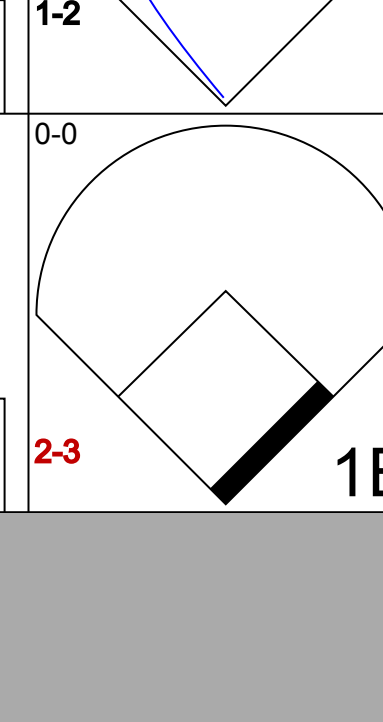
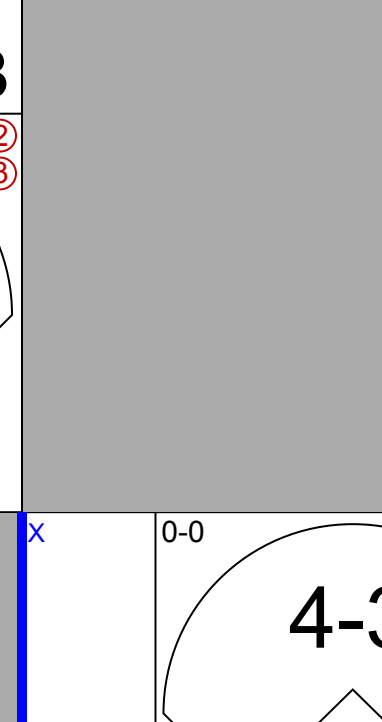
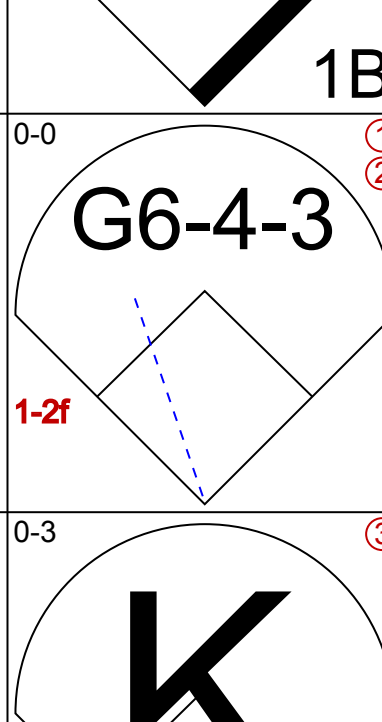
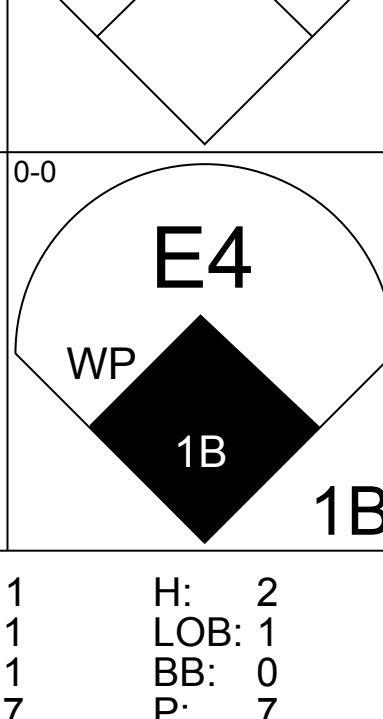
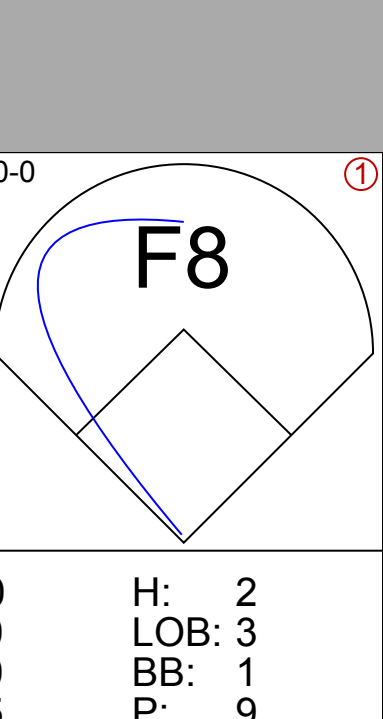
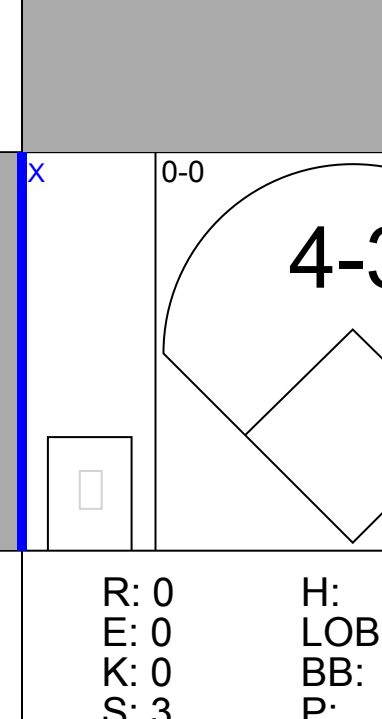
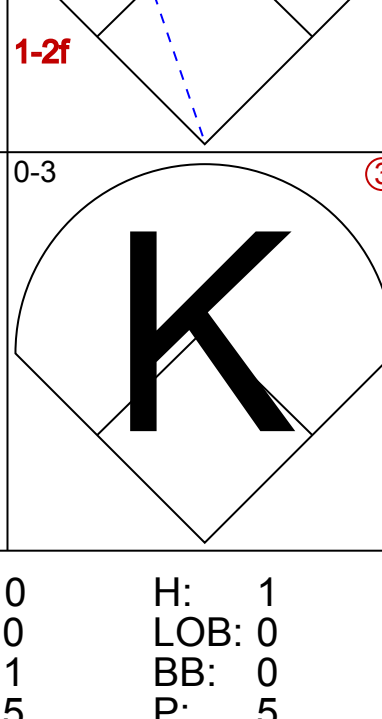
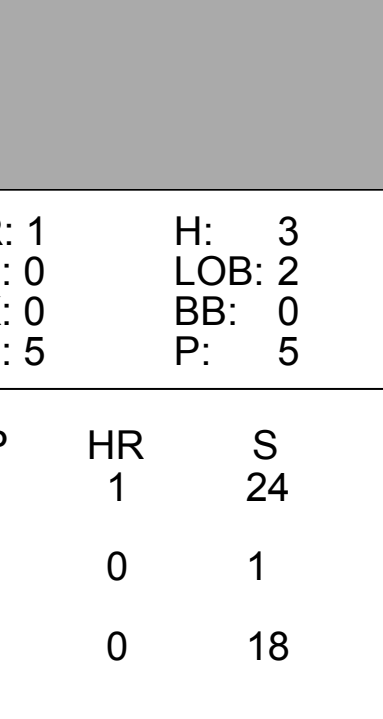
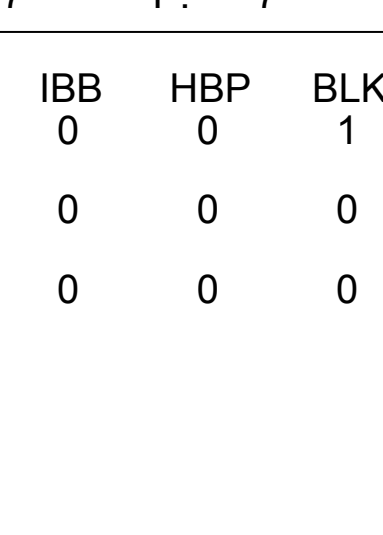
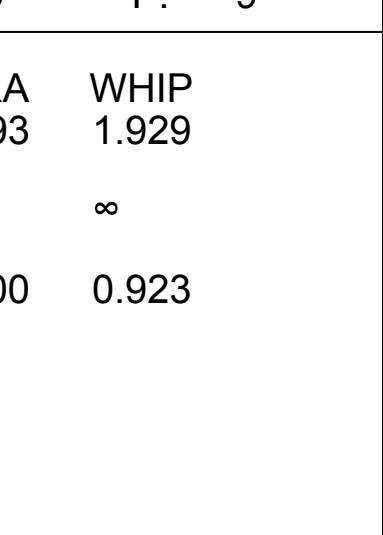




Batter	1	2	3	4	5	6	7	8	9	AB	R	H	RBI	BB	SO	LOB	TOP					
Lou Brock, L OBP: 0.397, SLG: 0.449 (1, 7)										3	1	0	0	2	2	1						
Matty Alou, L OBP: 0.355, SLG: 0.418 (1, 3)										4	0	0	0	0	0	1						
Luis Melendez, R OBP: 0.333, SLG: 0.277 (1, 9)										4	1	2	1	1	0	0						
Joe Torre, R OBP: 0.415, SLG: 0.536 (1, 5)										4	1	3	0	0	0	0						
Ted Simmons, S OBP: 0.359, SLG: 0.409 (1, 2)										4	0	0	0	0	3	2						
Ted Sizemore, R OBP: 0.319, SLG: 0.339 (1, 4)										4	1	2	0	0	0	1						
Jose Cruz, L OBP: 0.337, SLG: 0.329 (1, 8)										4	1	2	0	0	0	2						
Dal Maxvill, R OBP: 0.335, SLG: 0.292 (1, 6)										4	1	3	1	0	0	2						
Chuck Taylor, R OBP: 0.182, SLG: 0.364 Don Shaw, L (5, 1)										2	0	1	1	0	0	0						
Chris Zachary, L OBP: 0.238, SLG: 0.238 (5, 1)										0	0	0	0	0	0	0						
Chris Zachary, L OBP: 0.238, SLG: 0.238 (5, 1)										2	0	0	0	0	0	2						
Inning Stats	R: 0 E: 0 K: 1 S: 5	H: 0 LOB: 0 BB: 0 P: 5	R: 0 E: 0 K: 1 S: 7	H: 2 LOB: 2 BB: 0 P: 7	R: 0 E: 0 K: 0 S: 2	H: 0 LOB: 0 BB: 1 P: 6	R: 4 E: 3 K: 2 S: 11	H: 4 LOB: 1 BB: 1 P: 15	R: 0 E: 0 K: 0 S: 4	H: 1 LOB: 1 BB: 0 P: 4	R: 0 E: 0 K: 0 S: 4	H: 2 LOB: 1 BB: 0 P: 4	R: 1 E: 0 K: 0 S: 3	H: 1 LOB: 0 BB: 1 P: 7	R: 1 E: 1 K: 1 S: 7	H: 2 LOB: 1 BB: 0 P: 7	R: 0 E: 0 K: 0 S: 3	H: 1 LOB: 1 BB: 0 P: 3	1B: 11 2B: 2 3B: 0 HR: 0	SF: 0 SAC: 1 DP: 1 HBP: 0	WP: 0 PB: 0 SB: 1 CS: 1	PA: 40
PITCHER	IP	WLS	BF	H	R	ER	SO	BB	IBB	HBP	BLK	WP	HR	S	P	ERA	WHIP					
Dan McGinn, L ERA: 6.09 (1, 1)	6.1	L	29	9	5	4	4	3	0	0	0	0	0	34	46	5.68	1.895					
Howie Reed, R ERA: 4.12 (7, 1)	0.2		2	1	0	0	0	0	0	0	0	0	0	2	2	0.00	1.500					
Claude Raymond, R ERA: 5.23 (8, 1)	2.0		8	3	1	0	1	0	0	0	0	0	0	10	10	0.00	1.500					

St. Louis Cardinals @ Montreal Expos
Jarry Park, Montreal, QB
Fri Jul 23 1971, 7:05 PM EDT
Att: 20,480 - Unknown

AB 35
R 6
H 13
RBI 3
BB 3
SO 5
LOB 11



Batter	1	2	3	4	5	6	7	8	9	AB	R	H	RBI	BB	SO	LOB	BOTTOM					
Ron Hunt, R OBP: 0.403, SLG: 0.359 (1, 4)										4	0	3	1	0	0	0						
Boots Day, L OBP: 0.332, SLG: 0.360 (1, 8)										4	0	1	0	0	1	3						
Rusty Staub, L OBP: 0.389, SLG: 0.423 (1, 9)										4	0	2	0	0	0	1						
Ron Fairly, L OBP: 0.382, SLG: 0.413 (1, 3)										3	1	1	1	1	1	2						
Bob Bailey, R OBP: 0.367, SLG: 0.411 (1, 5)										4	0	2	0	0	0	3						
Jim Fairey, L OBP: 0.274, SLG: 0.274 (1, 7)										4	0	1	0	0	0	2						
John Boccabella, R OBP: 0.289, SLG: 0.337 (1, 2)										4	0	2	0	0	1	1						
Bobby Wine, R OBP: 0.227, SLG: 0.195 (1, 6)										3	0	1	0	0	0	1						
Ron Woods, R OBP: 0.347, SLG: 0.448 (9, PH)										1	0	0	0	0	0	1						
Dan McGinn, L OBP: 0.286, SLG: 0.286 (1, 1)										2	1	1	0	0	0	0						
Howie Reed, R (7, 1)										0	0	0	0	0	0	0						
Dave McDonald, L OBP: 0.176, SLG: 0.179 (7, PH)										1	0	0	0	0	0	0						
Claude Raymond, R (8, 1)										0	0	0	0	0	0	0						
Coco Laboy, R OBP: 0.307, SLG: 0.307 (9, PH)										1	0	0	0	0	1	0						
Inning Stats	R: 0 E: 0 K: 0 S: 4	H: 2 LOB: 1 BB: 0 P: 4	R: 0 E: 0 K: 1 S: 5	H: 1 LOB: 0 BB: 0 P: 5	R: 1 E: 1 K: 1 S: 7	H: 2 LOB: 1 BB: 0 P: 7	R: 1 E: 0 K: 0 S: 5	H: 3 LOB: 2 BB: 0 P: 5	R: 0 E: 0 K: 0 S: 5	H: 2 LOB: 3 BB: 1 P: 9	R: 0 E: 0 K: 0 S: 3	H: 1 LOB: 0 BB: 0 P: 3	R: 0 E: 0 K: 0 S: 3	H: 1 LOB: 0 BB: 0 P: 3	R: 0 E: 0 K: 1 S: 6	H: 1 LOB: 1 BB: 0 P: 6	R: 0 E: 0 K: 1 S: 5	H: 1 LOB: 0 BB: 0 P: 5	1B: 11 2B: 1 3B: 1 HR: 1	SF: 0 SAC: 0 DP: 4 HBP: 0	WP: 1 PB: 0 SB: 0 CS: 1	PA: 36
PITCHER	IP	WLS	BF	H	R	ER	SO	BB	IBB	HBP	BLK	WP	HR	S	P	ERA	WHIP					
Chuck Taylor, R ERA: 3.72 (1, 1)	4.2		20	9	2	1	2	0	0	0	1	0	0	1	24	24	1.93	1.929				
Don Shaw, L ERA: 4.79 (5, 1)	0.0		2	1	0	0	0	1	0	0	0	0	0	1	5	∞	∞					
Chris Zachary, R ERA: 5.4 (5, 1)	4.1	W	14	4	0	0	2	0	0	0	0	0	0	18	18	0.00	0.923					

St. Louis Cardinals @ Montreal Expos
Jarry Park, Montreal, QB
Fri Jul 23 1971, 7:05 PM EDT
Att: 20,480 - Unknown

AB 35
R 2
H 14
RBI 2
BB 1
SO 4
LOB 14



Batter	1	2	3	4	5	6	7	8	9	10	11	12	13	14	AB	R	H	RBI	BB	SO	LOB	TOP												
Lou Brock, L OBP: 0.398, SLG: 0.449 (1, 7)															7	1	3	0	0	1	2													
Matty Alou, L OBP: 0.354, SLG: 0.416 (1, 3)															7	3	2	0	0	1	4													
Jose Cruz, L OBP: 0.337, SLG: 0.347 (1, 9)															5	2	2	1	0	1	2													
Joe Torre, R OBP: 0.420, SLG: 0.543 (1, 5)															4	2	2	3	3	2	1													
Ted Simmons, S OBP: 0.357, SLG: 0.408 (1, 2)															6	0	2	3	0	1	1													
Luis Melendez, R OBP: 0.348, SLG: 0.283 (1, 9)															5	0	2	1	2	1	2													
Ted Sizemore, R OBP: 0.315, SLG: 0.335 (1, 4)															7	0	1	0	0	2	9													
Dal Maxvill, R OBP: 0.329, SLG: 0.286 (10, PH)															4	0	0	0	0	1	3													
Joe Haque, L OBP: 0.326, SLG: 0.382 (10, 4)															1	0	0	0	0	1	0													
Julian Javier, R OBP: 0.271, SLG: 0.352 (10, 4)															1	0	0	0	0	0	0													
Steve Carlton, L OBP: 0.325, SLG: 0.354 (7, PH)															2	0	1	0	0	0	0													
Bob Barry, R OBP: 0.275, SLG: 0.330 (7, PH)															1	0	0	0	0	0	0													
Frank Linzy, R OBP: 0.255, SLG: 0.299 (7, PH)															1	0	0	0	0	0	0													
Moe Drabowsky, R OBP: 0.300, SLG: 0.390 (11, 1)															1	0	1	0	0	0	0													
Jim Beauchamp, R OBP: 0.271, SLG: 0.345 (13, PH)															0	0	0	0	0	0	0													
Don Shaw, L OBP: 0.271, SLG: 0.345 (13, PH)															1	0	0	0	0	0	0													
Inning Stats	R: 0 E: 0 K: 2 S: 8	H: 1 LOB: 1 BB: 0 P: 8	R: 0 E: 0 K: 1 S: 5	H: 0 LOB: 1 BB: 1 P: 9	R: 0 E: 0 K: 0 S: 4	H: 1 LOB: 1 BB: 0 P: 4	R: 0 E: 0 K: 0 S: 5	H: 2 LOB: 2 BB: 0 P: 5	R: 3 E: 0 K: 0 S: 6	H: 3 LOB: 3 BB: 0 P: 6	R: 0 E: 0 K: 1 S: 5	H: 0 LOB: 0 BB: 0 P: 5	R: 2 E: 0 K: 1 S: 8	H: 3 LOB: 3 BB: 2 P: 16	R: 0 E: 0 K: 0 S: 9	H: 0 LOB: 0 BB: 0 P: 9	R: 0 E: 0 K: 2 S: 7	H: 0 LOB: 0 BB: 0 P: 7	R: 0 E: 0 K: 1 S: 6	H: 1 LOB: 1 BB: 0 P: 6	R: 0 E: 0 K: 0 S: 3	H: 2 LOB: 0 BB: 1 P: 8	R: 0 E: 0 K: 0 S: 3	H: 0 LOB: 0 BB: 0 P: 3	R: 2 E: 0 K: 0 S: 4	H: 2 LOB: 0 BB: 1 P: 8	R: 0 E: 0 K: 0 S: 3	H: 0 LOB: 0 BB: 0 P: 3	R: 1 E: 0 K: 0 S: 5	H: 2 LOB: 2 BB: 1 P: 9	1B: 14 2B: 1 3B: 0 HR: 1	SF: 2 SAC: 1 DP: 2 HBP: 0	WP: 2 PB: 0 SB: 1 CS: 0	PA: 61
PITCHER	IP	WLS	BF	H	R	ER	SO	BB	IBB	HBP	BLK	WP	HR	S	P	ERA	WHIP																	
John Strohmayr, R ERA: 4.14	6.2		30	9	5	5	4					0		37	41	6.75	1.500																	
Mike Marshall, R ERA: 5.74	5.1		22	5	2	2	7	1	2	0	0	2	0	33	45	3.38	1.125																	
Claude Raymond, R ERA: 5.19	2.0	L	9	2	1	1	0	0	1	0	0	0	0	8	12	4.50	1.000																	

St. Louis Cardinals @ Montreal Expos
 Jarry Park, Montreal, QB
 Sat Jul 24 1971, 7:05 PM EDT
 Unknown

AB	53
R	8
H	16
RBI	8
BB	5
SO	11
LOB	25



Batter	1	2	3	4	5	6	7	8	9	10	11	12	13	14	AB	R	H	RBI	BB	SO	LOB	BOTTOM								
Ron Hunt, R OBP: 0.403, SLG: 0.362 (5, 4)															3	1	1	0	0	1	2									
Gary Sutherland, R OBP: 0.274, SLG: 0.333 (13, 6)															4	1	2	2	0	0	2									
Ron Woods, R OBP: 0.341, SLG: 0.432 Claude Raymond, R (13, 1)															7	2	2	0	0	2	2									
Rusty Staub, L OBP: 0.388, SLG: 0.425 (1, 9)															7	1	2	1	0	1	1									
Bob Bailey, R OBP: 0.370, SLG: 0.412 (1, 5)															4	0	1	1	3	0	1									
Stan Swanson, R OBP: 0.304, SLG: 0.354 Mike Marshall, R OBP: 0.260, SLG: 0.111 Ron Grand, R OBP: 0.233, SLG: 0.195 (1, 8)															3	0	1	2	1	0	2									
John Boccabella, R OBP: 0.261, SLG: 0.327 Ron Fairly, L OBP: 0.384, SLG: 0.414 (8, 3)															3	0	0	0	0	1	4									
John Bateman, R OBP: 0.272, SLG: 0.343 Clyde Mashore, R OBP: 0.254, SLG: 0.259 Coco Laboy, R OBP: 0.312, SLG: 0.313 (1, 2)															5	0	2	0	0	1	3									
Bobby Wine, R OBP: 0.228, SLG: 0.192 Jim Gosger, L OBP: 0.222, SLG: 0.228 (13, 7)															4	0	0	0	1	0	2									
John Strohmayr, R OBP: 0.296, SLG: 0.296 Boots Day, L OBP: 0.335, SLG: 0.364 (7, 8)															3	0	1	0	0	2	3									
Inning Stats	R: 1 E: 0 K: 0 S: 5	H: 2 LOB: 1 BB: 0 P: 5	R: 0 E: 0 K: 1 S: 7	H: 2 LOB: 2 BB: 0 P: 7	R: 2 E: 0 K: 2 S: 10	H: 3 LOB: 3 BB: 2 P: 18	R: 0 E: 0 K: 0 S: 7	H: 0 LOB: 0 BB: 0 P: 7	R: 1 E: 0 K: 0 S: 4	H: 1 LOB: 2 BB: 1 P: 8	R: 0 E: 0 K: 0 S: 4	H: 0 LOB: 0 BB: 0 P: 8	R: 0 E: 0 K: 0 S: 3	H: 1 LOB: 1 BB: 1 P: 9	R: 2 E: 0 K: 0 S: 8	H: 3 LOB: 1 BB: 0 P: 8	R: 0 E: 0 K: 0 S: 3	H: 0 LOB: 0 BB: 0 P: 3	R: 0 E: 0 K: 1 S: 5	H: 0 LOB: 1 BB: 1 P: 9	R: 2 E: 0 K: 0 S: 8	H: 3 LOB: 1 BB: 0 P: 8	R: 0 E: 0 K: 0 S: 3	H: 0 LOB: 0 BB: 0 P: 3	R: 0 E: 0 K: 0 S: 4	H: 1 LOB: 1 BB: 0 P: 4	1B: 11 2B: 3 3B: 1 HR: 1	SF: 0 SAC: 1 DP: 1 HBP: 0	WP: 0 PB: 0 SB: 0 CS: 0	PA: 63
PITCHER	IP	WLS	BF	H	R	ER	SO	BB	IBB	HBP	BLK	WP	HR	S	P	ERA	WHIP													
Steve Carlton, L ERA: 3.87	6.0		32	10	5	5	5					0		38	54	7.50	2.167													
Frank Linzy, R ERA: 2.25	4.0		14	2	0	0	2	0	1	0	0	0	0	17	21	0.00	0.500													
Moe Drabowsky, R ERA: 3.43	2.0		10	3	2	2	1	0	0	0	0	0	0	13	17	9.00	2.000													
Don Shaw, L ERA: 4.45	2.0	W	7	1	0	0	0	0	0	0	0	0	0	7	7	0.00	0.500													

St. Louis Cardinals @ Montreal Expos
 Jarry Park, Montreal, QB
 Sat Jul 24 1971, 7:05 PM EDT
 Unknown

AB	56
R	7
H	16
RBI	7
BB	6
SO	9
LOB	26



Batter	1	2	3	4	5	6	7	8	9	AB	R	H	RBI	BB	SO	LOB	TOP					
Lou Brock, L OBP: 0.398, SLG: 0.448 (1, 7)	F8		5-3			BB G3 1B	S 2B 1B		F9	5	1	2	1	0	0	0						
Matty Alou, L OBP: 0.354, SLG: 0.418 (1, 3) (7, 9)	F8			L4-3 1B		G3 1-2	3-H 2B 2B		F8	5	1	2	1	0	0	1						
Jose Cruz, L OBP: 0.357, SLG: 0.366 Daryl Patterson, L Don Shaw, L Moe Drabowsky, R (1, 8) (7, 1) (7, 1) (8, 1)	K			L4-3 1-2		BB BB	2B 2B			3	0	1	1	1	1	1						
Joe Torre, R OBP: 0.428, SLG: 0.556 (1, 5)		P5		2B		G4-6-3 BB	F7			3	0	1	0	1	0	1						
Ted Simmons, S OBP: 0.362, SLG: 0.414 (1, 2)		1B		IBB		G4-6-3 1-2	SH1-4 2B			3	0	2	0	1	0	3						
Luis Melendez, R OBP: 0.358, SLG: 0.299 (1, 9) (7, 8)	F9		P3				SH1-4 1B		SH1-4	3	0	1	0	0	0	3						
Ted Sizemore, R OBP: 0.311, SLG: 0.330 (1, 4) (7, 6)	4-3				F3		FC6-4 1B		5-3	4	1	0	0	0	0	3						
Dal Maxvill, R OBP: 0.323, SLG: 0.280 Joe Hague, L OBP: 0.326, SLG: 0.383 (1, 6) (7, PH) (7, 3)			6-3		6-3		E9 1-3 1B 1B		4-3	2	0	0	0	0	0	0						
Reggie Cleveland, R OBP: 0.145, SLG: 0.185 Bob Burda, L OBP: 0.376, SLG: 0.359 Julian Javier, R OBP: 0.272, SLG: 0.351 (1, 1) (7, PH) (7, 4)	K		K		6-3		1-3 2-3		5-3	2	0	0	0	0	1	0						
Inning Stats	R: 0 E: 0 K: 1 S: 5	H: 0 LOB: 0 BB: 0 P: 5	R: 0 E: 0 K: 0 S: 4	H: 1 LOB: 1 BB: 0 P: 4	R: 0 E: 0 K: 1 S: 5	H: 0 LOB: 0 BB: 0 P: 5	R: 0 E: 0 K: 0 S: 4	H: 2 LOB: 2 BB: 1 P: 8	R: 0 E: 0 K: 0 S: 3	H: 0 LOB: 0 BB: 0 P: 3	R: 0 E: 0 K: 0 S: 3	H: 1 LOB: 2 BB: 0 P: 11	R: 4 E: 1 K: 0 S: 8	H: 5 LOB: 1 BB: 0 P: 8	R: 0 E: 0 K: 0 S: 4	H: 1 LOB: 1 BB: 0 P: 4	R: 0 E: 0 K: 0 S: 3	H: 0 LOB: 0 BB: 0 P: 3	1B: 6 2B: 5 3B: 0 HR: 0	SF: 0 SAC: 1 DP: 2 HBP: 0	WP: 0 PB: 0 SB: 1 CS: 0	PA: 38
PITCHER Bill Stoneman, R ERA: 3.11 (1, 1)	IP: 9.0 WLS: W BF: 38	H: 10 R: 4 ER: 4 SO: 2	BB: 2 IBB: 1 HBP: 0 BLK: 0	WP: 0 HR: 0 S: 39 P: 51	ERA: 4.00 WHIP: 1.333	PITCHER										IP: 9.0 WLS: W BF: 38	H: 10 R: 4 ER: 4 SO: 2	BB: 2 IBB: 1 HBP: 0 BLK: 0	WP: 0 HR: 0 S: 39 P: 51	ERA: 4.00 WHIP: 1.333		

St. Louis Cardinals @ Montreal Expos
Jarry Park, Montreal, QB
Sun Jul 25 1971, 3:33 AM EDT
Att: 20,346 - Unknown

AB 34
R 4
H 10
RBI 3
BB 3
SO 2
LOB 14



Batter	1	2	3	4	5	6	7	8	9	AB	R	H	RBI	BB	SO	LOB	BOTTOM			
Ron Hunt, R OBP: 0.401, SLG: 0.358 Gary Sutherland, R OBP: 0.276, SLG: 0.336 (1, 4) (6, 4)	6-3		P3		K		FC6-4 S			3	0	0	0	0	1	1				
Boots Day, L OBP: 0.338, SLG: 0.364 (1, 8)	F8			2B HR 1B	P1		1-2 BB			3	1	1	0	1	0	0				
Rusty Staub, L OBP: 0.385, SLG: 0.423 (1, 9)	K			HR 2B		K	4-1			4	1	1	0	0	2	2				
Ron Fairly, L OBP: 0.387, SLG: 0.410 (1, 3)		G6-4-3 1B		HR IBB		1B FC3-6 BB	4-3			2	2	1	0	2	0	0				
Bob Bailey, R OBP: 0.368, SLG: 0.408 Coco Laboy, R OBP: 0.309, SLG: 0.310 (1, 5) (9, 5)	G6-4-3 1-2			K		FC3-6 1B	6-3			4	0	1	0	0	1	4				
Jim Gosger, L OBP: 0.212, SLG: 0.217 Ron Woods, R OBP: 0.333, SLG: 0.410 (1, 7) (8, PH) (9, 7)	3-1			K		FC3-6 1-2	PO 1B BB			3	0	0	1	0	1	4				
John Bateman, R OBP: 0.274, SLG: 0.353 (1, 2)			K	HR		4-3	1-2 1B			4	1	2	4	0	1	1				
Bobby Wine, R OBP: 0.228, SLG: 0.191 (1, 6)			5-3	K			6-3		PO	3	0	0	0	0	1	0				
Bill Stoneman, R OBP: 0.258, SLG: 0.155 (1, 1)					K		FC6-4 BB			2	0	1	0	1	1	0				
Inning Stats	R: 0 E: 0 K: 1 S: 5	H: 0 LOB: 0 BB: 0 P: 5	R: 0 E: 0 K: 0 S: 3	H: 1 LOB: 0 BB: 0 P: 3	R: 0 E: 0 K: 1 S: 6	H: 1 LOB: 1 BB: 0 P: 6	R: 4 E: 0 K: 3 S: 12	H: 3 LOB: 0 BB: 1 P: 16	R: 0 E: 0 K: 2 S: 7	H: 0 LOB: 0 BB: 0 P: 7	R: 1 E: 0 K: 0 S: 6	H: 1 LOB: 1 BB: 1 P: 10	R: 0 E: 0 K: 0 S: 3	H: 0 LOB: 2 BB: 2 P: 11	R: 0 E: 0 K: 0 S: 3	H: 1 LOB: 1 BB: 1 P: 7	1B: 5 2B: 1 3B: 0 HR: 1	SF: 0 SAC: 0 DP: 1 HBP: 0	WP: 0 PB: 0 SB: 1 CS: 0	PA: 35
PITCHER Reggie Cleveland, R ERA: 3.84 Daryl Patterson, R ERA: 5.59 Don Shaw, L ERA: 4.3 Moe Drabowsky, R ERA: 3.4 (1, 1) (7, 1) (7, 1) (8, 1)	IP: 6.0 WLS: L BF: 25	H: 5 R: 5 ER: 5 SO: 8	BB: 1 IBB: 0 HBP: 0 BLK: 0	WP: 0 HR: 1 S: 39 P: 47	ERA: 7.50 WHIP: 1.167	PITCHER										IP: 6.0 WLS: L BF: 25	H: 5 R: 5 ER: 5 SO: 8	BB: 1 IBB: 0 HBP: 0 BLK: 0	WP: 0 HR: 1 S: 39 P: 47	ERA: 7.50 WHIP: 1.167

St. Louis Cardinals @ Montreal Expos
Jarry Park, Montreal, QB
Sun Jul 25 1971, 3:33 AM EDT
Att: 20,346 - Unknown

AB 29
R 5
H 7
RBI 5
BB 5
SO 8
LOB 13



Batter	1	2	3	4	5	6	7	8	9	AB R H RBI BB SO LOB	TOP												
Don Kessinger, S (1,6) OBP: 0.349, SLG: 0.359	4-0 CS BB		0-0 4-3			0-0 E 1B	0-0 4-3		0-3 K	4 1 1 0 1 1 0	Chicago Cubs @ Montreal Expos Jarry Park, Montreal, QB Mon Jul 26 1971, 7:05 PM EDT Att: 16,037 - Unknown - 81 F												
Glenn Beckert, R (1,4) OBP: 0.380, SLG: 0.415	4-0 BB 1B BB		0-0 6-3			0-0 1B 1B	0-0 1B 3B		0-0 G3	4 3 2 1 1 0 0													
Billy Williams, L (1,7) OBP: 0.377, SLG: 0.501	4-0 1B 1B BB			0-0 1-3		0-0 F7	4-0 BB 1B BB		0-0 F8	3 0 0 0 2 0 1													
Jim Hickman, R (1,3) OBP: 0.357, SLG: 0.483	0-0 1B			0-0 6-3		0-0 1B SF8 1B	0-0 1B BB			4 1 3 2 0 0 0													
Ron Santo, R (1,5) OBP: 0.374, SLG: 0.468	0-0 6-3			0-0 5-3		0-0 1B 1B	0-0 1B BB			3 0 1 1 1 0 1													
Brock Davis, L (1,8) OBP: 0.374, SLG: 0.374		4-0 G4-6-3 BB			0-0 F7	0-0 FC4-6 1B	0-0 G3			3 0 1 0 1 0 3													
Johnny Callison, L (1,9) OBP: 0.291, SLG: 0.309		0-0 G4-6-3 1-2		0-0 BB	4-0 BB	0-0 SF8		0-0 F8		2 0 0 1 1 0 1													
J.C. Martin, L (1,2) OBP: 0.329, SLG: 0.373		0-0 5-3		0-3 K	0-3 K	0-0 FC4-6 1-2	0-0 F9			4 0 0 0 0 1 3													
Mitt Pappas, R (1,1) OBP: 0.193, SLG: 0.167			0-3 K		0-0 5-3		0-3 K	0-3 K		4 0 0 0 0 3 1													
Inning Stats	R: 1 E: 0 K: 0 S: 2	H: 1 LOB: 1 BB: 3 P: 14	R: 0 E: 0 K: 0 S: 2	H: 0 LOB: 0 BB: 1 P: 6	R: 0 E: 0 K: 1 S: 5	H: 0 LOB: 0 BB: 0 P: 5	R: 0 E: 0 K: 0 S: 3	H: 0 LOB: 0 BB: 0 P: 3	R: 0 E: 0 K: 1 S: 5	H: 0 LOB: 1 BB: 1 P: 9	R: 3 E: 1 K: 0 S: 8	H: 5 LOB: 2 BB: 0 P: 8	R: 1 E: 0 K: 1 S: 7	H: 2 LOB: 3 BB: 2 P: 15	R: 0 E: 0 K: 1 S: 5	H: 0 LOB: 0 BB: 0 P: 5	R: 0 E: 0 K: 1 S: 5	H: 0 LOB: 0 BB: 0 P: 5	1B: 7 2B: 0 3B: 1 HR: 0	SF: 1 SAC: 0 DP: 1 HBP: 0	WP: 0 PA: 39 PB: 0 SB: 0 CS: 1		
PITCHER	IP WLS BF H R ER SO BB IBB HBP BLK WP HR S P ERA WHIP											PITCHER	IP WLS BF H R ER SO BB IBB HBP BLK WP HR S P ERA WHIP										
Steve Renko, R (1,1) ERA: 3.65	6.2 L 31 8 5 5 3 6 0 0 0 0 0 0 31 55 6.75 2.100																						
John Strohmayr, R (7,1) ERA: 4.07	1.1 5 0 0 0 1 1 0 0 0 0 0 0 6 10 0.00 0.750																						
Dan McGinn, L (9,1) ERA: 5.89	1.0 3 0 0 0 1 0 0 0 0 0 0 0 5 5 0.00 0.000																						

AB	31
R	5
H	8
RBI	5
BB	7
SO	5
LOB	10



Batter	1	2	3	4	5	6	7	8	9	AB R H RBI BB SO LOB	BOTTOM												
Ron Hunt, R (1,4) OBP: 0.405, SLG: 0.361	0-0 F9		0-0 4-3			0-0 FC6-4 1B		4-0 FC4-6 BB		3 0 2 1 1 0 0	Chicago Cubs @ Montreal Expos Jarry Park, Montreal, QB Mon Jul 26 1971, 7:05 PM EDT Att: 16,037 - Unknown - 81 F												
Boots Day, L (1,8) OBP: 0.332, SLG: 0.357	0-0 G3		0-0 4-3		0-0 FC6-4 G6-3		0-0 FC4-6			4 0 0 0 0 0 4													
Rusty Staub, L (1,9) OBP: 0.384, SLG: 0.419	0-0 F9		0-0 6-3		0-0 G6-3			4-0 G6-4-3 BB		3 0 0 0 1 0 2													
Ron Fairly, L (1,3) OBP: 0.388, SLG: 0.412		0-0 E9 SF8 1B		0-3 K		0-0 G4-3 1B		0-0 F9		4 1 2 0 0 1 1													
Bob Bailey, R (1,5) OBP: 0.364, SLG: 0.405		0-0 SF8		0-0 4-3		0-0 G4-3		0-0 G6-4-3		3 0 0 1 0 0 2													
Jim Gosger, L (1,7) OBP: 0.203, SLG: 0.206		0-3 K		0-0 G3		0-0 4-3				3 0 0 0 0 1 0													
John Bateman, R (1,2) OBP: 0.272, SLG: 0.350		0-0 1-3			0-0 4-3			0-0 5-3		3 0 0 0 0 0 0													
Bobby Wine, R (1,6) OBP: 0.230, SLG: 0.197			0-0 6-3 1B 2B		0-0 3-1			0-0 E6 FC4-6		3 1 1 0 0 0 0													
Steve Renko, R (1,1) OBP: 0.203, SLG: 0.270			0-0 6-3		0-3 K			0-0 FC4-6 BB		2 0 0 0 0 1 1													
John Strohmayr, R (7,1) OBP: 0.296, SLG: 0.296										0 0 0 0 0 0 0													
Jim Fairley, L (6,PH) OBP: 0.272, SLG: 0.271										1 0 0 0 0 0 1													
Dan McGinn, L (9,1) OBP: 0.286, SLG: 0.286										0 0 0 0 0 0 0													
Inning Stats	R: 0 E: 0 K: 0 S: 3	H: 0 LOB: 0 BB: 0 P: 3	R: 1 E: 1 K: 1 S: 6	H: 1 LOB: 0 BB: 0 P: 6	R: 1 E: 0 K: 0 S: 5	H: 2 LOB: 1 BB: 0 P: 5	R: 0 E: 0 K: 1 S: 5	H: 0 LOB: 0 BB: 0 P: 5	R: 0 E: 0 K: 1 S: 5	H: 0 LOB: 0 BB: 0 P: 5	R: 0 E: 0 K: 0 S: 3	H: 1 LOB: 0 BB: 0 P: 3	R: 0 E: 0 K: 0 S: 3	H: 1 LOB: 0 BB: 0 P: 3	R: 0 E: 1 K: 0 S: 4	H: 0 LOB: 2 BB: 1 P: 8	R: 0 E: 0 K: 0 S: 2	H: 0 LOB: 0 BB: 1 P: 6	1B: 4 2B: 1 3B: 0 HR: 0	SF: 1 SAC: 0 DP: 3 HBP: 0	WP: 0 PA: 32 PB: 0 SB: 0 CS: 0		
PITCHER	IP WLS BF H R ER SO BB IBB HBP BLK WP HR S P ERA WHIP											PITCHER	IP WLS BF H R ER SO BB IBB HBP BLK WP HR S P ERA WHIP										
Mitt Pappas, R (1,1) ERA: 3.99	9.0 W 32 5 2 1 3 2 0 0 0 0 0 0 36 44 1.00 0.778																						

AB	29
R	2
H	5
RBI	2
BB	2
SO	3
LOB	11



Batter	1	2	3	4	5	6	7	8	9	AB	R	H	RBI	BB	SO	LOB	TOP					
Don Kessinger, S (1, 6) OBP: 0.349, SLG: 0.356										3	1	0	0	2	0	2						
Glenn Beckert, R (1, 4) OBP: 0.382, SLG: 0.416										4	0	2	0	1	0	4						
Billy Williams, L (1, 7) OBP: 0.382, SLG: 0.503										3	0	2	1	2	0	1						
Jim Hickman, R (1, 3) OBP: 0.358, SLG: 0.477										3	0	0	0	2	0	4						
Ron Santo, R (1, 5) OBP: 0.371, SLG: 0.462										4	0	0	0	0	0	7						
Brock Davis, L (1, 8) OBP: 0.367, SLG: 0.366										4	0	0	0	0	0	1						
Johnny Callison, L (1, 9) OBP: 0.290, SLG: 0.305										3	0	0	0	1	0	0						
J.C. Martin, L (1, 2) OBP: 0.326, SLG: 0.359										3	0	0	0	1	0	1						
Ken Holtzman, R (1, 1) OBP: 0.164, SLG: 0.206										2	0	1	0	0	0	0						
Ray Webster, L (7, PH) OBP: 0.310, SLG: 0.308										1	0	0	0	0	0	0						
Bill Bonham, R (7, 1) OBP: 0.200, SLG: 0.200										0	0	0	0	0	0	0						
Paul Popovich, S (8, PH) OBP: 0.253, SLG: 0.308										1	0	0	0	0	0	1						
Ron Tompkins, R (8, 1)										0	0	0	0	0	0	0						
Inning Stats	R: 0 E: 0 K: 0 S: 2	H: 0 LOB: 2 BB: 3 P: 14	R: 0 E: 1 K: 0 S: 5	H: 1 LOB: 3 BB: 1 P: 9	R: 0 E: 0 K: 0 S: 3	H: 0 LOB: 1 BB: 1 P: 7	R: 0 E: 0 K: 0 S: 3	H: 0 LOB: 0 BB: 0 P: 3	R: 0 E: 0 K: 0 S: 3	H: 0 LOB: 1 BB: 1 P: 7	R: 0 E: 0 K: 0 S: 3	H: 0 LOB: 0 BB: 0 P: 3	R: 1 E: 0 K: 0 S: 5	H: 2 LOB: 3 BB: 2 P: 13	R: 0 E: 0 K: 0 S: 3	H: 0 LOB: 1 BB: 1 P: 7	R: 0 E: 1 K: 0 S: 4	H: 2 LOB: 1 BB: 0 P: 4	1B: 5 2B: 0 3B: 0 HR: 0	SF: 0 SAC: 0 DP: 2 HBP: 0	WP: 0 PB: 0 SB: 0 CS: 0	PA: 40
PITCHER Ernie McAnally, R (1, 1) ERA: 4.83	IP: 9.0 WLS: W BF: 40	H: 5 R: 1 ER: 1 SO: 0	BB: 9 IBB: 0 HBP: 0 BLK: 0	WP: 0 HR: 0 S: 31 P: 67	ERA: 1.00 WHIP: 1.556											ERA: 1.00 WHIP: 1.556						

Chicago Cubs @ Montreal Expos
Jarry Park, Montreal, QB
Tue Jul 27 1971, 7:05 PM EDT
Att: 20,401 - Sunny - 71 F

AB 31
R 1
H 5
RBI 1
BB 9
SO 0
LOB 21



Batter	1	2	3	4	5	6	7	8	9	AB	R	H	RBI	BB	SO	LOB	BOTTOM			
Ron Hunt, R (1, 4) OBP: 0.404, SLG: 0.361										3	0	1	0	0	0	1				
Gary Sutherland, R (5, FR) OBP: 0.275, SLG: 0.333										1	1	0	0	0	0	0				
Ron Woods, R (1, 8) OBP: 0.344, SLG: 0.432										3	2	2	0	0	0	0				
Ron Fairly, L (1, 3) OBP: 0.392, SLG: 0.425										3	2	2	2	1	1	0				
Bob Bailey, R (1, 7) OBP: 0.364, SLG: 0.404										3	0	1	1	0	1	2				
Rusty Staub, L (7, PH) OBP: 0.305, SLG: 0.419										0	0	0	0	1	0	0				
John Bateman, R (1, 2) OBP: 0.272, SLG: 0.348										2	0	0	1	1	0	2				
Stan Swanson, R (1, 9) OBP: 0.312, SLG: 0.338										4	1	1	0	0	0	3				
Coco Laboy, R (1, 5) OBP: 0.301, SLG: 0.301										4	0	0	0	0	0	1				
Bobby Wine, R (1, 6) OBP: 0.230, SLG: 0.203										4	0	1	0	0	0	1				
Ernie McAnally, R (1, 1)										3	0	0	1	0	1	1				
Inning Stats	R: 1 E: 0 K: 0 S: 5	H: 2 LOB: 1 BB: 0 P: 5	R: 1 E: 1 K: 0 S: 5	H: 1 LOB: 1 BB: 0 P: 5	R: 0 E: 0 K: 1 S: 6	H: 1 LOB: 2 BB: 1 P: 10	R: 0 E: 0 K: 0 S: 3	H: 0 LOB: 0 BB: 0 P: 3	R: 2 E: 0 K: 1 S: 7	H: 2 LOB: 1 BB: 0 P: 7	R: 0 E: 0 K: 1 S: 6	H: 1 LOB: 0 BB: 0 P: 6	R: 2 E: 0 K: 0 S: 4	H: 1 LOB: 1 BB: 2 P: 12	R: 0 E: 0 K: 0 S: 3	H: 0 LOB: 0 BB: 0 P: 3	1B: 5 2B: 2 3B: 0 HR: 1	SF: 2 SAC: 1 DP: 0 HBP: 0	WP: 1 PB: 0 SB: 1 CS: 0	PA: 36
PITCHER Ken Holtzman, L (1, 1) ERA: 4.0	IP: 6.0 WLS: L BF: 27	H: 7 R: 4 ER: 3 SO: 3	BB: 1 IBB: 0 HBP: 0 BLK: 0	WP: 0 HR: 1 S: 32 P: 36	ERA: 4.50 WHIP: 1.333											ERA: 4.50 WHIP: 1.333				
Bill Bonham, R (7, 1) ERA: 5.02	IP: 1.0 WLS: 6 BF: 1	H: 2 R: 2 ER: 2 SO: 0	BB: 0 IBB: 2 HBP: 0 BLK: 1	WP: 1 HR: 0 S: 4 P: 12	ERA: 18.00 WHIP: 1.000											ERA: 18.00 WHIP: 1.000				
Ron Tompkins, R (8, 1) ERA: 3.95	IP: 1.0 WLS: 3 BF: 0	H: 0 R: 0 ER: 0 SO: 0	BB: 0 IBB: 0 HBP: 0 BLK: 0	WP: 0 HR: 0 S: 3 P: 3	ERA: 0.00 WHIP: 0.000											ERA: 0.00 WHIP: 0.000				

Chicago Cubs @ Montreal Expos
Jarry Park, Montreal, QB
Tue Jul 27 1971, 7:05 PM EDT
Att: 20,401 - Sunny - 71 F

AB 30
R 6
H 8
RBI 5
BB 3
SO 3
LOB 11



Batter	1	2	3	4	5	6	7	8	9	AB	R	H	RBI	BB	SO	LOB	TOP										
Roger Metzger, S OBP: 0.281, SLG: 0.289	0-0 4-3		0-0 4-3			0-0 6-3	0-0 4-3		0-0 F8	5	0	0	0	0	0	2											
Joe Morgan, L OBP: 0.357, SLG: 0.405	0-0 F8		0-0 4-3			4-0 G5-4-3 BB		0-0 4-3		3	0	0	0	1	0	0											
Jimmy Wynn, R OBP: 0.323, SLG: 0.325 Cesar Geronimo, L OBP: 0.250, SLG: 0.304	0-3 K			0-0 1B		0-0 G5-4-3 1-2		0-3 K		4	0	1	0	0	2	1											
Cesar Cedeno, R OBP: 0.296, SLG: 0.419		0-0 4-3		0-3 K			0-0 HR 1B	0-0 BB 1B		4	1	2	0	0	1	1											
Doug Rader, R OBP: 0.321, SLG: 0.385		4-0 HR BB		0-3 K			0-0 1-H HR	4-0 BB 1B		2	2	1	2	2	1	1											
Denis Menke, R OBP: 0.329, SLG: 0.325		0-0 F9		0-0 F9			0-0 1B	4-0 FC6-4 BB		3	0	1	0	1	0	2											
Jesus Alou, R OBP: 0.344, SLG: 0.402		0-0 1-H HR			0-0 4-3		0-0 1-3 1B	0-0 FC6-4 BB		4	1	2	2	0	0	3											
Jack Hiatt, R OBP: 0.395, SLG: 0.323		0-0 6-3			0-0 F9		0-0 1-3		0-3 K	4	0	0	0	0	1	1											
Ken Forsch, R OBP: 0.065, SLG: 0.033 Rich Chiles, L OBP: 0.457, SLG: 0.517 Denny Lemaster, R OBP: 0.333, SLG: 0.333 George Culver, R OBP: 0.143, SLG: 0.143 Norm Miller, L OBP: 0.312, SLG: 0.408			0-3 K			0-0 6-3		1-0 HBP		2	0	0	0	0	1	0											
Inning Stats	R: 0 E: 0 K: 1 S: 5	H: 0 LOB: 0 BB: 0 P: 5	R: 2 E: 0 K: 0 S: 4	H: 1 LOB: 1 BB: 1 P: 8	R: 0 E: 0 K: 1 S: 5	H: 0 LOB: 0 BB: 0 P: 5	R: 0 E: 0 K: 2 S: 8	H: 1 LOB: 1 BB: 0 P: 8	R: 0 E: 0 K: 0 S: 3	H: 0 LOB: 0 BB: 1 P: 3	R: 0 E: 0 K: 0 S: 2	H: 0 LOB: 0 BB: 1 P: 6	R: 2 E: 0 K: 0 S: 6	H: 4 LOB: 2 BB: 0 P: 7	R: 0 E: 0 K: 1 S: 6	H: 1 LOB: 3 BB: 2 P: 14	R: 0 E: 0 K: 2 S: 7	H: 0 LOB: 0 BB: 0 P: 7	1B: 5 2B: 0 3B: 0 HR: 2	SF: 0 SAC: 0 DP: 1 HBP: 1	WP: 0 PB: 0 SB: 0 CS: 0	PA: 37					
PITCHER	IP	WLS	BF	H	R	ER	SO	BB	IBB	HBP	BLK	WP	HR	S	P	ERA	WHIP										
John Strohmayr, R ERA: 4.12	7.2	W	33	7	4	4	5	4	0	1	0	0	2	38	55	4.70	1.435										
Mike Marshall, R ERA: 5.63	8.1	S	4	0	0	0	2	0	0	0	0	0	0	8	8	0.00	0.000										

Houston Astros @ Montreal Expos
Jarry Park, Montreal, QB
Fri Jul 30 1971, 7:05 PM EDT
Unknown

AB 32
R 4
H 7
RBI 4
BB 4
SO 7
LOB 11



Batter	1	2	3	4	5	6	7	8	9	AB	R	H	RBI	BB	SO	LOB	BOTTOM											
Ron Hunt, R OBP: 0.403, SLG: 0.358 Gary Sutherland, R OBP: 0.285, SLG: 0.342	1-0 4-3 1B G3 HBP	0-0 E4 CS			0-0 6-3	0-0 4-3		0-0 F7		3	1	0	0	0	0	1												
Boots Day, L OBP: 0.343, SLG: 0.362	0-0 G3 1-2 1B	0-0 CS	4-0 WP BB		0-0 S 1B		4-0 WP 2B BB	0-0 F7		3	2	2	0	2	0	0												
Rusty Staub, L OBP: 0.382, SLG: 0.413	0-0 4-3		0-3 K		0-0 S 1B		4-0 2B 1B BB	0-0 4-3		4	2	1	1	1	1	3												
Ron Fairly, L OBP: 0.386, SLG: 0.415	0-0 G3		0-3 K2-3		0-0 G3		0-0 F9			4	0	0	1	0	1	5												
Bob Bailey, R OBP: 0.369, SLG: 0.413	4-0 S BB		0-0 F7		0-0 2B		0-0 1B 2B			3	0	2	2	1	0	1												
Jim Gosger, L OBP: 0.221, SLG: 0.203 Stan Swanson, R OBP: 0.321, SLG: 0.338	0-0 6-3			4-0 1B SF8 BB	0-3 K		4-0 1-3 2B		4-0 F3	2	1	0	0	1	1	3												
John Bateman, R OBP: 0.271, SLG: 0.346		0-0 SH1-4 E 1B		0-0 G1-4-3 1B		0-0 6-3		0-0 F3		4	1	2	0	0	0	3												
Bobby Wine, R OBP: 0.235, SLG: 0.210		0-0 SH1-4		0-0 SF8		0-0 SH1-4 1B		0-0 1-2 2-3 3-H 1B		2	0	2	2	0	0	0												
John Strohmayr, R OBP: 0.267, SLG: 0.267 Mike Marshall, R OBP: 0.200, SLG: 0.111		0-3 K		4-0 G1-4-3 1-2		0-0 SH1-4 1B		0-0 F8		3	0	0	0	0	1	5												
Inning Stats	R: 1 E: 0 K: 0 S: 4	H: 1 LOB: 2 BB: 1 P: 9	R: 1 E: 1 K: 1 S: 6	H: 1 LOB: 0 BB: 0 P: 6	R: 0 E: 0 K: 2 S: 7	H: 0 LOB: 1 BB: 1 P: 11	R: 1 E: 0 K: 0 S: 3	H: 1 LOB: 0 BB: 1 P: 7	R: 2 E: 0 K: 1 S: 8	H: 3 LOB: 1 BB: 0 P: 8	R: 0 E: 0 K: 0 S: 4	H: 1 LOB: 1 BB: 0 P: 4	R: 2 E: 0 K: 0 S: 5	H: 2 LOB: 3 BB: 3 P: 17	R: 0 E: 0 K: 0 S: 3	H: 0 LOB: 0 BB: 0 P: 3	1B: 7 2B: 2 3B: 0 HR: 0	SF: 1 SAC: 2 DP: 1 HBP: 1	WP: 2 PB: 0 SB: 3 CS: 1	PA: 40								
PITCHER	IP	WLS	BF	H	R	ER	SO	BB	IBB	HBP	BLK	WP	HR	S	P	ERA	WHIP											
Ken Forsch, R ERA: 3.12	6.0	L	28	7	5	4	4	3	0	1	0	0	1	0	2	10	54.00	9.000										
Denny Lemaster, L ERA: 3.0	0.1		4	1	2	2	0	2	0	0	0	1	0	2	10	54.00	9.000											
George Culver, R ERA: 2.48	1.2		7	1	0	0	0	0	1	0	0	0	0	6	10	0.00	0.600											


Houston Astros @ Montreal Expos
Jarry Park, Montreal, QB
Fri Jul 30 1971, 7:05 PM EDT
Unknown

AB 29
R 7
H 9
RBI 6
BB 6
SO 4
LOB 21



Batter	1	2	3	4	5	6	7	8	9	AB	R	H	RBI	BB	SO	LOB	TOP										
Dave Cash, R OBP: 0.397, SLG: 0.395 (1, 4)	6-3		HR		G3			L9		4	1	0	0	1	0	1	Pittsburgh Pirates @ Montreal Expos Jarry Park, Montreal, QB Tue Aug 03 1971, 7:05 PM EDT Att: 18,137 - Unknown										
Gene Alley, R OBP: 0.312, SLG: 0.365 (1, 6)	5-3		HR		F9			HR	K	5	2	2	3	0	1	0											
Roberto Clemente, R OBP: 0.359, SLG: 0.522 (1, 9)	1B		G3		G3			BB	P4	4	1	1	0	1	0	0											
Willie Stargell, L OBP: 0.385, SLG: 0.676 (1, 7)	BB		G3					E5	K	4	1	0	0	1	1	1											
Al Oliver, L OBP: 0.318, SLG: 0.405 (1, 8)	F5				G3			K		4	1	1	0	0	1	4											
Bob Robertson, R OBP: 0.353, SLG: 0.506 (1, 3)		L7			E9			F7	3B	3	2	1	0	1	0	0											
Manny Sanguillen, R OBP: 0.362, SLG: 0.444 (1, 2)		4-3			1B			6-3	2B	4	1	2	4	0	0	0											
Jose Pagan, R OBP: 0.307, SLG: 0.341 (1, 5)		1-3			G5-4-3			F8	2B	3	1	0	0	1	0	1											
Steve Blass, R OBP: 0.121, SLG: 0.155 (1, 1)			5-3		K			K	2B	3	0	0	0	0	2	0											
Bob Veale, S OBP: 0.375, SLG: 0.375 (7, 1)								1-H	2B	0	0	0	0	0	0	0											
Gene Clines, R OBP: 0.386, SLG: 0.404 (8, PH)								2-H		0	0	0	0	0	0	0											
Vic Davallo, L OBP: 0.307, SLG: 0.347 (8, PH)								3-H		1	0	1	2	0	0	0											
Dave Giusti, R OBP: 0.143, SLG: 0.077 (8, 1)								1-H	2B	0	0	0	0	0	0	0											
Inning Stats	R: 0 E: 0 K: 0 S: 4	H: 1 LOB: 2 BB: 1 P: 8	R: 0 E: 0 K: 0 S: 3	H: 0 LOB: 0 BB: 0 P: 3	R: 2 E: 0 K: 0 S: 4	H: 1 LOB: 0 BB: 1 P: 8	R: 2 E: 1 K: 1 S: 7	H: 3 LOB: 0 BB: 0 P: 7	R: 0 E: 0 K: 0 S: 3	H: 0 LOB: 0 BB: 0 P: 3	R: 0 E: 0 K: 1 S: 5	H: 0 LOB: 2 BB: 0 P: 5	R: 6 E: 1 K: 1 S: 9	H: 3 LOB: 1 BB: 3 P: 21	R: 0 E: 0 K: 2 S: 7	H: 0 LOB: 0 BB: 0 P: 7	1B: 4 2B: 1 3B: 1 HR: 2	SF: 0 SAC: 0 DP: 1 HBP: 0	WP: 0 PB: 1 SB: 0 CS: 0	PA: 40							
PITCHER	IP	WLS	BF	H	R	ER	SO	BB	IBB	HBP	BLK	WP	HR	S	P	ERA	WHIP										
Carl Morton, R ERA: 4.49 (1, 1)	7.2	L	34	7	9	6	3	4	0	0	0	0	2	36	52	7.04	1.435										
Dan McGinn, L ERA: 6.39 (8, 1)	0.0		1	0	0	0	0	0	1	0	0	0	0	0	4	∞	∞										
Steve Renko, R ERA: 3.68 (8, 1)	1.1	S	5	1	1	0	2	0	0	0	0	0	0	9	9	0.00	0.750										

Batter	1	2	3	4	5	6	7	8	9	AB	R	H	RBI	BB	SO	LOB	BOTTOM										
Ron Hunt, R OBP: 0.403, SLG: 0.358 (1, 4)	L4		L8		1B			G3	1B	3	1	1	1	2	0	0	Pittsburgh Pirates @ Montreal Expos Jarry Park, Montreal, QB Tue Aug 03 1971, 7:05 PM EDT Att: 18,137 - Unknown										
Boots Day, L OBP: 0.346, SLG: 0.359 (1, 8)	L8		PO		BB			1B	2B	4	0	2	3	1	1	1											
Rusty Staub, L OBP: 0.384, SLG: 0.436 (1, 9)	HR		PO		4-3			G3	1B	5	1	2	2	0	0	3											
Ron Fairly, L OBP: 0.382, SLG: 0.403 (1, 3)	F8				F8			P4	L3	4	0	0	0	0	0	4											
Bob Bailey, R OBP: 0.364, SLG: 0.402 (1, 5)		K			L5			6-3	L8	4	0	0	0	0	1	0											
Jim Gosger, L OBP: 0.233, SLG: 0.200 (1, 7)		2-3			L4			L6	K	3	0	0	0	1	1	0											
John Bateman, R OBP: 0.273, SLG: 0.344 (1, 2)		2-3			BB			F9	F9	4	1	1	0	0	0	1											
Bobby Wine, R OBP: 0.252, SLG: 0.226 (1, 6)		1-4-3			F8			SH3	1B	4	1	2	0	0	0	2											
Carl Morton, R OBP: 0.219, SLG: 0.295 (1, 1)			5-3					SH3	1B	2	1	1	0	0	0	0											
Dan McGinn, L OBP: 0.286, SLG: 0.286 (8, 1)									FC3-6	0	0	0	0	0	0	0											
Steve Renko, R OBP: 0.194, SLG: 0.258 (8, 1)									FC3-6	0	0	0	0	0	0	0											
Jim Fairly, L OBP: 0.265, SLG: 0.264 (8, PH)								1-2	2B	1	1	0	0	0	0	1											
Inning Stats	R: 1 E: 0 K: 0 S: 4	H: 1 LOB: 0 BB: 0 P: 4	R: 0 E: 0 K: 1 S: 5	H: 0 LOB: 1 BB: 1 P: 9	R: 0 E: 0 K: 0 S: 2	H: 0 LOB: 0 BB: 1 P: 6	R: 0 E: 0 K: 0 S: 3	H: 0 LOB: 0 BB: 0 P: 3	R: 3 E: 0 K: 0 S: 7	H: 4 LOB: 2 BB: 1 P: 11	R: 0 E: 0 K: 0 S: 3	H: 0 LOB: 0 BB: 0 P: 3	R: 1 E: 0 K: 0 S: 5	H: 2 LOB: 2 BB: 1 P: 9	R: 0 E: 0 K: 1 S: 5	H: 0 LOB: 0 BB: 0 P: 5	R: 1 E: 0 K: 1 S: 7	H: 2 LOB: 1 BB: 0 P: 7	1B: 7 2B: 1 3B: 0 HR: 1	SF: 0 SAC: 1 DP: 0 HBP: 0	WP: 0 PB: 0 SB: 0 CS: 0	PA: 40					
PITCHER	IP	WLS	BF	H	R	ER	SO	BB	IBB	HBP	BLK	WP	HR	S	P	ERA	WHIP										
Steve Blass, R ERA: 3.14 (7, 1)	6.1	W	29	7	5	5	1	4	0	0	0	0	2	27	43	0.00	1.737										
Bob Veale, L ERA: 7.52 (8, 1)	0.2		2	0	0	0	0	0	0	0	0	0	0	2	2	0.00	0.000										
Dave Giusti, R ERA: 3.64 (8, 1)	2.0	S	8	2	1	1	2	0	0	0	0	0	0	12	12	4.50	1.000										



Batter	1	2	3	4	5	6	7	8	9	AB	R	H	RBI	BB	SO	LOB	TOP				
Ron Hunt, R OBP: 0.402, SLG: 0.357 (1, 4)	F4			4-3 1B 2B		4-0 BB		0-3 K		3	1	0	1	1	1		Montreal Expos @ Cincinnati Reds Riverfront Stadium, Cincinnati, OH Fri Aug 06 1971, 7:05 PM EDT Att: 18,061 - Unknown				
Ron Woods, R OBP: 0.346, SLG: 0.423 (1, 8)	F2		4-3			F9		F9		4	0	0	0	0	0	2					
Rusty Staub, L OBP: 0.378, SLG: 0.427 (1, 9)	F6			G6-4-3 1B				F8		4	0	1	1	0	0	1					
Bob Bailey, R OBP: 0.364, SLG: 0.397 (1, 7)		F7		G6-4-3 1-2				F8		3	0	0	0	1	0	1					
Coco Laboy, R OBP: 0.307, SLG: 0.307 (1, 5)		L6-3 1B						F9		4	0	2	0	0	0	1					
John Bateman, R OBP: 0.293, SLG: 0.338 (1, 2)		L6-3 1-2						F8		3	0	0	0	0	1	2					
John Boccabella, R OBP: 0.286, SLG: 0.341 (1, 3)								F7		2	0	0	0	1	1						
Bobby Wine, R OBP: 0.247, SLG: 0.219 Howie Reed, R Jim Britton, R Gary Sutherland, R (8, PH) Claude Raymond, R (5, 1) (6, 1) (8, 1) (8, 1)								F9		2	0	0	0	0	1	1		AB 29 R 1 H 4 RBI 1 BB 3 SO 4 LOB 12			
Steve Renko, R OBP: 0.191, SLG: 0.254 Ron Brand, R OBP: 0.234, SLG: 0.200 (1, 1) (5, 6)								F9		1	0	0	0	0	0	0					
								F7		2	0	0	0	0	0	1					
Inning Stats	R: 0 E: 0 K: 0 S: 3	H: 0 LOB: 0 BB: 0 P: 3	R: 0 E: 0 K: 0 S: 3	H: 1 LOB: 0 BB: 0 P: 3	R: 0 E: 0 K: 2 S: 7	H: 0 LOB: 0 BB: 0 P: 7	R: 1 E: 0 K: 0 S: 4	H: 2 LOB: 0 BB: 0 P: 4	R: 0 E: 0 K: 1 S: 6	H: 1 LOB: 1 BB: 0 P: 6	R: 0 E: 0 K: 0 S: 3	H: 0 LOB: 0 BB: 0 P: 7	R: 0 E: 0 K: 0 S: 3	H: 0 LOB: 1 BB: 1 P: 9	R: 0 E: 0 K: 0 S: 3	H: 0 LOB: 1 BB: 1 P: 7		1B: 3 2B: 2 3B: 0 HR: 0	SF: 0 SAC: 0 DP: 2 HBP: 0	WP: 0 PB: 0 CS: 0	PA: 32
PITCHER Don Gullett, L ERA: 2.65 (1, 1)	IP: 9.0 WLS: W BF: 32 H: 4 R: 1 ER: 1 SO: 4 BB: 3 IBB: 0 HBP: 0 BLK: 0 WP: 0 HR: 0 S: 37 P: 49 ERA: 1.00 WHIP: 0.778											PITCHER	IP: 9.0 WLS: W BF: 32 H: 4 R: 1 ER: 1 SO: 4 BB: 3 IBB: 0 HBP: 0 BLK: 0 WP: 0 HR: 0 S: 37 P: 49 ERA: 1.00 WHIP: 0.778								

Batter	1	2	3	4	5	6	7	8	9	AB	R	H	RBI	BB	SO	LOB	BOTTOM				
Pete Rose, S OBP: 0.375, SLG: 0.416 (1, 9)	G6-4-3 BB			1B F8		L5		G4-6-3 BB		3	1	1	0	2	0	3	Montreal Expos @ Cincinnati Reds Riverfront Stadium, Cincinnati, OH Fri Aug 06 1971, 7:05 PM EDT Att: 18,061 - Unknown				
Bernie Carbo, L OBP: 0.354, SLG: 0.357 (1, 7)	F8			WP 2B 1B		F8		G4-6-3 BB		5	1	2	1	0	0	2					
Lee May, R OBP: 0.324, SLG: 0.552 (1, 3)	G6-4-3 1-2			K 1-2 3-H		F8		F8		4	1	1	1	0	1	3					
Tony Perez, R OBP: 0.319, SLG: 0.449 Dave Concepcion, R OBP: 0.297, SLG: 0.261 (1, 5) (8, 5)				HR 2B		F3		HR		4	2	2	2	0	1	0					
Johnny Bench, R OBP: 0.288, SLG: 0.439 (1, 2)				HR 2B		F8		HR		0	0	0	0	0	0	0					
George Foster, R OBP: 0.290, SLG: 0.392 (1, 8)				HR IBB		HR		K		3	2	1	1	1	2	0					
Tommy Helms, R OBP: 0.283, SLG: 0.338 (1, 4)				HR 1B		1B		2B		4	1	3	3	0	0	0					
Woody Woodward, R OBP: 0.270, SLG: 0.257 (1, 6)				HR 1B		1B		F2		4	0	2	0	0	1	1					
Don Gullett, R OBP: 0.132, SLG: 0.115 (1, 1)				HR 1B		1B		F9		4	1	1	0	0	0	2					
				HR 1B		1B		6-3		4	0	1	0	0	3	1					
Inning Stats	R: 0 E: 0 K: 0 S: 2	H: 0 LOB: 1 BB: 1 P: 6	R: 0 E: 0 K: 2 S: 7	H: 0 LOB: 0 BB: 0 P: 7	R: 0 E: 0 K: 2 S: 7	H: 0 LOB: 0 BB: 0 P: 7	R: 5 E: 0 K: 1 S: 11	H: 6 LOB: 2 BB: 1 P: 15	R: 2 E: 0 K: 0 S: 6	H: 4 LOB: 2 BB: 0 P: 6	R: 1 E: 0 K: 1 S: 7	H: 2 LOB: 1 BB: 0 P: 7	R: 1 E: 0 K: 1 S: 7	H: 2 LOB: 1 BB: 0 P: 7	R: 0 E: 0 K: 1 S: 4	H: 0 LOB: 0 BB: 1 P: 8		1B: 7 2B: 3 3B: 0 HR: 4	SF: 0 SAC: 0 DP: 2 HBP: 0	WP: 2 PB: 0 CS: 0	PA: 38
PITCHER Steve Renko, R ERA: 3.88 Howie Reed, R ERA: 3.81 Jim Britton, R ERA: 5.72 Claude Raymond, R ERA: 4.84 (1, 1) (5, 1) (6, 1) (8, 1)	IP: 4.1 WLS: L BF: 21 H: 7 R: 6 ER: 6 SO: 5 BB: 1 IBB: 0 HBP: 0 BLK: 0 WP: 0 HR: 2 S: 29 P: 37 ERA: 12.46 WHIP: 1.846											PITCHER	IP: 4.1 WLS: L BF: 21 H: 7 R: 6 ER: 6 SO: 5 BB: 1 IBB: 0 HBP: 0 BLK: 0 WP: 0 HR: 2 S: 29 P: 37 ERA: 12.46 WHIP: 1.846								

Batter	1	2	3	4	5	6	7	8	9	AB	R	H	RBI	BB	SO	LOB	TOP										
Ron Hunt, R OBP: 0.402, SLG: 0.356 (1, 4)	1B 4-3 HBP	1B 1B		6-3		FC5-4			P3	4	2	1	0	0	0	1											
Boots Day, L OBP: 0.351, SLG: 0.361 (1, 8)	2B 4-3 1B	1B 1-2 1B		P4			F7		G3	5	1	2	0	0	0	0											
Rusty Staub, L OBP: 0.377, SLG: 0.425 (1, 9)	4-3			4-3						4	0	1	2	0	0	1											
Ron Fairly, L OBP: 0.380, SLG: 0.403 (1, 3)	PB 2H 1B 2B			F9					G3	4	1	2	1	0	0	2											
Bob Bailey, R OBP: 0.366, SLG: 0.398 (1, 5)	K			G4-6-3 1B		G4-3 1B			5-3	4	0	2	0	0	1	2											
Jim Gosger, L OBP: 0.237, SLG: 0.230 (5, PH)				G4-6-3		G4-3				2	0	1	1	0	0	1											
Ron Woods, R OBP: 0.349, SLG: 0.424 (5, 7)	3H 1B			1-2		1-2			CS 1B	2	0	1	0	0	0	1											
John Bateman, R OBP: 0.269, SLG: 0.340 (1, 2)	K								6-3	4	0	1	0	0	2	2											
Bobby Wine, R OBP: 0.247, SLG: 0.217 (1, 6)		K				6-3			2-3	3	0	0	0	1	1	0											
Ernie McAnally, R OBP: 0.065, SLG: 0.067 Mike Marshall, R OBP: 0.182, SLG: 0.100 (6, 1)				F8		FC5-4 1B			1-3	3	0	1	0	0	0	2											
										1	0	0	0	0	0	0											
Inning Stats	R: 3 E: 0 K: 2 S: 10	H: 3 LOB: 1 BB: 0 P: 11	R: 1 E: 0 K: 1 S: 8	H: 3 LOB: 2 BB: 0 P: 8	R: 0 E: 0 K: 0 S: 4	H: 2 LOB: 2 BB: 1 P: 8	R: 0 E: 0 K: 0 S: 3	H: 0 LOB: 0 BB: 0 P: 3	R: 0 E: 0 K: 0 S: 4	H: 1 LOB: 1 BB: 0 P: 4	R: 0 E: 0 K: 0 S: 4	H: 1 LOB: 1 BB: 0 P: 4	R: 0 E: 0 K: 1 S: 5	H: 1 LOB: 0 BB: 0 P: 5	R: 0 E: 0 K: 0 S: 3	H: 0 LOB: 0 BB: 0 P: 3	1B: 10 2B: 2 3B: 0 HR: 0	SF: 0 SAC: 0 DP: 2 HBP: 1	WP: 0 PB: 1 SB: 0 CS: 1	PA: 38							
PITCHER	IP	WLS	BF	H	R	ER	SO	BB	IBB	HBP	BLK	WP	HR	S	P	ERA	WHIP										
Jim McGlothlin, R ERA: 3.59 (1, 1)	3.0	L	18	8	4	3	3	1	0	1	0	0	0	22	27	9.00	3.000										
Jim Merritt, L ERA: 5.25 (4, 1)	2.0		6	1	0	0	0	0	0	0	0	0	0	6	6	0.00	0.500										
Wayne Granger, R ERA: 2.63 (6, 1)	1.0		4	1	0	0	0	0	0	0	0	0	0	4	4	0.00	1.000										
Joe Gibbon, L ERA: 2.96 (7, 1)	3.0		10	2	0	0	1	0	0	0	0	0	0	12	12	0.00	0.667										

Montreal Expos @ Cincinnati Reds
Riverfront Stadium, Cincinnati, OH
Sat Aug 07 1971, 7:05 PM EDT
Att: 22,861 - Unknown

AB	36
R	4
H	12
RBI	4
BB	1
SO	4
LOB	12



Batter	1	2	3	4	5	6	7	8	9	AB	R	H	RBI	BB	SO	LOB	BOTTOM										
Pete Rose, S OBP: 0.374, SLG: 0.413 (1, 9)	F8		4-3		FC4-6 BB		K			3	0	0	0	1	1	0											
Bernie Carbo, L OBP: 0.349, SLG: 0.351 (1, 7)	K			K	FC4-6					4	0	0	0	0	2	2											
Lee May, R OBP: 0.324, SLG: 0.551 (1, 3)	F8					WP 1B 2B				4	1	1	0	0	0	0											
Tony Perez, R OBP: 0.319, SLG: 0.447 (1, 5)		K				1B WP FC1-2 1B				4	0	1	1	0	1	0											
Johnny Bench, R OBP: 0.287, SLG: 0.437 (1, 2)		F8				FC1-2 1B			1-3	4	0	1	0	0	0	0											
George Foster, R OBP: 0.294, SLG: 0.392 Joe Gibbon, R (7, 1)						FC1-2 1B				2	1	1	0	0	0	2											
Jimmy Stewart, S OBP: 0.260, SLG: 0.275 (9, PH)					1B	G4-6-3			F7	0	0	0	0	0	0	0											
Tommy Helms, R OBP: 0.283, SLG: 0.338 (1, 4)		HBP			1B	1B			F7	1	0	0	0	0	0	0											
Woody Woodward, R OBP: 0.271, SLG: 0.258 (1, 6)					1B	1B			F7	4	1	1	0	0	0	3											
				P4					F8	3	0	1	1	0	0	0											
Jim McGlothlin, R OBP: 0.211, SLG: 0.278 (1, 1)										0	0	0	0	0	0	0											
Ty Cline, L OBP: 0.247, SLG: 0.213 (3, PH)										1	0	0	0	0	0	1											
Jim Merritt, L OBP: 0.297, SLG: 0.304 (4, 1)										0	0	0	0	0	0	0											
Al Ferrara, R OBP: 0.260, SLG: 0.281 (5, PH)										1	0	1	1	0	0	0											
Don Guillotti, R OBP: 0.192, SLG: 0.115 (8, 1)										0	0	0	0	0	0	0											
Wayne Granger, R OBP: 0.400, SLG: 0.200 (7, 8)										1	0	0	0	0	0	0											
Buddy Bradford, R OBP: 0.205, SLG: 0.208 (7, 8)										1	0	0	0	0	0	0											
Inning Stats	R: 0 E: 0 K: 1 S: 5	H: 0 LOB: 0 BB: 0 P: 5	R: 0 E: 0 K: 1 S: 5	H: 0 LOB: 0 BB: 0 P: 6	R: 0 E: 0 K: 1 S: 5	H: 0 LOB: 0 BB: 0 P: 5	R: 0 E: 0 K: 1 S: 5	H: 0 LOB: 0 BB: 0 P: 5	R: 2 E: 0 K: 0 S: 6	H: 4 LOB: 2 BB: 1 P: 10	R: 1 E: 0 K: 0 S: 5	H: 3 LOB: 1 BB: 0 P: 5	R: 0 E: 0 K: 1 S: 5	H: 0 LOB: 0 BB: 0 P: 5	R: 0 E: 0 K: 0 S: 3	H: 0 LOB: 0 BB: 0 P: 3	R: 0 E: 0 K: 0 S: 3	H: 0 LOB: 0 BB: 0 P: 3	1B: 6 2B: 1 3B: 0 HR: 0	SF: 0 SAC: 0 DP: 1 HBP: 1	WP: 2 PB: 0 SB: 0 CS: 0	PA: 34					
PITCHER	IP	WLS	BF	H	R	ER	SO	BB	IBB	HBP	BLK	WP	HR	S	P	ERA	WHIP										
Ernie McAnally, R ERA: 5.03 (1, 1)	5.0	W	22	6	3	3	4	1	0	1	0	0	0	28	33	5.40	1.400										
Mike Marshall, R ERA: 4.99 (6, 1)	4.0	S	12	1	0	0	1	0	0	0	0	1	0	14	14	0.00	0.250										

Montreal Expos @ Cincinnati Reds
Riverfront Stadium, Cincinnati, OH
Sat Aug 07 1971, 7:05 PM EDT
Att: 22,861 - Unknown

AB	32
R	3
H	7
RBI	3
BB	1
SO	5
LOB	7



Batter	1	2	3	4	5	6	7	8	9	AB	R	H	RBI	BB	SO	LOB	TOP									
Ron Hunt, R OBP: 0.403, SLG: 0.364 (1, 4)	F7		F7		HR			1-3		3	1	1	1	1	0	0	Montreal Expos @ Cincinnati Reds Riverfront Stadium, Cincinnati, OH Sun Aug 08 1971, 3:33 AM EDT Att: 28,158 - Unknown									
Ron Woods, R OBP: 0.336, SLG: 0.408 (1, 8) (6, 7)	P4		F7		L7			6-3		4	0	0	0	0	0	2										
Rusty Staub, L OBP: 0.376, SLG: 0.423 (1, 9)	F8			4-3		K			5-3 1B	4	1	1	0	0	1	0										
Bob Bailey, R OBP: 0.367, SLG: 0.399 (1, 7) (6, 5)		F7							5-3 1B	4	0	2	0	0	0	1										
Coco Laboy, R OBP: 0.303, SLG: 0.303 Ron Fairly, L OBP: 0.378, SLG: 0.400 (6, PH) (6, 3)	F7			P6		G4-3-6 1B			K	2	0	0	0	0	0	1										
John Boccabella, R OBP: 0.281, SLG: 0.336 Boots Day, L OBP: 0.352, SLG: 0.362 (1, 3) (6, 8)				P4						2	0	0	0	0	0	1										
John Bateman, R OBP: 0.269, SLG: 0.347 (1, 2)			F8		HR				5-3 1B	4	1	1	1	0	1	1										
Bobby Wine, R OBP: 0.249, SLG: 0.219 Jim Falrey, L OBP: 0.275, SLG: 0.261 John Strohmayer, R OBP: 0.258, SLG: 0.258 (1, 6) (7, PH) (7, 1)					P6					2	0	1	0	0	0	0										
Carl Morton, R OBP: 0.212, SLG: 0.286 Ron Brand, R OBP: 0.229, SLG: 0.196 (1, 1) (7, 6)			K		K				B1-3	2	0	0	0	0	2	1										
Inning Stats	R: 0 E: 0 K: 0 S: 3	H: 0 LOB: 0 BB: 0 P: 3	R: 0 E: 0 K: 0 S: 3	H: 0 LOB: 0 BB: 0 P: 3	R: 0 E: 0 K: 1 S: 6	H: 1 LOB: 2 BB: 1 P: 10	R: 0 E: 0 K: 0 S: 4	H: 1 LOB: 1 BB: 0 P: 4	R: 2 E: 0 K: 1 S: 7	H: 2 LOB: 0 BB: 0 P: 7	R: 0 E: 0 K: 1 S: 5	H: 1 LOB: 0 BB: 0 P: 5	R: 0 E: 0 K: 1 S: 5	H: 0 LOB: 0 BB: 0 P: 5	R: 0 E: 0 K: 0 S: 3	H: 0 LOB: 0 BB: 0 P: 3		R: 1 E: 0 K: 1 S: 7	H: 2 LOB: 1 BB: 0 P: 7	1B: 5 2B: 0 3B: 0 HR: 2	SF: 0 SAC: 0 DP: 1 HBP: 0	WP: 0 PB: 0 SB: 0 CS: 0	PA: 34			
PITCHER	IP	WLS	BF	H	R	ER	SO	BB	IBB	HBP	BLK	WP	HR	S	P	ERA		WHIP								
Ross Grimsley, L ERA: 3.77 Clay Carroll, R ERA: 2.02	(1, 1) (6, 1)	5.0 W	20 14	4 3	2 1	2 1	2 3	2 0	0 0	0 0	0 0	0 0	2 0	23 20	27 20	3.60 2.25		1.000 0.750								

AB	33
R	3
H	7
RBI	3
BB	1
SO	5
LOB	9



Batter	1	2	3	4	5	6	7	8	9	AB	R	H	RBI	BB	SO	LOB	BOTTOM									
Pete Rose, S OBP: 0.375, SLG: 0.413 (1, 9)	HR 1B		F8		F7	F8			1B HR	5	2	2	0	0	0	3	Montreal Expos @ Cincinnati Reds Riverfront Stadium, Cincinnati, OH Sun Aug 08 1971, 3:33 AM EDT Att: 28,158 - Unknown									
Bernie Carbo, L OBP: 0.346, SLG: 0.347 Clay Carroll, R OBP: 0.125, SLG: 0.125 Jimmy Stewart, S OBP: 0.289, SLG: 0.286 (1, 7) (6, 1) (9, PH)	P6		F5		F8		4-3		1B HR	3	0	0	0	0	0	2										
Lee May, R OBP: 0.329, SLG: 0.569 (1, 3)	1-H HR				1B BB		F8		1B HR	4	2	3	5	1	0	0										
Tony Perez, R OBP: 0.318, SLG: 0.445 Dave Concepcion, R OBP: 0.237, SLG: 0.261 (1, 5) (9, 5)	F7		F4		1B BB		F9			4	0	1	1	0	0	1										
Johnny Bench, R OBP: 0.285, SLG: 0.433 (1, 2)	F9			F7	F7			6-3		4	0	0	0	0	0	2										
George Foster, R OBP: 0.296, SLG: 0.395 (1, 8)		F9		5-3		FC3-6 BB			2B	3	0	1	0	1	0	0										
Tommy Helms, R OBP: 0.285, SLG: 0.342 (1, 4)						FC3-6 CS		1-3		4	0	2	0	0	0	2										
Woody Woodward, R OBP: 0.271, SLG: 0.254 (1, 6)			K		K			4-3		3	0	0	0	1	2	3										
Ross Grimsley, L OBP: 0.152, SLG: 0.097 Ty Cline, L OBP: 0.356, SLG: 0.229 (1, 1) (5, PH) (6, 7)			K			1B BB			L7	1	0	0	0	0	1	1										
Inning Stats	R: 2 E: 0 K: 0 S: 5	H: 2 LOB: 0 BB: 0 P: 5	R: 0 E: 0 K: 2 S: 8	H: 1 LOB: 0 BB: 0 P: 8	R: 0 E: 0 K: 1 S: 6	H: 1 LOB: 1 BB: 0 P: 6	R: 0 E: 0 K: 0 S: 6	H: 1 LOB: 1 BB: 0 P: 6	R: 1 E: 0 K: 0 S: 5	H: 2 LOB: 2 BB: 1 P: 9	R: 0 E: 0 K: 0 S: 3	H: 1 LOB: 0 BB: 0 P: 3	R: 0 E: 0 K: 0 S: 4	H: 1 LOB: 1 BB: 0 P: 4	R: 3 E: 0 K: 0 S: 4	H: 3 LOB: 0 BB: 0 P: 4		1B: 8 2B: 2 3B: 0 HR: 2	SF: 0 SAC: 0 DP: 0 HBP: 0	WP: 0 PB: 0 SB: 0 CS: 1	PA: 39					
PITCHER	IP	WLS	BF	H	R	ER	SO	BB	IBB	HBP	BLK	WP	HR	S	P	ERA		WHIP								
Carl Morton, R ERA: 4.49 John Strohmayer, R ERA: 4.56	(1, 1) (7, 1)	6.0 L	28 11	8 4	3 3	3 3	0 0	3 0	0 0	0 0	0 0	0 0	1 1	31 11	43 11	4.50 11.57		1.833 1.714								



Batter	1	2	3	4	5	6	7	8	9	AB	R	H	RBI	BB	SO	LOB	TOP					
Ron Hunt, R OBP: 0.399, SLG: 0.360 (1, 4)	F8			6-3		5-3	F9			4	0	0	0	0	0	3	Montreal Expos @ San Francisco Giants Candlestick Park, San Francisco, CA Tue Aug 10 1971, 10:05 PM EDT Att: 6,879 - Unknown livebaseballscorecards.com					
Boots Day, L OBP: 0.347, SLG: 0.356 (1, 8)	F9			F5		F5		F8		4	0	0	0	0	0	0						
Rusty Staub, L OBP: 0.377, SLG: 0.425 (1, 9)	4-3			BB		BB		F9		3	0	1	0	1	0	0						
Ron Fairly, L OBP: 0.377, SLG: 0.396 (1, 3)			K							3	0	0	0	0	1	1						
Bob Bailey, R OBP: 0.368, SLG: 0.399 (1, 5)			F4							3	0	1	0	1	0	0						
Jim Gosger, L OBP: 0.230, SLG: 0.222 Gary Sutherland, R OBP: 0.310, SLG: 0.367 (1, 7) (9, 7)			K							3	0	0	0	0	3	3						
John Bateman, R OBP: 0.267, SLG: 0.344 (1, 2)										3	0	0	0	0	1	0						
Bobby Wine, R OBP: 0.250, SLG: 0.217 (1, 6)										2	0	0	0	1	0	0						
Bill Stoneman, R OBP: 0.257, SLG: 0.154 (1, 1)										3	0	0	0	0	3	3						
Inning Stats	R: 0 E: 0 K: 0 S: 3	H: 0 LOB: 0 BB: 0 P: 3	R: 0 E: 0 K: 2 S: 7	H: 0 LOB: 0 BB: 0 P: 7	R: 0 E: 0 K: 1 S: 5	H: 0 LOB: 0 BB: 0 P: 5	R: 0 E: 0 K: 1 S: 6	H: 1 LOB: 3 BB: 1 P: 11	R: 0 E: 0 K: 2 S: 7	H: 0 LOB: 0 BB: 0 P: 7	R: 0 E: 0 K: 0 S: 3	H: 0 LOB: 1 BB: 1 P: 7	R: 0 E: 0 K: 1 S: 7	H: 1 LOB: 3 BB: 1 P: 11	R: 0 E: 0 K: 0 S: 3	H: 0 LOB: 0 BB: 0 P: 3		R: 0 E: 0 K: 1 S: 5	H: 0 LOB: 0 BB: 0 P: 5	1B: 1 2B: 1 3B: 0 HR: 0	SF: 0 SAC: 2 DP: 0 HBP: 1	WP: 0 PB: 0 SB: 0 CS: 0
PITCHER Juan Marichal, R ERA: 2.88 (1, 1)	IP: 9.0 WLS: W BF: 34 H: 2 R: 0 ER: 0 SO: 8 BB: 2 IBB: 1 HBP: 1 BLK: 0 WP: 0 HR: 0 S: 46 P: 59 ERA: 0.00 WHIP: 0.444															PITCHER IP: 9.0 WLS: W BF: 34 H: 2 R: 0 ER: 0 SO: 8 BB: 2 IBB: 1 HBP: 1 BLK: 0 WP: 0 HR: 0 S: 46 P: 59 ERA: 0.00 WHIP: 0.444						

Batter	1	2	3	4	5	6	7	8	9	AB	R	H	RBI	BB	SO	LOB	BOTTOM					
Bobby Bonds, R OBP: 0.382, SLG: 0.513 (1, 9)	K		4-3		G5-4-3			BB	SH3-4	3	0	0	0	2	1	2	Montreal Expos @ San Francisco Giants Candlestick Park, San Francisco, CA Tue Aug 10 1971, 10:05 PM EDT Att: 6,879 - Unknown livebaseballscorecards.com					
Tito Fuentes, S OBP: 0.309, SLG: 0.362 (1, 4)	4-3							SH3-4		4	0	1	1	0	0	0						
Ken Henderson, S OBP: 0.380, SLG: 0.460 (1, 7)								BB		3	0	1	0	1	0	0						
Willie McCovey, L OBP: 0.382, SLG: 0.461 (1, 3)	F5							F8		2	0	0	0	2	0	3						
Dick Dietz, R OBP: 0.399, SLG: 0.413 (1, 2)								BB		2	0	0	0	2	2	1						
Jimmy Rosario, S OBP: 0.372, SLG: 0.301 (9, PR) (1, 8)								BB		3	0	0	0	1	1	5						
Chris Speier, R OBP: 0.313, SLG: 0.331 (1, 6)								BB		3	0	0	0	1	0	1						
Al Gallagher, R OBP: 0.343, SLG: 0.383 Frank Duffy, R OBP: 0.146, SLG: 0.150 (9, PR) (1, 5)								BB		4	0	2	0	0	0	1						
Juan Marichal, R OBP: 0.149, SLG: 0.260 (1, 1)								BB		4	0	1	0	0	0	3						
Inning Stats	R: 0 E: 0 K: 1 S: 6	H: 1 LOB: 1 BB: 0 P: 6	R: 0 E: 0 K: 1 S: 5	H: 0 LOB: 0 BB: 0 P: 5	R: 0 E: 0 K: 0 S: 3	H: 0 LOB: 0 BB: 0 P: 3	R: 0 E: 0 K: 1 S: 5	H: 0 LOB: 2 BB: 2 P: 13	R: 0 E: 0 K: 0 S: 3	H: 1 LOB: 1 BB: 1 P: 7	R: 0 E: 0 K: 0 S: 3	H: 0 LOB: 1 BB: 1 P: 9	R: 0 E: 0 K: 0 S: 3	H: 0 LOB: 1 BB: 1 P: 7	R: 0 E: 0 K: 0 S: 3	H: 0 LOB: 3 BB: 3 P: 15		R: 1 E: 0 K: 0 S: 4	H: 3 LOB: 3 BB: 1 P: 8	1B: 4 2B: 1 3B: 0 HR: 0	SF: 0 SAC: 1 DP: 1 HBP: 0	WP: 0 PB: 0 SB: 0 CS: 0
PITCHER Bill Stoneman, R ERA: 3.12 (1, 1)	IP: 8.1 WLS: L BF: 38 H: 5 R: 1 ER: 1 SO: 4 BB: 9 IBB: 0 HBP: 0 BLK: 0 WP: 0 HR: 0 S: 37 P: 73 ERA: 1.08 WHIP: 1.680															PITCHER IP: 8.1 WLS: L BF: 38 H: 5 R: 1 ER: 1 SO: 4 BB: 9 IBB: 0 HBP: 0 BLK: 0 WP: 0 HR: 0 S: 37 P: 73 ERA: 1.08 WHIP: 1.680						

Batter	1	2	3	4	5	6	7	8	9	AB	R	H	RBI	BB	SO	LOB	TOP										
Ron Hunt, R OBP: 0.399, SLG: 0.361 (1, 4)	5-3		G3				6-3		1B	5	1	2	0	0	0	1	Montreal Expos @ San Francisco Giants Candlestick Park, San Francisco, CA Wed Aug 11, 1971, 6:33 AM EDT Att: 6,697 - Unknown										
Ron Woods, R OBP: 0.347, SLG: 0.406 (1, 8) (9, 7)	BB		1B		1-3		BB		5-3	3	1	1	0	2	0	1											
Rusty Staub, L OBP: 0.376, SLG: 0.428 (1, 9)	F9		SF9		F8		F2			4	1	1	2	0	0	2											
Bob Bailey, R OBP: 0.367, SLG: 0.397 Boots Day, L OBP: 0.347, SLG: 0.356 (1, 7) (9, 8)	BB		SF9		6-3				G3	2	0	0	1	1	0	0											
Coco Laboy, R OBP: 0.295, SLG: 0.295 (1, 5)	BB		F8				F2		F5	4	0	0	0	0	0	2											
John Bateman, R OBP: 0.287, SLG: 0.348 (1, 2)			F9		1B		K		K	4	1	1	0	0	2	0											
Ron Fairly, L OBP: 0.375, SLG: 0.392 (1, 3)			G3		3B		BB		F8	3	0	0	0	1	0	1											
Bobby Wine, R OBP: 0.253, SLG: 0.232 (1, 6)			F3		1-3		K		HR	4	1	2	2	0	1	1											
Steve Renko, R OBP: 0.181, SLG: 0.239 (1, 1)			F8		1-3		K		6-3	4	0	0	0	0	1	1											
Inning Stats	R: 0 E: 0 K: 0 S: 3	H: 0 LOB: 2 BB: 2 P: 11	R: 0 E: 0 K: 0 S: 3	H: 0 LOB: 0 BB: 0 P: 3	R: 3 E: 0 K: 0 S: 6	H: 3 LOB: 0 BB: 0 P: 6	R: 1 E: 0 K: 0 S: 5	H: 2 LOB: 1 BB: 0 P: 5	R: 0 E: 0 K: 2 S: 7	H: 0 LOB: 1 BB: 1 P: 11	R: 0 E: 0 K: 1 S: 5	H: 0 LOB: 0 BB: 1 P: 9	R: 0 E: 0 K: 1 S: 5	H: 0 LOB: 0 BB: 0 P: 5	R: 1 E: 0 K: 0 S: 5	H: 2 LOB: 1 BB: 0 P: 5	1B: 4 2B: 0 3B: 2 HR: 1	SF: 1 SAC: 0 DP: 0 HBP: 0	WP: 0 PB: 0 SB: 0 CS: 0	PA: 38							
PITCHER	IP	WLS	BF	H	R	ER	SO	BB	IBB	HBP	BLK	WP	HR	S	P	ERA	WHIP										
John Cumberland, L ERA: 3.02 (1, 1)	3.1	L	17	5	4	4	0	2	0	0	0	0	0	15	23	10.80	2.100										
Jim Barr, R ERA: 4.51 (4, 1)	1.2		5	0	0	0	0	0	0	0	0	0	0	5	5	0.00	0.000										
Don McMahon, R ERA: 3.77 (6, 1)	2.0		8	0	0	0	3	2	0	0	0	0	0	12	20	0.00	1.000										
Frank Reberger, R ERA: 3.92 (8, 1)	2.0		8	2	1	1	1	0	0	0	0	0	1	10	10	4.50	1.000										

Batter	1	2	3	4	5	6	7	8	9	AB	R	H	RBI	BB	SO	LOB	BOTTOM										
Bobby Bonds, R OBP: 0.382, SLG: 0.512 (1, 9)	K		5-3		1B		K		1B	5	0	2	0	0	2	2	Montreal Expos @ San Francisco Giants Candlestick Park, San Francisco, CA Wed Aug 11, 1971, 6:33 AM EDT Att: 6,697 - Unknown										
Tito Fuentes, S OBP: 0.308, SLG: 0.360 (1, 4)	F8				F7		FC3-6		F8	5	0	1	0	0	0	3											
Ken Henderson, S OBP: 0.379, SLG: 0.456 (1, 7)	BB				6-3		4-3		K	3	0	0	0	1	1	4											
Willie McCovey, L OBP: 0.384, SLG: 0.459 Frank Duffy, R OBP: 0.146, SLG: 0.150 Hal Lanier, R OBP: 0.284, SLG: 0.287 (1, 3) (8, PR) (9, 3)	G3				BB		F9		FC5-4	3	0	1	0	1	0	1											
Dick Dietz, R OBP: 0.400, SLG: 0.414 (1, 2)			K		BB		FC5-4		FC1-4	4	0	2	0	0	1	1											
Jimmy Rosario, S OBP: 0.389, SLG: 0.296 (1, 8)			4-3		1B		F6		FC1-4	3	0	0	0	1	0	2											
Chris Speier, R OBP: 0.310, SLG: 0.328 (1, 6)			K		F5		F8		F7	4	0	0	0	0	1	5											
Al Gallagher, R OBP: 0.341, SLG: 0.379 (1, 5)			F8		6-3		FC3-6		F3	3	0	0	0	1	0	0											
John Cumberland, R OBP: 0.388, SLG: 0.161 Jim Barr, R OBP: 0.274, SLG: 0.305 Don McMahon, R OBP: 0.300, SLG: 0.345 Dave Kingman, R OBP: 0.221, SLG: 0.221 Frank Reberger, R OBP: 0.271, SLG: 0.494 (1, 1) (4, 1) (5, PH) (8, 1) (8, 1) (9, PH)			1-3		F2		FC3-6		6-3	1	0	0	0	0	0	0											
Inning Stats	R: 0 E: 0 K: 1 S: 5	H: 0 LOB: 1 BB: 1 P: 9	R: 0 E: 0 K: 2 S: 7	H: 0 LOB: 0 BB: 0 P: 7	R: 0 E: 0 K: 0 S: 3	H: 0 LOB: 0 BB: 0 P: 3	R: 0 E: 0 K: 0 S: 4	H: 1 LOB: 3 BB: 2 P: 12	R: 0 E: 0 K: 0 S: 5	H: 2 LOB: 2 BB: 0 P: 5	R: 0 E: 0 K: 0 S: 4	H: 1 LOB: 1 BB: 0 P: 4	R: 0 E: 0 K: 2 S: 8	H: 1 LOB: 2 BB: 1 P: 12	R: 0 E: 0 K: 0 S: 4	H: 1 LOB: 1 BB: 0 P: 4	R: 0 E: 0 K: 0 S: 4	H: 1 LOB: 1 BB: 0 P: 4	1B: 7 2B: 0 3B: 0 HR: 0	SF: 0 SAC: 0 DP: 0 HBP: 0	WP: 0 PB: 0 SB: 1 CS: 0	PA: 38					
PITCHER	IP	WLS	BF	H	R	ER	SO	BB	IBB	HBP	BLK	WP	HR	S	P	ERA	WHIP										
Steve Renko, R ERA: 3.71 (1, 1)	9.0	W	38	7	0	0	5	4	0	0	0	0	0	44	60	0.00	1.222										



Batter	1	2	3	4	5	6	7	8	9	AB	R	H	RBI	BB	SO	LOB	TOP					
Ron Hunt, R OBP: 0.398, SLG: 0.359 (1, 5)										4	0	1	0	0	0	1	Montreal Expos @ Los Angeles Dodgers Dodger Stadium, Los Angeles, CA Fri Aug 13 1971, 7:05 PM PDT Att: 26,861 - Unknown livebaseballscorecards.com					
Boots Day, L OBP: 0.347, SLG: 0.356 (1, 8)										3	0	1	0	0	0	0						
Rusty Staub, L OBP: 0.373, SLG: 0.424 (1, 9)										4	0	0	0	0	0	3						
Ron Fairly, L OBP: 0.374, SLG: 0.389 (1, 3)										3	0	0	0	1	0	1						
Bob Bailey, R OBP: 0.366, SLG: 0.395 (1, 7)										4	0	1	0	0	2	1						
Gary Sutherland, R OBP: 0.308, SLG: 0.370 (1, 4)										4	0	1	0	0	0	1						
John Bateman, R OBP: 0.269, SLG: 0.348 (1, 2)										3	0	1	0	1	0	1						
Stan Swanson, R OBP: 0.301, SLG: 0.316 (9, PR)										0	0	0	0	0	0	0						
Bobby Wine, R OBP: 0.251, SLG: 0.230 (1, 6)										3	0	0	0	0	1	4						
Ron Woods, R OBP: 0.345, SLG: 0.402 (9, PH)										1	0	0	0	0	1	1						
Carl Morton, R OBP: 0.206, SLG: 0.277 (1, 1)										2	0	0	0	0	2	0						
Jim Fahey, L OBP: 0.281, SLG: 0.268 (7, PH)										1	0	1	0	0	0	0						
Dan McGinn, L OBP: 0.286, SLG: 0.286 (7, 1)										0	0	0	0	0	0	0						
Inning Stats	R: 0 E: 0 K: 0 S: 4	H: 1 LOB: 1 BB: 0 P: 4	R: 0 E: 0 K: 1 S: 6	H: 1 LOB: 1 BB: 0 P: 6	R: 0 E: 0 K: 1 S: 5	H: 0 LOB: 0 BB: 2 P: 5	R: 0 E: 0 K: 1 S: 6	H: 1 LOB: 3 BB: 0 P: 14	R: 0 E: 1 K: 1 S: 6	H: 0 LOB: 1 BB: 0 P: 6	R: 0 E: 0 K: 0 S: 3	H: 0 LOB: 0 BB: 0 P: 3	R: 0 E: 0 K: 0 S: 4	H: 1 LOB: 1 BB: 0 P: 4	R: 0 E: 0 K: 0 S: 3	H: 1 LOB: 1 BB: 0 P: 3	R: 0 E: 0 K: 2 S: 8	H: 1 LOB: 1 BB: 0 P: 8	1B: 5 2B: 1 3B: 0 HR: 0	SF: 0 SAC: 1 DP: 1 HBP: 0	WP: 0 PB: 0 SB: 0 CS: 0	PA: 35
PITCHER Don Sutton, R ERA: 2.74 (1, 1)	IP: 9.0 WLS: W BF: 35 H: 6 R: 0 ER: 0 SO: 6 BB: 1 IBB: 1 HBP: 0 BLK: 0 WP: 0 HR: 0 S: 45 P: 53 ERA: 0.00 WHIP: 0.778															PITCHER						

Batter	1	2	3	4	5	6	7	8	9	AB	R	H	RBI	BB	SO	LOB	BOTTOM			
Bill Russell, R OBP: 0.268, SLG: 0.320 (1, 4)										4	0	0	0	0	1	1	Montreal Expos @ Los Angeles Dodgers Dodger Stadium, Los Angeles, CA Fri Aug 13 1971, 7:05 PM PDT Att: 26,861 - Unknown livebaseballscorecards.com			
Bill Buckner, L OBP: 0.303, SLG: 0.371 (1, 9)										4	0	0	0	0	0	0				
Willie Davis, L OBP: 0.337, SLG: 0.439 (1, 8)										3	0	1	0	0	0	0				
Wes Parker, S OBP: 0.355, SLG: 0.367 (1, 3)										3	0	1	0	0	0	1				
Willie Crawford, L OBP: 0.350, SLG: 0.498 (1, 7)										3	1	1	0	0	1	1				
Steve Garvey, R OBP: 0.291, SLG: 0.381 (1, 5)										2	0	0	0	0	0	1				
Tom Haller, L OBP: 0.331, SLG: 0.366 (1, 2)										3	1	2	1	0	0	1				
Bobby Valentine, R OBP: 0.290, SLG: 0.337 (1, 6)										3	0	1	0	0	0	1				
Don Sutton, R OBP: 0.219, SLG: 0.197 (1, 1)										3	0	0	1	0	0	1				
Inning Stats	R: 0 E: 0 K: 1 S: 5	H: 0 LOB: 0 BB: 0 P: 5	R: 0 E: 0 K: 1 S: 6	H: 1 LOB: 1 BB: 0 P: 6	R: 0 E: 0 K: 0 S: 3	H: 0 LOB: 0 BB: 0 P: 3	R: 0 E: 0 K: 0 S: 3	H: 0 LOB: 0 BB: 0 P: 3	R: 0 E: 0 K: 0 S: 4	H: 1 LOB: 1 BB: 0 P: 4	R: 0 E: 0 K: 0 S: 3	H: 0 LOB: 0 BB: 0 P: 3	R: 0 E: 0 K: 0 S: 3	H: 0 LOB: 0 BB: 0 P: 3	R: 0 E: 0 K: 0 S: 3	H: 0 LOB: 0 BB: 0 P: 3		1B: 5 2B: 1 3B: 0 HR: 0	SF: 0 SAC: 1 DP: 1 HBP: 0	WP: 0 PB: 0 SB: 0 CS: 0
PITCHER Carl Morton, R ERA: 4.44 (1, 1)	IP: 6.0 WLS: L BF: 22 H: 5 R: 2 ER: 2 SO: 2 BB: 5 IBB: 0 HBP: 0 BLK: 0 WP: 0 HR: 0 S: 26 P: 26 ERA: 3.00 WHIP: 0.833															PITCHER				
Dan McGinn, L ERA: 6.29 (7, 1)	IP: 2.0 WLS: 7 BF: 1 H: 1 R: 0 ER: 0 SO: 0 BB: 0 IBB: 0 HBP: 0 BLK: 0 WP: 0 HR: 0 S: 7 P: 7 ERA: 0.00 WHIP: 0.500															PITCHER				

Batter	1	2	3	4	5	6	7	8	9	AB	R	H	RBI	BB	SO	LOB	TOP										
Jim Fahey, L OBP: 0.296, SLG: 0.284 (1, 7)										4	1	3	1	0	0	1											
Boots Day, L OBP: 0.344, SLG: 0.353 (1, 8)										5	1	1	0	0	0	3											
Rusty Staub, L OBP: 0.372, SLG: 0.425 (1, 9)										5	1	2	0	0	1	1											
Ron Fairly, L OBP: 0.377, SLG: 0.397 (1, 3)										3	0	0	1	1	2	2											
Bob Bailey, R OBP: 0.362, SLG: 0.398 (1, 5)										4	1	1	1	0	2	3											
Gary Sutherland, R OBP: 0.317, SLG: 0.394 (1, 4)										4	1	2	3	0	0	0											
John Bateman, R OBP: 0.266, SLG: 0.344 (1, 2)										4	0	1	0	0	3	2											
Bobby Wine, R OBP: 0.251, SLG: 0.234 (1, 6)										4	1	1	0	0	1	3											
Steve Renko, R OBP: 0.184, SLG: 0.240 (1, 1)										4	0	1	0	0	0	2											
Inning Stats	R: 3 E: 0 K: 2 S: 11	H: 4 LOB: 2 BB: 1 P: 15	R: 0 E: 0 K: 1 S: 7	H: 2 LOB: 2 BB: 0 P: 7	R: 0 E: 0 K: 1 S: 5	H: 0 LOB: 0 BB: 0 P: 5	R: 1 E: 0 K: 0 S: 4	H: 2 LOB: 0 BB: 0 P: 4	R: 1 E: 0 K: 2 S: 8	H: 1 LOB: 0 BB: 0 P: 8	R: 0 E: 0 K: 0 S: 4	H: 1 LOB: 1 BB: 0 P: 4	R: 0 E: 0 K: 3 S: 10	H: 0 LOB: 0 BB: 0 P: 3	R: 1 E: 0 K: 3 S: 10	H: 1 LOB: 0 BB: 0 P: 10	R: 0 E: 0 K: 0 S: 4	H: 1 LOB: 1 BB: 0 P: 4	1B: 9 2B: 1 3B: 0 HR: 2	SF: 0 SAC: 1 DP: 0 HBP: 0	WP: 0 PB: 0 SB: 0 CS: 1	PA: 39					
PITCHER	IP	WLS	BF	H	R	ER	SO	BB	IBB	HBP	BLK	WP	HR	S	P	ERA	WHIP										
Bill Singer, R ERA: 4.25 (1, 1)	5.0	L	24	9	5	5	6	1	0	0	0	0	1	35	39	9.00	2.000										
Joe Moeller, R ERA: 2.96 (6, 1)	2.0		7	1	0	0	0	0	0	0	0	0	0	7	7	0.00	0.500										
Pete Mikkelsen, R ERA: 2.92 (8, 1)	2.0		8	2	1	1	3	0	0	0	0	0	1	14	14	4.50	1.000										

Montreal Expos @ Los Angeles Dodgers
Dodger Stadium, Los Angeles, CA
Sun Aug 15 1971, 3:33 AM PDT
Att: 18,572 - Unknown

AB	37
R	6
H	12
RBI	6
BB	1
SO	9
LOB	17



Batter	1	2	3	4	5	6	7	8	9	AB	R	H	RBI	BB	SO	LOB	BOTTOM										
Maury Wills, S OBP: 0.320, SLG: 0.327 (1, 6)										5	0	1	0	0	0	1											
Wes Parker, S OBP: 0.354, SLG: 0.363 (1, 9)										3	0	0	0	0	0	1											
Joe Moeller, R (6, 1)										0	0	0	0	0	0	0											
Bill Sudakis, S OBP: 0.304, SLG: 0.343 (7, PH)										1	0	0	0	0	0	1											
Pete Mikkelsen, R OBP: 0.250, SLG: 0.143 (8, 1)										0	0	0	0	0	0	0											
Willie Davis, L OBP: 0.334, SLG: 0.434 (1, 8)										4	0	1	0	0	0	0											
Dick Allen, R OBP: 0.398, SLG: 0.469 (1, 3)										3	1	2	0	1	0	0											
Willie Crawford, L OBP: 0.351, SLG: 0.494 (1, 7)										4	1	3	0	0	0	2											
Jim Lefebvre, S OBP: 0.316, SLG: 0.399 (1, 4)										4	0	1	1	0	0	6											
Tom Haller, L OBP: 0.327, SLG: 0.362 (1, 2)										3	0	0	1	0	0	3											
Bobby Valentine, R OBP: 0.294, SLG: 0.340 (1, 5)										3	1	0	0	1	0	1											
Bill Singer, R OBP: 0.204, SLG: 0.114 (1, 1)										1	0	0	0	0	0	0											
Bill Buckner, L OBP: 0.303, SLG: 0.373 (5, PH) (6, 9)										3	0	1	0	0	0	0											
Inning Stats	R: 0 E: 0 K: 0 S: 3	H: 0 LOB: 0 BB: 0 P: 3	R: 1 E: 0 K: 0 S: 5	H: 2 LOB: 1 BB: 0 P: 5	R: 0 E: 0 K: 0 S: 3	H: 0 LOB: 0 BB: 0 P: 3	R: 0 E: 0 K: 0 S: 3	H: 1 LOB: 1 BB: 1 P: 7	R: 1 E: 0 K: 1 S: 6	H: 1 LOB: 1 BB: 1 P: 10	R: 0 E: 0 K: 0 S: 5	H: 2 LOB: 2 BB: 0 P: 5	R: 0 E: 0 K: 0 S: 4	H: 1 LOB: 1 BB: 0 P: 4	R: 1 E: 0 K: 0 S: 5	H: 2 LOB: 1 BB: 0 P: 5	R: 0 E: 0 K: 0 S: 3	H: 0 LOB: 0 BB: 0 P: 3	1B: 7 2B: 2 3B: 0 HR: 0	SF: 1 SAC: 0 DP: 1 HBP: 0	WP: 1 PB: 0 SB: 0 CS: 0	PA: 37					
PITCHER	IP	WLS	BF	H	R	ER	SO	BB	IBB	HBP	BLK	WP	HR	S	P	ERA	WHIP										
Steve Renko, R ERA: 3.88 (1, 1)	9.0	W	37	9	3	3	1	2	0	0	0	1	0	37	45	3.00	1.222										

Montreal Expos @ Los Angeles Dodgers
Dodger Stadium, Los Angeles, CA
Sun Aug 15 1971, 3:33 AM PDT
Att: 18,572 - Unknown

AB	34
R	3
H	9
RBI	2
BB	2
SO	1
LOB	15



Batter	1	2	3	4	5	6	7	8	9	AB	R	H	RBI	BB	SO	LOB	TOP			
Ken Henderson, S (1, 7) OBP: 0.387, SLG: 0.472	4-0 BB G6-4-3		0-0 HR		0-0 F5			0-3 K		3	1	1	1	1	1	0	San Francisco Giants @ Montreal Expos Jarry Park, Montreal, QB Fri Aug 20 1971, 7:05 PM EDT Att: 26,122 - Unknown			
Tito Fuentes, S (1, 4) OBP: 0.304, SLG: 0.351	0-0 G6-4-3		0-0 F9		0-0 F8			0-0 F5		4	0	0	0	0	0	1				
Willie Mays, R (1, 8) OBP: 0.428, SLG: 0.509	4-0 BB		4-0 1B BB		4-0 BB			0-3 K		1	0	0	0	3	1	0				
Willie McCovey, L (1, 3) OBP: 0.382, SLG: 0.451	0-3 K		0-0 1B		0-0 F2			0-0 4-3		4	0	1	0	0	1	2				
Bobby Bonds, R (1, 9) OBP: 0.374, SLG: 0.499		4-0 BB E CS	0-0 F4		0-0 G6-4-3			0-0 5-3		3	0	0	0	1	0	3				
Jim Ray Hart, R (1, 5) OBP: 0.316, SLG: 0.375		0-0 F7		0-0 F2				4-0 BB		3	0	1	0	1	0	1				
Hal Lanier, R (9, PR) OBP: 0.284, SLG: 0.287		1-3 F7						CS 1B		0	0	0	0	0	0	0				
Chris Speier, R (1, 6) OBP: 0.307, SLG: 0.324		4-0 IBB		0-3 K				0-3 K		3	0	0	0	1	2	2				
Russ Gibson, R (1, 2) OBP: 0.263, SLG: 0.405		0-3 K		0-0 6-3				0-0 1B		3	0	1	0	0	1	2				
Juan Marichal, R (1, 1) OBP: 0.138, SLG: 0.241			0-3 K		0-3 K			0-3 K		3	0	0	0	0	3	1				
Inning Stats	R: 0 E: 0 K: 1 S: 4	H: 0 LOB: 1 BB: 2 P: 12	R: 0 E: 0 K: 1 S: 4	H: 0 LOB: 2 BB: 2 P: 12	R: 1 E: 0 K: 1 S: 7	H: 2 LOB: 2 BB: 1 P: 11	R: 0 E: 0 K: 1 S: 5	H: 0 LOB: 0 BB: 0 P: 5	R: 0 E: 0 K: 1 S: 5	H: 0 LOB: 0 BB: 0 P: 5	R: 0 E: 0 K: 2 S: 2	H: 2 LOB: 1 BB: 0 P: 6	R: 0 E: 0 K: 2 S: 8	H: 2 LOB: 1 BB: 0 P: 8	R: 0 E: 0 K: 0 S: 3	H: 0 LOB: 1 BB: 1 P: 7	1B: 3 2B: 1 3B: 0 HR: 1	SF: 0 SAC: 0 DP: 3 HBP: 0	WP: 0 PB: 0 SB: 1 CS: 2	PA: 34
PITCHER Bill Stoneman, R (1, 1) ERA: 2.91	IP: 9.0 WLS: W BF: 34 H: 4 R: 1 ER: 1 SO: 9 BB: 6 IBB: 1 HBP: 0 BLK: 0 WP: 0 HR: 1 S: 45 P: 73 ERA: 1.00 WHIP: 1.111															PITCHER				

Batter	1	2	3	4	5	6	7	8	9	AB	R	H	RBI	BB	SO	LOB	BOTTOM			
Ron Hunt, R (1, 4) OBP: 0.398, SLG: 0.359	0-0 1B G5-4-3		0-0 1B 1B			0-0 6-3		0-0 F8		4	0	2	0	0	0	0	San Francisco Giants @ Montreal Expos Jarry Park, Montreal, QB Fri Aug 20 1971, 7:05 PM EDT Att: 26,122 - Unknown			
Boots Day, L (1, 8) OBP: 0.341, SLG: 0.350	0-3 K		0-3 K			0-0 G3		0-0 BB 1B		4	1	1	0	0	2	2				
Rusty Staub, L (1, 9) OBP: 0.378, SLG: 0.431	0-0 G5-4-3		0-0 1B			4-0 BB PO		4-0 BB 1B		2	0	1	0	2	0	1				
Ron Fairly, L (1, 3) OBP: 0.387, SLG: 0.411		4-0 SH1 HR BB		0-3 K		0-0 PO		0-0 HR		3	2	2	2	1	1	0				
Bob Bailey, R (1, 5) OBP: 0.362, SLG: 0.400		0-0 SH1		0-0 F8				0-0 6-3		2	0	0	0	0	0	0				
Gary Sutherland, R (1, 6) OBP: 0.318, SLG: 0.392		0-0 1-4-3		0-0 F5				0-0 2B		3	0	1	0	0	0	1				
Jim Fairey, L (1, 7) OBP: 0.303, SLG: 0.328		0-0 HR				0-0 L1-5 3B		4-0 G6-4-3 IBB		2	1	2	2	1	0	0				
John Bateman, R (1, 2) OBP: 0.269, SLG: 0.342		0-0 F8		0-0 K		0-0 L1-5		0-0 G6-4-3		3	0	0	0	0	1	3				
Bill Stoneman, R (1, 1) OBP: 0.238, SLG: 0.141			0-0 6-3		0-0 L1-5			0-3 K		3	0	0	0	0	1	1				
Inning Stats	R: 0 E: 0 K: 1 S: 5	H: 1 LOB: 0 BB: 0 P: 5	R: 2 E: 0 K: 0 S: 4	H: 1 LOB: 0 BB: 1 P: 8	R: 0 E: 0 K: 1 S: 6	H: 2 LOB: 0 BB: 0 P: 6	R: 0 E: 0 K: 1 S: 5	H: 0 LOB: 0 BB: 0 P: 5	R: 0 E: 0 K: 1 S: 5	H: 1 LOB: 0 BB: 0 P: 5	R: 0 E: 0 K: 0 S: 2	H: 0 LOB: 0 BB: 1 P: 6	R: 1 E: 0 K: 0 S: 4	H: 2 LOB: 1 BB: 1 P: 8	R: 1 E: 0 K: 1 S: 6	H: 2 LOB: 2 BB: 1 P: 10		1B: 5 2B: 2 3B: 1 HR: 2	SF: 0 SAC: 1 DP: 3 HBP: 0	WP: 0 PB: 0 SB: 0 CS: 0
PITCHER Juan Marichal, R (1, 1) ERA: 2.86	IP: 8.0 WLS: L BF: 31 H: 9 R: 4 ER: 4 SO: 5 BB: 3 IBB: 1 HBP: 0 BLK: 0 WP: 0 HR: 2 S: 37 P: 53 ERA: 4.50 WHIP: 1.500															PITCHER				

Batter	1	2	3	4	5	6	7	8	9	10	AB	R	H	RBI	BB	SO	LOB	TOP				
Ken Henderson, S OBP: 0.384, SLG: 0.474 (1, 7)	0-0 2B		0-0 F7		0-0 F7		0-0 4-3		0-3 K		5	1	1	0	0	1	2					
Tito Fuentes, S OBP: 0.303, SLG: 0.352 (1, 4)	0-0 SH3 2B		0-0 4-3		0-0 4-3			0-0 6-3	0-3 K		5	0	1	1	0	1	1					
Willie Mays, R OBP: 0.427, SLG: 0.506 (1, 8)	0-0 SH3		0-0 3-1			0-0 F8		0-0 1B	0-0 F8		4	0	1	0	0	0	0					
Willie McCovey, L OBP: 0.380, SLG: 0.444 (1, 3)	4-0 FC5-4 IBB			0-0 6-3		0-0 F3		0-0 F4	0-0 4-3		4	0	0	0	1	0	1					
Bobby Bonds, R OBP: 0.378, SLG: 0.507 (1, 9)	0-0 F4			0-0 1B		0-0 HR		0-0 1B	0-0 BB		4	1	3	1	1	0	2					
Dick Dietz, R OBP: 0.398, SLG: 0.431 (1, 2)	0-0 FC5-4			0-0 1B		0-0 5-3		0-0 FC6-4	0-0 6-3		5	0	1	0	0	0	5					
Chris Speier, R OBP: 0.307, SLG: 0.330 (1, 6)		0-0 F3		0-3 K			0-0 G3		0-0 HR		4	1	1	1	0	1	2					
Hal Lanier, R OBP: 0.289, SLG: 0.292 (1, 5)		0-3 K		0-0 F3			0-0 1B		0-0 1B		4	0	2	0	0	1	2					
Gaylord Perry, R OBP: 0.138, SLG: 0.165 Steve Hamilton, L (8, 1)		0-0 5-3				0-0 5-3		0-0 B5	0-0 F8		3	0	0	0	0	0	1					
Dave Kingman, R OBP: 0.280, SLG: 0.636 Jerry Johnson, R (9, 1)											0	0	0	0	0	0	0					
											1	0	0	0	0	0	1					
											0	0	0	0	0	0	0					
Inning Stats	R: 1 E: 0 K: 0 S: 5	H: 2 LOB: 2 BB: 1 P: 9	R: 0 E: 0 K: 1 S: 5	H: 0 LOB: 0 BB: 0 P: 5	R: 0 E: 0 K: 1 S: 3	H: 0 LOB: 0 BB: 0 P: 3	R: 0 E: 0 K: 0 S: 3	H: 2 LOB: 2 BB: 0 P: 7	R: 0 E: 0 K: 0 S: 3	H: 0 LOB: 0 BB: 0 P: 3	R: 1 E: 0 K: 0 S: 4	H: 1 LOB: 1 BB: 0 P: 4	R: 0 E: 0 K: 0 S: 5	H: 2 LOB: 2 BB: 0 P: 5	R: 0 E: 0 K: 2 S: 9	H: 1 LOB: 1 BB: 0 P: 9	R: 0 E: 0 K: 0 S: 3	H: 0 LOB: 1 BB: 1 P: 7	1B: 6 2B: 1 3B: 1 HR: 2	SF: 0 SAC: 1 DP: 0 HBP: 0	WP: 0 PB: 0 SB: 1 CS: 0	PA: 42
PITCHER	IP 8.0	WLS 7	BF 35	H 10	R 3	ER 3	SO 2	BB 0	IBB 0	HBP 0	BLK 0	WP 0	HR 2	S 38	P 42	ERA 3.38	WHIP 1.250					
Steve Renko, R ERA: 3.66 Mike Marshall, R ERA: 4.67 (9, 1)	2.0	W	7	0	0	0	2	1	0	0	0	0	0	10	14	0.00	0.500					

San Francisco Giants @ Montreal Expos
 Jarry Park, Montreal, QB
 Sat Aug 21 1971, 7:05 PM EDT
 Att: 23,242 - Unknown

AB	39
R	3
H	10
RBI	3
BB	2
SO	4
LOB	17



Batter	1	2	3	4	5	6	7	8	9	10	AB	R	H	RBI	BB	SO	LOB	BOTTOM				
Ron Hunt, R OBP: 0.400, SLG: 0.360 (1, 4)	1-0 G3 SH5-3 HBP		0-0 G3 SH5-3 1B		0-0 F6			0-0 1B		0-0 F2		4	0	2	1	0	1					
Boots Day, L OBP: 0.341, SLG: 0.390 (1, 8)	0-0 SH5-3		0-0 SH5-3		0-0 6-3			0-0 1B		0-0 FC		3	0	1	0	0	1					
Rusty Staub, L OBP: 0.376, SLG: 0.428 (1, 9)	0-0 G3		0-0 G3			0-0 F4		0-0 F6		0-0 1B		5	0	1	1	0	4					
Ron Fairly, L OBP: 0.383, SLG: 0.407 (1, 3)	0-3 K		0-0 F9			0-0 F8		0-0 3-1				4	0	0	0	1	4					
Bob Bailey, R OBP: 0.361, SLG: 0.397 (1, 5)		4-0 1B S BB		0-0 4-3		0-3 K			0-3 K		3	1	0	0	1	2	0					
Gary Sutherland, R OBP: 0.316, SLG: 0.389 (1, 6)		0-3 K		0-0 1-3			0-0 F3		0-0 1B		4	0	1	0	0	1	1					
Jim Fairley, L OBP: 0.301, SLG: 0.325 (1, 7)		0-0 1B		0-0 G3			0-0 1-3		0-0 F8		4	0	1	0	0	0	1					
John Bateman, R OBP: 0.269, SLG: 0.350 (1, 2)		0-0 SF7-5-4				0-0 HR		0-0 F7		0-3 K		3	1	1	2	0	1					
Steve Renko, R OBP: 0.190, SLG: 0.256 Mike Marshall, R OBP: 0.250, SLG: 0.182 (9, 1)		0-0 1B		0-0 3-1			0-0 1-3			0-0 FC		3	1	1	0	0	0					
											1	1	1	0	0	0	0					
Inning Stats	R: 0 E: 0 K: 1 S: 5	H: 0 LOB: 1 BB: 0 P: 6	R: 1 E: 0 K: 1 S: 5	H: 1 LOB: 1 BB: 1 P: 9	R: 1 E: 0 K: 0 S: 5	H: 2 LOB: 1 BB: 0 P: 5	R: 0 E: 0 K: 0 S: 3	H: 0 LOB: 0 BB: 0 P: 3	R: 1 E: 0 K: 0 S: 4	H: 1 LOB: 1 BB: 0 P: 4	R: 0 E: 0 K: 0 S: 5	H: 0 LOB: 0 BB: 0 P: 5	R: 0 E: 0 K: 0 S: 5	H: 2 LOB: 2 BB: 0 P: 5	R: 0 E: 0 K: 2 S: 8	H: 1 LOB: 1 BB: 0 P: 8	R: 0 E: 0 K: 0 S: 4	H: 2 LOB: 2 BB: 0 P: 4	1B: 7 2B: 2 3B: 0 HR: 1	SF: 1 SAC: 2 DP: 1 HBP: 1	WP: 0 PB: 0 SB: 1 CS: 0	PA: 39
PITCHER	IP 7.1	WLS 0.2	BF 29	H 6	R 3	ER 3	SO 3	BB 1	IBB 0	HBP 1	BLK 0	WP 0	HR 1	S 33	P 38	ERA 3.68	WHIP 0.955					
Gaylord Perry, R ERA: 3.2 Steve Hamilton, L ERA: 3.95 Jerry Johnson, R ERA: 2.72 (9, 1)	1.1	L	8	3	1	1	2	0	0	0	0	0	0	12	12	6.75	2.250					

San Francisco Giants @ Montreal Expos
 Jarry Park, Montreal, QB
 Sat Aug 21 1971, 7:05 PM EDT
 Att: 23,242 - Unknown

AB	34
R	4
H	9
RBI	4
BB	1
SO	5
LOB	13



Batter	1	2	3	4	5	6	7	8	9	AB	R	H	RBI	BB	SO	LOB	TOP			
Ken Henderson, S OBP: 0.382, SLG: 0.470 (1, 7)										5	0	1	0	0	2	2	San Francisco Giants @ Montreal Expos Jarry Park, Montreal, QB Sun Aug 22 1971, 3:33 AM EDT Att: 28,102 - Unknown			
Tito Fuentes, S OBP: 0.305, SLG: 0.352 (1, 4)										3	1	1	0	1	0	1				
Bobby Bonds, R OBP: 0.377, SLG: 0.507 (1, 9)										4	0	1	1	0	0	1				
Dave Kingman, R OBP: 0.259, SLG: 0.583 (1, 3)										4	0	0	0	0	1	2				
Dick Dietz, R OBP: 0.396, SLG: 0.427 (1, 2)										3	1	0	0	1	0	1				
Al Gallacher, R OBP: 0.353, SLG: 0.406 (1, 5)										4	1	2	2	0	0	0				
Chris Speier, R OBP: 0.305, SLG: 0.327 (1, 6)										4	0	0	0	0	1	1				
Jimmy Rosario, S OBP: 0.361, SLG: 0.289 (9, PH)										3	0	0	0	0	0	1				
Willie Mays, R OBP: 0.426, SLG: 0.508 (9, PH)										1	0	1	0	0	0	0				
John Cumberland, R OBP: 0.156, SLG: 0.128 Jim Barr, R OBP: 0.363, SLG: 0.330 Steve Hamilton, L OBP: 0.352, SLG: 0.445 Jim Ray Hart, R OBP: 0.302, SLG: 0.445 Don McMahon, R OBP: 0.302, SLG: 0.445 Willie McCovey, L OBP: 0.302, SLG: 0.445 (1, 1) (4, 1) (6, 1) (7, PH) (7, 1) (9, PH)										2	0	0	0	0	1	1				
Inning Stats	R: 0 E: 0 K: 1 S: 5	H: 0 LOB: 1 BB: 1 P: 9	R: 2 E: 0 K: 0 S: 4	H: 1 LOB: 0 BB: 1 P: 8	R: 1 E: 0 K: 0 S: 5	H: 2 LOB: 1 BB: 0 P: 5	R: 0 E: 1 K: 1 S: 6	H: 0 LOB: 1 BB: 0 P: 6	R: 0 E: 0 K: 2 S: 8	H: 1 LOB: 1 BB: 0 P: 8	R: 0 E: 0 K: 1 S: 6	H: 1 LOB: 1 BB: 0 P: 6	R: 0 E: 0 K: 0 S: 3	H: 0 LOB: 0 BB: 0 P: 3	R: 0 E: 0 K: 1 S: 7	H: 2 LOB: 2 BB: 0 P: 7	1B: 5 2B: 1 3B: 0 HR: 1	SF: 0 SAC: 0 DP: 0 HBP: 0	WP: 0 PB: 0 SB: 0 CS: 0	PA: 37
PITCHER Ernie McAnally, R ERA: 4.47 (1, 1)	IP: 9.0 WLS: W BF: 37 H: 7 R: 3 ER: 3 SO: 6 BB: 2 IBB: 0 HBP: 0 BLK: 0 WP: 0 HR: 1 S: 47 P: 55 ERA: 3.00 WHIP: 1.000															PITCHER IP: 9.0 WLS: W BF: 37 H: 7 R: 3 ER: 3 SO: 6 BB: 2 IBB: 0 HBP: 0 BLK: 0 WP: 0 HR: 1 S: 47 P: 55 ERA: 3.00 WHIP: 1.000				

Batter	1	2	3	4	5	6	7	8	9	AB	R	H	RBI	BB	SO	LOB	BOTTOM			
Ron Hunt, R OBP: 0.400, SLG: 0.361 (1, 5) (5, 4)										5	1	2	0	0	0	0	San Francisco Giants @ Montreal Expos Jarry Park, Montreal, QB Sun Aug 22 1971, 3:33 AM EDT Att: 28,102 - Unknown			
Ron Woods, R OBP: 0.361, SLG: 0.407 (1, 8) (5, 7)										4	2	2	1	1	1	0				
Rusty Staub, L OBP: 0.379, SLG: 0.440 (1, 9)										4	2	3	4	0	1	2				
Bob Bailey, R OBP: 0.358, SLG: 0.393 (1, 7) (5, 5)										4	0	0	0	0	0	2				
Gary Sutherland, R OBP: 0.325, SLG: 0.394 (1, 4) (5, 6)										3	0	2	1	1	0	0				
John Bateman, R OBP: 0.265, SLG: 0.349 (1, 2)										4	0	1	0	0	0	3				
Ron Fairly, L OBP: 0.386, SLG: 0.405 (1, 3)										1	0	0	0	3	0	0				
Bobby Wine, R OBP: 0.250, SLG: 0.233 Boots Day, L OBP: 0.341, SLG: 0.349 (1, 6) (4, PH) (5, 8)										1	0	0	0	0	0	1				
Ernie McAnally, R OBP: 0.077, SLG: 0.079 (1, 1)										3	0	0	0	0	1	1				
Inning Stats	R: 2 E: 0 K: 0 S: 5	H: 2 LOB: 1 BB: 1 P: 9	R: 0 E: 0 K: 0 S: 2	H: 0 LOB: 1 BB: 1 P: 6	R: 0 E: 1 K: 0 S: 4	H: 1 LOB: 1 BB: 0 P: 4	R: 0 E: 0 K: 0 S: 2	H: 0 LOB: 2 BB: 2 P: 10	R: 3 E: 0 K: 1 S: 9	H: 4 LOB: 1 BB: 0 P: 9	R: 1 E: 0 K: 1 S: 8	H: 3 LOB: 2 BB: 0 P: 8	R: 0 E: 0 K: 1 S: 6	H: 1 LOB: 2 BB: 1 P: 10	R: 0 E: 0 K: 1 S: 5	H: 0 LOB: 0 BB: 0 P: 5		1B: 9 2B: 2 3B: 0 HR: 1	SF: 0 SAC: 1 DP: 2 HBP: 0	WP: 0 PB: 0 SB: 0 CS: 0
PITCHER John Cumberland, L ERA: 2.89 Jim Barr, R ERA: 6.19 Steve Hamilton, L ERA: 3.52 Don McMahon, R ERA: 3.84 (1, 1) (4, 1) (6, 1) (7, 1)	IP: 3.1 WLS: L BF: 16 H: 7 R: 4 ER: 4 SO: 1 BB: 0 IBB: 0 HBP: 0 BLK: 0 WP: 0 HR: 1 S: 12 P: 28 ERA: 5.40 WHIP: 2.100															PITCHER IP: 3.1 WLS: L BF: 16 H: 7 R: 4 ER: 4 SO: 1 BB: 0 IBB: 0 HBP: 0 BLK: 0 WP: 0 HR: 1 S: 12 P: 28 ERA: 5.40 WHIP: 2.100				

Batter	1	2	3	4	5	6	7	8	9	AB	R	H	RBI	BB	SO	LOB	TOP					
Maury Wills, S OBP: 0.323, SLG: 0.327 (1, 6)										4	1	2	0	1	0	4	Los Angeles Dodgers @ Montreal Expos Jarry Park, Montreal, QB Mon Aug 23 1971, 7:05 PM EDT Att: 16,291 - Unknown - 45 F					
Bill Buckner, L OBP: 0.309, SLG: 0.373 (1, 9)										5	0	0	0	0	0	4						
Willie Davis, L OBP: 0.333, SLG: 0.428 (1, 8)										5	0	2	1	0	1	2						
Dick Allen, R OBP: 0.393, SLG: 0.458 (1, 5)										5	0	0	0	0	2	4						
Willie Crawford, L OBP: 0.336, SLG: 0.473 (1, 7)										5	0	0	0	0	0	3						
Jim Lefebvre, S OBP: 0.316, SLG: 0.411 (1, 4)										3	3	2	1	1	0	0						
Wes Parker, S OBP: 0.363, SLG: 0.371 (1, 3)										2	2	1	1	2	1	0						
Tom Haller, L OBP: 0.329, SLG: 0.362 (8, PR)										4	0	3	1	0	0	0						
Bill Russell, R OBP: 0.279, SLG: 0.344 (8, PR)										0	0	0	0	0	0	0						
Don Sutton, R OBP: 0.234, SLG: 0.219 (2, 1)										1	0	1	0	0	0	0						
Pete Mikkelsen, R OBP: 0.271, SLG: 0.200 (6, PH)										1	0	0	0	0	0	0						
Duke Sims, L OBP: 0.342, SLG: 0.330 (6, PH)										0	0	0	0	0	0	0						
Joe Moeller, R OBP: 0.291, SLG: 0.338 (8, PH)										1	0	0	0	0	0	0						
Bill Sudakis, S OBP: 0.301, SLG: 0.338 (8, 2)										1	0	0	0	0	0	2						
Inning Stats	R: 1 E: 0 K: 1 S: 6	H: 2 LOB: 1 BB: 0 P: 6	R: 2 E: 0 K: 0 S: 6	H: 3 LOB: 2 BB: 1 P: 10	R: 0 E: 0 K: 0 S: 3	H: 0 LOB: 0 BB: 0 P: 3	R: 0 E: 0 K: 1 S: 7	H: 3 LOB: 2 BB: 0 P: 7	R: 0 E: 0 K: 0 S: 3	H: 2 LOB: 0 BB: 0 P: 3	R: 2 E: 0 K: 0 S: 5	H: 2 LOB: 2 BB: 1 P: 5	R: 0 E: 1 K: 2 S: 8	H: 0 LOB: 2 BB: 1 P: 12	R: 1 E: 0 K: 0 S: 3	H: 1 LOB: 2 BB: 2 P: 11	R: 0 E: 0 K: 0 S: 4	H: 1 LOB: 1 BB: 0 P: 4	1B: 8 2B: 3 3B: 0 HR: 2	SF: 0 SAC: 0 DP: 2 HBP: 0	WP: 0 PB: 0 SB: 1 CS: 1	PA: 41
PITCHER	IP	WLS	BF	H	R	ER	SO	BB	IBB	HBP	BLK	WP	HR	S	P	ERA	WHIP					
John Strommayer, R ERA: 4.74	(1, 1)	6.0	W	27	10	5	5	2	1	0	0	0	0	2	30	34	7.50	1.833				
Mike Marshall, R ERA: 4.61	(7, 1)	3.0	S	14	2	1	1	2	3	0	0	0	0	0	15	27	3.00	1.667				

AB	37
R	6
H	12
RBI	6
BB	4
SO	4
LOB	19




Batter	1	2	3	4	5	6	7	8	9	AB	R	H	RBI	BB	SO	LOB	BOTTOM				
Ron Hunt, R OBP: 0.406, SLG: 0.364 (1, 4)										2	2	2	0	1	0	0	Los Angeles Dodgers @ Montreal Expos Jarry Park, Montreal, QB Mon Aug 23 1971, 7:05 PM EDT Att: 16,291 - Unknown - 45 F				
Bobby Wine, R OBP: 0.290, SLG: 0.233 (8, PR)										0	1	0	0	0	0						
Boots Day, L OBP: 0.343, SLG: 0.363 (1, 8)										4	2	2	4	0	1	4					
Rusty Staub, L OBP: 0.380, SLG: 0.446 (1, 9)										3	1	1	5	1	0	1					
Ron Fairly, L OBP: 0.387, SLG: 0.412 (1, 3)										4	1	1	1	1	1	4					
Jim Fairey, L OBP: 0.298, SLG: 0.321 (1, 7)										5	1	1	0	0	2	3					
Bob Bailey, R OBP: 0.357, SLG: 0.391 (1, 5)										4	1	1	0	0	1	0					
Gary Sutherland, R OBP: 0.324, SLG: 0.391 (9, 4)										4	1	1	0	0	0	0					
John Bateman, R OBP: 0.271, SLG: 0.350 (8, PR)										4	1	2	2	0	0	0					
Stan Swanson, R OBP: 0.298, SLG: 0.312 (8, PR)										0	0	0	0	0	0	0					
John Boccabella, R OBP: 0.279, SLG: 0.333 (9, 2)										0	0	0	0	0	0	0					
John Strommayer, R OBP: 0.250, SLG: 0.250 (6, PH)										1	0	0	0	0	0	0					
Jim Gosger, L OBP: 0.228, SLG: 0.220 (6, PH)										1	0	0	0	0	0	0					
Mike Marshall, R OBP: 0.231, SLG: 0.167 (7, 1)										1	1	0	0	0	0	1					
Inning Stats	R: 0 E: 0 K: 0 S: 4	H: 1 LOB: 1 BB: 0 P: 4	R: 5 E: 1 K: 1 S: 10	H: 5 LOB: 2 BB: 1 P: 15	R: 0 E: 0 K: 0 S: 3	H: 0 LOB: 0 BB: 0 P: 3	R: 3 E: 0 K: 0 S: 5	H: 2 LOB: 0 BB: 1 P: 9	R: 0 E: 0 K: 2 S: 8	H: 1 LOB: 2 BB: 1 P: 12	R: 0 E: 0 K: 2 S: 7	H: 0 LOB: 0 BB: 0 P: 7	R: 4 E: 1 K: 0 S: 6	H: 2 LOB: 1 BB: 0 P: 7	R: 0 E: 0 K: 0 S: 4	H: 0 LOB: 0 BB: 0 P: 4	1B: 8 2B: 0 3B: 0 HR: 3	SF: 1 SAC: 2 DP: 0 HBP: 2	WP: 0 PB: 0 SB: 0 CS: 0	PA: 41	
PITCHER	IP	WLS	BF	H	R	ER	SO	BB	IBB	HBP	BLK	WP	HR	S	P	ERA	WHIP				
Don Sutton, R ERA: 2.88	(1, 1)	1.1	L	11	6	5	4	0	0	0	0	0	0	10	11	27.00	4.500				
Pete Mikkelsen, R ERA: 3.39	(2, 1)	3.2		15	2	3	3	1	2	0	0	0	2	15	23	7.36	1.091				
Joe Moeller, R ERA: 2.91	(6, 1)	2.0		8	1	0	0	4	1	0	0	0	0	15	19	0.00	1.000				
Jose Pena, R ERA: 3.85	(8, 1)	1.0		7	2	4	3	0	0	0	1	0	1	6	7	27.00	2.000				



Batter	1	2	3	4	5	6	7	8	9	AB	R	H	RBI	BB	SO	LOB	TOP
Maury Wills, S OBP: 0.325, SLG: 0.325	4-0 FC4-6 BB		5-3		SH1-4	4-3			K	3	0	0	0	1	1	2	
Bill Buckner, L OBP: 0.322, SLG: 0.384	0-0 FC4-6 G3-6-3								1B BB	4	0	3	0	1	0	1	
Willie Davis, L OBP: 0.336, SLG: 0.433	0-0 G3-6-3		F2		F3		F9		F8	5	0	0	0	0	0	6	
Dick Allen, R OBP: 0.393, SLG: 0.456		0-0 1B SF8		K	5-3		F9			5	1	2	0	0	1	3	
Steve Garvey, R OBP: 0.297, SLG: 0.375									1-3 1B	0	0	0	0	0	0	0	
Willie Crawford, L OBP: 0.338, SLG: 0.467		0-0 2-3 1B		S HR BB		BB 1B SF7	FC6-4		L4	4	2	2	0	1	0	3	
Wes Parker, S OBP: 0.363, SLG: 0.369		0-3 K		F4		BB 1B			F7	4	0	1	0	0	1	3	
Tom Haller, L OBP: 0.345, SLG: 0.399		0-0 SF8		HR		1-2 2-3 BB				2	1	2	3	1	0	0	
Bill Russell, R OBP: 0.274, SLG: 0.339		0-0 4-3		F6		SF7			F7	3	0	0	1	0	0	2	
Doyle Alexander, R OBP: 0.300, SLG: 0.250			G3							4	0	1	0	0	1	3	
Jim Brewer, L OBP: 0.333, SLG: 0.333					SH1-4 1B		F9		K	0	0	0	0	0	0	0	
Inning Stats	R: 0 E: 0 K: 0 S: 2	H: 0 LOB: 0 BB: 1 P: 6	R: 1 E: 0 K: 1 S: 7	H: 2 LOB: 1 BB: 0 P: 7	R: 0 E: 0 K: 0 S: 4	H: 1 LOB: 1 BB: 0 P: 4	R: 2 E: 0 K: 1 S: 6	H: 1 LOB: 2 BB: 0 P: 10	R: 0 E: 0 K: 0 S: 5	H: 2 LOB: 2 BB: 1 P: 9	R: 0 E: 0 K: 0 S: 4	H: 1 LOB: 1 BB: 0 P: 4	R: 0 E: 0 K: 1 S: 6	H: 1 LOB: 2 BB: 1 P: 10	1B: 8 2B: 2 3B: 0 HR: 1	SF: 2 SAC: 1 DP: 1 HBP: 0	WP: 0 PA: 41 SB: 0 CS: 1
PITCHER	IP WLS BF H R ER SO BB IBB HBP BLK WP HR S P ERA WHIP	8.0 L 36 10 4 4 3 3 0 0 0 0 1 39 51 4.50 1.625	1.0 S 5 1 0 0 1 1 0 0 0 0 0 6 10 0.00 2.000														

Los Angeles Dodgers @ Montreal Expos
 Jarry Park, Montreal, QB
 Wed Aug 25 1971, 7:05 PM EDT
 Att: 18,037 - Unknown


AB	34
R	4
H	11
RBI	4
BB	4
SO	4
LOB	23



Batter	1	2	3	4	5	6	7	8	9	AB	R	H	RBI	BB	SO	LOB	BOTTOM				
Ron Hunt, R OBP: 0.399, SLG: 0.356	0-0 E5		K		6-3				F7	4	0	0	0	0	1	0					
Boots Day, L OBP: 0.348, SLG: 0.367	0-0 F8			WP 1B		G3		1B 1B		4	1	2	0	0	0	1					
Rusty Staub, L OBP: 0.379, SLG: 0.449	0-0 F8			1-3 1B 1H		3B		1-3 1B		4	0	3	1	0	0	1					
Ron Fairly, L OBP: 0.386, SLG: 0.418	0-0 F9			1-2 1B		F3		4-3		4	0	1	0	0	0	4					
Jim Fairey, L OBP: 0.297, SLG: 0.319		0-0 G4-6-3 1B		F7		F8			K	3	0	1	0	0	0	3					
Stan Swanson, R OBP: 0.291, SLG: 0.304										1	0	0	0	0	1	0					
Bob Bailey, R OBP: 0.356, SLG: 0.391		0-0 G4-6-3		1-3		4-3			5-3	4	0	0	0	0	0	3					
Gary Sutherland, R OBP: 0.321, SLG: 0.385		0-0 F8		F9		F8			F8	4	0	0	0	0	0	2					
John Bateman, R OBP: 0.269, SLG: 0.347			0-0 F8		F2		4-3			3	0	0	0	0	0	0					
Steve Renko, R OBP: 0.185, SLG: 0.250					4-3				F9	2	0	0	0	0	0	0					
Ron Brand, R OBP: 0.232, SLG: 0.204			2-3							1	0	0	0	0	0	0					
Mike Marshall, R OBP: 0.231, SLG: 0.167										0	0	0	0	0	0	0					
Inning Stats	R: 0 E: 1 K: 0 S: 4	H: 0 LOB: 1 BB: 0 P: 4	R: 0 E: 0 K: 0 S: 3	H: 1 LOB: 0 BB: 0 P: 3	R: 0 E: 0 K: 1 S: 5	H: 0 LOB: 0 BB: 0 P: 5	R: 1 E: 0 K: 0 S: 6	H: 3 LOB: 2 BB: 0 P: 6	R: 0 E: 0 K: 0 S: 3	H: 0 LOB: 0 BB: 0 P: 3	R: 0 E: 0 K: 0 S: 4	H: 1 LOB: 1 BB: 0 P: 4	R: 0 E: 0 K: 0 S: 3	H: 0 LOB: 0 BB: 0 P: 3	R: 0 E: 0 K: 0 S: 5	H: 2 LOB: 2 BB: 0 P: 5	R: 0 E: 0 K: 1 S: 5	H: 0 LOB: 0 BB: 0 P: 5	1B: 6 2B: 0 3B: 1 HR: 0	SF: 0 SAC: 0 DP: 1 HBP: 0	WP: 1 PA: 34 SB: 0 CS: 0
PITCHER	IP WLS BF H R ER SO BB IBB HBP BLK WP HR S P ERA WHIP	7.2 W 30 7 1 1 1 0 0 0 0 0 0 6 32 32 1.17 0.913	1.1 S 4 0 0 0 1 0 0 0 0 0 0 6 6 0.00 0.000																		

Los Angeles Dodgers @ Montreal Expos
 Jarry Park, Montreal, QB
 Wed Aug 25 1971, 7:05 PM EDT
 Att: 18,037 - Unknown

AB	34
R	1
H	7
RBI	1
BB	0
SO	2
LOB	14



Batter	1	2	3	4	5	6	7	8	9	AB	R	H	RBI	BB	SO	LOB	TOP			
Enzo Hernandez, R OBP: 0.298, SLG: 0.261 (1, 6)	5-3		G5-4-3					L5		4	0	1	1	0	0	2				
Don Mason, L OBP: 0.261, SLG: 0.256 (1, 4)	PB S 1B			F8					G3	4	0	2	0	0	0	0				
Cito Gaston, R OBP: 0.270, SLG: 0.387 Dick Kelley, R OBP: 0.333, SLG: 0.333 Larry Stahl, L OBP: 0.313, SLG: 0.405 (1, 8) (6, 1) (9, FH)	4-3			K					1B	3	0	0	0	0	2	2				
Nate Colbert, R OBP: 0.344, SLG: 0.479 (1, 3)	L6			F8					F3	4	0	0	0	0	0	2				
Leron Lee, L OBP: 0.321, SLG: 0.388 (1, 7)		3-1			6-3					4	0	1	0	0	0	0				
Ollie Brown, R OBP: 0.341, SLG: 0.355 (1, 9)		6-3			4-3				FC5-4 1B	4	0	0	0	0	0	2				
Bob Barton, R OBP: 0.312, SLG: 0.349 (1, 2)		4-3			5-3					3	0	1	0	0	0	0				
Garry Jestadt, R OBP: 0.258, SLG: 0.307 (1, 5)				FC6-4 1B					K	3	1	2	0	0	1	1				
Dave Roberts, L Al Severinsen, R Angel Bravo, L Tom Phoebus, R Ivan Murrell, R (1, 1) (2, 1) (3, PH) (3, 1) (6, PH) (8, 9)				FC6-4 1B					F9	0	0	0	0	0	0	0				
Inning Stats	R: 0 E: 0 K: 0 S: 4	H: 1 LOB: 1 BB: 0 P: 4	R: 0 E: 0 K: 0 S: 3	H: 0 LOB: 0 BB: 0 P: 3	R: 0 E: 0 K: 1 S: 5	H: 0 LOB: 0 BB: 0 P: 5	R: 0 E: 0 K: 0 S: 3	H: 0 LOB: 0 BB: 0 P: 3	R: 1 E: 0 K: 1 S: 7	H: 3 LOB: 1 BB: 0 P: 7	R: 0 E: 0 K: 0 S: 3	H: 0 LOB: 0 BB: 0 P: 3	R: 0 E: 0 K: 2 S: 8	H: 1 LOB: 1 BB: 0 P: 8	R: 0 E: 0 K: 0 S: 5	H: 2 LOB: 2 BB: 0 P: 5	1B: 6 2B: 2 3B: 0 HR: 0	SF: 0 SAC: 0 DP: 1 HBP: 0	WP: 1 PB: 1 SB: 1 CS: 0	PA: 33
PITCHER Ernie McAnally, R ERA: 4.22 (1, 1)	IP: 9.0 WLS: W BF: 33 H: 8 R: 1 ER: 1 SO: 4 BB: 0 IBB: 0 HBP: 0 BLK: 0 WP: 1 HR: 0 S: 41 P: 41 ERA: 1.00 WHIP: 0.889															PITCHER				

San Diego Padres @ Montreal Expos
Jarry Park, Montreal, QB
Sun Aug 29 1971, 3:33 AM EDT
Unknown

AB	33
R	1
H	8
RBI	1
BB	0
SO	4
LOB	12



Batter	1	2	3	4	5	6	7	8	9	AB	R	H	RBI	BB	SO	LOB	BOTTOM			
Ron Hunt, R OBP: 0.397, SLG: 0.352 (1, 5)	F9	E5 1B	F8			F4				4	1	0	0	1	0	2				
Ron Woods, R Stan Swanson, R (1, 8) (2, FR) (3, 8)	1B BB	1B E		F8		F7		F8 BB		1	0	1	1	1	0	0				
Rusty Staub, L OBP: 0.382, SLG: 0.458 (1, 9)	1B 1-2	1B E				F9				4	2	3	2	0	0	0				
Bob Bailey, R OBP: 0.357, SLG: 0.392 (1, 7)	1B 1-2 2H	E6 1B		F9				G6-4-3 1B		4	0	2	0	0	0	1				
Gary Sutherland, R OBP: 0.319, SLG: 0.382 (1, 4)	5-3			F8		G6-4-3				4	0	1	1	0	0	3				
John Bateman, R OBP: 0.286, SLG: 0.344 (1, 2)		K			6-3			L4		4	0	0	0	0	2	2				
Ron Fairly, L OBP: 0.392, SLG: 0.429 (1, 3)		1B FC6-4 BB						F9 2B		3	1	3	0	1	0	0				
Bobby Wine, R OBP: 0.255, SLG: 0.236 (1, 6)		FC6-4 1B		SH1-4		K		F9		3	0	1	0	0	1	2				
Ernie McAnally, R OBP: 0.070, SLG: 0.071 (1, 1)		FC6-4 1B		K		F2		1-3		4	1	0	1	0	1	4				
Inning Stats	R: 0 E: 0 K: 0 S: 4	H: 2 LOB: 2 BB: 1 P: 8	R: 5 E: 2 K: 2 S: 13	H: 4 LOB: 3 BB: 1 P: 17	R: 0 E: 0 K: 1 S: 6	H: 1 LOB: 1 BB: 0 P: 6	R: 1 E: 0 K: 0 S: 4	H: 1 LOB: 0 BB: 0 P: 4	R: 0 E: 0 K: 1 S: 6	H: 1 LOB: 1 BB: 0 P: 6	R: 0 E: 0 K: 0 S: 3	H: 0 LOB: 0 BB: 0 P: 3	R: 0 E: 0 K: 0 S: 3	H: 1 LOB: 2 BB: 1 P: 8	R: 0 E: 0 K: 0 S: 4	H: 1 LOB: 2 BB: 1 P: 8	1B: 8 2B: 2 3B: 0 HR: 1	SF: 0 SAC: 1 DP: 1 HBP: 0	WP: 0 PB: 0 SB: 1 CS: 0	PA: 38
PITCHER Dave Roberts, L ERA: 2.07 Al Severinsen, R ERA: 3.34 Tom Phoebus, R ERA: 4.55 Dick Kelley, L ERA: 3.44 (1, 1) (2, 1) (3, 1) (4, 5) (6, 1)	IP: 1.2 WLS: L BF: 14 H: 6 R: 5 ER: 1 SO: 1 BB: 0 IBB: 0 HBP: 0 BLK: 0 WP: 0 HR: 0 S: 14 P: 22 ERA: 5.40 WHIP: 4.800															PITCHER				

San Diego Padres @ Montreal Expos
Jarry Park, Montreal, QB
Sun Aug 29 1971, 3:33 AM EDT
Unknown

AB	34
R	6
H	11
RBI	5
BB	3
SO	4
LOB	16



Batter	1	2	3	4	5	6	7	8	9	AB	R	H	RBI	BB	SO	LOB	TOP								
Ron Hunt, R OBP: 0.399, SLG: 0.355 Bobby Wine, R OBP: 0.255, SLG: 0.236	0-0 1B		0-0 2B		0-0 1B		L5	1-0 1B HBP		4	0	3	0	0	0	0									
Boots Day, L OBP: 0.350, SLG: 0.367	0-0 P5		0-0 FC2-5		0-0 4-3		0-0 1B	0-0 1B		5	0	2	0	0	0	4									
Rusty Staub, L OBP: 0.383, SLG: 0.466	0-0 F7		0-0 G3			0-0 1B	0-0 1B	0-0 FC5-4		5	1	2	0	0	0	5									
Ron Fairly, L OBP: 0.386, SLG: 0.422	0-0 4-3			0-0 3-1		0-0 1B HR	0-0 F9		0-0 1-3	5	1	1	1	0	0	3									
Jim Fairey, L OBP: 0.298, SLG: 0.314 Stan Swanson, R OBP: 0.290, SLG: 0.302		0-0 1-3		4-0 BB		0-0 1B HR	0-0 4-3		0-0 BB	3	1	1	0	1	0	2									
Bob Bailey, R OBP: 0.360, SLG: 0.400		4-0 FC5-4 BB		0-0 F4		0-0 1B HR		0-0 SH1-4	4-0 FC6-4	3	1	2	3	2	0	1									
Gary Sutherland, R OBP: 0.313, SLG: 0.373		0-0 FC5-4 CS		0-0 F9		0-0 F8		0-0 SH1-4	0-0 F3	4	0	0	0	0	0	4									
John Bateman, R OBP: 0.266, SLG: 0.342		0-0 CS	0-0 2B SH1-4 FC2-5 1B		0-0 1-3	0-0 F8		0-0 E6	0-0 FC6-4	5	1	1	0	0	0	3									
Steve Renko, R OBP: 0.190, SLG: 0.289 Mike Marshall, R OBP: 0.231, SLG: 0.167			0-0 SH1-4		0-0 4-3	0-0 6-3		0-0 HR		3	1	1	2	0	0	0									
Inning Stats	R: 0 E: 0 K: 0 S: 4	H: 1 LOB: 1 BB: 0 P: 4	R: 0 E: 0 K: 0 S: 2	H: 0 LOB: 0 BB: 1 P: 6	R: 0 E: 0 K: 0 S: 5	H: 2 LOB: 2 BB: 0 P: 5	R: 0 E: 0 K: 0 S: 3	H: 0 LOB: 1 BB: 1 P: 7	R: 0 E: 0 K: 0 S: 4	H: 1 LOB: 1 BB: 0 P: 4	R: 4 E: 0 K: 0 S: 7	H: 4 LOB: 0 BB: 0 P: 7	R: 0 E: 0 K: 0 S: 5	H: 2 LOB: 2 BB: 0 P: 5	R: 2 E: 0 K: 0 S: 6	H: 3 LOB: 3 BB: 0 P: 7	R: 0 E: 0 K: 0 S: 4	H: 1 LOB: 2 BB: 1 P: 8	1B: 10 2B: 2 3B: 0 HR: 2	SF: 0 SAC: 2 DP: 0 HBP: 1	WP: 0 PB: 0 SB: 1 CS: 1	PA: 45			
PITCHER	IP	WLS	BF	H	R	ER	SO	BB	IBB	HBP	BLK	WP	HR	S	P	ERA	WHIP								
Bill Hands, R ERA: 3.47	7.0	L	32	10	4	4	0	2	0	0	0	0	1	30	38	5.14	1.714								
Bill Bonham, R ERA: 5.2	0.2		6	3	2	0	0	0	0	1	0	0	1	5	6	0.00	4.500								
Ray Newman, L ERA: 2.2	1.1		6	1	0	0	0	1	0	0	0	0	0	5	9	0.00	1.500								

Montreal Expos @ Chicago Cubs
Wrigley Field, Chicago, IL
Mon Aug 30 1971, 3:33 AM CDT
Att: 13,651 - Sunny - 73 F

AB	38
R	6
H	14
RBI	6
BB	3
SO	0
LOB	22



Batter	1	2	3	4	5	6	7	8	9	AB	R	H	RBI	BB	SO	LOB	BOTTOM								
Don Kessinger, S OBP: 0.316, SLG: 0.315	0-0 FC5-4 1B		0-0 6-3		0-0 L8			0-0 E4 HR	0-3 K	5	1	1	0	0	1	1									
Glenn Beckert, R OBP: 0.375, SLG: 0.414	0-0 FC5-4 G6-3		0-0 L7		0-0 6-3			0-0 HR	0-0 BB	5	1	2	2	0	0	1									
Billy Williams, L OBP: 0.391, SLG: 0.523	0-0 G6-3		0-0 1B			0-0 F7		0-0 4-3	4-0 BB	4	0	1	0	1	0	1									
Joe Pepitone, L OBP: 0.346, SLG: 0.483		0-0 FC3-6 WP 1B	0-3 K			0-0 G3		0-0 4-3	0-0 F8	5	0	1	0	0	1	4									
Jim Hickman, R OBP: 0.351, SLG: 0.472		4-0 FC3-6 BB		0-0 4-3		0-0 5-3		0-0 2B		3	0	1	0	1	0	0									
Ron Santo, R OBP: 0.362, SLG: 0.436		0-0 P3		0-0 FC4-6 1B			0-0 G5-3 BB	4-0 BB		3	0	2	0	1	0	2									
Brock Davis, L OBP: 0.349, SLG: 0.336		0-0 FC3-6 BB		0-0 FC4-6			4-0 G5-3 BB	0-0 G3		3	0	0	0	1	0	5									
Chris Cannizzaro, R OBP: 0.306, SLG: 0.299		4-0 BB		0-3 K			0-0 G5-3		0-3 K	3	0	0	0	1	2	3									
Bill Hands, R OBP: 0.143, SLG: 0.078 Al Spangler, L OBP: 0.200, SLG: 0.200 Ray Newman, L OBP: 0.287, SLG: 0.286		0-3 K			0-0 5-3		0-0 G3		4-0 BB	2	0	0	0	0	1	3									
Inning Stats	R: 0 E: 0 K: 0 S: 3	H: 1 LOB: 3 BB: 2 P: 14	R: 0 E: 0 K: 1 S: 6	H: 1 LOB: 1 BB: 0 P: 6	R: 0 E: 0 K: 1 S: 6	H: 1 LOB: 1 BB: 0 P: 6	R: 0 E: 0 K: 0 S: 3	H: 0 LOB: 0 BB: 0 P: 3	R: 0 E: 0 K: 0 S: 3	H: 0 LOB: 0 BB: 0 P: 3	R: 0 E: 0 K: 0 S: 3	H: 1 LOB: 1 BB: 1 P: 7	R: 2 E: 1 K: 0 S: 6	H: 2 LOB: 2 BB: 1 P: 10	R: 0 E: 0 K: 2 S: 8	H: 1 LOB: 3 BB: 2 P: 16	1B: 6 2B: 1 3B: 0 HR: 1	SF: 0 SAC: 0 DP: 2 HBP: 0	WP: 1 PB: 0 SB: 0 CS: 0	PA: 40					
PITCHER	IP	WLS	BF	H	R	ER	SO	BB	IBB	HBP	BLK	WP	HR	S	P	ERA	WHIP								
Steve Renko, R ERA: 3.61	7.2	W	32	7	2	1	3	3	0	0	0	0	1	35	47	1.17	1.304								
Mike Marshall, R ERA: 4.48	1.1	S	8	1	0	0	2	3	0	0	0	0	0	9	21	0.00	3.000								

Montreal Expos @ Chicago Cubs
Wrigley Field, Chicago, IL
Mon Aug 30 1971, 3:33 AM CDT
Att: 13,651 - Sunny - 73 F

AB	34
R	2
H	8
RBI	2
BB	6
SO	5
LOB	21



Batter	1	2	3	4	5	6	7	8	9	10	AB	R	H	RBI	BB	SO	LOB	TOP						
Ron Hunt, R OBP: 0.401, SLG: 0.358 (1.4)	FC6-4 1B		E 2B 1B	6-3		4-3			SH1-4 1B		5	1	3	0	0	0	1							
Boots Day, L OBP: 0.352, SLG: 0.369 (1.8)	FC6-4 1B		L9	2B 1B			2B E 1B		SH1-4		4	3	2	0	0	0	2							
Rusty Staub, L OBP: 0.385, SLG: 0.470 (1.9)	P5		F8	2B			E 2B		1B IBB		4	1	2	2	1	0	2							
Ron Fairly, L OBP: 0.389, SLG: 0.423 (1.3)	1B		2B BB	6-3			F4		1B		4	0	2	1	1	0	1							
Jim Fairley, L OBP: 0.203, SLG: 0.326 (7.1)											4	0	2	1	0	0	0							
Mike Marshall, R OBP: 0.231, SLG: 0.167 (9, PH)											0	0	0	0	0	0	0							
Jim Gosger, L OBP: 0.221, SLG: 0.213 (9.1)											1	0	0	0	0	0	2							
Howie Reed, R OBP: 0.070, SLG: 0.071 (10.1)											0	0	0	0	0	0	0							
Ernie McAnally, R OBP: 0.361, SLG: 0.398 (1.5)	L8										4	0	1	0	1	0	2							
Bob Bailey, R OBP: 0.361, SLG: 0.398 (1.5)																								
Gary Sutherland, R OBP: 0.308, SLG: 0.367 (7.7)											3	0	0	0	0	0	3							
Stan Swanson, R OBP: 0.287, SLG: 0.299 (10.7)											1	0	0	0	0	0	0							
Ron Brand, R OBP: 0.232, SLG: 0.204 (10.7)											0	0	0	0	0	0	0							
John Bateman, R OBP: 0.285, SLG: 0.340 (1.2)											5	1	1	0	0	0	1							
Carl Morton, R OBP: 0.197, SLG: 0.265 (4.1)											1	0	0	0	0	0	0							
Dan McGinn, L OBP: 0.267, SLG: 0.267 (7.6)											1	0	0	0	0	0	0							
Bobby Wine, R OBP: 0.253, SLG: 0.234 (7.6)											2	0	0	0	0	0	1							
Inning Stats	R: 1 E: 0 K: 0 S: 6	H: 3 LOB: 2 BB: 0 P: 6	R: 0 E: 0 K: 0 S: 3	H: 0 LOB: 0 BB: 0 P: 3	R: 1 E: 0 K: 0 S: 5	H: 2 LOB: 3 BB: 2 P: 13	R: 2 E: 0 K: 0 S: 6	H: 3 LOB: 1 BB: 0 P: 6	R: 0 E: 0 K: 0 S: 3	H: 0 LOB: 0 BB: 0 P: 3	R: 2 E: 1 K: 0 S: 5	H: 2 LOB: 0 BB: 0 P: 5	R: 0 E: 0 K: 0 S: 3	H: 0 LOB: 0 BB: 0 P: 3	R: 0 E: 0 K: 0 S: 4	H: 2 LOB: 2 BB: 1 P: 8	R: 0 E: 0 K: 0 S: 4	H: 1 LOB: 1 BB: 0 P: 4	1B: 10 2B: 3 3B: 0 HR: 0	SF: 0 SAC: 3 DP: 0 HBP: 0	WP: 0 PB: 0 SB: 3 CS: 0	PA: 45		
PITCHER	IP WLS BF H R ER SO ERA WHIP	Mitt Pappas, R ERA: 3.35 (1.1)	9.0 W 41 12 6 5 0 5.00 1.444	Phil Regan, R ERA: 3.39 (10.1)	1.0 W 4 1 0 0 0 0.00 1.000	PITCHER	IP WLS BF H R ER SO ERA WHIP																	

Montreal Expos @ Chicago Cubs
Wrigley Field, Chicago, IL
Tue Aug 31 1971, 3:33 AM CDT
Overcast - 68 F

AB	39
R	6
H	13
RBI	4
BB	3
SO	0
LOB	15



Batter	1	2	3	4	5	6	7	8	9	10	AB	R	H	RBI	BB	SO	LOB	BOTTOM						
Don Kessinger, S OBP: 0.324, SLG: 0.321 (1.6)	6-3 1B		4-1	1B		G4-6-3 1B				1-2 2-3 3-H 1B	6	1	5	2	0	0	0							
Glenn Beckert, R OBP: 0.374, SLG: 0.412 (1.4)	6-3		L3	1B		G4-6-3		K			5	0	1	1	0	1	3							
Billy Williams, L OBP: 0.393, SLG: 0.522 (1.7)	G3 1B		4-3	BB		4-3					3	1	1	1	2	0	2							
Joe Pepitone, L OBP: 0.344, SLG: 0.475 (1.3)	G3		4-3			K		4-3 BB 1B			5	1	1	0	0	2	3							
Jim Hickman, R OBP: 0.355, SLG: 0.472 (1.9)	FC5-4 1B			E6 1B		4-3		4-3 BB 1B			4	1	2	1	1	0	0							
Ron Santo, R OBP: 0.361, SLG: 0.434 (1.5)	FC5-4					E5		4-3			5	0	1	0	0	0	4							
Brock Davis, L OBP: 0.356, SLG: 0.340 (1.8)			F8	1B		1B		1B			3	2	2	2	2	0	0							
Chris Cannizzaro, R OBP: 0.309, SLG: 0.299 (1.2)			G1-6-4 BB	1B		F8		K			3	1	1	0	1	1	2							
Mitt Pappas, R OBP: 0.217, SLG: 0.169 (10.1)			G1-6-4	1B		K		F7			4	0	0	0	0	2	3							
Phil Regan, R OBP: 0.349, SLG: 0.378 (10, PH)				K		K					0	0	0	0	0	0	0							
Inning Stats	R: 2 E: 0 K: 0 S: 6	H: 3 LOB: 1 BB: 0 P: 6	R: 0 E: 0 K: 0 S: 2	H: 0 LOB: 0 BB: 1 P: 6	R: 0 E: 0 K: 0 S: 3	H: 0 LOB: 1 BB: 1 P: 7	R: 3 E: 1 K: 1 S: 10	H: 5 LOB: 2 BB: 0 P: 10	R: 0 E: 1 K: 1 S: 6	H: 0 LOB: 2 BB: 1 P: 10	R: 0 E: 0 K: 0 S: 5	H: 1 LOB: 0 BB: 0 P: 5	R: 0 E: 0 K: 0 S: 8	H: 1 LOB: 1 BB: 0 P: 8	R: 0 E: 0 K: 1 S: 5	H: 1 LOB: 1 BB: 1 P: 9	R: 1 E: 0 K: 0 S: 2	H: 1 LOB: 3 BB: 1 P: 7	1B: 14 2B: 0 3B: 0 HR: 0	SF: 0 SAC: 1 DP: 2 HBP: 1	WP: 0 PB: 0 SB: 0 CS: 1	PA: 46		
PITCHER	IP WLS BF H R ER SO ERA WHIP	Carl Morton, R ERA: 4.55 (1.1)	3.2 L 20 8 5 4 1 9.82 2.727	Dan McGinn, L ERA: 6.19 (4.1)	2.2 L 12 2 1 1 2 3.38 1.500	Mike Marshall, R ERA: 4.4 (7.1)	1.2 L 6 2 0 0 2 0.00 1.200	Howie Reed, R ERA: 4.58 (9.1)	1.0 L 6 1 1 1 1 9.00 3.000	Ernie McAnally, R ERA: 4.22 (10.1)	0.0 L 2 1 0 0 0 ∞ ∞	PITCHER	IP WLS BF H R ER SO ERA WHIP											

Montreal Expos @ Chicago Cubs
Wrigley Field, Chicago, IL
Tue Aug 31 1971, 3:33 AM CDT
Overcast - 68 F

AB	38
R	7
H	14
RBI	7
BB	6
SO	6
LOB	17



Batter	1	2	3	4	5	6	7	8	9	AB	R	H	RBI	BB	SO	LOB	TOP					
Ron Hunt, R OBP: 0.400, SLG: 0.357 (1, 4)	F8		4-3		F3			F8		4	0	0	0	0	0	0	Montreal Expos @ Chicago Cubs Wrigley Field, Chicago, IL Wed Sep 01 1971, 3:33 AM CDT Att: 11,575 - Unknown					
Boots Day, L OBP: 0.354, SLG: 0.370 (1, 8)	B3		F8					F8		4	0	1	0	0	0	0						
Rusty Staub, L OBP: 0.386, SLG: 0.466 (1, 9)	6-3		F8		F8			WP 1B		4	0	1	0	0	0	1						
Ron Fairly, L OBP: 0.386, SLG: 0.419 (1, 3)		2B 5-3 1B		F8				3-1		4	1	1	0	0	1	1						
Jim Fairey, L OBP: 0.302, SLG: 0.331 (1, 7)		1-3 2B		E4 FC5-4				F8		4	0	1	0	0	0	0						
Bob Bailey, R OBP: 0.362, SLG: 0.400 (1, 5)		5-3		FC5-4 BLK 1-2 2B				K		4	1	1	1	0	1	2						
John Bateman, R OBP: 0.265, SLG: 0.342 (1, 2)		6-3		1-H 2B				K		4	0	1	1	0	1	2						
Bobby Wine, R OBP: 0.255, SLG: 0.234 (7, PH)								5-3		1	0	0	0	1	1	1						
Gary Sutherland, R OBP: 0.304, SLG: 0.282 (7, 6)								K		1	0	0	0	0	0	0						
Bill Stoneman, R OBP: 0.229, SLG: 0.135 (7, PH)								K		2	0	0	0	0	1	2						
Stan Swanson, R OBP: 0.284, SLG: 0.295 (7, 1)								K		1	0	0	0	0	1	0						
Jim Britton, R (7, 1)								K		0	0	0	0	0	0	0						
Inning Stats	R: 0 E: 0 K: 0 S: 3	H: 0 LOB: 0 BB: 0 P: 3	R: 1 E: 0 K: 1 S: 7	H: 2 LOB: 2 BB: 1 P: 11	R: 0 E: 0 K: 0 S: 3	H: 0 LOB: 0 BB: 0 P: 3	R: 1 E: 1 K: 1 S: 7	H: 1 LOB: 1 BB: 0 P: 7	R: 0 E: 0 K: 0 S: 4	H: 1 LOB: 1 BB: 0 P: 4	R: 0 E: 0 K: 1 S: 5	H: 0 LOB: 0 BB: 0 P: 5	R: 0 E: 0 K: 2 S: 7	H: 0 LOB: 0 BB: 0 P: 7	R: 0 E: 0 K: 1 S: 6	H: 1 LOB: 1 BB: 0 P: 6	R: 0 E: 0 K: 0 S: 3	H: 1 LOB: 0 BB: 0 P: 3	1B: 4 2B: 2 3B: 0 HR: 0	SF: 0 SAC: 0 DP: 1 HBP: 0	WP: 1 PB: 0 SB: 0 CS: 0	PA: 34
PITCHER Fergie Jenkins, R ERA: 2.66 (1, 1)	IP: 9.0 WLS: W BF: 34 H: 6 R: 2 ER: 1 SO: 6 BB: 1 IBB: 0 HBP: 0 BLK: 1 WP: 1 HR: 0 S: 45 P: 49 ERA: 1.00 WHIP: 0.778															PITCHER IP: WLS: BF: H: R: ER: SO: BB: IBB: HBP: BLK: WP: HR: S: P: ERA: WHIP						

AB	33
R	2
H	6
RBI	2
BB	1
SO	6
LOB	9



Batter	1	2	3	4	5	6	7	8	9	AB	R	H	RBI	BB	SO	LOB	BOTTOM			
Don Kessinger, S OBP: 0.323, SLG: 0.320 (1, 6)	K		1-3		F8			6-3		4	0	0	0	0	1	0	Montreal Expos @ Chicago Cubs Wrigley Field, Chicago, IL Wed Sep 01 1971, 3:33 AM CDT Att: 11,575 - Unknown			
Glenn Beckert, R OBP: 0.371, SLG: 0.410 (1, 4)	5-3		K		P4			L5		4	0	0	0	0	1	0				
Billy Williams, L OBP: 0.392, SLG: 0.518 (1, 7)			P6					G3 K		4	0	1	0	0	1	0				
Jim Hickman, R OBP: 0.353, SLG: 0.473 (1, 3)			K		6-3			5-3		4	1	1	0	0	1	1				
Ron Santo, R OBP: 0.357, SLG: 0.428 (1, 5)			P3		5-3			4-3		4	0	0	0	0	0	1				
Brock Davis, L OBP: 0.380, SLG: 0.340 (8, FR)			FC4-6 1B		1-3			1B HBP		3	0	2	1	0	0	0				
Cleo James, R OBP: 0.349, SLG: 0.378 (9, 8)										0	0	0	0	0	0	0				
Johnny Callison, L OBP: 0.294, SLG: 0.319 (1, 9)			FC4-6 3B		SH1-4 HR BB			P3		3	2	1	0	1	0	2				
Chris Cannizzaro, R OBP: 0.315, SLG: 0.315 (1, 2)			1-H 3B		SH1-4			K		2	0	1	1	0	1	2				
Fergie Jenkins, R OBP: 0.286, SLG: 0.443 (1, 1)			K		2-H HR			HR		3	2	2	3	0	1	1				
Inning Stats	R: 0 E: 0 K: 2 S: 8	H: 1 LOB: 1 BB: 0 P: 8	R: 1 E: 0 K: 1 S: 7	H: 2 LOB: 1 BB: 0 P: 7	R: 0 E: 0 K: 1 S: 5	H: 0 LOB: 0 BB: 0 P: 5	R: 0 E: 0 K: 0 S: 3	H: 0 LOB: 0 BB: 0 P: 3	R: 2 E: 0 K: 0 S: 4	H: 1 LOB: 0 BB: 1 P: 8	R: 1 E: 0 K: 1 S: 8	H: 3 LOB: 2 BB: 0 P: 8	R: 1 E: 0 K: 1 S: 6	H: 1 LOB: 0 BB: 0 P: 6	R: 0 E: 0 K: 0 S: 3	H: 0 LOB: 1 BB: 0 P: 4	1B: 4 2B: 0 3B: 2 HR: 2	SF: 0 SAC: 1 DP: 0 HBP: 1	WP: 0 PB: 0 SB: 0 CS: 0	PA: 34
PITCHER Bill Stoneman, R ERA: 3.19 Jim Britton, R ERA: 5.77 (7, 1)	IP: 6.0 WLS: L BF: 26 H: 7 R: 4 ER: 4 SO: 5 BB: 1 IBB: 0 HBP: 0 BLK: 0 WP: 0 HR: 1 S: 35 P: 39 ERA: 6.00 WHIP: 1.333															PITCHER IP: WLS: BF: H: R: ER: SO: BB: IBB: HBP: BLK: WP: HR: S: P: ERA: WHIP				

AB	31
R	5
H	8
RBI	5
BB	1
SO	6
LOB	7



Batter	1	2	3	4	5	6	7	8	9	AB	R	H	RBI	BB	SO	LOB	TOP								
Ron Hunt, R OBP: 0.400, SLG: 0.354 (1, 5)	L5		F7		L5	BB		HBP		3	0	0	0	1	0	1									
Ron Woods, R OBP: 0.369, SLG: 0.412 (1, 8)	6-3		6-3			SH3-4 BB		P6		4	1	0	0	1	0	2									
Rusty Staub, L OBP: 0.388, SLG: 0.466 (1, 9)	K			FC1-5 BB 1B		SH3-4 2B HBP	P6		FC6-4 BB	3	1	1	0	1	1	0									
Bob Bailey, R OBP: 0.365, SLG: 0.399 Stan Swanson, R OBP: 0.294, SLG: 0.295 (9, 7)		SH FC8-4 BB		L8-6 FC1-5 BB		SH3-4 1-2 2-3		3B BB	FC6-4 CS	1	2	0	0	3	0	1									
Gary Sutherland, R OBP: 0.308, SLG: 0.371 (1, 4)		SH FC8-4 1-2		FC1-5 1-2 2-3		2B IBB		1-H 6-3 3B	P4	3	2	1	1	1	0	3									
John Bateman, R OBP: 0.283, SLG: 0.339 (1, 2)	K			L8-6 2-3		P4		6-3	CS	4	0	0	1	0	1	7									
John Boccabella, R OBP: 0.288, SLG: 0.341 (1, 3)		FC8-4 FC6-4 1-2 2-H			F9	HR 2B		P5		4	1	1	4	0	0	1									
Bobby Wine, R OBP: 0.255, SLG: 0.232 (1, 6)		FC6-4 1-2			P6	HR IBB		P4		3	1	0	0	1	0	1									
Ernie McAnally, R OBP: 0.109, SLG: 0.178 Mike Marshall, R OBP: 0.200, SLG: 0.143 (6, 1)			F9			HR 1-H 2-H		K		3	1	2	3	0	0	0									
						1B				1	0	0	0	0	1	0									
Inning Stats	R: 0 E: 0 K: 1 S: 5	H: 0 LOB: 0 BB: 0 P: 5	R: 1 E: 0 K: 1 S: 6	H: 0 LOB: 1 BB: 1 P: 10	R: 0 E: 0 K: 0 S: 3	H: 0 LOB: 0 BB: 0 P: 3	R: 0 E: 0 K: 0 S: 3	H: 1 LOB: 1 BB: 1 P: 7	R: 0 E: 0 K: 0 S: 4	H: 1 LOB: 1 BB: 0 P: 4	R: 6 E: 0 K: 0 S: 5	H: 2 LOB: 1 BB: 4 P: 22	R: 2 E: 0 K: 0 S: 4	H: 1 LOB: 0 BB: 1 P: 8	R: 0 E: 0 K: 1 S: 5	H: 0 LOB: 1 BB: 0 P: 6	R: 0 E: 0 K: 0 S: 2	H: 0 LOB: 0 BB: 1 P: 6	1B: 2 2B: 2 3B: 1 HR: 1	SF: 0 SAC: 2 DP: 1 HBP: 2	WP: 0 PB: 0 SB: 0 CS: 1	PA: 42			
PITCHER	IP	WLS	BF	H	R	ER	SO	BB	IBB	HBP	BLK	WP	HR	S	P	ERA	WHIP								
Juan Pizarro, L ERA: 3.9 (1, 1)	5.2	L	28	4	7	7	2	4	2	1	0	0	1	25	50	11.12	1.412								
Phil Regan, R ERA: 3.39 (6, 1)	0.1		1	0	0	0	0	0	0	0	0	0	0	1	1	0.00	0.000								
Bill Bonham, R ERA: 5.25 (7, 1)	3.0		12	1	2	2	1	2	0	1	0	0	0	11	20	6.00	1.000								

Montreal Expos @ Chicago Cubs
Wrigley Field, Chicago, IL
Thu Sep 02 1971, 3:33 AM CDT
Att: 9,402 - Cloudy - 84 F

AB	29
R	9
H	5
RBI	9
BB	8
SO	3
LOB	16



Batter	1	2	3	4	5	6	7	8	9	AB	R	H	RBI	BB	SO	LOB	BOTTOM								
Don Kessinger, S OBP: 0.323, SLG: 0.323 (1, 6)	F8				F8	F7			FC6 1B	5	0	2	0	0	0	1									
Glenn Beckert, R OBP: 0.368, SLG: 0.406 (1, 4)	P3		F8		L8		F3		FC6 1-2	5	0	0	0	0	0	2									
Billy Williams, L OBP: 0.390, SLG: 0.514 (1, 7)			G3		G3		F8		3-1	4	0	0	0	1	0	2									
Jim Hickman, R OBP: 0.352, SLG: 0.473 (1, 3)	K			1-3		2B 2B		F8		4	1	1	0	0	1	1									
Ron Santo, R OBP: 0.356, SLG: 0.427 (1, 5)		P4		2B 1B		5-3		K		4	0	1	0	0	1	1									
Brock Davis, L OBP: 0.365, SLG: 0.345 (1, 8)		5-3		1B 2B		2B BB		HR BB		2	2	1	0	2	0	0									
Johnny Callison, L OBP: 0.303, SLG: 0.342 (1, 9)				1B IBB		2B 2B		HR		3	2	3	2	1	0	0									
Ken Rudolph, R OBP: 0.196, SLG: 0.157 (1, 2)		K			1B			5-3		4	0	2	3	0	1	1									
Juan Pizarro, L OBP: 0.125, SLG: 0.048 Phil Regan, R (6, 1)			G3		4-3				P6	2	0	0	0	0	0	2									
Paul Popovich, S OBP: 0.261, SLG: 0.279 Bill Bonham, R OBP: 0.200, SLG: 0.200 Gene Hiser, L OBP: 0.333, SLG: 0.333 (6, PH)										1	0	0	0	0	0	1									
										0	0	0	0	0	0	0									
										1	0	0	0	0	0	0									
Inning Stats	R: 0 E: 0 K: 1 S: 5	H: 0 LOB: 1 BB: 1 P: 9	R: 0 E: 0 K: 1 S: 6	H: 1 LOB: 1 BB: 0 P: 6	R: 0 E: 0 K: 0 S: 4	H: 1 LOB: 1 BB: 0 P: 4	R: 1 E: 0 K: 0 S: 5	H: 3 LOB: 2 BB: 1 P: 9	R: 0 E: 0 K: 0 S: 3	H: 0 LOB: 0 BB: 0 P: 3	R: 3 E: 0 K: 0 S: 6	H: 3 LOB: 1 BB: 1 P: 10	R: 0 E: 0 K: 0 S: 3	H: 0 LOB: 0 BB: 0 P: 3	R: 1 E: 0 K: 1 S: 5	H: 1 LOB: 1 BB: 1 P: 9	R: 0 E: 0 K: 0 S: 4	H: 1 LOB: 1 BB: 0 P: 4	1B: 4 2B: 5 3B: 0 HR: 1	SF: 0 SAC: 0 DP: 0 HBP: 0	WP: 1 PB: 0 SB: 0 CS: 0	PA: 39			
PITCHER	IP	WLS	BF	H	R	ER	SO	BB	IBB	HBP	BLK	WP	HR	S	P	ERA	WHIP								
Ernie McAnally, R ERA: 4.33 (1, 1)	5.1	W	26	8	4	4	2	2	0	0	0	0	0	27	39	6.75	1.875								
Mike Marshall, R ERA: 4.24 (6, 1)	3.2	S	13	2	1	1	1	1	0	0	0	0	1	14	18	2.46	0.818								

Montreal Expos @ Chicago Cubs
Wrigley Field, Chicago, IL
Thu Sep 02 1971, 3:33 AM CDT
Att: 9,402 - Cloudy - 84 F

AB	35
R	5
H	10
RBI	5
BB	4
SO	3
LOB	11



Batter	1	2	3	4	5	6	7	8	9	AB	R	H	RBI	BB	SO	LOB	TOP					
Jim Fairley, L (1, 7) <small>OBP: 0.293, SLG: 0.320</small> Mike Marshall, R (9, 1) <small>OBP: 0.200, SLG: 0.143</small>	6-3			F8	F5			FC1-5	FC6-4	5	0	0	1	0	0	4						
Boots Day, L (1, 8) <small>OBP: 0.356, SLG: 0.374</small>	4-3			F8 1B	CS			FC		5	0	3	2	0	0	2						
Rusty Staub, L (1, 9) <small>OBP: 0.388, SLG: 0.465</small>	P3			1B	CS			K	4-3	5	0	2	0	0	1	4						
Ron Fairly, L (1, 3) <small>OBP: 0.383, SLG: 0.415</small>		1-3		F8	L8-3			FC4-6		4	0	0	0	0	0	5						
Bob Bailey, R (1, 5) <small>OBP: 0.364, SLG: 0.398</small>	F9			4-3						4	1	1	0	0	1	2						
Gary Sutherland, R (1, 4) <small>OBP: 0.311, SLG: 0.373</small>	F9				F3					4	1	2	0	0	0	0						
John Bateman, R (1, 2) Stan Swanson, R (9, PR) <small>OBP: 0.284, SLG: 0.295</small>			5-3		1B			K	E4	4	1	1	1	0	1	2	AB 38					
Bobby Wine, R (1, 6) <small>OBP: 0.255, SLG: 0.233</small> Dave McDonald, L (9, PH) Rich Hacker, S (9, 6) <small>OBP: 0.150, SLG: 0.158</small>	4-3				2B			P6	F6	3	1	1	0	0	0	0	R 6					
Steve Renko, R (1, 1) <small>OBP: 0.198, SLG: 0.306</small> Ron Hunt, R (9, PH) <small>OBP: 0.401, SLG: 0.356</small> Clyde Mashore, R (9, PR) <small>OBP: 0.224, SLG: 0.259</small> Jim Britton, R (9, 1) Ron Brand, R (9, PH) <small>OBP: 0.346, SLG: 0.294</small> John Boccabella, R (9, 2) <small>OBP: 0.208, SLG: 0.341</small>	F9				1B			E1		2	1	1	2	0	0	0	H 12					
Inning Stats	R: 0 E: 0 K: 0 S: 3	H: 0 LOB: 0 BB: 0 P: 3	R: 0 E: 0 K: 0 S: 3	H: 0 LOB: 0 BB: 0 P: 3	R: 0 E: 0 K: 0 S: 3	H: 0 LOB: 0 BB: 0 P: 3	R: 0 E: 0 K: 0 S: 5	H: 2 LOB: 2 BB: 0 P: 5	R: 3 E: 0 K: 0 S: 6	H: 4 LOB: 0 BB: 0 P: 6	R: 0 E: 0 K: 1 S: 5	H: 1 LOB: 0 BB: 0 P: 5	R: 0 E: 0 K: 1 S: 5	H: 1 LOB: 0 BB: 0 P: 5	R: 0 E: 1 K: 1 S: 7	H: 1 LOB: 2 BB: 0 P: 7	R: 3 E: 1 K: 0 S: 7	H: 3 LOB: 2 BB: 1 P: 11	1B: 11 2B: 3 3B: 0 HR: 0	SF: 0 SAC: 0 DP: 2 HBP: 0	WP: 0 PB: 0 CS: 2	PA: 40
PITCHER	IP WLS BF H R ER SO BB IBB HBP BLK WP HR S P ERA WHIP																					
Steve Blass, R (1, 1) <small>ERA: 3.12</small> Ramon Hernandez, L (8, 1) <small>ERA:</small> Dave Giusti, R (9, 1) <small>ERA: 3.12</small> Bob Veale, L (9, 1) <small>ERA: 8.01</small>	7.1 29 9 3 3 2 0 0 0 0 0 0 0 33 33 3.68 1.227																					

Montreal Expos @ Pittsburgh Pirates
 Three Rivers Stadium, Pittsburgh, PA
 Fri Sep 03 1971, 7:05 PM EDT
 Att: 17,951 - Unknown

AB	38
R	6
H	12
RBI	6
BB	1
SO	3
LOB	21

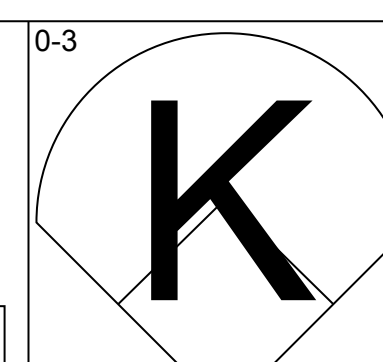
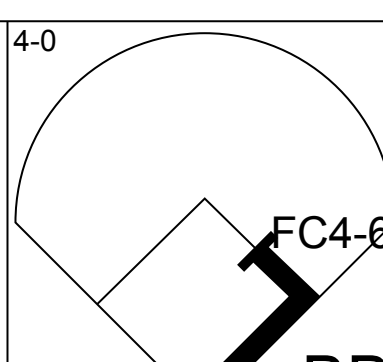
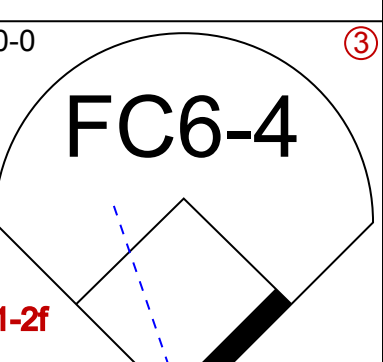
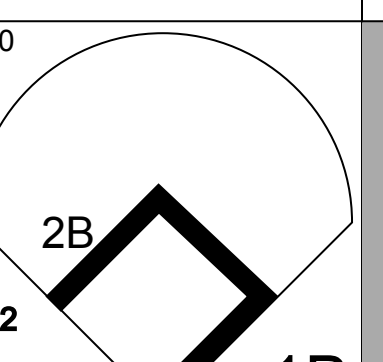
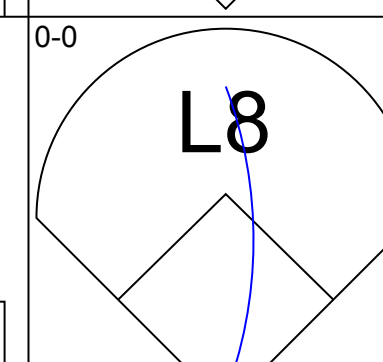
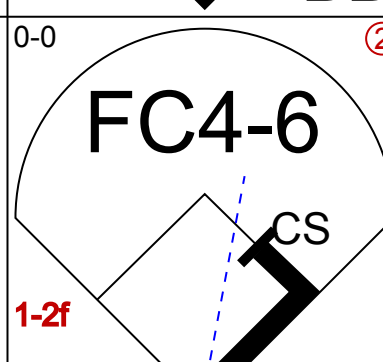
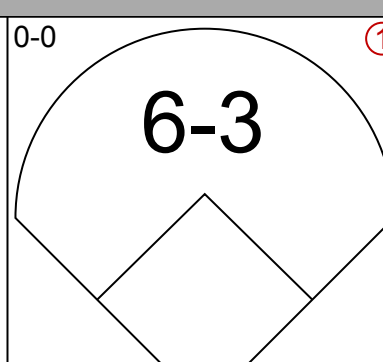
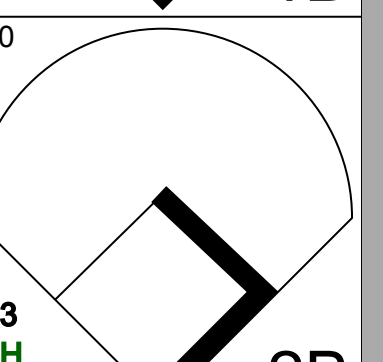
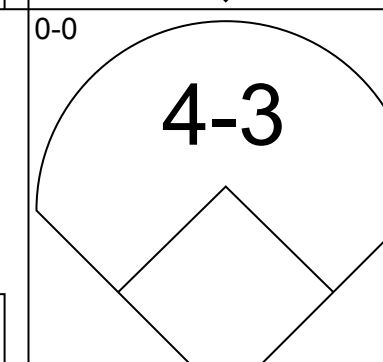
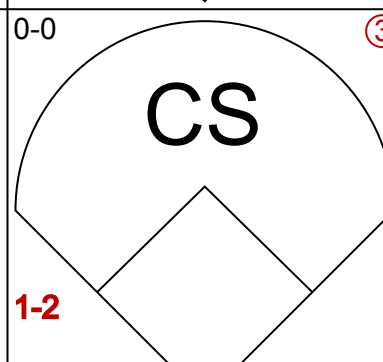
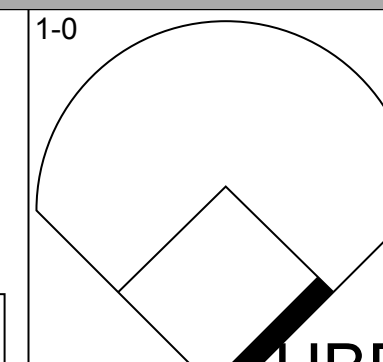
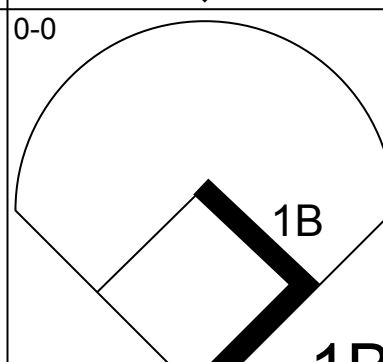
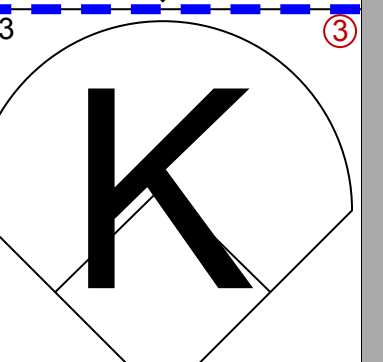
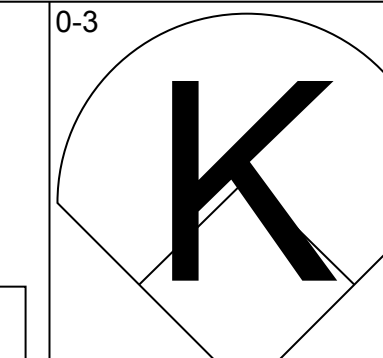
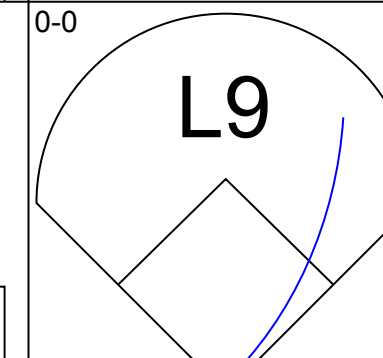
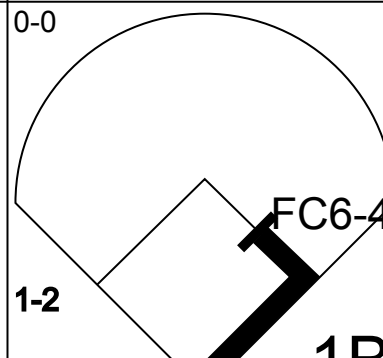
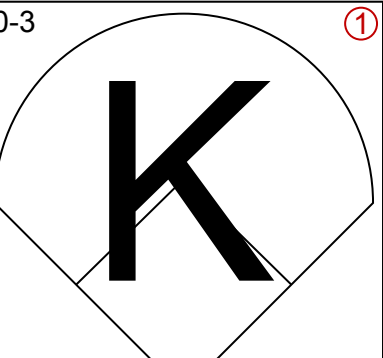
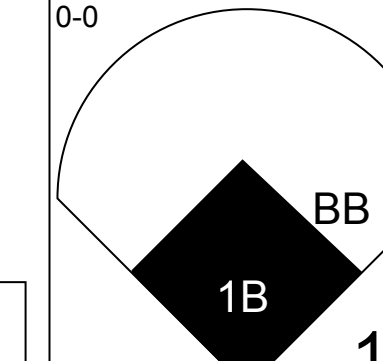
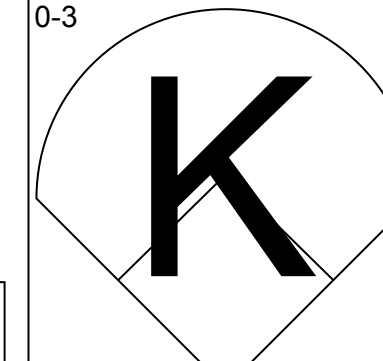
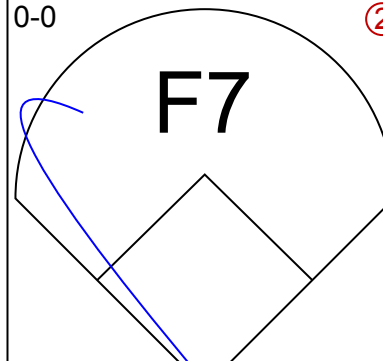
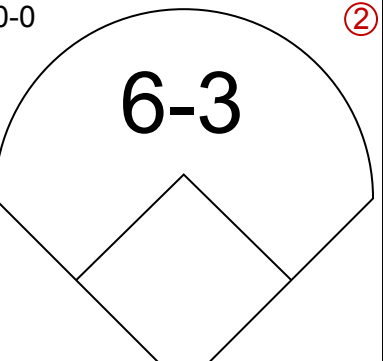
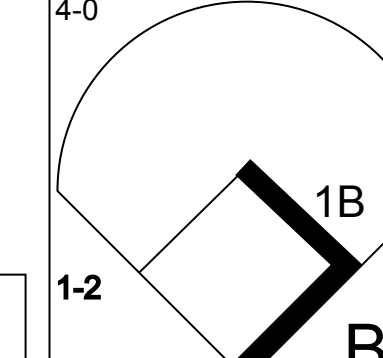
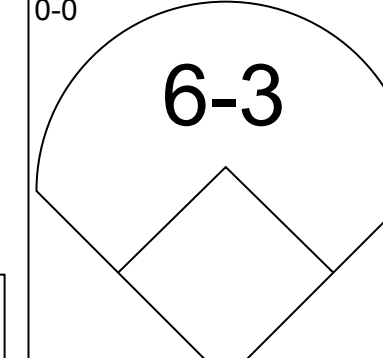
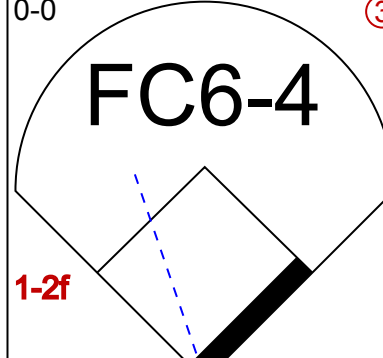
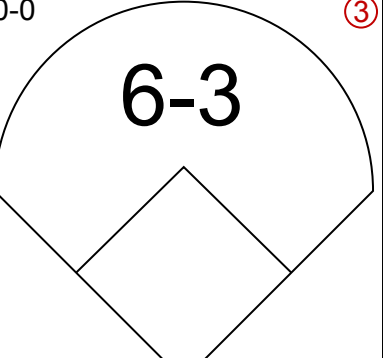
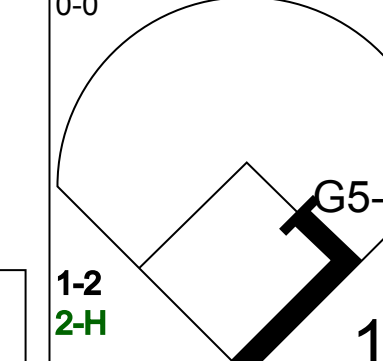
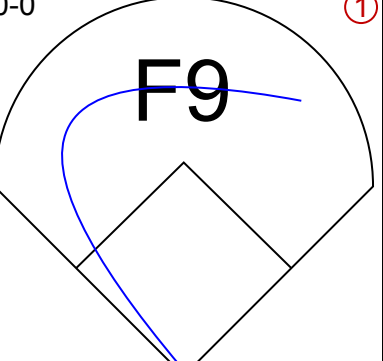
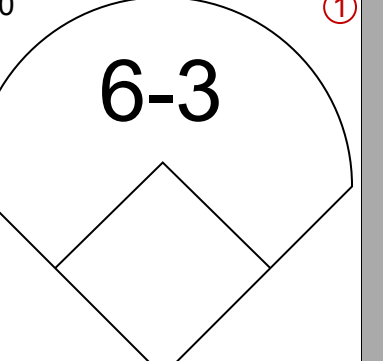
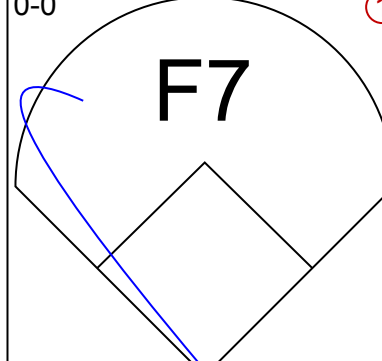
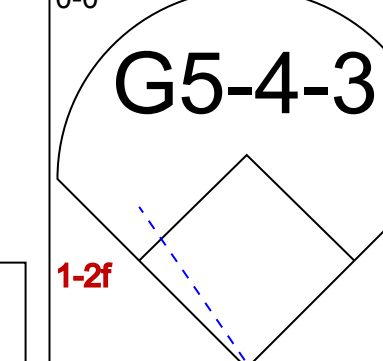
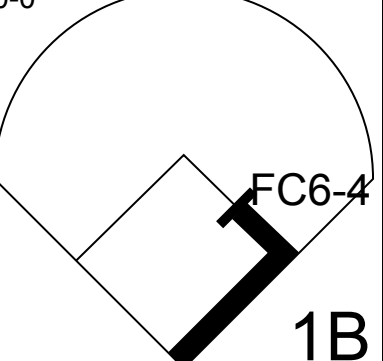

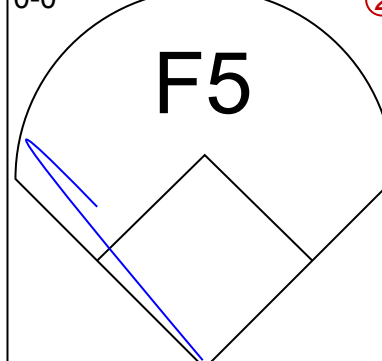

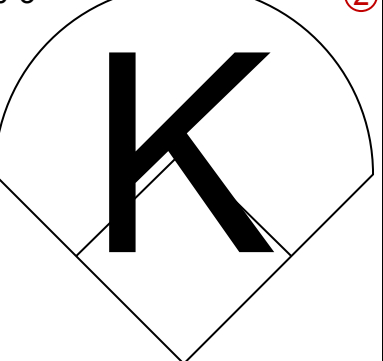
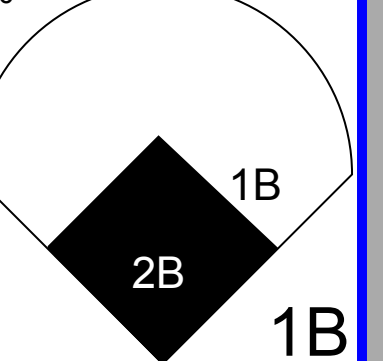
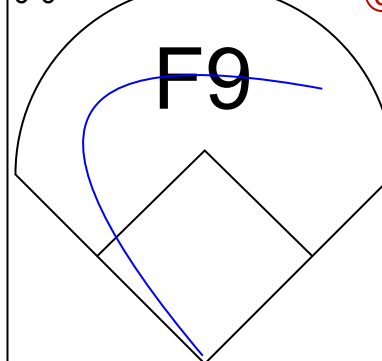


Batter	1	2	3	4	5	6	7	8	9	AB	R	H	RBI	BB	SO	LOB	BOTTOM					
Rennie Stennett, R (1, 4) <small>OBP: 0.381, SLG: 0.446</small>	1B	F8		1B		E9				5	1	4	1	0	0	0						
Vic Davallo, L (1, 8) <small>OBP: 0.312, SLG: 0.368</small>	F9			1-3		5-3		6-3		5	1	1	1	0	0	4						
Roberto Clemente, R (1, 9) <small>OBP: 0.372, SLG: 0.523</small>	F8			F8						5	0	4	0	0	0	1						
Willie Stargell, L (1, 7) <small>OBP: 0.402, SLG: 0.639</small>	2B									1	1	0	0	4	0	1						
Al Oliver, L (1, 3) <small>OBP: 0.309, SLG: 0.412</small>	F9			F8		F9		SH		4	0	0	0	0	0	7						
Manny Sanguillen, R (1, 2) <small>OBP: 0.356, SLG: 0.443</small>	WP			F8		G4-6-3		SH		4	0	1	2	0	0	7						
Dave Cash, R (1, 5) <small>OBP: 0.363, SLG: 0.372</small>	6-3			F7		F9		5-3		5	0	0	0	0	0	5						
Gene Alley, R (1, 6) <small>OBP: 0.306, SLG: 0.365</small>			K					G3		4	1	1	0	0	2	0						
Steve Blass, R (1, 1) <small>OBP: 0.127, SLG: 0.143</small> Ramon Hernandez, S (8, 1) Carl Taylor, R (9, PH) <small>OBP: 0.255, SLG: 0.175</small> Dave Giusti, R (9, 1) <small>OBP: 0.118, SLG: 0.063</small> Bob Veale, S (9, 1) <small>OBP: 0.333, SLG: 0.333</small>	1-3					SH1-4		5-3		1	0	0	0	1	0	0	AB 35					
Inning Stats	R: 3 E: 0 K: 0 S: 6	H: 3 LOB: 1 BB: 1 P: 10	R: 0 E: 0 K: 1 S: 5	H: 0 LOB: 0 BB: 0 P: 5	R: 0 E: 0 K: 0 S: 4	H: 1 LOB: 2 BB: 1 P: 8	R: 0 E: 0 K: 1 S: 6	H: 1 LOB: 2 BB: 1 P: 10	R: 0 E: 0 K: 0 S: 3	H: 1 LOB: 1 BB: 1 P: 7	R: 1 E: 1 K: 0 S: 5	H: 2 LOB: 1 BB: 0 P: 5	R: 0 E: 1 K: 0 S: 4	H: 1 LOB: 2 BB: 0 P: 8	R: 0 E: 0 K: 0 S: 4	H: 1 LOB: 1 BB: 0 P: 4	R: 0 E: 1 K: 0 S: 5	H: 1 LOB: 2 BB: 0 P: 5	1B: 7 2B: 4 3B: 1 HR: 0	SF: 0 SAC: 2 DP: 2 HBP: 0	WP: 1 PB: 0 CS: 0	PA: 43
PITCHER	IP WLS BF H R ER SO BB IBB HBP BLK WP HR S P ERA WHIP																					
Steve Renko, R (1, 1) <small>ERA: 3.66</small> Jim Britton, R (8, 1) <small>ERA: 5.6</small> Mike Marshall, R (9, 1) <small>ERA: 4.2</small>	7.0 4 1 0 4 2 3 2 0 0 0 0 0 33 53 5.14 1.714																					

Montreal Expos @ Pittsburgh Pirates
 Three Rivers Stadium, Pittsburgh, PA
 Fri Sep 03 1971, 7:05 PM EDT
 Att: 17,951 - Unknown

AB	35
R	4
H	11
RBI	4
BB	5
SO	2
LOB	25

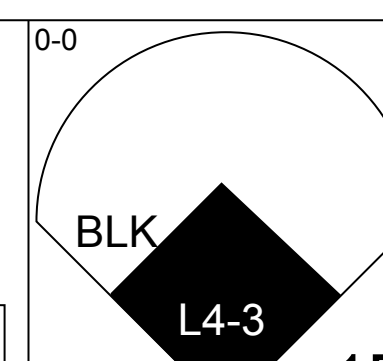
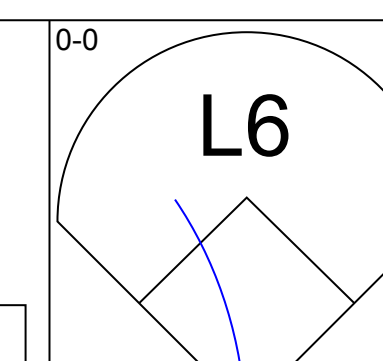
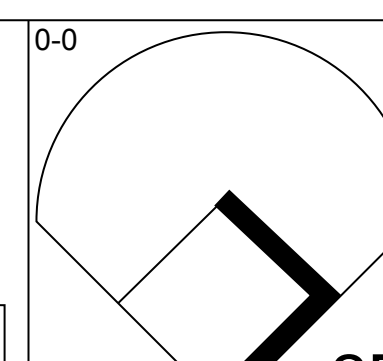
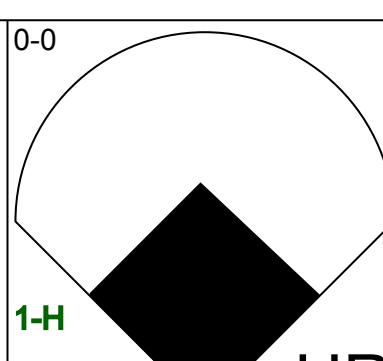
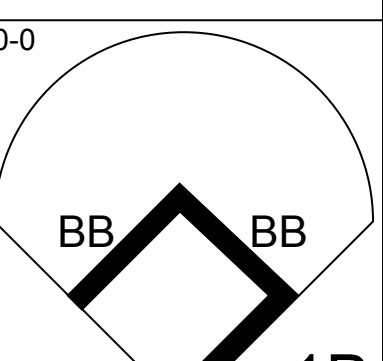
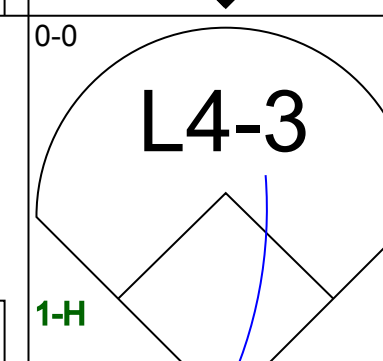
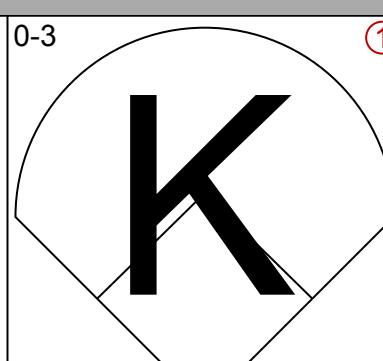
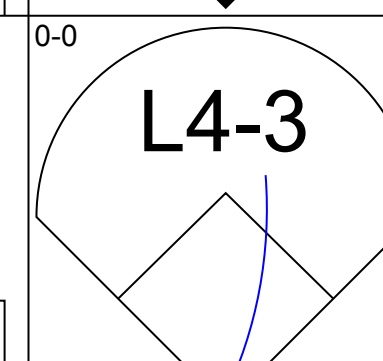
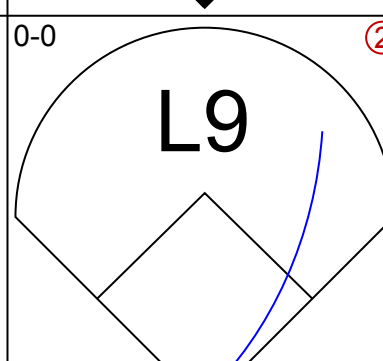
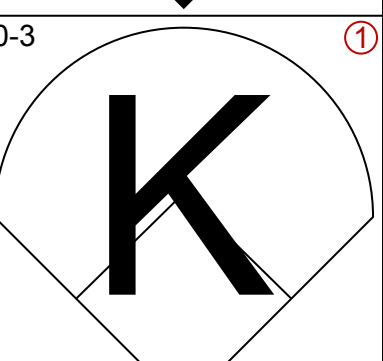
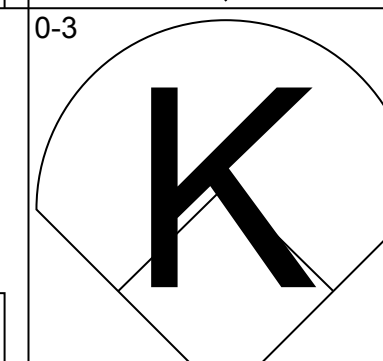
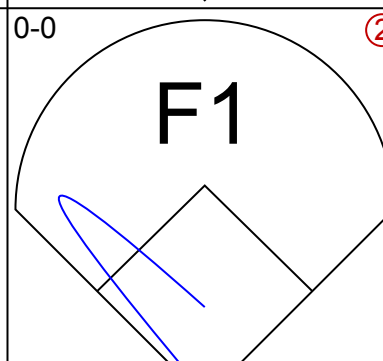
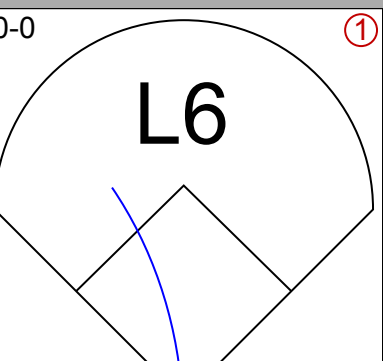
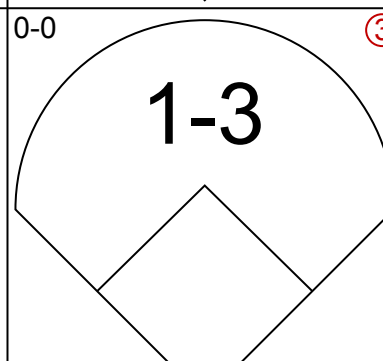
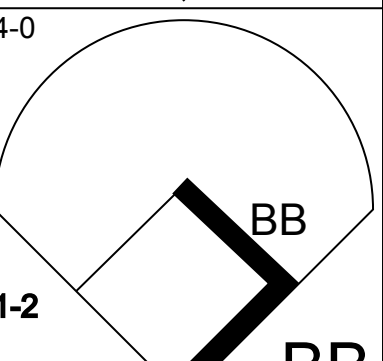
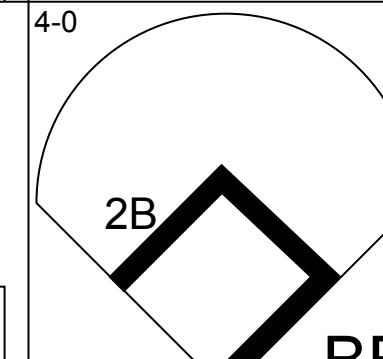
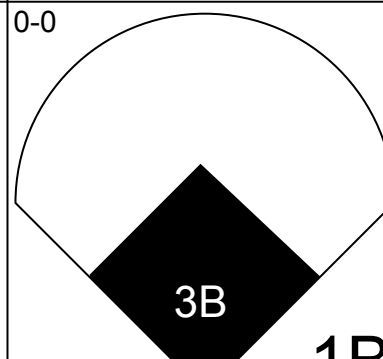
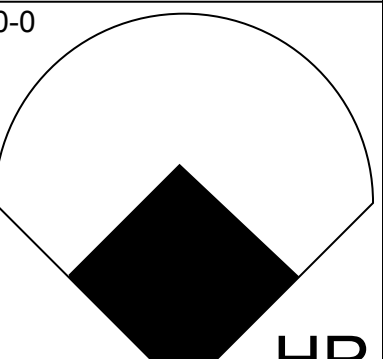
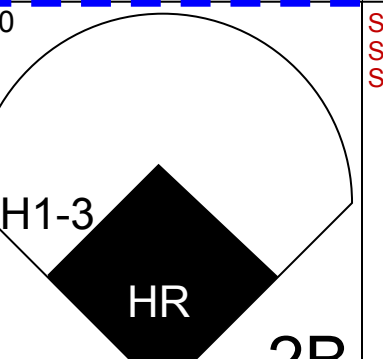
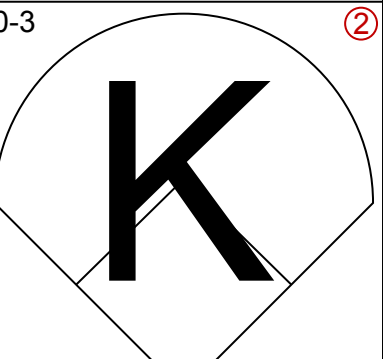
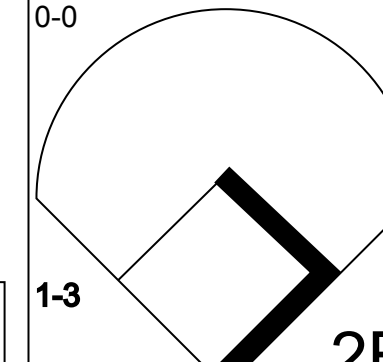
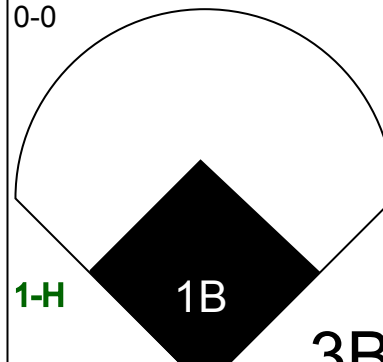
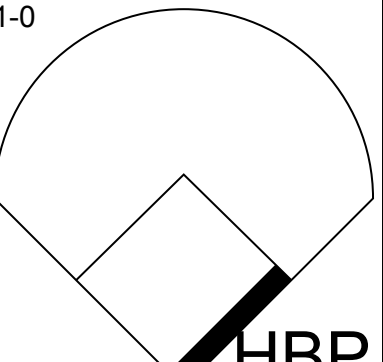
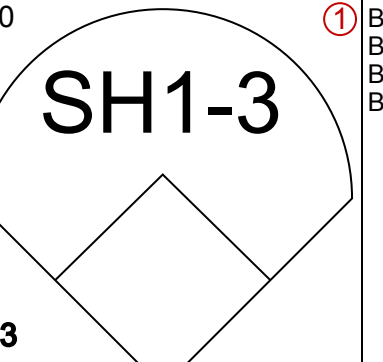
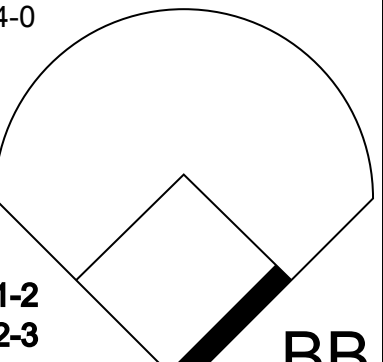
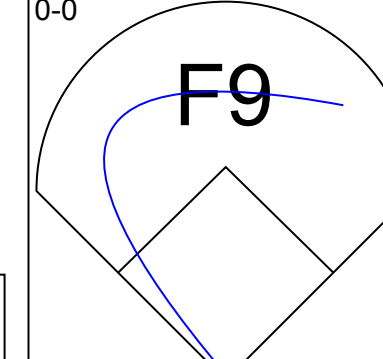
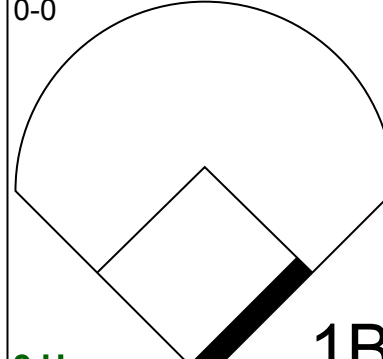
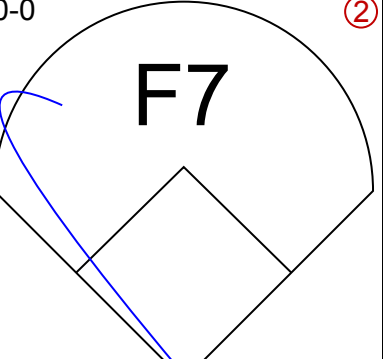
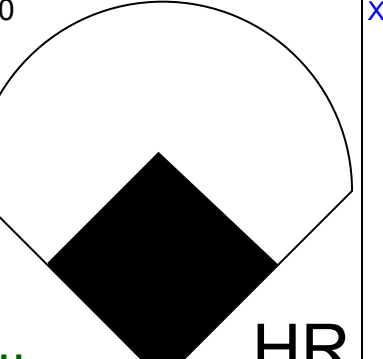
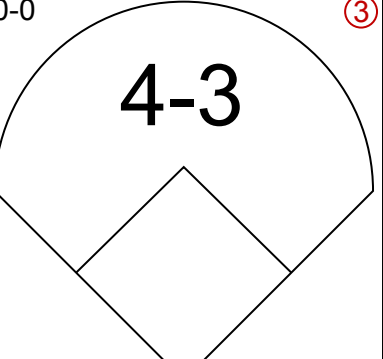
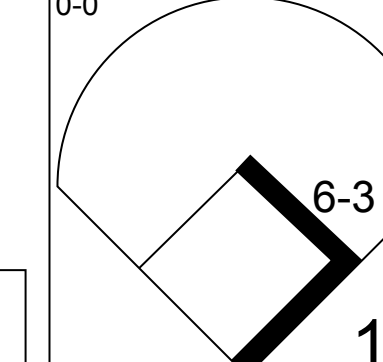
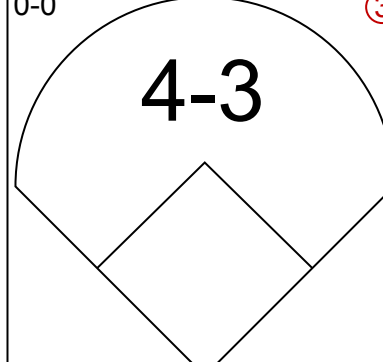
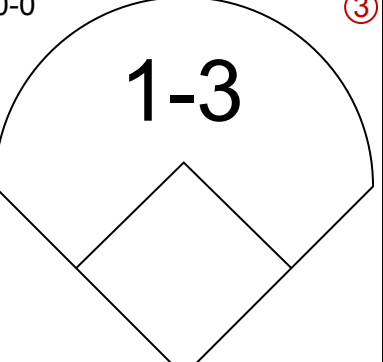
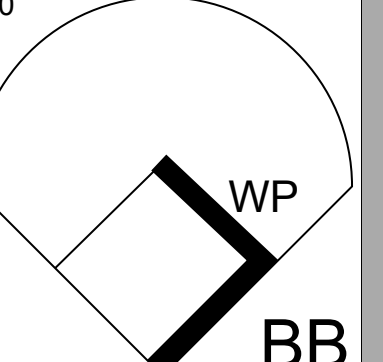
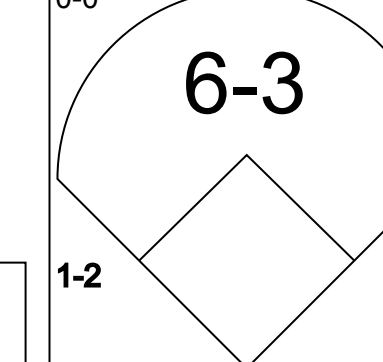
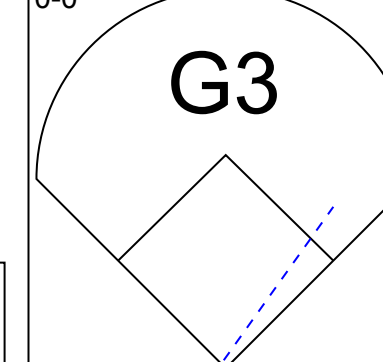
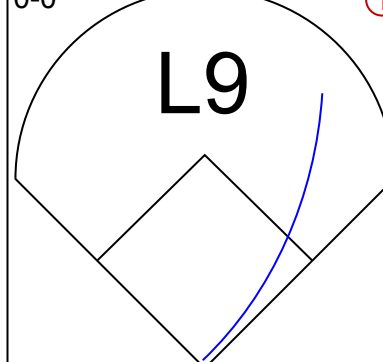
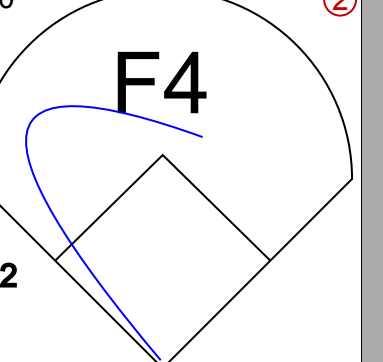
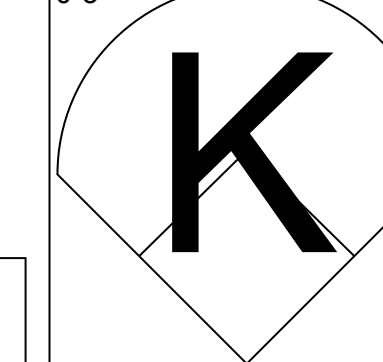
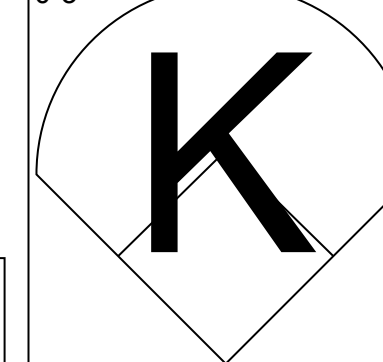
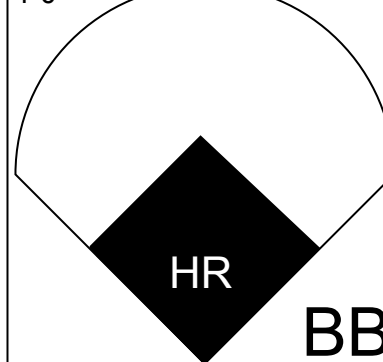



Batter	1	2	3	4	5	6	7	8	9	AB	R	H	RBI	BB	SO	LOB	TOP						
Ron Hunt, R OBP: 0.401, SLG: 0.354 (1, 4)										3	0	1	0	1	1	1							
Boots Day, L OBP: 0.356, SLG: 0.373 (1, 8)										4	0	1	1	0	0	1							
Rusty Staub, L OBP: 0.388, SLG: 0.462 (1, 9)										3	0	1	0	0	1	2							
Ron Fairly, L OBP: 0.378, SLG: 0.408 Terry Humphrey, R (8, PH) (8, 2)										3	0	1	0	0	1	1							
Jim Fairley, L OBP: 0.298, SLG: 0.321 Ron Woods, R OBP: 0.362, SLG: 0.403 (8, PH) (8, 7)										3	1	1	0	0	1	3							
Bob Bailey, R OBP: 0.366, SLG: 0.398 (1, 5)										3	0	0	0	1	0	3							
Gary Sutherland, R OBP: 0.310, SLG: 0.370 (1, 6)										4	0	1	1	0	0	0							
John Boccabella, R OBP: 0.285, SLG: 0.336 (1, 2) (8, 3)										4	0	1	0	0	1	2							
Bill Stoneman, R OBP: 0.224, SLG: 0.132 Jim Gosger, L OBP: 0.226, SLG: 0.219 Dan McGinn, L OBP: 0.267, SLG: 0.267 Coco Laboy, R OBP: 0.297, SLG: 0.297 (1, 1) (7, PH) (7, 1) (8, PH)										2	0	0	0	0	2	1							
Inning Stats	R: 0 E: 0 K: 1 S: 5	H: 0 LOB: 0 BB: 0 P: 5	R: 1 E: 0 K: 1 S: 6	H: 2 LOB: 1 BB: 1 P: 10	R: 0 E: 0 K: 1 S: 4	H: 0 LOB: 0 BB: 1 P: 8	R: 0 E: 0 K: 1 S: 5	H: 0 LOB: 1 BB: 0 P: 6	R: 0 E: 0 K: 0 S: 6	H: 1 LOB: 1 BB: 0 P: 6	R: 0 E: 0 K: 0 S: 5	H: 2 LOB: 2 BB: 0 P: 5	R: 1 E: 0 K: 2 S: 10	H: 3 LOB: 2 BB: 0 P: 10	R: 0 E: 0 K: 1 S: 5	H: 0 LOB: 0 BB: 0 P: 5	R: 0 E: 0 K: 0 S: 3	H: 0 LOB: 0 BB: 0 P: 3	1B: 7 2B: 1 3B: 0 HR: 0	SF: 0 SAC: 0 DP: 1 HBP: 1	WP: 0 PB: 0 CS: 1	PA: 37	
PITCHER	IP WLS BF H R ER SO BB IBB HBP BLK WP HR S P ERA WHIP	IP WLS BF H R ER SO BB IBB HBP BLK WP HR S P ERA WHIP	IP WLS BF H R ER SO BB IBB HBP BLK WP HR S P ERA WHIP	IP WLS BF H R ER SO BB IBB HBP BLK WP HR S P ERA WHIP	IP WLS BF H R ER SO BB IBB HBP BLK WP HR S P ERA WHIP	IP WLS BF H R ER SO BB IBB HBP BLK WP HR S P ERA WHIP	IP WLS BF H R ER SO BB IBB HBP BLK WP HR S P ERA WHIP	IP WLS BF H R ER SO BB IBB HBP BLK WP HR S P ERA WHIP	IP WLS BF H R ER SO BB IBB HBP BLK WP HR S P ERA WHIP	IP WLS BF H R ER SO BB IBB HBP BLK WP HR S P ERA WHIP	IP WLS BF H R ER SO BB IBB HBP BLK WP HR S P ERA WHIP	IP WLS BF H R ER SO BB IBB HBP BLK WP HR S P ERA WHIP	IP WLS BF H R ER SO BB IBB HBP BLK WP HR S P ERA WHIP	IP WLS BF H R ER SO BB IBB HBP BLK WP HR S P ERA WHIP	IP WLS BF H R ER SO BB IBB HBP BLK WP HR S P ERA WHIP	IP WLS BF H R ER SO BB IBB HBP BLK WP HR S P ERA WHIP	IP WLS BF H R ER SO BB IBB HBP BLK WP HR S P ERA WHIP	IP WLS BF H R ER SO BB IBB HBP BLK WP HR S P ERA WHIP	IP WLS BF H R ER SO BB IBB HBP BLK WP HR S P ERA WHIP	IP WLS BF H R ER SO BB IBB HBP BLK WP HR S P ERA WHIP	IP WLS BF H R ER SO BB IBB HBP BLK WP HR S P ERA WHIP	IP WLS BF H R ER SO BB IBB HBP BLK WP HR S P ERA WHIP	IP WLS BF H R ER SO BB IBB HBP BLK WP HR S P ERA WHIP

Montreal Expos @ Pittsburgh Pirates
Three Rivers Stadium, Pittsburgh, PA
Sun Sep 05 1971, 3:33 AM EDT
Att: 15,897 - Unknown

AB	33
R	2
H	8
RBI	2
BB	2
SO	8
LOB	14



Batter	1	2	3	4	5	6	7	8	9	AB	R	H	RBI	BB	SO	LOB	BOTTOM					
Rennie Stennett, R OBP: 0.411, SLG: 0.520 Bill Mazerowski, R OBP: 0.304, SLG: 0.296 (1, 4) (7, 4)										4	2	3	2	0	0	1						
Gene Clines, R OBP: 0.389, SLG: 0.404 (1, 8)										5	0	0	1	0	2	2						
Vic Davallo, L OBP: 0.314, SLG: 0.371 (1, 9)										4	0	0	0	1	1	0						
Willie Stargell, L OBP: 0.405, SLG: 0.645 (1, 7)										4	3	3	1	1	1	2						
Richie Hebner, L OBP: 0.338, SLG: 0.514 (1, 5)										2	1	2	1	1	0	0						
Milt May, L OBP: 0.313, SLG: 0.452 (1, 2)										5	1	2	3	0	0	6						
Al Oliver, L OBP: 0.312, SLG: 0.412 (1, 3)										3	0	1	0	1	0	2						
Gene Alley, R OBP: 0.302, SLG: 0.363 (1, 6)										4	0	0	0	0	0	2						
Bruce Kison, R OBP: 0.133, SLG: 0.107 Ramon Hernandez, S (7, 1)										2	1	0	0	1	2	1						
Inning Stats	R: 1 E: 0 K: 1 S: 7	H: 2 LOB: 2 BB: 1 P: 11	R: 0 E: 0 K: 1 S: 6	H: 1 LOB: 0 BB: 0 P: 6	R: 2 E: 0 K: 1 S: 8	H: 3 LOB: 1 BB: 0 P: 8	R: 0 E: 0 K: 1 S: 6	H: 1 LOB: 1 BB: 0 P: 6	R: 1 E: 0 K: 0 S: 4	H: 1 LOB: 1 BB: 0 P: 5	R: 2 E: 0 K: 0 S: 4	H: 1 LOB: 0 BB: 1 P: 8	R: 2 E: 0 K: 1 S: 7	H: 2 LOB: 1 BB: 1 P: 11	R: 0 E: 0 K: 2 S: 8	H: 1 LOB: 3 BB: 2 P: 16	1B: 5 2B: 3 3B: 1 HR: 3	SF: 0 SAC: 1 DP: 0 HBP: 1	WP: 1 PB: 0 CS: 0	PA: 42		
PITCHER	IP WLS BF H R ER SO BB IBB HBP BLK WP HR S P ERA WHIP	IP WLS BF H R ER SO BB IBB HBP BLK WP HR S P ERA WHIP	IP WLS BF H R ER SO BB IBB HBP BLK WP HR S P ERA WHIP	IP WLS BF H R ER SO BB IBB HBP BLK WP HR S P ERA WHIP	IP WLS BF H R ER SO BB IBB HBP BLK WP HR S P ERA WHIP	IP WLS BF H R ER SO BB IBB HBP BLK WP HR S P ERA WHIP	IP WLS BF H R ER SO BB IBB HBP BLK WP HR S P ERA WHIP	IP WLS BF H R ER SO BB IBB HBP BLK WP HR S P ERA WHIP	IP WLS BF H R ER SO BB IBB HBP BLK WP HR S P ERA WHIP	IP WLS BF H R ER SO BB IBB HBP BLK WP HR S P ERA WHIP	IP WLS BF H R ER SO BB IBB HBP BLK WP HR S P ERA WHIP	IP WLS BF H R ER SO BB IBB HBP BLK WP HR S P ERA WHIP	IP WLS BF H R ER SO BB IBB HBP BLK WP HR S P ERA WHIP	IP WLS BF H R ER SO BB IBB HBP BLK WP HR S P ERA WHIP	IP WLS BF H R ER SO BB IBB HBP BLK WP HR S P ERA WHIP	IP WLS BF H R ER SO BB IBB HBP BLK WP HR S P ERA WHIP	IP WLS BF H R ER SO BB IBB HBP BLK WP HR S P ERA WHIP	IP WLS BF H R ER SO BB IBB HBP BLK WP HR S P ERA WHIP	IP WLS BF H R ER SO BB IBB HBP BLK WP HR S P ERA WHIP	IP WLS BF H R ER SO BB IBB HBP BLK WP HR S P ERA WHIP	IP WLS BF H R ER SO BB IBB HBP BLK WP HR S P ERA WHIP	IP WLS BF H R ER SO BB IBB HBP BLK WP HR S P ERA WHIP

Montreal Expos @ Pittsburgh Pirates
Three Rivers Stadium, Pittsburgh, PA
Sun Sep 05 1971, 3:33 AM EDT
Att: 15,897 - Unknown

AB	35
R	8
H	12
RBI	8
BB	5
SO	7
LOB	17



Batter	1	2	3	4	5	6	7	8	9	AB	R	H	RBI	BB	SO	LOB	TOP			
Bud Harrelson, S (1, 6) OBP: 0.330, SLG: 0.316										4	0	1	0	0	0	1	New York Mets @ Montreal Expos Jarry Park, Montreal, QB Mon Sep 06 1971, 7:05 PM EDT Att: 15,543 - Unknown			
Wayne Garrett, L (1, 5) OBP: 0.353, SLG: 0.271										4	1	1	0	0	0	2				
Cleon Jones, R (1, 7) OBP: 0.390, SLG: 0.493										3	1	1	0	2	1	1				
Ed Kranepool, L (1, 3) OBP: 0.338, SLG: 0.445									3	1	0	1	2	0	1					
Ken Boswell, L (1, 4) OBP: 0.336, SLG: 0.369									3	0	0	0	0	0	2					
Tim Foli, R (6, 4) OBP: 0.285, SLG: 0.305									2	0	0	1	0	0	5					
Art Shamsky, L (1, 9) OBP: 0.285, SLG: 0.376									1	0	0	0	2	0	0					
Don Hahn, R (6, PR) OBP: 0.320, SLG: 0.295										2	0	1	2	0	1	0				
Ken Singleton, S (1, 8) OBP: 0.393, SLG: 0.358										4	1	1	0	1	1	1				
Jerry Grote, R (1, 2) OBP: 0.333, SLG: 0.351										4	1	1	0	0	0	2				
Tom Seaver, R (1, 1) OBP: 0.256, SLG: 0.293										3	2	1	2	1	0	3				
Inning Stats	R: 0 E: 1 K: 0 S: 4	H: 1 LOB: 2 BB: 1 P: 8	R: 3 E: 1 K: 0 S: 5	H: 3 LOB: 1 BB: 2 P: 13	R: 0 E: 0 K: 0 S: 3	H: 0 LOB: 0 BB: 0 P: 3	R: 0 E: 0 K: 1 S: 5	H: 0 LOB: 0 BB: 0 P: 5	R: 0 E: 0 K: 0 S: 5	H: 1 LOB: 3 BB: 1 P: 9	R: 0 E: 0 K: 0 S: 3	H: 1 LOB: 2 BB: 1 P: 8	R: 0 E: 0 K: 1 S: 5	H: 0 LOB: 0 BB: 0 P: 5	R: 4 E: 1 K: 0 S: 5	H: 1 LOB: 3 BB: 3 P: 17	1B: 6 2B: 1 3B: 0 HR: 0	SF: 0 SAC: 1 DP: 2 HBP: 1	WP: 2 PB: 0 SB: 0 CS: 0	PA: 43
PITCHER	IP	WLS	BF	H	R	ER	SO	BB	IBB	HBP	BLK	WP	HR	S	P	ERA	WHIP			
Ernie McAnally, R (1, 1) ERA: 4.2	8.0	L	35	6	3	2	3	5	0	1	0	1	0	35	56	2.25	1.375			
Jim Britton, R (9, 1) ERA: 5.55	0.1		5	0	4	0	0	3	0	0	0	0	0	2	14	0.00	9.000			
Claude Raymond, R (9, 1) ERA: 4.7	0.2		3	1	0	0	0	0	0	0	0	1	0	3	3	0.00	1.500			

AB	33
R	7
H	7
RBI	6
BB	8
SO	3
LOB	18




Batter	1	2	3	4	5	6	7	8	9	AB	R	H	RBI	BB	SO	LOB	BOTTOM					
Ron Hunt, R (1, 5) OBP: 0.400, SLG: 0.353										4	0	1	0	0	1	0	New York Mets @ Montreal Expos Jarry Park, Montreal, QB Mon Sep 06 1971, 7:05 PM EDT Att: 15,543 - Unknown					
Boots Day, L (1, 8) OBP: 0.353, SLG: 0.370										3	0	0	0	0	2	0						
Rusty Staub, L (1, 9) OBP: 0.387, SLG: 0.459										3	0	0	0	1	1	0						
Ron Fairly, L (1, 3) OBP: 0.375, SLG: 0.405										3	0	0	0	0	0	2						
Bob Bailey, R (1, 7) OBP: 0.364, SLG: 0.396										3	0	0	0	0	2	0						
Gary Sutherland, R (1, 4) OBP: 0.311, SLG: 0.374										3	0	1	0	0	0	0						
John Bateman, R (1, 2) OBP: 0.281, SLG: 0.336									3	0	0	0	0	1	1							
Bobby Wine, R (1, 6) OBP: 0.261, SLG: 0.234									1	0	0	0	1	1	0							
Jim Faley, L (8, PH) OBP: 0.296, SLG: 0.318									1	0	0	0	0	1	0							
Rich Hacker, S (9, 6) OBP: 0.150, SLG: 0.158									0	0	0	0	0	0	0							
Ernie McAnally, R (1, 1) OBP: 0.104, SLG: 0.170									2	0	0	0	0	2	2							
Dave McDonald, L (8, PH) OBP: 0.162, SLG: 0.161									1	0	0	0	0	1	0							
Jim Britton, R (9, 1)									0	0	0	0	0	0	0							
Claude Raymond, R (9, 1)									0	0	0	0	0	0	0							
Inning Stats	R: 0 E: 0 K: 0 S: 3	H: 1 LOB: 1 BB: 1 P: 7	R: 0 E: 0 K: 2 S: 7	H: 0 LOB: 0 BB: 0 P: 7	R: 0 E: 0 K: 2 S: 7	H: 0 LOB: 0 BB: 0 P: 7	R: 0 E: 0 K: 0 S: 3	H: 0 LOB: 0 BB: 0 P: 3	R: 0 E: 0 K: 1 S: 6	H: 1 LOB: 2 BB: 1 P: 10	R: 0 E: 0 K: 2 S: 7	H: 0 LOB: 0 BB: 0 P: 7	R: 0 E: 0 K: 1 S: 5	H: 0 LOB: 0 BB: 0 P: 5	R: 0 E: 0 K: 2 S: 7	H: 0 LOB: 0 BB: 0 P: 7	R: 0 E: 0 K: 2 S: 7	H: 0 LOB: 0 BB: 0 P: 7	1B: 1 2B: 1 3B: 0 HR: 0	SF: 0 SAC: 1 DP: 1 HBP: 0	WP: 0 PB: 0 SB: 0 CS: 0	PA: 30
PITCHER	IP	WLS	BF	H	R	ER	SO	BB	IBB	HBP	BLK	WP	HR	S	P	ERA	WHIP					
Tom Seaver, R (1, 1) ERA: 1.85	9.0	W	30	2	0	0	12	2	0	0	0	0	0	52	60	0.00	0.444					



Batter	1	2	3	4	5	6	7	8	9	AB	R	H	RBI	BB	SO	LOB	TOP
Bud Harrelson, S OBP: 0.330, SLG: 0.316 Jim McAndrew, R OBP: 0.095, SLG: 0.100 Duffy Dyer, R OBP: 0.311, SLG: 0.353	0-0 FC6-2 1B		0-0 3-1			0-3 K		0-0 F7		3	0	1	0	0	1	0	<p>New York Mets @ Montreal Expos Jarry Park, Montreal, QB Tue Sep 07 1971, 7:05 PM EDT Att: 13,254 - Unknown</p>
Wayne Garrett, L OBP: 0.345, SLG: 0.264	0-3 K 1-3			0-0 6-3		0-0 6-3		0-0 F8		4	0	0	0	0	1	2	
Cleon Jones, R OBP: 0.358, SLG: 0.491 Tim Foli, R OBP: 0.287, SLG: 0.307	0-0 FC6-2			0-0 6-3			0-0 5-3		0-0 4-3 1B	2	0	0	0	0	0	1	
Ed Kranepool, L OBP: 0.337, SLG: 0.441	0-0 F8			4-0 FC6-4 BB			0-0 F3		0-0 4-3 1B	3	0	0	0	1	0	2	
Ken Boswell, L OBP: 0.334, SLG: 0.367 Ted Martinez, R OBP: 0.308, SLG: 0.326		0-0 E6 G6-4-3		0-0 FC6-4 1-2			0-0 1B 3B		0-0 2H 1B 1B	2	0	0	0	0	0	1	
Art Shamsky, L OBP: 0.291, SLG: 0.375		0-0 F7			0-0 F9			0-0 1B	4-0 1B BB	3	0	1	1	1	0	1	
Ken Singleton, S OBP: 0.382, SLG: 0.357		0-0 G6-4-3 1-2			0-3 K		3-H 0-0 4-3		0-0 1-2 2H 1B	4	0	1	1	0	1	2	
Jerry Grote, R OBP: 0.333, SLG: 0.354 Charlie Williams, R OBP: 0.174, SLG: 0.095 Donn Clendenon, R OBP: 0.296, SLG: 0.412			0-0 F8		0-0 L9			0-0 2B	0-0 F8	3	0	1	0	0	0	0	
Gary Gentry, R OBP: 0.065, SLG: 0.066 Nolan Ryan, R OBP: 0.191, SLG: 0.182 Ron Taylor, R OBP: 0.333, SLG: 0.333 Bob Aspromonte, R OBP: 0.287, SLG: 0.305				0-0 5-3			0-0 F4		0-0 F7 K	1	0	0	0	0	0	0	
Inning Stats	R: 0 E: 0 K: 1 S: 6	H: 1 LOB: 1 BB: 0 P: 6	R: 0 E: 1 K: 0 S: 3	H: 0 LOB: 0 BB: 0 P: 3	R: 0 E: 0 K: 0 S: 3	H: 0 LOB: 1 BB: 1 P: 7	R: 0 E: 0 K: 1 S: 5	H: 0 LOB: 0 BB: 0 P: 5	R: 1 E: 0 K: 0 S: 5	H: 2 LOB: 1 BB: 0 P: 5	R: 0 E: 0 K: 1 S: 4	H: 1 LOB: 1 BB: 0 P: 4	R: 2 E: 0 K: 1 S: 8	H: 3 LOB: 2 BB: 1 P: 12	1B: 5 2B: 1 3B: 1 HR: 0	SF: 0 SAC: 0 DP: 1 HBP: 0	
PITCHER	IP WLS BF H R ER SO BB IBB HBP BLK WP HR S P ERA WHIP	8.1 W 34 7 3 3 3 2 0 0 0 0 0 0 4 4 3.24 1.080	0.2 S 2 0 0 0 1 0 0 0 0 0 0 0 4 4 0.00 0.000														

AB	34
R	3
H	7
RBI	3
BB	2
SO	4
LOB	15



Batter	1	2	3	4	5	6	7	8	9	AB	R	H	RBI	BB	SO	LOB	BOTTOM
Ron Hunt, R OBP: 0.403, SLG: 0.354 Dave McDonald, L OBP: 0.158, SLG: 0.156 Bobby Wine, R OBP: 0.280, SLG: 0.233	4-0 HR BB				0-3 K			0-3 K		1	2	1	1	1	0	0	<p>New York Mets @ Montreal Expos Jarry Park, Montreal, QB Tue Sep 07 1971, 7:05 PM EDT Att: 13,254 - Unknown</p>
Boots Day, L OBP: 0.354, SLG: 0.366	0-0 F4				0-0 5-3			4-0 BB		3	1	0	0	2	0	5	
Rusty Staub, L OBP: 0.389, SLG: 0.470	0-0 1-H HR		0-0 E7 1-H 2-H 3B	0-0 1B		0-0 F8		0-0 F8		5	2	3	4	0	0	1	
Ron Fairly, L OBP: 0.374, SLG: 0.406	0-3 K		0-0 F8 1B	0-0 F8 2B		0-0 G3		0-0 F8		4	1	1	0	0	1	1	
Jim Fairley, L OBP: 0.289, SLG: 0.311	0-0 F8		0-0 F8 2-3	0-0 F8		0-0 F8		0-0 F8		4	0	0	0	0	0	2	
Bob Bailey, R OBP: 0.364, SLG: 0.393		4-0 CS BB	0-0 6-3	0-0 6-3			0-0 P6			3	0	0	0	1	0	2	
Gary Sutherland, R OBP: 0.310, SLG: 0.372		0-0 6-3 1-2	0-0 BB HBP 1B		0-0 4-3		0-0 F8			4	1	1	1	0	0	1	
John Bateman, R OBP: 0.265, SLG: 0.349		0-0 HR	0-0 HBP BB	0-0 1B 3B		0-0 6-3				3	2	2	1	1	0	0	
Steve Renko, R OBP: 0.211, SLG: 0.307 Mike Marshall, R OBP: 0.200, SLG: 0.143		0-0 6-3	0-0 HBP BB	0-0 1-2 BB		0-0 3H 1B		0-0 5-3		3	0	1	1	1	0	0	
Inning Stats	R: 2 E: 0 K: 1 S: 6	H: 1 LOB: 1 BB: 1 P: 10	R: 1 E: 0 K: 0 S: 3	H: 1 LOB: 0 BB: 1 P: 7	R: 5 E: 1 K: 0 S: 7	H: 4 LOB: 3 BB: 3 P: 20	R: 0 E: 0 K: 0 S: 4	H: 1 LOB: 1 BB: 0 P: 4	R: 1 E: 0 K: 1 S: 7	H: 2 LOB: 1 BB: 0 P: 7	R: 0 E: 0 K: 0 S: 3	H: 0 LOB: 0 BB: 0 P: 3	R: 0 E: 0 K: 1 S: 5	H: 0 LOB: 1 BB: 1 P: 9	1B: 4 2B: 1 3B: 2 HR: 2	SF: 0 SAC: 0 DP: 0 HBP: 1	
PITCHER	IP WLS BF H R ER SO BB IBB HBP BLK WP HR S P ERA WHIP	2.0 L 13 5 7 7 1 3 0 0 0 0 0 0 2 12 24 31.50 4.000	0.2 6 1 1 1 0 2 0 0 1 0 0 0 0 3 12 13.50 4.500	2.1 10 3 1 1 1 0 0 0 0 0 0 0 0 12 12 3.86 1.286	0.0 6 0 0 0 0 0 0 0 0 0 0 0 0 6 6 0.00 0.000	1.0 4 0 0 0 1 1 0 0 0 0 0 0 0 5 9 0.00 1.000											



Batter	1	2	3	4	5	6	7	8	9	AB	R	H	RBI	BB	SO	LOB	TOP									
Bud Harrelson, S (1, 6) OBP: 0.328, SLG: 0.314 Ted Martinez, R (6, 6) OBP: 0.304, SLG: 0.322	0-0 1-3		0-0 4-3			0-0 1-3		0-3 K		3	0	0	0	0	0	0										
Wayne Garrett, L (1, 5) OBP: 0.343, SLG: 0.263	0-0 G5-4-3 1B			0-0 3-1		0-0 5-3			0-0 2-3	4	0	1	0	0	0	0										
Dave Marshall, L (1, 7) OBP: 0.329, SLG: 0.337	0-0 G5-4-3 1-2			0-0 G4-6-3 1B		0-0 1-3			0-0 6-3	4	0	1	0	0	0	1										
Ed Kranepool, L (1, 3) OBP: 0.339, SLG: 0.445		0-0 3-1		0-0 G4-6-3 1-2			0-0 E9 G1 SF8 1B		0-0 2B	4	1	2	0	0	0	1										
Art Shamsky, L (1, 9) OBP: 0.289, SLG: 0.366		4-0 BB			0-3 K		0-0 G1		0-0 6-3	3	0	0	0	1	1	2										
Ken Singleton, S (1, 8) OBP: 0.376, SLG: 0.354		0-3 K			0-0 F8		0-0 SF8			2	0	0	1	0	1	1										
Jerry Grote, R (1, 2) OBP: 0.333, SLG: 0.352		0-0 G1			4-0 BB		0-0 4-3			2	0	0	0	1	0	1										
Tim Foli, R (1, 4) OBP: 0.283, SLG: 0.303			0-0 4-3		0-0 6-3			0-0 1-3		3	0	0	0	0	0	1										
Ray Sadecki, L (1, 1) OBP: 0.267, SLG: 0.233 Tug McGraw, R (5, 1) OBP: 0.250, SLG: 0.563 Donn Clendenon, R (6, PH) OBP: 0.295, SLG: 0.410 Danny Frisella, L (8, 1) OBP: 0.273, SLG: 0.273			0-3 K			0-0 HR		0-3 K		1	0	0	0	0	1	0										
Inning Stats	R: 0 E: 0 K: 0 S: 3	H: 1 LOB: 0 BB: 0 P: 3	R: 0 E: 0 K: 1 S: 5	H: 0 LOB: 1 BB: 1 P: 9	R: 0 E: 0 K: 1 S: 5	H: 0 LOB: 0 BB: 0 P: 5	R: 0 E: 0 K: 0 S: 3	H: 1 LOB: 0 BB: 0 P: 3	R: 0 E: 0 K: 1 S: 5	H: 0 LOB: 1 BB: 1 P: 9	R: 1 E: 0 K: 0 S: 4	H: 1 LOB: 0 BB: 0 P: 4	R: 1 E: 1 K: 0 S: 4	H: 1 LOB: 0 BB: 0 P: 4	R: 0 E: 0 K: 2 S: 7	H: 0 LOB: 2 BB: 0 P: 7	R: 0 E: 0 K: 0 S: 4	H: 1 LOB: 1 BB: 0 P: 4	1B: 3 2B: 1 3B: 0 HR: 1	SF: 1 SAC: 0 DP: 2 HBP: 0	WP: 0 PB: 0 SB: 0 CS: 0	PA: 32				
PITCHER	IP	WLS	BF	H	R	ER	SO	BB	IBB	HBP	BLK	WP	HR	S	P	ERA	WHIP									
Carl Morton, R (1, 1) ERA: 4.45 Mike Marshall, R (8, 1) ERA: 4.03	7.0	W	25	4	2	1	3	2	0	0	0	0	0	1	29	37	1.29	0.857								

New York Mets @ Montreal Expos
Jarry Park, Montreal, QB
 Wed Sep 08 1971, 7:05 PM EDT
 Att: 16,639 - Unknown

AB	29
R	2
H	5
RBI	2
BB	2
SO	5
LOB	7



Batter	1	2	3	4	5	6	7	8	9	AB	R	H	RBI	BB	SO	LOB	BOTTOM									
Ron Hunt, R (1, 5) OBP: 0.405, SLG: 0.357	0-0 P3		0-0 P6			0-0 E 2B		1-0 SH3 HBP	4-0 1-2 2B BB	3	2	1	0	1	0	1										
Ron Woods, R (1, 8) OBP: 0.368, SLG: 0.404	0-0 5-3		0-0 HR		4-0 FC4-6 BB		0-0 SH3	0-0 1-2 2B	0-0 1-2 2B	2	1	1	0	1	0	0										
Ron Fairly, L (6, PH) OBP: 0.376, SLG: 0.410 Stan Swanson, R (6, PR) OBP: 0.281, SLG: 0.292	0-0 F7		0-0 HR		0-0 FC4-6 FC6-4		1-2 BB	4-0 BB	4-0 1B IBB	3	1	1	4	2	0	1										
Rusty Staub, L (1, 9) OBP: 0.391, SLG: 0.475			1-2 2-H HR		1-2 2-H 3-H		0-0 FC6-4 1B	0-0 F8	0-0 1-2 2-H 1B	4	1	1	0	0	0	3										
Bob Bailey, R (1, 7) OBP: 0.363, SLG: 0.392 Mike Marshall, R (8, 1) OBP: 0.250, SLG: 0.200		0-0 S BB SF8 1B	0-0 5-3		0-0 FC6-4 1B		0-0 F8	0-0 1-2 2-H 1B	0-0 1B	4	1	1	0	0	0	0										
Gary Sutherland, R (1, 4) OBP: 0.312, SLG: 0.370		4-0 BB 1-2 BB	0-0 5-3		0-0 1-2 1B		0-0 4-3	0-0 F7		4	0	1	0	1	0	4										
John Bateman, R (1, 2) OBP: 0.285, SLG: 0.346		4-0 SF8 BB		0-3 K	0-3 K		0-0 6-3	0-0 6-3		3	0	0	0	1	2	2										
John Boccabella, R (1, 3) OBP: 0.277, SLG: 0.329		0-0 SF8		0-0 6-3		0-0 5-3		0-0 E4 FC1-6 1B WP		3	1	0	1	0	0	0										
Bobby Wine, R (1, 6) OBP: 0.260, SLG: 0.233		0-0 F8		0-0 F4		0-0 1-3		0-0 FC1-6 1B		4	0	1	0	0	0	1										
Carl Morton, R (1, 1) OBP: 0.211, SLG: 0.274 Boots Day, L (8, 8) OBP: 0.353, SLG: 0.365			0-0 1B HR		0-0 2B FC4-6 1B		0-3 K	0-0 FC1-6 2B WP		3	2	2	0	0	1	0										
Inning Stats	R: 0 E: 0 K: 0 S: 3	H: 0 LOB: 0 BB: 0 P: 3	R: 1 E: 0 K: 0 S: 3	H: 1 LOB: 1 BB: 2 P: 11	R: 3 E: 0 K: 0 S: 6	H: 3 LOB: 0 BB: 0 P: 6	R: 0 E: 0 K: 1 S: 5	H: 0 LOB: 0 BB: 0 P: 5	R: 2 E: 1 K: 1 S: 8	H: 3 LOB: 2 BB: 1 P: 12	R: 0 E: 0 K: 1 S: 5	H: 0 LOB: 0 BB: 0 P: 5	R: 0 E: 0 K: 0 S: 3	H: 0 LOB: 1 BB: 1 P: 8	R: 4 E: 1 K: 0 S: 7	H: 3 LOB: 2 BB: 2 P: 15	R: 0 E: 0 K: 0 S: 3	H: 3 LOB: 2 BB: 2 P: 15	1B: 7 2B: 2 3B: 0 HR: 1	SF: 1 SAC: 1 DP: 0 HBP: 1	WP: 1 PB: 0 SB: 1 CS: 0	PA: 41				
PITCHER	IP	WLS	BF	H	R	ER	SO	BB	IBB	HBP	BLK	WP	HR	S	P	ERA	WHIP									
Ray Sadecki, L (1, 1) ERA: 2.94 Tug McGraw, L (5, 1) ERA: 1.79 Danny Frisella, R (8, 1) ERA: 2.12	4.2	L	23	7	6	6	1	3	0	0	0	0	0	1	22	34	11.57	2.143								

New York Mets @ Montreal Expos
Jarry Park, Montreal, QB
 Wed Sep 08 1971, 7:05 PM EDT
 Att: 16,639 - Unknown

AB	32
R	10
H	10
RBI	8
BB	6
SO	3
LOB	14



Batter	1	2	3	4	5	6	7	8	9	10	11	AB	R	H	RBI	BB	SO	LOB	TOP					
Rennie Stennett, R OBP: 0.423, SLG: 0.534 Dave Cash, R OBP: 0.365, SLG: 0.372	1-3			L4-3 BB				FC5-4 FC4-6 1B 1-2f		FC4-6 1B		3	0	1	0	1	0	1						
Vic Davallillo, L OBP: 0.311, SLG: 0.370	F6			K			F8	FC4-6 1B 1-2		FC4-6 WP 1B 1-2f		5	0	1	0	0	1	3						
Roberto Clemente, R OBP: 0.374, SLG: 0.521	6-3			L4-3				FC4-6 1B 1-2f 2-3		F9		5	1	1	0	0	0	4						
Willie Stargell, L OBP: 0.404, SLG: 0.639		4-3			K			FC3-6 E BB 1-2				2	0	0	0	3	1	0						
Richie Hebner, L OBP: 0.339, SLG: 0.510	F8				FC5-4 1B			E5 FC3-6 1B 1-2 2-H		F9		5	0	2	0	0	0	5						
Al Oliver, L OBP: 0.316, SLG: 0.437			K		F9		K				HR	5	1	1	1	0	2	3						
Manny Sanguillen, R OBP: 0.351, SLG: 0.437					F9		FC5-4	FC3-6 1-2f 2-3		F8		5	0	0	0	0	0	3						
Gene Alley, R OBP: 0.300, SLG: 0.356					5-3			L8		2-3		5	0	0	0	0	1	2						
Bob Johnson, L OBP: 0.291, SLG: 0.064 Bob Miller, R OBP: 0.316, SLG: 0.444 Bob Veale, S OBP: 0.333, SLG: 0.333 Dave Gusti, R OBP: 0.119, SLG: 0.063				K2-1-3			K			FC5-4 1B		3	0	1	0	0	2	0						
Inning Stats	R: 0 E: 0 K: 0 S: 3	H: 0 LOB: 0 BB: 0 P: 3	R: 0 E: 0 K: 1 S: 5	H: 0 LOB: 0 BB: 0 P: 5	R: 0 E: 0 K: 1 S: 5	H: 0 LOB: 0 BB: 0 P: 5	R: 0 E: 0 K: 1 S: 4	H: 0 LOB: 0 BB: 1 P: 8	R: 0 E: 0 K: 1 S: 6	H: 1 LOB: 1 BB: 0 P: 6	R: 1 E: 1 K: 1 S: 7	H: 2 LOB: 2 BB: 1 P: 11	R: 0 E: 0 K: 0 S: 5	H: 2 LOB: 3 BB: 1 P: 9	R: 1 E: 0 K: 0 S: 4	H: 1 LOB: 0 BB: 0 P: 4	R: 0 E: 0 K: 0 S: 4	H: 1 LOB: 2 BB: 1 P: 8	R: 0 E: 0 K: 1 S: 5	H: 0 LOB: 0 BB: 0 P: 5	1B: 6 2B: 2 3B: 0 HR: 1	SF: 0 SAC: 0 DP: 1 HBP: 0	WP: 1 PB: 0 SB: 0 CS: 0	PA: 44
PITCHER	IP 7.0	WLS 26	BF 4	H 1	R 1	ER 1	SO 6	BB 2	IBB 1	HBP 0	BLK 0	WP 0	HR 1	S 13	P 21	ERA 3.00	WHIP 1.667							
Bill Stoneman, R ERA: 3.28 Mike Marshall, R ERA: 4.0 John Strohmayr, R ERA: 4.54	(1, 1) (8, 1) (11, 1)																							

Pittsburgh Pirates @ Montreal Expos
Jarry Park, Montreal, QB
Fri Sep 10 1971, 7:05 PM EDT
Att: 21,529 - Unknown

AB	40
R	2
H	8
RBI	1
BB	4
SO	7
LOB	21



Batter	1	2	3	4	5	6	7	8	9	10	11	AB	R	H	RBI	BB	SO	LOB	BOTTOM			
Ron Hunt, R OBP: 0.402, SLG: 0.353	F8				F9			F2		FC5-6 BB		5	0	0	0	1	0	4				
Boots Day, L OBP: 0.349, SLG: 0.361	E 1B 1B			4-3	F4			4-3		FC5-6 S 1-2f		6	0	1	0	0	0	3				
Rusty Staub, L OBP: 0.390, SLG: 0.473	E4 BB 1B			F8			L9	L9		K 1-2		6	1	2	0	0	1	1				
Ron Fairly, L OBP: 0.374, SLG: 0.408 Stan Swanson, R OBP: 0.291, SLG: 0.292 Bobby Wine, R OBP: 0.261, SLG: 0.235				F9			G3	1B BB 1B		F7		4	0	1	0	0	1	2				
Bob Bailey, R OBP: 0.366, SLG: 0.393								1B BB 1B				4	1	2	1	2	1	0				
Jim Fairley, L OBP: 0.287, SLG: 0.307				L7			4-3	1B BB		F5		5	0	1	0	0	1	4				
Gary Sutherland, R OBP: 0.317, SLG: 0.375				PO	F7		1B	1B 1-3 2-H 3-H		1B		5	0	3	2	0	0	0				
John Bateman, R OBP: 0.267, SLG: 0.348 Clyde Mashore, R OBP: 0.252, SLG: 0.257 John Boccabella, R OBP: 0.287, SLG: 0.333								1B BB 1B				3	0	2	0	0	1	0				
Bill Stoneman, R ERA: 3.52 Jim Gosger, L OBP: 0.224, SLG: 0.216 Mike Marshall, R OBP: 0.235, SLG: 0.188 Ron Brand, R OBP: 0.241, SLG: 0.200 John Strohmayr, R OBP: 0.235, SLG: 0.235	(1, 1) (7, PH) (8, 1) (10, PH) (11, 1)							1B 1B		F6	G3	2	0	1	0	0	1	0				
Inning Stats	R: 0 E: 1 K: 2 S: 9	H: 2 LOB: 3 BB: 1 P: 13	R: 0 E: 0 K: 2 S: 7	H: 0 LOB: 0 BB: 0 P: 7	R: 0 E: 0 K: 0 S: 3	H: 0 LOB: 0 BB: 0 P: 3	R: 0 E: 0 K: 0 S: 3	H: 1 LOB: 0 BB: 0 P: 3	R: 0 E: 0 K: 0 S: 5	H: 2 LOB: 2 BB: 0 P: 5	R: 2 E: 0 K: 0 S: 6	H: 3 LOB: 3 BB: 2 P: 14	R: 0 E: 0 K: 1 S: 5	H: 0 LOB: 1 BB: 1 P: 9	R: 0 E: 0 K: 2 S: 9	H: 2 LOB: 2 BB: 0 P: 9	R: 1 E: 0 K: 0 S: 5	H: 3 LOB: 2 BB: 0 P: 5	1B: 15 2B: 0 3B: 0 HR: 0	SF: 0 SAC: 0 DP: 0 HBP: 0	WP: 0 PB: 0 SB: 1 CS: 0	PA: 51
PITCHER	IP 7.2	WLS 3	BF 33	H 9	R 2	ER 2	SO 4	BB 2	IBB 0	HBP 0	BLK 0	WP 0	HR 0	S 39	P 47	ERA 2.35	WHIP 1.435					
Bob Johnson, R ERA: 1.76 Bob Veale, L ERA: 7.68 Dave Gusti, R ERA: 3.14	(1, 1) (8, 1) (9, 1) (9, 1)																					

Pittsburgh Pirates @ Montreal Expos
Jarry Park, Montreal, QB
Fri Sep 10 1971, 7:05 PM EDT
Att: 21,529 - Unknown


AB	46
R	3
H	15
RBI	3
BB	4
SO	7
LOB	22



Batter	1	2	3	4	5	6	7	8	9	AB	R	H	RBI	BB	SO	LOB	TOP			
Rennie Stennett, R OBP: 0.409, SLG: 0.517	6-3		F4		6-3			F8		4	0	0	0	0	0	2				
Richie Hebner, L OBP: 0.338, SLG: 0.507	K			4-3 WP	F7			F8		4	0	1	0	0	1	2				
Roberto Clemente, R OBP: 0.373, SLG: 0.518	K			5-3		4-3				3	0	0	0	1	1	1				
Willie Stargell, L OBP: 0.403, SLG: 0.635		G4-6-3 BB		4-3		F5		F7		3	0	0	0	1	0	2				
Manny Sanguillen, R OBP: 0.352, SLG: 0.438	G4-6-3			5-3						4	0	2	0	0	0	2				
Al Oliver, L OBP: 0.317, SLG: 0.441						4-3		F7		4	1	2	0	0	0	2				
Bob Robertson, R OBP: 0.358, SLG: 0.488	F8					K		F9		4	0	0	0	0	1	3				
Gene Alley, R OBP: 0.300, SLG: 0.356			6-3			L1				3	0	1	1	0	0	0				
Bruce Kison, R OBP: 0.129, SLG: 0.103				5-3						1	0	0	0	0	0	0				
John Lamb, R										0	0	0	0	0	0	0				
Rimp Lanier, L										1	0	0	0	0	0	0				
Bob Veale, S										0	0	0	0	0	0	0				
Bob Miller, R										0	0	0	0	0	0	0				
Inning Stats	R: 0 E: 0 K: 2 S: 7	H: 0 LOB: 0 BB: 0 P: 7	R: 0 E: 0 K: 0 S: 3	H: 1 LOB: 1 BB: 1 P: 7	R: 0 E: 0 K: 0 S: 3	H: 0 LOB: 0 BB: 0 P: 3	R: 0 E: 0 K: 0 S: 4	H: 1 LOB: 1 BB: 0 P: 4	R: 1 E: 1 K: 1 S: 8	H: 2 LOB: 2 BB: 0 P: 8	R: 0 E: 0 K: 0 S: 3	H: 0 LOB: 0 BB: 0 P: 3	R: 0 E: 0 K: 0 S: 3	H: 1 LOB: 0 BB: 0 P: 3	R: 0 E: 0 K: 0 S: 3	H: 1 LOB: 0 BB: 0 P: 3	1B: 5 2B: 0 3B: 1 HR: 0	SF: 0 SAC: 1 DP: 2 HBP: 0	WP: 1 PB: 1 SB: 0 CS: 0	PA: 34
PITCHER Ernie McAnally, R ERA: 4.01	IP: 9.0 WLS: W BF: 34 H: 6 R: 1 ER: 1 SO: 3 BB: 2 IBB: 0 HBP: 0 BLK: 0 WP: 1 HR: 0 S: 38 P: 46 ERA: 1.00 WHIP: 0.889											PITCHER	IP: 9.0 WLS: W BF: 34 H: 6 R: 1 ER: 1 SO: 3 BB: 2 IBB: 0 HBP: 0 BLK: 0 WP: 1 HR: 0 S: 38 P: 46 ERA: 1.00 WHIP: 0.889							

Pittsburgh Pirates @ Montreal Expos
Jarry Park, Montreal, QB
Sat Sep 11 1971, 3:33 AM EDT
Att: 18,376 - Cloudy


AB 31
R 1
H 6
RBI 1
BB 2
SO 3
LOB 14





Batter	1	2	3	4	5	6	7	8	9	AB	R	H	RBI	BB	SO	LOB	BOTTOM			
Ron Hunt, R OBP: 0.402, SLG: 0.353	SH1-4	5-3			F7	FC4-6		5-3		5	1	2	0	0	0	1				
Boots Day, L OBP: 0.349, SLG: 0.361	SH1-4		F9			FC4-6				3	0	1	0	0	0	1				
Rusty Staub, L OBP: 0.393, SLG: 0.476			F9							3	1	2	1	1	0	0				
Ron Fairly, L OBP: 0.376, SLG: 0.409			F8							2	1	1	0	1	0	0				
Jim Fairey, L OBP: 0.287, SLG: 0.314	F7				F9			F9		3	1	1	2	0	0	2				
Ron Woods, R OBP: 0.365, SLG: 0.401										1	0	0	0	0	0	1				
Bob Bailey, R OBP: 0.367, SLG: 0.395	5-3				G3					3	0	1	1	1	0	2				
Gary Sutherland, R OBP: 0.316, SLG: 0.370			6-3							3	0	0	0	1	0	3				
Bobby Wine, R OBP: 0.281, SLG: 0.235								F3		0	0	0	0	0	0	0				
John Bateman, R OBP: 0.269, SLG: 0.350								F6		4	0	2	0	0	0	0				
Ernie McAnally, R OBP: 0.096, SLG: 0.157								F8		4	0	0	0	0	1	3				
Inning Stats	R: 1 E: 0 K: 0 S: 6	H: 3 LOB: 2 BB: 0 P: 6	R: 0 E: 0 K: 1 S: 6	H: 1 LOB: 0 BB: 0 P: 6	R: 0 E: 0 K: 0 S: 3	H: 0 LOB: 0 BB: 0 P: 3	R: 0 E: 0 K: 0 S: 4	H: 1 LOB: 2 BB: 1 P: 8	R: 3 E: 0 K: 0 S: 6	H: 4 LOB: 1 BB: 1 P: 10	R: 0 E: 0 K: 0 S: 4	H: 1 LOB: 1 BB: 0 P: 4	R: 0 E: 0 K: 0 S: 3	H: 0 LOB: 2 BB: 2 P: 11	R: 0 E: 0 K: 0 S: 3	H: 0 LOB: 0 BB: 0 P: 3	1B: 7 2B: 3 3B: 0 HR: 0	SF: 0 SAC: 2 DP: 0 HBP: 0	WP: 0 PB: 1 SB: 0 CS: 0	PA: 37
PITCHER Bruce Kison, R ERA: 3.54	IP: 4.2 WLS: L BF: 24 H: 9 R: 4 ER: 4 SO: 1 BB: 1 IBB: 0 HBP: 0 BLK: 0 WP: 0 HR: 0 S: 24 P: 32 ERA: 7.71 WHIP: 2.143											PITCHER	IP: 4.2 WLS: L BF: 24 H: 9 R: 4 ER: 4 SO: 1 BB: 1 IBB: 0 HBP: 0 BLK: 0 WP: 0 HR: 0 S: 24 P: 32 ERA: 7.71 WHIP: 2.143							
John Lamb, R	IP: 1.1 WLS: 5 BF: 1 H: 0 R: 0 ER: 0 SO: 0 BB: 0 IBB: 0 HBP: 0 BLK: 0 WP: 0 HR: 0 S: 5 P: 5 ERA: 0.00 WHIP: 0.750											PITCHER	IP: 1.1 WLS: 5 BF: 1 H: 0 R: 0 ER: 0 SO: 0 BB: 0 IBB: 0 HBP: 0 BLK: 0 WP: 0 HR: 0 S: 5 P: 5 ERA: 0.00 WHIP: 0.750							
Bob Veale, L ERA: 7.56	IP: 0.2 WLS: 3 BF: 0 H: 0 R: 0 ER: 0 SO: 0 BB: 0 IBB: 0 HBP: 0 BLK: 0 WP: 0 HR: 0 S: 2 P: 6 ERA: 0.00 WHIP: 1.500											PITCHER	IP: 0.2 WLS: 3 BF: 0 H: 0 R: 0 ER: 0 SO: 0 BB: 0 IBB: 0 HBP: 0 BLK: 0 WP: 0 HR: 0 S: 2 P: 6 ERA: 0.00 WHIP: 1.500							
Bob Miller, R ERA: 1.74	IP: 1.1 WLS: 5 BF: 0 H: 0 R: 0 ER: 0 SO: 0 BB: 0 IBB: 1 HBP: 0 BLK: 0 WP: 0 HR: 0 S: 4 P: 8 ERA: 0.00 WHIP: 0.000											PITCHER	IP: 1.1 WLS: 5 BF: 0 H: 0 R: 0 ER: 0 SO: 0 BB: 0 IBB: 1 HBP: 0 BLK: 0 WP: 0 HR: 0 S: 4 P: 8 ERA: 0.00 WHIP: 0.000							

Pittsburgh Pirates @ Montreal Expos
Jarry Park, Montreal, QB
Sat Sep 11 1971, 3:33 AM EDT
Att: 18,376 - Cloudy

AB 31
R 4
H 10
RBI 4
BB 4
SO 1
LOB 13



Batter	1	2	3	4	5	6	7	8	9	AB	R	H	RBI	BB	SO	LOB	TOP																
Ron Hunt, R OBP: 0.399, SLG: 0.348 (1, 5)										2	1	0	0	0	1	3	<p>Montreal Expos @ New York Mets Shea Stadium, Flushing, NY Mon Sep 13 1971, 7:05 PM EDT Att: 9,507 - Unknown</p> <p>livebaseballscorecards.com</p> <p>AB 20 R 2 H 6 RBI 2 BB 2 SO 3 LOB 14</p> 																
Ron Woods, R OBP: 0.365, SLG: 0.400 (1, 8)										3	0	1	0	0	0	0																	
Rusty Staub, L OBP: 0.393, SLG: 0.476 (1, 9)										2	1	1	0	1	0	2																	
Bob Bailey, R OBP: 0.368, SLG: 0.395 (1, 7)										3	0	1	1	0	1	2																	
Gary Sutherland, R OBP: 0.313, SLG: 0.365 (1, 4)										3	0	1	1	0	0	3																	
John Bateman, R OBP: 0.271, SLG: 0.350 (1, 2)										2	0	0	0	0	0	2																	
John Boccabella, R OBP: 0.289, SLG: 0.336 (1, 3)										2	0	1	0	0	0	0																	
Bobby Wine, R OBP: 0.263, SLG: 0.240 (1, 6)										2	0	1	0	0	0	1																	
Carl Morton, R OBP: 0.218, SLG: 0.270 (1, 1)										1	0	0	0	1	1	1																	
Inning Stats	R: 1 E: 0 K: 0 S: 5	H: 2 LOB: 2 BB: 0 P: 6	R: 0 E: 0 K: 2 S: 8	H: 1 LOB: 1 BB: 0 P: 8	R: 0 E: 0 K: 0 S: 3	H: 0 LOB: 1 BB: 1 P: 7	R: 0 E: 1 K: 0 S: 4	H: 1 LOB: 2 BB: 1 P: 8	R: 1 E: 0 K: 1 S: 6	H: 2 LOB: 1 BB: 0 P: 6							1B: 4 2B: 2 3B: 0 HR: 0	SF: 0 SAC: 0 DP: 0 HBP: 1	WP: 0 PB: 0 CS: 0	PA: 23													
PITCHER Ray Sadecki, L ERA: 2.97 (1, 1)	IP: 5.0 WLS: W BF: 23 H: 6 R: 2 ER: 2 SO: 3 BB: 2 IBB: 0 HBP: 1 BLK: 0 WP: 0 HR: 0 S: 26 P: 35 ERA: 3.60 WHIP: 1.600															PITCHER	IP	WLS	BF	H	R	ER	SO	BB	IBB	HBP	BLK	WP	HR	S	P	ERA	WHIP

Batter	1	2	3	4	5	6	7	8	9	AB	R	H	RBI	BB	SO	LOB	BOTTOM																
Bud Harrelson, S OBP: 0.325, SLG: 0.310 (1, 6)										2	1	0	0	1	1	1	<p>Montreal Expos @ New York Mets Shea Stadium, Flushing, NY Mon Sep 13 1971, 7:05 PM EDT Att: 9,507 - Unknown</p> <p>livebaseballscorecards.com</p> <p>AB 19 R 4 H 7 RBI 4 BB 6 SO 2 LOB 13</p> 																
Wayne Garrett, L OBP: 0.342, SLG: 0.255 (1, 5)										1	0	0	0	2	1	1																	
Dave Marshall, L OBP: 0.335, SLG: 0.351 (1, 7)										3	0	1	0	0	0	3																	
Ed Kranepool, L OBP: 0.341, SLG: 0.442 (1, 3)										3	2	2	1	0	0	2																	
Mike Jorgensen, L OBP: 0.338, SLG: 0.458 (1, 8)										3	1	2	2	0	0	0																	
Ken Singleton, S OBP: 0.389, SLG: 0.376 (1, 9)										0	0	0	0	2	0	0																	
Jerry Grote, R OBP: 0.333, SLG: 0.352 (1, 2)										3	0	1	1	0	0	2																	
Ted Martinez, R OBP: 0.330, SLG: 0.354 (1, 4)										2	0	1	0	1	0	2																	
Ray Sadecki, L OBP: 0.255, SLG: 0.222 (1, 1)										2	0	0	0	0	0	2																	
Inning Stats	R: 3 E: 0 K: 1 S: 8	H: 3 LOB: 2 BB: 2 P: 16	R: 0 E: 0 K: 0 S: 4	H: 1 LOB: 2 BB: 1 P: 8	R: 0 E: 0 K: 0 S: 2	H: 0 LOB: 0 BB: 1 P: 6	R: 0 E: 0 K: 1 S: 6	H: 1 LOB: 2 BB: 1 P: 10	R: 1 E: 0 K: 0 S: 5	H: 2 LOB: 2 BB: 1 P: 9							1B: 6 2B: 0 3B: 0 HR: 1	SF: 0 SAC: 2 DP: 1 HBP: 0	WP: 0 PB: 0 CS: 0	PA: 27													
PITCHER Carl Morton, R ERA: 4.52 (1, 1)	IP: 5.0 WLS: L BF: 27 H: 7 R: 4 ER: 4 SO: 2 BB: 5 IBB: 1 HBP: 0 BLK: 0 WP: 0 HR: 1 S: 25 P: 49 ERA: 7.20 WHIP: 2.400															PITCHER	IP	WLS	BF	H	R	ER	SO	BB	IBB	HBP	BLK	WP	HR	S	P	ERA	WHIP

Batter	1	2	3	4	5	6	7	8	9	AB	R	H	RBI	BB	SO	LOB	TOP					
Ron Hunt, R OBP: 0.401, SLG: 0.348 Coco Laboy, R OBP: 0.294, SLG: 0.293	4-0 1B 2B BB	1-0 FC4-6 HBP	0-0 F5		1-0 SF9 1-3 1B HBP	0-0 5-3			0-0 6-3	1	2	0	0	1	0	2						
Boots Day, L OBP: 0.346, SLG: 0.360	0-0 2B 1B	0-0 FC4-6 BB		0-0 HR 2B	0-0 1-3			0-0 F7		5	3	2	0	0	0	4						
Rusty Staub, L OBP: 0.395, SLG: 0.482 Jim Fairley, L OBP: 0.288, SLG: 0.314	0-0 F9	4-0 2B BB		0-0 HR	0-0 SF9			0-0 G5-4-3 1B		3	2	2	3	1	0	2						
Ron Fairly, L OBP: 0.376, SLG: 0.413 John Boccabella, R OBP: 0.298, SLG: 0.333	0-0 1B 2B	0-0		0-3 K	0-0 FC6-4 1B			0-0 G5-4-3		4	1	3	5	0	1	0						
Bob Bailey, R OBP: 0.365, SLG: 0.392 Bobby Wine, R OBP: 0.262, SLG: 0.239	0-0 F3	0-0 6-3		0-0 4-3	0-0 FC6-4			0-3 K		4	0	0	0	0	0	4						
Gary Sutherland, R OBP: 0.311, SLG: 0.362	0-0 1B			0-0 4-3				0-0 F8		5	0	1	2	0	0	0						
Stan Swanson, R OBP: 0.287, SLG: 0.298	0-0 5-3			0-0 1B FC3-2 1B	0-0 2B 1B			0-0 F7		5	1	2	0	0	0	1						
John Bateman, R OBP: 0.276, SLG: 0.356		4-0 FC4-6 2B HBP BB	0-0 FC3-2 1B		0-0 1B 2B			0-0 4-3		4	2	3	0	1	0	0						
John Strohmayr, R OBP: 0.235, SLG: 0.235 Bill Stoneman, R OBP: 0.228, SLG: 0.145		0-3 K	0-0 FC3-2		0-0 1-3 HBP 1B			0-0 6-3		0	0	0	0	0	0	0						
Inning Stats	R: 3 E: 0 K: 0 S: 6	H: 3 LOB: 1 BB: 1 P: 10	R: 3 E: 0 K: 1 S: 6	H: 1 LOB: 1 BB: 2 P: 15	R: 0 E: 0 K: 0 S: 5	H: 2 LOB: 2 BB: 0 P: 5	R: 2 E: 0 K: 1 S: 7	H: 2 LOB: 0 BB: 0 P: 7	R: 4 E: 0 K: 0 S: 7	H: 4 LOB: 1 BB: 0 P: 8	R: 0 E: 1 K: 0 S: 5	H: 1 LOB: 2 BB: 0 P: 5	R: 0 E: 0 K: 1 S: 3	H: 0 LOB: 0 BB: 0 P: 3	R: 0 E: 0 K: 0 S: 3	H: 0 LOB: 0 BB: 0 P: 3	1B: 9 2B: 4 3B: 0 HR: 1	SF: 1 SAC: 0 DP: 1 HBP: 2	WP: 0 PB: 1 CS: 0	PA: 46		
PITCHER	IP WLS BF H R ER SO BB IBB HBP BLK WP HR S P ERA WHIP	IP WLS BF H R ER SO BB IBB HBP BLK WP HR S P ERA WHIP	IP WLS BF H R ER SO BB IBB HBP BLK WP HR S P ERA WHIP	IP WLS BF H R ER SO BB IBB HBP BLK WP HR S P ERA WHIP	IP WLS BF H R ER SO BB IBB HBP BLK WP HR S P ERA WHIP	IP WLS BF H R ER SO BB IBB HBP BLK WP HR S P ERA WHIP	IP WLS BF H R ER SO BB IBB HBP BLK WP HR S P ERA WHIP	IP WLS BF H R ER SO BB IBB HBP BLK WP HR S P ERA WHIP	IP WLS BF H R ER SO BB IBB HBP BLK WP HR S P ERA WHIP	IP WLS BF H R ER SO BB IBB HBP BLK WP HR S P ERA WHIP	IP WLS BF H R ER SO BB IBB HBP BLK WP HR S P ERA WHIP	IP WLS BF H R ER SO BB IBB HBP BLK WP HR S P ERA WHIP	IP WLS BF H R ER SO BB IBB HBP BLK WP HR S P ERA WHIP	IP WLS BF H R ER SO BB IBB HBP BLK WP HR S P ERA WHIP	IP WLS BF H R ER SO BB IBB HBP BLK WP HR S P ERA WHIP	IP WLS BF H R ER SO BB IBB HBP BLK WP HR S P ERA WHIP	IP WLS BF H R ER SO BB IBB HBP BLK WP HR S P ERA WHIP	IP WLS BF H R ER SO BB IBB HBP BLK WP HR S P ERA WHIP	IP WLS BF H R ER SO BB IBB HBP BLK WP HR S P ERA WHIP	IP WLS BF H R ER SO BB IBB HBP BLK WP HR S P ERA WHIP	IP WLS BF H R ER SO BB IBB HBP BLK WP HR S P ERA WHIP	IP WLS BF H R ER SO BB IBB HBP BLK WP HR S P ERA WHIP

Montreal Expos @ New York Mets
 Shea Stadium, Flushing, NY
 Tue Sep 14 1971, 3:33 AM EDT
 Unknown

AB	40
R	12
H	14
RBI	12
BB	3
SO	3
LOB	20



Batter	1	2	3	4	5	6	7	8	9	AB	R	H	RBI	BB	SO	LOB	BOTTOM						
Bud Harrelson, S OBP: 0.324, SLG: 0.309 Tim Foli, R OBP: 0.278, SLG: 0.297	0-3 K		0-0 5-3		0-0 6-3			0-0 6-3		1	0	0	0	0	1	0							
Wayne Garrett, L OBP: 0.340, SLG: 0.255	0-0 F8		0-0 1B		0-3 K			0-0 F8		4	0	1	0	0	1	0							
Dave Marshall, L OBP: 0.338, SLG: 0.351	4-0 BB		0-3 K		0-3 K			0-0 3-1 BB 1B		3	1	1	0	1	2	1							
Ed Kranepool, L OBP: 0.339, SLG: 0.439 Donn Clendenon, R OBP: 0.300, SLG: 0.410	0-0 F4				0-0 F2			0-0 4-3		3	0	0	0	0	0	1							
Mike Jorgensen, L OBP: 0.321, SLG: 0.434		0-0 F3			0-0 F9			0-0 3-1		4	0	0	0	0	0	2							
Ken Singleton, S OBP: 0.385, SLG: 0.370		0-0 3-1			0-0 F9			0-0 G3		4	0	0	1	0	1	1							
Jerry Grote, R OBP: 0.334, SLG: 0.352 Francisco Estrada, R OBP: 0.500, SLG: 0.500		4-0 BB			0-3 K			0-0 3-1		1	0	0	0	1	1	0							
Ted Martinez, R OBP: 0.330, SLG: 0.363		0-0 1-3			0-0 2B			0-0 F5		3	0	1	0	0	0	2							
Nolan Ryan, R OBP: 0.191, SLG: 0.182 Ron Taylor, R OBP: 0.250, SLG: 0.250 Art Shamsky, L OBP: 0.250, SLG: 0.364 Charlie Williams, R OBP: 0.167, SLG: 0.091			0-3 K		0-0 F7			0-0 6-3		0	0	0	0	0	0	0							
Inning Stats	R: 0 E: 0 K: 1 S: 5	H: 0 LOB: 1 BB: 1 P: 9	R: 0 E: 0 K: 0 S: 3	H: 0 LOB: 1 BB: 1 P: 7	R: 0 E: 0 K: 2 S: 8	H: 1 LOB: 1 BB: 0 P: 8	R: 0 E: 0 K: 0 S: 3	H: 0 LOB: 0 BB: 0 P: 3	R: 0 E: 0 K: 1 S: 6	H: 1 LOB: 1 BB: 0 P: 6	R: 0 E: 0 K: 2 S: 7	H: 0 LOB: 0 BB: 0 P: 7	R: 0 E: 0 K: 1 S: 6	H: 1 LOB: 1 BB: 0 P: 6	R: 0 E: 0 K: 0 S: 3	H: 0 LOB: 0 BB: 0 P: 3	R: 1 E: 0 K: 0 S: 4	H: 1 LOB: 1 BB: 1 P: 8	1B: 3 2B: 1 3B: 0 HR: 0	SF: 0 SAC: 0 DP: 0 HBP: 0	WP: 0 PB: 0 CS: 0	PA: 34	
PITCHER	IP WLS BF H R ER SO BB IBB HBP BLK WP HR S P ERA WHIP	IP WLS BF H R ER SO BB IBB HBP BLK WP HR S P ERA WHIP	IP WLS BF H R ER SO BB IBB HBP BLK WP HR S P ERA WHIP	IP WLS BF H R ER SO BB IBB HBP BLK WP HR S P ERA WHIP	IP WLS BF H R ER SO BB IBB HBP BLK WP HR S P ERA WHIP	IP WLS BF H R ER SO BB IBB HBP BLK WP HR S P ERA WHIP	IP WLS BF H R ER SO BB IBB HBP BLK WP HR S P ERA WHIP	IP WLS BF H R ER SO BB IBB HBP BLK WP HR S P ERA WHIP	IP WLS BF H R ER SO BB IBB HBP BLK WP HR S P ERA WHIP	IP WLS BF H R ER SO BB IBB HBP BLK WP HR S P ERA WHIP	IP WLS BF H R ER SO BB IBB HBP BLK WP HR S P ERA WHIP	IP WLS BF H R ER SO BB IBB HBP BLK WP HR S P ERA WHIP	IP WLS BF H R ER SO BB IBB HBP BLK WP HR S P ERA WHIP	IP WLS BF H R ER SO BB IBB HBP BLK WP HR S P ERA WHIP	IP WLS BF H R ER SO BB IBB HBP BLK WP HR S P ERA WHIP	IP WLS BF H R ER SO BB IBB HBP BLK WP HR S P ERA WHIP	IP WLS BF H R ER SO BB IBB HBP BLK WP HR S P ERA WHIP	IP WLS BF H R ER SO BB IBB HBP BLK WP HR S P ERA WHIP	IP WLS BF H R ER SO BB IBB HBP BLK WP HR S P ERA WHIP	IP WLS BF H R ER SO BB IBB HBP BLK WP HR S P ERA WHIP	IP WLS BF H R ER SO BB IBB HBP BLK WP HR S P ERA WHIP	IP WLS BF H R ER SO BB IBB HBP BLK WP HR S P ERA WHIP	IP WLS BF H R ER SO BB IBB HBP BLK WP HR S P ERA WHIP

Montreal Expos @ New York Mets
 Shea Stadium, Flushing, NY
 Tue Sep 14 1971, 3:33 AM EDT
 Unknown

AB	31
R	1
H	4
RBI	1
BB	3
SO	7
LOB	10



Batter	1	2	3	4	5	6	7	8	9	AB	R	H	RBI	BB	SO	LOB	TOP								
Ron Hunt, R OBP: 0.400, SLG: 0.345 (1, 4)	4-0 SH1-4 1B BB		0-0 6-3		0-0 F9			0-0 6-3		3	1	0	0	1	0	0	Montreal Expos @ New York Mets Shea Stadium, Flushing, NY Tue Sep 14 1971, 3:38 AM EDT Att: 4,038 - Unknown								
Boots Day, L OBP: 0.346, SLG: 0.360 (1, 8)	0-0 SH1-4 1-2		0-0 1-3			0-0 1-3		0-0 1B 3-1 1B		3	1	1	0	0	0	0									
Rusty Staub, L OBP: 0.397, SLG: 0.490 (1, 9)	0-0 S 2H 1B		0-0 HR			0-0 3-1		0-0 3-1 1B		4	1	3	2	0	0	0									
Ron Fairly, L OBP: 0.373, SLG: 0.409 (1, 3)	0-0 F7 1-2		0-0 4-3			0-0 3-1		0-0 3-1 1-2 3H		4	0	0	1	0	0	2									
Bob Bailey, R OBP: 0.364, SLG: 0.389 (1, 5)	4-0 BB			0-0 1-3			0-0 F9	0-3 K		3	0	0	0	1	1	1									
Gary Sutherland, R OBP: 0.310, SLG: 0.358 (1, 6)	0-0 4-3			0-3 K			4-0 1B BB		0-0 6-3	3	0	0	0	1	1	2									
Jim Fahey, L OBP: 0.282, SLG: 0.307 (1, 7)		0-0 F8		0-0 F9			0-3 K		0-0 3-1	4	0	0	0	0	1	1									
Terry Humphrey, R OBP: 0.200, SLG: 0.200 (1, 2)		0-0 6-3			0-0 F8		0-0 1-3 1B		0-0 6-3	4	0	1	0	0	0	0									
Jim Britton, R (1, 1)		0-0 G3			0-3 K		0-0 F9			0	0	0	0	0	0	0									
Dave McDonald, L OBP: 0.154, SLG: 0.152 (2, PH)										1	0	0	0	0	0	0									
Dan McGinn, L OBP: 0.250, SLG: 0.250 (2, 1)										1	0	0	0	0	1	0									
Jim Gosger, L OBP: 0.229, SLG: 0.222 (7, PH)										1	0	0	0	0	2	0									
Howie Reed, R (7, 1)										0	0	0	0	0	0	0									
Inning Stats	R: 1 E: 0 K: 0 S: 4	H: 1 LOB: 2 BB: 2 P: 12	R: 0 E: 0 K: 0 S: 3	H: 0 LOB: 0 BB: 0 P: 3	R: 1 E: 0 K: 0 S: 4	H: 1 LOB: 0 BB: 0 P: 4	R: 0 E: 0 K: 1 S: 5	H: 0 LOB: 0 BB: 0 P: 5	R: 0 E: 0 K: 1 S: 5	H: 0 LOB: 0 BB: 0 P: 5	R: 0 E: 0 K: 0 S: 3	H: 0 LOB: 0 BB: 0 P: 3	R: 0 E: 0 K: 1 S: 6	H: 1 LOB: 2 BB: 1 P: 10	R: 1 E: 0 K: 1 S: 7	H: 2 LOB: 1 BB: 0 P: 7	R: 0 E: 0 K: 0 S: 3	H: 0 LOB: 0 BB: 0 P: 3	1B: 4 2B: 0 3B: 0 HR: 1	SF: 0 SAC: 1 DP: 0 HBP: 0	WP: 0 PB: 0 SB: 1 CS: 0	PA: 35			
PITCHER	IP WLS BF H R ER SO BB IBB HBP BLK WP HR S P ERA WHIP	6.1 W 23 2 2 2 2 2 0 0 0 0 1 25 33 2.84 0.632	7.1 S 12 3 1 1 2 1 0 0 0 0 0 0 15 19 3.38 1.500																						

AB	31
R	3
H	5
RBI	3
BB	3
SO	4
LOB	8



Batter	1	2	3	4	5	6	7	8	9	AB	R	H	RBI	BB	SO	LOB	BOTTOM							
Bud Harrelson, S OBP: 0.321, SLG: 0.306 (1, 6)	0-0 F8	0-0 F9		0-0 F3		0-0 1-3		0-0 G3		5	0	0	0	0	0	4	Montreal Expos @ New York Mets Shea Stadium, Flushing, NY Tue Sep 14 1971, 3:38 AM EDT Att: 4,038 - Unknown							
Wayne Garrett, L OBP: 0.338, SLG: 0.272 (1, 5)	0-0 HR	0-3 K		0-0 E2 2H 3H 0-3		0-3 K				4	1	1	1	0	2	0								
Dave Marshall, L OBP: 0.332, SLG: 0.343 (1, 7)	0-3 K	0-0 F8		0-3 K		0-0 F8				4	0	0	0	0	2	1								
Ed Kranepool, L OBP: 0.340, SLG: 0.447 (1, 3)	0-0 BB 2B HBP 1B		0-3 K		0-0 HR		0-0 4-3			4	2	2	1	0	1	0								
Mike Jorgensen, L OBP: 0.330, SLG: 0.423 (1, 8)	1-0 BB 2B HBP		0-0 1-3		4-0 G1-6-3 BB		0-0 F8			2	1	0	0	1	0	0								
Ken Singleton, S OBP: 0.386, SLG: 0.370 (1, 9)	4-0 2B 1-2 2-3 BB		0-0 P4		0-0 G1-6-3 1-2		0-0 2B 1B			3	0	1	0	1	0	1								
Ted Martinez, R OBP: 0.354, SLG: 0.400 (1, 4)	0-0 1-3 2H 3H 2B			0-0 E 1B 1B		1-0 HBP		0-0 1-3 2B		3	1	3	2	0	0	0								
Duffy Dyer, R OBP: 0.321, SLG: 0.357 (1, 2)	4-0 IBB			0-0 E6 E 1B		0-0 4-3		0-3 K		3	1	1	0	1	1	3								
Jim McAndrew, R OBP: 0.083, SLG: 0.087 (1, 1)	0-0 F8			0-3 K		0-3 K		0-3 K		3	0	0	0	0	2	5								
Danny Frisella, L OBP: 0.308, SLG: 0.250 (7, 1)										1	0	0	0	0	1	2								
Inning Stats	R: 3 E: 0 K: 1 S: 8	H: 3 LOB: 3 BB: 2 P: 17	R: 0 E: 0 K: 1 S: 5	H: 0 LOB: 0 BB: 0 P: 5	R: 0 E: 0 K: 1 S: 5	H: 0 LOB: 0 BB: 0 P: 5	R: 2 E: 2 K: 2 S: 10	H: 2 LOB: 1 BB: 0 P: 10	R: 1 E: 0 K: 0 S: 3	H: 1 LOB: 1 BB: 1 P: 8	R: 0 E: 0 K: 2 S: 7	H: 0 LOB: 0 BB: 0 P: 7	R: 0 E: 0 K: 0 S: 3	H: 0 LOB: 0 BB: 0 P: 3	R: 0 E: 0 K: 2 S: 9	H: 2 LOB: 2 BB: 0 P: 9	R: 0 E: 0 K: 0 S: 3	H: 0 LOB: 0 BB: 0 P: 3	1B: 4 2B: 2 3B: 0 HR: 2	SF: 0 SAC: 0 DP: 1 HBP: 2	WP: 0 PB: 0 SB: 0 CS: 0	PA: 37		
PITCHER	IP WLS BF H R ER SO BB IBB HBP BLK WP HR S P ERA WHIP	1.0 L 9 3 3 3 3 1 1 1 0 0 1 8 17 1.80 0.800	5.0 20 3 3 1 6 1 0 1 0 0 0 1 30 35 1.80 0.800	2.0 8 2 0 0 2 0 0 0 0 0 0 0 12 12 0.00 1.000																				

AB	32
R	6
H	8
RBI	4
BB	3
SO	9
LOB	16



Batter	1	2	3	4	5	6	7	8	9	AB	R	H	RBI	BB	SO	LOB	TOP	
Ron Hunt, R (1,4) OBP: 0.400, SLG: 0.347 Clyde Mashore, R (7, PR) OBP: 0.252, SLG: 0.257 Bobby Wine, R (7,6) OBP: 0.259, SLG: 0.237	0-3 K		1-0 SF8			0-0 F7	0-0 1B		3-2 P6	3	0	1	2	0	1	0	Montreal Expos @ Philadelphia Phillies Veterans Stadium, Philadelphia, PA Thu Sep 16 1971, 7:05 PM EDT Att: 5,893 - Unknown livebaseballscorecards.com	
Boots Day, L (1,8) OBP: 0.344, SLG: 0.361	1-1 L8		3-H 1-1 F7			1-2 2B	0-0 F7		0-0 E6 PB FC4-6	5	2	1	0	0	0	2		
Rusty Staub, L (1,9) OBP: 0.396, SLG: 0.490	3-1 F2			1-3 K		0-0 2B		4-2 SH5-4 1B 1-3 BB	0-0 E2 FC4-6 PB	4	1	1	1	1	1	1		
Ron Fairly, L (1,3) OBP: 0.373, SLG: 0.407		1-2 3-1		3-1 F9		0-0 F2		0-0 1-3 SH5-4 1B	4-0 FC4-6 BB	4	0	1	0	1	0	1		
Jim Fairey, L (1,7) OBP: 0.281, SLG: 0.306		0-0 G6-4-3 1B		0-0 F8		0-0 L7		0-0 SH5-4 1B	0-0 FC4-6 BB	4	0	1	1	0	0	3		
Bob Bailey, R (1,5) OBP: 0.361, SLG: 0.384		2-2 G6-4-3 1-2		0-0 F7				0-0 1-3 E5 FC1 SF9	0-0 1-3 5-3	5	1	0	1	0	0	4		
Gary Sutherland, R (1,6) OBP: 0.308, SLG: 0.353 (7,4)			0-0 1B SF8 PB 1B		1-3 K			0-2 FC1 6-3 1B		3	2	1	0	1	1	1		
John Bateman, R (1,2) OBP: 0.276, SLG: 0.354			0-3 K		0-0 1B			1-1 SF9	4-0 BB BB	2	0	1	1	1	1	1		
Steve Renko, R (1,1) OBP: 0.208, SLG: 0.298			0-0 1B		1-3 K			0-0 6-3	0-3 K	4	0	1	0	0	2	5		
Inning Stats	R: 0 E: 0 K: 1 S: 7	H: 0 LOB: 0 BB: 0 P: 11	R: 0 E: 0 K: 0 S: 7	H: 1 LOB: 0 BB: 0 P: 10	R: 1 E: 0 K: 1 S: 8	H: 2 LOB: 1 BB: 0 P: 10	R: 0 E: 0 K: 1 S: 7	H: 0 LOB: 0 BB: 0 P: 11	R: 0 E: 0 K: 2 S: 8	H: 1 LOB: 1 BB: 0 P: 10	R: 1 E: 0 K: 1 S: 8	H: 1 LOB: 3 BB: 3 P: 20	R: 1 E: 2 K: 0 S: 7	H: 0 LOB: 2 BB: 1 P: 15	1B: 6 2B: 2 3B: 0 HR: 0	SF: 2 SAC: 1 DP: 1 HBP: 0	WP: 0 PA: 42 PB: 3 SB: 0 CS: 0	
PITCHER Bill Champion, R (1,1) ERA: 4.27 Wayne Twitchell, R (8,1) ERA:	IP: 7.0 WLS: L BF: 31 H: 8 R: 5 ER: 2 SO: 5 BB: 1 IBB: 0 HBP: 0 BLK: 0 WP: 0 HR: 0 S: 57 P: 78 ERA: 2.57 WHIP: 1.286	IP: 2.0 WLS: W BF: 11 H: 0 R: 1 ER: 0 SO: 1 BB: 3 IBB: 0 HBP: 0 BLK: 0 WP: 0 HR: 0 S: 12 P: 28 ERA: 0.00 WHIP: 1.500																

Batter	1	2	3	4	5	6	7	8	9	AB	R	H	RBI	BB	SO	LOB	BOTTOM		
Larry Bowa, S (1,6) OBP: 0.281, SLG: 0.288 Terry Harmon, R (9,6) OBP: 0.291, SLG: 0.251	2-2 4-3			1-3 K		0-0 F7			0-3 K	4	0	0	0	0	2	1	Montreal Expos @ Philadelphia Phillies Veterans Stadium, Philadelphia, PA Thu Sep 16 1971, 7:05 PM EDT Att: 5,893 - Unknown livebaseballscorecards.com		
Tim McCarver, L (1,2) OBP: 0.341, SLG: 0.405	4-1 1B BB BB		2-1 P6	4-0 BB BB		0-0 F7			1-2 F8	3	0	0	0	2	0	0			
Willie Montanez, L (1,9) OBP: 0.322, SLG: 0.472	4-2 1B 1-2 BB		2-1 HR	4-2 1-2 BB		0-0 4-3				2	1	1	1	2	0	0			
Deron Johnson, R (1,5) OBP: 0.349, SLG: 0.498	0-0 1-2 2-3 1B		3-2 HR	0-0 1-3		0-0 FC6-4 1B				4	1	3	1	0	0	2			
Greg Luzinski, R (1,3) OBP: 0.429, SLG: 0.519	0-0 F8		0-1 S 1B		0-2 4-3		0-0 FC6-4 1-2			4	0	1	0	0	0	4			
Don Money, R (1,4) OBP: 0.276, SLG: 0.356	0-0 F7		0-0 F7		0-0 F8			0-0 F7		4	0	0	0	0	0	4			
Mike Anderson, R (1,8) OBP: 0.288, SLG: 0.235		0-0 E6 1-3	4-0 1-2 BB		0-0 5-3			0-0 6-3		3	0	0	0	1	0	0			
Oscar Gamble, L (1,7) OBP: 0.274, SLG: 0.308		0-0 F2	1-1 4-3			1-1 F8		0-3 K		4	0	0	0	0	1	3			
Bill Champion, R (1,1) OBP: 0.095, SLG: 0.095 Wayne Twitchell, R (8,1) Joe Lis, R (9, PH) OBP: 0.310, SLG: 0.410		0-0 1-3		0-1 6-3		0-0 F5			0-3 K	3	0	0	0	0	0	1			
Inning Stats	R: 0 E: 0 K: 0 S: 11	H: 1 LOB: 3 BB: 2 P: 21	R: 0 E: 1 K: 1 S: 6	H: 0 LOB: 1 BB: 0 P: 9	R: 2 E: 0 K: 0 S: 13	H: 3 LOB: 2 BB: 1 P: 25	R: 0 E: 0 K: 1 S: 8	H: 0 LOB: 2 BB: 2 P: 17	R: 0 E: 0 K: 0 S: 5	H: 0 LOB: 0 BB: 0 P: 5	R: 0 E: 0 K: 0 S: 4	H: 1 LOB: 1 BB: 0 P: 4	R: 0 E: 0 K: 1 S: 5	H: 0 LOB: 0 BB: 0 P: 5	R: 0 E: 0 K: 2 S: 9	H: 0 LOB: 0 BB: 0 P: 10	1B: 3 2B: 0 3B: 0 HR: 2	SF: 0 SAC: 0 DP: 0 HBP: 0	WP: 0 PA: 38 PB: 0 SB: 1 CS: 0
PITCHER Steve Renko, R (1,1) ERA: 3.61	IP: 9.0 WLS: W BF: 38 H: 5 R: 2 ER: 2 SO: 5 BB: 5 IBB: 0 HBP: 0 BLK: 0 WP: 0 HR: 2 S: 65 P: 101 ERA: 2.00 WHIP: 1.111																		

Batter	1	2	3	4	5	6	7	8	9	AB	R	H	RBI	BB	SO	LOB	TOP					
Lou Brock, L OBP: 0.392, SLG: 0.432 (1, 7)	F7			1B FC	K	FC7-4 FC4-6		FC4-6		5	1	1	1	0	1	4						
Ted Sizemore, R OBP: 0.320, SLG: 0.335 (1, 4)	F7			HR FC	E7	FC4-6			F8	5	1	2	0	0	0	2						
Matty Alou, L OBP: 0.349, SLG: 0.408 (1, 3)	6-3			FC HR	1-3				BB 1B	5	1	1	1	0	0	2						
Joe Torre, R OBP: 0.420, SLG: 0.558 (1, 5)		1-3		HR		BB 1B			F9	5	2	2	3	0	0	1						
Ted Simmons, S OBP: 0.349, SLG: 0.427 (1, 2)	5-3			1B		PB BB			BB	5	1	3	0	0	0	0						
Jose Cruz, L OBP: 0.375, SLG: 0.414 (1, 8)	4-3			L1-3 1B		F9			1B	4	0	2	0	1	0	2						
Joe Hague, L OBP: 0.327, SLG: 0.393 (1, 9)			4-3	K		BB PB			F9	4	1	1	0	1	1	5						
Dal Maxvill, R OBP: 0.302, SLG: 0.263 (1, 6)			5-3	L1-3		FC7-4 BB			K	3	0	0	0	1	1	4						
Bob Gibson, R OBP: 0.209, SLG: 0.271 (1, 1)			F3		F3	FC7-4 BB			K	3	0	0	1	1	1	2						
Inning Stats	R: 0 E: 0 K: 0 S: 3	H: 0 LOB: 0 BB: 0 P: 3	R: 0 E: 0 K: 0 S: 3	H: 0 LOB: 0 BB: 0 P: 3	R: 0 E: 0 K: 0 S: 3	H: 0 LOB: 0 BB: 0 P: 3	R: 4 E: 0 K: 1 S: 10	H: 5 LOB: 1 BB: 0 P: 10	R: 0 E: 1 K: 1 S: 6	H: 1 LOB: 1 BB: 0 P: 6	R: 3 E: 0 K: 0 S: 5	H: 2 LOB: 2 BB: 3 P: 17	R: 0 E: 0 K: 0 S: 3	H: 0 LOB: 0 BB: 0 P: 3	R: 0 E: 0 K: 2 S: 9	H: 2 LOB: 2 BB: 0 P: 9	R: 0 E: 0 K: 0 S: 5	H: 2 LOB: 3 BB: 1 P: 9	1B: 10 2B: 2 3B: 0 HR: 1	SF: 0 SAC: 0 DP: 1 HBP: 0	WP: 0 PB: 1 SB: 0 CS: 0	PA: 43
PITCHER	IP	WLS	BF	H	R	ER	SO	BB	IBB	HBP	BLK	WP	HR	S	P	ERA	WHIP					
Carl Morton, R ERA: 4.63 (1, 1)	3.0	L	15	5	4	4	0	0	0	0	0	0	1	15	15	12.00	1.667					
Dan McGinn, L ERA: 5.99 (4, 1)	2.1		11	3	3	3	2	2	0	0	0	0	0	13	21	11.57	2.143					
Howie Reed, R ERA: 4.29 (6, 1)	0.2		3	0	0	0	0	1	0	0	0	0	0	2	6	0.00	1.500					
Mike Torrez, R ERA: 5.54 (7, 1)	3.0		14	4	0	0	2	1	0	0	0	0	0	17	21	0.00	1.667					

St. Louis Cardinals @ Montreal Expos
Jarry Park, Montreal, QB
Fri Sep 17 1971, 7:05 PM EDT
Att: 13,371 - Unknown

AB 39
R 7
H 12
RBI 6
BB 4
SO 4
LOB 22



Batter	1	2	3	4	5	6	7	8	9	AB	R	H	RBI	BB	SO	LOB	BOTTOM					
Ron Hunt, R OBP: 0.401, SLG: 0.349 (1, 4)			F9		G4-6-3 1B HBP		F4			3	1	1	0	0	0	0						
Boots Day, L OBP: 0.343, SLG: 0.359 (1, 8)	5-3		1-3		G4-6-3 1B		5-3			4	0	1	0	0	0	1						
Rusty Staub, L OBP: 0.395, SLG: 0.490 (1, 9)	6-3		1B		G4-6-3		F9			4	1	1	0	0	0	3						
Ron Fairly, L OBP: 0.376, SLG: 0.409 (1, 3)			1B		1B			4-3		3	0	2	2	1	0	0						
Jim Fairey, L OBP: 0.286, SLG: 0.310 (1, 7)	K		1B		1B			4-3		4	0	2	0	0	1	2						
Bob Bailey, R OBP: 0.360, SLG: 0.382 (1, 5)		6-3 BB	4-3		F8			F7		3	0	0	0	1	0	4						
Gary Sutherland, R OBP: 0.304, SLG: 0.348 (1, 6)		6-3			F9		K		P6	4	0	0	0	0	1	1						
John Bateman, R OBP: 0.274, SLG: 0.351 (1, 2)		F8			P6		K		1-3	4	0	0	0	0	1	1						
Carl Morton, R OBP: 0.216, SLG: 0.267 (1, 1)					G3		F8		1-3	1	0	0	0	0	1	1						
Dan McGinn, L OBP: 0.235, SLG: 0.235 (4, 1)										1	0	0	0	0	0	0						
Howie Reed, R OBP: 0.235, SLG: 0.235 (6, 1)										0	0	0	0	0	0	0						
Dave McDonald, L OBP: 0.192, SLG: 0.144 (6, PH)										0	0	0	0	0	0	0						
Mike Torrez, R OBP: 0.402, SLG: 0.286 (7, 1)										0	0	0	0	0	0	0						
Jim Gosger, L OBP: 0.221, SLG: 0.220 (9, PH)										1	0	0	0	0	0	0						
Inning Stats	R: 0 E: 0 K: 1 S: 6	H: 1 LOB: 2 BB: 1 P: 10	R: 0 E: 0 K: 1 S: 5	H: 0 LOB: 1 BB: 1 P: 9	R: 1 E: 0 K: 0 S: 6	H: 3 LOB: 2 BB: 0 P: 6	R: 0 E: 0 K: 0 S: 3	H: 0 LOB: 0 BB: 0 P: 3	R: 1 E: 0 K: 0 S: 5	H: 3 LOB: 2 BB: 0 P: 6	R: 0 E: 0 K: 2 S: 7	H: 0 LOB: 0 BB: 0 P: 7	R: 0 E: 0 K: 0 S: 3	H: 0 LOB: 0 BB: 0 P: 3	R: 0 E: 0 K: 0 S: 3	H: 0 LOB: 0 BB: 0 P: 3	R: 0 E: 0 K: 0 S: 3	H: 0 LOB: 0 BB: 0 P: 3	1B: 5 2B: 2 3B: 0 HR: 0	SF: 0 SAC: 0 DP: 1 HBP: 1	WP: 0 PB: 0 SB: 0 CS: 0	PA: 36
PITCHER	IP	WLS	BF	H	R	ER	SO	BB	IBB	HBP	BLK	WP	HR	S	P	ERA	WHIP					
Bob Gibson, R ERA: 3.11 (1, 1)	9.0	W	36	7	2	2	4	2	0	1	0	0	0	41	50	2.00	1.000					

St. Louis Cardinals @ Montreal Expos
Jarry Park, Montreal, QB
Fri Sep 17 1971, 7:05 PM EDT
Att: 13,371 - Unknown

AB 33
R 2
H 7
RBI 2
BB 2
SO 4
LOB 13



Batter	1	2	3	4	5	6	7	8	9	AB	R	H	RBI	BB	SO	LOB	TOP						
Lou Brock, L OBP: 0.392, SLG: 0.430 (1, 7)										3	1	0	0	2	1	4	St. Louis Cardinals @ Montreal Expos Jarry Park, Montreal, QB Sat Sep 18 1971, 3:33 AM EDT Att: 16,779 - Unknown						
Ted Sizemore, R OBP: 0.321, SLG: 0.336 (1, 4)										4	0	2	1	0	1	2							
Matty Alou, L OBP: 0.346, SLG: 0.407 Luis Melendez, R OBP: 0.319, SLG: 0.261 (1, 3) (8, 9)										4	0	1	1	0	0	3							
Joe Torre, R OBP: 0.417, SLG: 0.554 (1, 5)										4	0	0	0	0	2	3							
Ted Simmons, S OBP: 0.348, SLG: 0.426 (1, 2)										4	0	1	0	0	1	1							
Jose Cruz, L OBP: 0.371, SLG: 0.408 (1, 8)										4	0	0	0	0	0	1							
Joe Hague, L OBP: 0.328, SLG: 0.394 (1, 9) (8, 3)										4	0	2	0	0	1	0							
Dal Maxvill, R OBP: 0.303, SLG: 0.262 Bob Burda, L OBP: 0.403, SLG: 0.375 Frank Linzy, R OBP: 0.500, SLG: 0.500 Jerry McNertney, R OBP: 0.350, SLG: 0.455 Jim Beauchamp, R OBP: 0.276, SLG: 0.360 (1, 6) (7, PH) (7, 1) (9, PH) (9, PH) (9, PR)										1	1	0	0	1	0	1							
Reggie Cleveland, R OBP: 0.181, SLG: 0.198 Don Shaw, L (5, 1) Al Santorini, R OBP: 0.286, SLG: 0.286 Ted Kubiak, S OBP: 0.333, SLG: 0.333 (1, 1) (5, 1) (7, PH) (7, 6)										2	0	0	0	0	1	1							
Inning Stats	R: 0 E: 0 K: 2 S: 7	H: 0 LOB: 1 BB: 1 P: 11	R: 0 E: 0 K: 1 S: 6	H: 1 LOB: 1 BB: 0 P: 6	R: 1 E: 0 K: 0 S: 4	H: 1 LOB: 1 BB: 1 P: 8	R: 0 E: 0 K: 1 S: 5	H: 1 LOB: 0 BB: 0 P: 5	R: 1 E: 1 K: 1 S: 6	H: 1 LOB: 1 BB: 1 P: 10	R: 0 E: 0 K: 1 S: 5	H: 0 LOB: 0 BB: 0 P: 5	R: 0 E: 0 K: 2 S: 7	H: 0 LOB: 1 BB: 1 P: 11	R: 0 E: 0 K: 0 S: 4	H: 1 LOB: 1 BB: 0 P: 4		R: 0 E: 0 K: 0 S: 5	H: 2 LOB: 2 BB: 0 P: 5	1B: 7 2B: 0 3B: 0 HR: 0	SF: 0 SAC: 0 DP: 1 HBP: 0	WP: 0 PB: 0 SB: 3 CS: 1	PA: 37
PITCHER Bill Stoneman, R ERA: 3.16 (1, 1)	IP: 9.0 WLS: W BF: 37 H: 7 R: 2 ER: 2 SO: 8 BB: 4 IBB: 0 HBP: 0 BLK: 0 WP: 0 HR: 0 S: 49 P: 65 ERA: 2.00 WHIP: 1.222															PITCHER IP: WLS: BF: H: R: ER: SO: BB: IBB: HBP: BLK: WP: HR: S: P: ERA: WHIP							

Batter	1	2	3	4	5	6	7	8	9	AB	R	H	RBI	BB	SO	LOB	BOTTOM		
Ron Hunt, R OBP: 0.401, SLG: 0.352 (1, 4)										4	3	2	0	0	0	0	St. Louis Cardinals @ Montreal Expos Jarry Park, Montreal, QB Sat Sep 18 1971, 3:33 AM EDT Att: 16,779 - Unknown		
Boots Day, L OBP: 0.346, SLG: 0.360 (1, 8)										2	0	1	0	1	1	0			
Rusty Staub, L OBP: 0.397, SLG: 0.496 (1, 9)										3	1	2	2	1	0	2			
Ron Fairly, L OBP: 0.377, SLG: 0.409 (1, 3)										3	0	1	1	1	0	2			
Jim Fairley, L OBP: 0.283, SLG: 0.308 Ron Woods, R OBP: 0.364, SLG: 0.393 (1, 7) (4, 7)										1	0	0	1	0	0	2			
Bob Bailey, R OBP: 0.357, SLG: 0.379 (1, 5)										1	0	0	0	1	0	0			
Gary Sutherland, R OBP: 0.303, SLG: 0.346 Bobby Wine, R OBP: 0.259, SLG: 0.237 (1, 6) (9, 6)										4	0	1	0	0	0	0			
Terry Humphrey, R OBP: 0.125, SLG: 0.125 (1, 2)										3	0	0	0	0	0	1			
Bill Stoneman, R OBP: 0.221, SLG: 0.140 (1, 1)										3	0	0	0	0	3	0			
Inning Stats	R: 1 E: 0 K: 0 S: 5	H: 2 LOB: 2 BB: 1 P: 9	R: 0 E: 0 K: 1 S: 5	H: 1 LOB: 0 BB: 0 P: 5	R: 1 E: 2 K: 0 S: 5	H: 1 LOB: 2 BB: 1 P: 9	R: 0 E: 0 K: 1 S: 5	H: 0 LOB: 0 BB: 0 P: 5	R: 1 E: 0 K: 1 S: 6	H: 1 LOB: 0 BB: 0 P: 6	R: 0 E: 0 K: 0 S: 3	H: 0 LOB: 0 BB: 0 P: 3	R: 0 E: 0 K: 0 S: 3	H: 0 LOB: 0 BB: 0 P: 3	1B: 5 2B: 1 3B: 0 HR: 1	SF: 1 SAC: 1 DP: 2 HBP: 0		WP: 1 PB: 1 SB: 0 CS: 0	PA: 34
PITCHER Reggie Cleveland, R ERA: 3.89 Don Shaw, L ERA: 2.81 Al Santorini, R ERA: 3.7 Frank Linzy, R ERA: 2.2 (1, 1) (5, 1) (5, 1) (7, 1)	IP: 4.0 WLS: L BF: 21 H: 6 R: 3 ER: 2 SO: 2 BB: 3 IBB: 0 HBP: 0 BLK: 0 WP: 0 HR: 0 S: 22 P: 34 ERA: 4.50 WHIP: 2.250															PITCHER IP: WLS: BF: H: R: ER: SO: BB: IBB: HBP: BLK: WP: HR: S: P: ERA: WHIP			

AB 33
R 2
H 7
RBI 2
BB 4
SO 8
LOB 18



AB 28
R 4
H 7
RBI 4
BB 4
SO 4
LOB 14



Batter	1	2	3	4	5	6	7	8	9	AB	R	H	RBI	BB	SO	LOB	TOP					
Lou Brock, L OBP: 0.391, SLG: 0.429 (1, 7)	G3		K			1B SF7		6-3	F9	6	1	2	2	0	1	3						
Ted Sizemore, R OBP: 0.322, SLG: 0.337 (1, 4)	K			1B		5-3		P3		5	1	2	0	0	1	2						
Jose Cruz, L OBP: 0.371, SLG: 0.409 (1, 8)	1-6-3			1B		SF7			F7	4	2	2	1	0	0	0						
Joe Torre, R OBP: 0.419, SLG: 0.555 (1, 5)		K		2B		G6-4-3				5	3	3	1	0	1	1						
Ted Simmons, S OBP: 0.353, SLG: 0.431 (1, 2)	F9			2B		1B				4	1	3	3	0	0	0						
Joe Hague, L OBP: 0.329, SLG: 0.393 (1, 9)	F9			3-1		1B		FC9-6		4	2	1	1	1	0	2						
Bob Burda, L OBP: 0.403, SLG: 0.364 (1, 3)			K	WP		1B		FC2-4		2	1	0	1	2	1	1						
Ted Kubiak, S OBP: 0.332, SLG: 0.331 (1, 6)			L1	IBB		FC4-2		FC6-4		5	0	1	1	0	0	6						
Steve Carlton, L OBP: 0.213, SLG: 0.222 (1, 1)						4-3		F8		4	0	1	1	1	1	5						
Inning Stats	R: 0 E: 0 K: 1 S: 5	H: 0 LOB: 0 BB: 0 P: 5	R: 0 E: 0 K: 1 S: 5	H: 0 LOB: 0 BB: 0 P: 5	R: 0 E: 0 K: 2 S: 7	H: 0 LOB: 1 BB: 1 P: 11	R: 3 E: 0 K: 0 S: 7	H: 4 LOB: 2 BB: 1 P: 11	R: 1 E: 0 K: 0 S: 4	H: 2 LOB: 0 BB: 0 P: 4	R: 2 E: 0 K: 1 S: 7	H: 2 LOB: 2 BB: 1 P: 12	R: 2 E: 0 K: 0 S: 6	H: 3 LOB: 1 BB: 0 P: 6	R: 0 E: 0 K: 0 S: 3	H: 0 LOB: 0 BB: 0 P: 3	R: 3 E: 0 K: 0 S: 7	H: 4 LOB: 2 BB: 1 P: 11	1B: 14 2B: 1 3B: 0 HR: 0	SF: 2 SAC: 0 DP: 1 HBP: 1	WP: 1 PB: 0 SB: 1 CS: 0	PA: 46
PITCHER	IP	WLS	BF	H	R	ER	SO	BB	IBB	HBP	BLK	WP	HR	S	P	ERA	WHIP					
Ernie McAnally, R ERA: 3.99 (1, 1)	5.0	L	24	7	6	6	4	1	1	1	0	1	0	29	38	10.80	1.600					
Dan McGinn, L ERA: 6.04 (6, 1)	2.0		11	4	2	2	1	1	0	0	0	0	0	12	16	9.00	2.500					
Claude Raymond, R ERA: 4.61 (8, 1)	1.0		3	0	0	0	0	0	0	0	0	0	0	3	3	0.00	0.000					
Mike Marshall, R ERA: 4.22 (9, 1)	1.0		8	4	3	3	0	1	0	0	0	0	0	7	11	27.00	5.000					

St. Louis Cardinals @ Montreal Expos
Jarry Park, Montreal, QB
Sun Sep 19 1971, 3:33 AM EDT
Att: 25,769 - Unknown

AB 39
R 11
H 15
RBI 11
BB 4
SO 5
LOB 20



Batter	1	2	3	4	5	6	7	8	9	AB	R	H	RBI	BB	SO	LOB	BOTTOM					
Ron Hunt, R OBP: 0.399, SLG: 0.349 (1, 5) (6, 4)	5-3		1-3			P3		F9		4	0	0	0	0	0	3						
Ron Woods, R OBP: 0.361, SLG: 0.389 (1, 8)	FC3-6		P6			G6-4-3			1-3	4	0	1	0	0	0	2						
Rusty Staub, L OBP: 0.397, SLG: 0.495 (1, 9)	FC3-6					6-3		F9		4	0	1	0	0	0	1						
Bob Bailey, R OBP: 0.357, SLG: 0.378 (1, 7) (6, 5)	CS	6-3		6-3		6-3		FC6-4	K	4	0	1	0	0	1	1						
Gary Sutherland, R OBP: 0.303, SLG: 0.343 (1, 4) (6, 6)		F7		F2		F8			BB	3	0	0	0	1	0	1						
John Boccabella, R OBP: 0.293, SLG: 0.336 (1, 3)						5-3		FC6-4		2	0	0	0	2	0	1						
Terry Humphrey, R OBP: 0.083, SLG: 0.083 (1, 2)		F7				P4		F9	4-3	4	0	0	0	0	0	4						
Bobby Wine, R OBP: 0.260, SLG: 0.238 (8, 1)						K				2	0	1	0	0	1	0						
Coco Laboy, R OBP: 0.298, SLG: 0.293 (8, PH)										0	0	0	0	0	0	0						
Mike Marshall, R OBP: 0.235, SLG: 0.188 (9, 1)										0	0	0	0	1	0	0						
Ernie McAnally, R OBP: 0.091, SLG: 0.148 (1, 1)										0	0	0	0	0	0	0						
Stan Swanson, R OBP: 0.291, SLG: 0.295 (6, 7)										1	0	0	0	1	0	1						
Dan McGinn, L OBP: 0.235, SLG: 0.235 (6, 1)										0	0	0	0	0	0	0						
Inning Stats	R: 0 E: 0 K: 0 S: 3	H: 1 LOB: 0 BB: 0 P: 3	R: 0 E: 0 K: 0 S: 3	H: 0 LOB: 1 BB: 1 P: 7	R: 0 E: 0 K: 0 S: 4	H: 1 LOB: 1 BB: 0 P: 4	R: 0 E: 0 K: 0 S: 3	H: 0 LOB: 0 BB: 0 P: 3	R: 0 E: 0 K: 1 S: 5	H: 0 LOB: 0 BB: 0 P: 5	R: 0 E: 0 K: 0 S: 2	H: 0 LOB: 0 BB: 1 P: 6	R: 0 E: 0 K: 0 S: 4	H: 1 LOB: 1 BB: 0 P: 4	R: 0 E: 0 K: 0 S: 3	H: 0 LOB: 1 BB: 1 P: 7	R: 0 E: 0 K: 1 S: 6	H: 1 LOB: 3 BB: 2 P: 14	1B: 4 2B: 0 3B: 0 HR: 0	SF: 0 SAC: 1 DP: 1 HBP: 0	WP: 0 PB: 0 SB: 0 CS: 1	PA: 35
PITCHER	IP	WLS	BF	H	R	ER	SO	BB	IBB	HBP	BLK	WP	HR	S	P	ERA	WHIP					
Steve Carlton, L ERA: 3.51 (1, 1)	9.0	W	34	4	0	0	2	5	0	0	0	0	0	33	53	0.00	1.000					

St. Louis Cardinals @ Montreal Expos
Jarry Park, Montreal, QB
Sun Sep 19 1971, 3:33 AM EDT
Att: 25,769 - Unknown

AB 28
R 0
H 4
RBI 0
BB 5
SO 2
LOB 14



Batter	1	2	3	4	5	6	7	8	9	AB	R	H	RBI	BB	SO	LOB	TOP								
Larry Bowa, S (1,6) OBP: 0.284, SLG: 0.289	F7			4-3		F5	BB			3	0	0	0	1	0	1	Philadelphia Phillies @ Montreal Expos Jarry Park, Montreal, QB Tue Sep 21 1971, 7:05 PM EDT Unknown								
Oscar Gamble, L (1,7) OBP: 0.277, SLG: 0.337	K			P6			HR			4	1	1	1	0	1	2									
Tim McCarver, L (1,2) OBP: 0.342, SLG: 0.400	F9			4-3						4	1	1	0	0	0	0									
Willie Montanez, L (1,8) OBP: 0.325, SLG: 0.471		1-6-3			G3					3	1	1	0	1	0	0									
Deron Johnson, R (1,5) OBP: 0.350, SLG: 0.501 John Vukovich, R (8,5) OBP: 0.213, SLG: 0.191					5-3					2	0	0	0	1	0	1									
Greg Luzinski, R (1,3) OBP: 0.388, SLG: 0.456										0	0	0	0	0	0	0									
Don Money, R (1,4) OBP: 0.280, SLG: 0.357										4	0	1	0	0	1	3									
Roger Freed, R (1,9) OBP: 0.310, SLG: 0.305										3	1	2	2	1	1	0									
Bill Champion, R (1,1) OBP: 0.125, SLG: 0.167 Joe Hoerner, R (8,1) OBP: 0.100, SLG: 0.100 Bill Wilson, R (8,1) OBP: 0.100, SLG: 0.100										3	0	1	2	0	1	1									
Inning Stats	R: 0 E: 0 K: 1 S: 5	H: 0 LOB: 0 BB: 0 P: 5	R: 0 E: 0 K: 0 S: 2	H: 0 LOB: 0 BB: 1 P: 6	R: 0 E: 0 K: 1 S: 5	H: 0 LOB: 0 BB: 0 P: 5	R: 0 E: 0 K: 0 S: 3	H: 0 LOB: 0 BB: 0 P: 3	R: 0 E: 0 K: 0 S: 3	H: 1 LOB: 1 BB: 0 P: 3	R: 0 E: 0 K: 1 S: 5	H: 0 LOB: 1 BB: 1 P: 9	R: 5 E: 0 K: 1 S: 9	H: 4 LOB: 2 BB: 3 P: 21	R: 0 E: 0 K: 0 S: 3	H: 1 LOB: 0 BB: 0 P: 3		R: 0 E: 0 K: 0 S: 4	H: 1 LOB: 1 BB: 0 P: 4	1B: 3 2B: 3 3B: 0 HR: 1	SF: 0 SAC: 1 DP: 2 HBP: 0	WP: 0 PB: 0 SB: 0 CS: 0	PA: 36		
PITCHER	IP	WLS	BF	H	R	ER	SO	BB	IBB	HBP	BLK	WP	HR	S	P	ERA	WHIP								
Carl Morton, R (1,1) ERA: 4.7	6.2	L	28	5	5	5	4	4	1	0	0	0	1	31	51	6.75	1.350								
Mike Marshall, R (7,1) ERA: 4.17	1.1		4	1	0	0	0	0	0	0	0	0	0	4	4	0.00	0.750								
Steve Renko, R (9,1) ERA: 3.6	1.0		4	1	0	0	0	0	0	0	0	0	0	4	4	0.00	1.000								

AB	30
R	5
H	7
RBI	5
BB	5
SO	4
LOB	9



Batter	1	2	3	4	5	6	7	8	9	AB	R	H	RBI	BB	SO	LOB	BOTTOM								
Ron Hunt, R (1,4) OBP: 0.399, SLG: 0.356	5-3				FC6-4				L5	5	1	2	2	0	0	4	Philadelphia Phillies @ Montreal Expos Jarry Park, Montreal, QB Tue Sep 21 1971, 7:05 PM EDT Unknown								
Boots Day, L (1,8) OBP: 0.347, SLG: 0.362										4	1	2	0	0	0	1									
Rusty Staub, L (1,9) OBP: 0.396, SLG: 0.493										4	0	1	0	0	0	2									
Ron Fairly, L (1,3) OBP: 0.377, SLG: 0.407 Ron Woods, R (8,PH) OBP: 0.365, SLG: 0.389 Steve Renko, R (9,1) OBP: 0.208, SLG: 0.298										2	1	0	0	1	0	0									
Jim Fairey, L (1,7) OBP: 0.280, SLG: 0.305 Gary Sutherland, R (8,PH) OBP: 0.303, SLG: 0.343 Jim Gosper, L (9,7) OBP: 0.225, SLG: 0.218										2	0	0	0	0	0	0									
Bob Bailey, R (1,5) OBP: 0.356, SLG: 0.376										0	0	0	0	0	0	0									
John Boccabella, R (1,2) OBP: 0.288, SLG: 0.329 Stan Swanson, R (9,PH) OBP: 0.288, SLG: 0.292										3	0	0	0	0	1	1									
Rich Hacker, S (1,6) OBP: 0.174, SLG: 0.143 John Bateman, R (9,PH) OBP: 0.273, SLG: 0.350										1	0	0	0	0	0	0									
Carl Morton, R (1,1) OBP: 0.210, SLG: 0.260 Mike Marshall, R (7,1) OBP: 0.235, SLG: 0.188 Dave McDonald, L (8,PH) OBP: 0.190, SLG: 0.250										2	0	0	0	0	1	3									
Clyde Mashore, R (9,PR) OBP: 0.252, SLG: 0.257										0	0	0	0	0	0	0									
Inning Stats	R: 0 E: 0 K: 0 S: 3	H: 1 LOB: 0 BB: 0 P: 3	R: 0 E: 0 K: 0 S: 3	H: 0 LOB: 0 BB: 0 P: 3	R: 0 E: 0 K: 0 S: 3	H: 0 LOB: 0 BB: 0 P: 3	R: 0 E: 0 K: 0 S: 3	H: 1 LOB: 0 BB: 0 P: 3	R: 1 E: 1 K: 1 S: 6	H: 0 LOB: 3 BB: 3 P: 18	R: 0 E: 0 K: 0 S: 3	H: 0 LOB: 0 BB: 0 P: 3	R: 0 E: 0 K: 1 S: 5	H: 0 LOB: 0 BB: 0 P: 5	R: 3 E: 0 K: 1 S: 9	H: 4 LOB: 2 BB: 1 P: 13	R: 0 E: 0 K: 0 S: 4	H: 1 LOB: 2 BB: 0 P: 4	1B: 4 2B: 2 3B: 0 HR: 1	SF: 0 SAC: 1 DP: 2 HBP: 0	WP: 1 PB: 0 SB: 0 CS: 0	PA: 37			
PITCHER	IP	WLS	BF	H	R	ER	SO	BB	IBB	HBP	BLK	WP	HR	S	P	ERA	WHIP								
Bill Champion, R (1,1) ERA: 4.22	7.1	W	29	5	4	3	2	3	0	0	0	0	1	30	42	3.68	1.091								
Joe Hoerner, L (8,1) ERA: 1.97	0.0		2	1	0	0	0	1	0	0	0	0	0	1	5	∞	∞								
Bill Wilson, R (8,1) ERA: 3.23	1.2	S	6	1	0	0	1	0	0	0	0	1	0	8	8	0.00	0.600								

AB	32
R	4
H	7
RBI	3
BB	4
SO	3
LOB	15



Batter	1	2	3	4	5	6	7	8	9	AB	R	H	RBI	BB	SO	LOB	TOP			
Larry Bowa, S OBP: 0.284, SLG: 0.288 (1, 6)										3	1	0	0	1	1	1	Philadelphia Phillies @ Montreal Expos Jarry Park, Montreal, QB Tue Sep 21 1971, 7:05 PM EDT Att: 14,963 - Unknown			
Oscar Gamble, L OBP: 0.280, SLG: 0.343 (1, 7)										4	1	2	0	0	0	0				
Willie Montanez, L OBP: 0.326, SLG: 0.469 (1, 9) (8, 8)										4	1	1	1	1	0	1				
Deron Johnson, R OBP: 0.350, SLG: 0.499 (8, PR) Terry Harmon, R OBP: 0.293, SLG: 0.243 (8, 4)										4	0	1	0	0	0	1				
Greg Luzinski, R OBP: 0.388, SLG: 0.458 (1, 3)										4	0	1	2	1	0	3				
Don Money, R OBP: 0.282, SLG: 0.356 (1, 4) (8, 5)										3	0	1	0	1	0	1				
Mike Anderson, R OBP: 0.246 Tim McCarver, L OBP: 0.341, SLG: 0.399 Darrell Brandon, R OBP: 0.154, SLG: 0.154 (1, 8) (8, PH) (8, 1)										3	0	1	0	0	1	1				
Pete Koegel, R OBP: 0.260, SLG: 0.286 (1, 2)										4	0	0	0	0	0	6				
Ken Reynolds, L OBP: 0.240, SLG: 0.217 Ron Stone, L OBP: 0.310, SLG: 0.306 (1, 1) (8, PH) (8, 9)										2	0	1	0	0	0	2				
Inning Stats	R: 0 E: 0 K: 1 S: 8	H: 1 LOB: 1 BB: 0 P: 10	R: 0 E: 0 K: 0 S: 6	H: 2 LOB: 2 BB: 0 P: 6	R: 0 E: 0 K: 0 S: 3	H: 0 LOB: 0 BB: 0 P: 3	R: 0 E: 0 K: 0 S: 3	H: 0 LOB: 0 BB: 0 P: 3	R: 0 E: 0 K: 0 S: 6	H: 1 LOB: 1 BB: 0 P: 8	R: 0 E: 0 K: 0 S: 3	H: 0 LOB: 1 BB: 1 P: 13	R: 3 E: 0 K: 0 S: 18	H: 4 LOB: 3 BB: 2 P: 32	R: 0 E: 0 K: 1 S: 12	H: 0 LOB: 3 BB: 2 P: 24		1B: 6 2B: 2 3B: 0 HR: 0	SF: 0 SAC: 2 DP: 0 HBP: 0	WP: 0 PB: 0 SB: 0 CS: 0
PITCHER	IP WLS BF H R ER SO BB IBB HBP BLK WP HR S P ERA WHIP																			
Jim Britton, R ERA: 5.52 Mike Marshall, R ERA: 4.19 (1, 1) (8, 1)	7.1 W 29 5 2 2 2 2 2 0 0 0 0 0 0 44 59 2.46 0.955																			

AB	34
R	3
H	8
RBI	3
BB	5
SO	3
LOB	22



Batter	1	2	3	4	5	6	7	8	9	AB	R	H	RBI	BB	SO	LOB	BOTTOM			
Ron Hunt, R OBP: 0.398, SLG: 0.354 (1, 5)										3	1	0	0	0	0	2	Philadelphia Phillies @ Montreal Expos Jarry Park, Montreal, QB Tue Sep 21 1971, 7:05 PM EDT Att: 14,963 - Unknown			
Ron Woods, R OBP: 0.262, SLG: 0.386 (1, 8) (9, 7)										4	1	1	0	0	0	1				
Rusty Staub, L OBP: 0.396, SLG: 0.492 (1, 9)										3	1	1	0	1	1	1				
Bob Bailey, R OBP: 0.357, SLG: 0.383 Boots Day, L OBP: 0.347, SLG: 0.362 (1, 7) (9, 8)										4	1	2	4	0	1	1				
Gary Sutherland, R OBP: 0.300, SLG: 0.339 (1, 4)										3	0	0	0	0	0	1				
John Boccabella, R OBP: 0.289, SLG: 0.325 (1, 3) (8, 2)										2	0	0	0	1	0	0				
Terry Humphrey, R OBP: 0.133, SLG: 0.133 Ron Fairly, L OBP: 0.377, SLG: 0.407 (1, 2) (8, 3)										3	0	1	0	0	0	2				
Bobby Wine, R OBP: 0.261, SLG: 0.242 (1, 6)										3	0	1	0	0	1	1				
Jim Britton, R Mike Marshall, R OBP: 0.235, SLG: 0.188 (1, 1) (8, 1)										2	0	0	0	0	1	1				
Inning Stats	R: 3 E: 0 K: 0 S: 7	H: 2 LOB: 0 BB: 0 P: 12	R: 0 E: 0 K: 2 S: 8	H: 1 LOB: 1 BB: 0 P: 8	R: 1 E: 1 K: 0 S: 6	H: 2 LOB: 2 BB: 1 P: 11	R: 0 E: 0 K: 0 S: 4	H: 1 LOB: 0 BB: 0 P: 4	R: 0 E: 0 K: 2 S: 7	H: 0 LOB: 0 BB: 0 P: 7	R: 0 E: 0 K: 0 S: 3	H: 0 LOB: 0 BB: 0 P: 3	R: 0 E: 0 K: 0 S: 2	H: 0 LOB: 0 BB: 1 P: 6	R: 0 E: 0 K: 0 S: 2	H: 0 LOB: 0 BB: 1 P: 6		1B: 4 2B: 2 3B: 0 HR: 1	SF: 0 SAC: 1 DP: 1 HBP: 1	WP: 0 PB: 0 SB: 0 CS: 1
PITCHER	IP WLS BF H R ER SO BB IBB HBP BLK WP HR S P ERA WHIP																			
Ken Reynolds, L ERA: 4.7 Darrell Brandon, R ERA: 3.97 (1, 1) (8, 1)	7.0 L 28 6 4 3 4 1 0 0 0 0 0 0 1 38 48 3.86 1.000																			

AB	27
R	4
H	6
RBI	4
BB	2
SO	4
LOB	10



Batter	1	2	3	4	5	6	7	8	9	AB	R	H	RBI	BB	SO	LOB	TOP			
Larry Bowa, S OBP: 0.288, SLG: 0.290 (1, 6)	4-0 FC6 BB		0-0 CS 1B		4-0 1-2 BB		0-0 1B 1B		0-3 K	3	0	2	0	2	1	0	Philadelphia Phillies @ Montreal Expos Jarry Park, Montreal, QB Wed Sep 22 1971, 7:05 PM EDT Att: 8,798 - Unknown			
Oscar Gamble, L OBP: 0.279, SLG: 0.338 (1, 7)	0-0 FC6 G3-6-3 1-2		0-0 F7		0-0 L3		0-0 F7		4-0 FC9-6 BB	4	0	0	0	1	0	6				
Tim McCarver, L OBP: 0.342, SLG: 0.397 (1, 2)	0-0 G3-6-3 1-2			0-0 F8		4-0 1B BB BB		0-0 1-3 1B	0-0 FC9-6 BB 1-2	4	0	1	0	1	0	2				
Willie Montanez, L OBP: 0.326, SLG: 0.468 Terry Harmon, R OBP: 0.293, SLG: 0.243 (9, PR)		0-0 BB 1B		0-0 F7		0-3 K		0-3 K	4-0 1-2 BB	4	0	1	0	1	2	3				
Deron Johnson, R OBP: 0.350, SLG: 0.496 (1, 5)		4-0 1-2 BB		0-0 F3		4-0 1B BB		0-3 K	0-3 K	3	0	0	0	2	2	2				
Greg Luzinski, R OBP: 0.393, SLG: 0.461 (1, 3)		0-0 F3			0-3 K		0-0 1-2 2-3 1B		0-0 1B 1B	4	0	2	0	0	1	2				
Don Money, R OBP: 0.282, SLG: 0.358 (1, 4)		0-0 F8			0-0 WP 2B		0-3 K		0-3 K	4	0	1	0	0	2	6				
Mike Anderson, R OBP: 0.295, SLG: 0.250 (1, 8)		0-3 K			4-0 BB BB		0-0 6-3		0-0 1-3 1B	3	0	1	0	1	1	5				
Rick Wise, R OBP: 0.268, SLG: 0.479 Ron Stone, L OBP: 0.306, SLG: 0.304 Chris Short, R OBP: 0.185, SLG: 0.083 (8, PH)			0-0 6-3		0-3 K		0-3 K		0-0 4-3	3	0	0	0	0	2	2				
					2-3					1	0	0	0	0	0	2				
										0	0	0	0	0	0	0				
Inning Stats	R: 0 E: 0 K: 0 S: 2	H: 0 LOB: 0 BB: 1 P: 6	R: 0 E: 0 K: 1 S: 6	H: 1 LOB: 2 BB: 1 P: 10	R: 0 E: 0 K: 0 S: 3	H: 1 LOB: 0 BB: 0 P: 3	R: 0 E: 0 K: 0 S: 3	H: 0 LOB: 0 BB: 0 P: 3	R: 0 E: 0 K: 2 S: 8	H: 1 LOB: 3 BB: 2 P: 16	R: 0 E: 0 K: 2 S: 9	H: 2 LOB: 2 BB: 0 P: 9	R: 0 E: 0 K: 2 S: 9	H: 2 LOB: 2 BB: 0 P: 9	R: 0 E: 0 K: 2 S: 7	H: 0 LOB: 2 BB: 2 P: 15	1B: 7 2B: 1 3B: 0 HR: 0	SF: 0 SAC: 0 DP: 1 HBP: 0	WP: 1 PB: 0 SB: 0 CS: 1	PA: 41
PITCHER Bill Stoneman, R ERA: 3.06 (1, 1)	IP: 9.0 WLS: W BF: 41 H: 8 R: 0 ER: 0 SO: 11 BB: 8 IBB: 0 HBP: 0 BLK: 0 WP: 1 HR: 0 S: 55 P: 87 ERA: 0.00 WHIP: 1.778															PITCHER				

AB	33
R	0
H	8
RBI	0
BB	8
SO	11
LOB	30



Batter	1	2	3	4	5	6	7	8	9	AB	R	H	RBI	BB	SO	LOB	BOTTOM			
Ron Hunt, R OBP: 0.398, SLG: 0.354 (1, 4)	0-0 L7		0-0 1-2 1B		4-0 1-2 2-3 BB		0-0 4-3			3	0	1	0	1	0	0	Philadelphia Phillies @ Montreal Expos Jarry Park, Montreal, QB Wed Sep 22 1971, 7:05 PM EDT Att: 8,798 - Unknown			
Boots Day, L OBP: 0.344, SLG: 0.359 (1, 8)	0-0 6-3		0-0 L6		0-0 SF7		0-0 4-3			3	0	0	1	0	0	2				
Rusty Staub, L OBP: 0.394, SLG: 0.489 (1, 9)	0-0 4-3			0-0 6-3		0-0 L9		0-0 4-3		4	0	0	0	0	0	2				
Ron Fairly, L OBP: 0.378, SLG: 0.408 (1, 3)		0-0 3-1		0-0 2B		4-0 3-1 SH1-4 1B BB		0-0 P4		3	1	1	0	1	0	0				
Bob Bailey, R OBP: 0.355, SLG: 0.380 (1, 5)		0-0 L8		0-0 4-3		0-0 SH1-4		0-0 6-3		3	0	0	0	0	0	1				
Jim Fairey, L OBP: 0.276, SLG: 0.300 (1, 7)		0-0 F7		0-0 4-3		0-0 3-1				3	0	0	0	0	0	2				
Rich Hacker, S OBP: 0.192, SLG: 0.167 (1, 6)			0-3 K		0-0 3-1		3-2 1B			3	0	1	1	0	1	0				
Terry Humphrey, R OBP: 0.222, SLG: 0.278 (1, 2)			0-0 1B 1B		0-0 BB SF7 2B		3-H 0-0 1-3			3	1	2	0	0	0	1				
Bill Stoneman, R OBP: 0.224, SLG: 0.136 (1, 1)			0-3 K		4-0 BB BB		0-3 K			2	0	0	0	1	2	1				
Inning Stats	R: 0 E: 0 K: 0 S: 3	H: 0 LOB: 0 BB: 0 P: 3	R: 0 E: 0 K: 0 S: 3	H: 0 LOB: 0 BB: 0 P: 3	R: 0 E: 0 K: 2 S: 9	H: 2 LOB: 2 BB: 0 P: 9	R: 0 E: 0 K: 0 S: 4	H: 1 LOB: 1 BB: 0 P: 4	R: 1 E: 0 K: 0 S: 4	H: 1 LOB: 2 BB: 2 P: 12	R: 1 E: 0 K: 0 S: 8	H: 1 LOB: 1 BB: 1 P: 15	R: 0 E: 0 K: 1 S: 5	H: 0 LOB: 0 BB: 0 P: 5	R: 0 E: 0 K: 0 S: 3	H: 0 LOB: 0 BB: 0 P: 3		1B: 3 2B: 2 3B: 0 HR: 0	SF: 1 SAC: 1 DP: 0 HBP: 0	WP: 0 PB: 0 SB: 0 CS: 0
PITCHER Rick Wise, R ERA: 2.87 Chris Short, L ERA: 3.85 (8, 1)	IP: 7.0 WLS: L BF: 29 H: 5 R: 2 ER: 2 SO: 3 BB: 3 IBB: 0 HBP: 0 BLK: 0 WP: 0 HR: 0 S: 36 P: 51 ERA: 2.57 WHIP: 1.143															PITCHER				

AB	27
R	2
H	5
RBI	2
BB	3
SO	3
LOB	9



Batter	1	2	3	4	5	6	7	8	9	AB	R	H	RBI	BB	SO	LOB	TOP								
Larry Bowa, S OBP: 0.287, SLG: 0.288 (1, 6)	5-3		FC6 5-3 1-2		P4		F8		1B BB	4	1	0	0	1	0	2	Philadelphia Phillies @ Montreal Expos Jarry Park, Montreal, QB Thu Sep 23 1971, 3:33 AM EDT Att: 6,786 - Unknown								
Mike Anderson, R OBP: 0.301, SLG: 0.250 (1, 8)	4-3		5-3		F9		G1-6-3 BB		BB BB 1B	4	1	1	0	1	0	2									
Willie Montanez, L OBP: 0.328, SLG: 0.466 (1, 9)	WP BB				4-3		G1-6-3 1-2		BB BB 1B	2	1	0	0	3	0	2									
Deron Johnson, R OBP: 0.349, SLG: 0.493 (9, PR)	K		L7		E3 FC5-4		F7		1B E BB	4	0	0	1	1	1	3									
Terry Harmon, R OBP: 0.293, SLG: 0.243 (9, PH)									1-2 2-3 3-H	0	1	0	0	0	0	0									
Bill Wilson, R OBP: 0.100, SLG: 0.100 (9, 1)									1-2 2-3 3-H	0	0	0	0	0	0	0									
Greg Luzinski, R OBP: 0.394, SLG: 0.450 (1, 3)		K			K		F8		FC5-4 BB E 1B	4	0	1	2	1	2	1									
Don Money, R OBP: 0.281, SLG: 0.363 (1, 4)		K			HR		FC5-4 WP 1B 1-2		FC5-4 1-2	5	2	1	1	0	1	3									
Roger Freed, R OBP: 0.311, SLG: 0.302 (1, 7)					K		1B BB		L9 6-3	3	0	0	0	2	1	4									
Pete Koegel, R OBP: 0.345, SLG: 0.280 (9, 5)					6-3		1B		K	4	0	1	1	0	1	1									
John Vukovich, R OBP: 0.215, SLG: 0.191 (9, 5)	5-3						1-2 3-H			0	0	0	0	0	0	0									
Woodie Fryman, R OBP: 0.211, SLG: 0.189 Wayne Twitchell, R (6, 1)									F8	2	0	1	0	1	1	2									
Tim McCarver, L OBP: 0.341, SLG: 0.397 (9, 2)			FC6 BB				1B			0	0	0	0	0	0	0									
Inning Stats	R: 0 E: 0 K: 1 S: 5	H: 0 LOB: 1 BB: 1 P: 9	R: 0 E: 0 K: 2 S: 7	H: 0 LOB: 1 BB: 1 P: 11	R: 0 E: 0 K: 0 S: 3	H: 0 LOB: 2 BB: 2 P: 11	R: 1 E: 0 K: 2 S: 8	H: 1 LOB: 0 BB: 0 P: 8	R: 0 E: 0 K: 0 S: 4	H: 0 LOB: 1 BB: 1 P: 4	R: 1 E: 1 K: 1 S: 7	H: 1 LOB: 2 BB: 1 P: 11	R: 0 E: 0 K: 0 S: 2	H: 0 LOB: 0 BB: 1 P: 6	R: 0 E: 0 K: 0 S: 3	H: 0 LOB: 1 BB: 1 P: 7	R: 4 E: 1 K: 1 S: 8	H: 2 LOB: 3 BB: 3 P: 20	1B: 4 2B: 0 3B: 0 HR: 1	SF: 0 SAC: 0 DP: 1 HBP: 0	WP: 3 PB: 0 SB: 0 CS: 0	PA: 43			
PITCHER	IP	WLS	BF	H	R	ER	SO	BB	IBB	HBP	BLK	WP	HR	S	P	ERA	WHIP								
Ernie McAnally, R ERA: 4.0 (1, 1)	8.2	L	41	5	6	4	7	10	0	0	0	2	1	45	85	4.15	1.731								
Mike Marshall, R ERA: 4.17 (9, 1)	0.1		2	0	0	0	0	0	0	0	0	0	0	2	2	0.00	0.000								


AB	33
R	6
H	5
RBI	5
BB	10
SO	7
LOB	20




Batter	1	2	3	4	5	6	7	8	9	AB	R	H	RBI	BB	SO	LOB	BOTTOM								
Gary Sutherland, R OBP: 0.299, SLG: 0.336 (1, 4)	L3		2B BB		F7		4-3		WP 1B	3	1	0	0	1	0	0	Philadelphia Phillies @ Montreal Expos Jarry Park, Montreal, QB Thu Sep 23 1971, 3:33 AM EDT Att: 6,786 - Unknown								
Boots Day, L OBP: 0.345, SLG: 0.361 (9, PH)										4	1	2	2	0	0	0									
Ron Woods, R OBP: 0.395, SLG: 0.395 Dave McDonald, L OBP: 0.186, SLG: 0.243 (9, PH)	1-3		1-H 2-H			1B SH1-4 1B	5-3		4-3	1	0	0	0	0	0	1									
Rusty Staub, L OBP: 0.392, SLG: 0.486 (1, 9)	6-3		L8			SH1-4 1-2			P3	3	0	0	0	0	0	1									
Bob Bailey, R OBP: 0.358, SLG: 0.381 (1, 5)		F7			FC6-4 BB	FC3-6 1B 2-3			PB BB BB	2	1	1	0	2	0	0									
Stan Swanson, R OBP: 0.296, SLG: 0.293 (1, 7)		6-3			FC6-4 1-2	FC3-6 1B 3-H			PB BB	3	0	1	1	1	0	1									
John Boccabella, R OBP: 0.284, SLG: 0.319 Bobby Wine, R OBP: 0.260, SLG: 0.241 (7, 6)					L8	FC3-6 1B 1-2			K	3	0	0	0	0	0	3									
Terry Humphrey, R OBP: 0.227, SLG: 0.273 (1, 2)					P4				K	4	0	1	1	0	1	3									
Rich Hacker, S OBP: 0.179, SLG: 0.154 Ron Fairly, L OBP: 0.377, SLG: 0.407 (7, 3)			5-3			1-2 3-H			L3	2	0	0	0	0	1	0									
Ernie McAnally, R OBP: 0.103, SLG: 0.158 Mike Marshall, R OBP: 0.235, SLG: 0.188 Ron Hunt, R OBP: 0.398, SLG: 0.353 (9, PH)						P5 2B 1B			P5	3	1	1	0	0	1	0									
Inning Stats	R: 0 E: 0 K: 0 S: 3	H: 0 LOB: 0 BB: 0 P: 3	R: 0 E: 0 K: 0 S: 3	H: 0 LOB: 0 BB: 0 P: 3	R: 2 E: 0 K: 0 S: 5	H: 2 LOB: 1 BB: 1 P: 9	R: 0 E: 0 K: 0 S: 3	H: 0 LOB: 1 BB: 1 P: 7	R: 0 E: 0 K: 1 S: 5	H: 0 LOB: 0 BB: 0 P: 5	R: 2 E: 0 K: 0 S: 7	H: 4 LOB: 2 BB: 0 P: 7	R: 0 E: 0 K: 1 S: 5	H: 0 LOB: 2 BB: 2 P: 15	R: 0 E: 0 K: 2 S: 7	H: 0 LOB: 2 BB: 2 P: 15	R: 0 E: 0 K: 0 S: 4	H: 1 LOB: 1 BB: 0 P: 4	1B: 6 2B: 1 3B: 0 HR: 0	SF: 0 SAC: 1 DP: 0 HBP: 0	WP: 1 PB: 1 SB: 0 CS: 0	PA: 38			
PITCHER	IP	WLS	BF	H	R	ER	SO	BB	IBB	HBP	BLK	WP	HR	S	P	ERA	WHIP								
Woodie Fryman, L ERA: 3.38 (1, 1)	5.2		25	6	4	4	1	2	0	0	0	0	0	25	33	6.35	1.412								
Wayne Twitchell, R ERA (6, 1)	2.1	W	9	0	0	0	3	2	0	0	0	0	0	13	21	0.00	0.857								
Bill Wilson, R ERA: 3.18 (9, 1)	1.0	S	4	1	0	0	0	0	0	0	0	1	0	4	4	0.00	1.000								

AB	33
R	4
H	7
RBI	4
BB	4
SO	4
LOB	13



Batter	1	2	3	4	5	6	7	8	9	AB	R	H	RBI	BB	SO	LOB	TOP										
Ron Hunt, R OBP: 0.400, SLG: 0.353 (1, 5) (5, 4)	0-0 5-3		0-0 1B		0-0 5-3	0-0 1-2 1B		0-0 P6		5	0	2	0	0	0	0	Montreal Expos @ St. Louis Cardinals Busch Stadium, St. Louis, MO Sat Sep 25 1971, 3:33 AM CDT Att: 9,114 - Unknown 										
Ron Woods, R OBP: 0.372, SLG: 0.413 (1, 8) (5, 7)	0-0 4-3		0-0 6-3		0-0 1B	0-0 F3		0-0		4	1	1	0	0	0	3											
Jim Britton, R (6, 1)										0	0	0	0	0	0	0											
Ron Brand, R OBP: 0.254, SLG: 0.214 (7, 6)					1B	1B		1B		1	0	1	0	0	0	0											
Rusty Staub, L OBP: 0.395, SLG: 0.488 (1, 9)	0-0 P6			1-0 HBP	0-0 1B	0-0 1-3 1B		0-0 F5	0-0 1-3	4	0	1	0	0	0	1											
Bob Bailey, R OBP: 0.358, SLG: 0.381 (1, 7) (5, 5) (7, 7)		4-0 G5-3 BB		0-0 1-3	0-0 FC6-4 1B			4-0 1B	0-0 F3	3	1	1	1	2	0	1											
Gary Sutherland, R OBP: 0.302, SLG: 0.336 (1, 4)		4-0 BB		0-0 1-3	0-0 FC6-4 1B			0-0 BB	0-0 F3	1	0	0	0	1	0	1											
Boots Day, L OBP: 0.344, SLG: 0.359 (5, PH) (5, 8)		4-0 G5-3 BB		0-0 1-2	0-0 FC6-4 1B			0-0 BB	0-0 F8	3	1	1	0	0	0	2											
John Boccabella, R OBP: 0.284, SLG: 0.323 (1, 3)		0-0 BB		0-0 1-2	0-0 FC6-4 1B			0-0 BB	0-0 F8	2	0	0	0	0	0	3											
Ron Fairly, L OBP: 0.375, SLG: 0.406 (6, PH) (6, 3)		0-0 G5-3		0-0 1-2 2-3f	0-0 6-3			0-0 G1	0-0 4-3	3	1	2	1	0	0	0											
Terry Humphrey, R OBP: 0.208, SLG: 0.250 (1, 2)		0-3 K		0-0 6-3	0-0 4-3			0-0 G6-4-3 1B	0-0 4-3	2	0	0	0	0	1	1											
Dave McDonald, L OBP: 0.182, SLG: 0.237 (6, PH) (6, 7)				0-0 6-3	0-0 4-3			0-0 G6-4-3 1B	0-0 4-3	1	0	0	0	0	0	1											
Coco Laboy, R OBP: 0.302, SLG: 0.298 (7, PH) (7, 5)				0-0 6-3	4-0 G1			1-2 2-H	0-0 G6-4-3 1B	1	0	1	1	0	0	0											
Rich Hacker, S OBP: 0.194, SLG: 0.143 (1, 6)				0-0 6-3	0-0 G1			0-0 G6-4-3 1B	0-0 4-3	1	1	0	0	1	0	0											
Jim Fatrey, L OBP: 0.275, SLG: 0.298 (6, PH) (6, 6)				0-0 6-3	4-0 HR			0-0 G6-4-3 1B	0-0 4-3	1	0	0	1	0	0	0											
Bobby Wine, R OBP: 0.259, SLG: 0.241 (7, 1)				0-0 6-3	0-0 HR			0-0 G6-4-3 1B	0-0 4-3	1	0	0	0	0	0	2											
Mike Marshall, R OBP: 0.235, SLG: 0.188 (7, 1)				0-0 6-3	0-0 HR			0-0 G6-4-3 1B	0-0 4-3	0	0	0	0	0	0	0											
Carl Morton, R OBP: 0.216, SLG: 0.280 (1, 1) (2, 1) John Strohmayr, R OBP: 0.229, SLG: 0.229 (5, PH) Stan Swanson, R OBP: 0.300, SLG: 0.357 (5, 1) Claude Raymond, R OBP: 0.274, SLG: 0.351 (6, PH) (6, 2)				0-0 P4	0-0 1-1 HR			0-0 6-3	0-0 6-3	0	0	0	0	0	0	0											
Inning Stats	R: 0 E: 0 K: 0 S: 3	H: 0 LOB: 0 BB: 0 P: 3	R: 0 E: 0 K: 1 S: 4	H: 0 LOB: 1 BB: 2 P: 12	R: 0 E: 0 K: 0 S: 4	H: 1 LOB: 1 BB: 0 P: 4	R: 0 E: 0 K: 0 S: 3	H: 0 LOB: 0 BB: 0 P: 4	R: 3 E: 0 K: 0 S: 7	H: 4 LOB: 2 BB: 1 P: 11	R: 1 E: 0 K: 0 S: 6	H: 3 LOB: 1 BB: 0 P: 6	R: 2 E: 0 K: 0 S: 5	H: 3 LOB: 1 BB: 1 P: 9	R: 0 E: 0 K: 0 S: 4	H: 1 LOB: 1 BB: 0 P: 4	R: 0 E: 0 K: 0 S: 3	H: 0 LOB: 0 BB: 0 P: 3	1B: 10 2B: 1 3B: 0 HR: 1	SF: 0 SAC: 0 DP: 2 HBP: 1	WP: 0 PA: 42 CS: 0						
PITCHER	IP	WLS	BF	H	R	ER	SO	BB	IBB	HBP	BLK	WP	HR	S	P	ERA	WHIP										
Jerry Reuss, L ERA: 4.74 (1, 1)	4.2		22	5	3	3	1	3	0	1	0	0	1	20	33	5.79	1.714										
Al Santorini, R ERA: 3.87 (5, 1)	1.2		11	5	3	3	0	1	0	0	0	0	0	10	14	16.20	3.600										
Don Shaw, L ERA: 2.65 (7, 1)	2.2	W	9	2	0	0	0	0	0	0	0	0	0	9	9	0.00	0.750										

Batter	1	2	3	4	5	6	7	8	9	AB	R	H	RBI	BB	SO	LOB	BOTTOM											
Lou Brock, L OBP: 0.387, SLG: 0.424 (1, 7)	0-0 3B	0-0 6-3		0-0 4-3	0-0 F8			4-0 BB		4	1	1	0	1	0	3	Montreal Expos @ St. Louis Cardinals Busch Stadium, St. Louis, MO Sat Sep 25 1971, 3:33 AM CDT Att: 9,114 - Unknown 											
Ted Sizemore, R OBP: 0.323, SLG: 0.335 (1, 4)	0-0 1B	4-0 CS		0-0 P5		4-0 F8	0-0 6-3			3	1	1	1	2	0	2												
Matty Alou, L OBP: 0.350, SLG: 0.413 (1, 3)	0-0 1B	0-0 BB		0-0 3-1		0-0 FC4-2	0-0 6-3			5	2	2	0	0	0	1												
Luis Melendez, R OBP: 0.321, SLG: 0.264 (9, 9)	0-0 SF7	0-0 F7		0-0 3-1		0-0 FC4-2	0-0 3-1			0	0	0	0	0	0	0												
Joe Torre, R OBP: 0.421, SLG: 0.556 (1, 5)	0-0 BB	0-0 L5		0-0 F8	0-0 F8		4-0 BB			4	0	1	1	1	0	2												
Jose Cruz, L OBP: 0.381, SLG: 0.423 (1, 8)	0-0 5-3	0-0 3-1		0-0 F8	0-0 FC4-2		0-0 F8			5	2	1	0	0	0	5												
Joe Hague, L OBP: 0.335, SLG: 0.404 (1, 9) (9, 3)	4-0 BB	0-0 1B		0-0 E	4-0 1B		0-0 K			3	1	2	2	2	1	1												
Jerry McNertney, R OBP: 0.343, SLG: 0.445 (1, 2)	0-0 SF7	0-0 E		0-0 F3	0-0 6-3					3	1	1	1	0	0	2												
Dal Maxvill, R OBP: 0.308, SLG: 0.259 (1, 6)	4-0 BB	0-0 E5		0-0 SH1-4	4-0 BB		4-0 K			1	0	0	0	3	0	1												
Jerry Reuss, L OBP: 0.240, SLG: 0.138 (1, 1)	0-3 K	0-0 1B		0-0 SH1-4	0-0 6-3					2	0	1	1	0	1	3												
Al Santorini, R OBP: 0.333, SLG: 0.333 (5, 1)				0-0 1B	0-0 SH1-4					1	0	1	1	0	0	0												
Don Shaw, L ERA: 4.4 (7, 1)				1-1 1B	1-2 1B					0	0	0	0	0	0	0												
Inning Stats	R: 3 E: 0 K: 1 S: 9	H: 4 LOB: 3 BB: 2 P: 17	R: 0 E: 0 K: 0 S: 2	H: 0 LOB: 0 BB: 1 P: 6	R: 2 E: 1 K: 0 S: 6	H: 3 LOB: 2 BB: 0 P: 6	R: 0 E: 0 K: 0 S: 3	H: 0 LOB: 0 BB: 0 P: 3	R: 0 E: 0 K: 0 S: 5	H: 2 LOB: 3 BB: 2 P: 13	R: 2 E: 0 K: 0 S: 4	H: 2 LOB: 1 BB: 1 P: 8	R: 0 E: 0 K: 0 S: 3	H: 0 LOB: 2 BB: 2 P: 11	R: 0 E: 0 K: 1 S: 5	H: 0 LOB: 1 BB: 1 P: 9		1B: 9 2B: 0 3B: 2 HR: 0	SF: 1 SAC: 1 DP: 0 HBP: 0	WP: 0 PA: 42 CS: 1								
PITCHER	IP	WLS	BF	H	R	ER	SO	BB	IBB	HBP	BLK	WP	HR	S	P	ERA		WHIP										
Carl Morton, R ERA: 4.8 (1, 1)	1.0	L	9	4	3	3	1	1	0	0	0	0	0	11	15	0.00		1.333										
John Strohmayr, R ERA: 4.42 (2, 1)	3.0		12	3	2	0	0	1	0	0	0	0	0	5	13	9.00	3.000											
Claude Raymond, R ERA: 4.7 (5, 1)	1.0		7	2	1	1	0	1	1	0	0	0	0	6	18	10.80	3.000											
Jim Britton, R ERA: 5.72 (6, 1)	1.2		9	2	2	2	0	3	0	0	0	0	0	6	10	0.00	0.750											
Mike Marshall, R ERA: 4.4 (7, 1)	1.1		5	0	0	0	1	1	0	0	0	0	0	6	10	0.00	0.750											

Batter	1	2	3	4	5	6	7	8	9	AB	R	H	RBI	BB	SO	LOB	TOP										
Ron Hunt, R OBP: 0.400, SLG: 0.356 (1,4)										5	0	2	1	0	0	1	Montreal Expos @ St. Louis Cardinals Busch Stadium, St. Louis, MO Sun Sep 26 1971, 3:33 AM CDT Att: 11,473 - Unknown										
Boots Day, L OBP: 0.345, SLG: 0.358 (1,8)										4	0	1	0	1	1	3											
Rusty Staub, L OBP: 0.392, SLG: 0.485 (1,9)										4	0	0	0	0	0	4											
Ron Fairly, L OBP: 0.376, SLG: 0.404 (1,3)										2	0	0	0	2	1	1											
Bob Bailey, R OBP: 0.357, SLG: 0.379 (1,5)										3	0	0	0	1	1	2											
Jim Fairry, L OBP: 0.272, SLG: 0.295 (6, PH) Stan Swanson, R OBP: 0.304, SLG: 0.330 (6,7)										2	0	0	0	0	0	3											
Rich Hacker, S OBP: 0.200, SLG: 0.156 (1,6)										4	0	1	0	0	1	3											
Terry Humphrey, R OBP: 0.192, SLG: 0.231 (6, PH) Dave McDonald, L OBP: 0.176, SLG: 0.231 (6, PH) John Bateman, R OBP: 0.274, SLG: 0.350 (6,2)										2	0	0	0	0	1	0											
Bill Stoneman, R OBP: 0.220, SLG: 0.133 (7, PH) Jim Gosger, L OBP: 0.232, SLG: 0.218 (7, PH) John Strohmayer, R OBP: 0.229, SLG: 0.229 (8, PH) Gary Sutherland, R OBP: 0.301, SLG: 0.334 (8, PH)										2	1	0	0	0	1	0											
Inning Stats	R: 0 E: 0 K: 0 S: 3	H: 0 LOB: 0 BB: 0 P: 3	R: 0 E: 0 K: 1 S: 5	H: 0 LOB: 1 BB: 1 P: 9	R: 0 E: 0 K: 1 S: 5	H: 0 LOB: 0 BB: 0 P: 5	R: 0 E: 0 K: 0 S: 4	H: 1 LOB: 2 BB: 1 P: 8	R: 1 E: 1 K: 1 S: 7	H: 1 LOB: 2 BB: 1 P: 11	R: 0 E: 0 K: 0 S: 6	H: 1 LOB: 1 BB: 1 P: 10	R: 0 E: 0 K: 0 S: 3	H: 0 LOB: 1 BB: 1 P: 7	R: 0 E: 0 K: 2 S: 7	H: 2 LOB: 2 BB: 0 P: 7		1B: 4 2B: 1 3B: 0 HR: 0	SF: 0 SAC: 0 DP: 0 HBP: 0	WP: 1 PB: 0 SB: 1 CS: 0	PA: 38						
PITCHER	IP	WLS	BF	H	R	ER	SO	BB	IBB	HBP	BLK	WP	HR	S	P	ERA	WHIP										
Daryl Patterson, R ERA: 4.5 (1,1)	4.2		20	2	1	0	3	3	0	0	0	1	0	23	35	0.00	1.071										
Mike Jackson, L ERA: (5,1)	0.2		4	1	0	0	0	1	0	0	0	0	0	3	7	0.00	3.000										
Dennis Higgins, R ERA: 3.86 (6,1)	3.2	W	14	2	0	0	4	1	0	0	0	0	0	21	25	0.00	0.818										

AB	33
R	1
H	5
RBI	1
BB	5
SO	7
LOB	21



Batter	1	2	3	4	5	6	7	8	9	AB	R	H	RBI	BB	SO	LOB	BOTTOM										
Lou Brock, L OBP: 0.386, SLG: 0.424 (1,7)										5	0	1	0	0	0	1	Montreal Expos @ St. Louis Cardinals Busch Stadium, St. Louis, MO Sun Sep 26 1971, 3:33 AM CDT Att: 11,473 - Unknown										
Milt Ramirez, R OBP: 0.400, SLG: 0.400 (1,6)										5	2	2	0	0	0	0											
Luis Melendez, R OBP: 0.324, SLG: 0.261 (1,9)										2	1	0	0	2	0	2											
Joe Torre, R OBP: 0.422, SLG: 0.556 (1,5)										4	2	2	1	0	0	4											
Joe Hague, L OBP: 0.334, SLG: 0.401 (1,3)										3	0	0	0	1	0	4											
Jorge Roque, R OBP: 0.750, SLG: 0.750 (1,8)										4	2	3	1	0	0	3											
Ted Kubiak, S OBP: 0.330, SLG: 0.329 (1,4)										4	0	1	2	0	1	1											
Bob Stinson, S OBP: 0.308, SLG: 0.333 (1,2)										4	0	1	0	0	0	2											
Daryl Patterson, L (1,1) Mike Jackson, L (5,1) Dennis Higgins, R (6,1)										2	0	0	0	0	1	2											
Inning Stats	R: 1 E: 0 K: 0 S: 4	H: 1 LOB: 1 BB: 1 P: 8	R: 0 E: 0 K: 1 S: 6	H: 1 LOB: 0 BB: 0 P: 6	R: 0 E: 0 K: 1 S: 6	H: 0 LOB: 0 BB: 0 P: 6	R: 0 E: 1 K: 1 S: 9	H: 0 LOB: 1 BB: 1 P: 13	R: 4 E: 2 K: 0 S: 3	H: 4 LOB: 1 BB: 1 P: 3	R: 2 E: 1 K: 0 S: 5	H: 2 LOB: 0 BB: 0 P: 5	R: 0 E: 0 K: 0 S: 3	H: 0 LOB: 0 BB: 0 P: 3	1B: 9 2B: 1 3B: 0 HR: 0	SF: 0 SAC: 0 DP: 0 HBP: 0		WP: 4 PB: 0 SB: 1 CS: 0	PA: 38								
PITCHER	IP	WLS	BF	H	R	ER	SO	BB	IBB	HBP	BLK	WP	HR	S	P	ERA	WHIP										
Bill Stoneman, R ERA: 3.09 (1,1)	6.0	L	30	8	5	3	3	2	0	0	0	4	0	33	45	4.50	1.667										
John Strohmayer, R ERA: 4.34 (7,1)	2.0		8	2	2	0	0	0	0	0	0	0	0	8	8	0.00	1.000										


AB	35
R	7
H	10
RBI	4
BB	3
SO	3
LOB	20



Batter	1	2	3	4	5	6	7	8	9	AB	R	H	RBI	BB	SO	LOB	TOP								
Cleo James, R OBP: 0.352, SLG: 0.377 (1, 8)										4	0	1	0	1	0	3									
Don Kessinger, S OBP: 0.315, SLG: 0.313 (1, 6)										5	0	0	0	0	2	3									
Billy Williams, L OBP: 0.381, SLG: 0.496 (1, 7)										4	0	0	1	1	0	3									
Ron Santo, R OBP: 0.356, SLG: 0.428 (1, 5)										2	0	0	0	3	0	1									
Jim Hickman, R OBP: 0.345, SLG: 0.452 (1, 9)										5	0	1	0	0	0	6									
Paul Popovich, S OBP: 0.252, SLG: 0.296 (1, 4)										3	1	0	0	1	1	1									
Pat Bourque, L OBP: 0.231, SLG: 0.306 (1, 3)										2	1	1	1	2	0	0									
Ken Rudolph, R OBP: 0.275, SLG: 0.247 (1, 2)										4	1	2	1	0	0	1									
Juan Pizarro, L OBP: 0.216, SLG: 0.294 (1, 1)										1	1	1	0	0	0	0									
Bill Bonham, R OBP: 0.167, SLG: 0.167 (2, 1)										2	0	0	0	0	0	2									
Johnny Callison, L OBP: 0.301, SLG: 0.336 (8, PH)										1	0	0	0	0	0	1									
Phil Regan, R (8, 1)										0	0	0	0	0	0	0									
Larry Gura, S (9, 1)										0	0	0	0	0	0	0									
Inning Stats	R: 0 E: 0 K: 1 S: 6	H: 1 LOB: 1 BB: 0 P: 6	R: 4 E: 1 K: 0 S: 7	H: 3 LOB: 3 BB: 3 P: 19	R: 0 E: 0 K: 0 S: 4	H: 1 LOB: 2 BB: 1 P: 8	R: 0 E: 0 K: 0 S: 3	H: 0 LOB: 1 BB: 0 P: 7	R: 0 E: 0 K: 1 S: 5	H: 0 LOB: 0 BB: 0 P: 5	R: 0 E: 0 K: 0 S: 3	H: 0 LOB: 0 BB: 0 P: 3	R: 0 E: 0 K: 0 S: 4	H: 1 LOB: 1 BB: 0 P: 4	R: 0 E: 0 K: 0 S: 3	H: 0 LOB: 1 BB: 1 P: 7	R: 0 E: 0 K: 1 S: 4	H: 0 LOB: 1 BB: 2 P: 12	1B: 5 2B: 0 3B: 1 HR: 0	SF: 0 SAC: 0 DP: 1 HBP: 0	WP: 0 PB: 0 SB: 1 CS: 0	PA: 41			
PITCHER	IP	WLS	BF	H	R	ER	SO	BB	IBB	HBP	BLK	WP	HR	S	P	ERA	WHIP								
Ernie McAnally, R ERA: 3.9 (1, 1)	9.0	W	41	6	4	2	3	8	0	0	0	0	0	39	71	2.00	1.556								

Chicago Cubs @ Montreal Expos
Jarry Park, Montreal, QB
Tue Sep 28 1971, 7:05 PM EDT
Att: 10,232 - Unknown - 50 F

AB 33
R 4
H 6
RBI 3
BB 8
SO 3
LOB 21



Batter	1	2	3	4	5	6	7	8	9	AB	R	H	RBI	BB	SO	LOB	BOTTOM								
Ron Hunt, R OBP: 0.401, SLG: 0.355 (1, 5)										3	1	1	1	0	1	0									
Ron Woods, R OBP: 0.370, SLG: 0.406 (1, 8)										3	0	0	0	1	1	1									
Boots Day, L OBP: 0.347, SLG: 0.358 (9, PH)										0	0	0	0	1	0	0									
Rusty Staub, L OBP: 0.391, SLG: 0.482 (1, 9)										5	0	1	1	0	0	1									
Bob Bailey, R OBP: 0.357, SLG: 0.378 (1, 3)										1	0	0	0	0	0	1									
Ron Fairly, L OBP: 0.375, SLG: 0.402 (2, PH) (3, 3)										2	0	0	0	1	0	0									
Gary Sutherland, R OBP: 0.303, SLG: 0.334 (1, 4)										3	1	1	0	1	0	0									
John Boccabella, R OBP: 0.283, SLG: 0.322 (1, 2)										4	0	1	0	0	0	2									
Stan Swanson, R OBP: 0.310, SLG: 0.330 (1, 7)										3	0	1	0	1	0	2									
Bobby Wine, R OBP: 0.256, SLG: 0.238 (1, 6)										4	1	0	0	0	0	5									
Ernie McAnally, R OBP: 0.129, SLG: 0.167 (1, 1)										3	2	1	0	1	0	2									
Inning Stats	R: 0 E: 1 K: 1 S: 6	H: 0 LOB: 1 BB: 0 P: 6	R: 4 E: 2 K: 0 S: 6	H: 3 LOB: 3 BB: 3 P: 18	R: 0 E: 1 K: 0 S: 4	H: 0 LOB: 2 BB: 1 P: 8	R: 0 E: 0 K: 1 S: 4	H: 0 LOB: 0 BB: 0 P: 5	R: 0 E: 0 K: 0 S: 3	H: 1 LOB: 2 BB: 1 P: 8	R: 0 E: 0 K: 0 S: 3	H: 0 LOB: 0 BB: 0 P: 3	R: 0 E: 0 K: 0 S: 3	H: 0 LOB: 0 BB: 0 P: 3	R: 0 E: 0 K: 0 S: 3	H: 0 LOB: 2 BB: 1 P: 7	R: 1 E: 0 K: 0 S: 3	H: 2 LOB: 2 BB: 1 P: 7	1B: 6 2B: 0 3B: 0 HR: 0	SF: 0 SAC: 1 DP: 0 HBP: 1	WP: 0 PB: 0 SB: 0 CS: 2	PA: 40			
PITCHER	IP	WLS	BF	H	R	ER	SO	BB	IBB	HBP	BLK	WP	HR	S	P	ERA	WHIP								
Juan Pizarro, L ERA: 3.46 (1, 1)	1.2		12	3	4	0	0	2	0	0	0	0	0	12	20	10.80	3.000								
Bill Bonham, R ERA: 4.65 (2, 1)	5.1	L	20	1	0	0	1	3	0	1	0	0	0	18	31	0.00	0.750								
Phil Regan, R ERA: 3.93 (8, 1)	1.1	L	6	1	1	1	0	0	1	0	0	0	0	5	9	6.75	0.750								
Larry Gura, L ERA: 7.71 (9, 1)	0.0		1	1	0	0	0	0	0	0	0	0	0	1	1	∞	∞								

Chicago Cubs @ Montreal Expos
Jarry Park, Montreal, QB
Tue Sep 28 1971, 7:05 PM EDT
Att: 10,232 - Unknown - 50 F

AB 31
R 5
H 6
RBI 2
BB 6
SO 2
LOB 14



Batter	1	2	3	4	5	6	7	8	9	AB	R	H	RBI	BB	SO	LOB	TOP								
Cleo James, R OBP: 0.353, SLG: 0.373 (1,8)										4	1	1	0	1	0	1	Chicago Cubs @ Montreal Expos Jarry Park, Montreal, QB Wed Sep 29 1971, 7:05 PM EDT Alt. 9,786 - Unknown - 61 F								
Johnny Callison, L OBP: 0.300, SLG: 0.333 (1,9)										5	1	1	0	0	0	2									
Billy Williams, L OBP: 0.382, SLG: 0.507 (1,7)										5	2	3	4	0	0	0									
Ron Santo, R OBP: 0.354, SLG: 0.425 (1,5)										4	0	0	0	0	1	2									
Jim Hickman, R OBP: 0.342, SLG: 0.447 (1,3)										4	0	0	0	0	0	2									
Paul Popovich, S OBP: 0.280, SLG: 0.310 (1,4)										3	1	2	0	1	0	0									
Hector Torres, R OBP: 0.259, SLG: 0.259 (8,4)										0	0	0	0	0	0	0									
Don Kessinger, S OBP: 0.316, SLG: 0.316 (1,6)										4	0	3	1	0	0	0									
Chris Cannizzaro, R OBP: 0.314, SLG: 0.319 (1,2)										4	0	0	0	0	0	5									
Mitt Pappas, R OBP: 0.206, SLG: 0.176 (1,1)										3	0	0	0	0	1	3									
Larry Gura, S (7, 1)										1	0	0	0	0	0	0									
Ron Tompkins, R (8, 1)										0	0	0	0	0	0	0									
Ray Newman, L (8, 1)										0	0	0	0	0	0	0									
Inning Stats	R: 0 E: 0 K: 0 S: 3	H: 0 LOB: 0 BB: 0 P: 3	R: 0 E: 0 K: 0 S: 5	H: 2 LOB: 2 BB: 0 P: 5	R: 2 E: 0 K: 1 S: 7	H: 2 LOB: 0 BB: 0 P: 7	R: 0 E: 0 K: 0 S: 4	H: 1 LOB: 2 BB: 1 P: 8	R: 0 E: 0 K: 0 S: 6	H: 1 LOB: 2 BB: 1 P: 10	R: 1 E: 1 K: 0 S: 5	H: 2 LOB: 1 BB: 0 P: 5	R: 2 E: 0 K: 0 S: 5	H: 2 LOB: 0 BB: 0 P: 5	R: 0 E: 0 K: 0 S: 3	H: 0 LOB: 0 BB: 0 P: 3	R: 0 E: 0 K: 0 S: 3	H: 0 LOB: 0 BB: 0 P: 3	1B: 7 2B: 0 3B: 1 HR: 2	SF: 0 SAC: 0 DP: 0 HBP: 0	WP: 0 PB: 0 SB: 0 CS: 0	PA: 39			
PITCHER	IP WLS BF H R ER SO BB IBB HBP BLK WP HR S P ERA WHIP																								
Steve Renko, R ERA: 3.75 (1, 1)	6.0	W	30	10	5	5	2	2	0	0	0	0	0	0	2	32	40	7.50	2.000						
Mike Marshall, R ERA: 4.28 (7, 1)	3.0	W	9	0	0	0	0	0	0	0	0	0	0	0	0	9	9	0.00	0.000						

AB	37
R	5
H	10
RBI	5
BB	2
SO	2
LOB	15



Batter	1	2	3	4	5	6	7	8	9	AB	R	H	RBI	BB	SO	LOB	BOTTOM							
Ron Hunt, R OBP: 0.401, SLG: 0.355 (1,4)										4	0	1	1	0	0	2	Chicago Cubs @ Montreal Expos Jarry Park, Montreal, QB Wed Sep 29 1971, 7:05 PM EDT Alt. 9,786 - Unknown - 61 F							
Boots Day, L OBP: 0.243, SLG: 0.354 (1,8)										4	0	0	0	0	1	4								
Ron Woods, R OBP: 0.373, SLG: 0.406 (8, 7)										0	0	0	1	1	0	0								
Rusty Staub, L OBP: 0.391, SLG: 0.483 (1,9)										5	2	2	0	0	0	3								
Ron Fairly, L OBP: 0.376, SLG: 0.400 (1,3)										3	1	0	0	2	2	4								
Bob Bailey, R OBP: 0.359, SLG: 0.382 (1,5)										5	0	3	1	0	1	4								
Jim Fairley, L OBP: 0.276, SLG: 0.296 (1,7)										3	1	1	0	1	0	2								
Rich Hacker, S OBP: 0.194, SLG: 0.152 (9, 6)										1	0	0	0	0	1	0								
John Boccabella, R OBP: 0.279, SLG: 0.316 (1,2)										3	0	0	0	0	1	3								
Jim Gosger, L OBP: 0.232, SLG: 0.218 (7, PH)										0	0	0	0	0	0	0								
Gary Sutherland, R OBP: 0.302, SLG: 0.333 (7, PH)										1	0	0	0	0	0	3								
John Bateman, R OBP: 0.273, SLG: 0.350 (8, 2)										1	0	0	0	0	1	0								
Bobby Wine, R OBP: 0.256, SLG: 0.238 (1,6)										4	0	1	0	0	0	0								
Clyde Mashore, R OBP: 0.255, SLG: 0.263 (8, PR)										1	2	1	0	0	0	0								
Steve Renko, R OBP: 0.225, SLG: 0.320 (1,1)										3	0	3	2	0	0	0								
Mike Marshall, R OBP: 0.278, SLG: 0.188 (7, 1)										0	0	0	0	1	0	0								
Inning Stats	R: 0 E: 0 K: 1 S: 5	H: 0 LOB: 0 BB: 0 P: 5	R: 2 E: 0 K: 2 S: 10	H: 3 LOB: 3 BB: 1 P: 15	R: 1 E: 1 K: 1 S: 7	H: 2 LOB: 1 BB: 0 P: 7	R: 0 E: 0 K: 0 S: 4	H: 1 LOB: 1 BB: 0 P: 4	R: 0 E: 0 K: 0 S: 4	H: 1 LOB: 1 BB: 0 P: 4	R: 1 E: 0 K: 0 S: 4	H: 2 LOB: 2 BB: 2 P: 12	R: 1 E: 2 K: 1 S: 8	H: 0 LOB: 3 BB: 1 P: 12	R: 1 E: 0 K: 2 S: 8	H: 2 LOB: 2 BB: 1 P: 12	1B: 9 2B: 3 3B: 0 HR: 0	SF: 0 SAC: 2 DP: 1 HBP: 1	WP: 0 PB: 0 SB: 0 CS: 0	PA: 46				
PITCHER	IP WLS BF H R ER SO BB IBB HBP BLK WP HR S P ERA WHIP																							
Mitt Pappas, R ERA: 3.51 (1, 1)	6.1	W	33	10	4	4	4	2	1	0	0	0	0	0	4	4	0.00	1.895						
Larry Gura, L ERA: 6.0 (7, 1)	0.2	W	4	0	1	0	0	0	0	0	0	0	0	0	4	4	0.00	0.000						
Ron Tompkins, R ERA: 4.08 (8, 1)	0.0	L	1	0	0	0	0	1	0	0	0	0	0	0	4	4	∞	∞						
Ray Newman, L ERA: 3.52 (8, 1)	1.2	L	8	2	1	1	3	1	0	0	0	0	0	0	13	17	5.40	1.800						


AB	38
R	6
H	12
RBI	5
BB	5
SO	7
LOB	25



Batter	1	2	3	4	5	6	7	8	9	AB	R	H	RBI	BB	SO	LOB	TOP					
Brock Davis, L (1, 8) OBP: 0.335, SLG: 0.312 Gene Hiser, L (6, 8) OBP: 0.303, SLG: 0.207	L7		FC3-6		F7				1B BB	3	0	0	0	0	0	2						
Johnny Callison, L (1, 9) OBP: 0.298, SLG: 0.341 Cleo James, R (9, 9) OBP: 0.353, SLG: 0.373	4-3		1-3				1-3		F7	5	1	1	1	0	0	3						
Billy Williams, L (1, 7) OBP: 0.383, SLG: 0.505	1-3			1B BB		F9		G3	1B	4	1	1	0	1	0	0						
Ron Santo, R (1, 5) OBP: 0.354, SLG: 0.423		F8		K		E3 WP		1B WP	1B	4	2	1	1	1	1	1						
Jim Hickman, R (1, 3) OBP: 0.342, SLG: 0.449	F9			G3-6-3 1B		K		K	1B	5	0	2	2	0	2	2						
Don Kessinger, S (1, 6) OBP: 0.316, SLG: 0.316				G3-6-3 1B				1B	F7	3	0	1	0	2	0	3						
Ken Rudolph, R (1, 2) OBP: 0.265, SLG: 0.237 Pat Bourque, L (8, PH) OBP: 0.250, SLG: 0.324 Chris Cannizzaro, R (8, 2) OBP: 0.314, SLG: 0.319	F8				L6	K				3	0	0	0	0	1	3	AB 37					
Hector Torres, R (1, 4) OBP: 0.274, SLG: 0.276			FC3-6 1B				4-3	L7		4	0	2	0	0	0	2	R 5					
Fergie Jenkins, R (1, 1) OBP: 0.282, SLG: 0.478			FC3-6						K	4	0	0	0	0	2	2	H 10					
Inning Stats	R: 0 E: 0 K: 0 S: 3	H: 0 LOB: 0 BB: 0 P: 3	R: 0 E: 0 K: 0 S: 4	H: 1 LOB: 1 BB: 0 P: 4	R: 0 E: 0 K: 0 S: 4	H: 1 LOB: 1 BB: 0 P: 4	R: 0 E: 0 K: 1 S: 5	H: 1 LOB: 1 BB: 1 P: 9	R: 0 E: 0 K: 1 S: 6	H: 1 LOB: 2 BB: 0 P: 6	R: 1 E: 1 K: 2 S: 9	H: 1 LOB: 2 BB: 1 P: 13	R: 0 E: 0 K: 0 S: 4	H: 1 LOB: 2 BB: 2 P: 4	R: 1 E: 0 K: 1 S: 6	H: 1 LOB: 2 BB: 2 P: 14	R: 3 E: 0 K: 1 S: 8	H: 3 LOB: 1 BB: 1 P: 12	1B: 8 2B: 1 3B: 0 HR: 1	SF: 0 SAC: 0 DP: 1 HBP: 0	WP: 2 PB: 0 SB: 0 CS: 0	PA: 42
PITCHER Bill Stoneman, R (1, 1) ERA: 3.15	IP: 9.0 WLS: L BF: 42 H: 10 R: 5 ER: 5 SO: 6 BB: 3 IBB: 2 HBP: 0 BLK: 0 WP: 2 HR: 1 S: 49 P: 69 ERA: 5.00 WHIP: 1.444															PITCHER						

Chicago Cubs @ Montreal Expos
Jarry Park, Montreal, QB
Thu Sep 30 1971, 7:05 PM EDT
Att: 27,274 - Unknown

AB 37
R 5
H 10
RBI 5
BB 5
SO 6
LOB 18



Batter	1	2	3	4	5	6	7	8	9	AB	R	H	RBI	BB	SO	LOB	BOTTOM					
Ron Hunt, R (1, 4) OBP: 0.402, SLG: 0.358 Gary Sutherland, R (8, 4) OBP: 0.302, SLG: 0.332	F7		CS 1B		1B 2B		F8		1-3	4	1	2	0	0	0	0						
Boots Day, L (1, 8) OBP: 0.342, SLG: 0.353	F8		K		1B 2H		F7			4	0	1	1	0	1	1						
Rusty Staub, L (1, 9) OBP: 0.392, SLG: 0.482				K		FC6 1B		F9		3	0	1	0	1	1	0						
Ron Fairly, L (1, 3) OBP: 0.373, SLG: 0.396	1-3			4-3	FC6				3-1	4	0	0	0	0	0	3						
Bob Bailey, R (1, 5) OBP: 0.359, SLG: 0.382		5-3		1B BB		1B SF8 1B		K		3	1	1	0	1	1	0						
Jim Fairry, L (1, 7) OBP: 0.285, SLG: 0.310	F8			1-2 1B		SF8 1B		L8		4	0	3	0	0	0	0						
John Boccabella, R (1, 2) OBP: 0.278, SLG: 0.333	F8			5-3		SF8			HR	3	1	1	2	0	0	3	AB 34					
Bobby Wine, R (1, 6) OBP: 0.253, SLG: 0.235		K			6-3		F8		P3	4	0	0	0	0	1	2	R 3					
Bill Stoneman, R (1, 1) OBP: 0.214, SLG: 0.129 Jim Gosger, L (8, PH) OBP: 0.230, SLG: 0.216			K		3-1		K		K	3	0	0	0	0	2	1	H 9					
Inning Stats	R: 0 E: 0 K: 0 S: 3	H: 0 LOB: 1 BB: 1 P: 7	R: 0 E: 0 K: 1 S: 6	H: 1 LOB: 0 BB: 0 P: 6	R: 0 E: 0 K: 2 S: 7	H: 1 LOB: 0 BB: 0 P: 7	R: 0 E: 0 K: 1 S: 6	H: 1 LOB: 2 BB: 1 P: 10	R: 1 E: 0 K: 0 S: 6	H: 3 LOB: 2 BB: 0 P: 6	R: 1 E: 0 K: 1 S: 7	H: 2 LOB: 1 BB: 0 P: 7	R: 0 E: 0 K: 0 S: 3	H: 0 LOB: 0 BB: 0 P: 3	R: 0 E: 0 K: 1 S: 5	H: 0 LOB: 0 BB: 0 P: 5	R: 1 E: 0 K: 1 S: 6	H: 1 LOB: 0 BB: 0 P: 6	1B: 6 2B: 2 3B: 0 HR: 1	SF: 1 SAC: 0 DP: 0 HBP: 0	WP: 0 PB: 0 SB: 0 CS: 1	PA: 37
PITCHER Fergie Jenkins, R (1, 1) ERA: 2.77	IP: 9.0 WLS: W BF: 37 H: 9 R: 3 ER: 3 SO: 7 BB: 2 IBB: 0 HBP: 0 BLK: 0 WP: 0 HR: 1 S: 49 P: 57 ERA: 3.00 WHIP: 1.222															PITCHER						

Chicago Cubs @ Montreal Expos
Jarry Park, Montreal, QB
Thu Sep 30 1971, 7:05 PM EDT
Att: 27,274 - Unknown

AB 34
R 3
H 9
RBI 3
BB 2
SO 7
LOB 10

