

Montreal Expos - 1972

Batter	1	2	3	4	5	6	7	8	9	AB	R	H	RBI	BB	SO	LOB	TOP								
Ron Hunt, R OBP: 0.500, SLG: 0.333	4-0 HR BB	0-3 K						0-0 F7		0-0 E8 SF9 1B							3 2 1 0 1 1 2								
Bob Bailey, R Bobby Wine, R	0-0 F2	0-0 F8						0-0 6-3		0-0 5-3							4 0 0 0 0 0 4 0 0 0 0 0 0 0								
Mike Jorgensen, L OBP: 0.250, SLG: 1.333	0-0 HR							0-0 F3		0-0 SF9							3 1 1 3 0 0 0								
Ron Fairly, L	0-0 F7							0-0 5-3		0-0 F9							3 0 0 0 1 0 0								
Ken Singleton, S	4-0 BB							0-3 K		0-0 E8 2B							3 0 1 0 1 1 1								
Boots Day, L OBP: 0.250, SLG: 0.250	0-0 F7							0-0 F8		0-0 F5							4 0 1 0 0 0 2								
Terry Humphrey, R OBP: 0.333, SLG: 0.333								0-0 SH2-4 1B		0-0 F9							3 0 1 0 0 0 1								
Tim Foli, R								0-0 SH1-3 1B		0-0 F3							2 0 0 0 1 0 1								
Bill Stoneman, R								0-0 G3		0-0 5-3							4 0 0 0 1 0 1								
Bill Stoneman, R								0-0 E7		0-3 K							4 0 0 0 0 2 4								
Inning Stats	R: 2 E: 0 K: 0 S: 4	H: 1 LOB: 1 BB: 2 P: 12	R: 0 E: 1 K: 1 S: 7	H: 1 LOB: 2 BB: 0 P: 7	R: 0 E: 0 K: 0 S: 2	H: 0 LOB: 0 BB: 1 P: 6	R: 0 E: 0 K: 0 S: 4	H: 1 LOB: 1 BB: 0 P: 4	R: 0 E: 0 K: 0 S: 3	H: 0 LOB: 0 BB: 0 P: 3	R: 0 E: 0 K: 1 S: 5	H: 0 LOB: 0 BB: 0 P: 5	R: 0 E: 0 K: 1 S: 5	H: 0 LOB: 0 BB: 0 P: 5	R: 1 E: 1 K: 0 S: 4	H: 1 LOB: 0 BB: 0 P: 4	R: 0 E: 1 K: 1 S: 6	H: 1 LOB: 2 BB: 1 P: 10	1B: 3 2B: 1 3B: 0 HR: 1	SF: 1 SAC: 2 DP: 1 HBP: 0	WP: 0 PB: 0 SB: 1 CS: 0	PA: 36			
PITCHER	IP	WLS	BF	H	R	ER	SO	BB	IBB	HBP	BLK	WP	HR	S	P	ERA	WHIP								
Bob Gibson, R ERA: 3.0	(1, 1)	6.0	24	3	2	2	2	3	0	0	0	0	1	25	37	3.00	1.000								
Al Santorini, R ERA:	(7, 1)	1.1	L	5	1	1	0	1	0	0	0	0	0	7	7	0.00	0.750								
Don Shaw, L ERA:	(8, 1)	0.2		2	0	0	0	0	0	0	0	0	0	2	2	0.00	0.000								
Moe Drabowsky, R ERA:	(9, 1)	1.0		5	1	0	0	1	0	1	0	0	0	6	10	0.00	1.000								

Montreal Expos @ St. Louis Cardinals
 Busch Stadium, St. Louis, MO
 Sat Apr 15 1972, 3:33 AM CST
 Att: 7,808 - Unknown

AB 29
 R 3
 H 5
 RBI 3
 BB 4
 SO 4
 LOB 15



Batter	1	2	3	4	5	6	7	8	9	AB	R	H	RBI	BB	SO	LOB	BOTTOM								
Lou Brock, L	0-0 F8									0-3 K							4 0 0 0 0 2 0								
Ted Sizemore, R OBP: 0.250, SLG: 0.250	0-0 4-3									0-0 1-3							4 1 1 0 0 0 0								
Matty Alou, L OBP: 0.500, SLG: 0.500	0-0 1B									0-0 1-3							4 0 2 0 0 1 1								
Joe Torre, R OBP: 0.250, SLG: 0.500	0-3 K									0-0 F8							4 1 1 1 0 2 2								
Ted Simmons, S										0-3 K							4 0 0 0 0 1 1								
Joe Hague, L OBP: 0.333, SLG: 0.667										0-0 F8							3 0 1 1 0 0 0								
Jose Cruz, L										0-0 F8							4 0 0 0 0 1 1								
Daf Maxvill, R										0-0 1-3							3 0 0 0 0 0 2								
Bob Gibson, R Ed Crosby, L Al Santorini, R Don Shaw, L Donn Clendenon, R Moe Drabowsky, R	(1, 1) (5, PH) (7, 1) (8, 1) (8, PH) (9, 1)									0-0 F9							1 0 0 0 0 0 0 1 0 0 0 0 0 1 0 0 0 0 0 0 0 0 0 0 0 0 0 0 0 0 0 1 0 0 0 0 0 0 0 0 0 0 0 0 0 0 0								
Inning Stats	R: 0 E: 0 K: 1 S: 6	H: 1 LOB: 0 BB: 0 P: 6	R: 0 E: 0 K: 2 S: 7	H: 0 LOB: 0 BB: 0 P: 7	R: 0 E: 0 K: 1 S: 5	H: 0 LOB: 0 BB: 0 P: 5	R: 0 E: 0 K: 1 S: 5	H: 1 LOB: 1 BB: 0 P: 5	R: 0 E: 0 K: 0 S: 3	H: 0 LOB: 0 BB: 0 P: 3	R: 0 E: 0 K: 1 S: 5	H: 0 LOB: 0 BB: 0 P: 5	R: 2 E: 0 K: 0 S: 6	H: 3 LOB: 2 BB: 1 P: 10	R: 0 E: 0 K: 1 S: 5	H: 0 LOB: 0 BB: 0 P: 5	R: 0 E: 0 K: 1 S: 5	H: 0 LOB: 0 BB: 0 P: 5	1B: 3 2B: 3 3B: 0 HR: 0	SF: 0 SAC: 0 DP: 1 HBP: 0	WP: 0 PB: 0 SB: 0 CS: 1	PA: 32			
PITCHER	IP	WLS	BF	H	R	ER	SO	BB	IBB	HBP	BLK	WP	HR	S	P	ERA	WHIP								
Bill Stoneman, R ERA: 2.0	(1, 1)	9.0	W	32	5	2	2	8	0	1	0	0	0	47	51	2.00	0.556								

Montreal Expos @ St. Louis Cardinals
 Busch Stadium, St. Louis, MO
 Sat Apr 15 1972, 3:33 AM CST
 Att: 7,808 - Unknown


AB 31
 R 2
 H 5
 RBI 2
 BB 1
 SO 8
 LOB 6



Batter	1	2	3	4	5	6	7	8	9	AB	R	H	RBI	BB	SO	LOB	TOP			
Bud Harrelson, S OBP: 0.167, SLG: 0.091 (1, 6)	F9	4-3		G3		BB			K	4	0	0	0	1	1	2				
Ken Boswell, L OBP: 0.154, SLG: 0.083 (1, 4)	4-3		G6-4-3 BB		4-3	G3			K	4	0	0	0	1	1	3				
Tommie Agee, R OBP: 0.385, SLG: 0.300 (1, 8)	1B BB		G6-4-3 1-2		P4		5-3			4	1	1	0	1	0	1				
Rusty Staub, L OBP: 0.308, SLG: 0.182 (1, 9)	1B 1B			BB BB		K		6-3		4	0	1	0	1	1	1				
Cleon Jones, R OBP: 0.545, SLG: 0.600 (1, 7)							5-3			3	0	2	1	1	0	0				
Jim Fregosi, R OBP: 0.273, SLG: 0.300 (1, 5)			5-3					6-3		4	1	1	0	0	1	5				
Ed Kranepool, L OBP: 0.222, SLG: 0.625 (1, 3)		3-1		K				F8		4	0	1	0	0	1	0				
Jerry Grote, R OBP: 0.400, SLG: 0.143 (1, 2)			SH1-4 BB		SH3 BB				G3-6-3 1B	1	0	1	0	3	0	0				
Jerry Koosman, R OBP: 0.100, SLG: 1.000 (1, 1)			SH1-4		SH3				G3-6-3 1-2 2-3 3-H	0	0	0	0	0	0	0				
Chuck Taylor, R OBP: 0.100, SLG: 1.000 (5, 1)										0	0	0	0	0	0	0				
John Milner, L OBP: 0.100, SLG: 1.000 (6, 1)										1	0	0	0	0	0	2				
Buzz Capra, R OBP: 0.100, SLG: 1.000 (6, 1)										0	0	0	0	0	0	0				
Dave Marshall, L OBP: 0.100, SLG: 1.000 (8, 1)										1	0	0	0	0	0	1				
Ray Sadecki, L OBP: 0.100, SLG: 1.000 (8, 1)										0	0	0	0	0	0	0				
Tug McGraw, R OBP: 0.100, SLG: 1.000 (8, 1)										0	0	0	0	0	0	0				
Inning Stats	R: 1 E: 0 K: 1 S: 7	H: 2 LOB: 2 BB: 1 P: 11	R: 0 E: 0 K: 0 S: 3	H: 0 LOB: 1 BB: 1 P: 7	R: 0 E: 0 K: 0 S: 2	H: 0 LOB: 2 BB: 3 P: 14	R: 0 E: 0 K: 1 S: 5	H: 0 LOB: 1 BB: 0 P: 9	R: 0 E: 0 K: 1 S: 5	H: 2 LOB: 3 BB: 2 P: 13	R: 0 E: 0 K: 0 S: 4	H: 1 LOB: 1 BB: 0 P: 4	R: 0 E: 0 K: 0 S: 3	H: 1 LOB: 0 BB: 0 P: 3	R: 0 E: 0 K: 2 S: 8	H: 1 LOB: 1 BB: 0 P: 8	1B: 5 2B: 2 3B: 0 HR: 0	SF: 0 SAC: 2 DP: 2 HBP: 0	WP: 1 PB: 0 SB: 0 CS: 0	PA: 40
PITCHER	IP	WLS	BF	H	R	ER	SO	BB	IBB	HBP	BLK	WP	HR	S	P	ERA	WHIP			
Steve Renko, R ERA: 3.18 (1, 1)	5.2	W	28	4	2	2	3	8	0	0	0	1	0	26	58	3.18	2.118			
John Strohmayr, R ERA: (6, 1)	3.1	S	12	3	0	0	2	0	0	0	0	0	0	16	16	0.00	0.900			

New York Mets @ Montreal Expos
Jarry Park, Montreal, QB
 Tue Apr 18 1972, 3:33 AM EST
 Att: 29,102 - Unknown

AB	30
R	2
H	7
RBI	1
BB	8
SO	5
LOB	15



Batter	1	2	3	4	5	6	7	8	9	AB	R	H	RBI	BB	SO	LOB	BOTTOM			
Ron Hunt, R OBP: 0.538, SLG: 0.600 (1, 4)	F8		S 1B 2B		5-3 1B BB					3	2	1	0	2	1	1				
Ron Woods, R OBP: 0.200, SLG: 0.111 (1, 8)										2	0	0	0	1	1	2				
Boots Day, L OBP: 0.200, SLG: 0.111 (7, 8)	CS BB		K		5-3		4-3			2	0	0	0	0	0	4				
Clyde Mashore, R OBP: 1.000, SLG: 1.000 (1, 9)										1	2	1	1	3	0	0				
Bob Bailey, R OBP: 0.273, SLG: 0.364 (1, 5)										4	2	3	1	0	0	1				
Ken Singleton, S OBP: 0.417, SLG: 0.600 (1, 7)			G6-4-3							4	1	2	3	0	1	2				
John Boccabella, R OBP: 0.143, SLG: 0.143 (1, 2)										4	0	1	1	0	1	1				
Mike Jorgensen, L OBP: 0.333, SLG: 0.556 (1, 3)										3	0	0	0	1	0	0				
Tim Foli, R OBP: 0.200, SLG: 0.250 (1, 6)										3	0	1	1	0	0	0				
Steve Renko, R OBP: 0.100, SLG: 1.000 (1, 1)										2	0	0	0	0	1	0				
John Strohmayr, R ERA: (6, 1)										2	0	0	0	0	1	3				
Inning Stats	R: 2 E: 0 K: 0 S: 4	H: 2 LOB: 1 BB: 2 P: 12	R: 0 E: 0 K: 1 S: 5	H: 0 LOB: 0 BB: 0 P: 5	R: 1 E: 0 K: 1 S: 6	H: 2 LOB: 1 BB: 1 P: 10	R: 0 E: 0 K: 0 S: 3	H: 0 LOB: 0 BB: 0 P: 3	R: 1 E: 0 K: 0 S: 4	H: 1 LOB: 1 BB: 1 P: 8	R: 0 E: 0 K: 2 S: 8	H: 1 LOB: 1 BB: 0 P: 8	R: 3 E: 0 K: 0 S: 6	H: 3 LOB: 3 BB: 3 P: 18	R: 0 E: 0 K: 0 S: 6	H: 0 LOB: 0 BB: 0 P: 18	1B: 5 2B: 3 3B: 1 HR: 0	SF: 1 SAC: 0 DP: 1 HBP: 0	WP: 1 PB: 0 SB: 1 CS: 1	PA: 38
PITCHER	IP	WLS	BF	H	R	ER	SO	BB	IBB	HBP	BLK	WP	HR	S	P	ERA	WHIP			
Jerry Koosman, L ERA: 7.71 (1, 1)	4.2	L	21	5	4	4	2	4	0	0	0	0	0	21	37	7.71	1.929			
Chuck Taylor, R ERA: (5, 1)	0.1		1	0	0	0	0	0	0	0	0	0	0	1	1	0.00	0.000			
Buzz Capra, R ERA: (6, 1)	2.0		7	1	0	0	4	0	0	0	0	1	0	15	15	0.00	0.500			
Ray Sadecki, L ERA: (8, 1)	0.0		5	3	3	3	0	2	0	0	0	0	0	3	11	∞	∞			
Tug McGraw, L ERA: (8, 1)	1.0		4	0	0	0	0	0	1	0	0	0	0	3	7	0.00	0.000			

New York Mets @ Montreal Expos
Jarry Park, Montreal, QB
 Tue Apr 18 1972, 3:33 AM EST
 Att: 29,102 - Unknown

AB	30
R	7
H	9
RBI	7
BB	7
SO	6
LOB	14



Batter	1	2	3	4	5	6	7	8	9	AB	R	H	RBI	BB	SO	LOB	TOP			
Lou Brock, L (1,7) OBP: 0.185, SLG: 0.154	G3		G6-3 BB		6-3	P5			F8	4	0	0	0	1	0	3				
Ted Sizemore, R (1,4) OBP: 0.289, SLG: 0.240	1-3		G6-3 1-2		6-3	G3			4-3	5	0	0	0	0	0	4				
Matty Alou, L (1,9) OBP: 0.333, SLG: 0.348	1-6-3		4-3		1B				1B	5	1	2	0	0	0	0				
Joe Torre, R (1,5) Luis Melendez, R (9, PR)		8-4 1B BB		K	FC4-6 1B				E4 1B	4	0	1	0	1	1	1				
Ted Simmons, S (1,2) OBP: 0.375, SLG: 0.391		8-4 1B		1B	FC4-6 1-2				BB 1B	4	0	3	1	1	0	2				
Joe Hague, L (1,3) OBP: 0.500, SLG: 0.455		8-4 1-2 2-3		1-3 1B		1B FC4-2 BB			P4	3	0	1	0	2	0	3				
Jose Cruz, L (1,8) OBP: 0.304, SLG: 0.333		BB IBB		1-3 1B		FC4-2 1B			F7	4	0	1	0	1	0	5				
Ed Crosby, L (1,6) OBP: 0.571, SLG: 0.500		1-2 BB		BB		FC4-2 1B			F9	2	0	1	0	2	0	0				
Rick Wise, R (1,1) Moe Drabowsky, R (8,1)		K		K		FC4-2 1-2 2-3 3-H			K	4	0	0	0	0	3	9				
Inning Stats	R: 0 E: 0 K: 0 S: 3	H: 0 LOB: 0 BB: 0 P: 3	R: 0 E: 0 K: 1 S: 5	H: 1 LOB: 3 BB: 3 P: 17	R: 0 E: 0 K: 2 S: 2	H: 0 LOB: 0 BB: 1 P: 6	R: 0 E: 0 K: 2 S: 9	H: 2 LOB: 3 BB: 1 P: 13	R: 0 E: 0 K: 0 S: 5	H: 2 LOB: 2 BB: 0 P: 5	R: 0 E: 0 K: 0 S: 3	H: 0 LOB: 1 BB: 1 P: 7	R: 0 E: 0 K: 1 S: 5	H: 0 LOB: 0 BB: 0 P: 5	R: 1 E: 1 K: 0 S: 6	H: 2 LOB: 3 BB: 1 P: 10	1B: 9 2B: 1 3B: 0 HR: 0	SF: 0 SAC: 0 DP: 2 HBP: 0	WP: 0 PB: 0 SB: 0 CS: 0	PA: 43
PITCHER	IP WLS BF H R ER SO BB IBB HBP BLK WP HR S P ERA WHIP																			
Bill Stoneman, R (1,1) ERA: 1.06	8.0 W 36 7 0 0 4 6 1 0 0 0 0 0 37 65 0.00 1.625																			
Mike Marshall, R (9,1) ERA:	1.0 S 7 2 1 0 0 1 0 0 0 0 0 0 6 10 0.00 3.000																			

St. Louis Cardinals @ Montreal Expos
 Jarry Park, Montreal, QB
 Fri Apr 21 1972, 6:05 PM EST
 Att: 14,559 - Unknown

AB 35
 R 1
 H 9
 RBI 1
 BB 8
 SO 4
 LOB 27



Batter	1	2	3	4	5	6	7	8	9	AB	R	H	RBI	BB	SO	LOB	BOTTOM			
Ron Hunt, R (1,4) OBP: 0.412, SLG: 0.429	F8			F9		5-3		4-3		4	0	0	0	0	0	2				
Bob Bailey, R (1,5) Mike Marshall, R (9,1)	4-3			FC4-6 1B		F8		4-3		4	0	1	0	0	0	2				
Mike Jorgensen, L (1,3) OBP: 0.267, SLG: 0.417	G3			FC4-6 CS		G3				3	0	0	0	0	0	1				
Ron Fairly, L (1,9) OBP: 0.364, SLG: 0.400		G3		CS	1B SH1-3 1B			F9		3	0	1	0	0	0	0				
Ken Singleton, S (1,7) OBP: 0.429, SLG: 0.545		L5-3 BB		SH1-3		K				1	0	0	0	1	1	0				
Boots Day, L (1,8) OBP: 0.231, SLG: 0.167		L5-3			G1-4-3 1B			F7		3	0	1	0	0	0	1				
John Boccabella, R (1,2) OBP: 0.200, SLG: 0.200				6-3		G1-4-3 1-2		E7 1B 2B 1B		3	1	1	0	0	0	2				
Tim Foli, R (1,6) OBP: 0.308, SLG: 0.364				5-3		SH3-4 1B		2B 1B		3	1	2	0	0	0	0				
Bill Stoneman, R (1,1) Jim Fahey, L (8, PH) Bobby Wine, R (9,5)				K		SH3-4 1B		4-3 1-H 3-H 2B		1	0	0	0	0	1	0				
Inning Stats	R: 0 E: 0 K: 0 S: 3	H: 0 LOB: 0 BB: 0 P: 3	R: 0 E: 0 K: 0 S: 2	H: 0 LOB: 0 BB: 1 P: 6	R: 0 E: 0 K: 1 S: 5	H: 0 LOB: 0 BB: 0 P: 5	R: 0 E: 0 K: 0 S: 3	H: 1 LOB: 0 BB: 0 P: 3	R: 0 E: 0 K: 0 S: 4	H: 2 LOB: 1 BB: 0 P: 4	R: 0 E: 0 K: 0 S: 4	H: 1 LOB: 1 BB: 0 P: 4	R: 0 E: 0 K: 1 S: 5	H: 0 LOB: 0 BB: 0 P: 5	R: 2 E: 1 K: 0 S: 6	H: 3 LOB: 1 BB: 0 P: 6	1B: 6 2B: 2 3B: 0 HR: 0	SF: 0 SAC: 2 DP: 2 HBP: 0	WP: 0 PB: 0 SB: 0 CS: 1	PA: 30
PITCHER	IP WLS BF H R ER SO BB IBB HBP BLK WP HR S P ERA WHIP																			
Rick Wise, R (1,1) ERA: 2.35	7.1 L 27 7 2 2 2 2 1 0 0 0 0 0 30 34 2.46 1.091																			
Moe Drabowsky, R (8,1) ERA:	0.2 2 0 0 0 0 0 0 0 0 0 0 0 2 2 0.00 0.000																			

St. Louis Cardinals @ Montreal Expos
 Jarry Park, Montreal, QB
 Fri Apr 21 1972, 6:05 PM EST
 Att: 14,559 - Unknown

AB 26
 R 2
 H 7
 RBI 2
 BB 1
 SO 2
 LOB 8



Batter	1	2	3	4	5	6	7	8	9	10	AB	R	H	RBI	BB	SO	LOB	TOP	
Matty Alou, L OBP: 0.321, SLG: 0.333 Luis Melendez, R (7, 9)	P6	4-3			6-3		1B 1B		4-3		4	1	1	0	0	0	2	1 0 0 0 0 0 0	
Ted Sizemore, R OBP: 0.226, SLG: 0.200 (1, 4)	4-3		1-3			F7	6-3		F7		5	0	0	0	0	0	1	5 0 0 0 0 0 1	
Joe Hague, L OBP: 0.524, SLG: 0.429 (1, 3)	BB		K			BB FC3-6	1B		F7		3	1	1	1	2	1	0	3 1 1 1 2 1 0	
Joe Torre, R OBP: 0.400, SLG: 0.421 (1, 5)	1-3		F9			FC3-6 1B	1B				5	1	3	0	0	0	1	5 1 3 0 0 0 1	
Ted Simmons, S OBP: 0.379, SLG: 0.370 (1, 2)		1B 1B			1-3		P4		FC5-4 FC6-4		4	1	1	0	1	0	3	4 1 1 0 1 0 3	
Jose Cruz, L OBP: 0.286, SLG: 0.308 (1, 8)		1B 1B			4-3		FC3-6 1B		F8		5	1	1	1	0	0	5	5 1 1 1 0 0 5	
Lou Brock, L OBP: 0.219, SLG: 0.194 (1, 7)					4-3		1B		FC6-4		5	0	2	2	0	0	1	5 0 2 2 0 0 1	
Ed Crosby, L OBP: 0.500, SLG: 0.438 (1, 6)		K			G3		1B		F8		4	0	1	1	0	1	2	4 0 1 1 0 1 2	
Reggie Cleveland, R Tony Cloninger, R Don Shaw, L Moe Drabowsky, R Denn Clendenon, R Dennis Higgins, R (8, PH)		K			2-3		1-3		1-3		3	0	0	0	0	0	1	3 0 0 0 0 0 1 4	
Inning Stats	R: 0 E: 0 K: 0 S: 3	H: 0 LOB: 1 BB: 1 P: 7	R: 1 E: 0 K: 2 S: 10	H: 3 LOB: 2 BB: 0 P: 10	R: 0 E: 0 K: 1 S: 5	H: 0 LOB: 0 BB: 0 P: 5	R: 0 E: 0 K: 0 S: 3	H: 0 LOB: 0 BB: 0 P: 3	R: 3 E: 0 K: 0 S: 6	H: 3 LOB: 2 BB: 2 P: 14	R: 1 E: 0 K: 0 S: 6	H: 3 LOB: 2 BB: 0 P: 6	R: 0 E: 0 K: 0 S: 3	H: 0 LOB: 0 BB: 0 P: 3	R: 0 E: 0 K: 0 S: 4	H: 1 LOB: 1 BB: 0 P: 4	1B: 10 2B: 0 3B: 0 HR: 0	SF: 0 SAC: 0 DP: 0 HBP: 0	WP: 0 PA: 43
PITCHER	IP 6.0	WLS 27	H 6	R 4	ER 4	SO 3	BB 3	IBB 0	HBP 0	BLK 0	WP 0	HR 0	S 30	P 42	ERA 6.00	WHIP 1.500			
Ernie McAnally, R ERA: 4.5																			
John Strohmayr, R ERA: 1.93	0.1	4	3	1	1	0	0	0	0	0	0	0	4	4	27.00	9.000			
Denny Lemaster, L ERA:	3.2	W 12	1	0	0	0	0	0	0	0	0	0	12	12	0.00	0.273			

St. Louis Cardinals @ Montreal Expos
Jarry Park, Montreal, QB
Sat Apr 22 1972, 3:33 AM EST
Att: 19,633 - Unknown

AB	40
R	5
H	10
RBI	5
BB	3
SO	3
LOB	19



Batter	1	2	3	4	5	6	7	8	9	10	AB	R	H	RBI	BB	SO	LOB	BOTTOM	
Ron Hunt, R OBP: 0.364, SLG: 0.333 (1, 4)	P3	F9			F2		FC6-4 BB		3-1		4	0	0	0	1	0	1	4 0 0 0 1 0 1	
Bob Bailey, R OBP: 0.250, SLG: 0.263 (1, 5)	1B BB	P6			6-3		FC6-4 1B		6-3		4	2	0	0	1	0	2	4 2 0 0 1 0 2	
Mike Jorgensen, L OBP: 0.350, SLG: 0.400 (1, 3)	1B 2B BB		L3		F7		1B 1B				3	2	1	0	2	0	0	3 2 1 0 2 0 0	
Ron Fairly, L OBP: 0.286, SLG: 0.308 John Bateman, R Bill Stoneman, R Hector Torres, R (8, PH)	K		G3			4-3	1B 1B		5-3		3	0	0	0	0	1	2	3 0 0 0 0 0 1 2	
Ken Singleton, S OBP: 0.526, SLG: 0.571 (1, 7)	2B 1B		S BB		F8		1B 1B				3	2	2	2	2	0	0	3 2 2 2 2 0 0	
Boots Day, L OBP: 0.313, SLG: 0.333 Ron Woods, R (8, PH)	2B		F7			1B	K		B2		3	0	2	2	0	0	1	3 0 2 2 0 0 1	
John Boccabella, R OBP: 0.200, SLG: 0.200 (1, 2)	5-3				6-3		1B		F9		5	0	1	0	0	0	2	5 0 1 0 0 0 2	
Tim Foli, R OBP: 0.313, SLG: 0.308 John Strohmayr, R Denny Lemaster, R Terry Humphrey, R Carl Morton, R (10, PH)		SH1-4 BB			5-3		5-3		K		2	0	0	0	1	0	2	2 0 0 0 1 0 2	
Ernie McAnally, R Bobby Wine, R Jim Fairley, L (8, PH)		SH1-4			P6		4-3		K2-3		1	0	0	0	0	0	0	1 0 0 0 0 0 0	
Inning Stats	R: 3 E: 0 K: 1 S: 7	H: 2 LOB: 1 BB: 2 P: 15	R: 0 E: 0 K: 0 S: 3	H: 0 LOB: 1 BB: 1 P: 7	R: 0 E: 0 K: 0 S: 3	H: 0 LOB: 0 BB: 0 P: 3	R: 0 E: 0 K: 0 S: 5	H: 2 LOB: 2 BB: 0 P: 5	R: 2 E: 0 K: 1 S: 8	H: 3 LOB: 2 BB: 1 P: 12	R: 0 E: 0 K: 2 S: 7	H: 0 LOB: 0 BB: 0 P: 7	R: 0 E: 0 K: 0 S: 3	H: 0 LOB: 1 BB: 1 P: 7	R: 1 E: 0 K: 0 S: 4	H: 2 LOB: 2 BB: 1 P: 8	1B: 8 2B: 1 3B: 0 HR: 0	SF: 0 SAC: 1 DP: 0 HBP: 0	WP: 0 PA: 45
PITCHER	IP 6.1	WLS 28	H 4	R 4	ER 4	SO 4	BB 5	IBB 0	HBP 0	BLK 0	WP 0	HR 0	S 25	P 45	ERA 5.68	WHIP 1.421			
Reggie Cleveland, R ERA: 4.5																			
Tony Cloninger, R ERA: 5.75	0.1	2	1	0	0	0	0	0	0	0	0	0	2	2	0.00	3.000			
Don Shaw, L ERA:	0.0	2	2	1	1	0	0	0	0	0	0	0	2	2	=	=			
Moe Drabowsky, R ERA:	0.1	1	0	0	0	1	0	0	0	0	0	0	3	3	0.00	0.000			
Dennis Higgins, R ERA: 5.0	2.2	L 12	2	1	1	2	2	0	0	0	0	0	14	22	3.38	1.500			

St. Louis Cardinals @ Montreal Expos
Jarry Park, Montreal, QB
Sat Apr 22 1972, 3:33 AM EST
Att: 19,633 - Unknown

AB	37
R	6
H	9
RBI	6
BB	7
SO	4
LOB	14



Batter	1	2	3	4	5	6	7	8	9	AB	R	H	RBI	BB	SO	LOB	TOP						
Ron Hunt, R OBP: 0.397, SLG: 0.292 (1, 4)	G3			K		P4		K		4	0	0	0	0	2	1	Montreal Expos @ Los Angeles Dodgers Dodger Stadium, Los Angeles, CA Tue Apr 25 1972, 6:05 PM PST Att: 15,411 - Unknown livebaseballscorecards.com						
Bob Bailey, R OBP: 0.345, SLG: 0.346 (1, 5)	K			G3 BB						3	0	2	0	1	1	0							
Mike Jorgensen, L OBP: 0.250, SLG: 0.261 (1, 3)	K			G3		6-3		K		4	0	0	0	0	2	4							
Ron Fairly, L OBP: 0.273, SLG: 0.250 (1, 9)		F9		6-3		F7			F9	4	0	0	0	0	2								
Ken Singleton, S OBP: 0.444, SLG: 0.429 (1, 7)		L4					K			3	1	1	0	1	1	0							
Boots Day, L OBP: 0.281, SLG: 0.273 Clyde Mashore, R OBP: 0.667, SLG: 0.333 (9, PH)		K				G5-3 1B				3	0	1	0	0	1	0							
John Boccabella, R OBP: 0.182, SLG: 0.182 John Strohmayr, R (7, 1) Tom Walker, R (8, 1) Ron Woods, R (9, PH)				K		K		F7		3	0	0	0	0	2	2							
Tim Foli, R OBP: 0.304, SLG: 0.300 (1, 6)				F7					F3	3	0	1	1	0	0	0							
Carl Morton, R (1, 1) John Bateman, R OBP: 1.000, SLG: 1.000 (7, 2)				K		G5-3 2-3f				2	0	0	0	0	1	2							
										0	0	0	0	1	0	0							
Inning Stats	R: 0 E: 0 K: 2 S: 7	H: 0 LOB: 0 BB: 0 P: 7	R: 0 E: 0 K: 1 S: 5	H: 0 LOB: 0 BB: 0 P: 5	R: 0 E: 0 K: 1 S: 7	H: 0 LOB: 0 BB: 0 P: 7	R: 0 E: 0 K: 1 S: 5	H: 0 LOB: 1 BB: 1 P: 9	R: 1 E: 0 K: 1 S: 7	H: 3 LOB: 1 BB: 0 P: 7	R: 0 E: 0 K: 0 S: 4	H: 1 LOB: 1 BB: 0 P: 4	R: 0 E: 0 K: 1 S: 5	H: 0 LOB: 0 BB: 0 P: 5	R: 0 E: 0 K: 2 S: 8	H: 1 LOB: 2 BB: 1 P: 12		R: 0 E: 0 K: 0 S: 3	H: 0 LOB: 1 BB: 1 P: 7	1B: 4 2B: 1 3B: 0 HR: 0	SF: 0 SAC: 0 DP: 1 HBP: 0	WP: 0 PB: 0 SB: 0 CS: 0	PA: 34
PITCHER	IP WLS BF H R ER SO BB IBB HBP BLK WP HR S P ERA WHIP																						
Don Sutton, R ERA: 0.76 (1, 1)	7.2 W 29 5 1 1 9 2 0 0 0 0 0 0 45 53 1.17 0.913																						
Pete Richert, L ERA: (8, 1)	1.1 S 5 0 0 0 1 1 0 0 0 0 0 0 6 10 0.00 0.750																						

Batter	1	2	3	4	5	6	7	8	9	AB	R	H	RBI	BB	SO	LOB	BOTTOM				
Maury Wills, S OBP: 0.167, SLG: 0.200 (1, 6)	6-3		F2			F8		4-3		4	1	0	0	1	0	1	Montreal Expos @ Los Angeles Dodgers Dodger Stadium, Los Angeles, CA Tue Apr 25 1972, 6:05 PM PST Att: 15,411 - Unknown livebaseballscorecards.com				
Wes Parker, S OBP: 0.400, SLG: 0.346 (1, 3)	2B BB					E4 1B				3	2	2	1	1	0	0					
Willie Davis, L OBP: 0.364, SLG: 0.524 (1, 8)	F7		F8			1B				4	1	2	1	0	0	2					
Frank Robinson, R OBP: 0.345, SLG: 0.308 Bill Russell, R (8, 9)				F5		1B		L6		4	0	2	2	0	0	2					
Jim Lefebvre, S OBP: 0.359, SLG: 0.553 (1, 4)	F8			4-3		1B		F8		4	0	1	1	0	0	3					
Willie Crawford, L OBP: 0.320, SLG: 0.696 (1, 7)		P5		F8		P5				4	1	1	1	0	0	2					
Steve Garvey, R OBP: 0.324, SLG: 0.344 (1, 5)					F7	F7		F8		3	0	0	0	1	0	2					
Chris Cannizzaro, R OBP: 0.433, SLG: 0.500 Dick Dietz, R (6, 2)			P4					F3		2	0	0	0	0	1	1					
Don Sutton, R OBP: 0.250, SLG: 0.143 Pete Richert, L OBP: 1.000, SLG: 1.000 (8, 1)			K			4-3				2	0	0	0	1	1	0					
										1	0	1	0	0	0	0					
Inning Stats	R: 1 E: 0 K: 0 S: 4	H: 1 LOB: 1 BB: 1 P: 8	R: 0 E: 0 K: 0 S: 2	H: 0 LOB: 0 BB: 1 P: 6	R: 0 E: 0 K: 1 S: 6	H: 1 LOB: 0 BB: 0 P: 6	R: 0 E: 0 K: 0 S: 3	H: 0 LOB: 0 BB: 0 P: 3	R: 0 E: 0 K: 1 S: 5	H: 0 LOB: 0 BB: 0 P: 5	R: 2 E: 1 K: 0 S: 7	H: 3 LOB: 2 BB: 0 P: 7	R: 2 E: 0 K: 0 S: 5	H: 2 LOB: 2 BB: 2 P: 13	R: 0 E: 0 K: 0 S: 5	H: 2 LOB: 1 BB: 0 P: 5		1B: 7 2B: 1 3B: 0 HR: 1	SF: 0 SAC: 0 DP: 0 HBP: 0	WP: 0 PB: 0 SB: 0 CS: 1	PA: 37
PITCHER	IP WLS BF H R ER SO BB IBB HBP BLK WP HR S P ERA WHIP																				
Carl Morton, R ERA: 3.0 (1, 1)	6.0 L 25 5 3 2 2 2 0 0 0 0 0 0 27 35 3.00 1.167																				
John Strohmayr, R ERA: 4.75 (7, 1)	1.0 7 2 2 2 0 2 0 0 0 0 0 0 5 13 18.00 4.000																				
Tom Walker, R ERA: 4.5 (8, 1)	1.0 5 2 1 1 0 0 0 0 0 0 0 1 5 9.00 2.000																				

Batter	1	2	3	4	5	6	7	8	9	AB	R	H	RBI	BB	SO	LOB	TOP			
Ron Hunt, R OBP: 0.371, SLG: 0.259 (1,4)	6-3		BB		F7			F9		3	0	0	0	1	0	1	Montreal Expos @ Los Angeles Dodgers Dodger Stadium, Los Angeles, CA Wed Apr 26 1972, 6:05 PM PST Att: 13,320 - Unknown livebaseballscorecards.com			
Ron Woods, R OBP: 0.192, SLG: 0.200 (1,8)	2B		K			6-3		6-3		4	0	1	0	0	1	1				
Clyde Mashore, R OBP: 0.400, SLG: 0.143 (1,9)	6-3			1-3		5-3		6-3		4	0	0	0	0	0	1				
Bob Bailey, R OBP: 0.333, SLG: 0.310 (1,5)	K			5-3		FC5-4 BB			5-3	3	0	0	0	1	1	1				
Ken Singleton, S OBP: 0.484, SLG: 0.480 (1,7)		G6-4-3 1B		1B		FC5-4 1-2			1-3 1B	4	0	3	0	0	0	1				
John Boccabella, R OBP: 0.192, SLG: 0.192 (1,2)		G6-4-3 1-2		K			SH1-3 1B		1-3 1-2	4	0	1	0	0	1	3				
Mike Jorgensen, L OBP: 0.290, SLG: 0.250 (1,3)		CS BB		K			SH1-3 1-2		FC6-4 BB	1	0	0	0	2	1	0				
Tim Foli, R OBP: 0.296, SLG: 0.292 (1,6)	CS		F3		SH1-4 1B		F7		FC6-4	4	0	1	0	0	0	3				
Bill Stoneman, R (1,1)			6-3		SH1-4 1-2		F8			2	0	0	0	0	0	1				
Inning Stats	R: 0 E: 0 K: 1 S: 6	H: 1 LOB: 1 BB: 0 P: 6	R: 0 E: 0 K: 0 S: 2	H: 1 LOB: 0 BB: 1 P: 6	R: 0 E: 0 K: 1 S: 5	H: 0 LOB: 1 BB: 1 P: 9	R: 0 E: 0 K: 1 S: 6	H: 1 LOB: 1 BB: 0 P: 6	R: 0 E: 0 K: 1 S: 3	H: 0 LOB: 1 BB: 1 P: 7	R: 0 E: 0 K: 0 S: 4	H: 1 LOB: 1 BB: 0 P: 4	R: 0 E: 0 K: 0 S: 3	H: 0 LOB: 0 BB: 3 P: 3	R: 0 E: 0 K: 0 S: 4	H: 1 LOB: 2 BB: 1 P: 8	1B: 5 2B: 1 3B: 0 HR: 0	SF: 0 SAC: 2 DP: 1 HBP: 0	WP: 0 PB: 0 CS: 1	PA: 36
PITCHER Claude Osteen, L ERA: 0.5 (1,1)	IP: 9.0 WLS: W BF: 35 H: 6 R: 0 ER: 0 SO: 4 BB: 4 IBB: 0 HBP: 0 BLK: 0 WP: 0 HR: 0 S: 39 P: 55 ERA: 0.00 WHIP: 1.111																			

Batter	1	2	3	4	5	6	7	8	9	AB	R	H	RBI	BB	SO	LOB	BOTTOM			
Maury Wills, S OBP: 0.152, SLG: 0.182 (1,6)	K		6-3		6-3			G3		4	0	0	0	0	1	1	Montreal Expos @ Los Angeles Dodgers Dodger Stadium, Los Angeles, CA Wed Apr 26 1972, 6:05 PM PST Att: 13,320 - Unknown livebaseballscorecards.com			
Wes Parker, S OBP: 0.412, SLG: 0.345 (1,3)	FC4-6 BB		1B			F9		K		3	0	1	0	1	1	0				
Willie Davis, L OBP: 0.354, SLG: 0.489 (1,8)	FC4-6 1-2		K			F8			HR BB	3	1	0	0	1	1	3				
Frank Robinson, R OBP: 0.333, SLG: 0.300 (1,9)	5-3			FC4-6 1B		F4			K	4	0	1	0	0	1	2				
Jim Lefebvre, S OBP: 0.349, SLG: 0.524 (1,4)		4-3		F9			FC4-6 1B		F4	4	0	1	0	0	0	2				
Willie Crawford, L OBP: 0.310, SLG: 0.741 (1,7)		F7		FC4-6 FC6-4			FC4-6 1-2		HR	4	1	1	2	0	0	2				
Steve Garvey, R OBP: 0.297, SLG: 0.314 (1,5)		6-3		FC6-4			F9			3	0	0	0	0	0	2				
Dick Dietz, R (1,2)			1B S BB			F8		F4		2	0	0	0	1	0	1				
Claude Osteen, L OBP: 0.375, SLG: 0.375 (1,1)			K		K			K		3	0	0	0	0	3	1				
Inning Stats	R: 0 E: 0 K: 1 S: 5	H: 0 LOB: 1 BB: 1 P: 9	R: 0 E: 0 K: 0 S: 3	H: 0 LOB: 0 BB: 0 P: 3	R: 0 E: 0 K: 2 S: 8	H: 1 LOB: 2 BB: 1 P: 12	R: 0 E: 0 K: 0 S: 4	H: 1 LOB: 1 BB: 0 P: 4	R: 0 E: 0 K: 1 S: 5	H: 0 LOB: 0 BB: 0 P: 5	R: 0 E: 0 K: 0 S: 3	H: 0 LOB: 0 BB: 0 P: 3	R: 0 E: 0 K: 2 S: 7	H: 0 LOB: 0 BB: 0 P: 7	R: 2 E: 0 K: 1 S: 5	H: 1 LOB: 0 BB: 1 P: 9	1B: 3 2B: 0 3B: 0 HR: 1	SF: 0 SAC: 0 DP: 0 HBP: 0	WP: 0 PB: 0 CS: 0	PA: 33
PITCHER Bill Stoneman, R ERA: 1.4 (1,1)	IP: 8.2 WLS: L BF: 33 H: 4 R: 2 ER: 2 SO: 7 BB: 3 IBB: 0 HBP: 0 BLK: 0 WP: 0 HR: 1 S: 44 P: 56 ERA: 2.08 WHIP: 0.808																			

Batter	1	2	3	4	5	6	7	8	9	AB	R	H	RBI	BB	SO	LOB	TOP								
Ron Hunt, R OBP: 0.383, SLG: 0.270 (1, 4)	6-3		SH1-3		6-3		6-3			3	0	0	0	0	0	1									
Bob Bailey, R OBP: 0.340, SLG: 0.293 Bobby Wine, R (8, 5)	K		BB			K		6-3		3	0	0	0	1	2	0									
Mike Jorgensen, L OBP: 0.341, SLG: 0.333 (1, 3)	K		F6			1B		1B		4	0	2	0	0	1	2									
Ron Fairly, L OBP: 0.242, SLG: 0.172 (1, 9)			F1		G3			F8		3	0	0	0	1	0	3									
Ken Singleton, S OBP: 0.467, SLG: 0.526 (1, 7)	K				4-3		F5		4-3	4	0	0	0	0	1	3									
Boots Day, L OBP: 0.233, SLG: 0.214 (1, 8)	G3				1-3		K			4	0	0	0	0	1	2									
John Boccabella, R OBP: 0.256, SLG: 0.250 (1, 2)			3B		K			F8		3	1	1	0	1	1	0									
Tim Foli, R OBP: 0.325, SLG: 0.389 (1, 6)			E		6-3			S		4	1	2	1	0	1	1									
Mike Torrez, R (1, 1)			E3		6-3			F7		3	0	0	0	0	0	1									
Inning Stats	R: 0 H: 0 E: 0 K: 2 S: 9	H: 0 LOB: 0 BB: 0 P: 15	R: 0 H: 0 E: 0 K: 1 S: 7	H: 0 LOB: 0 BB: 0 P: 11	R: 2 H: 2 E: 1 K: 0 S: 12	H: 2 LOB: 2 BB: 1 P: 19	R: 0 H: 0 E: 0 K: 1 S: 5	H: 0 LOB: 0 BB: 0 P: 6	R: 0 H: 0 E: 0 K: 0 S: 6	H: 0 LOB: 0 BB: 0 P: 13	R: 0 H: 1 E: 0 K: 2 S: 14	H: 1 LOB: 2 BB: 1 P: 23	R: 0 H: 1 E: 0 K: 0 S: 7	H: 1 LOB: 1 BB: 0 P: 13	R: 0 H: 1 E: 0 K: 0 S: 7	H: 1 LOB: 1 BB: 0 P: 12	R: 0 H: 0 E: 0 K: 1 S: 7	H: 0 LOB: 0 BB: 1 P: 13	1B: 3 2B: 1 3B: 1 HR: 0	SF: 0 SAC: 1 DP: 0 HBP: 0	WP: 0 PB: 0 SB: 2 CS: 1	PA: 36			
PITCHER	IP	WLS	BF	H	R	ER	SO	BB	IBB	HBP	BLK	WP	HR	S	P	ERA	WHIP								
Steve Stone, R ERA: 1.32 (1, 1)	8.0	L	32	5	2	1	6	2	0	0	0	0	0	67	112	1.12	0.875								
Jim Barr, R ERA: 3.95 (9, 1)	1.0		3	0	0	0	1	1	0	0	0	0	0	7	13	0.00	1.000								

Montreal Expos @ San Francisco Giants
Candlestick Park, San Francisco, CA
Sat Apr 29 1972, 6:33 AM EST
Att: 5,956 - Unknown

AB	31
R	2
H	5
RBI	1
BB	3
SO	7
LOB	13



Batter	1	2	3	4	5	6	7	8	9	AB	R	H	RBI	BB	SO	LOB	BOTTOM								
Chris Speier, R OBP: 0.317, SLG: 0.418 (1, 6)	G6-3		1B			1-3		SH2-4		3	0	2	1	0	0	0									
Tito Fuentes, S OBP: 0.295, SLG: 0.383 (1, 4)	K		6-3			G4-6-3		FC6-5		4	0	1	0	0	1	4									
Willie Mays, R OBP: 0.340, SLG: 0.195 (1, 8)	G6-3					G4-6-3		6-3		3	0	0	0	1	0	3									
Bobby Bonds, R OBP: 0.306, SLG: 0.439 (1, 9)			F9		K			F8		4	0	0	0	0	2	1									
Dave Kingman, R OBP: 0.293, SLG: 0.636 (1, 3)	K				K		F7		K	4	0	0	0	0	3	1									
Gary Maddox, R OBP: 0.316, SLG: 0.294 (1, 7)	4-3				4-3		BB		5-3	3	0	0	0	1	0	1									
Chris Arnold, R OBP: 0.450, SLG: 0.214 (1, 5)			SH1-4					BB		1	1	1	0	2	0	0									
Fran Healy, R OBP: 0.217, SLG: 0.175 (1, 2)			F8					2-3		3	0	0	0	0	0	4									
Steve Stone, R (1, 1)			SH1-4					FC6-5		1	0	0	0	0	0	0									
Ken Henderson, S OBP: 0.308, SLG: 0.289 (8, PH)								SH2-4		1	0	1	0	0	0	0									
Jimmy Rosario, S (8, PR)										0	0	0	0	0	0	0									
Jim Barr, R (9, 1)										0	0	0	0	0	0	0									
Inning Stats	R: 0 H: 1 E: 0 K: 1 S: 11	H: 0 LOB: 0 BB: 0 P: 18	R: 0 H: 0 E: 0 K: 1 S: 7	H: 0 LOB: 0 BB: 0 P: 10	R: 1 H: 2 E: 0 K: 0 S: 8	H: 2 LOB: 1 BB: 0 P: 17	R: 0 H: 0 E: 0 K: 2 S: 10	H: 0 LOB: 1 BB: 1 P: 19	R: 0 H: 0 E: 0 K: 0 S: 8	H: 0 LOB: 0 BB: 1 P: 18	R: 0 H: 1 E: 0 K: 0 S: 5	H: 1 LOB: 0 BB: 0 P: 9	R: 0 H: 0 E: 0 K: 1 S: 8	H: 0 LOB: 2 BB: 2 P: 18	R: 0 H: 1 E: 0 K: 0 S: 7	H: 1 LOB: 1 BB: 0 P: 11	R: 0 H: 0 E: 0 K: 1 S: 6	H: 0 LOB: 0 BB: 0 P: 11	1B: 5 2B: 0 3B: 0 HR: 0	SF: 0 SAC: 2 DP: 2 HBP: 0	WP: 0 PB: 0 SB: 1 CS: 1	PA: 33			
PITCHER	IP	WLS	BF	H	R	ER	SO	BB	IBB	HBP	BLK	WP	HR	S	P	ERA	WHIP								
Mike Torrez, R ERA: 0.93 (1, 1)	9.0	W	33	5	1	1	6	4	0	0	0	0	0	70	131	1.00	1.000								

Montreal Expos @ San Francisco Giants
Candlestick Park, San Francisco, CA
Sat Apr 29 1972, 6:33 AM EST
Att: 5,956 - Unknown

AB	27
R	1
H	5
RBI	1
BB	4
SO	6
LOB	14



Batter	1	2	3	4	5	6	7	8	9	AB	R	H	RBI	BB	SO	LOB	TOP																																							
Ron Hunt, R OBP: 0.353, SLG: 0.244 (1, 4)	5-3		F8		4-3			4-3		4	0	0	0	0	0	1	Montreal Expos @ San Francisco Giants Candlestick Park, San Francisco, CA Sun Apr 30 1972, 6:33 AM EDT Unknown livebaseballscorecards.com																																							
Bob Bailey, R OBP: 0.353, SLG: 0.311 Bobby Wine, R (8, 5)	1B		F4		K			1B		4	1	2	0	0	1	1																																								
Mike Jorgensen, L OBP: 0.375, SLG: 0.436 (1, 3)	1B		HR		K			BB		3	2	2	2	1	1	0																																								
Ron Fairly, L OBP: 0.222, SLG: 0.156 Clyde Mashore, R OBP: 0.357, SLG: 0.182 (6, PR) (6, 9)	G3		G3		E8			G6-4-3		3	0	0	0	0	0	1																																								
Ken Singleton, S OBP: 0.469, SLG: 0.600 (1, 7)	HR		HR		SF7			BB		2	1	1	3	1	0	0																																								
Boots Day, L OBP: 0.242, SLG: 0.226 (1, 8)	F7		F7		PO			SH1-3		3	0	1	0	0	0	0																																								
John Boccabella, R OBP: 0.233, SLG: 0.225 (1, 2)			4-3		5-3			K		4	0	0	0	0	1	1																																								
Tim Foli, R OBP: 0.326, SLG: 0.385 (1, 6)			6-3		SH1-4			K		3	0	1	0	0	1	0																																								
Carl Morton, R Mike Marshall, R (9, 1)			F7		SH1-4			6-3		2	0	0	0	0	0	0																																								
Inning Stats	R: 3 E: 0 K: 0 S: 6	H: 3 LOB: 0 BB: 0 P: 6	R: 0 E: 0 K: 0 S: 3	H: 0 LOB: 0 BB: 0 P: 3	R: 1 E: 0 K: 0 S: 4	H: 1 LOB: 0 BB: 0 P: 4	R: 0 E: 0 K: 0 S: 3	H: 0 LOB: 0 BB: 0 P: 3	R: 0 E: 0 K: 1 S: 6	H: 1 LOB: 1 BB: 0 P: 6	R: 0 E: 0 K: 0 S: 5	H: 0 LOB: 0 BB: 0 P: 5	R: 0 E: 0 K: 0 S: 3	H: 1 LOB: 1 BB: 1 P: 7	R: 0 E: 0 K: 1 S: 4	H: 0 LOB: 0 BB: 1 P: 8	1B: 5 2B: 0 3B: 0 HR: 2	SF: 1 SAC: 2 DP: 1 HBP: 0	WP: 0 PB: 0 SB: 3 CS: 1	PA: 35																																				
PITCHER	IP	WLS	BF	H	R	ER	SO	BB	IBB	HBP	BLK	WP	HR	S	P	ERA	WHIP	PITCHER				IP	WLS	BF	H	R	ER	SO	BB	IBB	HBP	BLK	WP	HR	S	P	ERA	WHIP																		
Juan Marichal, R ERA: 3.38 Jim Barr, R ERA: 3.24 Don McMahon, R ERA: 3.86	(1, 1)	4.0	L	16	4	4	4	0	0	0	0	0	2	16	16	9.00	1.000					(5, 1)	3.0	11	2	1	0	3	0	0	0	0	0	0	17	17	0.00	0.667	(8, 1)	2.0	7	1	0	0	1	2	0	0	0	0	0	0	7	15	0.00	1.500

AB 29
R 5
H 7
RBI 5
BB 2
SO 4
LOB 6



Batter	1	2	3	4	5	6	7	8	9	AB	R	H	RBI	BB	SO	LOB	BOTTOM																					
Chris Speier, R OBP: 0.308, SLG: 0.390 (1, 6)	6-3		K		6-3			6-3		4	0	0	0	1	1	0	Montreal Expos @ San Francisco Giants Candlestick Park, San Francisco, CA Sun Apr 30 1972, 6:33 AM EDT Unknown livebaseballscorecards.com																					
Tito Fuentes, S OBP: 0.288, SLG: 0.385 (1, 4)	6-3		2B		5-3			4-3		5	0	1	0	0	0	3																						
Bobby Bonds, R OBP: 0.318, SLG: 0.475 (1, 9)	2B		K		2B			6-3		4	0	2	0	0	1	1																						
Dave Kingman, R OBP: 0.290, SLG: 0.603 (1, 3)	HBP		K		K			K		3	0	0	0	0	3	1																						
Ken Henderson, S OBP: 0.286, SLG: 0.265 (1, 8)	K		6-3		G3			F8		4	0	0	0	0	1	2																						
Gary Maddox, R OBP: 0.304, SLG: 0.333 (1, 7)			F9		1B			F8		4	1	1	0	0	0	0																						
Al Gallagher, R OBP: 0.350, SLG: 0.278 (1, 5)			4-3		3B			5-3		4	1	2	0	0	0	0																						
Russ Gibson, R OBP: 0.500, SLG: 1.000 (1, 2)			3-1		3B			FC6-4		4	0	2	2	0	0	1																						
Juan Marichal, R OBP: 0.200, SLG: 0.300 Jim Howarth, L OBP: 0.250, SLG: 0.125 Jim Barr, R OBP: 0.357, SLG: 0.182 Jimmy Rosario, S Don McMahon, R OBP: 0.353, SLG: 0.364 (1, 1) (4, PR) (5, 1) (7, PR) (8, 1) (9, PR)			F8		4-3			6-3		1	0	0	0	0	0	0																						
Inning Stats	R: 0 E: 0 K: 1 S: 6	H: 1 LOB: 2 BB: 0 P: 7	R: 0 E: 0 K: 0 S: 3	H: 0 LOB: 0 BB: 0 P: 3	R: 0 E: 0 K: 2 S: 8	H: 1 LOB: 1 BB: 0 P: 8	R: 2 E: 0 K: 1 S: 8	H: 3 LOB: 1 BB: 0 P: 8	R: 0 E: 0 K: 1 S: 6	H: 1 LOB: 1 BB: 0 P: 6	R: 0 E: 0 K: 0 S: 4	H: 1 LOB: 1 BB: 0 P: 4	R: 0 E: 0 K: 0 S: 3	H: 0 LOB: 0 BB: 0 P: 3	R: 0 E: 0 K: 1 S: 5	H: 0 LOB: 0 BB: 0 P: 5	R: 0 E: 0 K: 0 S: 5	H: 2 LOB: 3 BB: 1 P: 9	1B: 4 2B: 4 3B: 1 HR: 0	SF: 0 SAC: 0 DP: 0 HBP: 1	WP: 0 PB: 0 SB: 2 CS: 0	PA: 38																
PITCHER	IP	WLS	BF	H	R	ER	SO	BB	IBB	HBP	BLK	WP	HR	S	P	ERA	WHIP	PITCHER				IP	WLS	BF	H	R	ER	SO	BB	IBB	HBP	BLK	WP	HR	S	P	ERA	WHIP
Carl Morton, R ERA: 2.45 Mike Marshall, R ERA: 1.93	(1, 1)	8.2	W	36	9	2	2	6	0	0	0	0	0	47	48	2.08	1.038					(9, 1)	0.1	S	2	0	0	0	0	1	0	0	0	0	1	5	0.00	3.000


AB 36
R 2
H 9
RBI 2
BB 1
SO 6
LOB 9



Batter	1	2	3	4	5	6	7	8	9	AB	R	H	RBI	BB	SO	LOB	TOP					
Ron Hunt, R (1,4) OBP: 0.333, SLG: 0.227 John Strohmayr, R (5,1) Joe Gilbert, R (7,1) Bobby Wine, R (8,PH) Denny Lemaster, R (8,1) OBP: 0.687, SLG: 0.500 Ron Woods, R (1,8) OBP: 0.286, SLG: 0.263	F9		K2-3		K			F9									3 0 0 0 0 2 1 0 0 0 0 0 0 0 0 0 0 0 0 0 0 1 0 0 0 0 0 0 0 0 0 0 0 0 0					
Clyde Mashore, R (1,9) OBP: 0.333, SLG: 0.286	F6		F8			F7			E5 SF9 1B	4	1	1	0	0	0	0	4 1 1 0 0 0 0					
Bob Bailey, R (1,5) OBP: 0.345, SLG: 0.306	4-3					F5			SF9	3	0	1	1	0	0	0	3 0 1 1 0 0 0					
Ken Singleton, S (1,7) OBP: 0.434, SLG: 0.545						F9			6-3	4	0	1	0	0	0	1	4 0 1 0 0 0 1					
Tim Foli, R (1,6) OBP: 0.326, SLG: 0.381									F6	4	0	0	0	0	3	1	4 0 0 0 0 3 1					
Mike Jorgensen, L (1,3) OBP: 0.392, SLG: 0.463										3	1	1	0	0	0	0	3 1 1 0 0 0 0					
John Boccabella, R (1,2) OBP: 0.222, SLG: 0.214 Hector Torres, R (5,4)										2	0	1	0	1	0	0	2 0 1 0 1 0 0					
Bill Stoneman, R (1,1) Tom Walker, R (4,1) John Bateman, R (5,PH) OBP: 0.400, SLG: 0.250										2	0	0	0	0	0	3	2 0 0 0 0 0 3 0 0 0 0 0 1 0 0					
Inning Stats	R: 0 E: 0 K: 0 S: 4	H: 1 LOB: 1 BB: 0 P: 4	R: 0 E: 0 K: 1 S: 5	H: 0 LOB: 1 BB: 1 P: 9	R: 0 E: 0 K: 2 S: 7	H: 0 LOB: 0 BB: 0 P: 7	R: 0 E: 0 K: 1 S: 5	H: 1 LOB: 1 BB: 0 P: 5	R: 1 E: 0 K: 1 S: 7	H: 2 LOB: 1 BB: 0 P: 7	R: 0 E: 0 K: 0 S: 3	H: 0 LOB: 0 BB: 0 P: 3	R: 0 E: 0 K: 1 S: 5	H: 0 LOB: 0 BB: 0 P: 5	R: 0 E: 0 K: 0 S: 2	H: 0 LOB: 0 BB: 1 P: 6	R: 1 E: 1 K: 0 S: 4	H: 1 LOB: 0 BB: 0 P: 4	1B: 3 2B: 2 3B: 0 HR: 0	SF: 1 SAC: 0 DP: 1 HBP: 0	WP: 0 PB: 0 SB: 0 CS: 1	PA: 32
PITCHER Sam McDowell, L (1,1) ERA: 3.38	IP: 9.0 WLS: W BF: 32 H: 5 R: 2 ER: 1 SO: 6 BB: 2 IBB: 0 HBP: 0 BLK: 0 WP: 0 HR: 0 S: 42 P: 50 ERA: 1.00 WHIP: 0.778															PITCHER	IP: 9.0 WLS: W BF: 32 H: 5 R: 2 ER: 1 SO: 6 BB: 2 IBB: 0 HBP: 0 BLK: 0 WP: 0 HR: 0 S: 42 P: 50 ERA: 1.00 WHIP: 0.778					

Montreal Expos @ San Francisco Giants
Candlestick Park, San Francisco, CA
Sun Apr 30 1972, 6:38 AM EDT
Att: 16,440 - Unknown


AB	29
R	2
H	5
RBI	2
BB	2
SO	6
LOB	8



Batter	1	2	3	4	5	6	7	8	9	AB	R	H	RBI	BB	SO	LOB	BOTTOM			
Chris Speier, R (1,6) OBP: 0.314, SLG: 0.391	K		F8	1B 1-2 1B		WP BB 1B 2H	G6-4-3 1-2			5	1	2	1	0	1	1	5 1 2 1 0 1 1			
Tito Fuentes, S (1,4) OBP: 0.310, SLG: 0.391			1-3	1B 1-2 2-3 1B		WP BB 1B 1-2		F7		4	0	2	0	1	0	0	4 0 2 0 1 0 0			
Bobby Bonds, R (1,9) OBP: 0.338, SLG: 0.500	F3					4-3 1-2 2-3 1B			E 1B HR 1B	5	2	3	2	0	0	3	5 2 3 2 0 0 3			
Dave Kingman, R (1,3) OBP: 0.284, SLG: 0.571	FC6-4 1-2			F5 F7		F2		E3 HR 1B		5	1	1	0	0	0	6	5 1 1 0 0 0 6			
Ken Henderson, S (1,8) OBP: 0.311, SLG: 0.358		F6		S 1B BB	4-3			4-3 2B 2B 2H 3H HR		4	3	2	3	1	0	0	4 3 2 3 1 0 0			
Gary Maddox, R (1,7) OBP: 0.321, SLG: 0.320		F2		HR 1B 1H 2H	F3			4-3 1B BB		4	1	1	1	1	0	1	4 1 1 1 1 0 1			
Al Gallagher, R (1,5) OBP: 0.400, SLG: 0.455				HR 1B 1H	F9			2B WP IBB	F6	4	2	2	2	1	0	1	4 2 2 2 1 0 1			
Dave Rader, L (1,2) OBP: 0.412, SLG: 0.500		5-3			3-1			SH3-4 1B 1B 1-3 3H 2B		5	2	3	1	0	0	1	5 2 3 1 0 0 1			
Sam McDowell, L (1,1) OBP: 0.333, SLG: 0.250					3-1			SH3-4 1B 1B 1-2 3H BB	K	3	1	1	0	1	1	2	3 1 1 0 1 1 2			
Inning Stats	R: 0 E: 0 K: 1 S: 6	H: 1 LOB: 1 BB: 0 P: 6	R: 0 E: 0 K: 0 S: 4	H: 1 LOB: 1 BB: 0 P: 4	R: 0 E: 0 K: 0 S: 3	H: 0 LOB: 0 BB: 0 P: 3	R: 6 E: 0 K: 0 S: 10	H: 7 LOB: 2 BB: 1 P: 14	R: 0 E: 0 K: 0 S: 3	H: 0 LOB: 0 BB: 0 P: 3	R: 1 E: 0 K: 0 S: 5	H: 2 LOB: 2 BB: 1 P: 9	R: 3 E: 0 K: 0 S: 4	H: 2 LOB: 0 BB: 2 P: 12	R: 3 E: 1 K: 1 S: 9	H: 4 LOB: 2 BB: 1 P: 13	1B: 12 2B: 3 3B: 0 HR: 2	SF: 0 SAC: 1 DP: 1 HBP: 0	WP: 3 PB: 0 SB: 3 CS: 0	PA: 45
PITCHER Bill Stoneman, R (1,1) ERA: 3.07 Tom Walker, R (4,1) ERA: 3.66 John Strohmayr, R (5,1) ERA: 3.65 Joe Gilbert, L (7,1) ERA: 27.0 Denny Lemaster, L (8,1) ERA: 12.27	IP: 3.2 WLS: L BF: 21 H: 1 R: 0 ER: 0 SO: 1 BB: 1 IBB: 0 HBP: 0 BLK: 0 WP: 0 HR: 0 S: 22 P: 26 ERA: 14.73 WHIP: 2.727															PITCHER	IP: 3.2 WLS: L BF: 21 H: 1 R: 0 ER: 0 SO: 1 BB: 1 IBB: 0 HBP: 0 BLK: 0 WP: 0 HR: 0 S: 22 P: 26 ERA: 14.73 WHIP: 2.727			

Montreal Expos @ San Francisco Giants
Candlestick Park, San Francisco, CA
Sun Apr 30 1972, 6:38 AM EDT
Att: 16,440 - Unknown


AB	39
R	13
H	17
RBI	10
BB	5
SO	2
LOB	15



Batter	1	2	3	4	5	6	7	8	9	AB	R	H	RBI	BB	SO	LOB	TOP		
Ron Hunt, R OBP: 0.310, SLG: 0.208 (1, 4)	F2			F8		5-3		F9		4	0	0	0	0	0	0			
Ron Fairly, L OBP: 0.225, SLG: 0.167 (1, 9)	L8			K			3-1		2B 1B	4	1	1	0	0	1	0			
Clyde Mashore, R OBP: 0.364, SLG: 0.389 (1, 8)	6-3			K					1B 2B	4	0	2	1	0	1	0			
Bob Bailey, R OBP: 0.322, SLG: 0.283 (1, 5)		5-3			6-3			F7	1-3	4	0	0	0	0	0	2			
Ken Singleton, S OBP: 0.411, SLG: 0.511 (1, 7)		F9			L6			F8		3	0	0	0	0	0	1			
Tim Foli, R OBP: 0.327, SLG: 0.378 (1, 6)		F4							F7	3	0	1	0	0	0	0			
Mike Jorgensen, L OBP: 0.370, SLG: 0.432 (1, 3)			G3		G3			K		3	0	0	0	0	1	1			
John Boccabella, R OBP: 0.208, SLG: 0.200 (1, 2)			F8			6-3		K		3	0	0	0	0	1	0			
Steve Renko, R OBP: 0.273, SLG: 0.250 (1, 1)			F3			K			6-3	2	0	0	0	0	1	0			
John Strohmayr, R (8, 1)										0	0	0	0	0	0	0			
Ron Woods, R (9, PH)										1	0	0	0	0	0	0			
Inning Stats	R: 0 E: 0 K: 0 S: 3	H: 0 LOB: 0 BB: 0 P: 3	R: 0 E: 0 K: 0 S: 3	H: 0 LOB: 0 BB: 0 P: 3	R: 0 E: 0 K: 2 S: 7	H: 0 LOB: 0 BB: 0 P: 7	R: 0 E: 0 K: 0 S: 4	H: 1 LOB: 1 BB: 0 P: 4	R: 0 E: 0 K: 1 S: 5	H: 0 LOB: 0 BB: 0 P: 5	R: 0 E: 0 K: 2 S: 4	H: 1 LOB: 1 BB: 0 P: 4	R: 0 E: 0 K: 2 S: 7	H: 0 LOB: 0 BB: 0 P: 7	R: 1 E: 0 K: 0 S: 5	H: 2 LOB: 1 BB: 0 P: 5	1B: 3 2B: 1 3B: 0 HR: 0	SF: 0 SAC: 0 DP: 0 HBP: 0	WP: 0 PA: 31 CS: 0
PITCHER Fred Norman, L ERA: 2.67 (1, 1)	IP: 9.0 WLS: W BF: 31 H: 4 R: 1 ER: 1 SO: 5 BB: 0 IBB: 0 HBP: 0 BLK: 0 WP: 0 HR: 0 S: 41 P: 41 ERA: 1.00 WHIP: 0.444															PITCHER			

Montreal Expos @ San Diego Padres
San Diego Stadium, San Diego, CA
Tue May 02 1972, 10:05 PM EDT
Att: 3,634 - Unknown


AB	31
R	1
H	4
RBI	1
BB	0
SO	5
LOB	4



Batter	1	2	3	4	5	6	7	8	9	AB	R	H	RBI	BB	SO	LOB	BOTTOM		
Derrel Thomas, S OBP: 0.322, SLG: 0.260 (1, 4)	CS BB		FC4-6		F7		L9	E6 FC4		4	0	0	0	1	0	3			
Enzo Hernandez, R OBP: 0.176, SLG: 0.204 (1, 6)	F6		5-3			3B BB	K	FC4		4	1	0	0	1	1	5			
Leron Lee, L OBP: 0.474, SLG: 0.576 (1, 7)				HR		1-H 3B		1B SH BB		2	2	2	2	2	0	0			
Nate Colbert, R OBP: 0.299, SLG: 0.508 (1, 3)			K		5-3 BB		WP BB	SH SF7 1B		2	1	1	0	2	1	1			
Johnny Jeter, R OBP: 0.309, SLG: 0.358 (1, 8)			CS BB		K		F2	SH 2B S		2	1	0	0	1	1	3			
Ollie Brown, R OBP: 0.196, SLG: 0.167 (1, 9)			K		5-3			SF7		2	0	0	1	1	1	2			
Bob Barton, R OBP: 0.227, SLG: 0.190 (1, 2)		L8			F8		7-2	F9		4	0	0	0	0	0	5			
Dave Campbell, R OBP: 0.277, SLG: 0.256 (1, 5)									2B IBB	3	1	2	0	1	0	0			
Fred Norman, S OBP: 0.222, SLG: 0.333 (1, 1)			K		F5			K	1-H 2-H 2B	4	0	1	2	0	2	2			
Inning Stats	R: 0 E: 0 K: 1 S: 4	H: 0 LOB: 1 BB: 2 P: 12	R: 0 E: 0 K: 1 S: 4	H: 0 LOB: 0 BB: 1 P: 8	R: 0 E: 0 K: 1 S: 6	H: 1 LOB: 1 BB: 0 P: 6	R: 1 E: 0 K: 1 S: 6	H: 1 LOB: 1 BB: 1 P: 10	R: 0 E: 0 K: 0 S: 3	H: 0 LOB: 0 BB: 0 P: 3	R: 1 E: 0 K: 0 S: 3	H: 1 LOB: 2 BB: 3 P: 15	R: 0 E: 0 K: 2 S: 8	H: 1 LOB: 1 BB: 0 P: 8	R: 4 E: 2 K: 0 S: 7	H: 2 LOB: 2 BB: 2 P: 15	1B: 2 2B: 4 3B: 1 HR: 1	SF: 1 SAC: 1 DP: 2 HBP: 0	WP: 1 PA: 38 CS: 2
PITCHER Steve Renko, R ERA: 5.14 (1, 1)	IP: 7.0 WLS: L BF: 32 H: 5 R: 5 ER: 4 SO: 6 BB: 7 IBB: 1 HBP: 0 BLK: 0 WP: 1 HR: 1 S: 36 P: 68 ERA: 5.14 WHIP: 1.714															PITCHER			
John Strohmayr, R (8, 1)	IP: 1.0 WLS: L BF: 6 H: 1 R: 1 ER: 0 SO: 0 BB: 0 IBB: 1 HBP: 0 BLK: 0 WP: 0 HR: 0 S: 5 P: 9 ERA: 0.00 WHIP: 1.000															PITCHER			

Montreal Expos @ San Diego Padres
San Diego Stadium, San Diego, CA
Tue May 02 1972, 10:05 PM EDT
Att: 3,634 - Unknown


AB	27
R	6
H	6
RBI	5
BB	9
SO	6
LOB	21



Batter	1	2	3	4	5	6	7	8	9	10	11	12	13	14	AB	R	H	RBI	BB	SO	LOB	TOP	
Ron Hunt, R OBP: 0.313, SLG: 0.241 Tom Walker, R OBP: 0.667, SLG: 0.500	L7			4-3			6-3 1B 2B		6-3 1B 3B		B2		5-3		6	2	2	0	0	0	1		
Bob Bailey, R OBP: 0.358, SLG: 0.328	CS BB			F9			6-3		6-3 1B 3B		FC6-4 1B			K	5	0	2	1	1	1	1		
Mike Jorgensen, L OBP: 0.387, SLG: 0.408	K			K			6-3		FC3-2-5 1B		F7			K	5	0	1	0	1	2	4		
Ron Fairly, L OBP: 0.233, SLG: 0.179 Ron Woods, R OBP: 0.240, SLG: 0.217	CS	G3				K	6-3		G3-6-1 1B		K		FC6-4	K	3	0	1	1	0	1	0		
Ken Singleton, S OBP: 0.387, SLG: 0.462		K				6-3	6-3		G3-6-1 1B		K		6-3	K	5	0	0	0	1	2	2		
Boots Day, L OBP: 0.222, SLG: 0.206 Bobby Wine, R OBP: 0.240, SLG: 0.200		F8				L9	L9		6-3		F9		K	L9	3	0	0	0	0	0	0		
John Boccabella, R OBP: 0.206, SLG: 0.200				K			F8		5-3		1B		6-3		5	0	1	0	0	1	0		
Tim Foli, R OBP: 0.296, SLG: 0.340				5-3			F5		1-3		F9			F8	5	0	0	0	0	0	1		
Mike Torrez, R Mike Marshall, R Clyde Sallee, R Jim Fahey, R				F4			6-3		K					F9	2	0	0	0	0	0	0		
Inning Stats	R: 0 E: 0 K: 1 S: 4	H: 0 LOB: 0 BB: 1 P: 8	R: 0 E: 0 K: 1 S: 5	H: 0 LOB: 0 BB: 0 P: 5	R: 0 E: 0 K: 1 S: 5	H: 0 LOB: 0 BB: 0 P: 5	R: 0 E: 0 K: 1 S: 5	H: 0 LOB: 0 BB: 0 P: 5	R: 0 E: 0 K: 0 S: 3	H: 0 LOB: 0 BB: 0 P: 3	R: 1 E: 0 K: 2 S: 9	H: 2 LOB: 1 BB: 0 P: 9	R: 0 E: 0 K: 1 S: 6	H: 1 LOB: 2 BB: 0 P: 5	R: 0 E: 0 K: 1 S: 5	H: 0 LOB: 0 BB: 0 P: 5	R: 0 E: 0 K: 1 S: 3	H: 0 LOB: 0 BB: 0 P: 3	R: 0 E: 0 K: 2 S: 8	H: 1 LOB: 2 BB: 1 P: 12	1B: 6 2B: 1 3B: 1 HR: 0	SF: 0 SAC: 0 DP: 1 HBP: 0	WP: 0 PA: 52 CS: 1
PITCHER	IP: 8.0 WLS: 2 BF: 26 ERA: 2.31	H: 2 R: 1 ER: 1 SO: 5 BB: 1 IBB: 0 HBP: 0 BLK: 0	H: 0 R: 1 ER: 0 SO: 5 BB: 0 IBB: 0 HBP: 0 BLK: 0	H: 0 R: 0 ER: 0 SO: 5 BB: 0 IBB: 0 HBP: 0 BLK: 0	H: 0 R: 0 ER: 0 SO: 5 BB: 0 IBB: 0 HBP: 0 BLK: 0	H: 0 R: 0 ER: 0 SO: 5 BB: 0 IBB: 0 HBP: 0 BLK: 0	H: 0 R: 0 ER: 0 SO: 5 BB: 0 IBB: 0 HBP: 0 BLK: 0	H: 0 R: 0 ER: 0 SO: 3 BB: 0 IBB: 0 HBP: 0 BLK: 0	H: 0 R: 0 ER: 0 SO: 3 BB: 0 IBB: 0 HBP: 0 BLK: 0	H: 2 R: 0 ER: 0 SO: 9 BB: 1 IBB: 0 HBP: 0 BLK: 0	H: 1 R: 0 ER: 0 SO: 16 BB: 0 IBB: 0 HBP: 0 BLK: 0	H: 2 R: 0 ER: 0 SO: 20 BB: 0 IBB: 0 HBP: 0 BLK: 0	H: 0 R: 0 ER: 0 SO: 16 BB: 0 IBB: 0 HBP: 0 BLK: 0	H: 0 R: 0 ER: 0 SO: 16 BB: 0 IBB: 0 HBP: 0 BLK: 0	H: 0 R: 0 ER: 0 SO: 12 BB: 1 IBB: 0 HBP: 0 BLK: 0	ERA: 0.00 WHIP: 0.333							

Montreal Expos @ San Diego Padres
San Diego Stadium, San Diego, CA
Wed May 03 1972, 6:33 AM EDT
Att. 4,018 - Unknown

AB: 48
R: 2
H: 8
RBI: 2
BB: 3
SO: 11
LOB: 15



Batter	1	2	3	4	5	6	7	8	9	10	11	12	13	14	AB	R	H	RBI	BB	SO	LOB	BOTTOM			
Derrel Thomas, S OBP: 0.303, SLG: 0.232	G3		G3			FC6-4 BB		FC3 SH1-4		K	F3			FC5-6 FC6	6	0	0	1	1	1	5				
Enzo Hernandez, R OBP: 0.158, SLG: 0.182	6-3			F6		FC6-4		SH1-4		F3				FC6 1B	6	1	0	1	0	0	2				
Leron Lee, L OBP: 0.444, SLG: 0.513	4-3			G3			6-3	L8		1B BB	BB			K	6	0	1	1	1	1	2				
Nate Colbert, R OBP: 0.315, SLG: 0.492		F8		K			5-3			FC1-6 1B	1B BB			WP BB	4	0	1	0	2	1	0				
Johnny Jeter, R OBP: 0.295, SLG: 0.339		F6					1-3	F4		FC1-6 1B	FC1-2 1B			K	6	0	1	0	0	1	2				
Ollie Brown, R OBP: 0.231, SLG: 0.229				F9			F9			L5				4-3	6	1	3	0	0	0	3				
Bob Barton, R OBP: 0.222, SLG: 0.186 Fred Kendall, R OBP: 0.238, SLG: 0.200					6-3		L5			FC1-2 1B	FC1-2 1B			F8	1	0	0	0	0	0	0				
Dave Campbell, R OBP: 0.283, SLG: 0.306								F7		K	FC1-2			K	6	0	2	0	0	2	5				
Inning Stats	R: 0 E: 0 K: 0 S: 3	H: 0 LOB: 0 BB: 0 P: 3	R: 0 E: 0 K: 0 S: 3	H: 1 LOB: 1 BB: 0 P: 3	R: 0 E: 0 K: 1 S: 6	H: 0 LOB: 0 BB: 0 P: 6	R: 0 E: 0 K: 1 S: 5	H: 0 LOB: 0 BB: 0 P: 5	R: 0 E: 0 K: 0 S: 3	H: 0 LOB: 0 BB: 1 P: 7	R: 2 E: 0 K: 0 S: 7	H: 1 LOB: 2 BB: 2 P: 15	R: 0 E: 0 K: 1 S: 6	H: 3 LOB: 3 BB: 2 P: 6	R: 0 E: 0 K: 1 S: 6	H: 1 LOB: 1 BB: 0 P: 6	R: 0 E: 0 K: 2 S: 7	H: 0 LOB: 1 BB: 1 P: 11	R: 0 E: 0 K: 1 S: 5	H: 0 LOB: 0 BB: 0 P: 5	R: 1 E: 0 K: 0 S: 4	H: 2 LOB: 1 BB: 0 P: 4	1B: 7 2B: 3 3B: 0 HR: 0	SF: 0 SAC: 1 DP: 0 HBP: 0	WP: 2 PA: 57 CS: 0
PITCHER	IP: 7.0 WLS: 2 BF: 25 ERA: 1.62	H: 3 R: 2 ER: 2 SO: 2 BB: 2 IBB: 0 HBP: 0 BLK: 0	H: 0 R: 0 ER: 0 SO: 5 BB: 0 IBB: 0 HBP: 0 BLK: 0	H: 1 R: 0 ER: 0 SO: 4 BB: 0 IBB: 0 HBP: 0 BLK: 0	H: 0 R: 0 ER: 0 SO: 4 BB: 0 IBB: 0 HBP: 0 BLK: 0	H: 0 R: 0 ER: 0 SO: 4 BB: 0 IBB: 0 HBP: 0 BLK: 0	H: 0 R: 0 ER: 0 SO: 4 BB: 0 IBB: 0 HBP: 0 BLK: 0	H: 0 R: 0 ER: 0 SO: 3 BB: 0 IBB: 0 HBP: 0 BLK: 0	H: 0 R: 0 ER: 0 SO: 3 BB: 0 IBB: 0 HBP: 0 BLK: 0	H: 3 R: 0 ER: 0 SO: 31 BB: 1 IBB: 0 HBP: 0 BLK: 4	H: 1 R: 0 ER: 0 SO: 47 BB: 2 IBB: 0 HBP: 0 BLK: 8	H: 1 R: 0 ER: 0 SO: 14 BB: 0 IBB: 0 HBP: 0 BLK: 0	H: 0 R: 0 ER: 0 SO: 16 BB: 0 IBB: 0 HBP: 0 BLK: 0	H: 0 R: 0 ER: 0 SO: 16 BB: 0 IBB: 0 HBP: 0 BLK: 0	H: 0 R: 0 ER: 0 SO: 12 BB: 1 IBB: 0 HBP: 0 BLK: 0	ERA: 0.00 WHIP: 1.800									

Montreal Expos @ San Diego Padres
San Diego Stadium, San Diego, CA
Wed May 03 1972, 6:33 AM EDT
Att. 4,018 - Unknown

AB: 50
R: 3
H: 10
RBI: 3
BB: 6
SO: 8
LOB: 24

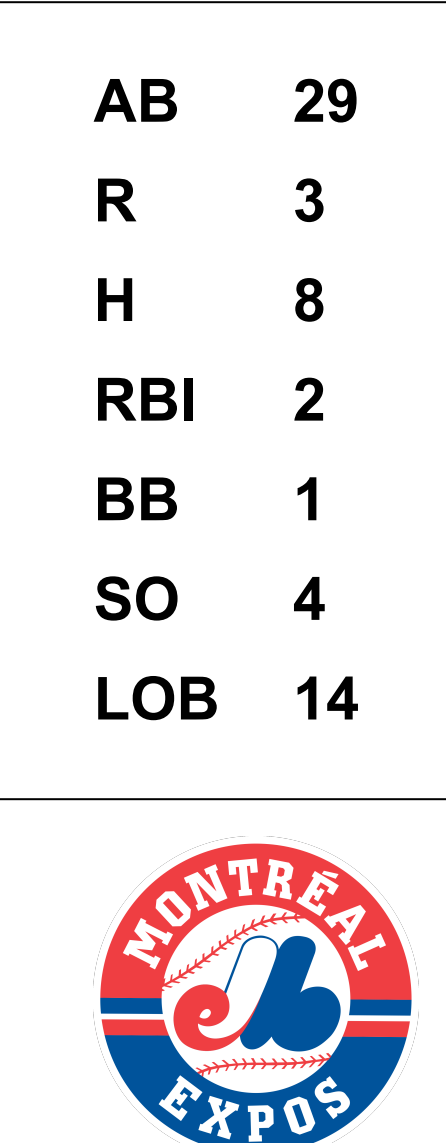


Batter	1	2	3	4	5	6	7	8	9	AB	R	H	RBI	BB	SO	LOB	TOP									
Wes Parker, S (1, 3) OBP: 0.377, SLG: 0.317										3	0	0	0	1	1	0	Los Angeles Dodgers @ Montreal Expos Jarry Park, Montreal, QB Fri May 05 1972, 7:05 PM EDT Att: 20,042 - Unknown									
Willie Crawford, L (1, 7) OBP: 0.295, SLG: 0.600										4	0	1	0	0	2	1										
Willie Davis, L (1, 8) OBP: 0.325, SLG: 0.488										4	1	2	1	0	1	1										
Frank Robinson, R (1, 9) OBP: 0.381, SLG: 0.411										3	0	0	0	1	0	2										
Jim Lefebvre, S (1, 4) OBP: 0.359, SLG: 0.437										3	0	0	0	1	2	2										
Steve Garvey, R (1, 5) OBP: 0.325, SLG: 0.369										4	0	0	0	0	1	3										
Duke Sims, L (1, 2) OBP: 0.190, SLG: 0.333										4	0	1	0	0	2	0										
Bill Russell, R (1, 6) OBP: 0.563, SLG: 0.828										4	0	3	0	0	0	0										
Tommy John, R (1, 1) OBP: 0.083, SLG: 0.083 Bill Buckner, L (6, PH) OBP: 0.231, SLG: 0.208 Pete Mikkelsen, R (6, 1) Manny Mota, R (9, PH) OBP: 0.292, SLG: 0.400										2	0	0	0	0	0	3										
Inning Stats	R: 0 E: 0 K: 1 S: 6	H: 1 LOB: 3 BB: 2 P: 14	R: 0 E: 0 K: 1 S: 5	H: 1 LOB: 0 BB: 0 P: 5	R: 1 E: 0 K: 1 S: 6	H: 1 LOB: 0 BB: 0 P: 6	R: 0 E: 0 K: 2 S: 9	H: 2 LOB: 2 BB: 0 P: 9	R: 0 E: 0 K: 1 S: 4	H: 1 LOB: 1 BB: 0 P: 8	R: 0 E: 0 K: 2 S: 7	H: 0 LOB: 0 BB: 0 P: 7	R: 0 E: 0 K: 1 S: 5	H: 0 LOB: 0 BB: 0 P: 5	R: 0 E: 0 K: 0 S: 3	H: 0 LOB: 0 BB: 0 P: 3	1B: 4 2B: 2 3B: 0 HR: 1	SF: 0 SAC: 0 DP: 1 HBP: 0	WP: 0 PB: 0 SB: 0 CS: 0	PA: 36						
PITCHER	IP	WLS	BF	H	R	ER	SO	BB	IBB	HBP	BLK	WP	HR	S	P	ERA	WHIP									
Bill Stoneman, R (1, 1) ERA: 2.88	9.0	W	36	7	1	1	9	3	0	0	0	0	1	51	63	1.00	1.111									

AB 33
R 1
H 7
RBI 1
BB 3
SO 9
LOB 13



Batter	1	2	3	4	5	6	7	8	9	AB	R	H	RBI	BB	SO	LOB	BOTTOM									
Ron Hunt, R (1, 4) OBP: 0.309, SLG: 0.259										4	0	1	2	0	1	2	Los Angeles Dodgers @ Montreal Expos Jarry Park, Montreal, QB Fri May 05 1972, 7:05 PM EDT Att: 20,042 - Unknown									
Mike Jorgensen, L (1, 3) OBP: 0.375, SLG: 0.392										2	0	0	0	1	2	2										
Clyde Mashore, R (1, 9) OBP: 0.333, SLG: 0.348										4	0	1	0	0	0	2										
Bob Bailey, R (1, 5) OBP: 0.319, SLG: 0.306 Bobby Wine, R (9, 5)										4	0	0	0	0	0	5										
Ken Singleton, S (1, 7) OBP: 0.394, SLG: 0.464										4	1	2	0	0	1	0										
Tim Foli, R (1, 6) OBP: 0.276, SLG: 0.315										4	0	0	0	0	0	2										
Ron Woods, R (1, 8) OBP: 0.286, SLG: 0.269										3	1	2	0	0	0	0										
Terry Humphrey, R (1, 2) OBP: 0.625, SLG: 0.750 Carl Morton, R (7, PR) John Boccabella, R (8, 2)										3	1	2	0	0	0	1										
Bill Stoneman, R (1, 1) ERA: 9.0										1	0	0	0	0	0	0										
Inning Stats	R: 0 E: 0 K: 2 S: 7	H: 0 LOB: 0 BB: 0 P: 7	R: 0 E: 0 K: 1 S: 5	H: 0 LOB: 0 BB: 0 P: 5	R: 2 E: 0 K: 0 S: 6	H: 3 LOB: 2 BB: 1 P: 10	R: 1 E: 1 K: 0 S: 4	H: 2 LOB: 0 BB: 0 P: 4	R: 0 E: 0 K: 0 S: 3	H: 0 LOB: 0 BB: 0 P: 3	R: 0 E: 0 K: 1 S: 6	H: 1 LOB: 2 BB: 0 P: 6	R: 0 E: 0 K: 0 S: 4	H: 1 LOB: 1 BB: 0 P: 4	1B: 7 2B: 2 3B: 0 HR: 0	SF: 0 SAC: 2 DP: 2 HBP: 1	WP: 0 PB: 0 SB: 0 CS: 0	PA: 33								
PITCHER	IP	WLS	BF	H	R	ER	SO	BB	IBB	HBP	BLK	WP	HR	S	P	ERA	WHIP									
Tommy John, L (1, 1) ERA: 1.93 Pete Mikkelsen, R (6, 1) ERA: 9.0	5.0	L	22	6	3	2	3	1	0	0	0	0	0	13	13	0.00	0.667									



Batter	1	2	3	4	5	6	7	8	9	10	11	12	13	AB	R	H	RBI	BB	SO	LOB	TOP	
Bill Russell, R <small>OBP: 0.243, SLG: 0.781 <small>(1, 6)</small></small> Maury Wills, S <small>OBP: 0.151, SLG: 0.176 <small>(5, 6)</small></small>														3	0	1	0	0	0	2		
Bill Buckner, L <small>OBP: 0.219, SLG: 0.200 <small>(1, 3)</small></small>														6	0	1	0	0	0	3		
Wille Davis, L <small>OBP: 0.315, SLG: 0.465 <small>(1, 8)</small></small>														6	0	1	0	0	1	1		
Frank Robinson, R <small>OBP: 0.406, SLG: 0.407 <small>(1, 9)</small></small>														3	0	1	0	3	0	1		
Willie Crawford, L <small>OBP: 0.227, SLG: 0.581 <small>(1, 7)</small></small> Jim Brewer, L <small>(11, 1)</small> Billy Grabarkewitz, R <small>(13, PH)</small> Pete Richert, L <small>OBP: 0.500, SLG: 0.500 <small>(13, 1)</small></small>														3	0	1	0	2	1	1		
Jim Lefebvre, S <small>OBP: 0.345, SLG: 0.408 <small>(1, 4)</small></small>														5	0	0	0	1	0	5		
Duke Sims, L <small>OBP: 0.185, SLG: 0.269 <small>(1, 2)</small></small>														5	0	0	0	1	1	3		
Steve Garvey, R <small>OBP: 0.347, SLG: 0.386 <small>(1, 5)</small></small>														5	0	3	0	0	0	0		
Don Sutton, R <small>OBP: 0.286, SLG: 0.167 <small>(1, 1)</small></small> Manny Mota, R <small>OBP: 0.306, SLG: 0.413 <small>(11, 7)</small></small>														2	0	1	0	0	0	2		
Inning Stats	R: 0 E: 0 K: 0 S: 3	H: 1 LOB: 0 BB: 0 P: 3	R: 0 E: 0 K: 1 S: 4	H: 0 LOB: 0 BB: 1 P: 8	R: 0 E: 0 K: 0 S: 4	H: 1 LOB: 1 BB: 0 P: 4	R: 0 E: 0 K: 0 S: 4	H: 1 LOB: 2 BB: 1 P: 8	R: 0 E: 0 K: 0 S: 3	H: 1 LOB: 0 BB: 0 P: 3	R: 0 E: 0 K: 0 S: 3	H: 0 LOB: 1 BB: 1 P: 7	R: 0 E: 0 K: 1 S: 5	H: 2 LOB: 2 BB: 0 P: 13	R: 0 E: 0 K: 0 S: 7	H: 1 LOB: 2 BB: 0 P: 7	R: 0 E: 0 K: 1 S: 4	H: 1 LOB: 2 BB: 1 P: 8	1B: 10 2B: 1 3B: 0 HR: 0	SF: 0 SAC: 1 DP: 3 HBP: 1	WIP: 0 PB: 0 SB: 0 CS: 3	PA: 54
PITCHER	IP 10.0	WLS 37	BF 7	H 0	R 0	ER 0	SO 1	BB 4	IBB 0	HBP 1	BLK 0	WP 0	HR 0	S 34	P 51	ERA 0.00	WHIP 1.100					
Carl Morton, R <small>ERA: 1.46 <small>(1, 1)</small></small> Mike Marshall, R <small>ERA: 1.04 <small>(11, 1)</small></small>	3.0	W	15	3	0	0	2	3	0	0	0	0	0	16	28	0.00	2.000					

Los Angeles Dodgers @ Montreal Expos
 Jarry Park, Montreal, QB
 Sun May 07 1972, 3:33 AM EDT
 Att. 22,003 - Unknown

AB 43
 R 0
 H 10
 RBI 0
 BB 7
 SO 3
 LOB 22





Batter	1	2	3	4	5	6	7	8	9	10	11	12	13	AB	R	H	RBI	BB	SO	LOB	BOTTOM	
Ron Hunt, R <small>OBP: 0.311, SLG: 0.254 <small>(1, 4)</small></small>														5	0	1	0	1	0	0		
Ron Fainy, L <small>OBP: 0.250, SLG: 0.167 <small>(1, 9)</small></small> Clyde Mashore, R <small>OBP: 0.357, SLG: 0.348 <small>(13, PH)</small></small>														3	0	0	0	2	0	0		
Mike Jorgensen, L <small>OBP: 0.371, SLG: 0.364 <small>(1, 3)</small></small>														4	0	0	0	1	0	2		
Bob Bailey, R <small>OBP: 0.324, SLG: 0.303 <small>(1, 5)</small></small>														4	0	1	0	0	1	4		
Ken Singleton, S <small>OBP: 0.394, SLG: 0.441 <small>(1, 7)</small></small>														3	0	0	0	2	1	0		
Boots Day, L <small>OBP: 0.200, SLG: 0.184 <small>(1, 8)</small></small> Mike Marshall, R <small>(11, 1)</small>														4	0	0	0	1	4	0		
Tim Foli, R <small>OBP: 0.254, SLG: 0.288 <small>(1, 6)</small></small>														5	0	0	0	0	1	0		
John Boccabella, R <small>OBP: 0.207, SLG: 0.200 <small>(1, 2)</small></small>														5	1	1	0	0	0	0		
Carl Morton, R <small>(1, 1)</small> Ron Woods, R <small>OBP: 0.267, SLG: 0.250 <small>(11, 8)</small></small>														3	0	0	0	0	1	0		
Inning Stats	R: 0 E: 0 K: 0 S: 2	H: 0 LOB: 1 BB: 2 P: 10	R: 0 E: 0 K: 1 S: 5	H: 0 LOB: 0 BB: 0 P: 5	R: 0 E: 0 K: 0 S: 3	H: 0 LOB: 2 BB: 1 P: 8	R: 0 E: 0 K: 1 S: 5	H: 0 LOB: 0 BB: 0 P: 5	R: 0 E: 0 K: 0 S: 3	H: 1 LOB: 1 BB: 1 P: 7	R: 0 E: 0 K: 0 S: 3	H: 0 LOB: 0 BB: 0 P: 3	R: 0 E: 0 K: 1 S: 5	H: 0 LOB: 3 BB: 2 P: 12	R: 0 E: 0 K: 1 S: 5	H: 0 LOB: 0 BB: 0 P: 5	R: 0 E: 1 K: 0 S: 4	H: 2 LOB: 3 BB: 1 P: 8	1B: 3 2B: 0 3B: 0 HR: 0	SF: 0 SAC: 0 DP: 1 HBP: 2	WIP: 0 PB: 1 SB: 1 CS: 1	PA: 48
PITCHER	IP 10.0	WLS 34	BF 1	H 0	R 0	ER 0	SO 3	BB 4	IBB 0	HBP 1	BLK 0	WP 0	HR 0	S 35	P 52	ERA 0.00	WHIP 0.500					
Don Sutton, R <small>ERA: 0.42 <small>(1, 1)</small></small> Jim Brewer, L <small>ERA: 0.77 <small>(11, 1)</small></small> Pete Richert, L <small>ERA: 5.4 <small>(13, 1)</small></small>	2.0	9	0	0	0	1	2	0	1	0	0	0	0	8	17	0.00	1.000					
Tim Foli, R <small>OBP: 0.254, SLG: 0.288 <small>(1, 6)</small></small>	0.1	L	5	2	1	0	0	0	1	0	0	0	0	4	8	0.00	6.000					

Los Angeles Dodgers @ Montreal Expos
 Jarry Park, Montreal, QB
 Sun May 07 1972, 3:33 AM EDT
 Att. 22,003 - Unknown

AB 39
 R 1
 H 3
 RBI 0
 BB 7
 SO 4
 LOB 12



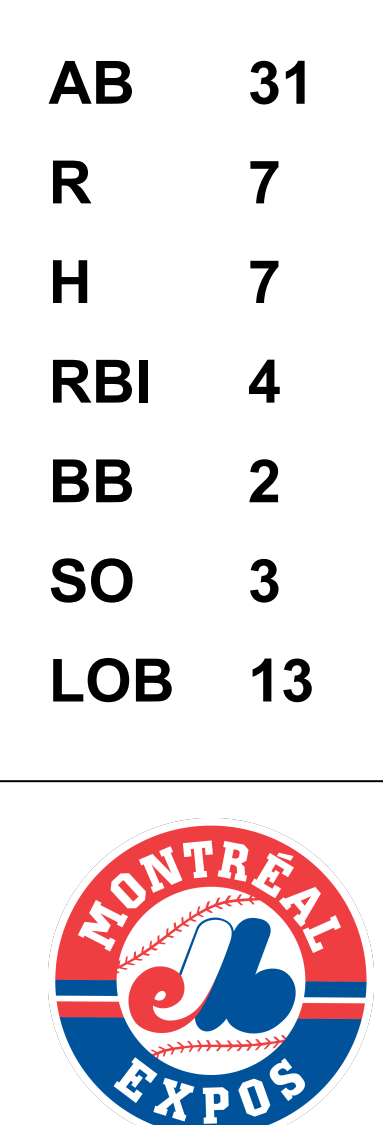
Batter	1	2	3	4	5	6	7	8	9	AB R H RBI BB SO LOB	TOP								
Maury Wills, S OBP: 0.140, SLG: 0.164 <i>(1, 6)</i>	K		1-3		F3		F8			4 0 0 0 0 1 1	Los Angeles Dodgers @ Montreal Expos Jarry Park, Montreal, QB Mon May 08 1972, 7:05 PM EDT Att: 13,878 - Unknown								
Bill Buckner, L OBP: 0.194, SLG: 0.176 <i>(1, 3)</i>	K		4-3		1-3			6-3		4 0 0 0 0 1 1									
Willie Davis, L OBP: 0.312, SLG: 0.456 <i>(1, 8)</i>	K			1B SF8 1B	K			F7		4 1 1 0 0 2 0									
Frank Robinson, R OBP: 0.384, SLG: 0.381 <i>(1, 9)</i>		K		F8		K		K		4 0 0 0 0 3 1									
Willie Crawford, L OBP: 0.358, SLG: 0.596 <i>(1, 7)</i>		CS 1B		SF8 1B		FC5-4 1B		F8		4 1 3 0 0 0 0									
Jim Lefebvre, S OBP: 0.330, SLG: 0.392 <i>(1, 4)</i>		F8 1-2		SF8 1-2		F7		4-3		3 0 0 1 0 0 2									
Dick Dietz, R OBP: 0.357, SLG: 0.261 <i>(1, 2)</i>			FC5-4 BB	HR 1B		FC5-4 1-2		5-3		3 1 1 1 1 0 1									
Steve Garvey, R OBP: 0.346, SLG: 0.425 <i>(1, 5)</i>			FC5-4 2B	HR		4-3				3 2 1 2 0 0 1									
Claude Osteen, L OBP: 0.308, SLG: 0.385 <i>(1, 1)</i>										3 0 1 1 0 2 0									
Pete Mikkelsen, R <i>(9, 1)</i>										0 0 0 0 0 0 0									
Inning Stats	R: 0 E: 0 K: 3 S: 9	H: 0 LOB: 0 BB: 0 P: 9	R: 0 E: 0 K: 1 S: 5	H: 1 LOB: 0 BB: 0 P: 5	R: 1 E: 0 K: 0 S: 4	H: 1 LOB: 1 BB: 1 P: 8	R: 4 E: 0 K: 1 S: 9	H: 4 LOB: 0 BB: 0 P: 9	R: 0 E: 0 K: 1 S: 6	H: 1 LOB: 1 BB: 0 P: 6	R: 0 E: 0 K: 1 S: 5	H: 0 LOB: 0 BB: 0 P: 5	R: 0 E: 0 K: 0 S: 3	H: 0 LOB: 0 BB: 0 P: 3	R: 0 E: 0 K: 0 S: 3	H: 0 LOB: 0 BB: 0 P: 3	1B: 5 2B: 1 3B: 0 HR: 1	SF: 1 SAC: 0 DP: 0 HBP: 0	WP: 0 PA: 34 SB: 0 CS: 1
PITCHER	IP WLS BF H R ER SO BB IBB HBP BLK WP HR S P ERA WHIP	PITCHER											IP WLS BF H R ER SO BB IBB HBP BLK WP HR S P ERA WHIP						
Ernie McAnally, R ERA: 5.03 <i>(1, 1)</i>	4.0 L 18 6 5 5 5 1 0 0 0 0 0 1 27 31 11.25 1.750																		
Denny Lemaster, L ERA: 9.54 <i>(5, 1)</i>	2.0 7 1 0 0 2 0 0 0 0 0 0 0 11 11 0.00 0.500																		
John Strohmayer, R ERA: 3.52 <i>(7, 1)</i>	2.0 6 0 0 0 2 0 0 0 0 0 0 0 10 10 0.00 0.000																		
Tom Walker, R ERA: 3.6 <i>(9, 1)</i>	1.0 3 0 0 0 0 0 0 0 0 0 0 0 3 3 0.00 0.000																		
Batter	1	2	3	4	5	6	7	8	9	AB R H RBI BB SO LOB	BOTTOM								
Ron Hunt, R OBP: 0.316, SLG: 0.279 <i>(1, 4)</i>	PB 1B	1-H 2B		1-2		G4-6-3			L4	5 1 2 1 0 0 4	Los Angeles Dodgers @ Montreal Expos Jarry Park, Montreal, QB Mon May 08 1972, 7:05 PM EDT Att: 13,878 - Unknown								
Mike Jorgensen, L OBP: 0.373, SLG: 0.367 <i>(1, 3)</i>	BB 1B 1-H	K		4-3		G4-6-3			1B	5 0 2 1 0 1 6									
Ron Woods, R OBP: 0.343, SLG: 0.313 <i>(1, 8)</i>	F3		CS BB		1B	G6-4-3			1B	4 0 3 0 1 0 1									
Bob Bailey, R OBP: 0.316, SLG: 0.286 <i>(1, 5)</i>	1-2 BB		1-2	E5	F4	G6-4-3			K	4 0 0 0 1 1 5									
Ken Singleton, S OBP: 0.368, SLG: 0.406 <i>(1, 7)</i>	F9		F9	F9	F8	5-3			K	5 0 0 0 0 1 6									
Tim Foli, R OBP: 0.239, SLG: 0.270 <i>(1, 6)</i>	K		6-3		F9				F8	4 0 0 0 0 1 4									
John Boccabella, R OBP: 0.226, SLG: 0.237 <i>(1, 2)</i>			F9		1B 2B				F5	4 0 2 0 0 0 0									
Ron Fairly, L OBP: 0.269, SLG: 0.178 <i>(1, 9)</i>		2B 1B		L9		F4			FC6-4 BB	3 1 1 0 1 0 2									
Ernie McAnally, R OBP: 0.187, SLG: 0.200 <i>(4, PH)</i>										1 0 0 0 0 1 1									
John Strohmayer, R OBP: 0.376, SLG: 0.376 <i>(5, PH)</i>										0 0 0 0 0 0 0									
Hector Torres, R OBP: 0.267, SLG: 0.500 <i>(6, PH)</i>										1 0 0 0 0 0 1									
John Strohmayer, R OBP: 0.333, SLG: 0.320 <i>(7, PH)</i>										0 0 0 0 0 0 0									
John Bateman, R OBP: 0.333, SLG: 0.320 <i>(8, PH)</i>										1 0 0 0 0 0 1									
Tom Walker, R <i>(9, PH)</i>										0 0 0 0 0 0 0									
Inning Stats	R: 1 E: 0 K: 1 S: 7	H: 2 LOB: 2 BB: 1 P: 11	R: 1 E: 0 K: 2 S: 9	H: 2 LOB: 1 BB: 0 P: 9	R: 0 E: 1 K: 0 S: 3	H: 0 LOB: 1 BB: 1 P: 7	R: 0 E: 0 K: 0 S: 5	H: 2 LOB: 2 BB: 0 P: 5	R: 0 E: 2 K: 0 S: 3	H: 1 LOB: 2 BB: 0 P: 5	R: 0 E: 0 K: 0 S: 3	H: 1 LOB: 0 BB: 0 P: 3	R: 0 E: 0 K: 0 S: 3	H: 0 LOB: 1 BB: 1 P: 7	R: 0 E: 0 K: 2 S: 9	H: 2 LOB: 2 BB: 0 P: 9	1B: 9 2B: 2 3B: 0 HR: 0	SF: 0 SAC: 0 DP: 2 HBP: 0	WP: 0 PA: 41 SB: 0 CS: 1
PITCHER	IP WLS BF H R ER SO BB IBB HBP BLK WP HR S P ERA WHIP	PITCHER											IP WLS BF H R ER SO BB IBB HBP BLK WP HR S P ERA WHIP						
Claude Osteen, L ERA: 1.31 <i>(1, 1)</i>	8.1 W 39 11 2 2 3 3 3 0 0 0 0 0 0 6 6 0.00 0.000																		
Pete Mikkelsen, R ERA: 8.1 <i>(9, 1)</i>	0.2 S 2 0 0 0 2 0 0 0 0 0 0 0 6 6 0.00 0.000																		

Batter	1	2	3	4	5	6	7	8	9	AB	R	H	RBI	BB	SO	LOB	TOP		
Chris Speier, R (1.6) OBP: 0.317, SLG: 0.424	F8		1-3					5-3	6-3	5	0	1	0	0	0	2	San Francisco Giants @ Montreal Expos Jarry Park, Montreal, QB Tue May 09 1972, 7:05 PM EDT Att: 9,004 - Unknown		
Tito Fuentes, S (1.4) OBP: 0.287, SLG: 0.367	FC6-4 BB		K				F7	E9		4	1	2	0	0	1	1			
Bobby Bonds, R (1.9) OBP: 0.340, SLG: 0.533	FC6-4 BB			1-3			F7			3	0	1	1	1	0	1			
Dave Kingman, R (1.3) OBP: 0.281, SLG: 0.511	FC6-4			4-3			K			4	0	1	0	0	1	3			
Ken Henderson, S (1.8) OBP: 0.292, SLG: 0.359	G3			K				F5		4	0	1	0	0	1	4			
Al Gallacher, R (1.5) OBP: 0.376, SLG: 0.324		G4-6-3			4-3		G3-6			4	0	1	0	0	0	1			
Jim Howarth, L (1.7) OBP: 0.571, SLG: 0.333		G4-6-3				FC5-4 BB		4-3		2	0	0	0	2	0	1			
Dave Rader, L (1.2) OBP: 0.250, SLG: 0.371		G1				FC5-4		5-3		4	0	1	0	0	0	2			
Juan Marichal, R (1.1) OBP: 0.188, SLG: 0.313										2	0	0	0	0	0	1			
Chris Arnold, R (8, PH) OBP: 0.419, SLG: 0.333			6-3					4-3		1	0	0	0	0	0	0			
Jim Barr, R (8, PH)										0	0	0	0	0	0	0			
Willie Mays, R (8, PH) OBP: 0.394, SLG: 0.224									1-3	1	0	1	0	0	0	0			
Inning Stats	R: 0 E: 0 K: 0 S: 4	H: 1 LOB: 2 BB: 1 P: 8	R: 0 E: 0 K: 0 S: 3	H: 1 LOB: 0 BB: 0 P: 3	R: 0 E: 0 K: 1 S: 5	H: 0 LOB: 0 BB: 0 P: 5	R: 0 E: 0 K: 1 S: 5	H: 0 LOB: 1 BB: 1 P: 5	R: 0 E: 0 K: 1 S: 6	H: 1 LOB: 1 BB: 1 P: 6	R: 0 E: 1 K: 0 S: 3	H: 1 LOB: 2 BB: 0 P: 7	R: 1 E: 1 K: 0 S: 6	H: 3 LOB: 2 BB: 0 P: 6	R: 0 E: 0 K: 0 S: 5	H: 2 LOB: 2 BB: 0 P: 5	1B: 9 2B: 0 3B: 0 HR: 0	SF: 0 SAC: 0 DP: 2 HBP: 0	WP: 0 PA: 37
PITCHER Mike Torrez, R (1.1) ERA: 1.4	IP: 9.0 WLS: W BF: 37 H: 9 R: 1 ER: 1 SO: 3 BB: 3 IBB: 0 HBP: 0 BLK: 0 WP: 0 HR: 0 S: 40 P: 52 ERA: 1.00 WHIP: 1.333																		

AB	34
R	1
H	9
RBI	1
BB	3
SO	3
LOB	16



Batter	1	2	3	4	5	6	7	8	9	AB	R	H	RBI	BB	SO	LOB	BOTTOM		
Ron Hunt, R (1.4) OBP: 0.313, SLG: 0.268	5-3				3-1	E6				3	0	0	0	1	0	2	San Francisco Giants @ Montreal Expos Jarry Park, Montreal, QB Tue May 09 1972, 7:05 PM EDT Att: 9,004 - Unknown		
Bob Bailey, R (1.5) OBP: 0.313, SLG: 0.284	6-3					E				4	2	1	0	0	0	1			
Bobby Wine, R (8.5)			F7			E	WP			0	0	0	0	0	0	0			
Mike Jorgensen, L (1.3) OBP: 0.367, SLG: 0.359	F5				3-1 SH2-3	E				4	2	1	0	0	0	2			
Ron Fairly, L (1.9) OBP: 0.273, SLG: 0.188		4-3				F8				3	0	1	1	0	0	2			
Clyde Mashore, R (8.9) OBP: 0.375, SLG: 0.375					SH2-3	F8				0	0	0	0	0	0	0			
Ken Singleton, S (1.7) OBP: 0.375, SLG: 0.403					3-1	F8				3	1	1	0	1	1	2			
Boots Day, L (1.8) OBP: 0.205, SLG: 0.190			K		2-3	E	IBB			4	0	1	2	0	1	2			
John Boccabella, R (1.2) OBP: 0.227, SLG: 0.270					5-3	E4				4	2	1	0	0	0	2			
Tim Foli, R (1.6) OBP: 0.239, SLG: 0.262			SF9			FC1-5				2	0	0	1	0	0	0			
Mike Torrez, R (1.1) OBP: 0.111, SLG: 0.111			F6			FC1-5	HBP			4	0	1	0	0	1	0			
Inning Stats	R: 0 E: 0 K: 0 S: 3	H: 0 LOB: 0 BB: 0 P: 3	R: 0 E: 0 K: 1 S: 5	H: 1 LOB: 0 BB: 0 P: 5	R: 1 E: 0 K: 0 S: 4	H: 1 LOB: 1 BB: 1 P: 8	R: 1 E: 0 K: 0 S: 5	H: 2 LOB: 1 BB: 0 P: 5	R: 0 E: 0 K: 0 S: 3	H: 0 LOB: 0 BB: 0 P: 3	R: 4 E: 4 K: 0 S: 7	H: 2 LOB: 2 BB: 1 P: 12	R: 1 E: 1 K: 1 S: 7	H: 1 LOB: 1 BB: 0 P: 7	R: 0 E: 0 K: 1 S: 5	H: 0 LOB: 0 BB: 0 P: 5	1B: 6 2B: 0 3B: 1 HR: 0	SF: 1 SAC: 1 DP: 0 HBP: 1	WP: 1 PA: 36
PITCHER Juan Marichal, R (1.1) ERA: 3.25	IP: 7.0 WLS: L BF: 33 H: 7 R: 7 ER: 2 SO: 2 BB: 1 IBB: 1 HBP: 1 BLK: 0 WP: 1 HR: 0 S: 34 P: 43 ERA: 2.57 WHIP: 1.143																		
PITCHER Jim Barr, R (8.1) ERA: 2.75	IP: 1.0 WLS: L BF: 3 H: 0 R: 0 ER: 0 SO: 1 BB: 0 IBB: 0 HBP: 0 BLK: 0 WP: 0 HR: 0 S: 5 P: 5 ERA: 0.00 WHIP: 0.000																		



Batter	1	2	3	4	5	6	7	8	9	AB	R	H	RBI	BB	SO	LOB	TOP					
Chris Speier, R (1,6) OBP: 0.340, SLG: 0.432	0-0 SH1-4 1B		4-0 1B BB			0-0 FC6-4 1B	0-0 6-3	4-0 1B BB		3	0	2	1	2	0	2	San Francisco Giants @ Montreal Expos Jarry Park, Montreal, QB Wed May 10 1972, 7:05 PM EDT Att: 11,031 - Unknown					
Tito Fuentes, S (1,4) OBP: 0.305, SLG: 0.382	0-0 SH1-4		0-0 G6-4-3 1B			0-0 FC6-4 S 1-2		1-2 2-3 3-H 1B		4	1	3	1	0	0	1						
Bobby Bonds, R (1,9) OBP: 0.333, SLG: 0.526	0-0 F9		0-0 G6-4-3 1-2			0-0 F8		1-2 2B K		5	1	1	1	0	1	6						
Dave Kingman, R (1,3) OBP: 0.287, SLG: 0.516	0-0 5-3			0-0 5-3		0-3 K 1-2		0-0 1B 2B K	0-0 FC3-6 1B	5	1	2	1	0	1	2						
Ken Henderson, S (1,8)		0-3 K		0-0 4-3			0-0 SH3-4 S 2B 1B	4-0 1B 1B	0-0 FC3-6 G4-6-3 1-2	4	2	1	0	1	1	1						
Al Gallacher, R (1,5) OBP: 0.367, SLG: 0.317		0-3 K		0-0 F9			0-0 SH3-4 1-3	0-0 1B 1B BB 1B	0-0 G4-6-3 1-2	4	1	1	0	0	1	1						
Garry Maddox, R (1,7) OBP: 0.271, SLG: 0.333		0-0 E6			0-3 K		0-0 E 2B	0-0 BB 1B 1B		4	1	2	3	0	1	0						
Dave Rader, L (1,2) OBP: 0.250, SLG: 0.359		0-3 K			0-0 F4		0-0 F9	0-0 BB 1B 1B		4	0	1	0	0	1	2						
Sam McDowell, L (1,1) OBP: 0.235, SLG: 0.188			0-3 K		0-3 K		0-0 E1 2-3	0-3 K		4	0	0	0	0	3	4						
Inning Stats	R: 0 E: 0 K: 0 S: 4	H: 1 LOB: 1 BB: 0 P: 4	R: 0 E: 1 K: 3 S: 10	H: 0 LOB: 1 BB: 0 P: 10	R: 0 E: 0 K: 1 S: 5	H: 1 LOB: 1 BB: 1 P: 9	R: 0 E: 0 K: 0 S: 3	H: 0 LOB: 0 BB: 0 P: 3	R: 0 E: 0 K: 2 S: 7	H: 0 LOB: 0 BB: 0 P: 7	R: 0 E: 0 K: 1 S: 6	H: 1 LOB: 1 BB: 0 P: 6	R: 1 E: 1 K: 0 S: 6	H: 2 LOB: 2 BB: 0 P: 6	R: 6 E: 0 K: 2 S: 13	H: 7 LOB: 2 BB: 21 P: 21	R: 0 E: 0 K: 0 S: 3	H: 1 LOB: 0 BB: 0 P: 3	1B: 10 2B: 3 3B: 0 HR: 0	SF: 0 SAC: 2 DP: 2 HBP: 0	WP: 0 PB: 0 SB: 3 CS: 0	PA: 42
PITCHER	IP WLS BF H R ER SO BB IBB HBP BLK WP HR S P ERA WHIP																					
Bill Stoneman, R (1,1) ERA: 3.18	7.0 L 32 8 5 5 7 1 1 0 0 0 0 0 44 52 6.43 1.286																					
Mike Marshall, R (8,1) ERA: 1.96	1.0 7 4 2 2 2 1 0 0 0 0 0 0 10 14 18.00 5.000																					
John Strohmayr, R (9,1) ERA: 3.31	1.0 3 1 0 0 0 0 0 0 0 0 0 0 3 3 0.00 1.000																					

AB 37
R 7
H 13
RBI 7
BB 3
SO 9
LOB 19



Batter	1	2	3	4	5	6	7	8	9	AB	R	H	RBI	BB	SO	LOB	BOTTOM					
Ron Hunt, R (1,4) OBP: 0.310, SLG: 0.257	1-0 FC1-6 HBP			0-0 F5		0-3 K		0-0 F6		3	0	0	0	0	1	1	San Francisco Giants @ Montreal Expos Jarry Park, Montreal, QB Wed May 10 1972, 7:05 PM EDT Att: 11,031 - Unknown					
Mike Jorgensen, L (1,3) OBP: 0.373, SLG: 0.382	0-0 FC1-6 G4-3 1-2			0-0 F6		0-0 CS 1B		0-0 1B 2B		4	1	2	1	0	0	1						
Clyde Mashore, R (1,9) OBP: 0.394, SLG: 0.393	0-0 G4-3 1-2			0-0 1B		0-3 K 1-2		0-0 2B 1B		4	0	2	1	0	1	2						
Bob Bailey, R (1,5) OBP: 0.310, SLG: 0.321		0-0 F8		0-0 F5			0-0 HR	0-0 6-3		4	1	1	1	0	0	2						
Ken Singleton, S (1,7) OBP: 0.381, SLG: 0.414		4-0 CS BB			0-0 2B		0-3 K		0-3 K	3	0	1	0	1	2	0						
Ron Woods, R (1,8) OBP: 0.308, SLG: 0.278		0-0 1-3 1-2			0-0 F8		0-0 6-3		0-3 K	4	0	0	0	0	1	2						
John Boccabella, R (1,2) OBP: 0.229, SLG: 0.258			0-3 K		4-0 IBB		0-0 F8		0-3 K	3	0	0	0	1	2	0						
Bobby Wine, R (1,6) OBP: 0.200, SLG: 0.400			0-0 F4		0-0 F8			0-0 2B 2B		3	1	1	0	0	0	2						
Bill Stoneman, R (1,1) Mike Marshall, R (8,1) Hector Torres, R (8,PH) John Strohmayr, R (9,1)			0-3 K		0-0 G3			0-0 F3		2 0 1 0	0 0 0 0	0 0 0 0	0 0 0 0	0 0 0 0	0 0 0 0	0 0 0 0						
Inning Stats	R: 0 E: 0 K: 0 S: 2	H: 0 LOB: 0 BB: 1 P: 3	R: 0 E: 0 K: 0 S: 2	H: 0 LOB: 0 BB: 1 P: 6	R: 0 E: 0 K: 2 S: 7	H: 0 LOB: 0 BB: 0 P: 7	R: 0 E: 0 K: 0 S: 4	H: 1 LOB: 1 BB: 0 P: 4	R: 0 E: 0 K: 0 S: 4	H: 1 LOB: 2 BB: 1 P: 8	R: 0 E: 0 K: 2 S: 7	H: 1 LOB: 0 BB: 0 P: 7	R: 1 E: 0 K: 1 S: 6	H: 1 LOB: 0 BB: 0 P: 6	R: 2 E: 0 K: 0 S: 6	H: 3 LOB: 1 BB: 0 P: 6	R: 0 E: 0 K: 3 S: 9	H: 0 LOB: 0 BB: 0 P: 9	1B: 3 2B: 3 3B: 0 HR: 1	SF: 0 SAC: 0 DP: 1 HBP: 1	WP: 0 PB: 0 SB: 0 CS: 2	PA: 34
PITCHER	IP WLS BF H R ER SO BB IBB HBP BLK WP HR S P ERA WHIP																					
Sam McDowell, L (1,1) ERA: 2.57	9.0 W 34 7 3 3 8 1 1 1 0 0 0 1 47 56 3.00 0.889																					

AB 31
R 3
H 7
RBI 3
BB 2
SO 8
LOB 13



Batter	1	2	3	4	5	6	7	8	9	AB	R	H	RBI	BB	SO	LOB	TOP																				
Chris Speier, R OBP: 0.342, SLG: 0.424 (1,6)										4	1	1	0	1	0	1	San Francisco Giants @ Montreal Expos Jarry Park, Montreal, QB Thu May 11 1972, 7:05 PM EDT Att: 7,161 - Unknown																				
Tito Fuentes, S OBP: 0.291, SLG: 0.368 (1,4)										4	0	0	1	0	1	1																					
Bobby Bonds, R OBP: 0.330, SLG: 0.515 (1,9)										4	0	1	1	0	1	1																					
Dave Kingman, R OBP: 0.286, SLG: 0.515 (1,3)										4	0	1	1	0	2	2																					
Ken Henderson, S OBP: 0.286, SLG: 0.337 (1,8)										4	0	0	0	0	0	1																					
Al Gallacher, R OBP: 0.396, SLG: 0.356 (1,5)										4	2	3	0	0	0	0																					
Garry Maddox, R OBP: 0.288, SLG: 0.347 (1,7)										4	2	2	0	0	1	1																					
Dave Rader, L OBP: 0.273, SLG: 0.395 (1,2)										4	1	2	2	0	1	1																					
Ron Bryant, S OBP: 0.111, SLG: 0.222 (1,1)										4	0	1	1	0	0	2																					
Inning Stats	R: 1 E: 0 K: 0 S: 5	H: 2 LOB: 1 BB: 0 P: 5	R: 3 E: 0 K: 0 S: 7	H: 4 LOB: 2 BB: 1 P: 11	R: 2 E: 0 K: 0 S: 6	H: 4 LOB: 1 BB: 0 P: 6	R: 0 E: 0 K: 1 S: 5	H: 0 LOB: 0 BB: 0 P: 5	R: 0 E: 0 K: 1 S: 5	H: 0 LOB: 0 BB: 0 P: 5	R: 0 E: 0 K: 3 S: 9	H: 0 LOB: 1 BB: 0 P: 9	R: 0 E: 0 K: 0 S: 4	H: 1 LOB: 1 BB: 0 P: 4	R: 0 E: 0 K: 0 S: 3	H: 0 LOB: 0 BB: 0 P: 3	1B: 8 2B: 3 3B: 0 HR: 0	SF: 1 SAC: 0 DP: 0 HBP: 0	WP: 1 PA: 38 PB: 0 SB: 0 CS: 0																		
PITCHER	IP	WLS	BF	H	R	ER	SO	BB	IBB	HBP	BLK	WP	HR	S	P	ERA	WHIP	PITCHER			IP	WLS	BF	H	R	ER	SO	BB	IBB	HBP	BLK	WP	HR	S	P	ERA	WHIP
Steve Renko, R ERA: 6.35 (1,1)	1.2	L	12	6	4	4	0	1	0	0	0	0	0	11	15	21.60	4.200																				
Tom Walker, R ERA: 5.68 (2,1)	1.1		7	4	2	2	0	0	0	0	0	1	0	7	7	13.50	3.000																				
Joe Gilbert, L ERA: 6.75 (4,1)	3.0		9	0	0	0	3	0	0	0	0	0	0	15	15	0.00	0.000																				
John Strohmayr, R ERA: 2.79 (7,1)	3.0		10	1	0	0	3	0	0	0	0	0	0	16	16	0.00	0.333																				

Batter	1	2	3	4	5	6	7	8	9	AB	R	H	RBI	BB	SO	LOB	BOTTOM																					
Ron Hunt, R OBP: 0.304, SLG: 0.253 (1,4)										5	1	1	0	0	0	3	San Francisco Giants @ Montreal Expos Jarry Park, Montreal, QB Thu May 11 1972, 7:05 PM EDT Att: 7,161 - Unknown																					
Mike Jorgensen, L OBP: 0.375, SLG: 0.384 (1,3)										5	0	2	0	0	2	1																						
Clyde Mashore, R OBP: 0.368, SLG: 0.375 (1,9)										4	0	1	1	0	0	1																						
Bob Bailey, R OBP: 0.319, SLG: 0.329 (1,5)										4	0	2	0	0	1	2																						
Ken Singleton, S OBP: 0.375, SLG: 0.405 (1,7)										4	1	1	0	0	2	3																						
Ron Woods, R OBP: 0.279, SLG: 0.250 (1,8)										4	0	0	0	0	1	2																						
John Bateman, R OBP: 0.500, SLG: 0.556 (1,2)										4	0	3	0	0	0	0																						
Hector Torres, R (1,6)										4	0	0	0	0	1	5																						
Steve Renko, R (1,1)										0	0	0	0	0	0	0																						
Tom Walker, R (2,1)										0	0	0	0	0	0	0																						
Tim Foli, R (3,PH)										1	0	0	0	0	0	0																						
Joe Gilbert, R (4,1)										1	0	0	0	0	0	0																						
Ron Fairly, L (5,PH)										1	0	1	1	0	0	0																						
John Strohmayr, R (7,1)										0	0	0	0	0	0	0																						
Bobby Wine, R (9,PH)										1	0	1	0	0	0	0																						
Inning Stats	R: 0 E: 0 K: 1 S: 5	H: 0 LOB: 0 BB: 0 P: 5	R: 0 E: 0 K: 1 S: 7	H: 2 LOB: 2 BB: 0 P: 7	R: 1 E: 1 K: 1 S: 8	H: 3 LOB: 2 BB: 0 P: 8	R: 0 E: 0 K: 0 S: 3	H: 0 LOB: 0 BB: 0 P: 3	R: 0 E: 0 K: 1 S: 5	H: 2 LOB: 2 BB: 0 P: 5	R: 1 E: 1 K: 1 S: 8	H: 3 LOB: 2 BB: 0 P: 8	R: 0 E: 0 K: 1 S: 5	H: 0 LOB: 0 BB: 0 P: 5	R: 0 E: 0 K: 1 S: 6	H: 1 LOB: 1 BB: 0 P: 6	R: 0 E: 0 K: 1 S: 6	H: 1 LOB: 1 BB: 0 P: 6	1B: 11 2B: 1 3B: 0 HR: 0	SF: 1 SAC: 0 DP: 0 HBP: 0	WP: 1 PA: 39 PB: 0 SB: 0 CS: 0																	
PITCHER	IP	WLS	BF	H	R	ER	SO	BB	IBB	HBP	BLK	WP	HR	S	P	ERA	WHIP	PITCHER			IP	WLS	BF	H	R	ER	SO	BB	IBB	HBP	BLK	WP	HR	S	P	ERA	WHIP	
Ron Bryant, L ERA: 3.62 (1,1)	9.0	W	39	12	2	2	7	0	0	0	0	1	0	53	53	2.00	1.333																					



Batter	1	2	3	4	5	6	7	8	9	AB	R	H	RBI	BB	SO	LOB	TOP										
Derrel Thomas, S OBP: 0.263, SLG: 0.262 (1, 4)	5-3		F7				F9			4	1	1	0	1	0	0											
Enzo Hernandez, R OBP: 0.209, SLG: 0.220 (1, 6)	4-3 BB		5-3				F8			3	1	0	0	2	0	2											
Leron Lee, L OBP: 0.468, SLG: 0.636 (1, 7)	4-3						L7			4	2	2	3	0	0	1											
Nate Colbert, R OBP: 0.337, SLG: 0.611 (1, 3)										3	0	0	0	1	1	1											
Larry Stahl, L OBP: 0.256, SLG: 0.147 (1, 9)	6-3						L7			3	1	0	0	1	0	2											
Johnny Jeter, R OBP: 0.313, SLG: 0.468 (1, 8)										4	0	1	1	0	1	0											
Fred Kendall, R OBP: 0.283, SLG: 0.318 (1, 2)										4	0	0	0	0	0	2											
Dave Campbell, R OBP: 0.316, SLG: 0.314 (1, 5)										4	0	2	1	0	0	0											
Bill Greif, R (1, 1)										3	0	0	0	0	2	1											
Mark Schaeffer, L (7, 1)										0	0	0	0	0	0	0											
Mike Corkins, R (8, 1)										1	0	0	0	0	0	0											
Inning Stats	R: 0 E: 0 K: 0 S: 3	H: 0 LOB: 2 BB: 2 P: 11	R: 0 E: 0 K: 0 S: 3	H: 0 LOB: 0 BB: 0 P: 3	R: 0 E: 0 K: 1 S: 5	H: 0 LOB: 0 BB: 0 P: 5	R: 2 E: 0 K: 1 S: 7	H: 3 LOB: 2 BB: 1 P: 11	R: 3 E: 0 K: 0 S: 4	H: 1 LOB: 1 BB: 0 P: 6	R: 0 E: 0 K: 1 S: 6	H: 1 LOB: 1 BB: 0 P: 6	R: 0 E: 0 K: 0 S: 3	H: 0 LOB: 0 BB: 0 P: 3	R: 0 E: 1 K: 0 S: 5	H: 1 LOB: 2 BB: 0 P: 5	1B: 5 2B: 0 3B: 0 HR: 1	SF: 0 SAC: 0 DP: 0 HBP: 0	WP: 0 PB: 0 SB: 0 CS: 0	PA: 38							
PITCHER	IP	WLS	BF	H	R	ER	SO	BB	IBB	HBP	BLK	WP	HR	S	P	ERA	WHIP										
Carl Morton, R ERA: 2.73 (1, 1)	5.0	L	23	4	5	5	2	5	0	0	0	0	1	22	42	9.00	1.800										
John Strohmayr, R ERA: 2.53 (8, 1)	2.0		7	1	0	0	1	0	0	0	0	0	0	9	9	0.00	0.500										
Tom Walker, R ERA: 4.32 (8, 1)	2.0		8	1	0	0	1	0	0	0	0	0	0	10	10	0.00	0.500										

San Diego Padres @ Montreal Expos
Jarry Park, Montreal, QB
Fri May 12 1972, 7:05 PM EDT
Att: 11,263 - Unknown

AB 33
R 5
H 6
RBI 5
BB 5
SO 4
LOB 9



Batter	1	2	3	4	5	6	7	8	9	AB	R	H	RBI	BB	SO	LOB	BOTTOM										
Ron Hunt, R OBP: 0.320, SLG: 0.265 (1, 4)	F8						F7			4	0	2	0	1	0	1											
Mike Jorgensen, L OBP: 0.366, SLG: 0.410 (1, 3)	F6		L9							5	1	1	2	0	1	4											
Ken Singleton, S OBP: 0.380, SLG: 0.403 (1, 7)	F8									3	1	1	0	1	1	2											
Bob Bailey, R OBP: 0.316, SLG: 0.318 (1, 5)										3	0	0	0	1	1	2											
Ron Fairly, L OBP: 0.283, SLG: 0.208 (1, 9)										4	0	1	0	0	0	2											
Boots Day, L OBP: 0.213, SLG: 0.200 (1, 8)										3	0	1	1	0	1	1											
Clyde Mashore, R OBP: 0.359, SLG: 0.364 (8, PH) (9, 8)										1	0	0	0	0	1	1											
John Bateman, R OBP: 0.357, SLG: 0.385 (1, 2)										4	0	0	0	0	1	3											
Tim Foli, R OBP: 0.224, SLG: 0.243 (1, 6)										4	0	0	0	0	0	0											
Carl Morton, R (1, 1)										1	0	0	0	0	0	0											
Ron Woods, R OBP: 0.298, SLG: 0.308 (5, PH)										1	1	1	0	0	0	0											
John Strohmayr, R (8, 1)										0	0	0	0	0	0	0											
Jim Fairry, L OBP: 0.360, SLG: 0.700 (7, PH)										1	0	1	0	0	0	0											
Tom Walker, R (8, 1)										0	0	0	0	0	0	0											
John Boccabella, R OBP: 0.220, SLG: 0.254 (9, PH)										1	0	0	0	0	1	0											
Inning Stats	R: 0 E: 0 K: 0 S: 3	H: 1 LOB: 1 BB: 0 P: 4	R: 0 E: 0 K: 0 S: 4	H: 1 LOB: 1 BB: 0 P: 4	R: 1 E: 0 K: 0 S: 5	H: 2 LOB: 1 BB: 0 P: 5	R: 2 E: 0 K: 1 S: 7	H: 2 LOB: 1 BB: 1 P: 11	R: 0 E: 0 K: 1 S: 5	H: 0 LOB: 0 BB: 0 P: 5	R: 0 E: 0 K: 2 S: 8	H: 1 LOB: 2 BB: 1 P: 12	R: 0 E: 0 K: 2 S: 7	H: 0 LOB: 1 BB: 1 P: 11	R: 0 E: 0 K: 1 S: 6	H: 1 LOB: 1 BB: 0 P: 6	1B: 6 2B: 1 3B: 0 HR: 1	SF: 0 SAC: 0 DP: 0 HBP: 0	WP: 0 PB: 0 SB: 0 CS: 0	PA: 38							
PITCHER	IP	WLS	BF	H	R	ER	SO	BB	IBB	HBP	BLK	WP	HR	S	P	ERA	WHIP										
Bill Greif, R ERA: 5.28 (1, 1)	6.1	W	28	7	3	3	2	2	0	0	0	0	1	30	38	4.26	1.421										
Mark Schaeffer, L (7, 1)	1.0		4	0	0	0	2	1	0	0	0	0	0	7	11	0.00	1.000										
Mike Corkins, R ERA: 4.66 (8, 1)	1.2	S	6	1	0	0	3	0	0	0	0	0	0	12	12	0.00	0.600										

San Diego Padres @ Montreal Expos
Jarry Park, Montreal, QB
Fri May 12 1972, 7:05 PM EDT
Att: 11,263 - Unknown

AB 35
R 3
H 8
RBI 3
BB 3
SO 7
LOB 16



Batter	1	2	3	4	5	6	7	8	9	AB R H RBI BB SO LOB	TOP														
Derrel Thomas, S (1,4) OBP: 0.263, SLG: 0.261	0-0 1-3		0-0 4-3			0-0 G3		0-0 SF8 2B 1B		4 1 1 0 0 0 1	San Diego Padres @ Montreal Expos Jarry Park, Montreal, QB Sat May 13 1972, 7:05 PM EDT Att: 16,150 - Unknown														
Enzo Hernandez, R (1,6) OBP: 0.200, SLG: 0.212	0-0 F2		0-0 3-1			0-0 1-6-3		0-0 SF8		3 0 0 1 0 0 1															
Leron Lee, L (1,7) OBP: 0.455, SLG: 0.627	0-3 K			0-0 3-1		0-0 5-3		0-0 HR 2B		4 1 1 1 0 1 0															
Nate Colbert, R (1,3)		0-3 K		0-0 6-3			0-0 F9	0-0 HR		4 1 1 2 0 1 0															
Larry Stahl, L (1,9) OBP: 0.279, SLG: 0.289		0-0 HR		0-0 4-3			0-0 4-3	0-0 2B		4 1 2 1 0 0 0															
Johnny Jeter, R (1,8) OBP: 0.310, SLG: 0.458		0-3 K			0-0 F3		0-0 FC6-4 1B	0-0 L9		4 0 1 0 0 1 1															
Fred Kendall, R (1,2) OBP: 0.260, SLG: 0.292		0-3 K			0-0 F7		0-0 FC6-4 1-2		0-3 K	4 0 0 0 0 2 1															
Dave Campbell, R (1,5) OBP: 0.336, SLG: 0.342			0-0 SH5-3 2B		4-0 BB			0-0 1B SF8 1B	0-0 5-3	3 1 2 0 1 0 0															
Fred Norman, S (1,1) OBP: 0.214, SLG: 0.286			0-0 SH5-3		0-0 L7			0-0 SH1	0-0 G3	2 0 0 0 0 0 1															
Inning Stats	R: 0 E: 0 K: 1 S: 5	H: 0 LOB: 0 BB: 0 P: 5	R: 1 E: 0 K: 3 S: 10	H: 1 LOB: 0 BB: 0 P: 10	R: 0 E: 0 K: 0 S: 4	H: 1 LOB: 1 BB: 0 P: 4	R: 0 E: 0 K: 0 S: 3	H: 0 LOB: 0 BB: 0 P: 3	R: 0 E: 0 K: 0 S: 3	H: 0 LOB: 1 BB: 1 P: 7	R: 0 E: 0 K: 0 S: 3	H: 0 LOB: 0 BB: 0 P: 3	R: 0 E: 0 K: 0 S: 4	H: 1 LOB: 1 BB: 0 P: 4	R: 4 E: 0 K: 0 S: 8	H: 5 LOB: 1 BB: 0 P: 8	R: 0 E: 0 K: 1 S: 5	H: 0 LOB: 0 BB: 0 P: 5	1B: 3 2B: 3 3B: 0 HR: 2	SF: 1 SAC: 2 DP: 0 HBP: 0	WP: 0 PB: 0 SB: 0 CS: 0	PA: 36			
PITCHER	IP WLS BF H R ER SO BB IBB HBP BLK WP HR S P ERA WHIP											PITCHER	IP WLS BF H R ER SO BB IBB HBP BLK WP HR S P ERA WHIP												
Ernie McAnally, R (1,1) ERA: 5.27	7.2 L	32 8	5 5	5 5	4 4	1 1	0 0	0 0	0 0	0 0	0 0	2 2	39 43	43 5.87	1.174										
Mike Marshall, R (8,1) ERA: 1.93	0.1	1	0	0	0	0	0	0	0	0	0	1	1	0.00	0.000										
John Strohmayr, R (9,1) ERA: 2.42	1.0	3	0	0	0	1	0	0	0	0	0	5	5	0.00	0.000										

AB	32
R	5
H	8
RBI	5
BB	1
SO	5
LOB	5



Batter	1	2	3	4	5	6	7	8	9	AB R H RBI BB SO LOB	BOTTOM													
Ron Hunt, R (1,4) OBP: 0.317, SLG: 0.264	0-0 6-3		0-0 F7			0-0 F7			0-0 4-3 1B	4 0 1 0 0 0 1	San Diego Padres @ Montreal Expos Jarry Park, Montreal, QB Sat May 13 1972, 7:05 PM EDT Att: 16,150 - Unknown													
Mike Jorgensen, L (1,3) OBP: 0.351, SLG: 0.390	0-0 G3			0-0 F9			0-0 F8		0-0 4-3	4 0 0 0 0 0 1														
Clyde Mashore, R (1,9) OBP: 0.326, SLG: 0.324	0-0 6-3			0-0 F7			0-3 K		0-0 F8	4 0 0 0 0 1 1														
Bob Bailey, R (1,5) OBP: 0.323, SLG: 0.310		0-0 L9		0-0 6-3			4-0 BB		4-0 FC6-4 BB	2 0 0 0 2 0 0														
Ken Singleton, S (1,7) OBP: 0.375, SLG: 0.395		0-0 G1-6-3 1B			0-0 F7		0-0 F4		0-0 FC6-4	4 0 1 0 0 0 3														
Ron Woods, R (1,8) OBP: 0.277, SLG: 0.250		0-0 G1-6-3			0-0 5-3				0-0 F8	3 0 0 0 0 0 1														
Tim Foli, R (1,6) OBP: 0.228, SLG: 0.236			0-0 F7		1-0 CS HBP			0-0 5-3		2 0 0 0 0 0 0														
John Bateman, R (1,2) OBP: 0.412, SLG: 0.438			0-0 SH1-4 1B		0-0 CS	0-0 6-3		0-0 1B		3 0 2 0 0 0 0														
Ernie McAnally, R (1,1) OBP: 0.143, SLG: 0.167			0-0 SH1-4			0-3 K		0-0 L3		1 0 0 0 0 1 0														
Mike Marshall, R (8,1)										0 0 0 0 0 0 0														
Bobby Wine, R (6,PH) OBP: 0.286, SLG: 0.429										1 0 0 0 0 0 1														
John Strohmayr, R (9,1)										0 0 0 0 0 0 0														
Inning Stats	R: 0 E: 0 K: 0 S: 3	H: 0 LOB: 0 BB: 0 P: 3	R: 0 E: 0 K: 0 S: 3	H: 1 LOB: 0 BB: 0 P: 3	R: 0 E: 0 K: 0 S: 4	H: 1 LOB: 1 BB: 0 P: 4	R: 0 E: 0 K: 0 S: 3	H: 0 LOB: 0 BB: 0 P: 3	R: 0 E: 0 K: 1 S: 5	H: 0 LOB: 0 BB: 0 P: 5	R: 0 E: 0 K: 1 S: 5	H: 0 LOB: 1 BB: 1 P: 9	R: 0 E: 0 K: 0 S: 4	H: 1 LOB: 1 BB: 0 P: 4	R: 0 E: 0 K: 0 S: 4	H: 1 LOB: 2 BB: 1 P: 8	1B: 4 2B: 0 3B: 0 HR: 0	SF: 0 SAC: 1 DP: 1 HBP: 1	WP: 0 PB: 0 SB: 0 CS: 1	PA: 33				
PITCHER	IP WLS BF H R ER SO BB IBB HBP BLK WP HR S P ERA WHIP											PITCHER	IP WLS BF H R ER SO BB IBB HBP BLK WP HR S P ERA WHIP											
Fred Norman, L (1,1) ERA: 2.3	9.0 W	32 4	0 0	0 0	2 2	2 2	0 0	1 1	0 0	0 0	0 0	33 42	42 0.00	0.667										



Batter	1	2	3	4	5	6	7	8	9	AB	R	H	RBI	BB	SO	LOB	TOP								
Derrel Thomas, S (1,4) OBP: 0.262, SLG: 0.261	0-0 4-3			0-0 F9		0-0 1B		0-3 K		4	0	1	0	0	1	0	San Diego Padres @ Montreal Expos Jarry Park, Montreal, QB Sun May 14 1972, 3:33 AM EDT Att: 22,276 - Unknown								
Enzo Hernandez, R (1,6) OBP: 0.191, SLG: 0.202	0-0 4-3			0-3 K		0-0 L4		0-0 F5		4	0	0	0	0	1	1									
Leron Lee, L (1,7) OBP: 0.443, SLG: 0.603	0-0 5-3			0-0 4-3			0-0 4-3 5-3 1B	0-0 F9		4	1	1	0	0	0	0									
Nate Colbert, R (1,3)		0-3 K			0-0 L7		0-0 5-3		0-3 1-3	4	0	0	0	0	1	1									
Larry Stahl, L (1,9) OBP: 0.255, SLG: 0.262		0-0 6-3			0-3 K		0-0 4-3		0-3 K	4	0	0	0	0	2	1									
Johnny Jeter, R (1,8) OBP: 0.308, SLG: 0.448		0-3 K			0-0 E5		0-0 FC6-4 1B		0-3 K	4	0	1	1	0	2	0									
Fred Kendall, R (1,2) OBP: 0.245, SLG: 0.275			0-3 K		0-0 F3		0-0 FC6-4 1-2			3	0	0	0	0	1	2									
Dave Campbell, R (1,5) OBP: 0.349, SLG: 0.347			0-0 5-3			0-0 G1-6-4 1B		4-0 HR BB		2	1	1	0	1	0	0									
Clay Kirby, R (1,1) OBP: 0.143, SLG: 0.143			0-3 K			0-0 G1-6-4 1-2		0-0 HR		2	0	0	0	0	1	1									
Ron Taylor, R (6,1)										0	0	0	0	0	0	0									
Garry Jestadt, R (8, PH) OBP: 0.400, SLG: 0.571										1	1	1	2	0	0	0									
Gary Ross, R (8,1)										0	0	0	0	0	0	0									
Inning Stats	R: 0 E: 0 K: 0 S: 3	H: 0 LOB: 0 BB: 0 P: 3	R: 0 E: 0 K: 2 S: 7	H: 0 LOB: 0 BB: 0 P: 7	R: 0 E: 0 K: 2 S: 7	H: 0 LOB: 0 BB: 0 P: 7	R: 0 E: 0 K: 1 S: 5	H: 0 LOB: 0 BB: 0 P: 5	R: 0 E: 1 K: 1 S: 6	H: 0 LOB: 1 BB: 0 P: 6	R: 0 E: 0 K: 0 S: 4	H: 2 LOB: 1 BB: 0 P: 4	R: 1 E: 0 K: 0 S: 5	H: 2 LOB: 1 BB: 0 P: 5	R: 2 E: 0 K: 1 S: 6	H: 1 LOB: 0 BB: 1 P: 10	R: 0 E: 0 K: 2 S: 7	H: 0 LOB: 0 BB: 0 P: 7	1B: 4 2B: 0 3B: 0 HR: 1	SF: 0 SAC: 0 DP: 1 HBP: 0	WP: 0 PB: 0 SB: 0 CS: 0	PA: 33			
PITCHER	IP	WLS	BF	H	R	ER	SO	BB	IBB	HBP	BLK	WP	HR	S	P	ERA	WHIP								
Mike Torrez, R (1,1) ERA: 1.87	8.0	W	30	5	3	3	7	1	0	0	0	0	1	43	47	3.38	0.750								
Mike Marshall, R (9,1) ERA: 1.83	1.0	S	3	0	0	0	2	0	0	0	0	0	0	7	7	0.00	0.000								


Batter	1	2	3	4	5	6	7	8	9	AB	R	H	RBI	BB	SO	LOB	BOTTOM								
Ron Hunt, R (1,4) OBP: 0.333, SLG: 0.286	0-0 BB SH5-3 1B	0-0 6-3			0-0 SH1-4		0-0 HR	0-0 1-2 2H 1B		4	2	3	1	0	0	0	San Diego Padres @ Montreal Expos Jarry Park, Montreal, QB Sun May 14 1972, 3:33 AM EDT Att: 22,276 - Unknown								
Boots Day, L (1,8) OBP: 0.200, SLG: 0.188	0-0 SH5-3 1-2	0-0 G3			0-0 F9		0-0 F5	0-0 PO		3	0	0	0	0	0	2									
Mike Jorgensen, L (1,3) OBP: 0.347, SLG: 0.419	0-3 K				0-3 F8		0-0 K	0-0 1-H HR		4	1	1	2	0	2	2									
Ron Fairly, L (1,9) OBP: 0.313, SLG: 0.304	4-0 BB 1B BB				0-0 G3		0-0 4-3 2B	0-0 HR		3	3	2	1	1	0	0									
Ken Singleton, S (1,7) OBP: 0.370, SLG: 0.381	4-0 1-2 2-3 2B BB				0-0 3-1		0-0 4-3	0-0 G3		3	1	0	0	1	0	1									
Bob Bailey, R (1,5) OBP: 0.333, SLG: 0.333	0-0 1-2 2H 3H 2B				0-3 K		0-0 2B			3	1	2	3	0	1	0									
Bobby Wine, R (7,5) OBP: 0.375, SLG: 0.500	0-0 1-2 2H 3H 1B				0-0 K		0-0 2B	0-0 SH1-3 1B		1	1	1	0	0	0	0									
Tim Foli, R (1,6) OBP: 0.232, SLG: 0.253	0-0 1-H 2H 2B				0-3 K		0-0 5-3	0-0 SH1-3		3	0	1	2	0	1	1									
John Boccabella, R (1,2) OBP: 0.213, SLG: 0.239	0-0 F7				0-0 F7		0-0 1-3	0-0 5-3		4	0	0	0	0	0	3									
Mike Torrez, R (1,1) OBP: 0.167, SLG: 0.167		0-0 6-3						4-0 F9		3	0	1	0	0	0	0									
Jim Fahey, L (8, PH) OBP: 0.545, SLG: 0.700								0-0 PO 1B		0	0	0	0	1	0	0									
Mike Marshall, R (9,1)								0-0 IBB		0	0	0	0	0	0	0									
Inning Stats	R: 4 E: 0 K: 1 S: 8	H: 3 LOB: 1 BB: 2 P: 16	R: 0 E: 0 K: 0 S: 3	H: 0 LOB: 0 BB: 0 P: 3	R: 0 E: 0 K: 2 S: 7	H: 0 LOB: 0 BB: 0 P: 7	R: 0 E: 0 K: 2 S: 7	H: 0 LOB: 0 BB: 0 P: 7	R: 0 E: 0 K: 1 S: 6	H: 1 LOB: 1 BB: 0 P: 6	R: 1 E: 0 K: 0 S: 5	H: 2 LOB: 1 BB: 0 P: 5	R: 3 E: 0 K: 0 S: 6	H: 3 LOB: 0 BB: 0 P: 6	R: 1 E: 0 K: 0 S: 4	H: 2 LOB: 1 BB: 1 P: 8	R: 0 E: 0 K: 2 S: 7	H: 0 LOB: 0 BB: 0 P: 7	1B: 6 2B: 3 3B: 0 HR: 2	SF: 0 SAC: 3 DP: 0 HBP: 0	WP: 0 PB: 0 SB: 0 CS: 0	PA: 38			
PITCHER	IP	WLS	BF	H	R	ER	SO	BB	IBB	HBP	BLK	WP	HR	S	P	ERA	WHIP								
Clay Kirby, R (1,1) ERA: 3.04	5.1	L	24	6	5	5	4	2	0	0	0	0	2	8	8	8.44	1.500								
Ron Taylor, R (6,1) ERA: 12.6	1.2		8	3	3	3	0	0	0	0	0	0	0	8	8	16.20	1.800								
Gary Ross, R (8,1) ERA: 3.97	1.0		5	2	1	1	0	0	1	0	0	0	0	4	8	9.00	2.000								



Batter	1	2	3	4	5	6	7	8	9	AB	R	H	RBI	BB	SO	LOB	TOP										
Ron Hunt, R OBP: 0.327, SLG: 0.281 (1, 4)	5-3		F9		1B		5-3		F3	5	0	1	0	0	0	4											
Clyde Mashore, R OBP: 0.340, SLG: 0.366 (1, 9)	F7			BLK	K					4	1	2	0	0	1	2											
Ron Woods, R OBP: 0.294, SLG: 0.255 (1, 8)	6-3			SH1-3				5-3		3	0	1	1	1	0	0											
Bob Bailey, R OBP: 0.324, SLG: 0.323 (1, 5)		P3		SH1-3			5-3		6-3	3	0	0	0	0	0	0											
Ken Singleton, S OBP: 0.356, SLG: 0.364 (1, 7)	P5			K			5-3		5-3	4	0	0	0	0	1	1											
Tim Foli, R OBP: 0.244, SLG: 0.256 (1, 6)	F9			HBP			6-3		1B	3	1	1	0	0	0	0											
Mike Jorgensen, L OBP: 0.343, SLG: 0.411 (1, 3)			4-3		K				4-3	4	0	1	0	0	1	2											
John Boccabella, R OBP: 0.244, SLG: 0.260 (9, PH)					SH1-4					2	1	2	0	1	0	0											
Jim Falrey, L OBP: 0.583, SLG: 0.727 (9, PH)					1B					1	0	1	1	0	0	0											
Bill Stoneman, R (1, 1)					SH1-4					0	0	0	0	0	0	0											
Boots Day, L OBP: 0.200, SLG: 0.188 (5, PH)					SH1-4					0	0	0	0	0	0	0											
John Strohmayr, R (5, 1)					SH1-4					0	0	0	0	0	0	0											
Ron Fairly, L OBP: 0.308, SLG: 0.298 (9, PH)					1-2					1	0	0	0	0	1	2											
Inning Stats	R: 0 E: 0 K: 0 S: 3	H: 0 LOB: 0 BB: 0 P: 3	R: 0 E: 0 K: 0 S: 3	H: 0 LOB: 0 BB: 0 P: 3	R: 0 E: 0 K: 0 S: 4	H: 1 LOB: 1 BB: 0 P: 4	R: 1 E: 1 K: 2 S: 8	H: 1 LOB: 2 BB: 1 P: 13	R: 1 E: 0 K: 1 S: 7	H: 3 LOB: 2 BB: 0 P: 7	R: 0 E: 0 K: 0 S: 3	H: 0 LOB: 0 BB: 0 P: 3	R: 0 E: 0 K: 0 S: 3	H: 1 LOB: 0 BB: 0 P: 3	R: 1 E: 0 K: 1 S: 8	H: 3 LOB: 2 BB: 0 P: 8	1B: 8 2B: 1 3B: 0 HR: 0	SF: 0 SAC: 4 DP: 0 HBP: 1	WP: 0 PB: 0 SB: 0 CS: 0	PA: 37							
PITCHER	IP	WLS	BF	H	R	ER	SO	BB	IBB	HBP	BLK	WP	HR	S	P	ERA	WHIP										
Jon Matlack, L ERA: 2.5 (1, 1)	8.1	W	34	8	3	2	3	2	0	1	1	0	0	37	46	2.16	1.200										
Danny Frisella, R ERA: 1.35 (9, 1)	0.2	S	3	1	0	0	1	0	0	0	0	0	0	5	5	0.00	1.500										

Montreal Expos @ New York Mets
 Shea Stadium, Flushing, NY
 Mon May 15 1972, 7:05 PM EDT
 Att: 14,377 - Unknown


AB 30
 R 3
 H 9
 RBI 2
 BB 2
 SO 4
 LOB 11



Batter	1	2	3	4	5	6	7	8	9	AB	R	H	RBI	BB	SO	LOB	BOTTOM										
Bud Harrelson, S OBP: 0.292, SLG: 0.267 (1, 6)	4-3		G3		FC6-4		4-3			3	0	0	0	1	0	1											
Ken Boswell, L OBP: 0.239, SLG: 0.215 (1, 4)	F7		6-3		FC1-6		4-3			4	1	0	0	0	0	2											
Tommie Agee, R OBP: 0.368, SLG: 0.489 (1, 8)	4-3							6-3		3	1	1	2	0	1	0											
Rusty Staub, L OBP: 0.352, SLG: 0.379 (1, 9)	4-3				F9					3	1	1	0	1	0	2											
Cleon Jones, R OBP: 0.370, SLG: 0.402 (1, 7)	K				L8					2	1	0	0	2	1	3											
Jim Fregosi, R OBP: 0.350, SLG: 0.478 (1, 5)		P5					K			4	1	2	3	0	1	0											
Ed Kranepool, L OBP: 0.282, SLG: 0.413 (1, 3)	4-3				L8		1-3			4	0	0	0	0	0	2											
Jerry Grote, R OBP: 0.357, SLG: 0.366 (1, 2)					P4		5-3			3	0	1	0	1	0	2											
Jon Matlack, L OBP: 0.267, SLG: 0.154 (1, 1)										3	0	0	0	1	2	2											
Danny Frisella, L (9, 1)										0	0	0	0	0	0	0											
Inning Stats	R: 0 E: 0 K: 1 S: 5	H: 0 LOB: 2 BB: 1 P: 10	R: 0 E: 0 K: 1 S: 5	H: 0 LOB: 1 BB: 1 P: 9	R: 0 E: 0 K: 1 S: 5	H: 0 LOB: 0 BB: 0 P: 5	R: 0 E: 0 K: 0 S: 4	H: 1 LOB: 2 BB: 1 P: 8	R: 2 E: 0 K: 0 S: 4	H: 1 LOB: 1 BB: 2 P: 12	R: 0 E: 0 K: 1 S: 5	H: 0 LOB: 0 BB: 0 P: 5	R: 0 E: 0 K: 0 S: 3	H: 0 LOB: 0 BB: 0 P: 3	R: 3 E: 0 K: 1 S: 8	H: 3 LOB: 1 BB: 1 P: 12	1B: 3 2B: 0 3B: 0 HR: 2	SF: 0 SAC: 0 DP: 0 HBP: 1	WP: 0 PB: 0 SB: 0 CS: 0	PA: 36							
PITCHER	IP	WLS	BF	H	R	ER	SO	BB	IBB	HBP	BLK	WP	HR	S	P	ERA	WHIP										
Bill Stoneman, R ERA: 2.92 (1, 1)	4.0	L	17	4	5	5	2	3	0	0	1	0	2	19	32	0.00	1.000										
John Strohmayr, R ERA: 3.76 (5, 1)	4.0	L	19	4	5	5	2	3	0	0	1	0	2	20	32	11.25	1.750										

Montreal Expos @ New York Mets
 Shea Stadium, Flushing, NY
 Mon May 15 1972, 7:05 PM EDT
 Att: 14,377 - Unknown


AB 29
 R 5
 H 5
 RBI 5
 BB 6
 SO 5
 LOB 14



Batter	1	2	3	4	5	6	7	8	9	AB	R	H	RBI	BB	SO	LOB	TOP					
Ron Hunt, R OBP: 0.330, SLG: 0.287 (1, 4)	4-3		F7		F7		5-3		2B 1B	5	0	2	1	0	0	1						
Boots Day, L OBP: 0.236, SLG: 0.245 (1, 8)	1B CS 1B		F7			1B BB 1B	1-3		1-3 2B	5	1	3	0	0	0	1						
Mike Jorgensen, L OBP: 0.327, SLG: 0.389 (1, 3)	F9		P6			K	1-3		F7	5	0	0	0	0	1	5						
Ron Fairly, L OBP: 0.319, SLG: 0.311 (1, 9)	1-3 1B			4-1		BB BB 1B			P9	4	1	2	0	0	0	0						
Ken Singleton, S OBP: 0.361, SLG: 0.363 (1, 7)	CS	F8		P7		BB BB BB	1-2 BB		1B	3	0	1	0	1	0	0						
Bob Bailey, R OBP: 0.321, SLG: 0.313 (1, 5)		K		6-3		BB BB	1-2 BB		P6	3	0	0	1	1	1	1						
Tim Foli, R OBP: 0.244, SLG: 0.247 (1, 6)		K			6-3	BB BB BB	1-2 2-3 3-H 4-0		6-3	3	0	0	1	1	1	1						
John Boccabella, R OBP: 0.244, SLG: 0.273 (1, 2)			6-3			BB BB	1-2 3-H		P6	4	0	1	0	0	0	3						
Carl Morton, R OBP: 0.111, SLG: 0.222 (1, 1)										1	1	1	0	0	0	0						
Joe Gilbert, R OBP: 0.228, SLG: 0.264 (1, 6)										0	0	0	0	0	0	0						
Jim Fairey, L OBP: 0.258, SLG: 0.287 (5, PH)										1	0	0	0	0	1	1						
Tom Walker, R OBP: 0.276, SLG: 0.235 (5, 1)										0	0	0	0	0	0	0						
Ron Woods, R OBP: 0.238, SLG: 0.250 (6, PH)										1	0	0	0	0	0	3						
Steve Renko, R OBP: 0.267, SLG: 0.260 (6, 1)										0	0	0	0	0	0	0						
Denny Lemaster, R OBP: 0.267, SLG: 0.260 (8, 1)										0	0	0	0	0	0	0						
Clyde Mashore, R OBP: 0.303, SLG: 0.287 (8, PH)										1	0	0	0	0	1	0						
Inning Stats	R: 0 E: 0 K: 0 S: 4	H: 2 LOB: 1 BB: 0 P: 4	R: 0 E: 0 K: 2 S: 7	H: 0 LOB: 0 BB: 0 P: 7	R: 1 E: 0 K: 0 S: 5	H: 2 LOB: 1 BB: 0 P: 5	R: 0 E: 0 K: 0 S: 3	H: 0 LOB: 0 BB: 0 P: 3	R: 0 E: 0 K: 1 S: 6	H: 1 LOB: 1 BB: 0 P: 6	R: 2 E: 0 K: 1 S: 7	H: 2 LOB: 3 BB: 3 P: 19	R: 0 E: 0 K: 0 S: 3	H: 0 LOB: 0 BB: 0 P: 3	R: 0 E: 0 K: 0 S: 4	H: 1 LOB: 1 BB: 0 P: 4	R: 0 E: 0 K: 1 S: 7	H: 2 LOB: 2 BB: 0 P: 7	1B: 7 2B: 3 3B: 0 HR: 0	SF: 0 SAC: 0 DP: 0 HBP: 0	WP: 0 PB: 0 SB: 0 CS: 1	PA: 40
PITCHER	IP WLS BF H R ER SO BB IBB HBP BLK WP HR S P ERA WHIP																					
Tom Seaver, R ERA: 2.25 (1, 1)	5.1 W 25 7 3 3 4 3 0 0 0 0 0 30 42 5.06 1.875																					
Chuck Taylor, R ERA: 3.45 (6, 1)	3.2 S 14 3 0 0 1 0 0 0 0 0 0 16 16 0.00 0.818																					

Montreal Expos @ New York Mets
 Shea Stadium, Flushing, NY
 Tue May 16 1972, 7:05 PM EDT
 Att: 18,736 - Unknown


AB 36
 R 3
 H 10
 RBI 3
 BB 3
 SO 5
 LOB 16



Batter	1	2	3	4	5	6	7	8	9	AB	R	H	RBI	BB	SO	LOB	BOTTOM			
Bud Harrelson, S OBP: 0.288, SLG: 0.264 (1, 6)	P4			FC4-6 1B S		P9		6-3		5	0	1	2	0	0	1				
Ken Boswell, L OBP: 0.276, SLG: 0.235 (1, 4)	CS 1B			1B BB			2B 1B		K	3	1	2	0	2	1	0				
Tommie Agee, R OBP: 0.369, SLG: 0.479 (1, 8)	K		F3				F2		FC4-6 BB	4	0	1	0	1	1	4				
Rusty Staub, L OBP: 0.354, SLG: 0.410 (1, 9)		1B 1B		6-3			F3		FC4-6	5	2	2	1	0	0	5				
John Milner, L OBP: 0.450, SLG: 0.444 (1, 7)		1B BLK 1B		K			4-3		1B 2B	4	2	2	1	0	1	0				
Jim Fregosi, R OBP: 0.356, SLG: 0.479 (1, 5)		BLK 1B 1B		K			6-3		1B BB 1B	4	1	2	2	0	1	0				
Ed Kranepool, L OBP: 0.293, SLG: 0.400 (1, 3)		BLK 1B IBB		4-3			3-1		1B BB	2	1	0	0	2	0	0				
Jerry Grote, R OBP: 0.364, SLG: 0.365 (1, 2)		P6		FC4-6 BB			1-3		FC6 1B	3	0	1	0	1	0	2				
Tom Seaver, R OBP: 0.158, SLG: 0.211 (1, 1)		P9		K					FC6	2	0	0	0	0	1	3				
Chuck Taylor, R (6, 1)							K		FC6	2	0	0	0	0	1	3				
Inning Stats	R: 0 E: 0 K: 1 S: 5	H: 1 LOB: 0 BB: 0 P: 5	R: 4 E: 0 K: 0 S: 7	H: 4 LOB: 2 BB: 2 P: 15	R: 1 E: 0 K: 2 S: 8	H: 1 LOB: 0 BB: 0 P: 8	R: 0 E: 0 K: 1 S: 6	H: 1 LOB: 3 BB: 2 P: 14	R: 0 E: 0 K: 0 S: 3	H: 0 LOB: 0 BB: 0 P: 3	R: 0 E: 0 K: 1 S: 5	H: 0 LOB: 0 BB: 0 P: 5	R: 2 E: 0 K: 0 S: 7	H: 4 LOB: 3 BB: 1 P: 11	R: 0 E: 0 K: 1 S: 5	H: 0 LOB: 1 BB: 1 P: 9	1B: 9 2B: 1 3B: 0 HR: 1	SF: 0 SAC: 0 DP: 0 HBP: 0	WP: 0 PB: 0 SB: 1 CS: 1	PA: 40
PITCHER	IP WLS BF H R ER SO BB IBB HBP BLK WP HR S P ERA WHIP																			
Carl Morton, R ERA: 3.98 (1, 1)	2.0 L 13 1 0 0 3 2 0 0 0 0 0 13 21 0.00 1.500																			
Joe Gilbert, L ERA: 4.5 (3, 1)	2.0 9 1 0 0 3 2 0 0 0 0 0 13 21 0.00 1.500																			
Tom Walker, R ERA: 3.86 (5, 1)	1.0 3 0 0 0 0 0 0 0 0 0 0 3 3 0.00 0.000																			
Steve Renko, R ERA: 6.57 (6, 1)	2.0 11 4 2 2 1 1 0 0 0 0 0 12 16 9.00 2.500																			
Denny Lemaster, L ERA: 8.71 (8, 1)	1.0 4 0 0 0 1 1 0 0 0 0 0 5 9 0.00 1.000																			

Montreal Expos @ New York Mets
 Shea Stadium, Flushing, NY
 Tue May 16 1972, 7:05 PM EDT
 Att: 18,736 - Unknown


AB 34
 R 7
 H 11
 RBI 6
 BB 6
 SO 6
 LOB 18



Batter	1	2	3	4	5	6	7	8	9	AB	R	H	RBI	BB	SO	LOB	TOP					
Ron Hunt, R OBP: 0.333, SLG: 0.284 Hector Torres, R (4, 4)	4-0 FC1-6 SH5-4 BB		0-0 P4		0-3 K			0-3 K		1	0	0	0	1	0	0						
Boots Day, L OBP: 0.241, SLG: 0.250 (1, 8)	0-0 SH5-4 1-2		0-0 F8			0-0 E8 SF7 1B		0-0 F8		3	1	1	0	0	0	0						
Mike Jorgensen, L OBP: 0.325, SLG: 0.381 (1, 3)	4-0 FC1-6 BB		0-0 F8		0-0 SF7			0-0 3-1		2	0	0	1	1	0	0						
Ron Fairly, L OBP: 0.301, SLG: 0.292 (1, 9)	0-0 FC1-6 1-2 2-3		0-0 4-3		0-0 3-1			0-0 P6		4	0	0	0	0	0	2						
Ken Singleton, S OBP: 0.357, SLG: 0.368 (1, 7)	0-3 K		0-0 1B 2B		0-0 F8			0-0 F5		4	1	1	0	0	1	2						
Bob Bailey, R OBP: 0.319, SLG: 0.310 (1, 5)		0-0 F5		0-0 1B				0-0 F7		4	0	1	1	0	0	0						
John Bateman, R OBP: 0.350, SLG: 0.368 (1, 2)		0-0 6-3		0-0 5-3				0-0 G3		3	0	0	0	0	0	1						
Tim Foli, R OBP: 0.247, SLG: 0.250 (1, 6)		0-0 L4			0-3 K			0-0 1B		3	0	1	0	0	1	0						
Ernie McAnally, R Denny Lemaster, R Tom Walker, R Jim Fairley, L John Strohmayr, R Mike Marshall, R (1, 1) (1, 1) (3, 1) (7, 1) (7, 1) (8, 1)			0-3 K		0-0 P6			0-0 F8		0	0	0	0	0	0	0						
Inning Stats	R: 0 E: 0 K: 1 S: 5	H: 0 LOB: 2 BB: 2 P: 13	R: 0 E: 0 K: 0 S: 3	H: 0 LOB: 0 BB: 0 P: 3	R: 0 E: 0 K: 1 S: 5	H: 0 LOB: 0 BB: 0 P: 5	R: 1 E: 0 K: 0 S: 5	H: 2 LOB: 1 BB: 0 P: 5	R: 0 E: 0 K: 2 S: 7	H: 0 LOB: 0 BB: 0 P: 7	R: 1 E: 1 K: 0 S: 4	H: 1 LOB: 0 BB: 0 P: 4	R: 0 E: 0 K: 0 S: 4	H: 1 LOB: 1 BB: 0 P: 4	R: 0 E: 0 K: 1 S: 5	H: 0 LOB: 0 BB: 0 P: 5	R: 0 E: 0 K: 0 S: 3	H: 0 LOB: 0 BB: 0 P: 3	1B: 3 2B: 1 3B: 0 HR: 0	SF: 1 SAC: 1 DP: 0 HBP: 0	WP: 0 PB: 0 SB: 0 CS: 0	PA: 33
PITCHER Gary Gentry, R ERA: 2.25 (1, 1)	IP: 9.0 WLS: W BF: 33 H: 4 R: 2 ER: 1 SO: 5 BB: 2 IBB: 0 HBP: 0 BLK: 0 WP: 0 HR: 0 S: 41 P: 49 ERA: 1.00 WHIP: 0.667															PITCHER						

Montreal Expos @ New York Mets
Shea Stadium, Flushing, NY
Wed May 17 1972, 7:05 PM EDT
Att: 16,905 - Unknown


AB	29
R	2
H	4
RBI	2
BB	2
SO	5
LOB	6





Batter	1	2	3	4	5	6	7	8	9	AB	R	H	RBI	BB	SO	LOB	BOTTOM			
Bud Harrelson, S OBP: 0.306, SLG: 0.278 Ted Martinez, R OBP: 0.311, SLG: 0.409 (1, 6) (4, 6)	4-0 BB SF7 BB		0-0 1B	4-0 1-3 2-H 1B	1-2 2-3 3-H BB	0-0 FC5-4 1-2		0-0 F7		2	2	2	1	1	0	0				
Ken Boswell, L OBP: 0.280, SLG: 0.233 (1, 4)	4-0 SF7 2B BB		0-3 K	0-0 BB 1B	0-0 P4	0-0 G3		0-0 3-1		5	1	1	2	1	1	5				
Tommie Agee, R OBP: 0.393, SLG: 0.485 (1, 8)	4-0 2B 2-3 BB		0-0 FC HR BB	0-3 K			4-0 3B BB	0-0 PO 1B		3	3	2	0	3	1	3				
Rusty Staub, L OBP: 0.361, SLG: 0.423 (1, 9)	0-0 SF7		0-0 FC HR BB		0-0 5-3 2B		0-0 F7	0-0 1-2 1B		4	1	2	1	1	0	2				
John Milner, L OBP: 0.440, SLG: 0.609 (1, 7)	0-0 1-H 3-H 2B		0-0 HR K		0-0 F8		0-0 F7	0-0 PO 2-3		5	1	2	5	0	1	5				
Jim Fregosi, R OBP: 0.376, SLG: 0.510 (1, 5)	4-0 G4-6-3 BB		0-0 1B 1B	0-0 1B 1B	0-0 5-3 2-3 1B		0-0 1B 3B		4	3	3	1	1	0	1					
Ed Kranepool, L OBP: 0.288, SLG: 0.377 (1, 3)	0-0 G4-6-3 1-2		0-0 P3	0-0 F8	0-0 4-3		4-0 1B BB		4	0	0	0	1	0	5					
Duffy Dyer, R OBP: 0.563, SLG: 0.667 (1, 2)		0-0 P6	0-0 1B 1B	0-0 BB 1B	0-0 FC5-4 1B		0-0 1-2 1B		5	1	4	1	0	0	0					
Gary Gentry, R OBP: 0.118, SLG: 0.118 (1, 1)	0-0 P9		0-3 K	0-0 1-2 2-3 1B		0-0 F2		0-3 K		5	0	1	0	0	2	5				
Inning Stats	R: 3 E: 0 K: 0 S: 3	H: 1 LOB: 4 BB: 4 P: 19	R: 0 E: 0 K: 1 S: 6	H: 1 LOB: 1 BB: 0 P: 6	R: 6 E: 0 K: 2 S: 14	H: 6 LOB: 3 BB: 2 P: 22	R: 1 E: 0 K: 1 S: 8	H: 3 LOB: 3 BB: 1 P: 12	R: 0 E: 0 K: 0 S: 4	H: 1 LOB: 1 BB: 0 P: 4	R: 2 E: 0 K: 1 S: 7	H: 2 LOB: 2 BB: 2 P: 15	R: 0 E: 0 K: 0 S: 4	H: 2 LOB: 1 BB: 0 P: 4	R: 0 E: 0 K: 0 S: 3	H: 2 LOB: 1 BB: 0 P: 4	1B: 13 2B: 2 3B: 1 HR: 1	SF: 1 SAC: 0 DP: 1 HBP: 0	WP: 0 PB: 0 SB: 0 CS: 0	PA: 50
PITCHER Ernie McAnally, R ERA: 6.18 Denny Lemaster, L ERA: 11.37 Tom Walker, R ERA: 3.55 John Strohmayr, R ERA: 4.28 Mike Marshall, R ERA: 1.74 (1, 1) (1, 1) (3, 1) (7, 1) (4, 2) (8, 1)	IP: 0.1 WLS: L BF: 6 H: 1 R: 3 ER: 3 SO: 0 BB: 4 IBB: 0 HBP: 0 BLK: 0 WP: 0 HR: 1 S: 17 P: 21 ERA: 23.14 WHIP: 3.000															PITCHER				

Montreal Expos @ New York Mets
Shea Stadium, Flushing, NY
Wed May 17 1972, 7:05 PM EDT
Att: 16,905 - Unknown

AB	39
R	12
H	17
RBI	12
BB	9
SO	5
LOB	27



Batter	1	2	3	4	5	6	7	8	9	AB	R	H	RBI	BB	SO	LOB	TOP			
Ron Hunt, R OBP: 0.336, SLG: 0.298 Hector Torres, R OBP: 0.167, SLG: 0.091	0-0 4-3 2B		0-0 4-3 1		0-0 2H 1B			0-0 F7		2	0	1	0	0	0	0	Montreal Expos @ New York Mets Shea Stadium, Flushing, NY Thu May 18 1972, 3:33 AM EDT Att: 19,194 - Unknown AB 33 R 1 H 7 RBI 1 BB 2 SO 6 LOB 14 			
Mike Jorgensen, L OBP: 0.331, SLG: 0.380	4-0 4-3 BB		0-3 K		0-0 F9			0-0 CS 1B		3	0	1	0	1	1					
Jim Fahey, L OBP: 0.444, SLG: 0.529	0-3 K		0-0 1B		0-0 5-3			0-3 K		4	0	1	0	0	2	4				
Ken Singleton, S OBP: 0.345, SLG: 0.354	0-0 4-3 1-2 2-3		0-0 F7		0-0 F8			0-0 F7		4	0	0	0	0	0	3				
Boots Day, L OBP: 0.230, SLG: 0.237 Clyde Mashore, R OBP: 0.327, SLG: 0.349	0-0 6-3		0-0 1-3		0-0 6-3			0-3 K		3	0	0	0	0	0	2				
Bob Bailey, R OBP: 0.316, SLG: 0.308		0-3 K		0-0 F8				0-0 1B 1B		4	0	1	0	0	1	0				
John Boccabella, R OBP: 0.244, SLG: 0.272		0-0 F7		0-0 F8			0-0 6-3	0-0 1B 1B		4	0	1	0	0	0	0				
Tim Foli, R OBP: 0.258, SLG: 0.264		4-0 BB			0-0 1B 2B		0-0 F8	0-0 5-3		3	1	1	0	1	0	2				
Mike Torrez, R OBP: 0.133, SLG: 0.133		0-3 K			0-0 P4		0-0 4-3			3	0	0	0	0	1	2				
Inning Stats	R: 0 E: 0 K: 1 S: 6	H: 1 LOB: 2 BB: 1 P: 10	R: 0 E: 0 K: 2 S: 7	H: 0 LOB: 1 BB: 1 P: 11	R: 0 E: 0 K: 1 S: 6	H: 1 LOB: 1 BB: 0 P: 6	R: 0 E: 0 K: 0 S: 3	H: 0 LOB: 0 BB: 0 P: 3	R: 1 E: 0 K: 0 S: 5	H: 2 LOB: 1 BB: 0 P: 5	R: 0 E: 0 K: 0 S: 3	H: 0 LOB: 0 BB: 0 P: 3	R: 0 E: 0 K: 1 S: 5	H: 1 LOB: 1 BB: 0 P: 5	R: 0 E: 0 K: 1 S: 7	H: 2 LOB: 2 BB: 0 P: 7		1B: 5 2B: 3 3B: 0 HR: 0	SF: 0 SAC: 0 DP: 1 HBP: 0	WP: 0 PB: 0 CS: 1
PITCHER	IP WLS BF H R ER SO BB IBB HBP BLK WP HR S P ERA WHIP	IP WLS BF H R ER SO BB IBB HBP BLK WP HR S P ERA WHIP																		
Jim McAndrew, R ERA: 3.38 Tug McGraw, L ERA: 0.36	(1, 1) 6.0 W 24 4 1 1 4 2 0 0 0 0 0 0 30 38 1.50 1.000	(7, 1) 3.0 S 11 3 0 0 2 0 0 0 0 0 0 0 15 15 0.00 1.000																		

Batter	1	2	3	4	5	6	7	8	9	AB	R	H	RBI	BB	SO	LOB	BOTTOM			
Willie Mays, R OBP: 0.405, SLG: 0.278	4-0 E BB		0-3 K		0-0 F9			0-3 K		3	1	0	0	1	2	3	Montreal Expos @ New York Mets Shea Stadium, Flushing, NY Thu May 18 1972, 3:33 AM EDT Att: 19,194 - Unknown AB 26 R 2 H 5 RBI 1 BB 5 SO 7 LOB 14 			
Ted Martinez, R OBP: 0.306, SLG: 0.438	0-0 E2 1-H 3B		0-0 F9		0-0 F3			0-3 K		4	1	1	1	0	1	0				
John Milner, L OBP: 0.414, SLG: 0.556	0-0 1B		0-0 G3		0-0 6-3			0-0 G3		4	0	1	0	0	0	0				
Rusty Staub, L OBP: 0.374, SLG: 0.425	0-0 F7		4-0 BB		0-0 G3-6-3 1B			4-0 BB		2	0	1	0	2	0	1				
Ken Boswell, L OBP: 0.267, SLG: 0.221	0-0 P6		0-0 4-3		0-0 G3-6-3 1-2			0-0 F4		4	0	0	0	0	0	4				
Ed Kranepool, L OBP: 0.301, SLG: 0.389	0-0 G3			0-0 G6-4-3 1B			0-0 4-3 S 1B			3	0	2	0	0	0	1				
Wayne Garrett, L OBP: 0.400, SLG: 0.500		4-0 BB		0-3 K			0-3 K			2	0	0	0	1	2	2				
Duffy Dyer, R OBP: 0.474, SLG: 0.556		0-3 K		0-0 G6-4-3 1-2			0-0 4-3			3	0	0	0	0	1	3				
Jim McAndrew, R Tug McGraw, R OBP: 0.333, SLG: 0.200	(1, 1) (7, 1)	0-0 SH1-6-4 1-2		0-0 K			4-0 BB			1	0	0	0	0	1	0				
Inning Stats	R: 2 E: 1 K: 0 S: 5	H: 2 LOB: 1 BB: 1 P: 9	R: 0 E: 0 K: 2 S: 7	H: 0 LOB: 1 BB: 1 P: 11	R: 0 E: 0 K: 1 S: 3	H: 0 LOB: 1 BB: 1 P: 7	R: 0 E: 0 K: 1 S: 5	H: 1 LOB: 0 BB: 0 P: 5	R: 0 E: 0 K: 1 S: 5	H: 0 LOB: 0 BB: 0 P: 5	R: 0 E: 0 K: 0 S: 3	H: 1 LOB: 0 BB: 0 P: 3	R: 0 E: 0 K: 2 S: 8	H: 1 LOB: 2 BB: 1 P: 12	R: 0 E: 0 K: 1 S: 5	H: 0 LOB: 1 BB: 1 P: 9		1B: 4 2B: 0 3B: 1 HR: 0	SF: 0 SAC: 1 DP: 2 HBP: 0	WP: 0 PB: 0 CS: 0
PITCHER	IP WLS BF H R ER SO BB IBB HBP BLK WP HR S P ERA WHIP	IP WLS BF H R ER SO BB IBB HBP BLK WP HR S P ERA WHIP																		
Mike Torrez, R ERA: 1.94	(1, 1) 8.0 L 32 5 2 2 7 5 0 0 0 0 0 0 41 61 2.25 1.250																			

Batter	1	2	3	4	5	6	7	8	9	AB	R	H	RBI	BB	SO	LOB	TOP			
Tim Foli, R OBP: 0.248, SLG: 0.253 (1, 6)										4	0	0	0	0	1	0	Montreal Expos @ Pittsburgh Pirates Three Rivers Stadium, Pittsburgh, PA Fri May 19 1972, 7:05 PM EDT Att: 41,765 - Unknown			
Jim Fairry, L OBP: 0.409, SLG: 0.524 (1, 9)										4	0	1	0	0	0	0				
Ken Singleton, S OBP: 0.333, SLG: 0.340 (1, 7)										4	0	0	0	0	1	1				
Ron Fairly, L OBP: 0.289, SLG: 0.279 (1, 3)										3	0	0	0	0	1	0				
Bob Bailey, R OBP: 0.317, SLG: 0.308 (1, 5)										3	0	1	0	0	1	0				
Boots Day, L OBP: 0.219, SLG: 0.226 (1, 8)										3	0	0	0	0	0	1				
John Boccabella, R OBP: 0.258, SLG: 0.286 (1, 2)										3	0	2	0	0	0	0				
Hector Torres, R OBP: 0.133, SLG: 0.071 (1, 4)										3	0	0	0	0	0	3				
Bill Stoneman, R (1, 1)										2	0	0	0	0	2	0				
Joe Gilbert, R (6, 1)										0	0	0	0	0	0	0				
John Strohmayr, R (8, 1)										0	0	0	0	0	0	0				
Ron Hunt, R (9, FH) OBP: 0.333, SLG: 0.295										1	0	0	0	0	0	0				
Inning Stats	R: 0 E: 0 K: 1 S: 5	H: 0 LOB: 0 BB: 0 P: 5	R: 0 E: 0 K: 1 S: 5	H: 0 LOB: 0 BB: 0 P: 5	R: 0 E: 0 K: 1 S: 5	H: 0 LOB: 0 BB: 0 P: 5	R: 0 E: 0 K: 0 S: 3	H: 0 LOB: 0 BB: 0 P: 3	R: 0 E: 0 K: 1 S: 5	H: 2 LOB: 2 BB: 0 P: 5	R: 0 E: 0 K: 2 S: 7	H: 0 LOB: 0 BB: 0 P: 7	R: 0 E: 0 K: 0 S: 3	H: 1 LOB: 0 BB: 0 P: 3	R: 0 E: 0 K: 0 S: 4	H: 1 LOB: 1 BB: 0 P: 4	1B: 3 2B: 1 3B: 0 HR: 0	SF: 0 SAC: 0 DP: 1 HBP: 0	WP: 0 PB: 0 CS: 0	PA: 30
PITCHER Bob Moose, R ERA: 3.73 (1, 1)	IP: 9.0 WLS: W BF: 30 H: 4 R: 0 ER: 0 SO: 6 BB: 0 IBB: 0 HBP: 0 BLK: 0 WP: 0 HR: 0 S: 42 P: 42 ERA: 0.00 WHIP: 0.444															PITCHER IP: WLS: BF: H: R: ER: SO: BB: IBB: HBP: BLK: WP: HR: S: P: ERA: WHIP				

AB	30
R	0
H	4
RBI	0
BB	0
SO	6
LOB	5



Batter	1	2	3	4	5	6	7	8	9	AB	R	H	RBI	BB	SO	LOB	BOTTOM			
Dave Cash, R OBP: 0.326, SLG: 0.382 (1, 4)										5	1	1	0	0	2	3	Montreal Expos @ Pittsburgh Pirates Three Rivers Stadium, Pittsburgh, PA Fri May 19 1972, 7:05 PM EDT Att: 41,765 - Unknown			
Vic Davallillo, L OBP: 0.477, SLG: 0.622 (1, 7)										3	2	3	1	1	0	0				
Roberto Clemente, R OBP: 0.372, SLG: 0.495 (1, 9)										4	1	2	0	0	0	2				
Willie Stargell, L OBP: 0.346, SLG: 0.596 (8, PR)										4	1	3	4	0	0	0				
Gene Clines, R OBP: 0.242, SLG: 0.241 (9, 3)										0	1	0	0	0	0	0				
Bob Robertson, R OBP: 0.284, SLG: 0.250 (9, 3)										0	0	0	0	0	0	0				
Al Oliver, L OBP: 0.369, SLG: 0.474 (1, 8)										3	1	0	0	1	0	2				
Richie Hebner, L OBP: 0.378, SLG: 0.556 (1, 5)										4	0	0	0	0	1	4				
Manny Sanguillen, R OBP: 0.377, SLG: 0.514 (1, 2)										4	1	1	1	0	0	2				
Jackie Hernandez, R OBP: 0.283, SLG: 0.318 (1, 6)										4	0	2	1	0	0	0				
Bob Moose, R OBP: 0.143, SLG: 0.143 (1, 1)										4	0	0	1	0	0	2				
Inning Stats	R: 0 E: 0 K: 0 S: 3	H: 1 LOB: 0 BB: 0 P: 3	R: 1 E: 0 K: 0 S: 4	H: 1 LOB: 0 BB: 0 P: 4	R: 1 E: 0 K: 0 S: 5	H: 2 LOB: 1 BB: 0 P: 5	R: 0 E: 0 K: 0 S: 3	H: 0 LOB: 0 BB: 0 P: 3	R: 0 E: 0 K: 1 S: 6	H: 1 LOB: 1 BB: 0 P: 6	R: 1 E: 0 K: 0 S: 5	H: 2 LOB: 2 BB: 1 P: 9	R: 0 E: 0 K: 1 S: 5	H: 0 LOB: 0 BB: 0 P: 5	R: 5 E: 0 K: 1 S: 10	H: 5 LOB: 2 BB: 1 P: 14	1B: 7 2B: 4 3B: 0 HR: 1	SF: 0 SAC: 0 DP: 1 HBP: 0	WP: 0 PB: 0 CS: 0	PA: 37
PITCHER Bill Stoneman, R ERA: 3.15 (1, 1)	IP: 5.0 WLS: L BF: 22 H: 7 R: 3 ER: 3 SO: 3 BB: 1 IBB: 0 HBP: 0 BLK: 0 WP: 0 HR: 1 S: 23 P: 27 ERA: 5.40 WHIP: 1.600															PITCHER IP: WLS: BF: H: R: ER: SO: BB: IBB: HBP: BLK: WP: HR: S: P: ERA: WHIP				
Joe Gilbert, L ERA: 7.56 (6, 1)	2.1 11 3 4 4 2 0 1 0 0 0 0 0 14 18 15.43 1.286																			
John Strohmayr, R ERA: 4.5 (8, 1)	0.2 4 2 1 1 0 0 0 0 0 0 0 0 4 4 13.50 3.000																			



Batter	1	2	3	4	5	6	7	8	9	AB	R	H	RBI	BB	SO	LOB	TOP			
Ron Hunt, R OBP: 0.331, SLG: 0.287 (1,4)										3	0	0	0	0	0	1				
Jim Fairley, L OBP: 0.346, SLG: 0.440 (1,9)										4	0	0	0	0	0	3				
Ken Singleton, S OBP: 0.339, SLG: 0.346 (1,7)										4	0	2	0	0	0	0				
Ron Fairly, L OBP: 0.288, SLG: 0.278 (1,3)										4	0	1	0	0	0	1				
Bob Bailey, R OBP: 0.315, SLG: 0.306 (1,5)										4	0	1	0	0	2	2				
Boots Day, L OBP: 0.224, SLG: 0.231 (1,8)										3	0	1	0	0	1	3				
John Boccabella, R OBP: 0.250, SLG: 0.276 (1,2)										3	0	0	0	0	2	2				
Tim Foli, R OBP: 0.250, SLG: 0.255 (1,6)										3	0	1	0	0	1	0				
Carl Morton, R OBP: 0.091, SLG: 0.182 John Strohmayr, R (6,1)										2	0	0	0	0	1	1				
Denny Lemaster, R OBP: 0.500, SLG: 0.333 John Bateman, R (8, PH) Mike Marshall, R (8,1)										0	0	0	0	0	0	0				
										0	0	0	0	1	0	0				
										0	0	0	0	0	0	0				
Inning Stats	R: 0 E: 0 K: 0 S: 4	H: 1 LOB: 1 BB: 0 P: 4	R: 0 E: 0 K: 2 S: 7	H: 1 LOB: 0 BB: 0 P: 7	R: 0 E: 0 K: 0 S: 4	H: 1 LOB: 1 BB: 0 P: 4	R: 0 E: 0 K: 1 S: 6	H: 2 LOB: 1 BB: 0 P: 6	R: 0 E: 0 K: 2 S: 7	H: 0 LOB: 0 BB: 0 P: 7	R: 0 E: 0 K: 1 S: 3	H: 1 LOB: 1 BB: 0 P: 3	R: 0 E: 0 K: 1 S: 4	H: 0 LOB: 1 BB: 1 P: 9	R: 0 E: 0 K: 0 S: 3	H: 0 LOB: 0 BB: 0 P: 3	1B: 6 2B: 0 3B: 0 HR: 0	SF: 0 SAC: 0 DP: 2 HBP: 1	WP: 1 PB: 0 CS: 1	PA: 32
PITCHER	IP WLS BF H R ER SO BB IBB HBP BLK WP HR S P ERA WHIP																			
Dock Ellis, R ERA: 2.54 Bruce Kison, R ERA: 2.89	(1,1) (6,1)	5.0 W 18 5 0 0 5 0 0 0 0 0 0 0 28 28 0.00 1.000																		

Montreal Expos @ Pittsburgh Pirates
Three Rivers Stadium, Pittsburgh, PA
Sat May 20 1972, 3:33 AM EDT
Att: 11,602 - Unknown

AB	30
R	0
H	6
RBI	0
BB	1
SO	7
LOB	13



Batter	1	2	3	4	5	6	7	8	9	AB	R	H	RBI	BB	SO	LOB	BOTTOM			
Dave Cash, R OBP: 0.330, SLG: 0.383 (1,4)										5	1	2	1	0	0	1				
Vic Davallilo, L OBP: 0.458, SLG: 0.585 (1,7)										4	1	1	0	0	0	1				
Roberto Clemente, R OBP: 0.360, SLG: 0.486 (1,9)										4	0	1	0	0	0	2				
Willie Stargell, L OBP: 0.351, SLG: 0.618 (1,3)										3	1	1	1	1	2	1				
Al Oliver, L OBP: 0.373, SLG: 0.475 (1,8)										4	1	2	0	0	0	4				
Manny Sanguillen, R OBP: 0.373, SLG: 0.504 (1,2)										4	0	1	2	0	0	3				
Jose Pagan, R OBP: 0.263, SLG: 0.235 (1,5)										3	1	1	0	1	0	2				
Jackie Hernandez, R OBP: 0.300, SLG: 0.319 (1,6)										3	1	1	1	1	0	1				
Dock Ellis, S OBP: 0.071, SLG: 0.071 Bruce Kison, R OBP: 0.500, SLG: 0.500 (1,1) (6,1)										2	0	0	0	0	1	1				
										1	0	0	0	0	0	1				
Inning Stats	R: 0 E: 0 K: 0 S: 3	H: 0 LOB: 0 BB: 0 P: 3	R: 2 E: 2 K: 1 S: 8	H: 3 LOB: 1 BB: 0 P: 8	R: 2 E: 0 K: 0 S: 6	H: 3 LOB: 2 BB: 1 P: 10	R: 0 E: 0 K: 1 S: 5	H: 0 LOB: 0 BB: 0 P: 5	R: 1 E: 0 K: 0 S: 5	H: 2 LOB: 1 BB: 0 P: 5	R: 1 E: 0 K: 0 S: 4	H: 1 LOB: 1 BB: 1 P: 8	R: 0 E: 0 K: 1 S: 6	H: 1 LOB: 1 BB: 0 P: 6	R: 0 E: 0 K: 0 S: 3	H: 0 LOB: 1 BB: 1 P: 7	1B: 9 2B: 0 3B: 0 HR: 1	SF: 0 SAC: 1 DP: 0 HBP: 0	WP: 0 PB: 0 CS: 0	PA: 37
PITCHER	IP WLS BF H R ER SO BB IBB HBP BLK WP HR S P ERA WHIP																			
Carl Morton, R ERA: 4.42 John Strohmayr, R ERA: 4.66 Denny Lemaster, L ERA: 10.54 Mike Marshall, R ERA: 1.66	(1,1) (6,1) (7,1) (8,1)	5.0 L 24 8 5 4 2 1 0 0 0 0 0 0 4 8 9.00 2.000																		

Montreal Expos @ Pittsburgh Pirates
Three Rivers Stadium, Pittsburgh, PA
Sat May 20 1972, 3:33 AM EDT
Att: 11,602 - Unknown

AB	33
R	6
H	10
RBI	5
BB	3
SO	3
LOB	17



Batter	1	2	3	4	5	6	7	8	9	AB	R	H	RBI	BB	SO	LOB	TOP										
Ron Hunt, R OBP: 0.336, SLG: 0.288 (1, 4)	6-3		FC1-6 BB		4-3			SH1-4 1B		3	0	1	0	1	0	0											
Ron Fairly, L OBP: 0.286, SLG: 0.276 (1, 3)	G3		FC1-6			1-3		L4-6 SH1-4 1B		4	0	1	0	0	0	2											
Clyde Mashore, R OBP: 0.308, SLG: 0.326 (1, 9)	5-3		6-3			1-3		SH1-4		3	0	0	0	0	0	2											
Bob Bailey, R OBP: 0.313, SLG: 0.298 (1, 5)		E1		4-3		6-3		IBB		3	0	0	0	1	0	0											
Ken Singleton, S OBP: 0.336, SLG: 0.336 (1, 7)	G4-3		1B BB			F9		L4-6		3	0	0	0	1	0	4											
Ron Woods, R OBP: 0.304, SLG: 0.288 (1, 8)				1B		4-3				4	0	2	0	0	1	0											
Tim Foli, R Boots Day, L (9, PH) OBP: 0.221, SLG: 0.227 (9, PH)	6-3		6-3					4-3		3	0	1	0	0	0	2											
John Boccabella, R Carl Morton, R (9, PR) OBP: 0.271, SLG: 0.289 (9, PR) OBP: 0.091, SLG: 0.182 (9, PR)			FC1-6 SH1-4 1B		K			FC6-4 BB		3	0	2	0	1	1	0											
Ernie McAnally, R John Bateman, R (7, PH) Mike Marshall, R (7, 1) Jim Fairley, L (9, PH) Bobby Wine, R (9, PH) OBP: 0.125, SLG: 0.143 (7, PH) OBP: 0.364, SLG: 0.350 (9, PH) OBP: 0.346, SLG: 0.440 (9, PH) OBP: 0.333, SLG: 0.444 (9, PH)			SH1-4		6-3			FC6-4		1	0	0	0	0	0	0											
										1	0	0	0	0	0	2											
										0	0	0	0	0	0	0											
										1	0	0	0	0	0	1											
Inning Stats	R: 0 E: 0 K: 0 S: 3	H: 0 LOB: 0 BB: 0 P: 3	R: 0 E: 1 K: 0 S: 4	H: 1 LOB: 1 BB: 0 P: 4	R: 0 E: 0 K: 0 S: 4	H: 1 LOB: 2 BB: 1 P: 8	R: 0 E: 0 K: 0 S: 3	H: 1 LOB: 0 BB: 0 P: 7	R: 0 E: 0 K: 1 S: 5	H: 0 LOB: 0 BB: 0 P: 5	R: 0 E: 0 K: 0 S: 4	H: 1 LOB: 2 BB: 1 P: 8	R: 0 E: 0 K: 1 S: 6	H: 2 LOB: 2 BB: 0 P: 6	R: 0 E: 0 K: 1 S: 6	H: 1 LOB: 1 BB: 0 P: 6	1B: 5 2B: 3 3B: 0 HR: 0	SF: 0 SAC: 2 DP: 2 HBP: 0	WP: 0 PB: 0 CS: 0	PA: 36							
PITCHER	IP	WLS	BF	H	R	ER	SO	BB	IBB	HBP	BLK	WP	HR	S	P	ERA	WHIP										
Luke Walker, L ERA: 3.09 (1, 1)	7.0	W	27	4	0	0	1	3	0	0	0	0	0	26	38	0.00	1.000										
Bob Miller, R ERA: 1.35 (8, 1)	1.2		8	3	0	0	1	0	1	0	0	0	0	9	13	0.00	1.800										
Ramon Hernandez, L ERA: 0.84 (9, 1)	0.1	S	1	0	0	0	0	0	0	0	0	0	0	1	1	0.00	0.000										

Montreal Expos @ Pittsburgh Pirates
Three Rivers Stadium, Pittsburgh, PA
Sun May 21 1972, 3:33 AM EDT
Unknown

AB	30
R	0
H	7
RBI	0
BB	4
SO	2
LOB	13



Batter	1	2	3	4	5	6	7	8	9	AB	R	H	RBI	BB	SO	LOB	BOTTOM										
Dave Cash, R OBP: 0.340, SLG: 0.392 (1, 4)	L7		CS 1B					PO		3	0	2	1	0	0	0											
Vic Davallio, L OBP: 0.431, SLG: 0.545 (1, 7)	1-3		CS		F9		P4			3	0	0	0	0	0	1											
Roberto Clemente, R OBP: 0.350, SLG: 0.473 (1, 9)	5-3				F8		F7			3	0	0	0	0	0	0											
Willie Stargell, L OBP: 0.351, SLG: 0.606 (1, 3)		F8		K			FC3-6 BB			2	0	0	0	1	1	0											
Al Oliver, L OBP: 0.372, SLG: 0.471 (1, 8)			CS 1B		1-3		FC3-6			3	0	1	0	0	0	1											
Manny Sanguillen, R OBP: 0.364, SLG: 0.492 (1, 2)		F6			F8		P5			3	0	0	0	0	0	2											
Jose Pagan, R OBP: 0.227, SLG: 0.200 (1, 5)		CS		P4		F7		2-3		3	0	0	0	0	0	0											
Jackie Hernandez, R OBP: 0.321, SLG: 0.360 (1, 6)			E 1B 2B			P4		PO 1B		3	1	2	0	0	0	0											
Luke Walker, L (1, 1) Bob Miller, R (8, 1) Ramon Hernandez, S (9, 1)					K			K		2	0	0	0	0	2	1											
										1	0	0	0	0	1	1											
										0	0	0	0	0	0	0											
Inning Stats	R: 0 E: 0 K: 0 S: 3	H: 0 LOB: 0 BB: 0 P: 3	R: 0 E: 0 K: 0 S: 3	H: 1 LOB: 0 BB: 0 P: 3	R: 1 E: 1 K: 1 S: 6	H: 2 LOB: 0 BB: 0 P: 6	R: 0 E: 0 K: 1 S: 5	H: 0 LOB: 0 BB: 0 P: 5	R: 0 E: 0 K: 1 S: 6	H: 1 LOB: 1 BB: 0 P: 6	R: 0 E: 0 K: 0 S: 3	H: 0 LOB: 1 BB: 1 P: 7	R: 0 E: 0 K: 1 S: 5	H: 1 LOB: 0 BB: 0 P: 5	R: 0 E: 0 K: 1 S: 6	H: 0 LOB: 0 BB: 0 P: 5	1B: 4 2B: 1 3B: 0 HR: 0	SF: 0 SAC: 0 DP: 0 HBP: 0	WP: 0 PB: 0 CS: 2	PA: 30							
PITCHER	IP	WLS	BF	H	R	ER	SO	BB	IBB	HBP	BLK	WP	HR	S	P	ERA	WHIP										
Ernie McAnally, R ERA: 5.35 (1, 1)	6.0	L	20	4	1	1	3	0	0	0	0	0	0	26	26	1.50	0.667										
Mike Marshall, R ERA: 1.52 (7, 1)	2.0		7	1	0	0	1	1	0	0	0	0	0	8	12	0.00	1.000										

Montreal Expos @ Pittsburgh Pirates
Three Rivers Stadium, Pittsburgh, PA
Sun May 21 1972, 3:33 AM EDT
Unknown

AB	26
R	1
H	5
RBI	1
BB	1
SO	4
LOB	6



Batter	1	2	3	4	5	6	7	8	9	AB	R	H	RBI	BB	SO	LOB	TOP																	
Ron Hunt, R OBP: 0.333, SLG: 0.296 (1, 4)										4	1	1	0	0	0	2	Montreal Expos @ Pittsburgh Pirates Three Rivers Stadium, Pittsburgh, PA Sun May 21 1972, 3:38 AM EDT Att: 30,418 - Unknown																	
Jim Fairly, L OBP: 0.333, SLG: 0.414 (1, 9)										4	0	1	0	0	1	2																		
Ken Singleton, S OBP: 0.333, SLG: 0.342 (1, 7)										4	1	1	0	0	1	4																		
Ron Fairly, L OBP: 0.284, SLG: 0.275 (1, 3)										4	0	1	1	0	0	1																		
Bob Bailey, R OBP: 0.311, SLG: 0.299 (1, 5)										3	0	1	1	0	0	1																		
Boots Day, L OBP: 0.208, SLG: 0.214 (1, 8)										4	0	0	0	0	0	1																		
John Bateman, R OBP: 0.346, SLG: 0.304 (1, 2)										3	0	0	0	1	1	0																		
Tim Foli, R OBP: 0.255, SLG: 0.263 (1, 6)										2	1	0	0	1	1	2																		
Hector Torres, R OBP: 0.125, SLG: 0.067 (6, 6)										1	0	0	0	0	1	0																		
Steve Renko, R Tom Walker, R Ron Woods, R Joe Gilbert, L Mike Marshall, R Clyde Mashore, R (1, 1) (5, 1) (7, PH) (7, 1) (8, 1) (8, 8)										2	0	1	0	0	1	0																		
Inning Stats	R: 1 E: 0 K: 0 S: 5	H: 2 LOB: 1 BB: 0 P: 5	R: 0 E: 0 K: 1 S: 5	H: 0 LOB: 0 BB: 0 P: 5	R: 0 E: 0 K: 1 S: 6	H: 1 LOB: 1 BB: 0 P: 6	R: 0 E: 0 K: 0 S: 3	H: 0 LOB: 0 BB: 0 P: 3	R: 1 E: 1 K: 1 S: 7	H: 1 LOB: 2 BB: 1 P: 11	R: 0 E: 0 K: 1 S: 6	H: 1 LOB: 2 BB: 1 P: 10	R: 0 E: 0 K: 1 S: 5	H: 0 LOB: 0 BB: 0 P: 5	R: 1 E: 0 K: 0 S: 4	H: 1 LOB: 0 BB: 0 P: 4	R: 0 E: 0 K: 1 S: 5	H: 0 LOB: 0 BB: 0 P: 5	1B: 4 2B: 2 3B: 0 HR: 0	SF: 1 SAC: 0 DP: 0 HBP: 0	WP: 0 PB: 0 SB: 1 CS: 0	PA: 36												
PITCHER	IP WLS BF H R ER SO BB IBB HBP BLK WP HR S P ERA WHIP																																	
Bob Johnson, R ERA: 4.63 (1, 1)	7.0	30	6	3	2	5	2	0	0	0	0	0	0	0	38	46	2.57	1.143																
Dave Giusti, R ERA: 4.19 (8, 1)	2.0	W	6	0	0	0	1	0	0	0	0	0	0	0	8	8	0.00	0.000																

AB	33
R	3
H	6
RBI	2
BB	2
SO	6
LOB	13



Batter	1	2	3	4	5	6	7	8	9	AB	R	H	RBI	BB	SO	LOB	BOTTOM																	
Dave Cash, R OBP: 0.333, SLG: 0.392 (1, 4)										5	1	1	0	0	0	2	Montreal Expos @ Pittsburgh Pirates Three Rivers Stadium, Pittsburgh, PA Sun May 21 1972, 3:38 AM EDT Att: 30,418 - Unknown																	
Rennie Stennett, R OBP: 0.383, SLG: 0.583 (1, 7)										4	0	1	1	0	0	1																		
Al Oliver, L OBP: 0.368, SLG: 0.488 (1, 8)										4	1	1	2	0	0	1																		
Willie Stargell, L OBP: 0.364, SLG: 0.613 Manny Sanguillen, R OBP: 0.364, SLG: 0.492 (1, 3) (9, 2)										2	0	1	0	2	0	0																		
Mitt May, L OBP: 0.353, SLG: 0.375 (8, PR) Dock Ellis, S OBP: 0.071, SLG: 0.071 Bob Robertson, R OBP: 0.284, SLG: 0.250 (1, 2) (8, PR) (9, 3)										3	0	2	0	1	0	2																		
Gene Clines, R OBP: 0.270, SLG: 0.250 (1, 9)										0	1	0	0	0	0	0																		
Bill Mazerowski, R (1, 5) Gene Alley, R OBP: 0.412, SLG: 0.364 (9, 6)										2	0	0	1	1	0	3																		
Jackie Hernandez, R OBP: 0.298, SLG: 0.333 (1, 6) (9, 5)										4	0	0	0	0	1	4																		
Bob Johnson, L OBP: 0.167, SLG: 0.167 Dave Giusti, R (1, 1) (8, 1)										3	1	1	0	0	2	0																		
Inning Stats	R: 1 E: 0 K: 0 S: 5	H: 2 LOB: 2 BB: 1 P: 9	R: 0 E: 0 K: 1 S: 5	H: 0 LOB: 0 BB: 0 P: 5	R: 0 E: 0 K: 0 S: 3	H: 1 LOB: 2 BB: 2 P: 11	R: 0 E: 0 K: 2 S: 7	H: 0 LOB: 0 BB: 0 P: 7	R: 0 E: 0 K: 0 S: 3	H: 0 LOB: 0 BB: 0 P: 3	R: 2 E: 1 K: 0 S: 6	H: 2 LOB: 1 BB: 0 P: 6	R: 0 E: 0 K: 0 S: 6	H: 0 LOB: 0 BB: 0 P: 6	1B: 4 2B: 3 3B: 0 HR: 1	SF: 1 SAC: 0 DP: 1 HBP: 0		WP: 1 PB: 0 SB: 1 CS: 0	PA: 37															
PITCHER	IP WLS BF H R ER SO BB IBB HBP BLK WP HR S P ERA WHIP																																	
Steve Renko, R ERA: 6.44 (1, 1)	4.2	23	6	3	3	1	2	2	0	0	0	0	0	0	21	37	5.79	1.714																
Tom Walker, R ERA: 3.21 (5, 1)	1.1	5	0	0	0	2	1	0	0	0	0	0	0	8	12	0.00	0.750																	
Joe Gilbert, L ERA: 7.71 (7, 1)	1.0	L	4	1	1	1	0	0	0	0	0	0	0	4	4	9.00	1.000																	
Mike Marshall, R ERA: 1.46 (8, 1)	1.0	5	1	1	0	0	0	0	0	0	0	1	0	5	5	0.00	1.000																	



Batter	1	2	3	4	5	6	7	8	9	AB	R	H	RBI	BB	SO	LOB	TOP					
Larry Bowa, S OBP: 0.293, SLG: 0.246 (1, 6)										3	2	1	0	2	0	3	Philadelphia Phillies @ Montreal Expos Jarry Park, Montreal, QB Mon May 22 1972, 3:33 AM EDT Att: 17,676 - Unknown					
Denny Doyle, L OBP: 0.364, SLG: 0.400 (1, 4)										5	1	3	0	0	0	1						
Tim McCarver, L OBP: 0.304, SLG: 0.356 (1, 2)										5	0	1	1	1	0	4						
Greg Luzinski, R OBP: 0.353, SLG: 0.533 (1, 7)										3	0	0	2	0	0	2						
Willie Montanez, L OBP: 0.309, SLG: 0.373 (1, 8)										2	0	0	0	2	0	1						
Deron Johnson, R OBP: 0.258, SLG: 0.368 (1, 3)										4	0	1	0	0	2	3						
Don Money, R OBP: 0.331, SLG: 0.336 (1, 5)										4	0	1	0	0	0	1						
Mike Anderson, R OBP: 0.295, SLG: 0.303 (1, 9)										3	0	1	0	1	0	2						
Barry Lersch, S Darrell Brandon, R Ron Stone, L Chris Short, L Wayne Twitchell, R Tom Hutton, L Joe Hoerner, R (1, 1) (5, 1) (6, PH) (6, 1) (7, 1) (8, PH) (8, 1)										2	0	0	0	0	0	1		3				
Inning Stats	R: 2 E: 0 K: 0 S: 5	H: 3 LOB: 0 BB: 0 P: 5	R: 0 E: 0 K: 1 S: 5	H: 0 LOB: 1 BB: 1 P: 9	R: 1 E: 0 K: 0 S: 4	H: 1 LOB: 1 BB: 1 P: 8	R: 0 E: 0 K: 0 S: 5	H: 2 LOB: 2 BB: 0 P: 5	R: 0 E: 0 K: 1 S: 6	H: 1 LOB: 2 BB: 1 P: 10	R: 0 E: 0 K: 0 S: 3	H: 0 LOB: 1 BB: 1 P: 7	R: 0 E: 0 K: 0 S: 3	H: 0 LOB: 0 BB: 0 P: 3	R: 0 E: 0 K: 1 S: 6	H: 1 LOB: 2 BB: 1 P: 10		R: 0 E: 0 K: 0 S: 2	H: 0 LOB: 0 BB: 1 P: 6	1B: 8 2B: 0 3B: 0 HR: 0	SF: 1 SAC: 0 DP: 1 HBP: 0	WP: 0 PB: 0 SB: 0 CS: 0
PITCHER Mike Torrez, R ERA: 2.13 (1, 1)	IP: 9.0 WLS: W BF: 39 H: 8 R: 3 ER: 3 SO: 3 BB: 6 IBB: 0 HBP: 0 BLK: 0 WP: 0 HR: 0 S: 39 P: 63 ERA: 3.00 WHIP: 1.556															PITCHER						


livebaseballscores.com



AB	32
R	3
H	8
RBI	3
BB	6
SO	3
LOB	22

Batter	1	2	3	4	5	6	7	8	9	AB	R	H	RBI	BB	SO	LOB	BOTTOM			
Ron Hunt, R OBP: 0.328, SLG: 0.286 (1, 4)										4	1	0	0	1	0	2	Philadelphia Phillies @ Montreal Expos Jarry Park, Montreal, QB Mon May 22 1972, 3:33 AM EDT Att: 17,676 - Unknown			
Boots Day, L OBP: 0.211, SLG: 0.205 (1, 8)										3	2	0	0	1	0	0				
Mike Jorgensen, L OBP: 0.344, SLG: 0.398 (1, 3)										3	1	2	0	1	0	2				
Ron Fairly, L OBP: 0.293, SLG: 0.321 (1, 9)										4	1	2	4	0	0	2				
Ken Singleton, S OBP: 0.346, SLG: 0.359 (1, 7)										3	1	2	0	1	1	2				
Bob Bailey, R OBP: 0.309, SLG: 0.298 Bobby Wine, R OBP: 0.333, SLG: 0.444 (1, 5) (8, 5)										4	0	1	0	0	2	4				
John Boccabella, R OBP: 0.270, SLG: 0.290 (1, 2)										3	0	1	1	0	0	1				
Tim Foli, R OBP: 0.246, SLG: 0.252 (1, 6)										4	0	0	0	0	0	3				
Mike Torrez, R OBP: 0.158, SLG: 0.158 (1, 1)										4	0	1	0	0	1	1				
Inning Stats	R: 0 E: 0 K: 0 S: 3	H: 0 LOB: 1 BB: 1 P: 7	R: 0 E: 0 K: 1 S: 6	H: 1 LOB: 0 BB: 0 P: 6	R: 0 E: 0 K: 1 S: 5	H: 0 LOB: 0 BB: 0 P: 5	R: 2 E: 0 K: 0 S: 5	H: 2 LOB: 1 BB: 1 P: 9	R: 3 E: 0 K: 1 S: 7	H: 2 LOB: 1 BB: 2 P: 15	R: 0 E: 0 K: 0 S: 4	H: 1 LOB: 0 BB: 0 P: 4	R: 1 E: 1 K: 1 S: 7	H: 2 LOB: 1 BB: 0 P: 7	R: 0 E: 0 K: 0 S: 4	H: 1 LOB: 1 BB: 0 P: 4		1B: 6 2B: 2 3B: 0 HR: 1	SF: 1 SAC: 0 DP: 1 HBP: 0	WP: 1 PB: 0 SB: 1 CS: 0
PITCHER Barry Lersch, R ERA: 2.84 Darrell Brandon, R ERA: 4.91 Chris Short, L ERA: 7.27 Wayne Twitchell, R ERA: 4.3 Joe Hoerner, L ERA: 2.61 (1, 1) (5, 1) (6, 1) (7, 1) (8, 1)	IP: 4.2 WLS: L BF: 22 H: 4 R: 5 ER: 5 SO: 2 BB: 4 IBB: 0 HBP: 0 BLK: 0 WP: 1 HR: 1 S: 22 P: 38 ERA: 9.64 WHIP: 1.714															PITCHER				

livebaseballscores.com



AB	32
R	6
H	9
RBI	5
BB	4
SO	4
LOB	17

Batter	1	2	3	4	5	6	7	8	9	AB	R	H	RBI	BB	SO	LOB	TOP			
Larry Bowa, S OBP: 0.290, SLG: 0.238 (1, 6)	4-3	1-3		G3			FC3-6 1B			4	0	0	0	1	0	2	Philadelphia Phillies @ Montreal Expos Jarry Park, Montreal, QB Tue May 23 1972, 7:05 PM EDT Att: 12,757 - Unknown			
Denny Doyle, L OBP: 0.355, SLG: 0.388 (1, 4)	F8		5-3	4-3			1-2 1B		P6 BB	5	0	1	0	0	0	1				
Tim McCarver, L OBP: 0.292, SLG: 0.339 (1, 2)	E5 1B		F8		P5		F9		3-1	5	1	0	0	0	0	3				
Greg Luzinski, R OBP: 0.357, SLG: 0.532 (1, 7)	1B		1B BB E 1B		5-3		K			4	1	2	0	0	1	2				
Willie Montanez, L OBP: 0.321, SLG: 0.380 (1, 8)	1B		BB E BB		K			FC6-4 1B		3	0	2	1	1	1	0				
Deron Johnson, R OBP: 0.258, SLG: 0.361 (1, 3)	P4		E5 BB 1B		5-3		FC6-4 1-2			4	0	1	0	0	0	3				
Don Money, R OBP: 0.328, SLG: 0.327 (1, 5)			F9		K		K			3	0	0	0	1	2	1				
Mike Anderson, R OBP: 0.294, SLG: 0.301 (1, 9)			K		K		P3			4	0	1	0	0	2	4				
Dick Selma, R OBP: 0.063, SLG: 0.125 Ken Reynolds, L (5, 1)	B3			6-3			FC3-6 1B		4-3	2	0	0	0	0	0	1				
Ron Stone, L OBP: 0.348, SLG: 0.381 Chris Short, R (7, PH)										1	0	1	0	0	0	0				
Tom Hutton, L (9, PH)										1	0	0	0	0	0	0				
Inning Stats	R: 1 E: 1 K: 0 S: 6	H: 2 LOB: 2 BB: 0 P: 6	R: 0 E: 0 K: 0 S: 4	H: 1 LOB: 1 BB: 0 P: 4	R: 1 E: 1 K: 1 S: 7	H: 2 LOB: 3 BB: 2 P: 15	R: 0 E: 0 K: 0 S: 3	H: 0 LOB: 0 BB: 0 P: 3	R: 0 E: 0 K: 2 S: 5	H: 0 LOB: 0 BB: 0 P: 5	R: 0 E: 0 K: 1 S: 7	H: 2 LOB: 2 BB: 0 P: 7	R: 0 E: 0 K: 1 S: 6	H: 1 LOB: 1 BB: 0 P: 6	R: 0 E: 0 K: 0 S: 3	H: 0 LOB: 1 BB: 1 P: 7	1B: 8 2B: 0 3B: 0 HR: 0	SF: 0 SAC: 0 DP: 0 HBP: 0	WP: 0 PB: 0 SB: 0 CS: 0	PA: 39
PITCHER Bill Stoneman, R ERA: 2.84 (1, 1)	IP: 9.0 WLS: W BF: 39 H: 8 R: 2 ER: 1 SO: 6 BB: 3 IBB: 0 HBP: 0 BLK: 0 WP: 0 HR: 0 S: 48 P: 60 ERA: 1.00 WHIP: 1.222															PITCHER				

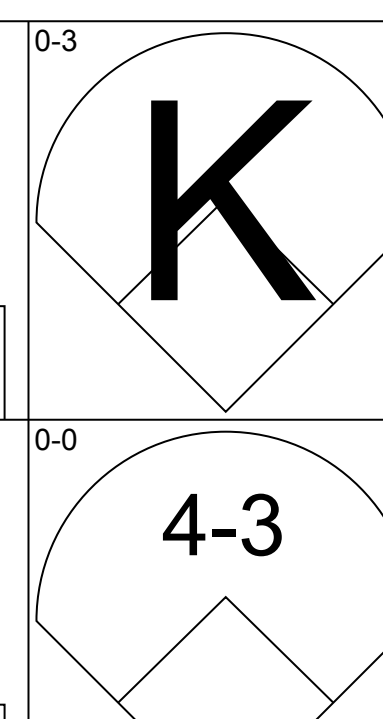
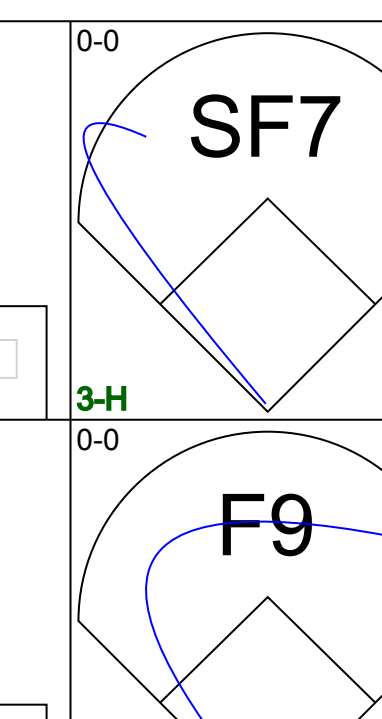
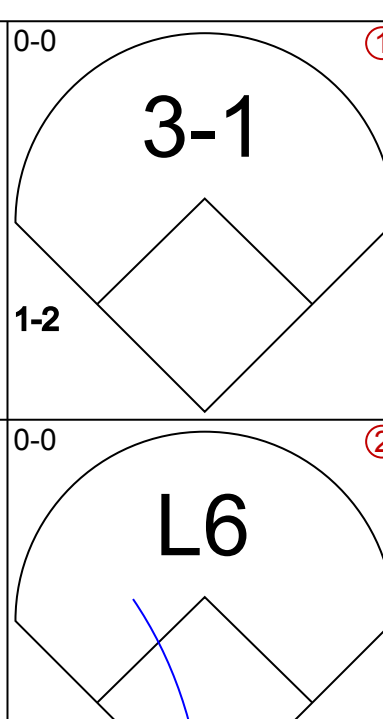
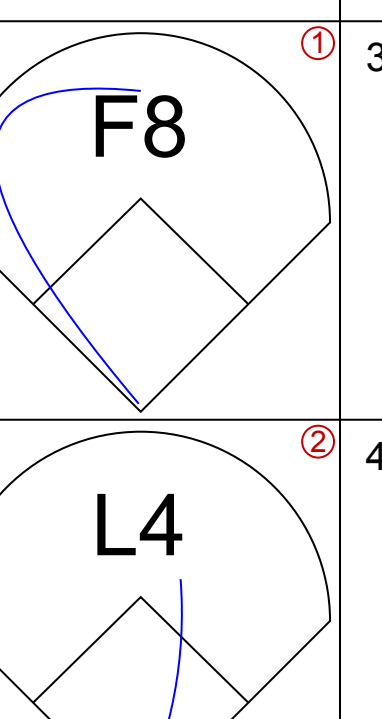
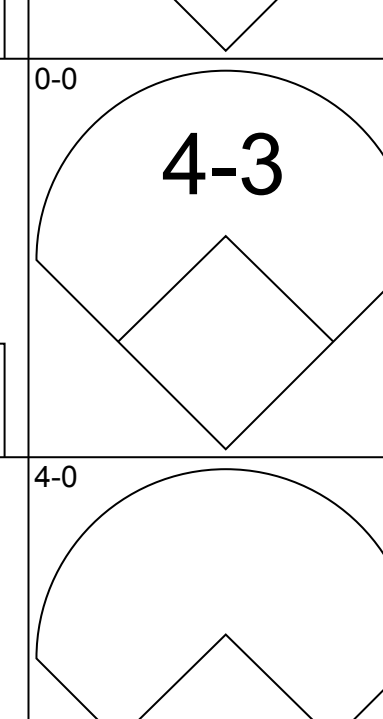
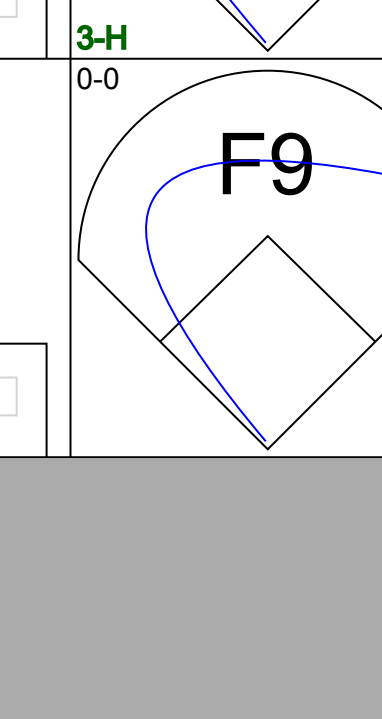
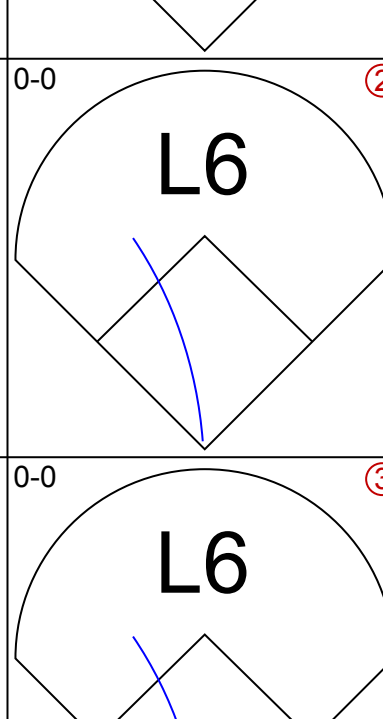
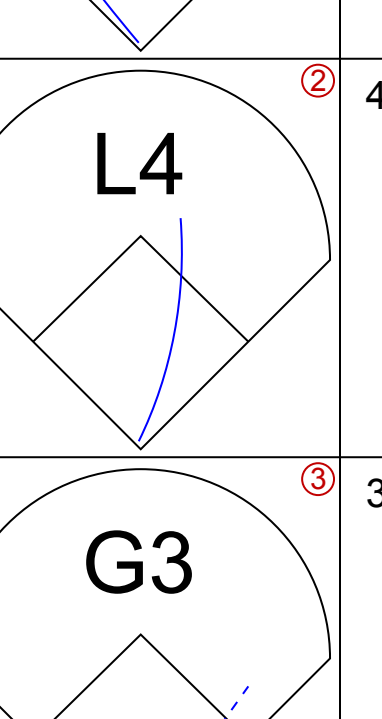
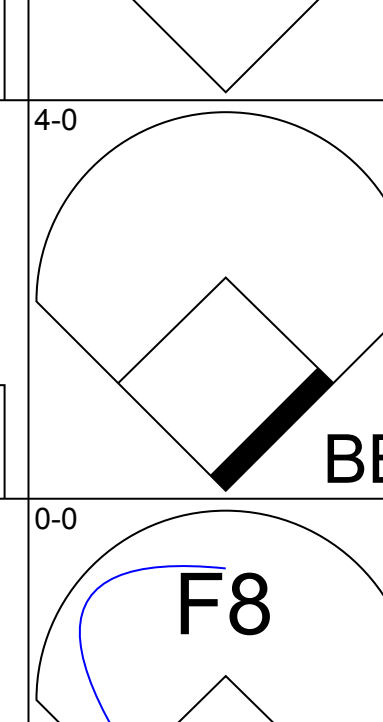
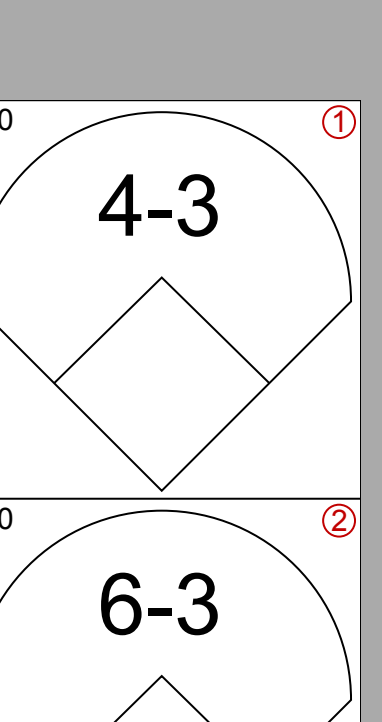
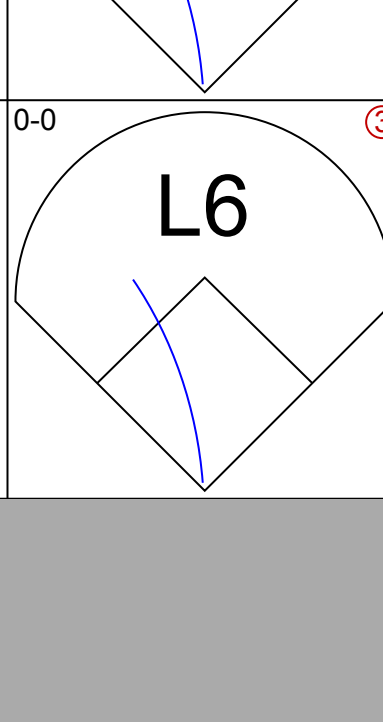
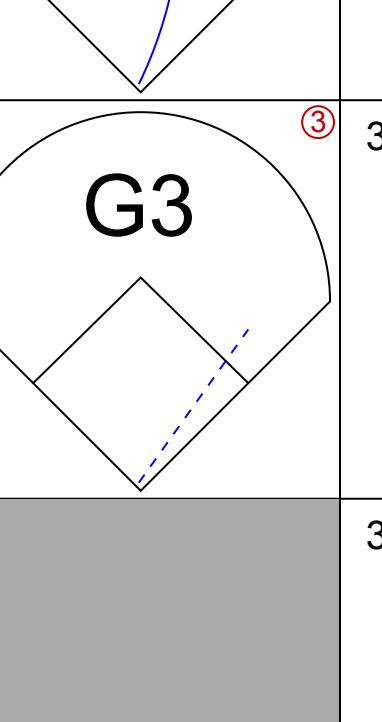
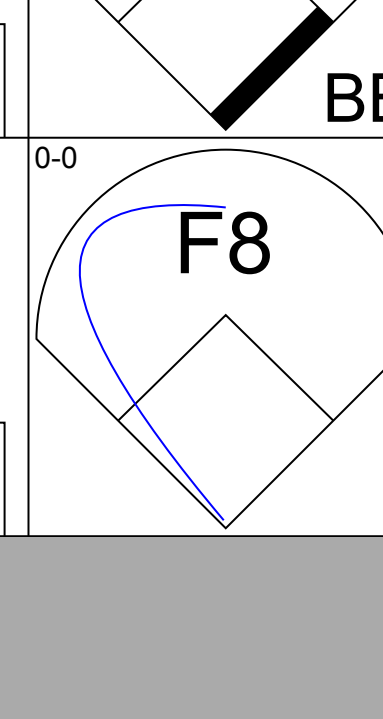
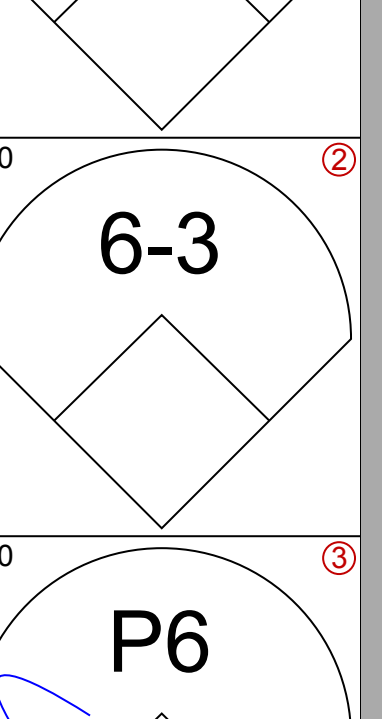
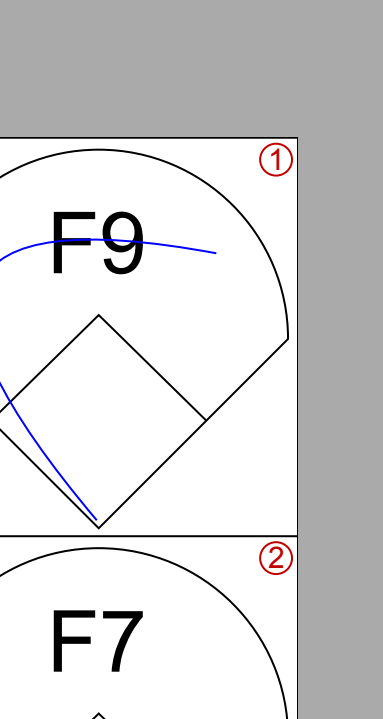
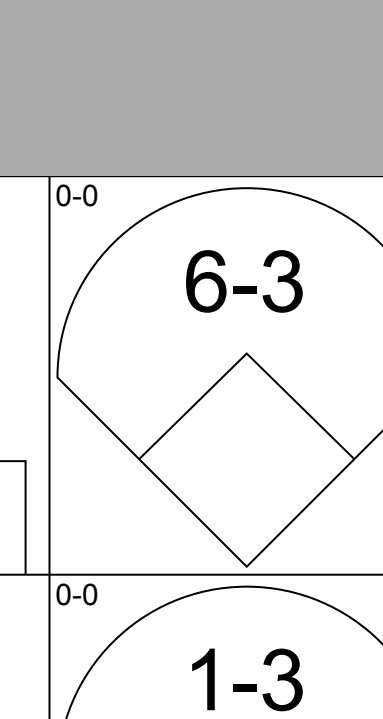
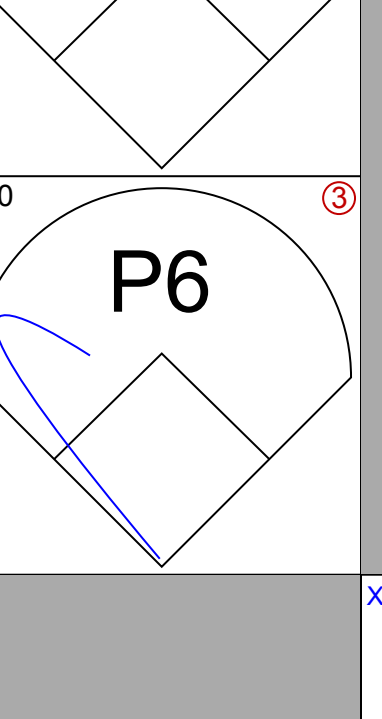
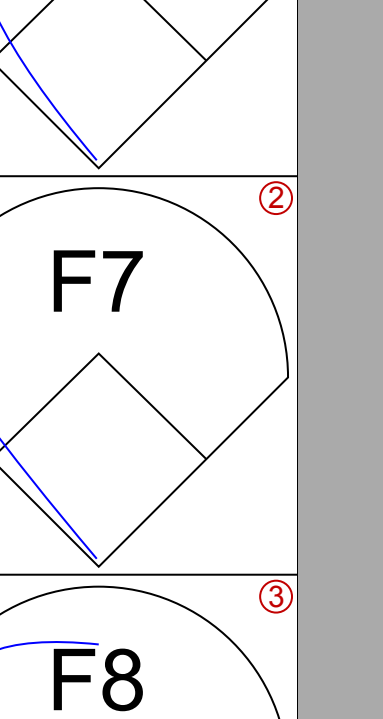
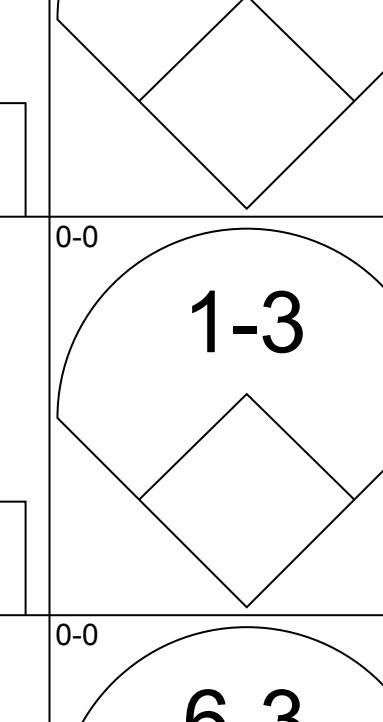
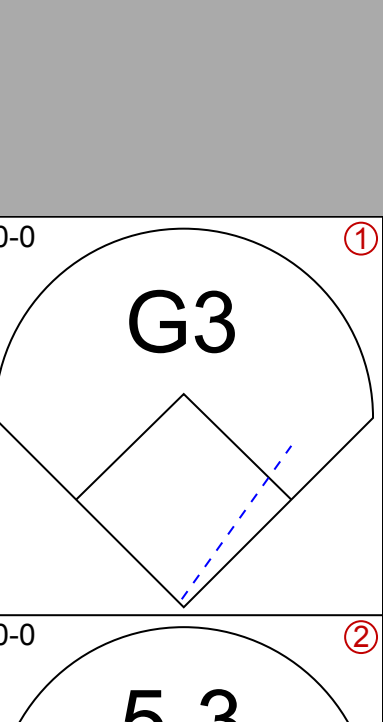
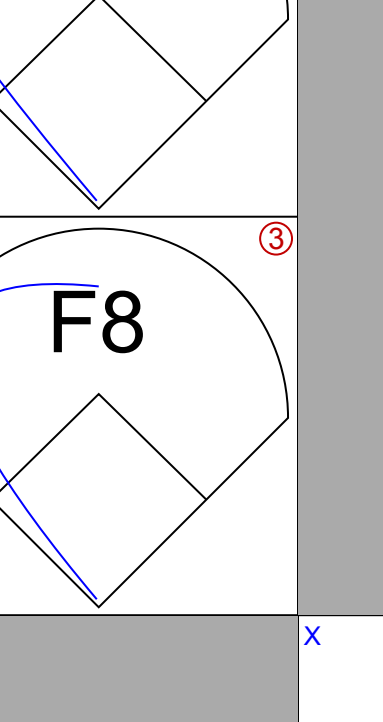
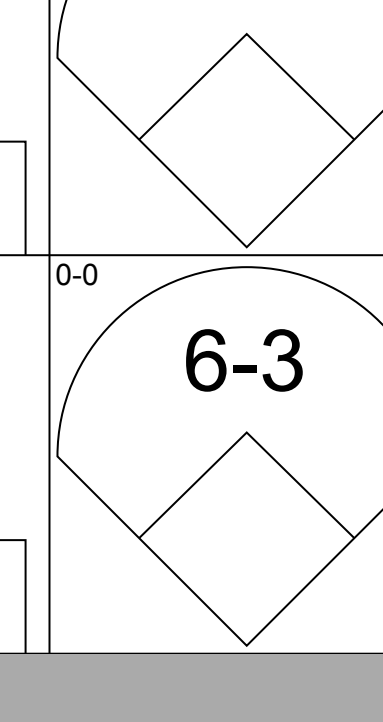
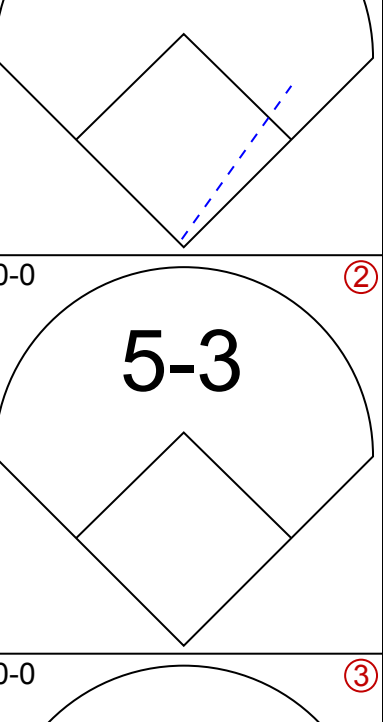
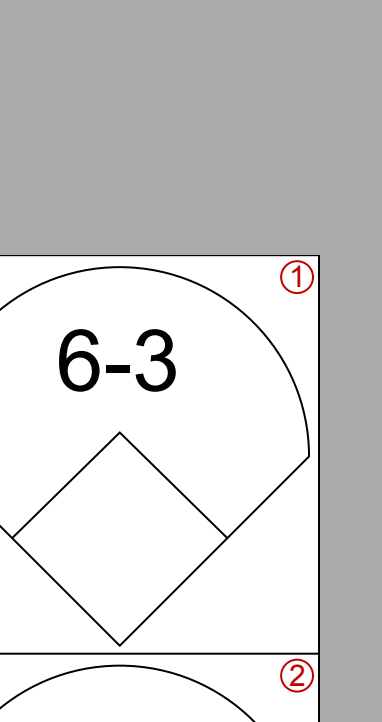
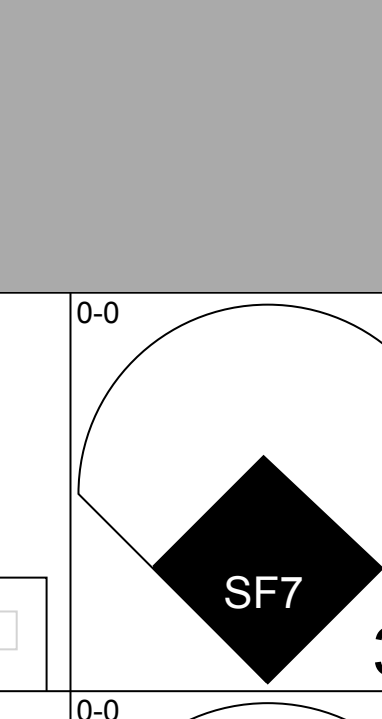
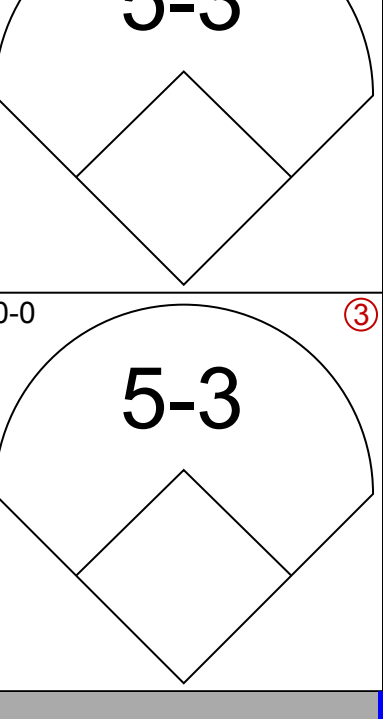
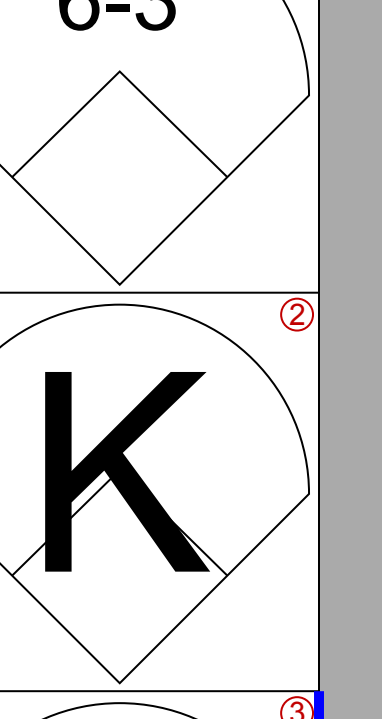
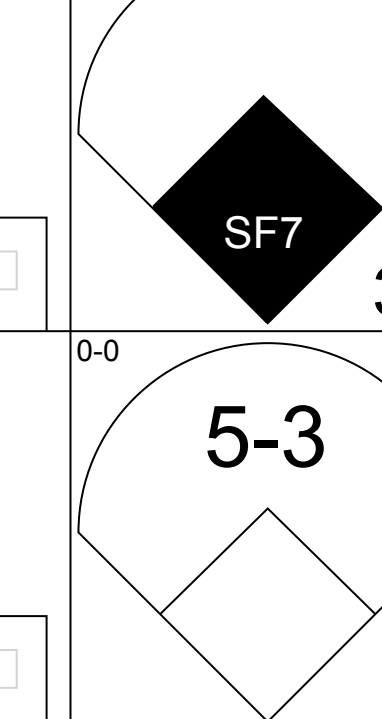
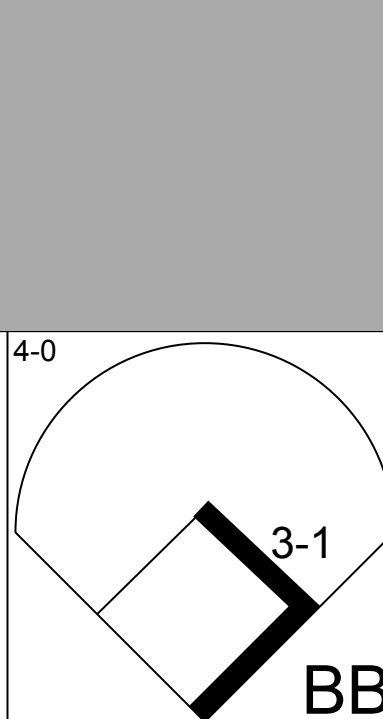
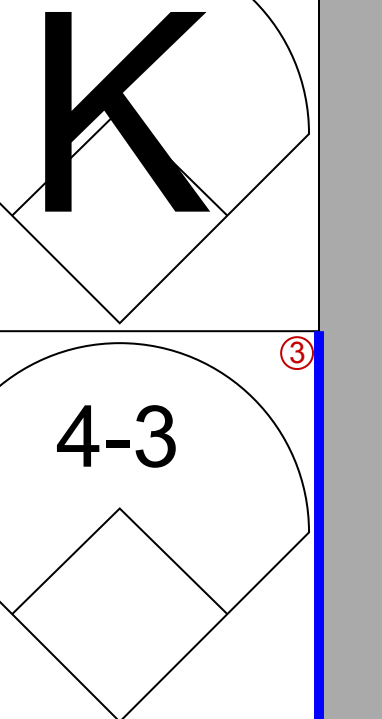
AB	36
R	2
H	8
RBI	1
BB	3
SO	6
LOB	17



Batter	1	2	3	4	5	6	7	8	9	AB	R	H	RBI	BB	SO	LOB	BOTTOM			
Ron Hunt, R OBP: 0.321, SLG: 0.279 (1, 4)	6-3		4-1		SH3-4 1-2		P4			3	0	0	0	0	0	0	Philadelphia Phillies @ Montreal Expos Jarry Park, Montreal, QB Tue May 23 1972, 7:05 PM EDT Att: 12,757 - Unknown			
Boots Day, L OBP: 0.213, SLG: 0.208 (1, 8)	WP HR 1B		4-3		4-3 2-3		6-3			4	1	1	0	0	0	1				
Mike Jorgensen, L OBP: 0.357, SLG: 0.439 (1, 3)	1H HR		F8		S 1B		S 1B			4	2	3	3	0	0	0				
Ron Fairly, L OBP: 0.302, SLG: 0.364 (1, 9)	K			HR	1B		K			4	1	2	2	0	2	1				
Ken Singleton, S OBP: 0.350, SLG: 0.358 (1, 7)	BB		F8		FC5-4 1B		F8			3	0	1	0	1	0	0				
Bob Bailey, R OBP: 0.307, SLG: 0.290 Bobby Wine, R OBP: 0.333, SLG: 0.444 (1, 5) (9, 5)	K		G6-4-3 BB		FC5-4 1-2		6-3			3	0	0	0	1	1	3				
John Boccabella, R OBP: 0.260, SLG: 0.278 (1, 2)			4-3		G6-4-3 1-2		5-3		P3	4	0	0	0	0	0	1				
Hector Torres, R OBP: 0.158, SLG: 0.222 (1, 6)			5-3		WP 3B		F7			3	1	1	0	0	0	0				
Bill Stoneman, R (1, 1)			K		4-3 SH3-4 1B BB		4-3			2	1	0	0	1	1	0				
Inning Stats	R: 2 E: 0 K: 2 S: 9	H: 2 LOB: 1 BB: 1 P: 13	R: 0 E: 0 K: 1 S: 5	H: 0 LOB: 0 BB: 0 P: 5	R: 0 E: 0 K: 0 S: 3	H: 0 LOB: 0 BB: 0 P: 3	R: 1 E: 0 K: 0 S: 3	H: 1 LOB: 0 BB: 1 P: 7	R: 3 E: 0 K: 0 S: 7	H: 4 LOB: 2 BB: 1 P: 11	R: 0 E: 0 K: 0 S: 3	H: 0 LOB: 0 BB: 0 P: 3	R: 0 E: 0 K: 1 S: 6	H: 1 LOB: 1 BB: 0 P: 6	R: 0 E: 0 K: 0 S: 3	H: 0 LOB: 0 BB: 0 P: 3		1B: 5 2B: 0 3B: 1 HR: 2	SF: 0 SAC: 1 DP: 1 HBP: 0	WP: 2 PB: 0 SB: 2 CS: 0
PITCHER Dick Selma, R ERA: 4.56 Ken Reynolds, L ERA: 1.42 Chris Short, L ERA: 5.91 (1, 1) (5, 1) (7, 1)	IP: 4.2 WLS: L BF: 20 H: 4 R: 5 ER: 5 SO: 3 BB: 3 IBB: 0 HBP: 0 BLK: 0 WP: 2 HR: 2 S: 23 P: 35 ERA: 9.64 WHIP: 1.500															PITCHER				

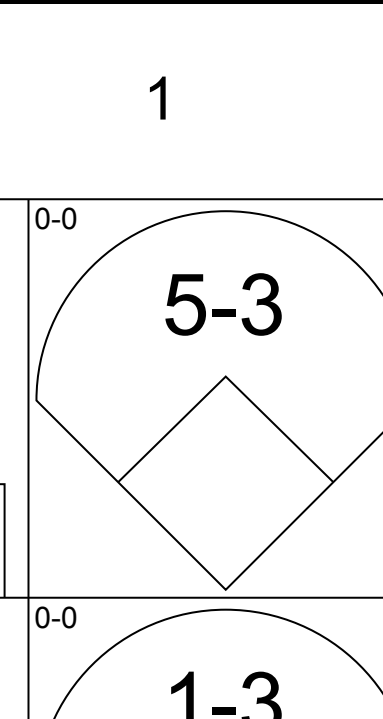
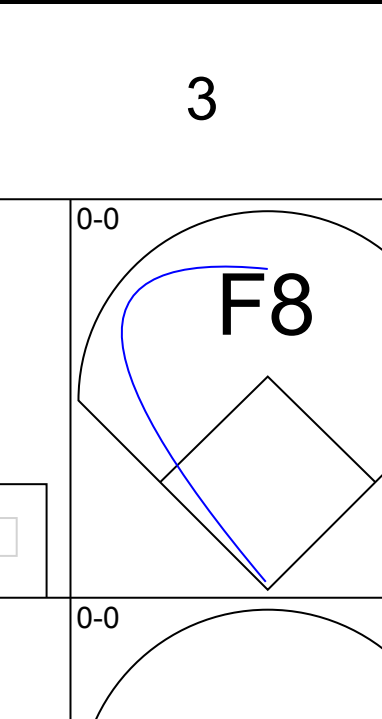
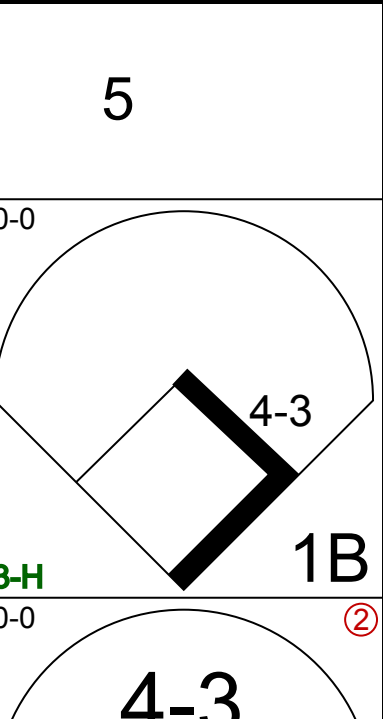
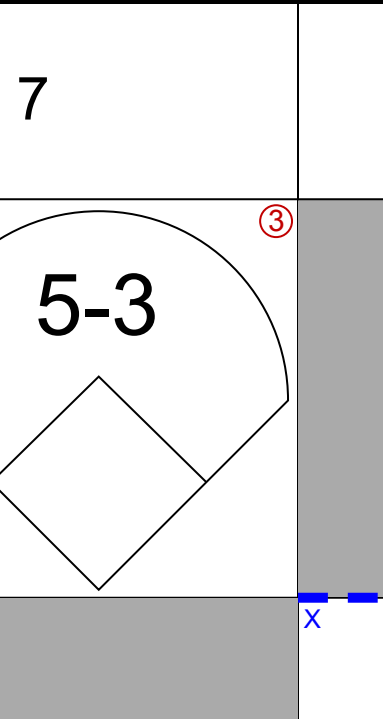
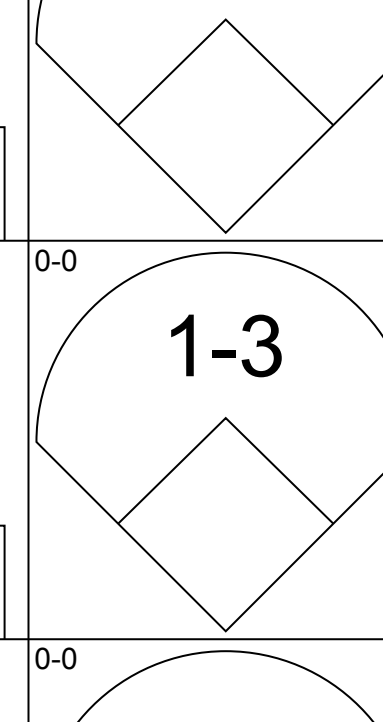
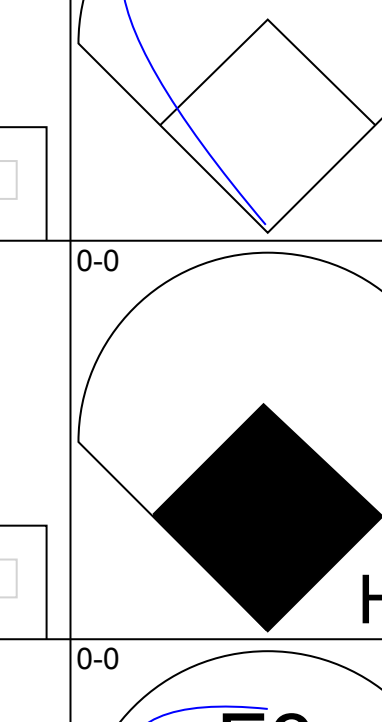
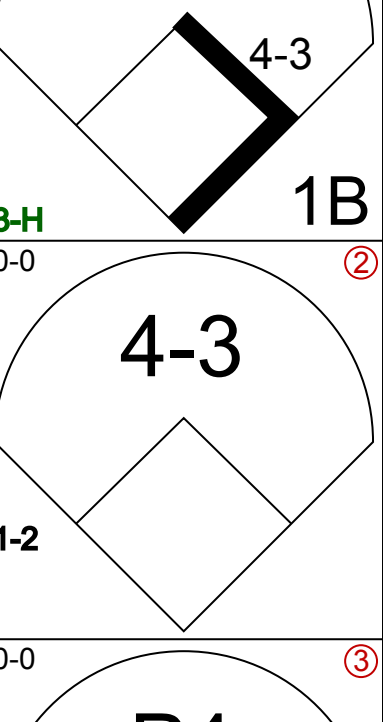
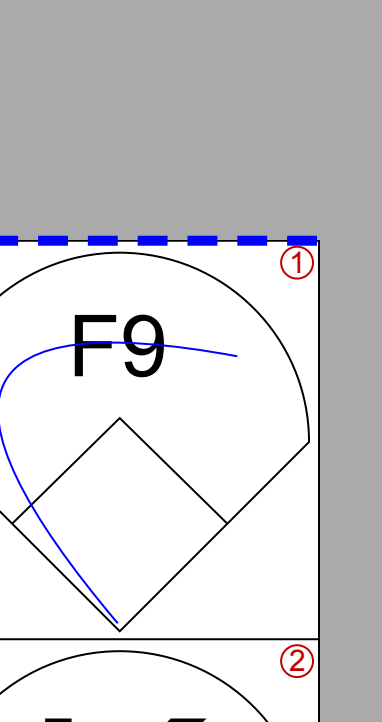
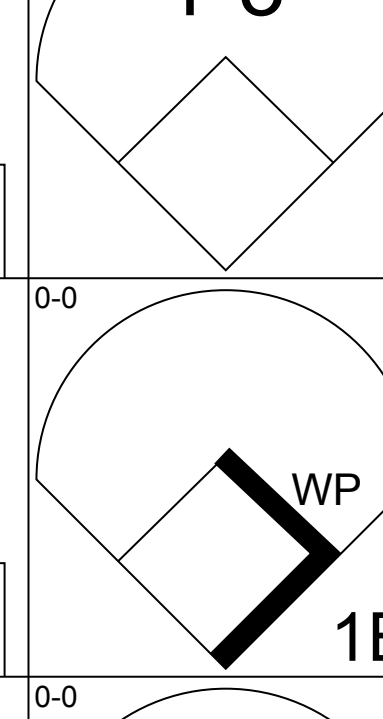
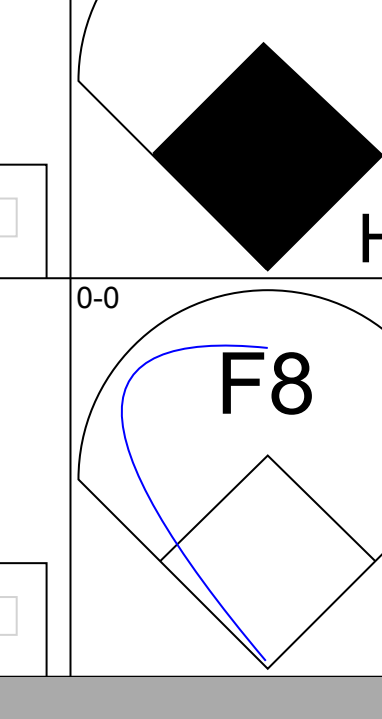
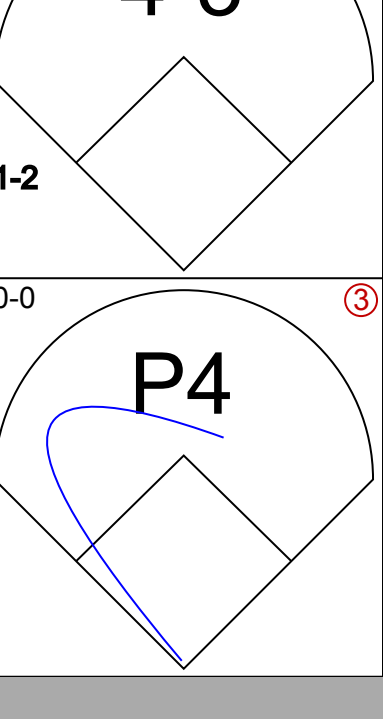
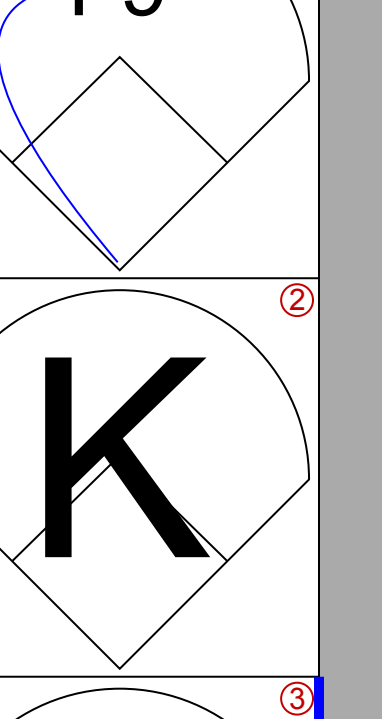
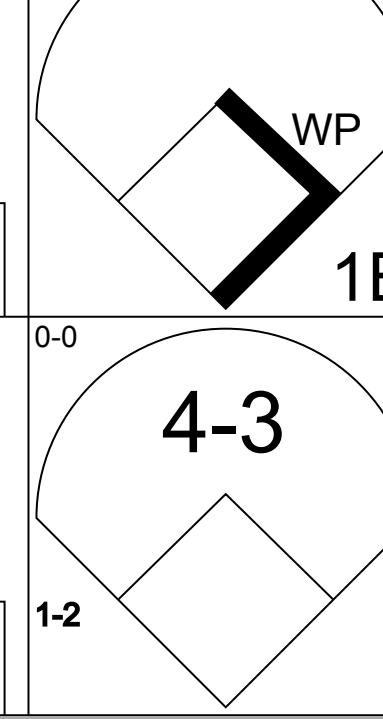
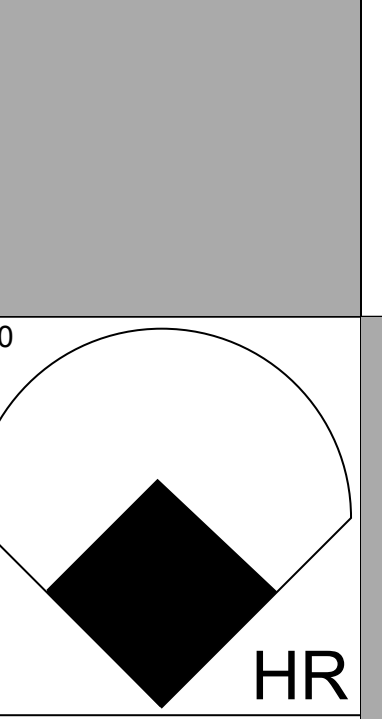
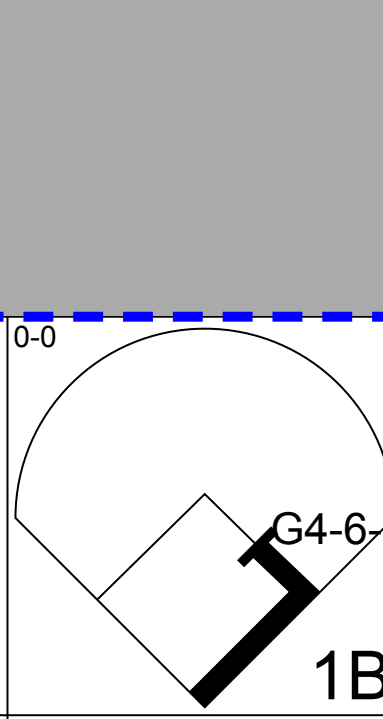
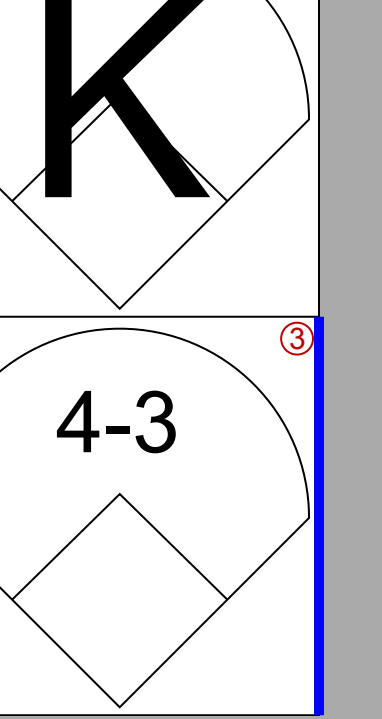
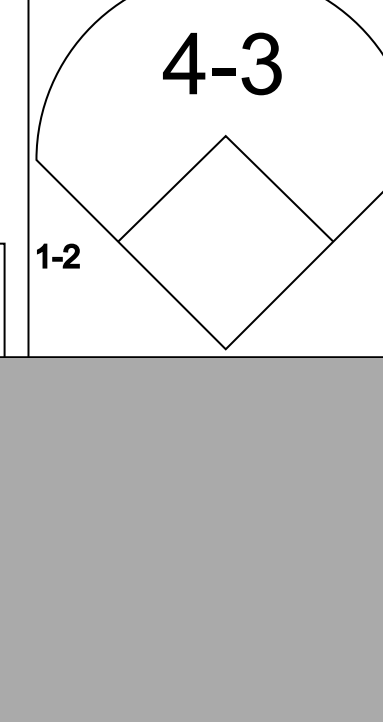
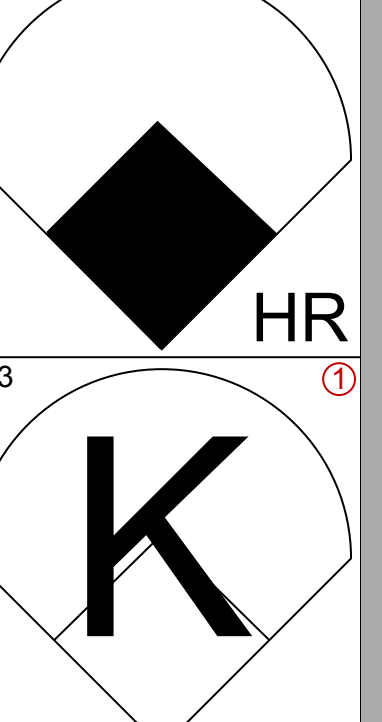
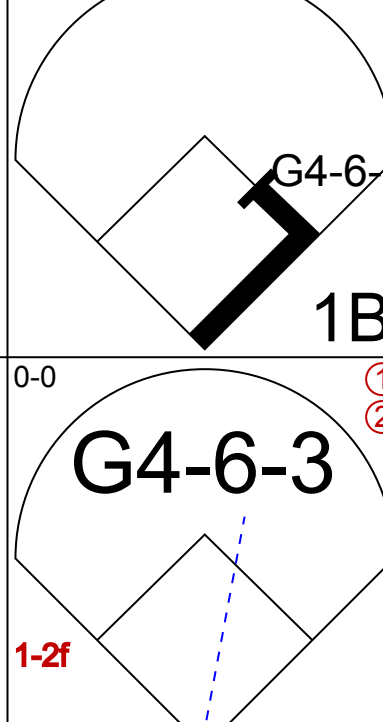
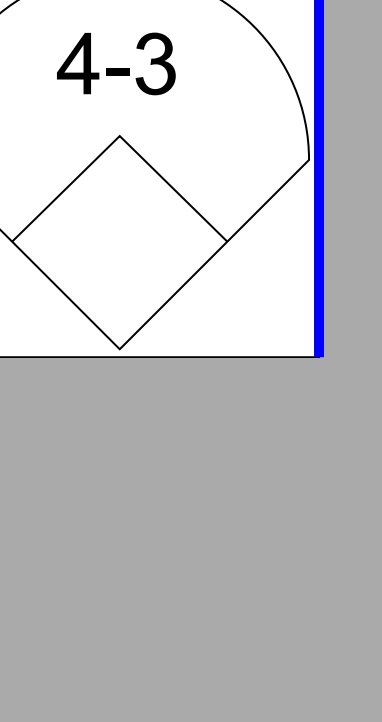
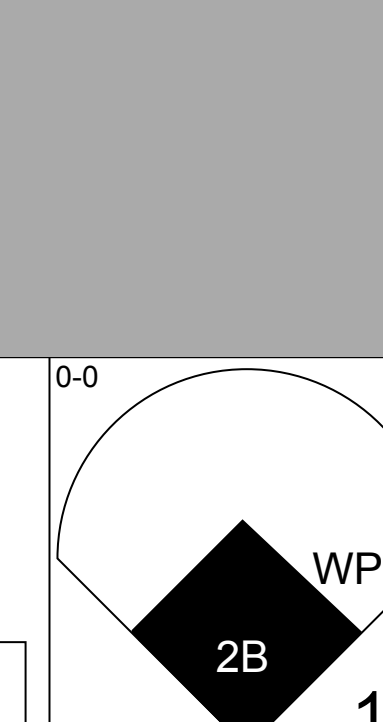
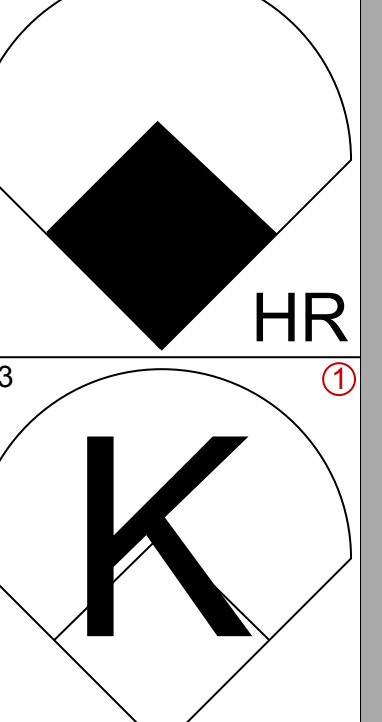
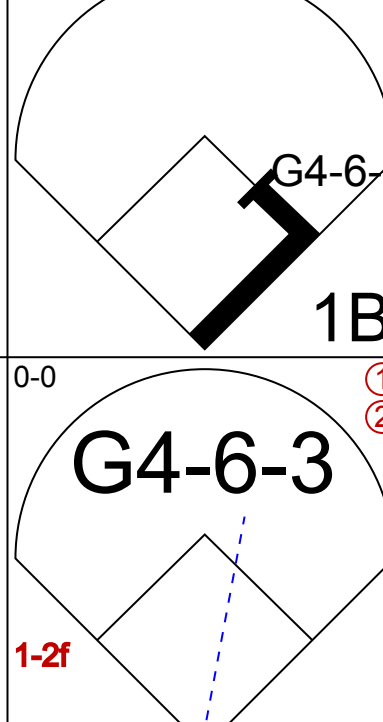
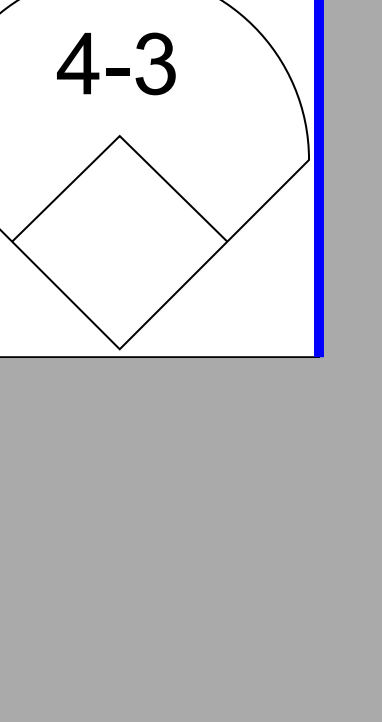
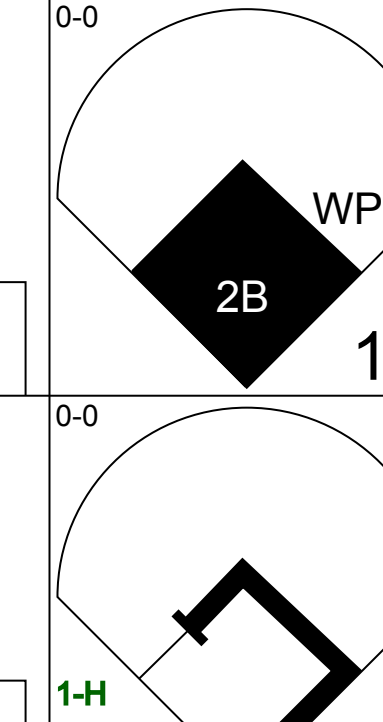
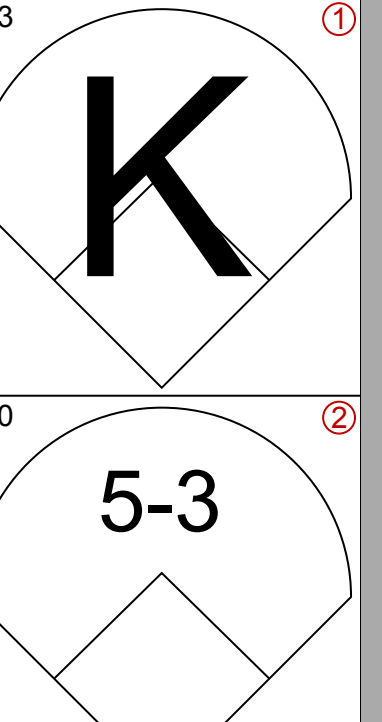
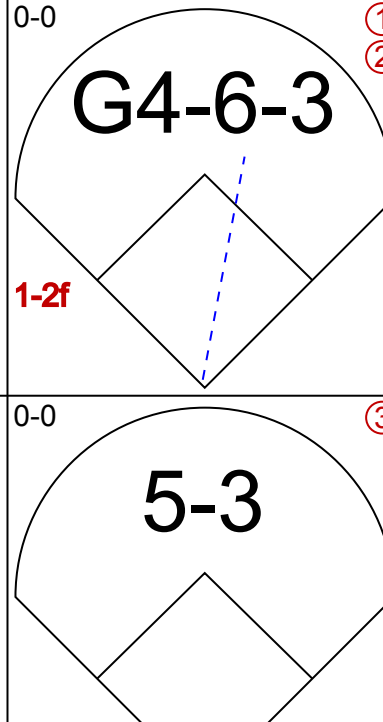
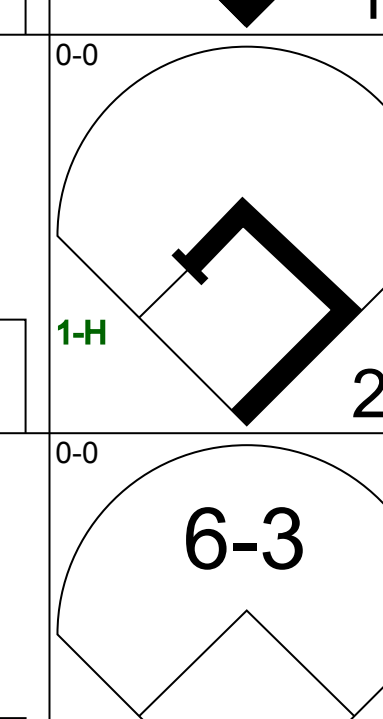
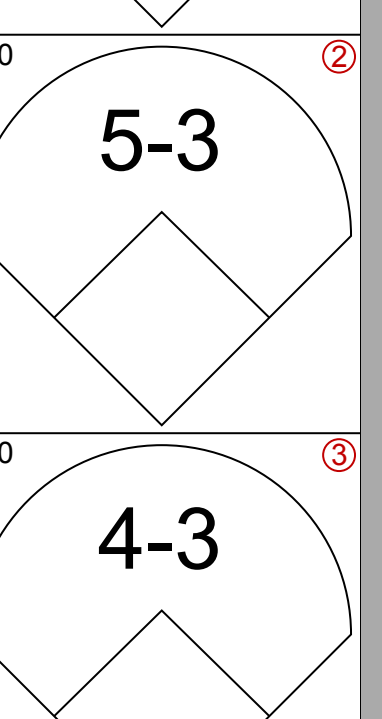


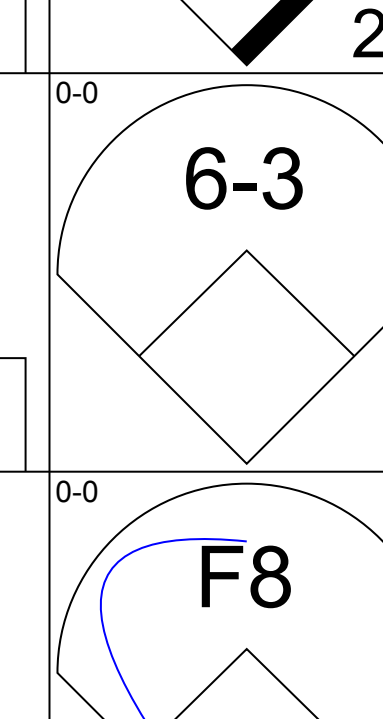
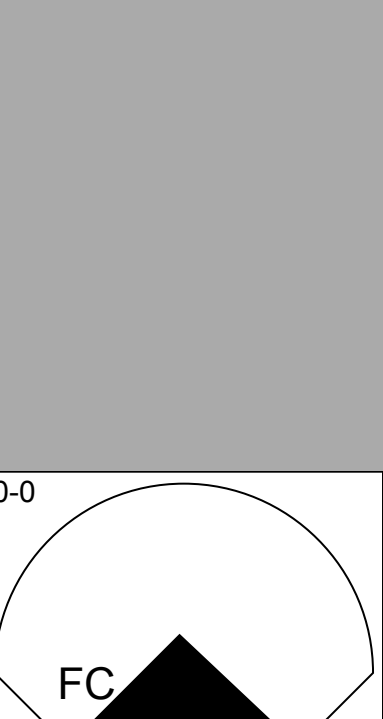

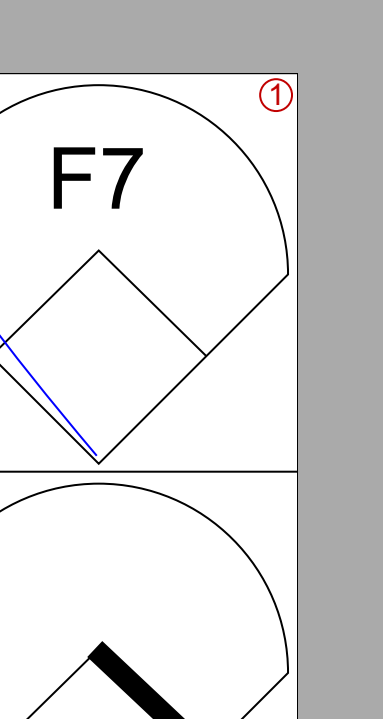
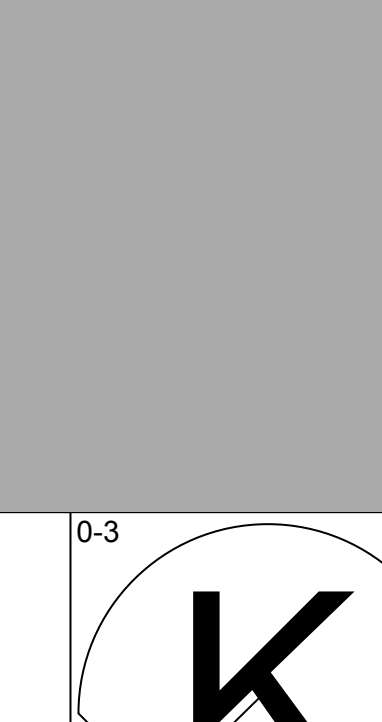
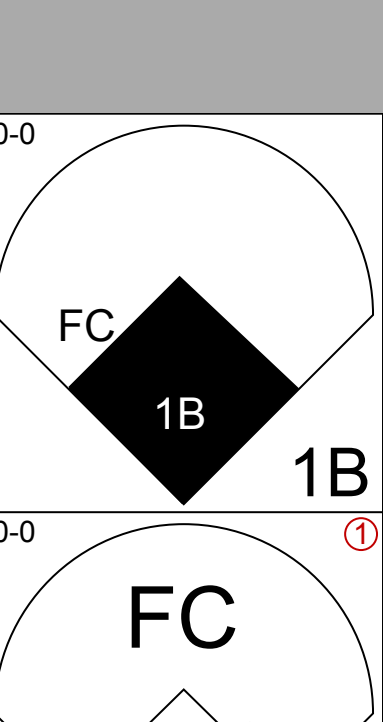

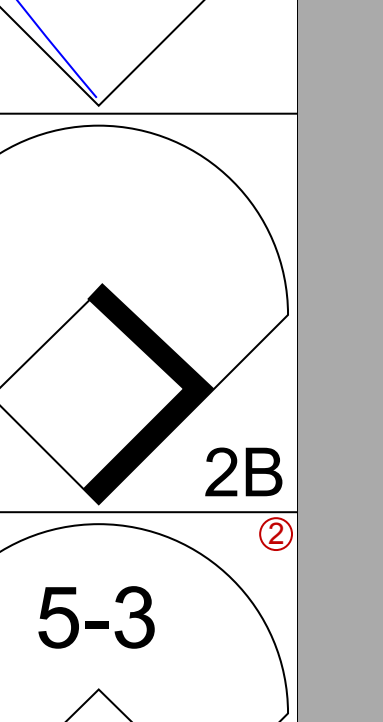
AB	30
R	6
H	8
RBI	5
BB	3
SO	4
LOB	6



Batter	1	2	3	4	5	6	7	8	9	AB	R	H	RBI	BB	SO	LOB	TOP			
Denny Doyle, L (1,4) OBP: 0.340, SLG: 0.375										3	0	0	1	0	1	1	Philadelphia Phillies @ Montreal Expos Jarry Park, Montreal, QB Wed May 24, 1972, 7:05 PM EDT Att: 9,341 - Unknown			
Larry Bowa, S (1,6) OBP: 0.282, SLG: 0.231										4	0	0	0	0	0	1				
Willie Montanez, L (1,8) OBP: 0.319, SLG: 0.371										3	0	0	0	1	0	1				
Greg Luzinski, R (1,7) OBP: 0.350, SLG: 0.519										3	0	0	0	0	0	1				
Deron Johnson, R (1,3)										3	0	0	0	0	0	0				
Tim McCarver, L (1,2) OBP: 0.285, SLG: 0.330										3	0	0	0	0	0	0				
Don Money, R (1,5) OBP: 0.321, SLG: 0.319										3	0	0	0	0	0	0				
Mike Anderson, R (1,9) OBP: 0.295, SLG: 0.323										3	1	1	0	0	1	0				
Woodie Fryman, R (1,1) OBP: 0.200, SLG: 0.357										1	0	0	0	0	0	1				
Ron Stone, L (6,PH) OBP: 0.375, SLG: 0.381										0	0	0	0	1	0	0				
Darrell Brandon, R (6,1) OBP: 0.329, SLG: 0.418										0	0	0	0	0	0	0				
Tom Hutton, L (8,PH) OBP: 0.329, SLG: 0.418										1	0	0	0	0	0	0				
Wayne Twitchell, R (8,1)										0	0	0	0	0	0	0				
Inning Stats	R: 0 E: 0 K: 1 S: 5	H: 0 LOB: 1 BB: 1 P: 9	R: 0 E: 0 K: 0 S: 3	H: 0 LOB: 0 BB: 0 P: 3	R: 1 E: 0 K: 0 S: 4	H: 1 LOB: 0 BB: 0 P: 4	R: 0 E: 0 K: 0 S: 3	H: 0 LOB: 0 BB: 0 P: 3	R: 0 E: 0 K: 0 S: 3	H: 0 LOB: 1 BB: 1 P: 7	R: 0 E: 0 K: 0 S: 3	H: 0 LOB: 0 BB: 0 P: 3	R: 0 E: 0 K: 1 S: 5	H: 0 LOB: 0 BB: 0 P: 5	R: 0 E: 0 K: 0 S: 3	H: 0 LOB: 0 BB: 0 P: 3	1B: 0 2B: 0 3B: 1 HR: 0	SF: 1 SAC: 0 DP: 0 HBP: 0	WP: 0 PB: 0 SB: 0 CS: 0	PA: 30
PITCHER Carl Morton, R (1,1) ERA: 3.74	IP: 9.0 WLS: W BF: 30	H: 1 R: 1 ER: 1 SO: 2	BB: 2 IBB: 0 HBP: 0 BLK: 0	WP: 0 HR: 0 S: 32 P: 40	ERA: 1.00 WHIP: 0.333	PITCHER										IP: 9.0 WLS: W BF: 30	H: 1 R: 1 ER: 1 SO: 2	BB: 2 IBB: 0 HBP: 0 BLK: 0	WP: 0 HR: 0 S: 32 P: 40	ERA: 1.00 WHIP: 0.333

AB	27
R	1
H	1
RBI	1
BB	2
SO	2
LOB	5



Batter	1	2	3	4	5	6	7	8	9	AB	R	H	RBI	BB	SO	LOB	BOTTOM			
Ron Hunt, R (1,4) OBP: 0.319, SLG: 0.278										4	0	1	1	0	0	1	Philadelphia Phillies @ Montreal Expos Jarry Park, Montreal, QB Wed May 24, 1972, 7:05 PM EDT Att: 9,341 - Unknown			
Hector Torres, R (1,6) OBP: 0.174, SLG: 0.364										4	1	1	1	0	0	1				
Clyde Mashore, R (1,9) OBP: 0.298, SLG: 0.314										4	0	1	0	0	1	1				
Bob Bailey, R (1,5) OBP: 0.313, SLG: 0.320										4	1	2	1	0	0	1				
Bobby Wine, R (9,5) OBP: 0.333, SLG: 0.444										0	0	0	0	0	0	0				
Ken Singleton, S (1,7) OBP: 0.350, SLG: 0.358										3	1	1	0	0	1	1				
Ron Woods, R (1,8) OBP: 0.300, SLG: 0.304										3	0	1	1	0	0	0				
Mike Jorgensen, L (1,3) OBP: 0.349, SLG: 0.427										3	0	0	0	0	0	0				
John Boccabella, R (1,2) OBP: 0.271, SLG: 0.300										3	1	2	0	0	0	0				
Carl Morton, R (1,1) OBP: 0.077, SLG: 0.154										3	0	0	0	0	1	2				
Inning Stats	R: 0 E: 0 K: 0 S: 4	H: 1 LOB: 1 BB: 0 P: 4	R: 1 E: 0 K: 0 S: 4	H: 2 LOB: 0 BB: 0 P: 4	R: 1 E: 0 K: 1 S: 6	H: 1 LOB: 0 BB: 0 P: 6	R: 1 E: 0 K: 1 S: 6	H: 1 LOB: 0 BB: 0 P: 6	R: 1 E: 0 K: 0 S: 5	H: 2 LOB: 1 BB: 0 P: 5	R: 0 E: 0 K: 0 S: 3	H: 1 LOB: 0 BB: 0 P: 3	R: 0 E: 0 K: 1 S: 4	H: 0 LOB: 0 BB: 0 P: 4	R: 0 E: 0 K: 1 S: 5	H: 0 LOB: 0 BB: 0 P: 5	1B: 5 2B: 2 3B: 0 HR: 2	SF: 0 SAC: 1 DP: 1 HBP: 0	WP: 2 PB: 0 SB: 0 CS: 0	PA: 31
PITCHER Woodie Fryman, L (1,1) ERA: 3.1	IP: 5.0 WLS: L BF: 21	H: 7 R: 4 ER: 4 SO: 2	BB: 0 IBB: 0 HBP: 0 BLK: 0	WP: 2 HR: 2 S: 25 P: 25	ERA: 7.20 WHIP: 1.400	PITCHER										IP: 5.0 WLS: L BF: 21	H: 7 R: 4 ER: 4 SO: 2	BB: 0 IBB: 0 HBP: 0 BLK: 0	WP: 2 HR: 2 S: 25 P: 25	ERA: 7.20 WHIP: 1.400
Darrell Brandon, R (6,1) ERA: 4.15	IP: 2.0 WLS: 7 BF: 7	H: 2 R: 0 ER: 0 SO: 0	BB: 0 IBB: 0 HBP: 0 BLK: 0	WP: 0 HR: 0 S: 7 P: 7	ERA: 0.00 WHIP: 1.000	PITCHER										IP: 2.0 WLS: 7 BF: 7	H: 2 R: 0 ER: 0 SO: 0	BB: 0 IBB: 0 HBP: 0 BLK: 0	WP: 0 HR: 0 S: 7 P: 7	ERA: 0.00 WHIP: 1.000
Wayne Twitchell, R (8,1) ERA: 4.02	IP: 1.0 WLS: 3 BF: 3	H: 0 R: 0 ER: 0 SO: 1	BB: 0 IBB: 0 HBP: 0 BLK: 0	WP: 0 HR: 0 S: 5 P: 5	ERA: 0.00 WHIP: 0.000	PITCHER										IP: 1.0 WLS: 3 BF: 3	H: 0 R: 0 ER: 0 SO: 1	BB: 0 IBB: 0 HBP: 0 BLK: 0	WP: 0 HR: 0 S: 5 P: 5	ERA: 0.00 WHIP: 0.000



Batter	1	2	3	4	5	6	7	8	9	AB	R	H	RBI	BB	SO	LOB	TOP					
Ron Hunt, R OBP: 0.331, SLG: 0.287 (1, 4)										3	0	2	1	0	0	0	Montreal Expos @ Chicago Cubs Wrigley Field, Chicago, IL Fri May 26 1972, 3:33 AM CDT Att: 8,496 - Sunny - 63 F					
Hector Torres, R OBP: 0.185, SLG: 0.346 (1, 6)										4	0	1	0	0	0	2						
Clyde Mashore, R OBP: 0.311, SLG: 0.382 (1, 9)										4	1	2	1	0	0	2						
Bob Bailey, R OBP: 0.311, SLG: 0.313 (1, 5)										3	0	0	0	1	0	2						
Ken Singleton, S OBP: 0.347, SLG: 0.354 (1, 7)										4	1	1	0	0	1	3						
Ron Woods, R OBP: 0.297, SLG: 0.300 (1, 8)										4	0	1	0	0	0	3						
Mike Jorgensen, L OBP: 0.353, SLG: 0.434 (1, 3)										3	1	1	0	1	1	2						
John Boccabella, R OBP: 0.273, SLG: 0.301 (9, PH)										3	0	1	1	0	1	1						
Jim Faltrey, L OBP: 0.323, SLG: 0.400 (9, PH)										1	0	0	0	0	0	1						
Ernie McAnally, R OBP: 0.100, SLG: 0.111 (1, 1)										2	0	0	0	0	2	2						
Denny Lemaster, R OBP: 0.500, SLG: 0.333 (7, PH)										0	0	0	0	0	0	0						
John Bateman, R OBP: 0.333, SLG: 0.292 (7, PH)										1	0	0	0	0	0	1						
Steve Renko, R OBP: 0.111, SLG: 0.111 (9, PH)										0	0	0	0	0	0	0						
Ron Fairly, L OBP: 0.299, SLG: 0.360 (9, PH)										1	0	0	0	0	0	1						
Inning Stats	R: 0 E: 0 K: 0 S: 4	H: 2 LOB: 1 BB: 0 P: 4	R: 1 E: 0 K: 2 S: 9	H: 3 LOB: 2 BB: 0 P: 9	R: 0 E: 0 K: 0 S: 3	H: 0 LOB: 0 BB: 0 P: 3	R: 0 E: 0 K: 0 S: 3	H: 0 LOB: 0 BB: 0 P: 3	R: 0 E: 0 K: 2 S: 7	H: 0 LOB: 0 BB: 0 P: 7	R: 0 E: 0 K: 0 S: 4	H: 1 LOB: 3 BB: 1 P: 9	R: 1 E: 0 K: 0 S: 5	H: 2 LOB: 1 BB: 0 P: 5	R: 1 E: 0 K: 1 S: 6	H: 1 LOB: 0 BB: 0 P: 6	R: 0 E: 0 K: 0 S: 2	H: 0 LOB: 0 BB: 1 P: 6	1B: 7 2B: 3 3B: 0 HR: 1	SF: 0 SAC: 0 DP: 3 HBP: 1	WP: 0 PB: 0 SB: 0 CS: 1	PA: 36
PITCHER	IP WLS BF H R ER SO BB IBB HBP BLK WP HR S P ERA WHIP																					
Juan Pizarro, L ERA: 2.7 (1, 1)	7.0 W 30 9 3 3 4 1 0 1 0 0 1 1 36 41 3.86 1.429																					
Jack Aker, R ERA: 2.25 (8, 1)	2.0 S 6 0 0 0 1 1 0 0 0 0 0 0 7 11 0.00 0.500																					

Batter	1	2	3	4	5	6	7	8	9	AB	R	H	RBI	BB	SO	LOB	BOTTOM			
Don Kessinger, S OBP: 0.354, SLG: 0.301 (1, 6)										4	0	2	0	0	0	1	Montreal Expos @ Chicago Cubs Wrigley Field, Chicago, IL Fri May 26 1972, 3:33 AM CDT Att: 8,496 - Sunny - 63 F			
Glenn Beckert, R OBP: 0.285, SLG: 0.317 (1, 4)										2	2	0	0	2	1	0				
Billy Williams, L OBP: 0.336, SLG: 0.455 (1, 3)										4	2	2	0	0	0	0				
Rick Monday, L OBP: 0.434, SLG: 0.543 (1, 8)										2	1	1	1	2	0	0				
Carmen Fanzone, R OBP: 0.360, SLG: 0.484 (1, 5)										3	0	1	3	1	0	2				
Jose Cardenal, R OBP: 0.326, SLG: 0.512 (1, 7)										4	0	0	0	0	2	3				
Gene Hiser, L OBP: 0.444, SLG: 0.375 (1, 9)										2	0	1	0	1	1	0				
Randy Hundley, R OBP: 0.295, SLG: 0.277 (1, 2)										3	0	0	0	0	0	2				
Juan Pizarro, L OBP: 0.077, SLG: 0.077 (1, 1)										3	0	0	0	0	0	1				
Jack Aker, R (8, 1)										0	0	0	0	0	0	0				
Inning Stats	R: 2 E: 0 K: 0 S: 5	H: 3 LOB: 1 BB: 1 P: 9	R: 0 E: 0 K: 0 S: 3	H: 0 LOB: 1 BB: 1 P: 7	R: 0 E: 0 K: 0 S: 3	H: 1 LOB: 0 BB: 0 P: 3	R: 3 E: 1 K: 1 S: 7	H: 3 LOB: 1 BB: 2 P: 15	R: 0 E: 0 K: 1 S: 5	H: 0 LOB: 0 BB: 0 P: 5	R: 0 E: 0 K: 1 S: 5	H: 0 LOB: 0 BB: 0 P: 5	R: 0 E: 0 K: 1 S: 4	H: 0 LOB: 0 BB: 1 P: 8	R: 0 E: 0 K: 0 S: 2	H: 0 LOB: 0 BB: 0 P: 6	1B: 6 2B: 1 3B: 0 HR: 0	SF: 0 SAC: 0 DP: 1 HBP: 0	WP: 1 PB: 0 SB: 1 CS: 2	PA: 33
PITCHER	IP WLS BF H R ER SO BB IBB HBP BLK WP HR S P ERA WHIP																			
Ernie McAnally, R ERA: 5.99 (1, 1)	5.0 L 24 7 5 4 1 4 0 0 0 0 0 0 5 5 7.20 2.200																			
Denny Lemaster, L ERA: 9.82 (6, 1)	1.0 3 0 0 0 1 0 0 0 0 0 0 5 5 0.00 0.000																			
Steve Renko, R ERA: 6.03 (7, 1)	2.0 6 0 0 0 2 1 0 0 0 0 0 9 13 0.00 0.500																			

AB	33
R	3
H	9
RBI	3
BB	2
SO	5
LOB	20



Batter	1	2	3	4	5	6	7	8	9	AB	R	H	RBI	BB	SO	LOB	TOP					
Ron Hunt, R OBP: 0.327, SLG: 0.284 (1, 4)										5	0	1	0	0	0	1						
Boots Day, L OBP: 0.235, SLG: 0.222 (1, 8)										4	1	2	0	1	0	2						
Mike Jorgensen, L OBP: 0.358, SLG: 0.431 (1, 3)										3	0	1	0	1	1	2						
Ron Fairly, L OBP: 0.297, SLG: 0.355 (1, 9)										4	0	1	1	0	1	4						
Ken Singleton, S OBP: 0.338, SLG: 0.344 (1, 7)										4	0	0	0	0	2	5						
Bob Bailey, R OBP: 0.316, SLG: 0.336 (1, 5)										3	1	1	1	1	1	2						
John Boccabella, R OBP: 0.272, SLG: 0.308 (1, 2)										4	1	1	0	0	0	1						
Hector Torres, R OBP: 0.161, SLG: 0.300 (1, 6)										4	0	0	0	0	0	1						
Mike Torrez, R OBP: 0.143, SLG: 0.143 (5, 1)										2	0	0	0	0	0	0						
Joe Gilbert, R OBP: 0.344, SLG: 0.419 (7, PH)										0	0	0	0	0	0	0						
John Strohmayr, R OBP: 0.321, SLG: 0.280 (5, PH)										0	0	0	0	0	0	0						
Tom Walker, R OBP: 0.321, SLG: 0.280 (5, PH)										0	0	0	0	0	0	1						
John Bateman, R OBP: 0.321, SLG: 0.280 (5, PH)										0	0	0	0	0	0	1						
Inning Stats	R: 1 E: 0 K: 1 S: 8	H: 3 LOB: 2 BB: 0 P: 8	R: 0 E: 0 K: 0 S: 3	H: 0 LOB: 0 BB: 0 P: 3	R: 0 E: 0 K: 0 S: 4	H: 1 LOB: 1 BB: 0 P: 4	R: 1 E: 0 K: 1 S: 6	H: 1 LOB: 0 BB: 0 P: 6	R: 0 E: 0 K: 0 S: 4	H: 0 LOB: 3 BB: 2 P: 12	R: 0 E: 0 K: 0 S: 2	H: 0 LOB: 0 BB: 1 P: 6	R: 0 E: 0 K: 1 S: 6	H: 1 LOB: 1 BB: 0 P: 6	R: 0 E: 0 K: 2 S: 7	H: 0 LOB: 0 BB: 0 P: 7	R: 1 E: 1 K: 1 S: 7	H: 1 LOB: 1 BB: 0 P: 7	1B: 6 2B: 1 3B: 0 HR: 1	SF: 0 SAC: 0 DP: 1 HBP: 0	WP: 0 PB: 0 SB: 1 CS: 0	PA: 38
PITCHER Fergie Jenkins, R ERA: 2.81 (1, 1)	IP: 9.0 WLS: W BF: 38 H: 8 R: 3 ER: 2 SO: 6 BB: 3 IBB: 0 HBP: 0 BLK: 0 WP: 0 HR: 1 S: 47 P: 59 ERA: 2.00 WHIP: 1.222															PITCHER Fergie Jenkins, R ERA: 2.81 (1, 1)	IP: 9.0 WLS: W BF: 38 H: 8 R: 3 ER: 2 SO: 6 BB: 3 IBB: 0 HBP: 0 BLK: 0 WP: 0 HR: 1 S: 47 P: 59 ERA: 2.00 WHIP: 1.222					

Montreal Expos @ Chicago Cubs
Wrigley Field, Chicago, IL
Sat May 27 1972, 3:33 AM CDT
Att: 27,236 - Sunny - 67 F

AB 35
R 3
H 8
RBI 2
BB 3
SO 6
LOB 19



Batter	1	2	3	4	5	6	7	8	9	AB	R	H	RBI	BB	SO	LOB	BOTTOM			
Don Kessinger, S OBP: 0.356, SLG: 0.305 (1, 6)										5	1	2	0	0	0	2				
Glenn Beckert, R OBP: 0.284, SLG: 0.315 (1, 4)										4	2	1	0	0	0	1				
Billy Williams, L OBP: 0.340, SLG: 0.452 (1, 3)										3	1	1	1	1	0	0				
Rick Monday, L OBP: 0.444, SLG: 0.551 (1, 8)										2	1	2	2	1	0	0				
Carmen Fanzone, R OBP: 0.367, SLG: 0.478 (1, 5)										3	0	1	0	1	0	2				
Jose Cardenal, R OBP: 0.324, SLG: 0.504 (1, 7)										4	0	1	2	0	1	4				
Gene Hiser, L OBP: 0.462, SLG: 0.300 (1, 9)										2	0	0	0	2	0	1				
Randy Hundley, R OBP: 0.284, SLG: 0.265 (1, 2)										4	0	0	0	0	0	2				
Fergie Jenkins, R OBP: 0.286, SLG: 0.242 (1, 1)										3	0	1	0	1	2	0				
Inning Stats	R: 3 E: 0 K: 0 S: 6	H: 3 LOB: 1 BB: 1 P: 10	R: 0 E: 0 K: 1 S: 5	H: 0 LOB: 0 BB: 0 P: 5	R: 0 E: 0 K: 0 S: 2	H: 0 LOB: 0 BB: 1 P: 6	R: 0 E: 0 K: 0 S: 3	H: 0 LOB: 1 BB: 1 P: 7	R: 2 E: 0 K: 1 S: 9	H: 4 LOB: 2 BB: 0 P: 9	R: 0 E: 0 K: 0 S: 2	H: 0 LOB: 2 BB: 2 P: 10	R: 0 E: 0 K: 1 S: 6	H: 1 LOB: 2 BB: 1 P: 10	R: 0 E: 0 K: 0 S: 4	H: 1 LOB: 1 BB: 0 P: 4	1B: 9 2B: 0 3B: 0 HR: 0	SF: 1 SAC: 0 DP: 1 HBP: 0	WP: 0 PB: 0 SB: 3 CS: 1	PA: 38
PITCHER Mike Torrez, R ERA: 2.78 (1, 1)	IP: 4.1 WLS: L BF: 20 H: 5 R: 5 ER: 5 SO: 2 BB: 3 IBB: 0 HBP: 0 BLK: 0 WP: 0 HR: 0 S: 21 P: 33 ERA: 10.38 WHIP: 1.846															PITCHER Mike Torrez, R ERA: 2.78 (1, 1)	IP: 4.1 WLS: L BF: 20 H: 5 R: 5 ER: 5 SO: 2 BB: 3 IBB: 0 HBP: 0 BLK: 0 WP: 0 HR: 0 S: 21 P: 33 ERA: 10.38 WHIP: 1.846			
Joe Gilbert, L ERA: 7.45 (5, 1)	0.1 L 3 2 0 0 0 0 0 0 0 0 3 3 0.00 6.000															0.1 L 3 2 0 0 0 0 0 0 0 0 3 3 0.00 6.000				
John Strohmayr, R ERA: 4.45 (5, 1)	1.1 5 0 0 0 0 2 0 0 0 0 0 3 11 0.00 1.500															1.1 5 0 0 0 0 2 0 0 0 0 0 3 11 0.00 1.500				
Tom Walker, R ERA: 2.81 (7, 1)	2.0 9 2 0 0 0 1 0 0 0 0 0 10 14 0.00 1.500															2.0 9 2 0 0 0 1 0 0 0 0 0 10 14 0.00 1.500				

Montreal Expos @ Chicago Cubs
Wrigley Field, Chicago, IL
Sat May 27 1972, 3:33 AM CDT
Att: 27,236 - Sunny - 67 F

AB 30
R 5
H 9
RBI 5
BB 6
SO 3
LOB 12



Batter	1	2	3	4	5	6	7	8	9	AB	R	H	RBI	BB	SO	LOB	TOP																			
Ron Hunt, R OBP: 0.335, SLG: 0.290 (1, 4)	0-0 6-3	0-0 E5		0-0 1B		0-0 1B	0-0 6-3	4-0 IBB		4	1	2	0	1	0	1																				
Boots Day, L OBP: 0.247, SLG: 0.226 (1, 8)	0-0 4-3	2-3 3-H		0-0 1B		0-0 1B	0-0 6-3	0-0 F9		3	0	1	1	1	0	1																				
Ron Woods, R OBP: 0.292, SLG: 0.295 (8, PH)	0-0 4-3	1-2 3-H		1-3 2-H		0-0 1B	1-2 6-3			1	0	0	0	0	0	2																				
Mike Jorgensen, L OBP: 0.359, SLG: 0.433 (1, 3)	4-0 WP	3-0 K		0-0 F8		0-0 1B	0-0 2B	0-0 L8		4	1	1	1	1	1	6																				
Bob Bailey, R OBP: 0.331, SLG: 0.343 (9, 5)	4-0 1-3			4-0 CS		0-3 K	0-0 2H	0-0 F8		3	1	2	1	2	1	0																				
Bobby Wine, R OBP: 0.333, SLG: 0.444 (9, 5)	1-3 BB			0-0 BB		0-0 K	0-3 1B	0-0 F8		0	0	0	0	0	0	0																				
Ron Fairly, L OBP: 0.288, SLG: 0.344 (1, 9)	0-0 P6			0-0 F7		0-0 4-3	0-3 K	0-0 F8		3	0	0	0	0	0	3																				
Clyde Mashore, R OBP: 0.302, SLG: 0.368 (7, PH)	0-0 P6			1-2 F7		0-0 4-3	0-0 K	1-3 F8		2	0	0	0	0	1	2																				
Ken Singleton, S OBP: 0.340, SLG: 0.341 (1, 7)		4-0 SH1-4		0-0 4-3		0-0 1-3	0-0 F9	0-0 FC6-5		4	1	1	1	1	0	1																				
John Boccabella, R OBP: 0.269, SLG: 0.304 (1, 2)		0-0 F9		0-0 6-3		0-0 F8	0-0 L9	0-0 1B		5	0	1	0	0	0	1																				
Tim Foli, R OBP: 0.244, SLG: 0.250 (1, 6)		0-0 E5		0-0 6-3		0-0 6-3	0-0 FC	0-0 F8		5	2	1	0	0	0	3																				
Bill Stoneman, R OBP: 0.111, SLG: 0.059 (7, 1)		0-0 SH1-4		0-0 1B		0-3 K	0-0 FC	0-0 FC6-5		2	1	1	0	0	1	0																				
Mike Marshall, R (7, 1)		1-2 2-3		1-2 1B		0-0 1B	1-H FC	2-3 FC6-5		2	0	0	0	0	0	2																				
Inning Stats	R: 0 E: 0 K: 0 S: 3	H: 0 LOB: 2 BB: 2 P: 11	R: 2 E: 2 K: 1 S: 7	H: 0 LOB: 2 BB: 2 P: 15	R: 0 E: 0 K: 0 S: 2	H: 0 LOB: 0 BB: 1 P: 6	R: 1 E: 0 K: 0 S: 6	H: 3 LOB: 2 BB: 0 P: 6	R: 0 E: 0 K: 1 S: 5	H: 0 LOB: 0 BB: 0 P: 5	R: 0 E: 0 K: 1 S: 5	H: 0 LOB: 0 BB: 0 P: 5	R: 2 E: 0 K: 1 S: 8	H: 3 LOB: 1 BB: 0 P: 8	R: 1 E: 1 K: 0 S: 5	H: 1 LOB: 2 BB: 1 P: 9	R: 1 E: 0 K: 0 S: 6	H: 3 LOB: 3 BB: 0 P: 6	1B: 9 2B: 1 3B: 0 HR: 0	SF: 0 SAC: 1 DP: 0 HBP: 0	WP: 1 PB: 0 SB: 4 CS: 1	PA: 45														
PITCHER	IP	WLS	BF	H	R	ER	SO	BB	IBB	HBP	BLK	WP	HR	S	P	ERA	WHIP	PITCHER		IP	WLS	BF	H	R	ER	SO	BB	IBB	HBP	BLK	WP	HR	S	P	ERA	WHIP
Burt Hooton, R ERA: 2.71 (1, 1)	6.1	31	6	5	3	3	3	5	0	0	0	1	0	32	52	4.26	1.737																			
Dan McGinn, L ERA: 3.1 (7, 1)	2.0	L	12	4	2	2	1	0	1	0	0	0	0	13	17	9.00	2.000																			
Jack Aker, R ERA: 2.08 (9, 1)	0.2		2	0	0	0	0	0	0	0	0	0	0	2	2	0.00	0.000																			

Montreal Expos @ Chicago Cubs
Wrigley Field, Chicago, IL
Sun May 28 1972, 3:33 AM CDT
Att: 31,852 - Sunny - 72 F

AB	38
R	7
H	10
RBI	4
BB	6
SO	4
LOB	22



Batter	1	2	3	4	5	6	7	8	9	AB	R	H	RBI	BB	SO	LOB	BOTTOM																			
Don Kessinger, S OBP: 0.350, SLG: 0.309 (1, 6)	0-0 F7				0-0 4-3		0-3 K		0-0 P4	5	0	1	0	0	1	1																				
Glenn Beckert, R OBP: 0.275, SLG: 0.304 (1, 4)	0-0 F8				0-0 6-3		0-0 F8		0-0 F9	5	0	0	0	0	0	2																				
Billy Williams, L OBP: 0.338, SLG: 0.447 (1, 3)	0-0 1B			0-0 4-3		0-0 F7	0-0 4-3			4	1	1	0	0	0	0																				
Rick Monday, L OBP: 0.453, SLG: 0.550 (1, 8)	4-0 1B			0-0 L9		4-0 2B	0-0 1B	0-0 1B		2	2	1	0	2	0	0																				
Carmen Fanzone, R OBP: 0.386, SLG: 0.507 (1, 5)	0-0 1B			0-0 F8		0-0 1B	1-3 2B	0-0 1B		4	1	3	0	0	0	0																				
Jose Cardenal, R OBP: 0.329, SLG: 0.500 (1, 7)	0-0 1B			0-0 6-3		4-0 1B	0-0 F8	0-0 F8		3	1	1	2	1	0	1																				
Gene Hiser, L OBP: 0.412, SLG: 0.286 (1, 9)	1-3 2-H 3-H			0-0 L9		0-0 1B	1-3 2-H 3-H	0-0 L7		4	0	1	2	0	1	3																				
Randy Hundley, R OBP: 0.274, SLG: 0.257 (1, 2)		0-0 F8		0-0 6-3		0-0 SF8	0-0 F1			3	0	0	1	0	0	0																				
Burt Hooton, R OBP: 0.125, SLG: 0.045 (1, 1)		0-3 K			0-3 K				4-0 BB	3	0	0	0	0	3	1																				
Dan McGinn, L OBP: 0.667, SLG: 1.333 (7, 1)										0	0	0	0	0	0	0																				
Jack Aker, R (9, 1)										0	0	0	0	0	0	0																				
Art Shamsky, L (9, PH)										0	0	0	1	0	0	0																				
Inning Stats	R: 2 E: 0 K: 1 S: 8	H: 3 LOB: 1 BB: 1 P: 12	R: 0 E: 0 K: 1 S: 6	H: 1 LOB: 0 BB: 0 P: 6	R: 0 E: 0 K: 0 S: 3	H: 0 LOB: 0 BB: 0 P: 3	R: 0 E: 0 K: 0 S: 3	H: 0 LOB: 0 BB: 0 P: 3	R: 0 E: 0 K: 1 S: 5	H: 0 LOB: 0 BB: 2 P: 15	R: 0 E: 0 K: 1 S: 5	H: 0 LOB: 0 BB: 0 P: 5	R: 0 E: 0 K: 0 S: 4	H: 2 LOB: 1 BB: 0 P: 4	R: 0 E: 0 K: 0 S: 3	H: 0 LOB: 1 BB: 1 P: 7	1B: 6 2B: 2 3B: 0 HR: 0	SF: 1 SAC: 0 DP: 0 HBP: 0	WP: 0 PB: 0 SB: 0 CS: 0	PA: 38																
PITCHER	IP	WLS	BF	H	R	ER	SO	BB	IBB	HBP	BLK	WP	HR	S	P	ERA	WHIP	PITCHER		IP	WLS	BF	H	R	ER	SO	BB	IBB	HBP	BLK	WP	HR	S	P	ERA	WHIP
Bill Stoneman, R ERA: 3.25 (1, 1)	6.0		27	6	5	5	4	2	1	0	0	0	0	32	44	7.50	1.333																			
Mike Marshall, R ERA: 1.3 (7, 1)	3.0	W	11	2	0	0	1	1	0	0	0	0	0	12	16	0.00	1.000																			

Montreal Expos @ Chicago Cubs
Wrigley Field, Chicago, IL
Sun May 28 1972, 3:33 AM CDT
Att: 31,852 - Sunny - 72 F

AB	33
R	5
H	8
RBI	5
BB	4
SO	5
LOB	8



Batter	1	2	3	4	5	6	7	8	9	AB	R	H	RBI	BB	SO	LOB	TOP			
Ron Hunt, R OBP: 0.335, SLG: 0.291 (1, 4)										3	0	1	0	0	0	0	Montreal Expos @ Chicago Cubs Wrigley Field, Chicago, IL Mon May 29 1972, 3:33 AM CDT Att: 21,407 - Overcast - 69 F			
Boots Day, L OBP: 0.237, SLG: 0.216 Steve Renko, R OBP: 0.111, SLG: 0.111 (1, 8)										4	0	0	0	0	0	2				
Mike Jorgensen, L OBP: 0.356, SLG: 0.435 (1, 3)										4	0	1	0	0	0	1				
Bob Bailey, R OBP: 0.329, SLG: 0.362 (1, 5)										4	1	1	1	0	1	1				
Ron Fairly, L OBP: 0.287, SLG: 0.340 (1, 9)										4	1	1	0	0	0	0				
Ken Singleton, S OBP: 0.340, SLG: 0.348 (1, 7)										3	0	1	1	0	0	0				
John Boccabella, R OBP: 0.262, SLG: 0.296 (1, 2)										3	0	0	0	0	0	1				
Tim Foli, R OBP: 0.238, SLG: 0.243 (1, 6)										3	0	0	0	0	0	1				
Carl Morton, R OBP: 0.133, SLG: 0.200 John Strohmayr, R (6, 1) Jim Fairey, L OBP: 0.333, SLG: 0.406 (8, 8)										2	0	1	0	0	0	0				
										0	0	0	0	0	0	0				
										1	0	0	0	0	0	0				
Inning Stats	R: 0 E: 0 K: 1 S: 6	H: 1 LOB: 1 BB: 0 P: 6	R: 1 E: 0 K: 0 S: 4	H: 2 LOB: 0 BB: 0 P: 4	R: 0 E: 0 K: 0 S: 4	H: 1 LOB: 1 BB: 0 P: 4	R: 1 E: 0 K: 0 S: 4	H: 1 LOB: 0 BB: 0 P: 4	R: 0 E: 0 K: 0 S: 3	H: 0 LOB: 0 BB: 0 P: 3	R: 0 E: 0 K: 0 S: 3	H: 0 LOB: 0 BB: 0 P: 3	R: 0 E: 0 K: 0 S: 3	H: 0 LOB: 0 BB: 0 P: 3	R: 0 E: 0 K: 0 S: 3	H: 0 LOB: 0 BB: 0 P: 3	1B: 3 2B: 2 3B: 0 HR: 1	SF: 0 SAC: 1 DP: 0 HBP: 0	WP: 0 PB: 0 SB: 0 CS: 1	PA: 33
PITCHER Mitt Pappas, R ERA: 2.52 (1, 1)	IP: 9.0 WLS: W BF: 32	H: 6 R: 2 ER: 2 SO: 1	BB: 0 IBB: 0 HBP: 0 BLK: 0	WP: 0 HR: 1 S: 34 P: 34	ERA: 2.00 WHIP: 0.667	PITCHER										IP: WLS: BF: H: R: ER: SO: BB: IBB: HBP: BLK: WP: HR: S: P: ERA: WHIP:				

livebaseballscorecards.com

AB	31
R	2
H	6
RBI	2
BB	0
SO	1
LOB	6



Batter	1	2	3	4	5	6	7	8	9	AB	R	H	RBI	BB	SO	LOB	BOTTOM			
Don Kessinger, S OBP: 0.347, SLG: 0.315 (1, 6)										4	0	1	1	0	0	1	Montreal Expos @ Chicago Cubs Wrigley Field, Chicago, IL Mon May 29 1972, 3:33 AM CDT Att: 21,407 - Overcast - 69 F			
Glenn Beckert, R OBP: 0.288, SLG: 0.296 (1, 4)										4	1	0	0	0	1	2				
Billy Williams, L OBP: 0.341, SLG: 0.444 (1, 7)										3	1	1	1	1	0	0				
Ron Santo, R OBP: 0.366, SLG: 0.542 (1, 5)										4	0	1	0	0	0	2				
Rick Monday, L OBP: 0.454, SLG: 0.545 (1, 8)										3	0	1	1	1	0	1				
Carmen Fanzone, R OBP: 0.388, SLG: 0.480 (1, 3)										4	0	0	0	0	3	5				
Jose Cardenal, R OBP: 0.327, SLG: 0.500 (1, 9)										4	1	1	0	0	1	3				
Randy Hundley, R OBP: 0.276, SLG: 0.260 (1, 2)										3	1	1	0	0	1	0				
Mitt Pappas, R OBP: 0.350, SLG: 0.316 (1, 1)										3	1	2	1	0	1	0				
Inning Stats	R: 0 E: 0 K: 0 S: 3	H: 0 LOB: 0 BB: 0 P: 3	R: 0 E: 1 K: 0 S: 3	H: 0 LOB: 0 BB: 0 P: 3	R: 0 E: 0 K: 1 S: 5	H: 0 LOB: 0 BB: 0 P: 5	R: 0 E: 0 K: 0 S: 3	H: 0 LOB: 0 BB: 0 P: 3	R: 0 E: 0 K: 1 S: 11	H: 6 LOB: 1 BB: 0 P: 11	R: 0 E: 0 K: 1 S: 6	H: 1 LOB: 1 BB: 0 P: 6	R: 0 E: 0 K: 3 S: 10	H: 1 LOB: 3 BB: 2 P: 18	R: 0 E: 0 K: 0 S: 0	H: 0 LOB: 0 BB: 0 P: 0	1B: 6 2B: 2 3B: 0 HR: 0	SF: 0 SAC: 0 DP: 1 HBP: 0	WP: 1 PB: 0 SB: 0 CS: 0	PA: 34
PITCHER Carl Morton, R ERA: 4.21 John Strohmayr, R ERA: 4.29 Steve Renko, R ERA: 5.85 (1, 1)	IP: 5.2 WLS: L BF: 23	H: 6 R: 5 ER: 5 SO: 2	BB: 0 IBB: 0 HBP: 0 BLK: 0	WP: 0 HR: 0 S: 27 P: 27	ERA: 7.94 WHIP: 1.059	PITCHER										IP: WLS: BF: H: R: ER: SO: BB: IBB: HBP: BLK: WP: HR: S: P: ERA: WHIP:				



Batter	1	2	3	4	5	6	7	8	9	AB	R	H	RBI	BB	SO	LOB	TOP			
Dave Cash, R OBP: 0.313, SLG: 0.378 (1, 4)	5-3	1-3		F9			6-3			4	0	0	0	0	0	1				
Vic Davallio, L OBP: 0.417, SLG: 0.476 (1, 7)	6-3 BB		6-3		1-3		FC6-4 1B			3	0	1	0	1	0	0				
Roberto Clemente, R OBP: 0.377, SLG: 0.490 (1, 9)	6-3 1-2		1-3		P2		FC6-4			4	0	0	0	0	0	2				
Willie Stargell, L OBP: 0.372, SLG: 0.611 (1, 3)	BB			HR		F7		F7		3	1	1	1	1	0	0				
Al Oliver, L OBP: 0.373, SLG: 0.453 (1, 8)	P5			1B BB		6-3		F8		3	0	0	0	1	0	2				
Richie Hebner, L OBP: 0.387, SLG: 0.512 (1, 5)		FC4-6 1B SF9 BB		FC4-6 1B		BB		G3		2	1	1	0	2	0	0				
Milt May, L OBP: 0.296, SLG: 0.280 (1, 2)		FC4-6 1B		FC4-6 1-2		K		4-3		4	0	1	0	0	1	3				
Jackie Hernandez, R OBP: 0.257, SLG: 0.284 (9, PH)		FC4-6 1-2 2-3		K		K			G4-6-3 1B	3	0	0	0	0	2	3				
Rennie Stennett, R OBP: 0.392, SLG: 0.582 (9, PH)										1	0	1	0	0	0	0				
Nelson Briles, R OBP: 0.083, SLG: 0.182 (7, PH)		SF9		4-3					G4-6-3 1-2	1	0	0	0	0	0	0				
Gene Clines, R OBP: 0.333, SLG: 0.354 (7, 1)										0	0	0	0	0	0	0				
Luke Walker, L (7, 1)										1	0	0	0	0	0	1				
Manny Sanguillen, R OBP: 0.371, SLG: 0.471 (9, PH)										1	0	0	0	0	0	1				
Inning Stats	R: 0 E: 0 K: 0 S: 3	H: 0 LOB: 2 BB: 2 P: 11	R: 1 E: 0 K: 0 S: 4	H: 1 LOB: 1 BB: 1 P: 8	R: 1 E: 0 K: 0 S: 5	H: 2 LOB: 2 BB: 1 P: 9	R: 0 E: 0 K: 1 S: 5	H: 0 LOB: 0 BB: 0 P: 5	R: 0 E: 0 K: 2 S: 7	H: 0 LOB: 1 BB: 1 P: 11	R: 0 E: 0 K: 0 S: 4	H: 1 LOB: 0 BB: 0 P: 4	R: 0 E: 0 K: 0 S: 3	H: 0 LOB: 0 BB: 0 P: 3	R: 0 E: 0 K: 0 S: 3	H: 1 LOB: 0 BB: 0 P: 3	1B: 4 2B: 0 3B: 0 HR: 1	SF: 1 SAC: 0 DP: 1 HBP: 0	WP: 0 PB: 0 SB: 0 CS: 0	PA: 36
PITCHER Ernie McAnally, R ERA: 4.91 (1, 1)	IP: 9.0 WLS: W BF: 36 H: 5 R: 2 ER: 2 SO: 3 BB: 5 IBB: 0 HBP: 0 BLK: 0 WP: 0 HR: 1 S: 37 P: 57 ERA: 2.00 WHIP: 1.111															PITCHER				

Pittsburgh Pirates @ Montreal Expos
Jarry Park, Montreal, QB
Wed May 31 1972, 7:05 PM EDT
Att: 10,565 - Unknown

AB	30
R	2
H	5
RBI	2
BB	5
SO	3
LOB	12



Batter	1	2	3	4	5	6	7	8	9	AB	R	H	RBI	BB	SO	LOB	BOTTOM			
Ron Hunt, R OBP: 0.337, SLG: 0.295 (1, 4)	4-3		E 1B SF9	CS	4-3 SH1-3 1B	4-3		5-3		5	1	2	0	0	0	3				
Boots Day, L OBP: 0.240, SLG: 0.220 (1, 8)	K		E5 SF9 1B		SH1-3 1-2		6-3			3	0	1	0	0	1	0				
Mike Jorgensen, L OBP: 0.360, SLG: 0.438 (1, 3)	1B		K		4-3 2-3		F9 BB 1B			4	0	2	0	0	1	3				
Bob Bailey, R OBP: 0.327, SLG: 0.357 (1, 5)	P4		SF9		4-3		FC5-4 BB			2	0	0	1	1	0	2				
Bobby Wine, R OBP: 0.333, SLG: 0.444 (9, 5)			2-3 3-H				1-2			0	0	0	0	0	0	0				
Ron Fairly, L OBP: 0.295, SLG: 0.369 (1, 9)		HR		BB		G3		F9		3	1	1	1	1	0	2				
Ken Singleton, S OBP: 0.337, SLG: 0.345 (1, 7)	4-3		F7			1B 1B		FC5-4 1-2		4	1	1	0	0	0	4				
Terry Humphrey, R OBP: 0.583, SLG: 0.636 (1, 2)			F9		CS HBP			5-3		3	0	1	0	0	0	0				
Tim Foli, R OBP: 0.246, SLG: 0.252 (1, 6)				K		E8 1B		5-3		4	0	2	1	0	1	1				
Ernie McAnally, R OBP: 0.143, SLG: 0.083 (1, 1)			5-3		K					3	0	0	0	1	2	4				
Inning Stats	R: 0 E: 0 K: 1 S: 6	H: 1 LOB: 0 BB: 0 P: 6	R: 1 E: 0 K: 0 S: 5	H: 2 LOB: 0 BB: 0 P: 5	R: 1 E: 1 K: 1 S: 7	H: 2 LOB: 2 BB: 1 P: 11	R: 0 E: 0 K: 2 S: 6	H: 0 LOB: 0 BB: 0 P: 7	R: 0 E: 0 K: 1 S: 4	H: 1 LOB: 1 BB: 0 P: 4	R: 1 E: 1 K: 1 S: 8	H: 3 LOB: 2 BB: 0 P: 8	R: 0 E: 0 K: 0 S: 4	H: 1 LOB: 2 BB: 1 P: 8	R: 0 E: 0 K: 0 S: 3	H: 0 LOB: 1 BB: 1 P: 7	1B: 9 2B: 0 3B: 0 HR: 1	SF: 1 SAC: 1 DP: 0 HBP: 1	WP: 0 PB: 0 SB: 0 CS: 1	PA: 38
PITCHER Nelson Briles, R ERA: 4.22 Luke Walker, L ERA: 2.96 (7, 1)	IP: 6.0 WLS: L BF: 28 H: 9 R: 3 ER: 3 SO: 3 BB: 1 IBB: 0 HBP: 1 BLK: 0 WP: 0 HR: 1 S: 36 P: 41 ERA: 3.00 WHIP: 1.667															PITCHER				

Pittsburgh Pirates @ Montreal Expos
Jarry Park, Montreal, QB
Wed May 31 1972, 7:05 PM EDT
Att: 10,565 - Unknown

AB	31
R	3
H	10
RBI	3
BB	3
SO	5
LOB	19



Batter	1	2	3	4	5	6	7	8	9	AB	R	H	RBI	BB	SO	LOB	TOP																									
Roger Metzger, S (1, 6) <small>OBP: 0.291, SLG: 0.254</small>	0-3 ①	0-0 ①		0-3 ②		0-3 ②		0-0 ①		5	0	2	1	0	3	0	Houston Astros @ Montreal Expos Jarry Park, Montreal, QB Fri Jun 02 1972, 7:05 PM EDT Att: 9,960 - Unknown																									
Jesus Alou, R (1, 9) <small>OBP: 0.441, SLG: 0.345</small>	4-0 ①	0-0 ①		0-0 ①		0-0 ③		0-0 ③		4	0	1	0	1	0	4																										
Cesar Cedeno, R (1, 8) <small>OBP: 0.379, SLG: 0.424</small>	0-0 ②		0-0 ②	0-0 ③			0-3 ①		0-0 ①	5	3	2	1	0	1	2																										
Lee May, R (1, 3) <small>OBP: 0.359, SLG: 0.546</small>	0-0 ①		0-0 ②		0-0 ①		0-0 ②		0-0 ①	5	2	4	2	0	0	0																										
Bob Watson, R (1, 7) <small>OBP: 0.381, SLG: 0.547</small>	0-0 ②		4-0 ②	0-0 ②		0-0 ③		0-0 ①		4	1	2	2	1	0	1																										
Johnny Edwards, L (1, 2) <small>OBP: 0.355, SLG: 0.409</small>	0-0 ③		0-0 ②	0-0 ①		4-0 ①		0-0 ①	0-0 ②	3	1	1	0	2	0	2																										
Doug Rader, R (1, 5) <small>OBP: 0.256, SLG: 0.401</small>		4-0 ①	0-0 ③	0-3 ①				0-3 ①	0-0 ③	3	0	0	0	2	2	5																										
Bobby Fenwick, R (1, 4) <small>OBP: 0.313, SLG: 0.345</small>		0-0 ②	0-0 ③	0-0 ②						3	0	0	0	1	0	5																										
Jimmy Stewart, S (8, 4) <small>OBP: 0.275, SLG: 0.368</small>		0-0 ①	0-0 ①	0-0 ②				4-0 ①		0	0	0	0	0	0	0																										
Larry Dierker, R (1, 1) <small>OBP: 0.222, SLG: 0.192</small>		0-0 ①		0-0 ①		0-3 ①		0-3 ②		4	0	1	0	0	2	2																										
Inning Stats	R: 3 E: 0 K: 1 S: 7	H: 2 LOB: 0 BB: 1 P: 11	R: 0 E: 0 K: 0 S: 4	H: 2 LOB: 2 BB: 1 P: 8	R: 1 E: 0 K: 0 S: 4	H: 2 LOB: 1 BB: 0 P: 12	R: 0 E: 0 K: 1 S: 6	H: 1 LOB: 1 BB: 0 P: 6	R: 1 E: 0 K: 1 S: 6	H: 2 LOB: 1 BB: 1 P: 10	R: 0 E: 0 K: 2 S: 7	H: 0 LOB: 0 BB: 0 P: 7	R: 0 E: 0 K: 1 S: 5	H: 0 LOB: 0 BB: 0 P: 5	R: 1 E: 0 K: 2 S: 9	H: 2 LOB: 2 BB: 1 P: 13	R: 1 E: 0 K: 0 S: 4	H: 2 LOB: 1 BB: 1 P: 8	1B: 9 2B: 1 3B: 0 HR: 3	SF: 0 SAC: 0 DP: 3 HBP: 0	WP: 2 PB: 0 CS: 1	PA: 43																				
PITCHER	IP	WLS	BF	H	R	ER	SO	BB	IBB	HBP	BLK	WP	HR	S	P	ERA	WHIP	PITCHER								IP	WLS	BF	H	R	ER	SO	BB	IBB	HBP	BLK	WP	HR	S	P	ERA	WHIP
Mike Torrez, R (1, 1) <small>ERA: 3.26</small>	3.0	L	17	6	4	4	1	3	1	0	0	0	1	15	31	12.00	3.000																									
Tom Walker, R (4, 1) <small>ERA: 3.0</small>	2.0		9	3	1	1	2	1	0	0	0	0	1	12	16	4.50	2.000																									
Denny Lemaster, L (6, 1) <small>ERA: 8.64</small>	2.0		6	0	0	0	3	0	0	0	0	0	0	12	12	0.00	0.000																									
Joe Gilbert, L (8, 1) <small>ERA: 7.71</small>	2.0		11	4	2	2	2	2	0	0	0	1	1	13	21	9.00	3.000																									

AB	36
R	7
H	13
RBI	6
BB	7
SO	8
LOB	21



Batter	1	2	3	4	5	6	7	8	9	AB	R	H	RBI	BB	SO	LOB	BOTTOM																									
Boots Day, L (1, 8) <small>OBP: 0.248, SLG: 0.221</small>	0-0 ①		4-0 ②		0-0 ③		0-0 ①		0-0 ③	4	0	1	0	1	0	3																										
Tim Foli, R (1, 6) <small>OBP: 0.248, SLG: 0.263</small>	0-3 ②		0-0 ②			0-0 ②		0-3 ③		3	1	1	0	0	2	2																										
Mike Jorgensen, L (1, 3) <small>OBP: 0.357, SLG: 0.432</small>	0-0 ①		0-0 ③			0-3 ①		0-0 ①		4	0	1	0	0	1	2																										
Bob Bailey, R (1, 5) <small>OBP: 0.320, SLG: 0.347</small>	0-3 ③			0-0 ①		0-0 ②		0-0 ②		4	0	0	0	0	1	2																										
Ron Fairly, L (1, 9) <small>OBP: 0.302, SLG: 0.368</small>		4-0 ①		0-0 ②		0-0 ②		0-0 ③		3	0	1	1	1	0	0																										
Ken Singleton, S (1, 7) <small>OBP: 0.325, SLG: 0.336</small>		0-0 ①		0-0 ③		0-0 ③		0-0 ①		4	0	0	0	0	0	2																										
Terry Humphrey, R (1, 2) <small>OBP: 0.436, SLG: 0.467</small>		0-0 ②		0-0 ①		0-0 ①		0-3 ②		4	0	0	0	0	1	1																										
Hector Torres, R (1, 4) <small>OBP: 0.200, SLG: 0.324</small>		0-0 ③		0-0 ①		0-0 ②		0-0 ①		4	0	2	0	0	1	1																										
Inning Stats	R: 0 E: 0 K: 2 S: 8	H: 1 LOB: 0 BB: 0 P: 8	R: 0 E: 0 K: 0 S: 3	H: 0 LOB: 1 BB: 1 P: 7	R: 0 E: 0 K: 1 S: 5	H: 0 LOB: 0 BB: 1 P: 9	R: 0 E: 0 K: 0 S: 3	H: 0 LOB: 0 BB: 0 P: 3	R: 0 E: 0 K: 1 S: 4	H: 1 LOB: 1 BB: 0 P: 4	R: 1 E: 0 K: 1 S: 7	H: 2 LOB: 1 BB: 0 P: 7	R: 0 E: 0 K: 2 S: 9	H: 2 LOB: 2 BB: 0 P: 9	R: 0 E: 0 K: 0 S: 3	H: 0 LOB: 0 BB: 0 P: 3	R: 0 E: 0 K: 1 S: 7	H: 2 LOB: 2 BB: 0 P: 7	1B: 7 2B: 1 3B: 0 HR: 0	SF: 0 SAC: 1 DP: 0 HBP: 0	WP: 0 PB: 0 CS: 0	PA: 37																				
PITCHER	IP	WLS	BF	H	R	ER	SO	BB	IBB	HBP	BLK	WP	HR	S	P	ERA	WHIP	PITCHER								IP	WLS	BF	H	R	ER	SO	BB	IBB	HBP	BLK	WP	HR	S	P	ERA	WHIP
Larry Dierker, R (1, 1) <small>ERA: 2.74</small>	9.0	W	37	8	1	1	7	2	0	0	0	0	0	49	57	1.00	1.111																									

AB	34
R	1
H	8
RBI	1
BB	2
SO	7
LOB	14




Batter	1	2	3	4	5	6	7	8	9	10	AB	R	H	RBI	BB	SO	LOB					
Roger Metzger, S OBP: 0.285, SLG: 0.249 (1, 6)	F7		G3			6-3		4-3			4	0	0	0	0	0	2					
Jesus Alou, R OBP: 0.421, SLG: 0.333 (1, 9)	3-1		6-3					PO	4-3		4	0	1	0	0	0	1					
Cesar Cedeno, R OBP: 0.388, SLG: 0.421 (1, 8)									5-3		1	0	0	0	2	0	0					
Lee May, R OBP: 0.351, SLG: 0.532 (1, 3)	K					K			F2		4	0	0	0	0	3	4					
Bob Watson, R OBP: 0.378, SLG: 0.540 (1, 7)						4-3				F8	4	0	1	0	0	0	0					
Doug Rader, R OBP: 0.258, SLG: 0.398 (1, 5)										F9	4	0	1	0	0	0	0					
Tommy Helms, R OBP: 0.259, SLG: 0.305 Jimmy Stewart, S OBP: 0.286, SLG: 0.375 (7, PH) (7, 4)											2	0	0	0	0	0	2					
Larry Howard, R OBP: 0.444, SLG: 0.167 (1, 2)											2	0	1	0	0	0	0					
Ken Forsch, R OBP: 0.100, SLG: 0.053 Norm Miller, L OBP: 0.259, SLG: 0.353 Jim Ray, R OBP: 0.200, SLG: 0.200 (10, PH) (10, 1)											2	0	0	0	0	2	1					
											1	0	0	0	0	0	2					
											0	0	0	0	0	0	0					
Inning Stats	R: 0 E: 0 K: 1 S: 5	H: 0 LOB: 1 BB: 1 P: 9	R: 0 E: 0 K: 0 S: 3	H: 2 LOB: 0 BB: 0 P: 3	R: 0 E: 0 K: 0 S: 3	H: 0 LOB: 1 BB: 1 P: 7	R: 0 E: 0 K: 1 S: 4	H: 0 LOB: 0 BB: 0 P: 5	R: 0 E: 0 K: 2 S: 8	H: 1 LOB: 2 BB: 1 P: 12	R: 0 E: 0 K: 0 S: 3	H: 0 LOB: 0 BB: 0 P: 3	R: 0 E: 0 K: 1 S: 4	H: 0 LOB: 0 BB: 1 P: 8	R: 0 E: 0 K: 0 S: 3	H: 0 LOB: 0 BB: 0 P: 3	R: 0 E: 0 K: 0 S: 4	H: 1 LOB: 2 BB: 1 P: 8	1B: 4 2B: 0 3B: 1 HR: 0	SF: 0 SAC: 1 DP: 0 HBP: 1	WP: 0 PB: 0 SB: 0 CS: 1	PA: 37
PITCHER Bill Stoneman, R ERA: 2.84 (1, 1)	IP: 10.0 WLS: 7 BF: 36 H: 4 R: 0 ER: 0 SO: 5 BB: 5 IBB: 0 HBP: 1 BLK: 0 WP: 0 HR: 0 S: 40 P: 61 ERA: 0.00 WHIP: 0.900																					

TOP

Houston Astros @ Montreal Expos
Jarry Park, Montreal, QB

Sat Jun 03 1972, 7:05 PM EDT
Att: 22,342 - Unknown

AB	29
R	0
H	4
RBI	0
BB	5
SO	5
LOB	12



Batter	1	2	3	4	5	6	7	8	9	10	AB	R	H	RBI	BB	SO	LOB					
Boots Day, L OBP: 0.255, SLG: 0.240 (1, 8)	F7					6-3					5	0	2	1	0	0	2					
Tim Foli, R OBP: 0.241, SLG: 0.254 (1, 6)	F3										4	0	0	0	0	0	1					
Mike Jorgensen, L OBP: 0.354, SLG: 0.426 (1, 3)	K										4	0	1	0	0	2	0					
Bob Bailey, R OBP: 0.329, SLG: 0.358 (1, 5)											4	0	3	0	0	1	0					
Ron Fairly, L OBP: 0.300, SLG: 0.356 (1, 9)											3	0	0	0	1	0	3					
Ken Singleton, S OBP: 0.322, SLG: 0.327 (1, 7)											4	0	0	0	0	2	5					
Terry Humphrey, R OBP: 0.350, SLG: 0.368 (1, 2)											4	0	0	0	0	2	2					
Hector Torres, R OBP: 0.211, SLG: 0.351 (1, 4)											3	1	1	0	0	1	0					
Bill Stoneman, R OBP: 0.182, SLG: 0.100 (1, 1)											3	0	1	0	1	1	1					
Inning Stats	R: 0 E: 0 K: 1 S: 5	H: 1 LOB: 1 BB: 0 P: 4	R: 0 E: 0 K: 1 S: 6	H: 1 LOB: 1 BB: 0 P: 6	R: 0 E: 0 K: 2 S: 7	H: 0 LOB: 1 BB: 1 P: 11	R: 0 E: 0 K: 1 S: 7	H: 2 LOB: 2 BB: 0 P: 7	R: 0 E: 1 K: 1 S: 6	H: 1 LOB: 1 BB: 0 P: 6	R: 0 E: 0 K: 0 S: 3	H: 1 LOB: 0 BB: 3 P: 3	R: 0 E: 0 K: 2 S: 7	H: 0 LOB: 0 BB: 0 P: 7	R: 0 E: 0 K: 0 S: 7	H: 0 LOB: 0 BB: 0 P: 7	R: 1 E: 0 K: 0 S: 3	H: 2 LOB: 1 BB: 0 P: 3	1B: 6 2B: 2 3B: 0 HR: 0	SF: 0 SAC: 1 DP: 1 HBP: 0	WP: 1 PB: 0 SB: 0 CS: 0	PA: 38
PITCHER Ken Forsch, R ERA: 3.24 Jim Ray, R ERA: 4.66 (10, 1)	IP: 9.0 WLS: 3 BF: 34 H: 6 R: 0 ER: 0 SO: 9 BB: 2 IBB: 0 HBP: 0 BLK: 0 WP: 1 HR: 0 S: 50 P: 58 ERA: 0.00 WHIP: 0.889																					

BOTTOM

Houston Astros @ Montreal Expos
Jarry Park, Montreal, QB

Sat Jun 03 1972, 7:05 PM EDT
Att: 22,342 - Unknown

AB	34
R	1
H	8
RBI	1
BB	2
SO	9
LOB	14



Batter	1	2	3	4	5	6	7	8	9	AB R H RBI BB SO LOB	TOP												
Roger Metzger, S (1,6) OBP: 0.283, SLG: 0.253	0-0 1-3		0-0 6-3		0-0 4-3			0-0 6-3	0-0 2B	5 0 1 1 0 0 1	Houston Astros @ Montreal Expos Jarry Park, Montreal, QB Sun Jun 04 1972, 3:33 AM EDT Att: 18,052 - Unknown												
Jesus Aloy, R (1,9) OBP: 0.372, SLG: 0.289	0-0 6-3		0-0 6-3			0-0 1-3		0-0 4-3	0-0 1-3	5 0 0 0 0 0 1													
Cesar Cedeno, R (1,8) OBP: 0.394, SLG: 0.443	0-0 1B		0-0 5-3			0-0 L8		0-0 HR	4-0 BB	4 1 2 1 1 0 0													
Lee May, R (1,3) OBP: 0.341, SLG: 0.516	0-0 L5			0-0 4-3		0-0 4-3		0-0 6-3	0-0 6-3	5 0 0 0 0 0 3													
Bob Watson, R (1,7) OBP: 0.376, SLG: 0.530		0-0 6-3		0-0 F3			0-0 F8		4-0 FC1-6 BB	3 0 0 0 1 0 0													
Johnny Edwards, L (1,2) OBP: 0.352, SLG: 0.412		0-0 4-3		0-0 3-1			0-0 FC6 2B		0-0 FC1-6 WP 1B	4 1 1 0 0 0 1													
Doug Rader, R (1,5) OBP: 0.274, SLG: 0.416		0-0 2B			0-0 2B		4-0 FC6 IBB		4-0 1B E BB	2 1 2 0 2 0 0													
Jimmy Stewart, S (1,4) OBP: 0.304, SLG: 0.372		4-0 IBB			0-0 F7		0-0 FC6 1-2 2-3		0-0 E5 1B 1B	3 1 1 1 1 0 3													
Don Wilson, R (1,1) OBP: 0.136, SLG: 0.095		0-3 K			0-0 6-3		0-0 F9		0-0 2B 1B	4 1 1 1 0 1 5													
Inning Stats	R: 0 E: 0 K: 0 S: 4	H: 1 LOB: 1 BB: 0 P: 4	R: 0 E: 0 K: 1 S: 6	H: 1 LOB: 2 BB: 1 P: 10	R: 0 E: 0 K: 0 S: 3	H: 0 LOB: 0 BB: 0 P: 3	R: 0 E: 0 K: 0 S: 3	H: 0 LOB: 0 BB: 0 P: 3	R: 0 E: 0 K: 0 S: 4	H: 1 LOB: 1 BB: 0 P: 4	R: 0 E: 0 K: 0 S: 3	H: 0 LOB: 0 BB: 0 P: 3	R: 0 E: 0 K: 0 S: 4	H: 1 LOB: 2 BB: 1 P: 8	R: 1 E: 0 K: 0 S: 4	H: 1 LOB: 0 BB: 0 P: 4	R: 4 E: 1 K: 0 S: 6	H: 3 LOB: 2 BB: 3 P: 18	1B: 3 2B: 4 3B: 0 HR: 1	SF: 0 SAC: 0 DP: 0 HBP: 0	WP: 1 PB: 0 SB: 0 CS: 0	PA: 40	
PITCHER	IP WLS BF H R ER SO BB IBB HBP BLK WP HR S P ERA WHIP											PITCHER	IP WLS BF H R ER SO BB IBB HBP BLK WP HR S P ERA WHIP										
Carl Morton, R (1,1) ERA: 3.79	8.0 L 31 5 1 1 1 0 2 0 0 0 0 1 31 39 1.12 0.625																						
Mike Marshall, R (9,1) ERA: 2.57	0.1 6 3 4 4 0 2 0 0 0 0 0 4 12 108.00 15.000																						
John Strohmayr, R (9,1) ERA: 4.18	0.2 3 0 0 0 0 1 0 0 0 0 0 2 6 0.00 1.500																						

livebaseballscores.com

AB	35
R	5
H	8
RBI	4
BB	5
SO	1
LOB	14



Batter	1	2	3	4	5	6	7	8	9	AB R H RBI BB SO LOB	BOTTOM												
Boots Day, L (1,8) OBP: 0.255, SLG: 0.240	0-0 F9		0-3 K			0-0 F8			0-0 1B	4 0 1 0 0 1 0	Houston Astros @ Montreal Expos Jarry Park, Montreal, QB Sun Jun 04 1972, 3:33 AM EDT Att: 18,052 - Unknown												
Tim Foli, R (1,6) OBP: 0.234, SLG: 0.246	0-0 F8			0-0 F7		0-0 6-3			0-0 F3	4 0 0 0 0 0 1													
Mike Jorgensen, L (1,3) OBP: 0.352, SLG: 0.417	4-0 BB			0-0 G3					0-0 F5	3 0 0 0 1 0 1													
Bob Bailey, R (1,5) OBP: 0.322, SLG: 0.348	0-3 K			0-0 F8			0-0 6-3		0-3 K	4 0 0 0 0 2 2													
Ron Fairly, L (1,9) OBP: 0.301, SLG: 0.357		0-0 4-1			0-0 WP SH1-4 1B		0-0 F9			3 0 1 0 0 0 0													
Ken Singleton, S (1,7) OBP: 0.318, SLG: 0.322		0-0 F9			0-0 SH1-4 1-2		0-0 4-3			2 0 0 0 0 0 0													
Terry Humphrey, R (1,2) OBP: 0.304, SLG: 0.318		0-0 G3			0-0 4-3 2-3			0-0 F3		3 0 0 0 0 0 1													
Hector Torres, R (1,4) OBP: 0.220, SLG: 0.333			0-0 F7		4-0 BB		0-3 K			2 0 0 0 1 1 0													
Carl Morton, R (1,1) OBP: 0.118, SLG: 0.176				0-0 F7		0-3 K		0-3 K		2 0 0 0 0 1 2													
Jim Fahey, L (8,PH) OBP: 0.314, SLG: 0.382										1 0 0 0 0 1 0													
Mike Marshall, R (9,1) ERA: 2.57										0 0 0 0 0 0 0													
John Strohmayr, R (9,1) ERA: 4.18										0 0 0 0 0 0 0													
Inning Stats	R: 0 E: 0 K: 1 S: 5	H: 0 LOB: 0 BB: 0 P: 9	R: 0 E: 0 K: 0 S: 3	H: 0 LOB: 0 BB: 0 P: 3	R: 0 E: 0 K: 0 S: 3	H: 0 LOB: 0 BB: 0 P: 3	R: 0 E: 0 K: 0 S: 3	H: 0 LOB: 0 BB: 0 P: 3	R: 0 E: 0 K: 2 S: 7	H: 0 LOB: 0 BB: 0 P: 7	R: 0 E: 0 K: 1 S: 6	H: 1 LOB: 1 BB: 0 P: 6	1B: 2 2B: 0 3B: 0 HR: 0	SF: 0 SAC: 1 DP: 0 HBP: 0	WP: 1 PB: 0 SB: 1 CS: 0	PA: 31							
PITCHER	IP WLS BF H R ER SO BB IBB HBP BLK WP HR S P ERA WHIP											PITCHER	IP WLS BF H R ER SO BB IBB HBP BLK WP HR S P ERA WHIP										
Don Wilson, R (1,1) ERA: 3.0	9.0 W 31 2 0 0 0 2 2 0 0 0 1 0 41 49 0.00 0.444																						

livebaseballscores.com

AB	28
R	0
H	2
RBI	0
BB	2
SO	6
LOB	7



Batter	1	2	3	4	5	6	7	8	9	AB	R	H	RBI	BB	SO	LOB	TOP																		
Felix Millan, R OBP: 0.302, SLG: 0.298 (1,4)	0-0 5-3		0-0 E6 4-3 1B		0-0 6-3			0-0 2B		4	1	1	0	0	0	0	Atlanta Braves @ Montreal Expos Jarry Park, Montreal, QB Tue Jun 06 1972, 7:05 PM EDT Att: 14,129 - Unknown																		
Ralph Garr, L OBP: 0.335, SLG: 0.383 (1,9)	0-0 B5-3		0-0 F7		0-0 1-3			0-0 6-3		4	0	0	0	0	0	2																			
Hank Aaron, R OBP: 0.359, SLG: 0.446 (1,3)	0-0 F8		0-0 4-3 1-2		0-0 F3			0-0 F3		4	0	0	0	0	0	2																			
Rico Carty, R OBP: 0.418, SLG: 0.464 Mike Lum, L OBP: 0.310, SLG: 0.297 (9,7)		0-0 5-3	0-0 HR 2H 1B		0-0 G3			0-0 L9		4	1	1	1	0	0	1																			
Darrell Evans, L OBP: 0.413, SLG: 0.524 (1,5)		0-0 3-1	0-0 HR 1-H		0-0 L8			0-0 F6		4	1	1	2	0	0	0																			
Earl Williams, R OBP: 0.335, SLG: 0.389 (1,2)		0-0 BB BB 1B	0-0 F9		0-0 5-3			0-0 F6		4	0	1	0	0	0	0																			
Dusty Baker Jr., R OBP: 0.375, SLG: 0.408 (1,8)		4-0 BB 1-2 BB		0-0 5-3				0-0 6-3		3	0	1	0	1	0	0																			
Marty Perez, R OBP: 0.288, SLG: 0.318 (1,6)		4-0 BB 1-2 2-3 BB		0-0 L8				0-0 5-3		3	0	0	0	1	0	1																			
Ron Reed, R OBP: 0.077, SLG: 0.125 (1,1)		0-3 K		0-0 1-3				0-3 K		3	0	0	0	0	2	3																			
Inning Stats	R: 0 E: 0 K: 0 S: 3	H: 0 LOB: 0 BB: 0 P: 3	R: 0 E: 0 K: 1 S: 6	H: 1 LOB: 3 BB: 2 P: 14	R: 3 E: 1 K: 0 S: 6	H: 2 LOB: 0 BB: 0 P: 6	R: 0 E: 0 K: 0 S: 3	H: 0 LOB: 0 BB: 0 P: 3	R: 0 E: 0 K: 1 S: 5	H: 0 LOB: 0 BB: 0 P: 5	R: 0 E: 0 K: 0 S: 4	H: 1 LOB: 1 BB: 0 P: 4	R: 0 E: 0 K: 0 S: 4	H: 1 LOB: 1 BB: 0 P: 4	1B: 3 2B: 1 3B: 0 HR: 1	SF: 0 SAC: 0 DP: 0 HBP: 0	WP: 0 PA: 35 PB: 0 SB: 1 CS: 0																		
PITCHER Ernie McAnally, R ERA: 4.13 (1,1)	IP 9.0	WLS L	BF 35	H 5	R 3	ER 0	SO 2	BB 2	IBB 0	HBP 0	BLK 0	WP 0	HR 1	S 37	P 45	ERA 0.00	WHIP 0.778	PITCHER	IP 9.0	WLS L	BF 35	H 5	R 3	ER 0	SO 2	BB 2	IBB 0	HBP 0	BLK 0	WP 0	HR 1	S 37	P 45	ERA 0.00	WHIP 0.778

AB	33
R	3
H	5
RBI	3
BB	2
SO	2
LOB	9



Batter	1	2	3	4	5	6	7	8	9	AB	R	H	RBI	BB	SO	LOB	BOTTOM																		
Ron Hunt, R OBP: 0.341, SLG: 0.300 (1,4)	0-0 F9		0-0 G4-6-3 1B 1-2 1B		0-0 PB 1B		0-0 FC6-4 1-2			4	1	2	0	0	0	1	Atlanta Braves @ Montreal Expos Jarry Park, Montreal, QB Tue Jun 06 1972, 7:05 PM EDT Att: 14,129 - Unknown																		
Boots Day, L OBP: 0.281, SLG: 0.269 (1,8)	0-0 CS 1B		0-0 G4-6-3 1B 1-2 2-H		0-0 1-H 1B			0-0 SH5-4 1B		4	0	4	2	0	0	0																			
Mike Jorgensen, L OBP: 0.345, SLG: 0.408 (1,3)	0-0 F6 1-2		0-0 G4-6-3 1B 1-2 2-3		0-0 G3			0-0 SH5-4 1B		3	0	0	0	0	0	4																			
Bob Bailey, R OBP: 0.320, SLG: 0.346 (1,5)		0-0 FC5 WP 1B	0-0 F9		0-0 5-3			0-3 K		4	0	1	0	0	1	2																			
Ron Fairly, L OBP: 0.307, SLG: 0.362 (1,9)		0-0 6-3 FC5 1B		0-0 F8		0-0 F9		0-0 1B		4	0	2	0	0	0	0																			
Ken Singleton, S OBP: 0.311, SLG: 0.314 (1,7)		0-0 FC5 1-2 2-3		0-3 K		0-0 G1			0-0 1-3	4	0	0	0	0	1	2																			
Terry Humphrey, R OBP: 0.259, SLG: 0.269 (1,2)		0-0 6-3 1-2 2-3		0-0 5-3			0-0 F8		0-3 K	4	0	0	0	0	1	2																			
Tim Foli, R OBP: 0.229, SLG: 0.240 Jim Faltrey, L OBP: 0.305, SLG: 0.371 (9, PH)		0-0 1-3		0-0 L9			0-3 K		0-0 F5	3	0	0	0	0	1	2																			
Ernie McAnally, R OBP: 0.235, SLG: 0.200 (1,1)			0-0 1B 1B		0-0 1-3			0-0 FC6-4 1B		3	1	2	0	0	0	0																			
Inning Stats	R: 0 E: 0 K: 0 S: 3	H: 1 LOB: 0 BB: 0 P: 3	R: 0 E: 0 K: 0 S: 5	H: 2 LOB: 2 BB: 0 P: 5	R: 1 E: 0 K: 0 S: 5	H: 3 LOB: 1 BB: 0 P: 5	R: 0 E: 0 K: 1 S: 5	H: 0 LOB: 0 BB: 0 P: 5	R: 1 E: 0 K: 0 S: 5	H: 2 LOB: 1 BB: 0 P: 5	R: 0 E: 0 K: 0 S: 3	H: 1 LOB: 1 BB: 0 P: 3	R: 0 E: 0 K: 1 S: 6	H: 2 LOB: 2 BB: 0 P: 6	R: 0 E: 0 K: 1 S: 5	H: 0 LOB: 0 BB: 0 P: 5	1B: 11 2B: 0 3B: 0 HR: 0	SF: 0 SAC: 1 DP: 1 HBP: 0	WP: 1 PA: 35 PB: 1 SB: 0 CS: 1																
PITCHER Ron Reed, R ERA: 3.98 (1,1)	IP 9.0	WLS W	BF 35	H 11	R 2	ER 1	SO 4	BB 0	IBB 0	HBP 0	BLK 0	WP 1	HR 0	S 43	P 43	ERA 1.00	WHIP 1.222	PITCHER	IP 9.0	WLS W	BF 35	H 11	R 2	ER 1	SO 4	BB 0	IBB 0	HBP 0	BLK 0	WP 1	HR 0	S 43	P 43	ERA 1.00	WHIP 1.222



Batter	1	2	3	4	5	6	7	8	9	AB	R	H	RBI	BB	SO	LOB	TOP			
Ralph Garr, L (1,9) OBP: 0.338, SLG: 0.385	0-0 1B		0-0 1B		0-3 K			0-0 F8		4	0	2	0	0	1	0				
Felix Milan, R (1,4) OBP: 0.297, SLG: 0.292	0-0 4-3		0-0 G3			0-0 F4			0-0 1-3	4	0	0	0	0	0	1				
Dusty Baker Jr., R (1,8) OBP: 0.371, SLG: 0.396	0-0 1-3			0-0 6-3		0-0 5-3			4-0 2B 1B BB	3	1	0	0	1	0	0				
Rico Carty, R (1,7)		0-0 4-3		0-0 6-3		0-0 L4			0-0 1B 2B	4	0	1	0	0	0	0				
Darrell Evans, L (1,5) OBP: 0.421, SLG: 0.527		4-0 BB		0-0 2B 1B			0-0 F9		0-0 1B	3	1	2	1	1	0	0				
Earl Williams, R (1,2) OBP: 0.333, SLG: 0.392		0-0 F9		0-0 1-H 2B			0-3 K		0-0 F8	4	0	1	1	0	1	3				
Jim Breazeale, L (1,3) OBP: 0.200, SLG: 0.250		0-0 4-3		0-0 L7			0-0 L9		0-0 F8	4	0	0	0	0	0	4				
Marty Perez, R (1,6) OBP: 0.289, SLG: 0.319			0-0 S6-3 1B		0-0 6-3			0-3 K		3	0	1	0	0	1	0				
Phil Niekro, R (1,1) OBP: 0.171, SLG: 0.286 (8, PH)			0-0 G6-3		0-0 L8			0-3 K		2	0	0	0	0	0	1				
Mike Lum, L (8, PH) OBP: 0.306, SLG: 0.293			1-2							1	0	0	0	0	1	0				
George Stone, L (8, 1)										0	0	0	0	0	0	0				
Inning Stats	R: 0 E: 0 K: 0 S: 3	H: 1 LOB: 0 BB: 0 P: 3	R: 0 E: 0 K: 0 S: 3	H: 0 LOB: 1 BB: 1 P: 7	R: 0 E: 0 K: 0 S: 4	H: 2 LOB: 1 BB: 0 P: 4	R: 1 E: 0 K: 0 S: 5	H: 2 LOB: 1 BB: 0 P: 5	R: 0 E: 0 K: 1 S: 5	H: 0 LOB: 0 BB: 0 P: 5	R: 0 E: 0 K: 1 S: 5	H: 0 LOB: 0 BB: 0 P: 5	R: 0 E: 0 K: 2 S: 7	H: 0 LOB: 0 BB: 0 P: 7	R: 1 E: 0 K: 0 S: 5	H: 2 LOB: 2 BB: 1 P: 9	1B: 5 2B: 2 3B: 0 HR: 0	SF: 0 SAC: 0 DP: 1 HBP: 0	WP: 0 PB: 0 SB: 0 CS: 0	PA: 34
PITCHER Mike Torrez, R (1,1) ERA: 3.09	IP: 9.0 WLS: W BF: 34 H: 7 R: 2 ER: 2 SO: 4 BB: 2 IBB: 0 HBP: 0 BLK: 0 WP: 0 HR: 0 S: 40 P: 48 ERA: 2.00 WHIP: 1.000															PITCHER				

Atlanta Braves @ Montreal Expos
Jarry Park, Montreal, QB
Wed Jun 07 1972, 7:05 PM EDT
Att: 21,038 - Unknown

AB 32
R 2
H 7
RBI 2
BB 2
SO 4
LOB 9



Batter	1	2	3	4	5	6	7	8	9	AB	R	H	RBI	BB	SO	LOB	BOTTOM			
Ron Hunt, R (1,4) OBP: 0.345, SLG: 0.301	0-0 L9		1-0 1B 3B HBP		0-0 PB SH5-3 1B	0-3 K				3	2	1	0	0	1	1				
Boots Day, L (1,8) OBP: 0.282, SLG: 0.270	0-0 F8		1-2 2-3 3B 1B		0-0 SH5-3	0-0 1-3				3	1	1	0	0	0	1				
Mike Jorgensen, L (1,3) OBP: 0.349, SLG: 0.421	0-0 F8		1-H 2-H 3-H 3B		4-0 2-3 1B BB		0-0 G3			3	1	1	3	1	0	0				
Bob Bailey, R (1,5) OBP: 0.319, SLG: 0.344		0-0 F8	0-3 K		0-0 1-2 3-H 1B	0-0 5-3				4	0	1	1	0	1	1				
Ron Fairly, L (1,9) OBP: 0.305, SLG: 0.358		0-3 K2-3	0-0 F8		0-0 1-2 2-H 1B	0-0 L8				4	0	1	1	0	1	1				
Ken Singleton, S (1,7) OBP: 0.309, SLG: 0.308		4-0 BB		0-0 4-3	0-0 F6		0-0 F6			3	0	0	0	1	0	2				
Terry Humphrey, R (1,2) OBP: 0.258, SLG: 0.300		0-0 F6		0-0 3-1 2B	0-0 F4		0-3 K			4	0	1	0	0	1	3				
Tim Foli, R (1,6) OBP: 0.222, SLG: 0.233			0-3 K FC5-6	0-0 3-1	0-0 6-3			0-0 4-3		4	0	0	0	0	1	1				
Mike Torrez, R (1,1) OBP: 0.167, SLG: 0.167			0-0 FC5-6 1B 3B HBP	0-3 K	0-0 1B					3	1	1	0	0	1	2				
Inning Stats	R: 0 E: 0 K: 0 S: 3	H: 0 LOB: 0 BB: 0 P: 3	R: 0 E: 0 K: 1 S: 5	H: 0 LOB: 1 BB: 1 P: 9	R: 3 E: 0 K: 2 S: 10	H: 2 LOB: 1 BB: 0 P: 11	R: 0 E: 0 K: 1 S: 6	H: 1 LOB: 0 BB: 0 P: 6	R: 2 E: 0 K: 0 S: 6	H: 3 LOB: 2 BB: 1 P: 10	R: 0 E: 0 K: 1 S: 6	H: 1 LOB: 1 BB: 0 P: 6	R: 0 E: 0 K: 0 S: 3	H: 0 LOB: 0 BB: 0 P: 3	R: 0 E: 0 K: 1 S: 5	H: 0 LOB: 0 BB: 0 P: 5	1B: 5 2B: 1 3B: 1 HR: 0	SF: 0 SAC: 1 DP: 0 HBP: 1	WP: 0 PB: 2 SB: 0 CS: 0	PA: 35
PITCHER Phil Niekro, R (1,1) ERA: 3.57	IP: 7.0 WLS: L BF: 32 H: 7 R: 5 ER: 4 SO: 5 BB: 2 IBB: 0 HBP: 1 BLK: 0 WP: 0 HR: 0 S: 39 P: 48 ERA: 5.14 WHIP: 1.286															PITCHER				
George Stone, L (8, 1) ERA: 10.5	IP: 1.0 WLS: L BF: 3 H: 0 R: 0 ER: 0 SO: 1 BB: 0 IBB: 0 HBP: 0 BLK: 0 WP: 0 HR: 0 S: 5 P: 5 ERA: 0.00 WHIP: 0.000															PITCHER				

Atlanta Braves @ Montreal Expos
Jarry Park, Montreal, QB
Wed Jun 07 1972, 7:05 PM EDT
Att: 21,038 - Unknown

AB 31
R 5
H 7
RBI 5
BB 2
SO 6
LOB 12



Batter	1	2	3	4	5	6	7	8	9	AB	R	H	RBI	BB	SO	LOB	TOP							
Ralph Garr, L OBP: 0.340, SLG: 0.385 (1, 9)	0-0 4-3		0-0 L4		0-0 2B 1B		0-0 SH5-4 1B		0-0 B1	5	1	2	0	0	0	0								
Felix Milan, R OBP: 0.297, SLG: 0.297 (1, 4)	0-0 F8		0-0 B1-3		0-0 WP 1-H SF7 2B		0-0 SH5-4-6 1-3			3	1	1	1	0	0	0								
Dusty Baker Jr., R OBP: 0.358, SLG: 0.381 (1, 8)	0-3 K			0-3 K	0-3 K					4	0	0	0	0	4	1								
Rico Carty, R OBP: 0.415, SLG: 0.487 Oscar Brown, R OBP: 0.276, SLG: 0.588 (1, 7) (8, 7)		0-0 6-3		0-0 HR	4-0 IBB			0-3 K		3	1	1	1	1	1	0								
Darrell Evans, L OBP: 0.423, SLG: 0.534 (1, 5)		4-0 FC4-6 BB BB		0-0 WP 2B	0-0 SF7		0-0 F6			2	0	1	1	1	0	0								
Earl Williams, R OBP: 0.337, SLG: 0.387 (1, 2)		4-0 FC4-6 BB 1-2		0-0 5-3 2-3	0-0 F9		4-0 F8 BB			2	0	0	0	2	0	2								
Jim Breazeale, L OBP: 0.208, SLG: 0.217 (1, 3)		0-0 FC4-6 1-2 2-3		4-0 BB IBB		0-0 F5		0-0 F8		3	0	0	0	1	0	3								
Marty Perez, R OBP: 0.288, SLG: 0.313 (1, 6)		0-0 5-3		4-0 1-2 BB		0-0 5-3		0-0 6-3		3	0	0	0	1	0	2								
Ron Schueler, R OBP: 0.167, SLG: 0.250 Jim Hardin, R Cecil Upshaw, R (1, 1) (4, 1) (8, 1)			0-3 K	0-3 K		0-0 5-3		0-3 K		2	0	0	0	0	2	3								
Inning Stats	R: 0 E: 0 K: 1 S: 5	H: 0 LOB: 0 BB: 0 P: 5	R: 0 E: 0 K: 0 S: 3	H: 0 LOB: 2 BB: 2 P: 11	R: 0 E: 0 K: 1 S: 5	H: 0 LOB: 0 BB: 0 P: 5	R: 1 E: 0 K: 2 S: 9	H: 2 LOB: 3 BB: 2 P: 17	R: 2 E: 0 K: 1 S: 7	H: 2 LOB: 1 BB: 1 P: 11	R: 0 E: 0 K: 0 S: 3	H: 0 LOB: 0 BB: 0 P: 3	R: 0 E: 0 K: 1 S: 5	H: 1 LOB: 0 BB: 0 P: 5	R: 0 E: 0 K: 1 S: 5	H: 0 LOB: 1 BB: 1 P: 9	R: 0 E: 0 K: 1 S: 5	H: 0 LOB: 0 BB: 0 P: 5	1B: 2 2B: 3 3B: 0 HR: 1	SF: 1 SAC: 1 DP: 1 HBP: 0	WP: 2 PB: 0 SB: 0 CS: 0	PA: 37		
PITCHER	IP WLS BF H R ER SO BB IBB HBP BLK WP HR S P ERA WHIP	IP WLS BF H R ER SO BB IBB HBP BLK WP HR S P ERA WHIP	IP WLS BF H R ER SO BB IBB HBP BLK WP HR S P ERA WHIP	IP WLS BF H R ER SO BB IBB HBP BLK WP HR S P ERA WHIP	IP WLS BF H R ER SO BB IBB HBP BLK WP HR S P ERA WHIP	IP WLS BF H R ER SO BB IBB HBP BLK WP HR S P ERA WHIP	IP WLS BF H R ER SO BB IBB HBP BLK WP HR S P ERA WHIP	IP WLS BF H R ER SO BB IBB HBP BLK WP HR S P ERA WHIP	IP WLS BF H R ER SO BB IBB HBP BLK WP HR S P ERA WHIP	IP WLS BF H R ER SO BB IBB HBP BLK WP HR S P ERA WHIP	IP WLS BF H R ER SO BB IBB HBP BLK WP HR S P ERA WHIP	IP WLS BF H R ER SO BB IBB HBP BLK WP HR S P ERA WHIP	IP WLS BF H R ER SO BB IBB HBP BLK WP HR S P ERA WHIP	IP WLS BF H R ER SO BB IBB HBP BLK WP HR S P ERA WHIP	IP WLS BF H R ER SO BB IBB HBP BLK WP HR S P ERA WHIP	IP WLS BF H R ER SO BB IBB HBP BLK WP HR S P ERA WHIP	IP WLS BF H R ER SO BB IBB HBP BLK WP HR S P ERA WHIP	IP WLS BF H R ER SO BB IBB HBP BLK WP HR S P ERA WHIP	IP WLS BF H R ER SO BB IBB HBP BLK WP HR S P ERA WHIP	IP WLS BF H R ER SO BB IBB HBP BLK WP HR S P ERA WHIP	IP WLS BF H R ER SO BB IBB HBP BLK WP HR S P ERA WHIP	IP WLS BF H R ER SO BB IBB HBP BLK WP HR S P ERA WHIP	IP WLS BF H R ER SO BB IBB HBP BLK WP HR S P ERA WHIP	IP WLS BF H R ER SO BB IBB HBP BLK WP HR S P ERA WHIP

Atlanta Braves @ Montreal Expos
Jarry Park, Montreal, QB
Thu Jun 08 1972, 7:05 PM EDT
Att: 12,224 - Unknown

AB 29
R 3
H 5
RBI 3
BB 6
SO 8
LOB 11



Batter	1	2	3	4	5	6	7	8	9	AB	R	H	RBI	BB	SO	LOB	BOTTOM								
Ron Hunt, R OBP: 0.335, SLG: 0.291 (1, 4)	0-0 6-3		0-0 6-3		0-0 L9		0-0 F9		0-0 6-3	5	0	0	0	0	0	0									
Boots Day, L OBP: 0.287, SLG: 0.270 (1, 8)	4-0 BB BB		0-0 5-3		0-0 1B		0-0 L4		0-0 F8	4	0	1	0	1	0	0									
Mike Jorgensen, L OBP: 0.358, SLG: 0.422 (1, 3)	4-0 G4-6-3 BB			4-0 S 1B BB	0-0 1-3 1B		0-0 L8			2	1	1	0	2	0	0									
Bob Bailey, R OBP: 0.312, SLG: 0.335 (1, 5)	0-0 G4-6-3 1-2			0-3 K	0-0 F8			0-0 F8		4	0	0	0	0	1	5									
Ron Fairly, L OBP: 0.319, SLG: 0.374 (1, 9)		4-0 6-3 BB		0-0 2-H 1B		0-0 E9 6-3 2B		0-0 F2		3	1	2	1	1	0	0									
Ken Singleton, S OBP: 0.314, SLG: 0.309 (1, 7)		0-3 K		4-0 BB		0-0 6-3		0-0 1B		3	0	1	1	1	1	1									
Terry Humphrey, R OBP: 0.257, SLG: 0.294 Clyde Mashore, R OBP: 0.297, SLG: 0.362 John Boccabella, R OBP: 0.262, SLG: 0.296 (1, 2) (6, PR) (9, 2)		0-0 6-3		0-0 F4		0-0 6-3		0-0 1B		4	0	1	0	0	0	3									
Tim Foli, R OBP: 0.223, SLG: 0.234 (1, 6)		0-0 5-3		0-0 F8		0-0 1B		0-0 F9		4	0	1	0	0	0	5									
Bill Stoneman, R OBP: 0.167, SLG: 0.091 Jim Faley, L OBP: 0.297, SLG: 0.361 Mike Marshall, R John Bateman, R OBP: 0.333, SLG: 0.296 (1, 1) (6, PH) (7, 1) (9, PH)			0-0 B1-3		0-3 K		0-0 L8		0-0 L4	2	0	0	0	0	1	0									
Inning Stats	R: 0 E: 0 K: 0 S: 2	H: 0 LOB: 1 BB: 2 P: 10	R: 0 E: 0 K: 1 S: 5	H: 0 LOB: 1 BB: 1 P: 9	R: 0 E: 0 K: 0 S: 3	H: 0 LOB: 0 BB: 0 P: 3	R: 1 E: 0 K: 1 S: 6	H: 1 LOB: 2 BB: 2 P: 14	R: 0 E: 0 K: 1 S: 7	H: 2 LOB: 1 BB: 0 P: 7	R: 1 E: 1 K: 0 S: 5	H: 2 LOB: 1 BB: 0 P: 5	R: 0 E: 0 K: 0 S: 3	H: 0 LOB: 0 BB: 0 P: 3	R: 0 E: 0 K: 0 S: 5	H: 2 LOB: 2 BB: 0 P: 5	R: 0 E: 0 K: 0 S: 3	H: 0 LOB: 0 BB: 0 P: 3	R: 0 E: 0 K: 0 S: 3	H: 0 LOB: 0 BB: 0 P: 3	1B: 6 2B: 1 3B: 0 HR: 0	SF: 0 SAC: 0 DP: 1 HBP: 0	WP: 0 PB: 0 SB: 1 CS: 0	PA: 38	
PITCHER	IP WLS BF H R ER SO BB IBB HBP BLK WP HR S P ERA WHIP	IP WLS BF H R ER SO BB IBB HBP BLK WP HR S P ERA WHIP	IP WLS BF H R ER SO BB IBB HBP BLK WP HR S P ERA WHIP	IP WLS BF H R ER SO BB IBB HBP BLK WP HR S P ERA WHIP	IP WLS BF H R ER SO BB IBB HBP BLK WP HR S P ERA WHIP	IP WLS BF H R ER SO BB IBB HBP BLK WP HR S P ERA WHIP	IP WLS BF H R ER SO BB IBB HBP BLK WP HR S P ERA WHIP	IP WLS BF H R ER SO BB IBB HBP BLK WP HR S P ERA WHIP	IP WLS BF H R ER SO BB IBB HBP BLK WP HR S P ERA WHIP	IP WLS BF H R ER SO BB IBB HBP BLK WP HR S P ERA WHIP	IP WLS BF H R ER SO BB IBB HBP BLK WP HR S P ERA WHIP	IP WLS BF H R ER SO BB IBB HBP BLK WP HR S P ERA WHIP	IP WLS BF H R ER SO BB IBB HBP BLK WP HR S P ERA WHIP	IP WLS BF H R ER SO BB IBB HBP BLK WP HR S P ERA WHIP	IP WLS BF H R ER SO BB IBB HBP BLK WP HR S P ERA WHIP	IP WLS BF H R ER SO BB IBB HBP BLK WP HR S P ERA WHIP	IP WLS BF H R ER SO BB IBB HBP BLK WP HR S P ERA WHIP	IP WLS BF H R ER SO BB IBB HBP BLK WP HR S P ERA WHIP	IP WLS BF H R ER SO BB IBB HBP BLK WP HR S P ERA WHIP	IP WLS BF H R ER SO BB IBB HBP BLK WP HR S P ERA WHIP	IP WLS BF H R ER SO BB IBB HBP BLK WP HR S P ERA WHIP	IP WLS BF H R ER SO BB IBB HBP BLK WP HR S P ERA WHIP	IP WLS BF H R ER SO BB IBB HBP BLK WP HR S P ERA WHIP	IP WLS BF H R ER SO BB IBB HBP BLK WP HR S P ERA WHIP	IP WLS BF H R ER SO BB IBB HBP BLK WP HR S P ERA WHIP

Atlanta Braves @ Montreal Expos
Jarry Park, Montreal, QB
Thu Jun 08 1972, 7:05 PM EDT
Att: 12,224 - Unknown

AB 33
R 2
H 7
RBI 2
BB 5
SO 3
LOB 15



Batter	1	2	3	4	5	6	7	8	9	AB	R	H	RBI	BB	SO	LOB	TOP			
Pete Rose, S OBP: 0.326, SLG: 0.348 (1, 7)										4	2	2	1	0	1	1	Cincinnati Reds @ Montreal Expos Jarry Park, Montreal, QB Fri Jun 09 1972, 7:05 PM EDT Att: 11,193 - Unknown			
Joe Morgan, L OBP: 0.403, SLG: 0.444 (1, 4)										4	1	1	0	0	0	1				
Bobby Tolan, L OBP: 0.384, SLG: 0.495 (1, 8)										3	2	1	0	1	1	1				
Johnny Bench, R OBP: 0.382, SLG: 0.603 (1, 2)										4	1	2	3	0	0	1				
Tony Perez, R OBP: 0.346, SLG: 0.511 Cesar Geronimo, L OBP: 0.295, SLG: 0.377 (1, 3) (6, 9)										2	0	0	0	1	1	1				
Joe Hague, L OBP: 0.388, SLG: 0.500 (1, 9) (6, 3)										4	0	0	0	0	3	2				
Dave Concepcion, R OBP: 0.268, SLG: 0.280 (1, 6)										4	0	0	0	0	0	1				
Darrel Chaney, S OBP: 0.387, SLG: 0.240 (1, 5)										4	0	0	0	0	2	0				
Wayne Simpson, R OBP: 0.063, SLG: 0.063 Pedro Borbon, R (6, 1)										2	0	1	0	0	0	0				
Inning Stats	R: 3 E: 1 K: 0 S: 6	H: 3 LOB: 0 BB: 0 P: 6	R: 0 E: 0 K: 1 S: 5	H: 0 LOB: 0 BB: 0 P: 5	R: 3 E: 0 K: 1 S: 8	H: 3 LOB: 1 BB: 1 P: 12	R: 0 E: 0 K: 0 S: 4	H: 1 LOB: 1 BB: 0 P: 4	R: 0 E: 0 K: 2 S: 7	H: 0 LOB: 0 BB: 0 P: 7	R: 0 E: 0 K: 2 S: 7	H: 0 LOB: 0 BB: 0 P: 7	R: 0 E: 0 K: 2 S: 7	H: 0 LOB: 1 BB: 0 P: 11	R: 0 E: 0 K: 1 S: 5	H: 0 LOB: 0 BB: 0 P: 5	1B: 5 2B: 0 3B: 0 HR: 2	SF: 0 SAC: 0 DP: 1 HBP: 0	WP: 0 PB: 0 SB: 3 CS: 0	PA: 36
PITCHER	IP WLS BF H R ER SO BB IBB HBP BLK WP HR S P ERA WHIP																			
Carl Morton, R ERA: 4.38 Denny Lemaster, L ERA: 7.55 Tom Walker, R ERA: 2.7 Joe Gilbert, L ERA: 6.14 (1, 1) (3, 1) (5, 1) (7, 1)	2.1 1.2 2.0 3.0	L 6 6 10	14 6 6 0	6 1 0 0	6 0 0 0	5 0 0 0	1 0 4 5	1 0 0 1	0 0 0 0	0 0 0 0	0 0 0 0	0 0 0 0	2 8 14 19	15 8 14 23	19 0 0 0	29 4 8 23	19.29 0.00 0.00 0.00	3.000 0.600 0.000 0.333		

Batter	1	2	3	4	5	6	7	8	9	AB	R	H	RBI	BB	SO	LOB	BOTTOM			
Ron Hunt, R OBP: 0.337, SLG: 0.290 (1, 4)										4	1	1	0	0	1	2	Cincinnati Reds @ Montreal Expos Jarry Park, Montreal, QB Fri Jun 09 1972, 7:05 PM EDT Att: 11,193 - Unknown			
Boots Day, L OBP: 0.302, SLG: 0.274 (1, 8)										2	1	1	0	2	0	0				
Mike Jorgensen, L OBP: 0.350, SLG: 0.411 (1, 3)										4	0	0	0	0	1	5				
Bob Bailey, R OBP: 0.311, SLG: 0.339 (1, 5)										4	0	1	2	0	1	2				
Ron Fairly, L OBP: 0.309, SLG: 0.362 (1, 9)										4	0	0	0	0	1	3				
Ken Singleton, S OBP: 0.316, SLG: 0.311 Clyde Mashore, R OBP: 0.288, SLG: 0.350 (1, 7) (4, FR) (5, 7)										2	0	1	0	0	0	1				
Terry Humphrey, R OBP: 0.256, SLG: 0.289 (1, 2)										4	0	1	0	0	0	1				
Tim Foli, R OBP: 0.230, SLG: 0.236 (1, 6)										3	0	1	0	1	1	2				
Carl Morton, R ERA: 4.38 Denny Lemaster, L ERA: 7.55 Jim Fairly, L OBP: 0.299, SLG: 0.333 Tom Walker, R ERA: 2.7 John Bateman, R OBP: 0.329, SLG: 0.326 Joe Gilbert, R Ron Woods, R OBP: 0.268, SLG: 0.302 (1, 1) (3, 1) (4, PH) (5, 1) (5, PH) (7, 1) (9, PH)	5.0 4.0	W S	25 12	5 1	3 0	2 0	4 1	0 0	1 1	3 0	0 0	0 0	0 0	0 0	0 0	0 0	1B: 5 2B: 1 3B: 0 HR: 0	SF: 0 SAC: 0 DP: 1 HBP: 1	WP: 1 PB: 0 SB: 1 CS: 0	PA: 37
PITCHER	IP WLS BF H R ER SO BB IBB HBP BLK WP HR S P ERA WHIP																			
Wayne Simpson, R ERA: 4.02 Pedro Borbon, R ERA: 3.19 (1, 1) (6, 1)	5.0 4.0	W S	25 12	5 1	3 0	2 0	4 1	0 0	1 1	3 0	0 0	0 0	0 0	0 0	0 0	0 0	1B: 5 2B: 1 3B: 0 HR: 0	SF: 0 SAC: 0 DP: 1 HBP: 1	WP: 1 PB: 0 SB: 1 CS: 0	PA: 37

Batter	1	2	3	4	5	6	7	8	9	AB	R	H	RBI	BB	SO	LOB	TOP								
Pete Rose, S OBP: 0.326, SLG: 0.344 (1, 7)										5	2	1	0	1	0	1									
Joe Morgan, L OBP: 0.384, SLG: 0.440 Darrel Chaney, S OBP: 0.406, SLG: 0.308 (1, 4) (7, 4)										4	2	1	0	1	1	4									
Bobby Tolan, L OBP: 0.275, SLG: 0.490 Cesar Geronimo, L OBP: 0.306, SLG: 0.389 (1, 8) (7, 8)										4	2	1	1	1	1	2									
Johnny Bench, R OBP: 0.390, SLG: 0.611 (1, 2) (7, 3)										6	3	4	3	0	0	3									
Tony Perez, R OBP: 0.350, SLG: 0.525 Bill Plummer, R OBP: 0.071, SLG: 0.077 (1, 3) (7, 2)										4	1	2	1	0	1	2									
Joe Hague, L OBP: 0.396, SLG: 0.500 George Foster, R OBP: 0.267, SLG: 0.321 (1, 9) (5, 9)										0	0	0	0	2	0	0									
Hal McRae, R Denis Menke, R OBP: 0.342, SLG: 0.320 (1, 5) (5, 5)										3	0	1	3	0	1	2									
Dave Concepcion, R OBP: 0.272, SLG: 0.280 (1, 6)										4	0	1	0	1	0	2									
Gary Nolan, R OBP: 0.135, SLG: 0.086 (1, 1)										4	0	1	0	1	0	5									
Inning Stats	R: 3 E: 1 K: 1 S: 8	H: 3 LOB: 2 BB: 1 P: 12	R: 0 E: 0 K: 0 S: 3	H: 0 LOB: 0 BB: 0 P: 3	R: 2 E: 0 K: 1 S: 7	H: 2 LOB: 3 BB: 3 P: 19	R: 0 E: 0 K: 2 S: 7	H: 0 LOB: 0 BB: 0 P: 7	R: 2 E: 0 K: 0 S: 7	H: 4 LOB: 3 BB: 1 P: 11	R: 2 E: 1 K: 0 S: 6	H: 3 LOB: 2 BB: 0 P: 10	R: 1 E: 1 K: 0 S: 6	H: 2 LOB: 2 BB: 0 P: 6	R: 0 E: 0 K: 0 S: 3	H: 0 LOB: 1 BB: 1 P: 7	R: 1 E: 0 K: 0 S: 5	H: 2 LOB: 1 BB: 0 P: 5	1B: 12 2B: 4 3B: 1 HR: 0	SF: 1 SAC: 0 DP: 1 HBP: 0	WP: 0 PB: 0 SB: 1 CS: 1	PA: 51			
PITCHER	IP	WLS	BF	H	R	ER	SO	BB	IBB	HBP	BLK	WP	HR	S	P	ERA	WHIP								
Steve Renko, R ERA: 6.37 Joe Gilbert, L ERA: 6.48 John Strohmayr, R ERA: 4.33 Tom Walker, R ERA: 3.0	(1, 1) (4, 1) (6, 1) (9, 1)	3.0 2.0 3.0 1.0	18 11 17 5	5 4 5 2	5 2 3 1	4 2 3 1	2 2 2 0	2 1 2 0	3 0 0 0	0 0 0 0	0 0 0 0	0 0 0 0	0 0 0 5	18 14 15 5	34 18 23 5	12.00 9.00 6.00 9.00	2.000 2.500 2.333 2.000								

Cincinnati Reds @ Montreal Expos
Jarry Park, Montreal, QB
Sun Jun 11 1972, 3:33 AM EDT
Att: 28,589 - Unknown

AB 43
R 11
H 16
RBI 10
BB 7
SO 4
LOB 26



Batter	1	2	3	4	5	6	7	8	9	AB	R	H	RBI	BB	SO	LOB	BOTTOM								
Ron Hunt, R OBP: 0.337, SLG: 0.291 John Strohmayr, R (1, 4) (6, 1)										3	0	1	0	0	0	0									
John Bateman, R OBP: 0.313, SLG: 0.276 Tom Walker, R (8, PH) (9, 1)										0	0	0	0	0	0	0									
Boots Day, L OBP: 0.292, SLG: 0.264 (1, 8)										4	0	0	0	0	0	1									
Mike Jorgensen, L OBP: 0.343, SLG: 0.400 (1, 3)										4	0	0	0	0	1	1									
Bob Bailey, R OBP: 0.305, SLG: 0.331 (1, 5)										4	0	0	0	0	1	0									
Ron Fairly, L OBP: 0.315, SLG: 0.357 (1, 9)										2	0	0	0	2	0	0									
Ken Singleton, S OBP: 0.316, SLG: 0.329 (1, 7)										3	1	1	1	0	0	2									
Terry Humphrey, R OBP: 0.282, SLG: 0.317 (1, 2)										3	0	1	0	0	0	1									
Tim Foli, R OBP: 0.226, SLG: 0.231 (1, 6)										3	0	0	0	0	0	2									
Steve Renko, R OBP: 0.111, SLG: 0.111 Ron Woods, R OBP: 0.284, SLG: 0.297 Joe Gilbert, R (1, 1) (3, PH) (4, 1)										0	0	0	0	0	0	0									
Jim Fairey, L OBP: 0.282, SLG: 0.342 Hector Torres, R OBP: 0.214, SLG: 0.325 (5, PH) (6, 4)										1	0	0	0	0	1	0									
Inning Stats	R: 0 E: 0 K: 0 S: 3	H: 0 LOB: 0 BB: 0 P: 3	R: 0 E: 0 K: 0 S: 4	H: 1 LOB: 2 BB: 1 P: 8	R: 0 E: 0 K: 0 S: 4	H: 1 LOB: 1 BB: 0 P: 4	R: 0 E: 0 K: 1 S: 5	H: 0 LOB: 1 BB: 1 P: 9	R: 0 E: 0 K: 0 S: 3	H: 0 LOB: 0 BB: 0 P: 3	R: 1 E: 0 K: 0 S: 4	H: 1 LOB: 0 BB: 0 P: 4	R: 0 E: 0 K: 1 S: 5	H: 0 LOB: 0 BB: 0 P: 5	R: 0 E: 0 K: 1 S: 5	H: 0 LOB: 0 BB: 0 P: 5	1B: 1 2B: 1 3B: 0 HR: 1	SF: 0 SAC: 0 DP: 0 HBP: 0	WP: 0 PB: 0 SB: 0 CS: 0	PA: 32					
PITCHER	IP	WLS	BF	H	R	ER	SO	BB	IBB	HBP	BLK	WP	HR	S	P	ERA	WHIP								
Gary Nolan, R ERA: 2.18	(1, 1)	9.0	32	3	1	1	4	2	0	0	0	0	1	38	46	1.00	0.556								

Cincinnati Reds @ Montreal Expos
Jarry Park, Montreal, QB
Sun Jun 11 1972, 3:33 AM EDT
Att: 28,589 - Unknown

AB 30
R 1
H 3
RBI 1
BB 2
SO 4
LOB 7



Batter	1	2	3	4	5	6	7	8	9	AB	R	H	RBI	BB	SO	LOB	TOP			
Ron Hunt, R OBP: 0.340, SLG: 0.296 (1, 4)										4	0	2	0	0	0	0				
Ron Woods, R OBP: 0.278, SLG: 0.279 (1, 8)										4	0	0	0	0	0	2				
Clyde Mashore, R OBP: 0.286, SLG: 0.344 (1, 9)										4	0	1	0	0	2	1				
Bob Bailey, R OBP: 0.299, SLG: 0.324 (1, 5)										4	0	0	0	0	2	2				
Ken Singleton, S OBP: 0.311, SLG: 0.324 (1, 7)										3	0	0	0	0	1	0				
Terry Humphrey, R OBP: 0.287, SLG: 0.318 (1, 2)										3	1	1	0	0	0	0				
John Boccabella, R OBP: 0.264, SLG: 0.305 (1, 3)										3	0	1	1	0	1	0				
Tim Foli, R OBP: 0.228, SLG: 0.233 (1, 6)										3	0	1	0	0	0	1				
Ernie McAnally, R OBP: 0.211, SLG: 0.176 (1, 1)										2	0	0	0	0	1	1				
Bobby Wine, R OBP: 0.300, SLG: 0.400 (8, PH)										1	0	0	0	0	0	1				
Steve Renko, R OBP: 0.111, SLG: 0.111 (8, 1)										0	0	0	0	0	0	0				
Mike Marshall, R (8, 1)										0	0	0	0	0	0	0				
Inning Stats	R: 0 E: 0 K: 1 S: 6	H: 1 LOB: 1 BB: 0 P: 6	R: 1 E: 0 K: 2 S: 9	H: 2 LOB: 1 BB: 0 P: 9	R: 0 E: 0 K: 1 S: 5	H: 0 LOB: 0 BB: 0 P: 5	R: 0 E: 0 K: 0 S: 3	H: 0 LOB: 0 BB: 0 P: 3	R: 0 E: 0 K: 0 S: 4	H: 2 LOB: 1 BB: 0 P: 4	R: 0 E: 0 K: 1 S: 5	H: 0 LOB: 0 BB: 0 P: 5	R: 0 E: 0 K: 0 S: 3	H: 1 LOB: 0 BB: 0 P: 3	R: 0 E: 0 K: 2 S: 7	H: 0 LOB: 0 BB: 0 P: 7	1B: 5 2B: 1 3B: 0 HR: 0	SF: 0 SAC: 0 DP: 2 HBP: 0	WP: 1 PB: 0 SB: 0 CS: 0	PA: 31
PITCHER Jerry Reuss, L ERA: 3.99 (1, 1)	IP: 9.0 WLS: W BF: 31 H: 6 R: 1 ER: 1 SO: 7 BB: 0 IBB: 0 HBP: 0 BLK: 0 WP: 1 HR: 0 S: 45 P: 45 ERA: 1.00 WHIP: 0.667																			

Montreal Expos @ Houston Astros
Astrodome, Houston, TX
Mon Jun 12 1972, 8:05 PM EDT
Att. 15,565 - Dome

AB	31
R	1
H	6
RBI	1
BB	0
SO	7
LOB	8



Batter	1	2	3	4	5	6	7	8	9	AB	R	H	RBI	BB	SO	LOB	BOTTOM			
Roger Metzger, S OBP: 0.266, SLG: 0.228 (1, 6)										5	0	0	0	0	1	2				
Cesar Cedeno, R OBP: 0.415, SLG: 0.514 (1, 8)										4	0	2	0	0	0	0				
Jimmy Wynn, R OBP: 0.368, SLG: 0.462 (1, 9)										3	1	1	0	2	0	2				
Lee May, R OBP: 0.333, SLG: 0.478 (1, 3)										4	1	3	0	0	0	1				
Bob Watson, R OBP: 0.369, SLG: 0.513 (1, 7)										3	1	0	0	0	0	4				
Johnny Edwards, L OBP: 0.359, SLG: 0.408 (1, 2)										2	0	1	1	2	0	0				
Doug Rader, R OBP: 0.289, SLG: 0.426 (1, 5)										3	0	0	0	1	2	5				
Tommy Helms, R OBP: 0.271, SLG: 0.318 (1, 4)										3	0	2	2	0	0	1				
Jerry Reuss, L OBP: 0.148, SLG: 0.120 (1, 1)										4	0	0	0	0	3	7				
Inning Stats	R: 0 E: 0 K: 0 S: 3	H: 0 LOB: 1 BB: 1 P: 7	R: 0 E: 0 K: 1 S: 6	H: 0 LOB: 1 BB: 0 P: 6	R: 0 E: 0 K: 2 S: 7	H: 1 LOB: 0 BB: 0 P: 7	R: 2 E: 0 K: 1 S: 9	H: 4 LOB: 2 BB: 0 P: 9	R: 0 E: 0 K: 2 S: 8	H: 1 LOB: 2 BB: 1 P: 13	R: 0 E: 0 K: 0 S: 4	H: 1 LOB: 2 BB: 1 P: 8	R: 0 E: 0 K: 0 S: 3	H: 1 LOB: 2 BB: 2 P: 11	R: 0 E: 0 K: 1 S: 3	H: 1 LOB: 2 BB: 2 P: 11	1B: 8 2B: 1 3B: 0 HR: 0	SF: 1 SAC: 0 DP: 2 HBP: 1	WP: 1 PB: 0 SB: 0 CS: 1	PA: 38
PITCHER Ernie McAnally, R ERA: 4.1 Steve Renko, R ERA: 6.37 Mike Marshall, R ERA: 2.25	IP: 7.0 WLS: L BF: 33 H: 8 R: 3 ER: 3 SO: 6 BB: 3 IBB: 3 HBP: 1 BLK: 0 WP: 1 HR: 0 S: 40 P: 53 ERA: 3.86 WHIP: 1.571																			

Montreal Expos @ Houston Astros
Astrodome, Houston, TX
Mon Jun 12 1972, 8:05 PM EDT
Att. 15,565 - Dome

AB	31
R	3
H	9
RBI	3
BB	5
SO	6
LOB	22



Batter	1	2	3	4	5	6	7	8	9	AB	R	H	RBI	BB	SO	LOB	TOP								
Ron Hunt, R OBP: 0.333, SLG: 0.289 (1, 4)	5-3		5-3		K		FC5-4 E S 1-2	SH3		4	0	0	0	0	1	2									
Mike Jorgensen, L OBP: 0.344, SLG: 0.415 (1, 3)	G3		F9		HR		K		BB	4	1	1	2	1	1	1									
Ken Singleton, S OBP: 0.318, SLG: 0.333 (1, 7)	4-3		2B		1B			1B BB	4-3	4	1	2	0	1	0	2									
Ron Fairly, L OBP: 0.306, SLG: 0.346 (1, 9)		F8	G3		K			F9		4	0	0	0	0	1	3									
Boots Day, L OBP: 0.299, SLG: 0.272 (1, 8)		1B 1B		F8		K		1B		4	1	2	1	0	1	0									
Terry Humphrey, R OBP: 0.286, SLG: 0.333 (1, 2)		1B SH1-3 1B		G6-4-3 1B		K		K		4	1	2	0	0	2	1									
Bob Bailey, R Bobby Wine, R OBP: 0.300, SLG: 0.400 (1, 5) (8, 5)		SH1-3 1B		G6-4-3 1-2		K		6-3		4	0	1	1	0	1	2									
Tim Foli, R OBP: 0.230, SLG: 0.235 (1, 6)		SH1-3			HR 1B		4-3		4-3	3	1	1	1	0	0	0									
Mike Torrez, R OBP: 0.214, SLG: 0.214 (1, 1)	5-3				F3		FC5-4 1B		SH3 1B	4	0	2	0	0	0	2									
Inning Stats	R: 0 E: 0 K: 0 S: 3	H: 0 LOB: 0 BB: 0 P: 3	R: 2 E: 0 K: 0 S: 6	H: 3 LOB: 1 BB: 0 P: 6	R: 0 E: 0 K: 0 S: 4	H: 1 LOB: 0 BB: 0 P: 4	R: 0 E: 0 K: 0 S: 3	H: 1 LOB: 0 BB: 0 P: 3	R: 2 E: 0 K: 2 S: 10	H: 3 LOB: 1 BB: 0 P: 10	R: 0 E: 0 K: 3 S: 9	H: 0 LOB: 1 BB: 0 P: 9	R: 0 E: 0 K: 1 S: 6	H: 1 LOB: 1 BB: 0 P: 6	R: 1 E: 0 K: 1 S: 6	H: 1 LOB: 1 BB: 1 P: 10	R: 0 E: 0 K: 0 S: 4	H: 1 LOB: 2 BB: 1 P: 8	1B: 9 2B: 1 3B: 0 HR: 1	SF: 0 SAC: 2 DP: 1 HBP: 0	WP: 0 PB: 0 SB: 3 CS: 0	PA: 39			
PITCHER	IP	WLS	BF	H	R	ER	SO	BB	IBB	HBP	BLK	WP	HR	S	P	ERA	WHIP								
Larry Dierker, R ERA: 3.28 (1, 1)	5.0	L	22	8	4	4	2	0	0	0	0	0	1	26	26	7.20	1.600								
George Culver, R ERA: 2.05 (6, 1)	2.0		7	1	0	0	4	0	0	0	0	0	0	15	15	0.00	0.500								
Jim York, R ERA: 6.23 (8, 1)	2.0		10	2	1	1	1	2	0	0	0	0	0	10	18	4.50	2.000								

Montreal Expos @ Houston Astros
Astrodome, Houston, TX
Tue Jun 13 1972, 8:05 PM EDT
Att: 13,467 - Dome

AB 35
R 5
H 11
RBI 5
BB 2
SO 7
LOB 13



Batter	1	2	3	4	5	6	7	8	9	AB	R	H	RBI	BB	SO	LOB	BOTTOM								
Roger Metzger, S OBP: 0.266, SLG: 0.225 (1, 6)	6-3		E 5-3 BB		1-3			F7		3	0	0	0	1	0	0									
Cesar Cedeno, R OBP: 0.407, SLG: 0.503 (1, 8)	6-3		5-3			6-3		1-3		4	0	0	0	0	0	1									
Jimmy Wynn, R OBP: 0.371, SLG: 0.480 (1, 9)	K		E6					HR		4	1	2	1	0	1	1									
Lee May, R OBP: 0.337, SLG: 0.476 (1, 3)		PB BB	5-3			L8		1B		3	0	1	0	1	0	3									
Bob Watson, R OBP: 0.371, SLG: 0.508 (1, 7)		K		L6-3 HBP		L3		FC4-6 BB		2	0	0	0	1	1	2									
Johnny Edwards, L OBP: 0.396, SLG: 0.398 (1, 2)		BB	L8				G3	FC4-6		3	0	0	0	1	0	3									
Doug Rader, R OBP: 0.284, SLG: 0.418 (1, 5)		K	L6-3				F4		6-3	4	0	0	0	0	1	3									
Tommy Helms, R OBP: 0.264, SLG: 0.309 (1, 4)		K			1-3		E6		5-3	4	0	0	0	0	1	2									
Larry Dierker, R Norm Miller, R George Culver, R Bob Stinson, R Jim York, R Jimmy Stewart, S OBP: 0.220, SLG: 0.172 OBP: 0.300, SLG: 0.324 OBP: 0.299, SLG: 0.272 OBP: 0.296, SLG: 0.143 OBP: 0.274, SLG: 0.339 (1, 1) (5, PH) (6, 1) (7, PH) (8, 1) (9, PH)			6-3			G3		F8		1	0	0	0	0	0	0									
Inning Stats	R: 0 E: 0 K: 1 S: 5	H: 0 LOB: 0 BB: 0 P: 5	R: 0 E: 0 K: 3 S: 9	H: 0 LOB: 2 BB: 2 P: 17	R: 0 E: 1 K: 0 S: 4	H: 0 LOB: 2 BB: 1 P: 8	R: 0 E: 0 K: 0 S: 2	H: 0 LOB: 0 BB: 0 P: 3	R: 0 E: 0 K: 0 S: 3	H: 0 LOB: 0 BB: 0 P: 3	R: 0 E: 0 K: 0 S: 4	H: 1 LOB: 1 BB: 0 P: 4	R: 0 E: 1 K: 0 S: 4	H: 0 LOB: 1 BB: 0 P: 4	R: 1 E: 0 K: 0 S: 5	H: 2 LOB: 2 BB: 1 P: 9	R: 0 E: 0 K: 0 S: 3	H: 0 LOB: 0 BB: 0 P: 3	1B: 2 2B: 1 3B: 0 HR: 1	SF: 0 SAC: 0 DP: 1 HBP: 1	WP: 0 PB: 2 SB: 0 CS: 0	PA: 36			
PITCHER	IP	WLS	BF	H	R	ER	SO	BB	IBB	HBP	BLK	WP	HR	S	P	ERA	WHIP								
Mike Torrez, R ERA: 2.84 (1, 1)	9.0	W	36	3	1	1	4	4	0	1	0	0	1	39	56	1.00	0.778								

Montreal Expos @ Houston Astros
Astrodome, Houston, TX
Tue Jun 13 1972, 8:05 PM EDT
Att: 13,467 - Dome

AB 31
R 1
H 3
RBI 1
BB 4
SO 4
LOB 16



Batter	1	2	3	4	5	6	7	8	9	AB	R	H	RBI	BB	SO	LOB	TOP							
Ron Hunt, R OBP: 0.330, SLG: 0.292 (1,4)	G3		5-3		1B			F8	6-3	5	1	1	1	0	0	3								
Mike Jorgensen, L OBP: 0.342, SLG: 0.411 (1,3)	K		F8		CS			F8		4	0	1	2	0	1	2								
Ken Singleton, S OBP: 0.317, SLG: 0.331 (1,7)	4-3			K	K			BB	1B	4	1	1	0	0	2	1								
Ron Fairly, L OBP: 0.305, SLG: 0.338 (8, PR)		3-1		F8				1B		3	0	0	0	1	1	0								
Clyde Mashore, R OBP: 0.296, SLG: 0.344 (8, 9)						K		1B	BB	0	0	0	0	0	0	0								
Boots Day, L OBP: 0.304, SLG: 0.279 (1,8)	K					F8				4	0	2	1	0	1	0								
Terry Humphrey, R OBP: 0.284, SLG: 0.308 (1,2)	4-3			1B				1B		4	0	0	0	0	1	3								
Bob Bailey, R OBP: 0.301, SLG: 0.323 (9, 5)			6-3		1B				SH1-4	3	1	1	0	1	0	0								
Bobby Wine, R OBP: 0.300, SLG: 0.400 (9, 5)					2B				BB	0	0	0	0	0	0	0								
Tim Foli, R OBP: 0.236, SLG: 0.242 (1,6)			5-3	1B	1B			K	F3	4	1	2	0	0	1	1								
Bill Stoneman, R OBP: 0.185, SLG: 0.120 (9, 1)					1B				SH1-4	3	0	1	0	0	2	2								
Mike Marshall, R (9, 1)			1-2	1B				K		0	0	0	0	0	0	0								
Inning Stats	R: 0 E: 0 K: 1 S: 5	H: 0 LOB: 0 BB: 0 P: 5	R: 0 E: 0 K: 1 S: 5	H: 0 LOB: 0 BB: 0 P: 5	R: 0 E: 0 K: 0 S: 5	H: 2 LOB: 2 BB: 0 P: 5	R: 0 E: 0 K: 2 S: 8	H: 1 LOB: 1 BB: 0 P: 8	R: 3 E: 0 K: 2 S: 10	H: 4 LOB: 1 BB: 0 P: 10	R: 0 E: 0 K: 1 S: 5	H: 0 LOB: 0 BB: 0 P: 5	R: 0 E: 0 K: 2 S: 7	H: 0 LOB: 0 BB: 0 P: 7	R: 1 E: 0 K: 0 S: 5	H: 2 LOB: 2 BB: 1 P: 9	R: 0 E: 0 K: 0 S: 3	H: 0 LOB: 1 BB: 1 P: 7	1B: 8 2B: 2 3B: 0 HR: 0	SF: 0 SAC: 1 DP: 1 HBP: 0	WP: 0 PB: 0 SB: 0 CS: 1	PA: 37		
PITCHER	IP	WLS	BF	H	R	ER	SO	BB	IBB	HBP	BLK	WP	HR	S	P	ERA	WHIP							
Ken Forsch, R ERA: 3.2 (1, 1)	6.0		24	7	3	3	7	0	0	0	0	0	0	38	38	4.50	1.167							
Tom Griffin, R ERA: 9.59 (7, 1)	1.2		8	2	1	1	2	1	0	0	0	0	0	11	15	5.40	1.800							
Fred Gladding, R ERA: 3.21 (8, 1)	1.1	W	5	0	0	0	0	1	0	0	0	0	0	4	8	0.00	0.750							

Montreal Expos @ Houston Astros
 Astrodome, Houston, TX
 Wed Jun 14 1972, 8:05 PM EDT
 Att: 14,356 - Dome

AB	34
R	4
H	9
RBI	4
BB	2
SO	9
LOB	12



Batter	1	2	3	4	5	6	7	8	9	AB	R	H	RBI	BB	SO	LOB	BOTTOM							
Roger Metzger, S OBP: 0.270, SLG: 0.230 (1,6)	4-3			4-3						4	0	2	0	0	0	0								
Cesar Cedeno, R OBP: 0.399, SLG: 0.492 (1,8)	F6			4-3				K		4	0	0	0	0	2	1								
Jimmy Wynn, R OBP: 0.373, SLG: 0.478 (1,9)	K				BB			F8		3	1	1	0	1	1	0								
Lee May, R OBP: 0.344, SLG: 0.495 (1,3)		F6			FC5-4					3	2	2	1	1	0	0								
Bob Watson, R OBP: 0.373, SLG: 0.505 (1,7)		6-3			BB			HR		3	1	1	0	1	0	2								
Johnny Edwards, L OBP: 0.390, SLG: 0.390 (1,2)										3	1	1	0	0	1	1								
Fred Gladding, L OBP: 0.295, SLG: 0.316 (8, 1)										0	0	0	0	0	0	0								
Jimmy Stewart, S OBP: 0.270, SLG: 0.339 (9, PH)										0	0	0	1	0	0	0								
Doug Rader, R OBP: 0.283, SLG: 0.415 (1,5)				L8						4	1	1	2	0	0	1								
Tommy Helms, R OBP: 0.264, SLG: 0.308 (1,4)										4	0	1	0	0	1	0								
Ken Forsch, R OBP: 0.130, SLG: 0.091 (6, PH)										1	0	0	0	0	0	0								
Norm Miller, L OBP: 0.295, SLG: 0.316 (7, 1)										1	0	0	0	0	0	0								
Tom Griffin, R OBP: 0.286, SLG: 0.714 (8, 2)										0	0	0	0	0	0	0								
Bob Stinson, S OBP: 0.235, SLG: 0.188 (8, 2)										2	0	1	1	0	0	0								
Inning Stats	R: 0 E: 0 K: 1 S: 5	H: 0 LOB: 0 BB: 0 P: 5	R: 0 E: 0 K: 1 S: 5	H: 0 LOB: 0 BB: 0 P: 5	R: 0 E: 0 K: 0 S: 4	H: 1 LOB: 2 BB: 1 P: 8	R: 0 E: 0 K: 0 S: 3	H: 0 LOB: 0 BB: 0 P: 3	R: 0 E: 0 K: 1 S: 5	H: 1 LOB: 1 BB: 0 P: 5	R: 1 E: 0 K: 0 S: 5	H: 2 LOB: 1 BB: 0 P: 5	R: 0 E: 0 K: 1 S: 6	H: 1 LOB: 1 BB: 0 P: 6	R: 4 E: 0 K: 0 S: 5	H: 4 LOB: 2 BB: 2 P: 13	1B: 8 2B: 0 3B: 0 HR: 1	SF: 1 SAC: 0 DP: 0 HBP: 0	WP: 1 PB: 0 SB: 0 CS: 0	PA: 36				
PITCHER	IP	WLS	BF	H	R	ER	SO	BB	IBB	HBP	BLK	WP	HR	S	P	ERA	WHIP							
Bill Stoneman, R ERA: 3.07 (1, 1)	8.1		33	6	4	4	5	3	0	0	0	0	1	40	52	4.32	1.080							
Mike Marshall, R ERA: 2.53 (9, 1)	0.0	L	3	3	1	1	0	0	0	0	0	0	0	3	3	∞	∞							

Montreal Expos @ Houston Astros
 Astrodome, Houston, TX
 Wed Jun 14 1972, 8:05 PM EDT
 Att: 14,356 - Dome

AB	32
R	5
H	9
RBI	5
BB	3
SO	5
LOB	5



Batter	1	2	3	4	5	6	7	8	9	AB	R	H	RBI	BB	SO	LOB	TOP			
Ron Hunt, R OBP: 0.328, SLG: 0.287 (1, 4)	4-0 SH1-3 BB FC1-2 BB		0-0 F4		0-0 5-3		0-0 F8		0-0 SH1-3	3	0	0	0	1	0	1				
Mike Jorgensen, L OBP: 0.344, SLG: 0.404 (1, 3)	4-0 FC1-2 SH1-3 CS BB		0-0 F8		0-0 F5			0-3 K	4-0 FC3-6 1B IBB	3	0	0	0	2	1	0				
Ken Singleton, S OBP: 0.312, SLG: 0.326 Jim Fairley, L OBP: 0.300, SLG: 0.359 (9, PH) (9, 9)	0-0 SH1-3		0-3 K		0-0 L9			0-3 K	0-0 FC3-6 1B	3	0	0	0	0	2	0				
Tim McCarver, L OBP: 0.320, SLG: 0.327 (1, 7)	0-0 FC1-2			0-0 4-3		4-0 BB		0-0 1B	0-0 FC3-6 1B	4	0	1	0	1	0	4				
Boots Day, L OBP: 0.312, SLG: 0.298 Ron Woods, R OBP: 0.270, SLG: 0.271 (8, PH) (8, 8)	0-0 CS	0-0 WP		4-0 HR		0-0 F5		0-0 F8	0-0 F9	2	2	1	0	1	0	1				
Bob Bailey, R OBP: 0.310, SLG: 0.344 Bobby Wine, R OBP: 0.300, SLG: 0.400 (9, 5)		4-0 WP		0-0 HR		0-0 F4			0-0 1B	3	2	2	2	1	0	1				
Tim Foli, R OBP: 0.237, SLG: 0.242 (1, 6)		0-0 F4		0-0 F6			0-0 5-3		0-0 E9	4	1	1	0	0	0	1				
John Boccabella, R OBP: 0.271, SLG: 0.300 (1, 2)		0-0 F5		0-0 F8			4-0 FC1-6 BB		4-0 SH1-3 1B 2-3 BB	2	1	0	0	2	0	1				
Carl Morton, R OBP: 0.295, SLG: 0.143 Mike Marshall, R OBP: 0.295, SLG: 0.143 Joe Gilbert, R OBP: 0.295, SLG: 0.143 Tom Walker, R OBP: 0.295, SLG: 0.143 Ron Fairly, L OBP: 0.295, SLG: 0.343 John Strohmayr, R OBP: 0.295, SLG: 0.343 (7, 1) (7, 1) (7, 1) (7, 1) (9, PH) (9, 1)		0-3 K		0-0 F8			0-0 FC1-6		0-0 SH1-3 1B 1-2 3H	3	0	0	0	0	1	2				
Inning Stats	R: 0 E: 0 K: 0 S: 2	H: 0 LOB: 1 BB: 2 P: 10	R: 1 E: 0 K: 1 S: 6	H: 1 LOB: 1 BB: 1 P: 10	R: 0 E: 0 K: 1 S: 5	H: 0 LOB: 0 BB: 0 P: 5	R: 2 E: 0 K: 0 S: 4	H: 1 LOB: 0 BB: 1 P: 8	R: 0 E: 0 K: 0 S: 3	H: 0 LOB: 1 BB: 1 P: 7	R: 0 E: 0 K: 0 S: 3	H: 0 LOB: 1 BB: 1 P: 7	R: 0 E: 0 K: 2 S: 8	H: 1 LOB: 1 BB: 0 P: 8	R: 4 E: 1 K: 0 S: 7	H: 4 LOB: 2 BB: 2 P: 15	1B: 5 2B: 0 3B: 1 HR: 1	SF: 0 SAC: 2 DP: 0 HBP: 0	WP: 2 PB: 0 SB: 0 CS: 1	PA: 42
PITCHER	IP WLS BF H R ER SO BB IBB HBP BLK WP HR S P ERA WHIP	7.0 L 28 3 3 3 2 1 0 0 0 1 0 10 14 3.86 4.000	1.0 L 7 3 3 3 2 1 0 0 0 1 0 10 14 27.00 4.000	0.1 L 4 2 1 1 0 0 0 0 0 0 0 3 7 27.00 6.000	0.2 L 2 0 0 0 0 0 0 0 0 0 0 2 2 0.00 0.000															

Montreal Expos @ Atlanta Braves
Atlanta Stadium, Atlanta, GA
Fri Jun 16 1972, 7:05 PM EDT
Unknown

AB	31
R	7
H	7
RBI	5
BB	8
SO	4
LOB	14



Batter	1	2	3	4	5	6	7	8	9	AB	R	H	RBI	BB	SO	LOB	BOTTOM				
Felix Millan, R OBP: 0.275, SLG: 0.286 (1, 4)	0-0 F9		0-0 G6-4-3		0-0 F7		0-0 2B	0-0 F7		5	1	1	0	0	0	2					
Ralph Garr, L OBP: 0.347, SLG: 0.380 (1, 9)	0-0 4-3			0-0 FC6-4 BB 6-3 1B	0-0 BB		0-0 1B		0-0 G4-6-3 1B	5	2	4	1	0	0	0					
Hank Aaron, R OBP: 0.360, SLG: 0.473 (1, 3)	0-0 5-3			4-0 FC6-4 BB 1-2 BB	4-0 FC4-6 BB		4-0 1B IBB		0-3 K	2	0	0	0	3	1	1					
Rico Carty, R OBP: 0.433, SLG: 0.490 (1, 7)		0-0 6-3		0-0 FC6-4 BB 1-2 2-3	0-0 FC4-6		0-0 1B		0-0 G4-6-3	5	0	1	2	0	0	5					
Darrell Evans, L OBP: 0.410, SLG: 0.490 (1, 5)		0-0 G3		4-0 6-3 BB		0-0 F7		0-0 K		3	0	0	0	1	1	2					
Earl Williams, R OBP: 0.350, SLG: 0.419 (1, 2)		4-0 BB		0-0 6-3		0-0 G1		0-3 K		3	0	0	1	1	1	4					
Dusty Baker Jr., R OBP: 0.357, SLG: 0.439 (1, 8)		0-0 F3			0-0 BB		0-0 F8		0-0 1B	3	0	1	0	1	0	1					
Marty Perez, R OBP: 0.289, SLG: 0.303 (1, 6)			0-3 K		0-0 F4			0-3 F7	0-3 K	4	0	0	0	0	2	4					
Pat Jarvis, R OBP: 0.100, SLG: 0.100 Sonny Jackson, L OBP: 0.333, SLG: 0.333 Joe Hoerner, R OBP: 0.333, SLG: 0.333 Cecll Upshaw, R OBP: 0.333, SLG: 0.333 Mike McQueen, L OBP: 0.250, SLG: 0.250 (1, 1) (7, PH) (8, 1) (9, 1) (9, 1)					0-0 G6-4-3 1B		0-0 F8		0-0 2B 1B	2	0	1	0	0	0	0					
Inning Stats	R: 0 E: 0 K: 0 S: 3	H: 0 LOB: 0 BB: 0 P: 3	R: 0 E: 0 K: 0 S: 3	H: 0 LOB: 1 BB: 1 P: 7	R: 0 E: 0 K: 1 S: 5	H: 1 LOB: 0 BB: 0 P: 5	R: 1 E: 0 K: 0 S: 4	H: 1 LOB: 3 BB: 3 P: 16	R: 0 E: 0 K: 0 S: 3	H: 0 LOB: 0 BB: 0 P: 3	R: 3 E: 0 K: 2 S: 11	H: 4 LOB: 2 BB: 1 P: 15	R: 0 E: 0 K: 2 S: 8	H: 1 LOB: 1 BB: 0 P: 8	R: 0 E: 0 K: 1 S: 5	H: 1 LOB: 0 BB: 0 P: 5	1B: 8 2B: 1 3B: 0 HR: 0	SF: 0 SAC: 0 DP: 2 HBP: 0	WP: 0 PB: 0 SB: 0 CS: 0	PA: 40	
PITCHER	IP WLS BF H R ER SO BB IBB HBP BLK WP HR S P ERA WHIP	6.1 3 28 5 3 3 1 0 1 0 0 0 0 2 6 4.26 1.579	0.0 L 3 2 1 1 0 0 0 0 0 0 0 0 2 6 -- --	0.1 L 1 0 0 0 1 0 0 0 0 0 0 3 3 0.00 0.000	1.1 W 5 1 0 0 3 0 0 0 0 0 0 11 11 0.00 0.750	1.0 S 3 1 0 0 1 0 0 0 0 0 0 5 5 0.00 1.000															

Montreal Expos @ Atlanta Braves
Atlanta Stadium, Atlanta, GA
Fri Jun 16 1972, 7:05 PM EDT
Unknown

AB	34
R	4
H	9
RBI	4
BB	6
SO	6
LOB	20



Batter	1	2	3	4	5	6	7	8	9	AB	R	H	RBI	BB	SO	LOB	TOP			
Ron Hunt, R OBP: 0.332, SLG: 0.292 (1, 5)	F9		K			G4-6-3 1B		FC6-4 1B		4	0	2	0	0	1	1	Montreal Expos @ Atlanta Braves Atlanta Stadium, Atlanta, GA Fri Jun 16 1972, 7:05 PM EDT Att: 18,175 - Unknown			
Mike Jorgensen, L OBP: 0.337, SLG: 0.394 John Strohmayr, R (8, 1)	K			K		F9		FC6-4 1B		4	0	0	0	0	2	4				
Tim McCarver, L OBP: 0.313, SLG: 0.319 (1, 7)	F5			P4		G4-6-3 1-2			3-1	4	0	0	0	0	2					
Ron Fairly, L OBP: 0.308, SLG: 0.336 (8, 3)		F7		FC4-6 BB			F2		P4	3	0	0	0	1	0	0				
Boots Day, L OBP: 0.310, SLG: 0.296 (1, 8)		P4		FC4-6 1-2			L7		1B	4	0	1	0	0	0	1				
Terry Humphrey, R OBP: 0.283, SLG: 0.304 Clyde Mashore, R OBP: 0.286, SLG: 0.344 (8, PR)		K			F7		K		BB	4	0	1	0	0	2	0				
Tim Foli, R OBP: 0.243, SLG: 0.244 (1, 6)			1-3		1-3			1B 4-3 1B	1-2 BB	3	0	1	0	1	0	0				
Hector Torres, R OBP: 0.205, SLG: 0.310 Jim Falrey, L OBP: 0.286, SLG: 0.341 (8, PH)			6-3		K			P4	K	2	0	0	0	0	1	0				
Steve Renko, R OBP: 0.273, SLG: 0.273 Tom Walker, R (7, 1)								4-3		2	0	2	0	0	0	0				
Ken Singleton, S OBP: 0.311, SLG: 0.324 Bobby Wine, R OBP: 0.300, SLG: 0.400 (8, 5)						1B		1-2 1B		0	0	0	0	0	0	0				
Inning Stats	R: 0 E: 0 K: 1 S: 5	H: 0 LOB: 0 BB: 0 P: 5	R: 0 E: 0 K: 1 S: 5	H: 0 LOB: 0 BB: 0 P: 5	R: 0 E: 0 K: 1 S: 6	H: 1 LOB: 1 BB: 0 P: 6	R: 0 E: 0 K: 1 S: 5	H: 0 LOB: 1 BB: 1 P: 9	R: 0 E: 0 K: 1 S: 5	H: 2 LOB: 1 BB: 0 P: 4	R: 0 E: 0 K: 1 S: 5	H: 0 LOB: 0 BB: 0 P: 5	R: 0 E: 0 K: 1 S: 5	H: 2 LOB: 2 BB: 0 P: 5	R: 0 E: 0 K: 1 S: 7	H: 2 LOB: 3 BB: 1 P: 11	1B: 7 2B: 0 3B: 0 HR: 0	SF: 0 SAC: 0 DP: 1 HBP: 0	WP: 0 PB: 0 SB: 0 CS: 0	PA: 35
PITCHER Ron Reed, R ERA: 3.61 (1, 1)	IP: 9.0 WLS: W BF: 35 H: 7 R: 0 ER: 0 SO: 7 BB: 2 IBB: 0 HBP: 0 BLK: 0 WP: 0 HR: 0 S: 47 P: 55 ERA: 0.00 WHIP: 1.000															PITCHER				

Batter	1	2	3	4	5	6	7	8	9	AB	R	H	RBI	BB	SO	LOB	BOTTOM	
Felix Millan, R OBP: 0.270, SLG: 0.281 (1, 4)	5-3		6-3		5-3		L6			4	0	0	0	0	0	1	Montreal Expos @ Atlanta Braves Atlanta Stadium, Atlanta, GA Fri Jun 16 1972, 7:05 PM EDT Att: 18,175 - Unknown	
Ralph Garr, L OBP: 0.346, SLG: 0.378 (1, 9)	F6		6-3		CS 1B		F5			4	0	1	0	0	0	1		
Darrell Evans, L OBP: 0.417, SLG: 0.490 (1, 5)				2B 1B BB	CS 1-2	4-3		1-2 BB		2	1	1	0	2	0	0		
Rico Carty, R OBP: 0.434, SLG: 0.493 Mike Lum, L OBP: 0.320, SLG: 0.333 (9, 7)	1-3			1B 2B		2B BB	F7			3	1	1	0	1	0	3		
Earl Williams, R OBP: 0.348, SLG: 0.416 (1, 2)		K		L4-6 WP 1B		F9		K		4	0	1	2	0	2	1		
Dusty Baker Jr., R OBP: 0.354, SLG: 0.441 (1, 8)		F8		L4-6 1-3		FC5 2B		6-3		4	0	1	0	0	0	1		
Orlando Cepeda, R OBP: 0.387, SLG: 0.507 (1, 3)			FC5-4 1B			IBB		FC5 1B		2	0	2	0	2	0	0		
Marty Perez, R OBP: 0.288, SLG: 0.302 (1, 6)		FC5-4 1-2		F9		FC5 2-3		1B		4	0	1	0	0	0	5		
Ron Reed, R OBP: 0.094, SLG: 0.133 (1, 1)			K		K		BB 1B	FC5 2-3		4	0	1	0	0	2	2		
Inning Stats	R: 0 E: 0 K: 0 S: 4	H: 1 LOB: 1 BB: 0 P: 4	R: 0 E: 0 K: 1 S: 6	H: 1 LOB: 1 BB: 0 P: 6	R: 0 E: 0 K: 1 S: 5	H: 0 LOB: 0 BB: 0 P: 5	R: 2 E: 0 K: 0 S: 4	H: 2 LOB: 1 BB: 2 P: 12	R: 0 E: 0 K: 0 S: 4	H: 1 LOB: 3 BB: 2 P: 12	R: 0 E: 0 K: 0 S: 4	H: 1 LOB: 2 BB: 1 P: 8	R: 0 E: 0 K: 1 S: 7	H: 2 LOB: 2 BB: 0 P: 7	1B: 7 2B: 3 3B: 0 HR: 0	SF: 0 SAC: 0 DP: 1 HBP: 0		WP: 1 PB: 0 SB: 0 CS: 1
PITCHER Steve Renko, R ERA: 5.79 Tom Walker, R ERA: 2.78 John Strohmayr, R ERA: 4.1 (7, 1)	IP: 6.2 WLS: L BF: 30 H: 7 R: 2 ER: 2 SO: 3 BB: 4 IBB: 1 HBP: 0 BLK: 0 WP: 0 HR: 0 S: 31 P: 51 ERA: 2.70 WHIP: 1.650															PITCHER		

AB	33
R	0
H	7
RBI	0
BB	2
SO	7
LOB	13



Batter	1	2	3	4	5	6	7	8	9	10	AB	R	H	RBI	BB	SO	LOB	TOP	
Ron Hunt, R OBP: 0.329, SLG: 0.289 (1, 5)	F9				F7			5-3		F3	5	0	1	0	0	0	0	Montreal Expos @ Atlanta Braves Atlanta Stadium, Atlanta, GA Sat Jun 17 1972, 7:05 PM EDT Att: 15,191 - Unknown livebaseballscorecards.com AB 36 R 2 H 7 RBI 2 BB 0 SO 3 LOB 12	
Mike Jorgensen, L OBP: 0.333, SLG: 0.389 (1, 3)	3-1		4-3		F8			PB 1B 1B		G3	5	0	1	0	0	0	1		
Tim McCarver, L OBP: 0.317, SLG: 0.341 Clyde Mashore, R OBP: 0.286, SLG: 0.344 (8, PR) (8, 7)	HR			4-3	4-3			PB 1B			4	1	2	1	0	0	0		
Ron Fairly, L OBP: 0.306, SLG: 0.333 (1, 9)	F2			1B CI 1B				L9			4	1	1	0	0	0	2		
Boots Day, L OBP: 0.319, SLG: 0.295 (1, 8)		P4		CI HBP 1B				K2-3			4	0	1	0	0	1	2		
Terry Humphrey, R OBP: 0.246, SLG: 0.283 (1, 2)		5-3		K						F3	4	0	0	0	0	1	2		
Tim Foli, R OBP: 0.249, SLG: 0.252 (1, 6)		5-3		FC5 CI HBP				4-3 CS 2B		5-3	3	0	1	0	0	0	0		
Hector Torres, R OBP: 0.191, SLG: 0.289 (1, 4)			F7	CI				4-3		6-3	3	0	0	1	0	0	1		
Ernie McAnally, R OBP: 0.174, SLG: 0.143 Mike Marshall, R (10, 1)			F3	FC5				K		5-3	4	0	0	0	0	1	4		
											0	0	0	0	0	0	0		
Inning Stats	R: 1 E: 0 K: 0 S: 4	H: 1 LOB: 0 BB: 0 P: 4	R: 0 E: 0 K: 0 S: 3	H: 0 LOB: 0 BB: 0 P: 3	R: 0 E: 0 K: 1 S: 8	H: 1 LOB: 3 BB: 0 P: 9	R: 0 E: 0 K: 0 S: 3	H: 0 LOB: 0 BB: 0 P: 3	R: 0 E: 0 K: 1 S: 5	H: 1 LOB: 1 BB: 0 P: 5	R: 0 E: 0 K: 0 S: 3	H: 0 LOB: 0 BB: 0 P: 3	R: 0 E: 0 K: 0 S: 3	H: 0 LOB: 0 BB: 0 P: 3	R: 0 E: 0 K: 0 S: 3	H: 0 LOB: 0 BB: 0 P: 3	1B: 5 2B: 2 3B: 0 HR: 1	SF: 0 SAC: 0 DP: 1 HBP: 1	WP: 0 PA: 38 PB: 1 SB: 0 CS: 1
PITCHER	IP 9.0	WLS 3	BF 35	H 7	R 2	ER 1	SO 3	BB 0	IBB 0	HBP 1	BLK 0	WP 0	HR 1	S 40	P 41	ERA 1.00	WHIP 0.778		
Phil Niekro, R ERA: 3.46 George Stone, L ERA: 7.71	(1, 1)	1.0	W	3	0	0	0	0	0	0	0	0	0	3	3	0.00	0.000		

Batter	1	2	3	4	5	6	7	8	9	10	AB	R	H	RBI	BB	SO	LOB	BOTTOM	
Felix Millan, R OBP: 0.273, SLG: 0.288 (1, 4)	L8							5-3		5-3	5	0	2	0	0	1		Montreal Expos @ Atlanta Braves Atlanta Stadium, Atlanta, GA Sat Jun 17 1972, 7:05 PM EDT Att: 15,191 - Unknown livebaseballscorecards.com AB 34 R 3 H 9 RBI 3 BB 4 SO 8 LOB 18	
Ralph Garr, L OBP: 0.351, SLG: 0.383 (1, 9)			F5		L6			FC6-4 1B		PB 1B	5	1	3	0	0	0	3		
Hank Aaron, R OBP: 0.356, SLG: 0.462 (1, 3)			K		F8			FC6-4 1-2r		1B IBB	4	0	0	0	1	1	5		
Rico Carty, R OBP: 0.433, SLG: 0.490 (1, 7)	6-3				F9			6-3		1B	5	0	2	1	0	0	2		
Earl Williams, R OBP: 0.345, SLG: 0.410 (1, 2)		K						6-3 1B		5-3	3	0	0	0	1	2	2		
Mike Lum, L OBP: 0.307, SLG: 0.319 (1, 8)		K			5-3			G6-3		4-3	4	0	0	0	0	1	2		
Rod Gilbreath, R (1, 5)			F9					K		K	3	0	0	0	0	2	0		
Marty Perez, R OBP: 0.297, SLG: 0.304 (1, 6)					1B SH3-4 BB					HR BB	2	1	1	0	2	1	2		
Phil Niekro, R OBP: 0.154, SLG: 0.256 Jim Breazeale, L OBP: 0.251, SLG: 0.360 George Stone, L (10, 1)			SH3-4					6-3		HR	2	0	0	0	0	1	1		
											0	0	0	0	0	0	0		
Inning Stats	R: 0 E: 0 K: 0 S: 4	H: 1 LOB: 0 BB: 0 P: 4	R: 0 E: 0 K: 2 S: 7	H: 0 LOB: 0 BB: 0 P: 7	R: 0 E: 0 K: 1 S: 6	H: 1 LOB: 2 BB: 1 P: 10	R: 0 E: 0 K: 0 S: 5	H: 1 LOB: 0 BB: 0 P: 5	R: 0 E: 0 K: 2 S: 8	H: 1 LOB: 1 BB: 0 P: 8	R: 0 E: 1 K: 0 S: 4	H: 1 LOB: 1 BB: 0 P: 4	R: 2 E: 0 K: 1 S: 6	H: 1 LOB: 0 BB: 1 P: 10	R: 1 E: 0 K: 0 S: 2	H: 2 LOB: 2 BB: 1 P: 6	1B: 7 2B: 1 3B: 0 HR: 1	SF: 0 SAC: 1 DP: 1 HBP: 1	WP: 0 PA: 40 PB: 1 SB: 0 CS: 0
PITCHER	IP 9.0	WLS L	BF 39	H 8	R 3	ER 3	SO 8	BB 3	IBB 1	HBP 1	BLK 0	WP 0	HR 1	S 50	P 67	ERA 3.00	WHIP 1.222		
Ernie McAnally, R ERA: 3.96 Mike Marshall, R ERA: 2.81	(1, 1)	0.0	1	1	0	0	0	0	0	0	0	0	0	1	1	∞	∞		

Batter	1	2	3	4	5	6	7	8	9	AB	R	H	RBI	BB	SO	LOB	TOP			
Ron Hunt, R OBP: 0.330, SLG: 0.294 (1, 5)										4	2	1	0	0	0	0	Montreal Expos @ Atlanta Braves Atlanta Stadium, Atlanta, GA Sun Jun 18 1972, 3:33 AM EDT Att: 20,289 - Unknown			
Mike Jorgensen, L OBP: 0.341, SLG: 0.397 (1, 3)										4	0	3	1	0	0	0				
Tim McCarver, L OBP: 0.316, SLG: 0.335 Clyde Mashore, R OBP: 0.286, SLG: 0.344 (1, 7) (8, 7)										3	0	0	0	1	1	2				
Ron Fairly, L OBP: 0.299, SLG: 0.324 (1, 9)										4	0	0	0	0	0	5				
Boots Day, L OBP: 0.307, SLG: 0.294 (1, 8)										4	0	1	1	0	0	0				
Terry Humphrey, R OBP: 0.231, SLG: 0.266 (1, 2)										4	0	0	0	0	1	3				
Tim Foli, R OBP: 0.254, SLG: 0.253 (1, 6)										3	0	1	0	1	2	0				
Hector Torres, R OBP: 0.176, SLG: 0.265 (1, 4)										4	0	0	0	0	0	3				
Mike Torrez, R OBP: 0.188, SLG: 0.188 (1, 1)										4	0	0	0	0	3	0				
Inning Stats	R: 0 E: 0 K: 0 S: 3	H: 0 LOB: 0 BB: 0 P: 3	R: 0 E: 1 K: 0 S: 4	H: 0 LOB: 2 BB: 1 P: 8	R: 1 E: 0 K: 1 S: 7	H: 2 LOB: 1 BB: 0 P: 7	R: 0 E: 0 K: 0 S: 4	H: 1 LOB: 1 BB: 0 P: 4	R: 1 E: 0 K: 1 S: 7	H: 2 LOB: 3 BB: 1 P: 12	R: 0 E: 0 K: 0 S: 4	H: 1 LOB: 1 BB: 0 P: 4	R: 0 E: 0 K: 0 S: 7	H: 0 LOB: 0 BB: 0 P: 7	R: 0 E: 0 K: 0 S: 5	H: 0 LOB: 0 BB: 0 P: 5		1B: 5 2B: 1 3B: 0 HR: 0	SF: 0 SAC: 0 DP: 0 HBP: 1	WP: 0 PB: 0 CS: 0
PITCHER	IP WLS BF H R ER SO BB IBB HBP BLK WP HR S P ERA WHIP																			
Ron Schueler, R ERA: 2.91 Joe Hoerner, L ERA: 3.04 (1, 1) (9, 1)	8.0 L 34 6 2 2 6 2 0 0 0 0 0 0 0 5 2 2.25 1.000																			

AB	34
R	2
H	6
RBI	2
BB	2
SO	7
LOB	13



Batter	1	2	3	4	5	6	7	8	9	AB	R	H	RBI	BB	SO	LOB	BOTTOM					
Felix Millan, R OBP: 0.272, SLG: 0.296 (1, 4)										4	1	1	0	0	0	2	Montreal Expos @ Atlanta Braves Atlanta Stadium, Atlanta, GA Sun Jun 18 1972, 3:33 AM EDT Att: 20,289 - Unknown					
Ralph Garr, L OBP: 0.345, SLG: 0.378 (1, 9)										3	0	0	1	0	0	1						
Hank Aaron, R OBP: 0.350, SLG: 0.451 (1, 3)										4	0	0	0	0	0	0						
Rico Carty, R OBP: 0.429, SLG: 0.481 (1, 7)										3	0	0	0	1	0	1						
Earl Williams, R OBP: 0.345, SLG: 0.407 (1, 2)										4	0	1	0	0	1	1						
Mike Lum, L OBP: 0.298, SLG: 0.309 (1, 8)										3	0	0	0	0	0	2						
Rod Gilbreath, R (1, 5)										3	0	0	0	0	2	2						
Marty Perez, R OBP: 0.298, SLG: 0.301 (1, 6)										2	0	0	0	1	0	1						
Ron Schueler, R OBP: 0.188, SLG: 0.200 Sonny Jackson, L OBP: 0.250, SLG: 0.250 Joe Hoerner, R (1, 1) (8, PH) (9, 1)										1	0	0	0	1	0	0						
Inning Stats	R: 0 E: 0 K: 0 S: 3	H: 0 LOB: 0 BB: 0 P: 3	R: 0 E: 0 K: 0 S: 3	H: 0 LOB: 0 BB: 0 P: 3	R: 0 E: 0 K: 0 S: 3	H: 0 LOB: 1 BB: 1 P: 7	R: 0 E: 0 K: 0 S: 3	H: 0 LOB: 0 BB: 0 P: 3	R: 0 E: 0 K: 1 S: 6	H: 1 LOB: 1 BB: 0 P: 6	R: 1 E: 0 K: 0 S: 4	H: 1 LOB: 0 BB: 0 P: 4	R: 0 E: 0 K: 1 S: 5	H: 0 LOB: 1 BB: 1 P: 9	R: 0 E: 0 K: 0 S: 3	H: 0 LOB: 1 BB: 1 P: 7		R: 0 E: 1 K: 1 S: 5	H: 0 LOB: 0 BB: 0 P: 5	1B: 1 2B: 1 3B: 1 HR: 0	SF: 1 SAC: 0 DP: 1 HBP: 0	WP: 1 PB: 1 CS: 0
PITCHER	IP WLS BF H R ER SO BB IBB HBP BLK WP HR S P ERA WHIP																					
Mike Torrez, R ERA: 2.65 (1, 1)	9.0 W 32 2 1 1 3 3 0 0 0 0 1 0 0 35 47 1.00 0.556																					



Batter	1	2	3	4	5	6	7	8	9	AB	R	H	RBI	BB	SO	LOB	TOP
Ron Hunt, R (1.4) X OBP: 0.324, SLG: 0.288	0-0 6-3 ①		0-0 E6 1-2			0-0 G3		0-0 F7		4	0	0	0	0	0	1	
Mike Jorgensen, L (1.3) X OBP: 0.340, SLG: 0.393	0-0 4-3 ②		0-3 K ③			0-0 F8		0-0 1B SF8 1B		4	1	1	0	0	1	2	
Tim McCarver, L (1.7) X Clyde Mashore, R (8.9) OBP: 0.286, SLG: 0.344	0-0 F9					0-0 4-3		0-0 1B		4	0	2	0	0	0	0	
Ron Fairly, L (1.9) X Ron Woods, R (8, PH) (8.7) OBP: 0.271, SLG: 0.271		0-3 K ①				0-0 F8		0-0 SF8 2B		3	1	1	0	0	1	1	
Boots Day, L (1.8) X OBP: 0.312, SLG: 0.290		0-0 1-3 ②				4-0 G6-3 BB		0-0 SF8 SH5-4 BB		2	0	0	0	2	0	1	
Terry Humphrey, R (1.2) X OBP: 0.221, SLG: 0.254		0-0 6-3 ③				0-0 G6-3 1-2		0-0 SH5-4 1-2 2-3		3	0	0	0	0	1	2	
Bob Bailey, R (1.5) X Bobby Wine, R (9.5) OBP: 0.300, SLG: 0.400			0-0 6-3 ①			0-0 6-3		4-0 IBB		2	0	0	0	2	0	0	
Tim Foli, R (1.6) X OBP: 0.254, SLG: 0.254			0-0 FC2-6 1B ②			0-0 P4		0-0 SF8 2-3 3-H		3	0	1	1	0	0	1	
Bill Stoneman, R (1.1) X OBP: 0.161, SLG: 0.103			0-0 FC2-6 E 1-2 ③			0-0 F7		0-0 K ③		4	0	0	0	0	1	4	
Inning Stats	R: 0 H: 0 E: 0 LOB: 0 K: 0 BB: 0 S: 3 P: 3	R: 0 H: 0 E: 0 LOB: 0 K: 1 BB: 0 S: 5 P: 5	R: 0 H: 1 E: 1 LOB: 2 K: 1 BB: 0 S: 7 P: 7	R: 0 H: 1 E: 0 LOB: 1 K: 0 BB: 1 S: 3 P: 7	R: 0 H: 0 E: 0 LOB: 0 K: 0 BB: 0 S: 3 P: 3	R: 0 H: 0 E: 0 LOB: 0 K: 0 BB: 0 S: 3 P: 3	R: 1 H: 1 E: 0 LOB: 2 K: 1 BB: 2 S: 6 P: 14	R: 1 H: 2 E: 0 LOB: 1 K: 0 BB: 0 S: 5 P: 5	R: 0 H: 0 E: 0 LOB: 1 K: 1 BB: 1 S: 5 P: 9	1B: 3 SF: 2 2B: 2 SAC: 1 3B: 0 DP: 1 HR: 0 HBP: 0	WP: 0 PA: 36 SB: 0 CS: 0						
PITCHER	IP WLS BF H R ER SO BB IBB HBP BLK WP HR S P ERA WHIP																
Jack Billingham, R (1.1) ERA: 4.03	7.1 L 30 5 2 2 3 2 1 0 0 0 0 0 33 45 2.46 0.955																
Tom Hall, L (8.1) ERA: 2.17	1.2 6 0 0 0 1 1 0 0 0 0 0 0 7 11 0.00 0.600																

Montreal Expos @ Cincinnati Reds
Riverfront Stadium, Cincinnati, OH
Mon Jun 19 1972, 7:05 PM EDT
Att. 11,145 - Unknown

AB 29
R 2
H 5
RBI 2
BB 4
SO 4
LOB 12





Batter	1	2	3	4	5	6	7	8	9	AB	R	H	RBI	BB	SO	LOB	BOTTOM
Pete Rose, S (1.7) X OBP: 0.322, SLG: 0.344	0-0 4-3 ①		0-0 4-3 ②			0-0 4-3 ③			0-0 G1-6-3 BB 1B	4	0	1	0	0	0	0	
Joe Morgan, L (1.4) X OBP: 0.405, SLG: 0.414	0-0 F5		0-0 4-3 ③			0-0 4-3			4-0 G1-6-3 BB 1-2	3	0	0	0	1	0	0	
Bobby Tolan, L (1.8) X OBP: 0.357, SLG: 0.452	0-3 K2-3					0-0 CS 1B			0-0 G1-6-3 ① ②	4	0	1	0	0	1	2	
Johnny Bench, R (1.2) X OBP: 0.378, SLG: 0.606		0-0 4-3 ①				0-0 F7 1-2			0-0 P4 ③	3	0	0	0	1	0	2	
Tony Perez, R (1.3) X OBP: 0.339, SLG: 0.524		0-3 K ②				0-0 5-3 ③			0-0 G5-4-3 ① ②	3	0	0	0	0	1	2	
Joe Hague, L (1.9) X Tom Hall, L (8.1) OBP: 0.385, SLG: 0.489						0-0 F7 1-2 2-3			0-0 F1 ③	3	0	1	0	0	0	1	
Denis Menke, R (1.5) X OBP: 0.345, SLG: 0.352						0-0 F7 ②			0-0 F9 ①	3	0	1	0	0	0	0	
Dave Concepcion, R (1.6) X Ted Uhlender, L (8, PH) (8.6) Darrel Chaney, S (9.6) OBP: 0.286, SLG: 0.286						0-0 FC4-6 1B ③			0-0 F7 ②	2	0	0	0	0	1	2	
Jack Billingham, R (1.1) X Cesar Geronimo, L (8.9) OBP: 0.303, SLG: 0.379			0-3 K ①			0-0 4-3 ①			0-0 3-1 ③	2	0	0	0	0	1	0	
Inning Stats	R: 0 H: 0 E: 0 LOB: 0 K: 1 BB: 0 S: 5 P: 5	R: 0 H: 2 E: 0 LOB: 2 K: 1 BB: 0 S: 7 P: 7	R: 0 H: 0 E: 0 LOB: 0 K: 1 BB: 0 S: 5 P: 5	R: 0 H: 1 E: 0 LOB: 0 K: 0 BB: 0 S: 3 P: 3	R: 0 H: 0 E: 0 LOB: 0 K: 1 BB: 0 S: 5 P: 5	R: 0 H: 0 E: 0 LOB: 0 K: 0 BB: 0 S: 3 P: 3	R: 0 H: 0 E: 1 LOB: 1 K: 0 BB: 1 S: 3 P: 7	R: 0 H: 0 E: 0 LOB: 0 K: 0 BB: 0 S: 3 P: 3	R: 0 H: 1 E: 0 LOB: 1 K: 0 BB: 1 S: 3 P: 7	R: 0 H: 1 E: 0 LOB: 1 K: 0 BB: 1 S: 3 P: 7	1B: 4 SF: 0 2B: 0 SAC: 0 3B: 0 DP: 2 HR: 0 HBP: 0	WP: 0 PA: 31 SB: 0 CS: 1					
PITCHER	IP WLS BF H R ER SO BB IBB HBP BLK WP HR S P ERA WHIP																
Bill Stoneman, R (1.1) ERA: 2.81	9.0 W 31 4 0 0 4 2 0 0 0 0 0 0 37 45 0.00 0.667																

Montreal Expos @ Cincinnati Reds
Riverfront Stadium, Cincinnati, OH
Mon Jun 19 1972, 7:05 PM EDT
Att. 11,145 - Unknown

AB 29
R 0
H 4
RBI 0
BB 2
SO 4
LOB 9



Batter	1	2	3	4	5	6	7	8	9	AB R H RBI BB SO LOB	TOP									
Ron Hunt, R OBP: 0.328, SLG: 0.286 (1, 4)	4-0 1B SF BB		0-0 F7		0-3 K			0-0 5-3	0-0 F8	4 1 0 0 1 1 2	Montreal Expos @ Cincinnati Reds Riverfront Stadium, Cincinnati, OH Wed Jun 21 1972, 7:05 PM EDT Att: 11,892 - Unknown 									
Mike Jorgensen, L OBP: 0.339, SLG: 0.387 (1, 3)	0-0 F9		0-0 4-3		0-0 F8			0-0 1B 1B		4 0 1 0 0 0 2										
Tim McCarver, L OBP: 0.325, SLG: 0.350 (1, 7)	0-0 CS 1B		0-0 F8			0-0 6-3		0-0 F8		4 0 1 0 0 0 1										
Ron Fairly, L OBP: 0.312, SLG: 0.368 (1, 9)	0-0 SF			0-0 5-3				0-0 1B 1-2 1B		3 0 2 1 0 0 0										
Boots Day, L OBP: 0.315, SLG: 0.293 (1, 8)	3-H CS							0-0 1B F7		3 1 2 0 0 0 1										
Ron Woods, R OBP: 0.269, SLG: 0.274 (8, PH)	1-2 CS	E 1B SF 1B						0-0 F8		1 0 0 0 0 0 2										
Terry Humphrey, R OBP: 0.224, SLG: 0.257 (1, 2)		E5 SF SH 1B						0-0 F8		4 2 2 0 0 0 2										
Bob Bailey, R OBP: 0.307, SLG: 0.348 (1, 5)		SF		0-3 K				0-0 5-3		3 0 0 1 0 1 2										
Tim Foli, R OBP: 0.250, SLG: 0.250 (1, 6)		2-3 3-H SH						0-0 5-3		3 0 1 1 0 1 0										
Steve Renko, R OBP: 0.306, SLG: 0.306 (5, 1)		3-H 6-3						0-0 SF9		2 0 1 0 0 0 0										
Denny Lemaster, L OBP: 0.200, SLG: 0.230 (5, 1)										0 0 0 0 0 0 0										
John Strohmayr, R OBP: 0.000, SLG: 0.000 (6, 1)										0 0 0 0 0 0 0										
Jim Fairey, L OBP: 0.000, SLG: 0.000 (7, PH)										1 0 0 0 0 0 0										
Tom Walker, R OBP: 0.299, SLG: 0.333 (7, 1)										0 0 0 0 0 0 0										
John Boccabella, R OBP: 0.299, SLG: 0.333 (8, PH)										0 0 0 1 0 0 0										
Inning Stats	R: 1 E: 0 K: 0 S: 3	H: 1 LOB: 0 BB: 1 P: 7	R: 2 E: 1 K: 0 S: 5	H: 2 LOB: 0 BB: 0 P: 5	R: 0 E: 0 K: 1 S: 3	H: 0 LOB: 0 BB: 0 P: 3	R: 0 E: 0 K: 1 S: 6	H: 1 LOB: 1 BB: 0 P: 6	R: 0 E: 0 K: 0 S: 4	H: 1 LOB: 1 BB: 0 P: 4	R: 0 E: 0 K: 1 S: 5	H: 0 LOB: 0 BB: 0 P: 5	R: 0 E: 0 K: 0 S: 5	H: 2 LOB: 2 BB: 0 P: 5	R: 1 E: 0 K: 0 S: 5	H: 2 LOB: 1 BB: 0 P: 5	1B: 9 2B: 1 3B: 0 HR: 0	SF: 3 SAC: 1 DP: 0 HBP: 0	WP: 0 PA: 38 PB: 0 SB: 0 CS: 1	
PITCHER	IP WLS BF H R ER SO BB IBB HBP BLK WP HR S P ERA WHIP																			
Gary Nolan, R ERA: 2.09 (1, 1)	7.2 W 31 8 3 2 3 1 0 0 0 0 0 0 36 40 2.35 1.174																			
Tom Hall, L ERA: 2.3 (8, 1)	0.2 4 2 1 1 0 0 0 0 0 0 0 0 4 4 13.50 3.000																			
Clay Carroll, R ERA: 1.69 (9, 1)	0.2 S 2 0 0 0 0 0 0 0 0 0 0 0 2 2 0.00 0.000																			

Batter	1	2	3	4	5	6	7	8	9	AB R H RBI BB SO LOB	BOTTOM									
Pete Rose, S OBP: 0.325, SLG: 0.363 (1, 7)	0-0 4-3					0-0 6-3		0-0 4-3		5 1 2 2 0 0 1	Montreal Expos @ Cincinnati Reds Riverfront Stadium, Cincinnati, OH Wed Jun 21 1972, 7:05 PM EDT Att: 11,892 - Unknown 									
Joe Morgan, L OBP: 0.414, SLG: 0.433 (1, 4)	0-0 CS 1B		0-0 F8		0-0 1B 1B	0-0 E8		4-0 S BB		4 1 3 1 1 0 0										
Bobby Tolan, L OBP: 0.356, SLG: 0.441 (1, 8)	4-0 S BB 1-2 BB		0-0 F8		0-0 L6	4-0 BB		4-0 1B BB		2 0 0 0 3 0 2										
Johnny Bench, R OBP: 0.384, SLG: 0.600 (1, 2)	4-0 S BB 1-2 BB		0-0 BB BB BB		4-0 1B SF7 BB	0-0 BB		0-0 1B 1-2 2-3 BB		3 1 2 0 2 0 2										
Tony Perez, R OBP: 0.335, SLG: 0.511 (1, 3)	0-0 4-3		0-0 1-3		0-0 FC6-4 1B	0-0 F9				4 0 1 2 0 0 6										
Joe Hague, L OBP: 0.385, SLG: 0.486 (1, 9)					1-3 2-H 2-4 1B					2 0 0 0 0 0 0										
George Foster, R OBP: 0.271, SLG: 0.369 (5, PH)					0-0 4-3	0-0 SF7		0-3 K		1 0 0 1 0 1 0										
Denis Menke, R OBP: 0.341, SLG: 0.338 (1, 5)					4-0 FC6-4 BB	3-H FC6-4		0-0 F7		3 0 0 0 1 0 1										
Dave Concepcion, R OBP: 0.280, SLG: 0.289 (1, 6)					0-0 FC6-4 FC6			0-0 6-3	0-0 5-3	3 1 0 0 1 0 1										
Gary Nolan, R OBP: 0.163, SLG: 0.125 (1, 1)					0-0 FC6			0-0 6-3		2 2 1 0 1 0 1										
Tom Hall, L OBP: 0.000, SLG: 0.000 (8, 1)					1-2 3B BB					1 0 0 0 0 0 0										
Clay Carroll, R OBP: 0.000, SLG: 0.000 (9, 1)										0 0 0 0 0 0 0										
Inning Stats	R: 0 E: 0 K: 0 S: 3	H: 1 LOB: 2 BB: 2 P: 11	R: 2 E: 0 K: 0 S: 3	H: 1 LOB: 1 BB: 2 P: 11	R: 0 E: 0 K: 0 S: 4	H: 1 LOB: 1 BB: 0 P: 4	R: 0 E: 0 K: 0 S: 3	H: 0 LOB: 1 BB: 1 P: 7	R: 3 E: 0 K: 0 S: 6	H: 3 LOB: 1 BB: 1 P: 10	R: 1 E: 1 K: 0 S: 6	H: 3 LOB: 3 BB: 1 P: 10	R: 0 E: 0 K: 1 S: 5	H: 0 LOB: 0 BB: 0 P: 5	R: 0 E: 0 K: 0 S: 3	H: 0 LOB: 2 BB: 2 P: 11	1B: 7 2B: 1 3B: 1 HR: 0	SF: 1 SAC: 0 DP: 0 HBP: 0	WP: 0 PA: 40 PB: 0 SB: 0 CS: 1	
PITCHER	IP WLS BF H R ER SO BB IBB HBP BLK WP HR S P ERA WHIP																			
Steve Renko, R ERA: 6.22 (1, 1)	4.1 L 23 5 5 5 0 6 0 0 0 0 0 0 6 10 6.75 2.769																			
Denny Lemaster, L ERA: 7.79 (5, 1)	1.1 7 2 1 1 0 1 0 0 0 0 0 0 6 10 6.75 2.250																			
John Strohmayr, R ERA: 4.06 (6, 1)	0.1 2 1 0 0 0 0 0 0 0 0 0 0 2 2 0.00 3.000																			
Tom Walker, R ERA: 2.55 (7, 1)	2.0 8 0 0 0 0 2 0 0 0 0 0 0 8 16 0.00 1.000																			

Batter	1	2	3	4	5	6	7	8	9	AB R H RBI BB SO LOB	TOP										
Denny Doyle, L (1, 4) OBP: 0.324, SLG: 0.340			L5	K						5 1 3 0 0 1 2	Philadelphia Phillies @ Montreal Expos Jarry Park, Montreal, QB Sat Jun 24 1972, 7:05 PM EDT Att: 14,262 - Unknown										
Terry Harmon, R (1, 5) OBP: 0.386, SLG: 0.333										4 1 2 0 1 2 1											
Oscar Gamble, L (1, 9) OBP: 0.381, SLG: 0.389										5 0 0 1 0 0 5											
Greg Luzinski, R (1, 7) OBP: 0.340, SLG: 0.459			K							5 0 1 1 0 2 1											
Willie Montanez, L (1, 8) OBP: 0.313, SLG: 0.362	K									3 1 1 0 1 1 1											
Joe Lis, R (1, 3) OBP: 0.250, SLG: 0.143				K						4 0 1 0 0 1 3											
Tom Hutton, L (8, 3) OBP: 0.333, SLG: 0.410										0 0 0 0 0 0 0											
Larry Bowa, S (1, 6) OBP: 0.300, SLG: 0.308										4 1 1 0 0 0 1											
John Bateman, R (1, 2) OBP: 0.345, SLG: 0.420										0 0 0 0 0 0 0											
Woodie Fryman, R (1, 1) OBP: 0.192, SLG: 0.280										3 0 1 1 0 1 0											
Bill Robinson, R (8, PH) OBP: 1.000, SLG: 2.000										1 0 1 0 0 0 0											
Barry Lersch, S (8, 1) OBP: 0.333, SLG: 0.410										0 0 0 0 0 0 0											
Chris Short, R (8, 1) OBP: 0.333, SLG: 0.410										0 0 0 0 0 0 0											
Inning Stats	R: 2 E: 0 K: 1 S: 8	H: 3 LOB: 1 BB: 0 P: 8	R: 0 E: 0 K: 1 S: 5	H: 0 LOB: 0 BB: 0 P: 5	R: 0 E: 0 K: 1 S: 6	H: 1 LOB: 1 BB: 0 P: 6	R: 2 E: 0 K: 2 S: 10	H: 3 LOB: 3 BB: 2 P: 18	R: 0 E: 0 K: 0 S: 4	H: 1 LOB: 1 BB: 0 P: 4	R: 0 E: 0 K: 0 S: 3	H: 0 LOB: 1 BB: 1 P: 7	R: 0 E: 0 K: 0 S: 4	H: 2 LOB: 2 BB: 0 P: 4	R: 0 E: 0 K: 2 S: 7	H: 0 LOB: 0 BB: 0 P: 7	1B: 10 2B: 1 3B: 0 HR: 0	SF: 0 SAC: 0 DP: 0 HBP: 0	WP: 2 PB: 0 SB: 2 CS: 0	PA: 40	
PITCHER	IP WLS BF H R ER SO BB IBB HBP BLK WP HR S P ERA WHIP	IP WLS BF H R ER SO BB IBB HBP BLK WP HR S P ERA WHIP																			
Bill Stoneman, R (1, 1) ERA: 3.01	5.0 0 25 8 4 4 5 2 0 0 0 0 2 0 33 41 7.20 2.000	6.1 1.0 4 1 0 0 2 0 0 0 0 0 0 0 8 8 0.00 1.000	7.1 2.0 W 8 2 0 0 0 1 0 0 0 0 0 0 7 11 0.00 1.500	9.1 1.0 S 3 0 0 0 2 0 0 0 0 0 0 0 7 7 0.00 0.000																	
Tom Walker, R (8, 1) ERA: 2.45																					
John Strohmayr, R (7, 1) ERA: 3.86																					
Mike Marshall, R (9, 1) ERA: 2.85																					
Batter	1	2	3	4	5	6	7	8	9	AB R H RBI BB SO LOB	BOTTOM										
Ron Hunt, R (1, 4) OBP: 0.333, SLG: 0.296										3 2 2 0 1 0 0	Philadelphia Phillies @ Montreal Expos Jarry Park, Montreal, QB Sat Jun 24 1972, 7:05 PM EDT Att: 14,262 - Unknown										
Tim Foli, R (1, 6) OBP: 0.283, SLG: 0.264										3 0 2 0 0 0 0											
Clyde Mashore, R (1, 9) OBP: 0.289, SLG: 0.382										2 1 1 2 0 0 2											
Ron Woods, R (1, 8) OBP: 0.289, SLG: 0.320										2 1 1 2 2 0 1											
Bob Bailey, R (1, 5) OBP: 0.302, SLG: 0.341										4 0 1 0 0 0 4											
Ken Singleton, S (1, 7) OBP: 0.314, SLG: 0.349										4 1 2 1 0 0 1											
John Boccabella, R (1, 3) OBP: 0.261, SLG: 0.290										4 0 0 0 0 0 2											
Terry Humphrey, R (1, 2) OBP: 0.217, SLG: 0.247										3 0 0 0 0 2 1											
Jim Fairley, L (8, PH) OBP: 0.273, SLG: 0.326										1 0 0 0 0 1 1											
Mike Marshall, R (9, 1) ERA: 3.0										0 0 0 0 0 0 0											
Bill Stoneman, R (1, 1) ERA: 3.01										1 0 0 0 0 0 0											
Hector Torres, R (5, PH) OBP: 0.125, SLG: 0.100										1 0 0 0 0 1 0											
Tom Walker, R (8, 1) ERA: 2.45										0 0 0 0 0 0 0											
Bobby Wine, R (6, PH) OBP: 0.273, SLG: 0.326										1 0 0 0 0 1 0											
John Strohmayr, R (7, 1) ERA: 3.86										0 0 0 0 0 0 0											
Ron Fairly, L (8, PH) OBP: 0.273, SLG: 0.326										1 0 0 0 0 1 1											
Inning Stats	R: 1 E: 0 K: 0 S: 4	H: 1 LOB: 1 BB: 1 P: 8	R: 0 E: 0 K: 1 S: 5	H: 0 LOB: 0 BB: 0 P: 5	R: 1 E: 0 K: 0 S: 5	H: 2 LOB: 1 BB: 0 P: 5	R: 0 E: 0 K: 0 S: 4	H: 1 LOB: 1 BB: 0 P: 4	R: 0 E: 0 K: 1 S: 6	H: 1 LOB: 3 BB: 2 P: 14	R: 1 E: 0 K: 2 S: 8	H: 1 LOB: 0 BB: 0 P: 8	R: 2 E: 0 K: 0 S: 5	H: 2 LOB: 0 BB: 0 P: 5	R: 0 E: 0 K: 2 S: 8	H: 1 LOB: 1 BB: 0 P: 8	1B: 5 2B: 2 3B: 0 HR: 2	SF: 2 SAC: 1 DP: 0 HBP: 0	WP: 0 PB: 0 SB: 1 CS: 0	PA: 36	
PITCHER	IP WLS BF H R ER SO BB IBB HBP BLK WP HR S P ERA WHIP	IP WLS BF H R ER SO BB IBB HBP BLK WP HR S P ERA WHIP																			
Woodie Fryman, L (1, 1) ERA: 4.48	7.0 0 32 8 5 5 4 3 0 0 0 0 0 0 37 49 6.43 1.571	8.1 0.1 2 1 0 0 0 0 0 0 0 0 0 0 2 2 0.00 3.000	8.1 0.2 2 0 0 0 2 0 0 0 0 0 0 0 6 6 0.00 0.000																		
Barry Lersch, R (8, 1) ERA: 3.0																					
Chris Short, L (8, 1) ERA: 3.68																					

Batter	1	2	3	4	5	6	7	8	9	AB	R	H	RBI	BB	SO	LOB	TOP			
Ron Hunt, R (1, 4) OBP: 0.339, SLG: 0.297	E7 3-6-3-6 1B		4-3					5-3		3	1	1	0	1	0	0	Montreal Expos @ St. Louis Cardinals Busch Stadium, St. Louis, MO Mon Jun 26 1972, 7:05 PM CDT Att: 13,962 - Unknown			
Mike Jorgensen, L (1, 3) OBP: 0.338, SLG: 0.381	E4 2-3		1B					F8		4	1	1	0	0	0	2				
Tim McCarver, L (1, 5) OBP: 0.321, SLG: 0.340	3-6-3-6 1-2 3-H		1B					P6		4	1	1	1	0	0	1				
Ron Fairly, L (1, 9) OBP: 0.324, SLG: 0.380										3	0	2	2	1	1	0				
Clyde Mashore, R (9, PR) OBP: 0.282, SLG: 0.371										0	0	0	0	0	0	0				
Boots Day, L (1, 8) OBP: 0.317, SLG: 0.297	F7									3	0	1	0	0	1	2				
Ken Singleton, S (1, 7) OBP: 0.312, SLG: 0.339										3	0	0	0	1	1	3				
Terry Humphrey, R (1, 2) OBP: 0.209, SLG: 0.236										4	0	0	0	0	1	3				
Hector Torres, R (1, 6) OBP: 0.175, SLG: 0.241										3	0	0	0	0	1	0				
Balor Moore, L (1, 1)										2	0	0	0	0	2	0				
Jim Fairey, L (7, PH) OBP: 0.287, SLG: 0.318										1	0	0	0	0	0	0				
John Strohmayer, R (7, 1)										0	0	0	0	0	0	0				
Inning Stats	R: 1 E: 2 K: 0 S: 4	H: 1 LOB: 1 BB: 1 P: 8	R: 0 E: 0 K: 1 S: 4	H: 0 LOB: 0 BB: 1 P: 8	R: 2 E: 0 K: 2 S: 10	H: 3 LOB: 1 BB: 0 P: 10	R: 0 E: 0 K: 2 S: 7	H: 0 LOB: 0 BB: 0 P: 7	R: 0 E: 0 K: 1 S: 4	H: 1 LOB: 1 BB: 0 P: 6	R: 0 E: 0 K: 0 S: 3	H: 0 LOB: 0 BB: 0 P: 3	R: 0 E: 0 K: 0 S: 3	H: 0 LOB: 0 BB: 0 P: 3	R: 0 E: 0 K: 0 S: 4	H: 1 LOB: 2 BB: 0 P: 4	1B: 5 2B: 2 3B: 0 HR: 0	SF: 0 SAC: 1 DP: 2 HBP: 0	WP: 0 PB: 0 SB: 0 CS: 0	PA: 34
PITCHER Bob Gibson, R (1, 1) ERA: 2.87	IP: 9.0 WLS: W BF: 34 H: 6 R: 3 ER: 2 SO: 7 BB: 3 IBB: 0 HBP: 0 BLK: 0 WP: 0 HR: 0 S: 45 P: 57 ERA: 2.00 WHIP: 1.000															PITCHER Bob Gibson, R (1, 1) ERA: 2.87				

Batter	1	2	3	4	5	6	7	8	9	AB	R	H	RBI	BB	SO	LOB	BOTTOM			
Lou Brock, L (1, 7) OBP: 0.344, SLG: 0.401	G3									4	0	1	1	0	2	0	Montreal Expos @ St. Louis Cardinals Busch Stadium, St. Louis, MO Mon Jun 26 1972, 7:05 PM CDT Att: 13,962 - Unknown			
Ted Sizemore, R (1, 4) OBP: 0.320, SLG: 0.339										4	1	2	0	0	0	1				
Ed Crosby, L (8, PR) OBP: 0.303, SLG: 0.252										0	0	0	0	0	0	0				
Matty Alou, L (1, 9) OBP: 0.362, SLG: 0.408										4	1	1	0	0	0	1				
Bernie Carbo, L (9, 9) OBP: 0.362, SLG: 0.239										0	0	0	0	0	0	0				
Joe Torre, R (1, 5) OBP: 0.363, SLG: 0.511										3	1	2	3	0	0	0				
Ted Simmons, S (1, 2) OBP: 0.325, SLG: 0.456										3	0	0	0	0	2	0				
Donn Clendenen, R (1, 3) OBP: 0.281, SLG: 0.306										3	0	1	0	0	1	0				
Luis Melendez, R (1, 8) OBP: 0.282, SLG: 0.341										3	0	0	0	0	1	1				
Dal Maxvill, R (1, 6) OBP: 0.261, SLG: 0.223										3	1	1	0	0	1	1				
Bob Gibson, R (1, 1) OBP: 0.143, SLG: 0.343										3	0	0	0	0	1	1				
Inning Stats	R: 3 E: 0 K: 2 S: 10	H: 3 LOB: 0 BB: 0 P: 10	R: 1 E: 0 K: 1 S: 7	H: 2 LOB: 1 BB: 0 P: 7	R: 0 E: 0 K: 0 S: 3	H: 1 LOB: 0 BB: 0 P: 3	R: 0 E: 0 K: 1 S: 5	H: 0 LOB: 0 BB: 0 P: 5	R: 0 E: 0 K: 1 S: 5	H: 0 LOB: 0 BB: 0 P: 5	R: 0 E: 0 K: 0 S: 3	H: 1 LOB: 0 BB: 0 P: 3	R: 0 E: 0 K: 2 S: 8	H: 1 LOB: 1 BB: 0 P: 8	R: 0 E: 0 K: 0 S: 4	H: 0 LOB: 0 BB: 0 P: 4	1B: 5 2B: 2 3B: 0 HR: 1	SF: 0 SAC: 0 DP: 1 HBP: 0	WP: 0 PB: 0 SB: 0 CS: 0	PA: 30
PITCHER Balor Moore, L (1, 1) ERA: 6.0	IP: 6.0 WLS: L BF: 23 H: 6 R: 4 ER: 4 SO: 6 BB: 0 IBB: 0 HBP: 0 BLK: 0 WP: 0 HR: 1 S: 35 P: 35 ERA: 6.00 WHIP: 1.000															PITCHER John Strohmayer, R (7, 1) ERA: 3.59				

Batter	1	2	3	4	5	6	7	8	9	10	11	AB	R	H	RBI	BB	SO	LOB	TOP
Ron Hunt, R OBP: 0.332, SLG: 0.290 (1, 4)	P5	4-3			F5	F7			G6-4-3			5	0	0	0	0	0	4	
Mike Jorgensen, L OBP: 0.330, SLG: 0.371 (1, 3)	G3		F2		6-3		K			F5		5	0	0	0	0	1	0	
Tim McCarver, L OBP: 0.321, SLG: 0.346 Bobby Wine, R OBP: 0.214, SLG: 0.286 (1, 5) (6, 5)	P6		F2		2B		1-3			F8		3	0	1	0	0	0	0	
Ron Fairly, L OBP: 0.335, SLG: 0.380 Ron Woods, R OBP: 0.281, SLG: 0.309 (7, PH) (7, 9) (8, 8)		3B	BB		BB					L6		0	1	0	0	3	0	0	
Boots Day, L OBP: 0.310, SLG: 0.310 Bob Bailey, R OBP: 0.295, SLG: 0.333 (1, 8) (8, PH) (8, 7)		FC	3B		L4		F7				F8	3	1	1	1	0	0	3	
Ken Singleton, S OBP: 0.309, SLG: 0.332 (1, 7) (8, 9)	FC	2B			F8		K			6-3		4	1	0	1	1	1	0	
Tim Foli, R OBP: 0.273, SLG: 0.277 (1, 6)	4-3				WP					4-3		5	0	3	0	0	0	1	
John Boccabella, R OBP: 0.252, SLG: 0.278 (1, 2)	F7				1B		2B				1B	5	0	0	0	0	0	5	
Carl Morton, R OBP: 0.282, SLG: 0.289 Tom Walker, R OBP: 0.291, SLG: 0.331 Mike Marshall, R OBP: 0.261, SLG: 0.311 Clayton Kershaw, R OBP: 0.281, SLG: 0.311 Jim Fairley, L OBP: 0.281, SLG: 0.311 Hector Torres, R OBP: 0.175, SLG: 0.241 (1, 1) (8, PH) (8, 7) (11, PH) (11, 7)		2B			K		BB			G6-4-3		2	0	1	1	1	1	1	
Inning Stats	R: 0 E: 0 K: 0 S: 3	H: 0 LOB: 0 BB: 0 P: 3	R: 3 E: 0 K: 0 S: 6	H: 2 LOB: 1 BB: 1 P: 10	R: 0 E: 0 K: 0 S: 3	H: 0 LOB: 1 BB: 1 P: 7	R: 0 E: 0 K: 1 S: 6	H: 1 LOB: 2 BB: 0 P: 10	R: 0 E: 0 K: 1 S: 5	H: 0 LOB: 0 BB: 0 P: 5	R: 0 E: 0 K: 1 S: 5	R: 0 E: 0 K: 0 S: 2	H: 0 LOB: 0 BB: 1 P: 6	R: 0 E: 0 K: 0 S: 3	H: 1 LOB: 2 BB: 1 P: 10	1B: 2 2B: 3 3B: 1 HR: 0	SF: 0 SAC: 0 DP: 1 HBP: 0	WP: 1 PB: 0 SB: 0 CS: 0	PA: 45
PITCHER	IP ERA WLS BF H R ER SO BB IBB HBP BLK WP HR S P ERA WHIP	5.1 4.93 3.0 9 0 0 0 2 1 0 0 0 0 0 12 16 0.00 1.333	10.1 3.0 2.0 W 8 1 0 0 1 1 0 0 0 0 0 9 13 0.00 1.000																

Montreal Expos @ St. Louis Cardinals
Busch Stadium, St. Louis, MO
Tue Jun 27 1972, 7:05 PM CDT
Unknown

AB	39
R	3
H	6
RBI	3
BB	6
SO	5
LOB	16



Batter	1	2	3	4	5	6	7	8	9	10	11	AB	R	H	RBI	BB	SO	LOB	BOTTOM		
Lou Brock, L OBP: 0.344, SLG: 0.400 (1, 7)	G6-4-3	FC6-4			E4		P6			K		6	0	2	1	0	1	2			
Ed Crosby, L OBP: 0.299, SLG: 0.250 (1, 4)	G6-4-3		4-3				P4			F5		5	0	1	0	0	0	1			
Matty Alou, L OBP: 0.358, SLG: 0.404 (1, 3)			3-1				F8			4-3		5	0	1	0	0	0	2			
Joe Torre, R OBP: 0.364, SLG: 0.508 (1, 5)	F9										K	5	1	2	0	0	1	1			
Ted Simmons, S OBP: 0.322, SLG: 0.451 (1, 2)		K			F7						K	5	1	1	0	0	2	2			
Jose Cruz, L OBP: 0.272, SLG: 0.247 (1, 8)		1B			1-3					FC1-5		5	1	2	1	0	1	2			
Bernie Carbo, L OBP: 0.372, SLG: 0.242 Scipio Spinks, R OBP: 0.158, SLG: 0.158 (1, 9) (11, PR)		FC6-4			F9					F9		3	0	1	1	2	0	2			
Dal Maxvill, R OBP: 0.283, SLG: 0.228 Jerry McNetney, R OBP: 0.400, SLG: 0.483 Dwain Anderson, R OBP: 0.340, SLG: 0.302 (1, 6) (8, PH) (9, 6)		1B			1-3					FC1-5		0	1	0	0	0	0	0			
Al Santorini, R OBP: 0.282, SLG: 0.154 Tom Walker, R OBP: 0.291, SLG: 0.331 Mike Marshall, R OBP: 0.261, SLG: 0.311 Clayton Kershaw, R OBP: 0.281, SLG: 0.311 Jim Fairley, L OBP: 0.281, SLG: 0.311 Hector Torres, R OBP: 0.175, SLG: 0.241 (1, 1) (8, PH) (8, 7) (11, PH) (11, 7)		FC6-4			F8					F7		2	0	0	1	0	0	2			
Inning Stats	R: 0 E: 0 K: 0 S: 4	H: 2 LOB: 1 BB: 0 P: 4	R: 1 E: 0 K: 1 S: 7	H: 2 LOB: 2 BB: 1 P: 11	R: 0 E: 1 K: 0 S: 4	H: 0 LOB: 0 BB: 0 P: 4	R: 0 E: 0 K: 0 S: 3	H: 1 LOB: 1 BB: 0 P: 6	R: 2 E: 0 K: 0 S: 6	H: 4 LOB: 1 BB: 0 P: 6	R: 0 E: 0 K: 0 S: 3	R: 1 E: 1 K: 0 S: 5	H: 1 LOB: 2 BB: 0 P: 5	R: 0 E: 0 K: 2 S: 7	H: 0 LOB: 0 BB: 0 P: 7	R: 1 E: 0 K: 1 S: 5	H: 2 LOB: 3 BB: 2 P: 13	1B: 11 2B: 2 3B: 0 HR: 0	SF: 0 SAC: 0 DP: 2 HBP: 0	WP: 0 PB: 0 SB: 0 CS: 0	PA: 46
PITCHER	IP ERA WLS BF H R ER SO BB IBB HBP BLK WP HR S P ERA WHIP	5.1 4.28 1.2 7 1 0 0 0 0 0 0 0 0 0 0 26 30 5.06 1.875	8.1 2.15 3.1 L 14 2 1 1 4 2 0 0 0 0 0 0 20 28 2.70 1.200																		

Montreal Expos @ St. Louis Cardinals
Busch Stadium, St. Louis, MO
Tue Jun 27 1972, 7:05 PM CDT
Unknown

AB	43
R	4
H	12
RBI	4
BB	3
SO	5
LOB	18



Batter	1	2	3	4	5	6	7	8	9	AB	R	H	RBI	BB	SO	LOB	TOP						
Ron Hunt, R (1,4) OBP: 0.337, SLG: 0.297 Hector Torres, R (7,4) OBP: 0.172, SLG: 0.236										5	1	3	0	0	0	1							
Tim Foll, R (1,6) OBP: 0.273, SLG: 0.272										3	2	0	1	1	0	4							
Clyde Mashore, R (1,9) OBP: 0.301, SLG: 0.384 Boots Day, L (6,PH) OBP: 0.316, SLG: 0.308 (8,8)										3	0	1	1	1	1	4							
Ron Woods, R (1,8) OBP: 0.298, SLG: 0.298 Ron Fairly, L (8,PH) OBP: 0.339, SLG: 0.380 (8,9)										3	0	0	1	0	1	4							
Bob Bailey, R (1,5) OBP: 0.302, SLG: 0.353										5	2	3	3	0	1	0							
Ken Singleton, S (1,7) OBP: 0.307, SLG: 0.328 Mike Marshall, R (8,1)										5	0	1	0	0	1	2							
Mike Jorgensen, L (1,3) OBP: 0.336, SLG: 0.374										4	2	2	0	1	0	1							
Terry Humphrey, R (1,2) OBP: 0.208, SLG: 0.234										5	1	1	0	0	1	4							
Mike Torrez, R (1,1) OBP: 0.216, SLG: 0.194 Jim Fairey, L (8,7) OBP: 0.255, SLG: 0.304										3	2	1	1	1	2	1							
Inning Stats	R: 0 E: 0 K: 1 S: 5	H: 0 LOB: 1 BB: 1 P: 9	R: 0 E: 0 K: 0 S: 4	H: 2 LOB: 1 BB: 0 P: 4	R: 4 E: 0 K: 1 S: 9	H: 2 LOB: 0 BB: 0 P: 9	R: 2 E: 1 K: 0 S: 6	H: 3 LOB: 2 BB: 1 P: 10	R: 0 E: 0 K: 1 S: 5	H: 0 LOB: 0 BB: 0 P: 5	R: 2 E: 1 K: 2 S: 10	H: 3 LOB: 1 BB: 0 P: 10	R: 2 E: 1 K: 0 S: 5	H: 1 LOB: 2 BB: 2 P: 13	R: 1 E: 0 K: 2 S: 8	H: 1 LOB: 1 BB: 1 P: 12	R: 0 E: 0 K: 1 S: 5	H: 0 LOB: 0 BB: 0 P: 5	1B: 10 2B: 1 3B: 0 HR: 1	SF: 1 SAC: 1 DP: 0 HBP: 0	WP: 1 PA: 46		
PITCHER	IP WLS BF H R ER SO	IP WLS BF H R ER SO	IP WLS BF H R ER SO	IP WLS BF H R ER SO	IP WLS BF H R ER SO	IP WLS BF H R ER SO	IP WLS BF H R ER SO	IP WLS BF H R ER SO	IP WLS BF H R ER SO	IP WLS BF H R ER SO	IP WLS BF H R ER SO	IP WLS BF H R ER SO	IP WLS BF H R ER SO	IP WLS BF H R ER SO	IP WLS BF H R ER SO	IP WLS BF H R ER SO	IP WLS BF H R ER SO	IP WLS BF H R ER SO	ERA WHIP	ERA WHIP			
John Cumberland, L (1,1) ERA: 9.21	3.1 L 18 6 6 5 2	Tony Cloninger, R (4,1) ERA: 5.12	3.2 L 20 5 4 2 3	Lowell Palmer, R (8,1) ERA: 6.75	1.0 L 5 1 1 0 2	Moe Drabowsky, R (9,1) ERA: 2.4	1.0 L 3 0 0 0 1													13.50 2.100	4.91 1.909	0.00 2.000	0.00 0.000

Montreal Expos @ St. Louis Cardinals
 Busch Stadium, St. Louis, MO
 Tue Jun 27 1972, 7:05 PM CDT
 Att: 18,877 - Unknown

AB	39
R	11
H	12
RBI	7
BB	5
SO	8
LOB	21



Batter	1	2	3	4	5	6	7	8	9	AB	R	H	RBI	BB	SO	LOB	BOTTOM				
Lou Brock, L (1,7) OBP: 0.349, SLG: 0.401 Donn Clendenon, R (8,3) OBP: 0.276, SLG: 0.299										2	2	1	0	2	0	0					
Ed Crosby, L (1,4) OBP: 0.303, SLG: 0.270 (4,5) (7,4)										5	1	2	1	0	0	1					
Matty Alou, L (1,3) OBP: 0.361, SLG: 0.405 Lowell Palmer, R (8,1) Moe Drabowsky, R (9,1)										4	0	2	1	0	0	2					
Joe Torre, R (1,5) OBP: 0.366, SLG: 0.510 Dwain Anderson, R (3,5) OBP: 0.333, SLG: 0.298 (4,6)										1	0	1	1	0	0	0					
Ted Simmons, S (1,2) OBP: 0.319, SLG: 0.445 Jerry McNertney, R (7,2) OBP: 0.389, SLG: 0.467										3	0	0	0	0	0	4					
Jose Cruz, L (1,8) OBP: 0.271, SLG: 0.242										3	0	0	0	1	1	0					
Bernie Carbo, L (1,9) OBP: 0.368, SLG: 0.242 (7,5)										4	0	1	0	0	1	1					
Dal Maxvill, R (1,6) OBP: 0.273, SLG: 0.239 (4,4)										3	0	2	0	0	0	0					
Luis Melendez, R (7,9) OBP: 0.292, SLG: 0.346										1	0	1	0	0	0	0					
John Cumberland, R (1,1) OBP: 0.100, SLG: 0.100 Tony Cloninger, R (4,1) Brant Aveya, R (7,PH) OBP: 0.200, SLG: 0.208 (8,7)										1	0	0	0	0	0	1					
Inning Stats	R: 1 E: 0 K: 0 S: 4	H: 2 LOB: 1 BB: 1 P: 8	R: 0 E: 0 K: 2 S: 8	H: 1 LOB: 1 BB: 0 P: 8	R: 0 E: 0 K: 0 S: 4	H: 1 LOB: 1 BB: 0 P: 4	R: 0 E: 0 K: 1 S: 7	H: 2 LOB: 2 BB: 0 P: 7	R: 0 E: 0 K: 0 S: 5	H: 2 LOB: 0 BB: 0 P: 5	R: 0 E: 0 K: 0 S: 3	H: 0 LOB: 0 BB: 0 P: 3	R: 2 E: 0 K: 0 S: 5	H: 2 LOB: 1 BB: 1 P: 9	R: 0 E: 0 K: 1 S: 6	H: 1 LOB: 2 BB: 1 P: 10	R: 0 E: 0 K: 1 S: 5	H: 0 LOB: 0 BB: 0 P: 5	1B: 10 2B: 0 3B: 1 HR: 0	SF: 0 SAC: 0 DP: 1 HBP: 0	WP: 0 PA: 40
PITCHER	IP WLS BF H R ER SO	IP WLS BF H R ER SO	IP WLS BF H R ER SO	IP WLS BF H R ER SO	IP WLS BF H R ER SO	IP WLS BF H R ER SO	IP WLS BF H R ER SO	IP WLS BF H R ER SO	IP WLS BF H R ER SO	IP WLS BF H R ER SO	IP WLS BF H R ER SO	IP WLS BF H R ER SO	IP WLS BF H R ER SO	IP WLS BF H R ER SO	IP WLS BF H R ER SO	IP WLS BF H R ER SO	IP WLS BF H R ER SO	IP WLS BF H R ER SO	ERA WHIP	ERA WHIP	
Mike Torrez, R (1,1) ERA: 2.88	7.0 W 10 3	Mike Marshall, R (8,1) ERA: 2.4	2.0 S 8 1	0	0	0	2	1	0	0	0	0	0	0	0	0	0	0	0	3.86 1.714	0.00 1.000

Montreal Expos @ St. Louis Cardinals
 Busch Stadium, St. Louis, MO
 Tue Jun 27 1972, 7:05 PM CDT
 Att: 18,877 - Unknown

AB	37
R	3
H	11
RBI	3
BB	3
SO	5
LOB	19




Batter	1	2	3	4	5	6	7	8	9	AB	R	H	RBI	BB	SO	LOB	TOP										
Tim McCarver, L (1,5) OBP: 0.321, SLG: 0.345 Bobby Wine, R (5,5) OBP: 0.200, SLG: 0.267	4-3		4-3 SH1-4 1B		F6		5-3			3	0	1	0	0	0	0	Montreal Expos @ Pittsburgh Pirates Three Rivers Stadium, Pittsburgh, PA Wed Jun 28 1972, 7:05 PM EDT Att: 13,470 - Unknown livebaseballscorecards.com										
Ron Hunt, R (1,4) OBP: 0.337, SLG: 0.297	F6		SH1-4 1-2 1B		FC4-6 1B		F7			3	0	1	0	0	0												
Mike Jorgensen, L (1,3) OBP: 0.335, SLG: 0.368	3B BB		4-3 2-3		FC4-6 1-2		K			3	1	0	0	1	1	2											
Ron Fairly, L (1,9) OBP: 0.337, SLG: 0.389	1B 3B		G3		F3		F8			4	1	1	1	0	0	1											
Boots Day, L (1,8) OBP: 0.320, SLG: 0.313	1B		F8		1B 1B		4-3			4	0	2	1	0	0	0											
Jim Fairley, L (1,7) OBP: 0.280, SLG: 0.347 Ron Woods, R (9, PH) OBP: 0.266, SLG: 0.294	G3		F3 WP 2B		G6-4-3 1B		F8			3	1	2	0	0	0	1											
Tim Foli, R (1,6) OBP: 0.272, SLG: 0.272			F3 2-3		G6-4-3 1-2 1B		K			4	0	1	0	0	1	3											
Terry Humphrey, R (1,2) OBP: 0.202, SLG: 0.227	G5-4-3 1-2		F9 3-H		F8		F8			3	0	0	0	0	0	1											
Bill Stoneman, R (1,1) OBP: 0.143, SLG: 0.091	K		F9		F9		F9			3	0	0	0	0	2	0											
Inning Stats	R: 2 E: 0 K: 0 S: 5	H: 2 LOB: 1 BB: 1 P: 9	R: 0 E: 0 K: 1 S: 5	H: 1 LOB: 0 BB: 0 P: 5	R: 0 E: 0 K: 0 S: 4	H: 1 LOB: 0 BB: 0 P: 4	R: 1 E: 0 K: 0 S: 4	H: 1 LOB: 0 BB: 0 P: 4	R: 0 E: 0 K: 1 S: 6	H: 1 LOB: 1 BB: 0 P: 6	R: 0 E: 0 K: 0 S: 4	H: 2 LOB: 1 BB: 0 P: 4	R: 0 E: 0 K: 0 S: 3	H: 0 LOB: 0 BB: 0 P: 3	R: 0 E: 0 K: 1 S: 5	H: 0 LOB: 0 BB: 0 P: 5		R: 0 E: 0 K: 1 S: 5	H: 0 LOB: 0 BB: 0 P: 5	1B: 6 2B: 1 3B: 1 HR: 0	SF: 0 SAC: 1 DP: 2 HBP: 0	WP: 1 PB: 0 CS: 0	PA: 34				
PITCHER	IP	WLS	BF	H	R	ER	SO	BB	IBB	HBP	BLK	WP	HR	S	P	ERA	WHIP										
Steve Blass, R (1,1) ERA: 2.71	8.0	L	31	8	3	3	3	1	0	0	0	1	0	36	40	3.38	1.125										
Luke Walker, L (9,1) ERA: 3.77	1.0		3	0	0	0	1	0	0	0	0	0	0	5	5	0.00	0.000										

Batter	1	2	3	4	5	6	7	8	9	AB	R	H	RBI	BB	SO	LOB	BOTTOM										
Dave Cash, R (1,4) OBP: 0.314, SLG: 0.388	4-3		1-6-3		1-3			1B 2B		4	1	1	0	0	0	0	Montreal Expos @ Pittsburgh Pirates Three Rivers Stadium, Pittsburgh, PA Wed Jun 28 1972, 7:05 PM EDT Att: 13,470 - Unknown livebaseballscorecards.com										
Vic Davallilo, L (1,9) OBP: 0.394, SLG: 0.463 Luke Walker, L (9,1)	1B BB		6-3		6-3		2H 1B			3	0	1	1	1	0	0											
Al Oliver, L (1,8) OBP: 0.368, SLG: 0.475	1-2 1B		3B		F8		F5			4	0	2	0	0	0	1											
Willie Stargell, L (1,7) OBP: 0.373, SLG: 0.571	K		G3		4-3		K			4	0	0	0	0	2	4											
Manny Sanguillen, R (1,2) OBP: 0.344, SLG: 0.436	F8		F7		BB 1B		L9			4	0	1	0	0	0	2											
Richie Hebner, L (1,5) OBP: 0.400, SLG: 0.503	F8		F9		G6-3 BB		F8 2B			3	0	1	0	1	0	0											
Bob Robertson, R (1,3) OBP: 0.259, SLG: 0.233	L5-4 1B		F3		F8		F8			4	0	1	0	0	0	3											
Gene Alley, R (1,6) OBP: 0.378, SLG: 0.328 Milt May, L (9, PH) OBP: 0.226, SLG: 0.208 Gene Clines, R (9, FR) OBP: 0.390, SLG: 0.426	1-2 1B		F7		G6-3 1-2		BB			3	0	1	0	0	0	2											
Steve Blass, R (1,1) OBP: 0.220, SLG: 0.225 Rennie Stennett, R (8, PH) OBP: 0.352, SLG: 0.487	L5-4 2-3		K		3-1		K			2	0	0	0	0	1	2											
Inning Stats	R: 0 E: 0 K: 1 S: 6	H: 1 LOB: 2 BB: 1 P: 10	R: 0 E: 0 K: 0 S: 4	H: 2 LOB: 1 BB: 0 P: 4	R: 0 E: 0 K: 0 S: 4	H: 1 LOB: 1 BB: 0 P: 4	R: 0 E: 0 K: 0 S: 3	H: 0 LOB: 0 BB: 0 P: 3	R: 0 E: 0 K: 1 S: 5	H: 0 LOB: 0 BB: 0 P: 5	R: 0 E: 0 K: 0 S: 3	H: 0 LOB: 0 BB: 0 P: 3	R: 0 E: 0 K: 0 S: 3	H: 1 LOB: 1 BB: 1 P: 7	R: 1 E: 0 K: 1 S: 7	H: 2 LOB: 1 BB: 0 P: 7		R: 0 E: 0 K: 1 S: 6	H: 1 LOB: 2 BB: 1 P: 10	1B: 5 2B: 3 3B: 1 HR: 0	SF: 0 SAC: 0 DP: 2 HBP: 0	WP: 0 PB: 0 CS: 0	PA: 36				
PITCHER	IP	WLS	BF	H	R	ER	SO	BB	IBB	HBP	BLK	WP	HR	S	P	ERA	WHIP										
Bill Stoneman, R (1,1) ERA: 2.85	9.0	W	36	8	1	1	4	3	0	0	0	0	0	41	53	1.00	1.222										

Batter	1	2	3	4	5	6	7	8	9	AB	R	H	RBI	BB	SO	LOB	TOP					
Ron Hunt, R (1,4) Hector Torres, R (6,4)	F8					5-3			L7	2	0	0	0	1	0	0						
Boots Day, L (1,8)	PB S 1B		4-3							4	0	3	0	0	0	1						
Tim McCarver, L (1,7)	F7					F9			L7	4	0	0	0	0	0	3						
Ron Fairly, L (1,3)	L7									4	0	0	0	0	0	2						
Jim Fairey, L (1,9)		F8							L7	3	0	0	0	0	1	0						
Bob Bailey, R (1,5)		K								3	0	0	0	0	2	0						
Tim Foli, R (1,6)										3	0	0	0	0	0	0						
Terry Humphrey, R (1,2)										3	0	0	0	0	0	0						
Ernie McAnally, R (1,1) Joe Gilbert, R (4,1)										1	0	0	0	0	0	0						
Mike Jorgensen, L (6, PH) Steve Renko, R (8,1)										1	0	0	0	0	0	0						
										0	0	0	0	0	0	0						
Inning Stats	R: 0 E: 0 K: 0 S: 4	H: 1 LOB: 1 BB: 0 P: 4	R: 0 E: 0 K: 1 S: 5	H: 0 LOB: 0 BB: 0 P: 5	R: 0 E: 0 K: 1 S: 3	H: 0 LOB: 1 BB: 1 P: 7	R: 0 E: 0 K: 1 S: 5	H: 0 LOB: 0 BB: 0 P: 5	R: 0 E: 0 K: 0 S: 3	H: 0 LOB: 0 BB: 0 P: 3	R: 0 E: 0 K: 0 S: 4	H: 1 LOB: 1 BB: 0 P: 4	R: 0 E: 0 K: 1 S: 5	H: 0 LOB: 0 BB: 0 P: 5	R: 0 E: 0 K: 0 S: 3	H: 0 LOB: 0 BB: 0 P: 3	R: 0 E: 0 K: 0 S: 4	H: 1 LOB: 1 BB: 0 P: 4	1B: 3 2B: 0 3B: 0 HR: 0	SF: 0 SAC: 0 DP: 0 HBP: 0	WP: 0 SB: 1 CS: 0	PA: 31
PITCHER Nelson Briles, R (1,1) ERA: 2.92	IP: 9.0 WLS: W BF: 31 H: 3 R: 0 ER: 0 SO: 3 BB: 1 IBB: 0 HBP: 0 BLK: 0 WP: 0 HR: 0 S: 36 P: 40 ERA: 0.00 WHIP: 0.444															PITCHER	IP: 9.0 WLS: W BF: 31 H: 3 R: 0 ER: 0 SO: 3 BB: 1 IBB: 0 HBP: 0 BLK: 0 WP: 0 HR: 0 S: 36 P: 40 ERA: 0.00 WHIP: 0.444					

Montreal Expos @ Pittsburgh Pirates
Three Rivers Stadium, Pittsburgh, PA
Thu Jun 29 1972, 7:05 PM EDT
Att: 18,364 - Unknown


AB	30
R	0
H	3
RBI	0
BB	1
SO	3
LOB	6



Batter	1	2	3	4	5	6	7	8	9	AB	R	H	RBI	BB	SO	LOB	BOTTOM			
Dave Cash, R (1,4)	6-3									5	0	1	1	0	1	0				
Vic Davallilo, L (1,9)	L7									4	0	1	0	0	0	1				
Al Oliver, L (1,8)	K									3	1	0	0	1	1	2				
Willie Stargell, L (1,7) Gene Clines, R (8,7)										4	1	1	0	0	0	1				
Manny Sanguillen, R (1,2)										0	0	0	0	0	0	0				
Richie Hebner, L (1,5)										4	3	4	0	0	0	0				
Bob Robertson, R (1,3)										3	2	1	3	1	0	2				
Gene Alley, R (1,6)										3	2	1	3	1	0	2				
Nelson Briles, R (1,1)										3	0	1	2	0	1	1				
										4	1	1	2	0	0	1				
										4	1	1	1	0	1	0				
Inning Stats	R: 0 E: 0 K: 1 S: 5	H: 0 LOB: 0 BB: 0 P: 5	R: 1 E: 0 K: 0 S: 5	H: 2 LOB: 1 BB: 0 P: 5	R: 0 E: 0 K: 1 S: 6	H: 1 LOB: 1 BB: 0 P: 6	R: 0 E: 0 K: 0 S: 8	H: 5 LOB: 1 BB: 1 P: 12	R: 0 E: 0 K: 0 S: 4	H: 1 LOB: 1 BB: 0 P: 4	R: 0 E: 0 K: 1 S: 5	H: 0 LOB: 0 BB: 0 P: 5	R: 3 E: 0 K: 1 S: 7	H: 2 LOB: 0 BB: 1 P: 11	R: 0 E: 0 K: 0 S: 3	H: 0 LOB: 0 BB: 0 P: 3	1B: 6 2B: 4 3B: 0 HR: 1	SF: 1 SAC: 0 DP: 0 HBP: 0	WP: 1 SB: 0 CS: 0	PA: 37
PITCHER Ernie McAnally, R (1,1) Joe Gilbert, L (4,1) Steve Renko, R (8,1) ERA: 6.08	IP: 3.1 WLS: L BF: 19 H: 8 R: 6 ER: 6 SO: 2 BB: 0 IBB: 1 HBP: 0 BLK: 0 WP: 0 HR: 0 S: 22 P: 26 ERA: 16.20 WHIP: 2.400															PITCHER	IP: 3.1 WLS: L BF: 19 H: 8 R: 6 ER: 6 SO: 2 BB: 0 IBB: 1 HBP: 0 BLK: 0 WP: 0 HR: 0 S: 22 P: 26 ERA: 16.20 WHIP: 2.400			

Montreal Expos @ Pittsburgh Pirates
Three Rivers Stadium, Pittsburgh, PA
Thu Jun 29 1972, 7:05 PM EDT
Att: 18,364 - Unknown


AB	34
R	9
H	11
RBI	9
BB	2
SO	4
LOB	8



Batter	1	2	3	4	5	6	7	8	9	AB R H RBI BB SO LOB	TOP							
Willie Mays, R OBP: 0.425, SLG: 0.355	(1, 8) B 0-0 FC1-6 BB	0-3 K	0-0 K	0-0 CS BB	0-0 K	0-0 F8	0-0 HR	3 1 1 1 2 1 1										
Bud Harrelson, S OBP: 0.319, SLG: 0.271	(1, 6) X 0-0 FC1-6 BB 1-2 1B	4-0 BB	0-0 CS	0-0 1-3	0-0 1-3	0-0 G3	0-0 F6	4 1 0 0 1 0 1										
Dave Marshall, L OBP: 0.302, SLG: 0.319	(1, 9) B 4-0 1B 1-2 2B BB	0-3 K	0-0 K	0-3 K	0-0 E5	0-0 K	0-0 1B CS	3 1 1 0 1 2 2										
Jim Fregosi, R OBP: 0.317, SLG: 0.390	(1, 5) X 0-0 2B 1B 1-3 2H		0-3 K	0-0 E5	0-0 E	0-0 BB	4-0 BB	3 2 1 1 1 1 0										
Cleon Jones, R OBP: 0.323, SLG: 0.342	(1, 7) X 0-0 1-3	0-0 1-3	0-0 K	0-0 K	0-3 K	0-0 K	0-0 E5	2 1 1 2 0 0 0										
Wayne Garrett, L OBP: 0.367, SLG: 0.279	(4, 4) X 0-0 1-H SF9 2B	0-0 2B					0-0 1-H 3B	2 1 1 1 0 1 1										
Jim Beauchamp, R OBP: 0.244, SLG: 0.238	(1, 3) X 0-0 SF9	0-0 1B	0-0 1B	0-0 P4	0-0 F9	0-0 F9	0-0 3B	2 0 1 1 0 0 0										
Ed Kranepool, L OBP: 0.288, SLG: 0.341	(8, 3) PH 0-0 3-H 1B	0-0 1B	0-0 1B	0-0 1B	0-0 P4	0-0 F9	0-0 F9	1 0 0 0 0 0 0										
Ted Martinez, R OBP: 0.293, SLG: 0.345	(1, 4) X 0-0 K	0-3 K	0-0 F8	0-0 F8	0-0 G6-3 1B	0-0 G6-3 1B	0-0 CS 1B	4 0 2 0 0 1 1		AB 32 R 7 H 9 RBI 6 BB 5 SO 8 LOB 8								
Jerry Grote, R OBP: 0.308, SLG: 0.331	(1, 2) X 0-0 S 1B	0-0 1B	0-0 6-3	0-0 6-3	0-0 G6-3	0-0 G6-3	0-0 CS 1-3	4 0 1 0 0 0 1										
Jon Matlack, L OBP: 0.250, SLG: 0.161	(1, 1) X 0-0 K	0-3 K	0-3 K	0-3 K	0-3 K	0-0 4-3	0-0 F8	2 0 0 0 0 2 1		WP: 0 PA: 40 PB: 0 SB: 1 CS: 3								
Ken Boswell, L OBP: 0.251, SLG: 0.288	(7, PH)	0-0 K	0-3 K	0-3 K	0-3 K	0-0 4-3	0-0 F8	1 0 0 0 0 0 0										
Danny Frisella, L OBP: 0.288, SLG: 0.341	(7, 1) X 0-0 K	0-3 K	0-3 K	0-3 K	0-3 K	0-0 4-3	0-0 F8	1 0 0 0 0 0 0										
Inning Stats	R: 4 E: 0 K: 1 S: 7	H: 2 LOB: 0 BB: 2 P: 15	R: 0 E: 0 K: 3 S: 10	H: 1 LOB: 2 BB: 1 P: 14	R: 0 E: 0 K: 1 S: 6	H: 1 LOB: 0 BB: 0 P: 6	R: 0 E: 0 K: 1 S: 4	H: 0 LOB: 0 BB: 1 P: 8	R: 0 E: 0 K: 2 S: 8	H: 1 LOB: 0 BB: 0 P: 3	R: 0 E: 0 K: 0 S: 3	H: 0 LOB: 0 BB: 0 P: 3	R: 2 E: 1 K: 0 S: 4	H: 3 LOB: 0 BB: 1 P: 8	R: 1 E: 0 K: 0 S: 4	H: 1 LOB: 0 BB: 0 P: 4	1B: 6 SF: 1 2B: 1 SAC: 0 3B: 1 DP: 1 HR: 1 HBP: 0	
PITCHER	IP WLS BF H R ER SO BB IBB HBP BLK WP HR S P ERA WHIP	IP WLS BF H R ER SO BB IBB HBP BLK WP HR S P ERA WHIP	IP WLS BF H R ER SO BB IBB HBP BLK WP HR S P ERA WHIP	IP WLS BF H R ER SO BB IBB HBP BLK WP HR S P ERA WHIP	IP WLS BF H R ER SO BB IBB HBP BLK WP HR S P ERA WHIP	IP WLS BF H R ER SO BB IBB HBP BLK WP HR S P ERA WHIP	IP WLS BF H R ER SO BB IBB HBP BLK WP HR S P ERA WHIP	IP WLS BF H R ER SO BB IBB HBP BLK WP HR S P ERA WHIP	IP WLS BF H R ER SO BB IBB HBP BLK WP HR S P ERA WHIP	IP WLS BF H R ER SO BB IBB HBP BLK WP HR S P ERA WHIP	IP WLS BF H R ER SO BB IBB HBP BLK WP HR S P ERA WHIP	IP WLS BF H R ER SO BB IBB HBP BLK WP HR S P ERA WHIP	IP WLS BF H R ER SO BB IBB HBP BLK WP HR S P ERA WHIP	IP WLS BF H R ER SO BB IBB HBP BLK WP HR S P ERA WHIP	IP WLS BF H R ER SO BB IBB HBP BLK WP HR S P ERA WHIP	IP WLS BF H R ER SO BB IBB HBP BLK WP HR S P ERA WHIP	IP WLS BF H R ER SO BB IBB HBP BLK WP HR S P ERA WHIP	
Balor Moore, L ERA: 6.0	(1, 1) 6.0 L 26 5 4 4 8 4 0 0 0 0 0 0 38 54 6.00 1.500	(7, 1) 3.0 12 4 3 3 0 1 0 0 0 0 0 1 11 15 9.00 1.667																
Tom Walker, R ERA: 2.78																		

New York Mets @ Montreal Expos
 Jarry Park, Montreal, QB
 Fri Jun 30 1972, 7:05 PM EDT
 Att: 15,209 - Unknown


AB 32
R 7
H 9
RBI 6
BB 5
SO 8
LOB 8



Batter	1	2	3	4	5	6	7	8	9	AB R H RBI BB SO LOB	BOTTOM							
Ron Hunt, R OBP: 0.331, SLG: 0.289	(1, 4) X 0-0 E6 1-3 3B	0-0 P6			0-0 L5		0-0 F7		0-0 F5	5 1 0 0 0 0 3								
Tim Foli, R OBP: 0.271, SLG: 0.286	(1, 6) X 0-0 1-3 1-2		0-0 HR		0-0 1B		0-0 4-3		0-0 F2	5 1 2 1 0 0 2								
Clyde Mashore, R OBP: 0.291, SLG: 0.368	(1, 7) X 0-0 F8	0-0 F8	0-0 6-3	0-0 6-3	0-0 F7		0-0 1B	3 0 0 0 0 0 2										
Jim Fairey, L OBP: 0.278, SLG: 0.340	(7, PH) 0-0 (8, 7) F8							1 0 1 0 0 0 0										
Ron Woods, R OBP: 0.268, SLG: 0.318	(1, 8) X 0-0 2H 3B	0-0 3B	0-0 F7	0-0 F7	0-0 L7		0-0 4-3	3 0 1 1 0 0 1										
Mike Jorgensen, L OBP: 0.332, SLG: 0.365	(7, PH) 0-0 (8, 8) 2H 3B							1 0 0 0 0 0 1										
Bob Bailey, R OBP: 0.293, SLG: 0.342	(1, 5) X 0-0 P6	0-0 P6	0-3 K	0-3 K	0-0 5-3		0-0 5-3	4 0 0 0 0 1 1										
John Boccabella, R OBP: 0.259, SLG: 0.307	(1, 3) X 0-0 F8		0-0 1B	0-0 1B	0-0 HR		0-0 5-3	4 1 2 1 0 0 0										
Ron Fairly, L OBP: 0.333, SLG: 0.379	(1, 9) X 0-0 1B 1B	0-0 1B 1B	0-0 P4	0-0 P4	0-0 BB		0-0 4-3	3 0 1 0 1 0 1		AB 36 R 3 H 8 RBI 3 BB 2 SO 4 LOB 17								
Terry Humphrey, R OBP: 0.200, SLG: 0.223	(1, 2) 0-0 (9, PH) 1-2 1B	0-0 1B	0-3 K	0-3 K	0-0 P4		0-0 4-3	3 0 1 0 0 1 2										
Balor Moore, L OBP: 0.188, SLG: 0.250	(1, 1) 0-0 (6, PH) K	0-3 K	0-3 K	0-3 K	0-0 P4		0-0 BB	2 0 0 0 0 2 3		WP: 0 PA: 38 PB: 0 SB: 0 CS: 0								
Bobby Wine, R OBP: 0.188, SLG: 0.250	(6, PH) 0-0 (7, 1) K							1 0 0 0 0 0 1										
Tom Walker, R OBP: 0.318, SLG: 0.338	(7, 1) 0-0 (9, PH) K							0 0 0 0 0 0 0										
Tim McCarver, L OBP: 0.318, SLG: 0.338	(9, PH) 0-0 (8, PH) K							0 0 0 0 1 0 0										
Inning Stats	R: 1 E: 1 K: 0 S: 5	H: 1 LOB: 0 BB: 0 P: 5	R: 0 E: 0 K: 1 S: 7	H: 2 LOB: 0 BB: 0 P: 7	R: 1 E: 0 K: 1 S: 6	H: 1 LOB: 0 BB: 0 P: 6	R: 0 E: 0 K: 2 S: 8	H: 1 LOB: 0 BB: 0 P: 8	R: 0 E: 0 K: 0 S: 4	H: 1 LOB: 1 BB: 1 P: 4	R: 0 E: 0 K: 0 S: 3	H: 0 LOB: 0 BB: 0 P: 3	R: 0 E: 0 K: 0 S: 4	H: 0 LOB: 0 BB: 0 P: 3	R: 0 E: 0 K: 0 S: 3	H: 0 LOB: 1 BB: 1 P: 7	1B: 5 SF: 0 2B: 0 SAC: 0 3B: 1 DP: 0 HR: 2 HBP: 0	
PITCHER	IP WLS BF H R ER SO BB IBB HBP BLK WP HR S P ERA WHIP	IP WLS BF H R ER SO BB IBB HBP BLK WP HR S P ERA WHIP	IP WLS BF H R ER SO BB IBB HBP BLK WP HR S P ERA WHIP	IP WLS BF H R ER SO BB IBB HBP BLK WP HR S P ERA WHIP	IP WLS BF H R ER SO BB IBB HBP BLK WP HR S P ERA WHIP	IP WLS BF H R ER SO BB IBB HBP BLK WP HR S P ERA WHIP	IP WLS BF H R ER SO BB IBB HBP BLK WP HR S P ERA WHIP	IP WLS BF H R ER SO BB IBB HBP BLK WP HR S P ERA WHIP	IP WLS BF H R ER SO BB IBB HBP BLK WP HR S P ERA WHIP	IP WLS BF H R ER SO BB IBB HBP BLK WP HR S P ERA WHIP	IP WLS BF H R ER SO BB IBB HBP BLK WP HR S P ERA WHIP	IP WLS BF H R ER SO BB IBB HBP BLK WP HR S P ERA WHIP	IP WLS BF H R ER SO BB IBB HBP BLK WP HR S P ERA WHIP	IP WLS BF H R ER SO BB IBB HBP BLK WP HR S P ERA WHIP	IP WLS BF H R ER SO BB IBB HBP BLK WP HR S P ERA WHIP	IP WLS BF H R ER SO BB IBB HBP BLK WP HR S P ERA WHIP	IP WLS BF H R ER SO BB IBB HBP BLK WP HR S P ERA WHIP	
Jon Matlack, L ERA: 2.59	(1, 1) 6.0 W 27 7 3 2 4 1 0 0 0 0 0 0 2 34 38 3.00 1.333	(7, 1) 3.0 S 11 1 0 0 0 1 0 0 0 0 0 0 10 14 0.00 0.667																
Danny Frisella, R ERA: 1.44																		

New York Mets @ Montreal Expos
 Jarry Park, Montreal, QB
 Fri Jun 30 1972, 7:05 PM EDT
 Att: 15,209 - Unknown

AB 36
R 3
H 8
RBI 3
BB 2
SO 4
LOB 17



Batter	1	2	3	4	5	6	7	8	9	AB R H RBI BB SO LOB	TOP
Willie Mays, R (1,8) OBP: 0.315, SLG: 0.344	0-0 4-3		0-0 6-3		0-0 6-3		0-0 FC5-4 HBP			4 0 0 0 0 0 1	New York Mets @ Montreal Expos Jarry Park, Montreal, QB Sat Jul 01 1972, 7:05 PM EDT Att: 25,156 - Unknown
Bud Harrelson, S (1,6) OBP: 0.322, SLG: 0.272	0-0 3-1		0-0 E3 1B		0-0 2-3		1-0 G4-6-3 HBP			3 1 1 0 0 0 0	
Dave Marshall, L (1,9) OBP: 0.316, SLG: 0.392	0-3 K		0-0 2-H 1B		0-0 HR		0-0 G4-6-3			4 1 2 2 0 1 2	
John Milner, L (1,3) OBP: 0.367, SLG: 0.526 Ed Kranepool, L (8,3) OBP: 0.296, SLG: 0.341		4-0 1B BB	0-0 3-1		0-0 4-3			0-0 F7		3 0 0 0 1 0 1 0 0 0 0 0 0 0	
Ken Boswell, L (1,4) OBP: 0.246, SLG: 0.280		0-0 F7		0-0 4-3		0-0 4-3		0-0 4-3		4 0 0 0 0 0 1	
Wayne Garrett, L (1,5) OBP: 0.362, SLG: 0.278		0-3 K		0-3 K		0-0 1B		0-3 K		4 0 1 0 0 3 1	
Ted Martinez, R (1,7) OBP: 0.307, SLG: 0.374		0-0 1-2 1B		0-0 3B		0-0 F8		0-0 CS 1B		4 0 3 0 0 0 1 3 0 0 0 1 2 4	
Duffy Dyer, R (1,2) OBP: 0.327, SLG: 0.505		0-3 K		4-0 IBB		0-3 K		0-0 F7		4 0 1 0 0 2 2	
Jerry Koosman, R (1,1) OBP: 0.200, SLG: 0.200			0-0 F7		0-3 K		0-0 FC5-4 1B		0-3 K		
Inning Stats	R: 0 H: 0 E: 0 LOB: 0 K: 1 BB: 0 S: 5 P: 5	R: 0 H: 1 E: 0 LOB: 2 K: 2 BB: 1 S: 8 P: 12	R: 1 H: 2 E: 1 LOB: 1 K: 0 BB: 0 S: 5 P: 5	R: 0 H: 1 E: 0 LOB: 2 K: 2 BB: 1 S: 8 P: 12	R: 1 H: 1 E: 0 LOB: 0 K: 0 BB: 0 S: 4 P: 4	R: 0 H: 1 E: 0 LOB: 1 K: 1 BB: 0 S: 6 P: 6	R: 0 H: 1 E: 0 LOB: 1 K: 0 BB: 0 S: 3 P: 4	R: 0 H: 0 E: 0 LOB: 0 K: 1 BB: 0 S: 5 P: 5	R: 0 H: 1 E: 0 LOB: 1 K: 1 BB: 0 S: 5 P: 5	1B: 6 SF: 0 2B: 0 SAC: 0 3B: 1 DP: 1 HR: 1 HBP: 1	
PITCHER Mike Torrez, R (1,1) ERA: 2.45	IP WLS BF H R ER SO BB IBB HBP BLK WP HR S P ERA WHIP	9.0 L 36 8 2 1 8 1 1 1 0 0 1 49 58 1.00 1.000									

Batter	1	2	3	4	5	6	7	8	9	AB R H RBI BB SO LOB	BOTTOM
Ron Hunt, R (1,5) OBP: 0.330, SLG: 0.288	0-3 K		0-0 FC6-4			0-0 P4			0-0 E7 1B	4 0 1 0 0 1 2	New York Mets @ Montreal Expos Jarry Park, Montreal, QB Sat Jul 01 1972, 7:05 PM EDT Att: 25,156 - Unknown
Tim Foli, R (1,6) OBP: 0.276, SLG: 0.286	0-0 FC5-4 1B		4-0 CS BB			0-0 P4			0-3 K	3 0 1 0 1 1 2	
Clyde Mashore, R (1,9) OBP: 0.278, SLG: 0.350	0-0 FC5-4 CS		0-0 F8		0-3 K				0-0 P3	4 0 0 0 0 1 3	
Ron Woods, R (1,8) OBP: 0.260, SLG: 0.308	0-0 CS	0-0 P4		0-0 L6		0-0 F8				3 0 0 0 0 0 0	
Bob Bailey, R (1,7) OBP: 0.290, SLG: 0.338		0-3 K			0-0 F3		0-0 F8			3 0 0 0 0 1 0	
John Boccabella, R (1,3) OBP: 0.253, SLG: 0.300		0-0 6-3			0-0 6-3			0-0 F8		3 0 0 0 0 0 0	
Terry Humphrey, R (1,2) OBP: 0.194, SLG: 0.217			0-0 P4		0-0 F9			0-0 F9		3 0 0 0 0 0 0	
Hector Torres, R (1,4) OBP: 0.177, SLG: 0.237			0-3 K			0-0 1B		0-0 F9		3 0 1 0 0 1 0	
Mike Torrez, R (1,1) OBP: 0.231, SLG: 0.211 Tim McCarver, L (9,PH) OBP: 0.317, SLG: 0.337			0-0 FC6-4 1B			0-3 K			0-0 6-3	2 0 1 0 0 1 1 1 0 0 0 0 0 0	
Inning Stats	R: 0 H: 1 E: 0 LOB: 0 K: 1 BB: 0 S: 5 P: 5	R: 0 H: 0 E: 0 LOB: 0 K: 1 BB: 0 S: 5 P: 5	R: 0 H: 1 E: 0 LOB: 1 K: 1 BB: 0 S: 6 P: 6	R: 0 H: 0 E: 0 LOB: 1 K: 0 BB: 1 S: 2 P: 6	R: 0 H: 0 E: 0 LOB: 0 K: 0 BB: 0 S: 3 P: 3	R: 0 H: 1 E: 0 LOB: 1 K: 1 BB: 0 S: 6 P: 6	R: 0 H: 0 E: 0 LOB: 0 K: 1 BB: 0 S: 5 P: 5	R: 0 H: 0 E: 0 LOB: 0 K: 0 BB: 0 S: 3 P: 3	R: 0 H: 1 E: 1 LOB: 1 K: 1 BB: 0 S: 6 P: 6	1B: 4 SF: 0 2B: 0 SAC: 0 3B: 0 DP: 0 HR: 0 HBP: 0	
PITCHER Jerry Koosman, L (1,1) ERA: 3.62	IP WLS BF H R ER SO BB IBB HBP BLK WP HR S P ERA WHIP	9.0 W 30 4 0 0 6 1 0 0 0 0 0 41 45 0.00 0.556									

AB	33
R	2
H	8
RBI	2
BB	2
SO	8
LOB	13



AB	29
R	0
H	4
RBI	0
BB	1
SO	6
LOB	8



WP	0	PA	31
PB	0		
SB	0		
CS	2		

Batter	1	2	3	4	5	6	7	8	9	AB	R	H	RBI	BB	SO	LOB	TOP					
Lee Lacy, R OBP: 0.214, SLG: 0.214 Jose Pena, R (7. 1) Pete Richert, L OBP: 0.750, SLG: 0.750 (8. 1)	0-0 4-3 G3 1B		0-0 F9			0-0 6-3	0-0 1-3			4	0	1	0	0	0	0	Los Angeles Dodgers @ Montreal Expos Jarry Park, Montreal, QB Tue Jul 04 1972, 7:05 PM EDT Att: 17,382 - Unknown					
Manny Mota, R OBP: 0.356, SLG: 0.500 (1. 7)	0-0 G3			0-0 5-3		4-0 HR BB		0-0 G3-6 1B		3	1	1	0	1	0	1						
Willie Davis, L OBP: 0.302, SLG: 0.421 (1. 8)	0-0 4-3			4-0 FC4-6 BB		0-0 HR		0-0 G3-6		3	1	1	2	1	0	2						
Wes Parker, S OBP: 0.346, SLG: 0.311 (1. 3)	0-0 1-3			0-0 FC4-6 FC4-6 1-2f		0-0 4-3		0-0 4-3		4	0	0	0	0	0	2						
Bill Buckner, L OBP: 0.328, SLG: 0.335 (1. 9)		0-0 F7		0-0 FC4-6 1-2f		0-0 FC6-4 1B			0-0 6-3	4	0	1	0	0	0	1						
Steve Garvey, R OBP: 0.323, SLG: 0.429 (1. 5)		0-0 6-3			0-3 K	0-0 FC6-4 1-2f			0-0 4-3	4	0	0	0	0	1	1						
Chris Cannizzaro, R OBP: 0.364, SLG: 0.379 Jim Lefebvre, S OBP: 0.263, SLG: 0.336 (7. 4)		0-0 3-1			4-0 5-3 BB		0-0 6-3		0-0 F9	2	0	0	0	1	0	0						
Bill Russell, R OBP: 0.295, SLG: 0.387 (1. 6)			0-0 G5-4-3 1B		0-0 5-3		0-0 F8			3	0	1	0	0	0	1						
Tommy John, R OBP: 0.067, SLG: 0.067 Willie Crawford, L OBP: 0.296, SLG: 0.416 Mike Strahler, R (5. PH) Duke Sims, L OBP: 0.276, SLG: 0.298 (7. 2)			0-0 G5-4-3 1-2f		0-0 F7		0-0 HR			1	0	0	0	0	0	1						
Inning Stats	R: 0 E: 0 K: 0 S: 4	H: 1 LOB: 1 BB: 0 P: 4	R: 0 E: 0 K: 0 S: 3	H: 0 LOB: 0 BB: 0 P: 3	R: 0 E: 0 K: 0 S: 3	H: 1 LOB: 1 BB: 0 P: 3	R: 0 E: 0 K: 0 S: 3	H: 0 LOB: 1 BB: 1 P: 7	R: 0 E: 0 K: 1 S: 5	H: 0 LOB: 0 BB: 1 P: 9	R: 2 E: 0 K: 0 S: 5	H: 2 LOB: 1 BB: 1 P: 9	R: 1 E: 0 K: 0 S: 4	H: 1 LOB: 0 BB: 0 P: 4	R: 0 E: 0 K: 0 S: 3	H: 1 LOB: 0 BB: 0 P: 3		R: 0 E: 0 K: 0 S: 3	H: 0 LOB: 0 BB: 0 P: 3	1B: 4 2B: 0 3B: 0 HR: 2	SF: 0 SAC: 0 DP: 2 HBP: 0	WP: 0 PB: 0 SB: 0 CS: 0
PITCHER	IP WLS BF	H R ER SO	BB IBB HBP BLK	WP HR S P	ERA WHIP	PITCHER	IP WLS BF	H R ER SO	BB IBB HBP BLK	WP HR S P	ERA WHIP											
Carl Morton, R ERA: 4.24 Mike Marshall, R ERA: 2.27	(1. 1) 7.0 W 29	(8. 1) 2.0 S 5	6 3 3 1	3 0 0 0	3 0 0 0	0 0 5 5	3.86 1.286															

Batter	1	2	3	4	5	6	7	8	9	AB	R	H	RBI	BB	SO	LOB	BOTTOM					
Ron Hunt, R OBP: 0.336, SLG: 0.288 (1. 4)	0-0 6-3		0-0 1-3		4-0 F8 SH3-4 CS BB		0-0 F9	0-0 4-3		4	1	0	0	1	0	4	Los Angeles Dodgers @ Montreal Expos Jarry Park, Montreal, QB Tue Jul 04 1972, 7:05 PM EDT Att: 17,382 - Unknown					
Tim Foli, R OBP: 0.276, SLG: 0.283 (1. 6)	0-0 6-3		0-0 6-3		0-0 SH3-4 1-2		0-0 F8			3	0	0	0	0	0	0						
Mike Jorgensen, L OBP: 0.333, SLG: 0.356 (1. 3)	0-0 3-1		4-0 CS BB		4-0 CS BB		0-0 F9			2	0	0	0	2	0	0						
Ron Woods, R OBP: 0.264, SLG: 0.333 (7. 7)		0-0 F5	0-0 1-2 HR		0-0 F8		0-0 E5 BB 1B			4	2	1	1	0	0	2						
Terry Humphrey, R OBP: 0.216, SLG: 0.216 (1. 2)		4-0 S 1B BB	0-0 F9		0-0 CS	0-0 IBB 1B		0-3 K		3	1	1	0	1	1	1						
Ron Fairly, L OBP: 0.353, SLG: 0.409 (1. 9)		0-0 S 1B		0-0 HR		0-0 F4		4-0 1B BB IBB		3	2	2	1	1	0	1						
Bob Bailey, R OBP: 0.292, SLG: 0.336 (1. 5)		0-0 1-2 S 1B		0-0 F9		0-3 K		4-0 1-2 2-3 BB		3	1	1	2	1	1	1						
Clyde Mashore, R OBP: 0.272, SLG: 0.341 Boots Day, L OBP: 0.341, SLG: 0.327 (6. PH) (7. 8)		0-0 F6		0-3 K		4-0 1-2 IBB		0-0 1-2 2-3 3-H 1B		2	0	0	0	0	1	1						
Carl Morton, R OBP: 0.233, SLG: 0.345 Mike Marshall, R (8. 1)		0-0 1-1 3B		0-0 F8		0-3 K		0-0 F9		3	0	1	1	0	1	2						
Inning Stats	R: 0 E: 0 K: 0 S: 3	H: 0 LOB: 0 BB: 0 P: 3	R: 3 E: 0 K: 0 S: 6	H: 3 LOB: 1 BB: 1 P: 10	R: 1 E: 0 K: 0 S: 3	H: 1 LOB: 0 BB: 1 P: 7	R: 1 E: 0 K: 1 S: 6	H: 1 LOB: 0 BB: 0 P: 6	R: 1 E: 0 K: 0 S: 2	H: 0 LOB: 0 BB: 2 P: 10	R: 0 E: 0 K: 2 S: 8	H: 1 LOB: 2 BB: 1 P: 12	R: 0 E: 0 K: 0 S: 3	H: 0 LOB: 0 BB: 0 P: 3	R: 1 E: 1 K: 1 S: 7	H: 1 LOB: 3 BB: 2 P: 15		R: 0 E: 0 K: 0 S: 3	H: 0 LOB: 0 BB: 0 P: 3	1B: 4 2B: 0 3B: 1 HR: 2	SF: 0 SAC: 1 DP: 0 HBP: 0	WP: 0 PB: 0 SB: 2 CS: 3
PITCHER	IP WLS BF	H R ER SO	BB IBB HBP BLK	WP HR S P	ERA WHIP	PITCHER	IP WLS BF	H R ER SO	BB IBB HBP BLK	WP HR S P	ERA WHIP											
Tommy John, L ERA: 3.04 Mike Strahler, R ERA: 3.79 Jose Pena, R ERA: 3.86 Pete Richert, L ERA: 2.38	(1. 1) 4.0 L 18	(5. 1) 2.0 9 1	5 5 1 1 2	5 5 1 1 2	0 0 0 0 0	(7. 1) 1.1 7 0	(8. 1) 0.2 3 1	0 0 0 0	0 0 1 0 0	0 0 1 0 0	0 0 0 0	0 0 3 3	0.00 1.500 0.00 0.750 0.00 1.500									

Batter	1	2	3	4	5	6	7	8	9	AB	R	H	RBI	BB	SO	LOB	TOP													
Lee Lacy, R (1.4) X OBP: 0.263, SLG: 0.278	0-0 2B 6-3 1B	0-0 2B 1B		0-0 4-3			0-0 E2 FC5-4		0-0 SF8	4	2	2	2	0	0	1														
Wille Davis, L (1.8) X OBP: 0.304, SLG: 0.428	0-0 CS 1-3 2B	0-0 1-2 2-3 3-H 2B		0-0 F9			0-0 F4		0-0 F7	5	0	2	3	0	0	3														
Manny Mota, R (1.7) X OBP: 0.346, SLG: 0.486	0-0 6-3	0-0 F8			0-0 L9		0-0 FC5-4 CS		0-0 FC6-4	5	0	0	2	0	0	4														
Wes Parker, S (1.3) X OBP: 0.344, SLG: 0.305	4-0 3-H FC5-4 2-3 BB	0-3 K			0-0 F8		0-0 CS		0-0 L4	3	0	0	0	1	1	1														
Jim Lefebvre, S (1.5) X OBP: 0.255, SLG: 0.325	0-0 FC5-4 1-2		0-3 K			0-3 K			0-0 4-3	4	0	0	0	0	2	1														
Chris Cannizzaro, R (1.2) X OBP: 0.360, SLG: 0.367		0-0 4-3		0-0 F4		0-0 F7			4-0 BB	3	0	0	0	1	0	0														
Bobby Valentine, R (1.9) X OBP: 0.302, SLG: 0.337		0-0 1B 1B		0-0 1B		0-0 1-3			0-0 F4	4	1	2	0	0	0	1														
Bill Russell, R (1.6) X OBP: 0.294, SLG: 0.385		0-0 1B 2B 1B		0-3 K		0-0 F8			0-0 E5 FC SF8	4	2	1	0	0	1	1														
Claude Osteen, L (1.1) X OBP: 0.308, SLG: 0.316		4-0 1-2 1B 2B BB		0-0 5-3			0-0 E FC5-4 1B		0-0 FC	3	2	1	0	1	0	1														
Inning Stats	R: 1 E: 0 K: 0 S: 4	H: 2 LOB: 1 BB: 1 P: 8	R: 4 E: 0 K: 1 S: 9	H: 4 LOB: 1 BB: 1 P: 13	R: 0 E: 0 K: 2 S: 8	H: 1 LOB: 1 BB: 0 P: 8	R: 0 E: 0 K: 0 S: 3	H: 0 LOB: 0 BB: 0 P: 3	R: 0 E: 0 K: 0 S: 3	H: 0 LOB: 0 BB: 0 P: 3	R: 1 E: 1 K: 0 S: 4	H: 1 LOB: 0 BB: 0 P: 4	R: 0 E: 0 K: 0 S: 3	H: 0 LOB: 1 BB: 1 P: 7	R: 1 E: 1 K: 0 S: 5	H: 0 LOB: 1 BB: 0 P: 5	1B: 6 2B: 2 3B: 0 HR: 0	SF: 1 SAC: 0 DP: 0 HBP: 0	WP: 0 PB: 0 SB: 0 CS: 2	PA: 40										
PITCHER	IP WLS BF H R ER SO BB IBB HBP BLK WP HR S P ERA WHIP	IP WLS BF H R ER SO BB IBB HBP BLK WP HR S P ERA WHIP																		IP WLS BF H R ER SO BB IBB HBP BLK WP HR S P ERA WHIP										
Balar Moore, L (1.1) ERA: 6.88	5.0 L 23	7 5	5 4	2 0	0 0	0 0	0 0	0 0	0 0	0 29	37	9.00	1.800																	
Tom Walker, R (6.1) ERA: 2.62	2.0	7 1	1 0	0 0	0 0	0 0	0 0	0 0	0 0	7 7	0.00	0.500																		
John Strohmayer, R (8.1) ERA: 3.43	2.0	9 0	1 0	0 0	1 0	0 0	0 0	0 0	0 0	8 12	0.00	0.500																		

Los Angeles Dodgers @ Montreal Expos
 Jarry Park, Montreal, QB
 Wed Jul 05 1972, 7:05 PM EDT
 Att: 15,146 - Unknown

AB	35
R	7
H	8
RBI	7
BB	3
SO	4
LOB	13

Batter	1	2	3	4	5	6	7	8	9	AB	R	H	RBI	BB	SO	LOB	BOTTOM											
Ron Hunt, R (1.4) X OBP: 0.334, SLG: 0.287	0-0 6-3		0-0 1B		0-0 F8		0-0 6-3			4	0	1	0	0	0	2												
Tim Foli, R (1.6) X OBP: 0.275, SLG: 0.282	0-0 L6-3 1B		0-0 F9		0-0 6-3			0-0 F9		4	0	1	0	0	0	2												
Mike Jorgensen, L (1.3) X OBP: 0.328, SLG: 0.350	0-0 L6-3 1-2		0-0 F9			0-0 G3		0-3 K		4	0	0	0	0	1	2												
Ron Woods, R (1.8) X OBP: 0.255, SLG: 0.320		0-0 F8		0-0 1-3		0-0 6-3		0-0 4-3		4	0	0	0	0	0	1												
Terry Humphrey, R (1.2) X OBP: 0.225, SLG: 0.212		4-0 1B G3 HR BB			0-3 K		4-0 BB		0-0 F3	2	1	0	0	2	1	0												
Ron Fairly, L (1.9) X OBP: 0.346, SLG: 0.400		0-0 G3		0-0 F4		0-0 G3		0-0 F3		4	0	0	0	0	0	2												
Bob Bailey, R (1.5) X OBP: 0.295, SLG: 0.336		0-0 HR 1B		0-0 F8		4-0 WP 1B BB		0-0 F6		3	1	1	0	1	0	0												
Clyde Mashore, R (1.7) X OBP: 0.284, SLG: 0.381		0-0 HR			4-0 FC3-8 BB		0-3 K			2	1	1	3	1	1	1												
Balar Moore, L (1.1)		0-3 3-H			0-0 FC3-6		0-0 1B			1	0	0	0	0	1	0												
Boots Day, L (5, PH)										1	0	0	0	0	0	1												
Tom Walker, R (6.1)										0	0	0	0	0	0	0												
Ken Singleton, S (7, PH)										1	0	1	0	0	0	0												
John Strohmayer, R (8.1)										0	0	0	0	0	0	0												
Inning Stats	R: 0 E: 0 K: 0 S: 3	H: 1 LOB: 0 BB: 0 P: 3	R: 3 E: 0 K: 1 S: 7	H: 2 LOB: 0 BB: 1 P: 11	R: 0 E: 0 K: 0 S: 4	H: 1 LOB: 1 BB: 0 P: 4	R: 0 E: 0 K: 1 S: 5	H: 0 LOB: 0 BB: 0 P: 5	R: 0 E: 0 K: 0 S: 3	H: 0 LOB: 1 BB: 1 P: 7	R: 0 E: 0 K: 0 S: 3	H: 0 LOB: 1 BB: 1 P: 7	R: 0 E: 0 K: 1 S: 5	H: 0 LOB: 0 BB: 0 P: 5	R: 0 E: 0 K: 0 S: 3	H: 0 LOB: 0 BB: 0 P: 3	1B: 4 2B: 1 3B: 0 HR: 1	SF: 0 SAC: 0 DP: 1 HBP: 0	WP: 1 PB: 0 SB: 0 CS: 0	PA: 34								
PITCHER	IP WLS BF H R ER SO BB IBB HBP BLK WP HR S P ERA WHIP	IP WLS BF H R ER SO BB IBB HBP BLK WP HR S P ERA WHIP																		IP WLS BF H R ER SO BB IBB HBP BLK WP HR S P ERA WHIP								
Claude Osteen, L (1.1) ERA: 2.51	9.0 W 34	5 3	3 3	4 4	4 0	0 0	0 0	1 1	38 54	3.00	1.000																	

Los Angeles Dodgers @ Montreal Expos
 Jarry Park, Montreal, QB
 Wed Jul 05 1972, 7:05 PM EDT
 Att: 15,146 - Unknown

AB	30
R	3
H	5
RBI	3
BB	4
SO	4
LOB	11

Batter	1	2	3	4	5	6	7	8	9	AB	R	H	RBI	BB	SO	LOB	TOP									
Bobby Bonds, R OBP: 0.328, SLG: 0.461 Don McMahon, R OBP: 0.250, SLG: 0.250 Jerry Johnson, R (9, 1)	F9			E	1B	1B	1B	K		4	3	2	2	1	1	0	San Francisco Giants @ Montreal Expos Jarry Park, Montreal, QB Sat Jul 08 1972, 7:05 PM EDT Att: 17,522 - Unknown									
Gary Maddox, R OBP: 0.297, SLG: 0.450 (1, 8)	1-3			E6	F2	6-3		4-3		5	1	1	0	0	0	4										
Chris Speier, R OBP: 0.343, SLG: 0.416 Chris Arnold, R OBP: 0.309, SLG: 0.344 (8, PH) (8, 4)	K			F7	1B	G3		6-3		4	2	2	1	0	1	2										
Willie McCovey, L OBP: 0.320, SLG: 0.376 Ed Goodson, L OBP: 0.347, SLG: 0.457 (1, 3) (5, 3)	G3			F7	G3	1B		1B		2	0	0	0	1	0	2										
Dave Kingman, R OBP: 0.309, SLG: 0.497 Jim Howarth, L OBP: 0.348, SLG: 0.346 (1, 7) (8, 7)	5-3			K	G3	1B		K		5	0	1	2	0	2	4										
Dave Rader, L OBP: 0.314, SLG: 0.357 (1, 2)	F8			G3				F9		4	0	1	2	1	0	2										
Tito Fuentes, S OBP: 0.303, SLG: 0.376 Damaso Blanco, R OBP: 0.375, SLG: 0.375 (1, 4) (7, 4) (8, 6)			F7	F7	4-3			K		4	0	0	0	0	1	3										
Al Gallagher, R OBP: 0.365, SLG: 0.329 (1, 5)			G3-6-4	1B	1B	2B	1B	E7		4	3	3	0	1	0	0										
Juan Marichal, R OBP: 0.250, SLG: 0.286 Bernie Williams, R OBP: 0.203, SLG: 0.333 (7, PH) (7, 9)	G3-6-4		1-2	2B	1B	2B	1B	HR		3	2	2	0	0	0	1										
Inning Stats	R: 0 E: 0 K: 1 S: 5	H: 0 LOB: 0 BB: 0 P: 5	R: 0 E: 0 K: 0 S: 3	H: 0 LOB: 0 BB: 0 P: 3	R: 0 E: 0 K: 0 S: 3	H: 1 LOB: 0 BB: 0 P: 3	R: 3 E: 1 K: 1 S: 8	H: 3 LOB: 1 BB: 1 P: 12	R: 4 E: 0 K: 0 S: 7	H: 4 LOB: 2 BB: 2 P: 15	R: 3 E: 1 K: 1 S: 9	H: 4 LOB: 1 BB: 0 P: 9	R: 2 E: 0 K: 2 S: 9	H: 2 LOB: 0 BB: 0 P: 9	R: 0 E: 0 K: 0 S: 4	H: 1 LOB: 1 BB: 0 P: 4		R: 0 E: 0 K: 0 S: 2	H: 0 LOB: 0 BB: 1 P: 6	1B: 12 2B: 2 3B: 0 HR: 1	SF: 0 SAC: 0 DP: 2 HBP: 0	WP: 0 PB: 0 SB: 1 CS: 0	PA: 44			
PITCHER	IP	WLS	BF	H	R	ER	SO	BB	IBB	HBP	BLK	WP	HR	S	P	ERA		WHIP								
Ernie McAnally, R ERA: 4.82 John Strohmayr, R ERA: 4.14 Steve Renko, R ERA: 6.08 Joe Gilbert, L ERA: 7.23	4.0	L	19	6	6	6	2	2	0	0	0	0	0	21	29	13.50		2.000								

Batter	1	2	3	4	5	6	7	8	9	AB	R	H	RBI	BB	SO	LOB	BOTTOM								
Ron Hunt, R OBP: 0.351, SLG: 0.299 Coco Laboy, R (1, 4) (7, 5)	G3			FC5-4		FC6-4		F4		2	0	2	0	0	0	0	San Francisco Giants @ Montreal Expos Jarry Park, Montreal, QB Sat Jul 08 1972, 7:05 PM EDT Att: 17,522 - Unknown								
Bob Bailey, R OBP: 0.303, SLG: 0.343 Hector Torres, R OBP: 0.175, SLG: 0.233 (1, 5) (7, 4)	SH3			FC5-4		FC6-4		6-3		2	1	0	0	0	0	2									
Ken Singleton, S OBP: 0.315, SLG: 0.338 (1, 9)	G3			F8		1B				3	0	1	1	1	0	1									
Ron Fairly, L OBP: 0.342, SLG: 0.390 John Boccabella, R OBP: 0.292, SLG: 0.298 (1, 3) (7, 3)				F9		F7		F7		3	0	0	0	0	0	2									
Boots Day, L OBP: 0.333, SLG: 0.320 (1, 8)				F4		F8		F7		4	0	0	0	0	0	1									
Tim McCarver, L OBP: 0.315, SLG: 0.330 (1, 7) (6, 2)				PO		3-1		F8		3	0	1	0	1	0	0									
Tim Foli, R OBP: 0.287, SLG: 0.270 Bobby Wine, R OBP: 0.222, SLG: 0.278 (1, 6) (8, 6)	F9			F9		F8		5-3		3	0	0	0	0	0	1									
Terry Humphrey, R OBP: 0.225, SLG: 0.200 Joe Gilbert, R (9, 1)	PO			F8		F6				2	0	0	0	0	0	0									
Ernie McAnally, R OBP: 0.154, SLG: 0.125 John Strohmayr, R (5, 1)				K		F9		5-3		1	0	0	0	0	0	0									
Jim Fairey, L OBP: 0.259, SLG: 0.316 Steve Renko, R OBP: 0.308, SLG: 0.308 Ron Woods, R OBP: 0.295, SLG: 0.336 (8, PH)										2	0	0	0	0	0	0									
Inning Stats	R: 0 E: 0 K: 0 S: 3	H: 0 LOB: 1 BB: 0 P: 4	R: 0 E: 0 K: 0 S: 3	H: 1 LOB: 0 BB: 0 P: 3	R: 0 E: 0 K: 1 S: 6	H: 1 LOB: 1 BB: 0 P: 6	R: 0 E: 0 K: 0 S: 3	H: 0 LOB: 0 BB: 0 P: 3	R: 0 E: 0 K: 0 S: 3	H: 0 LOB: 0 BB: 0 P: 3	R: 1 E: 1 K: 0 S: 5	H: 2 LOB: 1 BB: 0 P: 5	R: 0 E: 0 K: 0 S: 3	H: 0 LOB: 0 BB: 0 P: 3	R: 0 E: 0 K: 0 S: 4	H: 1 LOB: 1 BB: 0 P: 4		R: 0 E: 0 K: 0 S: 3	H: 0 LOB: 2 BB: 2 P: 11	1B: 4 2B: 1 3B: 0 HR: 0	SF: 0 SAC: 1 DP: 0 HBP: 1	WP: 0 PB: 0 SB: 0 CS: 0	PA: 35		
PITCHER	IP	WLS	BF	H	R	ER	SO	BB	IBB	HBP	BLK	WP	HR	S	P	ERA		WHIP							
Juan Marichal, R ERA: 3.54 Don McMahon, R ERA: 2.55 Jerry Johnson, R ERA: 5.23	6.0	W	22	4	1	0	0	0	0	0	0	0	0	7	7	0.00	0.667								




Batter	1	2	3	4	5	6	7	8	9	AB	R	H	RBI	BB	SO	LOB	TOP										
Bobby Bonds, R OBP: 0.326, SLG: 0.466 (1, 9)										5	1	1	1	0	2	2	San Francisco Giants @ Montreal Expos Jarry Park, Montreal, QB Sun Jul 09 1972, 3:33 AM EDT Att: 18,633 - Unknown										
Gary Maddox, R OBP: 0.300, SLG: 0.454 (1, 8)										5	2	2	0	0	1	1											
Chris Speier, R OBP: 0.342, SLG: 0.417 (1, 6)										4	0	1	1	0	0	1											
Ed Goodson, L OBP: 0.353, SLG: 0.448 (1, 3)										2	1	0	0	2	0	0											
Dave Kingman, R OBP: 0.309, SLG: 0.503 Ken Henderson, S OBP: 0.267, SLG: 0.327 (8, 7)										4	1	1	3	0	2	2											
Dave Rader, L OBP: 0.313, SLG: 0.355 (1, 2)										4	0	1	0	0	0	0											
Tito Fuentes, S OBP: 0.303, SLG: 0.377 (1, 4)										4	0	1	0	0	0	1											
Al Gallagher, R OBP: 0.363, SLG: 0.322 Damaso Blanco, R OBP: 0.375, SLG: 0.375 (9, 5)										3	0	0	0	0	1	3											
Steve Stone, R OBP: 0.143, SLG: 0.111 Jim Howarth, L OBP: 0.356, SLG: 0.346 (6, PH) Randy Moffitt, R (6, 1)										2	0	0	0	0	2	1											
Inning Stats	R: 1 E: 0 K: 0 S: 4	H: 1 LOB: 0 BB: 0 P: 4	R: 0 E: 0 K: 1 S: 6	H: 1 LOB: 1 BB: 0 P: 6	R: 1 E: 0 K: 1 S: 7	H: 2 LOB: 2 BB: 1 P: 11	R: 0 E: 0 K: 1 S: 6	H: 1 LOB: 1 BB: 0 P: 6	R: 3 E: 0 K: 2 S: 5	H: 2 LOB: 0 BB: 1 P: 9	R: 0 E: 1 K: 2 S: 7	H: 0 LOB: 1 BB: 1 P: 11	R: 0 E: 0 K: 1 S: 5	H: 0 LOB: 0 BB: 0 P: 5	R: 0 E: 0 K: 1 S: 5	H: 0 LOB: 0 BB: 0 P: 5		R: 0 E: 0 K: 1 S: 5	H: 0 LOB: 1 BB: 0 P: 6	1B: 2 2B: 3 3B: 0 HR: 2	SF: 0 SAC: 1 DP: 0 HBP: 1	WP: 0 PB: 0 SB: 0 CS: 1	PA: 38				
PITCHER	IP	WLS	BF	H	R	ER	SO	BB	IBB	HBP	BLK	WP	HR	S	P	ERA	WHIP										
Carl Morton, R ERA: 4.5 (1, 1)	5.0	L	24	7	5	5	3	0	2	0	0	0	2	28	36	9.00	1.400										
Tom Walker, R ERA: 2.7 (6, 1)	2.0		7	0	0	0	3	1	0	0	0	0	0	12	16	0.00	0.500										
Mike Marshall, R ERA: 2.15 (8, 1)	2.0		7	0	0	0	2	0	0	1	1	0	0	10	11	0.00	0.000										

Batter	1	2	3	4	5	6	7	8	9	AB	R	H	RBI	BB	SO	LOB	BOTTOM										
Ron Hunt, R OBP: 0.347, SLG: 0.294 (1, 4)										4	0	0	0	0	0	2	San Francisco Giants @ Montreal Expos Jarry Park, Montreal, QB Sun Jul 09 1972, 3:33 AM EDT Att: 18,633 - Unknown										
Tim McCarver, L OBP: 0.314, SLG: 0.329 (1, 7)										4	0	1	0	0	0	0											
Ken Singleton, S OBP: 0.314, SLG: 0.336 (1, 9)										4	0	1	0	0	2	0											
Ron Fairly, L OBP: 0.341, SLG: 0.402 (1, 3)										4	1	1	1	0	1	2											
Boots Day, L OBP: 0.327, SLG: 0.313 (1, 8)										4	0	0	0	0	0	0											
Bob Bailey, R OBP: 0.305, SLG: 0.340 (1, 5)										2	0	0	0	2	0	0											
Tim Foli, R OBP: 0.275, SLG: 0.275 (1, 6)										3	0	2	0	1	0	1											
John Boccabella, R OBP: 0.245, SLG: 0.290 (1, 2)										4	0	0	0	0	1	5											
Carl Morton, R OBP: 0.226, SLG: 0.333 Jim Fahey, L OBP: 0.254, SLG: 0.310 (5, PH) Tom Walker, R (6, 1) Ron Woods, R OBP: 0.263, SLG: 0.333 (7, PH) Mike Marshall, R (8, 1)										1	0	0	0	0	1	0											
Inning Stats	R: 0 E: 0 K: 1 S: 5	H: 0 LOB: 0 BB: 0 P: 5	R: 1 E: 0 K: 1 S: 7	H: 2 LOB: 1 BB: 0 P: 7	R: 0 E: 0 K: 1 S: 7	H: 2 LOB: 2 BB: 0 P: 7	R: 0 E: 1 K: 0 S: 4	H: 1 LOB: 1 BB: 0 P: 4	R: 0 E: 0 K: 0 S: 3	H: 0 LOB: 0 BB: 0 P: 3	R: 0 E: 0 K: 2 S: 7	H: 0 LOB: 0 BB: 0 P: 7	R: 0 E: 0 K: 0 S: 3	H: 0 LOB: 2 BB: 2 P: 11	R: 0 E: 0 K: 0 S: 3	H: 0 LOB: 0 BB: 0 P: 3		R: 0 E: 0 K: 0 S: 3	H: 0 LOB: 1 BB: 1 P: 7	1B: 4 2B: 0 3B: 0 HR: 1	SF: 0 SAC: 0 DP: 0 HBP: 0	WP: 1 PB: 0 SB: 0 CS: 0	PA: 35				
PITCHER	IP	WLS	BF	H	R	ER	SO	BB	IBB	HBP	BLK	WP	HR	S	P	ERA	WHIP										
Steve Stone, R ERA: 2.51 (1, 1)	5.0	W	20	5	1	1	3	0	0	0	0	1	0	26	26	1.80	1.000										
Randy Moffitt, R ERA: 2.51 (6, 1)	4.0	S	15	0	0	0	2	3	0	0	0	1	0	16	28	0.00	0.750										

Batter	1	2	3	4	5	6	7	8	9	AB	R	H	RBI	BB	SO	LOB	TOP								
Derrel Thomas, S OBP: 0.298, SLG: 0.298 (1, 4)	0-0 6-3		0-0 L7		0-0 BB 1B		0-0 F8			4	0	1	0	0	0	0									
Dave Roberts, R OBP: 0.297, SLG: 0.380 (1, 5)	0-3 K		0-0 BLK 1B		4-0 BLK BB		0-0 F8			3	0	1	0	1	1	0									
Leron Lee, L OBP: 0.363, SLG: 0.510 (1, 7)	0-3 K		1-0 HBP		0-3 K		0-0 F9			1	0	0	0	0	1	0									
Johnny Jeter, R OBP: 0.288, SLG: 0.346 (3, PR) (3, 8)	0-3 K		1-2 HBP		1-2 K		0-0 F9			2	0	0	0	0	1	1									
Nate Colbert, R OBP: 0.298, SLG: 0.475 (1, 3)		0-0 HR	0-3 K		0-0 F9		0-3 K			4	1	1	1	0	2	2									
Cito Gaston, R OBP: 0.299, SLG: 0.345 (1, 9) (3, 7)		0-3 K		0-3 K		0-0 E 1B		0-3 K		4	1	1	0	0	3	0									
Jerry Morales, R OBP: 0.339, SLG: 0.429 (1, 8) (3, 9)		0-0 G3		0-0 1B		0-0 E8 3B		0-0 F8		4	1	2	1	0	0	0									
Fred Kendall, R OBP: 0.254, SLG: 0.293 (1, 2)		4-0 BB		0-0 L4-3 1B		0-0 WP SH1-3 1B		0-3 K		0	0	0	0	0	0	0									
Pat Corrales, R OBP: 0.244, SLG: 0.169 (1, 2)				1-3 1B		0-0 SH1-3 1B		0-3 K		3	0	2	0	1	1	0									
Enzo Hernandez, R OBP: 0.252, SLG: 0.241 (1, 6)		0-0 F4		0-0 L4-3		0-0 SH1-3		0-3 K		2	0	0	0	0	0	3									
Curt Blefary, L OBP: 0.246, SLG: 0.308 (9, PH)				1-2		1-2		0-0 K		1	0	0	0	0	1	0									
Steve Arlin, R OBP: 0.163, SLG: 0.175 (1, 1)			0-0 F7		0-0 1B		0-3 K		0-0 4-3	3	0	1	0	0	1	1									
Larry Stahl, L OBP: 0.291, SLG: 0.358 (9, PH)					1-2 1B		2-3 K			1	0	0	0	0	0	0									
Inning Stats	R: 0 E: 0 K: 2 S: 7	H: 0 LOB: 0 BB: 0 P: 7	R: 1 E: 0 K: 1 S: 6	H: 1 LOB: 1 BB: 1 P: 10	R: 0 E: 0 K: 1 S: 6	H: 1 LOB: 2 BB: 0 P: 7	R: 0 E: 0 K: 1 S: 6	H: 2 LOB: 1 BB: 0 P: 6	R: 0 E: 0 K: 1 S: 5	H: 2 LOB: 1 BB: 1 P: 9	R: 2 E: 1 K: 1 S: 8	H: 3 LOB: 1 BB: 0 P: 8	R: 0 E: 0 K: 0 S: 3	H: 0 LOB: 0 BB: 0 P: 3	R: 0 E: 0 K: 2 S: 7	H: 0 LOB: 0 BB: 0 P: 7	R: 0 E: 0 K: 2 S: 7	H: 0 LOB: 0 BB: 0 P: 7	1B: 7 2B: 1 3B: 1 HR: 1	SF: 0 SAC: 1 DP: 1 HBP: 1	WP: 1 PB: 0 SB: 0 CS: 0	PA: 36			
PITCHER	IP	WLS	BF	H	R	ER	SO	BB	IBB	HBP	BLK	WP	HR	S	P	ERA	WHIP								
Balor Moore, L ERA: 6.45 (1, 1)	5.1		25	9	3	3	6	2	0	1	2	0	1	34	43	5.06	2.062								
Tom Walker, R ERA: 2.55 (6, 1)	0.2	W	2	0	0	0	1	0	0	0	0	1	0	4	4	0.00	0.000								
Mike Marshall, R ERA: 2.02 (7, 1)	3.0	S	9	0	0	0	4	0	0	0	0	0	0	17	17	0.00	0.000								

San Diego Padres @ Montreal Expos
Jarry Park, Montreal, QB
Mon Jul 10 1972, 7:05 PM EDT
Att: 6,627 - Unknown


AB 32
R 3
H 9
RBI 2
BB 2
SO 11
LOB 7



Batter	1	2	3	4	5	6	7	8	9	AB	R	H	RBI	BB	SO	LOB	BOTTOM								
Tim McCarver, L OBP: 0.308, SLG: 0.322 (1, 2)	0-0 F7		0-0 6-3	0-0 F7		0-0 F9				4	0	0	0	0	0	3									
Mike Marshall, R OBP: 0.308, SLG: 0.322 (7, 1)										0	0	0	0	0	0	0									
Ron Hunt, R OBP: 0.349, SLG: 0.292 (1, 4)	1-0 BB HBP		1-0 2B HBP		0-0 L3		0-0 6-3			2	1	0	0	0	0	0									
Hector Torres, R OBP: 0.175, SLG: 0.233 (8, 4)										0	0	0	0	0	0	0									
Boots Day, L OBP: 0.330, SLG: 0.319 (1, 8)	0-3 K		0-0 E 2B		4-0 G3-6 BB		0-0 G3			3	1	1	1	1	1	1									
Ron Fairly, L OBP: 0.339, SLG: 0.396 (1, 9)	4-0 BB		0-0 E3		0-0 G3-6		0-0 F9			3	0	0	0	1	0	1									
Ken Singleton, S OBP: 0.313, SLG: 0.349 (1, 7)	0-3 K		0-0 G3			0-3 K		0-0 HR		4	1	1	1	0	2	3									
Mike Jorgensen, L OBP: 0.332, SLG: 0.374 (1, 3)		0-0 1-3		4-0 E BB		0-0 2-3		0-0 HR		3	2	1	1	1	0	0									
Bob Bailey, R OBP: 0.308, SLG: 0.340 (1, 5)	0-3 K		4-0 FC4-6 BB		0-0 WP 1B		0-3 K			3	1	1	0	1	2	0									
Tim Foli, R OBP: 0.275, SLG: 0.272 (1, 6)	0-0 6-3		0-0 FC4-6 3-1 2H		4-0 1B BB		0-0 6-3			3	0	0	0	1	0	1									
Balor Moore, L OBP: 0.349, SLG: 0.292 (1, 1)			0-0 F4		0-0 3-1		0-0 L7			2	0	0	0	0	0	1									
Tom Walker, R OBP: 0.267, SLG: 0.322 (6, PH)										0	0	0	0	0	0	0									
John Boccabella, R OBP: 0.244, SLG: 0.288 (7, 2)					2-3		1-3 2H 1B			1	0	0	0	0	0	0									
Inning Stats	R: 0 E: 0 K: 2 S: 7	H: 0 LOB: 2 BB: 1 P: 12	R: 0 E: 0 K: 1 S: 5	H: 0 LOB: 0 BB: 0 P: 5	R: 2 E: 1 K: 0 S: 5	H: 1 LOB: 1 BB: 0 P: 6	R: 1 E: 1 K: 0 S: 3	H: 0 LOB: 1 BB: 2 P: 11	R: 0 E: 0 K: 0 S: 2	H: 0 LOB: 0 BB: 1 P: 6	R: 1 E: 0 K: 1 S: 7	H: 2 LOB: 2 BB: 1 P: 11	R: 0 E: 0 K: 0 S: 3	H: 0 LOB: 0 BB: 0 P: 3	R: 2 E: 0 K: 1 S: 7	H: 2 LOB: 0 BB: 0 P: 7	R: 2 E: 0 K: 1 S: 7	H: 2 LOB: 0 BB: 0 P: 7	1B: 2 2B: 1 3B: 0 HR: 2	SF: 0 SAC: 0 DP: 1 HBP: 2	WP: 1 PB: 0 SB: 0 CS: 0	PA: 36			
PITCHER	IP	WLS	BF	H	R	ER	SO	BB	IBB	HBP	BLK	WP	HR	S	P	ERA	WHIP								
Steve Arlin, R ERA: 3.0 (1, 1)	8.0	L	36	5	6	4	5	5	0	2	0	1	2	39	61	4.50	1.250								

San Diego Padres @ Montreal Expos
Jarry Park, Montreal, QB
Mon Jul 10 1972, 7:05 PM EDT
Att: 6,627 - Unknown

AB 29
R 6
H 5
RBI 4
BB 5
SO 5
LOB 10



Batter	1	2	3	4	5	6	7	8	9	10	11	12	AB	R	H	RBI	BB	SO	LOB	TOP					
Derrel Thomas, S OBP: 0.303, SLG: 0.315 (1.4)	1-3		G5-4-3		HR		1-3		4-3			SH1-4	6	1	3	3	0	0	1						
Dave Roberts, R OBP: 0.293, SLG: 0.368 (1.5)	BB		5-3		4-3		1-3		K			SH1-4	4	0	0	0	1	1	1						
Leron Lee, L OBP: 0.365, SLG: 0.506 (1.7)	K								K			L7	2	0	0	0	1	2	1						
Larry Stahl, L OBP: 0.287, SLG: 0.353 (7.7)	K								K			L7	2	0	0	0	0	1	1						
Nate Colbert, R OBP: 0.299, SLG: 0.468 (1.3)	F8											6-3	4	1	0	0	2	0	4						
Cito Gaston, R OBP: 0.303, SLG: 0.371 (1.9)		6-3											5	1	2	2	0	0	2						
Jerry Morales, R OBP: 0.338, SLG: 0.417 (1.8)	K												5	0	0	0	0	1	2						
Pat Corrales, R OBP: 0.241, SLG: 0.171 (1.2)													5	0	1	0	0	1	0						
Fred Stanley, R OBP: 0.338, SLG: 0.255 (1.8)		4-3											4	1	1	0	1	1	2						
Clay Kirby, R OBP: 0.333, SLG: 0.500 (7.1)													2	1	0	0	1	1	3						
Mike Corkins, R OBP: 0.214, SLG: 0.429 (7.1)													0	0	0	0	0	0	0						
Fred Norman, L OBP: 0.228, SLG: 0.319 (8.1)													1	0	0	0	0	1	1						
Gary Ross, R OBP: 0.239, SLG: 0.329 (8.1)													0	0	0	0	0	0	0						
Mark Schaeffer, L OBP: 0.239, SLG: 0.329 (8.1)													0	0	0	0	0	0	0						
Ed Acosta, S OBP: 0.239, SLG: 0.329 (10.1)													1	0	0	0	0	0	0						
Inning Stats	R: 0 E: 0 K: 1 S: 5	H: 0 LOB: 1 BB: 9	R: 0 E: 0 K: 1 S: 6	H: 1 LOB: 1 BB: 6	R: 0 E: 0 K: 0 S: 2	H: 0 LOB: 0 BB: 6	R: 0 E: 0 K: 1 S: 5	H: 1 LOB: 1 BB: 9	R: 3 E: 1 K: 0 S: 4	H: 1 LOB: 0 BB: 2 P: 12	R: 2 E: 1 K: 1 S: 7	H: 1 LOB: 1 BB: 11	R: 0 E: 0 K: 2 S: 8	H: 0 LOB: 0 BB: 8	R: 0 E: 0 K: 2 S: 7	H: 0 LOB: 0 BB: 7	R: 0 E: 0 K: 2 S: 3	R: 0 E: 0 K: 2 S: 7	H: 0 LOB: 0 BB: 7	R: 0 E: 0 K: 0 S: 4	H: 1 LOB: 1 BB: 4	1B: 5 2B: 0 3B: 0 HR: 2	SF: 0 SAC: 1 DP: 2 HBP: 1	WP: 0 PB: 0 SB: 0 CS: 1	PA: 50
PITCHER	IP	WLS	BF	H	R	ER	SO	BB	IBB	HBP	BLK	WP	HR	S	P	ERA	WHIP								
Mike Torrez, R ERA: 2.86 (1.1)	5.0	23	4	5	4	3	3	6	0	0	0	0	0	10	11	0.00	0.500								
Tom Walker, R ERA: 2.52 (6.1)	2.0	9	1	0	0	1	0	0	0	1	0	0	0	10	11	0.00	0.500								
John Strohmayr, R ERA: 3.97 (8.1)	2.0	7	1	0	0	4	0	0	0	0	0	0	0	15	15	0.00	0.500								
Mike Marshall, R ERA: 1.9 (10.1)	3.0	W	10	1	0	0	2	0	0	0	0	0	0	14	14	0.00	0.333								

San Diego Padres @ Montreal Expos
 Jarry Park, Montreal, QB
 Tue Jul 11 1972, 7:05 PM EDT
 Att. 18,901 - Unknown

AB	41
R	5
H	7
RBI	5
BB	6
SO	10
LOB	18



Batter	1	2	3	4	5	6	7	8	9	10	11	12	AB	R	H	RBI	BB	SO	LOB	BOTTOM		
Boots Day, L OBP: 0.333, SLG: 0.316 (1.8)	1B		K			4-3	1B						2	1	0	0	2	1	0			
John Boccabella, R OBP: 0.253, SLG: 0.293 (10.2)	FC4-6		K				1B						1	0	1	0	1	0	0			
Tim Foli, R OBP: 0.284, SLG: 0.286 (1.8)	FC4-6		4-3			1B							6	1	4	2	0	0	3			
Mike Jorgensen, L OBP: 0.328, SLG: 0.366 (1.3)	FC4-6		K			2B	1B						5	0	0	1	1	4	7			
Ron Fairly, L OBP: 0.335, SLG: 0.389 (1.9)	K				G3								6	0	1	1	0	3	4			
Ken Singleton, S OBP: 0.321, SLG: 0.368 (1.7)													5	1	3	1	1	2	1			
Bob Bailey, R OBP: 0.369, SLG: 0.337 (1.5)	K												5	1	1	0	1	2	2			
Terry Humphrey, R OBP: 0.241, SLG: 0.220 (1.2)													3	1	2	0	1	0	0			
Clyde Mashore, R OBP: 0.305, SLG: 0.436 (10.8)													2	0	1	1	0	0	1			
Hector Torres, R OBP: 0.169, SLG: 0.226 (1.4)													2	0	0	0	0	0	1			
Ron Hunt, R OBP: 0.345, SLG: 0.289 (8.4)													3	1	0	0	0	0	3			
Mike Torrez, R OBP: 0.333, SLG: 0.500 (7.1)													2	0	0	0	0	2	1			
Tom Walker, R OBP: 0.284, SLG: 0.286 (6.1)													1	0	0	0	0	0	2			
Jim Fahey, L OBP: 0.262, SLG: 0.317 (7.1)													0	0	0	0	0	0	0			
John Strohmayr, R OBP: 0.335, SLG: 0.389 (8.1)													1	0	1	0	0	0	0			
Ron Woods, R OBP: 0.239, SLG: 0.329 (8.1)													1	0	1	0	0	0	0			
Mike Marshall, R OBP: 0.239, SLG: 0.329 (10.1)													1	0	0	0	0	1	0			
Inning Stats	R: 1 E: 0 K: 1 S: 5	H: 1 LOB: 1 BB: 1	R: 1 E: 0 K: 2 S: 9	H: 2 LOB: 1 BB: 0	R: 0 E: 0 K: 2 S: 7	H: 0 LOB: 0 BB: 7	R: 0 E: 0 K: 1 S: 5	H: 0 LOB: 0 BB: 5	R: 0 E: 0 K: 1 S: 4	H: 0 LOB: 0 BB: 1	R: 0 E: 0 K: 1 S: 7	H: 2 LOB: 3 BB: 1	R: 0 E: 0 K: 0 S: 4	H: 1 LOB: 1 BB: 4	R: 0 E: 1 K: 2 S: 9	H: 2 LOB: 3 BB: 13	R: 0 E: 0 K: 0 S: 3	H: 3 LOB: 1 BB: 3	1B: 10 2B: 4 3B: 0 HR: 1	SF: 0 SAC: 0 DP: 2 HBP: 0	WP: 0 PB: 0 SB: 0 CS: 1	PA: 52
PITCHER	IP	WLS	BF	H	R	ER	SO	BB	IBB	HBP	BLK	WP	HR	S	P	ERA	WHIP					
Clay Kirby, R ERA: 3.15 (1.1)	6.0	25	5	5	5	10	3	0	0	0	0	0	0	3	7	0.00	1.333					
Mike Corkins, R ERA: 3.15 (7.1)	1.2	4	1	0	0	0	0	0	0	0	0	0	0	3	18	0.00	3.000					
Fred Norman, L ERA: 3.31 (7.1)	1.2	8	2	0	0	2	1	1	0	0	0	0	0	10	17	0.00	1.800					
Gary Ross, R ERA: 2.08 (8.1)	0.1	1	0	0	0	0	0	0	0	0	0	0	0	1	1	0.00	0.000					
Mark Schaeffer, L ERA: 4.13 (8.1)	0.2	3	1	0	0	1	0	0	0	0	0	0	0	5	5	0.00	1.500					
PITCHER	IP	WLS	BF	H	R	ER	SO	BB	IBB	HBP	BLK	WP	HR	S	P	ERA	WHIP					
Ed Acosta, R ERA: 4.99 (10.1)	2.0	L	11	5	1	1	2	0	1	0	0	0	0	14	18	4.50	2.500					

San Diego Padres @ Montreal Expos
 Jarry Park, Montreal, QB
 Tue Jul 11 1972, 7:05 PM EDT
 Att. 18,901 - Unknown

AB	45
R	6
H	14
RBI	6
BB	7
SO	15
LOB	25



Batter	1	2	3	4	5	6	7	8	9	AB	R	H	RBI	BB	SO	LOB	TOP										
Derrel Thomas, S OBP: 0.301, SLG: 0.310 (1, 4)	0-3 K		0-0 F7	0-0 G3			0-0 F5		4-0 6-3 BB	4	0	0	0	1	1	1											
Dave Roberts, R OBP: 0.297, SLG: 0.369 (1, 5)	0-3 K		0-0 6-3				0-0 1B		0-0 6-3	5	1	2	0	0	1	1											
Larry Stahl, L OBP: 0.290, SLG: 0.368 (1, 7)	0-0 F5			HR			0-0 1B		0-0 4-3	4	1	1	1	1	1	2											
Nate Colbert, R OBP: 0.299, SLG: 0.465 (1, 3)		0-0 1B	0-0 5-3				0-0 F7			4	1	1	0	0	0	3											
Cito Gaston, R OBP: 0.316, SLG: 0.406 (1, 9)		0-0 1B					0-0 L9			4	2	3	2	0	0	0											
Jerry Morales, R OBP: 0.335, SLG: 0.418 (1, 8)		4-0 1B					0-0 G6-3			2	1	1	0	2	0	2											
Pat Corrales, R OBP: 0.253, SLG: 0.188 (1, 2)		0-0 1B					0-0 F9		0-0 F8	4	0	2	2	0	0	1											
Enzo Hernandez, R OBP: 0.248, SLG: 0.236 (1, 6)		0-0 FC4-6					0-0 6-3		0-0 F9	4	0	0	1	0	0	3											
Mike Caldwell, R OBP: 0.056, SLG: 0.056 (5, 1)		0-3 K					0-3 K		0-0 F7	2	0	0	0	0	1	2											
Inning Stats	R: 0 E: 0 K: 2 S: 7	H: 0 LOB: 0 BB: 7 P: 7	R: 2 E: 0 K: 1 S: 7	H: 3 LOB: 1 BB: 1 P: 11	R: 1 E: 0 K: 0 S: 4	H: 1 LOB: 0 BB: 0 P: 4	R: 2 E: 0 K: 0 S: 5	H: 2 LOB: 1 BB: 1 P: 9	R: 1 E: 0 K: 0 S: 4	H: 2 LOB: 1 BB: 1 P: 8	R: 0 E: 0 K: 1 S: 5	H: 0 LOB: 0 BB: 0 P: 5	R: 0 E: 0 K: 1 S: 6	H: 1 LOB: 1 BB: 0 P: 6	R: 0 E: 0 K: 0 S: 4	H: 1 LOB: 1 BB: 0 P: 4	R: 0 E: 0 K: 0 S: 3	H: 0 LOB: 1 BB: 7 P: 7	1B: 8 2B: 0 3B: 0 HR: 2	SF: 0 SAC: 0 DP: 1 HBP: 0	WP: 1 PA: 39 PB: 0 SB: 0 CS: 0						
PITCHER	IP	WLS	BF	H	R	ER	SO	BB	IBB	HBP	BLK	WP	HR	S	P	ERA	WHIP										
Bill Stoneman, R ERA: 2.95 (1, 1)	3.0	L	16	6	5	5	3	2	0	0	0	0	2	20	28	15.00	2.667										
Ernie McAnally, R ERA: 4.57 (4, 1)	1.0		5	1	1	1	0	1	0	0	0	1	0	4	8	9.00	2.000										
John Strohmayr, R ERA: 3.81 (5, 1)	2.0		6	1	0	0	1	0	0	0	0	0	0	8	8	0.00	0.500										
Tom Walker, R ERA: 2.4 (7, 1)	2.0		8	2	0	0	1	0	0	0	0	0	0	10	10	0.00	1.000										
Steve Renko, R ERA: 5.96 (9, 1)	1.0		4	0	0	0	0	1	0	0	0	0	0	3	7	0.00	1.000										
Batter	1	2	3	4	5	6	7	8	9	AB	R	H	RBI	BB	SO	LOB	BOTTOM										
Ron Hunt, R OBP: 0.346, SLG: 0.295 (1, 4)	0-0 5-3	0-3 K					0-0 1B		0-0 F4	5	0	2	0	0	1	0											
Tim Foli, R OBP: 0.286, SLG: 0.296 (1, 6)	0-0 6-3	0-0 6-3					0-0 1B		0-0 3B	5	1	2	0	0	1	1											
Clyde Mashore, R OBP: 0.318, SLG: 0.439 (1, 9)	0-0 S		0-0 6-3				0-0 1B		4-0 BB	4	2	2	0	1	0	1											
Ken Singleton, S OBP: 0.319, SLG: 0.361 (1, 7)	4-0 E		0-0 6-3				0-0 1B		0-3 K	4	1	0	0	1	1	5											
Ron Woods, R OBP: 0.270, SLG: 0.339 (8, PH)	0-0 E6		0-0 F4				0-0 1B		0-3 K	3	1	1	2	0	0	1											
Boots Day, L OBP: 0.332, SLG: 0.314 (9, PH)	0-0 E6						0-0 1B		0-3 K	1	0	0	0	0	1	0											
John Boccabella, R OBP: 0.252, SLG: 0.291 (9, PH)	1-3 2-H						2-H 3-H			1	0	0	0	0	1	2											
Bob Bailey, R OBP: 0.310, SLG: 0.339 (5, PH)	0-0 1B		0-0 5-3				0-0 F5		0-0 BB	2	0	1	2	0	0	0											
Tim McCarver, L OBP: 0.310, SLG: 0.324 (6, 5)	0-0 1B								0-0 1B	2	0	1	0	0	0	1											
Terry Humphrey, R OBP: 0.255, SLG: 0.230 (1, 2)	0-0 1B		0-0 F4				0-0 FC4-6		4-0 BB	3	0	2	0	1	0	0											
Mike Jorgensen, L OBP: 0.327, SLG: 0.362 (1, 3)	0-0 F8		0-0 HBP				0-0 F8		0-3 K	3	0	0	0	0	1	5											
Bill Stoneman, R ERA: 3.49 (4, 1)	0-0 F7		0-0 6-3				0-0 FC4-6		0-0 F8	1	0	0	0	0	0	1											
Inning Stats	R: 3 E: 1 K: 0 S: 7	H: 3 LOB: 2 BB: 1 P: 11	R: 0 E: 0 K: 1 S: 5	H: 0 LOB: 0 BB: 0 P: 5	R: 0 E: 0 K: 0 S: 3	H: 0 LOB: 0 BB: 0 P: 3	R: 0 E: 0 K: 0 S: 3	H: 0 LOB: 1 BB: 0 P: 4	R: 2 E: 0 K: 0 S: 6	H: 4 LOB: 1 BB: 0 P: 6	R: 0 E: 0 K: 1 S: 6	H: 1 LOB: 0 BB: 0 P: 3	R: 0 E: 0 K: 1 S: 6	H: 1 LOB: 1 BB: 0 P: 6	R: 0 E: 0 K: 2 S: 8	H: 1 LOB: 2 BB: 1 P: 12	R: 0 E: 0 K: 2 S: 8	H: 1 LOB: 2 BB: 1 P: 12	1B: 9 2B: 1 3B: 1 HR: 0	SF: 0 SAC: 0 DP: 0 HBP: 1	WP: 0 PA: 42 PB: 0 SB: 1 CS: 1						
PITCHER	IP	WLS	BF	H	R	ER	SO	BB	IBB	HBP	BLK	WP	HR	S	P	ERA	WHIP										
Mike Caldwell, L ERA: 3.49 (1, 1)	4.2		23	7	5	2	1	1	0	0	0	0	0	17	21	0.00	1.333										
Mike Corlins, R ERA: 3.0 (5, 1)	3.0	W	12	3	0	0	3	1	0	0	0	0	0	17	21	0.00	1.333										
Mark Schaeffer, L ERA: 4.07 (8, 1)	0.1		1	0	0	0	0	0	0	0	0	0	0	1	1	0.00	0.000										
Gary Ross, R ERA: 2.06 (9, 1)	0.1		3	1	0	0	0	1	0	0	0	0	0	2	6	0.00	6.000										
Fred Norman, L ERA: 3.3 (9, 1)	0.1		1	0	0	0	1	0	0	0	0	0	0	3	3	0.00	0.000										
PITCHER	IP	WLS	BF	H	R	ER	SO	BB	IBB	HBP	BLK	WP	HR	S	P	ERA	WHIP										
Bill Greif, R ERA: 5.24 (9, 1)	0.1	S	1	0	0	0	1	0	0	0	0	0	0	3	3	0.00	0.000										

San Diego Padres @ Montreal Expos
Jarry Park, Montreal, QB
Wed Jul 12 1972, 7:05 PM EDT
Att: 15,048 - Unknown

AB 35
R 6
H 10
RBI 6
BB 4
SO 5
LOB 15



San Diego Padres @ Montreal Expos
Jarry Park, Montreal, QB
Wed Jul 12 1972, 7:05 PM EDT
Att: 15,048 - Unknown


AB 37
R 5
H 11
RBI 4
BB 3
SO 6
LOB 20



Batter	1	2	3	4	5	6	7	8	9	AB	R	H	RBI	BB	SO	LOB	TOP					
Ron Hunt, R OBP: 0.347, SLG: 0.300 Mike Jorgensen, L OBP: 0.326, SLG: 0.360 Hector Torres, R OBP: 0.169, SLG: 0.226	F3		2B		1B	F8	F9		K	5	1	2	0	0	0	2						
Tim Foli, R OBP: 0.288, SLG: 0.298	F9		F3		1B			F9		5	0	2	0	0	0	1						
Clyde Mashore, R OBP: 0.322, SLG: 0.431	K			SH2-4 1B	1B			5-3		4	2	1	0	1	2	1						
Ron Woods, R OBP: 0.268, SLG: 0.336 Boots Day, L OBP: 0.332, SLG: 0.314	1-3			SH2-4 1B	1B			F7	K	1	0	0	0	0	0	0						
Ken Singleton, S OBP: 0.328, SLG: 0.370	1B BB			E 1B	1B			E2 2B	1B	3	3	2	1	2	0	0						
Bob Bailey, R OBP: 0.315, SLG: 0.344	G4-6-3 1B			E4 1B	K			2B 1B	1B	5	2	3	0	0	1	4						
Ron Fairly, L OBP: 0.339, SLG: 0.397	G4-6-3 1-2			F2	1B			1B 2B	1B	5	0	3	4	0	0	4						
Terry Humphrey, R OBP: 0.254, SLG: 0.229			4-3	1B	K			F8	G5-4-3	5	0	1	1	0	1	5						
Balor Moore, L OBP: 0.167, SLG: 0.250	F8			K				G3	2B	5	0	2	1	0	1	2						
Inning Stats	R: 0 E: 0 K: 1 S: 5	H: 0 LOB: 0 BB: 0 P: 5	R: 0 E: 0 K: 0 S: 3	H: 1 LOB: 1 BB: 1 P: 7	R: 0 E: 0 K: 0 S: 4	H: 1 LOB: 1 BB: 0 P: 4	R: 2 E: 1 K: 1 S: 9	H: 3 LOB: 2 BB: 2 P: 9	R: 3 E: 0 K: 2 S: 10	H: 4 LOB: 2 BB: 2 P: 18	R: 0 E: 0 K: 1 S: 6	H: 1 LOB: 1 BB: 0 P: 6	R: 2 E: 1 K: 0 S: 7	H: 3 LOB: 2 BB: 0 P: 7	R: 0 E: 0 K: 1 S: 5	H: 0 LOB: 0 BB: 0 P: 5	R: 2 E: 0 K: 1 S: 8	H: 4 LOB: 1 BB: 0 P: 8	1B: 13 2B: 4 3B: 0 HR: 0	SF: 0 SAC: 1 DP: 2 HBP: 0	WP: 0 PB: 0 CS: 0	PA: 46
PITCHER	IP	WLS	BF	H	R	ER	SO	BB	IBB	HBP	BLK	WP	HR	S	P	ERA	WHIP					
Claude Osteen, L ERA: 2.46	4.0	L	21	7	5	4	2	2	0	0	0	0	0	23	31	9.00	2.250					
Pete Mikkelsen, R ERA: 3.93	2.0		9	3	0	0	3	0	1	0	0	0	0	14	18	0.00	1.500					
Mike Strahler, R ERA: 4.56	0.1		3	1	2	0	0	0	0	0	0	0	0	3	3	0.00	3.000					
Pete Richert, L ERA: 1.95	1.2		7	2	0	0	1	0	0	0	0	0	0	9	9	0.00	1.200					
Jose Pena, R ERA: 8.69	1.0		6	4	2	2	1	0	0	0	0	0	0	8	8	18.00	4.000					

Montreal Expos @ Los Angeles Dodgers
Dodger Stadium, Los Angeles, CA
 Fri Jul 14, 1972, 7:05 PM PDT
 Att: 39,067 - Unknown


AB	42
R	9
H	17
RBI	8
BB	3
SO	7
LOB	20



Batter	1	2	3	4	5	6	7	8	9	AB	R	H	RBI	BB	SO	LOB	BOTTOM					
Lee Lacy, R OBP: 0.355, SLG: 0.356	4-3			4-3		F9		E6		4	0	0	0	0	3							
Willie Davis, L OBP: 0.301, SLG: 0.420	K			G3		F5		4-3		4	0	0	0	1	4							
Manny Mota, R OBP: 0.376, SLG: 0.508	K			F4		G6-4-3 BB		FC6-4 SF7 1B		3	1	1	0	1	1	0						
Frank Robinson, R OBP: 0.355, SLG: 0.421	F8			6-3		G6-4-3 1-2		FC6-4 BB		3	0	0	0	1	0	1						
Wes Parker, S OBP: 0.342, SLG: 0.335	6-3			K		1B		FC6-4 FC6-4		4	0	1	0	0	1	2						
Bobby Valentine, R OBP: 0.318, SLG: 0.347	L9			F8		5-3		SF7		3	0	0	1	0	0	1						
Chris Cannizzaro, R OBP: 0.353, SLG: 0.350	F3			1B		1B		K	FC6-4	4	0	1	0	0	1	1						
Billy Grabarkewitz, R OBP: 0.244, SLG: 0.227	F8			K		K		K		3	0	0	0	0	2	1						
Claude Osteen, L ERA: 2.46 Pete Mikkelsen, R ERA: 3.93 Steve Garvey, R OBP: 0.322, SLG: 0.425 Mike Strahler, R ERA: 4.56 Pete Richert, L OBP: 0.254, SLG: 0.229 Jim Lefebvre, S OBP: 0.300, SLG: 0.359 Jose Pena, R ERA: 8.69	3-1			1B		1B		E		1	0	0	0	0	0	0						
Inning Stats	R: 0 E: 0 K: 2 S: 7	H: 0 LOB: 0 BB: 0 P: 7	R: 0 E: 0 K: 0 S: 3	H: 0 LOB: 0 BB: 0 P: 3	R: 0 E: 0 K: 0 S: 3	H: 0 LOB: 0 BB: 0 P: 3	R: 0 E: 0 K: 1 S: 5	H: 0 LOB: 0 BB: 0 P: 5	R: 0 E: 0 K: 1 S: 7	H: 2 LOB: 2 BB: 0 P: 7	R: 0 E: 0 K: 0 S: 3	H: 1 LOB: 1 BB: 1 P: 7	R: 0 E: 1 K: 2 S: 9	H: 1 LOB: 2 BB: 0 P: 9	R: 1 E: 0 K: 0 S: 4	H: 1 LOB: 1 BB: 1 P: 8	1B: 4 2B: 1 3B: 0 HR: 0	SF: 1 SAC: 0 DP: 1 HBP: 0	WP: 0 PB: 0 CS: 0	PA: 34		
PITCHER	IP	WLS	BF	H	R	ER	SO	BB	IBB	HBP	BLK	WP	HR	S	P	ERA	WHIP					
Balor Moore, L ERA: 4.88	9.0	W	34	5	1	1	6	2	0	0	0	0	0	44	52	1.00	0.778					

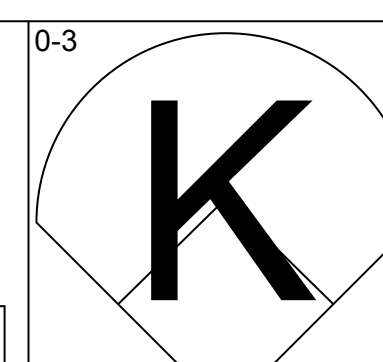
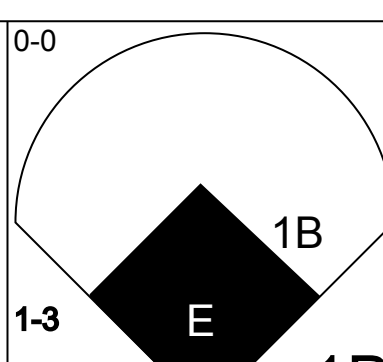
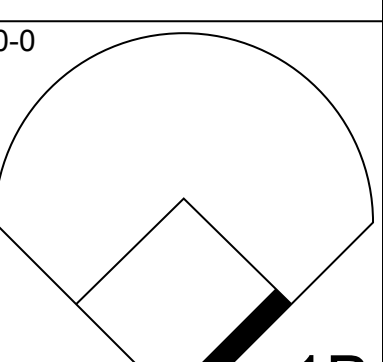
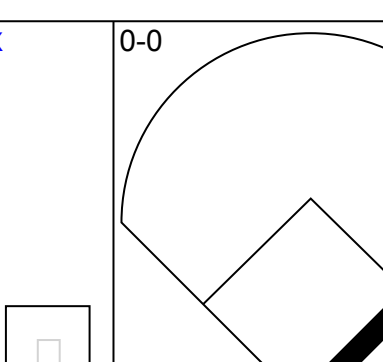
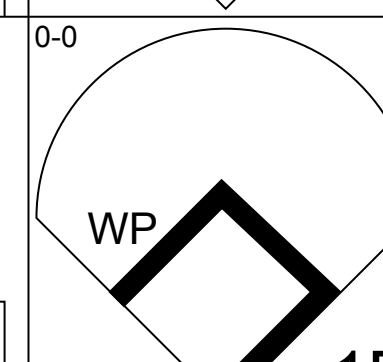
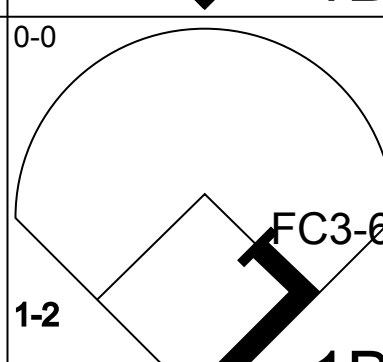
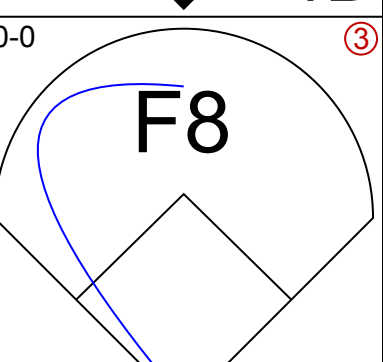
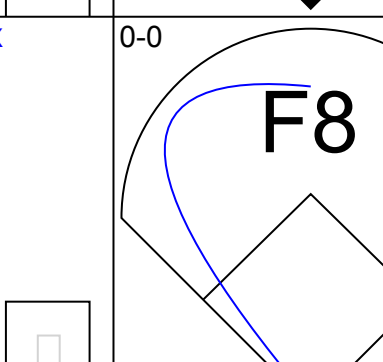
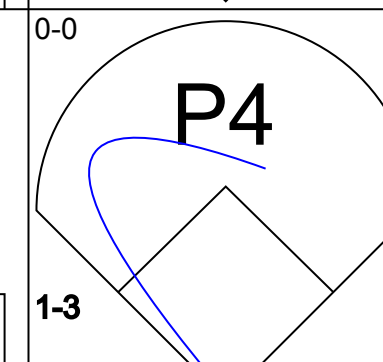
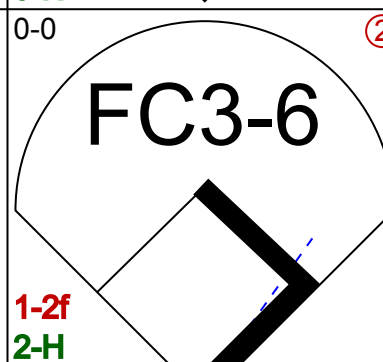
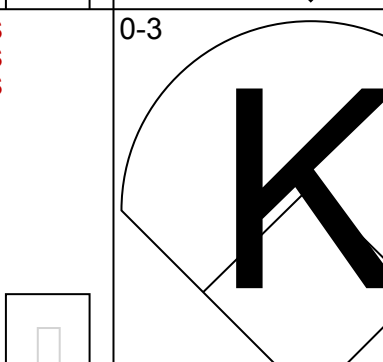
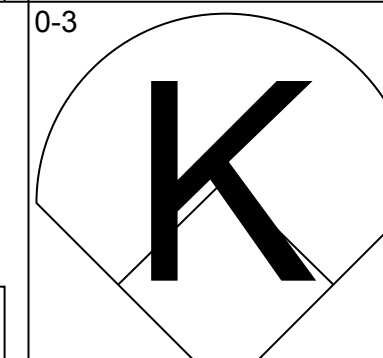
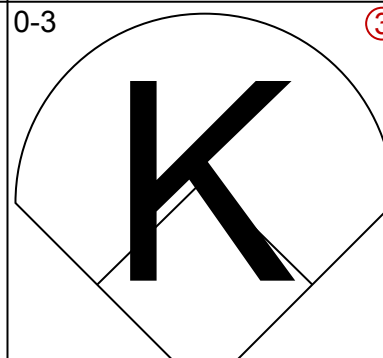
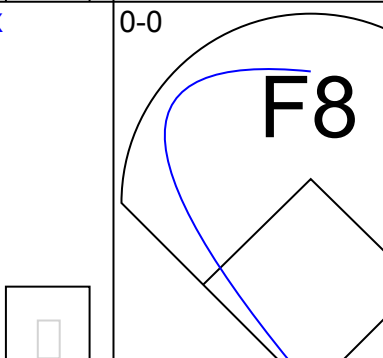
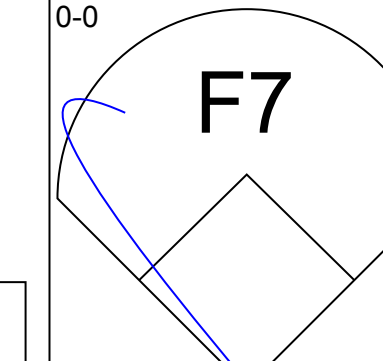
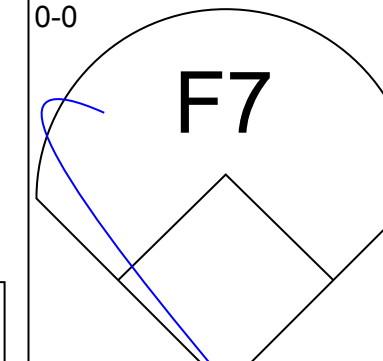
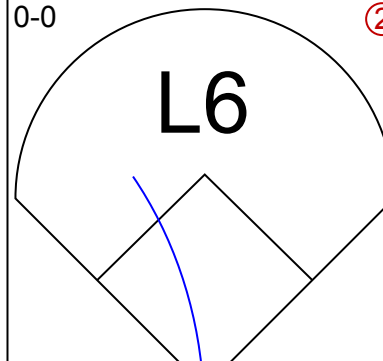
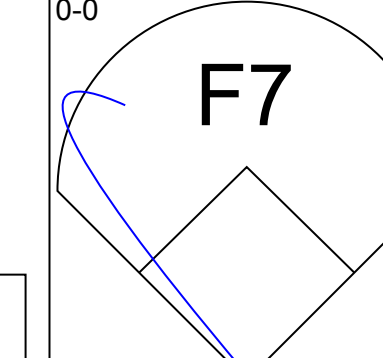
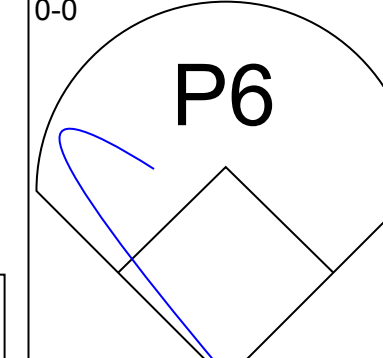
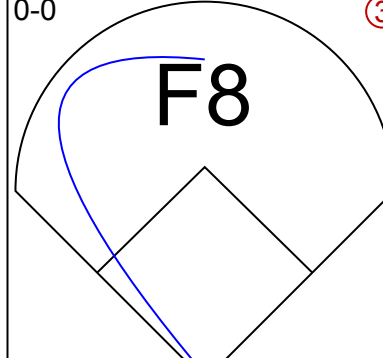
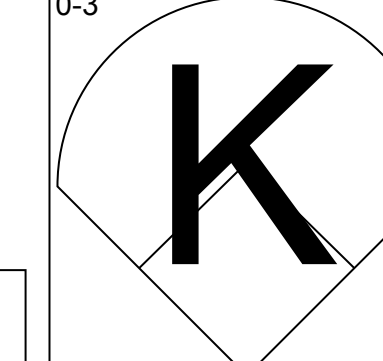
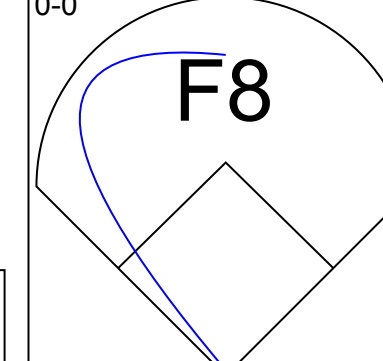
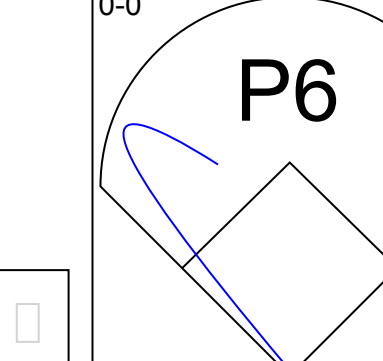
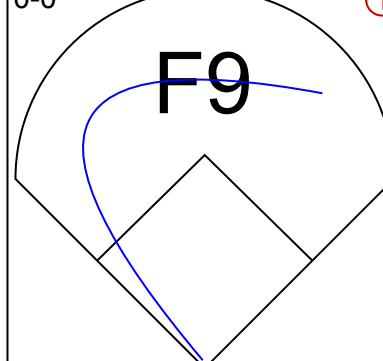
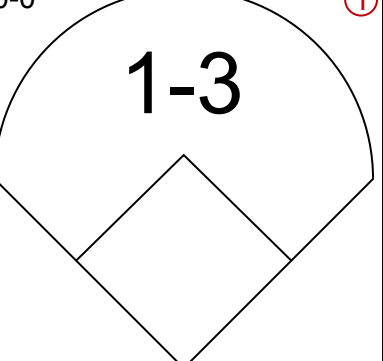
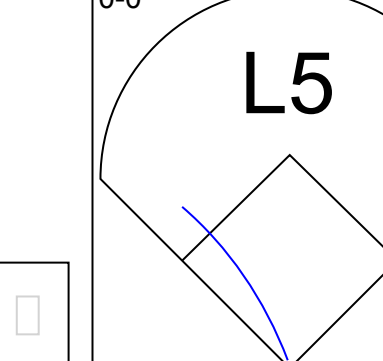
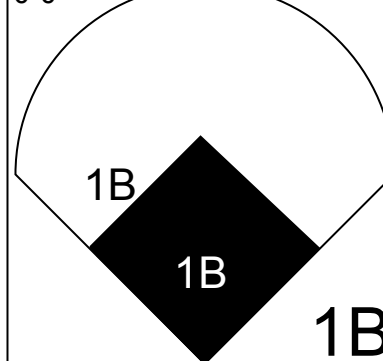
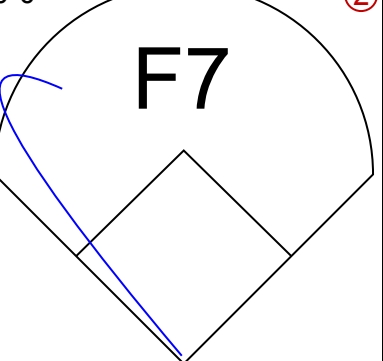
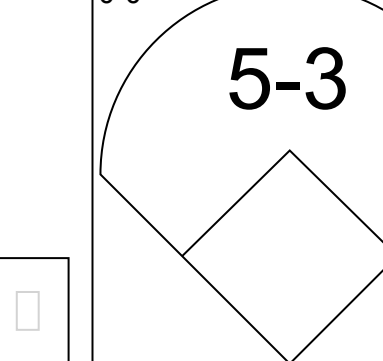
Montreal Expos @ Los Angeles Dodgers
Dodger Stadium, Los Angeles, CA
 Fri Jul 14, 1972, 7:05 PM PDT
 Att: 39,067 - Unknown

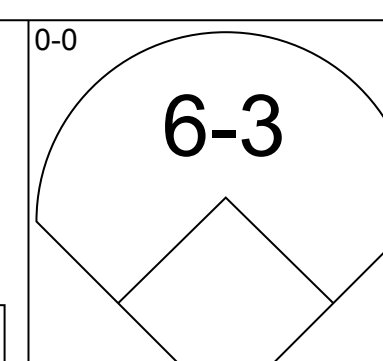
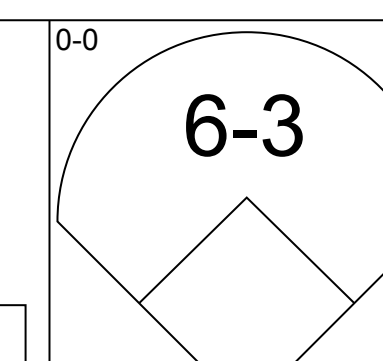
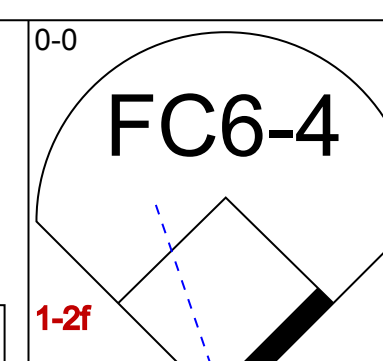
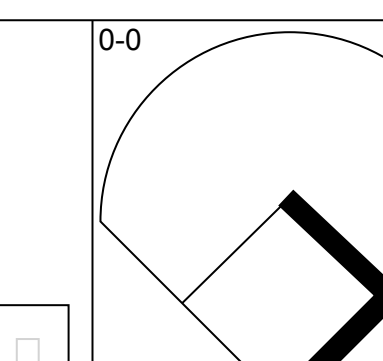
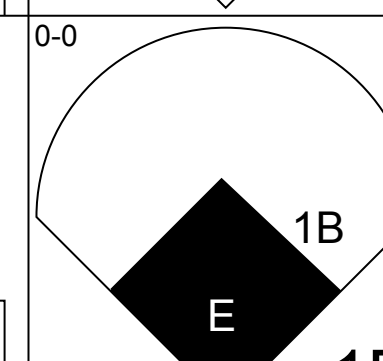
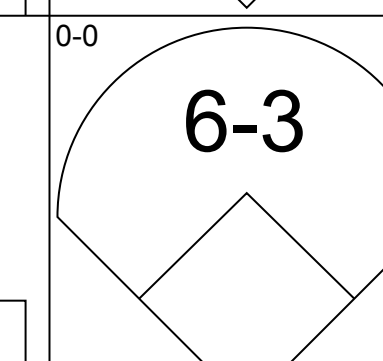
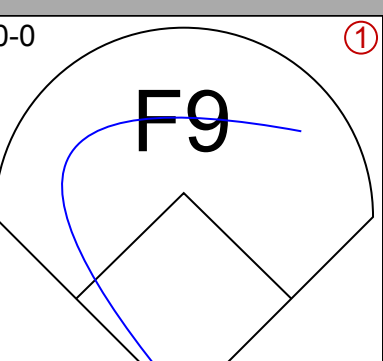
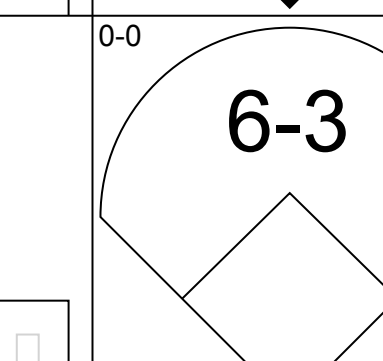
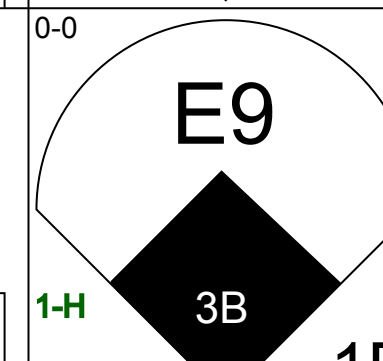
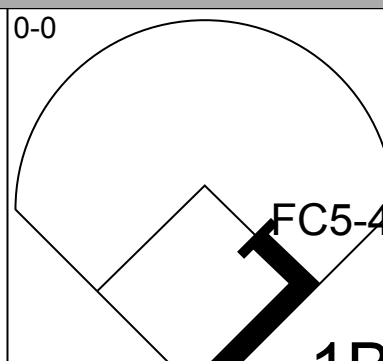
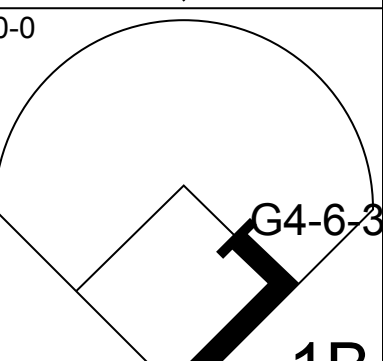
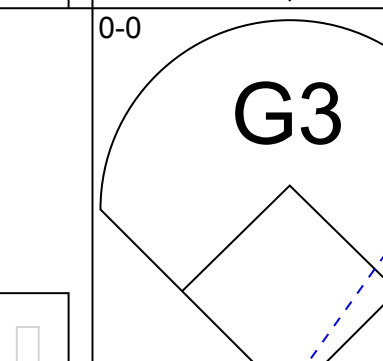
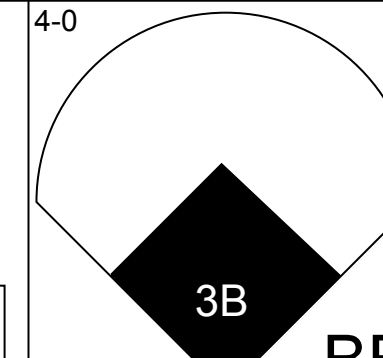
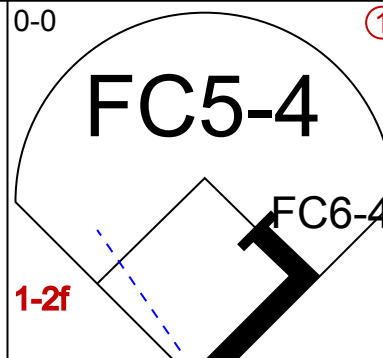
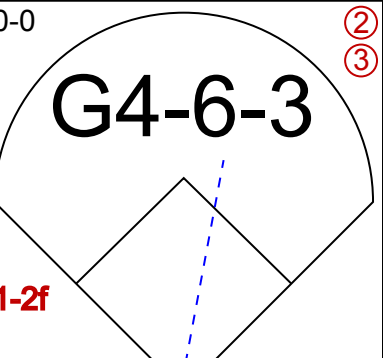
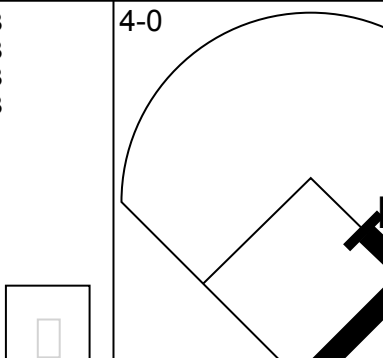
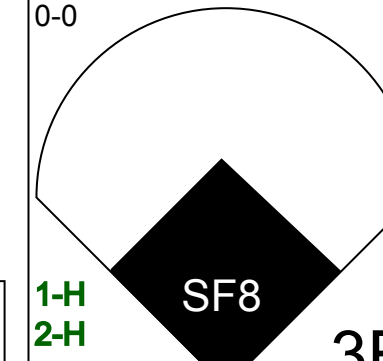
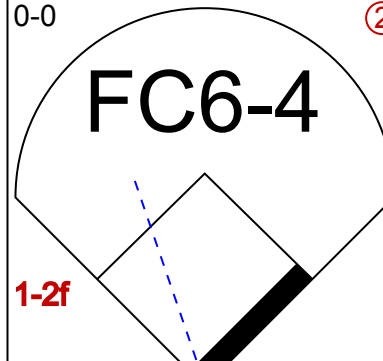
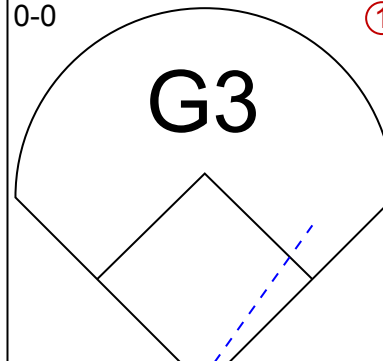
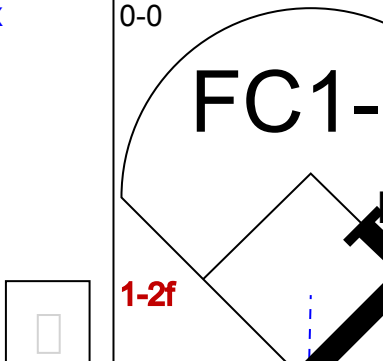
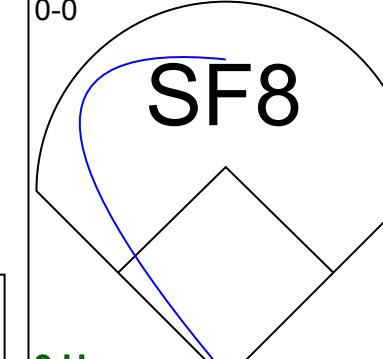
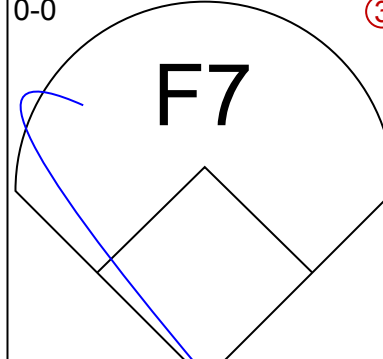
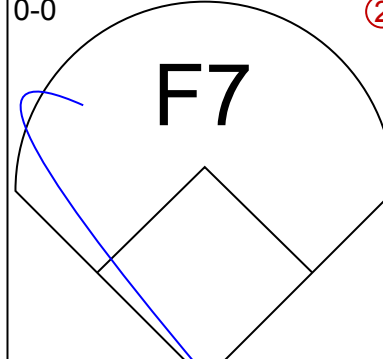
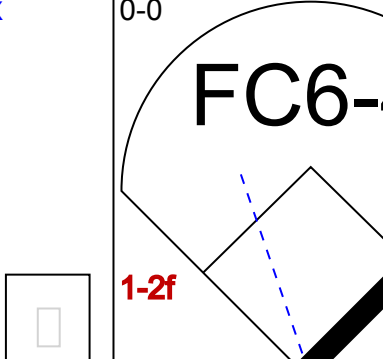
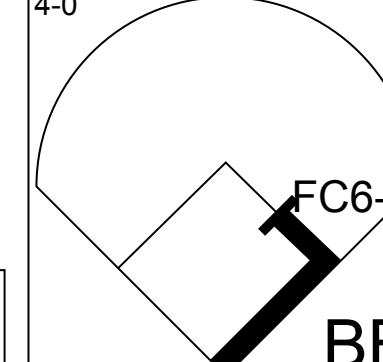
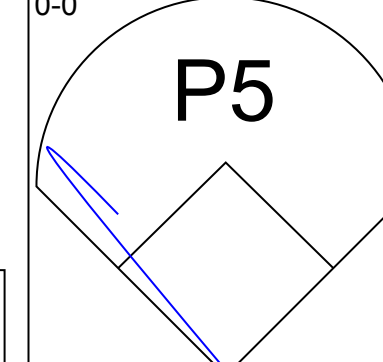
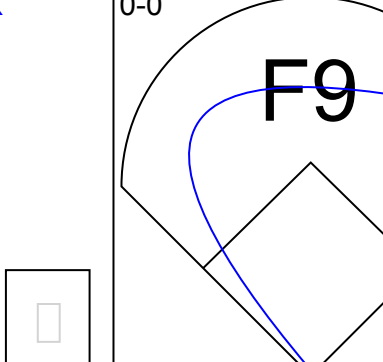
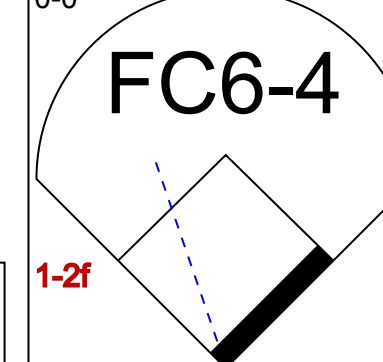
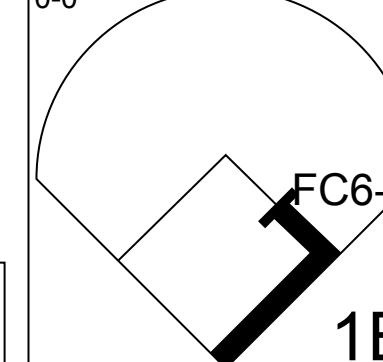
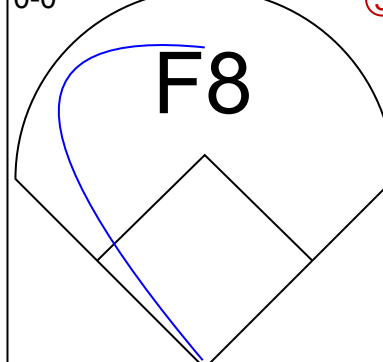
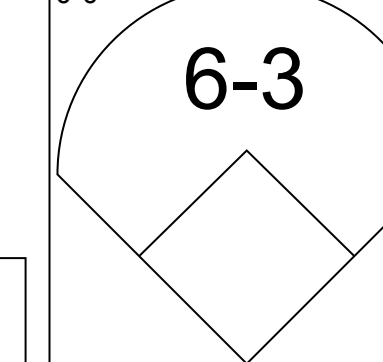
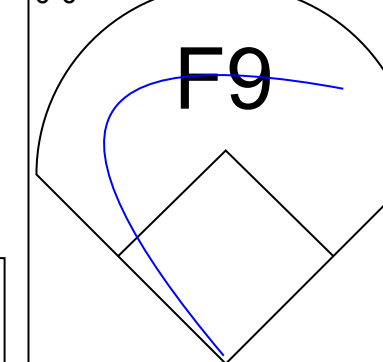
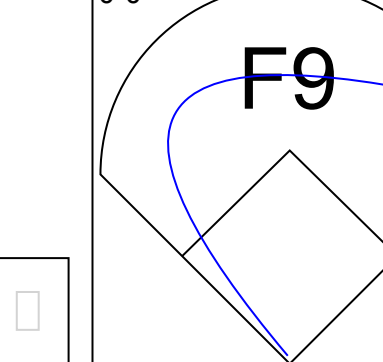
AB	31
R	1
H	5
RBI	1
BB	2
SO	6
LOB	13



Batter	1	2	3	4	5	6	7	8	9	AB	R	H	RBI	BB	SO	LOB	TOP																
Ron Hunt, R OBP: 0.391, SLG: 0.305 (1, 4)										5	0	3	0	0	0	3	<p>Montreal Expos @ Los Angeles Dodgers Dodger Stadium, Los Angeles, CA</p> <p>Sat Jul 15 1972, 3:33 AM PDT Att: 42,102 - Unknown</p> <p>livebaseballscorecards.com</p> <p>AB 36 R 3 H 10 RBI 2 BB 6 SO 6 LOB 23</p>																
Tim Foli, R OBP: 0.287, SLG: 0.295 (1, 6)										3	0	0	0	1	1	2																	
Clyde Mashore, R Boots Day, L OBP: 0.314, SLG: 0.419 OBP: 0.333, SLG: 0.316 (1, 9) (7, PH)										3	1	0	0	0	1	3																	
Ron Woods, R Jim Farey, L OBP: 0.270, SLG: 0.330 OBP: 0.266, SLG: 0.317 (1, 8) (7, PH)										2	0	0	0	1	0	1																	
Ken Singleton, S OBP: 0.333, SLG: 0.369 (1, 7) (7, 9)										3	1	1	0	2	0	1																	
Bob Bailey, R OBP: 0.314, SLG: 0.340 (1, 5)										3	0	0	0	1	2	4																	
John Boccabella, R OBP: 0.256, SLG: 0.294 (1, 3) (8, 2)										5	0	2	0	0	1	3																	
Terry Humphrey, R OBP: 0.255, SLG: 0.231 Tim McCarver, L Hector Torres, R OBP: 0.313, SLG: 0.324 OBP: 0.169, SLG: 0.226 (1, 2) (8, PH) (8, 4)										3	0	1	1	0	0	1																	
Mike Torrez, R Mike Marshall, R Coco Laboy, R Ron Fairly, L OBP: 0.213, SLG: 0.196 OBP: 0.337, SLG: 0.395 (1, 1) (7, 1) (7, 5) (8, PH) (8, 3)										1	0	0	0	0	0	0																	
Inning Stats	R: 0 E: 0 K: 1 S: 6	H: 1 LOB: 3 BB: 2 P: 14	R: 0 E: 0 K: 0 S: 3	H: 0 LOB: 0 BB: 0 P: 3	R: 0 E: 0 K: 1 S: 6	H: 1 LOB: 1 BB: 0 P: 6	R: 1 E: 1 K: 0 S: 5	H: 1 LOB: 1 BB: 0 P: 5	R: 0 E: 0 K: 1 S: 7	H: 2 LOB: 2 BB: 0 P: 7	R: 0 E: 0 K: 2 S: 8	H: 1 LOB: 3 BB: 2 P: 16	R: 1 E: 0 K: 0 S: 4	H: 1 LOB: 2 BB: 2 P: 12	R: 0 E: 0 K: 1 S: 5	H: 0 LOB: 0 BB: 0 P: 5		1B: 10 2B: 1 3B: 0 HR: 0	SF: 0 SAC: 1 DP: 1 HBP: 0	WP: 0 PB: 0 SB: 1 CS: 1	PA: 43												
PITCHER	IP WLS BF H R ER SO BB IBB HBP BLK WP HR S P ERA WHIP																																
Al Downing, L ERA: 2.98 Bill Singer, R ERA: 3.43 Jim Brewer, L ERA: 1.13 (1, 1) (7, 1) (8, 1)	6.0 L 5	28 10 1	8 1 0	2 1 0	1 1 0	3 2 0	2 4 0	0 0 0	0 0 0	0 0 0	0 0 0	0 10 7	32 26 7	40 26 7	1.50 5.40 0.00	1.667 3.000 0.750																	

Batter	1	2	3	4	5	6	7	8	9	AB	R	H	RBI	BB	SO	LOB	BOTTOM																
Lee Lacy, R OBP: 0.373, SLG: 0.365 (1, 4)										4	1	2	0	1	0	2	<p>Montreal Expos @ Los Angeles Dodgers Dodger Stadium, Los Angeles, CA</p> <p>Sat Jul 15 1972, 3:33 AM PDT Att: 42,102 - Unknown</p> <p>livebaseballscorecards.com</p> <p>AB 35 R 2 H 11 RBI 2 BB 4 SO 2 LOB 19</p>																
Manny Mota, R OBP: 0.381, SLG: 0.505 (1, 7)										3	1	1	0	2	0	1																	
Willie Davis, L OBP: 0.300, SLG: 0.420 (1, 8)										5	0	1	0	0	0	5																	
Wes Parker, S OBP: 0.348, SLG: 0.343 (1, 3)										4	0	2	2	1	0	3																	
Bill Buckner, L Jim Brewer, L OBP: 0.341, SLG: 0.350 (1, 9) (8, 1)										4	0	0	0	0	0	5																	
Jim Lefebvre, S OBP: 0.263, SLG: 0.356 (1, 5)										4	0	1	0	0	1	0																	
Bobby Valentine, R OBP: 0.321, SLG: 0.350 (1, 6)										4	0	2	0	0	0	0																	
Duke Sims, L OBP: 0.283, SLG: 0.299 (1, 2)										4	0	2	0	0	0	1																	
Al Downing, R Willie Crawford, L Bill Singer, R Frank Robinson, R OBP: 0.095, SLG: 0.098 OBP: 0.299, SLG: 0.407 OBP: 0.156, SLG: 0.161 OBP: 0.354, SLG: 0.419 (1, 1) (6, PH) (7, 1) (8, 9)										1	0	0	0	0	1	1																	
Inning Stats	R: 1 E: 0 K: 0 S: 5	H: 3 LOB: 1 BB: 0 P: 5	R: 0 E: 0 K: 0 S: 5	H: 2 LOB: 2 BB: 0 P: 5	R: 0 E: 0 K: 2 S: 8	H: 1 LOB: 1 BB: 0 P: 8	R: 1 E: 0 K: 0 S: 4	H: 1 LOB: 1 BB: 1 P: 8	R: 0 E: 0 K: 0 S: 4	H: 2 LOB: 1 BB: 0 P: 4	R: 0 E: 0 K: 0 S: 3	H: 0 LOB: 2 BB: 2 P: 11	R: 0 E: 0 K: 0 S: 3	H: 0 LOB: 0 BB: 0 P: 3	R: 0 E: 0 K: 0 S: 4	H: 1 LOB: 2 BB: 1 P: 8		1B: 9 2B: 3 3B: 0 HR: 0	SF: 0 SAC: 1 DP: 1 HBP: 0	WP: 1 PB: 0 SB: 0 CS: 0	PA: 40												
PITCHER	IP WLS BF H R ER SO BB IBB HBP BLK WP HR S P ERA WHIP																																
Mike Torrez, R Mike Marshall, R ERA: 2.87 ERA: 1.8 (1, 1) (7, 1)	6.0 W 3.0	28 12	10 1	2 0	2 0	2 0	0 0	2 1	0 1	0 0	0 0	0 10	30 18	3 18	3.00 0.00	2.000 0.667																	

Batter	1	2	3	4	5	6	7	8	9	AB	R	H	RBI	BB	SO	LOB	TOP					
Tim McCarver, L (1,5) OBP: 0.320, SLG: 0.332										4	1	3	0	0	1	0	Montreal Expos @ Los Angeles Dodgers Dodger Stadium, Los Angeles, CA Sun Jul 16 1972, 7:05 PM PDT Att: 31,823 - Unknown livebaseballscorecards.com					
Ron Hunt, R (1,4) OBP: 0.353, SLG: 0.308										4	0	2	1	0	0	2						
Mike Jorgensen, L (1,3) OBP: 0.325, SLG: 0.358										4	0	1	0	0	1	3						
Ron Fairly, L (1,9) OBP: 0.332, SLG: 0.388										4	0	0	0	0	3	4						
Ken Singleton, S (1,7) OBP: 0.328, SLG: 0.363										4	0	0	0	0	0	1						
Boots Day, L (1,8) OBP: 0.327, SLG: 0.310										4	0	0	0	0	0	1						
Tim Foli, R (1,6) OBP: 0.283, SLG: 0.290										4	0	0	0	0	1	0						
Terry Humphrey, R (1,2) OBP: 0.250, SLG: 0.226										3	0	0	0	0	0	0						
Bill Stoneman, R (1,1) OBP: 0.140, SLG: 0.098 Jim Fahey, L (7,PH) OBP: 0.262, SLG: 0.313 Tom Walker, R (7,1) OBP: 0.262, SLG: 0.313										2	1	1	0	0	0	0						
Inning Stats	R: 0 E: 0 K: 2 S: 8	H: 1 LOB: 1 BB: 0 P: 8	R: 0 E: 0 K: 1 S: 5	H: 0 LOB: 0 BB: 0 P: 5	R: 2 E: 1 K: 1 S: 8	H: 3 LOB: 1 BB: 0 P: 8	R: 0 E: 0 K: 0 S: 3	H: 0 LOB: 0 BB: 0 P: 3	R: 0 E: 0 K: 1 S: 4	H: 1 LOB: 1 BB: 0 P: 4	R: 0 E: 0 K: 0 S: 3	H: 0 LOB: 0 BB: 0 P: 3	R: 0 E: 0 K: 1 S: 6	H: 1 LOB: 1 BB: 0 P: 6	R: 0 E: 0 K: 0 S: 3	H: 0 LOB: 0 BB: 0 P: 3	R: 0 E: 0 K: 0 S: 3	H: 0 LOB: 0 BB: 0 P: 3	1B: 7 2B: 0 3B: 0 HR: 0	SF: 0 SAC: 0 DP: 0 HBP: 0	WP: 2 PB: 0 SB: 1 CS: 0	PA: 34
PITCHER Don Sutton, R (1,1) ERA: 2.02	IP: 9.0 WLS: W BF: 34 H: 7 R: 2 ER: 1 SO: 6 BB: 0 IBB: 0 HBP: 0 BLK: 0 WP: 1 HR: 0 S: 46 P: 46 ERA: 1.00 WHIP: 0.778															PITCHER	IP: 9.0 WLS: W BF: 34 H: 7 R: 2 ER: 1 SO: 6 BB: 0 IBB: 0 HBP: 0 BLK: 0 WP: 1 HR: 0 S: 46 P: 46 ERA: 1.00 WHIP: 0.778					

Batter	1	2	3	4	5	6	7	8	9	AB	R	H	RBI	BB	SO	LOB	BOTTOM			
Lee Lacy, R (1,4) OBP: 0.366, SLG: 0.373										4	0	1	0	0	0	1	Montreal Expos @ Los Angeles Dodgers Dodger Stadium, Los Angeles, CA Sun Jul 16 1972, 7:05 PM PDT Att: 31,823 - Unknown livebaseballscorecards.com			
Manny Mota, R (1,7) OBP: 0.379, SLG: 0.500										4	1	1	0	0	0	1				
Willie Davis, L (1,8) OBP: 0.305, SLG: 0.424										4	1	3	0	0	0	1				
Wes Parker, S (1,3) OBP: 0.350, SLG: 0.340										2	1	0	0	2	0	2				
Bill Buckner, L (1,9) OBP: 0.340, SLG: 0.358										4	1	1	2	0	0	2				
Bobby Valentine, R (1,6) OBP: 0.316, SLG: 0.344										3	0	0	1	0	0	2				
Duke Sims, L (1,2) OBP: 0.288, SLG: 0.300										3	0	1	0	1	0	1				
Steve Garvey, R (1,5) OBP: 0.322, SLG: 0.424										3	0	1	0	0	0	2				
Don Sutton, R (1,1) OBP: 0.204, SLG: 0.170										3	0	0	0	0	0	1				
Inning Stats	R: 4 E: 1 K: 0 S: 6	H: 3 LOB: 1 BB: 2 P: 14	R: 0 E: 0 K: 0 S: 3	H: 0 LOB: 0 BB: 0 P: 3	R: 0 E: 0 K: 0 S: 4	H: 1 LOB: 1 BB: 0 P: 4	R: 0 E: 0 K: 0 S: 4	H: 1 LOB: 1 BB: 0 P: 4	R: 0 E: 0 K: 0 S: 3	H: 1 LOB: 1 BB: 0 P: 3	R: 0 E: 0 K: 0 S: 4	H: 1 LOB: 1 BB: 0 P: 4	R: 0 E: 0 K: 0 S: 4	H: 1 LOB: 1 BB: 0 P: 4	R: 0 E: 0 K: 0 S: 3	H: 0 LOB: 1 BB: 1 P: 7	1B: 6 2B: 1 3B: 1 HR: 0	SF: 1 SAC: 0 DP: 1 HBP: 0	WP: 0 PB: 0 SB: 0 CS: 0	PA: 34
PITCHER Bill Stoneman, R (1,1) ERA: 3.08 Tom Walker, R (7,1) ERA: 2.29	IP: 6.0 WLS: L BF: 26 H: 7 R: 4 ER: 4 SO: 4 BB: 2 IBB: 0 HBP: 0 BLK: 0 WP: 0 HR: 0 S: 24 P: 32 ERA: 6.00 WHIP: 1.500															PITCHER	IP: 6.0 WLS: L BF: 26 H: 7 R: 4 ER: 4 SO: 4 BB: 2 IBB: 0 HBP: 0 BLK: 0 WP: 0 HR: 0 S: 24 P: 32 ERA: 6.00 WHIP: 1.500			



Batter	1	2	3	4	5	6	7	8	9	AB	R	H	RBI	BB	SO	LOB	TOP			
Ron Hunt, R OBP: 0.391, SLG: 0.305 (1, 4)	F6		6-3			FC5 1B HBP		F7		3	0	0	0	0	0	0				
Tim Foli, R OBP: 0.283, SLG: 0.290 (1, 6)	K			F7		FC5 1B		6-3		4	0	1	0	0	1	0				
Clyde Mashore, R OBP: 0.303, SLG: 0.404 (1, 9)	K			6-3		FC5 1-2 2-3f		F7		4	0	0	0	0	1	2				
Bob Bailey, R OBP: 0.317, SLG: 0.340 (1, 5)		5-3			1B			K		3	0	1	0	1	1	2				
Ken Singleton, S OBP: 0.324, SLG: 0.357 (1, 7)		6-3			5-3			FC5-4 BB		4	0	0	0	0	0	4				
Ron Woods, R OBP: 0.269, SLG: 0.328 (1, 8)					5-3			F7		4	0	1	0	0	0	1				
Terry Humphrey, R OBP: 0.257, SLG: 0.236 (1, 2)	K					FC6-4 BB		F5		3	0	1	0	1	1	2				
John Boccabella, R OBP: 0.251, SLG: 0.288 (1, 3)			F5		6-3	FC6-4 1-2f				3	0	0	0	0	0	2				
Balor Moore, L OBP: 0.154, SLG: 0.231 (5, PH)			1-3		5-3			F7		1	0	0	0	0	0	0				
Tim McCarver, L OBP: 0.319, SLG: 0.330 (5, PH)					5-3					1	0	0	0	0	0	1				
John Strohmayr, R (5, 1)										0	0	0	0	0	0	0				
Coco Laboy, R (7, PH)										1	0	0	0	0	0	1				
Tom Walker, R (7, 1)										0	0	0	0	0	0	0				
Inning Stats	R: 0 E: 0 K: 2 S: 7	H: 0 LOB: 0 BB: 0 P: 7	R: 0 E: 0 K: 1 S: 6	H: 1 LOB: 1 BB: 0 P: 6	R: 0 E: 0 K: 0 S: 3	H: 0 LOB: 0 BB: 0 P: 3	R: 0 E: 0 K: 0 S: 4	H: 1 LOB: 1 BB: 0 P: 4	R: 0 E: 0 K: 1 S: 6	H: 0 LOB: 2 BB: 0 P: 7	R: 0 E: 0 K: 0 S: 3	H: 0 LOB: 0 BB: 1 P: 3	R: 0 E: 0 K: 0 S: 3	H: 0 LOB: 0 BB: 1 P: 7	R: 0 E: 0 K: 0 S: 3	H: 0 LOB: 0 BB: 1 P: 7	1B: 3 2B: 1 3B: 0 HR: 0	SF: 0 SAC: 0 DP: 0 HBP: 1	WP: 0 PB: 0 SB: 0 CS: 0	PA: 34
PITCHER Ron Bryant, L ERA: 2.88 (1, 1)	IP: 9.0 WLS: W BF: 34 H: 4 R: 0 ER: 0 SO: 4 BB: 2 IBB: 0 HBP: 1 BLK: 0 WP: 0 HR: 0 S: 39 P: 48 ERA: 0.00 WHIP: 0.667															PITCHER				

Montreal Expos @ San Francisco Giants
Candlestick Park, San Francisco, CA
Tue Jul 18, 1972, 10:05 PM EDT
Att: 4,908 - Unknown

AB	31
R	0
H	4
RBI	0
BB	2
SO	4
LOB	15



Batter	1	2	3	4	5	6	7	8	9	AB	R	H	RBI	BB	SO	LOB	BOTTOM			
Bobby Bonds, R OBP: 0.332, SLG: 0.479 (1, 9)	WP HR 1B	K		F9			F9			4	1	1	0	0	1	2				
Gary Maddox, R OBP: 0.307, SLG: 0.478 (1, 8)	1-H HR	K			CS 1B		K			4	1	2	2	0	2	1				
Chris Speier, R OBP: 0.346, SLG: 0.418 (1, 6)	S BB		F7		1-2 K		1B 1B			3	0	1	0	1	1	1				
Willie McCovey, L OBP: 0.319, SLG: 0.405 (6, 3)	K		4-3				FC4-6 1B			2	0	0	0	0	1	1				
Ed Goodson, L OBP: 0.345, SLG: 0.427 (6, 3)	1-2 K					HBP				1	0	1	0	0	0	0				
Tito Fuentes, S OBP: 0.295, SLG: 0.379 (1, 4)	F3		F8		4-3		FC4-6 1-2f			4	0	0	0	0	0	4				
Al Gallagher, R OBP: 0.348, SLG: 0.300 (1, 5)	BB			K		F3		F4		3	0	0	0	1	1	0				
Ken Henderson, S OBP: 0.261, SLG: 0.311 (1, 7)	K			1B WP BLK 1B		G3		F6		4	1	1	0	0	1	2				
Dave Rader, L OBP: 0.318, SLG: 0.360 (1, 2)		F7		BLK 1B				4-3		3	0	1	0	1	0	0				
Ron Bryant, S OBP: 0.174, SLG: 0.159 (1, 1)				1-2 3H K		K				3	0	1	0	0	2	2				
Inning Stats	R: 2 E: 0 K: 2 S: 9	H: 2 LOB: 2 BB: 2 P: 17	R: 0 E: 0 K: 2 S: 8	H: 1 LOB: 1 BB: 0 P: 8	R: 0 E: 0 K: 0 S: 3	H: 0 LOB: 0 BB: 0 P: 3	R: 1 E: 0 K: 2 S: 9	H: 2 LOB: 1 BB: 0 P: 9	R: 0 E: 0 K: 1 S: 5	H: 0 LOB: 1 BB: 1 P: 9	R: 0 E: 0 K: 1 S: 7	H: 2 LOB: 2 BB: 0 P: 7	R: 0 E: 0 K: 0 S: 3	H: 0 LOB: 0 BB: 0 P: 3	R: 0 E: 0 K: 0 S: 3	H: 0 LOB: 0 BB: 0 P: 3	1B: 7 2B: 0 3B: 0 HR: 1	SF: 0 SAC: 0 DP: 0 HBP: 1	WP: 3 PB: 0 SB: 1 CS: 1	PA: 35
PITCHER Balor Moore, L ERA: 5.09 John Strohmayr, R ERA: 3.66 Tom Walker, R ERA: 2.18	IP: 4.0 WLS: L BF: 19 H: 5 R: 3 ER: 3 SO: 6 BB: 2 IBB: 0 HBP: 0 BLK: 1 WP: 2 HR: 1 S: 29 P: 37 ERA: 6.75 WHIP: 1.750															PITCHER				

Montreal Expos @ San Francisco Giants
Candlestick Park, San Francisco, CA
Tue Jul 18, 1972, 10:05 PM EDT
Att: 4,908 - Unknown

AB	31
R	3
H	8
RBI	2
BB	3
SO	9
LOB	13



Batter	1	2	3	4	5	6	7	8	9	AB	R	H	RBI	BB	SO	LOB	TOP		
Ron Hunt, R OBP: 0.353, SLG: 0.307 (1,4)	0-0 4-3 ①		0-0 3-H 1B ②		0-0 6-3 ①		0-0 6-3 ②	0-0 S 1B ①		4	0	2	1	0	0	0	Montreal Expos @ San Francisco Giants Candlestick Park, San Francisco, CA Wed Jul 19 1972, 6:33 AM EDT Att. 4,656 - Unknown livebaseballscorecards.com		
Bob Bailey, R OBP: 0.319, SLG: 0.353 (1,5)	0-0 HR		0-0 F8 ②		0-0 6-3 ②		0-0 S 1B ①		4	1	2	1	0	0	1				
Mike Jorgensen, L OBP: 0.324, SLG: 0.354 (1,3)	0-0 4-3 ②		0-0 L3 ③		4-0 BB ③		0-3 K ②		3	0	0	0	1	1	3				
Ron Fairly, L OBP: 0.327, SLG: 0.381 (1,9)	0-0 4-3 ③			0-0 3-1 ①		0-0 F2 ③		0-0 F7 ③		4	0	0	0	0	3				
Ken Singleton, S OBP: 0.326, SLG: 0.376 (1,7)		0-0 F2 ①		0-3 K ②		0-0 FC6-5 2B ①		0-0 HR		4	1	2	1	0	1	0			
Boots Day, L OBP: 0.321, SLG: 0.303 (1,8)		0-0 G3 ②		0-0 6-3 ③		0-0 FC6-5 CS ②		0-0 F8 ①		4	0	0	0	0	1				
Tim Foli, R OBP: 0.282, SLG: 0.289 (1,6)		0-0 F7 ③			0-0 6-3 ①		0-0 1-2 1B ②		0-0 F6 ②		4	0	1	0	0	0			
Terry Humphrey, R OBP: 0.256, SLG: 0.243 Mike Marshall, R (9,1)			0-0 E 1B 2B ①		0-0 6-3 ②		0-0 L4 ③		0-0 6-3 ③		4	1	1	0	0	1			
Mike Torrez, R OBP: 0.200, SLG: 0.184 John Boccabella, R OBP: 0.251, SLG: 0.288 (9,2)			0-3 K 2-3 ①		0-3 K ③			0-0 5-3 ①		3	0	0	0	0	2	1			
										0	0	0	0	0	0	0			
Inning Stats	R: 1 E: 0 K: 0 S: 4	H: 1 LOB: 0 BB: 4 P: 4	R: 0 E: 0 K: 0 S: 3	H: 0 LOB: 0 BB: 0 P: 3	R: 1 E: 1 K: 1 S: 7	H: 2 LOB: 1 BB: 0 P: 7	R: 0 E: 0 K: 1 S: 5	H: 0 LOB: 0 BB: 0 P: 5	R: 0 E: 0 K: 0 S: 3	H: 2 LOB: 1 BB: 0 P: 7	R: 0 E: 0 K: 1 S: 4	H: 2 LOB: 2 BB: 0 P: 7	R: 1 E: 0 K: 1 S: 4	H: 1 LOB: 0 BB: 0 P: 4	1B: 4 2B: 2 3B: 0 HR: 2	SF: 0 SAC: 0 DP: 0 HBP: 0	WP: 0 PB: 0 SB: 2 CS: 1	PA: 35	
PITCHER	IP WLS BF H R ER SO BB IBB HBP BLK WP HR S P ERA WHIP	IP WLS BF H R ER SO BB IBB HBP BLK WP HR S P ERA WHIP	IP WLS BF H R ER SO BB IBB HBP BLK WP HR S P ERA WHIP	IP WLS BF H R ER SO BB IBB HBP BLK WP HR S P ERA WHIP	IP WLS BF H R ER SO BB IBB HBP BLK WP HR S P ERA WHIP	IP WLS BF H R ER SO BB IBB HBP BLK WP HR S P ERA WHIP	IP WLS BF H R ER SO BB IBB HBP BLK WP HR S P ERA WHIP	IP WLS BF H R ER SO BB IBB HBP BLK WP HR S P ERA WHIP	IP WLS BF H R ER SO BB IBB HBP BLK WP HR S P ERA WHIP	IP WLS BF H R ER SO BB IBB HBP BLK WP HR S P ERA WHIP	IP WLS BF H R ER SO BB IBB HBP BLK WP HR S P ERA WHIP	IP WLS BF H R ER SO BB IBB HBP BLK WP HR S P ERA WHIP	IP WLS BF H R ER SO BB IBB HBP BLK WP HR S P ERA WHIP	IP WLS BF H R ER SO BB IBB HBP BLK WP HR S P ERA WHIP	IP WLS BF H R ER SO BB IBB HBP BLK WP HR S P ERA WHIP	IP WLS BF H R ER SO BB IBB HBP BLK WP HR S P ERA WHIP	IP WLS BF H R ER SO BB IBB HBP BLK WP HR S P ERA WHIP	IP WLS BF H R ER SO BB IBB HBP BLK WP HR S P ERA WHIP	
Juan Marichal, R ERA: 3.28 Randy Moffitt, R ERA: 2.91 (1,1)	8.0 L 4 1 1 1 0 0 0 0 0 0 1 38 42 2.25 1.000	1.0 L 4 1 1 1 0 0 0 0 0 0 1 4 4 9.00 1.000																	



Batter	1	2	3	4	5	6	7	8	9	AB	R	H	RBI	BB	SO	LOB	BOTTOM			
Bobby Bonds, R OBP: 0.334, SLG: 0.479 (1,9)	0-0 4-3 S 6-3 1B		0-0 1B		0-0 FC5-4 S 1B 1-2		0-0 F9 ②		4	2	2	0	0	0	1	Montreal Expos @ San Francisco Giants Candlestick Park, San Francisco, CA Wed Jul 19 1972, 6:33 AM EDT Att. 4,656 - Unknown livebaseballscorecards.com				
Garry Maddox, R OBP: 0.303, SLG: 0.470 (1,8)	0-0 4-3 ①		0-0 F8 ③		0-0 F5 ②		0-0 F7 ③		4	0	0	0	0	3						
Chris Speier, R OBP: 0.348, SLG: 0.418 (1,6)	0-0 6-3 ②		4-0 FC6-4 BB		0-0 F7 ③		0-0 F3 ①		3	0	1	2	1	0	0					
Ed Goodson, L OBP: 0.333, SLG: 0.411 (1,3)	0-0 4-3 ③		0-0 FC6-4 G6-4-3		0-0 F7 ③		0-3 K ②		4	0	0	0	0	1	2					
Dave Rader, L OBP: 0.317, SLG: 0.358 Bernie Williams, R OBP: 0.203, SLG: 0.333 (9, PR)		0-0 F7 ①		0-0 G6-4-3 ③		0-0 G3 SH1-4 1B		0-0 E4 ①		4	0	1	0	0	1					
Tito Fuentes, S OBP: 0.295, SLG: 0.377 (1,4)		4-0 CS BB		0-0 4-3 ①		0-0 SH1-4 ①		0-3 K ③		2	0	0	0	1	1					
Ken Henderson, S OBP: 0.258, SLG: 0.307 (1,7)		0-0 G3 ②		0-0 F7 ②		0-0 G3 ②			3	0	0	0	0	2						
Al Gallagher, R OBP: 0.342, SLG: 0.294 (1,5)			0-0 4-3 ①		0-0 F9 ③		0-0 6-3 ③		3	0	0	0	0	1						
Juan Marichal, R OBP: 0.256, SLG: 0.289 Jim Howarth, L OBP: 0.359, SLG: 0.350 Randy Moffitt, R (9,1)			0-3 K ②		0-0 FC5-4 1B		0-0 F7 ①		2	0	1	0	0	1	0					
										1	0	0	0	0	0					
Inning Stats	R: 1 E: 0 K: 0 S: 4	H: 1 LOB: 0 BB: 0 P: 4	R: 0 E: 0 K: 0 S: 2	H: 0 LOB: 1 BB: 1 P: 6	R: 0 E: 0 K: 1 S: 6	H: 1 LOB: 0 BB: 0 P: 6	R: 0 E: 0 K: 0 S: 2	H: 0 LOB: 0 BB: 1 P: 6	R: 0 E: 0 K: 0 S: 3	H: 2 LOB: 1 BB: 0 P: 5	R: 0 E: 0 K: 0 S: 4	H: 1 LOB: 1 BB: 0 P: 4	R: 0 E: 0 K: 0 S: 3	H: 0 LOB: 0 BB: 0 P: 3	R: 0 E: 1 K: 2 S: 8	H: 0 LOB: 1 BB: 0 P: 8	1B: 5 2B: 0 3B: 0 HR: 0	SF: 0 SAC: 1 DP: 1 HBP: 0	WP: 0 PB: 0 SB: 2 CS: 1	PA: 33
PITCHER	IP WLS BF H R ER SO BB IBB HBP BLK WP HR S P ERA WHIP	IP WLS BF H R ER SO BB IBB HBP BLK WP HR S P ERA WHIP	IP WLS BF H R ER SO BB IBB HBP BLK WP HR S P ERA WHIP	IP WLS BF H R ER SO BB IBB HBP BLK WP HR S P ERA WHIP	IP WLS BF H R ER SO BB IBB HBP BLK WP HR S P ERA WHIP	IP WLS BF H R ER SO BB IBB HBP BLK WP HR S P ERA WHIP	IP WLS BF H R ER SO BB IBB HBP BLK WP HR S P ERA WHIP	IP WLS BF H R ER SO BB IBB HBP BLK WP HR S P ERA WHIP	IP WLS BF H R ER SO BB IBB HBP BLK WP HR S P ERA WHIP	IP WLS BF H R ER SO BB IBB HBP BLK WP HR S P ERA WHIP	IP WLS BF H R ER SO BB IBB HBP BLK WP HR S P ERA WHIP	IP WLS BF H R ER SO BB IBB HBP BLK WP HR S P ERA WHIP	IP WLS BF H R ER SO BB IBB HBP BLK WP HR S P ERA WHIP	IP WLS BF H R ER SO BB IBB HBP BLK WP HR S P ERA WHIP	IP WLS BF H R ER SO BB IBB HBP BLK WP HR S P ERA WHIP	IP WLS BF H R ER SO BB IBB HBP BLK WP HR S P ERA WHIP	IP WLS BF H R ER SO BB IBB HBP BLK WP HR S P ERA WHIP	IP WLS BF H R ER SO BB IBB HBP BLK WP HR S P ERA WHIP		
Mike Torrez, R ERA: 2.83 Mike Marshall, R ERA: 1.77 (1,1)	8.0 S 4 0 0 0 2 0 0 0 0 0 0 8 8 0.00 0.000																			



Batter	1	2	3	4	5	6	7	8	9	AB	R	H	RBI	BB	SO	LOB	TOP								
Ron Hunt, R OBP: 0.360, SLG: 0.313 Hector Torres, R OBP: 0.169, SLG: 0.226	6-3		6-3 1B						1B	4	1	3	1	1	0	0	Montreal Expos @ San Diego Padres San Diego Stadium, San Diego, CA Fri Jul 21 1972, 10:05 PM EDT Att: 7,372 - Unknown								
Tim Foli, R OBP: 0.281, SLG: 0.287	4-3		6-3		5-3		FC6-4			5	0	1	0	0	0	5									
Clyde Mashore, R OBP: 0.299, SLG: 0.395	K					F2		F7	F4	5	0	1	1	0	1	2									
Ron Woods, R OBP: 0.269, SLG: 0.325 Coco Laboy, R OBP: 0.325, SLG: 0.379		1-3 E	1-3 1B		4-3	6-3		F7		4	1	1	0	0	0	1									
Hal Breeden, R OBP: 0.325, SLG: 0.379		F7			4-3	F7		K		3	0	0	0	0	0	1									
Ron Fairly, L OBP: 0.325, SLG: 0.379		F7			4-3	F7		K		1	0	0	0	0	1	0									
Ken Singleton, S OBP: 0.325, SLG: 0.373		1-3			6-3				4-3	4	0	1	0	0	0	1									
Bob Bailey, R OBP: 0.318, SLG: 0.363		E5			K			L5		4	1	1	1	0	1	1									
Terry Humphrey, R OBP: 0.263, SLG: 0.245		L9								3	1	1	0	0	0	1									
Bill Stoneman, R OBP: 0.130, SLG: 0.091 Mike Marshall, R OBP: 0.284, SLG: 0.347			6-3						SH3	3	0	0	0	0	1	2									
Inning Stats	R: 0 E: 0 K: 1 S: 5	H: 0 LOB: 0 BB: 0 P: 5	R: 1 E: 1 K: 0 S: 5	H: 1 LOB: 1 BB: 0 P: 5	R: 1 E: 0 K: 0 S: 5	H: 2 LOB: 1 BB: 0 P: 5	R: 0 E: 0 K: 1 S: 5	H: 0 LOB: 0 BB: 0 P: 5	R: 0 E: 0 K: 1 S: 6	H: 1 LOB: 1 BB: 0 P: 6	R: 0 E: 0 K: 0 S: 3	H: 0 LOB: 0 BB: 0 P: 3	R: 0 E: 0 K: 0 S: 5	H: 2 LOB: 3 BB: 1 P: 9	R: 0 E: 0 K: 1 S: 5	H: 0 LOB: 0 BB: 0 P: 5	R: 2 E: 0 K: 0 S: 6	H: 3 LOB: 2 BB: 0 P: 7	1B: 8 2B: 0 3B: 0 HR: 1	SF: 0 SAC: 1 DP: 0 HBP: 1	WP: 0 PB: 0 SB: 1 CS: 0	PA: 39			
PITCHER	IP	WLS	BF	H	R	ER	SO	BB	IBB	HBP	BLK	WP	HR	S	P	ERA	WHIP								
Mike Caldwell, L ERA: 3.3	(1, 1)	6.2	28	6	2	1	3	1	0	0	0	0	0	33	37	1.35	1.050								
Gary Ross, R ERA: 2.03	(7, 1)	0.1	1	0	0	0	0	0	0	0	0	0	0	1	1	0.00	0.000								
Mike Corkins, R ERA: 3.18	(8, 1)	2.0	W	10	3	2	2	1	0	0	1	0	0	11	12	9.00	1.500								

AB	36
R	4
H	9
RBI	3
BB	1
SO	4
LOB	14



Batter	1	2	3	4	5	6	7	8	9	AB	R	H	RBI	BB	SO	LOB	BOTTOM								
Derrel Thomas, S OBP: 0.303, SLG: 0.304	4-3		K		E2				E8	4	1	2	3	1	1	0	Montreal Expos @ San Diego Padres San Diego Stadium, San Diego, CA Fri Jul 21 1972, 10:05 PM EDT Att: 7,372 - Unknown								
Dave Roberts, R OBP: 0.297, SLG: 0.348					E5	F4				4	0	1	0	1	0	5									
Jerry Morales, R OBP: 0.338, SLG: 0.403										5	0	0	0	0	3	7									
Nate Colbert, R OBP: 0.304, SLG: 0.483										4	0	0	1	0	0	2									
Cito Gaston, R OBP: 0.304, SLG: 0.382										4	0	1	0	0	1	1									
Fred Kendall, R OBP: 0.261, SLG: 0.305										4	0	1	0	0	1	1									
Johnny Jeter, R OBP: 0.284, SLG: 0.347										3	1	1	0	1	1	1									
Enzo Hernandez, R OBP: 0.256, SLG: 0.255 Gary Jesteadt, R OBP: 0.259, SLG: 0.292										2	1	1	0	0	0	0									
Mike Caldwell, R OBP: 0.050, SLG: 0.050 Gary Ross, R OBP: 0.286, SLG: 0.286 Larry Stahl, L OBP: 0.287, SLG: 0.358 Mike Corkins, R OBP: 0.235, SLG: 0.412 Curt Blefary, L OBP: 0.262, SLG: 0.309										2	0	0	0	0	1	2									
Inning Stats	R: 0 E: 0 K: 1 S: 5	H: 0 LOB: 1 BB: 1 P: 9	R: 0 E: 0 K: 1 S: 5	H: 0 LOB: 0 BB: 0 P: 5	R: 0 E: 0 K: 2 S: 7	H: 0 LOB: 0 BB: 0 P: 7	R: 0 E: 1 K: 1 S: 6	H: 0 LOB: 1 BB: 0 P: 6	R: 0 E: 0 K: 1 S: 6	H: 1 LOB: 1 BB: 0 P: 6	R: 0 E: 0 K: 1 S: 4	H: 1 LOB: 3 BB: 2 P: 12	R: 0 E: 0 K: 2 S: 7	H: 0 LOB: 0 BB: 0 P: 7	R: 4 E: 1 K: 0 S: 6	H: 4 LOB: 1 BB: 1 P: 10	1B: 9 2B: 0 3B: 0 HR: 0	SF: 1 SAC: 1 DP: 0 HBP: 0	WP: 0 PB: 0 SB: 0 CS: 0	PA: 40					
PITCHER	IP	WLS	BF	H	R	ER	SO	BB	IBB	HBP	BLK	WP	HR	S	P	ERA	WHIP								
Bill Stoneman, R ERA: 3.15	(1, 1)	8.0	36	7	4	4	8	4	0	0	0	0	0	4	4	4.50	1.375								
Mike Marshall, R ERA: 1.75	(9, 1)	0.2	L	4	2	1	0	0	0	0	0	0	0	4	4	0.00	3.000								

AB	34
R	5
H	9
RBI	4
BB	4
SO	8
LOB	19



Batter	1	2	3	4	5	6	7	8	9	AB	R	H	RBI	BB	SO	LOB	TOP						
Ron Hunt, R OBP: 0.361, SLG: 0.317 (1, 4)										3	1	1	0	1	0	3	<p>Montreal Expos @ San Diego Padres San Diego Stadium, San Diego, CA Sat Jul 22 1972, 10:05 PM EDT Att: 5,087 - Unknown</p> <p>livebaseballscores.com</p> <p>AB 29 R 3 H 6 RBI 3 BB 6 SO 6 LOB 20</p>						
Tim Foli, R OBP: 0.280, SLG: 0.286 Hector Torres, R OBP: 0.176, SLG: 0.277 (1, 6)										1	0	0	1	0	0	0							
Clyde Mashore, R OBP: 0.292, SLG: 0.385 Boots Day, L OBP: 0.320, SLG: 0.302 (1, 9)										3	0	0	0	0	0	1							
Ron Woods, R OBP: 0.275, SLG: 0.325 (1, 8)										3	1	1	0	1	1	0							
Hal Breeden, R OBP: 0.167, SLG: 0.167 Ron Fairly, L OBP: 0.328, SLG: 0.382 (1, 3)										3	0	1	0	0	1	1							
Ken Singleton, S OBP: 0.324, SLG: 0.369 (1, 7)										3	0	0	0	1	2	3							
Bob Bailey, R OBP: 0.324, SLG: 0.371 (1, 5)										2	0	1	0	2	0	1							
Terry Humphrey, R OBP: 0.258, SLG: 0.240 John Boccabella, R OBP: 0.250, SLG: 0.287 (1, 2)										3	0	0	0	0	0	2							
Carl Morton, R OBP: 0.235, SLG: 0.313 Bill Stoneman, R OBP: 0.130, SLG: 0.091 Mike Marshall, R (8, 1)										2	0	0	0	0	0	1							
Inning Stats	R: 1 E: 0 K: 0 S: 4	H: 1 LOB: 1 BB: 1 P: 8	R: 0 E: 0 K: 1 S: 6	H: 1 LOB: 1 BB: 0 P: 6	R: 0 E: 0 K: 1 S: 4	H: 0 LOB: 0 BB: 1 P: 8	R: 0 E: 0 K: 2 S: 8	H: 1 LOB: 1 BB: 0 P: 8	R: 0 E: 0 K: 0 S: 3	H: 0 LOB: 0 BB: 0 P: 3	R: 1 E: 0 K: 1 S: 6	H: 1 LOB: 0 BB: 0 P: 6	R: 0 E: 0 K: 0 S: 1	H: 0 LOB: 0 BB: 2 P: 9	R: 0 E: 0 K: 0 S: 3	H: 0 LOB: 2 BB: 4 P: 4		R: 1 E: 0 K: 1 S: 7	H: 2 LOB: 3 BB: 2 P: 15	1B: 3 2B: 1 3B: 1 HR: 1	SF: 0 SAC: 1 DP: 2 HBP: 1	WP: 0 PB: 0 SB: 1 CS: 1	PA: 37
PITCHER	IP WLS BF H R ER SO BB IBB HBP BLK WP HR S P ERA WHIP																						
Fred Norman, L ERA: 3.2	(1, 1) 7.0 L 26 4 2 2 5 4 0 0 0 0 0 1 32 48 2.57 1.143																						
Gary Ross, R ERA: 2.13	(8, 1) 2.0 11 2 1 1 1 1 1 1 1 0 0 0 10 19 4.50 1.500																						

Batter	1	2	3	4	5	6	7	8	9	AB	R	H	RBI	BB	SO	LOB	BOTTOM				
Derrel Thomas, S OBP: 0.300, SLG: 0.301 (1, 4)										3	0	0	0	0	1	1	<p>Montreal Expos @ San Diego Padres San Diego Stadium, San Diego, CA Sat Jul 22 1972, 10:05 PM EDT Att: 5,087 - Unknown</p> <p>livebaseballscores.com</p> <p>AB 31 R 1 H 5 RBI 1 BB 3 SO 6 LOB 16</p>				
Dave Roberts, R OBP: 0.296, SLG: 0.346 (1, 5)										4	0	1	1	0	0	2					
Jerry Morales, R OBP: 0.332, SLG: 0.395 (1, 7)										4	0	0	0	0	0	0					
Nate Colbert, R OBP: 0.306, SLG: 0.486 (1, 3)										4	0	2	0	0	1	0					
Cito Gaston, R OBP: 0.309, SLG: 0.381 (1, 9)										3	0	1	0	1	0	1					
Fred Kendall, R OBP: 0.261, SLG: 0.304 (1, 2)										4	0	1	0	0	1	4					
Johnny Jeter, R OBP: 0.279, SLG: 0.340 (1, 8)										4	0	0	0	0	2	4					
Enzo Hernandez, R OBP: 0.254, SLG: 0.253 Larry Stahl, L OBP: 0.286, SLG: 0.356 Fred Stanley, R OBP: 0.338, SLG: 0.246 (1, 6)										2	0	0	0	0	0	0					
Fred Norman, S OBP: 0.278, SLG: 0.219 Curt Bielefay, L OBP: 0.259, SLG: 0.304 Gary Ross, R OBP: 0.286, SLG: 0.286 (1, 1)										0	1	0	0	2	0	0					
Inning Stats	R: 0 E: 0 K: 0 S: 3	H: 0 LOB: 0 BB: 0 P: 3	R: 0 E: 0 K: 2 S: 8	H: 1 LOB: 1 BB: 0 P: 8	R: 1 E: 0 K: 0 S: 3	H: 1 LOB: 0 BB: 1 P: 7	R: 0 E: 0 K: 0 S: 4	H: 1 LOB: 1 BB: 0 P: 4	R: 0 E: 0 K: 0 S: 4	H: 0 LOB: 2 BB: 1 P: 8	R: 0 E: 0 K: 1 S: 6	H: 1 LOB: 1 BB: 0 P: 6	R: 0 E: 0 K: 1 S: 5	H: 0 LOB: 0 BB: 0 P: 5	R: 0 E: 1 K: 2 S: 8	H: 1 LOB: 2 BB: 1 P: 12		1B: 4 2B: 1 3B: 0 HR: 0	SF: 0 SAC: 1 DP: 0 HBP: 0	WP: 1 PB: 0 SB: 1 CS: 1	PA: 36
PITCHER	IP WLS BF H R ER SO BB IBB HBP BLK WP HR S P ERA WHIP																				
Carl Morton, R ERA: 4.27	(1, 1) 7.0 W 27 4 1 1 3 2 0 0 0 0 0 0 31 39 1.29 0.857																				
Mike Marshall, R ERA: 1.69	(8, 1) 2.0 S 8 1 0 0 3 1 0 0 0 0 0 0 13 17 0.00 1.000																				

Batter	1	2	3	4	5	6	7	8	9	AB	R	H	RBI	BB	SO	LOB	TOP																				
Ron Hunt, R OBP: 0.360, SLG: 0.314 (1,4)	E6 SH1-3 1B	F4			L8			WP 1B BB		3	2	0	0	1	0	3	Montreal Expos @ San Diego Padres San Diego Stadium, San Diego, CA Sun Jul 23 1972, 6:33 AM EDT Unknown																				
Bob Bailey, R OBP: 0.321, SLG: 0.367 (1,5)	SH1-3 1-2		5-3		K			5-3 1-2		3	0	0	0	0	1	1																					
Jim Fairey, L OBP: 0.290, SLG: 0.338 (1,7)	CS 2H 1B		S 1B		6-3			1B 2H 1B		4	0	3	2	0	0	0																					
Ron Fairly, L OBP: 0.323, SLG: 0.376 (1,3)	F9 1-2		K			F6		F9		4	0	0	0	0	1	3																					
Ken Singleton, S OBP: 0.326, SLG: 0.371 (1,9)		1B 1B	G3			K				4	0	2	0	0	1	1																					
Boots Day, L OBP: 0.318, SLG: 0.301 (1,8)		E 1B			F7				6-3	4	0	1	0	0	0	0																					
Tim Foli, R OBP: 0.276, SLG: 0.282 (1,6)		F9 1-2			K2-3		F7		F6	4	0	0	0	0	1	2																					
Terry Humphrey, R OBP: 0.263, SLG: 0.248 (1,2)							4-3		6-3	3	0	1	0	1	0	0																					
Mike Torrez, R OBP: 0.189, SLG: 0.173 (1,1)			K				L8			3	0	0	0	0	2	4																					
Inning Stats	R: 1 E: 1 K: 0 S: 4	H: 1 LOB: 0 BB: 0 P: 4	R: 0 E: 1 K: 1 S: 7	H: 2 LOB: 3 BB: 1 P: 11	R: 0 E: 0 K: 1 S: 6	H: 1 LOB: 1 BB: 0 P: 6	R: 0 E: 0 K: 2 S: 8	H: 0 LOB: 0 BB: 0 P: 8	R: 0 E: 0 K: 1 S: 5	H: 0 LOB: 0 BB: 0 P: 5	R: 0 E: 0 K: 0 S: 3	H: 0 LOB: 0 BB: 0 P: 3	R: 1 E: 0 K: 0 S: 4	H: 2 LOB: 2 BB: 1 P: 8	R: 0 E: 0 K: 0 S: 3	H: 0 LOB: 0 BB: 0 P: 3	1B: 6 2B: 1 3B: 0 HR: 0	SF: 0 SAC: 1 DP: 0 HBP: 0	WP: 1 PB: 0 SB: 1 CS: 1	PA: 35																	
PITCHER	IP	WLS	BF	H	R	ER	SO	BB	IBB	HBP	BLK	WP	HR	S	P	ERA	WHIP	PITCHER		IP	WLS	BF	H	R	ER	SO	BB	IBB	HBP	BLK	WP	HR	S	P	ERA	WHIP	
Steve Arlin, R ERA: 2.8 (1,1)	8.0	L	32	7	2	1	6	1	1	0	0	1	0	42	50	1.12	1.000			8.0	W	31	4	1	1	6	2	0	0	0	0	0	0	41	49	1.00	0.667
Bill Greif, R ERA: 5.01 (9,1)	1.0		3	0	0	0	0	0	0	0	0	0	0	3	3	0.00	0.000			1.0		3	0	0	0	0	0	0	0	0	0	0	3	3	0.00	0.000	

AB	32
R	2
H	7
RBI	2
BB	2
SO	6
LOB	14



Batter	1	2	3	4	5	6	7	8	9	AB	R	H	RBI	BB	SO	LOB	BOTTOM																			
Derrel Thomas, S OBP: 0.304, SLG: 0.305 (1,4)	2B 1B		CS 1B			SH1-4 1-2			4-3	3	1	2	0	0	0	0	Montreal Expos @ San Diego Padres San Diego Stadium, San Diego, CA Sun Jul 23 1972, 6:33 AM EDT Unknown																			
Dave Roberts, R OBP: 0.301, SLG: 0.356 (1,5)	1H 2B		F4			5-3		E5 1B		4	0	2	1	0	0	2																				
Larry Stahl, L OBP: 0.285, SLG: 0.350 (1,7)	G4-6-3 BB		CS 1-2		K			6-3		3	0	0	0	1	1	2																				
Nate Colbert, R OBP: 0.303, SLG: 0.480 (1,3)	K				5-3		L7		K	4	0	0	0	0	2	3																				
Cito Gaston, R OBP: 0.304, SLG: 0.373 (1,9)	G4-6-3 1-2				4-3		F9			3	0	0	0	0	0	2																				
Fred Kendall, R OBP: 0.255, SLG: 0.297 (1,2)		6-3				K		6-3		3	0	0	0	0	1	0																				
Johnny Jeter, R OBP: 0.275, SLG: 0.335 (1,8)		5-3				K		6-3		3	0	0	0	0	1	0																				
Enzo Hernandez, R OBP: 0.252, SLG: 0.251 (8, PH)								5-3		2	0	0	0	0	1	0																				
Jerry Morales, R OBP: 0.330, SLG: 0.393 (8, PH)								4-3		1	0	0	0	0	0	0																				
Fred Stanley, R OBP: 0.338, SLG: 0.246 (9,6)								K		0	0	0	0	0	0	0																				
Steve Arlin, R OBP: 0.212, SLG: 0.174 (8, PH)								6-3		1	0	0	0	1	0	0																				
Curt Blefary, L OBP: 0.254, SLG: 0.298 (8, PH)								SH1-4 BB		1	0	0	0	0	0	0																				
Bill Greif, R OBP: 0.077, SLG: 0.040 (9,1)								F8		0	0	0	0	0	0	0																				
Inning Stats	R: 1 E: 0 K: 1 S: 6	H: 2 LOB: 1 BB: 1 P: 10	R: 0 E: 0 K: 1 S: 5	H: 0 LOB: 0 BB: 0 P: 5	R: 0 E: 0 K: 1 S: 3	H: 1 LOB: 0 BB: 0 P: 3	R: 0 E: 0 K: 2 S: 5	H: 0 LOB: 0 BB: 0 P: 5	R: 0 E: 0 K: 1 S: 7	H: 0 LOB: 0 BB: 0 P: 7	R: 0 E: 0 K: 0 S: 3	H: 0 LOB: 1 BB: 1 P: 7	R: 0 E: 0 K: 0 S: 3	H: 0 LOB: 0 BB: 0 P: 3	R: 0 E: 0 K: 0 S: 3	H: 0 LOB: 0 BB: 0 P: 3	R: 0 E: 1 K: 1 S: 6	H: 1 LOB: 1 BB: 0 P: 6	1B: 3 2B: 1 3B: 0 HR: 0	SF: 0 SAC: 1 DP: 1 HBP: 0	WP: 0 PB: 0 SB: 0 CS: 1	PA: 32														
PITCHER	IP	WLS	BF	H	R	ER	SO	BB	IBB	HBP	BLK	WP	HR	S	P	ERA	WHIP	PITCHER		IP	WLS	BF	H	R	ER	SO	BB	IBB	HBP	BLK	WP	HR	S	P	ERA	WHIP
Mike Torrez, R ERA: 2.72 (1,1)	9.0	W	31	4	1	1	6	2	0	0	0	0	0	41	49	1.00	0.667			9.0	W	31	4	1	1	6	2	0	0	0	0	41	49	1.00	0.667	

AB	28
R	1
H	4
RBI	1
BB	2
SO	6
LOB	9



Batter	1	2	3	4	5	6	7	8	9	AB	R	H	RBI	BB	SO	LOB	TOP																				
Tim McCarver, L OBP: 0.323, SLG: 0.336 (1, 2)										5	0	2	3	1	0	0																					
Ron Hunt, R OBP: 0.366, SLG: 0.315 (1, 4)										2	0	1	0	2	1	0																					
Hector Torres, R OBP: 0.188, SLG: 0.277 (7, 4)										0	0	0	0	1	0	0																					
Jim Fairey, L OBP: 0.315, SLG: 0.352 (1, 7)										3	0	2	0	1	1	3																					
Ron Woods, R OBP: 0.271, SLG: 0.320 (7, 7)										2	0	0	0	0	1	4																					
Ron Fairly, L OBP: 0.317, SLG: 0.368 (1, 3)										5	0	0	0	0	1	7																					
Boots Day, L OBP: 0.320, SLG: 0.305 (1, 8)										4	1	1	0	1	0	0																					
Ken Singleton, S OBP: 0.334, SLG: 0.372 (1, 9)										2	3	1	1	3	1	1																					
Clyde Mashore, R OBP: 0.292, SLG: 0.385 (8, 9)										0	0	0	0	0	0	0																					
Bob Bailey, R OBP: 0.384 (1, 5)										4	3	3	2	0	0	1																					
Coco Laboy, R (7, 5)										1	0	0	0	0	0	1																					
Tim Foli, R OBP: 0.278, SLG: 0.284 (1, 6)										5	2	2	2	0	1	1																					
Balor Moore, L OBP: 0.176, SLG: 0.188 (1, 1)										3	0	0	0	1	1	0																					
Inning Stats	R: 0 E: 0 K: 1 S: 5	H: 1 LOB: 0 BB: 0 P: 5	R: 1 E: 0 K: 1 S: 7	H: 2 LOB: 1 BB: 0 P: 7	R: 0 E: 0 K: 2 S: 7	H: 0 LOB: 2 BB: 2 P: 15	R: 2 E: 0 K: 0 S: 4	H: 1 LOB: 0 BB: 1 P: 8	R: 0 E: 0 K: 0 S: 4	H: 2 LOB: 1 BB: 0 P: 4	R: 3 E: 0 K: 1 S: 8	H: 3 LOB: 3 BB: 3 P: 20	R: 3 E: 0 K: 0 S: 6	H: 3 LOB: 2 BB: 1 P: 11	R: 0 E: 0 K: 1 S: 5	H: 0 LOB: 1 BB: 1 P: 9	R: 0 E: 0 K: 1 S: 5	H: 0 LOB: 2 BB: 2 P: 13	1B: 9 2B: 2 3B: 0 HR: 1	SF: 0 SAC: 1 DP: 1 HBP: 1	WP: 2 PB: 0 SB: 0 CS: 1	PA: 49															
PITCHER	IP	WLS	BF	H	R	ER	SO	BB	IBB	HBP	BLK	WP	HR	S	P	ERA	WHIP																				
Clay Kirby, R ERA: 3.44 (1, 1)	5.1	L	27	8	6	6	4	5	0	0	0	0	1	30	50	10.12	2.438																				
Mark Schaeffer, L ERA: 4.91 (6, 1)	1.1		11	4	3	3	1	1	1	1	1	0	0	10	19	20.25	3.750																				
Al Severinsen, R ERA: (7, 1)	1.1		5	0	0	0	1	1	0	0	0	1	0	6	10	0.00	0.750																				
Ed Acosta, R ERA: 4.89 (9, 1)	1.0		5	0	0	0	1	2	0	0	0	1	0	5	13	0.00	2.000																				

Batter	1	2	3	4	5	6	7	8	9	AB	R	H	RBI	BB	SO	LOB	BOTTOM																					
Derrel Thomas, S OBP: 0.300, SLG: 0.300 (1, 4)										4	0	0	0	0	1	0																						
Dave Roberts, R OBP: 0.294, SLG: 0.347 (1, 5)										4	0	0	0	0	1	0																						
Jerry Morales, R OBP: 0.329, SLG: 0.390 (1, 7)										4	0	1	0	0	2	0																						
Nate Colbert, R OBP: 0.302, SLG: 0.487 (1, 3)										4	1	1	1	0	0	1																						
Cito Gaston, R OBP: 0.298, SLG: 0.366 (1, 9)										3	0	0	0	0	1	0																						
Fred Kendall, R OBP: 0.257, SLG: 0.298 (1, 2)										3	0	1	0	0	1	0																						
Johnny Jeter, R OBP: 0.271, SLG: 0.330 (1, 8)										3	0	0	0	0	3	1																						
Fred Stanley, R OBP: 0.338, SLG: 0.237 (1, 6)										2	0	0	0	1	1	0																						
Clay Kirby, R OBP: 0.132, SLG: 0.080 (1, 1)										2	0	0	0	0	2	2																						
Mark Schaeffer, L (6, 1)										0	0	0	0	0	0	0																						
Al Severinsen, R (7, 1)										0	0	0	0	0	0	0																						
Garry Jesteadt, R OBP: 0.257, SLG: 0.290 (8, PH)										1	0	0	0	0	1	0																						
Ed Acosta, S (9, 1)										0	0	0	0	0	0	0																						
Inning Stats	R: 0 E: 0 K: 2 S: 7	H: 0 LOB: 0 BB: 0 P: 7	R: 1 E: 0 K: 3 S: 11	H: 2 LOB: 1 BB: 1 P: 15	R: 0 E: 0 K: 0 S: 4	H: 1 LOB: 1 BB: 0 P: 4	R: 0 E: 0 K: 2 S: 7	H: 0 LOB: 0 BB: 0 P: 7	R: 0 E: 0 K: 2 S: 7	H: 0 LOB: 0 BB: 0 P: 7	R: 0 E: 0 K: 1 S: 5	H: 0 LOB: 0 BB: 0 P: 5	R: 0 E: 0 K: 1 S: 5	H: 0 LOB: 0 BB: 0 P: 5	R: 0 E: 0 K: 1 S: 5	H: 0 LOB: 0 BB: 0 P: 5	R: 0 E: 0 K: 1 S: 5	H: 0 LOB: 0 BB: 0 P: 5	1B: 2 2B: 0 3B: 0 HR: 1	SF: 0 SAC: 0 DP: 0 HBP: 0	WP: 0 PB: 1 SB: 0 CS: 0	PA: 31																
PITCHER	IP	WLS	BF	H	R	ER	SO	BB	IBB	HBP	BLK	WP	HR	S	P	ERA	WHIP																					
Balor Moore, L ERA: 4.26 (1, 1)	9.0	W	31	3	1	1	13	0	1	0	0	0	1	56	60	1.00	0.333																					

Montreal Expos @ San Diego Padres
San Diego Stadium, San Diego, CA
Sun Jul 23 1972, 6:38 AM EDT
Att: 9,450 - Unknown

AB 36
R 9
H 12
RBI 8
BB 10
SO 7
LOB 18



Montreal Expos @ San Diego Padres
San Diego Stadium, San Diego, CA
Sun Jul 23 1972, 6:38 AM EDT
Att: 9,450 - Unknown

AB 30
R 1
H 3
RBI 1
BB 1
SO 13
LOB 4



Batter	1	2	3	4	5	6	7	8	9	AB	R	H	RBI	BB	SO	LOB	TOP				
Lou Brock, L OBP: 0.355, SLG: 0.409 (1, 7)	1-3		E6 1B			K		E 1B		4	2	2	0	1	1	0					
Ted Sizemore, R OBP: 0.307, SLG: 0.325 (1, 4)	E 1B		E 1B			P5		E8 1B		5	2	3	3	0	0	3					
Matty Alou, L OBP: 0.359, SLG: 0.408 (1, 3)	E5 1B		E9 1B	K			G3	F3		5	1	1	0	0	1	2					
Joe Torre, R OBP: 0.367, SLG: 0.470 (1, 5)	K		FC5-4 1B	F9					6-3	5	0	2	1	0	1	2					
Ted Simmons, S OBP: 0.318, SLG: 0.462 (1, 2)			FC5-4 2B	L8			L9			5	1	2	1	0	0	2					
Luis Melendez, R OBP: 0.292, SLG: 0.345 (1, 9)	K		1B 2B			F8	1-3		L5-3	5	1	1	1	0	1	4					
Jorge Roque, R (1, 8)			F9	K		6-3		6-3		4	0	0	0	0	1	1					
Dal Maxvill, R OBP: 0.313, SLG: 0.300 (1, 6)			G3-6-4 BB	BB 1B		K		E 1B		3	1	2	1	1	1	0					
Reggie Cleveland, R OBP: 0.222, SLG: 0.208 (1, 1)			G3-6-4 1-2	BB 1B		3-1		P4		4	0	1	0	0	0	2					
Inning Stats	R: 1 E: 1 K: 2 S: 10	H: 2 LOB: 2 BB: 0 P: 10	R: 0 E: 0 K: 0 S: 2	H: 0 LOB: 0 BB: 1 P: 6	R: 5 E: 2 K: 1 S: 12	H: 7 LOB: 3 BB: 1 P: 16	R: 0 E: 0 K: 1 S: 5	H: 0 LOB: 0 BB: 0 P: 5	R: 0 E: 0 K: 1 S: 5	H: 0 LOB: 0 BB: 0 P: 5	R: 0 E: 0 K: 0 S: 4	H: 1 LOB: 1 BB: 0 P: 4	R: 2 E: 1 K: 0 S: 6	H: 3 LOB: 1 BB: 0 P: 6	R: 0 E: 0 K: 0 S: 3	H: 1 LOB: 0 BB: 0 P: 3	1B: 13 2B: 2 3B: 0 HR: 0	SF: 0 SAC: 0 DP: 2 HBP: 0	WP: 0 PB: 0 SB: 0 CS: 0	PA: 42	
PITCHER	IP	WLS	BF	H	R	ER	SO	BB	IBB	HBP	BLK	WP	HR	S	P	ERA	WHIP				
Balor Moore, L ERA: 5.01 (1, 1)	2.1	L	15	7	6	5	2	1	0	0	0	0	0	18	22	19.29	3.429				
John Strohmayr, R ERA: 3.51 (3, 1)	0.2		5	2	0	0	1	1	0	0	0	0	0	6	10	0.00	4.500				
Steve Renko, R ERA: 5.53 (4, 1)	4.0		13	1	0	0	3	0	0	0	0	0	0	19	19	0.00	0.250				
Tom Walker, R ERA: 2.47 (8, 1)	2.0		9	4	2	2	0	0	0	0	0	0	0	9	9	9.00	2.000				

St. Louis Cardinals @ Montreal Expos
 Jarry Park, Montreal, QB
 Thu Jul 27 1972, 7:05 PM EDT
 Att: 22,083 - Unknown

AB 40
 R 8
 H 14
 RBI 7
 BB 2
 SO 6
 LOB 16



Batter	1	2	3	4	5	6	7	8	9	AB	R	H	RBI	BB	SO	LOB	BOTTOM					
Tim McCarver, L OBP: 0.329, SLG: 0.341 (1, 2)	F8							1-3 1B SF8 BB		3	1	2	0	1	0	0						
Ron Hunt, R OBP: 0.365, SLG: 0.314 (1, 4)	K		F8			P4		SF8 1-3 1B		4	0	1	0	0	1	3						
Jim Fairey, L OBP: 0.325, SLG: 0.365 (1, 7)	G3			F8 4-3 2B		G4-6-3 BB		1-3 1-2 2-3		3	1	1	0	1	0	2						
Ron Fairly, L OBP: 0.316, SLG: 0.367 (1, 3)		FC4-6 1B		F8		G4-6-3 1-2		SF8 2-3 3-H		3	0	1	1	0	0	2						
Ken Singleton, S OBP: 0.337, SLG: 0.374 (1, 9)		FC4-6 1B		4-3				4-3		4	0	2	1	0	0	1						
Boots Day, L OBP: 0.315, SLG: 0.299 (1, 8)		FC4-6 1-2 1B		F8		4-3			6-3	4	0	0	0	0	0	3						
Bob Bailey, R OBP: 0.325, SLG: 0.385 (1, 5)		G6-4-3 1-2				K				4	0	1	0	0	1	2						
Tim Foli, R OBP: 0.275, SLG: 0.280 (1, 6)			F2			5-3		F7		4	0	0	0	0	0	1						
Balor Moore, L OBP: 0.176, SLG: 0.188 (3, 1)										0	0	0	0	0	0	0						
John Strohmayr, R OBP: 0.143, SLG: 0.357 (3, 1)										0	0	0	0	0	0	0						
Hal Breeden, R OBP: 0.143, SLG: 0.143 (3, 1)										1	0	0	0	0	0	1						
Steve Renko, R OBP: 0.275, SLG: 0.357 (4, 1)										1	0	1	0	0	0	0						
Ron Woods, R OBP: 0.275, SLG: 0.318 (7, 1)										1	0	0	0	0	0	0						
Tom Walker, R OBP: 0.260, SLG: 0.381 (8, 1)										0	0	0	0	0	0	0						
Clyde Mashore, R OBP: 0.260, SLG: 0.381 (8, 1)										1	0	0	0	0	1	1						
Inning Stats	R: 0 E: 0 K: 1 S: 5	H: 0 LOB: 0 BB: 0 P: 5	R: 0 E: 0 K: 0 S: 4	H: 2 LOB: 1 BB: 0 P: 4	R: 0 E: 0 K: 1 S: 6	H: 1 LOB: 1 BB: 0 P: 6	R: 1 E: 0 K: 0 S: 4	H: 1 LOB: 0 BB: 0 P: 4	R: 0 E: 0 K: 1 S: 7	H: 2 LOB: 2 BB: 0 P: 7	R: 0 E: 0 K: 0 S: 3	H: 1 LOB: 1 BB: 1 P: 7	R: 0 E: 0 K: 0 S: 3	H: 0 LOB: 0 BB: 0 P: 3	R: 1 E: 0 K: 0 S: 4	H: 1 LOB: 1 BB: 1 P: 8	R: 0 E: 0 K: 1 S: 6	H: 1 LOB: 1 BB: 0 P: 6	1B: 7 2B: 2 3B: 0 HR: 0	SF: 1 SAC: 0 DP: 2 HBP: 0	WP: 0 PB: 0 SB: 0 CS: 0	PA: 36
PITCHER	IP	WLS	BF	H	R	ER	SO	BB	IBB	HBP	BLK	WP	HR	S	P	ERA	WHIP					
Reggie Cleveland, R ERA: 3.18 (1, 1)	9.0	W	36	9	2	2	4	2	0	0	0	0	0	42	50	2.00	1.222					

St. Louis Cardinals @ Montreal Expos
 Jarry Park, Montreal, QB
 Thu Jul 27 1972, 7:05 PM EDT
 Att: 22,083 - Unknown

AB 33
 R 2
 H 9
 RBI 2
 BB 2
 SO 4
 LOB 15



Batter	1	2	3	4	5	6	7	8	9	AB	R	H	RBI	BB	SO	LOB	TOP			
Lou Brock, L OBP: 0.351, SLG: 0.405 (1,7)	1-3		G3			F8			4-3	4	0	0	0	0	0	0				
Ted Sizemore, R OBP: 0.302, SLG: 0.319 (1,4)	F3		L6			K			L6	4	0	0	0	0	1	0				
Matty Alou, L OBP: 0.358, SLG: 0.406 (1,3)	3-1								1B	4	0	1	0	0	1	0				
Joe Torre, R OBP: 0.371, SLG: 0.479 (9, PR)									1B	4	1	3	0	0	1	0				
Luis Melendez, R OBP: 0.292, SLG: 0.345 (9, PR)									1B	0	0	0	0	0	0	0				
Ted Simmons, S OBP: 0.314, SLG: 0.457 (1,2)									1B	4	0	0	0	0	1	4				
Bernie Carbo, L OBP: 0.383, SLG: 0.312 (1,9)										3	0	0	0	0	0	2				
Jose Cruz, L OBP: 0.290, SLG: 0.283 (1,8)										3	0	1	1	0	1	0				
Dal Maxvill, R OBP: 0.310, SLG: 0.297 (8, PH)										2	0	0	0	0	0	1				
Dom Clendenon, R OBP: 0.290, SLG: 0.317 (8, PH)										1	0	0	0	0	0	0				
Dwain Anderson, R OBP: 0.304, SLG: 0.269 (8,6)										0	0	0	0	0	0	0				
Bob Gibson, R OBP: 0.214, SLG: 0.482 (1,1)										3	0	0	0	0	0	0				
Inning Stats	R: 0 E: 0 K: 0 S: 3	H: 0 LOB: 0 BB: 0 P: 3	R: 1 E: 0 K: 1 S: 7	H: 2 LOB: 1 BB: 0 P: 7	R: 0 E: 0 K: 0 S: 3	H: 0 LOB: 0 BB: 0 P: 3	R: 0 E: 0 K: 2 S: 7	H: 0 LOB: 0 BB: 0 P: 7	R: 0 E: 0 K: 1 S: 5	H: 0 LOB: 0 BB: 0 P: 5	R: 0 E: 0 K: 0 S: 4	H: 1 LOB: 1 BB: 0 P: 4	R: 0 E: 0 K: 0 S: 3	H: 0 LOB: 0 BB: 0 P: 3	R: 0 E: 0 K: 0 S: 5	H: 2 LOB: 2 BB: 0 P: 5	1B: 3 2B: 2 3B: 0 HR: 0	SF: 0 SAC: 0 DP: 0 HBP: 0	WP: 0 PB: 0 SB: 0 CS: 0	PA: 32
PITCHER Bill Stoneman, R ERA: 3.03 (1,1)	IP: 9.0 WLS: W BF: 32 H: 5 R: 1 ER: 1 SO: 5 BB: 0 IBB: 0 HBP: 0 BLK: 0 WP: 0 HR: 0 S: 42 P: 42 ERA: 1.00 WHIP: 0.556																			

St. Louis Cardinals @ Montreal Expos
 Jarry Park, Montreal, QB
 Fri Jul 28 1972, 7:05 PM EDT
 Att: 16,341 - Unknown

AB 32
 R 1
 H 5
 RBI 1
 BB 0
 SO 5
 LOB 7



Batter	1	2	3	4	5	6	7	8	9	AB	R	H	RBI	BB	SO	LOB	BOTTOM			
Ron Hunt, R OBP: 0.364, SLG: 0.313 (1,4)	BB	4-3							6-3	4	1	1	0	0	1	0				
Bob Bailey, R OBP: 0.324, SLG: 0.381 (1,5)	CS								G3	3	0	0	0	1	2	0				
Jim Fairey, L OBP: 0.333, SLG: 0.372 (1,7)	1B								6-3	4	1	2	1	0	0	0				
Ron Fairly, L OBP: 0.322, SLG: 0.371 (1,3)	WP								1B	3	1	2	0	1	0	1				
Ken Singleton, S OBP: 0.342, SLG: 0.383 (1,9)	CS								BB	4	0	3	1	0	0	0				
Boots Day, L OBP: 0.314, SLG: 0.295 (1,8)	BB								BB	3	0	0	0	1	0	4				
Tim Foli, R OBP: 0.277, SLG: 0.281 (1,6)	F9								P4	3	0	1	0	1	0	3				
Terry Humphrey, R OBP: 0.259, SLG: 0.244 (1,2)									FC6-4	3	0	0	0	0	0	4				
Bill Stoneman, R OBP: 0.122, SLG: 0.085 (1,1)	P4								F8	3	0	0	0	0	0	0				
Inning Stats	R: 3 E: 0 K: 0 S: 5	H: 4 LOB: 1 BB: 2 P: 13	R: 0 E: 0 K: 0 S: 3	H: 0 LOB: 0 BB: 0 P: 3	R: 0 E: 0 K: 1 S: 5	H: 1 LOB: 0 BB: 0 P: 5	R: 0 E: 0 K: 0 S: 4	H: 1 LOB: 1 BB: 0 P: 4	R: 0 E: 0 K: 2 S: 7	H: 0 LOB: 0 BB: 0 P: 7	R: 0 E: 0 K: 0 S: 5	H: 2 LOB: 3 BB: 1 P: 9	R: 0 E: 0 K: 0 S: 3	H: 0 LOB: 0 BB: 0 P: 3	R: 0 E: 0 K: 0 S: 4	H: 1 LOB: 2 BB: 1 P: 8	1B: 8 2B: 1 3B: 0 HR: 0	SF: 0 SAC: 0 DP: 0 HBP: 0	WP: 1 PB: 0 SB: 0 CS: 4	PA: 35
PITCHER Bob Gibson, R ERA: 2.54 (1,1)	IP: 8.0 WLS: L BF: 34 H: 9 R: 3 ER: 3 SO: 3 BB: 4 IBB: 0 HBP: 0 BLK: 0 WP: 1 HR: 0 S: 36 P: 52 ERA: 3.38 WHIP: 1.625																			

St. Louis Cardinals @ Montreal Expos
 Jarry Park, Montreal, QB
 Fri Jul 28 1972, 7:05 PM EDT
 Att: 16,341 - Unknown

AB 30
 R 3
 H 9
 RBI 2
 BB 4
 SO 3
 LOB 12



Batter	1	2	3	4	5	6	7	8	9	AB	R	H	RBI	BB	SO	LOB	TOP									
Ron Hunt, R OBP: 0.372, SLG: 0.321 (1, 4)										2	2	2	0	2	0	0										
Bob Bailey, R OBP: 0.323, SLG: 0.377 (1, 5)										3	1	0	0	1	0	4										
Jim Fahey, L OBP: 0.325, SLG: 0.363 (4, PH)										2	0	0	0	0	1	2										
Ron Woods, R OBP: 0.275, SLG: 0.318 (4, 7)										0	0	0	0	1	0	0										
Tim McCarver, L OBP: 0.328, SLG: 0.339 (6, PH)										1	0	0	0	0	0	2										
Clyde Mashore, R OBP: 0.295, SLG: 0.387 (6, 7)										1	0	1	1	0	0	0										
Ron Fairly, L OBP: 0.320, SLG: 0.380 (1, 3)										5	1	1	3	0	1	5										
Ken Singleton, S OBP: 0.343, SLG: 0.384 (1, 9)										5	1	2	0	0	1	3										
Boots Day, L OBP: 0.315, SLG: 0.294 (1, 8)										4	0	1	0	1	1	1										
Tim Foli, R OBP: 0.279, SLG: 0.283 (1, 6)										5	0	2	1	0	0	1										
Terry Humphrey, R OBP: 0.270, SLG: 0.266 (1, 2)										2	1	1	1	2	0	0										
Mike Torrez, R OBP: 0.179, SLG: 0.164 (6, 1)										3	0	0	0	0	2	4										
Mike Marshall, R (6, 1)										2	0	0	0	0	0	2										
Inning Stats	R: 3 E: 0 K: 2 S: 8	H: 2 LOB: 1 BB: 2 P: 16	R: 0 E: 0 K: 1 S: 6	H: 1 LOB: 2 BB: 0 P: 7	R: 1 E: 0 K: 0 S: 5	H: 2 LOB: 3 BB: 2 P: 13	R: 0 E: 0 K: 0 S: 4	H: 1 LOB: 2 BB: 1 P: 8	R: 0 E: 0 K: 0 S: 3	H: 0 LOB: 0 BB: 0 P: 3	R: 0 E: 1 K: 1 S: 6	H: 0 LOB: 2 BB: 1 P: 10	R: 0 E: 0 K: 1 S: 6	H: 1 LOB: 2 BB: 1 P: 10	R: 1 E: 0 K: 0 S: 7	H: 2 LOB: 1 BB: 0 P: 7	R: 1 E: 0 K: 0 S: 4	H: 1 LOB: 0 BB: 0 P: 4	1B: 7 2B: 2 3B: 0 HR: 2	SF: 0 SAC: 2 DP: 1 HBP: 1	WP: 0 PB: 0 SB: 1 CS: 1	PA: 45				
PITCHER	IP WLS BF H R ER SO BB IBB HBP BLK WP HR S P ERA WHIP	IP WLS BF H R ER SO BB IBB HBP BLK WP HR S P ERA WHIP	IP WLS BF H R ER SO BB IBB HBP BLK WP HR S P ERA WHIP	IP WLS BF H R ER SO BB IBB HBP BLK WP HR S P ERA WHIP	IP WLS BF H R ER SO BB IBB HBP BLK WP HR S P ERA WHIP	IP WLS BF H R ER SO BB IBB HBP BLK WP HR S P ERA WHIP	IP WLS BF H R ER SO BB IBB HBP BLK WP HR S P ERA WHIP	IP WLS BF H R ER SO BB IBB HBP BLK WP HR S P ERA WHIP	IP WLS BF H R ER SO BB IBB HBP BLK WP HR S P ERA WHIP	IP WLS BF H R ER SO BB IBB HBP BLK WP HR S P ERA WHIP	IP WLS BF H R ER SO BB IBB HBP BLK WP HR S P ERA WHIP	IP WLS BF H R ER SO BB IBB HBP BLK WP HR S P ERA WHIP	IP WLS BF H R ER SO BB IBB HBP BLK WP HR S P ERA WHIP	IP WLS BF H R ER SO BB IBB HBP BLK WP HR S P ERA WHIP	IP WLS BF H R ER SO BB IBB HBP BLK WP HR S P ERA WHIP	IP WLS BF H R ER SO BB IBB HBP BLK WP HR S P ERA WHIP	IP WLS BF H R ER SO BB IBB HBP BLK WP HR S P ERA WHIP	IP WLS BF H R ER SO BB IBB HBP BLK WP HR S P ERA WHIP	IP WLS BF H R ER SO BB IBB HBP BLK WP HR S P ERA WHIP	IP WLS BF H R ER SO BB IBB HBP BLK WP HR S P ERA WHIP	IP WLS BF H R ER SO BB IBB HBP BLK WP HR S P ERA WHIP	IP WLS BF H R ER SO BB IBB HBP BLK WP HR S P ERA WHIP	IP WLS BF H R ER SO BB IBB HBP BLK WP HR S P ERA WHIP			
Gary Gentry, R ERA: 3.73 (1, 1)	2.2 L 16 5 4 4 3 3 0 1 0 0 1 18 8 31 13.50 3.000	2.2 L 16 5 4 4 3 3 0 1 0 0 1 18 8 31 13.50 3.000	2.2 L 16 5 4 4 3 3 0 1 0 0 1 18 8 31 13.50 3.000	2.2 L 16 5 4 4 3 3 0 1 0 0 1 18 8 31 13.50 3.000	2.2 L 16 5 4 4 3 3 0 1 0 0 1 18 8 31 13.50 3.000	2.2 L 16 5 4 4 3 3 0 1 0 0 1 18 8 31 13.50 3.000	2.2 L 16 5 4 4 3 3 0 1 0 0 1 18 8 31 13.50 3.000	2.2 L 16 5 4 4 3 3 0 1 0 0 1 18 8 31 13.50 3.000	2.2 L 16 5 4 4 3 3 0 1 0 0 1 18 8 31 13.50 3.000	2.2 L 16 5 4 4 3 3 0 1 0 0 1 18 8 31 13.50 3.000	2.2 L 16 5 4 4 3 3 0 1 0 0 1 18 8 31 13.50 3.000	2.2 L 16 5 4 4 3 3 0 1 0 0 1 18 8 31 13.50 3.000	2.2 L 16 5 4 4 3 3 0 1 0 0 1 18 8 31 13.50 3.000	2.2 L 16 5 4 4 3 3 0 1 0 0 1 18 8 31 13.50 3.000	2.2 L 16 5 4 4 3 3 0 1 0 0 1 18 8 31 13.50 3.000	2.2 L 16 5 4 4 3 3 0 1 0 0 1 18 8 31 13.50 3.000	2.2 L 16 5 4 4 3 3 0 1 0 0 1 18 8 31 13.50 3.000	2.2 L 16 5 4 4 3 3 0 1 0 0 1 18 8 31 13.50 3.000	2.2 L 16 5 4 4 3 3 0 1 0 0 1 18 8 31 13.50 3.000	2.2 L 16 5 4 4 3 3 0 1 0 0 1 18 8 31 13.50 3.000	2.2 L 16 5 4 4 3 3 0 1 0 0 1 18 8 31 13.50 3.000	2.2 L 16 5 4 4 3 3 0 1 0 0 1 18 8 31 13.50 3.000	2.2 L 16 5 4 4 3 3 0 1 0 0 1 18 8 31 13.50 3.000	2.2 L 16 5 4 4 3 3 0 1 0 0 1 18 8 31 13.50 3.000		
Ray Sadecki, L ERA: 3.34 (3, 1)	2.1 10 1 0 0 0 1 1 0 0 0 0 0 6 16 0.00 0.857	2.1 10 1 0 0 0 1 1 0 0 0 0 0 6 16 0.00 0.857	2.1 10 1 0 0 0 1 1 0 0 0 0 0 6 16 0.00 0.857	2.1 10 1 0 0 0 1 1 0 0 0 0 0 6 16 0.00 0.857	2.1 10 1 0 0 0 1 1 0 0 0 0 0 6 16 0.00 0.857	2.1 10 1 0 0 0 1 1 0 0 0 0 0 6 16 0.00 0.857	2.1 10 1 0 0 0 1 1 0 0 0 0 0 6 16 0.00 0.857	2.1 10 1 0 0 0 1 1 0 0 0 0 0 6 16 0.00 0.857	2.1 10 1 0 0 0 1 1 0 0 0 0 0 6 16 0.00 0.857	2.1 10 1 0 0 0 1 1 0 0 0 0 0 6 16 0.00 0.857	2.1 10 1 0 0 0 1 1 0 0 0 0 0 6 16 0.00 0.857	2.1 10 1 0 0 0 1 1 0 0 0 0 0 6 16 0.00 0.857	2.1 10 1 0 0 0 1 1 0 0 0 0 0 6 16 0.00 0.857	2.1 10 1 0 0 0 1 1 0 0 0 0 0 6 16 0.00 0.857	2.1 10 1 0 0 0 1 1 0 0 0 0 0 6 16 0.00 0.857	2.1 10 1 0 0 0 1 1 0 0 0 0 0 6 16 0.00 0.857	2.1 10 1 0 0 0 1 1 0 0 0 0 0 6 16 0.00 0.857	2.1 10 1 0 0 0 1 1 0 0 0 0 0 6 16 0.00 0.857	2.1 10 1 0 0 0 1 1 0 0 0 0 0 6 16 0.00 0.857	2.1 10 1 0 0 0 1 1 0 0 0 0 0 6 16 0.00 0.857	2.1 10 1 0 0 0 1 1 0 0 0 0 0 6 16 0.00 0.857	2.1 10 1 0 0 0 1 1 0 0 0 0 0 6 16 0.00 0.857	2.1 10 1 0 0 0 1 1 0 0 0 0 0 6 16 0.00 0.857	2.1 10 1 0 0 0 1 1 0 0 0 0 0 6 16 0.00 0.857	2.1 10 1 0 0 0 1 1 0 0 0 0 0 6 16 0.00 0.857	
Bob Rauch, R ERA: 4.91 (6, 1)	1.0 5 0 0 0 1 1 0 0 0 0 0 0 6 10 0.00 1.000	1.0 5 0 0 0 1 1 0 0 0 0 0 0 6 10 0.00 1.000	1.0 5 0 0 0 1 1 0 0 0 0 0 0 6 10 0.00 1.000	1.0 5 0 0 0 1 1 0 0 0 0 0 0 6 10 0.00 1.000	1.0 5 0 0 0 1 1 0 0 0 0 0 0 6 10 0.00 1.000	1.0 5 0 0 0 1 1 0 0 0 0 0 0 6 10 0.00 1.000	1.0 5 0 0 0 1 1 0 0 0 0 0 0 6 10 0.00 1.000	1.0 5 0 0 0 1 1 0 0 0 0 0 0 6 10 0.00 1.000	1.0 5 0 0 0 1 1 0 0 0 0 0 0 6 10 0.00 1.000	1.0 5 0 0 0 1 1 0 0 0 0 0 0 6 10 0.00 1.000	1.0 5 0 0 0 1 1 0 0 0 0 0 0 6 10 0.00 1.000	1.0 5 0 0 0 1 1 0 0 0 0 0 0 6 10 0.00 1.000	1.0 5 0 0 0 1 1 0 0 0 0 0 0 6 10 0.00 1.000	1.0 5 0 0 0 1 1 0 0 0 0 0 0 6 10 0.00 1.000	1.0 5 0 0 0 1 1 0 0 0 0 0 0 6 10 0.00 1.000	1.0 5 0 0 0 1 1 0 0 0 0 0 0 6 10 0.00 1.000	1.0 5 0 0 0 1 1 0 0 0 0 0 0 6 10 0.00 1.000	1.0 5 0 0 0 1 1 0 0 0 0 0 0 6 10 0.00 1.000	1.0 5 0 0 0 1 1 0 0 0 0 0 0 6 10 0.00 1.000	1.0 5 0 0 0 1 1 0 0 0 0 0 0 6 10 0.00 1.000	1.0 5 0 0 0 1 1 0 0 0 0 0 0 6 10 0.00 1.000	1.0 5 0 0 0 1 1 0 0 0 0 0 0 6 10 0.00 1.000	1.0 5 0 0 0 1 1 0 0 0 0 0 0 6 10 0.00 1.000	1.0 5 0 0 0 1 1 0 0 0 0 0 0 6 10 0.00 1.000	1.0 5 0 0 0 1 1 0 0 0 0 0 0 6 10 0.00 1.000	1.0 5 0 0 0 1 1 0 0 0 0 0 0 6 10 0.00 1.000
Danny Frisella, R ERA: 2.43 (7, 1)	3.0 14 4 2 2 2 0 1 0 0 0 1 17 21 6.00 1.333	3.0 14 4 2 2 2 0 1 0 0 0 1 17 21 6.00 1.333	3.0 14 4 2 2 2 0 1 0 0 0 1 17 21 6.00 1.333	3.0 14 4 2 2 2 0 1 0 0 0 1 17 21 6.00 1.333	3.0 14 4 2 2 2 0 1 0 0 0 1 17 21 6.00 1.333	3.0 14 4 2 2 2 0 1 0 0 0 1 17 21 6.00 1.333	3.0 14 4 2 2 2 0 1 0 0 0 1 17 21 6.00 1.333	3.0 14 4 2 2 2 0 1 0 0 0 1 17 21 6.00 1.333	3.0 14 4 2 2 2 0 1 0 0 0 1 17 21 6.00 1.333	3.0 14 4 2 2 2 0 1 0 0 0 1 17 21 6.00 1.333	3.0 14 4 2 2 2 0 1 0 0 0 1 17 21 6.00 1.333	3.0 14 4 2 2 2 0 1 0 0 0 1 17 21 6.00 1.333	3.0 14 4 2 2 2 0 1 0 0 0 1 17 21 6.00 1.333	3.0 14 4 2 2 2 0 1 0 0 0 1 17 21 6.00 1.333	3.0 14 4 2 2 2 0 1 0 0 0 1 17 21 6.00 1.333	3.0 14 4 2 2 2 0 1 0 0 0 1 17 21 6.00 1.333	3.0 14 4 2 2 2 0 1 0 0 0 1 17 21 6.00 1.333	3.0 14 4 2 2 2 0 1 0 0 0 1 17 21 6.00 1.333	3.0 14 4 2 2 2 0 1 0 0 0 1 17 21 6.00 1.333	3.0 14 4 2 2 2 0 1 0 0 0 1 17 21 6.00 1.333	3.0 14 4 2 2 2 0 1 0 0 0 1 17 21 6.00 1.333	3.0 14 4 2 2 2 0 1 0 0 0 1 17 21 6.00 1.333	3.0 14 4 2 2 2 0 1 0 0 0 1 17 21 6.00 1.333	3.0 14 4 2 2 2 0 1 0 0 0 1 17 21 6.00 1.333	3.0 14 4 2 2 2 0 1 0 0 0 1 17 21 6.00 1.333	3.0 14 4 2 2 2 0 1 0 0 0 1 17 21 6.00 1.333
Ted Martinez, R OBP: 0.265, SLG: 0.295 (1, 6)										5	0	0	0	0	0	3										
Wayne Garrett, L OBP: 0.385, SLG: 0.300 (1, 4)										4	0	1														

Batter	1	2	3	4	5	6	7	8	9	AB	R	H	RBI	BB	SO	LOB	TOP					
Ron Hunt, R OBP: 0.371, SLG: 0.320 (1, 4)	F9		F9				F6			4	0	1	0	0	0	2	Montreal Expos @ New York Mets Shea Stadium, Flushing, NY Sun Jul 30 1972, 3:33 AM EDT Att: 30,057 - Unknown					
Tim Foli, R OBP: 0.279, SLG: 0.280 (1, 6)	K			F9	P6			CS BB		3	0	0	0	1	1							
Jim Fairey, L OBP: 0.329, SLG: 0.366 Clyde Mashore, R OBP: 0.291, SLG: 0.380 (4, PR) (4, 7)	G3			2B S	1B	F3		F2	1-2	2	0	1	0	0	0							
Ron Fairly, L OBP: 0.323, SLG: 0.390 (1, 3)						G3		4-3		4	0	2	0	0	0							
Ken Singleton, S OBP: 0.342, SLG: 0.382 (1, 9)	F7			K		4-1			FC6-4 1B	4	0	1	0	0	1							
Boots Day, L OBP: 0.317, SLG: 0.293 Ron Woods, R OBP: 0.271, SLG: 0.313 (7, PH) (7, 8)	K						F7		FC6-4 BB 1-2	1	0	0	0	1	1							
Bob Bailey, R OBP: 0.322, SLG: 0.373 (1, 5)	L7						6-3		BB	3	0	0	0	1	1							
Terry Humphrey, R OBP: 0.270, SLG: 0.265 (1, 2)			L3			P4			K	4	0	1	0	0	1							
Carl Morton, R OBP: 0.243, SLG: 0.294 Tom Walker, R Coco Laboy, R (8, 1) (9, PH)			K			3-1			K	2	0	0	0	1	1							
							1-2		BB	1	0	0	0	0	1							
Inning Stats	R: 0 E: 0 K: 1 S: 5	H: 0 LOB: 0 BB: 0 P: 5	R: 0 E: 0 K: 1 S: 6	H: 1 LOB: 1 BB: 0 P: 6	R: 0 E: 0 K: 1 S: 5	H: 0 LOB: 0 BB: 0 P: 5	R: 1 E: 0 K: 2 S: 9	H: 2 LOB: 2 BB: 1 P: 13	R: 0 E: 0 K: 0 S: 4	H: 1 LOB: 1 BB: 0 P: 4	R: 0 E: 0 K: 0 S: 3	H: 0 LOB: 0 BB: 0 P: 3	R: 0 E: 0 K: 0 S: 4	H: 1 LOB: 2 BB: 1 P: 8	R: 0 E: 0 K: 0 S: 2	H: 0 LOB: 0 BB: 1 P: 6	R: 0 E: 0 K: 2 S: 8	H: 1 LOB: 2 BB: 1 P: 12	1B: 4 2B: 2 3B: 0 HR: 0	SF: 0 SAC: 0 DP: 0 HBP: 0	WP: 0 PB: 0 SB: 1 CS: 1	PA: 36
PITCHER	IP	WLS	BF	H	R	ER	SO	BB	IBB	HBP	BLK	WP	HR	S	P	ERA	WHIP					
Jim McAndrew, R ERA: 2.88 Tug McGraw, L ERA: 2.02	(1, 1) (7, 1)	6.0 W	23 13	4 2	1 0	1 0	5 2	1 3	0 0	0 0	0 0	0 0	0 0	32 14	36 26	1.50 0.00	0.833 1.667					

AB	32
R	1
H	6
RBI	0
BB	4
SO	7
LOB	16



Batter	1	2	3	4	5	6	7	8	9	AB	R	H	RBI	BB	SO	LOB	BOTTOM				
Tommie Agee, R OBP: 0.329, SLG: 0.395 (1, 8)	6-3					L5				4	1	2	1	0	0	0	Montreal Expos @ New York Mets Shea Stadium, Flushing, NY Sun Jul 30 1972, 3:33 AM EDT Att: 30,057 - Unknown				
Wayne Garrett, L OBP: 0.391, SLG: 0.295 (1, 5)	F8			CS 1B		E4		HR		2	1	0	0	2	0						
Dave Schneck, L OBP: 0.300, SLG: 0.411 (1, 9)	L6			1B SF8	BB			FC6-4 BB		4	0	1	0	0	2						
Ed Kranepool, L OBP: 0.304, SLG: 0.326 (1, 3)			F7					FC6-4 1B		4	0	1	0	0	2						
Cleon Jones, R OBP: 0.322, SLG: 0.347 (1, 7)	G3			SF8	1B			5-3 1B		2	1	1	1	1	0						
Duffy Dyer, R OBP: 0.304, SLG: 0.424 (1, 2)	F7			1-2 2-3	1B			5-3 1B		4	0	2	1	0	2						
Ken Boswell, L OBP: 0.224, SLG: 0.241 Bud Harrelson, S OBP: 0.307, SLG: 0.256 (8, 6)			F7					1B 3B		3	0	0	0	0	1						
Ted Martinez, R OBP: 0.261, SLG: 0.290 (8, 4)			F8					1B		0	0	0	0	0	0						
Jim McAndrew, R OBP: 0.080, SLG: 0.042 Tug McGraw, R OBP: 0.182, SLG: 0.100 (7, 1)			1-3					1-2 2-H		2	0	0	0	0	1						
										1	0	0	0	0	1						
Inning Stats	R: 0 E: 0 K: 0 S: 3	H: 0 LOB: 0 BB: 0 P: 3	R: 0 E: 0 K: 0 S: 3	H: 0 LOB: 0 BB: 0 P: 3	R: 0 E: 0 K: 0 S: 3	H: 0 LOB: 0 BB: 0 P: 3	R: 1 E: 0 K: 0 S: 5	H: 3 LOB: 2 BB: 1 P: 9	R: 0 E: 0 K: 1 S: 5	H: 0 LOB: 0 BB: 0 P: 5	R: 0 E: 1 K: 0 S: 4	H: 0 LOB: 1 BB: 1 P: 4	R: 1 E: 0 K: 0 S: 5	H: 2 LOB: 1 BB: 0 P: 5	R: 1 E: 0 K: 0 S: 4	H: 2 LOB: 2 BB: 2 P: 12	1B: 5 2B: 0 3B: 1 HR: 1	SF: 1 SAC: 0 DP: 0 HBP: 0	WP: 0 PB: 0 SB: 0 CS: 1	PA: 33	
PITCHER	IP	WLS	BF	H	R	ER	SO	BB	IBB	HBP	BLK	WP	HR	S	P	ERA	WHIP				
Carl Morton, R ERA: 4.25 Tom Walker, R ERA: 2.42	(1, 1) (8, 1)	7.0 L	28 5	6 1	3 0	3 0	3 0	1 1	0 0	0 0	0 0	0 0	0 0	3 3	11	0.00 0.00	2.000 1.000				

AB	29
R	3
H	7
RBI	3
BB	3
SO	1
LOB	9



Batter	1	2	3	4	5	6	7	8	9	AB	R	H	RBI	BB	SO	LOB	TOP					
Ron Hunt, R OBP: 0.367, SLG: 0.316 (1, 4)										4	0	0	0	0	1	0						
Tim Foli, R OBP: 0.282, SLG: 0.283 (1, 6)										4	0	2	0	0	0	0						
Clyde Mashore, R OBP: 0.285, SLG: 0.371 (1, 9)										3	1	0	0	0	1	1						
Bob Bailey, R OBP: 0.324, SLG: 0.373 (1, 5)										3	1	1	0	1	2	1						
Hal Breeden, R OBP: 0.200, SLG: 0.111 (1, 3)										2	0	0	0	1	1	0						
Carl Morton, R OBP: 0.243, SLG: 0.294 (7, PR)										0	0	0	0	0	0	0						
Ron Fairly, L OBP: 0.325, SLG: 0.392 (7, 3)										1	0	1	0	0	0	0						
Bill Stoneman, R OBP: 0.122, SLG: 0.085 (8, PR)										0	0	0	0	0	0	0						
Ken Singleton, S OBP: 0.341, SLG: 0.379 (1, 7)										2	0	0	1	1	1	2						
Ron Woods, R OBP: 0.272, SLG: 0.308 (1, 8)										2	0	0	0	1	0	1						
Tim McCarver, L OBP: 0.327, SLG: 0.338 (8, PH)										1	0	0	0	0	1	2						
Terry Humphrey, R OBP: 0.264, SLG: 0.259 (1, 2)										4	0	0	0	0	1	4						
Balor Moore, L OBP: 0.158, SLG: 0.167 (1, 1)										2	0	0	0	0	2	0						
Jim Fairry, L OBP: 0.326, SLG: 0.361 (7, PH)										1	0	0	0	0	0	3						
Steve Renko, R OBP: 0.357, SLG: 0.357 (7, 1)										0	0	0	0	0	0	0						
John Strohmayr, R OBP: 0.357, SLG: 0.357 (8, 1)										0	0	0	0	0	0	0						
Inning Stats	R: 0 E: 0 K: 1 S: 5	H: 0 LOB: 0 BB: 0 P: 5	R: 0 E: 0 K: 2 S: 7	H: 0 LOB: 1 BB: 1 P: 11	R: 0 E: 0 K: 2 S: 7	H: 0 LOB: 0 BB: 0 P: 7	R: 0 E: 0 K: 1 S: 5	H: 1 LOB: 0 BB: 0 P: 5	R: 0 E: 0 K: 0 S: 3	H: 0 LOB: 0 BB: 0 P: 3	R: 0 E: 0 K: 1 S: 5	H: 0 LOB: 0 BB: 0 P: 5	R: 2 E: 1 K: 0 S: 5	H: 1 LOB: 3 BB: 3 P: 17	R: 0 E: 0 K: 1 S: 5	H: 0 LOB: 0 BB: 0 P: 5	R: 0 E: 0 K: 2 S: 9	H: 2 LOB: 2 BB: 0 P: 9	1B: 4 2B: 0 3B: 0 HR: 0	SF: 1 SAC: 1 DP: 0 HBP: 0	WP: 0 PB: 1 SB: 0 CS: 1	PA: 35
PITCHER	IP	WLS	BF	H	R	ER	SO	BB	IBB	HBP	BLK	WP	HR	S	P	ERA	WHIP					
Brent Strom, L ERA: 1.35 (1, 1)	6.2		25	2	2	1	7	3	1	0	0	0	0	35	51	1.35	0.750					
Danny Frisella, R ERA: 2.3 (7, 1)	2.1	W	10	2	0	0	3	0	0	0	0	0	0	16	16	0.00	0.857					

Montreal Expos @ New York Mets
Shea Stadium, Flushing, NY
Mon Jul 31 1972, 7:05 PM EDT
Att: 18,685 - Unknown

AB	29
R	2
H	4
RBI	1
BB	4
SO	10
LOB	14





Batter	1	2	3	4	5	6	7	8	9	AB	R	H	RBI	BB	SO	LOB	BOTTOM					
Tommie Agee, R OBP: 0.336, SLG: 0.396 (1, 8)										2	0	1	1	2	1	0						
Bud Harrelson, S OBP: 0.305, SLG: 0.254 (1, 6)										3	0	0	0	0	1	2						
John Milner, L OBP: 0.333, SLG: 0.418 (7, PH)										1	0	0	0	0	1	2						
Ken Boswell, L OBP: 0.224, SLG: 0.241 (8, 4)										0	0	0	0	0	0	0						
Willie Mays, R OBP: 0.414, SLG: 0.370 (1, 3)										3	1	1	0	1	0	3						
Ed Kranepool, L OBP: 0.304, SLG: 0.326 (9, 3)										0	0	0	0	0	0	0						
Cleon Jones, R OBP: 0.325, SLG: 0.344 (1, 7)										2	1	0	0	2	1	2						
Dave Schneck, L OBP: 0.297, SLG: 0.400 (1, 9)										4	0	1	1	0	2	4						
Duffy Dyer, R OBP: 0.315, SLG: 0.445 (1, 2)										2	1	1	2	2	1	1						
Wayne Garrett, L OBP: 0.388, SLG: 0.288 (1, 5)										3	0	0	0	1	2	4						
Ted Martinez, R OBP: 0.261, SLG: 0.290 (1, 4)										4	1	1	0	0	0	2						
Brent Strom, R (1, 1)										1	0	0	0	0	0	0						
Danny Frisella, L OBP: 0.250, SLG: 0.250 (7, 1)										1	0	1	0	0	0	0						
Inning Stats	R: 0 E: 0 K: 2 S: 7	H: 0 LOB: 2 BB: 2 P: 15	R: 0 E: 0 K: 1 S: 4	H: 0 LOB: 0 BB: 1 P: 8	R: 0 E: 0 K: 1 S: 5	H: 0 LOB: 0 BB: 0 P: 5	R: 0 E: 0 K: 1 S: 6	H: 1 LOB: 2 BB: 1 P: 10	R: 1 E: 0 K: 0 S: 4	H: 2 LOB: 0 BB: 0 P: 4	R: 1 E: 0 K: 2 S: 8	H: 1 LOB: 1 BB: 1 P: 12	R: 0 E: 0 K: 1 S: 6	H: 1 LOB: 2 BB: 1 P: 10	R: 2 E: 0 K: 1 S: 5	H: 1 LOB: 0 BB: 2 P: 13	1B: 5 2B: 0 3B: 0 HR: 1	SF: 0 SAC: 1 DP: 2 HBP: 0	WP: 0 PB: 0 SB: 1 CS: 2	PA: 35		
PITCHER	IP	WLS	BF	H	R	ER	SO	BB	IBB	HBP	BLK	WP	HR	S	P	ERA	WHIP					
Balor Moore, L ERA: 4.61 (1, 1)	6.0		25	4	2	1	7	3	2	0	0	0	0	34	54	1.50	1.167					
Steve Renko, R ERA: 5.72 (7, 1)	1.1	L	9	2	2	2	2	3	0	0	0	0	1	10	22	13.50	3.750					
John Strohmayr, R ERA: 3.57 (8, 1)	0.2		1	0	0	0	0	0	0	0	0	0	0	1	1	0.00	0.000					

Montreal Expos @ New York Mets
Shea Stadium, Flushing, NY
Mon Jul 31 1972, 7:05 PM EDT
Att: 18,685 - Unknown

AB	26
R	4
H	6
RBI	4
BB	8
SO	9
LOB	20



Batter	1	2	3	4	5	6	7	8	9	10	AB	R	H	RBI	BB	SO	LOB	TOP	
Rick Monday, L OBP: 0.370, SLG: 0.409 (1, 8)	0-0 4-3	0-0 L3			0-0 F7			0-0 6-3 SF7 2B		4-0 CS BB	4	1	1	0	1	0	2	Chicago Cubs @ Montreal Expos Jarry Park, Montreal, QB Tue Aug 01 1972, 7:05 PM EDT Att: 18,233 - Unknown - 70 F livebaseballscores.com AB 30 R 2 H 4 RBI 1 BB 6 SO 6 LOB 10 	
Glenn Beckert, R OBP: 0.294, SLG: 0.346 (1, 4)	0-0 5-3		0-3 K		0-0 6-3			0-0 6-3		0-0 CS	4	0	0	0	0	1	1		
Billy Williams, L OBP: 0.395, SLG: 0.596 (1, 7)	4-0 BB		0-3 K		0-0 4-3			0-0 SF7			2	0	0	1	1	1	0		
Joe Pepitone, L OBP: 0.316, SLG: 0.431 (1, 3)	0-0 4-3		0-0 4-3		0-0 1B			0-0 4-3			4	0	1	0	0	0	1		
Ron Santo, R OBP: 0.358, SLG: 0.488 (1, 5)		0-0 4-3		4-0 FC6-4 BB		0-3 K			0-3 K		3	0	0	0	1	2	1		
Jose Cardenal, R OBP: 0.338, SLG: 0.447 (1, 9)		0-0 1B E 1-3 1B		0-0 FC6-4 E PO 1-2		0-0 F8			4-0 FC6-4 BB		3	1	1	0	1	0	2		
J.C. Martin, L OBP: 0.350, SLG: 0.371 Ken Rudolph, R OBP: 0.237, SLG: 0.316 (7, 2)	0-0 1-3 1-2		0-0 F9		0-0 F9		0-0 4-3		0-0 FC6-4 CS		3	0	0	0	0	0	2		
Don Kessinger, S OBP: 0.357, SLG: 0.306 (1, 6)	4-0 E IBB		4-0 IBB		0-0 PO		0-0 4-3		0-0 CS	0-3 K	2	0	0	0	2	1	0		
Burt Hooton, R OBP: 0.164, SLG: 0.118 Jim Hickman, R OBP: 0.368, SLG: 0.468 Jack Aker, R (10, 1)	0-0 E7 1-3 2-H 1B		0-0 PO		0-3 K		0-0 F7		0-0 5-3		3	0	1	0	0	1	0		
Inning Stats	R: 0 E: 0 K: 0 S: 3	H: 0 LOB: 1 BB: 1 P: 7	R: 1 E: 1 K: 0 S: 5	H: 2 LOB: 2 BB: 1 P: 9	R: 0 E: 0 K: 2 S: 7	H: 0 LOB: 1 BB: 2 P: 10	R: 0 E: 0 K: 1 S: 5	H: 1 LOB: 1 BB: 0 P: 6	R: 0 E: 0 K: 0 S: 3	H: 0 LOB: 0 BB: 0 P: 3	R: 1 E: 0 K: 0 S: 4	H: 1 LOB: 0 BB: 0 P: 4	R: 0 E: 0 K: 1 S: 4	H: 0 LOB: 1 BB: 1 P: 8	R: 0 E: 0 K: 1 S: 4	H: 0 LOB: 0 BB: 1 P: 8	1B: 3 2B: 1 3B: 0 HR: 0		SF: 1 SAC: 0 DP: 0 HBP: 0
PITCHER	IP 9.0	WLS 34	BF 4	H 2	R 1	ER 5	SO 5	BB 3	IBB 2	HBP 0	BLK 0	WP 0	HR 0	S 39	P 59	ERA 1.00	WHIP 0.778		
Bill Stoneman, R ERA: 2.92 Mike Marshall, R ERA: 1.55 (10, 1)	1.0	W	3	0	0	0	1	1	0	0	0	0	0	4	8	0.00	1.000		

Batter	1	2	3	4	5	6	7	8	9	10	AB	R	H	RBI	BB	SO	LOB	BOTTOM			
Ron Hunt, R OBP: 0.365, SLG: 0.312 (1, 4)	0-0 4-3	0-0 4-3		0-0 P6			0-0 6-3		4-0 BB		4	0	0	0	1	0	2	Chicago Cubs @ Montreal Expos Jarry Park, Montreal, QB Tue Aug 01 1972, 7:05 PM EDT Att: 18,233 - Unknown - 70 F livebaseballscores.com AB 36 R 3 H 8 RBI 3 BB 6 SO 6 LOB 19 			
Bob Bailey, R OBP: 0.323, SLG: 0.368 (1, 5)	4-0 E 1B BB		0-3 K		0-0 F9		0-0 6-3		0-0 F8		4	1	0	0	1	1	3				
Tim McCarver, L OBP: 0.330, SLG: 0.338 Clyde Mashore, R OBP: 0.290, SLG: 0.376 (9, 7)	0-0 E6 BB 1B 1-2 9-2		4-0 FC4-6 BB		0-0 S 1B		0-0 F9		0-0 FC6-4 1B		3	0	1	0	1	0	1				
Ron Fairly, L OBP: 0.330, SLG: 0.388 Carl Morton, R OBP: 0.243, SLG: 0.294 (10, PR)	0-0 BB 1B 1-2 2-H		0-0 FC4-6 BB		0-0 1-3 1-2		0-0 K		0-0 FC6-4 1B SF8		5	0	1	1	0	1	3				
Ken Singleton, S OBP: 0.342, SLG: 0.377 (1, 9)	4-0 BB 1B 1-2 2-3		0-3 K		0-0 L6		0-0 4-3		0-0 IBB 1B		4	0	1	0	1	1	2				
Boots Day, L OBP: 0.319, SLG: 0.292 (1, 8)	0-0 9-2 3-H		0-0 P4		0-0 G4-6-3 1B			0-0 L4		4-0 1-2 IBB	4	0	1	0	1	0	3				
Tim Foli, R OBP: 0.284, SLG: 0.286 (1, 6)		0-0 4-3		0-0 E9 6-3 1B 1B		0-0 G4-6-3 1-2		0-0 BB S 1B		0-0 SF8 3-H	4	1	2	1	0	0	1				
Terry Humphrey, R OBP: 0.263, SLG: 0.254 Ron Woods, R OBP: 0.272, SLG: 0.308 John Boccabella, R OBP: 0.250, SLG: 0.287 (10, 2)	0-0 E2 S		0-0 6-3		0-0 K2-3			4-0 BB S 1B			3	0	0	0	1	1	1				
Bill Stoneman, R OBP: 0.135, SLG: 0.100 Jim Fairly, L OBP: 0.322, SLG: 0.357 Mike Marshall, R (10, 1)	0-0 F2 1-2		0-0 F2		0-0 1B 3-H		0-3 K		0-3 K		3	0	1	1	0	1	1				
Inning Stats	R: 1 E: 1 K: 0 S: 4	H: 1 LOB: 2 BB: 2 P: 12	R: 0 E: 0 K: 0 S: 4	H: 0 LOB: 1 BB: 0 P: 4	R: 0 E: 0 K: 2 S: 7	H: 0 LOB: 1 BB: 0 P: 11	R: 1 E: 1 K: 0 S: 5	H: 2 LOB: 1 BB: 0 P: 5	R: 0 E: 0 K: 0 S: 4	H: 1 LOB: 0 BB: 0 P: 5	R: 0 E: 0 K: 1 S: 5	H: 0 LOB: 0 BB: 0 P: 5	R: 0 E: 0 K: 1 S: 5	H: 0 LOB: 0 BB: 0 P: 5	R: 0 E: 0 K: 1 S: 6	H: 1 LOB: 3 BB: 1 P: 14	R: 1 E: 0 K: 0 S: 4		H: 2 LOB: 2 BB: 1 P: 8	1B: 8 2B: 1 3B: 0 HR: 0	SF: 1 SAC: 0 DP: 2 HBP: 0
PITCHER	IP 9.0	WLS 38	BF 6	H 2	R 2	ER 0	SO 6	BB 4	IBB 1	HBP 0	BLK 0	WP 0	HR 0	S 45	P 65	ERA 0.00	WHIP 1.111				
Burt Hooton, R ERA: 2.5 Jack Aker, R ERA: 2.72 (10, 1)	0.2	L	5	2	1	1	0	0	1	0	0	0	0	4	8	13.50	3.000				

Batter	1	2	3	4	5	6	7	8	9	10	11	12	13	AB R H RBI BB SO LOB	TOP																	
Bill North, S OBP: 0.226, SLG: 0.193 (1, 9)	K			1-3		3-1		FC3-6 BB		9-3			SH 1B	5 0 1 0 1 1 2	Chicago Cubs @ Montreal Expos Jerry Park, Montreal, QB Thu Aug 03 1972, 7:05 PM EDT Cloudy																	
Glenn Beckert, R OBP: 0.295, SLG: 0.343 (1, 4)	1-3			BB		6-3		FC3-6 1-2		5-3			SH	4 0 0 0 1 0 3																		
Billy Williams, L OBP: 0.393, SLG: 0.587 (1, 7)	K			F7				L3				F8	L6-3 IBB	4 0 0 0 2 1 1																		
Joe Pepitone, L OBP: 0.309, SLG: 0.419 Steve Hamilton, L (13, 1)		F8		F6				4-3		K			L6-3 IBB	6 0 1 0 0 1 5 0 0 0 0 0 0 0																		
Ron Santo, R OBP: 0.361, SLG: 0.483 (1, 5)		K				8-4 G3 BB		1B BB		F8			K	3 1 0 0 2 2 3																		
Rick Monday, L OBP: 0.370, SLG: 0.404 (1, 8)		K				G3		1B					K	5 0 1 0 0 3 2																		
J.C. Martin, L OBP: 0.313, SLG: 0.326 (1, 2)				F8		8-4		1B		G3			F6	5 0 1 1 0 0 1																		
Don Kessinger, S OBP: 0.358, SLG: 0.305 (1, 6)				K		2-3		1-3 2H 1B		4-3			F6	4 0 1 0 1 1 0																		
Rick Reuschel, R OBP: 0.217, SLG: 0.190 Jose Cardenal, R OBP: 0.340, SLG: 0.442 (10, PH) Dan McGinn, L OBP: 0.286, SLG: 0.571 Jack Aker, R (10, 1) Jim Hickman, R OBP: 0.399, SLG: 0.466 (13, 3)				K		SH2-4		SH2-4 1B					1-3	2 0 0 0 0 2 3 1 0 1 0 0 0 0 0 0 0 0 0 0 0 1 0 0 0 0 0 0 0 0 0 0 0 0 0																		
Inning Stats	R: 0 E: 0 K: 2 S: 7	H: 0 LOB: 0 BB: 0 P: 7	R: 0 E: 0 K: 2 S: 7	H: 0 LOB: 0 BB: 0 P: 7	R: 0 E: 0 K: 2 S: 7	H: 0 LOB: 0 BB: 0 P: 7	R: 0 E: 0 K: 0 S: 3	H: 1 LOB: 1 BB: 1 P: 4	R: 1 E: 0 K: 1 S: 7	H: 2 LOB: 3 BB: 2 P: 15	R: 0 E: 0 K: 1 S: 5	H: 0 LOB: 2 BB: 2 P: 13	R: 0 E: 0 K: 0 S: 3	H: 1 LOB: 1 BB: 0 P: 3		R: 0 E: 0 K: 0 S: 3	H: 0 LOB: 0 BB: 0 P: 3	R: 0 E: 0 K: 0 S: 3	H: 1 LOB: 1 BB: 0 P: 8	R: 0 E: 0 K: 0 S: 3	H: 0 LOB: 0 BB: 0 P: 3	R: 0 E: 0 K: 0 S: 3	H: 1 LOB: 1 BB: 1 P: 7	1B: 6 2B: 3 3B: 0 HR: 0	SF: 0 SAC: 2 DP: 3 HBP: 0	WP: 0 PB: 0 SB: 0 CS: 0	PA: 49					
PITCHER	IP WLS BF H R ER SO BB IBB HBP BLK WP HR S P ERA WHIP																															
Ernie McAnally, R ERA: 4.61 Mike Marshall, R ERA: 1.41	(1, 1) (7, 1)	6.2 W	25 24	3 3	1 0	1 0	6 5	3 2	0 2	0 0	0 0	0 0	0 0	0 0		34 30	46 46	1.35 0.00	0.900 0.789													

Batter	1	2	3	4	5	6	7	8	9	10	11	12	13	AB R H RBI BB SO LOB	BOTTOM														
Ron Hunt, R OBP: 0.302, SLG: 0.308 (1, 4)	1B G4-6-3 1B			G3		K		G2			F7		1B WP HBP	5 1 1 0 0 1 0	Chicago Cubs @ Montreal Expos Jerry Park, Montreal, QB Thu Aug 03 1972, 7:05 PM EDT Cloudy														
Clyde Mashore, R OBP: 0.295, SLG: 0.366 (1, 7)	G4-6-3 1B			K		5-3				P6	1-3		K	6 0 1 0 0 2 2															
Tim McCarver, L OBP: 0.320, SLG: 0.331 Mike Marshall, R OBP: 0.133, SLG: 0.071 Hal Bressler, R OBP: 0.333, SLG: 0.200 (13, PH)	G4-6-3			4-3		4-3				F9			1B IBB	3 0 0 0 0 0 1 2 0 1 0 0 0 0 0 0 0 0 1 0 0															
Ron Fairly, L OBP: 0.331, SLG: 0.402 Ron Woods, R OBP: 0.275, SLG: 0.311 (13, PH)	4-3			4-3		SH2-4 1B					1B		1B	4 0 2 0 1 0 0 1 0 1 1 0 0 0															
Ken Singleton, S OBP: 0.347, SLG: 0.385 (1, 9)		4-3				1B		SH2-4 1B		1-2 1B			4-3	4 0 2 0 0 0 2															
Boots Day, L OBP: 0.314, SLG: 0.284 (1, 8)		L4				K		G6-3 IBB		L4			K	4 0 0 0 1 2 3															
Tim Foli, R OBP: 0.278, SLG: 0.280 (1, 6)		K				K2-3		G6-3 1-2		4-3			6-3	5 0 0 0 0 2 3															
Bob Bailey, R OBP: 0.318, SLG: 0.359 (1, 5)				K						5-3			5-3	4 0 0 0 1 1 0															
Ernie McAnally, R OBP: 0.138, SLG: 0.111 John Boccabella, R OBP: 0.251, SLG: 0.289 Carl Morton, R OBP: 0.243, SLG: 0.294 (13, PH)				5-3		K		K		K			WP HBP 1B	2 0 0 0 0 1 2 3 0 1 0 0 2 0 0 1 0 0 0 0 0															
Inning Stats	R: 1 E: 0 K: 0 S: 4	H: 2 LOB: 0 BB: 0 P: 4	R: 0 E: 0 K: 1 S: 5	H: 0 LOB: 0 BB: 0 P: 5	R: 0 E: 0 K: 1 S: 5	H: 0 LOB: 0 BB: 0 P: 5	R: 0 E: 0 K: 3 S: 10	H: 1 LOB: 2 BB: 1 P: 14	R: 0 E: 0 K: 1 S: 5	H: 0 LOB: 0 BB: 0 P: 5	R: 0 E: 0 K: 0 S: 3	H: 1 LOB: 1 BB: 0 P: 7	R: 0 E: 0 K: 1 S: 5	H: 0 LOB: 0 BB: 0 P: 5		R: 0 E: 0 K: 0 S: 5	H: 2 LOB: 2 BB: 0 P: 5	R: 0 E: 0 K: 1 S: 5	H: 0 LOB: 0 BB: 0 P: 5	R: 0 E: 0 K: 0 S: 4	H: 1 LOB: 2 BB: 1 P: 8	R: 0 E: 0 K: 1 S: 5	H: 0 LOB: 0 BB: 0 P: 5	R: 0 E: 0 K: 1 S: 5	H: 2 LOB: 3 BB: 3 P: 10	1B: 9 2B: 0 3B: 0 HR: 0	SF: 0 SAC: 1 DP: 2 HBP: 1	WP: 1 PB: 0 SB: 1 CS: 0	PA: 49
PITCHER	IP WLS BF H R ER SO BB IBB HBP BLK WP HR S P ERA WHIP																												
Rick Reuschel, R ERA: 2.51 Jack Aker, R ERA: 2.72 Steve Hamilton, L ERA: 2.31	(1, 1) (10, 1) (13, 1)	9.0 3.1 0.0	L 14	2 2	1 1	1 0	8 3	0 1	0 1	0 0	1 0	0 18	47 23	55 2.70		1.00 0.900													



Batter	1	2	3	4	5	6	7	8	9	AB	R	H	RBI	BB	SO	LOB	TOP					
Bill North, S (1,9) OBP: 0.239, SLG: 0.197	4-0 P5-4-3 BB	0-0 1B					0-0 F9		0-0 G6-3		0-0 4-3						4 0 1 0 1 0 3					
Paul Popovich, S (1,4) OBP: 0.224, SLG: 0.250	0-0 P5-4-3	0-0 P4-3					0-0 P9		0-0 L6								4 0 0 0 0 0 2					
Joe Peppone, L (1,3) OBP: 0.315, SLG: 0.421	0-0 BB 1B BB						0-0 L6		0-0 F7								4 2 2 0 0 0 0					
Jim Hickman, R (1,7) OBP: 0.392, SLG: 0.469	0-0 BB BB 1-2 1B						0-3 K		0-0 F7								4 1 2 0 0 1 0					
Ron Santo, R (1,5) OBP: 0.363, SLG: 0.481	4-0 BB 1-2 2-3 BB						0-0 F7		0-0 1B PB 1-3 2-H 1B		0-0 6-3						3 0 1 1 1 0 0					
Rick Monday, L (1,8) OBP: 0.368, SLG: 0.401	4-0 BB 1-2 2-3 3-H BB						0-0 G3		0-3 K		0-3 K						3 0 0 1 1 2 1					
Randy Hundley, R (1,2) OBP: 0.266, SLG: 0.313	0-3 K						0-0 F9		0-3 G4-6-3 1B		0-0 FC1-5 1B						4 0 2 0 0 1 3					
Don Kessinger, S (1,6) OBP: 0.357, SLG: 0.305							0-0 F7		0-0 F5		0-0 G4-6-3 1B						4 0 1 0 0 0 2					
Bill Hands, R (1,1)							0-0 F8		0-3 K		4-0 G6-3 BB						3 0 0 0 1 1 2					
Inning Stats	R: 1 E: 0 K: 1 S: 6	H: 2 LOB: 3 BB: 3 P: 18	R: 0 E: 0 K: 0 S: 4	H: 1 LOB: 1 BB: 0 P: 4	R: 0 E: 0 K: 1 S: 5	H: 0 LOB: 0 BB: 0 P: 5	R: 0 E: 0 K: 0 S: 3	H: 0 LOB: 0 BB: 0 P: 3	R: 0 E: 0 K: 1 S: 5	H: 0 LOB: 0 BB: 0 P: 5	R: 2 E: 0 K: 0 S: 8	H: 4 LOB: 1 BB: 1 P: 8	R: 0 E: 0 K: 0 S: 2	H: 0 LOB: 0 BB: 1 P: 6	R: 0 E: 0 K: 0 S: 3	H: 0 LOB: 0 BB: 0 P: 3	R: 0 E: 0 K: 1 S: 7	H: 2 LOB: 2 BB: 0 P: 7	1B: 9 2B: 0 3B: 0 HR: 0	SF: 0 SAC: 0 DP: 3 HBP: 0	WP: 0 PB: 1 SB: 0 CS: 0	PA: 37
PITCHER	IP WLS BF H R ER SO BB IBB HBP BLK WP HR S P ERA WHIP																					
Carl Morton, R (1,1) ERA: 4.3	5.0 L 23 6 3 3 3 3 3 0 0 0 0 0 26 38 5.40 1.800																					
John Strohmayr, R (6,1) ERA: 3.32	4.0 14 3 0 0 2 1 0 0 0 0 0 0 17 21 0.00 1.000																					

Chicago Cubs @ Montreal Expos
Jarry Park, Montreal, QB
Thu Aug 03 1972, 7:05 PM EDT
Att: 15,050 - Unknown

AB	33
R	3
H	9
RBI	2
BB	4
SO	5
LOB	13



Batter	1	2	3	4	5	6	7	8	9	AB	R	H	RBI	BB	SO	LOB	BOTTOM					
Ron Hunt, R (1,4) OBP: 0.358, SLG: 0.304	0-0 6-3						0-0 6-3		0-0 F9								4 0 0 0 0 0 0					
Clyde Mashore, R (1,7) OBP: 0.284, SLG: 0.358	0-0 5-3						4-0 BB BB G1-2-3 BB		0-0 5-3								3 0 0 0 1 0 0					
Ken Singleton, S (1,9) OBP: 0.346, SLG: 0.385	0-0 G3						0-0 F8		0-0 BB 1-2 1B								3 0 1 0 0 0 0					
Ron Fairly, L (1,3) OBP: 0.331, SLG: 0.399							0-3 K		4-0 BB 1-2 2-3 BB								2 0 0 0 1 1 0					
Boots Day, L (1,8) OBP: 0.310, SLG: 0.281							0-0 G3		0-0 G1-2-3								3 0 0 0 0 0 3					
Tim Foli, R (1,6) OBP: 0.276, SLG: 0.277							0-0 F8		0-0 5-3								3 0 0 0 0 0 0					
Terry Humphrey, R (1,2) OBP: 0.259, SLG: 0.249							0-3 K		0-0 5-3								2 0 0 0 0 1 0					
Jim Fairley, L (6,PH) OBP: 0.315, SLG: 0.349							0-0 K		0-0 6-3								1 0 0 0 0 0 0					
John Boccabella, R (9,2) OBP: 0.251, SLG: 0.288							0-0 K		0-0 6-3								0 0 0 0 0 0 0					
Bob Bailey, R (1,5) OBP: 0.315, SLG: 0.356							0-0 1-3		0-0 F7								3 0 0 0 0 0 0					
Carl Morton, R (1,1) OBP: 0.237, SLG: 0.286							0-3 K		0-0 1-3								1 0 0 0 0 1 0					
John Strohmayr, R (6,1) ERA: 3.32							0-0 K		0-0 P4-3								1 0 0 0 0 0 0					
Tim McCarver, L (9,PH) OBP: 0.325, SLG: 0.329							0-0 K		0-0 1-3								1 0 0 0 0 0 0					
Inning Stats	R: 0 E: 0 K: 0 S: 3	H: 0 LOB: 0 BB: 0 P: 3	R: 0 E: 0 K: 0 S: 3	H: 0 LOB: 0 BB: 0 P: 3	R: 0 E: 0 K: 2 S: 7	H: 0 LOB: 0 BB: 0 P: 7	R: 0 E: 0 K: 0 S: 3	H: 0 LOB: 0 BB: 0 P: 3	R: 0 E: 0 K: 1 S: 5	H: 0 LOB: 0 BB: 0 P: 5	R: 0 E: 0 K: 0 S: 3	H: 0 LOB: 0 BB: 0 P: 3	R: 0 E: 0 K: 0 S: 3	H: 1 LOB: 2 BB: 2 P: 11	R: 0 E: 0 K: 0 S: 3	H: 0 LOB: 0 BB: 0 P: 3	R: 0 E: 0 K: 0 S: 3	H: 0 LOB: 0 BB: 0 P: 3	1B: 1 2B: 0 3B: 0 HR: 0	SF: 0 SAC: 0 DP: 1 HBP: 0	WP: 0 PB: 0 SB: 0 CS: 0	PA: 29
PITCHER	IP WLS BF H R ER SO BB IBB HBP BLK WP HR S P ERA WHIP																					
Bill Hands, R (1,1) ERA: 3.22	9.0 W 29 1 0 0 3 2 0 0 0 0 0 0 33 41 0.00 0.333																					

Chicago Cubs @ Montreal Expos
Jarry Park, Montreal, QB
Thu Aug 03 1972, 7:05 PM EDT
Att: 15,050 - Unknown

AB	27
R	0
H	1
RBI	0
BB	2
SO	3
LOB	3



Batter	1	2	3	4	5	6	7	8	9	AB	R	H	RBI	BB	SO	LOB	TOP																														
Vic Davallilo, L OBP: 0.382, SLG: 0.442 (1, 7)	0-0 4-3		0-0 F7		0-0 F8		4-0 2B 1B BB	0-0 FC4-6		4	1	0	0	1	0	2																															
Gene Clines, R OBP: 0.358, SLG: 0.409 (1, 9)	0-0 L4			0-0 L7		0-0 1B HR	0-3 K	0-0 L7		5	1	1	0	0	1	1																															
Al Oliver, L OBP: 0.356, SLG: 0.451 (1, 8)	0-0 4-3			0-0 HR		0-0 1B HR	0-0 1B 2B	0-0 F7		5	2	3	1	0	0	0																															
Willie Stargell, L OBP: 0.391, SLG: 0.585 (1, 3)		0-0 FC4-6 1B		0-0 G3		0-0 1B HR	0-0 1-3 1B	0-0 G3		5	1	3	4	0	0	0																															
Manny Sanguillen, R OBP: 0.346, SLG: 0.446 (1, 2)		0-0 FC4-6		0-0 F4		0-0 1B 1B	0-0 1-3 2B			4	1	1	0	0	0	3																															
Richie Hebner, L OBP: 0.387, SLG: 0.498 (1, 5)		0-0 F5			0-0 HR	0-0 F6	0-0 F9			4	1	1	1	0	0	4																															
Dave Cash, R OBP: 0.295, SLG: 0.366 (1, 4)		0-0 1-3			0-0 5-3	0-0 1B CS	0-0 F9			4	0	1	0	0	0	1																															
Gene Alley, R OBP: 0.359, SLG: 0.359 (1, 6)			0-0 G3		0-3 K	0-0 1B	0-0 FC4-6 1B			4	0	2	1	0	1	0																															
Nelson Briles, R OBP: 0.159, SLG: 0.186 Dave Giusti, R (8, 1)			0-3 K		0-0 1B	0-0 F4	0-3 K			4	0	1	0	0	2	2																															
Inning Stats	R: 0 E: 0 K: 0 S: 3	H: 0 LOB: 0 BB: 0 P: 3	R: 0 E: 0 K: 0 S: 4	H: 1 LOB: 1 BB: 0 P: 4	R: 0 E: 0 K: 1 S: 5	H: 0 LOB: 0 BB: 0 P: 5	R: 1 E: 0 K: 0 S: 4	H: 1 LOB: 0 BB: 0 P: 4	R: 1 E: 0 K: 1 S: 7	H: 2 LOB: 1 BB: 0 P: 7	R: 4 E: 0 K: 0 S: 8	H: 6 LOB: 1 BB: 0 P: 8	R: 1 E: 0 K: 1 S: 7	H: 2 LOB: 2 BB: 1 P: 11	R: 0 E: 0 K: 1 S: 6	H: 1 LOB: 1 BB: 0 P: 6	R: 0 E: 0 K: 0 S: 3	H: 0 LOB: 0 BB: 0 P: 3	1B: 9 2B: 1 3B: 0 HR: 3	SF: 0 SAC: 0 DP: 0 HBP: 0	WP: 0 PB: 0 SB: 0 CS: 1	PA: 40																									
PITCHER	IP	WLS	BF	H	R	ER	SO	BB	IBB	HBP	BLK	WP	HR	S	P	ERA	WHIP																														
Bill Stoneman, R ERA: 3.1 Tom Walker, R ERA: 2.66 Joe Gilbert, L ERA: 7.03 John Strohmayr, R ERA: 3.2	(1, 1)	5.0	L	22	7	5	5	2	0	0	0	0	0	3	26	26	9.00	1.400																													
																			PITCHER	IP	WLS	BF	H	R	ER	SO	BB	IBB	HBP	BLK	WP	HR	S	P	ERA	WHIP											
																			Bill Stoneman, R ERA: 3.1 Tom Walker, R ERA: 2.66 Joe Gilbert, L ERA: 7.03 John Strohmayr, R ERA: 3.2	(1, 1)	5.0	L	22	7	5	5	2	0	0	0	0	0	3	26	26	9.00	1.400										

Pittsburgh Pirates @ Montreal Expos
Jarry Park, Montreal, QB
 Sat Aug 05 1972, 3:33 AM EDT
 Att: 20,905 - Unknown

AB 39
R 7
H 13
RBI 7
BB 1
SO 4
LOB 13



Batter	1	2	3	4	5	6	7	8	9	AB	R	H	RBI	BB	SO	LOB	BOTTOM																														
Bob Bailey, R OBP: 0.317, SLG: 0.352 (1, 5)	0-0 5-3		0-0 6-3 1B		0-0 5-3			0-0 F5		4	1	1	1	0	0	0																															
Tim Foli, R OBP: 0.273, SLG: 0.274 (1, 6)	0-0 6-3		0-0 6-3		0-3 K		0-0 BB 1B			4	0	1	1	0	1	1																															
Ken Singleton, S OBP: 0.341, SLG: 0.376 (1, 9)	0-3 K		0-3 2-3 3-H 4-0 1B BB		0-0 F7		0-3 K			3	1	0	0	1	2	1																															
Ron Fairly, L OBP: 0.336, SLG: 0.396 (1, 3)		0-0 4-3	4-0 1B BB		0-0 L9		4-0 1-2 BB			2	0	0	0	2	0	0																															
Clyde Mashore, R OBP: 0.299, SLG: 0.379 Tim McCarver, L OBP: 0.333, SLG: 0.348 Ron Woods, R OBP: 0.275, SLG: 0.311 (8, PH)		0-0 1-3	0-0 1B		0-0 4-3		0-0 4-3			3	0	1	2	0	0	0																															
Boots Day, L OBP: 0.306, SLG: 0.277 (1, 8)		0-0 F8	0-0 4-3		0-0 6-3		0-0 FC1-4 1B			4	0	1	0	0	0	2																															
Terry Humphrey, R OBP: 0.258, SLG: 0.249 (1, 2)			0-0 FC5-6 1B		0-0 F3		0-0 4-3			4	0	1	0	0	0	1																															
Hector Torres, R OBP: 0.173, SLG: 0.254 (1, 4)			0-1 CI 1B		0-0 4-3		0-0 F4			3	1	0	0	0	0	1																															
Bill Stoneman, R ERA: 3.1 Tom Walker, R ERA: 2.66 Joe Gilbert, R ERA: 7.03 Jim Fairley, L OBP: 0.311, SLG: 0.346 John Strohmayr, R OBP: 0.308, SLG: 0.182 (8, PH)			0-0 FC5-6 1B		0-3 K		0-0 F7			2	1	0	0	0	1	2																															
Inning Stats	R: 0 E: 0 K: 1 S: 5	H: 0 LOB: 0 BB: 0 P: 5	R: 0 E: 0 K: 0 S: 3	H: 0 LOB: 0 BB: 0 P: 3	R: 4 E: 1 K: 0 S: 7	H: 3 LOB: 2 BB: 2 P: 15	R: 0 E: 0 K: 1 S: 5	H: 0 LOB: 0 BB: 0 P: 5	R: 0 E: 0 K: 0 S: 3	H: 0 LOB: 0 BB: 0 P: 3	R: 0 E: 0 K: 0 S: 3	H: 0 LOB: 0 BB: 0 P: 3	R: 0 E: 0 K: 1 S: 6	H: 1 LOB: 2 BB: 1 P: 10	R: 0 E: 0 K: 1 S: 6	H: 1 LOB: 1 BB: 0 P: 6	R: 0 E: 0 K: 0 S: 3	H: 0 LOB: 0 BB: 0 P: 3	1B: 5 2B: 0 3B: 0 HR: 0	SF: 0 SAC: 0 DP: 0 HBP: 0	WP: 0 PB: 0 SB: 0 CS: 0	PA: 36																									
PITCHER	IP	WLS	BF	H	R	ER	SO	BB	IBB	HBP	BLK	WP	HR	S	P	ERA	WHIP																														
Nelson Briles, R ERA: 3.19 Dave Giusti, R ERA: 1.72	(1, 1)	7.2	W	31	4	4	0	4	3	0	0	0	0	0	36	48	0.00	0.913																													
																			PITCHER	IP	WLS	BF	H	R	ER	SO	BB	IBB	HBP	BLK	WP	HR	S	P	ERA	WHIP											
																			Nelson Briles, R ERA: 3.19 Dave Giusti, R ERA: 1.72	(1, 1)	7.2	W	31	4	4	0	4	3	0	0	0	0	0	36	48	0.00	0.913										

Pittsburgh Pirates @ Montreal Expos
Jarry Park, Montreal, QB
 Sat Aug 05 1972, 3:33 AM EDT
 Att: 20,905 - Unknown

AB 32
R 4
H 5
RBI 4
BB 3
SO 5
LOB 11

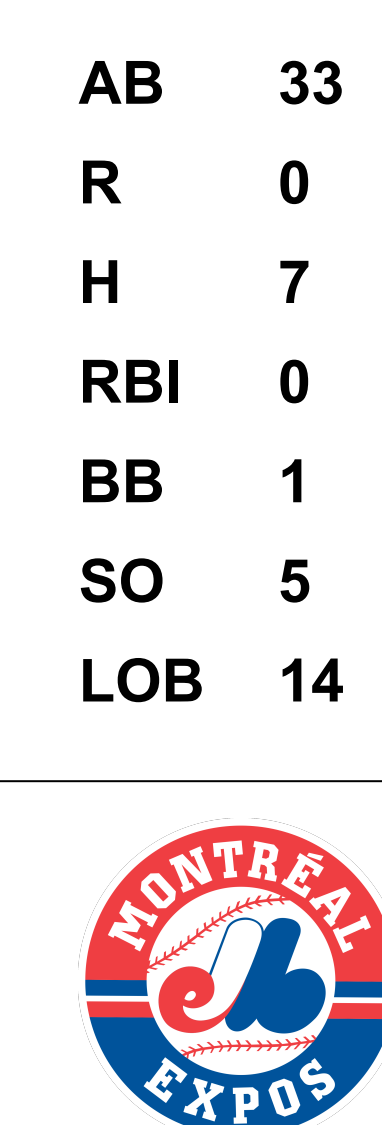


Batter	1	2	3	4	5	6	7	8	9	AB	R	H	RBI	BB	SO	LOB	TOP			
Vic Davallo, L (1.7)	6-3		K		2-3		K		E9 1B	5	1	1	0	0	2	2	Pittsburgh Pirates @ Montreal Expos Jarry Park, Montreal, QB Sun Aug 06 1972, 3:33 AM EDT Unknown			
Gene Clines, R (1.9)	L9		HR 2B		L6-3		K		L4	5	1	1	0	0	1	2				
Al Oliver, L (1.8)	K		HR BB				4-3		3B 1B	4	2	2	1	1	1	1				
Willie Stargell, L (1.3) Bob Robertson, R (8.3)		G4-6-3 BB	HR						F8	2	2	2	5	2	0	0				
Manny Sanguillen, R (1.2)		G4-6-3 1-2	5-3		F3				K2-3 1B 3B	5	1	1	1	0	1	3				
Richie Hebner, L (1.5)					F3		3-1		1B 2B FC6-4 1B	5	0	3	1	0	0	0				
Dave Cash, R (1.4)		FC6-4 1-2					6-3		2-3 1B FC6-4 1-2	4	0	1	0	1	0	2				
Gene Alley, R (1.6)			4-3		F8		4-3		K	4	0	0	0	0	1	3				
Bob Moose, R (1.1)			2B HR BB		L3				6-3	3	1	1	0	1	0	3				
Inning Stats	R: 0 E: 0 K: 1 S: 5	H: 0 LOB: 0 BB: 0 P: 5	R: 0 E: 0 K: 0 S: 3	H: 1 LOB: 1 BB: 1 P: 7	R: 4 E: 0 K: 1 S: 7	H: 2 LOB: 0 BB: 2 P: 15	R: 0 E: 0 K: 0 S: 3	H: 0 LOB: 1 BB: 1 P: 7	R: 0 E: 0 K: 0 S: 4	H: 1 LOB: 2 BB: 1 P: 8	R: 0 E: 0 K: 2 S: 8	H: 1 LOB: 1 BB: 0 P: 8	R: 1 E: 0 K: 2 S: 10	H: 3 LOB: 3 BB: 0 P: 10	R: 3 E: 1 K: 0 S: 7	H: 4 LOB: 1 BB: 0 P: 7	1B: 6 2B: 3 3B: 1 HR: 2	SF: 0 SAC: 0 DP: 1 HBP: 0	WP: 0 PB: 0 SB: 0 CS: 0	PA: 43
PITCHER	IP WLS BF H R ER SO BB IBB HBP BLK WP HR S P ERA WHIP																			
Mike Torrez, R (1.1) Joe Gilbert, L (9.1)	8.0 L 36 8 5 5 6 4 1 0 0 0 2 43 63 5.62 1.500																			
1.0 7 4 3 3 0 0 0 0 0 0 0 7 7 27.00 4.000																				

AB	38
R	8
H	12
RBI	8
BB	5
SO	6
LOB	17



Batter	1	2	3	4	5	6	7	8	9	AB	R	H	RBI	BB	SO	LOB	BOTTOM					
Bob Bailey, R (1.5)	FC6-4 E 1B				K				F7	3	0	1	0	1	1	0	Pittsburgh Pirates @ Montreal Expos Jarry Park, Montreal, QB Sun Aug 06 1972, 3:33 AM EDT Unknown					
Tim Foli, R (1.6)	E5 FC6-4 1-2		F6						F8	4	0	1	0	0	0	2						
Ken Singleton, S (1.9)	FC6-4-5 1-2 2-3				F7				F8	4	0	1	0	0	0	3						
Ron Fairly, L (1.3)	G3				1B 2B				1B FC4-6 1B	4	0	3	0	0	0	1						
Boots Day, L (1.8)		6-3							F8	4	0	1	0	0	0	2						
Clyde Mashore, R (1.7)		6-3			F5				F7	4	0	0	0	0	1	3						
Terry Humphrey, R (1.2) Tim McCarver, L (7.2)			K		F2				F8	2	0	0	0	0	1	2						
Mike Torrez, R (1.1) Mike Jorgensen, L (8. PH) Joe Gilbert, R (9.1)					K				4-3	2	0	0	0	0	0	1						
Hector Torres, R (1.4)			F8		F3				F4	3	0	0	0	0	0	0						
Mike Torrez, R (1.1) Mike Jorgensen, L (8. PH) Joe Gilbert, R (9.1)			K		K				F8	2	0	0	0	0	0	0						
0 0 0 0 0 0 0																						
Inning Stats	R: 0 E: 1 K: 0 S: 4	H: 1 LOB: 1 BB: 0 P: 4	R: 0 E: 0 K: 1 S: 5	H: 0 LOB: 0 BB: 0 P: 5	R: 0 E: 0 K: 1 S: 5	H: 0 LOB: 1 BB: 1 P: 9	R: 0 E: 0 K: 0 S: 5	H: 2 LOB: 2 BB: 0 P: 5	R: 0 E: 0 K: 2 S: 7	H: 0 LOB: 0 BB: 0 P: 7	R: 0 E: 0 K: 0 S: 4	H: 2 LOB: 1 BB: 0 P: 4	R: 0 E: 0 K: 1 S: 5	H: 0 LOB: 0 BB: 0 P: 5	R: 0 E: 0 K: 0 S: 4	H: 1 LOB: 1 BB: 0 P: 4	R: 0 E: 0 K: 0 S: 4	H: 1 LOB: 1 BB: 0 P: 4	1B: 6 2B: 2 3B: 0 HR: 0	SF: 0 SAC: 0 DP: 1 HBP: 0	WP: 0 PB: 0 SB: 0 CS: 0	PA: 34
PITCHER	IP WLS BF H R ER SO BB IBB HBP BLK WP HR S P ERA WHIP																					
Bob Moose, R (1.1)	9.0 W 34 7 0 0 5 1 0 0 0 0 0 43 47 0.00 0.889																					



Batter	1	2	3	4	5	6	7	8	9	AB R H RBI BB SO LOB	TOP									
Vic Davallillo, L (1.7) OBP: 0.371, SLG: 0.427	F5		F6		K		K		FC5-4	5 0 0 0 0 2 1	Pittsburgh Pirates @ Montreal Expos Jarry Park, Montreal, QB Sun Aug 06 1972, 3:38 AM EDT Att: 28,330 - Unknown									
Gene Clines, R (1.9) OBP: 0.357, SLG: 0.412	K			1B HR BB		4-3 1B	L4-3			3 2 1 0 1 1 0										
Al Oliver, L (1.8) OBP: 0.356, SLG: 0.450	4-3			F7		4-3		F8		4 0 0 0 0 0 2										
Willie Stargell, L (1.3) OBP: 0.401, SLG: 0.616 Bob Robertson, R (8.3) OBP: 0.277, SLG: 0.283		HR		HR		1B 1B		K		3 3 2 1 1 1 0 0 0 0 0 0 0 0										
Richie Hebner, L (1.5) OBP: 0.395, SLG: 0.520	G3			HR		1B 1B		1B		4 2 3 4 0 0 0										
Milt May, L (1.2) OBP: 0.314, SLG: 0.321	K			F8		1B		F6		4 0 1 1 0 1 1										
Rennie Stennett, R (1.4) OBP: 0.310, SLG: 0.391	K			4-3		1B		F8		4 0 1 1 0 1 0										
Jackie Hernandez, R (1.6) OBP: 0.227, SLG: 0.268			1-3		F7	G6-4-3		1B	FC5-4	4 0 1 0 0 0 2										
Bob Johnson, L (1.1) OBP: 0.214, SLG: 0.222 Ramon Hernandez, S (7.1) OBP: 0.111, SLG: 0.222	F6			F6		K		G3	F8	3 0 0 0 0 1 0 1 0 0 0 0 0 1	P									
Inning Stats	R: 0 H: 0 E: 0 K: 1 S: 5	H: 0 LOB: 0 BB: 0 P: 5	R: 1 H: 1 E: 0 K: 2 S: 8	H: 1 LOB: 0 BB: 0 P: 8	R: 0 H: 0 E: 0 K: 0 S: 3	H: 0 LOB: 0 BB: 0 P: 3	R: 3 H: 2 E: 0 K: 0 S: 5	H: 2 LOB: 0 BB: 1 P: 9	R: 0 H: 0 E: 0 K: 2 S: 7	H: 0 LOB: 0 BB: 0 P: 7	R: 3 H: 4 E: 0 K: 0 S: 6	H: 4 LOB: 1 BB: 1 P: 10	R: 0 H: 0 E: 0 K: 1 S: 5	H: 0 LOB: 0 BB: 0 P: 5	R: 0 H: 1 E: 0 K: 1 S: 6	H: 1 LOB: 1 BB: 0 P: 6	R: 0 H: 1 E: 0 K: 0 S: 4	H: 1 LOB: 1 BB: 0 P: 4	1B: 6 SF: 0 2B: 1 SAC: 0 3B: 0 DP: 1 HR: 2 HBP: 0	WP: 0 PA: 37 PB: 0 SB: 0 CS: 0
PITCHER	IP WLS BF H R ER SO BB IBB HBP BLK WP HR S P ERA WHIP											IP WLS BF H R ER SO BB IBB HBP BLK WP HR S P ERA WHIP								
Steve Renko, R (1.1) ERA: 6.24	5.1 L 24 6 7 7 5 1 1 0 0 0 2 32 40 11.81 1.312																			
John Strohmayr, R (6.1) ERA: 3.17	0.2 2 1 0 0 0 0 0 0 0 0 0 2 2 0.00 1.500																			
Joe Gilbert, L (7.1) ERA: 6.99	3.0 11 2 0 0 2 0 0 0 0 0 0 15 15 0.00 0.667																			

Batter	1	2	3	4	5	6	7	8	9	AB R H RBI BB SO LOB	BOTTOM									
Boots Day, L (1.8) OBP: 0.308, SLG: 0.280 Ron Woods, R (9. PH) OBP: 0.273, SLG: 0.309	6-3 1B		L9		1B		L9		K	4 1 2 0 0 0 0 1 0 0 0 0 1 1	Pittsburgh Pirates @ Montreal Expos Jarry Park, Montreal, QB Sun Aug 06 1972, 3:38 AM EDT Att: 28,330 - Unknown									
Mike Jorgensen, L (1.7) OBP: 0.325, SLG: 0.350 Clyde Mashore, R (9. PH) OBP: 0.289, SLG: 0.366	6-3		HBP 1B BB		L9		FC6-4 BB		F8	2 0 0 0 2 0 2 1 0 0 0 0 0 1										
Ken Singleton, S (1.9) OBP: 0.341, SLG: 0.373	1B BB		HBP 1B		F8		FC6-4 FC5-4		FC6-4	4 0 1 0 1 0 3										
Ron Fairly, L (1.3) OBP: 0.344, SLG: 0.405 Hal Bredren, R (7. PH) OBP: 0.296, SLG: 0.167	1-2		G1-6-3		1B		4-3 FC5-4		FC5-4	2 0 1 1 0 0 0 1 0 0 0 0 0 1										
Tim McCarver, L (1.2) OBP: 0.330, SLG: 0.356	G1-6-3		4-3		4-3		HR		F6	4 1 1 1 0 0 5										
Bob Bailey, R (1.5) OBP: 0.323, SLG: 0.353		CS BB			F8		1B BB		1B	2 0 1 0 2 0 0										
Tim Foli, R (1.6) OBP: 0.273, SLG: 0.274	F7		6-3		6-3		1B		L9	4 0 1 0 0 0 2										
Hector Torres, R (1.4) OBP: 0.159, SLG: 0.231	K		6-3		6-3		K		5-3	4 0 0 0 0 2 3										
Steve Renko, R (1.1) OBP: 0.313, SLG: 0.313 John Strohmayr, R (6.1) OBP: 0.308, SLG: 0.341 Joe Gilbert, R (7.1) OBP: 0.296, SLG: 0.167	F4				K		4-3		E6	2 0 0 0 0 1 0 0 0 0 0 0 0 0 1 0 0 0 0 0 2 0 0 0 0 0 0 0 1 0 0 0 0 0 0	MONTEAL EXPOS									
Inning Stats	R: 1 H: 2 E: 0 K: 0 S: 4	H: 2 LOB: 1 BB: 1 P: 8	R: 0 H: 0 E: 0 K: 1 S: 4	H: 0 LOB: 1 BB: 1 P: 8	R: 0 H: 1 E: 0 K: 0 S: 4	H: 1 LOB: 3 BB: 1 P: 9	R: 0 H: 0 E: 0 K: 0 S: 3	H: 0 LOB: 0 BB: 0 P: 3	R: 0 H: 1 E: 0 K: 1 S: 6	H: 1 LOB: 1 BB: 0 P: 6	R: 1 H: 2 E: 0 K: 1 S: 7	H: 2 LOB: 2 BB: 1 P: 11	R: 0 H: 0 E: 0 K: 0 S: 3	H: 0 LOB: 1 BB: 1 P: 7	R: 0 H: 1 E: 0 K: 0 S: 4	H: 1 LOB: 1 BB: 0 P: 4	R: 0 H: 0 E: 1 S: 6	H: 0 LOB: 1 BB: 0 P: 6	1B: 6 SF: 0 2B: 0 SAC: 0 3B: 0 DP: 1 HR: 1 HBP: 1	WP: 0 PA: 39 PB: 0 SB: 0 CS: 1
PITCHER	IP WLS BF H R ER SO BB IBB HBP BLK WP HR S P ERA WHIP											IP WLS BF H R ER SO BB IBB HBP BLK WP HR S P ERA WHIP								
Bob Johnson, R (1.1) ERA: 3.51	6.1 W 29 6 2 2 3 5 0 1 0 0 0 1 29 50 2.84 1.737																			
Ramon Hernandez, L (7.1) ERA: 1.95	2.2 S 10 1 0 0 1 0 0 0 0 0 0 12 12 0.00 0.375																			

Batter	1	2	3	4	5	6	7	8	9	AB	R	H	RBI	BB	SO	LOB	TOP																						
Boots Day, L (1,9) OBP: 0.308, SLG: 0.281 Ron Woods, R (7,PH) OBP: 0.276, SLG: 0.312 (7,9)	0-0 4-3		0-0 6-3			0-0 FC6-4 1B	0-0 F8		0-0 1B	3	1	1	0	0	0	1																							
Mike Jorgensen, L (1,8) OBP: 0.329, SLG: 0.351 Ron Hunt, R (8,PH) OBP: 0.356, SLG: 0.302 (8,4)	0-3 K		4-0 BB			0-0 FC6-4 1B		0-0 L7	0-0 F8	2	0	1	0	1	1	0																							
Ken Singleton, S (1,7)	0-0 4-3		0-3 K			0-0 FC6-4 1-2 3-H		0-0 3B		4	1	1	1	0	1	3																							
Ron Fairly, L (1,3) OBP: 0.341, SLG: 0.401 Hal Breedren, R (8,PH) OBP: 0.333, SLG: 0.231 (8,3)		0-0 6-3		0-0 3-1		0-0 L7		0-0 HR 1B		3	0	0	0	0	0	1																							
Tim McCarver, L (1,2) OBP: 0.332, SLG: 0.370		0-0 1B		0-0 F9		0-0 F7		0-0 HR		4	1	2	2	0	0	1																							
Bob Bailey, R (1,5) OBP: 0.323, SLG: 0.361		0-3 K		0-3 K			0-0 HR	0-0 6-3		4	1	1	1	0	2	1																							
Tim Foli, R (1,6) OBP: 0.133, SLG: 0.071 Mike Marshall, R (8,1)		0-0 F7			0-0 5-3		0-0 F9	0-0 F9		4	0	0	0	0	0	0																							
Hector Torres, R (1,4) OBP: 0.163, SLG: 0.232 (8,6)			0-0 6-3		0-0 4-3		0-0 1B	0-0 L8		4	0	1	0	0	0	0																							
Ernie McAnally, R (1,1) OBP: 0.161, SLG: 0.172 Jim Fairey, L (7,PH) OBP: 0.304, SLG: 0.337 John Strohmayr, R (7,1) Clyde Mashore, R (8,8) OBP: 0.288, SLG: 0.363			0-0 2B		0-0 5-3		0-0 K	0-0 6-3		2	0	1	0	0	0	0																							
Inning Stats	R: 0 E: 0 K: 1 S: 5	H: 0 LOB: 0 BB: 0 P: 5	R: 0 E: 0 K: 1 S: 6	H: 1 LOB: 1 BB: 0 P: 6	R: 0 E: 0 K: 1 S: 6	H: 1 LOB: 2 BB: 1 P: 10	R: 0 E: 0 K: 1 S: 5	H: 0 LOB: 0 BB: 0 P: 5	R: 0 E: 0 K: 0 S: 3	H: 0 LOB: 0 BB: 0 P: 3	R: 1 E: 0 K: 0 S: 5	H: 2 LOB: 1 BB: 0 P: 5	R: 1 E: 0 K: 1 S: 7	H: 2 LOB: 1 BB: 0 P: 7	R: 3 E: 0 K: 0 S: 6	H: 3 LOB: 0 BB: 0 P: 6	R: 0 E: 0 K: 0 S: 4	H: 1 LOB: 1 BB: 0 P: 4	1B: 6 2B: 1 3B: 1 HR: 2	SF: 0 SAC: 0 DP: 0 HBP: 0	WP: 0 PB: 0 SB: 0 CS: 0	PA: 38																	
PITCHER	IP	WLS	BF	H	R	ER	SO	BB	IBB	HBP	BLK	WP	HR	S	P	ERA	WHIP	PITCHER					IP	WLS	BF	H	R	ER	SO	BB	IBB	HBP	BLK	WP	HR	S	P	ERA	WHIP
Fergie Jenkins, R (1,1) ERA: 2.92	6.2	W	27	6	2	2	5	1	0	0	0	0	1	36	40	2.70	1.050																						
Steve Hamilton, L (7,1) ERA: 4.3	0.2		5	3	3	3	0	0	0	0	0	0	1	5	5	40.50	4.500																						
Jack Aker, R (8,1) ERA: 2.55	1.2	S	6	1	0	0	0	0	0	0	0	0	0	6	6	0.00	0.600																						

Montreal Expos @ Chicago Cubs
Wrigley Field, Chicago, IL
Tue Aug 08 1972, 3:33 AM CDT
Att: 11,074 - Cloudy - 71 F

AB 37
R 5
H 10
RBI 5
BB 1
SO 5
LOB 11



Batter	1	2	3	4	5	6	7	8	9	AB	R	H	RBI	BB	SO	LOB	BOTTOM																						
Don Kessinger, S (1,6) OBP: 0.360, SLG: 0.312	0-0 L8		0-0 4-3		4-0 PB BB		0-0 4-3	0-0 2B		4	0	1	0	1	0	0																							
Jose Cardenal, R (1,9) OBP: 0.337, SLG: 0.440	0-0 F4		0-0 BB 1B		0-0 5-3 1-2		4-0 HR BB	0-0 5-3		4	2	1	0	1	0	3																							
Billy Williams, L (1,7) OBP: 0.395, SLG: 0.591	0-0 HR 1B		4-0 1-2 BB		4-0 IBB		0-0 1-H HR			2	2	2	2	2	0	0																							
Jim Hickman, R (1,3) OBP: 0.393, SLG: 0.483	0-0 1-H HR		0-0 1-2 2-H 1B		0-3 K		0-0 1B	0-0 1B		4	1	3	3	0	1	2																							
Ron Santo, R (1,5) OBP: 0.367, SLG: 0.490	0-0 CS 1B		0-0 F8		0-0 F7		0-0 1-2 1B			4	0	2	0	0	0	4																							
Rick Monday, L (1,8) OBP: 0.364, SLG: 0.393 Jack Aker, R (8,1)	0-0 CS 1-2	0-3 K		0-3 K		0-3 K	0-3 K			4	0	0	0	0	4	2																							
Randy Hundley, R (1,2) OBP: 0.254, SLG: 0.299		0-0 5-3		0-0 4-3		0-0 1-3		0-3 K		4	0	0	0	0	1	0																							
Glenn Beckert, R (1,4) OBP: 0.290, SLG: 0.339 Steve Hamilton, L (7,1)		0-0 4-3		0-0 F8		0-0 1-3		0-3 K		3	0	0	0	0	0	0																							
Bill North, S (8,8) OBP: 0.227, SLG: 0.188										1	0	0	0	0	1	0																							
Fergie Jenkins, R (1,1) OBP: 0.233, SLG: 0.276 Paul Popovich, S (7,4) OBP: 0.226, SLG: 0.250			0-3 K		0-0 HR		0-0 P8	0-0 2B 1B		2	1	1	1	0	1	0																							
Inning Stats	R: 2 E: 0 K: 0 S: 5	H: 3 LOB: 0 BB: 0 P: 5	R: 0 E: 0 K: 1 S: 5	H: 0 LOB: 0 BB: 0 P: 5	R: 1 E: 0 K: 1 S: 7	H: 2 LOB: 2 BB: 1 P: 11	R: 0 E: 0 K: 1 S: 5	H: 0 LOB: 0 BB: 0 P: 5	R: 1 E: 0 K: 1 S: 6	H: 1 LOB: 2 BB: 2 P: 14	R: 0 E: 0 K: 1 S: 5	H: 0 LOB: 0 BB: 0 P: 5	R: 2 E: 0 K: 1 S: 8	H: 3 LOB: 2 BB: 1 P: 12	R: 0 E: 0 K: 2 S: 9	H: 2 LOB: 2 BB: 0 P: 9	1B: 7 2B: 1 3B: 0 HR: 3	SF: 0 SAC: 0 DP: 0 HBP: 0	WP: 0 PB: 1 SB: 0 CS: 1	PA: 39																			
PITCHER	IP	WLS	BF	H	R	ER	SO	BB	IBB	HBP	BLK	WP	HR	S	P	ERA	WHIP	PITCHER					IP	WLS	BF	H	R	ER	SO	BB	IBB	HBP	BLK	WP	HR	S	P	ERA	WHIP
Ernie McAnally, R (1,1) ERA: 4.7	6.0	L	26	6	4	4	5	2	1	0	0	0	2	33	45	6.00	1.333																						
John Strohmayr, R (7,1) ERA: 3.41	1.0		7	3	2	2	1	1	0	0	0	0	1	8	12	18.00	4.000																						
Mike Marshall, R (8,1) ERA: 1.39	1.0		5	2	0	0	2	0	0	0	0	0	0	9	9	0.00	2.000																						

Montreal Expos @ Chicago Cubs
Wrigley Field, Chicago, IL
Tue Aug 08 1972, 3:33 AM CDT
Att: 11,074 - Cloudy - 71 F

AB 34
R 6
H 11
RBI 6
BB 4
SO 8
LOB 11




Batter	1	2	3	4	5	6	7	8	9	AB	R	H	RBI	BB	SO	LOB	TOP					
Ron Hunt, R OBP: 0.354, SLG: 0.301 (1, 4)	6-3			G1		5-3		F7	2B 1B	5	1	1	1	0	0	0						
Boots Day, L OBP: 0.304, SLG: 0.276 (1, 9) Clyde Mashore, R OBP: 0.292, SLG: 0.374 (9, FH) (9, 9)	K			6-3		F7		E4	2B 1B	4	1	0	0	0	1	0						
Ken Singleton, S OBP: 0.344, SLG: 0.382 (1, 7)	P6					G3			1B	4	1	2	0	0	0	0						
Ron Fairly, L OBP: 0.342, SLG: 0.399 (1, 3)										4	0	1	2	1	0	1						
Tim McCarver, L OBP: 0.334, SLG: 0.376 (1, 2) John Boccabella, R OBP: 0.250, SLG: 0.286 (8, 2)	F7					E4			1B	4	2	2	1	0	0	0						
Mike Jorgensen, L OBP: 0.333, SLG: 0.361 (1, 8)	K									1	0	0	0	0	0	2						
Bob Bailey, R OBP: 0.326, SLG: 0.363 (1, 5)										4	0	2	2	1	1	3						
Tim Foli, R OBP: 0.271, SLG: 0.272 (1, 6)										4	1	2	0	1	1	1						
Balor Moore, L OBP: 0.120, SLG: 0.125 (1, 1) Mike Marshall, R OBP: 0.125, SLG: 0.067 (7, 1)										4	1	2	0	1	1	1						
										5	1	2	1	0	0	5						
										3	0	0	0	0	0	3						
										1	0	0	0	0	0	2						
Inning Stats	R: 0 E: 0 K: 1 S: 5	H: 0 LOB: 0 BB: 0 P: 5	R: 0 E: 0 K: 1 S: 5	H: 0 LOB: 0 BB: 0 P: 5	R: 0 E: 0 K: 1 S: 5	H: 0 LOB: 0 BB: 0 P: 5	R: 0 E: 0 K: 0 S: 4	H: 1 LOB: 1 BB: 0 P: 4	R: 1 E: 1 K: 0 S: 5	H: 2 LOB: 1 BB: 0 P: 5	R: 0 E: 0 K: 0 S: 3	H: 0 LOB: 0 BB: 0 P: 3	R: 1 E: 0 K: 0 S: 5	H: 2 LOB: 2 BB: 1 P: 9	R: 1 E: 1 K: 0 S: 5	H: 2 LOB: 2 BB: 1 P: 9	R: 5 E: 0 K: 0 S: 9	H: 6 LOB: 1 BB: 1 P: 14	1B: 9 2B: 3 3B: 1 HR: 0	SF: 0 SAC: 0 DP: 1 HBP: 1	WP: 0 PB: 0 SB: 0 CS: 1	PA: 44
PITCHER	IP WLS BF H R ER SO	BB IBB HBP BLK	WP HR S P	ERA WHIP	PITCHER	IP WLS BF H R ER SO	BB IBB HBP BLK	WP HR S P	ERA WHIP													
Bill Hands, R ERA: 3.12 (1, 1)	7.0	27	5	2	1	3	0	1	0	0	0	0	0	0	32	36	1.29	0.714				
Jack Aker, R ERA: 3.09 (8, 1)	1.1	L 10	5	4	3	0	0	1	0	0	0	0	0	9	13	20.25	3.750					
Dan McGinn, L ERA: 4.38 (9, 1)	0.1		5	3	2	2	0	0	0	1	0	0	0	4	5	54.00	9.000					
Bill Bonham, R ERA: 3.93 (9, 1)	0.1		2	0	0	0	0	1	0	0	0	0	0	1	5	0.00	3.000					

Batter	1	2	3	4	5	6	7	8	9	AB	R	H	RBI	BB	SO	LOB	BOTTOM					
Don Kessinger, S OBP: 0.358, SLG: 0.310 (1, 6)	F9		F3						FC3-6	5	0	1	0	0	1	3						
Jose Cardenal, R OBP: 0.335, SLG: 0.436 (1, 9)	K									5	0	1	0	0	2	4						
Billy Williams, L OBP: 0.393, SLG: 0.595 (1, 7)	HR		K							4	1	1	1	0	1	2						
Jim Hickman, R OBP: 0.398, SLG: 0.481 (1, 3)										1	0	0	0	3	1	0						
Ron Santo, R OBP: 0.363, SLG: 0.484 (1, 5)	F3		FC6-4							4	0	0	0	0	0	4						
Bill North, S OBP: 0.226, SLG: 0.181 (1, 8)										3	0	0	0	0	1	0						
Randy Hundley, R OBP: 0.280, SLG: 0.296 (1, 2) Tommy Davis, R OBP: 0.250, SLG: 0.304 (7, FH) Rick Monday, R OBP: 0.280, SLG: 0.393 (7, FH) Ken Rice, L OBP: 0.281, SLG: 0.310 (8, 2) Joe Pappas, L OBP: 0.236, SLG: 0.409 (8, FH) J.C. Martin, L OBP: 0.313, SLG: 0.326 (9, 2)	P6									2	0	0	0	0	0	0						
Glenn Beckert, R OBP: 0.292, SLG: 0.340 (1, 4)										4	0	2	0	0	1	0						
Bill Hands, R Carmen Fanzone, R Jack Aker, R Dan McGinn, L Bill Bonham, R Paul Popovich, S	F7									2	0	0	0	0	0	1						
Inning Stats	R: 1 E: 0 K: 1 S: 6	H: 1 LOB: 1 BB: 1 P: 10	R: 0 E: 0 K: 0 S: 4	H: 1 LOB: 0 BB: 0 P: 4	R: 0 E: 0 K: 1 S: 6	H: 1 LOB: 0 BB: 0 P: 10	R: 0 E: 0 K: 1 S: 5	H: 0 LOB: 0 BB: 0 P: 5	R: 0 E: 0 K: 1 S: 6	H: 1 LOB: 1 BB: 0 P: 6	R: 0 E: 0 K: 1 S: 5	H: 0 LOB: 0 BB: 0 P: 5	R: 1 E: 0 K: 1 S: 6	H: 2 LOB: 1 BB: 1 P: 10	R: 0 E: 0 K: 0 S: 3	H: 0 LOB: 2 BB: 1 P: 8	R: 0 E: 0 K: 1 S: 5	H: 0 LOB: 1 BB: 1 P: 9	1B: 5 2B: 0 3B: 0 HR: 1	SF: 0 SAC: 0 DP: 0 HBP: 1	WP: 1 PB: 0 SB: 0 CS: 0	PA: 39
PITCHER	IP WLS BF H R ER SO	BB IBB HBP BLK	WP HR S P	ERA WHIP	PITCHER	IP WLS BF H R ER SO	BB IBB HBP BLK	WP HR S P	ERA WHIP													
Balor Moore, L ERA: 3.99 (1, 1)	6.0	27	6	2	2	5	3	0	0	0	0	0	0	34	46	3.00	1.500					
Mike Marshall, R ERA: 1.34 (7, 1)	3.0	W 11	0	0	0	2	2	0	1	0	0	0	12	21	0.00	0.667						


Montreal Expos @ Chicago Cubs
Wrigley Field, Chicago, IL
Wed Aug 09 1972, 3:33 AM CDT
Att: 17,750 - Sunny - 62 F


AB 40
R 8
H 13
RBI 8
BB 3
SO 3
LOB 17




Montreal Expos @ Chicago Cubs
Wrigley Field, Chicago, IL
Wed Aug 09 1972, 3:33 AM CDT
Att: 17,750 - Sunny - 62 F

AB 32
R 2
H 6
RBI 2
BB 5
SO 7
LOB 16



Batter	1	2	3	4	5	6	7	8	9	AB	R	H	RBI	BB	SO	LOB	TOP						
Ron Hunt, R OBP: 0.353, SLG: 0.298 Hector Torres, R OBP: 0.163, SLG: 0.232	P4-3		F7				F8			3	0	0	0	1	0	2	<p>Montreal Expos @ Chicago Cubs Wrigley Field, Chicago, IL Thu Aug 10 1972, 3:33 AM CDT Att. 15,232 - Sunny - 68 F</p> <p>AB 35 R 0 H 8 RBI 0 BB 1 SO 3 LOB 17</p> 						
Boots Day, L OBP: 0.295, SLG: 0.272	F8			6-3	FC6-4		K2-3			4	0	0	0	0	1	5							
Ken Singleton, S OBP: 0.345, SLG: 0.387				3-1	2B		P4-3		G1	4	0	2	0	0	0	0							
Ron Fairly, L OBP: 0.339, SLG: 0.394 Joe Gilbert, R OBP: 0.275, SLG: 0.309 Steve Renko, R OBP: 0.313, SLG: 0.313	F7			3-1			6-3		P4	3	0	0	0	0	0	2							
Tim McCarver, L OBP: 0.337, SLG: 0.378				1-3						4	0	2	0	0	0	1							
Mike Jorgensen, L OBP: 0.332, SLG: 0.359	F8						FC6-4		P4-3	4	0	1	0	0	0	2							
Bob Bailey, R OBP: 0.328, SLG: 0.367	P4									4	0	2	0	0	0	0							
Tim Foli, R OBP: 0.268, SLG: 0.269			K				F8		P4	4	0	0	0	0	1	3							
Bill Stoneman, R OBP: 0.127, SLG: 0.094 Jim Fahey, L OBP: 0.301, SLG: 0.333 Tom Walker, R OBP: 0.313, SLG: 0.267 Hal Breeden, R OBP: 0.353, SLG: 0.267			K						F7	1	0	0	0	0	1	0							
										1	0	0	0	0	0	2							
										2	0	1	0	0	0	0							
Inning Stats	R: 0 E: 0 K: 0 S: 4	H: 1 LOB: 1 BB: 0 P: 4	R: 0 E: 0 K: 0 S: 3	H: 0 LOB: 0 BB: 0 P: 3	R: 0 E: 0 K: 2 S: 7	H: 0 LOB: 0 BB: 0 P: 7	R: 0 E: 0 K: 0 S: 4	H: 1 LOB: 1 BB: 0 P: 4	R: 0 E: 0 K: 1 S: 5	H: 2 LOB: 2 BB: 1 P: 9	R: 0 E: 0 K: 0 S: 4	H: 1 LOB: 1 BB: 0 P: 4	R: 0 E: 0 K: 1 S: 7	H: 2 LOB: 2 BB: 0 P: 7	R: 0 E: 0 K: 0 S: 4	H: 1 LOB: 1 BB: 0 P: 4		R: 0 E: 0 K: 0 S: 3	H: 0 LOB: 0 BB: 0 P: 3	1B: 6 2B: 2 3B: 0 HR: 0	SF: 0 SAC: 0 DP: 0 HBP: 0	WP: 0 PB: 0 SB: 0 CS: 0	PA: 36
PITCHER Rick Reuschel, R ERA: 2.2	IP: 9.0 WLS: W BF: 36 H: 8 R: 0 ER: 0 SO: 3 BB: 1 IBB: 0 HBP: 0 BLK: 0 WP: 0 HR: 0 S: 41 P: 45 ERA: 0.00 WHIP: 1.000																	PITCHER					

Batter	1	2	3	4	5	6	7	8	9	AB	R	H	RBI	BB	SO	LOB	BOTTOM						
Don Kessinger, S OBP: 0.361, SLG: 0.316	4-3 1B	5-3 1B			6-3		5-3			5	1	3	0	0	0	2	<p>Montreal Expos @ Chicago Cubs Wrigley Field, Chicago, IL Thu Aug 10 1972, 3:33 AM CDT Att. 15,232 - Sunny - 68 F</p> <p>AB 34 R 8 H 10 RBI 6 BB 8 SO 6 LOB 24</p> 						
Jose Cardenal, R OBP: 0.333, SLG: 0.431	4-3 2B	K		F7	6-3 1B		5-3			4	1	0	0	1	1	3							
Billy Williams, L OBP: 0.398, SLG: 0.596 Bill North, S OBP: 0.228, SLG: 0.181	4-0 BB 2B	5-3 1B		F7	E9 1B					3	1	2	2	2	0	1							
Jim Hickman, R OBP: 0.394, SLG: 0.473	K	5-3		F8						4	0	0	0	1	1	6							
Ron Santo, R OBP: 0.366, SLG: 0.484	1-2 3H 2B	1B								4	2	2	1	1	0	3							
J.C. Martin, L OBP: 0.321, SLG: 0.319	2B	K			1B		K			4	1	1	0	1	3	4							
Rick Monday, L OBP: 0.363, SLG: 0.394			4-3		G3		F6			4	0	1	2	0	0	2							
Paul Popovich, S OBP: 0.247, SLG: 0.244				P4-3			P5-3			2	1	0	0	2	0	0							
Rick Reuschel, R OBP: 0.222, SLG: 0.200	K		4-3				5-3			4	1	1	1	0	1	3							
Inning Stats	R: 3 E: 0 K: 2 S: 10	H: 3 LOB: 3 BB: 3 P: 22	R: 0 E: 0 K: 2 S: 9	H: 2 LOB: 3 BB: 1 P: 13	R: 0 E: 0 K: 0 S: 3	H: 0 LOB: 0 BB: 0 P: 3	R: 0 E: 0 K: 0 S: 4	H: 1 LOB: 1 BB: 0 P: 4	R: 5 E: 1 K: 0 S: 7	H: 4 LOB: 2 BB: 3 P: 19	R: 0 E: 0 K: 1 S: 5	H: 0 LOB: 0 BB: 0 P: 5	R: 0 E: 0 K: 0 S: 3	H: 0 LOB: 0 BB: 0 P: 3	R: 0 E: 0 K: 1 S: 5	H: 0 LOB: 1 BB: 1 P: 9		R: 0 E: 0 K: 0 S: 3	H: 0 LOB: 0 BB: 0 P: 3	1B: 8 2B: 2 3B: 0 HR: 0	SF: 0 SAC: 0 DP: 0 HBP: 0	WP: 0 PB: 1 SB: 0 CS: 0	PA: 42
PITCHER Bill Stoneman, R ERA: 3.18 Tom Walker, R ERA: 3.31 Joe Gilbert, L ERA: 6.53 Steve Renko, R ERA: 6.14	IP: 4.0 WLS: L BF: 22 H: 6 R: 3 ER: 3 SO: 4 BB: 2 IBB: 3 HBP: 0 BLK: 0 WP: 0 HR: 0 S: 26 P: 42 ERA: 6.75 WHIP: 2.000																	PITCHER					

Batter	1	2	3	4	5	6	7	8	9	AB	R	H	RBI	BB	SO	LOB	TOP			
Ron Hunt, R OBP: 0.356, SLG: 0.298 (1, 4)	F7		F8			G5-4-3 1B		F8		4	0	1	0	0	0	0	Montreal Expos @ Philadelphia Phillies Veterans Stadium, Philadelphia, PA Sun Aug 13 1972, 3:33 AM EDT Unknown livebaseballscorecards.com			
Clyde Mashore, R OBP: 0.285, SLG: 0.359 (1, 9)	K			F9		F8			K	4	0	0	0	0	2	1				
Bob Bailey, R OBP: 0.336, SLG: 0.392 (1, 5)	BB			HR		G5-4-3 1-2			K	3	1	1	1	1	1	1				
Hal Breedren, R OBP: 0.320, SLG: 0.391 (1, 3) Mike Jorgensen, L OBP: 0.330, SLG: 0.354 (9, PR)	K			6-3			4-3		BB	4	0	1	0	0	1	1				
Ken Singleton, S OBP: 0.344, SLG: 0.380 (1, 7)		5-3		K			FC4-6 BB		G3	3	0	0	0	1	1	1				
Ron Woods, R OBP: 0.263, SLG: 0.295 (1, 8)	F7				K		FC4-6 1-2			3	0	0	0	0	1	1				
Tim Foli, R OBP: 0.274, SLG: 0.271 (1, 6)	5-3				K		F9			3	0	0	0	0	1	1				
John Boccabella, R OBP: 0.258, SLG: 0.285 (1, 2)			1-3		BB			6-3		2	0	0	0	1	0	0				
Ernie McAnally, R OBP: 0.152, SLG: 0.161 (1, 1) Hector Torres, R OBP: 0.159, SLG: 0.226 (8, PH) Mike Marshall, R OBP: 0.176, SLG: 0.125 (8, 1)	F9				K			6-3		2	0	0	0	0	1	1				
										1	0	0	0	0	0	0				
										0	0	0	0	0	0	0				
Inning Stats	R: 0 H: 0 E: 0 K: 2 S: 7	H: 0 LOB: 1 BB: 1 P: 11	R: 0 H: 0 E: 0 K: 0 S: 3	LOB: 0 BB: 0 P: 3	R: 0 H: 0 E: 0 K: 0 S: 3	LOB: 0 BB: 0 P: 3	R: 1 H: 1 E: 0 K: 1 S: 6	LOB: 1 BB: 0 P: 6	R: 0 H: 0 E: 0 K: 3 S: 9	LOB: 1 BB: 1 P: 13	R: 0 H: 0 E: 0 K: 0 S: 3	H: 0 LOB: 1 BB: 1 P: 7	R: 0 H: 0 E: 0 K: 0 S: 3	LOB: 0 BB: 0 P: 3	R: 0 H: 1 E: 0 K: 2 S: 8	LOB: 1 BB: 0 P: 8	1B: 2 2B: 0 3B: 0 HR: 1	SF: 0 SAC: 0 DP: 1 HBP: 0	WP: 0 PB: 0 SB: 0 CS: 0	PA: 32
PITCHER Steve Carlton, L ERA: 2.05 (1, 1)	IP: 9.0 WLS: W BF: 32 H: 3 R: 1 ER: 1 SO: 8 BB: 3 IBB: 0 HBP: 0 BLK: 0 WP: 0 HR: 1 S: 45 P: 57 ERA: 1.00 WHIP: 0.667															PITCHER				

Batter	1	2	3	4	5	6	7	8	9	AB	R	H	RBI	BB	SO	LOB	BOTTOM			
Denny Doyle, L OBP: 0.284, SLG: 0.299 (1, 4)	FC5-6 1B	G3			6-3			K		4	0	1	0	0	1	0	Montreal Expos @ Philadelphia Phillies Veterans Stadium, Philadelphia, PA Sun Aug 13 1972, 3:33 AM EDT Unknown livebaseballscorecards.com			
Larry Bowa, S OBP: 0.281, SLG: 0.279 (1, 6)	FC5-6 2B		P6		F8			G3		4	1	0	0	0	1	1				
Tom Hutton, L OBP: 0.356, SLG: 0.353 (1, 3)	F7		G3			4-0 CS BB				2	0	0	0	1	0	1				
Willie Montanez, L OBP: 0.324, SLG: 0.408 (1, 8)	1B 2B					0-3 K				3	1	2	1	0	1	1				
Greg Luzinski, R OBP: 0.314, SLG: 0.429 (1, 7)	2B 1B		K			0-0 F3				3	0	1	1	0	1	1				
Don Money, R OBP: 0.296, SLG: 0.352 (1, 5)				K			6-3			3	0	1	0	0	1	0				
Bill Robinson, R OBP: 0.239, SLG: 0.398 (1, 9)	F8			F6			6-3			3	0	0	0	0	2	2				
John Bateman, R OBP: 0.264, SLG: 0.295 (1, 2)		6-3		1-3			5-3			3	0	0	0	0	0	0				
Steve Carlton, L OBP: 0.235, SLG: 0.275 (1, 1)		K			4-3			P5		3	0	0	0	1	0	0				
Inning Stats	R: 2 H: 4 E: 0 K: 0 S: 7	H: 4 LOB: 2 BB: 0 P: 7	R: 0 H: 0 E: 0 K: 1 S: 5	LOB: 0 BB: 0 P: 5	R: 0 H: 1 E: 0 K: 1 S: 6	LOB: 1 BB: 0 P: 6	R: 0 H: 0 E: 0 K: 1 S: 5	LOB: 0 BB: 0 P: 5	R: 0 H: 0 E: 0 K: 0 S: 3	LOB: 0 BB: 0 P: 3	R: 0 H: 0 E: 0 K: 1 S: 4	LOB: 0 BB: 1 P: 8	R: 0 H: 0 E: 0 K: 0 S: 3	LOB: 0 BB: 0 P: 3	R: 0 H: 0 E: 0 K: 1 S: 5	LOB: 0 BB: 0 P: 5	1B: 3 2B: 3 3B: 0 HR: 0	SF: 0 SAC: 0 DP: 1 HBP: 0	WP: 0 PB: 0 SB: 0 CS: 1	PA: 29
PITCHER Ernie McAnally, R ERA: 4.56 (1, 1) Mike Marshall, R ERA: 1.27 (8, 1)	IP: 7.0 WLS: L BF: 26 H: 5 R: 2 ER: 2 SO: 4 BB: 1 IBB: 0 HBP: 0 BLK: 0 WP: 0 HR: 0 S: 33 P: 37 ERA: 2.57 WHIP: 0.857															PITCHER				

Batter	1	2	3	4	5	6	7	8	9	AB	R	H	RBI	BB	SO	LOB	TOP			
Ron Hunt, R OBP: 0.358, SLG: 0.298 (1,4)										3	0	1	1	1	0	1	Montreal Expos @ Philadelphia Phillies Veterans Stadium, Philadelphia, PA Sun Aug 13 1972, 3:38 AM EDT Att: 30,207 - Unknown			
Boots Day, L OBP: 0.295, SLG: 0.265 (1,9)										4	0	0	0	0	1	2				
Clyde Mashore, R OBP: 0.284, SLG: 0.357 (8, PH)										1	0	0	0	0	0	2				
Ken Singleton, S OBP: 0.345, SLG: 0.377 (1,7)										3	1	0	0	2	0	1				
Ron Fairly, L OBP: 0.340, SLG: 0.396 (1,3)										4	1	2	0	1	1	1				
Tim McCarver, L OBP: 0.333, SLG: 0.368 (1,2)										3	0	0	0	1	1	3				
John Boccabella, R OBP: 0.263, SLG: 0.289 (8,2)										1	1	1	1	0	0	0				
Mike Jorgensen, L OBP: 0.331, SLG: 0.360 (1,8)										4	3	1	1	1	0	3				
Bob Bailey, R OBP: 0.334, SLG: 0.389 (1,5)										5	0	1	1	0	0	2				
Tim Foli, R OBP: 0.278, SLG: 0.276 (1,6)										5	1	3	2	0	1	0				
Balor Moore, L OBP: 0.172, SLG: 0.179 (1,1)										4	1	2	1	0	0	2				
Mike Marshall, R OBP: 0.167, SLG: 0.118 (8,1)										1	0	0	0	0	1	1				
Inning Stats	R: 0 E: 0 K: 0 S: 4	H: 1 LOB: 2 BB: 1 P: 8	R: 0 E: 0 K: 1 S: 5	H: 0 LOB: 0 BB: 0 P: 5	R: 0 E: 0 K: 0 S: 3	H: 0 LOB: 1 BB: 1 P: 7	R: 4 E: 1 K: 1 S: 9	H: 4 LOB: 1 BB: 1 P: 13	R: 0 E: 0 K: 0 S: 4	H: 1 LOB: 1 BB: 0 P: 4	R: 0 E: 0 K: 1 S: 5	H: 0 LOB: 1 BB: 1 P: 9	R: 1 E: 0 K: 0 S: 4	H: 2 LOB: 2 BB: 1 P: 9	R: 3 E: 0 K: 2 S: 10	H: 3 LOB: 1 BB: 1 P: 14	1B: 10 2B: 0 3B: 1 HR: 0	SF: 0 SAC: 0 DP: 1 HBP: 1	WP: 1 PB: 0 SB: 0 CS: 0	PA: 45
PITCHER	IP WLS BF H R ER SO BB IBB HBP BLK WP HR S P ERA WHIP																			
Bill Champion, R ERA: 4.86 (1,1)	3.2 L 19 5 4 3 1 3 0 0 0 0 0 0 18 30 7.36 2.182																			
Bill Wilson, R ERA: 0.54 (4,1)	1.1 5 0 0 0 1 0 0 0 0 0 0 0 7 7 0.00 0.000																			
Darrell Brandon, R ERA: 3.09 (6,1)	2.2 13 3 1 1 0 1 2 0 1 0 0 0 12 21 3.38 1.875																			
Mac Scarce, L ERA: 4.32 (8,1)	0.2 5 2 3 3 1 1 0 0 0 0 1 0 6 10 40.50 4.500																			
Dick Selma, R ERA: 4.95 (9,1)	0.2 3 1 0 0 1 0 0 0 0 0 0 0 5 5 0.00 1.500																			

Batter	1	2	3	4	5	6	7	8	9	AB	R	H	RBI	BB	SO	LOB	BOTTOM					
Terry Harmon, R OBP: 0.363, SLG: 0.314 (1,4)										4	0	0	0	0	1	3	Montreal Expos @ Philadelphia Phillies Veterans Stadium, Philadelphia, PA Sun Aug 13 1972, 3:38 AM EDT Att: 30,207 - Unknown					
Larry Bowa, S OBP: 0.279, SLG: 0.277 (1,6)										3	0	0	0	0	1	0						
Oscar Gamble, L OBP: 0.328, SLG: 0.327 (8, PH)										1	0	0	0	0	0	1						
Denny Doyle, L OBP: 0.294, SLG: 0.299 (9,4)										0	0	0	0	0	0	0						
Don Money, R OBP: 0.293, SLG: 0.349 (1,5)										4	0	0	0	0	1	1						
Greg Luzinski, R OBP: 0.316, SLG: 0.429 (1,7)										3	1	1	0	1	1	0						
Roger Freed, R OBP: 0.312, SLG: 0.452 (1,9)										3	1	1	2	1	0	1						
Deron Johnson, R OBP: 0.259, SLG: 0.316 (1,3)										3	1	1	1	0	1	1						
Bill Robinson, R OBP: 0.242, SLG: 0.389 (1,8)										2	0	0	0	1	1	0						
Mac Scarce, L OBP: 0.258, SLG: 0.250 (8,1)										0	0	0	0	0	0	0						
Dick Selma, R OBP: 0.238, SLG: 0.250 (9,1)										0	0	0	0	0	0	0						
Mike Ryan, R OBP: 0.255, SLG: 0.302 (1,2)										3	0	0	0	0	1	2						
Bill Champion, R OBP: 0.194, SLG: 0.267 (1,1)										1	0	0	0	0	1	2						
Bill Wilson, R ERA: 1.24 (4,1)										0	0	0	0	0	0	0						
Pete Koegel, R OBP: 0.250, SLG: 0.243 (5, PH)										1	0	0	0	0	1	0						
Darrell Brandon, R OBP: 0.125, SLG: 0.125 (6,1)										0	0	0	0	0	0	0						
Tom Hutton, L OBP: 0.358, SLG: 0.355 (8,8)										1	0	1	0	0	0	0						
Inning Stats	R: 0 E: 0 K: 1 S: 5	H: 0 LOB: 0 BB: 0 P: 5	R: 2 E: 0 K: 3 S: 10	H: 1 LOB: 2 BB: 2 P: 19	R: 0 E: 0 K: 1 S: 5	H: 0 LOB: 0 BB: 0 P: 5	R: 0 E: 0 K: 1 S: 4	H: 0 LOB: 0 BB: 1 P: 8	R: 0 E: 0 K: 1 S: 5	H: 0 LOB: 0 BB: 0 P: 5	R: 0 E: 0 K: 0 S: 3	H: 0 LOB: 0 BB: 0 P: 3	R: 1 E: 0 K: 0 S: 4	H: 1 LOB: 0 BB: 0 P: 4	R: 0 E: 0 K: 1 S: 6	H: 1 LOB: 1 BB: 0 P: 6	R: 0 E: 0 K: 1 S: 5	H: 1 LOB: 0 BB: 0 P: 5	1B: 2 2B: 0 3B: 0 HR: 2	SF: 0 SAC: 0 DP: 2 HBP: 1	WP: 0 PB: 0 SB: 0 CS: 0	PA: 33
PITCHER	IP WLS BF H R ER SO BB IBB HBP BLK WP HR S P ERA WHIP																					
Balor Moore, L ERA: 3.98 (1,1)	7.0 W 27 3 3 3 7 3 0 1 0 0 0 2 37 50 3.86 0.857																					
Mike Marshall, R ERA: 1.24 (8,1)	2.0 S 6 1 0 0 2 0 0 0 0 0 0 0 10 10 0.00 0.500																					

AB	38
R	8
H	11
RBI	7
BB	6
SO	5
LOB	18



Batter	1	2	3	4	5	6	7	8	9	10	AB	R	H	RBI	BB	SO	LOB	TOP								
Roger Metzger, S OBP: 0.277, SLG: 0.258 (1, 6)	4-3		E8 2B		4-3			1B 1B	1-3		5	1	2	0	0	0	3									
Cesar Cedeno, R OBP: 0.410, SLG: 0.569 (1, 8)	5-3				6-3			1B S		6-3	5	0	2	1	0	0	1									
Jimmy Wynn, R OBP: 0.379, SLG: 0.485 (1, 9)	5-3		2-3					K 1-2		6-3	5	0	0	0	0	1	3									
Lee May, R OBP: 0.353, SLG: 0.520 (1, 3)			3-1		K			6-3			4	0	0	0	1	1	2									
Bob Watson, R OBP: 0.371, SLG: 0.439 (1, 7)	F8				F9			4-3		K	5	0	0	0	0	2	1									
Johnny Edwards, L OBP: 0.352, SLG: 0.388 (1, 2)								4-3		4-3	3	0	1	0	1	0	0									
Doug Rader, R OBP: 0.300, SLG: 0.421 (1, 5)			1B		BB			6-3			4	1	1	0	0	1	2									
Tommy Helms, R OBP: 0.294, SLG: 0.374 (1, 4)			5-3					5-3		2B 1B	4	0	2	1	0	0	0									
Larry Dierker, R OBP: 0.183, SLG: 0.169 Norm Miller, L OBP: 0.350, SLG: 0.398 Jim Ray, R OBP: 0.071, SLG: 0.071 Fred Gladding, L OBP: 0.071, SLG: 0.071 (1, 1)			K					6-3		BB	3	0	0	0	0	2	1									
Inning Stats	R: 0 E: 0 K: 0 S: 3	H: 0 LOB: 0 BB: 0 P: 3	R: 0 E: 0 K: 0 S: 4	H: 1 LOB: 1 BB: 0 P: 4	R: 1 E: 1 K: 1 S: 7	H: 2 LOB: 1 BB: 0 P: 7	R: 0 E: 0 K: 2 S: 7	H: 0 LOB: 1 BB: 1 P: 11	R: 0 E: 0 K: 1 S: 6	H: 1 LOB: 1 BB: 0 P: 6	R: 0 E: 0 K: 0 S: 3	H: 0 LOB: 0 BB: 0 P: 3	R: 0 E: 0 K: 0 S: 3	H: 0 LOB: 0 BB: 0 P: 3	R: 0 E: 0 K: 1 S: 7	H: 2 LOB: 2 BB: 0 P: 7	R: 1 E: 0 K: 1 S: 7	H: 2 LOB: 2 BB: 1 P: 11	R: 0 E: 0 K: 1 S: 5	H: 0 LOB: 1 BB: 1 P: 9	1B: 4 2B: 4 3B: 0 HR: 0	SF: 0 SAC: 0 DP: 0 HBP: 0	WP: 0 PB: 0 SB: 1 CS: 0	PA: 41		
PITCHER	IP 8.2	WLS 36	H 8	R 2	ER 2	SO 6	BB 2	IBB 0	HBP 0	BLK 0	WP 0	HR 0	S 46	P 54	ERA 2.08	WHIP 1.154										
Bill Stoneman, R ERA: 3.13 Mike Marshall, R ERA: 1.22 (1, 1)	1.1	W	5	0	0	0	1	1	0	0	0	0	6	10	0.00	0.750										

Houston Astros @ Montreal Expos
Jarry Park, Montreal, QB
Tue Aug 15 1972, 7:05 PM EDT
Att: 18,840 - Unknown - 70 F

AB 38
R 2
H 8
RBI 2
BB 3
SO 7
LOB 13



Batter	1	2	3	4	5	6	7	8	9	10	AB	R	H	RBI	BB	SO	LOB	BOTTOM								
Ron Hunt, R OBP: 0.357, SLG: 0.295 (1, 4)	3-1		5-3		HBP		5-3		F9		4	0	0	0	0	0	3									
Boots Day, L OBP: 0.290, SLG: 0.260 (1, 9)	P6		6-3		4-3			F8		F8	5	0	0	0	0	0	2									
Ken Singleton, S OBP: 0.348, SLG: 0.378 (1, 7)	1-3				4-3 2B 1B		4-3	1B 1B		BB BB	4	3	2	0	1	0	0									
Ron Fairly, L OBP: 0.341, SLG: 0.396 (1, 3)			F7		4-3 1-2		E S CS 1B	1B 1B		F5	5	0	2	0	0	0	2									
Tim McCarver, L OBP: 0.336, SLG: 0.370 Mike Marshall, R OBP: 0.211, SLG: 0.118 (1, 2)			S 1B		P6		F8	G4-6-3 1B		1B BB	4	0	2	1	0	0	2									
Mike Jorgensen, L OBP: 0.335, SLG: 0.366 (1, 8)			K 1-2					G4-6-3 1B			4	0	2	2	1	1	3									
Bob Bailey, R OBP: 0.331, SLG: 0.385 (1, 5)			K		F8		CS	6-3		5-3	4	0	0	0	0	1	2									
Tim Foli, R OBP: 0.278, SLG: 0.275 (1, 6)			SH2-4 1B		5-3		5-3		F7		4	0	1	0	0	0	0									
Bill Stoneman, R OBP: 0.140, SLG: 0.109 John Boccabella, R OBP: 0.267, SLG: 0.293 (1, 1)			SH2-4		K			1B		1B	2	0	1	0	0	1	0									
Inning Stats	R: 0 E: 0 K: 0 S: 3	H: 0 LOB: 0 BB: 0 P: 3	R: 0 E: 0 K: 2 S: 8	H: 1 LOB: 1 BB: 0 P: 8	R: 0 E: 0 K: 0 S: 4	H: 1 LOB: 1 BB: 0 P: 4	R: 1 E: 0 K: 0 S: 5	H: 2 LOB: 1 BB: 0 P: 5	R: 0 E: 0 K: 1 S: 5	H: 1 LOB: 1 BB: 0 P: 7	R: 0 E: 0 K: 0 S: 4	H: 1 LOB: 1 BB: 0 P: 4	R: 1 E: 0 K: 0 S: 5	H: 3 LOB: 1 BB: 0 P: 5	R: 0 E: 0 K: 0 S: 4	H: 1 LOB: 1 BB: 0 P: 4	R: 1 E: 0 K: 0 S: 3	H: 1 LOB: 2 BB: 2 P: 11	1B: 10 2B: 1 3B: 0 HR: 0	SF: 0 SAC: 1 DP: 1 HBP: 1	WP: 0 PB: 0 SB: 2 CS: 1	PA: 43				
PITCHER	IP 8.0	WLS 33	H 9	R 2	ER 2	SO 3	BB 2	IBB 0	HBP 0	BLK 0	WP 0	HR 0	S 37	P 42	ERA 2.25	WHIP 1.250										
Larry Dierker, R ERA: 3.26 Jim Ray, R ERA: 3.52 Fred Gladding, R ERA: 2.5 (1, 1)	1.2	L	8	1	1	0	2	0	0	0	0	0	6	14	5.40	1.800										

Houston Astros @ Montreal Expos
Jarry Park, Montreal, QB
Tue Aug 15 1972, 7:05 PM EDT
Att: 18,840 - Unknown - 70 F

AB 37
R 3
H 11
RBI 3
BB 3
SO 3
LOB 14



Batter	1	2	3	4	5	6	7	8	9	AB	R	H	RBI	BB	SO	LOB	TOP								
Roger Metzger, S OBP: 0.276, SLG: 0.258 (1, 6)	5-3		5-3				F7			4	0	1	0	0	0	0	Houston Astros @ Montreal Expos Jarry Park, Montreal, QB Wed Aug 16 1972, 7:05 PM EDT Att: 13,418 - Cloudy - 65 F								
Cesar Cedeno, R OBP: 0.409, SLG: 0.564 (1, 8)	F7			1B		P6	K			3	1	0	0	1	1	0									
Jimmy Wynn, R OBP: 0.380, SLG: 0.483 (1, 9)	K			1B	SF7	BB	E			2	2	0	0	2	1	0									
Lee May, R OBP: 0.350, SLG: 0.515 (1, 3)		F9			P1		K			4	0	0	0	0	2	3									
Bob Watson, R OBP: 0.374, SLG: 0.445 (1, 7)						CS	E5			4	1	3	2	0	1	0									
Johnny Edwards, L OBP: 0.354, SLG: 0.391 (1, 2)		G3			SF7		E3			3	1	2	2	0	0	1									
Doug Rader, R OBP: 0.302, SLG: 0.424 (1, 5)		5-3			CS					4	0	2	1	0	0	2									
Tommy Helms, R OBP: 0.294, SLG: 0.373 (1, 4)				6-3			F7			4	0	1	0	0	0	2									
Don Wilson, R OBP: 0.100, SLG: 0.082 (1, 1)				1-3			F7			4	0	0	0	0	1	2									
Inning Stats	R: 0 E: 0 K: 1 S: 5	H: 0 LOB: 0 BB: 0 P: 5	R: 0 E: 0 K: 0 S: 4	H: 1 LOB: 1 BB: 0 P: 4	R: 0 E: 0 K: 0 S: 3	H: 0 LOB: 0 BB: 0 P: 3	R: 2 E: 0 K: 0 S: 3	H: 1 LOB: 0 BB: 2 P: 11	R: 0 E: 0 K: 0 S: 4	H: 2 LOB: 2 BB: 0 P: 4	R: 3 E: 2 K: 2 S: 8	H: 3 LOB: 1 BB: 1 P: 12	R: 0 E: 0 K: 2 S: 7	H: 0 LOB: 0 BB: 0 P: 7	R: 0 E: 0 K: 2 S: 7	H: 0 LOB: 1 BB: 0 P: 4	R: 0 E: 0 K: 0 S: 4	H: 2 LOB: 1 BB: 0 P: 4	1B: 7 2B: 2 3B: 0 HR: 0	SF: 1 SAC: 0 DP: 1 HBP: 0	WP: 0 PB: 0 SB: 2 CS: 1	PA: 37			
PITCHER	IP	WLS	BF	H	R	ER	SO	BB	IBB	HBP	BLK	WP	HR	S	P	ERA	WHIP								
Mike Torrez, R ERA: 3.07 (1, 1)	6.0	L	26	7	5	4	2	3	0	0	0	0	0	27	39	6.00	1.667								
Steve Renko, R ERA: 5.95 (7, 1)	2.0		6	0	0	0	4	0	0	0	0	0	0	14	14	0.00	0.000								
Tom Walker, R ERA: 3.25 (9, 1)	1.0		4	2	0	0	0	0	0	0	0	0	0	4	4	0.00	2.000								

AB	32
R	5
H	9
RBI	5
BB	3
SO	6
LOB	10



Batter	1	2	3	4	5	6	7	8	9	AB	R	H	RBI	BB	SO	LOB	BOTTOM								
Ron Hunt, R OBP: 0.353, SLG: 0.291 (1, 4)	4-3		5-3				P5			4	0	0	0	0	1	2	Houston Astros @ Montreal Expos Jarry Park, Montreal, QB Wed Aug 16 1972, 7:05 PM EDT Att: 13,418 - Cloudy - 65 F								
Boots Day, L OBP: 0.289, SLG: 0.260 (1, 9)	P6		K							4	0	1	0	0	1	2									
Ken Singleton, S OBP: 0.347, SLG: 0.376 (1, 7)					4-3		F8			4	0	1	0	0	0	1									
Ron Fairly, L OBP: 0.337, SLG: 0.391 (1, 3)	P3				1-3		F7			4	0	0	0	0	0	2									
Tim McCarver, L OBP: 0.334, SLG: 0.368 (1, 2)		F7			F2					4	0	1	0	0	0	0									
Mike Jorgensen, L OBP: 0.334, SLG: 0.364 (1, 8)		F8				K				4	0	1	0	0	1	0									
Bob Bailey, R OBP: 0.326, SLG: 0.380 (1, 5)						K				4	0	0	0	0	1	2									
Tim Foli, R OBP: 0.278, SLG: 0.274 (1, 6)					P6					2	0	0	0	1	0	0									
Mike Torrez, R OBP: 0.185, SLG: 0.188 (1, 1)										2	0	1	0	0	1	1									
Steve Renko, R OBP: 0.313, SLG: 0.313 (7, 1)										0	0	0	0	0	0	0									
Jim Fairley, L OBP: 0.309, SLG: 0.333 (6, PH)										0	0	0	0	1	0	0									
Tom Walker, R (9, 1)										0	0	0	0	0	0	0									
Inning Stats	R: 0 E: 0 K: 0 S: 4	H: 1 LOB: 1 BB: 0 P: 4	R: 0 E: 0 K: 0 S: 3	H: 0 LOB: 0 BB: 0 P: 3	R: 0 E: 0 K: 1 S: 6	H: 1 LOB: 1 BB: 0 P: 6	R: 0 E: 0 K: 0 S: 3	H: 0 LOB: 0 BB: 0 P: 3	R: 0 E: 0 K: 0 S: 3	H: 0 LOB: 0 BB: 0 P: 3	R: 0 E: 0 K: 0 S: 4	H: 1 LOB: 1 BB: 0 P: 4	R: 0 E: 0 K: 0 S: 3	H: 0 LOB: 0 BB: 0 P: 3	R: 0 E: 0 K: 1 S: 5	H: 0 LOB: 1 BB: 1 P: 9	R: 0 E: 0 K: 0 S: 5	H: 2 LOB: 2 BB: 0 P: 5	1B: 4 2B: 1 3B: 0 HR: 0	SF: 0 SAC: 0 DP: 0 HBP: 0	WP: 1 PB: 0 SB: 0 CS: 0	PA: 34			
PITCHER	IP	WLS	BF	H	R	ER	SO	BB	IBB	HBP	BLK	WP	HR	S	P	ERA	WHIP								
Don Wilson, R ERA: 3.14 (1, 1)	9.0	W	34	5	0	0	5	2	0	0	0	1	0	42	50	0.00	0.778								



Batter	1	2	3	4	5	6	7	8	9	10	11	AB	R	H	RBI	BB	SO	LOB	TOP							
Ralph Garr, L OBP: 0.362, SLG: 0.414 (1, 7)	5-3	1B		5-3		6-3		FC6-2			6-3	6	0	1	2	0	0	7								
Felix Millan, R OBP: 0.295, SLG: 0.309 (1, 4)	6-3	F7			F9		5-3			FC4-6 1B		5	0	1	0	0	0	2								
Jim Breazeale, L OBP: 0.208, SLG: 0.404 (1, 3)	F7				F7		6-3			FC4-6 G4-6-3 1B		5	0	0	0	0	0	1								
Darrell Evans, L OBP: 0.374, SLG: 0.420 (1, 5)		2B BB		F9						G4-6-3 1B		2	1	0	0	3	0	1								
Earl Williams, R OBP: 0.339, SLG: 0.455 (1, 2)		E5 2B FC4-6		5-3		5-3		F9			K	5	0	0	0	0	1	3								
Dusty Baker Jr., R OBP: 0.376, SLG: 0.472 (1, 8)		FC4-6 1B 2B		4-3				F7			6-3	5	1	2	1	0	0	0								
Mike Lum, L OBP: 0.317, SLG: 0.348 (1, 9)		FC4-6 1B IBB		K				F8			F8	4	1	1	0	1	1	1								
Larvell Blanks, R OBP: 0.429, SLG: 0.561 (1, 6)		FC4-6 1B		1B		FC6-4 BB		FC6-2 1B			K	5	0	2	0	0	1	4								
Denny McLain, R OBP: 0.338, SLG: 0.133 (1, 1)		K									K	2	0	1	0	1	1	3								
Sonny Jackson, L OBP: 0.277, SLG: 0.246 (8, PH)												0	0	0	0	1	0	0								
Pat Jarvis, R OBP: 0.192, SLG: 0.238 (8, 1)												1	0	0	0	0	1	0								
Joe Hoerner, R OBP: 0.167, SLG: 0.167 (11, 1)												0	0	0	0	0	0	0								
Cecil Upshaw, R OBP: 0.167, SLG: 0.167 (11, 1)												0	0	0	0	0	0	0								
Inning Stats	R: 0 E: 0 K: 0 S: 3	H: 0 LOB: 0 BB: 0 P: 3	R: 3 E: 1 K: 1 S: 8	H: 2 LOB: 2 BB: 2 P: 16	R: 0 E: 0 K: 0 S: 3	H: 0 LOB: 0 BB: 0 P: 3	R: 0 E: 0 K: 1 S: 7	H: 2 LOB: 2 BB: 0 P: 7	R: 0 E: 0 K: 0 S: 4	H: 1 LOB: 2 BB: 1 P: 8	R: 0 E: 0 K: 0 S: 3	H: 0 LOB: 1 BB: 1 P: 7	R: 0 E: 0 K: 0 S: 4	H: 2 LOB: 1 BB: 1 P: 8	R: 0 E: 0 K: 0 S: 3	H: 1 LOB: 0 BB: 0 P: 3	R: 0 E: 0 K: 1 S: 5	H: 0 LOB: 0 BB: 0 P: 5	R: 0 E: 0 K: 2 S: 7	H: 0 LOB: 0 BB: 0 P: 7	1B: 7 2B: 1 3B: 0 HR: 0	SF: 0 SAC: 0 DP: 2 HBP: 0	WP: 0 PB: 0 SB: 2 CS: 0	PA: 46		
PITCHER	IP ERA	WLS 3.96	BF 35	H 7	R 3	ER 0	SO 2	BB 4	IBB 1	HBP 0	BLK 0	WP 0	HR 0	S 34	P 54	ERA 0.00	WHIP 1.500									
Carl Morton, R ERA: 3.96 (1, 1)																										
Mike Marshall, R ERA: 1.16 (8, 1)	3.2	W	11	1	0	0	3	1	0	0	0	0	0	0	16	20	0.00	0.545								

Atlanta Braves @ Montreal Expos
 Jarry Park, Montreal, QB
 Fri Aug 18 1972, 7:05 PM EDT
 Att: 13,472 - Unknown

AB 40
 R 3
 H 8
 RBI 3
 BB 6
 SO 5
 LOB 22





Batter	1	2	3	4	5	6	7	8	9	10	11	AB	R	H	RBI	BB	SO	LOB	BOTTOM						
Ron Hunt, R OBP: 0.355, SLG: 0.290 (1, 4)	F8		6-3 2B BB					K				1	0	0	0	1	0	0							
Hector Torres, R OBP: 0.185, SLG: 0.230 (3, PR) (4, 4)										1B		3	1	1	0	0	1	0							
Tim Foli, R OBP: 0.279, SLG: 0.274 (1, 6)	4-3				F7			F8				5	0	0	0	0	0	2							
Ken Singleton, S OBP: 0.356, SLG: 0.390 (1, 7)	HR							F9				3	2	2	2	2	0	0							
Ron Fairly, L OBP: 0.338, SLG: 0.400 (1, 3)	F9							4-3				4	0	1	0	0	1	3							
Tim McCarver, L OBP: 0.329, SLG: 0.362 (1, 2)					F8							4	0	0	0	0	0	3							
John Boccabella, R OBP: 0.270, SLG: 0.297 (10, 2)					F7							1	0	1	0	0	0	0							
Mike Jorgensen, L OBP: 0.334, SLG: 0.361 (1, 8)		2B 1B						4-3				4	1	1	0	1	0	1							
Boots Day, L OBP: 0.288, SLG: 0.256 (1, 9)												3	0	0	0	1	0	1							
Clyde Mashore, R OBP: 0.297, SLG: 0.355 (11, PH)	F9											1	0	0	0	0	1	3							
Bob Bailey, R OBP: 0.327, SLG: 0.381 (1, 5)												5	0	2	2	0	1	1							
Carl Morton, R OBP: 0.214, SLG: 0.256 (1, 1)												3	0	0	0	0	0	2							
Mike Marshall, R OBP: 0.200, SLG: 0.111 (8, 1)	F7							6-3				1	0	0	0	0	0	0							
Inning Stats	R: 1 E: 0 K: 0 S: 4	H: 1 LOB: 0 BB: 0 P: 4	R: 1 E: 0 K: 0 S: 5	H: 2 LOB: 1 BB: 0 P: 5	R: 1 E: 0 K: 1 S: 6	H: 1 LOB: 2 BB: 1 P: 10	R: 0 E: 0 K: 0 S: 3	H: 0 LOB: 0 BB: 0 P: 3	R: 0 E: 0 K: 0 S: 4	H: 1 LOB: 1 BB: 0 P: 4	R: 0 E: 0 K: 1 S: 5	H: 0 LOB: 1 BB: 1 P: 9	R: 0 E: 0 K: 0 S: 3	H: 0 LOB: 0 BB: 0 P: 3	R: 0 E: 0 K: 0 S: 4	H: 1 LOB: 1 BB: 0 P: 4	R: 1 E: 0 K: 1 S: 6	H: 2 LOB: 3 BB: 2 P: 14	1B: 5 2B: 2 3B: 0 HR: 1	SF: 0 SAC: 1 DP: 0 HBP: 0	WP: 0 PB: 0 SB: 0 CS: 1	PA: 44			
PITCHER	IP ERA	WLS 5.27	BF 27	H 7	R 3	ER 3	SO 1	BB 2	IBB 0	HBP 0	BLK 1	WP 0	HR 1	S 29	P 37	ERA 3.86	WHIP 1.000								
Denny McLain, R ERA: 5.27 (8, 1)																									
Pat Jarvis, R ERA: 4.03 (8, 1)	3.1	L	15	2	1	1	2	2	1	0	0	0	0	0	14	26	2.70	1.200							
Joe Hoerner, L ERA: 4.2 (11, 1)	0.1		1	0	0	0	1	0	0	0	0	0	0	3	3	0.00	0.000								
Cecil Upshaw, R ERA: 4.5 (11, 1)	0.0		1	1	0	0	0	0	0	0	0	0	0	1	1	∞	∞								

Atlanta Braves @ Montreal Expos
 Jarry Park, Montreal, QB
 Fri Aug 18 1972, 7:05 PM EDT
 Att: 13,472 - Unknown

AB 38
 R 4
 H 8
 RBI 4
 BB 5
 SO 4
 LOB 16



Batter	1	2	3	4	5	6	7	8	9	AB	R	H	RBI	BB	SO	LOB	TOP			
Ralph Garr, L OBP: 0.361, SLG: 0.413 (1, 7)	0-0 6-3		0-0 FC5-4 6-3 1B		0-0 4-3			0-0 4-3		4	0	1	0	0	0	0	Atlanta Braves @ Montreal Expos Jarry Park, Montreal, QB Sat Aug 19 1972, 7:05 PM EDT Att: 20,088 - Unknown			
Felix Milten, R OBP: 0.292, SLG: 0.306 (1, 4)	0-0 6-3		0-0 6-3 1-2		0-0 6-3			0-0 1-3		4	0	0	0	0	0	1				
Hank Aaron, R OBP: 0.393, SLG: 0.496 (1, 3)	0-0 2B		4-0 FC5-4 BB		0-0 F7			0-0 L9		3	0	1	0	1	0	0				
Darrell Evans, L OBP: 0.373, SLG: 0.418 (1, 5)	0-0 G3		0-0 FC5-4 1-2 2-3		0-0 1B			0-0 F7		4	0	1	0	0	0	3				
Dusty Baker Jr., R OBP: 0.377, SLG: 0.471 (1, 8)		0-3 K		0-0 1B		0-0 L7		4-0 BB BB BB		3	0	1	0	1	1	1				
Earl Williams, R OBP: 0.338, SLG: 0.453 (1, 2)	0-0 BB 1B		0-3 K		0-0 4-3			0-3 K		4	0	1	0	0	2	3				
Mike Lum, L OBP: 0.319, SLG: 0.346 (1, 9)	4-0 1-2 BB		0-3 K		0-0 F9			4-0 BB BB		2	0	0	0	2	1	1				
Laryell Blanks, R OBP: 0.413, SLG: 0.523 (1, 6)	0-0 L9		0-0 L8		0-0 6-3			4-0 BB BB		3	0	0	0	1	0	3				
George Stone, L OBP: 0.292, SLG: 0.111 Tom Kelley, R OBP: 0.152, SLG: 0.097 Jim Breazzeale, L OBP: 0.204, SLG: 0.396 (9, PH)	0-0 F7		0-3 K		0-3 K			0-0 F6		1	0	0	0	0	0	2	AB 31 R 0 H 5 RBI 0 BB 5 SO 6 LOB 17 			
Inning Stats	R: 0 E: 0 K: 0 S: 4	H: 1 LOB: 1 BB: 0 P: 4	R: 0 E: 0 K: 1 S: 6	H: 1 LOB: 2 BB: 1 P: 10	R: 0 E: 0 K: 0 S: 3	H: 1 LOB: 1 BB: 1 P: 7	R: 0 E: 0 K: 2 S: 8	H: 1 LOB: 0 BB: 0 P: 8	R: 0 E: 0 K: 1 S: 5	H: 0 LOB: 0 BB: 0 P: 5	R: 0 E: 0 K: 1 S: 4	H: 1 LOB: 1 BB: 0 P: 4	R: 0 E: 0 K: 1 S: 5	H: 0 LOB: 0 BB: 0 P: 5	R: 0 E: 0 K: 0 S: 3	H: 0 LOB: 3 BB: 3 P: 17		1B: 4 2B: 1 3B: 0 HR: 0	SF: 0 SAC: 0 DP: 1 HBP: 0	WP: 0 PB: 0 SB: 0 CS: 0
PITCHER Ernie McAnally, R ERA: 4.2 (1, 1)	IP: 9.0 WLS: W BF: 36 H: 5 R: 0 ER: 0 SO: 6 BB: 5 IBB: 0 HBP: 0 BLK: 0 WP: 0 HR: 0 S: 43 P: 63 ERA: 0.00 WHIP: 1.111																	PITCHER		

Batter	1	2	3	4	5	6	7	8	9	AB	R	H	RBI	BB	SO	LOB	BOTTOM	
Clyde Mashore, R OBP: 0.284, SLG: 0.350 (1, 9)	0-3 K	0-0 L4		0-0 F8		0-0 F6		0-0 1B		5	0	1	1	0	1	0	Atlanta Braves @ Montreal Expos Jarry Park, Montreal, QB Sat Aug 19 1972, 7:05 PM EDT Att: 20,088 - Unknown	
Tim Foli, R OBP: 0.280, SLG: 0.276 (1, 6)	0-0 2B 1B		0-0 6-3	0-0 F6		0-0 SH1-3 1B		0-0 F7		5	1	2	0	0	0	1		
Bob Bailey, R OBP: 0.329, SLG: 0.391 (1, 5)	0-0 2B FC5-2 1B		0-0 HR	0-0 1-3		0-0 SH1-3		0-0 F7		3	1	2	1	0	0	0		
Hal Breeden, R OBP: 0.345, SLG: 0.444 Ron Fairly, L OBP: 0.337, SLG: 0.399 (7, PH)	0-0 FC5-2 HR 2B		0-0 BB BB 1B	0-0 F8		0-0 FC6-5-4-5 1B		0-0 F7		3	1	2	1	0	0	0		
Ken Singleton, S OBP: 0.360, SLG: 0.391 (1, 7)	0-0 FC5-2 HR		4-0 BB BB 1B	4-0 BB BB		0-0 BB BB		0-0 1B		2	1	1	0	2	0	2		
Ron Woods, R OBP: 0.273, SLG: 0.320 Mike Jorgensen, L OBP: 0.333, SLG: 0.359 (7, PH)	0-0 HR		0-0 F8	4-0 BB BB		4-0 BB BB		0-3 K		2	1	1	3	1	0	2		
Terry Humphrey, R OBP: 0.257, SLG: 0.245 (1, 2)	0-0 K		4-0 BB BB	0-0 L8		0-0 L8		0-0 1B		3	1	1	0	1	1	2		
Hector Torres, R OBP: 0.158, SLG: 0.220 (1, 4)		0-0 5-3	0-0 6-3	0-0 F4		0-0 K		0-3 K		4	0	0	0	0	1	4		
Ernie McAnally, R OBP: 0.135, SLG: 0.143 (1, 1)		0-0 1-3		0-0 L8		0-0 4-3		0-0 5-3		4	0	0	0	0	0	1	AB 33 R 6 H 10 RBI 6 BB 4 SO 4 LOB 15 	
Inning Stats	R: 4 E: 0 K: 2 S: 11	H: 4 LOB: 0 BB: 0 P: 11	R: 0 E: 0 K: 0 S: 3	H: 0 LOB: 0 BB: 0 P: 3	R: 1 E: 0 K: 0 S: 5	H: 2 LOB: 2 BB: 2 P: 13	R: 0 E: 0 K: 0 S: 3	H: 0 LOB: 0 BB: 0 P: 3	R: 0 E: 0 K: 0 S: 3	H: 0 LOB: 2 BB: 2 P: 11	R: 0 E: 0 K: 1 S: 7	H: 2 LOB: 2 BB: 0 P: 7	R: 1 E: 0 K: 1 S: 7	H: 2 LOB: 1 BB: 0 P: 7	1B: 7 2B: 1 3B: 0 HR: 2	SF: 0 SAC: 1 DP: 0 HBP: 0		WP: 0 PB: 0 SB: 1 CS: 0
PITCHER George Stone, L ERA: 5.09 Tom Kelley, R ERA: 4.61 (3, 1)	IP: 5.2 WLS: L BF: 25 H: 4 R: 1 ER: 1 SO: 2 BB: 4 IBB: 0 HBP: 0 BLK: 0 WP: 0 HR: 0 S: 25 P: 41 ERA: 1.59 WHIP: 1.412																	PITCHER

Batter	1	2	3	4	5	6	7	8	9	AB	R	H	RBI	BB	SO	LOB	TOP			
Ralph Garr, L OBP: 0.357, SLG: 0.409 (1, 9)	0-0 1-3			0-0 F7		0-0 B3		0-3 K		4	0	0	0	0	1	0	<p>Atlanta Braves @ Montreal Expos</p> <p>Jarry Park, Montreal, QB</p> <p>Sun Aug 20 1972, 3:33 AM EDT</p> <p>Att: 27,172 - Unknown</p> <p>livebaseballscorecards.com</p>			
Darrell Evans, L OBP: 0.374, SLG: 0.417 (1, 5)	0-3 K			4-0 BB BB		0-0 BB 1B		0-0 F9	3	0	1	0	1	1	0					
Hank Aaron, R OBP: 0.392, SLG: 0.492 (1, 3)	0-0 3-1			0-0 F7		4-0 BB		0-0 F7	3	0	0	0	1	0	1					
Dusty Baker Jr., R OBP: 0.379, SLG: 0.469 (1, 8)		0-0 G5-4-3 1B		4-0 BB		0-3 K		0-0 F7	3	0	1	0	1	1	2					
Rico Carty, R OBP: 0.407, SLG: 0.427 (1, 7)		0-0 G5-4-3 1-2		0-0 F8			0-3 K			3	0	0	0	0	1	3				
Earl Williams, R OBP: 0.336, SLG: 0.450 (1, 2)		0-0 5-3			0-3 K		0-0 F9			3	0	0	0	0	1	0				
Felix Millan, R OBP: 0.290, SLG: 0.304 (1, 4)			0-3 K		0-0 L4		0-0 F8			3	0	0	0	0	1	0				
Marty Perez, R OBP: 0.262, SLG: 0.254 (1, 6)			0-0 F7		0-0 6-3			0-0 F4	3	0	0	0	0	0	0	0				
Ron Schueler, R OBP: 0.214, SLG: 0.220 (1, 1)			0-0 4-3			0-3 K		0-0 6-3	3	0	0	0	0	1	0					
Inning Stats	R: 0 E: 0 K: 1 S: 5	H: 0 LOB: 0 BB: 0 P: 5	R: 0 E: 0 K: 0 S: 3	H: 1 LOB: 0 BB: 0 P: 3	R: 0 E: 0 K: 1 S: 5	H: 0 LOB: 0 BB: 0 P: 5	R: 0 E: 0 K: 0 S: 3	H: 0 LOB: 2 BB: 2 P: 11	R: 0 E: 0 K: 1 S: 5	H: 0 LOB: 0 BB: 0 P: 5	R: 0 E: 0 K: 1 S: 5	H: 0 LOB: 0 BB: 0 P: 5	R: 0 E: 0 K: 1 S: 3	H: 0 LOB: 0 BB: 0 P: 3	R: 0 E: 0 K: 0 S: 3	H: 0 LOB: 0 BB: 0 P: 3	1B: 2 2B: 0 3B: 0 HR: 0	SF: 0 SAC: 0 DP: 1 HBP: 0	WP: 0 PB: 0 SB: 0 CS: 0	PA: 31
PITCHER Bill Stoneman, R ERA: 2.98 (1, 1)	IP: 9.0 WLS: W BF: 31 H: 2 R: 0 ER: 0 SO: 7 BB: 3 IBB: 0 HBP: 0 BLK: 0 WP: 0 HR: 0 S: 42 P: 54 ERA: 0.00 WHIP: 0.556															PITCHER				

Batter	1	2	3	4	5	6	7	8	9	AB	R	H	RBI	BB	SO	LOB	BOTTOM			
Tim McCarver, L OBP: 0.328, SLG: 0.360 (1, 2)	0-3 K		0-0 4-3			0-0 4-3		0-0 1B 1-2 1B		4	0	1	0	0	1	0	<p>Atlanta Braves @ Montreal Expos</p> <p>Jarry Park, Montreal, QB</p> <p>Sun Aug 20 1972, 3:33 AM EDT</p> <p>Att: 27,172 - Unknown</p> <p>livebaseballscorecards.com</p>			
Tim Foli, R OBP: 0.280, SLG: 0.276 (1, 6)	0-0 5-3		0-3 K			0-0 5-3		0-0 1-3 2-H 1B		4	0	1	1	0	1	0				
Ken Singleton, S OBP: 0.360, SLG: 0.390 (1, 7)	0-0 BB 1B		0-3 K			0-0 3-1				3	0	1	0	0	1	0				
Ron Fairly, L OBP: 0.337, SLG: 0.398 (1, 3)	0-0 BB 1-2 1B			0-3 K		0-0 4-3				3	0	1	0	0	1	0				
Mike Jorgensen, L OBP: 0.333, SLG: 0.357 (1, 8)	4-0 BB			0-0 F7		0-0 4-3				2	0	0	0	1	0	0				
Boots Day, L OBP: 0.285, SLG: 0.254 (1, 9)	0-3 K			0-0 F8		0-0 3-1				3	0	0	0	0	1	3				
Bob Bailey, R OBP: 0.327, SLG: 0.388 (1, 5)		0-0 6-3			0-0 F8			0-0 6-3		3	0	0	0	0	0	0				
Hector Torres, R OBP: 0.173, SLG: 0.217 (1, 4)		0-0 5-3			4-0 CS BB		1-0 1B 1B HBP			1	1	0	0	1	0	0				
Bill Stoneman, R OBP: 0.133, SLG: 0.103 (1, 1)		0-3 K			0-3 K 1-2		0-0 B3			3	0	0	0	0	2	2				
Inning Stats	R: 0 E: 0 K: 2 S: 9	H: 2 LOB: 3 BB: 1 P: 13	R: 0 E: 0 K: 1 S: 5	H: 0 LOB: 0 BB: 0 P: 5	R: 0 E: 0 K: 2 S: 7	H: 0 LOB: 0 BB: 0 P: 7	R: 0 E: 0 K: 1 S: 5	H: 0 LOB: 0 BB: 0 P: 5	R: 0 E: 0 K: 1 S: 4	H: 0 LOB: 1 BB: 1 P: 8	R: 0 E: 0 K: 0 S: 3	H: 0 LOB: 0 BB: 0 P: 3	R: 0 E: 0 K: 0 S: 3	H: 0 LOB: 0 BB: 0 P: 3	R: 1 E: 0 K: 0 S: 4	H: 2 LOB: 2 BB: 0 P: 5	1B: 4 2B: 0 3B: 0 HR: 0	SF: 0 SAC: 0 DP: 0 HBP: 1	WP: 0 PB: 0 SB: 0 CS: 1	PA: 29
PITCHER Ron Schueler, R ERA: 4.08 (1, 1)	IP: 8.0 WLS: L BF: 29 H: 4 R: 1 ER: 1 SO: 7 BB: 2 IBB: 0 HBP: 1 BLK: 0 WP: 0 HR: 0 S: 40 P: 49 ERA: 1.12 WHIP: 0.750															PITCHER				

Batter	1	2	3	4	5	6	7	8	9	AB	R	H	RBI	BB	SO	LOB	TOP				
Pete Rose, S OBP: 0.376, SLG: 0.395 (1, 7)																	3 0 0 0 1 0 0				
Joe Morgan, L OBP: 0.417, SLG: 0.441 (1, 4)																	4 1 1 1 0 0 2				
Bobby Tolan, L OBP: 0.342, SLG: 0.400 (1, 8)																	4 0 0 0 0 0 0				
Tony Perez, R OBP: 0.361, SLG: 0.524 (1, 3)																	4 1 1 0 0 1 0				
Denis Menke, R OBP: 0.321, SLG: 0.344 (1, 5)																	4 0 2 1 0 1 0				
Cesar Geronimo, L OBP: 0.330, SLG: 0.421 (1, 9)																	4 1 0 0 0 0 2				
Darrel Chaney, S OBP: 0.355, SLG: 0.328 (1, 6)																	3 1 1 0 1 0 0				
Bill Plummer, R OBP: 0.226, SLG: 0.224 (1, 2)																	3 0 1 2 1 1 2				
Jim McGlothlin, R OBP: 0.231, SLG: 0.257 (1, 1)																	4 0 0 0 0 2 2				
Inning Stats	R: 1 E: 0 K: 1 S: 6	H: 1 LOB: 0 BB: 0 P: 6	R: 0 E: 0 K: 0 S: 3	H: 0 LOB: 0 BB: 0 P: 3	R: 0 E: 0 K: 1 S: 5	H: 0 LOB: 0 BB: 0 P: 5	R: 0 E: 0 K: 0 S: 3	H: 0 LOB: 0 BB: 0 P: 3	R: 2 E: 0 K: 1 S: 8	H: 3 LOB: 2 BB: 1 P: 12	R: 1 E: 0 K: 0 S: 5	H: 2 LOB: 0 BB: 0 P: 9	R: 0 E: 0 K: 0 S: 3	H: 0 LOB: 0 BB: 0 P: 3	R: 0 E: 0 K: 1 S: 5	H: 0 LOB: 1 BB: 1 P: 9	1B: 4 2B: 1 3B: 0 HR: 1	SF: 0 SAC: 0 DP: 0 HBP: 0	WP: 0 PB: 1 SB: 0 CS: 0	PA: 36	
PITCHER	IP	WLS	BF	H	R	ER	SO	BB	IBB	HBP	BLK	WP	HR	S	P	ERA	WHIP				
Mike Torrez, R ERA: 3.09 (1, 1)	8.0	L	32	6	4	3	4	2	0	0	0	0	1	38	46	3.38	1.000				
John Strohmayr, R ERA: 3.32 (9, 1)	1.0		4	0	0	0	1	1	0	0	0	0	0	5	9	0.00	1.000				

Cincinnati Reds @ Montreal Expos
Jarry Park, Montreal, QB
Mon Aug 21 1972, 7:05 PM EDT
Att: 21,080 - Unknown

AB	33
R	4
H	6
RBI	4
BB	3
SO	5
LOB	8



Batter	1	2	3	4	5	6	7	8	9	AB	R	H	RBI	BB	SO	LOB	BOTTOM					
Tim McCarver, L OBP: 0.333, SLG: 0.366 (1, 2)																	4 0 3 0 0 0 1					
Tim Foli, R OBP: 0.280, SLG: 0.276 (1, 6)																	3 0 1 0 0 0 1					
Ken Singleton, S OBP: 0.356, SLG: 0.386 (1, 7)																	4 0 0 0 0 0 4					
Ron Fairly, L OBP: 0.333, SLG: 0.393 (1, 3)																	4 0 0 0 0 0 1					
Mike Jorgensen, L OBP: 0.335, SLG: 0.369 (1, 8)																	4 1 2 1 0 0 0					
Bob Bailey, R OBP: 0.324, SLG: 0.384 (1, 5)																	4 0 0 0 0 1 1					
Boots Day, L OBP: 0.284, SLG: 0.253 (1, 9)																	4 0 1 0 0 0 1					
Hector Torres, R OBP: 0.180, SLG: 0.223 (1, 4)																	2 0 1 0 0 0 1					
Jim Faires, L OBP: 0.296, SLG: 0.319 (7, PH)																	1 0 0 0 0 0 1					
Ron Hunt, R OBP: 0.355, SLG: 0.290 (8, 4)																	0 0 0 0 0 0 0					
Mike Torrez, R OBP: 0.179, SLG: 0.182 (1, 1)																	2 0 0 0 0 1 1					
Hal Breeden, R OBP: 0.333, SLG: 0.429 (8, PH)																	1 0 0 0 0 0 0					
John Strohmayr, R ERA: 3.72 (9, 1)																	0 0 0 0 0 0 0					
Inning Stats	R: 0 E: 0 K: 0 S: 4	H: 1 LOB: 1 BB: 0 P: 4	R: 0 E: 0 K: 0 S: 4	H: 1 LOB: 1 BB: 0 P: 4	R: 0 E: 0 K: 0 S: 4	H: 2 LOB: 1 BB: 0 P: 4	R: 0 E: 0 K: 1 S: 5	H: 0 LOB: 0 BB: 0 P: 5	R: 0 E: 0 K: 1 S: 6	H: 1 LOB: 1 BB: 0 P: 6	R: 0 E: 0 K: 0 S: 3	H: 0 LOB: 0 BB: 0 P: 3	R: 0 E: 0 K: 0 S: 4	H: 1 LOB: 1 BB: 0 P: 4	R: 0 E: 0 K: 0 S: 4	H: 1 LOB: 0 BB: 0 P: 4	R: 1 E: 0 K: 0 S: 4	H: 1 LOB: 0 BB: 0 P: 4	1B: 7 2B: 1 3B: 0 HR: 1	SF: 0 SAC: 1 DP: 1 HBP: 0	WP: 0 PB: 0 SB: 0 CS: 0	PA: 34
PITCHER	IP	WLS	BF	H	R	ER	SO	BB	IBB	HBP	BLK	WP	HR	S	P	ERA	WHIP					
Jim McGlothlin, R ERA: 3.72 (1, 1)	9.0	W	34	8	1	1	2	0	0	0	0	0	1	38	38	1.00	0.889					

Cincinnati Reds @ Montreal Expos
Jarry Park, Montreal, QB
Mon Aug 21 1972, 7:05 PM EDT
Att: 21,080 - Unknown

AB	33
R	1
H	8
RBI	1
BB	0
SO	2
LOB	12



Batter	1	2	3	4	5	6	7	8	9	AB	R	H	RBI	BB	SO	LOB	TOP								
Pete Rose, S OBP: 0.378, SLG: 0.404 (1, 7)										5	2	3	1	0	1	1	Cincinnati Reds @ Montreal Expos Jarry Park, Montreal, QB Tue Aug 22 1972, 7:05 PM EDT Att: 19,712 - Unknown								
Joe Morgan, L OBP: 0.414, SLG: 0.437 (1, 4)										4	1	0	0	0	0	3									
Bobby Tolan, L OBP: 0.341, SLG: 0.398 (1, 8)										4	0	1	0	0	0	1									
Johnny Bench, R OBP: 0.379, SLG: 0.538 (8, 3)										2	1	1	2	2	0	2									
Tony Perez, R OBP: 0.364, SLG: 0.529 Cesar Geronimo, L OBP: 0.330, SLG: 0.421 (8, PR) (8, 9)										4	0	3	1	0	0	0									
Denis Menke, R OBP: 0.320, SLG: 0.343 (1, 5)										4	0	1	0	0	1	4									
Darrel Chaney, S OBP: 0.346, SLG: 0.319 (1, 6)										4	0	0	0	0	2	2									
Bill Plummer, R OBP: 0.246, SLG: 0.302 (1, 2)										4	1	2	1	0	1	0									
Ross Grimsley, L OBP: 0.122, SLG: 0.104 Pedro Borbon, R OBP: 0.133, SLG: 0.071 (7, 1)										2	0	0	0	0	1	0									
Inning Stats	R: 2 E: 0 K: 0 S: 5	H: 2 LOB: 0 BB: 0 P: 5	R: 0 E: 0 K: 0 S: 3	H: 0 LOB: 0 BB: 0 P: 3	R: 0 E: 0 K: 1 S: 5	H: 1 LOB: 0 BB: 0 P: 5	R: 0 E: 0 K: 0 S: 3	H: 1 LOB: 1 BB: 1 P: 7	R: 0 E: 0 K: 1 S: 5	H: 0 LOB: 0 BB: 0 P: 5	R: 2 E: 1 K: 1 S: 9	H: 4 LOB: 2 BB: 0 P: 9	R: 0 E: 0 K: 0 S: 4	H: 1 LOB: 1 BB: 0 P: 4	R: 0 E: 0 K: 1 S: 5	H: 1 LOB: 2 BB: 1 P: 9	R: 1 E: 0 K: 3 S: 10	H: 1 LOB: 0 BB: 0 P: 10	1B: 7 2B: 1 3B: 0 HR: 3	SF: 0 SAC: 1 DP: 3 HBP: 0	WP: 0 PB: 0 SB: 0 CS: 2	PA: 37			
PITCHER	IP	WLS	BF	H	R	ER	SO	BB	IBB	HBP	BLK	WP	HR	S	P	ERA	WHIP								
Carl Morton, R ERA: 3.97 Mike Marshall, R ERA: 1.24	(1, 1) (8, 1)	7.0 2.0	L 8	29 2	9 2	4 1	3 1	3 4	1 0	0 0	0 0	0 0	1 1	15 19	38 19	3.86 4.50	1.429 1.500								

AB	34
R	5
H	11
RBI	5
BB	2
SO	7
LOB	13



Batter	1	2	3	4	5	6	7	8	9	AB	R	H	RBI	BB	SO	LOB	BOTTOM								
Clyde Mashore, R OBP: 0.279, SLG: 0.344 Tim McCarver, L OBP: 0.335, SLG: 0.368 (8, PH) (9, 7)										3	0	0	0	0	0	1	Cincinnati Reds @ Montreal Expos Jarry Park, Montreal, QB Tue Aug 22 1972, 7:05 PM EDT Att: 19,712 - Unknown								
Tim Foli, R OBP: 0.280, SLG: 0.276 (1, 6)										4	0	1	0	0	0	2									
Bob Bailey, R OBP: 0.321, SLG: 0.380 (1, 5)										4	0	0	0	0	0	2									
Hal Breeden, R OBP: 0.324, SLG: 0.500 (1, 3)										4	1	1	1	0	1	2									
Ken Singleton, S OBP: 0.355, SLG: 0.387 (9, 9)										4	1	1	0	0	0	0									
Ron Woods, R OBP: 0.284, SLG: 0.351 (1, 8)										4	1	3	2	0	0	0									
Terry Humphrey, R OBP: 0.225, SLG: 0.242 Jim Fairey, L OBP: 0.293, SLG: 0.316 Ron Hunt, R OBP: 0.354, SLG: 0.289 (7, PH) (8, 4)										2	0	0	0	0	0	1									
Hector Torres, R OBP: 0.176, SLG: 0.219 Boots Day, L OBP: 0.283, SLG: 0.253 John Boccabella, R OBP: 0.270, SLG: 0.297 (7, PH) (8, 2)										2	0	0	0	0	0	1									
Carl Morton, R OBP: 0.227, SLG: 0.268 Mike Jorgensen, L OBP: 0.334, SLG: 0.368 Mike Marshall, R OBP: 0.200, SLG: 0.111 (7, PH) (8, 1)										1	0	0	0	0	0	0									
Inning Stats	R: 0 E: 0 K: 0 S: 4	H: 1 LOB: 1 BB: 0 P: 4	R: 0 E: 0 K: 0 S: 3	H: 0 LOB: 0 BB: 0 P: 3	R: 0 E: 0 K: 1 S: 5	H: 0 LOB: 0 BB: 0 P: 5	R: 0 E: 0 K: 1 S: 6	H: 1 LOB: 1 BB: 0 P: 6	R: 0 E: 0 K: 0 S: 3	H: 0 LOB: 0 BB: 0 P: 3	R: 3 E: 0 K: 2 S: 10	H: 3 LOB: 0 BB: 0 P: 10	R: 0 E: 0 K: 0 S: 4	H: 1 LOB: 1 BB: 0 P: 4	R: 0 E: 0 K: 0 S: 3	H: 1 LOB: 0 BB: 0 P: 3	1B: 5 2B: 1 3B: 0 HR: 2	SF: 0 SAC: 0 DP: 1 HBP: 0	WP: 0 PB: 0 SB: 0 CS: 0	PA: 34					
PITCHER	IP	WLS	BF	H	R	ER	SO	BB	IBB	HBP	BLK	WP	HR	S	P	ERA	WHIP								
Ross Grimsley, L ERA: 2.67 Pedro Borbon, R ERA: 3.03	(1, 1) (7, 1)	6.0 3.0	S 10	24 2	6 0	3 0	2 2	0 0	0 0	0 0	0 0	0 0	0 14	28 14	4.50 0.00	1.000 0.667									

AB	34
R	3
H	8
RBI	3
BB	0
SO	4
LOB	11



Batter	1	2	3	4	5	6	7	8	9	AB	R	H	RBI	BB	SO	LOB	TOP			
Pete Rose, S OBP: 0.375, SLG: 0.400 (1, 7)										4	0	0	0	0	1	0	Cincinnati Reds @ Montreal Expos Jarry Park, Montreal, QB Wed Aug 23 1972, 7:05 PM EDT Att: 13,804 - Unknown			
Joe Morgan, L OBP: 0.415, SLG: 0.437 Darrel Chaney, S OBP: 0.346, SLG: 0.319 (8, 4)										4	0	2	0	0	1	0				
Johnny Bench, R OBP: 0.380, SLG: 0.536 (1, 9)										3	0	1	0	1	1	1				
Tony Perez, R OBP: 0.361, SLG: 0.523 (1, 3)										4	0	0	0	0	2	4				
George Foster, R OBP: 0.241, SLG: 0.299 (1, 8)										4	0	0	0	0	3	1				
Julian Javier, R OBP: 0.265, SLG: 0.316 (1, 5)										4	0	1	0	0	0	1				
Dave Concepcion, R OBP: 0.288, SLG: 0.269 (1, 6)										3	0	0	0	0	1	1				
Bill Plummer, R OBP: 0.233, SLG: 0.286 (1, 2)										3	0	0	0	0	2	1				
Wayne Simpson, R OBP: 0.077, SLG: 0.103 Ed Sprague, R (3, 1)										1	0	0	0	0	1	0				
Inning Stats	R: 0 E: 0 K: 1 S: 6	H: 1 LOB: 1 BB: 0 P: 6	R: 0 E: 0 K: 3 S: 10	H: 1 LOB: 1 BB: 0 P: 10	R: 0 E: 0 K: 2 S: 8	H: 1 LOB: 2 BB: 1 P: 12	R: 0 E: 0 K: 1 S: 5	H: 0 LOB: 0 BB: 0 P: 5	R: 0 E: 0 K: 1 S: 6	H: 1 LOB: 1 BB: 0 P: 6	R: 0 E: 0 K: 1 S: 5	H: 0 LOB: 0 BB: 0 P: 5	R: 0 E: 0 K: 2 S: 7	H: 0 LOB: 0 BB: 0 P: 7	R: 0 E: 1 K: 1 S: 6	H: 0 LOB: 1 BB: 0 P: 6	1B: 4 2B: 0 3B: 0 HR: 0	SF: 0 SAC: 0 DP: 0 HBP: 0	WP: 1 PB: 0 SB: 1 CS: 0	PA: 33
PITCHER Balor Moore, L ERA: 4.08 (1, 1)	IP: 9.0 WLS: W BF: 33 H: 4 R: 0 ER: 0 SO: 13 BB: 1 IBB: 0 HBP: 0 BLK: 0 WP: 1 HR: 0 S: 58 P: 62 ERA: 0.00 WHIP: 0.556															PITCHER				

Batter	1	2	3	4	5	6	7	8	9	AB	R	H	RBI	BB	SO	LOB	BOTTOM			
Tim McCarver, L OBP: 0.336, SLG: 0.368 (1, 2)										5	0	2	1	0	1	3	Cincinnati Reds @ Montreal Expos Jarry Park, Montreal, QB Wed Aug 23 1972, 7:05 PM EDT Att: 13,804 - Unknown			
Tim Lincecum, R OBP: 0.277, SLG: 0.272 (1, 6)										5	0	0	0	0	1	5				
Ken Singleton, S OBP: 0.363, SLG: 0.399 (1, 7)										2	3	2	1	2	0	0				
Ron Fairly, L OBP: 0.334, SLG: 0.391 (1, 3)										4	2	1	0	0	0	3				
Mike Jorgensen, L OBP: 0.335, SLG: 0.366 (1, 8)										4	3	1	0	1	0	2				
Ron Woods, R OBP: 0.295, SLG: 0.399 (1, 9)										4	2	3	6	0	0	1				
Bob Bailey, R OBP: 0.324, SLG: 0.381 (1, 5)										4	0	2	0	1	1	2				
Hector Torres, R OBP: 0.187, SLG: 0.228 (1, 4)										5	1	2	1	0	0	3				
Balor Moore, L OBP: 0.176, SLG: 0.182 (1, 1)										4	0	1	0	0	1	3				
Inning Stats	R: 1 E: 0 K: 0 S: 4	H: 1 LOB: 0 BB: 0 P: 4	R: 2 E: 0 K: 0 S: 7	H: 4 LOB: 2 BB: 0 P: 7	R: 4 E: 1 K: 2 S: 11	H: 4 LOB: 2 BB: 2 P: 19	R: 0 E: 0 K: 0 S: 3	H: 0 LOB: 1 BB: 1 P: 7	R: 0 E: 0 K: 0 S: 6	H: 3 LOB: 0 BB: 0 P: 7	R: 0 E: 0 K: 1 S: 6	H: 1 LOB: 2 BB: 0 P: 7	R: 0 E: 0 K: 1 S: 6	H: 1 LOB: 1 BB: 0 P: 6	R: 0 E: 0 K: 1 S: 6	H: 1 LOB: 1 BB: 0 P: 6	1B: 11 2B: 0 3B: 0 HR: 3	SF: 0 SAC: 1 DP: 1 HBP: 2	WP: 1 PB: 0 SB: 1 CS: 2	PA: 44
PITCHER Wayne Simpson, R ERA: 4.04 (1, 1) Ed Sprague, R ERA: 3.79 (3, 1)	IP: 2.0 WLS: L BF: 15 H: 7 R: 7 ER: 7 SO: 7 BB: 2 IBB: 0 HBP: 0 BLK: 0 WP: 0 HR: 2 S: 13 P: 21 ERA: 31.50 WHIP: 4.500															PITCHER				

Batter	1	2	3	4	5	6	7	8	9	AB	R	H	RBI	BB	SO	LOB	TOP								
Pete Rose, S OBP: 0.376, SLG: 0.399 (1, 7)	F7		F7			4-3			G3-6-3 BB	4	0	1	0	1	0	0									
Joe Morgan, L OBP: 0.415, SLG: 0.436 (1, 4)	P3				FC4-6 1B	K			G3-6-3 BB	4	1	1	0	1	1	1									
Bobby Tolan, L OBP: 0.342, SLG: 0.398 (1, 8)	G3		CS						G3-6-3	5	2	2	1	0	0	2									
Johnny Bench, R OBP: 0.384, SLG: 0.543 (1, 5)									F7	2	1	1	1	3	0	1									
Joe Haque, L OBP: 0.338, SLG: 0.396 Tony Perez, R OBP: 0.359, SLG: 0.521 (5, PH) (5, 3)	K				E4 FC6-4 1B	K				2	1	0	1	0	1	1									
Cesar Geronimo, L OBP: 0.328, SLG: 0.414 (1, 9)	4-3				SF9 1B					2	1	0	0	0	1	2									
Darrel Chaney, S OBP: 0.362, SLG: 0.328 (1, 6)										3	0	0	0	1	0	3									
Bill Plummer, R OBP: 0.219, SLG: 0.271 (1, 2)	FC6-4				SF9 1B				G6-4-3 1B	2	0	2	1	2	0	0									
Jack Billingham, R OBP: 0.088, SLG: 0.055 (1, 1)	FC6-4				SF9 1B				G6-4-3	3	0	0	1	0	0	4									
Inning Stats	R: 0 E: 0 K: 0 S: 3	H: 0 LOB: 0 BB: 0 P: 3	R: 1 E: 0 K: 1 S: 6	H: 1 LOB: 1 BB: 1 P: 10	R: 0 E: 0 K: 0 S: 3	H: 1 LOB: 0 BB: 0 P: 3	R: 2 E: 2 K: 0 S: 5	H: 1 LOB: 2 BB: 2 P: 13	R: 3 E: 1 K: 0 S: 6	H: 3 LOB: 2 BB: 2 P: 14	R: 0 E: 0 K: 1 S: 5	H: 0 LOB: 0 BB: 0 P: 5	R: 0 E: 0 K: 1 S: 5	H: 0 LOB: 1 BB: 1 P: 9	R: 0 E: 0 K: 0 S: 3	H: 1 LOB: 0 BB: 0 P: 3	R: 0 E: 0 K: 0 S: 2	H: 0 LOB: 1 BB: 2 P: 10	1B: 6 2B: 0 3B: 0 HR: 1	SF: 1 SAC: 0 DP: 2 HBP: 0	WP: 0 PB: 0 SB: 2 CS: 1	PA: 41			
PITCHER	IP	WLS	BF	H	R	ER	SO	BB	IBB	HBP	BLK	WP	HR	S	P	ERA	WHIP								
Ernie McAnally, R ERA: 4.27 (1, 1)	4.1	L	21	5	5	3	1	2	1	0	0	0	1	20	32	6.23	1.615								
Joe Gilbert, L ERA: 8.53 (5, 1)	0.0		1	0	0	0	0	0	1	0	0	0	0	0	4	∞	∞								
John Strohmayr, R ERA: 3.29 (6, 1)	0.2		4	1	1	1	0	1	0	0	0	0	0	3	7	13.50	3.000								
Steve Renko, R ERA: 5.74 (9, 1)	3.0		10	1	0	0	2	1	0	0	0	0	0	13	17	0.00	0.667								
Tom Walker, R ERA: 3.19 (9, 1)	1.0		4	0	0	0	0	2	0	0	0	0	0	2	10	0.00	2.000								

Cincinnati Reds @ Montreal Expos
Jarry Park, Montreal, QB
Thu Aug 24 1972, 3:33 AM EDT
Att: 14,241 - Unknown

AB	31
R	6
H	7
RBI	5
BB	8
SO	3
LOB	16

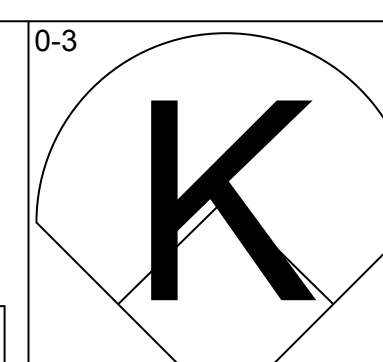
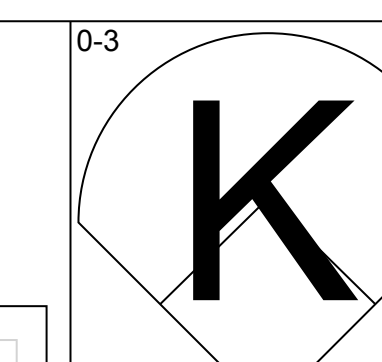
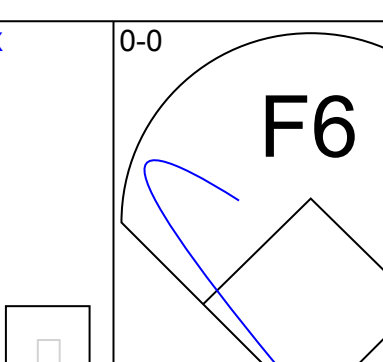
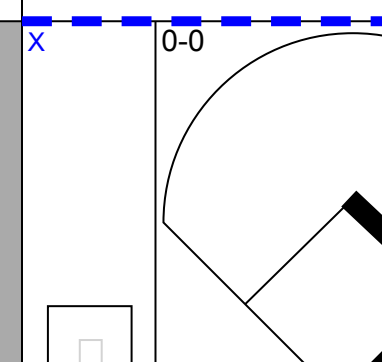
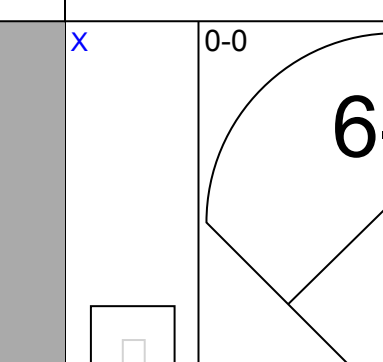
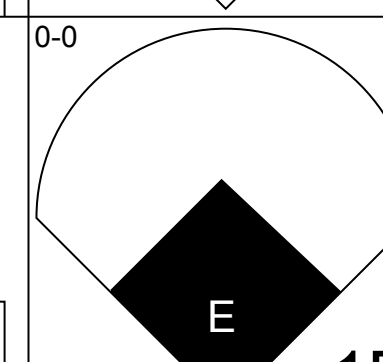
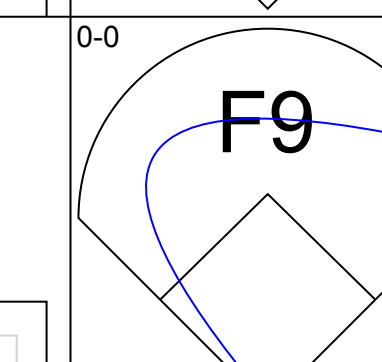
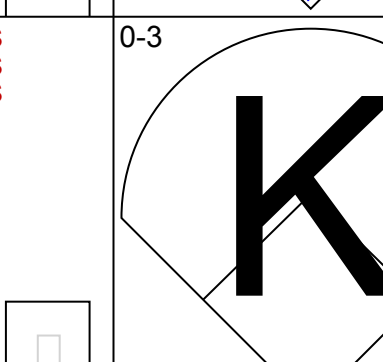
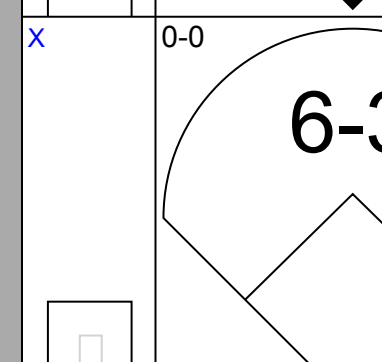
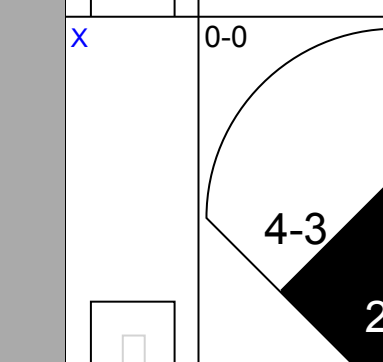
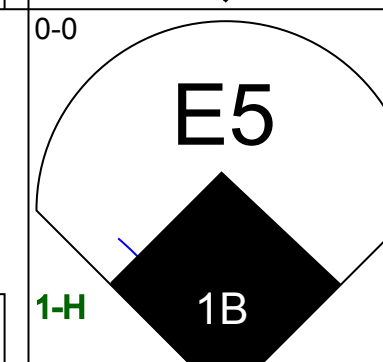
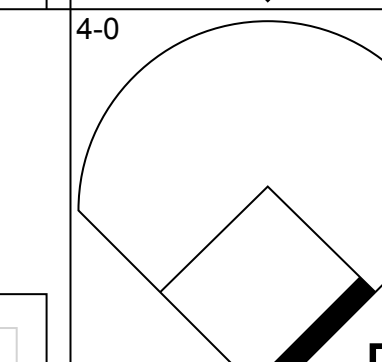
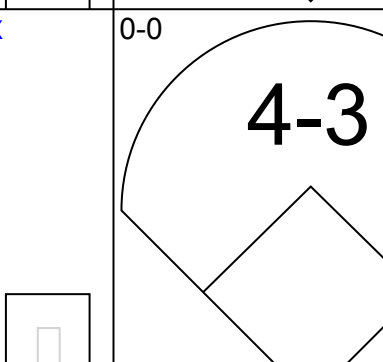
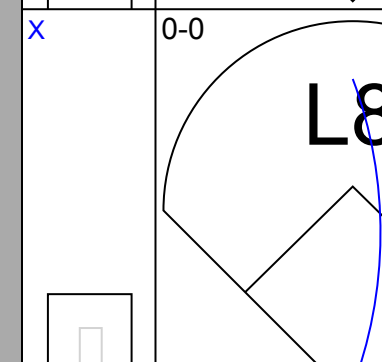
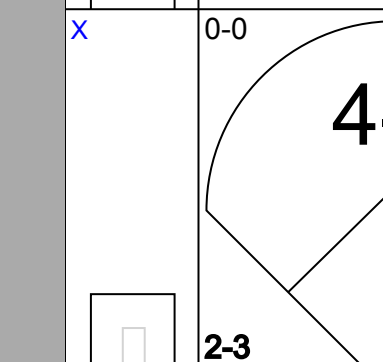
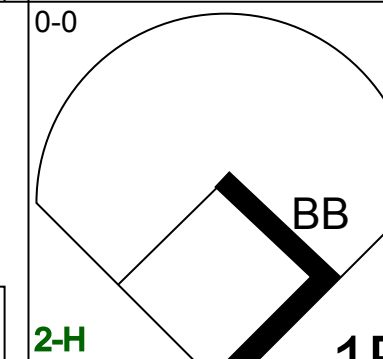
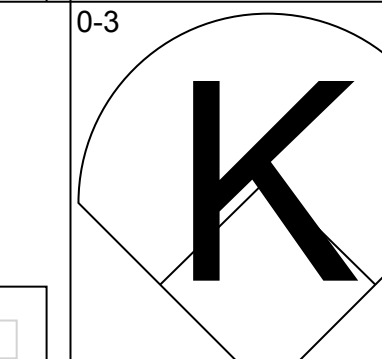

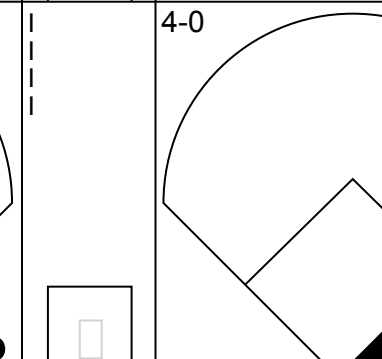
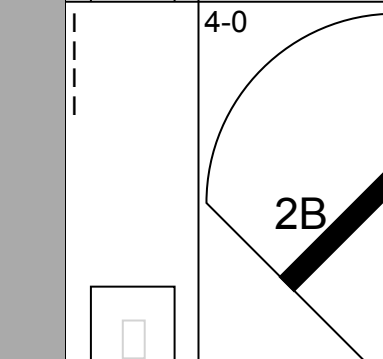
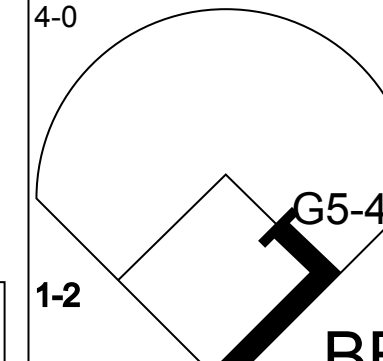
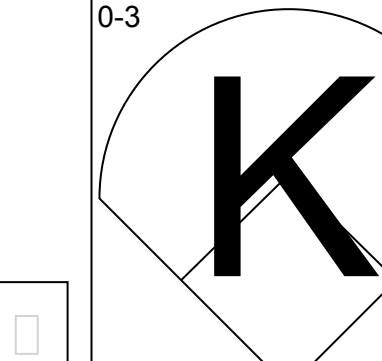
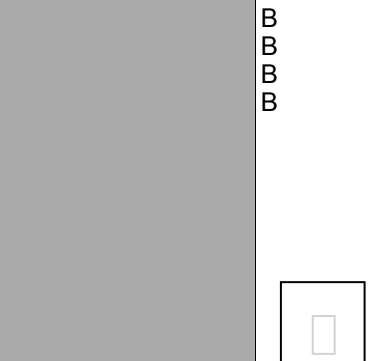
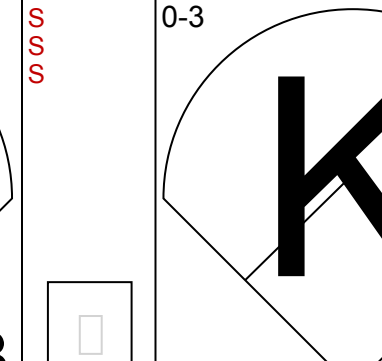
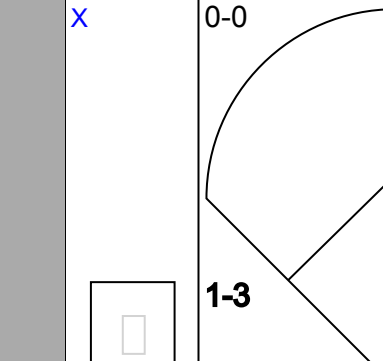
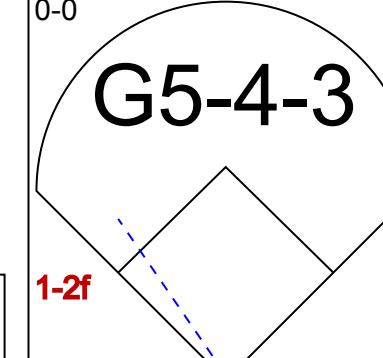
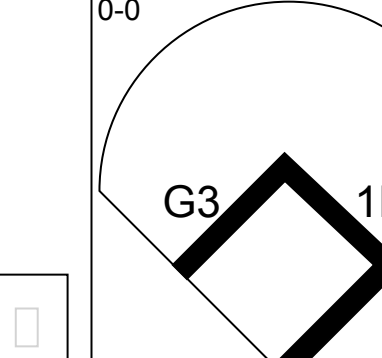
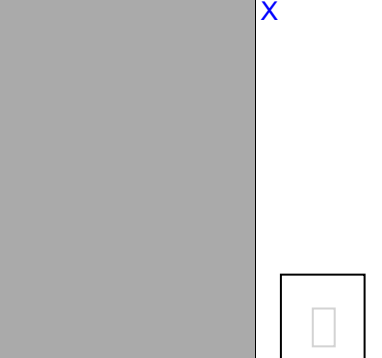

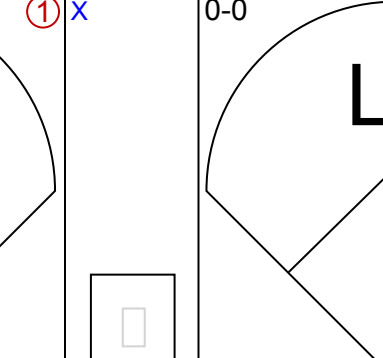
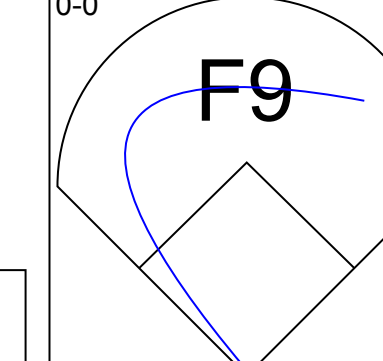
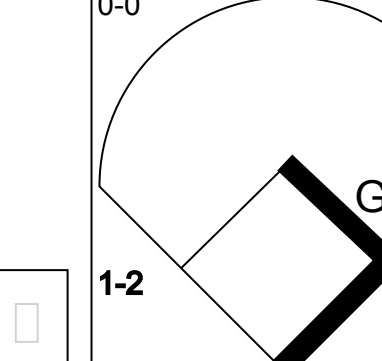
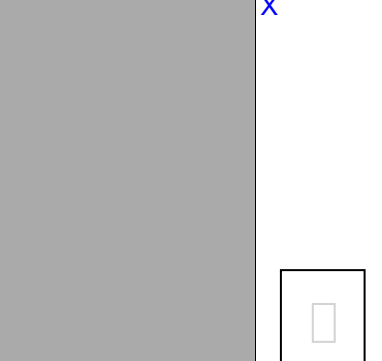

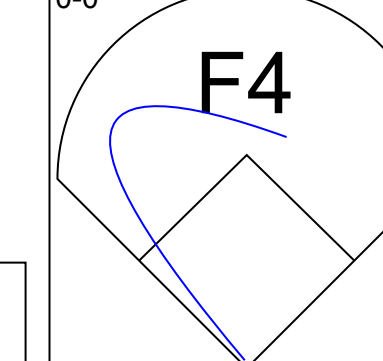
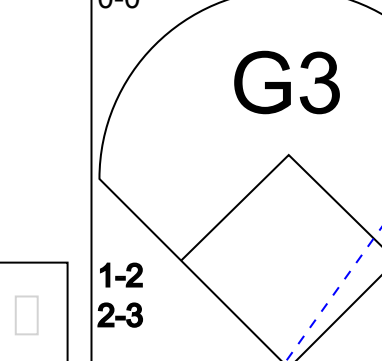


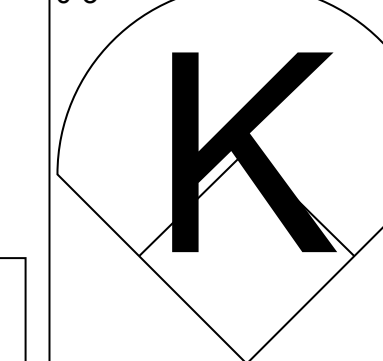
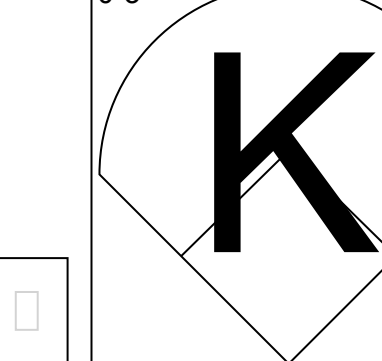




Batter	1	2	3	4	5	6	7	8	9	AB	R	H	RBI	BB	SO	LOB	BOTTOM								
Tim McCarver, L OBP: 0.338, SLG: 0.370 (1, 2)	1-4-3 SH5-4 1B		4-3			F7			G6-4-3 1B	4	0	2	0	0	0	0									
Tim Foli, R OBP: 0.276, SLG: 0.272 Ron Hunt, R OBP: 0.352, SLG: 0.288 (6, 4)	SH5-4		6-3			6-3			G6-4-3	1	0	0	0	0	0	0									
Ken Singleton, S OBP: 0.362, SLG: 0.396 (1, 7)	1-4-3					4-3			L3	3	0	0	0	1	0	1									
Ron Fairly, L OBP: 0.331, SLG: 0.387 (1, 3)	6-3					1-3			3-1	4	0	0	0	0	0	2									
Mike Jorgensen, L OBP: 0.337, SLG: 0.372 (1, 8)						4-3				4	0	2	0	0	0	0									
Ron Woods, R OBP: 0.294, SLG: 0.395 (1, 9)						4-3			1B	4	0	1	0	0	0	2									
Bob Bailey, R OBP: 0.324, SLG: 0.381 (1, 5)						G6-4-3 1B			P6	3	0	1	0	0	2	1									
Hector Torres, R OBP: 0.191, SLG: 0.223 (6, 6)						1B				2	0	0	0	1	0	3									
Ernie McAnally, R OBP: 0.129, SLG: 0.139 Joe Gilbert, R ERA: 8.53 John Strohmayr, R ERA: 3.29 Jim Fairley, L OBP: 0.296, SLG: 0.319 Steve Renko, R ERA: 5.74 Boots Day, L OBP: 0.203, SLG: 0.252 Tom Walker, R ERA: 3.19 (1, 1) (5, 1) (5, 1) (5, PH) (6, 1) (6, PH) (9, 1)						6-3			F7	1	0	0	0	0	0	0									
Inning Stats	R: 0 E: 0 K: 0 S: 4	H: 1 LOB: 1 BB: 0 P: 4	R: 0 E: 0 K: 1 S: 6	H: 1 LOB: 0 BB: 0 P: 6	R: 0 E: 0 K: 0 S: 3	H: 0 LOB: 0 BB: 0 P: 3	R: 0 E: 0 K: 0 S: 3	H: 0 LOB: 0 BB: 0 P: 3	R: 0 E: 0 K: 0 S: 4	H: 2 LOB: 1 BB: 0 P: 4	R: 0 E: 0 K: 0 S: 3	H: 0 LOB: 1 BB: 1 P: 7	R: 0 E: 0 K: 1 S: 5	H: 0 LOB: 0 BB: 0 P: 5	R: 0 E: 0 K: 0 S: 3	H: 1 LOB: 1 BB: 1 P: 7	R: 0 E: 0 K: 0 S: 4	H: 1 LOB: 1 BB: 0 P: 4	1B: 5 2B: 1 3B: 0 HR: 0	SF: 0 SAC: 1 DP: 2 HBP: 0	WP: 0 PB: 0 SB: 0 CS: 0	PA: 33			
PITCHER	IP	WLS	BF	H	R	ER	SO	BB	IBB	HBP	BLK	WP	HR	S	P	ERA	WHIP								
Jack Billingham, R ERA: 3.04 (1, 1)	9.0	W	33	6	0	0	2	2	0	0	0	0	0	35	43	0.00	0.889								

Cincinnati Reds @ Montreal Expos
Jarry Park, Montreal, QB
Thu Aug 24 1972, 3:33 AM EDT
Att: 14,241 - Unknown

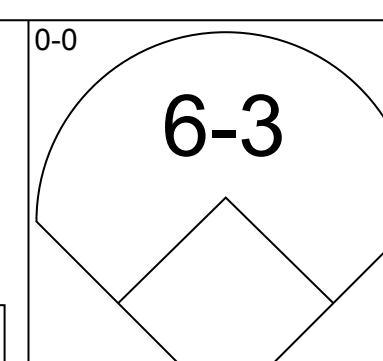
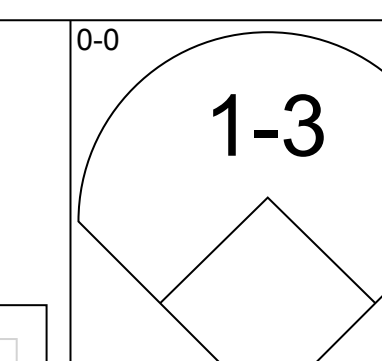
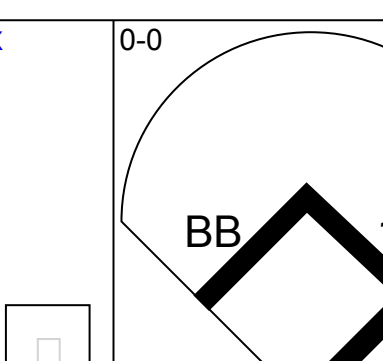
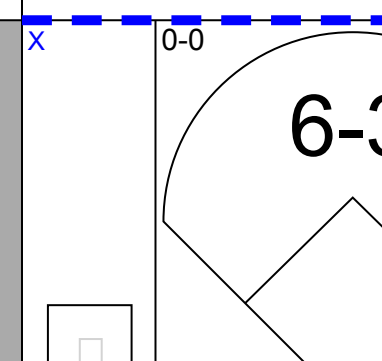
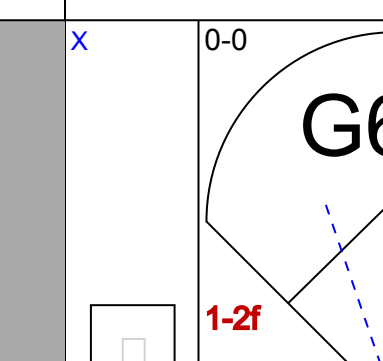
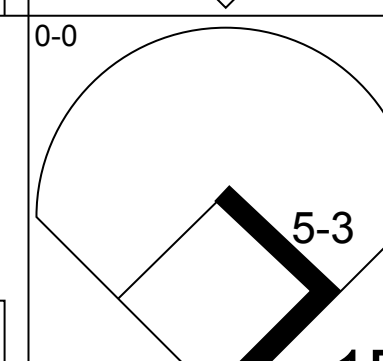
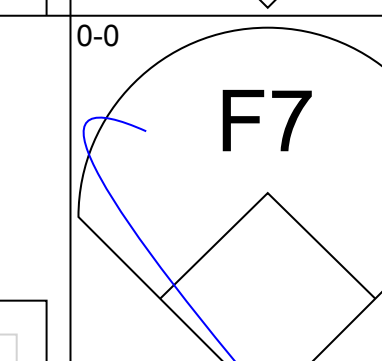
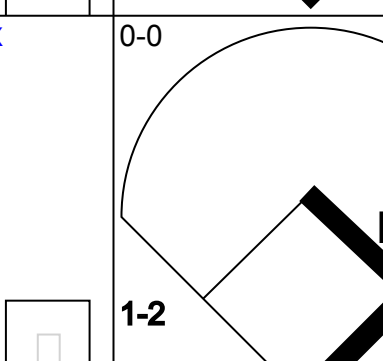
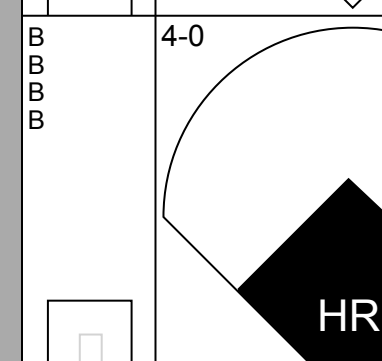
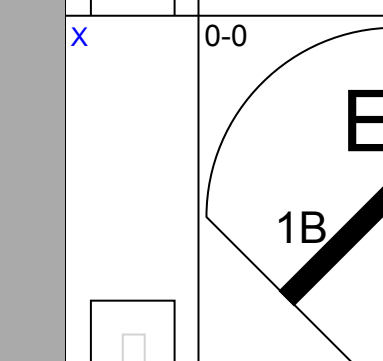
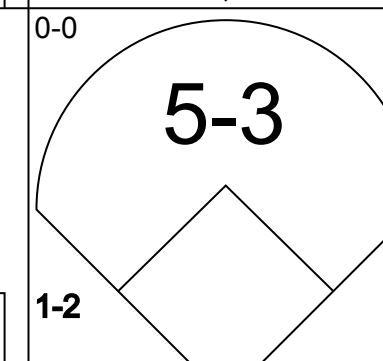
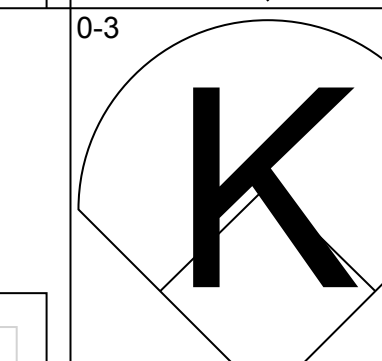
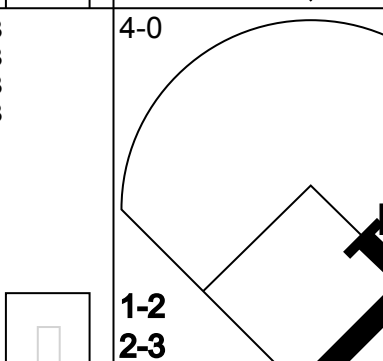
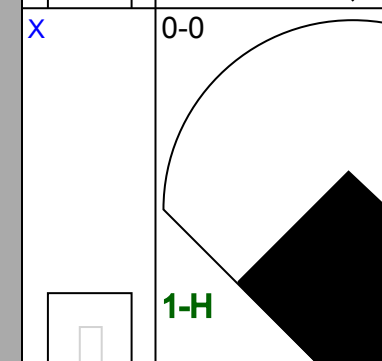
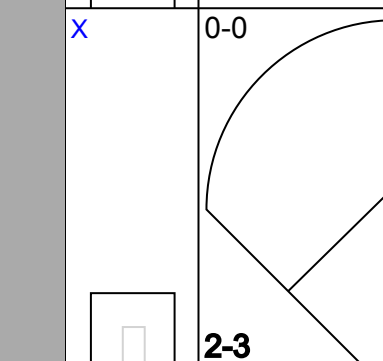
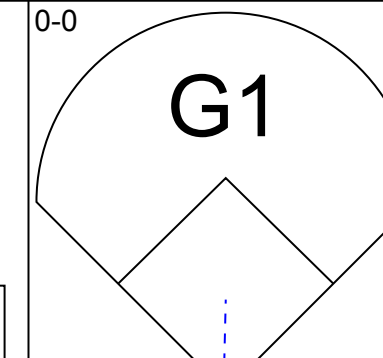
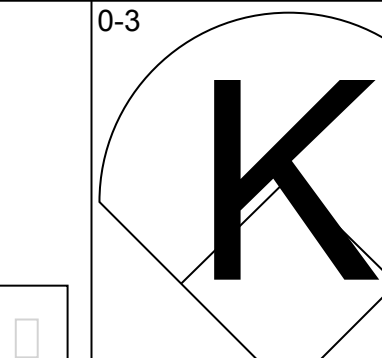
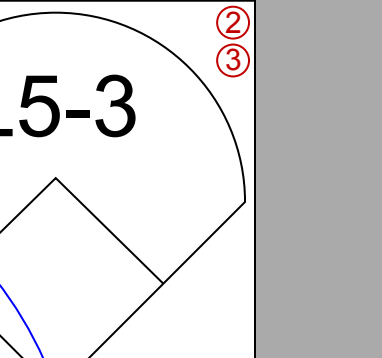
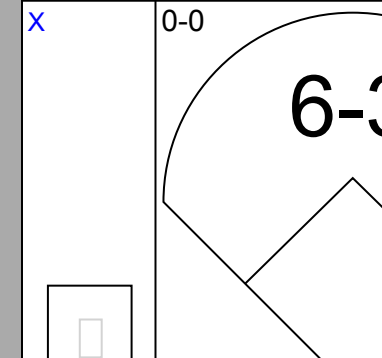
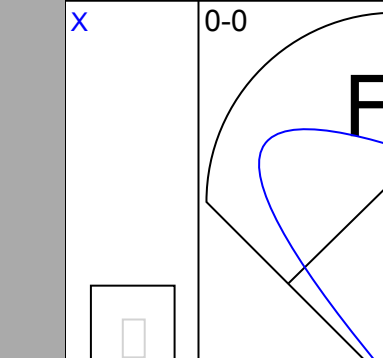
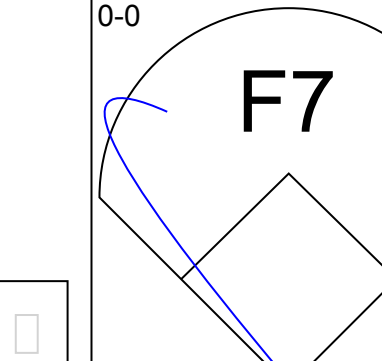
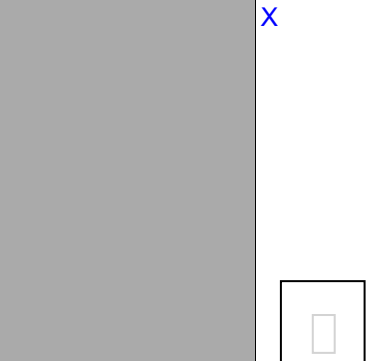
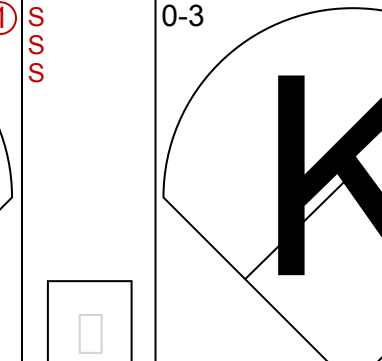
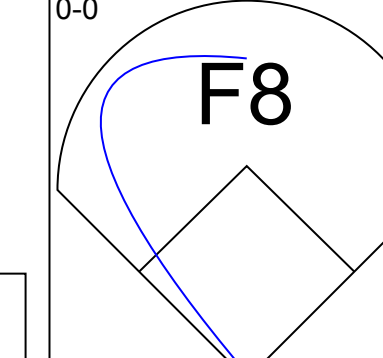
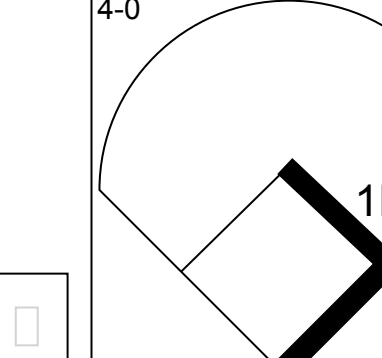


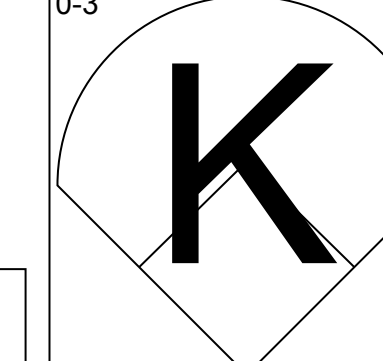
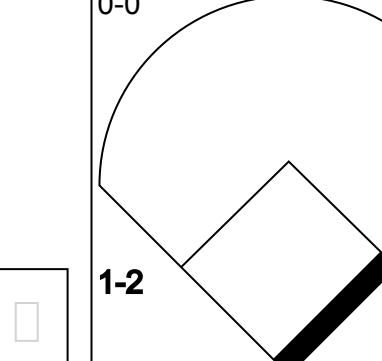
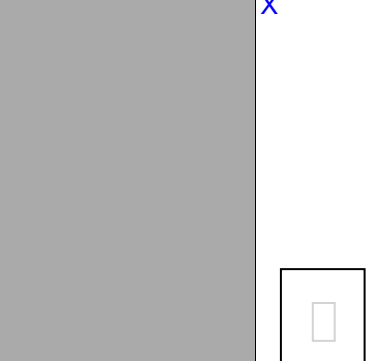

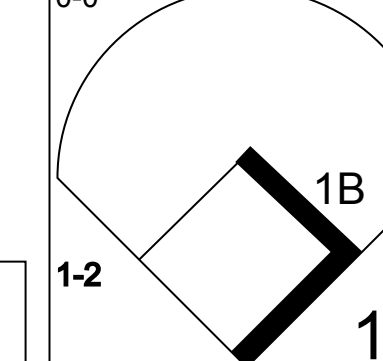
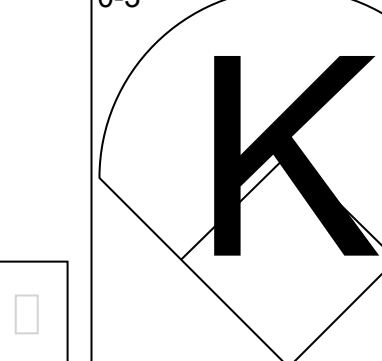




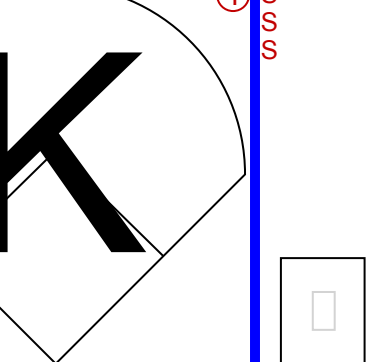
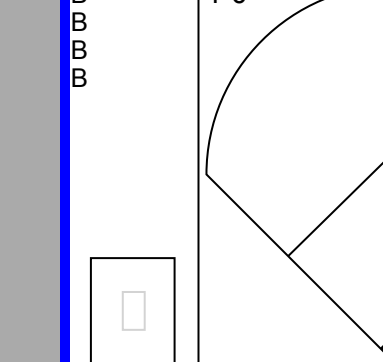
AB	30
R	0
H	6
RBI	0
BB	2
SO	2
LOB	13



Batter	1	2	3	4	5	6	7	8	9	AB R H RBI BB SO LOB	TOP										
Bob Bailey, R (1, 5) OBP: 0.323, SLG: 0.381										5 0 1 0 0 2 0	Montreal Expos @ Houston Astros Astrodome, Houston, TX Fri Aug 25 1972, 8:05 PM EDT Att: 15,126 - Unknown										
Tim McCarver, L (1, 2) OBP: 0.337, SLG: 0.368 John Boccabella, R (7, 2) OBP: 0.274, SLG: 0.306										4 1 1 0 0 1 1 1 1 1 0 0 0 0											
Ken Singleton, S (1, 7) OBP: 0.360, SLG: 0.391										4 1 0 0 1 0 2											
Ron Fairly, L (1, 9) OBP: 0.337, SLG: 0.398										3 1 2 2 2 1 1											
Ron Woods, R (1, 8) OBP: 0.298, SLG: 0.390 Mike Marshall, R (7, 1) OBP: 0.238, SLG: 0.211										2 0 0 0 2 2 2 1 0 1 1 0 0 0											
Hal Breenen, R (1, 3) OBP: 0.351, SLG: 0.514 Boots Day, L (6, PR) OBP: 0.281, SLG: 0.250										3 0 2 0 0 0 2 2 0 0 0 0 0 2											
Tim Foli, R (1, 6) OBP: 0.276, SLG: 0.272										4 0 1 0 0 0 2											
Hector Torres, R (1, 4) OBP: 0.193, SLG: 0.224										4 0 1 0 0 1 4											
Bill Stoneman, R (1, 1) OBP: 0.127, SLG: 0.098 Clyde Mashore, R (7, 9) OBP: 0.278, SLG: 0.341										3 0 0 0 0 3 4 1 0 0 0 0 1 1											
Inning Stats	R: 2 E: 1 K: 1 S: 7	H: 2 LOB: 1 BB: 1 P: 11	R: 0 E: 0 K: 1 S: 5	H: 0 LOB: 0 BB: 0 P: 5	R: 0 E: 0 K: 2 S: 9	H: 2 LOB: 2 BB: 1 P: 9	R: 0 E: 0 K: 1 S: 5	H: 0 LOB: 0 BB: 0 P: 5	R: 1 E: 0 K: 2 S: 9	H: 2 LOB: 2 BB: 1 P: 13		R: 0 E: 0 K: 1 S: 6	H: 1 LOB: 2 BB: 1 P: 10	R: 0 E: 0 K: 1 S: 6	H: 1 LOB: 1 BB: 0 P: 6	R: 1 E: 0 K: 0 S: 5	H: 2 LOB: 2 BB: 1 P: 9	1B: 6 2B: 3 3B: 0 HR: 1	SF: 0 SAC: 0 DP: 1 HBP: 0	WP: 0 PB: 0 SB: 0 CS: 0	PA: 42
PITCHER	IP WLS BF H R ER SO BB IBB HBP BLK WP HR S P ERA WHIP	6.0 27 6 3 1 9 3 0 0 0 0 1 42 54 1.50 1.500	2.2 L 14 4 1 1 2 0 2 0 0 0 0 0 16 24 3.38 1.500	0.1 1 0 0 0 0 0 0 0 0 0 0 0 1 1 0.00 0.000																	

AB	37
R	4
H	10
RBI	3
BB	5
SO	11
LOB	21



Batter	1	2	3	4	5	6	7	8	9	AB R H RBI BB SO LOB	BOTTOM											
Roger Metzger, S (1, 6) OBP: 0.278, SLG: 0.254										5 0 1 0 0 0 1	Montreal Expos @ Houston Astros Astrodome, Houston, TX Fri Aug 25 1972, 8:05 PM EDT Att: 15,126 - Unknown											
Cesar Cedeno, R (1, 8) OBP: 0.403, SLG: 0.575										4 1 3 0 1 0 0												
Jimmy Wynn, R (1, 9) OBP: 0.381, SLG: 0.480										4 1 2 2 1 1 1												
Lee May, R (1, 3) OBP: 0.345, SLG: 0.513										5 0 0 0 0 1 6												
Bob Watson, R (1, 7) OBP: 0.378, SLG: 0.450										4 0 1 0 0 1 0												
Johnny Edwards, L (1, 2) OBP: 0.350, SLG: 0.380										2 1 0 0 2 1 1												
Doug Rader, R (1, 5) OBP: 0.304, SLG: 0.425										4 0 1 0 0 1 2												
Tommy Helms, R (1, 4) OBP: 0.299, SLG: 0.375										4 0 2 1 0 1 2												
Don Wilson, R (1, 1) OBP: 0.111, SLG: 0.094 Norm Miller, L (6, PH) OBP: 0.314, SLG: 0.376 Jim Ray, R (7, 1) OBP: 0.071, SLG: 0.071 Dave Roberts, L (9, 1) OBP: 0.262, SLG: 0.344 Jimmy Stewart, S (9, PH) OBP: 0.237, SLG: 0.292										2 0 1 0 0 1 0 1 0 0 0 0 1 1 0 0 0 0 0 0 0 0 0 0 0 0 0 0 0 0 0 0 0 1 0												
Inning Stats	R: 0 E: 0 K: 0 S: 4	H: 1 LOB: 1 BB: 0 P: 4	R: 0 E: 0 K: 1 S: 7	H: 3 LOB: 2 BB: 0 P: 7	R: 0 E: 0 K: 1 S: 5	H: 0 LOB: 0 BB: 0 P: 5	R: 0 E: 0 K: 2 S: 8	H: 1 LOB: 2 BB: 1 P: 12	R: 0 E: 0 K: 1 S: 6	H: 2 LOB: 2 BB: 1 P: 10		R: 1 E: 0 K: 1 S: 6	H: 1 LOB: 1 BB: 1 P: 10	R: 2 E: 0 K: 1 S: 6	H: 1 LOB: 0 BB: 1 P: 10	R: 0 E: 0 K: 1 S: 5	H: 0 LOB: 0 BB: 0 P: 5	R: 0 E: 1 K: 0 S: 4	H: 2 LOB: 2 BB: 1 P: 8	1B: 10 2B: 1 3B: 0 HR: 1	SF: 0 SAC: 0 DP: 2 HBP: 0	WP: 0 PB: 0 SB: 0 CS: 0
PITCHER	IP WLS BF H R ER SO BB IBB HBP BLK WP HR S P ERA WHIP	6.0 27 8 1 1 6 3 0 0 0 0 0 1 36 48 6.00 1.833	3.0 W 13 3 2 2 2 2 0 0 0 0 0 1 15 23 6.00 1.667																			

AB	35
R	3
H	11
RBI	3
BB	5
SO	8
LOB	14



Batter	1	2	3	4	5	6	7	8	9	AB	R	H	RBI	BB	SO	LOB	TOP								
Clyde Mashore, R (1, 9) OBP: 0.273, SLG: 0.335 Boots Day, L (7, PH) OBP: 0.282, SLG: 0.252 (7, 9)	0-3 K		0-0 F3		0-0 F3		0-0 6-3 1B		0-0 F7	3	0	0	0	0	1	2									
Tim Foli, R (1, 6) OBP: 0.277, SLG: 0.271	4-0 S BB		0-0 2H 1B		0-0 L9		0-0 6-3 1-2		0-0 F9	4	0	1	1	1	0	1									
Bob Bailey, R (1, 5) OBP: 0.326, SLG: 0.384	0-0 F8 1-2		0-0 5-3		0-0 BB 1B		0-0 1B 2B 1B		0-0 1B	5	1	3	1	0	0	2									
Hal Breedren, R (1, 3) OBP: 0.325, SLG: 0.474 Ron Fairly, L (7, PH) OBP: 0.340, SLG: 0.402 (7, 3)	0-0 6-3		0-0 6-3		0-0 6-3		0-0 F4 1-3 1B		0-0 1B	3	0	0	0	0	0	2									
Ken Singleton, S (1, 7) OBP: 0.358, SLG: 0.389		0-0 6-3		0-0 6-3		0-0 BB 1B		0-0 5-3	5	1	1	0	0	1	4										
Ron Woods, R (1, 8) OBP: 0.297, SLG: 0.383	0-3 K		0-0 F3		0-0 1-2 2-3 BB		0-0 1-3			3	1	0	0	1	1	0									
Terry Humphrey, R (1, 2) John Boccabella, R (8, 2) OBP: 0.274, SLG: 0.306	0-0 4-3		0-0 1-6-3		0-0 1H 2H 3H 2B		0-0 SH3 1B			4	0	2	3	0	0	0									
Hector Torres, R (1, 4) OBP: 0.197, SLG: 0.227			0-0 F9		0-0 SH3-4 1B		0-0 F9		0-0 SH3	3	0	1	0	0	0	1									
Mike Torrez, R (1, 1) OBP: 0.188, SLG: 0.206 Jim Fahey, L (8, PH) OBP: 0.287, SLG: 0.309 Mike Marshall, R (8, 1) OBP: 0.238, SLG: 0.211			0-0 1B 2B		0-0 SH3-4 1-2		0-0 F6		0-3 K	2	1	1	0	0	0	0									
Inning Stats	R: 0 E: 0 K: 1 S: 5	H: 0 LOB: 1 BB: 1 P: 9	R: 0 E: 0 K: 1 S: 5	H: 0 LOB: 0 BB: 0 P: 5	R: 1 E: 0 K: 0 S: 5	H: 2 LOB: 1 BB: 0 P: 5	R: 0 E: 0 K: 0 S: 3	H: 0 LOB: 0 BB: 0 P: 3	R: 0 E: 0 K: 0 S: 4	H: 1 LOB: 1 BB: 0 P: 4	R: 3 E: 0 K: 0 S: 6	H: 3 LOB: 1 BB: 1 P: 10	R: 1 E: 0 K: 0 S: 6	H: 3 LOB: 0 BB: 0 P: 6	R: 0 E: 0 K: 1 S: 6	H: 1 LOB: 1 BB: 0 P: 6	R: 0 E: 0 K: 1 S: 7	H: 2 LOB: 2 BB: 0 P: 7	1B: 10 2B: 2 3B: 0 HR: 0	SF: 0 SAC: 2 DP: 0 HBP: 0	WP: 0 PB: 0 SB: 1 CS: 0	PA: 41			
PITCHER	IP	WLS	BF	H	R	ER	SO	BB	IBB	HBP	BLK	WP	HR	S	P	ERA	WHIP								
Jerry Reuss, L (1, 1) ERA: 4.21	6.0		26	6	4	4	2	2	0	0	0	0	0	28	36	6.00	1.333								
Tom Griffin, R (7, 1) ERA: 2.99	2.2		14	6	1	1	1	0	0	0	0	0	0	16	16	3.38	2.250								
Fred Gladding, R (9, 1) ERA: 2.31	0.1	W	1	0	0	0	1	0	0	0	0	0	0	3	3	0.00	0.000								

Montreal Expos @ Houston Astros
Astrodome, Houston, TX
Sat Aug 26 1972, 8:05 PM EDT
Att: 15,015 - Unknown

AB	37
R	5
H	12
RBI	5
BB	2
SO	4
LOB	13



Batter	1	2	3	4	5	6	7	8	9	AB	R	H	RBI	BB	SO	LOB	BOTTOM								
Roger Metzger, S (1, 6) OBP: 0.281, SLG: 0.258	0-0 G6-4-3 1B		0-0 FC5-4 2H 1B		0-0 6-3		0-0 F8		0-0 WP 2B 1B	5	1	3	1	0	0	0									
Cesar Cedeno, R (1, 8) OBP: 0.403, SLG: 0.583	0-0 G6-4-3 1-2		0-0 FC5-4 1-2		0-0 5-3		0-0 HR		0-0 1H 2H 2B	5	1	2	3	0	0	2									
Jimmy Wynn, R (1, 9) OBP: 0.384, SLG: 0.479	4-0 BB WP BB		4-0 S 1B BB		0-0 F6		4-0 CS BB			1	2	0	0	3	0	0									
Lee May, R (1, 3) OBP: 0.346, SLG: 0.512	4-0 WP BB BB		0-0 F7 1-2		0-0 G6-3 1B		0-0 F9			3	0	1	0	1	0	2									
Johnny Edwards, L (1, 2) OBP: 0.352, SLG: 0.378	4-0 WP BB		4-0 1B BB		0-0 G6-3 1-2		0-0 F7			3	0	0	0	2	0	2									
Doug Rader, R (1, 5) OBP: 0.305, SLG: 0.425	0-3 K		0-0 L7		0-0 SH5-3 1B		0-0 G4-6-3 1B			4	0	2	0	0	1	4									
Jesus Alou, R (1, 7) OBP: 0.369, SLG: 0.364 Fred Gladding, L (9, 1)		0-0 L4		0-0 1-2 2H 1B		0-0 SH5-3 1-2		0-0 G4-6-3 1-2	3	0	1	1	0	0	1	0									
Tommy Helms, R (1, 4) OBP: 0.301, SLG: 0.374 Bobby Fenwick, R (9, PR) OBP: 0.220, SLG: 0.234		0-0 1-3 1B		0-0 K		0-0 F3		4-0 FC3-6 BB	3	1	1	0	1	1	3	0									
Jerry Reuss, L (1, 1) OBP: 0.158, SLG: 0.148 Bob Watson, R (6, PH) OBP: 0.378, SLG: 0.449 Tom Griffin, R (7, 1) OBP: 0.261, SLG: 0.522 Norm Miller, L (9, 7) OBP: 0.311, SLG: 0.372		0-0 1-3		0-0 1-2		0-0 K		0-0 FC3-6 WP 1B 2B	2	0	0	0	0	1	1	1									
Inning Stats	R: 1 E: 0 K: 1 S: 5	H: 1 LOB: 2 BB: 3 P: 17	R: 1 E: 0 K: 0 S: 5	H: 2 LOB: 1 BB: 0 P: 5	R: 1 E: 0 K: 1 S: 6	H: 1 LOB: 2 BB: 2 P: 14	R: 0 E: 0 K: 1 S: 5	H: 0 LOB: 0 BB: 0 P: 5	R: 0 E: 0 K: 0 S: 3	H: 1 LOB: 1 BB: 0 P: 3	R: 0 E: 0 K: 0 S: 4	H: 1 LOB: 1 BB: 0 P: 4	R: 1 E: 0 K: 0 S: 3	H: 1 LOB: 0 BB: 1 P: 7	R: 0 E: 0 K: 0 S: 3	H: 1 LOB: 0 BB: 0 P: 3	R: 2 E: 0 K: 0 S: 3	H: 2 LOB: 2 BB: 1 P: 7	1B: 8 2B: 1 3B: 0 HR: 1	SF: 0 SAC: 1 DP: 3 HBP: 0	WP: 2 PB: 0 SB: 1 CS: 1	PA: 39			
PITCHER	IP	WLS	BF	H	R	ER	SO	BB	IBB	HBP	BLK	WP	HR	S	P	ERA	WHIP								
Mike Torrez, R (1, 1) ERA: 3.16	7.0		32	7	4	4	3	6	0	0	0	0	0	31	55	5.14	1.857								
Mike Marshall, R (8, 1) ERA: 1.99	1.1	L	7	3	2	2	0	1	0	0	0	1	0	6	10	13.50	3.000								

Montreal Expos @ Houston Astros
Astrodome, Houston, TX
Sat Aug 26 1972, 8:05 PM EDT
Att: 15,015 - Unknown

AB	31
R	6
H	10
RBI	5
BB	7
SO	3
LOB	17

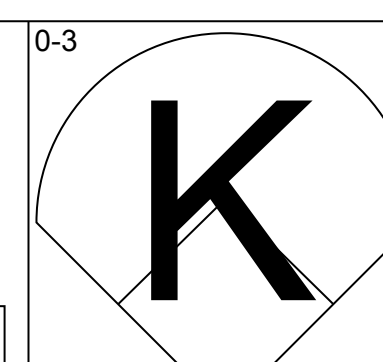
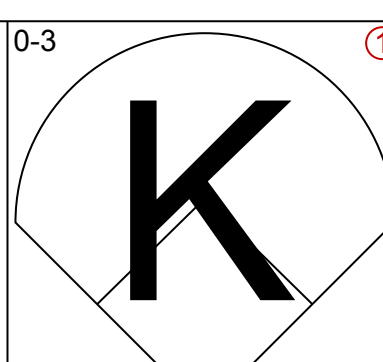
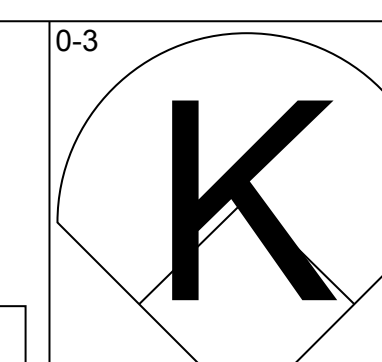
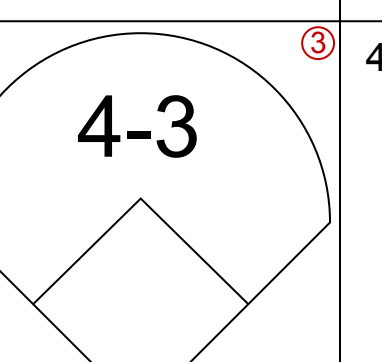
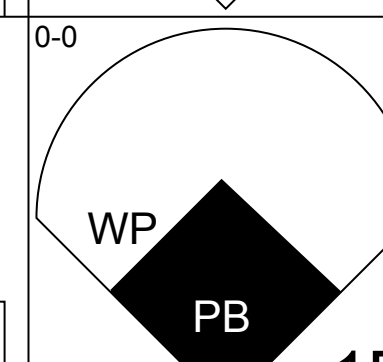
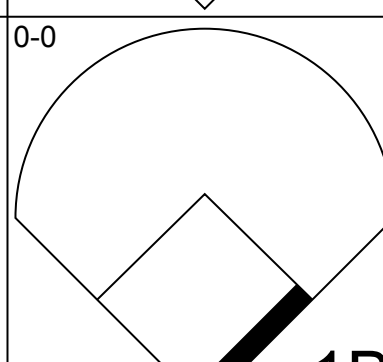
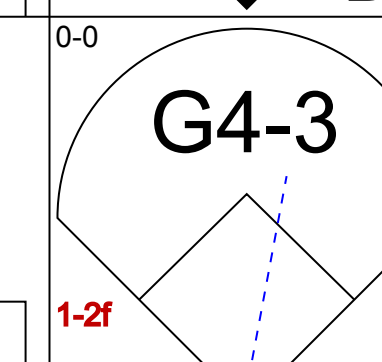
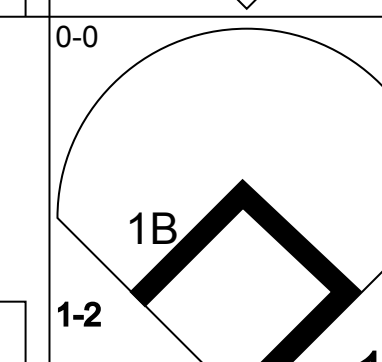
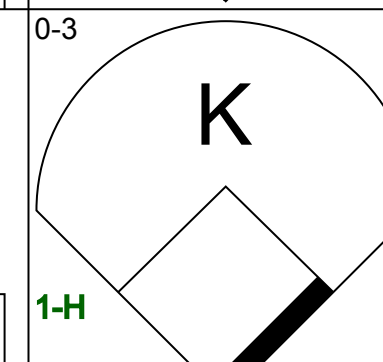
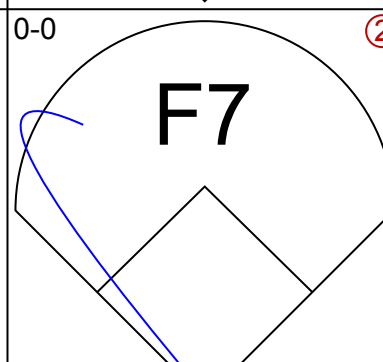
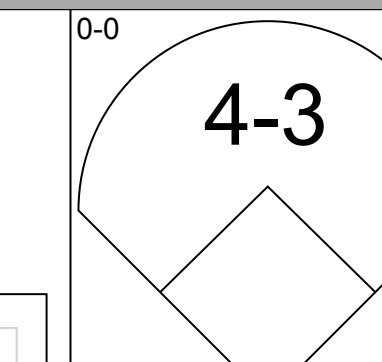
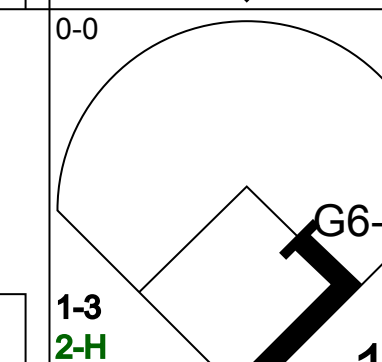
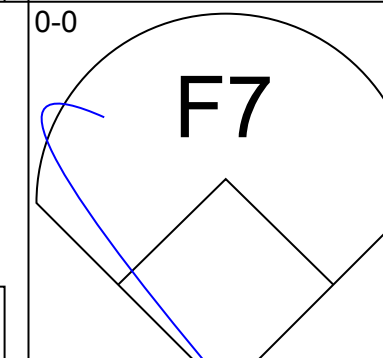
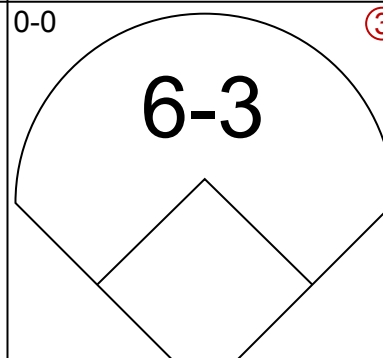
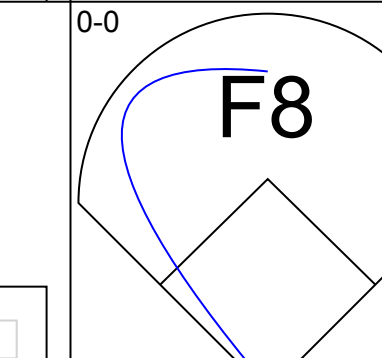
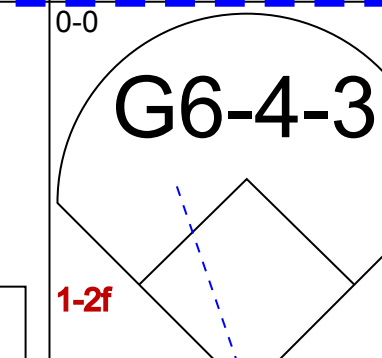
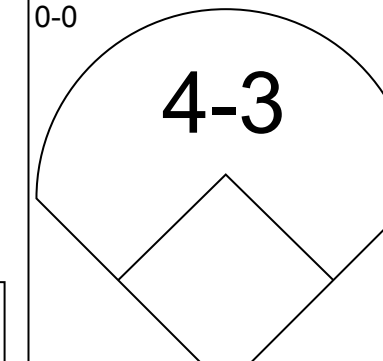
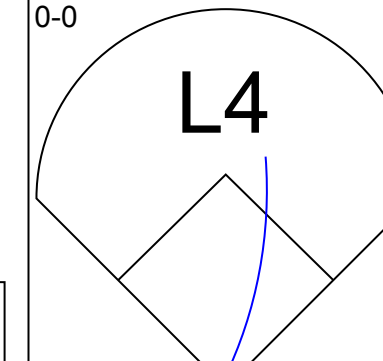
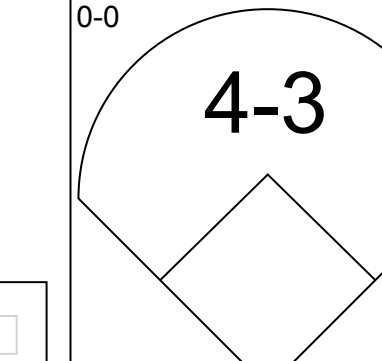
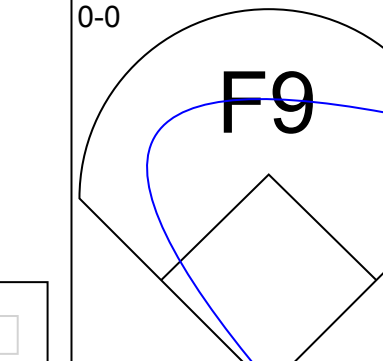
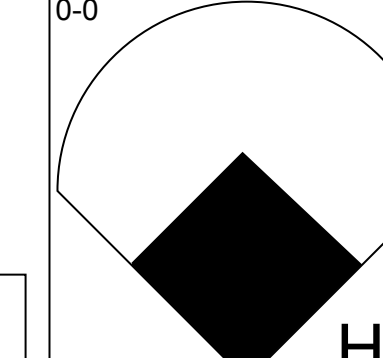
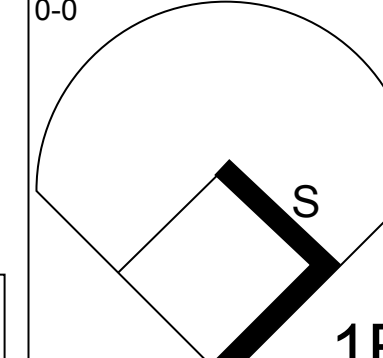
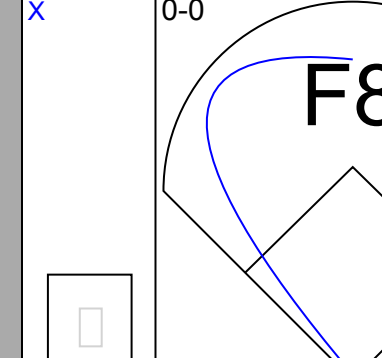
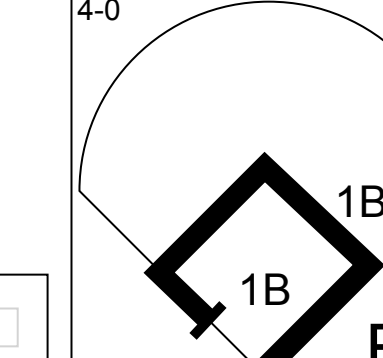
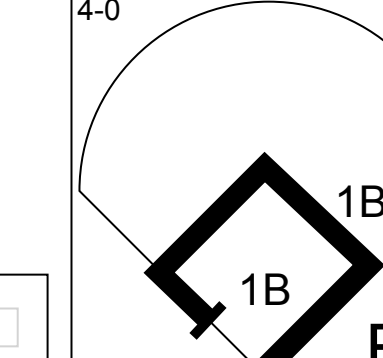
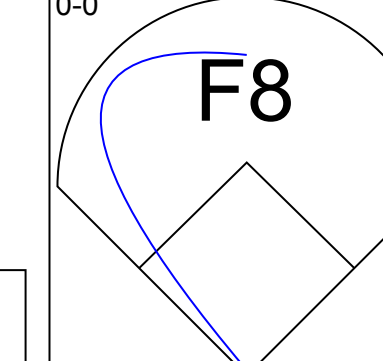
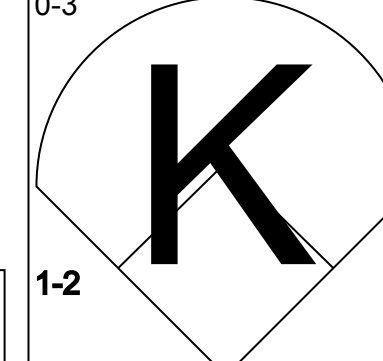
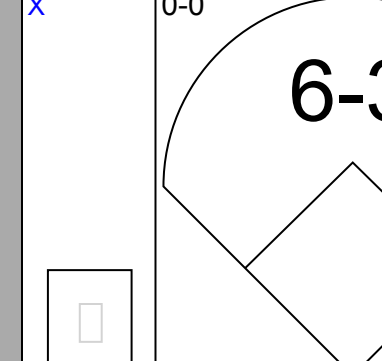
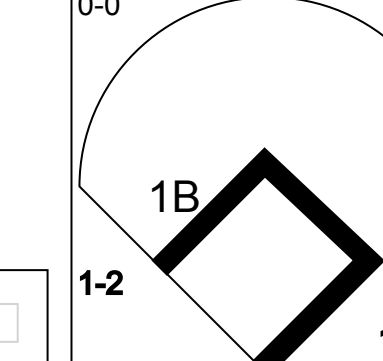
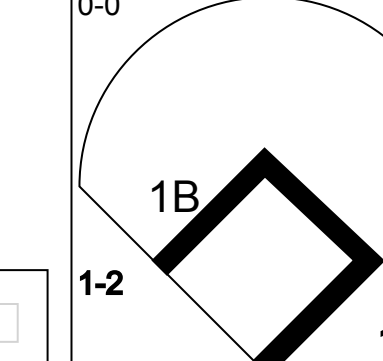
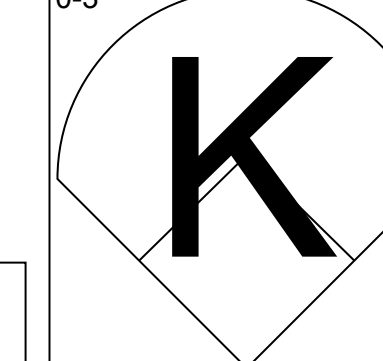
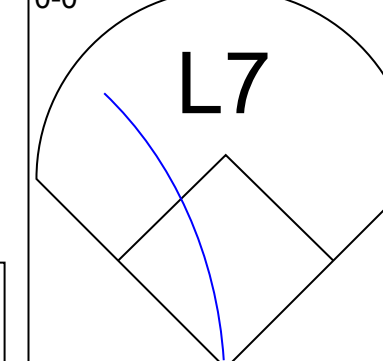
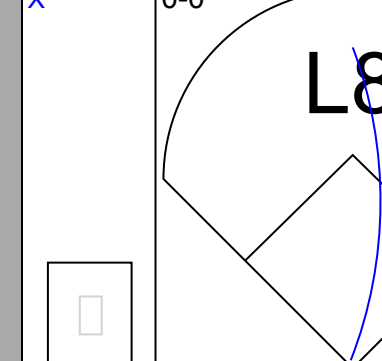
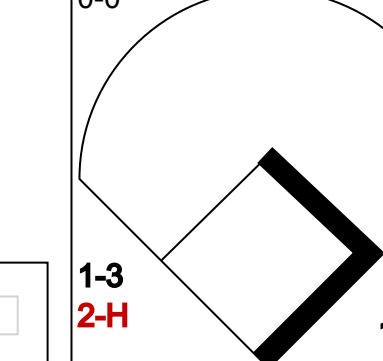
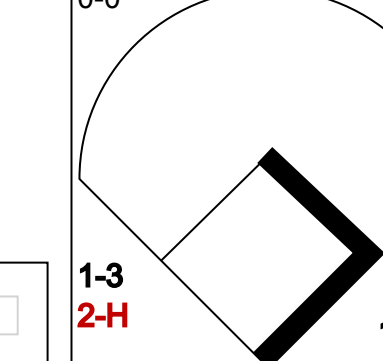
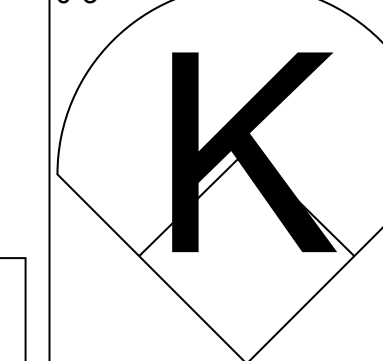
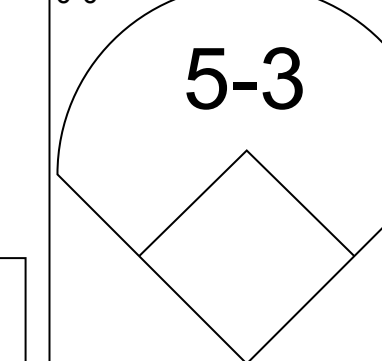
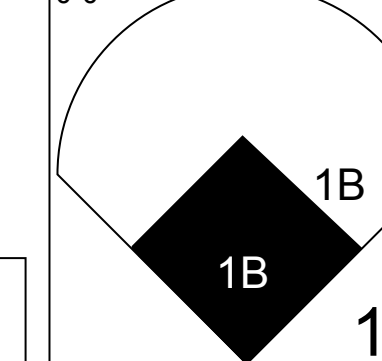
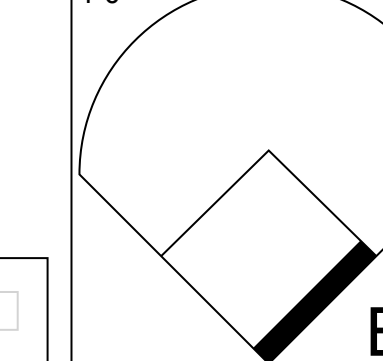


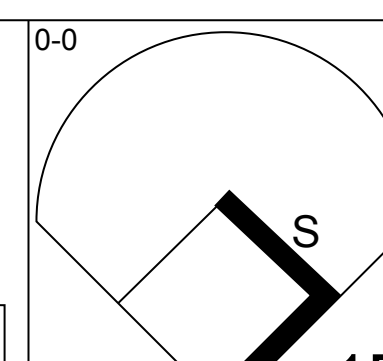
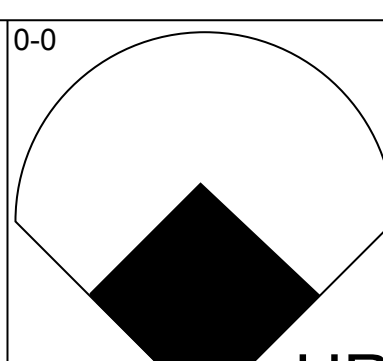
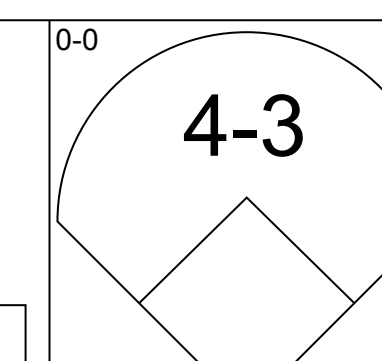
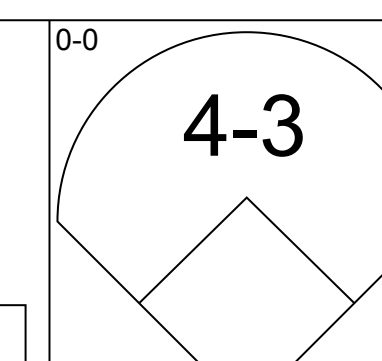
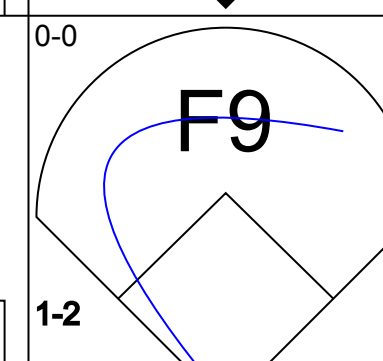
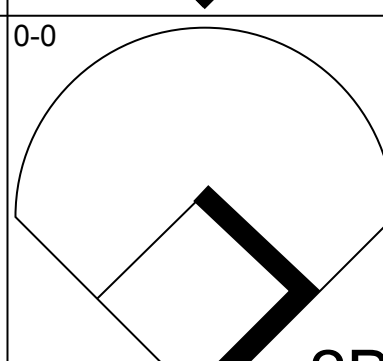
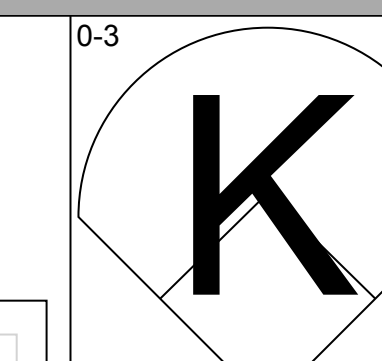
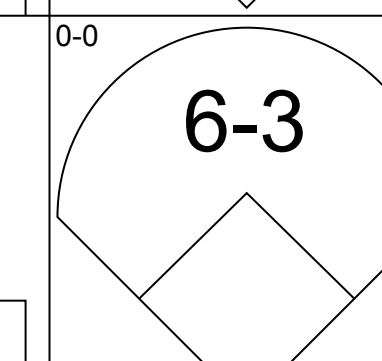
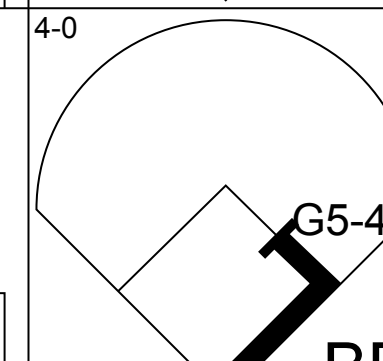
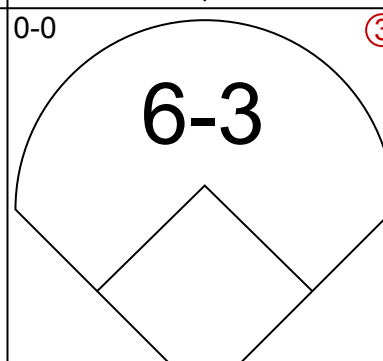
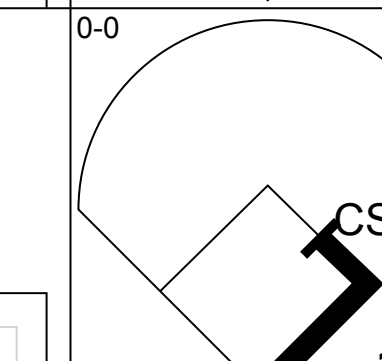
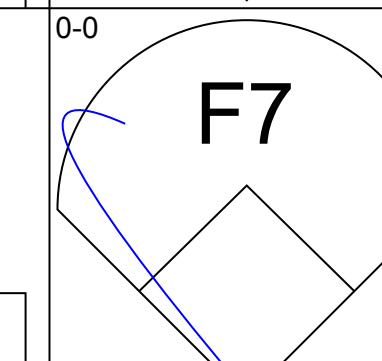
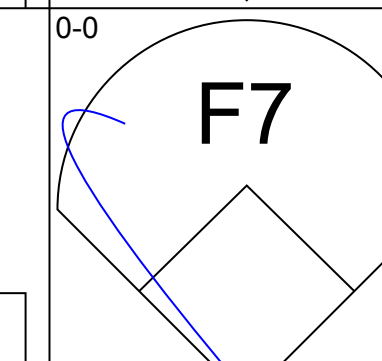
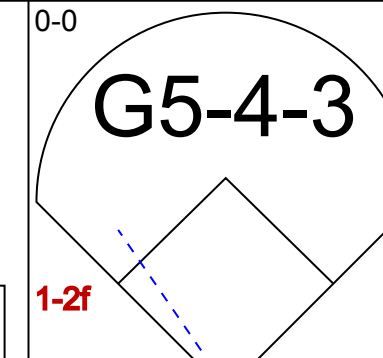
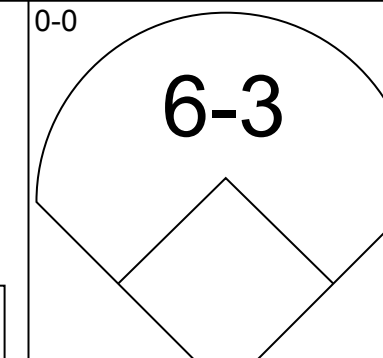
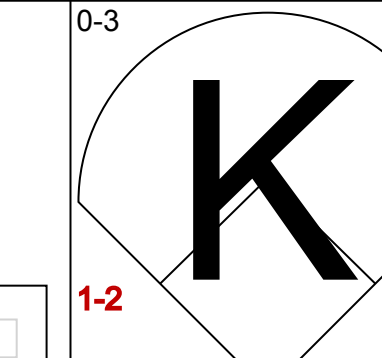
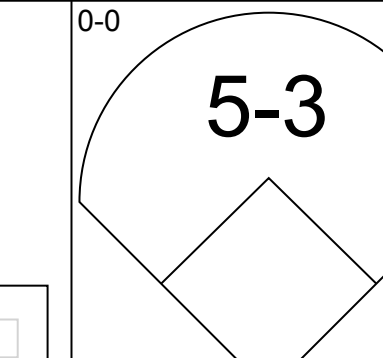
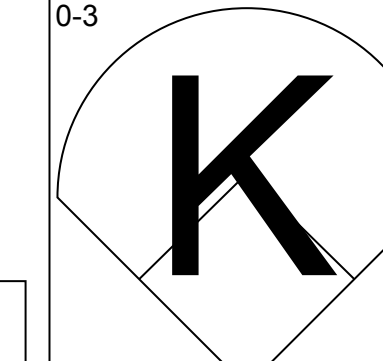
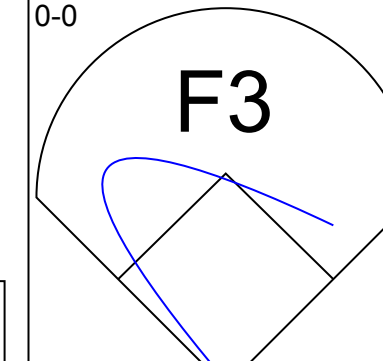
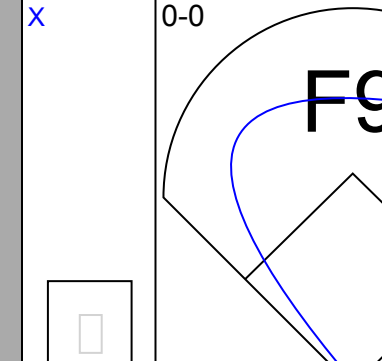
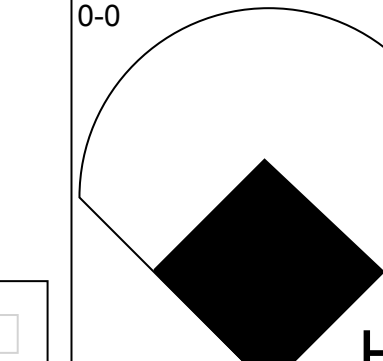
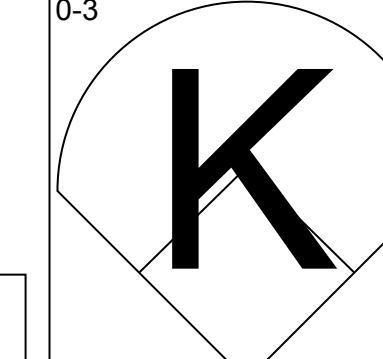
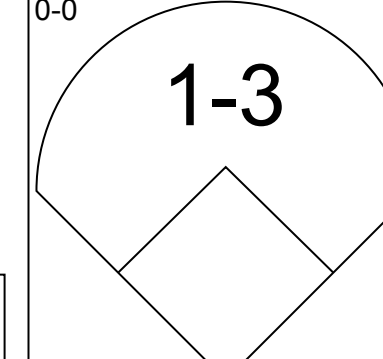
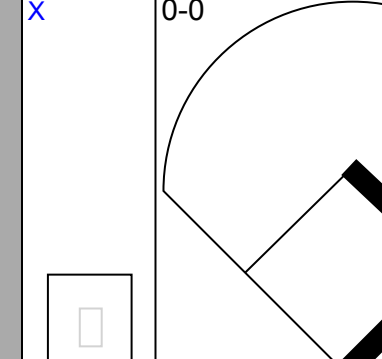
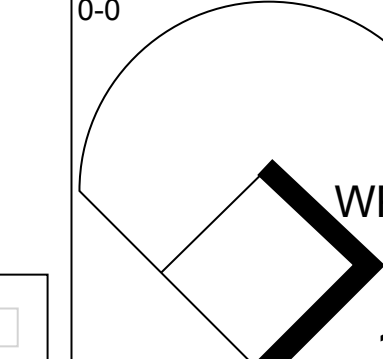
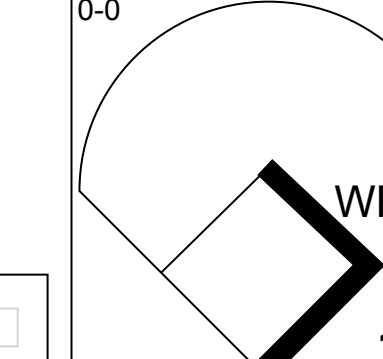
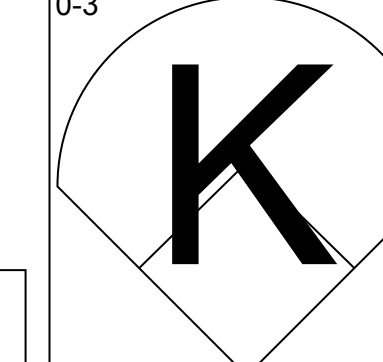
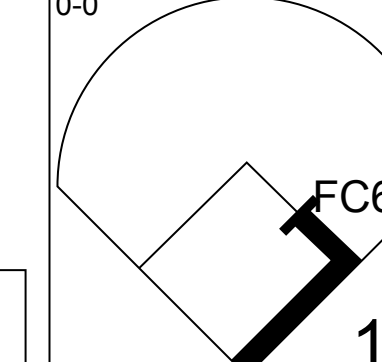
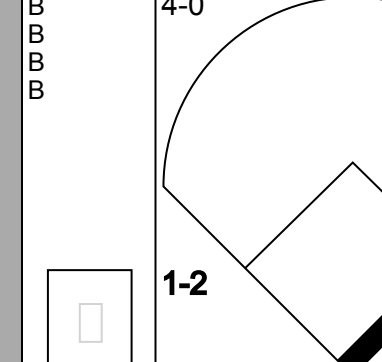
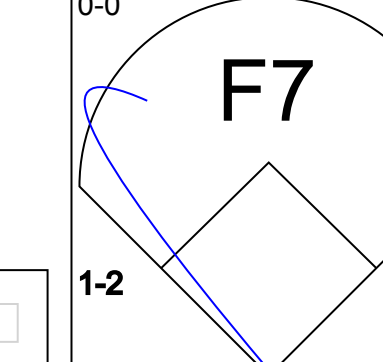
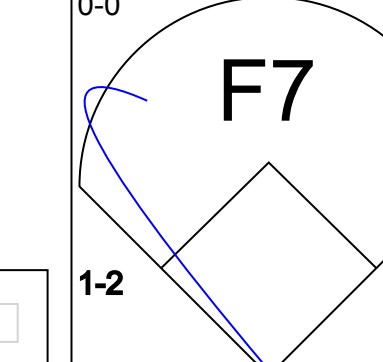
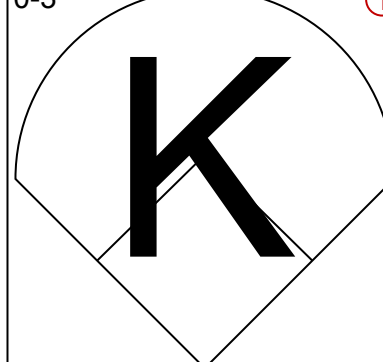
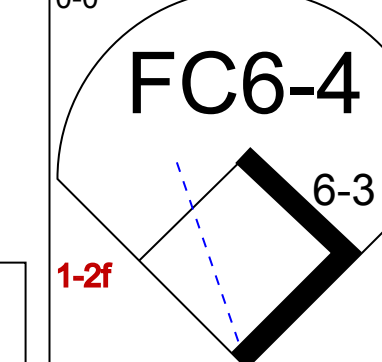
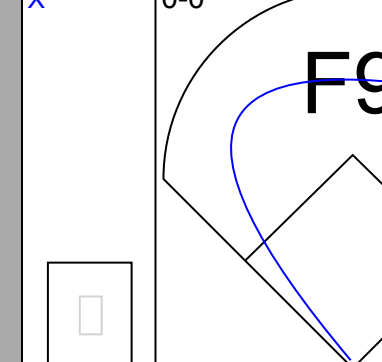
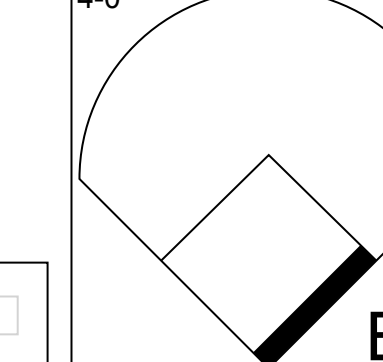
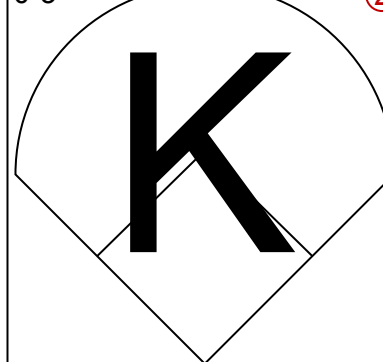
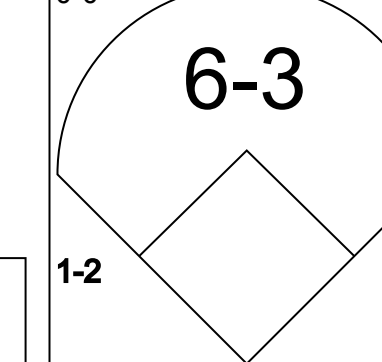
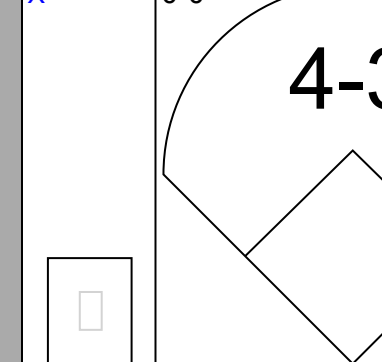
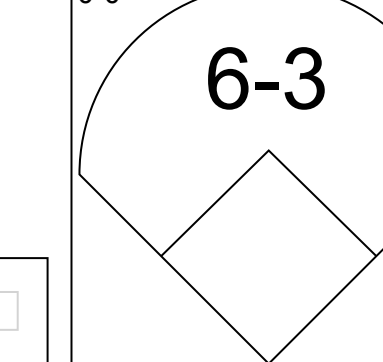
Batter	1	2	3	4	5	6	7	8	9	AB	R	H	RBI	BB	SO	LOB	TOP		
Bob Bailey, R (1,5) OBP: 0.325, SLG: 0.380	5-3			K			K		K	4	0	0	0	1	3	0	Montreal Expos @ Houston Astros Astrodome, Houston, TX Sun Aug 27 1972, 4:33 AM EDT Att: 13,362 - Unknown		
Tim Foli, R (1,6) OBP: 0.279, SLG: 0.273				6-3					F7	5	2	2	0	0	2				
Ken Singleton, S (1,7) OBP: 0.358, SLG: 0.389									F7	5	0	2	0	0	1	0			
Ron Fairly, L (1,9) OBP: 0.345, SLG: 0.406										4	0	3	2	0	0	0			
Tim McCarver, L (1,2) OBP: 0.333, SLG: 0.364										4	0	0	0	0	1	5			
Hal Breenen, R (1,3) OBP: 0.318, SLG: 0.452										4	0	1	0	0	1	3			
Boots Day, L (1,8) OBP: 0.282, SLG: 0.249										3	0	0	0	1	0	1			
Hector Torres, R (1,4) OBP: 0.190, SLG: 0.219										4	0	0	0	0	2	4			
Carl Morton, R (1,1) OBP: 0.244, SLG: 0.268										0	0	0	0	1	0	0			
Steve Renko, R (3,1) OBP: 0.278, SLG: 0.278										2	0	0	0	0	0	0			
Jim Fairley, L (6,PH) OBP: 0.284, SLG: 0.306										1	0	0	0	0	0	1			
John Strohmayr, R (8,1)										0	0	0	0	0	0	0			
Inning Stats	R: 1 E: 0 K: 1 S: 8	H: 3 LOB: 2 BB: 0 P: 8	R: 0 E: 0 K: 1 S: 5	H: 0 LOB: 2 BB: 2 P: 13	R: 0 E: 1 K: 1 S: 7	H: 1 LOB: 3 BB: 1 P: 11	R: 0 E: 0 K: 1 S: 5	H: 0 LOB: 0 BB: 0 P: 5	R: 0 E: 0 K: 0 S: 3	H: 0 LOB: 0 BB: 0 P: 3	R: 1 E: 0 K: 1 S: 8	H: 3 LOB: 2 BB: 0 P: 8	R: 0 E: 0 K: 1 S: 6	H: 1 LOB: 1 BB: 0 P: 6	R: 0 E: 0 K: 1 S: 5	H: 0 LOB: 0 BB: 0 P: 5	1B: 8 2B: 0 3B: 0 HR: 0	SF: 0 SAC: 0 DP: 0 HBP: 0	WP: 0 PA: 39 PB: 0 SB: 0 CS: 0
PITCHER Larry Dierker, R (1,1) ERA: 3.11	IP: 9.0 WLS: W BF: 39 H: 8 R: 2 ER: 2 SO: 8 BB: 3 IBB: 0 HBP: 0 BLK: 0 WP: 0 HR: 0 S: 52 P: 64 ERA: 2.00 WHIP: 1.222																		

Batter	1	2	3	4	5	6	7	8	9	AB	R	H	RBI	BB	SO	LOB	BOTTOM		
Roger Metzger, S (1,6) OBP: 0.283, SLG: 0.260										4	1	2	0	0	0	0	Montreal Expos @ Houston Astros Astrodome, Houston, TX Sun Aug 27 1972, 4:33 AM EDT Att: 13,362 - Unknown		
Cesar Cedeno, R (1,8) OBP: 0.402, SLG: 0.582										4	1	1	0	0	1	1			
Jimmy Wynn, R (1,9) OBP: 0.383, SLG: 0.477										4	1	1	2	0	0	0			
Lee May, R (1,3) OBP: 0.349, SLG: 0.513										3	2	2	0	1	0	0			
Johnny Edwards, L (1,2) OBP: 0.349, SLG: 0.374										3	0	0	0	0	0	3			
Doug Rader, R (1,5) OBP: 0.307, SLG: 0.433										4	2	2	3	0	0	2			
Jesus Alou, R (1,7) OBP: 0.386, SLG: 0.497										4	1	3	2	0	0	0			
Tommy Helms, R (1,4) OBP: 0.300, SLG: 0.374										3	0	1	1	0	0	2			
Larry Dierker, R (1,1) OBP: 0.174, SLG: 0.162										3	0	0	0	0	1	1			
Inning Stats	R: 0 E: 0 K: 0 S: 3	H: 1 LOB: 0 BB: 0 P: 3	R: 3 E: 0 K: 0 S: 6	H: 3 LOB: 0 BB: 0 P: 6	R: 3 E: 0 K: 0 S: 7	H: 4 LOB: 2 BB: 1 P: 11	R: 0 E: 0 K: 0 S: 3	H: 0 LOB: 0 BB: 0 P: 3	R: 0 E: 0 K: 1 S: 6	H: 2 LOB: 1 BB: 0 P: 6	R: 0 E: 0 K: 1 S: 5	H: 0 LOB: 0 BB: 0 P: 5	R: 2 E: 1 K: 0 S: 5	H: 2 LOB: 0 BB: 0 P: 5	R: 0 E: 0 K: 0 S: 5	H: 0 LOB: 0 BB: 0 P: 5		1B: 9 2B: 2 3B: 1 HR: 1	SF: 1 SAC: 1 DP: 1 HBP: 0
PITCHER Carl Morton, R (1,1) ERA: 4.32	IP: 2.0 WLS: L BF: 12 H: 7 R: 3 ER: 3 SO: 0 BB: 0 IBB: 0 HBP: 0 BLK: 0 WP: 0 HR: 0 S: 12 P: 12 ERA: 27.00 WHIP: 3.500																		
Steve Renko, R (3,1) ERA: 5.35	IP: 5.0 WLS: L BF: 18 H: 3 R: 0 ER: 0 SO: 2 BB: 1 IBB: 0 HBP: 0 BLK: 0 WP: 1 HR: 0 S: 21 P: 25 ERA: 0.00 WHIP: 0.800																		
John Strohmayr, R (8,1) ERA: 3.52	IP: 1.0 WLS: L BF: 5 H: 2 R: 2 ER: 2 SO: 0 BB: 0 IBB: 0 HBP: 0 BLK: 0 WP: 0 HR: 1 S: 5 P: 5 ERA: 18.00 WHIP: 2.000																		

AB	36
R	2
H	8
RBI	2
BB	3
SO	8
LOB	16



Batter	1	2	3	4	5	6	7	8	9	AB	R	H	RBI	BB	SO	LOB	TOP			
Bob Bailey, R OBP: 0.325, SLG: 0.377 (1, 5)										4	0	0	0	1	3	4	Montreal Expos @ Atlanta Braves Atlanta Stadium, Atlanta, GA Wed Aug 30 1972, 7:05 PM EDT Att: 3,110 - Unknown			
Tim Foli, R OBP: 0.283, SLG: 0.277 (1, 6)										4	1	3	0	0	0	1				
Ken Singleton, S OBP: 0.361, SLG: 0.407 (1, 7)										4	0	1	1	0	1	1				
Ron Fairly, L OBP: 0.340, SLG: 0.398 (1, 3)										4	0	0	0	0	0	4				
Mike Jorgensen, L OBP: 0.330, SLG: 0.362 (1, 8)										4	0	0	0	0	0	1				
Ron Woods, R OBP: 0.307, SLG: 0.406 (1, 9)										3	1	2	1	1	0	0				
Terry Humphrey, R OBP: 0.259, SLG: 0.253 (1, 2)										4	0	1	0	0	1	1				
Hector Torres, R OBP: 0.202, SLG: 0.230 (1, 4)										4	0	1	0	0	1	1				
Ernie McAnally, R OBP: 0.167, SLG: 0.154 Mike Marshall, R OBP: 0.238, SLG: 0.211 (9, 1)										3	1	1	0	1	1	0				
Inning Stats	R: 1 E: 0 K: 2 S: 9	H: 1 LOB: 1 BB: 0 P: 9	R: 0 E: 0 K: 1 S: 6	H: 1 LOB: 1 BB: 0 P: 6	R: 0 E: 0 K: 1 S: 6	H: 1 LOB: 1 BB: 0 P: 6	R: 0 E: 0 K: 0 S: 2	H: 0 LOB: 0 BB: 1 P: 6	R: 0 E: 0 K: 0 S: 3	H: 0 LOB: 0 BB: 0 P: 3	R: 0 E: 0 K: 0 S: 3	H: 0 LOB: 0 BB: 0 P: 3	R: 1 E: 0 K: 0 S: 7	H: 3 LOB: 1 BB: 0 P: 7	R: 0 E: 0 K: 0 S: 4	H: 2 LOB: 3 BB: 2 P: 12	1B: 8 2B: 0 3B: 0 HR: 1	SF: 0 SAC: 0 DP: 2 HBP: 0	WP: 2 PB: 1 SB: 1 CS: 0	PA: 37
PITCHER	IP WLS BF H R ER SO BB IBB HBP BLK WP HR S P ERA WHIP																			
Phil Niekro, R ERA: 3.09 Tom Kelley, R ERA: 4.53 (8, 1)	7.1 L 30 7 3 2 7 1 0 0 0 1 1 43 47 2.46 1.091																			


Batter	1	2	3	4	5	6	7	8	9	AB	R	H	RBI	BB	SO	LOB	BOTTOM	
Ralph Garr, L OBP: 0.358, SLG: 0.420 (1, 7)										4	1	2	1	0	0	1	Montreal Expos @ Atlanta Braves Atlanta Stadium, Atlanta, GA Wed Aug 30 1972, 7:05 PM EDT Att: 3,110 - Unknown	
Felix Milan, R OBP: 0.288, SLG: 0.309 (1, 4)									4	0	1	0	0	1	1			
Jim Breazeale, L OBP: 0.303, SLG: 0.484 (1, 3)										3	0	1	0	1	0			
Dusty Baker Jr., R OBP: 0.373, SLG: 0.484 (1, 8)										4	0	0	0	0	1	3		
Earl Williams, R OBP: 0.336, SLG: 0.462 (1, 2)										4	1	1	1	0	1	0		
Darrell Evans, L OBP: 0.397, SLG: 0.417 (1, 5)										4	0	2	0	0	1	0		
Mike Lum, L OBP: 0.326, SLG: 0.361 (1, 9)										3	0	1	0	1	1	1		
Marty Perez, R OBP: 0.270, SLG: 0.258 Hank Aaron, R OBP: 0.390, SLG: 0.491 (9, PH)										3	0	0	0	0	1	3		
Phil Niekro, R OBP: 0.205, SLG: 0.235 Tom Kelley, R OBP: 0.147, SLG: 0.094 Rico Carty, R OBP: 0.410, SLG: 0.423 (9, PH)										3	0	0	0	0	1	3		
Inning Stats	R: 0 E: 0 K: 0 S: 3	H: 1 LOB: 1 BB: 1 P: 7	R: 0 E: 0 K: 3 S: 9	H: 0 LOB: 0 BB: 0 P: 9	R: 1 E: 0 K: 2 S: 9	H: 2 LOB: 1 BB: 0 P: 9	R: 0 E: 0 K: 0 S: 3	H: 0 LOB: 0 BB: 0 P: 3	R: 0 E: 0 K: 0 S: 4	H: 1 LOB: 2 BB: 1 P: 8	R: 0 E: 0 K: 0 S: 3	H: 0 LOB: 0 BB: 0 P: 3	R: 1 E: 0 K: 0 S: 5	H: 2 LOB: 2 BB: 1 P: 9	1B: 5 2B: 2 3B: 0 HR: 2	SF: 0 SAC: 0 DP: 2 HBP: 0	WP: 1 PB: 0 SB: 1 CS: 1	PA: 36
PITCHER	IP WLS BF H R ER SO BB IBB HBP BLK WP HR S P ERA WHIP																	
Ernie McAnally, R ERA: 4.13 Mike Marshall, R ERA: 1.57 (9, 1)	8.1 W 33 8 2 2 7 2 0 0 0 1 0 45 53 2.16 1.200																	


AB	34
R	3
H	9
RBI	2
BB	3
SO	7
LOB	13



AB	33
R	2
H	8
RBI	2
BB	3
SO	7
LOB	15



Batter	1	2	3	4	5	6	7	8	9	AB R H RBI BB SO LOB	TOP																								
Ron Hunt, R OBP: 0.353, SLG: 0.290 (1, 4)	0-0 3-1-2 2B			0-0 F8		0-0 F7		4-0 SH1-4 1B BB	0-0 P4	4 1 1 0 1 0 0	Montreal Expos @ Cincinnati Reds Riverfront Stadium, Cincinnati, OH Sat Sep 02 1972, 7:05 PM EDT Att: 20,569 - Unknown AB 36 R 7 H 11 RBI 7 BB 3 SO 6 LOB 13 																								
Mike Jorgensen, L OBP: 0.328, SLG: 0.359 (1, 8)	0-0 F4			0-0 F8		0-0 G3		0-0 SH1-4 1-2	0-0 1B	4 0 1 0 0 0 1																									
Ken Singleton, S OBP: 0.360, SLG: 0.412 (1, 7)	0-0 3-1-2 2H			0-0 HR		0-3 K		0-3 K	0-0 P4	5 1 1 1 0 2 3																									
Tim McCarver, L OBP: 0.329, SLG: 0.355 (1, 2)		0-0 P6		0-0 3-1			0-0 G3	0-0 2B 1B	0-0 P5	5 1 1 1 0 0 1																									
Ron Fairly, L OBP: 0.344, SLG: 0.402 (7, 3)		0-0 4-3			0-0 L8 1B		0-0 HR 2B	4-0 2B IBB		3 2 2 0 1 0 0																									
Hal Breeden, R OBP: 0.291, SLG: 0.442 Clyde Mashore, R OBP: 0.269, SLG: 0.329 Boots Day, L OBP: 0.286, SLG: 0.258 (8, PH) (8, 9)		0-0 5-3			0-0 F2		0-0 2H HR	0-0 1H 2H 1B 2B		3 1 1 2 0 0 1 0 0 0 0 0 0 0 1 1 1 2 0 0 0																									
Tim Foli, R OBP: 0.282, SLG: 0.276 (1, 6)			0-0 F7		0-0 1-2 1B		0-0 F9	0-0 2H 1B		4 0 2 1 0 0 0																									
Bob Bailey, R OBP: 0.323, SLG: 0.373 (1, 5)			0-3 K		0-0 L8		0-0 1B	4-0 1B IBB		3 0 1 0 1 1 2																									
Mike Torrez, R OBP: 0.178, SLG: 0.194 Mike Marshall, R OBP: 0.238, SLG: 0.211 (9, 1)			0-3 K		0-0 5-3		0-3 K	0-3 K		4 0 0 0 0 3 5 0 0 0 0 0 0 0																									
Inning Stats	R: 0 E: 0 K: 0 S: 3	H: 1 LOB: 0 BB: 0 P: 3	R: 0 E: 0 K: 0 S: 3	H: 0 LOB: 0 BB: 0 P: 3	R: 0 E: 0 K: 2 S: 7	H: 0 LOB: 0 BB: 0 P: 7	R: 1 E: 0 K: 0 S: 4	H: 1 LOB: 0 BB: 0 P: 4	R: 0 E: 0 K: 0 S: 5	H: 2 LOB: 2 BB: 0 P: 5		R: 2 E: 0 K: 1 S: 8	H: 3 LOB: 1 BB: 0 P: 8	R: 4 E: 0 K: 2 S: 10	H: 3 LOB: 2 BB: 3 P: 22	R: 0 E: 0 K: 0 S: 4	H: 1 LOB: 1 BB: 0 P: 4	1B: 6 2B: 4 3B: 0 HR: 2	SF: 0 SAC: 1 DP: 1 HBP: 0	WP: 0 PB: 0 SB: 0 CS: 0	PA: 40														
PITCHER	IP WLS BF H R ER SO BB IBB HBP BLK WP HR S P ERA WHIP																																		
Gary Nolan, R ERA: 2.01 Pedro Borbon, R ERA: 3.32 Dave Tomlin, L ERA:	(1, 1) (8, 1) (9, 1)	7.0 1.0 1.0	L 9 4	27 3 1	7 4 0	3 4 0	3 2 0	4 2 0	0 1 0	0 2 0	0 0 0	0 0 0	0 10 4	35 22 4	3.86 36.00 0.00	1.000 4.000 1.000																			

Batter	1	2	3	4	5	6	7	8	9	AB R H RBI BB SO LOB	BOTTOM																										
Pete Rose, S OBP: 0.381, SLG: 0.415 (1, 7)	4-0 1B BB		0-0 4-3		0-0 F9			0-0 4-3	0-3 K	4 0 0 0 1 1 3	Montreal Expos @ Cincinnati Reds Riverfront Stadium, Cincinnati, OH Sat Sep 02 1972, 7:05 PM EDT Att: 20,569 - Unknown AB 34 R 2 H 7 RBI 2 BB 2 SO 7 LOB 16 																										
Joe Morgan, L OBP: 0.411, SLG: 0.443 (1, 4)	0-0 F8		0-0 B4		0-0 P5		0-0 4-3			4 0 0 0 0 0 1																											
Bobby Tolan, L OBP: 0.336, SLG: 0.394 (1, 8)	0-0 1-3 1B		0-3 K		0-0 K		0-0 4-3			4 0 1 0 0 2 0																											
Johnny Bench, R OBP: 0.372, SLG: 0.515 (1, 2)	0-0 P6			0-3 K		0-0 5-3			0-0 F9	4 0 0 0 0 1 2																											
Tony Perez, R OBP: 0.356, SLG: 0.512 (1, 3)	0-0 4-3			0-0 FC6-4 1B		0-0 K		4-3 1B 2B	0-0 6-3	4 1 2 0 0 0 2																											
Denis Menke, R OBP: 0.326, SLG: 0.358 (1, 5)		0-0 2B		0-0 P6		0-3 K		0-0 1B WP BB	0-0 1B	4 1 2 0 0 1 2																											
Cesar Geronimo, L OBP: 0.342, SLG: 0.411 George Foster, R OBP: 0.246, SLG: 0.313 (9, PR)		0-0 4-3		0-0 FC6-4 1-2		0-0 4-3		0-0 BB 1B HBP	1-0 BB 1B	3 0 0 0 0 0 3 0 0 0 0 0 0 0																											
Darrel Chaney, S OBP: 0.358, SLG: 0.340 (1, 6)		0-3 K			0-0 L9		0-0 1B		0-0 BB 1B	4 0 2 1 0 1 1																											
Gary Nolan, R OBP: 0.175, SLG: 0.136 Joe Hague, L OBP: 0.342, SLG: 0.402 Pedro Borbon, R OBP: 0.125, SLG: 0.067 Dave Tomlin, L OBP: 0.264, SLG: 0.379 (9, PH)		0-3 K			0-0 G3		0-0 F9		4-0 BB	2 0 0 0 0 1 1 1 0 0 0 0 0 1 0 0 0 0 0 0 0 0 0 0 0 0 0 0 0 0 0 1 1 0 0																											
Inning Stats	R: 0 E: 0 K: 0 S: 4	H: 1 LOB: 2 BB: 1 P: 8	R: 0 E: 0 K: 2 S: 8	H: 1 LOB: 1 BB: 0 P: 8	R: 0 E: 0 K: 1 S: 5	H: 0 LOB: 0 BB: 0 P: 5	R: 0 E: 0 K: 1 S: 6	H: 1 LOB: 1 BB: 0 P: 6	R: 0 E: 0 K: 0 S: 3	H: 0 LOB: 0 BB: 0 P: 3		R: 0 E: 0 K: 1 S: 5	H: 0 LOB: 0 BB: 0 P: 5	R: 1 E: 0 K: 1 S: 7	H: 2 LOB: 1 BB: 0 P: 7	R: 0 E: 0 K: 0 S: 3	H: 0 LOB: 0 BB: 0 P: 3	R: 0 E: 0 K: 1 S: 7	H: 2 LOB: 3 BB: 1 P: 12	1B: 5 2B: 2 3B: 0 HR: 0	SF: 0 SAC: 0 DP: 0 HBP: 1	WP: 1 PB: 0 SB: 0 CS: 0	PA: 37														
PITCHER	IP WLS BF H R ER SO BB IBB HBP BLK WP HR S P ERA WHIP																																				
Mike Torrez, R ERA: 3.11 Mike Marshall, R ERA: 1.96	(1, 1) (9, 1)	8.2 0.1	W S	36 1	H 0	R 0	ER 0	SO 2	BB 0	IBB 0	HBP 0	BLK 0	WP 0	HR 0	S 45	P 54	2.08 0.00	1.038 0.000																			

Batter	1	2	3	4	5	6	7	8	9	AB	R	H	RBI	BB	SO	LOB	TOP					
Ron Hunt, R OBP: 0.358, SLG: 0.296 (1, 4)	F7		4-3 2B		1B BB		L3-6 4-3 BB		BB	3	1	2	0	2	0	0						
Mike Jorgensen, L OBP: 0.330, SLG: 0.361 (1, 8)			4-3		BB BB		4-3		F8	4	1	2	0	0	0	2						
Hector Torres, R OBP: 0.203, SLG: 0.230 (9, PH)	2B 1B		2-3		1-3 1B		1-2			1	0	0	0	0	0	1						
Ken Singleton, S OBP: 0.361, SLG: 0.414 (1, 7)	G3 1B 2B		K		1-2 BB		L3-6			3	1	1	1	1	1	2						
Tim McCarver, L OBP: 0.329, SLG: 0.353 (1, 2)	G3		K		1-2 2-3 3-H BB				K	2	0	0	1	1	1	2						
Ron Woods, R OBP: 0.297, SLG: 0.392 (8, 9)	2-3									1	0	0	0	0	1	0						
Ron Fairly, L OBP: 0.344, SLG: 0.401 (1, 9)					6-3		F2		K	3	0	1	1	0	0	3						
Clyde Mashore, R OBP: 0.267, SLG: 0.327 (8, PH)										1	0	0	0	0	1	0						
John Boccabella, R OBP: 0.274, SLG: 0.306 (8, 2)	1B									0	0	0	0	0	0	0						
Hal Breeden, R OBP: 0.305, SLG: 0.426 (1, 3)	K				FC5-4 BB		5-3		BB	2	0	0	0	2	1	4						
Tim Foli, R OBP: 0.279, SLG: 0.274 (1, 6)			4-3		K		F7		L4	4	0	0	0	0	1	2						
Bob Bailey, R OBP: 0.321, SLG: 0.370 (1, 5)			K		FC5-4		5-3		F9	4	0	0	0	0	1	1						
Balor Moore, L OBP: 0.175, SLG: 0.179 (1, 1)			4-3				L5		K	3	0	0	0	0	1	0						
Mike Marshall, R OBP: 0.238, SLG: 0.211 (8, 1)										0	0	0	0	0	0	0						
Terry Humphrey, R OBP: 0.261, SLG: 0.251 (9, PH)										1	0	0	0	0	1	0						
Inning Stats	R: 2 E: 0 K: 1 S: 8	H: 3 LOB: 1 BB: 0 P: 8	R: 0 E: 0 K: 1 S: 5	H: 0 LOB: 0 BB: 0 P: 5	R: 0 E: 0 K: 2 S: 8	H: 1 LOB: 1 BB: 0 P: 8	R: 0 E: 0 K: 1 S: 5	H: 0 LOB: 1 BB: 1 P: 9	R: 1 E: 0 K: 0 S: 5	H: 2 LOB: 3 BB: 2 P: 13	R: 0 E: 0 K: 0 S: 2	H: 0 LOB: 0 BB: 1 P: 6	R: 0 E: 0 K: 2 S: 7	H: 0 LOB: 1 BB: 1 P: 11	R: 0 E: 0 K: 1 S: 5	H: 0 LOB: 1 BB: 1 P: 9	1B: 4 2B: 3 3B: 0 HR: 0	SF: 0 SAC: 0 DP: 1 HBP: 0	WP: 0 PB: 0 SB: 0 CS: 0	PA: 38		
PITCHER	IP WLS BF H R ER SO BB IBB HBP BLK WP HR S P ERA WHIP	IP WLS BF H R ER SO BB IBB HBP BLK WP HR S P ERA WHIP	IP WLS BF H R ER SO BB IBB HBP BLK WP HR S P ERA WHIP	IP WLS BF H R ER SO BB IBB HBP BLK WP HR S P ERA WHIP	IP WLS BF H R ER SO BB IBB HBP BLK WP HR S P ERA WHIP	IP WLS BF H R ER SO BB IBB HBP BLK WP HR S P ERA WHIP	IP WLS BF H R ER SO BB IBB HBP BLK WP HR S P ERA WHIP	IP WLS BF H R ER SO BB IBB HBP BLK WP HR S P ERA WHIP	IP WLS BF H R ER SO BB IBB HBP BLK WP HR S P ERA WHIP	IP WLS BF H R ER SO BB IBB HBP BLK WP HR S P ERA WHIP	IP WLS BF H R ER SO BB IBB HBP BLK WP HR S P ERA WHIP	IP WLS BF H R ER SO BB IBB HBP BLK WP HR S P ERA WHIP	IP WLS BF H R ER SO BB IBB HBP BLK WP HR S P ERA WHIP	IP WLS BF H R ER SO BB IBB HBP BLK WP HR S P ERA WHIP	IP WLS BF H R ER SO BB IBB HBP BLK WP HR S P ERA WHIP	IP WLS BF H R ER SO BB IBB HBP BLK WP HR S P ERA WHIP	IP WLS BF H R ER SO BB IBB HBP BLK WP HR S P ERA WHIP	IP WLS BF H R ER SO BB IBB HBP BLK WP HR S P ERA WHIP	IP WLS BF H R ER SO BB IBB HBP BLK WP HR S P ERA WHIP	IP WLS BF H R ER SO BB IBB HBP BLK WP HR S P ERA WHIP	IP WLS BF H R ER SO BB IBB HBP BLK WP HR S P ERA WHIP	IP WLS BF H R ER SO BB IBB HBP BLK WP HR S P ERA WHIP
Jack Billingham, R ERA: 3.13 (1, 1)	4.1	21	6	3	3	5	2	0	0	0	0	0	0	0	29	37	6.23	1.846				
Tom Hall, L ERA: 2.6 (5, 1)	4.2	17	0	0	0	4	4	0	0	0	0	0	0	0	21	37	0.00	0.857				

Montreal Expos @ Cincinnati Reds
Riverfront Stadium, Cincinnati, OH
Sun Sep 03 1972, 3:33 AM EDT
Att: 15,464 - Unknown

AB 32
R 3
H 6
RBI 3
BB 6
SO 9
LOB 17



Batter	1	2	3	4	5	6	7	8	9	AB	R	H	RBI	BB	SO	LOB	BOTTOM					
Pete Rose, S OBP: 0.378, SLG: 0.412 (1, 7)	L1		6-3		L7		K			4	0	0	0	0	1	0						
Joe Morgan, L OBP: 0.414, SLG: 0.447 (1, 4)	WP S 1B		K			4-0 S BB		FC6-4 2B		3	1	2	0	1	1	0						
Bobby Tolan, L OBP: 0.337, SLG: 0.394 (1, 8)	1-3		CS 1B			F5 1-2		FC6-4 BB		3	0	1	0	1	0	2						
Johnny Bench, R OBP: 0.372, SLG: 0.512 (1, 9)			CS		F9		F8		FC6-4 S	4	0	1	1	0	0	3						
Tony Perez, R OBP: 0.353, SLG: 0.507 (1, 3)	1-3		1-2		K		F5		K	4	0	0	0	0	2	4						
Denis Menke, R OBP: 0.328, SLG: 0.366 (1, 5)						4-0 BB		5-3	P6	3	1	1	1	1	0	2						
Dave Concepcion, R OBP: 0.283, SLG: 0.268 (1, 6)			L7		K			E6 HR		3	1	0	0	0	1	1						
Bill Plummer, R OBP: 0.231, SLG: 0.271 (1, 2)			P3				F9			2	0	0	0	0	0	0						
Hal McRae, R OBP: 0.274, SLG: 0.433 (7, PH)									HR	1	1	1	2	0	0	0						
Cesar Geronimo, L OBP: 0.330, SLG: 0.411 (8, 9)										0	0	0	0	0	0	0						
Jack Billingham, R OBP: 0.083, SLG: 0.052 (1, 1)							F7			1	0	0	0	0	1	0						
Tom Hall, L OBP: 0.172, SLG: 0.111 (5, 1)										2	0	0	0	0	1	0						
Inning Stats	R: 1 E: 0 K: 0 S: 5	H: 2 LOB: 1 BB: 0 P: 5	R: 1 E: 0 K: 1 S: 6	H: 1 LOB: 0 BB: 0 P: 6	R: 0 E: 0 K: 1 S: 5	H: 1 LOB: 0 BB: 0 P: 5	R: 0 E: 0 K: 2 S: 7	H: 0 LOB: 1 BB: 1 P: 11	R: 0 E: 0 K: 0 S: 3	H: 0 LOB: 0 BB: 0 P: 3	R: 0 E: 0 K: 0 S: 3	H: 0 LOB: 1 BB: 1 P: 7	R: 2 E: 1 K: 2 S: 9	H: 1 LOB: 0 BB: 0 P: 9	R: 0 E: 0 K: 1 S: 6	H: 1 LOB: 2 BB: 1 P: 10	1B: 3 2B: 1 3B: 0 HR: 2	SF: 0 SAC: 0 DP: 0 HBP: 0	WP: 1 PB: 0 SB: 3 CS: 1	PA: 34		
PITCHER	IP WLS BF H R ER SO BB IBB HBP BLK WP HR S P ERA WHIP	IP WLS BF H R ER SO BB IBB HBP BLK WP HR S P ERA WHIP	IP WLS BF H R ER SO BB IBB HBP BLK WP HR S P ERA WHIP	IP WLS BF H R ER SO BB IBB HBP BLK WP HR S P ERA WHIP	IP WLS BF H R ER SO BB IBB HBP BLK WP HR S P ERA WHIP	IP WLS BF H R ER SO BB IBB HBP BLK WP HR S P ERA WHIP	IP WLS BF H R ER SO BB IBB HBP BLK WP HR S P ERA WHIP	IP WLS BF H R ER SO BB IBB HBP BLK WP HR S P ERA WHIP	IP WLS BF H R ER SO BB IBB HBP BLK WP HR S P ERA WHIP	IP WLS BF H R ER SO BB IBB HBP BLK WP HR S P ERA WHIP	IP WLS BF H R ER SO BB IBB HBP BLK WP HR S P ERA WHIP	IP WLS BF H R ER SO BB IBB HBP BLK WP HR S P ERA WHIP	IP WLS BF H R ER SO BB IBB HBP BLK WP HR S P ERA WHIP	IP WLS BF H R ER SO BB IBB HBP BLK WP HR S P ERA WHIP	IP WLS BF H R ER SO BB IBB HBP BLK WP HR S P ERA WHIP	IP WLS BF H R ER SO BB IBB HBP BLK WP HR S P ERA WHIP	IP WLS BF H R ER SO BB IBB HBP BLK WP HR S P ERA WHIP	IP WLS BF H R ER SO BB IBB HBP BLK WP HR S P ERA WHIP	IP WLS BF H R ER SO BB IBB HBP BLK WP HR S P ERA WHIP	IP WLS BF H R ER SO BB IBB HBP BLK WP HR S P ERA WHIP	IP WLS BF H R ER SO BB IBB HBP BLK WP HR S P ERA WHIP	IP WLS BF H R ER SO BB IBB HBP BLK WP HR S P ERA WHIP
Balor Moore, L ERA: 4.05 (1, 1)	7.0	30	6	4	3	6	3	0	0	0	0	0	0	0	39	51	3.86	1.286				
Mike Marshall, R ERA: 1.54 (8, 1)	1.0	3	0	0	0	1	0	0	0	0	0	5	5	0.00	0.000							

Montreal Expos @ Cincinnati Reds
Riverfront Stadium, Cincinnati, OH
Sun Sep 03 1972, 3:33 AM EDT
Att: 15,464 - Unknown

AB 30
R 4
H 6
RBI 4
BB 3
SO 7
LOB 12



Batter	1	2	3	4	5	6	7	8	9	AB	R	H	RBI	BB	SO	LOB	TOP					
Ron Hunt, R (1,4) OBP: 0.359, SLG: 0.296 Hector Torres, R (8,4) OBP: 0.203, SLG: 0.230	0-0 1B		0-0 6-3		0-0 4-3			1-0 HBP		3	0	1	0	0	0	1	Montreal Expos @ St. Louis Cardinals Busch Stadium, St. Louis, MO Mon Sep 04 1972, 3:33 AM CDT Unknown livebaseballscorecards.com					
Boots Day, L (1,9) OBP: 0.283, SLG: 0.254	0-0 F8			0-0 5-3		0-0 4-3		0-0 FC1-6-4 1B 1-2		4	0	0	0	0	0	2						
Ken Singleton, S (1,7) OBP: 0.362, SLG: 0.414	0-0 P5			0-0 BLK 1B		0-0 F8		0-0 1-3 1B		4	0	2	0	0	0	1						
Ron Fairly, L (1,3) OBP: 0.340, SLG: 0.397	0-0 4-3			0-0 F2 1-2		0-3 K		0-3 K		4	0	0	0	0	2	4						
Tim McCarver, L (1,2) OBP: 0.325, SLG: 0.349		0-0 G3		0-0 6-3			0-0 4-3		0-0 P5	4	0	0	0	0	0	1						
Mike Jorgensen, L (1,8) OBP: 0.329, SLG: 0.358		0-3 K			4-0 1B BB		0-3 K		0-0 F7	3	1	0	0	1	2	0						
Tim Foli, R (1,6) OBP: 0.283, SLG: 0.278		0-0 1B			0-0 5-3 1-2		0-0 1B		0-0 PB S 1B	4	0	3	0	0	0	1						
Bob Bailey, R (1,5) OBP: 0.322, SLG: 0.370			0-0 5-3		0-0 FC1-6 1B		0-3 K		4-0 PB IBB	3	0	1	1	1	1	1						
Carl Morton, R (1,1) OBP: 0.224, SLG: 0.244			0-3 K		0-0 FC1-6 1-2			0-3 K	0-3 K 1-2 2-3	4	0	0	0	0	3	3						
Inning Stats	R: 0 E: 0 K: 0 S: 4	H: 1 LOB: 1 BB: 0 P: 4	R: 0 E: 0 K: 1 S: 5	H: 1 LOB: 1 BB: 0 P: 5	R: 0 E: 0 K: 1 S: 5	H: 0 LOB: 0 BB: 0 P: 5	R: 0 E: 0 K: 0 S: 4	H: 1 LOB: 1 BB: 0 P: 4	R: 1 E: 0 K: 0 S: 4	H: 1 LOB: 1 BB: 1 P: 8	R: 0 E: 0 K: 2 S: 5	H: 1 LOB: 0 BB: 0 P: 5	R: 0 E: 0 K: 2 S: 8	H: 1 LOB: 0 BB: 0 P: 8	R: 0 E: 0 K: 2 S: 8	H: 1 LOB: 2 BB: 1 P: 9	R: 0 E: 0 K: 1 S: 6	H: 1 LOB: 0 BB: 1 P: 10	1B: 7 2B: 0 3B: 0 HR: 0	SF: 0 SAC: 0 DP: 0 HBP: 1	WP: 0 PB: 1 SB: 1 CS: 0	PA: 36
PITCHER Bob Gibson, R (1,1) ERA: 2.68	IP: 9.0 WLS: L BF: 36 H: 7 R: 1 ER: 1 SO: 8 BB: 1 IBB: 1 HBP: 1 BLK: 1 WP: 0 HR: 0 S: 49 P: 58 ERA: 1.00 WHIP: 0.889																					

Batter	1	2	3	4	5	6	7	8	9	AB	R	H	RBI	BB	SO	LOB	BOTTOM						
Lou Brock, L (1,7) OBP: 0.347, SLG: 0.385	0-0 F8		0-0 CS S 1B			0-0 P1		0-0 2B		4	0	2	0	0	0	0	Montreal Expos @ St. Louis Cardinals Busch Stadium, St. Louis, MO Mon Sep 04 1972, 3:33 AM CDT Unknown livebaseballscorecards.com						
Ted Sizemore, R (1,4) OBP: 0.322, SLG: 0.342	4-0 1B BB		4-0 CS BB			0-0 1B		0-0 P6		2	0	1	0	2	0	1							
Bernie Carbo, L (1,9) OBP: 0.385, SLG: 0.378	0-0 F8		0-0 CS 1-2		0-0 F9			0-3 K		4	0	0	0	0	1	2							
Joe Torre, R (1,3) OBP: 0.354, SLG: 0.434	0-0 1-2 1B			0-0 P4		0-0 F8		0-0 F9		4	0	1	0	0	0	0							
Ted Simmons, S (1,2) OBP: 0.327, SLG: 0.459		0-0 3-1		0-0 1-4-3		0-0 F5		0-0 6-3		4	0	0	0	0	0	0							
Jose Cruz, L (1,8) OBP: 0.290, SLG: 0.287		4-0 6-3 BB			0-0 G3		0-0 S 1B			2	0	1	0	1	0	0							
Dwain Anderson, R (1,5) OBP: 0.310, SLG: 0.303		0-0 6-3 1-2			0-0 1-3		0-0 5-3 1-2			3	0	0	0	0	0	2							
Mick Kelleher, R (1,6) Bill Voss, L (8,PH) OBP: 0.265, SLG: 0.267 Ed Crosby, L (9,5) OBP: 0.260, SLG: 0.244		0-3 K			0-3 K			0-0 G3		2	0	0	0	0	2	1							
Bob Gibson, R (1,1) OBP: 0.181, SLG: 0.410			0-0 6-3			0-0 F9		0-0 F9		3	0	0	0	0	0	0							
Inning Stats	R: 0 E: 0 K: 0 S: 3	H: 1 LOB: 1 BB: 1 P: 7	R: 0 E: 0 K: 1 S: 5	H: 0 LOB: 1 BB: 1 P: 9	R: 0 E: 0 K: 0 S: 2	H: 1 LOB: 0 BB: 1 P: 6	R: 0 E: 0 K: 0 S: 3	H: 0 LOB: 0 BB: 0 P: 3	R: 0 E: 0 K: 1 S: 5	H: 0 LOB: 0 BB: 0 P: 5	R: 0 E: 0 K: 0 S: 4	H: 1 LOB: 1 BB: 0 P: 4	R: 0 E: 0 K: 0 S: 4	H: 1 LOB: 1 BB: 0 P: 4	R: 0 E: 0 K: 0 S: 4	H: 1 LOB: 1 BB: 0 P: 4		R: 0 E: 0 K: 1 S: 5	H: 0 LOB: 0 BB: 0 P: 5	1B: 4 2B: 1 3B: 0 HR: 0	SF: 0 SAC: 0 DP: 0 HBP: 0	WP: 0 PB: 0 SB: 0 CS: 2	PA: 33
PITCHER Carl Morton, R (1,1) ERA: 4.05	IP: 9.0 WLS: W BF: 32 H: 5 R: 0 ER: 0 SO: 3 BB: 3 IBB: 0 HBP: 0 BLK: 0 WP: 0 HR: 0 S: 35 P: 47 ERA: 0.00 WHIP: 0.889																						

Batter	1	2	3	4	5	6	7	8	9	AB	R	H	RBI	BB	SO	LOB	TOP			
Boots Day, L OBP: 0.281, SLG: 0.253 (1, 9)										5	1	1	0	0	0	3				
Tim Foli, R OBP: 0.289, SLG: 0.282 (1, 6)										4	1	3	1	1	0	1				
Ken Singleton, S OBP: 0.365, SLG: 0.415 (1, 7)										4	1	2	0	1	1	2				
Ron Fairly, L OBP: 0.339, SLG: 0.395 (1, 3)										4	1	1	1	0	0	2				
Tim McCarver, L OBP: 0.330, SLG: 0.358 (1, 2)										3	1	2	2	1	0	0				
Mike Jorgensen, L OBP: 0.331, SLG: 0.361 (1, 8)										3	0	1	1	1	0	1				
Bob Bailey, R OBP: 0.324, SLG: 0.376 (1, 5)										3	1	1	1	1	2	1				
Hector Torres, R OBP: 0.212, SLG: 0.233 (1, 4)										3	1	1	0	1	1	1				
Ernie McAnally, R OBP: 0.183, SLG: 0.190 (4, 1)										1	0	0	0	0	0	1				
John Strommayer, R OBP: 0.262, SLG: 0.303 (5, Ph)										0	0	0	0	0	0	0				
Jim Fairley, L OBP: 0.292, SLG: 0.278 (5, Ph)										1	0	0	0	0	0	1				
Steve Renko, R OBP: 0.296, SLG: 0.278 (5, Ph)										0	0	0	0	0	0	0				
Ron Woods, R OBP: 0.256, SLG: 0.290 (7, Ph)										1	0	0	0	0	0	2				
Tom Walker, R OBP: 0.300, SLG: 0.390 (7, Ph)										0	0	0	0	0	0	0				
Hal Breeden, R OBP: 0.200, SLG: 0.418 (9, Ph)										1	0	0	0	0	1	1				
Inning Stats	R: 3 E: 0 K: 0 S: 4	H: 3 LOB: 0 BB: 2 P: 12	R: 0 E: 0 K: 1 S: 4	H: 0 LOB: 0 BB: 1 P: 8	R: 0 E: 0 K: 0 S: 4	H: 2 LOB: 1 BB: 0 P: 4	R: 0 E: 0 K: 1 S: 5	H: 0 LOB: 0 BB: 0 P: 5	R: 0 E: 0 K: 2 S: 7	H: 0 LOB: 0 BB: 0 P: 6	R: 1 E: 0 K: 1 S: 7	H: 2 LOB: 2 BB: 1 P: 11	R: 1 E: 0 K: 0 S: 4	H: 2 LOB: 1 BB: 1 P: 8	R: 2 E: 0 K: 2 S: 10	H: 3 LOB: 1 BB: 0 P: 10	1B: 9 2B: 2 3B: 1 HR: 1	SF: 0 SAC: 0 DP: 3 HBP: 0	WP: 0 PB: 1 SB: 1 CS: 3	PA: 40
PITCHER	IP	WLS	BF	H	R	ER	SO	BB	IBB	HBP	BLK	WP	HR	S	P	ERA	WHIP			
Jim Bibby, R ERA: 5.68 (1, 1)	6.1	W	26	7	4	4	5	4	1	0	0	0	0	31	51	5.68	1.737			
Diego Segui, R ERA: 2.97 (7, 1)	2.2	S	13	5	3	3	2	1	0	0	0	0	1	16	20	10.12	2.250			

Montreal Expos @ St. Louis Cardinals
 Busch Stadium, St. Louis, MO
 Mon Sep 04 1972, 3:38 AM CDT
 Att: 12,427 - Unknown

AB	33
R	7
H	12
RBI	6
BB	6
SO	7
LOB	14



Batter	1	2	3	4	5	6	7	8	9	AB	R	H	RBI	BB	SO	LOB	BOTTOM			
Jose Cruz, L OBP: 0.288, SLG: 0.286 (1, 7)										5	2	1	1	0	0	4				
Ed Crosby, L OBP: 0.266, SLG: 0.248 (1, 4)										4	1	2	1	1	1	2				
Luis Melendez, R OBP: 0.307, SLG: 0.360 (1, 9)										5	2	2	2	0	0	2				
Skip Jutze, R OBP: 0.267, SLG: 0.357 (1, 2)										4	0	0	2	0	1	1				
Ted Simmons, S OBP: 0.333, SLG: 0.466 (1, 3)										3	1	3	0	2	0	0				
Bill Voss, L OBP: 0.276, SLG: 0.286 (1, 8)										5	0	3	2	0	0	2				
Dwain Anderson, R OBP: 0.300, SLG: 0.293 (1, 5)										4	0	0	0	0	0	5				
Joe Torre, R OBP: 0.354, SLG: 0.434 (9, 5)										0	0	0	0	0	0	0				
Mick Kelleher, R OBP: 0.250, SLG: 0.143 (1, 6)										4	1	1	0	0	0	1				
Jim Bibby, R OBP: 1.000, SLG: 1.000 (1, 1)										1	0	1	0	1	0	0				
Diego Segui, R OBP: 0.154, SLG: 0.231 (7, 1)										1	1	1	0	0	0	0				
Inning Stats	R: 2 E: 0 K: 0 S: 6	H: 3 LOB: 1 BB: 0 P: 6	R: 1 E: 1 K: 0 S: 5	H: 1 LOB: 2 BB: 1 P: 9	R: 1 E: 0 K: 1 S: 7	H: 2 LOB: 1 BB: 0 P: 7	R: 3 E: 1 K: 0 S: 6	H: 3 LOB: 2 BB: 2 P: 14	R: 0 E: 0 K: 1 S: 6	H: 1 LOB: 1 BB: 0 P: 6	R: 0 E: 0 K: 0 S: 4	H: 1 LOB: 2 BB: 1 P: 8	R: 1 E: 0 K: 0 S: 4	H: 2 LOB: 1 BB: 0 P: 4	R: 0 E: 0 K: 0 S: 4	H: 1 LOB: 1 BB: 0 P: 4	1B: 9 2B: 4 3B: 1 HR: 0	SF: 1 SAC: 1 DP: 0 HBP: 0	WP: 0 PB: 1 SB: 1 CS: 0	PA: 42
PITCHER	IP	WLS	BF	H	R	ER	SO	BB	IBB	HBP	BLK	WP	HR	S	P	ERA	WHIP			
Ernie McAnally, R ERA: 4.37 (4, 1)	0.2	L	5	2	1	1	0	0	1	0	0	0	0	4	8	13.50	3.000			
John Strommayer, R ERA: 3.62 (5, 1)	2.0		9	2	0	0	1	1	0	0	0	0	0	10	14	0.00	1.500			
Steve Renko, R ERA: 5.21 (7, 1)	2.0		8	3	1	1	0	0	0	0	0	0	0	8	8	4.50	1.500			

Montreal Expos @ St. Louis Cardinals
 Busch Stadium, St. Louis, MO
 Mon Sep 04 1972, 3:38 AM CDT
 Att: 12,427 - Unknown

AB	36
R	8
H	14
RBI	8
BB	4
SO	2
LOB	17



Batter	1	2	3	4	5	6	7	8	9	AB	R	H	RBI	BB	SO	LOB	TOP			
Tim McCarver, L (1, 2) OBP: 0.329, SLG: 0.356										4	0	1	0	0	1	0	Montreal Expos @ St. Louis Cardinals Busch Stadium, St. Louis, MO Tue Sep 05 1972, 7:05 PM CDT Att: 5,586 - Unknown			
Tim Foli, R (1, 6) OBP: 0.288, SLG: 0.284										4	1	1	0	0	0	1				
Ken Singleton, S (1, 7) OBP: 0.370, SLG: 0.420										3	1	3	1	1	0	0				
Ron Fairly, L (1, 9) OBP: 0.338, SLG: 0.393										4	0	1	0	0	0	2				
Mike Jorgensen, L (1, 8) OBP: 0.330, SLG: 0.357										3	0	0	0	1	1	1				
Hal Bredien, R (1, 3) OBP: 0.297, SLG: 0.431										3	1	1	1	0	1	1				
Bob Bailey, R (1, 5) OBP: 0.323, SLG: 0.375										4	0	1	1	0	1	2				
Hector Torres, R (1, 4) OBP: 0.207, SLG: 0.227										3	0	0	0	0	0	1				
Jim Faltrey, L (9, PH) OBP: 0.270, SLG: 0.300										1	0	0	0	0	0	0				
Bill Stoneman, R (1, 1) OBP: 0.116, SLG: 0.090										3	0	0	0	0	2	0				
Mike Marshall, R (7, 1) OBP: 0.239, SLG: 0.211										0	0	0	0	0	0	0				
John Boccabella, R (7, 2) OBP: 0.274, SLG: 0.306										0	0	0	0	0	0	0				
Inning Stats	R: 2 E: 1 K: 1 S: 8	H: 3 LOB: 2 BB: 1 P: 12	R: 0 E: 0 K: 1 S: 6	H: 1 LOB: 1 BB: 0 P: 6	R: 0 E: 0 K: 0 S: 4	H: 1 LOB: 1 BB: 0 P: 4	R: 0 E: 0 K: 0 S: 3	H: 0 LOB: 0 BB: 0 P: 3	R: 0 E: 0 K: 0 S: 2	H: 0 LOB: 0 BB: 1 P: 6	R: 1 E: 0 K: 0 S: 5	H: 2 LOB: 1 BB: 0 P: 5	R: 0 E: 0 K: 1 S: 5	H: 0 LOB: 0 BB: 0 P: 5	R: 0 E: 0 K: 2 S: 7	H: 1 LOB: 0 BB: 0 P: 7	1B: 6 2B: 2 3B: 0 HR: 0	SF: 1 SAC: 0 DP: 1 HBP: 0	WP: 0 PB: 0 SB: 0 CS: 1	PA: 36
PITCHER Rick Wise, R (1, 1) ERA: 3.27	IP: 9.0 WLS: W BF: 35 H: 8 R: 3 ER: 3 SO: 6	BB: 2 IBB: 0 HBP: 0 BLK: 0	WP: 0 HR: 0 S: 45 P: 53	ERA: 3.00 WHIP: 1.111	PITCHER											IP: 9.0 WLS: W BF: 35 H: 8 R: 3 ER: 3 SO: 6	BB: 2 IBB: 0 HBP: 0 BLK: 0	WP: 0 HR: 0 S: 45 P: 53	ERA: 3.00 WHIP: 1.111	

AB	32
R	3
H	8
RBI	3
BB	2
SO	6
LOB	8



Batter	1	2	3	4	5	6	7	8	9	AB	R	H	RBI	BB	SO	LOB	BOTTOM			
Jose Cruz, L (1, 7) OBP: 0.298, SLG: 0.302										3	1	3	2	1	0	0	Montreal Expos @ St. Louis Cardinals Busch Stadium, St. Louis, MO Tue Sep 05 1972, 7:05 PM CDT Att: 5,586 - Unknown			
Mike Tyson, R (1, 4) OBP: 0.387, SLG: 0.378										2	0	0	0	0	1	3				
Bernie Carbo, L (5, PH) OBP: 0.265, SLG: 0.247										1	0	0	0	0	0	3				
Bill Voss, L (1, 8) OBP: 0.269, SLG: 0.280										3	0	0	1	0	0	5				
Dwain Anderson, R (8, 6) OBP: 0.300, SLG: 0.293										0	0	0	0	0	0	0				
Skip Jutze, R (1, 2) OBP: 0.211, SLG: 0.278										4	0	0	0	0	1	0				
Ted Simmons, S (1, 3) OBP: 0.333, SLG: 0.464										4	1	1	0	0	0	0				
Luis Melendez, R (1, 9) OBP: 0.307, SLG: 0.359										4	0	1	0	0	1	0				
Ken Reitz, R (1, 5) OBP: 0.500, SLG: 0.667										3	2	2	1	0	0	0				
Mick Kelleher, R (1, 6) OBP: 0.400, SLG: 0.250										1	1	1	0	1	0	0				
Lou Brock, L (7, PH) OBP: 0.346, SLG: 0.384										2	0	0	0	0	0	2				
Rick Wise, R (1, 1) OBP: 0.213, SLG: 0.266										2	0	1	1	0	1	1				
Inning Stats	R: 1 E: 0 K: 1 S: 6	H: 1 LOB: 0 BB: 0 P: 6	R: 0 E: 0 K: 0 S: 3	H: 0 LOB: 0 BB: 0 P: 3	R: 0 E: 0 K: 1 S: 5	H: 1 LOB: 1 BB: 1 P: 9	R: 0 E: 0 K: 0 S: 3	H: 0 LOB: 0 BB: 0 P: 3	R: 0 E: 0 K: 0 S: 2	H: 4 LOB: 2 BB: 1 P: 10	R: 0 E: 0 K: 1 S: 5	H: 0 LOB: 0 BB: 0 P: 5	R: 1 E: 2 K: 0 S: 5	H: 1 LOB: 2 BB: 1 P: 9	R: 1 E: 0 K: 1 S: 7	H: 2 LOB: 1 BB: 0 P: 7	1B: 8 2B: 0 3B: 1 HR: 0	SF: 2 SAC: 1 DP: 1 HBP: 0	WP: 0 PB: 0 SB: 0 CS: 1	PA: 35
PITCHER Bill Stoneman, R (1, 1) ERA: 2.87	IP: 6.0 WLS: L BF: 26 H: 7 R: 4 ER: 3 SO: 3	BB: 1 IBB: 0 HBP: 0 BLK: 0	WP: 0 HR: 0 S: 30 P: 38	ERA: 4.50 WHIP: 1.333	PITCHER											IP: 6.0 WLS: L BF: 26 H: 7 R: 4 ER: 3 SO: 3	BB: 1 IBB: 0 HBP: 0 BLK: 0	WP: 0 HR: 0 S: 30 P: 38	ERA: 4.50 WHIP: 1.500	
PITCHER Mike Marshall, R (7, 1) ERA: 1.6	IP: 2.0 WLS: 9 BF: 2 H: 1 R: 1 ER: 1 SO: 1	BB: 1 IBB: 0 HBP: 0 BLK: 0	WP: 0 HR: 0 S: 10 P: 14	ERA: 4.50 WHIP: 1.500	PITCHER											IP: 2.0 WLS: 9 BF: 2 H: 1 R: 1 ER: 1 SO: 1	BB: 1 IBB: 0 HBP: 0 BLK: 0	WP: 0 HR: 0 S: 10 P: 14	ERA: 4.50 WHIP: 1.500	

AB	29
R	5
H	9
RBI	5
BB	3
SO	4
LOB	14



Batter	1	2	3	4	5	6	7	8	9	AB	R	H	RBI	BB	SO	LOB	TOP										
Pepe Mangual, R OBP: 0.500, SLG: 0.333 Clyde Mashore, R OBP: 0.267, SLG: 0.327	SH2-4 1B		FC6-4 2B		F8		CS BB	SH2-4	SH2-4	3	1	1	0	1	0	1	Montreal Expos @ New York Mets Shea Stadium, Flushing, NY Wed Sep 06 1972, 7:05 PM EDT Att: 11,745 - Unknown										
Tim Foli, R OBP: 0.290, SLG: 0.287	SH2-4		2B		6-3		K		1B E	3	2	1	1	1	1												
Bob Bailey, R OBP: 0.322, SLG: 0.373	L7		P7		K				5-3	5	0	1	2	0	1	2											
Hal Breedren, R OBP: 0.303, SLG: 0.424 Ron Fairly, L OBP: 0.336, SLG: 0.390	5-3		2B BB				F8		F9	1	0	0	0	1	0	1											
Ken Singleton, S OBP: 0.374, SLG: 0.432		6-3							E3	3	0	0	0	0	0	1											
Ron Woods, R OBP: 0.305, SLG: 0.411		HR	6-3				HR		G4-6-3	4	1	3	2	1	0	0											
John Boccabella, R OBP: 0.268, SLG: 0.299					F7		F7		G4-6-3	3	1	2	1	1	0	2											
Hector Torres, R OBP: 0.208, SLG: 0.222		6-3			6-3		FC5-4		1B	4	0	0	0	0	2	3											
Mike Torrez, R OBP: 0.184, SLG: 0.200 Mike Marshall, R OBP: 0.227, SLG: 0.200 Boots Day, L OBP: 0.284, SLG: 0.253					F8		K		SH2-4 1B BB	3	0	1	0	0	1	0											
Inning Stats	R: 0 E: 0 K: 0 S: 4	H: 1 LOB: 1 BB: 0 P: 4	R: 1 E: 0 K: 1 S: 6	H: 1 LOB: 0 BB: 0 P: 6	R: 2 E: 0 K: 0 S: 6	H: 3 LOB: 2 BB: 1 P: 10	R: 0 E: 0 K: 0 S: 3	H: 0 LOB: 0 BB: 0 P: 3	R: 0 E: 0 K: 1 S: 5	H: 2 LOB: 1 BB: 0 P: 5	R: 0 E: 0 K: 2 S: 6	H: 0 LOB: 1 BB: 1 P: 10	R: 0 E: 0 K: 1 S: 6	H: 1 LOB: 2 BB: 4 P: 10	R: 3 E: 1 K: 0 S: 4	H: 1 LOB: 2 BB: 4 P: 20		1B: 5 2B: 3 3B: 0 HR: 2	SF: 0 SAC: 2 DP: 2 HBP: 0	WP: 0 PB: 0 SB: 0 CS: 1	PA: 42						
PITCHER	IP	WLS	BF	H	R	ER	SO	BB	IBB	HBP	BLK	WP	HR	S	P	ERA	WHIP										
Brent Strom, L ERA: 6.55	2.2	L	14	5	3	3	1	1	0	0	0	0	1	15	19	10.12	2.250										
Bob Rauch, R ERA: 4.79	4.1		15	2	1	1	3	1	0	0	0	0	1	20	24	2.08	0.692										
Ray Sadecki, L ERA: 2.93	1.0		6	1	1	1	1	2	0	0	0	0	0	6	14	9.00	3.000										
Tug McGraw, L ERA: 1.79	1.0		7	1	2	1	0	1	2	0	0	0	0	4	16	9.00	2.000										

AB 33
R 7
H 9
RBI 6
BB 7
SO 5
LOB 15



Batter	1	2	3	4	5	6	7	8	9	AB	R	H	RBI	BB	SO	LOB	BOTTOM											
Ken Boswell, L OBP: 0.246, SLG: 0.291	4-3		G3		F7		G4-6-3		K	5	0	0	0	0	1	2	Montreal Expos @ New York Mets Shea Stadium, Flushing, NY Wed Sep 06 1972, 7:05 PM EDT Att: 11,745 - Unknown											
Jim Fregosi, R OBP: 0.315, SLG: 0.357	K		WP BB 1B				G4-6-3 BB 1B		1B BB	3	1	2	0	1	1	0												
Willie Mays, R OBP: 0.404, SLG: 0.407 John Milner, L OBP: 0.344, SLG: 0.429	1-3		WP BB				G4-6-3 BB		2B 6-3 1B	1	0	0	0	0	0	0												
Ed Kranepool, L OBP: 0.330, SLG: 0.390		2-3	5-3				G4-6-3		2B	4	0	1	1	0	0	4												
Cleon Jones, R OBP: 0.319, SLG: 0.352		BB BB			F9		1-3		6-3	3	0	0	1	1	0	2												
Dave Marshall, L OBP: 0.340, SLG: 0.377		BB BB			F8		1B 1B		F8	3	1	1	0	1	0	1												
Duffy Dyer, R OBP: 0.317, SLG: 0.383		F2			F9		1B 1B		F8	4	0	1	0	0	0	3												
Ted Martinez, R OBP: 0.252, SLG: 0.272		5-3					CS 2B		K	4	0	2	1	0	1	2												
Brent Strom, R ERA: 6.55 Bob Rauch, R ERA: 4.79 Bill Sudakis, S ERA: 0.077 Ray Sadecki, L ERA: 2.93 Jim Beauchamp, R ERA: 3.34 Tug McGraw, R ERA: 1.79			1-3				K		5-3	0	0	0	0	0	0	0												
Inning Stats	R: 0 E: 0 K: 1 S: 5	H: 0 LOB: 0 BB: 0 P: 5	R: 0 E: 0 K: 0 S: 3	H: 0 LOB: 2 BB: 2 P: 11	R: 0 E: 0 K: 0 S: 4	H: 1 LOB: 1 BB: 1 P: 8	R: 0 E: 0 K: 0 S: 3	H: 0 LOB: 0 BB: 0 P: 3	R: 0 E: 0 K: 1 S: 5	H: 1 LOB: 1 BB: 1 P: 7	R: 1 E: 0 K: 1 S: 7	H: 3 LOB: 1 BB: 0 P: 7	R: 2 E: 0 K: 0 S: 5	H: 2 LOB: 1 BB: 1 P: 9	R: 0 E: 0 K: 2 S: 7	H: 0 LOB: 0 BB: 0 P: 7		1B: 6 2B: 2 3B: 0 HR: 0	SF: 0 SAC: 0 DP: 2 HBP: 0	WP: 1 PB: 0 SB: 0 CS: 1	PA: 37							
PITCHER	IP	WLS	BF	H	R	ER	SO	BB	IBB	HBP	BLK	WP	HR	S	P	ERA	WHIP											
Mike Torrez, R ERA: 3.14	7.0	W	31	8	3	3	3	5	0	0	0	0	0	10	32	52	3.86	1.857										
Mike Marshall, R ERA: 1.57	2.0	S	6	0	0	0	2	0	0	0	0	0	0	10	10	0.00	0.000											

AB 32
R 3
H 8
RBI 3
BB 5
SO 5
LOB 17



Batter	1	2	3	4	5	6	7	8	9	AB R H RBI BB SO LOB	TOP									
Pepe Mangual, R (1, 7) OBP: 0.375, SLG: 0.286	K	K				F8		4-3		4 0 1 0 0 2 3	Montreal Expos @ New York Mets Shea Stadium, Flushing, NY Thu Sep 07 1972, 7:05 PM EDT Att: 11,499 - Unknown									
Jim Fairey, L (8, PH) OBP: 0.276, SLG: 0.297	K	K				FC2-6 1B				1 0 0 0 0 0 1										
Clyde Mashore, R (8, 7) OBP: 0.267, SLG: 0.327	K	K								0 0 0 0 0 0 0										
Tim Foli, R (1, 6) OBP: 0.291, SLG: 0.291			F9			FC2-6 WP 1B		F9		5 1 2 0 0 0 1										
Bob Bailey, R (1, 5) OBP: 0.321, SLG: 0.371	K		6-3					F8		5 0 1 1 0 2 2										
Hal Breeden, R (1, 3) OBP: 0.290, SLG: 0.403	K									3 0 0 0 0 1 2										
Ron Fairly, L (7, PH) OBP: 0.334, SLG: 0.388	K		5-3			4-3 1B		L3		2 0 0 0 0 0 1										
Ken Singleton, S (1, 9) OBP: 0.373, SLG: 0.433								F9		4 1 1 0 0 1 2										
Ron Woods, R (1, 8) OBP: 0.319, SLG: 0.446										4 2 4 1 0 0 0										
John Boccabella, R (1, 2) OBP: 0.264, SLG: 0.294										3 0 0 1 0 0 2										
Hector Torres, R (1, 4) OBP: 0.209, SLG: 0.217										3 0 0 0 1 0 1										
Balor Moore, L (1, 1) OBP: 0.205, SLG: 0.190										3 0 1 0 1 2 3										
Inning Stats	R: 0 E: 0 K: 3 S: 10	H: 1 LOB: 1 BB: 0 P: 10	R: 1 E: 0 K: 1 S: 7	H: 2 LOB: 2 BB: 1 P: 11	R: 0 E: 0 K: 0 S: 3	H: 0 LOB: 0 BB: 0 P: 3	R: 0 E: 0 K: 2 S: 8	H: 1 LOB: 2 BB: 1 P: 12	R: 1 E: 0 K: 0 S: 5	H: 2 LOB: 1 BB: 0 P: 5	R: 0 E: 0 K: 1 S: 6	H: 1 LOB: 1 BB: 0 P: 6	R: 1 E: 1 K: 1 S: 7	H: 1 LOB: 1 BB: 0 P: 7	R: 0 E: 0 K: 0 S: 3	H: 0 LOB: 0 BB: 0 P: 3	1B: 6 2B: 3 3B: 0 HR: 1	SF: 0 SAC: 1 DP: 0 HBP: 0	WP: 2 PB: 0 SB: 1 CS: 0	PA: 40
PITCHER	IP WLS BF H R ER SO BB IBB HBP BLK WP HR S P ERA WHIP											IP WLS BF H R ER SO BB IBB HBP BLK WP HR S P ERA WHIP								
Jerry Koosman, L (1, 1) ERA: 4.32	6.0 L 28 8 3 3 6 1 1 0 0 1 1 38 46 4.50 1.500																			
Danny Frisella, R (7, 1) ERA: 3.41	2.0 9 2 1 0 2 0 0 0 0 1 0 13 13 0.00 1.000																			
Brent Strom, L (9, 1) ERA: 6.26	1.0 3 0 0 0 0 0 0 0 0 0 0 3 3 0.00 0.000																			

AB	37
R	4
H	10
RBI	3
BB	2
SO	8
LOB	18



Batter	1	2	3	4	5	6	7	8	9	AB R H RBI BB SO LOB	BOTTOM									
Tommie Agee, R (1, 8) OBP: 0.333, SLG: 0.397	K		K			5-3			1-3	4 0 0 0 0 2 1	Montreal Expos @ New York Mets Shea Stadium, Flushing, NY Thu Sep 07 1972, 7:05 PM EDT Att: 11,499 - Unknown									
Bud Harrelson, S (1, 6) OBP: 0.315, SLG: 0.274	4-3									4 0 2 0 0 1 0										
Willie Mays, R (1, 3) OBP: 0.402, SLG: 0.404	1-3									4 0 1 0 0 2 2										
Cleon Jones, R (1, 9) OBP: 0.318, SLG: 0.354			5-3			6-3			F9	4 0 1 0 0 0 1										
Jim Fregosi, R (1, 5) OBP: 0.312, SLG: 0.354										3 0 0 0 0 0 2										
Duffy Dyer, R (1, 2) OBP: 0.314, SLG: 0.378										3 0 0 0 0 0 2										
Jim Beauchamp, R (1, 7) OBP: 0.298, SLG: 0.340										2 0 0 0 1 1 0										
Ted Martinez, R (1, 4) OBP: 0.249, SLG: 0.269										3 0 0 0 0 0 1										
Jerry Koosman, R (1, 1) OBP: 0.105, SLG: 0.105										1 0 1 0 0 0 0										
Bill Sudakis, S (6, PH) OBP: 0.167, SLG: 0.074										1 0 0 0 0 0 0										
Danny Frisella, L (7, 1) OBP: 0.333, SLG: 0.333										0 0 0 0 0 0 0										
Lute Barnes, R (8, PH) OBP: 0.290, SLG: 0.293										1 0 0 0 0 0 0										
Brent Strom, R (9, 1) OBP: 0.205, SLG: 0.190										0 0 0 0 0 0 0										
Inning Stats	R: 0 E: 0 K: 1 S: 5	H: 0 LOB: 0 BB: 0 P: 5	R: 0 E: 0 K: 0 S: 3	H: 0 LOB: 0 BB: 0 P: 3	R: 0 E: 0 K: 1 S: 6	H: 1 LOB: 1 BB: 0 P: 6	R: 0 E: 0 K: 1 S: 5	H: 1 LOB: 0 BB: 0 P: 5	R: 0 E: 0 K: 1 S: 5	H: 0 LOB: 0 BB: 0 P: 5	R: 0 E: 0 K: 0 S: 3	H: 0 LOB: 2 BB: 0 P: 7	R: 0 E: 0 K: 0 S: 2	H: 0 LOB: 1 BB: 1 P: 6	R: 0 E: 0 K: 1 S: 6	H: 1 LOB: 1 BB: 0 P: 6	1B: 3 2B: 2 3B: 0 HR: 0	SF: 0 SAC: 0 DP: 1 HBP: 0	WP: 0 PB: 0 SB: 0 CS: 1	PA: 31
PITCHER	IP WLS BF H R ER SO BB IBB HBP BLK WP HR S P ERA WHIP											IP WLS BF H R ER SO BB IBB HBP BLK WP HR S P ERA WHIP								
Balor Moore, L (1, 1) ERA: 3.72	9.0 W 31 5 0 0 6 1 0 0 0 0 0 42 46 0.00 0.667																			



Batter	1	2	3	4	5	6	7	8	9	AB	R	H	RBI	BB	SO	LOB	TOP			
Gene Clines, R OBP: 0.368, SLG: 0.426 (1, 7)										5	2	3	1	0	0	0	Pittsburgh Pirates @ Montreal Expos Jarry Park, Montreal, QB Fri Sep 08 1972, 7:05 PM EDT Unknown			
Vic Davallio, L OBP: 0.379, SLG: 0.438 (7, 3)										4	1	2	2	1	0	1				
Al Oliver, L OBP: 0.353, SLG: 0.445 (1, 8)										4	0	1	1	1	0	1				
Willie Stargell, L OBP: 0.396, SLG: 0.617 Roberto Clemente, R OBP: 0.359, SLG: 0.482 (1, 3) (7, 9)										4	1	1	1	0	1	2				
Richie Hebner, L OBP: 0.396, SLG: 0.531 (1, 5)											4	0	1	1	0	2				
Rennie Stennett, R OBP: 0.302, SLG: 0.385 (1, 4)											4	1	1	0	0	1				
Milt May, L OBP: 0.333, SLG: 0.373 (1, 2)											4	1	2	0	0	0				
Gene Alley, R OBP: 0.328, SLG: 0.322 (1, 6)											4	1	1	1	0	0				
Bob Johnson, L OBP: 0.176, SLG: 0.182 (1, 1)											4	0	0	0	0	3				
Inning Stats	R: 0 E: 0 K: 0 S: 3	H: 1 LOB: 2 BB: 2 P: 11	R: 0 E: 0 K: 0 S: 4	H: 1 LOB: 1 BB: 0 P: 4	R: 2 E: 1 K: 0 S: 6	H: 3 LOB: 1 BB: 0 P: 6	R: 0 E: 0 K: 1 S: 5	H: 0 LOB: 0 BB: 0 P: 5	R: 1 E: 0 K: 0 S: 4	H: 1 LOB: 0 BB: 0 P: 4	R: 4 E: 0 K: 1 S: 10	H: 6 LOB: 2 BB: 0 P: 10	R: 0 E: 0 K: 1 S: 5	H: 0 LOB: 0 BB: 0 P: 5	R: 0 E: 0 K: 1 S: 5	H: 0 LOB: 0 BB: 0 P: 3		1B: 10 2B: 0 3B: 1 HR: 1	SF: 0 SAC: 0 DP: 0 HBP: 0	WP: 0 PB: 0 SB: 0 CS: 1
PITCHER	IP WLS BF H R ER SO BB IBB HBP BLK WP HR S P ERA WHIP	IP WLS BF H R ER SO BB IBB HBP BLK WP HR S P ERA WHIP																		
Carl Morton, R ERA: 4.32 (1, 1)	5.2 L 28 10 7 7 2 2 0 0 0 0 1 30 38 11.12 2.118																			
Joe Gilbert, L ERA: 8.44 (6, 1)	0.1 2 2 0 0 0 0 0 0 0 0 0 0 2 2 0.00 6.000																			
John Strohmayr, R ERA: 3.51 (7, 1)	2.0 6 0 0 0 2 0 0 0 0 0 0 0 10 10 0.00 0.000																			
Tom Walker, R ERA: 3.06 (9, 1)	1.0 3 0 0 0 0 0 0 0 0 0 0 0 3 3 0.00 0.000																			

Batter	1	2	3	4	5	6	7	8	9	AB	R	H	RBI	BB	SO	LOB	BOTTOM			
Mike Jorgensen, L OBP: 0.332, SLG: 0.368 (1, 8)										4	1	2	1	0	0	0	Pittsburgh Pirates @ Montreal Expos Jarry Park, Montreal, QB Fri Sep 08 1972, 7:05 PM EDT Unknown			
Tim Foli, R OBP: 0.289, SLG: 0.288 (1, 6)										4	0	0	0	0	0	1				
Ken Singleton, S OBP: 0.372, SLG: 0.430 (1, 7)										3	0	0	0	1	0	1				
Ron Fairly, L OBP: 0.333, SLG: 0.386 (1, 3)										4	0	1	0	0	0	2				
Tim McCarver, L OBP: 0.332, SLG: 0.355 (1, 2)										1	0	0	0	2	0	1				
Boots Day, L OBP: 0.281, SLG: 0.251 (1, 9)										3	0	0	0	0	1	2				
Coco Laboy, R (1, 5)									3	0	0	0	0	1	0					
Hector Torres, R OBP: 0.205, SLG: 0.213 (1, 4)										3	0	0	0	0	0	0				
Carl Morton, R OBP: 0.220, SLG: 0.230 (6, 1) Joe Gilbert, R OBP: 0.274, SLG: 0.294 (7, 1) John Strohmayr, R OBP: 0.300, SLG: 0.320 (8, 1) Tom Walker, R (9, 1)										1	0	0	0	0	0	0				
Inning Stats	R: 0 E: 0 K: 0 S: 3	H: 0 LOB: 0 BB: 0 P: 3	R: 0 E: 0 K: 0 S: 3	H: 1 LOB: 0 BB: 0 P: 3	R: 0 E: 0 K: 0 S: 3	H: 0 LOB: 0 BB: 0 P: 3	R: 0 E: 0 K: 2 S: 6	H: 0 LOB: 1 BB: 1 P: 7	R: 0 E: 0 K: 0 S: 3	H: 0 LOB: 0 BB: 1 P: 7	R: 1 E: 0 K: 0 S: 4	H: 1 LOB: 0 BB: 0 P: 4	R: 0 E: 0 K: 1 S: 5	H: 0 LOB: 0 BB: 0 P: 5	R: 0 E: 0 K: 0 S: 4	H: 1 LOB: 1 BB: 0 P: 4		1B: 2 2B: 0 3B: 0 HR: 1	SF: 0 SAC: 0 DP: 1 HBP: 0	WP: 0 PB: 0 SB: 0 CS: 0
PITCHER	IP WLS BF H R ER SO BB IBB HBP BLK WP HR S P ERA WHIP	IP WLS BF H R ER SO BB IBB HBP BLK WP HR S P ERA WHIP																		
Bob Johnson, R ERA: 3.1 (1, 1)	9.0 W 31 3 1 1 3 3 0 0 0 0 1 34 46 1.00 0.667																			

Batter	1	2	3	4	5	6	7	8	9	10	11	12	AB	R	H	RBI	BB	SO	LOB	TOP		
Vic Davallio, L (1.7) OBP: 0.391, SLG: 0.435	4-3		E 1B		BB			E 1B WP HBP		L1		FC3-6 S 2B	4	2	1	0	1	0	1			
Rennie Stennett, R (1.4) OBP: 0.306, SLG: 0.387	WP BB 1B		E5 G6-4-3		1-3			E8 WP SF8 1B		1B 1B		5-3	6	1	3	0	0	0	3			
Roberto Clemente, R (1.9) OBP: 0.355, SLG: 0.478	WP BB		G6-4-3			6-3		SF8		F7		2B IBB	3	1	0	1	2	0	3			
Willie Stargell, L (1.3) OBP: 0.393, SLG: 0.611 Bob Robertson, R (9.3) OBP: 0.286, SLG: 0.318	K			F7		K		F7		1B		2B	4	0	0	0	0	2	2			
Richie Hebner, L (1.5) OBP: 0.390, SLG: 0.522	G3			1-3		F9		F9		F5		1-3 2B	6	0	0	0	0	0	5			
Al Oliver, L (1.8) OBP: 0.352, SLG: 0.442		F7			1B			L3				F7	5	0	1	0	0	1	0			
Manny Sanguillen, R (1.2) OBP: 0.325, SLG: 0.411		L9			F6			5-3		6-3		6-3	5	0	0	0	0	0	1			
Jackie Hernandez, R (1.8) OBP: 0.226, SLG: 0.259 Milt May, L (7. PH) OBP: 0.339, SLG: 0.378 Gene Alley, R (7.6) OBP: 0.329, SLG: 0.323						4-3		FC6-4 1B		WP 1B		K	2	0	0	0	0	1	0			
Bob Moose, R (1.1) OBP: 0.243, SLG: 0.194 Dave Giusti, R (8.1) Chuck Goggin, S (12. PH) Ramon Hernandez, S (12.1) OBP: 0.182, SLG: 0.273								FC6-4		K		FC3-6 BB	3	0	0	0	0	2	1			
Inning Stats	R: 0 E: 0 K: 1 S: 6	H: 1 LOB: 2 BB: 1 P: 10	R: 0 E: 0 K: 1 S: 5	H: 0 LOB: 0 BB: 0 P: 5	R: 0 E: 1 K: 1 S: 6	H: 1 LOB: 1 BB: 0 P: 6	R: 0 E: 0 K: 1 S: 4	H: 1 LOB: 1 BB: 1 P: 4	R: 0 E: 0 K: 1 S: 5	H: 0 LOB: 0 BB: 0 P: 5	R: 0 E: 0 K: 1 S: 4	H: 1 LOB: 1 BB: 0 P: 8	R: 0 E: 0 K: 0 S: 5	H: 2 LOB: 2 BB: 0 P: 5	R: 0 E: 0 K: 1 S: 5	H: 0 LOB: 0 BB: 0 P: 5	R: 2 E: 0 K: 0 S: 4	H: 1 LOB: 1 BB: 2 P: 12	1B: 8 2B: 1 3B: 0 HR: 0	SF: 1 SAC: 0 DP: 1 HBP: 1	WP: 3 PB: 0 SB: 1 CS: 0	PA: 50
PITCHER	IP WLS BF H R ER SO BB IBB HBP BLK WP HR S P ERA WHIP	IP WLS BF H R ER SO BB IBB HBP BLK WP HR S P ERA WHIP	PITCHER																		IP WLS BF H R ER SO BB IBB HBP BLK WP HR S P ERA WHIP	
Ernie McAnally, R (1.1) ERA: 4.22	9.0	3.0	L	14	3	2	2	1	1	1	0	0	0	0	0	14	22	6.00	1.333			
Mike Marshall, R (10.1) ERA: 1.7																						

Pittsburgh Pirates @ Montreal Expos
 Jarry Park, Montreal, QB
 Fri Sep 08 1972, 7:05 PM EDT
 Att. 12,118 - Unknown

AB	44
R	4
H	9
RBI	3
BB	4
SO	8
LOB	17



Batter	1	2	3	4	5	6	7	8	9	10	11	12	AB	R	H	RBI	BB	SO	LOB	BOTTOM	
Mike Jorgensen, L (1.8) OBP: 0.327, SLG: 0.363	K		4-3			K		K		F4			5	0	0	0	3	0			
Tim Foli, R (1.6) OBP: 0.290, SLG: 0.291	S 1B		6-3			G3 2B		F4				4-3	5	1	2	0	0	0			
Ken Singleton, S (1.7) OBP: 0.369, SLG: 0.425	K				F9	G3		K				6-3	5	0	0	0	0	2	2		
Ron Fairly, L (1.3) OBP: 0.337, SLG: 0.388						4-3				K			4	0	2	1	1	1	1		
Tim McCarver, L (1.2) OBP: 0.327, SLG: 0.350	K				G3			F5		4-3		F8	5	0	0	0	0	1	3		
Ron Woods, R (1.9) OBP: 0.321, SLG: 0.457								1B BB				F9	4	1	1	1	1	2	1		
Bob Bailey, R (1.5) OBP: 0.318, SLG: 0.368 Mike Marshall, R (10.1) OBP: 0.227, SLG: 0.200 Hal Breeden, R (12. PH) OBP: 0.296, SLG: 0.397								F7		6-3		5-3	4	0	0	0	0	2	1		
Hector Torres, R (1.4) OBP: 0.218, SLG: 0.221													4	0	2	0	1	1	0		
Ernie McAnally, R (1.1) OBP: 0.152, SLG: 0.140 Coco Laboy, R (10.5)												F3	3	0	0	0	0	1	2		
Inning Stats	R: 1 E: 0 K: 3 S: 11	H: 2 LOB: 1 BB: 0 P: 11	R: 0 E: 0 K: 2 S: 7	H: 0 LOB: 0 BB: 0 P: 7	R: 0 E: 0 K: 0 S: 3	H: 0 LOB: 0 BB: 0 P: 3	R: 0 E: 0 K: 1 S: 6	H: 1 LOB: 1 BB: 0 P: 6	R: 0 E: 0 K: 2 S: 7	H: 0 LOB: 0 BB: 0 P: 7	R: 0 E: 0 K: 1 S: 6	H: 1 LOB: 0 BB: 0 P: 3	R: 0 E: 0 K: 0 S: 3	H: 0 LOB: 1 BB: 1 P: 7	R: 0 E: 0 K: 0 S: 3	H: 0 LOB: 1 BB: 1 P: 7	1B: 5 2B: 1 3B: 0 HR: 1	SF: 0 SAC: 0 DP: 0 HBP: 0	WP: 0 PB: 0 SB: 1 CS: 1	PA: 45	
PITCHER	IP WLS BF H R ER SO BB IBB HBP BLK WP HR S P ERA WHIP	IP WLS BF H R ER SO BB IBB HBP BLK WP HR S P ERA WHIP	PITCHER																		IP WLS BF H R ER SO BB IBB HBP BLK WP HR S P ERA WHIP
Bob Moose, R (1.1) ERA: 3.14	7.0	4.0	W	14	2	1	1	3	1	0	0	0	0	0	1	19	23	2.25	0.750		
Dave Giusti, R (8.1) ERA: 2.17																					
Ramon Hernandez, L (12.1) ERA: 1.74	1.0	S	4	0	0	0	0	0	0	0	3	7	0.00	1.000							

Pittsburgh Pirates @ Montreal Expos
 Jarry Park, Montreal, QB
 Fri Sep 08 1972, 7:05 PM EDT
 Att. 12,118 - Unknown


AB	42
R	2
H	7
RBI	2
BB	3
SO	13
LOB	12



Batter	1	2	3	4	5	6	7	8	9	AB	R	H	RBI	BB	SO	LOB	TOP										
Vic Davallilo, L OBP: 0.377, SLG: 0.430 Richie Zisk, R OBP: 0.167, SLG: 0.167	0-0 1-3	0-0 4-3	0-0 K	0-0 K	0-0 6-3	0-0 K	0-0 K	0-0 K	0-0 K	4	0	0	1	0	1	1											
Gene Clines, R OBP: 0.358, SLG: 0.426 Roberto Clemente, R OBP: 0.355, SLG: 0.478	0-0 L7	0-0 E6	0-0 1B	0-0 K	0-0 HR	0-0 1B	0-0 L6	0-0 L4	0-0 L4	5	1	2	1	0	0	0											
Al Oliver, L OBP: 0.354, SLG: 0.449	4-0 1B	0-0 K	0-0 K	0-0 K	0-0 HR	0-0 HR	0-0 L3	0-0 1B	0-0 1B	4	1	2	2	1	1	1											
Willie Stargell, L OBP: 0.394, SLG: 0.610 Bob Robertson, R OBP: 0.295, SLG: 0.317	0-0 1-2	0-0 1B	0-0 6-3	0-0 6-3	0-0 HR	0-0 1B	0-0 F9	0-0 5-3	0-0 5-3	4	1	2	0	0	0	0											
Richie Hebner, L OBP: 0.388, SLG: 0.526	0-0 K	0-0 K	0-0 F6	0-0 F6	0-0 HR	0-0 HR	0-0 G3	0-0 K	0-0 K	5	1	1	2	0	2	3											
Rennie Stennett, R OBP: 0.308, SLG: 0.397	0-0 E	0-0 E	0-0 HR	0-0 HR	0-0 6-3	0-0 6-3	0-0 K	0-0 K	0-0 K	3	2	1	1	1	1	0											
Milt May, L OBP: 0.328, SLG: 0.365	0-0 E4	0-0 E	0-0 3-1	0-0 3-1	0-0 G3	0-0 G3	0-0 G3	0-0 G3	0-0 G3	4	1	0	0	0	0	1											
Gene Alley, R OBP: 0.328, SLG: 0.322	0-0 K	0-0 K	0-0 K	0-0 K	0-0 6-3	0-0 1B	0-0 K	0-0 K	0-0 K	4	0	1	0	0	2	2											
Steve Blass, R OBP: 0.187, SLG: 0.192	0-0 E6	0-0 E	0-0 K	0-0 K	0-0 4-3	0-0 4-3	0-0 1B	0-0 1B	0-0 1B	4	1	1	0	0	1	2											
Inning Stats	R: 0 E: 0 K: 1 S: 6	H: 1 LOB: 2 BB: 1 P: 10	R: 3 E: 3 K: 2 S: 10	H: 1 LOB: 1 BB: 1 P: 14	R: 1 E: 0 K: 0 S: 4	H: 1 LOB: 0 BB: 0 P: 4	R: 0 E: 0 K: 2 S: 7	H: 0 LOB: 0 BB: 0 P: 7	R: 4 E: 0 K: 0 S: 8	H: 5 LOB: 1 BB: 0 P: 8	R: 0 E: 0 K: 0 S: 3	H: 0 LOB: 0 BB: 0 P: 3	R: 0 E: 0 K: 1 S: 5	H: 0 LOB: 0 BB: 0 P: 5	R: 0 E: 0 K: 2 S: 8	H: 1 LOB: 1 BB: 0 P: 8	R: 0 E: 0 K: 1 S: 6	H: 1 LOB: 1 BB: 0 P: 6	1B: 7 2B: 0 3B: 0 HR: 3	SF: 0 SAC: 0 DP: 0 HBP: 0	WP: 1 PB: 0 SB: 0 CS: 0	PA: 41					
PITCHER	IP	WLS	BF	H	R	ER	SO	BB	IBB	HBP	BLK	WP	HR	S	P	ERA	WHIP										
Bill Stoneman, R ERA: 3.02	4.0	L	23	7	8	5	5	2	0	0	0	0	3	31	39	11.25	2.250										
Steve Renko, R ERA: 4.95	4.0		14	2	0	0	3	0	0	0	0	0	0	20	20	0.00	0.500										
John Strohmayr, R ERA: 3.46	1.0		4	1	0	0	1	0	0	0	0	1	0	6	6	0.00	1.000										

Pittsburgh Pirates @ Montreal Expos
Jarry Park, Montreal, QB
Sat Sep 09 1972, 7:05 PM EDT
Att: 17,092 - Unknown

AB	39
R	8
H	10
RBI	7
BB	2
SO	9
LOB	12



Batter	1	2	3	4	5	6	7	8	9	AB	R	H	RBI	BB	SO	LOB	BOTTOM										
Mike Jorgensen, L OBP: 0.329, SLG: 0.365	0-0 K	0-0 K	0-0 1-3	0-0 BB	0-0 FC4-3	0-0 FC4-3	0-0 FC4-3	0-0 1B	0-0 2B	3	1	1	0	1	1	1											
Tim Foli, R OBP: 0.289, SLG: 0.290 Coco Laboy, R OBP: 0.091, SLG: 0.091	0-0 4-3	0-0 4-3	0-0 1-3	0-0 1-3	0-0 F9	0-0 F9	0-0 F9	0-0 HR	0-0 1B	2	0	0	0	0	0	2											
Ken Singleton, S OBP: 0.368, SLG: 0.422	4-0 BB	0-0 BB	0-0 F8	0-0 F8	0-0 1-3	0-0 1-3	0-0 F5	0-0 F5	0-0 F5	3	0	0	0	1	0	3											
Ron Fairly, L OBP: 0.338, SLG: 0.397	0-0 G3	0-0 G3	0-0 K	0-0 K	0-0 K	0-0 1B	0-0 1B	0-0 HR	0-0 HR	4	1	2	2	0	1	1											
Tim McCarver, L OBP: 0.326, SLG: 0.349	0-0 G3	0-0 G3	0-0 6-3	0-0 6-3	0-0 F6	0-0 F6	0-0 F6	0-0 1B	0-0 1B	4	0	1	0	0	0	1											
Ron Woods, R OBP: 0.315, SLG: 0.448	0-0 1-3	0-0 1-3	0-0 F4	0-0 F4	0-0 G3	0-0 G3	0-0 F4	0-0 F4	0-0 F4	4	0	0	0	0	0	1											
Bob Bailey, R OBP: 0.316, SLG: 0.365	0-0 K	0-0 K	0-0 K	0-0 K	0-0 6-3	0-0 6-3	0-0 K	0-0 K	0-0 6-3	4	0	0	0	0	2	0											
Hector Torres, R OBP: 0.219, SLG: 0.228	0-0 K	0-0 K	0-0 1-3	0-0 1-3	0-0 F9	0-0 F9	0-0 6-3	0-0 6-3	0-0 6-3	4	0	1	0	0	0	0											
Bill Stoneman, R OBP: 0.114, SLG: 0.088 Steve Renko, R OBP: 0.316, SLG: 0.316 Jim Fairley, L OBP: 0.271, SLG: 0.291 John Strohmayr, R OBP: 0.271, SLG: 0.291	0-0 K	0-0 K	0-0 K	0-0 K	0-0 FC4-3	0-0 FC4-3	0-0 FC4-3	0-0 F9	0-0 3-1	1	0	0	0	0	1	1											
Boots Day, L OBP: 0.280, SLG: 0.250	0-0 K	0-0 K	0-0 K	0-0 K	0-0 1B	0-0 1B	0-0 1B	0-0 1B	0-0 1B	1	0	0	0	0	0	0											
Inning Stats	R: 0 E: 0 K: 1 S: 5	H: 0 LOB: 0 BB: 0 P: 9	R: 0 E: 0 K: 1 S: 5	H: 0 LOB: 0 BB: 0 P: 5	R: 0 E: 0 K: 1 S: 6	H: 1 LOB: 2 BB: 1 P: 10	R: 0 E: 0 K: 1 S: 5	H: 0 LOB: 0 BB: 0 P: 5	R: 0 E: 0 K: 0 S: 4	H: 1 LOB: 1 BB: 0 P: 4	R: 0 E: 0 K: 0 S: 4	H: 0 LOB: 0 BB: 0 P: 4	R: 0 E: 0 K: 1 S: 5	H: 0 LOB: 0 BB: 0 P: 5	R: 3 E: 0 K: 0 S: 7	H: 4 LOB: 1 BB: 0 P: 7	R: 0 E: 0 K: 0 S: 3	H: 0 LOB: 0 BB: 0 P: 3	1B: 4 2B: 2 3B: 0 HR: 1	SF: 0 SAC: 0 DP: 0 HBP: 0	WP: 0 PB: 0 SB: 0 CS: 0	PA: 36					
PITCHER	IP	WLS	BF	H	R	ER	SO	BB	IBB	HBP	BLK	WP	HR	S	P	ERA	WHIP										
Steve Blass, R ERA: 2.38	9.0	W	36	7	3	0	5	2	0	0	0	0	1	44	52	0.00	1.000										

Pittsburgh Pirates @ Montreal Expos
Jarry Park, Montreal, QB
Sat Sep 09 1972, 7:05 PM EDT
Att: 17,092 - Unknown


AB	34
R	3
H	7
RBI	3
BB	2
SO	5
LOB	10



Batter	1	2	3	4	5	6	7	8	9	AB	R	H	RBI	BB	SO	LOB	TOP			
Gene Clines, R OBP: 0.367, SLG: 0.423 (1, 8)	L1-3		FC6-4 1B			F2		L6-3		4	0	1	0	0	0	0				
Rennie Stennett, R OBP: 0.304, SLG: 0.392 (1, 4)	1-3		FC6-4 FC6-4 1-2†			5-3		F9		4	0	0	0	0	0	1				
Roberto Clemente, R OBP: 0.353, SLG: 0.475 (1, 9)	F6		FC6-4 1-2†			4-3		1B		4	0	1	0	0	0	1				
Richie Hebner, L OBP: 0.389, SLG: 0.526 (1, 5)		F8		G6-4-3 1B			FC6-4 1B	L3		4	0	2	0	0	0	1				
Richie Zisk, R OBP: 0.200, SLG: 0.111 (1, 7)		BB BB BB	1B BB	G6-4-3 1-2†		FC6-4 HR		6-3		3	1	0	0	1	0	2				
Milt May, L OBP: 0.333, SLG: 0.370 (1, 2)		2B 1-2	1B	1-3		F5		BB 1B		4	0	2	0	0	0	1				
Bob Robertson, R OBP: 0.291, SLG: 0.335 (1, 3)			1-3 2B		F9		HR	G6-4-3 BB		3	1	2	2	1	0	0				
Gene Alley, R OBP: 0.326, SLG: 0.320 Frank Taveras, R (6, 6)	6-3			1-3			FC5-4 BB	G6-4-3		2	0	0	0	0	0	2				
Bruce Kison, R OBP: 0.191, SLG: 0.319 Luke Walker, L OBP: 0.091, SLG: 0.048 Jose Pagan, R OBP: 0.298, SLG: 0.430 Bob Miller, R (7, 1)			F8		F8		FC5-4 1-2†			1	0	0	0	0	0	0				
Inning Stats	R: 0 E: 0 K: 0 S: 3	H: 0 LOB: 0 BB: 0 P: 3	R: 0 E: 0 K: 0 S: 4	H: 2 LOB: 2 BB: 1 P: 8	R: 0 E: 0 K: 0 S: 4	H: 1 LOB: 1 BB: 0 P: 4	R: 0 E: 0 K: 0 S: 3	H: 1 LOB: 0 BB: 0 P: 3	R: 0 E: 0 K: 0 S: 3	H: 0 LOB: 0 BB: 0 P: 3	R: 2 E: 0 K: 0 S: 5	H: 2 LOB: 1 BB: 1 P: 9	R: 0 E: 0 K: 0 S: 4	H: 1 LOB: 1 BB: 1 P: 4	R: 0 E: 0 K: 0 S: 3	H: 1 LOB: 1 BB: 1 P: 7	1B: 6 2B: 1 3B: 0 HR: 1	SF: 0 SAC: 0 DP: 2 HBP: 0	WP: 0 PB: 0 SB: 0 CS: 0	PA: 35
PITCHER Mike Torrez, R ERA: 3.09 (1, 1)	IP: 9.0 WLS: W BF: 35 H: 8 R: 2 ER: 2 SO: 0 BB: 3 IBB: 0 HBP: 0 BLK: 0 WP: 0 HR: 1 S: 32 P: 44 ERA: 2.00 WHIP: 1.222																			

Pittsburgh Pirates @ Montreal Expos
Jarry Park, Montreal, QB
Sun Sep 10 1972, 3:33 AM EDT
Att: 20,253 - Unknown


AB 32
R 2
H 8
RBI 2
BB 3
SO 0
LOB 11



Batter	1	2	3	4	5	6	7	8	9	AB	R	H	RBI	BB	SO	LOB	BOTTOM			
Boots Day, L OBP: 0.285, SLG: 0.256 (1, 8)	L8		FC2-6 1B			F6		E4 2-H 1B		5	0	3	2	0	0	0				
Tim Foli, R OBP: 0.288, SLG: 0.289 (1, 6)	6-3		FC2-6 1B F4			1B		L8		5	1	1	0	0	0	4				
Ken Singleton, S OBP: 0.366, SLG: 0.418 (1, 7)	4-3		1-2 HR BB	4-3		K		F7		4	1	0	0	1	1	2				
Ron Fairly, L OBP: 0.342, SLG: 0.399 (1, 9)		1B BB FC1-2 HBP	1-2 2-H HR 1B	FC6-4 1B		F7				3	1	2	1	0	0	1				
Mike Jorgensen, L OBP: 0.331, SLG: 0.374 (1, 3)		FC1-2 WP BB	1-2 2-H HR	FC6-4 1-2†		F3				3	2	1	3	1	0	1				
Coco Laboy, R OBP: 0.297, SLG: 0.214 (1, 5)		WP FC1-2 1-2 2-3 1B	1-H 2-H HR 2B BB	6-3		G4-3 1B				3	1	2	0	1	0	1				
Terry Humphrey, R OBP: 0.257, SLG: 0.246 (1, 2)		K	F4		K		G4-3 1-2†			4	0	0	0	0	2	5				
Hector Torres, R OBP: 0.220, SLG: 0.235 (1, 4)		FC1-2 WP 1-2 2-3 3-H	1-H 1B 2B	5-3		E5 SH1-3 E				4	2	1	1	0	0	3				
Mike Torrez, R OBP: 0.190, SLG: 0.205 (1, 1)		K	1-2 2-3 3-H 1B		K			SH1-3		3	0	1	0	0	2	2				
Inning Stats	R: 0 E: 0 K: 0 S: 3	H: 0 LOB: 0 BB: 0 P: 3	R: 1 E: 0 K: 2 S: 8	H: 1 LOB: 2 BB: 1 P: 13	R: 6 E: 0 K: 0 S: 9	H: 6 LOB: 2 BB: 2 P: 17	R: 0 E: 0 K: 0 S: 4	H: 1 LOB: 1 BB: 0 P: 4	R: 0 E: 0 K: 2 S: 7	H: 0 LOB: 0 BB: 0 P: 7	R: 0 E: 0 K: 1 S: 6	H: 1 LOB: 1 BB: 0 P: 6	R: 0 E: 0 K: 0 S: 3	H: 1 LOB: 1 BB: 0 P: 3	R: 1 E: 2 K: 0 S: 5	H: 1 LOB: 1 BB: 0 P: 5	1B: 9 2B: 1 3B: 0 HR: 1	SF: 0 SAC: 1 DP: 1 HBP: 1	WP: 1 PB: 0 SB: 0 CS: 0	PA: 39
PITCHER Bruce Kison, R ERA: 3.04 Luke Walker, L ERA: 3.04 Bob Miller, R ERA: 1.88 (1, 1)	IP: 2.2 WLS: L BF: 17 H: 5 R: 7 ER: 7 SO: 2 BB: 3 IBB: 0 HBP: 1 BLK: 0 WP: 1 HR: 1 S: 17 P: 30 ERA: 23.62 WHIP: 3.000																			

Pittsburgh Pirates @ Montreal Expos
Jarry Park, Montreal, QB
Sun Sep 10 1972, 3:33 AM EDT
Att: 20,253 - Unknown

AB 34
R 8
H 11
RBI 7
BB 3
SO 5
LOB 19



Batter	1	2	3	4	5	6	7	8	9	AB	R	H	RBI	BB	SO	LOB	TOP				
Lou Brock, L (1, 7) OBP: 0.350, SLG: 0.389	0-3 K			0-0 1B		0-3 K		0-0 1B		4	0	2	0	0	2	1	St. Louis Cardinals @ Montreal Expos Jarry Park, Montreal, QB Mon Sep 11 1972, 7:05 PM EDT Att: 8,040 - Unknown				
Mike Tyson, R (1, 4) OBP: 0.214, SLG: 0.214	0-0 F9			0-0 1B		0-0 F9		0-0 1-3		4	0	1	0	0	0	2					
Luis Melendez, R (1, 9) OBP: 0.300, SLG: 0.347	0-3 K			0-0 F7		0-0 F9			0-3 K	4	0	0	0	0	2	2					
Joe Torre, R (1, 5) OBP: 0.358, SLG: 0.431		0-3 K		0-0 1B			0-0 G6-4-3 BB		0-0 F9	4	0	2	0	0	1	0					
Ted Simmons, S (1, 3) OBP: 0.331, SLG: 0.459		0-0 F8			4-0 BB		4-0 G6-4-3 BB		0-3 K	2	0	0	0	2	1	0					
Skip Jutze, R (1, 2) OBP: 0.270, SLG: 0.314		0-0 5-3			0-0 G3		0-0 G6-4-3			3	0	0	0	0	0	3					
Jorge Roque, R (1, 8) OBP: 0.135, SLG: 0.114			0-0 6-3		0-0 5-3		0-3 K			3	0	0	0	0	1	2					
Dwain Anderson, R (1, 6) OBP: 0.297, SLG: 0.309			0-3 K		0-0 6-3			0-0 L9		3	0	0	0	0	1	1					
Lowell Palmer, R (1, 1) Bill Stein, R (6, PH) Ray Bare, R (6, PH) Ken Reitz, R (8, PH) Al Hrabosky, R (8, 1)			0-3 K		0-0 1B			0-0 F9		1	0	0	0	0	1	0					
Inning Stats	R: 0 E: 0 K: 2 S: 7	H: 0 LOB: 0 BB: 0 P: 7	R: 0 E: 0 K: 1 S: 5	H: 0 LOB: 0 BB: 0 P: 5	R: 0 E: 0 K: 2 S: 7	H: 3 LOB: 2 BB: 0 P: 4	R: 0 E: 0 K: 0 S: 3	H: 0 LOB: 1 BB: 1 P: 7	R: 0 E: 0 K: 1 S: 6	H: 1 LOB: 1 BB: 0 P: 6	R: 0 E: 0 K: 1 S: 5	H: 1 LOB: 1 BB: 1 P: 9	R: 0 E: 0 K: 0 S: 4	H: 1 LOB: 0 BB: 0 P: 4	R: 0 E: 0 K: 2 S: 7	H: 0 LOB: 0 BB: 0 P: 7		1B: 5 2B: 1 3B: 0 HR: 0	SF: 0 SAC: 0 DP: 1 HBP: 0	WP: 0 PB: 0 SB: 0 CS: 0	PA: 32
PITCHER Balor Moore, L (1, 1) ERA: 3.43	IP: 9.0 WLS: W BF: 32 H: 6 R: 0 ER: 0 SO: 9 BB: 2 IBB: 0 HBP: 0 BLK: 0 WP: 0 HR: 0 S: 48 P: 56 ERA: 0.00 WHIP: 0.889											PITCHER	IP: 9.0 WLS: W BF: 32 H: 6 R: 0 ER: 0 SO: 9 BB: 2 IBB: 0 HBP: 0 BLK: 0 WP: 0 HR: 0 S: 48 P: 56 ERA: 0.00 WHIP: 0.889								

Batter	1	2	3	4	5	6	7	8	9	AB	R	H	RBI	BB	SO	LOB	BOTTOM				
Boots Day, L (1, 8) OBP: 0.284, SLG: 0.255	0-0 4-3	0-0 1-3		0-0 FC6-4 1B			0-0 F8			4	0	1	0	0	0	0	St. Louis Cardinals @ Montreal Expos Jarry Park, Montreal, QB Mon Sep 11 1972, 7:05 PM EDT Att: 8,040 - Unknown				
Tim Foli, R (1, 6) OBP: 0.286, SLG: 0.287	0-0 F8		0-0 6-3	0-0 FC6-4		0-0 6-3			4	0	0	0	0	0	1						
Ken Singleton, S (1, 7) OBP: 0.369, SLG: 0.420	0-0 1B		4-0 BB SF7	0-0 BB	0-0 E3	0-0 BB	0-0 1B		3	2	2	0	1	0	0						
Ron Fairly, L (1, 9) OBP: 0.346, SLG: 0.401	0-0 2B		0-0 BB	0-0 BB	0-0 G4-6-3	0-0 BB	4-0 1B		3	1	2	0	1	0	1						
Mike Jorgensen, L (1, 3) OBP: 0.335, SLG: 0.388	0-0 2B		4-0 BB	0-0 BB	0-0 HR	0-0 BB	0-3 K		3	1	2	3	1	1	2						
Coco Laboy, R (1, 5) OBP: 0.316, SLG: 0.250	4-0 BB		0-0 SF7	0-0 BB	0-0 F7		0-0 FC4-6 1B		2	0	1	1	1	0	0						
Terry Humphrey, R (1, 2) OBP: 0.252, SLG: 0.242	0-3 K		0-0 F8		0-0 P4		0-3 K		4	0	0	0	0	2	5						
Hector Torres, R (1, 4) OBP: 0.214, SLG: 0.229		0-0 P6		0-0 L6		0-0 2-3		0-0 FC4-6 FC6	4	0	0	0	0	0	1						
Balor Moore, L (1, 1) OBP: 0.188, SLG: 0.174		0-0 4-3		0-0 F7		0-0 4-3		0-0 FC6	4	0	0	0	0	0	1						
Inning Stats	R: 2 E: 0 K: 1 S: 8	H: 3 LOB: 2 BB: 1 P: 12	R: 0 E: 0 K: 0 S: 3	H: 0 LOB: 0 BB: 0 P: 3	R: 1 E: 0 K: 0 S: 4	H: 1 LOB: 2 BB: 2 P: 12	R: 0 E: 0 K: 0 S: 4	H: 1 LOB: 0 BB: 0 P: 4	R: 1 E: 1 K: 0 S: 4	H: 1 LOB: 0 BB: 0 P: 4	R: 0 E: 0 K: 0 S: 3	H: 0 LOB: 0 BB: 0 P: 3	R: 0 E: 0 K: 1 S: 6	H: 1 LOB: 2 BB: 1 P: 10	R: 0 E: 0 K: 1 S: 6	H: 1 LOB: 1 BB: 0 P: 6		1B: 6 2B: 1 3B: 0 HR: 1	SF: 1 SAC: 0 DP: 1 HBP: 0	WP: 0 PB: 0 SB: 0 CS: 0	PA: 36
PITCHER Lowell Palmer, R (1, 1) ERA: 3.89 Ray Bare, R (6, 1) ERA: 0.71 Al Hrabosky, L (8, 1) ERA:	IP: 5.0 WLS: L BF: 24 H: 6 R: 4 ER: 4 SO: 1 BB: 3 IBB: 0 HBP: 0 BLK: 0 WP: 0 HR: 1 S: 23 P: 35 ERA: 7.20 WHIP: 1.800											PITCHER	IP: 5.0 WLS: L BF: 24 H: 6 R: 4 ER: 4 SO: 1 BB: 3 IBB: 0 HBP: 0 BLK: 0 WP: 0 HR: 1 S: 23 P: 35 ERA: 7.20 WHIP: 1.800								

Batter	1	2	3	4	5	6	7	8	9	AB	R	H	RBI	BB	SO	LOB	TOP
Lou Brock, L OBP: 0.348, SLG: 0.389 (1, 7)	0-3 K		0-0 1-3		0-3 K		0-0 1B FC4-6 2B		0-3 K	5	1	1	0	0	3	3	
Ted Sizemore, R OBP: 0.319, SLG: 0.332 (1, 4)	0-0 6-3			0-0 F8	0-0 6-3		0-0 FC4-6 BB 2-3 1B		0-0 5-3	5	0	1	0	0	0	3	
Bernie Carbo, L OBP: 0.378, SLG: 0.376 (1, 9)	4-0 BB			0-0 4-3		0-0 F5	4-0 FC4-6 BB 1-2		0-0 6-3	3	0	0	0	2	0	0	
Joe Torre, R OBP: 0.359, SLG: 0.430 (1, 5)	0-3 K			4-0 BB		0-0 BB FC5-4 1B	0-0 FC4-6 FC4-6			3	1	1	1	1	1	3	
Ted Simmons, S OBP: 0.330, SLG: 0.458 (1, 3)		0-3 K		0-0 F9		0-0 FC5-4 BB 1-2 1B	0-0 FC4-6			4	0	1	0	0	1	3	
Jose Cruz, L OBP: 0.297, SLG: 0.298 Jorge Roque, R OBP: 0.132, SLG: 0.111 (1, 8) (6, 8)		0-3 K			0-3 K	4-0 FC5-4 BB 1-2 2-3		0-0 6-3		2	0	0	0	1	2	0	
Skip Jutze, R OBP: 0.268, SLG: 0.308 (1, 2)		0-0 6-3			0-0 BB BB 1B	0-0 FC5-4		0-0 6-3		4	0	1	1	0	0	2	
Dwain Anderson, R OBP: 0.303, SLG: 0.317 (1, 6)			0-0 P6		4-0 BB BB	0-0 F3		0-0 2B		3	0	1	0	1	0	2	
Reggie Cleveland, R OBP: 0.288, SLG: 0.346 Bill Voshell, L OBP: 0.278, SLG: 0.290 Al Santorini, R OBP: 0.251, SLG: 0.261 Bill Stein, L OBP: 0.251, SLG: 0.261 Rich Folkers, L OBP: 0.251, SLG: 0.261 Luis Melendez, R OBP: 0.251, SLG: 0.261 Diego Segui, R OBP: 0.251, SLG: 0.261 (1, 1) (5, PH) (5, 1) (7, PH) (7, 1) (8, PH) (8, 1)			0-0 5-3		4-0 BB BB	0-0 1-2 2-3 3-H BB		0-0 1-3	0-0 5-3	1	0	0	0	0	0	0	
Inning Stats	R: 0 E: 0 K: 2 S: 7	H: 0 LOB: 1 BB: 1 P: 11	R: 0 E: 0 K: 2 S: 7	H: 0 LOB: 0 BB: 0 P: 7	R: 0 E: 0 K: 0 S: 3	H: 0 LOB: 0 BB: 0 P: 3	R: 0 E: 0 K: 0 S: 3	H: 1 LOB: 3 BB: 2 P: 16	R: 1 E: 0 K: 0 S: 5	H: 2 LOB: 2 BB: 1 P: 9	R: 1 E: 0 K: 0 S: 4	H: 2 LOB: 1 BB: 0 P: 4	R: 0 E: 0 K: 1 S: 5	H: 0 LOB: 0 BB: 0 P: 5	1B: 4 2B: 2 3B: 0 HR: 0	SF: 0 SAC: 0 DP: 0 HBP: 0	WP: 0 PA: 39 CS: 0
PITCHER	IP WLS BF H R ER SO BB IBB HBP BLK WP HR S P ERA WHIP	IP WLS BF H R ER SO BB IBB HBP BLK WP HR S P ERA WHIP	IP WLS BF H R ER SO BB IBB HBP BLK WP HR S P ERA WHIP	IP WLS BF H R ER SO BB IBB HBP BLK WP HR S P ERA WHIP	IP WLS BF H R ER SO BB IBB HBP BLK WP HR S P ERA WHIP	IP WLS BF H R ER SO BB IBB HBP BLK WP HR S P ERA WHIP	IP WLS BF H R ER SO BB IBB HBP BLK WP HR S P ERA WHIP	IP WLS BF H R ER SO BB IBB HBP BLK WP HR S P ERA WHIP	IP WLS BF H R ER SO BB IBB HBP BLK WP HR S P ERA WHIP	IP WLS BF H R ER SO BB IBB HBP BLK WP HR S P ERA WHIP	IP WLS BF H R ER SO BB IBB HBP BLK WP HR S P ERA WHIP	IP WLS BF H R ER SO BB IBB HBP BLK WP HR S P ERA WHIP	IP WLS BF H R ER SO BB IBB HBP BLK WP HR S P ERA WHIP	IP WLS BF H R ER SO BB IBB HBP BLK WP HR S P ERA WHIP	IP WLS BF H R ER SO BB IBB HBP BLK WP HR S P ERA WHIP	IP WLS BF H R ER SO BB IBB HBP BLK WP HR S P ERA WHIP	IP WLS BF H R ER SO BB IBB HBP BLK WP HR S P ERA WHIP
Ernie McAnally, R ERA: 4.14 Mike Marshall, R ERA: 1.67 (1, 1) (8, 1)	7.0 W 32 5 2 2 6 6 0 0 0 0 0 0 38 62 2.57 1.571	2.0 S 7 1 0 0 1 0 0 0 0 0 0 0 9 9 0.00 0.500															

St. Louis Cardinals @ Montreal Expos
 Jarry Park, Montreal, QB
 Tue Sep 12 1972, 3:33 AM EDT
 Att: 12,902 - Unknown

AB	33
R	2
H	6
RBI	2
BB	6
SO	7
LOB	17



Batter	1	2	3	4	5	6	7	8	9	AB	R	H	RBI	BB	SO	LOB	BOTTOM		
Boots Day, L OBP: 0.284, SLG: 0.255 (1, 8)	0-0 5-3			0-0 1B 1B	0-0 F7		0-0 P6			4	1	1	0	0	0	0			
Tim Foli, R OBP: 0.285, SLG: 0.286 (1, 6)	0-0 3-1			0-0 F3		0-0 FC3-6 1B	0-0 P6			4	1	1	0	0	0	1			
Ken Singleton, S OBP: 0.370, SLG: 0.420 (1, 7)	0-3 K			0-0 1B E 1B		0-0 FC3-6 1B	0-0 F7			4	1	2	0	0	1	0			
Ron Fairly, L OBP: 0.347, SLG: 0.405 (1, 3)		0-0 4-3		0-0 E9 HR 1B		0-0 FC3-6 1B	0-0 2B 2B			4	3	2	1	0	0	2			
Ron Woods, R OBP: 0.309, SLG: 0.439 (1, 9)		0-3 K		0-3 K		0-0 F9	0-0 F8			4	0	0	0	0	2	4			
Coco Laboy, R OBP: 0.391, SLG: 0.550 (1, 5)		0-3 K		0-0 HR		0-0 1B 1B	0-0 2B 2B			4	1	3	4	0	1	0			
Terry Humphrey, R OBP: 0.253, SLG: 0.243 John Boccabella, R OBP: 0.263, SLG: 0.293 (1, 2) (8, 2)			0-0 F9	0-0 F8		0-0 1-2 3-H 1B	0-3 K			3	0	1	1	0	0	0			
Hector Torres, R OBP: 0.211, SLG: 0.225 (1, 4)			0-0 6-3		0-0 F8	0-0 5-3				3	0	0	0	0	0	2			
Ernie McAnally, R OBP: 0.146, SLG: 0.133 Hal Breeden, R OBP: 0.262, SLG: 0.391 Mike Marshall, R OBP: 0.227, SLG: 0.200 (1, 1) (7, PH) (8, 1)			0-0 F8		0-0 6-3		0-0 P4			2	0	0	0	0	0	0			
Inning Stats	R: 0 E: 0 K: 1 S: 5	H: 0 LOB: 0 BB: 0 P: 5	R: 0 E: 0 K: 2 S: 7	H: 0 LOB: 0 BB: 0 P: 7	R: 0 E: 0 K: 0 S: 3	H: 0 LOB: 0 BB: 0 P: 3	R: 4 E: 1 K: 1 S: 9	H: 4 LOB: 0 BB: 0 P: 9	R: 0 E: 0 K: 0 S: 3	H: 0 LOB: 0 BB: 0 P: 3	R: 2 E: 0 K: 0 S: 7	H: 4 LOB: 2 BB: 0 P: 7	R: 0 E: 0 K: 0 S: 3	H: 0 LOB: 0 BB: 0 P: 3	R: 1 E: 0 K: 1 S: 7	H: 2 LOB: 1 BB: 0 P: 7	1B: 7 2B: 2 3B: 0 HR: 1	SF: 0 SAC: 0 DP: 0 HBP: 0	WP: 0 PA: 34 CS: 0
PITCHER	IP WLS BF H R ER SO BB IBB HBP BLK WP HR S P ERA WHIP	IP WLS BF H R ER SO BB IBB HBP BLK WP HR S P ERA WHIP	IP WLS BF H R ER SO BB IBB HBP BLK WP HR S P ERA WHIP	IP WLS BF H R ER SO BB IBB HBP BLK WP HR S P ERA WHIP	IP WLS BF H R ER SO BB IBB HBP BLK WP HR S P ERA WHIP	IP WLS BF H R ER SO BB IBB HBP BLK WP HR S P ERA WHIP	IP WLS BF H R ER SO BB IBB HBP BLK WP HR S P ERA WHIP	IP WLS BF H R ER SO BB IBB HBP BLK WP HR S P ERA WHIP	IP WLS BF H R ER SO BB IBB HBP BLK WP HR S P ERA WHIP	IP WLS BF H R ER SO BB IBB HBP BLK WP HR S P ERA WHIP	IP WLS BF H R ER SO BB IBB HBP BLK WP HR S P ERA WHIP	IP WLS BF H R ER SO BB IBB HBP BLK WP HR S P ERA WHIP	IP WLS BF H R ER SO BB IBB HBP BLK WP HR S P ERA WHIP	IP WLS BF H R ER SO BB IBB HBP BLK WP HR S P ERA WHIP	IP WLS BF H R ER SO BB IBB HBP BLK WP HR S P ERA WHIP	IP WLS BF H R ER SO BB IBB HBP BLK WP HR S P ERA WHIP	IP WLS BF H R ER SO BB IBB HBP BLK WP HR S P ERA WHIP		
Reggie Cleveland, R ERA: 3.84 Al Santorini, R ERA: 4.76 Rich Folkers, L ERA: 4.76 Diego Segui, R ERA: 3.42 (1, 1) (5, 1) (7, 1) (8, 1)	4.0 L 16 4 4 4 4 0 0 0 0 0 0 10 10 9.00 2.000	2.0 3 0 0 0 0 0 0 0 0 0 0 0 3 3 0.00 0.000	1.0 5 2 1 1 1 1 0 0 0 0 0 0 7 7 9.00 2.000																

St. Louis Cardinals @ Montreal Expos
 Jarry Park, Montreal, QB
 Tue Sep 12 1972, 3:33 AM EDT
 Att: 12,902 - Unknown

AB	34
R	7
H	10
RBI	6
BB	0
SO	5
LOB	10



Batter	1	2	3	4	5	6	7	8	9	AB	R	H	RBI	BB	SO	LOB	TOP			
Lou Brock, L OBP: 0.350, SLG: 0.392 (1, 7)										5	2	2	0	0	0	1				
Ted Sizemore, R OBP: 0.321, SLG: 0.335 (1, 4)										5	2	3	1	0	1	2				
Bernie Carbo, L OBP: 0.368, SLG: 0.365 (1, 9)										4	0	0	1	0	2	2				
Joe Torre, R OBP: 0.360, SLG: 0.434 (1, 3)										4	0	2	2	1	0	1				
Ted Simmons, S OBP: 0.329, SLG: 0.454 (1, 2)										5	0	0	0	0	1	4				
Jose Cruz, L OBP: 0.304, SLG: 0.304 (1, 8)										3	1	2	0	1	0	0				
Ken Reitz, R OBP: 0.400, SLG: 0.447 (1, 5)										4	0	1	0	0	2	3				
Mick Kelleher, R OBP: 0.348, SLG: 0.350 (1, 6)										3	1	1	1	0	0	1				
Bob Gibson, R OBP: 0.191, SLG: 0.398 (1, 1)										4	0	1	0	0	1	0				
Inning Stats	R: 1 E: 0 K: 0 S: 5	H: 2 LOB: 1 BB: 0 P: 5	R: 1 E: 0 K: 1 S: 6	H: 1 LOB: 0 BB: 0 P: 6	R: 1 E: 0 K: 1 S: 7	H: 2 LOB: 1 BB: 0 P: 7	R: 1 E: 1 K: 0 S: 6	H: 2 LOB: 2 BB: 0 P: 6	R: 0 E: 0 K: 2 S: 8	H: 1 LOB: 2 BB: 1 P: 12	R: 0 E: 0 K: 1 S: 5	H: 0 LOB: 0 BB: 0 P: 5	R: 0 E: 0 K: 1 S: 5	H: 1 LOB: 1 BB: 1 P: 9	R: 2 E: 0 K: 1 S: 8	H: 3 LOB: 1 BB: 0 P: 8	1B: 10 2B: 1 3B: 1 HR: 0	SF: 1 SAC: 1 DP: 0 HBP: 0	WP: 0 PB: 0 SB: 3 CS: 1	PA: 41
PITCHER	IP	WLS	BF	H	R	ER	SO	BB	IBB	HBP	BLK	WP	HR	S	P	ERA	WHIP			
Bill Stoneman, R ERA: 3.04 (1, 1)	4.0	L	20	7	4	2	2	0	0	0	0	0	0	24	24	4.50	1.750			
Steve Renko, R ERA: 4.87 (5, 1)	5.0		21	5	2	2	5	2	0	0	0	0	0	29	37	3.60	1.400			

St. Louis Cardinals @ Montreal Expos
 Jarry Park, Montreal, QB
 Thu Sep 14 1972, 7:05 PM EDT
 Att: 10,580 - Unknown

AB	37
R	6
H	12
RBI	5
BB	2
SO	7
LOB	14



Batter	1	2	3	4	5	6	7	8	9	AB	R	H	RBI	BB	SO	LOB	BOTTOM					
Boots Day, L OBP: 0.290, SLG: 0.266 (1, 8)										3	1	2	0	1	1	0						
Tim Foli, R OBP: 0.288, SLG: 0.287 (1, 6)										4	0	1	0	0	1	2						
Ken Singleton, S OBP: 0.369, SLG: 0.416 (1, 9)										4	0	1	0	0	1	3						
Ron Fairly, L OBP: 0.345, SLG: 0.401 (1, 3)										4	0	1	1	0	0	2						
Jim Fairey, L OBP: 0.286, SLG: 0.286 (1, 7)										1	1	0	0	3	0	0						
Coco Laboy, R OBP: 0.375, SLG: 0.571 (8, 4)										4	0	1	0	0	1	3						
Terry Humphrey, R OBP: 0.248, SLG: 0.237 Steve Renko, R OBP: 0.286, SLG: 0.286 Ron Woods, R OBP: 0.311, SLG: 0.432 (9, PH)										2	0	0	0	0	1	2						
Hector Torres, R OBP: 0.217, SLG: 0.222 Ron Hunt, R OBP: 0.359, SLG: 0.295 Bob Bailey, R OBP: 0.320, SLG: 0.367 (8, 5)										1	0	0	1	1	0	1						
Bill Stoneman, R OBP: 0.113, SLG: 0.087 Tim McCarver, L OBP: 0.324, SLG: 0.346 (4, PH)										1	0	0	0	0	1	1						
Inning Stats	R: 0 E: 0 K: 2 S: 8	H: 1 LOB: 1 BB: 0 P: 8	R: 1 E: 0 K: 2 S: 8	H: 1 LOB: 1 BB: 1 P: 12	R: 1 E: 0 K: 0 S: 5	H: 3 LOB: 2 BB: 1 P: 9	R: 0 E: 0 K: 0 S: 2	H: 0 LOB: 0 BB: 1 P: 6	R: 0 E: 1 K: 1 S: 6	H: 1 LOB: 1 BB: 0 P: 6	R: 0 E: 0 K: 0 S: 3	H: 0 LOB: 0 BB: 0 P: 3	R: 0 E: 0 K: 1 S: 5	H: 0 LOB: 1 BB: 1 P: 9	R: 0 E: 0 K: 1 S: 5	H: 0 LOB: 1 BB: 1 P: 9	R: 0 E: 0 K: 1 S: 5	H: 1 LOB: 0 BB: 0 P: 5	1B: 6 2B: 1 3B: 1 HR: 0	SF: 0 SAC: 0 DP: 3 HBP: 0	WP: 1 PB: 0 SB: 0 CS: 0	PA: 36
PITCHER	IP	WLS	BF	H	R	ER	SO	BB	IBB	HBP	BLK	WP	HR	S	P	ERA	WHIP					
Bob Gibson, R ERA: 2.61 (1, 1)	9.0	W	36	7	2	2	8	5	0	0	0	1	0	47	67	2.00	1.333					

St. Louis Cardinals @ Montreal Expos
 Jarry Park, Montreal, QB
 Thu Sep 14 1972, 7:05 PM EDT
 Att: 10,580 - Unknown

AB	31
R	2
H	7
RBI	2
BB	5
SO	8
LOB	16



Batter	1	2	3	4	5	6	7	8	9	AB	R	H	RBI	BB	SO	LOB	TOP
Ron Woods, R OBP: 0.313, SLG: 0.431 (1, 8)	0-0 6-3 1B		0-0 SF8 E 1-2 1B	0-0 FC5-4		0-3 K		0-0 F8		5	1	2	0	0	1	3	
Tim Foli, R OBP: 0.289, SLG: 0.288 (1, 6)	0-0 6-3		0-0 E5		0-0 BB 1B		0-0 G4-3 1B		0-0 5-3	5	0	2	0	0	0	3	
Bob Bailey, R OBP: 0.317, SLG: 0.364 (1, 7) (7, 5)	0-0 5-3		0-0 SF8		0-0 F8		0-0 G4-3 1B		0-3 K	4	0	0	1	0	1	3	
Hal Breeden, R OBP: 0.273, SLG: 0.377 (1, 3)	0-0 F5		0-0 SF8		0-0 L5		0-0 BB 1B		0-0 6-3	4	0	1	1	0	0	2	
Ken Singleton, S OBP: 0.370, SLG: 0.416 (1, 9)		0-0 P4	0-3 K		0-0 BB 1B		4-0 FC6-4 BB			3	0	1	0	1	1	1	
Coco Laboy, R OBP: 0.389, SLG: 0.645 Mike Marshall, R OBP: 0.217, SLG: 0.190 (7, 1)	0-0 HR				0-0 F7		4-0 FC6-4			3	1	1	1	1	0	2	
John Boccabella, R OBP: 0.265, SLG: 0.294 (1, 2)	0-0 6-3				0-0 BB 1B				0-0 6-3	4	0	1	0	0	0	3	
Hector Torres, R OBP: 0.212, SLG: 0.217 (1, 4)	0-3 K				0-0 F9		0-0 F3		0-0 F3	4	0	0	0	0	1	1	
Mike Torrez, R OBP: 0.207, SLG: 0.213 Clyde Mashore, R OBP: 0.275, SLG: 0.331 (7, 7)			0-0 E SF8 1B		4-0 FC5-4 BB		0-0 F2		0-0 1B	2	1	1	0	1	0	0	
1 R: 0 H: 1 E: 0 LOB: 1 K: 0 BB: 0 S: 4 P: 4	2 R: 1 H: 1 E: 0 LOB: 0 K: 1 BB: 0 S: 6 P: 6	3 R: 2 H: 2 E: 2 LOB: 1 K: 1 BB: 0 S: 8 P: 8	4 R: 0 H: 1 E: 0 LOB: 2 K: 0 BB: 1 S: 5 P: 9	5 R: 0 H: 2 E: 0 LOB: 3 K: 0 BB: 1 S: 5 P: 9	6 R: 0 H: 0 E: 0 LOB: 0 K: 1 BB: 0 S: 5 P: 5	7 R: 0 H: 2 E: 0 LOB: 2 K: 0 BB: 1 S: 4 P: 8	8 R: 0 H: 1 E: 0 LOB: 1 K: 0 BB: 0 S: 4 P: 4	9 R: 0 H: 0 E: 0 LOB: 0 K: 1 BB: 0 S: 5 P: 5	1B: 9 SF: 2 2B: 0 SAC: 0 3B: 0 DP: 1 HR: 1 HBP: 0	WP: 0 PA: 40 PB: 0 SB: 0 CS: 0							
PITCHER Steve Carlton, L ERA: 2.11 (1, 1)	IP WLS BF H R ER SO BB IBB HBP BLK WP HR S P ERA WHIP																

Montreal Expos @ Philadelphia Phillies
Veterans Stadium, Philadelphia, PA
Fri Sep 15 1972, 7:05 PM EDT
Att: 20,120 - Unknown

AB	35
R	3
H	10
RBI	3
BB	3
SO	4
LOB	18



Batter	1	2	3	4	5	6	7	8	9	AB	R	H	RBI	BB	SO	LOB	BOTTOM
Denny Doyle, L OBP: 0.290, SLG: 0.297 (1, 4)	4-0 FC4-6 BB		0-0 FC6-4 2B 1B		0-0 6-3		0-0 BB G3 1B			3	1	1	0	1	0	1	
Larry Bowa, S OBP: 0.291, SLG: 0.321 (1, 6)	0-0 FC4-6 CS		0-0 1B		0-0 F3		0-0 G3			4	1	1	0	0	0	3	
Tom Hutton, L OBP: 0.358, SLG: 0.357 (1, 9) (9, 3)	0-0 6-3		0-0 F5			0-0 G3	4-0 BB BB			3	0	0	0	1	0	3	
Willie Montanez, L OBP: 0.329, SLG: 0.416 (1, 8)		0-3 K	0-0 1B		0-0 4-3	4-0 BB BB				3	0	1	3	1	1	0	
Greg Luzinski, R OBP: 0.321, SLG: 0.442 (1, 7)		1-0 1B SF9 HBP	0-3 K		0-0 HR		0-0 F8			3	2	1	1	0	1	4	
Joe Lie, R OBP: 0.389, SLG: 0.442 Bill Robinson, R OBP: 0.241, SLG: 0.372 (9, 9)		0-0 1B			0-0 F7		0-0 1B		0-0 5-3	4	0	2	0	0	0	0	
Don Money, R OBP: 0.278, SLG: 0.333 (1, 5)		0-0 SF9			0-0 6-3		0-3 K		0-0 F8	3	0	0	1	0	1	1	
John Bateman, R OBP: 0.264, SLG: 0.304 (1, 2)		3-H 5-3			0-0 F3		0-0 1B		0-0 P2	4	0	1	0	0	0	1	
Steve Carlton, L OBP: 0.225, SLG: 0.248 (1, 1)			0-0 FC6-4 1B		0-0 P4		0-0 SH5-4			2	0	1	0	0	0	0	
1 R: 0 H: 0 E: 0 LOB: 0 K: 0 BB: 1 S: 2 P: 6	2 R: 1 H: 1 E: 0 LOB: 1 K: 1 BB: 0 S: 6 P: 7	3 R: 2 H: 3 E: 0 LOB: 1 K: 1 BB: 0 S: 8 P: 8	4 R: 0 H: 0 E: 0 LOB: 0 K: 0 BB: 0 S: 3 P: 3	5 R: 0 H: 0 E: 0 LOB: 0 K: 0 BB: 0 S: 3 P: 3	6 R: 1 H: 2 E: 0 LOB: 1 K: 1 BB: 0 S: 7 P: 7	7 R: 1 H: 2 E: 0 LOB: 3 K: 0 BB: 2 S: 5 P: 13	8 R: 0 H: 0 E: 0 LOB: 0 K: 0 BB: 0 S: 3 P: 3	9 R: 0 H: 0 E: 0 LOB: 0 K: 1 BB: 0 S: 3 P: 3	1B: 6 SF: 1 2B: 1 SAC: 1 3B: 0 DP: 0 HR: 1 HBP: 1	WP: 0 PA: 35 PB: 0 SB: 0 CS: 1							
PITCHER Mike Torrez, R ERA: 3.2 Mike Marshall, R ERA: 1.6 (7, 1)	IP WLS BF H R ER SO BB IBB HBP BLK WP HR S P ERA WHIP																

Montreal Expos @ Philadelphia Phillies
Veterans Stadium, Philadelphia, PA
Fri Sep 15 1972, 7:05 PM EDT
Att: 20,120 - Unknown

AB	29
R	4
H	8
RBI	5
BB	3
SO	3
LOB	13



Batter	1	2	3	4	5	6	7	8	9	AB	R	H	RBI	BB	SO	LOB	TOP					
Boots Day, L OBP: 0.289, SLG: 0.269 (1, 8)										4	0	1	0	0	1	2	Montreal Expos @ Philadelphia Phillies Veterans Stadium, Philadelphia, PA Sat Sep 16 1972, 7:05 PM EDT Att: 6,471 - Unknown					
Tim Foli, R OBP: 0.287, SLG: 0.286 (1, 6)										4	0	0	0	0	1	2						
Ken Singleton, S OBP: 0.371, SLG: 0.415 (1, 9)										3	1	1	0	1	0	1						
Ron Fairly, L OBP: 0.345, SLG: 0.400 (8, PH)										3	0	1	0	0	0	1						
Hal Bredren, R OBP: 0.299, SLG: 0.371 (8, PH)										1	0	0	0	0	1	2						
Tom Walker, R OBP: 0.371, SLG: 0.415 (8, 1)										0	0	0	0	0	0	0						
Tim McCarver, L OBP: 0.321, SLG: 0.343 (9, PH)										3	0	0	1	0	1	1						
Ron Hunt, R OBP: 0.359, SLG: 0.294 (9, PH)										1	0	0	0	0	0	0						
Jim Fairey, L OBP: 0.278, SLG: 0.278 (9, PH)										3	0	0	0	0	1	1						
Clyde Mashore, R OBP: 0.279, SLG: 0.331 (9, PH)										0	0	0	0	1	0	0						
Coco Laboy, R OBP: 0.375, SLG: 0.588 (1, 5)										3	0	0	0	1	2	1						
Hector Torres, R OBP: 0.214, SLG: 0.219 (9, PH)										3	0	1	0	0	0	1						
Ron Woods, R OBP: 0.311, SLG: 0.429 (9, PH)										1	0	0	0	0	1	1						
Balor Moore, L OBP: 0.180, SLG: 0.167 (8, 3)										2	0	0	0	0	1	1						
Bob Bailey, R OBP: 0.318, SLG: 0.366 (8, 3)										1	0	1	0	0	0	0						
Inning Stats	R: 0 E: 0 K: 1 S: 5	H: 0 LOB: 0 BB: 0 P: 5	R: 0 E: 0 K: 1 S: 5	H: 0 LOB: 0 BB: 0 P: 5	R: 0 E: 0 K: 1 S: 6	H: 1 LOB: 1 BB: 0 P: 6	R: 1 E: 0 K: 2 S: 8	H: 1 LOB: 0 BB: 0 P: 12	R: 0 E: 0 K: 2 S: 7	H: 0 LOB: 0 BB: 0 P: 7	R: 0 E: 0 K: 0 S: 4	H: 1 LOB: 1 BB: 0 P: 4	R: 0 E: 0 K: 0 S: 3	H: 0 LOB: 1 BB: 1 P: 7	R: 0 E: 0 K: 1 S: 7	H: 2 LOB: 2 BB: 1 P: 7	R: 0 E: 0 K: 1 S: 5	H: 0 LOB: 1 BB: 1 P: 9	1B: 4 2B: 1 3B: 0 HR: 0	SF: 0 SAC: 0 DP: 0 HBP: 0	WP: 0 PB: 0 SB: 1 CS: 0	PA: 35
PITCHER	IP WLS BF H R ER SO BB IBB HBP BLK WP HR S P ERA WHIP																					
Wayne Twitchell, R ERA: 4.25 (1, 1)	7.2 W 30 5 1 1 7 2 0 0 0 0 0 0 0 0 42 50 1.17 0.913																					
Mac Scarce, L ERA: 4.06 (8, 1)	1.1 S 5 0 0 0 2 1 0 0 0 0 0 0 0 0 8 12 0.00 0.750																					

Batter	1	2	3	4	5	6	7	8	9	AB	R	H	RBI	BB	SO	LOB	BOTTOM			
Craig Robinson, R OBP: 0.286, SLG: 0.308 (9, 6)										4	0	0	0	0	1	2	Montreal Expos @ Philadelphia Phillies Veterans Stadium, Philadelphia, PA Sat Sep 16 1972, 7:05 PM EDT Att: 6,471 - Unknown			
Larry Bowa, S OBP: 0.291, SLG: 0.321 (9, 6)										0	0	0	0	0	0	0				
Terry Harmon, R OBP: 0.374, SLG: 0.350 (1, 4)										4	1	2	0	0	1	1				
Greg Luzinski, R OBP: 0.321, SLG: 0.441 (1, 7)										3	0	1	0	0	0	1				
Joe Lis, R OBP: 0.381, SLG: 0.432 (9, 3)										3	0	0	0	0	2	2				
Tom Hutton, L OBP: 0.356, SLG: 0.357 (9, 3)										0	0	0	0	0	0	0				
Roger Freed, R OBP: 0.368, SLG: 0.442 (1, 9)										1	1	0	0	2	0	0				
Mike Schmidt, R OBP: 0.333, SLG: 0.500 (1, 5)										3	1	1	3	0	0	1				
Bill Robinson, R OBP: 0.243, SLG: 0.371 (1, 8)										3	0	1	0	0	1	0				
Bob Boone, R OBP: 0.467, SLG: 0.462 (1, 2)										3	0	1	0	0	1	1				
Wayne Twitchell, R OBP: 0.083, SLG: 0.087 (8, 1)										1	0	0	0	0	1	0				
Mac Scarce, L ERA: 3.02 (8, 1)										1	0	0	0	0	1	1				
Inning Stats	R: 0 E: 0 K: 0 S: 3	H: 1 LOB: 0 BB: 0 P: 3	R: 0 E: 0 K: 1 S: 4	H: 0 LOB: 0 BB: 1 P: 8	R: 0 E: 0 K: 0 S: 4	H: 1 LOB: 1 BB: 0 P: 4	R: 0 E: 0 K: 2 S: 7	H: 0 LOB: 0 BB: 0 P: 7	R: 0 E: 0 K: 1 S: 5	H: 0 LOB: 0 BB: 0 P: 5	R: 0 E: 0 K: 2 S: 7	H: 0 LOB: 0 BB: 0 P: 7	R: 3 E: 0 K: 0 S: 5	H: 3 LOB: 0 BB: 1 P: 9	R: 0 E: 0 K: 2 S: 8	H: 1 LOB: 1 BB: 0 P: 8	1B: 4 2B: 2 3B: 1 HR: 1	SF: 0 SAC: 1 DP: 2 HBP: 0	WP: 0 PB: 0 SB: 1 CS: 1	PA: 29
PITCHER	IP WLS BF H R ER SO BB IBB HBP BLK WP HR S P ERA WHIP																			
Balor Moore, L ERA: 3.46 (1, 1)	7.0 L 25 5 3 3 6 1 0 0 0 0 0 0 0 1 35 43 3.86 0.857																			
Tom Walker, R ERA: 3.02 (8, 1)	1.0 4 1 0 0 2 0 0 0 0 0 0 0 0 0 8 8 0.00 1.000																			

Batter	1	2	3	4	5	6	7	8	9	AB	R	H	RBI	BB	SO	LOB	TOP								
Boots Day, L OBP: 0.291, SLG: 0.271 Clyde Mashore, R OBP: 0.283, SLG: 0.335	0-0 PB 1B		0-0 SH3 1B		0-3 K			0-3 K	0-0 FC3-2 1B	4	1	2	0	0	2	1									
Tim Foli, R OBP: 0.288, SLG: 0.294	0-3 K		0-0 SH3		0-0 HR			0-0 E6 F9	0-0 FC3-2	4	1	1	2	0	1	4									
Mike Jorgensen, L OBP: 0.333, SLG: 0.386	0-3 K		0-0 CS 1B		0-0 3-1			0-0 F9	0-0 F6	5	0	1	1	0	1	5									
Ron Fairly, L OBP: 0.341, SLG: 0.396	0-0 4-3		0-0 F9		0-3 K			0-0 F9		4	0	0	0	0	1	3									
Ken Singleton, S OBP: 0.369, SLG: 0.411		0-0 E3 3B		0-0 3-1		0-0 5-3			4-0 1B 1B	3	2	0	0	1	0	0									
Tim McCarver, L OBP: 0.320, SLG: 0.341		0-0 F7		0-0 4-3		0-0 F4			0-0 1B 1B	4	1	1	0	0	0	1									
Bob Bailey, R OBP: 0.323, SLG: 0.374		0-0 SH3 3B		0-0 6-3			0-0 F9		0-0 1B FC3-2 1B	4	1	2	2	0	0	0									
Ron Hunt, R OBP: 0.361, SLG: 0.294		0-0 SH3			1-0 SH3-4 HR HBP		0-0 5-3		4-0 FC3-2 1B BB	1	1	0	1	1	0	0									
Bill Stoneman, R OBP: 0.108, SLG: 0.083		0-3 K		0-0 SH3-4		0-3 K		0-3 K	0-3 K	3	0	0	0	0	3	3									
Inning Stats	R: 0 E: 0 K: 2 S: 8	H: 1 LOB: 1 BB: 0 P: 8	R: 2 E: 1 K: 1 S: 7	H: 1 LOB: 0 BB: 0 P: 7	R: 1 E: 0 K: 0 S: 4	H: 2 LOB: 0 BB: 0 P: 4	R: 0 E: 0 K: 0 S: 3	H: 0 LOB: 0 BB: 0 P: 3	R: 2 E: 0 K: 1 S: 6	H: 1 LOB: 0 BB: 0 P: 7	R: 0 E: 0 K: 1 S: 5	H: 0 LOB: 0 BB: 0 P: 5	R: 0 E: 0 K: 1 S: 5	H: 0 LOB: 0 BB: 0 P: 5	R: 0 E: 1 K: 1 S: 6	H: 0 LOB: 1 BB: 0 P: 6	R: 2 E: 0 K: 1 S: 8	H: 3 LOB: 3 BB: 2 P: 16	1B: 6 2B: 0 3B: 1 HR: 1	SF: 0 SAC: 3 DP: 0 HBP: 1	WP: 0 PB: 1 SB: 0 CS: 1	PA: 39			
PITCHER	IP	WLS	BF	H	R	ER	SO	BB	IBB	HBP	BLK	WP	HR	S	P	ERA	WHIP								
Fergie Jenkins, R ERA: 3.2	5.0	L	21	5	5	3	4	0	0	1	0	0	1	28	29	5.40	1.000								
Larry Gura, L ERA: 3.95	2.0		6	0	0	0	2	0	0	0	0	0	0	10	10	0.00	0.000								
Tom Phoebus, R ERA: 4.07	1.0		8	2	2	2	1	2	0	0	0	0	0	8	16	18.00	4.000								
Dan McGinn, L ERA: 5.28	1.0		4	1	0	0	1	0	0	0	0	0	0	6	6	0.00	1.000								

Montreal Expos @ Chicago Cubs
Wrigley Field, Chicago, IL
Tue Sep 19 1972, 3:33 AM CDT
Att. 1,362 - Overcast - 65 F

AB	33
R	7
H	8
RBI	7
BB	2
SO	8
LOB	17



Batter	1	2	3	4	5	6	7	8	9	AB	R	H	RBI	BB	SO	LOB	BOTTOM								
Don Kessinger, S OBP: 0.362, SLG: 0.342	0-0 G3		0-3 K		4-0 8-6 1B BB		0-0 F8		0-0 F7	4	0	0	0	1	1	3									
Jose Cardenal, R OBP: 0.355, SLG: 0.472	0-0 4-3		0-0 L5		0-0 1-2 1B			0-0 1-3		4	0	1	0	0	0	0									
Billy Williams, L OBP: 0.393, SLG: 0.590	1-0 1B HBP		0-0 F7		0-0 8-6 2-3F			0-0 HR		3	1	1	1	0	0	2									
Jim Hickman, R OBP: 0.374, SLG: 0.468	0-0 1B		0-3 K		0-3 K		0-3 K		0-0 F8	4	0	1	0	0	2	0									
Ron Santo, R OBP: 0.394, SLG: 0.495	0-0 6-3			0-0 6-3		0-0 FC6 1B		4-0 BB		3	0	1	0	1	0	2									
Rick Monday, L OBP: 0.364, SLG: 0.406		0-0 F9		0-0 6-3 3B		0-3 K		0-3 K		4	1	1	0	0	2	2									
Glenn Beckert, R OBP: 0.290, SLG: 0.332		0-0 FC2-5 BB 1B		0-0 6-3		0-0 FC6		0-0 1-2F	0-0 1-5-3	4	0	1	1	0	0	1									
Ken Rudolph, R OBP: 0.289, SLG: 0.353		4-0 FC2-5 BB		0-3 K			0-0 CS 1B		0-3 K	3	0	1	0	1	2	0									
Fergie Jenkins, R ERA: 3.2 Gene Hitch, L ERA: 3.47 Larry Gura, L ERA: 3.95 Bill North, S ERA: 4.07 Tom Phoebus, R ERA: 4.07 Dan McGinn, L ERA: 5.28 Pat Bourque, L ERA: 5.28		0-0 FC2-5		0-0 P4		0-0 F7		0-0 E3		1	0	0	0	0	0	2									
Inning Stats	R: 0 E: 0 K: 0 S: 4	H: 1 LOB: 2 BB: 0 P: 5	R: 0 E: 0 K: 1 S: 6	H: 1 LOB: 1 BB: 1 P: 10	R: 0 E: 0 K: 1 S: 5	H: 0 LOB: 0 BB: 0 P: 5	R: 1 E: 0 K: 1 S: 6	H: 1 LOB: 0 BB: 0 P: 6	R: 0 E: 0 K: 2 S: 8	H: 1 LOB: 1 BB: 0 P: 8	R: 0 E: 0 K: 0 S: 3	H: 1 LOB: 0 BB: 0 P: 3	R: 0 E: 0 K: 1 S: 6	H: 1 LOB: 1 BB: 1 P: 10	R: 0 E: 1 K: 1 S: 6	H: 0 LOB: 1 BB: 0 P: 6	1B: 5 2B: 1 3B: 1 HR: 1	SF: 0 SAC: 0 DP: 1 HBP: 1	WP: 0 PB: 0 SB: 0 CS: 1	PA: 37					
PITCHER	IP	WLS	BF	H	R	ER	SO	BB	IBB	HBP	BLK	WP	HR	S	P	ERA	WHIP								
Bill Stoneman, R ERA: 3.0	9.0	W	37	7	2	2	7	3	0	1	0	0	1	47	60	2.00	1.111								

Montreal Expos @ Chicago Cubs
Wrigley Field, Chicago, IL
Tue Sep 19 1972, 3:33 AM CDT
Att. 1,362 - Overcast - 65 F

AB	33
R	2
H	7
RBI	2
BB	3
SO	7
LOB	13



Batter	1	2	3	4	5	6	7	8	9	AB	R	H	RBI	BB	SO	LOB	TOP			
Boots Day, L OBP: 0.290, SLG: 0.270 (1, 8)	0-0 8-3 1B		0-0 4-1			0-0 FC4-6		0-0 4-3		4	0	1	0	0	0	1				
Tim Foli, R OBP: 0.286, SLG: 0.291 (1, 6)	0-0 8-3			0-0 F7		0-0 5-3			0-0 F9	4	0	0	0	0	0	2				
Mike Jorgensen, L OBP: 0.335, SLG: 0.395 (1, 3)	0-0 HR			0-0 G1-6-3 1B			0-0 G3		0-0 L4	4	1	2	1	0	0	0				
Ron Fairly, L OBP: 0.343, SLG: 0.403 (1, 9)	4-0 CS BB			0-0 G1-6-3			0-0 G3		0-0 HR	3	1	1	1	1	0	1				
Ken Singleton, S OBP: 0.370, SLG: 0.412 (1, 7)	0-0 CS	0-3 K			0-0 G3		0-0 1B 1B		0-0 1B	4	0	2	0	0	1	0				
Tim McCarver, L OBP: 0.316, SLG: 0.340 (1, 2)		0-0 F9		0-0 F7			0-0 1B		0-0 F7	4	0	1	0	0	0	1				
Bob Bailey, R OBP: 0.321, SLG: 0.371 (1, 5)		0-3 K		0-0 6-3			0-3 K			3	0	0	0	0	2	2				
Ron Hunt, R OBP: 0.356, SLG: 0.291 (1, 4)			0-0 F9			0-0 F4		0-0 F7		3	0	0	0	0	0	0				
Mike Torrez, R OBP: 0.205, SLG: 0.210 (1, 1)								0-0 F8		1	0	0	0	0	0	0				
Jim Fahey, L OBP: 0.294, SLG: 0.278 (6, PH)										0	0	0	0	1	0	0				
Steve Renko, R OBP: 0.286, SLG: 0.286 (6, PH)										0	0	0	0	0	0	0				
Hal Breeden, R OBP: 0.277, SLG: 0.365 (8, PH)										1	0	0	0	0	0	0				
Tom Walker, R OBP: 0.277, SLG: 0.365 (8, PH)										0	0	0	0	0	0	0				
Inning Stats	R: 1 E: 0 K: 0 S: 3	H: 2 LOB: 0 BB: 1 P: 7	R: 0 E: 0 K: 2 S: 7	H: 0 LOB: 0 BB: 0 P: 7	R: 0 E: 0 K: 0 S: 3	H: 0 LOB: 0 BB: 0 P: 3	R: 0 E: 0 K: 0 S: 3	H: 1 LOB: 0 BB: 0 P: 3	R: 0 E: 0 K: 0 S: 3	H: 0 LOB: 0 BB: 0 P: 3	R: 0 E: 0 K: 1 S: 7	H: 2 LOB: 2 BB: 0 P: 7	R: 0 E: 0 K: 0 S: 3	H: 0 LOB: 0 BB: 0 P: 3	R: 1 E: 0 K: 0 S: 5	H: 2 LOB: 1 BB: 0 P: 5	1B: 5 2B: 1 3B: 0 HR: 2	SF: 0 SAC: 0 DP: 2 HBP: 0	WP: 0 PB: 0 SB: 0 CS: 1	PA: 34
PITCHER Mitt Pappas, R ERA: 2.98 (1, 1)	IP: 9.0 WLS: W BF: 33 H: 7 R: 2 ER: 2 SO: 3 BB: 2 IBB: 0 HBP: 0 BLK: 0 WP: 0 HR: 2 S: 37 P: 45 ERA: 2.00 WHIP: 1.000															PITCHER				

Montreal Expos @ Chicago Cubs
Wrigley Field, Chicago, IL
Wed Sep 20 1972, 3:33 AM CDT
Att: 3,083 - Sunny

AB	31
R	2
H	7
RBI	2
BB	2
SO	3
LOB	7



Batter	1	2	3	4	5	6	7	8	9	AB	R	H	RBI	BB	SO	LOB	BOTTOM			
Don Kessinger, S OBP: 0.361, SLG: 0.341 (1, 6)	0-0 6-3	0-0 F7		0-0 4-3			0-0 G1-6-3 1B			4	0	1	0	0	0	1				
Jose Cardenal, R OBP: 0.361, SLG: 0.472 (1, 9)	0-0 1B 1B	0-0 1-3			0-0 E S 4-3 1B		0-0 G1-6-3			4	2	2	0	0	0	1				
Billy Williams, L OBP: 0.394, SLG: 0.595 (1, 7)	0-0 F7		0-0 HR		0-0 4-3		0-0 BB 1B			4	1	2	2	0	0	1				
Ron Santo, R OBP: 0.397, SLG: 0.503 (1, 5)	0-0 1B 1B		0-0 5-3		0-0 HR		4-0 BB			3	2	2	1	1	0	0				
Pat Bourque, L OBP: 0.167, SLG: 0.167 (1, 3)	0-0 BB 1B 1B		0-0 G3		0-0 6-3		0-0 4-3			4	1	1	1	0	0	2				
Rick Monday, L OBP: 0.363, SLG: 0.403 (1, 8)	4-0 1B BB		0-0 G3		0-3 K			0-0 G3		3	0	0	0	1	1	0				
Glenn Beckert, R OBP: 0.292, SLG: 0.333 (1, 4)	0-0 1-3 2-H 3-H 1B		0-0 SH3-4 1B			0-0 F2		0-0 F7		4	0	2	2	0	0	0				
Ken Rudolph, R OBP: 0.277, SLG: 0.337 (1, 2)	0-0 1-3		0-3 K		0-0 K		0-0 F9		0-0 F4	4	0	0	0	0	1	3				
Mitt Pappas, R OBP: 0.227, SLG: 0.254 (1, 1)		0-0 G3		0-0 SH3-4		0-3 K				2	0	0	0	0	1	0				
Inning Stats	R: 3 E: 0 K: 0 S: 7	H: 4 LOB: 2 BB: 1 P: 11	R: 0 E: 0 K: 0 S: 3	H: 0 LOB: 0 BB: 0 P: 3	R: 1 E: 0 K: 0 S: 4	H: 1 LOB: 0 BB: 0 P: 4	R: 0 E: 0 K: 1 S: 6	H: 1 LOB: 1 BB: 0 P: 6	R: 2 E: 1 K: 1 S: 7	H: 2 LOB: 0 BB: 0 P: 7	R: 0 E: 0 K: 1 S: 5	H: 0 LOB: 0 BB: 0 P: 5	R: 0 E: 0 K: 0 S: 4	H: 2 LOB: 2 BB: 1 P: 8	R: 0 E: 0 K: 0 S: 3	H: 0 LOB: 0 BB: 0 P: 3	1B: 8 2B: 0 3B: 0 HR: 2	SF: 0 SAC: 1 DP: 1 HBP: 0	WP: 0 PB: 0 SB: 1 CS: 0	PA: 35
PITCHER Mike Torrez, R ERA: 3.37 (1, 1)	IP: 5.0 WLS: L BF: 24 H: 8 R: 6 ER: 6 SO: 2 BB: 1 IBB: 0 HBP: 0 BLK: 0 WP: 0 HR: 2 S: 27 P: 31 ERA: 10.80 WHIP: 1.800															PITCHER				
Steve Renko, R ERA: 4.76 (6, 1)	IP: 2.0 WLS: 8 BF: 2 H: 2 R: 0 ER: 0 SO: 1 BB: 1 IBB: 0 HBP: 0 BLK: 0 WP: 0 HR: 0 S: 9 P: 13 ERA: 0.00 WHIP: 1.500															PITCHER				
Tom Walker, R ERA: 2.97 (8, 1)	IP: 1.0 WLS: 3 BF: 0 H: 0 R: 0 ER: 0 SO: 0 BB: 0 IBB: 0 HBP: 0 BLK: 0 WP: 0 HR: 0 S: 3 P: 3 ERA: 0.00 WHIP: 0.000															PITCHER				

Montreal Expos @ Chicago Cubs
Wrigley Field, Chicago, IL
Wed Sep 20 1972, 3:33 AM CDT
Att: 3,083 - Sunny

AB	32
R	6
H	10
RBI	6
BB	2
SO	3
LOB	8



Batter	1	2	3	4	5	6	7	8	9	AB	R	H	RBI	BB	SO	LOB	TOP										
Boots Day, L OBP: 0.288, SLG: 0.268 (1, 8)										5	0	1	0	0	1	3											
Jim Fairley, L OBP: 0.283, SLG: 0.286 (1, 7)										3	1	1	0	0	0	1											
Ron Woods, R OBP: 0.326, SLG: 0.436 (8, PH) (8, 7)										0	0	0	0	0	1	0											
Mike Jorgensen, L OBP: 0.332, SLG: 0.390 (1, 3)										4	1	1	1	0	1	2											
Ron Fairly, L OBP: 0.344, SLG: 0.416 (1, 9)										3	1	1	2	1	0	2											
Tim McCarver, L OBP: 0.316, SLG: 0.334 (1, 2)										4	0	0	0	0	0	2											
Bob Bailey, R OBP: 0.319, SLG: 0.369 (1, 5)										4	0	1	0	0	1	1											
Coco Laboy, R OBP: 0.347, SLG: 0.500 (9, 5)										0	0	0	0	0	0	0											
Tim Foli, R OBP: 0.285, SLG: 0.290 (1, 6)										4	0	1	0	0	0	1											
Ron Hunt, R OBP: 0.355, SLG: 0.287 (1, 4)										4	0	1	0	0	0	2											
Ernie McAnally, R OBP: 0.132, SLG: 0.120 (1, 1)										3	0	0	0	0	0	2											
Inning Stats	R: 0 E: 0 K: 0 S: 4	H: 1 LOB: 1 BB: 0 P: 4	R: 0 E: 0 K: 0 S: 4	H: 1 LOB: 1 BB: 0 P: 4	R: 3 E: 0 K: 1 S: 8	H: 3 LOB: 0 BB: 0 P: 8	R: 0 E: 0 K: 1 S: 5	H: 0 LOB: 0 BB: 0 P: 5	R: 0 E: 0 K: 0 S: 3	H: 0 LOB: 1 BB: 1 P: 7	R: 0 E: 0 K: 0 S: 4	H: 1 LOB: 1 BB: 0 P: 4	R: 0 E: 0 K: 1 S: 5	H: 0 LOB: 1 BB: 1 P: 9	R: 0 E: 1 K: 0 S: 5	H: 1 LOB: 2 BB: 0 P: 5	1B: 5 2B: 1 3B: 0 HR: 1	SF: 0 SAC: 1 DP: 0 HBP: 0	WP: 0 PB: 0 CS: 0	PA: 37							
PITCHER	IP	WLS	BF	H	R	ER	SO	BB	IBB	HBP	BLK	WP	HR	S	P	ERA	WHIP										
Nelson Briles, R ERA: 3.27 (1, 1)	7.0	L	28	6	3	3	2	1	0	0	0	0	1	31	35	3.86	1.000										
Ramon Hernandez, L ERA: 1.6 (8, 1)	1.0		4	0	0	0	1	1	0	0	0	0	0	5	9	0.00	1.000										
Bob Miller, R ERA: 2.08 (9, 1)	1.0		5	1	0	0	0	0	0	0	0	0	0	5	5	0.00	1.000										

Montreal Expos @ Pittsburgh Pirates
Three Rivers Stadium, Pittsburgh, PA
Sat Sep 23 1972, 3:33 AM EDT
Att: 8,580 - Unknown

AB	34
R	3
H	7
RBI	3
BB	2
SO	3
LOB	16



Batter	1	2	3	4	5	6	7	8	9	AB	R	H	RBI	BB	SO	LOB	BOTTOM										
Vic Davallo, L OBP: 0.368, SLG: 0.418 (1, 9)										4	0	1	0	1	0	1											
Gene Clines, R OBP: 0.386, SLG: 0.421 (1, 8)										4	0	1	0	0	1	3											
Rennie Stennett, R OBP: 0.309, SLG: 0.382 (1, 4)										4	0	2	0	0	0	1											
Richie Zisk, R OBP: 0.286, SLG: 0.290 (1, 7)										3	0	1	0	1	0	2											
Mitt May, L OBP: 0.336, SLG: 0.366 (1, 2)										2	0	0	0	2	0	3											
Bob Robertson, R OBP: 0.292, SLG: 0.339 (1, 3)										4	0	0	0	0	0	7											
Jose Pagan, R OBP: 0.290, SLG: 0.410 (1, 5)										4	0	2	0	0	1	3											
Fernando Gonzalez, R OBP: 0.384, SLG: 0.511 (7, 6)										0	0	0	0	0	0	0											
Jackie Hernandez, R OBP: 0.229, SLG: 0.247 (1, 6)										2	0	0	0	0	1	2											
Richie Hetner, L OBP: 0.384, SLG: 0.511 (6, PH)										1	0	0	0	0	0	2											
Frank Taveras, R OBP: 0.167, SLG: 0.250 (7, 6)										1	0	0	0	0	0	0											
Nelson Briles, R OBP: 0.186, SLG: 0.179 (1, 1)										2	0	0	0	0	2	1											
Dave Cash, R OBP: 0.313, SLG: 0.373 (7, PH)										1	0	1	0	0	0	0											
Ramon Hernandez, S OBP: 0.167, SLG: 0.250 (8, 1)										0	0	0	0	0	0	0											
Bob Miller, R OBP: 0.294, SLG: 0.291 (9, PH)										1	0	0	0	0	1	0											
Inning Stats	R: 0 E: 1 K: 0 S: 4	H: 2 LOB: 3 BB: 2 P: 12	R: 0 E: 0 K: 2 S: 8	H: 1 LOB: 1 BB: 0 P: 8	R: 0 E: 0 K: 0 S: 5	H: 2 LOB: 2 BB: 0 P: 5	R: 0 E: 0 K: 1 S: 5	H: 1 LOB: 0 BB: 0 P: 5	R: 0 E: 0 K: 1 S: 5	H: 0 LOB: 0 BB: 0 P: 5	R: 0 E: 1 K: 0 S: 4	H: 0 LOB: 2 BB: 1 P: 8	R: 0 E: 0 K: 0 S: 3	H: 1 LOB: 1 BB: 1 P: 7	R: 0 E: 0 K: 1 S: 6	H: 1 LOB: 1 BB: 0 P: 6	R: 0 E: 0 K: 1 S: 5	H: 0 LOB: 0 BB: 0 P: 5	1B: 7 2B: 1 3B: 0 HR: 0	SF: 0 SAC: 0 DP: 3 HBP: 0	WP: 1 PB: 0 CS: 0	PA: 37					
PITCHER	IP	WLS	BF	H	R	ER	SO	BB	IBB	HBP	BLK	WP	HR	S	P	ERA	WHIP										
Ernie McAnally, R ERA: 3.82 (1, 1)	9.0	W	37	8	0	0	6	4	0	0	0	1	0	45	61	0.00	1.333										

Montreal Expos @ Pittsburgh Pirates
Three Rivers Stadium, Pittsburgh, PA
Sat Sep 23 1972, 3:33 AM EDT
Att: 8,580 - Unknown

AB	33
R	0
H	8
RBI	0
BB	4
SO	6
LOB	25



Batter	1	2	3	4	5	6	7	8	9	AB	R	H	RBI	BB	SO	LOB	TOP										
Boots Day, L OBP: 0.288, SLG: 0.270 (1.8)	0-0 6-3		0-0 F7		0-0 2H 1B		0-0 FC5-2 1B		0-0 F7	5	0	2	2	0	0	0											
Jim Fairley, L OBP: 0.282, SLG: 0.284 (1.7)	0-0 F7		0-0 F9			0-0 F9 SH1-4 1B	0-0 FC5-2			4	0	1	0	0	0	3											
Mike Jorgensen, L OBP: 0.329, SLG: 0.387 (1.3)	0-3 K			0-0 F9		0-0 SH1-4	0-0 F7			3	0	0	0	0	1	3											
Ron Fairly, L OBP: 0.343, SLG: 0.415 (1.9)		0-0 1B 1B		0-0 G3		0-0 F9		0-0 F9		4	0	1	0	0	0	1											
Tim McCarver, L OBP: 0.318, SLG: 0.339 (1.2)		0-0 F9		0-0		0-0 F7				4	0	2	0	0	0	2											
Bob Bailey, R OBP: 0.317, SLG: 0.366 (1.5)		0-0 F9		0-3 K			0-0 6-3	0-3 K		4	0	0	0	0	2	3											
Coco Laboy, R OBP: 0.347, SLG: 0.500 (8.5)										0	0	0	0	0	0	0											
Tim Foli, R OBP: 0.286, SLG: 0.292 (1.6)		0-0 FC6-4 1B		0-0 F9		0-0 F9	0-0 1B 1B	0-0 5-3		4	1	2	0	0	0	1											
Ron Hunt, R OBP: 0.357, SLG: 0.290 (1.4)		0-0 FC6-4		0-0		0-0	0-0 SH1-4 1B	0-0 6-3		3	1	2	0	0	0	2											
Hector Torres, R OBP: 0.223, SLG: 0.230 (7. PR)							0-0 1B BB FC5-2 1B	0-0 6-3		1	0	0	0	0	0	0											
Carl Morton, R OBP: 0.218, SLG: 0.220 (1.1)			0-3 K		0-0 SH1-4		4-0 FC5-2 1B BB	0-3 K		2	0	0	0	1	2	0											
Inning Stats	R: 0 E: 0 K: 1 S: 5	H: 0 LOB: 0 BB: 0 P: 5	R: 0 E: 0 K: 0 S: 5	H: 2 LOB: 2 BB: 0 P: 5	R: 0 E: 0 K: 1 S: 5	H: 0 LOB: 0 BB: 0 P: 5	R: 0 E: 0 K: 1 S: 6	H: 1 LOB: 1 BB: 0 P: 6	R: 1 E: 0 K: 0 S: 4	H: 2 LOB: 1 BB: 0 P: 4	R: 0 E: 0 K: 0 S: 4	H: 1 LOB: 3 BB: 1 P: 10	R: 1 E: 0 K: 1 S: 6	H: 1 LOB: 1 BB: 0 P: 6	R: 0 E: 0 K: 1 S: 5	H: 0 LOB: 0 BB: 0 P: 5	1B: 9 2B: 1 3B: 0 HR: 0	SF: 0 SAC: 2 DP: 0 HBP: 0	WP: 0 PB: 0 CS: 0	PA: 37							
PITCHER	IP	WLS	BF	H	R	ER	SO	BB	IBB	HBP	BLK	WP	HR	S	P	ERA	WHIP										
Bob Moose, R ERA: 2.98 (1.1)	7.0	L	30	9	2	2	3	1	0	0	0	0	0	35	39	2.57	1.429										
Bob Johnson, R ERA: 3.06 (8.1)	2.0		7	1	0	0	2	0	0	0	0	0	0	11	11	0.00	0.500										

Montreal Expos @ Pittsburgh Pirates
Three Rivers Stadium, Pittsburgh, PA
Sun Sep 24 1972, 3:33 AM EDT
Att: 9,116 - Unknown

livebaseballscores.com

AB 34
R 2
H 10
RBI 2
BB 1
SO 5
LOB 15



Batter	1	2	3	4	5	6	7	8	9	AB	R	H	RBI	BB	SO	LOB	BOTTOM										
Vic Davallo, L OBP: 0.370, SLG: 0.421 (1.3)	0-0 F7		0-0 G4-6-3 1-2			0-0 L6-3 1B			0-0 L4-3 SF9 2B	4	1	2	0	0	0	1											
Gene Clines, R OBP: 0.384, SLG: 0.418 (1.8)	0-0 FC6-4 1B			0-0 L1		0-0 L6-3			0-0 L4-3	4	0	1	0	0	0	2											
Roberto Clemente, R OBP: 0.356, SLG: 0.452 (1.9)	0-0 FC6-4 1-2			0-0 4-3		0-0 5-3			4-0 BB	3	0	0	0	1	0	1											
Richie Hebner, L OBP: 0.381, SLG: 0.507 (1.5)	0-0 L2			0-0 F7			0-0 F7		0-0 SF9	3	0	0	1	0	0	1											
Manny Sanguillen, R OBP: 0.318, SLG: 0.402 (1.2)		0-0 L3			0-0 6-3		0-0 6-3		0-0 6-3	4	0	0	0	0	0	1											
Rennie Stennett, R OBP: 0.309, SLG: 0.380 (1.7)		0-0 F3			1-0 1B HBP		0-0 4-3			2	0	0	0	0	0	0											
Bob Johnson, L OBP: 0.167, SLG: 0.171 (8.1)										0	0	0	0	0	0	0											
Bill Mazerowski, R OBP: 0.242, SLG: 0.276 (1.4)		0-0 F4			0-0 F6				0-0 F9	3	0	0	0	0	0	1											
Jackie Hernandez, R OBP: 0.230, SLG: 0.249 (1.6)			0-0 F4		0-0 1-2 1B				0-0 1-3	3	0	1	0	0	0	0											
Bob Moose, R OBP: 0.263, SLG: 0.209 (1.1)					0-0 F9				0-0 F8	2	0	1	0	0	0	2											
Jose Pagan, R OBP: 0.288, SLG: 0.407 (8.7)			0-0 G4-6-3 1B							1	0	0	0	0	0	0											
Inning Stats	R: 0 E: 0 K: 0 S: 4	H: 1 LOB: 1 BB: 0 P: 4	R: 0 E: 0 K: 0 S: 3	H: 0 LOB: 0 BB: 0 P: 3	R: 0 E: 0 K: 0 S: 3	H: 1 LOB: 0 BB: 0 P: 3	R: 0 E: 0 K: 0 S: 3	H: 0 LOB: 0 BB: 0 P: 3	R: 0 E: 0 K: 0 S: 3	H: 0 LOB: 0 BB: 0 P: 3	R: 0 E: 0 K: 0 S: 3	H: 0 LOB: 1 BB: 1 P: 8	R: 1 E: 0 K: 0 S: 4	H: 1 LOB: 1 BB: 1 P: 8	1B: 4 2B: 1 3B: 0 HR: 0	SF: 1 SAC: 0 DP: 2 HBP: 1	WP: 0 PB: 0 CS: 0	PA: 32									
PITCHER	IP	WLS	BF	H	R	ER	SO	BB	IBB	HBP	BLK	WP	HR	S	P	ERA	WHIP										
Carl Morton, R ERA: 4.12 (1.1)	9.0	W	32	5	1	1	0	1	0	1	0	0	0	30	35	1.00	0.667										

Montreal Expos @ Pittsburgh Pirates
Three Rivers Stadium, Pittsburgh, PA
Sun Sep 24 1972, 3:33 AM EDT
Att: 9,116 - Unknown

livebaseballscores.com

AB 29
R 1
H 5
RBI 1
BB 1
SO 0
LOB 9



Batter	1	2	3	4	5	6	7	8	9	AB R H RBI BB SO LOB	TOP											
Don Kessinger, S (1, 6) OBP: 0.360, SLG: 0.344	4-3		SH3-4	HR		6-3			4-3	3 1 0 0 1 0 0	Chicago Cubs @ Montreal Expos Jarry Park, Montreal, QB Tue Sep 26 1972, 7:05 PM EDT Att: 4,352 - Unknown											
Jose Cardenal, R (1, 9) OBP: 0.360, SLG: 0.465	4-3		SF9	BB		F8			F9	3 1 0 0 2 1 1												
Billy Williams, L (1, 7) OBP: 0.399, SLG: 0.601	4-3		BB	1B		L4				4 2 2 3 0 0 1												
Jim Hickman, R (1, 3) OBP: 0.367, SLG: 0.460	6-3		SF9	5-3		F8				3 0 0 1 0 0 1												
Ron Santo, R (1, 5) OBP: 0.396, SLG: 0.498		L4	BB		K2-3			6-3		4 1 1 0 0 1 0												
Rick Monday, L (1, 8) OBP: 0.361, SLG: 0.402	3-1		BB		K			3-1		3 0 1 0 1 1 0												
Glenn Beckert, R (1, 4) OBP: 0.298, SLG: 0.339	3-1		BB		4-3			E5		4 0 1 2 0 0 1												
Ken Rudolph, R (1, 2) OBP: 0.272, SLG: 0.320	5-3		1-3		F9			K		4 0 0 0 0 1 4												
Mitt Pappas, R (1, 1) OBP: 0.229, SLG: 0.254			SH3-4	6-3		F8			K	4 1 1 0 0 1 0												
Inning Stats	R: 0 E: 0 K: 0 S: 3	H: 0 LOB: 1 BB: 1 P: 7	R: 0 E: 0 K: 0 S: 4	H: 1 LOB: 1 BB: 0 P: 4	R: 4 E: 0 K: 0 S: 7	H: 4 LOB: 2 BB: 2 P: 15	R: 2 E: 0 K: 1 S: 6	H: 1 LOB: 0 BB: 1 P: 10	R: 0 E: 0 K: 2 S: 7	H: 0 LOB: 0 BB: 0 P: 7	R: 0 E: 0 K: 0 S: 3	H: 0 LOB: 0 BB: 0 P: 3	R: 0 E: 1 K: 1 S: 6	H: 0 LOB: 1 BB: 0 P: 6	R: 0 E: 0 K: 1 S: 5	H: 0 LOB: 0 BB: 0 P: 5	R: 0 E: 0 K: 1 S: 5	H: 0 LOB: 0 BB: 0 P: 5	1B: 5 2B: 0 3B: 0 HR: 1	SF: 1 SAC: 1 DP: 0 HBP: 0	WP: 0 PB: 0 SB: 0 CS: 0	PA: 38
PITCHER	IP WLS BF H R ER SO BB IBB HBP BLK WP HR S P ERA WHIP																					
Bill Stoneman, R (1, 1) ERA: 3.09	3.0 L 17 5 4 4 0 3 0 0 0 0 0 0 14 26 12.00 2.667																					
John Strohmayr, R (4, 1) ERA: 3.54	3.0 11 1 2 2 3 1 0 0 0 0 1 16 20 6.00 0.667																					
Tom Walker, R (7, 1) ERA: 2.84	3.0 10 0 0 0 2 0 0 0 0 0 0 14 14 0.00 0.000																					

AB	32
R	6
H	6
RBI	6
BB	4
SO	5
LOB	8



Batter	1	2	3	4	5	6	7	8	9	AB R H RBI BB SO LOB	BOTTOM											
Boots Day, L (1, 8) OBP: 0.289, SLG: 0.269	4-3		G4-6-3			1B			1-3	4 0 1 0 0 0 1	Chicago Cubs @ Montreal Expos Jarry Park, Montreal, QB Tue Sep 26 1972, 7:05 PM EDT Att: 4,352 - Unknown											
Mike Jorgensen, L (1, 3) OBP: 0.331, SLG: 0.388	CS			6-3		F8				4 0 2 0 0 0 1												
Ken Singleton, S (1, 7) OBP: 0.370, SLG: 0.411	1B			K		3-1			F8	3 0 0 0 1 1 1												
Ron Fairly, L (1, 9) OBP: 0.341, SLG: 0.412	G3			L9		3-1				3 0 0 0 0 0 1												
Tim McCarver, L (1, 2) OBP: 0.315, SLG: 0.336		3-1			F8				F9	3 0 0 0 0 0 0												
Bob Bailey, R (1, 5) OBP: 0.315, SLG: 0.363		5-3			5-3				F8	3 0 0 0 0 0 0												
Tim Foli, R (1, 6) OBP: 0.285, SLG: 0.290					5-3				F9	3 0 0 0 0 0 0												
Ron Hunt, R (1, 4) OBP: 0.355, SLG: 0.288				F4		F4			F8	3 0 0 0 0 0 0												
Bill Stoneman, R (1, 1) Hal Blalock, R (3, PH) John Strohmayr, R (4, 1) Ron Woods, R (6, PH) Tom Walker, R (7, 1) Jim Fairly, L (9, PH)				G4-6-3		4-3			6-3	0 0 0 0 0 0 0 1 0 1 0 0 0 0 0 0 0 0 0 0 0 1 0 0 0 0 0 0 0 0 0 0 0 0 0 1 0 0 0 0 0 0												
Inning Stats	R: 0 E: 0 K: 0 S: 3	H: 1 LOB: 0 BB: 0 P: 7	R: 0 E: 0 K: 0 S: 3	H: 0 LOB: 0 BB: 0 P: 3	R: 0 E: 0 K: 1 S: 5	H: 0 LOB: 0 BB: 0 P: 5	R: 0 E: 0 K: 0 S: 3	H: 0 LOB: 0 BB: 0 P: 3	R: 0 E: 0 K: 0 S: 3	H: 0 LOB: 0 BB: 0 P: 3	R: 0 E: 0 K: 0 S: 3	H: 0 LOB: 0 BB: 0 P: 3	R: 0 E: 0 K: 0 S: 3	H: 0 LOB: 0 BB: 0 P: 3	R: 0 E: 0 K: 0 S: 4	H: 1 LOB: 1 BB: 0 P: 4	R: 0 E: 0 K: 0 S: 4	H: 1 LOB: 1 BB: 0 P: 4	1B: 4 2B: 0 3B: 0 HR: 0	SF: 0 SAC: 0 DP: 1 HBP: 0	WP: 0 PB: 0 SB: 0 CS: 1	PA: 30
PITCHER	IP WLS BF H R ER SO BB IBB HBP BLK WP HR S P ERA WHIP																					
Mitt Pappas, R (1, 1) ERA: 2.84	9.0 W 30 4 0 0 1 1 0 0 0 0 0 31 35 0.00 0.556																					

AB	29
R	0
H	4
RBI	0
BB	1
SO	1
LOB	4



Batter	1	2	3	4	5	6	7	8	9	AB	R	H	RBI	BB	SO	LOB	TOP										
Don Kessinger, S (1, 6) OBP: 0.355, SLG: 0.343	F9		L6			F8	F7			5	1	1	0	0	0	2	Chicago Cubs @ Montreal Expos Jarry Park, Montreal, QB Wed Sep 27 1972, 7:05 PM EDT Att: 6,325 - Unknown										
Jose Cardenal, R (1, 9) OBP: 0.354, SLG: 0.466	CS					K				3	1	2	0	2	1	0											
Billy Williams, L (1, 7) OBP: 0.399, SLG: 0.604										4	1	1	4	1	2	3											
Gene Hiser, L (6, 7) OBP: 0.343, SLG: 0.258	K		K							0	0	0	0	0	0	0											
Jim Hickman, R (1, 3) OBP: 0.368, SLG: 0.459										5	1	2	0	0	0	2											
Ron Santo, R (1, 5) OBP: 0.392, SLG: 0.492										5	1	0	0	0	0	1											
Rick Monday, L (1, 8) OBP: 0.363, SLG: 0.403										4	2	2	0	1	0	1											
Glenn Beckert, R (1, 4) OBP: 0.303, SLG: 0.345										4	0	3	2	1	0	0											
Randy Hundley, R (1, 2) OBP: 0.261, SLG: 0.297										4	0	1	1	0	0	4											
Rick Reuschel, R (1, 1) OBP: 0.178, SLG: 0.163			K							4	1	1	0	0	2	3											
Inning Stats	R: 0 E: 0 K: 1 S: 5	H: 1 LOB: 0 BB: 0 P: 5	R: 1 E: 0 K: 0 S: 5	H: 3 LOB: 1 BB: 0 P: 5	R: 0 E: 0 K: 2 S: 7	H: 0 LOB: 1 BB: 1 P: 11	R: 0 E: 0 K: 0 S: 4	H: 1 LOB: 2 BB: 1 P: 8	R: 6 E: 2 K: 0 S: 9	H: 5 LOB: 1 BB: 1 P: 13	R: 0 E: 0 K: 1 S: 5	H: 0 LOB: 0 BB: 0 P: 9	R: 1 E: 0 K: 1 S: 7	H: 2 LOB: 2 BB: 1 P: 11	R: 0 E: 0 K: 0 S: 3	H: 1 LOB: 0 BB: 0 P: 3	R: 0 E: 0 K: 0 S: 3	H: 0 LOB: 0 BB: 0 P: 3	1B: 11 2B: 1 3B: 0 HR: 1	SF: 0 SAC: 0 DP: 2 HBP: 0	WP: 0 PB: 0 SB: 0 CS: 1	PA: 43					
PITCHER	IP	WLS	BF	H	R	ER	SO	BB	IBB	HBP	BLK	WP	HR	S	P	ERA	WHIP										
Steve Renko, R (1, 1) ERA: 5.14	4.0	L	23	9	7	6	3	3	0	0	0	0	0	4	4	13.50	3.000										
Tom Walker, R (5, 1) ERA: 2.79	1.0		4	1	0	0	0	0	0	0	0	0	0	4	2	0.00	1.000										
John Strohmayr, R (6, 1) ERA: 3.62	3.0		13	3	1	1	2	2	0	0	0	0	0	15	23	3.00	1.667										
Mike Marshall, R (9, 1) ERA: 1.74	1.0		3	0	0	0	0	0	0	0	0	0	0	3	3	0.00	0.000										

Chicago Cubs @ Montreal Expos
 Jarry Park, Montreal, QB
 Wed Sep 27 1972, 7:05 PM EDT
 Att: 6,325 - Unknown

AB	38
R	8
H	13
RBI	7
BB	5
SO	5
LOB	16



Batter	1	2	3	4	5	6	7	8	9	AB	R	H	RBI	BB	SO	LOB	BOTTOM										
Bob Bailey, R (1, 5) OBP: 0.313, SLG: 0.360	K		L5			F5				4	0	0	0	0	2	1	Chicago Cubs @ Montreal Expos Jarry Park, Montreal, QB Wed Sep 27 1972, 7:05 PM EDT Att: 6,325 - Unknown										
Mike Jorgensen, L (1, 3) OBP: 0.328, SLG: 0.384	K					G3				4	0	0	0	0	2	0											
Ken Singleton, S (1, 7) OBP: 0.368, SLG: 0.407	F7					F8				4	0	0	0	0	0	0											
Ron Fairly, L (1, 9) OBP: 0.343, SLG: 0.414										3	0	2	0	0	0	0											
Tim McCarver, L (1, 2) OBP: 0.313, SLG: 0.333										3	0	0	0	0	0	2											
Boots Day, L (1, 8) OBP: 0.289, SLG: 0.270										3	0	1	0	0	1	0											
Tim Foli, R (1, 6) OBP: 0.283, SLG: 0.288										3	0	0	0	0	0	1											
Ron Hunt, R (1, 4) OBP: 0.359, SLG: 0.290										1	0	1	0	2	0	0											
Steve Renko, R (1, 1) OBP: 0.273, SLG: 0.273										1	0	0	0	0	0	1											
Tom Walker, R (5, 1) ERA: 2.79										0	0	0	0	0	0	0											
Hal Breeden, R (5, PH) ERA: 3.37										1	0	0	0	0	0	1											
John Strohmayr, R (6, 1) ERA: 3.62										0	0	0	0	0	0	0											
Jim Fahey, L (8, PH) OBP: 0.261, SLG: 0.260										1	0	0	0	0	0	1											
Mike Marshall, R (9, 1) ERA: 1.74										0	0	0	0	0	0	0											
Inning Stats	R: 0 E: 0 K: 2 S: 7	H: 0 LOB: 0 BB: 0 P: 7	R: 0 E: 0 K: 1 S: 5	H: 1 LOB: 0 BB: 0 P: 5	R: 0 E: 0 K: 0 S: 4	H: 1 LOB: 1 BB: 0 P: 4	R: 0 E: 0 K: 1 S: 6	H: 1 LOB: 1 BB: 0 P: 6	R: 0 E: 0 K: 0 S: 3	H: 0 LOB: 0 BB: 0 P: 3	R: 0 E: 0 K: 0 S: 3	H: 0 LOB: 0 BB: 0 P: 3	R: 0 E: 0 K: 0 S: 2	H: 0 LOB: 0 BB: 1 P: 6	R: 0 E: 0 K: 1 S: 5	H: 0 LOB: 0 BB: 0 P: 5	1B: 4 2B: 1 3B: 0 HR: 0	SF: 0 SAC: 0 DP: 3 HBP: 0	WP: 0 PB: 0 SB: 0 CS: 0	PA: 30							
PITCHER	IP	WLS	BF	H	R	ER	SO	BB	IBB	HBP	BLK	WP	HR	S	P	ERA	WHIP										
Rick Reuschel, R (1, 1) ERA: 3.02	9.0	W	30	4	0	0	5	2	0	0	0	0	0	38	46	0.00	0.667										

Chicago Cubs @ Montreal Expos
 Jarry Park, Montreal, QB
 Wed Sep 27 1972, 7:05 PM EDT
 Att: 6,325 - Unknown

AB	28
R	0
H	4
RBI	0
BB	2
SO	5
LOB	7



Batter	1	2	3	4	5	6	7	8	9	AB	R	H	RBI	BB	SO	LOB	TOP				
Terry Harmon, R OBP: 0.369, SLG: 0.352 (1, 6)	0-0 2B		0-0 SH1-4 2B 1B	1-0 HBP		0-0 G4-6-3 1-2			0-0 F9	4	1	2	0	0	0	2					
Don Money, R OBP: 0.274, SLG: 0.323 Pete Koegel, R OBP: 0.236, SLG: 0.184 (1, 5) (5, 5)	0-0 F5		0-0 SH1-4 1-2	0-0 F9			0-0 1-3		4-0 BB 1B BB	2	0	0	0	0	0	3					
Greg Luzinski, R OBP: 0.325, SLG: 0.434 (1, 7)	0-3 K		0-0 2B		0-0 6-3		0-3 K		4-0 5-3 1B 1B BB	4	1	1	1	1	2	1					
Joe Lis, R OBP: 0.379, SLG: 0.417 (1, 3)	4-0 BB		0-3 K		0-0 F6		4-0 BB		0-0 1B 5-3 1B 2-H 2-H	3	0	1	1	2	1	1					
Roger Freed, R OBP: 0.349, SLG: 0.403 (1, 9)	0-3 K		4-0 BB		0-3 K		0-0 P6		0-0 5-3	4	0	0	0	1	2	5					
Bill Robinson, R OBP: 0.270, SLG: 0.439 (1, 8)		0-3 K	0-3 K			0-0 E 2B			0-0 1B 2-3 3-H	5	1	3	1	0	2	2					
Mike Schmidt, R OBP: 0.313, SLG: 0.296 (1, 4)		1-0 HBP		0-0 F6		0-0 E9 1B 1B 2-H		0-3 K	0-0 1-3	4	0	1	0	0	1	3					
Mike Ryan, R OBP: 0.254, SLG: 0.274 (1, 2)	0-0 F3		4-0 BB		0-0 FC2-6 BB		0-0 F8		0-0 F8	3	0	0	0	1	0	3					
Jim Nash, R OBP: 0.266, SLG: 0.159 Mac Scarfe, L (4, 1) Deron Johnson, R OBP: 0.290, SLG: 0.355 Darryl Brandon, R OBP: 0.260, SLG: 0.325 Darrell Brandon, R OBP: 0.323, SLG: 0.395 Bob Boone, R OBP: 0.373, SLG: 0.373 Dick Selma, R OBP: 0.238, SLG: 0.250 (1, 1) (4, 1) (6, PH) (6, PH) (6, PH) (6, PH) (8, 1)	0-3 K		0-0 FC2-6 HBP 1-2		0-0 FC2-6 HBP 1-2		0-0 G4-6-3 1B 1-2		0-3 K	2	0	0	0	0	1	2					
Inning Stats	R: 0 E: 0 K: 2 S: 8	H: 1 LOB: 2 BB: 1 P: 12	R: 0 E: 0 K: 2 S: 7	H: 0 LOB: 1 BB: 0 P: 8	R: 1 E: 0 K: 2 S: 9	H: 2 LOB: 2 BB: 1 P: 13	R: 0 E: 0 K: 0 S: 3	H: 0 LOB: 0 BB: 0 P: 8	R: 0 E: 0 K: 1 S: 5	H: 3 LOB: 2 BB: 0 P: 5	R: 0 E: 0 K: 1 S: 5	H: 0 LOB: 1 BB: 1 P: 9	R: 0 E: 0 K: 2 S: 8	H: 1 LOB: 1 BB: 0 P: 8	R: 2 E: 0 K: 0 S: 5	H: 2 LOB: 2 BB: 2 P: 13	1B: 6 2B: 3 3B: 0 HR: 0	SF: 0 SAC: 1 DP: 1 HBP: 2	WP: 0 PB: 0 SB: 0 CS: 0	PA: 43	
PITCHER	IP WLS BF H R ER SO BB IBB HBP BLK WP HR S P ERA WHIP	8.2 W 42 9 4 4 10 6 0 2 0 0 0 0 54 80 4.15 1.731	0.1 S 1 0 0 0 0 0 0 0 0 0 0 0 1 1 0.00 0.000																		

Philadelphia Phillies @ Montreal Expos
Jarry Park, Montreal, QB
Sat Sep 30 1972, 3:38 AM EDT
Att: 7,262 - Unknown

AB 34
R 4
H 9
RBI 3
BB 6
SO 10
LOB 23



Batter	1	2	3	4	5	6	7	8	9	AB	R	H	RBI	BB	SO	LOB	BOTTOM				
Ron Hunt, R OBP: 0.362, SLG: 0.290 (1, 4)	1-0 HBP		0-0 FC5-4 1-2	4-0 1B BB		0-3 K	0-3 K			3	0	0	0	1	2	4					
Tim McCarver, L OBP: 0.312, SLG: 0.339 Mike Marshall, R OBP: 0.208, SLG: 0.182 (1, 2) (9, 1)	0-0 F8		0-0 4-3	0-0 1B 1-2 2-3 3-H			0-0 E4 2B 2B	0-0 HR		5	2	2	2	0	0	2					
Ken Singleton, S OBP: 0.365, SLG: 0.408 (1, 7)	0-0 F8			0-0 2B F8			0-0 2B 1-3	0-0 P6		5	2	2	0	0	0	4					
Ron Fairly, L OBP: 0.345, SLG: 0.414 (1, 3)	0-0 F9			0-0 1B 1B 2-H	0-0 SH1-4 1B		4-0 2B FC6-2 IBB	0-0 4-3		4	1	2	1	1	0	1					
Jim Fairey, L OBP: 0.284, SLG: 0.294 (1, 9)		0-0 4-3		0-0 SH1-4 1B FC5-4 1B 1-2	0-0 SH1-4		0-0 FC6-2 FC5-2 2B	0-0 1B		4	1	3	2	0	0	0					
Boots Day, L OBP: 0.290, SLG: 0.269 (1, 8)		0-0 4-3		0-0 FC5-4 1B SH1-4 1B 1-2 2-H	0-0 G3		4-0 FC5-2 BB BB	0-0 F8		4	2	1	1	1	0	2					
Tim Foli, R OBP: 0.282, SLG: 0.287 (1, 6)		0-0 5-3		0-0 SH1-4 1B 1-2 2-3	0-0 F7		0-0 FC6-2 BB FC5-2			3	0	0	0	0	0	4					
Coco Laboy, R OBP: 0.339, SLG: 0.447 (1, 5)			4-0 FC5-6 BB	4-0 FC5-4 IBB		0-3 K	0-0 FC5-2 BB 1-2 2-3 3-H			2	0	0	0	2	1	3					
Balor Moore, L OBP: 0.196, SLG: 0.170 John Boccabella, R OBP: 0.262, SLG: 0.290 (1, 1) (9, 2)			0-0 FC5-6 FC5-4 1-2	0-0 FC5-4 1B BB		0-0 F5	0-0 BB			3	0	0	2	1	0	3					
Inning Stats	R: 0 E: 0 K: 0 S: 3	H: 0 LOB: 0 BB: 0 P: 4	R: 0 E: 0 K: 0 S: 3	H: 0 LOB: 0 BB: 0 P: 3	R: 0 E: 0 K: 0 S: 3	H: 0 LOB: 1 BB: 1 P: 7	R: 4 E: 0 K: 0 S: 8	H: 5 LOB: 3 BB: 2 P: 16	R: 0 E: 0 K: 0 S: 4	H: 1 LOB: 1 BB: 0 P: 4	R: 0 E: 0 K: 2 S: 7	H: 0 LOB: 0 BB: 0 P: 7	R: 3 E: 1 K: 1 S: 8	H: 2 LOB: 3 BB: 3 P: 20	R: 1 E: 0 K: 0 S: 5	H: 2 LOB: 1 BB: 0 P: 5	1B: 6 2B: 3 3B: 0 HR: 1	SF: 0 SAC: 2 DP: 0 HBP: 1	WP: 0 PB: 0 SB: 0 CS: 0	PA: 42	
PITCHER	IP WLS BF H R ER SO BB IBB HBP BLK WP HR S P ERA WHIP	3.1 L 17 4 4 4 0 1 0 0 0 0 0 7 11 0.00 1.800	1.2 8 2 0 0 0 0 1 0 0 0 0 0 7 11 0.00 1.800	2.0 12 2 3 1 3 2 1 0 0 0 0 0 15 27 4.50 2.000	3.45 5 2 1 1 0 0 0 0 0 0 0 1 5 5 9.00 2.000																

Philadelphia Phillies @ Montreal Expos
Jarry Park, Montreal, QB
Sat Sep 30 1972, 3:38 AM EDT
Att: 7,262 - Unknown

AB 33
R 8
H 10
RBI 8
BB 6
SO 3
LOB 23



Batter	1	2	3	4	5	6	7	8	9	AB	R	H	RBI	BB	SO	LOB	TOP			
Denny Doyle, L (1,4) OBP: 0.296, SLG: 0.301	4-3	3-1		FC6-4						4	1	1	1	1	0	3	Philadelphia Phillies @ Montreal Expos Jarry Park, Montreal, QB Sun Oct 01 1972, 3:33 AM EDT Att: 10,314 - Unknown			
Larry Bowa, S (1,6) OBP: 0.287, SLG: 0.314	6-3			HR	F6	F7				5	1	2	2	0	0	3				
Willie Montanez, L (1,3) OBP: 0.325, SLG: 0.412										5	0	1	0	0	2	4				
Greg Luzinski, R (1,7) OBP: 0.326, SLG: 0.439										5	1	2	2	0	1	1				
Tom Hutton, L (1,9) OBP: 0.355, SLG: 0.347										5	1	2	0	0	1	1				
Bill Robinson, R (1,8) OBP: 0.288, SLG: 0.429										4	0	0	0	1	0	2				
Don Money, R (1,5) OBP: 0.275, SLG: 0.326										5	1	2	0	0	1	3				
Bob Boone, R (1,2) OBP: 0.347, SLG: 0.386										4	0	2	1	0	0	0				
Ken Reynolds, L (1,1) OBP: 0.256, SLG: 0.225										0	0	0	0	1	0	0				
Bill Champion, R (2,1) OBP: 0.177, SLG: 0.235										0	0	0	0	0	0	0				
Oscar Gamble, R (4,PH) OBP: 0.233, SLG: 0.328										1	0	0	0	0	1	2				
Bob Terlecki, R (4,1) OBP: 0.283, SLG: 0.338										0	0	0	0	0	0	0				
Ron Stone, L (5,PH) OBP: 0.290, SLG: 0.228										1	0	0	0	0	0	1				
Bill Wilson, R (5,1) OBP: 0.269, SLG: 0.338										0	0	0	0	0	0	0				
Deron Johnson, R (5,PH) OBP: 0.269, SLG: 0.338										1	1	1	0	0	0	0				
Dick Selma, R (8,1) OBP: 0.228, SLG: 0.250										0	0	0	0	0	0	0				
Inning Stats	R: 0 E: 0 K: 1 S: 6	H: 1 LOB: 1 BB: 0 P: 6	R: 1 E: 0 K: 0 S: 5	H: 3 LOB: 2 BB: 1 P: 9	R: 2 E: 0 K: 2 S: 9	H: 2 LOB: 0 BB: 0 P: 9	R: 1 E: 0 K: 1 S: 7	H: 2 LOB: 1 BB: 0 P: 7	R: 0 E: 0 K: 0 S: 4	H: 0 LOB: 2 BB: 1 P: 8	R: 0 E: 0 K: 0 S: 3	H: 0 LOB: 0 BB: 0 P: 3	R: 2 E: 0 K: 1 S: 8	H: 3 LOB: 1 BB: 0 P: 8	R: 0 E: 0 K: 0 S: 4	H: 1 LOB: 1 BB: 0 P: 4	1B: 9 2B: 3 3B: 0 HR: 1	SF: 0 SAC: 0 DP: 0 HBP: 0	WP: 0 PB: 0 SB: 0 CS: 0	PA: 43
PITCHER	IP WLS BF H R ER SO BB IBB HBP BLK WP HR S P ERA WHIP																			
Ernie McAnally, R (1,1) ERA: 3.92	5.0 W 25 9 4 4 4 2 0 0 0 0 1 31 39 7.20 2.200																			
Tom Walker, R (6,1) ERA: 2.89	4.0 S 18 4 2 2 2 1 0 0 0 0 0 0 21 25 4.50 1.250																			

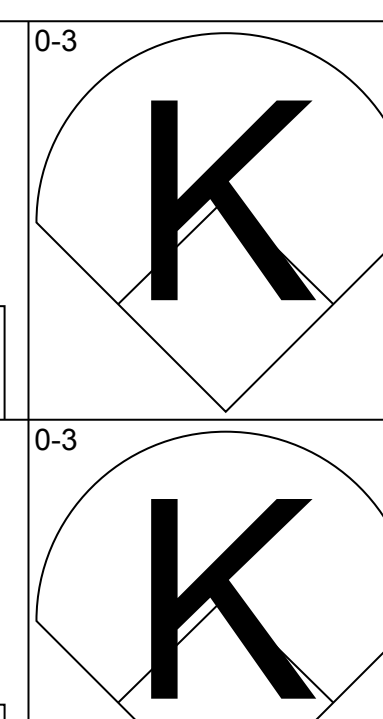
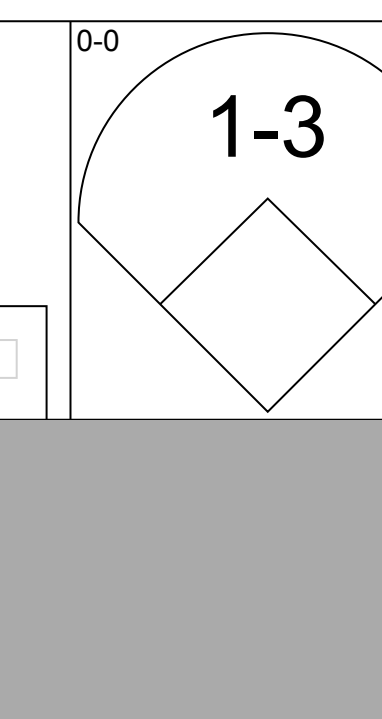
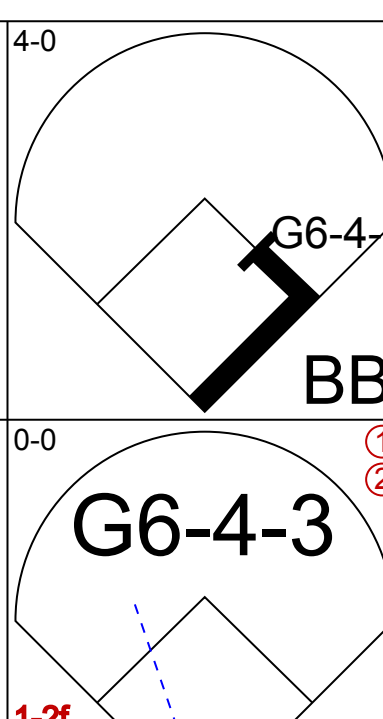
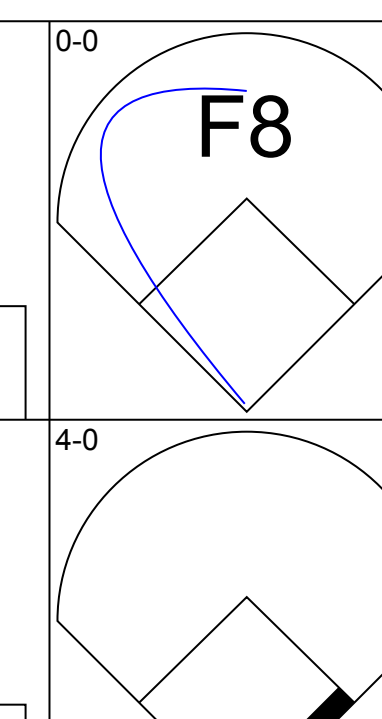
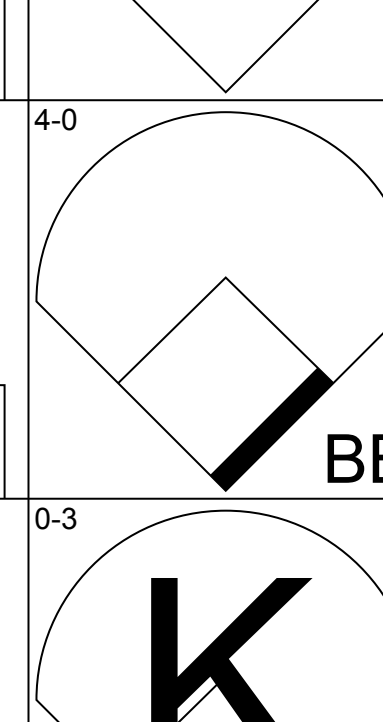
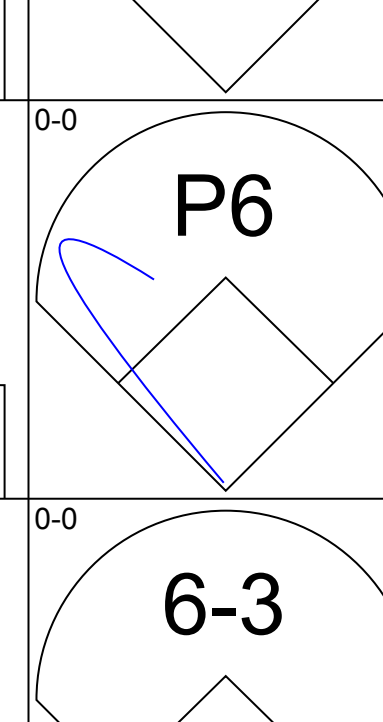
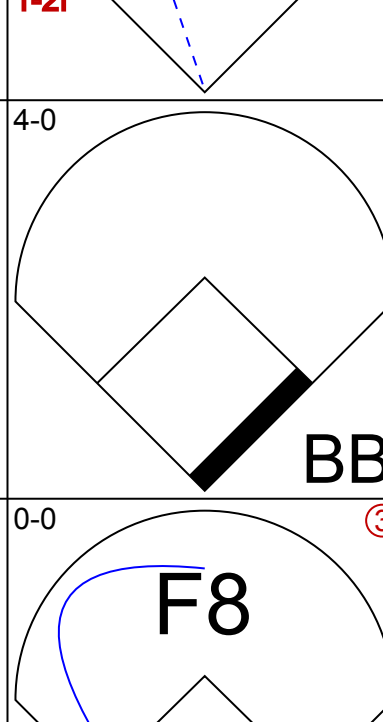
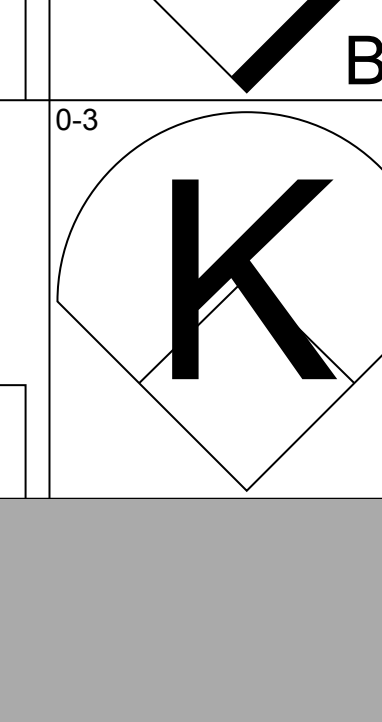







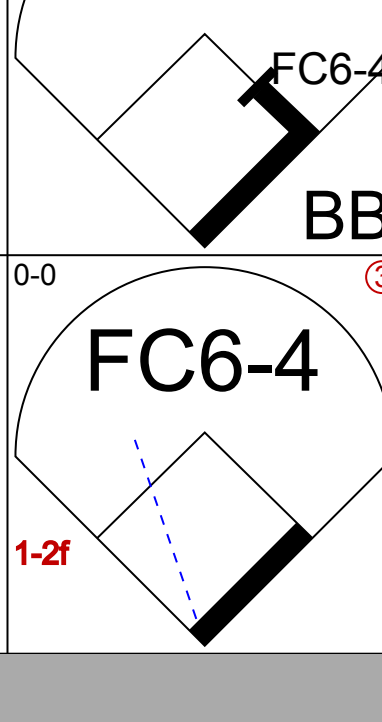
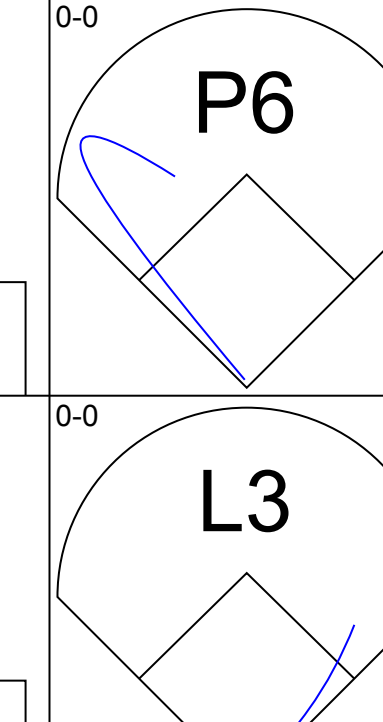
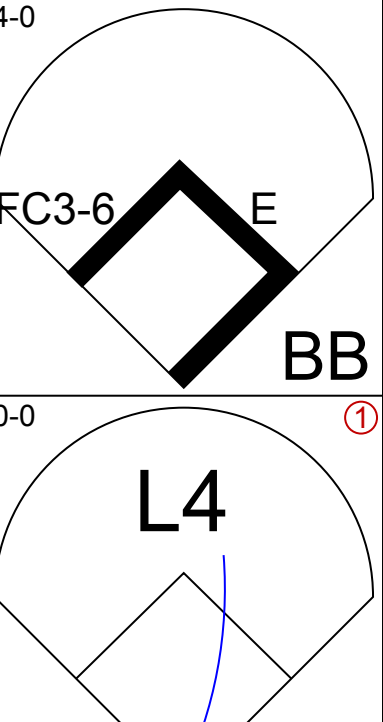
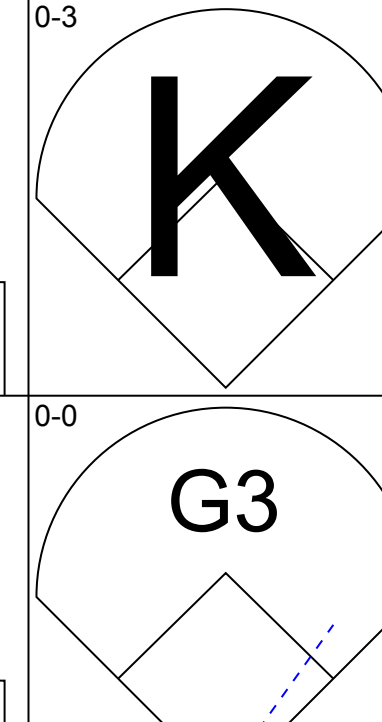
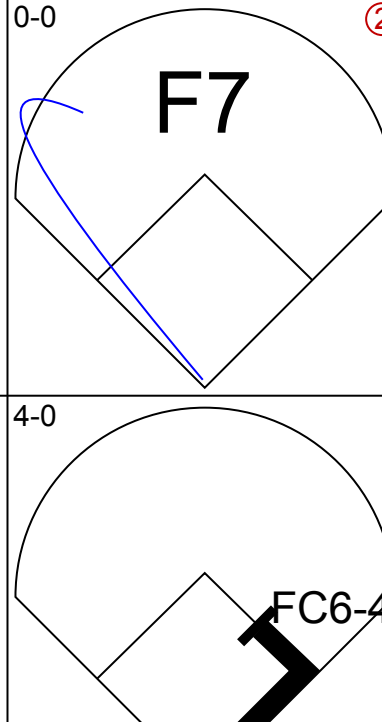
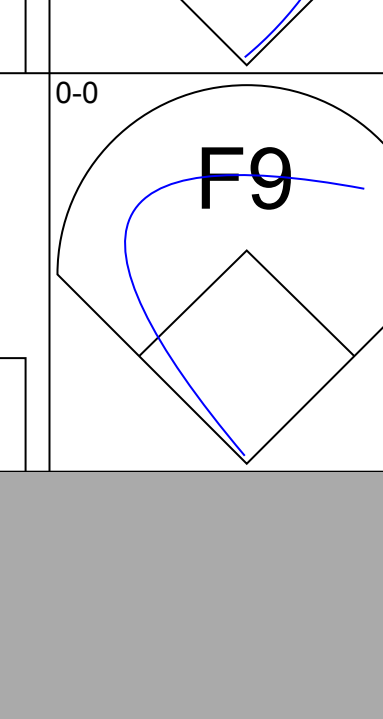
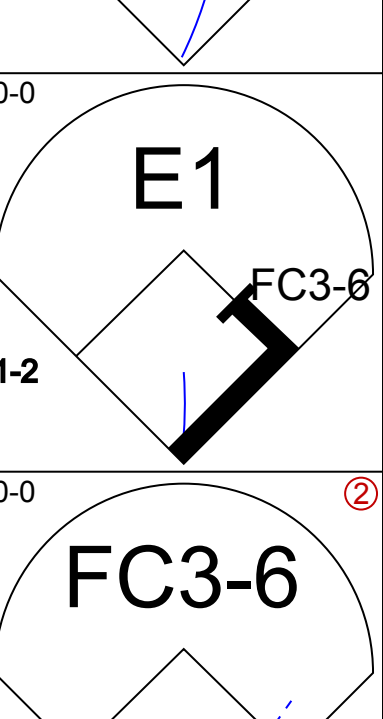
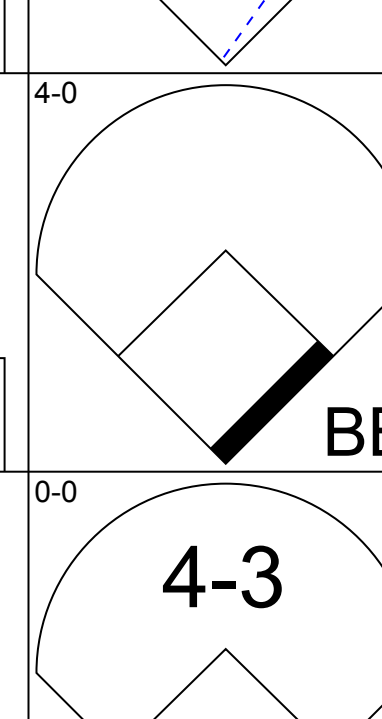
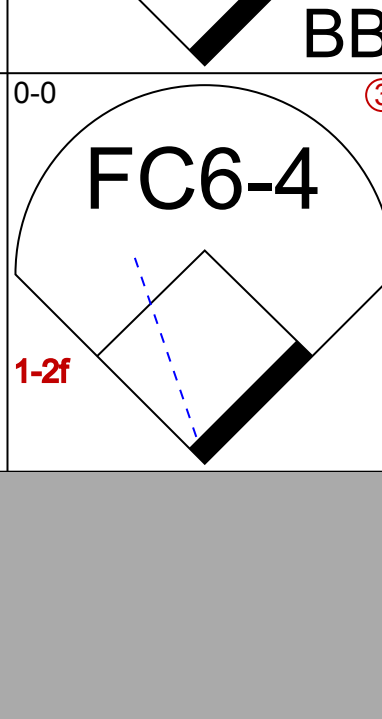

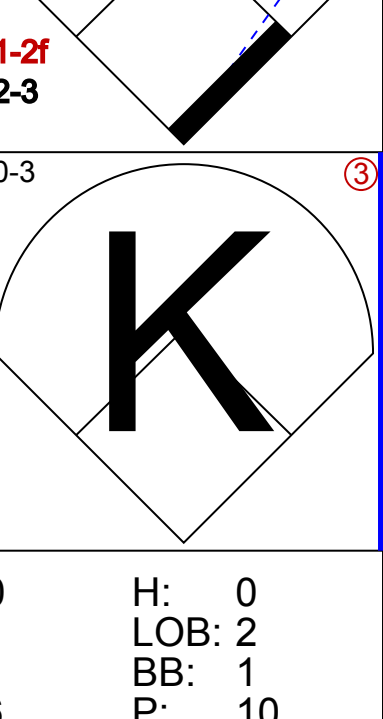


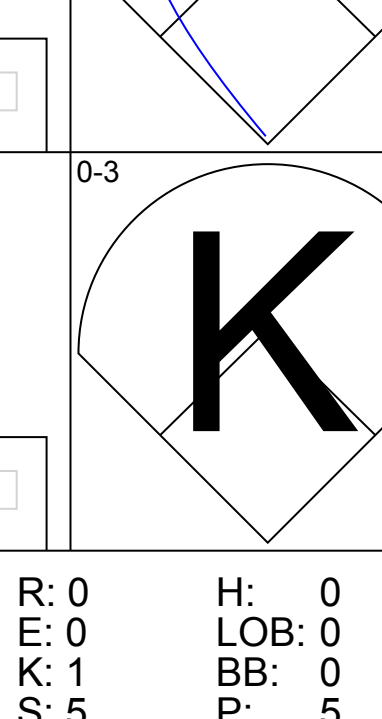
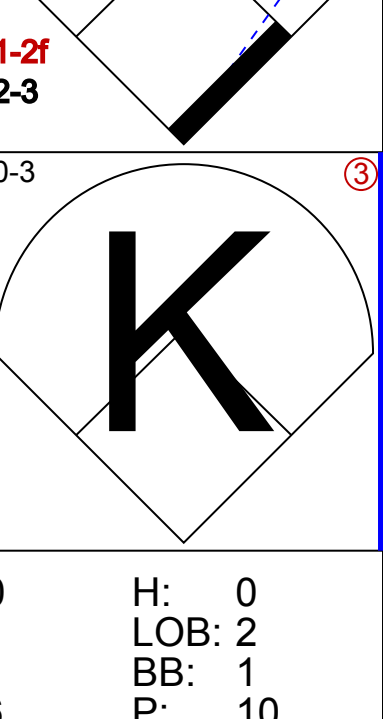


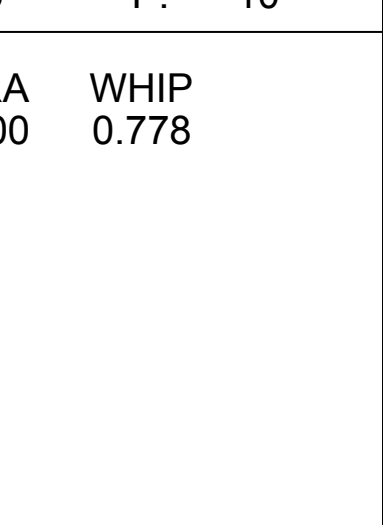

AB	40
R	6
H	13
RBI	6
BB	3
SO	6
LOB	20



Batter	1	2	3	4	5	6	7	8	9	AB	R	H	RBI	BB	SO	LOB	BOTTOM			
Ron Hunt, R (1,4) OBP: 0.362, SLG: 0.289	F8									2	1	0	0	1	0	0	Philadelphia Phillies @ Montreal Expos Jarry Park, Montreal, QB Sun Oct 01 1972, 3:33 AM EDT Att: 10,314 - Unknown			
Hector Torres, R (4,4) OBP: 0.219, SLG: 0.225										2	0	0	0	0	0	2				
Tim Foli, R (1,6) OBP: 0.279, SLG: 0.284										5	0	0	0	0	0	1				
Bob Bailey, R (1,7) OBP: 0.315, SLG: 0.369										2	2	2	1	0	0	0				
Jim Fairey, L (3,7) OBP: 0.279, SLG: 0.289										2	0	0	0	0	0	0				
Hal Breeden, R (1,3) OBP: 0.278, SLG: 0.358										1	0	0	0	0	0	0				
Ron Fairly, L (2,PH) OBP: 0.345, SLG: 0.415										3	1	1	1	0	0	0				
Ken Singleton, S (1,9) OBP: 0.366, SLG: 0.413										3	2	1	1	1	0	0				
Ron Woods, R (1,8) OBP: 0.320, SLG: 0.426										1	0	0	0	0	1	0				
Boots Day, L (2,PH) OBP: 0.293, SLG: 0.270										2	1	1	1	1	1	0				
Coco Laboy, R (1,5) OBP: 0.356, SLG: 0.460										3	1	2	2	0	0	0				
John Boccabella, R (1,2) OBP: 0.267, SLG: 0.299										4	1	2	1	0	0	3				
Ernie McAnally, R (1,1) OBP: 0.145, SLG: 0.135										2	1	1	2	0	0	0				
Mike Jorgensen, L (5,PH) OBP: 0.329, SLG: 0.384										0	0	0	0	1	0	0				
Carl Morton, R (5,PH) OBP: 0.218, SLG: 0.220										0	0	0	0	0	0	0				
Tom Walker, R (6,1) ERA: 5.59										1	0	0	0	0	0	0				
Inning Stats	R: 1 E: 0 K: 0 S: 4	H: 1 LOB: 0 BB: 0 P: 4	R: 3 E: 1 K: 1 S: 12	H: 7 LOB: 3 BB: 3 P: 24	R: 0 E: 0 K: 0 S: 3	H: 0 LOB: 0 BB: 0 P: 3	R: 0 E: 0 K: 0 S: 3	H: 0 LOB: 0 BB: 0 P: 3	R: 1 E: 0 K: 0 S: 4	H: 2 LOB: 2 BB: 1 P: 8	R: 0 E: 0 K: 0 S: 3	H: 0 LOB: 0 BB: 0 P: 3	R: 0 E: 0 K: 1 S: 6	H: 0 LOB: 1 BB: 0 P: 6	R: 0 E: 0 K: 0 S: 3	H: 0 LOB: 0 BB: 0 P: 3	1B: 6 2B: 2 3B: 0 HR: 2	SF: 0 SAC: 1 DP: 1 HBP: 0	WP: 0 PB: 0 SB: 0 CS: 0	PA: 38
PITCHER	IP WLS BF H R ER SO BB IBB HBP BLK WP HR S P ERA WHIP																			
Ken Reynolds, L (1,1) ERA: 4.26	1.2 L 12 6 2 2 2 0 1 1 0 0 0 0 6 14 13.50 2.250																			
Bill Champion, R (2,1) ERA: 5.09	1.1 8 2 2 2 0 1 1 0 0 0 0 0 6 14 13.50 2.250																			
Bob Terlecki, R (4,1) ERA: 4.73	2.0 8 2 1 1 0 1 0 0 0 0 0 0 7 11 4.50 1.500																			
Bill Wilson, R (6,1) ERA: 3.54	2.0 7 0 0 0 0 1 0 0 0 0 0 0 9 9 0.00 0.000																			
Dick Selma, R (8,1) ERA: 5.59	1.0 3 0 0 0 0 0 0 0 0 0 0 0 3 3 0.00 0.000																			

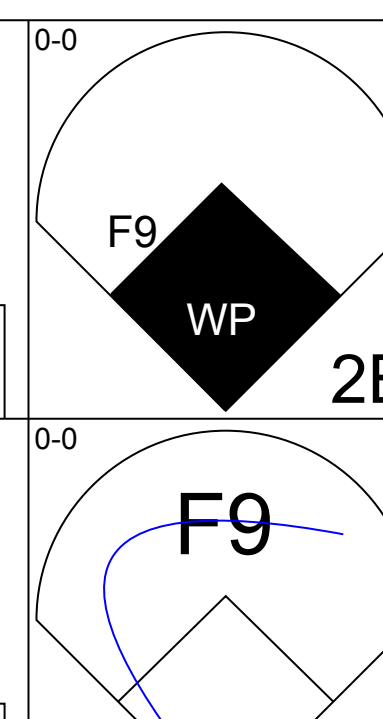
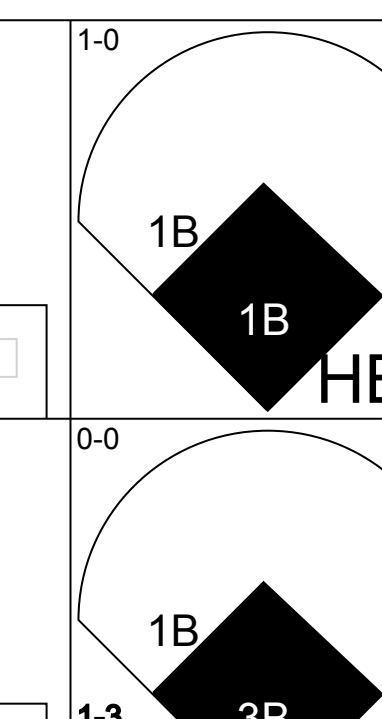
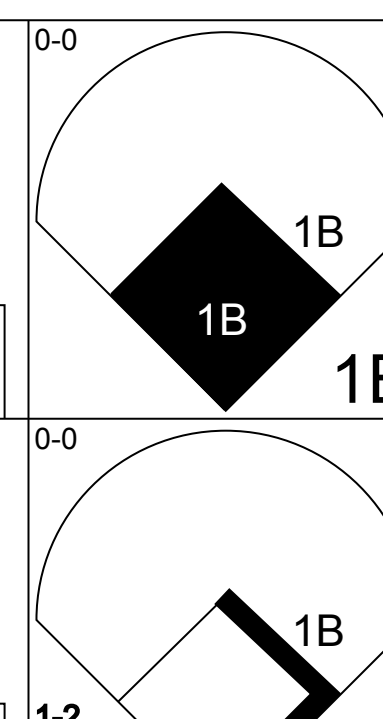
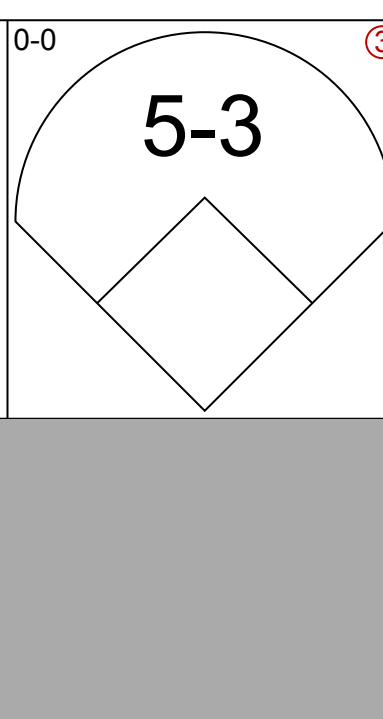
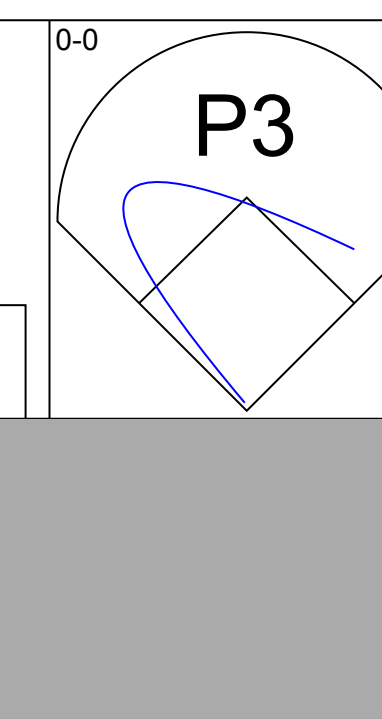
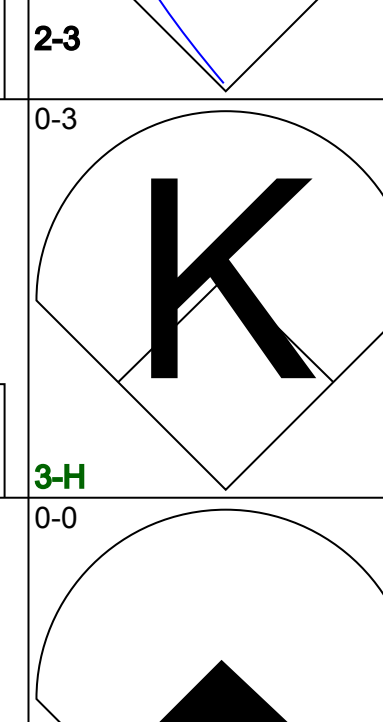
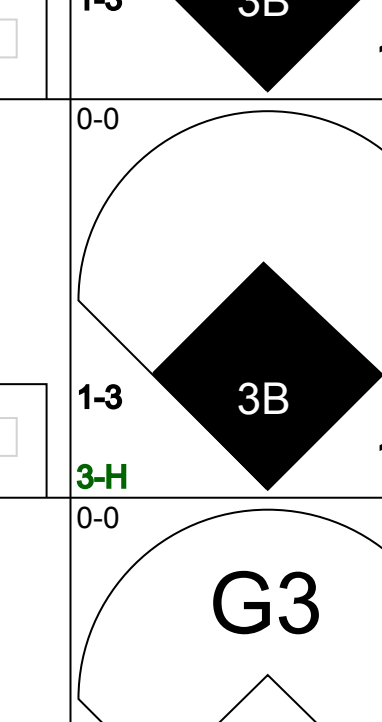
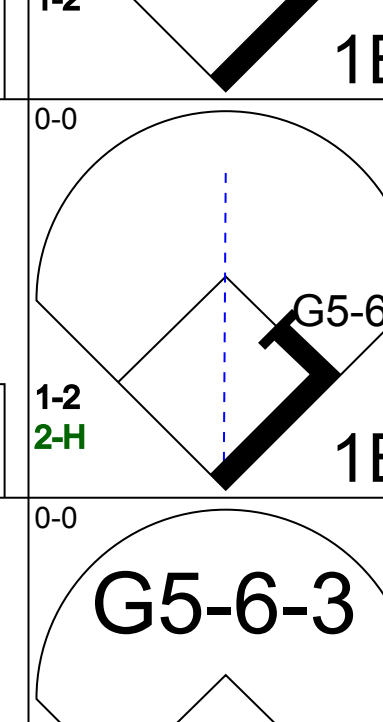

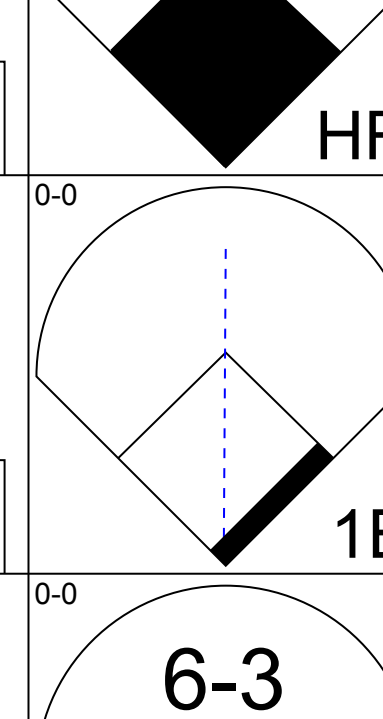
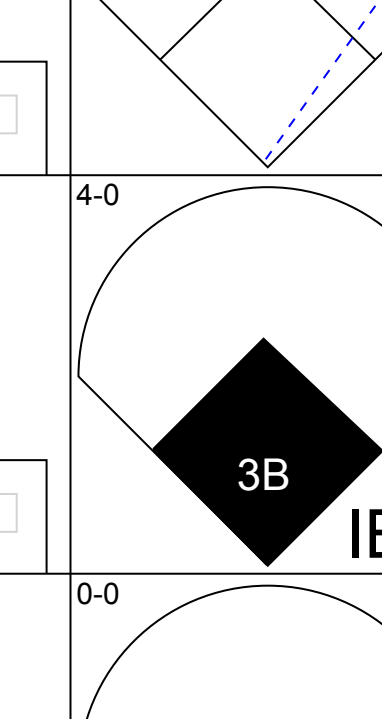


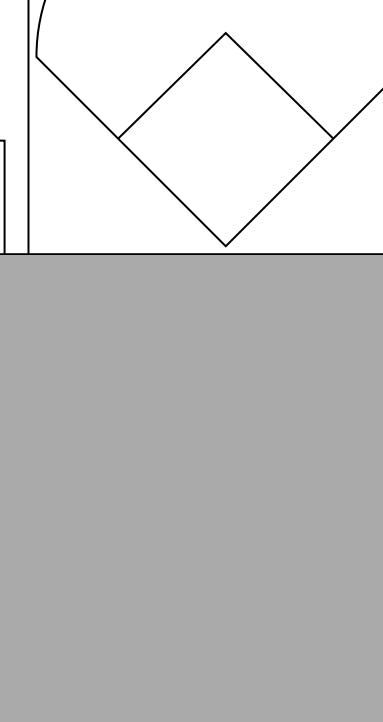
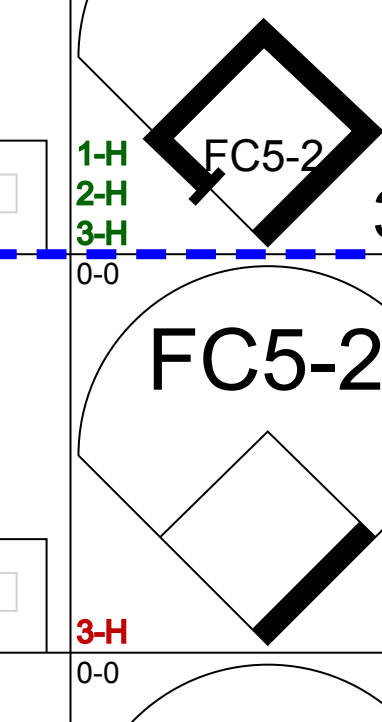



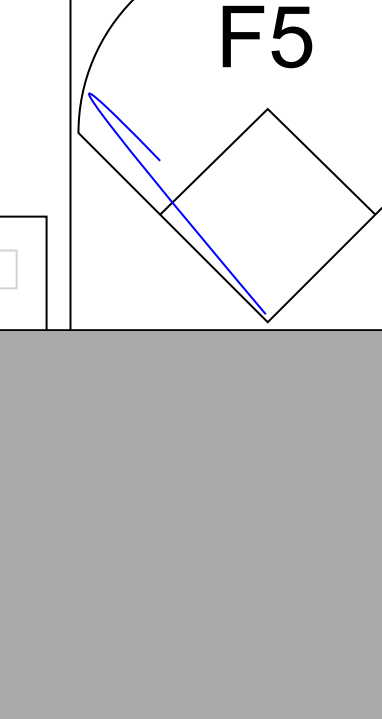


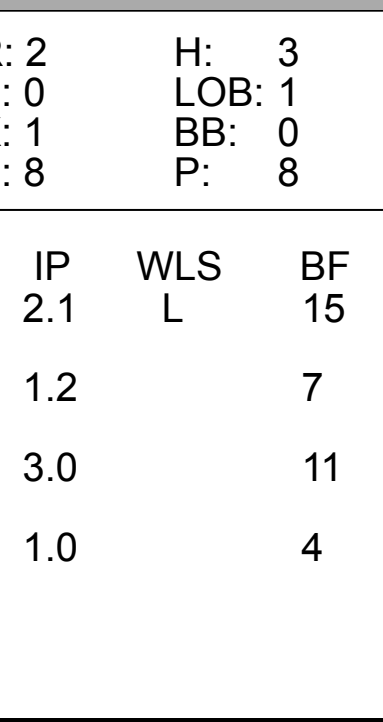
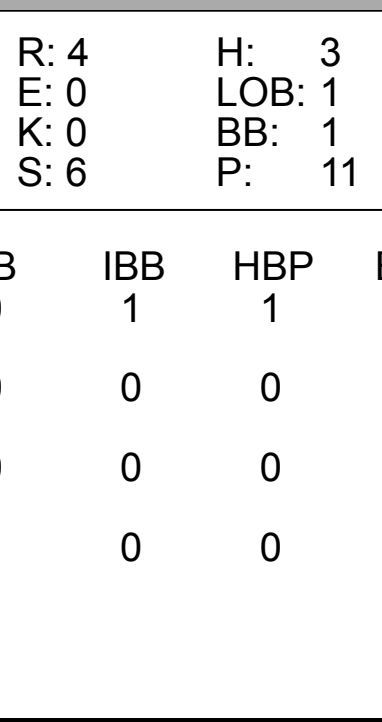
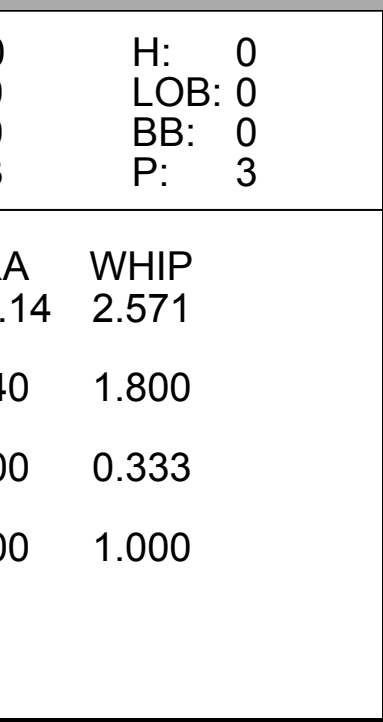
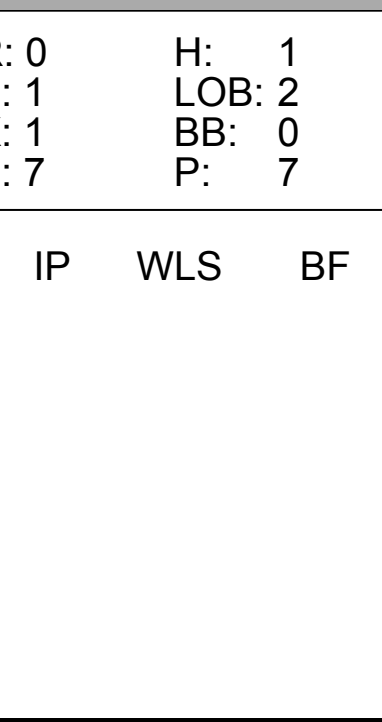
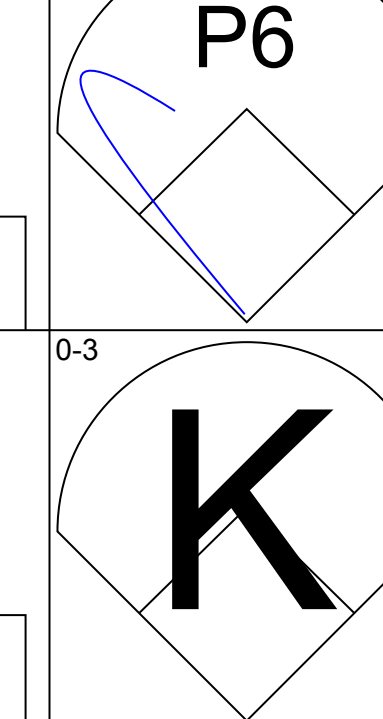
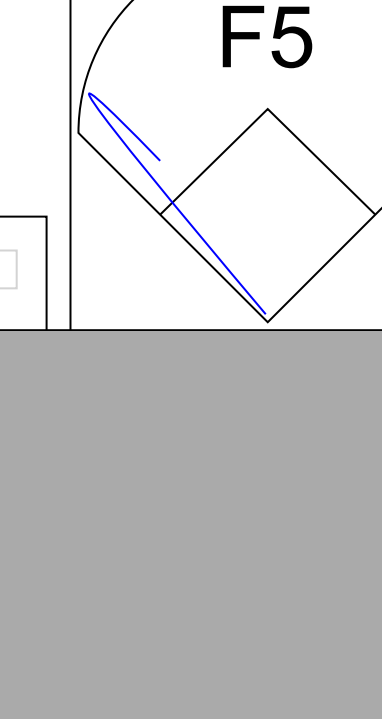

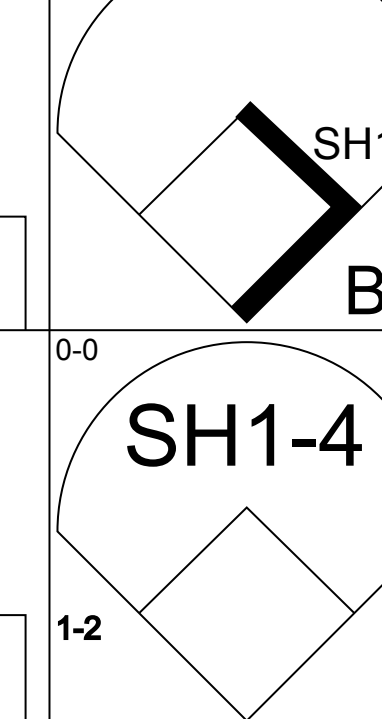
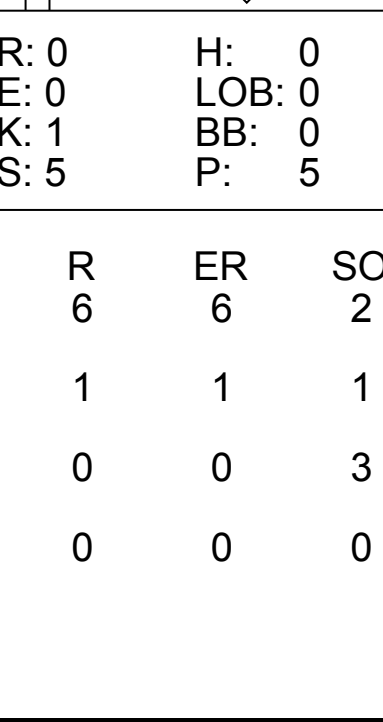
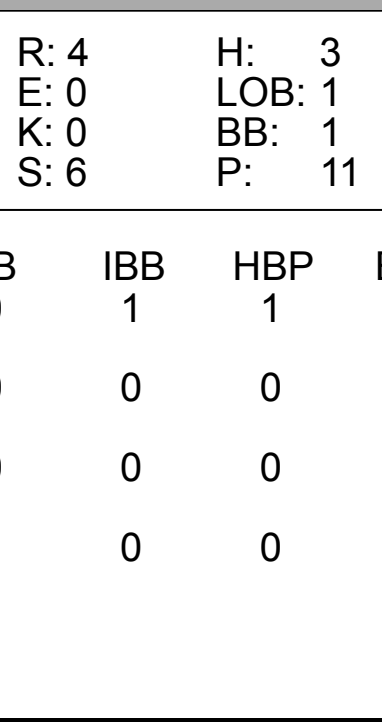
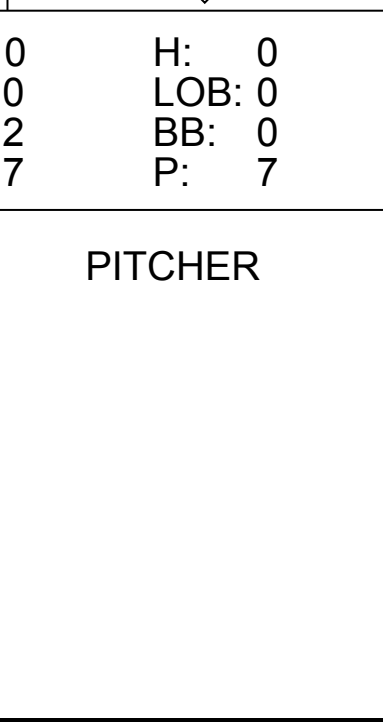
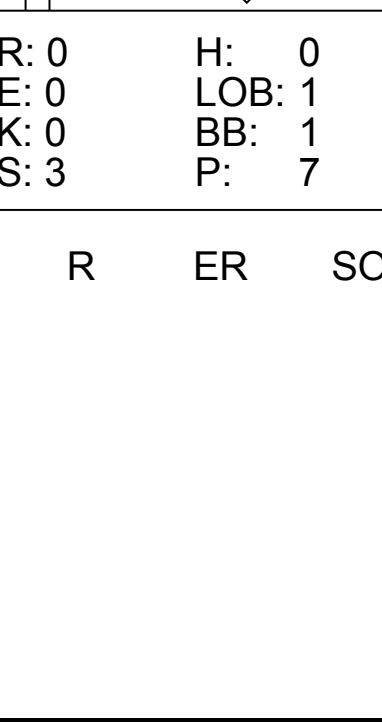
AB	33
R	10
H	10
RBI	9
BB	4
SO	2
LOB	6



Batter	1	2	3	4	5	6	7	8	9	AB	R	H	RBI	BB	SO	LOB	TOP					
Lute Barnes, R (1.4) OBP: 0.311, SLG: 0.343										3	0	0	0	1	1	0	<p>New York Mets @ Montreal Expos Jarry Park, Montreal, QB Mon Oct 02 1972, 7:05 PM EDT Unknown</p>					
Jim Fregosi, R (1.5) OBP: 0.311, SLG: 0.347										3	0	0	0	1	2	1						
John Milner, L (1.7) OBP: 0.349, SLG: 0.438										2	0	0	0	2	1	1						
Ed Kranepool, L (1.3) OBP: 0.340, SLG: 0.392										4	0	0	0	0	1	2						
Bill Sudakis, S (1.2) OBP: 0.220, SLG: 0.182										3	0	0	0	1	1	0						
Dave Schneck, L (1.8) OBP: 0.231, SLG: 0.286										3	0	0	0	1	0	1						
Don Hahn, R (1.9) OBP: 0.250, SLG: 0.100										3	0	0	0	1	0	2						
Ted Martinez, R (1.6) OBP: 0.257, SLG: 0.283										3	0	0	0	0	0	3						
Jim McAndrew, R (1.1) Brent Strom, R (3.1) Dave Marshall, L (5. Ph) Bob Rauch, R (5.1) Wayne Garrett, L (8. Ph) Ray Sadecki, L (8.1)										1	0	0	0	0	1	0						
Inning Stats	R: 0 E: 0 K: 3 S: 9	H: 0 LOB: 1 BB: 1 P: 13	R: 0 E: 0 K: 0 S: 3	H: 0 LOB: 0 BB: 0 P: 3	R: 0 E: 0 K: 1 S: 5	H: 0 LOB: 0 BB: 0 P: 5	R: 0 E: 0 K: 1 S: 5	H: 0 LOB: 0 BB: 0 P: 5	R: 0 E: 1 K: 1 S: 6	H: 0 LOB: 2 BB: 1 P: 10	R: 0 E: 0 K: 0 S: 2	H: 0 LOB: 1 BB: 2 P: 10	R: 0 E: 0 K: 1 S: 5	H: 0 LOB: 1 BB: 1 P: 9	R: 0 E: 0 K: 2 S: 7	H: 0 LOB: 1 BB: 1 P: 11	R: 0 E: 0 K: 0 S: 3	H: 0 LOB: 1 BB: 1 P: 7	1B: 0 2B: 0 3B: 0 HR: 0	SF: 0 SAC: 0 DP: 1 HBP: 0	WP: 0 PB: 0 CS: 0	PA: 34
PITCHER Bill Stoneman, R (1.1) ERA: 2.98	IP: 9.0 WLS: W BF: 34 H: 0 R: 0 ER: 0 SO: 9 BB: 7 IBB: 0 HBP: 0 BLK: 0 WP: 0 HR: 0 S: 45 P: 73 ERA: 0.00 WHIP: 0.778																					

AB	27
R	0
H	0
RBI	0
BB	7
SO	9
LOB	12



Batter	1	2	3	4	5	6	7	8	9	AB	R	H	RBI	BB	SO	LOB	BOTTOM			
Ron Hunt, R (1.4) OBP: 0.365, SLG: 0.293										4	3	2	0	0	0	1	<p>New York Mets @ Montreal Expos Jarry Park, Montreal, QB Mon Oct 02 1972, 7:05 PM EDT Unknown</p>			
Tim McCarver, L (1.2) OBP: 0.314, SLG: 0.341										4	1	2	0	0	0	1				
Ken Singleton, S (1.7) OBP: 0.367, SLG: 0.414										4	1	2	2	0	2	0				
Ron Fairly, L (1.3) OBP: 0.346, SLG: 0.425										4	1	2	1	0	0	4				
Jim Fairey, L (1.9) OBP: 0.286, SLG: 0.290										3	1	1	0	1	0	1				
Boots Day, L (1.8) OBP: 0.292, SLG: 0.275										4	0	1	3	0	0	3				
Tim Foli, R (1.6) OBP: 0.277, SLG: 0.282										4	0	0	0	0	0	1				
Coco Laboy, R (1.5) OBP: 0.349, SLG: 0.434										3	0	0	0	1	1	1				
Bill Stoneman, R (1.1) OBP: 0.104, SLG: 0.080										3	0	0	0	0	3	0				
Inning Stats	R: 2 E: 0 K: 1 S: 8	H: 3 LOB: 1 BB: 0 P: 8	R: 0 E: 0 K: 1 S: 5	H: 0 LOB: 0 BB: 0 P: 5	R: 4 E: 0 K: 0 S: 6	H: 3 LOB: 1 BB: 1 P: 11	R: 1 E: 0 K: 1 S: 7	H: 3 LOB: 1 BB: 0 P: 7	R: 0 E: 0 K: 2 S: 7	H: 0 LOB: 0 BB: 0 P: 7	R: 0 E: 1 K: 1 S: 7	H: 1 LOB: 2 BB: 0 P: 7	R: 0 E: 0 K: 0 S: 3	H: 0 LOB: 1 BB: 1 P: 7	R: 0 E: 0 K: 1 S: 3	H: 0 LOB: 1 BB: 1 P: 7	1B: 6 2B: 2 3B: 1 HR: 1	SF: 0 SAC: 1 DP: 1 HBP: 1	WP: 1 PB: 0 CS: 0	PA: 37
PITCHER Jim McAndrew, R (1.1) ERA: 2.8 Brent Strom, L (3.1) ERA: 6.62 Bob Rauch, R (5.1) ERA: 5.0 Ray Sadecki, L (8.1) ERA: 3.09	IP: 2.1 WLS: L BF: 15 H: 6 R: 6 ER: 6 SO: 2 BB: 0 IBB: 0 HBP: 0 BLK: 0 WP: 1 HR: 1 S: 17 P: 22 ERA: 23.14 WHIP: 2.571																			

AB	33
R	7
H	10
RBI	6
BB	2
SO	6
LOB	12

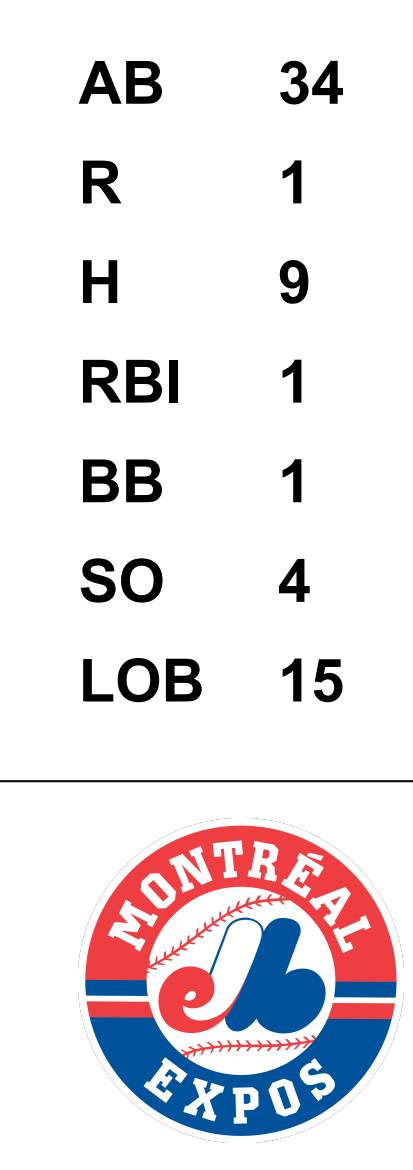


Batter	1	2	3	4	5	6	7	8	9	AB	R	H	RBI	BB	SO	LOB	TOP																	
Wayne Garrett, L (1,5) OBP: 0.370, SLG: 0.298	0-0 4-3		0-0 F8			0-3 K		0-0 2H 1B		4	0	1	1	0	1	0	New York Mets @ Montreal Expos Jarry Park, Montreal, QB Mon Oct 02 1972, 7:05 PM EDT Att: 7,184 - Unknown																	
Ken Boswell, L (1,4) OBP: 0.288, SLG: 0.310	0-0 F8		0-0 F9			0-0 4-3		0-0 P4		4	0	0	0	0	0	1																		
John Milner, L (1,7) OBP: 0.346, SLG: 0.433 Cleon Jones, R (9,7) OBP: 0.306, SLG: 0.333	0-0 6-3			0-0 3-1			0-0 1-3		0-0 4-3	4	0	0	0	0	0	0																		
Ed Kranepool, L (1,3) OBP: 0.339, SLG: 0.396		0-0 F9		0-0 6-3			0-0 F7		0-0 1B 3B	4	1	1	0	0	0	0																		
Dave Schneck, L (1,8) OBP: 0.248, SLG: 0.296		4-0 1B BB		0-0 3-4-1			0-0 1B		0-0 4-3 1B	3	0	2	1	1	0	0																		
Joe Nolan, L (1,2)		0-0 F8			0-0 5-3		0-0 P3		0-0 4-3	4	0	0	0	0	0	3																		
Don Hahn, R (1,9) OBP: 0.250, SLG: 0.125		0-0 1-2 1B			0-0 P9			0-0 5-3	0-3 K	4	0	1	0	0	1	1																		
Ted Martinez, R (1,6) OBP: 0.255, SLG: 0.280		0-0 P6			0-0 6-3			0-0 4-3		3	0	0	0	0	0	2																		
Tommy Moore, R (1,1) OBP: 0.333, SLG: 0.333 Tug McGraw, R (8,1) OBP: 0.182, SLG: 0.100			0-0 4-3			0-3 K		0-0 E6 1B		3	1	1	0	0	1	0																		
Inning Stats	R: 0 E: 0 K: 0 S: 3	H: 0 LOB: 0 BB: 0 P: 3	R: 0 E: 0 K: 0 S: 4	H: 1 LOB: 2 BB: 1 P: 8	R: 0 E: 0 K: 0 S: 3	H: 0 LOB: 0 BB: 0 P: 3	R: 0 E: 0 K: 0 S: 3	H: 0 LOB: 0 BB: 0 P: 3	R: 0 E: 0 K: 2 S: 7	H: 0 LOB: 0 BB: 0 P: 7	R: 0 E: 0 K: 0 S: 4	H: 1 LOB: 1 BB: 0 P: 4	R: 1 E: 1 K: 0 S: 5	H: 2 LOB: 1 BB: 0 P: 5	R: 1 E: 0 K: 1 S: 7	H: 2 LOB: 1 BB: 0 P: 7		1B: 5 2B: 0 3B: 1 HR: 0	SF: 0 SAC: 0 DP: 0 HBP: 0	WP: 0 PB: 0 SB: 0 CS: 0	PA: 34													
PITCHER	IP WLS BF H R ER SO BB IBB HBP BLK WP HR S P ERA WHIP																																	
Carl Morton, R (1,1) ERA: 3.92	8.0	29	4	1	0	2	1	0	0	0	0	0	0	0	32	36	0.00	0.625																
Mike Marshall, R (9,1) ERA: 1.8	1.0	L 5	2	1	1	1	0	0	0	0	0	0	0	0	7	7	9.00	2.000																

AB	33
R	2
H	6
RBI	2
BB	1
SO	3
LOB	7



Batter	1	2	3	4	5	6	7	8	9	AB	R	H	RBI	BB	SO	LOB	BOTTOM																
Ron Hunt, R (1,4) OBP: 0.364, SLG: 0.295	0-0 P4		0-0 2B		0-0 G6-4-3			0-0 P6		4	0	1	0	0	0	2	New York Mets @ Montreal Expos Jarry Park, Montreal, QB Mon Oct 02 1972, 7:05 PM EDT Att: 7,184 - Unknown																
Tim McCarver, L (1,2) OBP: 0.315, SLG: 0.341 Clyde Mashore, R (8, FR) OBP: 0.280, SLG: 0.331 Mike Marshall, R (9,1) OBP: 0.208, SLG: 0.182	4-0 CS BB		0-0 6-3			0-0 G3		0-0 1B 1B		3	0	1	0	1	0	1																	
Ken Singleton, S (1,7) OBP: 0.366, SLG: 0.413	0-0 1-2			0-3 K		0-0 P7		0-0 FC6-4 1B		4	0	1	1	0	1	1																	
Ron Fairly, L (1,3) OBP: 0.346, SLG: 0.425 Bob Bailey, R (8, PH) OBP: 0.314, SLG: 0.369		0-0 6-3		0-0 1B 1B		0-0 3-1		0-0 K		3	0	1	0	0	0	0																	
Jim Fairey, L (1,9) OBP: 0.287, SLG: 0.291 John Boccabella, R (8, PH) OBP: 0.265, SLG: 0.298		0-0 WP 1B		0-0 P8			0-0 G3	0-0 FC6-4		3	0	1	0	0	0	1																	
Boots Day, L (1,8) OBP: 0.292, SLG: 0.276 Ron Woods, R (9, PH) OBP: 0.318, SLG: 0.424		0-0 P7		0-0 1-2 1B			0-0 1-3		0-0 F7	3	0	1	0	0	0	1																	
Tim Foli, R (1,6) OBP: 0.277, SLG: 0.281		0-0 6-3		0-0 6-3			0-0 1B		0-0 5-3	4	0	1	0	0	0	3																	
Coco Laboy, R (1,5) OBP: 0.343, SLG: 0.421			0-0 5-3		0-0 G6-4-3 1B		0-0 P3		0-3 K	4	0	1	0	0	1	1																	
Carl Morton, R (1,1) OBP: 0.211, SLG: 0.212 Mike Jorgensen, L (8, PH) OBP: 0.331, SLG: 0.386 Pepe Mangual, R (8, PR) OBP: 0.333, SLG: 0.250			0-0 5-3		0-0 K			0-0 1B 1B		2	0	0	0	0	1	1																	
Inning Stats	R: 0 E: 0 K: 0 S: 2	H: 0 LOB: 1 BB: 1 P: 6	R: 0 E: 0 K: 0 S: 4	H: 1 LOB: 1 BB: 0 P: 4	R: 0 E: 0 K: 1 S: 7	H: 1 LOB: 2 BB: 0 P: 7	R: 0 E: 0 K: 0 S: 3	H: 0 LOB: 0 BB: 0 P: 3	R: 0 E: 0 K: 0 S: 4	H: 1 LOB: 1 BB: 0 P: 4	R: 1 E: 0 K: 1 S: 8	H: 3 LOB: 2 BB: 0 P: 8	R: 0 E: 0 K: 1 S: 5	H: 0 LOB: 0 BB: 0 P: 5	1B: 8 2B: 1 3B: 0 HR: 0	SF: 0 SAC: 0 DP: 1 HBP: 0		WP: 1 PB: 0 SB: 0 CS: 1	PA: 35														
PITCHER	IP WLS BF H R ER SO BB IBB HBP BLK WP HR S P ERA WHIP																																
Tommy Moore, R (1,1) ERA: 2.92	7.1	29	8	1	1	2	1	0	0	0	0	0	0	32	36	1.23	1.227																
Tug McGraw, L (8,1) ERA: 1.73	1.2	W 6	1	0	0	2	0	0	0	0	0	0	0	10	10	0.00	0.600																



Batter	1	2	3	4	5	6	7	8	9	AB	R	H	RBI	BB	SO	LOB	TOP					
Wayne Garrett, L (1.5) OBP: 0.369, SLG: 0.304	G3			E4		1B 3B		G3		4	1	1	0	0	0	0	New York Mets @ Montreal Expos Jarry Park, Montreal, QB Tue Oct 03 1972, 7:05 PM EDT Unknown					
Ken Boswell, L (1.4) OBP: 0.288, SLG: 0.309	F2			G4-6-3		HR 1B		4-3		4	1	1	1	0	0	1						
John Milner, L (1.7) OBP: 0.345, SLG: 0.430	K			4-3		HR BB		4-3		3	1	0	0	1	1	0						
Ed Kranepool, L (1.3) OBP: 0.338, SLG: 0.398		K			4-3	L6			6-3 1B 2B	4	1	1	0	0	1	2						
Dave Schneck, L (1.8) OBP: 0.248, SLG: 0.319		K			P6	HR		F2		4	1	1	3	0	1	1						
Duffy Dyer, R (1.2) OBP: 0.300, SLG: 0.377		K			1B BB	P3		6-3		3	0	0	0	1	1	1						
Don Hahn, R (1.9) OBP: 0.281, SLG: 0.179			K		1-2 1B				2-3 1B	4	0	2	1	0	2	0						
Ted Martinez, R (1.6) OBP: 0.251, SLG: 0.276			K		F7			4-3	P4	4	0	0	0	0	1	3						
Tom Seaver, R (1.1) OBP: 0.191, SLG: 0.303			K			L6		5-3		3	0	0	0	0	1	0						
Inning Stats	R: 0 E: 0 K: 1 S: 5	H: 0 LOB: 0 BB: 0 P: 5	R: 0 E: 0 K: 3 S: 9	H: 0 LOB: 0 BB: 0 P: 9	R: 0 E: 0 K: 3 S: 9	H: 0 LOB: 0 BB: 0 P: 9	R: 0 E: 1 K: 0 S: 3	H: 0 LOB: 0 BB: 0 P: 3	R: 0 E: 0 K: 0 S: 4	H: 1 LOB: 2 BB: 1 P: 8	R: 4 E: 0 K: 0 S: 6	H: 3 LOB: 0 BB: 1 P: 10	R: 0 E: 0 K: 1 S: 5	H: 0 LOB: 0 BB: 0 P: 5	R: 0 E: 0 K: 0 S: 3	H: 0 LOB: 1 BB: 0 P: 5	R: 1 E: 0 K: 0 S: 5	H: 2 LOB: 1 BB: 0 P: 5	1B: 3 2B: 1 3B: 1 HR: 1	SF: 0 SAC: 0 DP: 1 HBP: 0	WP: 0 PB: 0 SB: 0 CS: 0	PA: 35
PITCHER	IP WLS BF H R ER SO BB IBB HBP BLK WP HR S P ERA WHIP																					
Steve Renko, R (1.1) ERA: 5.2	6.0 L 24 4 4 4 7 2 0 0 0 0 0 1 36 44 6.00 1.000																					
John Strohmayr, R (7.1) ERA: 3.52	2.0 6 0 0 0 1 0 0 0 0 0 0 0 8 8 0.00 0.000																					
Joe Gilbert, L (9.1) ERA: 8.45	1.0 5 2 1 1 0 0 0 0 0 0 0 0 5 5 9.00 2.000																					

Batter	1	2	3	4	5	6	7	8	9	AB	R	H	RBI	BB	SO	LOB	BOTTOM					
Ron Hunt, R (1.4) OBP: 0.365, SLG: 0.296			1-2 HBP		K			L3		3	0	1	0	0	1	0	New York Mets @ Montreal Expos Jarry Park, Montreal, QB Tue Oct 03 1972, 7:05 PM EDT Unknown					
Tim McCarver, L (1.2) OBP: 0.313, SLG: 0.338	F7		F7			G3		1-3		4	0	0	0	0	0	3						
Mike Jorgensen, L (1.7) OBP: 0.330, SLG: 0.383	K		F8			BB		F2		3	0	0	0	1	1	3						
Ron Fairly, L (1.3) OBP: 0.348, SLG: 0.432	1-3			4-3 SH1-4 1B		P6			HR	4	1	2	1	0	0	2						
Jim Fairey, L (1.9) OBP: 0.288, SLG: 0.314		F8		SH1-4		F7			HR	3	1	1	1	0	0	1						
Boots Day, L (1.8) OBP: 0.292, SLG: 0.276		K		4-3		F8			1B	4	0	1	0	0	1	1						
Coco Laboy, R (1.5) OBP: 0.339, SLG: 0.410				2-3		F9			1B	4	0	1	0	0	1	1						
Clyde Mashore, R (9. PR) OBP: 0.280, SLG: 0.331		F8		K						0	0	0	0	0	0	0						
Hector Torres, R (1.6) OBP: 0.215, SLG: 0.221			P9						1-2 1B	3	0	0	0	0	1	0						
Hal Breeden, R (9. PH) OBP: 0.275, SLG: 0.354					F8				K	1	0	0	0	0	1	2						
Steve Renko, R (1.1) OBP: 0.292, SLG: 0.292					5-3					2	0	1	0	0	0	0						
John Strohmayr, R (7.1) OBP: 0.366, SLG: 0.412										0	0	0	0	0	0	0						
Ken Singleton, S (9. PH) OBP: 0.366, SLG: 0.412										1	0	0	0	0	1	0						
Joe Gilbert, R (9.1) OBP: 0.314, SLG: 0.368										0	0	0	0	0	0	0						
Bob Bailey, R (9. PH) OBP: 0.314, SLG: 0.368										1	0	0	0	0	1	2						
Inning Stats	R: 0 E: 0 K: 1 S: 6	H: 1 LOB: 1 BB: 0 P: 6	R: 0 E: 0 K: 1 S: 5	H: 0 LOB: 0 BB: 0 P: 5	R: 0 E: 0 K: 0 S: 4	H: 1 LOB: 2 BB: 0 P: 5	R: 0 E: 0 K: 1 S: 6	H: 1 LOB: 1 BB: 0 P: 6	R: 0 E: 0 K: 0 S: 5	H: 0 LOB: 0 BB: 1 P: 7	R: 0 E: 0 K: 1 S: 5	H: 0 LOB: 0 BB: 0 P: 5	R: 0 E: 0 K: 1 S: 5	H: 0 LOB: 0 BB: 0 P: 5	R: 0 E: 0 K: 2 S: 11	H: 4 LOB: 2 BB: 0 P: 11	R: 2 E: 0 K: 0 S: 11	H: 0 LOB: 2 BB: 0 P: 11	1B: 5 2B: 0 3B: 0 HR: 2	SF: 0 SAC: 1 DP: 0 HBP: 1	WP: 1 PB: 0 SB: 0 CS: 0	PA: 36
PITCHER	IP WLS BF H R ER SO BB IBB HBP BLK WP HR S P ERA WHIP																					
Tom Seaver, R (1.1) ERA: 2.92	9.0 W 36 7 2 2 8 1 0 1 0 1 2 50 55 2.00 0.889																					

AB 33
R 5
H 6
RBI 5
BB 2
SO 8
LOB 8



AB 33
R 2
H 7
RBI 2
BB 1
SO 8
LOB 15




Batter	1	2	3	4	5	6	7	8	9	10	11	12	AB	R	H	RBI	BB	SO	LOB		
Wayne Garrett, L (1.5) OBP: 0.374, SLG: 0.315	P4		2B E		1B 2B		1B		4-3			1B 2B	5	3	3	0	1	0	0		
Ken Boswell, L (1.4) OBP: 0.274, SLG: 0.318	6-3		E8 2B		1B		1B FC4-6		F8			1B	6	0	4	3	0	0	0		
John Milner, L (1.7) OBP: 0.340, SLG: 0.423	F6		K		F7		FC4-6					F8	6	0	0	0	0	2	4		
Tug McGraw, R (12.1) OBP: 0.182, SLG: 0.100											K		0	0	0	0	0	0	0		
Ed Kranepool, L (1.3) OBP: 0.336, SLG: 0.394		4-3		4-3	F7				4-3				5	0	1	0	0	0	1		
Dave Schneck, L (1.8) OBP: 0.254, SLG: 0.317		FC6-4 BB		1B			F8		FC3-6 1B		L4		4	0	1	0	1	0	1		
Bill Sudakis, S (1.2) OBP: 0.236, SLG: 0.204		F7		1B			F7						5	0	2	0	0	0	1		
Don Hahn, R (1.9) OBP: 0.243, SLG: 0.152		FC6-4 1-2f		G4-6-3 1B			K		K				5	0	0	0	0	2	5		
Ted Martinez, R (1.8) OBP: 0.248, SLG: 0.272			5-3		4-3		K		P6			F9	5	0	0	0	0	1	2		
Hank Webb, R (1.1) OBP: 0.346, SLG: 0.359			F3		E4 2B 1B		1B 1B BB		K			P6	2	1	0	0	0	0	0		
Dave Marshall, L (7, PH) OBP: 0.286, SLG: 0.286													0	0	0	0	1	0	0		
Danny Frisella, L (12, PH) OBP: 0.372, SLG: 0.452													1	0	0	0	0	1	0		
Rusty Staub, L (12, PH) OBP: 0.306, SLG: 0.333													1	0	0	0	0	0	0		
Cleon Jones, R (12, 7) OBP: 0.306, SLG: 0.333													0	0	0	0	0	0	0		
Inning Stats	R: 0 E: 0 K: 0 S: 3	H: 0 LOB: 0 BB: 0 P: 3	R: 0 E: 0 K: 0 S: 3	H: 0 LOB: 1 BB: 7	R: 1 E: 1 K: 1 S: 6	H: 1 LOB: 1 BB: 10	R: 0 E: 0 K: 0 S: 4	H: 2 LOB: 1 BB: 4	R: 2 E: 1 K: 0 S: 6	H: 2 LOB: 2 BB: 6	R: 0 E: 0 K: 1 S: 5	H: 0 LOB: 0 BB: 5	R: 0 E: 0 K: 1 S: 5	H: 0 LOB: 0 BB: 5	R: 0 E: 0 K: 1 S: 5	H: 0 LOB: 0 BB: 3	R: 1 E: 0 K: 0 S: 4	H: 2 LOB: 0 BB: 4	1B: 8 2B: 3 3B: 0 HR: 0	SF: 0 SAC: 0 DP: 1 HBP: 0	WP: 0 PA: 48
PITCHER	IP WLS BF H R ER SO BB IBB HBP BLK WP HR S P ERA WHIP	IP WLS BF H R ER SO BB IBB HBP BLK WP HR S P ERA WHIP	IP WLS BF H R ER SO BB IBB HBP BLK WP HR S P ERA WHIP	IP WLS BF H R ER SO BB IBB HBP BLK WP HR S P ERA WHIP	IP WLS BF H R ER SO BB IBB HBP BLK WP HR S P ERA WHIP	IP WLS BF H R ER SO BB IBB HBP BLK WP HR S P ERA WHIP	IP WLS BF H R ER SO BB IBB HBP BLK WP HR S P ERA WHIP	IP WLS BF H R ER SO BB IBB HBP BLK WP HR S P ERA WHIP	IP WLS BF H R ER SO BB IBB HBP BLK WP HR S P ERA WHIP	IP WLS BF H R ER SO BB IBB HBP BLK WP HR S P ERA WHIP	IP WLS BF H R ER SO BB IBB HBP BLK WP HR S P ERA WHIP	IP WLS BF H R ER SO BB IBB HBP BLK WP HR S P ERA WHIP	IP WLS BF H R ER SO BB IBB HBP BLK WP HR S P ERA WHIP	IP WLS BF H R ER SO BB IBB HBP BLK WP HR S P ERA WHIP	IP WLS BF H R ER SO BB IBB HBP BLK WP HR S P ERA WHIP	IP WLS BF H R ER SO BB IBB HBP BLK WP HR S P ERA WHIP	IP WLS BF H R ER SO BB IBB HBP BLK WP HR S P ERA WHIP	IP WLS BF H R ER SO BB IBB HBP BLK WP HR S P ERA WHIP	IP WLS BF H R ER SO BB IBB HBP BLK WP HR S P ERA WHIP	IP WLS BF H R ER SO BB IBB HBP BLK WP HR S P ERA WHIP	
Mike Torrez, R (1.1) ERA: 3.33	6.0	4.1	20	6	3	1	1	1	2	0	0	0	0	0	0	0	0	0	0	0	
Ernie McAnally, R (5.1) ERA: 3.81	4.2	18	4	0	0	4	1	0	0	0	0	0	0	0	25	29	0.00	1.071			
Tom Walker, R (10.1) ERA: 2.89	3.0	L	10	2	1	1	1	0	0	0	0	0	0	0	12	12	3.00	0.667			

TOP

New York Mets @ Montreal Expos
 Jarry Park, Montreal, QB
 Tue Oct 03 1972, 7:05 PM EDT
 Att. 10,767 - Unknown

AB	45
R	4
H	11
RBI	3
BB	3
SO	6
LOB	14




Batter	1	2	3	4	5	6	7	8	9	10	11	12	AB	R	H	RBI	BB	SO	LOB		
Ron Hunt, R (1.4) OBP: 0.362, SLG: 0.296			F9		F8		1-6-3		FC6-4			G6-3	6	0	1	0	0	0	2		
Boots Day, L (1.8) OBP: 0.288, SLG: 0.272			K		4-3		4-3				6-3		5	0	0	0	0	2	1		
Hal Breeden, R (12, PH) OBP: 0.283, SLG: 0.361			K									FC5-4 1B	1	0	1	0	0	0	0		
Ron Woods, R (12, PR) OBP: 0.318, SLG: 0.424													0	0	0	0	0	0	0		
Ken Singleton, S (1.7) OBP: 0.364, SLG: 0.411			F7		4-3		K				K		6	0	1	0	0	2	2		
Ron Fairly, L (1.3) OBP: 0.348, SLG: 0.430			3-1						4-3			F3	4	1	1	0	1	0	1		
Jim Fairey, L (1.9) OBP: 0.285, SLG: 0.305									4-3				4	1	0	0	1	1	1		
Tim Ehl, R (1.6) OBP: 0.280, SLG: 0.283			1B 1-3 BB		F9		1-3		4-3			K	4	1	2	0	1	0	0		
John Boccabella, R (1.2) OBP: 0.264, SLG: 0.296			1B		1-3 2B BB		4-3 1B		P6			4-3	4	1	2	0	1	0	0		
Coco Laboy, R (1.5) OBP: 0.342, SLG: 0.415			K		F8		4-3						5	0	1	0	0	1	5		
Mike Torrez, R (1.1) ERA: 4.42	6.0	4.1	20	6	3	1	1	1	2	0	0	0	0	0	0	0	0	0	0		
Ernie McAnally, R (5.1) ERA: 3.81	4.2	18	4	0	0	4	1	0	0	0	0	0	0	0	25	29	0.00	1.071			
Tom Walker, R (10.1) ERA: 2.89	3.0	L	10	2	1	1	1	0	0	0	0	0	0	0	12	12	3.00	0.667			
Bob Bailey, R (12, PH) OBP: 0.306, SLG: 0.333													0	0	0	0	0	0	0		
Cleon Jones, R (12, 7) OBP: 0.306, SLG: 0.333													0	0	0	0	0	0	0		
Inning Stats	R: 0 E: 0 K: 1 S: 6	H: 1 LOB: 1 BB: 0 P: 3	R: 1 E: 0 K: 2 S: 8	H: 1 LOB: 1 BB: 12	R: 0 E: 0 K: 1 S: 5	H: 0 LOB: 0 BB: 5	R: 2 E: 0 K: 0 S: 4	H: 1 LOB: 2 BB: 12	R: 0 E: 0 K: 0 S: 4	H: 1 LOB: 2 BB: 0 P: 10	R: 0 E: 0 K: 1 S: 5	H: 0 LOB: 0 BB: 3	R: 0 E: 0 K: 1 S: 5	H: 0 LOB: 0 BB: 5	R: 0 E: 0 K: 1 S: 5	H: 0 LOB: 0 BB: 3	R: 0 E: 0 K: 0 S: 4	H: 1 LOB: 1 BB: 4	1B: 7 2B: 3 3B: 0 HR: 0	SF: 0 SAC: 0 DP: 1 HBP: 0	WP: 0 PA: 48
PITCHER	IP WLS BF H R ER SO BB IBB HBP BLK WP HR S P ERA WHIP	IP WLS BF H R ER SO BB IBB HBP BLK WP HR S P ERA WHIP	IP WLS BF H R ER SO BB IBB HBP BLK WP HR S P ERA WHIP	IP WLS BF H R ER SO BB IBB HBP BLK WP HR S P ERA WHIP	IP WLS BF H R ER SO BB IBB HBP BLK WP HR S P ERA WHIP	IP WLS BF H R ER SO BB IBB HBP BLK WP HR S P ERA WHIP	IP WLS BF H R ER SO BB IBB HBP BLK WP HR S P ERA WHIP	IP WLS BF H R ER SO BB IBB HBP BLK WP HR S P ERA WHIP	IP WLS BF H R ER SO BB IBB HBP BLK WP HR S P ERA WHIP	IP WLS BF H R ER SO BB IBB HBP BLK WP HR S P ERA WHIP	IP WLS BF H R ER SO BB IBB HBP BLK WP HR S P ERA WHIP	IP WLS BF H R ER SO BB IBB HBP BLK WP HR S P ERA WHIP	IP WLS BF H R ER SO BB IBB HBP BLK WP HR S P ERA WHIP	IP WLS BF H R ER SO BB IBB HBP BLK WP HR S P ERA WHIP	IP WLS BF H R ER SO BB IBB HBP BLK WP HR S P ERA WHIP	IP WLS BF H R ER SO BB IBB HBP BLK WP HR S P ERA WHIP	IP WLS BF H R ER SO BB IBB HBP BLK WP HR S P ERA WHIP	IP WLS BF H R ER SO BB IBB HBP BLK WP HR S P ERA WHIP	IP WLS BF H R ER SO BB IBB HBP BLK WP HR S P ERA WHIP		
Hank Webb, R (1.1) ERA: 3.34	6.0	W	27	6	3	3	5	3	1	0	0	0	0	0	0	33	49	4.50	1.500		
Danny Frisella, R (7.1) ERA: 3.34	5.0	W	17	2	0	0	4	0	0	0	0	0	0	0	25	25	0.00	0.400			
Tug McGraw, L (12.1) ERA: 1.71	1.0	S	4	2	0	0	0	0	0	0	0	0	0	0	4	4	0.00	2.000			

BOTTOM

New York Mets @ Montreal Expos
 Jarry Park, Montreal, QB
 Tue Oct 03 1972, 7:05 PM EDT
 Att. 10,767 - Unknown

AB	44
R	3
H	10
RBI	3
BB	4
SO	9
LOB	18



Batter	1	2	3	4	5	6	7	8	9	AB	R	H	RBI	BB	SO	LOB	TOP										
Lute Barnes, R OBP: 0.291, SLG: 0.319 (1, 4)	F8		K		F7		5-3		6-3	5	0	0	0	0	1	3											
Jim Fregosi, R OBP: 0.311, SLG: 0.344 Wayne Garrett, L OBP: 0.374, SLG: 0.315 (1, 5)	K		K			E6 G3 WP				3	1	0	0	1	2	2											
Tommy Agee, R OBP: 0.317, SLG: 0.374 (9, 5)	K									0	0	0	0	0	0	0											
Tommy Agee, R OBP: 0.317, SLG: 0.374 (1, 8)	K									4	0	1	0	0	1	2											
Cleon Jones, R OBP: 0.305, SLG: 0.331 (1, 7)		6-3								3	1	0	0	1	1	2											
Jim Beauchamp, R OBP: 0.282, SLG: 0.375 Ed Kranepool, L OBP: 0.336, SLG: 0.394 (1, 3)										4	1	1	2	0	1	1											
Ed Kranepool, L OBP: 0.336, SLG: 0.394 (9, 3)	K									0	0	0	0	0	0	0											
Duffy Dyer, R OBP: 0.296, SLG: 0.375 (1, 2)										4	0	1	0	0	1	1											
Don Hahn, R OBP: 0.244, SLG: 0.162 (1, 9)										4	0	1	0	0	2	1											
Ted Martinez, R OBP: 0.254, SLG: 0.279 (1, 6)										3	0	2	0	1	0	0											
Jon Matlack, L OBP: 0.227, SLG: 0.141 Tug McGraw, R OBP: 0.182, SLG: 0.100 (1, 1)										4	0	0	0	0	4	5											
Tug McGraw, R OBP: 0.182, SLG: 0.100 (9, 1)										0	0	0	0	0	0	0											
Inning Stats	R: 0 H: 0 E: 0 K: 2 S: 7	H: 0 LOB: 0 BB: 0 P: 7	R: 0 H: 0 E: 0 K: 1 S: 5	H: 0 LOB: 0 BB: 0 P: 5	R: 0 H: 2 E: 0 K: 3 S: 11	H: 2 LOB: 2 BB: 0 P: 11	R: 0 H: 1 E: 0 K: 1 S: 6	H: 1 LOB: 1 BB: 0 P: 6	R: 0 H: 1 E: 0 K: 1 S: 6	H: 1 LOB: 1 BB: 0 P: 6	R: 3 H: 2 E: 2 K: 2 S: 10	H: 2 LOB: 2 BB: 2 P: 18	R: 0 H: 0 E: 0 K: 1 S: 5	H: 0 LOB: 1 BB: 1 P: 9	R: 0 H: 0 E: 0 K: 1 S: 5	H: 0 LOB: 0 BB: 0 P: 5	R: 0 H: 0 E: 0 K: 1 S: 5	H: 0 LOB: 0 BB: 0 P: 5	1B: 4 2B: 1 3B: 0 HR: 1	SF: 0 SAC: 0 DP: 0 HBP: 0	WP: 1 PB: 0 SB: 0 CS: 0	PA: 37					
PITCHER	IP	WLS	BF	H	R	ER	SO	BB	IBB	HBP	BLK	WP	HR	S	P	ERA	WHIP										
Balor Moore, L ERA: 3.47 Mike Marshall, R ERA: 1.78	(1, 1)	8.0	L	34	6	3	2	12	2	1	0	0	1	55	67	2.25	1.000										
(9, 1)	1.0	3	0	0	0	0	1	0	0	0	0	0	0	5	5	0.00	0.000										

New York Mets @ Montreal Expos
Jarry Park, Montreal, QB
Wed Oct 04 1972, 7:05 PM EDT
Att: 18,136 - Unknown

AB 34
R 3
H 6
RBI 2
BB 3
SO 13
LOB 17



Batter	1	2	3	4	5	6	7	8	9	AB	R	H	RBI	BB	SO	LOB	BOTTOM										
Ron Hunt, R OBP: 0.363, SLG: 0.298 (1, 4)	P8		F9							4	0	2	0	0	0	0											
Tim Foli, R OBP: 0.280, SLG: 0.281 (1, 6)	4-3		F7							3	0	0	0	0	0	1											
Bob Bailey, R OBP: 0.315, SLG: 0.368 Mike Marshall, R OBP: 0.208, SLG: 0.182 (1, 7)										4	1	1	0	0	1	3											
Mike Marshall, R OBP: 0.208, SLG: 0.182 (9, 1)	K									0	0	0	0	0	0	0											
Hal Breeden, R OBP: 0.281, SLG: 0.356 (1, 3)										4	0	1	0	0	1	1											
Ron Woods, R OBP: 0.321, SLG: 0.425 (1, 8)										4	0	2	0	0	1	1											
Coco Laboy, R OBP: 0.320, SLG: 0.420 Boots Day, L OBP: 0.288, SLG: 0.272 (1, 5)										4	0	2	0	0	1	0											
Boots Day, L OBP: 0.288, SLG: 0.272 (9, FR)										0	0	0	0	0	0	0											
Pepe Mangual, R OBP: 0.333, SLG: 0.273 Ken Singleton, S OBP: 0.363, SLG: 0.410 (1, 9)										3	0	1	0	0	2	2											
Ken Singleton, S OBP: 0.363, SLG: 0.410 (9, PH)										1	0	0	0	0	1	2											
John Boccabella, R OBP: 0.259, SLG: 0.290 (1, 2)										4	0	0	0	0	1	5											
Balor Moore, L OBP: 0.190, SLG: 0.164 Clyde Mashore, R OBP: 0.278, SLG: 0.330 (1, 1)										2	0	0	0	0	1	0											
Clyde Mashore, R OBP: 0.278, SLG: 0.330 (8, PH)										1	0	0	0	0	1	0											
(9, 7)																											
Inning Stats	R: 0 H: 0 E: 0 K: 1 S: 5	H: 2 LOB: 2 BB: 0 P: 9	R: 0 H: 0 E: 0 K: 0 S: 3	H: 0 LOB: 0 BB: 0 P: 3	R: 1 H: 2 E: 0 K: 1 S: 6	H: 2 LOB: 0 BB: 0 P: 6	R: 0 H: 0 E: 0 K: 2 S: 7	H: 0 LOB: 0 BB: 0 P: 7	R: 0 H: 1 E: 0 K: 0 S: 4	H: 1 LOB: 1 BB: 0 P: 4	R: 0 H: 1 E: 0 K: 1 S: 6	H: 1 LOB: 1 BB: 0 P: 6	R: 0 H: 1 E: 0 K: 1 S: 5	H: 1 LOB: 1 BB: 0 P: 6	R: 0 H: 2 E: 0 K: 2 S: 9	H: 2 LOB: 2 BB: 0 P: 9	1B: 9 2B: 0 3B: 0 HR: 0	SF: 0 SAC: 0 DP: 2 HBP: 1	WP: 0 PB: 0 SB: 0 CS: 0	PA: 35							
PITCHER	IP	WLS	BF	H	R	ER	SO	BB	IBB	HBP	BLK	WP	HR	S	P	ERA	WHIP										
Jon Matlack, L ERA: 2.32 Tug McGraw, L ERA: 1.7	(1, 1)	8.1	W	32	8	1	9	0	0	1	0	0	0	49	50	1.08	0.960										
(9, 1)	0.2	S	3	1	0	0	1	0	0	0	0	0	0	5	5	0.00	1.500										

New York Mets @ Montreal Expos
Jarry Park, Montreal, QB
Wed Oct 04 1972, 7:05 PM EDT
Att: 18,136 - Unknown

AB 34
R 1
H 9
RBI 0
BB 0
SO 10
LOB 15

