Montreal Expos - 1973

Batter	1	2	3	4	5	6	7	8	9	AB	R	H	RBI	BB	SO	LOB
Ron Hunt, R (1, 4) OBP: 0.250, SLG: 0.250	0-0 1B 1B 1B		0-0 5-3 ①		0-0 E5 G6-4-3 1-2 2-3			0-0 1-3 ②		4	1	1	0	0	0	2
Tim Foli, R (1, 6) OBP: 0.250, SLG: 0.250	0-0 1B SF9 1-2 1B		0-3 K ②		0-0 G6-4-3 ② ③ 1-2f			0-0 L7 ③		4	1	1	0	0	1	3
Mike Jorgensen, L (1, 3)	0-0 F2 ①		0-0 F9 ③			0-3 K ①			0-0 4-3 ①	4	0	0	0	0	1	2
Ron Fairly, L (1, 7) OBP: 0.500, SLG: 0.333	0-0 1-3 2-H 1B			0-0 F7 ①		4-0 G1-6-3 BB			0-0 F7 ②	3	0	1	1	1	0	0
Ken Singleton, S (1, 9) OBP: 0.250, SLG: 0.333 Pepe Frias, R (9, 9) (9, 5)	0-0 SF9 ② 3-H			0-0 F7 ②		0-0 G1-6-3 ② ③ 1-2f			0-0 1B	3 0	0 0	1 0	1 0	0 0	0 0	1 0
Bob Bailey, R (1, 5)	0-3 K ③			0-0 F8 ③			0-0 F9 ①		0-0 2-3 ③	4	0	0	0	0	1	2
Jorge Roque, R (1, 8)		0-0 E6 G6-4-3			0-3 K ①		0-3 K ②			3	0	0	0	0	2	0
John Boccabella, R (1, 2) OBP: 0.333, SLG: 0.333		0-0 G6-4-3 ① ② 1-2f			0-0 WP 1B 1B		0-0 L7 ③			3	0	1	0	0	0	1
Mike Torrez, R (1, 1) OBP: 0.333, SLG: 0.333 Mike Marshall, R (9, 1) Coco Laboy, R (9, 5) Pepe Mangual, R (9, 9)		0-0 6-3 ③			0-0 WP 1-2 1B			0-3 K ①		3 0 0 0	0 0 0 0	1 0 0 0	0 0 0 0	1 0 0 0	0 0 0 0	0 0 0 0

TOP

Montreal Expos @ Chicago Cubs
Wrigley Field, Chicago, IL
Fri Apr 06 1973, 3:33 AM CST
Att. 40,273 - Sunny - 64 F

livebaseballscorecards.com

	AB	31
	R	2
	H	6
	RBI	2
	BB	1
	SO	6
	LOB	11

Inning Stats	1	2	3	4	5	6	7	8	9
	R: 2 E: 0 K: 1 S: 8	R: 0 E: 1 K: 0 S: 3	R: 0 E: 0 K: 1 S: 5	R: 0 E: 0 K: 0 S: 3	R: 0 E: 1 K: 1 S: 7	R: 0 E: 0 K: 1 S: 4	R: 0 E: 0 K: 1 S: 5	R: 0 E: 0 K: 1 S: 5	R: 0 E: 0 K: 0 S: 4
	H: 3 LOB: 1 BB: 0 P: 8	H: 0 LOB: 0 BB: 0 P: 3	H: 0 LOB: 0 BB: 0 P: 5	H: 0 LOB: 0 BB: 0 P: 3	H: 2 LOB: 2 BB: 0 P: 7	H: 0 LOB: 0 BB: 1 P: 8	H: 0 LOB: 0 BB: 0 P: 5	H: 0 LOB: 0 BB: 0 P: 5	H: 1 LOB: 1 BB: 0 P: 4

| | | |

Montreal Expos @ Chicago Cubs

Wrigley Field, Chicago, IL

Fri Apr 06 1973, 3:33 AM CST

Att. 40,273 - Sunny - 64 F

livebaseballscorecards.com

Batter	1	2	3	4	5	6	7	8	9	AB	R	H	RBI	BB	SO	LOB
Rick Monday, L (1, 8)	BBBB 4-0 FC5-4 BB		x 0-0 ① 4-3		x 0-0 ② FC4-6 CS 1-2f			x 0-0 ① FC1-6 1-2f	BBBB 4-0 1-2 2-3 3-H BB	3	0	0	1	2	0	2
Jose Cardenal, R (1, 9)	x 0-0 ① FC5-4 1B 1-2f 1B		BBBB 4-0 G4-6-3 BB		0-0 ③ CS 1-2	x 0-0 ① 6-3		x 0-0 ② F5		3	1	0	0	1	0	2
Billy Williams, L (1, 7)	SSS 0-3 ② K		x 0-0 ② ③ G4-6-3 1-2f			x 0-0 ② G3		SSS 0-3 ③ K		4	0	0	0	0	2	3
Joe Pepitone, L (1, 3) OBP: 0.500, SLG: 0.500 Cleo James, R (9, PR)	x 0-0 1B 1-3 1B			x 0-0 ① F7		x 0-0 E9 1B			x 0-0 BB E BB 1B	4 0	0 1	2 0	0 0	0 0	0 0	0 0
Ron Santo, R (1, 5) OBP: 0.750, SLG: 0.667 Tony La Russa, R (9, PR)	x 0-0 1-3 3-H 1B			BBBB 4-0 4-3 BB		x 0-0 ③ 2-H 1B			x 0-0 E4 BB BB 1-2 BB	3 0	0 1	2 0	1 0	1 0	0 0	1 0
Glenn Beckert, R (1, 4)	x 0-0 ③ 5-3			x 0-0 ② 4-3 1-2			x 0-0 ① 6-3		BBBB 4-0 BB BB 1-2 2-3 BB	3	0	0	0	1	0	3
Randy Hundley, R (1, 2)		x 0-0 ① P5		x 0-0 ③ P4			x 0-0 ② 1-3		BBBB 4-0 BB 1-2 2-3 3-H BB	3	0	0	1	1	0	1
Don Kessinger, S (1, 6)		SSS 0-3 ② K			x 0-0 ① 3-1		x 0-0 ③ F8		x 0-0 ① F7	4	0	0	0	0	1	3
Fergie Jenkins, R (1, 1) Gene Hiser, L (8, PH) OBP: 1.000, SLG: 1.000 Bob Locker, S (9, 1) Jim Hickman, R (9, PH)		x 0-0 ③ 1-3			BBBB 4-0 FC4-6 BB			x 0-0 FC1-6 1B	SSS 0-3 ② K	1 1 0 1	0 0 0 0	0 1 0 0	0 0 0 0	1 0 0 0	0 0 0 1	0 0 0 3
Inning Stats	R: 1 E: 0 K: 1 S: 7 H: 2 LOB: 2 BB: 1 P: 11	R: 0 E: 0 K: 1 S: 5 H: 0 LOB: 0 BB: 0 P: 5	R: 0 E: 0 K: 0 S: 2 H: 0 LOB: 0 BB: 1 P: 6	R: 0 E: 0 K: 0 S: 3 H: 0 LOB: 1 BB: 1 P: 7	R: 0 E: 0 K: 0 S: 2 H: 0 LOB: 0 BB: 1 P: 6	R: 0 E: 1 K: 0 S: 4 H: 1 LOB: 2 BB: 0 P: 4	R: 0 E: 0 K: 0 S: 3 H: 0 LOB: 0 BB: 0 P: 3	R: 0 E: 0 K: 1 S: 6 H: 1 LOB: 1 BB: 0 P: 6	R: 2 E: 1 K: 1 S: 6 H: 1 LOB: 3 BB: 3 P: 18	1B: 5 2B: 0 3B: 0 HR: 0	SF: 0 SAC: 0 DP: 1 HBP: 0						

	AB	30
	R	3
	H	5
	RBI	3
	BB	7
	SO	4
	LOB	18

WP: 0 PB: 0 SB: 0 CS: 1 PA: 38

PITCHER		IP	WLS	BF	H	R	ER	SO	BB	IBB	HBP	BLK	WP	HR	S	P	ERA	WHIP
Mike Torrez, R	(1, 1)	8.0	L	33	5	3	1	3	5	0	0	0	0	0	34	54	1.12	1.250
ERA: 1.13																		
Mike Marshall, R	(9, 1)	0.2		4	0	0	0	1	2	0	0	0	0	0	4	12	0.00	3.000
ERA:																		

PITCHER	IP	WLS	BF	H	R	ER	SO	BB	IBB	HBP	BLK	WP	HR	S	P	ERA	WHIP

Batter	1	2	3	4	5	6	7	8	9	10	AB	R	H	RBI	BB	SO	LOB
Ron Hunt, R (1, 4) OBP: 0.333, SLG: 0.143	F7			5-3			S 4-3 1B; BB	K		CS; BB	3	1	0	0	2	1	2
Tim Foli, R (1, 6) OBP: 0.250, SLG: 0.250	L8-6-3 1B			K			4-3 1-2	F8		CS 1-2	4	0	1	0	0	1	3
Pepe Mangual, R (1, 7) OBP: 0.250, SLG: 0.500	L8-6-3 1-2			K			K 2-3		G3 FC5-2/5 2B		4	0	1	0	0	2	2
Ron Fairly, L (1, 3) OBP: 0.500, SLG: 0.333		6-3			G4-6-3; BB		1B 3-H		G3 2-3		3	0	1	1	1	0	1
Ken Singleton, S (1, 9) OBP: 0.250, SLG: 0.167		G3			G4-6-3 1-2f		4-3		BB; FC5-2-5		3	0	0	0	1	0	2
Bob Bailey, R (1, 5) OBP: 0.125, SLG: 0.125		1-3			F8			FC5-4 1B	FC5-2-5 1-2 3-H		4	0	1	0	0	0	2
Jorge Roque, R (1, 8)		6-3		1-3				FC5-4 1B 1-2f	1-3		4	1	0	0	0	0	3
Terry Humphrey, R (1, 2)		1-3		6-3				1B 1-3 1B		1-3	2	0	0	0	0	0	0
Boots Day, L (8, PH) OBP: 1.000, SLG: 1.000											1	0	1	0	0	0	0
John Boccabella, R (8, 2) OBP: 0.250, SLG: 0.250											1	0	0	0	0	0	0
Balor Moore, L (1, 1)		1-3		F7				1-3 3-H 1B		F9	2	0	0	0	0	0	0
Ron Woods, R (8, PH) OBP: 1.000, SLG: 1.000											1	0	1	1	0	0	0
Mike Marshall, R (8, 1)											1	0	0	0	0	0	0
Inning Stats	R: 0 E: 0 K: 0 S: 3 H: 1 LOB: 0 BB: 0 P: 3	R: 0 E: 0 K: 0 S: 3 H: 0 LOB: 0 BB: 0 P: 3	R: 0 E: 0 K: 0 S: 3 H: 0 LOB: 0 BB: 0 P: 3	R: 0 E: 0 K: 2 S: 7 H: 0 LOB: 0 BB: 0 P: 7	R: 0 E: 0 K: 0 S: 2 H: 0 LOB: 0 BB: 1 P: 6	R: 0 E: 0 K: 0 S: 3 H: 0 LOB: 0 BB: 0 P: 3	R: 1 E: 0 K: 1 S: 6 H: 1 LOB: 1 BB: 1 P: 10	R: 1 E: 0 K: 1 S: 8 H: 3 LOB: 2 BB: 0 P: 8	R: 0 E: 0 K: 0 S: 4 H: 1 LOB: 2 BB: 1 P: 8	R: 0 E: 0 K: 0 S: 2 H: 0 LOB: 0 BB: 1 P: 6	1B: 5 2B: 2 3B: 0 HR: 0	SF: 0 SAC: 0 DP: 2 HBP: 0					

PITCHER	IP	WLS	BF	H	R	ER	SO	BB	IBB	HBP	BLK	WP	HR	S	P	ERA	WHIP
Milt Pappas, R (1, 1) ERA: 2.45	7.1		26	4	2	2	3	2	0	0	0	0	0	30	38	2.46	0.818
Jack Aker, R (8, 1) ERA:	2.2	W	11	2	0	0	1	2	0	0	0	0	0	11	19	0.00	1.500

PITCHER	IP	WLS	BF	H	R	ER	SO	BB	IBB	HBP	BLK	WP	HR	S	P	ERA	WHIP

TOP

Montreal Expos @ Chicago Cubs

Wrigley Field, Chicago, IL

Sat Apr 07 1973, 3:33 AM CST
Att. 22,562 - Unknown - 46 F

livebaseballscorecards.com

AB	33
R	2
H	6
RBI	2
BB	4
SO	4
LOB	15

1B: 5 2B: 2 3B: 0 HR: 0 | SF: 0 SAC: 0 DP: 2 HBP: 0

WP: 0 PB: 0 SB: 1 CS: 1 | PA: 38

Batter	1	2	3	4	5	6	7	8	9	10	AB	R	H	RBI	BB	SO	LOB
Don Kessinger, S (1, 6) OBP: 0.333, SLG: 0.143	BBBB 4-0 CS BB		x 0-0 1B		x 0-0 ③ 5-3		x 0-0 ① 6-3			BBBB 4-0 1B 1B BB	3	1	1	0	2	0	0
Jose Cardenal, R (1, 9) OBP: 0.333, SLG: 0.375	x 0-0 ①② 5-3 1-2		x 0-0 ③ F8			x 0-0 1B 2B	x 0-0 ② P4			x 0-0 K2-5 1-2 1B	5	1	2	0	0	0	2
Billy Williams, L (1, 7) OBP: 0.222, SLG: 0.222	x 0-0 ③ 3-1			x 0-0 1B 1B		x 0-0 S 1B 2-H 1B	x 0-0 ③ G3			SSS 0-3 ①② K2-5 1-2f	5	1	2	1	0	1	2
Jim Hickman, R (1, 3)		SSS 0-3 ① K		SSS 0-3 ① K		x 0-0 ① F9 1-2		SSS 0-3 ① K		BBBB 4-0 1B BB	4	0	0	0	1	3	2
Ron Santo, R (1, 5) OBP: 0.556, SLG: 0.500		x 0-0 ② 6-3		x 0-0 ② F2		x 0-0 ② F9		x 0-0 G5-4-3 1B		x 0-0 1-2 2-H 1B	5	0	2	1	0	0	2
Glenn Beckert, R (1, 4) OBP: 0.500, SLG: 0.333		BBBB 4-0 BB		x 0-0 1-2 1B		x 0-0 BB 2-H 1B		x 0-0 ②③ G5-4-3 1-2f			3	0	2	1	1	0	1
Randy Hundley, R (1, 2)		x 0-0 ③ P2		x 0-0 ③ 4-3		4-0 BB IBB			x 0-0 ① F7		3	0	0	0	1	0	3
Rick Monday, L (1, 8)			SSS 0-3 ① K		SSS 0-3 ① K	BBBB 4-0 1-2 2-3 BB			x 0-0 ② 1-3		3	0	0	0	1	2	0
Milt Pappas, R (1, 1) Jack Aker, R (8, 1)			SSS 0-3 ② K		SSS 0-3 ② K	SSS 0-3 ③ K			x 0-0 ③ 5-3		3 1	0 0	0 0	0 0	0 0	3 0	3 0
Inning Stats	R: 0 H: 0 E: 0 LOB: 0 K: 0 BB: 1 S: 2 P: 6	R: 0 H: 0 E: 0 LOB: 1 K: 1 BB: 1 S: 5 P: 9	R: 0 H: 1 E: 0 LOB: 1 K: 2 BB: 0 S: 8 P: 8	R: 0 H: 2 E: 0 LOB: 2 K: 1 BB: 0 S: 7 P: 7	R: 0 H: 0 E: 0 LOB: 0 K: 2 BB: 0 S: 7 P: 7	R: 2 H: 3 E: 0 LOB: 3 K: 1 BB: 2 S: 8 P: 16	R: 0 H: 0 E: 0 LOB: 0 K: 0 BB: 0 S: 3 P: 3	R: 0 H: 1 E: 0 LOB: 0 K: 1 BB: 0 S: 5 P: 5	R: 0 H: 0 E: 0 LOB: 0 K: 0 BB: 0 S: 3 P: 3	R: 1 H: 2 E: 0 LOB: 2 K: 1 BB: 2 S: 5 P: 13	1B: 8 2B: 2 3B: 0 HR: 0	SF: 0 SAC: 0 DP: 2 HBP: 0					

PITCHER		IP	WLS	BF	H	R	ER	SO	BB	IBB	HBP	BLK	WP	HR	S	P	ERA	WHIP
Balor Moore, L ERA: 2.57	(1, 1)	7.0		30	6	2	2	7	3	1	0	0	0	0	40	56	2.57	1.286
Mike Marshall, R ERA: 2.7	(8, 1)	2.2	L	11	3	1	1	2	2	0	0	0	0	0	13	21	3.38	1.875

PITCHER	IP	WLS	BF	H	R	ER	SO	BB	IBB	HBP	BLK	WP	HR	S	P	ERA	WHIP

BOTTOM

Montreal Expos @ Chicago Cubs

Wrigley Field, Chicago, IL

Sat Apr 07 1973, 3:33 AM CST

Att. 22,562 - Unknown - 46 F

livebaseballscorecards.com

AB	35
R	3
H	9
RBI	3
BB	6
SO	9
LOB	15

WP: 0	PA: 41		
PB: 0			
SB: 1			
CS: 1			

Batter	1	2	3	4	5	6	7	8	9	AB	R	H	RBI	BB	SO	LOB
Ron Hunt, R (1, 4) OBP: 0.286, SLG: 0.167	HR 1B	F7 1-2 2-H		K		F9			F5	5	1	1	0	0	1	1
Tim Foli, R (1, 6) OBP: 0.308, SLG: 0.250	P2 B B B B	1B 1B BB		S 1B		K			5-3	4	1	1	0	1	1	1
Pepe Mangual, R (1, 7) OBP: 0.444, SLG: 0.875	1-H HR	1B 1-3 2-H 1B		B B B B FC6-4 1-2 BB			K		6-3	4	1	2	3	1	1	0
Ron Fairly, L (1, 3) OBP: 0.583, SLG: 0.375	B B B B FC5-4 BB	1-2 3-H 1B		FC6-4 1-2f			B B B FC4-6 BB			2	0	1	1	2	0	2
Ken Singleton, S (1, 9) OBP: 0.250, SLG: 0.111	FC5-4 1-2f	4-3		B B B B 4-3 SH1-4 BB			FC4-6 1-2f			3	0	0	0	1	0	4
Bob Bailey, R (1, 5) OBP: 0.091, SLG: 0.091	1-3		5-3	SH1-4 1-2			K			3	0	0	0	0	1	2
John Boccabella, R (1, 2) OBP: 0.250, SLG: 0.250		FC5-4 1B	6-3	4-3 2-3				K		4	0	1	0	0	1	1
Jorge Roque, R (1, 8)		FC5-4 S 1B E 1-2f	K	F9				K		4	1	0	0	0	2	2
Ernie McAnally, R (1, 1) OBP: 0.250, SLG: 0.250		E 1-2 1B 1B		6-3		1-3		F8		4	1	1	0	0	0	0
Inning Stats	R: 2 E: 0 K: 0 S: 5 H: 2 LOB: 1 BB: 1 P: 9	R: 3 E: 1 K: 0 S: 7 H: 4 LOB: 2 BB: 1 P: 11	R: 0 E: 0 K: 1 S: 5 H: 0 LOB: 0 BB: 0 P: 5	R: 0 E: 0 K: 1 S: 6 H: 1 LOB: 2 BB: 1 P: 10	R: 0 E: 0 K: 0 S: 3 H: 0 LOB: 1 BB: 1 P: 7	R: 0 E: 0 K: 1 S: 5 H: 0 LOB: 0 BB: 0 P: 5	R: 0 E: 0 K: 2 S: 7 H: 0 LOB: 1 BB: 1 P: 11	R: 0 E: 0 K: 2 S: 7 H: 0 LOB: 0 BB: 0 P: 7	R: 0 E: 0 K: 0 S: 3 H: 0 LOB: 0 BB: 0 P: 3	1B: 6 2B: 0 3B: 0 HR: 1 SF: 0 SAC: 1 DP: 0 HBP: 0						

TOP

Montreal Expos @ Chicago Cubs

Wrigley Field, Chicago, IL

Sun Apr 08 1973, 3:33 AM CST

Att. 12,963 - Unknown

livebaseballscorecards.com

AB	33
R	5
H	7
RBI	4
BB	5
SO	7
LOB	13

WP: 0 PA: 39
PB: 0
SB: 2
CS: 0

PITCHER		IP	WLS	BF	H	R	ER	SO	BB	IBB	HBP	BLK	WP	HR	S	P	ERA	WHIP
Burt Hooton, R ERA: 27.0	(1, 1)	1.2	L	12	5	5	5	0	2	0	0	0	0	1	10	18	27.00	4.200
Ray Burris, R ERA:	(2, 1)	3.1		14	2	0	0	2	2	0	0	0	0	0	16	24	0.00	1.200
Bill Bonham, R ERA:	(6, 1)	3.0		10	0	0	0	5	1	0	0	0	0	0	19	23	0.00	0.333
Larry Gura, L ERA:	(9, 1)	1.0		3	0	0	0	0	0	0	0	0	0	0	3	3	0.00	0.000

PITCHER		IP	WLS	BF	H	R	ER	SO	BB	IBB	HBP	BLK	WP	HR	S	P	ERA	WHIP

Batter	1	2	3	4	5	6	7	8	9	AB	R	H	RBI	BB	SO	LOB
Rick Monday, L (1, 8) OBP: 0.308, SLG: 0.100	BB 1B		5-3		K			K		4	0	1	0	0	2	0
Jose Cardenal, R (1, 9) OBP: 0.231, SLG: 0.250	F8		6-3		4-3			5-3		4	0	0	0	0	0	1
Billy Williams, L (1, 7) OBP: 0.308, SLG: 0.333	BB 1-2			1B 2B		P6			4-3	3	1	1	0	1	0	0
Joe Pepitone, L (1, 3) OBP: 0.375, SLG: 0.375	L7			G1-6-3 1B 1B 2-H 1B		4-3			G3	4	1	1	1	0	0	2
Ron Santo, R (1, 5) OBP: 0.538, SLG: 0.455	F9			G1-6-3 1-2 1B		L5			BB BB	3	0	1	0	1	0	2
Glenn Beckert, R (1, 4) OBP: 0.417, SLG: 0.222		P4		G1-6-3 1-2f 2-3			F9		BB 1-2	3	0	0	0	1	0	2
Randy Hundley, R (1, 2) OBP: 0.333, SLG: 0.200		F7		1B 3-H			G1-6-3 1B		L6	4	0	2	1	0	0	2
Don Kessinger, S (1, 6) OBP: 0.250, SLG: 0.100		K		4-3			G1-6-3 1-2f			3	0	0	0	0	1	2
Burt Hooton, R (1, 1) Ray Burris, R (2, 1) Gene Hiser, L (5, PH) OBP: 0.500, SLG: 0.500 Bill Bonham, R (6, 1) Adrian Garrett, L (8, PH) Larry Gura, S (9, 1)			K		F7			P5		0 1 1 0 0 1 0	0 0 0 0 0 0 0	0 0 0 0 0 0 0	0 0 0 0 0 0 0	0 1 0 0 0 0 0	0 0 0 0 0 0 0	0 0 0 0 0 0 0
Inning Stats	R: 0 E: 0 K: 0 S: 4 H: 1 LOB: 2 BB: 1 P: 8	R: 0 E: 0 K: 1 S: 5 H: 0 LOB: 0 BB: 0 P: 5	R: 0 E: 0 K: 1 S: 5 H: 0 LOB: 0 BB: 0 P: 5	R: 2 E: 0 K: 0 S: 6 H: 4 LOB: 1 BB: 0 P: 6	R: 0 E: 0 K: 1 S: 5 H: 0 LOB: 0 BB: 0 P: 5	R: 0 E: 0 K: 0 S: 3 H: 0 LOB: 0 BB: 0 P: 3	R: 0 E: 0 K: 0 S: 3 H: 1 LOB: 0 BB: 0 P: 3	R: 0 E: 0 K: 1 S: 5 H: 0 LOB: 0 BB: 0 P: 5	R: 0 E: 0 K: 0 S: 3 H: 0 LOB: 2 BB: 2 P: 11	1B: 5 2B: 1 3B: 0 HR: 0 SF: 0 SAC: 0 DP: 2 HBP: 0						

PITCHER	IP	WLS	BF	H	R	ER	SO	BB	IBB	HBP	BLK	WP	HR	S	P	ERA	WHIP
Ernie McAnally, R (1, 1) ERA: 2.0	9.0	W	34	6	2	2	4	3	0	0	0	0	0	39	51	2.00	1.000

PITCHER	IP	WLS	BF	H	R	ER	SO	BB	IBB	HBP	BLK	WP	HR	S	P	ERA	WHIP

BOTTOM

Montreal Expos @ Chicago Cubs

Wrigley Field, Chicago, IL

Sun Apr 08 1973, 3:33 AM CST

Att. 12,963 - Unknown

livebaseballscorecards.com

AB	31
R	2
H	6
RBI	2
BB	3
SO	4
LOB	11

WP: 0	PA: 34		
PB: 0			
SB: 0			
CS: 0			

Batter	1	2	3	4	5	6	7	8	9	AB	R	H	RBI	BB	SO	LOB
Ron Hunt, R (1, 4) OBP: 0.316, SLG: 0.188	F8			2B WP 1B	E6 BB BB		BBB 4-0 E BB		F8	4	1	1	0	1	0	1
Tim Foli, R (1, 6) OBP: 0.389, SLG: 0.375	4-3			WP 1B 1-3 2B	BBB 4-0 BB 1-2 BB		0-0 F9 1-2		2-H 1B	4	1	2	1	1	0	1
Pepe Mangual, R (1, 7) OBP: 0.308, SLG: 0.583 Tom Walker, R (7, 1) Coco Laboy, R (9, PH)	SSS 0-3 K			SSS 0-3 K 2-3 3-H	SSS 0-3 K		0-0 F8		SSS 0-3 K	4 0 1	0 0 0	0 0 0	0 0 0	0 0 0	3 0 1	4 0 1
Ron Woods, R (1, 9) OBP: 0.600, SLG: 0.500 (7, 7)		P3		BB 1B 3-H 1B	BBB 4-0 1-2 2-3 BB			F8		3	1	1	1	1	0	0
Bob Bailey, R (1, 5) OBP: 0.133, SLG: 0.071		6-3		BBB 4-0 1B 1-2 BB	F9			5-3		3	0	0	0	1	0	3
Hal Breeden, R (1, 3) OBP: 0.250, SLG: 1.000		F9		SSS 0-3 K		0-0 F8		0-0 HR		4	1	1	1	0	1	2
John Boccabella, R (1, 2) OBP: 0.250, SLG: 0.250			F8	1-2 2-H 1B		SSS 0-3 K		SSS 0-3 K		4	0	1	1	0	2	0
Jorge Roque, R (1, 8) OBP: 0.067, SLG: 0.133			SSS 0-3 K	F8		F9			1B 2B	4	1	1	0	0	1	2
Mike Torrez, R (1, 1) OBP: 0.200, SLG: 0.200 Joe Gilbert, R (5, 1) Ken Singleton, S (7, PH) OBP: 0.214, SLG: 0.091 (7, 9)			F9	F8			6-3		SSS 0-3 K	2 0 2	0 0 0	0 0 0	0 0 0	0 0 0	0 0 1	0 0 1

Inning Stats	1	2	3	4	5	6	7	8	9	1B: 4	SF: 0	WP: 1	PA: 39
	R: 0 E: 0 K: 1 S: 5 H: 0 LOB: 0 BB: 0 P: 5	R: 0 E: 0 K: 0 S: 3 H: 0 LOB: 0 BB: 0 P: 3	R: 0 E: 0 K: 1 S: 5 H: 0 LOB: 0 BB: 0 P: 5	R: 3 E: 0 K: 2 S: 11 H: 4 LOB: 2 BB: 1 P: 15	R: 0 E: 1 K: 1 S: 6 H: 0 LOB: 3 BB: 2 P: 14	R: 0 E: 0 K: 1 S: 5 H: 0 LOB: 0 BB: 0 P: 5	R: 0 E: 1 K: 0 S: 3 H: 0 LOB: 1 BB: 1 P: 7	R: 1 E: 0 K: 1 S: 6 H: 1 LOB: 0 BB: 0 P: 6	R: 1 E: 0 K: 2 S: 9 H: 2 LOB: 1 BB: 0 P: 9	2B: 2 3B: 0 HR: 1	SAC: 0 DP: 0 HBP: 0	PB: 0 SB: 0 CS: 0	

PITCHER	IP	WLS	BF	H	R	ER	SO	BB	IBB	HBP	BLK	WP	HR	S	P	ERA	WHIP
Steve Carlton, L (1, 1) ERA: 4.5	9.0	W	39	7	5	5	9	4	0	0	0	1	1	53	69	5.00	1.222

PITCHER	IP	WLS	BF	H	R	ER	SO	BB	IBB	HBP	BLK	WP	HR	S	P	ERA	WHIP

TOP

Montreal Expos @ Philadelphia Phillies

Veterans Stadium, Philadelphia, PA

Tue Apr 10 1973, 6:05 PM EST

Att. 40,809 - Unknown

livebaseballscorecards.com

AB	35
R	5
H	7
RBI	4
BB	4
SO	9
LOB	15

Batter	1	2	3	4	5	6	7	8	9	AB	R	H	RBI	BB	SO	LOB
Larry Bowa, S (1, 6) OBP: 0.308, SLG: 0.250	5-3		E FC4-2 1B		P5	BB		1-2 3-H 1B		4	0	2	1	1	0	0
Cesar Tovar, R (1, 5) Jose Pagan, R (8, 5) OBP: 0.111, SLG: 0.222	1-3		E5 FC4-2 1-3 SF8 3-H		HR BB	F8		F8		3 1	2 0	0 0	0 0	1 0	0 0	2 2
Willie Montanez, L (1, 9) OBP: 0.417, SLG: 0.600	K		FC4-2 2-3 3-H		1-H HR		K	F9		5	1	1	2	0	2	4
Deron Johnson, R (1, 3) OBP: 0.375, SLG: 0.333		G6-4-3 1B	SF8 3-H		F8 1B BB		FC6-4 1B			2	0	2	1	1	0	0
Greg Luzinski, R (1, 7) OBP: 0.167, SLG: 0.091		G6-4-3 1-2f	6-3		FC6-4 1-2 1B		F8			4	0	1	0	0	0	3
Del Unser, L (1, 8) OBP: 0.500, SLG: 0.400 Bill Robinson, R (5, PH) (6, 8) OBP: 0.571, SLG: 1.167		CS 1B		G6-4-3 1B	F8 2-3		FC6-4 1-2f			2 2	0 0	2 0	0 0	0 0	0 0	0 3
Mike Ryan, R (1, 2) OBP: 0.286, SLG: 0.167		CS 1-2	BB E BB	G6-4-3 1-2f	FC6-4 1-2f			E 1B		3	2	1	0	1	0	3
Denny Doyle, L (1, 4)			E E 1-2 BB	BB		P6		K		2	1	0	0	2	1	1
Steve Carlton, L (1, 1) OBP: 0.167, SLG: 0.167			E8 E 1-H 2-H 1B	3-1		F9		E2 1B 1-3		4	1	1	1	0	0	2
Inning Stats	R: 0 E: 0 K: 1 S: 5 H: 0 LOB: 0 BB: 0 P: 5	R: 0 E: 0 K: 0 S: 3 H: 2 LOB: 0 BB: 0 P: 3	R: 4 E: 2 K: 0 S: 6 H: 2 LOB: 1 BB: 2 P: 14	R: 0 E: 0 K: 0 S: 3 H: 1 LOB: 1 BB: 1 P: 7	R: 2 E: 0 K: 0 S: 5 H: 2 LOB: 2 BB: 2 P: 13	R: 0 E: 0 K: 0 S: 3 H: 0 LOB: 1 BB: 1 P: 7	R: 0 E: 0 K: 1 S: 6 H: 1 LOB: 1 BB: 0 P: 6	R: 1 E: 1 K: 1 S: 8 H: 2 LOB: 2 BB: 0 P: 8		1B: 9 2B: 0 3B: 0 HR: 1	SF: 1 SAC: 0 DP: 2 HBP: 0					

PITCHER		IP	WLS	BF	H	R	ER	SO	BB	IBB	HBP	BLK	WP	HR	S	P	ERA	WHIP
Mike Torrez, R ERA: 2.92	(1, 1)	4.1	L	23	7	6	3	1	5	0	0	0	0	1	20	40	6.23	2.769
Joe Gilbert, L ERA:	(5, 1)	1.2		6	0	0	0	0	1	0	0	0	0	0	5	9	0.00	0.600
Tom Walker, R ERA:	(7, 1)	2.0		10	3	1	0	2	0	0	0	0	0	0	14	14	0.00	1.500

PITCHER	IP	WLS	BF	H	R	ER	SO	BB	IBB	HBP	BLK	WP	HR	S	P	ERA	WHIP

BOTTOM

Montreal Expos @ Philadelphia Phillies

Veterans Stadium, Philadelphia, PA

Tue Apr 10 1973, 6:05 PM EST

Att. 40,809 - Unknown

livebaseballscorecards.com

AB	32
R	7
H	10
RBI	5
BB	6
SO	3
LOB	20

Batter	1	2	3	4	5	6	7	8	9	AB	R	H	RBI	BB	SO	LOB
Ron Hunt, R (1, 4) OBP: 0.375, SLG: 0.167	BB, SH1-4, HR, HBP		1-0, HBP			0-0, 6-3		0-3, K2-3		2	1	0	0	1	1	1
Tim Foli, R (1, 6) OBP: 0.318, SLG: 0.300	0-0, SH1-4; 0-0, FC6-4		0-0, 5-3			0-0, F3			0-0, 6-3	4	0	0	0	0	0	4
Mike Jorgensen, L (1, 3) OBP: 0.222, SLG: 0.222	0-0, F8	0-0, G4-6-3, BB, 1B		0-0, F7			0-0, SH1-4, 1B		0-0, 3-1	5	0	2	0	0	0	1
Ron Fairly, L (1, 7) OBP: 0.625, SLG: 0.400 Pepe Mangual, R (9, 7) OBP: 0.308, SLG: 0.583	BBBB, 4-0, BB, HR, BB	BBBB, 4-0, G4-6-3, 1-2, BB		0-0, 6-3			0-0, SH1-4, 1-2		0-0, 1B	2 0	1 0	1 0	0 0	2 0	0 0	0 0
Ken Singleton, S (1, 9) OBP: 0.211, SLG: 0.067	BBBB, 4-0, 1-2, 2-3, HR, BB	0-0, G4-6-3, 1-2f, 2-3		0-0, F7			SSS, 0-3, K		SSS, 0-3, K	4	1	0	0	1	2	4
Jorge Roque, R (1, 8) OBP: 0.158, SLG: 0.333	0-0, 1-H, 2-H, 3-H, HR	BBBB, 4-0, BB			0-0, 4-3		0-0, F5			3	1	1	4	1	0	1
Coco Laboy, R (1, 5) OBP: 0.200, SLG: 0.800	0-0, HR	0-0, 6-3			SSS, 0-3, K			0-0, F7		4	1	1	1	0	1	2
Terry Humphrey, R (1, 2) OBP: 0.167, SLG: 0.167	0-0, BB, BB, 1B		0-0, 6-3		0-0, F7			SSS, 0-3, K		4	0	1	0	0	1	0
Balor Moore, L (1, 1) Mike Marshall, R (7, 1) OBP: 0.500, SLG: 0.500	BBBB, 4-0, BB, 1-2, BB		SSS, 0-3, K			SSS, 0-3, K		0-0, 1B		2 1	0 0	0 1	0 0	1 0	2 0	0 0
Inning Stats	R: 5 E: 0 K: 0 S: 6 H: 3 LOB: 3 BB: 4 P: 23	R: 0 E: 0 K: 0 S: 3 H: 1 LOB: 2 BB: 2 P: 11	R: 0 E: 0 K: 1 S: 5 H: 0 LOB: 1 BB: 0 P: 6	R: 0 E: 0 K: 0 S: 3 H: 0 LOB: 0 BB: 0 P: 3	R: 0 E: 0 K: 1 S: 5 H: 0 LOB: 0 BB: 0 P: 5	R: 0 E: 0 K: 1 S: 5 H: 0 LOB: 0 BB: 0 P: 5	R: 0 E: 0 K: 1 S: 6 H: 1 LOB: 1 BB: 0 P: 6	R: 0 E: 0 K: 2 S: 8 H: 1 LOB: 1 BB: 0 P: 8	R: 0 E: 0 K: 1 S: 6 H: 1 LOB: 1 BB: 0 P: 6	1B: 5 2B: 0 3B: 0 HR: 2 SF: 0 SAC: 2 DP: 1 HBP: 2						

PITCHER		IP	WLS	BF	H	R	ER	SO	BB	IBB	HBP	BLK	WP	HR	S	P	ERA	WHIP
Jim Lonborg, R ERA: 9.45	(1, 1)	0.2	L	9	3	5	5	0	3	0	1	0	0	2	5	18	67.50	9.000
Wayne Twitchell, R ERA:	(1, 1)	1.1		7	1	0	0	0	3	0	0	0	0	0	4	16	0.00	3.000
Barry Lersch, R ERA:	(3, 1)	4.0		13	0	0	0	3	0	0	1	0	0	0	18	19	0.00	0.000
Mac Scarce, L ERA:	(7, 1)	2.0		8	2	0	0	3	0	0	0	0	0	0	14	14	0.00	1.000
Bill Wilson, R ERA:	(9, 1)	1.0		4	1	0	0	1	0	0	0	0	0	0	6	6	0.00	1.000

PITCHER	IP	WLS	BF	H	R	ER	SO	BB	IBB	HBP	BLK	WP	HR	S	P	ERA	WHIP

TOP

Montreal Expos @ Philadelphia Phillies

Veterans Stadium, Philadelphia, PA

Thu Apr 12 1973, 6:05 PM EST

Att. 5,130 - Unknown

livebaseballscorecards.com

AB	31
R	5
H	7
RBI	5
BB	6
SO	7
LOB	13

Totals																		

BOTTOM

Montreal Expos @ Philadelphia Phillies

Veterans Stadium, Philadelphia, PA

Thu Apr 12 1973, 6:05 PM EST

Att. 5,130 - Unknown

livebaseballscorecards.com

Batter	1	2	3	4	5	6	7	8	9	AB	R	H	RBI	BB	SO	LOB
Larry Bowa, S (1, 6) OBP: 0.333, SLG: 0.250	SSS 0-3 ① K	BBBB 4-0 E 1-2 2-3 BB		x 0-0 ③ L6		x 0-0 ③ 6-3		x 0-0 HBP 1-2 1B 1B		4	0	1	0	1	1	1
Cesar Tovar, R (1, 5)	BBBB 4-0 BB	x 0-0 E6 1-2 2-3 3-H			x 0-0 ① 6-3		BBBB 4-0 BB 1B BB	H 1-0 1B 1-2 2-3 HBP		2	0	0	0	2	0	2
Willie Montanez, L (1, 9) OBP: 0.412, SLG: 0.533	SSS 0-3 ② K	SSS 0-3 ③ K			SSS 0-3 ② K		x 0-0 BB 1-2 1B	x 0-0 ② 1-2 2-H 3-H 1B		5	0	2	1	0	3	4
Deron Johnson, R (1, 3) OBP: 0.385, SLG: 0.222	x 0-0 ③ P4		x 0-0 ① 5-3		BBBB 4-0 BB BB		BBBB 4-0 1-2 2-3 BB	x 0-0 ③ F1		3	0	0	0	2	0	3
Greg Luzinski, R (1, 7) OBP: 0.294, SLG: 0.333		x 0-0 PB 1B 2B	x 0-0 2B		BBBB 4-0 1-2 BB		SSS 0-3 ① K		x 0-0 ① 6-3	4	1	2	0	1	1	3
Bill Robinson, R (1, 8) OBP: 0.333, SLG: 0.636		x 0-0 ① P4 2-3	x 0-0 ② F9		x 0-0 ③ 5-3		SSS 0-3 ② K		x 0-0 ② 1-3	5	0	0	0	0	1	7
Bob Boone, R (1, 2) OBP: 0.444, SLG: 0.286		x 0-0 BB BB E 1B 3-H	x 0-0 ③ F3			BBBB 4-0 6-3 PB BB	x 0-0 ③ 4-3		x 0-0 ③ 4-3	4	1	1	1	1	0	4
Terry Harmon, R (1, 4)		BBBB 4-0 E BB 1-2 BB		SSS 0-3 ① K		x 0-0 ① L4 1-2		BBBB 4-0 FC5-4 BB		2	0	0	0	2	1	1
Jim Lonborg, R (1, 1)		x 0-0 ② F8		SSS 0-3 ② K		x 0-0 ② 6-3 2-3		x 0-0 ① FC5-4 HBP 1B 1B 1-2f		0	0	0	0	0	0	0
Wayne Twitchell, R (1, 1)										0	0	0	0	0	0	0
Mike Anderson, R (2, PH)										1	0	0	0	0	0	2
Barry Lersch, S (3, 1)										1	0	0	0	0	1	0
Jose Pagan, R (6, PH) OBP: 0.100, SLG: 0.200										1	0	0	0	0	0	1
Mac Scarce, L (7, 1)										0	0	0	0	0	0	0
Del Unser, L (8, PH) OBP: 0.429, SLG: 0.333										1	1	0	0	0	0	1
Bill Wilson, R (9, 1)										0	0	0	0	0	0	0
Inning Stats	R: 0 E: 0 K: 2 S: 7 H: 0 LOB: 1 BB: 1 P: 11	R: 2 E: 1 K: 1 S: 8 H: 2 LOB: 3 BB: 2 P: 16	R: 0 E: 0 K: 0 S: 4 H: 1 LOB: 1 BB: 0 P: 4	R: 0 E: 0 K: 2 S: 7 H: 0 LOB: 0 BB: 0 P: 7	R: 0 E: 0 K: 1 S: 5 H: 0 LOB: 2 BB: 2 P: 13	R: 0 E: 0 K: 0 S: 3 H: 0 LOB: 1 BB: 1 P: 7	R: 0 E: 0 K: 2 S: 8 H: 1 LOB: 3 BB: 2 P: 16	R: 1 E: 0 K: 0 S: 4 H: 2 LOB: 2 BB: 1 P: 9	R: 0 E: 0 K: 0 S: 3 H: 0 LOB: 0 BB: 0 P: 3	1B: 4 2B: 2 3B: 0 HR: 0 SF: 0 SAC: 0 DP: 0 HBP: 1						

AB	33
R	3
H	6
RBI	2
BB	9
SO	8
LOB	29

WP: 0 PA: 43
PB: 2
SB: 0
CS: 0

PITCHER		IP	WLS	BF	H	R	ER	SO	BB	IBB	HBP	BLK	WP	HR	S	P	ERA	WHIP
Balor Moore, L ERA: 2.08	(1, 1)	6.0	W	30	4	2	1	6	7	0	0	0	0	0	35	63	1.50	1.833
Mike Marshall, R ERA: 2.84	(7, 1)	3.0	S	13	2	1	1	2	2	0	1	0	0	0	14	23	3.00	1.333

PITCHER	IP	WLS	BF	H	R	ER	SO	BB	IBB	HBP	BLK	WP	HR	S	P	ERA	WHIP

Batter	1	2	3	4	5	6	7	8	9	AB	R	H	RBI	BB	SO	LOB
Rennie Stennett, R (1, 4) OBP: 0.200, SLG: 0.273	F9		5-3 3B		4-3		SF9 2-3 3-H		4-3	4	1	1	1	0	0	0
Manny Sanguillen, R (1, 9) OBP: 0.364, SLG: 0.667	G3-6-3 1B		5-3 3-H		F8		E8 2B 3-H		K	5	0	2	2	0	1	0
Al Oliver, L (1, 8) OBP: 0.286, SLG: 0.421	G3-6-3 1-2f		F5			F3	K			4	0	0	0	0	1	2
Willie Stargell, L (1, 7) OBP: 0.429, SLG: 0.529		FC6-4 PB 1B		G3 1B BB		K		K		3	0	1	0	1	2	0
Richie Hebner, L (1, 5) OBP: 0.350, SLG: 0.556		F5 1-2		G3 1B 1-2		BB		F3		3	0	1	0	1	0	1
Bob Robertson, R (1, 3) OBP: 0.381, SLG: 0.438		FC6-4 BB		K		K		BB		2	0	0	0	2	2	3
Milt May, L (1, 2) OBP: 0.350, SLG: 0.611		FC6-4 1-2f 2-3		G3 1-2 2-3			E SF9 1B	4-3		4	1	1	0	0	0	5
Gene Alley, R (1, 6) OBP: 0.389, SLG: 0.467		5-3		K			E8 SF9 SH3-4 E 1-3 1B		K	4	1	1	0	0	2	4
Nelson Briles, R (1, 1) OBP: 0.200, SLG: 0.200			4-3		5-3		SH3-4 1-2		HR	2	0	0	0	0	0	0
Dave Giusti, R (8, 1)										0	0	0	0	0	0	0
Vic Davalillo, L (9, PH) OBP: 0.333, SLG: 1.333										1	1	1	1	0	0	0
Inning Stats	R: 0 E: 0 K: 0 S: 3 H: 1 LOB: 0 BB: 0 P: 3	R: 0 E: 0 K: 0 S: 4 H: 1 LOB: 2 BB: 1 P: 8	R: 1 E: 0 K: 0 S: 4 H: 1 LOB: 0 BB: 0 P: 4	R: 0 E: 0 K: 2 S: 8 H: 1 LOB: 2 BB: 1 P: 12	R: 0 E: 0 K: 0 S: 3 H: 0 LOB: 0 BB: 0 P: 3	R: 0 E: 0 K: 2 S: 7 H: 0 LOB: 1 BB: 1 P: 11	R: 2 E: 2 K: 1 S: 8 H: 3 LOB: 1 BB: 0 P: 8	R: 0 E: 0 K: 1 S: 5 H: 0 LOB: 1 BB: 1 P: 9	R: 1 E: 0 K: 2 S: 8 H: 1 LOB: 0 BB: 0 P: 8	1B: 5 2B: 1 3B: 1 HR: 1 SF: 1 SAC: 1 DP: 1 HBP: 0						

PITCHER		IP	WLS	BF	H	R	ER	SO	BB	IBB	HBP	BLK	WP	HR	S	P	ERA	WHIP
Ernie McAnally, R ERA: 2.87	(1, 1)	6.2		29	7	3	3	4	3	0	0	0	0	0	34	46	4.05	1.500
Joe Gilbert, L ERA:	(7, 1)	0.1		1	0	0	0	1	0	0	0	0	0	0	3	3	0.00	0.000
Tom Walker, R ERA: 2.25	(8, 1)	2.0	W	8	1	1	1	3	1	0	0	0	0	1	13	17	4.50	1.000

PITCHER	IP	WLS	BF	H	R	ER	SO	BB	IBB	HBP	BLK	WP	HR	S	P	ERA	WHIP

TOP

Pittsburgh Pirates @ Montreal Expos

Jarry Park, Montreal, QB

Sat Apr 14 1973, 3:33 AM EST

Att. 21,198 - Unknown

livebaseballscorecards.com

AB	32
R	4
H	8
RBI	4
BB	4
SO	8
LOB	15

WP: 0 PA: 38
PB: 1
SB: 0
CS: 0

BOTTOM

Pittsburgh Pirates @ Montreal Expos

Jarry Park, Montreal, QB

Sat Apr 14 1973, 3:33 AM EST

Att. 21,198 - Unknown

Batter	1	2	3	4	5	6	7	8	9	AB	R	H	RBI	BB	SO	LOB
Ron Hunt, R (1, 4) OBP: 0.393, SLG: 0.227	1-3		5-3			BB 4-3 1B		HR 1B		4	1	2	0	0	0	0
Tim Foli, R (1, 6) OBP: 0.308, SLG: 0.417	F7		5-3			F5		1-H HR		4	1	1	2	0	0	1
Mike Jorgensen, L (1, 3) OBP: 0.231, SLG: 0.167	BB		F9			4-3 1-2		F8		3	0	0	0	1	0	1
Ron Fairly, L (1, 7) OBP: 0.650, SLG: 0.667	4-3			G4-6-3 BB		BB		HR		2	1	1	1	2	0	1
Ken Singleton, S (1, 9) OBP: 0.217, SLG: 0.056		1-3		G4-6-3 1-2f		FC6-4 1-2 2-3 BB		E8 E		3	1	0	0	1	0	1
Jorge Roque, R (1, 8) OBP: 0.174, SLG: 0.286		6-3 1B BB		F7		FC6-4 1-2f		E5 2B 3-H		3	2	0	0	1	0	3
Coco Laboy, R (1, 5) OBP: 0.222, SLG: 0.667		6-3 1-2			F6		K	1-H 2B		4	0	1	1	0	1	1
John Boccabella, R (1, 2) OBP: 0.250, SLG: 0.250		PB 1B 2-H			F7		5-3	K		4	0	1	1	0	1	1
Ernie McAnally, R (1, 1) OBP: 0.167, SLG: 0.167		6-3 1-2			L6		6-3	K		2	0	0	0	0	0	1
Joe Gilbert, R (7, 1)										0	0	0	0	0	0	0
Boots Day, L (7, PH) OBP: 0.500, SLG: 0.500										1	0	0	0	0	0	0
Tom Walker, R (8, 1)										1	0	0	0	0	1	1
Inning Stats	R: 0 E: 0 K: 0 S: 3 H: 0 LOB: 1 BB: 1 P: 7	R: 1 E: 0 K: 0 S: 4 H: 1 LOB: 1 BB: 1 P: 8	R: 0 E: 0 K: 0 S: 3 H: 0 LOB: 0 BB: 0 P: 3	R: 0 E: 0 K: 0 S: 2 H: 0 LOB: 0 BB: 1 P: 6	R: 0 E: 0 K: 0 S: 3 H: 0 LOB: 0 BB: 0 P: 3	R: 0 E: 0 K: 0 S: 4 H: 1 LOB: 3 BB: 2 P: 12	R: 0 E: 0 K: 1 S: 5 H: 0 LOB: 0 BB: 0 P: 5	R: 5 E: 2 K: 2 S: 13 H: 4 LOB: 1 BB: 0 P: 13		1B: 3 2B: 1 3B: 0 HR: 2	SF: 0 SAC: 0 DP: 1 HBP: 0						

livebaseballscorecards.com

AB	31
R	6
H	6
RBI	5
BB	5
SO	3
LOB	11

PITCHER		IP	WLS	BF	H	R	ER	SO	BB	IBB	HBP	BLK	WP	HR	S	P	ERA	WHIP
Nelson Briles, R ERA: 3.31	(1, 1)	7.1	L	32	5	5	4	1	5	0	0	0	0	2	29	49	4.91	1.364
Dave Giusti, R ERA:	(8, 1)	0.2		4	1	1	0	2	0	0	0	0	0	0	8	8	0.00	1.500

PITCHER	IP	WLS	BF	H	R	ER	SO	BB	IBB	HBP	BLK	WP	HR	S	P	ERA	WHIP

Batter	1	2	3	4	5	6	7	8	9	AB	R	H	RBI	BB	SO	LOB
Rennie Stennett, R (1, 4) OBP: 0.194, SLG: 0.250	5-3		4-3		6-3		L6	FC5-2-5-1 2-3 1B	L5 1-2	6	0	1	0	0	0	1
Manny Sanguillen, R (1, 9) OBP: 0.321, SLG: 0.630	1-3		F2		F7		SF8 3B	FC5-2-5-1 1-3 3-H	F8	6	1	1	0	0	0	3
Al Oliver, L (1, 8) OBP: 0.269, SLG: 0.364	F7		BBBB BB		4-3		SF8 3-H	L5		3	0	0	1	1	0	2
Willie Stargell, L (1, 7) OBP: 0.462, SLG: 0.682		E8 1B 1B	SSS K			HR	BB 1B 1B		F8	5	3	3	1	0	1	1
Richie Hebner, L (1, 5) OBP: 0.440, SLG: 0.550		F3	BBBB G1-6-3 BB			BB 1B	BBBB 1B 1-2 BB		BBBB 1B 1B BB	2	1	1	0	3	0	1
Bob Robertson, R (1, 3) OBP: 0.423, SLG: 0.476		1-3 BB 2-H 1B	G1-6-3 1-2f			F4	FC3-6 1-2 2-H 1B		1B HR 1-2 1B	5	1	3	2	0	0	2
Milt May, L (1, 2) OBP: 0.400, SLG: 0.591		BBBB 1-3 1-2 BB	PB 1B			SSS K	FC3-6 1-2f		HR 1-3 2-H 1B	4	1	2	1	1	1	3
Gene Alley, R (1, 6) OBP: 0.478, SLG: 0.667		1-3 1-2 2-3	IBB 1-2			BBBB BB 1-2		FC1-6 1B 1-2f	HR 1-H 3-H	3	1	2	3	2	0	2
Dock Ellis, S (1, 1) OBP: 0.143, SLG: 0.143 Dave Giusti, R (8, 1) OBP: 1.000, SLG: 1.000		SSS K	SSS K			6-3		FC1-6 1B 1-2f FC5-2-5-1	WP 1B	4 1	0 0	0 1	0 0	0 0	2 0	7 0
Inning Stats	R: 0 E: 0 K: 0 S: 3 H: 0 LOB: 0 BB: 0 P: 3	R: 1 E: 1 K: 1 S: 7 H: 2 LOB: 2 BB: 1 P: 11	R: 0 E: 0 K: 1 S: 5 H: 0 LOB: 1 BB: 1 P: 9	R: 0 E: 0 K: 1 S: 5 H: 1 LOB: 2 BB: 2 P: 13	R: 0 E: 0 K: 0 S: 3 H: 0 LOB: 0 BB: 0 P: 3	R: 1 E: 0 K: 1 S: 7 H: 2 LOB: 2 BB: 1 P: 11	R: 2 E: 0 K: 0 S: 6 H: 3 LOB: 2 BB: 1 P: 10	R: 0 E: 1 K: 0 S: 5 H: 2 LOB: 2 BB: 0 P: 5	R: 4 E: 0 K: 0 S: 7 H: 4 LOB: 1 BB: 1 P: 11	1B: 11 2B: 0 3B: 1 HR: 2 SF: 1 SAC: 0 DP: 1 HBP: 0						

PITCHER		IP	WLS	BF	H	R	ER	SO	BB	IBB	HBP	BLK	WP	HR	S	P	ERA	WHIP
Mike Torrez, R ERA: 3.32	(1, 1)	6.2	L	33	8	4	3	4	5	1	0	0	0	1	35	59	4.05	1.950
Joe Gilbert, L ERA:	(7, 1)	0.1		1	0	0	0	0	0	0	0	0	0	0	1	1	0.00	0.000
Mike Marshall, R ERA: 6.48	(8, 1)	2.0		13	6	4	4	0	1	0	0	0	1	1	12	16	18.00	3.500

PITCHER	IP	WLS	BF	H	R	ER	SO	BB	IBB	HBP	BLK	WP	HR	S	P	ERA	WHIP

TOP

Pittsburgh Pirates @ Montreal Expos

Jarry Park, Montreal, QB

Sun Apr 15 1973, 3:33 AM EST

Att. 12,101 - Sunny - 55 F

livebaseballscorecards.com

AB	39
R	8
H	14
RBI	8
BB	7
SO	4
LOB	22

WP: 1 PA: 47
PB: 1
SB: 0
CS: 0

Batter	1	2	3	4	5	6	7	8	9	AB	R	H	RBI	BB	SO	LOB
Ron Hunt, R (1, 4) OBP: 0.394, SLG: 0.231	x 0-0 ① L9		BBBB 4-0 CS BB		x 0-0 1-2 1B		x 0-0 ③ 4-3		x 0-0 ② 5-3	4	0	1	0	1	0	0
Tim Foli, R (1, 6) OBP: 0.258, SLG: 0.345	x 0-0 ② 6-3		SSS 0-3 ②③ K 1-2		SSS 0-3 ③ K			x 0-0 ① 6-3	x 0-0 ③ F5	5	0	0	0	0	2	3
Mike Jorgensen, L (1, 3) OBP: 0.176, SLG: 0.125	SSS 0-3 ③ K			x 0-0 ① 3-1		x 0-0 ① 4-3		x 0-0 ② F3		4	0	0	0	0	1	0
Ron Fairly, L (1, 7) OBP: 0.708, SLG: 0.769		BBBB 4-0 BB BB		BBBB 4-0 BB		BBBB 4-0 1B 1B BB		x 0-0 1B 2B		1	2	1	0	3	0	0
Ken Singleton, S (1, 9) OBP: 0.296, SLG: 0.143		BBBB 4-0 1-2 BB		x 0-0 ② F7		x 0-0 1B 1-3 E 1B		x 0-0 WP HBP 2-H 1B		3	1	2	1	1	0	1
Jorge Roque, R (1, 8) OBP: 0.185, SLG: 0.250		SSS 0-3 ① K		SSS 0-3 ③ K		x 0-0 ② F9		H 1-0 WP 1-2 HBP		3	0	0	0	0	2	5
Coco Laboy, R (1, 5) OBP: 0.273, SLG: 0.600 Boots Day, L (6, PH) OBP: 0.667, SLG: 0.667 Pepe Frias, R (7, 5) Bob Bailey, R (8, PH) OBP: 0.188, SLG: 0.071 (9, 5)		x 0-0 ② F5		BBBB 4-0 1B BB		x 0-0 ③ E9 1-H 3-H 1B		BBBB 4-0 1-2 2-3 BB		1 1 0 0	0 0 0 0	0 1 0 0	0 1 0 0	1 0 0 1	0 0 0 0	2 0 0 0
John Boccabella, R (1, 2) OBP: 0.200, SLG: 0.200		SSS 0-3 ③ K			x 0-0 ① F6		x 0-0 ① 6-3	x 0-0 ③ F4		4	0	0	0	0	1	6
Mike Torrez, R (1, 1) OBP: 0.143, SLG: 0.143 Joe Gilbert, R (7, 1) Ron Woods, R (7, PH) OBP: 0.500, SLG: 0.400 Mike Marshall, R (8, 1) OBP: 0.500, SLG: 0.500 Hal Breeden, R (9, PH) OBP: 0.200, SLG: 0.800			SSS 0-3 ① K		SSS 0-3 ② K		x 0-0 ② 5-3		x 0-0 ① F9	2 0 1 0 1	0 0 0 0 0	0 0 0 0 0	0 0 0 0 0	0 0 0 0 0	2 0 0 0 0	1 0 0 0 0
Inning Stats	R: 0 H: 0 E: 0 LOB: 0 K: 1 BB: 0 S: 5 P: 5	R: 0 H: 0 E: 0 LOB: 2 K: 2 BB: 2 S: 7 P: 15	R: 0 H: 0 E: 0 LOB: 1 K: 2 BB: 1 S: 6 P: 10	R: 0 H: 0 E: 0 LOB: 1 K: 1 BB: 1 S: 5 P: 9	R: 0 H: 1 E: 0 LOB: 2 K: 2 BB: 1 S: 8 P: 12	R: 2 H: 2 E: 1 LOB: 1 K: 0 BB: 1 S: 4 P: 8	R: 0 H: 0 E: 0 LOB: 0 K: 0 BB: 0 S: 3 P: 3	R: 1 H: 2 E: 0 LOB: 3 K: 0 BB: 1 S: 5 P: 10	R: 0 H: 0 E: 0 LOB: 0 K: 0 BB: 0 S: 3 P: 3	1B: 4 2B: 2 3B: 0 HR: 0	SF: 0 SAC: 0 DP: 1 HBP: 1					

PITCHER		IP	WLS	BF	H	R	ER	SO	BB	IBB	HBP	BLK	WP	HR	S	P	ERA	WHIP
Dock Ellis, R ERA: 2.76	(1, 1)	7.2	W	33	5	3	2	8	6	0	1	0	0	0	42	67	2.35	1.435
Dave Giusti, R ERA:	(8, 1)	1.1	S	5	0	0	0	0	1	0	0	0	1	0	4	8	0.00	0.750

PITCHER	IP	WLS	BF	H	R	ER	SO	BB	IBB	HBP	BLK	WP	HR	S	P	ERA	WHIP

BOTTOM

Pittsburgh Pirates @ Montreal Expos

Jarry Park, Montreal, QB

Sun Apr 15 1973, 3:33 AM EST
Att. 12,101 - Sunny - 55 F

livebaseballscorecards.com

AB	30
R	3
H	5
RBI	2
BB	7
SO	8
LOB	18

1B: 4	SF: 0	WP: 1	PA: 38
2B: 2	SAC: 0	PB: 0	
3B: 0	DP: 1	SB: 0	
HR: 0	HBP: 1	CS: 1	

Batter	1	2	3	4	5	6	7	8	9	AB	R	H	RBI	BB	SO	LOB
Larry Bowa, S (1, 6) OBP: 0.361, SLG: 0.333	6-3		FC6-4 1B		5-3		4-3 1-2 3-H	2-H 1B		5	0	2	2	0	0	2
Cesar Tovar, R (1, 5) OBP: 0.407, SLG: 0.455	4-3		FC6-4 1-2f			F8	2-H 2B	P6		5	0	1	1	0	0	2
Willie Montanez, L (1, 9) OBP: 0.343, SLG: 0.419	4-3			E1		F5 S S S	K		3-1	5	0	0	0	0	1	1
Deron Johnson, R (1, 3) OBP: 0.300, SLG: 0.360		5-3		F3		P6		P3	6-3	5	0	0	0	0	0	1
Greg Luzinski, R (1, 7) OBP: 0.265, SLG: 0.344		SF7 3B		F8			1B BB WP 1B	4-3 S S S	K	5	2	2	0	0	1	1
Mike Anderson, R (1, 8) OBP: 0.400, SLG: 0.625		B B B B 4-0 CS BB		S S S 0-3 K			B B B B 4-0 WP 1B 1-2 6-3 BB	3B 1B		2	2	1	0	2	1	1
Mike Ryan, R (1, 2) OBP: 0.455, SLG: 0.667		SF7 3-H			SH1-3 1B		1B 6-3 1-2 4-3 2-3 1B	1-H 2B 3B		3	2	3	2	0	0	0
Terry Harmon, R (1, 4) OBP: 0.438, SLG: 0.385		CS 1-2	G4-3 1B		F8		6-3 1-2 2-H 3-H	B B B B 2B BB		3	1	1	1	1	0	2
Dick Ruthven, R (1, 1) Mac Scarce, L (2, 1) Jose Pagan, R (3, PH) OBP: 0.083, SLG: 0.167 Wayne Twitchell, R (3, 1) Bill Robinson, R (7, PH) OBP: 0.368, SLG: 0.667 Dick Selma, R (7, 1) Tom Hutton, L (8, PH) OBP: 0.500, SLG: 0.667 Bill Wilson, R (8, 1)			G4-3 1-2f		SH1-3 1-2		4-3 2-3 1B	1-H 1B 2B 3-H		0 0 0 0 0 0 0 0 0 0 0 0 0 0 1 0 0 0 0 0 1 0 0 0 0 0 0 0 1 1 1 0 0 0 0 0 0 0 0 0 0 0 1 1 1 2 0 0 0 0 0 0 0 0 0 0							
Inning Stats	R: 0 E: 0 K: 0 S: 3 H: 0 LOB: 0 BB: 0 P: 3	R: 1 E: 0 K: 0 S: 3 H: 1 LOB: 0 BB: 1 P: 7	R: 0 E: 0 K: 0 S: 4 H: 2 LOB: 1 BB: 0 P: 4	R: 0 E: 1 K: 1 S: 6 H: 0 LOB: 1 BB: 0 P: 6	R: 0 E: 0 K: 0 S: 4 H: 1 LOB: 1 BB: 0 P: 4	R: 0 E: 0 K: 0 S: 3 H: 0 LOB: 0 BB: 0 P: 3	R: 4 E: 0 K: 1 S: 9 H: 4 LOB: 1 BB: 1 P: 13	R: 4 E: 0 K: 0 S: 7 H: 4 LOB: 1 BB: 1 P: 11	R: 0 E: 0 K: 1 S: 5 H: 0 LOB: 0 BB: 0 P: 5	1B: 8 2B: 2 3B: 2 HR: 0 SF: 1 SAC: 1 DP: 1 HBP: 0						

Philadelphia Phillies @ Montreal Expos

Jarry Park, Montreal, QB

Tue Apr 17 1973, 3:33 AM EST

Att. 7,831 - Unknown

TOP

livebaseballscorecards.com

AB	36
R	9
H	12
RBI	8
BB	3
SO	3
LOB	11

WP: 1 PB: 0 SB: 0 CS: 1 PA: 42

PITCHER		IP	WLS	BF	H	R	ER	SO	BB	IBB	HBP	BLK	WP	HR	S	P	ERA	WHIP
Balor Moore, L ERA: 3.72	(1, 1)	6.1		27	7	5	5	1	2	0	0	0	1	0	27	35	7.11	1.421
Mike Marshall, R ERA: 8.38	(7, 1)	1.1	L	8	3	3	3	1	1	0	0	0	0	0	9	13	20.25	3.000
Tom Walker, R ERA: 3.38	(8, 1)	1.1		6	2	1	1	1	0	0	0	0	0	0	8	8	6.75	1.500

PITCHER	IP	WLS	BF	H	R	ER	SO	BB	IBB	HBP	BLK	WP	HR	S	P	ERA	WHIP

Batter	1	2	3	4	5	6	7	8	9	AB	R	H	RBI	BB	SO	LOB
Ron Hunt, R (1, 4) OBP: 0.395, SLG: 0.233	H 1-0 L3 HBP	x 0-0 ①② G6-4-3 1-2f 2-3 3-H		x 0-0 ② F8		x 0-0 F8 SH2-3 1B		x 0-0 ③ 6-3		4	0	1	0	0	0	2
Tim Foli, R (1, 6) OBP: 0.257, SLG: 0.333	x 0-0 ①② L3 1-2	x 0-0 3-H 1B		x 0-0 ③ F3		x 0-0 ① SH2-3 1-2			x 0-0 ① 6-3	4	0	1	1	0	0	1
Mike Jorgensen, L (1, 3) OBP: 0.227, SLG: 0.190	x 0-0 1B	S S S 0-3 ③ K			x 0-0 ① P6	x 0-0 ② F8 2-3			x 0-0 1B 1B	5	0	2	0	0	1	2
Ron Fairly, L (1, 7) OBP: 0.655, SLG: 0.833	x 0-0 ③ 1-3		x 0-0 ① 4-3		x 0-0 HR	x 0-0 ③ P4			x 0-0 FC6-4 1-3 1B	5	1	2	1	0	0	2
Ken Singleton, S (1, 9) OBP: 0.344, SLG: 0.167		x 0-0 BB 1B BB 1B	B B B B 4-0 1B BB		B B B B 4-0 2B E BB		x 0-0 ① 3-1		S S S 0-3 ② K	3	2	1	0	2	1	2
Jorge Roque, R (1, 8) OBP: 0.226, SLG: 0.321 Tom Walker, R (8, 1) Ron Woods, R (9, PH) OBP: 0.429, SLG: 0.333		x 0-0 BB BB 1-2 1B 1B	S S S 0-3 ② K		x 0-0 E2 1-H 2B		x 0-0 ② 1-3		x 0-0 ③ FC6-4 1-2f	4 0 1	1 0 0	2 0 0	0 0 0	0 0 0	1 0 0	1 0 2
Coco Laboy, R (1, 5) OBP: 0.400, SLG: 0.583		B B B B 4-0 1B BB G6-4-3 1-2 2-3 BB	x 0-0 1-2 1B		4-0 IBB		S S S 0-3 ③ K			2	1	1	0	2	1	0
Terry Humphrey, R (1, 2) OBP: 0.200, SLG: 0.111		B B B B 4-0 G6-4-3 1B 1B 1-2 2-3 3-H BB	S S S 0-3 ③ K		x 0-0 ② F8			x 0-0 ① 6-3		3	1	0	1	1	1	4
Balor Moore, L (1, 1) OBP: 0.250, SLG: 0.143 Mike Marshall, R (7, 1) OBP: 0.500, SLG: 0.500 Boots Day, L (8, 8) OBP: 0.500, SLG: 0.500		x 0-0 G6-4-3 1-2 2-3 3-H 1B		x 0-0 ① 6-3	S S S 0-3 ③ K			x 0-0 ② 4-3		3 0 1	0 0 0	1 0 0	1 0 0	0 0 0	1 0 0	2 0 0
Inning Stats	R: 0 E: 0 K: 0 S: 3 H: 1 LOB: 1 BB: 0 P: 4	R: 4 E: 0 K: 1 S: 8 H: 4 LOB: 1 BB: 2 P: 16	R: 0 E: 0 K: 2 S: 8 H: 1 LOB: 2 BB: 1 P: 12	R: 0 E: 0 K: 0 S: 3 H: 0 LOB: 0 BB: 0 P: 3	R: 2 E: 1 K: 1 S: 7 H: 2 LOB: 2 BB: 2 P: 15	R: 0 E: 0 K: 0 S: 4 H: 1 LOB: 1 BB: 0 P: 4	R: 0 E: 0 K: 1 S: 5 H: 0 LOB: 0 BB: 0 P: 5	R: 0 E: 0 K: 0 S: 3 H: 0 LOB: 0 BB: 0 P: 3	R: 0 E: 0 K: 1 S: 7 H: 2 LOB: 2 BB: 0 P: 7	1B: 9 2B: 2 3B: 0 HR: 1	SF: 0 SAC: 1 DP: 2 HBP: 1						

BOTTOM

Philadelphia Phillies @ Montreal Expos

Jarry Park, Montreal, QB

Tue Apr 17 1973, 3:33 AM EST

Att. 7,831 - Unknown

livebaseballscorecards.com

AB	35
R	6
H	11
RBI	4
BB	5
SO	6
LOB	18

PITCHER		IP	WLS	BF	H	R	ER	SO	BB	IBB	HBP	BLK	WP	HR	S	P	ERA	WHIP
Dick Ruthven, R ERA: 21.6	(1, 1)	1.2		11	5	4	4	0	2	0	1	0	0	0	8	17	21.60	4.200
Mac Scarce, L ERA:	(2, 1)	0.1		1	0	0	0	1	0	0	0	0	0	0	3	3	0.00	0.000
Wayne Twitchell, R ERA: 1.69	(3, 1)	4.0		19	4	2	1	3	2	1	0	0	0	1	22	34	2.25	1.500
Dick Selma, R ERA: 3.38	(7, 1)	1.0	W	3	0	0	0	1	0	0	0	0	0	0	5	5	0.00	0.000
Bill Wilson, R ERA:	(8, 1)	2.0	S	8	2	0	0	1	0	0	0	0	0	0	10	10	0.00	1.000

PITCHER	IP	WLS	BF	H	R	ER	SO	BB	IBB	HBP	BLK	WP	HR	S	P	ERA	WHIP

Philadelphia Phillies @ Montreal Expos

Jarry Park, Montreal, QB

Wed Apr 18 1973, 3:33 AM EST

Att. 13,728 - Unknown

TOP

livebaseballscorecards.com

Batter	1	2	3	4	5	6	7	8	9	AB	R	H	RBI	BB	SO	LOB
Larry Bowa, S (1, 6) OBP: 0.375, SLG: 0.333	S S S 0-3 ① K		x 0-0 ③ F5			x 0-0 1B 1B			B B B B 4-0 1B 1B BB	3	1	1	0	1	1	0
Cesar Tovar, R (1, 5) OBP: 0.387, SLG: 0.423	x 0-0 ② 6-3			x 0-0 ① P6		x 0-0 1-2 1B			x 0-0 ① F7	4	0	1	0	0	0	1
Willie Montanez, L (1, 9) OBP: 0.359, SLG: 0.412	B B B B 4-0 BB			x 0-0 ② F8		x 0-0 ③ P6			x 0-0 G5-3 1B 1-3 1B	3	0	1	0	1	0	2
Deron Johnson, R (1, 3) OBP: 0.273, SLG: 0.321 Tom Hutton, L (9, PH) OBP: 0.571, SLG: 0.714	S S S 0-3 ③ K			x 0-0 ③ F8			S S S 0-3 ① K		x 0-0 1-2 3-H 1B	3 1	0 0	0 1	0 1	0 0	2 0	1 0
Greg Luzinski, R (1, 7) OBP: 0.237, SLG: 0.306		x 0-0 ① 5-3			x 0-0 ① F8		x 0-0 ② F9		x 0-0 ② ③ G5-3 2-3f	4	0	0	0	0	0	2
Del Unser, L (1, 8) OBP: 0.267, SLG: 0.214		x 0-0 ② F3			x 0-0 ② F7		x 0-0 ③ 4-3			3	0	0	0	0	0	0
Mike Ryan, R (1, 2) OBP: 0.385, SLG: 0.545 Bill Robinson, R (8, PH) OBP: 0.350, SLG: 0.632 Larry Cox, R (8, 2)		S S S 0-3 ③ K			S S S 0-3 ③ K			x 0-0 ① 4-3		2 1 0	0 0 0	0 0 0	0 0 0	0 0 0	2 0 0	0 0 0
Denny Doyle, L (1, 4) OBP: 0.333, SLG: 0.250			x 0-0 ① F3			x 0-0 ① 6-3		x 0-0 ② 4-3		3	0	0	0	0	0	0
Steve Carlton, L (1, 1) OBP: 0.154, SLG: 0.154			x 0-0 ② F9			S S S 0-3 ② K		x 0-0 ③ F3		3	0	0	0	0	1	0

	AB	30
	R	1
	H	4
	RBI	1
	BB	2
	SO	6
	LOB	6

Inning Stats	1	2	3	4	5	6	7	8	9			
	R: 0	H: 0	R: 0	H: 0	R: 0	H: 0	R: 0	H: 0	R: 0	H: 0	R: 0	H: 0	R: 0	H: 2	R: 0	H: 0	R: 0	H: 0	R: 1	H: 2	1B: 4	SF: 0	WP: 0	PA: 32
	E: 0	LOB: 1	E: 0	LOB: 0	E: 0	LOB: 0	E: 0	LOB: 0	E: 0	LOB: 0	E: 0	LOB: 2	E: 0	LOB: 0	E: 0	LOB: 0	E: 0	LOB: 1	E: 0	LOB: 1	2B: 0	SAC: 0	PB: 0	
	K: 2	BB: 1	K: 1	BB: 0	K: 0	BB: 0	K: 0	BB: 0	K: 1	BB: 0	K: 1	BB: 0	K: 0	BB: 0	K: 0	BB: 0	K: 0	BB: 0	K: 0	BB: 1	3B: 0	DP: 1	SB: 0	
	S: 7	P: 11	S: 5	P: 5	S: 3	P: 3	S: 3	P: 3	S: 5	P: 5	S: 7	P: 7	S: 5	P: 5	S: 3	P: 3	S: 4	P: 8	HR: 0	HBP: 0	CS: 0			

PITCHER	IP	WLS	BF	H	R	ER	SO	BB	IBB	HBP	BLK	WP	HR	S	P	ERA	WHIP
Steve Renko, R (1, 1) ERA: 1.0	9.0	W	32	4	1	1	6	2	0	0	0	0	0	42	50	1.00	0.667

PITCHER	IP	WLS	BF	H	R	ER	SO	BB	IBB	HBP	BLK	WP	HR	S	P	ERA	WHIP

Batter	1	2	3	4	5	6	7	8	9	AB	R	H	RBI	BB	SO	LOB
Pepe Frias, R (1, 4) OBP: 0.250, SLG: 0.250	SH5-4 1B 1B		F9 ①		5-3 ①		1-3 ③			4	1	1	0	0	0	1
Tim Foli, R (1, 6) OBP: 0.237, SLG: 0.306	SH5-4 ① 1-2		K ② S S S		5-3 ②			F7 ①		3	0	0	0	0	1	0
Ron Woods, R (1, 7) OBP: 0.545, SLG: 0.375	BB 1B 1B B B B		1B 1B		P6 ③			1B 1B B B B		2	1	1	0	2	0	0
Hal Breeden, R (1, 3) OBP: 0.444, SLG: 0.778	1B 1-2 2-H 1B		1B 1-2			K ① S S S		1B ② 1-2		4	0	3	1	0	1	0
Jorge Roque, R (1, 8) OBP: 0.257, SLG: 0.344	G5-4-3 1-2 2-H 1B		K ③ S S S			G1-4-3 1B		K S S S		4	0	2	1	0	2	3
Ken Singleton, S (1, 9) OBP: 0.314, SLG: 0.148	G5-4-3 ②③ 1-2f			K ① S S S		G1-4-3 ②③ 1-2f				3	0	0	0	0	1	3
John Boccabella, R (1, 2) OBP: 0.217, SLG: 0.217		F8 ① F7 ②					4-3 SH 1B			3	0	1	0	0	0	0
Coco Laboy, R (1, 5) OBP: 0.412, SLG: 0.571				1B			SH ① 1-2			2	0	1	0	0	0	0
Steve Renko, R (1, 1)		1-3 ③		K ③ S S S			4-3 ② 2-3			3	0	0	0	0	1	2
Inning Stats	R: 2 H: 3 E: 0 LOB: 1 K: 0 BB: 1 S: 5 P: 9	R: 0 H: 0 E: 0 LOB: 0 K: 0 BB: 0 S: 3 P: 3	R: 0 H: 2 E: 0 LOB: 2 K: 2 BB: 0 S: 9 P: 9	R: 0 H: 1 E: 0 LOB: 1 K: 2 BB: 0 S: 8 P: 8	R: 0 H: 0 E: 0 LOB: 0 K: 0 BB: 0 S: 3 P: 3	R: 0 H: 1 E: 0 LOB: 0 K: 1 BB: 0 S: 5 P: 5	R: 0 H: 1 E: 0 LOB: 1 K: 0 BB: 0 S: 4 P: 4	R: 0 H: 1 E: 0 LOB: 1 K: 1 BB: 1 S: 5 P: 9		1B: 9 SF: 0 2B: 0 SAC: 2 3B: 0 DP: 2 HR: 0 HBP: 0						

PITCHER	IP	WLS	BF	H	R	ER	SO	BB	IBB	HBP	BLK	WP	HR	S	P	ERA	WHIP
Steve Carlton, L (1, 1) ERA: 3.55	8.0	L	32	9	2	2	6	2	0	0	0	0	0	42	50	2.25	1.375

PITCHER	IP	WLS	BF	H	R	ER	SO	BB	IBB	HBP	BLK	WP	HR	S	P	ERA	WHIP

BOTTOM

Philadelphia Phillies @ Montreal Expos

Jarry Park, Montreal, QB

Wed Apr 18 1973, 3:33 AM EST

Att. 13,728 - Unknown

livebaseballscorecards.com

AB	28
R	2
H	9
RBI	2
BB	2
SO	6
LOB	9

Batter	1	2	3	4	5	6	7	8	9	AB	R	H	RBI	BB	SO	LOB
Larry Bowa, S (1, 6) OBP: 0.356, SLG: 0.300	1-3		6-3		4-3		FC1-5 1-2 BB	B5-3		4	0	0	0	1	0	2
Cesar Tovar, R (1, 5) OBP: 0.361, SLG: 0.367	6-3		G4-6-3 BB		6-3		FC1-5 BB 1-2f 2-3	5-3 2-3 3-H		4	0	0	1	1	0	3
Willie Montanez, L (1, 9) OBP: 0.341, SLG: 0.378	BB		G4-6-3 1-2f		F8		SF9 3-H	6-3		3	0	0	1	1	0	2
Deron Johnson, R (1, 3) OBP: 0.316, SLG: 0.355	K			2B BB		1B 2B	1-2 BB		4-3	3	1	1	0	2	1	1
Greg Luzinski, R (1, 7) OBP: 0.262, SLG: 0.308 Barry Lersch, S (7, 1) Tom Hutton, L (9, PH) OBP: 0.500, SLG: 0.625		SH5-3 BB		K		2-H 1B	K		3-1	3 0 1	0 0 0	1 0 0	1 0 0	1 0 0	2 0 0	3 0 0
Del Unser, L (1, 8) OBP: 0.316, SLG: 0.278		SH5-3 1-2		F9		CS 1B		E 1B 1B	G3	4	1	2	0	0	0	1
Bob Boone, R (1, 2) OBP: 0.360, SLG: 0.250		F8		1-3 2B		1-2 BB		E5 1B 1-3 E		3	1	1	0	1	0	2
Denny Doyle, L (1, 4) OBP: 0.421, SLG: 0.286		IBB		IBB		4-3		E 1B 5-3 1-2 3-H 1B		2	1	1	1	2	0	1
Larry Christenson, R (1, 1) Dick Selma, R (6, 1) Bill Robinson, R (7, PH) OBP: 0.409, SLG: 0.650 (7, 7)		K		K			FC1-5 BB SF9 BB	E7 5-3 1-3 2-H 1B		2 0 1	0 0 1	0 0 1	0 0 1	0 0 1	2 0 0	5 0 0
Inning Stats	R: 0 E: 0 K: 1 S: 5 H: 0 LOB: 1 BB: 1 P: 9	R: 0 E: 0 K: 1 S: 5 H: 0 LOB: 2 BB: 2 P: 13	R: 0 E: 0 K: 0 S: 2 H: 0 LOB: 0 BB: 1 P: 6	R: 0 E: 0 K: 2 S: 8 H: 1 LOB: 3 BB: 2 P: 16	R: 0 E: 0 K: 0 S: 3 H: 0 LOB: 0 BB: 0 P: 3	R: 1 E: 0 K: 0 S: 4 H: 3 LOB: 1 BB: 1 P: 8	R: 1 E: 0 K: 1 S: 5 H: 0 LOB: 2 BB: 3 P: 17	R: 3 E: 2 K: 0 S: 7 H: 3 LOB: 1 BB: 0 P: 7	R: 0 E: 0 K: 0 S: 3 H: 0 LOB: 0 BB: 0 P: 3	1B: 5 2B: 2 3B: 0 HR: 0 SF: 1 SAC: 1 DP: 1 HBP: 0						

PITCHER		IP	W/L/S	BF	H	R	ER	SO	BB	IBB	HBP	BLK	WP	HR	S	P	ERA	WHIP
Mike Torrez, R ERA: 3.24	(1, 1)	6.0	W	27	4	2	2	4	6	2	0	0	0	0	27	59	3.00	1.667
Tom Walker, R ERA: 3.24	(7, 1)	3.0	S	15	3	3	1	1	2	0	0	0	0	0	15	23	3.00	1.667

TOP

Philadelphia Phillies @ Montreal Expos

Jarry Park, Montreal, QB

Thu Apr 19 1973, 3:33 AM EST

Att. 12,359 - Unknown

livebaseballscorecards.com

AB	30
R	5
H	7
RBI	5
BB	10
SO	5
LOB	20

WP: 0 PB: 0 SB: 0 CS: 1 PA: 42

Batter	1	2	3	4	5	6	7	8	9	AB	R	H	RBI	BB	SO	LOB
Pepe Frias, R (1, 4) OBP: 0.444, SLG: 0.556	F2	1-2 1B		G5-4-3 1B		6-3 2-H 2B	6-3			5	1	3	1	0	0	1
Tim Foli, R (1, 6) OBP: 0.209, SLG: 0.268	4-3	F8		1-2f G5-4-3		2-3 6-3		SSS K		5	0	0	0	0	1	4
Mike Jorgensen, L (1, 3) OBP: 0.296, SLG: 0.280	E3 2B		1B 1B 1B	BBB FC6 BB		3-H HR 2B		SSS K		4	2	2	1	1	1	0
Ron Fairly, L (1, 7) OBP: 0.647, SLG: 0.818	1-3 2B		1-2 BB 1B 1B	1-2f FC6		HR IBB		6-3		4	1	2	0	1	0	1
Pepe Mangual, R (9, 7) OBP: 0.308, SLG: 0.583										0	0	0	0	0	0	0
Ken Singleton, S (1, 9) OBP: 0.359, SLG: 0.300	BBBB BB	P4			1-2f G6-4-3 1B	1-H 2-H HR				3	1	2	3	1	0	2
Jorge Roque, R (1, 8) OBP: 0.282, SLG: 0.361	3-1	1-2 2-H BB 1B			1-2f G6-4-3	CS 1B				4	0	2	1	0	0	4
Coco Laboy, R (1, 5) OBP: 0.381, SLG: 0.471		1-3	1-2 2-3 BBB FC6-4 BB		SSS K	1-2 CS	F3			3	0	0	0	1	1	0
John Boccabella, R (1, 2) OBP: 0.259, SLG: 0.259		4-3	F8			2B SH1-4 1B	SH1-4 1B			4	1	2	0	0	0	3
Mike Torrez, R (1, 1) OBP: 0.222, SLG: 0.222		1B 1B	1-2f FC6-4			1-2 SH1-4	1-2 SH1-4			2	0	1	0	0	0	3
Tom Walker, R (7, 1)										0	0	0	0	0	0	0
Inning Stats	R: 0 E: 1 K: 0 S: 5 H: 1 LOB: 3 BB: 1 P: 9	R: 0 E: 0 K: 0 S: 5 H: 2 LOB: 2 BB: 0 P: 5	R: 1 E: 0 K: 0 S: 6 H: 3 LOB: 3 BB: 1 P: 10	R: 0 E: 0 K: 0 S: 3 H: 1 LOB: 1 BB: 1 P: 7	R: 0 E: 0 K: 1 S: 5 H: 1 LOB: 0 BB: 0 P: 5	R: 5 E: 0 K: 0 S: 7 H: 5 LOB: 0 BB: 1 P: 11	R: 0 E: 0 K: 0 S: 4 H: 1 LOB: 1 BB: 0 P: 4	R: 0 E: 0 K: 2 S: 7 H: 0 LOB: 0 BB: 0 P: 7		1B: 10 2B: 3 3B: 0 HR: 1	SF: 0 SAC: 2 DP: 2 HBP: 0					

PITCHER		IP	WLS	BF	H	R	ER	SO	BB	IBB	HBP	BLK	WP	HR	S	P	ERA	WHIP
Larry Christenson, R ERA: 1.93	(1, 1)	5.0	L	26	9	2	2	1	3	0	0	0	0	0	25	37	3.60	2.400
Dick Selma, R ERA: 12.27	(6, 1)	1.0		7	4	4	4	0	0	1	0	0	0	1	6	10	36.00	4.000
Barry Lersch, R ERA:	(7, 1)	2.0		7	1	0	0	2	0	0	0	0	0	0	11	11	0.00	0.500

PITCHER	IP	WLS	BF	H	R	ER	SO	BB	IBB	HBP	BLK	WP	HR	S	P	ERA	WHIP

BOTTOM

Philadelphia Phillies @ Montreal Expos

Jarry Park, Montreal, QB

Thu Apr 19 1973, 3:33 AM EST

Att. 12,359 - Unknown

livebaseballscorecards.com

AB	34
R	6
H	14
RBI	6
BB	4
SO	3
LOB	18

1B: 10	SF: 0	WP: 0	PA: 41
2B: 3	SAC: 2	PB: 0	
3B: 0	DP: 2	SB: 0	
HR: 1	HBP: 0	CS: 1	

Montreal Expos @ New York Mets

Shea Stadium, Flushing, NY

Sat Apr 21 1973, 3:33 AM EST

Att. 40,011 - Unknown

TOP

livebaseballscorecards.com

Batter	1	2	3	4	5	6	7	8	9	AB	R	H	RBI	BB	SO	LOB
Pepe Frias, R (1, 4) OBP: 0.308, SLG: 0.385	S S S 0-3 ① K			x 0-0 ① 5-3		x 0-0 ② F7		x 0-0 ③ L1		4	0	0	0	0	1	1
Tim Foli, R (1, 6) OBP: 0.213, SLG: 0.267	x 0-0 ② 5-3			x 0-0 FC4-6 1B		x 0-0 ③ P4			x 0-0 ① F8	4	0	1	0	0	0	1
Mike Jorgensen, L (1, 3) OBP: 0.323, SLG: 0.321	S S S 0-3 ③ K			x 0-0 ② F7			B B B B 4-0 BB BB		x 0-0 F4 2B	3	0	1	0	1	1	1
Ron Fairly, L (1, 7) OBP: 0.632, SLG: 0.750		x 0-0 ① 1-3		x 0-0 ③ FC4-6 1-2f			B B B B 4-0 1-2 BB		B B B B 4-0 F4 BB	2	0	0	0	2	0	1
Ken Singleton, S (1, 9) OBP: 0.326, SLG: 0.265		S S S 0-3 ② K			x 0-0 ① 6-3		S S S 0-3 ① K		x 0-0 ② F4 1-2 2-3	4	0	0	0	0	2	4
Jorge Roque, R (1, 8) OBP: 0.256, SLG: 0.325		x 0-0 ③ F7			x 0-0 ② 5-3		S S S 0-3 ② K		S S S 0-3 ③ K	4	0	0	0	0	2	4
Coco Laboy, R (1, 5) OBP: 0.333, SLG: 0.400			x 0-0 ① F7		x 0-0 ③ F7		x 0-0 ③ P3			3	0	0	0	0	0	2
Terry Humphrey, R (1, 2) OBP: 0.231, SLG: 0.250			S S S 0-3 ② K			x 0-0 2B		S S S 0-3 ① K		3	0	1	0	0	2	0
Balor Moore, L (1, 1)			S S S 0-3 ③ K			x 0-0 ① 1-3		x 0-0 ② 1-3		2	0	0	0	0	1	1
Bob Bailey, R (8, PH) OBP: 0.176, SLG: 0.067										1	0	0	0	0	0	0
Joe Gilbert, R (8, 1)										0	0	0	0	0	0	0
Inning Stats	R: 0 E: 0 K: 2 S: 7 H: 0 LOB: 0 BB: 0 P: 7	R: 0 E: 0 K: 1 S: 5 H: 0 LOB: 0 BB: 0 P: 5	R: 0 E: 0 K: 2 S: 7 H: 0 LOB: 0 BB: 0 P: 7	R: 0 E: 0 K: 0 S: 4 H: 1 LOB: 1 BB: 0 P: 4	R: 0 E: 0 K: 0 S: 3 H: 0 LOB: 0 BB: 0 P: 3	R: 0 E: 0 K: 0 S: 4 H: 1 LOB: 1 BB: 0 P: 4	R: 0 E: 0 K: 2 S: 7 H: 0 LOB: 2 BB: 2 P: 15	R: 0 E: 0 K: 1 S: 5 H: 0 LOB: 0 BB: 0 P: 5	R: 0 E: 0 K: 1 S: 6 H: 1 LOB: 2 BB: 1 P: 10	1B: 1 2B: 2 3B: 0 HR: 0 SF: 0 SAC: 0 DP: 0 HBP: 0							

	AB	30
	R	0
	H	3
	RBI	0
	BB	3
	SO	9
	LOB	15

WP: 0 PB: 0 SB: 0 CS: 0 PA: 33

PITCHER		IP	WLS	BF	H	R	ER	SO	BB	IBB	HBP	BLK	WP	HR	S	P	ERA	WHIP
Harry Parker, R ERA: 0.61	(1, 1)	7.0	W	25	2	0	0	7	2	0	0	0	0	0	37	45	0.00	0.571
Tug McGraw, L ERA: 2.45	(8, 1)	2.0	S	8	1	0	0	2	1	0	0	0	0	0	11	15	0.00	1.000

PITCHER	IP	WLS	BF	H	R	ER	SO	BB	IBB	HBP	BLK	WP	HR	S	P	ERA	WHIP

Montreal Expos @ New York Mets

Shea Stadium, Flushing, NY

Sat Apr 21 1973, 3:33 AM EST

Att. 40,011 - Unknown

BOTTOM

Batter	1	2	3	4	5	6	7	8	9	AB	R	H	RBI	BB	SO	LOB
Bud Harrelson, S (1, 6) OBP: 0.311, SLG: 0.250	F9		L1			FC3-6 SH3-4 1B BB	SH 1-2			2	1	0	0	1	0	0
Felix Millan, R (1, 4) OBP: 0.196, SLG: 0.250	4-3 2B		L7			SH3-4 1-2	P1			3	0	1	0	0	0	2
Willie Mays, R (1, 8) OBP: 0.158, SLG: 0.059	4-3 2-3			F8		BB FC3-6	K 2-3			3	0	0	0	1	1	3
Rich Chiles, L (9, 8) OBP: 0.059, SLG: 0.118										0	0	0	0	0	0	0
Rusty Staub, L (1, 9) OBP: 0.244, SLG: 0.179	BB			BB		FC3-6 1B 1-2f 2-3		HR SH3 BB		1	2	0	0	3	0	2
George Theodore, R (1, 7) OBP: 0.333, SLG: 0.300	K			F9		1B 1B 1-2 3-H 1B		SH3 1-2		3	1	1	1	0	1	3
John Milner, L (1, 3) OBP: 0.500, SLG: 0.784		3-1		K		1B 1-3 2-H 1B		HR 2-H		4	1	2	3	0	1	1
Jim Fregosi, R (1, 5) OBP: 0.310, SLG: 0.308	K				6-3	1B 1-2 3-H 1B		1-3		4	0	1	1	0	1	0
Wayne Garrett, L (9, 5) OBP: 0.333, SLG: 0.429										0	0	0	0	0	0	0
Jerry Grote, R (1, 2) OBP: 0.222, SLG: 0.222		P3			5-3	K		K		4	0	0	0	0	2	2
Harry Parker, R (1, 1) OBP: 0.200, SLG: 0.200			L9		K		CS SH 1B			3	0	1	0	0	1	0
Ted Martinez, R (7, PR) OBP: 0.167, SLG: 0.167										0	0	0	0	0	0	0
Tug McGraw, R (8, 1)										0	0	0	0	0	0	0
Inning Stats	R: 0 E: 0 K: 1 S: 6 H: 1 LOB: 2 BB: 1 P: 10	R: 0 E: 0 K: 1 S: 5 H: 0 LOB: 0 BB: 0 P: 5	R: 0 E: 0 K: 0 S: 3 H: 0 LOB: 0 BB: 0 P: 3	R: 0 E: 0 K: 1 S: 5 H: 0 LOB: 1 BB: 1 P: 9	R: 0 E: 0 K: 1 S: 5 H: 0 LOB: 0 BB: 0 P: 5	R: 3 E: 0 K: 1 S: 8 H: 3 LOB: 2 BB: 2 P: 16	R: 0 E: 1 K: 1 S: 6 H: 1 LOB: 2 BB: 0 P: 6	R: 2 E: 0 K: 1 S: 6 H: 1 LOB: 0 BB: 1 P: 10		1B: 4 2B: 2 3B: 0 HR: 1 SF: 0 SAC: 3 DP: 1 HBP: 0						

livebaseballscorecards.com

AB	27
R	5
H	6
RBI	5
BB	5
SO	7
LOB	13

WP: 0 PB: 0 SB: 0 CS: 1 PA: 35

PITCHER		IP	WLS	BF	H	R	ER	SO	BB	IBB	HBP	BLK	WP	HR	S	P	ERA	WHIP
Balor Moore, L ERA: 3.76	(1, 1)	7.0	L	30	5	3	3	6	4	0	0	0	0	0	38	54	3.86	1.286
Joe Gilbert, L ERA: 5.4	(8, 1)	1.0		5	1	2	2	1	1	0	0	0	0	1	6	10	18.00	2.000

PITCHER	IP	WLS	BF	H	R	ER	SO	BB	IBB	HBP	BLK	WP	HR	S	P	ERA	WHIP

Batter	1	2	3	4	5	6	7	8	9	10	AB	R	H	RBI	BB	SO	LOB
Pepe Frias, R (1, 4) OBP: 0.222, SLG: 0.278	F8		5-3			F6		5-3		FC5 1B 1-2 2-3f	5	0	0	0	0	0	4
Tim Foli, R (1, 6) OBP: 0.231, SLG: 0.280	F3			K			5-3		5-3 1B	1B 1-2 2-H	5	0	2	1	0	1	0
Mike Jorgensen, L (1, 3) OBP: 0.306, SLG: 0.281	P6			F9			L4-6 1B BB		5-3 1-2	F9	4	0	0	0	1	0	3
Ron Fairly, L (1, 7) OBP: 0.643, SLG: 0.852 Ron Woods, R (9, 7) OBP: 0.545, SLG: 0.375		HR		1-3			1-2 1B		IBB		3 0	1 0	2 0	1 0	1 0	0 0	0 0
Ken Singleton, S (1, 9) OBP: 0.298, SLG: 0.237		K			F8		L4-6 2-3		L7		4	0	0	0	0	1	4
Pepe Mangual, R (1, 8) OBP: 0.235, SLG: 0.438		P4			F9			K	5-3		4	0	0	0	0	1	2
Coco Laboy, R (1, 5) OBP: 0.296, SLG: 0.348 Ron Hunt, R (10, PH) OBP: 0.385, SLG: 0.226 Bob Bailey, R (10, 5) OBP: 0.176, SLG: 0.067		P4			K			K		5-3	3 1 0	0 0 0	0 0 0	0 0 0	0 0 0	2 0 0	0 0 0
Terry Humphrey, R (1, 2) OBP: 0.250, SLG: 0.267 John Boccabella, R (9, 2) OBP: 0.286, SLG: 0.286 Jorge Roque, R (10, PR) OBP: 0.256, SLG: 0.325 Bob Stinson, S (10, 2)			F9			K		BB 1B		FC5 WP 1B	3 1 0 0	0 0 0 0	1 1 0 0	0 0 0 0	0 0 0 0	1 0 0 0	0 0 0 0
John Strohmayer, R (1, 1) Mike Marshall, R (8, 1) OBP: 0.500, SLG: 0.500 Boots Day, L (10, PH) OBP: 0.600, SLG: 0.500 Tom Walker, R (10, 1)			4-3			F8		1-2 BB		1-2 FC5 1B IBB	0 0 0 0	0 0 1 0	0 0 0 0	0 0 0 0	0 0 1 0	0 0 0 0	0 0 0 0
Inning Stats	R: 0 E: 0 K: 0 S: 3 H: 0 LOB: 0 BB: 0 P: 3	R: 1 E: 0 K: 1 S: 6 H: 1 LOB: 0 BB: 0 P: 6	R: 0 E: 0 K: 0 S: 3 H: 0 LOB: 0 BB: 0 P: 3	R: 0 E: 0 K: 1 S: 5 H: 0 LOB: 0 BB: 0 P: 5	R: 0 E: 0 K: 1 S: 5 H: 0 LOB: 0 BB: 0 P: 5	R: 0 E: 0 K: 1 S: 5 H: 0 LOB: 0 BB: 0 P: 5	R: 0 E: 0 K: 0 S: 3 H: 1 LOB: 1 BB: 1 P: 7	R: 0 E: 0 K: 2 S: 8 H: 1 LOB: 2 BB: 1 P: 12	R: 0 E: 0 K: 0 S: 4 H: 1 LOB: 2 BB: 1 P: 8	R: 1 E: 0 K: 0 S: 5 H: 2 LOB: 2 BB: 1 P: 9	1B: 5 2B: 1 3B: 0 HR: 1	SF: 0 SAC: 0 DP: 1 HBP: 0					

PITCHER	IP	WLS	BF	H	R	ER	SO	BB	IBB	HBP	BLK	WP	HR	S	P	ERA	WHIP
Tom Seaver, R (1, 1) ERA: 0.81	9.0		33	4	1	1	6	2	1	0	0	0	1	42	54	1.00	0.667
Phil Hennigan, R (10, 1) ERA: 3.86	1.0	L	6	2	1	1	0	0	1	0	0	1	0	5	9	9.00	2.000

PITCHER	IP	WLS	BF	H	R	ER	SO	BB	IBB	HBP	BLK	WP	HR	S	P	ERA	WHIP

TOP

Montreal Expos @ New York Mets

Shea Stadium, Flushing, NY

Sun Apr 22 1973, 3:33 AM EST

Unknown

livebaseballscorecards.com

AB	33
R	2
H	6
RBI	2
BB	3
SO	6
LOB	13

WP: 1 PA: 39
PB: 0
SB: 0
CS: 0

Batter	1	2	3	4	5	6	7	8	9	10	AB	R	H	RBI	BB	SO	LOB
Bud Harrelson, S (1, 6) OBP: 0.286, SLG: 0.227	K		G3		1-3		FC5 2-3f		SH5-3 1-2		4	0	0	0	0	1	2
Felix Millan, R (1, 4) OBP: 0.216, SLG: 0.234	PB BB		BB		F7			5-3	P4		3	0	0	0	2	0	1
Willie Mays, R (1, 8) OBP: 0.125, SLG: 0.045	L8 1-2		F8			F8		6-3		K	5	0	0	0	0	1	2
Rusty Staub, L (1, 9) OBP: 0.260, SLG: 0.167	BB		F8			F8		WP BB		F8	3	0	0	0	2	0	1
John Milner, L (1, 3) OBP: 0.471, SLG: 0.707	1-3			K		F9		1-2 BB		F9	4	0	0	0	1	1	2
Ed Kranepool, L (1, 7)		4-3		F8			G3	F9			4	0	0	0	0	0	2
Jim Fregosi, R (1, 5) OBP: 0.364, SLG: 0.321		BB		FC5-4 1B			6-3		SH1-3 WP 1B BB		2	1	1	0	2	0	0
Jerry Grote, R (1, 2) OBP: 0.250, SLG: 0.333		P3		FC5-4 1-2f			FC5 2B		SH1-3 1-3		3	0	1	0	0	0	2
Tom Seaver, R (1, 1) OBP: 0.200, SLG: 0.111		F8	1-3				BB		SH5-3 3-H 1B		2	0	0	0	1	0	1
Ken Boswell, L (9, PH) OBP: 0.333, SLG: 0.333											1	0	1	1	0	0	0
Phil Hennigan, R (10, 1)											0	0	0	0	0	0	0
Inning Stats	R: 0 H: 0 E: 0 LOB: 2 K: 1 BB: 2 S: 5 P: 13	R: 0 H: 0 E: 0 LOB: 1 K: 0 BB: 1 S: 3 P: 7	R: 0 H: 0 E: 0 LOB: 1 K: 0 BB: 1 S: 3 P: 7	R: 0 H: 1 E: 0 LOB: 1 K: 1 BB: 0 S: 6 P: 6	R: 0 H: 0 E: 0 LOB: 0 K: 0 BB: 0 S: 3 P: 3	R: 0 H: 0 E: 0 LOB: 0 K: 0 BB: 0 S: 3 P: 3	R: 0 H: 1 E: 0 LOB: 2 K: 0 BB: 1 S: 4 P: 8	R: 0 H: 0 E: 0 LOB: 2 K: 0 BB: 2 S: 3 P: 11	R: 1 H: 1 E: 0 LOB: 1 K: 0 BB: 1 S: 4 P: 8	R: 0 H: 0 E: 0 LOB: 0 K: 1 BB: 0 S: 5 P: 5	1B: 2 SF: 0 2B: 1 SAC: 2 3B: 0 DP: 0 HR: 0 HBP: 0						

PITCHER		IP	WLS	BF	H	R	ER	SO	BB	IBB	HBP	BLK	WP	HR	S	P	ERA	WHIP
John Strohmayer, R ERA:	(1, 1)	7.2		31	2	0	0	2	6	0	0	0	0	0	29	53	0.00	1.043
Mike Marshall, R ERA: 8.18	(8, 1)	1.1	W	7	1	1	1	0	2	0	0	0	2	0	5	13	6.75	2.250
Tom Walker, R ERA: 2.89	(10, 1)	1.0	S	3	0	0	0	1	0	0	0	0	0	0	5	5	0.00	0.000

PITCHER	IP	WLS	BF	H	R	ER	SO	BB	IBB	HBP	BLK	WP	HR	S	P	ERA	WHIP

Montreal Expos @ New York Mets

Shea Stadium, Flushing, NY

Sun Apr 22 1973, 3:33 AM EST

Unknown

BOTTOM

livebaseballscorecards.com

AB	31
R	1
H	3
RBI	1
BB	8
SO	3
LOB	13

Batter	1	2	3	4	5	6	7	8	9	AB	R	H	RBI	BB	SO	LOB
Pepe Frias, R (1, 4) OBP: 0.182, SLG: 0.227	P3		5-3			P6		K		4	0	0	0	0	1	1
Tim Foli, R (1, 6) OBP: 0.250, SLG: 0.296	4-3 1B		F7			F7		E 1B 1-2		4	0	2	0	0	0	0
Mike Jorgensen, L (1, 3) OBP: 0.282, SLG: 0.257	4-3 1-2			1-3		4-3		F7		3	0	0	0	0	0	1
Hal Breeden, R (8, PH) OBP: 0.400, SLG: 0.700 (8, 3)										1	0	0	0	0	0	2
Ron Fairly, L (1, 7) OBP: 0.600, SLG: 0.767	6-3			G3			F9	E4 FC6-4 1-3 2-H		3	0	0	0	0	0	1
Ron Woods, R (8, PH) OBP: 0.500, SLG: 0.333 (8, 7)										1	0	0	0	0	0	1
Ken Singleton, S (1, 9) OBP: 0.333, SLG: 0.250		BB CS		BB			HR 1B	FC6-4 1-2f		2	1	1	0	2	0	2
Pepe Mangual, R (1, 8) OBP: 0.190, SLG: 0.350		F8 1-2		F8			L7		F9	4	0	0	0	0	0	3
Coco Laboy, R (1, 5) OBP: 0.321, SLG: 0.348		BB			F7		HR 1-H		1-3	0	0	0	0	1	0	0
Bob Bailey, R (5, PH) OBP: 0.200, SLG: 0.278 (5, 5)										3	1	1	2	0	0	0
John Boccabella, R (1, 2) OBP: 0.281, SLG: 0.281		F9			5-3		L4		1B	4	0	1	0	0	0	1
Steve Renko, R (1, 1)			K		4-3			E 1B 1B	5-3	1	0	0	0	0	1	0
Pat Jarvis, R (3, 1)										0	0	0	0	0	0	0
Joe Gilbert, R (3, 1)										1	0	0	0	0	0	0
Ron Hunt, R (8, PH) OBP: 0.400, SLG: 0.250										1	1	1	0	0	0	0
Mike Marshall, R (8, 1) OBP: 0.500, SLG: 0.500										0	0	0	0	0	0	0
Terry Humphrey, R (9, PH) OBP: 0.235, SLG: 0.250										1	0	0	0	0	0	1
Inning Stats	R: 0 E: 0 K: 0 S: 4 H: 1 LOB: 1 BB: 0 P: 4	R: 0 E: 0 K: 0 S: 2 H: 0 LOB: 1 BB: 2 P: 10	R: 0 E: 0 K: 1 S: 5 H: 0 LOB: 0 BB: 0 P: 5	R: 0 E: 0 K: 0 S: 3 H: 0 LOB: 1 BB: 1 P: 7	R: 0 E: 0 K: 0 S: 3 H: 0 LOB: 0 BB: 0 P: 3	R: 0 E: 0 K: 0 S: 3 H: 0 LOB: 0 BB: 0 P: 3	R: 2 E: 0 K: 0 S: 5 H: 2 LOB: 0 BB: 0 P: 5	R: 1 E: 1 K: 1 S: 8 H: 2 LOB: 2 BB: 0 P: 8	R: 0 E: 0 K: 0 S: 4 H: 1 LOB: 1 BB: 0 P: 4	1B: 5 2B: 0 3B: 0 HR: 1	SF: 0 SAC: 0 DP: 0 HBP: 0						

PITCHER	IP	WLS	BF	H	R	ER	SO	BB	IBB	HBP	BLK	WP	HR	S	P	ERA	WHIP
Jim McAndrew, R (1, 1) ERA: 7.62	7.0	W	26	3	2	2	1	3	0	0	0	0	1	25	37	2.57	0.857
George Stone, L (8, 1) ERA: 2.25	2.0	S	10	3	1	0	1	0	0	0	0	0	0	12	12	0.00	1.500

PITCHER	IP	WLS	BF	H	R	ER	SO	BB	IBB	HBP	BLK	WP	HR	S	P	ERA	WHIP

TOP

Montreal Expos @ New York Mets

Shea Stadium, Flushing, NY

Sun Apr 22 1973, 3:38 AM EST

Att. 27,230 - Unknown

livebaseballscorecards.com

AB	33
R	3
H	6
RBI	2
BB	3
SO	2
LOB	13

WP: 0 PB: 0 SB: 0 CS: 1 PA: 36

Batter	1	2	3	4	5	6	7	8	9	AB	R	H	RBI	BB	SO	LOB
Ted Martinez, R (1, 6) OBP: 0.333, SLG: 0.273	L3	G3	BB, 1B, BB		FC4-6, BB, 2B, 1B	1B, 1-2, 1B, 1B		FC4-6, 1-2f, G4-6-3		5	3	2	0	1	0	3
Felix Millan, R (1, 4) OBP: 0.273, SLG: 0.286	2B	F8, BB, 1B, 1B			BB, FC4-6, 1-2, BB	1B, 1-3, 2-H, 1B		G4-6-3, 1-2f		2	1	2	0	2	0	0
Ken Boswell, L (6, 4) OBP: 0.400, SLG: 0.400		BB, 1B, 1-2, 2-3, BB								2	1	1	1	0	0	1
John Milner, L (1, 3) OBP: 0.473, SLG: 0.682	P4	F8, 1-2, 1B, BB			FC4-6, BB, 1-2f, 2-3, 2B	L4-3, 2-H, 3-H, 1B				3	2	1	2	1	0	3
Jim Beauchamp, R (6, 3) OBP: 1.000, SLG: 1.000		BB, 1-2, 2-H, 3-H, 1B								1	0	1	2	0	0	0
Rusty Staub, L (1, 9) OBP: 0.273, SLG: 0.156	F5	F8, 1-2, 2-3	BB, 1-2, 2-3		2B, 1-2, BB	L4-3, 1-2				3	0	0	0	2	0	4
Ed Kranepool, L (1, 7) OBP: 0.385, SLG: 0.545		2B, 3B	2B, 1B, 2-H, 3-H, 4-3		1-3, 2-H, 3-H, 2B		K			5	2	3	4	0	1	3
Wayne Garrett, L (1, 5) OBP: 0.300, SLG: 0.421		2B, 3-H	F7	G3	F5		K			5	0	1	1	0	1	3
Rich Chiles, L (1, 8) OBP: 0.136, SLG: 0.227		K	E, 2B, 1-H	K	G3		FC5-4, 1B			5	1	2	1	0	2	3
Duffy Dyer, R (1, 2) OBP: 0.211, SLG: 0.143		BB	IBB, E, 2B	1B		5-3	FC5-4, 1-2f			3	1	1	0	2	0	1
Jim McAndrew, R (1, 1) OBP: 0.333, SLG: 0.400		F8	BB, 1B, 1-H, 2-H, 2B	K		E5, 1B, 1B		FC4-6, 1B		4	2	1	2	0	1	3
George Stone, L (8, 1) OBP: 1.000, SLG: 1.000										1	0	1	0	0	0	0
Inning Stats	R: 0, E: 0, K: 0, S: 4 H: 1, LOB: 1, BB: 0, P: 4	R: 1, E: 0, K: 1, S: 7 H: 2, LOB: 2, BB: 1, P: 11	R: 7, E: 1, K: 0, S: 8 H: 5, LOB: 3, BB: 5, P: 28	R: 0, E: 0, K: 2, S: 8 H: 1, LOB: 1, BB: 0, P: 8	R: 2, E: 0, K: 0, S: 5 H: 2, LOB: 2, BB: 2, P: 13	R: 3, E: 1, K: 0, S: 6 H: 3, LOB: 0, BB: 0, P: 6	R: 0, E: 0, K: 2, S: 8 H: 1, LOB: 1, BB: 0, P: 8	R: 0, E: 0, K: 0, S: 3 H: 1, LOB: 0, BB: 0, P: 3		1B: 10, 2B: 6, 3B: 1, HR: 0 SF: 0, SAC: 0, DP: 2, HBP: 0						

PITCHER		IP	WLS	BF	H	R	ER	SO	BB	IBB	HBP	BLK	WP	HR	S	P	ERA	WHIP
Steve Renko, R ERA: 4.63	(1, 1)	2.2	L	16	6	5	5	1	2	0	0	0	0	0	16	24	16.88	3.000
Pat Jarvis, R ERA:	(3, 1)	0.0		5	2	3	3	0	2	1	0	0	0	0	2	14	∞	∞
Joe Gilbert, L ERA: 7.04	(3, 1)	4.1		23	7	5	4	4	3	0	0	0	0	0	28	40	8.31	2.308
Mike Marshall, R ERA: 7.5	(8, 1)	1.0		3	1	0	0	0	0	0	0	0	0	0	3	3	0.00	1.000

PITCHER	IP	WLS	BF	H	R	ER	SO	BB	IBB	HBP	BLK	WP	HR	S	P	ERA	WHIP

BOTTOM

Montreal Expos @ New York Mets

Shea Stadium, Flushing, NY

Sun Apr 22 1973, 3:38 AM EST

Att. 27,230 - Unknown

livebaseballscorecards.com

AB	39
R	13
H	16
RBI	13
BB	8
SO	5
LOB	24

WP: 0 PB: 0 SB: 0 CS: 0 PA: 47

Batter	1	2	3	4	5	6	7	8	9	AB	R	H	RBI	BB	SO	LOB
Ron Hunt, R (1, 5) OBP: 0.386, SLG: 0.250	0-0 1B		0-0 ③ F7			0-0 ② F8		0-0 ③ 5-3	0-0 ② SH3 3-H	4	0	1	1	0	0	2
Tim Foli, R (1, 6) OBP: 0.246, SLG: 0.288	0-0 ① F8			0-0 ① P3		0-0 ③ F8			E7 1B 2B 1B 0-0 ③ 6-3	5	1	1	0	0	0	2
Ron Woods, R (1, 9) (9, 7) OBP: 0.500, SLG: 0.385	0-0 ② P4			0-0 ② 5-3			0-0 4-3 1B		0-0 2B BB 1B 2-3	4	1	2	0	0	0	1
Hal Breeden, R (1, 3) OBP: 0.308, SLG: 0.538 Boots Day, L (9, PH) (9, 8) OBP: 0.667, SLG: 0.800	0-0 ③ 1-3			0-0 ③ 6-3			0-0 ① 4-3 1-2		0-0 BB 2B 1-3 2B 3-H	3 1	0 1	0 1	0 1	0 0	0 0	2 0
Pepe Mangual, R (1, 7) OBP: 0.167, SLG: 0.304 Ron Fairly, L (9, PH) (9, 3) OBP: 0.609, SLG: 0.767		S S S 0-3 ① K			S S S 0-3 ① K		0-0 ② F8		4-0 BB 2B IBB	3 0	0 1	0 0	0 0	0 1	2 0	1 0
Jorge Roque, R (1, 8) OBP: 0.239, SLG: 0.302 Mike Jorgensen, L (9, PH) OBP: 0.282, SLG: 0.257 Bob Bailey, R (9, PH) OBP: 0.238, SLG: 0.278 Tom Walker, R (9, 1)		0-0 ② F8			S S S 0-3 ② K		S S S 0-3 ③ K		B B B B 4-0 2B 2B BB 1-2 2-3 3-H	3 0 0 0	0 0 1 0	0 0 0 0	0 0 1 0	0 0 1 0	2 0 0 0	1 0 0 0
John Boccabella, R (1, 2) OBP: 0.278, SLG: 0.306		0-0 ③ P4			0-0 ③ F8			0-0 ① F9	0-0 2B 2B 1-3 2-H 3-H	4	1	1	2	0	0	0
Pepe Frias, R (1, 4) OBP: 0.231, SLG: 0.280			0-0 ① 4-3			B B B B 4-0 SH1-4 BB		0-0 ② P6	0-0 4-3 SH3 2B 2-H 3-H	3	1	1	2	1	0	0
Mike Torrez, R (1, 1) OBP: 0.273, SLG: 0.273 Ken Singleton, S (9, PH) (9, 9) OBP: 0.327, SLG: 0.244			0-0 ② L1			0-0 ① SH1-4 1-2		0-0 1B	0-0 ① 4-3 2-3	2 1	0 0	1 0	0 0	0 0	0 0	0 1
Inning Stats	R: 0 E: 0 K: 0 S: 4 H: 1 LOB: 1 BB: 0 P: 4	R: 0 E: 0 K: 1 S: 5 H: 0 LOB: 0 BB: 0 P: 5	R: 0 E: 0 K: 0 S: 3 H: 0 LOB: 0 BB: 0 P: 3	R: 0 E: 0 K: 0 S: 3 H: 0 LOB: 0 BB: 0 P: 3	R: 0 E: 0 K: 2 S: 7 H: 0 LOB: 0 BB: 0 P: 7	R: 0 E: 0 K: 0 S: 3 H: 0 LOB: 1 BB: 1 P: 7	R: 0 E: 0 K: 1 S: 6 H: 1 LOB: 1 BB: 0 P: 6	R: 0 E: 0 K: 0 S: 4 H: 1 LOB: 1 BB: 0 P: 4	R: 7 E: 1 K: 0 S: 8 H: 5 LOB: 0 BB: 2 P: 16	1B: 5 2B: 3 3B: 0 HR: 0 SF: 0 SAC: 2 DP: 0 HBP: 0							

PITCHER		IP	WLS	BF	H	R	ER	SO	BB	IBB	HBP	BLK	WP	HR	S	P	ERA	WHIP
Don Gullett, L ERA: 2.03	(1, 1)	8.0		30	5	2	2	4	1	0	0	0	0	0	37	41	2.25	0.750
Clay Carroll, R ERA: 20.25	(9, 1)	0.0	L	2	1	0	0	0	0	1	0	0	0	0	1	5	∞	∞
Tom Hall, L ERA: 10.8	(9, 1)	1.0		6	2	5	5	0	1	0	0	0	0	0	5	9	45.00	3.000

PITCHER	IP	WLS	BF	H	R	ER	SO	BB	IBB	HBP	BLK	WP	HR	S	P	ERA	WHIP

TOP

Montreal Expos @ Cincinnati Reds

Riverfront Stadium, Cincinnati, OH

Tue Apr 24 1973, 6:05 PM EST

Att. 9,539 - Unknown

livebaseballscorecards.com

AB	33
R	7
H	8
RBI	7
BB	3
SO	4
LOB	10

WP: 0 PA: 38
PB: 0
SB: 0
CS: 0

Batter	1	2	3	4	5	6	7	8	9	AB	R	H	RBI	BB	SO	LOB
Pete Rose, S (1, 7) OBP: 0.385, SLG: 0.394	B B B B 4-0 CS BB		S S S 0-3 ② K		S S S 0-3 ③ K			x 0-0 ① FC5-6 1B 1B 1-2f	x 0-0 ③ F7	4	1	0	0	1	2	3
Joe Morgan, L (1, 4) OBP: 0.447, SLG: 0.607	S S S 0-3 ① ② K 1-2		x 0-0 E S 1B			x 0-0 ① F9		x 0-0 1B 1-3 1B		4	1	2	0	0	1	1
Larry Stahl, L (1, 9) OBP: 0.556, SLG: 0.333	B B B B 4-0 BB		S S S 0-3 ③ K 1-3			x 0-0 ② 4-3		I I I 4-0 1B IBB		2	0	0	0	2	1	1
Johnny Bench, R (1, 2) OBP: 0.370, SLG: 0.368	S S S 0-3 ③ K			x 0-0 ① 5-3		x 0-0 ③ 1-3		x 0-0 1-2 2-H 3-H 1B		4	0	1	2	0	1	1
Tony Perez, R (1, 3) OBP: 0.361, SLG: 0.500		x 0-0 ① F9		B B B B 4-0 G3-6-3 BB			x 0-0 ① 6-3	x 0-0 ② F7		3	0	0	0	1	0	2
Cesar Geronimo, L (1, 8) OBP: 0.238, SLG: 0.328		S S S 0-3 ② K		x 0-0 ② ③ G3-6-3 1-2f			S S S 0-3 ② K	x 0-0 ③ P6		4	0	0	0	0	2	3
Dave Concepcion, R (1, 6) OBP: 0.447, SLG: 0.659		x 0-0 1B			x 0-0 G6-4-3 1B		x 0-0 1B		S S S 0-3 ① K	4	0	3	0	0	1	0
Denis Menke, R (1, 5) OBP: 0.395, SLG: 0.294		x 0-0 ③ F9			x 0-0 ① ② G6-4-3 1-2f		S S S 0-3 ③ K		S S S 0-3 ② K	4	0	0	0	0	2	3
Don Gullett, R (1, 1) OBP: 0.400, SLG: 0.200			x 0-0 ① 5-3		B B B B 4-0 BB			B B B B 4-0 FC5-6 BB	B B B B 4-0 BB	1	0	0	0	2	0	0
Clay Carroll, R (9, 1)										0	0	0	0	0	0	0
Tom Hall, L (9, 1)										0	0	0	0	0	0	0
Joe Hague, L (9, PH) OBP: 0.800, SLG: 1.000										0	0	0	0	1	0	0
Inning Stats	R: 0 H: 0 E: 0 LOB: 1 K: 2 BB: 2 S: 6 P: 14	R: 0 H: 1 E: 0 LOB: 1 K: 1 BB: 0 S: 6 P: 6	R: 0 H: 1 E: 0 LOB: 1 K: 2 BB: 0 S: 8 P: 8	R: 0 H: 0 E: 0 LOB: 0 K: 0 BB: 1 S: 2 P: 6	R: 0 H: 1 E: 0 LOB: 1 K: 1 BB: 1 S: 5 P: 9	R: 0 H: 0 E: 0 LOB: 0 K: 0 BB: 0 S: 3 P: 3	R: 0 H: 1 E: 0 LOB: 1 K: 2 BB: 0 S: 8 P: 8	R: 2 H: 2 E: 0 LOB: 2 K: 0 BB: 2 S: 5 P: 13	R: 0 H: 0 E: 0 LOB: 1 K: 2 BB: 1 S: 7 P: 11	1B: 6 SF: 0 2B: 1 SAC: 0 3B: 0 DP: 3 HR: 0 HBP: 0						

PITCHER		IP	WLS	BF	H	R	ER	SO	BB	IBB	HBP	BLK	WP	HR	S	P	ERA	WHIP
Mike Torrez, R ERA: 3.0	(1, 1)	8.0	W	33	6	2	2	8	5	1	0	0	0	0	43	67	2.25	1.375
Tom Walker, R ERA: 2.61	(9, 1)	1.0	S	4	0	0	0	2	1	0	0	0	0	0	7	11	0.00	1.000

PITCHER	IP	WLS	BF	H	R	ER	SO	BB	IBB	HBP	BLK	WP	HR	S	P	ERA	WHIP

BOTTOM

Montreal Expos @ Cincinnati Reds

Riverfront Stadium, Cincinnati, OH

Tue Apr 24 1973, 6:05 PM EST

Att. 9,539 - Unknown

livebaseballscorecards.com

AB	30
R	2
H	6
RBI	2
BB	7
SO	10
LOB	14

Montreal Expos @ Cincinnati Reds

Riverfront Stadium, Cincinnati, OH

Wed Apr 25 1973, 3:33 AM EST

Att. 8,149 - Unknown

livebaseballscorecards.com

Batter	1	2	3	4	5	6	7	8	9	AB	R	H	RBI	BB	SO	LOB
Ron Hunt, R (1, 5) OBP: 0.375, SLG: 0.250	F7		K			F2		FC1-6		4	0	1	0	0	1	0
Tim Foli, R (1, 6) OBP: 0.246, SLG: 0.286	S		E6 BB			6-3		FC1-6 1-2f		4	1	1	0	0	0	1
Mike Jorgensen, L (1, 3) OBP: 0.279, SLG: 0.237	K 1-2		1B 1-2 1B BB			1-3		G3		3	1	0	0	1	1	2
Ron Fairly, L (1, 7) OBP: 0.600, SLG: 0.735	F8		G4-6-3 1B 1-2 CS 2-H 1B				4-3		5-3 1B 4-3 1B	4	1	2	1	0	0	1
Ken Singleton, S (1, 9) OBP: 0.357, SLG: 0.289		F7	G4-6-3 1-2 2-H 1B				1B FC4-3 1B		4-3 5-3 1-2 1B	4	1	3	1	0	0	0
Jorge Roque, R (1, 8) OBP: 0.240, SLG: 0.298		5-3	G4-6-3 1-2f 2-3				FC4-3 1-3 1B		5-3 1-2 2-3	4	0	1	0	0	0	4
Terry Humphrey, R (1, 2) OBP: 0.211, SLG: 0.222 Boots Day, L (7, PH) OBP: 0.571, SLG: 0.667 John Boccabella, R (7, 2) OBP: 0.270, SLG: 0.297		5-3	CS 3-H		6-3		FC4-3 FC6-4 1-2f 3-H		4-3 2-3 3-H	2 1 1	0 0 0	0 0 0	0 1 1	0 0 0	0 0 0	0 1 1
Pepe Frias, R (1, 4) OBP: 0.207, SLG: 0.250 Bob Bailey, R (9, PH) OBP: 0.227, SLG: 0.263			L6		1-3		FC6-4 1-2f		K	3 1	0 0	0 0	0 0	0 1	0 1	1 1
Balor Moore, L (1, 1) OBP: 0.167, SLG: 0.091 Mike Marshall, R (6, 1) OBP: 0.500, SLG: 0.500 Ron Woods, R (8, PH) OBP: 0.471, SLG: 0.357 Tom Walker, R (8, 1)			K		K			6-3		2 0 1 0	0 0 0 0	0 0 0 0	0 0 0 0	2 0 0 0	0 0 0 0	0 0 0 0
Inning Stats	R: 0 E: 0 K: 1 S: 6 H: 1 LOB: 1 BB: 0 P: 6	R: 0 E: 0 K: 0 S: 3 H: 0 LOB: 0 BB: 0 P: 3	R: 0 E: 0 K: 2 S: 7 H: 0 LOB: 0 BB: 0 P: 7	R: 2 E: 1 K: 0 S: 4 H: 2 LOB: 0 BB: 1 P: 8	R: 0 E: 0 K: 1 S: 5 H: 0 LOB: 0 BB: 0 P: 5	R: 0 E: 0 K: 0 S: 3 H: 0 LOB: 0 BB: 0 P: 3	R: 1 E: 0 K: 0 S: 5 H: 2 LOB: 1 BB: 0 P: 5	R: 0 E: 0 K: 0 S: 4 H: 1 LOB: 1 BB: 0 P: 4	R: 1 E: 0 K: 1 S: 7 H: 2 LOB: 1 BB: 0 P: 7	1B: 8 2B: 0 3B: 0 HR: 0 SF: 0 SAC: 0 DP: 1 HBP: 0						

	AB	34
	R	4
	H	8
	RBI	4
	BB	1
	SO	5
	LOB	12

WP: 0 PB: 0 SB: 1 CS: 1 PA: 36

PITCHER		IP	WLS	BF	H	R	ER	SO	BB	IBB	HBP	BLK	WP	HR	S	P	ERA	WHIP
Jack Billingham, R ERA: 3.47	(1, 1)	8.0	W	30	6	3	2	4	1	0	0	0	0	0	37	41	2.25	0.875
Pedro Borbon, R ERA: 0.68	(9, 1)	1.0	S	5	2	1	1	1	0	0	0	0	0	0	7	7	9.00	2.000

PITCHER		IP	WLS	BF	H	R	ER	SO	BB	IBB	HBP	BLK	WP	HR	S	P	ERA	WHIP

Montreal Expos @ Cincinnati Reds

Riverfront Stadium, Cincinnati, OH

Wed Apr 25 1973, 3:33 AM EST

Att. 8,149 - Unknown

BOTTOM

Batter	1	2	3	4	5	6	7	8	9	AB	R	H	RBI	BB	SO	LOB
Dave Concepcion, R (1, 6) OBP: 0.423, SLG: 0.604	BBBB 4-0 BB S BB	SSS 0-3 ③ K			x 0-0 ① 6-3	x 0-0 ③ 5-3		x 0-0 E4 HR 1-2 2-H		4	1	0	0	1	1	3
Joe Morgan, L (1, 4) OBP: 0.444, SLG: 0.652	x 0-0 ① P4 1-2		SSS 0-3 ① K		x 0-0 ② F9		x 0-0 E8 9-2 2B	x 0-0 HR 1-H 2-H		5	1	2	3	0	1	1
Johnny Bench, R (1, 2) OBP: 0.359, SLG: 0.344	BBBB 4-0 BB BB		x 0-0 ② F9		x 0-0 ③ 5-3		x 0-0 ① ② 9-2 3-Hf	x 0-0 ③ L5		4	0	0	0	1	0	2
Tony Perez, R (1, 3) OBP: 0.382, SLG: 0.500	BBBB 4-0 1-2 2-3 BB		x 0-0 ③ F7			x 0-0 BB SH 1B	BBBB 4-0 BB			2	1	1	0	2	0	0
Richie Scheinblum, S (1, 9) OBP: 0.313, SLG: 0.333	x 0-0 ② P4			BBBB 4-0 1B BB		BBBB 4-0 SH 1-2 SF7 BB	x 0-0 ③ G3			2	1	0	0	2	0	4
Phil Gagliano, R (1, 7) OBP: 0.333, SLG: 0.273	x 0-0 ③ F8			x 0-0 ① F9		x 0-0 SH WP 1B 1-3 2-H		x 0-0 SH3-4 E 1B		2	1	0	0	0	0	4
Larry Stahl, L (7, 7) OBP: 0.600, SLG: 0.429										1	1	1	0	0	0	0
Denis Menke, R (1, 5) OBP: 0.413, SLG: 0.314		BBBB 4-0 SH5-3 BB		x 0-0 1-2 1B		x 0-0 ① SF7 3-H		x 0-0 ① SH3-4 1-2		1	0	1	1	1	0	0
Cesar Geronimo, L (1, 8) OBP: 0.242, SLG: 0.328		x 0-0 ① SH5-3 1-2		SSS 0-3 ② K		x 0-0 SH3-4 1-H 1B		x 0-0 ② 5-3		3	0	1	1	0	1	3
Jack Billingham, R (1, 1) Pete Rose, S (8, PH) OBP: 0.392, SLG: 0.394 Gene Locklear, L (8, PR) Pedro Borbon, R (9, 1)		x 0-0 ② F9		SSS 0-3 ③ K		x 0-0 ② SH3-4 1-2		III 4-0 E HR IBB		2 0 0 0	0 0 1 0	0 0 0 0	0 0 0 0	1 1 0 0	0 0 0 0	3 0 0 0
Inning Stats	R: 0 E: 0 K: 0 S: 3 / H: 0 LOB: 3 BB: 3 P: 15	R: 0 E: 0 K: 1 S: 5 / H: 0 LOB: 1 BB: 1 P: 9	R: 0 E: 0 K: 1 S: 5 / H: 0 LOB: 0 BB: 0 P: 5	R: 0 E: 0 K: 2 S: 8 / H: 1 LOB: 2 BB: 1 P: 12	R: 0 E: 0 K: 0 S: 3 / H: 0 LOB: 0 BB: 0 P: 3	R: 3 E: 1 K: 0 S: 6 / H: 2 LOB: 1 BB: 1 P: 10	R: 0 E: 1 K: 0 S: 3 / H: 1 LOB: 1 BB: 1 P: 7	R: 4 E: 1 K: 0 S: 6 / H: 2 LOB: 1 BB: 1 P: 10		1B: 4 2B: 2 3B: 0 HR: 1	SF: 1 SAC: 4 DP: 1 HBP: 0					

livebaseballscorecards.com

AB	26
R	7
H	6
RBI	5
BB	8
SO	4
LOB	20

WP: 1 PB: 0 SB: 1 CS: 0 PA: 39

PITCHER		IP	WLS	BF	H	R	ER	SO	BB	IBB	HBP	BLK	WP	HR	S	P	ERA	WHIP
Balor Moore, L ERA: 3.69	(1, 1)	5.1		26	3	3	2	4	6	0	0	0	1	0	28	52	3.38	1.688
Mike Marshall, R ERA: 6.59	(6, 1)	1.2		6	1	0	0	0	1	0	0	0	0	0	5	9	0.00	1.200
Tom Walker, R ERA: 2.38	(8, 1)	1.0	L	7	2	4	0	0	0	1	0	0	0	1	6	10	0.00	2.000

PITCHER		IP	WLS	BF	H	R	ER	SO	BB	IBB	HBP	BLK	WP	HR	S	P	ERA	WHIP

Montreal Expos @ Houston Astros

Astrodome, Houston, TX

Fri Apr 27 1973, 7:05 PM EST

Att. 11,242 - Dome

livebaseballscorecards.com

Batter	1	2	3	4	5	6	7	8	9	10	AB	R	H	RBI	BB	SO	LOB
Ron Hunt, R (1, 5) (10, 4) OBP: 0.396, SLG: 0.273	6-3		4-3			1B 2B 1B	CS 1B		HBP		4	1	2	0	0	0	1
Tim Foli, R (1, 6) OBP: 0.257, SLG: 0.294	CS 1B			F7		2B 1B	K		F3		5	1	2	0	0	1	3
Ron Woods, R (1, 7) OBP: 0.429, SLG: 0.389	F9			6-3		HR 2B		5-3		4-3	4	1	1	2	0	0	1
Ron Fairly, L (10, PH) (10, 7) OBP: 0.588, SLG: 0.714											1	0	0	0	0	0	0
Hal Breeden, R (1, 3) OBP: 0.250, SLG: 0.438	CS	F8		4-3		5-3		K		F5	3	0	0	0	0	0	1
Mike Jorgensen, L (8, PH) (8, 3) OBP: 0.267, SLG: 0.225											2	0	0	0	0	1	0
Ken Singleton, S (1, 9) OBP: 0.377, SLG: 0.400		5-3			K	HR		S 2B 1B		BB 2B	5	2	3	2	0	1	0
John Boccabella, R (1, 2) OBP: 0.310, SLG: 0.366		F8			2B	6-3		2B		IBB	4	0	2	1	1	0	0
Jorge Roque, R (1, 8) OBP: 0.236, SLG: 0.275			6-3		6-3	4-3		6-3		FC5-4 BB	4	0	0	0	1	0	2
Bob Stinson, S (10, 8)											0	0	0	0	0	0	0
Pepe Frias, R (1, 4) OBP: 0.273, SLG: 0.323			CS 1B		BB		FC3-6 2B		4-3	FC5-4	3	0	2	0	1	0	0
Bob Bailey, R (10, PH) OBP: 0.217, SLG: 0.250											1	0	0	0	0	0	3
Coco Laboy, R (10, 5) OBP: 0.321, SLG: 0.348											0	0	0	0	0	0	0
Ernie McAnally, R (1, 1) OBP: 0.222, SLG: 0.222			1-2 1B		F8		FC3-6 CS 1B 2-3		6-3		3	0	1	0	0	0	3
Mike Marshall, R (8, 1) OBP: 0.500, SLG: 0.500											0	0	0	0	0	0	0
Boots Day, L (9, PH) OBP: 0.500, SLG: 0.571											1	0	0	0	0	0	0
Tom Walker, R (9, 1)											0	0	0	0	0	0	0
Inning Stats	R: 0 E: 0 K: 0 S: 3 H: 1 LOB: 0 BB: 0 P: 3	R: 0 E: 0 K: 0 S: 3 H: 0 LOB: 0 BB: 0 P: 3	R: 0 E: 0 K: 0 S: 4 H: 2 LOB: 1 BB: 0 P: 4	R: 0 E: 0 K: 0 S: 3 H: 0 LOB: 0 BB: 0 P: 3	R: 0 E: 0 K: 1 S: 6 H: 1 LOB: 2 BB: 1 P: 10	R: 4 E: 0 K: 0 S: 7 H: 4 LOB: 0 BB: 0 P: 7	R: 0 E: 0 K: 1 S: 6 H: 2 LOB: 1 BB: 0 P: 6	R: 1 E: 0 K: 1 S: 7 H: 2 LOB: 1 BB: 0 P: 7	R: 0 E: 0 K: 0 S: 3 H: 0 LOB: 1 BB: 0 P: 4	R: 0 E: 0 K: 0 S: 4 H: 1 LOB: 3 BB: 2 P: 12	1B: 7 2B: 5 3B: 0 HR: 1	SF: 0 SAC: 0 DP: 0 HBP: 1						

TOP

AB	40
R	5
H	13
RBI	5
BB	3
SO	3
LOB	14

WP: 0 PB: 0 SB: 1 CS: 4 PA: 45

PITCHER		IP	WLS	BF	H	R	ER	SO	BB	IBB	HBP	BLK	WP	HR	S	P	ERA	WHIP
Dave Roberts, L ERA: 3.06	(1, 1)	5.1		23	8	4	4	1	1	0	0	0	0	1	24	28	6.75	1.688
Cecil Upshaw, R ERA: 5.4	(6, 1)	2.2		11	4	1	1	2	0	0	0	0	0	0	15	15	3.38	1.500
Jim Ray, R ERA:	(9, 1)	1.2		9	1	0	0	0	1	1	1	0	0	0	6	15	0.00	1.200
Jim York, R ERA: 2.16	(10, 1)	0.1	W	1	0	0	0	0	0	0	0	0	0	0	1	1	0.00	0.000

PITCHER	IP	WLS	BF	H	R	ER	SO	BB	IBB	HBP	BLK	WP	HR	S	P	ERA	WHIP

Montreal Expos @ Houston Astros

Astrodome, Houston, TX

Fri Apr 27 1973, 7:05 PM EST

Att. 11,242 - Dome

livebaseballscorecards.com

BOTTOM

Batter	1	2	3	4	5	6	7	8	9	10	AB	R	H	RBI	BB	SO	LOB
Jimmy Wynn, R (1, 9) OBP: 0.337, SLG: 0.529	BBBB 4-0 G6-4-3 CI BB		x 0-0 ③ 6-3		IIII 4-0 IBB			x 0-0 1B 1-2 E 1B		BBBB 4-0 E S 1B BB	2	2	1	0	3	0	0
Hector Torres, R (1, 6) OBP: 0.273, SLG: 0.111 Tommie Agee, R (8, PH) OBP: 0.325, SLG: 0.324 Jim Ray, R (9, 1) Jim York, R (10, 1) Jimmy Stewart, S (10, PH) OBP: 0.400, SLG: 0.250	S 0-1 CI G6-4-3 1-2			BBB 4-0 CS BB	x 0-0 ②③ G5-2-3 3-Hf			x 0-0 ① F9		x 0-0 1-H 1B	1 1 0 0 1	0 0 0 0 0	0 0 0 0 1	0 0 0 0 0	1 0 0 0 0	0 0 0 0 0	3 2 0 0 0
Cesar Cedeno, R (1, 8) OBP: 0.372, SLG: 0.506	x 0-0 ①② G6-4-3 1-2f 2-3			SSS 0-3 ①② K 1-2		x 0-0 ① F9		x 0-0 ② F3			4	0	0	0	0	1	5
Bob Watson, R (1, 7) OBP: 0.418, SLG: 0.468 (9, 3)	SSS 0-3 ③ K			x 0-0 ③ 6-3		x 0-0 ② F2		x 0-0 E7 1B 1-H 2-H 1B			4	1	1	1	0	1	1
Lee May, R (1, 3) OBP: 0.203, SLG: 0.281 Roger Metzger, S (8, PR) OBP: 0.127, SLG: 0.147 (9, 6)		x 0-0 ① L7			BBBB 4-0 E 1B 1B BB	x 0-0 ③ 4-3		x 0-0 CS 3-H 1B			3 0	1 0	1 0	1 0	1 0	0 0	0 0
Doug Rader, R (1, 5) OBP: 0.315, SLG: 0.403		SSS 0-3 ② K			x 0-0 1B E 1-2 4-3 1B		x 0-0 ① 5-3	0-0 ③ CS 1-2	x 0-0 ① F8		4	1	1	0	0	1	0
Johnny Edwards, L (1, 2) OBP: 0.250, SLG: 0.386		x 0-0 ③ F5			x 0-0 E4 4-3 1B 1-2 2-3 G5-2-3		x 0-0 ② F7		SSS 0-3 ② K		4	0	0	0	0	1	2
Tommy Helms, R (1, 4) OBP: 0.293, SLG: 0.282			x 0-0 ① F8		x 0-0 4-3 1-2 2-3 3-H 1B		x 0-0 ③ 1-3		SSS 0-3 ③ K		4	0	1	1	0	1	0
Dave Roberts, L (1, 1) OBP: 0.100, SLG: 0.100 Cecil Upshaw, R (6, 1) Bob Gallagher, L (8, PH) OBP: 0.125, SLG: 0.143 (9, 7)			x 0-0 ② F9		x 0-0 ① 4-3 1-2 2-3 3-H			x 0-0 1B 1B 1B		SSS 0-3 ① K	2 0 2	0 0 1	0 0 1	1 0 0	0 0 1	0 0 0	2 0 0
Inning Stats	R: 0 H: 0 E: 1 LOB: 1 K: 1 BB: 1 S: 5 P: 9	R: 0 H: 0 E: 0 LOB: 0 K: 1 BB: 0 S: 5 P: 5	R: 0 H: 0 E: 0 LOB: 0 K: 0 BB: 0 S: 3 P: 3	R: 0 H: 0 E: 0 LOB: 0 K: 1 BB: 1 S: 4 P: 8	R: 2 H: 2 E: 1 LOB: 2 K: 0 BB: 2 S: 5 P: 13	R: 0 H: 0 E: 0 LOB: 0 K: 0 BB: 0 S: 3 P: 3	R: 0 H: 0 E: 0 LOB: 0 K: 0 BB: 0 S: 3 P: 3	R: 3 H: 4 E: 1 LOB: 1 K: 0 BB: 0 S: 6 P: 6	R: 0 H: 0 E: 0 LOB: 0 K: 2 BB: 0 S: 7 P: 7	R: 1 H: 1 E: 0 LOB: 1 K: 1 BB: 1 S: 4 P: 8	1B: 7 SF: 0 2B: 0 SAC: 0 3B: 0 DP: 2 HR: 0 HBP: 0						

	AB	32
	R	6
	H	7
	RBI	5
	BB	5
	SO	6
	LOB	15

WP: 0 PA: 39
PB: 0
SB: 1
CS: 2

PITCHER		IP	WLS	BF	H	R	ER	SO	BB	IBB	HBP	BLK	WP	HR	S	P	ERA	WHIP
Ernie McAnally, R ERA: 3.47	(1, 1)	7.2		31	5	5	4	3	3	1	0	0	0	0	33	49	4.70	1.043
Mike Marshall, R ERA: 6.43	(8, 1)	0.1		1	1	0	0	0	0	0	0	0	0	0	1	1	0.00	3.000
Tom Walker, R ERA: 2.84	(9, 1)	1.1	L	6	1	1	1	3	1	0	0	0	0	0	11	15	6.75	1.500

PITCHER		IP	WLS	BF	H	R	ER	SO	BB	IBB	HBP	BLK	WP	HR	S	P	ERA	WHIP

Batter	1	2	3	4	5	6	7	8	9	AB	R	H	RBI	BB	SO	LOB
Ron Hunt, R (1, 5) OBP: 0.431, SLG: 0.298	WP SH2-4 1B 1B	6-3		IBB			SH1-4 1B 1B	BB 1-2		3	2	2	0	2	0	1
Tim Foli, R (1, 6) OBP: 0.247, SLG: 0.286	SH2-4 1-2	F8	SF9 3-H				SH1-4 1-2	F7		2	0	0	1	0	0	2
Mike Jorgensen, L (1, 3) OBP: 0.265, SLG: 0.209 Hal Breeden, R (9, PH) OBP: 0.235, SLG: 0.412	1B BB 2-3	4-3	F9				F9		K	3 1	0 0	0 0	0 0	1 0	0 1	3 0
Ron Fairly, L (1, 7) OBP: 0.600, SLG: 0.711 Ron Woods, R (9, PH) OBP: 0.455, SLG: 0.421	K	1B BB		G4-6-3 1B			BB 2-H 1B		1B	3 1	0 0	2 1	1 0	1 0	1 0	2 0
Ken Singleton, S (1, 9) OBP: 0.409, SLG: 0.426	1-3 3-H 1B	1-2 1B	F7				1-2 BB		1-2 1B	4	0	3	1	1	0	1
John Boccabella, R (1, 2) OBP: 0.277, SLG: 0.326	K	L8	G4-6-3 1-2f				F7		F4	5	0	0	0	0	1	9
Jorge Roque, R (1, 8) OBP: 0.220, SLG: 0.255 Boots Day, L (9, PH) OBP: 0.444, SLG: 0.500	1-3	6-3		K			F9	1-3		4 1	0 0	0 0	0 0	0 0	1 0	0 2
Pepe Frias, R (1, 4) OBP: 0.270, SLG: 0.314	6-3	2B SF9 1B		F9			5-3			4	1	1	0	0	0	0
Steve Renko, R (1, 1) OBP: 0.286, SLG: 0.429 Bob Bailey, R (8, PH) OBP: 0.250, SLG: 0.250 John Strohmayer, R (8, 1)	1B	1-3 2B		6-3			BB BB			3 0 0	0 0 0	2 0 0	0 0 0	0 1 0	0 0 0	0 0 0
Inning Stats	R: 1 E: 0 K: 2 S: 9 H: 2 LOB: 2 BB: 1 P: 13	R: 0 E: 0 K: 0 S: 4 H: 1 LOB: 1 BB: 0 P: 4	R: 0 E: 0 K: 0 S: 4 H: 1 LOB: 2 BB: 1 P: 8	R: 1 E: 0 K: 0 S: 5 H: 2 LOB: 2 BB: 1 P: 9	R: 0 E: 0 K: 0 S: 3 H: 1 LOB: 0 BB: 0 P: 3	R: 0 E: 0 K: 1 S: 5 H: 0 LOB: 0 BB: 0 P: 5	R: 1 E: 0 K: 0 S: 5 H: 2 LOB: 2 BB: 1 P: 9	R: 0 E: 0 K: 0 S: 3 H: 0 LOB: 2 BB: 2 P: 11	R: 0 E: 0 K: 1 S: 7 H: 2 LOB: 2 BB: 0 P: 7	1B: 10 2B: 1 3B: 0 HR: 0 SF: 1 SAC: 2 DP: 1 HBP: 0						

TOP

Montreal Expos @ Houston Astros

Astrodome, Houston, TX

Sat Apr 28 1973, 7:05 PM EST

Att. 22,165 - Dome

livebaseballscorecards.com

AB	34
R	3
H	11
RBI	3
BB	6
SO	4
LOB	20

WP: 1 PB: 0 SB: 0 CS: 0 PA: 43

PITCHER		IP	WLS	BF	H	R	ER	SO	BB	IBB	HBP	BLK	WP	HR	S	P	ERA	WHIP
Ken Forsch, R ERA: 3.67	(1, 1)	6.2		32	9	3	3	3	3	1	0	0	1	0	34	50	4.05	1.800
Fred Gladding, R ERA: 3.68	(7, 1)	0.1	W	1	0	0	0	0	0	0	0	0	0	0	1	1	0.00	0.000
Mike Cosgrove, L ERA: 3.6	(8, 1)	0.2		4	0	0	0	0	2	0	0	0	0	0	2	10	0.00	3.000
Jim Crawford, L ERA: 3.48	(8, 1)	0.2		4	2	0	0	1	0	0	0	0	0	0	6	6	0.00	3.000
Jim York, R ERA: 2.08	(9, 1)	0.2	S	2	0	0	0	0	0	0	0	0	0	0	2	2	0.00	0.000

PITCHER	IP	WLS	BF	H	R	ER	SO	BB	IBB	HBP	BLK	WP	HR	S	P	ERA	WHIP

Batter	1	2	3	4	5	6	7	8	9	AB	R	H	RBI	BB	SO	LOB
Jimmy Wynn, R (1, 9) OBP: 0.343, SLG: 0.556	4-3		BB			F8	HR			3	1	1	3	1	0	0
Hector Torres, R (1, 6) OBP: 0.200, SLG: 0.077	K		CS	E5		5-3	5-3			4	0	0	0	0	1	0
Cesar Cedeno, R (1, 8) OBP: 0.367, SLG: 0.494	S, 1B			F7		5-3		K		4	0	1	0	0	1	1
Bob Watson, R (1, 7) OBP: 0.400, SLG: 0.446	F9			F3			F9	6-3		4	0	0	0	0	0	2
Tommie Agee, R (9, 7) OBP: 0.325, SLG: 0.324										0	0	0	0	0	0	0
Lee May, R (1, 3) OBP: 0.190, SLG: 0.262		F3		E5			F1	4-3		4	0	0	0	0	0	1
Doug Rader, R (1, 5) OBP: 0.315, SLG: 0.438		K		L5			HR			3	1	1	1	0	1	2
Johnny Edwards, L (1, 2) OBP: 0.254, SLG: 0.383		F8			F9		1B, E, E			3	1	1	0	0	0	0
Tommy Helms, R (1, 4) OBP: 0.284, SLG: 0.273			6-3		F4		E6, E			3	1	0	0	0	0	1
Ken Forsch, R (1, 1) OBP: 0.118, SLG: 0.063			6-3		G1		E6			2	0	0	0	0	0	0
Fred Gladding, L (7, 1)										0	0	0	0	0	0	0
Bob Gallagher, L (7, PH) OBP: 0.222, SLG: 0.250										1	1	1	0	0	0	0
Mike Cosgrove, L (8, 1)										0	0	0	0	0	0	0
Jim Crawford, L (8, 1) OBP: 0.333, SLG: 0.667										0	0	0	0	0	0	0
Jim York, R (9, 1)										0	0	0	0	0	0	0
Inning Stats	R: 0 E: 0 K: 1 S: 6 H: 1 LOB: 1 BB: 0 P: 6	R: 0 E: 0 K: 1 S: 5 H: 0 LOB: 0 BB: 0 P: 5	R: 0 E: 0 K: 0 S: 2 H: 0 LOB: 0 BB: 1 P: 6	R: 0 E: 2 K: 0 S: 5 H: 0 LOB: 2 BB: 0 P: 5	R: 0 E: 0 K: 0 S: 3 H: 0 LOB: 0 BB: 0 P: 3	R: 0 E: 0 K: 0 S: 3 H: 0 LOB: 0 BB: 0 P: 3	R: 5 E: 2 K: 0 S: 8 H: 4 LOB: 0 BB: 0 P: 8	R: 0 E: 0 K: 1 S: 5 H: 0 LOB: 0 BB: 0 P: 5		1B: 3 2B: 0 3B: 0 HR: 2 SF: 0 SAC: 0 DP: 0 HBP: 0				WP: 0 PB: 0 SB: 1 CS: 1 PA: 33		

PITCHER		IP	WLS	BF	H	R	ER	SO	BB	IBB	HBP	BLK	WP	HR	S	P	ERA	WHIP
Steve Renko, R	(1, 1)	7.0	L	29	5	5	1	2	1	0	0	0	0	2	32	36	1.29	0.857
ERA: 3.38																		
John Strohmayer, R	(8, 1)	1.0		3	0	0	0	1	0	0	0	0	0	0	5	5	0.00	0.000
ERA:																		

PITCHER	IP	WLS	BF	H	R	ER	SO	BB	IBB	HBP	BLK	WP	HR	S	P	ERA	WHIP

BOTTOM

Montreal Expos @ Houston Astros

Astrodome, Houston, TX

Sat Apr 28 1973, 7:05 PM EST

Att. 22,165 - Dome

livebaseballscorecards.com

AB	31
R	5
H	5
RBI	4
BB	1
SO	3
LOB	7

Batter	1	2	3	4	5	6	7	8	9	AB	R	H	RBI	BB	SO	LOB
Ron Hunt, R (1, 5) (7, 4) OBP: 0.419, SLG: 0.294	F8		F9		K		1B			4	0	1	0	0	1	2
Tim Foli, R (1, 6) OBP: 0.234, SLG: 0.270	F5			5-3		F8	F7			4	0	0	0	0	0	1
Mike Jorgensen, L (1, 3) OBP: 0.283, SLG: 0.239	L7			1-3 2B		L9		BB G3-6		3	0	1	0	1	0	0
Ron Fairly, L (1, 7) OBP: 0.593, SLG: 0.714		L3 1B		1-3 2-3		2B		G3-6 1-2f		4	0	2	0	0	0	2
Ken Singleton, S (1, 9) OBP: 0.414, SLG: 0.474		L3 1-2		BB		L7		HR		3	1	1	1	1	0	2
John Boccabella, R (1, 2) OBP: 0.275, SLG: 0.340		K		F7			HR 2B	K		4	1	1	0	0	2	2
Jorge Roque, R (1, 8) OBP: 0.222, SLG: 0.241			5-3		BB S		F4		6-3	3	0	0	0	1	0	1
Pepe Frias, R (1, 4) OBP: 0.256, SLG: 0.297			K		K 1-2		F3		F2	2	0	0	0	0	2	1
Boots Day, L (7, PH) OBP: 0.400, SLG: 0.444										1	0	0	0	0	0	1
Coco Laboy, R (7, 5) OBP: 0.310, SLG: 0.333										1	0	0	0	0	0	0
Mike Torrez, R (1, 1) OBP: 0.308, SLG: 0.385									F3	2	0	1	0	0	1	1
Hal Breeden, R (7, PH) OBP: 0.278, SLG: 0.611										1	1	1	2	0	0	0
Mike Marshall, R (7, 1) OBP: 0.333, SLG: 0.333										1	0	0	0	0	0	0
Tom Walker, R (9, 1)		2B					2-H HR			0	0	0	0	0	0	0
Inning Stats	R: 0 E: 0 K: 0 S: 3 / H: 0 LOB: 0 BB: 0 P: 3	R: 0 E: 0 K: 1 S: 5 / H: 1 LOB: 0 BB: 0 P: 5	R: 0 E: 0 K: 1 S: 6 / H: 1 LOB: 1 BB: 0 P: 6	R: 0 E: 0 K: 0 S: 4 / H: 1 LOB: 2 BB: 1 P: 8	R: 0 E: 0 K: 3 S: 9 / H: 0 LOB: 1 BB: 1 P: 13	R: 0 E: 0 K: 0 S: 4 / H: 1 LOB: 1 BB: 0 P: 4	R: 2 E: 0 K: 0 S: 6 / H: 3 LOB: 1 BB: 0 P: 6	R: 1 E: 0 K: 1 S: 5 / H: 1 LOB: 0 BB: 1 P: 9	R: 0 E: 0 K: 0 S: 3 / H: 0 LOB: 0 BB: 0 P: 3	1B: 2 2B: 5 3B: 0 HR: 2	SF: 0 SAC: 0 DP: 2 HBP: 0			WP: 0 PB: 0 SB: 1 CS: 0		PA: 36	

PITCHER	IP	WLS	BF	H	R	ER	SO	BB	IBB	HBP	BLK	WP	HR	S	P	ERA	WHIP
Don Wilson, R (1, 1) ERA: 4.14	8.0		33	8	3	3	6	3	0	0	0	0	2	42	54	3.38	1.375
Jim Ray, R (9, 1) ERA:	1.0	W	3	0	0	0	0	0	0	0	0	0	0	3	3	0.00	0.000

PITCHER	IP	WLS	BF	H	R	ER	SO	BB	IBB	HBP	BLK	WP	HR	S	P	ERA	WHIP

TOP

Montreal Expos @ Houston Astros

Astrodome, Houston, TX

Sun Apr 29 1973, 4:33 AM EDT

Att. 10,539 - Dome

livebaseballscorecards.com

AB	33
R	3
H	8
RBI	3
BB	3
SO	6
LOB	13

Batter	1	2	3	4	5	6	7	8	9	AB	R	H	RBI	BB	SO	LOB
Jimmy Wynn, R (1, 9) OBP: 0.358, SLG: 0.554	1-0 6-3 5-3 HBP		0-0 6-3			0-0 G4-6-3 1B			4-0 1B WP BB	2	1	1	0	1	0	0
Hector Torres, R (1, 6) OBP: 0.167, SLG: 0.063	0-0 5-3 1-2			0-0 L9		0-0 G4-6-3 1-2f			0-0 F7	3	0	0	0	0	0	2
Jimmy Stewart, S (9, PH) OBP: 0.333, SLG: 0.200										1	0	0	0	0	0	1
Cesar Cedeno, R (1, 8) OBP: 0.363, SLG: 0.483	0-0 6-3 2-3			0-0 6-3			0-3 K		0-0 F8 WP BLK 1-3 1B	4	1	1	0	0	1	1
Bob Watson, R (1, 7) OBP: 0.414, SLG: 0.523		0-0 HR		0-0 HR			0-0 F9		4-0 BLK IBB 1-2 3-H BB	3	2	2	2	1	0	0
Lee May, R (1, 3) OBP: 0.179, SLG: 0.246		0-0 6-3		0-0 F8			0-3 K		0-0 F8 2-3	4	0	0	0	0	1	2
Doug Rader, R (1, 5) OBP: 0.313, SLG: 0.422		0-3 K			0-0 6-3			0-3 K	4-0 BLK IBB 1-2	3	0	0	0	1	2	0
Johnny Edwards, L (1, 2) OBP: 0.258, SLG: 0.381		0-0 4-3			0-0 5-3			0-0 1B	0-0 BLK 1-2 2-3 3-H	3	0	1	0	0	0	0
Tommie Agee, R (8, PR) OBP: 0.325, SLG: 0.324										0	0	0	0	0	0	0
Larry Howard, R (9, 2) OBP: 0.231, SLG: 0.208										1	0	0	0	0	1	2
Tommy Helms, R (1, 4) OBP: 0.276, SLG: 0.264			0-0 F8		0-0 6-3			0-0 F8		3	0	0	0	0	0	1
Don Wilson, R (1, 1) OBP: 0.133, SLG: 0.200			0-0 3-1			0-3 K		0-3 K		2	0	0	0	0	1	0
Bob Gallagher, L (8, PH) OBP: 0.200, SLG: 0.222										1	0	0	0	0	1	1
Jim Ray, R (9, 1)										0	0	0	0	0	0	0
Inning Stats	R: 0 E: 0 K: 0 S: 2 H: 0 LOB: 0 BB: 0 P: 3	R: 1 E: 0 K: 1 S: 6 H: 1 LOB: 0 BB: 0 P: 6	R: 0 E: 0 K: 0 S: 3 H: 0 LOB: 0 BB: 0 P: 3	R: 1 E: 0 K: 0 S: 4 H: 1 LOB: 0 BB: 0 P: 4	R: 0 E: 0 K: 0 S: 3 H: 0 LOB: 0 BB: 0 P: 3	R: 0 E: 0 K: 1 S: 5 H: 1 LOB: 0 BB: 0 P: 5	R: 0 E: 0 K: 2 S: 7 H: 0 LOB: 0 BB: 0 P: 7	R: 0 E: 0 K: 2 S: 8 H: 1 LOB: 1 BB: 0 P: 8	R: 2 E: 0 K: 1 S: 3 H: 1 LOB: 2 BB: 3 P: 15	1B: 3 2B: 0 3B: 0 HR: 2	SF: 0 SAC: 0 DP: 1 HBP: 1						

PITCHER		IP	WLS	BF	H	R	ER	SO	BB	IBB	HBP	BLK	WP	HR	S	P	ERA	WHIP
Mike Torrez, R ERA: 3.0	(1, 1)	6.0		20	3	2	2	2	0	0	1	0	0	2	23	24	3.00	0.500
Mike Marshall, R ERA: 6.61	(7, 1)	2.1	L	11	2	2	2	4	2	0	0	0	1	0	17	25	7.71	1.714
Tom Walker, R ERA: 2.77	(9, 1)	0.1		3	0	0	0	0	0	1	0	1	0	0	1	5	0.00	0.000

PITCHER	IP	WLS	BF	H	R	ER	SO	BB	IBB	HBP	BLK	WP	HR	S	P	ERA	WHIP

BOTTOM

Montreal Expos @ Houston Astros

Astrodome, Houston, TX

Sun Apr 29 1973, 4:33 AM EDT

Att. 10,539 - Dome

livebaseballscorecards.com

AB	30
R	4
H	5
RBI	2
BB	3
SO	7
LOB	10

1B: 3	SF: 0	WP: 1	PA: 34
2B: 0	SAC: 0	PB: 0	
3B: 0	DP: 1	SB: 0	
HR: 2	HBP: 1	CS: 0	

Batter	1	2	3	4	5	6	7	8	9	AB	R	H	RBI	BB	SO	LOB
Ron Hunt, R (1, 4) OBP: 0.433, SLG: 0.309	5-3		2-3 3-H 1B		BBB 4-0 FC1-6 SH5-3 BB		6-3	1-2 2-H 3-H 1B		4	0	2	3	1	0	0
Tim Foli, R (1, 6) OBP: 0.235, SLG: 0.273	5-3		3-H SF9		1-2 SH5-3		HR 1B	F5		3	1	1	1	0	0	2
Mike Jorgensen, L (1, 3) OBP: 0.276, SLG: 0.294	F6		F9		2-3 FC1-6 CS		1-H HR	L3		5	1	1	2	0	0	4
Ron Fairly, L (1, 7) OBP: 0.571, SLG: 0.667 John Strohmayer, R (7, 1) Mike Marshall, R (7, 1) OBP: 0.250, SLG: 0.250		F5		BBB 4-0 1B 1-3 1B BB	CS	SSS L7	K		3-1	3 0 1	1 0 0	0 0 0	1 0 0	1 0 0	0 0 0	0 0 0
Ken Singleton, S (1, 9) OBP: 0.400, SLG: 0.452		3-1		1-2 1-3		F2		SH5-4 BB 1B	6-3	5	1	1	0	0	0	1
Ron Woods, R (1, 8) (7, 7) OBP: 0.519, SLG: 0.455		CS 1B		2-3 1B 1B		BBB 4-0 PB 1B BB		BBB 4-0 1B SH5-4 1-2 1B BB	F8	3	2	2	0	2	0	0
John Boccabella, R (1, 2) OBP: 0.296, SLG: 0.358		SSS CS 1-2	SSS K	1-2 3-H 1B		1-2 PB 1B		1-2 2-3 SH5-4		3	0	2	1	0	1	0
Bob Bailey, R (1, 5) OBP: 0.321, SLG: 0.273 Coco Laboy, R (8, 5) OBP: 0.310, SLG: 0.333			BBB 4-0 2B 1B BB	1-2 2-H G4-6-3 1B		1-2 2-3 5-3		4-0 1B 1B IBB		2 0	2 0	1 0	1 0	2 0	0 0	2 0
Balor Moore, L (1, 1) OBP: 0.214, SLG: 0.231 Boots Day, L (7, PH) OBP: 0.364, SLG: 0.400 Jorge Roque, R (7, 8) OBP: 0.222, SLG: 0.241 Hal Breeden, R (8, PH) OBP: 0.316, SLG: 0.632 Pepe Mangual, R (8, PR) OBP: 0.167, SLG: 0.304 (8, 8)			1-3 1B SF9 2B	1-2f G4-6-3			F9	1-2 2-3 3-H 1B		2 1 0 1 0	1 0 0 0 0	1 0 0 1 0	0 0 0 1 0	0 0 0 0 0	0 0 0 0 0	2 0 0 0 0
Inning Stats	R: 0 E: 0 K: 0 S: 3 H: 0 LOB: 0 BB: 0 P: 3	R: 0 E: 0 K: 0 S: 3 H: 1 LOB: 0 BB: 0 P: 3	R: 2 E: 0 K: 1 S: 7 H: 2 LOB: 1 BB: 1 P: 11	R: 2 E: 0 K: 0 S: 5 H: 3 LOB: 1 BB: 1 P: 9	R: 0 E: 0 K: 0 S: 2 H: 0 LOB: 0 BB: 1 P: 6	R: 0 E: 0 K: 0 S: 4 H: 1 LOB: 2 BB: 1 P: 8	R: 2 E: 0 K: 1 S: 7 H: 2 LOB: 0 BB: 0 P: 7	R: 3 E: 0 K: 0 S: 6 H: 3 LOB: 2 BB: 2 P: 14	R: 0 E: 0 K: 0 S: 3 H: 0 LOB: 0 BB: 0 P: 3	1B: 10 2B: 1 3B: 0 HR: 1 SF: 1 SAC: 2 DP: 1 HBP: 0	WP: 0 PB: 1 SB: 0 CS: 2 PA: 44					

PITCHER		IP	WLS	BF	H	R	ER	SO	BB	IBB	HBP	BLK	WP	HR	S	P	ERA	WHIP
Gary Gentry, R ERA: 3.83	(1, 1)	3.1		17	6	4	4	1	2	0	0	0	0	0	17	25	10.80	2.400
Phil Niekro, R ERA: 4.73	(4, 1)	4.0	L	19	5	5	5	1	3	1	0	0	0	1	17	33	11.25	2.000
Ron Schueler, R ERA: 7.56	(8, 1)	0.2		3	1	0	0	0	0	0	0	0	0	0	3	3	0.00	1.500
Danny Frisella, R ERA:	(9, 1)	1.0		3	0	0	0	0	0	0	0	0	0	0	3	3	0.00	0.000

PITCHER	IP	WLS	BF	H	R	ER	SO	BB	IBB	HBP	BLK	WP	HR	S	P	ERA	WHIP

TOP

Montreal Expos @ Atlanta Braves

Atlanta Stadium, Atlanta, GA

Tue May 01 1973, 7:05 PM EDT

Att. 3,391 - Unknown

livebaseballscorecards.com

AB	33
R	9
H	12
RBI	9
BB	6
SO	2
LOB	11

Montreal Expos @ Atlanta Braves

Atlanta Stadium, Atlanta, GA

Tue May 01 1973, 7:05 PM EDT

Att. 3,391 - Unknown

BOTTOM

Batter	1	2	3	4	5	6	7	8	9	AB	R	H	RBI	BB	SO	LOB
Johnny Oates, L (1, 2) OBP: 0.316, SLG: 0.400	G3		HR 2B		K	2-H 1B		K		5	1	2	0	0	2	1
Hank Aaron, R (1, 9) OBP: 0.320, SLG: 0.517	K		2-H HR		1-2 FC4-6 BB		HR		F9	4	2	2	3	1	1	0
Dusty Baker Jr., R (1, 8) OBP: 0.358, SLG: 0.405	4-3		BB		1-2f FC4-6		WP 1B		1B 1B	4	0	2	0	1	0	2
Davey Johnson, R (1, 4) OBP: 0.375, SLG: 0.403		F8	1-1 K			HR 1B 1B	1-2 BB		F8	4	1	1	0	1	1	2
Dick Dietz, R (1, 3) OBP: 0.417, SLG: 0.300 Mike Lum, L (7, 3) OBP: 0.306, SLG: 0.500		BB	F8	1-2 HR 1B	F3	1-2 1B			1-2 1B	2 2	1 0	1 1	0 0	1 0	0 0	0 2
Darrell Evans, L (1, 5) OBP: 0.314, SLG: 0.547	K	K	K	1-H 2-H HR	F8	3-1				5	1	1	3	0	2	5
Ralph Garr, L (1, 7) OBP: 0.237, SLG: 0.256	K	F6	F8	4-3						4	0	0	0	0	1	3
Marty Perez, R (1, 6) OBP: 0.354, SLG: 0.446 Sonny Jackson, L (7, 6) OBP: 0.118, SLG: 0.118			F3	BB BB	F4			4-3		2 1	0 0	0 0	0 0	1 0	0 0	0 0
Gary Gentry, R (1, 1) OBP: 0.385, SLG: 0.385 Phil Niekro, R (4, 1) OBP: 0.333, SLG: 0.667 Ron Schueler, R (8, 1) OBP: 0.500, SLG: 0.500 Larvell Blanks, R (8, PH) OBP: 0.182, SLG: 0.182 Danny Frisella, L (9, 1)			K	K	1B 2B			K		1 2 0 1 0	0 0 0 0 0	0 1 0 0 0	0 0 0 0 0	1 1 0 1 0	0 1 0 0 0	0 1 0 0 0
Inning Stats	R: 0 E: 0 K: 1 S: 5 H: 0 LOB: 0 BB: 0 P: 5	R: 0 E: 0 K: 2 S: 7 H: 0 LOB: 1 BB: 1 P: 11	R: 2 E: 1 K: 2 S: 9 H: 2 LOB: 1 BB: 1 P: 13	R: 0 E: 0 K: 1 S: 5 H: 0 LOB: 0 BB: 0 P: 5	R: 0 E: 0 K: 2 S: 7 H: 0 LOB: 2 BB: 2 P: 15	R: 3 E: 0 K: 0 S: 7 H: 5 LOB: 2 BB: 0 P: 7	R: 1 E: 0 K: 0 S: 5 H: 2 LOB: 2 BB: 1 P: 9	R: 0 E: 0 K: 2 S: 7 H: 0 LOB: 0 BB: 0 P: 7	R: 0 E: 0 K: 0 S: 5 H: 2 LOB: 2 BB: 0 P: 5	1B: 6 2B: 2 3B: 0 HR: 3 SF: 0 SAC: 0 DP: 0 HBP: 0						

livebaseballscorecards.com

AB	37
R	6
H	11
RBI	6
BB	5
SO	10
LOB	16

WP: 1 PA: 42
PB: 0
SB: 0
CS: 0

PITCHER		IP	WLS	BF	H	R	ER	SO	BB	IBB	HBP	BLK	WP	HR	S	P	ERA	WHIP
Balor Moore, L ERA: 4.3	(1, 1)	6.0		28	7	5	5	8	4	0	0	0	0	2	40	56	7.50	1.833
John Strohmayer, R ERA: 1.04	(7, 1)	0.0		2	2	1	1	0	0	0	0	0	0	1	2	2	∞	∞
Mike Marshall, R ERA: 5.59	(7, 1)	3.0	W	12	2	0	0	2	1	0	0	0	1	0	15	19	0.00	1.000

PITCHER		IP	WLS	BF	H	R	ER	SO	BB	IBB	HBP	BLK	WP	HR	S	P	ERA	WHIP

Batter	1	2	3	4	5	6	7	8	9	AB	R	H	RBI	BB	SO	LOB
Ron Hunt, R (1, 4) OBP: 0.451, SLG: 0.316	L4		SH1-4 1-2		6-3 1B 1B	1-0 1-2 2-3 HBP			BB	2	1	1	0	1	0	0
Tim Foli, R (1, 6) OBP: 0.221, SLG: 0.256	K		F9		6-3 1-2	4-3			F7	5	0	0	0	0	1	6
Mike Jorgensen, L (1, 3) OBP: 0.286, SLG: 0.304	F9		S 2-H 1B		2-H 1B		F9		F7	5	0	2	2	0	0	1
Ron Fairly, L (1, 7) OBP: 0.552, SLG: 0.625 Jorge Roque, R (7, 8) OBP: 0.222, SLG: 0.241		G3 1-2	F7		F5		WP BB			3 0	0 0	0 0	0 0	1 0	0 0	2 0
Ken Singleton, S (1, 9) OBP: 0.392, SLG: 0.455		4-3		F9 SF9 2B	6-3		K 1-2			4	1	1	0	0	1	2
Ron Woods, R (1, 8) OBP: 0.484, SLG: 0.423 (7, 7)		1B 1B		F9 2-3		6-3		4-3		4	0	1	0	0	0	1
John Boccabella, R (1, 2) OBP: 0.310, SLG: 0.375		FC5-4 1-3 1B		SF9 3-H		HBP 1B 1B		4-3		3	0	2	1	0	0	0
Bob Bailey, R (1, 5) OBP: 0.313, SLG: 0.269 Coco Laboy, R (8, 5) OBP: 0.310, SLG: 0.333		FC5-4 1-2f		1B		F5		K		4 0	0 0	1 0	0 0	0 0	1 0	3 0
Ernie McAnally, R (1, 1) OBP: 0.308, SLG: 0.308			SH1-4 1B 1B	F6		HBP 1-2 1B			K	4	1	2	0	0	1	1
Inning Stats	R: 0 E: 0 K: 1 S: 5 H: 0 LOB: 0 BB: 0 P: 5	R: 0 E: 0 K: 0 S: 5 H: 2 LOB: 2 BB: 0 P: 5	R: 1 E: 0 K: 0 S: 5 H: 2 LOB: 1 BB: 0 P: 5	R: 1 E: 0 K: 0 S: 5 H: 2 LOB: 1 BB: 0 P: 5	R: 1 E: 0 K: 0 S: 5 H: 2 LOB: 1 BB: 0 P: 5	R: 0 E: 0 K: 0 S: 5 H: 2 LOB: 3 BB: 0 P: 6	R: 0 E: 0 K: 1 S: 4 H: 0 LOB: 0 BB: 1 P: 8	R: 0 E: 0 K: 1 S: 5 H: 0 LOB: 0 BB: 0 P: 5	R: 0 E: 0 K: 1 S: 5 H: 0 LOB: 1 BB: 1 P: 9	1B: 9 2B: 1 3B: 0 HR: 0 SF: 1 SAC: 1 DP: 0 HBP: 1						

PITCHER	IP	WLS	BF	H	R	ER	SO	BB	IBB	HBP	BLK	WP	HR	S	P	ERA	WHIP
Pat Dobson, R (1, 1) ERA: 4.76	6.0	L	29	10	3	3	1	0	0	1	0	0	0	30	31	4.50	1.667
Roric Harrison, R (7, 1) ERA: 0.95	3.0		10	0	0	0	3	2	0	0	0	1	0	14	22	0.00	0.667

PITCHER	IP	WLS	BF	H	R	ER	SO	BB	IBB	HBP	BLK	WP	HR	S	P	ERA	WHIP

TOP

Montreal Expos @ Atlanta Braves

Atlanta Stadium, Atlanta, GA

Wed May 02 1973, 7:05 PM EDT

Att. 2,619 - Unknown

livebaseballscorecards.com

AB	34
R	3
H	10
RBI	3
BB	2
SO	4
LOB	16

WP: 1	PA: 39
PB: 0	
SB: 1	
CS: 0	

Montreal Expos @ Atlanta Braves

Atlanta Stadium, Atlanta, GA

Wed May 02 1973, 7:05 PM EDT

Att. 2,619 - Unknown

BOTTOM

livebaseballscorecards.com

Batter	1	2	3	4	5	6	7	8	9	AB	R	H	RBI	BB	SO	LOB
Johnny Oates, L (1, 2) OBP: 0.313, SLG: 0.392	0-0 1B None E 1B		0-0 G3 ①	0-0 F7 ②			0-0 F8 ①			4	1	1	0	0	0	1
Hank Aaron, R (1, 9) OBP: 0.329, SLG: 0.516	0-0 ① 1-2		0-0 1B 2B 1B	0-0 WP 1-2 1B			0-0 5-3 ②			4	1	2	0	0	0	1
Darrell Evans, L (1, 5) OBP: 0.322, SLG: 0.544	0-0 FC1-6 E 2-3 1B		0-0 2B 1-2 1B	0-0 4-3 ③ 1-2 2-3			0-0 F5 ③			4	0	2	0	0	0	2
Mike Lum, L (1, 3) OBP: 0.275, SLG: 0.447	0-0 FC1-6 ② 1-3 3-H		0-0 F8 ②		0-0 F9 ①			0-0 4-3 ①		4	0	0	0	0	0	3
Dusty Baker Jr., R (1, 8) OBP: 0.365, SLG: 0.423	0-0 1-3 ③		0-0 1-3 2-H 2B		0-0 G3-6-3 1B			0-0 F9 ②		4	0	2	1	0	0	1
Ralph Garr, L (1, 7) OBP: 0.237, SLG: 0.247		0-0 6-3 ①	4-0 FC6-4 IBB		0-0 G3-6-3 ② ③ 1-2f			0-0 4-3 ③		3	0	0	0	1	0	1
Davey Johnson, R (1, 4) OBP: 0.359, SLG: 0.383		0-0 6-3 ②	0-0 FC6-4 ③ 1-2f			0-0 F7 ①			0-0 5-3 ①	4	0	0	0	0	0	3
Sonny Jackson, L (1, 6) OBP: 0.143, SLG: 0.143		0-0 E 1B		0-0 4-3 ①		0-0 F7 ②			0-0 6-3 ②	4	0	1	0	0	0	0
Pat Dobson, R (1, 1) OBP: 0.091, SLG: 0.091 Larvell Blanks, R (6, PH) OBP: 0.167, SLG: 0.167 Roric Harrison, R (7, 1) Jack Pierce, L (9, PH)		0-0 4-3 ③ 1-3		0-0 WP 1B 1B		0-0 F6 ③			0-0 F3 ③	2 1 0 1	0 0 0 0	1 0 0 0	0 0 0 0	0 0 0 0	0 0 0 0	1 0 0 0
Inning Stats	R: 1 E: 1 K: 0 S: 5 H: 2 LOB: 1 BB: 0 P: 5	R: 0 E: 1 K: 0 S: 4 H: 1 LOB: 1 BB: 0 P: 4	R: 1 E: 0 K: 0 S: 6 H: 3 LOB: 3 BB: 1 P: 10	R: 0 E: 0 K: 0 S: 5 H: 2 LOB: 2 BB: 0 P: 5	R: 0 E: 0 K: 0 S: 3 H: 1 LOB: 0 BB: 0 P: 3	R: 0 E: 0 K: 0 S: 3 H: 0 LOB: 0 BB: 0 P: 3	R: 0 E: 0 K: 0 S: 3 H: 0 LOB: 0 BB: 0 P: 3	R: 0 E: 0 K: 0 S: 3 H: 0 LOB: 0 BB: 0 P: 3	R: 0 E: 0 K: 0 S: 3 H: 0 LOB: 0 BB: 0 P: 3	1B: 8 2B: 1 3B: 0 HR: 0	SF: 0 SAC: 0 DP: 1 HBP: 0						

	AB	35
	R	2
	H	9
	RBI	1
	BB	1
	SO	0
	LOB	13

PITCHER	IP	WLS	BF	H	R	ER	SO	BB	IBB	HBP	BLK	WP	HR	S	P	ERA	WHIP
Ernie McAnally, R (1, 1) ERA: 2.78	9.0	W	36	9	2	1	0	0	1	0	0	1	0	35	39	1.00	1.000

PITCHER	IP	WLS	BF	H	R	ER	SO	BB	IBB	HBP	BLK	WP	HR	S	P	ERA	WHIP

Cincinnati Reds @ Montreal Expos

Jarry Park, Montreal, QB

Fri May 04 1973, 7:05 PM EDT

Att. 10,665 - Unknown

TOP

livebaseballscorecards.com

Batter	1	2	3	4	5	6	7	8	9	AB	R	H	RBI	BB	SO	LOB
Pete Rose, S (1, 7) OBP: 0.382, SLG: 0.400	1-3	6-3 2-3		BB			4-3		1-3	4	0	0	0	1	0	1
Joe Morgan, L (1, 4) OBP: 0.430, SLG: 0.558	WP S 1B BB	5-3		F3			F3		F8	4	1	0	0	1	0	2
Johnny Bench, R (1, 2) OBP: 0.369, SLG: 0.370	1-H HR 1B		4-3		G4-6-3 1B		BB		5-3	4	1	2	1	1	0	0
Bobby Tolan, L (1, 8) OBP: 0.305, SLG: 0.389	1-H HR		1B 1B		G4-6-3 1-2f		K			4	1	2	2	0	1	2
Tony Perez, R (1, 3) OBP: 0.370, SLG: 0.453	F8		1-3 1B		HBP			F9		3	0	1	0	0	0	0
Joe Hague, L (1, 9) OBP: 0.333, SLG: 0.308 Cesar Geronimo, L (5, 9) OBP: 0.250, SLG: 0.306	1B	F5			4-3			FC6-4 BB		3 0	0 0	1 0	0 0	0 1	0 0	3 0
Dave Concepcion, R (1, 6) OBP: 0.355, SLG: 0.549	F3	2-3				K		FC6-4 S 1-2f		4	0	0	0	0	1	4
Denis Menke, R (1, 5) OBP: 0.358, SLG: 0.264 Larry Stahl, L (8, PH) OBP: 0.615, SLG: 0.800 Darrel Chaney, S (8, 5) OBP: 0.083, SLG: 0.043		6-3 SH3-4 BB		F7		F9		E5 1-2		2 1 0	0 0 0	0 0 0	0 0 0	1 0 0	0 0 0	0 1 0
Jack Billingham, R (1, 1) OBP: 0.056, SLG: 0.056 Pedro Borbon, R (6, 1) OBP: 0.500, SLG: 0.500 Richie Scheinblum, S (8, PH) OBP: 0.304, SLG: 0.316 Clay Carroll, R (8, 1)		SH3-4 1-2		K		F4		6-3		2 0 1 0	0 0 0 0	0 0 0 0	0 0 0 0	1 0 0 0	0 0 0 0	0 0 2 0
Inning Stats	R: 3 H: 3 E: 0 LOB: 1 K: 0 BB: 1 S: 6 P: 10	R: 0 H: 0 E: 0 LOB: 1 K: 0 BB: 1 S: 3 P: 7	R: 0 H: 2 E: 0 LOB: 2 K: 0 BB: 0 S: 5 P: 5	R: 0 H: 0 E: 0 LOB: 1 K: 1 BB: 1 S: 5 P: 9	R: 0 H: 1 E: 0 LOB: 1 K: 0 BB: 0 S: 3 P: 4	R: 0 H: 0 E: 0 LOB: 0 K: 1 BB: 0 S: 5 P: 5	R: 0 H: 0 E: 0 LOB: 1 K: 1 BB: 1 S: 5 P: 9	R: 0 H: 0 E: 1 LOB: 2 K: 0 BB: 1 S: 4 P: 8	R: 0 H: 0 E: 0 LOB: 0 K: 0 BB: 0 S: 3 P: 3	1B: 5 SF: 0 2B: 0 SAC: 1 3B: 0 DP: 1 HR: 1 HBP: 1						

AB	32
R	3
H	6
RBI	3
BB	5
SO	3
LOB	15

WP: 1 PA: 39
PB: 0
SB: 2
CS: 0

PITCHER		IP	WLS	BF	H	R	ER	SO	BB	IBB	HBP	BLK	WP	HR	S	P	ERA	WHIP
Mike Torrez, R ERA: 3.2	(1, 1)	6.0	W	27	6	3	3	2	3	0	1	0	1	1	27	40	4.50	1.500
Steve Renko, R ERA: 2.91	(7, 1)	3.0	S	12	0	0	0	1	2	0	0	0	0	0	12	20	0.00	0.667

PITCHER	IP	WLS	BF	H	R	ER	SO	BB	IBB	HBP	BLK	WP	HR	S	P	ERA	WHIP

Batter	1	2	3	4	5	6	7	8	9	AB	R	H	RBI	BB	SO	LOB
Ron Hunt, R (1, 4) OBP: 0.467, SLG: 0.333	G4-6-3 1B			BBBB 4-0 G5-4-3 BB		0-0 G3 HBP 1B 1-2 2-3 1B	0-0 ③ 4-3			3	1	2	0	1	0	0
Tim Foli, R (1, 6) OBP: 0.233, SLG: 0.259	0-0 ① F7			0-0 ① ② G5-4-3 1-2f		H 1-0 G3 1B HBP 1-2 2-3 3-H		0-0 HR 1B		3	2	1	1	0	0	2
Mike Jorgensen, L (1, 3) OBP: 0.269, SLG: 0.283	0-0 ② ③ G4-6-3 1-2f			SSS 0-3 ③ K		0-0 ① G3 1-2 2-3 3-H		0-0 ① F8		4	0	0	1	0	1	4
Ron Fairly, L (1, 7) OBP: 0.563, SLG: 0.680 Jorge Roque, R (9, 8) OBP: 0.222, SLG: 0.241		0-0 ① 6-3			BBBB 4-0 1B BB	III 4-0 1B IBB		0-0 1-H HR		2 0	1 0	1 0	2 0	2 0	0 0	0 0
Ken Singleton, S (1, 9) OBP: 0.398, SLG: 0.449		0-0 CS 1B			0-0 ① F7	SSS 0-3 ② K		BBBB 4-0 FC3-6 BB		3	0	1	0	1	1	4
Ron Woods, R (1, 8) OBP: 0.486, SLG: 0.433 (9, 7)	0-0 ② ③ F9 1-2				0-0 G5-4-3 1-2 1B	0-0 1-2 2-H 3-H 1B		0-0 ② FC3-6 1-2f		4	0	2	2	0	0	2
John Boccabella, R (1, 2) OBP: 0.290, SLG: 0.350		0-0 ① 5-3			0-0 ② ③ G5-4-3 1-2f	0-0 ③ F8		0-0 ③ F4		4	0	0	0	0	0	5
Bob Bailey, R (1, 5) OBP: 0.343, SLG: 0.345 Coco Laboy, R (8, 5) OBP: 0.310, SLG: 0.333		SSS 0-3 ② K				0-0 1B HBP 2B	0-0 ① 1B			3 0	1 0	2 0	0 0	0 0	1 0	0 0
Mike Torrez, R (1, 1) OBP: 0.286, SLG: 0.357 Boots Day, L (6, PH) OBP: 0.417, SLG: 0.400 Steve Renko, R (7, 1) OBP: 0.250, SLG: 0.375		SSS 0-3 ③ K				BBBB 4-0 HBP 1B G3 BB	0-0 ② 3-1			1 0 1	0 1 0	0 0 0	0 0 0	0 1 0	1 0 0	0 0 0
Inning Stats	R: 0 E: 0 K: 0 S: 3 H: 1 LOB: 0 BB: 0 P: 3	R: 0 E: 0 K: 0 S: 3 H: 1 LOB: 0 BB: 0 P: 3	R: 0 E: 0 K: 2 S: 7 H: 0 LOB: 0 BB: 0 P: 7	R: 0 E: 0 K: 1 S: 4 H: 0 LOB: 0 BB: 1 P: 8	R: 0 E: 0 K: 0 S: 3 H: 1 LOB: 1 BB: 1 P: 7	R: 4 E: 0 K: 1 S: 8 H: 3 LOB: 2 BB: 2 P: 17	R: 0 E: 0 K: 0 S: 3 H: 1 LOB: 0 BB: 0 P: 3	R: 2 E: 0 K: 0 S: 5 H: 2 LOB: 1 BB: 1 P: 9		1B: 7 2B: 1 3B: 0 HR: 1	SF: 0 SAC: 0 DP: 3 HBP: 1			WP: 0 PB: 0 SB: 0 CS: 1	PA: 34		

PITCHER		IP	WLS	BF	H	R	ER	SO	BB	IBB	HBP	BLK	WP	HR	S	P	ERA	WHIP
Jack Billingham, R ERA: 3.2	(1, 1)	5.1	L	22	5	4	4	3	3	1	1	0	0	0	23	40	6.75	1.500
Pedro Borbon, R ERA: 0.48	(6, 1)	1.2		6	2	0	0	1	0	0	0	0	0	0	8	8	0.00	1.200
Clay Carroll, R ERA: 10.8	(8, 1)	1.0		6	2	2	2	0	1	0	0	0	0	1	5	9	18.00	3.000

PITCHER	IP	WLS	BF	H	R	ER	SO	BB	IBB	HBP	BLK	WP	HR	S	P	ERA	WHIP

BOTTOM

Cincinnati Reds @ Montreal Expos

Jarry Park, Montreal, QB

Fri May 04 1973, 7:05 PM EDT

Att. 10,665 - Unknown

livebaseballscorecards.com

AB	28
R	6
H	9
RBI	6
BB	5
SO	4
LOB	17

Cincinnati Reds @ Montreal Expos

Jarry Park, Montreal, QB

Sat May 05 1973, 3:33 AM EDT

Att. 8,623 - Unknown

TOP

livebaseballscorecards.com

Batter	1	2	3	4	5	6	7	8	9	AB	R	H	RBI	BB	SO	LOB
Pete Rose, S (1, 7) OBP: 0.393, SLG: 0.398	0-0 PB 1B SF8 1B	4-0 FC5-4 IBB			BBBB 4-0 2B 1B BB	0-0 G6-3 ② ③ 1-2f		0-0 F8 ③		3	2	1	0	2	0	3
Dave Concepcion, R (1, 6) OBP: 0.346, SLG: 0.526	0-0 SF8 PB 4-3 1B 1-2	0-0 ③ FC5-4 1-2f			0-0 F8 ①		SSS 0-3 K ①		X 0-0 6-3 ①	5	1	1	0	0	1	3
Johnny Bench, R (1, 2) OBP: 0.361, SLG: 0.376	0-0 SF8 ① 1-3 2-H		0-0 P3 ①		0-0 1B 2B 1-3		0-0 L5 ②		SSS 0-3 K ②	4	1	1	1	0	1	0
Bobby Tolan, L (1, 8) OBP: 0.320, SLG: 0.387	BBBB 4-0 4-3 S BB		SSS 0-3 K ②		0-0 2B SF8 1B 2-H 3-H		0-0 G3 ③		BBBB 4-0 E BB	3	1	1	2	2	1	0
Tony Perez, R (1, 3) OBP: 0.371, SLG: 0.462	0-0 4-3 ② 1-3 3-H		0-0 6-3 ③		0-0 FC5 2B 1-3			0-0 FC1-6 1B	0-0 E5 FC4-6 1-2	5	0	2	1	0	0	2
Joe Hague, L (1, 9) OBP: 0.333, SLG: 0.400	0-0 F8 ③			0-0 1B 2B	0-0 SF8 ② 3-H			0-0 FC1-6 ① 1-2f 2B	0-0 FC4-6 ③ 1-2f	2	0	1	1	0	0	1
Cesar Geronimo, L (6, 9) OBP: 0.244, SLG: 0.297										2	1	0	0	0	0	3
Darrel Chaney, S (1, 4) OBP: 0.148, SLG: 0.115		0-0 CS 1B		0-0 ① 2-H 1B	0-0 ③ FC5 2-3			0-0 P5 ②		3	0	2	0	0	0	1
Larry Stahl, L (8, PH) OBP: 0.571, SLG: 0.727										1	0	0	0	0	0	1
Bill Plummer, R (8, 5) OBP: 0.286, SLG: 0.167										0	0	0	0	0	0	0
Denis Menke, R (1, 5) OBP: 0.371, SLG: 0.259		BBBB 4-0 ① SH3-4 1-2 BB		0-0 F7 ②		BBBB 4-0 G6-3 BB		0-0 1-H 2B		1	0	0	0	2	0	1
Richie Scheinblum, S (8, PH) OBP: 0.333, SLG: 0.400										1	0	1	1	0	0	0
Gene Locklear, L (8, PR)										0	0	0	0	0	0	0
Clay Carroll, R (8, 1)										0	0	0	0	0	0	0
Don Gullett, R (1, 1) OBP: 0.316, SLG: 0.143		0-0 SH3-4 ② 1-2		0-0 F9 ③		SSS 0-3 K ①		BBBB 4-0 BB		2	0	0	0	0	1	2
Ed Sprague, R (7, 1)										0	0	0	0	0	0	0
Joe Morgan, L (8, PH) OBP: 0.435, SLG: 0.558										0	0	0	0	1	0	0
Phil Gagliano, R (8, PR) OBP: 0.346, SLG: 0.261										0	0	0	0	0	0	0
(8, 4)																

	AB	32
	R	6
	H	10
	RBI	6
	BB	7
	SO	4
	LOB	17

Inning Stats																								
	R: 2	H: 2	R: 0	H: 1	R: 0	H: 0	R: 0	H: 2	R: 3	H: 3	R: 0	H: 0	R: 0	H: 0	R: 1	H: 2	R: 0	H: 0	1B: 6	SF: 2	WP: 0	PA: 42		
	E: 0	LOB: 1	E: 0	LOB: 2	E: 0	LOB: 0	E: 0	LOB: 1	E: 0	LOB: 1	E: 0	LOB: 0	E: 0	LOB: 0	E: 0	LOB: 2	E: 1	LOB: 2	2B: 4	SAC: 1	PB: 1			
	K: 0	BB: 1	K: 0	BB: 2	K: 1	BB: 0	K: 0	BB: 0	K: 0	BB: 1	K: 1	BB: 0	K: 1	BB: 0	K: 0	BB: 1	K: 1	BB: 1	3B: 0	DP: 1	SB: 1			
	S: 5	P: 9	S: 3	P: 11	S: 5	P: 5	S: 4	P: 4	S: 6	P: 10	S: 4	P: 8	S: 5	P: 5	S: 5	P: 9	S: 6	P: 10	HR: 0	HBP: 0	CS: 1			

PITCHER		IP	WLS	BF	H	R	ER	SO	BB	IBB	HBP	BLK	WP	HR	S	P	ERA	WHIP
Bill Stoneman, R ERA: 6.23	(1, 1)	4.1		21	6	4	3	1	3	1	0	0	0	0	19	35	6.23	2.077
Mike Marshall, R ERA: 5.85	(5, 1)	0.2		4	2	1	1	0	0	0	0	0	0	0	4	4	13.50	3.000
John Strohmayer, R ERA: 0.84	(6, 1)	2.0		6	0	0	0	2	1	0	0	0	0	0	9	13	0.00	0.500
Pat Jarvis, R ERA: 36.0	(8, 1)	1.0	W	6	2	1	1	0	1	0	0	0	0	0	5	9	9.00	3.000
Joe Gilbert, L ERA: 6.23	(9, 1)	1.0	S	5	0	0	0	1	1	0	0	0	0	0	6	10	0.00	1.000

PITCHER		IP	WLS	BF	H	R	ER	SO	BB	IBB	HBP	BLK	WP	HR	S	P	ERA	WHIP

Cincinnati Reds @ Montreal Expos

Jarry Park, Montreal, QB

Sat May 05 1973, 3:33 AM EDT

Att. 8,623 - Unknown

livebaseballscorecards.com

BOTTOM

Batter	1	2	3	4	5	6	7	8	9	AB	R	H	RBI	BB	SO	LOB
Ron Hunt, R (1, 4) OBP: 0.475, SLG: 0.354	L1		1B		6-3		HR 1B	2B 1B		5	2	3	0	0	0	0
Tim Foli, R (1, 6) OBP: 0.253, SLG: 0.289	4-3		G1-6-4-3 1-2f		1B		1-2 HR 1B	1-H 2B 2B		5	2	3	1	0	0	1
Ron Woods, R (1, 7) (7, 8) OBP: 0.500, SLG: 0.571	F7			2B 1B	F8		1-H 2-H HR	2-H 2B		5	2	3	4	0	0	1
Hal Breeden, R (1, 3) OBP: 0.417, SLG: 0.783 Joe Gilbert, R (9, 1)		1B 2B		1B SF8 1-H 2B		BBBB FC6-4 BB	2B	SSS K		4 0	2 0	3 0	1 0	1 0	1 0	1 0
Bob Bailey, R (1, 5) OBP: 0.333, SLG: 0.333 Pat Jarvis, R (8, 1) Ron Fairly, L (9, 7) OBP: 0.563, SLG: 0.680		P4		2-3 1B		FC6-4 WP 5-3 1-2f	SSS K			4 0 0	0 0 0	1 0 0	0 0 0	0 0 0	1 0 0	3 0 0
Ken Singleton, S (1, 9) OBP: 0.391, SLG: 0.431		6-3		L6		5-3 1-2	IBB			3	0	0	0	1	0	4
John Boccabella, R (1, 2) OBP: 0.303, SLG: 0.355		2-H 1B		SF8 3-H		BBBB 2-3 BB	3-1			2	0	1	2	1	0	2
Jorge Roque, R (1, 8) OBP: 0.215, SLG: 0.233 Mike Jorgensen, L (6, PH) (7, 7) (9, 3) OBP: 0.261, SLG: 0.274		SSS K		SSS K		SSS K		L6		2 2	0 0	0 0	0 0	0 0	2 1	2 2
Bill Stoneman, R (1, 1) Mike Marshall, R (5, 1) OBP: 0.250, SLG: 0.250 Pepe Frias, R (5, PH) OBP: 0.250, SLG: 0.289 John Strohmayer, R (6, 1) Coco Laboy, R (7, PH) OBP: 0.250, SLG: 0.308 (8, 5)			SSS K		5-3		4-3	P4		1 0 1 0 2	0 0 0 0 0	0 0 0 0 0	0 0 0 0 0	1 0 0 0 0	0 0 0 0 0	0 0 0 0 0
Inning Stats	R: 0 E: 0 K: 0 S: 3 H: 0 LOB: 0 BB: 0 P: 3	R: 1 E: 0 K: 1 S: 7 H: 2 LOB: 1 BB: 0 P: 7	R: 0 E: 0 K: 1 S: 5 H: 1 LOB: 0 BB: 0 P: 5	R: 2 E: 0 K: 1 S: 8 H: 3 LOB: 1 BB: 0 P: 8	R: 0 E: 0 K: 0 S: 4 H: 1 LOB: 1 BB: 0 P: 4	R: 0 E: 0 K: 1 S: 5 H: 0 LOB: 2 BB: 2 P: 13	R: 3 E: 0 K: 1 S: 9 H: 4 LOB: 2 BB: 1 P: 13	R: 2 E: 0 K: 1 S: 8 H: 3 LOB: 1 BB: 0 P: 8		1B: 8 2B: 5 3B: 0 HR: 1	SF: 1 SAC: 0 DP: 1 HBP: 0					

	AB	36
	R	8
	H	14
	RBI	8
	BB	3
	SO	6
	LOB	16

WP: 1 PB: 0 SB: 0 CS: 0 PA: 40

PITCHER		IP	WLS	BF	H	R	ER	SO	BB	IBB	HBP	BLK	WP	HR	S	P	ERA	WHIP
Don Gullett, L ERA: 2.68	(1, 1)	6.1		31	11	6	6	4	2	0	0	0	1	1	37	45	8.53	2.053
Ed Sprague, R ERA:	(7, 1)	0.2		3	0	0	0	1	0	1	0	0	0	0	4	8	0.00	0.000
Clay Carroll, R ERA: 11.74	(8, 1)	1.0	L	6	3	2	2	1	0	0	0	0	0	0	8	8	18.00	3.000

PITCHER	IP	WLS	BF	H	R	ER	SO	BB	IBB	HBP	BLK	WP	HR	S	P	ERA	WHIP

Batter	1	2	3	4	5	6	7	8	9	AB	R	H	RBI	BB	SO	LOB
Pete Rose, S (1, 7) OBP: 0.375, SLG: 0.378	x 0-0 ① F7		x 0-0 ② 6-3		x 0-0 ③ 4-3		x 0-0 ① 3-1		x 0-0 ② 6-3	5	0	0	0	0	0	1
Dave Concepcion, R (1, 6) OBP: 0.360, SLG: 0.568	x 0-0 ② S SF9 1B		S S S 0-3 ③ K			x 0-0 S 1B 1B	x 0-0 ② G3		x 0-0 HR	5	3	3	1	0	1	0
Johnny Bench, R (1, 2) OBP: 0.354, SLG: 0.404	x 0-0 ② SF9 1-H			x 0-0 ① F9		S S S 0-3 ① K 1-2	x 0-0 HR		x 0-0 ③ 5-3	4	1	1	2	0	1	1
Tony Perez, R (1, 3) OBP: 0.376, SLG: 0.457	B B B B 4-0 BB			x 0-0 ② 6-3		x 0-0 2B 1B 2-H 1B	x 0-0 ③ F7			3	1	1	1	1	0	0
Bobby Tolan, L (1, 8) OBP: 0.327, SLG: 0.402	x 0-0 ③ G3			x 0-0 FC5-4 1B		x 0-0 1B 2B 1-3		x 0-0 ① F7		4	1	2	0	0	0	1
Richie Scheinblum, S (1, 9) OBP: 0.333, SLG: 0.391 Cesar Geronimo, L (6, 9) OBP: 0.253, SLG: 0.297		x 0-0 ① F7		x 0-0 ③ FC5-4 1-2f		x 0-0 ② 2-H 3-H 1B		B B B B 4-0 BB		3 0	0 0	1 0	2 0	0 1	0 0	1 0
Denis Menke, R (1, 5) OBP: 0.378, SLG: 0.250		x 0-0 ② 1-3			B B B B 4-0 SH1-4 BB	B B B B 4-0 BB BB		x 0-0 ② F9		2	0	0	0	2	0	1
Darrel Chaney, S (1, 4) OBP: 0.167, SLG: 0.107		S S S 0-3 ③ K			x 0-0 ① SH1-4 1-2	B B B B 4-0 1-2 BB		x 0-0 ③ 6-3		2	0	0	0	1	1	1
Roger Nelson, R (1, 1) OBP: 0.091, SLG: 0.091			x 0-0 ① 5-3		x 0-0 ② 4-3	S S S 0-3 ③ K			x 0-0 ① 6-3	4	0	0	0	0	1	3
Inning Stats	R: 1 E: 0 K: 0 S: 4 H: 1 LOB: 1 BB: 1 P: 8	R: 0 E: 0 K: 1 S: 5 H: 0 LOB: 0 BB: 0 P: 5	R: 0 E: 0 K: 1 S: 5 H: 0 LOB: 0 BB: 0 P: 5	R: 0 E: 0 K: 0 S: 4 H: 1 LOB: 1 BB: 0 P: 4	R: 0 E: 0 K: 0 S: 3 H: 0 LOB: 1 BB: 1 P: 7	R: 3 E: 0 K: 2 S: 10 H: 4 LOB: 2 BB: 2 P: 18	R: 1 E: 0 K: 0 S: 4 H: 1 LOB: 0 BB: 0 P: 4	R: 0 E: 0 K: 0 S: 3 H: 0 LOB: 1 BB: 1 P: 7	R: 1 E: 0 K: 0 S: 4 H: 1 LOB: 0 BB: 0 P: 4	1B: 5 2B: 1 3B: 0 HR: 2	SF: 1 SAC: 1 DP: 0 HBP: 0						

TOP

Cincinnati Reds @ Montreal Expos

Jarry Park, Montreal, QB

Sun May 06 1973, 3:33 AM EDT

Att. 10,258 - Unknown

livebaseballscorecards.com

AB	32
R	6
H	8
RBI	6
BB	5
SO	4
LOB	9

WP: 0 PB: 0 SB: 3 CS: 0 PA: 39

PITCHER		IP	WLS	BF	H	R	ER	SO	BB	IBB	HBP	BLK	WP	HR	S	P	ERA	WHIP
Balor Moore, L ERA: 4.57	(1, 1)	5.2	L	26	6	4	4	3	4	0	0	0	0	0	28	44	6.35	1.765
Mike Marshall, R ERA: 5.91	(6, 1)	1.1		5	1	1	1	1	0	0	0	0	0	1	7	7	6.75	0.750
John Strohmayer, R ERA: 1.42	(8, 1)	2.0		8	1	1	1	0	1	0	0	0	0	1	7	11	4.50	1.000

PITCHER	IP	WLS	BF	H	R	ER	SO	BB	IBB	HBP	BLK	WP	HR	S	P	ERA	WHIP

Batter	1	2	3	4	5	6	7	8	9	AB	R	H	RBI	BB	SO	LOB
Ron Hunt, R (1, 4) OBP: 0.452, SLG: 0.333	F8	F7			4-3		P5			4	0	0	0	0	0	3
Tim Foli, R (1, 6) OBP: 0.242, SLG: 0.277	P6		P6		F7			6-3		4	0	0	0	0	0	0
Mike Jorgensen, L (1, 3) OBP: 0.260, SLG: 0.262	BB		4-3		F7			K		3	0	0	0	1	1	0
Ron Fairly, L (1, 7) OBP: 0.560, SLG: 0.667	E8		1B			6-3		6-3		4	0	2	0	0	0	0
Ken Singleton, S (1, 9) OBP: 0.385, SLG: 0.421	F8		1B			4-3			3-1	4	0	1	0	0	0	2
Ron Woods, R (1, 8) OBP: 0.477, SLG: 0.564		5-3	K			L1			1B E 2B	4	1	1	0	0	1	2
John Boccabella, R (1, 2) OBP: 0.329, SLG: 0.379		BB 1B	K				G1-4-3 1B		E 1B	4	0	3	0	0	1	0
Bob Bailey, R (1, 5) OBP: 0.302, SLG: 0.297		F4	6-3				G1-4-3		E4 G5-4-3	4	0	0	1	0	0	3
Balor Moore, L (1, 1) OBP: 0.250, SLG: 0.214 Mike Marshall, R (6, 1) OBP: 0.250, SLG: 0.250 Boots Day, L (7, PH) OBP: 0.462, SLG: 0.455 John Strohmayer, R (8, 1) Hal Breeden, R (9, PH) OBP: 0.400, SLG: 0.750		BB	1-3				1B		G5-4-3	1 0 1 0 1	0 0 0 0 0	0 0 1 0 0	0 0 0 0 0	1 0 0 0 0	0 0 0 0 0	0 0 0 0 2
Inning Stats	R: 0 E: 1 K: 0 S: 4 H: 1 LOB: 2 BB: 1 P: 8	R: 0 E: 0 K: 0 S: 4 H: 1 LOB: 2 BB: 1 P: 8	R: 0 E: 0 K: 1 S: 7 H: 2 LOB: 2 BB: 0 P: 7	R: 0 E: 0 K: 1 S: 5 H: 0 LOB: 0 BB: 0 P: 5	R: 0 E: 0 K: 0 S: 3 H: 0 LOB: 0 BB: 0 P: 3	R: 0 E: 0 K: 0 S: 3 H: 0 LOB: 0 BB: 0 P: 3	R: 0 E: 0 K: 0 S: 4 H: 2 LOB: 1 BB: 0 P: 4	R: 0 E: 0 K: 1 S: 5 H: 0 LOB: 0 BB: 0 P: 5	R: 1 E: 1 K: 0 S: 5 H: 2 LOB: 1 BB: 0 P: 5	1B: 7 2B: 1 3B: 0 HR: 0 SF: 0 SAC: 0 DP: 2 HBP: 0						

PITCHER	IP	WLS	BF	H	R	ER	SO	BB	IBB	HBP	BLK	WP	HR	S	P	ERA	WHIP
Roger Nelson, R (1, 1) ERA: 2.12	9.0	W	36	8	1	1	3	2	0	0	0	0	0	40	48	1.00	1.111

PITCHER	IP	WLS	BF	H	R	ER	SO	BB	IBB	HBP	BLK	WP	HR	S	P	ERA	WHIP

Cincinnati Reds @ Montreal Expos

Jarry Park, Montreal, QB

Sun May 06 1973, 3:33 AM EDT

Att. 10,258 - Unknown

BOTTOM

livebaseballscorecards.com

AB	34
R	1
H	8
RBI	1
BB	2
SO	3
LOB	12

MONTREAL EXPOS

Batter	1	2	3	4	5	6	7	8	9	AB	R	H	RBI	BB	SO	LOB
Jimmy Wynn, R (1, 9) OBP: 0.328, SLG: 0.504	5-3	SF7 3-H			6-3		E6 2-3		1B 2-H 3B	4	1	1	2	0	0	1
Roger Metzger, S (1, 6) OBP: 0.189, SLG: 0.213	K	FC4-6 1-2f			6-3		5-3		1B 3-H	5	0	1	1	0	1	4
Cesar Cedeno, R (1, 8) OBP: 0.381, SLG: 0.562	F7		F4		F6			HR	F7	5	1	1	1	0	0	1
Bob Watson, R (1, 7) OBP: 0.469, SLG: 0.602		1B 1B 1B	2B			5-3		4-3		4	1	2	0	0	0	0
Lee May, R (1, 3) OBP: 0.237, SLG: 0.330		1B 1B 1-2 1B 1B	K			5-3		6-3		4	1	1	0	0	1	1
Doug Rader, R (1, 5) OBP: 0.331, SLG: 0.398		F9	F9			K		K		4	0	0	0	0	2	3
Johnny Edwards, L (1, 2) OBP: 0.282, SLG: 0.400		1B 1B 1-2 SF7 2-H 1B		4-3			F7		E7 SH2-4 3B	4	2	1	1	0	0	0
Tommy Helms, R (1, 4) OBP: 0.289, SLG: 0.275		1B 1-2 2-3 1B		F6			E SH1-4 1B		F7	4	0	2	0	0	0	1
Dave Roberts, L (1, 1) OBP: 0.125, SLG: 0.125		FC4-6 1-2 2-3 3-H 1B		4-3			SH1-4 1-2		SH2-4 1-2	2	0	1	1	0	0	0
Inning Stats	R: 0 H: 0 E: 0 LOB: 0 K: 1 BB: 0 S: 5 P: 5	R: 3 H: 5 E: 0 LOB: 2 K: 0 BB: 0 S: 8 P: 8	R: 0 H: 1 E: 0 LOB: 1 K: 1 BB: 0 S: 6 P: 6	R: 0 H: 0 E: 0 LOB: 0 K: 0 BB: 0 S: 3 P: 3	R: 0 H: 0 E: 0 LOB: 0 K: 0 BB: 0 S: 3 P: 3	R: 0 H: 0 E: 0 LOB: 0 K: 1 BB: 0 S: 5 P: 5	R: 0 H: 1 E: 1 LOB: 2 K: 0 BB: 0 S: 5 P: 5	R: 1 H: 1 E: 0 LOB: 0 K: 1 BB: 0 S: 6 P: 6	R: 2 H: 2 E: 1 LOB: 1 K: 0 BB: 0 S: 6 P: 6	1B: 7 SF: 1 2B: 1 SAC: 2 3B: 1 DP: 0 HR: 1 HBP: 0						

PITCHER	IP	WLS	BF	H	R	ER	SO	BB	IBB	HBP	BLK	WP	HR	S	P	ERA	WHIP
Ernie McAnally, R (1, 1) ERA: 3.05	9.0	L	39	10	6	4	4	0	0	0	0	0	1	47	47	4.00	1.111

PITCHER	IP	WLS	BF	H	R	ER	SO	BB	IBB	HBP	BLK	WP	HR	S	P	ERA	WHIP

TOP

Houston Astros @ Montreal Expos

Jarry Park, Montreal, QB

Mon May 07 1973, 7:05 PM EDT

Att. 7,021 - Unknown

livebaseballscorecards.com

AB	36
R	6
H	10
RBI	6
BB	0
SO	4
LOB	11

WP: 0	PA: 39
PB: 0	
SB: 0	
CS: 0	

Batter	1	2	3	4	5	6	7	8	9	AB	R	H	RBI	BB	SO	LOB
Ron Hunt, R (1, 4) OBP: 0.449, SLG: 0.342	5-3		L5		BB		2B		5-3	4	0	1	0	1	0	1
Tim Foli, R (1, 6) OBP: 0.240, SLG: 0.273	1B		F9		K		4-3		F4	5	0	1	0	0	1	3
Ron Woods, R (1, 8) OBP: 0.479, SLG: 0.537	F7		BB		F8			1B	BB	2	0	0	0	2	0	2
Hal Breeden, R (1, 3) OBP: 0.414, SLG: 0.704	FC5-4 1-3		BB 1-2			K		F7		3	0	1	0	1	1	1
Clyde Mashore, R (1, 7) OBP: 0.000, SLG: 0.000	FC5-4 1-2f		F6			F3		F4		4	0	0	0	0	0	5
Ken Singleton, S (1, 9) OBP: 0.411, SLG: 0.429		1B BB		FC6-4 BB		BB		1-2 1B		1	0	1	0	3	0	0
John Boccabella, R (1, 2) OBP: 0.311, SLG: 0.357		F4		FC6-4 G6-4-3 1-2f		L8		L5		4	0	0	0	0	0	5
Bob Bailey, R (1, 5) OBP: 0.319, SLG: 0.341		G6-4-3 1-3 1B		G6-4-3 1-2f			6-3		2B	4	0	2	0	0	0	1
Ernie McAnally, R (1, 1) OBP: 0.250, SLG: 0.250 Terry Humphrey, R (9, PH) OBP: 0.200, SLG: 0.211		G6-4-3 1-2f			6-3		5-3		F8	3 1	0 0	0 0	0 0	0 0	0 0	2 1
Inning Stats	R: 0 H: 2 E: 0 LOB: 2 K: 0 BB: 0 S: 5 P: 5	R: 0 H: 1 E: 0 LOB: 1 K: 0 BB: 1 S: 3 P: 7	R: 0 H: 0 E: 0 LOB: 2 K: 0 BB: 2 S: 3 P: 11	R: 0 H: 0 E: 0 LOB: 0 K: 0 BB: 1 S: 2 P: 6	R: 0 H: 0 E: 0 LOB: 1 K: 1 BB: 1 S: 5 P: 9	R: 0 H: 0 E: 0 LOB: 1 K: 1 BB: 1 S: 5 P: 9	R: 0 H: 1 E: 0 LOB: 1 K: 0 BB: 0 S: 4 P: 4	R: 0 H: 1 E: 0 LOB: 2 K: 0 BB: 1 S: 4 P: 8	R: 0 H: 1 E: 0 LOB: 1 K: 0 BB: 0 S: 4 P: 4	1B: 4 SF: 0 2B: 2 SAC: 0 3B: 0 DP: 2 HR: 0 HBP: 0						

PITCHER	IP	WLS	BF	H	R	ER	SO	BB	IBB	HBP	BLK	WP	HR	S	P	ERA	WHIP
Dave Roberts, L (1, 1) ERA: 2.79	9.0	W	38	6	0	0	2	7	0	0	0	0	0	35	63	0.00	1.444

PITCHER	IP	WLS	BF	H	R	ER	SO	BB	IBB	HBP	BLK	WP	HR	S	P	ERA	WHIP

BOTTOM

Houston Astros @ Montreal Expos

Jarry Park, Montreal, QB

Mon May 07 1973, 7:05 PM EDT

Att. 7,021 - Unknown

livebaseballscorecards.com

AB	31
R	0
H	6
RBI	0
BB	7
SO	2
LOB	21

Batter	1	2	3	4	5	6	7	8	9	AB	R	H	RBI	BB	SO	LOB
Tommie Agee, R (1, 9) OBP: 0.353, SLG: 0.391	BBBB 4-0 6-3 1B FC6-4 BB	x 0-0 HR		x 0-0 ③ 4-3			SSS 0-3 ③ K			3	2	1	1	1	1	1
Roger Metzger, S (1, 6) OBP: 0.202, SLG: 0.226	x 0-0 FC6-4 6-3 1-2 1B	SSS 0-3 ③ K			x 0-0 ① 4-3			x 0-0 L9-3 1B		4	0	2	0	0	1	0
Cesar Cedeno, R (1, 8) OBP: 0.377, SLG: 0.576	x 0-0 ① 6-3 1-2 2-3		x 0-0 HR		x 0-0 ② F8			x 0-0 ①② L9-3 1-2		4	1	1	1	0	0	3
Bob Watson, R (1, 7) OBP: 0.470, SLG: 0.595	III 4-0 FC6-4 IBB		x 0-0 G6-4-3 1B		x 0-0 ③ F6			x 0-0 ③ L8		3	0	1	0	1	0	0
Lee May, R (1, 3) OBP: 0.227, SLG: 0.315	x 0-0 ② FC6-4 BB 1-2f 2-3 3-H		x 0-0 ①② G6-4-3 1-2f			x 0-0 ① F8			x 0-0 ① 6-3	4	0	0	1	0	0	3
Doug Rader, R (1, 5) OBP: 0.336, SLG: 0.396	BBBB 4-0 1-2 BB		x 0-0 ③ F9			x 0-0 ② F8			x 0-0 FC6-4 1B	3	0	1	0	1	0	0
Johnny Edwards, L (1, 2) OBP: 0.270, SLG: 0.381	SSS 0-3 ③ K			x 0-0 ① 6-3		x 0-0 ③ F7			x 0-0 ② L7	4	0	0	0	0	1	4
Tommy Helms, R (1, 4) OBP: 0.288, SLG: 0.274		x 0-0 ① F8		x 0-0 SH2-4 1B			x 0-0 ① F7		x 0-0 ③ FC6-4 1-2f	4	0	1	0	0	0	1
Ken Forsch, R (1, 1) OBP: 0.100, SLG: 0.053 Jim York, R (9, 1)		SSS 0-3 ② K		x 0-0 ② SH2-4 1-2			SSS 0-3 ② K			2 0	0 0	0 0	0 0	0 0	2 0	0 0
Inning Stats	R: 1 E: 0 K: 1 S: 6 H: 1 LOB: 3 BB: 3 P: 18	R: 1 E: 0 K: 2 S: 8 H: 1 LOB: 0 BB: 0 P: 8	R: 1 E: 0 K: 0 S: 4 H: 2 LOB: 0 BB: 0 P: 4	R: 0 E: 0 K: 0 S: 4 H: 1 LOB: 1 BB: 0 P: 4	R: 0 E: 0 K: 0 S: 3 H: 0 LOB: 0 BB: 0 P: 3	R: 0 E: 0 K: 0 S: 3 H: 0 LOB: 0 BB: 0 P: 3	R: 0 E: 0 K: 2 S: 7 H: 0 LOB: 0 BB: 0 P: 7	R: 0 E: 0 K: 0 S: 3 H: 1 LOB: 0 BB: 0 P: 3	R: 0 E: 0 K: 0 S: 4 H: 1 LOB: 1 BB: 0 P: 4	1B: 5 2B: 1 3B: 0 HR: 2 SF: 0 SAC: 1 DP: 2 HBP: 0						

PITCHER	IP	WLS	BF	H	R	ER	SO	BB	IBB	HBP	BLK	WP	HR	S	P	ERA	WHIP
Steve Renko, R (1, 1) ERA: 2.93	9.0	W	35	7	3	3	5	2	1	0	0	0	2	42	54	3.00	1.000

PITCHER	IP	WLS	BF	H	R	ER	SO	BB	IBB	HBP	BLK	WP	HR	S	P	ERA	WHIP

TOP

Houston Astros @ Montreal Expos

Jarry Park, Montreal, QB

Tue May 08 1973, 7:05 PM EDT

Att. 5,035 - Unknown

livebaseballscorecards.com

AB	31
R	3
H	7
RBI	3
BB	3
SO	5
LOB	12

Houston Astros @ Montreal Expos

Jarry Park, Montreal, QB

Tue May 08 1973, 7:05 PM EDT

Att. 5,035 - Unknown

BOTTOM

Batter	1	2	3	4	5	6	7	8	9	AB	R	H	RBI	BB	SO	LOB
Ron Hunt, R (1, 4) OBP: 0.441, SLG: 0.329	S S S 0-3 ① K	H 1-0 G5-4-3 HBP			x 0-0 ①			x 0-0 6-3		3	0	0	0	0	1	1
Tim Foli, R (1, 6) OBP: 0.231, SLG: 0.262	x 0-0 ② F4	x 0-0 ②③ G5-4-3 1-2f			x 0-0 ②③ G6-4-3 1-2f			x 0-0 F2		4	0	0	0	0	0	4
Mike Jorgensen, L (1, 3) OBP: 0.247, SLG: 0.246	S S S 0-3 ③ K		x 0-0 ① L4			x 0-0 ① F4		x 0-0 ③ F5		4	0	0	0	0	1	0
Ron Fairly, L (1, 7) OBP: 0.557, SLG: 0.702		x 0-0 HR	B B B 4-0 CS BB			x 0-0 ② L7			x 0-0 ① 4-3	3	1	1	1	1	0	0
Ken Singleton, S (1, 9) OBP: 0.414, SLG: 0.418		x 0-0 E4 SH2-3 S E	S S S 0-3 ②③ K 1-2			B B B B 4-0 BB			B B B B 4-0 1B E BB	2	2	0	0	2	1	1
Ron Woods, R (1, 8) OBP: 0.481, SLG: 0.523		B B B 4-0 SH2-3 1-2 E BB		x 0-0 ① F7		x 0-0 ③ F7			x 0-0 E IBB 1-3 1B	3	1	1	0	1	0	1
John Boccabella, R (1, 2) OBP: 0.312, SLG: 0.347		x 0-0 ① SH2-3 1-2 2-3		x 0-0 ② 6-3			x 0-0 ① F8		I I I 4-0 E 1-2 IBB	2	0	0	0	1	0	0
Bob Bailey, R (1, 5) OBP: 0.320, SLG: 0.326 Boots Day, L (9, PH) OBP: 0.429, SLG: 0.417		I I I I 4-0 E IBB		x 0-0 ③ L8			S S S 0-3 ② K		x 0-0 E1 1-2 2-3 3-H	2	0	0	0	1	1	0
										1	0	0	0	0	0	2
Steve Renko, R (1, 1) OBP: 0.364, SLG: 0.455		x 0-0 E8 1-3 2-H 3-H 1B			x 0-0 G6-4-3 1B		S S S 0-3 ③ K			3	0	2	2	0	1	0
Inning Stats	R: 0 H: 0 E: 0 LOB: 0 K: 2 BB: 0 S: 7 P: 7	R: 3 H: 2 E: 2 LOB: 2 K: 0 BB: 2 S: 5 P: 14	R: 0 H: 0 E: 0 LOB: 1 K: 1 BB: 1 S: 4 P: 8	R: 0 H: 0 E: 0 LOB: 0 K: 0 BB: 0 S: 3 P: 3	R: 0 H: 1 E: 0 LOB: 0 K: 0 BB: 0 S: 3 P: 3	R: 0 H: 0 E: 0 LOB: 1 K: 0 BB: 1 S: 3 P: 7	R: 0 H: 0 E: 0 LOB: 0 K: 2 BB: 0 S: 7 P: 7	R: 0 H: 0 E: 0 LOB: 0 K: 0 BB: 0 S: 3 P: 3	R: 1 H: 1 E: 1 LOB: 3 K: 0 BB: 2 S: 3 P: 11	1B: 3 SF: 0 2B: 1 SAC: 1 3B: 0 DP: 3 HR: 1 HBP: 1						WP: 0 PA: 35 PB: 0 SB: 1 CS: 1	

livebaseballscorecards.com

AB	27
R	4
H	4
RBI	3
BB	6
SO	5
LOB	9

PITCHER		IP	WLS	BF	H	R	ER	SO	BB	IBB	HBP	BLK	WP	HR	S	P	ERA	WHIP
Ken Forsch, R ERA: 3.83	(1, 1)	8.1	L	33	4	4	2	5	4	1	1	0	0	1	37	58	2.16	0.960
Jim York, R ERA: 1.77	(9, 1)	0.0		2	0	0	0	0	0	1	0	0	0	0	1	5	∞	∞

PITCHER	IP	WLS	BF	H	R	ER	SO	BB	IBB	HBP	BLK	WP	HR	S	P	ERA	WHIP

Batter	1	2	3	4	5	6	7	8	9	AB	R	H	RBI	BB	SO	LOB
Ron Hunt, R (1, 4) OBP: 0.443, SLG: 0.329	6-3		HBP (G6-4-3)		FC6-4 (1-2f)			1B		3	0	1	0	0	0	1
Tim Foli, R (1, 6) Joe Gilbert, R (5, 1) Hal Breeden, R (8, PH) OBP: 0.400, SLG: 0.679 John Strohmayer, R (8, 1)	6-3		G6-4-3 (1-2f)		4-3			F8		3 0 1 0	0 0 0 0	0 0 0 0	0 0 0 0	0 0 0 0	0 0 0 0	2 0 1 0
Mike Jorgensen, L (1, 3) OBP: 0.259, SLG: 0.250	1B		F9			BB		F5		3	0	1	0	1	0	1
Ron Fairly, L (1, 7) OBP: 0.554, SLG: 0.683	1-2 1B			BB (FC3-6)		F9		F9		3	0	1	0	1	0	2
Ken Singleton, S (1, 9) OBP: 0.398, SLG: 0.398	5-3			FC3-6 (1-2f)		F3			3-1	4	0	0	0	0	0	4
Ron Woods, R (1, 8) OBP: 0.446, SLG: 0.479		K		P3		F8			P4	4	0	0	0	0	1	2
John Boccabella, R (1, 2) OBP: 0.316, SLG: 0.365 Terry Humphrey, R (5, 2) OBP: 0.182, SLG: 0.190		2B		6-3			F7		6-3	2 2	0 0	1 0	0 0	0 0	0 0	1 0
Bob Bailey, R (1, 5) OBP: 0.321, SLG: 0.311	K				BB (FC6-4)		5-3			2	0	0	0	1	1	1
Mike Torrez, R (1, 1) OBP: 0.267, SLG: 0.333 Tom Walker, R (2, 1) Boots Day, L (5, PH) OBP: 0.400, SLG: 0.385 Pepe Frias, R (5, 6) OBP: 0.244, SLG: 0.282	1-3				K		6-3			1 0 1 1	0 0 0 0	0 0 0 0	0 0 0 1	0 0 0 1	0 0 0 0	1 0 1 0
Inning Stats	R: 0 H: 2 E: 0 LOB: 2 K: 0 BB: 0 S: 5 P: 5	R: 0 H: 1 E: 0 LOB: 1 K: 2 BB: 0 S: 8 P: 8	R: 0 H: 0 E: 0 LOB: 0 K: 0 BB: 0 S: 2 P: 3	R: 0 H: 0 E: 1 LOB: 1 K: 0 BB: 1 S: 3 P: 7	R: 0 H: 0 E: 0 LOB: 1 K: 1 BB: 1 S: 5 P: 9	R: 0 H: 0 E: 0 LOB: 1 K: 0 BB: 1 S: 3 P: 7	R: 0 H: 0 E: 0 LOB: 0 K: 0 BB: 0 S: 3 P: 3	R: 0 H: 1 E: 0 LOB: 1 K: 0 BB: 0 S: 4 P: 4	R: 0 H: 0 E: 0 LOB: 0 K: 0 BB: 0 S: 3 P: 3	1B: 3 SF: 0 2B: 1 SAC: 0 3B: 0 DP: 1 HR: 0 HBP: 1						WP: 0 PA: 34 PB: 0 SB: 0 CS: 0

PITCHER	IP	WLS	BF	H	R	ER	SO	BB	IBB	HBP	BLK	WP	HR	S	P	ERA	WHIP
Alan Foster, R (1, 1) ERA: 2.35	9.0	W	34	4	0	0	3	3	0	1	0	0	0	36	49	0.00	0.778

PITCHER	IP	WLS	BF	H	R	ER	SO	BB	IBB	HBP	BLK	WP	HR	S	P	ERA	WHIP

TOP

Montreal Expos @ St. Louis Cardinals

Busch Stadium, St. Louis, MO

Fri May 11 1973, 7:05 PM CDT

Att. 13,089 - Unknown

livebaseballscorecards.com

AB	30
R	0
H	4
RBI	0
BB	3
SO	3
LOB	17

Batter	1	2	3	4	5	6	7	8	9	AB	R	H	RBI	BB	SO	LOB
Lou Brock, L (1, 7) OBP: 0.312, SLG: 0.370	BBBB 4-0 1B BB 1B BB	x 0-0 ① F7	x 0-0 ③ F5		x 0-0 ① FC6-4 FC6-4 1-2f		x 0-0 ① SH3-4 1-2	x 0-0 2B 1-2 2-H 1B		4	2	1	1	1	0	2
Jose Cruz, L (1, 8) OBP: 0.311, SLG: 0.442 Luis Melendez, R (7, 8) OBP: 0.322, SLG: 0.333	BBBB 4-0 1B 1B 1-2 BB	x 0-0 ② 6-3		x 0-0 E SF8 1B	x 0-0 ② P3		x 0-0 ② F8 2-3	x 0-0 1-H 2-H 2B		3 2	2 0	1 1	0 2	1 0	0 0	1 1
Joe Torre, R (1, 3) OBP: 0.395, SLG: 0.402	x 0-0 BB 1B 1B 1-2 2-3 1B	BBBB 4-0 BB 1B BB		x 0-0 E6 SF8 PB 1-3	x 0-0 ③ FC6-4 1-2f		x 0-0 3-H 1B	BBBB 4-0 BB		4	3	2	0	2	0	2
Ted Simmons, S (1, 2) OBP: 0.282, SLG: 0.233	x 0-0 1B BB 1B 1-2 2-H 3-H 1B	BBBB 4-0 1B 1-2 BB		BBBB 4-0 PB SF8 BB		x 0-0 ① 5-3	SSS 0-3 ③ K	x 0-0 ③ L7		4	1	1	2	2	1	3
Bernie Carbo, L (1, 9) OBP: 0.315, SLG: 0.283	BBBB 4-0 L3 1-2 2-3 BB	x 0-0 1-3 2-H 1B		x 0-0 ① SF8 1-2 2-3 3-H		SSS 0-3 ② K		BBBB 4-0 2B FC BB		2	1	1	2	2	1	0
Ken Reitz, R (1, 5) OBP: 0.247, SLG: 0.297	x 0-0 ①② L3 1-2	x 0-0 ③ F7		4-0 L4-6 PB IBB		x 0-0 1B 2B		x 0-0 FC6-5 1-3 2B		4	0	2	0	1	0	5
Ray Busse, R (1, 6) OBP: 0.203, SLG: 0.369	x 0-0 1B 2-3 3-H 1B	x 0-0 ① G3		4-0 1-2 2-3 3-H IBB		4-0 1B IBB	SSS 0-3 ① K			3	0	1	1	2	1	2
Mike Tyson, R (1, 4) OBP: 0.317, SLG: 0.289	x 0-0 1-3 3-H 1B	x 0-0 SH3-4 1B		x 0-0 ②③ L4-6 2-3		x 0-0 ③ 1-2 2-H 1B		x 0-0 FC FC6-5 1B 3-H		5	1	3	2	0	0	4
Alan Foster, R (1, 1) OBP: 0.500, SLG: 0.500	SSS 0-3 ③ K	x 0-0 ② SH3-4 1-2			x 0-0 FC6-4 1B		x 0-0 F8 SH3-4 PB 1B	x 0-0 ② FC6-5 1B 1-2 2-3f 2B		4	2	2	0	0	1	4
Inning Stats	R: 4 E: 0 K: 1 S: 8 H: 4 LOB: 2 BB: 3 P: 20	R: 1 E: 0 K: 0 S: 4 H: 1 LOB: 2 BB: 2 P: 12	R: 0 E: 0 K: 0 S: 4 H: 1 LOB: 1 BB: 0 P: 4	R: 2 E: 1 K: 0 S: 4 H: 1 LOB: 2 BB: 3 P: 16	R: 0 E: 0 K: 0 S: 4 H: 1 LOB: 1 BB: 0 P: 4	R: 0 E: 0 K: 1 S: 6 H: 2 LOB: 2 BB: 1 P: 10	R: 1 E: 0 K: 1 S: 7 H: 2 LOB: 1 BB: 0 P: 7	R: 4 E: 0 K: 1 S: 9 H: 3 LOB: 2 BB: 2 P: 17		1B: 12 2B: 5 3B: 0 HR: 0 SF: 1 SAC: 2 DP: 2 HBP: 0						

PITCHER		IP	WLS	BF	H	R	ER	SO	BB	IBB	HBP	BLK	WP	HR	S	P	ERA	WHIP
Mike Torrez, R ERA: 4.05	(1, 1)	1.2	L	14	5	5	5	1	5	0	0	0	0	0	11	31	27.00	6.000
Tom Walker, R ERA: 2.93	(2, 1)	2.1		12	2	2	1	0	1	2	0	0	0	0	9	21	3.86	1.286
Joe Gilbert, L ERA: 5.4	(5, 1)	3.0		14	5	1	1	2	0	1	0	0	0	0	17	21	3.00	1.667
John Strohmayer, R ERA: 3.95	(8, 1)	1.0		9	3	4	4	1	2	0	0	0	0	0	9	17	36.00	5.000

PITCHER	IP	WLS	BF	H	R	ER	SO	BB	IBB	HBP	BLK	WP	HR	S	P	ERA	WHIP

BOTTOM

Montreal Expos @ St. Louis Cardinals

Busch Stadium, St. Louis, MO

Fri May 11 1973, 7:05 PM CDT

Att. 13,089 - Unknown

livebaseballscorecards.com

AB	35
R	12
H	15
RBI	10
BB	11
SO	4
LOB	24

PA: 49

WP: 0
PB: 2
SB: 0
CS: 0

Batter	1	2	3	4	5	6	7	8	9	AB	R	H	RBI	BB	SO	LOB
Ron Hunt, R (1, 4) OBP: 0.431, SLG: 0.313	F3		WP, 1B, HBP		F7		P3		G6-4-3 1-2f	4	1	0	0	0	0	2
Ron Woods, R (1, 8) (8, 7) OBP: 0.450, SLG: 0.460	K		1B, 1B 1-3 BB		4-3 BB			F2		2	1	0	0	2	1	0
Ron Fairly, L (1, 7) OBP: 0.540, SLG: 0.656	F8		P6		4-3 1-2			1B, CS 1B		4	0	1	0	0	0	3
Jorge Roque, R (8, PR) (8, 8) OBP: 0.215, SLG: 0.233										0	0	0	0	0	0	0
Ken Singleton, S (1, 9) OBP: 0.411, SLG: 0.407		1B, G4-6-3 BB	1-H 3-H 1B		F8			1-3 1B		3	1	2	2	1	0	1
Mike Jorgensen, L (1, 3) OBP: 0.282, SLG: 0.257		G4-6-3, BB 1-3 1B	1-3			G6-4-3 BB		IBB		2	0	1	0	2	0	1
Bob Bailey, R (1, 5) OBP: 0.339, SLG: 0.304		G4-6-3 1-2 BB		G3 BB		G6-4-3 1-2f		F2 3-H		1	0	0	0	2	0	1
Coco Laboy, R (6, 5) OBP: 0.281, SLG: 0.296										1	0	0	0	0	0	3
Terry Humphrey, R (1, 2) OBP: 0.160, SLG: 0.167		G4-6-3 1-2f 2-3 3-H		G3 1-2		6-3			1B, SH3-4 1B	3	0	0	0	0	0	3
Mike Marshall, R (6, 1) OBP: 0.400, SLG: 0.400										1	0	1	0	0	0	0
Pepe Frias, R (1, 6) OBP: 0.250, SLG: 0.286		P6		K			CS 1B		SH3-4 1-2	3	0	1	0	0	1	2
Balor Moore, L (1, 1) OBP: 0.222, SLG: 0.188			6-3	F7			K 1-2		G6-4-3 2-3 1B	2	0	0	0	0	0	1
John Boccabella, R (6, 2) OBP: 0.321, SLG: 0.368										2	0	1	0	0	1	1
Inning Stats	R: 0 E: 0 K: 1 S: 5 / H: 0 LOB: 0 BB: 0 P: 5	R: 1 E: 0 K: 0 S: 3 / H: 1 LOB: 1 BB: 2 P: 11	R: 2 E: 0 K: 0 S: 4 / H: 1 LOB: 1 BB: 1 P: 9	R: 0 E: 0 K: 1 S: 5 / H: 0 LOB: 1 BB: 1 P: 9	R: 0 E: 0 K: 0 S: 3 / H: 0 LOB: 1 BB: 1 P: 7	R: 0 E: 0 K: 0 S: 2 / H: 0 LOB: 0 BB: 1 P: 6	R: 0 E: 0 K: 1 S: 5 / H: 1 LOB: 0 BB: 0 P: 5	R: 0 E: 0 K: 0 S: 4 / H: 2 LOB: 2 BB: 1 P: 8	R: 0 E: 0 K: 0 S: 4 / H: 2 LOB: 1 BB: 0 P: 4	1B: 7 2B: 0 3B: 0 HR: 0	SF: 0 SAC: 1 DP: 3 HBP: 1						

PITCHER	IP	WLS	BF	H	R	ER	SO	BB	IBB	HBP	BLK	WP	HR	S	P	ERA	WHIP
Jim Bibby, R (1, 1) ERA: 9.49	5.0	L	22	2	3	3	2	5	0	1	0	1	0	20	41	5.40	1.400
Tom Murphy, R (6, 1) ERA:	2.0		6	1	0	0	1	1	0	0	0	0	0	7	11	0.00	1.000
Wayne Granger, R (8, 1) ERA: 4.15	2.0		9	4	0	0	0	0	1	0	0	0	0	8	12	0.00	2.000

PITCHER	IP	WLS	BF	H	R	ER	SO	BB	IBB	HBP	BLK	WP	HR	S	P	ERA	WHIP

TOP

Montreal Expos @ St. Louis Cardinals

Busch Stadium, St. Louis, MO

Sat May 12 1973, 7:05 PM CDT
Att. 27,180 - Unknown

livebaseballscorecards.com

AB	28
R	3
H	7
RBI	2
BB	7
SO	3
LOB	18

WP: 2	PA: 37
PB: 0	
SB: 0	
CS: 2	

Batter	1	2	3	4	5	6	7	8	9	AB	R	H	RBI	BB	SO	LOB
Lou Brock, L (1, 7) OBP: 0.308, SLG: 0.358	S S S 0-3 ① K		B B B B 4-0 S BB BB		x 0-0 ① L7		x 0-0 ② 4-3		x 0-0 ③ L4	4	0	0	0	1	1	3
Luis Melendez, R (1, 9) Wayne Granger, R (8, 1)	S S S 0-3 ② K		B B B B 4-0 1-2 G4-6-3 BB		x 0-0 ② ③ G6-4-3 1-2f		x 0-0 1B			3 0	0 0	1 0	0 0	1 0	1 0	2 0
Joe Torre, R (1, 3) OBP: 0.390, SLG: 0.390	x 0-0 ③ F7		S S S 0-3 ① 2-3 K			B B B B 4-0 1B 2B BB	S S S 0-3 ③ K			3	1	0	0	1	2	3
Ted Simmons, S (1, 2) OBP: 0.289, SLG: 0.252		x 0-0 ① L4	x 0-0 ② ③ 1-2f G4-6-3			x 0-0 2B 1-2 1B		x 0-0 F7 2B		4	0	2	0	0	0	2
Ken Reitz, R (1, 5) OBP: 0.248, SLG: 0.305		x 0-0 E 2B		x 0-0 ① F8		x 0-0 ① F8		x 0-0 ① ② 2-3 F7		4	0	1	0	0	0	3
Jose Cruz, L (1, 8) OBP: 0.318, SLG: 0.449		S S S 0-3 ② K		B B B B 4-0 CS BB		x 0-0 1-3 2-H 2B		S S S 0-3 ③ K		3	0	1	1	1	2	1
Ray Busse, R (1, 6) OBP: 0.211, SLG: 0.364 Tim McCarver, L (6, PH) OBP: 0.275, SLG: 0.206 Mick Kelleher, R (7, 6) OBP: 0.333, SLG: 0.278 Ed Crosby, L (9, PH) OBP: 0.207, SLG: 0.296		B B B B 4-0 E BB		x 0-0 ② F9 1-2		x 0-0 ② F5			x 0-0 ① F7	1 1 0 1	0 0 0 0	0 0 0 0	0 0 0 0	1 0 0 0	0 0 0 0	1 2 0 0
Mike Tyson, R (1, 4) OBP: 0.311, SLG: 0.286		x 0-0 E5 1-2 2-3			x 0-0 1B 1B	x 0-0 ③ G3			x 0-0 ② F9	4	0	1	0	0	0	4
Jim Bibby, R (1, 1) Bill Stein, R (5, PH) OBP: 0.300, SLG: 0.222 Tom Murphy, R (6, 1) Bernie Carbo, L (7, PH) OBP: 0.321, SLG: 0.277 (8, 9)		S S S 0-3 ③ K			x 0-0 1-2 G6-4-3 1B		S S S 0-3 ① K		B B B B 4-0 BB	1 1 0 1	0 0 0 0	0 1 0 0	0 0 0 1	1 0 0 1	3 0 0 0	3 0 0 0
Inning Stats	R: 0 E: 0 K: 2 S: 7 H: 0 LOB: 0 BB: 0 P: 7	R: 0 E: 1 K: 2 S: 9 H: 1 LOB: 3 BB: 1 P: 13	R: 0 E: 0 K: 1 S: 4 H: 0 LOB: 1 BB: 2 P: 12	R: 0 E: 0 K: 0 S: 2 H: 0 LOB: 0 BB: 1 P: 6	R: 0 E: 0 K: 0 S: 4 H: 2 LOB: 1 BB: 0 P: 4	R: 1 E: 0 K: 0 S: 5 H: 2 LOB: 2 BB: 1 P: 9	R: 0 E: 0 K: 2 S: 8 H: 1 LOB: 1 BB: 0 P: 8	R: 0 E: 0 K: 1 S: 5 H: 1 LOB: 0 BB: 0 P: 5	R: 0 E: 0 K: 0 S: 3 H: 0 LOB: 1 BB: 1 P: 7	1B: 4 2B: 3 3B: 0 HR: 0	SF: 0 SAC: 0 DP: 2 HBP: 0						

PITCHER	IP	WLS	BF	H	R	ER	SO	BB	IBB	HBP	BLK	WP	HR	S	P	ERA	WHIP
Balor Moore, L (1, 1) ERA: 4.25	5.1	W	24	5	1	1	5	5	0	0	0	0	0	29	49	1.69	1.875
Mike Marshall, R (6, 1) ERA: 5.04	3.2	S	13	2	0	0	3	1	0	0	0	0	0	18	22	0.00	0.818

PITCHER	IP	WLS	BF	H	R	ER	SO	BB	IBB	HBP	BLK	WP	HR	S	P	ERA	WHIP

BOTTOM

Montreal Expos @ St. Louis Cardinals

Busch Stadium, St. Louis, MO

Sat May 12 1973, 7:05 PM CDT

Att. 27,180 - Unknown

livebaseballscorecards.com

AB	31
R	1
H	7
RBI	1
BB	6
SO	8
LOB	24

1B: 4	SF: 0	WP: 0	PA: 37
2B: 3	SAC: 0	PB: 0	
3B: 0	DP: 2	SB: 1	
HR: 0	HBP: 0	CS: 1	

Batter	1	2	3	4	5	6	7	8	9	AB	R	H	RBI	BB	SO	LOB
Ron Hunt, R (1, 4) OBP: 0.425, SLG: 0.322	6-3		F9		L6		2B 3-H			4	0	1	1	0	0	0
Ron Woods, R (1, 8) OBP: 0.422, SLG: 0.426 (8, 7)	F8		K			F3	3-1			4	0	0	0	0	1	1
Ron Fairly, L (1, 7) OBP: 0.527, SLG: 0.627	4-3			4-3		BB E		F7		3	0	0	0	1	0	0
Jorge Roque, R (8, 8) OBP: 0.215, SLG: 0.233										0	0	0	0	0	0	0
Ken Singleton, S (1, 9) OBP: 0.423, SLG: 0.422		SH BB FC4-6 1B		1B 1B		E6 1-3		1B		4	1	3	0	0	0	1
Mike Jorgensen, L (1, 3) OBP: 0.281, SLG: 0.247		FC4-6 SH 1-2 BB		F8		K		F8		3	0	0	0	1	1	4
John Boccabella, R (1, 2) OBP: 0.321, SLG: 0.367		SH FC4-6 1-2 2-3		1-2 1B		5-3		F7		3	0	1	0	0	0	3
Mike Marshall, R (8, 1) OBP: 0.400, SLG: 0.400										0	0	0	0	0	0	0
Bob Bailey, R (1, 5) OBP: 0.339, SLG: 0.327		FC4-6 G6-4-3 1-2f 2-3 3-H		F7			4-3 2B 2B		F8	3	0	1	1	0	0	4
Clyde Mashore, R (7, PR)										0	1	0	0	0	0	0
Coco Laboy, R (7, 5) OBP: 0.273, SLG: 0.286										1	0	0	0	0	0	0
Pepe Frias, R (1, 6) OBP: 0.255, SLG: 0.289		G6-4-3 1-2f			CS 1B		4-3 2-3		P4	3	0	1	0	0	0	3
Hal Breeden, R (9, PH) OBP: 0.387, SLG: 0.655										1	0	0	0	0	0	0
Bill Stoneman, R (1, 1)			K		K 1-2		6-3		K	3	0	0	0	0	2	3
Bob Stinson, S (8, 2)										1	0	0	0	0	1	0
Inning Stats	R: 0 E: 0 K: 0 S: 3 H: 0 LOB: 0 BB: 0 P: 3	R: 1 E: 1 K: 0 S: 4 H: 1 LOB: 1 BB: 1 P: 8	R: 0 E: 0 K: 2 S: 7 H: 0 LOB: 0 BB: 0 P: 7	R: 0 E: 0 K: 0 S: 5 H: 2 LOB: 2 BB: 0 P: 5	R: 0 E: 0 K: 1 S: 5 H: 1 LOB: 0 BB: 0 P: 5	R: 0 E: 1 K: 1 S: 6 H: 0 LOB: 2 BB: 1 P: 10	R: 1 E: 0 K: 0 S: 5 H: 2 LOB: 1 BB: 0 P: 5	R: 0 E: 0 K: 0 S: 4 H: 1 LOB: 1 BB: 0 P: 4	R: 0 E: 0 K: 1 S: 5 H: 0 LOB: 0 BB: 0 P: 5	1B: 5 2B: 3 3B: 0 HR: 0 SF: 0 SAC: 1 DP: 2 HBP: 0	WP: 0 PB: 0 SB: 0 CS: 1 PA: 36					

PITCHER		IP	WLS	BF	H	R	ER	SO	BB	IBB	HBP	BLK	WP	HR	S	P	ERA	WHIP
Bob Gibson, R ERA: 3.14	(1, 1)	8.0	W	33	7	2	2	4	2	0	0	0	0	0	39	47	2.25	1.125
Diego Segui, R ERA: 1.93	(9, 1)	1.0	S	3	0	0	0	1	0	0	0	0	0	0	5	5	0.00	0.000

PITCHER	IP	WLS	BF	H	R	ER	SO	BB	IBB	HBP	BLK	WP	HR	S	P	ERA	WHIP

TOP

Montreal Expos @ St. Louis Cardinals

Busch Stadium, St. Louis, MO

Sun May 13 1973, 3:33 AM CDT

Att. 8,471 - Unknown

livebaseballscorecards.com

AB	33
R	2
H	7
RBI	2
BB	2
SO	5
LOB	19

Batter	1	2	3	4	5	6	7	8	9	AB	R	H	RBI	BB	SO	LOB
Lou Brock, L (1, 7) OBP: 0.306, SLG: 0.349	BBBB 4-0 CS BB			x 0-0 4-3 ①		x 0-0 F8 ①		x 0-0 FC1-5 ① 1B 1B 1-2 2-3f		3	1	0	0	1	0	2
Jose Cruz, L (1, 8) OBP: 0.307, SLG: 0.431	x 0-0 4-3 ①② 1-2			x 0-0 E4 1B BB		x 0-0 1-3 ②		x 0-0 F8 ②		4	0	0	0	0	0	3
Joe Torre, R (1, 3) OBP: 0.402, SLG: 0.393	x 0-0 F7 ③			BBBB 4-0 1B 1-2 BB		BBBB 4-0 BB		x 0-0 BB 1B 1-3 2-H 1B		2	1	1	1	2	0	0
Ted Simmons, S (1, 2) OBP: 0.304, SLG: 0.264		x 0-0 G4-6-3 1B		x 0-0 1-2 2-3 1B		SSS 0-3 K ③		BBBB 4-0 1B 1-2 BB		3	0	2	0	1	1	1
Bernie Carbo, L (1, 9) OBP: 0.317, SLG: 0.275		x 0-0 F8 ①		x 0-0 P4 ②			SSS 0-3 K ①	x 0-0 1-3 2-H 3-H 1B		4	0	1	2	0	1	4
Ken Reitz, R (1, 5) OBP: 0.238, SLG: 0.293		x 0-0 G4-6-3 ②③ 1-2f		x 0-0 F7 ③			x 0-0 6-3 ②	x 0-0 5-3 ③		4	0	0	0	0	0	6
Ed Crosby, L (1, 6) OBP: 0.188, SLG: 0.267 Mick Kelleher, R (9, 6) OBP: 0.333, SLG: 0.278			x 0-0 6-3 ①		x 0-0 F9 ①		x 0-0 L4 ③			3 0	0 0	0 0	0 0	0 0	0 0	0 0
Mike Tyson, R (1, 4) OBP: 0.333, SLG: 0.295			BBBB 4-0 CS BB		x 0-0 G3 ②			x 0-0 FC1-5 BB 1B		2	0	1	0	1	0	0
Bob Gibson, R (1, 1) OBP: 0.136, SLG: 0.100 Tim McCarver, L (8, PH) OBP: 0.293, SLG: 0.206 Diego Segui, R (9, 1)			x 0-0 F9 ②③ 1-2		x 0-0 6-3 ③			BBBB 4-0 FC1-5 1-2 1B BB		2 0 0	0 1 0	0 0 0	0 0 0	0 1 0	0 0 0	1 0 0
Inning Stats	R: 0 H: 0 E: 0 LOB: 0 K: 0 BB: 1 S: 2 P: 6	R: 0 H: 1 E: 0 LOB: 0 K: 0 BB: 0 S: 3 P: 3	R: 0 H: 0 E: 0 LOB: 0 K: 0 BB: 1 S: 2 P: 6	R: 0 H: 1 E: 1 LOB: 3 K: 0 BB: 1 S: 5 P: 9	R: 0 H: 0 E: 0 LOB: 0 K: 0 BB: 0 S: 3 P: 3	R: 0 H: 0 E: 0 LOB: 1 K: 1 BB: 1 S: 5 P: 9	R: 0 H: 0 E: 0 LOB: 0 K: 1 BB: 0 S: 5 P: 5	R: 3 H: 3 E: 0 LOB: 2 K: 0 BB: 2 S: 6 P: 14		1B: 5 2B: 0 3B: 0 HR: 0	SF: 0 SAC: 0 DP: 1 HBP: 0			WP: 0 PB: 0 SB: 0 CS: 2	PA: 33	

PITCHER		IP	WLS	BF	H	R	ER	SO	BB	IBB	HBP	BLK	WP	HR	S	P	ERA	WHIP
Bill Stoneman, R ERA: 4.5	(1, 1)	7.2	L	32	5	3	3	2	6	0	0	0	0	0	30	54	3.52	1.435
Mike Marshall, R ERA: 4.97	(8, 1)	0.1		1	0	0	0	0	0	0	0	0	0	0	1	1	0.00	0.000

PITCHER	IP	WLS	BF	H	R	ER	SO	BB	IBB	HBP	BLK	WP	HR	S	P	ERA	WHIP

BOTTOM

Montreal Expos @ St. Louis Cardinals

Busch Stadium, St. Louis, MO

Sun May 13 1973, 3:33 AM CDT

Att. 8,471 - Unknown

livebaseballscorecards.com

AB	27
R	3
H	5
RBI	3
BB	6
SO	2
LOB	17

Batter	1	2	3	4	5	6	7	8	9	10	AB	R	H	RBI	BB	SO	LOB
Ron Hunt, R (1, 4) OBP: 0.423, SLG: 0.326	4-3 SH1-3 1B		FC6-4 1B			F9		6-3 1-2	F9		5	0	2	0	0	0	4
Ron Woods, R (1, 8) (10, 7) OBP: 0.412, SLG: 0.414	SH1-3 1-2		FC6-4 CS 1-2f			1B		FC 6-3 2-3		4-3	4	0	1	0	0	0	2
Ron Fairly, L (1, 7) OBP: 0.510, SLG: 0.639 Jorge Roque, R (10, 8) OBP: 0.215, SLG: 0.233	4-3 2-3		CS 1-2	4-3		5-3		6-3 1-2 3-H		HR	5 0	1 0	1 0	2 0	0 0	0 0	3 0
Ken Singleton, S (1, 9) OBP: 0.405, SLG: 0.400	F3			4-3			4-3	4-3		L7	5	0	0	0	0	0	2
Mike Jorgensen, L (1, 3) OBP: 0.298, SLG: 0.250		6-3 SH2-4 BB		4-3			4-3 2B BB		2B 1B	K	3	1	1	0	2	1	0
John Boccabella, R (1, 2) OBP: 0.322, SLG: 0.378		SH2-4 1-2			5-3		4-3 1-2		1-3 2B		3	0	1	0	0	0	1
Bob Bailey, R (1, 5) OBP: 0.349, SLG: 0.346		6-3 2-3			L6		2-H 2B		IBB		3	0	1	1	1	0	1
Pepe Frias, R (1, 6) OBP: 0.245, SLG: 0.277 Hal Breeden, R (7, PH) OBP: 0.375, SLG: 0.633 Tim Foli, R (7, 6) OBP: 0.223, SLG: 0.252		5-3			4-3		F7		F8		2 1 1	0 0 0	0 0 0	0 0 0	0 0 0	0 0 0	1 1 3
Steve Renko, R (1, 1) OBP: 0.308, SLG: 0.385 Boots Day, L (8, PH) OBP: 0.438, SLG: 0.429 Mike Marshall, R (8, 1) OBP: 0.400, SLG: 0.400 Coco Laboy, R (9, PH) OBP: 0.265, SLG: 0.276 Tom Walker, R (9, 1)			K			6-3		FC 6-3 6-3 1B		F7	2 1 0 1 0	0 1 0 0 0	0 1 0 0 0	0 0 0 0 0	1 0 0 0 0	0 0 0 3 0	0 0 0 0 0
Inning Stats	R: 0 E: 0 K: 0 S: 4 H: 1 LOB: 1 BB: 0 P: 4	R: 0 E: 0 K: 0 S: 3 H: 0 LOB: 1 BB: 1 P: 7	R: 0 E: 0 K: 1 S: 5 H: 1 LOB: 0 BB: 0 P: 5	R: 0 E: 0 K: 0 S: 3 H: 0 LOB: 0 BB: 0 P: 3	R: 0 E: 0 K: 0 S: 3 H: 0 LOB: 0 BB: 0 P: 3	R: 0 E: 0 K: 0 S: 4 H: 1 LOB: 1 BB: 0 P: 4	R: 1 E: 0 K: 0 S: 4 H: 1 LOB: 1 BB: 1 P: 8	R: 1 E: 0 K: 0 S: 5 H: 1 LOB: 1 BB: 0 P: 5	R: 0 E: 0 K: 0 S: 5 H: 2 LOB: 3 BB: 1 P: 9	R: 1 E: 0 K: 1 S: 6 H: 1 LOB: 0 BB: 0 P: 6	1B: 5 2B: 2 3B: 0 HR: 1	SF: 0 SAC: 2 DP: 0 HBP: 0						

PITCHER	IP	WLS	BF	H	R	ER	SO	BB	IBB	HBP	BLK	WP	HR	S	P	ERA	WHIP
Nelson Briles, R (1, 1) ERA: 3.91	10.0	L	41	8	3	3	2	2	1	0	0	0	1	42	54	2.70	1.000

PITCHER	IP	WLS	BF	H	R	ER	SO	BB	IBB	HBP	BLK	WP	HR	S	P	ERA	WHIP

TOP

Montreal Expos @ Pittsburgh Pirates

Three Rivers Stadium, Pittsburgh, PA

Mon May 14 1973, 7:05 PM EDT

Att. 6,327 - Unknown

livebaseballscorecards.com

AB	36
R	3
H	8
RBI	3
BB	3
SO	2
LOB	21

WP: 0 PA: 42
PB: 0
SB: 0
CS: 1

Batter	1	2	3	4	5	6	7	8	9	10	AB	R	H	RBI	BB	SO	LOB
Dave Cash, R (1, 4) OBP: 0.344, SLG: 0.381	5-3		CS 1B		6-3		F4			6-3	5	0	1	0	0	0	0
Manny Sanguillen, R (1, 9) OBP: 0.346, SLG: 0.524	F8		1B WP 1-2 1B		HR			G3		HBP 1B	5	2	3	1	0	0	0
Al Oliver, L (1, 8) OBP: 0.341, SLG: 0.574	4-1		WP 1-3 1B		K			F8		1-2 HBP	4	0	1	0	0	1	0
Willie Stargell, L (1, 7) OBP: 0.416, SLG: 0.704		P5	BBB 1-2 3-H BB		K			F5		K	4	0	0	0	1	2	2
Richie Hebner, L (1, 5) OBP: 0.375, SLG: 0.436		G3	SSS K			F9			F8		4	0	0	0	0	1	2
Bob Robertson, R (1, 3) OBP: 0.420, SLG: 0.547		BBBB 1B BB	6-3			F6			SSS K		3	0	0	0	1	1	0
Milt May, L (1, 2) OBP: 0.357, SLG: 0.417 Jackie Hernandez, R (9, PR) (10, 6)		1-3 1B	FC6-4 1B			F9			1B		4 0	0 0	3 0	0 0	0 0	0 0	0 0
Gene Alley, R (1, 6) OBP: 0.292, SLG: 0.338 Gene Clines, R (9, PH) OBP: 0.375, SLG: 0.409 Jerry McNertney, R (10, 2)		SSS K	FC6-4 1-2f				5-3		L3		3 1 0	0 0 0	0 0 0	0 0 0	1 0 0	3 1 0	
Nelson Briles, R (1, 1) OBP: 0.188, SLG: 0.250 Vic Davalillo, L (10, PH) OBP: 0.179, SLG: 0.259			SSS K	F9			5-3			G3	3 1	0 0	0 0	0 0	1 0	1 0	1 0
Inning Stats	R: 0 H: 0 E: 0 LOB: 0 K: 0 BB: 0 S: 3 P: 3	R: 0 H: 1 E: 0 LOB: 2 K: 1 BB: 1 S: 6 P: 10	R: 1 H: 3 E: 0 LOB: 2 K: 2 BB: 1 S: 9 P: 13	R: 0 H: 1 E: 0 LOB: 1 K: 0 BB: 0 S: 4 P: 4	R: 1 H: 1 E: 0 LOB: 0 K: 2 BB: 0 S: 8 P: 8	R: 0 H: 0 E: 0 LOB: 0 K: 0 BB: 0 S: 3 P: 3	R: 0 H: 0 E: 0 LOB: 0 K: 0 BB: 0 S: 3 P: 3	R: 0 H: 0 E: 0 LOB: 0 K: 0 BB: 0 S: 3 P: 3	R: 0 H: 1 E: 0 LOB: 1 K: 1 BB: 0 S: 6 P: 6	R: 0 H: 1 E: 0 LOB: 2 K: 1 BB: 0 S: 6 P: 7	1B: 7 2B: 0 3B: 0 HR: 1	SF: 0 SAC: 0 DP: 0 HBP: 1	WP: 1 PB: 0 SB: 0 CS: 1	PA: 40				

PITCHER		IP	WLS	BF	H	R	ER	SO	BB	IBB	HBP	BLK	WP	HR	S	P	ERA	WHIP
Steve Renko, R ERA: 2.87	(1, 1)	7.0		28	6	2	2	5	2	0	0	0	1	1	36	44	2.57	1.143
Mike Marshall, R ERA: 4.78	(8, 1)	1.0		3	0	0	0	0	0	0	0	0	0	0	3	3	0.00	0.000
Tom Walker, R ERA: 2.6	(9, 1)	2.0	W	9	2	0	0	2	0	0	1	0	0	0	12	13	0.00	1.000

PITCHER	IP	WLS	BF	H	R	ER	SO	BB	IBB	HBP	BLK	WP	HR	S	P	ERA	WHIP

BOTTOM

Montreal Expos @ Pittsburgh Pirates

Three Rivers Stadium, Pittsburgh, PA

Mon May 14 1973, 7:05 PM EDT

Att. 6,327 - Unknown

livebaseballscorecards.com

AB	37
R	2
H	8
RBI	1
BB	2
SO	7
LOB	9

Montreal Expos @ Pittsburgh Pirates

Three Rivers Stadium, Pittsburgh, PA

Tue May 15 1973, 7:05 PM EDT

Att. 5,441 - Unknown

TOP

livebaseballscorecards.com

Batter	1	2	3	4	5	6	7	8	9	10	11	AB	R	H	RBI	BB	SO	LOB
Ron Hunt, R (1, 4) OBP: 0.436, SLG: 0.326	F9		FC6 BB	5-3		S 1B E HBP		SH1-4 HBP		1B		3	1	1	0	1	0	2
Ron Woods, R (1, 8) (8, 7) OBP: 0.397, SLG: 0.397	L6		FC6 1-2f		F9	S SF8 1B 1-2 2-H		SH1-4 1-2		F8		5	1	1	1	0	0	2
Ron Fairly, L (1, 7) OBP: 0.515, SLG: 0.627	4-3			F7	1B	E BB 1-3 2-H		G4-6-3 BB			F9	3	0	1	0	2	0	0
Jorge Roque, R (8, 8) OBP: 0.212, SLG: 0.230												1	0	0	0	0	0	0
Tim Foli, R (11, 8) OBP: 0.223, SLG: 0.252												0	0	0	0	0	0	0
Ken Singleton, S (1, 9) OBP: 0.393, SLG: 0.384		F7		2B 1B BB	F9	SF8 1-3 3-H		G4-6-3 1-2f			F8	4	1	0	1	1	0	3
Mike Jorgensen, L (1, 3) OBP: 0.300, SLG: 0.259		F7		1-3 1B 2B	5-3	BB			P4		K	5	1	1	0	1	1	1
John Strohmayer, R (11, 1)												0	0	0	0	0	0	0
John Boccabella, R (1, 2) OBP: 0.337, SLG: 0.384 (11, 3)		FC6-4 BB		2-H 3-H 1B 1B		1B FC6-4 1B; L5			F9			4	2	2	2	1	0	2
Bob Bailey, R (1, 5) OBP: 0.358, SLG: 0.345							F8		K			3	0	1	0	1	0	1
Coco Laboy, R (7, 5) OBP: 0.257, SLG: 0.267	FC6-4 1-2f			1-3 1B IBB		FC6-4 1-3 1B						1	0	0	0	0	1	0
Pepe Frias, R (1, 6) OBP: 0.241, SLG: 0.269			K	1-3 1-2 2-H 1B		FC6-4 WP 1-2f 2B 3-H	F8			F9		5	1	1	2	0	1	1
Ernie McAnally, R (1, 1) OBP: 0.222, SLG: 0.222			P6	1-3 1-2 2-3		1B 1-H 2B	F9			F4		2	0	0	0	0	0	2
Boots Day, L (6, PH) OBP: 0.471, SLG: 0.533												1	1	1	1	0	0	0
Mike Marshall, R (6, 1) OBP: 0.333, SLG: 0.333												1	0	0	0	0	0	0
Tom Walker, R (8, 1)												0	0	0	0	0	0	0
Hal Breeden, R (10, PH) OBP: 0.364, SLG: 0.613												1	0	0	0	0	0	0
Joe Gilbert, R (10, 1)												0	0	0	0	0	0	0
Terry Humphrey, R (11, 2) OBP: 0.160, SLG: 0.167												0	0	0	0	0	0	0
Inning Stats	R: 0 E: 0 K: 0 S: 3 H: 0 LOB: 0 BB: 0 P: 3	R: 0 E: 0 K: 0 S: 3 H: 0 LOB: 1 BB: 1 P: 7	R: 0 E: 0 K: 1 S: 5 H: 0 LOB: 1 BB: 1 P: 9	R: 3 E: 0 K: 0 S: 6 H: 3 LOB: 2 BB: 2 P: 14	R: 0 E: 0 K: 0 S: 4 H: 1 LOB: 1 BB: 0 P: 4	R: 5 E: 1 K: 0 S: 7 H: 4 LOB: 2 BB: 2 P: 16	R: 0 E: 0 K: 0 S: 3 H: 0 LOB: 0 BB: 0 P: 3	R: 0 E: 0 K: 0 S: 2 H: 0 LOB: 1 BB: 1 P: 7	R: 0 E: 0 K: 1 S: 5 H: 0 LOB: 0 BB: 0 P: 5	R: 0 E: 0 K: 0 S: 4 H: 1 LOB: 1 BB: 1 P: 4	R: 0 E: 0 K: 1 S: 5 H: 0 LOB: 0 BB: 0 P: 5	1B: 7 2B: 2 3B: 0 HR: 0 SF: 1 SAC: 1 DP: 1 HBP: 2						

PITCHER		IP	WLS	BF	H	R	ER	SO	BB	IBB	HBP	BLK	WP	HR	S	P	ERA	WHIP
Steve Blass, R (1, 1) ERA: 8.15		5.1		27	7	6	6	1	3	1	0	0	1	0	25	41	10.12	1.875
Bob Johnson, R (6, 1) ERA: 3.07		0.1		4	1	2	1	0	1	0	1	0	0	0	2	7	27.00	6.000
Jim Rooker, L (6, 1) ERA: 1.17		0.1		2	0	0	0	0	1	0	0	0	0	0	1	5	0.00	3.000
Jim McKee, R (7, 1) ERA: 9.28		2.0		7	0	0	0	0	1	0	1	0	0	0	5	10	0.00	0.500
Ramon Hernandez, L (9, 1) ERA: 5.11		2.0		7	1	0	0	1	0	0	0	0	0	0	9	9	0.00	0.500

PITCHER		IP	WLS	BF	H	R	ER	SO	BB	IBB	HBP	BLK	WP	HR	S	P	ERA	WHIP
Dave Giusti, R (11, 1) ERA: 1.96		1.0	W	3	0	0	0	1	0	0	0	0	0	0	5	5	0.00	0.000

AB	39
R	8
H	9
RBI	7
BB	7
SO	3
LOB	14

WP: 1	PA: 50		
PB: 0			
SB: 3			
CS: 0			

Montreal Expos @ Pittsburgh Pirates

Three Rivers Stadium, Pittsburgh, PA

Tue May 15 1973, 7:05 PM EDT

Att. 5,441 - Unknown

livebaseballscorecards.com

Batter	1	2	3	4	5	6	7	8	9	10	11	AB	R	H	RBI	BB	SO	LOB
Dave Cash, R (1, 4) OBP: 0.361, SLG: 0.418	6-3		F9		E 1B 2B; 1-3 2-H	E9; 1-H		E 1B 1B; 1-2	K		1B; 1-2 2-3 3-H	7	2	4	2	0	1	2
Richie Hebner, L (1, 5) OBP: 0.365, SLG: 0.425	F7		FC6-4; 2B; 1-2f		SF7; 3-H	F9		E8; FC4-6 1B; 1-3 2-H		F8		5	1	1	2	0	0	3
Manny Sanguillen, R (1, 9) (10, 2) OBP: 0.353, SLG: 0.530	F8		1-3 2B		1B 1B; 2-H		F8	FC4-6; 1-2 3-H		F8		6	0	3	2	0	0	0
Willie Stargell, L (1, 7) OBP: 0.412, SLG: 0.680		BBBB; FC6-4; BB	F7		F8		K	FC4-6 1B; 1-2f 2-3		BLK 1B		5	0	1	0	1	1	5
Al Oliver, L (1, 8) OBP: 0.349, SLG: 0.570		FC6-4 1B; 1-2f		4-3	1-3 1B		1B	1-2 3-H 1B		4-3; 1-2		6	0	3	1	0	0	2
Bob Robertson, R (1, 3) OBP: 0.407, SLG: 0.520		F7		5-3	P3		K	K			BBBB; 4-0; BB 1B 1B BB	5	1	0	0	1	2	6
Milt May, L (1, 2) OBP: 0.365, SLG: 0.425 Dock Ellis, S (6, PR) OBP: 0.105, SLG: 0.056 Bob Moose, R (6, PR) OBP: 0.235, SLG: 0.188 Jerry McNertney, R (7, 2) OBP: 0.500, SLG: 0.600 Rennie Stennett, R (9, PR) OBP: 0.234, SLG: 0.384 (10, 9)	1-3 1B		F9		2B E 1B			5-3	1B	F8		3 0 2 0 0 0 0 0 0 0 0 0 0 0 0 1 0 0 0 0 0 2 0 1 0 0 0 0 1 0 0 0 0 0 1						
Gene Alley, R (1, 6) OBP: 0.295, SLG: 0.366	5-3				K 1B 2B	F5		1B 3B	K		1B BB; 1-2	6	2	2	0	0	2	4
Steve Blass, R (1, 1) OBP: 0.500, SLG: 0.571 Bob Johnson, L (6, 1) Jim Rooker, R (6, 1) Richie Zisk, R (6, PH) OBP: 0.222, SLG: 0.235 Jim McKee, R (7, 1) Gene Clines, R (8, PH) OBP: 0.400, SLG: 0.435 Ramon Hernandez, S (9, 1) Dave Giusti, R (11, 1) OBP: 1.000, SLG: 1.000			FC6-4 1B		2B SF7 1B; 1-2			1B 1B; 3-H		F3	BBBB; 4-0; 1B; 1-2 2-3 BB	2 1 2 0 0 0 0 0 0 0 0 0 0 0 0 0 0 0 0 0 1 0 0 0 0 1 1 0 0 0 0 0 0 0 1 1 1 1 0 0 0 1 0 0 0 0 0 1 0 0 0 0 1 0 0						
Inning Stats	R: 0 E: 0 K: 0 S: 3 H: 0 LOB: 0 BB: 0 P: 3	R: 0 E: 0 K: 0 S: 4 H: 1 LOB: 2 BB: 1 P: 8	R: 0 E: 0 K: 0 S: 5 H: 2 LOB: 2 BB: 0 P: 5	R: 0 E: 0 K: 0 S: 3 H: 0 LOB: 0 BB: 0 P: 3	R: 3 E: 1 K: 1 S: 10 H: 4 LOB: 2 BB: 0 P: 10	R: 1 E: 1 K: 1 S: 7 H: 2 LOB: 2 BB: 0 P: 7	R: 0 E: 0 K: 2 S: 8 H: 1 LOB: 1 BB: 0 P: 8	R: 4 E: 1 K: 1 S: 11 H: 6 LOB: 2 BB: 0 P: 11	R: 0 E: 0 K: 2 S: 8 H: 1 LOB: 1 BB: 0 P: 8	R: 0 E: 0 K: 0 S: 4 H: 1 LOB: 1 BB: 0 P: 4	R: 1 E: 0 K: 0 S: 3 H: 2 LOB: 3 BB: 2 P: 11	1B: 16 2B: 3 3B: 1 HR: 0 SF: 1 SAC: 0 DP: 0 HBP: 0						

AB	51
R	9
H	20
RBI	8
BB	3
SO	7
LOB	25

WP: 0 PB: 1 SB: 0 CS: 0 PA: 55

PITCHER		IP	WLS	BF	H	R	ER	SO	BB	IBB	HBP	BLK	WP	HR	S	P	ERA	WHIP
Ernie McAnally, R ERA: 3.11	(1, 1)	5.0		24	7	3	2	1	1	0	0	0	0	0	25	29	3.60	1.600
Mike Marshall, R ERA: 5.65	(6, 1)	2.1		14	7	5	4	3	0	0	0	0	0	0	20	20	15.43	3.000
Tom Walker, R ERA: 2.37	(8, 1)	1.2		8	3	0	0	3	0	0	0	0	0	0	14	14	0.00	1.800
Joe Gilbert, L ERA: 5.54	(10, 1)	1.1	L	7	2	1	1	0	1	0	0	1	0	0	6	10	6.75	2.250
John Strohmayer, R ERA: 3.95	(11, 1)	0.0		2	1	0	0	0	1	0	0	0	0	0	1	5	∞	∞

PITCHER	IP	WLS	BF	H	R	ER	SO	BB	IBB	HBP	BLK	WP	HR	S	P	ERA	WHIP

Batter	1	2	3	4	5	6	7	8	9	AB	R	H	RBI	BB	SO	LOB
Wayne Garrett, L (1, 4) (8, 5) OBP: 0.364, SLG: 0.400	4-3 6-3 1B		F8	1B 3-H 2B		F8			BB E 1B	5	1	3	1	0	0	1
Ken Boswell, L (1, 5) OBP: 0.294, SLG: 0.313	6-3 1-2		1B 1-3 2B	BB 2-3 1B			4-3		E 1B 1-2 BB	4	1	2	0	0	0	1
Ted Martinez, R (8, 4) OBP: 0.274, SLG: 0.231										0	1	0	0	1	0	0
George Theodore, R (1, 7) OBP: 0.325, SLG: 0.351	4-3 2-3		FC 2-H 3-H 1B	1-2 BB			K		E5 1B 1-3 2-H	4	1	1	2	1	1	2
Rusty Staub, L (1, 9) OBP: 0.326, SLG: 0.367	P6		FC 1-2	4-3			4-3		1B 1B 2-H 3-H 1B	5	1	1	2	0	0	5
Ed Kranepool, L (1, 3) OBP: 0.352, SLG: 0.394		K	4-3		G3			L6	1B 1-2 1B	5	0	1	0	0	1	2
Jim Gosger, L (1, 8) OBP: 0.326, SLG: 0.275		G3		FC5-4 1B	F5			F8	FC6-4 1-3 2-H 1B	5	0	2	1	0	0	0
Duffy Dyer, R (1, 2) OBP: 0.176, SLG: 0.111		F2		FC5-4 E 1-2f SH1-3	K			4-3	FC6-4 1-2f	5	1	0	0	0	1	3
Bud Harrelson, S (1, 6) OBP: 0.352, SLG: 0.260			2B 1B 1B	E8 SH1-3 1-3 2B 1B		B2-6-4 1B			K	4	2	3	0	0	1	0
Harry Parker, R (1, 1) OBP: 0.154, SLG: 0.154			K	SH1-3 2-3 3-H		B2-6-4 1-2f			4-3	2	0	0	1	0	1	2
Tug McGraw, R (8, 1)										1	0	0	0	0	0	0
Inning Stats	R: 0 E: 0 K: 0 S: 4 H: 1 LOB: 1 BB: 0 P: 4	R: 0 E: 0 K: 1 S: 5 H: 0 LOB: 0 BB: 0 P: 5	R: 2 E: 0 K: 1 S: 9 H: 3 LOB: 2 BB: 0 P: 9	R: 2 E: 1 K: 0 S: 7 H: 4 LOB: 3 BB: 1 P: 11	R: 0 E: 0 K: 1 S: 5 H: 0 LOB: 0 BB: 0 P: 5	R: 0 E: 0 K: 0 S: 3 H: 1 LOB: 0 BB: 0 P: 3	R: 0 E: 0 K: 1 S: 5 H: 0 LOB: 0 BB: 0 P: 5	R: 0 E: 0 K: 0 S: 3 H: 0 LOB: 0 BB: 0 P: 3	R: 4 E: 1 K: 1 S: 10 H: 4 LOB: 2 BB: 1 P: 14	1B: 11 2B: 2 3B: 0 HR: 0 SF: 0 SAC: 1 DP: 1 HBP: 0							

PITCHER		IP	WLS	BF	H	R	ER	SO	BB	IBB	HBP	BLK	WP	HR	S	P	ERA	WHIP
Mike Torrez, R ERA: 4.44	(1, 1)	4.0	L	22	8	4	4	2	1	0	0	0	0	0	25	29	9.00	2.250
John Strohmayer, R ERA: 3.24	(5, 1)	0.0		0	0	0	0	0	0	0	0	0	0	0	0	0	∞	∞
Tom Walker, R ERA: 2.14	(8, 1)	2.0		12	4	4	0	1	1	0	0	0	0	0	13	17	0.00	2.500

PITCHER	IP	WLS	BF	H	R	ER	SO	BB	IBB	HBP	BLK	WP	HR	S	P	ERA	WHIP

TOP

New York Mets @ Montreal Expos

Jarry Park, Montreal, QB

Wed May 16 1973, 7:05 PM EDT

Att. 10,023 - Unknown

livebaseballscorecards.com

AB	40
R	8
H	13
RBI	7
BB	2
SO	5
LOB	16

BOTTOM

Batter	1	2	3	4	5	6	7	8	9	AB	R	H	RBI	BB	SO	LOB
Ron Hunt, R (1, 4) OBP: 0.430, SLG: 0.323	6-3		6-3		4-1			1B E 1B		4	1	1	0	0	0	0
Ron Woods, R (1, 8) OBP: 0.416, SLG: 0.418	1B 1B		1B		F8			E F9 1-3 1B		4	0	3	0	0	0	0
Ron Fairly, L (1, 7) OBP: 0.505, SLG: 0.608	1-2 1B		4-3			F7		F9 1-2		4	0	1	0	0	0	3
Ken Singleton, S (1, 9) OBP: 0.389, SLG: 0.373	F6			BBBB 4-0 F8 1B SF9 BB		F8		SSS K		3	1	0	0	1	1	4
Mike Jorgensen, L (1, 3) OBP: 0.298, SLG: 0.258	1-3			FC5-4 1-2 1B		SSS K		E3 FC6-4 2-3 3-H		4	0	1	0	0	1	3
John Boccabella, R (1, 2) OBP: 0.323, SLG: 0.367		P6		F8 2-3			F9	FC6-4 1-2f		4	0	0	0	0	0	4
Bob Bailey, R (1, 5) OBP: 0.348, SLG: 0.339		SSS K		SF9 3-H			HR		5-3	1	0	0	1	0	1	0
John Strohmayer, R (5, 1)										0	0	0	0	0	0	0
Hal Breeden, R (7, PH) OBP: 0.382, SLG: 0.719										1	1	1	1	0	0	0
Tim Foli, R (8, 6) OBP: 0.221, SLG: 0.250										1	0	0	0	0	0	0
Pepe Frias, R (1, 6) OBP: 0.232, SLG: 0.259		2-3		FC5-4 1-2f			F8		4-3	2	0	0	0	0	0	1
Boots Day, L (7, PH) OBP: 0.444, SLG: 0.500										1	0	0	0	0	0	0
Tom Walker, R (8, 1)										0	0	0	0	0	0	0
Clyde Mashore, R (9, PH)										1	0	0	0	0	0	0
Mike Torrez, R (1, 1) OBP: 0.250, SLG: 0.313			SSS K		5-3		F8		6-3	1	0	0	0	0	1	0
Coco Laboy, R (5, 5) OBP: 0.237, SLG: 0.242										3	0	0	0	0	0	0

Inning Stats	1	2	3	4	5	6	7	8	9
	R: 0 H: 2 E: 0 LOB: 2 K: 0 BB: 0 S: 5 P: 5	R: 0 H: 0 E: 0 LOB: 0 K: 1 BB: 0 S: 5 P: 5	R: 0 H: 1 E: 0 LOB: 1 K: 1 BB: 0 S: 6 P: 6	R: 1 H: 1 E: 0 LOB: 1 K: 0 BB: 1 S: 4 P: 8	R: 0 H: 0 E: 0 LOB: 0 K: 0 BB: 0 S: 3 P: 3	R: 0 H: 0 E: 0 LOB: 0 K: 1 BB: 0 S: 5 P: 5	R: 1 H: 1 E: 0 LOB: 0 K: 0 BB: 0 S: 4 P: 4	R: 1 H: 2 E: 1 LOB: 2 K: 1 BB: 0 S: 8 P: 8	R: 0 H: 0 E: 0 LOB: 0 K: 0 BB: 0 S: 3 P: 3

PITCHER	IP	WLS	BF	H	R	ER	SO	BB	IBB	HBP	BLK	WP	HR	S	P	ERA	WHIP
Harry Parker, R (1, 1) ERA: 2.36	7.0	W	29	7	3	2	3	1	0	0	0	0	1	34	38	2.57	1.143
Tug McGraw, L (8, 1) ERA: 4.5	2.0	S	7	0	0	0	1	0	0	0	0	0	0	9	9	0.00	0.000

PITCHER	IP	WLS	BF	H	R	ER	SO	BB	IBB	HBP	BLK	WP	HR	S	P	ERA	WHIP

New York Mets @ Montreal Expos

Jarry Park, Montreal, QB

Wed May 16 1973, 7:05 PM EDT

Att. 10,023 - Unknown

livebaseballscorecards.com

AB	34
R	3
H	7
RBI	2
BB	1
SO	4
LOB	15

1B: 6	SF: 1	WP: 0	PA: 36
2B: 0	SAC: 0	PB: 0	
3B: 0	DP: 0	SB: 0	
HR: 1	HBP: 0	CS: 0	

Batter	1	2	3	4	5	6	7	8	9	AB	R	H	RBI	BB	SO	LOB
Lou Brock, L (1, 7) OBP: 0.331, SLG: 0.372	BB BLK 1B		G6-4-3 1B		K			3-1		4	0	2	0	0	1	1
Ted Sizemore, R (1, 4) OBP: 0.382, SLG: 0.387	P6 1-2		G6-4-3 1-2f			1B BLK G6-4-3 1B		1B		4	1	2	0	0	0	2
Luis Melendez, R (1, 9) OBP: 0.309, SLG: 0.307	5-3		K			G6-4-3 1-3 1B		P4		4	0	1	0	0	1	2
Ted Simmons, S (1, 2) OBP: 0.340, SLG: 0.318	BB BB			K		G6-4-3 1-2f 3-H			1B 1B	3	0	1	0	1	1	1
Bill Stein, R (1, 3) OBP: 0.321, SLG: 0.208	BB 1-2 2-3 BB			K		4-3			1-2 1B	3	0	1	0	1	1	0
Ken Reitz, R (1, 5) OBP: 0.226, SLG: 0.297 Tim McCarver, L (9, PH) OBP: 0.277, SLG: 0.205	K			L7			6-3		K	3 1	0 0	0 0	0 0	0 0	1 1	3 2
Jose Cruz, L (1, 8) OBP: 0.316, SLG: 0.403		G3			K		1-3		F3	4	0	0	0	0	1	2
Mike Tyson, R (1, 6) OBP: 0.333, SLG: 0.328 Bernie Carbo, L (9, PH) OBP: 0.318, SLG: 0.255		CS BB			K		K		K	2 1	0 0	0 0	0 0	1 0	2 1	0 2
Bob Gibson, R (1, 1) OBP: 0.167, SLG: 0.095 Dwain Anderson, R (8, PH) OBP: 0.316, SLG: 0.133 Rich Folkers, L (8, 1)		F9 1-2			BB			K		1 1 0	0 0 0	0 0 0	0 0 0	1 0 0	0 1 0	1 0 0
Inning Stats	R: 0 E: 0 K: 1 S: 6 H: 1 LOB: 3 BB: 2 P: 14	R: 0 E: 0 K: 0 S: 2 H: 0 LOB: 0 BB: 1 P: 6	R: 0 E: 0 K: 1 S: 5 H: 1 LOB: 0 BB: 0 P: 5	R: 0 E: 0 K: 2 S: 7 H: 0 LOB: 0 BB: 0 P: 7	R: 0 E: 0 K: 3 S: 9 H: 0 LOB: 1 BB: 1 P: 13	R: 1 E: 0 K: 0 S: 4 H: 2 LOB: 0 BB: 0 P: 4	R: 0 E: 0 K: 1 S: 5 H: 0 LOB: 0 BB: 0 P: 5	R: 0 E: 0 K: 1 S: 6 H: 1 LOB: 1 BB: 0 P: 6	R: 0 E: 0 K: 2 S: 9 H: 2 LOB: 2 BB: 0 P: 9	1B: 7 2B: 0 3B: 0 HR: 0	SF: 0 SAC: 0 DP: 2 HBP: 0						

St. Louis Cardinals @ Montreal Expos

Jarry Park, Montreal, QB

Sun May 20 1973, 3:33 AM EDT

Unknown

TOP

livebaseballscorecards.com

AB	31
R	1
H	7
RBI	0
BB	4
SO	11
LOB	16

PITCHER		IP	WLS	BF	H	R	ER	SO	BB	IBB	HBP	BLK	WP	HR	S	P	ERA	WHIP
Balor Moore, L ERA: 3.81	(1, 1)	8.0	W	32	7	1	1	9	4	0	0	2	0	0	46	62	1.12	1.375
Mike Marshall, R ERA: 5.46	(9, 1)	1.0	S	3	0	0	0	2	0	0	0	0	0	0	7	7	0.00	0.000

PITCHER	IP	WLS	BF	H	R	ER	SO	BB	IBB	HBP	BLK	WP	HR	S	P	ERA	WHIP

BOTTOM

St. Louis Cardinals @ Montreal Expos

Jarry Park, Montreal, QB

Sun May 20 1973, 3:33 AM EDT

Unknown

Batter	1	2	3	4	5	6	7	8	9	AB	R	H	RBI	BB	SO	LOB
Ron Hunt, R (1, 4) OBP: 0.424, SLG: 0.330	P4		2B		F2		F9			4	1	1	0	0	0	0
Ron Woods, R (1, 8) OBP: 0.407, SLG: 0.400	K2-3		K		1B SF7 BB		F7			3	1	0	0	1	2	1
Ron Fairly, L (1, 7) OBP: 0.505, SLG: 0.598	BLK BB		F2		1-3 1B		4-3			3	0	1	0	1	0	1
Ken Singleton, S (1, 9) OBP: 0.385, SLG: 0.381	6-3 1-2		2-H 2B		SF7 3-H			F8		3	0	1	2	0	0	1
Mike Jorgensen, L (1, 3) OBP: 0.306, SLG: 0.253		HR HBP	BB		F9			4-3		2	1	0	0	1	0	1
Bob Bailey, R (1, 5) OBP: 0.356, SLG: 0.400		1-H HR	4-3			SH1-3 1B		F8		4	1	2	2	0	0	2
Terry Humphrey, R (1, 2) OBP: 0.148, SLG: 0.154		4-3	K			SH1-3 1-2				2	0	0	0	0	1	0
Pepe Frias, R (1, 6) OBP: 0.220, SLG: 0.246		6-3	K			1-3				3	0	0	0	0	1	1
Balor Moore, L (1, 1) OBP: 0.190, SLG: 0.158		F7	4-3			6-3				3	0	0	0	0	0	1
Mike Marshall, R (9, 1) OBP: 0.333, SLG: 0.333										0	0	0	0	0	0	0
Inning Stats	R: 0 E: 0 K: 1 S: 5 H: 0 LOB: 1 BB: 1 P: 9	R: 2 E: 0 K: 0 S: 4 H: 1 LOB: 0 BB: 0 P: 5	R: 1 E: 0 K: 1 S: 7 H: 2 LOB: 2 BB: 1 P: 11	R: 0 E: 0 K: 2 S: 7 H: 0 LOB: 0 BB: 0 P: 7	R: 1 E: 0 K: 0 S: 4 H: 1 LOB: 1 BB: 1 P: 8	R: 0 E: 0 K: 0 S: 4 H: 1 LOB: 1 BB: 0 P: 4	R: 0 E: 0 K: 0 S: 3 H: 0 LOB: 0 BB: 0 P: 3	R: 0 E: 0 K: 0 S: 3 H: 0 LOB: 0 BB: 0 P: 3		1B: 2 2B: 2 3B: 0 HR: 1 SF: 1 SAC: 1 DP: 0 HBP: 1				WP: 0 PB: 0 SB: 0 CS: 0		PA: 33

livebaseballscorecards.com

	AB	27
	R	4
	H	5
	RBI	4
	BB	3
	SO	4
	LOB	8

PITCHER		IP	WLS	BF	H	R	ER	SO	BB	IBB	HBP	BLK	WP	HR	S	P	ERA	WHIP
Bob Gibson, R ERA: 3.34	(1, 1)	7.0	L	30	5	4	4	4	3	0	1	1	0	1	34	47	5.14	1.143
Rich Folkers, L ERA: 0.82	(8, 1)	1.0		3	0	0	0	0	0	0	0	0	0	0	3	3	0.00	0.000

PITCHER	IP	WLS	BF	H	R	ER	SO	BB	IBB	HBP	BLK	WP	HR	S	P	ERA	WHIP

Batter	1	2	3	4	5	6	7	8	9	AB	R	H	RBI	BB	SO	LOB
Lou Brock, L (1, 7) OBP: 0.327, SLG: 0.364	x 0-0 E6 CS S	BBB 4-0 1-2 BB		x 0-0 ② SF7 3-H		x 0-0 ② 3-1		SSS 0-3 ② K		3	0	0	1	1	1	1
Luis Melendez, R (8, 7) OBP: 0.309, SLG: 0.307										0	0	0	0	0	0	0
Ted Sizemore, R (1, 4) OBP: 0.384, SLG: 0.379	x 0-0 ① F7 1-2	SSS 0-3 ② K		x 0-0 ③ 1-3		BBB 4-0 1B BB		x 0-0 2B 1B 1-2		4	1	1	0	1	1	4
Mick Kelleher, R (8, 6) OBP: 0.318, SLG: 0.263										0	0	0	0	0	0	0
Tim McCarver, L (1, 3) OBP: 0.308, SLG: 0.256	BBB 4-0 CS BB	x 0-0 ③ 4-3			x 0-0 ① L4	x 0-0 1B 1-2		x 0-0 2B 2B 1-H 2-H		4	1	2	2	1	0	2
Ted Simmons, S (1, 2) OBP: 0.342, SLG: 0.328	x 0-0 ②③ 1-3 1-2 2-3		x 0-0 ① 4-3		x 0-0 BB BB 1B	x 0-0 ③ 4-3		x 0-0 2B 2-H		5	0	2	1	0	0	4
Jose Cruz, L (1, 8) OBP: 0.326, SLG: 0.402		BBBB 4-0 BB HR BB	x 0-0 CS 1B		BBBB 4-0 BB 1-2 BB		x 0-0 ① 6-3	x 0-0 ③ F7		3	1	1	0	2	0	1
Bernie Carbo, L (1, 9) OBP: 0.324, SLG: 0.241		BBB 4-0 HR 1-2 BB	x 0-0 ②③ 6-3 1-2		BBB 4-0 1-2 2-3 BB		SSS 0-3 ② K		x 0-0 ① F8	3	1	0	0	2	1	1
Ken Reitz, R (1, 5) OBP: 0.233, SLG: 0.333		x 0-0 HR 1-H 2-H		x 0-0 2B 4-3 SF7	x 0-0 ② P4		x 0-0 ③ F9		x 0-0 ② F9	5	2	2	3	0	0	3
Mike Tyson, R (1, 6) OBP: 0.310, SLG: 0.303 (8, 4)		x 0-0 ① 6-3		x 0-0 ① 4-3 2-3	x 0-0 ③ F8			x 0-0 ① F8	x 0-0 ③ 6-3	5	0	0	0	0	0	4
Reggie Cleveland, R (1, 1) OBP: 0.368, SLG: 0.313		x 0-0 BB 1B		BBBB 4-0 BB		x 0-0 ① 6-3		x 0-0 1B 2B 1B		3	1	2	0	1	0	0
Wayne Granger, R (9, 1)										0	0	0	0	0	0	0
Inning Stats	R: 0 E: 1 K: 0 S: 3 H: 0 LOB: 1 BB: 1 P: 7	R: 3 E: 0 K: 1 S: 7 H: 2 LOB: 2 BB: 3 P: 19	R: 0 E: 0 K: 0 S: 3 H: 1 LOB: 0 BB: 0 P: 3	R: 1 E: 0 K: 0 S: 4 H: 1 LOB: 1 BB: 1 P: 8	R: 0 E: 0 K: 0 S: 4 H: 1 LOB: 3 BB: 2 P: 12	R: 0 E: 0 K: 0 S: 4 H: 1 LOB: 2 BB: 1 P: 8	R: 0 E: 0 K: 1 S: 5 H: 0 LOB: 0 BB: 0 P: 5	R: 3 E: 0 K: 1 S: 9 H: 4 LOB: 1 BB: 0 P: 9	R: 0 E: 0 K: 0 S: 3 H: 0 LOB: 0 BB: 0 P: 3	1B: 6 2B: 3 3B: 0 HR: 1		SF: 1 SAC: 0 DP: 0 HBP: 0				

St. Louis Cardinals @ Montreal Expos

Jarry Park, Montreal, QB

Sun May 20 1973, 3:38 AM EDT

Att. 25,104 - Unknown

TOP

livebaseballscorecards.com

AB	35
R	7
H	10
RBI	7
BB	8
SO	3
LOB	20

PITCHER		IP	WLS	BF	H	R	ER	SO	BB	IBB	HBP	BLK	WP	HR	S	P	ERA	WHIP
Bill Stoneman, R ERA: 6.08	(1, 1)	1.1	L	10	2	3	3	0	4	0	0	0	0	1	6	22	20.25	4.500
Tom Walker, R ERA: 2.19	(2, 1)	3.2		16	3	1	1	1	3	0	0	0	0	0	15	27	2.46	1.636
Joe Gilbert, L ERA: 4.8	(6, 1)	2.0		8	1	0	0	1	1	0	0	0	0	0	9	13	0.00	1.000
John Strohmayer, R ERA: 4.67	(8, 1)	0.2		6	4	3	3	1	0	0	0	0	0	0	8	8	40.50	6.000
Mike Marshall, R ERA: 5.23	(8, 1)	1.1		4	0	0	0	0	0	0	0	0	0	0	4	4	0.00	0.000

PITCHER	IP	WLS	BF	H	R	ER	SO	BB	IBB	HBP	BLK	WP	HR	S	P	ERA	WHIP

BOTTOM

St. Louis Cardinals @ Montreal Expos

Jarry Park, Montreal, QB

Sun May 20 1973, 3:38 AM EDT

Att. 25,104 - Unknown

Batter	1	2	3	4	5	6	7	8	9	AB	R	H	RBI	BB	SO	LOB
Ron Hunt, R (1, 4) OBP: 0.419, SLG: 0.321	P5		F8		H 1-0 SH1-3 1-2 HBP		G6-4-3 1-2f			3	0	0	0	0	0	1
Ron Woods, R (1, 8) OBP: 0.417, SLG: 0.394	BBBB 4-0 E BB		BBBB 4-0 1B BB		0-0 SH1-3 1-2 2-3			0-0 F8		1	0	0	0	2	0	0
Ron Fairly, L (1, 7) OBP: 0.504, SLG: 0.588	0-0 F8 1-2		0-0 G4-6-3 1-3 1B		0-0 F9			BBBB 4-0 G4-6-3 BB		3	0	1	0	1	0	3
Ken Singleton, S (1, 9) OBP: 0.373, SLG: 0.367	SSS 0-3 K		0-0 G4-6-3 1-2f			0-0 F8		0-0 G4-6-3 1-2f		4	0	0	0	0	1	4
Mike Jorgensen, L (1, 3) OBP: 0.304, SLG: 0.253		0-0 6-3 1B 1B		0-0 F9		0-0 3-1			0-0 E3 G5-4-3 1B 1B	4	2	1	0	0	0	0
John Boccabella, R (1, 2) OBP: 0.320, SLG: 0.362		0-0 6-3 1-2		0-0 F9		0-0 F8			0-0 G5-4-3 1-2 1B	4	0	1	0	0	0	1
Bob Bailey, R (1, 5) OBP: 0.351, SLG: 0.406		0-0 6-3		SSS 0-3 K			0-0 1B 2B		0-0 G5-4-3 1-2f 2-3	4	1	1	0	0	1	3
Pepe Frias, R (1, 6) OBP: 0.230, SLG: 0.254 Boots Day, L (7, PH) OBP: 0.474, SLG: 0.529 Tim Foli, R (8, 6) OBP: 0.228, SLG: 0.257		0-0 2-H 1B			0-0 F7		0-0 G6-4-3 2-H 1B		0-0 3-H 1B	2 1 1	0 0 0	1 1 1	1 1 1	0 0 0	0 0 0	0 0 0
Bill Stoneman, R (1, 1) Tom Walker, R (2, 1) Clyde Mashore, R (5, PH) Joe Gilbert, R (6, 1) Hal Breeden, R (7, PH) OBP: 0.371, SLG: 0.697 John Strohmayer, R (8, 1) Mike Marshall, R (8, 1) OBP: 0.333, SLG: 0.333 Bob Stinson, S (9, PH)		0-0 F8			BBBB 4-0 SH1-3 HBP BB		0-0 F7		0-0 F7	0 1 0 0 1 0 0 1	0 0 0 0 0 0 0 0	0 0 0 0 0 0 0 0	0 0 0 0 0 0 0 0	0 0 0 0 0 0 0 0	0 0 0 0 0 0 0 0	0 1 0 0 0 1 0 1
Inning Stats	R: 0 E: 1 K: 1 S: 5 H: 0 LOB: 1 BB: 1 P: 9	R: 1 E: 0 K: 0 S: 5 H: 2 LOB: 1 BB: 0 P: 5	R: 0 E: 0 K: 0 S: 3 H: 1 LOB: 1 BB: 1 P: 7	R: 0 E: 0 K: 1 S: 5 H: 0 LOB: 0 BB: 0 P: 5	R: 0 E: 0 K: 0 S: 3 H: 0 LOB: 2 BB: 1 P: 8	R: 0 E: 0 K: 0 S: 3 H: 0 LOB: 0 BB: 0 P: 3	R: 1 E: 0 K: 0 S: 4 H: 2 LOB: 0 BB: 0 P: 4	R: 0 E: 0 K: 0 S: 2 H: 0 LOB: 0 BB: 1 P: 6	R: 1 E: 1 K: 0 S: 5 H: 2 LOB: 1 BB: 0 P: 5	1B: 6 2B: 1 3B: 0 HR: 0	SF: 0 SAC: 1 DP: 4 HBP: 1						

PITCHER	IP	WLS	BF	H	R	ER	SO	BB	IBB	HBP	BLK	WP	HR	S	P	ERA	WHIP
Reggie Cleveland, R (1, 1) ERA: 3.5	8.0	W	33	6	3	2	2	4	0	1	0	0	0	32	49	2.25	1.250
Wayne Granger, R (9, 1) ERA: 4.15	1.0	S	3	1	0	0	0	0	0	0	0	0	0	3	3	0.00	1.000

PITCHER	IP	WLS	BF	H	R	ER	SO	BB	IBB	HBP	BLK	WP	HR	S	P	ERA	WHIP

livebaseballscorecards.com

AB	30
R	3
H	7
RBI	3
BB	4
SO	2
LOB	15

WP: 0 PB: 0 SB: 0 CS: 0 PA: 36

Batter	1	2	3	4	5	6	7	8	9	10	11	AB	R	H	RBI	BB	SO	LOB
Rick Monday, L (1, 8) OBP: 0.435, SLG: 0.589	0-0 1B		S S S 0-3 ① K		x 0-0 1-H HR		x 0-0 6-3 1B		S S S 0-3 ① K		B B B B 4-0 FC5-4 BB	5	1	3	2	1	2	2
Glenn Beckert, R (1, 4) OBP: 0.373, SLG: 0.368	x 0-0 ① F2		x 0-0 ② P3		B B B B 4-0 FC6 BB		x 0-0 ② 6-3 1-2		x 0-0 ② FC6-4 1B 1-2f 2-3		x 0-0 ③ FC5-4 1-2f	5	0	0	0	1	0	5
Billy Williams, L (1, 7) OBP: 0.353, SLG: 0.423	x 0-0 ② F8		x 0-0 ③ 5-3		x 0-0 ③ FC6 1-2f		x 0-0 ③ F8		x 0-0 FC5-4 1B 1-2 3-H			5	0	1	1	0	0	3
Ron Santo, R (1, 5) OBP: 0.431, SLG: 0.511	x 0-0 ③ 5-3			x 0-0 ① F3		x 0-0 ① F6		S S S 0-3 ① K	x 0-0 ③ FC5-4 1-2f			5	0	0	0	0	1	3
Pat Bourque, L (1, 3) OBP: 0.500, SLG: 0.500		B B B B 4-0 1B BB		x 0-0 ② G3		B B B B 4-0 1B BB		x 0-0 S 1B		x 0-0 ① P6		3	0	1	0	2	0	0
Jose Cardenal, R (1, 9) OBP: 0.394, SLG: 0.479		S S S 0-3 ① K		x 0-0 ③ 5-3		x 0-0 1-3 1B		x 0-0 ② 5-3 1-2		x 0-0 ② F7		5	0	1	0	0	1	2
Randy Hundley, R (1, 2) OBP: 0.280, SLG: 0.349		x 0-0 1-3 1B			x 0-0 HR 1B	x 0-0 ② L4		S S S 0-3 ③ K		x 0-0 ③ 1-3		5	1	2	0	0	1	3
Don Kessinger, S (1, 6) OBP: 0.353, SLG: 0.269		S S S 0-3 ② K			x 0-0 ① F8	S S S 0-3 ③ K			x 0-0 FC6-4 1B 1B 1B		x 0-0 ① 4-3	5	1	1	0	0	2	5
Fergie Jenkins, R (1, 1) Jim Hickman, R (9, PH) OBP: 0.317, SLG: 0.208 Cleo James, R (9, PR) OBP: 0.192, SLG: 0.160 Jack Aker, R (9, 1) Dave LaRoche, L (11, 1) OBP: 1.000, SLG: 1.000		S S S 0-3 ③ K		S S S 0-3 ② K		S S S 0-3 ① K			x 0-0 FC6-4 1B 1-2		x 0-0 ② 6-3	3 1 0 1 0	0 0 0 0 0	0 1 0 0 0	0 0 0 0 0	3 0 0 0 0	3 0 0 0 0	
Inning Stats	R: 0 E: 0 K: 0 S: 4 H: 1 LOB: 1 BB: 0 P: 4	R: 0 E: 0 K: 3 S: 10 H: 1 LOB: 2 BB: 1 P: 14	R: 0 E: 0 K: 1 S: 5 H: 0 LOB: 0 BB: 0 P: 5	R: 0 E: 0 K: 0 S: 3 H: 0 LOB: 0 BB: 0 P: 3	R: 2 E: 0 K: 1 S: 7 H: 2 LOB: 1 BB: 1 P: 11	R: 0 E: 0 K: 1 S: 6 H: 1 LOB: 2 BB: 1 P: 10	R: 0 E: 0 K: 1 S: 6 H: 1 LOB: 1 BB: 0 P: 6	R: 0 E: 0 K: 2 S: 8 H: 1 LOB: 1 BB: 0 P: 8	R: 1 E: 0 K: 1 S: 8 H: 3 LOB: 2 BB: 0 P: 8	R: 0 E: 0 K: 0 S: 3 H: 0 LOB: 0 BB: 0 P: 3	R: 0 E: 0 K: 0 S: 3 H: 0 LOB: 1 BB: 1 P: 7	1B: 9 2B: 0 3B: 0 HR: 1	SF: 0 SAC: 0 DP: 0 HBP: 0			WP: 0 PB: 0 SB: 1 CS: 0	PA: 47		

PITCHER		IP	WLS	BF	H	R	ER	SO	BB	IBB	HBP	BLK	WP	HR	S	P	ERA	WHIP
Steve Renko, R ERA: 2.82	(1, 1)	7.0		30	6	2	2	7	3	0	0	0	0	1	41	53	2.57	1.286
Mike Marshall, R ERA: 4.89	(8, 1)	4.0	W	17	4	1	1	3	1	0	0	0	0	0	22	26	2.25	1.250

PITCHER	IP	WLS	BF	H	R	ER	SO	BB	IBB	HBP	BLK	WP	HR	S	P	ERA	WHIP

TOP

Chicago Cubs @ Montreal Expos

Jarry Park, Montreal, QB

Tue May 22 1973, 7:05 PM EDT

Att. 10,377 - Unknown - 50 F

livebaseballscorecards.com

AB	43
R	3
H	10
RBI	3
BB	4
SO	10
LOB	26

Batter	1	2	3	4	5	6	7	8	9	10	11	AB	R	H	RBI	BB	SO	LOB
Ron Hunt, R (1, 4) OBP: 0.422, SLG: 0.333	0-0 1B 2B		0-3 K 1-2		0-0 F3		0-0 F9		1-0 SH1-4 HBP		0-0 BB 1B 1B	5	1	2	0	0	1	4
Ron Woods, R (1, 8) OBP: 0.398, SLG: 0.373 Mike Marshall, R (8, 1) OBP: 0.429, SLG: 0.333	0-0 F8		0-0 L6 2-3		0-0 P4		0-0 F9		0-0 SH1-4 1-2		BBBB 4-0 1B 1-2 BB	4 0	0 0	0 0	0 0	0 1	0 0	5 0
Ron Fairly, L (1, 7) OBP: 0.513, SLG: 0.584	0-0 2-H 1B			0-3 K		0-0 1-3	4-0 FC4-6 IBB		4-0 IBB		0-0 1-2 2-H 1B	4	0	2	1	2	1	0
Ken Singleton, S (1, 9) OBP: 0.374, SLG: 0.395	0-0 6-3			0-0 HR		0-0 1B	0-0 FC4-6 1-2f		0-0 4-3			5	1	2	1	0	0	6
Mike Jorgensen, L (1, 3) OBP: 0.316, SLG: 0.300		0-0 CS 1B		0-0 E 1B		0-3 K		0-0 HR		0-3 K		5	1	3	1	0	2	1
John Boccabella, R (1, 2) OBP: 0.314, SLG: 0.354		0-0 FC6-4 1-2 1B		0-0 E6 G6-4-3 1-2		0-0 1-3		0-3 K		0-0 P4		5	0	1	0	0	1	2
Bob Bailey, R (1, 5) OBP: 0.354, SLG: 0.441		0-0 FC6-4 1-2f		0-0 G6-4-3 1-2f			0-0 HR		0-0 6-3		BBBB 4-0 BB	4	1	1	1	1	0	3
Tim Foli, R (1, 6) OBP: 0.227, SLG: 0.248		0-0 F9			0-0 6-3		BBBB 4-0 SH BB		0-0 5-3		0-0 5-3	4	0	0	0	1	0	2
Steve Renko, R (1, 1) OBP: 0.400, SLG: 0.500 Boots Day, L (7, PH) OBP: 0.429, SLG: 0.474 (8, 8)			BBBB 4-0 L6 S BB		0-0 2B		0-0 SH 1-3		0-0 5-3		0-0 3-1	1 2	0 0	1 0	0 0	1 0	0 0	0 0
Inning Stats	R: 0 H: 2 E: 0 LOB: 1 K: 0 BB: 0 S: 4 P: 4	R: 0 H: 2 E: 1 LOB: 1 K: 0 BB: 0 S: 4 P: 4	R: 0 H: 0 E: 0 LOB: 0 K: 1 BB: 1 S: 4 P: 8	R: 1 H: 2 E: 1 LOB: 1 K: 1 BB: 0 S: 7 P: 7	R: 0 H: 1 E: 0 LOB: 1 K: 0 BB: 0 S: 4 P: 4	R: 0 H: 1 E: 0 LOB: 1 K: 1 BB: 0 S: 6 P: 6	R: 1 H: 1 E: 1 LOB: 3 K: 0 BB: 2 S: 5 P: 13	R: 1 H: 1 E: 0 LOB: 0 K: 1 BB: 0 S: 6 P: 6	R: 0 H: 0 E: 0 LOB: 2 K: 0 BB: 1 S: 3 P: 8	R: 0 H: 0 E: 0 LOB: 1 K: 1 BB: 1 S: 5 P: 9	R: 1 H: 2 E: 0 LOB: 2 K: 0 BB: 1 S: 3 P: 7	1B: 7 SF: 0 2B: 3 SAC: 2 3B: 0 DP: 2 HR: 3 HBP: 1						WP: 0 PA: 48 PB: 0 SB: 1 CS: 1

PITCHER		IP	WLS	BF	H	R	ER	SO	BB	IBB	HBP	BLK	WP	HR	S	P	ERA	WHIP
Fergie Jenkins, R ERA: 3.47	(1, 1)	8.0		35	10	3	3	4	2	1	0	0	0	3	40	52	3.38	1.500
Jack Aker, R ERA: 2.84	(9, 1)	2.1	L	12	1	1	1	1	2	1	1	0	0	0	10	23	3.86	1.286
Dave LaRoche, L ERA: 6.14	(11, 1)	0.0		1	1	0	0	0	0	0	0	0	0	0	1	1	∞	∞

PITCHER	IP	WLS	BF	H	R	ER	SO	BB	IBB	HBP	BLK	WP	HR	S	P	ERA	WHIP

BOTTOM

Chicago Cubs @ Montreal Expos

Jarry Park, Montreal, QB

Tue May 22 1973, 7:05 PM EDT

Att. 10,377 - Unknown - 50 F

livebaseballscorecards.com

AB	39
R	4
H	12
RBI	4
BB	6
SO	5
LOB	23

Batter	1	2	3	4	5	6	7	8	9	10	AB	R	H	RBI	BB	SO	LOB
Rick Monday, L (1, 8) OBP: 0.425, SLG: 0.578	L8		5-3		6-3 2B		L8		K	6-3	6	0	1	0	0	1	3
Glenn Beckert, R (1, 4) OBP: 0.373, SLG: 0.369	BB 1B 1B		5-3		6-3 2-3		BB E 1B 1-2 1B		K		5	1	2	0	0	1	1
Billy Williams, L (1, 7) OBP: 0.355, SLG: 0.414	F8		BB		6-3		BB 1B 1-2 2-3 IBB		K		3	0	0	0	2	1	2
Jim Hickman, R (1, 3) OBP: 0.353, SLG: 0.218	BB 1-2 1B		P4			FC6-4 BB	1B 1-2 2-3 3-H BB			SH BB 1B BB	2	1	1	1	3	0	1
Ron Santo, R (1, 5) OBP: 0.442, SLG: 0.511	BB 1-2 2-3 BB			FC6-4 BB		F9	1-3 2-H 3-H 1B			1B SH SF8 1-2 BB	2	1	1	1	3	0	1
Jose Cardenal, R (1, 9) OBP: 0.385, SLG: 0.467	6-3			F8		F8		K		SH FC2-6 1B 1-2 2-3	4	0	0	0	0	1	5
Ken Rudolph, R (1, 2) OBP: 0.296, SLG: 0.481		F3		FC6-4 1-2f		FC6-4 1-2f		5-3		FC2-6 1B 1-2 2-3 3-H	5	0	1	1	0	0	2
Don Kessinger, S (1, 6) OBP: 0.348, SLG: 0.263		4-3		4-3			4-3	BB		SF8 3-H	3	0	0	1	1	0	1
Burt Hooton, R (1, 1) OBP: 0.292, SLG: 0.227		F7			F2		BB E 1B BB	K		FC2-6 1-2f 2-3	2	0	0	0	0	0	0
Gene Hiser, L (7, PH) OBP: 0.425, SLG: 0.429											0	1	0	0	1	0	0
Bob Locker, S (7, 1) OBP: 0.167, SLG: 0.167											0	0	0	0	0	0	0
Adrian Garrett, L (8, PH) OBP: 0.091, SLG: 0.364											1	0	0	0	0	1	1
Bill Bonham, R (8, 1) OBP: 0.222, SLG: 0.222											1	0	0	0	0	0	2
Inning Stats	R: 0 E: 0 K: 0 S: 5 H: 2 LOB: 3 BB: 1 P: 9	R: 0 E: 0 K: 0 S: 3 H: 0 LOB: 0 BB: 0 P: 3	R: 0 E: 0 K: 0 S: 3 H: 0 LOB: 1 BB: 1 P: 7	R: 0 E: 0 K: 0 S: 3 H: 0 LOB: 1 BB: 1 P: 7	R: 0 E: 0 K: 0 S: 4 H: 1 LOB: 1 BB: 0 P: 4	R: 0 E: 0 K: 0 S: 3 H: 0 LOB: 1 BB: 1 P: 7	R: 2 E: 1 K: 0 S: 4 H: 2 LOB: 2 BB: 3 P: 16	R: 0 E: 0 K: 2 S: 7 H: 0 LOB: 1 BB: 1 P: 11	R: 0 E: 0 K: 3 S: 9 H: 0 LOB: 0 BB: 0 P: 9	R: 2 E: 1 K: 0 S: 5 H: 1 LOB: 2 BB: 2 P: 13	1B: 5 2B: 1 3B: 0 HR: 0 SF: 1 SAC: 1 DP: 0 HBP: 0						

PITCHER	IP	WLS	BF	H	R	ER	SO	BB	IBB	HBP	BLK	WP	HR	S	P	ERA	WHIP
Ernie McAnally, R (1, 1) ERA: 2.98	8.0		36	5	2	2	2	7	1	0	0	0	0	32	64	2.25	1.500
Tom Walker, R (9, 1) ERA: 2.7	2.0	L	10	1	2	2	3	2	0	0	0	0	0	14	22	9.00	1.500

PITCHER	IP	WLS	BF	H	R	ER	SO	BB	IBB	HBP	BLK	WP	HR	S	P	ERA	WHIP

TOP

Chicago Cubs @ Montreal Expos

Jarry Park, Montreal, QB

Wed May 23 1973, 7:05 PM EDT

Att. 11,318 - Unknown - 64 F

livebaseballscorecards.com

AB	34
R	4
H	6
RBI	4
BB	10
SO	5
LOB	19

WP: 0	PA: 46
PB: 0	
SB: 0	
CS: 0	

Batter	1	2	3	4	5	6	7	8	9	10	AB	R	H	RBI	BB	SO	LOB
Ron Hunt, R (1, 4) OBP: 0.407, SLG: 0.319	E6 SH1-3		6-3	F8			P4	F9			5	0	0	0	0	0	1
Ron Woods, R (1, 8) OBP: 0.402, SLG: 0.385	SH1-3 1-2		1B 1B BB		6-3		BB FC5-2 2B		F9		3	1	1	0	1	0	0
Ron Fairly, L (1, 7) OBP: 0.508, SLG: 0.570	F8		1B 1B 1-3 1B		L4		FC5-2 BB IBB		L7		4	0	1	0	1	0	1
Ken Singleton, S (1, 9) OBP: 0.396, SLG: 0.410	BB		1B 1-2 3-H 1B		1B		FC5-2 1-2 2-3 BB		1B		3	0	3	1	2	0	0
Mike Jorgensen, L (1, 3) OBP: 0.311, SLG: 0.295	K		G4-6-3 1-2 2-3 1B		F7		FC5-2 1-2 2-3 3-Hf		F9		5	0	1	0	0	1	7
John Boccabella, R (1, 2) OBP: 0.300, SLG: 0.337		6-3	G4-6-3 1-2f			F9 K				K	5	0	0	0	0	2	6
Bob Bailey, R (1, 5) OBP: 0.356, SLG: 0.423		FC6-4 BB	1B G4-3-6 BB			E3		K		1-3	3	1	0	0	2	1	0
Tim Foli, R (1, 6) OBP: 0.234, SLG: 0.254		FC6-4 1-2f	G4-3-6 1-3 1B			F8		3-1 1B		6-3	5	0	2	0	0	0	2
Ernie McAnally, R (1, 1) OBP: 0.190, SLG: 0.190		1-3	G4-3-6 1-2f 3-H			5-3		3-1 1-2			3	0	0	0	0	0	3
Boots Day, L (8, PH) OBP: 0.409, SLG: 0.450											1	0	0	0	0	0	1
Tom Walker, R (9, 1)											0	0	0	0	0	0	0
Inning Stats	R: 0 E: 1 K: 1 S: 6 H: 0 LOB: 2 BB: 1 P: 10	R: 0 E: 0 K: 0 S: 3 H: 0 LOB: 1 BB: 1 P: 7	R: 1 E: 0 K: 0 S: 5 H: 3 LOB: 2 BB: 1 P: 9	R: 1 E: 0 K: 0 S: 3 H: 1 LOB: 0 BB: 1 P: 7	R: 0 E: 0 K: 0 S: 4 H: 1 LOB: 1 BB: 0 P: 4	R: 0 E: 1 K: 0 S: 4 H: 0 LOB: 1 BB: 0 P: 4	R: 0 E: 0 K: 1 S: 6 H: 1 LOB: 3 BB: 2 P: 14	R: 0 E: 0 K: 1 S: 6 H: 1 LOB: 1 BB: 0 P: 6	R: 0 E: 0 K: 0 S: 4 H: 1 LOB: 1 BB: 0 P: 4	R: 0 E: 0 K: 1 S: 5 H: 0 LOB: 0 BB: 0 P: 5	1B: 7 2B: 1 3B: 0 HR: 0 SF: 0 SAC: 1 DP: 2 HBP: 0	WP: 0 PB: 0 SB: 0 CS: 0 PA: 44					

PITCHER		IP	WLS	BF	H	R	ER	SO	BB	IBB	HBP	BLK	WP	HR	S	P	ERA	WHIP
Burt Hooton, R ERA: 4.35	(1, 1)	6.0		27	5	2	2	1	4	0	0	0	0	0	25	41	3.00	1.500
Bob Locker, R ERA: 1.53	(7, 1)	1.0		6	1	0	0	1	1	1	0	0	0	0	6	14	0.00	2.000
Bill Bonham, R ERA: 3.63	(8, 1)	3.0	W	11	2	0	0	2	0	0	0	0	0	0	15	15	0.00	0.667

PITCHER		IP	WLS	BF	H	R	ER	SO	BB	IBB	HBP	BLK	WP	HR	S	P	ERA	WHIP

Chicago Cubs @ Montreal Expos

Jarry Park, Montreal, QB

Wed May 23 1973, 7:05 PM EDT

Att. 11,318 - Unknown - 64 F

BOTTOM

livebaseballscorecards.com

AB	37
R	2
H	8
RBI	1
BB	6
SO	4
LOB	21

Batter	1	2	3	4	5	6	7	8	9	AB	R	H	RBI	BB	SO	LOB
Ron Hunt, R (1, 4) (9, 5) OBP: 0.407, SLG: 0.322	5-3		E5 S		G3-6-3 1-2f		1-2 2-3 1B		2B 2-H 1B	5	1	2	1	0	0	1
Ron Woods, R (1, 8) OBP: 0.392, SLG: 0.386	F9		K 1-2			F7	F4		WP 1-H 2B	5	1	1	1	0	1	4
Ron Fairly, L (1, 7) OBP: 0.496, SLG: 0.546 Pepe Frias, R (9, PR) OBP: 0.230, SLG: 0.254 (9, 4)	6-3		L3			F5	F7		BB 2-H BB	4 0	0 0	0 0	0 0	1 0	0 0	4 0
Ken Singleton, S (1, 9) OBP: 0.403, SLG: 0.408		1B 1B BB	1-3			BB		FC2-6 1B	F7	3	1	1	0	2	0	2
Mike Jorgensen, L (1, 3) OBP: 0.315, SLG: 0.294		S 1B 1-2 1B		F6		4-3		FC2-6 1-2f 6-3	FC6-4 1-2 BB	4	0	1	0	1	0	2
John Boccabella, R (1, 2) OBP: 0.304, SLG: 0.339		S 1-2 2-H 1B		F6			BB 1B 1B	6-3 1-2	FC6-4 1-2f	5	1	2	1	0	0	3
Bob Bailey, R (1, 5) OBP: 0.352, SLG: 0.405 Clyde Mashore, R (9, 7)		F4		F6			1B 1B 1-2 BB	K		3 0	0 0	0 0	0 0	1 0	1 0	3 0
Tim Foli, R (1, 6) OBP: 0.242, SLG: 0.262		F3 1-2 2-3			F7		1B 1-2 2-H 1B		SH3-4 1B 1B	4	1	2	1	0	0	2
Mike Torrez, R (1, 1) OBP: 0.278, SLG: 0.333 Boots Day, L (7, PH) OBP: 0.391, SLG: 0.429 Mike Marshall, R (7, 1) OBP: 0.429, SLG: 0.333		6-3			G3-6-3 1B		F3		SH3-4 1-2	2 1 0	0 0 0	1 0 0	0 0 0	0 0 0	0 0 0	2 2 0
Inning Stats	R: 0 E: 0 K: 0 S: 3 H: 0 LOB: 0 BB: 0 P: 3	R: 1 E: 0 K: 0 S: 5 H: 2 LOB: 2 BB: 1 P: 9	R: 0 E: 1 K: 1 S: 6 H: 0 LOB: 1 BB: 0 P: 6	R: 0 E: 0 K: 0 S: 3 H: 0 LOB: 0 BB: 0 P: 3	R: 0 E: 0 K: 0 S: 3 H: 1 LOB: 0 BB: 0 P: 3	R: 0 E: 0 K: 0 S: 3 H: 0 LOB: 1 BB: 1 P: 7	R: 1 E: 0 K: 0 S: 6 H: 3 LOB: 3 BB: 1 P: 10	R: 0 E: 0 K: 1 S: 6 H: 1 LOB: 1 BB: 0 P: 6	R: 3 E: 0 K: 0 S: 6 H: 3 LOB: 2 BB: 2 P: 14	1B: 9 2B: 1 3B: 0 HR: 0	SF: 0 SAC: 1 DP: 1 HBP: 0						

PITCHER	IP	WLS	BF	H	R	ER	SO	BB	IBB	HBP	BLK	WP	HR	S	P	ERA	WHIP
Jim Barr, R (1, 1) ERA: 3.67	8.1	L	37	9	4	4	2	3	0	0	0	0	0	38	50	4.32	1.440
Randy Moffitt, R (9, 1) ERA: 1.74	0.2		5	1	1	1	0	2	0	0	0	1	0	3	11	13.50	4.500

PITCHER	IP	WLS	BF	H	R	ER	SO	BB	IBB	HBP	BLK	WP	HR	S	P	ERA	WHIP

TOP

Montreal Expos @ San Francisco Giants

Candlestick Park, San Francisco, CA

Fri May 25 1973, 10:05 PM EDT

Att. 4,177 - Unknown

livebaseballscorecards.com

AB	36
R	5
H	10
RBI	4
BB	5
SO	2
LOB	25

1B: 9 SF: 0
2B: 1 SAC: 1
3B: 0 DP: 1
HR: 0 HBP: 0

WP: 2 PA: 42
PB: 0
SB: 3
CS: 0

Batter	1	2	3	4	5	6	7	8	9	AB	R	H	RBI	BB	SO	LOB
Bobby Bonds, R (1, 9) OBP: 0.376, SLG: 0.556	CS 1B	6-3		5-3			6-3		K	5	0	1	0	0	1	4
Tito Fuentes, S (1, 4) OBP: 0.314, SLG: 0.371	6-3 1-2		F5		6-3		F4			4	0	0	0	0	0	1
Chris Speier, R (1, 6) OBP: 0.346, SLG: 0.434	E5 1B		G3		F8		K			4	0	0	0	0	1	0
Ed Goodson, L (1, 5) OBP: 0.381, SLG: 0.455	1-2 1B		HR	BBBB 1B BB				F7		3	1	2	1	1	0	0
Gary Matthews, R (1, 7) OBP: 0.422, SLG: 0.517	F8		1B	1-3 1B				F8		4	0	2	0	0	0	2
Jim Howarth, L (1, 8) OBP: 0.212, SLG: 0.170		E3 FC4-6 1B	G3			F7		G3		4	0	0	0	0	0	1
Randy Moffitt, R (9, 1)										0	0	0	0	0	0	0
Dave Kingman, R (1, 3) OBP: 0.242, SLG: 0.435		FC4-6 1-2 1B		2B		HR			K	4	1	3	1	0	1	0
Dave Rader, L (1, 2) OBP: 0.288, SLG: 0.240		FC4-6 SH1-3 1-2f 2-3		F6		F6			5-3	4	0	0	0	0	0	3
Jim Barr, R (1, 1) OBP: 0.167, SLG: 0.091		SH1-3 1-2		4-3		4-3			1B	2	0	0	0	0	0	1
Gary Thomasson, L (9, 8) OBP: 0.318, SLG: 0.342										1	0	1	0	0	0	0
Inning Stats	R: 0 E: 1 K: 0 S: 5 H: 2 LOB: 2 BB: 0 P: 5	R: 0 E: 1 K: 0 S: 5 H: 1 LOB: 2 BB: 0 P: 5	R: 1 E: 0 K: 0 S: 5 H: 2 LOB: 1 BB: 0 P: 5	R: 0 E: 0 K: 0 S: 4 H: 1 LOB: 1 BB: 0 P: 4	R: 0 E: 0 K: 0 S: 3 H: 1 LOB: 2 BB: 1 P: 7	R: 1 E: 0 K: 0 S: 4 H: 1 LOB: 0 BB: 0 P: 4	R: 0 E: 0 K: 1 S: 5 H: 0 LOB: 0 BB: 0 P: 5	R: 0 E: 0 K: 0 S: 3 H: 0 LOB: 0 BB: 0 P: 3	R: 0 E: 0 K: 2 S: 8 H: 1 LOB: 1 BB: 0 P: 8	1B: 6 2B: 1 3B: 0 HR: 2 SF: 0 SAC: 1 DP: 0 HBP: 0						

PITCHER		IP	WLS	BF	H	R	ER	SO	BB	IBB	HBP	BLK	WP	HR	S	P	ERA	WHIP
Mike Torrez, R ERA: 4.29	(1, 1)	6.0		27	8	2	2	0	1	0	0	0	0	2	26	30	3.00	1.500
Mike Marshall, R ERA: 4.5	(7, 1)	3.0	W	10	1	0	0	3	0	0	0	0	0	0	16	16	0.00	0.333

PITCHER	IP	WLS	BF	H	R	ER	SO	BB	IBB	HBP	BLK	WP	HR	S	P	ERA	WHIP

BOTTOM

Montreal Expos @ San Francisco Giants

Candlestick Park, San Francisco, CA

Fri May 25 1973, 10:05 PM EDT
Att. 4,177 - Unknown

livebaseballscorecards.com

AB	35
R	2
H	9
RBI	2
BB	1
SO	3
LOB	12

PA: 37

WP: 0 PB: 0 SB: 0 CS: 1

Batter	1	2	3	4	5	6	7	8	9	AB	R	H	RBI	BB	SO	LOB
Ron Hunt, R (1, 4) OBP: 0.409, SLG: 0.336	L5		F6		FC5-4 1B		S 2-H 2B			4	0	2	1	0	0	0
Ron Woods, R (1, 8) John Boccabella, R (7, 2) OBP: 0.396, SLG: 0.384 OBP: 0.304, SLG: 0.339	BB 1B		G3-6-3 1B		FC5-4 1-2f		K 2-3			3 0	0 0	1 0	0 0	1 0	1 0	2 0
Ron Fairly, L (1, 7) John Strohmayer, R (7, 1) Tom Walker, R (8, 1) Mickey Scott, L (8, 1) OBP: 0.489, SLG: 0.535	G4-6-3 1B 1-2		G3-6-3 1-2f			K	6-3			4 0 0 0	0 0 0 0	1 0 0 0	0 0 0 0	0 0 0 0	1 0 0 0	2 0 0 0
Ken Singleton, S (1, 9) OBP: 0.392, SLG: 0.395	G4-6-3 1-2f			F6		4-3		6-3		4	0	0	0	0	0	2
Mike Jorgensen, L (1, 3) (7, 7) OBP: 0.305, SLG: 0.283		F7		G3		F8		L9		4	0	0	0	0	0	0
Bob Bailey, R (1, 5) OBP: 0.368, SLG: 0.436		2B		FC6-4 1B			1B 2B 1B	K		4	1	3	0	0	1	0
Tim Foli, R (1, 6) OBP: 0.242, SLG: 0.262		1-3		FC6-4 1-2f			2B 1-2 1B		F6	4	1	1	0	0	0	2
Terry Humphrey, R (1, 2) Boots Day, L (7, PH) (7, 8) OBP: 0.172, SLG: 0.148 OBP: 0.360, SLG: 0.391	BB				F9		K		6-3	1 2	0 0	0 0	0 0	1 0	0 1	0 2
Balor Moore, L (1, 1) Bill Stoneman, R (5, 1) Hal Breeden, R (7, PH) (7, 3) OBP: 0.174, SLG: 0.143 OBP: 0.378, SLG: 0.714		G3			F8		WP 1-H 2-H 2B		K	2 0 2	0 0 1	0 0 1	0 0 2	0 0 0	0 0 1	2 0 0
Inning Stats	R: 0 E: 0 K: 0 S: 3 H: 1 LOB: 1 BB: 1 P: 7	R: 0 E: 0 K: 0 S: 4 H: 1 LOB: 2 BB: 1 P: 8	R: 0 E: 0 K: 0 S: 3 H: 1 LOB: 0 BB: 0 P: 3	R: 0 E: 0 K: 0 S: 4 H: 1 LOB: 1 BB: 0 P: 4	R: 0 E: 0 K: 0 S: 4 H: 1 LOB: 1 BB: 0 P: 4	R: 0 E: 0 K: 1 S: 5 H: 0 LOB: 0 BB: 0 P: 5	R: 3 E: 0 K: 2 S: 11 H: 4 LOB: 1 BB: 0 P: 11	R: 0 E: 0 K: 1 S: 5 H: 0 LOB: 0 BB: 0 P: 5	R: 0 E: 0 K: 1 S: 5 H: 0 LOB: 0 BB: 0 P: 5	1B: 6 2B: 3 3B: 0 HR: 0	SF: 0 SAC: 0 DP: 2 HBP: 0						

TOP

Montreal Expos @ San Francisco Giants

Candlestick Park, San Francisco, CA

Sat May 26 1973, 6:33 AM EDT

Att. 5,038 - Unknown

livebaseballscorecards.com

AB	34
R	3
H	9
RBI	3
BB	2
SO	5
LOB	12

WP: 1 PB: 0 SB: 1 CS: 0 PA: 36

PITCHER		IP	WLS	BF	H	R	ER	SO	BB	IBB	HBP	BLK	WP	HR	S	P	ERA	WHIP
Tom Bradley, R ERA: 3.89	(1, 1)	6.1	W	27	8	3	3	2	2	0	0	0	0	0	29	37	4.26	1.579
Elias Sosa, R ERA: 1.82	(7, 1)	2.2	S	9	1	0	0	3	0	0	0	0	1	0	15	15	0.00	0.375

PITCHER	IP	WLS	BF	H	R	ER	SO	BB	IBB	HBP	BLK	WP	HR	S	P	ERA	WHIP

Montreal Expos @ San Francisco Giants

Candlestick Park, San Francisco, CA

Sat May 26 1973, 6:33 AM EDT

Att. 5,038 - Unknown

livebaseballscorecards.com

BOTTOM

Batter	1	2	3	4	5	6	7	8	9	AB	R	H	RBI	BB	SO	LOB
Bobby Bonds, R (1, 9) OBP: 0.381, SLG: 0.559	F7	CS BB			1B 1B 2B	G6-4-3 1-2f		2B 1-2 2-3 3-H 1B		4	2	2	1	1	0	1
Tito Fuentes, S (1, 4) OBP: 0.316, SLG: 0.369	E 1B 1B BB	CS 1-2	6-3		1B 1B FC6-4 2-3 1B		4-3	F8		4	2	1	0	1	0	3
Garry Maddox, R (1, 8) OBP: 0.404, SLG: 0.531	E7 1B SF9 1-3 1B		CS 1B		FC6-4 1B 1-2 3-H 1B		CS 1B	1-H 2-H 3-H 2B		5	1	5	4	0	0	0
Ed Goodson, L (1, 5) OBP: 0.381, SLG: 0.453	SF9 2-3 3-H 1B		K 1-2		FC6-4 1-2 2-3 1B		K 1-2	F6		5	0	2	1	0	2	3
Gary Matthews, R (1, 7) OBP: 0.424, SLG: 0.537	SF9 1-2 3-H			G3 3B	FC6-4 1-2f 2-3 3-H			1B S 1B 1B		3	2	2	2	0	0	2
Chris Speier, R (1, 6) OBP: 0.349, SLG: 0.432	BB			G3 3-H	F5			1B 6-3 1-3 1B 1B		3	1	1	1	1	0	2
Dave Kingman, R (1, 3) OBP: 0.233, SLG: 0.417	K			K	K			6-3 1-2		4	0	0	0	0	3	6
Mike Sadek, R (1, 2) OBP: 0.308, SLG: 0.100		F9		FC4-6 BB	1-3			1B 1B 2B IBB		2	0	0	0	1	0	0
Dave Rader, L (8, PH) OBP: 0.292, SLG: 0.240 (9, 2)										0	1	0	0	1	0	0
Tom Bradley, R (1, 1) OBP: 0.143, SLG: 0.143										3	0	1	0	0	0	1
Elias Sosa, R (7, 1) OBP: 1.000, SLG: 1.000		4-3		FC4-6 1-2f		G6-4-3 1B		1B 2B 1-2 2-3 3-H 1B		1	1	1	1	0	0	0
Inning Stats	R: 2 H: 2 E: 1 LOB: 2 K: 1 BB: 2 S: 7 P: 15	R: 0 H: 0 E: 0 LOB: 0 K: 0 BB: 1 S: 2 P: 6	R: 0 H: 1 E: 0 LOB: 0 K: 1 BB: 0 S: 5 P: 5	R: 1 H: 1 E: 0 LOB: 1 K: 1 BB: 1 S: 6 P: 10	R: 2 H: 4 E: 0 LOB: 2 K: 1 BB: 0 S: 9 P: 9	R: 0 H: 1 E: 0 LOB: 0 K: 0 BB: 0 S: 3 P: 3	R: 0 H: 1 E: 0 LOB: 1 K: 1 BB: 0 S: 5 P: 5	R: 5 H: 5 E: 0 LOB: 1 K: 0 BB: 1 S: 8 P: 12		1B: 12 SF: 1 2B: 3 SAC: 0 3B: 1 DP: 2 HR: 0 HBP: 0						

	AB	34
	R	10
	H	15
	RBI	10
	BB	5
	SO	5
	LOB	18

WP: 0 PA: 41
PB: 0
SB: 1
CS: 3

PITCHER		IP	WLS	BF	H	R	ER	SO	BB	IBB	HBP	BLK	WP	HR	S	P	ERA	WHIP
Balor Moore, L ERA: 4.15	(1, 1)	4.0	L	20	6	5	4	3	4	0	0	0	0	0	22	38	9.00	2.500
Bill Stoneman, R ERA: 5.28	(5, 1)	2.0		8	3	0	0	1	0	0	0	0	0	0	10	10	0.00	1.500
John Strohmayer, R ERA: 6.27	(7, 1)	1.1		8	4	4	4	1	0	1	0	0	0	0	9	13	27.00	3.000
Tom Walker, R ERA: 3.0	(8, 1)	0.1		3	2	1	1	0	0	0	0	0	0	0	3	3	27.00	6.000
Mickey Scott, L ERA: 4.5	(8, 1)	0.1		1	0	0	0	0	0	0	0	0	0	0	1	1	0.00	0.000

PITCHER	IP	WLS	BF	H	R	ER	SO	BB	IBB	HBP	BLK	WP	HR	S	P	ERA	WHIP

Montreal Expos @ San Francisco Giants

Candlestick Park, San Francisco, CA

Sun May 27 1973, 6:33 AM EDT

Att. 9,613 - Unknown

livebaseballscorecards.com

Batter	1	2	3	4	5	6	7	8	9	AB	R	H	RBI	BB	SO	LOB
Ron Hunt, R (1, 4) OBP: 0.409, SLG: 0.338	5-3		6-3		FC5-4 1-2f		FC6-4 1B		1B	5	0	2	0	0	0	1
Ron Woods, R (1, 8) OBP: 0.387, SLG: 0.367	K			6-3 1B BB	F7		FC6-4 1-2f		F8	4	0	0	0	1	1	3
Bob Bailey, R (1, 5) OBP: 0.384, SLG: 0.444	FC6-4 BB			6-3 1-2 1B	3-1 1B 6-3 1B			K		3	1	2	0	1	1	0
Hal Breeden, R (1, 3) OBP: 0.366, SLG: 0.667	FC6-4 1-2f			F9	3-1 1-2 1B			5-3		4	0	1	0	0	0	3
John Boccabella, R (1, 2) OBP: 0.294, SLG: 0.327		5-3		6-3 1-2 2-3	3-1 1-2 2-3			6-3		4	0	0	0	0	0	4
Ken Singleton, S (1, 9) OBP: 0.395, SLG: 0.394		5-3		BB	6-3 3-H				HR 1B	3	1	1	1	1	0	1
Curtis Brown, R (1, 7)		5-3		F4	F3				F9	4	0	0	0	0	0	5
Tim Foli, R (1, 6) OBP: 0.235, SLG: 0.254			F7		6-3		F9		F6	4	0	0	0	0	0	1
Steve Renko, R (1, 1) OBP: 0.389, SLG: 0.471			F9		FC5-4 1B		F7		1-H HR	3	0	1	0	0	0	0
Mickey Scott, L (7, 1)										0	0	0	0	0	0	0
Clyde Mashore, R (9, PH) OBP: 0.286, SLG: 0.667										1	1	1	2	0	0	0

	AB	35
	R	3
	H	8
	RBI	3
	BB	3
	SO	2
	LOB	18

Inning Stats										
	R: 0	H: 0	R: 0	H: 0	R: 0	H: 0	R: 0	H: 1	R: 0	H: 1
	E: 0	LOB: 1	E: 0	LOB: 0	E: 0	LOB: 0	E: 0	LOB: 3	E: 0	LOB: 1
	K: 1	BB: 1	K: 0	BB: 0	K: 0	BB: 0	K: 0	BB: 2	K: 0	BB: 0
	S: 5	P: 9	S: 3	P: 3	S: 3	P: 3	S: 4	P: 12	S: 4	P: 4

Inning Stats										
	R: 1	H: 2	R: 0	H: 1	R: 0	H: 0	R: 2	H: 3	1B: 7	SF: 0
	E: 0	LOB: 1	E: 0	LOB: 1	E: 0	LOB: 0	E: 0	LOB: 1	2B: 0	SAC: 0
	K: 0	BB: 0	K: 0	BB: 0	K: 1	BB: 0	K: 0	BB: 0	3B: 0	DP: 0
	S: 5	P: 5	S: 4	P: 4	S: 5	P: 5	S: 6	P: 6	HR: 1	HBP: 0

	WP: 0	PA: 38
	PB: 0	
	SB: 0	
	CS: 0	

PITCHER		IP	W/L/S	BF	H	R	ER	SO	BB	IBB	HBP	BLK	WP	HR	S	P	ERA	WHIP
Ron Bryant, L ERA: 2.38	(1, 1)	9.0	W	38	8	3	3	2	3	0	0	0	0	1	39	51	3.00	1.222

PITCHER		IP	W/L/S	BF	H	R	ER	SO	BB	IBB	HBP	BLK	WP	HR	S	P	ERA	WHIP

Batter	1	2	3	4	5	6	7	8	9	AB	R	H	RBI	BB	SO	LOB
Bobby Bonds, R (1, 9) OBP: 0.379, SLG: 0.563	F5	K			SF8 3B		5-3			4	1	1	0	0	1	2
Tito Fuentes, S (1, 4) OBP: 0.319, SLG: 0.378	4-3		1B 1B		SF8 3-H		1B 2B			3	1	2	1	0	0	0
Garry Maddox, R (1, 8) OBP: 0.393, SLG: 0.515	F7		F8		K		F3			4	0	0	0	0	1	2
Willie McCovey, L (1, 3) OBP: 0.380, SLG: 0.477		F8	K		G3		2-H 1B			4	0	1	1	0	1	1
Ed Goodson, L (1, 5) OBP: 0.385, SLG: 0.450 Mike Phillips, L (8, 5) OBP: 0.333, SLG: 0.357		BBBB PB 1B 1B BB	1-2 1B			F8	F8			3 0	1 0	1 0	0 0	1 0	0 0	1 0
Gary Matthews, R (1, 7) OBP: 0.420, SLG: 0.528		1-2 PB 1B 1B	F3			F9		SSS K		4	1	1	0	0	1	2
Chris Speier, R (1, 6) OBP: 0.347, SLG: 0.426		SSS K		F7		BBBB 2B BB		6-3		3	1	0	0	1	1	2
Dave Rader, L (1, 2) OBP: 0.303, SLG: 0.275		BBBB 1B 1-2 2-3 BB		4-3		1-H 2B		HR		3	1	2	2	1	0	0
Ron Bryant, S (1, 1) OBP: 0.125, SLG: 0.125		1-2 2-H 3-H 1B		SSS K		SSS K		1-3		4	0	1	2	0	2	1
Inning Stats	R: 0 E: 0 K: 0 S: 3 H: 0 LOB: 0 BB: 0 P: 3	R: 2 E: 0 K: 2 S: 9 H: 2 LOB: 2 BB: 2 P: 17	R: 0 E: 0 K: 1 S: 7 H: 2 LOB: 2 BB: 0 P: 7	R: 0 E: 0 K: 1 S: 5 H: 0 LOB: 0 BB: 0 P: 5	R: 1 E: 0 K: 1 S: 6 H: 1 LOB: 0 BB: 0 P: 6	R: 1 E: 0 K: 1 S: 6 H: 1 LOB: 1 BB: 1 P: 10	R: 1 E: 0 K: 0 S: 5 H: 2 LOB: 1 BB: 0 P: 5	R: 1 E: 0 K: 1 S: 6 H: 1 LOB: 0 BB: 0 P: 6		1B: 5 2B: 2 3B: 1 HR: 1	SF: 1 SAC: 0 DP: 0 HBP: 0					

PITCHER		IP	WLS	BF	H	R	ER	SO	BB	IBB	HBP	BLK	WP	HR	S	P	ERA	WHIP
Steve Renko, R ERA: 3.33	(1, 1)	6.2	L	31	8	5	5	6	3	0	0	0	0	0	40	52	6.75	1.650
Mickey Scott, L ERA: 5.4	(7, 1)	1.1		5	1	1	1	1	0	0	0	0	0	1	7	7	6.75	0.750

PITCHER	IP	WLS	BF	H	R	ER	SO	BB	IBB	HBP	BLK	WP	HR	S	P	ERA	WHIP

BOTTOM

Montreal Expos @ San Francisco Giants

Candlestick Park, San Francisco, CA

Sun May 27 1973, 6:33 AM EDT

Att. 9,613 - Unknown

livebaseballscorecards.com

AB	32
R	6
H	9
RBI	6
BB	3
SO	7
LOB	11

Montreal Expos @ San Diego Padres

San Diego Stadium, San Diego, CA

Mon May 28 1973, 10:05 PM EDT

Att. 3,161 - Unknown

TOP

livebaseballscorecards.com

Batter	1	2	3	4	5	6	7	8	9	AB	R	H	RBI	BB	SO	LOB
Ron Hunt, R (1, 4) (7, 5) OBP: 0.421, SLG: 0.346	1B	BB			HBP	G6-4-3		FC5-4		3	2	2	0	1	0	1
Ron Woods, R (1, 8) OBP: 0.378, SLG: 0.358	K	F3			F9		4-3	FC5-4		5	1	1	0	0	1	5
Ron Fairly, L (1, 7) OBP: 0.493, SLG: 0.566			HR				4-3		3-1	5	1	3	1	0	0	1
Ken Singleton, S (1, 9) OBP: 0.401, SLG: 0.392	FC6-4		G3		BB		BB		5-3	3	0	1	1	2	0	0
Mike Jorgensen, L (1, 3) OBP: 0.306, SLG: 0.284	P1		G6-4-3		F5		F7		HR	3	0	1	0	0	0	5
Hal Breeden, R (7, PH) (7, 3) OBP: 0.372, SLG: 0.659										2	1	1	0	0	0	2
John Boccabella, R (1, 2) OBP: 0.306, SLG: 0.333	FC6-4		G6-4-3		BB		1B		HR	4	0	2	2	1	0	3
Mike Torrez, R (9, PR) OBP: 0.278, SLG: 0.333										0	1	0	0	0	0	0
Terry Humphrey, R (9, 2) OBP: 0.172, SLG: 0.148										0	0	0	0	0	0	0
Bob Bailey, R (1, 5) OBP: 0.379, SLG: 0.459		K		CS 3B	F9		F7		HR	4	0	1	0	0	1	5
Mike Marshall, R (7, 1) OBP: 0.429, SLG: 0.333										0	0	0	0	0	0	0
Clyde Mashore, R (9, PH) OBP: 0.375, SLG: 1.143										1	1	1	3	0	0	0
Bill Stoneman, R (9, 1)										0	0	0	0	0	0	0
Tim Foli, R (1, 6) OBP: 0.248, SLG: 0.261		SH3-4		F6		6-3		G6-4-3		4	0	2	0	1	0	1
Ernie McAnally, R (1, 1) OBP: 0.182, SLG: 0.182		SH3-4		K		G6-4-3		G6-4-3	6-3	1	0	0	0	0	1	1
John Strohmayer, R (4, 1)										0	0	0	0	0	0	0
Tom Walker, R (5, 1)										0	0	0	0	0	0	0
Boots Day, L (6, PH) OBP: 0.385, SLG: 0.391										0	0	0	0	1	0	0
Joe Gilbert, R (6, 1)										0	0	0	0	0	0	0
Pepe Frias, R (7, 4) OBP: 0.222, SLG: 0.246										2	0	0	0	0	0	2

	AB	37
	R	7
	H	15
	RBI	7
	BB	6
	SO	3
	LOB	26

Inning Stats	1	2	3	4	5	6	7	8	9
	R: 1 E: 0 K: 1 S: 8	R: 0 E: 0 K: 1 S: 5	R: 1 E: 0 K: 0 S: 4	R: 0 E: 0 K: 1 S: 5	R: 1 E: 0 K: 0 S: 4	R: 0 E: 0 K: 0 S: 2	R: 1 E: 0 K: 0 S: 5	R: 0 E: 0 K: 0 S: 4	R: 3 E: 0 K: 0 S: 7
	H: 3 LOB: 2 BB: 0 P: 8	H: 0 LOB: 2 BB: 2 P: 13	H: 2 LOB: 0 BB: 0 P: 4	H: 1 LOB: 0 BB: 0 P: 5	H: 1 LOB: 3 BB: 2 P: 13	H: 0 LOB: 0 BB: 1 P: 6	H: 2 LOB: 2 BB: 1 P: 9	H: 2 LOB: 1 BB: 0 P: 4	H: 4 LOB: 1 BB: 0 P: 7

| | | | | | | | | | |

Batter	1	2	3	4	5	6	7	8	9	AB	R	H	RBI	BB	SO	LOB
Enzo Hernandez, R (1, 6) OBP: 0.309, SLG: 0.250	6-3	6-3 2-3		S E 1B		6-3		4-3		5	1	1	0	0	0	2
Johnny Grubb, L (1, 8) OBP: 0.410, SLG: 0.452	L8 1B BB	K		L4 1-2		2-H 1B		K		4	0	1	1	1	2	2
Leron Lee, L (1, 7) OBP: 0.354, SLG: 0.350	1-2 1B	4-3		E2 2-H 1B		F8			F6	5	0	2	1	0	0	1
Nate Colbert, R (1, 3) OBP: 0.342, SLG: 0.374	L8 2-3	5-3		F8			K		F5	5	0	0	0	0	1	3
Pat Corrales, R (1, 2) OBP: 0.438, SLG: 0.600 Dave Marshall, L (9, PH) OBP: 0.404, SLG: 0.421	F4	FC6-4 1B			1-3		BB 1B		BB	4 0	0 0	2 0	0 0	0 1	0 0	2 0
Jerry Morales, R (1, 9) OBP: 0.288, SLG: 0.374		BB BB FC5-2 1B	FC6-4 1-2f		K		K		5-3	5	0	1	0	0	2	3
Dave Roberts, R (1, 5) OBP: 0.200, SLG: 0.195	BB 1-2 E BB			1-3	F9		1-2 BB			2	1	0	0	2	0	0
Derrel Thomas, S (1, 4) OBP: 0.304, SLG: 0.262 Dave Campbell, R (8, 4) OBP: 0.293, SLG: 0.278	1-2 2-3 E BB			HR BB		SH3-4 1B	L4			2 0	3 0	1 0	0 0	2 0	0 0	2 0
Mike Corkins, R (1, 1) OBP: 0.294, SLG: 0.600 Vicente Romo, R (5, 1) Rich Troedson, L (7, 1) Gary Ross, R (9, 1)	FC5-2 6-3 1-H 2-H 3-Hf			1-H HR		SH3-4 1-2		4-3		2 0 1 0	1 0 0 0	1 0 0 0	2 0 0 0	0 0 0 0	0 0 0 0	1 0 0 0
Inning Stats	R: 0 E: 0 K: 0 S: 4 H: 1 LOB: 2 BB: 1 P: 8	R: 2 E: 1 K: 1 S: 6 H: 1 LOB: 1 BB: 2 P: 14	R: 0 E: 0 K: 0 S: 4 H: 1 LOB: 1 BB: 0 P: 4	R: 3 E: 1 K: 0 S: 6 H: 3 LOB: 1 BB: 1 P: 10	R: 0 E: 0 K: 1 S: 5 H: 0 LOB: 0 BB: 0 P: 5	R: 1 E: 0 K: 0 S: 5 H: 2 LOB: 1 BB: 0 P: 5	R: 0 E: 0 K: 2 S: 8 H: 1 LOB: 2 BB: 1 P: 12	R: 0 E: 0 K: 1 S: 5 H: 0 LOB: 0 BB: 0 P: 5	R: 0 E: 0 K: 0 S: 3 H: 0 LOB: 1 BB: 1 P: 7	1B: 8 2B: 0 3B: 0 HR: 1 SF: 0 SAC: 1 DP: 0 HBP: 0						

PITCHER		IP	WLS	BF	H	R	ER	SO	BB	IBB	HBP	BLK	WP	HR	S	P	ERA	WHIP
Ernie McAnally, R ERA: 3.26	(1, 1)	3.2		21	6	5	3	1	4	0	0	0	0	1	19	35	7.36	2.727
John Strohmayer, R ERA: 6.16	(4, 1)	0.1		1	0	0	0	0	0	0	0	0	0	0	1	1	0.00	0.000
Tom Walker, R ERA: 2.89	(5, 1)	1.0		3	0	0	0	1	0	0	0	0	0	0	5	5	0.00	0.000
Joe Gilbert, L ERA: 5.06	(6, 1)	1.0		5	2	1	1	0	0	0	0	0	0	0	5	5	9.00	2.000
Mike Marshall, R ERA: 4.28	(7, 1)	2.0	W	8	1	0	0	3	1	0	0	0	0	0	13	17	0.00	1.000

PITCHER		IP	WLS	BF	H	R	ER	SO	BB	IBB	HBP	BLK	WP	HR	S	P	ERA	WHIP
Bill Stoneman, R ERA: 4.96	(9, 1)	1.0	S	4	0	0	0	0	1	0	0	0	0	0	3	7	0.00	1.000

BOTTOM

Montreal Expos @ San Diego Padres

San Diego Stadium, San Diego, CA

Mon May 28 1973, 10:05 PM EDT

Att. 3,161 - Unknown

livebaseballscorecards.com

AB	35
R	6
H	9
RBI	4
BB	6
SO	5
LOB	16

Montreal Expos @ San Diego Padres

San Diego Stadium, San Diego, CA

Wed May 30 1973, 10:05 PM EDT

Unknown

TOP

livebaseballscorecards.com

Batter	1	2	3	4	5	6	7	8	9	AB	R	H	RBI	BB	SO	LOB
Ron Hunt, R (1, 4) (8, 5) OBP: 0.421, SLG: 0.343	5-3	FC4-6 1-2f		F9			BBB 4-0 SH1-3 BB		FC5-4 1B	4	0	1	0	1	0	2
Clyde Mashore, R (1, 7) OBP: 0.333, SLG: 0.818	E S 1B 1B	K			1-3		SH1-3 1-2		FC5-4 1-2f	4	1	1	0	0	1	2
Ron Woods, R (1, 8) OBP: 0.365, SLG: 0.343	K 1-3		K		5-3		F9			4	0	0	0	0	2	2
Hal Breeden, R (1, 3) OBP: 0.383, SLG: 0.636	HR 1B 3-H		K		BBB 4-0 BB		6-3			3	1	1	1	1	1	1
Bob Bailey, R (1, 5) OBP: 0.383, SLG: 0.528	HR 1-H		HR		F3			4-3		4	2	2	3	0	0	1
Pepe Frias, R (8, 4) OBP: 0.222, SLG: 0.246										0	0	0	0	0	0	0
John Boccabella, R (1, 2) OBP: 0.297, SLG: 0.322	K		F9			5-3		6-3		4	0	0	0	0	1	0
Ken Singleton, S (1, 9) OBP: 0.404, SLG: 0.396		1B SF7 1B		4-3		FC4-6 1B		SSS K		4	1	2	0	0	1	0
Tim Foli, R (1, 6) OBP: 0.248, SLG: 0.261		FC4-6 1-3		6-3		FC4-6 1-2f			5-3	4	0	1	0	0	0	1
Bill Stoneman, R (1, 1) Mike Marshall, R (7, 1) OBP: 0.375, SLG: 0.286		SF7 3-H		BBB 4-0 BB		FC6-4 1-2f			6-3	1 1	0 0	0 0	1 0	1 0	0 0	1 0
Inning Stats	R: 3 E: 0 K: 2 S: 10 H: 3 LOB: 0 BB: 0 P: 10	R: 1 E: 0 K: 1 S: 7 H: 2 LOB: 1 BB: 0 P: 7	R: 1 E: 0 K: 2 S: 8 H: 1 LOB: 0 BB: 0 P: 8	R: 0 E: 0 K: 0 S: 3 H: 0 LOB: 1 BB: 1 P: 7	R: 0 E: 0 K: 0 S: 3 H: 0 LOB: 1 BB: 1 P: 7	R: 0 E: 0 K: 0 S: 4 H: 1 LOB: 1 BB: 0 P: 4	R: 0 E: 0 K: 0 S: 3 H: 0 LOB: 1 BB: 1 P: 7	R: 0 E: 0 K: 1 S: 5 H: 0 LOB: 0 BB: 0 P: 5	R: 0 E: 0 K: 0 S: 4 H: 1 LOB: 1 BB: 0 P: 4	1B: 6 2B: 0 3B: 0 HR: 2	SF: 1 SAC: 1 DP: 0 HBP: 0						

AB	33
R	5
H	8
RBI	5
BB	3
SO	6
LOB	10

WP: 0 PB: 0 SB: 1 CS: 0 PA: 38

PITCHER		IP	WLS	BF	H	R	ER	SO	BB	IBB	HBP	BLK	WP	HR	S	P	ERA	WHIP
Fred Norman, L ERA: 4.38	(1, 1)	3.0	L	15	6	5	5	5	0	0	0	0	0	2	25	25	15.00	2.000
Bob Miller, R ERA: 5.06	(4, 1)	2.0		8	0	0	0	0	2	0	0	0	0	0	6	14	0.00	1.000
Steve Arlin, R ERA: 5.96	(6, 1)	2.0		8	1	0	0	0	1	0	0	0	0	0	7	11	0.00	1.000
Rich Troedson, L ERA: 4.11	(8, 1)	2.0		7	1	0	0	1	0	0	0	0	0	0	9	9	0.00	0.500

PITCHER	IP	WLS	BF	H	R	ER	SO	BB	IBB	HBP	BLK	WP	HR	S	P	ERA	WHIP

Batter	1	2	3	4	5	6	7	8	9	AB	R	H	RBI	BB	SO	LOB
Enzo Hernandez, R (1, 6) OBP: 0.307, SLG: 0.250	4-3		6-3			K	1-2 1B 3-H			4	0	1	1	0	1	0
Johnny Grubb, L (1, 8) OBP: 0.419, SLG: 0.471	2B		1B 2B			1-3 BB	3-1			3	1	2	0	1	0	2
Leron Lee, L (1, 7) OBP: 0.351, SLG: 0.348	K		2-H 1B			1-3 1-2		6-3		4	0	1	1	0	1	2
Nate Colbert, R (1, 3) OBP: 0.335, SLG: 0.365	K		K			K		K		4	0	0	0	0	4	2
Fred Kendall, R (1, 2) OBP: 0.333, SLG: 0.395		F5	F3				BB 1B 1B	5-3		4	1	1	0	0	0	0
Jerry Morales, R (1, 9) OBP: 0.295, SLG: 0.367		4-3		WP BB			1B 1B 1-2 BB		F5	2	1	0	0	2	0	0
Dave Roberts, R (1, 5) OBP: 0.184, SLG: 0.178		F7		K 1-2			K		6-3	4	0	0	0	0	2	3
Dave Campbell, R (1, 4) OBP: 0.282, SLG: 0.266			6-3		F7		F8		F6	4	0	0	0	0	0	3
Fred Norman, S (1, 1) OBP: 0.174, SLG: 0.136 Don Mason, L (3, PH) Bob Miller, R (4, 1) Ivan Murrell, R (5, PH) OBP: 0.167, SLG: 0.200 Steve Arlin, R (6, 1) OBP: 0.214, SLG: 0.214 Dave Marshall, L (7, PH) OBP: 0.417, SLG: 0.436 Rich Troedson, L (8, 1)			G3		F6		1-3 2-H 1B			0 1 0 1 0 1	0 0 0 0 0 0	0 0 0 0 0 1	0 0 0 0 0 0	0 0 0 0 0 0	0 0 0 0 0 0	0 0 0 1 0 0
Inning Stats	R: 0 E: 0 K: 2 S: 8 H: 1 LOB: 1 BB: 0 P: 8	R: 0 E: 0 K: 0 S: 3 H: 0 LOB: 0 BB: 0 P: 3	R: 0 E: 0 K: 0 S: 3 H: 0 LOB: 0 BB: 0 P: 3	R: 1 E: 0 K: 1 S: 6 H: 2 LOB: 0 BB: 0 P: 6	R: 0 E: 0 K: 1 S: 5 H: 0 LOB: 1 BB: 1 P: 9	R: 0 E: 0 K: 2 S: 7 H: 0 LOB: 1 BB: 1 P: 11	R: 2 E: 0 K: 1 S: 8 H: 3 LOB: 2 BB: 1 P: 12	R: 0 E: 0 K: 1 S: 5 H: 0 LOB: 0 BB: 0 P: 5	R: 0 E: 0 K: 0 S: 3 H: 0 LOB: 0 BB: 0 P: 3	1B: 4 2B: 2 3B: 0 HR: 0	SF: 0 SAC: 0 DP: 0 HBP: 0			WP: 1 PB: 0 SB: 0 CS: 0	PA: 35		

PITCHER		IP	WLS	BF	H	R	ER	SO	BB	IBB	HBP	BLK	WP	HR	S	P	ERA	WHIP
Bill Stoneman, R ERA: 4.7	(1, 1)	6.2	W	28	6	3	3	7	3	0	0	0	1	0	39	51	4.05	1.350
Mike Marshall, R ERA: 4.04	(7, 1)	2.1	S	7	0	0	0	1	0	0	0	0	0	0	9	9	0.00	0.000

PITCHER	IP	WLS	BF	H	R	ER	SO	BB	IBB	HBP	BLK	WP	HR	S	P	ERA	WHIP

BOTTOM

Montreal Expos @ San Diego Padres

San Diego Stadium, San Diego, CA

Wed May 30 1973, 10:05 PM EDT

Unknown

livebaseballscorecards.com

AB	32
R	3
H	6
RBI	3
BB	3
SO	8
LOB	13

Batter	1	2	3	4	5	6	7	8	9	AB	R	H	RBI	BB	SO	LOB
Ron Hunt, R (1, 4) OBP: 0.417, SLG: 0.340	0-0 ① 6-3		0-0 ① G5-4-3 1B (1-2)		0-0 ② F9			0-0 ② F8		4	0	1	0	0	0	1
Clyde Mashore, R (1, 7) OBP: 0.313, SLG: 0.643	4-0 1B BB (B B B B)		0-0 ② ③ G5-4-3 (1-2f)		0-0 ③ F9			0-0 ③ L1		3	0	0	0	1	0	3
Ron Woods, R (1, 8) Ron Fairly, L (9, PH) Pepe Frias, R (9, PR) OBP: 0.373, SLG: 0.373 OBP: 0.496, SLG: 0.570 OBP: 0.222, SLG: 0.246	0-0 ② CS 1B (1-2)			0-0 FC6-4 3B		0-0 ① 5-3			0-0 6-3 1B	3 1 0	1 0 0	2 1 0	0 0 0	0 0 0	0 0 0	0 0 0
Hal Breeden, R (1, 3) OBP: 0.373, SLG: 0.596	0-0 ③ CS (1-2)	(S S S) 0-3 ① K		(B B B) 4-0 FC6-4 BB	(S S S) 0-3 ② K				0-0 ① 6-3 (1-2)	3	0	0	0	1	2	1
Bob Bailey, R (1, 5) OBP: 0.378, SLG: 0.516		0-0 G6-3 1B		(S S S) 0-3 ① K		0-0 ③ F2			0-0 ② F7	4	0	1	0	0	1	4
Terry Humphrey, R (1, 2) Boots Day, L (8, 7) OBP: 0.156, SLG: 0.133 OBP: 0.370, SLG: 0.375		0-0 ② ③ G6-3 (1-2f)		0-0 ② FC6-4 FC6-4 (1-2f) (3-H)			0-0 ① 5-3		(S S S) 0-3 ③ K	3 1	0 0	0 0	1 0	0 0	0 1	2 2
Ken Singleton, S (1, 9) OBP: 0.402, SLG: 0.401			0-0 6-3 FC4 2B	0-0 ③ FC6-4 (1-2f)			0-0 ② 5-3			3	1	1	0	0	0	1
Tim Foli, R (1, 6) OBP: 0.250, SLG: 0.262			0-0 ① 6-3 (2-3)		0-0 SH 1B		(S S S) 0-3 ③ K			3	0	1	0	0	1	1
Mike Torrez, R (1, 1) Mike Marshall, R (8, 1) John Boccabella, R (8, 2) OBP: 0.250, SLG: 0.300 OBP: 0.375, SLG: 0.286 OBP: 0.297, SLG: 0.322			0-0 FC4 1B (3-H)		0-0 ① SH (1-2)			(S S S) 0-3 ① K		2 0 0	0 0 0	0 0 0	0 0 0	1 0 0	0 0 0	0 0 0
Inning Stats	R: 0 E: 0 K: 0 S: 2 H: 1 LOB: 0 BB: 1 P: 6	R: 0 E: 0 K: 1 S: 5 H: 1 LOB: 0 BB: 0 P: 5	R: 1 E: 1 K: 0 S: 5 H: 2 LOB: 0 BB: 0 P: 5	R: 1 E: 0 K: 1 S: 6 H: 1 LOB: 1 BB: 1 P: 10	R: 0 E: 0 K: 0 S: 4 H: 1 LOB: 1 BB: 0 P: 4	R: 0 E: 0 K: 1 S: 5 H: 0 LOB: 0 BB: 0 P: 5	R: 0 E: 0 K: 1 S: 5 H: 0 LOB: 0 BB: 0 P: 5	R: 0 E: 0 K: 1 S: 5 H: 0 LOB: 0 BB: 0 P: 5	R: 0 E: 0 K: 1 S: 6 H: 1 LOB: 2 BB: 0 P: 6	1B: 5 2B: 1 3B: 1 HR: 0	SF: 0 SAC: 1 DP: 2 HBP: 0						

TOP

Montreal Expos @ San Diego Padres

San Diego Stadium, San Diego, CA

Wed May 30 1973, 10:05 PM EDT

Att. 5,566 - Unknown

livebaseballscorecards.com

AB	30
R	2
H	7
RBI	1
BB	2
SO	6
LOB	15

PITCHER		IP	WLS	BF	H	R	ER	SO	BB	IBB	HBP	BLK	WP	HR	S	P	ERA	WHIP
Mike Caldwell, L ERA: 3.5	(1, 1)	8.0	W	29	6	2	1	5	2	0	0	0	0	0	37	45	1.12	1.000
Vicente Romo, R ERA: 3.58	(9, 1)	0.2		3	1	0	0	0	0	0	0	0	0	0	3	3	0.00	1.500
Rich Troedson, L ERA: 4.06	(9, 1)	0.1	S	1	0	0	0	1	0	0	0	0	0	0	3	3	0.00	0.000

PITCHER	IP	WLS	BF	H	R	ER	SO	BB	IBB	HBP	BLK	WP	HR	S	P	ERA	WHIP

Montreal Expos @ San Diego Padres

San Diego Stadium, San Diego, CA

Wed May 30 1973, 10:05 PM EDT

Att. 5,566 - Unknown

BOTTOM

Batter	1	2	3	4	5	6	7	8	9	AB	R	H	RBI	BB	SO	LOB
Enzo Hernandez, R (1, 6) OBP: 0.312, SLG: 0.252	6-3		6-3			BBBB FC6-4 BB		HR 2-3 1B		3	1	1	0	1	0	0
Johnny Grubb, L (1, 8) OBP: 0.415, SLG: 0.486	1-3			L5		FC6-4 1B 1-2f		1-H 3-H HR		4	1	1	3	0	0	1
Leron Lee, L (1, 7) OBP: 0.349, SLG: 0.345	SSS K			L7		1-2 1B		4-3		4	0	1	0	0	1	0
Nate Colbert, R (1, 3) OBP: 0.333, SLG: 0.363		1B		F8		F8		SSS K		4	0	1	0	0	1	2
Dave Marshall, L (1, 9) OBP: 0.423, SLG: 0.429 Vicente Romo, R (9, 1) Rich Troedson, L (9, 1)		SSS K			F7		1B	BBBB 2B BB		3 0 0	0 0 0	1 0 0	0 0 0	1 0 0	1 0 0	0 0 0
Dave Roberts, R (1, 5) OBP: 0.208, SLG: 0.224		1B			1-3		F8	1-H 2B		4	0	2	0	0	0	1
Rich Morales, R (1, 4)		6-3			BBBB FC6-4 BB		SSS K			2	0	0	0	1	1	2
Pat Corrales, R (1, 2) OBP: 0.389, SLG: 0.529 Cito Gaston, R (7, PH) OBP: 0.353, SLG: 0.492 Fred Kendall, R (8, 2) OBP: 0.333, SLG: 0.395			SSS K		FC6-4 1-2f		SSS K			2 1 0	0 0 0	0 0 0	0 0 0	0 0 0	1 1 0	1 1 0
Mike Caldwell, R (1, 1) OBP: 0.167, SLG: 0.167 Jerry Morales, R (8, PH) OBP: 0.301, SLG: 0.382 (9, 9)			L4			SSS K		1B HR 2B		2 1	0 1	0 1	0 0	0 0	1 0	0 0
Inning Stats	R: 0 E: 0 K: 1 S: 5 H: 0 LOB: 0 BB: 0 P: 5	R: 0 E: 0 K: 1 S: 6 H: 2 LOB: 1 BB: 0 P: 6	R: 0 E: 0 K: 1 S: 5 H: 0 LOB: 0 BB: 0 P: 5	R: 0 E: 0 K: 0 S: 3 H: 0 LOB: 0 BB: 0 P: 3	R: 0 E: 0 K: 0 S: 3 H: 0 LOB: 1 BB: 1 P: 7	R: 0 E: 0 K: 1 S: 6 H: 1 LOB: 2 BB: 1 P: 10	R: 0 E: 0 K: 2 S: 8 H: 1 LOB: 1 BB: 0 P: 8	R: 3 E: 0 K: 1 S: 8 H: 4 LOB: 2 BB: 1 P: 12		1B: 5 2B: 2 3B: 0 HR: 1	SF: 0 SAC: 0 DP: 0 HBP: 0		WP: 0 PB: 0 SB: 0 CS: 0	PA: 33			

PITCHER		IP	WLS	BF	H	R	ER	SO	BB	IBB	HBP	BLK	WP	HR	S	P	ERA	WHIP
Mike Torrez, R ERA: 4.1	(1, 1)	7.0		28	6	2	2	6	2	0	0	0	0	0	38	46	2.57	1.143
Mike Marshall, R ERA: 4.15	(8, 1)	1.0	L	5	2	1	1	1	1	0	0	0	0	1	6	10	9.00	3.000

PITCHER	IP	WLS	BF	H	R	ER	SO	BB	IBB	HBP	BLK	WP	HR	S	P	ERA	WHIP

livebaseballscorecards.com

AB	30
R	3
H	8
RBI	3
BB	3
SO	7
LOB	8

Batter	1	2	3	4	5	6	7	8	9	AB	R	H	RBI	BB	SO	LOB
Ron Hunt, R (1, 4) OBP: 0.413, SLG: 0.338	x 0-0 CS 1B			x 0-0 F3 ①		x 0-0 G6-3 ②③ 1-2f			x 0-0 6-3 ①	4	0	1	0	0	0	2
Ron Woods, R (1, 8) OBP: 0.377, SLG: 0.396	S S S 0-3 K ①② 1-2			x 0-0 6-3 ②			x 0-0 4-3 4-3 2B		x 0-0 1B 2B	4	2	2	0	0	1	1
Ron Fairly, L (1, 7) OBP: 0.490, SLG: 0.559	x 0-0 F3 ③			x 0-0 4-3 ③			x 0-0 4-3 ① 2-3		x 0-0 G4-6-3 2-H 1B	4	0	1	1	0	0	1
Clyde Mashore, R (9, PR) OBP: 0.313, SLG: 0.643										0	0	0	0	0	0	0
Ken Singleton, S (1, 9) OBP: 0.393, SLG: 0.390		S S S 0-3 K ①			S S S 0-3 K ①		x 0-0 4-3 ② 3-H		x 0-0 G4-6-3 ②③ 1-2f	4	0	0	1	0	2	1
Mike Jorgensen, L (1, 3) OBP: 0.299, SLG: 0.277		x 0-0 F8 ②			x 0-0 1-3 ②		x 0-0 F7 ③			3	0	0	0	0	0	0
John Boccabella, R (1, 2) OBP: 0.290, SLG: 0.315		S S S 0-3 K ③			x 0-0 5-3 ③			x 0-0 E5 4-3 WP		3	0	0	0	0	1	0
Bob Bailey, R (1, 5) OBP: 0.377, SLG: 0.505			S S S 0-3 K ①			B B B B 4-0 FC1-5 1B BB		S S S 0-3 K ① 1-2		2	0	0	0	1	2	1
Tim Foli, R (1, 6) OBP: 0.252, SLG: 0.264			x 0-0 F3 ②			x 0-0 FC1-5 1-2 1B		x 0-0 4-3 ② 2-3		3	0	1	0	0	0	1
Balor Moore, L (1, 1) OBP: 0.160, SLG: 0.130			x 0-0 F7 ③			x 0-0 FC1-5 ① 1-2 2-3f G6-3		x 0-0 F7 ③		2	0	0	0	0	0	2
Boots Day, L (8, PH) OBP: 0.357, SLG: 0.360										1	0	0	0	0	0	1
Tom Walker, R (8, 1)										0	0	0	0	0	0	0
Inning Stats	R: 0 E: 0 K: 1 S: 5 H: 1 LOB: 0 BB: 0 P: 5	R: 0 E: 0 K: 2 S: 7 H: 0 LOB: 0 BB: 0 P: 7	R: 0 E: 0 K: 1 S: 5 H: 0 LOB: 0 BB: 0 P: 5	R: 0 E: 0 K: 0 S: 3 H: 0 LOB: 0 BB: 0 P: 3	R: 0 E: 0 K: 1 S: 5 H: 0 LOB: 0 BB: 0 P: 5	R: 0 E: 0 K: 0 S: 3 H: 1 LOB: 1 BB: 1 P: 7	R: 1 E: 0 K: 0 S: 4 H: 1 LOB: 0 BB: 0 P: 4	R: 0 E: 1 K: 1 S: 6 H: 0 LOB: 1 BB: 0 P: 6	R: 1 E: 0 K: 0 S: 4 H: 2 LOB: 1 BB: 0 P: 4	1B: 3 2B: 2 3B: 0 HR: 0	SF: 0 SAC: 0 DP: 2 HBP: 0						

PITCHER	IP	WLS	BF	H	R	ER	SO	BB	IBB	HBP	BLK	WP	HR	S	P	ERA	WHIP
Don Sutton, R (1, 1) ERA: 2.09	9.0	W	31	5	2	2	6	1	0	0	0	1	0	42	46	2.00	0.667

PITCHER	IP	WLS	BF	H	R	ER	SO	BB	IBB	HBP	BLK	WP	HR	S	P	ERA	WHIP

TOP

Montreal Expos @ Los Angeles Dodgers

Dodger Stadium, Los Angeles, CA

Fri Jun 01 1973, 7:05 PM PDT

Att. 22,480 - Unknown

livebaseballscorecards.com

AB	30
R	2
H	5
RBI	2
BB	1
SO	6
LOB	10

1B: 3	SF: 0	WP: 1	PA: 31
2B: 2	SAC: 0	PB: 0	
3B: 0	DP: 2	SB: 0	
HR: 0	HBP: 0	CS: 1	

Batter	1	2	3	4	5	6	7	8	9	AB	R	H	RBI	BB	SO	LOB
Davey Lopes, R (1, 4) OBP: 0.409, SLG: 0.393	BBBB 4-0 WP 1B 4-3 BB		x 0-0 ① F9		x 0-0 ② 1-3		x 0-0 ① 5-3			3	1	0	0	1	0	1
Bill Buckner, L (1, 3)	x 0-0 4-3 WP 1-2 SF7 1B		x 0-0 ② F3		x 0-0 1B		SSS 0-3 ② K			4	1	2	0	0	1	1
Willie Davis, L (1, 8) OBP: 0.332, SLG: 0.446	x 0-0 ① 4-3 1-3 2-H		x 0-0 ③ FC6 1-2f		x 0-0 ③ 4-3		x 0-0 ③ 3-1			4	0	0	1	0	0	3
Joe Ferguson, R (1, 2) OBP: 0.403, SLG: 0.558	x 0-0 ② SF7 3-H			x 0-0 ① F8		BBBB 4-0 SH1-3 2B BB		BBBB 4-0 SH3-4 BB		1	1	0	1	2	0	0
Manny Mota, R (1, 7) OBP: 0.391, SLG: 0.395	x 0-0 ③ 4-3			x 0-0 BB 1B		x 0-0 ① SH1-3 1-2		x 0-0 ① SH3-4 1-2		2	0	1	0	0	0	0
Ron Cey, R (1, 5) OBP: 0.423, SLG: 0.491		x 0-0 ① 5-3		BBBB 4-0 FC6 1-2 BB		IIII 4-0 2B IBB		SSS 0-3 ② K		2	0	0	0	2	1	1
Willie Crawford, L (1, 9) OBP: 0.415, SLG: 0.467		SSS 0-3 ② K		x 0-0 ② F8		SSS 0-3 ② K		IIII 4-0 IBB		3	0	0	0	1	2	4
Bill Russell, R (1, 6) OBP: 0.318, SLG: 0.370		x 0-0 ③ F9		x 0-0 ③ FC6 1-2f		x 0-0 1-3 2-H 2B		SSS 0-3 ③ K		4	0	1	1	0	1	4
Don Sutton, R (1, 1) OBP: 0.176, SLG: 0.100			BBBB 4-0 FC6 BB		SSS 0-3 ① K	x 0-0 ③ 4-1				2	0	0	0	1	1	2
Inning Stats	R: 2 H: 1 E: 0 LOB: 0 K: 0 BB: 1 S: 4 P: 8	R: 0 H: 0 E: 0 LOB: 0 K: 1 BB: 0 S: 5 P: 5	R: 0 H: 0 E: 0 LOB: 1 K: 0 BB: 1 S: 3 P: 7	R: 0 H: 1 E: 0 LOB: 2 K: 0 BB: 1 S: 4 P: 8	R: 0 H: 1 E: 0 LOB: 1 K: 1 BB: 0 S: 6 P: 6	R: 1 H: 1 E: 0 LOB: 2 K: 1 BB: 2 S: 6 P: 14	R: 0 H: 0 E: 0 LOB: 0 K: 1 BB: 0 S: 5 P: 5	R: 0 H: 0 E: 0 LOB: 2 K: 2 BB: 2 S: 7 P: 15		1B: 3 SF: 1 2B: 1 SAC: 2 3B: 0 DP: 0 HR: 0 HBP: 0						

PITCHER		IP	WLS	BF	H	R	ER	SO	BB	IBB	HBP	BLK	WP	HR	S	P	ERA	WHIP
Balor Moore, L ERA: 4.12	(1, 1)	7.0	L	30	4	3	3	4	4	1	0	0	1	0	33	53	3.86	1.143
Tom Walker, R ERA: 2.79	(8, 1)	1.0		5	0	0	0	2	1	1	0	0	0	0	7	15	0.00	1.000

PITCHER	IP	WLS	BF	H	R	ER	SO	BB	IBB	HBP	BLK	WP	HR	S	P	ERA	WHIP

BOTTOM

Montreal Expos @ Los Angeles Dodgers

Dodger Stadium, Los Angeles, CA

Fri Jun 01 1973, 7:05 PM PDT

Att. 22,480 - Unknown

livebaseballscorecards.com

AB	25
R	3
H	4
RBI	3
BB	7
SO	6
LOB	16

Batter	1	2	3	4	5	6	7	8	9	AB	R	H	RBI	BB	SO	LOB
Ron Hunt, R (1, 4) (6, 5) OBP: 0.407, SLG: 0.333	x 0-0 ① L3	x 0-0 ② FC5-4 1-2f 2-3		SSS 0-3 ③ K		x 0-0 1B 1-2		x 0-0 ① 6-3		5	0	1	0	0	1	2
Ron Woods, R (1, 8) OBP: 0.370, SLG: 0.382	BBBB 4-0 E BB	0-0 ③ CS 3-H	x 0-0 ① 6-3		x 0-0 ① F9	SSS 0-3 ③ K		SSS 0-3 K E WP		4	1	0	0	1	2	2
Ron Fairly, L (1, 7) OBP: 0.486, SLG: 0.557 Clyde Mashore, R (8, PR) OBP: 0.313, SLG: 0.643 (8, 7)	x 0-0 E4 1-H		x 0-0 ② F8		x 0-0 HR 2B		x 0-0 ① 4-3	BBBB 4-0 E BB 1-2		4 0	1 0	1 0	0 0	1 0	0 0	0 0
Ken Singleton, S (1, 9) OBP: 0.399, SLG: 0.421	SSS 0-3 ② K		x 0-0 2B		x 0-0 2-H HR		BBBB 4-0 1B BB BB	SSS 0-3 ② K 1-2 2-3		4	2	2	2	1	2	3
Mike Jorgensen, L (1, 3) OBP: 0.310, SLG: 0.273	x 0-0 E4 S 2-3		BBBB 4-0 BB		SSS 0-3 ② K		BBBB 4-0 1B FC6-4 1-2 BB	BBBB 4-0 BB		2	1	0	0	3	1	1
John Boccabella, R (1, 2) OBP: 0.287, SLG: 0.310	x 0-0 ③ F6 1-2		x 0-0 ③ 1-3		x 0-0 ③ 4-3		x 0-0 FC6-4 1-3 2-H 1B	x 0-0 ③ 5-3		5	0	1	1	0	0	7
Bob Bailey, R (1, 5) OBP: 0.393, SLG: 0.551 Pepe Frias, R (6, 4) OBP: 0.231, SLG: 0.242		x 0-0 FC5-4 1B CS 1B		x 0-0 HR		x 0-0 G5-6-3 1B	4-0 FC6-4 IBB		x 0-0 ① F5	3 1	1 0	3 0	1 0	0 1	0 0	0 0
Tim Foli, R (1, 6) OBP: 0.244, SLG: 0.255	SSS 0-3 ① K		x 0-0 ① F8		x 0-0 ①② G5-6-3 1-2f	x 0-0 ② FC6-4 1-2f 2-3 3-H			x 0-0 ② 6-3	5	0	0	1	0	1	4
Steve Renko, R (1, 1) OBP: 0.391, SLG: 0.429 Mike Marshall, R (9, 1) OBP: 0.375, SLG: 0.286	x 0-0 FC5-4 1-2 1B		SSS 0-3 ② K		BBBB 4-0 1B BB	x 0-0 ③ 1-3		SSS 0-3 ③ K		4 0	0 0	1 0	0 0	1 0	2 0	2 0
Inning Stats	R: 1 E: 2 K: 1 S: 7 H: 0 LOB: 2 BB: 1 P: 11	R: 0 E: 0 K: 1 S: 6 H: 2 LOB: 1 BB: 0 P: 6	R: 0 E: 0 K: 0 S: 4 H: 1 LOB: 2 BB: 1 P: 8	R: 1 E: 0 K: 2 S: 8 H: 1 LOB: 0 BB: 0 P: 8	R: 2 E: 0 K: 1 S: 7 H: 2 LOB: 0 BB: 0 P: 7	R: 0 E: 0 K: 1 S: 6 H: 2 LOB: 2 BB: 1 P: 10	R: 2 E: 0 K: 0 S: 4 H: 1 LOB: 2 BB: 3 P: 16	R: 0 E: 1 K: 2 S: 8 H: 0 LOB: 3 BB: 2 P: 16	R: 0 E: 0 K: 1 S: 5 H: 0 LOB: 0 BB: 0 P: 5	1B: 5 2B: 2 3B: 0 HR: 2 SF: 0 SAC: 0 DP: 1 HBP: 0						

PITCHER		IP	WLS	BF	H	R	ER	SO	BB	IBB	HBP	BLK	WP	HR	S	P	ERA	WHIP
Andy Messersmith, R ERA: 3.49	(1, 1)	6.1	L	32	8	6	5	6	5	0	0	0	0	2	39	59	7.11	2.053
George Culver, R ERA: 2.86	(7, 1)	0.2		4	1	0	0	0	0	1	0	0	0	0	3	7	0.00	1.500
Charlie Hough, R ERA: 2.11	(8, 1)	2.0		9	0	0	0	3	2	0	0	0	1	0	13	21	0.00	1.000

PITCHER	IP	WLS	BF	H	R	ER	SO	BB	IBB	HBP	BLK	WP	HR	S	P	ERA	WHIP

TOP

Montreal Expos @ Los Angeles Dodgers

Dodger Stadium, Los Angeles, CA

Sat Jun 02 1973, 7:05 PM PDT

Att. 25,908 - Unknown

livebaseballscorecards.com

AB	37
R	6
H	9
RBI	5
BB	8
SO	9
LOB	21

WP: 1 PB: 1 SB: 1 CS: 1 PA: 46

Batter	1	2	3	4	5	6	7	8	9	AB	R	H	RBI	BB	SO	LOB
Davey Lopes, R (1, 4) OBP: 0.405, SLG: 0.388	F9 S E 1B	G6-4-3 1-2f			B2-3			5-3		4	1	1	0	0	0	1
Bill Buckner, L (1, 3) OBP: 0.301, SLG: 0.342	L7 1-2		4-3		4-3			L7		4	0	0	0	0	0	1
Willie Davis, L (1, 8) OBP: 0.326, SLG: 0.438	F9 2-3		F6		F9			4-3		4	0	0	0	0	0	1
Joe Ferguson, R (1, 2) OBP: 0.404, SLG: 0.552	BBBB E 1B BB		P6			L7			BBBB 1-3 BB	2	1	0	0	2	0	0
Willie Crawford, L (1, 9) OBP: 0.411, SLG: 0.462	E5 1B 1-3 3-H 1B			SSS K		L7			1-3 1-2	4	1	1	1	0	1	1
Ron Cey, R (1, 5) OBP: 0.425, SLG: 0.491	 2-H 3-H 1B			1B		F3			L8	4	0	2	2	0	0	1
Von Joshua, L (1, 7) OBP: 0.415, SLG: 0.432	SSS K			1-2 1B			4-3		SSS K	4	0	1	0	0	2	2
Bill Russell, R (1, 6) OBP: 0.314, SLG: 0.365		SSS K		F9			5-3			3	0	0	0	0	1	2
Andy Messersmith, R (1, 1) OBP: 0.194, SLG: 0.194										2	0	1	0	0	0	2
George Culver, R (7, 1)										0	0	0	0	0	0	0
Steve Garvey, R (7, PH) OBP: 0.216, SLG: 0.314										1	0	0	0	0	0	0
Charlie Hough, R (8, 1)		G6-4-3		F7			5-3			0	0	0	0	0	0	0
Inning Stats	R: 3 H: 3 E: 1 LOB: 1 K: 1 BB: 1 S: 8 P: 12	R: 0 H: 1 E: 0 LOB: 0 K: 1 BB: 0 S: 5 P: 5	R: 0 H: 0 E: 0 LOB: 0 K: 0 BB: 0 S: 3 P: 3	R: 0 H: 2 E: 0 LOB: 2 K: 1 BB: 0 S: 7 P: 7	R: 0 H: 0 E: 0 LOB: 0 K: 0 BB: 0 S: 3 P: 3	R: 0 H: 0 E: 0 LOB: 0 K: 0 BB: 0 S: 3 P: 3	R: 0 H: 0 E: 0 LOB: 0 K: 0 BB: 0 S: 3 P: 3	R: 0 H: 0 E: 0 LOB: 0 K: 0 BB: 0 S: 3 P: 3	R: 0 H: 0 E: 0 LOB: 1 K: 1 BB: 1 S: 5 P: 9	1B: 6 SF: 0 2B: 0 SAC: 0 3B: 0 DP: 1 HR: 0 HBP: 0						

BOTTOM

Montreal Expos @ Los Angeles Dodgers

Dodger Stadium, Los Angeles, CA

Sat Jun 02 1973, 7:05 PM PDT

Att. 25,908 - Unknown

livebaseballscorecards.com

AB	32
R	3
H	6
RBI	3
BB	2
SO	4
LOB	11

PITCHER		IP	WLS	BF	H	R	ER	SO	BB	IBB	HBP	BLK	WP	HR	S	P	ERA	WHIP
Steve Renko, R ERA: 3.19	(1, 1)	8.0	W	31	6	3	2	3	2	0	0	0	0	0	35	43	2.25	1.000
Mike Marshall, R ERA: 4.06	(9, 1)	1.0	S	3	0	0	0	1	0	0	0	0	0	0	5	5	0.00	0.000

PITCHER	IP	WLS	BF	H	R	ER	SO	BB	IBB	HBP	BLK	WP	HR	S	P	ERA	WHIP

Montreal Expos @ Los Angeles Dodgers

Dodger Stadium, Los Angeles, CA

Sun Jun 03 1973, 3:33 AM PDT

Att. 34,785 - Unknown

livebaseballscorecards.com

Batter	1	2	3	4	5	6	7	8	9	AB	R	H	RBI	BB	SO	LOB
Ron Hunt, R (1, 4) (8, 5) OBP: 0.396, SLG: 0.323	F4		F3			5-3		L4	5-3	5	0	0	0	0	0	1
Ron Woods, R (1, 8) OBP: 0.366, SLG: 0.377	L8			K		6-3		BB, BB, 1-3, 1B		4	0	1	0	0	1	0
Bob Bailey, R (1, 5) OBP: 0.388, SLG: 0.535	6-3			5-3		K		BB, 1-2, BB		3	0	0	0	1	1	0
Pepe Frias, R (8, 4) OBP: 0.231, SLG: 0.242										0	0	0	0	0	0	0
Hal Breeden, R (1, 3) OBP: 0.382, SLG: 0.571		P6		5-3			FC1-6, BB	1-2, 2-3, 3-H, BB		2	0	0	1	2	0	0
Ken Singleton, S (1, 9) OBP: 0.396, SLG: 0.412		L5			FC2-6, BB		FC1-6, CS, 1-2f	K		3	0	0	0	1	1	4
John Boccabella, R (1, 2) OBP: 0.300, SLG: 0.323		FC5-4, 1B			FC2-6, WP, E, 1-2f, 1B		FC6-4, 1-2, 1B		HR, 1B	4	2	3	0	0	0	1
Clyde Mashore, R (1, 7) OBP: 0.300, SLG: 0.722		FC5-4, 1-2f			E5, CS, WP, 1-2		FC6-4, 1-2f		HR, 1-H	4	1	1	2	0	0	3
Tim Foli, R (1, 6) OBP: 0.250, SLG: 0.261			F9		CS, 1-2, 2-H, 1B			1B, BB, 1B	F8	4	1	2	1	0	0	0
Ernie McAnally, R (1, 1) OBP: 0.154, SLG: 0.154			K		K, 1-2, 2-3			K	K	4	0	0	0	0	4	3
Inning Stats	R: 0 E: 0 K: 0 S: 3 / H: 0 LOB: 0 BB: 0 P: 3	R: 0 E: 0 K: 0 S: 4 / H: 1 LOB: 1 BB: 0 P: 4	R: 0 E: 0 K: 1 S: 5 / H: 0 LOB: 0 BB: 0 P: 5	R: 0 E: 0 K: 1 S: 5 / H: 0 LOB: 0 BB: 0 P: 5	R: 1 E: 1 K: 1 S: 6 / H: 1 LOB: 1 BB: 1 P: 10	R: 0 E: 0 K: 1 S: 5 / H: 0 LOB: 0 BB: 0 P: 5	R: 0 E: 0 K: 0 S: 3 / H: 1 LOB: 1 BB: 1 P: 7	R: 1 E: 0 K: 2 S: 9 / H: 2 LOB: 3 BB: 2 P: 17	R: 2 E: 0 K: 1 S: 7 / H: 2 LOB: 0 BB: 0 P: 7	1B: 6 2B: 0 3B: 0 HR: 1 / SF: 0 SAC: 0 DP: 0 HBP: 0							

AB	33
R	4
H	7
RBI	4
BB	4
SO	7
LOB	12

WP: 1 PB: 0 SB: 0 CS: 3 PA: 37

PITCHER		IP	WLS	BF	H	R	ER	SO	BB	IBB	HBP	BLK	WP	HR	S	P	ERA	WHIP
Al Downing, L ERA: 2.73	(1, 1)	7.2	L	31	5	2	2	5	4	0	0	0	1	0	37	53	2.35	1.174
Pete Richert, L ERA: 1.69	(8, 1)	0.1		1	0	0	0	1	0	0	0	0	0	0	3	3	0.00	0.000
Tommy John, L ERA: 3.49	(9, 1)	1.0		5	2	2	2	1	0	0	0	0	0	1	7	7	18.00	2.000

PITCHER	IP	WLS	BF	H	R	ER	SO	BB	IBB	HBP	BLK	WP	HR	S	P	ERA	WHIP

Batter	1	2	3	4	5	6	7	8	9	AB	R	H	RBI	BB	SO	LOB
Davey Lopes, R (1, 4) OBP: 0.395, SLG: 0.378	5-3		G3			K		P4		4	0	0	0	0	1	0
Bill Buckner, L (1, 3) OBP: 0.304, SLG: 0.345	CS 1B			4-3		4-3		E1 1B		4	0	2	0	0	0	0
Willie Davis, L (1, 8) OBP: 0.321, SLG: 0.430	K 1-2			F7		P6		K		4	0	0	0	0	2	2
Joe Ferguson, R (1, 2) OBP: 0.397, SLG: 0.540		6-3		6-3			6-3		K	4	0	0	0	0	1	0
Willie Crawford, L (1, 9) OBP: 0.418, SLG: 0.462		S BB			F7		1B BB		G5-4-3 1B	2	0	1	0	2	0	0
Ron Cey, R (1, 5) OBP: 0.426, SLG: 0.497		K 1-2			2B 2B		FC5-4 1-2 1B		G5-4-3 1-2f	4	1	2	0	0	1	2
Von Joshua, L (1, 7) OBP: 0.409, SLG: 0.450		5-3			2-H 2B		F7			3	0	1	1	0	0	3
Bill Russell, R (1, 6) OBP: 0.310, SLG: 0.360			5-3		K		FC5-4 1-2f			3	0	0	0	0	1	3
Al Downing, R (1, 1) OBP: 0.136, SLG: 0.095			K		K			6-3		2	0	0	0	0	2	1
Pete Richert, L (8, 1) OBP: 0.500, SLG: 0.500										0	0	0	0	0	0	0
Steve Garvey, R (8, PH) OBP: 0.212, SLG: 0.308										1	0	0	0	0	0	0
Tommy John, R (9, 1) OBP: 0.190, SLG: 0.150										0	0	0	0	0	0	0
Inning Stats	R: 0 E: 0 K: 1 S: 5 H: 1 LOB: 0 BB: 0 P: 5	R: 0 E: 0 K: 1 S: 5 H: 0 LOB: 1 BB: 1 P: 9	R: 0 E: 0 K: 1 S: 5 H: 0 LOB: 0 BB: 0 P: 5	R: 0 E: 0 K: 0 S: 3 H: 0 LOB: 0 BB: 0 P: 3	R: 1 E: 0 K: 2 S: 9 H: 2 LOB: 1 BB: 0 P: 9	R: 0 E: 0 K: 1 S: 5 H: 0 LOB: 0 BB: 0 P: 5	R: 0 E: 0 K: 0 S: 4 H: 1 LOB: 2 BB: 1 P: 8	R: 0 E: 1 K: 1 S: 6 H: 1 LOB: 1 BB: 0 P: 6	R: 0 E: 0 K: 1 S: 5 H: 1 LOB: 0 BB: 0 P: 5	1B: 4 2B: 2 3B: 0 HR: 0 SF: 0 SAC: 0 DP: 1 HBP: 0						

PITCHER	IP	WLS	BF	H	R	ER	SO	BB	IBB	HBP	BLK	WP	HR	S	P	ERA	WHIP
Ernie McAnally, R (1, 1) ERA: 2.96	9.0	W	33	6	1	1	8	2	0	0	0	0	0	47	55	1.00	0.889

PITCHER	IP	WLS	BF	H	R	ER	SO	BB	IBB	HBP	BLK	WP	HR	S	P	ERA	WHIP

BOTTOM

Montreal Expos @ Los Angeles Dodgers

Dodger Stadium, Los Angeles, CA

Sun Jun 03 1973, 3:33 AM PDT

Att. 34,785 - Unknown

livebaseballscorecards.com

AB	31
R	1
H	6
RBI	1
BB	2
SO	8
LOB	11

WP: 0 PB: 0 SB: 1 CS: 1 PA: 33

Atlanta Braves @ Montreal Expos

Jarry Park, Montreal, QB

Tue Jun 05 1973, 7:05 PM EDT

Att. 14,092 - Unknown

TOP

livebaseballscorecards.com

Batter	1	2	3	4	5	6	7	8	9	10	11	AB	R	H	RBI	BB	SO	LOB
Ralph Garr, L (1, 9) OBP: 0.265, SLG: 0.329	K	1-3 1-2 3-H			HR		4-3	1-3			FC1-6 S 1-2f	6	1	1	2	0	1	3
Darrell Evans, L (1, 5) OBP: 0.345, SLG: 0.513	E3	K			BB 1B		F9	K			F7 1-2	6	0	1	0	0	2	3
Dusty Baker Jr., R (1, 8) OBP: 0.321, SLG: 0.398	F9	F7			BB 1-2		1B E BB		5-3		L6	4	1	0	0	2	0	2
Hank Aaron, R (1, 7) OBP: 0.355, SLG: 0.521	1-3	F8			K		E 1B 1-3		F2			5	0	1	0	0	1	3
Mike Lum, L (1, 3) OBP: 0.345, SLG: 0.402		1B BB FC5-4	FC5-4 1B		F7		E4 3-H 1-2		K			4	1	1	0	1	1	3
Dick Dietz, R (1, 2) OBP: 0.421, SLG: 0.323		1-3 FC5-4 1B	FC5-4 1-2f		F7		K			K		4	0	1	0	0	1	5
Paul Casanova, R (7, 2) OBP: 0.185, SLG: 0.192												1	0	0	0	0	1	0
Davey Johnson, R (1, 4) OBP: 0.341, SLG: 0.398		FC5-4 1B 1-2f 3-H		F7		K		1B BB E 1B		F7		5	2	1	1	0	1	1
Marty Perez, R (1, 6) OBP: 0.341, SLG: 0.331		1B 1-3 1-2 1B		L6		F9		E 1B 1-2 BB		4-3		4	1	1	0	1	0	0
Gary Gentry, R (1, 1) OBP: 0.267, SLG: 0.241		1-3 1-3 2-H 1B		K		K		E5 1-H 2-H 1B			FC1-6 BB	0	0	0	0	0	0	0
Chuck Goggin, S (2, PH) OBP: 0.450, SLG: 0.467												1	0	1	1	0	0	0
Roric Harrison, R (2, 1)												1	0	0	0	0	1	0
Danny Frisella, L (5, 1)												1	0	0	0	0	1	0
Tom House, L (6, 1)												0	0	0	0	0	0	0
Sonny Jackson, L (8, PH) OBP: 0.278, SLG: 0.246												1	0	1	0	0	0	0
Ron Schueler, R (8, 1) OBP: 0.375, SLG: 0.286												0	0	0	0	1	0	0
Inning Stats	R: 0 E: 1 K: 1 S: 6 H: 0 LOB: 1 BB: 0 P: 6	R: 3 E: 0 K: 1 S: 8 H: 3 LOB: 1 BB: 1 P: 12	R: 0 E: 0 K: 0 S: 4 H: 1 LOB: 1 BB: 0 P: 4	R: 0 E: 0 K: 1 S: 5 H: 0 LOB: 0 BB: 0 P: 5	R: 1 E: 0 K: 1 S: 7 H: 2 LOB: 2 BB: 1 P: 11	R: 0 E: 0 K: 2 S: 7 H: 0 LOB: 0 BB: 0 P: 7	R: 1 E: 1 K: 1 S: 7 H: 1 LOB: 2 BB: 1 P: 11	R: 1 E: 1 K: 1 S: 6 H: 2 LOB: 1 BB: 1 P: 10	R: 0 E: 0 K: 1 S: 5 H: 0 LOB: 0 BB: 0 P: 5	R: 0 E: 0 K: 1 S: 5 H: 0 LOB: 0 BB: 0 P: 5	R: 0 E: 0 K: 0 S: 3 H: 0 LOB: 1 BB: 1 P: 7	1B: 8 2B: 0 3B: 0 HR: 1	SF: 0 SAC: 0 DP: 0 HBP: 0	WP: 0 PB: 0 SB: 1 CS: 0	PA: 48			

PITCHER		IP	WLS	BF	H	R	ER	SO	BB	IBB	HBP	BLK	WP	HR	S	P	ERA	WHIP
Bill Stoneman, R ERA: 5.33	(1, 1)	4.0		20	6	4	4	3	1	0	0	0	0	1	25	29	9.00	1.750
Tom Walker, R ERA: 2.61	(5, 1)	2.0		7	0	0	0	3	1	0	0	0	0	0	12	16	0.00	0.500
Mike Marshall, R ERA: 3.65	(7, 1)	5.0	W	21	3	2	0	4	3	0	0	0	0	0	26	38	0.00	1.200

AB	43
R	6
H	9
RBI	4
BB	5
SO	10
LOB	20

Atlanta Braves @ Montreal Expos

Jarry Park, Montreal, QB

Tue Jun 05 1973, 7:05 PM EDT

Att. 14,092 - Unknown

livebaseballscorecards.com

BOTTOM

Batter	1	2	3	4	5	6	7	8	9	10	11	AB	R	H	RBI	BB	SO	LOB
Ron Hunt, R (1, 4) OBP: 0.400, SLG: 0.329	F4		FC1-4 1B	1B		SH3-4 1-2		5-3			5-3	3	0	2	0	0	0	0
Pepe Frias, R (7, 4) OBP: 0.224, SLG: 0.234												2	0	0	0	0	0	0
Ron Woods, R (1, 8) OBP: 0.350, SLG: 0.358	F8		FC1-4 1-2f 2B BB	F9		6-3		F8			F8	6	1	0	0	0	0	3
Ron Fairly, L (1, 7) OBP: 0.500, SLG: 0.581	BB		2B 1-2 6-3 BB		FC5-4 BB	HR BB			K		HR	2	3	1	1	4	1	0
Ken Singleton, S (1, 9) OBP: 0.401, SLG: 0.441	F5		1-3 2-H 2B		FC5-4 1B 1-2f	1-H 2-H HR			1B CS BB			4	1	2	4	1	0	2
Mike Jorgensen, L (1, 3) OBP: 0.313, SLG: 0.278		F7	6-3 3-H		BB 1-3 1B	4-3			CS 1-3 1B			5	0	2	1	0	0	1
John Boccabella, R (1, 2) OBP: 0.290, SLG: 0.312		2-3	F2		K		5-3		5-3 1-2 3-H			5	0	0	0	0	1	5
Bob Bailey, R (1, 5) OBP: 0.397, SLG: 0.558	BB			HR	1-2 BB		K			K		3	1	1	1	2	2	0
Tim Foli, R (1, 6) OBP: 0.248, SLG: 0.259	1-2 1B			F9	F4		F7			K		5	0	1	0	0	1	3
Bill Stoneman, R (1, 1)		K2-3		K		SH3-4 HR BB		K			4-3	2	0	0	0	0	2	2
Tom Walker, R (5, 1)												0	0	0	0	0	0	0
Boots Day, L (6, PH) OBP: 0.379, SLG: 0.360												0	1	0	0	1	0	0
Mike Marshall, R (7, 1) OBP: 0.300, SLG: 0.222												2	0	0	0	0	1	0
Inning Stats	R: 0 E: 0 K: 0 S: 3 H: 0 LOB: 1 BB: 1 P: 7	R: 0 E: 0 K: 1 S: 6 H: 1 LOB: 2 BB: 1 P: 10	R: 2 E: 0 K: 0 S: 5 H: 2 LOB: 1 BB: 1 P: 9	R: 1 E: 0 K: 1 S: 7 H: 2 LOB: 1 BB: 0 P: 7	R: 0 E: 0 K: 1 S: 6 H: 1 LOB: 3 BB: 2 P: 14	R: 3 E: 0 K: 0 S: 4 H: 1 LOB: 0 BB: 2 P: 12	R: 0 E: 0 K: 1 S: 5 H: 0 LOB: 0 BB: 0 P: 5	R: 0 E: 0 K: 1 S: 5 H: 0 LOB: 0 BB: 0 P: 5	R: 0 E: 0 K: 1 S: 5 H: 1 LOB: 1 BB: 1 P: 9	R: 0 E: 0 K: 2 S: 7 H: 0 LOB: 0 BB: 0 P: 7	R: 1 E: 0 K: 0 S: 3 H: 1 LOB: 0 BB: 0 P: 3	1B: 5 2B: 1 3B: 0 HR: 3 SF: 0 SAC: 1 DP: 0 HBP: 0						

	AB	39
	R	7
	H	9
	RBI	7
	BB	8
	SO	8
	LOB	16

WP: 0 PB: 0 SB: 0 CS: 2 PA: 48

PITCHER		IP	WLS	BF	H	R	ER	SO	BB	IBB	HBP	BLK	WP	HR	S	P	ERA	WHIP
Gary Gentry, R ERA: 3.56	(1, 1)	1.0		4	0	0	0	0	1	0	0	0	0	0	3	7	0.00	1.000
Roric Harrison, R ERA: 3.51	(2, 1)	3.1		19	6	3	3	2	3	0	0	0	0	1	20	32	8.10	2.700
Danny Frisella, R ERA: 4.8	(5, 1)	1.1		6	0	1	1	1	2	0	0	0	0	0	6	14	6.75	1.500
Tom House, L ERA: 3.24	(6, 1)	1.1		6	1	2	2	1	1	0	0	0	0	1	7	11	13.50	1.500
Ron Schueler, R ERA: 4.35	(8, 1)	3.2	L	13	2	1	1	4	1	0	0	0	0	1	20	24	2.46	0.818

PITCHER	IP	WLS	BF	H	R	ER	SO	BB	IBB	HBP	BLK	WP	HR	S	P	ERA	WHIP

Atlanta Braves @ Montreal Expos

Jarry Park, Montreal, QB

Wed Jun 06 1973, 7:05 PM EDT

Att. 15,107 - Unknown

TOP

Batter	1	2	3	4	5	6	7	8	9	AB	R	H	RBI	BB	SO	LOB
Sonny Jackson, L (1, 7) OBP: 0.273, SLG: 0.243	G4-6-3 1B		K			4-3	E3		G3	5	0	1	0	0	1	0
Ralph Garr, L (1, 9) OBP: 0.268, SLG: 0.327	G4-6-3 1-2f		F7			HR S 1B	4-3		1B BB	4	1	1	0	1	0	2
Darrell Evans, L (1, 5) OBP: 0.351, SLG: 0.540	2B 3B			F7		1-H HR		G3	1-3 1B	5	2	3	2	0	0	0
Mike Lum, L (1, 3) OBP: 0.340, SLG: 0.401	3-H 2B			4-3				6-3	L9	5	0	1	1	0	0	2
Dusty Baker Jr., R (1, 8) OBP: 0.329, SLG: 0.404	F4			2B		BB BB		HR BB		2	1	1	0	2	0	1
Davey Johnson, R (1, 4) OBP: 0.344, SLG: 0.413		F9		6-3		1-2 BB		1-H HR		3	1	1	2	1	0	1
Johnny Oates, L (1, 2) OBP: 0.281, SLG: 0.289		F9			4-3	4-3		FC6-4 1B		4	0	1	0	0	0	2
Marty Perez, R (1, 6) OBP: 0.333, SLG: 0.323		6-3			1-3		4-3	FC6-4 1-2f		4	0	0	0	0	0	1
Phil Niekro, R (1, 1) OBP: 0.176, SLG: 0.235			6-3		K		6-3		F8	4	0	0	0	0	1	0
Danny Frisella, L (9, 1)										0	0	0	0	0	0	0
Inning Stats	R: 1 E: 0 K: 0 S: 5 H: 3 LOB: 1 BB: 0 P: 5	R: 0 E: 0 K: 0 S: 3 H: 0 LOB: 0 BB: 0 P: 3	R: 0 E: 0 K: 1 S: 5 H: 0 LOB: 0 BB: 0 P: 5	R: 0 E: 0 K: 0 S: 4 H: 1 LOB: 1 BB: 0 P: 4	R: 0 E: 0 K: 1 S: 5 H: 0 LOB: 0 BB: 0 P: 5	R: 2 E: 0 K: 0 S: 5 H: 2 LOB: 2 BB: 2 P: 13	R: 0 E: 1 K: 0 S: 4 H: 0 LOB: 1 BB: 0 P: 4	R: 2 E: 0 K: 0 S: 5 H: 2 LOB: 1 BB: 1 P: 9	R: 0 E: 0 K: 0 S: 4 H: 1 LOB: 2 BB: 1 P: 8	1B: 4 2B: 2 3B: 1 HR: 2 SF: 0 SAC: 0 DP: 1 HBP: 0							

livebaseballscorecards.com

AB	36
R	5
H	9
RBI	5
BB	4
SO	2
LOB	9

WP: 0 PB: 0 SB: 1 CS: 0 PA: 40

PITCHER		IP	WLS	BF	H	R	ER	SO	BB	IBB	HBP	BLK	WP	HR	S	P	ERA	WHIP
Mike Torrez, R ERA: 4.08	(1, 1)	7.0		29	6	3	3	2	2	0	0	0	0	1	31	39	3.86	1.143
Mickey Scott, L ERA: 9.0	(8, 1)	0.2	L	5	2	2	2	0	1	0	0	0	0	1	4	8	27.00	4.500
Tom Walker, R ERA: 2.51	(8, 1)	1.1		6	1	0	0	0	1	0	0	0	0	0	5	9	0.00	1.500

PITCHER	IP	WLS	BF	H	R	ER	SO	BB	IBB	HBP	BLK	WP	HR	S	P	ERA	WHIP

Atlanta Braves @ Montreal Expos

Jarry Park, Montreal, QB

Wed Jun 06 1973, 7:05 PM EDT

Att. 15,107 - Unknown

livebaseballscorecards.com

BOTTOM

Batter	1	2	3	4	5	6	7	8	9	AB	R	H	RBI	BB	SO	LOB
Ron Hunt, R (1, 4) OBP: 0.395, SLG: 0.321	6-3		BB		6-3		FC4-6 1-2f 3-H		F5	4	0	0	1	1	0	3
Ron Woods, R (1, 8) OBP: 0.340, SLG: 0.347	3-1		FC5 2-3f			L7	F8			4	0	0	0	0	0	3
Ron Fairly, L (1, 7) OBP: 0.494, SLG: 0.567	F9			1B FC4-6 BB		1-3		3-1		3	1	0	0	1	0	0
Ken Singleton, S (1, 9) OBP: 0.408, SLG: 0.442		CS BB		FC4-6 1-3 1B		BB		F9		2	0	1	0	2	0	0
Mike Jorgensen, L (1, 3) OBP: 0.305, SLG: 0.269		K 1-2		FC4-6 F9 S 1-2f 3-H		F7		G3		4	0	0	1	0	1	3
John Boccabella, R (1, 2) OBP: 0.291, SLG: 0.307 Clyde Mashore, R (9, PR) OBP: 0.300, SLG: 0.722	6-3			F9 1-3			CI BB 1B		4-3 BB	2 0	1 0	0 0	0 0	1 0	0 0	1 0
Bob Bailey, R (1, 5) OBP: 0.400, SLG: 0.561			FC5 2B	5-3			1B FC4-6 1-2 BB		4-3 1-2	3	1	1	0	1	0	2
Tim Foli, R (1, 6) OBP: 0.254, SLG: 0.265			F3		B1 1B		FC4-6 1-3 2-H 1B		F8	4	0	2	1	0	0	3
Mike Torrez, R (1, 1) OBP: 0.227, SLG: 0.273 Boots Day, L (7, PH) OBP: 0.267, SLG: 0.346 Mickey Scott, L (8, 1) Tom Walker, R (8, 1) Hal Breeden, R (9, PH) OBP: 0.353, SLG: 0.571 Pepe Frias, R (9, PR) OBP: 0.224, SLG: 0.234			5-3		B1 1-2f		K		BB	2 1 0 0 0 0	0 0 0 0 0 0	0 0 0 0 0 0	0 0 0 0 1 0	0 1 0 0 0 0	0 2 0 0 0 0	2 0 0 0 0 0
Inning Stats	R: 0 E: 0 K: 0 S: 3 H: 0 LOB: 0 BB: 0 P: 3	R: 0 E: 0 K: 1 S: 4 H: 0 LOB: 0 BB: 1 P: 8	R: 0 E: 0 K: 0 S: 4 H: 1 LOB: 2 BB: 1 P: 8	R: 1 E: 0 K: 0 S: 4 H: 1 LOB: 1 BB: 1 P: 8	R: 0 E: 0 K: 0 S: 3 H: 1 LOB: 0 BB: 0 P: 3	R: 0 E: 0 K: 0 S: 3 H: 0 LOB: 1 BB: 1 P: 7	R: 2 E: 1 K: 1 S: 7 H: 1 LOB: 1 BB: 1 P: 11	R: 0 E: 0 K: 0 S: 3 H: 0 LOB: 0 BB: 0 P: 3	R: 0 E: 0 K: 0 S: 3 H: 0 LOB: 2 BB: 2 P: 11	1B: 3 2B: 3 3B: 0 HR: 0 SF: 0 SAC: 0 DP: 2 HBP: 0						

	AB	29
	R	3
	H	4
	RBI	3
	BB	7
	SO	2
	LOB	19

WP: 0 PB: 0 SB: 1 CS: 1 PA: 37

PITCHER		IP	WLS	BF	H	R	ER	SO	BB	IBB	HBP	BLK	WP	HR	S	P	ERA	WHIP
Phil Niekro, R ERA: 2.63	(1, 1)	8.0	W	33	4	3	2	2	6	0	0	0	0	0	31	55	2.25	1.250
Danny Frisella, R ERA: 4.5	(9, 1)	1.0	S	4	0	0	0	0	1	0	0	0	0	0	3	7	0.00	1.000

PITCHER	IP	WLS	BF	H	R	ER	SO	BB	IBB	HBP	BLK	WP	HR	S	P	ERA	WHIP

Atlanta Braves @ Montreal Expos

Jarry Park, Montreal, QB

Thu Jun 07 1973, 7:05 PM EDT

Att. 11,071 - Unknown

TOP

livebaseballscorecards.com

Batter	1	2	3	4	5	6	7	8	9	AB	R	H	RBI	BB	SO	LOB
Chuck Goggin, S (1, 7) OBP: 0.333, SLG: 0.389	S S S 0-3 ① K			x 0-0 ① 6-3		S S S 0-3 ① K	x 0-0 ② F3		S S S 0-3 ③ K	3	0	0	0	0	2	0
Hank Aaron, R (7, PH) OBP: 0.353, SLG: 0.517										1	0	0	0	0	0	2
Roric Harrison, R (7, 1)										1	0	0	0	0	1	1
Marty Perez, R (1, 6) OBP: 0.332, SLG: 0.317	x 0-0 ② 4-3			x 0-0 ② 1-3		B B B B 4-0 FC6-4 BB	x 0-0 ③ F9			3	0	0	0	1	0	2
Darrell Evans, L (1, 5) OBP: 0.349, SLG: 0.532	S S S 0-3 ③ K			B B B B 4-0 1B 1B BB		x 0-0 ② F3		x 0-0 ① F8		3	0	0	0	1	1	1
Dusty Baker Jr., R (1, 8) OBP: 0.327, SLG: 0.401		x 0-0 ① F9		x 0-0 ③ 1-H 1B		x 0-0 ③ FC6-4 1-2f		x 0-0 ② F3		4	0	1	0	0	0	1
Davey Johnson, R (1, 4) OBP: 0.352, SLG: 0.433		x 0-0 ② F6			x 0-0 HR		B B B B 4-0 3B BB	x 0-0 1B		3	2	2	1	1	0	0
Ralph Garr, L (1, 9) OBP: 0.263, SLG: 0.321		S S S 0-3 ③ K			x 0-0 ① 2-3		x 0-0 ① F7	x 0-0 ③ F9		4	0	0	0	0	1	2
Mike Lum, L (1, 3) OBP: 0.344, SLG: 0.426			x 0-0 ① F4		x 0-0 2B		x 0-0 1-H 1B 3B		x 0-0 ① G3	4	1	2	1	0	0	0
Paul Casanova, R (1, 2) OBP: 0.172, SLG: 0.179			x 0-0 ② 5-3		x 0-0 ② 5-3		B B B B 4-0 1B BB		x 0-0 ② G3	2	0	0	0	0	0	1
Dick Dietz, R (7, PH) OBP: 0.436, SLG: 0.323										0	0	0	0	1	0	0
Gary Gentry, R (7, PR) OBP: 0.267, SLG: 0.241										0	0	0	0	0	0	0
Johnny Oates, L (7, 2) OBP: 0.280, SLG: 0.287										1	0	0	0	0	0	0
Carl Morton, R (1, 1) OBP: 0.250, SLG: 0.267			x 0-0 ③ F9		S S S 0-3 ③ K		x 0-0 1-2 3-H 1B		B B B B 4-0 BB	2	0	0	0	0	1	1
Sonny Jackson, L (7, PH) OBP: 0.291, SLG: 0.254										1	0	1	1	1	0	0
(7, 7)																

	AB	32
	R	3
	H	6
	RBI	3
	BB	5
	SO	6
	LOB	11

Inning Stats	1	2	3	4	5	6	7	8	9
	R: 0 E: 0 K: 2 S: 7	H: 0 LOB: 0 BB: 0 P: 7	R: 0 E: 0 K: 1 S: 5	H: 0 LOB: 0 BB: 0 P: 5	R: 0 E: 0 K: 0 S: 3	H: 0 LOB: 0 BB: 0 P: 3	R: 0 E: 0 K: 0 S: 3	H: 1 LOB: 2 BB: 1 P: 7	R: 1 E: 0 K: 1 S: 7	H: 2 LOB: 1 BB: 0 P: 7
	R: 0 E: 0 K: 1 S: 5	H: 0 LOB: 1 BB: 1 P: 9	R: 2 E: 0 K: 0 S: 5	H: 2 LOB: 2 BB: 2 P: 13	R: 0 E: 0 K: 0 S: 4	H: 1 LOB: 1 BB: 0 P: 4	R: 0 E: 0 K: 1 S: 5	H: 0 LOB: 1 BB: 1 P: 9		

	1B: 3	SF: 0
	2B: 1	SAC: 0
	3B: 1	DP: 0
	HR: 1	HBP: 0

	WP: 0	PA: 37
	PB: 0	
	SB: 0	
	CS: 0	

PITCHER		IP	WLS	BF	H	R	ER	SO	BB	IBB	HBP	BLK	WP	HR	S	P	ERA	WHIP
Balor Moore, L ERA: 4.14	(1, 1)	6.1	L	25	4	3	3	5	3	0	0	0	0	1	32	44	4.26	1.105
Mike Marshall, R ERA: 3.53	(7, 1)	1.2		8	2	0	0	0	1	0	0	0	0	0	7	11	0.00	1.800
Tom Walker, R ERA: 2.43	(9, 1)	1.0		4	0	0	0	1	1	0	0	0	0	0	5	9	0.00	1.000

PITCHER	IP	WLS	BF	H	R	ER	SO	BB	IBB	HBP	BLK	WP	HR	S	P	ERA	WHIP

BOTTOM

Atlanta Braves @ Montreal Expos

Jarry Park, Montreal, QB

Thu Jun 07 1973, 7:05 PM EDT

Att. 11,071 - Unknown

Batter	1	2	3	4	5	6	7	8	9	AB	R	H	RBI	BB	SO	LOB
Ron Hunt, R (1, 4) OBP: 0.392, SLG: 0.315	1-3			F9	BB			5-3		3	0	0	0	1	0	0
Boots Day, L (1, 8) OBP: 0.382, SLG: 0.367	G6-3 1B			K	F9			1B		4	0	2	0	0	1	3
Ron Fairly, L (1, 7) OBP: 0.481, SLG: 0.548	G6-3 1-2f			L3		F8		F9		4	0	0	0	0	0	2
Tom Walker, R (9, 1)										0	0	0	0	0	0	0
Ken Singleton, S (1, 9) OBP: 0.410, SLG: 0.439		4-3			SH5-4 1B BB	K			SH5-4 1B	3	1	1	0	1	1	0
Mike Jorgensen, L (1, 3) OBP: 0.305, SLG: 0.271		F7			1-2 SH5-4 1B	6-3			1-2 SH5-4	3	1	1	0	0	0	0
John Boccabella, R (1, 2) OBP: 0.293, SLG: 0.305		F9			1-2 2-3 SH5-4		CS BB		K	1	0	0	0	1	0	0
Clyde Mashore, R (7, PR) OBP: 0.300, SLG: 0.722										0	0	0	0	0	0	0
Terry Humphrey, R (8, 2) OBP: 0.156, SLG: 0.133										0	0	0	0	0	0	0
Hal Breeden, R (9, PH) OBP: 0.386, SLG: 0.560										1	0	0	0	0	1	1
Bob Bailey, R (1, 5) OBP: 0.396, SLG: 0.545			F8		1B IBB		1-2 K		G3	3	0	0	0	1	1	2
Tim Foli, R (1, 6) OBP: 0.256, SLG: 0.267			F8		1-3 2-H 3-H BB 1B		1-3			3	0	1	2	0	0	1
Balor Moore, L (1, 1) OBP: 0.148, SLG: 0.120			6-3		F7			K		2	0	0	0	0	0	2
Mike Marshall, R (7, 1) OBP: 0.300, SLG: 0.222										0	0	0	0	0	0	0
Ron Woods, R (8, PH) OBP: 0.338, SLG: 0.344										1	0	0	0	0	1	0
(9, 7)																

livebaseballscorecards.com

AB	28
R	2
H	5
RBI	2
BB	4
SO	5
LOB	11

Inning Stats	1	2	3	4	5	6	7	8	9
	R: 0 H: 1 E: 0 LOB: 0 K: 0 BB: 0 S: 3 P: 3	R: 0 H: 0 E: 0 LOB: 0 K: 0 BB: 0 S: 3 P: 3	R: 0 H: 0 E: 0 LOB: 0 K: 0 BB: 0 S: 3 P: 3	R: 0 H: 0 E: 0 LOB: 0 K: 1 BB: 0 S: 5 P: 5	R: 2 H: 2 E: 0 LOB: 3 K: 0 BB: 3 S: 5 P: 17	R: 0 H: 0 E: 0 LOB: 0 K: 1 BB: 0 S: 5 P: 5	R: 0 H: 0 E: 0 LOB: 1 K: 1 BB: 1 S: 4 P: 8	R: 0 H: 1 E: 0 LOB: 1 K: 1 BB: 0 S: 6 P: 6	R: 0 H: 1 E: 0 LOB: 1 K: 1 BB: 0 S: 6 P: 6

1B: 5	SF: 0
2B: 0	SAC: 2
3B: 0	DP: 1
HR: 0	HBP: 0

WP: 0	PA: 34
PB: 0	
SB: 0	
CS: 1	

PITCHER	IP	WLS	BF	H	R	ER	SO	BB	IBB	HBP	BLK	WP	HR	S	P	ERA	WHIP
Carl Morton, R (1, 1) ERA: 2.99	6.0	W	23	3	2	2	2	2	1	0	0	0	0	24	36	3.00	0.833
Roric Harrison, R (7, 1) ERA: 3.27	3.0	S	11	2	0	0	3	1	0	0	0	0	0	16	20	0.00	1.000

PITCHER	IP	WLS	BF	H	R	ER	SO	BB	IBB	HBP	BLK	WP	HR	S	P	ERA	WHIP

San Francisco Giants @ Montreal Expos

Jarry Park, Montreal, QB

Fri Jun 08 1973, 7:05 PM EDT

Att. 15,137 - Unknown

TOP

livebaseballscorecards.com

Batter	1	2	3	4	5	6	7	8	9	AB	R	H	RBI	BB	SO	LOB
Bobby Bonds, R (1, 9) OBP: 0.399, SLG: 0.600	K	FC5 2-3f			BB 1B 1B		6-3		HR 2-H	5	1	2	2	0	1	2
Tito Fuentes, S (1, 4) OBP: 0.335, SLG: 0.416	F8		F8		K		F7		F7	4	0	0	0	0	1	1
Damaso Blanco, R (7, 4)										1	0	0	0	0	0	0
Garry Maddox, R (1, 8) OBP: 0.389, SLG: 0.529	2B		4-3		BB 1-2 1B		6-3			4	0	2	0	0	0	0
Willie McCovey, L (1, 3) OBP: 0.401, SLG: 0.483	F9		1B		BB 1-2 2-3			F5		2	0	1	0	1	0	1
Dave Kingman, R (5, 3) OBP: 0.235, SLG: 0.402										1	0	0	0	0	0	0
Ed Goodson, L (1, 5) OBP: 0.371, SLG: 0.460		HR	K		4-3			F9		4	1	1	1	0	1	4
Gary Matthews, R (1, 7) OBP: 0.393, SLG: 0.453		K		F8		K		F7		4	0	0	0	0	2	0
Chris Speier, R (1, 6) OBP: 0.348, SLG: 0.412		FC5 BB BB		F7		F3			HR 2B	2	0	0	0	1	0	0
Mike Phillips, L (6, 6) OBP: 0.375, SLG: 0.467										1	1	1	0	0	0	0
Dave Rader, L (1, 2) OBP: 0.307, SLG: 0.285		BB 1-2		G3		BB			K	1	0	0	0	1	0	0
Chris Arnold, R (4, 2) OBP: 0.462, SLG: 0.600										1	0	0	0	1	1	1
Jim Barr, R (1, 1) OBP: 0.143, SLG: 0.077		K			F7	6-3			F7	0	0	0	0	0	0	0
Gary Thomasson, L (2, PH) OBP: 0.310, SLG: 0.333										1	0	0	0	0	1	2
Charlie Williams, R (2, 1)										0	0	0	0	0	0	0
Don Carrithers, R (2, 1) OBP: 0.500, SLG: 0.500										2	0	0	0	0	0	1
John Morris, R (8, 1)										0	0	0	0	0	0	0
Jim Howarth, L (9, PH) OBP: 0.222, SLG: 0.184										1	0	0	0	0	0	1

Inning Stats	1	2	3	4	5	6	7	8	9	1B	SF	WP	PA
R	0	1	0	0	0	0	0	0	2	3	0	0	38
E	0	0	0	0	0	0	0	0	0	2	0	0	
K	1	2	1	0	1	1	0	0	1	0	0	0	
S	6	8	6	3	7	5	3	3	7	HR 2	HBP 0	CS 0	
H	1	1	1	0	2	0	0	0	2	SAC 0	DP 0		
LOB	1	2	1	0	3	1	0	0	0				
BB	0	2	0	0	1	1	0	0	0				
P	6	16	6	3	11	9	3	3	7				

PITCHER	IP	WLS	BF	H	R	ER	SO	BB	IBB	HBP	BLK	WP	HR	S	P	ERA	WHIP
Steve Renko, R (1, 1) ERA: 3.16	9.0	W	38	7	3	3	7	4	0	0	0	0	2	48	64	3.00	1.222

PITCHER	IP	WLS	BF	H	R	ER	SO	BB	IBB	HBP	BLK	WP	HR	S	P	ERA	WHIP

AB	34
R	3
H	7
RBI	3
BB	4
SO	7
LOB	13

Batter	1	2	3	4	5	6	7	8	9	AB	R	H	RBI	BB	SO	LOB
Ron Hunt, R (1, 4) OBP: 0.405, SLG: 0.331	0-0 1B BB 2B	0-0 2B WP 1B	0-0 ② 4-3 2-3		0-0 HBP BB BB 2-H 1B	1-0 E BB 4-3 HBP		B B B B 4-0 2B PB BB		4	5	3	1	1	0	1
Boots Day, L (1, 8) OBP: 0.425, SLG: 0.412	0-0 BB BB BB 2-3 1B	0-0 WP 1-3 1B 2B	0-0 ③ F7		B B B B 4-0 BB HBP WP 1-2 BB	B B B B 4-0 4-3 E 1-2 2-3 BB		S S S 0-3 ① K		4	3	2	0	2	1	2
Ron Fairly, L (1, 7) OBP: 0.485, SLG: 0.540 Clyde Mashore, R (6, PR) OBP: 0.333, SLG: 0.789 (7, 7)	B B B B 4-0 BB BB SF8 1-2 BB	I I I I 4-0 1B WP HR IBB		0-0 ① F3	H 1-0 WP BB 1-2 2-3 HBP	0-0 E6 4-3 1-2 2-3 3-H		0-0 PB WP 1-3 2B		2 1	2 1	0 1	1 0	2 0	0 0	2 0
Ken Singleton, S (1, 9) OBP: 0.423, SLG: 0.440	B B B B 4-0 BB 1-2 2-3 3-H BB	0-0 HR 1-3 2-H 3-H 1B		B B B B 4-0 BB	B B B B 4-0 WP 1-2 2-3 3-H BB	0-0 ② 4-3 1-2 2-3 3-H		B B B B 4-0 WP 2-3 3-H BB		2	1	1	4	4	0	2
Mike Jorgensen, L (1, 3) OBP: 0.306, SLG: 0.290	B B B B 4-0 1-2 2-3 3-H BB	0-0 1-H 3-H HR		S S S 0-3 ② K	0-0 ③ 4-3 1-2 2-3 3-H	0-0 ③ F8		0-0 ② F9 1-2 3-H		5	1	1	4	1	1	7
John Boccabella, R (1, 2) OBP: 0.295, SLG: 0.301	0-0 ① F9	B B B B 4-0 L5-3 BB		S S S 0-3 ③ K		0-0 2B 2B 1B	0-0 ① 6-3	0-0 ③ 5-3		5	1	1	0	1	1	5
Bob Bailey, R (1, 5) OBP: 0.388, SLG: 0.544	0-0 ② SF8 3-H	0-0 ② ③ L5-3 1-2			S S S 0-3 ① K	0-0 1-3 2B 2B	S S S 0-3 ② K			4	1	1	1	0	2	1
Tim Foli, R (1, 6) OBP: 0.266, SLG: 0.278	0-0 ③ F8		0-0 4-3 SH2-4 1B		0-0 ② F4	0-0 BB E 2-H 3-H 2B	B B B B 4-0 BB			4	1	2	2	1	0	2
Steve Renko, R (1, 1) OBP: 0.333, SLG: 0.360		0-0 ① 4-3	0-0 ① SH2-4 1-2		0-0 E5 1B	0-0 ① F3	0-0 ③ 1-3			4	1	0	0	0	0	2
Inning Stats	R: 3 E: 0 K: 0 S: 5 H: 2 LOB: 2 BB: 3 P: 17	R: 5 E: 0 K: 0 S: 6 H: 4 LOB: 0 BB: 2 P: 14	R: 0 E: 0 K: 0 S: 4 H: 1 LOB: 1 BB: 0 P: 4	R: 0 E: 0 K: 2 S: 7 H: 0 LOB: 1 BB: 1 P: 11	R: 3 E: 1 K: 1 S: 7 H: 1 LOB: 2 BB: 2 P: 16	R: 4 E: 1 K: 0 S: 7 H: 3 LOB: 3 BB: 1 P: 12	R: 0 E: 0 K: 1 S: 5 H: 0 LOB: 1 BB: 1 P: 9	R: 2 E: 0 K: 1 S: 6 H: 1 LOB: 1 BB: 2 P: 14		1B: 6 2B: 6 3B: 0 HR: 1	SF: 1 SAC: 1 DP: 1 HBP: 2			WP: 3 PB: 1 SB: 0 CS: 0	PA: 51	

BOTTOM

San Francisco Giants @ Montreal Expos

Jarry Park, Montreal, QB

Fri Jun 08 1973, 7:05 PM EDT

Att. 15,137 - Unknown

livebaseballscorecards.com

AB	35
R	17
H	12
RBI	13
BB	12
SO	5
LOB	24

PITCHER		IP	WLS	BF	H	R	ER	SO	BB	IBB	HBP	BLK	WP	HR	S	P	ERA	WHIP
Jim Barr, R ERA: 3.89	(1, 1)	1.0	L	8	2	3	3	0	3	0	0	0	0	0	5	17	27.00	5.000
Charlie Williams, R ERA: 9.0	(2, 1)	0.1		6	4	5	5	0	0	1	0	0	1	1	5	9	135.00	12.000
Don Carrithers, R ERA: 6.43	(2, 1)	5.2		31	5	7	3	4	6	0	2	0	1	0	31	57	4.76	1.941
John Morris, L ERA: 5.4	(8, 1)	1.0		6	1	2	1	1	2	0	0	0	1	0	6	14	9.00	3.000

PITCHER	IP	WLS	BF	H	R	ER	SO	BB	IBB	HBP	BLK	WP	HR	S	P	ERA	WHIP

San Francisco Giants @ Montreal Expos

Jarry Park, Montreal, QB

Sat Jun 09 1973, 7:05 PM EDT

Att. 21,334 - Unknown

TOP

livebaseballscorecards.com

Batter	1	2	3	4	5	6	7	8	9	AB	R	H	RBI	BB	SO	LOB
Bobby Bonds, R (1, 8) OBP: 0.396, SLG: 0.592	5-3		G6-4-3 1B	5-3			5-3	K		5	0	1	0	0	1	3
Tito Fuentes, S (1, 4) OBP: 0.336, SLG: 0.415	5-3		G6-4-3 1-2f	6-3			E 1B 1B	1-2 1B		5	1	2	0	0	0	3
Ed Goodson, L (1, 5) OBP: 0.366, SLG: 0.458	2B		6-3		K		F8	1-3		5	0	1	0	0	1	3
Willie McCovey, L (1, 3) OBP: 0.406, SLG: 0.490	BBBB FC5-4 BB			1B 2B 2B	G3		E6 1-H 3B 1B		K	4	2	2	0	1	1	0
Gary Matthews, R (1, 7) OBP: 0.394, SLG: 0.463	FC5-4 1-2f			2B 2-3 1B	6-3		1B 2-H 3B		K	5	2	2	1	0	1	2
Chris Speier, R (1, 6) OBP: 0.353, SLG: 0.420		F7		2B 1-H 2B 3-H		G3 1B	1B 3-H 1B		K	5	1	3	3	0	1	0
Gary Thomasson, L (1, 9) OBP: 0.297, SLG: 0.317		F7	F7			G3 1-2	3-1			4	0	0	0	0	0	3
Dave Rader, L (1, 2) OBP: 0.311, SLG: 0.286		FC4-6 1B	BBBB 2B BB		SSS K			4-3		3	0	1	0	1	1	1
Tom Bradley, R (1, 1) OBP: 0.143, SLG: 0.143		FC4-6 1-2f		1-3 2-H 2B		F8		1B 1B		1	0	0	0	0	0	1
Jim Howarth, L (4, PH) OBP: 0.236, SLG: 0.220										1	0	1	1	0	0	0
Jim Barr, R (4, 1) OBP: 0.143, SLG: 0.077										0	0	0	0	0	0	0
Mike Phillips, L (6, PH) OBP: 0.353, SLG: 0.438										1	0	0	0	0	0	1
Elias Sosa, R (6, 1) OBP: 0.500, SLG: 0.500										0	0	0	0	0	0	0
Chris Arnold, R (8, PH) OBP: 0.500, SLG: 0.636										1	0	1	0	0	0	0
Randy Moffitt, R (8, 1)										0	0	0	0	0	0	0

	AB	40
	R	6
	H	14
	RBI	5
	BB	2
	SO	6
	LOB	17

Inning Stats																		
	R: 0	H: 1	R: 0	H: 1	R: 0	H: 1	R: 3	H: 4	R: 0	H: 0	R: 0	H: 1	R: 3	H: 4	R: 0	H: 2	R: 0	H: 0
	E: 0	LOB: 2	E: 0	LOB: 1	E: 0	LOB: 0	E: 0	LOB: 2	E: 0	LOB: 0	E: 0	LOB: 1	E: 1	LOB: 1	E: 0	LOB: 2	E: 0	LOB: 0
	K: 0	BB: 1	K: 0	BB: 0	K: 0	BB: 0	K: 0	BB: 1	K: 1	BB: 0	K: 1	BB: 0	K: 0	BB: 0	K: 1	BB: 0	K: 3	BB: 0
	S: 4	P: 8	S: 4	P: 4	S: 3	P: 3	S: 7	P: 11	S: 5	P: 5	S: 6	P: 6	S: 7	P: 7	S: 7	P: 7	S: 9	P: 9

	1B: 9	SF: 0	WP: 0	PA: 42
	2B: 4	SAC: 0	PB: 0	
	3B: 1	DP: 1	SB: 0	
	HR: 0	HBP: 0	CS: 0	

PITCHER		IP	WLS	BF	H	R	ER	SO	BB	IBB	HBP	BLK	WP	HR	S	P	ERA	WHIP
Ernie McAnally, R ERA: 3.2	(1, 1)	3.1		18	7	3	3	0	2	0	0	0	0	0	16	24	8.10	2.700
Tom Walker, R ERA: 2.95	(4, 1)	3.1	W	15	5	3	3	2	0	0	0	0	0	0	19	19	8.10	1.500
Mike Marshall, R ERA: 3.38	(7, 1)	2.1	S	9	2	0	0	4	0	0	0	0	0	0	17	17	0.00	0.857

PITCHER	IP	WLS	BF	H	R	ER	SO	BB	IBB	HBP	BLK	WP	HR	S	P	ERA	WHIP

BOTTOM

San Francisco Giants @ Montreal Expos

Jarry Park, Montreal, QB

Sat Jun 09 1973, 7:05 PM EDT

Att. 21,334 - Unknown

livebaseballscorecards.com

Batter	1	2	3	4	5	6	7	8	9	AB	R	H	RBI	BB	SO	LOB
Ron Hunt, R (1, 4) OBP: 0.410, SLG: 0.339	HR 1B	FC4-6 1B		F8 ②		2B 1B		F7 ①		5	2	3	0	0	0	0
Boots Day, L (1, 8) OBP: 0.444, SLG: 0.538	1-H HR	FC4-6 ① 9-4-6 1-2f		6-3 ③		1-H 2B		1B 1B		5	2	3	3	0	0	1
Ron Fairly, L (1, 7) OBP: 0.483, SLG: 0.534 Clyde Mashore, R (9, 7) OBP: 0.333, SLG: 0.789	1B BB FC4-6 1B	9-4-6 ②③ 2-3f			K ①	6-3 ②		1B 1-3 1B		5 0	1 0	2 0	0 0	0 0	1 0	2 0
Ken Singleton, S (1, 9) OBP: 0.427, SLG: 0.454	FC4-6 1B 1-2 FC6-4 BB	4-3 E 2B			1B 2B	6-3 ③		K ②		4	3	2	0	1	1	3
Mike Jorgensen, L (1, 3) OBP: 0.321, SLG: 0.308	FC4-6 1-2 2-3 1B	4-3 ① 2-3			1B 2-H 1B		S 1B	FC6-4 1-3 3-H 1B		5	1	4	2	0	0	1
John Boccabella, R (1, 2) OBP: 0.292, SLG: 0.298	FC4-6 ① FC6-4 1-2f 2-3 3-H	E6 3-H			1B 1-2 1B		K ①	FC6-4 ③ 1-2f		5	0	1	1	0	1	5
Bob Bailey, R (1, 5) OBP: 0.385, SLG: 0.534	FC6-4 ② 1B 1-2f 3-H	K ②			1-3 2-H 1B		K ②			4	0	1	2	0	2	3
Tim Foli, R (1, 6) OBP: 0.271, SLG: 0.279	1-3 1B	6-3 ③			F8 ③		IBB 1-2			3	0	1	0	1	0	2
Ernie McAnally, R (1, 1) OBP: 0.148, SLG: 0.148 Tom Walker, R (4, 1) Mike Marshall, R (7, 1) OBP: 0.273, SLG: 0.200	F7 ③			F9 ①		5-3 ①	6-3 ③			1 2 1	0 0 0	0 0 0	0 0 0	0 0 0	0 0 0	2 0 2
Inning Stats	R: 4 H: 5 E: 0 LOB: 2 K: 0 BB: 1 S: 8 P: 12	R: 0 H: 1 E: 1 LOB: 0 K: 0 BB: 0 S: 3 P: 3	R: 1 H: 1 E: 1 LOB: 1 K: 1 BB: 0 S: 7 P: 7	R: 0 H: 0 E: 0 LOB: 0 K: 0 BB: 0 S: 3 P: 3	R: 2 H: 4 E: 0 LOB: 1 K: 1 BB: 0 S: 8 P: 8	R: 1 H: 2 E: 0 LOB: 1 K: 0 BB: 0 S: 5 P: 5	R: 0 H: 1 E: 0 LOB: 2 K: 2 BB: 1 S: 8 P: 12	R: 1 H: 3 E: 0 LOB: 2 K: 1 BB: 0 S: 8 P: 8		1B: 13 SF: 0 2B: 4 SAC: 0 3B: 0 DP: 1 HR: 1 HBP: 0						

	AB	40
	R	9
	H	17
	RBI	8
	BB	2
	SO	5
	LOB	21

PITCHER		IP	WLS	BF	H	R	ER	SO	BB	IBB	HBP	BLK	WP	HR	S	P	ERA	WHIP
Tom Bradley, R ERA: 3.65	(1, 1)	3.0	L	17	7	5	4	1	1	0	0	0	0	1	18	22	12.00	2.667
Jim Barr, R ERA: 4.0	(4, 1)	2.0		9	4	2	2	1	0	0	0	0	0	0	11	11	9.00	2.000
Elias Sosa, R ERA: 2.3	(6, 1)	2.0		10	3	1	1	2	0	1	0	0	0	0	13	17	4.50	1.500
Randy Moffitt, R ERA: 2.35	(8, 1)	1.0		6	3	1	1	1	0	0	0	0	0	0	8	8	9.00	3.000

PITCHER	IP	WLS	BF	H	R	ER	SO	BB	IBB	HBP	BLK	WP	HR	S	P	ERA	WHIP

San Francisco Giants @ Montreal Expos

Jarry Park, Montreal, QB

Sun Jun 10 1973, 3:33 AM EDT

Att. 21,738 - Unknown

TOP

livebaseballscorecards.com

Batter	1	2	3	4	5	6	7	8	9	AB	R	H	RBI	BB	SO	LOB
Bobby Bonds, R (1, 9) OBP: 0.401, SLG: 0.597	0-0 CS 2B	0-0 FC6-4 1B 2-H 3-H		H 1-0 1B HBP 1-2		B B B B 4-0 FC5-4 BB	0-0 SF9 ② 2-3 3-H		0-0 F2 ②	3	0	2	3	1	0	1
Tito Fuentes, S (1, 4) OBP: 0.332, SLG: 0.407	B B B B 4-0 FC6-4 BB ① 2-3	0-0 FC6-4 ③ 1-2f		0-0 F7 ②		0-0 FC5-4 ① 1-2f	0-0 F8 ③		0-0 F9 ③	5	0	0	0	1	0	6
Garry Maddox, R (1, 8) OBP: 0.384, SLG: 0.520	0-0 FC6-4 1B ② 1-2f		0-0 1-3 ①	0-0 1B 1-2 2-3		0-0 FC6-4 BB ② 1-2f		S S S 0-3 K ①		5	0	1	0	0	1	2
Willie McCovey, L (1, 3) OBP: 0.415, SLG: 0.516 Dave Kingman, R (8, PR) OBP: 0.235, SLG: 0.402 (8, 3)	0-0 FC6 1B 1-2		0-0 HR	0-0 F8 ③		B B B B 4-0 FC4-6 BB 1-2		0-0 1B 1B		4 0	1 0	3 0	1 0	1 0	0 0	3 0
Ed Goodson, L (1, 5) OBP: 0.367, SLG: 0.462	0-0 FC6 ③ 1-2f		0-0 2B		0-0 G3 ①	0-0 FC4-6 ③ 1-2f		0-0 G4-6-3 1B 1-2		5	0	2	0	0	0	4
Gary Matthews, R (1, 7) OBP: 0.394, SLG: 0.458		0-0 5-3 ① S S S	0-3 K ②		B B B B 4-0 G1 BB		0-0 1B BB 4-3 1B	0-0 G4-6-3 ②③ 1-2f		4	1	1	0	1	1	3
Chris Speier, R (1, 6) OBP: 0.357, SLG: 0.416		B B B B 4-0 SH1-4 1B BB	0-0 F8 ③		B B B B 4-0 G1 BB 1-2		B B B B 4-0 4-3 SF9 1B BB 1-2		0-0 F7 ①	2	2	0	0	3	0	1
Mike Sadek, R (1, 2) OBP: 0.333, SLG: 0.125 Dave Rader, L (7, PH) OBP: 0.318, SLG: 0.310 (7, 2)	B B B B 4-0 SH1-4 1B BB 1-2		0-0 2-3 ①	0-0 G1 ② 1-2 2-3		0-0 SF9 4-3 1B 1-2 2-3			0-0 HR	2 2	1 1	0 2	0 1	1 0	0 0	2 0
Jim Willoughby, R (1, 1) OBP: 0.174, SLG: 0.273 Elias Sosa, R (3, 1) OBP: 0.500, SLG: 0.333 Jim Howarth, L (7, PH) OBP: 0.232, SLG: 0.216 Randy Moffitt, R (7, 1) Chris Arnold, R (9, PH) OBP: 0.533, SLG: 0.667	0-0 SH1-4 ② 1-2 2-3			B B B B 4-0 1B HBP BB	0-0 6-3 ③		0-0 4-3 ① 1-2 2-3 3-H		0-0 1B	0 1 1 0 1	0 0 0 0 0	0 0 1 0 0	0 1 0 0 0	0 0 0 0 0	0 1 0 0 0	0 2 2 0 0

	AB	35
	R	6
	H	12
	RBI	6
	BB	9
	SO	2
	LOB	26

Inning Stats	1	2	3	4	5	6	7	8	9
	R: 0 E: 0 K: 0 S: 4	R: 2 E: 0 K: 0 S: 4	R: 1 E: 0 K: 1 S: 7	R: 0 E: 0 K: 0 S: 4	R: 0 E: 0 K: 0 S: 3	R: 0 E: 0 K: 0 S: 3	R: 2 E: 0 K: 0 S: 5	R: 0 E: 0 K: 1 S: 6	R: 1 E: 0 K: 0 S: 5
	H: 2 LOB: 2 BB: 1 P: 8	H: 1 LOB: 1 BB: 2 P: 12	H: 2 LOB: 1 BB: 0 P: 7	H: 1 LOB: 3 BB: 1 P: 9	H: 0 LOB: 2 BB: 2 P: 11	H: 0 LOB: 2 BB: 2 P: 11	H: 2 LOB: 1 BB: 1 P: 9	H: 2 LOB: 2 BB: 0 P: 6	H: 2 LOB: 1 BB: 0 P: 5

1B: 8	SF: 1
2B: 2	SAC: 1
3B: 0	DP: 1
HR: 2	HBP: 1

WP: 0	PA: 47
PB: 0	
SB: 0	
CS: 1	

PITCHER		IP	WLS	BF	H	R	ER	SO	BB	IBB	HBP	BLK	WP	HR	S	P	ERA	WHIP
Bill Stoneman, R ERA: 5.58	(1, 1)	3.2		21	6	3	3	1	4	0	1	0	0	1	18	35	7.36	2.727
Mickey Scott, L ERA: 7.71	(4, 1)	0.2		4	0	0	0	0	2	0	0	0	0	0	2	10	0.00	3.000
Pat Jarvis, R ERA: 20.25	(5, 1)	1.2		10	2	2	2	0	3	0	0	0	0	0	7	19	10.80	3.000
Tom Walker, R ERA: 2.84	(7, 1)	1.1		6	2	0	0	1	0	0	0	0	0	0	8	8	0.00	1.500
Mike Marshall, R ERA: 3.44	(8, 1)	1.2	W	6	2	1	1	0	0	0	0	0	0	1	6	6	5.40	1.200

PITCHER		IP	WLS	BF	H	R	ER	SO	BB	IBB	HBP	BLK	WP	HR	S	P	ERA	WHIP

BOTTOM

San Francisco Giants @ Montreal Expos

Jarry Park, Montreal, QB

Sun Jun 10 1973, 3:33 AM EDT

Att. 21,738 - Unknown

livebaseballscorecards.com

Batter	1	2	3	4	5	6	7	8	9	AB	R	H	RBI	BB	SO	LOB
Ron Hunt, R (1, 4) OBP: 0.400, SLG: 0.330	5-3		F6	6-3		6-3		F7		5	0	0	0	0	0	5
Boots Day, L (1, 8) OBP: 0.460, SLG: 0.535	1B		BB 1B 1B BB		4-3		F7	1-2 2-H 3-H 1B		4	1	2	2	1	0	0
Ron Fairly, L (1, 7) (8, 3) OBP: 0.480, SLG: 0.529	1-2 G4-6-3 1B		BB 1B 1-2 1B		G3		G3	K		5	1	2	0	0	1	2
Ken Singleton, S (1, 9) OBP: 0.433, SLG: 0.455	G4-6-3 1-2f		1B 1-3 1-2 2-3 BB		BB		1B			2	1	1	0	2	0	2
Mike Jorgensen, L (1, 3) OBP: 0.325, SLG: 0.333 Mike Marshall, R (8, 1) OBP: 0.273, SLG: 0.200		HR	1-3 1-3 2-H 3-H 1B		K		F6			4 0	1 0	2 0	3 0	0 0	1 0	2 0
John Boccabella, R (1, 2) OBP: 0.297, SLG: 0.299	E9 1B 1B		1-3 1-2 3-H			2B BB		F8		3	1	1	1	1	0	1
Bob Bailey, R (1, 5) OBP: 0.388, SLG: 0.541		6-3	K			1-3 2B		WP 1B 1B		4	1	2	0	0	1	2
Tim Foli, R (1, 6) OBP: 0.270, SLG: 0.278		F4		F4		5-3		1-2 WP 1B		4	1	1	0	0	0	3
Bill Stoneman, R (1, 1) OBP: 0.200, SLG: 0.125 Mickey Scott, L (4, 1) Pat Jarvis, R (5, 1) Tom Walker, R (7, 1) Ron Woods, R (8, 7) OBP: 0.343, SLG: 0.344		2-H 1B		3-1		K		1-2 2-3 BB		1 1 1 0 0	0 0 0 0 0	1 0 0 0 0	1 0 0 0 0	0 0 0 0 1	0 0 1 0 0	0 0 2 0 0
Inning Stats	R: 0 E: 0 K: 0 S: 4 H: 2 LOB: 1 BB: 0 P: 4	R: 2 E: 1 K: 0 S: 5 H: 3 LOB: 1 BB: 0 P: 5	R: 3 E: 0 K: 1 S: 7 H: 2 LOB: 1 BB: 2 P: 15	R: 0 E: 0 K: 0 S: 3 H: 0 LOB: 0 BB: 0 P: 3	R: 0 E: 0 K: 1 S: 5 H: 0 LOB: 1 BB: 1 P: 9	R: 0 E: 0 K: 1 S: 6 H: 1 LOB: 2 BB: 1 P: 10	R: 0 E: 0 K: 0 S: 4 H: 1 LOB: 1 BB: 0 P: 4	R: 2 E: 0 K: 1 S: 8 H: 3 LOB: 2 BB: 1 P: 12		1B: 10 2B: 1 3B: 0 HR: 1	SF: 0 SAC: 0 DP: 1 HBP: 0					

	AB	34
	R	7
	H	12
	RBI	7
	BB	5
	SO	4
	LOB	19

WP: 1 PB: 0 SB: 0 CS: 0 PA: 39

PITCHER		IP	WLS	BF	H	R	ER	SO	BB	IBB	HBP	BLK	WP	HR	S	P	ERA	WHIP
Jim Willoughby, R ERA: 4.95	(1, 1)	2.1		14	7	5	4	0	2	0	0	0	0	1	12	20	15.43	3.857
Elias Sosa, R ERA: 2.06	(3, 1)	3.2		14	1	0	0	3	2	0	0	0	0	0	18	26	0.00	0.818
Randy Moffitt, R ERA: 2.63	(7, 1)	2.0	L	11	4	2	2	1	1	0	0	0	1	0	12	16	9.00	2.500

PITCHER	IP	WLS	BF	H	R	ER	SO	BB	IBB	HBP	BLK	WP	HR	S	P	ERA	WHIP

Batter	1	2	3	4	5	6	7	8	9	AB	R	H	RBI	BB	SO	LOB
Enzo Hernandez, R (1, 6) OBP: 0.292, SLG: 0.259	4-3		G3-6 1-2f		4-3 S 1B 3-H		FC6-4 1-2f			4	0	1	1	0	0	2
Johnny Grubb, L (1, 8) OBP: 0.381, SLG: 0.428	BB		5-3		4-3 1-3			4-3		3	0	0	0	1	0	1
Leron Lee, L (1, 7) OBP: 0.335, SLG: 0.342	G6-4-3 1-2 BB			G4-6-3 1B	K			F8		3	0	1	0	1	1	1
Nate Colbert, R (1, 3) OBP: 0.323, SLG: 0.345	G6-4-3 1-2f			K	3-1			K		4	0	0	0	0	2	3
Cito Gaston, R (1, 9) OBP: 0.337, SLG: 0.442		5-3		G4-6-3 1-2f		G6-4-3 1B			5-3 3B 1B	4	1	2	0	0	0	1
Fred Kendall, R (1, 2) OBP: 0.333, SLG: 0.369		F8			1B 3B BB	G6-4-3 1-2f			F6	3	1	0	0	1	0	2
Dwain Anderson, R (1, 5) OBP: 0.296, SLG: 0.136		BB			3B 1B 1-3		K		5-3 1-2	3	1	1	0	1	1	1
Dave Roberts, R (1, 4) OBP: 0.258, SLG: 0.345		L8			1B 3B 2-H 3-H		FC6-4 1B		3B 2-H	4	1	3	3	0	0	1
Mike Caldwell, R (1, 1) OBP: 0.208, SLG: 0.174 Dave Marshall, L (7, PH) OBP: 0.386, SLG: 0.383 Mike Corkins, R (7, 1) OBP: 0.263, SLG: 0.529 Jerry Morales, R (9, PH) OBP: 0.314, SLG: 0.408			G3-6 BB		K		F4		4-3	1 1 0 1	0 0 0 0	0 0 0 0	0 0 0 0	1 0 0 0	1 0 0 0	1 1 0 1
Inning Stats	R: 0 E: 0 K: 0 S: 2 H: 0 LOB: 1 BB: 2 P: 10	R: 0 E: 0 K: 0 S: 3 H: 0 LOB: 1 BB: 1 P: 7	R: 0 E: 0 K: 0 S: 2 H: 0 LOB: 0 BB: 1 P: 6	R: 0 E: 0 K: 1 S: 5 H: 1 LOB: 0 BB: 0 P: 5	R: 3 E: 0 K: 2 S: 10 H: 3 LOB: 1 BB: 1 P: 14	R: 0 E: 0 K: 0 S: 3 H: 1 LOB: 0 BB: 0 P: 3	R: 0 E: 0 K: 1 S: 6 H: 1 LOB: 1 BB: 0 P: 6	R: 0 E: 0 K: 1 S: 5 H: 0 LOB: 0 BB: 0 P: 5	R: 1 E: 0 K: 0 S: 5 H: 2 LOB: 1 BB: 0 P: 5	1B: 6 2B: 0 3B: 2 HR: 0 SF: 0 SAC: 0 DP: 4 HBP: 0							

PITCHER	IP	WLS	BF	H	R	ER	SO	BB	IBB	HBP	BLK	WP	HR	S	P	ERA	WHIP
Mike Torrez, R (1, 1) ERA: 4.2	4.1		19	4	3	3	2	5	0	0	0	0	0	18	38	6.23	2.077
Mickey Scott, L (5, 1) ERA: 6.75	0.2	W	2	0	0	0	1	0	0	0	0	0	0	4	4	0.00	0.000
Tom Walker, R (6, 1) ERA: 2.79	4.0	S	15	4	1	1	2	0	0	0	0	0	0	19	19	2.25	1.000

PITCHER	IP	WLS	BF	H	R	ER	SO	BB	IBB	HBP	BLK	WP	HR	S	P	ERA	WHIP

TOP

San Diego Padres @ Montreal Expos

Jarry Park, Montreal, QB

Tue Jun 12 1973, 7:05 PM EDT

Att. 12,352 - Unknown

livebaseballscorecards.com

AB	31
R	4
H	8
RBI	4
BB	5
SO	5
LOB	15

WP: 0 PB: 0 SB: 1 CS: 0 PA: 36

Batter	1	2	3	4	5	6	7	8	9	AB	R	H	RBI	BB	SO	LOB
Ron Hunt, R (1, 4) OBP: 0.407, SLG: 0.339	F9		1-3 1B; 2-H; 1B		1B E; 1B		G3 1B E; 1B			4	3	3	1	0	0	0
Ron Woods, R (1, 8) OBP: 0.354, SLG: 0.352	BBBB; 5-3 BB		1-3; 1-2		E5; 1-H; 2B		E; 1-2			3	1	2	0	1	0	1
Clyde Mashore, R (1, 7) OBP: 0.375, SLG: 0.818 Mike Jorgensen, L (7, PH) OBP: 0.324, SLG: 0.331 (8, 3)	5-3; 1-2		1B; 2-H; 1B		FC5-4; 3-H; 2B		G3; 1-3; 2-H			3 1	0 0	2 0	2 0	0 0	0 0	1 1
Hal Breeden, R (1, 3) OBP: 0.383, SLG: 0.547 Ron Fairly, L (7, PH) OBP: 0.483, SLG: 0.529 (8, 7)	5-3		1-2 1B		FC5-4 HR; 2-3		G6-3 IBB			3 0	1 0	1 0	0 0	0 1	0 0	2 0
Bob Bailey, R (1, 5) OBP: 0.391, SLG: 0.560		BBBB; FC1-4 BB	F2		2-H; HR		G6-3; 1-2f			3	1	1	2	1	0	4
Ken Singleton, S (1, 9) OBP: 0.425, SLG: 0.444		FC1-4; G4-6-3; 1-2f		5-3	F3			4-3		4	0	0	0	0	0	1
John Boccabella, R (1, 2) OBP: 0.290, SLG: 0.291		G4-6-3; 1-2f		6-3		L7		SSS; K		4	0	0	0	0	1	1
Tim Foli, R (1, 6) OBP: 0.270, SLG: 0.278			SH1-4 1B; 1B	4-3		F7		6-3		4	1	1	0	0	0	0
Mike Torrez, R (1, 1) OBP: 0.227, SLG: 0.273 Mickey Scott, L (5, 1) Bob Stinson, S (5, PH) Tom Walker, R (6, 1)			SH1-4; 1-2		1-3		F8			0 0 1 1	0 0 0 0	0 0 0 0	0 0 0 0	0 0 0 0	0 0 0 0	0 0 0 0
Inning Stats	R: 0 E: 0 K: 0 S: 3 / H: 0 LOB: 1 BB: 1 P: 7	R: 0 E: 0 K: 0 S: 2 / H: 0 LOB: 0 BB: 1 P: 6	R: 2 E: 0 K: 0 S: 7 / H: 4 LOB: 2 BB: 0 P: 7	R: 0 E: 0 K: 0 S: 3 / H: 0 LOB: 0 BB: 0 P: 3	R: 4 E: 1 K: 0 S: 7 / H: 4 LOB: 0 BB: 0 P: 7	R: 0 E: 0 K: 0 S: 3 / H: 0 LOB: 0 BB: 0 P: 3	R: 1 E: 1 K: 0 S: 4 / H: 2 LOB: 1 BB: 1 P: 8	R: 0 E: 0 K: 1 S: 5 / H: 0 LOB: 0 BB: 0 P: 5		1B: 8 2B: 1 3B: 0 HR: 1	SF: 0 SAC: 1 DP: 2 HBP: 0					

PITCHER		IP	WLS	BF	H	R	ER	SO	BB	IBB	HBP	BLK	WP	HR	S	P	ERA	WHIP
Mike Caldwell, L ERA: 4.02	(1, 1)	6.0	L	27	8	6	6	0	2	0	0	0	0	1	25	33	9.00	1.667
Mike Corkins, R ERA: 5.54	(7, 1)	2.0		8	2	1	0	1	0	1	0	0	0	0	9	13	0.00	1.000

PITCHER	IP	WLS	BF	H	R	ER	SO	BB	IBB	HBP	BLK	WP	HR	S	P	ERA	WHIP

BOTTOM

San Diego Padres @ Montreal Expos

Jarry Park, Montreal, QB

Tue Jun 12 1973, 7:05 PM EDT

Att. 12,352 - Unknown

livebaseballscorecards.com

AB	31
R	7
H	10
RBI	5
BB	3
SO	1
LOB	11

WP: 0 PB: 0 SB: 0 CS: 0 PA: 35

Batter	1	2	3	4	5	6	7	8	9	AB	R	H	RBI	BB	SO	LOB
Enzo Hernandez, R (1, 6) OBP: 0.296, SLG: 0.260	F3		6-3		BB		1B			3	0	1	0	1	0	0
Vicente Romo, R (7, 1)										0	0	0	0	0	0	0
Jerry Morales, R (1, 8) OBP: 0.306, SLG: 0.395	5-3		5-3		E6		4-6-3-2			4	0	0	0	0	0	3
Dave Roberts, R (1, 4) OBP: 0.258, SLG: 0.333	BB		3-1		K			L7		3	0	0	0	1	1	2
Nate Colbert, R (1, 3) OBP: 0.326, SLG: 0.345	K			CS 1B		BB		4-3		3	0	1	0	1	1	1
Cito Gaston, R (1, 9) OBP: 0.335, SLG: 0.443		2-3		K		K		PO 2B		4	0	1	0	0	2	2
Fred Kendall, R (1, 2) OBP: 0.337, SLG: 0.387		HR		1B		F9		PO	6-3	4	1	2	1	0	0	1
Ivan Murrell, R (1, 7) OBP: 0.206, SLG: 0.349		5-3		K		K			K	3	0	0	0	0	2	2
Leron Lee, L (9, PH) OBP: 0.333, SLG: 0.340										1	0	0	0	0	1	0
Dwain Anderson, R (1, 5) OBP: 0.323, SLG: 0.160		BB			K		1B BB 4-6-3-2		K	3	1	1	0	1	2	0
Bill Greif, R (1, 1) OBP: 0.188, SLG: 0.071		K			K		4-6-3-2 1B BB			2	0	0	0	0	2	1
Gene Locklear, L (7, PH) OBP: 0.300, SLG: 0.192										0	0	0	0	1	0	0
Rich Morales, R (7, 6) OBP: 0.273, SLG: 0.148										0	0	0	0	0	0	0

TOP

San Diego Padres @ Montreal Expos

Jarry Park, Montreal, QB

Wed Jun 13 1973, 7:05 PM EDT

Att. 20,152 - Unknown

livebaseballscorecards.com

AB	30
R	2
H	6
RBI	1
BB	5
SO	11
LOB	12

Inning Stats	1	2	3	4	5	6	7	8	9
	R: 0 E: 0 K: 1 S: 5	H: 0 LOB: 1 BB: 1 P: 9	R: 1 E: 0 K: 1 S: 6	H: 1 LOB: 1 BB: 1 P: 10	R: 0 E: 0 K: 0 S: 3	H: 0 LOB: 0 BB: 0 P: 3	R: 0 E: 0 K: 2 S: 8	H: 2 LOB: 1 BB: 0 P: 8	R: 0 E: 1 K: 3 S: 10	H: 0 LOB: 2 BB: 1 P: 14	R: 0 E: 0 K: 2 S: 7	H: 0 LOB: 1 BB: 1 P: 11	R: 1 E: 0 K: 0 S: 3	H: 2 LOB: 0 BB: 1 P: 7	R: 0 E: 0 K: 0 S: 3	H: 1 LOB: 0 BB: 0 P: 3	R: 0 E: 0 K: 2 S: 7	H: 0 LOB: 0 BB: 0 P: 7

1B: 4	SF: 0	WP: 0	PA: 36
2B: 2	SAC: 0	PB: 1	
3B: 1	DP: 1	SB: 2	
HR: 1	HBP: 0	CS: 1	

PITCHER		IP	WLS	BF	H	R	ER	SO	BB	IBB	HBP	BLK	WP	HR	S	P	ERA	WHIP
Balor Moore, L ERA: 4.05	(1, 1)	6.0	W	28	5	2	2	9	5	0	0	0	0	1	41	61	3.00	1.667
Mike Marshall, R ERA: 3.26	(7, 1)	3.0	S	7	1	0	0	2	0	0	0	0	0	0	11	11	0.00	0.333

PITCHER	IP	WLS	BF	H	R	ER	SO	BB	IBB	HBP	BLK	WP	HR	S	P	ERA	WHIP

Batter	1	2	3	4	5	6	7	8	9	AB	R	H	RBI	BB	SO	LOB
Ron Hunt, R (1, 4) OBP: 0.408, SLG: 0.339	F8		F7		CS, BB			3-1, SH2-4, 1B		3	0	1	0	1	0	0
Boots Day, L (1, 8) OBP: 0.453, SLG: 0.522	K		BB, 1B		F6 1-2			SH2-4 1-2		3	0	1	0	0	1	1
Ron Fairly, L (1, 7) OBP: 0.489, SLG: 0.526	BB, HR, BB		BB 1-2, BB			5-3		3-1, IBB		1	1	0	0	3	0	0
Clyde Mashore, R (8, PR) OBP: 0.375, SLG: 0.818										0	0	0	0	0	0	0
(9, 7)																
Ken Singleton, S (1, 9) OBP: 0.427, SLG: 0.439	1-2, HR, BB		1-2, BB			F6		3-1 1-2 2-3		2	1	0	0	2	0	2
Mike Jorgensen, L (1, 3) OBP: 0.328, SLG: 0.351	1-H 2-H, HR		F8			4-3		IBB		3	1	1	3	1	0	2
John Boccabella, R (1, 2) OBP: 0.283, SLG: 0.284	F6			4-3			4-3	1-3		4	0	0	0	0	0	3
Bob Bailey, R (1, 5) OBP: 0.383, SLG: 0.547		4-3		5-3			K			3	0	0	0	0	1	0
Tim Foli, R (1, 6) OBP: 0.276, SLG: 0.280		G4-6-3, 1B		F8			BB			2	0	1	0	1	0	0
Balor Moore, L (1, 1) OBP: 0.138, SLG: 0.111		1-2f			1-3		4-3			2	0	0	0	0	0	1
Mike Marshall, R (7, 1) OBP: 0.250, SLG: 0.182										1	0	0	0	0	0	1
Inning Stats	R: 3 E: 0 K: 1 S: 6 H: 1 LOB: 0 BB: 2 P: 14	R: 0 E: 0 K: 0 S: 3 H: 1 LOB: 0 BB: 0 P: 3	R: 0 E: 0 K: 0 S: 3 H: 1 LOB: 2 BB: 2 P: 11	R: 0 E: 0 K: 0 S: 3 H: 0 LOB: 0 BB: 0 P: 3	R: 0 E: 0 K: 0 S: 2 H: 0 LOB: 0 BB: 1 P: 6	R: 0 E: 0 K: 0 S: 3 H: 0 LOB: 0 BB: 0 P: 3	R: 0 E: 0 K: 1 S: 5 H: 0 LOB: 1 BB: 1 P: 9	R: 0 E: 0 K: 0 S: 4 H: 1 LOB: 3 BB: 2 P: 12		1B: 3 2B: 0 3B: 0 HR: 1	SF: 0 SAC: 1 DP: 1 HBP: 0						

PITCHER	IP	WLS	BF	H	R	ER	SO	BB	IBB	HBP	BLK	WP	HR	S	P	ERA	WHIP
Bill Greif, R (1, 1) ERA: 2.71	6.0	L	23	3	3	3	1	5	0	0	0	0	1	20	40	4.50	1.333
Vicente Romo, R (7, 1) ERA: 2.97	2.0		10	1	0	0	1	1	2	0	0	0	0	9	21	0.00	1.000

PITCHER	IP	WLS	BF	H	R	ER	SO	BB	IBB	HBP	BLK	WP	HR	S	P	ERA	WHIP

BOTTOM

San Diego Padres @ Montreal Expos

Jarry Park, Montreal, QB

Wed Jun 13 1973, 7:05 PM EDT

Att. 20,152 - Unknown

livebaseballscorecards.com

AB	24
R	3
H	4
RBI	3
BB	8
SO	2
LOB	10

WP: 0	PA: 33		
PB: 0			
SB: 0			
CS: 1			

Batter	1	2	3	4	5	6	7	8	9	AB	R	H	RBI	BB	SO	LOB
Dwain Anderson, R (1, 6) OBP: 0.314, SLG: 0.172	E4		5-3		F7		1B			4	1	1	0	0	0	0
Gene Locklear, L (1, 7) OBP: 0.324, SLG: 0.267	1-H 2B		4-3			6-3 1B	5-3			4	1	2	1	0	0	1
Jerry Morales, R (1, 8) OBP: 0.304, SLG: 0.386	K		BB FC6-4			6-3 1-2		F8		3	0	0	0	1	1	2
Nate Colbert, R (1, 3) OBP: 0.325, SLG: 0.343	F4		FC6-4 1-2f			2-H 2B 1B		K		4	1	1	1	0	1	2
Cito Gaston, R (1, 9) OBP: 0.339, SLG: 0.447	BB			1-3		2-H 2B		F8		3	0	1	1	1	0	0
Fred Kendall, R (1, 2) OBP: 0.335, SLG: 0.385	F3			F7		F7			FC6-4 1B	4	0	1	0	0	0	3
Dave Roberts, R (1, 5) OBP: 0.247, SLG: 0.319		L7		F8		5-3			FC6-4 1-2f	4	0	0	0	0	0	2
Rich Morales, R (1, 4) OBP: 0.250, SLG: 0.133	K				6-3		K		K	3	0	0	0	0	2	0
Leron Lee, L (9, PH) OBP: 0.332, SLG: 0.338										1	0	0	0	0	1	1
Clay Kirby, R (1, 1)	K				K		K		K	2	0	0	0	0	2	0
Gary Ross, R (6, 1)										1	0	0	0	0	1	0
Mike Corkins, R (7, 1) OBP: 0.263, SLG: 0.529										0	0	0	0	0	0	0
Dave Marshall, L (9, PH) OBP: 0.379, SLG: 0.375										1	0	0	0	0	1	1
Inning Stats	R: 1 E: 1 K: 1 S: 7 H: 1 LOB: 2 BB: 1 P: 11	R: 0 E: 0 K: 2 S: 7 H: 0 LOB: 0 BB: 0 P: 7	R: 0 E: 0 K: 0 S: 3 H: 0 LOB: 1 BB: 1 P: 7	R: 0 E: 0 K: 0 S: 3 H: 0 LOB: 0 BB: 0 P: 3	R: 0 E: 0 K: 1 S: 5 H: 0 LOB: 0 BB: 0 P: 5	R: 2 E: 0 K: 0 S: 6 H: 3 LOB: 1 BB: 0 P: 6	R: 0 E: 0 K: 2 S: 8 H: 1 LOB: 1 BB: 0 P: 8	R: 0 E: 0 K: 1 S: 5 H: 0 LOB: 0 BB: 0 P: 5	R: 0 E: 0 K: 2 S: 8 H: 1 LOB: 1 BB: 0 P: 8	1B: 4 2B: 2 3B: 0 HR: 0	SF: 0 SAC: 0 DP: 0 HBP: 0						

TOP

San Diego Padres @ Montreal Expos

Jarry Park, Montreal, QB

Thu Jun 14 1973, 7:05 PM EDT

Att. 11,522 - Unknown

livebaseballscorecards.com

AB	34
R	3
H	6
RBI	3
BB	2
SO	9
LOB	12

WP: 0 PB: 0 SB: 0 CS: 0 PA: 36

PITCHER	IP	WLS	BF	H	R	ER	SO	BB	IBB	HBP	BLK	WP	HR	S	P	ERA	WHIP
Steve Renko, R (1, 1) ERA: 3.03	9.0	W	36	6	3	2	9	2	0	0	0	0	0	52	60	2.00	0.889

PITCHER	IP	WLS	BF	H	R	ER	SO	BB	IBB	HBP	BLK	WP	HR	S	P	ERA	WHIP

Batter	1	2	3	4	5	6	7	8	9	AB	R	H	RBI	BB	SO	LOB
Ron Hunt, R (1, 4) OBP: 0.414, SLG: 0.346	E7 1B 2B	CS BB			1B SH5-3 BB	F7 ②		6-3 ①		2	1	1	0	2	0	2
Pepe Frias, R (7, 4) OBP: 0.221, SLG: 0.231										1	0	0	0	0	0	0
Boots Day, L (1, 8) OBP: 0.439, SLG: 0.500	3B 3-H 1B	CS ③ 1-2	K ①		SH5-3 ① 1-2	4-3 ③		K ②		4	1	1	1	0	2	2
Ron Fairly, L (1, 7) OBP: 0.487, SLG: 0.521	L8 ①		1B 1B		F8 ②		BB 1B 1B	4-3 ③		5	1	2	0	0	0	2
Clyde Mashore, R (9, 7) OBP: 0.375, SLG: 0.818										0	0	0	0	0	0	0
Ken Singleton, S (1, 9) OBP: 0.437, SLG: 0.457	1B 1-H 3B		1B 1-2 1B		1B BB		1B 1-2 SF9 BB			2	2	2	1	2	0	0
Mike Jorgensen, L (1, 3) OBP: 0.331, SLG: 0.355	6-3 ②		K ②		1-2 2-3 1B		1B 1-3 2-H 1B			4	0	2	1	0	1	3
John Boccabella, R (1, 2) OBP: 0.282, SLG: 0.285	1B 1B 3-H 1B		K ③		F7 ③		SF9 ① 3-H			3	0	1	2	0	1	5
Bob Bailey, R (1, 5) OBP: 0.399, SLG: 0.557	1-H 1B			CS BB		SH1-4 1B	1-3 1B			3	0	3	0	1	0	0
Tim Foli, R (1, 6) OBP: 0.272, SLG: 0.276		K ①		K ①② 1-2		SH1-4 1-2	K ②			3	0	0	0	0	3	3
Steve Renko, R (1, 1) OBP: 0.323, SLG: 0.321		4-3 ②		K ③		BB	K ③			3	0	0	0	1	2	2
Inning Stats	R: 3 E: 1 K: 0 S: 7 H: 5 LOB: 2 BB: 0 P: 7	R: 0 E: 0 K: 1 S: 4 H: 0 LOB: 0 BB: 1 P: 8	R: 0 E: 0 K: 3 S: 11 H: 2 LOB: 2 BB: 0 P: 11	R: 0 E: 0 K: 2 S: 6 H: 0 LOB: 0 BB: 1 P: 10	R: 0 E: 0 K: 0 S: 4 H: 1 LOB: 3 BB: 2 P: 12	R: 0 E: 0 K: 0 S: 4 H: 1 LOB: 2 BB: 1 P: 8	R: 2 E: 0 K: 2 S: 10 H: 3 LOB: 2 BB: 1 P: 14	R: 0 E: 0 K: 1 S: 5 H: 0 LOB: 0 BB: 0 P: 5		1B: 10 2B: 1 3B: 1 HR: 0 SF: 1 SAC: 2 DP: 0 HBP: 0				WP: 0 PB: 0 SB: 0 CS: 2 PA: 40		

PITCHER		IP	WLS	BF	H	R	ER	SO	BB	IBB	HBP	BLK	WP	HR	S	P	ERA	WHIP
Clay Kirby, R ERA: 6.24	(1, 1)	5.1		27	9	3	3	6	5	0	0	0	0	0	34	54	5.06	2.625
Gary Ross, R ERA: 5.71	(6, 1)	1.0	L	7	3	2	2	0	1	0	0	0	0	0	6	10	18.00	4.000
Mike Corkins, R ERA: 5.37	(7, 1)	1.2		5	0	0	0	3	0	0	0	0	0	0	11	11	0.00	0.000

PITCHER	IP	WLS	BF	H	R	ER	SO	BB	IBB	HBP	BLK	WP	HR	S	P	ERA	WHIP

BOTTOM

San Diego Padres @ Montreal Expos

Jarry Park, Montreal, QB

Thu Jun 14 1973, 7:05 PM EDT

Att. 11,522 - Unknown

livebaseballscorecards.com

AB	30
R	5
H	12
RBI	5
BB	6
SO	9
LOB	19

Los Angeles Dodgers @ Montreal Expos

Jarry Park, Montreal, QB

Fri Jun 15 1973, 7:05 PM EDT

Att. 15,493 - Unknown

TOP

livebaseballscorecards.com

Batter	1	2	3	4	5	6	7	8	9	AB	R	H	RBI	BB	SO	LOB
Davey Lopes, R (1, 4) OBP: 0.391, SLG: 0.400	K		4-3			L1		K	G3	5	0	0	0	0	2	2
Bill Buckner, L (1, 3) OBP: 0.287, SLG: 0.328	6-3		1-3			L5		1B 2B		4	1	1	0	0	0	0
Willie Davis, L (1, 8) OBP: 0.338, SLG: 0.484	4-3			4-3 WP 2B		S 1B		F9		4	1	2	0	0	0	1
Joe Ferguson, R (1, 2) OBP: 0.392, SLG: 0.516		K		K		6-3 1-2		2-H 1B		4	0	1	1	0	2	2
Willie Crawford, L (1, 9) OBP: 0.415, SLG: 0.460		BB BB		4-3 2-3			BB E 1B BB	1-3		2	1	0	0	2	0	2
Ron Cey, R (1, 5) OBP: 0.411, SLG: 0.461 Lee Lacy, R (9, PR) OBP: 0.313, SLG: 0.217		1-2 BB		K 3-H			F8		4-3 SH1-4 1B	3 0	0 0	1 0	0 0	1 0	1 0	1 0
Von Joshua, L (1, 7) OBP: 0.318, SLG: 0.317		F4	4-3				E1 1B 1-2		SH1-4 1-2	3	0	0	0	0	0	3
Bill Russell, R (1, 6) OBP: 0.302, SLG: 0.360		L9	6-3				G1-4-6-3 1-2 2-H 1B		4-3 2-3	4	0	1	1	0	0	4
Al Downing, R (1, 1) OBP: 0.115, SLG: 0.080 Manny Mota, R (7, PH) OBP: 0.395, SLG: 0.390 George Culver, R (7, 1) Jim Brewer, L (8, 1) OBP: 0.667, SLG: 0.667 Steve Garvey, R (9, PH) OBP: 0.241, SLG: 0.351			K		4-3		G1-4-6-3 1-2f		BB	2 1 0 0 0	0 0 0 0 0	0 0 0 0 0	0 0 0 0 0	1 0 0 0 0	0 0 0 0 0	0 2 0 0 0
Inning Stats	R: 0 H: 0 E: 0 LOB: 0 K: 1 BB: 0 S: 5 P: 5	R: 0 H: 0 E: 0 LOB: 2 K: 1 BB: 2 S: 5 P: 13	R: 0 H: 0 E: 0 LOB: 0 K: 1 BB: 0 S: 5 P: 5	R: 1 H: 1 E: 0 LOB: 0 K: 2 BB: 0 S: 8 P: 8	R: 0 H: 0 E: 0 LOB: 0 K: 0 BB: 0 S: 3 P: 3	R: 0 H: 1 E: 0 LOB: 1 K: 0 BB: 0 S: 4 P: 4	R: 1 H: 1 E: 1 LOB: 1 K: 0 BB: 1 S: 4 P: 8	R: 1 H: 2 E: 0 LOB: 1 K: 1 BB: 0 S: 7 P: 7	R: 0 H: 1 E: 0 LOB: 2 K: 0 BB: 1 S: 4 P: 8	1B: 4 SF: 0 2B: 2 SAC: 1 3B: 0 DP: 1 HR: 0 HBP: 0						WP: 1 PA: 37 PB: 0 SB: 1 CS: 0

	AB	32
	R	3
	H	6
	RBI	2
	BB	4
	SO	6
	LOB	17

PITCHER		IP	WLS	BF	H	R	ER	SO	BB	IBB	HBP	BLK	WP	HR	S	P	ERA	WHIP
Ernie McAnally, R ERA: 3.1	(1, 1)	8.0	W	32	5	3	2	6	3	0	0	0	1	0	41	53	2.25	1.000
Mike Marshall, R ERA: 3.2	(9, 1)	1.0	S	5	1	0	0	0	1	0	0	0	0	0	4	8	0.00	2.000

PITCHER	IP	WLS	BF	H	R	ER	SO	BB	IBB	HBP	BLK	WP	HR	S	P	ERA	WHIP

Batter	1	2	3	4	5	6	7	8	9	AB	R	H	RBI	BB	SO	LOB
Ron Hunt, R (1, 4) OBP: 0.414, SLG: 0.347	E SF7 1B		9-3 1-2f			SH2-4 BB 1B 1B	5-3	FC5 2-3f		5	2	2	0	0	0	5
Ron Woods, R (1, 8) OBP: 0.360, SLG: 0.354	E9 6-3 1-3 1B			6-3		BBBB 4-0 SH2-4 1-2 1B BB	4-0 IBB			2	1	1	0	1	0	0
Ron Fairly, L (7, PH) OBP: 0.489, SLG: 0.521 (8, 7)										0	0	0	0	1	0	0
Clyde Mashore, R (1, 7) OBP: 0.346, SLG: 0.783	SF7 3-H			6-3		SSS 0-0 SH2-4 1-2 2-3	0-3 K			1	0	0	1	0	0	0
Boots Day, L (7, PH) OBP: 0.431, SLG: 0.490 (8, 8)										1	0	0	0	0	1	2
Hal Breeden, R (1, 3) OBP: 0.375, SLG: 0.518	6-3 2-3			SSS K		4-0 1B IBB		1-3		3	0	0	0	1	1	1
Mike Jorgensen, L (9, 3) OBP: 0.331, SLG: 0.355										0	0	0	0	0	0	0
Bob Bailey, R (1, 5) OBP: 0.395, SLG: 0.570		L4			6-3	F3		HR		4	1	1	1	0	0	3
Ken Singleton, S (1, 9) OBP: 0.442, SLG: 0.460		6-3			BBBB 4-0 2B BB	FC5-4 1-2 2-H 3-H 1B		BB 1B 1B		3	0	2	2	1	0	0
John Boccabella, R (1, 2) OBP: 0.287, SLG: 0.296		SSS K			1-3 2B	FC5-4 1-2f		FC5 BB 1-2 1B		4	0	2	0	0	1	2
Tim Foli, R (1, 6) OBP: 0.271, SLG: 0.275			1-3		SSS K		SH3 1B	K		4	0	1	0	0	2	4
Ernie McAnally, R (1, 1) OBP: 0.172, SLG: 0.172			0-3 1B		5-3		SH3 1-2	BBBB 4-0 1-2 2-3 BB		2	0	1	0	0	0	2
Terry Humphrey, R (8, PH) OBP: 0.182, SLG: 0.133										0	0	0	0	1	0	0
Mike Marshall, R (9, 1) OBP: 0.250, SLG: 0.182										0	0	0	0	0	0	0
Inning Stats	R: 1 H: 2 E: 1 LOB: 0 K: 0 BB: 0 S: 4 P: 4	R: 0 H: 0 E: 0 LOB: 0 K: 1 BB: 0 S: 5 P: 5	R: 0 H: 1 E: 0 LOB: 0 K: 0 BB: 0 S: 3 P: 3	R: 0 H: 0 E: 0 LOB: 0 K: 1 BB: 0 S: 5 P: 5	R: 0 H: 1 E: 0 LOB: 2 K: 1 BB: 1 S: 6 P: 10	R: 2 H: 2 E: 0 LOB: 2 K: 0 BB: 2 S: 5 P: 13	R: 0 H: 1 E: 0 LOB: 2 K: 1 BB: 1 S: 6 P: 10	R: 1 H: 3 E: 0 LOB: 3 K: 1 BB: 1 S: 8 P: 12		1B: 8 SF: 1 2B: 2 SAC: 2 3B: 0 DP: 1 HR: 1 HBP: 0						

BOTTOM

Los Angeles Dodgers @ Montreal Expos

Jarry Park, Montreal, QB

Fri Jun 15 1973, 7:05 PM EDT

Att. 15,493 - Unknown

livebaseballscorecards.com

AB	29
R	4
H	10
RBI	4
BB	5
SO	5
LOB	19

PITCHER		IP	WLS	BF	H	R	ER	SO	BB	IBB	HBP	BLK	WP	HR	S	P	ERA	WHIP
Al Downing, L ERA: 2.88	(1, 1)	6.0		25	6	3	2	3	2	1	0	0	0	0	28	40	3.00	1.333
George Culver, R ERA: 2.57	(7, 1)	1.1	L	9	4	1	1	1	0	1	0	0	0	1	10	14	6.75	3.000
Jim Brewer, L ERA: 1.52	(8, 1)	0.2		3	0	0	0	1	1	0	0	0	0	0	4	8	0.00	1.500

PITCHER	IP	WLS	BF	H	R	ER	SO	BB	IBB	HBP	BLK	WP	HR	S	P	ERA	WHIP

Batter	1	2	3	4	5	6	7	8	9	AB	R	H	RBI	BB	SO	LOB
Davey Lopes, R (1, 4) OBP: 0.398, SLG: 0.398	BBBB 4-0 G3 S G3 BB	BBB 4-0 BB	x 0-0 ③ F9			BBBB 4-0 CS BB				1	1	0	0	3	0	1
Bill Buckner, L (1, 3) OBP: 0.283, SLG: 0.323	x 0-0 ① G3 1-3	x 0-0 ③ 3-1		x 0-0 ① 6-3		SSS 0-3 ① ② K 1-2				4	0	0	0	0	1	5
Willie Davis, L (1, 8) OBP: 0.337, SLG: 0.481	x 0-0 ② G3 3-H		x 0-0 E S 1B 1B	x 0-0 ② F8		x 0-0 ③ F8				4	1	1	1	0	0	0
Joe Ferguson, R (1, 2) OBP: 0.391, SLG: 0.513	x 0-0 ③ 6-3		x 0-0 BB HR 1-H 1B	x 0-0 ③ 5-3						3	1	1	1	0	0	0
Willie Crawford, L (1, 9) OBP: 0.414, SLG: 0.455		x 0-0 ① 4-3	BBBB 4-0 HR 1-2 BB		x 0-0 ① F8					2	1	0	0	1	0	0
Ron Cey, R (1, 5) OBP: 0.418, SLG: 0.481		x 0-0 1B 2B 1B	x 0-0 HR 1-H 2-H		BBBB 4-0 FC6-5 1B BB					2	2	2	3	1	0	0
Von Joshua, L (1, 7) OBP: 0.333, SLG: 0.333		x 0-0 2B 1-2 1B	SSS 0-3 ① K		x 0-0 FC6-5 1-2 1B					3	0	2	0	0	1	0
Bill Russell, R (1, 6) OBP: 0.303, SLG: 0.363		x 0-0 1-3 2-H 2B	x 0-0 ② L6		x 0-0 ② FC6-5 1-2 2-3f					3	0	1	1	0	0	2
Claude Osteen, L (1, 1) OBP: 0.189, SLG: 0.171		x 0-0 ② G3	x 0-0 1B		SSS 0-3 ③ K					3	0	1	0	0	1	4
Inning Stats	R: 1 E: 0 K: 0 S: 3 H: 0 LOB: 0 BB: 1 P: 7	R: 1 E: 0 K: 0 S: 6 H: 3 LOB: 3 BB: 1 P: 10	R: 4 E: 1 K: 1 S: 9 H: 4 LOB: 1 BB: 1 P: 13	R: 0 E: 0 K: 0 S: 3 H: 0 LOB: 0 BB: 0 P: 3	R: 0 E: 0 K: 1 S: 6 H: 1 LOB: 2 BB: 1 P: 10	R: 0 E: 0 K: 1 S: 4 H: 0 LOB: 0 BB: 1 P: 8				1B: 6 2B: 1 3B: 0 HR: 1			SF: 0 SAC: 0 DP: 0 HBP: 0			

PITCHER		IP	WLS	BF	H	R	ER	SO	BB	IBB	HBP	BLK	WP	HR	S	P	ERA	WHIP
Bill Stoneman, R ERA: 6.89	(1, 1)	2.0	L	15	6	6	6	0	3	0	0	0	0	1	12	24	27.00	4.500
Mickey Scott, L ERA: 4.91	(3, 1)	2.0		7	1	0	0	1	0	0	0	0	0	0	9	9	0.00	0.500
John Strohmayer, R ERA: 5.57	(5, 1)	2.0		8	1	0	0	2	2	0	0	0	0	0	10	18	0.00	1.500

PITCHER	IP	WLS	BF	H	R	ER	SO	BB	IBB	HBP	BLK	WP	HR	S	P	ERA	WHIP

TOP

Los Angeles Dodgers @ Montreal Expos

Jarry Park, Montreal, QB

Sat Jun 16 1973, 3:33 AM EDT

Att. 10,187 - Unknown

livebaseballscorecards.com

AB	25
R	6
H	8
RBI	6
BB	5
SO	3
LOB	12

WP: 0	PB: 0	SB: 2	CS: 1
PA: 30			

Batter	1	2	3	4	5	6	7	8	9	AB	R	H	RBI	BB	SO	LOB
Ron Hunt, R (1, 4) OBP: 0.413, SLG: 0.347	E6 4-3 SF7 1B		1-3		4-3					3	1	1	0	0	0	0
Ron Woods, R (1, 8) OBP: 0.359, SLG: 0.361	4-3 2-3		HR 2B		F7					3	1	1	0	0	0	1
Clyde Mashore, R (1, 7) OBP: 0.345, SLG: 0.750	SF7 3-H		K		BB					1	0	0	1	1	1	1
Hal Breeden, R (1, 3) OBP: 0.388, SLG: 0.569	FC5-4 BB		2-H HR		F7					2	1	1	2	1	0	1
Bob Bailey, R (1, 5) OBP: 0.400, SLG: 0.566	FC5-4 1-2f		FC6-4 BB			G6-4-3 BB				1	0	0	0	2	0	1
Ken Singleton, S (1, 9) OBP: 0.441, SLG: 0.458		1B 1B	FC6-4 1-2f			G6-4-3 1-2f				3	0	1	0	0	0	2
John Boccabella, R (1, 2) OBP: 0.299, SLG: 0.304		G5-4-3 1-2 1B		9-3 BB		1B 1B				2	0	2	0	1	0	0
Tim Foli, R (1, 6) OBP: 0.270, SLG: 0.274		F9		F9		1-2 1B				1	0	0	0	0	0	2
Pepe Frias, R (4, 6) OBP: 0.229, SLG: 0.239										2	0	1	0	0	0	1
Bill Stoneman, R (1, 1) OBP: 0.182, SLG: 0.111		G5-4-3 1-2f		9-3 1-2f		4-3				1	0	0	0	0	0	2
Mickey Scott, L (3, 1)										0	0	0	0	0	0	0
Terry Humphrey, R (4, PH) OBP: 0.176, SLG: 0.129										1	0	0	0	0	0	1
John Strohmayer, R (5, 1)										0	0	0	0	0	0	0
Ron Fairly, L (6, PH) OBP: 0.487, SLG: 0.517										1	0	0	0	0	0	2
Inning Stats	R: 1 E: 1 K: 0 S: 4 H: 1 LOB: 1 BB: 1 P: 8	R: 0 E: 0 K: 0 S: 4 H: 2 LOB: 1 BB: 0 P: 4	R: 2 E: 0 K: 1 S: 7 H: 2 LOB: 1 BB: 1 P: 11	R: 0 E: 0 K: 0 S: 2 H: 0 LOB: 0 BB: 1 P: 6	R: 0 E: 0 K: 0 S: 3 H: 0 LOB: 1 BB: 1 P: 7	R: 0 E: 0 K: 0 S: 4 H: 2 LOB: 2 BB: 1 P: 8				1B: 5 2B: 2 3B: 0 HR: 1 SF: 1 SAC: 0 DP: 3 HBP: 0						

PITCHER	IP	WLS	BF	H	R	ER	SO	BB	IBB	HBP	BLK	WP	HR	S	P	ERA	WHIP
Claude Osteen, L (1, 1) ERA: 3.23	6.0	W	27	7	3	2	1	5	0	0	0	0	1	24	44	3.00	2.000

PITCHER	IP	WLS	BF	H	R	ER	SO	BB	IBB	HBP	BLK	WP	HR	S	P	ERA	WHIP

BOTTOM

Los Angeles Dodgers @ Montreal Expos

Jarry Park, Montreal, QB

Sat Jun 16 1973, 3:33 AM EDT

Att. 10,187 - Unknown

livebaseballscorecards.com

AB	21
R	3
H	7
RBI	3
BB	5
SO	1
LOB	14

WP: 0 PA: 27
PB: 0
SB: 0
CS: 0

Batter	1	2	3	4	5	6	7	8	9	10	11	12	AB	R	H	RBI	BB	SO	LOB
Davey Lopes, R (1, 4) OBP: 0.410, SLG: 0.402	B B B B 4-0 WP G3 BB		x 0-0 F7 1B			B B B B 4-0 L3 BB			x 0-0 1B 1B 1B	B B B B 4-0 BB		x 0-0 ② FC1-5 S 2-3	3	1	2	0	3	0	1
Bill Buckner, L (1, 3) OBP: 0.281, SLG: 0.320	x 0-0 ① G3 1-2		x 0-0 ②③ F7 1-2			x 0-0 ②③ L3 1-2			x 0-0 ① 1B 1-3	x 0-0 ③ L3		x 0-0 ③ F6 1-2	6	0	1	0	0	0	6
Willie Davis, L (1, 8) OBP: 0.334, SLG: 0.476	S S S 0-3 ② K 2-3			x 0-0 ① 4-3			x 0-0 ① 3-1		x 0-0 S FC3-2 1B 3-H		x 0-0 ① F7		5	0	1	1	0	1	1
Joe Ferguson, R (1, 2) OBP: 0.388, SLG: 0.504	B B B B 4-0 BB			x 0-0 ② F7			x 0-0 ② 6-3		S S S 0-3 ② K 1-2		x 0-0 ② L1		4	0	0	0	1	1	1
Willie Crawford, L (1, 9) OBP: 0.413, SLG: 0.448	S S S 0-3 ③ K			x 0-0 ③ 6-3			B B B B 4-0 BB		x 0-0 ③ FC3-2 2-H		B B B B 4-0 BB		3	0	0	0	2	1	3
Ron Cey, R (1, 5) OBP: 0.413, SLG: 0.474		x 0-0 ① 1-3			S S S 0-3 ① K		x 0-0 ③ F8			x 0-0 G3 1B 1B	x 0-0 ③ 6-3		5	1	1	0	0	1	2
Von Joshua, L (1, 7) OBP: 0.324, SLG: 0.324		x 0-0 ② 4-3			x 0-0 ② 4-3			x 0-0 ① 6-3		x 0-0 ① G3 1-2		x 0-0 E 1B 1B	5	1	1	0	0	0	1
Bill Russell, R (1, 6) OBP: 0.301, SLG: 0.360		S S S 0-3 ③ K			x 0-0 ③ 6-3			x 0-0 ② F8		S S S 0-3 ② K		x 0-0 E9 FC1-5 SH3-4 1-H 1B	5	0	1	0	0	2	1
Don Sutton, R (1, 1) OBP: 0.167, SLG: 0.105 Manny Mota, R (10, PH) OBP: 0.399, SLG: 0.394 Pete Richert, L (10, 1) OBP: 0.250, SLG: 0.250 Jim Brewer, L (10, 1) OBP: 0.667, SLG: 0.667			x 0-0 ① L3			x 0-0 ① 4-3		x 0-0 ③ 6-3		x 0-0 2-H 1B		x 0-0 ① SH3-4 1-2	3 1 0 0	0 0 0 0	0 1 0 0	0 1 0 0	0 0 0 0	0 0 0 0	0 0 0 0
Inning Stats	R: 0 E: 0 K: 2 S: 7 H: 0 LOB: 2 BB: 2 P: 15	R: 0 E: 0 K: 1 S: 5 H: 0 LOB: 0 BB: 0 P: 5	R: 0 E: 0 K: 0 S: 3 H: 1 LOB: 0 BB: 0 P: 3	R: 0 E: 0 K: 0 S: 3 H: 0 LOB: 0 BB: 0 P: 3	R: 0 E: 0 K: 1 S: 5 H: 0 LOB: 0 BB: 0 P: 5	R: 0 E: 0 K: 0 S: 2 H: 0 LOB: 0 BB: 1 P: 6	R: 0 E: 0 K: 0 S: 3 H: 0 LOB: 1 BB: 1 P: 7	R: 0 E: 0 K: 0 S: 3 H: 0 LOB: 0 BB: 0 P: 3	R: 1 E: 0 K: 1 S: 7 H: 3 LOB: 1 BB: 0 P: 7	R: 1 E: 0 K: 1 S: 7 H: 2 LOB: 2 BB: 1 P: 11	R: 0 E: 0 K: 0 S: 3 H: 0 LOB: 1 BB: 1 P: 7	R: 1 E: 1 K: 0 S: 5 H: 2 LOB: 1 BB: 0 P: 5	1B: 8 2B: 1 3B: 0 HR: 0	SF: 0 SAC: 1 DP: 1 HBP: 0					

PITCHER	IP	WLS	BF	H	R	ER	SO	BB	IBB	HBP	BLK	WP	HR	S	P	ERA	WHIP
Mike Torrez, R (1, 1) ERA: 3.86	9.0		32	4	1	1	5	4	0	0	0	1	0	38	54	1.00	0.889
Mike Marshall, R (10, 1) ERA: 3.19	3.0	L	15	4	2	1	1	2	0	0	0	0	0	15	23	3.00	2.000

PITCHER	IP	WLS	BF	H	R	ER	SO	BB	IBB	HBP	BLK	WP	HR	S	P	ERA	WHIP

TOP

Los Angeles Dodgers @ Montreal Expos

Jarry Park, Montreal, QB

Sun Jun 17 1973, 3:33 AM EDT

Att. 25,664 - Unknown

livebaseballscorecards.com

AB	40
R	3
H	8
RBI	2
BB	6
SO	6
LOB	16

WP: 1 PB: 0 SB: 2 CS: 0 PA: 47

Los Angeles Dodgers @ Montreal Expos

Jarry Park, Montreal, QB

Sun Jun 17 1973, 3:33 AM EDT

Att. 25,664 - Unknown

livebaseballscorecards.com

BOTTOM

Batter	1	2	3	4	5	6	7	8	9	10	11	12	AB	R	H	RBI	BB	SO	LOB
Ron Hunt, R (1, 4) OBP: 0.411, SLG: 0.348	4-3 2B	F5			6-3		F4			P3	FC6-4 IBB		5	0	1	0	1	0	2
Ron Woods, R (1, 8) OBP: 0.358, SLG: 0.377	F4	F9			G3			G3 SH1-4 1B BB		HR	FC6-4 1-2f		5	2	1	1	1	0	3
Ron Fairly, L (1, 7) OBP: 0.479, SLG: 0.507 Hal Breeden, R (10, PH) OBP: 0.391, SLG: 0.559 (11, 3)	4-3 2-3	G3			K			SH1-4 1-2		BB		K	3 1	0 0	0 0	0 0	0 1	1 1	1 0
Mike Jorgensen, L (1, 3) OBP: 0.337, SLG: 0.348 (11, 7)	BB	1-3		F6			G3	2-3		1-2 BB		1B S BB	3	0	0	0	3	0	1
Bob Bailey, R (1, 5) OBP: 0.404, SLG: 0.560	F7	F6		1B			FC4-6	3-H 1B				1-2 BB	5	0	2	1	1	1	4
Boots Day, L (1, 9) OBP: 0.403, SLG: 0.455 Clyde Mashore, R (10, PH) OBP: 0.355, SLG: 0.731 (11, 9)	F7	K		P3	FC4-6			1-2f		4-3		G6-4-3 1-2 2-3 1B	4 2	0 0	0 1	0 0	0 0	1 0	2 2
John Boccabella, R (1, 2) OBP: 0.295, SLG: 0.295	F7	K 1B		F3			F8				FC6-4 BB	G6-4-3 1-2f	5	0	0	0	1	1	4
Tim Foli, R (1, 6) OBP: 0.278, SLG: 0.275	1B BB	1-3 1B			6-3						G6-3 BB	FC6-4 SH3-4 1-2f	3	0	1	0	2	0	1
Mike Torrez, R (1, 1) OBP: 0.240, SLG: 0.280 Ken Singleton, S (9, PH) OBP: 0.439, SLG: 0.456 Mike Marshall, R (10, 1) OBP: 0.250, SLG: 0.182	1-2 1B	K			F7						G6-3 1-2f	SH3-4 1-2	3 1 0	0 0 0	1 0 0	0 0 0	0 0 0	1 1 0	2 1 0
Inning Stats	R: 0 H: 1 E: 0 LOB: 2 K: 0 BB: 1 S: 4 P: 8	R: 0 H: 1 E: 0 LOB: 2 K: 0 BB: 1 S: 4 P: 8	R: 0 H: 0 E: 0 LOB: 0 K: 0 BB: 0 S: 3 P: 3	R: 0 H: 1 E: 0 LOB: 2 K: 3 BB: 0 S: 11 P: 11	R: 0 H: 0 E: 0 LOB: 0 K: 1 BB: 0 S: 5 P: 5	R: 0 H: 1 E: 0 LOB: 1 K: 0 BB: 0 S: 4 P: 4	R: 0 H: 0 E: 0 LOB: 0 K: 0 BB: 0 S: 3 P: 3	R: 1 H: 1 E: 0 LOB: 1 K: 0 BB: 1 S: 4 P: 8	R: 0 H: 0 E: 0 LOB: 0 K: 0 BB: 1 S: 2 P: 6	R: 1 H: 1 E: 0 LOB: 2 K: 1 BB: 2 S: 6 P: 14	R: 0 H: 0 E: 0 LOB: 2 K: 0 BB: 2 S: 3 P: 11	R: 0 H: 1 E: 0 LOB: 2 K: 1 BB: 2 S: 5 P: 13	1B: 5 SF: 0 2B: 1 SAC: 2 3B: 0 DP: 2 HR: 1 HBP: 0						WP: 0 PA: 52 PB: 1 SB: 1 CS: 0	

	AB	40
	R	2
	H	7
	RBI	2
	BB	10
	SO	6
	LOB	23

PITCHER		IP	WLS	BF	H	R	ER	SO	BB	IBB	HBP	BLK	WP	HR	S	P	ERA	WHIP
Don Sutton, R ERA: 2.44	(1, 1)	9.0		36	5	1	1	4	4	0	0	0	0	0	40	56	1.00	1.000
Pete Richert, L ERA: 1.74	(10, 1)	0.1		4	1	1	1	0	2	0	0	0	0	1	2	10	27.00	9.000
Jim Brewer, L ERA: 1.39	(10, 1)	2.2	W	12	1	0	0	2	3	1	0	0	0	0	12	28	0.00	1.500

PITCHER	IP	WLS	BF	H	R	ER	SO	BB	IBB	HBP	BLK	WP	HR	S	P	ERA	WHIP

Batter	1	2	3	4	5	6	7	8	9	AB	R	H	RBI	BB	SO	LOB
Ron Hunt, R (1, 4) OBP: 0.408, SLG: 0.345	F9		6-3							2	0	0	0	0	0	1
Boots Day, L (1, 8) OBP: 0.391, SLG: 0.439	F7			K						2	0	0	0	0	1	0
Ron Fairly, L (1, 7) OBP: 0.479, SLG: 0.507	P6			4-3 1B						2	0	1	0	0	0	0
Ken Singleton, S (1, 9) OBP: 0.435, SLG: 0.451		4-3		4-3 1-2						2	0	0	0	0	0	1
Mike Jorgensen, L (1, 3) OBP: 0.333, SLG: 0.344		K		F7						2	0	0	0	0	1	1
Bob Bailey, R (1, 5) OBP: 0.399, SLG: 0.552		F9			P6					2	0	0	0	0	0	0
Tim Foli, R (1, 6) OBP: 0.280, SLG: 0.277			6-3 4-3 1B		6-3					2	0	1	0	0	0	0
Pepe Frias, R (5, 6) OBP: 0.229, SLG: 0.239										0	0	0	0	0	0	0
Terry Humphrey, R (1, 2) OBP: 0.167, SLG: 0.121			4-3 1-2		6-3					2	0	0	0	0	0	1
Balor Moore, L (1, 1) OBP: 0.129, SLG: 0.103			6-3 2-3				K			2	0	0	0	0	1	1
Inning Stats	R: 0 E: 0 K: 0 S: 3 H: 0 LOB: 0 BB: 0 P: 3	R: 0 E: 0 K: 1 S: 5 H: 0 LOB: 0 BB: 0 P: 5	R: 0 E: 0 K: 0 S: 4 H: 1 LOB: 1 BB: 0 P: 4	R: 0 E: 0 K: 1 S: 6 H: 1 LOB: 1 BB: 0 P: 6	R: 0 E: 0 K: 0 S: 3 H: 0 LOB: 0 BB: 0 P: 3		R: 0 E: 0 K: 1 S: 3 H: 0 LOB: 0 BB: 0 P: 3			1B: 2 2B: 0 3B: 0 HR: 0	SF: 0 SAC: 0 DP: 0 HBP: 0					

PITCHER	IP	WLS	BF	H	R	ER	SO	BB	IBB	HBP	BLK	WP	HR	S	P	ERA	WHIP
Rick Wise, R (1, 1) ERA: 2.86	5.1	W	18	2	0	0	3	0	0	0	0	0	0	24	24	0.00	0.375

PITCHER	IP	WLS	BF	H	R	ER	SO	BB	IBB	HBP	BLK	WP	HR	S	P	ERA	WHIP

TOP

Montreal Expos @ St. Louis Cardinals

Busch Stadium, St. Louis, MO

Mon Jun 18 1973, 7:05 PM CDT

Att. 12,893 - Unknown

livebaseballscorecards.com

AB	18
R	0
H	2
RBI	0
BB	0
SO	3
LOB	5

Batter	1	2	3	4	5	6	7	8	9	AB	R	H	RBI	BB	SO	LOB
Lou Brock, L (1, 7) OBP: 0.351, SLG: 0.379	4-3		K							2	0	0	0	0	1	1
Ted Sizemore, R (1, 4) OBP: 0.367, SLG: 0.342	5-3		L5							2	0	0	0	0	0	1
Joe Torre, R (1, 3) OBP: 0.443, SLG: 0.451	K			L3						2	0	0	0	0	1	0
Ted Simmons, S (1, 2) OBP: 0.359, SLG: 0.388		1-3		F8						2	0	0	0	0	0	0
Luis Melendez, R (1, 8) OBP: 0.303, SLG: 0.302		F7		K						2	0	0	0	0	1	0
Ken Reitz, R (1, 5) OBP: 0.242, SLG: 0.341		F3			6-3					2	0	0	0	0	0	0
Jose Cruz, L (1, 9) OBP: 0.343, SLG: 0.435			K		K					2	0	0	0	0	2	0
Mike Tyson, R (1, 6) OBP: 0.288, SLG: 0.310			HR		1B					2	1	2	1	0	0	0
Mick Kelleher, R (6, 6) OBP: 0.304, SLG: 0.250										0	0	0	0	0	0	0
Rick Wise, R (1, 1) OBP: 0.310, SLG: 0.324			1B		K					2	0	1	0	0	1	1
Inning Stats	R: 0 E: 0 K: 1 S: 5 H: 0 LOB: 0 BB: 0 P: 5	R: 0 E: 0 K: 0 S: 3 H: 0 LOB: 0 BB: 0 P: 3	R: 1 E: 0 K: 2 S: 9 H: 2 LOB: 1 BB: 0 P: 9	R: 0 E: 0 K: 1 S: 5 H: 0 LOB: 0 BB: 0 P: 5	R: 0 E: 0 K: 2 S: 8 H: 1 LOB: 1 BB: 0 P: 8					1B: 2 2B: 0 3B: 0 HR: 1 SF: 0 SAC: 0 DP: 0 HBP: 0							

PITCHER	IP	WLS	BF	H	R	ER	SO	BB	IBB	HBP	BLK	WP	HR	S	P	ERA	WHIP
Balor Moore, L (1, 1) ERA: 3.92	5.0	L	18	3	1	1	6	0	0	0	0	0	1	30	30	1.80	0.600

PITCHER	IP	WLS	BF	H	R	ER	SO	BB	IBB	HBP	BLK	WP	HR	S	P	ERA	WHIP

BOTTOM

Montreal Expos @ St. Louis Cardinals

Busch Stadium, St. Louis, MO

Mon Jun 18 1973, 7:05 PM CDT

Att. 12,893 - Unknown

livebaseballscorecards.com

AB	18
R	1
H	3
RBI	1
BB	0
SO	6
LOB	3

WP: 0 PA: 18
PB: 0
SB: 0
CS: 0

Batter	1	2	3	4	5	6	7	8	9	AB	R	H	RBI	BB	SO	LOB
Ron Hunt, R (1, 4) OBP: 0.403, SLG: 0.346	5-3		1-3 2B		FC6-4 1-2f			F3	SSS K	5	0	1	0	0	1	1
Boots Day, L (1, 8) OBP: 0.382, SLG: 0.426	4-3		4-3			6-3 SH1-4 1B		G3		4	1	1	0	0	0	2
Ron Fairly, L (1, 7) OBP: 0.482, SLG: 0.517	F5			BB 1B		SH1-4 1-2		1B 2B		3	0	2	0	0	0	0
Clyde Mashore, R (8, PR) OBP: 0.355, SLG: 0.731 (8, 7)										0	1	0	0	0	0	0
Ken Singleton, S (1, 9) OBP: 0.432, SLG: 0.443		F8		F7		6-3 2-3		BBBB 1B BB		3	0	0	0	1	0	2
Mike Jorgensen, L (1, 3) OBP: 0.342, SLG: 0.350		3-1		BBBB L3 1-2 BB		1B 3-H		1-2 2-H 1B		3	0	2	2	1	0	0
Bob Bailey, R (1, 5) OBP: 0.390, SLG: 0.537		SSS K		L3 1-2		5-3		SSS K		4	0	0	0	0	2	5
John Boccabella, R (1, 2) OBP: 0.294, SLG: 0.294			G3		3-1		SSS K		5-3 1B	4	1	1	0	0	1	0
Tim Foli, R (1, 6) OBP: 0.275, SLG: 0.271			F8		F9		SSS K		1-2 5-3	4	0	0	0	0	1	1
Steve Renko, R (1, 1) OBP: 0.353, SLG: 0.333										2	0	1	0	1	0	0
Mike Marshall, R (8, 1) OBP: 0.308, SLG: 0.250			2B 1B		BBBB FC6-4 BB				2-H 1B	1	0	1	1	0	0	0
Inning Stats	R: 0 E: 0 K: 0 S: 3 H: 0 LOB: 0 BB: 0 P: 3	R: 0 E: 0 K: 1 S: 5 H: 0 LOB: 0 BB: 0 P: 5	R: 0 E: 0 K: 0 S: 5 H: 2 LOB: 2 BB: 0 P: 5	R: 0 E: 0 K: 0 S: 3 H: 1 LOB: 1 BB: 1 P: 7	R: 0 E: 0 K: 0 S: 3 H: 0 LOB: 1 BB: 1 P: 7	R: 1 E: 0 K: 0 S: 5 H: 2 LOB: 1 BB: 0 P: 5	R: 0 E: 0 K: 2 S: 7 H: 0 LOB: 0 BB: 0 P: 7	R: 1 E: 0 K: 1 S: 7 H: 2 LOB: 2 BB: 1 P: 11	R: 1 E: 0 K: 1 S: 6 H: 2 LOB: 0 BB: 0 P: 6	1B: 7 2B: 3 3B: 0 HR: 0	SF: 0 SAC: 1 DP: 1 HBP: 0						

PITCHER	IP	WLS	BF	H	R	ER	SO	BB	IBB	HBP	BLK	WP	HR	S	P	ERA	WHIP
Tom Murphy, R (1, 1) ERA: 2.76	7.0	L	27	5	1	1	3	2	0	0	0	0	0	31	39	1.29	1.000
Diego Segui, R (8, 1) ERA: 1.54	2.0		10	4	2	2	2	1	0	0	0	0	0	13	17	9.00	2.500

PITCHER	IP	WLS	BF	H	R	ER	SO	BB	IBB	HBP	BLK	WP	HR	S	P	ERA	WHIP

TOP

Montreal Expos @ St. Louis Cardinals

Busch Stadium, St. Louis, MO

Tue Jun 19 1973, 7:05 PM CDT

Att. 12,346 - Unknown

livebaseballscorecards.com

AB	33
R	3
H	9
RBI	3
BB	3
SO	5
LOB	11

WP: 0 PB: 0 SB: 0 CS: 0 PA: 37

Montreal Expos @ St. Louis Cardinals

Busch Stadium, St. Louis, MO

Tue Jun 19 1973, 7:05 PM CDT

Att. 12,346 - Unknown

livebaseballscorecards.com

BOTTOM

Batter	1	2	3	4	5	6	7	8	9	AB	R	H	RBI	BB	SO	LOB
Lou Brock, L (1, 7) OBP: 0.350, SLG: 0.374	K2-3		K			G3		BB		3	1	0	0	1	2	0
Ted Sizemore, R (1, 4) OBP: 0.370, SLG: 0.338	K			5-3		BB		G4-6-3 1-2		2	0	0	0	2	1	0
Joe Torre, R (1, 5) OBP: 0.449, SLG: 0.457	P4			FC5-4		1-2		1-2 2-H	G4-6-3	4	0	3	1	0	0	0
Ted Simmons, S (1, 2) OBP: 0.353, SLG: 0.381		K		FC5-4 1-2f		K		G4-6-3 1-2f 2-3		4	0	0	0	0	2	5
Tim McCarver, L (1, 3) OBP: 0.353, SLG: 0.366		BB		F9		F7		F7		3	0	0	0	1	0	4
Jose Cruz, L (1, 9) OBP: 0.346, SLG: 0.433		6-3 1-2			BB		S 1B		K	3	0	1	0	1	1	1
Luis Melendez, R (1, 8) OBP: 0.302, SLG: 0.301		5-3			F7 1-2		F9 1-2		1B	4	0	1	0	0	0	3
Mick Kelleher, R (1, 6) OBP: 0.280, SLG: 0.227			F9		K		F7		F7	2	0	0	0	0	1	1
Ed Crosby, L (7, PH) OBP: 0.220, SLG: 0.243 (8, 6)										2	0	0	0	0	0	2
Tom Murphy, R (1, 1)			P3		5-3		K		4-3	2	0	0	0	0	0	1
Bernie Carbo, L (7, PH) OBP: 0.296, SLG: 0.221										1	0	0	0	0	1	1
Diego Segui, R (8, 1)										0	0	0	0	0	0	0
Ken Reitz, R (9, PH) OBP: 0.241, SLG: 0.339										1	0	0	0	0	0	1

Inning Stats	1	2	3	4	5	6	7	8	9
	R: 0 H: 0 E: 0 LOB: 0 K: 2 BB: 0 S: 7 P: 7	R: 0 H: 0 E: 0 LOB: 1 K: 1 BB: 1 S: 5 P: 9	R: 0 H: 0 E: 0 LOB: 0 K: 1 BB: 0 S: 5 P: 5	R: 0 H: 1 E: 0 LOB: 1 K: 0 BB: 0 S: 4 P: 4	R: 0 H: 0 E: 0 LOB: 1 K: 1 BB: 1 S: 5 P: 9	R: 0 H: 1 E: 0 LOB: 2 K: 1 BB: 1 S: 6 P: 10	R: 0 H: 1 E: 0 LOB: 1 K: 1 BB: 0 S: 6 P: 6	R: 1 H: 1 E: 0 LOB: 1 K: 0 BB: 2 S: 3 P: 11	R: 0 H: 1 E: 0 LOB: 1 K: 1 BB: 0 S: 6 P: 6

AB	31
R	1
H	5
RBI	1
BB	5
SO	8
LOB	19

PITCHER		IP	WLS	BF	H	R	ER	SO	BB	IBB	HBP	BLK	WP	HR	S	P	ERA	WHIP	PITCHER	IP	WLS	BF	H	R	ER	SO	BB	IBB	HBP	BLK	WP	HR	S	P	ERA	WHIP
Steve Renko, R ERA: 2.88	(1, 1)	7.0	W	29	3	1	1	7	5	0	0	0	0	0	38	58	1.29	1.143																	
Mike Marshall, R ERA: 3.09	(8, 1)	2.0	S	7	2	0	0	1	0	0	0	0	0	0	9	9	0.00	1.000																	

1B: 5	SF: 0	WP: 0	PA: 36
2B: 0	SAC: 0	PB: 0	
3B: 0	DP: 1	SB: 3	
HR: 0	HBP: 0	CS: 0	

Batter	1	2	3	4	5	6	7	8	9	AB	R	H	RBI	BB	SO	LOB
Ron Hunt, R (1, 4) OBP: 0.407, SLG: 0.349	BBBB 4-0 WP SH5-3 SF8 BB	x 0-0 ③ L4		x 0-0 K SH5-4 1B		SSS 0-3 ② K		x 0-0 FC4-6 1B		4	1	2	0	1	1	3
Boots Day, L (1, 8) OBP: 0.380, SLG: 0.438	x 0-0 ① SH5-3 1-2		x 0-0 ① F7	x 0-0 ① SH5-4 1-2		x 0-0 1-3 2B		x 0-0 ③ FC4-6 1-2f		3	0	1	0	0	0	1
Ron Fairly, L (1, 7) OBP: 0.482, SLG: 0.513 Clyde Mashore, R (4, PH) OBP: 0.353, SLG: 0.690 (4, 7)	BBBB 4-0 2-3 BB		x 0-0 ② 1-3	SSS 0-3 ②③ K 2-3		SSS 0-3 ③ K			x 0-0 FC3-6 1B	1 3	0 0	0 1	0 0	1 2	0 2	0 3
Ken Singleton, S (1, 9) OBP: 0.436, SLG: 0.455	x 0-0 ② SF8 3-H		x 0-0 BB 1B 1B		x 0-0 CS 2B		x 0-0 1-3 1B		x 0-0 ① F9	4	1	3	1	0	0	1
Mike Jorgensen, L (1, 3) OBP: 0.338, SLG: 0.341	x 0-0 ③ P3		BBBB 4-0 1B 1-2 HR BB		x 0-0 ①② F5 2-3		x 0-0 ① 1-3 1-2		x 0-0 ② FC3-6 BB BB 1-2f	4	1	0	0	1	0	4
Bob Bailey, R (1, 5) OBP: 0.396, SLG: 0.533		SSS 0-3 ① K	x 0-0 1-2 2-H HR 1B		BBBB 4-0 FC6-4 BB		SSS 0-3 ② K		BBBB 4-0 BB 1-2 BB	3	1	1	1	2	2	1
John Boccabella, R (1, 2) OBP: 0.302, SLG: 0.315		x 0-0 1B 1B	x 0-0 1-H 2-H HR		x 0-0 ③ FC6-4 1-2f		x 0-0 ③ 6-3		BBBB 4-0 1-2 2-3 BB	4	1	2	3	1	0	2
Tim Foli, R (1, 6) OBP: 0.282, SLG: 0.276		x 0-0 1-2 1B	BBBB 4-0 FC6 BB		x 0-0 ① 1-3		x 0-0 CS 1B		x 0-0 ③ 6-3	4	0	2	0	1	0	3
Ernie McAnally, R (1, 1) OBP: 0.188, SLG: 0.188 Mike Marshall, R (7, 1) OBP: 0.286, SLG: 0.231		SSS 0-3 ② K	x 0-0 ③ FC6 1-2f		x 0-0 2B 1B		x 0-0 ①② 1-3 1-2			3 1	0 0	1 0	0 0	0 0	1 0	3 1
Inning Stats	R: 1 H: 0 E: 0 LOB: 1 K: 0 BB: 2 S: 3 P: 11	R: 0 H: 2 E: 0 LOB: 2 K: 2 BB: 0 S: 9 P: 9	R: 4 H: 3 E: 0 LOB: 1 K: 0 BB: 2 S: 6 P: 14	R: 0 H: 1 E: 0 LOB: 0 K: 1 BB: 0 S: 5 P: 5	R: 0 H: 1 E: 0 LOB: 1 K: 0 BB: 1 S: 3 P: 7	R: 0 H: 2 E: 0 LOB: 2 K: 2 BB: 0 S: 9 P: 9	R: 0 H: 1 E: 0 LOB: 1 K: 1 BB: 0 S: 6 P: 6	R: 0 H: 2 E: 0 LOB: 1 K: 0 BB: 0 S: 4 P: 4	R: 0 H: 1 E: 0 LOB: 3 K: 0 BB: 2 S: 4 P: 12	1B: 10 SF: 1 2B: 2 SAC: 2 3B: 0 DP: 0 HR: 1 HBP: 0						

TOP

Montreal Expos @ St. Louis Cardinals

Busch Stadium, St. Louis, MO

Wed Jun 20 1973, 7:05 PM CDT

Att. 14,256 - Unknown

livebaseballscorecards.com

AB	34
R	5
H	13
RBI	5
BB	7
SO	6
LOB	22

WP: 1 PA: 44
PB: 0
SB: 0
CS: 2

PITCHER		IP	WLS	BF	H	R	ER	SO	BB	IBB	HBP	BLK	WP	HR	S	P	ERA	WHIP
Alan Foster, R ERA: 2.89	(1, 1)	3.0	L	18	5	5	5	2	4	0	0	0	1	1	18	34	15.00	3.000
Rich Folkers, L ERA: 0.63	(4, 1)	2.0		7	2	0	0	1	1	0	0	0	0	0	8	12	0.00	1.500
Orlando Pena, R ERA: 3.72	(6, 1)	2.0		9	3	0	0	3	0	0	0	0	0	0	15	15	0.00	1.500
Wayne Granger, R ERA: 4.03	(8, 1)	2.0		10	3	0	0	0	2	0	0	0	0	0	8	16	0.00	2.500

PITCHER	IP	WLS	BF	H	R	ER	SO	BB	IBB	HBP	BLK	WP	HR	S	P	ERA	WHIP

Batter	1	2	3	4	5	6	7	8	9	AB	R	H	RBI	BB	SO	LOB
Lou Brock, L (1, 7) OBP: 0.348, SLG: 0.372	F7		K			1-3		S 1B		4	0	1	0	0	1	1
Ted Sizemore, R (1, 4) OBP: 0.367, SLG: 0.335	5-3			BB 1B		6-3		F7 1-2		4	0	1	0	0	0	1
Joe Torre, R (1, 5) OBP: 0.441, SLG: 0.448	6-3			F9		F9		K		4	0	0	0	0	1	2
Tim McCarver, L (1, 3) OBP: 0.358, SLG: 0.365		F7		4-0 BB 1-2			F9 FC5-4 1B	F7		3	1	1	0	1	0	1
Ted Simmons, S (1, 2) OBP: 0.355, SLG: 0.383		G3-6-3 1B		P3			FC5-4 1-2 1B		K	4	0	2	0	0	1	2
Jose Cruz, L (1, 9) OBP: 0.340, SLG: 0.425		G3-6-3 1-2f		4-3			F9 2-3		4-3	4	0	0	0	0	0	5
Luis Melendez, R (1, 8) OBP: 0.301, SLG: 0.300			K		FC4-6 1B		FC5-4 1B 1-2f 3-H		K	4	0	1	1	0	2	1
Mick Kelleher, R (1, 6) OBP: 0.259, SLG: 0.208			6-3		FC4-6 G6-4-3 1-2f		1-2 1B			2	0	0	0	0	0	1
Ken Reitz, R (7, PH) OBP: 0.245, SLG: 0.342										1	0	1	0	0	0	0
Mike Tyson, R (7, PR) OBP: 0.288, SLG: 0.310										0	0	0	0	0	0	0
Ed Crosby, L (8, 6) OBP: 0.220, SLG: 0.243										0	0	0	0	0	0	0
Alan Foster, R (1, 1) OBP: 0.250, SLG: 0.250			BB		G6-4-3 1-2f		F3			0	0	0	0	0	0	0
Bernie Carbo, L (3, PH) OBP: 0.305, SLG: 0.221										0	0	0	0	1	0	0
Rich Folkers, L (4, 1)										0	0	0	0	0	0	0
Jim Dwyer, L (5, PH) OBP: 0.063, SLG: 0.063										1	0	0	0	0	0	1
Orlando Pena, R (6, 1)										0	0	0	0	0	0	0
Bill Stein, R (7, PH) OBP: 0.308, SLG: 0.206										1	0	0	0	0	0	2
Wayne Granger, R (8, 1)										0	0	0	0	0	0	0
Inning Stats	R: 0 E: 0 K: 0 S: 3 H: 0 LOB: 0 BB: 0 P: 3	R: 0 E: 0 K: 0 S: 3 H: 1 LOB: 0 BB: 0 P: 3	R: 0 E: 0 K: 2 S: 7 H: 0 LOB: 1 BB: 1 P: 11	R: 0 E: 0 K: 0 S: 4 H: 1 LOB: 2 BB: 1 P: 8	R: 0 E: 0 K: 0 S: 3 H: 1 LOB: 0 BB: 0 P: 3	R: 0 E: 0 K: 0 S: 3 H: 0 LOB: 0 BB: 0 P: 3	R: 1 E: 0 K: 0 S: 6 H: 3 LOB: 2 BB: 0 P: 6	R: 0 E: 0 K: 1 S: 6 H: 1 LOB: 1 BB: 0 P: 6	R: 0 E: 0 K: 2 S: 7 H: 0 LOB: 0 BB: 0 P: 7	1B: 7 2B: 0 3B: 0 HR: 0	SF: 0 SAC: 0 DP: 2 HBP: 0						

PITCHER		IP	WLS	BF	H	R	ER	SO	BB	IBB	HBP	BLK	WP	HR	S	P	ERA	WHIP
Ernie McAnally, R ERA: 2.96	(1, 1)	6.2	W	26	6	1	1	2	2	0	0	0	0	0	28	36	1.35	1.200
Mike Marshall, R ERA: 2.98	(7, 1)	2.1	S	8	1	0	0	3	0	0	0	0	0	0	14	14	0.00	0.429

PITCHER	IP	WLS	BF	H	R	ER	SO	BB	IBB	HBP	BLK	WP	HR	S	P	ERA	WHIP

BOTTOM

Montreal Expos @ St. Louis Cardinals

Busch Stadium, St. Louis, MO

Wed Jun 20 1973, 7:05 PM CDT

Att. 14,256 - Unknown

livebaseballscorecards.com

AB	32
R	1
H	7
RBI	1
BB	2
SO	5
LOB	17

PA: 34

WP: 0 PB: 0 SB: 1 CS: 0

Montreal Expos @ St. Louis Cardinals

Busch Stadium, St. Louis, MO

Thu Jun 21 1973, 3:33 AM CDT

Att. 17,083 - Unknown

TOP

livebaseballscorecards.com

Batter	1	2	3	4	5	6	7	8	9	AB	R	H	RBI	BB	SO	LOB
Ron Hunt, R (1, 4) OBP: 0.407, SLG: 0.350	F8		FC5-4 1B		F9		E6 L4-6		1B	5	0	2	0	0	0	2
Boots Day, L (1, 8) OBP: 0.368, SLG: 0.420	6-3		FC5-4 1-2f			2B 1B 1B	L4-6 2-3		4-3	5	1	1	0	0	0	3
Ron Fairly, L (1, 7) OBP: 0.473, SLG: 0.500	4-3			F2		F7	6-3			4	0	0	0	0	0	1
Ken Singleton, S (1, 9) OBP: 0.437, SLG: 0.458		BBB 4-0 FC6-4 BB		SSS 0-3 K		1-3 1B 2B		P4		3	1	1	0	1	1	0
Mike Jorgensen, L (1, 3) OBP: 0.337, SLG: 0.339		FC6-4 S 1-2f		F8		PB WP 2-H 3-H 1B 1B		F8		4	1	1	2	0	0	1
Bob Bailey, R (1, 5) OBP: 0.398, SLG: 0.529		SSS 0-3 K 1-2			E4 WP 1B	BBB 4-0 1B PB 1-2 BB			1B	3	0	1	0	1	1	1
John Boccabella, R (1, 2) OBP: 0.296, SLG: 0.309		6-3			SSS 0-3 K	P4 1-2 2-3		6-3		4	0	0	0	0	1	5
Tim Foli, R (1, 6) OBP: 0.286, SLG: 0.280			6-3		WP 1-2 1B	2-3 3-H 1B			F7	4	0	2	1	0	0	0
Bill Stoneman, R (1, 1) OBP: 0.167, SLG: 0.100 Hal Breeden, R (5, PH) OBP: 0.386, SLG: 0.550 Joe Gilbert, R (5, 1) Clyde Mashore, R (6, PH) OBP: 0.343, SLG: 0.667 Tom Walker, R (6, 1) Ron Woods, R (9, PH) OBP: 0.356, SLG: 0.374			SSS 0-3 K		SSS 0-3 K 1-2 2-3	SSS 0-3 K			0-0 F9	1 1 0 1 0 1	0 0 0 0 0 0	0 0 0 0 0 0	0 0 0 0 0 0	1 1 0 1 0 0	0 2 0 2 0 0	0 0 0 0 0 0
Inning Stats	R: 0 E: 0 K: 0 S: 3 H: 0 LOB: 0 BB: 0 P: 3	R: 0 E: 0 K: 1 S: 5 H: 0 LOB: 1 BB: 1 P: 9	R: 0 E: 0 K: 1 S: 6 H: 1 LOB: 1 BB: 0 P: 6	R: 0 E: 0 K: 1 S: 5 H: 0 LOB: 0 BB: 0 P: 5	R: 0 E: 1 K: 2 S: 9 H: 1 LOB: 2 BB: 0 P: 9	R: 3 E: 0 K: 1 S: 9 H: 4 LOB: 2 BB: 1 P: 13	R: 0 E: 1 K: 0 S: 3 H: 0 LOB: 0 BB: 0 P: 3	R: 0 E: 0 K: 0 S: 4 H: 1 LOB: 1 BB: 0 P: 4	R: 0 E: 0 K: 0 S: 4 H: 1 LOB: 1 BB: 0 P: 4	1B: 7 2B: 2 3B: 0 HR: 0	SF: 0 SAC: 0 DP: 1 HBP: 0			WP: 2 PB: 1 SB: 1 CS: 0		PA: 38	

	AB	36
	R	3
	H	8
	RBI	3
	BB	2
	SO	6
	LOB	17

PITCHER	IP	WLS	BF	H	R	ER	SO	BB	IBB	HBP	BLK	WP	HR	S	P	ERA	WHIP
Bob Gibson, R (1, 1) ERA: 2.85	9.0	W	38	8	3	2	6	2	0	0	0	2	0	48	56	2.00	1.111

PITCHER	IP	WLS	BF	H	R	ER	SO	BB	IBB	HBP	BLK	WP	HR	S	P	ERA	WHIP

Batter	1	2	3	4	5	6	7	8	9	AB	R	H	RBI	BB	SO	LOB
Lou Brock, L (1, 7) OBP: 0.351, SLG: 0.386	0-0 FC1-5-6-2 2B		0-0 1-3	0-0 3B			0-0 F7			4	0	2	0	0	0	1
Jim Dwyer, L (1, 9) OBP: 0.100, SLG: 0.150	0-0 FC1-5-6-2 HR 2-3		0-0 2B 2B		0-0 F8		0-0 F9			4	2	1	0	0	0	2
Tim McCarver, L (1, 3) OBP: 0.354, SLG: 0.389	0-0 HR 2-H		0-0 F2		0-3 K			0-0 4-3		4	1	1	2	0	1	1
Ken Reitz, R (9, 5) OBP: 0.245, SLG: 0.342										0	0	0	0	0	0	0
Joe Torre, R (1, 5) (9, 3) OBP: 0.442, SLG: 0.451	BBB 4-0 1B BB		0-0 WP 2B 2-H		0-3 K			0-0 F5		3	0	1	1	1	1	0
Ted Simmons, S (1, 2) OBP: 0.357, SLG: 0.383	0-0 G5-4-3 1B 1-3		IIII 4-0 WP IBB			0-0 G3		0-0 4-3		3	0	1	0	1	0	0
Ted Sizemore, R (1, 4) OBP: 0.361, SLG: 0.329	0-0 G5-4-3 1-2f		SSS 0-3 K 1-2 2-3			0-0 F9				3	0	0	0	0	1	4
Luis Melendez, R (1, 8) OBP: 0.296, SLG: 0.295		SSS 0-3 K		SSS 0-3 K		0-0 F9				3	0	0	0	0	2	0
Mick Kelleher, R (1, 6) OBP: 0.267, SLG: 0.259		0-0 F9		0-0 F8			0-0 FC2-5 2B			3	0	1	0	0	0	0
Bob Gibson, R (1, 1) OBP: 0.238, SLG: 0.263		0-0 F7		0-0 HR			0-0 FC2-5 2-3			3	1	1	1	0	0	1
Inning Stats	R: 2 E: 0 K: 0 S: 5 H: 3 LOB: 1 BB: 1 P: 9		R: 0 E: 0 K: 1 S: 5 H: 0 LOB: 0 BB: 0 P: 5	R: 1 E: 0 K: 1 S: 7 H: 2 LOB: 2 BB: 1 P: 11	R: 1 E: 0 K: 1 S: 6 H: 2 LOB: 1 BB: 0 P: 6	R: 0 E: 0 K: 2 S: 7 H: 0 LOB: 0 BB: 0 P: 7	R: 0 E: 0 K: 0 S: 3 H: 0 LOB: 0 BB: 0 P: 3	R: 0 E: 0 K: 0 S: 4 H: 1 LOB: 1 BB: 0 P: 4	R: 0 E: 0 K: 0 S: 3 H: 0 LOB: 0 BB: 0 P: 3	1B: 1 2B: 4 3B: 1 HR: 2	SF: 0 SAC: 0 DP: 1 HBP: 0						

PITCHER		IP	WLS	BF	H	R	ER	SO	BB	IBB	HBP	BLK	WP	HR	S	P	ERA	WHIP
Bill Stoneman, R ERA: 7.12	(1, 1)	4.0	L	19	7	4	4	3	1	1	0	0	1	2	23	31	9.00	2.000
Joe Gilbert, L ERA: 4.76	(5, 1)	1.0		3	0	0	0	2	0	0	0	0	0	0	7	7	0.00	0.000
Tom Walker, R ERA: 2.6	(6, 1)	3.0		10	1	0	0	0	0	0	0	0	0	0	10	10	0.00	0.333

PITCHER	IP	WLS	BF	H	R	ER	SO	BB	IBB	HBP	BLK	WP	HR	S	P	ERA	WHIP

BOTTOM

Montreal Expos @ St. Louis Cardinals

Busch Stadium, St. Louis, MO

Thu Jun 21 1973, 3:33 AM CDT

Att. 17,083 - Unknown

livebaseballscorecards.com

AB	30
R	4
H	8
RBI	4
BB	2
SO	5
LOB	9

1B: 1 2B: 4 3B: 1 HR: 2 SF: 0 SAC: 0 DP: 1 HBP: 0

WP: 1 PB: 0 SB: 0 CS: 0 PA: 32

Philadelphia Phillies @ Montreal Expos

Jarry Park, Montreal, QB

Fri Jun 22 1973, 7:05 PM EDT

Att. 11,707 - Unknown

livebaseballscorecards.com

TOP

Batter	1	2	3	4	5	6	7	8	9	AB	R	H	RBI	BB	SO	LOB
Denny Doyle, L (1, 4) OBP: 0.354, SLG: 0.312	F3	F3			6-3			BB 1B G3-6-3		3	1	0	0	1	0	2
Del Unser, L (1, 8) OBP: 0.392, SLG: 0.503	HR		F7			1B		1-3 G3-6-3 1B		4	1	3	1	0	0	0
Willie Montanez, L (1, 9) OBP: 0.346, SLG: 0.386	E3 6-3 1B		K			1-2 G4-6-3 1B		1-2f 3-H G3-6-3		4	0	1	0	0	1	1
Greg Luzinski, R (1, 7) OBP: 0.294, SLG: 0.420	1-2 6-3		5-3			K		K		4	0	0	0	0	2	3
Tom Hutton, L (1, 3) OBP: 0.374, SLG: 0.393	2-H 1B			F3		1-2f G4-6-3			4-3	4	0	1	0	0	0	2
Mike Schmidt, R (1, 5) OBP: 0.344, SLG: 0.368		K		L7			K		FC6-4 BB	3	0	0	0	1	2	0
Bob Boone, R (1, 2) OBP: 0.293, SLG: 0.325		FC3-6 1B BB		6-3			5-3		1-2f FC6-4	3	0	0	0	1	0	1
Larry Bowa, S (1, 6) OBP: 0.256, SLG: 0.252		1-2 FC3-6 1B			F9		1B		P4	3	0	2	0	0	0	0
Jose Pagan, R (9, PH) OBP: 0.133, SLG: 0.241										1	0	0	0	0	0	1
Steve Carlton, L (1, 1) OBP: 0.167, SLG: 0.174		1-2f 2-3 FC3-6			4-3		F7			2	0	0	0	0	0	2
Bill Wilson, R (6, 1)										0	0	0	0	0	0	0
Mike Rogodzinski, L (7, PH) OBP: 0.306, SLG: 0.323										1	0	0	0	0	0	1
Darrell Brandon, R (7, 1)										0	0	0	0	0	0	0

	AB	32
	R	2
	H	7
	RBI	1
	BB	3
	SO	5
	LOB	13

Inning Stats	1	2	3	4	5	6	7	8	9	1B: 6	SF: 0	WP: 0	PA: 35
R:	1	0	0	0	0	0	0	1	0	2B: 0	SAC: 0	PB: 0	
E:	1	0	0	0	0	0	0	0	0	3B: 0	DP: 2	SB: 0	
K:	0	1	1	0	0	1	1	1	0	HR: 1	HBP: 0	CS: 0	
S:	5	6	5	3	3	6	6	5	3				
H:	2	1	0	0	0	2	1	1	0				
LOB:	2	2	0	0	0	1	1	0	1				
BB:	0	1	0	0	0	0	0	1	1				
P:	5	10	5	3	3	6	6	9	7				

PITCHER	IP	WLS	BF	H	R	ER	SO	BB	IBB	HBP	BLK	WP	HR	S	P	ERA	WHIP
Mike Torrez, R (1, 1) ERA: 3.68	9.0	W	35	7	2	2	5	3	0	0	0	0	1	42	54	2.00	1.111

PITCHER	IP	WLS	BF	H	R	ER	SO	BB	IBB	HBP	BLK	WP	HR	S	P	ERA	WHIP

Batter	1	2	3	4	5	6	7	8	9	AB	R	H	RBI	BB	SO	LOB
Ron Hunt, R (1, 4) OBP: 0.405, SLG: 0.345	5-3	6-3		HBP		SH1-4		L6		3	0	0	0	0	0	1
Ron Woods, R (1, 8) OBP: 0.364, SLG: 0.378	BB		P4	L4		BB		1-3		4	2	2	1	1	0	3
Clyde Mashore, R (1, 7) OBP: 0.350, SLG: 0.606	5-3		F9		BB	BB		1-3		3	1	0	0	2	0	2
Hal Breeden, R (1, 3) OBP: 0.411, SLG: 0.597	BB CS		3B		BB					2	0	2	1	1	0	0
Mike Jorgensen, L (6, PH) (7, 3) OBP: 0.340, SLG: 0.343						1B				1	0	1	1	0	0	0
Bob Bailey, R (1, 5) OBP: 0.395, SLG: 0.522	BB		P3		F9	F8				4	0	1	0	0	0	5
John Boccabella, R (1, 2) OBP: 0.304, SLG: 0.314	BB			HBP	FC6-4	F5				3	0	2	1	1	0	2
Ken Singleton, S (1, 9) OBP: 0.438, SLG: 0.459	CS	6-3 1-3		HBP	K		F3			4	0	2	0	0	1	2
Tim Foli, R (1, 6) OBP: 0.281, SLG: 0.275		1-3		F8	FC6-4		F9			4	0	0	0	0	0	5
Mike Torrez, R (1, 1) OBP: 0.241, SLG: 0.276		6-3		L6		SH1-4	6-3			4	1	1	0	0	0	3
Inning Stats	R: 1 E: 0 K: 0 S: 4 H: 2 LOB: 2 BB: 2 P: 12	R: 0 E: 0 K: 0 S: 4 H: 1 LOB: 1 BB: 0 P: 4	R: 0 E: 0 K: 0 S: 4 H: 1 LOB: 1 BB: 0 P: 4	R: 0 E: 0 K: 0 S: 5 H: 2 LOB: 3 BB: 0 P: 6	R: 1 E: 0 K: 1 S: 6 H: 1 LOB: 2 BB: 2 P: 14	R: 2 E: 0 K: 0 S: 6 H: 3 LOB: 2 BB: 1 P: 10	R: 0 E: 0 K: 0 S: 3 H: 0 LOB: 0 BB: 0 P: 3	R: 0 E: 0 K: 0 S: 3 H: 1 LOB: 0 BB: 0 P: 3		1B: 10 2B: 0 3B: 1 HR: 0	SF: 0 SAC: 1 DP: 0 HBP: 1						

PITCHER		IP	WLS	BF	H	R	ER	SO	BB	IBB	HBP	BLK	WP	HR	S	P	ERA	WHIP
Steve Carlton, L ERA: 4.26	(1, 1)	5.1	L	30	9	4	4	1	5	0	1	0	0	0	26	47	6.75	2.625
Bill Wilson, R ERA: 4.26	(6, 1)	0.2		3	1	0	0	0	0	0	0	0	0	0	3	3	0.00	1.500
Darrell Brandon, R ERA: 6.89	(7, 1)	2.0		6	1	0	0	0	0	0	0	0	0	0	6	6	0.00	0.500

PITCHER	IP	WLS	BF	H	R	ER	SO	BB	IBB	HBP	BLK	WP	HR	S	P	ERA	WHIP

BOTTOM

Philadelphia Phillies @ Montreal Expos

Jarry Park, Montreal, QB

Fri Jun 22 1973, 7:05 PM EDT

Att. 11,707 - Unknown

livebaseballscorecards.com

AB	32
R	4
H	11
RBI	4
BB	5
SO	1
LOB	23

WP: 0 PB: 0 SB: 1 CS: 1 PA: 40

Batter	1	2	3	4	5	6	7	8	9	AB	R	H	RBI	BB	SO	LOB
Cesar Tovar, R (1, 8) OBP: 0.338, SLG: 0.362	S S S 0-3 ① K		B B B B 4-0 FC6-4 BB		x 0-0 SH5-4 1-2 1B		B B B B 4-0 1B HR BB	x 0-0 ③ F7		3	1	1	0	2	1	0
Terry Harmon, R (1, 4) OBP: 0.328, SLG: 0.276	x 0-0 E FC3-2 1B		x 0-0 ① FC6-4 1B 1-2f		x 0-0 ① SH5-4 1-2 2-3		x 0-0 HR 1-2 1B		x 0-0 ① P1	4	1	2	0	0	0	1
Willie Montanez, L (1, 3) OBP: 0.347, SLG: 0.395	x 0-0 ② FC3-2 1B HR 1-H		S S S 0-3 ② K		4-0 IBB		x 0-0 1-H 2-H HR		x 0-0 ② 1-3	4	2	1	3	1	1	2
Greg Luzinski, R (1, 7) OBP: 0.296, SLG: 0.420	x 0-0 HR 1-2 1B		x 0-0 FC5-4 1-2 1B		S S S 0-3 ② K		S S S 0-3 ① K		x 0-0 ③ 6-3	5	1	2	0	0	2	3
Mike Schmidt, R (1, 5) OBP: 0.347, SLG: 0.394	x 0-0 1-H 2-H HR		x 0-0 ③ FC5-4 1-2f		x 0-0 ③ F8		x 0-0 FC6-4 1B			4	1	2	3	0	0	5
Mike Anderson, R (1, 9) OBP: 0.297, SLG: 0.400	S S S 0-3 ③ K			x 0-0 ① 6-3		S S S 0-3 ① K	S S S 0-3 ② K			4	0	0	0	0	3	1
Bob Boone, R (1, 2) OBP: 0.288, SLG: 0.318		x 0-0 ① 6-3		x 0-0 ② 6-3		x 0-0 ② L7	x 0-0 ③ FC6-4 1-2f			4	0	0	0	0	0	1
Larry Bowa, S (1, 6) OBP: 0.253, SLG: 0.248		x 0-0 ② F8		x 0-0 ③ 6-3		x 0-0 ③ 4-3		x 0-0 ① F9		4	0	0	0	0	0	0
Ken Brett, L (1, 1) OBP: 0.324, SLG: 0.750		S S S 0-3 ③ K			B B B B 4-0 SH5-4 1B BB		x 0-0 HR	x 0-0 ② F5		3	1	1	1	1	1	0
Inning Stats	R: 3 H: 3 E: 1 LOB: 0 K: 2 BB: 0 S: 10 P: 10	R: 0 H: 0 E: 0 LOB: 0 K: 1 BB: 0 S: 5 P: 5	R: 0 H: 1 E: 0 LOB: 2 K: 1 BB: 1 S: 6 P: 10	R: 0 H: 0 E: 0 LOB: 0 K: 0 BB: 0 S: 3 P: 3	R: 0 H: 1 E: 0 LOB: 3 K: 1 BB: 2 S: 6 P: 14	R: 0 H: 0 E: 0 LOB: 0 K: 1 BB: 0 S: 5 P: 5	R: 4 H: 4 E: 0 LOB: 1 K: 2 BB: 1 S: 11 P: 15	R: 0 H: 0 E: 0 LOB: 0 K: 0 BB: 0 S: 3 P: 3	R: 0 H: 0 E: 0 LOB: 0 K: 0 BB: 0 S: 3 P: 3	1B: 6 SF: 0 2B: 0 SAC: 1 3B: 0 DP: 0 HR: 3 HBP: 0					WP: 0 PA: 40 PB: 0 SB: 0 CS: 0	

TOP

Philadelphia Phillies @ Montreal Expos

Jarry Park, Montreal, QB

Sat Jun 23 1973, 7:05 PM EDT

Att. 18,385 - Unknown

livebaseballscorecards.com

AB	35
R	7
H	9
RBI	7
BB	4
SO	8
LOB	13

PITCHER		IP	WLS	BF	H	R	ER	SO	BB	IBB	HBP	BLK	WP	HR	S	P	ERA	WHIP
Balor Moore, L ERA: 4.04	(1, 1)	4.0	L	19	5	3	3	4	2	0	0	0	0	1	25	33	6.75	1.750
Tom Walker, R ERA: 3.19	(5, 1)	3.0		15	4	4	4	4	1	1	0	0	0	2	21	29	12.00	1.667
Pat Jarvis, R ERA: 11.57	(8, 1)	2.0		6	0	0	0	0	0	0	0	0	0	0	6	6	0.00	0.000

PITCHER	IP	WLS	BF	H	R	ER	SO	BB	IBB	HBP	BLK	WP	HR	S	P	ERA	WHIP

Batter	1	2	3	4	5	6	7	8	9	AB	R	H	RBI	BB	SO	LOB
Ron Hunt, R (1, 4) OBP: 0.401, SLG: 0.342	E BB 1B		F8		K		6-3		F9	5	0	1	0	0	1	2
Ron Woods, R (1, 8) OBP: 0.367, SLG: 0.372	E BB 1-2		G5-4-3 BB		FC6-4 1-2f		6-3			2	0	0	0	2	0	1
Clyde Mashore, R (1, 7) OBP: 0.341, SLG: 0.568	F9		G5-4-3 1-2f			F9		1-3 1B		4	0	1	0	0	0	3
Hal Breeden, R (1, 3) OBP: 0.403, SLG: 0.576	E6 1-2 2-3			1B 1B		6-3		P5		4	0	1	0	0	0	3
Bob Bailey, R (1, 5) OBP: 0.397, SLG: 0.519	P4			G1-4-3 1-2 1B		BB		1-3 1-2		3	0	1	0	1	0	4
Ken Singleton, S (1, 9) OBP: 0.431, SLG: 0.450	K			P4		F8		F9		4	0	0	0	0	1	7
Tim Foli, R (1, 6) OBP: 0.281, SLG: 0.274		F8		G1-4-3 1-2f			HR 1B		6-3	4	1	1	0	0	0	2
Terry Humphrey, R (1, 2) OBP: 0.200, SLG: 0.243		5-3			L6		1-H HR		1B	4	1	2	2	0	0	0
Balor Moore, L (1, 1) OBP: 0.125, SLG: 0.100		F7			FC6-4 BB		K		P6	1	0	0	0	0	0	0
Tom Walker, R (5, 1)										0	0	0	0	1	0	0
John Boccabella, R (7, PH) OBP: 0.303, SLG: 0.313										1	0	0	0	0	1	0
Pat Jarvis, R (8, 1)										0	0	0	0	0	0	0
Bob Stinson, S (9, PH)										1	0	0	0	0	0	1
Inning Stats	R: 0 E: 1 K: 1 S: 7 H: 1 LOB: 3 BB: 1 P: 11	R: 0 E: 0 K: 0 S: 3 H: 0 LOB: 0 BB: 0 P: 3	R: 0 E: 0 K: 0 S: 2 H: 0 LOB: 0 BB: 1 P: 6	R: 0 E: 0 K: 0 S: 4 H: 2 LOB: 1 BB: 0 P: 4	R: 0 E: 0 K: 1 S: 5 H: 0 LOB: 1 BB: 1 P: 9	R: 0 E: 0 K: 0 S: 3 H: 0 LOB: 1 BB: 1 P: 7	R: 2 E: 0 K: 1 S: 7 H: 2 LOB: 0 BB: 0 P: 7	R: 0 E: 0 K: 0 S: 4 H: 1 LOB: 1 BB: 0 P: 4	R: 0 E: 0 K: 0 S: 4 H: 1 LOB: 1 BB: 0 P: 4	1B: 6 2B: 0 3B: 0 HR: 1	SF: 0 SAC: 0 DP: 2 HBP: 0						

PITCHER		IP	WLS	BF	H	R	ER	SO	BB	IBB	HBP	BLK	WP	HR	S	P	ERA	WHIP
Ken Brett, L ERA: 3.03	(1, 1)	9.0	W	37	7	2	2	3	4	0	0	0	0	1	39	55	2.00	1.222

PITCHER	IP	WLS	BF	H	R	ER	SO	BB	IBB	HBP	BLK	WP	HR	S	P	ERA	WHIP

BOTTOM

Philadelphia Phillies @ Montreal Expos

Jarry Park, Montreal, QB

Sat Jun 23 1973, 7:05 PM EDT

Att. 18,385 - Unknown

livebaseballscorecards.com

AB	33
R	2
H	7
RBI	2
BB	4
SO	3
LOB	23

Batter	1	2	3	4	5	6	7	8	9	AB	R	H	RBI	BB	SO	LOB
Cesar Tovar, R (1, 5) OBP: 0.339, SLG: 0.374	x 0-0 ① P3		B B B 4-0 1B 1B BB	S S S 0-3 ③ K		x 0-0 HR		x 0-0 ③ 6-3		4	2	1	1	1	1	2
Denny Doyle, L (1, 4) OBP: 0.349, SLG: 0.308	x 0-0 ② 4-3		x 0-0 1B 1-2 1B		x 0-0 E6 1B 1B	x 0-0 ② 4-3			x 0-0 ① P5	5	1	1	0	0	0	0
Willie Montanez, L (1, 9) OBP: 0.348, SLG: 0.395 Mike Anderson, R (9, PR) OBP: 0.297, SLG: 0.400 (9, 9)	S S S 0-3 ③ K		x 0-0 ② F8		S S S 0-3 ① K	x 0-0 1B			x 0-0 FC6 1B	5 0	0 0	2 0	0 0	0 0	2 0	3 0
Greg Luzinski, R (1, 7) OBP: 0.294, SLG: 0.416		x 0-0 ① 6-3	x 0-0 1-3 2-H 1B		x 0-0 ② F9	S S S 0-3 ③ K			x 0-0 ② FC6 1-2f	5	0	1	1	0	1	3
Tom Hutton, L (1, 3) OBP: 0.375, SLG: 0.420		x 0-0 HR	x 0-0 ③ 4-3		x 0-0 BB 1B 1-2 1B		x 0-0 ① 4-3		x 0-0 ③ F8	5	1	2	1	0	0	4
Del Unser, L (1, 8) OBP: 0.394, SLG: 0.503		x 0-0 ② L5		x 0-0 1B FC1-2 1B	x 0-0 BB 1-2 2-H 1B		x 0-0 ② 3-1			4	0	2	1	0	0	0
Bob Boone, R (1, 2) OBP: 0.296, SLG: 0.338		x 0-0 HR		x 0-0 FC1-5 FC1-2 1-3 1B	B B B 4-0 1-2 2-3 BB		x 0-0 ③ L7			3	1	2	1	1	0	0
Larry Bowa, S (1, 6) OBP: 0.249, SLG: 0.244		x 0-0 ③ 4-3		x 0-0 ① FC1-2 FC1-5 1-2 3-H	x 0-0 ③ 4-3			x 0-0 ① P4		4	0	0	0	0	0	5
Jim Lonborg, R (1, 1) OBP: 0.118, SLG: 0.063 Bill Wilson, R (8, 1)			S S S 0-3 ① K	x 0-0 ② FC1-5 1-2 2-3f		S S S 0-3 ① K		x 0-0 ② 6-3		4 0	0 0	0 0	0 0	0 0	2 0	2 0
Inning Stats	R: 0 E: 0 K: 1 S: 5 H: 0 LOB: 0 BB: 0 P: 5	R: 2 E: 0 K: 0 S: 5 H: 2 LOB: 0 BB: 0 P: 5	R: 1 E: 0 K: 1 S: 7 H: 2 LOB: 2 BB: 1 P: 11	R: 0 E: 0 K: 1 S: 7 H: 2 LOB: 2 BB: 0 P: 7	R: 1 E: 1 K: 1 S: 8 H: 2 LOB: 3 BB: 1 P: 12	R: 1 E: 0 K: 2 S: 9 H: 2 LOB: 1 BB: 0 P: 9	R: 0 E: 0 K: 0 S: 3 H: 0 LOB: 0 BB: 0 P: 3	R: 0 E: 0 K: 0 S: 3 H: 0 LOB: 0 BB: 0 P: 3	R: 0 E: 1 K: 0 S: 4 H: 1 LOB: 2 BB: 0 P: 4	1B: 8 2B: 0 3B: 0 HR: 3 SF: 0 SAC: 0 DP: 0 HBP: 0						

TOP

Philadelphia Phillies @ Montreal Expos

Jarry Park, Montreal, QB

Sun Jun 24 1973, 3:33 AM EDT

Att. 17,776 - Unknown

livebaseballscorecards.com

AB	39
R	5
H	11
RBI	5
BB	2
SO	6
LOB	19

WP: 0 PB: 0 SB: 0 CS: 0 PA: 41

PITCHER		IP	WLS	BF	H	R	ER	SO	BB	IBB	HBP	BLK	WP	HR	S	P	ERA	WHIP
Steve Renko, R ERA: 3.02	(1, 1)	5.0	L	26	8	4	3	4	2	0	0	0	0	2	32	40	5.40	2.000
Mickey Scott, L ERA: 4.82	(6, 1)	2.0		8	2	1	1	2	0	0	0	0	0	1	12	12	4.50	1.000
Pat Jarvis, R ERA: 8.1	(8, 1)	2.0		7	1	0	0	0	0	0	0	0	0	0	7	7	0.00	0.500

PITCHER	IP	WLS	BF	H	R	ER	SO	BB	IBB	HBP	BLK	WP	HR	S	P	ERA	WHIP

Batter	1	2	3	4	5	6	7	8	9	AB	R	H	RBI	BB	SO	LOB
Ron Hunt, R (1, 4) OBP: 0.410, SLG: 0.348	H 1-0 G4-6-3 HBP			BBBB 4-0 3 BB		x 0-0 G6-3 1-2 1B		x 0-0 1B HR 1B		2	1	2	0	1	0	0
Boots Day, L (1, 8) OBP: 0.350, SLG: 0.397	x 0-0 ① F8			x 0-0 ①② 3 1-2f		x 0-0 ①② G6-3 1-2f 2-3		x 0-0 ② F7		4	0	0	0	0	0	5
Ron Fairly, L (1, 7) OBP: 0.473, SLG: 0.497	x 0-0 ②③ G4-6-3 1-2f			BBBB 4-0 FC4-6 BB		x 0-0 ③ P4 3-H		x 0-0 HR 1-2 1B		3	1	1	0	1	0	1
Ken Singleton, S (1, 9) OBP: 0.432, SLG: 0.463		x 0-0 ① F7		x 0-0 ③ FC4-6 1-2f			BBBB 4-0 1B BB	x 0-0 HR 1-H 2-H		3	1	1	3	1	0	1
Mike Jorgensen, L (1, 3) OBP: 0.338, SLG: 0.337		x 0-0 ② F3			SSS 0-3 ① K		x 0-0 ① P6	BBBB 4-0 BB		3	0	0	0	1	1	1
Bob Bailey, R (1, 5) OBP: 0.389, SLG: 0.506		x 0-0 ③ 5-3			x 0-0 ② 1-3		x 0-0 ② L8	x 0-0 ③ 5-3		4	0	0	0	0	0	2
John Boccabella, R (1, 2) OBP: 0.305, SLG: 0.314		SSS 0-3 ① K		x 0-0 1B			x 0-0 1-2 1B	BBBB 4-0 G6-4-3 BB		2	0	1	0	0	1	0
Mickey Scott, L (6, 1)										0	0	0	0	0	0	0
Hal Breeden, R (7, PH) OBP: 0.410, SLG: 0.582										1	0	1	0	0	0	0
Pat Jarvis, R (8, 1)										0	0	0	0	0	0	0
Ron Woods, R (9, PH) OBP: 0.371, SLG: 0.372										0	0	0	0	1	0	0
Tim Foli, R (1, 6) OBP: 0.276, SLG: 0.269		x 0-0 ② F7			SSS 0-3 ③ K		x 0-0 ③ 4-3		x 0-0 ① ② G6-4-3 1-2f	4	0	0	0	0	1	4
Steve Renko, R (1, 1) OBP: 0.343, SLG: 0.323		x 0-0 ③ F8				x 0-0 G6-3 1B WP 1B		SSS 0-3 ① K	x 0-0 ③ 4-3	1	0	0	0	0	0	0
Terry Humphrey, R (6, 2) OBP: 0.209, SLG: 0.250										3	1	1	0	0	1	0
Inning Stats	R: 0 E: 0 K: 0 S: 2 H: 0 LOB: 0 BB: 0 P: 3	R: 0 E: 0 K: 0 S: 3 H: 0 LOB: 0 BB: 0 P: 3	R: 0 E: 0 K: 1 S: 5 H: 0 LOB: 0 BB: 0 P: 5	R: 0 E: 0 K: 0 S: 2 H: 0 LOB: 1 BB: 2 P: 10	R: 0 E: 0 K: 2 S: 8 H: 1 LOB: 1 BB: 0 P: 8	R: 1 E: 0 K: 0 S: 4 H: 2 LOB: 0 BB: 0 P: 4	R: 0 E: 0 K: 0 S: 4 H: 1 LOB: 2 BB: 1 P: 8	R: 3 E: 0 K: 1 S: 8 H: 3 LOB: 1 BB: 1 P: 12	R: 0 E: 0 K: 0 S: 2 H: 0 LOB: 0 BB: 1 P: 6	1B: 6 2B: 1 3B: 0 HR: 1	SF: 0 SAC: 0 DP: 4 HBP: 1						

PITCHER		IP	WLS	BF	H	R	ER	SO	BB	IBB	HBP	BLK	WP	HR	S	P	ERA	WHIP
Jim Lonborg, R ERA: 6.02	(1, 1)	7.2	W	32	7	4	4	4	4	0	1	0	1	1	35	52	4.70	1.435
Bill Wilson, R ERA: 4.09	(8, 1)	1.1	S	4	0	0	0	0	1	0	0	0	0	0	3	7	0.00	0.750

PITCHER	IP	WLS	BF	H	R	ER	SO	BB	IBB	HBP	BLK	WP	HR	S	P	ERA	WHIP

BOTTOM

Philadelphia Phillies @ Montreal Expos

Jarry Park, Montreal, QB

Sun Jun 24 1973, 3:33 AM EDT

Att. 17,776 - Unknown

livebaseballscorecards.com

AB	30
R	4
H	7
RBI	3
BB	5
SO	4
LOB	14

PA: 36

WP: 1
PB: 0
SB: 0
CS: 0

Batter	1	2	3	4	5	6	7	8	9	AB	R	H	RBI	BB	SO	LOB
Gene Clines, R (1, 8) OBP: 0.348, SLG: 0.385	0-0 E 1B 1B	0-0 ① L5-3		0-0 ② L9		0-0 3-H 1B		0-0 ② L6-3		5	1	2	1	0	0	0
Dave Cash, R (1, 4) OBP: 0.332, SLG: 0.376	0-0 E4 1B 1-2 2B	0-0 ② 5-3		0-0 ③ 5-3		0-0 ② F3		0-0 ③ 6-3		5	1	0	0	0	0	2
Al Oliver, L (1, 3) OBP: 0.302, SLG: 0.426	0-0 ① F6	0-0 ③ 4-3			0-0 ① 4-3	S S S 0-3 ③ K			S S S 0-3 ① K	5	0	0	0	0	2	3
Willie Stargell, L (1, 7) OBP: 0.395, SLG: 0.673 Vic Davalillo, L (7, PR) OBP: 0.222, SLG: 0.269 (7, 7)	0-0 2B 3B 1-3 2-H 1B		0-0 ① F7		0-0 HR 1B		0-0 WP SF8 2B		0-0 1B	4 1	2 1	3 1	1 0	0 0	0 0	0 0
Manny Sanguillen, R (1, 9) OBP: 0.292, SLG: 0.448	0-0 ② L6		0-0 ② L3		0-0 ② F8		0-0 ① 6-3 2-3		0-0 ② F6	5	0	0	0	0	0	5
Richie Hebner, L (1, 5) OBP: 0.372, SLG: 0.482	0-0 1-3 3-H 3B 2B		B B B B 4-0 1B BB		0-0 1-H HR		B B B B 4-0 BB		S S S 0-3 ③ K	3	2	2	3	2	1	1
Rennie Stennett, R (1, 6) OBP: 0.253, SLG: 0.381	0-0 2-H 3-H 3B		0-0 1-2 1B		0-0 ③ 6-3		0-0 ② SF8 3-H			3	0	2	3	0	0	0
Milt May, L (1, 2) OBP: 0.358, SLG: 0.413	I I I I 4-0 IBB		0-0 ③ 3-1			0-0 E7 SH3-4 1B 1B	0-0 ③ F3			3	1	1	0	1	0	4
Bob Johnson, L (1, 1) Tom Dettore, L (4, 1) Dave Giusti, R (7, 1) OBP: 0.500, SLG: 0.333	S S S 0-3 ③ K			S S S 0-3 ① K		0-0 ① SH3-4 2-3		0-0 ① F3		2 0 1	0 0 0	0 0 0	0 0 0	0 0 0	2 0 0	2 0 0
Inning Stats	R: 4 E: 1 K: 1 S: 10 H: 4 LOB: 2 BB: 1 P: 14	R: 0 E: 0 K: 0 S: 3 H: 0 LOB: 0 BB: 0 P: 3	R: 0 E: 0 K: 0 S: 4 H: 1 LOB: 2 BB: 1 P: 8	R: 0 E: 0 K: 1 S: 5 H: 0 LOB: 0 BB: 0 P: 5	R: 2 E: 0 K: 0 S: 5 H: 2 LOB: 0 BB: 0 P: 5	R: 1 E: 1 K: 1 S: 7 H: 2 LOB: 1 BB: 0 P: 7	R: 1 E: 0 K: 0 S: 4 H: 1 LOB: 2 BB: 1 P: 8	R: 0 E: 0 K: 0 S: 3 H: 0 LOB: 0 BB: 0 P: 3	R: 0 E: 0 K: 2 S: 8 H: 1 LOB: 1 BB: 0 P: 8	1B: 7 2B: 2 3B: 1 HR: 1	SF: 1 SAC: 1 DP: 0 HBP: 0						

TOP

Pittsburgh Pirates @ Montreal Expos

Jarry Park, Montreal, QB

Mon Jun 25 1973, 7:05 PM EDT

Unknown

livebaseballscorecards.com

AB	37
R	8
H	11
RBI	8
BB	3
SO	5
LOB	17

PITCHER		IP	WLS	BF	H	R	ER	SO	BB	IBB	HBP	BLK	WP	HR	S	P	ERA	WHIP
Ernie McAnally, R ERA: 3.1	(1, 1)	5.0	L	25	7	6	3	2	1	1	0	0	0	1	27	35	5.40	1.600
Joe Gilbert, L ERA: 4.91	(6, 1)	1.1		8	3	2	1	1	1	0	0	0	1	0	9	13	6.75	3.000
Tom Walker, R ERA: 3.14	(7, 1)	0.2		2	0	0	0	0	0	0	0	0	0	0	2	2	0.00	0.000
Mike Marshall, R ERA: 2.9	(8, 1)	2.0		7	1	0	0	2	0	0	0	0	0	0	11	11	0.00	0.500

PITCHER	IP	WLS	BF	H	R	ER	SO	BB	IBB	HBP	BLK	WP	HR	S	P	ERA	WHIP

WP: 1 PB: 0 SB: 0 CS: 0 PA: 42

Batter	1	2	3	4	5	6	7	8	9	AB	R	H	RBI	BB	SO	LOB
Ron Hunt, R (1, 4) OBP: 0.410, SLG: 0.346	4-3		5-3		E 4-3 1B 1-2	FC4-6 HBP 1-2		4-3		4	1	1	0	0	0	1
Boots Day, L (1, 8) OBP: 0.341, SLG: 0.423	F7			HR	E3 PB 4-3 1-3 2-H	FC4-6 1-2f		4-3		5	1	1	1	0	0	3
Ron Fairly, L (1, 7) OBP: 0.472, SLG: 0.497	6-3			F9	4-3 1-2 3-H		1B 2B 2-H	BBBB 4-0 BB		4	1	1	1	1	0	1
Ken Singleton, S (1, 9) OBP: 0.435, SLG: 0.469		L8		1B 1B 2B	PB HBP		1B FC4-6 1B 2-H	SSS 0-3 K		4	2	2	1	0	1	1
Mike Jorgensen, L (1, 3) OBP: 0.344, SLG: 0.341		F4		1B 1B 2-3	BBBB 4-0 BB 1-2 2-3		FC4-6 1B 1-2		F7	4	0	2	0	1	0	0
Bob Bailey, R (1, 5) OBP: 0.389, SLG: 0.503	4-3			G6-4-3 1B 1-3 3-H	4-3		FC4-6 1B 1-2 2-3		5-3	5	0	2	1	0	0	3
John Boccabella, R (1, 2) OBP: 0.298, SLG: 0.307			F4	G6-4-3 1-2f	SSS 0-3 K		FC4-6 1-3 1-2f 2-3 3-H		4-3	5	0	0	1	0	1	4
Tim Foli, R (1, 6) OBP: 0.271, SLG: 0.265			E5		F9	SSS 0-3 K	1-3 1-2			4	0	0	0	0	1	2
Ernie McAnally, R (1, 1) OBP: 0.182, SLG: 0.182 Bob Stinson, S (5, PH) Joe Gilbert, R (6, 1) Tom Walker, R (7, 1) Hal Breeden, R (7, PH) OBP: 0.405, SLG: 0.574 Mike Marshall, R (8, 1) OBP: 0.286, SLG: 0.231		SSS 0-3 K			1B E HBP	BBBB 4-0 HBP BB	L8			1 0 0 0 1 0	0 1 0 0 0 0	0 0 0 0 0 0	0 0 1 0 0 0	1 0 0 0 0 0	0 0 0 0 0 0	1 0 0 0 2 0
Inning Stats	R: 0 E: 0 K: 0 S: 3 H: 0 LOB: 0 BB: 0 P: 3	R: 0 E: 0 K: 0 S: 3 H: 0 LOB: 0 BB: 0 P: 3	R: 0 E: 1 K: 1 S: 6 H: 0 LOB: 1 BB: 0 P: 6	R: 2 E: 0 K: 0 S: 6 H: 4 LOB: 1 BB: 0 P: 6	R: 2 E: 1 K: 0 S: 5 H: 1 LOB: 3 BB: 1 P: 11	R: 0 E: 0 K: 2 S: 7 H: 0 LOB: 2 BB: 1 P: 12	R: 2 E: 0 K: 0 S: 7 H: 4 LOB: 2 BB: 0 P: 7	R: 0 E: 0 K: 1 S: 5 H: 0 LOB: 1 BB: 1 P: 9	R: 0 E: 0 K: 0 S: 3 H: 0 LOB: 0 BB: 0 P: 3	1B: 6 2B: 2 3B: 0 HR: 1	SF: 0 SAC: 0 DP: 1 HBP: 3						

BOTTOM

Pittsburgh Pirates @ Montreal Expos

Jarry Park, Montreal, QB

Mon Jun 25 1973, 7:05 PM EDT

Unknown

livebaseballscorecards.com

AB	37
R	6
H	9
RBI	5
BB	3
SO	4
LOB	18

PITCHER		IP	WLS	BF	H	R	ER	SO	BB	IBB	HBP	BLK	WP	HR	S	P	ERA	WHIP
Bob Johnson, R ERA: 4.97	(1, 1)	3.1		15	4	2	2	1	0	0	0	0	0	1	17	17	5.40	1.200
Tom Dettore, R ERA: 5.65	(4, 1)	2.2		18	5	4	2	2	2	0	3	0	0	0	17	28	6.75	2.625
Dave Giusti, R ERA: 1.15	(7, 1)	3.0	W	10	0	0	0	1	1	0	0	0	0	0	11	15	0.00	0.333

PITCHER	IP	WLS	BF	H	R	ER	SO	BB	IBB	HBP	BLK	WP	HR	S	P	ERA	WHIP

Batter	1	2	3	4	5	6	7	8	9	AB	R	H	RBI	BB	SO	LOB
Gene Clines, R (1, 8) OBP: 0.345, SLG: 0.375	H 1-0 CS HBP		x 0-0 ③ L6-3		x 0-0 ③ FC6-4 1-2f			x 0-0 ① L8		3	0	0	0	0	0	1
Dave Cash, R (1, 4) OBP: 0.331, SLG: 0.371	x 0-0 ①② 6-3 1-2			x 0-0 ① 6-3		x 0-0 ① 6-3		B B B B 4-0 FC6 BB		3	0	0	0	1	0	1
Al Oliver, L (1, 3) OBP: 0.301, SLG: 0.435	x 0-0 ③ F2			x 0-0 ② F7		x 0-0 HR		x 0-0 ② FC6 1-2f		4	1	1	1	0	0	1
Willie Stargell, L (1, 7) OBP: 0.397, SLG: 0.673 Vic Davalillo, L (8, 7) OBP: 0.222, SLG: 0.269		x 0-0 ① 6-3		x 0-0 1B 2B		B B B 4-0 G6-4-3 BB		x 0-0 ③ 6-3		3 0	1 0	1 0	0 0	1 0	0 0	1 0
Manny Sanguillen, R (1, 9) OBP: 0.295, SLG: 0.449		x 0-0 ② F9		x 0-0 2-H 1B		x 0-0 ②③ G6-4-3 1-2f			x 0-0 CS 1B	4	0	2	1	0	0	1
Richie Hebner, L (1, 5) OBP: 0.374, SLG: 0.493		x 0-0 HR		x 0-0 ③ 4-3			B B B 4-0 FC3-6 BB		x 0-0 ①② F5 1-2	3	1	1	1	1	0	2
Rennie Stennett, R (1, 6) OBP: 0.253, SLG: 0.378		x 0-0 ③ F3			x 0-0 L4-3 1B		S S S 0-3 ① K		x 0-0 ③ 1-3	4	0	1	0	0	1	1
Milt May, L (1, 2) OBP: 0.353, SLG: 0.407			x 0-0 ① F3		x 0-0 ①② L4-3 1-2		x 0-0 ② FC3-6 1-2f			3	0	0	0	0	0	2
Nelson Briles, R (1, 1) OBP: 0.265, SLG: 0.394			x 0-0 ② 4-3		B B B 4-0 FC6-4 BB		S S S 0-3 ③ K			2	0	0	0	1	1	1
Inning Stats	R: 0 H: 0 E: 0 LOB: 0 K: 0 BB: 0 S: 2 P: 3	R: 1 H: 1 E: 0 LOB: 0 K: 0 BB: 0 S: 4 P: 4	R: 0 H: 0 E: 0 LOB: 0 K: 0 BB: 0 S: 3 P: 3	R: 1 H: 2 E: 0 LOB: 1 K: 0 BB: 0 S: 5 P: 5	R: 0 H: 1 E: 0 LOB: 1 K: 0 BB: 1 S: 3 P: 7	R: 1 H: 1 E: 0 LOB: 0 K: 0 BB: 1 S: 3 P: 7	R: 0 H: 0 E: 0 LOB: 1 K: 2 BB: 1 S: 7 P: 11	R: 0 H: 0 E: 0 LOB: 1 K: 0 BB: 1 S: 3 P: 7	R: 0 H: 1 E: 0 LOB: 0 K: 0 BB: 0 S: 3 P: 3	1B: 3 SF: 0 2B: 2 SAC: 0 3B: 0 DP: 2 HR: 2 HBP: 1						

PITCHER		IP	WLS	BF	H	R	ER	SO	BB	IBB	HBP	BLK	WP	HR	S	P	ERA	WHIP
John Strohmayer, R ERA: 5.19	(1, 1)	5.0	L	19	4	2	2	0	1	0	1	0	0	1	17	22	3.60	1.000
Balor Moore, L ERA: 4.05	(6, 1)	2.0		8	1	1	1	2	2	0	0	0	0	1	10	18	4.50	1.500
Mike Marshall, R ERA: 2.82	(8, 1)	2.0		7	1	0	0	0	1	0	0	0	0	0	6	10	0.00	1.000

PITCHER	IP	WLS	BF	H	R	ER	SO	BB	IBB	HBP	BLK	WP	HR	S	P	ERA	WHIP

TOP

Pittsburgh Pirates @ Montreal Expos

Jarry Park, Montreal, QB

Mon Jun 25 1973, 7:05 PM EDT

Att. 24,402 - Unknown

livebaseballscorecards.com

AB	29
R	3
H	6
RBI	3
BB	4
SO	2
LOB	11

WP: 0 PA: 34
PB: 0
SB: 0
CS: 2

Batter	1	2	3	4	5	6	7	8	9	AB	R	H	RBI	BB	SO	LOB
Ron Hunt, R (1, 4) OBP: 0.407, SLG: 0.345	6-3	4-3			6-3		1B			4	0	1	0	0	0	3
Boots Day, L (1, 8) OBP: 0.337, SLG: 0.415	F6		K		F9		1-2 1B			4	0	1	0	0	1	1
Ron Fairly, L (1, 7) OBP: 0.468, SLG: 0.488	BB		K			E6 FC1-5 1B	4-3			3	0	0	0	1	1	2
Ken Singleton, S (1, 9) OBP: 0.432, SLG: 0.464	K		4-3			L8 FC1-5 1-2 1B		F3		4	0	1	0	0	1	1
Mike Jorgensen, L (1, 3) OBP: 0.338, SLG: 0.333		F3		F6		FC1-5 1-2 2-3f		K		4	0	0	0	0	1	2
Bob Bailey, R (1, 5) OBP: 0.386, SLG: 0.503		1B 2B		6-3		L8 2-3		5-3		4	1	1	0	0	0	2
Terry Humphrey, R (1, 2) OBP: 0.191, SLG: 0.227		K		F7		K			F3	4	0	0	0	0	2	3
Tim Foli, R (1, 6) OBP: 0.275, SLG: 0.269		1B 2-H 1B			6-3		G6-3 1B		F6	4	0	2	1	0	0	0
John Strohmayer, R (1, 1) OBP: 0.500, SLG: 0.333 Clyde Mashore, R (5, PH) OBP: 0.356, SLG: 0.579 Balor Moore, L (6, 1) OBP: 0.125, SLG: 0.100 Bob Stinson, S (7, PH) Mike Marshall, R (8, 1) OBP: 0.286, SLG: 0.231 Hal Breeden, R (9, PH) OBP: 0.400, SLG: 0.565	1-2 1B				6-3 1B		G6-3 1-2 1-2f		6-3	1 1 0 1 0 1 0	0 0 0 0 0 0 0	1 1 0 0 0 0 0	0 0 0 0 0 0 0	0 0 0 0 0 0 0	0 0 0 0 0 0 0	0 0 0 1 0 0 0
Inning Stats	R: 0 E: 0 K: 1 S: 5 H: 0 LOB: 1 BB: 1 P: 9	R: 1 E: 0 K: 1 S: 8 H: 3 LOB: 2 BB: 0 P: 8	R: 0 E: 0 K: 2 S: 7 H: 0 LOB: 0 BB: 0 P: 7	R: 0 E: 0 K: 0 S: 3 H: 0 LOB: 0 BB: 0 P: 3	R: 0 E: 0 K: 0 S: 4 H: 1 LOB: 1 BB: 0 P: 4	R: 0 E: 1 K: 1 S: 7 H: 1 LOB: 2 BB: 0 P: 7	R: 0 E: 0 K: 0 S: 5 H: 3 LOB: 2 BB: 0 P: 5	R: 0 E: 0 K: 1 S: 5 H: 0 LOB: 0 BB: 0 P: 5	R: 0 E: 0 K: 0 S: 3 H: 0 LOB: 0 BB: 0 P: 3	1B: 7 2B: 1 3B: 0 HR: 0	SF: 0 SAC: 0 DP: 1 HBP: 0						

PITCHER	IP	WLS	BF	H	R	ER	SO	BB	IBB	HBP	BLK	WP	HR	S	P	ERA	WHIP
Nelson Briles, R (1, 1) ERA: 3.15	9.0	W	36	8	1	1	6	1	0	0	0	0	0	47	51	1.00	1.000

PITCHER	IP	WLS	BF	H	R	ER	SO	BB	IBB	HBP	BLK	WP	HR	S	P	ERA	WHIP

BOTTOM

Pittsburgh Pirates @ Montreal Expos

Jarry Park, Montreal, QB

Mon Jun 25 1973, 7:05 PM EDT

Att. 24,402 - Unknown

livebaseballscorecards.com

AB	35
R	1
H	8
RBI	1
BB	1
SO	6
LOB	15

1B: 7	SF: 0	WP: 0	PA: 36
2B: 1	SAC: 0	PB: 0	
3B: 0	DP: 1	SB: 0	
HR: 0	HBP: 0	CS: 0	

Batter	1	2	3	4	5	6	7	8	9	AB	R	H	RBI	BB	SO	LOB
Gene Clines, R (1, 8) OBP: 0.347, SLG: 0.376	L9		L9		L3		1B		BB 1B	5	0	2	0	0	0	1
Dave Cash, R (1, 4) OBP: 0.332, SLG: 0.369	6-3		1-2 1B		F7		F8		1-2 BB	4	0	1	0	1	0	1
Al Oliver, L (1, 3) OBP: 0.299, SLG: 0.431	WP 1B		G3			E4 HR	4-3		6-3	5	1	1	0	0	0	5
Richie Hebner, L (1, 5) OBP: 0.376, SLG: 0.506	4-3 1-2			FC6-4 1B 1B		1-H HR		K		4	1	2	2	0	1	1
Manny Sanguillen, R (1, 9) OBP: 0.294, SLG: 0.446		4-3		1-2 FC6-4 1B		4-3		F6		4	0	1	0	0	0	0
Richie Zisk, R (1, 7) OBP: 0.232, SLG: 0.365		F8		1-2f 2-3 FC6-4		HR		4-0 BB		3	1	1	1	1	0	2
Rennie Stennett, R (1, 6) OBP: 0.247, SLG: 0.369		F3		F9		L7		6-3		4	0	0	0	0	0	3
Milt May, L (1, 2) OBP: 0.351, SLG: 0.401			1-0 1B HBP	F5		F7			4-3	3	0	0	0	0	0	2
Luke Walker, L (1, 1) OBP: 0.111, SLG: 0.111 Steve Blass, R (3, 1) OBP: 0.400, SLG: 0.450 Tom Dettore, L (6, 1) Fernando Gonzalez, R (7, PH) OBP: 0.200, SLG: 0.300 Ramon Hernandez, S (7, 1) Vic Davalillo, L (9, PH) OBP: 0.218, SLG: 0.264			K		1-3		F8		F8	1 1 0 1 0 1	0 0 0 0 0 0	0 0 0 0 0 0	0 0 0 0 0 0	0 0 0 0 0 0	1 0 0 0 0 0	1 0 0 0 0 0
Inning Stats	R: 0 E: 0 K: 0 S: 4 H: 1 LOB: 1 BB: 0 P: 4	R: 0 E: 0 K: 0 S: 3 H: 0 LOB: 0 BB: 0 P: 3	R: 0 E: 0 K: 1 S: 6 H: 1 LOB: 2 BB: 0 P: 7	R: 0 E: 0 K: 0 S: 5 H: 2 LOB: 2 BB: 0 P: 5	R: 0 E: 0 K: 0 S: 3 H: 0 LOB: 0 BB: 0 P: 3	R: 3 E: 1 K: 0 S: 6 H: 2 LOB: 0 BB: 0 P: 6	R: 0 E: 0 K: 0 S: 4 H: 1 LOB: 1 BB: 0 P: 4	R: 0 E: 0 K: 1 S: 5 H: 0 LOB: 1 BB: 1 P: 9	R: 0 E: 0 K: 0 S: 4 H: 1 LOB: 2 BB: 1 P: 8	1B: 6 2B: 0 3B: 0 HR: 2 SF: 0 SAC: 0 DP: 0 HBP: 1						

PITCHER		IP	WLS	BF	H	R	ER	SO	BB	IBB	HBP	BLK	WP	HR	S	P	ERA	WHIP
Bill Stoneman, R ERA: 6.54	(1, 1)	6.0	W	26	6	3	2	1	0	0	1	0	1	2	27	28	3.00	1.000
Mike Marshall, R ERA: 2.7	(7, 1)	3.0	S	13	2	0	0	1	2	0	0	0	0	0	13	21	0.00	1.333

PITCHER		IP	WLS	BF	H	R	ER	SO	BB	IBB	HBP	BLK	WP	HR	S	P	ERA	WHIP

Pittsburgh Pirates @ Montreal Expos

Jarry Park, Montreal, QB

Tue Jun 26 1973, 7:05 PM EDT

Att. 12,806 - Unknown

livebaseballscorecards.com

AB	36
R	3
H	8
RBI	3
BB	2
SO	2
LOB	16

WP: 1 PB: 0 SB: 0 CS: 0 PA: 39

Batter	1	2	3	4	5	6	7	8	9	AB	R	H	RBI	BB	SO	LOB
Ron Hunt, R (1, 4) OBP: 0.411, SLG: 0.347	6-3	WP 1-3 2-H 3-H 1B		BB 1-2		BB BB BB 1-3 1B		4-3		4	1	2	2	1	0	0
Pepe Frias, R (9, 4) OBP: 0.229, SLG: 0.239										0	0	0	0	0	0	0
Clyde Mashore, R (1, 7) OBP: 0.333, SLG: 0.537	K	K 1-2 3-H		FC5 2-3f		BB BB BB 1-2 BB		F9		3	0	0	0	0	2	3
Ron Fairly, L (6, PH) OBP: 0.470, SLG: 0.488										0	0	0	0	1	0	0
Mike Marshall, R (7, 1) OBP: 0.267, SLG: 0.214										1	0	0	0	0	0	0
Ron Woods, R (1, 8) OBP: 0.371, SLG: 0.369	F9		7-4 BB 1B		K 1B	BB 1-2 2-3 3-H BB		E6 1B 2B		4	1	1	1	1	1	0
Hal Breeden, R (1, 3) OBP: 0.424, SLG: 0.575		1B 1B 1B	E 1-2 BB		1B	K		2B 1-3 1B		4	2	3	0	1	1	3
Bob Bailey, R (1, 5) OBP: 0.396, SLG: 0.531		G5-3 1B 1-3 1B	7-4 1-3 2-3f		HR	BB 1-2 2-3 3-H BB		1B 1-H 3-H 2B		4	2	3	4	1	0	2
Ken Singleton, S (1, 9) OBP: 0.435, SLG: 0.468		BB G5-3 1B 1-2 3-H 1B	L8		1B	4-3		2-H 1B		5	1	3	2	0	0	4
John Boccabella, R (1, 2) OBP: 0.291, SLG: 0.299		G5-3 1-2 2-3f		6-3	F7			F9	L8	5	0	0	0	0	0	4
Tim Foli, R (1, 6) OBP: 0.279, SLG: 0.270		BB 1B IBB		1-6-3		FC2-6 1B		F4		3	1	1	0	1	0	0
Bill Stoneman, R (1, 1) OBP: 0.286, SLG: 0.100		1B WP 1-2 2-3 BB		FC5 BB BB		FC2-6 1B 1-2f BB		F7		0	1	0	0	2	0	0
Boots Day, L (6, PH) OBP: 0.330, SLG: 0.405 (7, 7)										2	1	0	0	0	0	1
Inning Stats	R: 0 E: 0 K: 1 S: 5 H: 0 LOB: 0 BB: 0 P: 5	R: 4 E: 0 K: 1 S: 8 H: 4 LOB: 1 BB: 2 P: 16	R: 0 E: 1 K: 0 S: 3 H: 1 LOB: 1 BB: 1 P: 7	R: 0 E: 0 K: 0 S: 3 H: 0 LOB: 2 BB: 2 P: 11	R: 1 E: 0 K: 1 S: 7 H: 3 LOB: 1 BB: 0 P: 7	R: 2 E: 0 K: 1 S: 7 H: 2 LOB: 3 BB: 3 P: 19	R: 0 E: 0 K: 0 S: 3 H: 0 LOB: 0 BB: 0 P: 3	R: 3 E: 1 K: 0 S: 7 H: 3 LOB: 1 BB: 0 P: 7		1B: 11 2B: 2 3B: 0 HR: 1 SF: 0 SAC: 0 DP: 2 HBP: 0				WP: 1 PB: 0 SB: 0 CS: 0 PA: 43	

PITCHER		IP	WLS	BF	H	R	ER	SO	BB	IBB	HBP	BLK	WP	HR	S	P	ERA	WHIP
Luke Walker, L ERA: 4.22	(1, 1)	2.0	L	13	5	4	4	2	2	1	0	0	1	0	14	26	18.00	3.500
Steve Blass, R ERA: 9.44	(3, 1)	3.1		17	5	3	3	1	4	0	0	0	0	1	15	31	8.10	2.700
Tom Dettore, R ERA: 5.4	(6, 1)	0.2		3	0	0	0	1	1	0	0	0	0	0	4	8	0.00	1.500
Ramon Hernandez, L ERA: 2.38	(7, 1)	2.0		10	3	3	0	0	0	0	0	0	0	0	10	10	0.00	1.500

PITCHER	IP	WLS	BF	H	R	ER	SO	BB	IBB	HBP	BLK	WP	HR	S	P	ERA	WHIP

BOTTOM

Pittsburgh Pirates @ Montreal Expos

Jarry Park, Montreal, QB

Tue Jun 26 1973, 7:05 PM EDT

Att. 12,806 - Unknown

livebaseballscorecards.com

AB	35
R	10
H	13
RBI	9
BB	8
SO	4
LOB	17

Batter	1	2	3	4	5	6	7	8	9	AB	R	H	RBI	BB	SO	LOB
Boots Day, L (1, 8) OBP: 0.326, SLG: 0.398	FC3-6 1B 1B		4-3		L7		K			4	0	1	0	0	1	1
Mike Jorgensen, L (1, 3) OBP: 0.336, SLG: 0.328	P6		P4		G3			BB		3	0	0	0	1	0	2
Ron Fairly, L (1, 7) OBP: 0.475, SLG: 0.491	1-2 FC3-6 1B			F9 4-3 1B		1B 1-3 BB		F7		3	0	2	0	1	0	1
Ken Singleton, S (1, 9) OBP: 0.429, SLG: 0.459	FC3-6 1-2f 2-3			4-3 1-2		1-3 1-2		K		4	0	0	0	0	1	5
Bob Bailey, R (1, 5) OBP: 0.394, SLG: 0.525	K			F9 2-3		FC5-4 2-3 1B		5-3		4	0	1	0	0	1	4
Tim Foli, R (1, 6) OBP: 0.274, SLG: 0.265		K		F9		K			F9	4	0	0	0	0	2	3
Terry Humphrey, R (1, 2) OBP: 0.176, SLG: 0.208		F8			F7	FC5-4 1-2f			1-3	4	0	0	0	0	0	2
Pepe Frias, R (1, 4) OBP: 0.233, SLG: 0.257 Ron Hunt, R (9, PH) OBP: 0.413, SLG: 0.347	P6				1B 2B		6-3		HBP	3 0	1 0	1 0	0 0	0 0	0 0	0 0
Balor Moore, L (1, 1) OBP: 0.121, SLG: 0.097 Tom Walker, R (3, 1) Bob Stinson, S (5, PH) OBP: 0.286, SLG: 0.167 Pat Jarvis, R (5, 1) Ron Woods, R (7, PH) OBP: 0.369, SLG: 0.367 John Stronmayer, R (7, 1) OBP: 0.500, SLG: 0.333 Hal Breeden, R (9, PH) OBP: 0.419, SLG: 0.568			6-3		2-H 1B		K		F8	1 0 1 0 1 0 1	0 0 0 0 0 0 0	0 0 1 0 0 1 0	0 0 1 0 0 0 0	0 0 0 0 0 1 0	0 0 0 0 0 0 0	0 0 0 0 0 0 1
Inning Stats	R: 0 H: 2 E: 0 LOB: 2 K: 1 BB: 0 S: 7 P: 7	R: 0 H: 0 E: 0 LOB: 0 K: 1 BB: 0 S: 5 P: 5	R: 0 H: 0 E: 0 LOB: 0 K: 0 BB: 0 S: 3 P: 3	R: 0 H: 1 E: 0 LOB: 1 K: 0 BB: 0 S: 4 P: 4	R: 1 H: 2 E: 0 LOB: 1 K: 0 BB: 0 S: 5 P: 5	R: 0 H: 1 E: 0 LOB: 2 K: 1 BB: 1 S: 6 P: 10	R: 0 H: 0 E: 0 LOB: 0 K: 2 BB: 0 S: 7 P: 7	R: 0 H: 0 E: 0 LOB: 1 K: 1 BB: 1 S: 5 P: 9	R: 0 H: 0 E: 0 LOB: 1 K: 0 BB: 0 S: 3 P: 4	1B: 5 SF: 0 2B: 1 SAC: 0 3B: 0 DP: 0 HR: 0 HBP: 1						WP: 0 PA: 36 PB: 0 SB: 0 CS: 0

TOP

Montreal Expos @ Chicago Cubs

Wrigley Field, Chicago, IL

Wed Jun 27 1973, 3:33 AM CDT

Sunny - 76 F

livebaseballscorecards.com

AB	33
R	1
H	6
RBI	1
BB	2
SO	6
LOB	19

PITCHER		IP	WLS	BF	H	R	ER	SO	BB	IBB	HBP	BLK	WP	HR	S	P	ERA	WHIP
Fergie Jenkins, R ERA: 3.19	(1, 1)	5.0	W	20	5	1	1	2	0	0	0	0	0	0	24	24	1.80	1.000
Bill Bonham, R ERA: 3.72	(6, 1)	4.0	S	16	1	0	0	4	2	0	1	0	0	0	21	30	0.00	0.750

PITCHER	IP	WLS	BF	H	R	ER	SO	BB	IBB	HBP	BLK	WP	HR	S	P	ERA	WHIP

Batter	1	2	3	4	5	6	7	8	9	AB	R	H	RBI	BB	SO	LOB
Rick Monday, L (1, 8) OBP: 0.393, SLG: 0.522	G4-6-3 1B		F9	FC5-4 HBP 1B BB		K		1B BB		3	1	1	0	2	1	0
Glenn Beckert, R (1, 4) OBP: 0.332, SLG: 0.317	G4-6-3 1-2f		E6 1B 2B	FC5-4 1-2 HBP		G4-6-3 BB		1-3 1B		3	1	1	0	1	0	1
Billy Williams, L (1, 7) OBP: 0.379, SLG: 0.453	K		BB 1-3 2B 1B	F8		G4-6-3 1-2f		4-3		5	1	1	0	0	1	5
Jose Cardenal, R (1, 9) OBP: 0.379, SLG: 0.481		6-3	1-2 2B BB	FC5-4 1B 1-2f 2-3			4-3			3	1	0	0	1	0	2
Ron Santo, R (1, 5) OBP: 0.389, SLG: 0.472		2B 1B	1-H 2-H 3-H 2B 2B	1-2 3-H 1B			5-3			4	2	3	4	0	0	0
Jim Hickman, R (1, 3) OBP: 0.347, SLG: 0.221	K	K	K	K			E7 1B			4	0	1	0	0	3	4
Ken Rudolph, R (1, 2) OBP: 0.239, SLG: 0.367	1-H 2B	2-H 2B		K			F8			4	0	2	2	0	1	1
Don Kessinger, S (1, 6) OBP: 0.378, SLG: 0.344	BB	BB		P5				G3		2	0	0	0	2	0	0
Fergie Jenkins, R (1, 1) OBP: 0.125, SLG: 0.068 Gene Hiser, L (5, PH) OBP: 0.364, SLG: 0.304 Bill Bonham, R (6, 1) OBP: 0.125, SLG: 0.125	F8	K		F9				F8		2 1 1	0 0 0	0 0 0	0 0 0	0 0 0	1 0 0	4 0 0
Inning Stats	R: 0 H: 1 E: 0 LOB: 0 K: 1 BB: 0 S: 5 P: 5	R: 1 H: 2 E: 0 LOB: 2 K: 1 BB: 1 S: 7 P: 11	R: 4 H: 3 E: 1 LOB: 2 K: 2 BB: 2 S: 11 P: 19	R: 1 H: 1 E: 0 LOB: 2 K: 1 BB: 1 S: 6 P: 11	R: 0 H: 0 E: 0 LOB: 0 K: 1 BB: 0 S: 5 P: 5	R: 0 H: 0 E: 0 LOB: 0 K: 1 BB: 1 S: 4 P: 8	R: 0 H: 1 E: 1 LOB: 1 K: 0 BB: 0 S: 4 P: 4	R: 0 H: 1 E: 0 LOB: 2 K: 0 BB: 1 S: 4 P: 8		1B: 6 SF: 0 2B: 3 SAC: 0 3B: 0 DP: 2 HR: 0 HBP: 1						

PITCHER		IP	WLS	BF	H	R	ER	SO	BB	IBB	HBP	BLK	WP	HR	S	P	ERA	WHIP
Balor Moore, L ERA: 4.24	(1, 1)	2.1	L	13	4	4	4	2	2	0	0	0	0	0	15	23	15.43	2.571
Tom Walker, R ERA: 3.4	(3, 1)	1.2		11	3	2	1	3	2	0	1	0	0	0	14	23	5.40	3.000
Pat Jarvis, R ERA: 6.23	(5, 1)	2.0		6	0	0	0	2	1	0	0	0	0	0	9	13	0.00	0.500
John Strohmayer, R ERA: 4.82	(7, 1)	2.0		9	2	0	0	0	1	0	0	0	0	0	8	12	0.00	1.500

PITCHER	IP	WLS	BF	H	R	ER	SO	BB	IBB	HBP	BLK	WP	HR	S	P	ERA	WHIP

BOTTOM

Montreal Expos @ Chicago Cubs

Wrigley Field, Chicago, IL

Wed Jun 27 1973, 3:33 AM CDT

Sunny - 76 F

livebaseballscorecards.com

AB	32
R	6
H	9
RBI	6
BB	6
SO	7
LOB	17

WP: 0 PA: 39
PB: 0
SB: 0
CS: 0

Batter	1	2	3	4	5	6	7	8	9	AB	R	H	RBI	BB	SO	LOB
Ron Hunt, R (1, 4) OBP: 0.410, SLG: 0.347	G3		1B L8-4-5 1B		F7			4-3		4	0	1	0	0	0	0
Boots Day, L (1, 8) OBP: 0.327, SLG: 0.426	F7		1B 1-2 1B			HR		F9		3	1	2	1	0	0	0
Ron Woods, R (8, PH) (8, 8) OBP: 0.361, SLG: 0.357										1	0	0	0	0	0	0
Ron Fairly, L (1, 7) OBP: 0.482, SLG: 0.497	1B		1B 1-2 2-3			G4-6-3 1B		F8		4	0	3	0	0	0	0
Ken Singleton, S (1, 9) OBP: 0.422, SLG: 0.457	4-3		L8-4-5 3-H			G4-6-3 1-2f			F9	4	0	0	0	0	0	5
Mike Jorgensen, L (1, 3) OBP: 0.332, SLG: 0.328		4-3		4-3		F9			P5	4	0	0	0	0	0	0
Bob Bailey, R (1, 5) OBP: 0.408, SLG: 0.576		HR		6-3			1B		F9	4	1	2	1	0	0	0
Tim Foli, R (1, 6) OBP: 0.272, SLG: 0.263		K		6-3			F8			3	0	0	0	0	1	1
Terry Humphrey, R (1, 2) OBP: 0.182, SLG: 0.212		CS 1B			F8		F7			3	0	1	0	0	0	1
Steve Renko, R (1, 1) OBP: 0.316, SLG: 0.294		CS 1-2		6-3	F8		5-3			3	0	0	0	0	0	1
Inning Stats	R: 0 E: 0 K: 0 S: 4 H: 1 LOB: 1 BB: 0 P: 4	R: 1 E: 0 K: 1 S: 6 H: 2 LOB: 0 BB: 0 P: 6	R: 0 E: 0 K: 0 S: 5 H: 3 LOB: 2 BB: 0 P: 5	R: 0 E: 0 K: 0 S: 3 H: 0 LOB: 0 BB: 0 P: 3	R: 0 E: 0 K: 0 S: 3 H: 0 LOB: 0 BB: 0 P: 3	R: 1 E: 0 K: 0 S: 4 H: 2 LOB: 0 BB: 0 P: 4	R: 0 E: 0 K: 0 S: 4 H: 1 LOB: 1 BB: 0 P: 4	R: 0 E: 0 K: 0 S: 3 H: 0 LOB: 0 BB: 0 P: 3	R: 0 E: 0 K: 0 S: 3 H: 0 LOB: 0 BB: 0 P: 3	1B: 7 2B: 1 3B: 0 HR: 2	SF: 0 SAC: 0 DP: 2 HBP: 0						

TOP

Montreal Expos @ Chicago Cubs

Wrigley Field, Chicago, IL

Thu Jun 28 1973, 3:33 AM CDT

Att. 17,617 - Unknown

livebaseballscorecards.com

AB	33
R	2
H	9
RBI	2
BB	0
SO	1
LOB	8

PITCHER		IP	WLS	BF	H	R	ER	SO	BB	IBB	HBP	BLK	WP	HR	S	P	ERA	WHIP
Milt Pappas, R ERA: 4.52	(1, 1)	7.0	W	27	9	2	2	1	0	0	0	0	0	2	29	29	2.57	1.286
Dave LaRoche, L ERA: 6.86	(8, 1)	2.0	S	6	0	0	0	0	0	0	0	0	0	0	6	6	0.00	0.000

PITCHER		IP	WLS	BF	H	R	ER	SO	BB	IBB	HBP	BLK	WP	HR	S	P	ERA	WHIP

Batter	1	2	3	4	5	6	7	8	9	AB	R	H	RBI	BB	SO	LOB
Rick Monday, L (1, 8) OBP: 0.401, SLG: 0.544	K		HR		F7		HR			4	2	2	3	0	1	0
Glenn Beckert, R (1, 4) OBP: 0.326, SLG: 0.309	F9		BB		1-3		4-3			3	0	0	0	1	0	0
Billy Williams, L (1, 7) OBP: 0.379, SLG: 0.444	BB		F9		G3		K			2	0	0	0	1	0	1
Gene Hiser, L (6, 7) OBP: 0.320, SLG: 0.262										1	0	0	0	0	1	0
Pat Bourque, L (1, 3) OBP: 0.314, SLG: 0.466	P6			G3		F9		P5		4	0	0	0	0	0	1
Ron Santo, R (1, 5) OBP: 0.390, SLG: 0.494		K		F8		5-3		G5-4-3		4	0	1	0	0	1	0
Jose Cardenal, R (1, 9) OBP: 0.379, SLG: 0.481		4-3		2B		BB		G5-4-3		3	1	1	0	1	0	1
Randy Hundley, R (1, 2) OBP: 0.272, SLG: 0.364		5-3		2B		F8				3	0	1	1	0	0	1
Don Kessinger, S (1, 6) OBP: 0.370, SLG: 0.333			1-3	IBB			F8			2	0	0	0	1	0	0
Milt Pappas, R (1, 1) OBP: 0.094, SLG: 0.161			1-3	F7			HR			2	0	0	0	0	0	2
Adrian Garrett, L (7, PH) OBP: 0.120, SLG: 0.208										1	1	1	0	0	0	0
Dave LaRoche, L (8, 1) OBP: 0.667, SLG: 0.500										0	0	0	0	0	0	0
Inning Stats	R: 0 H: 0 E: 0 LOB: 1 K: 1 BB: 1 S: 5 P: 9	R: 0 H: 0 E: 0 LOB: 0 K: 1 BB: 0 S: 5 P: 5	R: 1 H: 1 E: 0 LOB: 1 K: 0 BB: 1 S: 4 P: 8	R: 1 H: 2 E: 0 LOB: 2 K: 0 BB: 1 S: 5 P: 9	R: 0 H: 0 E: 0 LOB: 0 K: 0 BB: 0 S: 3 P: 3	R: 0 H: 0 E: 0 LOB: 1 K: 0 BB: 1 S: 3 P: 7	R: 2 H: 2 E: 0 LOB: 0 K: 1 BB: 0 S: 7 P: 7	R: 0 H: 1 E: 0 LOB: 0 K: 0 BB: 0 S: 3 P: 3		1B: 2 SF: 0 2B: 2 SAC: 0 3B: 0 DP: 1 HR: 2 HBP: 0						

PITCHER	IP	WLS	BF	H	R	ER	SO	BB	IBB	HBP	BLK	WP	HR	S	P	ERA	WHIP
Steve Renko, R (1, 1) ERA: 3.14	8.0	L	33	6	4	4	3	3	1	0	0	0	2	35	51	4.50	1.125

PITCHER	IP	WLS	BF	H	R	ER	SO	BB	IBB	HBP	BLK	WP	HR	S	P	ERA	WHIP

Montreal Expos @ Chicago Cubs

Wrigley Field, Chicago, IL

Thu Jun 28 1973, 3:33 AM CDT

Att. 17,617 - Unknown

BOTTOM

livebaseballscorecards.com

AB	29
R	4
H	6
RBI	4
BB	4
SO	3
LOB	6

PA: 33

WP: 0 PB: 0 SB: 0 CS: 0

PITCHER		IP	WLS	BF	H	R	ER	SO	BB	IBB	HBP	BLK	WP	HR	S	P	ERA	WHIP
Larry Gura, L ERA: 3.48	(1, 1)	6.0		23	4	1	1	4	2	0	0	0	0	1	29	37	1.50	1.000
Jack Aker, R ERA: 3.27	(7, 1)	2.1		11	3	2	2	0	1	0	0	0	0	1	10	14	7.71	1.714
Dave LaRoche, L ERA: 7.64	(9, 1)	0.2		3	1	0	0	0	1	0	0	0	0	0	2	6	0.00	3.000
Bob Locker, R ERA: 2.01	(10, 1)	3.0		11	3	0	0	0	0	0	0	0	0	0	11	11	0.00	1.000
Bill Bonham, R ERA: 3.69	(13, 1)	3.0		11	2	1	1	2	0	0	0	0	0	1	15	15	3.00	0.667

PITCHER		IP	WLS	BF	H	R	ER	SO	BB	IBB	HBP	BLK	WP	HR	S	P	ERA	WHIP
Ray Burris, R ERA: 1.08	(16, 1)	1.0		3	0	0	0	2	0	0	0	0	0	0	7	7	0.00	0.000
Burt Hooton, R ERA: 4.38	(17, 1)	2.0	L	9	2	1	1	0	3	0	0	0	0	0	6	18	4.50	2.500

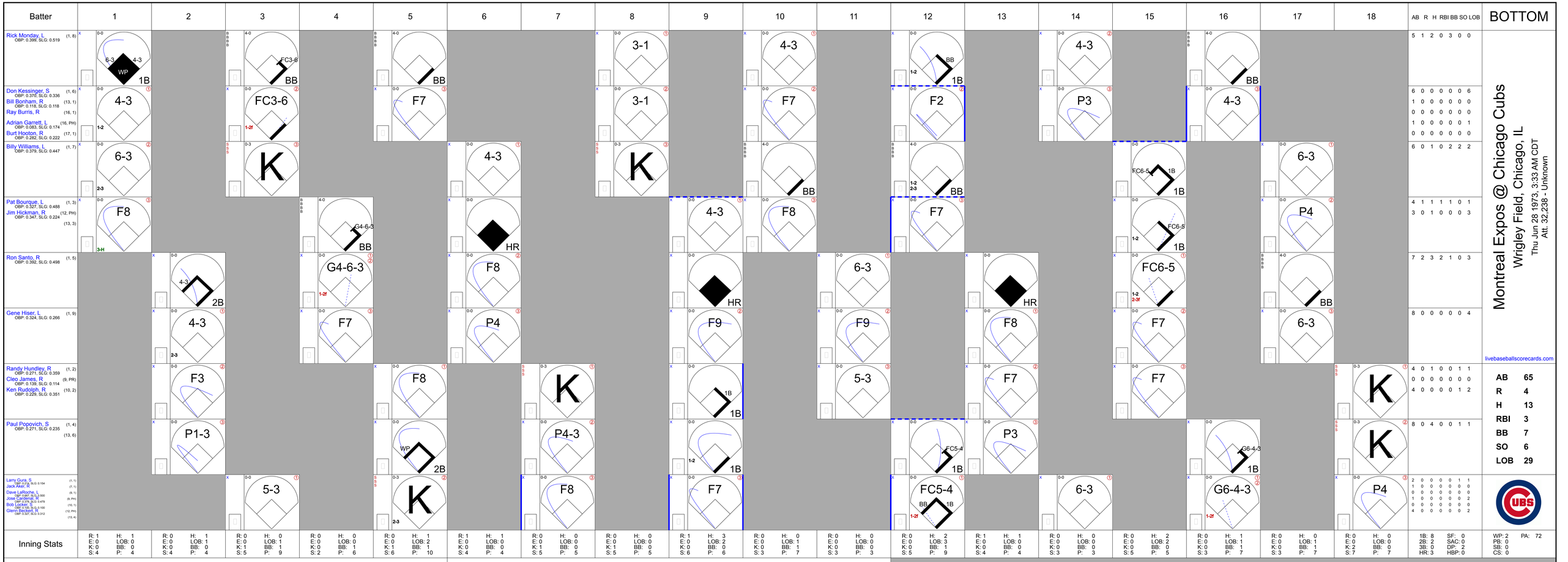
Batter
1
2
3
4
5
6
7
8
9
10
11
12
13
14
15
16
17
18
AB R H RBI BB SO LOB
BOTTOM
Rick Monday, L (1, 8) OBP: 0.366, SLG: 0.519
Don Kessinger, S (1, 6) OBP: 0.370, SLG: 0.336
Bill Bonham, R (13, 1) OBP: 0.118, SLG: 0.118
Ray Burris, R (16, 1)
Adrian Garrett, L (16, PH) OBP: 0.083, SLG: 0.174
Burt Hooton, R (17, 1) OBP: 0.282, SLG: 0.222
Billy Williams, L (1, 7) OBP: 0.379, SLG: 0.447
Pat Bourque, L (1, 3) OBP: 0.327, SLG: 0.488
Jim Hickman, R (12, PH) OBP: 0.347, SLG: 0.224 (13, 3)
Ron Santo, R (1, 5) OBP: 0.392, SLG: 0.498
Gene Hiser, L (1, 9) OBP: 0.324, SLG: 0.266
Randy Hundley, R (1, 2) OBP: 0.271, SLG: 0.359
Cleo James, R (9, PR) OBP: 0.139, SLG: 0.114
Ken Rudolph, R (10, 2) OBP: 0.229, SLG: 0.351
Paul Popovich, S (1, 4) OBP: 0.271, SLG: 0.235 (13, 6)
Larry Gura, S (1, 1) OBP: 0.219, SLG: 0.154
Jack Aker, R (7, 1)
Dave LaRoche, L (9, 1) OBP: 0.667, SLG: 0.500
Jose Cardenal, R (9, PH) OBP: 0.333, SLG: 0.479
Bob Locker, R (15, 1) OBP: 0.100, SLG: 0.100
Glenn Beckert, S (12, PH) OBP: 0.327, SLG: 0.312 (13, 4)
Montreal Expos @ Chicago Cubs
Wrigley Field, Chicago, IL
Thu Jun 28 1973, 3:33 AM CDT
Att. 32,238 - Unknown
livebaseballscorecards.com
AB 65
R 4
H 13
RBI 3
BB 7
SO 6
LOB 29
Inning Stats
PITCHER IP WLS BF H R ER SO BB IBB HBP BLK WP HR S P ERA WHIP
Mike Torrez, R (1, 1) ERA: 3.56 8.0 30 4 2 2 4 3 0 0 0 2 1 35 47 2.25 0.875
Mike Marshall, R (9, 1) ERA: 2.71 3.0 13 3 1 1 0 1 0 0 0 0 1 12 16 3.00 1.333
Tom Walker, R (12, 1) ERA: 3.38 0.1 3 2 0 0 0 0 0 0 0 0 0 3 3 0.00 6.000
Mickey Scott, L (12, 1) ERA: 4.66 0.1 2 0 0 0 0 1 0 0 0 0 0 1 5 0.00 3.000
Pat Jarvis, R (12, 1) ERA: 5.73 2.1 8 1 1 1 0 0 0 0 0 0 1 8 8 3.86 0.429
PITCHER IP WLS BF H R ER SO BB IBB HBP BLK WP HR S P ERA WHIP
Bill Stoneman, R (15, 1) ERA: 5.98 4.0 W 16 3 0 0 0 2 0 0 0 0 0 0 18 26 0.00 1.250
1B: 8 SF: 0
2B: 2 SAC: 0
3B: 0 DP: 2
HR: 3 HBP: 0
WP: 2 PA: 72
PB: 0
SB: 0
CS: 0

Batter	1	2	3	4	5	6	7	8	9	AB	R	H	RBI	BB	SO	LOB
Ron Hunt, R (1, 4) OBP: 0.407, SLG: 0.343	B B B B 4-0 1B BB	x 0-0 ③ 4-3			x 0-0 ③ F8			x 0-0 ② ③ L1-3 1-2		3	0	0	0	1	0	3
Boots Day, L (1, 8) OBP: 0.333, SLG: 0.429	x 0-0 1-2 1B		x 0-0 G4-6-3 1B			x 0-0 ① P1			x 0-0 ① F7	4	0	2	0	0	0	0
Ron Fairly, L (1, 7) OBP: 0.478, SLG: 0.492	x 0-0 ① P6		x 0-0 ① F9			x 0-0 ② 4-3			x 0-0 1B	4	0	1	0	0	0	3
Ken Singleton, S (1, 9) OBP: 0.416, SLG: 0.449	S S S 0-3 ② K		x 0-0 ② ③ G4-6-3 1-2f			x 0-0 ③ F7			x 0-0 ② F7	4	0	0	0	0	1	4
Mike Jorgensen, L (1, 3) OBP: 0.326, SLG: 0.322	S S S 0-3 ③ K			x 0-0 ① 3-1			S S S 0-3 ① K		x 0-0 ③ G3	4	0	0	0	0	2	3
Bob Bailey, R (1, 5) OBP: 0.403, SLG: 0.567		x 0-0 ① F8		S S S 0-3 ② K			x 0-0 ② 1-3			3	0	0	0	0	1	0
John Boccabella, R (1, 2) OBP: 0.286, SLG: 0.293		x 0-0 ② L8		x 0-0 ③ F9			S S S 0-3 ③ K			3	0	0	0	0	1	0
Tim Foli, R (1, 6) OBP: 0.272, SLG: 0.263		x 0-0 1B 1B			S S S 0-3 ① K			x 0-0 ① F9		3	0	1	0	0	1	0
Ernie McAnally, R (1, 1) OBP: 0.200, SLG: 0.200 Joe Gilbert, R (7, 1) Bob Stinson, S (8, PH) OBP: 0.333, SLG: 0.250 Tom Walker, R (8, 1)		x 0-0 1-2 1B			x 0-0 ② 6-3			x 0-0 L1-3 1B		2 0 1 0	0 0 0 0	1 0 1 0	0 0 0 0	0 0 0 0	0 0 0 0	0 0 0 0
Inning Stats	R: 0 E: 0 K: 2 S: 8 H: 1 LOB: 2 BB: 1 P: 12	R: 0 E: 0 K: 0 S: 5 H: 2 LOB: 2 BB: 0 P: 5	R: 0 E: 0 K: 0 S: 3 H: 1 LOB: 0 BB: 0 P: 3	R: 0 E: 0 K: 1 S: 5 H: 0 LOB: 0 BB: 0 P: 5	R: 0 E: 0 K: 1 S: 5 H: 0 LOB: 0 BB: 0 P: 5	R: 0 E: 0 K: 0 S: 3 H: 0 LOB: 0 BB: 0 P: 3	R: 0 E: 0 K: 2 S: 7 H: 0 LOB: 0 BB: 0 P: 7	R: 0 E: 0 K: 0 S: 3 H: 1 LOB: 0 BB: 0 P: 3	R: 0 E: 0 K: 0 S: 4 H: 1 LOB: 1 BB: 0 P: 4	1B: 6 2B: 1 3B: 0 HR: 0	SF: 0 SAC: 0 DP: 2 HBP: 0				WP: 0 PB: 0 SB: 0 CS: 0	PA: 32	

PITCHER	IP	WLS	BF	H	R	ER	SO	BB	IBB	HBP	BLK	WP	HR	S	P	ERA	WHIP
Bob Moose, R (1, 1) ERA: 3.43	9.0	W	32	6	0	0	6	1	0	0	0	0	0	43	47	0.00	0.778

PITCHER	IP	WLS	BF	H	R	ER	SO	BB	IBB	HBP	BLK	WP	HR	S	P	ERA	WHIP

TOP

Montreal Expos @ Pittsburgh Pirates

Three Rivers Stadium, Pittsburgh, PA

Fri Jun 29 1973, 7:05 PM EDT

Att. 26,638 - Unknown

livebaseballscorecards.com

AB	31
R	0
H	6
RBI	0
BB	1
SO	6
LOB	13

Batter	1	2	3	4	5	6	7	8	9	AB	R	H	RBI	BB	SO	LOB
Gene Clines, R (1, 9) OBP: 0.346, SLG: 0.373	1-3		F8		F7		WP, 1B, 1B, 2-3, 1B			0	0	0	0	0	0	0
Vic Davalillo, L (1, PH) (2, 9) OBP: 0.217, SLG: 0.259										4	1	1	0	0	0	1
Manny Sanguillen, R (1, 2) OBP: 0.302, SLG: 0.447	2B, BB		1-3		1B, 1-2, 1B		WP, 1B, 1-2, 3-H, 1B			3	2	2	1	1	0	0
Al Oliver, L (1, 8) OBP: 0.313, SLG: 0.455	F5		1B, BB		1-2, 2-3, 1B		WP, 1-H, 2-H, 1B			3	0	2	2	1	0	1
Willie Stargell, L (1, 7) OBP: 0.399, SLG: 0.680	1-H, 2B		1-3, 1B		F9		SSS, K, 1-2			4	0	2	1	0	1	4
Richie Zisk, R (8, 7) OBP: 0.246, SLG: 0.365										0	0	0	0	0	0	0
Richie Hebner, L (1, 5) OBP: 0.363, SLG: 0.498	SSS, K			G3		P5	P2			4	0	0	0	0	1	2
Bob Robertson, R (1, 3) OBP: 0.346, SLG: 0.418		SSS, K		F8		F8		5-3		4	0	0	0	0	1	0
Rennie Stennett, R (1, 4) OBP: 0.247, SLG: 0.367		5-3		F8		6-3		SSS, K		4	0	0	0	0	1	0
Gene Alley, R (1, 6) OBP: 0.308, SLG: 0.333		1B			P4		BBBB, 1B, SH3-4, 1B, BB	4-3		3	1	1	0	1	0	0
Bob Moose, R (1, 1) OBP: 0.189, SLG: 0.118		SSS, K			1B, 1B, 1B		SH3-4, 1-2			2	0	1	0	0	1	1
Inning Stats	R: 1 E: 0 K: 1 S: 6 H: 1 LOB: 1 BB: 1 P: 10	R: 0 E: 0 K: 2 S: 8 H: 1 LOB: 1 BB: 0 P: 8	R: 0 E: 0 K: 0 S: 3 H: 1 LOB: 2 BB: 1 P: 7	R: 0 E: 0 K: 0 S: 3 H: 0 LOB: 0 BB: 0 P: 3	R: 0 E: 0 K: 0 S: 6 H: 3 LOB: 3 BB: 0 P: 6	R: 0 E: 0 K: 0 S: 3 H: 0 LOB: 0 BB: 0 P: 3	R: 3 E: 0 K: 1 S: 8 H: 3 LOB: 1 BB: 1 P: 12	R: 0 E: 0 K: 1 S: 5 H: 0 LOB: 0 BB: 0 P: 5		1B: 8 2B: 1 3B: 0 HR: 0	SF: 0 SAC: 1 DP: 0 HBP: 0					

PITCHER		IP	WLS	BF	H	R	ER	SO	BB	IBB	HBP	BLK	WP	HR	S	P	ERA	WHIP
Ernie McAnally, R ERA: 3.27	(1, 1)	6.1	L	30	9	4	4	3	3	0	0	0	1	0	33	45	5.68	1.895
Joe Gilbert, L ERA: 4.74	(7, 1)	0.2		2	0	0	0	1	0	0	0	0	1	0	4	4	0.00	0.000
Tom Walker, R ERA: 3.31	(8, 1)	1.0		3	0	0	0	1	0	0	0	0	0	0	5	5	0.00	0.000

PITCHER	IP	WLS	BF	H	R	ER	SO	BB	IBB	HBP	BLK	WP	HR	S	P	ERA	WHIP

BOTTOM

Montreal Expos @ Pittsburgh Pirates

Three Rivers Stadium, Pittsburgh, PA

Fri Jun 29 1973, 7:05 PM EDT

Att. 26,638 - Unknown

livebaseballscorecards.com

AB	31
R	4
H	9
RBI	4
BB	3
SO	5
LOB	9

1B: 8	SF: 0	WP: 2	PA: 35
2B: 1	SAC: 1	PB: 0	
3B: 0	DP: 0	SB: 0	
HR: 0	HBP: 0	CS: 0	

Montreal Expos @ Pittsburgh Pirates

Three Rivers Stadium, Pittsburgh, PA

Sat Jun 30 1973, 3:33 AM EDT

Att. 11,676 - Unknown

livebaseballscorecards.com

Batter	1	2	3	4	5	6	7	8	9	AB	R	H	RBI	BB	SO	LOB
Ron Hunt, R (1, 4) OBP: 0.402, SLG: 0.337	L1		5-3			5-3		6-3		4	0	0	0	0	0	0
Mike Jorgensen, L (1, 3) OBP: 0.326, SLG: 0.322	K			L9		1B		4-3		3	0	1	0	0	1	0
Ron Woods, R (8, PH) OBP: 0.359, SLG: 0.354 (8, 7)										1	0	0	0	0	0	0
Ken Singleton, S (1, 9) OBP: 0.414, SLG: 0.445	F7			L6		1-2 1B		5-3		4	0	1	0	0	0	0
Ron Fairly, L (1, 7) OBP: 0.474, SLG: 0.483 (8, 3)		4-3		P6		F7			BBBB G6-4-3 BB	3	0	0	0	1	0	2
Bob Bailey, R (1, 5) OBP: 0.396, SLG: 0.556		P2			K	P4			G6-4-3 1-2f	4	0	0	0	0	1	3
Boots Day, L (1, 8) OBP: 0.343, SLG: 0.430		BBBB BB			F5		1B SF9 1B		BBBB 1B BB	2	1	1	0	1	0	0
Clyde Mashore, R (9, PH) OBP: 0.327, SLG: 0.500										0	0	0	0	1	0	0
Tim Foli, R (1, 6) OBP: 0.280, SLG: 0.271		K			1B		1-3 G4-6-3 1B		1-3 1B	4	0	3	0	0	1	1
Terry Humphrey, R (1, 2) OBP: 0.186, SLG: 0.218			L6		1-3 1B		SF9 3-H		5-3	3	0	1	1	0	0	2
Balor Moore, L (1, 1) OBP: 0.118, SLG: 0.094										1	0	0	0	0	0	0
Hal Breeden, R (5, PH) OBP: 0.389, SLG: 0.512			F7		P2		G4-6-3 1-2f			1	0	0	0	0	0	2
Mickey Scott, L (5, 1)										0	0	0	0	0	0	0
Bob Stinson, S (7, PH) OBP: 0.300, SLG: 0.222										1	0	0	0	0	0	1
Pat Jarvis, R (7, 1)										0	0	0	0	0	0	0

TOP

	AB	31
	R	1
	H	7
	RBI	1
	BB	3
	SO	3
	LOB	11

Inning Stats	1	2	3	4	5	6	7	8	9
	R: 0 E: 0 K: 1 S: 5	H: 0 LOB: 0 BB: 0 P: 5	R: 0 E: 0 K: 1 S: 5	H: 0 LOB: 1 BB: 1 P: 9	R: 0 E: 0 K: 0 S: 3	H: 0 LOB: 0 BB: 0 P: 3	R: 0 E: 0 K: 0 S: 3	H: 0 LOB: 0 BB: 0 P: 3	R: 0 E: 0 K: 1 S: 7	H: 2 LOB: 2 BB: 0 P: 7	R: 0 E: 0 K: 0 S: 5	H: 2 LOB: 2 BB: 0 P: 5	R: 1 E: 0 K: 0 S: 4	H: 2 LOB: 0 BB: 0 P: 4	R: 0 E: 0 K: 0 S: 3	H: 0 LOB: 0 BB: 0 P: 3	R: 0 E: 0 K: 0 S: 3	H: 1 LOB: 2 BB: 2 P: 11

	1B: 7	SF: 1	WP: 0	PA: 35
	2B: 0	SAC: 0	PB: 0	
	3B: 0	DP: 2	SB: 0	
	HR: 0	HBP: 0	CS: 0	

PITCHER		IP	WLS	BF	H	R	ER	SO	BB	IBB	HBP	BLK	WP	HR	S	P	ERA	WHIP
Nelson Briles, R ERA: 3.03	(1, 1)	7.0	W	27	6	1	1	3	1	0	0	0	0	0	32	36	1.29	1.000
Ramon Hernandez, L ERA: 2.25	(8, 1)	2.0	S	8	1	0	0	0	2	0	0	0	0	0	6	14	0.00	1.500

PITCHER		IP	WLS	BF	H	R	ER	SO	BB	IBB	HBP	BLK	WP	HR	S	P	ERA	WHIP

BOTTOM

Montreal Expos @ Pittsburgh Pirates

Three Rivers Stadium, Pittsburgh, PA

Sat Jun 30 1973, 3:33 AM EDT

Att. 11,676 - Unknown

livebaseballscorecards.com

Batter	1	2	3	4	5	6	7	8	9	AB	R	H	RBI	BB	SO	LOB
Gene Clines, R (1, 9) OBP: 0.348, SLG: 0.364	BBBB 4-0 WP S BB		BBBB 4-0 BB BB SF8 1-2 2-3 BB	SSS 0-3 ② K	x 0-0 ③ L4			SSS 0-3 ① K		3	1	0	0	2	2	2
Rennie Stennett, R (1, 4) OBP: 0.256, SLG: 0.375	SSS 0-3 ① K 1-3		BBBB 4-0 BB BB 1B 1-2 2-3 3-H BB	x 0-0 BB 2B		x 0-0 1B		x 0-0 ② F8		4	1	2	1	1	1	1
Al Oliver, L (1, 8) OBP: 0.311, SLG: 0.449	x 0-0 ② F7		x 0-0 ① F7	BBBB 4-0 BB BB		SSS 0-3 ① K		x 0-0 ③ F7		4	0	0	0	1	1	5
Willie Stargell, L (1, 7) OBP: 0.401, SLG: 0.674 Richie Zisk, R (7, 7) OBP: 0.246, SLG: 0.365	SSS 0-3 ③ K		BBBB 4-0 BB 1B 1-2 2-3 3-H BB	BBBB 4-0 1-2 2-3 BB		x 0-0 ② F2				2 0	1 0	0 0	1 0	2 0	1 0	2 0
Manny Sanguillen, R (1, 2) OBP: 0.298, SLG: 0.442		SSS 0-3 ① K	x 0-0 ② SF8 3-H	x 0-0 ③ 5-3		x 0-0 ③ F3				3	0	0	1	0	1	4
Bob Robertson, R (1, 3) OBP: 0.349, SLG: 0.417		SSS 0-3 ② K	BBBB 4-0 1B 1-2 2-3 BB		x 0-0 1B 1B		x 0-0 ① F8			3	0	1	0	1	1	0
Richie Hebner, L (1, 5) OBP: 0.362, SLG: 0.494		SSS 0-3 ③ K	x 0-0 1-2 2-H 3-H 1B		x 0-0 ① P5		x 0-0 ② P3			4	0	1	2	0	1	1
Gene Alley, R (1, 6) OBP: 0.313, SLG: 0.333			BBBB 4-0 PB HBP BB BB x 0-0 ③ 6-3		x 0-0 ② P4		x 0-0 1B			3	1	1	0	1	0	3
Nelson Briles, R (1, 1) OBP: 0.297, SLG: 0.400 Vic Davalillo, L (7, PH) OBP: 0.213, SLG: 0.254 Ramon Hernandez, S (8, 1)			H 1-0 BB PB BB 1-2 HBP	x 0-0 ① 6-3	x 0-0 1-2 1B		x 0-0 ③ 1-3			2 1 0	1 0 0	1 0 0	0 0 0	0 0 0	0 0 0	0 1 0
Inning Stats	R: 0 E: 0 K: 2 S: 7 H: 0 LOB: 1 BB: 1 P: 11	R: 0 E: 0 K: 3 S: 9 H: 0 LOB: 0 BB: 0 P: 9	R: 5 E: 0 K: 0 S: 4 H: 1 LOB: 2 BB: 5 P: 25	R: 0 E: 0 K: 1 S: 6 H: 1 LOB: 3 BB: 2 P: 14	R: 0 E: 0 K: 0 S: 5 H: 2 LOB: 2 BB: 0 P: 5	R: 0 E: 0 K: 1 S: 6 H: 1 LOB: 1 BB: 0 P: 6	R: 0 E: 0 K: 0 S: 4 H: 1 LOB: 1 BB: 0 P: 4	R: 0 E: 0 K: 1 S: 5 H: 0 LOB: 0 BB: 0 P: 5		1B: 5 2B: 1 3B: 0 HR: 0	SF: 1 SAC: 0 DP: 0 HBP: 1			WP: 1 PB: 1 SB: 1 CS: 0		PA: 39	

	AB	29
	R	5
	H	6
	RBI	5
	BB	8
	SO	8
	LOB	19

PITCHER		IP	WLS	BF	H	R	ER	SO	BB	IBB	HBP	BLK	WP	HR	S	P	ERA	WHIP
Balor Moore, L ERA: 4.53	(1, 1)	4.0	L	23	2	5	5	6	8	0	1	0	1	0	26	59	11.25	2.500
Mickey Scott, L ERA: 3.86	(5, 1)	2.0		9	3	0	0	1	0	0	0	0	0	0	11	11	0.00	1.500
Pat Jarvis, R ERA: 4.85	(7, 1)	2.0		7	1	0	0	1	0	0	0	0	0	0	9	9	0.00	0.500

PITCHER	IP	WLS	BF	H	R	ER	SO	BB	IBB	HBP	BLK	WP	HR	S	P	ERA	WHIP

Batter	1	2	3	4	5	6	7	8	9	AB	R	H	RBI	BB	SO	LOB
Ron Woods, R (1, 8) OBP: 0.364, SLG: 0.352 Ron Fairly, L (7, PH) OBP: 0.470, SLG: 0.478	B B B B 4-0 S BB		x 0-0 ② 4-3			B B B B 4-0 BB BB	x 0-0 ③ F8		x 0-0 ③ 6-3	1 0 0 0 2 0 0 2 0 0 0 0 0 4						
Clyde Mashore, R (1, 7) OBP: 0.304, SLG: 0.458 (7, 8)	S S S 0-3 ① K 1-2		x 0-0 ③ 5-3			x 0-0 ② P6		S S S 0-3 ① K		4 0 0 0 0 2 2						
Hal Breeden, R (1, 3) OBP: 0.394, SLG: 0.541	x 0-0 ② L9			x 0-0 ① F7		B B B B 4-0 1-2 BB		x 0-0 HR		3 1 1 1 1 0 1						
Bob Bailey, R (1, 5) OBP: 0.393, SLG: 0.547	x 0-0 ③ 6-3			B B B B 4-0 G6-4-3 BB		x 0-0 ③ 1-3		S S S 0-3 ② K		3 0 0 0 1 1 3						
Ken Singleton, S (1, 9) OBP: 0.411, SLG: 0.455		x 0-0 ① F9		x 0-0 ②③ G6-4-3 1-2f			x 0-0 HR	x 0-0 ③ F7		4 1 1 1 0 0 1						
John Boccabella, R (1, 2) OBP: 0.285, SLG: 0.292		x 0-0 ② L3			x 0-0 ① 5-3		x 0-0 WP 5-3 1B		S S S 0-3 ① K	4 0 1 0 0 1 0						
Tim Foli, R (1, 6) OBP: 0.287, SLG: 0.279		x 0-0 1B			x 0-0 G6-3 1B		x 0-0 ① 5-3 1-2		x 0-0 BB 1B	4 0 3 0 0 0 1						
Pepe Frias, R (1, 4) OBP: 0.213, SLG: 0.234 Boots Day, L (9, PH) OBP: 0.339, SLG: 0.426	S S S 0-3 ③ K				x 0-0 ②③ G6-3 1-2f		S S S 0-3 ② K 2-3		x 0-0 ② L9	3 0 0 0 0 2 3 1 0 0 0 0 0 1						
Bill Stoneman, R (1, 1) OBP: 0.313, SLG: 0.091 Ron Hunt, R (6, PH) OBP: 0.401, SLG: 0.336 Joe Gilbert, R (6, 1) Terry Humphrey, R (7, PH) OBP: 0.200, SLG: 0.218 Tom Walker, R (7, 1) Mike Jorgensen, L (9, PH) OBP: 0.329, SLG: 0.322			x 0-0 ① 3-1			x 0-0 ① 4-3	B B B B 4-0 BB		B B B B 4-0 1-2 BB	1 0 0 0 0 0 0 1 0 0 0 0 0 0 0 0 0 0 0 0 0 0 0 0 0 1 0 0 0 0 0 0 0 0 0 0 0 0 0 1 0 0						
Inning Stats	R: 0 E: 0 K: 1 S: 5 H: 0 LOB: 1 BB: 1 P: 9	R: 0 E: 0 K: 1 S: 6 H: 1 LOB: 1 BB: 0 P: 6	R: 0 E: 0 K: 0 S: 3 H: 0 LOB: 0 BB: 0 P: 3	R: 0 E: 0 K: 0 S: 2 H: 0 LOB: 0 BB: 1 P: 6	R: 0 E: 0 K: 0 S: 3 H: 1 LOB: 0 BB: 0 P: 3	R: 0 E: 0 K: 0 S: 3 H: 0 LOB: 2 BB: 2 P: 11	R: 1 E: 0 K: 1 S: 7 H: 2 LOB: 2 BB: 1 P: 11	R: 1 E: 0 K: 2 S: 8 H: 1 LOB: 0 BB: 0 P: 8	R: 0 E: 0 K: 1 S: 6 H: 1 LOB: 2 BB: 1 P: 10	1B: 4 2B: 0 3B: 0 HR: 2 SF: 0 SAC: 0 DP: 2 HBP: 0						

TOP

Montreal Expos @ Pittsburgh Pirates

Three Rivers Stadium, Pittsburgh, PA

Sun Jul 01 1973, 3:33 AM EDT

Unknown

livebaseballscorecards.com

AB	31
R	2
H	6
RBI	2
BB	6
SO	6
LOB	16

		WP: 1	PA: 37
		PB: 0	
		SB: 1	
		CS: 0	

PITCHER		IP	WLS	BF	H	R	ER	SO	BB	IBB	HBP	BLK	WP	HR	S	P	ERA	WHIP
Luke Walker, L ERA: 4.16	(1, 1)	6.2	W	27	4	1	1	3	5	0	0	0	1	1	28	48	1.35	1.350
Bob Johnson, R ERA: 4.89	(7, 1)	2.1	S	10	2	1	1	3	1	0	0	0	0	1	15	19	3.86	1.286

PITCHER	IP	WLS	BF	H	R	ER	SO	BB	IBB	HBP	BLK	WP	HR	S	P	ERA	WHIP

BOTTOM

Montreal Expos @ Pittsburgh Pirates

Three Rivers Stadium, Pittsburgh, PA

Sun Jul 01 1973, 3:33 AM EDT

Unknown

Batter	1	2	3	4	5	6	7	8	9	AB	R	H	RBI	BB	SO	LOB
Gene Clines, R (1, 9) OBP: 0.343, SLG: 0.358	L6		5-3 3B 1B	FC6-4 S 1-2f 2-3		K		L9		5	1	1	0	0	1	3
Manny Sanguillen, R (1, 2) OBP: 0.294, SLG: 0.436	P3		5-3 1-2	F9 1-2		4-3				4	0	0	0	0	0	3
Al Oliver, L (1, 8) OBP: 0.320, SLG: 0.463	E 1B		SF5 3B 2-H		BB 1B 1B		FC3-6 1B			4	3	4	1	0	0	0
Willie Stargell, L (1, 7) OBP: 0.407, SLG: 0.679 Richie Zisk, R (6, 7) OBP: 0.241, SLG: 0.358	E6 2B 1-H		BBBB BB		1B SF7 BB 1-2		P2			1 1	1 0	1 0	1 0	2 0	0 0	0 1
Richie Hebner, L (1, 5) OBP: 0.364, SLG: 0.494	IBB		SF5 3-H		1B 1B 1-3 2-H		FC3-6 1-2f			2	1	1	2	1	0	1
Bob Robertson, R (1, 3) OBP: 0.343, SLG: 0.411	L6		F9		SF7 3-H		F8			3	0	0	1	0	0	4
Rennie Stennett, R (1, 4) OBP: 0.261, SLG: 0.378		6-3		P9	G6-4-3 1B 2-H			SH3-4 1B		4	0	2	1	0	0	0
Gene Alley, R (1, 6) OBP: 0.313, SLG: 0.328		F9		BBBB FC6-4 SH BB	G6-4-3 1-2f			SH3-4 1-2		2	0	0	0	1	0	1
Luke Walker, L (1, 1) OBP: 0.100, SLG: 0.100 Bob Johnson, L (7, 1)		3-1		SH FC6-4 1-2		4-3		5-3		2 1	0 0	0 0	0 0	0 0	0 0	0 1
Inning Stats	R: 1 H: 2 E: 1 LOB: 2 K: 0 BB: 1 S: 5 P: 9	R: 0 H: 0 E: 0 LOB: 0 K: 0 BB: 0 S: 3 P: 3	R: 2 H: 2 E: 0 LOB: 1 K: 0 BB: 1 S: 5 P: 9	R: 0 H: 0 E: 0 LOB: 2 K: 0 BB: 1 S: 4 P: 8	R: 3 H: 3 E: 0 LOB: 0 K: 0 BB: 1 S: 5 P: 9	R: 0 H: 0 E: 0 LOB: 0 K: 1 BB: 0 S: 5 P: 5	R: 0 H: 1 E: 0 LOB: 1 K: 0 BB: 0 S: 4 P: 4	R: 0 H: 1 E: 0 LOB: 1 K: 0 BB: 0 S: 4 P: 4		1B: 7 SF: 2 2B: 1 SAC: 2 3B: 1 DP: 1 HR: 0 HBP: 0						

livebaseballscorecards.com

AB	29
R	6
H	9
RBI	6
BB	4
SO	1
LOB	14

PITCHER		IP	WLS	BF	H	R	ER	SO	BB	IBB	HBP	BLK	WP	HR	S	P	ERA	WHIP
Bill Stoneman, R ERA: 6.45	(1, 1)	5.0	L	26	7	6	6	0	3	1	0	0	0	0	22	38	10.80	2.000
Joe Gilbert, L ERA: 4.5	(6, 1)	1.0		3	0	0	0	1	0	0	0	0	0	0	5	5	0.00	0.000
Tom Walker, R ERA: 3.19	(7, 1)	2.0		8	2	0	0	0	0	0	0	0	0	0	8	8	0.00	1.000

PITCHER	IP	WLS	BF	H	R	ER	SO	BB	IBB	HBP	BLK	WP	HR	S	P	ERA	WHIP

Montreal Expos @ Pittsburgh Pirates

Three Rivers Stadium, Pittsburgh, PA

Sun Jul 01 1973, 3:38 AM EDT

Att. 24,984 - Unknown

TOP

Batter	1	2	3	4	5	6	7	8	9	AB	R	H	RBI	BB	SO	LOB
Ron Hunt, R (1, 4) OBP: 0.402, SLG: 0.336	G6-4-3 1B		SH2-4 1-2		6-3		FC6-4 1-2 2-3 BB		4-3	3	0	1	0	1	0	0
Tim Foli, R (1, 6) OBP: 0.287, SLG: 0.280	F9		E5 BB 2-3		FC6-4 1B		FC6-4 1-2f 2-3 3-H		G3	3	0	1	0	0	0	2
Pepe Frias, R (5, 6) OBP: 0.210, SLG: 0.231										1	0	0	1	0	0	2
Boots Day, L (9, PH) OBP: 0.336, SLG: 0.422										1	0	0	0	0	0	0
Ron Woods, R (1, 8) OBP: 0.363, SLG: 0.348	G6-4-3 1-2f		FC6 BB 1-2		FC6-4 1-2f		4-3		1B 1B BB	2	0	0	0	1	0	2
Ron Fairly, L (7, PH) OBP: 0.471, SLG: 0.475										1	1	0	0	1	0	2
(7, 7)																
Hal Breeden, R (1, 3) OBP: 0.394, SLG: 0.528		WP 1B BB	K			K		6-3	1B 1-2	4	1	1	0	1	2	3
Bob Bailey, R (1, 5) OBP: 0.389, SLG: 0.539		K 1-2	FC6 1-2f			F9		L8	1B 1-2 2-H	5	0	1	1	0	1	4
Ken Singleton, S (1, 9) OBP: 0.408, SLG: 0.462		K		4-3		1-3		HR	F7	5	1	1	1	0	1	3
Clyde Mashore, R (1, 7) OBP: 0.333, SLG: 0.460				5-3			FC6-4 BB	BB BB		2	0	1	1	2	0	0
(7, 8)		1B 2-H														
Terry Humphrey, R (1, 2) OBP: 0.203, SLG: 0.207	F3		K				FC6-4 BB CI FC6-4 1-2f	BB 1-2		3	1	0	0	1	1	2
Mike Torrez, R (1, 1) OBP: 0.242, SLG: 0.273			E4 E SH2-4		P3		CI FC6-4 BB 1-2	P6		1	0	0	0	0	0	0
John Strohmayer, R (4, 1) OBP: 0.400, SLG: 0.250										1	0	0	0	0	0	0
Bob Stinson, S (7, PH) OBP: 0.300, SLG: 0.222										0	0	0	0	0	0	0
Joe Gilbert, R (7, 1)										0	0	0	0	0	0	0
Mike Jorgensen, L (8, PH) OBP: 0.328, SLG: 0.320										1	0	0	0	0	0	2
Mike Marshall, R (8, 1) OBP: 0.267, SLG: 0.214										0	0	0	0	0	0	0
Inning Stats	R: 0 E: 0 K: 0 S: 3 H: 1 LOB: 0 BB: 0 P: 3	R: 1 E: 0 K: 2 S: 8 H: 1 LOB: 1 BB: 1 P: 12	R: 0 E: 2 K: 1 S: 7 H: 0 LOB: 3 BB: 1 P: 11	R: 0 E: 0 K: 1 S: 5 H: 0 LOB: 0 BB: 0 P: 5	R: 0 E: 0 K: 0 S: 4 H: 1 LOB: 1 BB: 0 P: 4	R: 0 E: 0 K: 1 S: 5 H: 0 LOB: 0 BB: 0 P: 5	R: 1 E: 1 K: 0 S: 4 H: 0 LOB: 2 BB: 2 P: 12	R: 1 E: 0 K: 0 S: 4 H: 1 LOB: 2 BB: 2 P: 12	R: 1 E: 0 K: 0 S: 5 H: 2 LOB: 2 BB: 1 P: 9	1B: 5 2B: 0 3B: 0 HR: 1 SF: 0 SAC: 1 DP: 1 HBP: 0						

AB	33
R	4
H	6
RBI	4
BB	7
SO	5
LOB	22

WP: 1 PB: 0 SB: 0 CS: 0 PA: 42

livebaseballscorecards.com

PITCHER		IP	WLS	BF	H	R	ER	SO	BB	IBB	HBP	BLK	WP	HR	S	P	ERA	WHIP
Jim Rooker, L ERA: 3.83	(1, 1)	6.1	W	28	3	2	1	5	4	0	0	0	1	0	34	50	1.42	1.105
Dave Giusti, R ERA: 1.51	(7, 1)	2.2	S	14	3	2	2	0	3	0	0	0	0	1	11	23	6.75	2.250

PITCHER	IP	WLS	BF	H	R	ER	SO	BB	IBB	HBP	BLK	WP	HR	S	P	ERA	WHIP

BOTTOM

Montreal Expos @ Pittsburgh Pirates

Three Rivers Stadium, Pittsburgh, PA

Sun Jul 01 1973, 3:38 AM EDT

Att. 24,984 - Unknown

livebaseballscorecards.com

Batter	1	2	3	4	5	6	7	8	9	AB	R	H	RBI	BB	SO	LOB
Gene Clines, R (1, 8) OBP: 0.351, SLG: 0.362	0-0 CS 1B	0-0 L4-3		0-0 1B; 1-2 2-H 3B 1B	4-0 BBB BB		0-0 L6-3			4	1	2	1	1	0	0
Dave Cash, R (1, 4) OBP: 0.336, SLG: 0.370	4-0 BBB 1B; 1-2 1B BB		0-0 6-3	0-0 1-2 2-H 3B 1B	0-3 SSS K			0-0 6-3		4	2	1	1	1	1	3
Al Oliver, L (1, 3) OBP: 0.325, SLG: 0.474	0-0 1B; 1-3 E 1B		0-0 HR	0-0 P6	0-0 4-3			4-0 BBB BB		4	2	2	1	1	0	5
Richie Hebner, L (1, 5) OBP: 0.366, SLG: 0.496 Fernando Gonzalez, R (2, 5) OBP: 0.200, SLG: 0.343	0-0 1-2 E6 3-H 1B		0-3 SSS K	0-0 1-H 2-H 2B 3B		0-0 6-3		0-0 F7		1 4	0 1	1 1	1 2	0 0	0 1	0 1
Richie Zisk, R (1, 7) OBP: 0.270, SLG: 0.404	0-0 E6 1B; 1-H 2-H		4-0 BBB BB	0-0 3-H 2B		0-0 2B		0-0 F9		4	0	2	1	1	0	2
Rennie Stennett, R (1, 6) OBP: 0.261, SLG: 0.375	0-0 S 2-3 1B		0-0 4-3	0-0 4-3		0-0 L4				4	0	1	0	0	0	3
Vic Davalillo, L (1, 9) OBP: 0.215, SLG: 0.254	0-0 4-3 1-2			0-0 F8	0-0 SH5-4 BB 1B	0-0 P4				4	0	1	0	0	0	3
Milt May, L (1, 2) OBP: 0.354, SLG: 0.397		0-0 F9		4-0 BBB SH 1B BB	4-0 BBB 1-2 SH5-4 BB		0-0 4-3			2	1	0	0	2	0	0
Jim Rooker, R (1, 1) Dave Giusti, R (7, 1) OBP: 0.400, SLG: 0.250		0-3 SSS K		0-0 SH 1B; 1-2 1B	0-0 SH5-4; 1-2 2-3		0-0 L3			1 1	1 0	0 0	0 0	1 0	0 0	0 0
Inning Stats	R: 2 E: 1 K: 0 S: 6 H: 4 LOB: 2 BB: 1 P: 10	R: 0 E: 0 K: 1 S: 5 H: 0 LOB: 0 BB: 0 P: 5	R: 1 E: 0 K: 1 S: 6 H: 1 LOB: 1 BB: 1 P: 10	R: 5 E: 0 K: 0 S: 8 H: 4 LOB: 1 BB: 1 P: 12	R: 0 E: 0 K: 1 S: 6 H: 1 LOB: 3 BB: 2 P: 14	R: 0 E: 0 K: 0 S: 4 H: 1 LOB: 1 BB: 0 P: 4	R: 0 E: 0 K: 0 S: 3 H: 0 LOB: 0 BB: 0 P: 3	R: 0 E: 0 K: 0 S: 3 H: 0 LOB: 1 BB: 1 P: 7		1B: 7 2B: 2 3B: 1 HR: 1	SF: 0 SAC: 2 DP: 0 HBP: 0					

	AB	33
	R	8
	H	11
	RBI	7
	BB	6
	SO	3
	LOB	17

PITCHER		IP	WLS	BF	H	R	ER	SO	BB	IBB	HBP	BLK	WP	HR	S	P	ERA	WHIP
Mike Torrez, R ERA: 4.04	(1, 1)	3.2	L	23	9	8	7	2	3	0	0	0	0	1	24	36	17.18	3.273
John Strohmayer, R ERA: 4.45	(4, 1)	2.1		11	2	0	0	1	2	0	0	0	0	0	11	19	0.00	1.714
Joe Gilbert, L ERA: 4.29	(7, 1)	1.0		3	0	0	0	0	0	0	0	0	0	0	3	3	0.00	0.000
Mike Marshall, R ERA: 2.68	(8, 1)	1.0		4	0	0	0	0	1	0	0	0	0	0	3	7	0.00	1.000

PITCHER	IP	WLS	BF	H	R	ER	SO	BB	IBB	HBP	BLK	WP	HR	S	P	ERA	WHIP

WP: 0 PB: 0 SB: 1 CS: 1 PA: 41

Batter	1	2	3	4	5	6	7	8	9	10	AB	R	H	RBI	BB	SO	LOB
Don Hahn, R (1, 8) OBP: 0.279, SLG: 0.349	1B		1B		F7			5-3		FC6-4 1-2f	5	0	2	0	0	0	1
Felix Millan, R (1, 4) OBP: 0.309, SLG: 0.337	FC4-6 BB		1-3			4-3		G3-6-3 1B			3	0	1	0	1	0	1
John Milner, L (1, 3) OBP: 0.329, SLG: 0.436	FC4-6 1-2f			1B 1B 1B		K		G3-6-3 1-2f			4	1	1	0	0	1	2
Rusty Staub, L (1, 9) OBP: 0.359, SLG: 0.422	F8			1B 1-2 1B		BB			5-3		3	0	1	0	1	0	1
Ed Kranepool, L (1, 7) OBP: 0.320, SLG: 0.354		4-3		G4-6-3 1-3 2-H 1B		F8			F8		2	0	1	1	0	0	0
George Theodore, R (4, PR) OBP: 0.295, SLG: 0.295 (4, 7)											2	0	0	0	0	0	1
Wayne Garrett, L (1, 5) OBP: 0.325, SLG: 0.361		K		P5			3-1		F8		4	0	0	0	0	1	2
Ron Hodges, L (1, 2) OBP: 0.316, SLG: 0.377		K		G4-6-3 1-2f			5-3			F7	4	0	0	0	0	1	2
Ted Martinez, R (1, 6) OBP: 0.272, SLG: 0.256			F9		1-3					FC3-6 1B	3	0	1	0	1	0	0
George Stone, L (1, 1) OBP: 0.368, SLG: 0.368											3	0	0	0	0	0	1
Jim Gosger, L (10, PH) OBP: 0.300, SLG: 0.264											1	0	0	0	0	0	1
Buzz Capra, R (10, 1)			4-3		6-3		4-3			FC3-6 FC6-4 1-2f	0	0	0	0	0	0	0

TOP

New York Mets @ Montreal Expos

Jarry Park, Montreal, QB

Mon Jul 02 1973, 3:33 AM EDT

Att. 14,618 - Unknown

livebaseballscorecards.com

AB	34
R	1
H	7
RBI	1
BB	3
SO	3
LOB	12

Inning Stats	1	2	3	4	5	6	7	8	9	10
	R: 0 E: 0 K: 0 S: 3	R: 0 E: 0 K: 2 S: 7	R: 0 E: 0 K: 0 S: 4	R: 1 E: 0 K: 0 S: 5	R: 0 E: 0 K: 0 S: 3	R: 0 E: 0 K: 1 S: 5	R: 0 E: 0 K: 0 S: 3	R: 0 E: 0 K: 0 S: 3	R: 0 E: 0 K: 0 S: 3	R: 0 E: 0 K: 0 S: 4
	H: 1 LOB: 1 BB: 1 P: 7	H: 0 LOB: 0 BB: 0 P: 7	H: 1 LOB: 1 BB: 0 P: 4	H: 3 LOB: 2 BB: 0 P: 5	H: 0 LOB: 0 BB: 0 P: 3	H: 0 LOB: 1 BB: 1 P: 9	H: 0 LOB: 1 BB: 1 P: 7	H: 1 LOB: 0 BB: 0 P: 3	H: 0 LOB: 0 BB: 0 P: 3	H: 1 LOB: 1 BB: 0 P: 4

1B: 7 SF: 0
2B: 0 SAC: 0
3B: 0 DP: 2
HR: 0 HBP: 0

WP: 0 PA: 37
PB: 0
SB: 0
CS: 0

PITCHER	IP	WLS	BF	H	R	ER	SO	BB	IBB	HBP	BLK	WP	HR	S	P	ERA	WHIP
Steve Renko, R (1, 1) ERA: 2.93	10.0	W	37	7	1	1	3	3	0	0	0	0	0	40	52	0.90	1.000

PITCHER	IP	WLS	BF	H	R	ER	SO	BB	IBB	HBP	BLK	WP	HR	S	P	ERA	WHIP

Batter	1	2	3	4	5	6	7	8	9	10	AB	R	H	RBI	BB	SO	LOB
Ron Hunt, R (1, 4) OBP: 0.400, SLG: 0.335	4-3		P4			5-3		SH1-4 1B			4	0	1	0	0	0	0
Tim Foli, R (1, 6) OBP: 0.288, SLG: 0.280	6-3			5-3		1B		SH1-4 1-2			3	0	1	0	0	0	0
Ron Woods, R (1, 8) OBP: 0.356, SLG: 0.339	K			5-3		F9		F7			4	0	0	0	0	1	2
Hal Breeden, R (1, 3) OBP: 0.389, SLG: 0.516		6-3		P4			1B 1B 1B	1-3			4	1	1	0	0	0	1
Bob Bailey, R (1, 5) OBP: 0.387, SLG: 0.533		F7			F3		SH3-4 1B 1-3 1B		L7		4	0	1	0	0	0	0
Ken Singleton, S (1, 9) OBP: 0.409, SLG: 0.460		BB			6-3		G5-3 SH3-4 1-2 3-H 1B		F9		3	0	1	1	1	0	0
Clyde Mashore, R (1, 7) OBP: 0.333, SLG: 0.453		K			1B		SH3-4 1-2 2-3		5-3		3	0	1	0	0	1	1
John Boccabella, R (1, 2) OBP: 0.285, SLG: 0.288			6-3		F8		IBB			K	3	0	0	0	1	1	1
Steve Renko, R (1, 1) OBP: 0.293, SLG: 0.270			6-3			G3	G5-3 2-3f			HR	3	0	0	0	0	0	3
Boots Day, L (10, PH) OBP: 0.342, SLG: 0.456											1	1	1	1	0	0	0
Inning Stats	R: 0 E: 0 K: 1 S: 5 H: 0 LOB: 0 BB: 0 P: 5	R: 0 E: 0 K: 1 S: 5 H: 0 LOB: 1 BB: 1 P: 9	R: 0 E: 0 K: 0 S: 3 H: 0 LOB: 0 BB: 0 P: 3	R: 0 E: 0 K: 0 S: 3 H: 0 LOB: 0 BB: 0 P: 3	R: 0 E: 0 K: 0 S: 4 H: 1 LOB: 1 BB: 0 P: 4	R: 0 E: 0 K: 0 S: 4 H: 1 LOB: 1 BB: 0 P: 4	R: 1 E: 0 K: 0 S: 5 H: 3 LOB: 2 BB: 1 P: 9	R: 0 E: 0 K: 0 S: 4 H: 1 LOB: 1 BB: 0 P: 4	R: 0 E: 0 K: 0 S: 3 H: 0 LOB: 0 BB: 0 P: 3	R: 1 E: 0 K: 1 S: 4 H: 1 LOB: 0 BB: 0 P: 4	1B: 6 2B: 0 3B: 0 HR: 1	SF: 0 SAC: 2 DP: 1 HBP: 0					

PITCHER	IP	WLS	BF	H	R	ER	SO	BB	IBB	HBP	BLK	WP	HR	S	P	ERA	WHIP
George Stone, L (1, 1) ERA: 2.51	9.0		34	6	1	1	2	1	1	0	0	0	0	36	44	1.00	0.778
Buzz Capra, R (10, 1) ERA: 4.5	0.1	L	2	1	1	1	1	0	0	0	0	0	1	4	4	27.00	3.000

PITCHER	IP	WLS	BF	H	R	ER	SO	BB	IBB	HBP	BLK	WP	HR	S	P	ERA	WHIP

BOTTOM

New York Mets @ Montreal Expos

Jarry Park, Montreal, QB

Mon Jul 02 1973, 3:33 AM EDT

Att. 14,618 - Unknown

livebaseballscorecards.com

AB	32
R	2
H	7
RBI	2
BB	2
SO	3
LOB	8

WP: 0 PB: 0 SB: 0 CS: 0 PA: 36

Batter	1	2	3	4	5	6	7	8	9	AB	R	H	RBI	BB	SO	LOB
Wayne Garrett, L (1, 5) OBP: 0.326, SLG: 0.362	0-0 1B G4-6-3 1B		0-3 ② K	0-0 ③ 4-3			0-0 FC4-6 1B 1-3 2-H 1B		0-0 ② 6-3	5	1	2	1	0	1	0
Felix Millan, R (1, 4) OBP: 0.318, SLG: 0.352	0-0 G4-6-3 BB 1-3 1B		0-0 E 3B		0-0 ① 6-3		0-0 FC4-6 1-2 3-H 1B		0-0 S BB E 1B	5	2	4	1	0	0	0
George Theodore, R (1, 7) OBP: 0.296, SLG: 0.290 Harry Parker, R (6, 1) OBP: 0.125, SLG: 0.125 Ken Boswell, L (7, PH) OBP: 0.264, SLG: 0.347 Phil Hennigan, R (7, 1) OBP: 0.333, SLG: 0.333 Jim Beauchamp, R (9, PH) OBP: 0.351, SLG: 0.333	B B B B 4-0 1-2 G4-6-3 BB		0-0 E6 1B HR 3-H		0-0 ② 4-3		0-0 ① F5		B B B B 4-0 S 1-2 BB	2 0 1 0 0	1 0 0 0 0	0 0 0 0 0	0 0 0 0 1	1 0 0 0 0	0 0 0 0 0	0 0 2 0 0
Rusty Staub, L (1, 9) OBP: 0.357, SLG: 0.418	0-0 ① ② G4-6-3 1-2f 2-3 3-H		0-0 HR 1-3 1B		0-0 ③ 5-3		0-0 ② FC4-6 1-2f 2-3		S S S 0-3 ③ K 1-2 2-H	5	1	1	0	0	1	5
John Milner, L (1, 3) OBP: 0.332, SLG: 0.451	0-0 ③ F9		0-0 1-H 3-H HR			H 1-0 FC5-4 HBP	S S S 0-3 ③ K			3	1	1	3	0	1	3
Ron Hodges, L (1, 2) OBP: 0.311, SLG: 0.368		0-0 ① F7	0-0 1B			0-0 ① FC5-4 CS 1-2f		0-0 ① 4-3		4	0	1	0	0	0	1
Don Hahn, R (1, 8) OBP: 0.277, SLG: 0.326		0-0 ② 4-3	S S S 0-3 ③ K			S S S 0-3 ② ③ K 1-2		B B B B 4-0 G5-4-3 BB		3	0	0	0	1	2	2
Ted Martinez, R (1, 6) OBP: 0.272, SLG: 0.256		0-0 ③ 4-3		0-0 ① F9			0-0 E6 1B 1B	0-0 ② ③ G5-4-3 1-2f		4	1	1	0	0	0	1
Jim McAndrew, R (1, 1) OBP: 0.400, SLG: 0.214 Tug McGraw, R (5, 1) OBP: 0.167, SLG: 0.167 Jim Gosger, L (6, 7) OBP: 0.304, SLG: 0.261			0-0 ① 6-3	0-0 ② 1-3			B B B 4-0 1B 1B BB		S S S 0-3 ① K	2 0 1	0 0 1	0 0 1	0 0 1	0 0 1	0 0 1	0 0 0
Inning Stats	R: 1 E: 0 K: 0 S: 4 H: 2 LOB: 1 BB: 1 P: 8	R: 0 E: 0 K: 0 S: 3 H: 0 LOB: 0 BB: 0 P: 3	R: 4 E: 1 K: 2 S: 12 H: 4 LOB: 1 BB: 0 P: 12	R: 0 E: 0 K: 0 S: 3 H: 0 LOB: 0 BB: 0 P: 3	R: 0 E: 0 K: 0 S: 3 H: 0 LOB: 0 BB: 0 P: 3	R: 0 E: 0 K: 1 S: 4 H: 0 LOB: 1 BB: 0 P: 5	R: 2 E: 1 K: 1 S: 8 H: 3 LOB: 2 BB: 1 P: 12	R: 0 E: 0 K: 0 S: 2 H: 0 LOB: 0 BB: 1 P: 6	R: 1 E: 0 K: 2 S: 8 H: 1 LOB: 1 BB: 1 P: 12	1B: 8 2B: 1 3B: 1 HR: 1 SF: 0 SAC: 0 DP: 3 HBP: 1				WP: 0 PB: 0 SB: 2 CS: 1	PA: 40	

PITCHER		IP	WLS	BF	H	R	ER	SO	BB	IBB	HBP	BLK	WP	HR	S	P	ERA	WHIP
Ernie McAnally, R ERA: 3.17	(1, 1)	6.0	W	25	6	5	1	3	1	0	1	0	0	1	29	34	1.50	1.167
Mike Marshall, R ERA: 2.8	(7, 1)	3.0	S	15	4	3	2	3	3	0	0	0	0	0	18	30	6.00	2.333

PITCHER	IP	WLS	BF	H	R	ER	SO	BB	IBB	HBP	BLK	WP	HR	S	P	ERA	WHIP

TOP

New York Mets @ Montreal Expos

Jarry Park, Montreal, QB

Tue Jul 03 1973, 7:05 PM EDT

Att. 12,279 - Unknown

livebaseballscorecards.com

AB	35
R	8
H	10
RBI	5
BB	4
SO	6
LOB	14

BOTTOM

New York Mets @ Montreal Expos

Jarry Park, Montreal, QB

Tue Jul 03 1973, 7:05 PM EDT

Att. 12,279 - Unknown

Batter	1	2	3	4	5	6	7	8	9	AB	R	H	RBI	BB	SO	LOB
Ron Hunt, R (1, 4) OBP: 0.403, SLG: 0.338	6-3	SF7 3-H			FC4-6 1B	BB BB BB 1B	1B BB K			3	2	2	1	1	0	0
Clyde Mashore, R (7, PH) OBP: 0.328, SLG: 0.444 (8, 7)										1	0	0	0	0	1	2
Mike Jorgensen, L (1, 3) OBP: 0.332, SLG: 0.327	P6	P5			FC4-6 BB 1-2f 1B	BB BB 1-2 HR BB	1B 1-2 HR 1B	4-3 1B 2B		5	4	2	0	1	0	2
Ron Fairly, L (1, 7) OBP: 0.477, SLG: 0.478	WP 1B		4-3		1B 1-2 2B BB	BB 1-2 HR BB	1-3 2-H HR 1B	4-3 2-3		3	3	2	1	2	0	0
Pepe Frias, R (8, 4) OBP: 0.207, SLG: 0.228										1	0	0	0	0	0	1
Ken Singleton, S (1, 9) OBP: 0.411, SLG: 0.473	F7 1-2		K		BB 1-3 2-H 2B 1B	K	1-H 3-H HR	FC6-4 3-H 1B		6	2	3	5	0	2	4
Boots Day, L (1, 8) OBP: 0.351, SLG: 0.457		6-3 1B 1B	6-3		2B 1-2 7-2 BB	1-2 2-3 3-H HR BB	P4	FC6-4 1-2f 1B		2	1	1	0	1	0	0
Ron Woods, R (6, PH) OBP: 0.355, SLG: 0.335 (7, 8)										2	1	0	1	1	0	1
Bob Bailey, R (1, 5) OBP: 0.394, SLG: 0.569	6-3 1-2	6-3			1-3 2-H 3-H 2B	1-H 2-H 3-H HR	HR	FC6-4 1-2 1B		6	2	4	7	0	0	1
Tim Foli, R (1, 6) OBP: 0.296, SLG: 0.290	E 1B 2-H 1B	K	IBB		HR 2B	1B 1B	FC6-4 1-2f			5	2	3	1	1	1	2
John Boccabella, R (1, 2) OBP: 0.291, SLG: 0.308	E6 1B 1-2 SF7	FC4-6 1B	7-2 3-Hf		2-H HR	1-2 1B				5	2	3	2	0	0	4
Ernie McAnally, R (1, 1) OBP: 0.216, SLG: 0.216	1-3 2-H 1B	FC4-6 1-2f			K 4-3		K			2	0	1	1	0	0	1
Hal Breeden, R (6, PH) OBP: 0.382, SLG: 0.505										2	0	0	0	0	1	0
Mike Marshall, R (7, 1) OBP: 0.250, SLG: 0.200										1	0	0	0	0	1	2
Inning Stats	R: 0 E: 0 K: 0 S: 4 H: 1 LOB: 1 BB: 0 P: 4	R: 3 E: 1 K: 0 S: 7 H: 3 LOB: 1 BB: 0 P: 7	R: 0 E: 0 K: 1 S: 5 H: 0 LOB: 0 BB: 0 P: 5	R: 0 E: 0 K: 1 S: 6 H: 1 LOB: 1 BB: 0 P: 6	R: 3 E: 0 K: 0 S: 5 H: 3 LOB: 2 BB: 3 P: 17	R: 7 E: 0 K: 2 S: 11 H: 4 LOB: 0 BB: 3 P: 23	R: 5 E: 0 K: 2 S: 13 H: 6 LOB: 2 BB: 1 P: 17	R: 1 E: 0 K: 0 S: 6 H: 3 LOB: 2 BB: 0 P: 6		1B: 14 2B: 4 3B: 0 HR: 4 SF: 1 SAC: 0 DP: 1 HBP: 0				WP: 1 PB: 0 SB: 0 CS: 0 PA: 52		

livebaseballscorecards.com

AB	44
R	19
H	21
RBI	19
BB	7
SO	6
LOB	20

PITCHER		IP	WLS	BF	H	R	ER	SO	BB	IBB	HBP	BLK	WP	HR	S	P	ERA	WHIP
Jim McAndrew, R ERA: 5.83	(1, 1)	4.1	L	24	8	6	5	2	2	0	0	0	1	0	26	34	10.38	2.308
Tug McGraw, L ERA: 6.07	(5, 1)	1.1		11	4	7	7	2	3	1	0	0	0	2	11	27	47.25	5.250
Harry Parker, R ERA: 3.88	(6, 1)	0.1		1	0	0	0	0	0	0	0	0	0	0	1	1	0.00	0.000
Phil Hennigan, R ERA: 5.88	(7, 1)	2.0		16	9	6	6	2	1	0	0	0	0	2	19	23	27.00	5.000

PITCHER	IP	WLS	BF	H	R	ER	SO	BB	IBB	HBP	BLK	WP	HR	S	P	ERA	WHIP

New York Mets @ Montreal Expos

Jarry Park, Montreal, QB

Wed Jul 04 1973, 7:05 PM EDT

Att. 15,801 - Unknown

TOP

livebaseballscorecards.com

Batter	1	2	3	4	5	6	7	8	9	AB	R	H	RBI	BB	SO	LOB
Wayne Garrett, L (1, 5) OBP: 0.332, SLG: 0.358	BBBB 4-0 HR BB	BBB 4-0 1-2 BB		x 0-0 F8 ②		BBB 4-0 FC6-4 BB		x 0-0 4-3 ③		2	1	0	0	3	0	2
Felix Millan, R (1, 4) OBP: 0.312, SLG: 0.346	x 0-0 F8 ①	x 0-0 F3 ③		x 0-0 F9 ③		x 0-0 FC6-4 ③ 1-2f			x 0-0 6-3 ①	5	0	0	0	0	0	4
Willie Mays, R (1, 8) OBP: 0.274, SLG: 0.324	x 0-0 F9 ②		x 0-0 HR		x 0-0 1B WP 1B		x 0-0 6-3 ①		x 0-0 F9 ②	4	1	2	1	0	0	1
Don Hahn, R (7, 8) OBP: 0.271, SLG: 0.319										1	0	0	0	0	0	0
Rusty Staub, L (1, 9) OBP: 0.355, SLG: 0.412	BBBB 4-0 1-2 HR BB		x 0-0 F9 ①		x 0-0 F8 ① 1-2		x 0-0 4-3 ②		x 0-0 4-3 ③	4	1	0	0	1	0	1
George Theodore, R (1, 7) OBP: 0.311, SLG: 0.327	x 0-0 1-H 2-H HR		BBBB 4-0 1B BB		x 0-0 G3-6-3 2-3 1B		SSS 0-3 K ③			3	1	2	3	1	1	0
John Milner, L (1, 3) OBP: 0.326, SLG: 0.441	SSS 0-3 K ③		x 0-0 F7 ②		x 0-0 G3-6-3 ② ③ 1-2f			x 0-0 F7 ①		4	0	0	0	0	1	3
Duffy Dyer, R (1, 2) OBP: 0.226, SLG: 0.229		x 0-0 4-3 ①	x 0-0 1-2 1B			x 0-0 HR		BBB 4-0 FC1-5 1B BB		3	1	2	1	1	0	0
Ted Martinez, R (1, 6) OBP: 0.271, SLG: 0.256		SSS 0-3 K ②	x 0-0 F9 ③			SSS 0-3 K ①		x 0-0 1-2 FC1-5 1B		4	0	1	0	0	2	2
Tom Seaver, R (1, 1) OBP: 0.234, SLG: 0.233		BBBB 4-0 WP BB		SSS 0-3 K ①		SSS 0-3 K ②		x 0-0 1-2 2-3f FC1-5 ②		3	0	0	0	1	2	2
Buzz Capra, R (8, 1)										0	0	0	0	0	0	0
Ray Sadecki, L (8, 1) OBP: 0.222, SLG: 0.333										0	0	0	0	0	0	0
Inning Stats	R: 3 E: 0 K: 1 S: 6 H: 1 LOB: 0 BB: 2 P: 14	R: 0 E: 0 K: 1 S: 5 H: 0 LOB: 2 BB: 2 P: 13	R: 1 E: 0 K: 0 S: 5 H: 2 LOB: 2 BB: 1 P: 9	R: 0 E: 0 K: 1 S: 5 H: 0 LOB: 0 BB: 0 P: 5	R: 0 E: 0 K: 0 S: 4 H: 2 LOB: 1 BB: 0 P: 4	R: 1 E: 0 K: 2 S: 8 H: 1 LOB: 1 BB: 1 P: 12	R: 0 E: 0 K: 1 S: 5 H: 0 LOB: 0 BB: 0 P: 5	R: 0 E: 0 K: 0 S: 4 H: 1 LOB: 2 BB: 1 P: 8	R: 0 E: 0 K: 0 S: 3 H: 0 LOB: 0 BB: 0 P: 3	1B: 4 2B: 0 3B: 0 HR: 3	SF: 0 SAC: 0 DP: 1 HBP: 0						

AB	33
R	5
H	7
RBI	5
BB	7
SO	6
LOB	15

WP: 2 PB: 0 SB: 0 CS: 0 PA: 40

PITCHER		IP	WLS	BF	H	R	ER	SO	BB	IBB	HBP	BLK	WP	HR	S	P	ERA	WHIP
Balor Moore, L ERA: 4.77	(1, 1)	2.2		16	3	4	4	2	5	0	0	0	1	2	15	35	13.50	3.000
Pat Jarvis, R ERA: 4.11	(3, 1)	2.1		8	2	0	0	1	0	0	0	0	1	0	10	10	0.00	0.857
Tom Walker, R ERA: 3.23	(6, 1)	2.0		8	1	1	1	3	1	0	0	0	0	1	13	17	4.50	1.000
Joe Gilbert, L ERA: 4.09	(8, 1)	1.0	W	5	1	0	0	0	1	0	0	0	0	0	4	8	0.00	2.000
Mike Marshall, R ERA: 2.77	(9, 1)	1.0	S	3	0	0	0	0	0	0	0	0	0	0	3	3	0.00	0.000

PITCHER	IP	WLS	BF	H	R	ER	SO	BB	IBB	HBP	BLK	WP	HR	S	P	ERA	WHIP

BOTTOM

New York Mets @ Montreal Expos

Jarry Park, Montreal, QB

Wed Jul 04 1973, 7:05 PM EDT

Att. 15,801 - Unknown

Batter	1	2	3	4	5	6	7	8	9	AB	R	H	RBI	BB	SO	LOB
Ron Hunt, R (1, 4) OBP: 0.406, SLG: 0.336	F8		BB			F9		BB HBP		2	1	0	0	2	0	0
Mike Jorgensen, L (1, 3) OBP: 0.337, SLG: 0.333	P5		P4			FC4-6		1B 1B		5	1	3	0	0	0	1
Ron Fairly, L (1, 7) OBP: 0.472, SLG: 0.468 Mike Marshall, R (9, 1) OBP: 0.250, SLG: 0.200	G3			FC6-4 BB		P4		F9 F8		4 0	0 0	0 0	0 0	1 0	0 0	5 0
Ken Singleton, S (1, 9) OBP: 0.409, SLG: 0.467		PB BB		K		FC4-6 1-2f		E6 2B 1B 1-2 3-H		3	1	0	1	1	1	3
Boots Day, L (1, 8) (9, 7) OBP: 0.347, SLG: 0.459		K 1-2		F8			4-3	1B 1-3 2-H 2B		4	1	1	1	0	1	2
Bob Bailey, R (1, 5) OBP: 0.391, SLG: 0.564		F8		FC6-4 1-2f			K	1B HR 2-H 3-H 1B		4	1	1	2	0	1	2
Tim Foli, R (1, 6) OBP: 0.299, SLG: 0.293		1-3			4-3		1B 1B	HR 1-2 1B		4	1	2	0	0	0	1
John Boccabella, R (1, 2) OBP: 0.290, SLG: 0.307			F8		K		1-3 1B	F7		4	0	1	0	0	1	2
Balor Moore, L (1, 1) Pat Jarvis, R (3, 1) Clyde Mashore, R (5, PH) OBP: 0.323, SLG: 0.436 Tom Walker, R (6, 1) Hal Breeden, R (7, PH) OBP: 0.379, SLG: 0.500 Joe Gilbert, R (8, 1) Ron Woods, R (8, PH) OBP: 0.359, SLG: 0.357 (9, 8)			K		5-3		F7	HR 1-H 2-H		0 1 1 0 1 0 1	0 0 0 0 0 0 1	0 0 0 0 0 0 3	0 1 0 0 0 0 0	0 0 0 0 0 0 0	0 1 0 0 0 0 0	0 0 0 0 2 0 0
Inning Stats	R: 0 E: 0 K: 0 S: 3 H: 0 LOB: 0 BB: 0 P: 3	R: 0 E: 0 K: 1 S: 5 H: 0 LOB: 1 BB: 1 P: 9	R: 0 E: 0 K: 1 S: 5 H: 0 LOB: 1 BB: 1 P: 9	R: 0 E: 0 K: 1 S: 5 H: 0 LOB: 1 BB: 1 P: 9	R: 0 E: 0 K: 1 S: 5 H: 0 LOB: 0 BB: 0 P: 5	R: 0 E: 0 K: 0 S: 4 H: 1 LOB: 1 BB: 0 P: 4	R: 0 E: 0 K: 1 S: 7 H: 2 LOB: 2 BB: 0 P: 7	R: 7 E: 1 K: 0 S: 10 H: 6 LOB: 2 BB: 1 P: 15		1B: 7 2B: 1 3B: 0 HR: 1 SF: 0 SAC: 0 DP: 0 HBP: 1					

livebaseballscorecards.com

AB	34
R	7
H	9
RBI	7
BB	4
SO	5
LOB	18

WP: 0 PB: 1 SB: 0 CS: 0 PA: 39

PITCHER		IP	WLS	BF	H	R	ER	SO	BB	IBB	HBP	BLK	WP	HR	S	P	ERA	WHIP
Tom Seaver, R ERA: 2.09	(1, 1)	7.1		33	6	5	4	5	4	0	0	0	0	0	39	55	4.91	1.364
Buzz Capra, R ERA: 5.84	(8, 1)	0.1	L	4	2	2	1	0	0	0	1	0	0	1	3	4	27.00	6.000
Ray Sadecki, L ERA: 3.05	(8, 1)	0.1		2	1	0	0	0	0	0	0	0	0	0	2	2	0.00	3.000

PITCHER	IP	WLS	BF	H	R	ER	SO	BB	IBB	HBP	BLK	WP	HR	S	P	ERA	WHIP

Batter	1	2	3	4	5	6	7	8	9	AB	R	H	RBI	BB	SO	LOB
Willie Mays, R (1, 8) OBP: 0.279, SLG: 0.330	S S S 0-3 ① K		x 0-0 ① F9		x 0-0 ② 6-3		B B B B 4-0 FC4-6 1-2 BB	x 0-0 2B		4	0	1	0	1	1	0
Felix Millan, R (1, 4) OBP: 0.317, SLG: 0.350	x 0-0 1B		x 0-0 G3-6-3 1B		x 0-0 1B 1B		x 0-0 ② FC4-6 BB 1-2f 2-3 1B	x 0-0 ③ F8		5	1	3	0	0	0	3
John Milner, L (1, 3) OBP: 0.327, SLG: 0.437	x 0-0 ② F7		x 0-0 ② ③ G3-6-3 1-2f		x 0-0 1-3 1B		B B B B 4-0 1B 1-2 1B BB		x 0-0 ① F7	4	1	1	0	1	0	2
Rusty Staub, L (1, 9) OBP: 0.355, SLG: 0.422	S S S 0-3 ③ K			x 0-0 HR	x 0-0 ③ F8		x 0-0 WP 1B 1-2 2-H 3-H 1B		x 0-0 ② F7	5	2	2	3	0	1	3
Ed Kranepool, L (1, 7) OBP: 0.320, SLG: 0.350 George Theodore, R (7, PH) OBP: 0.322, SLG: 0.333 (7, 7)		x 0-0 ① F8		B B B B 4-0 FC9-6 BB		x 0-0 ① G3	x 0-0 WP 1B 1-2 2-H 1B		B B B B 4-0 BB 1B BB	2 1	0 2	0 1	0 1	1 1	0 0	0 0
Wayne Garrett, L (1, 6) OBP: 0.337, SLG: 0.361		x 0-0 BB 1B	x 0-0 ① FC9-6 1B 1-2f			x 0-0 ② F7	x 0-0 1-H 2-H 1B		B B B B 4-0 1B 1-2 BB	4	0	2	2	1	0	1
Ken Boswell, L (1, 5) OBP: 0.276, SLG: 0.352		x 0-0 ② P5	x 0-0 G4-6-3 1-2 1B		S S S 0-3 ③ K S S S	S S S 0-3 ③ K	x 0-0 1-3 2-H 1B		x 0-0	5	0	2	1	0	2	2
Ron Hodges, L (1, 2) OBP: 0.317, SLG: 0.362 Duffy Dyer, R (7, PH) OBP: 0.222, SLG: 0.224 (7, 2)		B B B B 4-0 1-2 BB	x 0-0 ② ③ G4-6-3 1-2f			x 0-0 ① F7	x 0-0 ① P4	x 0-0 ③ F2		1 3	0 0	0 0	0 0	1 0	0 0	2 2
Jon Matlack, L (1, 1) OBP: 0.235, SLG: 0.103 Jim Beauchamp, R (7, PH) OBP: 0.368, SLG: 0.355 Tug McGraw, R (7, 1) OBP: 0.143, SLG: 0.143		S S S 0-3 ③ K			S S S 0-3 ① K	x 0-0 FC4-6 BB 1B 1B	x 0-0 ② F7			2 1 1	0 1 0	0 1 0	0 0 0	0 0 0	2 0 0	2 0 0
Inning Stats	R: 0 E: 0 K: 2 S: 8 H: 1 LOB: 1 BB: 0 P: 8	R: 0 E: 0 K: 1 S: 6 H: 1 LOB: 2 BB: 1 P: 10	R: 0 E: 0 K: 0 S: 3 H: 1 LOB: 0 BB: 0 P: 3	R: 1 E: 0 K: 0 S: 4 H: 2 LOB: 1 BB: 1 P: 8	R: 0 E: 0 K: 1 S: 7 H: 2 LOB: 2 BB: 0 P: 7	R: 0 E: 0 K: 1 S: 5 H: 0 LOB: 0 BB: 0 P: 5	R: 5 E: 0 K: 1 S: 9 H: 4 LOB: 1 BB: 2 P: 17	R: 0 E: 0 K: 0 S: 4 H: 1 LOB: 1 BB: 0 P: 4	R: 1 E: 0 K: 0 S: 4 H: 1 LOB: 2 BB: 2 P: 12	1B: 11 2B: 1 3B: 0 HR: 1	SF: 0 SAC: 0 DP: 2 HBP: 0						

TOP

New York Mets @ Montreal Expos

Jarry Park, Montreal, QB

Thu Jul 05 1973, 7:05 PM EDT

Att. 15,628 - Unknown

livebaseballscorecards.com

AB	38
R	7
H	13
RBI	7
BB	6
SO	6
LOB	17

WP: 1 PB: 0 SB: 0 CS: 0 PA: 44

PITCHER		IP	WLS	BF	H	R	ER	SO	BB	IBB	HBP	BLK	WP	HR	S	P	ERA	WHIP
Bill Stoneman, R ERA: 6.04	(1, 1)	5.0		22	7	1	1	4	2	0	0	0	0	1	28	36	1.80	1.800
Mickey Scott, L ERA: 6.08	(6, 1)	1.2	L	9	2	4	4	1	2	0	0	0	0	0	9	17	21.60	2.400
Mike Marshall, R ERA: 2.9	(7, 1)	2.1		13	4	2	2	1	2	0	0	0	1	0	13	21	7.71	2.571

PITCHER	IP	WLS	BF	H	R	ER	SO	BB	IBB	HBP	BLK	WP	HR	S	P	ERA	WHIP

BOTTOM

Batter	1	2	3	4	5	6	7	8	9	AB	R	H	RBI	BB	SO	LOB
Ron Hunt, R (1, 4) OBP: 0.409, SLG: 0.338	FC1-6 1B	BBB 4-0 E BB		0-0 1-3		0-0 F7			0-0 1B	4	0	2	0	1	0	2
Tim Foli, R (1, 6) OBP: 0.297, SLG: 0.292	0-0 FC1-6 F8 S E 1-2f	0-0 F8		0-0 6-3			0-0 FC5-4 1B		0-0 G2	5	1	1	0	0	0	4
Ron Woods, R (1, 8) OBP: 0.351, SLG: 0.349	0-0 F8 1-3	0-0 E4 1-2 2-3			0-0 6-3		0-0 FC5-4 G6-3 1-2f			4	0	0	0	0	0	4
Hal Breeden, R (1, 3) OBP: 0.374, SLG: 0.490	0-0 E6 HR 3-H	0-0 F8			0-0 G1-6-3 1B		0-0 G6-3 1-2f			4	1	1	0	0	0	4
Bob Bailey, R (1, 5) OBP: 0.393, SLG: 0.574	0-0 1-H HR	BBB 4-0 BB			0-0 G1-6-3 1-2f			0-0 5-3		3	1	1	2	1	0	1
Ken Singleton, S (1, 9) OBP: 0.407, SLG: 0.462	H 1-0 HBP	SSS 0-3 K				SSS 0-3 K		0-0 1-3		3	0	0	0	0	2	1
Clyde Mashore, R (1, 7) OBP: 0.319, SLG: 0.424	0-0 F8	SSS 0-3 K				0-0 WP BB 1B		0-0 1-3		4	0	1	0	0	1	2
John Boccabella, R (1, 2) OBP: 0.294, SLG: 0.308		0-0 E SH2-4 1B			0-0 F8	BBBB 4-0 WP 1-2 BB			SSS 0-3 K	3	0	1	0	1	1	1
Bill Stoneman, R (1, 1) OBP: 0.294, SLG: 0.083 Mickey Scott, L (6, 1) Mike Marshall, R (7, 1) OBP: 0.250, SLG: 0.200 Ron Fairly, L (9, PH) OBP: 0.470, SLG: 0.466		0-0 SH2-4 1-2		SSS 0-3 K		SSS 0-3 K 1-2 2-3			0-0 6-3	1 1 0 1	0 0 0 0	0 0 0 0	0 0 0 0	0 1 0 0	1 1 0 0	0 2 0 0
Inning Stats	R: 3 E: 1 K: 0 S: 6 H: 2 LOB: 1 BB: 0 P: 7	R: 0 E: 1 K: 0 S: 5 H: 1 LOB: 3 BB: 1 P: 9	R: 0 E: 0 K: 2 S: 7 H: 0 LOB: 1 BB: 1 P: 11	R: 0 E: 0 K: 1 S: 5 H: 0 LOB: 0 BB: 0 P: 5	R: 0 E: 0 K: 0 S: 3 H: 1 LOB: 0 BB: 0 P: 3	R: 0 E: 0 K: 2 S: 8 H: 1 LOB: 2 BB: 1 P: 12	R: 0 E: 0 K: 0 S: 3 H: 1 LOB: 0 BB: 0 P: 3	R: 0 E: 0 K: 0 S: 3 H: 0 LOB: 0 BB: 0 P: 3	R: 0 E: 0 K: 1 S: 6 H: 1 LOB: 1 BB: 0 P: 6	1B: 6 2B: 0 3B: 0 HR: 1	SF: 0 SAC: 1 DP: 2 HBP: 1						

PITCHER	IP	WLS	BF	H	R	ER	SO	BB	IBB	HBP	BLK	WP	HR	S	P	ERA	WHIP
Jon Matlack, L (1, 1) ERA: 3.62	6.0	W	28	5	3	0	5	3	0	1	0	1	1	34	47	0.00	1.333
Tug McGraw, L (7, 1) ERA: 5.69	3.0	S	10	2	0	0	1	0	0	0	0	0	0	12	12	0.00	0.667

PITCHER	IP	WLS	BF	H	R	ER	SO	BB	IBB	HBP	BLK	WP	HR	S	P	ERA	WHIP

New York Mets @ Montreal Expos

Jarry Park, Montreal, QB

Thu Jul 05 1973, 7:05 PM EDT

Att. 15,628 - Unknown

livebaseballscorecards.com

AB	33
R	3
H	7
RBI	2
BB	3
SO	6
LOB	21

1B: 6	SF: 0	WP: 1	PA: 38
2B: 0	SAC: 1	PB: 0	
3B: 0	DP: 2	SB: 1	
HR: 1	HBP: 1	CS: 0	

Houston Astros @ Montreal Expos

Jarry Park, Montreal, QB

Fri Jul 06 1973, 7:05 PM EDT

Unknown

TOP

livebaseballscorecards.com

Batter	1	2	3	4	5	6	7	8	9	AB	R	H	RBI	BB	SO	LOB
Tommie Agee, R (1, 9) OBP: 0.307, SLG: 0.461	S S S 0-3 ① K	x 0-0 ② 6-3	S S S 0-3 ③ K		x 0-0 ③ F9			x 0-0 ① L6		5	0	0	0	0	2	5
Roger Metzger, S (1, 6) OBP: 0.314, SLG: 0.368	B B B B 4-0 1B BB	x 0-0 ③ 1-3		x 0-0 5-3 1B 1B 1B		x 0-0 ① G3		x 0-0 1-2 3-H 1B		4	1	2	1	1	0	1
Cesar Cedeno, R (1, 8) OBP: 0.365, SLG: 0.540	x 0-0 1-2 1B		x 0-0 1B E 1B	x 0-0 5-3 1-2 1B 1B		x 0-0 ② F8		S S S 0-3 ② K		5	2	3	0	0	1	2
Bob Watson, R (1, 7) OBP: 0.420, SLG: 0.454	S S S 0-3 ② K		x 0-0 E 1-2 1B 1B	x 0-0 ① 5-3 1-2 2-3		S S S 0-3 ③ K		S S S 0-3 ③ K		5	1	1	0	0	3	6
Doug Rader, R (1, 5) OBP: 0.328, SLG: 0.415	x 0-0 ③ F8		x 0-0 E8 1-3 2-H 1B 1B	S S S 0-3 ② K			x 0-0 ① F7		B B B B 4-0 1B BB	4	1	1	1	1	1	4
Lee May, R (1, 3) OBP: 0.301, SLG: 0.435		x 0-0 HR	I I I I 4-0 SH5-4 1B IBB	x 0-0 2-H 3-H FC6-4 1B			x 0-0 ② 1-3		x 0-0 ① L8	4	1	2	3	1	0	1
Tommy Helms, R (1, 4) OBP: 0.333, SLG: 0.371		B B B B 4-0 E SH1-4 BB	x 0-0 1-2 2-H 3-H SH5-4 1B	x 0-0 ③ FC6-4 1-2f			x 0-0 ③ 5-3		x 0-0 1-2 1B	4	1	2	2	1	0	1
Skip Jutze, R (1, 2) OBP: 0.325, SLG: 0.310 Dave Roberts, L (8, PR) OBP: 0.132, SLG: 0.132 Otis Thornton, R (8, 2) Rafael Batista, L (9, PH) OBP: 0.286, SLG: 0.231	x 0-0 ① SH1-4 1-2	x 0-0 ① SH5-4 1-2 2-3		x 0-0 ① 5-3				x 0-0 WP 1B 1B	S S S 0-3 ② K	2	0	1	0	0	0	0
										0	1	0	0	0	0	0
										0	0	0	0	0	0	0
										1	0	0	0	0	1	2
Jerry Reuss, L (1, 1) OBP: 0.216, SLG: 0.231 Jim Ray, R (4, 1) OBP: 0.200, SLG: 0.200 Jim Crawford, L (6, 1) OBP: 0.273, SLG: 0.364 Jimmy Wynn, R (8, PH) OBP: 0.346, SLG: 0.423 Jim York, R (8, 1) Bob Gallagher, L (9, PH) OBP: 0.222, SLG: 0.279	x 0-0 2-H E8 2B	x 0-0 5-3	S S S 0-3 ② K					B B B B 4-0 1-3 1B BB	S S S 0-3 ③ K	2	0	1	1	0	0	2
										1	0	0	0	0	1	0
										0	0	0	0	0	0	0
										0	0	0	0	1	0	0
										0	0	0	0	0	0	0
										1	0	0	0	0	1	2
Inning Stats	R: 0 E: 0 K: 2 S: 8 H: 1 LOB: 2 BB: 1 P: 12	R: 2 E: 1 K: 0 S: 5 H: 2 LOB: 1 BB: 1 P: 9	R: 3 E: 1 K: 1 S: 9 H: 4 LOB: 2 BB: 1 P: 13	R: 2 E: 0 K: 1 S: 8 H: 3 LOB: 1 BB: 0 P: 8	R: 0 E: 0 K: 1 S: 5 H: 0 LOB: 0 BB: 0 P: 5	R: 0 E: 0 K: 1 S: 5 H: 0 LOB: 0 BB: 0 P: 5	R: 0 E: 0 K: 0 S: 3 H: 0 LOB: 0 BB: 0 P: 3	R: 1 E: 0 K: 2 S: 9 H: 2 LOB: 2 BB: 1 P: 13	R: 0 E: 0 K: 2 S: 8 H: 1 LOB: 2 BB: 1 P: 12	1B: 11 2B: 1 3B: 0 HR: 1 SF: 0 SAC: 2 DP: 0 HBP: 0							

	AB	38
	R	8
	H	13
	RBI	8
	BB	5
	SO	10
	LOB	26

WP: 2 PB: 0 SB: 0 CS: 0 PA: 45

PITCHER		IP	WLS	BF	H	R	ER	SO	BB	IBB	HBP	BLK	WP	HR	S	P	ERA	WHIP
John Strohmayer, R ERA: 5.57	(1, 1)	2.0		16	7	5	5	2	2	1	0	0	0	1	17	29	22.50	4.500
Tom Walker, R ERA: 3.43	(3, 1)	2.0		9	3	2	2	2	0	0	0	0	0	0	13	13	9.00	1.500
Pat Jarvis, R ERA: 3.63	(5, 1)	2.0	W	6	0	0	0	2	0	0	0	0	0	0	10	10	0.00	0.000
Joe Gilbert, L ERA: 4.24	(7, 1)	1.1		7	2	1	1	0	1	0	0	0	1	0	6	10	6.75	2.250
Mike Marshall, R ERA: 2.85	(8, 1)	1.2	S	7	1	0	0	4	1	0	0	0	0	0	14	18	0.00	1.200

PITCHER	IP	WLS	BF	H	R	ER	SO	BB	IBB	HBP	BLK	WP	HR	S	P	ERA	WHIP

Batter	1	2	3	4	5	6	7	8	9	AB	R	H	RBI	BB	SO	LOB
Ron Hunt, R (1, 4) OBP: 0.415, SLG: 0.342	G6-4-3 1B		BB	BB		SH1-4 E 1-2 1B	5-3			3	1	2	0	2	0	0
Tim Foli, R (1, 6) OBP: 0.293, SLG: 0.287	G6-4-3 1-2f		F9	FC5 2-3f		SH1-4 1-2 2-3				4	0	0	0	0	0	4
Ron Woods, R (1, 8) OBP: 0.353, SLG: 0.343	3B BB		K		G3 1B BB	6-3 2-H 3-H	K			3	2	0	1	2	2	1
Hal Breeden, R (1, 3) OBP: 0.376, SLG: 0.510 Ron Fairly, L (5, PH) (6, 7) OBP: 0.468, SLG: 0.464	1-H 3B		F9		G3 1-2	BB BB 1B		G3		2 3	0 1	1 1	1 0	0 0	0 0	1 1
Bob Bailey, R (1, 5) OBP: 0.397, SLG: 0.573 Pepe Frias, R (9, 5) OBP: 0.207, SLG: 0.228	K			E 1B BB	FC4-6 2-H 1B	BB HR BB 1-2 1B		K		4 0	2 0	2 0	1 0	1 0	2 0	1 0
Ken Singleton, S (1, 9) OBP: 0.407, SLG: 0.457		6-3	E4 1B 1B SF8 1-2	FC4-6 1-2f		HR BB 1-2 2-3 BB		BB		3	2	0	0	2	0	2
Clyde Mashore, R (1, 7) OBP: 0.324, SLG: 0.426 Mike Jorgensen, L (5, PH) (6, 3) OBP: 0.337, SLG: 0.330		K	1B SF8 1-2 2-H 1B	4-3		HR 1-2 2-3 3-H BB		4-3		2 2	0 1	1 0	1 1	0 1	1 0	0 2
John Boccabella, R (1, 2) OBP: 0.305, SLG: 0.342		BB	FC5 SF8 1-2 2-3 1B			HR		HR		3	2	3	5	1	0	0
John Strohmayer, R (1, 1) OBP: 0.333, SLG: 0.200 Tom Walker, R (3, 1) Terry Humphrey, R (4, PH) OBP: 0.200, SLG: 0.207 Pat Jarvis, R (5, 1) Boots Day, L (6, PH) OBP: 0.350, SLG: 0.455 Joe Gilbert, R (7, 1) Mike Marshall, R (8, 1) OBP: 0.250, SLG: 0.200		K	SF8 1-2 2-H 3-H			SH1-4 6-3 1B BB		K		1 0 0 0 1 0 0	0 0 0 0 1 0 0	0 0 0 0 1 0 0	0 0 1 0 0 0 0	0 0 0 0 1 0 0	1 0 0 0 0 0 0	1 0 0 0 0 0 0
Inning Stats	R: 1 E: 0 K: 1 S: 6 H: 2 LOB: 1 BB: 1 P: 10	R: 0 E: 0 K: 2 S: 7 H: 0 LOB: 1 BB: 1 P: 11	R: 0 E: 0 K: 1 S: 5 H: 0 LOB: 1 BB: 1 P: 9	R: 2 E: 1 K: 0 S: 5 H: 2 LOB: 2 BB: 2 P: 13	R: 1 E: 0 K: 0 S: 4 H: 1 LOB: 1 BB: 1 P: 8	R: 8 E: 1 K: 1 S: 10 H: 5 LOB: 0 BB: 3 P: 22	R: 0 E: 0 K: 1 S: 5 H: 0 LOB: 0 BB: 0 P: 5	R: 0 E: 0 K: 1 S: 5 H: 0 LOB: 1 BB: 1 P: 9		1B: 7 2B: 0 3B: 1 HR: 2 SF: 1 SAC: 1 DP: 1 HBP: 0				WP: 0 PB: 0 SB: 0 CS: 0	PA: 43	

PITCHER		IP	WLS	BF	H	R	ER	SO	BB	IBB	HBP	BLK	WP	HR	S	P	ERA	WHIP
Jerry Reuss, L ERA: 3.25	(1, 1)	3.2		19	4	3	2	4	5	0	0	0	0	0	22	42	4.91	2.455
Jim Ray, R ERA: 4.05	(4, 1)	2.0	L	13	5	6	6	0	2	0	0	0	0	1	11	19	27.00	3.500
Jim Crawford, L ERA: 3.8	(6, 1)	1.1		7	1	3	3	2	2	0	0	0	0	1	9	17	20.25	2.250
Jim York, R ERA: 4.14	(8, 1)	1.0		4	0	0	0	1	1	0	0	0	0	0	5	9	0.00	1.000

PITCHER	IP	WLS	BF	H	R	ER	SO	BB	IBB	HBP	BLK	WP	HR	S	P	ERA	WHIP

BOTTOM

Houston Astros @ Montreal Expos

Jarry Park, Montreal, QB

Fri Jul 06 1973, 7:05 PM EDT

Unknown

livebaseballscorecards.com

AB	31
R	12
H	10
RBI	11
BB	10
SO	7
LOB	13

Houston Astros @ Montreal Expos

Jarry Park, Montreal, QB

Fri Jul 06 1973, 7:05 PM EDT

Att. 17,653 - Unknown

livebaseballscorecards.com

TOP

Batter	1	2	3	4	5	6	7	8	9	AB	R	H	RBI	BB	SO	LOB
Jimmy Wynn, R (1, 9) OBP: 0.344, SLG: 0.421	F9		L4-3 1-2		1B			6-3	SF7 3-H	4	0	1	1	0	0	1
Roger Metzger, S (1, 6) OBP: 0.309, SLG: 0.363	1-3		F8		F7			4-3	1-3	5	0	0	0	0	0	2
Cesar Cedeno, R (1, 8) OBP: 0.360, SLG: 0.532	6-3			6-3	F6			F7		4	0	0	0	0	0	1
Bob Watson, R (1, 7) OBP: 0.421, SLG: 0.455		F4		BB 2B 1B		K			BB 1B	4	2	2	0	0	1	0
Doug Rader, R (1, 5) OBP: 0.330, SLG: 0.413		K		1-2 2B BB		5-3			1B 1B 1-2 1B BB	2	2	0	0	2	1	0
Lee May, R (1, 3) OBP: 0.304, SLG: 0.441		1B 1B		1-H 2-H 2B		5-3			1B 1B 1-2 2-H 4-3 1B	3	0	2	2	0	0	0
Jim Ray, R (6, 1) OBP: 0.200, SLG: 0.200										0	0	0	0	0	0	0
Jim Crawford, L (7, 1) OBP: 0.273, SLG: 0.364										0	0	0	0	0	0	0
Bob Gallagher, L (9, PH) OBP: 0.239, SLG: 0.295										1	1	1	1	0	0	0
Tommy Helms, R (1, 4) OBP: 0.334, SLG: 0.372		1-3 FC5-4 1B		6-3			F4		4-3 1B 1-2 2-3 SF7 1B	2	0	1	0	0	0	1
Hector Torres, R (7, PH) OBP: 0.182, SLG: 0.100										2	1	1	0	0	0	0
(7, 4)																
Skip Jutze, R (1, 2) OBP: 0.320, SLG: 0.304		1-2f		6-3			L7		4-3 1-2 2-3 3-H 1B	2	0	0	0	0	0	3
Cecil Upshaw, R (4, 1)		FC5-4								0	0	0	0	0	0	0
Rafael Batista, L (6, 3) OBP: 0.313, SLG: 0.267										2	0	1	1	0	0	0
Tom Griffin, R (1, 1)			L4-3 BB		K		K		4-3 1-2 2-3 3-H	0	0	0	0	0	0	0
Jim York, R (2, 1)										0	0	0	0	1	0	0
Otis Thornton, R (4, 2)										3	0	0	1	0	2	2
Inning Stats	R: 0 E: 0 K: 0 S: 3 H: 0 LOB: 0 BB: 0 P: 3	R: 0 E: 0 K: 1 S: 7 H: 2 LOB: 2 BB: 0 P: 7	R: 0 E: 0 K: 0 S: 2 H: 0 LOB: 0 BB: 1 P: 6	R: 2 E: 0 K: 0 S: 5 H: 2 LOB: 1 BB: 1 P: 9	R: 0 E: 0 K: 1 S: 6 H: 1 LOB: 1 BB: 0 P: 6	R: 0 E: 0 K: 1 S: 5 H: 0 LOB: 0 BB: 0 P: 5	R: 0 E: 0 K: 1 S: 5 H: 0 LOB: 0 BB: 0 P: 5	R: 0 E: 0 K: 0 S: 3 H: 0 LOB: 0 BB: 0 P: 3	R: 4 E: 0 K: 0 S: 7 H: 4 LOB: 1 BB: 1 P: 11	1B: 8 2B: 2 3B: 0 HR: 0 SF: 1 SAC: 0 DP: 1 HBP: 0	WP: 0 PB: 0 SB: 0 CS: 0 PA: 38					

	AB	34
	R	6
	H	9
	RBI	6
	BB	3
	SO	4
	LOB	10

PITCHER		IP	WLS	BF	H	R	ER	SO	BB	IBB	HBP	BLK	WP	HR	S	P	ERA	WHIP
Mike Torrez, R ERA: 4.23	(1, 1)	8.0	W	35	9	6	6	4	3	0	0	0	0	0	40	52	6.75	1.500
Mike Marshall, R ERA: 2.81	(9, 1)	1.0	S	3	0	0	0	0	0	0	0	0	0	0	3	3	0.00	0.000

PITCHER	IP	WLS	BF	H	R	ER	SO	BB	IBB	HBP	BLK	WP	HR	S	P	ERA	WHIP

Batter	1	2	3	4	5	6	7	8	9	AB	R	H	RBI	BB	SO	LOB
Ron Hunt, R (1, 4) OBP: 0.421, SLG: 0.345	CS 1B	BB		1B 1B	4-3-2 3-Hf	1-2 BB		1B 2B		3	0	2	0	2	0	2
Pepe Frias, R (7, 4) OBP: 0.217, SLG: 0.250										1	1	1	0	0	0	0
Mike Jorgensen, L (1, 3) OBP: 0.337, SLG: 0.330	K 1-2	4-3		HR 1-3		WP S 1B G3		K		6	2	2	0	0	2	6
Ron Fairly, L (1, 7) OBP: 0.471, SLG: 0.495	4-3		HR	HR 1-H		6-3 1-3	4-3 1B BB	WP 2-H 1B		4	2	2	3	1	0	1
Clyde Mashore, R (7, PR) OBP: 0.333, SLG: 0.435										1	1	1	1	0	0	0
Ken Singleton, S (1, 9) OBP: 0.410, SLG: 0.461		BB 1B 1B	1-3	1B 2B		BB 1B IBB	4-3 1-2	F7 1-2		4	3	2	0	1	0	1
Ron Woods, R (8, 8) OBP: 0.351, SLG: 0.341										1	0	0	0	0	0	1
Boots Day, L (1, 8) OBP: 0.376, SLG: 0.464		1B E 1-2 BB	1B BB	FC6 2-H 1B		1B 1B 1-2 BB	E 2-H 1B			2	2	2	2	3	0	0
(8, 9)																
Bob Bailey, R (1, 5) OBP: 0.401, SLG: 0.573	E8 2B 1-H 2-H 1B		1-2 1B	FC6 1-2f		1B 1B 1-3 2-H 3-H 1B	F9			5	2	3	3	0	0	2
Tim Foli, R (1, 6) OBP: 0.295, SLG: 0.293	S WP 2-H 2B	B2			E3 1B 4-3-2	1B 1-3 3-H 1B	E5 1-2			5	1	2	2	0	0	3
Terry Humphrey, R (1, 2) OBP: 0.214, SLG: 0.222	5-3 2-H	F8			1-3 1B	BB 2-3 3-H 1B	6-3			5	0	2	1	0	0	4
Mike Torrez, R (1, 1) OBP: 0.211, SLG: 0.237	1-3			4-3	K	F5		4-3		5	0	0	0	0	1	4
Mike Marshall, R (9, 1) OBP: 0.250, SLG: 0.200										0	0	0	0	0	0	0
Inning Stats	R: 0 H: 1 E: 0 LOB: 0 K: 1 BB: 0 S: 5 P: 5	R: 4 H: 3 E: 1 LOB: 1 K: 0 BB: 2 S: 6 P: 14	R: 1 H: 2 E: 0 LOB: 2 K: 0 BB: 1 S: 5 P: 9	R: 3 H: 5 E: 0 LOB: 1 K: 0 BB: 0 S: 7 P: 7	R: 0 H: 1 E: 1 LOB: 1 K: 1 BB: 0 S: 6 P: 6	R: 4 H: 4 E: 0 LOB: 3 K: 0 BB: 3 S: 7 P: 19	R: 1 H: 1 E: 1 LOB: 2 K: 0 BB: 1 S: 5 P: 9	R: 1 H: 2 E: 0 LOB: 1 K: 1 BB: 0 S: 7 P: 7		1B: 14 SF: 0 2B: 4 SAC: 0 3B: 0 DP: 1 HR: 2 HBP: 0						

BOTTOM

Houston Astros @ Montreal Expos

Jarry Park, Montreal, QB

Fri Jul 06 1973, 7:05 PM EDT

Att. 17,653 - Unknown

livebaseballscorecards.com

AB	42
R	14
H	19
RBI	12
BB	7
SO	3
LOB	24

WP: 3 PA: 49
PB: 0
SB: 2
CS: 1

PITCHER		IP	WLS	BF	H	R	ER	SO	BB	IBB	HBP	BLK	WP	HR	S	P	ERA	WHIP
Tom Griffin, R ERA: 5.79	(1, 1)	1.1	L	8	4	4	4	1	1	0	0	0	1	0	9	13	27.00	3.750
Jim York, R ERA: 4.69	(2, 1)	2.1		14	6	4	4	0	2	0	0	0	0	2	12	20	15.43	3.429
Cecil Upshaw, R ERA: 6.04	(4, 1)	1.2		10	3	3	3	1	1	1	0	0	1	0	10	18	16.20	2.400
Jim Ray, R ERA: 4.39	(6, 1)	1.0		9	4	2	2	0	2	0	0	0	0	0	7	15	18.00	6.000
Jim Crawford, L ERA: 3.86	(7, 1)	1.2		8	2	1	1	1	0	0	0	0	1	0	10	10	5.40	1.200

PITCHER	IP	WLS	BF	H	R	ER	SO	BB	IBB	HBP	BLK	WP	HR	S	P	ERA	WHIP

Batter	1	2	3	4	5	6	7	8	9	AB	R	H	RBI	BB	SO	LOB
Jimmy Wynn, R (1, 9) OBP: 0.343, SLG: 0.419	K		1B		K			1-3		4	0	1	0	0	2	2
Roger Metzger, S (1, 6) OBP: 0.305, SLG: 0.358	K		4-3			B5		F6		4	0	0	0	0	1	2
Cesar Cedeno, R (1, 8) OBP: 0.359, SLG: 0.528	K			F8		CS 1B			F5	4	0	1	0	0	1	0
Bob Watson, R (1, 7) OBP: 0.419, SLG: 0.462		4-3		HR		K 1-2			K	4	1	1	1	0	2	1
Doug Rader, R (1, 5) OBP: 0.331, SLG: 0.410		1B BB		L7			G5-4-3 BB		6-3	2	0	0	0	2	0	0
Lee May, R (1, 3) OBP: 0.304, SLG: 0.440		G5-4-3 1-2 1B		5-3			F9			3	0	1	0	0	0	1
Tommy Helms, R (1, 4) OBP: 0.331, SLG: 0.368		G5-4-3 1-2f			6-3		G5-4-3 1-2f			3	0	0	0	0	0	3
Skip Jutze, R (1, 2) OBP: 0.313, SLG: 0.297			F8		F4			5-3		3	0	0	0	0	0	0
Dave Roberts, L (1, 1) OBP: 0.150, SLG: 0.150			K		1B			1-3 1B		2	0	1	0	0	1	0
Bob Gallagher, L (8, PH) OBP: 0.255, SLG: 0.311										1	0	1	0	0	0	0
J.R. Richard, R (8, 1) OBP: 0.100, SLG: 0.100										0	0	0	0	0	0	0
Inning Stats	R: 0 E: 0 K: 3 S: 9 H: 0 LOB: 0 BB: 0 P: 9	R: 0 E: 0 K: 0 S: 3 H: 1 LOB: 1 BB: 1 P: 7	R: 0 E: 0 K: 1 S: 6 H: 1 LOB: 1 BB: 0 P: 6	R: 1 E: 0 K: 0 S: 4 H: 1 LOB: 0 BB: 0 P: 4	R: 0 E: 0 K: 1 S: 6 H: 1 LOB: 1 BB: 0 P: 6	R: 0 E: 0 K: 1 S: 5 H: 1 LOB: 0 BB: 0 P: 5	R: 0 E: 0 K: 0 S: 2 H: 0 LOB: 0 BB: 1 P: 6	R: 0 E: 0 K: 0 S: 4 H: 1 LOB: 1 BB: 0 P: 4	R: 0 E: 0 K: 1 S: 5 H: 0 LOB: 0 BB: 0 P: 5	1B: 5 2B: 0 3B: 0 HR: 1 SF: 0 SAC: 0 DP: 2 HBP: 0						

PITCHER	IP	WLS	BF	H	R	ER	SO	BB	IBB	HBP	BLK	WP	HR	S	P	ERA	WHIP
Steve Renko, R (1, 1) ERA: 2.79	9.0	W	32	6	1	1	7	2	0	0	0	0	1	44	52	1.00	0.889

PITCHER	IP	WLS	BF	H	R	ER	SO	BB	IBB	HBP	BLK	WP	HR	S	P	ERA	WHIP

TOP

Houston Astros @ Montreal Expos

Jarry Park, Montreal, QB

Sat Jul 07 1973, 7:05 PM EDT

Att. 23,693 - Unknown

livebaseballscorecards.com

AB	30
R	1
H	6
RBI	1
BB	2
SO	7
LOB	9

WP: 0 PB: 0 SB: 0 CS: 1 PA: 32

Houston Astros @ Montreal Expos

Jarry Park, Montreal, QB

Sat Jul 07 1973, 7:05 PM EDT

Att. 23,693 - Unknown

BOTTOM

Batter	1	2	3	4	5	6	7	8	9	AB	R	H	RBI	BB	SO	LOB
Ron Hunt, R (1, 4) OBP: 0.419, SLG: 0.342	F6		G5-4-3 1-2f			F7	1B 1B BB			3	0	0	0	1	0	2
Tim Foli, R (1, 6) OBP: 0.298, SLG: 0.299	K			L1		2B 2B	1B 1B			4	1	2	0	0	1	0
Ron Woods, R (1, 8) OBP: 0.354, SLG: 0.341	F3			5-3		2B BB	1B			3	1	1	1	1	0	0
Hal Breeden, R (1, 3) OBP: 0.383, SLG: 0.524		G6-4-3 1B		1-3		2B		G3		3	0	2	3	0	0	0
Ron Fairly, L (8, PH) OBP: 0.469, SLG: 0.492 (9, 7)										1	0	0	0	0	0	0
Bob Bailey, R (1, 5) OBP: 0.395, SLG: 0.564		G6-4-3 1-2f			5-3	5-3		K		4	0	0	0	0	1	2
Ken Singleton, S (1, 9) OBP: 0.411, SLG: 0.460		K			6-3	SH1-4 1B 1B		BB		3	1	1	0	1	1	0
Clyde Mashore, R (1, 7) OBP: 0.338, SLG: 0.453			6-3 1B 2B		K	SH1-4 1-2		BB 1-2		2	1	1	0	0	1	0
Mike Jorgensen, L (8, PH) OBP: 0.340, SLG: 0.330 (9, 3)										0	0	0	0	1	0	0
John Boccabella, R (1, 2) OBP: 0.300, SLG: 0.336			6-3 2-3			K	K	K		4	0	0	0	0	3	4
Steve Renko, R (1, 1) OBP: 0.341, SLG: 0.325			G5-4-3 3-H 1B			2B 2B 1B	1B BB 1B 2-H			3	2	3	2	0	0	0

livebaseballscorecards.com

AB	30
R	6
H	10
RBI	6
BB	4
SO	7
LOB	8

Inning Stats	1	2	3	4	5	6	7	8	9
	R: 0 E: 0 K: 1 S: 5	H: 0 LOB: 0 BB: 0 P: 5	R: 0 E: 0 K: 1 S: 5	H: 1 LOB: 0 BB: 0 P: 5	R: 1 E: 0 K: 0 S: 4	H: 2 LOB: 0 BB: 0 P: 4	R: 0 E: 0 K: 0 S: 3	H: 0 LOB: 0 BB: 0 P: 3	R: 0 E: 0 K: 1 S: 5	H: 0 LOB: 0 BB: 0 P: 5	R: 3 E: 0 K: 1 S: 8	H: 3 LOB: 1 BB: 1 P: 12	R: 2 E: 0 K: 1 S: 8	H: 4 LOB: 2 BB: 1 P: 12	R: 0 E: 0 K: 2 S: 7	H: 0 LOB: 2 BB: 2 P: 15

1B: 7	SF: 0
2B: 3	SAC: 1
3B: 0	DP: 2
HR: 0	HBP: 0

WP: 0	PA: 35
PB: 0	
SB: 0	
CS: 0	

PITCHER		IP	WLS	BF	H	R	ER	SO	BB	IBB	HBP	BLK	WP	HR	S	P	ERA	WHIP
Dave Roberts, L ERA: 3.12	(1, 1)	7.0	L	30	10	6	6	5	2	0	0	0	0	0	38	46	7.71	1.714
J.R. Richard, R ERA: 2.73	(8, 1)	1.0		5	0	0	0	2	2	0	0	0	0	0	7	15	0.00	2.000

PITCHER	IP	WLS	BF	H	R	ER	SO	BB	IBB	HBP	BLK	WP	HR	S	P	ERA	WHIP

Batter	1	2	3	4	5	6	7	8	9	AB	R	H	RBI	BB	SO	LOB
Jimmy Wynn, R (1, 9) OBP: 0.341, SLG: 0.415	F7		F4		6-3		FC3-6 1B	F3		5	0	1	0	0	0	2
Roger Metzger, S (1, 6) OBP: 0.310, SLG: 0.360	G6-4-3 1B			4-3		BBBB 4-0 HR BB	FC3-6 1-2f		1B 1B	4	2	2	0	1	0	1
Cesar Cedeno, R (1, 8) OBP: 0.363, SLG: 0.551	G6-4-3 1-2f			HR		1-H HR	F8		1B 1-2 1B	5	3	3	3	0	0	2
Bob Watson, R (1, 7) OBP: 0.419, SLG: 0.461 Tommie Agee, R (9, PR) OBP: 0.307, SLG: 0.461 (9, 7)		SSS K		E6 E		E 1B SF8 1B	SSS K		1-3 2-H 1B	5 0	1 1	2 0	1 0	0 0	2 0	1 0
Doug Rader, R (1, 5) OBP: 0.335, SLG: 0.421		HR		E6 1-2		SF8 E 1-2 1B		F7	BBBB 1B BB	4	1	2	1	1	0	1
Lee May, R (1, 3) OBP: 0.303, SLG: 0.443		5-3		SSS K		E6 1-2 2-3		1B 3B	F8	5	1	1	0	0	1	7
Tommy Helms, R (1, 4) OBP: 0.329, SLG: 0.366		6-3		F9		F9		F7	1-3 2-H 3-H 1B	5	0	1	2	0	0	6
Skip Jutze, R (1, 2) OBP: 0.316, SLG: 0.298			5-3		6-3	SF8 2-3 3-H		1B 3-H 1B	IBB	3	0	1	2	1	0	0
Ken Forsch, R (1, 1) OBP: 0.113, SLG: 0.098 J.R. Richard, R (7, 1) OBP: 0.100, SLG: 0.100 Jim York, R (7, 1) Bob Gallagher, L (8, PH) OBP: 0.271, SLG: 0.326 Jerry Reuss, L (8, 1) OBP: 0.214, SLG: 0.226			SSS K		G3	F8		SSS 1-3 1B K		3 0 0 1 1	0 0 0 0 0	0 0 0 1 0	0 0 0 0 0	1 0 0 0 0	2 0 0 0 1	2 0 0 0 2
Inning Stats	R: 0 E: 0 K: 0 S: 3 H: 1 LOB: 0 BB: 0 P: 3	R: 1 E: 0 K: 1 S: 6 H: 1 LOB: 0 BB: 0 P: 6	R: 0 E: 0 K: 1 S: 5 H: 0 LOB: 0 BB: 0 P: 5	R: 1 E: 2 K: 1 S: 8 H: 1 LOB: 2 BB: 0 P: 8	R: 0 E: 0 K: 0 S: 3 H: 0 LOB: 0 BB: 0 P: 3	R: 3 E: 1 K: 0 S: 7 H: 3 LOB: 2 BB: 1 P: 11	R: 0 E: 0 K: 1 S: 6 H: 1 LOB: 1 BB: 0 P: 6	R: 1 E: 0 K: 0 S: 6 H: 3 LOB: 2 BB: 0 P: 6	R: 3 E: 0 K: 1 S: 8 H: 4 LOB: 2 BB: 2 P: 16	1B: 10 2B: 0 3B: 1 HR: 3 SF: 1 SAC: 0 DP: 1 HBP: 0						

PITCHER		IP	WLS	BF	H	R	ER	SO	BB	IBB	HBP	BLK	WP	HR	S	P	ERA	WHIP
Ernie McAnally, R ERA: 3.32	(1, 1)	6.0		27	6	5	4	3	1	0	0	0	0	3	32	36	6.00	1.167
Pat Jarvis, R ERA: 3.44	(7, 1)	1.0		4	1	0	0	1	0	0	0	0	0	0	6	6	0.00	1.000
Mike Marshall, R ERA: 3.16	(8, 1)	2.0	L	14	7	4	4	1	1	1	0	0	0	0	14	22	18.00	4.000

PITCHER	IP	WLS	BF	H	R	ER	SO	BB	IBB	HBP	BLK	WP	HR	S	P	ERA	WHIP

TOP

Houston Astros @ Montreal Expos

Jarry Park, Montreal, QB

Sun Jul 08 1973, 3:33 AM EDT

Att. 20,129 - Unknown

livebaseballscorecards.com

AB	41
R	9
H	14
RBI	9
BB	3
SO	5
LOB	24

Houston Astros @ Montreal Expos

Jarry Park, Montreal, QB

Sun Jul 08 1973, 3:33 AM EDT

Att. 20,129 - Unknown

BOTTOM

Batter	1	2	3	4	5	6	7	8	9	AB	R	H	RBI	BB	SO	LOB
Ron Hunt, R (1, 4) OBP: 0.424, SLG: 0.345	FC9-6 1B	BB		1B 1B		HBP	G6-4-3			3	0	2	0	1	0	3
Mike Jorgensen, L (1, 3) OBP: 0.337, SLG: 0.327	F8	3-1		G4-3 1B		F9		4-3		5	0	1	1	0	0	4
Ron Fairly, L (1, 7) OBP: 0.460, SLG: 0.480	FC9-6		K	G4-3			L5	F3		5	0	0	0	0	1	3
Clyde Mashore, R (9, 7) OBP: 0.338, SLG: 0.453										0	0	0	0	0	0	0
Ken Singleton, S (1, 9) OBP: 0.413, SLG: 0.458	G3		1B E BB		G3		BB 1B 1B	FC6-4 BB		3	2	1	0	2	0	1
Boots Day, L (1, 8) OBP: 0.388, SLG: 0.474		HR 1B	E7 1B		L9		BB 1B 1B	FC6-4		4	2	3	0	0	0	0
Ron Woods, R (8, PH) (9, 8) OBP: 0.352, SLG: 0.339										1	0	0	0	0	0	1
Bob Bailey, R (1, 5) OBP: 0.399, SLG: 0.575		HR	K		FC6-4 1B		BB BB 1B BB		F9	4	2	2	2	1	1	1
Tim Foli, R (1, 6) OBP: 0.296, SLG: 0.297		F8	F8		FC6-4		BB BB 1B		E6 G6-3	2	0	0	0	0	0	1
Pepe Frias, R (4, 6) OBP: 0.221, SLG: 0.253										3	0	1	2	0	0	1
John Boccabella, R (1, 2) OBP: 0.302, SLG: 0.332		SH1-4 BB		5-3		5-3	BB			3	0	0	0	2	0	1
Ernie McAnally, R (1, 1) OBP: 0.237, SLG: 0.237		SH1-4		1B 1B		4-3	G6-4-3			1	1	1	0	0	0	0
Bob Stinson, S (6, PH) OBP: 0.273, SLG: 0.200										1	0	0	0	0	0	0
Pat Jarvis, R (7, 1)										0	0	0	0	0	0	0
Hal Breeden, R (7, PH) OBP: 0.388, SLG: 0.524										0	0	0	1	1	0	0
Mike Marshall, R (8, 1) OBP: 0.250, SLG: 0.200										0	0	0	0	0	0	0
Inning Stats	R: 0 E: 0 K: 0 S: 4 H: 1 LOB: 1 BB: 0 P: 4	R: 2 E: 0 K: 0 S: 5 H: 2 LOB: 2 BB: 2 P: 13	R: 1 E: 1 K: 2 S: 8 H: 1 LOB: 1 BB: 1 P: 12	R: 1 E: 0 K: 0 S: 5 H: 3 LOB: 1 BB: 0 P: 5	R: 0 E: 0 K: 0 S: 4 H: 1 LOB: 1 BB: 0 P: 4	R: 0 E: 0 K: 0 S: 3 H: 0 LOB: 1 BB: 0 P: 4	R: 3 E: 0 K: 0 S: 5 H: 3 LOB: 2 BB: 3 P: 17	R: 0 E: 0 K: 0 S: 3 H: 0 LOB: 1 BB: 1 P: 7	R: 0 E: 1 K: 0 S: 3 H: 0 LOB: 0 BB: 0 P: 3	1B: 10 2B: 0 3B: 0 HR: 1 SF: 0 SAC: 1 DP: 3 HBP: 1						

livebaseballscorecards.com

AB	35
R	7
H	11
RBI	6
BB	7
SO	2
LOB	16

WP: 0 PA: 44
PB: 0
SB: 0
CS: 0

PITCHER		IP	WLS	BF	H	R	ER	SO	BB	IBB	HBP	BLK	WP	HR	S	P	ERA	WHIP
Ken Forsch, R ERA: 3.66	(1, 1)	6.1		34	11	7	6	2	4	0	1	0	0	1	33	50	8.53	2.368
J.R. Richard, R ERA: 2.73	(7, 1)	0.0		2	0	0	0	0	2	0	0	0	0	0	0	8	∞	∞
Jim York, R ERA: 4.62	(7, 1)	0.2		1	0	0	0	0	0	0	0	0	0	0	1	1	0.00	0.000
Jerry Reuss, L ERA: 3.21	(8, 1)	2.0	W	7	0	0	0	0	1	0	0	0	0	0	6	10	0.00	0.500

PITCHER	IP	WLS	BF	H	R	ER	SO	BB	IBB	HBP	BLK	WP	HR	S	P	ERA	WHIP

Batter	1	2	3	4	5	6	7	8	9	AB	R	H	RBI	BB	SO	LOB
Pete Rose, S (1, 7) OBP: 0.393, SLG: 0.401	BBBB 4-0 HR BB	x 0-0 BB 1B		x 0-0 ① 6-3		BBBB 4-0 SH SF8 BB BB 4-0 BB 1B BB		BBBB 4-0 BB		2	2	1	0	4	0	0
Joe Morgan, L (1, 4) OBP: 0.413, SLG: 0.490	x 0-0 1-H HR	BBBB 4-0 1-2 BB		BBBB 4-0 CS BB		BBBB 4-0 BB SH 1-2 1B BB x 0-0 BB 1-2 1B		x 0-0 ③ F9		3	2	2	2	3	0	1
Dan Driessen, L (1, 5) OBP: 0.357, SLG: 0.359 Denis Menke, R (6, PH) OBP: 0.379, SLG: 0.236 (6, 5)	x 0-0 2B 1B	x 0-0 ③ F9		x 0-0 ② ③ 2-3 1-2		SH 1B BB 1-2 2-3 BBBB 4-0 FC5-4 1-2 2-3 BB			SSS 0-3 ① K	3 1	1 1	1 0	0 0	0 1	0 1	3 0
Johnny Bench, R (1, 2) OBP: 0.345, SLG: 0.448	x 0-0 1-H 2B		x 0-0 HR	x 0-0 ① F7		SF8 3-H x 0-0 ③ FC5-4 1-2f			BBBB 4-0 1B BB	4	1	2	3	1	0	3
Tony Perez, R (1, 3) OBP: 0.385, SLG: 0.527	x 0-0 ① 5-3		x 0-0 ① 6-3	x 0-0 BB BB 1B	BBBB 4-0 3-1 1B 1-2 2-3 HR BB	x 0-0 ① 6-3			x 0-0 G6-4-3 1-2 1B	5	1	2	0	1	0	1
Bobby Tolan, L (1, 8) OBP: 0.251, SLG: 0.313 (6, 9)	x 0-0 ② 4-3	SSS 0-3 ② K	BBBB 4-0 1-2 BB	x 0-0 ② 3-1 1-2 2-H 3-H HR 1B	x 0-0 ② P6		x 0-0 ② G6-4-3 1-2f	5	1	1	2	1	1	3
Dave Concepcion, R (1, 6) OBP: 0.316, SLG: 0.425	x 0-0 ③ 6-3	BBBB 4-0 WP S BB	SSS 0-3 ② K	x 0-0 ② 3-1 1-2 2-3	x 0-0 ③ F7				4	0	0	0	1	1	5
Larry Stahl, L (1, 9) OBP: 0.360, SLG: 0.364 Andy Kosco, R (5, PH) OBP: 0.280, SLG: 0.150 (5, 9) Cesar Geronimo, L (6, 8) OBP: 0.215, SLG: 0.210		x 0-0 ① 1-3	IIII 4-0 WP 1-2 IBB	BBBB 4-0 1-2 2-3 BB	IIII 4-0 HR IBB		x 0-0 ① F4		1 0 1	0 1 0	0 0 0	0 0 0	1 2 0	0 0 0	0 0 0
Tom Hall, L (1, 1) OBP: 0.067, SLG: 0.067 Pedro Borbon, R (4, 1) OBP: 0.167, SLG: 0.167 Phil Gagliano, R (5, PH) OBP: 0.333, SLG: 0.217 Ed Sprague, R (5, 1) Hal King, L (6, PH) OBP: 0.353, SLG: 0.857 Clay Carroll, R (6, 1) OBP: 0.182, SLG: 0.182		SSS 0-3 ② K	x 0-0 ③ F9 1-2 2-3		x 0-0 ③ L6	x 0-0 1-H 2-H 3-H HR		x 0-0 ② 6-3		2 0 1 0 1 1	0 0 0 0 1 0	0 0 0 0 4 0	0 0 0 0 0 0	1 0 0 0 0 0	2 0 3 0 0 0	0 0 0 0 0 0
Inning Stats	R: 3 H: 3 E: 0 LOB: 1 K: 0 BB: 1 S: 6 P: 10	R: 0 H: 1 E: 0 LOB: 2 K: 1 BB: 1 S: 6 P: 10	R: 1 H: 1 E: 0 LOB: 2 K: 1 BB: 2 S: 6 P: 14	R: 0 H: 0 E: 0 LOB: 0 K: 0 BB: 1 S: 2 P: 6	R: 0 H: 1 E: 0 LOB: 3 K: 1 BB: 2 S: 6 P: 14	R: 7 H: 3 E: 1 LOB: 3 K: 0 BB: 6 S: 7 P: 31	R: 0 H: 0 E: 0 LOB: 0 K: 0 BB: 0 S: 3 P: 3	R: 0 H: 0 E: 0 LOB: 1 K: 0 BB: 1 S: 3 P: 7	R: 0 H: 1 E: 0 LOB: 1 K: 1 BB: 1 S: 5 P: 9	1B: 6 SF: 1 2B: 1 SAC: 1 3B: 0 DP: 1 HR: 3 HBP: 0						WP: 1 PA: 51 PB: 0 SB: 1 CS: 1

TOP

Cincinnati Reds @ Montreal Expos

Jarry Park, Montreal, QB

Mon Jul 09 1973, 7:05 PM EDT

Att. 27,324 - Unknown

livebaseballscorecards.com

AB	34
R	11
H	10
RBI	11
BB	15
SO	4
LOB	21

PITCHER		IP	WLS	BF	H	R	ER	SO	BB	IBB	HBP	BLK	WP	HR	S	P	ERA	WHIP
Bill Stoneman, R ERA: 6.29	(1, 1)	2.0		12	4	3	3	1	2	0	0	0	0	1	12	20	13.50	3.000
Tom Walker, R ERA: 3.53	(3, 1)	1.0		6	1	1	1	1	1	1	0	0	1	1	6	14	9.00	2.000
Joe Gilbert, L ERA: 4.62	(4, 1)	2.0	L	11	1	2	2	1	5	0	0	0	0	0	8	28	9.00	3.000
Pat Jarvis, R ERA: 3.32	(6, 1)	0.2		10	3	5	0	0	3	1	0	0	0	1	6	22	0.00	9.000
John Strohmayer, R ERA: 5.19	(6, 1)	2.1		8	0	0	0	0	1	0	0	0	0	0	7	11	0.00	0.429

PITCHER		IP	WLS	BF	H	R	ER	SO	BB	IBB	HBP	BLK	WP	HR	S	P	ERA	WHIP
Mickey Scott, L ERA: 5.65	(9, 1)	1.0		4	1	0	0	1	1	0	0	0	0	0	5	9	0.00	2.000

Batter	1	2	3	4	5	6	7	8	9	AB	R	H	RBI	BB	SO	LOB
Ron Hunt, R (1, 4) OBP: 0.426, SLG: 0.347	BBBB 4-0 BB 5-3 BB	x 0-0 1-H 2-H 2B		BBBB 4-0 SH1-4 1B BB	x 0-0 ③ 5-3			x 0-0 ② 5-3	x 0-0 ③ P3	4	1	1	2	2	0	4
Clyde Mashore, R (1, 7) OBP: 0.329, SLG: 0.439 Boots Day, L (6, PH) OBP: 0.389, SLG: 0.470 (7, 7) (8, 8) Mickey Scott, L (9, 1)	x 0-0 ① 5-3 1-2	SSS 0-3 ② K		x 0-0 ① SH1-4 1-2		BBBB 4-0 G5-4-3 BB		x 0-0 ③ F8		2 1 0	0 0 0	0 0 0	0 1 0	0 1 0	1 0 0	2 1 0
Bob Bailey, R (1, 5) OBP: 0.395, SLG: 0.571	SSS 0-3 ② K	SSS 0-3 ③ K		x 0-0 ② 1-3		x 0-0 ① ② G5-4-3 1-2f			x 0-0 1B 2B	5	1	1	0	0	2	4
Hal Breeden, R (1, 3) OBP: 0.397, SLG: 0.532	BBBB 4-0 BB BB	x 0-0 FC5-4 1B 2B	x 0-0 BB E 2-H 1B			SSS 0-3 ③ K			x 0-0 ① 1-3	4	1	2	1	1	1	1
Ron Woods, R (1, 8) OBP: 0.356, SLG: 0.337 Ron Fairly, L (7, PH) OBP: 0.464, SLG: 0.483 (8, 7)	BBBB 4-0 1-2 2-3 BB	BBBB 4-0 FC5-4 BB	x 0-0 E6 1-2 BB			x 0-0 G4-6-3 1B		BBBB 4-0 1B 1B 1B BB		1 1	0 1	0 1	0 0	2 1	0 0	1 0
Ken Singleton, S (1, 9) OBP: 0.413, SLG: 0.455	SSS 0-3 ③ K	x 0-0 ① FC5-4 1B 1-2f 2-3	BBBB 4-0 FC6-4 1-2 2-3 BB			x 0-0 ① F7		x 0-0 1B 1B 1-2 2-H 1B		4	0	1	1	1	1	6
John Boccabella, R (1, 2) OBP: 0.300, SLG: 0.329		x 0-0 ① 6-3	SSS 0-3 ② K	x 0-0 ③ FC6-4 1-2f			x 0-0 ② ③ G4-6-3 1-2f	x 0-0 1B 1-2 2-3 1B		5	0	1	0	0	1	6
Pepe Frias, R (1, 6) OBP: 0.242, SLG: 0.264		BBBB 4-0 BB 2B BB	x 0-0 1-2 3-H 1B		x 0-0 ① 4-3			x 0-0 ① 6-3	x 0-0 1-2 2-3 3-H 1B	4	1	2	2	1	0	0
Bill Stoneman, R (1, 1) OBP: 0.000, SLG: 0.000 Steve Renko, R (2, PH) OBP: 0.000, SLG: 0.000 Tom Walker, R (3, 1) Terry Humphrey, R (3, PH) OBP: 0.000, SLG: 0.000 Joe Gilbert, R (4, 1) Pat Jarvis, R (4, 1) John Strohmayer, R (5, 1) OBP: 0.000, SLG: 0.000 Mike Jorgensen, L (5, PH) OBP: 0.200, SLG: 0.333 (5, 5)		BBBB 4-0 1-2 2B BB	SSS 0-3 ③ K		SSS 0-3 ② K			x 0-0 2B	x 0-0 ② F5	0 0 0 1 1 0 0 0 2	0 1 0 0 0 0 0 0 0	0 0 0 0 0 0 0 0 0	0 0 0 0 0 0 0 0 1	0 1 0 0 0 0 0 0 0	0 0 0 0 1 1 0 0 0	0 0 0 2 0 0 0 0 3
Inning Stats	R: 0 H: 0 E: 0 LOB: 3 K: 2 BB: 3 S: 7 P: 19	R: 2 H: 1 E: 0 LOB: 1 K: 2 BB: 2 S: 8 P: 16	R: 1 H: 2 E: 0 LOB: 2 K: 2 BB: 1 S: 9 P: 13	R: 1 H: 1 E: 1 LOB: 3 K: 0 BB: 2 S: 5 P: 13	R: 0 H: 0 E: 0 LOB: 0 K: 1 BB: 0 S: 5 P: 5	R: 0 H: 0 E: 0 LOB: 0 K: 1 BB: 1 S: 4 P: 8	R: 0 H: 1 E: 0 LOB: 0 K: 0 BB: 0 S: 3 P: 3	R: 0 H: 1 E: 0 LOB: 1 K: 0 BB: 0 S: 4 P: 4	R: 2 H: 4 E: 0 LOB: 3 K: 0 BB: 1 S: 7 P: 11	1B: 6 2B: 4 3B: 0 HR: 0	SF: 0 SAC: 1 DP: 2 HBP: 0			WP: 0 PB: 0 SB: 0 CS: 0		PA: 46	

PITCHER		IP	WLS	BF	H	R	ER	SO	BB	IBB	HBP	BLK	WP	HR	S	P	ERA	WHIP
Tom Hall, L ERA: 4.14	(1, 1)	3.0		19	3	4	4	6	7	0	0	0	0	0	24	52	12.00	3.333
Pedro Borbon, R ERA: 3.09	(4, 1)	1.0		6	1	0	0	0	1	0	0	0	0	0	5	9	0.00	2.000
Ed Sprague, R ERA: 5.71	(5, 1)	1.0	W	3	0	0	0	1	0	0	0	0	0	0	5	5	0.00	0.000
Clay Carroll, R ERA: 4.42	(6, 1)	4.0	S	18	6	2	2	1	2	0	0	0	0	0	18	26	4.50	2.000

PITCHER	IP	WLS	BF	H	R	ER	SO	BB	IBB	HBP	BLK	WP	HR	S	P	ERA	WHIP

BOTTOM

Cincinnati Reds @ Montreal Expos

Jarry Park, Montreal, QB

Mon Jul 09 1973, 7:05 PM EDT

Att. 27,324 - Unknown

livebaseballscorecards.com

AB	35
R	6
H	10
RBI	6
BB	10
SO	8
LOB	30

Cincinnati Reds @ Montreal Expos

Jarry Park, Montreal, QB

Tue Jul 10 1973, 7:05 PM EDT

Att. 17,094 - Unknown

livebaseballscorecards.com

Batter	1	2	3	4	5	6	7	8	9	AB	R	H	RBI	BB	SO	LOB
Pete Rose, S (1, 7) OBP: 0.395, SLG: 0.402	4-3		2B 1B	BB 1-3 2-H 1B			6-3	BBBB BB		4	1	2	1	1	0	0
Joe Morgan, L (1, 4) OBP: 0.416, SLG: 0.492	F9		1-H 1B 2B	BBBB FC4-6 1-2 BB			BBBB E 1B BB	SSS K		3	2	1	1	2	1	2
Dan Driessen, L (1, 5) OBP: 0.365, SLG: 0.368 Denis Menke, R (4, 5) OBP: 0.375, SLG: 0.233	1B		2-H 1B	FC4-6 1-2f			E7 1-2 1B 1B		5-3	3 2	0 0	2 0	1 0	0 0	0 0	3 1
Johnny Bench, R (1, 2) OBP: 0.346, SLG: 0.457	P6		P4		F9		1B 1-2 2-H 1B		HR	5	1	2	2	0	0	2
Tony Perez, R (1, 3) OBP: 0.385, SLG: 0.525		5-3		FC6-4 BB 1B 1B	SSS K		FC6-4 1-2 2-H 1B		F9	5	1	2	0	0	1	0
Bobby Tolan, L (1, 8) (9, 9) OBP: 0.254, SLG: 0.310		G3		BBBB FC6-4 1-2 BB	SSS K		FC6-4 1-2f		BBBB BB	3	0	0	0	2	1	2
Larry Stahl, L (1, 9) OBP: 0.338, SLG: 0.338 Cesar Geronimo, L (9, 8) OBP: 0.215, SLG: 0.210	SSS K			FC6-4 WP 1B 1B 1-2f 2-3		P6		F7	SSS K	5 0	1 0	0 0	0 0	0 0	2 0	3 0
Darrel Chaney, S (1, 6) OBP: 0.282, SLG: 0.183			G3	F7	SSS K			BBBB SH2-4 BB		3	0	0	0	1	1	2
Ross Grimsley, L (1, 1) OBP: 0.047, SLG: 0.047 Don Gullett, R (8, 1) OBP: 0.324, SLG: 0.200			6-3	1B WP 1-2 3-H 1B		SSS K		SH2-4 1-2		3 0	0 0	1 0	1 0	0 0	1 0	0 0
Inning Stats	R: 0 E: 0 K: 0 S: 4 H: 1 LOB: 1 BB: 0 P: 4	R: 0 E: 0 K: 1 S: 5 H: 0 LOB: 0 BB: 0 P: 5	R: 2 E: 0 K: 0 S: 6 H: 3 LOB: 1 BB: 0 P: 6	R: 2 E: 0 K: 0 S: 6 H: 3 LOB: 3 BB: 2 P: 14	R: 0 E: 0 K: 2 S: 7 H: 0 LOB: 0 BB: 0 P: 7	R: 0 E: 0 K: 2 S: 7 H: 0 LOB: 0 BB: 0 P: 7	R: 1 E: 1 K: 0 S: 5 H: 2 LOB: 2 BB: 1 P: 9	R: 0 E: 0 K: 1 S: 5 H: 0 LOB: 2 BB: 2 P: 13	R: 1 E: 0 K: 1 S: 6 H: 1 LOB: 1 BB: 1 P: 10	1B: 8 2B: 1 3B: 0 HR: 1 SF: 0 SAC: 1 DP: 0 HBP: 0							

TOP	
AB	36
R	6
H	10
RBI	6
BB	6
SO	7
LOB	15

WP: 1 PB: 0 SB: 0 CS: 0 PA: 43

PITCHER	IP	WLS	BF	H	R	ER	SO	BB	IBB	HBP	BLK	WP	HR	S	P	ERA	WHIP
Mike Torrez, R (1, 1) ERA: 4.41	3.2	L	19	7	4	4	1	1	0	0	0	1	0	20	24	9.82	2.182
Mickey Scott, L (4, 1) ERA: 5.52	0.1		2	0	0	0	0	1	0	0	0	0	0	1	5	0.00	3.000
Tom Walker, R (5, 1) ERA: 3.45	4.0		17	2	1	1	5	3	0	0	0	0	0	24	36	2.25	1.250
Mike Marshall, R (9, 1) ERA: 3.22	1.0		5	1	1	1	1	1	0	0	0	0	1	6	10	9.00	2.000

PITCHER	IP	WLS	BF	H	R	ER	SO	BB	IBB	HBP	BLK	WP	HR	S	P	ERA	WHIP

Cincinnati Reds @ Montreal Expos

Jarry Park, Montreal, QB

Tue Jul 10 1973, 7:05 PM EDT

Att. 17,094 - Unknown

livebaseballscorecards.com

BOTTOM

Batter	1	2	3	4	5	6	7	8	9	AB	R	H	RBI	BB	SO	LOB
Ron Hunt, R (1, 4) OBP: 0.424, SLG: 0.346	6-3		F8		FC6-4 1B (2-3)			P4		4	0	1	0	0	0	1
Clyde Mashore, R (1, 7) Mike Marshall, R (9, 1) OBP: 0.313, SLG: 0.414 OBP: 0.250, SLG: 0.200	5-3			P2	FC6-4 (1-2f)			P4		4 0	0 0	0 0	0 0	0 0	0 0	3 0
Bob Bailey, R (1, 5) OBP: 0.393, SLG: 0.565	BB (B B B B)			F8		K (S S S)		F7		3	0	0	0	1	1	1
Hal Breeden, R (1, 3) OBP: 0.385, SLG: 0.513	K (S S S)			6-3		P4			F9	4	0	0	0	0	1	1
Ron Woods, R (1, 8) OBP: 0.355, SLG: 0.341		F9			HR 2B	P4			K (S S S)	4	1	1	0	0	1	0
Ken Singleton, S (1, 9) OBP: 0.411, SLG: 0.463		F9			HR (2-H)		5-3		K (S S S)	4	1	1	2	0	1	0
John Boccabella, R (1, 2) OBP: 0.300, SLG: 0.329		6-3			1B SH3 1B		F8			3	0	1	0	0	0	0
Pepe Frias, R (1, 6) OBP: 0.237, SLG: 0.258			F9		SH3 (1-2)		5-3			2	0	0	0	0	0	0
Mike Torrez, R (1, 1) OBP: 0.205, SLG: 0.231			F8		K (S S S)			1B		1	0	0	0	0	0	0
Mickey Scott, L (4, 1)										0	0	0	0	0	0	0
Tom Walker, R (5, 1)										1	0	0	0	0	1	1
Ron Fairly, L (8, PH) OBP: 0.466, SLG: 0.485										1	0	1	0	0	0	0
(9, 7)																

Inning Stats	1	2	3	4	5	6	7	8	9
	R: 0 H: 0 E: 0 LOB: 1 K: 1 BB: 1 S: 5 P: 9	R: 0 H: 0 E: 0 LOB: 0 K: 0 BB: 0 S: 3 P: 3	R: 0 H: 0 E: 0 LOB: 0 K: 0 BB: 0 S: 3 P: 3	R: 0 H: 0 E: 0 LOB: 0 K: 0 BB: 0 S: 3 P: 3	R: 2 H: 4 E: 0 LOB: 2 K: 1 BB: 0 S: 9 P: 9	R: 0 H: 0 E: 0 LOB: 0 K: 1 BB: 0 S: 5 P: 5	R: 0 H: 0 E: 0 LOB: 0 K: 0 BB: 0 S: 3 P: 3	R: 0 H: 1 E: 0 LOB: 1 K: 0 BB: 0 S: 4 P: 4	R: 0 H: 0 E: 0 LOB: 0 K: 2 BB: 0 S: 7 P: 7

1B: 3	SF: 0	WP: 0	PA: 33
2B: 1	SAC: 1	PB: 0	
3B: 0	DP: 0	SB: 0	
HR: 1	HBP: 0	CS: 0	

	AB	31
	R	2
	H	5
	RBI	2
	BB	1
	SO	5
	LOB	7

PITCHER		IP	WLS	BF	H	R	ER	SO	BB	IBB	HBP	BLK	WP	HR	S	P	ERA	WHIP
Ross Grimsley, L ERA: 2.72	(1, 1)	7.0	W	27	5	2	2	3	1	0	0	0	0	1	32	36	2.57	0.857
Don Gullett, L ERA: 3.93	(8, 1)	2.0	S	6	0	0	0	2	0	0	0	0	0	0	10	10	0.00	0.000

PITCHER	IP	WLS	BF	H	R	ER	SO	BB	IBB	HBP	BLK	WP	HR	S	P	ERA	WHIP

Batter	1	2	3	4	5	6	7	8	9	AB	R	H	RBI	BB	SO	LOB
Pete Rose, S (1, 7) OBP: 0.393, SLG: 0.398	F7		F7		BB, 1B, E	F7			G6-4-3, 1-2f	4	1	0	0	1	0	2
Joe Morgan, L (1, 4) OBP: 0.418, SLG: 0.490	BB, S, BB		S, BB		F9		F7		1B	3	0	1	0	2	0	1
Dan Driessen, L (1, 5) OBP: 0.373, SLG: 0.370	BB, BB, 1-2		G6-4-3, 1-2		K		F9		F8	2	0	1	0	1	1	1
Denis Menke, R (5, 5) OBP: 0.371, SLG: 0.230										2	0	0	0	0	0	1
Johnny Bench, R (1, 9) OBP: 0.344, SLG: 0.454	F7		G6-4-3, 1-2f		E, 1B, 1-3		6-3			4	0	1	0	0	0	4
(8, 2)																
Tony Perez, R (1, 3) OBP: 0.386, SLG: 0.521	BB, 1-2, 2-3			FC6-4, E, FC4-6, BB	E3, 1-2, 3-H			F9		2	1	0	0	2	0	1
Bobby Tolan, L (1, 8) OBP: 0.254, SLG: 0.319	K			E3, FC6-4, 1-2	F8			HR		4	1	1	1	0	1	6
Darrel Chaney, S (1, 6) OBP: 0.284, SLG: 0.190		4-3		FC6-4, FC4-6, 1-2f, 2-3		E, S, 1B		K		3	0	1	0	0	0	2
Larry Stahl, L (8, PH) OBP: 0.333, SLG: 0.333										1	0	0	0	0	1	0
(8, 9)																
Bill Plummer, R (1, 2) OBP: 0.319, SLG: 0.262		5-3		FC4-6, 1-2f, 3-H	K, 1-3	K		K		3	0	0	1	0	1	2
Hal King, L (8, PH) OBP: 0.333, SLG: 0.800										1	0	0	0	0	1	0
Dave Tomlin, L (8, 1)										0	0	0	0	0	0	0
Fred Norman, S (1, 1) OBP: 0.116, SLG: 0.073		1-3		K	K				G6-4-3, 1-2	3	0	0	0	0	2	2
Ed Sprague, R (7, 1)										0	0	0	0	0	0	0
Dave Concepcion, R (8, 6) OBP: 0.318, SLG: 0.427										1	0	1	0	0	0	0
Inning Stats	R: 0 E: 0 K: 1 S: 5 H: 0 LOB: 3 BB: 3 P: 17	R: 0 E: 0 K: 0 S: 3 H: 0 LOB: 0 BB: 0 P: 3	R: 0 E: 0 K: 0 S: 3 H: 1 LOB: 1 BB: 1 P: 7	R: 1 E: 1 K: 1 S: 6 H: 0 LOB: 1 BB: 1 P: 10	R: 1 E: 1 K: 1 S: 7 H: 1 LOB: 2 BB: 1 P: 11	R: 0 E: 0 K: 2 S: 8 H: 1 LOB: 1 BB: 0 P: 8	R: 0 E: 0 K: 0 S: 3 H: 0 LOB: 0 BB: 0 P: 3	R: 1 E: 0 K: 2 S: 8 H: 1 LOB: 0 BB: 0 P: 8	R: 0 E: 0 K: 0 S: 4 H: 2 LOB: 1 BB: 0 P: 4	1B: 5 2B: 0 3B: 0 HR: 1 SF: 0 SAC: 0 DP: 2 HBP: 0	WP: 0 PB: 0 SB: 3 CS: 0 PA: 39					

PITCHER		IP	WLS	BF	H	R	ER	SO	BB	IBB	HBP	BLK	WP	HR	S	P	ERA	WHIP
Steve Renko, R ERA: 2.68	(1, 1)	8.0	W	35	4	3	1	7	6	0	0	0	0	1	43	67	1.12	1.250
Mike Marshall, R ERA: 3.19	(9, 1)	1.0	S	4	2	0	0	0	0	0	0	0	0	0	4	4	0.00	2.000

PITCHER	IP	WLS	BF	H	R	ER	SO	BB	IBB	HBP	BLK	WP	HR	S	P	ERA	WHIP

TOP

Cincinnati Reds @ Montreal Expos

Jarry Park, Montreal, QB

Wed Jul 11 1973, 7:05 PM EDT

Att. 20,037 - Unknown

livebaseballscorecards.com

AB	33
R	3
H	6
RBI	2
BB	6
SO	7
LOB	22

Cincinnati Reds @ Montreal Expos

Jarry Park, Montreal, QB

Wed Jul 11 1973, 7:05 PM EDT

Att. 20,037 - Unknown

livebaseballscorecards.com

BOTTOM

Batter	1	2	3	4	5	6	7	8	9	AB	R	H	RBI	BB	SO	LOB
Ron Hunt, R (1, 4) OBP: 0.422, SLG: 0.344	SH1-4 BB 1B		F9		L7		G3 2-3			4	0	1	0	0	0	1
Clyde Mashore, R (1, 7) OBP: 0.337, SLG: 0.431 Ron Fairly, L (7, PH) OBP: 0.464, SLG: 0.483 (8, 7)	BBB 1-2 SH1-4 BB		1B		PO 1B		5-3			2 1	0 0	2 0	0 0	1 0	0 0	0 1
Ron Woods, R (1, 8) OBP: 0.354, SLG: 0.337	SH1-4 1-2 2-3		P3		PO 1-2	F8 BBBB	1B BB			2	0	0	0	1	0	1
Hal Breeden, R (1, 3) OBP: 0.396, SLG: 0.513 Mike Jorgensen, L (8, 3) OBP: 0.338, SLG: 0.333	IIII IBB		F8			BBBB 3B BB	FC6-4 1-3 3-H 1B			2 0	1 0	1 0	1 0	2 0	0 0	1 0
Bob Bailey, R (1, 5) OBP: 0.395, SLG: 0.575	SSS K			S 2B		1-H SF7 3B	FC6-4 1-2f			4	1	2	1	0	1	5
Ken Singleton, S (1, 9) OBP: 0.410, SLG: 0.462	SSS K			6-3 2-3		SF7 3-H		SH2-3 1B		3	0	1	1	0	1	4
John Boccabella, R (1, 2) OBP: 0.297, SLG: 0.325		6-3		F2		L8		SH2-3 1-2		3	0	0	0	0	0	1
Pepe Frias, R (1, 6) OBP: 0.237, SLG: 0.280		F3		4-3			2B 3B	F9		4	1	1	0	0	0	2
Steve Renko, R (1, 1) OBP: 0.347, SLG: 0.341 Mike Marshall, R (9, 1) OBP: 0.250, SLG: 0.200		6-3			4-3		G3 1B 3-H 2B	6-3		4 0	1 0	1 0	1 0	0 0	0 0	1 0
Inning Stats	R: 0 H: 1 E: 0 LOB: 3 K: 2 BB: 2 S: 8 P: 16	R: 0 H: 0 E: 0 LOB: 0 K: 0 BB: 0 S: 3 P: 3	R: 0 H: 1 E: 0 LOB: 1 K: 0 BB: 0 S: 4 P: 4	R: 0 H: 1 E: 0 LOB: 1 K: 0 BB: 0 S: 4 P: 4	R: 0 H: 1 E: 0 LOB: 0 K: 0 BB: 0 S: 3 P: 3	R: 2 H: 1 E: 0 LOB: 0 K: 0 BB: 1 S: 4 P: 8	R: 2 H: 3 E: 0 LOB: 2 K: 0 BB: 1 S: 6 P: 10	R: 0 H: 1 E: 0 LOB: 1 K: 0 BB: 0 S: 4 P: 4		1B: 5 SF: 1 2B: 2 SAC: 2 3B: 2 DP: 0 HR: 0 HBP: 0						

AB	29
R	4
H	9
RBI	4
BB	4
SO	2
LOB	17

WP: 0 PA: 37
PB: 0
SB: 1
CS: 0

PITCHER		IP	WLS	BF	H	R	ER	SO	BB	IBB	HBP	BLK	WP	HR	S	P	ERA	WHIP
Fred Norman, L ERA: 3.49	(1, 1)	6.2	L	31	8	4	4	2	3	1	0	0	0	0	31	47	5.40	1.650
Ed Sprague, R ERA: 5.66	(7, 1)	0.1		1	0	0	0	0	0	0	0	0	0	0	1	1	0.00	0.000
Dave Tomlin, L ERA: 4.8	(8, 1)	1.0		4	1	0	0	0	0	0	0	0	0	0	4	4	0.00	1.000

PITCHER	IP	WLS	BF	H	R	ER	SO	BB	IBB	HBP	BLK	WP	HR	S	P	ERA	WHIP

Batter	1	2	3	4	5	6	7	8	9	AB	R	H	RBI	BB	SO	LOB
Ron Hunt, R (1, 4) OBP: 0.420, SLG: 0.342	6-3		5-3		6-3	1B		FC6-2 3-1 BLK BB	5-3	5	2	1	0	1	0	2
Mike Jorgensen, L (1, 3) OBP: 0.343, SLG: 0.343	4-3			S 2B		HR 1B 1B		3-1		5	1	3	0	0	0	2
Ron Fairly, L (1, 7) OBP: 0.467, SLG: 0.483 Clyde Mashore, R (9, 7) OBP: 0.337, SLG: 0.431	K			S HBP		HR 1B 1B		FC6-2 BLK BB		4 0	1 0	2 0	1 0	0 0	1 0	2 0
Ken Singleton, S (1, 9) OBP: 0.412, SLG: 0.471		HR		F8		HR F9		BLK BB		3	2	1	1	2	0	4
Bob Bailey, R (1, 5) OBP: 0.391, SLG: 0.580		5-3		K		HR	K	K		5	1	1	4	0	3	4
Boots Day, L (1, 8) OBP: 0.396, SLG: 0.475 Hal Breeden, R (7, PH) OBP: 0.400, SLG: 0.543 Mike Marshall, R (7, 1) OBP: 0.294, SLG: 0.250		CS G3 1B		F8		G6-4-3 1B	HR		SH1-4 1B	3 1 1	0 1 1	2 1 1	0 1 0	0 0 0	0 0 0	2 0 0
John Boccabella, R (1, 2) OBP: 0.296, SLG: 0.324		G3			FC4-6 1B	G6-4-3	F7		SH1-4	4	0	1	0	0	0	2
Pepe Frias, R (1, 6) OBP: 0.245, SLG: 0.278		CS	5-3		FC4-6 SH1-4	HR BB	1-3		4-3	4	1	1	1	1	0	1
Bill Stoneman, R (1, 1) OBP: 0.278, SLG: 0.077 Jim Lyttle, L (6, PH) OBP: 1.000, SLG: 4.000 Joe Gilbert, R (6, 1) Ron Woods, R (7, 8) OBP: 0.356, SLG: 0.335			K		SH1-4	HR		3-1 BB FC6-2 BB	4-3	1 1 0 1	0 1 0 0	0 1 0 0	0 2 0 1	0 0 0 0	1 0 0 1	0 0 0 1
Inning Stats	R: 0 E: 0 K: 1 S: 5 H: 0 LOB: 0 BB: 0 P: 5	R: 1 E: 0 K: 0 S: 4 H: 2 LOB: 0 BB: 0 P: 4	R: 0 E: 0 K: 1 S: 5 H: 0 LOB: 0 BB: 0 P: 5	R: 0 E: 0 K: 1 S: 6 H: 1 LOB: 2 BB: 0 P: 7	R: 0 E: 0 K: 0 S: 4 H: 1 LOB: 1 BB: 0 P: 4	R: 7 E: 0 K: 0 S: 10 H: 8 LOB: 2 BB: 2 P: 18	R: 1 E: 0 K: 1 S: 6 H: 1 LOB: 0 BB: 0 P: 6	R: 1 E: 0 K: 1 S: 5 H: 0 LOB: 2 BB: 3 P: 17	R: 1 E: 0 K: 0 S: 5 H: 2 LOB: 1 BB: 0 P: 5	1B: 10 2B: 1 3B: 0 HR: 4 SF: 0 SAC: 2 DP: 1 HBP: 1						

TOP

Montreal Expos @ Atlanta Braves
Atlanta Stadium, Atlanta, GA
Fri Jul 13 1973, 7:05 PM EDT
Unknown

livebaseballscorecards.com

AB	38
R	11
H	15
RBI	10
BB	5
SO	5
LOB	20

WP: 0 PB: 0 SB: 2 CS: 1 PA: 47

PITCHER		IP	WLS	BF	H	R	ER	SO	BB	IBB	HBP	BLK	WP	HR	S	P	ERA	WHIP
Phil Niekro, R ERA: 3.13	(1, 1)	5.0		23	7	5	5	3	1	0	1	0	0	2	27	32	9.00	1.600
Jim Panther, R ERA: 5.04	(6, 1)	0.2	L	5	3	2	2	0	1	0	0	0	0	1	4	8	27.00	6.000
Joe Hoerner, L ERA: 6.39	(6, 1)	0.1		3	2	1	1	0	0	0	0	0	0	0	3	3	27.00	6.000
Tom House, L ERA: 6.06	(7, 1)	1.2		9	1	2	2	1	3	0	0	0	0	1	8	20	10.80	2.400
Danny Frisella, R ERA: 4.6	(8, 1)	0.1		1	0	0	0	1	0	0	0	1	0	0	3	3	0.00	0.000

PITCHER		IP	WLS	BF	H	R	ER	SO	BB	IBB	HBP	BLK	WP	HR	S	P	ERA	WHIP
Adrian Devine, R ERA: 6.46	(9, 1)	1.0		5	2	1	1	0	0	0	0	0	0	0	5	5	9.00	2.000

Montreal Expos @ Atlanta Braves

Atlanta Stadium, Atlanta, GA

Fri Jul 13 1973, 7:05 PM EDT

Unknown

BOTTOM

Batter	1	2	3	4	5	6	7	8	9	AB	R	H	RBI	BB	SO	LOB
Ralph Garr, L (1, 9) OBP: 0.304, SLG: 0.384	F6		F7 3-H		1B HR IBB	4-3			E6 G3 HBP	4	1	0	0	1	0	2
Marty Perez, R (1, 6) OBP: 0.295, SLG: 0.303	F9		F8		HR 1-2 2-3 3-H 1B		F9		F9	5	1	1	1	0	0	1
Darrell Evans, L (1, 5) OBP: 0.393, SLG: 0.571	K			G3	SF7 3-H		BBB 5-3 BB		H 1-2 G3 HBP	2	0	0	1	1	1	0
Hank Aaron, R (1, 7) OBP: 0.356, SLG: 0.570		F4		6-3	1-H 2-H HR		5-3 1-2		G3 1-2 2-3	5	1	1	3	0	0	3
Mike Lum, L (1, 3) OBP: 0.356, SLG: 0.454		5-3		1B	F9		6-3		K	5	0	1	0	0	1	3
Dusty Baker Jr., R (1, 8) OBP: 0.369, SLG: 0.430		F8		K		F8		F8		4	0	0	0	0	1	1
Johnny Oates, L (1, 2) OBP: 0.302, SLG: 0.309			2B 1B		SH5-3 1B 1B	4-3		1B		4	2	3	0	0	0	0
Chuck Goggin, S (1, 4) OBP: 0.319, SLG: 0.356			SH5-3 1-H WP 2B		1B SH5-3 1-2 SF7 1B	BB 1B		K		4	2	3	1	0	1	1
Phil Niekro, R (1, 1) OBP: 0.167, SLG: 0.238			SH5-3 2-3		SH5-3 1-2 2-3	BBB 4-0 1-2 BB		K		0	0	0	0	0	0	0
Jim Panther, R (6, 1)										0	0	0	0	0	0	0
Joe Hoerner, R (6, 1)										0	0	0	0	0	0	0
Paul Casanova, R (6, PH) OBP: 0.218, SLG: 0.302										0	0	0	0	1	0	0
Tom House, L (7, 1) OBP: 0.167, SLG: 0.333										0	0	0	0	0	0	0
Danny Frisella, L (8, 1)										0	0	0	0	0	0	0
Norm Miller, L (8, PH) OBP: 0.300, SLG: 0.250										1	0	0	0	0	1	1
Adrian Devine, R (9, 1) OBP: 0.333, SLG: 0.333										0	0	0	0	0	0	0
Inning Stats	R: 0 E: 0 K: 1 S: 5 H: 0 LOB: 0 BB: 0 P: 5	R: 0 E: 0 K: 0 S: 3 H: 0 LOB: 0 BB: 0 P: 3	R: 2 E: 0 K: 0 S: 5 H: 2 LOB: 0 BB: 0 P: 5	R: 0 E: 0 K: 1 S: 6 H: 1 LOB: 1 BB: 0 P: 6	R: 5 E: 0 K: 0 S: 7 H: 4 LOB: 0 BB: 1 P: 11	R: 0 E: 0 K: 0 S: 4 H: 1 LOB: 2 BB: 1 P: 8	R: 0 E: 0 K: 0 S: 3 H: 0 LOB: 1 BB: 1 P: 7	R: 0 E: 0 K: 2 S: 8 H: 1 LOB: 1 BB: 0 P: 8	R: 0 E: 1 K: 1 S: 6 H: 0 LOB: 2 BB: 0 P: 7	1B: 7 2B: 1 3B: 0 HR: 1	SF: 1 SAC: 2 DP: 0 HBP: 1	WP: 1 PB: 0 SB: 0 CS: 0	PA: 41				

PITCHER	IP	WLS	BF	H	R	ER	SO	BB	IBB	HBP	BLK	WP	HR	S	P	ERA	WHIP
Bill Stoneman, R (1, 1) ERA: 6.79	5.0	W	23	7	7	7	2	0	1	0	0	1	1	26	30	12.60	1.400
Joe Gilbert, L (6, 1) ERA: 4.44	1.0		5	1	0	0	0	1	0	0	0	0	0	4	8	0.00	2.000
Mike Marshall, R (7, 1) ERA: 3.09	3.0	S	13	1	0	0	3	1	0	1	0	0	0	17	22	0.00	0.667

PITCHER	IP	WLS	BF	H	R	ER	SO	BB	IBB	HBP	BLK	WP	HR	S	P	ERA	WHIP

AB	34
R	7
H	9
RBI	6
BB	3
SO	5
LOB	12

livebaseballscorecards.com

Montreal Expos @ Atlanta Braves

Atlanta Stadium, Atlanta, GA

Fri Jul 13 1973, 7:05 PM EDT

Att. 15,126 - Unknown

livebaseballscorecards.com

Batter	1	2	3	4	5	6	7	8	9	AB	R	H	RBI	BB	SO	LOB
Ron Hunt, R (1, 4) OBP: 0.420, SLG: 0.341	4-3		2B, BB		F7		F8	BB, 1B		4	0	1	0	1	0	1
Mike Jorgensen, L (1, 3) OBP: 0.348, SLG: 0.347 (8, 7)	F8		1-3, 2B		E, BB		6-3	1-2, BB		3	1	1	0	2	0	0
Ron Fairly, L (1, 7) OBP: 0.462, SLG: 0.474 Bill Stoneman, R (8, 1) OBP: 0.278, SLG: 0.077	G3		6-3		E7, 1-H, 2-H		BB	F9		4 0	0 0	0 0	0 0	1 0	0 0	4 0
Ken Singleton, S (1, 9) OBP: 0.412, SLG: 0.468		1-3		1B	6-3		F7		BB, BB, 4-3, BB	4	1	1	0	1	0	3
Boots Day, L (1, 8) OBP: 0.403, SLG: 0.467		BB	F7			P5		E, 1B, HR, BB	4-3, 1-2, BB	2	1	0	0	3	0	1
Bob Bailey, R (1, 5) OBP: 0.391, SLG: 0.576		F9	F8			1B, 1-4-3, 1B		E9, 1-3, HR, 1B	F2	5	1	2	0	0	0	4
Terry Humphrey, R (1, 2) OBP: 0.205, SLG: 0.212 Pat Jarvis, R (4, 1) Jim Lyttle, L (6, PH) OBP: 0.500, SLG: 2.000 Tom Walker, R (6, 1) Hal Breeden, R (8, PH) OBP: 0.409, SLG: 0.573 (8, 3)	F8		F9		1-4-3, 1-2			1-H, 3-H, HR	4-3, 1-2, 2-3, BB	2 0 1 0 1	0 0 0 0 1	0 0 0 0 3	0 0 0 0 1	0 0 0 0 1	0 0 0 0 0	2 0 1 0 0
Pepe Frias, R (1, 6) OBP: 0.252, SLG: 0.284			6-3		S, E, 1B	2-3, 1B		F9	4-3, 1-2, 2-3, 3-H	5	1	2	1	0	0	2
Ernie McAnally, R (1, 1) OBP: 0.237, SLG: 0.237 Mickey Scott, L (2, 1) Clyde Mashore, R (3, PH) OBP: 0.333, SLG: 0.425 Joe Gilbert, R (3, 1) Bob Stinson, S (4, 2) OBP: 0.200, SLG: 0.143			F6		K, 1-2	K		P6	F8	0 0 1 0 4	0 0 0 0 0	0 0 0 0 2	0 0 0 0 5	0 0 0 0 0	0 0 0 0 0	0 0 0 0 0
Inning Stats	R: 0 E: 0 K: 0 S: 3 H: 0 LOB: 0 BB: 0 P: 3	R: 0 E: 0 K: 0 S: 3 H: 0 LOB: 1 BB: 1 P: 7	R: 0 E: 0 K: 0 S: 4 H: 1 LOB: 2 BB: 1 P: 8	R: 0 E: 0 K: 0 S: 4 H: 1 LOB: 1 BB: 0 P: 4	R: 2 E: 1 K: 1 S: 7 H: 1 LOB: 2 BB: 1 P: 11	R: 0 E: 0 K: 1 S: 7 H: 2 LOB: 2 BB: 0 P: 7	R: 0 E: 0 K: 0 S: 3 H: 0 LOB: 1 BB: 1 P: 7	R: 3 E: 1 K: 0 S: 6 H: 3 LOB: 2 BB: 2 P: 14	R: 1 E: 0 K: 0 S: 3 H: 0 LOB: 2 BB: 3 P: 15	1B: 6 2B: 1 3B: 0 HR: 1 SF: 0 SAC: 0 DP: 0 HBP: 0						

TOP	
AB	36
R	6
H	8
RBI	4
BB	9
SO	2
LOB	23

WP: 0 PB: 0 SB: 1 CS: 0 PA: 45

PITCHER		IP	WLS	BF	H	R	ER	SO	BB	IBB	HBP	BLK	WP	HR	S	P	ERA	WHIP
Carl Morton, R ERA: 3.34	(1, 1)	7.0	W	33	6	4	2	2	5	0	0	0	0	0	32	52	2.57	1.571
Danny Frisella, R ERA: 4.73	(8, 1)	1.0		6	2	1	1	0	1	0	0	0	0	1	5	9	9.00	3.000
Adrian Devine, R ERA: 6.61	(9, 1)	1.0	S	6	0	1	1	0	3	0	0	0	0	0	3	15	9.00	3.000

PITCHER		IP	WLS	BF	H	R	ER	SO	BB	IBB	HBP	BLK	WP	HR	S	P	ERA	WHIP

Batter	1	2	3	4	5	6	7	8	9	AB	R	H	RBI	BB	SO	LOB
Sonny Jackson, L (1, 6) (8, 7) OBP: 0.291, SLG: 0.265	6-3	G6-4-3 1B		BBBB 1B 3B BB	PO 1-2 2-3	SSS K		6-3 1-2 3-1		5	1	1	0	1	1	4
Johnny Oates, L (1, 2) OBP: 0.304, SLG: 0.310	1B	G6-4-3 1-2f		P4		4-3		BB 1B 2-3 1B		5	1	2	0	0	0	2
Darrell Evans, L (1, 5) OBP: 0.393, SLG: 0.567	P3	F9		1B 3B 1-2 1B		SSS K		BBBB 1B 1B 1-2 BB		4	2	1	0	1	1	1
Mike Lum, L (1, 3) OBP: 0.363, SLG: 0.465	F8	1B SF9 1B		1-H 2-H 3B			BBBB 2B E BB	1B 2B 1-2 2-H 3-H 1B		4	3	3	4	1	0	1
Dusty Baker Jr., R (1, 8) OBP: 0.374, SLG: 0.438		1B HR 1B	FC5-4 1-3 1B	G3			E7 1-H 2B	2B 1-2 2-H 1B		5	2	4	1	0	0	1
Ralph Garr, L (1, 9) OBP: 0.305, SLG: 0.387		F5 1-2 HR 1B			SSS K		F8 1-H 2-H	1B 1-H 2-H 2B		5	2	2	2	0	1	3
Norm Miller, L (1, 7) OBP: 0.429, SLG: 0.700 Marty Perez, R (8, 6) OBP: 0.297, SLG: 0.305		1-H 2-H HR	SF9 3-H		PO 1B 1B		BBBB G4-3 BB	G3 1B 2-H 1B		2 1	1 0	2 1	4 1	1 0	0 0	0 0
Chuck Goggin, S (1, 4) OBP: 0.346, SLG: 0.380		HR 1B	FC5-4 1-2f		PO 1-2 1B		G4-3 1-2f	G3 1-2 1B		5	1	3	0	0	0	3
Carl Morton, R (1, 1) OBP: 0.212, SLG: 0.340 Danny Frisella, L (8, 1) OBP: 0.500, SLG: 0.500 Frank Tepedino, L (8, PR) OBP: 0.294, SLG: 0.333 Adrian Devine, R (9, 1) OBP: 0.333, SLG: 0.333		1-H HR		4-3	F5			1B 6-3 1B 1B G3 1-2 2-3		3 1 1 0	1 0 1 0	1 1 0 0	2 0 0 0	0 0 0 0	0 0 0 0	2 0 2 0
Inning Stats	R: 0 E: 0 K: 0 S: 4 H: 1 LOB: 1 BB: 0 P: 4	R: 5 E: 0 K: 0 S: 8 H: 6 LOB: 0 BB: 0 P: 8	R: 1 E: 0 K: 0 S: 5 H: 2 LOB: 1 BB: 0 P: 5	R: 2 E: 0 K: 0 S: 5 H: 2 LOB: 1 BB: 1 P: 9	R: 0 E: 0 K: 1 S: 6 H: 2 LOB: 1 BB: 0 P: 6	R: 0 E: 0 K: 2 S: 7 H: 0 LOB: 0 BB: 0 P: 7	R: 1 E: 1 K: 0 S: 3 H: 1 LOB: 1 BB: 2 P: 11	R: 6 E: 0 K: 0 S: 10 H: 7 LOB: 3 BB: 1 P: 14		1B: 16 2B: 2 3B: 1 HR: 2	SF: 1 SAC: 0 DP: 2 HBP: 0					

BOTTOM

Montreal Expos @ Atlanta Braves

Atlanta Stadium, Atlanta, GA

Fri Jul 13 1973, 7:05 PM EDT

Att. 15,126 - Unknown

livebaseballscorecards.com

AB	41
R	15
H	21
RBI	14
BB	4
SO	3
LOB	19

WP: 0 PB: 0 SB: 0 CS: 0 PA: 47

PITCHER		IP	WLS	BF	H	R	ER	SO	BB	IBB	HBP	BLK	WP	HR	S	P	ERA	WHIP
Ernie McAnally, R ERA: 3.7	(1, 1)	1.0	L	9	6	5	5	0	0	0	0	0	0	2	9	9	45.00	6.000
Mickey Scott, L ERA: 5.17	(2, 1)	1.0		3	1	0	0	0	0	0	0	0	0	0	3	3	0.00	1.000
Joe Gilbert, L ERA: 5.14	(3, 1)	1.2		10	4	3	3	0	1	0	0	0	0	0	9	13	16.20	3.000
Pat Jarvis, R ERA: 3.1	(4, 1)	1.1		5	2	0	0	1	0	0	0	0	0	0	7	7	0.00	1.500
Tom Walker, R ERA: 3.34	(6, 1)	2.0		8	1	1	0	2	2	0	0	0	0	0	10	18	0.00	1.500

PITCHER		IP	WLS	BF	H	R	ER	SO	BB	IBB	HBP	BLK	WP	HR	S	P	ERA	WHIP
Bill Stoneman, R ERA: 7.52	(8, 1)	1.0		11	7	6	6	0	1	0	0	0	0	0	10	14	54.00	8.000

Batter	1	2	3	4	5	6	7	8	9	AB	R	H	RBI	BB	SO	LOB
Ron Hunt, R (1, 4) OBP: 0.418, SLG: 0.338	x 0-0 ① P4		B B B 4-0 S BB		x 0-0 ② F9			x 0-0 ① F7		3	0	0	0	1	0	1
Mike Jorgensen, L (1, 3) OBP: 0.347, SLG: 0.350	x 0-0 ② 3-1		S S S 0-3 ③ K 1-2		x 0-0 ③ F9			x 0-0 4-1 2B		4	0	1	0	0	1	2
Ron Fairly, L (1, 7) OBP: 0.459, SLG: 0.470	S S S 0-3 ③ K			x 0-0 WP BB 1B 1B		x 0-0 ① 4-3		x 0-0 ② 4-1 2-3		4	1	1	0	0	1	1
Ken Singleton, S (1, 9) OBP: 0.410, SLG: 0.463		S S S 0-3 ① K		B B B 4-0 1B WP 1-2 BB		x 0-0 ② 6-3		x 0-0 ③ 4-3		3	0	0	0	1	1	1
Boots Day, L (1, 8) OBP: 0.399, SLG: 0.460		x 0-0 ② F7		x 0-0 ① 1-3 2-H 1B		x 0-0 ③ 4-3			x 0-0 ① F8	4	0	1	1	0	0	0
Bob Bailey, R (1, 5) OBP: 0.393, SLG: 0.572		B B B B 4-0 BB		x 0-0 ② P4			B B B 4-0 F3 BB 5-3 BB		x 0-0 ② 5-3	2	0	0	0	2	0	1
Terry Humphrey, R (1, 2) OBP: 0.200, SLG: 0.206 Jim Lyttle, L (7, PH) OBP: 0.667, SLG: 2.000 John Boccabella, R (7, 2) OBP: 0.295, SLG: 0.323		x 0-0 ③ P1		x 0-0 ③ G1			B B B B 4-0 WP 5-3 1-2 BB		x 0-0 ③ 6-3	2 0 1	0 0 0	0 0 0	0 1 0	0 0 0	0 0 0	2 0 0
Pepe Frias, R (1, 6) OBP: 0.248, SLG: 0.279 Ron Woods, R (7, PH) OBP: 0.354, SLG: 0.333 Pat Jarvis, R (7, 1)			x 0-0 ① 4-3		x 0-0 ① 4-3		x 0-0 ① F3 2-3			2 1 0	0 0 0	0 0 0	0 0 0	0 0 0	0 0 0	0 2 0
Balor Moore, L (1, 1) OBP: 0.114, SLG: 0.091 Clyde Mashore, R (5, PH) OBP: 0.341, SLG: 0.425 Tom Walker, R (5, 1) Hal Breeden, R (7, PH) OBP: 0.406, SLG: 0.568 Larry Lintz, S (7, 6)			x 0-0 ② 6-3		B B B 4-0 BB		x 0-0 ② ③ 5-3 1-3 3-H			1 0 0 1 0	0 0 0 0 0	0 0 0 0 0	0 0 0 0 0	0 1 0 0 0	0 0 0 0 0	0 0 0 2 0
Inning Stats	R: 0 H: 0 E: 0 LOB: 0 K: 1 BB: 0 S: 5 P: 5	R: 0 H: 0 E: 0 LOB: 1 K: 1 BB: 1 S: 5 P: 9	R: 0 H: 0 E: 0 LOB: 1 K: 1 BB: 1 S: 5 P: 9	R: 1 H: 2 E: 0 LOB: 1 K: 0 BB: 1 S: 4 P: 8	R: 0 H: 0 E: 0 LOB: 1 K: 0 BB: 1 S: 3 P: 7	R: 0 H: 0 E: 0 LOB: 0 K: 0 BB: 0 S: 3 P: 3	R: 0 H: 0 E: 0 LOB: 2 K: 0 BB: 2 S: 2 P: 10	R: 0 H: 1 E: 0 LOB: 1 K: 0 BB: 0 S: 4 P: 4	R: 0 H: 0 E: 0 LOB: 0 K: 0 BB: 0 S: 3 P: 3	1B: 2 2B: 1 3B: 0 HR: 0	SF: 0 SAC: 0 DP: 0 HBP: 0			WP: 2 PB: 0 SB: 1 CS: 0	PA: 34		

TOP

Montreal Expos @ Atlanta Braves

Atlanta Stadium, Atlanta, GA

Sat Jul 14 1973, 7:05 PM EDT

Att. 11,511 - Unknown

livebaseballscorecards.com

AB	28
R	1
H	3
RBI	1
BB	6
SO	3
LOB	12

PITCHER		IP	WLS	BF	H	R	ER	SO	BB	IBB	HBP	BLK	WP	HR	S	P	ERA	WHIP
Roric Harrison, R ERA: 2.75	(1, 1)	6.0	W	25	2	1	1	3	6	0	0	0	1	0	25	49	1.50	1.333
Gary Gentry, R ERA: 3.45	(7, 1)	3.0	S	9	1	0	0	0	0	0	0	0	1	0	9	9	0.00	0.333

PITCHER	IP	WLS	BF	H	R	ER	SO	BB	IBB	HBP	BLK	WP	HR	S	P	ERA	WHIP

Batter	1	2	3	4	5	6	7	8	9	AB	R	H	RBI	BB	SO	LOB
Ralph Garr, L (1, 9) OBP: 0.302, SLG: 0.383	5-3		1-3		F7			F7		4	0	0	0	0	0	0
Marty Perez, R (1, 6) OBP: 0.303, SLG: 0.307	BB FC6-4			HR 1B	BB G4-6-3			F7		2	1	1	0	2	0	0
Darrell Evans, L (1, 5) OBP: 0.392, SLG: 0.572	K			HR 1-H	G4-6-3 1-2f			4-3		4	1	1	2	0	1	2
Hank Aaron, R (1, 7) OBP: 0.356, SLG: 0.571	FC6-4 1-2f			1B 1B 2B		5-3				3	1	1	0	0	0	1
Sonny Jackson, L (9, 7) OBP: 0.291, SLG: 0.265										0	0	0	0	0	0	0
Dusty Baker Jr., R (1, 8) OBP: 0.374, SLG: 0.437		P6		1B FC4-6 2-3 1B		F8				3	1	1	0	0	0	0
Davey Johnson, R (1, 4) OBP: 0.351, SLG: 0.494		F8		K		F7				3	0	0	0	0	1	2
Dick Dietz, R (1, 3) OBP: 0.463, SLG: 0.367		K		FC4-6 1-3 3-H 1B		6-3				3	0	1	1	0	1	0
Frank Tepedino, L (9, 3) OBP: 0.294, SLG: 0.333										0	0	0	0	0	0	0
Johnny Oates, L (1, 2) OBP: 0.301, SLG: 0.307			6-3	FC4-6 1-2f 3-H		K				3	0	0	1	0	1	1
Roric Harrison, R (1, 1) OBP: 0.071, SLG: 0.214			K	F3		K				2	0	0	0	0	1	1
Gary Gentry, R (7, 1) OBP: 0.258, SLG: 0.233										1	0	0	0	0	1	0
Inning Stats	R: 0 E: 0 K: 1 S: 5 H: 0 LOB: 1 BB: 1 P: 9	R: 0 E: 0 K: 1 S: 5 H: 0 LOB: 0 BB: 0 P: 5	R: 0 E: 0 K: 1 S: 5 H: 0 LOB: 0 BB: 0 P: 5	R: 4 E: 0 K: 1 S: 10 H: 5 LOB: 1 BB: 0 P: 10	R: 0 E: 0 K: 0 S: 2 H: 0 LOB: 0 BB: 1 P: 6	R: 0 E: 0 K: 0 S: 3 H: 0 LOB: 0 BB: 0 P: 3	R: 0 E: 0 K: 2 S: 7 H: 0 LOB: 0 BB: 0 P: 7	R: 0 E: 0 K: 0 S: 3 H: 0 LOB: 0 BB: 0 P: 3		1B: 3 2B: 1 3B: 0 HR: 1 SF: 0 SAC: 0 DP: 1 HBP: 0				WP: 0 PB: 0 SB: 0 CS: 0	PA: 30	

PITCHER		IP	WLS	BF	H	R	ER	SO	BB	IBB	HBP	BLK	WP	HR	S	P	ERA	WHIP
Balor Moore, L ERA: 4.93	(1, 1)	4.0	L	18	5	4	4	4	1	0	0	0	0	1	25	29	9.00	1.500
Tom Walker, R ERA: 3.24	(5, 1)	2.0		6	0	0	0	0	1	0	0	0	0	0	5	9	0.00	0.500
Pat Jarvis, R ERA: 2.82	(7, 1)	2.0		6	0	0	0	2	0	0	0	0	0	0	10	10	0.00	0.000

PITCHER	IP	WLS	BF	H	R	ER	SO	BB	IBB	HBP	BLK	WP	HR	S	P	ERA	WHIP

Montreal Expos @ Atlanta Braves

Atlanta Stadium, Atlanta, GA

Sat Jul 14 1973, 7:05 PM EDT

Att. 11,511 - Unknown

BOTTOM

livebaseballscorecards.com

AB	28
R	4
H	5
RBI	4
BB	2
SO	6
LOB	7

Batter	1	2	3	4	5	6	7	8	9	AB	R	H	RBI	BB	SO	LOB
Ron Hunt, R (1, 4) OBP: 0.416, SLG: 0.337	x 0-0 E S 1B		x 0-0 ① FC1-6 1-2f			x 0-0 ① F4		x 0-0 ③ 5-3		4	0	1	0	0	0	1
Mike Jorgensen, L (1, 3) OBP: 0.342, SLG: 0.344	x 0-0 ① F8 1-3		x 0-0 ② F9			x 0-0 ② F6			x 0-0 ① 5-3	4	0	0	0	0	0	2
Ron Fairly, L (1, 7) OBP: 0.456, SLG: 0.464	S S S 0-3 ② K		x 0-0 ③ 4-3			x 0-0 ③ 6-3			B B B B 4-0 1B BB	3	0	0	0	1	1	2
Ken Singleton, S (1, 9) OBP: 0.409, SLG: 0.460	x 0-0 ③ 4-3			x 0-0 ① F7			x 0-0 ① F8		x 0-0 1-2 1B	4	0	1	0	0	0	1
Boots Day, L (1, 8) OBP: 0.395, SLG: 0.454		x 0-0 ① 6-3		x 0-0 ② F7			x 0-0 1B		x 0-0 ② F7	4	0	1	0	0	0	2
Bob Bailey, R (1, 5) OBP: 0.388, SLG: 0.563		S S S 0-3 ② K		x 0-0 ③ 5-3			S S S 0-3 ② K		S S S 0-3 ③ K	4	0	0	0	0	3	3
John Boccabella, R (1, 2) OBP: 0.296, SLG: 0.335		x 0-0 HR			x 0-0 ① 5-3		S S S 0-3 ③ K			3	1	1	1	0	1	1
Pepe Frias, R (1, 6) OBP: 0.243, SLG: 0.274 Hal Breeden, R (8, PH) OBP: 0.403, SLG: 0.563 Joe Gilbert, R (8, 1)		x 0-0 ③ 6-3			x 0-0 ② G3			S S S 0-3 ① K		2 1 0	0 0 0	0 0 0	0 0 0	0 1 0	0 0 0	0 0 0
Mike Torrez, R (1, 1) OBP: 0.225, SLG: 0.250 Tom Walker, R (3, 1) Mickey Scott, L (6, 1) Jim Lyttle, L (8, PH) OBP: 0.500, SLG: 1.333 Larry Lintz, S (8, 6)			x 0-0 FC1-6 1B		S S S 0-3 ③ K			S S S 0-3 ② K		1 1 0 1 0	0 0 0 0 0	1 0 0 0 0	0 0 0 0 0	0 1 0 1 0	0 0 0 0 0	0 0 0 0 0
Inning Stats	R: 0 E: 0 K: 1 S: 6 H: 1 LOB: 1 BB: 0 P: 6	R: 1 E: 0 K: 1 S: 6 H: 1 LOB: 0 BB: 0 P: 6	R: 0 E: 0 K: 0 S: 4 H: 1 LOB: 1 BB: 0 P: 4	R: 0 E: 0 K: 0 S: 3 H: 0 LOB: 0 BB: 0 P: 3	R: 0 E: 0 K: 1 S: 5 H: 0 LOB: 0 BB: 0 P: 5	R: 0 E: 0 K: 0 S: 3 H: 0 LOB: 0 BB: 0 P: 3	R: 0 E: 0 K: 2 S: 8 H: 1 LOB: 1 BB: 0 P: 8	R: 0 E: 0 K: 2 S: 7 H: 0 LOB: 0 BB: 0 P: 7	R: 0 E: 0 K: 1 S: 6 H: 1 LOB: 2 BB: 1 P: 10	1B: 4 2B: 0 3B: 0 HR: 1	SF: 0 SAC: 0 DP: 0 HBP: 0						

TOP

Montreal Expos @ Atlanta Braves

Atlanta Stadium, Atlanta, GA

Sun Jul 15 1973, 7:05 PM EDT

Att. 8,620 - Unknown

livebaseballscorecards.com

AB	32
R	1
H	5
RBI	1
BB	1
SO	8
LOB	12

PITCHER		IP	WLS	BF	H	R	ER	SO	BB	IBB	HBP	BLK	WP	HR	S	P	ERA	WHIP
Ron Schueler, R ERA: 4.0	(1, 1)	9.0	W	33	5	1	1	8	1	0	0	0	0	1	48	52	1.00	0.667

PITCHER		IP	WLS	BF	H	R	ER	SO	BB	IBB	HBP	BLK	WP	HR	S	P	ERA	WHIP

Montreal Expos @ Atlanta Braves

Atlanta Stadium, Atlanta, GA

Sun Jul 15 1973, 7:05 PM EDT

Att. 8,620 - Unknown

livebaseballscorecards.com

Batter	1	2	3	4	5	6	7	8	9	AB	R	H	RBI	BB	SO	LOB
Ralph Garr, L (1, 9) OBP: 0.301, SLG: 0.383	F7		1B 2B 1-3	E3 CS		F9		1-3		5	1	1	0	0	0	0
Johnny Oates, L (1, 2) OBP: 0.300, SLG: 0.306	4-3		1B 1B 1B 2-H 3-H	4-3 1-2		G3		4-3		5	1	1	2	0	0	1
Darrell Evans, L (1, 5) OBP: 0.393, SLG: 0.577	F9		BB 1B BB 1B 1-2	3B		G3				4	1	2	0	0	0	0
Dusty Baker Jr., R (1, 8) OBP: 0.373, SLG: 0.435		F9	BB BB BB 1B 1-2 2-H	F8			5-3			4	1	1	1	0	0	1
Mike Lum, L (1, 7) (7, 3) OBP: 0.358, SLG: 0.459		F7	F8		P4		4-3			4	0	0	0	0	0	2
Davey Johnson, R (1, 4) OBP: 0.356, SLG: 0.494		1B	BB BB 1-2 2-3 BB		F9		1B HBP			2	0	1	0	1	0	0
Frank Tepedino, L (1, 3) OBP: 0.315, SLG: 0.400 Sonny Jackson, L (7, 7) OBP: 0.295, SLG: 0.271	K		BB 1-2 2-3 3-H BB		HR		1-2 1B			2 1	1 0	1 1	2 0	1 0	1 0	1 0
Marty Perez, R (1, 6) OBP: 0.305, SLG: 0.307		6-3 BB			1B	F7				3	0	1	1	1	0	2
Ron Schueler, R (1, 1) OBP: 0.185, SLG: 0.154		K	2B 1B 1B		F2			K		4	1	1	0	0	2	4
Inning Stats	R: 0 H: 0 E: 0 LOB: 0 K: 0 BB: 0 S: 3 P: 3	R: 0 H: 1 E: 0 LOB: 1 K: 1 BB: 0 S: 6 P: 6	R: 5 H: 5 E: 0 LOB: 3 K: 1 BB: 3 S: 10 P: 22	R: 0 H: 1 E: 1 LOB: 1 K: 0 BB: 0 S: 4 P: 4	R: 1 H: 2 E: 0 LOB: 1 K: 0 BB: 0 S: 5 P: 5	R: 0 H: 0 E: 0 LOB: 0 K: 0 BB: 0 S: 3 P: 3	R: 0 H: 1 E: 0 LOB: 2 K: 0 BB: 0 S: 4 P: 5	R: 0 H: 0 E: 0 LOB: 0 K: 1 BB: 0 S: 5 P: 5		1B: 7 SF: 0 2B: 1 SAC: 0 3B: 1 DP: 0 HR: 1 HBP: 1						WP: 0 PA: 38 PB: 0 SB: 0 CS: 1

	AB	34
	R	6
	H	10
	RBI	6
	BB	3
	SO	3
	LOB	11

PITCHER		IP	WLS	BF	H	R	ER	SO	BB	IBB	HBP	BLK	WP	HR	S	P	ERA	WHIP
Mike Torrez, R ERA: 4.69	(1, 1)	2.2	L	17	6	5	5	1	3	0	0	0	0	0	16	28	16.88	3.375
Tom Walker, R ERA: 3.26	(3, 1)	2.1		10	3	1	1	1	0	0	0	0	0	1	12	12	3.86	1.286
Mickey Scott, L ERA: 4.58	(6, 1)	2.0		8	1	0	0	0	0	0	1	0	0	0	7	8	0.00	0.500
Joe Gilbert, L ERA: 4.97	(8, 1)	1.0		3	0	0	0	1	0	0	0	0	0	0	5	5	0.00	0.000

PITCHER		IP	WLS	BF	H	R	ER	SO	BB	IBB	HBP	BLK	WP	HR	S	P	ERA	WHIP

Batter	1	2	3	4	5	6	7	8	9	10	AB	R	H	RBI	BB	SO	LOB
Ron Hunt, R (1, 4) OBP: 0.419, SLG: 0.339	x 0-0 F8 ①		x 0-0 BB 1B 1B	H 1-0 1-2 2-3 HBP		S S S 0-3 K ③			x 0-0 1B HR 1B		4	2	2	0	0	1	1
Mike Jorgensen, L (1, 3) (7, 7) OBP: 0.346, SLG: 0.344	x 0-0 L9 ②		B B B B 4-0 1B 1-2 BB	x 0-0 G3 ③			B B B B 4-0 BB		x 0-0 1-2 HR 1B		3	1	1	0	2	0	3
Ron Fairly, L (1, 7) OBP: 0.457, SLG: 0.462 Hal Breeden, R (7, 3) OBP: 0.400, SLG: 0.558	B B B B 4-0 BB		x 0-0 G6-4-3 1B 1-3 2-H		x 0-0 6-3 ①		x 0-0 F2 ①		S S S 0-3 K ②		3 1	0 0	1 0	1 0	1 0	0 1	1 2
Ken Singleton, S (1, 9) OBP: 0.408, SLG: 0.467	S S S 0-3 K ③		x 0-0 G6-4-3 ② ③ 1-2f		B B B B 4-0 BB BB		x 0-0 F8 ②		x 0-0 1-H 2-H HR		4	1	1	3	1	1	4
Bob Bailey, R (1, 5) OBP: 0.391, SLG: 0.559		B B B B 4-0 BB		B B B B 4-0 BB 1B BB	B B B B 4-0 G5-4-3 1-2 BB		x 0-0 F7 ③		x 0-0 6-3 ③		2	1	0	0	3	0	1
Boots Day, L (1, 8) OBP: 0.389, SLG: 0.447 Ron Woods, R (4, 8) OBP: 0.354, SLG: 0.339 Larry Lintz, S (10, 8)		S S S 0-3 K ①		x 0-0 F7 ①	x 0-0 G5-4-3 ② ③ 1-2f			x 0-0 F8 ①		x 0-0 2B	2 3 0	0 0 0	0 1 0	0 0 0	0 0 0	1 0 0	2 2 0
John Boccabella, R (1, 2) OBP: 0.294, SLG: 0.330		x 0-0 F8 ②		B B B B 4-0 HBP 1B 1-2 BB		S S S 0-3 K ①		S S S 0-3 K ②		S S S 0-3 K ①	4	0	0	0	1	3	2
Pepe Frias, R (1, 6) OBP: 0.241, SLG: 0.264		x 0-0 L6 ③		x 0-0 F9 ②		B B B B 4-0 BB		x 0-0 6-3 ③		S S S 0-3 K ②	4	0	0	0	1	1	4
Steve Renko, R (1, 1) OBP: 0.346, SLG: 0.340 Mike Marshall, R (6, 1) OBP: 0.294, SLG: 0.250 Clyde Mashore, R (9, PH) OBP: 0.337, SLG: 0.419 Pat Jarvis, R (9, 1) Jim Lyttle, L (10, PH) OBP: 0.400, SLG: 1.000 Tom Walker, R (10, 1)			S S S 0-3 K ①	x 0-0 HBP 1-2 2-H 1B		S S S 0-3 K ②			S S S 0-3 K ①	x 0-0 4-3 ③	3 0 1 0 1 0	0 0 0 0 0 0	1 0 0 0 0 0	1 0 0 0 0 0	0 0 1 0 0 0	2 0 0 0 0 0	1 0 0 0 1 0
Inning Stats	R: 0 E: 0 K: 1 S: 5 / H: 0 LOB: 1 BB: 1 P: 9	R: 0 E: 0 K: 1 S: 5 / H: 0 LOB: 1 BB: 1 P: 9	R: 1 E: 0 K: 1 S: 6 / H: 2 LOB: 1 BB: 1 P: 10	R: 1 E: 0 K: 0 S: 4 / H: 1 LOB: 3 BB: 2 P: 13	R: 0 E: 0 K: 0 S: 2 / H: 0 LOB: 1 BB: 2 P: 10	R: 0 E: 0 K: 3 S: 9 / H: 0 LOB: 1 BB: 1 P: 13	R: 0 E: 0 K: 0 S: 3 / H: 0 LOB: 1 BB: 1 P: 7	R: 0 E: 0 K: 1 S: 5 / H: 0 LOB: 0 BB: 0 P: 5	R: 3 E: 0 K: 2 S: 10 / H: 3 LOB: 0 BB: 0 P: 10	R: 0 E: 0 K: 2 S: 8 / H: 1 LOB: 1 BB: 0 P: 8	1B: 5 2B: 1 3B: 0 HR: 1	SF: 0 SAC: 0 DP: 2 HBP: 1					

TOP

Montreal Expos @ Houston Astros

Astrodome, Houston, TX

Mon Jul 16 1973, 8:05 PM EDT

Att. 16,186 - Dome

livebaseballscorecards.com

AB	35
R	5
H	7
RBI	5
BB	9
SO	11
LOB	24

WP: 0 PA: 45
PB: 0
SB: 0
CS: 0

PITCHER		IP	WLS	BF	H	R	ER	SO	BB	IBB	HBP	BLK	WP	HR	S	P	ERA	WHIP
Ken Forsch, R ERA: 3.77	(1, 1)	3.2		19	3	2	2	3	5	0	1	0	0	0	19	40	4.91	2.182
Jim Crawford, L ERA: 3.98	(4, 1)	5.1		22	3	3	3	6	4	0	0	0	0	1	30	46	5.06	1.312
Cecil Upshaw, R ERA: 5.4	(10, 1)	1.0	W	4	1	0	0	2	0	0	0	0	0	0	8	8	0.00	1.000

PITCHER	IP	WLS	BF	H	R	ER	SO	BB	IBB	HBP	BLK	WP	HR	S	P	ERA	WHIP

Batter	1	2	3	4	5	6	7	8	9	10	AB	R	H	RBI	BB	SO	LOB
Jimmy Wynn, R (1, 9) OBP: 0.339, SLG: 0.415	K		K		K	K			SH1-4 1-2		4	0	0	0	0	4	2
Roger Metzger, S (1, 6) OBP: 0.306, SLG: 0.349	G3		1B			FC 2B 1B BB	G3		F9		4	1	1	0	1	0	1
Cesar Cedeno, R (1, 8) OBP: 0.368, SLG: 0.540	E S 1B 1B		F7			FC 1-2 2B 1B	6-3		F6		5	2	2	0	0	0	2
Bob Watson, R (1, 7) OBP: 0.413, SLG: 0.450	1-H 1B		4-3			FC 2B 1-2 2-3 SF8	F8			SH SF8 2B	5	2	2	1	0	0	3
Doug Rader, R (1, 5) OBP: 0.331, SLG: 0.409	G3			5-3		SF8 1-3 2-H 3-H FC1-6-4 2B		F4		SH SF8 IBB 2-3	4	1	1	2	0	0	1
Lee May, R (1, 3) OBP: 0.304, SLG: 0.447		FC1-6 1B		K		SF8 2-3 3-H		3-1 BB		IBB 1-2	2	0	1	1	2	1	0
Tommy Helms, R (1, 4) OBP: 0.324, SLG: 0.368		FC1-6 1-2f		F7		FC1-6-4 IBB		3-1 1-2		SF8 2-3 3-H	3	0	0	1	1	0	2
Skip Jutze, R (1, 2) OBP: 0.307, SLG: 0.282		F9			K	FC1-6-4 BB 1-2f 3-H		K			4	0	0	1	0	2	3
Ken Forsch, R (1, 1) OBP: 0.107, SLG: 0.093		K			F9	BB 1-2			SH1-4 1B		1	0	0	0	0	1	1
Jim Crawford, L (4, 1) OBP: 0.308, SLG: 0.333											1	0	0	0	1	0	0
Tommie Agee, R (9, PH) OBP: 0.301, SLG: 0.436											1	0	1	0	0	0	0
Cecil Upshaw, R (10, 1)											0	0	0	0	0	0	0
Inning Stats	R: 1 H: 2 E: 0 LOB: 1 K: 1 BB: 0 S: 7 P: 7	R: 0 H: 1 E: 0 LOB: 1 K: 1 BB: 0 S: 6 P: 6	R: 0 H: 1 E: 0 LOB: 1 K: 1 BB: 0 S: 6 P: 6	R: 0 H: 0 E: 0 LOB: 0 K: 1 BB: 0 S: 5 P: 5	R: 0 H: 0 E: 0 LOB: 0 K: 2 BB: 0 S: 7 P: 7	R: 4 H: 2 E: 0 LOB: 2 K: 1 BB: 3 S: 8 P: 20	R: 0 H: 0 E: 0 LOB: 0 K: 0 BB: 0 S: 3 P: 3	R: 0 H: 0 E: 0 LOB: 1 K: 1 BB: 1 S: 5 P: 9	R: 0 H: 1 E: 0 LOB: 1 K: 0 BB: 0 S: 4 P: 4	R: 1 H: 1 E: 0 LOB: 2 K: 0 BB: 1 S: 3 P: 7	1B: 6 2B: 2 3B: 0 HR: 0	SF: 2 SAC: 2 DP: 0 HBP: 0						

PITCHER		IP	WLS	BF	H	R	ER	SO	BB	IBB	HBP	BLK	WP	HR	S	P	ERA	WHIP
Steve Renko, R ERA: 2.84	(1, 1)	5.2		27	6	5	4	6	2	1	0	0	0	0	36	48	6.35	1.412
Mike Marshall, R ERA: 3.01	(6, 1)	2.1		8	0	0	0	2	1	0	0	0	0	0	11	15	0.00	0.429
Pat Jarvis, R ERA: 2.7	(9, 1)	1.0		4	1	0	0	0	0	0	0	0	0	0	4	4	0.00	1.000
Tom Walker, R ERA: 3.38	(10, 1)	0.1	L	4	1	1	1	0	0	1	0	0	0	0	3	7	27.00	3.000

PITCHER	IP	WLS	BF	H	R	ER	SO	BB	IBB	HBP	BLK	WP	HR	S	P	ERA	WHIP

Montreal Expos @ Houston Astros

Astrodome, Houston, TX

Mon Jul 16 1973, 8:05 PM EDT

Att. 16,186 - Dome

BOTTOM

livebaseballscorecards.com

AB	34
R	6
H	8
RBI	6
BB	5
SO	8
LOB	15

PA: 43

WP: 0
PB: 0
SB: 1
CS: 0

Batter	1	2	3	4	5	6	7	8	9	AB	R	H	RBI	BB	SO	LOB
Ron Hunt, R (1, 4) OBP: 0.416, SLG: 0.336	4-3		1-3	F9			2B 4-3 1B	6-3		5	1	1	0	0	0	2
Mike Jorgensen, L (1, 3) OBP: 0.354, SLG: 0.352	FC4-6 1B		G3	BB			4-3 1-3 1B 2B	1B WP BB		3	2	2	0	2	0	0
Ron Fairly, L (1, 7) OBP: 0.456, SLG: 0.459	FC4-6 BB WP 1-2f		1B 1B BB	L8			4-3 2-3 3-H	S WP 1-3 1B		4	1	1	1	1	0	5
Clyde Mashore, R (8, PR) OBP: 0.337, SLG: 0.419 (8, 7)										0	0	0	0	0	0	0
Ken Singleton, S (1, 9) OBP: 0.408, SLG: 0.464	BB 1-2 BB		1B 1-2 1B		K		G3	K 1-3 3-H		4	0	1	0	1	2	2
Bob Bailey, R (1, 5) OBP: 0.394, SLG: 0.557	1-2 2-3 BB		1-3 2-H 1B		F9		S 1B BB	K		3	1	1	1	2	1	2
Boots Day, L (1, 8) OBP: 0.383, SLG: 0.438	4-3		4-3		6-3		1-H 3-H 2B 1B		K	5	1	1	2	0	1	5
Bob Stinson, S (1, 2) OBP: 0.300, SLG: 0.389		4-3		5-3 1B BB		F6	1-H 1B 2B		3B	4	1	2	1	1	0	0
Pepe Frias, R (1, 6) OBP: 0.248, SLG: 0.270		F8		5-3 1-2 1B		K	2-H 1B		F8	5	0	2	1	0	1	1
Ernie McAnally, R (1, 1) OBP: 0.214, SLG: 0.214		F8		5-3 1-2 2-3		6-3	F9		F8	4	0	0	0	0	0	3
Mike Marshall, R (8, 1) OBP: 0.278, SLG: 0.235										1	0	0	0	0	0	1
Inning Stats	R: 0 E: 0 K: 0 S: 4 H: 1 LOB: 3 BB: 2 P: 12	R: 0 E: 0 K: 0 S: 3 H: 0 LOB: 0 BB: 0 P: 3	R: 1 E: 0 K: 0 S: 5 H: 2 LOB: 2 BB: 1 P: 9	R: 0 E: 0 K: 0 S: 4 H: 1 LOB: 3 BB: 2 P: 12	R: 0 E: 0 K: 1 S: 5 H: 0 LOB: 0 BB: 0 P: 5	R: 0 E: 0 K: 1 S: 5 H: 0 LOB: 0 BB: 0 P: 5	R: 5 E: 0 K: 0 S: 8 H: 5 LOB: 1 BB: 1 P: 12	R: 1 E: 0 K: 2 S: 8 H: 1 LOB: 2 BB: 1 P: 12	R: 0 E: 0 K: 1 S: 6 H: 1 LOB: 1 BB: 0 P: 6	1B: 8 2B: 2 3B: 1 HR: 0 SF: 0 SAC: 0 DP: 0 HBP: 0						

TOP

Montreal Expos @ Houston Astros

Astrodome, Houston, TX

Tue Jul 17 1973, 8:05 PM EDT

Att. 18,156 - Dome

livebaseballscorecards.com

AB	38
R	7
H	11
RBI	6
BB	7
SO	5
LOB	21

WP: 2 PB: 0 SB: 2 CS: 0 PA: 45

PITCHER		IP	WLS	BF	H	R	ER	SO	BB	IBB	HBP	BLK	WP	HR	S	P	ERA	WHIP
Don Wilson, R ERA: 3.41	(1, 1)	6.2	L	33	7	5	5	2	6	0	0	0	1	0	31	55	6.75	1.950
Juan Pizarro, L ERA: 9.53	(7, 1)	0.1		3	2	1	1	0	0	0	0	0	0	0	3	3	27.00	6.000
Cecil Upshaw, R ERA: 5.52	(8, 1)	1.0		5	1	1	1	2	1	0	0	0	1	0	8	12	9.00	2.000
J.R. Richard, R ERA: 2.63	(9, 1)	1.0		4	1	0	0	1	0	0	0	0	0	0	6	6	0.00	1.000

PITCHER	IP	WLS	BF	H	R	ER	SO	BB	IBB	HBP	BLK	WP	HR	S	P	ERA	WHIP

Batter	1	2	3	4	5	6	7	8	9	AB	R	H	RBI	BB	SO	LOB
Jimmy Wynn, R (1, 9) OBP: 0.336, SLG: 0.410	F8		F8			K		6-3		4	0	0	0	0	1	0
Roger Metzger, S (1, 6) OBP: 0.311, SLG: 0.359	5-3 1B			L6		1B 3B		G3 WP 1B		4	1	3	0	0	0	0
Cesar Cedeno, R (1, 8) OBP: 0.370, SLG: 0.538	5-3 1-2			K		S 1B 3-H		G3 HBP 1-2		3	0	1	1	0	1	1
Bob Watson, R (1, 7) OBP: 0.412, SLG: 0.449	6-3			CS 1B		6-3 1-2		G3 1-2 2-3		3	0	1	0	0	0	2
Cecil Upshaw, R (8, 1)										0	0	0	0	0	0	0
Johnny Edwards, L (8, PH) OBP: 0.286, SLG: 0.389										1	0	0	0	0	0	2
J.R. Richard, R (9, 1) OBP: 0.100, SLG: 0.100										0	0	0	0	0	0	0
Doug Rader, R (1, 5) OBP: 0.329, SLG: 0.406		K		CS 1-2	F9		1B 1B	K		2	0	0	0	0	1	0
Jimmy Stewart, S (7, PH) OBP: 0.349, SLG: 0.222										2	0	1	0	0	1	2
(8, 5)																
Lee May, R (1, 3) OBP: 0.307, SLG: 0.455		G5-4-3 BB			HR		K 1B		F2	3	1	1	1	1	1	1
Tommy Helms, R (1, 4) OBP: 0.323, SLG: 0.365		G5-4-3 1-2f			G1-6-3 BB		F3		G3	3	0	0	0	1	0	2
Skip Jutze, R (1, 2) OBP: 0.305, SLG: 0.281		K			G1-6-3 1-2f		PB 1B 1-3		K	4	0	1	0	0	2	1
Don Wilson, R (1, 1) OBP: 0.216, SLG: 0.260			G3			F8	K 1-2			2	0	0	0	0	0	0
Juan Pizarro, L (7, 1)										0	0	0	0	0	0	0
Bob Gallagher, L (7, PH) OBP: 0.250, SLG: 0.300										1	0	0	0	0	1	2
(8, 7)																
Inning Stats	R: 0 E: 0 K: 0 S: 4 H: 1 LOB: 1 BB: 0 P: 4	R: 0 E: 0 K: 1 S: 4 H: 0 LOB: 0 BB: 1 P: 8	R: 0 E: 0 K: 1 S: 5 H: 0 LOB: 0 BB: 0 P: 5	R: 0 E: 0 K: 1 S: 5 H: 1 LOB: 0 BB: 0 P: 5	R: 1 E: 0 K: 0 S: 3 H: 1 LOB: 0 BB: 1 P: 7	R: 1 E: 0 K: 1 S: 7 H: 2 LOB: 1 BB: 0 P: 7	R: 0 E: 0 K: 2 S: 9 H: 2 LOB: 2 BB: 0 P: 9	R: 0 E: 0 K: 1 S: 6 H: 1 LOB: 2 BB: 0 P: 7	R: 0 E: 0 K: 1 S: 5 H: 0 LOB: 0 BB: 0 P: 5	1B: 6 2B: 0 3B: 1 HR: 1 SF: 0 SAC: 0 DP: 2 HBP: 1	WP: 1 PB: 1 SB: 1 CS: 1 PA: 36					

PITCHER	IP	WLS	BF	H	R	ER	SO	BB	IBB	HBP	BLK	WP	HR	S	P	ERA	WHIP
Ernie McAnally, R (1, 1) ERA: 3.63	7.1	W	30	8	2	2	6	2	0	1	0	1	1	39	48	2.46	1.364
Mike Marshall, R (8, 1) ERA: 2.96	1.2	S	5	0	0	0	2	0	0	0	0	0	0	9	9	0.00	0.000

PITCHER	IP	WLS	BF	H	R	ER	SO	BB	IBB	HBP	BLK	WP	HR	S	P	ERA	WHIP

BOTTOM

Montreal Expos @ Houston Astros

Astrodome, Houston, TX

Tue Jul 17 1973, 8:05 PM EDT

Att. 18,156 - Dome

livebaseballscorecards.com

AB	32
R	2
H	8
RBI	2
BB	2
SO	8
LOB	13

Batter	1	2	3	4	5	6	7	8	9	10	AB	R	H	RBI	BB	SO	LOB
Ron Hunt, R (1, 4) OBP: 0.416, SLG: 0.335	6-3		6-3		FC6-4 1-2f			S BB 1B		FC6-4 SH2-4 WP HBP	4	1	1	0	0	0	1
Clyde Mashore, R (1, 7) OBP: 0.333, SLG: 0.403	K		K			5-3		1-2 BB		SH2-4 1-2	3	0	0	0	1	2	0
Ron Woods, R (1, 8) OBP: 0.363, SLG: 0.340	BB			G5-4-3 1B		K		1-2 2-3 IBB		FC6-4 IBB	2	0	1	0	3	1	0
Hal Breeden, R (1, 3) Mike Jorgensen, L (10, 3) OBP: 0.354, SLG: 0.352	G3			G5-4-3 1-2f		HR		F8		FC6-4 WP 1-2f 2-3	5 0	1 0	1 0	1 0	0 0	0 0	7 0
Bob Bailey, R (1, 5) OBP: 0.391, SLG: 0.550		5-3 1B		F8		4-3		F4		6-3 1-2 3-H	5	0	1	0	0	0	4
Ken Singleton, S (1, 9) OBP: 0.407, SLG: 0.471		5-3 1-2			HR		F9		F9		4	1	1	1	0	0	1
Bob Stinson, S (1, 2) OBP: 0.292, SLG: 0.364		6-3			K		F8		1B		4	0	1	0	0	1	1
Pepe Frias, R (1, 6) OBP: 0.240, SLG: 0.261		6-3			4-3		L7		K		4	0	0	0	0	1	2
Steve Rogers, R (1, 1) Steve Renko, R (9, PH) OBP: 0.340, SLG: 0.333 Mike Marshall, R (9, 1) OBP: 0.278, SLG: 0.235			K		FC6-4 BB			K	K		2 1 0	0 0 0	0 0 0	0 0 0	1 0 0	2 1 0	0 1 0
Inning Stats	R: 0 E: 0 K: 1 S: 5 H: 0 LOB: 1 BB: 1 P: 9	R: 0 E: 0 K: 0 S: 4 H: 1 LOB: 1 BB: 0 P: 4	R: 0 E: 0 K: 2 S: 7 H: 0 LOB: 0 BB: 0 P: 7	R: 0 E: 0 K: 0 S: 3 H: 1 LOB: 0 BB: 0 P: 3	R: 1 E: 0 K: 1 S: 6 H: 1 LOB: 1 BB: 1 P: 10	R: 1 E: 0 K: 1 S: 6 H: 1 LOB: 0 BB: 0 P: 6	R: 0 E: 0 K: 0 S: 3 H: 0 LOB: 0 BB: 0 P: 3	R: 0 E: 0 K: 1 S: 6 H: 1 LOB: 3 BB: 2 P: 14	R: 0 E: 0 K: 2 S: 8 H: 1 LOB: 1 BB: 0 P: 8	R: 1 E: 0 K: 0 S: 3 H: 0 LOB: 1 BB: 1 P: 8	1B: 4 2B: 0 3B: 0 HR: 2	SF: 0 SAC: 1 DP: 1 HBP: 1					

PITCHER		IP	WLS	BF	H	R	ER	SO	BB	IBB	HBP	BLK	WP	HR	S	P	ERA	WHIP
Jerry Reuss, L ERA: 3.27	(1, 1)	9.0		36	6	2	2	8	3	1	0	0	0	2	48	64	2.00	1.000
Cecil Upshaw, R ERA: 5.83	(10, 1)	0.0	L	1	0	1	1	0	0	0	1	0	0	0	0	1	∞	∞
Juan Pizarro, L ERA: 8.1	(10, 1)	1.0		4	0	0	0	0	0	1	0	0	1	0	3	7	0.00	0.000

PITCHER	IP	WLS	BF	H	R	ER	SO	BB	IBB	HBP	BLK	WP	HR	S	P	ERA	WHIP

TOP

Montreal Expos @ Houston Astros

Astrodome, Houston, TX

Wed Jul 18 1973, 8:05 PM EDT

Att. 14,352 - Dome

livebaseballscorecards.com

AB	34
R	3
H	6
RBI	2
BB	5
SO	8
LOB	17

PA: 41

WP: 1
PB: 0
SB: 2
CS: 0

Batter	1	2	3	4	5	6	7	8	9	10	AB	R	H	RBI	BB	SO	LOB
Jimmy Wynn, R (1, 9) OBP: 0.332, SLG: 0.405	5-3		5-3		5-3		SF7 3-H		G3		4	0	0	1	0	0	2
Roger Metzger, S (1, 6) OBP: 0.310, SLG: 0.355	BB FC5-4 1B		F8		E3 1B		3-1			K	4	1	0	0	1	1	0
Cesar Cedeno, R (1, 8) OBP: 0.377, SLG: 0.537	BB FC5-4 1-2		BB S		1B 1-3			1-3		HBP 1-3 S	2	0	1	0	2	0	0
Bob Watson, R (1, 7) OBP: 0.408, SLG: 0.443	FC5-4 1B 1-2f 2-3		6-3 1-2		6-3			6-3		1-3 1-3	5	0	0	0	0	0	6
Lee May, R (1, 3) OBP: 0.311, SLG: 0.459	1B 1-3 3-H			2B		K		K		IBB	4	0	2	1	1	2	0
Johnny Edwards, L (1, 2) OBP: 0.285, SLG: 0.386 Tommie Agee, R (9, PR) OBP: 0.301, SLG: 0.436 Skip Jutze, R (10, 2) OBP: 0.304, SLG: 0.279	F8			3-1		4-3			SH3-4 1B	6-3	4 0 1	0 0 0	1 0 0	0 0 0	0 0 0	0 0 0	3 0 2
Jimmy Stewart, S (1, 5) OBP: 0.326, SLG: 0.205		4-3		4-3		5-3			SH3-4 1-2		3	0	0	0	0	0	1
Tommy Helms, R (1, 4) OBP: 0.325, SLG: 0.367		6-3		6-3			SH1-4 SF7 2B		IBB		3	1	1	0	1	0	1
Jerry Reuss, L (1, 1) OBP: 0.197, SLG: 0.207 Doug Rader, R (9, PH) OBP: 0.328, SLG: 0.405 Cecil Upshaw, R (10, 1) Juan Pizarro, L (10, 1)		F7			6-3		SH1-4 2-3		F3		2 1 0 0	0 0 0 0	0 0 0 0	0 0 0 0	0 0 0 0	0 0 0 0	0 2 0 0
Inning Stats	R: 1 H: 1 E: 0 LOB: 2 K: 0 BB: 2 S: 4 P: 12	R: 0 H: 0 E: 0 LOB: 0 K: 0 BB: 0 S: 3 P: 3	R: 0 H: 0 E: 0 LOB: 1 K: 0 BB: 1 S: 3 P: 7	R: 0 H: 1 E: 0 LOB: 1 K: 0 BB: 0 S: 4 P: 4	R: 0 H: 1 E: 1 LOB: 2 K: 0 BB: 0 S: 5 P: 5	R: 0 H: 0 E: 0 LOB: 0 K: 1 BB: 0 S: 5 P: 5	R: 1 H: 1 E: 0 LOB: 0 K: 0 BB: 0 S: 4 P: 4	R: 0 H: 0 E: 0 LOB: 0 K: 1 BB: 0 S: 5 P: 5	R: 0 H: 1 E: 0 LOB: 2 K: 0 BB: 1 S: 4 P: 8	R: 0 H: 0 E: 0 LOB: 2 K: 1 BB: 1 S: 5 P: 10	1B: 3 SF: 1 2B: 2 SAC: 2 3B: 0 DP: 0 HR: 0 HBP: 1						

PITCHER	IP	WLS	BF	H	R	ER	SO	BB	IBB	HBP	BLK	WP	HR	S	P	ERA	WHIP
Steve Rogers, R (1, 1) ERA: 2.25	8.0		32	4	2	2	2	3	0	0	0	0	0	33	45	2.25	0.875
Mike Marshall, R (9, 1) ERA: 2.9	2.0	W	10	1	0	0	1	0	2	1	0	0	0	9	18	0.00	0.500

PITCHER	IP	WLS	BF	H	R	ER	SO	BB	IBB	HBP	BLK	WP	HR	S	P	ERA	WHIP

Montreal Expos @ Houston Astros

Astrodome, Houston, TX

Wed Jul 18 1973, 8:05 PM EDT

Att. 14,352 - Dome

BOTTOM

livebaseballscorecards.com

AB	33
R	2
H	5
RBI	2
BB	5
SO	3
LOB	17

WP: 0 PA: 42
PB: 0
SB: 2
CS: 0

Batter	1	2	3	4	5	6	7	8	9	AB	R	H	RBI	BB	SO	LOB
Ron Woods, R (1, 8) OBP: 0.361, SLG: 0.338	x 0-0 SH1-3 1B		x 0-0 ③ F7			S S S 0-3 ① K		x 0-0 ② FC3-2 CS 3-H		4	0	1	0	0	1	1
Jim Cox, R (1, 4) Ron Hunt, R (9, PH) OBP: 0.417, SLG: 0.340 Larry Lintz, S (9, PR)	x 0-0 ① SH1-3 1-2			S S S 0-3 ① K		x 0-0 ② F8		0-0 ③ CS 1-2	x 0-0 5-3 2B	2 1 0	0 0 0	0 1 0	0 0 0	0 0 0	1 0 0	0 0 0
Bob Bailey, R (1, 5) OBP: 0.390, SLG: 0.557	x 0-0 ② F8			x 0-0 HR		x 0-0 ③ F9			x 0-0 ① 5-3 2-3	4	1	1	1	0	0	2
Hal Breeden, R (1, 3) OBP: 0.383, SLG: 0.550	x 0-0 ③ 5-3			x 0-0 ② F8			x 0-0 ① F8		x 0-0 ② 5-3	4	0	0	0	0	0	3
Ken Singleton, S (1, 9) OBP: 0.405, SLG: 0.468		x 0-0 ① F7		x 0-0 ③ F8			x 0-0 FC6-4 1B		S S S 0-3 ③ K	4	0	1	0	0	1	2
Clyde Mashore, R (1, 7) OBP: 0.333, SLG: 0.392		B B B B 4-0 L8-3 BB			x 0-0 ① 4-3		x 0-0 ② FC6-4 1-2f			2	0	0	0	1	0	1
Bob Stinson, S (1, 2) OBP: 0.296, SLG: 0.480		x 0-0 ②③ L8-3 1-2			x 0-0 HR		x 0-0 ③ F8			3	1	1	1	0	0	2
Pepe Frias, R (1, 6) OBP: 0.242, SLG: 0.270			x 0-0 ① F9		x 0-0 ② F9			x 0-0 G3 FC3-2 2B		3	0	1	0	0	0	0
Bill Stoneman, R (1, 1) OBP: 0.263, SLG: 0.071 Craig Caskey, S (3, 1) Ron Fairly, L (8, PH) OBP: 0.454, SLG: 0.457 Pat Jarvis, R (8, 1)			S S S 0-3 ② K		x 0-0 ③ 4-1			x 0-0 ① G3 2-3		1 1 1 0	0 0 0 0	0 0 0 0	0 0 0 0	0 0 0 0	1 0 0 0	0 0 1 0
Inning Stats	R: 0 H: 1 E: 0 LOB: 1 K: 0 BB: 0 S: 4 P: 4	R: 0 H: 0 E: 0 LOB: 0 K: 0 BB: 1 S: 2 P: 6	R: 0 H: 0 E: 0 LOB: 0 K: 1 BB: 0 S: 5 P: 5	R: 1 H: 1 E: 0 LOB: 0 K: 1 BB: 0 S: 6 P: 6	R: 1 H: 1 E: 0 LOB: 0 K: 0 BB: 0 S: 4 P: 4	R: 0 H: 0 E: 0 LOB: 0 K: 1 BB: 0 S: 5 P: 5	R: 0 H: 1 E: 0 LOB: 1 K: 0 BB: 0 S: 4 P: 4	R: 0 H: 1 E: 0 LOB: 0 K: 0 BB: 0 S: 3 P: 3	R: 0 H: 1 E: 0 LOB: 2 K: 1 BB: 0 S: 6 P: 6	1B: 2 2B: 3 3B: 0 HR: 2	SF: 0 SAC: 1 DP: 1 HBP: 0			WP: 0 PB: 0 SB: 0 CS: 1	PA: 33		

PITCHER		IP	WLS	BF	H	R	ER	SO	BB	IBB	HBP	BLK	WP	HR	S	P	ERA	WHIP
Ross Grimsley, L ERA: 2.59	(1, 1)	8.0	W	29	6	2	2	3	1	0	0	0	0	2	34	38	2.25	0.875
Pedro Borbon, R ERA: 2.96	(9, 1)	1.0	S	3	0	0	0	1	0	0	0	0	0	0	5	5	0.00	0.000

PITCHER	IP	WLS	BF	H	R	ER	SO	BB	IBB	HBP	BLK	WP	HR	S	P	ERA	WHIP

Montreal Expos @ Cincinnati Reds

Riverfront Stadium, Cincinnati, OH

Thu Jul 19 1973, 7:05 PM EDT

Att. 16,441 - Unknown

TOP

livebaseballscorecards.com

AB	30
R	2
H	6
RBI	2
BB	1
SO	4
LOB	12

Batter	1	2	3	4	5	6	7	8	9	AB	R	H	RBI	BB	SO	LOB
Pete Rose, S (1, 7) OBP: 0.398, SLG: 0.413	4-3	2-H 3-H 1B		4-3			BBBB BB			3	0	1	2	1	0	1
Joe Morgan, L (1, 4) OBP: 0.417, SLG: 0.488	BBBB FC5-4 E BB		1B 2B		F3		G3			3	1	1	0	1	0	1
Dan Driessen, L (1, 5) OBP: 0.356, SLG: 0.361 (8, 3)	E6 FC5-4 1-2		1-3 S 2-H 1B		F9			2B		4	0	2	1	0	0	1
Johnny Bench, R (1, 3) OBP: 0.341, SLG: 0.436 (8, 2)	FC5-4 1-2f 2-3		F8 1-2		F5			P4		4	0	0	0	0	0	4
Hal King, L (1, 2) OBP: 0.261, SLG: 0.600 Denis Menke, R (8, 5) OBP: 0.355, SLG: 0.209	F9		1-3 2-3			1-3		P4		3 1	0 0	0 0	0 0	0 0	0 0	3 1
Bobby Tolan, L (1, 9) OBP: 0.247, SLG: 0.306		SH5-4 HBP 1B 1B	G3			4-3		IBB		3	1	1	0	1	0	1
Dave Concepcion, R (1, 6) OBP: 0.323, SLG: 0.429		F7	SSS K			F9		F7		4	0	0	0	0	1	3
Cesar Geronimo, L (1, 8) OBP: 0.219, SLG: 0.223		H SH5-4 1-2 1B HBP	F7				F5			2	1	0	0	0	0	0
Ross Grimsley, L (1, 1) OBP: 0.063, SLG: 0.063 Pedro Borbon, R (9, 1) OBP: 0.167, SLG: 0.167		SH5-4 1-2 2-3	1B				F7			2 0	0 0	1 0	0 0	0 0	0 0	0 0
Inning Stats	R: 0 H: 0 E: 1 LOB: 2 K: 0 BB: 1 S: 4 P: 8	R: 2 H: 2 E: 0 LOB: 1 K: 0 BB: 0 S: 4 P: 5	R: 1 H: 2 E: 0 LOB: 1 K: 0 BB: 0 S: 5 P: 5	R: 0 H: 1 E: 0 LOB: 1 K: 1 BB: 0 S: 6 P: 6	R: 0 H: 0 E: 0 LOB: 0 K: 0 BB: 0 S: 3 P: 3	R: 0 H: 0 E: 0 LOB: 0 K: 0 BB: 0 S: 3 P: 3	R: 0 H: 0 E: 0 LOB: 1 K: 0 BB: 1 S: 3 P: 7	R: 0 H: 1 E: 0 LOB: 2 K: 0 BB: 1 S: 4 P: 8		1B: 4 SF: 0 2B: 2 SAC: 1 3B: 0 DP: 0 HR: 0 HBP: 1						

PITCHER		IP	WLS	BF	H	R	ER	SO	BB	IBB	HBP	BLK	WP	HR	S	P	ERA	WHIP
Bill Stoneman, R ERA: 7.66	(1, 1)	2.1	L	13	4	3	3	0	1	0	1	0	0	0	11	16	11.57	2.143
Craig Caskey, L ERA:	(3, 1)	4.2		16	1	0	0	1	1	0	0	0	0	0	17	21	0.00	0.429
Pat Jarvis, R ERA: 2.59	(8, 1)	1.0		5	1	0	0	0	0	1	0	0	0	0	4	8	0.00	1.000

PITCHER	IP	WLS	BF	H	R	ER	SO	BB	IBB	HBP	BLK	WP	HR	S	P	ERA	WHIP

BOTTOM

Montreal Expos @ Cincinnati Reds

Riverfront Stadium, Cincinnati, OH

Thu Jul 19 1973, 7:05 PM EDT

Att. 16,441 - Unknown

livebaseballscorecards.com

AB	29
R	3
H	6
RBI	3
BB	3
SO	1
LOB	15

Montreal Expos @ Cincinnati Reds

Riverfront Stadium, Cincinnati, OH

Fri Jul 20 1973, 7:05 PM EDT

Att. 34,058 - Unknown

TOP

livebaseballscorecards.com

Batter	1	2	3	4	5	6	7	8	9	AB	R	H	RBI	BB	SO	LOB
Ron Hunt, R (1, 4) (8, 5) OBP: 0.413, SLG: 0.336	F8		F9		FC6-4 1-2f			K		4	0	0	0	0	1	4
Ron Woods, R (1, 8) OBP: 0.360, SLG: 0.337	4-3			K		F8		BB 1-2 1B		4	0	1	0	0	1	0
Hal Breeden, R (1, 3) OBP: 0.386, SLG: 0.545	F8			FC6-4 1B		5-3		4-0 1-2 2-3 BB		3	0	1	0	1	0	0
Bob Bailey, R (1, 5) (8, 7) OBP: 0.385, SLG: 0.549		6-3		F8		6-3		K		4	0	0	0	0	1	4
Ken Singleton, S (1, 9) OBP: 0.404, SLG: 0.464		6-3		FC6-4 1-2f			6-3		4-0 G5-3 BB	3	0	0	0	1	0	1
Clyde Mashore, R (1, 7) OBP: 0.323, SLG: 0.378 Mike Marshall, R (7, 1) OBP: 0.316, SLG: 0.235		K			F7		P6		4-0 1-2 G5-3 BB	3 0	0 0	0 0	0 0	0 1	1 0	0 0
John Boccabella, R (1, 2) OBP: 0.295, SLG: 0.330 Mike Jorgensen, L (9, PH) OBP: 0.353, SLG: 0.351			SH1-3 1B		F8		1-3		G5-3 1-2 2-3f	3 1	0 0	1 0	0 0	0 0	0 0	0 2
Pepe Frias, R (1, 6) OBP: 0.246, SLG: 0.274 Ron Fairly, L (9, PH) OBP: 0.453, SLG: 0.455			SH1-3 1-2		1B 1B			K	F9	2 1	0 0	1 0	0 0	0 0	1 0	0 1
Mike Torrez, R (1, 1) OBP: 0.238, SLG: 0.262 Jim Lyttle, L (7, 7) OBP: 0.400, SLG: 1.000 Jim Cox, R (8, PH) (8, 4)			6-3		FC6-4 1-2 1B			BB 1B BB		2 0 0	0 0 0	1 0 0	0 0 0	0 0 1	0 0 0	1 0 0
Inning Stats	R: 0 E: 0 K: 0 S: 3 H: 0 LOB: 0 BB: 0 P: 3	R: 0 E: 0 K: 1 S: 5 H: 0 LOB: 0 BB: 0 P: 5	R: 0 E: 0 K: 0 S: 4 H: 1 LOB: 1 BB: 0 P: 4	R: 0 E: 0 K: 1 S: 6 H: 1 LOB: 1 BB: 0 P: 6	R: 0 E: 0 K: 0 S: 5 H: 2 LOB: 2 BB: 0 P: 5	R: 0 E: 0 K: 0 S: 3 H: 0 LOB: 0 BB: 0 P: 3	R: 0 E: 0 K: 0 S: 3 H: 0 LOB: 0 BB: 0 P: 3	R: 0 E: 0 K: 3 S: 10 H: 1 LOB: 3 BB: 2 P: 18	R: 0 E: 0 K: 0 S: 2 H: 0 LOB: 1 BB: 2 P: 10	1B: 5 2B: 0 3B: 0 HR: 0	SF: 0 SAC: 1 DP: 1 HBP: 0						

	AB	30
	R	0
	H	5
	RBI	0
	BB	4
	SO	5
	LOB	13

WP: 0 PB: 0 SB: 0 CS: 0 PA: 35

PITCHER		IP	WLS	BF	H	R	ER	SO	BB	IBB	HBP	BLK	WP	HR	S	P	ERA	WHIP
Fred Norman, L ERA: 3.09	(1, 1)	8.0	W	33	5	0	0	5	4	0	0	0	0	0	39	55	0.00	1.125
Pedro Borbon, R ERA: 2.91	(9, 1)	1.0	S	2	0	0	0	0	0	0	0	0	0	0	2	2	0.00	0.000

PITCHER	IP	WLS	BF	H	R	ER	SO	BB	IBB	HBP	BLK	WP	HR	S	P	ERA	WHIP

Montreal Expos @ Cincinnati Reds

Riverfront Stadium, Cincinnati, OH

Fri Jul 20 1973, 7:05 PM EDT

Att. 34,058 - Unknown

BOTTOM

Batter	1	2	3	4	5	6	7	8	9	AB	R	H	RBI	BB	SO	LOB
Pete Rose, S (1, 7) OBP: 0.398, SLG: 0.411	E4 WP BB G6-4-3		F7 ①		BBBB 4-0 BB		WP 1B 1B 1B	6-3 ③		4	2	1	0	1	0	1
Joe Morgan, L (1, 4) OBP: 0.415, SLG: 0.483	BBBB 4-0 G6-4-3 WP 1-2 BB		F9 ②		P5 ③		F8 ①			3	0	0	0	1	0	2
Dan Driessen, L (1, 3) OBP: 0.360, SLG: 0.360	BBBB 4-0 G6-4-3 1-2 2-3 BB		4-3 ③			F7 ① WP 1-2 1B 1B				3	1	1	0	1	0	0
Johnny Bench, R (1, 2) OBP: 0.340, SLG: 0.434	G6-4-3 ① ② 1-2f 2-3 3-H			5-3 ①		E5 E 1B	F8 ② 1-2 2-3			4	1	1	0	0	0	4
Bobby Tolan, L (1, 9) OBP: 0.250, SLG: 0.307	1-3 ③			F7 ②		BBBB 4-0 E FC3-2 BB	1B 2-H 3-H 1B			3	0	1	2	1	0	1
Dave Concepcion, R (1, 6) OBP: 0.325, SLG: 0.430		L4 ① S 1B		S 1B		E6 FC3-2 S 1-3 2-H	1-3 1B			4	0	2	0	0	0	1
Denis Menke, R (1, 5) OBP: 0.358, SLG: 0.217		F8 ②		4-3 ③ 1-2		BBBB 4-0 FC3-2 1-2 BB		0-0 2B		3	0	1	0	1	0	1
Cesar Geronimo, L (1, 8) OBP: 0.219, SLG: 0.224		1B			L4 ①	FC3-2 ② 1-2 2-3 3-Hf		L9 ①		4	0	1	0	0	0	4
Fred Norman, S (1, 1) OBP: 0.100, SLG: 0.063 Pedro Borbon, R (9, 1) OBP: 0.167, SLG: 0.167		L5 ③			1-3 ②	F5 ③		F7 ②		4 0	0 0	0 0	0 0	0 0	0 0	5 0
Inning Stats	R: 1 H: 0 E: 1 LOB: 1 K: 0 BB: 2 S: 3 P: 11	R: 0 H: 1 E: 0 LOB: 1 K: 0 BB: 0 S: 4 P: 4	R: 0 H: 0 E: 0 LOB: 0 K: 0 BB: 0 S: 3 P: 3	R: 0 H: 1 E: 0 LOB: 1 K: 0 BB: 0 S: 4 P: 4	R: 0 H: 0 E: 0 LOB: 1 K: 0 BB: 1 S: 3 P: 7	R: 1 H: 1 E: 2 LOB: 3 K: 0 BB: 2 S: 5 P: 13	R: 2 H: 4 E: 0 LOB: 2 K: 0 BB: 0 S: 6 P: 6	R: 0 H: 1 E: 0 LOB: 1 K: 0 BB: 0 S: 4 P: 4		1B: 7 SF: 0 2B: 1 SAC: 0 3B: 0 DP: 1 HR: 0 HBP: 0						

livebaseballscorecards.com

AB	32
R	4
H	8
RBI	2
BB	5
SO	0
LOB	19

WP: 2 PA: 37
PB: 0
SB: 2
CS: 0

PITCHER		IP	WLS	BF	H	R	ER	SO	BB	IBB	HBP	BLK	WP	HR	S	P	ERA	WHIP
Mike Torrez, R ERA: 4.58	(1, 1)	6.2	L	31	5	4	2	0	5	0	0	0	2	0	26	46	2.70	1.500
Mike Marshall, R ERA: 2.86	(7, 1)	1.1		6	3	0	0	0	0	0	0	0	0	0	6	6	0.00	2.250

PITCHER	IP	WLS	BF	H	R	ER	SO	BB	IBB	HBP	BLK	WP	HR	S	P	ERA	WHIP

Montreal Expos @ Cincinnati Reds

Riverfront Stadium, Cincinnati, OH

Sat Jul 21 1973, 7:05 PM EDT

Att. 30,069 - Unknown

TOP

livebaseballscorecards.com

Batter	1	2	3	4	5	6	7	8	9	AB	R	H	RBI	BB	SO	LOB
Larry Lintz, S (1, 6) OBP: 0.250, SLG: 0.250 Hal Breeden, R (9, PH) OBP: 0.383, SLG: 0.541	P4		FC3-6 1B 1B 1-2f		K		G4-6-3 1B		K	4 1	1 0	1 0	0 0	0 0	1 1	1 0
Mike Jorgensen, L (1, 3) OBP: 0.351, SLG: 0.349	F9		1B 1-3 1B		F8		B2			4	0	1	0	0	0	1
Ron Fairly, L (1, 7) OBP: 0.457, SLG: 0.457	HR BB		BB 1-3 3-H 1B		3B 1B		G4-6-3 1-2f			3	2	2	1	1	0	1
Ken Singleton, S (1, 9) OBP: 0.407, SLG: 0.481	1-H HR		BB 1-2		1-H 3B			F9		3	1	2	3	1	0	0
Boots Day, L (1, 8) OBP: 0.381, SLG: 0.435 Ron Woods, R (3, PH) OBP: 0.355, SLG: 0.332 (3, 8)	F2		F3		K			L6		1 3	0 0	0 0	0 0	0 0	0 1	0 4
Bob Bailey, R (1, 5) OBP: 0.383, SLG: 0.543 Mike Marshall, R (8, 1) OBP: 0.316, SLG: 0.235		6-3	P6			F7		BB		3 0	0 0	0 0	0 0	1 0	0 0	3 0
Bob Stinson, S (1, 2) OBP: 0.258, SLG: 0.414		P6		5-3		1-3		F7		4	0	0	0	0	0	1
Jim Cox, R (1, 4) OBP: 0.333, SLG: 0.400 Jim Lyttle, L (9, PH) OBP: 0.333, SLG: 0.800		F2		K		2B			F7	3 1	0 0	1 0	0 0	0 0	1 0	0 0
Steve Renko, R (1, 1) OBP: 0.339, SLG: 0.320 Ron Hunt, R (8, 5) OBP: 0.412, SLG: 0.335			FC3-6 BB	K		F8			F3	2 1	0 0	0 0	0 0	1 0	1 0	1 0
Inning Stats	R: 2 E: 0 K: 0 S: 4 H: 1 LOB: 0 BB: 1 P: 8	R: 0 E: 0 K: 0 S: 3 H: 0 LOB: 0 BB: 0 P: 3	R: 1 E: 0 K: 0 S: 5 H: 2 LOB: 3 BB: 2 P: 13	R: 0 E: 0 K: 2 S: 7 H: 0 LOB: 0 BB: 0 P: 7	R: 1 E: 0 K: 2 S: 9 H: 2 LOB: 1 BB: 0 P: 9	R: 0 E: 0 K: 0 S: 4 H: 1 LOB: 0 BB: 0 P: 4	R: 0 E: 0 K: 0 S: 3 H: 1 LOB: 0 BB: 0 P: 3	R: 0 E: 0 K: 0 S: 3 H: 0 LOB: 1 BB: 1 P: 7	R: 0 E: 0 K: 1 S: 5 H: 0 LOB: 0 BB: 0 P: 5	1B: 4 2B: 1 3B: 1 HR: 1 SF: 0 SAC: 0 DP: 1 HBP: 0						

AB	33
R	4
H	7
RBI	4
BB	4
SO	5
LOB	12

PITCHER		IP	WLS	BF	H	R	ER	SO	BB	IBB	HBP	BLK	WP	HR	S	P	ERA	WHIP
Roger Nelson, R ERA: 2.68	(1, 1)	2.1		13	3	3	3	0	3	0	0	0	0	1	10	22	11.57	2.571
Don Gullett, L ERA: 4.03	(3, 1)	5.2	W	21	4	1	1	4	1	0	0	0	0	0	28	32	1.59	0.882
Clay Carroll, R ERA: 4.27	(9, 1)	1.0	S	3	0	0	0	1	0	0	0	0	0	0	5	5	0.00	0.000

PITCHER	IP	WLS	BF	H	R	ER	SO	BB	IBB	HBP	BLK	WP	HR	S	P	ERA	WHIP

Batter	1	2	3	4	5	6	7	8	9	AB	R	H	RBI	BB	SO	LOB
Pete Rose, S (1, 7) OBP: 0.399, SLG: 0.415	G3-6 1B		5-3			K		1-H 2B 2B		4	1	2	1	0	1	0
Joe Morgan, L (1, 4) OBP: 0.414, SLG: 0.479	G3-6 1-2f		F8			P6		2B IBB		3	1	0	0	1	0	1
Dan Driessen, L (1, 3) OBP: 0.357, SLG: 0.364	P3		6-3			1-3		WP 1-H 2-H 2B		4	0	1	2	0	0	0
Johnny Bench, R (1, 2) OBP: 0.339, SLG: 0.432		3-1 WP WP 1B		K			K 2-3	K		4	1	1	0	0	3	2
Bobby Tolan, L (1, 9) OBP: 0.248, SLG: 0.304		3-1 1-3		3-1			F8			3	0	0	0	0	0	1
Dave Concepcion, R (1, 6) OBP: 0.322, SLG: 0.426		P5		6-3			K			3	0	0	0	0	1	1
Denis Menke, R (1, 5) OBP: 0.359, SLG: 0.216 Larry Stahl, L (8, PH) OBP: 0.326, SLG: 0.350 Clay Carroll, R (9, 1) OBP: 0.182, SLG: 0.182		BBBB WP HR BB			5-3			P4		1 1 0	1 0 0	0 0 0	0 0 0	1 0 0	0 0 0	0 0 0
Cesar Geronimo, L (1, 8) OBP: 0.221, SLG: 0.243		1-H 3-H HR			3-1			K2-3		3	1	1	2	0	1	0
Roger Nelson, R (1, 1) OBP: 0.077, SLG: 0.077 Don Gullett, R (3, 1) OBP: 0.316, SLG: 0.194 Hal King, L (8, PH) OBP: 0.292, SLG: 0.600 Darrel Chaney, S (8, PR) OBP: 0.295, SLG: 0.224 (9, 5)		K			1-3			BBBB 2B BB		1 1 0 0	0 0 0 1	0 0 0 0	0 0 0 0	1 0 1 0	0 0 0 0	0 0 0 0
Inning Stats	R: 0 E: 0 K: 0 S: 3 H: 1 LOB: 0 BB: 0 P: 3	R: 3 E: 0 K: 1 S: 7 H: 2 LOB: 0 BB: 1 P: 11	R: 0 E: 0 K: 0 S: 3 H: 0 LOB: 0 BB: 0 P: 3	R: 0 E: 0 K: 1 S: 5 H: 0 LOB: 0 BB: 0 P: 5	R: 0 E: 0 K: 0 S: 3 H: 0 LOB: 0 BB: 0 P: 3	R: 0 E: 0 K: 1 S: 5 H: 0 LOB: 0 BB: 0 P: 5	R: 0 E: 0 K: 2 S: 7 H: 0 LOB: 0 BB: 0 P: 7	R: 3 E: 0 K: 2 S: 9 H: 2 LOB: 2 BB: 2 P: 17		1B: 2 2B: 2 3B: 0 HR: 1 SF: 0 SAC: 0 DP: 1 HBP: 0						

PITCHER	IP	WLS	BF	H	R	ER	SO	BB	IBB	HBP	BLK	WP	HR	S	P	ERA	WHIP
Steve Renko, R (1, 1) ERA: 3.07	7.2	L	30	5	6	6	6	2	1	0	0	2	1	39	51	7.04	0.913
Mike Marshall, R (8, 1) ERA: 2.85	0.1		1	0	0	0	1	0	0	0	0	1	0	3	3	0.00	0.000

PITCHER	IP	WLS	BF	H	R	ER	SO	BB	IBB	HBP	BLK	WP	HR	S	P	ERA	WHIP

BOTTOM

Montreal Expos @ Cincinnati Reds

Riverfront Stadium, Cincinnati, OH

Sat Jul 21 1973, 7:05 PM EDT

Att. 30,069 - Unknown

livebaseballscorecards.com

AB	28
R	6
H	5
RBI	5
BB	3
SO	7
LOB	5

Batter	1	2	3	4	5	6	7	8	9	AB	R	H	RBI	BB	SO	LOB
Ron Hunt, R (1, 4) OBP: 0.408, SLG: 0.331	1-3	6-3			5-3		L6-4 2-3			4	0	0	0	0	0	5
Mike Jorgensen, L (1, 3) OBP: 0.350, SLG: 0.347	PB 4-3 1B		L6		G3			F5		4	0	1	0	0	0	0
Ron Fairly, L (1, 7) OBP: 0.457, SLG: 0.458	4-3 1-2		1-3 1B			G6-4-3 1B		G3		4	0	2	0	0	0	1
Ken Singleton, S (1, 9) OBP: 0.405, SLG: 0.477	BB 2-3		1-3 1-2			F8		F7		3	0	0	0	1	0	2
Boots Day, L (1, 8) OBP: 0.373, SLG: 0.426 Tom Walker, R (6, 1) Bill Stoneman, R (8, 1) OBP: 0.263, SLG: 0.071 Hal Breeden, R (9, PH) OBP: 0.381, SLG: 0.537	P6		F7			G6-4-3 1-2f			K	3 0 0 1	0 0 0 0	0 0 0 0	0 0 0 0	0 0 0 1	0 0 0 0	4 0 0 0
Bob Bailey, R (1, 5) OBP: 0.379, SLG: 0.536		L5		K			5-3		F4	4	0	0	0	0	1	0
Bob Stinson, S (1, 2) OBP: 0.314, SLG: 0.452		2B		6-3			BB 1B 1B		BB FC6-4	2	0	1	0	2	0	0
Larry Lintz, S (1, 6) OBP: 0.375, SLG: 0.286		BB		F9			L6-4 1-2 1B		FC6-4 1-2f	3	0	1	0	1	0	1
Ernie McAnally, R (1, 1) OBP: 0.209, SLG: 0.209 Pat Jarvis, R (4, 1) Ron Woods, R (5, PH) OBP: 0.354, SLG: 0.330 Craig Caskey, S (5, 1) Jim Lyttle, L (6, 8) OBP: 0.429, SLG: 0.833		F9			4-3		1-2 2-3 1B			1 0 1 0 1	0 0 0 0 0	0 0 0 0 1	0 0 0 0 0	0 0 0 0 0	0 0 0 0 0	2 0 0 0 0
Inning Stats	R: 0 E: 0 K: 0 S: 4 H: 1 LOB: 2 BB: 1 P: 8	R: 0 E: 0 K: 0 S: 4 H: 1 LOB: 2 BB: 1 P: 8	R: 0 E: 0 K: 0 S: 4 H: 1 LOB: 1 BB: 0 P: 4	R: 0 E: 0 K: 1 S: 5 H: 0 LOB: 0 BB: 0 P: 5	R: 0 E: 0 K: 0 S: 3 H: 0 LOB: 0 BB: 0 P: 3	R: 0 E: 0 K: 0 S: 3 H: 1 LOB: 0 BB: 0 P: 3	R: 0 E: 0 K: 0 S: 4 H: 2 LOB: 2 BB: 1 P: 8	R: 0 E: 0 K: 0 S: 3 H: 0 LOB: 0 BB: 0 P: 3	R: 0 E: 0 K: 1 S: 5 H: 0 LOB: 1 BB: 1 P: 9	1B: 5 2B: 2 3B: 0 HR: 0 SF: 0 SAC: 0 DP: 2 HBP: 0						

PITCHER	IP	WLS	BF	H	R	ER	SO	BB	IBB	HBP	BLK	WP	HR	S	P	ERA	WHIP
Jack Billingham, R (1, 1) ERA: 3.02	9.0	W	35	6	0	0	2	4	0	0	0	0	0	35	51	0.00	1.111

PITCHER	IP	WLS	BF	H	R	ER	SO	BB	IBB	HBP	BLK	WP	HR	S	P	ERA	WHIP

TOP

Montreal Expos @ Cincinnati Reds

Riverfront Stadium, Cincinnati, OH

Sun Jul 22 1973, 3:33 AM EDT

Att. 22,107 - Unknown

livebaseballscorecards.com

AB	31
R	0
H	6
RBI	0
BB	4
SO	2
LOB	15

WP: 0 PB: 1 SB: 0 CS: 0 PA: 35

Batter	1	2	3	4	5	6	7	8	9	AB	R	H	RBI	BB	SO	LOB
Pete Rose, S (1, 7) OBP: 0.397, SLG: 0.412	F8		1-3	1B	F9		F8			5	0	1	1	0	0	3
Darrel Chaney, S (1, 4) (8, 6) OBP: 0.301, SLG: 0.236	1B PB 1B		K	K		L3 1B		F9		5	0	2	0	0	2	2
Dan Driessen, L (1, 3) OBP: 0.359, SLG: 0.366	1-3 1B		F7	1-2 2-3 1B		L3 1-2		F8		5	0	2	0	0	0	1
Johnny Bench, R (1, 2) OBP: 0.340, SLG: 0.440	P6			HR K		1B		F3		5	1	2	1	0	1	5
Bobby Tolan, L (1, 9) OBP: 0.245, SLG: 0.301	L6			P4	E6 CS	3-4-3				4	0	0	0	0	0	3
Dave Concepcion, R (1, 6) OBP: 0.327, SLG: 0.433		K		S 1B 1B	HR 2B		6-3 1B			4	2	3	0	0	1	0
Joe Morgan, L (7, PR) (8, 4) OBP: 0.414, SLG: 0.479										0	0	0	0	0	0	0
Denis Menke, R (1, 5) OBP: 0.362, SLG: 0.235		F9		1B SH 1-2 BB	2-H HR		6-3 1-3			3	2	1	2	1	0	1
Cesar Geronimo, L (1, 8) OBP: 0.237, SLG: 0.273		2B		SH 1B 1-2 2-H 1B	3B		IBB			3	1	3	1	1	0	0
Jack Billingham, R (1, 1) OBP: 0.067, SLG: 0.018		K		SH 1B 1-3 2-H	4-3		K			3	0	0	0	0	2	4
Inning Stats	R: 0 E: 0 K: 0 S: 5 H: 2 LOB: 2 BB: 0 P: 5	R: 0 E: 0 K: 2 S: 8 H: 1 LOB: 1 BB: 0 P: 8	R: 0 E: 0 K: 1 S: 5 H: 0 LOB: 0 BB: 0 P: 5	R: 4 E: 1 K: 2 S: 13 H: 5 LOB: 3 BB: 1 P: 17	R: 2 E: 1 K: 0 S: 6 H: 3 LOB: 1 BB: 0 P: 6	R: 0 E: 0 K: 0 S: 4 H: 2 LOB: 1 BB: 0 P: 4	R: 0 E: 0 K: 1 S: 6 H: 1 LOB: 2 BB: 1 P: 10	R: 0 E: 0 K: 0 S: 3 H: 0 LOB: 0 BB: 0 P: 3		1B: 9 2B: 3 3B: 1 HR: 2	SF: 0 SAC: 1 DP: 1 HBP: 0						

PITCHER		IP	WLS	BF	H	R	ER	SO	BB	IBB	HBP	BLK	WP	HR	S	P	ERA	WHIP
Ernie McAnally, R ERA: 3.81	(1, 1)	3.2	L	21	8	4	4	4	1	0	0	0	0	1	28	32	9.82	2.455
Pat Jarvis, R ERA: 2.55	(4, 1)	0.1		1	0	0	0	1	0	0	0	0	0	0	3	3	0.00	0.000
Craig Caskey, L ERA: 3.18	(5, 1)	1.0		6	3	2	2	0	0	0	0	0	0	1	6	6	18.00	3.000
Tom Walker, R ERA: 3.28	(6, 1)	2.0		9	3	0	0	1	0	1	0	0	0	0	10	14	0.00	1.500
Bill Stoneman, R ERA: 7.54	(8, 1)	1.0		3	0	0	0	0	0	0	0	0	0	0	3	3	0.00	0.000

PITCHER	IP	WLS	BF	H	R	ER	SO	BB	IBB	HBP	BLK	WP	HR	S	P	ERA	WHIP

BOTTOM

Montreal Expos @ Cincinnati Reds

Riverfront Stadium, Cincinnati, OH

Sun Jul 22 1973, 3:33 AM EDT

Att. 22,107 - Unknown

livebaseballscorecards.com

AB	37
R	6
H	14
RBI	5
BB	2
SO	6
LOB	19

Montreal Expos @ Philadelphia Phillies

Veterans Stadium, Philadelphia, PA

Thu Jul 26 1973, 3:33 AM EDT

Unknown

TOP

livebaseballscorecards.com

Batter	1	2	3	4	5	6	7	8	9	AB	R	H	RBI	BB	SO	LOB
Ron Hunt, R (1, 4) OBP: 0.413, SLG: 0.334	4-3		1B		BB		1B	G3-6 IBB		3	0	2	1	2	0	0
Clyde Mashore, R (1, 7) OBP: 0.317, SLG: 0.368	1B		K		F2		K	G3-6		5	0	1	0	0	2	8
Ron Woods, R (1, 8) OBP: 0.351, SLG: 0.324	F7		5-3			5-3	K		FC1-6 BB	4	0	0	0	1	1	4
Hal Breeden, R (1, 3) OBP: 0.377, SLG: 0.526	P4			F9		F8		E 2B BB	FC1-6 E	3	0	0	0	1	0	1
Mike Jorgensen, L (8, PR) (8, 3) OBP: 0.349, SLG: 0.346										1	1	0	0	0	0	1
Bob Bailey, R (1, 5) OBP: 0.376, SLG: 0.529		E5 G6-4-3		F7		BB		E6 2B	6-3	4	1	0	0	1	0	2
Ken Singleton, S (1, 9) OBP: 0.403, SLG: 0.476		G6-4-3		G3		L5		2B	F9	5	1	1	1	0	0	3
John Boccabella, R (1, 2) OBP: 0.301, SLG: 0.337		2B			K		1B SH1-4 1B	SH3-4 IBB		3	1	2	0	1	1	0
Pepe Frias, R (1, 6) OBP: 0.248, SLG: 0.276		5-3			F7		SH1-4	SH3-4		3	0	1	2	0	0	1
Steve Rogers, R (1, 1) OBP: 0.500, SLG: 0.250			K		BB		1B	SH3-4		2	0	1	0	1	1	0

	AB	33
	R	4
	H	8
	RBI	4
	BB	7
	SO	5
	LOB	20

Inning Stats	1	2	3	4	5	6	7	8	9
	R: 0 E: 0 K: 0 S: 4	H: 1 LOB: 1 BB: 0 P: 4	R: 0 E: 1 K: 0 S: 4	H: 1 LOB: 1 BB: 0 P: 4	R: 0 E: 0 K: 2 S: 8	H: 1 LOB: 1 BB: 0 P: 8	R: 0 E: 0 K: 0 S: 3	H: 0 LOB: 0 BB: 0 P: 3	R: 0 E: 0 K: 1 S: 5	H: 0 LOB: 2 BB: 2 P: 13	R: 0 E: 0 K: 0 S: 3	H: 0 LOB: 1 BB: 1 P: 7	R: 1 E: 0 K: 2 S: 10	H: 3 LOB: 2 BB: 0 P: 10	R: 3 E: 1 K: 0 S: 5	H: 2 LOB: 3 BB: 3 P: 17	R: 0 E: 1 K: 0 S: 3	H: 0 LOB: 1 BB: 1 P: 7

| | | | | | | | | | |

Batter	1	2	3	4	5	6	7	8	9	AB	R	H	RBI	BB	SO	LOB
Bill Robinson, R (1, 9) OBP: 0.361, SLG: 0.573	F8			5-3		6-3			1-3	4	0	0	0	0	0	0
Denny Doyle, L (1, 4) OBP: 0.323, SLG: 0.325	P6			4-3			F9		G3	4	0	0	0	0	0	0
Willie Montanez, L (1, 3) OBP: 0.351, SLG: 0.405	6-3			K			3-1			3	0	0	0	0	1	0
Greg Luzinski, R (1, 7) OBP: 0.330, SLG: 0.471		4-1			6-3		F8			3	0	0	0	0	0	0
Del Unser, L (1, 8) OBP: 0.374, SLG: 0.486		4-0 CS BB			F8			K		2	0	0	0	1	1	0
Jose Pagan, R (1, 5) OBP: 0.212, SLG: 0.292		K 1-2			1B			4-3		3	0	1	0	0	1	1
Bob Boone, R (1, 2) OBP: 0.303, SLG: 0.339			5-3		F8			4-0 BB		2	0	0	0	1	0	1
Larry Bowa, S (1, 6) OBP: 0.251, SLG: 0.241 Mike Rogodzinski, L (8, PH) OBP: 0.350, SLG: 0.373 Terry Harmon, R (9, 6) OBP: 0.312, SLG: 0.255			P4			G3		F5		2 1 0	0 0 0	0 0 0	0 0 0	0 0 0	0 0 0	0 1 0
Steve Carlton, L (1, 1) OBP: 0.162, SLG: 0.215 Mike Schmidt, R (9, PH) OBP: 0.330, SLG: 0.387			4-3			4-3			F7	2 1	0 0	0 0	0 0	0 0	0 0	0 0
Inning Stats	R: 0 E: 0 K: 0 S: 3 H: 0 LOB: 0 BB: 0 P: 3	R: 0 E: 0 K: 1 S: 4 H: 0 LOB: 0 BB: 1 P: 8	R: 0 E: 0 K: 0 S: 3 H: 0 LOB: 0 BB: 0 P: 3	R: 0 E: 0 K: 1 S: 5 H: 0 LOB: 0 BB: 0 P: 5	R: 0 E: 0 K: 0 S: 4 H: 1 LOB: 1 BB: 0 P: 4	R: 0 E: 0 K: 0 S: 3 H: 0 LOB: 0 BB: 0 P: 3	R: 0 E: 0 K: 0 S: 3 H: 0 LOB: 0 BB: 0 P: 3	R: 0 E: 0 K: 1 S: 5 H: 0 LOB: 1 BB: 1 P: 9	R: 0 E: 0 K: 0 S: 3 H: 0 LOB: 0 BB: 0 P: 3	1B: 1 2B: 0 3B: 0 HR: 0	SF: 0 SAC: 0 DP: 0 HBP: 0					WP: 0 PB: 0 SB: 0 CS: 1	PA: 29

PITCHER	IP	WLS	BF	H	R	ER	SO	BB	IBB	HBP	BLK	WP	HR	S	P	ERA	WHIP
Steve Rogers, R (1, 1) ERA: 1.06	9.0	W	29	1	0	0	3	2	0	0	0	0	0	33	41	0.00	0.333

PITCHER	IP	WLS	BF	H	R	ER	SO	BB	IBB	HBP	BLK	WP	HR	S	P	ERA	WHIP

BOTTOM

Montreal Expos @ Philadelphia Phillies

Veterans Stadium, Philadelphia, PA

Thu Jul 26 1973, 3:33 AM EDT

Unknown

livebaseballscorecards.com

AB	27
R	0
H	1
RBI	0
BB	2
SO	3
LOB	3

Montreal Expos @ Philadelphia Phillies

Veterans Stadium, Philadelphia, PA

Thu Jul 26 1973, 7:05 PM EDT

Att. 34,459 - Unknown

TOP

livebaseballscorecards.com

Batter	1	2	3	4	5	6	7	8	9	AB	R	H	RBI	BB	SO	LOB
Ron Hunt, R (1, 4) OBP: 0.408, SLG: 0.329	SSS 0-3 ① K		x 0-0 ① FC1-6 CS 1-2f		SSS 0-3 ② K		SSS 0-3 ③ K		x 0-0 ② F7	5	0	0	0	0	3	4
Clyde Mashore, R (1, 7) OBP: 0.305, SLG: 0.352	x 0-0 ② F7		x 0-0 ② F5		x 0-0 ③ F8			x 0-0 ① F7	x 0-0 2B 1-3 2-H	4	0	0	0	0	0	1
Jim Lyttle, L (9, PH) (9, 8) OBP: 0.500, SLG: 1.000										1	0	1	1	0	0	0
Ron Woods, R (1, 8) (9, 7) OBP: 0.344, SLG: 0.316	x 0-0 ③ F8		0-0 ③ CS 1-2	x 0-0 ① F7		x 0-0 ① 6-3		x 0-0 ② F7	x 0-0 ③ 6-3	5	0	0	0	0	0	2
Hal Breeden, R (1, 3) OBP: 0.380, SLG: 0.543		SSS 0-3 ① K		x 0-0 ② 4-3		x 0-0 HR		BBBB 4-0 CS BB		3	1	1	1	1	1	0
Mike Jorgensen, L (8, PR) (8, 3) OBP: 0.349, SLG: 0.346										0	0	0	0	0	0	0
Bob Bailey, R (1, 5) OBP: 0.384, SLG: 0.532		BBBB 4-0 1B BB		BBBB 4-0 BB 1B BB		x 0-0 8-6 1B		0-0 ③ CS 1-2	x 0-0 1B 1B	2	1	2	0	2	0	0
Ken Singleton, S (1, 9) OBP: 0.406, SLG: 0.477	x 0-0 1B 1-2			BBBB 4-0 1B BB 1-2		x 0-0 ② ③ 8-6 1-2f			x 0-0 ① 1B 1B 1-3	3	1	2	0	1	0	1
John Boccabella, R (1, 2) OBP: 0.303, SLG: 0.339		x 0-0 ② P3		x 0-0 1B 1-2 2-H			x 0-0 ① 6-3		x 0-0 1B 1B 1-3	4	1	2	1	0	0	2
Pepe Frias, R (1, 6) OBP: 0.248, SLG: 0.275		x 0-0 ③ 5-3		SSS 0-3 ③ K			x 0-0 ② F9		x 0-0 1B 2B 1-3 3-H	4	1	1	1	0	1	4
Steve Renko, R (1, 1) OBP: 0.356, SLG: 0.340			x 0-0 FC1-6 1B		x 0-0 ① 1-3		x 0-0 1B		x 0-0 2B 1-2 3-H	3	0	2	0	0	0	0
Mike Marshall, R (7, 1) OBP: 0.350, SLG: 0.278										1	0	1	1	0	0	0

	AB	R	H	RBI	BB	SO	LOB
	35	5	12	5	4	5	14

Inning Stats	1	2	3	4	5	6	7	8	9	1B	SF	WP	PA
R	0	0	0	1	0	1	0	0	3	10	0	0	41
E	0	0	0	0	0	0	0	0	0	2B 2	SAC 0	PB 0	
K	1	1	0	1	1	0	1	0	0	3B 0	DP 1	SB 0	
S	5	6	3	6	5	4	6	2	8	HR 1	HBP 0	CS 2	
H	0	1	1	1	0	2	1	0	6				
LOB	0	2	0	2	0	0	1	1	2				
BB	0	1	0	2	0	0	0	1	0				
P	5	10	3	14	5	4	6	6	8				

PITCHER	IP	WLS	BF	H	R	ER	SO	BB	IBB	HBP	BLK	WP	HR	S	P	ERA	WHIP
Ken Brett, L (1, 1) ERA: 3.04	8.1	L	35	10	5	5	5	4	0	0	0	0	1	41	57	5.40	1.680
Bill Wilson, R (9, 1) ERA: 4.15	0.2		4	2	0	0	0	0	0	0	0	0	0	4	4	0.00	3.000

PITCHER	IP	WLS	BF	H	R	ER	SO	BB	IBB	HBP	BLK	WP	HR	S	P	ERA	WHIP

Batter	1	2	3	4	5	6	7	8	9	AB	R	H	RBI	BB	SO	LOB
Bill Robinson, R (1, 5) OBP: 0.359, SLG: 0.567	S S S 0-3 ① K			x 0-0 ① 5-3		x 0-0 ② F8		x 0-0 1B		4	0	1	0	0	1	0
Denny Doyle, L (1, 4) OBP: 0.322, SLG: 0.323	S S S 0-3 ② K			x 0-0 E6 CS BB		x 0-0 BB 1B		S S S 0-3 ① K		4	0	1	0	0	2	1
Willie Montanez, L (1, 9) OBP: 0.352, SLG: 0.402	x 0-0 ③ F9			B B B B 4-0 CS 1-2 BB		B B B B 4-0 1-2 BB		x 0-0 ② F8		2	0	0	0	2	0	1
Greg Luzinski, R (1, 7) OBP: 0.327, SLG: 0.466		x 0-0 ① 6-3		S S S 0-3 ② ③ K 1-2 2-3		x 0-0 ③ 6-3		S S S 0-3 ③ K		4	0	0	0	0	2	5
Tom Hutton, L (1, 3) OBP: 0.366, SLG: 0.409		x 0-0 ② F8			x 0-0 ① 3-1		B B B B 4-0 1B BB		x 0-0 ① F8	3	0	0	0	1	0	0
Del Unser, L (1, 8) OBP: 0.375, SLG: 0.496		x 0-0 ③ F8			B B B B 4-0 FC6-4 BB		x 0-0 ① F4		x 0-0 HR	3	1	1	1	1	0	1
Mike Ryan, R (1, 2) OBP: 0.290, SLG: 0.339			S S S 0-3 ① K		S S S 0-3 ② K		x 0-0 ② P4		x 0-0 G6-4-3 1B	4	0	1	0	0	2	2
Larry Bowa, S (1, 6) OBP: 0.253, SLG: 0.243			x 0-0 CS 1B		x 0-0 ③ FC6-4 1-2f		x 0-0 1-2 1B		x 0-0 ② ③ G6-4-3 1-2f	1	0	1	0	0	0	0
Terry Harmon, R (4, 6) OBP: 0.313, SLG: 0.257										3	0	1	0	0	0	2
Ken Brett, L (1, 1) OBP: 0.295, SLG: 0.619			x 0-0 ② ③ P6 1-2			S S S 0-3 ① K	x 0-0 ③ F8			3	0	0	0	0	1	3
Bill Wilson, R (9, 1)										0	0	0	0	0	0	0
Inning Stats	R: 0 E: 0 K: 2 S: 7 H: 0 LOB: 0 BB: 0 P: 7	R: 0 E: 0 K: 0 S: 3 H: 0 LOB: 0 BB: 0 P: 3	R: 0 E: 0 K: 1 S: 5 H: 1 LOB: 0 BB: 0 P: 5	R: 0 E: 1 K: 1 S: 5 H: 0 LOB: 1 BB: 1 P: 9	R: 0 E: 0 K: 1 S: 5 H: 0 LOB: 1 BB: 1 P: 9	R: 0 E: 0 K: 1 S: 6 H: 1 LOB: 2 BB: 1 P: 10	R: 0 E: 0 K: 0 S: 4 H: 1 LOB: 2 BB: 1 P: 8	R: 0 E: 0 K: 2 S: 8 H: 1 LOB: 1 BB: 0 P: 8	R: 1 E: 0 K: 0 S: 4 H: 2 LOB: 0 BB: 0 P: 4	1B: 5 2B: 0 3B: 0 HR: 1	SF: 0 SAC: 0 DP: 1 HBP: 0						

PITCHER		IP	WLS	BF	H	R	ER	SO	BB	IBB	HBP	BLK	WP	HR	S	P	ERA	WHIP
Steve Renko, R ERA: 2.94	(1, 1)	6.1	W	24	2	0	0	6	4	0	0	0	0	0	32	48	0.00	0.947
Mike Marshall, R ERA: 2.86	(7, 1)	2.2	S	11	4	1	1	2	0	0	0	0	0	1	15	15	3.38	1.500

PITCHER	IP	WLS	BF	H	R	ER	SO	BB	IBB	HBP	BLK	WP	HR	S	P	ERA	WHIP

BOTTOM

Montreal Expos @ Philadelphia Phillies

Veterans Stadium, Philadelphia, PA

Thu Jul 26 1973, 7:05 PM EDT

Att. 34,459 - Unknown

livebaseballscorecards.com

AB	31
R	1
H	6
RBI	1
BB	4
SO	8
LOB	15

WP: 0 PB: 0 SB: 0 CS: 3 PA: 35

Montreal Expos @ Philadelphia Phillies

Veterans Stadium, Philadelphia, PA

Fri Jul 27 1973, 7:05 PM EDT

Att. 18,254 - Unknown

TOP

livebaseballscorecards.com

Batter	1	2	3	4	5	6	7	8	9	AB	R	H	RBI	BB	SO	LOB
Ron Hunt, R (1, 4) OBP: 0.412, SLG: 0.334	G4-6-3, 1B		4-3			BB, BB, BB, 1B	BBBB, FC3-6, BB		3B, 1B	4	2	3	0	1	0	0
Mike Jorgensen, L (1, 3) OBP: 0.350, SLG: 0.355	G4-6-3, 1-2f		1B			F7	FC3-6, 1-2f		1-H, 3-H, 3B	5	0	2	2	0	0	3
Ken Singleton, S (1, 9) OBP: 0.406, SLG: 0.473	BBBB, BB		1-3			BB, BB, 1-2, 1B, BB	6-3, 1-2		5-3	3	1	0	0	2	0	4
Ron Fairly, L (1, 7) OBP: 0.456, SLG: 0.452 Mike Marshall, R (9, 1) OBP: 0.350, SLG: 0.278	SSS, K			BBBB, G4-6-3, BB		BBBB, 1B, BB, 1-2, 2-3, FC5-2, BB		4-3	SSS, K	3 0	0 0	0 0	0 0	2 0	2 0	3 0
Jim Lyttle, L (1, 8) OBP: 0.417, SLG: 0.700		P3		G4-6-3, 1-2f		BBBB, FC5-2, 1B, 1-2, 2-3, 3-H, BB		6-3		3	0	0	1	1	0	1
Bob Bailey, R (1, 5) OBP: 0.382, SLG: 0.528		F9		SSS, K		FC5, FC5-2, 1-2, 2-3, 3-H, 1B		4-3		4	0	1	1	0	1	0
Bob Stinson, S (1, 2) OBP: 0.333, SLG: 0.441 John Boccabella, R (9, 2) OBP: 0.303, SLG: 0.339		1B			4-3	FC5-2, 1-2, 2-3, 3-Hf			FC4-6, HBP	3 0	0 0	1 0	0 0	0 0	0 0	3 0
Pepe Frias, R (1, 6) OBP: 0.245, SLG: 0.271 Boots Day, L (6, PH) OBP: 0.371, SLG: 0.423 Larry Lintz, S (6, 6) OBP: 0.333, SLG: 0.250		F8			5-3	FC5, 2-3f			FC4-6, 1-2f, 2B	2 1 1	0 0 1	0 0 0	0 0 0	0 0 0	0 0 0	1 3 1
Ernie McAnally, R (1, 1) OBP: 0.200, SLG: 0.200 Ron Woods, R (7, PH) OBP: 0.342, SLG: 0.315 Pat Jarvis, R (7, 1) Tom Walker, R (8, 1) Hal Breeden, R (9, PH) OBP: 0.384, SLG: 0.553 Jim Cox, R (9, PR) OBP: 0.333, SLG: 0.400 Clyde Mashore, R (9, 7) OBP: 0.305, SLG: 0.352			6-3		SSS, K		F9		1B, 1-H, 3B, 2B	2 1 0 0 1 0 0	0 0 0 0 0 1 0	0 0 0 0 1 0 0	0 0 0 0 1 0 0	0 0 0 0 0 0 0	1 0 0 0 0 0 0	0 0 0 0 0 0 0
Inning Stats	R: 0 E: 0 K: 1 S: 5 H: 1 LOB: 1 BB: 1 P: 9	R: 0 E: 0 K: 0 S: 4 H: 1 LOB: 1 BB: 0 P: 4	R: 0 E: 0 K: 0 S: 4 H: 1 LOB: 1 BB: 0 P: 4	R: 0 E: 0 K: 1 S: 4 H: 0 LOB: 0 BB: 1 P: 8	R: 0 E: 0 K: 1 S: 5 H: 0 LOB: 0 BB: 0 P: 5	R: 2 E: 0 K: 0 S: 5 H: 2 LOB: 3 BB: 3 P: 17	R: 0 E: 0 K: 0 S: 3 H: 0 LOB: 1 BB: 1 P: 7	R: 0 E: 0 K: 0 S: 3 H: 0 LOB: 0 BB: 0 P: 3	R: 3 E: 0 K: 1 S: 8 H: 3 LOB: 2 BB: 0 P: 9	1B: 6 2B: 1 3B: 1 HR: 0 SF: 0 SAC: 0 DP: 2 HBP: 1						

	AB	33
	R	5
	H	8
	RBI	5
	BB	6
	SO	4
	LOB	19

WP: 0 PB: 0 SB: 2 CS: 0 PA: 40

PITCHER		IP	WLS	BF	H	R	ER	SO	BB	IBB	HBP	BLK	WP	HR	S	P	ERA	WHIP
Jim Lonborg, R ERA: 4.97	(1, 1)	5.1		24	5	2	2	3	5	0	0	0	0	0	25	45	3.38	1.875
Darrell Brandon, R ERA: 5.29	(6, 1)	3.0	L	13	2	3	3	0	1	0	1	0	0	0	11	16	9.00	1.000
Mike Wallace, L ERA: 3.86	(9, 1)	0.2		3	1	0	0	1	0	0	0	0	0	0	5	5	0.00	1.500

PITCHER	IP	WLS	BF	H	R	ER	SO	BB	IBB	HBP	BLK	WP	HR	S	P	ERA	WHIP

BOTTOM

Batter	1	2	3	4	5	6	7	8	9	AB	R	H	RBI	BB	SO	LOB
Bill Robinson, R (1, 5) (9, 9) OBP: 0.360, SLG: 0.568	0-0 1B		SSS 0-3 ② K		x 0-0 2-H 2B		SSS 0-3 ② K		x 0-0 ① B1-3	5	0	2	1	0	2	2
Denny Doyle, L (1, 4) OBP: 0.319, SLG: 0.321	SSS 0-3 ① K		x 0-0 WP 2-H 1B		x 0-0 ③ F8		x 0-0 ③ FC6-4 1-2f		x 0-0 ② F7	5	0	1	1	0	1	3
Willie Montanez, L (1, 9) OBP: 0.354, SLG: 0.407 Mike Schmidt, R (9, 5) OBP: 0.328, SLG: 0.385	0-0 ② F9		x 0-0 ③ 6-3 1-3			x 0-0 1B 2B		x 0-0 HR 1B	SSS 0-3 ③ K	4 1	1 0	2 0	0 0	0 0	0 1	2 0
Greg Luzinski, R (1, 7) OBP: 0.324, SLG: 0.461	0-0 ③ 5-3			SSS 0-3 ① K		x 0-0 ① 5-3		x 0-0 ① F2		4	0	0	0	0	1	3
Tom Hutton, L (1, 3) OBP: 0.364, SLG: 0.423		x 0-0 ① G3		x 0-0 ② F8		x 0-0 ② F8		x 0-0 1-H HR		4	1	1	2	0	0	1
Del Unser, L (1, 8) OBP: 0.377, SLG: 0.498		x 0-0 ② F9		x 0-0 ③ 4-3		4-0 1B IBB		x 0-0 FC5-4 2B		3	0	1	0	1	0	0
Bob Boone, R (1, 2) OBP: 0.308, SLG: 0.345		x 0-0 ③ 6-3			x 0-0 4-3 2B	x 0-0 ③ 1-2 2-H 1B		4-0 FC5-4 IBB		3	0	2	0	1	0	0
Craig Robinson, R (1, 6) OBP: 0.250, SLG: 0.250			x 0-0 SH3-4 1B 1B		x 0-0 ① ② 4-3 2-3		x 0-0 ① P4	x 0-0 ② FC5-4 1-2f 2-3		4	1	1	0	0	0	3
Jim Lonborg, R (1, 1) OBP: 0.243, SLG: 0.235 Darrell Brandon, R (6, 1) OBP: 0.500, SLG: 0.333 Mike Wallace, L (9, 1)			x 0-0 ① SH3-4 1-2		x 0-0 E6 2B 1B		x 0-0 FC6-4 1B	SSS 0-3 ③ K		1 2 0	1 0 0	1 1 0	0 0 0	0 0 0	0 1 0	0 2 0
Inning Stats	R: 0 E: 0 K: 1 S: 6 H: 1 LOB: 1 BB: 0 P: 6	R: 0 E: 0 K: 0 S: 3 H: 0 LOB: 0 BB: 0 P: 3	R: 1 E: 0 K: 1 S: 7 H: 2 LOB: 1 BB: 0 P: 7	R: 0 E: 0 K: 1 S: 5 H: 0 LOB: 0 BB: 0 P: 5	R: 1 E: 1 K: 0 S: 5 H: 3 LOB: 1 BB: 0 P: 5	R: 0 E: 0 K: 0 S: 4 H: 2 LOB: 2 BB: 1 P: 8	R: 0 E: 0 K: 1 S: 6 H: 1 LOB: 1 BB: 0 P: 6	R: 2 E: 0 K: 1 S: 8 H: 3 LOB: 2 BB: 1 P: 12	R: 0 E: 0 K: 1 S: 5 H: 0 LOB: 0 BB: 0 P: 5	1B: 7 2B: 4 3B: 0 HR: 1	SF: 0 SAC: 1 DP: 0 HBP: 0					WP: 2 PB: 0 SB: 0 CS: 0	PA: 39

PITCHER		IP	WLS	BF	H	R	ER	SO	BB	IBB	HBP	BLK	WP	HR	S	P	ERA	WHIP
Ernie McAnally, R ERA: 3.7	(1, 1)	6.0		25	8	2	1	3	0	1	0	0	1	0	30	34	1.50	1.333
Pat Jarvis, R ERA: 3.12	(7, 1)	1.1		9	4	2	2	1	0	1	0	0	0	1	10	14	13.50	3.000
Tom Walker, R ERA: 3.25	(8, 1)	0.2	W	2	0	0	0	1	0	0	0	0	0	0	4	4	0.00	0.000
Mike Marshall, R ERA: 2.84	(9, 1)	1.0	S	3	0	0	0	1	0	0	0	0	0	0	5	5	0.00	0.000

PITCHER	IP	WLS	BF	H	R	ER	SO	BB	IBB	HBP	BLK	WP	HR	S	P	ERA	WHIP

Montreal Expos @ Philadelphia Phillies

Veterans Stadium, Philadelphia, PA

Fri Jul 27 1973, 7:05 PM EDT

Att. 18,254 - Unknown

livebaseballscorecards.com

AB	36
R	4
H	12
RBI	4
BB	2
SO	6
LOB	16

Batter	1	2	3	4	5	6	7	8	9	AB	R	H	RBI	BB	SO	LOB
Ron Hunt, R (1, 4) OBP: 0.412, SLG: 0.337	5-3		1B 2B		1-3		BBB 4-0 FC6-4 BB		3-1	3	1	1	0	0	0	0
Pat Jarvis, R (5, 1)										0	0	0	0	0	0	0
Clyde Mashore, R (7, PH) OBP: 0.311, SLG: 0.352										0	0	0	0	1	0	0
Bill Stoneman, R (7, 1) OBP: 0.263, SLG: 0.071										0	0	0	0	0	0	0
Ron Fairly, L (9, PH) OBP: 0.455, SLG: 0.450										1	0	0	0	0	0	1
Mike Jorgensen, L (1, 7) OBP: 0.355, SLG: 0.364	5-3 1B		FC6-4 2-H 1B		1B 2B		FC6-4 1-2f			4	1	3	1	0	0	1
Ron Woods, R (1, 8) OBP: 0.341, SLG: 0.314	5-3 1-2		FC6-4 FC6-4 1-2f		2-H 1B			F8		4	0	1	1	0	0	2
Hal Breeden, R (1, 3) OBP: 0.375, SLG: 0.538	6-3		FC6-4 1-2f		F8			SSS K		4	0	0	0	0	1	3
Bob Bailey, R (1, 5) OBP: 0.378, SLG: 0.521		L7		F9		5-3		5-3		4	0	0	0	0	0	0
Ken Singleton, S (1, 9) OBP: 0.405, SLG: 0.471		FC4-6 1B		F9		5-3			F9	4	0	1	0	0	0	0
John Boccabella, R (1, 2) OBP: 0.303, SLG: 0.338		FC4-6 1-2f		1B		P4			E7 6-3	4	1	1	0	0	0	1
Pepe Frias, R (1, 6) OBP: 0.238, SLG: 0.263		SSS K		1-3			6-3		6-3 3-H	4	0	0	1	0	1	2
Mike Torrez, R (1, 1) OBP: 0.238, SLG: 0.262			SSS K		2-3		F8		1B	0	0	0	0	0	0	0
Mickey Scott, L (2, 1)										1	0	0	0	0	1	0
Jim Cox, R (5, PH) OBP: 0.333, SLG: 0.375										3	0	1	0	0	0	0
(5, 4)																
Inning Stats	R: 0 E: 0 K: 0 S: 4 H: 1 LOB: 1 BB: 0 P: 4	R: 0 E: 0 K: 1 S: 6 H: 1 LOB: 1 BB: 0 P: 6	R: 1 E: 0 K: 1 S: 7 H: 2 LOB: 1 BB: 0 P: 7	R: 0 E: 0 K: 0 S: 4 H: 1 LOB: 1 BB: 0 P: 4	R: 1 E: 0 K: 0 S: 5 H: 2 LOB: 1 BB: 0 P: 5	R: 0 E: 0 K: 0 S: 3 H: 0 LOB: 0 BB: 0 P: 3	R: 0 E: 0 K: 0 S: 3 H: 0 LOB: 1 BB: 1 P: 7	R: 0 E: 0 K: 1 S: 5 H: 0 LOB: 0 BB: 0 P: 5	R: 1 E: 1 K: 0 S: 5 H: 1 LOB: 1 BB: 0 P: 5	1B: 6 2B: 2 3B: 0 HR: 0 SF: 0 SAC: 0 DP: 0 HBP: 0							

PITCHER	IP	WLS	BF	H	R	ER	SO	BB	IBB	HBP	BLK	WP	HR	S	P	ERA	WHIP
George Stone, L (1, 1) ERA: 2.66	9.0	W	37	8	3	2	3	1	0	0	0	0	0	42	46	2.00	1.000

PITCHER	IP	WLS	BF	H	R	ER	SO	BB	IBB	HBP	BLK	WP	HR	S	P	ERA	WHIP

Montreal Expos @ New York Mets

Shea Stadium, Flushing, NY

Sat Jul 28 1973, 7:05 PM EDT

Att. 26,600 - Unknown

TOP

livebaseballscorecards.com

AB	36
R	3
H	8
RBI	3
BB	1
SO	3
LOB	10

WP: 0	PB: 0	SB: 0	CS: 0	PA: 37														

Batter	1	2	3	4	5	6	7	8	9	AB	R	H	RBI	BB	SO	LOB
Wayne Garrett, L (1, 5) OBP: 0.340, SLG: 0.363	0-0 E 1B 2B	0-0 ② L9	4-0 BBBB 1-2 1B BB		0-0 ① 6-3		0-0 ① 4-3			4	2	1	0	1	0	0
Felix Millan, R (1, 4) OBP: 0.338, SLG: 0.373	0-0 1B E HR 2-3 1B	4-0 BB BB BB	0-0 1B 1-2 2-3 1B		0-0 ② 5-3		0-0 ② L7			4	1	2	0	1	0	0
Rusty Staub, L (1, 9) OBP: 0.351, SLG: 0.435	0-0 E4 1B HR 1-2 3-H	4-0 BB 1-2 BB	0-0 ② P5		0-0 ③ F8		0-0 ③ G3			4	1	0	1	1	0	4
Cleon Jones, R (1, 8) OBP: 0.322, SLG: 0.399	0-0 HR 1-2 2-3 1B	4-0 1-2 2-3 BB	0-0 1-2 2-H 3-H 1B			0-3 SSS ① K		0-0 ① 6-3		4	1	2	2	1	1	0
John Milner, L (1, 7) OBP: 0.331, SLG: 0.466	0-0 1-H 2-H 3-H HR	0-3 SSS ③ K	0-3 SSS ③ K			0-0 E 1B		4-0 BBBB BB		4	2	2	4	1	2	5
Ed Kranepool, L (1, 3) OBP: 0.307, SLG: 0.321	0-0 ① 1-3		0-0 4-3 2B 1B	0-0 ① F6		0-0 E4 1-H 1B		0-0 ② F8		5	2	1	0	0	0	1
Ron Hodges, L (1, 2) OBP: 0.287, SLG: 0.283	0-0 ② F7		0-0 ① 4-3 1-2	0-0 ② G3		0-0 ② 6-3		0-0 ③ P5		5	0	0	0	0	0	3
Bud Harrelson, S (1, 6) OBP: 0.353, SLG: 0.305	0-0 ③ 1-3		0-0 1B 2-H 2B	0-0 2B		0-0 3-H 1B				4	1	3	2	0	0	0
George Stone, L (1, 1) OBP: 0.370, SLG: 0.370		0-0 ① L8	0-0 1B BB 2-H 1B 1B	0-0 ③ 4-3		0-0 ③ 6-3				4	1	1	1	0	0	2
Inning Stats	R: 5 H: 4 E: 1 LOB: 0 K: 0 BB: 0 S: 8 P: 8	R: 0 H: 0 E: 0 LOB: 3 K: 1 BB: 3 S: 5 P: 17	R: 4 H: 5 E: 0 LOB: 2 K: 1 BB: 1 S: 10 P: 14	R: 0 H: 1 E: 0 LOB: 1 K: 0 BB: 0 S: 4 P: 4	R: 0 H: 0 E: 0 LOB: 0 K: 0 BB: 0 S: 3 P: 3	R: 2 H: 2 E: 1 LOB: 1 K: 1 BB: 0 S: 8 P: 8	R: 0 H: 0 E: 0 LOB: 0 K: 0 BB: 0 S: 3 P: 3	R: 0 H: 0 E: 0 LOB: 1 K: 0 BB: 1 S: 3 P: 7		1B: 8 SF: 0 2B: 3 SAC: 0 3B: 0 DP: 0 HR: 1 HBP: 0						

BOTTOM

Montreal Expos @ New York Mets

Shea Stadium, Flushing, NY

Sat Jul 28 1973, 7:05 PM EDT

Att. 26,600 - Unknown

livebaseballscorecards.com

AB	38
R	11
H	12
RBI	10
BB	5
SO	3
LOB	15

WP: 0 PA: 43
PB: 0
SB: 0
CS: 0

PITCHER		IP	WLS	BF	H	R	ER	SO	BB	IBB	HBP	BLK	WP	HR	S	P	ERA	WHIP
Mike Torrez, R ERA: 4.81	(1, 1)	1.2	L	13	4	5	4	0	3	0	0	0	0	1	10	22	21.60	4.200
Mickey Scott, L ERA: 5.85	(2, 1)	2.1		14	6	4	4	2	1	0	0	0	0	0	17	21	15.43	3.000
Pat Jarvis, R ERA: 2.89	(5, 1)	2.0		9	2	2	0	1	0	0	0	0	0	0	11	11	0.00	1.000
Bill Stoneman, R ERA: 7.33	(7, 1)	2.0		7	0	0	0	0	1	0	0	0	0	0	6	10	0.00	0.500

PITCHER	IP	WLS	BF	H	R	ER	SO	BB	IBB	HBP	BLK	WP	HR	S	P	ERA	WHIP

Batter	1	2	3	4	5	6	7	8	9	AB	R	H	RBI	BB	SO	LOB
Ron Hunt, R (1, 4) OBP: 0.413, SLG: 0.337	F8		SH G6-4-3 1B 1-2 2-3		FC1-4 WP 1-2f 1B		G5-4-3 1B	1-0 1-2 HBP		3	1	1	0	0	0	1
Ron Woods, R (1, 8) OBP: 0.347, SLG: 0.318 Mike Marshall, R (7, 1) OBP: 0.333, SLG: 0.263	B B B B 4-0 G5-4-3 BB		0-0 G6-4-3 1B 1-2 2-3 3-H		0-0 1-H 1B		0-0 G5-4-3 1-2f	0-0 1-3		3 1	0 0	2 0	2 0	1 0	0 0	1 3
Ken Singleton, S (1, 9) OBP: 0.405, SLG: 0.472	0-0 G5-4-3 1-2f		0-0 G6-4-3 1-2f 2-3 3-H		S S S 0-3 K			0-0 FC3-6 1B	0-0 SH1-4 2B	5	0	2	0	0	1	4
Hal Breeden, R (1, 3) OBP: 0.366, SLG: 0.523 Larry Lintz, S (8, PR) OBP: 0.333, SLG: 0.250 (8, 6)		0-0 F3	0-0 5-3			0-0 F8		0-0 FC3-6 1-2f 2B	0-0 SH1-4 2-3	4 0	0 1	0 0	0 0	0 0	0 0	2 0
Bob Bailey, R (1, 5) OBP: 0.384, SLG: 0.534		0-0 S 2B		0-0 F9 CS 2B		B B B B 4-0 FC5-4 BB		0-0 BB 1-H FC5-2 2B	S S S 0-3 K	4	0	3	1	1	1	1
John Boccabella, R (1, 2) OBP: 0.301, SLG: 0.333		0-0 5-3 2-3		0-0 F9 2-3		0-0 FC5-4 E 1-2f		I I I I 4-0 FC5-2 BB 1B IBB	0-0 6-3	4	1	0	0	1	0	4
Clyde Mashore, R (1, 7) OBP: 0.318, SLG: 0.351 (7, 8) (8, 7)		0-0 5-3		S S S 0-3 K 3-H		0-0 E6 1-3 1B		B B B B 4-0 FC5-2 1-2 2-3 1B BB		3	1	1	0	1	1	2
Pepe Frias, R (1, 6) OBP: 0.247, SLG: 0.261 Mike Jorgensen, L (8, PH) OBP: 0.354, SLG: 0.363 (8, 3)	B B B B 4-0 SH SH 1B BB				B B B B 4-0 FC1-4 BB	S S S 0-3 K		0-0 FC5-2 1B 1-2 2-3 3-Hf		1 1	1 0	0 0	0 0	2 0	1 0	2 3
Craig Caskey, S (1, 1) Steve Renko, R (5, PH) OBP: 0.350, SLG: 0.333 Tom Walker, R (5, 1) Pat Jarvis, R (5, 1) Ron Fairly, L (7, PH) OBP: 0.455, SLG: 0.451 (7, 7) Jim Lyttle, L (8, PR) OBP: 0.417, SLG: 0.700 (8, 8)			0-0 SH 1B SH 1-2 G6-4-3		0-0 F7		0-0 6-3	0-0 HBP 1-3 2-H 3-H 1B		0 1 0 0 2 0	1 0 0 0 0 0	0 0 0 0 1 0	0 0 0 0 2 0	0 0 0 0 0 0	0 0 0 0 0 0	0 1 0 0 0 0
Inning Stats	R: 0 E: 0 K: 0 S: 2 H: 0 LOB: 0 BB: 1 P: 6	R: 0 E: 0 K: 0 S: 4 H: 1 LOB: 1 BB: 0 P: 4	R: 2 E: 1 K: 0 S: 5 H: 1 LOB: 1 BB: 1 P: 9	R: 0 E: 0 K: 1 S: 5 H: 1 LOB: 0 BB: 0 P: 5	R: 1 E: 0 K: 1 S: 6 H: 1 LOB: 1 BB: 1 P: 10	R: 0 E: 1 K: 1 S: 6 H: 1 LOB: 2 BB: 1 P: 10	R: 0 E: 0 K: 0 S: 3 H: 1 LOB: 0 BB: 0 P: 3	R: 3 E: 0 K: 0 S: 6 H: 3 LOB: 3 BB: 2 P: 15	R: 0 E: 0 K: 1 S: 6 H: 1 LOB: 1 BB: 0 P: 6	1B: 6 2B: 4 3B: 0 HR: 0 SF: 0 SAC: 3 DP: 3 HBP: 1						

PITCHER		IP	WLS	BF	H	R	ER	SO	BB	IBB	HBP	BLK	WP	HR	S	P	ERA	WHIP
Ray Sadecki, L ERA: 3.49	(1, 1)	7.2	L	37	9	6	5	3	5	1	1	0	1	0	36	61	5.87	1.826
Harry Parker, R ERA: 3.73	(8, 1)	0.1		1	0	0	0	0	0	0	0	0	0	0	1	1	0.00	0.000
Buzz Capra, R ERA: 4.58	(9, 1)	1.0		4	1	0	0	1	0	0	0	0	0	0	6	6	0.00	1.000

PITCHER	IP	WLS	BF	H	R	ER	SO	BB	IBB	HBP	BLK	WP	HR	S	P	ERA	WHIP

TOP

Montreal Expos @ New York Mets

Shea Stadium, Flushing, NY

Sun Jul 29 1973, 3:33 AM EDT

Att. 28,205 - Unknown

livebaseballscorecards.com

AB	32
R	6
H	10
RBI	5
BB	6
SO	4
LOB	24

1B: 6	SF: 0	WP: 1	PA: 42
2B: 4	SAC: 3	PB: 0	
3B: 0	DP: 3	SB: 1	
HR: 0	HBP: 1	CS: 1	

BOTTOM

Montreal Expos @ New York Mets

Shea Stadium, Flushing, NY

Sun Jul 29 1973, 3:33 AM EDT

Att. 28,205 - Unknown

Batter	1	2	3	4	5	6	7	8	9	AB	R	H	RBI	BB	SO	LOB
Willie Mays, R (1, 8) OBP: 0.294, SLG: 0.342	6-3		F9		F8	BB		BB		3	0	0	0	2	0	1
Felix Millan, R (1, 4) OBP: 0.339, SLG: 0.376	PB, 2B		G3		WP, 1B, 3-H 1B	F2		F9		5	1	2	1	0	0	5
Rusty Staub, L (1, 9) OBP: 0.357, SLG: 0.440	8-4, 2-3 BB			1B, 2B HBP	1-H 1B		F7	2B		3	1	2	1	1	0	0
Cleon Jones, R (1, 7) OBP: 0.331, SLG: 0.406	8-4, 1-2f			2B, 1-2 1B	BB 1B		G3-6-3 1B	K		5	1	3	0	0	1	3
John Milner, L (1, 3) OBP: 0.330, SLG: 0.465		K		1-H 2-H 2B	1-2 BB		G3-6-3, 1-2f	G5-4-3 BB		1	0	0	0	0	1	0
Jim Beauchamp, R (4, 3) OBP: 0.364, SLG: 0.362										1	0	1	2	1	0	0
Ed Kranepool, L (7, 3) OBP: 0.308, SLG: 0.320										1	0	0	0	1	0	1
Ted Martinez, R (9, PR) OBP: 0.268, SLG: 0.253										0	0	0	0	0	0	0
Jerry Grote, R (1, 2) OBP: 0.232, SLG: 0.256	1B, 2B			6-3	F7			F7	G5-4-3, 1-2f	5	0	1	0	0	0	4
Wayne Garrett, L (1, 5) OBP: 0.345, SLG: 0.366	G5-4-3, 2-3 1B			S 1B		4-3		FC1-6 BB		3	0	2	0	1	0	0
Bud Harrelson, S (1, 6) OBP: 0.347, SLG: 0.300	G5-4-3, 1-2f			F8, 1-2		P6		FC1-6, BB BB, 1-2f		4	0	0	0	0	0	4
Ray Sadecki, L (1, 1) OBP: 0.250, SLG: 0.375			K	F8 1B 2B		BB 1B		BB, 1-2 BB		3	1	2	0	0	1	0
Harry Parker, R (8, 1) OBP: 0.118, SLG: 0.118										0	0	0	0	0	0	0
Ken Boswell, L (8, PH) OBP: 0.256, SLG: 0.329										0	0	0	0	1	0	0
Buzz Capra, R (9, 1)										0	0	0	0	0	0	0
Inning Stats	R: 0 E: 0 K: 0 S: 3 H: 1 LOB: 1 BB: 1 P: 7	R: 0 E: 0 K: 1 S: 6 H: 2 LOB: 1 BB: 0 P: 6	R: 0 E: 0 K: 1 S: 5 H: 0 LOB: 0 BB: 0 P: 5	R: 2 E: 0 K: 0 S: 5 H: 3 LOB: 1 BB: 0 P: 6	R: 2 E: 0 K: 0 S: 6 H: 4 LOB: 2 BB: 1 P: 10	R: 0 E: 0 K: 0 S: 4 H: 1 LOB: 2 BB: 1 P: 8	R: 0 E: 0 K: 0 S: 3 H: 1 LOB: 0 BB: 0 P: 3	R: 0 E: 0 K: 0 S: 3 H: 0 LOB: 3 BB: 3 P: 15	R: 0 E: 0 K: 1 S: 5 H: 1 LOB: 2 BB: 1 P: 9	1B: 8 2B: 6 3B: 0 HR: 0	SF: 0 SAC: 0 DP: 4 HBP: 1						

AB	34
R	4
H	13
RBI	4
BB	7
SO	3
LOB	18

WP: 1 PB: 1 SB: 1 CS: 0 PA: 42

livebaseballscorecards.com

PITCHER		IP	WLS	BF	H	R	ER	SO	BB	IBB	HBP	BLK	WP	HR	S	P	ERA	WHIP
Craig Caskey, L ERA: 3.72	(1, 1)	4.0		17	6	2	2	2	1	0	1	0	0	0	19	24	4.50	1.750
Tom Walker, R ERA: 3.47	(5, 1)	0.2		6	4	2	2	0	1	0	0	0	1	0	5	9	27.00	7.500
Pat Jarvis, R ERA: 2.76	(5, 1)	1.1		6	1	0	0	0	1	0	0	0	0	0	5	9	0.00	1.500
Mike Marshall, R ERA: 2.76	(7, 1)	3.0	W	13	2	0	0	1	4	0	0	0	0	0	11	27	0.00	2.000

PITCHER	IP	WLS	BF	H	R	ER	SO	BB	IBB	HBP	BLK	WP	HR	S	P	ERA	WHIP

Batter	1	2	3	4	5	6	7	8	9	AB	R	H	RBI	BB	SO	LOB
Ron Hunt, R (1, 4) OBP: 0.416, SLG: 0.338	B B B B 4-0 SH1-3 BB		B B B B 4-0 S BB			x 0-0 ① 6-3			x 0-0 SH3-4 2B 1B	2	1	1	0	2	0	0
Ron Woods, R (1, 8) OBP: 0.345, SLG: 0.316	x 0-0 ① SH1-3 1-2		x 0-0 ③ P6 1-2			x 0-0 ② 1-3			x 0-0 ① SH3-4 1-2	2	0	0	0	0	0	1
Ken Singleton, S (1, 9) OBP: 0.403, SLG: 0.473	S S S 0-3 ② K			x 0-0 ① L3		x 0-0 ③ 5-3			x 0-0 1B 2-H 2B	4	0	1	1	0	1	1
Hal Breeden, R (1, 3) OBP: 0.364, SLG: 0.516 Mike Jorgensen, L (9, PR) OBP: 0.354, SLG: 0.363 (9, 3)	x 0-0 ③ P3			S S S 0-3 ② K			x 0-0 ① 6-3		x 0-0 ② 2-H 1B	4 0	0 0	1 0	0 0	0 0	1 0	1 0
Bob Bailey, R (1, 5) OBP: 0.382, SLG: 0.529		S S S 0-3 ① K		x 0-0 ③ P6			x 0-0 ② 6-3		4-0 IBB	3	0	0	0	1	1	0
John Boccabella, R (1, 2) OBP: 0.297, SLG: 0.329		x 0-0 ② 5-3			x 0-0 ① 5-3		x 0-0 ③ 6-3		x 0-0 ③ F8	4	0	0	0	0	0	2
Clyde Mashore, R (1, 7) OBP: 0.310, SLG: 0.340		S S S 0-3 ③ K			S S S 0-3 ② K			x 0-0 ① L5		3	0	0	0	0	2	0
Pepe Frias, R (1, 6) OBP: 0.248, SLG: 0.262			x 0-0 ① 4-3		x 0-0 1B			x 0-0 ② 4-3		3	0	1	0	0	0	0
Steve Rogers, R (1, 1) OBP: 0.333, SLG: 0.143			S S S 0-3 ② K		x 0-0 ③ 3-4-1			S S S 0-3 ③ K		3	0	0	0	0	2	1
Inning Stats	R: 0 H: 0 E: 0 LOB: 1 K: 1 BB: 1 S: 5 P: 9	R: 0 H: 0 E: 0 LOB: 0 K: 2 BB: 0 S: 7 P: 7	R: 0 H: 0 E: 0 LOB: 1 K: 1 BB: 1 S: 5 P: 9	R: 0 H: 0 E: 0 LOB: 0 K: 1 BB: 0 S: 5 P: 5	R: 0 H: 1 E: 0 LOB: 1 K: 1 BB: 0 S: 6 P: 6	R: 0 H: 0 E: 0 LOB: 0 K: 0 BB: 0 S: 3 P: 3	R: 0 H: 0 E: 0 LOB: 0 K: 0 BB: 0 S: 3 P: 3	R: 0 H: 0 E: 0 LOB: 0 K: 1 BB: 0 S: 5 P: 5	R: 1 H: 3 E: 0 LOB: 2 K: 0 BB: 1 S: 5 P: 9	1B: 3 SF: 0 2B: 1 SAC: 2 3B: 0 DP: 0 HR: 0 HBP: 0						

PITCHER		IP	WLS	BF	H	R	ER	SO	BB	IBB	HBP	BLK	WP	HR	S	P	ERA	WHIP
Jon Matlack, L ERA: 3.51	(1, 1)	9.0	L	33	4	1	1	7	2	1	0	0	0	0	44	56	1.00	0.667

PITCHER	IP	WLS	BF	H	R	ER	SO	BB	IBB	HBP	BLK	WP	HR	S	P	ERA	WHIP

TOP

Montreal Expos @ New York Mets

Shea Stadium, Flushing, NY

Mon Jul 30 1973, 7:05 PM EDT

Unknown

livebaseballscorecards.com

AB	28
R	1
H	4
RBI	1
BB	3
SO	7
LOB	6

PA: 33

WP: 0 PB: 0 SB: 1 CS: 0

Montreal Expos @ New York Mets

Shea Stadium, Flushing, NY

Mon Jul 30 1973, 7:05 PM EDT

Unknown

BOTTOM

livebaseballscorecards.com

Batter	1	2	3	4	5	6	7	8	9	AB	R	H	RBI	BB	SO	LOB
Wayne Garrett, L (1, 5) OBP: 0.347, SLG: 0.365	G6-3 1B		G6-3 BB		F5			F9		3	0	1	0	1	0	2
Felix Millan, R (1, 4) OBP: 0.338, SLG: 0.375	G6-3 1-2f		G6-3 1-2f		P6			CS 1B		4	0	1	0	0	0	4
Rusty Staub, L (1, 9) OBP: 0.358, SLG: 0.439	BB			F8		G3-6-3 1B		L4 1-2		3	0	1	0	1	0	1
Cleon Jones, R (1, 8) OBP: 0.329, SLG: 0.401	K			FC3-6 1B		K		G3		4	0	1	0	0	2	3
John Milner, L (1, 7) OBP: 0.325, SLG: 0.457		3-1		FC3-6 1-2f		G3-6-3 1-2f			F9	4	0	0	0	0	0	2
Ed Kranepool, L (1, 3) OBP: 0.307, SLG: 0.318		FC4-6 1B		1-3			F8		F7	4	0	1	0	0	0	1
Ron Hodges, L (1, 2) OBP: 0.286, SLG: 0.281		FC4-6 FC6 1-2f			1B 1B		G3		F6	4	0	1	0	0	0	1
Bud Harrelson, S (1, 6) OBP: 0.351, SLG: 0.301		FC6 1-2f			1-2 1B		BB			2	0	1	0	1	0	1
Jon Matlack, L (1, 1) OBP: 0.217, SLG: 0.100			4-3		F5		K			3	0	0	0	0	1	3
Inning Stats	R: 0 H: 1 E: 0 LOB: 1 K: 1 BB: 1 S: 5 P: 9	R: 0 H: 1 E: 0 LOB: 1 K: 0 BB: 0 S: 4 P: 4	R: 0 H: 0 E: 0 LOB: 0 K: 0 BB: 1 S: 2 P: 6	R: 0 H: 1 E: 0 LOB: 1 K: 0 BB: 0 S: 4 P: 4	R: 0 H: 2 E: 0 LOB: 2 K: 0 BB: 0 S: 5 P: 5	R: 0 H: 1 E: 0 LOB: 0 K: 1 BB: 0 S: 5 P: 5	R: 0 H: 0 E: 0 LOB: 1 K: 1 BB: 1 S: 5 P: 9	R: 0 H: 1 E: 0 LOB: 1 K: 0 BB: 0 S: 4 P: 4	R: 0 H: 0 E: 0 LOB: 0 K: 0 BB: 0 S: 3 P: 3	1B: 7 SF: 0 2B: 0 SAC: 0 3B: 0 DP: 3 HR: 0 HBP: 0						

PITCHER	IP	WLS	BF	H	R	ER	SO	BB	IBB	HBP	BLK	WP	HR	S	P	ERA	WHIP
Steve Rogers, R (1, 1) ERA: 0.69	9.0	W	34	7	0	0	3	3	0	0	0	0	0	37	49	0.00	1.111

PITCHER	IP	WLS	BF	H	R	ER	SO	BB	IBB	HBP	BLK	WP	HR	S	P	ERA	WHIP

AB	31
R	0
H	7
RBI	0
BB	3
SO	3
LOB	18

WP: 0 PA: 34
PB: 0
SB: 0
CS: 1

Batter	1	2	3	4	5	6	7	8	9	10	AB	R	H	RBI	BB	SO	LOB
Ron Hunt, R (1, 4) OBP: 0.418, SLG: 0.338	L5			K		BB, SH3-4 BB	1B 3-H			WP, SH1-4 2B BB	3	1	1	1	2	1	0
Ron Woods, R (1, 8) OBP: 0.344, SLG: 0.316	1-3			F9		SH3-4 1-2	1-2 1B			SH1-4 1-2	3	0	1	0	0	0	0
Mike Marshall, R (7, 1) OBP: 0.333, SLG: 0.263											0	0	0	0	0	0	0
Ken Singleton, S (1, 9) OBP: 0.403, SLG: 0.470	P4			1B		K	F7			WP 2B IBB	4	1	1	0	1	1	3
Hal Breeden, R (1, 3) OBP: 0.365, SLG: 0.510		G5-4-3 1B		5-3		BB		5-3		P3	4	0	1	0	1	0	3
Bob Bailey, R (1, 5) OBP: 0.385, SLG: 0.530		G5-4-3 1-2f			1B 2B	1-2 2-3 BB		F7		1-2 2-3 2B IBB	3	2	1	0	2	0	1
John Boccabella, R (1, 2) OBP: 0.296, SLG: 0.330		F9			6-3	F9		1-3		1-H 2-H 3-H 2B	5	0	1	3	0	0	4
Clyde Mashore, R (1, 7) OBP: 0.304, SLG: 0.333			6-3		K		F8 1B 2B		2-3	F8	2	0	0	0	0	1	1
Mike Jorgensen, L (7, PH) (7, 8)											3	1	1	0	0	0	1
Pepe Frias, R (1, 6) OBP: 0.252, SLG: 0.266			K		2-H 1B		F8 2-3		F3		2	0	1	1	0	1	0
Ron Fairly, L (7, PH) OBP: 0.452, SLG: 0.447											2	0	0	0	0	0	1
(7, 7)																	
Steve Renko, R (1, 1) OBP: 0.339, SLG: 0.321			6-3		K		P6		G3		2	0	0	0	0	1	1
Jim Lyttle, L (7, PH) OBP: 0.385, SLG: 0.636											1	0	0	0	0	0	1
Larry Lintz, S (7, 6) OBP: 0.300, SLG: 0.222											1	0	0	0	0	0	0
Inning Stats	R: 0 E: 0 K: 0 S: 3 H: 0 LOB: 0 BB: 0 P: 3	R: 0 E: 0 K: 0 S: 3 H: 1 LOB: 0 BB: 0 P: 3	R: 0 E: 0 K: 1 S: 5 H: 0 LOB: 0 BB: 0 P: 5	R: 0 E: 0 K: 1 S: 6 H: 1 LOB: 1 BB: 0 P: 6	R: 1 E: 0 K: 2 S: 9 H: 2 LOB: 1 BB: 0 P: 9	R: 0 E: 0 K: 1 S: 5 H: 0 LOB: 3 BB: 3 P: 17	R: 1 E: 0 K: 0 S: 6 H: 3 LOB: 2 BB: 0 P: 6	R: 0 E: 0 K: 0 S: 3 H: 0 LOB: 0 BB: 0 P: 3	R: 0 E: 0 K: 0 S: 3 H: 0 LOB: 0 BB: 0 P: 3	R: 3 E: 0 K: 0 S: 4 H: 1 LOB: 1 BB: 3 P: 16	1B: 5 2B: 3 3B: 0 HR: 0 SF: 0 SAC: 2 DP: 1 HBP: 0						

PITCHER		IP	WLS	BF	H	R	ER	SO	BB	IBB	HBP	BLK	WP	HR	S	P	ERA	WHIP
Tug McGraw, L ERA: 5.77	(1, 1)	5.2		23	4	1	1	5	3	0	0	0	0	0	30	42	1.59	1.235
Harry Parker, R ERA: 3.68	(6, 1)	3.1		13	3	1	1	0	0	0	0	0	0	0	13	13	2.70	0.900
Buzz Capra, R ERA: 5.79	(10, 1)	1.0	L	7	1	3	3	0	1	2	0	0	1	0	4	16	27.00	2.000

PITCHER	IP	WLS	BF	H	R	ER	SO	BB	IBB	HBP	BLK	WP	HR	S	P	ERA	WHIP

TOP

Montreal Expos @ New York Mets

Shea Stadium, Flushing, NY

Mon Jul 30 1973, 7:05 PM EDT

Att. 25,960 - Unknown

livebaseballscorecards.com

AB	35
R	5
H	8
RBI	5
BB	6
SO	5
LOB	16

WP: 1	PA: 43
PB: 0	
SB: 0	
CS: 0	

Montreal Expos @ New York Mets

Shea Stadium, Flushing, NY

Mon Jul 30 1973, 7:05 PM EDT

Att. 25,960 - Unknown

BOTTOM

Batter	1	2	3	4	5	6	7	8	9	10	AB	R	H	RBI	BB	SO	LOB
Wayne Garrett, L (1, 5) OBP: 0.350, SLG: 0.365	BBBB 4-0 FC6-4 BB		BBBB 4-0 BB		x 0-0 ② 4-3		x 0-0 1-3 SH3-4 1B		x 0-0 ② P6		3	0	1	0	2	0	1
Felix Millan, R (1, 4) OBP: 0.340, SLG: 0.379	x 0-0 ① F2		x 0-0 ③ 5-3		x 0-0 1B 3-H 1B		x 0-0 ① SH3-4 1-2		x 0-0 2B		4	0	2	1	0	0	2
Rusty Staub, L (1, 9) OBP: 0.356, SLG: 0.436	x 0-0 ② F9			x 0-0 ① F7	x 0-0 1-3 1B		x 0-0 ② 1-3 2-3		x 0-0 ③ 5-3		5	0	1	0	0	0	3
Cleon Jones, R (1, 8) (7, 7) OBP: 0.325, SLG: 0.391	x 0-0 ③ FC6-4 1-2f			x 0-0 E6 G3 WP 1B	x 0-0 ③ F8		4-0 IBB			x 0-0 ① 5-3	4	1	0	0	1	0	3
John Milner, L (1, 7) OBP: 0.322, SLG: 0.452 Don Hahn, R (7, 8) OBP: 0.286, SLG: 0.308		x 0-0 ① G3		x 0-0 ② G3 1-3		S S S 0-3 ① K	S S S 0-3 ③ K			x 0-0 ② 6-3	3 2	0 0	0 0	0 0	0 0	1 1	1 2
Ed Kranepool, L (1, 3) OBP: 0.314, SLG: 0.325		x 0-0 ② G3		x 0-0 FC4 3-H 1B		x 0-0 E 1B		x 0-0 ① L1		x 0-0 1B	5	0	3	1	0	0	0
Jerry Grote, R (1, 2) OBP: 0.220, SLG: 0.242		x 0-0 ③ 6-3		x 0-0 ③ FC4 1-2f		x 0-0 E5 1-2		x 0-0 ② P6		x 0-0 ③ 5-3	5	0	0	0	0	0	3
Bud Harrelson, S (1, 6) OBP: 0.350, SLG: 0.310			S S S 0-3 ① K		x 0-0 1B 3B		x 0-0 ② P6				4	1	1	0	0	1	2
Tug McGraw, R (1, 1) OBP: 0.091, SLG: 0.091 Harry Parker, R (6, 1) OBP: 0.111, SLG: 0.111 Ken Boswell, L (9, PH) OBP: 0.253, SLG: 0.324 Buzz Capra, R (10, 1)			x 0-0 ② F9		S S S 0-3 ① K	x 0-0 ③ F9			x 0-0 ① P6		2 1 1 0	0 0 0 0	0 0 0 0	0 0 0 0	0 0 0 0	1 0 0 0	1 2 0 0

livebaseballscorecards.com

	AB	39
	R	2
	H	8
	RBI	2
	BB	3
	SO	4
	LOB	20

Inning Stats	1	2	3	4	5	6	7	8	9	10
	R: 0 H: 0 E: 0 LOB: 1 K: 0 BB: 1 S: 3 P: 7	R: 0 H: 0 E: 0 LOB: 0 K: 0 BB: 0 S: 3 P: 3	R: 0 H: 0 E: 0 LOB: 1 K: 1 BB: 1 S: 5 P: 9	R: 1 H: 1 E: 1 LOB: 1 K: 0 BB: 0 S: 5 P: 5	R: 1 H: 3 E: 0 LOB: 2 K: 1 BB: 0 S: 8 P: 8	R: 0 H: 1 E: 1 LOB: 2 K: 1 BB: 0 S: 7 P: 7	R: 0 H: 1 E: 0 LOB: 2 K: 1 BB: 1 S: 6 P: 10	R: 0 H: 0 E: 0 LOB: 0 K: 0 BB: 0 S: 3 P: 3	R: 0 H: 1 E: 0 LOB: 1 K: 0 BB: 0 S: 4 P: 4	R: 0 H: 1 E: 0 LOB: 1 K: 0 BB: 0 S: 4 P: 4

1B: 6	SF: 0	WP: 1	PA: 43
2B: 1	SAC: 1	PB: 0	
3B: 1	DP: 0	SB: 0	
HR: 0	HBP: 0	CS: 0	

PITCHER		IP	WLS	BF	H	R	ER	SO	BB	IBB	HBP	BLK	WP	HR	S	P	ERA	WHIP
Steve Renko, R ERA: 2.88	(1, 1)	6.0		27	5	2	1	3	2	0	0	0	1	0	31	39	1.50	1.167
Mike Marshall, R ERA: 2.66	(7, 1)	4.0	W	16	3	0	0	1	0	1	0	0	0	0	17	21	0.00	0.750

PITCHER	IP	WLS	BF	H	R	ER	SO	BB	IBB	HBP	BLK	WP	HR	S	P	ERA	WHIP

Batter	1	2	3	4	5	6	7	8	9	AB	R	H	RBI	BB	SO	LOB
Lou Brock, L (1, 7) OBP: 0.353, SLG: 0.369	G3	K	4-3		FC6-4 1-2f			1B SH2-3 E 1B	F7	5	2	1	0	0	1	3
Luis Melendez, R (8, 8) OBP: 0.313, SLG: 0.309										1	0	0	0	0	0	1
Ted Sizemore, R (1, 4) OBP: 0.375, SLG: 0.319	1B HR BB	1B		F7	E5 1-H			SH2-3 1-2	6-3	4	1	1	0	1	0	1
Tim McCarver, L (1, 3) OBP: 0.316, SLG: 0.366	HR 1-3 1B	F7		HR 2B		F7		HBP E 2-3 1B		4	2	2	0	0	0	1
Ken Reitz, R (6, 5) OBP: 0.271, SLG: 0.360										1	0	1	0	0	0	0
Ted Simmons, S (1, 2) OBP: 0.354, SLG: 0.426	HR 1-H 3-H		FC6-4 SF8 2B	4-3		L9		E5 HBP 1-2 3-H		5	2	2	4	0	0	2
Bernie Carbo, L (1, 9) OBP: 0.408, SLG: 0.429	1B 1B		FC6-4 BB	HR BB		FC6-4 BB		F9		2	1	1	0	3	0	2
Joe Torre, R (1, 5) OBP: 0.395, SLG: 0.436	FC6-4 1-3 1B		FC6-4 1B E 1-2f 2-3	HR 1-H 2-H		FC6-4 1-2f		1-2 2-3 HBP		4	2	2	3	0	0	3
(6, 3)																
Jose Cruz, L (1, 8) OBP: 0.316, SLG: 0.388	K		SF8 3-H	3-1			F8	F3		4	0	0	1	0	1	5
(8, 7)																
Mike Tyson, R (1, 6) OBP: 0.293, SLG: 0.303	FC6-4 1-2f		E 1-2 1B		F8		K		SH1-4 1B	5	0	2	0	0	1	2
Alan Foster, R (1, 1) OBP: 0.225, SLG: 0.205		K	E9 1-3 2-H 1B		FC6-4 BB		F9		SH1-4 1-2	3	0	1	1	1	1	0
Al Hrabosky, R (7, 1)										0	0	0	0	0	0	0
Inning Stats	R: 3 E: 0 K: 1 S: 9 H: 4 LOB: 2 BB: 1 P: 13	R: 0 E: 0 K: 2 S: 8 H: 1 LOB: 1 BB: 0 P: 8	R: 2 E: 1 K: 0 S: 6 H: 3 LOB: 2 BB: 1 P: 10	R: 3 E: 0 K: 0 S: 5 H: 2 LOB: 0 BB: 1 P: 9	R: 1 E: 1 K: 0 S: 3 H: 0 LOB: 1 BB: 1 P: 7	R: 0 E: 0 K: 0 S: 3 H: 0 LOB: 1 BB: 1 P: 7	R: 0 E: 0 K: 1 S: 5 H: 0 LOB: 0 BB: 0 P: 5	R: 1 E: 1 K: 0 S: 6 H: 2 LOB: 3 BB: 0 P: 7	R: 0 E: 0 K: 0 S: 4 H: 1 LOB: 1 BB: 0 P: 4	1B: 9 2B: 2 3B: 0 HR: 2 SF: 1 SAC: 2 DP: 0 HBP: 1						

TOP

St. Louis Cardinals @ Montreal Expos

Jarry Park, Montreal, QB

Tue Jul 31 1973, 7:05 PM EDT

Att. 22,024 - Unknown

livebaseballscorecards.com

AB	38
R	10
H	13
RBI	9
BB	5
SO	4
LOB	20

PITCHER		IP	WLS	BF	H	R	ER	SO	BB	IBB	HBP	BLK	WP	HR	S	P	ERA	WHIP
Ernie McAnally, R ERA: 3.98	(1, 1)	2.2	L	18	8	5	5	3	2	0	0	0	0	1	22	30	16.88	3.750
Craig Caskey, L ERA: 5.73	(3, 1)	1.1		7	2	3	3	0	1	0	0	0	0	1	6	10	20.25	2.250
Tom Walker, R ERA: 3.38	(5, 1)	2.0		8	0	1	0	0	2	0	0	0	0	0	6	14	0.00	1.000
Mickey Scott, L ERA: 5.48	(7, 1)	3.0		14	3	1	1	1	0	0	1	0	0	0	15	16	3.00	1.000

PITCHER		IP	WLS	BF	H	R	ER	SO	BB	IBB	HBP	BLK	WP	HR	S	P	ERA	WHIP

WP: 0	PA: 47
PB: 0	
SB: 2	
CS: 0	

BOTTOM

St. Louis Cardinals @ Montreal Expos

Jarry Park, Montreal, QB

Tue Jul 31 1973, 7:05 PM EDT

Att. 22,024 - Unknown

Batter	1	2	3	4	5	6	7	8	9	AB	R	H	RBI	BB	SO	LOB
Ron Hunt, R (1, 4) OBP: 0.420, SLG: 0.338	5-3	BB		HBP BB		P4			1B 1B	3	0	1	0	2	0	1
Mike Jorgensen, L (1, 3) OBP: 0.356, SLG: 0.367	3B 1B	P6		1-2 HBP			1B		1B 1B	2	1	1	0	0	0	2
Hal Breeden, R (6, 3) OBP: 0.372, SLG: 0.516										2	1	2	0	0	0	0
Ron Fairly, L (1, 7) OBP: 0.455, SLG: 0.448	1-2 3B 1B		HR BB	F9			F7		1-2 2-H 1B	4	2	2	0	1	0	3
Ken Singleton, S (1, 9) OBP: 0.403, SLG: 0.478	F7		1-H HR		1-3		F9		1-3 2-H 1B	5	1	2	3	0	0	3
Jim Lyttle, L (1, 8) OBP: 0.444, SLG: 0.733	1-H 2-H 3B		6-3 BB		G5-4-3 1B		F8		F5	4	0	2	2	1	0	3
Bob Bailey, R (1, 5) OBP: 0.381, SLG: 0.523	5-3		F9		G5-4-3 1-2f			K		4	0	0	0	0	1	3
John Boccabella, R (1, 2) OBP: 0.292, SLG: 0.326		P4	6-3 1-2f			4-3		6-3		4	0	0	0	0	0	1
Pepe Frias, R (1, 6) OBP: 0.252, SLG: 0.265		BB 1B		5-3		5-3		F9		4	0	1	0	0	0	0
Ernie McAnally, R (1, 1) OBP: 0.196, SLG: 0.196		K		F9					P4	1	0	0	0	0	1	1
Craig Caskey, S (3, 1)										0	0	0	0	0	0	0
Jim Cox, R (4, PH) OBP: 0.300, SLG: 0.333										1	0	0	0	0	0	0
Tom Walker, R (5, 1)										0	0	0	0	0	0	0
Boots Day, L (6, PH) OBP: 0.375, SLG: 0.423										0	0	0	0	1	0	0
Mickey Scott, L (7, 1)										0	0	0	0	0	0	0
Ron Woods, R (9, PH) OBP: 0.343, SLG: 0.314						BB				1	0	0	0	0	0	0
Inning Stats	R: 2 E: 0 K: 0 S: 6 H: 3 LOB: 1 BB: 0 P: 6	R: 0 E: 0 K: 1 S: 6 H: 1 LOB: 2 BB: 1 P: 10	R: 2 E: 0 K: 0 S: 3 H: 1 LOB: 0 BB: 2 P: 11	R: 0 E: 0 K: 0 S: 3 H: 0 LOB: 2 BB: 1 P: 8	R: 0 E: 0 K: 0 S: 3 H: 1 LOB: 0 BB: 0 P: 3	R: 0 E: 0 K: 0 S: 3 H: 0 LOB: 1 BB: 1 P: 7	R: 0 E: 0 K: 0 S: 4 H: 1 LOB: 1 BB: 0 P: 4	R: 0 E: 0 K: 1 S: 5 H: 0 LOB: 0 BB: 0 P: 5	R: 1 E: 0 K: 0 S: 6 H: 4 LOB: 2 BB: 0 P: 6	1B: 9 2B: 1 3B: 1 HR: 1	SF: 0 SAC: 0 DP: 2 HBP: 1						

PITCHER	IP	WLS	BF	H	R	ER	SO	BB	IBB	HBP	BLK	WP	HR	S	P	ERA	WHIP
Alan Foster, R (1, 1) ERA: 3.28	6.0	W	29	7	4	4	1	5	0	1	0	0	1	25	46	6.00	2.000
Al Hrabosky, L (7, 1) ERA: 1.98	3.0	S	12	4	1	1	1	0	0	0	0	0	0	14	14	3.00	1.333

PITCHER	IP	WLS	BF	H	R	ER	SO	BB	IBB	HBP	BLK	WP	HR	S	P	ERA	WHIP

livebaseballscorecards.com

AB	35
R	5
H	11
RBI	5
BB	5
SO	2
LOB	17

WP: 0 PA: 41
PB: 0
SB: 0
CS: 0

Batter	1	2	3	4	5	6	7	8	9	AB	R	H	RBI	BB	SO	LOB
Lou Brock, L (1, 7) OBP: 0.353, SLG: 0.369	L4		E 1B, 3-H, 1B		F8	F9			PB 1B, 1B	5	1	2	1	0	0	1
Luis Melendez, R (9, PR) OBP: 0.313, SLG: 0.309										0	1	0	0	0	0	0
Ted Sizemore, R (1, 4) OBP: 0.375, SLG: 0.318	F8		E5, 1B, 1-2		BB, 1-2	5-3			SH1, SF8, 1-H, 1B	4	1	1	1	1	0	1
Tim McCarver, L (1, 3) OBP: 0.315, SLG: 0.364	K		1-3, 2-H, 1B		F5		F8		SH1, 2-3	4	0	1	1	0	1	2
Ken Reitz, R (7, 5) OBP: 0.271, SLG: 0.360										0	0	0	0	0	0	0
Ted Simmons, S (1, 2) OBP: 0.352, SLG: 0.425		P3	G3			2B, SF9, 1B	4-3		SF8, 3-H	4	1	1	1	0	0	2
Bernie Carbo, L (1, 9) OBP: 0.403, SLG: 0.428		F8		F9		SF9, 1-3, 1B, 2B	F8		3-1	5	1	1	0	0	0	1
Joe Torre, R (1, 5) OBP: 0.396, SLG: 0.435		K		P4		1B, HR, HBP		1B		3	1	1	0	0	1	0
Jose Cruz, L (1, 8) OBP: 0.315, SLG: 0.386			PB, S, 1B, BB	P6		SF9, 2-3, 3-H		K		2	1	0	1	1	1	1
Mike Tyson, R (1, 6) OBP: 0.292, SLG: 0.302			6-3, 1-3		K	HR, 1-3, 3-H, 1B		F8		4	1	1	1	0	1	2
Rick Wise, R (1, 1) OBP: 0.242, SLG: 0.298			F3		BB, 1B	HR, 1-H, 3-H		K		4	1	2	3	0	1	2
Inning Stats	R: 0 E: 0 K: 1 S: 5 H: 0 LOB: 0 BB: 0 P: 5	R: 0 E: 0 K: 1 S: 5 H: 0 LOB: 0 BB: 0 P: 5	R: 2 E: 1 K: 0 S: 6 H: 2 LOB: 2 BB: 1 P: 10	R: 0 E: 0 K: 0 S: 3 H: 0 LOB: 0 BB: 0 P: 3	R: 0 E: 0 K: 1 S: 6 H: 1 LOB: 2 BB: 1 P: 10	R: 5 E: 0 K: 0 S: 7 H: 4 LOB: 0 BB: 0 P: 8	R: 0 E: 0 K: 0 S: 3 H: 0 LOB: 0 BB: 0 P: 3	R: 0 E: 0 K: 2 S: 8 H: 1 LOB: 1 BB: 0 P: 8	R: 2 E: 0 K: 0 S: 5 H: 2 LOB: 1 BB: 0 P: 5	1B: 8 2B: 1 3B: 0 HR: 1	SF: 2 SAC: 1 DP: 0 HBP: 1						

PITCHER		IP	WLS	BF	H	R	ER	SO	BB	IBB	HBP	BLK	WP	HR	S	P	ERA	WHIP
Bill Stoneman, R ERA: 7.53	(1, 1)	5.1	L	27	7	7	6	3	2	0	1	0	0	1	30	39	10.12	1.688
Mickey Scott, L ERA: 5.32	(6, 1)	0.2		2	0	0	0	0	0	0	0	0	0	0	2	2	0.00	0.000
Tom Walker, R ERA: 3.36	(7, 1)	3.0		12	3	2	1	2	0	0	0	0	0	0	16	16	3.00	1.000

PITCHER	IP	WLS	BF	H	R	ER	SO	BB	IBB	HBP	BLK	WP	HR	S	P	ERA	WHIP

TOP

St. Louis Cardinals @ Montreal Expos

Jarry Park, Montreal, QB

Wed Aug 01 1973, 7:05 PM EDT

Unknown

livebaseballscorecards.com

AB	35
R	9
H	10
RBI	9
BB	2
SO	5
LOB	12

WP: 0 PB: 2 SB: 1 CS: 0 PA: 41

St. Louis Cardinals @ Montreal Expos

Jarry Park, Montreal, QB

Wed Aug 01 1973, 7:05 PM EDT

Unknown

BOTTOM

Batter	1	2	3	4	5	6	7	8	9	AB	R	H	RBI	BB	SO	LOB
Ron Hunt, R (1, 4) OBP: 0.418, SLG: 0.336	F8		1-3		FC4 BB 1B 1B	F3			6-3	5	1	1	0	0	0	1
Larry Lintz, S (1, 6) OBP: 0.333, SLG: 0.231	4-3		L5		BBBBB 4-0 FC4 1-2 BB		6-3 1B		L6	4	0	1	0	1	0	0
Ron Fairly, L (1, 7) OBP: 0.455, SLG: 0.453	1B			2B 2B	FC4 FC4-6 1B 1-2f 2-3		6-3 1-2			4	1	2	0	0	0	3
Ken Singleton, S (1, 9) OBP: 0.404, SLG: 0.478	K			2B 1B	FC4-6 1B 1-2 3-H		P5			4	1	2	1	0	1	2
Mike Jorgensen, L (1, 3) OBP: 0.352, SLG: 0.362		F7		L7	FC4-6 1-2f 2-3		F8			4	0	0	0	0	0	5
Jim Lyttle, L (1, 8) OBP: 0.409, SLG: 0.684		F7		F9 2B 1-H 2-H	F7			G3		4	0	1	2	0	0	2
Bob Bailey, R (1, 5) OBP: 0.385, SLG: 0.528		1B		IBB		2B		6-3		3	0	2	0	1	0	0
John Boccabella, R (1, 2) OBP: 0.288, SLG: 0.321		F8		F9 2-3		1-3		6-3		4	0	0	0	0	0	4
Bill Stoneman, R (1, 1) OBP: 0.238, SLG: 0.063 Mickey Scott, L (6, 1) Boots Day, L (6, PH) OBP: 0.373, SLG: 0.420 Tom Walker, R (7, 1) Ron Woods, R (9, PH) OBP: 0.342, SLG: 0.313			K	G3		L7			L4	2 0 1 0 1	0 0 0 0 0	0 0 0 0 0	0 0 0 0 0	0 0 0 0 0	1 0 0 0 0	2 0 1 0 0
Inning Stats	R: 0 E: 0 K: 1 S: 6 H: 1 LOB: 1 BB: 0 P: 6	R: 0 E: 0 K: 0 S: 4 H: 1 LOB: 1 BB: 0 P: 4	R: 0 E: 0 K: 1 S: 5 H: 0 LOB: 0 BB: 0 P: 5	R: 2 E: 0 K: 0 S: 6 H: 3 LOB: 2 BB: 1 P: 10	R: 1 E: 0 K: 0 S: 5 H: 2 LOB: 2 BB: 1 P: 9	R: 0 E: 0 K: 0 S: 4 H: 1 LOB: 1 BB: 0 P: 4	R: 0 E: 0 K: 0 S: 4 H: 1 LOB: 1 BB: 0 P: 4	R: 0 E: 0 K: 0 S: 3 H: 0 LOB: 0 BB: 0 P: 3	R: 0 E: 0 K: 0 S: 3 H: 0 LOB: 0 BB: 0 P: 3	1B: 6 2B: 3 3B: 0 HR: 0	SF: 0 SAC: 0 DP: 0 HBP: 0					

PITCHER	IP	WLS	BF	H	R	ER	SO	BB	IBB	HBP	BLK	WP	HR	S	P	ERA	WHIP
Rick Wise, R (1, 1) ERA: 3.04	9.0	W	38	9	3	3	2	1	1	0	0	0	0	40	48	3.00	1.111

PITCHER	IP	WLS	BF	H	R	ER	SO	BB	IBB	HBP	BLK	WP	HR	S	P	ERA	WHIP

AB	36
R	3
H	9
RBI	3
BB	2
SO	2
LOB	20

WP: 0 PB: 0 SB: 0 CS: 0 PA: 38

livebaseballscorecards.com

Batter	1	2	3	4	5	6	7	8	9	AB	R	H	RBI	BB	SO	LOB
Lou Brock, L (1, 7) OBP: 0.351, SLG: 0.367	1-3		4-3		E S 1B		G3-6-3 1-2f		1-3	5	0	1	0	0	0	2
Ted Sizemore, R (1, 4) OBP: 0.374, SLG: 0.321	E5 BB		L9		5-3 1-3			G3 6-3 2B		4	1	1	0	0	0	1
Tim McCarver, L (1, 3) OBP: 0.314, SLG: 0.367 Ken Reitz, R (8, 5) OBP: 0.271, SLG: 0.360	F7		1B 2B		4-3			G3 2-3		4 0	1 0	1 0	0 0	0 0	0 0	3 0
Ted Simmons, S (1, 2) OBP: 0.356, SLG: 0.425	B B B B FC6-4 1-2 BB		BB 2-H 1B		L6			6-3 IBB		2	0	1	1	2	0	1
Bernie Carbo, L (1, 9) OBP: 0.400, SLG: 0.420	FC6-4 1-2f		B B B B 1-2 BB			F9		6-3 1-2 3-H		3	0	0	1	1	0	3
Joe Torre, R (1, 5) (8, 3) OBP: 0.392, SLG: 0.430		5-3	1-3			5-3		F8		4	0	0	0	0	0	3
Jose Cruz, L (1, 8) OBP: 0.317, SLG: 0.387		S 1B		6-3		6-3			FC1-6 1B	4	0	2	0	0	0	0
Mike Tyson, R (1, 6) OBP: 0.288, SLG: 0.298	S S S K 1-2			6-3			5-3		FC1-6 SH2-4 1-2f	4	0	0	0	0	1	2
Reggie Cleveland, R (1, 1) OBP: 0.347, SLG: 0.356	4-3			5-3			B B B B G3-6-3 BB		SH2-4 1-2	2	0	0	0	1	0	1
Inning Stats	R: 0 E: 1 K: 0 S: 4 H: 0 LOB: 2 BB: 1 P: 8	R: 0 E: 0 K: 1 S: 6 H: 1 LOB: 1 BB: 0 P: 6	R: 1 E: 0 K: 0 S: 5 H: 2 LOB: 2 BB: 1 P: 9	R: 0 E: 0 K: 0 S: 3 H: 0 LOB: 0 BB: 0 P: 3	R: 0 E: 0 K: 0 S: 4 H: 1 LOB: 1 BB: 0 P: 4	R: 0 E: 0 K: 0 S: 3 H: 0 LOB: 0 BB: 0 P: 3	R: 0 E: 0 K: 0 S: 2 H: 0 LOB: 0 BB: 1 P: 6	R: 1 E: 0 K: 0 S: 4 H: 1 LOB: 1 BB: 1 P: 8	R: 0 E: 0 K: 0 S: 4 H: 1 LOB: 1 BB: 0 P: 4	1B: 4 2B: 2 3B: 0 HR: 0 SF: 0 SAC: 1 DP: 1 HBP: 0	WP: 0 PB: 0 SB: 2 CS: 0 PA: 37					

PITCHER	IP	WLS	BF	H	R	ER	SO	BB	IBB	HBP	BLK	WP	HR	S	P	ERA	WHIP
Mike Torrez, R (1, 1) ERA: 4.66	8.0	L	33	5	2	2	1	3	1	0	0	0	0	31	47	2.25	1.000
Mike Marshall, R (9, 1) ERA: 2.64	1.0		4	1	0	0	0	0	0	0	0	0	0	4	4	0.00	1.000

PITCHER	IP	WLS	BF	H	R	ER	SO	BB	IBB	HBP	BLK	WP	HR	S	P	ERA	WHIP

TOP

St. Louis Cardinals @ Montreal Expos

Jarry Park, Montreal, QB

Wed Aug 01 1973, 7:05 PM EDT

Att. 20,214 - Unknown

livebaseballscorecards.com

AB	32
R	2
H	6
RBI	2
BB	4
SO	1
LOB	16

BOTTOM

St. Louis Cardinals @ Montreal Expos

Jarry Park, Montreal, QB

Wed Aug 01 1973, 7:05 PM EDT

Att. 20,214 - Unknown

Batter	1	2	3	4	5	6	7	8	9	AB	R	H	RBI	BB	SO	LOB
Larry Lintz, S (1, 6) OBP: 0.389, SLG: 0.267	SSS 0-3 ① K		x 0-0 CS 1B			BBBB 4-0 BB		BBBB 4-0 1-2 BB		2	0	1	0	1	1	0
Hal Breeden, R (8, PH) OBP: 0.375, SLG: 0.516										0	0	0	0	1	0	0
Pepe Frias, R (8, PR) OBP: 0.252, SLG: 0.265										0	0	0	0	0	0	0
(9, 6)																
Mike Jorgensen, L (1, 3) OBP: 0.351, SLG: 0.360	x 0-0 S 1B		0-0 ③ CS 1-2	x 0-0 ① P9		x 0-0 ① F3		x 0-0 ② L3		4	0	1	0	0	0	4
Ron Fairly, L (1, 7) OBP: 0.450, SLG: 0.446	x 0-0 ② P4 1-2			SSS 0-3 ② K		x 0-0 ② F9		x 0-0 ③ F9		4	0	0	0	0	1	5
Mike Marshall, R (9, 1) OBP: 0.333, SLG: 0.263										0	0	0	0	0	0	0
Ken Singleton, S (1, 9) OBP: 0.403, SLG: 0.475	SSS 0-3 ③ K			x 0-0 1B		x 0-0 ③ F8			x 0-0 ① 4-3	4	0	1	0	0	1	3
Jim Lyttle, L (1, 8) OBP: 0.346, SLG: 0.565		x 0-0 ① F9		x 0-0 ③ P4			x 0-0 ① F8		x 0-0 ② L6	4	0	0	0	0	0	1
Bob Bailey, R (1, 5) OBP: 0.381, SLG: 0.521		x 0-0 ② F9			x 0-0 ① 5-3		x 0-0 ② F7		x 0-0 ③ P4	4	0	0	0	0	0	0
Bob Stinson, S (1, 2) OBP: 0.310, SLG: 0.405		x 0-0 ③ 4-3			x 0-0 ② F8		SSS 0-3 ③ K			3	0	0	0	0	1	0
Jim Cox, R (1, 4) OBP: 0.250, SLG: 0.273			x 0-0 ① F7		x 0-0 ③ 6-3			x 0-0 ① 5-3		2	0	0	0	0	0	0
Ron Hunt, R (8, PH) OBP: 0.417, SLG: 0.335										1	0	0	0	0	0	0
(9, 4)																
Mike Torrez, R (1, 1) OBP: 0.250, SLG: 0.273			SSS 0-3 ② K			x 0-0 E5 1B		x 0-0 BB 1B		2	0	1	0	0	1	0
Boots Day, L (8, PH) OBP: 0.377, SLG: 0.424										1	0	1	0	0	0	0
(9, 7)																
Inning Stats	R: 0 E: 0 K: 2 S: 8 H: 1 LOB: 1 BB: 0 P: 8	R: 0 E: 0 K: 0 S: 3 H: 0 LOB: 0 BB: 0 P: 3	R: 0 E: 0 K: 1 S: 5 H: 1 LOB: 0 BB: 0 P: 5	R: 0 E: 0 K: 1 S: 6 H: 1 LOB: 1 BB: 0 P: 6	R: 0 E: 0 K: 0 S: 3 H: 0 LOB: 0 BB: 0 P: 3	R: 0 E: 1 K: 0 S: 4 H: 1 LOB: 2 BB: 1 P: 8	R: 0 E: 0 K: 1 S: 5 H: 0 LOB: 0 BB: 0 P: 5	R: 0 E: 0 K: 0 S: 4 H: 1 LOB: 2 BB: 1 P: 8	R: 0 E: 0 K: 0 S: 3 H: 0 LOB: 0 BB: 0 P: 3	1B: 5 2B: 0 3B: 0 HR: 0	SF: 0 SAC: 0 DP: 0 HBP: 0						

livebaseballscorecards.com

AB	31
R	0
H	5
RBI	0
BB	2
SO	5
LOB	13

WP: 0 PB: 0 SB: 1 CS: 1 PA: 34

PITCHER	IP	WLS	BF	H	R	ER	SO	BB	IBB	HBP	BLK	WP	HR	S	P	ERA	WHIP
Reggie Cleveland, R (1, 1) ERA: 2.94	9.0	W	33	5	0	0	5	2	0	0	0	0	0	41	49	0.00	0.778

PITCHER	IP	WLS	BF	H	R	ER	SO	BB	IBB	HBP	BLK	WP	HR	S	P	ERA	WHIP

Batter	1	2	3	4	5	6	7	8	9	AB	R	H	RBI	BB	SO	LOB
Lou Brock, L (1, 7) OBP: 0.353, SLG: 0.367	F8			G5-4-3 1B			BB		G6-4-3 1-2f	3	0	1	0	1	0	1
Ted Sizemore, R (1, 4) OBP: 0.374, SLG: 0.321	L3 1B			P6			K			3	0	1	0	0	1	2
Joe Torre, R (1, 3) OBP: 0.389, SLG: 0.427	L3 1-2			G5-4-3 1-2f			F7			3	0	0	0	0	0	3
Ted Simmons, S (1, 2) OBP: 0.356, SLG: 0.423		9-3 BB			F8		F5			2	0	0	0	1	0	1
Luis Melendez, R (1, 8) OBP: 0.309, SLG: 0.305		9-3 1-2f			P3			F7		3	0	0	0	0	0	1
Ken Reitz, R (1, 5) OBP: 0.272, SLG: 0.360		K			F6			G3-6-3 1B		3	0	1	0	0	1	0
Terry Hughes, R (8, PR) (8, 5)										0	0	0	0	0	0	0
Bernie Carbo, L (1, 9) OBP: 0.394, SLG: 0.413			F7			K		G3-6-3 1-2f		3	0	0	0	0	1	1
Mike Tyson, R (1, 6) OBP: 0.286, SLG: 0.295			K			F7			L7	3	0	0	0	0	1	0
Tom Murphy, R (1, 1) OBP: 0.238, SLG: 0.250			5-3			6-3			G6-4-3 1B	2	0	0	0	0	0	0
Tim McCarver, L (9, PH) OBP: 0.316, SLG: 0.370										1	0	1	0	0	0	0

TOP

St. Louis Cardinals @ Montreal Expos

Jarry Park, Montreal, QB

Thu Aug 02 1973, 7:05 PM EDT

Att. 13,215 - Unknown

livebaseballscorecards.com

AB	26
R	0
H	4
RBI	0
BB	2
SO	4
LOB	9

Inning Stats	1	2	3	4	5	6	7	8	9
R	0	0	0	0	0	0	0	0	0
E	0	0	0	0	0	0	0	0	0
K	0	1	1	0	0	1	1	0	0
S	3	4	5	3	3	5	5	3	3
H	1	0	0	1	0	0	0	1	1
LOB	0	0	0	0	0	0	1	0	0
BB	0	1	0	0	0	0	1	0	0
P	3	8	5	3	3	5	9	3	3

1B	4
2B	2
3B	0
HR	0
SF	0
SAC	0
DP	5
HBP	0

WP	0
PB	0
SB	0
CS	0
PA	28

PITCHER	IP	WLS	BF	H	R	ER	SO	BB	IBB	HBP	BLK	WP	HR	S	P	ERA	WHIP
Balor Moore, L (1, 1) ERA: 4.54	9.0	W	28	4	0	0	4	2	0	0	0	0	0	34	42	0.00	0.667

PITCHER	IP	WLS	BF	H	R	ER	SO	BB	IBB	HBP	BLK	WP	HR	S	P	ERA	WHIP

St. Louis Cardinals @ Montreal Expos

Jarry Park, Montreal, QB

Thu Aug 02 1973, 7:05 PM EDT

Att. 13,215 - Unknown

BOTTOM

Batter	1	2	3	4	5	6	7	8	9	AB	R	H	RBI	BB	SO	LOB
Ron Hunt, R (1, 4) OBP: 0.422, SLG: 0.340	SH2-3; 1B		S; SH1-3; 1B		FC6-5; SH1-3; 1B		BBB; 4-0; G3-6; BB			3	2	3	0	1	0	0
Jim Cox, R (9, 4) OBP: 0.250, SLG: 0.273										0	0	0	0	0	0	0
Mike Jorgensen, L (1, 3) OBP: 0.350, SLG: 0.359	0-0 ①; SH2-3; 1-2		0-0 ①; SH1-3; 1-2		0-0 ①; SH1-3; 1-2		0-0 ②③; G3-6; 1-2f			1	0	0	0	0	0	2
Ron Fairly, L (1, 7) OBP: 0.444, SLG: 0.439	0-0 ②; F9		0-0 ②; F7; 2-3		0-0 ②; FC6-5; 2-3			0-0 ①; 4-3		4	0	0	0	0	0	3
Ron Woods, R (9, 7) OBP: 0.342, SLG: 0.313										0	0	0	0	0	0	0
Ken Singleton, S (1, 9) OBP: 0.404, SLG: 0.474	0-0; 2-H; 1B		BBBB; 4-0; 1B; BB		0-0 ③; 1-3			0-0 ②; 4-3		3	0	1	1	1	0	1
Jim Lyttle, L (1, 8) OBP: 0.367, SLG: 0.556	0-0 ③; 1-3		0-0; 1-2; 3-H; 1B			0-0 ①; G3		0-0; 1B		4	0	2	1	0	0	1
Bob Bailey, R (1, 5) OBP: 0.377, SLG: 0.515		0-0 ①; F9	0-0 ③; F7			0-0 ②; 4-3		0-0 ③; 5-3		4	0	0	0	0	0	3
John Boccabella, R (1, 2) OBP: 0.286, SLG: 0.318		0-0 ②; F7	0-0 ①; 6-3			SSS; 0-3 ③; K				3	0	0	0	0	1	0
Pepe Frias, R (1, 6) OBP: 0.253, SLG: 0.262		0-0; E6	0-0 ②; 6-3				H; 1-0; SH1-4; HBP			2	0	0	0	0	0	0
Balor Moore, L (1, 1) OBP: 0.108, SLG: 0.086		0-0 ③; 1-3	SSS; 0-3 ③; K				0-0 ①; SH1-4; 1-2			2	0	0	0	0	1	1
Inning Stats	R: 1 E: 0 K: 0 S: 5 H: 2 LOB: 1 BB: 0 P: 5	R: 0 E: 1 K: 0 S: 4 H: 0 LOB: 1 BB: 0 P: 4	R: 1 E: 0 K: 0 S: 5 H: 2 LOB: 2 BB: 1 P: 9	R: 0 E: 0 K: 1 S: 5 H: 0 LOB: 0 BB: 0 P: 5	R: 0 E: 0 K: 0 S: 4 H: 1 LOB: 1 BB: 0 P: 4	R: 0 E: 0 K: 1 S: 5 H: 0 LOB: 0 BB: 0 P: 5	R: 0 E: 0 K: 0 S: 2 H: 0 LOB: 1 BB: 1 P: 7	R: 0 E: 0 K: 0 S: 4 H: 1 LOB: 1 BB: 0 P: 4		1B: 6 2B: 0 3B: 0 HR: 0	SF: 0 SAC: 4 DP: 1 HBP: 1			WP: 0 PB: 0 SB: 1 CS: 0	PA: 33	

PITCHER	IP	WLS	BF	H	R	ER	SO	BB	IBB	HBP	BLK	WP	HR	S	P	ERA	WHIP
Tom Murphy, R (1, 1) ERA: 2.88	8.0	L	33	6	2	2	2	2	0	1	0	0	0	34	43	2.25	1.000

PITCHER	IP	WLS	BF	H	R	ER	SO	BB	IBB	HBP	BLK	WP	HR	S	P	ERA	WHIP

AB	26
R	2
H	6
RBI	2
BB	2
SO	2
LOB	11

livebaseballscorecards.com

Batter	1	2	3	4	5	6	7	8	9	AB	R	H	RBI	BB	SO	LOB
Rick Monday, L (1, 8) OBP: 0.392, SLG: 0.517	SSS 0-3 ① K	x 0-0 ③ 4-3		BBBB 4-0 ② 1-2 BB		x 0-0 ③ 6-3		x 0-0 ③ 4-3		4	0	0	0	1	1	1
Don Kessinger, S (1, 6) OBP: 0.343, SLG: 0.309	x 0-0 ② F8		x 0-0 ① F7	x 0-0 ③ 2-3			BBBB 4-0 2B BB		x 0-0 ① G3	4	1	0	0	1	0	1
Jose Cardenal, R (1, 9) OBP: 0.386, SLG: 0.476	BBBB 4-0 BB BB		x 0-0 ② 5-3		x 0-0 ① F9		x 0-0 ① F7		x 0-0 E 1B	4	0	1	0	1	0	1
Billy Williams, L (1, 7) OBP: 0.366, SLG: 0.431	BBBB 4-0 1-2 BB		x 0-0 BB S 1B		x 0-0 ② F7		x 0-0 ② F9		x 0-0 ② F3 1-2	4	0	1	0	1	0	2
Ron Santo, R (1, 5) OBP: 0.376, SLG: 0.440	x 0-0 ③ P6		IIII 4-0 BB 1-2 IBB		x 0-0 BB 1B		x 0-0 1-H 2B		SSS 0-3 ③ K	4	0	2	1	1	1	3
Andre Thornton, R (1, 3) OBP: 0.385, SLG: 0.111		x 0-0 1B SF8 1B	BBBB 4-0 1-2 2-3 BB	BBBB 4-0 1-2 BB			x 0-0 ③ F7			2	1	1	0	2	0	1
Glenn Beckert, R (1, 4) OBP: 0.314, SLG: 0.291		x 0-0 ① F7	x 0-0 ③ 5-3		x 0-0 ③ L8			x 0-0 CS 1B		4	0	1	0	0	0	6
Paul Popovich, S (8, 4) OBP: 0.258, SLG: 0.259										0	0	0	0	0	0	0
Randy Hundley, R (1, 2) OBP: 0.267, SLG: 0.363		x 0-0 1-3 1B		x 0-0 CS 1B		x 0-0 ① P4		x 0-0 ① 1-2 HR		4	1	3	1	0	0	0
Rick Reuschel, R (1, 1) OBP: 0.140, SLG: 0.127		x 0-0 ② SF8 3-H		SSS 0-3 ① K		x 0-0 ② 4-3		SSS 0-3 ② K		3	0	0	1	0	2	1
Inning Stats	R: 0 H: 0 E: 0 LOB: 2 K: 1 BB: 2 S: 5 P: 13	R: 1 H: 2 E: 0 LOB: 1 K: 0 BB: 0 S: 5 P: 5	R: 0 H: 1 E: 0 LOB: 3 K: 0 BB: 2 S: 4 P: 12	R: 0 H: 1 E: 0 LOB: 1 K: 1 BB: 1 S: 5 P: 9	R: 0 H: 1 E: 0 LOB: 2 K: 0 BB: 1 S: 4 P: 8	R: 0 H: 0 E: 0 LOB: 0 K: 0 BB: 0 S: 3 P: 3	R: 1 H: 1 E: 0 LOB: 1 K: 0 BB: 1 S: 4 P: 8	R: 1 H: 2 E: 0 LOB: 0 K: 1 BB: 0 S: 6 P: 6	R: 0 H: 1 E: 1 LOB: 1 K: 1 BB: 0 S: 6 P: 6	1B: 7 SF: 1 2B: 1 SAC: 0 3B: 0 DP: 0 HR: 1 HBP: 0						

Chicago Cubs @ Montreal Expos

Jarry Park, Montreal, QB

Fri Aug 03 1973, 7:05 PM EDT

Att. 18,223 - Unknown

TOP

livebaseballscorecards.com

AB	33
R	3
H	9
RBI	3
BB	7
SO	4
LOB	16

WP: 0 PA: 41
PB: 0
SB: 1
CS: 2

PITCHER		IP	WLS	BF	H	R	ER	SO	BB	IBB	HBP	BLK	WP	HR	S	P	ERA	WHIP
Steve Renko, R ERA: 2.92	(1, 1)	7.1	L	35	8	3	3	2	6	1	0	0	0	1	32	60	3.68	1.909
Pat Jarvis, R ERA: 2.7	(8, 1)	0.2		2	0	0	0	1	0	0	0	0	0	0	4	4	0.00	0.000
Mike Marshall, R ERA: 2.61	(9, 1)	1.0		4	1	0	0	1	0	0	0	0	0	0	6	6	0.00	1.000

PITCHER	IP	WLS	BF	H	R	ER	SO	BB	IBB	HBP	BLK	WP	HR	S	P	ERA	WHIP

Batter	1	2	3	4	5	6	7	8	9	AB	R	H	RBI	BB	SO	LOB
Ron Hunt, R (1, 4) OBP: 0.418, SLG: 0.337	6-3		K			F8			6-3	4	0	0	0	0	1	1
Mike Jorgensen, L (1, 3) OBP: 0.352, SLG: 0.365	3-1 2B		K			K			FC6-4 1B	4	0	2	0	0	2	1
Ron Fairly, L (1, 7) OBP: 0.439, SLG: 0.432	3-1 2-3			F9			L9		K	4	0	0	0	0	1	2
Ken Singleton, S (1, 9) OBP: 0.400, SLG: 0.469	6-3			4-3			5-3		FC6-4 1-2f	4	0	0	0	0	0	2
Jim Lyttle, L (1, 8) OBP: 0.333, SLG: 0.500		4-3		K			K			3	0	0	0	0	2	0
Bob Bailey, R (1, 5) OBP: 0.374, SLG: 0.510		6-3			K			K		3	0	0	0	0	2	0
John Boccabella, R (1, 2) OBP: 0.283, SLG: 0.315		5-3			6-3			K		3	0	0	0	0	1	0
Pepe Frias, R (1, 6) OBP: 0.250, SLG: 0.258			1-3		4-3					2	0	0	0	0	0	0
Boots Day, L (8, PH) OBP: 0.380, SLG: 0.428										1	0	1	0	0	0	0
Larry Lintz, S (8, PR) OBP: 0.389, SLG: 0.267									1B	0	0	0	0	0	0	0
(9, 6)																
Steve Renko, R (1, 1) OBP: 0.344, SLG: 0.328			1B			K			K	2	0	1	0	0	1	0
Pat Jarvis, R (8, 1)										0	0	0	0	0	0	0
Hal Breeden, R (8, PH) OBP: 0.373, SLG: 0.513										1	0	0	0	0	1	1
Mike Marshall, R (9, 1) OBP: 0.333, SLG: 0.263										0	0	0	0	0	0	0
Inning Stats	R: 0 E: 0 K: 0 S: 4 H: 1 LOB: 1 BB: 0 P: 4	R: 0 E: 0 K: 0 S: 3 H: 0 LOB: 0 BB: 0 P: 3	R: 0 E: 0 K: 2 S: 8 H: 1 LOB: 1 BB: 0 P: 8	R: 0 E: 0 K: 1 S: 5 H: 0 LOB: 0 BB: 0 P: 5	R: 0 E: 0 K: 1 S: 5 H: 0 LOB: 0 BB: 0 P: 5	R: 0 E: 0 K: 2 S: 7 H: 0 LOB: 0 BB: 0 P: 7	R: 0 E: 0 K: 1 S: 5 H: 0 LOB: 0 BB: 0 P: 5	R: 0 E: 0 K: 3 S: 10 H: 1 LOB: 1 BB: 0 P: 10	R: 0 E: 0 K: 1 S: 6 H: 1 LOB: 1 BB: 0 P: 6	1B: 3 2B: 1 3B: 0 HR: 0	SF: 0 SAC: 0 DP: 0 HBP: 0						

PITCHER	IP	WLS	BF	H	R	ER	SO	BB	IBB	HBP	BLK	WP	HR	S	P	ERA	WHIP
Rick Reuschel, R (1, 1) ERA: 2.41	9.0	W	31	4	0	0	11	0	0	0	0	0	0	53	53	0.00	0.444

PITCHER	IP	WLS	BF	H	R	ER	SO	BB	IBB	HBP	BLK	WP	HR	S	P	ERA	WHIP

BOTTOM

Chicago Cubs @ Montreal Expos

Jarry Park, Montreal, QB

Fri Aug 03 1973, 7:05 PM EDT

Att. 18,223 - Unknown

livebaseballscorecards.com

AB	31
R	0
H	4
RBI	0
BB	0
SO	11
LOB	7

WP: 0 PA: 31
PB: 0
SB: 0
CS: 0

Batter	1	2	3	4	5	6	7	8	9	AB	R	H	RBI	BB	SO	LOB
Rick Monday, L (1, 8) OBP: 0.388, SLG: 0.511	G1		4-3 2-3		F9		K		G6-3 1-2f	5	0	0	0	0	1	4
Don Kessinger, S (1, 6) OBP: 0.340, SLG: 0.305	F7		4-3		F7			4-3		4	0	0	0	0	0	1
Jose Cardenal, R (1, 9) OBP: 0.390, SLG: 0.479	1B			BB 1B BB 1B	K			FC6-4 1B		4	1	3	0	0	1	0
Billy Williams, L (1, 7) OBP: 0.363, SLG: 0.426	G3			K	F9					4	0	0	0	0	2	3
Ron Santo, R (1, 5) OBP: 0.377, SLG: 0.444		K		BB BB 1-2 1B	2B			FC6-4 1-2f		4	0	2	0	0	1	1
Andre Thornton, R (1, 3) OBP: 0.294, SLG: 0.077		F8		P4	5-3				F7	4	0	0	0	0	0	3
Glenn Beckert, R (1, 4) OBP: 0.316, SLG: 0.291		P6		BB 1-2 2-3 BB	6-3				1B BB 1B	3	0	1	0	1	0	1
Randy Hundley, R (1, 2) OBP: 0.270, SLG: 0.360		F8		1-2 2-3 3-H BB			6-3		1B 1-2 BB	2	0	0	1	2	0	0
Fergie Jenkins, R (1, 1) OBP: 0.154, SLG: 0.133		4-3 2B		K			K		G6-3 1-2 2-3 1B	2	0	1	0	0	1	3
Pat Bourque, L (7, PH) OBP: 0.289, SLG: 0.416										1	0	0	0	0	1	0
Ray Burris, R (7, 1)										0	0	0	0	0	0	0
Adrian Garrett, L (9, PH) OBP: 0.264, SLG: 0.404										1	0	1	0	0	0	0
Inning Stats	R: 0 E: 0 K: 0 S: 4 H: 1 LOB: 1 BB: 0 P: 4	R: 0 E: 0 K: 1 S: 5 H: 0 LOB: 0 BB: 0 P: 5	R: 0 E: 0 K: 0 S: 4 H: 1 LOB: 1 BB: 0 P: 4	R: 1 E: 0 K: 2 S: 9 H: 2 LOB: 3 BB: 2 P: 17	R: 0 E: 0 K: 1 S: 5 H: 0 LOB: 0 BB: 0 P: 5	R: 0 E: 0 K: 0 S: 4 H: 1 LOB: 1 BB: 0 P: 4	R: 0 E: 0 K: 2 S: 7 H: 0 LOB: 0 BB: 0 P: 7	R: 0 E: 0 K: 1 S: 6 H: 1 LOB: 1 BB: 0 P: 6	R: 0 E: 0 K: 0 S: 4 H: 2 LOB: 2 BB: 1 P: 8	1B: 6 2B: 2 3B: 0 HR: 0 SF: 0 SAC: 0 DP: 1 HBP: 0						

PITCHER	IP	WLS	BF	H	R	ER	SO	BB	IBB	HBP	BLK	WP	HR	S	P	ERA	WHIP
Steve Rogers, R (1, 1) ERA: 0.77	9.0	W	37	8	1	1	7	3	0	0	0	0	0	48	60	1.00	1.222

PITCHER	IP	WLS	BF	H	R	ER	SO	BB	IBB	HBP	BLK	WP	HR	S	P	ERA	WHIP

TOP

Chicago Cubs @ Montreal Expos

Jarry Park, Montreal, QB

Sat Aug 04 1973, 7:05 PM EDT

Att. 25,037 - Unknown - 75 F

livebaseballscorecards.com

AB	34
R	1
H	8
RBI	1
BB	3
SO	7
LOB	16

WP: 0 PB: 0 SB: 0 CS: 0 PA: 37

Batter	1	2	3	4	5	6	7	8	9	AB	R	H	RBI	BB	SO	LOB
Ron Hunt, R (1, 4) OBP: 0.420, SLG: 0.339	F8		SH3-4 1-2 2-3		FC4-6 1B		1B			3	0	2	0	0	0	0
Mike Jorgensen, L (1, 3) OBP: 0.347, SLG: 0.360	P6		4-3 2-3 3-H		F7		F8			4	0	0	1	0	0	3
Ron Fairly, L (1, 7) OBP: 0.437, SLG: 0.441 Ron Woods, R (8, 7) OBP: 0.342, SLG: 0.313	G3		HR 3-H		FC4-6 1-2f		K			4 0	1 0	1 0	2 0	0 0	1 0	2 0
Ken Singleton, S (1, 9) OBP: 0.399, SLG: 0.469		K K	K		F7			5-3 1B 2B		4	1	1	0	0	2	1
Jim Lyttle, L (1, 8) OBP: 0.378, SLG: 0.515		K		SH1 1B 1B		SH3-4 1B		5-3 E BB		3	2	2	0	1	1	0
Bob Bailey, R (1, 5) OBP: 0.375, SLG: 0.509		BB		SH1 1-2		SH3-4 1-2		5-3 1-2 2-3		1	0	0	0	1	0	2
John Boccabella, R (1, 2) OBP: 0.283, SLG: 0.314		K		K		F8		E8 2-H 3-H 1B		4	0	1	1	0	2	3
Pepe Frias, R (1, 6) OBP: 0.256, SLG: 0.265			SH3-4 SH 4-3 1B	2-H 1B	F9			6-3		4	1	2	1	0	0	2
Steve Rogers, R (1, 1) OBP: 0.250, SLG: 0.100			SH 4-3 SH3-4 1-2 HR	3-1			4-3	6-3		3	1	0	0	0	0	2
Inning Stats	R: 0 E: 0 K: 0 S: 3 H: 0 LOB: 0 BB: 0 P: 3	R: 0 E: 0 K: 3 S: 9 H: 0 LOB: 1 BB: 1 P: 13	R: 3 E: 1 K: 1 S: 8 H: 2 LOB: 0 BB: 0 P: 8	R: 1 E: 0 K: 1 S: 7 H: 2 LOB: 1 BB: 0 P: 7	R: 0 E: 0 K: 0 S: 4 H: 1 LOB: 1 BB: 0 P: 4	R: 0 E: 0 K: 0 S: 4 H: 1 LOB: 1 BB: 0 P: 4	R: 0 E: 0 K: 1 S: 6 H: 1 LOB: 1 BB: 0 P: 6	R: 2 E: 1 K: 0 S: 5 H: 2 LOB: 1 BB: 1 P: 9		1B: 7 2B: 1 3B: 0 HR: 1 SF: 0 SAC: 4 DP: 0 HBP: 0						

PITCHER	IP	WLS	BF	H	R	ER	SO	BB	IBB	HBP	BLK	WP	HR	S	P	ERA	WHIP
Fergie Jenkins, R (1, 1) ERA: 3.73	6.0	L	26	6	4	1	5	1	0	0	0	0	1	35	39	1.50	1.167
Ray Burris, R (7, 1) ERA: 1.8	2.0		10	3	2	1	1	1	0	0	0	0	0	11	15	4.50	2.000

PITCHER	IP	WLS	BF	H	R	ER	SO	BB	IBB	HBP	BLK	WP	HR	S	P	ERA	WHIP

BOTTOM

Chicago Cubs @ Montreal Expos

Jarry Park, Montreal, QB

Sat Aug 04 1973, 7:05 PM EDT
Att. 25,037 - Unknown - 75 F

livebaseballscorecards.com

AB	30
R	6
H	9
RBI	5
BB	2
SO	6
LOB	15

PA: 36
WP: 0
PB: 0
SB: 0
CS: 0

Batter	1	2	3	4	5	6	7	8	9	AB	R	H	RBI	BB	SO	LOB
Rick Monday, L (1, 8) OBP: 0.385, SLG: 0.506	1-3		K 1-2		1B SF8 1B		G6-3 1-2f		K	5	1	1	0	0	2	3
Don Kessinger, S (1, 6) OBP: 0.341, SLG: 0.307	1B 1B		6-3		1-3 1B			F2		4	0	2	0	0	0	1
Jose Cardenal, R (1, 9) OBP: 0.388, SLG: 0.480	F8		K		SF8 3-H			2B		3	0	1	1	0	1	2
Billy Williams, L (1, 7) OBP: 0.364, SLG: 0.430	FC6-4 1-2 1B			2B 2B	1-3			K		4	1	2	0	0	1	2
Ron Santo, R (1, 5) OBP: 0.376, SLG: 0.440 Gene Hiser, L (8, PR) OBP: 0.290, SLG: 0.281 Carmen Fanzone, R (8, 5) OBP: 0.308, SLG: 0.413	FC6-4 1-2f			P3		4-3		IBB		3 0 0	0 0 0	0 0 0	0 0 0	1 0 0	0 0 0	3 0 0
Andre Thornton, R (1, 3) OBP: 0.350, SLG: 0.200 Jim Hickman, R (8, PH) OBP: 0.386, SLG: 0.329 (8, 3)		BB G5-6-3		4-3 2-H 2B		5-3		F4		2 1	0 0	1 0	1 0	1 0	0 0	0 2
Glenn Beckert, R (1, 4) OBP: 0.313, SLG: 0.288		G5-6-3 1-2f		4-3 2-3		5-3			6-3	4	0	0	0	0	0	2
Ken Rudolph, R (1, 2) OBP: 0.200, SLG: 0.284 Paul Popovich, S (9, PH) OBP: 0.257, SLG: 0.257		6-3		F7			6-3		F5	3 1	0 0	0 0	0 0	0 0	0 0	1 0
Burt Hooton, R (1, 1) OBP: 0.268, SLG: 0.180 Dave LaRoche, L (7, 1) OBP: 0.667, SLG: 0.500 Pat Bourque, L (9, PH) OBP: 0.294, SLG: 0.416			BB WP		5-3		G6-3 1B		BB	2 0 0	0 0 0	1 0 0	0 0 0	1 0 1	0 0 0	0 0 0
Inning Stats	R: 0 E: 0 K: 0 S: 5 H: 2 LOB: 2 BB: 0 P: 5	R: 0 E: 0 K: 0 S: 2 H: 0 LOB: 0 BB: 1 P: 6	R: 0 E: 0 K: 2 S: 7 H: 0 LOB: 1 BB: 1 P: 11	R: 1 E: 0 K: 0 S: 5 H: 2 LOB: 1 BB: 0 P: 5	R: 1 E: 0 K: 0 S: 5 H: 2 LOB: 1 BB: 0 P: 5	R: 0 E: 0 K: 0 S: 3 H: 0 LOB: 0 BB: 0 P: 3	R: 0 E: 0 K: 0 S: 3 H: 1 LOB: 0 BB: 0 P: 3	R: 0 E: 0 K: 1 S: 6 H: 1 LOB: 2 BB: 1 P: 10	R: 0 E: 0 K: 1 S: 5 H: 0 LOB: 1 BB: 1 P: 9	1B: 5 2B: 3 3B: 0 HR: 0 SF: 1 SAC: 0 DP: 2 HBP: 0						

PITCHER	IP	WLS	BF	H	R	ER	SO	BB	IBB	HBP	BLK	WP	HR	S	P	ERA	WHIP
Mike Torrez, R (1, 1) ERA: 4.55	7.0	W	28	7	2	2	2	2	0	0	0	1	0	30	38	2.57	1.286
Mike Marshall, R (8, 1) ERA: 2.57	2.0	S	9	1	0	0	2	1	1	0	0	0	0	11	19	0.00	1.000

PITCHER	IP	WLS	BF	H	R	ER	SO	BB	IBB	HBP	BLK	WP	HR	S	P	ERA	WHIP

TOP

Chicago Cubs @ Montreal Expos

Jarry Park, Montreal, QB

Sun Aug 05 1973, 3:33 AM EDT

Att. 31,019 - Sunny - 84 F

livebaseballscorecards.com

AB	32
R	2
H	8
RBI	2
BB	4
SO	4
LOB	16

WP: 1	PB: 0	SB: 0	CS: 0	PA: 37

Batter	1	2	3	4	5	6	7	8	9	AB	R	H	RBI	BB	SO	LOB
Ron Hunt, R (1, 4) OBP: 0.419, SLG: 0.338	H 1-0 BB 1B HBP		x 0-0 ① F9		SSS 0-3 ② K		x 0-0 ① SH3-4 1-2 2-3			2	0	0	0	0	1	1
Mike Jorgensen, L (1, 3) OBP: 0.346, SLG: 0.356	x 0-0 ① P6		SSS 0-3 ② K		BBB 4-0 E 1-2 BB		x 0-0 ② F8			3	0	0	0	1	1	3
Ron Fairly, L (1, 7) OBP: 0.437, SLG: 0.442 Ron Woods, R (7, PR) OBP: 0.342, SLG: 0.313 (8, 7)	x 0-0 FC5 BB 1-2 1B		x 0-0 ③ 2-3		x 0-0 E4 1-3 2-H		x 0-0 BB 2-H 3-H 1B			4 0	0 0	2 0	2 0	0 0	0 0	1 0
Ken Singleton, S (1, 9) OBP: 0.400, SLG: 0.467	BBBB 4-0 1-2 2-3 BB			x 0-0 ① G3	x 0-0 ③ 6-3		BBBB 4-0 1-2 BB			2	0	0	0	2	0	2
Jim Lyttle, L (1, 8) OBP: 0.341, SLG: 0.459	SSS 0-3 ② K			x 0-0 ② 4-3		x 0-0 ① 4-3	x 0-0 ③ P6			4	0	0	0	0	1	5
Bob Bailey, R (1, 5) OBP: 0.373, SLG: 0.506	x 0-0 ③ FC5 2-3f			x 0-0 1B		x 0-0 ② F7		x 0-0 ① L5		4	0	1	0	0	0	3
Bob Stinson, S (1, 2) OBP: 0.283, SLG: 0.366 John Boccabella, R (9, 2) OBP: 0.283, SLG: 0.314		x 0-0 ① 1-3		x 0-0 ③ P4		x 0-0 ③ F8		x 0-0 ② P3		4 0	0 0	0 0	0 0	0 0	0 0	1 0
Pepe Frias, R (1, 6) OBP: 0.256, SLG: 0.264		x 0-0 ② 1-3			x 0-0 ① L6		x 0-0 SH3-4 BB 1B 1B	x 0-0 ③ L6		4	1	1	0	0	0	0
Mike Torrez, R (1, 1) OBP: 0.261, SLG: 0.267 Boots Day, L (7, PH) OBP: 0.384, SLG: 0.428 Mike Marshall, R (8, 1) OBP: 0.333, SLG: 0.263		x 0-0 ③ F9			BBBB 4-0 BB E BB		BBBB 4-0 SH3-4 1-2 1B BB			1 0 0	1 1 0	0 0 0	0 0 0	1 1 0	0 0 0	0 0 0
Inning Stats	R: 0 H: 1 E: 0 LOB: 3 K: 1 BB: 1 S: 6 P: 11	R: 0 H: 0 E: 0 LOB: 0 K: 0 BB: 0 S: 3 P: 3	R: 0 H: 0 E: 0 LOB: 0 K: 1 BB: 0 S: 5 P: 5	R: 0 H: 1 E: 0 LOB: 1 K: 0 BB: 0 S: 4 P: 4	R: 1 H: 0 E: 1 LOB: 2 K: 1 BB: 2 S: 6 P: 14	R: 0 H: 0 E: 0 LOB: 0 K: 0 BB: 0 S: 3 P: 3	R: 2 H: 2 E: 0 LOB: 2 K: 0 BB: 2 S: 5 P: 13	R: 0 H: 0 E: 0 LOB: 0 K: 0 BB: 0 S: 3 P: 3		1B: 4 SF: 0 2B: 0 SAC: 1 3B: 0 DP: 0 HR: 0 HBP: 1				WP: 0 PA: 35 PB: 0 SB: 0 CS: 0		

BOTTOM

Chicago Cubs @ Montreal Expos

Jarry Park, Montreal, QB

Sun Aug 05 1973, 3:33 AM EDT

Att. 31,019 - Sunny - 84 F

livebaseballscorecards.com

AB	28
R	3
H	4
RBI	2
BB	5
SO	3
LOB	16

PITCHER		IP	WLS	BF	H	R	ER	SO	BB	IBB	HBP	BLK	WP	HR	S	P	ERA	WHIP
Burt Hooton, R ERA: 4.15	(1, 1)	6.0	L	27	3	3	2	3	4	0	1	0	0	0	28	45	3.00	1.167
Dave LaRoche, L ERA: 5.08	(7, 1)	2.0		8	1	0	0	0	1	0	0	0	0	0	7	11	0.00	1.000

PITCHER	IP	WLS	BF	H	R	ER	SO	BB	IBB	HBP	BLK	WP	HR	S	P	ERA	WHIP

Batter	1	2	3	4	5	6	7	8	9	AB	R	H	RBI	BB	SO	LOB
Rick Monday, L (1, 8) OBP: 0.383, SLG: 0.501	B B B B 4-0 G3 BB		S S S 0-3 ② K			S S S 0-3 ② K		x 0-0 ① 6-3	x 0-0 ③ F9	4	0	0	0	1	2	1
Don Kessinger, S (1, 6) OBP: 0.340, SLG: 0.307	x 0-0 ① B2		x 0-0 ③ F9			S S S 0-3 ③ K		x 0-0 BB 1B 1B		4	0	1	0	0	1	1
Billy Williams, L (1, 7) OBP: 0.363, SLG: 0.428	x 0-0 ② G3 1-2			x 0-0 ① G3			S S S 0-3 ① K	x 0-0 BB 1-2 1B		4	0	1	0	0	1	1
Jim Hickman, R (1, 9) OBP: 0.388, SLG: 0.325	B B B B 4-0 BB			x 0-0 ② P4			B B B B 4-0 BB 2B BB	S S S 0-3 ② K		2	1	0	0	2	1	2
Ron Santo, R (1, 5) OBP: 0.374, SLG: 0.436	S S S 0-3 ③ K			x 0-0 ③ 5-3			x 0-0 ② F8	B B B B 4-0 1-2 2-3 BB		3	0	0	0	1	1	3
Andre Thornton, R (1, 3) OBP: 0.333, SLG: 0.167		x 0-0 ① F9			S S S 0-3 ① K		B B B B 4-0 2B 1-2 1B BB	x 0-0 ③ F9		3	1	0	0	1	1	3
Glenn Beckert, R (1, 4) OBP: 0.312, SLG: 0.291		x 0-0 ② F7			S S S 0-3 ② K		x 0-0 1-3 2-H 1B 2B		x 0-0 ① 5-3	4	1	1	1	0	1	0
Randy Hundley, R (1, 2) OBP: 0.273, SLG: 0.360		x 0-0 ③ P3			S S S 0-3 ③ K		x 0-0 2-H 3-H 1B		B B B B 4-0 FC3-6 BB	3	0	1	2	1	1	0
Bill Bonham, R (1, 1) OBP: 0.077, SLG: 0.077 Paul Popovich, S (6, PH) OBP: 0.255, SLG: 0.255 Larry Gura, S (6, 1) OBP: 0.250, SLG: 0.200 Jack Aker, R (6, 1) Carmen Fanzone, R (7, PH) OBP: 0.306, SLG: 0.409 Milt Pappas, R (7, 1) OBP: 0.077, SLG: 0.132 Pat Bourque, L (9, PH) OBP: 0.292, SLG: 0.413			S S S 0-3 ① K			x 0-0 ① P6-3	x 0-0 ③ 5-3		x 0-0 ② FC3-6 1-2f	1 0 0 0 0 1 0 1 0 0 0 0 0 0 0 0 0 0 0 0 0 0 0 0 0 0 0 0 1 0 0 0 0 0 1 0 0 0 0 0 0 0 1 0 0 0 0 0 1						
Inning Stats	R: 0 H: 0 E: 0 LOB: 2 K: 1 BB: 2 S: 5 P: 13	R: 0 H: 0 E: 0 LOB: 0 K: 0 BB: 0 S: 3 P: 3	R: 0 H: 0 E: 0 LOB: 0 K: 2 BB: 0 S: 7 P: 7	R: 0 H: 0 E: 0 LOB: 0 K: 0 BB: 0 S: 3 P: 3	R: 0 H: 0 E: 0 LOB: 0 K: 3 BB: 0 S: 9 P: 9	R: 0 H: 0 E: 0 LOB: 0 K: 2 BB: 0 S: 7 P: 7	R: 3 H: 2 E: 0 LOB: 1 K: 1 BB: 2 S: 7 P: 15	R: 0 H: 2 E: 0 LOB: 3 K: 1 BB: 1 S: 7 P: 11	R: 0 H: 0 E: 0 LOB: 1 K: 0 BB: 1 S: 3 P: 7	1B: 3 SF: 0 2B: 1 SAC: 0 3B: 0 DP: 0 HR: 0 HBP: 0						WP: 0 PA: 37 PB: 0 SB: 0 CS: 0

PITCHER		IP	WLS	BF	H	R	ER	SO	BB	IBB	HBP	BLK	WP	HR	S	P	ERA	WHIP
Balor Moore, L ERA: 4.49	(1, 1)	7.1	W	30	4	3	3	9	4	0	0	0	0	0	44	60	3.68	1.091
Mike Marshall, R ERA: 2.53	(8, 1)	1.2	S	7	0	0	0	1	2	0	0	0	0	0	7	15	0.00	1.200

PITCHER	IP	WLS	BF	H	R	ER	SO	BB	IBB	HBP	BLK	WP	HR	S	P	ERA	WHIP

TOP

Chicago Cubs @ Montreal Expos

Jarry Park, Montreal, QB

Mon Aug 06 1973, 3:33 AM EDT

Att. 16,101 - Overcast - 75 F

livebaseballscorecards.com

AB	31
R	3
H	4
RBI	3
BB	6
SO	10
LOB	13

Batter	1	2	3	4	5	6	7	8	9	AB	R	H	RBI	BB	SO	LOB
Ron Hunt, R (1, 4) OBP: 0.420, SLG: 0.339	0-0 BB 1B	0-0 1B			0-0 5-3 ②		0-0 5-3 ①			4	1	2	0	0	0	0
Mike Jorgensen, L (1, 3) OBP: 0.345, SLG: 0.352	B B B B 4-0 1B 3B 1-2 BB	0-0 4-3 ③			0-0 P4 ③		0-0 4-3 ②			3	1	0	0	1	0	1
Ron Fairly, L (1, 7) OBP: 0.441, SLG: 0.448 Mike Marshall, R (8, 1) OBP: 0.333, SLG: 0.263	0-0 3B 1-3 1B 2-H		S S S 0-3 K ①			0-0 HR 2B	B B B B 4-0 BB			3	2	2	1	1	1	0
										0	0	0	0	0	0	0
Ken Singleton, S (1, 9) OBP: 0.398, SLG: 0.473	S S S 0-3 K ①		0-0 G3 ②			0-0 HR 2-H	0-0 F8 ③			4	1	1	2	0	1	3
Jim Lyttle, L (1, 8) OBP: 0.333, SLG: 0.512	S S S 0-3 K ②		0-0 G3 ③			0-0 3-1 ①		0-0 HR		4	1	1	1	0	1	2
Bob Bailey, R (1, 5) OBP: 0.375, SLG: 0.520	0-0 3B 1-H 3-H			S S S 0-3 K ①		0-0 HR		0-0 G3 ①		4	1	2	3	0	1	0
John Boccabella, R (1, 2) OBP: 0.279, SLG: 0.310	0-0 6-3 ③			0-0 6-3 ②		0-0 5-3 ②		0-0 6-3 ②		4	0	0	0	0	0	1
Pepe Frias, R (1, 6) OBP: 0.262, SLG: 0.270		0-0 E4 F8 1B		0-0 6-3 ③		0-0 1B		0-0 F8 ③		4	0	2	0	0	0	0
Balor Moore, L (1, 1) OBP: 0.100, SLG: 0.079 Ron Woods, R (8, 7) OBP: 0.342, SLG: 0.313		0-0 F8 ① ② 2-3			0-0 F7 ①	0-0 G3 ③				3	0	0	0	0	0	2
										0	0	0	0	0	0	0
Inning Stats	R: 3 E: 0 K: 2 S: 10 H: 3 LOB: 1 BB: 1 P: 14	R: 0 E: 1 K: 0 S: 4 H: 2 LOB: 1 BB: 0 P: 4	R: 0 E: 0 K: 1 S: 5 H: 0 LOB: 0 BB: 0 P: 5	R: 0 E: 0 K: 1 S: 5 H: 0 LOB: 0 BB: 0 P: 5	R: 0 E: 0 K: 0 S: 3 H: 0 LOB: 0 BB: 0 P: 3	R: 3 E: 0 K: 0 S: 7 H: 4 LOB: 1 BB: 0 P: 7	R: 0 E: 0 K: 0 S: 3 H: 0 LOB: 1 BB: 1 P: 7	R: 1 E: 0 K: 0 S: 4 H: 1 LOB: 0 BB: 0 P: 4		1B: 5 2B: 1 3B: 1 HR: 3	SF: 0 SAC: 0 DP: 0 HBP: 0					

PITCHER		IP	WLS	BF	H	R	ER	SO	BB	IBB	HBP	BLK	WP	HR	S	P	ERA	WHIP
Bill Bonham, R ERA: 3.67	(1, 1)	5.0	L	20	5	3	3	4	1	0	0	0	0	0	27	31	5.40	1.200
Larry Gura, L ERA: 4.82	(6, 1)	0.1		4	3	3	3	0	0	0	0	0	0	2	4	4	81.00	9.000
Jack Aker, R ERA: 3.93	(6, 1)	0.2		3	1	0	0	0	0	0	0	0	0	0	3	3	0.00	1.500
Milt Pappas, R ERA: 4.62	(7, 1)	2.0		8	1	1	1	0	1	0	0	0	0	1	7	11	4.50	1.000

PITCHER	IP	WLS	BF	H	R	ER	SO	BB	IBB	HBP	BLK	WP	HR	S	P	ERA	WHIP

BOTTOM

Chicago Cubs @ Montreal Expos

Jarry Park, Montreal, QB

Mon Aug 06 1973, 3:33 AM EDT

Att. 16,101 - Overcast - 75 F

livebaseballscorecards.com

AB	33
R	7
H	10
RBI	7
BB	2
SO	4
LOB	9

WP: 0 PA: 35
PB: 0
SB: 0
CS: 0

Montreal Expos @ San Francisco Giants

Candlestick Park, San Francisco, CA

Tue Aug 07 1973, 10:05 PM EDT

Att. 3,668 - Unknown

TOP

livebaseballscorecards.com

Batter	1	2	3	4	5	6	7	8	9	AB	R	H	RBI	BB	SO	LOB
Ron Hunt, R (1, 4) OBP: 0.416, SLG: 0.336	F3		G4-6-3 1-2f		F6			1-3		4	0	0	0	0	0	2
Mike Jorgensen, L (1, 3) OBP: 0.347, SLG: 0.354	S 1B			1B S 1B 1B		K		F8		4	1	2	0	0	1	0
Ron Fairly, L (1, 7) OBP: 0.436, SLG: 0.441 Ron Woods, R (9, 7) OBP: 0.342, SLG: 0.313	K 1-2			K 1-2		3-1			4-3	4 0	0 0	0 0	0 0	0 0	2 0	2 0
Ken Singleton, S (1, 9) OBP: 0.397, SLG: 0.470	F4			1B 2-3 1B		F4			P7	4	0	1	0	0	0	1
Jim Lyttle, L (1, 8) OBP: 0.327, SLG: 0.489		K		G6-4-3 1-3 3-H 1B			4-3		E1 1B	4	0	1	1	0	1	0
Bob Bailey, R (1, 5) OBP: 0.376, SLG: 0.529		5-3		G6-4-3 1-2f			HR		PB 2-3 1B	4	1	2	1	0	0	2
John Boccabella, R (1, 2) OBP: 0.276, SLG: 0.306		6-3			K		4-3		F8 1-2	4	0	0	0	0	1	2
Pepe Frias, R (1, 6) OBP: 0.257, SLG: 0.265			F6		3-1		F7			3	0	0	0	0	0	0
Steve Renko, R (1, 1) OBP: 0.358, SLG: 0.361			G4-6-3 1B		2B			4-3		3	0	2	0	0	0	0
Inning Stats	R: 0 E: 0 K: 1 S: 6 H: 1 LOB: 1 BB: 0 P: 6	R: 0 E: 0 K: 1 S: 5 H: 0 LOB: 0 BB: 0 P: 5	R: 0 E: 0 K: 0 S: 3 H: 1 LOB: 0 BB: 0 P: 3	R: 1 E: 0 K: 1 S: 7 H: 3 LOB: 1 BB: 0 P: 7	R: 0 E: 0 K: 1 S: 6 H: 1 LOB: 1 BB: 0 P: 6	R: 0 E: 0 K: 1 S: 5 H: 0 LOB: 0 BB: 0 P: 5	R: 1 E: 0 K: 0 S: 4 H: 1 LOB: 0 BB: 0 P: 4	R: 0 E: 0 K: 0 S: 3 H: 0 LOB: 0 BB: 0 P: 3	R: 0 E: 1 K: 0 S: 5 H: 1 LOB: 2 BB: 0 P: 5	1B: 6 2B: 1 3B: 0 HR: 1 SF: 0 SAC: 0 DP: 2 HBP: 0						

	AB	34
	R	2
	H	8
	RBI	2
	BB	0
	SO	5
	LOB	9

WP: 0 PB: 1 SB: 2 CS: 0 PA: 34

PITCHER		IP	WLS	BF	H	R	ER	SO	BB	IBB	HBP	BLK	WP	HR	S	P	ERA	WHIP
Tom Bradley, R ERA: 3.67	(1, 1)	8.0	L	29	7	2	2	5	0	0	0	0	0	1	39	39	2.25	0.875
Randy Moffitt, R ERA: 2.77	(9, 1)	1.0		5	1	0	0	0	0	0	0	0	0	0	5	5	0.00	1.000

PITCHER		IP	WLS	BF	H	R	ER	SO	BB	IBB	HBP	BLK	WP	HR	S	P	ERA	WHIP

Montreal Expos @ San Francisco Giants

Candlestick Park, San Francisco, CA

Tue Aug 07 1973, 10:05 PM EDT

Att. 3,668 - Unknown

livebaseballscorecards.com

Batter	1	2	3	4	5	6	7	8	9	AB	R	H	RBI	BB	SO	LOB
Bobby Bonds, R (1, 9) OBP: 0.396, SLG: 0.577	CS 1B		K			6-3 SH3 BB		4-3		3	0	1	0	1	1	0
Tito Fuentes, S (1, 4) OBP: 0.317, SLG: 0.362	G3 1-2		K			SH3 1-2		4-3		3	0	0	0	0	1	1
Garry Maddox, R (1, 8) OBP: 0.340, SLG: 0.438	5-3			F3		6-3 2-3			F8	4	0	0	0	0	0	1
Willie McCovey, L (1, 3) OBP: 0.422, SLG: 0.511		HR		F9		S IBB			F8	3	1	1	1	1	0	0
Gary Matthews, R (1, 7) OBP: 0.382, SLG: 0.473		F3		K		F6 1-2			F9	4	0	0	0	0	1	2
Chris Speier, R (1, 6) OBP: 0.343, SLG: 0.380		BB		F9			K			2	0	0	0	1	1	0
Mike Phillips, L (1, 5) OBP: 0.242, SLG: 0.267		K		4-3			F5			3	0	0	0	0	1	1
Dave Rader, L (1, 2) OBP: 0.325, SLG: 0.345		4-3		3B			F9			3	0	1	0	0	0	1
Tom Bradley, R (1, 1) Steve Ontiveros, S (8, PH) Randy Moffitt, R (9, 1) OBP: 0.204, SLG: 0.212 OBP: 0.077, SLG: 0.077			F4	K				K		2 1 0	0 0 0	0 0 0	0 0 0	0 0 0	1 1 0	1 0 0
Inning Stats	R: 0 H: 1 E: 0 LOB: 0 K: 0 BB: 0 S: 3 P: 3	R: 1 H: 1 E: 0 LOB: 1 K: 1 BB: 1 S: 6 P: 10	R: 0 H: 0 E: 0 LOB: 0 K: 2 BB: 0 S: 7 P: 7	R: 0 H: 0 E: 0 LOB: 0 K: 1 BB: 0 S: 5 P: 5	R: 0 H: 1 E: 0 LOB: 1 K: 1 BB: 0 S: 6 P: 6	R: 0 H: 0 E: 0 LOB: 2 K: 0 BB: 2 S: 3 P: 11	R: 0 H: 0 E: 0 LOB: 0 K: 1 BB: 0 S: 5 P: 5	R: 0 H: 0 E: 0 LOB: 0 K: 1 BB: 0 S: 5 P: 5	R: 0 H: 0 E: 0 LOB: 0 K: 0 BB: 0 S: 3 P: 3	1B: 1 SF: 0 2B: 0 SAC: 1 3B: 1 DP: 0 HR: 1 HBP: 0						

PITCHER	IP	WLS	BF	H	R	ER	SO	BB	IBB	HBP	BLK	WP	HR	S	P	ERA	WHIP
Steve Renko, R (1, 1) ERA: 2.81	9.0	W	32	3	1	1	7	2	1	0	0	0	1	43	55	1.00	0.556

PITCHER	IP	WLS	BF	H	R	ER	SO	BB	IBB	HBP	BLK	WP	HR	S	P	ERA	WHIP

AB	28
R	1
H	3
RBI	1
BB	3
SO	7
LOB	7

WP: 0 PA: 32
PB: 0
SB: 1
CS: 1

Batter	1	2	3	4	5	6	7	8	9	AB	R	H	RBI	BB	SO	LOB
Ron Hunt, R (1, 5) OBP: 0.417, SLG: 0.339	F9		1B 2B		F6		BB		CS 1-2	2	0	1	0	0	0	0
Mike Jorgensen, L (5, PH) (5, 7) OBP: 0.348, SLG: 0.353										1	0	0	0	1	0	1
Ron Woods, R (1, 8) OBP: 0.348, SLG: 0.318	1-3		2-H 1B			6-3 1B	1-2 2-3 BB			3	0	2	0	1	0	0
Bob Bailey, R (1, 7) (5, 5) OBP: 0.375, SLG: 0.524	F8			G6-4-3 BB		6-3 1-2	K			3	0	0	0	1	1	4
Hal Breeden, R (1, 3) OBP: 0.365, SLG: 0.500		F5		F6		F5		1-3		4	0	0	0	0	0	2
Ken Singleton, S (1, 9) OBP: 0.398, SLG: 0.468		FC6-4 BB		G6-4-3 1-2f		FC5-4 BB		4-3		2	0	0	0	2	0	1
John Boccabella, R (1, 2) OBP: 0.276, SLG: 0.315		FC6-4 1-2f			HR	FC5-4 1-2f		4-3		4	1	1	1	0	0	3
Tim Foli, R (1, 4) OBP: 0.293, SLG: 0.294		6-3			F9		F8		K	3	0	0	0	0	0	1
Ron Fairly, L (9, PH) OBP: 0.435, SLG: 0.440										1	0	0	0	0	1	0
Pepe Frias, R (1, 6) OBP: 0.253, SLG: 0.260			K		4-3		F6		CS 1B	3	0	0	0	0	1	0
Boots Day, L (9, PH) OBP: 0.388, SLG: 0.432										1	0	1	0	0	0	0
Larry Lintz, S (9, PR) OBP: 0.389, SLG: 0.267										0	0	0	0	0	0	0
Steve Rogers, R (1, 1) OBP: 0.333, SLG: 0.250			4-3		BB		BB 2B		F2	2	0	1	0	1	0	0
Jim Lyttle, L (9, PH) OBP: 0.320, SLG: 0.478										1	0	0	0	0	0	1

TOP

Montreal Expos @ San Francisco Giants

Candlestick Park, San Francisco, CA

Wed Aug 08 1973, 6:33 AM EDT

Att. 3,674 - Unknown

livebaseballscorecards.com

AB	30
R	1
H	6
RBI	1
BB	6
SO	3
LOB	13

Inning Stats	1	2	3	4	5	6	7	8	9
R	0	0	0	0	1	0	0	0	0
E	0	0	0	0	0	0	0	0	0
K	0	0	1	0	0	0	1	0	1
S	3	3	6	2	4	4	6	3	5
H	0	0	2	0	1	1	1	0	1
LOB	0	1	2	0	1	2	3	0	1
BB	0	1	0	1	1	1	2	0	0
P	3	7	6	6	8	8	14	3	5

1B	3
2B	2
3B	0
HR	1
SF	0
SAC	0
DP	1
HBP	0
WP	0
PB	0
SB	0
CS	1
PA	37

PITCHER		IP	WLS	BF	H	R	ER	SO	BB	IBB	HBP	BLK	WP	HR	S	P	ERA	WHIP
Ron Bryant, L ERA: 2.97	(1, 1)	6.2	W	29	5	1	1	1	6	0	0	0	0	1	25	49	1.35	1.650
Elias Sosa, R ERA: 3.52	(7, 1)	2.1	S	7	1	0	0	2	0	0	0	0	0	0	11	11	0.00	0.429

PITCHER	IP	WLS	BF	H	R	ER	SO	BB	IBB	HBP	BLK	WP	HR	S	P	ERA	WHIP

Montreal Expos @ San Francisco Giants

Candlestick Park, San Francisco, CA

Wed Aug 08 1973, 6:33 AM EDT
Att. 3,674 - Unknown

livebaseballscorecards.com

Batter	1	2	3	4	5	6	7	8	9	AB	R	H	RBI	BB	SO	LOB
Garry Maddox, R (1, 8) OBP: 0.337, SLG: 0.434	1-3		F6		F8			K		4	0	0	0	0	1	1
Tito Fuentes, S (1, 4) OBP: 0.317, SLG: 0.359	6-3		F8			BB		F8		3	0	0	0	1	0	1
Bobby Bonds, R (1, 9) OBP: 0.396, SLG: 0.576	K			HR 1B		K				3	1	1	0	0	2	1
Willie McCovey, L (1, 3) OBP: 0.425, SLG: 0.522		FC3-6 BB		1-H HR		F4				2	1	1	2	1	0	1
Ed Goodson, L (1, 5) OBP: 0.340, SLG: 0.469		FC3-6 CS BB 1-2f		4-3		F9				3	0	0	0	0	0	2
Gary Matthews, R (1, 7) OBP: 0.382, SLG: 0.472		F4		F7			G5-4-3 1B			3	0	1	0	0	0	1
Chris Speier, R (1, 6) OBP: 0.343, SLG: 0.378		BB 1-2		5-3			G5-4-3 1-2f			2	0	0	0	1	0	1
Dave Rader, L (1, 2) OBP: 0.325, SLG: 0.345		CS 2-3	1B		F9		F7			3	0	1	0	0	0	0
Ron Bryant, S (1, 1) OBP: 0.203, SLG: 0.171			B3		F8			F8		2	0	0	0	0	0	1
Elias Sosa, R (7, 1) OBP: 0.250, SLG: 0.143										1	0	0	0	0	0	0

Inning Stats	1	2	3	4	5	6	7	8	9	
	R: 0 H: 0 E: 0 LOB: 0 K: 1 BB: 0 S: 5 P: 5	R: 0 H: 0 E: 0 LOB: 1 K: 0 BB: 2 S: 2 P: 10	R: 0 H: 1 E: 0 LOB: 1 K: 0 BB: 0 S: 4 P: 4	R: 2 H: 2 E: 0 LOB: 0 K: 0 BB: 0 S: 5 P: 5	R: 0 H: 0 E: 0 LOB: 0 K: 0 BB: 0 S: 3 P: 3	R: 0 H: 0 E: 0 LOB: 1 K: 1 BB: 1 S: 5 P: 9	R: 0 H: 1 E: 0 LOB: 0 K: 0 BB: 0 S: 3 P: 3	R: 0 H: 0 E: 0 LOB: 0 K: 1 BB: 0 S: 5 P: 5		1B: 3 SF: 0 2B: 0 SAC: 0 3B: 0 DP: 1 HR: 1 HBP: 0

WP: 0 PA: 30
PB: 0
SB: 0
CS: 1

PITCHER	IP	WLS	BF	H	R	ER	SO	BB	IBB	HBP	BLK	WP	HR	S	P	ERA	WHIP
Steve Rogers, R (1, 1) ERA: 1.05	8.0	L	29	4	2	2	3	3	0	0	0	0	1	32	44	2.25	0.875

PITCHER	IP	WLS	BF	H	R	ER	SO	BB	IBB	HBP	BLK	WP	HR	S	P	ERA	WHIP

AB	26
R	2
H	4
RBI	2
BB	3
SO	3
LOB	9

Montreal Expos @ San Francisco Giants

Candlestick Park, San Francisco, CA

Thu Aug 09 1973, 6:33 AM EDT

Att. 3,471 - Unknown

TOP

livebaseballscorecards.com

Batter	1	2	3	4	5	6	7	8	9	AB	R	H	RBI	BB	SO	LOB
Mike Jorgensen, L (1, 3) OBP: 0.346, SLG: 0.349	4-3	K		G3			BB		F5	4	1	0	0	1	1	1
Ron Fairly, L (1, 7) Ron Woods, R (9, 7) OBP: 0.434, SLG: 0.446 OBP: 0.348, SLG: 0.318	F7	HR 3B	F9		F9		FC4-6 1B		F9	5 0	1 0	2 0	0 0	0 0	0 0	0 0
Ken Singleton, S (1, 9) OBP: 0.399, SLG: 0.476	HR 1B	3-H HR	F3		FC4-6 1-2f 3-H					4	2	2	3	0	0	1
Jim Lyttle, L (1, 8) OBP: 0.333, SLG: 0.531	1-H HR	F7	BB		F9					3	1	1	2	1	0	1
Bob Bailey, R (1, 5) OBP: 0.376, SLG: 0.523	1B	S BB	K					K		3	0	1	0	1	2	1
Tim Foli, R (1, 4) OBP: 0.289, SLG: 0.290	F8	F3			6-3			F8		4	0	0	0	0	0	2
Bob Stinson, S (1, 2) OBP: 0.300, SLG: 0.364		SH1-4 HBP	K 1-2		F9			FC6-4 1B		3	0	1	0	0	1	1
Pepe Frias, R (1, 6) OBP: 0.249, SLG: 0.256		SH1-4 1-2		F9	G3			FC6-4 1-2f		3	0	0	0	0	0	1
Mike Torrez, R (1, 1) Mike Marshall, R (7, 1) OBP: 0.245, SLG: 0.250 OBP: 0.318, SLG: 0.250		F3		6-3			5-3		K	3 1	0 0	0 0	0 0	0 0	0 1	1 0

	AB	33
	R	5
	H	7
	RBI	5
	BB	3
	SO	5
	LOB	9

Inning Stats										
	R: 2	H: 3	R: 0	H: 0	R: 2	H: 2	R: 0	H: 0	R: 0	H: 0
	E: 0	LOB: 1	E: 0	LOB: 1	E: 0	LOB: 1	E: 0	LOB: 0	E: 0	LOB: 1
	K: 0	BB: 0	K: 1	BB: 0	K: 1	BB: 1	K: 0	BB: 0	K: 1	BB: 1
	S: 6	P: 6	S: 5	P: 6	S: 7	P: 11	S: 3	P: 3	S: 5	P: 9

	R: 1	H: 1	R: 0	H: 1	R: 0	H: 0	1B: 4	SF: 0	WP: 0	PA: 38
	E: 0	LOB: 1	E: 0	LOB: 1	E: 0	LOB: 0	2B: 0	SAC: 1	PB: 0	
	K: 0	BB: 1	K: 1	BB: 0	K: 1	BB: 0	3B: 1	DP: 0	SB: 1	
	S: 4	P: 8	S: 6	P: 6	S: 5	P: 5	HR: 2	HBP: 1	CS: 0	

PITCHER		IP	WLS	BF	H	R	ER	SO	BB	IBB	HBP	BLK	WP	HR	S	P	ERA	WHIP
Jim Barr, R ERA: 3.32	(1, 1)	2.0	L	12	5	4	4	1	0	0	1	0	0	2	13	14	18.00	2.500
Don Carrithers, R ERA: 4.19	(3, 1)	3.0		11	0	0	0	2	2	0	0	0	0	0	13	21	0.00	0.667
Jim Willoughby, R ERA: 4.82	(6, 1)	2.0		8	1	1	1	0	1	0	0	0	0	0	7	11	4.50	1.000
Don McMahon, R ERA: 3.48	(8, 1)	2.0		7	1	0	0	2	0	0	0	0	0	0	11	11	0.00	0.500

PITCHER		IP	WLS	BF	H	R	ER	SO	BB	IBB	HBP	BLK	WP	HR	S	P	ERA	WHIP

Batter	1	2	3	4	5	6	7	8	9	AB	R	H	RBI	BB	SO	LOB
Garry Maddox, R (1, 8) OBP: 0.335, SLG: 0.431	F3		5-3		1-3		E SF8 1B		K	5	1	1	0	0	1	0
Tito Fuentes, S (1, 4) OBP: 0.315, SLG: 0.356	BBBB E 1B BB		6-3		6-3		E6 1-3		5-3	4	0	0	0	1	0	1
Bobby Bonds, R (1, 9) OBP: 0.396, SLG: 0.583	E1 1-3 1B		HR			F8	SF8 3-H			3	1	2	2	0	0	0
Willie McCovey, L (1, 3) OBP: 0.428, SLG: 0.524	IBB		4-3			BB 1B 1B	1B			3	1	2	0	1	0	0
Dave Kingman, R (8, 3) OBP: 0.241, SLG: 0.416										0	0	0	0	0	0	0
Ed Goodson, L (1, 5) OBP: 0.336, SLG: 0.463	K			F8		F9	K			4	0	0	0	0	2	6
Gary Matthews, R (1, 7) OBP: 0.383, SLG: 0.470	6-3			5-3 1B		BBBB 1-2 1B BB		F9		3	0	1	0	1	0	3
Chris Speier, R (1, 6) OBP: 0.342, SLG: 0.376		6-3		5-3 1-2		1-2 2-H 1B		5-3		4	0	1	1	0	0	1
Dave Rader, L (1, 2) OBP: 0.321, SLG: 0.341		F8		4-3		5-3		3-1		4	0	0	0	0	0	3
Jim Barr, R (1, 1) OBP: 0.192, SLG: 0.184		K			5-3		F7		K	1	0	0	0	0	1	0
Don Carrithers, R (3, 1) OBP: 0.333, SLG: 0.333										0	0	0	0	0	0	0
Steve Ontiveros, S (5, PH)										1	0	0	0	0	0	0
Jim Willoughby, R (6, 1) OBP: 0.240, SLG: 0.348										0	0	0	0	0	0	0
Jim Howarth, L (7, PH) OBP: 0.240, SLG: 0.217										1	0	0	0	0	0	0
Don McMahon, R (8, 1)										0	0	0	0	0	0	0
Gary Thomasson, L (9, PH) OBP: 0.343, SLG: 0.406										1	0	0	0	0	1	0
Inning Stats	R: 0 H: 1 E: 1 LOB: 3 K: 1 BB: 2 S: 6 P: 14	R: 0 H: 0 E: 0 LOB: 0 K: 1 BB: 0 S: 5 P: 5	R: 1 H: 1 E: 0 LOB: 0 K: 0 BB: 0 S: 4 P: 4	R: 0 H: 1 E: 0 LOB: 1 K: 0 BB: 0 S: 4 P: 4	R: 0 H: 0 E: 0 LOB: 0 K: 0 BB: 0 S: 3 P: 3	R: 1 H: 2 E: 0 LOB: 2 K: 0 BB: 1 S: 5 P: 9	R: 1 H: 2 E: 1 LOB: 2 K: 1 BB: 0 S: 8 P: 8	R: 0 H: 0 E: 0 LOB: 0 K: 0 BB: 0 S: 3 P: 3	R: 0 H: 0 E: 0 LOB: 0 K: 2 BB: 0 S: 7 P: 7	1B: 6 SF: 1 2B: 0 SAC: 0 3B: 0 DP: 0 HR: 1 HBP: 0						

PITCHER		IP	WLS	BF	H	R	ER	SO	BB	IBB	HBP	BLK	WP	HR	S	P	ERA	WHIP
Mike Torrez, R ERA: 4.48	(1, 1)	6.1	W	29	6	3	2	2	2	1	0	0	0	1	30	42	2.84	1.263
Mike Marshall, R ERA: 2.48	(7, 1)	2.2	S	9	1	0	0	3	0	0	0	0	0	0	15	15	0.00	0.375

PITCHER	IP	WLS	BF	H	R	ER	SO	BB	IBB	HBP	BLK	WP	HR	S	P	ERA	WHIP

BOTTOM

Montreal Expos @ San Francisco Giants

Candlestick Park, San Francisco, CA

Thu Aug 09 1973, 6:33 AM EDT

Att. 3,471 - Unknown

livebaseballscorecards.com

AB	34
R	3
H	7
RBI	3
BB	3
SO	5
LOB	14

Batter	1	2	3	4	5	6	7	8	9	AB	R	H	RBI	BB	SO	LOB
Mike Jorgensen, L (1, 3) OBP: 0.344, SLG: 0.344	F7		F7		BBB 4-0 E BB		0-0 4-3 1-2		F8	4	0	0	0	1	0	3
Larry Lintz, S (1, 6) OBP: 0.429, SLG: 0.333	0-0 CS 1B		0-0 1B 1B		0-0 E4 1-2		0-0 6-3			3	0	2	0	0	0	1
Hal Breeden, R (7, PH) OBP: 0.363, SLG: 0.497										1	0	0	0	0	0	1
Pat Jarvis, R (7, 1)										0	0	0	0	0	0	0
Ron Fairly, L (1, 7) OBP: 0.432, SLG: 0.441	BBBB 4-0 1-2 HR BB		0-0 F9		0-0 L8			0-0 L7		3	1	0	0	1	0	3
Ken Singleton, S (1, 9) OBP: 0.400, SLG: 0.484	0-0 1-H HR		0-0 1-3 1B		0-0 F7			0-0 F7		4	1	2	2	0	0	2
Jim Lyttle, L (1, 8) OBP: 0.310, SLG: 0.491	0-0 L7		0-0 G3			0-0 F4		0-0 F9		4	0	0	0	0	0	2
Bob Bailey, R (1, 5) OBP: 0.377, SLG: 0.521		0-0 5-3		0-0 L7		BBBB 4-0 G5-4-3 BB			0-0 FC3-6 E 1B	3	0	1	0	1	0	0
John Boccabella, R (1, 2) OBP: 0.276, SLG: 0.323		0-0 HR	SSS 0-3 K			0-0 G5-4-3 1-2f			0-0 F8	4	1	1	1	0	1	2
Jim Cox, R (1, 4) OBP: 0.188, SLG: 0.200		0-0 6-3	SSS 0-3 K				SSS 0-3 K		0-0 E4 FC3-6 1-2	4	0	0	0	0	2	1
Balor Moore, L (1, 1) OBP: 0.098, SLG: 0.077		SSS 0-3 K			0-0 F7		0-0 4-3 1B		0-0 FC3-6 1-2f 2-3	1	0	0	0	0	1	0
Boots Day, L (5, PH) OBP: 0.386, SLG: 0.429										1	0	0	0	0	0	0
Bill Stoneman, R (5, 1) OBP: 0.238, SLG: 0.063										0	0	0	0	0	0	0
Ron Woods, R (7, PH) OBP: 0.350, SLG: 0.321										1	0	1	0	0	0	0
Pepe Frias, R (7, 6) OBP: 0.247, SLG: 0.254										1	0	0	0	0	0	2
Inning Stats	R: 2 E: 0 K: 0 S: 4 H: 2 LOB: 0 BB: 1 P: 8	R: 1 E: 0 K: 1 S: 6 H: 1 LOB: 0 BB: 0 P: 6	R: 0 E: 0 K: 0 S: 5 H: 2 LOB: 2 BB: 0 P: 5	R: 0 E: 0 K: 2 S: 7 H: 0 LOB: 0 BB: 0 P: 7	R: 0 E: 1 K: 0 S: 4 H: 0 LOB: 2 BB: 1 P: 8	R: 0 E: 0 K: 0 S: 2 H: 0 LOB: 0 BB: 1 P: 6	R: 0 E: 0 K: 1 S: 6 H: 1 LOB: 1 BB: 0 P: 6	R: 0 E: 0 K: 0 S: 3 H: 0 LOB: 0 BB: 0 P: 3	R: 0 E: 1 K: 0 S: 5 H: 1 LOB: 2 BB: 0 P: 5	1B: 5 2B: 0 3B: 0 HR: 2	SF: 0 SAC: 0 DP: 1 HBP: 0						

TOP

Montreal Expos @ San Diego Padres

San Diego Stadium, San Diego, CA

Fri Aug 10 1973, 10:05 PM EDT

Att. 4,842 - Unknown

livebaseballscorecards.com

AB	34
R	3
H	7
RBI	3
BB	3
SO	4
LOB	17

PITCHER		IP	WLS	BF	H	R	ER	SO	BB	IBB	HBP	BLK	WP	HR	S	P	ERA	WHIP
Steve Arlin, R ERA: 4.7	(1, 1)	8.2	W	36	7	3	3	4	3	0	0	0	0	2	41	53	3.12	1.154
Mike Caldwell, L ERA: 3.99	(9, 1)	0.1	S	1	0	0	0	0	0	0	0	0	0	0	1	1	0.00	0.000

PITCHER		IP	WLS	BF	H	R	ER	SO	BB	IBB	HBP	BLK	WP	HR	S	P	ERA	WHIP

Montreal Expos @ San Diego Padres

San Diego Stadium, San Diego, CA

Fri Aug 10 1973, 10:05 PM EDT

Att. 4,842 - Unknown

BOTTOM

livebaseballscorecards.com

Batter	1	2	3	4	5	6	7	8	9	AB	R	H	RBI	BB	SO	LOB
Jerry Morales, R (1, 8) (6, 7) OBP: 0.318, SLG: 0.400	SSS 0-3 K ①	x 0-0 FC5-4 ③ 1-2f		x 0-0 6-3 ③			x 0-0 3-1 ①			4	0	0	0	0	1	3
Derrel Thomas, S (1, 6) OBP: 0.296, SLG: 0.250	SSS 0-3 K ②		x 0-0 F9 ①		x 0-0 F6 ①		x 0-0 1B			4	0	1	0	0	1	0
Dave Roberts, R (1, 5) OBP: 0.301, SLG: 0.436	x 0-0 F8 ③		x 0-0 HR 1B		BBB 4-0 S BB		SSS 0-3 K ②			3	1	1	0	1	1	1
Nate Colbert, R (1, 3) OBP: 0.333, SLG: 0.406		SSS 0-3 K ①	x 0-0 F7 ②		x 0-0 6-3 ② 1-2		x 0-0 F6 ③			4	0	0	0	0	1	3
Fred Kendall, R (1, 2) OBP: 0.301, SLG: 0.372		x 0-0 F9 ②	x 0-0 HR 1-H		x 0-0 4-3 ③			x 0-0 FC1-6 1B CS 1B		4	1	2	2	0	0	1
Dave Winfield, R (1, 7) OBP: 0.357, SLG: 0.419		BBB 4-0 E BB 1B BB	x 0-0 4-3 ③			x 0-0 CS 1B		x 0-0 FC1-6 1-2 1B		1	1	0	0	1	0	0
Johnny Grubb, L (6, 8) OBP: 0.382, SLG: 0.448										2	0	2	0	0	0	0
Ivan Murrell, R (1, 9) OBP: 0.200, SLG: 0.316		BBB 4-0 E 1-2 1B BB		SSS 0-3 K ①		x 0-0 4-3 ① 1-2 2B		x 0-0 FC1-6 ① 1-2f 2-3		3	1	1	0	1	1	2
Rich Morales, R (1, 4) OBP: 0.236, SLG: 0.204		x 0-0 E5 1B 1-2 2-3		x 0-0 F9 ②		x 0-0 4-3 ② 2-3		SSS 0-3 K ② ③ 3-H		4	0	0	0	0	1	5
Steve Arlin, R (1, 1) OBP: 0.261, SLG: 0.214		x 0-0 FC5-4 1-2 2-H 3-H 1B		x 0-0 2B		SSS 0-3 K ③				3	0	2	2	0	1	1
Mike Caldwell, R (9, 1) OBP: 0.182, SLG: 0.156										0	0	0	0	0	0	0
Inning Stats	R: 0 E: 0 K: 2 S: 7 H: 0 LOB: 0 BB: 0 P: 7	R: 2 E: 1 K: 1 S: 7 H: 1 LOB: 2 BB: 2 P: 15	R: 2 E: 0 K: 0 S: 5 H: 2 LOB: 0 BB: 0 P: 5	R: 0 E: 0 K: 1 S: 6 H: 1 LOB: 1 BB: 0 P: 6	R: 0 E: 0 K: 0 S: 3 H: 0 LOB: 1 BB: 1 P: 7	R: 0 E: 0 K: 1 S: 6 H: 2 LOB: 1 BB: 0 P: 6	R: 0 E: 0 K: 1 S: 6 H: 1 LOB: 1 BB: 0 P: 6	R: 0 E: 0 K: 1 S: 6 H: 2 LOB: 2 BB: 0 P: 6		1B: 6 2B: 3 3B: 0 HR: 1		SF: 0 SAC: 0 DP: 1 HBP: 0		WP: 0 PB: 0 SB: 1 CS: 2		PA: 35

PITCHER		IP	WLS	BF	H	R	ER	SO	BB	IBB	HBP	BLK	WP	HR	S	P	ERA	WHIP
Balor Moore, L ERA: 4.49	(1, 1)	4.0	L	19	4	4	2	4	2	0	0	0	0	1	25	33	4.50	1.500
Bill Stoneman, R ERA: 7.33	(5, 1)	2.0		8	2	0	0	1	1	0	0	0	0	0	9	13	0.00	1.500
Pat Jarvis, R ERA: 2.53	(7, 1)	2.0		8	3	0	0	2	0	0	0	0	0	0	12	12	0.00	1.500

PITCHER	IP	WLS	BF	H	R	ER	SO	BB	IBB	HBP	BLK	WP	HR	S	P	ERA	WHIP

AB	32
R	4
H	9
RBI	4
BB	3
SO	7
LOB	16

Batter	1	2	3	4	5	6	7	8	9	AB	R	H	RBI	BB	SO	LOB
Mike Jorgensen, L (1, 3) OBP: 0.343, SLG: 0.343	F8		1B		4-3		4-3			4	0	1	0	0	0	0
Larry Lintz, S (1, 6) OBP: 0.440, SLG: 0.333	F7		L3 1-2		BBBB 4-0 S		6-3			3	0	1	0	1	0	0
Ron Fairly, L (1, 7) OBP: 0.433, SLG: 0.440	BBBB 4-0 BB		L3 1-2		SSS 0-3 K 1-2			CS 1B		3	0	1	0	1	1	3
Ron Woods, R (8, PR) OBP: 0.350, SLG: 0.321										0	0	0	0	0	0	0
(8, 7)																
Ken Singleton, S (1, 9) OBP: 0.400, SLG: 0.481	F8			BBBB 4-0 SH1-3 3B BB	BBBB 4-0 BB			B1 1-2		2	1	0	0	2	0	2
Jim Lyttle, L (1, 8) OBP: 0.295, SLG: 0.464		L4		SH1-3 1-2	4-3			F6		3	0	0	0	0	0	3
Bob Bailey, R (1, 5) OBP: 0.378, SLG: 0.525		BBBB 4-0 CS BB		2-H 1B 3B		5-3			6-3	3	1	1	1	1	0	0
John Boccabella, R (1, 2) OBP: 0.278, SLG: 0.328		1-2 2B		3-H 1B	SSS 0-3 K				F8	4	0	2	1	0	1	0
Pepe Frias, R (1, 4) OBP: 0.247, SLG: 0.254		6-3		SSS 0-3 K		F9			1B	4	0	1	0	0	1	2
Steve Rogers, R (1, 1) OBP: 0.278, SLG: 0.200			5-3	SSS 0-3 K			6-3		F3	3	0	0	0	0	1	1
Boots Day, L (9, PH) OBP: 0.383, SLG: 0.426										1	0	0	0	0	0	1
Mike Marshall, R (9, 1) OBP: 0.318, SLG: 0.250										0	0	0	0	0	0	0
Inning Stats	R: 0 H: 0 E: 0 LOB: 1 K: 0 BB: 1 S: 3 P: 7	R: 0 H: 1 E: 0 LOB: 1 K: 0 BB: 1 S: 3 P: 7	R: 0 H: 2 E: 0 LOB: 1 K: 0 BB: 0 S: 4 P: 4	R: 2 H: 2 E: 0 LOB: 1 K: 2 BB: 1 S: 9 P: 13	R: 0 H: 0 E: 0 LOB: 2 K: 1 BB: 2 S: 5 P: 13	R: 0 H: 0 E: 0 LOB: 0 K: 1 BB: 0 S: 5 P: 5	R: 0 H: 0 E: 0 LOB: 0 K: 0 BB: 0 S: 3 P: 3	R: 0 H: 1 E: 0 LOB: 1 K: 0 BB: 0 S: 3 P: 3	R: 0 H: 1 E: 0 LOB: 1 K: 0 BB: 0 S: 4 P: 4	1B: 5 SF: 0 2B: 2 SAC: 1 3B: 1 DP: 1 HR: 0 HBP: 0						

PITCHER	IP	WLS	BF	H	R	ER	SO	BB	IBB	HBP	BLK	WP	HR	S	P	ERA	WHIP
Clay Kirby, R (1, 1) ERA: 4.5	8.0	L	32	6	2	2	4	5	0	0	0	0	0	35	55	2.25	1.375
Mike Corkins, R (9, 1) ERA: 5.27	1.0		4	1	0	0	0	0	0	0	0	0	0	4	4	0.00	1.000

PITCHER	IP	WLS	BF	H	R	ER	SO	BB	IBB	HBP	BLK	WP	HR	S	P	ERA	WHIP

Montreal Expos @ San Diego Padres

San Diego Stadium, San Diego, CA

Sun Aug 12 1973, 6:33 AM EDT

Unknown

TOP

livebaseballscorecards.com

AB	30
R	2
H	7
RBI	2
BB	5
SO	4
LOB	12

WP: 0	PA: 36																
PB: 0																	
SB: 1																	
CS: 2																	

Montreal Expos @ San Diego Padres

San Diego Stadium, San Diego, CA

Sun Aug 12 1973, 6:33 AM EDT

Unknown

BOTTOM

livebaseballscorecards.com

Batter	1	2	3	4	5	6	7	8	9	AB	R	H	RBI	BB	SO	LOB
Jerry Morales, R (1, 9) OBP: 0.317, SLG: 0.402	2-3		K		F4			1-H 2B		4	0	1	0	0	1	3
Johnny Grubb, L (1, 8) OBP: 0.378, SLG: 0.442	1-4-3		L7			1-3			F7	4	0	0	0	0	0	1
Dave Roberts, R (1, 5) OBP: 0.301, SLG: 0.432	F9			K		BB			4-3	3	0	0	0	1	1	0
Nate Colbert, R (1, 3) OBP: 0.332, SLG: 0.407		2B		F8		K 1-2			F7	4	0	1	0	0	1	1
Leron Lee, L (1, 7) OBP: 0.304, SLG: 0.309		K		L7			6-3			3	0	0	0	0	1	1
Fred Kendall, R (1, 2) OBP: 0.299, SLG: 0.368		5-3			F8		F8			3	0	0	0	0	0	1
Derrel Thomas, S (1, 6) (9, 4) OBP: 0.297, SLG: 0.251		L8			SH2-4 E 1B		6-3			3	0	1	0	0	0	1
Rich Morales, R (1, 4) OBP: 0.239, SLG: 0.203			BB		E5 SH2-4 1-2					1	0	0	0	1	0	1
Dave Winfield, R (8, PH) OBP: 0.366, SLG: 0.429								FC5-4 1B		1	0	1	0	0	0	0
Mike Corkins, R (9, 1) OBP: 0.273, SLG: 0.650										0	0	0	0	0	0	0
Clay Kirby, R (1, 1) OBP: 0.128, SLG: 0.154			F3		SH2-4 1-2 2-3			FC5-4 1-2f 2B		1	0	0	0	0	0	1
Gene Locklear, L (8, PH) OBP: 0.292, SLG: 0.279										1	0	0	0	0	0	1
Dwain Anderson, R (9, 6) OBP: 0.234, SLG: 0.137										0	0	0	0	0	0	0

Inning Stats	1	2	3	4	5	6	7	8	9
	R: 0 H: 0 E: 0 LOB: 0 K: 0 BB: 0 S: 3 P: 3	R: 0 H: 1 E: 0 LOB: 1 K: 1 BB: 0 S: 6 P: 6	R: 0 H: 0 E: 0 LOB: 1 K: 1 BB: 1 S: 5 P: 9	R: 0 H: 0 E: 0 LOB: 0 K: 1 BB: 0 S: 5 P: 5	R: 0 H: 1 E: 1 LOB: 2 K: 0 BB: 0 S: 5 P: 5	R: 0 H: 0 E: 0 LOB: 0 K: 1 BB: 1 S: 4 P: 8	R: 0 H: 0 E: 0 LOB: 0 K: 0 BB: 0 S: 3 P: 3	R: 0 H: 2 E: 0 LOB: 2 K: 0 BB: 0 S: 3 P: 3	R: 0 H: 0 E: 0 LOB: 0 K: 0 BB: 0 S: 3 P: 3

1B: 2 SF: 0
2B: 2 SAC: 1
3B: 0 DP: 0
HR: 0 HBP: 0

WP: 0 PA: 31
PB: 0
SB: 0
CS: 0

	AB	28
	R	0
	H	4
	RBI	0
	BB	2
	SO	4
	LOB	11

PITCHER	IP	WLS	BF	H	R	ER	SO	BB	IBB	HBP	BLK	WP	HR	S	P	ERA	WHIP
Steve Rogers, R (1, 1) ERA: 0.88	8.0	W	28	4	0	0	4	2	0	0	0	0	0	34	42	0.00	0.750
Mike Marshall, R (9, 1) ERA: 2.45	1.0	S	3	0	0	0	0	0	0	0	0	0	0	3	3	0.00	0.000

PITCHER	IP	WLS	BF	H	R	ER	SO	BB	IBB	HBP	BLK	WP	HR	S	P	ERA	WHIP

Batter	1	2	3	4	5	6	7	8	9	10	AB	R	H	RBI	BB	SO	LOB
Ron Woods, R (1, 8) (9, 7) OBP: 0.351, SLG: 0.319	4-0 S 1B BB	0-0 1-3 ②		0-0 FC6-4 ③ 1-2f		0-0 2-H 1B		0-0 4-3 ③			4	1	1	1	1	0	3
Pepe Mangual, R (1, 7) OBP: 0.143, SLG: 0.259	0-3 K ① 1-3	0-0 F7 ③			0-0 F8 ①	0-3 K ③			0-0 F6 ①		4	0	0	0	0	2	3
Boots Day, L (9, PH) OBP: 0.381, SLG: 0.423											1	0	0	0	0	0	0
Jim Lyttle, L (9, 8) OBP: 0.295, SLG: 0.464											0	0	0	0	0	0	0
Bob Bailey, R (1, 5) OBP: 0.381, SLG: 0.525	4-0 E 1B FC6-4 BB		0-0 G5-4-3 1B		0-0 L8 ②		0-0 1-3 1B		0-0 F4 ②		4	1	2	0	1	0	0
Hal Breeden, R (1, 3) OBP: 0.366, SLG: 0.497	0-0 FC6-4 E 1-2 3-H 1B		0-0 G5-4-3 ①② 1-2f		0-0 1B 1B		0-0 1-3 ① 1-2		4-0 E BB		4	0	2	1	0	0	2
Mike Jorgensen, L (9, PH) OBP: 0.344, SLG: 0.343											0	0	0	0	1	0	0
(9, 3)																	
Ken Singleton, S (1, 9) OBP: 0.400, SLG: 0.479	0-0 E5 FC6-4 1-2 2-3		0-0 F8 ③		0-0 1-2 1B		0-3 K ② S S S		4-0 1-2 IBB		4	0	1	0	1	1	3
John Boccabella, R (1, 2) OBP: 0.280, SLG: 0.327	0-0 FC6-4 ② FC6-4 1-2f 2-3 3-H			0-0 SH1-3 1B	0-0 F8 ③		4-0 IBB		0-0 G3 ③		4	0	1	1	1	0	6
Pepe Frias, R (1, 4) OBP: 0.247, SLG: 0.254	0-0 FC6-4 ③ 1-2f			0-0 SH1-3 ① 1-2		0-0 SH1-3 1B 1B	0-0 F9 ③			0-0 5-3 ①	4	1	1	0	0	0	4
Larry Lintz, S (1, 6) OBP: 0.414, SLG: 0.320		0-0 SH1-4 1B		0-0 1-3 ②		0-0 SH1-3 ① 1-2		0-0 1-3 ①		0-0 4-3 ②	4	0	1	0	0	0	1
Steve Renko, R (1, 1) OBP: 0.357, SLG: 0.349		0-0 SH1-4 ① 1-2		B B B 4-0 FC6-4 BB		S S S 0-3 K ②		0-0 6-3 ②		0-0 5-3 ③	2	0	0	0	1	1	1
Mike Marshall, R (8, 1) OBP: 0.304, SLG: 0.238											1	0	0	0	0	0	0
Inning Stats	R: 2 E: 1 K: 1 S: 7 H: 1 LOB: 2 BB: 2 P: 15	R: 0 E: 0 K: 0 S: 4 H: 1 LOB: 1 BB: 0 P: 4	R: 0 E: 0 K: 0 S: 3 H: 1 LOB: 0 BB: 0 P: 3	R: 0 E: 0 K: 0 S: 4 H: 1 LOB: 2 BB: 1 P: 8	R: 0 E: 0 K: 0 S: 5 H: 2 LOB: 2 BB: 0 P: 5	R: 1 E: 0 K: 2 S: 9 H: 2 LOB: 1 BB: 0 P: 9	R: 0 E: 0 K: 1 S: 6 H: 1 LOB: 2 BB: 1 P: 10	R: 0 E: 0 K: 0 S: 3 H: 0 LOB: 0 BB: 0 P: 3	R: 0 E: 1 K: 0 S: 3 H: 0 LOB: 2 BB: 2 P: 11	R: 0 E: 0 K: 0 S: 3 H: 0 LOB: 0 BB: 0 P: 3	1B: 9 2B: 0 3B: 0 HR: 0 SF: 0 SAC: 3 DP: 1 HBP: 0						

PITCHER		IP	WLS	BF	H	R	ER	SO	BB	IBB	HBP	BLK	WP	HR	S	P	ERA	WHIP
Rich Troedson, L ERA: 4.44	(1, 1)	8.0		37	9	3	2	4	3	1	0	0	0	0	41	57	2.25	1.500
Mike Corkins, R ERA: 5.2	(9, 1)	1.0		5	0	0	0	0	1	1	0	0	0	0	3	11	0.00	1.000
Mike Caldwell, L ERA: 3.95	(10, 1)	1.0	W	3	0	0	0	0	0	0	0	0	0	0	3	3	0.00	0.000

PITCHER	IP	WLS	BF	H	R	ER	SO	BB	IBB	HBP	BLK	WP	HR	S	P	ERA	WHIP

TOP

Montreal Expos @ San Diego Padres

San Diego Stadium, San Diego, CA

Sun Aug 12 1973, 6:38 AM EDT

Att. 5,617 - Unknown

livebaseballscorecards.com

AB	36
R	3
H	9
RBI	3
BB	6
SO	4
LOB	23

PA:	45
WP:	0
PB:	0
SB:	2
CS:	0

Montreal Expos @ San Diego Padres

San Diego Stadium, San Diego, CA

Sun Aug 12 1973, 6:38 AM EDT

Att. 5,617 - Unknown

livebaseballscorecards.com

BOTTOM

Batter	1	2	3	4	5	6	7	8	9	10	AB	R	H	RBI	BB	SO	LOB
Jerry Morales, R (1, 9) OBP: 0.318, SLG: 0.411	HR		4-3		F8			BB	K		4	1	1	1	1	1	4
Johnny Grubb, L (1, 8) OBP: 0.375, SLG: 0.438	4-3		F7		4-3			1-2		K	5	0	1	0	0	1	2
Dave Roberts, R (1, 5) OBP: 0.305, SLG: 0.443	BB			K		6-3		FC6-4 1-2 2-H		HR	4	1	2	1	1	1	0
Ivan Murrell, R (1, 3) OBP: 0.202, SLG: 0.314	G5-4-3 1-2			F8		K		FC6-4 1-2f			4	0	1	0	0	1	2
Leron Lee, L (1, 7) OBP: 0.304, SLG: 0.308	G5-4-3 1-2f			6-3		4-3			2B		4	1	1	0	0	0	2
Derrel Thomas, S (1, 6) OBP: 0.296, SLG: 0.251 (10, 4)		5-3			3-1		FC6-4		K		4	0	1	0	0	1	1
Rich Morales, R (1, 4) OBP: 0.240, SLG: 0.201 Cito Gaston, R (9, PH) OBP: 0.287, SLG: 0.390 Dwain Anderson, R (9, PR) OBP: 0.234, SLG: 0.137 (10, 6)		6-3			BB		FC6-4 1-2f			2B	2 1 0	1 0 0	0 1 0	0 1 0	1 0 0	0 0 0	1 0 0
Pat Corrales, R (1, 2) OBP: 0.257, SLG: 0.266 Nate Colbert, R (7, PH) OBP: 0.331, SLG: 0.406 Fred Kendall, R (8, 2) OBP: 0.301, SLG: 0.368		K			HBP 1-2		G5-4-3 1-2f			IBB	1 1 0	0 0 0	0 0 0	0 0 0	1 0 1	0 1 0	0 1 0
Rich Troedson, L (1, 1) OBP: 0.217, SLG: 0.182 Gene Locklear, L (8, PH) OBP: 0.290, SLG: 0.276 Mike Corkins, R (9, 1) OBP: 0.273, SLG: 0.650 Dave Winfield, R (9, PH) OBP: 0.361, SLG: 0.422 Mike Caldwell, R (10, 1) OBP: 0.182, SLG: 0.156			K		E7 1-2 2-H			K	K		2 1 0 1 0	0 0 0 0 0	1 1 0 0 0	0 0 0 0 0	1 1 0 1 0	0 0 0 2 0	1 0 0 2 0
Inning Stats	R: 1 H: 2 E: 0 LOB: 1 K: 0 BB: 1 S: 4 P: 8	R: 0 H: 0 E: 0 LOB: 0 K: 1 BB: 0 S: 5 P: 5	R: 0 H: 0 E: 0 LOB: 0 K: 1 BB: 0 S: 5 P: 5	R: 0 H: 0 E: 0 LOB: 0 K: 1 BB: 0 S: 5 P: 5	R: 1 H: 1 E: 1 LOB: 2 K: 0 BB: 1 S: 4 P: 9	R: 0 H: 0 E: 0 LOB: 0 K: 1 BB: 0 S: 5 P: 5	R: 0 H: 1 E: 0 LOB: 0 K: 0 BB: 0 S: 3 P: 3	R: 0 H: 2 E: 0 LOB: 2 K: 1 BB: 1 S: 6 P: 10	R: 1 H: 2 E: 0 LOB: 2 K: 3 BB: 1 S: 11 P: 15	R: 1 H: 1 E: 0 LOB: 0 K: 1 BB: 0 S: 4 P: 4	1B: 6 2B: 1 3B: 0 HR: 2	SF: 0 SAC: 0 DP: 2 HBP: 1	WP: 0 PB: 0 SB: 0 CS: 0	PA: 39			

PITCHER		IP	WLS	BF	H	R	ER	SO	BB	IBB	HBP	BLK	WP	HR	S	P	ERA	WHIP
Steve Renko, R ERA: 2.75	(1, 1)	7.1		29	5	2	1	5	3	0	1	0	0	1	35	48	1.23	1.091
Mike Marshall, R ERA: 2.56	(8, 1)	2.0	L	10	4	2	2	4	0	1	0	0	0	1	17	21	9.00	2.000

PITCHER	IP	WLS	BF	H	R	ER	SO	BB	IBB	HBP	BLK	WP	HR	S	P	ERA	WHIP

AB	34
R	4
H	9
RBI	3
BB	4
SO	9
LOB	15

Batter	1	2	3	4	5	6	7	8	9	AB	R	H	RBI	BB	SO	LOB
Ron Woods, R (1, 8) OBP: 0.350, SLG: 0.315	1-3	6-3			SH2-4 1-2		F9		WP 2B BB	3	1	0	0	1	0	1
Bob Bailey, R (1, 5) OBP: 0.379, SLG: 0.519	1B HR BB		K		5-3		6-3		K 1-2	4	1	0	0	1	2	2
Hal Breeden, R (1, 3) OBP: 0.367, SLG: 0.511	1-2 HR 1B		6-3		5-3			HR	L5	5	2	2	1	0	0	2
Ken Singleton, S (1, 9) OBP: 0.402, SLG: 0.490	1-H 2-H HR		5-3			L5		BB HBP 1B	2-H 2B	5	1	3	4	0	0	0
Ron Fairly, L (1, 7) OBP: 0.432, SLG: 0.438	K			P4		1B G1-2-3 1B		H 1-0 1-2 BB HBP	P4	4	0	1	0	0	1	1
John Boccabella, R (1, 2) OBP: 0.282, SLG: 0.327	4-3			F8		1B 1-2 1B		1-2 2-3 BB		3	0	1	0	1	0	0
Tim Foli, R (1, 6) OBP: 0.292, SLG: 0.293		1-3		2B 1B		1-2 2-3 1B		K		4	0	2	0	0	1	3
Pepe Frias, R (1, 4) OBP: 0.253, SLG: 0.261	SH1-4 BB			1-H 2B	G1-2-3 3-Hf			K		3	0	1	0	1	1	6
Mike Torrez, R (1, 1) OBP: 0.245, SLG: 0.250 Steve Renko, R (5, PH) OBP: 0.366, SLG: 0.359 Pat Jarvis, R (5, 1) Pepe Mangual, R (7, PH) OBP: 0.138, SLG: 0.250 Bill Stoneman, R (7, 1) OBP: 0.238, SLG: 0.063 Boots Day, L (8, PH) OBP: 0.379, SLG: 0.420 Mickey Scott, L (8, 1)	SH1-4 1-2				SH2-4 1B		F8	G3		0 1 0 1 0 1 0	0 0 0 0 0 0 0	0 1 0 0 0 0 0	0 0 0 0 0 0 0	0 0 0 0 0 0 0	0 0 0 0 0 0 0	0 0 0 0 0 3 0
Inning Stats	R: 3 E: 0 K: 1 S: 7 H: 2 LOB: 0 BB: 1 P: 11	R: 0 E: 0 K: 0 S: 3 H: 0 LOB: 1 BB: 1 P: 7	R: 0 E: 0 K: 1 S: 5 H: 0 LOB: 0 BB: 0 P: 5	R: 0 E: 0 K: 0 S: 4 H: 2 LOB: 2 BB: 0 P: 4	R: 0 E: 0 K: 0 S: 4 H: 1 LOB: 1 BB: 0 P: 4	R: 0 E: 0 K: 0 S: 5 H: 3 LOB: 2 BB: 0 P: 5	R: 0 E: 0 K: 0 S: 3 H: 0 LOB: 0 BB: 0 P: 3	R: 1 E: 0 K: 2 S: 9 H: 2 LOB: 3 BB: 1 P: 14	R: 1 E: 0 K: 1 S: 6 H: 1 LOB: 1 BB: 1 P: 10	1B: 7 2B: 2 3B: 0 HR: 2 SF: 0 SAC: 2 DP: 1 HBP: 1						

TOP

Montreal Expos @ Los Angeles Dodgers

Dodger Stadium, Los Angeles, CA

Mon Aug 13 1973, 7:05 PM PDT

Att. 21,437 - Unknown

livebaseballscorecards.com

AB	34
R	5
H	11
RBI	5
BB	4
SO	5
LOB	18

WP: 1 PB: 0 SB: 0 CS: 0 PA: 41

PITCHER		IP	WLS	BF	H	R	ER	SO	BB	IBB	HBP	BLK	WP	HR	S	P	ERA	WHIP
Claude Osteen, L ERA: 2.83	(1, 1)	7.0	W	32	10	4	4	2	2	0	1	0	0	2	33	42	5.14	1.714
Jim Brewer, L ERA: 1.99	(8, 1)	2.0	S	9	1	1	1	3	2	0	0	0	1	0	13	21	4.50	1.500

PITCHER		IP	WLS	BF	H	R	ER	SO	BB	IBB	HBP	BLK	WP	HR	S	P	ERA	WHIP

Batter	1	2	3	4	5	6	7	8	9	AB	R	H	RBI	BB	SO	LOB
Davey Lopes, R (1, 4) OBP: 0.351, SLG: 0.347	G3 BB G3 HBP	K		F9			FC6-4 SH1-3 2B 1B	2-H 1B		0	0	0	0	0	0	0
Lee Lacy, R (1, PR) OBP: 0.307, SLG: 0.220 (2, 4)										4	2	2	1	0	1	2
Bill Buckner, L (1, 7) OBP: 0.300, SLG: 0.342	G3 G3 1-2 BB	F8			S HR 1B		SH1-3 1-2	F9		3	1	1	0	1	0	2
Willie Davis, L (1, 8) OBP: 0.330, SLG: 0.462	G3 1-2 2-3		F9		F2 1-2		FC6-4 IBB	G3		4	0	0	0	1	0	4
Steve Garvey, R (1, 3) OBP: 0.329, SLG: 0.418	G3 BB		5-3		K		FC6-4 2B E 1-2f 2-3			3	1	0	0	1	1	3
Willie Crawford, L (1, 9) OBP: 0.400, SLG: 0.459	G3 1-2 2-3 3-H		4-3		2-H HR		1-3 3-H E4 2B			4	1	2	4	0	0	2
Joe Ferguson, R (1, 2) OBP: 0.368, SLG: 0.451	F9			BB BB G6-4-3 1B	F5		E4 BB			3	1	1	0	1	0	3
Ron Cey, R (1, 5) OBP: 0.349, SLG: 0.392		F8		G6-4-3 BB 1-2 BB		F9	E4 1-2 2-H 3-H			3	0	0	0	1	0	2
Bill Russell, R (1, 6) OBP: 0.316, SLG: 0.351		1B 1B BB		G6-4-3 1-2 2-3 BB		CS 1B		SH1-3 1B 1B		2	2	2	0	2	0	0
Claude Osteen, L (1, 1) OBP: 0.203, SLG: 0.194 Jim Brewer, L (8, 1) OBP: 0.400, SLG: 0.400		1-H 1B		G6-4-3 1-2f 2-3 3-H		3-1 1-2		SH1-3 1-2		3 0	0 0	1 0	1 0	0 0	0 0	3 0
Inning Stats	R: 1 H: 0 E: 0 LOB: 3 K: 0 BB: 2 S: 3 P: 12	R: 1 H: 1 E: 0 LOB: 1 K: 1 BB: 1 S: 6 P: 10	R: 0 H: 0 E: 0 LOB: 0 K: 0 BB: 0 S: 3 P: 3	R: 1 H: 1 E: 0 LOB: 1 K: 0 BB: 2 S: 3 P: 11	R: 2 H: 2 E: 0 LOB: 0 K: 1 BB: 0 S: 7 P: 7	R: 0 H: 1 E: 0 LOB: 0 K: 0 BB: 0 S: 3 P: 3	R: 2 H: 2 E: 1 LOB: 2 K: 0 BB: 0 S: 5 P: 13	R: 1 H: 2 E: 0 LOB: 1 K: 0 BB: 0 S: 5 P: 5		1B: 7 SF: 0 2B: 1 SAC: 2 3B: 0 DP: 1 HR: 1 HBP: 1						

PITCHER		IP	WLS	BF	H	R	ER	SO	BB	IBB	HBP	BLK	WP	HR	S	P	ERA	WHIP
Mike Torrez, R ERA: 4.54	(1, 1)	4.0		19	2	3	3	1	5	0	1	0	0	0	15	36	6.75	1.750
Pat Jarvis, R ERA: 2.91	(5, 1)	2.0	L	8	3	2	2	1	0	0	0	0	0	1	10	10	9.00	1.500
Bill Stoneman, R ERA: 7.35	(7, 1)	1.0		7	2	2	1	0	1	1	0	0	0	0	5	13	9.00	3.000
Mickey Scott, L ERA: 5.47	(8, 1)	1.0		5	2	1	1	0	0	0	0	0	0	0	5	5	9.00	2.000

PITCHER	IP	WLS	BF	H	R	ER	SO	BB	IBB	HBP	BLK	WP	HR	S	P	ERA	WHIP

BOTTOM

Montreal Expos @ Los Angeles Dodgers

Dodger Stadium, Los Angeles, CA

Mon Aug 13 1973, 7:05 PM PDT

Att. 21,437 - Unknown

livebaseballscorecards.com

AB	29
R	8
H	9
RBI	6
BB	7
SO	2
LOB	21

WP: 0 PA: 39
PB: 0
SB: 1
CS: 1

Batter	1	2	3	4	5	6	7	8	9	AB	R	H	RBI	BB	SO	LOB
Ron Woods, R (1, 8) OBP: 0.354, SLG: 0.327	G5-4-3 1B		6-3		1-H 3B		1-3 1-2		1B 1-2 BB	4	0	2	1	1	0	1
Bob Bailey, R (1, 5) OBP: 0.379, SLG: 0.516	G5-4-3 1-2f		FC6-4 BB		K		K		1-2 2-3 1B	4	0	1	0	1	2	3
Hal Breeden, R (1, 3) OBP: 0.369, SLG: 0.522	FC5-4 1B		FC6-4 1-2f			FC6-4 3B		K	F5	4	1	2	0	0	1	1
Mike Jorgensen, L (8, 3) OBP: 0.343, SLG: 0.342										1	0	0	0	0	0	3
Ken Singleton, S (1, 9) OBP: 0.400, SLG: 0.485	FC5-4 1-2f			FC1-6 BB		E5 FC6-4		K	4-3	4	0	0	0	1	1	5
Pepe Mangual, R (1, 7) OBP: 0.182, SLG: 0.375		HR		FC1-6 CS 1-2f		FC6-4 1-2f 3-H		1B	1B	4	1	2	2	0	0	2
John Boccabella, R (1, 2) OBP: 0.282, SLG: 0.327		6-3		K 1-2		K		1-2	1B	4	0	1	0	0	2	2
Tim Foli, R (1, 6) OBP: 0.288, SLG: 0.289		1-3			5-3	1-3		L1		4	0	0	0	0	0	3
Pepe Frias, R (1, 4) OBP: 0.258, SLG: 0.266		4-3			3B 1B		1-3 1B		F8	4	1	2	0	0	0	0
Balor Moore, L (1, 1) OBP: 0.111, SLG: 0.093			K		K		K		1B BB 1B	4	0	1	0	0	3	2
Inning Stats	R: 0 E: 0 K: 0 S: 4 H: 2 LOB: 1 BB: 0 P: 4	R: 1 E: 0 K: 0 S: 4 H: 1 LOB: 0 BB: 0 P: 4	R: 0 E: 0 K: 1 S: 5 H: 0 LOB: 1 BB: 1 P: 9	R: 0 E: 0 K: 1 S: 4 H: 0 LOB: 0 BB: 1 P: 8	R: 1 E: 0 K: 2 S: 9 H: 2 LOB: 1 BB: 0 P: 9	R: 1 E: 1 K: 1 S: 7 H: 1 LOB: 1 BB: 0 P: 7	R: 0 E: 0 K: 2 S: 8 H: 1 LOB: 1 BB: 0 P: 8	R: 0 E: 0 K: 2 S: 9 H: 2 LOB: 2 BB: 0 P: 9	R: 0 E: 0 K: 0 S: 5 H: 2 LOB: 3 BB: 1 P: 9	1B: 8 2B: 0 3B: 2 HR: 1 SF: 0 SAC: 0 DP: 1 HBP: 0						

PITCHER		IP	WLS	BF	H	R	ER	SO	BB	IBB	HBP	BLK	WP	HR	S	P	ERA	WHIP
Tommy John, L ERA: 2.92	(1, 1)	7.0		29	7	3	3	7	2	0	0	0	0	1	41	49	3.86	1.286
Doug Rau, L ERA: 3.95	(8, 1)	2.0	W	11	4	0	0	2	1	0	0	0	0	0	14	18	0.00	2.500

PITCHER		IP	WLS	BF	H	R	ER	SO	BB	IBB	HBP	BLK	WP	HR	S	P	ERA	WHIP

TOP

Montreal Expos @ Los Angeles Dodgers

Dodger Stadium, Los Angeles, CA

Tue Aug 14 1973, 7:05 PM PDT

Att. 23,448 - Unknown

livebaseballscorecards.com

AB	37
R	3
H	11
RBI	3
BB	3
SO	9
LOB	22

PA: 40

WP: 0
PB: 0
SB: 0
CS: 1

Batter	1	2	3	4	5	6	7	8	9	AB	R	H	RBI	BB	SO	LOB
Davey Lopes, R (1, 4) OBP: 0.352, SLG: 0.347	BBBB 4-0 FC4-6 BB		x 0-0 FC5-4 1B		x 0-0 ②③ G1-6-3 1-2f		x 0-0 ②③ G6-4-3 1-2f			3	0	1	0	1	0	2
Manny Mota, R (1, 7) OBP: 0.378, SLG: 0.381	x 0-0 ① F8		x 0-0 ② FC5-4 1-2f			x 0-0 ① 6-3		x 0-0 G4-6-3 1B		4	0	1	0	0	0	2
Willie Davis, L (1, 8) OBP: 0.328, SLG: 0.458	x 0-0 ② FC4-6 1-2f 2B		SSS 0-3 ③ K			x 0-0 ② 4-3		x 0-0 ①② G4-6-3 1-2f		4	1	0	0	0	1	3
Joe Ferguson, R (1, 2) OBP: 0.369, SLG: 0.453	x 0-0 1-H 2B			x 0-0 ① F8		BBBB 4-0 2B BB		x 0-0 ③ L8		3	0	1	1	1	0	0
Steve Garvey, R (1, 3) OBP: 0.332, SLG: 0.424	x 0-0 ③ F9			x 0-0 1B		x 0-0 1-3 2B			x 0-0 ① F7	4	0	2	0	0	0	1
Willie Crawford, L (1, 9) OBP: 0.397, SLG: 0.454		x 0-0 ① 4-3		SSS 0-3 ② K		x 0-0 ③ 4-3			x 0-0 ② F3	4	0	0	0	0	1	3
Bill Russell, R (1, 6) OBP: 0.317, SLG: 0.354		x 0-0 ② 6-3		x 0-0 ③ F8			x 0-0 6-3 E 2B		x 0-0 HR 1B	4	2	2	0	0	0	1
Jerry Royster, R (1, 5) Ken McMullen, R (9, PH) OBP: 0.292, SLG: 0.524		x 0-0 ③ F8			SSS 0-3 ① K2-3		x 0-0 ① 6-3 2-3		x 0-0 1-H HR	3 1	0 1	0 1	0 2	1 0	1 0	1 0
Tommy John, R (1, 1) OBP: 0.185, SLG: 0.189 Ron Cey, R (7, PH) OBP: 0.348, SLG: 0.391 Von Joshua, L (7, PR) OBP: 0.281, SLG: 0.273 Doug Rau, L (8, 1) OBP: 0.143, SLG: 0.143			x 0-0 ① G3		x 0-0 G1-6-3 1B		x 0-0 E8 G6-4-3 3-H			2 1 0 0	0 0 0 0	1 0 0 0	0 0 0 0	0 0 0 0	0 0 0 0	0 0 0 0
Inning Stats	R: 1 E: 0 K: 0 S: 4 H: 1 LOB: 1 BB: 1 P: 8	R: 0 E: 0 K: 0 S: 3 H: 0 LOB: 0 BB: 0 P: 3	R: 0 E: 0 K: 1 S: 6 H: 1 LOB: 1 BB: 1 P: 6	R: 0 E: 0 K: 1 S: 6 H: 1 LOB: 1 BB: 0 P: 6	R: 0 E: 0 K: 1 S: 5 H: 1 LOB: 0 BB: 0 P: 5	R: 0 E: 0 K: 0 S: 4 H: 1 LOB: 2 BB: 1 P: 8	R: 1 E: 1 K: 0 S: 4 H: 1 LOB: 1 BB: 0 P: 4	R: 0 E: 0 K: 0 S: 3 H: 1 LOB: 0 BB: 0 P: 3	R: 2 E: 0 K: 0 S: 4 H: 2 LOB: 0 BB: 0 P: 4	1B: 5 2B: 3 3B: 0 HR: 1 SF: 0 SAC: 0 DP: 3 HBP: 0						

PITCHER		IP	WLS	BF	H	R	ER	SO	BB	IBB	HBP	BLK	WP	HR	S	P	ERA	WHIP
Balor Moore, L ERA: 4.4	(1, 1)	8.2	L	35	9	4	3	3	2	0	0	0	0	1	39	47	3.12	1.269

PITCHER	IP	WLS	BF	H	R	ER	SO	BB	IBB	HBP	BLK	WP	HR	S	P	ERA	WHIP

BOTTOM

Montreal Expos @ Los Angeles Dodgers

Dodger Stadium, Los Angeles, CA

Tue Aug 14 1973, 7:05 PM PDT

Att. 23,448 - Unknown

livebaseballscorecards.com

AB	33
R	4
H	9
RBI	3
BB	2
SO	3
LOB	13

Montreal Expos @ Los Angeles Dodgers

Dodger Stadium, Los Angeles, CA

Wed Aug 15 1973, 7:05 PM PDT

Att. 25,982 - Unknown

TOP

livebaseballscorecards.com

Batter	1	2	3	4	5	6	7	8	9	AB	R	H	RBI	BB	SO	LOB
Bernie Allen, L (1, 4) OBP: 0.284, SLG: 0.274	F7		F8			F8		2B 5-3 1B	F9	5	1	1	0	0	0	2
Mike Jorgensen, L (1, 3) OBP: 0.340, SLG: 0.338	4-3			K		6-3		F9		4	0	0	0	0	1	1
Ron Fairly, L (1, 7) OBP: 0.430, SLG: 0.439	F8			K		K		E 1-3 2B		4	0	1	0	0	2	0
Ken Singleton, S (1, 9) OBP: 0.401, SLG: 0.486		K		1B			1B E FC6-4 1B	5-3 3-H		4	1	2	1	0	1	1
Jim Lyttle, L (1, 8) OBP: 0.286, SLG: 0.448		P4		P4			E4 FC6-4 1B 1-2	E5 2-3		2	0	0	0	0	0	1
Ron Woods, R (4, 8) OBP: 0.352, SLG: 0.324										2	0	0	0	0	0	2
Bob Bailey, R (1, 5) OBP: 0.378, SLG: 0.513		F7			F8		FC6-4 1B 1-2 2-3	K		4	0	1	0	0	1	2
John Boccabella, R (1, 2) OBP: 0.284, SLG: 0.329			SH2-4 1B		1B		F3		4-3	4	0	2	0	0	0	3
Tim Foli, R (1, 6) OBP: 0.288, SLG: 0.289			F7		F3		FC6-4 S 1-2f 2-3 3-H		1B	4	0	1	1	0	0	4
Ernie McAnally, R (1, 1) OBP: 0.196, SLG: 0.196			SH2-4 1-2		F8		F7 1-2		F8	0	0	0	0	0	0	0
Boots Day, L (5, PH) OBP: 0.376, SLG: 0.417										1	0	0	0	0	0	1
Mike Torrez, R (5, 1) OBP: 0.245, SLG: 0.250										0	0	0	0	0	0	0
Tom Walker, R (6, 1)										0	0	0	0	0	0	0
Hal Breeden, R (7, PH) OBP: 0.368, SLG: 0.520										1	0	0	0	0	0	2
Bill Stoneman, R (7, 1) OBP: 0.238, SLG: 0.063										0	0	0	0	0	0	0
Pepe Mangual, R (9, PH) OBP: 0.176, SLG: 0.364										1	0	0	0	0	0	1

	AB	36
	R	2
	H	8
	RBI	2
	BB	0
	SO	5
	LOB	20

Inning Stats	1	2	3	4	5	6	7	8	9
	R: 0 H: 0	R: 0 H: 0	R: 0 H: 1	R: 0 H: 1	R: 0 H: 1	R: 0 H: 0	R: 1 H: 2	R: 1 H: 2	R: 0 H: 1
	E: 0 LOB: 0	E: 0 LOB: 0	E: 0 LOB: 1	E: 0 LOB: 1	E: 0 LOB: 1	E: 0 LOB: 0	E: 1 LOB: 2	E: 1 LOB: 2	E: 0 LOB: 1
	K: 0 BB: 0	K: 1 BB: 0	K: 0 BB: 0	K: 2 BB: 0	K: 0 BB: 0	K: 1 BB: 0	K: 0 BB: 0	K: 1 BB: 0	K: 0 BB: 0
	S: 3 P: 3	S: 5 P: 5	S: 4 P: 4	S: 8 P: 8	S: 4 P: 4	S: 5 P: 5	S: 6 P: 6	S: 8 P: 8	S: 4 P: 4

1B: 7	SF: 0
2B: 1	SAC: 1
3B: 0	DP: 0
HR: 0	HBP: 0

WP: 0	PA: 37
PB: 0	
SB: 1	
CS: 0	

PITCHER		IP	WLS	BF	H	R	ER	SO	BB	IBB	HBP	BLK	WP	HR	S	P	ERA	WHIP
Don Sutton, R ERA: 2.22	(1, 1)	8.0	W	33	7	2	1	5	0	0	0	0	0	0	43	43	1.12	0.875
Jim Brewer, L ERA: 1.96	(9, 1)	1.0	S	4	1	0	0	0	0	0	0	0	0	0	4	4	0.00	1.000

PITCHER	IP	WLS	BF	H	R	ER	SO	BB	IBB	HBP	BLK	WP	HR	S	P	ERA	WHIP

Batter	1	2	3	4	5	6	7	8	9	AB	R	H	RBI	BB	SO	LOB
Davey Lopes, R (1, 4) OBP: 0.349, SLG: 0.344	6-3		6-3		SH1-3 1-3	F5		G5-4-3 1-2f		4	0	0	0	0	0	3
Bill Buckner, L (1, 7) OBP: 0.303, SLG: 0.354	1B 2B		F8		3-H HR		S 1B			4	2	3	2	0	0	0
Willie Davis, L (1, 8) OBP: 0.327, SLG: 0.456	L6-3 2-H 1B		K		P6		K 1-2			4	0	1	1	0	2	1
Joe Ferguson, R (1, 2) OBP: 0.371, SLG: 0.455	L6-3 1-2			4-3 1B 2B	BB		K			3	1	1	0	1	1	2
Willie Crawford, L (1, 9) OBP: 0.395, SLG: 0.451		F8 WP 1B 1B		4-3 2-3	1-3		F8			4	1	1	0	0	0	3
Steve Garvey, R (1, 3) OBP: 0.339, SLG: 0.433		F8 1-3		3-H 1B		1B 6-3 2B		SH3-4 1B 1B		4	2	3	1	0	0	1
Bill Russell, R (1, 6) OBP: 0.317, SLG: 0.354		WP S 3-H 1B		F8		F8		SH3-4 1-2		3	0	1	1	0	0	2
Jerry Royster, R (1, 5) OBP: 0.167, SLG: 0.167 Ron Cey, R (8, PH) OBP: 0.350, SLG: 0.392 (9, 5)		E5 G6-3 1-3		5-3		6-3 2-3 1B		1B 2-H 1B		3 1	0 0	1 1	0 1	0 0	0 0	2 0
Don Sutton, R (1, 1) OBP: 0.164, SLG: 0.104 Von Joshua, L (8, PH) OBP: 0.287, SLG: 0.279 Jim Brewer, L (9, 1) OBP: 0.400, SLG: 0.400		G6-3 1-2f			SH1-3 E HR 1B	6-3 1-2 3-H		G5-4-3 1-3 1B		3 1 0	1 0 0	1 1 0	1 0 0	0 0 0	0 0 0	3 0 0
Inning Stats	R: 1 H: 2 E: 0 LOB: 0 K: 0 BB: 0 S: 4 P: 4	R: 1 H: 2 E: 1 LOB: 1 K: 0 BB: 0 S: 5 P: 5	R: 0 H: 0 E: 0 LOB: 0 K: 1 BB: 0 S: 5 P: 5	R: 1 H: 2 E: 0 LOB: 1 K: 0 BB: 0 S: 5 P: 5	R: 2 H: 2 E: 1 LOB: 1 K: 0 BB: 1 S: 5 P: 9	R: 1 H: 2 E: 0 LOB: 1 K: 0 BB: 0 S: 5 P: 5	R: 0 H: 1 E: 0 LOB: 1 K: 2 BB: 0 S: 8 P: 8	R: 1 H: 3 E: 0 LOB: 1 K: 0 BB: 0 S: 5 P: 5		1B: 10 SF: 0 2B: 4 SAC: 2 3B: 0 DP: 3 HR: 1 HBP: 0						

PITCHER	IP	WLS	BF	H	R	ER	SO	BB	IBB	HBP	BLK	WP	HR	S	P	ERA	WHIP
Ernie McAnally, R (1, 1) ERA: 4.06	4.0	L	17	6	3	3	1	0	0	0	0	2	0	19	19	6.75	1.500
Mike Torrez, R (5, 1) ERA: 4.63	1.0		6	2	2	2	0	1	0	0	0	0	1	5	9	18.00	3.000
Tom Walker, R (6, 1) ERA: 3.43	1.0		5	2	1	1	0	0	0	0	0	0	0	5	5	9.00	2.000
Bill Stoneman, R (7, 1) ERA: 7.28	2.0		9	4	1	1	2	0	0	0	0	0	0	13	13	4.50	2.000

PITCHER	IP	WLS	BF	H	R	ER	SO	BB	IBB	HBP	BLK	WP	HR	S	P	ERA	WHIP

BOTTOM

Montreal Expos @ Los Angeles Dodgers

Dodger Stadium, Los Angeles, CA

Wed Aug 15 1973, 7:05 PM PDT

Att. 25,982 - Unknown

livebaseballscorecards.com

AB	34
R	7
H	14
RBI	7
BB	1
SO	3
LOB	17

WP: 2	PA: 37		
PB: 0			
SB: 2			
CS: 0			

Batter	1	2	3	4	5	6	7	8	9	AB	R	H	RBI	BB	SO	LOB
Ralph Garr, L (1, 9) OBP: 0.321, SLG: 0.417	K		L7		4-3		FC3-6 1-2f		1-2 2-H 3B 1B	5	1	1	1	0	1	2
Mike Lum, L (1, 3) (9, 7) OBP: 0.357, SLG: 0.480	F8		K		F9		L8		1-H 2-H SF8 3B	5	1	1	2	0	1	2
Darrell Evans, L (1, 5) OBP: 0.409, SLG: 0.580	4-3		1-2 BB		K			L1-3 BB	IBB	2	0	0	0	3	1	0
Hank Aaron, R (1, 7) OBP: 0.370, SLG: 0.583 Max Leon, R (9, 1) OBP: 0.250, SLG: 0.250 Danny Frisella, L (9, 1) OBP: 0.500, SLG: 0.500		K	F2			HR		L1-3 1-2	SF8 3-H	4 0 0	1 0 0	1 0 0	2 0 0	0 0 0	1 0 0	3 0 0
Dusty Baker Jr., R (1, 8) OBP: 0.366, SLG: 0.438		1B BB		1B BB		F3		K	F6	3	1	0	0	2	1	1
Davey Johnson, R (1, 4) OBP: 0.363, SLG: 0.530		1B 1-H 1B		F7		F8			E 1B 1B	4	1	2	1	0	0	1
Marty Perez, R (1, 6) OBP: 0.318, SLG: 0.333		K		FC6-4 1-2 1B		4-3			K	4	0	1	0	0	2	2
Paul Casanova, R (1, 2) OBP: 0.262, SLG: 0.381 Sonny Jackson, L (9, PH) OBP: 0.294, SLG: 0.269 Dick Dietz, R (9, 2) OBP: 0.472, SLG: 0.412		2-3 1B		F4			FC5-4 1B		E4 1-2 1B	3 1 0	0 1 0	2 0 0	0 0 0	0 0 0	0 0 0	2 1 0
Ron Schueler, R (1, 1) OBP: 0.200, SLG: 0.182 Adrian Devine, R (6, 1) OBP: 0.400, SLG: 0.250 Chuck Goggin, S (7, PH) OBP: 0.329, SLG: 0.353 Gary Neibauer, R (7, 1) OBP: 0.500, SLG: 2.000 Tom House, L (7, 1) OBP: 0.286, SLG: 0.429 Frank Tepedino, L (9, PH) OBP: 0.375, SLG: 0.446 (9, 3)			BB 1B	FC6-4 1-2f			FC5-4 FC3-6 1-2f		1-2 2-H 1B 3B 1B	2 0 1 0 0 1	0 0 0 0 0 1	1 0 0 0 0 1	0 0 0 0 0 1	0 0 0 0 0 1	0 0 0 0 0 1	2 0 0 0 0 0
Inning Stats	R: 0 E: 0 K: 1 S: 5 H: 0 LOB: 0 BB: 0 P: 5	R: 1 E: 0 K: 2 S: 8 H: 2 LOB: 2 BB: 1 P: 12	R: 0 E: 0 K: 1 S: 6 H: 1 LOB: 2 BB: 1 P: 10	R: 0 E: 0 K: 0 S: 4 H: 1 LOB: 2 BB: 1 P: 8	R: 0 E: 0 K: 1 S: 5 H: 0 LOB: 0 BB: 0 P: 5	R: 1 E: 0 K: 0 S: 4 H: 1 LOB: 0 BB: 0 P: 4	R: 0 E: 0 K: 0 S: 4 H: 1 LOB: 1 BB: 0 P: 4	R: 0 E: 0 K: 1 S: 4 H: 0 LOB: 0 BB: 1 P: 8	R: 5 E: 1 K: 1 S: 10 H: 4 LOB: 1 BB: 1 P: 14	1B: 8 2B: 1 3B: 1 HR: 1 SF: 1 SAC: 0 DP: 1 HBP: 0						

PITCHER		IP	WLS	BF	H	R	ER	SO	BB	IBB	HBP	BLK	WP	HR	S	P	ERA	WHIP
Steve Renko, R ERA: 2.74	(1, 1)	7.0		29	6	2	2	5	3	0	0	0	0	1	36	48	2.57	1.286
Mike Marshall, R ERA: 2.75	(8, 1)	1.1		9	4	5	3	2	1	0	0	0	0	0	12	16	20.25	3.750
Tom Walker, R ERA: 3.4	(9, 1)	0.2	W	3	0	0	0	0	0	1	0	0	0	0	2	6	0.00	0.000

PITCHER	IP	WLS	BF	H	R	ER	SO	BB	IBB	HBP	BLK	WP	HR	S	P	ERA	WHIP

Atlanta Braves @ Montreal Expos

Jarry Park, Montreal, QB

Fri Aug 17 1973, 7:05 PM EDT

Att. 23,821 - Unknown

TOP

livebaseballscorecards.com

AB	35
R	7
H	10
RBI	7
BB	5
SO	7
LOB	17

Batter	1	2	3	4	5	6	7	8	9	AB	R	H	RBI	BB	SO	LOB
Boots Day, L (1, 8) (8, 7) OBP: 0.377, SLG: 0.417	1-3		4-3		K 1-2		WP 1B 3-H 1B		1B HBP SF7 1B	5	2	2	1	0	1	1
Mike Jorgensen, L (1, 3) OBP: 0.343, SLG: 0.337	F4		CS 1B			L4	1B 2B 1-2 BB		BB 1B 1B 1-2 HBP	3	2	1	0	1	0	0
Ron Fairly, L (1, 7) OBP: 0.431, SLG: 0.439 Mike Marshall, R (8, 1) OBP: 0.304, SLG: 0.238 Tom Walker, R (9, 1) Pepe Mangual, R (9, PH) OBP: 0.200, SLG: 0.382	1B		CS 1-2	1-3		F2	2B 1-2 2-H 1B		BB 1B 1-2 2-3 1B	4 0 0 1	1 0 0 1	2 0 0 1	1 0 0 1	0 0 0 0	0 0 0 0	0 0 0 0
Ken Singleton, S (1, 9) OBP: 0.401, SLG: 0.487	K			6-3		1B BB	2B 1-H 2-H		SF7 3-H	3	0	1	3	1	1	1
Bob Bailey, R (1, 5) OBP: 0.378, SLG: 0.511		5-3		K		1B 1-2	6-3		1B BB 1-2 2-3	4	0	1	0	1	1	1
Bernie Allen, L (1, 4) OBP: 0.278, SLG: 0.269		3-1			F6	1-4-3		K	1B 1-2 2-H 3-H	5	0	1	2	0	1	2
John Boccabella, R (1, 2) OBP: 0.284, SLG: 0.326		PB BB			6-3		6-3	5-3		3	0	0	0	1	0	0
Tim Foli, R (1, 6) OBP: 0.287, SLG: 0.291		4-3 1-2			E 2B		F8	K		4	1	1	0	0	1	1
Steve Renko, R (1, 1) OBP: 0.356, SLG: 0.348 Hal Breeden, R (7, PH) OBP: 0.371, SLG: 0.533 Ron Woods, R (8, 8) OBP: 0.350, SLG: 0.323			6-3		E6 S 2-H		1B 3B		5-3	2 1 1	0 1 0	0 1 0	0 0 0	0 0 0	0 0 0	0 0 0
Inning Stats	R: 0 E: 0 K: 1 S: 6 H: 1 LOB: 1 BB: 0 P: 6	R: 0 E: 0 K: 0 S: 3 H: 0 LOB: 1 BB: 1 P: 7	R: 0 E: 0 K: 0 S: 3 H: 1 LOB: 0 BB: 0 P: 3	R: 0 E: 0 K: 1 S: 5 H: 0 LOB: 0 BB: 0 P: 5	R: 1 E: 1 K: 1 S: 7 H: 1 LOB: 1 BB: 0 P: 7	R: 0 E: 0 K: 0 S: 4 H: 1 LOB: 2 BB: 1 P: 8	R: 4 E: 0 K: 0 S: 7 H: 4 LOB: 1 BB: 1 P: 11	R: 0 E: 0 K: 2 S: 7 H: 0 LOB: 0 BB: 0 P: 7	R: 3 E: 0 K: 0 S: 5 H: 3 LOB: 2 BB: 1 P: 10	1B: 8 2B: 2 3B: 1 HR: 0	SF: 1 SAC: 0 DP: 0 HBP: 1						

PITCHER		IP	WLS	BF	H	R	ER	SO	BB	IBB	HBP	BLK	WP	HR	S	P	ERA	WHIP
Ron Schueler, R ERA: 3.91	(1, 1)	5.2		22	3	1	0	3	2	0	0	0	0	0	26	34	0.00	0.882
Adrian Devine, R ERA: 7.33	(6, 1)	0.1		2	1	0	0	0	0	0	0	0	0	0	2	2	0.00	3.000
Gary Neibauer, R ERA: 6.23	(7, 1)	0.2		5	2	3	3	0	1	0	0	0	1	0	4	8	40.50	4.500
Tom House, L ERA: 4.76	(7, 1)	1.1		6	2	1	1	2	0	0	0	0	0	0	10	10	6.75	1.500
Max Leon, R ERA: 8.16	(9, 1)	0.1		3	1	2	2	0	0	0	1	0	0	0	2	3	54.00	3.000

PITCHER		IP	WLS	BF	H	R	ER	SO	BB	IBB	HBP	BLK	WP	HR	S	P	ERA	WHIP
Danny Frisella, R ERA: 4.2	(9, 1)	0.1	L	4	2	1	1	0	1	0	0	0	0	0	3	7	27.00	9.000

Atlanta Braves @ Montreal Expos

Jarry Park, Montreal, QB

Fri Aug 17 1973, 7:05 PM EDT

Att. 23,821 - Unknown

BOTTOM

livebaseballscorecards.com

AB	36
R	8
H	11
RBI	7
BB	4
SO	5
LOB	6

Atlanta Braves @ Montreal Expos

Jarry Park, Montreal, QB

Sat Aug 18 1973, 7:05 PM EDT

Att. 25,093 - Unknown

TOP

livebaseballscorecards.com

Batter	1	2	3	4	5	6	7	8	9	AB	R	H	RBI	BB	SO	LOB
Ralph Garr, L (1, 9) OBP: 0.322, SLG: 0.423	1B	HR			6-3		K		1-3	5	1	2	2	0	1	4
Mike Lum, L (1, 3) OBP: 0.354, SLG: 0.475	K	F4			3-1			K		4	0	0	0	0	2	1
Darrell Evans, L (1, 5) OBP: 0.407, SLG: 0.577	1B		F8			4-3		F8		4	0	1	0	0	0	0
Hank Aaron, R (1, 7) OBP: 0.372, SLG: 0.591	IBB		5-3			6-3		HR		3	1	1	1	1	0	0
Sonny Jackson, L (8, 7) OBP: 0.294, SLG: 0.269										0	0	0	0	0	0	0
Dusty Baker Jr., R (1, 8) OBP: 0.366, SLG: 0.437	F4		1-3			5-3		CS 1B		4	0	1	0	0	0	3
Davey Johnson, R (1, 4) OBP: 0.361, SLG: 0.525	K			5-3			F9	CS 1-2	F9	4	0	0	0	0	1	3
Dick Dietz, R (1, 2) OBP: 0.477, SLG: 0.430		FC5-4 1B		6-3						3	0	2	0	0	0	0
Paul Casanova, R (8, 2) OBP: 0.260, SLG: 0.379							2B		K	1	0	0	0	0	1	0
Marty Perez, R (1, 6) OBP: 0.317, SLG: 0.331		FC5-4 5-3 HR		6-3			F4		1B BB	3	1	0	0	1	0	2
Carl Morton, R (1, 1) OBP: 0.234, SLG: 0.347		5-3			F3		BB		1-3 1B	2	0	0	0	1	0	1
Joe Niekro, R (8, 1) OBP: 1.000, SLG: 1.000										1	0	1	0	0	0	0

Inning Stats	R: 0	H: 2	E: 0	LOB: 3	K: 2	BB: 1	S: 9	P: 13	R: 2	H: 2	E: 0	LOB: 0	K: 0	BB: 0	S: 5	P: 5	R: 0	H: 0	E: 0	LOB: 0	K: 0	BB: 0	S: 3	P: 3	R: 0	H: 0	E: 0	LOB: 0	K: 0	BB: 0	S: 3	P: 3	R: 0	H: 0	E: 0	LOB: 0	K: 0	BB: 0	S: 3	P: 3	R: 0	H: 0	E: 0	LOB: 0	K: 0	BB: 0	S: 3	P: 3	R: 0	H: 1	E: 0	LOB: 2	K: 1	BB: 1	S: 6	P: 10	R: 1	H: 2	E: 0	LOB: 0	K: 1	BB: 0	S: 6	P: 6	R: 0	H: 1	E: 0	LOB: 2	K: 1	BB: 1	S: 6	P: 10	1B: 5	SF: 0	2B: 1	SAC: 0	3B: 0	DP: 0	HR: 2	HBP: 0	WP: 0	PA: 38	PB: 0	SB: 1	CS: 1
---	---	---	---	---	---	---	---	---	---	---	---	---	---	---	---	---	---	---

Batter	1	2	3	4	5	6	7	8	9	AB	R	H	RBI	BB	SO	LOB
Boots Day, L (1, 8) OBP: 0.369, SLG: 0.406	6-3		L8		P1		6-3			4	0	0	0	0	0	1
Tim Foli, R (1, 6) OBP: 0.290, SLG: 0.297	K			1-3 1B FC5-2 1B		G3 4-3 2B		F8		4	1	2	0	0	1	0
Ron Fairly, L (1, 7) OBP: 0.429, SLG: 0.437	F4			FC5-2 1-3 1-2 1B		G3 2-3		G3		4	0	1	0	0	0	1
Ken Singleton, S (1, 9) OBP: 0.398, SLG: 0.482		K		1-3 1-2 2-3		4-3 3-H		5-3		4	0	0	1	0	1	2
Hal Breeden, R (1, 3) OBP: 0.378, SLG: 0.538		F5		HBP		BB			6-3 2B	2	0	1	0	1	0	0
Bob Bailey, R (1, 5) OBP: 0.377, SLG: 0.507		F9		FC5-2 1-2 2-3 3-Hf		BB 1-2			K	3	0	0	0	1	1	4
Bernie Allen, L (1, 4) OBP: 0.263, SLG: 0.254			F9	F7		4-3			6-3 2-3	4	0	0	0	0	0	6
John Boccabella, R (1, 2) OBP: 0.281, SLG: 0.322			1-3		F9		F7		6-3	4	0	0	0	0	0	1
Steve Rogers, R (1, 1) OBP: 0.286, SLG: 0.176 Mickey Scott, L (9, 1)			BB		K		K			2 0	0 0	0 0	0 0	1 0	2 0	0 0
Inning Stats	R: 0 H: 0 E: 0 LOB: 0 K: 1 BB: 0 S: 5 P: 5	R: 0 H: 0 E: 0 LOB: 0 K: 1 BB: 0 S: 5 P: 5	R: 0 H: 0 E: 0 LOB: 1 K: 0 BB: 1 S: 3 P: 7	R: 0 H: 2 E: 0 LOB: 3 K: 0 BB: 0 S: 5 P: 6	R: 0 H: 0 E: 0 LOB: 0 K: 1 BB: 0 S: 5 P: 5	R: 1 H: 1 E: 0 LOB: 2 K: 0 BB: 2 S: 4 P: 12	R: 0 H: 0 E: 0 LOB: 0 K: 1 BB: 0 S: 5 P: 5	R: 0 H: 0 E: 0 LOB: 0 K: 0 BB: 0 S: 3 P: 3	R: 0 H: 1 E: 0 LOB: 1 K: 1 BB: 0 S: 6 P: 6	1B: 2 SF: 0 2B: 2 SAC: 0 3B: 0 DP: 0 HR: 0 HBP: 1							

PITCHER		IP	WLS	BF	H	R	ER	SO	BB	IBB	HBP	BLK	WP	HR	S	P	ERA	WHIP
Carl Morton, R ERA: 3.6	(1, 1)	7.0	W	28	3	1	1	4	3	0	1	0	0	0	32	45	1.29	0.857
Joe Niekro, R ERA: 2.08	(8, 1)	2.0	S	7	1	0	0	1	0	0	0	0	0	0	9	9	0.00	0.500

PITCHER	IP	WLS	BF	H	R	ER	SO	BB	IBB	HBP	BLK	WP	HR	S	P	ERA	WHIP

BOTTOM

Atlanta Braves @ Montreal Expos

Jarry Park, Montreal, QB

Sat Aug 18 1973, 7:05 PM EDT

Att. 25,093 - Unknown

livebaseballscorecards.com

AB	31
R	1
H	4
RBI	1
BB	3
SO	5
LOB	15

Atlanta Braves @ Montreal Expos

Jarry Park, Montreal, QB

Sun Aug 19 1973, 3:33 AM EDT

Att. 21,886 - Unknown

TOP

Batter	1	2	3	4	5	6	7	8	9	AB	R	H	RBI	BB	SO	LOB
Ralph Garr, L (1, 9) OBP: 0.321, SLG: 0.422	FC			4-3		3B 1B		F8		4	1	1	0	0	0	0
Marty Perez, R (1, 6) OBP: 0.314, SLG: 0.327	K			K		F8		1-3		4	0	0	0	0	2	1
Darrell Evans, L (1, 5) OBP: 0.410, SLG: 0.581	K			BB S BB		1-H 3B		BB		2	0	1	1	2	1	0
Dusty Baker Jr., R (1, 8) OBP: 0.367, SLG: 0.435		K		1-2 BB		F8		1-2 BB		2	0	0	0	2	1	1
Davey Johnson, R (1, 4) OBP: 0.360, SLG: 0.522		F8		1-2 2-3 BB		L9		1-3		3	0	0	0	1	0	3
Dick Dietz, R (1, 3) OBP: 0.474, SLG: 0.422		L1		F9			1B 1-3 BB		F7	2	0	0	0	1	0	3
Sonny Jackson, L (7, 7) OBP: 0.292, SLG: 0.267										1	0	0	0	0	0	0
Mike Lum, L (1, 7) OBP: 0.353, SLG: 0.471			G5-4-3 BB		1-3		1-3 1-2		K	3	0	0	0	1	1	1
(7, 3)																
Paul Casanova, R (1, 2) OBP: 0.262, SLG: 0.378			K		K		G5-4-3 2-3 1B		L3	3	0	1	0	0	2	1
Chuck Goggin, S (9, PH) OBP: 0.324, SLG: 0.348										1	0	0	0	0	0	0
Phil Niekro, R (1, 1) OBP: 0.134, SLG: 0.167			G5-4-3 1-2f		F9		G5-4-3 1-2f			2	0	0	0	0	0	1
Hank Aaron, R (7, PH) OBP: 0.371, SLG: 0.589										1	0	0	0	0	0	2
Gary Neibauer, R (7, 1) OBP: 0.500, SLG: 2.000										0	0	0	0	0	0	0
Joe Niekro, R (8, 1) OBP: 1.000, SLG: 1.000										0	0	0	0	0	0	0
Inning Stats	R: 0 E: 0 K: 2 S: 7 H: 0 LOB: 0 BB: 0 P: 7	R: 0 E: 0 K: 1 S: 5 H: 0 LOB: 0 BB: 0 P: 5	R: 0 E: 0 K: 1 S: 4 H: 0 LOB: 0 BB: 1 P: 8	R: 0 E: 0 K: 1 S: 5 H: 0 LOB: 3 BB: 3 P: 17	R: 0 E: 0 K: 1 S: 5 H: 0 LOB: 0 BB: 0 P: 5	R: 1 E: 0 K: 0 S: 5 H: 2 LOB: 1 BB: 0 P: 5	R: 0 E: 0 K: 0 S: 3 H: 1 LOB: 1 BB: 1 P: 7	R: 0 E: 0 K: 0 S: 3 H: 0 LOB: 2 BB: 2 P: 11	R: 0 E: 0 K: 1 S: 5 H: 0 LOB: 0 BB: 0 P: 5	1B: 2 2B: 0 3B: 1 HR: 0 SF: 0 SAC: 0 DP: 2 HBP: 0						

livebaseballscorecards.com

AB	28
R	1
H	3
RBI	1
BB	7
SO	7
LOB	13

WP: 0 PB: 0 SB: 1 CS: 0 PA: 35

PITCHER		IP	WLS	BF	H	R	ER	SO	BB	IBB	HBP	BLK	WP	HR	S	P	ERA	WHIP
Balor Moore, L ERA: 4.26	(1, 1)	6.1	W	26	3	1	1	6	5	0	0	0	0	0	33	53	1.42	1.263
Mike Marshall, R ERA: 2.69	(7, 1)	2.2	S	9	0	0	0	1	2	0	0	0	0	0	9	17	0.00	0.750

PITCHER	IP	WLS	BF	H	R	ER	SO	BB	IBB	HBP	BLK	WP	HR	S	P	ERA	WHIP

Batter	1	2	3	4	5	6	7	8	9	AB	R	H	RBI	BB	SO	LOB
Ron Woods, R (1, 8) OBP: 0.352, SLG: 0.323	F7		1B		5-3			BB		3	0	1	0	1	0	0
Larry Lintz, S (1, 4) OBP: 0.424, SLG: 0.321	F7		1B 1-2			B3		BB 1-2		3	0	1	0	1	0	0
Bob Bailey, R (1, 5) OBP: 0.376, SLG: 0.506	2-3		F2			1B 2B		L5-4 2-3		4	1	1	0	0	0	4
Ken Singleton, S (1, 9) OBP: 0.400, SLG: 0.484		1-3		CS 1B		G5-4-3 2-H 1B				3	0	2	1	0	0	0
Hal Breeden, R (1, 3) OBP: 0.373, SLG: 0.530		F7		K 1-2		G5-4-3 1-2f				3	0	0	0	0	1	2
Pepe Mangual, R (1, 7) OBP: 0.211, SLG: 0.459		HR		5-3			K			3	1	1	1	0	1	0
Tim Foli, R (1, 6) OBP: 0.290, SLG: 0.301		F7			G3 PB 2B		F8			3	1	1	0	0	0	0
John Boccabella, R (1, 2) OBP: 0.280, SLG: 0.321			5-3		G3 2-3		K			1	0	0	0	0	0	0
Bob Stinson, S (4, 2) OBP: 0.288, SLG: 0.348										2	0	0	0	0	1	1
Balor Moore, L (1, 1) OBP: 0.106, SLG: 0.089			1-3		F7 3-H			F9		2	0	0	0	0	0	0
Mike Marshall, R (7, 1) OBP: 0.292, SLG: 0.227										1	0	0	0	0	0	0
Inning Stats	R: 0 E: 0 K: 0 S: 3 H: 0 LOB: 0 BB: 0 P: 3	R: 1 E: 0 K: 0 S: 4 H: 1 LOB: 0 BB: 0 P: 4	R: 0 E: 0 K: 0 S: 5 H: 2 LOB: 2 BB: 0 P: 5	R: 0 E: 0 K: 1 S: 5 H: 1 LOB: 0 BB: 0 P: 5	R: 1 E: 0 K: 0 S: 4 H: 1 LOB: 0 BB: 0 P: 4	R: 1 E: 0 K: 0 S: 4 H: 2 LOB: 0 BB: 0 P: 4	R: 0 E: 0 K: 2 S: 7 H: 0 LOB: 0 BB: 0 P: 7	R: 0 E: 0 K: 0 S: 2 H: 0 LOB: 1 BB: 2 P: 10		1B: 4 2B: 4 3B: 0 HR: 1 SF: 0 SAC: 0 DP: 3 HBP: 0						

PITCHER		IP	WLS	BF	H	R	ER	SO	BB	IBB	HBP	BLK	WP	HR	S	P	ERA	WHIP
Phil Niekro, R ERA: 3.32	(1, 1)	6.0	L	23	7	3	2	1	0	0	0	0	0	1	25	25	3.00	1.167
Gary Neibauer, R ERA: 5.4	(7, 1)	1.1		6	0	0	0	2	2	0	0	0	0	0	8	16	0.00	1.500
Joe Niekro, R ERA: 1.8	(8, 1)	0.2		1	0	0	0	0	0	0	0	0	0	0	1	1	0.00	0.000

PITCHER	IP	WLS	BF	H	R	ER	SO	BB	IBB	HBP	BLK	WP	HR	S	P	ERA	WHIP

BOTTOM

Atlanta Braves @ Montreal Expos

Jarry Park, Montreal, QB

Sun Aug 19 1973, 3:33 AM EDT

Att. 21,886 - Unknown

livebaseballscorecards.com

AB	28
R	3
H	7
RBI	2
BB	2
SO	3
LOB	7

WP: 0 PA: 30
PB: 1
SB: 0
CS: 1

San Francisco Giants @ Montreal Expos

Jarry Park, Montreal, QB

Mon Aug 20 1973, 7:05 PM EDT

Att. 17,439 - Unknown

TOP

livebaseballscorecards.com

Batter	1	2	3	4	5	6	7	8	9	10	11	AB	R	H	RBI	BB	SO	LOB
Gary Matthews, R (1, 7) OBP: 0.381, SLG: 0.473	F6	1B (1-2)			K		HR		K		E4 3B	6	2	3	1	0	2	0
Tito Fuentes, S (1, 4) OBP: 0.315, SLG: 0.365	SF9 2B (1B)	4-3			F7		K		K2 1B		FC6-4 1B (1B)	6	2	3	0	0	1	2
Bobby Bonds, R (1, 9) OBP: 0.395, SLG: 0.579	1B (2-3)		6-3		1B		6-3		K2 (1-2f)		F8	6	0	2	0	0	1	2
Willie McCovey, L (1, 3) OBP: 0.430, SLG: 0.548 Gary Thomasson, L (11, 3) OBP: 0.340, SLG: 0.415	SF9 (3-H)		F4		F7			F8		K	FC6-4 1B (1-3) 1B	5 0	0 0	1 0	1 0	0 0	1 0	1 0
Garry Maddox, R (1, 8) OBP: 0.347, SLG: 0.438	1B (1-2)		F7			5-3		5-3		PB 1B (1B)	FC6-4 1B (1-2)	6	1	3	0	0	0	0
Dave Kingman, R (1, 5) OBP: 0.236, SLG: 0.394	K			K		F4		BB S 3B		F8 (1-3)	FC6-4 CS (1-2f 2-3 3-H)	5	1	0	1	1	2	5
Mike Phillips, L (1, 6) OBP: 0.271, SLG: 0.343		F7		1-3		3B		1-H 3B		1B FC1-2 (3-H) 1B	CS (1-2)	5	0	3	2	0	0	0
Dave Rader, L (1, 2) OBP: 0.323, SLG: 0.329		4-3		BB		3-1		IBB		FC1-2 1B (1-3)		3	0	1	0	2	0	1
Tom Bradley, R (1, 1) OBP: 0.230, SLG: 0.224 Jim Howarth, L (7, PH) OBP: 0.241, SLG: 0.219 Randy Moffitt, R (7, 1) OBP: 0.071, SLG: 0.071 Elias Sosa, R (8, 1) OBP: 0.182, SLG: 0.100 Don McMahon, R (10, 1)		1B BB		F8			4-3	K		FC1-2 (3-H)		1 1 1 1 0	0 0 0 0 0	0 0 0 0 0	0 0 0 0 0	1 0 0 0 0	0 0 1 0 0	1 0 2 2 0
Inning Stats	R: 1 E: 0 K: 1 S: 8 H: 3 LOB: 2 BB: 0 P: 8	R: 0 E: 0 K: 0 S: 4 H: 1 LOB: 2 BB: 1 P: 8	R: 0 E: 0 K: 0 S: 3 H: 0 LOB: 0 BB: 0 P: 3	R: 0 E: 0 K: 1 S: 5 H: 0 LOB: 1 BB: 1 P: 9	R: 0 E: 0 K: 1 S: 6 H: 1 LOB: 1 BB: 0 P: 6	R: 0 E: 0 K: 0 S: 4 H: 1 LOB: 1 BB: 0 P: 4	R: 1 E: 0 K: 1 S: 6 H: 1 LOB: 0 BB: 0 P: 6	R: 1 E: 0 K: 1 S: 6 H: 1 LOB: 2 BB: 2 P: 14	R: 0 E: 0 K: 2 S: 7 H: 1 LOB: 1 BB: 0 P: 7	R: 1 E: 0 K: 1 S: 8 H: 3 LOB: 2 BB: 0 P: 8	R: 2 E: 1 K: 0 S: 6 H: 4 LOB: 1 BB: 0 P: 6	1B: 11 2B: 2 3B: 3 HR: 1	SF: 1 SAC: 0 DP: 1 HBP: 0					

	AB	46
	R	6
	H	16
	RBI	5
	BB	4
	SO	8
	LOB	16

WP: 0 PB: 2 SB: 1 CS: 1 PA: 52

PITCHER		IP	WLS	BF	H	R	ER	SO	BB	IBB	HBP	BLK	WP	HR	S	P	ERA	WHIP
Mike Torrez, R ERA: 4.57	(1, 1)	7.2		35	8	3	3	4	3	1	0	0	0	1	39	55	3.52	1.435
Mike Marshall, R ERA: 2.66	(8, 1)	1.1		4	1	0	0	3	0	0	0	0	0	0	10	10	0.00	0.750
Tom Walker, R ERA: 3.68	(10, 1)	1.1	L	9	5	3	3	1	0	0	0	0	0	0	11	11	20.25	3.750
Mickey Scott, L ERA: 5.4	(11, 1)	0.0		1	1	0	0	0	0	0	0	0	0	0	1	1	∞	∞
Pat Jarvis, R ERA: 2.86	(11, 1)	0.2		2	1	0	0	0	0	0	0	0	0	0	2	2	0.00	1.500

PITCHER	IP	WLS	BF	H	R	ER	SO	BB	IBB	HBP	BLK	WP	HR	S	P	ERA	WHIP

Batter	1	2	3	4	5	6	7	8	9	10	11	AB	R	H	RBI	BB	SO	LOB
Boots Day, L (1, 8) OBP: 0.362, SLG: 0.398	F7		CS 1B		K		4-3		6-3		5-3	6	0	1	0	0	1	0
Ron Fairly, L (1, 7) OBP: 0.428, SLG: 0.454	F7		F7		G3			HR		HR	F3	6	2	2	2	0	0	1
Ken Singleton, S (1, 9) OBP: 0.403, SLG: 0.485	BB		CS 1-2	SH1-4 HBP 4-3 BB	4-3			1B		BB SH1-3 1B		3	1	2	0	2	0	0
Bob Bailey, R (1, 5) OBP: 0.375, SLG: 0.503 Larry Lintz, S (10, 4) OBP: 0.424, SLG: 0.321	K			4-3 SH1-4 1-2 E HBP		6-3		K		SH1-3 1-2		3 0	1 0	0 0	0 0	0 0	2 0	2 0
Hal Breeden, R (1, 3) OBP: 0.375, SLG: 0.527		K		SH1-4 1-2 2-3		K		1B 1-2		BB IBB		3	0	1	0	1	2	0
Bernie Allen, L (1, 4) OBP: 0.272, SLG: 0.253 (10, 5)	1B			4-3 2-3 3-H		BB		F8		K		4	0	1	1	1	1	5
Bob Stinson, S (1, 2) OBP: 0.281, SLG: 0.320	F8			E6 3-H		G3		F8		BB 1-2 2-3		4	0	0	0	1	0	4
Tim Foli, R (1, 6) OBP: 0.289, SLG: 0.297	F7			IBB			G3		K	F6		4	0	0	0	1	1	4
Mike Torrez, R (1, 1) OBP: 0.231, SLG: 0.235 Mike Marshall, R (8, 1) OBP: 0.292, SLG: 0.227 Jim Lyttle, L (9, PH) OBP: 0.391, SLG: 0.441 Tom Walker, R (10, 1) Mickey Scott, L (11, 1) Pat Jarvis, R (11, 1) Pepe Mangual, R (11, PH) OBP: 0.205, SLG: 0.447			2-3	K			K		K		6-3	3 0 1 0 0 0 1	0 0 0 0 0 0 0	0 0 0 0 0 0 0	0 0 0 0 0 0 0	0 0 0 0 0 0 0	2 0 1 0 0 0 0	2 0 0 0 0 0 0
Inning Stats	R: 0 H: 0 E: 0 LOB: 1 K: 1 BB: 1 S: 5 P: 9	R: 0 H: 1 E: 0 LOB: 1 K: 1 BB: 0 S: 6 P: 6	R: 0 H: 1 E: 0 LOB: 0 K: 0 BB: 0 S: 3 P: 3	R: 2 H: 0 E: 1 LOB: 2 K: 1 BB: 2 S: 6 P: 15	R: 0 H: 0 E: 0 LOB: 0 K: 1 BB: 0 S: 5 P: 5	R: 0 H: 0 E: 0 LOB: 1 K: 1 BB: 1 S: 5 P: 9	R: 0 H: 0 E: 0 LOB: 0 K: 1 BB: 0 S: 5 P: 5	R: 1 H: 3 E: 0 LOB: 2 K: 1 BB: 0 S: 8 P: 8	R: 0 H: 0 E: 0 LOB: 0 K: 2 BB: 0 S: 7 P: 7	R: 1 H: 2 E: 0 LOB: 3 K: 1 BB: 2 S: 7 P: 15	R: 0 H: 0 E: 0 LOB: 0 K: 0 BB: 0 S: 3 P: 3	1B: 5 2B: 0 3B: 0 HR: 2	SF: 0 SAC: 2 DP: 0 HBP: 1		WP: 0 PB: 0 SB: 0 CS: 1	PA: 48		

PITCHER		IP	WLS	BF	H	R	ER	SO	BB	IBB	HBP	BLK	WP	HR	S	P	ERA	WHIP
Tom Bradley, R ERA: 3.68	(1, 1)	6.0		25	2	2	1	5	3	1	1	0	0	0	30	47	1.50	0.833
Randy Moffitt, R ERA: 2.62	(7, 1)	1.1		7	3	1	1	2	0	0	0	0	0	1	11	11	6.75	2.250
Elias Sosa, R ERA: 3.17	(8, 1)	2.1		11	2	1	1	3	1	1	0	0	0	1	15	23	3.86	1.286
Don McMahon, R ERA: 2.51	(10, 1)	1.1	W	4	0	0	0	0	0	0	0	0	0	0	4	4	0.00	0.000

PITCHER	IP	WLS	BF	H	R	ER	SO	BB	IBB	HBP	BLK	WP	HR	S	P	ERA	WHIP

BOTTOM

San Francisco Giants @ Montreal Expos

Jarry Park, Montreal, QB

Mon Aug 20 1973, 7:05 PM EDT

Att. 17,439 - Unknown

livebaseballscorecards.com

AB	38
R	4
H	7
RBI	3
BB	6
SO	10
LOB	18

Batter	1	2	3	4	5	6	7	8	9	AB	R	H	RBI	BB	SO	LOB
Gary Matthews, R (1, 7) OBP: 0.383, SLG: 0.474	F8		1B FC6-2 1B		4-6 FC4-2 1-3 1B		G6-4-3 1-2f		SH1-3 1B BB	4	0	2	0	1	0	1
Tito Fuentes, S (1, 4) OBP: 0.318, SLG: 0.368	1B		FC6-2 1-3 1B		FC4-2 1-2 3-H		E 1B 1B		SH1-3 1-2	4	1	3	0	0	0	2
Bobby Bonds, R (1, 9) OBP: 0.395, SLG: 0.577	K		FC6-2 1-2 3-H		4-6 2-3f		E6 1-H 1B		2-H 1B	5	0	2	0	0	1	5
Willie McCovey, L (1, 3) OBP: 0.429, SLG: 0.544 Gary Thomasson, L (6, 3) OBP: 0.342, SLG: 0.412	K		F6			BB BB	4-3		BB	2 1	0 0	0 0	0 0	1 1	1 0	3 1
Garry Maddox, R (1, 8) OBP: 0.346, SLG: 0.435		F3	F8			F7		1B SF8 1B	F8	5	1	1	0	0	0	5
Dave Kingman, R (1, 5) OBP: 0.237, SLG: 0.387		WP S SF7 BB		K		K		F2		3	1	0	0	1	2	2
Mike Phillips, L (1, 6) OBP: 0.297, SLG: 0.348		1-3 BB		G3		1-2 BB		1-3 1B		2	0	1	0	2	0	0
Dave Rader, L (1, 2) OBP: 0.320, SLG: 0.327		SF7 3-H		F4		1-3		SF8 3-H		2	0	0	2	0	0	2
Ron Bryant, S (1, 1) OBP: 0.226, SLG: 0.158		K	1B FC4-2 BB				G6-4-3 BB		1-3	2	0	0	0	2	1	2
Inning Stats	R: 0 E: 0 K: 2 S: 8 H: 1 LOB: 1 BB: 0 P: 8	R: 1 E: 0 K: 1 S: 5 H: 0 LOB: 1 BB: 2 P: 13	R: 0 E: 0 K: 0 S: 5 H: 2 LOB: 2 BB: 0 P: 5	R: 0 E: 0 K: 1 S: 5 H: 0 LOB: 0 BB: 0 P: 5	R: 0 E: 0 K: 0 S: 3 H: 1 LOB: 1 BB: 1 P: 7	R: 0 E: 0 K: 1 S: 5 H: 0 LOB: 2 BB: 2 P: 13	R: 1 E: 1 K: 0 S: 4 H: 2 LOB: 1 BB: 1 P: 8	R: 1 E: 0 K: 0 S: 5 H: 2 LOB: 1 BB: 0 P: 5	R: 0 E: 0 K: 0 S: 3 H: 1 LOB: 2 BB: 2 P: 11	1B: 9 2B: 1 3B: 0 HR: 0	SF: 2 SAC: 1 DP: 2 HBP: 0	WP: 1 PB: 0 SB: 1 CS: 0	PA: 41				

San Francisco Giants @ Montreal Expos

Jarry Park, Montreal, QB

Tue Aug 21 1973, 7:05 PM EDT

Att. 16,137 - Unknown

TOP

livebaseballscorecards.com

AB	30
R	3
H	9
RBI	2
BB	8
SO	5
LOB	23

PITCHER		IP	WLS	BF	H	R	ER	SO	BB	IBB	HBP	BLK	WP	HR	S	P	ERA	WHIP
Steve Renko, R ERA: 2.73	(1, 1)	7.1	L	34	8	3	2	5	6	0	0	0	1	0	38	62	2.46	1.909
Mike Marshall, R ERA: 2.65	(8, 1)	0.2		2	0	0	0	0	0	0	0	0	0	0	2	2	0.00	0.000
Ernie McAnally, R ERA: 4.03	(9, 1)	1.0		5	1	0	0	0	2	0	0	0	0	0	3	11	0.00	3.000

PITCHER		IP	WLS	BF	H	R	ER	SO	BB	IBB	HBP	BLK	WP	HR	S	P	ERA	WHIP

Batter	1	2	3	4	5	6	7	8	9	AB	R	H	RBI	BB	SO	LOB
Ron Woods, R (1, 8) OBP: 0.348, SLG: 0.318	F9		F7			F8		F9		4	0	0	0	0	0	1
Pepe Mangual, R (1, 7) OBP: 0.209, SLG: 0.429	E7 S 1B			F9		F9		1-3		4	0	1	0	0	0	1
Ken Singleton, S (1, 9) OBP: 0.404, SLG: 0.484	K 2-3			5-3 1B 1B		K			BB 1B	3	1	1	0	1	2	1
Hal Breeden, R (1, 3) OBP: 0.368, SLG: 0.516	F9			5-3 1-2			F8		K	4	0	0	0	0	1	3
Bob Bailey, R (1, 5) OBP: 0.374, SLG: 0.500		K		FC4 2-H 1B			5-3		K	4	0	1	1	0	2	1
John Boccabella, R (1, 2) OBP: 0.282, SLG: 0.321 Mike Jorgensen, L (9, PR) OBP: 0.343, SLG: 0.337		F8		FC4 1-2f			HBP		K 1-3 1B	3 0	0 0	1 0	0 0	0 0	0 0	1 0
Tim Foli, R (1, 6) OBP: 0.285, SLG: 0.293		4-3			5-3		5-3		F8	4	0	0	0	0	0	3
Pepe Frias, R (1, 4) OBP: 0.254, SLG: 0.262			F9		F6			6-3		3	0	0	0	0	0	0
Steve Renko, R (1, 1) OBP: 0.347, SLG: 0.338 Mike Marshall, R (8, 1) OBP: 0.292, SLG: 0.227 Larry Lintz, S (8, PH) OBP: 0.441, SLG: 0.345 Ernie McAnally, R (9, 1) OBP: 0.196, SLG: 0.196			5-3		K			1B		2 0 1 0	0 0 0 0	0 0 1 0	0 0 0 0	0 0 0 0	1 0 0 0	0 0 0 0

Inning Stats	1	2	3	4	5	6	7	8	9
	R: 0 H: 1 E: 1 LOB: 1 K: 1 BB: 0 S: 6 P: 6	R: 0 H: 0 E: 0 LOB: 0 K: 1 BB: 0 S: 5 P: 5	R: 0 H: 0 E: 0 LOB: 0 K: 0 BB: 0 S: 3 P: 3	R: 1 H: 2 E: 0 LOB: 1 K: 0 BB: 0 S: 5 P: 5	R: 0 H: 0 E: 0 LOB: 0 K: 1 BB: 0 S: 5 P: 5	R: 0 H: 0 E: 0 LOB: 0 K: 1 BB: 0 S: 5 P: 5	R: 0 H: 0 E: 0 LOB: 1 K: 0 BB: 0 S: 3 P: 4	R: 0 H: 1 E: 0 LOB: 1 K: 0 BB: 0 S: 4 P: 4	R: 0 H: 1 E: 0 LOB: 2 K: 2 BB: 1 S: 8 P: 12

1B: 5 SF: 0
2B: 0 SAC: 0
3B: 0 DP: 0
HR: 0 HBP: 1

WP: 0 PA: 34
PB: 0
SB: 1
CS: 0

PITCHER	IP	WLS	BF	H	R	ER	SO	BB	IBB	HBP	BLK	WP	HR	S	P	ERA	WHIP
Ron Bryant, L (1, 1) ERA: 2.81	9.0	W	34	5	1	1	6	1	0	1	0	0	0	44	49	1.00	0.667

PITCHER	IP	WLS	BF	H	R	ER	SO	BB	IBB	HBP	BLK	WP	HR	S	P	ERA	WHIP

BOTTOM

San Francisco Giants @ Montreal Expos

Jarry Park, Montreal, QB

Tue Aug 21 1973, 7:05 PM EDT
Att. 16,137 - Unknown

livebaseballscorecards.com

AB	32
R	1
H	5
RBI	1
BB	1
SO	6
LOB	11

Batter	1	2	3	4	5	6	7	8	9	AB	R	H	RBI	BB	SO	LOB
Gary Matthews, R (1, 7) OBP: 0.383, SLG: 0.473	E 1B 1B		F9		F7		SH3-4 2-H 1B		3-1 2-3	5	1	2	1	0	0	2
Tito Fuentes, S (1, 4) OBP: 0.317, SLG: 0.366	F7		G1			6-3	SH3-4 1-2		BB	3	0	0	0	1	0	1
Bobby Bonds, R (1, 9) OBP: 0.395, SLG: 0.574	4-3 1-H 1B		4-3			K	BB		5-3	4	0	1	1	1	1	2
Willie McCovey, L (1, 3) OBP: 0.427, SLG: 0.540	4-3 1-2			F9		1B 1B	K			4	1	1	0	0	1	3
Garry Maddox, R (1, 8) OBP: 0.345, SLG: 0.433	K			5-3		1B 1-2 1B		6-3		4	0	1	0	0	1	1
Chris Speier, R (1, 6) OBP: 0.340, SLG: 0.366		K		F9		1-3 2-H 1B		K		4	0	1	1	0	2	0
Mike Phillips, L (1, 5) OBP: 0.295, SLG: 0.370		3-1			FC4-2 3B	3-1		K		4	0	1	0	0	1	2
Dave Rader, L (1, 2) OBP: 0.324, SLG: 0.330		BB			FC4-2 SH1-4 3-H		SH1 1B 1B		3-1 SH1-4 1B	3	1	2	0	1	0	1
Jim Barr, R (1, 1) OBP: 0.182, SLG: 0.173 Elias Sosa, R (9, 1) OBP: 0.182, SLG: 0.100		K			SH1-4 1-2		SH1 1-2		SH1-4 1-2	1 0	0 0	0 0	0 0	0 0	1 0	1 0
Inning Stats	R: 1 E: 1 K: 1 S: 7 H: 2 LOB: 1 BB: 0 P: 7	R: 0 E: 0 K: 2 S: 7 H: 0 LOB: 1 BB: 1 P: 11	R: 0 E: 0 K: 0 S: 3 H: 0 LOB: 0 BB: 0 P: 3	R: 0 E: 0 K: 0 S: 3 H: 0 LOB: 0 BB: 0 P: 3	R: 0 E: 0 K: 0 S: 4 H: 1 LOB: 1 BB: 0 P: 4	R: 1 E: 0 K: 1 S: 8 H: 3 LOB: 2 BB: 0 P: 8	R: 1 E: 0 K: 1 S: 7 H: 2 LOB: 2 BB: 1 P: 11	R: 0 E: 0 K: 2 S: 7 H: 0 LOB: 0 BB: 0 P: 7	R: 0 E: 0 K: 0 S: 4 H: 1 LOB: 2 BB: 1 P: 8	1B: 8 2B: 0 3B: 1 HR: 0 SF: 0 SAC: 4 DP: 0 HBP: 0						

PITCHER		IP	WLS	BF	H	R	ER	SO	BB	IBB	HBP	BLK	WP	HR	S	P	ERA	WHIP
Steve Rogers, R ERA: 1.36	(1, 1)	6.1	L	28	8	3	2	4	1	0	0	0	0	0	35	39	2.84	1.421
Mike Marshall, R ERA: 2.6	(7, 1)	2.2		11	1	0	0	3	2	0	0	0	0	0	15	23	0.00	1.125

PITCHER	IP	WLS	BF	H	R	ER	SO	BB	IBB	HBP	BLK	WP	HR	S	P	ERA	WHIP

San Francisco Giants @ Montreal Expos

Jarry Park, Montreal, QB

Wed Aug 22 1973, 7:05 PM EDT

Att. 19,176 - Unknown

TOP

AB	32
R	3
H	9
RBI	3
BB	3
SO	7
LOB	13

PA: 39

WP: 0
PB: 0
SB: 0
CS: 0

livebaseballscorecards.com

Batter	1	2	3	4	5	6	7	8	9	AB	R	H	RBI	BB	SO	LOB
Larry Lintz, S (1, 4) (8, 6) OBP: 0.421, SLG: 0.333	1-3	E6 2-3		F5			4-3 1B			4	0	1	0	0	0	2
Mike Jorgensen, L (1, 3) OBP: 0.340, SLG: 0.333	F8	F8		F8			4-3 1-2			4	0	0	0	0	0	4
Ron Fairly, L (1, 7) OBP: 0.429, SLG: 0.455	1B 1B 1B	1B FC3-6 1B		G3			F5			4	2	2	0	0	0	1
Ken Singleton, S (1, 9) OBP: 0.407, SLG: 0.486	1B 1B 1-2 1B	FC3-6 1-3 1B		6-3				L3 1B		4	0	3	0	0	0	0
Boots Day, L (1, 8) OBP: 0.360, SLG: 0.394	1B 1-2 2-H 1B	FC3-6 1-2f 3-H		F7				F7		4	0	1	2	0	0	2
Bernie Allen, L (1, 5) (8, 4) OBP: 0.271, SLG: 0.253	1-2 2-H 1B	F6		F5				L3 1-2		4	0	1	0	0	0	2
Bob Stinson, S (1, 2) OBP: 0.262, SLG: 0.296		3-1	F8	G3					1-3	4	0	0	0	0	0	1
Tim Foli, R (1, 6) OBP: 0.286, SLG: 0.294 Mike Marshall, R (7, 1) OBP: 0.292, SLG: 0.227 Jim Lyttle, L (9, PH) OBP: 0.292, SLG: 0.441 Pepe Mangual, R (9, PR) OBP: 0.209, SLG: 0.429		E SH3 1B		F9		F8			BB BB BB BB G6-4-3 BB	3 0 0 0	0 0 0 0	1 0 0 0	0 0 0 0	0 0 1 0	0 0 0 0	0 0 0 0
Steve Rogers, R (1, 1) OBP: 0.318, SLG: 0.222 Pepe Frias, R (7, 6) OBP: 0.254, SLG: 0.262 Bob Bailey, R (7, PH) (8, 5) OBP: 0.372, SLG: 0.497		SH3 1-2		1B		SSS K			G6-4-3 1-2f	1 0 2	0 0 0	1 0 0	0 0 0	0 0 0	0 0 1	0 0 1
Inning Stats	R: 1 E: 0 K: 0 S: 6 H: 4 LOB: 2 BB: 0 P: 6	R: 0 E: 1 K: 0 S: 5 H: 1 LOB: 2 BB: 0 P: 5	R: 1 E: 0 K: 0 S: 5 H: 2 LOB: 1 BB: 0 P: 5	R: 0 E: 0 K: 0 S: 4 H: 1 LOB: 1 BB: 0 P: 4	R: 0 E: 0 K: 0 S: 3 H: 0 LOB: 0 BB: 0 P: 3	R: 0 E: 0 K: 0 S: 3 H: 0 LOB: 0 BB: 0 P: 3	R: 0 E: 0 K: 1 S: 6 H: 1 LOB: 1 BB: 0 P: 6	R: 0 E: 0 K: 0 S: 3 H: 1 LOB: 0 BB: 0 P: 3	R: 0 E: 0 K: 0 S: 2 H: 0 LOB: 1 BB: 1 P: 6	1B: 10 2B: 1 3B: 0 HR: 0	SF: 0 SAC: 1 DP: 2 HBP: 0						

PITCHER	IP	WLS	BF	H	R	ER	SO	BB	IBB	HBP	BLK	WP	HR	S	P	ERA	WHIP
Jim Barr, R (1, 1) ERA: 3.47	8.1	W	35	10	2	2	1	1	0	0	0	0	0	36	40	2.16	1.320
Elias Sosa, R (9, 1) ERA: 3.14	0.2	S	1	0	0	0	0	0	0	0	0	0	0	1	1	0.00	0.000

PITCHER	IP	WLS	BF	H	R	ER	SO	BB	IBB	HBP	BLK	WP	HR	S	P	ERA	WHIP

BOTTOM

San Francisco Giants @ Montreal Expos

Jarry Park, Montreal, QB

Wed Aug 22 1973, 7:05 PM EDT

Att. 19,176 - Unknown

livebaseballscorecards.com

AB	34
R	2
H	10
RBI	2
BB	1
SO	1
LOB	13

1B: 10 2B: 1 3B: 0 HR: 0 SF: 0 SAC: 1 DP: 2 HBP: 0

WP: 0 PB: 0 SB: 0 CS: 0 PA: 36

Batter	1	2	3	4	5	6	7	8	9	AB	R	H	RBI	BB	SO	LOB
Jerry Morales, R (1, 8) OBP: 0.334, SLG: 0.417	K		6-3 2B		HBP 1B		6-3		4-3 2-3	5	0	2	0	0	1	1
Derrel Thomas, S (1, 6) OBP: 0.305, SLG: 0.262	F8		6-3 2-3		1-2 HBP		BB S		1B 3-H	3	0	1	1	1	0	1
Dave Roberts, R (1, 5) OBP: 0.303, SLG: 0.444	6-3		6-3		F8		K 1-2		L1	5	0	0	0	0	1	5
Cito Gaston, R (1, 9) OBP: 0.299, SLG: 0.410		K		5-3		1B 3B 1B	5-3			4	1	1	0	0	1	1
Fred Kendall, R (1, 2) OBP: 0.301, SLG: 0.382		HR 2B		6-3		K		K		4	1	1	0	0	2	1
Ivan Murrell, R (1, 3) OBP: 0.215, SLG: 0.378		2-H HR		2B		1-2 3B 1B		F8		4	2	3	2	0	0	0
Dave Winfield, R (1, 7) OBP: 0.326, SLG: 0.419		K		F7		1-H 2-H 3B		K		4	0	1	2	0	2	1
Rich Morales, R (1, 4) OBP: 0.232, SLG: 0.193		F9			F8	K			4-3 SH1-4 1B BB	3	1	0	0	1	1	1
Rich Troedson, L (1, 1) OBP: 0.179, SLG: 0.148			K		K	5-3			SH1-4 1-2	3	0	0	0	0	2	1
Mike Caldwell, R (8, 1) OBP: 0.171, SLG: 0.147										0	0	0	0	0	0	0
Inning Stats	R: 0 E: 0 K: 1 S: 5 H: 0 LOB: 0 BB: 0 P: 5	R: 2 E: 0 K: 2 S: 9 H: 2 LOB: 0 BB: 0 P: 9	R: 0 E: 0 K: 1 S: 6 H: 1 LOB: 1 BB: 0 P: 6	R: 0 E: 0 K: 0 S: 4 H: 1 LOB: 1 BB: 0 P: 4	R: 0 E: 0 K: 1 S: 6 H: 1 LOB: 2 BB: 0 P: 7	R: 2 E: 0 K: 2 S: 10 H: 3 LOB: 1 BB: 0 P: 10	R: 0 E: 0 K: 1 S: 5 H: 0 LOB: 1 BB: 1 P: 9	R: 0 E: 0 K: 2 S: 7 H: 0 LOB: 0 BB: 0 P: 7	R: 1 E: 0 K: 0 S: 4 H: 1 LOB: 1 BB: 1 P: 8	1B: 4 2B: 3 3B: 1 HR: 1 SF: 0 SAC: 1 DP: 0 HBP: 1						

TOP

San Diego Padres @ Montreal Expos

Jarry Park, Montreal, QB

Fri Aug 24 1973, 7:05 PM EDT

Att. 14,161 - Unknown

livebaseballscorecards.com

AB	35
R	5
H	9
RBI	5
BB	2
SO	10
LOB	12

WP: 0 PB: 0 SB: 1 CS: 0 PA: 39

PITCHER		IP	WLS	BF	H	R	ER	SO	BB	IBB	HBP	BLK	WP	HR	S	P	ERA	WHIP
Balor Moore, L ERA: 4.33	(1, 1)	6.0	L	27	8	4	4	7	0	0	1	0	0	1	40	41	6.00	1.333
Pat Jarvis, R ERA: 2.78	(7, 1)	1.0		4	0	0	0	1	1	0	0	0	0	0	5	9	0.00	1.000
Bill Stoneman, R ERA: 7.3	(8, 1)	1.0		4	0	1	1	2	1	0	0	0	0	0	7	11	9.00	1.000
Mike Marshall, R ERA: 2.58	(9, 1)	1.0		4	1	0	0	0	0	0	0	0	0	0	4	4	0.00	1.000

PITCHER	IP	WLS	BF	H	R	ER	SO	BB	IBB	HBP	BLK	WP	HR	S	P	ERA	WHIP

Batter	1	2	3	4	5	6	7	8	9	AB	R	H	RBI	BB	SO	LOB
Ron Woods, R (1, 8) OBP: 0.349, SLG: 0.317	F7		BB, 1B		L7		BB		F8	4	0	1	0	1	0	0
Tim Foli, R (1, 6) OBP: 0.285, SLG: 0.291	5-3		BBBB, 1-2, G6-4-3, BB			5-3	FC5, 2-3f			3	0	0	0	1	0	2
Bob Bailey, R (1, 5) OBP: 0.371, SLG: 0.495	6-3		G6-4-3, 1-2f			6-3, 1B		F8		4	1	1	0	0	0	2
Hal Breeden, R (1, 3) OBP: 0.366, SLG: 0.526		5-3	5-3			6-3, 1-2		HR		4	1	1	1	0	0	1
Ken Singleton, S (1, 9) OBP: 0.409, SLG: 0.490		1B, 2B	BBBB, 5-3, BB			2-H, 1B		G3		3	1	2	1	1	0	0
Pepe Mangual, R (1, 7) OBP: 0.213, SLG: 0.457		SSS, K	5-3, 1-2			L7		3B		4	0	1	0	0	1	3
Pepe Frias, R (1, 4) OBP: 0.254, SLG: 0.262		2-H, 1B	F9				1-3	5-3		4	0	1	1	0	0	2
Terry Humphrey, R (1, 2) OBP: 0.192, SLG: 0.197		SSS, K			F8		E6, FC5		4-3	3	0	0	0	0	1	1
Ron Fairly, L (9, PH) OBP: 0.427, SLG: 0.453										1	0	0	0	0	0	0
Balor Moore, L (1, 1) OBP: 0.102, SLG: 0.085			SSS, K		FC		6-3		6-3	2	0	0	0	0	1	0
Pat Jarvis, R (7, 1)										0	0	0	0	0	0	0
Steve Renko, R (7, PH) OBP: 0.342, SLG: 0.333										1	0	0	0	0	0	1
Bill Stoneman, R (8, 1) OBP: 0.238, SLG: 0.063										0	0	0	0	0	0	0
Mike Marshall, R (9, 1) OBP: 0.292, SLG: 0.227										0	0	0	0	0	0	0
Larry Lintz, S (9, 4) OBP: 0.410, SLG: 0.324										1	0	0	0	0	0	0
Inning Stats	R: 0 E: 0 K: 0 S: 3 H: 0 LOB: 0 BB: 0 P: 3	R: 1 E: 0 K: 2 S: 9 H: 2 LOB: 1 BB: 0 P: 9	R: 0 E: 0 K: 1 S: 5 H: 1 LOB: 1 BB: 1 P: 9	R: 0 E: 0 K: 0 S: 3 H: 0 LOB: 1 BB: 1 P: 7	R: 0 E: 0 K: 0 S: 3 H: 0 LOB: 0 BB: 0 P: 3	R: 1 E: 0 K: 0 S: 5 H: 2 LOB: 1 BB: 0 P: 5	R: 0 E: 1 K: 0 S: 4 H: 0 LOB: 2 BB: 1 P: 8	R: 1 E: 0 K: 0 S: 5 H: 2 LOB: 1 BB: 0 P: 5	R: 0 E: 0 K: 0 S: 3 H: 0 LOB: 0 BB: 0 P: 3	1B: 4 2B: 1 3B: 1 HR: 1	SF: 0 SAC: 0 DP: 1 HBP: 0						

PITCHER	IP	WLS	BF	H	R	ER	SO	BB	IBB	HBP	BLK	WP	HR	S	P	ERA	WHIP
Rich Troedson, L (1, 1) ERA: 4.39	7.1	W	31	6	3	3	3	3	0	0	0	0	1	34	46	3.68	1.227
Mike Caldwell, L (8, 1) ERA: 3.9	1.2	S	6	1	0	0	0	0	0	0	0	0	0	6	6	0.00	0.600

PITCHER	IP	WLS	BF	H	R	ER	SO	BB	IBB	HBP	BLK	WP	HR	S	P	ERA	WHIP

BOTTOM

San Diego Padres @ Montreal Expos

Jarry Park, Montreal, QB

Fri Aug 24 1973, 7:05 PM EDT

Att. 14,161 - Unknown

livebaseballscorecards.com

AB	34
R	3
H	7
RBI	3
BB	3
SO	3
LOB	12

WP: 0	PB: 0	SB: 0	CS: 0
PA: 37			

Batter	1	2	3	4	5	6	7	8	9	AB	R	H	RBI	BB	SO	LOB
Jerry Morales, R (1, 7) (6, 8) OBP: 0.335, SLG: 0.417	6-3		K		WP 1B		G4-6-3		L7	5	1	2	0	0	1	1
Johnny Grubb, L (1, 8) (6, 5) OBP: 0.363, SLG: 0.417	F9			3-1	1B 1-H		G4-6-3 1-2f		1B 1-2	5	0	2	1	0	0	1
Dave Roberts, R (1, 5) (6, 4) OBP: 0.310, SLG: 0.449	S			2B	FC6 1-3			F7	1B 1-2 2-H	5	1	4	1	0	0	0
Cito Gaston, R (1, 9) OBP: 0.298, SLG: 0.410	1-3 1-2			2B 1-H	FC6 1-2f			K	F8	5	0	1	1	0	1	5
Fred Kendall, R (1, 2) OBP: 0.303, SLG: 0.383		F8		6-3		FC4-6		1B		4	0	2	0	0	0	1
Derrel Thomas, S (1, 6) OBP: 0.307, SLG: 0.262		K		BB	FC4-6 FC6 1-2f			FC5-4 1-2		3	0	1	0	1	1	1
Ivan Murrell, R (1, 3) OBP: 0.208, SLG: 0.366		F8		6-3	F5			FC5-4 1-2f		4	0	0	0	0	0	5
Rich Morales, R (1, 4) OBP: 0.229, SLG: 0.190			6-3		5-3	FC6 1-2f			3-1	3	0	0	0	0	0	1
Frank Snook, R (8, 1)										0	0	0	0	0	0	0
Gene Locklear, L (9, PH) OBP: 0.280, SLG: 0.266										1	0	0	0	0	0	0
Bill Greif, R (1, 1) OBP: 0.170, SLG: 0.102										0	0	0	0	0	0	0
Vicente Romo, R (2, 1) OBP: 0.200, SLG: 0.143										2	0	0	0	0	0	0
Gary Ross, R (6, 1)										0	0	0	0	0	0	0
Leron Lee, L (6, 7) OBP: 0.304, SLG: 0.306									1B 1B	2	1	1	0	0	0	0
Inning Stats	R: 0 E: 0 K: 0 S: 4 H: 1 LOB: 1 BB: 0 P: 4	R: 0 E: 0 K: 1 S: 5 H: 0 LOB: 0 BB: 0 P: 5	R: 0 E: 0 K: 1 S: 5 H: 0 LOB: 0 BB: 0 P: 5	R: 1 E: 0 K: 0 S: 5 H: 2 LOB: 2 BB: 1 P: 9	R: 1 E: 0 K: 0 S: 6 H: 3 LOB: 2 BB: 0 P: 6	R: 0 E: 0 K: 0 S: 4 H: 1 LOB: 1 BB: 0 P: 4	R: 0 E: 0 K: 0 S: 3 H: 1 LOB: 0 BB: 0 P: 3	R: 0 E: 0 K: 1 S: 7 H: 2 LOB: 2 BB: 0 P: 7	R: 1 E: 0 K: 0 S: 6 H: 3 LOB: 2 BB: 0 P: 6	1B: 12 2B: 1 3B: 0 HR: 0	SF: 0 SAC: 0 DP: 1 HBP: 0						

TOP

San Diego Padres @ Montreal Expos

Jarry Park, Montreal, QB

Sat Aug 25 1973, 7:05 PM EDT

Att. 16,183 - Unknown

livebaseballscorecards.com

AB	39
R	3
H	13
RBI	3
BB	1
SO	3
LOB	15

PITCHER	IP	WLS	BF	H	R	ER	SO	BB	IBB	HBP	BLK	WP	HR	S	P	ERA	WHIP
Mike Torrez, R (1, 1) ERA: 4.49	9.0	W	40	13	3	3	3	1	0	0	0	1	0	45	49	3.00	1.556

PITCHER	IP	WLS	BF	H	R	ER	SO	BB	IBB	HBP	BLK	WP	HR	S	P	ERA	WHIP

WP: 1 PB: 0 SB: 1 CS: 0 PA: 40

Batter	1	2	3	4	5	6	7	8	9	AB	R	H	RBI	BB	SO	LOB
Mike Jorgensen, L (1, 3) OBP: 0.337, SLG: 0.340	4-3	SF8 3-H		F6		HR	K	F2		5	1	1	2	0	1	1
Larry Lintz, S (1, 4) OBP: 0.455, SLG: 0.385	E E 1B	1B 2-3 1B		5-3		S 1B 1B	HR 1B			5	3	4	0	0	0	0
Ron Fairly, L (1, 7) OBP: 0.430, SLG: 0.465 Ron Woods, R (8, 8) OBP: 0.349, SLG: 0.317	E9 1-3 E 1B	FC1-5 1-3 3-H 1B		F5		F6 1-3	1-H HR			5 0	2 0	3 0	3 0	0 0	0 0	1 0
Ken Singleton, S (1, 9) OBP: 0.411, SLG: 0.489	K	FC1-5 1-2f			SH3-4 BB 1B BB	1B 1B BB	1B			3	2	1	0	2	1	4
Boots Day, L (1, 8) (8, 7) OBP: 0.361, SLG: 0.391	E9 2-H 3-H 1B	5-3			SH3-4 1-2 1B BB	K	K			4	1	1	2	1	2	5
Bernie Allen, L (1, 5) OBP: 0.281, SLG: 0.301	F9		F6		SH3-4 1-2 2-3	1B 1-2 3-H 1B		HR		4	1	2	2	0	0	1
Bob Stinson, S (1, 2) OBP: 0.292, SLG: 0.304 Terry Humphrey, R (9, 2) OBP: 0.192, SLG: 0.197		CI 1B SH	F8		1B IBB	1-3 2-H 1B		FC1-6 BB		2 0	1 0	1 0	1 0	2 0	0 0	0 0
Tim Foli, R (1, 6) OBP: 0.287, SLG: 0.293		SH SF8 1-2 1B	E6		1-3 2-H 3-H 1B	6-3		K		5	1	2	2	0	1	3
Mike Torrez, R (1, 1) OBP: 0.214, SLG: 0.218		SH 1B 1-3 2-H 1B	K	K			3-1	FC1-6 1-2f		4	1	0	0	0	2	3
Inning Stats	R: 2 H: 3 E: 2 LOB: 1 K: 1 BB: 0 S: 8 P: 8	R: 3 H: 3 E: 2 LOB: 2 K: 0 BB: 0 S: 8 P: 8	R: 0 H: 0 E: 1 LOB: 1 K: 1 BB: 0 S: 6 P: 6	R: 0 H: 0 E: 0 LOB: 0 K: 0 BB: 0 S: 3 P: 3	R: 2 H: 1 E: 0 LOB: 1 K: 1 BB: 3 S: 5 P: 17	R: 3 H: 4 E: 0 LOB: 2 K: 1 BB: 1 S: 9 P: 13	R: 2 H: 3 E: 0 LOB: 1 K: 2 BB: 0 S: 10 P: 10	R: 1 H: 1 E: 0 LOB: 1 K: 1 BB: 1 S: 6 P: 10		1B: 12 SF: 1 2B: 0 SAC: 2 3B: 0 DP: 0 HR: 3 HBP: 0						

BOTTOM

San Diego Padres @ Montreal Expos

Jarry Park, Montreal, QB

Sat Aug 25 1973, 7:05 PM EDT

Att. 16,183 - Unknown

livebaseballscorecards.com

AB	37
R	13
H	15
RBI	12
BB	5
SO	7
LOB	18

PITCHER		IP	WLS	BF	H	R	ER	SO	BB	IBB	HBP	BLK	WP	HR	S	P	ERA	WHIP
Bill Greif, R ERA: 3.11	(1, 1)	1.1	L	12	6	5	1	1	0	0	0	0	0	0	14	14	6.75	4.500
Vicente Romo, R ERA: 3.93	(2, 1)	3.2		16	2	3	3	2	2	1	0	0	0	1	17	29	7.36	1.091
Gary Ross, R ERA: 5.49	(6, 1)	2.0		13	6	4	4	3	1	0	0	0	0	1	18	22	18.00	3.500
Frank Snook, R ERA: 3.29	(8, 1)	1.0		5	1	1	1	1	1	0	0	0	0	1	6	10	9.00	2.000

PITCHER		IP	WLS	BF	H	R	ER	SO	BB	IBB	HBP	BLK	WP	HR	S	P	ERA	WHIP

Batter	1	2	3	4	5	6	7	8	9	AB	R	H	RBI	BB	SO	LOB
Jerry Morales, R (1, 7) OBP: 0.340, SLG: 0.432	5-3		HR			BB FC6-4			HR 2B	3	2	2	1	1	0	0
Johnny Grubb, L (1, 8) OBP: 0.362, SLG: 0.424	HR		K			FC6-4 S 1-2f			L8	4	1	1	1	0	1	2
Dave Roberts, R (1, 5) OBP: 0.309, SLG: 0.455	6-3			F8		1-3 1-2			HR 2-H	4	1	1	2	0	0	1
Cito Gaston, R (1, 9) OBP: 0.295, SLG: 0.405	K			G3			F7		K	4	0	0	0	0	2	0
Fred Kendall, R (1, 2) OBP: 0.305, SLG: 0.385		F7		6-3			G6-4-3 1B		1B 1B	4	0	2	0	0	0	0
Derrel Thomas, S (1, 4) OBP: 0.307, SLG: 0.262		F7			F6		G6-4-3 1-2f		1B 1-2	4	0	1	0	0	0	1
Ivan Murrell, R (1, 3) OBP: 0.202, SLG: 0.354		F9			K			F6	5-3	4	0	0	0	0	1	2
Enzo Hernandez, R (1, 6) OBP: 0.278, SLG: 0.243			6-3		F4			6-3		3	0	0	0	0	0	0
Randy Jones, R (1, 1) OBP: 0.194, SLG: 0.167			K			F8		1-3		3	0	0	0	0	1	0
Inning Stats	R: 1 E: 0 K: 1 S: 6 H: 1 LOB: 0 BB: 0 P: 6	R: 0 E: 0 K: 0 S: 3 H: 0 LOB: 0 BB: 0 P: 3	R: 1 E: 0 K: 2 S: 8 H: 1 LOB: 0 BB: 0 P: 8	R: 0 E: 0 K: 0 S: 3 H: 0 LOB: 0 BB: 0 P: 3	R: 0 E: 0 K: 1 S: 5 H: 0 LOB: 0 BB: 0 P: 5	R: 0 E: 0 K: 0 S: 3 H: 0 LOB: 1 BB: 1 P: 7	R: 0 E: 0 K: 0 S: 3 H: 1 LOB: 0 BB: 0 P: 3	R: 0 E: 0 K: 0 S: 3 H: 0 LOB: 0 BB: 0 P: 3	R: 2 E: 0 K: 1 S: 9 H: 4 LOB: 2 BB: 0 P: 9	1B: 3 2B: 1 3B: 0 HR: 3 SF: 0 SAC: 0 DP: 1 HBP: 0						

PITCHER		IP	WLS	BF	H	R	ER	SO	BB	IBB	HBP	BLK	WP	HR	S	P	ERA	WHIP
Steve Renko, R ERA: 2.79	(1, 1)	8.2	L	33	7	4	4	5	1	0	0	0	0	3	42	46	4.15	0.923
Mike Marshall, R ERA: 2.57	(9, 1)	0.1		1	0	0	0	0	0	0	0	0	0	0	1	1	0.00	0.000

PITCHER	IP	WLS	BF	H	R	ER	SO	BB	IBB	HBP	BLK	WP	HR	S	P	ERA	WHIP

TOP

San Diego Padres @ Montreal Expos

Jarry Park, Montreal, QB

Sun Aug 26 1973, 3:33 AM EDT

Att. 14,129 - Unknown

livebaseballscorecards.com

AB	33
R	4
H	7
RBI	4
BB	1
SO	5
LOB	6

BOTTOM

San Diego Padres @ Montreal Expos

Jarry Park, Montreal, QB

Sun Aug 26 1973, 3:33 AM EDT

Att. 14,129 - Unknown

Batter	1	2	3	4	5	6	7	8	9	AB	R	H	RBI	BB	SO	LOB
Pepe Mangual, R (1, 7) OBP: 0.212, SLG: 0.420	BBBB 4-0 1B G4-6-3 BB		x 0-0 ② F8		x 0-0 ③ 6-3		x 0-0 ② L7		x 0-0 ③ FC6-4 1-2f	4	1	0	0	1	0	3
Ron Woods, R (1, 8) OBP: 0.350, SLG: 0.319	x 0-0 G4-6-3 1-3 1B		x 0-0 ③ F9			x 0-0 S E 1B	x 0-0 ③ 5-3			4	1	2	0	0	0	1
Bob Bailey, R (1, 5) OBP: 0.368, SLG: 0.490	x 0-0 ①② G4-6-3 1-2f 3-H			x 0-0 ① 5-3		x 0-0 E6 1-H		x 0-0 ① F8		4	0	0	0	0	0	1
Hal Breeden, R (1, 3) OBP: 0.364, SLG: 0.520 Larry Lintz, S (8, PR) OBP: 0.455, SLG: 0.385 Mike Jorgensen, L (9, 3) OBP: 0.337, SLG: 0.340	SSS 0-3 ③ K			SSS 0-3 ② K		SSS 0-3 ① K		x 0-0 BB 1B		4 0 0	0 0 0	1 0 0	0 0 0	0 0 0	3 0 0	1 0 0
Ken Singleton, S (1, 9) OBP: 0.414, SLG: 0.489		x 0-0 ① 6-3		x 0-0 FC6-4 1B		IIII 4-0 FC6-4 IBB		BBBB 4-0 G6-4-3 1-2 BB		2	0	1	0	2	0	0
Tim Foli, R (1, 6) OBP: 0.284, SLG: 0.289		x 0-0 ② L3		x 0-0 ③ FC6-4 1-2f		x 0-0 ② F8		x 0-0 ②③ G6-4-3 1-2f		4	0	0	0	0	0	5
Steve Renko, R (1, 1) OBP: 0.354, SLG: 0.361 Mike Marshall, R (9, 1) OBP: 0.292, SLG: 0.227 Ron Fairly, L (9, PH) OBP: 0.429, SLG: 0.463		x 0-0 FC6-4 1B			x 0-0 F8 2B	x 0-0 ③ FC6-4 1-2f			x 0-0 ① 3-1	3 0 1	0 0 0	2 0 0	0 0 0	0 0 0	0 0 0	2 0 0
Pepe Frias, R (1, 4) OBP: 0.258, SLG: 0.266		x 0-0 ③ FC6-4 1-2f			x 0-0 ① F9		x 0-0 SH2-4 1B		x 0-0 FC6-4 1B	4	0	2	0	0	0	2
Terry Humphrey, R (1, 2) OBP: 0.185, SLG: 0.189			SSS 0-3 ① K		x 0-0 ② F8 2-3		x 0-0 ① SH2-4 1-2		x 0-0 ② F5	3	0	0	0	0	1	2
Inning Stats	R: 1 H: 1 E: 0 LOB: 0 K: 1 BB: 1 S: 5 P: 9	R: 0 H: 1 E: 0 LOB: 1 K: 0 BB: 0 S: 4 P: 4	R: 0 H: 0 E: 0 LOB: 0 K: 1 BB: 0 S: 5 P: 5	R: 0 H: 1 E: 0 LOB: 1 K: 1 BB: 0 S: 6 P: 6	R: 0 H: 1 E: 0 LOB: 1 K: 0 BB: 0 S: 4 P: 4	R: 1 H: 1 E: 1 LOB: 2 K: 1 BB: 1 S: 7 P: 11	R: 0 H: 1 E: 0 LOB: 1 K: 0 BB: 0 S: 4 P: 4	R: 0 H: 1 E: 0 LOB: 2 K: 0 BB: 1 S: 3 P: 7	R: 0 H: 1 E: 0 LOB: 1 K: 0 BB: 0 S: 4 P: 4	1B: 7 SF: 0 2B: 1 SAC: 1 3B: 0 DP: 2 HR: 0 HBP: 0						WP: 0 PA: 37 PB: 0 SB: 1 CS: 0	

	AB	33
	R	2
	H	8
	RBI	0
	BB	3
	SO	4
	LOB	17

livebaseballscorecards.com

PITCHER	IP	WLS	BF	H	R	ER	SO	BB	IBB	HBP	BLK	WP	HR	S	P	ERA	WHIP
Randy Jones, L (1, 1) ERA: 3.03	9.0	W	37	8	2	1	4	2	1	0	0	0	0	42	54	1.00	1.111

PITCHER	IP	WLS	BF	H	R	ER	SO	BB	IBB	HBP	BLK	WP	HR	S	P	ERA	WHIP

Los Angeles Dodgers @ Montreal Expos

Jarry Park, Montreal, QB

Mon Aug 27 1973, 7:05 PM EDT

Att. 20,098 - Unknown

TOP

livebaseballscorecards.com

Batter	1	2	3	4	5	6	7	8	9	AB	R	H	RBI	BB	SO	LOB
Davey Lopes, R (1, 4) OBP: 0.348, SLG: 0.345	F7		K			6-3			F8	4	0	0	0	0	1	0
Bill Buckner, L (1, 7) OBP: 0.300, SLG: 0.345	FC4-6 BB			1-3		L7			1-3	3	0	0	0	1	0	0
Willie Davis, L (1, 8) OBP: 0.318, SLG: 0.449	FC4-6 FC6-4 1-2f			6-3			F9		1B	4	0	1	0	0	0	1
Joe Ferguson, R (1, 2) OBP: 0.372, SLG: 0.483	FC6-4 1-2f			1B			WP 1B		6-3	4	0	2	0	0	0	2
Willie Crawford, L (1, 9) OBP: 0.391, SLG: 0.442		F7		4-3			K 1-2			3	0	0	0	0	1	2
Steve Garvey, R (1, 3) OBP: 0.329, SLG: 0.414		4-3			G5-4-3 BB		4-3			2	0	0	0	1	0	1
Bill Russell, R (1, 6) OBP: 0.307, SLG: 0.345		5-3			G5-4-3 1-2f			5-3		3	0	0	0	0	0	1
Ron Cey, R (1, 5) OBP: 0.348, SLG: 0.391			5-3		K			6-3		3	0	0	0	0	1	0
Andy Messersmith, R (1, 1) OBP: 0.220, SLG: 0.205			F8			F8		K		2	0	0	0	0	0	0
Von Joshua, L (8, PH) OBP: 0.287, SLG: 0.297										1	0	0	0	0	1	0
Doug Rau, L (8, 1) OBP: 0.143, SLG: 0.143										0	0	0	0	0	0	0

	AB	29
	R	0
	H	3
	RBI	0
	BB	2
	SO	4
	LOB	7

Inning Stats										
	R: 0	H: 0	R: 0	H: 0	R: 0	H: 0	R: 0	H: 1	R: 0	H: 0
	E: 0	LOB: 1	E: 0	LOB: 0	E: 0	LOB: 0	E: 0	LOB: 1	E: 0	LOB: 0
	K: 0	BB: 1	K: 0	BB: 0	K: 1	BB: 0	K: 0	BB: 0	K: 1	BB: 1
	S: 3	P: 7	S: 3	P: 3	S: 5	P: 5	S: 4	P: 4	S: 4	P: 8

	R: 0	H: 0	R: 0	H: 1	R: 0	H: 0	R: 0	H: 1	1B: 3	SF: 0	WP: 1	PA: 31
	E: 0	LOB: 0	E: 0	LOB: 1	E: 0	LOB: 0	E: 0	LOB: 1	2B: 0	SAC: 0	PB: 0	
	K: 0	BB: 0	K: 1	BB: 0	K: 1	BB: 0	K: 0	BB: 0	3B: 0	DP: 1	SB: 0	
	S: 3	P: 3	S: 6	P: 6	S: 5	P: 5	S: 4	P: 4	HR: 0	HBP: 0	CS: 0	

PITCHER	IP	WLS	BF	H	R	ER	SO	BB	IBB	HBP	BLK	WP	HR	S	P	ERA	WHIP
Steve Rogers, R (1, 1) ERA: 1.2	9.0	W	31	3	0	0	4	2	0	0	0	1	0	37	45	0.00	0.556

PITCHER	IP	WLS	BF	H	R	ER	SO	BB	IBB	HBP	BLK	WP	HR	S	P	ERA	WHIP

BOTTOM

Los Angeles Dodgers @ Montreal Expos

Jarry Park, Montreal, QB

Mon Aug 27 1973, 7:05 PM EDT

Att. 20,098 - Unknown

livebaseballscorecards.com

Batter	1	2	3	4	5	6	7	8	9	AB	R	H	RBI	BB	SO	LOB
Mike Jorgensen, L (1, 3) OBP: 0.339, SLG: 0.340	1-3	HBP BB		K			1B			3	0	1	0	1	1	1
Larry Lintz, S (1, 4) OBP: 0.458, SLG: 0.366	S 1B BB	1-2 HBP			B3		5-3			2	1	0	0	1	0	1
Ron Fairly, L (1, 7) OBP: 0.429, SLG: 0.460	1B 1-2 BB	P2			K			S 2B BB		2	0	0	0	2	1	2
Pepe Mangual, R (8, PR) OBP: 0.212, SLG: 0.420 (9, 7)										0	1	0	0	0	0	0
Ken Singleton, S (1, 9) OBP: 0.412, SLG: 0.487	1-3 2-H 1B		K		1-3			1-2 K		4	0	1	1	0	2	1
Boots Day, L (1, 8) OBP: 0.355, SLG: 0.384	K		F4			K		F8		3	0	0	0	0	2	2
Ron Woods, R (8, PH) OBP: 0.349, SLG: 0.318 (9, 8)										1	0	0	0	0	0	2
Bernie Allen, L (1, 5) OBP: 0.272, SLG: 0.291	L3		4-3			F5		2B IBB		3	0	0	0	0	0	2
Bob Bailey, R (8, PH) OBP: 0.369, SLG: 0.490										0	1	0	0	1	0	0
Pepe Frias, R (9, 5) OBP: 0.258, SLG: 0.266										0	0	0	0	0	0	0
Bob Stinson, S (1, 2) OBP: 0.319, SLG: 0.390		HR		SH3 BB		G3		1-H 2-H 2B		3	1	2	3	1	0	0
Tim Foli, R (1, 6) OBP: 0.281, SLG: 0.286		F8		F9			5-3	F9		4	0	0	0	0	0	3
Steve Rogers, R (1, 1) OBP: 0.292, SLG: 0.200		F9		1-2 SH3			4-3			2	0	0	0	0	0	0
Inning Stats	R: 1 E: 0 K: 1 S: 6 H: 1 LOB: 2 BB: 2 P: 14	R: 1 E: 0 K: 0 S: 4 H: 1 LOB: 2 BB: 1 P: 9	R: 0 E: 0 K: 1 S: 5 H: 0 LOB: 0 BB: 0 P: 5	R: 0 E: 0 K: 1 S: 5 H: 0 LOB: 1 BB: 1 P: 9	R: 0 E: 0 K: 1 S: 5 H: 0 LOB: 0 BB: 0 P: 5	R: 0 E: 0 K: 1 S: 5 H: 0 LOB: 0 BB: 0 P: 5	R: 0 E: 0 K: 0 S: 4 H: 1 LOB: 1 BB: 0 P: 4	R: 2 E: 0 K: 1 S: 6 H: 1 LOB: 2 BB: 2 P: 14		1B: 2 2B: 1 3B: 0 HR: 1	SF: 0 SAC: 1 DP: 0 HBP: 1					

	AB	27
	R	4
	H	4
	RBI	4
	BB	6
	SO	6
	LOB	14

WP: 0 PB: 0 SB: 2 CS: 0 PA: 35

PITCHER		IP	WLS	BF	H	R	ER	SO	BB	IBB	HBP	BLK	WP	HR	S	P	ERA	WHIP
Andy Messersmith, R ERA: 2.81	(1, 1)	7.0	L	29	3	2	2	5	4	0	1	0	0	1	34	51	2.57	1.000
Doug Rau, L ERA: 4.08	(8, 1)	1.0		6	1	2	2	1	1	1	0	0	0	0	6	14	18.00	2.000

PITCHER	IP	WLS	BF	H	R	ER	SO	BB	IBB	HBP	BLK	WP	HR	S	P	ERA	WHIP

Batter	1	2	3	4	5	6	7	8	9	AB	R	H	RBI	BB	SO	LOB
Davey Lopes, R (1, 4) OBP: 0.348, SLG: 0.343	BBBB 4-0 L1-3 BB		x 0-0 5-3 ②		BBBB 4-0 CS BB			x 0-0 5-3 ①	SSS 0-3 K ②	3	0	0	0	2	1	0
Bill Buckner, L (1, 7) OBP: 0.299, SLG: 0.343	x 0-0 L1-3 ①② 1-2		x 0-0 L4 ③		x 0-0 F8 ①② 1-2			x 0-0 2B 1B	x 0-0 4-3 ③	5	1	1	0	0	0	2
Willie Davis, L (1, 8) OBP: 0.317, SLG: 0.450	x 0-0 G3 ③			SSS 0-3 K ①	x 0-0 G3 ③			x 0-0 4-3 1-H 2B		4	1	1	1	0	1	0
Joe Ferguson, R (1, 2) OBP: 0.373, SLG: 0.481		BBBB 4-0 E BB		x 0-0 L8 ②		x 0-0 F3 ①		BBBB 4-0 4-3 1B BB		2	1	0	0	2	0	0
Steve Garvey, R (1, 3) OBP: 0.327, SLG: 0.423		x 0-0 E5 1-2		x 0-0 HR		x 0-0 P6 ②		x 0-0 4-3 ② 1-2 3-H		4	1	1	2	0	0	2
Willie Crawford, L (1, 9) OBP: 0.392, SLG: 0.443		SSS 0-3 K ①		x 0-0 1B 1B		x 0-0 L1 ③		x 0-0 E S 1B 2-H 1B		4	2	2	1	0	1	2
Bill Russell, R (1, 6) OBP: 0.309, SLG: 0.346		SSS 0-3 K ②		x 0-0 1B 1-3 1B			x 0-0 B5-3 ①	x 0-0 FC6-4 1-H 1B		4	0	2	1	0	1	2
Ron Cey, R (1, 5) OBP: 0.347, SLG: 0.389		x 0-0 5-3 ③		x 0-0 1-2 3-H 1B			x 0-0 L6 ②	x 0-0 FC6-4 ③ 1-2f		4	0	1	1	0	0	3
Claude Osteen, L (1, 1) OBP: 0.176, SLG: 0.167			SSS 0-3 K ①	SSS 0-3 K ③			SSS 0-3 K ③		SSS 0-3 K ①	4	0	0	0	0	4	2
Inning Stats	R: 0 H: 0 E: 0 LOB: 0 K: 0 BB: 1 S: 2 P: 6	R: 0 H: 0 E: 1 LOB: 2 K: 2 BB: 1 S: 8 P: 12	R: 0 H: 0 E: 0 LOB: 0 K: 1 BB: 0 S: 5 P: 5	R: 2 H: 4 E: 0 LOB: 2 K: 2 BB: 0 S: 11 P: 11	R: 0 H: 0 E: 0 LOB: 0 K: 0 BB: 1 S: 2 P: 6	R: 0 H: 0 E: 0 LOB: 0 K: 0 BB: 0 S: 3 P: 3	R: 0 H: 0 E: 0 LOB: 0 K: 1 BB: 0 S: 5 P: 5	R: 4 H: 4 E: 0 LOB: 1 K: 0 BB: 1 S: 7 P: 11	R: 0 H: 0 E: 0 LOB: 0 K: 2 BB: 0 S: 7 P: 7	1B: 6 SF: 0 2B: 2 SAC: 0 3B: 0 DP: 1 HR: 1 HBP: 0				WP: 0 PA: 38 PB: 0 SB: 1 CS: 1		

PITCHER		IP	WLS	BF	H	R	ER	SO	BB	IBB	HBP	BLK	WP	HR	S	P	ERA	WHIP
Balor Moore, L ERA: 4.36	(1, 1)	7.1	L	30	6	4	4	6	3	0	0	0	0	1	39	51	4.91	1.227
Mike Marshall, R ERA: 2.67	(8, 1)	1.2		8	2	2	2	2	1	0	0	0	0	0	11	15	10.80	1.800

PITCHER	IP	WLS	BF	H	R	ER	SO	BB	IBB	HBP	BLK	WP	HR	S	P	ERA	WHIP

TOP

Los Angeles Dodgers @ Montreal Expos

Jarry Park, Montreal, QB

Tue Aug 28 1973, 7:05 PM EDT

Att. 19,131 - Unknown

livebaseballscorecards.com

AB	34
R	6
H	8
RBI	6
BB	4
SO	8
LOB	13

Batter	1	2	3	4	5	6	7	8	9	AB	R	H	RBI	BB	SO	LOB
Bob Bailey, R (1, 5) OBP: 0.370, SLG: 0.489	CS 1B 1B		5-3 ①			BBBB 4-0 SH1-4 BB		x 0-0 F9 ③		3	0	1	0	1	0	0
Larry Lintz, S (1, 4) OBP: 0.451, SLG: 0.364	0-0 WP 1-2 2B 1B		x 0-0 1-3 ②			x 0-0 SH1-4 ① 1-2			x 0-0 6-3 ①	3	1	1	0	0	0	0
Ron Fairly, L (1, 7) OBP: 0.428, SLG: 0.456	S S S 0-3 K ① ② 1-2 2-3		x 0-0 G3 ③			BBBB 4-0 G5-4-3 BB			x 0-0 G3 ②	3	0	0	0	1	1	2
Ken Singleton, S (1, 9) OBP: 0.411, SLG: 0.487	0-0 2-H 2B			S S S 0-3 K ①		x 0-0 G5-4-3 ② ③ 1-2f			x 0-0 F9 ③	4	0	1	1	0	1	2
Hal Breeden, R (1, 3) OBP: 0.359, SLG: 0.512	0-0 6-3 ③			x 0-0 5-3 ②			x 0-0 5-3 ①			3	0	0	0	0	0	1
Ron Woods, R (1, 8) OBP: 0.349, SLG: 0.318		x 0-0 F8 ①		x 0-0 F2 ③			x 0-0 G4-6-3 1B			3	0	1	0	0	0	0
Tim Foli, R (1, 6) OBP: 0.278, SLG: 0.283 Mike Marshall, R (8, 1) OBP: 0.292, SLG: 0.227		x 0-0 F9 ②			x 0-0 6-3 ①		x 0-0 G4-6-3 ② ③ 1-2f			3 0	0 0	0 0	0 0	0 0	0 0	1 0
Bob Stinson, S (1, 2) OBP: 0.333, SLG: 0.393		BBBB 4-0 BB			x 0-0 6-3 ②			x 0-0 G6-4-3 1B		2	0	1	0	1	0	0
Balor Moore, L (1, 1) OBP: 0.098, SLG: 0.082 Pepe Frias, R (8, 6) OBP: 0.257, SLG: 0.265		x 0-0 G3 ③			x 0-0 4-3 ③			x 0-0 G6-4-3 ① ② 1-2f		2 1	0 0	0 0	0 0	0 0	0 0	1 1
Inning Stats	R: 1 H: 3 E: 0 LOB: 1 K: 1 BB: 0 S: 7 P: 7	R: 0 H: 0 E: 0 LOB: 1 K: 0 BB: 1 S: 3 P: 7	R: 0 H: 0 E: 0 LOB: 0 K: 0 BB: 0 S: 3 P: 3	R: 0 H: 0 E: 0 LOB: 0 K: 1 BB: 0 S: 5 P: 5	R: 0 H: 0 E: 0 LOB: 0 K: 0 BB: 0 S: 3 P: 3	R: 0 H: 0 E: 0 LOB: 1 K: 0 BB: 2 S: 2 P: 10	R: 0 H: 1 E: 0 LOB: 0 K: 0 BB: 0 S: 3 P: 3	R: 0 H: 1 E: 0 LOB: 0 K: 0 BB: 0 S: 3 P: 3	R: 0 H: 0 E: 0 LOB: 0 K: 0 BB: 0 S: 3 P: 3	1B: 4 SF: 0 2B: 1 SAC: 1 3B: 0 DP: 3 HR: 0 HBP: 0						WP: 1 PA: 31 PB: 0 SB: 0 CS: 1	

PITCHER	IP	WLS	BF	H	R	ER	SO	BB	IBB	HBP	BLK	WP	HR	S	P	ERA	WHIP
Claude Osteen, L (1, 1) ERA: 2.79	9.0	W	31	5	1	1	2	3	0	0	0	1	0	32	44	1.00	0.889

PITCHER	IP	WLS	BF	H	R	ER	SO	BB	IBB	HBP	BLK	WP	HR	S	P	ERA	WHIP

BOTTOM

Los Angeles Dodgers @ Montreal Expos

Jarry Park, Montreal, QB

Tue Aug 28 1973, 7:05 PM EDT

Att. 19,131 - Unknown

livebaseballscorecards.com

AB	27
R	1
H	5
RBI	1
BB	3
SO	2
LOB	8

Batter	1	2	3	4	5	6	7	8	9	AB	R	H	RBI	BB	SO	LOB
Davey Lopes, R (1, 4) OBP: 0.347, SLG: 0.340	H 1-0 2B SF9 HBP	x 0-0 ③ 4-3			x 0-0 ② F6		x 0-0 ① F8		x 0-0 ③ F6	4	1	0	0	0	0	2
Bill Buckner, L (1, 7) OBP: 0.301, SLG: 0.347	x 0-0 1-3 2B 2B		x 0-0 ① 3-1		x 0-0 2-H 3B 1B		x 0-0 ② 1-3			4	2	2	1	0	0	0
Willie Davis, L (1, 8) OBP: 0.318, SLG: 0.453	I I I 4-0 2B IBB		x 0-0 ② 3-1		x 0-0 1-H 3B		x 0-0 ③ L5			3	1	1	1	1	0	0
Joe Ferguson, R (1, 2) OBP: 0.370, SLG: 0.477	x 0-0 ① SF9 3-H		S S S 0-3 ③ K		x 0-0 ③ F9			x 0-0 ① F8		3	0	0	1	0	1	1
Willie Crawford, L (1, 9) OBP: 0.389, SLG: 0.438	S S S 0-3 ② K			x 0-0 ① 6-3		x 0-0 ① 6-3		x 0-0 ② F7		4	0	0	0	0	1	2
Steve Garvey, R (1, 3) OBP: 0.330, SLG: 0.428	x 0-0 1-H 2-H 2B			x 0-0 ② 6-3		x 0-0 FC4-6 1B		x 0-0 ③ F9		4	0	2	2	0	0	0
Bill Russell, R (1, 6) OBP: 0.306, SLG: 0.343	x 0-0 ③ 6-3			x 0-0 ③ 6-3		x 0-0 ② FC4-6 WP 1-2f			x 0-0 ① 4-3	4	0	0	0	0	0	2
Ron Cey, R (1, 5) OBP: 0.348, SLG: 0.388		x 0-0 ① F9			B B B B 4-0 SH1-6-4 1B BB	I I I I 4-0 1-2 IBB			x 0-0 ② 1-3	2	1	0	0	2	0	0
Tommy John, R (1, 1) OBP: 0.210, SLG: 0.213 Jim Brewer, L (9, 1) OBP: 0.400, SLG: 0.400		x 0-0 ② 6-3			x 0-0 ① SH1-6-4 1-2	x 0-0 ③ F3			x 0-0 1B	3 0	0 0	1 0	0 0	0 0	0 0	2 0
Inning Stats	R: 3 H: 2 E: 0 LOB: 1 K: 1 BB: 1 S: 7 P: 12	R: 0 H: 0 E: 0 LOB: 0 K: 0 BB: 0 S: 3 P: 3	R: 0 H: 0 E: 0 LOB: 0 K: 1 BB: 0 S: 5 P: 5	R: 0 H: 0 E: 0 LOB: 0 K: 0 BB: 0 S: 3 P: 3	R: 2 H: 2 E: 0 LOB: 1 K: 0 BB: 1 S: 5 P: 9	R: 0 H: 1 E: 0 LOB: 2 K: 0 BB: 1 S: 4 P: 8	R: 0 H: 0 E: 0 LOB: 0 K: 0 BB: 0 S: 3 P: 3	R: 0 H: 0 E: 0 LOB: 0 K: 0 BB: 0 S: 3 P: 3	R: 0 H: 1 E: 0 LOB: 1 K: 0 BB: 0 S: 4 P: 4	1B: 3 SF: 1 2B: 2 SAC: 1 3B: 1 DP: 0 HR: 0 HBP: 1						

PITCHER		IP	WLS	BF	H	R	ER	SO	BB	IBB	HBP	BLK	WP	HR	S	P	ERA	WHIP
Mike Torrez, R ERA: 4.59	(1, 1)	6.0		27	5	5	5	2	1	2	1	0	1	0	27	40	7.50	1.000
Ernie McAnally, R ERA: 3.97	(7, 1)	2.0		6	0	0	0	0	0	0	0	0	0	0	6	6	0.00	0.000
Tom Walker, R ERA: 3.64	(9, 1)	1.0	W	4	1	0	0	0	0	0	0	0	0	0	4	4	0.00	1.000

PITCHER	IP	WLS	BF	H	R	ER	SO	BB	IBB	HBP	BLK	WP	HR	S	P	ERA	WHIP

Los Angeles Dodgers @ Montreal Expos

Jarry Park, Montreal, QB

Wed Aug 29 1973, 7:05 PM EDT

Att. 14,178 - Unknown

TOP

livebaseballscorecards.com

AB	31
R	5
H	6
RBI	5
BB	3
SO	2
LOB	9



WP: 1 PA: 37
PB: 0
SB: 0
CS: 0

Batter	1	2	3	4	5	6	7	8	9	AB	R	H	RBI	BB	SO	LOB
Larry Lintz, S (1, 4) OBP: 0.436, SLG: 0.354	SSS 0-3 ① K			x 0-0 5-3 1B		x 0-0 ③ F9		x 0-0 ③ 3-1		4	0	1	0	0	1	0
Ron Woods, R (1, 8) OBP: 0.345, SLG: 0.314	SSS 0-3 ② K			x 0-0 ① 5-3 1-2			x 0-0 ① L4		x 0-0 ① F9	4	0	0	0	0	1	1
Pepe Mangual, R (1, 7) OBP: 0.250, SLG: 0.453	x 0-0 CS 1B			x 0-0 ② 5-3			BBBB 4-0 1B 2B BB		x 0-0 HR 2B	3	2	2	0	1	0	1
Ken Singleton, S (1, 9) OBP: 0.414, SLG: 0.488	0-0 ③ CS 1-2	x 0-0 G1-4-3 1B		SSS 0-3 ③ K			x 0-0 1-2 2B 1B		BBBB 4-0 HR BB	3	2	2	0	1	1	1
Bob Bailey, R (1, 5) OBP: 0.371, SLG: 0.499		x 0-0 ① ② G1-4-3 1-2f			x 0-0 ① 5-3		x 0-0 1-H 2-H 2B		x 0-0 1-H 2-H HR	4	1	2	5	0	0	1
Hal Breeden, R (1, 3) OBP: 0.357, SLG: 0.507 Mike Jorgensen, L (9, PR) OBP: 0.339, SLG: 0.340		x 0-0 ③ 5-3			x 0-0 ② 1-3		x 0-0 ② L8		x 0-0 IBB E 1B 1B	4 0	0 1	1 0	0 0	0 0	0 0	1 0
Tim Foli, R (1, 6) OBP: 0.278, SLG: 0.281		x 0-0 ① 5-3			x 0-0 ③ L6		x 0-0 ③ 6-3		BBBB 4-0 1B IBB 1-2 BB	3	0	0	0	1	0	1
Bob Stinson, S (1, 2) OBP: 0.329, SLG: 0.375		SSS 0-3 ② K				x 0-0 ① 6-3		x 0-0 ① F7	I I I I 4-0 1B 1-2 2-3 IBB	3	0	0	0	1	1	0
Mike Torrez, R (1, 1) OBP: 0.211, SLG: 0.214 Pepe Frias, R (6, PH) OBP: 0.266, SLG: 0.264 Ernie McAnally, R (7, 1) OBP: 0.196, SLG: 0.196 Ron Fairly, L (8, PH) OBP: 0.426, SLG: 0.455 Tom Walker, R (9, 1) Boots Day, L (9, PH) OBP: 0.359, SLG: 0.388		x 0-0 ③ 1-3				x 0-0 ② 4-3		SSS 0-3 ② K	x 0-0 1-2 2-3 3-H 1B	1 1 0 1 0 1	0 0 0 0 0 0	0 0 0 0 0 1	0 0 0 0 0 0	0 0 0 1 0 0	0 0 0 0 0 0	0 0 0 0 0 0
Inning Stats	R: 0 E: 0 K: 2 S: 7 H: 1 LOB: 0 BB: 0 P: 7	R: 0 E: 0 K: 0 S: 3 H: 1 LOB: 0 BB: 0 P: 3	R: 0 E: 0 K: 1 S: 5 H: 0 LOB: 0 BB: 0 P: 5	R: 0 E: 0 K: 1 S: 6 H: 1 LOB: 1 BB: 0 P: 6	R: 0 E: 0 K: 0 S: 3 H: 0 LOB: 0 BB: 0 P: 3	R: 0 E: 0 K: 0 S: 3 H: 0 LOB: 0 BB: 0 P: 3	R: 2 E: 0 K: 0 S: 5 H: 2 LOB: 1 BB: 1 P: 9	R: 0 E: 0 K: 1 S: 5 H: 0 LOB: 0 BB: 0 P: 5	R: 4 E: 1 K: 0 S: 5 H: 4 LOB: 3 BB: 3 P: 17	1B: 6 2B: 2 3B: 0 HR: 1	SF: 0 SAC: 0 DP: 1 HBP: 0						

PITCHER		IP	WLS	BF	H	R	ER	SO	BB	IBB	HBP	BLK	WP	HR	S	P	ERA	WHIP
Tommy John, L ERA: 2.77	(1, 1)	8.1		31	6	4	4	5	2	0	0	0	0	0	39	47	4.32	0.960
Jim Brewer, L ERA: 2.48	(9, 1)	0.0	L	5	3	2	2	0	1	1	0	0	0	1	3	11	∞	∞

PITCHER	IP	WLS	BF	H	R	ER	SO	BB	IBB	HBP	BLK	WP	HR	S	P	ERA	WHIP

BOTTOM

Los Angeles Dodgers @ Montreal Expos

Jarry Park, Montreal, QB

Wed Aug 29 1973, 7:05 PM EDT

Att. 14,178 - Unknown

livebaseballscorecards.com

AB	32
R	6
H	9
RBI	6
BB	4
SO	5
LOB	6

Batter	1	2	3	4	5	6	7	8	9	AB	R	H	RBI	BB	SO	LOB
Larry Lintz, S (1, 4) OBP: 0.424, SLG: 0.333	F8		HR; SH1-3; BB	SH1-3; 2-H		6-3		1-3; 1-2f		3	1	0	1	1	0	1
Ron Woods, R (1, 8) OBP: 0.341, SLG: 0.309	F7		SH1-3; 1-2	F7			1-3		4-3	4	0	0	0	0	0	0
Bob Bailey, R (1, 5) OBP: 0.374, SLG: 0.507	HR; 1B		2-H; HR		E5; BB; 1B; FC4-2		HR; 1B		SSS; K	5	3	3	2	0	1	0
Hal Breeden, R (1, 3) OBP: 0.367, SLG: 0.542 Mike Jorgensen, L (9, 3) OBP: 0.339, SLG: 0.340	1-H; HR		1B; 1B		FC4-2; BB; 1-2; 1B		1-H; HR		5-3	5 0	2 0	4 0	4 0	0 0	0 0	0 0
Ken Singleton, S (1, 9) OBP: 0.416, SLG: 0.489	P4		FC4-6; 1-3; 1B		BBB; G5-3; FC4-2; 1-2; 2-3; BB		G3; WP; 1B			3	0	2	0	1	0	0
Pepe Mangual, R (1, 7) OBP: 0.241, SLG: 0.436 Ron Fairly, L (5, PH) OBP: 0.424, SLG: 0.452 (5, 7) Mike Marshall, R (7, 1) OBP: 0.292, SLG: 0.227		P3; SSS; K			FC4-2; 1-2; 2-3; 3-Hf		G3; 1-3			2 2 0	0 0 0	0 0 0	0 0 0	0 0 0	1 0 0	2 4 0
Tim Foli, R (1, 6) OBP: 0.278, SLG: 0.280		1B	FC4-6; 1-2f		G5-3; 2-3f		P4			4	0	1	0	0	0	6
Terry Humphrey, R (1, 2) OBP: 0.176, SLG: 0.179		SSS; K		E5; PB; SH1-4; SH1-3		4-3		F8		4	1	0	0	0	1	1
Steve Renko, R (1, 1) OBP: 0.350, SLG: 0.356 Pat Jarvis, R (5, 1) Jim Lyttle, L (6, PH) OBP: 0.288, SLG: 0.433 Tom Walker, R (6, 1) Boots Day, L (7, 7) OBP: 0.362, SLG: 0.391		SSS; K		SH1-4; 1-2		4-3		1-3; 1B		1 0 1 0 1	0 0 0 0 0	0 0 0 0 1	0 0 0 0 0	0 0 0 0 0	1 0 0 0 0	1 0 0 0 0
Inning Stats	R: 2 E: 0 K: 0 S: 5 H: 2 LOB: 0 BB: 0 P: 5	R: 0 E: 0 K: 2 S: 8 H: 1 LOB: 1 BB: 0 P: 8	R: 2 E: 0 K: 1 S: 8 H: 3 LOB: 2 BB: 1 P: 12	R: 1 E: 1 K: 0 S: 4 H: 0 LOB: 0 BB: 0 P: 4	R: 0 E: 1 K: 0 S: 4 H: 1 LOB: 2 BB: 1 P: 8	R: 0 E: 0 K: 0 S: 3 H: 0 LOB: 0 BB: 0 P: 3	R: 2 E: 0 K: 0 S: 6 H: 3 LOB: 1 BB: 0 P: 6	R: 0 E: 0 K: 0 S: 3 H: 1 LOB: 0 BB: 0 P: 3	R: 0 E: 0 K: 1 S: 5 H: 0 LOB: 0 BB: 0 P: 5	1B: 8 2B: 1 3B: 0 HR: 3 SF: 0 SAC: 3 DP: 2 HBP: 0						

PITCHER		IP	WLS	BF	H	R	ER	SO	BB	IBB	HBP	BLK	WP	HR	S	P	ERA	WHIP
Steve Carlton, L ERA: 3.99	(1, 1)	4.0		23	7	5	4	3	2	0	0	0	0	2	27	35	9.00	2.250
Darrell Brandon, R ERA: 5.0	(5, 1)	2.1		9	3	2	2	0	0	0	0	0	0	1	9	9	7.71	1.286
Mac Scarce, L ERA: 2.2	(7, 1)	0.2		2	0	0	0	0	0	0	0	0	1	0	2	2	0.00	0.000
George Culver, R ERA: 3.09	(8, 1)	2.0	W	6	1	0	0	1	0	0	0	0	0	0	8	8	0.00	0.500

PITCHER	IP	WLS	BF	H	R	ER	SO	BB	IBB	HBP	BLK	WP	HR	S	P	ERA	WHIP

TOP

Montreal Expos @ Philadelphia Phillies

Veterans Stadium, Philadelphia, PA

Thu Aug 30 1973, 7:05 PM EDT

Att. 10,220 - Unknown

livebaseballscorecards.com

AB	35
R	7
H	11
RBI	7
BB	2
SO	4
LOB	15

WP: 1 PB: 1 SB: 0 CS: 0 PA: 40

Batter	1	2	3	4	5	6	7	8	9	AB	R	H	RBI	BB	SO	LOB
Cesar Tovar, R (1, 5) OBP: 0.345, SLG: 0.375	P2		6-3		P6		E6 1B 1-2		E 1B 1-2 1B	5	1	1	0	0	0	1
Denny Doyle, L (1, 4) OBP: 0.303, SLG: 0.304	F7		E6		HR 2B		1-2 2-3 1B		E4 1B 1-2 2-3	5	1	2	0	0	0	2
Willie Montanez, L (1, 3) OBP: 0.329, SLG: 0.384	4-3		6-3		2-H HR		F5		P4	5	1	1	2	0	0	6
Greg Luzinski, R (1, 7) OBP: 0.348, SLG: 0.492		1B FC6-4 2B		P4	HR		F8		1-2 2-H 3-H 1B	5	2	3	3	0	0	2
Bill Robinson, R (1, 9) OBP: 0.333, SLG: 0.561		FC6-4 2-3 1B		4-3	F7			S S S K		4	0	1	0	0	1	0
Del Unser, L (1, 8) OBP: 0.358, SLG: 0.445		S S S K		B B B 4-0 HR BB		F8		S S S K		3	1	0	0	1	2	2
Bob Boone, R (1, 2) OBP: 0.312, SLG: 0.365		FC6-4 FC6 1-2f 3-H		1-H HR		P4		S S S K		4	1	1	3	0	1	1
Craig Robinson, R (1, 6) OBP: 0.239, SLG: 0.299 Mike Anderson, R (9, PH) OBP: 0.314, SLG: 0.421 Billy Grabarkewitz, R (9, PR) OBP: 0.322, SLG: 0.310		FC6 1-2f		S S S K		6-3			E 1B 1B	3 1 0	0 0 1	0 1 0	0 0 0	0 0 0	1 0 0	1 0 0
Steve Carlton, L (1, 1) OBP: 0.170, SLG: 0.247 Darrell Brandon, R (5, 1) OBP: 0.400, SLG: 0.250 Mac Scarce, L (7, 1) Tom Hutton, L (7, PH) OBP: 0.360, SLG: 0.394 George Culver, R (8, 1) Terry Harmon, R (9, PH) OBP: 0.297, SLG: 0.250			F8		6-3		1B E 1B		B3	1 1 0 1 0 0 1	0 0 0 0 0 0 0	0 0 0 1 0 0 0	0 0 0 0 0 0 0	0 0 0 0 0 0 0	0 0 0 0 0 0 0	0 0 0 0 0 0 1
Inning Stats	R: 0 E: 0 K: 0 S: 3 H: 0 LOB: 0 BB: 0 P: 3	R: 1 E: 0 K: 1 S: 7 H: 2 LOB: 1 BB: 0 P: 7	R: 0 E: 1 K: 0 S: 4 H: 0 LOB: 1 BB: 0 P: 4	R: 2 E: 0 K: 1 S: 6 H: 1 LOB: 0 BB: 1 P: 10	R: 3 E: 0 K: 0 S: 6 H: 3 LOB: 0 BB: 0 P: 6	R: 0 E: 0 K: 0 S: 3 H: 0 LOB: 0 BB: 0 P: 3	R: 0 E: 1 K: 0 S: 5 H: 2 LOB: 2 BB: 0 P: 5	R: 0 E: 0 K: 3 S: 9 H: 0 LOB: 0 BB: 0 P: 9	R: 2 E: 1 K: 0 S: 6 H: 3 LOB: 2 BB: 0 P: 6	1B: 6 2B: 2 3B: 0 HR: 3	SF: 0 SAC: 0 DP: 0 HBP: 0						

PITCHER		IP	WLS	BF	H	R	ER	SO	BB	IBB	HBP	BLK	WP	HR	S	P	ERA	WHIP
Steve Renko, R ERA: 3.0	(1, 1)	4.2		22	6	6	6	2	1	0	0	0	0	3	25	29	11.57	1.500
Pat Jarvis, R ERA: 2.75	(5, 1)	0.1		1	0	0	0	0	0	0	0	0	0	0	1	1	0.00	0.000
Tom Walker, R ERA: 3.59	(6, 1)	1.0		4	1	0	0	0	0	0	0	0	0	0	4	4	0.00	1.000
Mike Marshall, R ERA: 2.62	(7, 1)	2.2	L	13	4	2	0	3	0	0	0	0	0	0	19	19	0.00	1.500

PITCHER	IP	WLS	BF	H	R	ER	SO	BB	IBB	HBP	BLK	WP	HR	S	P	ERA	WHIP

BOTTOM

Montreal Expos @ Philadelphia Phillies

Veterans Stadium, Philadelphia, PA

Thu Aug 30 1973, 7:05 PM EDT

Att. 10,220 - Unknown

livebaseballscorecards.com

AB	39
R	8
H	11
RBI	8
BB	1
SO	5
LOB	16

Montreal Expos @ Philadelphia Phillies

Veterans Stadium, Philadelphia, PA

Fri Aug 31 1973, 7:05 PM EDT

Att. 14,171 - Unknown

TOP

livebaseballscorecards.com

Batter	1	2	3	4	5	6	7	8	9	AB	R	H	RBI	BB	SO	LOB
Mike Jorgensen, L (1, 3) OBP: 0.339, SLG: 0.337	F8		F8		E1 CS B1-3		BB 1B BB	IBB		3	0	0	0	2	0	0
Larry Lintz, S (1, 4) OBP: 0.406, SLG: 0.309	L5		4-3		B1-3 1-2		BB 1B 1-2	K		4	0	0	0	1	1	4
Ron Fairly, L (1, 7) OBP: 0.426, SLG: 0.452	F7			2B 1B	BB		5-3 1-2 2-3		4-3	2	1	1	0	1	0	0
Hal Breeden, R (7, PH) OBP: 0.369, SLG: 0.545										1	0	1	0	0	0	0
Ron Woods, R (7, 7) OBP: 0.340, SLG: 0.308										1	0	0	0	0	0	0
Ken Singleton, S (1, 9) OBP: 0.419, SLG: 0.496		BB 4-3		HR 1-H 2B	CS 2-3	PB E 1B	5-3 1-2f		2B	4	2	3	1	1	0	3
Boots Day, L (1, 8) OBP: 0.358, SLG: 0.386		B5		P6		K 1-2		SH2-4 1-3 1B	F7	5	1	1	0	0	1	4
Bernie Allen, L (1, 5) OBP: 0.289, SLG: 0.333		4-3 1-2		HR 2-H		E1 2-H		1-3 SH2-4 1-2 1B	IBB	4	1	2	2	1	0	1
Bob Stinson, S (1, 2) OBP: 0.325, SLG: 0.358		BB 4-3		F7		F2		SH2-4 1-2 2-3	4-3	3	0	0	0	1	0	3
Tim Foli, R (1, 6) OBP: 0.277, SLG: 0.278		4-3		K		6-3		1-3 IBB		3	0	0	0	1	1	3
Steve Rogers, R (1, 1) OBP: 0.250, SLG: 0.167			1-3		K		K	1-3 1-2 2-3 3-H		4	0	0	1	0	2	2
Mike Marshall, R (9, 1) OBP: 0.292, SLG: 0.227										0	0	0	0	0	0	0

	AB	34
	R	5
	H	8
	RBI	4
	BB	8
	SO	5
	LOB	20

Inning Stats	1	2	3	4	5	6	7	8	9
	R: 0	R: 0	R: 0	R: 3	R: 0	R: 1	R: 0	R: 1	R: 0
	E: 0	E: 0	E: 0	E: 0	E: 1	E: 1	E: 0	E: 0	E: 0
	K: 0	K: 0	K: 0	K: 1	K: 1	K: 1	K: 1	K: 1	K: 0
	S: 3	S: 3	S: 3	S: 8	S: 5	S: 7	S: 5	S: 7	S: 4
	H: 0	H: 0	H: 0	H: 3	H: 0	H: 1	H: 1	H: 2	H: 1
	LOB: 0	LOB: 2	LOB: 0	LOB: 0	LOB: 1	LOB: 1	LOB: 2	LOB: 3	LOB: 2
	BB: 0	BB: 2	BB: 0	BB: 0	BB: 1	BB: 0	BB: 2	BB: 2	BB: 1
	P: 3	P: 11	P: 3	P: 8	P: 9	P: 7	P: 13	P: 15	P: 8

1B: 5	SF: 0	WP: 0	PA: 44
2B: 3	SAC: 1	PB: 1	
3B: 0	DP: 1	SB: 0	
HR: 1	HBP: 0	CS: 1	

PITCHER		IP	WLS	BF	H	R	ER	SO	BB	IBB	HBP	BLK	WP	HR	S	P	ERA	WHIP
Jim Lonborg, R ERA: 4.93	(1, 1)	6.1	L	29	4	4	3	4	5	0	0	0	0	1	32	52	4.26	1.421
Mac Scarce, L ERA: 2.17	(7, 1)	0.2		2	1	0	0	0	0	0	0	0	0	0	2	2	0.00	1.500
George Culver, R ERA: 3.14	(8, 1)	2.0		12	3	1	1	1	0	3	0	0	0	0	11	23	4.50	1.500

PITCHER	IP	WLS	BF	H	R	ER	SO	BB	IBB	HBP	BLK	WP	HR	S	P	ERA	WHIP

BOTTOM

Montreal Expos @ Philadelphia Phillies

Veterans Stadium, Philadelphia, PA

Fri Aug 31 1973, 7:05 PM EDT

Att. 14,171 - Unknown

Batter	1	2	3	4	5	6	7	8	9	AB	R	H	RBI	BB	SO	LOB
Cesar Tovar, R (1, 5) OBP: 0.348, SLG: 0.378	BBBB 4-0 CS BB			x 0-0 FC5 2B	BBBB 4-0 1-2 BB		x 0-0 ②③ G4-6-3 1-2f		x 0-0 ③ 6-3	3	0	1	0	2	0	2
Denny Doyle, L (1, 4) OBP: 0.299, SLG: 0.300	SSS 0-3 ①② K 1-2			x 0-0 ① 6-3	x 0-0 ③ 4-3			x 0-0 ① F8		4	0	0	0	0	1	4
Willie Montanez, L (1, 3) OBP: 0.330, SLG: 0.384	SSS 0-3 ③ K			x 0-0 ② F8		x 0-0 1B 1B		BBBB 4-0 1B BB		3	0	1	0	1	1	1
Greg Luzinski, R (1, 7) OBP: 0.349, SLG: 0.492		x 0-0 ① 5-3		x 0-0 ③ FC5 2-3		x 0-0 1-3 1B		x 0-0 1-2 1B		4	0	2	0	0	0	1
Bill Robinson, R (1, 9) OBP: 0.332, SLG: 0.560		SSS 0-3 ② K			x 0-0 E G4-6-3 2B	x 0-0 ① F2		SSS 0-3 ② K		4	1	1	0	0	2	4
Del Unser, L (1, 8) OBP: 0.356, SLG: 0.442		x 0-0 ③ F7			BBBB 4-0 G4-6-3 E 1B BB	SSS 0-3 ② K		x 0-0 ③ F8		3	1	0	0	1	1	4
Bob Boone, R (1, 2) OBP: 0.312, SLG: 0.362			x 0-0 ① 5-3		x 0-0 E6 G4-6-3 1-2 2-3	x 0-0 ③ F8			BBBB 4-0 G3 BB	3	0	0	0	1	0	4
Craig Robinson, R (1, 6) OBP: 0.237, SLG: 0.297			x 0-0 ② 5-3		x 0-0 ①② G4-6-3 1-2f 2-3 3-H		x 0-0 ① P6		x 0-0 ① P9	1	0	0	0	0	0	0
Tom Hutton, L (5, PH) OBP: 0.358, SLG: 0.393										1	0	0	0	0	0	2
Terry Harmon, R (6, 6) OBP: 0.293, SLG: 0.246										2	0	0	0	0	0	1
Jim Lonborg, R (1, 1) OBP: 0.189, SLG: 0.180			SSS 0-3 ③ K		x 0-0 3-H BB 1B		BBBB 4-0 G4-6-3 BB		x 0-0 ② G3 1-2	2	0	1	1	0	1	0
Mac Scarce, L (7, 1)										0	0	0	0	0	0	0
Mike Rogodzinski, L (7, PH) OBP: 0.338, SLG: 0.339										0	0	0	0	1	0	0
George Culver, R (8, 1)										0	0	0	0	0	0	0
Mike Anderson, R (9, PH) OBP: 0.312, SLG: 0.418										1	0	0	0	0	0	1
Inning Stats	R: 0 E: 0 K: 2 S: 6 H: 0 LOB: 0 BB: 1 P: 10	R: 0 E: 0 K: 1 S: 5 H: 0 LOB: 0 BB: 0 P: 5	R: 0 E: 0 K: 1 S: 5 H: 0 LOB: 0 BB: 0 P: 5	R: 0 E: 0 K: 0 S: 4 H: 1 LOB: 1 BB: 0 P: 4	R: 2 E: 1 K: 0 S: 5 H: 2 LOB: 2 BB: 2 P: 13	R: 0 E: 0 K: 1 S: 7 H: 2 LOB: 2 BB: 0 P: 7	R: 0 E: 0 K: 0 S: 2 H: 0 LOB: 0 BB: 1 P: 6	R: 0 E: 0 K: 1 S: 6 H: 1 LOB: 2 BB: 1 P: 10	R: 0 E: 0 K: 0 S: 3 H: 0 LOB: 1 BB: 1 P: 7	1B: 4 2B: 2 3B: 0 HR: 0	SF: 0 SAC: 0 DP: 2 HBP: 0						

PITCHER		IP	WLS	BF	H	R	ER	SO	BB	IBB	HBP	BLK	WP	HR	S	P	ERA	WHIP
Steve Rogers, R ERA: 1.19	(1, 1)	8.0	W	34	6	2	1	6	6	0	0	0	0	0	40	64	1.12	1.500
Mike Marshall, R ERA: 2.6	(9, 1)	1.0	S	3	0	0	0	0	0	0	0	0	0	0	3	3	0.00	0.000

PITCHER	IP	WLS	BF	H	R	ER	SO	BB	IBB	HBP	BLK	WP	HR	S	P	ERA	WHIP

livebaseballscorecards.com

AB	31
R	2
H	6
RBI	1
BB	6
SO	6
LOB	24

WP: 0 PA: 37
PB: 0
SB: 0
CS: 1

Montreal Expos @ Philadelphia Phillies

Veterans Stadium, Philadelphia, PA

Sat Sep 01 1973, 7:05 PM EDT

Att. 14,217 - Unknown

TOP

livebaseballscorecards.com

Batter	1	2	3	4	5	6	7	8	9	AB	R	H	RBI	BB	SO	LOB
Mike Jorgensen, L (1, 3) OBP: 0.343, SLG: 0.351	BBBB 4-0 G3 S BB	x 0-0 ② F8 2-3		x 0-0 1-H HR		x 0-0 ③ 4-3		x 0-0 2-H 2B		4	1	2	3	1	0	1
Clyde Mashore, R (1, 4) Larry Lintz, S (1, PH) (1, 4) OBP: 0.304, SLG: 0.333 OBP: 0.391, SLG: 0.288	x 0-0 ① P5	x 0-0 ③ 4-3		x 0-0 ③ F8			BBBB 4-0 1B BB	x 0-0 ③ F8		0 4	0 0	0 0	0 0	0 1	0 0	0 4
Ron Fairly, L (1, 7) Ron Woods, R (7, PR) (7, 8) OBP: 0.429, SLG: 0.463 OBP: 0.342, SLG: 0.308	x 0-0 ② G3 1-3		x 0-0 HR		BBBB 4-0 2B BB		x 0-0 G5-4-3 1-3 1B		BBBB 4-0 5-3 S SF9 BB	3 0	2 1	2 0	1 0	1 1	0 0	1 0
Ken Singleton, S (1, 9) OBP: 0.419, SLG: 0.496	SSS 0-3 ③ K		x 0-0 ① 1-3		x 0-0 ① 1-H 2B		SSS 0-3 ① K		BBBB 4-0 2-4 5-3 1-2 BB	4	0	1	1	1	2	3
Bob Bailey, R (1, 5) Pepe Frias, R (9, 5) OBP: 0.374, SLG: 0.507 OBP: 0.256, SLG: 0.264		BBBB 4-0 E WP BB	SSS 0-3 ② K		x 0-0 2B 2B		x 0-0 ② ③ G5-4-3 1-2f		x 0-0 ① 5-3 1-2 2-3	4 0	2 0	1 0	0 0	1 0	1 0	4 0
Boots Day, L (1, 8) (7, 7) Pepe Mangual, R (8, PH) (8, 7) OBP: 0.362, SLG: 0.396 OBP: 0.250, SLG: 0.436		x 0-0 2B E 1-H 1B	x 0-0 ③ F7		x 0-0 3-6 2-H 2B			BBBB 4-0 PB SH5-4 5-3 BB	x 0-0 ② SF9 3-H	3 0	1 1	2 0	1 1	0 1	0 0	0 0
Bob Stinson, S (1, 2) OBP: 0.337, SLG: 0.377		x 0-0 E SH5-3 1-3 2B		BBB 4-0 G3-6-3 BB	x 0-0 ② ③ 3-6 2-3f			x 0-0 ① SH5-4 1-2	0-0 ③ 2-4 2-2	2	1	1	0	1	0	1
Tim Foli, R (1, 6) OBP: 0.277, SLG: 0.276		x 0-0 E3 F8 SH5-3 2-3 3-H		x 0-0 ① ② G3-6-3 1-2f		x 0-0 ① 6-3		4-0 5-3 2B IBB 2-3		3	1	0	1	1	0	2
Balor Moore, L (1, 1) Tony Scott, S (4, PR) Pat Jarvis, R (4, 1) Mike Marshall, R (6, 1) OBP: 0.115, SLG: 0.082 OBP: 0.280, SLG: 0.217		x 0-0 ① SH5-3 1-2 3-H		H 1-0 HR HBP		SSS 0-3 ② K		x 0-0 ② 5-3 1-2 3-H		0 0 1 1	0 1 0 0	0 0 0 1	1 0 0 0	0 0 0 0	0 0 1 0	0 0 0 1
Inning Stats	R: 0 H: 0 E: 0 LOB: 1 K: 1 BB: 1 S: 5 P: 9	R: 3 H: 2 E: 2 LOB: 1 K: 0 BB: 1 S: 6 P: 10	R: 1 H: 1 E: 0 LOB: 0 K: 1 BB: 0 S: 6 P: 6	R: 2 H: 1 E: 0 LOB: 1 K: 0 BB: 1 S: 3 P: 8	R: 2 H: 3 E: 0 LOB: 0 K: 0 BB: 1 S: 4 P: 8	R: 0 H: 0 E: 0 LOB: 0 K: 1 BB: 0 S: 5 P: 5	R: 0 H: 1 E: 0 LOB: 2 K: 1 BB: 1 S: 5 P: 9	R: 2 H: 1 E: 0 LOB: 1 K: 0 BB: 2 S: 4 P: 12	R: 1 H: 0 E: 0 LOB: 1 K: 0 BB: 2 S: 2 P: 10	1B: 2 SF: 1 2B: 6 SAC: 2 3B: 0 DP: 3 HR: 2 HBP: 1						

	AB	29
	R	11
	H	9
	RBI	10
	BB	9
	SO	4
	LOB	17

	WP: 1	PA: 42
	PB: 1	
	SB: 2	
	CS: 0	

PITCHER	IP	WLS	BF	H	R	ER	SO	BB	IBB	HBP	BLK	WP	HR	S	P	ERA	WHIP
Wayne Twitchell, R (1, 1) ERA: 2.53	4.1	L	23	6	8	8	2	4	0	1	0	1	2	22	39	16.61	2.308
Ron Diorio, R (5, 1) ERA: 1.04	0.2		2	1	0	0	0	0	0	0	0	0	0	2	2	0.00	1.500
Barry Lersch, R (6, 1) ERA: 4.66	2.0		7	1	0	0	2	1	0	0	0	0	0	10	14	0.00	1.000
Mike Wallace, L (8, 1) ERA: 4.63	1.0		6	1	2	2	0	1	1	0	0	0	0	4	12	18.00	2.000
Bill Wilson, R (9, 1) ERA: 5.08	1.0		5	0	1	1	0	2	0	0	0	0	0	2	10	9.00	2.000

PITCHER	IP	WLS	BF	H	R	ER	SO	BB	IBB	HBP	BLK	WP	HR	S	P	ERA	WHIP

Batter	1	2	3	4	5	6	7	8	9	AB	R	H	RBI	BB	SO	LOB
Cesar Tovar, R (1, 5) OBP: 0.345, SLG: 0.374	F9		5-3		5-3		FC4-6			3	0	0	0	0	0	1
Barry Lersch, S (6, 1) OBP: 0.214, SLG: 0.154										0	0	0	0	0	0	0
Willie Montanez, L (7, PH) OBP: 0.329, SLG: 0.383										1	0	0	0	0	0	1
Mike Wallace, L (8, 1)										0	0	0	0	0	0	0
Bill Wilson, R (9, 1)							1-2f			0	0	0	0	0	0	0
Billy Grabarkewitz, R (1, 4) (9, 5) OBP: 0.326, SLG: 0.310	HR BB		F8			HR S 1B	G3			3	2	1	0	1	0	1
Mike Anderson, R (1, 9) OBP: 0.317, SLG: 0.462	1-H HR		K			1-H HR		K		4	2	2	4	0	2	0
Greg Luzinski, R (1, 7) OBP: 0.347, SLG: 0.488	K			P4		F9		F9		4	0	0	0	0	1	0
Bill Robinson, R (1, 8) OBP: 0.334, SLG: 0.566	BB			F7		HR		6-3		3	1	1	1	1	0	0
Bob Boone, R (1, 2) OBP: 0.311, SLG: 0.359	P4			F9		G6-4-3 BB			K	3	0	0	0	1	1	1
Mike Schmidt, R (1, 3) (6, 5) OBP: 0.330, SLG: 0.395		K			FC3-6 HBP	G6-4-3 1-2f			5-3	2	0	0	0	0	1	1
Terry Harmon, R (9, 4) OBP: 0.291, SLG: 0.244										1	0	0	0	0	0	0
Craig Robinson, R (1, 6) OBP: 0.238, SLG: 0.295		P6			K		6-3		1B	4	0	1	0	0	1	1
Wayne Twitchell, R (1, 1) OBP: 0.104, SLG: 0.134		6-3			FC3-6 1-2f		FC4-6 1B		1-3	1	0	0	0	0	0	0
Ron Diorio, R (5, 1)										0	0	0	0	0	0	0
Tom Hutton, L (5, PH) OBP: 0.358, SLG: 0.392										3	0	1	0	0	0	2
(6, 3)																
Inning Stats	R: 2 E: 0 K: 1 S: 6 H: 1 LOB: 1 BB: 2 P: 14	R: 0 E: 0 K: 1 S: 5 H: 0 LOB: 0 BB: 0 P: 5	R: 0 E: 0 K: 1 S: 5 H: 0 LOB: 0 BB: 0 P: 5	R: 0 E: 0 K: 0 S: 3 H: 0 LOB: 0 BB: 0 P: 3	R: 0 E: 0 K: 1 S: 5 H: 0 LOB: 1 BB: 0 P: 6	R: 3 E: 0 K: 0 S: 5 H: 3 LOB: 0 BB: 1 P: 9	R: 0 E: 0 K: 0 S: 4 H: 1 LOB: 1 BB: 0 P: 4	R: 0 E: 0 K: 1 S: 5 H: 0 LOB: 0 BB: 0 P: 5	R: 0 E: 0 K: 1 S: 6 H: 1 LOB: 1 BB: 0 P: 6	1B: 3 2B: 0 3B: 0 HR: 3	SF: 0 SAC: 0 DP: 1 HBP: 1						

PITCHER		IP	WLS	BF	H	R	ER	SO	BB	IBB	HBP	BLK	WP	HR	S	P	ERA	WHIP
Balor Moore, L ERA: 4.39	(1, 1)	3.0		12	1	2	2	3	2	0	0	0	0	1	16	24	6.00	1.000
Pat Jarvis, R ERA: 3.29	(4, 1)	2.1		11	3	3	3	1	0	0	1	0	0	2	12	13	11.57	1.286
Mike Marshall, R ERA: 2.54	(6, 1)	3.2	W	13	2	0	0	2	1	0	0	0	0	0	16	20	0.00	0.818

PITCHER	IP	WLS	BF	H	R	ER	SO	BB	IBB	HBP	BLK	WP	HR	S	P	ERA	WHIP

BOTTOM

Montreal Expos @ Philadelphia Phillies

Veterans Stadium, Philadelphia, PA

Sat Sep 01 1973, 7:05 PM EDT

Att. 14,217 - Unknown

livebaseballscorecards.com

AB	32
R	5
H	6
RBI	5
BB	3
SO	6
LOB	8

1B: 3	SF: 0	WP: 0	PA: 36		
2B: 0	SAC: 0	PB: 0			
3B: 0	DP: 1	SB: 1			
HR: 3	HBP: 1	CS: 0			

Montreal Expos @ Philadelphia Phillies

Veterans Stadium, Philadelphia, PA

Sun Sep 02 1973, 3:33 AM EDT

Att. 10,427 - Unknown

TOP

livebaseballscorecards.com

Batter	1	2	3	4	5	6	7	8	9	AB	R	H	RBI	BB	SO	LOB
Ron Hunt, R (1, 4) OBP: 0.418, SLG: 0.344	0-0 SH1 HR 2B	0-0 ① F8	SSS 0-3 K 1-2 2-3		0-0 ② 6-3		0-0 ② 6-3		0-0 FC6-4 1B	1	0	1	0	0	0	0
Pepe Frias, R (1, PR) OBP: 0.255, SLG: 0.262										5	1	1	0	0	1	2
Pepe Mangual, R (1, 7) OBP: 0.246, SLG: 0.407	0-0 ① SH1 2-3	BBBB 4-0 CS BB	SSS 0-3 ② K		0-0 ③ F4		0-0 ③ F7		0-0 ② P4	4	0	0	0	1	1	4
Bob Bailey, R (1, 5) OBP: 0.378, SLG: 0.514	BBBB 4-0 HR BB	0-0 ② 1-2 2B	0-0 ③ F9			0-0 2B 2B		0-0 3B 1B	0-0 ③ FC6-4 1-2f	4	2	3	0	1	0	3
Larry Lintz, S (8, PR) OBP: 0.386, SLG: 0.283										1	1	0	0	0	0	1
	(8, 4)															
Hal Breeden, R (1, 3) OBP: 0.378, SLG: 0.587	0-0 ③ 1-H 3-H HR	SSS 0-3 K		0-0 1B 3B		0-0 4-3 SF7 2-H 2B		0-0 1B 1-H 3B		5	3	4	5	0	1	1
Mike Jorgensen, L (8, PR) OBP: 0.343, SLG: 0.351										0	1	0	0	0	0	0
	(8, 3)															
Ken Singleton, S (1, 9) OBP: 0.421, SLG: 0.499	0-0 BB 2B 1B		0-0 3B 2B	0-0 ① G3		0-0 ① 4-3 2-3		0-0 FC6-4 3-H 1B		5	2	3	1	0	0	2
Tony Scott, S (8, PR) OBP: 0.000, SLG: 0.000										0	0	0	0	0	0	0
	(8, 9)															
Ron Woods, R (1, 8) OBP: 0.339, SLG: 0.314	0-0 ② F5		0-0 1B 2-H 3B	0-0 ② P6		0-0 SF7 3-H		0-0 ① F7		4	1	1	2	0	0	5
Tim Foli, R (1, 6) OBP: 0.284, SLG: 0.281	BBBB 4-0 1-2 2B BB		0-0 WP 1B 3-H 1B	0-0 3-H 1B		0-0 1B		SSS 0-3 ② K		4	1	3	2	1	1	2
Terry Humphrey, R (1, 2) OBP: 0.189, SLG: 0.205	0-0 1-H 2-H 2B		0-0 WP 1-2 1B	0-0 ③ F5		SSS 0-3 ③ K		0-0 ③ FC6-4 1-2f		5	0	2	2	0	1	4
Mike Torrez, R (1, 1) OBP: 0.194, SLG: 0.197	0-0 ③ 6-3		SSS 0-3 ① K	SSS 0-3 ① K		0-0 ① P4			0-0 ① 4-3	5	0	0	0	0	2	3
Inning Stats	R: 5 E: 0 K: 0 S: 7 H: 4 LOB: 1 BB: 2 P: 15	R: 0 E: 0 K: 1 S: 5 H: 1 LOB: 1 BB: 1 P: 9	R: 2 E: 0 K: 3 S: 14 H: 4 LOB: 3 BB: 0 P: 14	R: 1 E: 0 K: 0 S: 5 H: 2 LOB: 1 BB: 0 P: 5	R: 0 E: 0 K: 1 S: 5 H: 0 LOB: 0 BB: 0 P: 5	R: 2 E: 0 K: 1 S: 8 H: 3 LOB: 1 BB: 0 P: 8	R: 0 E: 0 K: 0 S: 3 H: 0 LOB: 0 BB: 0 P: 3	R: 2 E: 0 K: 1 S: 8 H: 3 LOB: 2 BB: 0 P: 8	R: 0 E: 0 K: 0 S: 4 H: 1 LOB: 1 BB: 0 P: 4	1B: 8 2B: 6 3B: 3 HR: 1	SF: 1 SAC: 1 DP: 0 HBP: 0						

AB	43
R	12
H	18
RBI	12
BB	3
SO	7
LOB	27

WP: 1 PB: 0 SB: 0 CS: 1 PA: 48

PITCHER		IP	WLS	BF	H	R	ER	SO	BB	IBB	HBP	BLK	WP	HR	S	P	ERA	WHIP
Ken Brett, L ERA: 3.5	(1, 1)	1.2	L	12	5	5	5	0	3	0	0	0	0	1	9	21	27.00	4.800
Bill Wilson, R ERA: 5.44	(2, 1)	0.1		4	3	2	2	1	0	0	0	0	0	0	6	6	54.00	9.000
Darrell Brandon, R ERA: 4.88	(3, 1)	3.0		13	3	1	1	4	0	0	0	0	1	0	21	21	3.00	1.000
Barry Lersch, R ERA: 4.93	(6, 1)	3.0		15	6	4	4	2	0	0	0	0	0	0	19	19	12.00	2.000
Ron Diorio, R ERA: 0.93	(9, 1)	1.0		4	1	0	0	0	0	0	0	0	0	0	4	4	0.00	1.000

PITCHER	IP	WLS	BF	H	R	ER	SO	BB	IBB	HBP	BLK	WP	HR	S	P	ERA	WHIP

Batter	1	2	3	4	5	6	7	8	9	AB	R	H	RBI	BB	SO	LOB
Cesar Tovar, R (1, 5) OBP: 0.341, SLG: 0.369	P6		5-3		G6-4-3 1-2f			1-3		4	0	0	0	0	0	1
Ron Diorio, R (9, 1)										0	0	0	0	0	0	0
Denny Doyle, L (1, 4) OBP: 0.305, SLG: 0.303	BB, 1B 1B		2B BB		6-3			1B 1B		3	0	2	0	1	0	0
Willie Montanez, L (1, 3) OBP: 0.329, SLG: 0.382	F9		F8			1-3		1-3 1B		4	0	1	0	0	0	2
Greg Luzinski, R (1, 7) OBP: 0.349, SLG: 0.491	BB 1-2 1B		1-3 2B			F9		K		3	0	2	0	0	0	0
Mike Rogodzinski, L (7, 7) OBP: 0.333, SLG: 0.333										1	0	0	0	0	1	2
Bill Robinson, R (1, 9) OBP: 0.334, SLG: 0.563	1-2 2-3 BB		F8			6-3			FC5-4 1B BB	2	0	0	0	1	0	2
Mike Anderson, R (7, 9) OBP: 0.321, SLG: 0.462										0	0	0	0	1	0	0
Del Unser, L (1, 8) OBP: 0.355, SLG: 0.440	4-3			F9			F8		FC5-4 1-2 1B	4	0	1	0	0	0	3
Terry Harmon, R (1, 6) OBP: 0.283, SLG: 0.237		6-3		F7			3-1		FC5-4 G5-4-3 1-2f 2-3	4	0	0	0	0	0	2
Mike Ryan, R (1, 2) OBP: 0.306, SLG: 0.369		K		F8			6-3		G5-4-3 1-2f	4	0	0	0	0	1	2
Ken Brett, L (1, 1) OBP: 0.290, SLG: 0.492		K			G6-4-3 1B			F7		0	0	0	0	0	0	0
Bill Wilson, R (2, 1)										1	0	0	0	0	1	0
Darrell Brandon, R (3, 1) OBP: 0.400, SLG: 0.250										0	0	0	0	0	0	0
Billy Grabarkewitz, R (5, PH) OBP: 0.330, SLG: 0.315										1	0	1	0	0	0	0
Barry Lersch, S (6, 1) OBP: 0.214, SLG: 0.154										0	0	0	0	0	0	0
Mike Schmidt, R (8, PH) OBP: 0.329, SLG: 0.394										1	0	0	0	0	0	0
(9, 5)																
Inning Stats	R: 0 E: 0 K: 0 S: 5 H: 2 LOB: 3 BB: 1 P: 9		R: 0 E: 0 K: 2 S: 7 H: 0 LOB: 0 BB: 0 P: 7	R: 0 E: 0 K: 0 S: 4 H: 1 LOB: 2 BB: 1 P: 8	R: 0 E: 0 K: 0 S: 3 H: 0 LOB: 0 BB: 0 P: 3	R: 0 E: 0 K: 0 S: 3 H: 0 LOB: 0 BB: 0 P: 3	R: 0 E: 0 K: 0 S: 3 H: 0 LOB: 0 BB: 0 P: 3	R: 0 E: 0 K: 1 S: 7 H: 2 LOB: 2 BB: 0 P: 7	R: 0 E: 0 K: 0 S: 3 H: 1 LOB: 1 BB: 1 P: 7	1B: 6 2B: 1 3B: 0 HR: 0	SF: 0 SAC: 0 DP: 2 HBP: 0				WP: 0 PB: 0 SB: 0 CS: 0	PA: 35	

PITCHER		IP	WLS	BF	H	R	ER	SO	BB	IBB	HBP	BLK	WP	HR	S	P	ERA	WHIP
Mike Torrez, R ERA: 4.37	(1, 1)	9.0	W	35	7	0	0	3	3	0	0	0	0	0	38	50	0.00	1.111

PITCHER	IP	WLS	BF	H	R	ER	SO	BB	IBB	HBP	BLK	WP	HR	S	P	ERA	WHIP

BOTTOM

Montreal Expos @ Philadelphia Phillies

Veterans Stadium, Philadelphia, PA

Sun Sep 02 1973, 3:33 AM EDT

Att. 10,427 - Unknown

livebaseballscorecards.com

AB	32
R	0
H	7
RBI	0
BB	3
SO	3
LOB	14

Chicago Cubs @ Montreal Expos

Jarry Park, Montreal, QB

Mon Sep 03 1973, 7:05 PM EDT

Att. 20,165 - Unknown

TOP

livebaseballscorecards.com

Batter	1	2	3	4	5	6	7	8	9	AB	R	H	RBI	BB	SO	LOB
Rick Monday, L (1, 8) OBP: 0.375, SLG: 0.469	S S S 0-3 ① K		x 0-0 ② B3		x 0-0 ① F9		x 0-0 ② L3		x 0-0 2B 1B 1B	5	1	1	0	0	1	0
Don Kessinger, S (1, 6) OBP: 0.335, SLG: 0.309	x 0-0 ② 4-3		x 0-0 1B		x 0-0 BB 1B		x 0-0 ③ F7		x 0-0 1-3 1B 2B	5	1	3	0	0	0	0
Billy Williams, L (1, 7) OBP: 0.372, SLG: 0.448	x 0-0 ③ P4		x 0-0 ③ F8		S S S 0-3 ② K			x 0-0 1B 2B	x 0-0 2-H 3-H 1B	5	0	2	2	0	1	2
Gonzalo Marquez, L (1, 3) OBP: 0.353, SLG: 0.364		x 0-0 ① P5		x 0-0 E 1B	B B B 4-0 1-2 BB			x 0-0 2-3 1B	x 0-0 ③ 6-3	4	0	2	0	1	0	1
Jim Hickman, R (1, 9) OBP: 0.378, SLG: 0.311		x 0-0 BB 1B		x 0-0 ① F8	x 0-0 ③ F8			S S S 0-3 ① K		4	0	1	0	0	1	5
Ron Santo, R (1, 5) OBP: 0.358, SLG: 0.437		B B B B 4-0 1-2 BB		x 0-0 1-3 E9		x 0-0 ① F3		S S S 0-3 ② K		3	0	0	0	1	1	3
Paul Popovich, S (1, 4) OBP: 0.273, SLG: 0.276		x 0-0 ② F3		x 0-0 ② P7		x 0-0 ② P1-3		x 0-0 ③ P1-3		4	0	0	0	0	0	6
Randy Hundley, R (1, 2) OBP: 0.280, SLG: 0.342		S S S 0-3 ③ K		4-0 IBB		x 0-0 ③ 6-3			x 0-0 ① F9	3	0	0	0	1	1	2
Milt Pappas, R (1, 1) OBP: 0.087, SLG: 0.114			x 0-0 ① P4	S S S 0-3 ③ K			x 0-0 ① F9		x 0-0 ② F8	2	0	0	0	0	1	3
Glenn Beckert, R (7, PH) OBP: 0.311, SLG: 0.290										1	0	0	0	0	0	0
Dave LaRoche, L (7, 1) OBP: 0.750, SLG: 0.667										0	0	0	0	0	0	0
Bob Locker, S (7, 1) OBP: 0.071, SLG: 0.071										0	0	0	0	0	0	0
Mike Paul, L (7, 1)										0	0	0	0	0	0	0
Jack Aker, R (8, 1)										0	0	0	0	0	0	0
Gene Hiser, L (9, PH) OBP: 0.270, SLG: 0.253										1	0	0	0	0	0	0

Inning Stats	1	2	3	4	5	6	7	8	9
	R: 0 E: 0 K: 1 S: 5	H: 0 LOB: 0 BB: 0 P: 5	R: 0 E: 0 K: 1 S: 6	H: 1 LOB: 2 BB: 1 P: 10	R: 0 E: 0 K: 0 S: 4	H: 1 LOB: 1 BB: 0 P: 4	R: 0 E: 1 K: 1 S: 7	H: 1 LOB: 3 BB: 1 P: 11	R: 0 E: 0 K: 1 S: 6	H: 1 LOB: 2 BB: 1 P: 10	R: 0 E: 0 K: 0 S: 3	H: 0 LOB: 0 BB: 0 P: 3	R: 0 E: 0 K: 0 S: 3	H: 0 LOB: 0 BB: 0 P: 3	R: 0 E: 0 K: 2 S: 9	H: 2 LOB: 2 BB: 0 P: 9	R: 2 E: 0 K: 0 S: 6	H: 3 LOB: 1 BB: 0 P: 6

| | | | | | | | | | |

Chicago Cubs @ Montreal Expos

Jarry Park, Montreal, QB

Mon Sep 03 1973, 7:05 PM EDT

Att. 20,165 - Unknown

BOTTOM

Batter	1	2	3	4	5	6	7	8	9	AB	R	H	RBI	BB	SO	LOB
Boots Day, L (1, 8) OBP: 0.357, SLG: 0.389	6-3		6-3		P4-3		BB BLK IBB	5-3		3	0	0	0	0	0	1
Ron Woods, R (7, PH) (8, 8) OBP: 0.340, SLG: 0.313										1	0	0	0	1	0	1
Mike Jorgensen, L (1, 3) OBP: 0.342, SLG: 0.348	F7			K		3-1 1-2 2-3	BB			3	0	0	0	1	1	0
Ron Fairly, L (1, 7) OBP: 0.430, SLG: 0.465	F9			F2		G5-3 2B 1-2 2-3 3-H	BB			3	0	1	1	1	0	0
Pepe Mangual, R (7, PR) (8, 7) OBP: 0.246, SLG: 0.407										0	0	0	0	0	0	0
Ken Singleton, S (1, 9) OBP: 0.421, SLG: 0.498		K		1B		IBB	K			3	0	1	0	1	2	3
Bob Bailey, R (1, 5) OBP: 0.375, SLG: 0.509		P5		F6		G5-3 2-3f	F7			4	0	0	0	0	0	6
Bernie Allen, L (1, 4) OBP: 0.293, SLG: 0.330		E1				SH3-4 1B BB	F3	1B SF8 2B		1	1	0	0	1	0	0
Ron Hunt, R (7, PH) OBP: 0.417, SLG: 0.343										1	0	0	0	0	0	0
Pepe Frias, R (8, 4) OBP: 0.258, SLG: 0.271										1	1	1	0	0	0	0
Bob Stinson, S (1, 2) OBP: 0.337, SLG: 0.375		F8			SH3-4 1-2		2B 2B 1B	B1		3	1	1	0	0	0	2
Tim Foli, R (1, 6) OBP: 0.289, SLG: 0.289			F9		CS 2-H 1B		1-3 2B 2B	2-3 1B		4	1	3	1	0	0	0
Steve Renko, R (1, 1) OBP: 0.361, SLG: 0.382			6-3		1-2 1B		BLK BB 2-H 3-H 2B	SF8 3-H		3	1	2	2	0	0	0
Hal Breeden, R (8, PH) OBP: 0.378, SLG: 0.587										0	0	0	0	0	0	0
Jim Lyttle, L (8, PH) OBP: 0.284, SLG: 0.433										0	0	0	1	0	0	0
Mike Marshall, R (9, 1) OBP: 0.280, SLG: 0.217										0	0	0	0	0	0	0
Inning Stats	R: 0 H: 0 E: 0 LOB: 0 K: 0 BB: 0 S: 3 P: 3	R: 0 H: 0 E: 1 LOB: 1 K: 1 BB: 0 S: 6 P: 6	R: 0 H: 0 E: 0 LOB: 0 K: 0 BB: 0 S: 3 P: 3	R: 0 H: 1 E: 0 LOB: 1 K: 1 BB: 0 S: 6 P: 6	R: 1 H: 2 E: 0 LOB: 1 K: 0 BB: 1 S: 4 P: 8	R: 0 H: 1 E: 0 LOB: 1 K: 0 BB: 1 S: 3 P: 7	R: 3 H: 3 E: 0 LOB: 3 K: 1 BB: 3 S: 8 P: 20	R: 1 H: 2 E: 0 LOB: 1 K: 0 BB: 0 S: 5 P: 5		1B: 5 SF: 1 2B: 4 SAC: 1 3B: 0 DP: 1 HR: 0 HBP: 0						

livebaseballscorecards.com

AB	30
R	5
H	9
RBI	5
BB	5
SO	3
LOB	13

WP: 0 PA: 37
PB: 0
SB: 0
CS: 1

PITCHER		IP	WLS	BF	H	R	ER	SO	BB	IBB	HBP	BLK	WP	HR	S	P	ERA	WHIP
Milt Pappas, R ERA: 4.48	(1, 1)	6.0	L	23	4	1	1	2	1	1	0	0	0	0	25	33	1.50	0.833
Dave LaRoche, L ERA: 6.1	(7, 1)	0.1		3	2	2	2	0	0	0	0	0	0	0	3	3	54.00	6.000
Bob Locker, R ERA: 2.52	(7, 1)	0.0		1	1	0	0	0	0	0	0	0	0	0	1	1	∞	∞
Mike Paul, L ERA: 4.95	(7, 1)	1.0		8	2	2	2	1	2	1	0	1	0	0	7	19	18.00	4.000
Jack Aker, R ERA: 4.35	(8, 1)	0.2		2	0	0	0	0	0	0	0	0	0	0	2	2	0.00	0.000

PITCHER		IP	WLS	BF	H	R	ER	SO	BB	IBB	HBP	BLK	WP	HR	S	P	ERA	WHIP

Chicago Cubs @ Montreal Expos

Jarry Park, Montreal, QB

Tue Sep 04 1973, 7:05 PM EDT

Att. 18,667 - Unknown - 83 F

TOP

livebaseballscorecards.com

Batter	1	2	3	4	5	6	7	8	9	AB	R	H	RBI	BB	SO	LOB
Don Kessinger, S (1, 6) OBP: 0.332, SLG: 0.306	F7		6-3			4-3		4-3		4	0	0	0	0	0	0
Ralph LaCock, L (1, 9)	F7		4-3			4-3		4-3		4	0	0	0	0	0	0
Billy Williams, L (1, 7) OBP: 0.373, SLG: 0.448	F7			4-3			FC3-6 1B		FC4-6 1B	4	0	2	0	0	0	0
Gonzalo Marquez, L (1, 3) OBP: 0.316, SLG: 0.324		4-3		4-3			FC3-6 4-3 1-2f 3B		FC4-6 1B 1-2f BLK	4	2	0	0	0	0	2
Rick Monday, L (1, 8) OBP: 0.376, SLG: 0.473		P4-3 2B		F9			4-3 1-2		F5	1	0	1	0	0	0	0
Gene Hiser, L (4, PH) OBP: 0.263, SLG: 0.245 (4, 8)										3	0	0	0	0	0	2
Paul Popovich, S (1, 4) OBP: 0.277, SLG: 0.289		P4-3 2-3			P6-3		2-H 3B		BLK BB 1-3 1B	4	0	2	1	0	0	1
Carmen Fanzone, R (1, 5) OBP: 0.341, SLG: 0.418 Matt Alexander, S (9, PR)		WP BB			K		FC6 BB		BLK 1-2 BB	1	0	0	0	3	1	0
										0	0	0	0	0	0	0
Randy Hundley, R (1, 2) OBP: 0.279, SLG: 0.340 Glenn Beckert, R (7, PH) OBP: 0.311, SLG: 0.289 Tom Lundstedt, S (7, 2) Ron Santo, R (9, PH) OBP: 0.359, SLG: 0.437		K 1-2			1-3		FC6 1-2f		FC6-4 1-2 2-3 3-H IBB	2	0	0	0	0	1	2
										1	0	0	0	0	0	2
										0	0	0	0	0	0	0
										0	0	0	0	1	0	0
Fergie Jenkins, R (1, 1) OBP: 0.188, SLG: 0.176 Rico Carty, R (8, PH) OBP: 0.308, SLG: 0.296 Bob Locker, S (8, 1) OBP: 0.071, SLG: 0.071 Jim Hickman, R (9, PH) OBP: 0.376, SLG: 0.309			6-3			6-3		K	FC6-4 1-2f	2	0	0	0	0	0	0
										1	0	0	0	0	1	0
										0	0	0	0	0	0	0
										1	0	0	0	0	0	3
Inning Stats	R: 0 E: 0 K: 0 S: 3 H: 0 LOB: 0 BB: 0 P: 3	R: 0 E: 0 K: 1 S: 6 H: 1 LOB: 2 BB: 1 P: 10	R: 0 E: 0 K: 0 S: 3 H: 0 LOB: 0 BB: 0 P: 3	R: 0 E: 0 K: 0 S: 3 H: 0 LOB: 0 BB: 0 P: 3	R: 0 E: 0 K: 1 S: 5 H: 0 LOB: 0 BB: 0 P: 5	R: 0 E: 0 K: 0 S: 3 H: 0 LOB: 0 BB: 0 P: 3	R: 1 E: 0 K: 0 S: 5 H: 2 LOB: 2 BB: 1 P: 9	R: 0 E: 0 K: 1 S: 5 H: 0 LOB: 0 BB: 0 P: 5	R: 1 E: 0 K: 0 S: 5 H: 2 LOB: 3 BB: 2 P: 13	1B: 3 2B: 1 3B: 1 HR: 0	SF: 0 SAC: 0 DP: 0 HBP: 0					

	AB	32
	R	2
	H	5
	RBI	1
	BB	4
	SO	3
	LOB	12

WP: 1 PB: 0 SB: 0 CS: 0 PA: 36

PITCHER		IP	WLS	BF	H	R	ER	SO	BB	IBB	HBP	BLK	WP	HR	S	P	ERA	WHIP
Steve Rogers, R ERA: 1.28	(1, 1)	8.2	W	34	5	2	2	3	3	0	0	0	1	0	37	49	2.08	0.923
Mike Marshall, R ERA: 2.64	(9, 1)	0.1	S	2	0	0	0	0	0	1	0	1	0	0	1	5	0.00	0.000

PITCHER	IP	WLS	BF	H	R	ER	SO	BB	IBB	HBP	BLK	WP	HR	S	P	ERA	WHIP

Chicago Cubs @ Montreal Expos

Jarry Park, Montreal, QB

Tue Sep 04 1973, 7:05 PM EDT

Att. 18,667 - Unknown - 83 F

livebaseballscorecards.com

BOTTOM

Batter	1	2	3	4	5	6	7	8	9	AB	R	H	RBI	BB	SO	LOB
Boots Day, L (1, 8) (9, 7) OBP: 0.350, SLG: 0.381	1-3			E6 G3 SH SF9	K		G3			4	1	0	0	0	1	2
Larry Lintz, S (1, 4) OBP: 0.397, SLG: 0.279	P4-3			SH SF9 G3 1-2	BB 1-2			BB S SF8 BB		1	1	0	0	2	0	0
Ron Fairly, L (1, 7) OBP: 0.428, SLG: 0.461 Ron Woods, R (9, 8) OBP: 0.340, SLG: 0.313	L9			G3 1-2 2-3	BB 1-2 2-3 3-H			K 1-2		3 0	0 0	0 0	1 0	1 0	1 0	3 0
Ken Singleton, S (1, 9) OBP: 0.424, SLG: 0.497		BB CS		IBB	F2			IBB SF8		1	0	0	0	3	0	3
Mike Jorgensen, L (1, 3) OBP: 0.341, SLG: 0.346		G3 1-2		SF9 2-3 3-H		G3		BB 1-2 2-3		2	0	0	1	1	0	1
Bernie Allen, L (1, 5) OBP: 0.284, SLG: 0.319 Jim Lyttle, L (8, PH) OBP: 0.279, SLG: 0.433 Pepe Frias, R (9, 5) OBP: 0.258, SLG: 0.271		F8		F5		L4		SF8 2-3 3-H		3 0 0	0 0 0	0 0 0	0 1 0	0 0 0	0 0 0	2 0 0
Bob Stinson, S (1, 2) OBP: 0.344, SLG: 0.387			K2-3		1B BB 2B	F5		BB 1-2		3	1	1	0	1	1	0
Tim Foli, R (1, 6) OBP: 0.288, SLG: 0.288			F9		BB BB 2-3 1B		P4-3	6-3		4	0	1	0	0	0	3
Steve Rogers, R (1, 1) OBP: 0.226, SLG: 0.148 Mike Marshall, R (9, 1) OBP: 0.280, SLG: 0.217			1-3		K		1-3			3 0	0 0	0 0	0 0	0 0	1 0	2 0

Inning Stats																								
	R: 0	H: 0		R: 0	H: 0		R: 0	H: 0		R: 1	H: 0		R: 1	H: 2		R: 0	H: 0		R: 0	H: 0		R: 1	H: 0	
	E: 0	LOB: 0		E: 0	LOB: 0		E: 0	LOB: 0		E: 2	LOB: 2		E: 0	LOB: 3		E: 0	LOB: 0		E: 0	LOB: 0		E: 1	LOB: 3	
	K: 0	BB: 0		K: 0	BB: 1		K: 1	BB: 0		K: 0	BB: 1		K: 2	BB: 2		K: 0	BB: 0		K: 0	BB: 0		K: 1	BB: 4	
	S: 3	P: 3		S: 2	P: 6		S: 5	P: 5		S: 5	P: 9		S: 9	P: 17		S: 3	P: 3		S: 3	P: 3		S: 5	P: 21	

	1B: 1	SF: 2
	2B: 1	SAC: 1
	3B: 0	DP: 0
	HR: 0	HBP: 0

	WP: 0	PA: 35
	PB: 0	
	SB: 1	
	CS: 1	

	AB	24
	R	3
	H	2
	RBI	3
	BB	8
	SO	4
	LOB	16

PITCHER		IP	WLS	BF	H	R	ER	SO	BB	IBB	HBP	BLK	WP	HR	S	P	ERA	WHIP
Fergie Jenkins, R ERA: 3.87	(1, 1)	7.0	L	28	2	2	1	3	3	1	0	0	0	0	30	46	1.29	0.714
Bob Locker, R ERA: 2.59	(8, 1)	1.0		7	0	1	1	1	3	1	0	0	0	0	5	21	9.00	3.000

PITCHER	IP	WLS	BF	H	R	ER	SO	BB	IBB	HBP	BLK	WP	HR	S	P	ERA	WHIP

Chicago Cubs @ Montreal Expos

Jarry Park, Montreal, QB

Thu Sep 06 1973, 3:33 AM EDT

Att. 9,306 - Cloudy - 72 F

livebaseballscorecards.com

Batter	1	2	3	4	5	6	7	8	9	AB	R	H	RBI	BB	SO	LOB
Don Kessinger, S (1, 6) OBP: 0.331, SLG: 0.306	F8		F9		F8			G1-6-3 1B		4	0	1	0	0	0	1
Paul Popovich, S (1, 4) OBP: 0.276, SLG: 0.302	K			HR	P9			P7		4	1	1	1	0	1	2
Billy Williams, L (1, 3) OBP: 0.374, SLG: 0.448	1B			BB 1B 1B	K			G1-6-3 1-2f		3	1	1	0	1	1	2
Rico Carty, R (1, 7) OBP: 0.308, SLG: 0.295	L6			BB 1B 1-2 1B		K			F9	4	0	1	0	0	1	1
Jim Hickman, R (1, 9) OBP: 0.374, SLG: 0.308		P4		BB 1-2 2-3 1B		5-3			F8	4	0	1	0	0	0	0
Ron Santo, R (1, 5) OBP: 0.358, SLG: 0.442		L6		P6		5-3			HR	4	1	1	1	0	0	3
Ken Rudolph, R (1, 2) OBP: 0.216, SLG: 0.273		F9		G6-3 1-2 2-3 3-H BB			5-3		4-3	3	0	0	1	1	0	0
Matt Alexander, S (1, 8) Glenn Beckert, R (4, PH) OBP: 0.311, SLG: 0.289 Gene Hiser, L (4, PH) OBP: 0.259, SLG: 0.240 (4, 8)	K		K	G6-3 1-2f			K			1 0 2	0 0 0	0 0 0	0 0 0	0 0 0	1 0 1	0 0 3
Rick Reuschel, R (1, 1) OBP: 0.132, SLG: 0.121 Dave LaRoche, L (3, 1) OBP: 0.750, SLG: 0.667 Ralph LaCock, L (5, PH) OBP: 0.200, SLG: 0.200 Mike Paul, L (5, 1) Carmen Fanzone, R (7, PH) OBP: 0.338, SLG: 0.415 Bill Bonham, R (7, 1) OBP: 0.056, SLG: 0.056			K		1B		K			1 0 1 0 1 0	0 0 0 0 0 0	0 0 1 0 0 0	0 0 0 0 0 0	0 0 0 0 0 0	1 0 0 0 1 0	0 0 0 0 0 0
Inning Stats	R: 0 E: 0 K: 1 S: 6 H: 1 LOB: 1 BB: 0 P: 6	R: 0 E: 0 K: 0 S: 3 H: 0 LOB: 0 BB: 0 P: 3	R: 0 E: 0 K: 2 S: 7 H: 0 LOB: 0 BB: 0 P: 7	R: 2 E: 0 K: 0 S: 5 H: 3 LOB: 2 BB: 2 P: 13	R: 0 E: 0 K: 1 S: 6 H: 1 LOB: 1 BB: 0 P: 6	R: 0 E: 0 K: 1 S: 5 H: 0 LOB: 0 BB: 0 P: 5	R: 0 E: 0 K: 2 S: 7 H: 0 LOB: 0 BB: 0 P: 7	R: 0 E: 0 K: 0 S: 3 H: 1 LOB: 0 BB: 0 P: 3	R: 1 E: 0 K: 0 S: 4 H: 1 LOB: 0 BB: 0 P: 4	1B: 5 2B: 0 3B: 0 HR: 2 SF: 0 SAC: 0 DP: 2 HBP: 0						

	AB	32
	R	3
	H	7
	RBI	3
	BB	2
	SO	7
	LOB	12

WP: 0 PB: 0 SB: 0 CS: 0 PA: 34

PITCHER		IP	WLS	BF	H	R	ER	SO	BB	IBB	HBP	BLK	WP	HR	S	P	ERA	WHIP
Balor Moore, L ERA: 4.42	(1, 1)	3.1		16	4	2	2	3	2	0	0	0	0	1	20	28	5.40	1.800
Chuck Taylor, R ERA: 1.59	(4, 1)	5.2	W	18	3	1	1	4	0	0	0	0	0	1	26	26	1.59	0.529

PITCHER	IP	WLS	BF	H	R	ER	SO	BB	IBB	HBP	BLK	WP	HR	S	P	ERA	WHIP

Chicago Cubs @ Montreal Expos

Jarry Park, Montreal, QB

Thu Sep 06 1973, 3:33 AM EDT

Att. 9,306 - Cloudy - 72 F

livebaseballscorecards.com

Batter	1	2	3	4	5	6	7	8	9	AB	R	H	RBI	BB	SO	LOB
Bob Bailey, R (1, 5) OBP: 0.374, SLG: 0.506	0-0 WP HR 1B 1B	0-0 6-3 ②		0-0 F2 ②		0-0 6-3 ③		0-3 K ② 2-3		5	1	1	0	0	1	3
Ron Fairly, L (1, 7) OBP: 0.431, SLG: 0.461 Ron Woods, R (7, PR) OBP: 0.339, SLG: 0.312 (8, 8)	0-0 WP HR 1-2 1B	0-0 P6 ③		4-0 1B 1-2 2-3 BB			4-0 FC6-4 WP BB	0-0 6-3 ③		2 1	1 0	1 0	0 0	2 0	0 0	0 1
Ken Singleton, S (1, 9) OBP: 0.426, SLG: 0.497	4-0 HR 1-2 2-3 BB		0-0 3-1 ①	0-0 1-2 2-3 3-H 1B			4-0 FC6-4 1-2 BB			2	1	1	1	2	0	0
Mike Jorgensen, L (1, 3) OBP: 0.340, SLG: 0.353	0-0 1-H 2-H 3-H HR		0-0 6-3 ②	0-0 G3 ③			0-0 FC6-4 BB 1-2f 2-3 ①			4	1	1	4	0	0	5
Boots Day, L (1, 8) OBP: 0.353, SLG: 0.381 (8, 7)	0-0 5-3 ①		0-0 CS BB 1B		0-0 F8 ①		4-0 1-2 BB			3	0	1	0	1	0	0
Bernie Allen, L (1, 4) OBP: 0.288, SLG: 0.316 Clyde Mashore, R (5, PH) OBP: 0.310, SLG: 0.333 Pepe Frias, R (6, 4) OBP: 0.258, SLG: 0.271 Jim Lyttle, L (7, PH) OBP: 0.275, SLG: 0.426 Larry Lintz, S (8, 4) OBP: 0.397, SLG: 0.279	0-0 G3 ②		4-0 1-2 BB		4-0 CS BB		0-3 K ②			1 0 0 1 0	0 0 0 0 0	0 0 0 0 0	0 0 0 0 0	1 1 0 0 0	0 0 0 1 0	0 0 0 3 0
Bob Stinson, S (1, 2) OBP: 0.340, SLG: 0.380	0-0 FC5-4 1B		0-0 CS 2-3 ③	0-0 F7 ①	0-0 5-3 1-2 ② ③		0-3 K ③			4	0	1	0	0	1	4
Tim Foli, R (1, 6) OBP: 0.290, SLG: 0.291	0-0 FC5-4 1-2f ③			0-0 BB SH 1B 1B		0-0 F8 ①		0-0 S SH1-3 1B		4	1	2	0	0	0	1
Balor Moore, L (1, 1) OBP: 0.113, SLG: 0.080 Chuck Taylor, R (4, 1)		0-0 F2 ①		0-0 SH 1B BB 1-2		0-3 K ②		0-0 SH1-3 1-2 ①		1 1	0 0	0 0	0 0	0 0	0 1	0 0
Inning Stats	R: 4 E: 0 K: 0 S: 7 H: 4 LOB: 1 BB: 1 P: 11	R: 0 E: 0 K: 0 S: 3 H: 0 LOB: 0 BB: 0 P: 3	R: 0 E: 0 K: 0 S: 3 H: 1 LOB: 1 BB: 1 P: 7	R: 1 E: 0 K: 0 S: 6 H: 2 LOB: 3 BB: 1 P: 10	R: 0 E: 0 K: 0 S: 2 H: 0 LOB: 0 BB: 1 P: 6	R: 0 E: 0 K: 1 S: 5 H: 0 LOB: 0 BB: 0 P: 5	R: 0 E: 0 K: 2 S: 7 H: 0 LOB: 3 BB: 3 P: 19	R: 0 E: 0 K: 1 S: 6 H: 1 LOB: 1 BB: 0 P: 6		1B: 7 2B: 0 3B: 0 HR: 1	SF: 0 SAC: 2 DP: 0 HBP: 0					

BOTTOM

AB	29
R	5
H	8
RBI	5
BB	7
SO	4
LOB	17

WP: 2 PB: 0 SB: 1 CS: 2 PA: 39

PITCHER		IP	WLS	BF	H	R	ER	SO	BB	IBB	HBP	BLK	WP	HR	S	P	ERA	WHIP
Rick Reuschel, R ERA: 2.86	(1, 1)	2.2	L	15	5	4	4	0	2	0	0	0	1	1	13	21	13.50	2.625
Dave LaRoche, L ERA: 6.12	(3, 1)	1.1		7	2	1	1	0	1	0	0	0	0	0	6	10	6.75	2.250
Mike Paul, L ERA: 4.84	(5, 1)	2.0		6	0	0	0	1	1	0	0	0	0	0	7	11	0.00	0.500
Bill Bonham, R ERA: 3.37	(7, 1)	2.0		10	1	0	0	3	3	0	0	0	1	0	13	25	0.00	2.000

PITCHER	IP	WLS	BF	H	R	ER	SO	BB	IBB	HBP	BLK	WP	HR	S	P	ERA	WHIP

Batter	1	2	3	4	5	6	7	8	9	AB	R	H	RBI	BB	SO	LOB
Wayne Garrett, L (1, 5) OBP: 0.339, SLG: 0.371	HR	BB			K	IBB		F7		3	1	1	1	2	1	2
Felix Millan, R (1, 4) OBP: 0.326, SLG: 0.357	1B	1-3			BB 2B	F7		G3		5	0	2	0	0	0	7
Rusty Staub, L (1, 9) OBP: 0.357, SLG: 0.415	F7		G3		BB BB		2B		G3	4	0	1	0	1	0	1
John Milner, L (1, 7) OBP: 0.329, SLG: 0.457	K		FC4-6 BB		P6		1-3		K	4	0	0	0	1	2	4
Ed Kranepool, L (1, 3) OBP: 0.311, SLG: 0.308	F7		FC4-6 1-2f		1-2 2-3 BB		G6-3 IBB		P6	3	0	0	0	2	0	2
Jerry Grote, R (1, 2) OBP: 0.281, SLG: 0.313		F7	P3		4-3		G6-3 1-2f			4	0	0	0	0	0	6
Don Hahn, R (1, 8) OBP: 0.291, SLG: 0.304		BB BB 1B		K		F2		1B BB		3	0	1	0	1	1	0
Bud Harrelson, S (1, 6) OBP: 0.346, SLG: 0.310		F9		F7		SH1-4 1B		1-2 1B		4	0	2	0	0	0	1
Jon Matlack, L (1, 1) OBP: 0.286, SLG: 0.153 Tug McGraw, R (9, 1) OBP: 0.063, SLG: 0.063		1-2 BB		K		SH1-4 1-2		K		2 0	0 0	0 0	0 0	1 0	2 0	2 0
Inning Stats	R: 1 E: 0 K: 1 S: 7 H: 2 LOB: 1 BB: 0 P: 7	R: 0 E: 0 K: 0 S: 4 H: 1 LOB: 3 BB: 2 P: 12	R: 0 E: 0 K: 0 S: 3 H: 0 LOB: 1 BB: 1 P: 7	R: 0 E: 0 K: 2 S: 7 H: 0 LOB: 0 BB: 0 P: 7	R: 0 E: 0 K: 1 S: 6 H: 1 LOB: 3 BB: 2 P: 14	R: 0 E: 0 K: 0 S: 4 H: 1 LOB: 2 BB: 1 P: 8	R: 0 E: 0 K: 0 S: 3 H: 1 LOB: 1 BB: 1 P: 7	R: 0 E: 0 K: 1 S: 6 H: 1 LOB: 2 BB: 1 P: 10	R: 0 E: 0 K: 1 S: 5 H: 0 LOB: 0 BB: 0 P: 5	1B: 4 2B: 2 3B: 0 HR: 1 SF: 0 SAC: 1 DP: 1 HBP: 0						

TOP

New York Mets @ Montreal Expos

Jarry Park, Montreal, QB

Fri Sep 07 1973, 3:33 AM EDT

Unknown

livebaseballscorecards.com

AB	32
R	1
H	7
RBI	1
BB	8
SO	6
LOB	25

WP: 0 PB: 0 SB: 0 CS: 0 PA: 41

PITCHER		IP	WLS	BF	H	R	ER	SO	BB	IBB	HBP	BLK	WP	HR	S	P	ERA	WHIP
Steve Renko, R ERA: 2.84	(1, 1)	6.0	L	30	6	1	1	4	5	1	0	0	0	1	32	56	1.50	1.833
Mike Marshall, R ERA: 2.58	(7, 1)	3.0		11	1	0	0	2	1	1	0	0	0	0	13	21	0.00	0.667

PITCHER	IP	WLS	BF	H	R	ER	SO	BB	IBB	HBP	BLK	WP	HR	S	P	ERA	WHIP

New York Mets @ Montreal Expos

Jarry Park, Montreal, QB

Fri Sep 07 1973, 3:33 AM EDT

Unknown

livebaseballscorecards.com

BOTTOM

Batter	1	2	3	4	5	6	7	8	9	AB	R	H	RBI	BB	SO	LOB
Ron Hunt, R (1, 4) (9, 5) OBP: 0.417, SLG: 0.342	6-3		FC5-4 1B		S BB		F8		1-3	4	0	1	0	1	0	3
Tony Scott, S (1, 7) Felipe Alou, R (1, PH) (2, 7) OBP: 0.256, SLG: 0.318	FC6-4 BB		FC5-4 BB 1-2f		K 1-2		F5			0 3	0 0	0 0	0 0	0 1	0 1	0 3
Bob Bailey, R (1, 5) OBP: 0.375, SLG: 0.505 Larry Lintz, S (9, 4) OBP: 0.397, SLG: 0.279	F9		FC5-4 BB 1-2		K			G4-3 1B		3 0	0 0	1 0	0 0	1 0	1 0	2 0
Hal Breeden, R (1, 3) OBP: 0.372, SLG: 0.577	FC6-4 1-2f		FC5-4 1-2f			F9		F8		4	0	0	0	0	0	4
Ken Singleton, S (1, 9) OBP: 0.425, SLG: 0.495		K		K		1B		G4-3 1-2f		4	0	1	0	0	2	1
Ron Woods, R (1, 8) OBP: 0.338, SLG: 0.309		G3 S BB		F8		K			K	3	0	0	0	1	2	1
Tim Foli, R (1, 6) OBP: 0.290, SLG: 0.293	G3 1-3			2B		F8			F8	4	0	1	0	0	0	2
Bob Stinson, S (1, 2) OBP: 0.333, SLG: 0.370 Ron Fairly, L (7, PH) OBP: 0.430, SLG: 0.460 Terry Humphrey, R (8, 2) OBP: 0.189, SLG: 0.205 Pepe Mangual, R (9, PH) OBP: 0.258, SLG: 0.407	5-3		P2				5-3		BB	2 1 0 0	0 0 0 0	0 0 0 0	0 0 0 0	0 0 0 1	0 0 0 0	2 0 0 0
Steve Renko, R (1, 1) OBP: 0.353, SLG: 0.372 Mike Marshall, R (7, 1) OBP: 0.308, SLG: 0.250 Mike Jorgensen, L (9, PH) OBP: 0.341, SLG: 0.353			G3		K		1B		BB 1-2	2 1 0	0 0 0	0 1 0	0 0 0	0 0 1	1 0 0	0 0 0
Inning Stats	R: 0 E: 0 K: 0 S: 3 H: 0 LOB: 1 BB: 1 P: 7	R: 0 E: 0 K: 1 S: 5 H: 0 LOB: 1 BB: 1 P: 9	R: 0 E: 0 K: 0 S: 4 H: 1 LOB: 2 BB: 1 P: 8	R: 0 E: 0 K: 1 S: 6 H: 1 LOB: 1 BB: 0 P: 6	R: 0 E: 0 K: 3 S: 9 H: 0 LOB: 1 BB: 1 P: 13	R: 0 E: 0 K: 1 S: 6 H: 1 LOB: 1 BB: 0 P: 6	R: 0 E: 0 K: 0 S: 4 H: 1 LOB: 1 BB: 0 P: 4	R: 0 E: 0 K: 0 S: 3 H: 1 LOB: 0 BB: 0 P: 3	R: 0 E: 0 K: 1 S: 5 H: 0 LOB: 2 BB: 2 P: 13	1B: 4 2B: 1 3B: 0 HR: 0	SF: 0 SAC: 0 DP: 1 HBP: 0					

AB	31
R	0
H	5
RBI	0
BB	6
SO	7
LOB	18

WP: 0 PB: 0 SB: 2 CS: 0 PA: 37

PITCHER		IP	WLS	BF	H	R	ER	SO	BB	IBB	HBP	BLK	WP	HR	S	P	ERA	WHIP
Jon Matlack, L ERA: 3.31	(1, 1)	8.2	W	36	5	0	0	7	6	0	0	0	0	0	44	68	0.00	1.269
Tug McGraw, L ERA: 4.85	(9, 1)	0.1	S	1	0	0	0	0	0	0	0	0	0	0	1	1	0.00	0.000

PITCHER	IP	WLS	BF	H	R	ER	SO	BB	IBB	HBP	BLK	WP	HR	S	P	ERA	WHIP

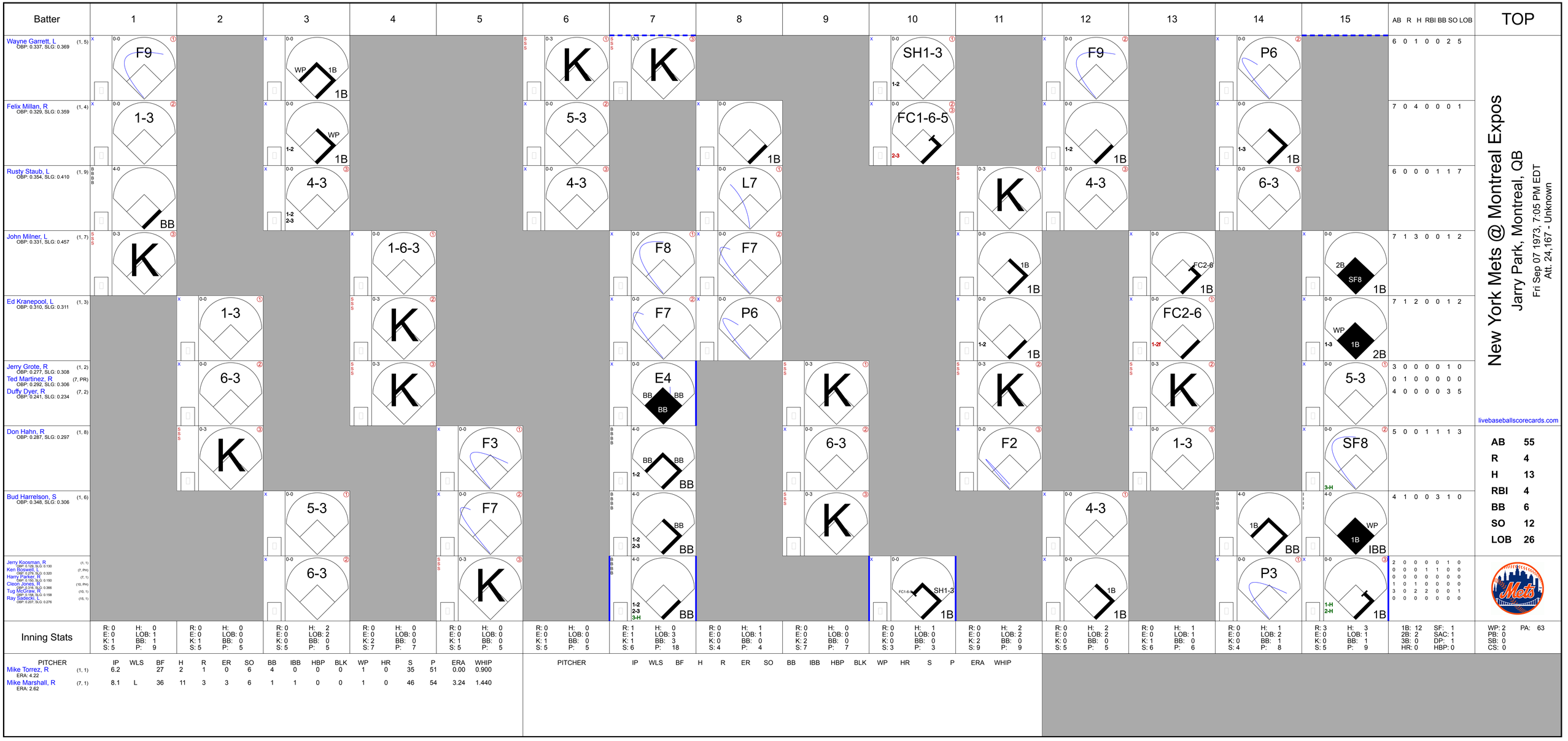
Batter
1
2
3
4
5
6
7
8
9
10
11
12
13
14
15
AB R H RBI BB SO LOB
TOP
Wayne Garrett, L (1, 5) OBP: 0.337, SLG: 0.369
F9
WP 1B
1B
6 0 1 0 0 2 5
Felix Millan, R (1, 4) OBP: 0.329, SLG: 0.359
1-3
WP
1-2
1B
5-3
1B
SH1-3
1-2
FC1-6-5
2-3
F9
1-2
1B
P6
1-3
1B
7 0 4 0 0 0 1
Rusty Staub, L (1, 9) OBP: 0.354, SLG: 0.410
BB
4-3
1-2
2-3
4-3
L7
K
4-3
6-3
6 0 0 0 1 1 7
John Milner, L (1, 7) OBP: 0.331, SLG: 0.457
K
1-6-3
F8
F7
1B
FC2-6
1B
2B
SF8
1B
7 1 3 0 0 1 2
Ed Kranepool, L (1, 3) OBP: 0.277, SLG: 0.308
1-3
K
F7
P6
1-2
1B
FC2-6
1-2f
WP
1-3
1B
2B
7 1 2 0 0 1 2
Jerry Grote, R (1, 2) OBP: 0.277, SLG: 0.308
Ted Martinez, R (7, PR) OBP: 0.292, SLG: 0.306
Duffy Dyer, R (7, 2) OBP: 0.241, SLG: 0.234
6-3
K
E4
BB BB BB
K
K
K
5-3
3 0 0 0 0 1 0
0 1 0 0 0 0 0
4 0 0 0 0 3 5
Don Hahn, R (1, 8) OBP: 0.287, SLG: 0.297
K
F3
F2
1-3
SF8
3-H
5 0 0 1 1 1 3
Bud Harrelson, S (1, 6) OBP: 0.348, SLG: 0.306
5-3
F7
BB
6-3
K
4-3
1B
BB
WP
1B
IBB
4 1 0 0 3 1 0
Jerry Koosman, R (1, 1) OBP: 0.129, SLG: 0.130
Ken Boswell, L (7, PH) OBP: 0.279, SLG: 0.320
Harry Parker, R (7, 1) OBP: 0.188, SLG: 0.150
Cleon Jones, LF (10, PH) OBP: 0.316, SLG: 0.366
Tug McGraw, R (10, 1) OBP: 0.156, SLG: 0.158
Ray Sadecki, L (15, 1) OBP: 0.227, SLG: 0.276
6-3
K
1-2
2-3
3-H
BB
FC1-6-5
SH1-3
1B
1B
P3
1-H
2-H
1B
2 0 0 0 0 1 0
0 0 0 1 1 0 0
0 0 0 0 0 0 0
1 0 1 0 0 0 0
3 0 2 2 0 0 1
0 0 0 0 0 0 0
New York Mets @ Montreal Expos
Jarry Park, Montreal, QB
Fri Sep 07 1973, 7:05 PM EDT
Att. 24,167 - Unknown
livebaseballscorecards.com
AB 55
R 4
H 13
RBI 4
BB 6
SO 12
LOB 26
Inning Stats
R: 0 H: 0 E: 0 LOB: 1 K: 1 BB: 1 S: 5 P: 9
R: 0 H: 0 E: 0 LOB: 0 K: 1 BB: 0 S: 5 P: 5
R: 0 H: 2 E: 0 LOB: 2 K: 0 BB: 0 S: 5 P: 5
R: 0 H: 0 E: 0 LOB: 0 K: 2 BB: 0 S: 7 P: 7
R: 0 H: 0 E: 0 LOB: 0 K: 1 BB: 0 S: 5 P: 5
R: 0 H: 0 E: 0 LOB: 0 K: 1 BB: 0 S: 5 P: 5
R: 1 H: 0 E: 1 LOB: 3 K: 1 BB: 3 S: 6 P: 18
R: 0 H: 1 E: 0 LOB: 1 K: 0 BB: 0 S: 4 P: 4
R: 0 H: 0 E: 0 LOB: 0 K: 2 BB: 0 S: 7 P: 7
R: 0 H: 1 E: 0 LOB: 1 K: 0 BB: 0 S: 3 P: 3
R: 0 H: 2 E: 0 LOB: 2 K: 2 BB: 0 S: 9 P: 9
R: 0 H: 2 E: 0 LOB: 2 K: 0 BB: 0 S: 5 P: 5
R: 0 H: 1 E: 0 LOB: 1 K: 1 BB: 0 S: 6 P: 6
R: 0 H: 1 E: 0 LOB: 2 K: 0 BB: 1 S: 4 P: 8
R: 3 H: 3 E: 0 LOB: 1 K: 0 BB: 1 S: 5 P: 9
1B: 12 SF: 1 2B: 2 SAC: 1 3B: 0 DP: 1 HR: 0 HBP: 0
WP: 2 PA: 63 PB: 0 SB: 0 CS: 0
PITCHER IP WLS BF H R ER SO BB IBB HBP BLK WP HR S P ERA WHIP
Mike Torrez, R (1, 1) ERA: 4.22 6.2 27 2 1 0 6 4 0 0 0 1 0 35 51 0.00 0.900
Mike Marshall, R (7, 1) ERA: 2.62 8.1 L 36 11 3 3 6 1 1 0 0 1 0 46 54 3.24 1.440
PITCHER IP WLS BF H R ER SO BB IBB HBP BLK WP HR S P ERA WHIP

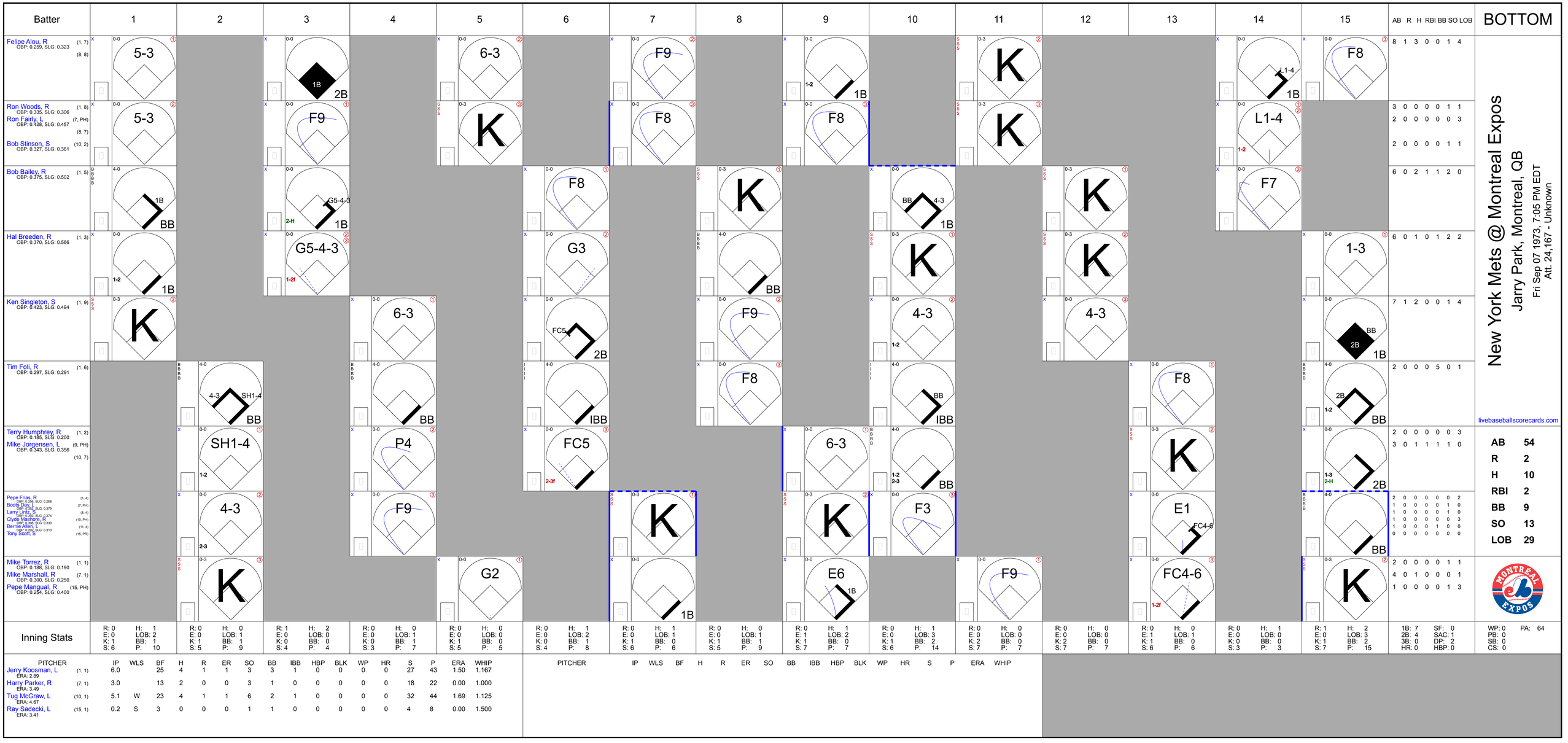
Batter
1
2
3
4
5
6
7
8
9
10
11
12
13
14
15
AB R H RBI BB SO LOB
BOTTOM
Felipe Alou, R (1, 7) (8, 8)
OBP: 0.259, SLG: 0.323
5-3
6-3
F9
1-2 1B
K
F8
L1-4 1B
F8
8 1 3 0 0 1 4
Ron Woods, R (1, 8)
OBP: 0.335, SLG: 0.306
Ron Fairly, L (7, PH) (8, 7)
OBP: 0.428, SLG: 0.457
Bob Stinson, S (10, 2)
OBP: 0.327, SLG: 0.361
5-3
F9
K
F8
F8
K
L1-4 1-2
F7
3 0 0 0 0 1 1
2 0 0 0 0 0 3
2 0 0 0 0 1 1
Bob Bailey, R (1, 5)
OBP: 0.375, SLG: 0.502
BBBB 1B BB
1B
G5-4-3 2-H 1B
F8
K
BB 4-3 1B
K
K
6 0 2 1 1 2 0
Hal Breeden, R (1, 3)
OBP: 0.370, SLG: 0.566
1-2 1B
G5-4-3 1-2f
G3
F9
K
K
1-3
6 0 1 0 1 2 2
Ken Singleton, S (1, 9)
OBP: 0.423, SLG: 0.494
K
6-3
FC5 2B
BBBB BB
F8
4-3 1-2
4-3
BB 2B 1B
7 1 2 0 0 1 4
Tim Foli, R (1, 6)
OBP: 0.297, SLG: 0.291
4-3 SH1-4 BB
BBBB BB
IBB
F8
BB IBB
F8
2B 1-2 BB
2 0 0 0 5 0 1
Terry Humphrey, R (1, 2)
OBP: 0.185, SLG: 0.200
Mike Jorgensen, L (9, PH) (10, 7)
OBP: 0.343, SLG: 0.356
SH1-4 1-2
P4
FC5 2-3f
6-3
1-2 2-3 BB
K
1-3 2-H 2B
2 0 0 0 0 0 3
3 0 1 1 1 1 0
Pepe Frias, R (1, 4)
OBP: 0.256, SLG: 0.268
Boots Day, L (7, PH) (8, 4)
OBP: 0.292, SLG: 0.379
Larry Lintz, S (10, PH) (11, 4)
OBP: 0.282, SLG: 0.274
Clyde Mashore, R (15, PH)
OBP: 0.308, SLG: 0.330
Bernie Allen, L (15, PR)
OBP: 0.280, SLG: 0.313
Tony Scott, S
4-3 2-3
F9
K
F3
E1 FC4-6
BBBB BB
2 0 0 0 0 0 2
1 0 0 0 0 1 0
1 0 0 0 0 1 0
1 0 0 0 0 0 3
1 0 0 0 1 0 0
0 0 0 0 0 0 0
Mike Torrez, R (1, 1)
OBP: 0.188, SLG: 0.190
Mike Marshall, R (7, 1)
OBP: 0.300, SLG: 0.250
Pepe Mangual, R (15, PH)
OBP: 0.254, SLG: 0.400
K
G2
K
1B
E6 1B
F9
FC4-6 1-2f
K
2 0 0 0 0 1 1
4 0 1 0 0 0 1
1 0 0 0 0 1 3
New York Mets @ Montreal Expos
Jarry Park, Montreal, QB
Fri Sep 07 1973, 7:05 PM EDT
Att. 24,167 - Unknown
livebaseballscorecards.com
AB 54
R 2
H 10
RBI 2
BB 9
SO 13
LOB 29
Inning Stats
R: 0 H: 1 E: 0 LOB: 2 K: 1 BB: 1 S: 6 P: 10
R: 0 H: 0 E: 0 LOB: 1 K: 1 BB: 1 S: 5 P: 9
R: 1 H: 2 E: 0 LOB: 0 K: 0 BB: 0 S: 4 P: 4
R: 0 H: 0 E: 0 LOB: 1 K: 0 BB: 1 S: 3 P: 7
R: 0 H: 0 E: 0 LOB: 0 K: 1 BB: 0 S: 5 P: 5
R: 0 H: 1 E: 0 LOB: 2 K: 0 BB: 1 S: 4 P: 8
R: 0 H: 1 E: 0 LOB: 1 K: 1 BB: 0 S: 6 P: 6
R: 0 H: 0 E: 0 LOB: 1 K: 1 BB: 1 S: 5 P: 9
R: 0 H: 1 E: 1 LOB: 2 K: 1 BB: 0 S: 7 P: 7
R: 0 H: 1 E: 1 LOB: 3 K: 1 BB: 2 S: 6 P: 14
R: 0 H: 0 E: 0 LOB: 0 K: 2 BB: 0 S: 7 P: 7
R: 0 H: 0 E: 0 LOB: 0 K: 2 BB: 0 S: 7 P: 7
R: 0 H: 0 E: 1 LOB: 1 K: 1 BB: 0 S: 6 P: 6
R: 0 H: 1 E: 0 LOB: 0 K: 0 BB: 0 S: 3 P: 3
R: 1 H: 2 E: 0 LOB: 3 K: 1 BB: 2 S: 7 P: 15
1B: 7 SF: 0
2B: 4 SAC: 1
3B: 0 DP: 2
HR: 0 HBP: 0
WP: 0 PA: 64
PB: 0
SB: 0
CS: 0
PITCHER IP WLS BF H R ER SO BB IBB HBP BLK WP HR S P ERA WHIP
Jerry Koosman, L (1, 1) ERA: 2.89 6.0 25 4 1 1 3 3 1 0 0 0 0 27 43 1.50 1.167
Harry Parker, R (7, 1) ERA: 3.49 3.0 13 2 0 0 3 1 0 0 0 0 0 18 22 0.00 1.000
Tug McGraw, L (10, 1) ERA: 4.67 5.1 W 23 4 1 1 6 2 1 0 0 0 0 32 44 1.69 1.125
Ray Sadecki, L (15, 1) ERA: 3.41 0.2 S 3 0 0 0 1 1 0 0 0 0 0 4 8 0.00 1.500
PITCHER IP WLS BF H R ER SO BB IBB HBP BLK WP HR S P ERA WHIP

Batter	1	2	3	4	5	6	7	8	9	AB	R	H	RBI	BB	SO	LOB
Wayne Garrett, L (1, 5) OBP: 0.335, SLG: 0.365	S S S 0-3 ① K		S S S 0-3 ② K		x 0-0 ② 4-3		x 0-0 ③ 1-6-3			4	0	0	0	0	2	1
Felix Millan, R (1, 4) OBP: 0.332, SLG: 0.361	x 0-0 G3-6-1 1B		x 0-0 ③ G3		x 0-0 BB 1B			H 1-0 4-3 4-3 2-1 HBP		3	0	2	0	0	0	1
Rusty Staub, L (1, 9) OBP: 0.355, SLG: 0.408	x 0-0 ② ③ G3-6-1 1-2f			B B B B 4-0 FC3-6 E 1B BB	B B B B 4-0 1-2 BB			x 0-0 ① 4-3 1-2		2	1	0	0	2	0	2
John Milner, L (1, 7) OBP: 0.328, SLG: 0.452		x 0-0 ① P6		x 0-0 E4 FC3-6 1-2	x 0-0 ③ 3-1			x 0-0 ② 4-3 2-3		4	0	0	0	0	0	4
Ed Kranepool, L (1, 3) OBP: 0.309, SLG: 0.308		B B B B 4-0 FC5-4 BB		x 0-0 ① FC3-6 FC5 1B 1-2f 2-3		x 0-0 ① 1-3		0-0 ③ 2-1 3-H	x 0-0 ① L6	3	0	0	0	1	0	2
Jerry Grote, R (1, 2) OBP: 0.276, SLG: 0.307		x 0-0 ② FC5-4 FC6 1-2f		x 0-0 FC5 1-2 3-H 1B		x 0-0 ② 5-3			x 0-0 ② 6-3	4	0	1	1	0	0	1
Don Hahn, R (1, 8) OBP: 0.283, SLG: 0.293 Ken Boswell, L (9, PH) OBP: 0.277, SLG: 0.317		x 0-0 ③ FC6 1-2f		x 0-0 ② FC5 1-2 2-3f		S S S 0-3 ③ K			x 0-0 ③ 4-3	3 1	0 0	0 0	0 0	1 0	3 0	3 0
Bud Harrelson, S (1, 6) OBP: 0.347, SLG: 0.306			x 0-0 S 1B	x 0-0 ③ 5-3			x 0-0 ① 6-3			3	0	1	0	0	0	2
Tom Seaver, R (1, 1) OBP: 0.216, SLG: 0.244			S S S 0-3 ① K 1-2		S S S 0-3 ① K		x 0-0 ② 4-3			3	0	0	0	0	2	1
Inning Stats	R: 0 H: 1 E: 0 LOB: 0 K: 1 BB: 0 S: 5 P: 5	R: 0 H: 0 E: 0 LOB: 1 K: 0 BB: 1 S: 3 P: 7	R: 0 H: 1 E: 0 LOB: 1 K: 2 BB: 0 S: 8 P: 8	R: 1 H: 1 E: 1 LOB: 2 K: 0 BB: 1 S: 5 P: 9	R: 0 H: 1 E: 0 LOB: 2 K: 1 BB: 1 S: 6 P: 10	R: 0 H: 0 E: 0 LOB: 0 K: 1 BB: 0 S: 5 P: 5	R: 0 H: 0 E: 0 LOB: 0 K: 0 BB: 0 S: 3 P: 3	R: 0 H: 0 E: 0 LOB: 1 K: 0 BB: 0 S: 2 P: 3	R: 0 H: 0 E: 0 LOB: 0 K: 0 BB: 0 S: 3 P: 3	1B: 4 SF: 0 2B: 0 SAC: 0 3B: 0 DP: 1 HR: 0 HBP: 1					WP: 0 PA: 34 PB: 0 SB: 1 CS: 0	

New York Mets @ Montreal Expos

Jarry Park, Montreal, QB

Sat Sep 08 1973, 7:05 PM EDT

Att. 17,632 - Unknown

TOP

livebaseballscorecards.com

AB	30
R	1
H	4
RBI	1
BB	3
SO	5
LOB	17

PITCHER		IP	WLS	BF	H	R	ER	SO	BB	IBB	HBP	BLK	WP	HR	S	P	ERA	WHIP
Steve Rogers, R ERA: 1.16	(1, 1)	9.0	W	35	4	1	0	5	3	0	1	0	0	0	40	53	0.00	0.778

PITCHER	IP	WLS	BF	H	R	ER	SO	BB	IBB	HBP	BLK	WP	HR	S	P	ERA	WHIP

Batter	1	2	3	4	5	6	7	8	9	AB	R	H	RBI	BB	SO	LOB
Larry Lintz, S (1, 4) OBP: 0.372, SLG: 0.258	SSS 0-3 ① K		SSS 0-3 ① K		x 0-0 ② 6-3			x 0-0 ② 1-3		4	0	0	0	0	2	0
Ron Fairly, L (1, 7) Ron Woods, R (9, 7) OBP: 0.335, SLG: 0.306	x 0-0 BB 1B		x 0-0 HR 1B		SSS 0-3 ③ K			x 0-0 HR		4 0	2 0	3 0	1 0	0 0	1 0	0 0
Ken Singleton, S (1, 9) OBP: 0.424, SLG: 0.499	BBBB 4-0 1-2 BB		x 0-0 1-H HR			SSS 0-3 ① K		x 0-0 ③ 4-1		3	1	1	2	1	1	0
Mike Jorgensen, L (1, 3) OBP: 0.341, SLG: 0.353	x 0-0 ② F8		x 0-0 ② F7			SSS 0-3 ② K				3	0	0	0	0	1	2
Bernie Allen, L (1, 5) OBP: 0.284, SLG: 0.303	x 0-0 ③ F5		x 0-0 ③ F8			x 0-0 ③ F9				3	0	0	0	0	0	2
Jim Lyttle, L (1, 8) OBP: 0.264, SLG: 0.406		x 0-0 ① 4-3		x 0-0 ① F7			SSS 0-3 ① K			3	0	0	0	0	1	0
Bob Stinson, S (1, 2) OBP: 0.337, SLG: 0.357		BBBB 4-0 FC6-4 BB		x 0-0 ② F9			BBBB 4-0 G6-4-3 BB			1	0	0	0	2	0	0
Tim Foli, R (1, 6) OBP: 0.295, SLG: 0.289		x 0-0 ② FC6-4 1-2f		x 0-0 ③ 6-3			x 0-0 ②③ G6-4-3 1-2f			3	0	0	0	0	0	2
Steve Rogers, R (1, 1) OBP: 0.206, SLG: 0.133		SSS 0-3 ③ K			x 0-0 ① F9			x 0-0 ① 6-3		3	0	0	0	0	1	1
Inning Stats	R: 0 E: 0 K: 1 S: 6 H: 1 LOB: 2 BB: 1 P: 10	R: 0 E: 0 K: 1 S: 5 H: 0 LOB: 1 BB: 1 P: 9	R: 2 E: 0 K: 1 S: 7 H: 2 LOB: 0 BB: 0 P: 7	R: 0 E: 0 K: 0 S: 3 H: 0 LOB: 0 BB: 0 P: 3	R: 0 E: 0 K: 1 S: 5 H: 0 LOB: 0 BB: 0 P: 5	R: 0 E: 0 K: 2 S: 7 H: 0 LOB: 0 BB: 0 P: 7	R: 0 E: 0 K: 1 S: 4 H: 0 LOB: 0 BB: 1 P: 8	R: 1 E: 0 K: 0 S: 4 H: 1 LOB: 0 BB: 0 P: 4		1B: 2 2B: 0 3B: 0 HR: 2	SF: 0 SAC: 0 DP: 1 HBP: 0			WP: 0 PB: 0 SB: 0 CS: 0	PA: 30	

PITCHER	IP	WLS	BF	H	R	ER	SO	BB	IBB	HBP	BLK	WP	HR	S	P	ERA	WHIP
Tom Seaver, R (1, 1) ERA: 1.74	8.0	L	30	4	3	3	7	3	0	0	0	0	2	41	53	3.38	0.875

PITCHER	IP	WLS	BF	H	R	ER	SO	BB	IBB	HBP	BLK	WP	HR	S	P	ERA	WHIP

BOTTOM

New York Mets @ Montreal Expos

Jarry Park, Montreal, QB

Sat Sep 08 1973, 7:05 PM EDT

Att. 17,632 - Unknown

livebaseballscorecards.com

AB	27
R	3
H	4
RBI	3
BB	3
SO	7
LOB	7

New York Mets @ Montreal Expos

Jarry Park, Montreal, QB

Sun Sep 09 1973, 3:33 AM EDT

Att. 20,743 - Unknown

TOP

livebaseballscorecards.com

Batter	1	2	3	4	5	6	7	8	9	AB	R	H	RBI	BB	SO	LOB
Bud Harrelson, S (1, 6) OBP: 0.345, SLG: 0.304	F7		5-3		E6 1-3 2-H 3-H		2B 1B		E6	5	1	1	1	0	0	1
Felix Millan, R (1, 4) OBP: 0.332, SLG: 0.363	FC4-6 1B		K		L6		1-H 2B		4-3	5	0	2	1	0	1	3
Willie Mays, R (1, 3) OBP: 0.303, SLG: 0.344	F7			FC6-4 BB	BB		K			2	0	0	0	2	1	2
Cleon Jones, R (1, 7) OBP: 0.312, SLG: 0.361	FC4-6 1-2f			FC6-4 G4-6-3 1-2f	F9		F7			4	0	0	0	0	0	6
Rusty Staub, L (1, 9) OBP: 0.353, SLG: 0.405		6-3		G4-6-3 1-2f		G3		F8		4	0	0	0	0	0	1
Jerry Grote, R (1, 2) OBP: 0.280, SLG: 0.305		FC4-6 BB			E4 1B 1B FC6-2	FC1-6 BB		F7		2	0	0	0	2	0	0
Don Hahn, R (1, 8) OBP: 0.283, SLG: 0.293		FC4-6 1-2f			FC6-2 1B 1-2 E 1B	F8		F8		4	1	1	0	0	0	2
Ted Martinez, R (1, 5) OBP: 0.291, SLG: 0.305		K			FC6-2 1-2 2-3 E 1B	FC1-6 1-2f			F8	4	1	1	0	0	1	2
George Stone, L (1, 1) OBP: 0.244, SLG: 0.244 Tug McGraw, R (8, 1) OBP: 0.150, SLG: 0.150			K		FC6-2 E 1-2 2-3 3-Hf		1-3		K	3 1	0 0	0 0	0 0	1 0	3 1	3 0
Inning Stats	R: 0 E: 0 K: 0 S: 4 H: 1 LOB: 1 BB: 0 P: 4	R: 0 E: 0 K: 1 S: 5 H: 0 LOB: 1 BB: 1 P: 9	R: 0 E: 0 K: 2 S: 7 H: 0 LOB: 0 BB: 0 P: 7	R: 0 E: 0 K: 0 S: 2 H: 0 LOB: 0 BB: 1 P: 6	R: 2 E: 2 K: 0 S: 7 H: 2 LOB: 3 BB: 1 P: 11	R: 0 E: 0 K: 0 S: 3 H: 0 LOB: 1 BB: 1 P: 7	R: 1 E: 0 K: 1 S: 7 H: 2 LOB: 1 BB: 0 P: 7	R: 0 E: 0 K: 0 S: 3 H: 0 LOB: 0 BB: 0 P: 3	R: 0 E: 1 K: 1 S: 6 H: 0 LOB: 1 BB: 0 P: 6	1B: 4 2B: 1 3B: 0 HR: 0 SF: 0 SAC: 0 DP: 1 HBP: 0						

	AB	34
	R	3
	H	5
	RBI	2
	BB	4
	SO	5
	LOB	20

WP: 0 PB: 0 SB: 0 CS: 0 PA: 38

PITCHER		IP	WLS	BF	H	R	ER	SO	BB	IBB	HBP	BLK	WP	HR	S	P	ERA	WHIP
Balor Moore, L ERA: 4.3	(1, 1)	6.1	L	29	5	3	1	3	4	0	0	0	0	0	31	47	1.42	1.421
Chuck Taylor, R ERA: 1.42	(7, 1)	0.2		2	0	0	0	1	0	0	0	0	0	0	4	4	0.00	0.000
John Montague, R ERA:	(8, 1)	1.0		3	0	0	0	0	0	0	0	0	0	0	3	3	0.00	0.000
Mike Marshall, R ERA: 2.6	(9, 1)	1.0		4	0	0	0	1	0	0	0	0	0	0	6	6	0.00	0.000

PITCHER	IP	WLS	BF	H	R	ER	SO	BB	IBB	HBP	BLK	WP	HR	S	P	ERA	WHIP

BOTTOM

New York Mets @ Montreal Expos

Jarry Park, Montreal, QB

Sun Sep 09 1973, 3:33 AM EDT

Att. 20,743 - Unknown

livebaseballscorecards.com

Batter	1	2	3	4	5	6	7	8	9	AB	R	H	RBI	BB	SO	LOB
Ron Hunt, R (1, 4) OBP: 0.418, SLG: 0.344	1B		6-3 ①		E6 F8 1B		1B		G5-4-3 1B	3	0	2	0	0	0	0
Pepe Frias, R (6, 4) OBP: 0.262, SLG: 0.275										2	0	2	0	0	0	0
Felipe Alou, R (1, 7) OBP: 0.258, SLG: 0.321	F8 ①		5-3 1B		6-3 ①		F7 ②		G5-4-3 ①② 1-2f	5	0	1	0	0	0	4
Bob Bailey, R (1, 5) OBP: 0.375, SLG: 0.502	F9 ②		5-3 ② 1-2		BBB 4-0 FC4-6 BB		P6 ③		2B	4	0	1	0	1	0	3
Hal Breeden, R (1, 3) OBP: 0.363, SLG: 0.554	P6 ③		5-3 ③		F8 ② 2-3			F8 ① SSS	K ③	5	0	0	0	0	1	5
Ken Singleton, S (1, 9) OBP: 0.422, SLG: 0.497		4-3 ①		1B 1B	FC4-6 ③ 1-2f			5-6-3 ②		4	0	1	0	0	0	2
Ron Woods, R (1, 8) OBP: 0.334, SLG: 0.305		6-3 ②		L8 ①		G4-3 1B		E6 1B 1B		4	0	1	0	0	0	1
Tim Foli, R (1, 6) OBP: 0.297, SLG: 0.291		1B 1B		F9 ②		G4-3 ①② 1-2f		1B 1-2 1B		4	0	2	0	0	0	2
Terry Humphrey, R (1, 2) OBP: 0.208, SLG: 0.225		1-2 1B		1-3 1B		6-3 ③		1-2 2-3 1B		4	0	3	0	0	0	0
Balor Moore, L (1, 1) OBP: 0.109, SLG: 0.077		SSS		F7 ③			SSS	4-3 ③		2	0	0	0	0	1	4
Chuck Taylor, R (7, 1)										0	0	0	0	0	0	0
Clyde Mashore, R (7, PH) OBP: 0.305, SLG: 0.327										1	0	0	0	0	1	0
John Montague, R (8, 1)										0	0	0	0	0	0	0
Pepe Mangual, R (8, PH) OBP: 0.254, SLG: 0.400										0	0	0	0	0	0	0
Mike Jorgensen, L (8, PH) OBP: 0.340, SLG: 0.352										1	0	0	0	0	0	3
Mike Marshall, R (9, 1) OBP: 0.300, SLG: 0.250										0	0	0	0	0	0	0
Inning Stats	R: 0 E: 0 K: 0 S: 4 H: 1 LOB: 1 BB: 0 P: 4	R: 0 E: 0 K: 1 S: 7 H: 2 LOB: 2 BB: 0 P: 7	R: 0 E: 0 K: 0 S: 4 H: 1 LOB: 1 BB: 0 P: 4	R: 0 E: 0 K: 0 S: 5 H: 2 LOB: 2 BB: 0 P: 5	R: 0 E: 1 K: 0 S: 4 H: 1 LOB: 2 BB: 1 P: 8	R: 0 E: 0 K: 0 S: 3 H: 1 LOB: 0 BB: 0 P: 3	R: 0 E: 0 K: 1 S: 6 H: 1 LOB: 1 BB: 0 P: 6	R: 0 E: 1 K: 0 S: 6 H: 2 LOB: 3 BB: 0 P: 6	R: 0 E: 0 K: 1 S: 6 H: 2 LOB: 1 BB: 0 P: 6	1B: 12 2B: 1 3B: 0 HR: 0 SF: 0 SAC: 0 DP: 2 HBP: 0	WP: 0 PB: 0 SB: 0 CS: 0 PA: 40					

	AB	39
	R	0
	H	13
	RBI	0
	BB	1
	SO	3
	LOB	24

PITCHER		IP	WLS	BF	H	R	ER	SO	BB	IBB	HBP	BLK	WP	HR	S	P	ERA	WHIP
George Stone, L ERA: 2.7	(1, 1)	7.2	W	35	11	0	0	2	1	0	0	0	0	0	38	42	0.00	1.565
Tug McGraw, L ERA: 4.61	(8, 1)	1.1	S	5	2	0	0	1	0	0	0	0	0	0	7	7	0.00	1.500

PITCHER	IP	WLS	BF	H	R	ER	SO	BB	IBB	HBP	BLK	WP	HR	S	P	ERA	WHIP

Batter	1	2	3	4	5	6	7	8	9	AB	R	H	RBI	BB	SO	LOB
Larry Lintz, S (1, 4) OBP: 0.366, SLG: 0.257	S S S 0-3 ① K			x 0-0 4-3 E 1B		x 0-0 ② FC6-4 E 1-2f	x 0-0 E4 2-H 3-H			4	0	1	0	0	1	1
Ron Fairly, L (1, 7) OBP: 0.427, SLG: 0.464 Felipe Alou, R (7, 7) OBP: 0.258, SLG: 0.321	S S S 0-3 ② K			x 0-0 ① 4-3 1-3		x 0-0 E6 1-2	x 0-0 ③ P3			4 0	0 0	0 0	0 0	0 0	1 0	3 0
Ken Singleton, S (1, 9) OBP: 0.421, SLG: 0.495	S S S 0-3 ③ K			S S S 0-3 ② K		x 0-0 ③ L4		x 0-0 ③ FC1-6 1B		4	0	1	0	0	2	3
Mike Jorgensen, L (1, 3) OBP: 0.339, SLG: 0.351		x 0-0 ① F8		x 0-0 ③ 4-3			x 0-0 1B 1B 1B	x 0-0 ① FC1-6 PB S 1-2f		4	1	1	0	0	0	2
Jim Lyttle, L (1, 8) OBP: 0.267, SLG: 0.403 Hal Breeden, R (8, PH) OBP: 0.361, SLG: 0.551 Ron Woods, R (8, 8) OBP: 0.334, SLG: 0.305		x 0-0 ② 4-3			x 0-0 ① 4-3		x 0-0 1B 1-2 FC6-2 1B	S S S 0-3 ② K 1-3		3 1 0	0 0 0	1 0 0	0 0 0	0 0 0	0 1 0	0 1 0
Bob Bailey, R (1, 5) OBP: 0.375, SLG: 0.500		x 0-0 ③ 6-3			x 0-0 ② 5-3		x 0-0 FC6-2 BB 1-3 1-3 2-H 1B	S S S 0-3 ③ K		4	1	1	1	0	1	1
Bob Stinson, S (1, 2) OBP: 0.343, SLG: 0.356			x 0-0 ① 1 1B		x 0-0 ③ F9		B B B B 4-0 1-3 FC6-2 E 1-2 BB		S S S 0-3 ① K	3	1	1	0	1	1	0
Tim Foli, R (1, 6) OBP: 0.294, SLG: 0.288			x 0-0 ② F8			x 0-0 ① 6-3	x 0-0 ① FC6-2 1-3 E 1-2 2-3 3-Hf		x 0-0 ② F8	4	1	0	0	0	0	3
Steve Renko, R (1, 1) OBP: 0.352, SLG: 0.370 Mike Marshall, R (8, 1) OBP: 0.290, SLG: 0.241			x 0-0 ③ 5-3			x 0-0 FC6-4 1B	x 0-0 ② 1-3 1-2 2-3 3-H		x 0-0 ③ F7	3 1	0 0	1 0	1 0	0 0	0 0	2 0
Inning Stats	R: 0 E: 0 K: 3 S: 9 H: 0 LOB: 0 BB: 0 P: 9	R: 0 E: 0 K: 0 S: 3 H: 0 LOB: 0 BB: 0 P: 3	R: 0 E: 0 K: 0 S: 3 H: 1 LOB: 0 BB: 0 P: 3	R: 0 E: 1 K: 1 S: 6 H: 1 LOB: 1 BB: 0 P: 6	R: 0 E: 0 K: 0 S: 3 H: 0 LOB: 0 BB: 0 P: 3	R: 0 E: 1 K: 0 S: 5 H: 1 LOB: 2 BB: 0 P: 5	R: 4 E: 1 K: 0 S: 7 H: 3 LOB: 1 BB: 1 P: 11	R: 0 E: 0 K: 2 S: 8 H: 1 LOB: 1 BB: 0 P: 8	R: 0 E: 0 K: 1 S: 5 H: 0 LOB: 0 BB: 0 P: 5	1B: 7 2B: 0 3B: 0 HR: 0	SF: 0 SAC: 0 DP: 0 HBP: 0						

PITCHER		IP	WLS	BF	H	R	ER	SO	BB	IBB	HBP	BLK	WP	HR	S	P	ERA	WHIP
Alan Foster, R ERA: 3.05	(1, 1)	7.0	L	29	6	4	2	4	1	0	0	0	0	0	36	40	2.57	1.000
Al Hrabosky, L ERA: 1.82	(8, 1)	0.1		2	1	0	0	0	0	0	0	0	0	0	2	2	0.00	3.000
Diego Segui, R ERA: 2.72	(8, 1)	1.2		5	0	0	0	3	0	0	0	0	0	0	11	11	0.00	0.000

PITCHER	IP	WLS	BF	H	R	ER	SO	BB	IBB	HBP	BLK	WP	HR	S	P	ERA	WHIP

TOP

Montreal Expos @ St. Louis Cardinals

Busch Stadium, St. Louis, MO

Tue Sep 11 1973, 7:05 PM CDT

Att. 13,610 - Unknown

livebaseballscorecards.com

AB	35
R	4
H	7
RBI	2
BB	1
SO	7
LOB	16

WP: 0 PB: 1 SB: 1 CS: 0 PA: 36

Montreal Expos @ St. Louis Cardinals

Busch Stadium, St. Louis, MO

Tue Sep 11 1973, 7:05 PM CDT

Att. 13,610 - Unknown

BOTTOM

Batter	1	2	3	4	5	6	7	8	9	AB	R	H	RBI	BB	SO	LOB
Lou Brock, L (1, 7) OBP: 0.364, SLG: 0.391	4-3		6-3			SH1-4 1B	FC6 1-2f		2-3 1B	5	1	2	0	0	0	2
Ted Sizemore, R (1, 4) OBP: 0.352, SLG: 0.316	F8			5-3		SH1-4 1-2		5-3	F9	4	0	0	0	0	0	2
Ted Simmons, S (1, 2) OBP: 0.359, SLG: 0.428	2B			4-3		2-H 1B		4-1		4	0	2	1	0	0	0
Bernie Carbo, L (1, 9) OBP: 0.378, SLG: 0.399	F8			F7		F8		BB BB		3	0	0	0	1	0	2
Tim McCarver, L (1, 3) OBP: 0.328, SLG: 0.359		4-3			F7	G3		BB 1-2 BB		3	0	0	0	0	0	1
Ken Reitz, R (7, 5) OBP: 0.250, SLG: 0.329										0	0	0	0	1	0	0
Jose Cruz, L (1, 8) OBP: 0.315, SLG: 0.392		3-1			F9		BB 1B BB	K		3	0	0	0	1	1	2
Joe Torre, R (1, 5) OBP: 0.383, SLG: 0.409 (7, 3)		F3			2B		F8	BB 1B 1-3 BB		3	0	1	0	1	0	1
Mike Tyson, R (1, 6) OBP: 0.284, SLG: 0.303			K		IBB		FC6 1-2 1B		L6	1	0	0	0	1	1	0
Bake McBride, L (7, PH) OBP: 0.367, SLG: 0.296										1	0	1	0	0	0	0
Al Hrabosky, R (8, 1)										0	0	0	0	0	0	0
Diego Segui, R (8, 1)										0	0	0	0	0	0	0
Luis Melendez, R (9, PH) OBP: 0.311, SLG: 0.313										1	0	0	0	0	0	1
Alan Foster, R (1, 1) OBP: 0.233, SLG: 0.224			6-3		4-3		F7		1-3 1-2	2	0	0	0	0	0	2
Matty Alou, L (7, PH) OBP: 0.338, SLG: 0.355										1	0	0	0	0	0	2
Mick Kelleher, R (8, 6) OBP: 0.262, SLG: 0.216										0	0	0	0	0	0	0
Tommie Agee, R (9, PH) OBP: 0.296, SLG: 0.407										1	0	0	0	0	0	1
Inning Stats	R: 0 E: 0 K: 0 S: 4 H: 1 LOB: 1 BB: 0 P: 4	R: 0 E: 0 K: 0 S: 3 H: 0 LOB: 0 BB: 0 P: 3	R: 0 E: 0 K: 1 S: 5 H: 0 LOB: 0 BB: 0 P: 5	R: 0 E: 0 K: 0 S: 3 H: 0 LOB: 0 BB: 0 P: 3	R: 0 E: 0 K: 0 S: 4 H: 1 LOB: 2 BB: 1 P: 8	R: 1 E: 0 K: 0 S: 5 H: 2 LOB: 1 BB: 0 P: 5	R: 0 E: 0 K: 0 S: 4 H: 1 LOB: 2 BB: 1 P: 8	R: 0 E: 0 K: 1 S: 5 H: 0 LOB: 2 BB: 2 P: 13	R: 0 E: 0 K: 0 S: 4 H: 1 LOB: 2 BB: 1 P: 8	1B: 4 2B: 2 3B: 0 HR: 0 SF: 0 SAC: 1 DP: 0 HBP: 0	WP: 0 PB: 0 SB: 0 CS: 0 PA: 38					

livebaseballscorecards.com

AB	32
R	1
H	6
RBI	1
BB	5
SO	2
LOB	16

PITCHER		IP	WLS	BF	H	R	ER	SO	BB	IBB	HBP	BLK	WP	HR	S	P	ERA	WHIP
Steve Renko, R ERA: 2.78	(1, 1)	7.2	W	32	5	1	1	1	3	1	0	0	0	0	30	46	1.17	1.043
Mike Marshall, R ERA: 2.58	(8, 1)	1.1	S	6	1	0	0	1	1	0	0	0	0	0	7	11	0.00	1.500

PITCHER	IP	WLS	BF	H	R	ER	SO	BB	IBB	HBP	BLK	WP	HR	S	P	ERA	WHIP

Batter	1	2	3	4	5	6	7	8	9	AB	R	H	RBI	BB	SO	LOB
Larry Lintz, S (1, 4) OBP: 0.372, SLG: 0.270	K		1B		1B		FC6-4			4	0	2	1	0	1	1
Ron Fairly, L (1, 7) Tony Scott, S (8, PR) Felipe Alou, R (8, 7) OBP: 0.258, SLG: 0.321	1B		P6		F9			SH2-4		3 0 0	0 0 0	1 0 0	0 0 0	1 0 0	0 0 0	2 0 0
Ken Singleton, S (1, 9) OBP: 0.423, SLG: 0.495	1B		BB		K			SH2-4		2	0	1	0	1	1	1
Mike Jorgensen, L (1, 3) OBP: 0.338, SLG: 0.348	K		F9			F8		G4-3		3	0	0	0	1	1	4
Jim Lyttle, L (1, 8) OBP: 0.253, SLG: 0.380	L5			F8		G3		G4-3		4	0	0	0	0	0	4
Bob Bailey, R (1, 5) OBP: 0.374, SLG: 0.504		K		F9		P6			HR	4	1	1	1	0	1	0
Bob Stinson, S (1, 2) OBP: 0.330, SLG: 0.341		K		K			4-3		F8	4	0	0	0	0	2	0
Tim Foli, R (1, 6) OBP: 0.296, SLG: 0.290		P6			SH2-4		FC6-4		P4	4	1	2	0	0	0	0
Steve Rogers, R (1, 1) OBP: 0.189, SLG: 0.121			K		SH2-4		F2		L3	3	0	0	0	0	1	1
Inning Stats	R: 0 E: 0 K: 2 S: 9 H: 2 LOB: 2 BB: 0 P: 9	R: 0 E: 0 K: 2 S: 7 H: 0 LOB: 0 BB: 0 P: 7	R: 0 E: 0 K: 1 S: 6 H: 1 LOB: 2 BB: 1 P: 10	R: 0 E: 0 K: 1 S: 5 H: 0 LOB: 0 BB: 0 P: 5	R: 1 E: 0 K: 1 S: 7 H: 2 LOB: 1 BB: 0 P: 7	R: 0 E: 0 K: 0 S: 3 H: 0 LOB: 0 BB: 0 P: 3	R: 0 E: 0 K: 0 S: 4 H: 1 LOB: 1 BB: 0 P: 4	R: 0 E: 0 K: 0 S: 2 H: 0 LOB: 2 BB: 2 P: 10	R: 1 E: 0 K: 0 S: 4 H: 1 LOB: 0 BB: 0 P: 4	1B: 6 2B: 0 3B: 0 HR: 1 SF: 0 SAC: 2 DP: 1 HBP: 0	WP: 0 PB: 0 SB: 2 CS: 0 PA: 36					

PITCHER	IP	WLS	BF	H	R	ER	SO	BB	IBB	HBP	BLK	WP	HR	S	P	ERA	WHIP
Rick Wise, R (1, 1) ERA: 3.54	9.0	L	36	7	2	2	7	2	1	0	0	0	1	47	59	2.00	1.000

PITCHER	IP	WLS	BF	H	R	ER	SO	BB	IBB	HBP	BLK	WP	HR	S	P	ERA	WHIP

TOP

Montreal Expos @ St. Louis Cardinals

Busch Stadium, St. Louis, MO

Wed Sep 12 1973, 7:05 PM CDT

Att. 13,121 - Unknown

livebaseballscorecards.com

AB	31
R	2
H	7
RBI	2
BB	3
SO	7
LOB	13

Montreal Expos @ St. Louis Cardinals

Busch Stadium, St. Louis, MO

Wed Sep 12 1973, 7:05 PM CDT

Att. 13,121 - Unknown

BOTTOM

Batter	1	2	3	4	5	6	7	8	9	AB	R	H	RBI	BB	SO	LOB
Lou Brock, L (1, 7) OBP: 0.364, SLG: 0.390	0-0 S 2B 1B	0-0 F7 ③		0-0 1-3 ③			4-0 BBBB G3-2-3 1B BB		0-0 F7 ②	4	1	1	0	1	0	2
Ted Sizemore, R (1, 4) OBP: 0.352, SLG: 0.315	4-0 BBBB 2B 1-2 BB		0-0 6-3 ①		0-0 F9 ①		0-0 G3-2-3 1-2 2-3 1B		0-0 5-3 ③	4	0	1	0	1	0	0
Ted Simmons, S (1, 2) OBP: 0.358, SLG: 0.429	0-0 1-3 2-H 2B		0-0 5-3 ②		0-0 F8 ②		0-0 ①② G3-2-3 1-2 2-3 3-Hf			4	0	1	1	0	0	3
Bernie Carbo, L (1, 9) OBP: 0.383, SLG: 0.397	4-0 BBBB BB		4-0 BBBB BB		4-0 BBBB BB		0-0 F8 ③			1	0	0	0	3	0	2
Tim McCarver, L (1, 3) OBP: 0.324, SLG: 0.354	0-3 SSS K ①		0-0 F7 ③		0-0 P6 ③			0-0 4-3 ①		4	0	0	0	0	1	5
Jose Cruz, L (1, 8) OBP: 0.313, SLG: 0.388	0-0 P5 ②			0-0 1-3 ①		0-3 SSS K ①		0-0 P6 ②		4	0	0	0	0	1	3
Joe Torre, R (1, 5) OBP: 0.382, SLG: 0.407	0-0 6-3 ③			0-0 5-3 ②		0-0 4-3 ②		0-0 FC6-4 1B		4	0	1	0	0	0	3
Mike Tyson, R (1, 6) OBP: 0.284, SLG: 0.302		0-0 6-3 ①		0-0 WP PB 1B		0-0 6-3 ③		0-0 FC6-4 ③ 1-2f		4	0	1	0	0	0	1
Rick Wise, R (1, 1) OBP: 0.253, SLG: 0.382 Matty Alou, L (9, PH) OBP: 0.337, SLG: 0.355		0-0 6-3 ②		4-0 BBBB 1-3 BB			0-0 1B G3-2-3 2B		0-0 F7 ①	2 1	0 0	1 0	0 0	1 0	0 0	0 0
Inning Stats	R: 1 E: 0 K: 1 S: 7 H: 2 LOB: 3 BB: 2 P: 15	R: 0 E: 0 K: 0 S: 3 H: 0 LOB: 0 BB: 0 P: 3	R: 0 E: 0 K: 0 S: 3 H: 0 LOB: 1 BB: 1 P: 7	R: 0 E: 0 K: 0 S: 4 H: 1 LOB: 2 BB: 1 P: 8	R: 0 E: 0 K: 0 S: 3 H: 0 LOB: 1 BB: 1 P: 7	R: 0 E: 0 K: 1 S: 5 H: 0 LOB: 0 BB: 0 P: 5	R: 0 E: 0 K: 0 S: 4 H: 2 LOB: 2 BB: 1 P: 8	R: 0 E: 0 K: 0 S: 4 H: 1 LOB: 1 BB: 0 P: 4	R: 0 E: 0 K: 0 S: 3 H: 0 LOB: 0 BB: 0 P: 3	1B: 4 2B: 2 3B: 0 HR: 0	SF: 0 SAC: 0 DP: 1 HBP: 0						

livebaseballscorecards.com

AB	32
R	1
H	6
RBI	1
BB	6
SO	2
LOB	19

WP: 1 PB: 1 SB: 1 CS: 0 PA: 38

PITCHER		IP	WLS	BF	H	R	ER	SO	BB	IBB	HBP	BLK	WP	HR	S	P	ERA	WHIP
Steve Rogers, R ERA: 1.15	(1, 1)	9.0	W	38	6	1	1	2	6	0	0	0	1	0	36	60	1.00	1.333

Batter	1	2	3	4	5	6	7	8	9	AB	R	H	RBI	BB	SO	LOB
Billy Grabarkewitz, R (1, 4) OBP: 0.333, SLG: 0.327	F9		5-3		P2		1-3		P3	5	0	0	0	0	0	0
Mike Anderson, R (1, 9) OBP: 0.321, SLG: 0.465	F3		1B 2B		1B 1B		1B			4	1	3	0	0	0	0
Bill Robinson, R (1, 8) (8, 7) OBP: 0.333, SLG: 0.541	F7		P2		1-3 1B		F8			4	0	1	0	0	0	2
Greg Luzinski, R (1, 7) OBP: 0.342, SLG: 0.486		SH E HBP	2-H BLK 1B		F8			K		0	0	0	0	0	0	0
Cesar Tovar, R (2, PR) (2, 7) (8, 5) OBP: 0.336, SLG: 0.358										3	1	1	1	0	1	2
Bob Boone, R (1, 2) OBP: 0.320, SLG: 0.372		SH E 1-3	F8 1-2		5-3			FC4-6 1B		3	0	1	0	0	0	3
Mike Schmidt, R (1, 5) OBP: 0.339, SLG: 0.396		1-3 BB	K		K			FC4-6 1-2f		2	0	0	0	1	2	0
Del Unser, L (8, PH) (8, 8) OBP: 0.354, SLG: 0.437										1	0	0	0	0	0	1
Tom Hutton, L (1, 3) OBP: 0.348, SLG: 0.380		F9 2-3 3-H	6-3		4-3			F8		4	0	0	0	0	0	3
Larry Bowa, S (1, 6) OBP: 0.254, SLG: 0.244		1-3 1-2	2B		3-1				K	4	0	1	0	0	1	2
Steve Carlton, L (1, 1) OBP: 0.158, SLG: 0.228		F9	F8				G3		F7	3	0	0	0	0	0	4
Mike Rogodzinski, L (9, PH) OBP: 0.321, SLG: 0.333										1	0	0	0	0	0	0
Inning Stats	R: 0 E: 0 K: 0 S: 3 H: 0 LOB: 0 BB: 0 P: 3	R: 1 E: 2 K: 0 S: 4 H: 0 LOB: 3 BB: 1 P: 9	R: 1 E: 0 K: 0 S: 5 H: 2 LOB: 1 BB: 0 P: 5	R: 0 E: 0 K: 1 S: 6 H: 1 LOB: 1 BB: 0 P: 6	R: 0 E: 0 K: 0 S: 5 H: 2 LOB: 2 BB: 0 P: 5	R: 0 E: 0 K: 1 S: 5 H: 0 LOB: 0 BB: 0 P: 5	R: 0 E: 0 K: 0 S: 4 H: 1 LOB: 1 BB: 0 P: 4	R: 0 E: 0 K: 1 S: 6 H: 1 LOB: 1 BB: 0 P: 6	R: 0 E: 0 K: 1 S: 5 H: 0 LOB: 0 BB: 0 P: 5	1B: 5 2B: 2 3B: 0 HR: 0 SF: 0 SAC: 1 DP: 0 HBP: 1							

PITCHER	IP	WLS	BF	H	R	ER	SO	BB	IBB	HBP	BLK	WP	HR	S	P	ERA	WHIP
Balor Moore, L (1, 1) ERA: 4.25	4.0		18	3	2	1	1	1	0	1	1	0	0	18	23	2.25	1.000
Chuck Taylor, R (5, 1) ERA: 0.79	5.0	W	19	4	0	0	3	0	0	0	0	0	0	25	25	0.00	0.800

PITCHER	IP	WLS	BF	H	R	ER	SO	BB	IBB	HBP	BLK	WP	HR	S	P	ERA	WHIP

Philadelphia Phillies @ Montreal Expos

Jarry Park, Montreal, QB

Fri Sep 14 1973, 7:05 PM EDT

Att. 13,458 - Unknown

TOP

livebaseballscorecards.com

AB	34
R	2
H	7
RBI	1
BB	1
SO	4
LOB	17

1B: 5	SF: 0	WP: 0	PA: 37			
2B: 2	SAC: 1	PB: 0				
3B: 0	DP: 0	SB: 0				
HR: 0	HBP: 1	CS: 0				

BOTTOM

Philadelphia Phillies @ Montreal Expos

Jarry Park, Montreal, QB

Fri Sep 14 1973, 7:05 PM EDT

Att. 13,458 - Unknown

livebaseballscorecards.com

Batter	1	2	3	4	5	6	7	8	9	AB	R	H	RBI	BB	SO	LOB
Felipe Alou, R (1, 7) OBP: 0.258, SLG: 0.320	6-3	E 1B, WP, 1-2, 1B		F9			4-3			4	1	1	0	0	0	0
Ron Woods, R (1, 8) OBP: 0.342, SLG: 0.307	S, 1B, BB	E8, 1B, WP, 1-3, 2-H, 1B			CS, S, BB		FC4-6, BB			1	1	1	1	3	0	0
Bob Bailey, R (1, 5) OBP: 0.376, SLG: 0.505	1B, 1-H, 1B	1-3, 3-H, 1B			CS, 1-2, BB		FC4-6, 1-2f			3	0	2	1	1	0	1
Hal Breeden, R (1, 3) Mike Jorgensen, L (8, 3) OBP: 0.356, SLG: 0.542 OBP: 0.338, SLG: 0.348	K	P6			F5		P6			4 0	0 0	0 0	0 0	0 0	1 0	6 0
Ken Singleton, S (1, 9) OBP: 0.421, SLG: 0.493	1-2, 1B	F9			K, 1-2, 2-3			4-3		4	0	1	0	0	1	2
Tim Foli, R (1, 6) OBP: 0.293, SLG: 0.288	P4	F3				P3		1-3		4	0	0	0	0	0	2
John Boccabella, R (1, 2) OBP: 0.279, SLG: 0.318		5-3	4-3			E6		6-3		4	0	0	0	0	0	0
Pepe Frias, R (1, 4) OBP: 0.259, SLG: 0.271		F9		P2		L8				3	0	0	0	0	0	1
Balor Moore, L (1, 1) OBP: 0.125, SLG: 0.077		1B, 1B, BB		F8		K				0	1	0	0	1	0	0
Barry Foote, R (4, PH)										1	0	0	0	0	0	0
Chuck Taylor, R (5, 1)										1	0	0	0	0	1	1
Inning Stats	R: 1 E: 0 K: 1 S: 7 H: 2 LOB: 2 BB: 1 P: 11	R: 2 E: 1 K: 0 S: 6 H: 3 LOB: 2 BB: 1 P: 10	R: 0 E: 0 K: 0 S: 3 H: 0 LOB: 0 BB: 0 P: 3	R: 0 E: 0 K: 0 S: 3 H: 0 LOB: 0 BB: 0 P: 3	R: 0 E: 0 K: 1 S: 4 H: 0 LOB: 1 BB: 2 P: 12	R: 0 E: 1 K: 1 S: 6 H: 0 LOB: 1 BB: 0 P: 6	R: 0 E: 0 K: 0 S: 3 H: 0 LOB: 1 BB: 0 P: 7	R: 0 E: 0 K: 0 S: 3 H: 0 LOB: 0 BB: 0 P: 3		1B: 5 2B: 0 3B: 0 HR: 0 SF: 0 SAC: 0 DP: 0 HBP: 0						

	AB	29
	R	3
	H	5
	RBI	2
	BB	5
	SO	3
	LOB	13

WP: 1 PA: 34
PB: 0
SB: 2
CS: 2

PITCHER	IP	WLS	BF	H	R	ER	SO	BB	IBB	HBP	BLK	WP	HR	S	P	ERA	WHIP
Steve Carlton, L (1, 1) ERA: 4.01	8.0	L	34	5	3	3	3	5	0	0	0	1	0	35	55	3.38	1.250

PITCHER	IP	WLS	BF	H	R	ER	SO	BB	IBB	HBP	BLK	WP	HR	S	P	ERA	WHIP

Batter	1	2	3	4	5	6	7	8	9	10	AB	R	H	RBI	BB	SO	LOB
Denny Doyle, L (1, 4) OBP: 0.323, SLG: 0.326	4-3		F8		P6		HBP 1B	4-3			5	0	1	0	0	0	2
Mike Anderson, R (1, 9) OBP: 0.328, SLG: 0.466	G3 PB WP 1B		1B		5-3		1-2 HBP		K		4	1	2	0	0	1	0
Tom Hutton, L (1, 3) OBP: 0.346, SLG: 0.377	G3		F8			K	F9		2B 1B		5	0	1	0	0	1	5
Bill Robinson, R (1, 7) OBP: 0.331, SLG: 0.540	6-3			F7		K		K	1-H 1B 2B		5	0	1	0	0	2	0
Del Unser, L (1, 8) OBP: 0.357, SLG: 0.436		PB BB		4-3		G3		1B BB 1B BB	2-H 1B		3	1	1	0	2	0	0
Bob Boone, R (1, 2) OBP: 0.319, SLG: 0.370		F8		WP BB 1B			5-3	L6		P6	5	0	1	0	0	0	2
Mike Schmidt, R (1, 5) OBP: 0.340, SLG: 0.393		K		WP BB			6-3	1B BB		K	3	1	0	0	2	2	1
Larry Bowa, S (1, 6) OBP: 0.254, SLG: 0.250		G3		2-3			1B 3B	1B 1B		6-3	3	1	1	0	0	0	3
Greg Luzinski, R (8, PH) OBP: 0.343, SLG: 0.487											1	0	1	0	0	0	0
Terry Harmon, R (8, PR) OBP: 0.278, SLG: 0.230											1	0	0	0	0	0	0
(8, 6)																	
Dick Ruthven, R (1, 1) OBP: 0.188, SLG: 0.192			1-3		6-3		HBP 1B				1	0	0	0	0	0	0
Ron Diorio, R (4, 1)							3-H	1-2 2-H 3-H 1B			0	0	0	0	0	0	0
Jim Essian, R (2, PH)											1	0	0	0	0	0	0
Barry Lersch, S (2, 1) OBP: 0.214, SLG: 0.321											0	0	0	0	0	0	0
Mike Rogodzinski, L (7, PH) OBP: 0.000, SLG: 0.000											1	0	1	1	0	0	0
Darrell Brandon, R (7, 1) OBP: 0.400, SLG: 0.500											0	0	0	0	0	0	0
Cesar Tovar, R (9, PH) OBP: 0.286, SLG: 0.380											1	0	1	2	0	0	0
Mac Scarce, L (9, 1)											0	0	0	0	0	0	0
George Culver, R (10, 1)											0	0	0	0	0	0	0
Inning Stats	R: 1 E: 0 K: 0 S: 4 H: 1 LOB: 0 BB: 0 P: 4	R: 0 E: 0 K: 1 S: 5 H: 0 LOB: 1 BB: 1 P: 9	R: 0 E: 0 K: 0 S: 4 H: 1 LOB: 1 BB: 0 P: 4	R: 0 E: 0 K: 0 S: 4 H: 1 LOB: 2 BB: 1 P: 8	R: 0 E: 0 K: 0 S: 3 H: 0 LOB: 0 BB: 0 P: 3	R: 0 E: 0 K: 2 S: 7 H: 0 LOB: 0 BB: 0 P: 7	R: 1 E: 0 K: 0 S: 6 H: 3 LOB: 3 BB: 0 P: 7	R: 2 E: 0 K: 1 S: 7 H: 2 LOB: 2 BB: 2 P: 15	R: 0 E: 0 K: 1 S: 6 H: 3 LOB: 2 BB: 0 P: 6	R: 0 E: 0 K: 1 S: 5 H: 0 LOB: 0 BB: 0 P: 5	1B: 9 2B: 1 3B: 1 HR: 0	SF: 0 SAC: 0 DP: 0 HBP: 1						

PITCHER	IP	WLS	BF	H	R	ER	SO	BB	IBB	HBP	BLK	WP	HR	S	P	ERA	WHIP
Mike Torrez, R (1, 1) ERA: 4.12	6.2		28	6	2	1	3	2	0	0	0	2	0	32	40	1.35	1.200
Mike Marshall, R (7, 1) ERA: 2.66	2.0		12	4	2	2	2	2	0	1	0	0	0	13	22	9.00	3.000
Mickey Scott, L (9, 1) ERA: 5.33	0.1		1	1	0	0	0	0	0	0	0	0	0	1	1	0.00	3.000
Tom Walker, R (10, 1) ERA: 3.55	1.0	W	3	0	0	0	1	0	0	0	0	0	0	5	5	0.00	0.000

PITCHER	IP	WLS	BF	H	R	ER	SO	BB	IBB	HBP	BLK	WP	HR	S	P	ERA	WHIP

TOP

Philadelphia Phillies @ Montreal Expos

Jarry Park, Montreal, QB

Sat Sep 15 1973, 7:05 PM EDT

Att. 34,331 - Unknown

livebaseballscorecards.com

AB	39
R	4
H	11
RBI	3
BB	4
SO	6
LOB	13

1B: 9	SF: 0	WP: 2	PA: 44
2B: 1	SAC: 0	PB: 2	
3B: 1	DP: 0	SB: 0	
HR: 0	HBP: 1	CS: 0	

Philadelphia Phillies @ Montreal Expos

Jarry Park, Montreal, QB

Sat Sep 15 1973, 7:05 PM EDT

Att. 34,331 - Unknown

livebaseballscorecards.com

BOTTOM

Batter	1	2	3	4	5	6	7	8	9	10	AB	R	H	RBI	BB	SO	LOB
Larry Lintz, S (1, 4) OBP: 0.378, SLG: 0.273	K			BB			G3-6-1		K		3	1	1	0	1	1	3
Pepe Mangual, R (9, PH) OBP: 0.250, SLG: 0.393				FC6							1	0	0	0	0	1	2
Tom Walker, R (10, 1)											0	0	0	0	0	0	0
Ron Fairly, L (1, 7) OBP: 0.424, SLG: 0.458	4-3			P3	P3		G3-6-1			PB S 1B	4	0	0	0	0	0	2
Ron Woods, R (8, 8) OBP: 0.344, SLG: 0.310				1-3			1-2f				1	1	1	0	0	0	0
Ken Singleton, S (1, 9) OBP: 0.421, SLG: 0.491	K			BB BB 1B 3-H	K			F8		1B PB 1-2	4	1	1	1	1	2	0
Mike Jorgensen, L (1, 3) OBP: 0.343, SLG: 0.349		BB		1B BB 1B 1-2	4-3			G6-4-3		1B 1-2 2-3	2	1	1	0	3	0	0
Bob Bailey, R (1, 5) OBP: 0.378, SLG: 0.504		G5-4-3 1-2 BB		1B 1-2 2-3		F7		G6-4-3 1-2f		1-2 2-3 3-H	3	1	1	1	2	0	1
Felipe Alou, R (1, 8) OBP: 0.258, SLG: 0.319		G5-4-3 1-2f		1B 1-2 2-3 3-H		F9			F9		4	0	1	1	0	0	1
(8, 7)																	
Bob Stinson, S (1, 2) OBP: 0.342, SLG: 0.362			F8	1-3 2-H 3-H		FC6-4			4-3		3	0	3	2	0	0	0
Mike Marshall, R (7, 1) OBP: 0.290, SLG: 0.241											0	0	0	0	0	0	0
Mickey Scott, L (9, 1)											0	0	0	0	0	0	0
Hal Breeden, R (9, PH) OBP: 0.358, SLG: 0.544											1	0	1	0	0	0	0
Tony Scott, S (9, PR)											0	0	0	0	0	0	0
Pepe Frias, R (10, 4) OBP: 0.259, SLG: 0.271											0	0	0	0	0	0	0
Tim Foli, R (1, 6) OBP: 0.293, SLG: 0.285		F8 1-2		FC6 IBB		FC6-4 1-2f			4-3 1-2		3	0	0	0	1	0	3
Mike Torrez, R (1, 1) OBP: 0.182, SLG: 0.185	6-3			K			G3			IBB	2	0	0	0	0	1	3
Terry Humphrey, R (7, 2) OBP: 0.208, SLG: 0.225											0	0	0	0	0	0	0
Boots Day, L (7, PH) OBP: 0.350, SLG: 0.377											1	0	0	0	0	0	0
John Boccabella, R (8, 2) OBP: 0.281, SLG: 0.318											0	0	0	0	1	0	0
Inning Stats	R: 0 E: 0 K: 2 S: 7 H: 0 LOB: 0 BB: 0 P: 7	R: 0 E: 0 K: 0 S: 1 H: 0 LOB: 0 BB: 2 P: 9	R: 0 E: 0 K: 0 S: 3 H: 1 LOB: 0 BB: 0 P: 3	R: 4 E: 1 K: 1 S: 8 H: 3 LOB: 3 BB: 4 P: 24	R: 0 E: 0 K: 1 S: 5 H: 0 LOB: 0 BB: 0 P: 5	R: 0 E: 0 K: 0 S: 4 H: 1 LOB: 1 BB: 0 P: 4	R: 0 E: 0 K: 0 S: 3 H: 1 LOB: 0 BB: 0 P: 3	R: 0 E: 0 K: 0 S: 3 H: 1 LOB: 0 BB: 0 P: 3	R: 0 E: 0 K: 1 S: 6 H: 1 LOB: 2 BB: 1 P: 10	R: 1 E: 0 K: 0 S: 2 H: 2 LOB: 3 BB: 2 P: 10	1B: 10 2B: 0 3B: 0 HR: 0 SF: 0 SAC: 0 DP: 3 HBP: 0						

	AB	32
	R	5
	H	10
	RBI	5
	BB	9
	SO	5
	LOB	15

WP: 0 PB: 1 SB: 1 CS: 0 PA: 41

PITCHER		IP	WLS	BF	H	R	ER	SO	BB	IBB	HBP	BLK	WP	HR	S	P	ERA	WHIP
Dick Ruthven, R ERA: 4.19	(1, 1)	3.1		16	4	4	4	2	5	0	0	0	0	0	15	35	10.80	2.700
Ron Diorio, R ERA: 0.71	(4, 1)	0.2		3	0	0	0	1	0	1	0	0	0	0	4	8	0.00	0.000
Barry Lersch, R ERA: 4.7	(5, 1)	2.0		7	1	0	0	1	0	0	0	0	0	0	9	9	0.00	0.500
Darrell Brandon, R ERA: 4.99	(7, 1)	1.0		3	1	0	0	0	0	0	0	0	0	0	3	3	0.00	1.000
Mac Scarce, L ERA: 2.61	(8, 1)	2.0	L	11	3	1	1	1	1	2	0	0	0	0	10	22	4.50	2.000

PITCHER		IP	WLS	BF	H	R	ER	SO	BB	IBB	HBP	BLK	WP	HR	S	P	ERA	WHIP
George Culver, R ERA: 3.67	(10, 1)	0.0		1	1	0	0	0	0	0	0	0	0	0	1	1	∞	∞

Batter	1	2	3	4	5	6	7	8	9	AB	R	H	RBI	BB	SO	LOB
Cesar Tovar, R (1, 5) OBP: 0.337, SLG: 0.359 Mike Schmidt, R (8, 5) OBP: 0.340, SLG: 0.393 Tom Hutton, L (9, PH) OBP: 0.348, SLG: 0.377 Billy Grabarkewitz, R (9, PR) OBP: 0.333, SLG: 0.327	0-0 E5 4-3 FC6 1B	0-3 K			0-0 5-3		0-0 F9		BBBB 4-0 BB	4 0 0 0	1 0 0 0	1 0 0 0	0 0 1 0	0 0 0 0	1 0 0 0	2 0 0 0
Denny Doyle, L (1, 4) OBP: 0.321, SLG: 0.324	0-0 4-3 2-3		0-0 6-3		0-0 F7			0-0 SH1-4 E 1B	0-0 G3	5	1	1	0	0	0	3
Willie Montanez, L (1, 3) OBP: 0.323, SLG: 0.376	0-0 FC6 WP 3-H		0-0 1-3		SSS 0-3 K			0-0 SH1-4 1-2		3	0	0	1	0	1	0
Greg Luzinski, R (1, 7) OBP: 0.340, SLG: 0.483	SSS 0-3 K		SSS 0-3 K			0-0 F8		0-0 E6 CS 2-H		4	0	0	0	0	2	1
Bill Robinson, R (1, 9) OBP: 0.330, SLG: 0.537	SSS 0-3 K 1-2			SSS 0-3 K		0-0 P6		0-0 CS 1B		4	0	1	0	0	2	1
Del Unser, L (1, 8) OBP: 0.358, SLG: 0.435		0-0 P5		BBBB 4-0 G3 1B BB		0-0 FC6-4 1B		0-0 F8 1-2 2-3		3	0	1	0	1	0	2
Bob Boone, R (1, 2) OBP: 0.320, SLG: 0.370		0-0 P3		0-0 G3 1-2 1B		0-0 FC6-4 1-2f			BBBB 4-0 4-3 3-1 BB	3	0	1	0	1	0	1
Larry Bowa, S (1, 6) OBP: 0.252, SLG: 0.248		0-0 E4		0-0 G3 1-2 2-3			0-0 L9		0-0 3-1 1-2	4	0	0	0	0	0	3
Jim Lonborg, R (1, 1) OBP: 0.197, SLG: 0.161 Mac Scarce, L (8, 1) Ron Diorio, R (8, 1) Mike Rogodzinski, L (9, PH) OBP: 0.325, SLG: 0.338		BBBB 4-0 BB		SSS 0-3 K			0-0 F8		0-0 4-3 2-3	2 0 0 1	0 0 0 0	0 0 0 0	1 0 0 0	1 0 0 0	0 0 0 0	2 0 0 1
Inning Stats	R: 1 E: 1 K: 2 S: 9 H: 1 LOB: 1 BB: 0 P: 9	R: 0 E: 1 K: 1 S: 6 H: 0 LOB: 2 BB: 1 P: 10	R: 0 E: 0 K: 1 S: 5 H: 0 LOB: 0 BB: 0 P: 5	R: 0 E: 0 K: 2 S: 8 H: 1 LOB: 2 BB: 1 P: 12	R: 0 E: 0 K: 1 S: 5 H: 0 LOB: 0 BB: 0 P: 5	R: 0 E: 0 K: 0 S: 4 H: 1 LOB: 1 BB: 0 P: 4	R: 0 E: 0 K: 0 S: 3 H: 0 LOB: 0 BB: 0 P: 3	R: 1 E: 1 K: 0 S: 5 H: 2 LOB: 1 BB: 0 P: 5	R: 0 E: 0 K: 0 S: 3 H: 0 LOB: 2 BB: 2 P: 11	1B: 5 2B: 0 3B: 0 HR: 0	SF: 0 SAC: 1 DP: 0 HBP: 0						

PITCHER	IP	WLS	BF	H	R	ER	SO	BB	IBB	HBP	BLK	WP	HR	S	P	ERA	WHIP
Steve Renko, R (1, 1) ERA: 2.68	9.0	W	38	5	2	0	7	4	0	0	0	1	0	48	64	0.00	1.000

PITCHER	IP	WLS	BF	H	R	ER	SO	BB	IBB	HBP	BLK	WP	HR	S	P	ERA	WHIP

Philadelphia Phillies @ Montreal Expos

Jarry Park, Montreal, QB

Sun Sep 16 1973, 3:33 AM EDT

Att. 18,122 - Unknown

TOP

livebaseballscorecards.com

AB	33
R	2
H	5
RBI	1
BB	4
SO	7
LOB	16

1B: 5	SF: 0	WP: 1	PA: 38
2B: 0	SAC: 1	PB: 0	
3B: 0	DP: 0	SB: 0	
HR: 0	HBP: 0	CS: 2	

BOTTOM

Philadelphia Phillies @ Montreal Expos

Jarry Park, Montreal, QB

Sun Sep 16 1973, 3:33 AM EDT

Att. 18,122 - Unknown

livebaseballscorecards.com

Batter	1	2	3	4	5	6	7	8	9	AB	R	H	RBI	BB	SO	LOB
Larry Lintz, S (1, 4) OBP: 0.372, SLG: 0.263	4-3			P6		BBB 4-0 E BB 1-2 2-3		FC2-5 1B E 1-2 2-3f		3	1	0	0	1	0	2
Ron Fairly, L (1, 7) OBP: 0.423, SLG: 0.455 Clyde Mashore, R (8, PR) OBP: 0.305, SLG: 0.327 (9, 7)	G3			4-3		E3 G4-6-3 1-2 2-3 3-H		E E 1B 1-2 2-3		4 0	0 1	1 0	0 0	0 0	0 0	2 0
Ken Singleton, S (1, 9) OBP: 0.419, SLG: 0.487	G3			SSS 0-3 K		G4-6-3 1-2f		E4 FC5 1-3 2-H 3-H		4	0	0	1	0	1	4
Mike Jorgensen, L (1, 3) OBP: 0.341, SLG: 0.346 Felipe Alou, R (8, PH) OBP: 0.260, SLG: 0.319 (9, 3)		F9			P4		F8	IBB		3 0	0 0	0 0	0 0	0 1	0 0	0 0
Jim Lyttle, L (1, 8) OBP: 0.256, SLG: 0.378 Ron Woods, R (8, PH) OBP: 0.344, SLG: 0.310 Boots Day, L (8, PH) OBP: 0.348, SLG: 0.375 (9, 8)		4-3			F8		FC3-6 1B	FC5 1-2 2-3f 3-H		3 0 1	0 0 0	1 0 0	0 0 0	0 0 0	0 0 0	0 0 2
Bernie Allen, L (1, 5) OBP: 0.274, SLG: 0.291		P6			F8		FC3-6 1-2f	4-3		4	0	0	0	0	0	3
Bob Stinson, S (1, 2) OBP: 0.357, SLG: 0.365			BBB 4-0 CS BB			BB SH3 E 1B	L8			2	1	1	0	1	0	1
Tim Foli, R (1, 6) OBP: 0.294, SLG: 0.285			P3 1-2			SH3 1-2		BBBB 4-0 FC2-5 SH BB		1	0	0	0	1	0	1
Steve Renko, R (1, 1) OBP: 0.356, SLG: 0.366			SSS 0-3 K			BBBB 4-0 E BB BB		SH 1B FC2-5 E 1-2		1	1	0	0	1	1	0
Inning Stats	R: 0 H: 0 E: 0 LOB: 0 K: 0 BB: 0 S: 3 P: 3	R: 0 H: 0 E: 0 LOB: 0 K: 0 BB: 0 S: 3 P: 3	R: 0 H: 0 E: 0 LOB: 0 K: 1 BB: 1 S: 4 P: 8	R: 0 H: 0 E: 0 LOB: 0 K: 1 BB: 0 S: 5 P: 5	R: 0 H: 0 E: 0 LOB: 0 K: 0 BB: 0 S: 3 P: 3	R: 1 H: 1 E: 1 LOB: 2 K: 0 BB: 2 S: 4 P: 12	R: 0 H: 1 E: 0 LOB: 1 K: 0 BB: 0 S: 4 P: 4	R: 3 H: 1 E: 3 LOB: 2 K: 0 BB: 2 S: 6 P: 14		1B: 3 SF: 0 2B: 0 SAC: 2 3B: 0 DP: 1 HR: 0 HBP: 0						

AB	26
R	4
H	3
RBI	1
BB	5
SO	2
LOB	15

PITCHER		IP	WLS	BF	H	R	ER	SO	BB	IBB	HBP	BLK	WP	HR	S	P	ERA	WHIP
Jim Lonborg, R ERA: 4.67	(1, 1)	7.1	L	30	3	4	0	2	4	0	0	0	0	0	30	46	0.00	0.955
Mac Scarce, L ERA: 2.61	(8, 1)	0.0		1	0	0	0	0	0	1	0	0	0	0	0	4	∞	∞
Ron Diorio, R ERA: 0.68	(8, 1)	0.2		2	0	0	0	0	0	0	0	0	0	0	2	2	0.00	0.000

PITCHER	IP	WLS	BF	H	R	ER	SO	BB	IBB	HBP	BLK	WP	HR	S	P	ERA	WHIP

Batter	1	2	3	4	5	6	7	8	9	AB	R	H	RBI	BB	SO	LOB
Lou Brock, L (1, 7) OBP: 0.364, SLG: 0.389	F7		1B 2-H		K		BB E SF7		1-3	4	2	1	1	1	1	1
Ted Sizemore, R (1, 4) OBP: 0.357, SLG: 0.325	BB 1B		1B 1-H		4-3 1-2 1B		SF7 1-H		4-3 1B	4	0	4	2	0	0	0
Bake McBride, L (1, 8) OBP: 0.372, SLG: 0.333	G5-6-3 1-2 BB		F8		4-3 1-2 2-3		2B		4-3 1-2	4	0	1	0	1	0	4
Ted Simmons, S (1, 2) OBP: 0.354, SLG: 0.422	G5-6-3 1-2f		F6		1-3			E8 SH5-3 1B	2-H	5	1	2	0	0	0	5
Joe Torre, R (1, 3) OBP: 0.381, SLG: 0.404		6-3		K		G1-6-3 1B		SH5-3 2-3		3	0	1	0	0	1	0
Bernie Carbo, L (1, 9) OBP: 0.393, SLG: 0.398		K		5-3 PB 1B		G1-6-3 1-2f		1B BB		3	0	1	0	1	1	1
Ken Reitz, R (1, 5) OBP: 0.255, SLG: 0.332		L7		5-3 1-3		1B		P5		3	0	1	0	0	0	1
Tim McCarver, L (8, PH) OBP: 0.329, SLG: 0.365										1	0	0	0	0	0	2
Terry Hughes, R (8, 5) OBP: 0.231, SLG: 0.167										0	0	0	0	0	0	0
Mike Tyson, R (1, 6) OBP: 0.284, SLG: 0.303			1B 2B	4-3		P6		1-3 3-H 1B		3	1	1	0	0	0	2
Matty Alou, L (8, PH) OBP: 0.339, SLG: 0.355										1	0	1	1	0	0	0
Mick Kelleher, R (8, 6) OBP: 0.262, SLG: 0.216										0	0	0	0	0	0	0
Rick Wise, R (1, 1) OBP: 0.253, SLG: 0.375			K		4-3 1B		F8	6-3		4	0	1	0	0	1	3
Al Hrabosky, R (9, 1)										0	0	0	0	0	0	0

TOP

St. Louis Cardinals @ Montreal Expos

Jarry Park, Montreal, QB

Mon Sep 17 1973, 7:05 PM EDT

Unknown

livebaseballscorecards.com

AB	35
R	4
H	14
RBI	4
BB	3
SO	4
LOB	19

Inning Stats	1	2	3	4	5	6	7	8	9
	R: 0 E: 0 K: 0 S: 3	H: 1 LOB: 1 BB: 1 P: 7	R: 0 E: 0 K: 1 S: 5	H: 0 LOB: 0 BB: 0 P: 5	R: 2 E: 0 K: 1 S: 8	H: 3 LOB: 1 BB: 0 P: 8	R: 0 E: 0 K: 1 S: 6	H: 1 LOB: 1 BB: 0 P: 6	R: 0 E: 0 K: 1 S: 7	H: 2 LOB: 2 BB: 0 P: 7	R: 0 E: 0 K: 0 S: 4	H: 2 LOB: 1 BB: 0 P: 4	R: 1 E: 0 K: 0 S: 3	H: 1 LOB: 1 BB: 1 P: 7	R: 1 E: 1 K: 0 S: 5	H: 2 LOB: 2 BB: 1 P: 9	R: 0 E: 0 K: 0 S: 4	H: 2 LOB: 2 BB: 0 P: 4

1B: 12 2B: 2 3B: 0 HR: 0	SF: 1 SAC: 1 DP: 2 HBP: 0	WP: 0 PB: 1 SB: 2 CS: 0	PA: 40
---	---	---	---

PITCHER		IP	WLS	BF	H	R	ER	SO	BB	IBB	HBP	BLK	WP	HR	S	P	ERA	WHIP
Steve Rogers, R ERA: 1.31	(1, 1)	7.0		30	10	3	3	4	2	0	0	0	0	0	36	44	3.86	1.714
Mike Marshall, R ERA: 2.68	(8, 1)	2.0	W	10	4	1	1	0	1	0	0	0	0	0	9	13	4.50	2.500

PITCHER	IP	WLS	BF	H	R	ER	SO	BB	IBB	HBP	BLK	WP	HR	S	P	ERA	WHIP

BOTTOM

St. Louis Cardinals @ Montreal Expos

Jarry Park, Montreal, QB

Mon Sep 17 1973, 7:05 PM EDT

Unknown

Batter	1	2	3	4	5	6	7	8	9	AB	R	H	RBI	BB	SO	LOB
Larry Lintz, S (1, 4) OBP: 0.367, SLG: 0.262	SSS 0-3 ① K		SSS 0-3 ① K		x 0-0 ③ 6-3		x 0-0 1B		x 0-0 2-H 1B	4	0	1	0	0	2	0
Ron Woods, R (9, PH) OBP: 0.346, SLG: 0.312										1	0	1	1	0	0	0
Ron Fairly, L (1, 7) OBP: 0.421, SLG: 0.461	x 0-0 ② 4-3		x 0-0 ② F3			x 0-0 HR	x 0-0 ③ F9			4	1	1	1	0	0	1
Ken Singleton, S (1, 9) OBP: 0.417, SLG: 0.484	BBBB 4-0 BB		SSS 0-3 ③ K			x 0-0 ① 1-3		x 0-0 ① 6-3		3	0	0	0	1	1	0
Mike Jorgensen, L (1, 3) OBP: 0.340, SLG: 0.345	x 0-0 ③ G3			x 0-0 CS 1B		x 0-0 ② 6-3		x 0-0 ② P5		4	0	1	0	0	0	1
Bob Bailey, R (1, 5) OBP: 0.381, SLG: 0.505		x 0-0 BB 1B G6-4-3 1B		BBBB 4-0 ① PB S 1-2 BB		x 0-0 1B		x 0-0 ③ F8		3	1	2	0	1	0	0
Jim Lyttle, L (1, 8) OBP: 0.267, SLG: 0.385		x 0-0 G6-4-3 BB 1-2 1B		SSS 0-3 ② K 1-3		x 0-0 ③ 1-3			x 0-0 WP E 1B	4	0	2	0	0	1	2
Tony Scott, S (9, PR)										0	1	0	0	0	0	0
Bob Stinson, S (1, 2) OBP: 0.364, SLG: 0.398		BBBB 4-0 G6-4-3 1-2 2-3 BB		x 0-0 ③ L4			x 0-0 HR		x 0-0 ① P3 1-2	2	1	1	1	1	0	1
Clyde Mashore, R (9, PH) OBP: 0.303, SLG: 0.324										1	0	0	0	0	0	1
Tim Foli, R (1, 6) OBP: 0.291, SLG: 0.282		x 0-0 ① ② G6-4-3 1-2f 2-3 3-H			x 0-0 ① P6		x 0-0 ① F7		SSS 0-3 ② K	4	0	0	0	0	1	4
Steve Rogers, R (1, 1) OBP: 0.179, SLG: 0.114	SSS 0-3 ③ K				x 0-0 ② 4-3		x 0-0 ② F7		x 0-0 E3 2-H 1B	2	0	0	0	0	1	1
Hal Breeden, R (7, PH) OBP: 0.357, SLG: 0.542										1	0	0	0	0	0	0
Mike Marshall, R (8, 1) OBP: 0.290, SLG: 0.241										0	0	0	0	0	0	0
Felipe Alou, R (9, PH) OBP: 0.263, SLG: 0.321										1	1	1	1	0	0	0
Inning Stats	R: 0 E: 0 K: 1 S: 5 H: 0 LOB: 1 BB: 1 P: 9	R: 1 E: 0 K: 1 S: 6 H: 2 LOB: 1 BB: 1 P: 10	R: 0 E: 0 K: 2 S: 7 H: 0 LOB: 0 BB: 0 P: 7	R: 0 E: 0 K: 1 S: 5 H: 1 LOB: 1 BB: 1 P: 9	R: 0 E: 0 K: 0 S: 3 H: 0 LOB: 0 BB: 0 P: 3	R: 1 E: 0 K: 0 S: 5 H: 2 LOB: 1 BB: 0 P: 5	R: 1 E: 0 K: 0 S: 5 H: 2 LOB: 1 BB: 0 P: 5	R: 0 E: 0 K: 0 S: 3 H: 0 LOB: 0 BB: 0 P: 3	R: 2 E: 1 K: 1 S: 7 H: 3 LOB: 1 BB: 0 P: 7	1B: 8 2B: 0 3B: 0 HR: 2	SF: 0 SAC: 0 DP: 1 HBP: 0						

PITCHER	IP	WLS	BF	H	R	ER	SO	BB	IBB	HBP	BLK	WP	HR	S	P	ERA	WHIP
Rick Wise, R (1, 1) ERA: 3.57	8.0		33	8	4	4	5	3	0	0	0	0	2	40	52	4.50	1.375
Al Hrabosky, L (9, 1) ERA: 1.87	0.2	L	4	2	1	1	1	0	0	0	0	1	0	6	6	13.50	3.000

PITCHER	IP	WLS	BF	H	R	ER	SO	BB	IBB	HBP	BLK	WP	HR	S	P	ERA	WHIP

AB	34
R	5
H	10
RBI	4
BB	3
SO	6
LOB	11

WP: 1 PA: 37
PB: 1
SB: 1
CS: 1

livebaseballscorecards.com

Batter	1	2	3	4	5	6	7	8	9	10	11	12	AB	R	H	RBI	BB	SO	LOB
Lou Brock, L (1, 7) OBP: 0.364, SLG: 0.388	6-3		1-2 1B		1-2f FC6		6-3			SH1-4 1B	F8		6	0	2	0	0	0	3
Ted Sizemore, R (1, 4) OBP: 0.355, SLG: 0.322	5-3		5-3			4-3		4-3		1-2 SH1-4		BBBB SH5-4 1B BB	4	1	0	0	1	0	2
Jose Cruz, L (1, 8) OBP: 0.310, SLG: 0.383	G3			L9		BBBB 1B 2B BB		SSS K		SSS K		SH5-4 1-2	4	1	0	0	1	2	1
Ted Simmons, S (1, 2) OBP: 0.357, SLG: 0.423		4-3		F8		1-2 2B 1B		1B		FC6-4 IBB		1B 1B IBB	4	2	2	0	2	0	0
Joe Torre, R (1, 3) (6, 5) OBP: 0.379, SLG: 0.403	6-3			E5		1-H 2-H 1B 2B		1-3		FC6-4 1-2f		SSS K	6	0	1	2	0	1	5
Bernie Carbo, L (1, 9) OBP: 0.394, SLG: 0.410	F7			SSS K		2-H 1B			HR		F7	1B 1-3 2-H 1B	6	1	3	2	0	1	1
Ken Reitz, R (1, 5) OBP: 0.254, SLG: 0.331			5-3		E3 FC1-5-6	F7			F6		H 1-0 1B HBP	1-2 3-H 1B	2	0	0	0	0	0	0
Tim McCarver, L (6, PH) (6, 3) OBP: 0.329, SLG: 0.363													2	0	0	0	0	0	1
Tommy Cruz, L (11, PR)													0	0	0	0	0	0	0
Eddie Fisher, R (11, 1) OBP: 1.000, SLG: 1.000													1	0	1	1	0	0	0
Mike Tyson, R (1, 6) OBP: 0.281, SLG: 0.300			SSS K		5-3		F5		1-3		F9	P6	4	0	0	0	0	1	1
Matty Alou, L (11, PH) OBP: 0.338, SLG: 0.354 (11, 3)													2	0	0	0	0	0	3
Rich Folkers, L (1, 1) OBP: 0.100, SLG: 0.105			1B 1B		FC1-5-6 FC6 2-3		4-3		F7		1-2 1B		1	0	1	0	0	0	0
Bake McBride, L (5, PH) OBP: 0.364, SLG: 0.325													1	0	0	0	0	0	1
Orlando Pena, R (5, 1)													0	0	0	0	0	0	0
Tommie Agee, R (7, PH) OBP: 0.294, SLG: 0.415													1	0	0	0	0	0	0
Diego Segui, R (7, 1)													1	0	0	0	0	0	0
Luis Melendez, R (11, PH) OBP: 0.314, SLG: 0.314													1	0	1	0	0	0	0
Mick Kelleher, R (11, 6) OBP: 0.282, SLG: 0.216													0	0	0	0	0	0	0

Inning Stats	1	2	3	4	5	6	7	8	9	10	11	12
	R: 0 E: 0 K: 0 S: 3	H: 0 LOB: 0 BB: 0 P: 3	R: 0 E: 0 K: 0 S: 3	H: 0 LOB: 0 BB: 0 P: 3	R: 0 E: 0 K: 1 S: 7	H: 2 LOB: 2 BB: 0 P: 7	R: 0 E: 1 K: 1 S: 6	H: 0 LOB: 1 BB: 0 P: 6	R: 0 E: 1 K: 0 S: 4	H: 0 LOB: 1 BB: 0 P: 4	R: 2 E: 0 K: 0 S: 5	H: 3 LOB: 1 BB: 1 P: 9	R: 0 E: 0 K: 0 S: 3	H: 0 LOB: 0 BB: 0 P: 3	R: 0 E: 0 K: 1 S: 6	H: 1 LOB: 1 BB: 0 P: 6	R: 1 E: 0 K: 0 S: 4	H: 1 LOB: 0 BB: 0 P: 4	R: 0 E: 0 K: 1 S: 6	H: 1 LOB: 2 BB: 1 P: 10	R: 0 E: 0 K: 0 S: 4	H: 1 LOB: 2 BB: 0 P: 5	R: 2 E: 0 K: 1 S: 7	H: 2 LOB: 2 BB: 2 P: 15

PITCHER		IP	WLS	BF	H	R	ER	SO	BB	IBB	HBP	BLK	WP	HR	S	P	ERA	WHIP
Bill Stoneman, R ERA: 7.06	(1, 1)	5.1		23	4	2	2	2	1	0	0	0	0	0	26	30	3.38	0.938
Chuck Taylor, R ERA: 1.2	(6, 1)	3.2		13	3	1	1	1	0	0	0	0	0	1	15	15	2.46	0.818
Tom Walker, R ERA: 3.47	(10, 1)	2.0		10	2	0	0	1	0	1	1	0	0	0	10	15	0.00	1.000
Mike Marshall, R ERA: 2.78	(12, 1)	1.0	L	7	2	2	2	1	1	1	0	0	0	0	7	15	18.00	3.000

PITCHER		IP	WLS	BF	H	R	ER	SO	BB	IBB	HBP	BLK	WP	HR	S	P	ERA	WHIP

TOP

St. Louis Cardinals @ Montreal Expos

Jarry Park, Montreal, QB

Mon Sep 17 1973, 7:05 PM EDT

Att. 20,160 - Unknown

livebaseballscorecards.com

AB	46
R	5
H	11
RBI	5
BB	4
SO	5
LOB	18

1B: 9	SF: 0	WP: 0	PA: 53
2B: 1	SAC: 2	PB: 0	
3B: 0	DP: 0	SB: 0	
HR: 1	HBP: 1	CS: 0	

Batter	1	2	3	4	5	6	7	8	9	10	11	12	AB	R	H	RBI	BB	SO	LOB
Felipe Alou, R (1, 7) OBP: 0.258, SLG: 0.315	F7		K	6-3		5-3			F8		4-3		6	0	0	0	0	1	1
Ron Woods, R (1, 8) OBP: 0.340, SLG: 0.306	F8		F4		5-3		F3		6-3			6-3	6	0	0	0	0	0	0
Bob Bailey, R (1, 5) OBP: 0.383, SLG: 0.503	F8		HR BB		BB 1B		BB			F8		5-3	4	1	1	0	2	0	0
Hal Breeden, R (1, 3) OBP: 0.359, SLG: 0.551 Mike Jorgensen, L (8, 3) OBP: 0.341, SLG: 0.344		1B SF7 HBP	1-H HR		P6	P6				BB BB		F2	3 1	2 0	1 0	2 0	0 1	0 0	2 0
Ken Singleton, S (1, 9) OBP: 0.419, SLG: 0.483		K	E BB		1-2 BB	4-3				1-2 BB			2	0	0	0	3	1	2
John Boccabella, R (1, 2) OBP: 0.283, SLG: 0.317		1-3 SF7 1B	1-2 IBB		K			F8		K			4	0	1	0	1	2	4
Pepe Frias, R (1, 4) OBP: 0.259, SLG: 0.276 Bernie Allen, L (10, PH) OBP: 0.272, SLG: 0.288 Larry Lintz, S (11, 4) OBP: 0.367, SLG: 0.262		SF7 1-2 3-H	K			4-3 2B		F5		K			3 1 0	0 0 0	1 0 0	1 0 0	0 0 0	1 1 0	2 2 0
Tim Foli, R (1, 6) OBP: 0.290, SLG: 0.279		IBB		P5		4-3 2-3		6-3			6-3		4	0	0	0	1	0	1
Bill Stoneman, R (1, 1) OBP: 0.217, SLG: 0.056 Chuck Taylor, R (6, 1) Ron Fairly, L (9, PH) OBP: 0.420, SLG: 0.460 Tom Walker, R (10, 1) Barry Foote, R (11, PH) Mike Marshall, R (12, 1) OBP: 0.290, SLG: 0.241		P6		F7		P5			6-3		P6		2 1 0 0 1 0	0 0 0 0 0 0	0 0 0 0 0 0	0 0 0 0 0 0	0 0 0 0 0 0	0 0 0 0 0 0	2 1 0 0 0 0
Inning Stats	R: 0 E: 0 K: 0 S: 3 H: 0 LOB: 0 BB: 0 P: 3	R: 1 E: 0 K: 1 S: 6 H: 1 LOB: 2 BB: 1 P: 11	R: 2 E: 1 K: 2 S: 8 H: 1 LOB: 2 BB: 3 P: 20	R: 0 E: 0 K: 0 S: 3 H: 0 LOB: 0 BB: 0 P: 3	R: 0 E: 0 K: 1 S: 6 H: 1 LOB: 2 BB: 1 P: 10	R: 0 E: 0 K: 0 S: 4 H: 1 LOB: 1 BB: 0 P: 4	R: 0 E: 0 K: 0 S: 3 H: 0 LOB: 1 BB: 1 P: 7	R: 0 E: 0 K: 0 S: 3 H: 0 LOB: 0 BB: 0 P: 3	R: 0 E: 0 K: 0 S: 3 H: 0 LOB: 0 BB: 0 P: 3	R: 0 E: 0 K: 2 S: 7 H: 0 LOB: 2 BB: 2 P: 15	R: 0 E: 0 K: 0 S: 3 H: 0 LOB: 0 BB: 0 P: 3	R: 0 E: 0 K: 0 S: 3 H: 0 LOB: 0 BB: 0 P: 3	1B: 2 2B: 1 3B: 0 HR: 1	SF: 1 SAC: 0 DP: 0 HBP: 1	WP: 0 PB: 0 SB: 0 CS: 0	PA: 49		

PITCHER		IP	WLS	BF	H	R	ER	SO	BB	IBB	HBP	BLK	WP	HR	S	P	ERA	WHIP
Rich Folkers, L ERA: 3.6	(1, 1)	4.0		19	2	3	3	3	2	2	1	0	0	1	20	37	6.75	1.000
Orlando Pena, R ERA: 2.94	(5, 1)	2.0		9	2	0	0	1	1	0	0	0	0	0	10	14	0.00	1.500
Diego Segui, R ERA: 2.97	(7, 1)	4.0		15	0	0	0	2	3	0	0	0	0	0	16	28	0.00	0.750
Eddie Fisher, R ERA: 4.73	(11, 1)	2.0	W	6	0	0	0	0	0	0	0	0	0	0	6	6	0.00	0.000

PITCHER	IP	WLS	BF	H	R	ER	SO	BB	IBB	HBP	BLK	WP	HR	S	P	ERA	WHIP

BOTTOM

St. Louis Cardinals @ Montreal Expos

Jarry Park, Montreal, QB

Mon Sep 17 1973, 7:05 PM EDT

Att. 20,160 - Unknown

St.

livebaseballscorecards.com

AB	39
R	3
H	4
RBI	3
BB	8
SO	6
LOB	17

St. Louis Cardinals @ Montreal Expos

Jarry Park, Montreal, QB

Tue Sep 18 1973, 7:05 PM EDT

Att. 7,679 - Unknown

TOP

livebaseballscorecards.com

Batter	1	2	3	4	5	6	7	8	9	AB	R	H	RBI	BB	SO	LOB
Lou Brock, L (1, 7) OBP: 0.363, SLG: 0.387	4-3	4-3		G3-6 1-2f		1B 1-2		F7		5	0	1	0	0	0	3
Ted Sizemore, R (1, 4) OBP: 0.359, SLG: 0.328	BB 1B BB		WP HR 1B		FC6-4 1B	F9			FC1-5 2B	4	2	3	0	1	0	2
Tommie Agee, R (1, 8) OBP: 0.292, SLG: 0.408 Jose Cruz, L (9, PR) OBP: 0.310, SLG: 0.383 (9, 9)	1B 1-2 BB	K			FC6-4 WP 1-2f		K		FC1-5 1B 1B 2-3	4 0	0 1	0 0	0 0	1 0	2 0	3 0
Ted Simmons, S (1, 2) OBP: 0.359, SLG: 0.423	K	WP HR 1-2 1B			G6-4-3 IBB 1-2		K		1B 1-3 1B	4	1	2	0	1	2	2
Joe Torre, R (1, 3) OBP: 0.379, SLG: 0.403	1B 1-2 2-H	F7 1-2 2-3			G6-4-3 1-2f		K		1B 1-2 3-H	5	0	2	2	0	1	4
Luis Melendez, R (1, 9) OBP: 0.318, SLG: 0.334 (9, 8)	6-3	HR 2-H 3-H				2B 4-3 SF9		2B SH1-4 1B	F8	5	3	3	3	0	0	4
Ken Reitz, R (1, 5) OBP: 0.254, SLG: 0.332		2B	F8			4-3 2-3		SH1-4 2-3	K	4	0	1	0	0	1	3
Mike Tyson, R (1, 6) OBP: 0.279, SLG: 0.299 Tim McCarver, L (8, PH) OBP: 0.331, SLG: 0.365 Orlando Pena, R (8, 1)		K		P3		SF9 3-H		1B 3-H		2 1 0	0 0 0	0 1 0	1 1 0	0 0 0	1 0 0	1 0 0
Reggie Cleveland, R (1, 1) OBP: 0.284, SLG: 0.300 John Andrews, L (5, 1) OBP: 0.500, SLG: 0.500 Al Hrabosky, R (7, 1) Matty Alou, L (8, PH) OBP: 0.337, SLG: 0.353 Mick Kelleher, R (8, 6) OBP: 0.262, SLG: 0.216		K		G3-6 1B		1B 1B		F5		2 1 0 1 0	0 0 0 0 0	1 1 0 0 0	0 0 0 0 0	0 0 0 0 0	1 0 0 0 0	1 0 0 1 0
Inning Stats	R: 1 E: 0 K: 1 S: 6 H: 1 LOB: 2 BB: 2 P: 14	R: 0 E: 0 K: 2 S: 8 H: 1 LOB: 1 BB: 0 P: 8	R: 3 E: 0 K: 1 S: 8 H: 3 LOB: 0 BB: 0 P: 8	R: 0 E: 0 K: 0 S: 3 H: 1 LOB: 0 BB: 0 P: 3	R: 0 E: 0 K: 0 S: 3 H: 1 LOB: 1 BB: 1 P: 7	R: 1 E: 0 K: 0 S: 6 H: 3 LOB: 2 BB: 0 P: 6	R: 0 E: 0 K: 3 S: 9 H: 0 LOB: 0 BB: 0 P: 9	R: 1 E: 0 K: 0 S: 5 H: 2 LOB: 1 BB: 0 P: 5	R: 1 E: 0 K: 1 S: 8 H: 3 LOB: 2 BB: 0 P: 8	1B: 10 2B: 4 3B: 0 HR: 1 SF: 1 SAC: 1 DP: 2 HBP: 0						

	AB	38
	R	7
	H	15
	RBI	7
	BB	3
	SO	8
	LOB	24

WP: 2 PB: 0 SB: 0 CS: 0 PA: 43

PITCHER		IP	WLS	BF	H	R	ER	SO	BB	IBB	HBP	BLK	WP	HR	S	P	ERA	WHIP
Balor Moore, L ERA: 4.39	(1, 1)	3.0	L	16	5	4	4	4	2	0	0	0	1	1	22	30	12.00	2.333
John Montague, R ERA: 1.8	(4, 1)	4.0		16	5	1	1	3	0	1	0	0	1	0	21	25	2.25	1.250
Tom Walker, R ERA: 3.59	(8, 1)	2.0		11	5	2	2	1	0	0	0	0	0	0	13	13	9.00	2.500

PITCHER		IP	WLS	BF	H	R	ER	SO	BB	IBB	HBP	BLK	WP	HR	S	P	ERA	WHIP

Batter	1	2	3	4	5	6	7	8	9	AB	R	H	RBI	BB	SO	LOB
Jim Lyttle, L (1, 8) OBP: 0.270, SLG: 0.395	G3		1B 2B		G3		4-3 1-3		FC6-4 1-2f	3	1	1	0	0	0	0
Felipe Alou, R (7, PH) OBP: 0.256, SLG: 0.313 (8, 7)										2	0	0	0	0	0	2
Larry Lintz, S (1, 4) OBP: 0.356, SLG: 0.253	4-3		L8		1-3		9-2 3-H			3	0	0	0	0	0	1
Barry Foote, R (7, PH) OBP: 0.333, SLG: 1.000							3B			1	0	1	1	0	0	0
Pepe Frias, R (7, PR) OBP: 0.259, SLG: 0.276 (8, 4)										0	0	0	0	0	0	0
Ron Fairly, L (1, 7) OBP: 0.423, SLG: 0.460	PB 1B		1B 1B BB		BB BB		9-2 3-Hf			2	1	1	0	2	0	1
Tom Walker, R (8, 1)										0	0	0	0	0	0	0
Ken Singleton, S (1, 9) OBP: 0.423, SLG: 0.484	BB 1-2		1B 1B 1B 1-2 2-H		BB 1-2			G5-4-3 BB		1	1	1	1	3	0	0
Mike Jorgensen, L (1, 3) OBP: 0.342, SLG: 0.345	F7		1B 1B 1-2 2-H		P5			F8		2	0	1	1	0	0	2
Hal Breeden, R (5, PH) OBP: 0.356, SLG: 0.547 (6, 3)										2	0	0	0	0	0	3
Bob Bailey, R (1, 5) OBP: 0.382, SLG: 0.501		1-3	1B 1-3 2-H			5-3		G5-4-3 1-2f		4	0	1	1	0	0	1
Bob Stinson, S (1, 2) OBP: 0.352, SLG: 0.382		G3		P5		1-3			F7	4	0	0	0	0	0	0
Tim Foli, R (1, 6) OBP: 0.288, SLG: 0.276		F9		F7		5-3			6-3	4	0	0	0	0	0	0
Balor Moore, L (1, 1) OBP: 0.125, SLG: 0.077			K	5-3			4-3 PB 3B		FC6-4	0	0	0	0	0	0	0
Tony Scott, S (3, PH)							BB		BB	1	0	0	0	0	1	0
John Montague, R (4, 1)										1	0	0	0	0	0	0
Ron Woods, R (7, PH) OBP: 0.344, SLG: 0.306 (8, 8)										0	1	0	0	2	0	0
Inning Stats	R: 0 E: 0 K: 0 S: 4 H: 1 LOB: 2 BB: 1 P: 8	R: 0 E: 0 K: 0 S: 3 H: 0 LOB: 0 BB: 0 P: 3	R: 3 E: 0 K: 1 S: 8 H: 4 LOB: 2 BB: 1 P: 12	R: 0 E: 0 K: 0 S: 3 H: 0 LOB: 0 BB: 0 P: 3	R: 0 E: 0 K: 0 S: 3 H: 0 LOB: 2 BB: 2 P: 11	R: 0 E: 0 K: 0 S: 3 H: 0 LOB: 0 BB: 0 P: 3	R: 1 E: 0 K: 0 S: 3 H: 1 LOB: 1 BB: 1 P: 7	R: 0 E: 0 K: 0 S: 2 H: 0 LOB: 0 BB: 1 P: 6	R: 0 E: 0 K: 0 S: 3 H: 0 LOB: 1 BB: 1 P: 7	1B: 4 2B: 2 3B: 1 HR: 0 SF: 0 SAC: 0 DP: 2 HBP: 0	WP: 0 PB: 2 SB: 0 CS: 0 PA: 37					

PITCHER		IP	WLS	BF	H	R	ER	SO	BB	IBB	HBP	BLK	WP	HR	S	P	ERA	WHIP
Reggie Cleveland, R ERA: 3.16	(1, 1)	4.2		22	5	3	3	1	4	0	0	0	0	0	20	36	5.79	1.929
John Andrews, L ERA: 4.42	(5, 1)	1.2		7	1	1	1	0	1	0	0	0	0	0	6	10	5.40	1.200
Al Hrabosky, L ERA: 1.84	(7, 1)	0.2		1	0	0	0	0	0	0	0	0	0	0	1	1	0.00	0.000
Orlando Pena, R ERA: 2.88	(8, 1)	2.0	W	7	0	0	0	0	2	0	0	0	0	0	5	13	0.00	1.000

PITCHER	IP	WLS	BF	H	R	ER	SO	BB	IBB	HBP	BLK	WP	HR	S	P	ERA	WHIP

BOTTOM

St. Louis Cardinals @ Montreal Expos

Jarry Park, Montreal, QB

Tue Sep 18 1973, 7:05 PM EDT

Att. 7,679 - Unknown

livebaseballscorecards.com

AB	30
R	4
H	6
RBI	4
BB	7
SO	1
LOB	10

Batter	1	2	3	4	5	6	7	8	9	AB	R	H	RBI	BB	SO	LOB
Bob Bailey, R (1, 5) OBP: 0.382, SLG: 0.499	0-0 1B E 1B	0-0 6-3 ①		0-0 6-3 ①		4-0 P5-4-3 BB		0-0 F7 ③		4	1	1	0	1	0	0
Ron Fairly, L (1, 7) OBP: 0.425, SLG: 0.460 Felipe Alou, R (6, PH) OBP: 0.258, SLG: 0.324 (6, 7)	0-0 E 1-3 2B 1B	4-0 BB BB		0-0 L4 ②		0-0 P5-4-3 ① ② 1-2f			0-0 HR	2 2	1 1	1 1	0 1	1 0	0 0	0 1
Ken Singleton, S (1, 9) OBP: 0.422, SLG: 0.482	0-0 E9 1-3 3-H 2B 1B	0-3 K ②		4-0 1B BB		0-0 P4 ③			0-0 6-3 ①	4	1	1	1	1	1	1
Mike Jorgensen, L (1, 3) OBP: 0.344, SLG: 0.346 Hal Breeden, R (7, PH) OBP: 0.354, SLG: 0.543 (7, 3)	0-3 K ①	4-0 1-2 BB		0-0 1-3 1B			0-0 P5 ①		0-3 K ②	2 2	0 0	1 0	0 0	1 0	1 1	2 0
Jim Lyttle, L (1, 8) OBP: 0.272, SLG: 0.386 Ron Woods, R (7, PH) OBP: 0.344, SLG: 0.310 (7, 8)	4-0 2B 1B IBB	0-0 1-3 ③		0-0 F8 ③			0-0 5-3 ②		0-0 2B	2 2	1 0	0 1	0 0	1 0	0 0	4 0
Bernie Allen, L (1, 4) OBP: 0.274, SLG: 0.299 Barry Foote, R (7, PH) OBP: 0.500, SLG: 1.000 Pepe Frias, R (7, PR) OBP: 0.259, SLG: 0.276 (7, 4) Boots Day, L (9, PH) OBP: 0.347, SLG: 0.373	0-0 1-3 2-H 3-H 1B 2B	0-3 K ①		0-0 1-3 ①			0-0 1B		0-0 P4-3 ③	3 1 0 1	1 0 0 0	1 1 0 0	2 0 0 0	0 0 0 0	1 0 0 0	0 0 0 1
Bob Stinson, S (1, 2) OBP: 0.365, SLG: 0.396	0-0 FC6-4 2-H 3-H 1B	0-0 FC2-4 1B		0-0 FC4-6 1B			0-0 P6 ③			4	0	3	2	0	0	1
Tim Foli, R (1, 6) OBP: 0.285, SLG: 0.274	0-0 F8 ②	0-0 FC2-4 ② 1-2f		0-0 FC4-6 ② 1-2f				0-0 P4-3 ①		4	0	0	0	0	0	3
Mike Torrez, R (1, 1) OBP: 0.174, SLG: 0.176 Mike Marshall, R (5, 1) OBP: 0.290, SLG: 0.241 Ernie McAnally, R (7, 1) OBP: 0.196, SLG: 0.196 Jose Morales, R (8, PH) OBP: 0.294, SLG: 0.333 Craig Caskey, S (8, 1)	0-0 FC6-4 ③ 1-2f	0-0 1-3 ③		0-3 K ③				0-0 P4 ②		3 0 0 1 0	0 0 0 0 0	0 0 0 0 0	0 0 0 0 0	1 0 0 0 0	0 0 0 0 0	3 0 0 0 0
Inning Stats	R: 5 E: 1 K: 1 S: 10 H: 5 LOB: 1 BB: 1 P: 14	R: 0 E: 0 K: 1 S: 5 H: 0 LOB: 2 BB: 2 P: 13	R: 0 E: 0 K: 1 S: 6 H: 1 LOB: 1 BB: 0 P: 6	R: 0 E: 0 K: 0 S: 4 H: 1 LOB: 2 BB: 1 P: 8	R: 0 E: 0 K: 1 S: 6 H: 1 LOB: 1 BB: 0 P: 6	R: 0 E: 0 K: 0 S: 2 H: 0 LOB: 0 BB: 1 P: 6	R: 0 E: 0 K: 0 S: 4 H: 1 LOB: 1 BB: 0 P: 4	R: 0 E: 0 K: 0 S: 3 H: 0 LOB: 0 BB: 0 P: 3	R: 1 E: 0 K: 1 S: 7 H: 2 LOB: 1 BB: 0 P: 7	1B: 8 2B: 2 3B: 0 HR: 1	SF: 0 SAC: 0 DP: 1 HBP: 0						

PITCHER	IP	WLS	BF	H	R	ER	SO	BB	IBB	HBP	BLK	WP	HR	S	P	ERA	WHIP
Rick Reuschel, R (1, 1) ERA: 2.97	5.0	W	27	8	5	5	4	3	1	0	0	0	0	31	47	9.00	2.200
Mike Paul, L (6, 1) ERA: 4.82	3.1		12	2	1	1	0	1	0	0	0	0	1	11	15	2.70	0.900
Bob Locker, R (9, 1) ERA: 2.57	0.2	S	3	1	0	0	1	0	0	0	0	0	0	5	5	0.00	1.500

PITCHER	IP	WLS	BF	H	R	ER	SO	BB	IBB	HBP	BLK	WP	HR	S	P	ERA	WHIP

TOP

Montreal Expos @ Chicago Cubs

Wrigley Field, Chicago, IL

Wed Sep 19 1973, 3:33 AM CDT

Att. 2,568 - Cloudy - 64 F

livebaseballscorecards.com

AB	37
R	6
H	11
RBI	6
BB	5
SO	5
LOB	16

1B: 8	SF: 0	WP: 0	PA: 42		
2B: 2	SAC: 0	PB: 0			
3B: 0	DP: 1	SB: 0			
HR: 1	HBP: 0	CS: 0			

Batter	1	2	3	4	5	6	7	8	9	AB	R	H	RBI	BB	SO	LOB
Rick Monday, L (1, 8) OBP: 0.375, SLG: 0.475	K		5-3 1-2		1-H HR		HR 1B			4	2	2	2	0	1	1
Don Kessinger, S (1, 6) OBP: 0.326, SLG: 0.309	1B 1B		2-H 2B		5-3		F9			4	0	2	1	0	0	1
Billy Williams, L (1, 7) OBP: 0.379, SLG: 0.455	G5-4-3 1-3 1B		4-3		HR BB		1-H HR			3	2	2	2	1	0	1
Ron Santo, R (1, 5) OBP: 0.353, SLG: 0.457	G5-4-3 1-2f			F8	1-H HR		K			4	1	1	2	0	1	2
Jose Cardenal, R (1, 9) OBP: 0.379, SLG: 0.444		F7		L5	1B		F8			4	0	1	0	0	0	0
Gonzalo Marquez, L (1, 3) OBP: 0.266, SLG: 0.267		F8		3-1	1-3			5-3		4	0	0	0	0	0	1
Paul Popovich, S (1, 4) OBP: 0.275, SLG: 0.292		P4-3			P8	F2		P3		4	0	0	0	0	0	0
Randy Hundley, R (1, 2) OBP: 0.284, SLG: 0.347			5-3 2B 1B		1B 2B	K		K		4	2	2	0	0	2	0
Bob Locker, S (9, 1) OBP: 0.067, SLG: 0.067										0	0	0	0	0	0	0
Rick Reuschel, R (1, 1) OBP: 0.137, SLG: 0.141			F8		HR 2-H 1B	K				1	0	0	0	0	0	1
Adrian Garrett, L (5, PH) OBP: 0.263, SLG: 0.392										1	1	1	1	0	0	0
Mike Paul, L (6, 1)										1	0	0	0	0	1	0
Ken Rudolph, R (9, 2) OBP: 0.218, SLG: 0.297										0	0	0	0	0	0	0
Inning Stats	R: 0 E: 0 K: 1 S: 6 H: 2 LOB: 1 BB: 0 P: 6	R: 0 E: 0 K: 0 S: 3 H: 0 LOB: 0 BB: 0 P: 3	R: 1 E: 0 K: 0 S: 5 H: 2 LOB: 1 BB: 0 P: 5	R: 0 E: 0 K: 0 S: 3 H: 0 LOB: 0 BB: 0 P: 3	R: 5 E: 0 K: 0 S: 8 H: 5 LOB: 1 BB: 1 P: 12	R: 0 E: 0 K: 2 S: 7 H: 0 LOB: 0 BB: 0 P: 7	R: 2 E: 0 K: 1 S: 7 H: 2 LOB: 0 BB: 0 P: 7	R: 0 E: 0 K: 1 S: 5 H: 0 LOB: 0 BB: 0 P: 5		1B: 6 2B: 2 3B: 0 HR: 3 SF: 0 SAC: 0 DP: 1 HBP: 0						

PITCHER		IP	WLS	BF	H	R	ER	SO	BB	IBB	HBP	BLK	WP	HR	S	P	ERA	WHIP
Mike Torrez, R ERA: 4.25	(1, 1)	4.2		21	7	5	5	1	1	0	0	0	0	1	22	26	9.64	1.714
Mike Marshall, R ERA: 2.91	(5, 1)	1.2	L	9	4	3	3	2	0	0	0	0	0	2	13	13	16.20	2.400
Ernie McAnally, R ERA: 3.95	(7, 1)	0.2		2	0	0	0	1	0	0	0	0	0	0	4	4	0.00	0.000
Craig Caskey, L ERA: 5.25	(8, 1)	1.0		3	0	0	0	1	0	0	0	0	0	0	5	5	0.00	0.000

PITCHER	IP	WLS	BF	H	R	ER	SO	BB	IBB	HBP	BLK	WP	HR	S	P	ERA	WHIP

BOTTOM

Montreal Expos @ Chicago Cubs

Wrigley Field, Chicago, IL

Wed Sep 19 1973, 3:33 AM CDT

Att. 2,568 - Cloudy - 64 F

livebaseballscorecards.com

AB	34
R	8
H	11
RBI	8
BB	1
SO	5
LOB	7

WP: 0 PA: 35
PB: 0
SB: 0
CS: 0

Batter	1	2	3	4	5	6	7	8	9	AB	R	H	RBI	BB	SO	LOB
Jim Lyttle, L (1, 8) OBP: 0.278, SLG: 0.386	FC1-6 1B		P4-3			K	F2		CS 1B	5	0	2	0	0	1	1
Pepe Mangual, R (9, PR) OBP: 0.250, SLG: 0.393										0	0	0	0	0	0	0
Larry Lintz, S (1, 4) OBP: 0.368, SLG: 0.264	FC1-6 CS 1-2f		1B			BB 1B 1B	K		1-2 BB	4	0	2	0	1	1	2
Ron Fairly, L (1, 7) OBP: 0.424, SLG: 0.462	P4-3 1-2		F7			BB 1-2 1B		P4-3 1B 2B	P4	5	1	2	0	0	0	3
Ken Singleton, S (1, 9) OBP: 0.422, SLG: 0.479		1-3		K		BB 1-2 2-3		BB P4-3	K	3	0	0	0	2	2	1
Mike Jorgensen, L (1, 3) OBP: 0.341, SLG: 0.342		G3		F7		K		P4-3 1-2f 2-3		4	0	0	0	0	1	5
Bob Bailey, R (1, 5) OBP: 0.383, SLG: 0.505		HR		K		L7		1B 1B 3-H 1B		4	2	2	2	0	1	3
Bob Stinson, S (1, 2) OBP: 0.377, SLG: 0.418		1B			P4-3		1B 2B	1B 1-2 1B		4	1	3	0	0	0	0
Tony Scott, S (8, PR)										0	0	0	0	0	0	0
Pepe Frias, R (8, 6) OBP: 0.259, SLG: 0.276										0	0	0	0	0	0	0
Tim Foli, R (1, 6) OBP: 0.285, SLG: 0.274		F8			F9		1B 2B	1B 2-H 1B	1B 1-3 2-H 1B	3	0	1	1	0	0	1
Ron Woods, R (8, PH) OBP: 0.346, SLG: 0.313										1	0	1	1	0	0	0
John Boccabella, R (8, 2) OBP: 0.283, SLG: 0.317										0	0	0	0	0	0	0
Steve Renko, R (1, 1) OBP: 0.348, SLG: 0.357			P1-4-3		K		K		K	2	0	0	0	0	1	0
Boots Day, L (7, PH) OBP: 0.345, SLG: 0.371										1	0	0	0	0	1	1
Craig Caskey, S (7, 1)										0	0	0	0	0	0	0
Felipe Alou, R (8, PH) OBP: 0.257, SLG: 0.323										1	0	0	0	0	1	2
Chuck Taylor, R (8, 1)										0	0	0	0	0	0	0
Inning Stats	R: 0 E: 0 K: 0 S: 3 H: 1 LOB: 0 BB: 0 P: 3	R: 1 E: 0 K: 0 S: 5 H: 2 LOB: 1 BB: 0 P: 5	R: 0 E: 0 K: 0 S: 4 H: 1 LOB: 1 BB: 0 P: 4	R: 0 E: 0 K: 2 S: 7 H: 0 LOB: 0 BB: 0 P: 7	R: 0 E: 0 K: 1 S: 5 H: 0 LOB: 0 BB: 0 P: 5	R: 0 E: 0 K: 2 S: 9 H: 2 LOB: 3 BB: 1 P: 13	R: 1 E: 0 K: 2 S: 9 H: 2 LOB: 1 BB: 0 P: 9	R: 2 E: 0 K: 1 S: 8 H: 4 LOB: 2 BB: 1 P: 12	R: 0 E: 0 K: 1 S: 5 H: 1 LOB: 1 BB: 1 P: 9	1B: 10 2B: 2 3B: 0 HR: 1 SF: 0 SAC: 0 DP: 1 HBP: 0						

PITCHER		IP	WLS	BF	H	R	ER	SO	BB	IBB	HBP	BLK	WP	HR	S	P	ERA	WHIP
Fergie Jenkins, R ERA: 3.96	(1, 1)	7.2	W	34	11	4	4	7	2	0	0	0	0	1	46	54	4.70	1.696
Bob Locker, R ERA: 2.54	(8, 1)	1.1	S	6	2	0	0	2	1	0	0	0	0	0	9	13	0.00	2.250

PITCHER	IP	WLS	BF	H	R	ER	SO	BB	IBB	HBP	BLK	WP	HR	S	P	ERA	WHIP

TOP

Montreal Expos @ Chicago Cubs

Wrigley Field, Chicago, IL

Thu Sep 20 1973, 3:33 AM CDT

Att. 1,957 - Cloudy - 48 F

livebaseballscorecards.com

AB	37
R	4
H	13
RBI	4
BB	3
SO	9
LOB	19

WP: 0	PB: 0	SB: 0	CS: 2	PA: 40	

Batter	1	2	3	4	5	6	7	8	9	AB	R	H	RBI	BB	SO	LOB
Rick Monday, L (1, 8) OBP: 0.378, SLG: 0.479	G4-6-3 WP 1B 1B		1B E 2B		1B E 1B		K			4	3	3	0	0	1	0
Don Kessinger, S (1, 6) OBP: 0.328, SLG: 0.313	G4-6-3 1-2 1B		WP E 2-3 1B		WP E FC6-4 1-3 1B		4-3			4	1	3	0	0	0	0
Billy Williams, L (1, 7) OBP: 0.378, SLG: 0.453	G4-6-3 1-2f 2-3		E4 WP 1-2 3-H		FC6-4 1-3 3-H IBB		F2			3	0	0	1	1	0	3
Ron Santo, R (1, 5) OBP: 0.354, SLG: 0.455	BB 3-H BB		G6-3 1-2 2-3 IBB		FC6-4 1-2f 3-H			2-3		2	0	0	1	2	0	1
Jose Cardenal, R (1, 9) OBP: 0.377, SLG: 0.440 Gene Hiser, L (9, 9) OBP: 0.256, SLG: 0.231	K		G6-3 1-2f		5-3			F3		4 0	0 0	0 0	0 0	0 0	1 0	5 0
Gonzalo Marquez, L (1, 3) OBP: 0.250, SLG: 0.250		F7	6-3	6-3				4-3		4	0	0	0	0	0	0
Paul Popovich, S (1, 4) OBP: 0.279, SLG: 0.293		P4-3	G4-6-3 1B	BB E S SH1-3						2	1	1	0	1	0	0
Randy Hundley, R (1, 2) OBP: 0.282, SLG: 0.345		F7	G4-6-3 1-2f	SH1-3 1-H						2	0	0	1	0	0	1
Fergie Jenkins, R (1, 1) OBP: 0.184, SLG: 0.173 Bob Locker, S (8, 1) OBP: 0.067, SLG: 0.067			F9		K	5-3				3 0	0 0	0 0	0 0	0 0	1 0	0 0
Inning Stats	R: 1 H: 2 E: 0 LOB: 1 K: 1 BB: 1 S: 6 P: 10	R: 0 H: 0 E: 0 LOB: 0 K: 0 BB: 0 S: 3 P: 3	R: 1 H: 2 E: 1 LOB: 2 K: 0 BB: 1 S: 5 P: 9	R: 0 H: 1 E: 0 LOB: 0 K: 0 BB: 0 S: 3 P: 3	R: 2 H: 2 E: 1 LOB: 1 K: 1 BB: 1 S: 7 P: 11	R: 1 H: 0 E: 0 LOB: 0 K: 0 BB: 1 S: 3 P: 7	R: 0 H: 0 E: 0 LOB: 0 K: 1 BB: 0 S: 5 P: 5	R: 0 H: 0 E: 0 LOB: 0 K: 0 BB: 0 S: 3 P: 3		1B: 6 SF: 0 2B: 1 SAC: 1 3B: 0 DP: 3 HR: 0 HBP: 0						WP: 3 PA: 33 PB: 0 SB: 1 CS: 0

PITCHER		IP	WLS	BF	H	R	ER	SO	BB	IBB	HBP	BLK	WP	HR	S	P	ERA	WHIP
Steve Renko, R ERA: 2.76	(1, 1)	6.0	L	27	7	5	4	2	2	2	0	0	3	0	27	43	6.00	1.500
Craig Caskey, L ERA: 4.85	(7, 1)	1.0		3	0	0	0	1	0	0	0	0	0	0	5	5	0.00	0.000
Chuck Taylor, R ERA: 1.13	(8, 1)	1.0		3	0	0	0	0	0	0	0	0	0	0	3	3	0.00	0.000

PITCHER	IP	WLS	BF	H	R	ER	SO	BB	IBB	HBP	BLK	WP	HR	S	P	ERA	WHIP

BOTTOM

Montreal Expos @ Chicago Cubs

Wrigley Field, Chicago, IL

Thu Sep 20 1973, 3:33 AM CDT

Att. 1,957 - Cloudy - 48 F

livebaseballscorecards.com

AB	28
R	5
H	7
RBI	3
BB	4
SO	3
LOB	10

Montreal Expos @ Chicago Cubs

Wrigley Field, Chicago, IL

Fri Sep 21 1973, 3:33 AM CDT

Att. 2,540 - Overcast - 70 F

TOP

livebaseballscorecards.com

Batter	1	2	3	4	5	6	7	8	9	AB	R	H	RBI	BB	SO	LOB
Mike Jorgensen, L (1, 3) OBP: 0.342, SLG: 0.349	F7		1B		FC6 1-2f			3B		4	0	2	0	0	0	2
Larry Lintz, S (1, 4) OBP: 0.358, SLG: 0.255	K		L4			F8		K		3	0	0	0	0	1	1
Ron Woods, R (8, PH) OBP: 0.345, SLG: 0.311										1	0	0	0	0	1	1
Pepe Frias, R (8, 4) OBP: 0.259, SLG: 0.276										0	0	0	0	0	0	0
Ron Fairly, L (1, 7) OBP: 0.423, SLG: 0.463	P4-3			6-3		6-3 1B 2B		P4-3		4	1	1	0	0	0	1
Ken Singleton, S (1, 9) OBP: 0.421, SLG: 0.477		P6-4-3 1B		P4-3		6-3 2-3		K		4	0	1	0	0	1	2
Bob Bailey, R (1, 5) OBP: 0.383, SLG: 0.504		P6-4-3 1-2f		5-3		1B 3-H			BBBB P4-6-3 BB	3	0	1	1	1	0	1
Jim Lyttle, L (1, 8) OBP: 0.287, SLG: 0.391		FC6-4 1B			1B	K			P4-6-3 1-2f	4	0	2	0	0	1	2
John Boccabella, R (1, 2) OBP: 0.283, SLG: 0.319		FC6-4 1-2f			CS 2B		5-3 1B		6-3	4	0	1	0	0	0	1
Tim Foli, R (1, 6) OBP: 0.288, SLG: 0.277			P4-3		1B 2-3		1B			3	0	2	0	0	0	0
Steve Rogers, R (1, 1) OBP: 0.195, SLG: 0.135			6-3		FC6 1-3		6-3			2	0	1	0	0	0	0
Hal Breeden, R (7, PH) OBP: 0.353, SLG: 0.540										1	0	0	0	0	0	0
Chuck Taylor, R (7, 1)										0	0	0	0	0	0	0

	AB	33
	R	1
	H	11
	RBI	1
	BB	1
	SO	4
	LOB	11

Inning Stats	1	2	3	4	5	6	7	8	9
	R: 0 E: 0 K: 1 S: 5	H: 0 LOB: 0 BB: 0 P: 5	R: 0 E: 0 K: 0 S: 4	H: 2 LOB: 1 BB: 0 P: 4	R: 0 E: 0 K: 0 S: 4	H: 1 LOB: 1 BB: 0 P: 4	R: 0 E: 0 K: 0 S: 3	H: 0 LOB: 0 BB: 0 P: 3	R: 0 E: 0 K: 0 S: 5	H: 4 LOB: 2 BB: 0 P: 5	R: 1 E: 0 K: 1 S: 7	H: 2 LOB: 1 BB: 0 P: 7	R: 0 E: 0 K: 0 S: 3	H: 1 LOB: 0 BB: 0 P: 3	R: 0 E: 0 K: 2 S: 8	H: 1 LOB: 1 BB: 0 P: 8	R: 0 E: 0 K: 0 S: 2	H: 0 LOB: 0 BB: 1 P: 6

	1B: 8	SF: 0	WP: 0	PA: 34
	2B: 2	SAC: 0	PB: 0	
	3B: 1	DP: 2	SB: 0	
	HR: 0	HBP: 0	CS: 1	

PITCHER		IP	WLS	BF	H	R	ER	SO	BB	IBB	HBP	BLK	WP	HR	S	P	ERA	WHIP
Burt Hooton, R ERA: 3.48	(1, 1)	7.0	W	28	11	1	1	2	0	0	0	0	0	0	32	32	1.29	1.571
Bob Locker, R ERA: 2.49	(8, 1)	2.0	S	6	0	0	0	2	1	0	0	0	0	0	9	13	0.00	0.500

PITCHER		IP	WLS	BF	H	R	ER	SO	BB	IBB	HBP	BLK	WP	HR	S	P	ERA	WHIP

Batter	1	2	3	4	5	6	7	8	9	AB	R	H	RBI	BB	SO	LOB
Rick Monday, L (1, 8) OBP: 0.376, SLG: 0.476	F5		4-3		1-3			SH1-4 1-2		3	0	0	0	0	0	0
Don Kessinger, S (1, 6) OBP: 0.329, SLG: 0.314	6-3		F9 1B			6-3		1B 2-H 1B		4	0	2	1	0	0	0
Billy Williams, L (1, 7) OBP: 0.377, SLG: 0.450	F9		F9 1-2			F9		1B IBB		3	0	0	0	1	0	1
Ron Santo, R (1, 5) OBP: 0.355, SLG: 0.456		1B FC6-2 1B		6-3		5-3		1-2 2-3 1B		4	0	2	0	0	0	0
Jose Cardenal, R (1, 9) OBP: 0.376, SLG: 0.439 Gene Hiser, L (8, 9) OBP: 0.254, SLG: 0.229		FC6-2 1-3 E 1B		F9			P4	F7		3 1	1 0	1 0	0 0	0 0	0 0	0 3
Gonzalo Marquez, L (1, 3) OBP: 0.250, SLG: 0.294		FC6-2 E 1-2 3-H		HR			F8	1-3		4	1	1	1	0	0	5
Paul Popovich, S (1, 4) OBP: 0.280, SLG: 0.294		P4 1-3 2-H		P3			1B			3	0	1	0	0	0	1
Randy Hundley, R (1, 2) OBP: 0.280, SLG: 0.342		K			K		5-3			3	0	0	0	0	2	3
Burt Hooton, R (1, 1) OBP: 0.247, SLG: 0.134 Bob Locker, S (8, 1) OBP: 0.067, SLG: 0.067 Ken Rudolph, R (8, 2) OBP: 0.223, SLG: 0.297		F8			K			SH1-4 1B BB		2 0 0	0 0 1	0 0 0	0 0 0	0 0 1	1 0 0	2 0 0
Inning Stats	R: 0 E: 0 K: 0 S: 3 H: 0 LOB: 0 BB: 0 P: 3	R: 1 E: 1 K: 1 S: 8 H: 2 LOB: 2 BB: 0 P: 8	R: 0 E: 0 K: 0 S: 3 H: 1 LOB: 0 BB: 0 P: 3	R: 1 E: 0 K: 0 S: 4 H: 1 LOB: 0 BB: 0 P: 4	R: 0 E: 0 K: 2 S: 7 H: 0 LOB: 0 BB: 0 P: 7	R: 0 E: 0 K: 0 S: 3 H: 0 LOB: 0 BB: 0 P: 3	R: 0 E: 0 K: 0 S: 4 H: 1 LOB: 1 BB: 0 P: 4	R: 1 E: 0 K: 0 S: 5 H: 2 LOB: 3 BB: 2 P: 13		1B: 6 2B: 0 3B: 0 HR: 1 SF: 0 SAC: 1 DP: 0 HBP: 0				WP: 0 PB: 0 SB: 0 CS: 0 PA: 33		

PITCHER		IP	WLS	BF	H	R	ER	SO	BB	IBB	HBP	BLK	WP	HR	S	P	ERA	WHIP
Steve Rogers, R ERA: 1.32	(1, 1)	6.0	L	22	4	2	1	3	0	0	0	0	0	1	28	28	1.50	0.667
Chuck Taylor, R ERA: 1.5	(7, 1)	2.0		11	3	1	1	0	1	1	0	0	0	0	9	17	4.50	2.000

PITCHER	IP	WLS	BF	H	R	ER	SO	BB	IBB	HBP	BLK	WP	HR	S	P	ERA	WHIP

BOTTOM

Montreal Expos @ Chicago Cubs

Wrigley Field, Chicago, IL

Fri Sep 21 1973, 3:33 AM CDT

Att. 2,540 - Overcast - 70 F

livebaseballscorecards.com

AB	30
R	3
H	7
RBI	2
BB	2
SO	3
LOB	15

Pittsburgh Pirates @ Montreal Expos

Jarry Park, Montreal, QB

Sun Sep 23 1973, 3:33 AM EDT

Unknown

livebaseballscorecards.com

Batter	1	2	3	4	5	6	7	8	9	AB	R	H	RBI	BB	SO	LOB
Dave Cash, R (1, 4) OBP: 0.323, SLG: 0.332	4-3	F8			6-3		1B HR 1B (1-3)		K	5	1	1	0	0	1	1
Dave Parker, L (1, 8) OBP: 0.295, SLG: 0.453	1B 2B	BB			3-1		K		6-3	2	1	1	0	1	0	0
Fernando Gonzalez, R (7, PH) OBP: 0.261, SLG: 0.341										1	0	0	0	0	1	2
Ramon Hernandez, S (7, 1) OBP: 0.300, SLG: 0.125										1	0	0	0	0	0	0
Al Oliver, L (1, 3) OBP: 0.314, SLG: 0.458	BB 1B (2-H)	L8				4-3	HR 1B (1-2, 3-H)		G3	5	1	2	2	0	0	1
Willie Stargell, L (1, 7) OBP: 0.387, SLG: 0.658	BB (1-2)	K				2B	HR (1-H, 2-H)			3	2	2	3	1	1	1
Richie Hebner, L (1, 5) OBP: 0.350, SLG: 0.488	F7	F8				K	F7			4	0	0	0	0	1	4
Richie Zisk, R (1, 9) OBP: 0.378, SLG: 0.541	K		K			2B (2-H)	K			4	0	1	1	0	3	2
Manny Sanguillen, R (1, 2) OBP: 0.302, SLG: 0.419	F7	P6				IBB		4-3		3	0	0	0	1	0	0
Dal Maxvill, R (1, 6) OBP: 0.266, SLG: 0.237	K	K				P4		K		4	0	0	0	0	3	2
Bruce Kison, R (1, 1) OBP: 0.182, SLG: 0.333	HBP		K				BB (1B, 1B)	K		1	0	0	0	0	1	0
Gene Clines, R (7, PH) (7, 8) OBP: 0.320, SLG: 0.325										1	1	0	0	1	1	0
Inning Stats	R: 1 E: 0 K: 1 S: 7 / H: 2 LOB: 2 BB: 1 P: 11	R: 0 E: 0 K: 1 S: 5 / H: 0 LOB: 1 BB: 0 P: 6	R: 0 E: 0 K: 1 S: 5 / H: 0 LOB: 1 BB: 1 P: 9	R: 0 E: 0 K: 2 S: 7 / H: 0 LOB: 0 BB: 0 P: 7	R: 0 E: 0 K: 1 S: 5 / H: 0 LOB: 0 BB: 0 P: 5	R: 1 E: 0 K: 1 S: 7 / H: 2 LOB: 2 BB: 1 P: 11	R: 4 E: 0 K: 2 S: 10 / H: 3 LOB: 0 BB: 1 P: 14	R: 0 E: 0 K: 2 S: 7 / H: 0 LOB: 0 BB: 0 P: 7	R: 0 E: 0 K: 1 S: 5 / H: 0 LOB: 0 BB: 0 P: 5	1B: 3 2B: 3 3B: 0 HR: 1	SF: 0 SAC: 0 DP: 0 HBP: 1					

TOP	
AB	34
R	6
H	7
RBI	6
BB	4
SO	12
LOB	13

PITCHER		IP	WLS	BF	H	R	ER	SO	BB	IBB	HBP	BLK	WP	HR	S	P	ERA	WHIP
Bill Stoneman, R (1, 1) ERA: 6.99		6.0	L	28	5	4	4	7	3	1	1	0	0	0	37	54	6.00	1.333
Craig Caskey, L (7, 1) ERA: 5.93		0.2		4	2	2	2	1	0	0	0	0	0	1	6	6	27.00	3.000
Chuck Taylor, R (7, 1) ERA: 1.47		0.1		1	0	0	0	1	0	0	0	0	0	0	3	3	0.00	0.000
Tom Walker, R (8, 1) ERA: 3.51		2.0		6	0	0	0	3	0	0	0	0	0	0	12	12	0.00	0.000

PITCHER	IP	WLS	BF	H	R	ER	SO	BB	IBB	HBP	BLK	WP	HR	S	P	ERA	WHIP

BOTTOM

Batter	1	2	3	4	5	6	7	8	9	AB	R	H	RBI	BB	SO	LOB
Bob Bailey, R (1, 5) OBP: 0.382, SLG: 0.501	P6		FC3-6, 1B		K		L8		P4	5	0	1	0	0	1	0
Mike Jorgensen, L (1, 3) OBP: 0.342, SLG: 0.347	BBBB, G6-3, BB		FC3-6, E, S, 1-2f		F9		1B		F7	2	0	0	0	1	0	1
Hal Breeden, R (7, PH) OBP: 0.354, SLG: 0.540										2	0	1	0	0	0	0
(8, 3)																
Ron Fairly, L (1, 7) OBP: 0.420, SLG: 0.459	G6-3, 1-2f		4-3, 1-3			4-3	F4			3	0	0	0	0	0	2
Felipe Alou, R (7, PH) OBP: 0.256, SLG: 0.322										1	0	0	0	0	0	1
(8, 7)																
(9, 8)																
Ken Singleton, S (1, 9) OBP: 0.423, SLG: 0.484		HR	IBB			1B, 1B		P3		3	2	2	1	1	0	0
Jim Lyttle, L (1, 8) OBP: 0.298, SLG: 0.400	6-3, 5-3, 1B		4-3			1B, 1-3, FC5-4, 1B		1B, 1B		3	1	2	0	0	0	2
Barry Foote, R (8, PH) OBP: 0.600, SLG: 1.000										1	0	1	0	0	0	0
Larry Lintz, S (9, 4) OBP: 0.358, SLG: 0.255										0	0	0	0	0	0	0
John Boccabella, R (1, 2) OBP: 0.281, SLG: 0.317	5-3, 1-2		F7			FC5-4, 1-3, 3-H, 1B		K		2	0	0	0	0	0	1
Boots Day, L (6, PH) OBP: 0.348, SLG: 0.374										1	0	1	1	0	0	0
Terry Humphrey, R (7, 2) OBP: 0.206, SLG: 0.222										1	0	0	0	0	1	1
Tim Foli, R (1, 6) OBP: 0.288, SLG: 0.277	6-3, 2-3		5-3			FC5-4, 1-2f, 3-H		1-2, 1B		4	0	1	1	0	0	2
Pepe Frias, R (1, 4) OBP: 0.260, SLG: 0.274	IBB		G3			K		K		2	0	0	0	1	1	1
Pepe Mangual, R (8, PH) OBP: 0.246, SLG: 0.387										1	0	0	0	0	1	2
(9, 7)																
Bill Stoneman, R (1, 1) OBP: 0.200, SLG: 0.050	K				K		L8		P3	2	0	0	0	0	2	2
Craig Caskey, S (7, 1)										0	0	0	0	0	0	0
Chuck Taylor, R (7, 1)										0	0	0	0	0	0	0
Jose Morales, R (7, PH) OBP: 0.278, SLG: 0.313										1	0	0	0	0	0	0
Tom Walker, R (8, 1)										0	0	0	0	0	0	0
Ron Woods, R (9, PH) OBP: 0.344, SLG: 0.310										1	0	0	0	0	0	0
Inning Stats	R: 0 E: 0 K: 0 S: 2 H: 0 LOB: 0 BB: 1 P: 6	R: 1 E: 0 K: 1 S: 7 H: 2 LOB: 2 BB: 1 P: 11	R: 0 E: 0 K: 0 S: 4 H: 1 LOB: 2 BB: 1 P: 8	R: 0 E: 0 K: 0 S: 3 H: 0 LOB: 0 BB: 0 P: 3	R: 0 E: 0 K: 2 S: 7 H: 0 LOB: 0 BB: 0 P: 7	R: 2 E: 0 K: 1 S: 8 H: 3 LOB: 1 BB: 0 P: 8	R: 0 E: 0 K: 0 S: 4 H: 1 LOB: 1 BB: 0 P: 4	R: 0 E: 0 K: 2 S: 9 H: 2 LOB: 2 BB: 0 P: 9	R: 0 E: 0 K: 0 S: 3 H: 0 LOB: 0 BB: 0 P: 3	1B: 8 2B: 0 3B: 0 HR: 1 SF: 0 SAC: 0 DP: 1 HBP: 0	WP: 0 PB: 0 SB: 1 CS: 0 PA: 38					

PITCHER	IP	WLS	BF	H	R	ER	SO	BB	IBB	HBP	BLK	WP	HR	S	P	ERA	WHIP
Bruce Kison, R (1, 1) ERA: 3.09	6.0	W	26	6	3	3	4	1	2	0	0	0	1	31	43	4.50	1.167
Ramon Hernandez, L (7, 1) ERA: 2.47	3.0	S	12	3	0	0	2	0	0	0	0	0	0	16	16	0.00	1.000

PITCHER	IP	WLS	BF	H	R	ER	SO	BB	IBB	HBP	BLK	WP	HR	S	P	ERA	WHIP

Pittsburgh Pirates @ Montreal Expos

Jarry Park, Montreal, QB

Sun Sep 23 1973, 3:33 AM EDT

Unknown

livebaseballscorecards.com

AB	35
R	3
H	9
RBI	3
BB	3
SO	6
LOB	15

Pittsburgh Pirates @ Montreal Expos

Jarry Park, Montreal, QB

Sun Sep 23 1973, 3:38 AM EDT

Att. 26,178 - Unknown

TOP

livebaseballscorecards.com

Batter	1	2	3	4	5	6	7	8	9	AB	R	H	RBI	BB	SO	LOB
Dave Cash, R (1, 4) OBP: 0.322, SLG: 0.331	F9	1-3			F8	F7			G4-6-3, 1B	5	0	1	0	0	0	4
Dave Parker, L (1, 8) OBP: 0.301, SLG: 0.455	F8		G4-6-3, 1B		E8, 1-H, 1B, 1B		SSS, K		G4-6-3, 1-2f	4	1	2	0	0	1	0
Dave Augustine, R (7, 8) OBP: 0.400, SLG: 0.600										1	0	0	0	0	0	1
Al Oliver, L (1, 3) OBP: 0.314, SLG: 0.456	4-3		G4-6-3, 1-2f		1B, HR, 1B, 3-H		1-3			4	1	1	1	0	0	1
Willie Stargell, L (1, 7) OBP: 0.388, SLG: 0.656		BBBB, WP, 1B, BB	SSS, K		1-3, HR, 1B		6-3			3	2	1	0	1	1	0
Richie Hebner, L (1, 5) OBP: 0.351, SLG: 0.487		BB, 6-3, 1-H, 1B		P6	HR, IBB			F5		3	1	1	1	1	0	0
Richie Zisk, R (1, 9) OBP: 0.377, SLG: 0.547		6-3, 1-2		6-3	1-H, 2-H, 3-H, HR			F6		4	1	1	4	0	0	1
Milt May, L (1, 2) OBP: 0.354, SLG: 0.386		IIII, BB, IBB	SSS, K		L5			1B		3	0	1	0	1	1	0
Dal Maxvill, R (1, 6) OBP: 0.266, SLG: 0.234		BBBB, 1-2, 2-3, BB			5-3	SSS, K		F8		3	0	0	0	1	1	1
Dock Ellis, S (1, 1) OBP: 0.136, SLG: 0.109		SSS, K			BBBB, E, 1B, BB	SSS, K			6-3	2	1	0	0	1	2	3
Dave Giusti, R (6, 1) OBP: 0.385, SLG: 0.333										1	0	0	0	0	0	0

	AB	33
	R	7
	H	8
	RBI	6
	BB	5
	SO	6
	LOB	11

Inning Stats										
	R: 0	H: 0	R: 1	H: 1	R: 0	H: 1	R: 0	H: 0	R: 6	H: 4
	E: 0	LOB: 0	E: 0	LOB: 3	E: 0	LOB: 0	E: 0	LOB: 0	E: 1	LOB: 0
	K: 0	BB: 0	K: 1	BB: 3	K: 1	BB: 0	K: 1	BB: 0	K: 0	BB: 2
	S: 3	P: 3	S: 6	P: 18	S: 5	P: 5	S: 5	P: 5	S: 7	P: 15

Inning Stats										
	R: 0	H: 0	R: 0	H: 1	R: 0	H: 1	1B: 7	SF: 0	WP: 1	PA: 38
	E: 0	LOB: 0	E: 0	LOB: 1	E: 0	LOB: 1	2B: 0	SAC: 0	PB: 0	
	K: 2	BB: 0	K: 0	BB: 0	K: 1	BB: 0	3B: 0	DP: 2	SB: 0	
	S: 7	P: 7	S: 4	P: 4	S: 3	P: 3	HR: 1	HBP: 0	CS: 0	

PITCHER		IP	WLS	BF	H	R	ER	SO	BB	IBB	HBP	BLK	WP	HR	S	P	ERA	WHIP
Mike Torrez, R ERA: 4.46	(1, 1)	4.2	L	24	6	7	7	3	3	2	0	0	1	1	25	45	13.50	1.929
Mickey Scott, L ERA: 5.26	(5, 1)	0.1		1	0	0	0	0	0	0	0	0	0	0	1	1	0.00	0.000
John Montague, R ERA: 1.5	(6, 1)	1.0		3	0	0	0	2	0	0	0	0	0	0	7	7	0.00	0.000
Balor Moore, L ERA: 4.36	(7, 1)	1.0		3	0	0	0	1	0	0	0	0	0	0	5	5	0.00	0.000
Pat Jarvis, R ERA: 3.2	(8, 1)	1.0		4	1	0	0	0	0	0	0	0	0	0	4	4	0.00	1.000

PITCHER		IP	WLS	BF	H	R	ER	SO	BB	IBB	HBP	BLK	WP	HR	S	P	ERA	WHIP
Mike Marshall, R ERA: 2.9	(9, 1)	1.0		3	1	0	0	0	0	0	0	0	0	0	3	3	0.00	1.000

BOTTOM

Pittsburgh Pirates @ Montreal Expos

Jarry Park, Montreal, QB

Sun Sep 23 1973, 3:38 AM EDT

Att. 26,178 - Unknown

Batter	1	2	3	4	5	6	7	8	9	AB	R	H	RBI	BB	SO	LOB
Larry Lintz, S (1, 4) OBP: 0.354, SLG: 0.255	1-3		K			S, 1B		4-3		4	1	1	0	0	1	0
Ron Fairly, L (1, 7) OBP: 0.419, SLG: 0.457	F6			F7		1B, 4-3 (1-H)		K		4	1	1	1	0	1	0
Ken Singleton, S (1, 9) OBP: 0.422, SLG: 0.482	3-1			4-3		4-3 (1-3)			F6	4	0	1	0	0	0	0
Mike Jorgensen, L (1, 3) OBP: 0.339, SLG: 0.344		F8		F6		4-3 (1-2, 3-H)			K	4	0	0	1	0	1	1
Jim Lyttle, L (1, 8) OBP: 0.296, SLG: 0.424		6-3			F8	F6			HR	4	1	1	1	0	0	1
Bob Bailey, R (1, 5) OBP: 0.381, SLG: 0.499		K			K		L9		1B	4	0	1	0	0	2	0
John Boccabella, R (1, 2) OBP: 0.281, SLG: 0.316			5-3		1B		K		L7	4	0	1	0	0	1	1
Tim Foli, R (1, 6) OBP: 0.288, SLG: 0.284			HR		5-3		6-3			3	1	1	1	0	0	1
Mike Torrez, R (1, 1) OBP: 0.186, SLG: 0.188			1B			K		F9		1	0	1	0	0	0	0
Mickey Scott, L (5, 1)										0	0	0	0	0	0	0
John Montague, R (6, 1)										0	0	0	0	0	0	0
Bob Stinson, S (6, PH) OBP: 0.374, SLG: 0.414										1	0	0	0	0	1	0
Balor Moore, L (7, 1) OBP: 0.125, SLG: 0.077										0	0	0	0	0	0	0
Pat Jarvis, R (8, 1)										0	0	0	0	0	0	0
Boots Day, L (8, PH) OBP: 0.347, SLG: 0.373										1	0	0	0	0	0	0
Mike Marshall, R (9, 1) OBP: 0.290, SLG: 0.241										0	0	0	0	0	0	0
Inning Stats	R: 0 E: 0 K: 0 S: 3 H: 0 LOB: 0 BB: 0 P: 3	R: 0 E: 0 K: 1 S: 5 H: 0 LOB: 0 BB: 0 P: 5	R: 1 E: 0 K: 1 S: 6 H: 2 LOB: 0 BB: 0 P: 6	R: 0 E: 0 K: 0 S: 3 H: 0 LOB: 0 BB: 0 P: 3	R: 0 E: 0 K: 1 S: 6 H: 1 LOB: 1 BB: 0 P: 6	R: 2 E: 0 K: 1 S: 8 H: 3 LOB: 1 BB: 0 P: 8	R: 0 E: 0 K: 1 S: 5 H: 0 LOB: 0 BB: 0 P: 5	R: 0 E: 0 K: 1 S: 5 H: 0 LOB: 0 BB: 0 P: 5	R: 1 E: 0 K: 1 S: 7 H: 2 LOB: 1 BB: 0 P: 7	1B: 6 2B: 0 3B: 0 HR: 2 SF: 0 SAC: 0 DP: 0 HBP: 0						

livebaseballscorecards.com

AB	34
R	4
H	8
RBI	4
BB	0
SO	7
LOB	4

PITCHER		IP	WLS	BF	H	R	ER	SO	BB	IBB	HBP	BLK	WP	HR	S	P	ERA	WHIP
Dock Ellis, R ERA: 3.16	(1, 1)	5.1	W	21	6	3	3	4	0	0	0	0	0	1	29	29	5.06	1.125
Dave Giusti, R ERA: 2.63	(6, 1)	3.2	S	13	2	1	1	3	0	0	0	0	0	1	19	19	2.46	0.545

PITCHER	IP	WLS	BF	H	R	ER	SO	BB	IBB	HBP	BLK	WP	HR	S	P	ERA	WHIP

Batter	1	2	3	4	5	6	7	8	9	AB	R	H	RBI	BB	SO	LOB
Dave Cash, R (1, 4) OBP: 0.323, SLG: 0.333	5-3		FC3-6, 1B		SF8, 3-H		1B, 1-2, 2-H		F4	4	0	2	2	0	0	1
Dave Parker, L (1, 8) OBP: 0.297, SLG: 0.448	4-3		FC3-6, 1-2f		L4-6-3, 1-2		FC5-6, 1-2, 2-3		2B, 1-3	2	0	0	0	0	0	1
Gene Clines, R (4, 8) OBP: 0.323, SLG: 0.332										3	0	2	0	0	0	1
Al Oliver, L (1, 3) OBP: 0.313, SLG: 0.456	2B		G3			F7	FC5-6, 1-2f		6-3	5	0	1	0	0	0	7
Willie Stargell, L (1, 7) OBP: 0.389, SLG: 0.660	IBB			K		L7		HR		3	1	1	1	1	1	0
Richie Hebner, L (1, 5) OBP: 0.348, SLG: 0.483	F4			F5		K		4-3		4	0	0	0	0	1	2
Richie Zisk, R (1, 9) OBP: 0.375, SLG: 0.543		F9		F3			1B, 1B	6-3		4	1	1	0	0	0	0
Manny Sanguillen, R (1, 2) OBP: 0.302, SLG: 0.417		K			1B, 1B		F2	F8		4	1	1	0	0	1	1
Dal Maxvill, R (1, 6) OBP: 0.268, SLG: 0.236		K			1B, SF8, 1-3		L6		F9	2	1	1	0	0	1	0
Milt May, L (7, PH) OBP: 0.352, SLG: 0.385										1	0	0	0	0	0	1
Jackie Hernandez, R (7, 6) OBP: 0.288, SLG: 0.319			F9		L4-6-3, 1-3, 3-H		1B, 1B, 1-2		2B	1	0	0	0	0	0	0
Bob Moose, R (1, 1) OBP: 0.189, SLG: 0.141										1	0	0	0	0	0	0
Jim Foor, L (3, 1)										0	0	0	0	0	0	0
Bob Johnson, L (3, 1)										0	0	0	0	0	0	0
Bob Robertson, R (5, PH) OBP: 0.333, SLG: 0.286										1	0	1	1	0	0	0
Luke Walker, L (5, 1) OBP: 0.067, SLG: 0.067										0	0	0	0	0	0	0
Chris Zachary, L (5, 1)										0	0	0	0	0	0	0
Fernando Gonzalez, R (7, PH) OBP: 0.217, SLG: 0.304										1	0	1	0	0	0	0
Dave Giusti, R (7, 1) OBP: 0.308, SLG: 0.333										0	0	0	0	0	0	0
Jim Campanis, R (9, PH) OBP: 0.286, SLG: .250										1	0	1	0	0	0	0
Dave Augustine, R (9, PH) OBP: 0.400, SLG: 0.600										0	0	0	0	0	0	0
Inning Stats	R: 0 E: 0 K: 0 S: 4 H: 1 LOB: 2 BB: 1 P: 8	R: 0 E: 0 K: 2 S: 7 H: 0 LOB: 0 BB: 0 P: 7	R: 0 E: 0 K: 0 S: 4 H: 1 LOB: 1 BB: 0 P: 4	R: 0 E: 0 K: 1 S: 5 H: 0 LOB: 0 BB: 0 P: 5	R: 2 E: 0 K: 0 S: 5 H: 3 LOB: 0 BB: 0 P: 5	R: 0 E: 0 K: 1 S: 5 H: 0 LOB: 0 BB: 0 P: 5	R: 1 E: 0 K: 0 S: 7 H: 4 LOB: 3 BB: 0 P: 7	R: 1 E: 0 K: 0 S: 4 H: 1 LOB: 0 BB: 0 P: 4	R: 0 E: 0 K: 0 S: 5 H: 2 LOB: 3 BB: 0 P: 5	1B: 9 2B: 2 3B: 0 HR: 1 SF: 1 SAC: 0 DP: 1 HBP: 0	WP: 0 PB: 0 SB: 0 CS: 0 PA: 39					

TOP

Pittsburgh Pirates @ Montreal Expos

Jarry Park, Montreal, QB

Mon Sep 24 1973, 7:05 PM EDT

Unknown

livebaseballscorecards.com

AB	37
R	4
H	12
RBI	4
BB	1
SO	4
LOB	14

PITCHER		IP	WLS	BF	H	R	ER	SO	BB	IBB	HBP	BLK	WP	HR	S	P	ERA	WHIP
Steve Renko, R ERA: 2.8	(1, 1)	6.2	W	28	8	3	3	4	0	1	0	0	0	0	35	39	4.05	1.200
Chuck Taylor, R ERA: 1.77	(7, 1)	2.0		10	4	1	1	0	0	0	0	0	0	1	10	10	4.50	2.000
Mike Marshall, R ERA: 2.89	(9, 1)	0.1	S	1	0	0	0	0	0	0	0	0	0	0	1	1	0.00	0.000

PITCHER	IP	WLS	BF	H	R	ER	SO	BB	IBB	HBP	BLK	WP	HR	S	P	ERA	WHIP

Batter	1	2	3	4	5	6	7	8	9	AB	R	H	RBI	BB	SO	LOB
Larry Lintz, S (1, 4) OBP: 0.359, SLG: 0.250	5-3		BB S PB 4-3	L6		BB S 1B				2	2	0	0	2	0	0
Ron Fairly, L (1, 7) OBP: 0.421, SLG: 0.458	1B 1B 1B		BB 4-3 S 1-2 1B	4-3		FC5-4 1-H 1B				3	2	2	1	1	0	0
Ron Woods, R (8, 7) OBP: 0.344, SLG: 0.310										0	0	0	0	0	0	0
Felipe Alou, R (8, 7) OBP: 0.256, SLG: 0.322										0	0	0	0	0	0	0
Ken Singleton, S (1, 9) OBP: 0.423, SLG: 0.482	1B 1-3 1B		4-3 1-3 2-H		SH1-4 1B	FC5-4 1-2f				4	0	2	1	0	0	2
Jim Lyttle, L (1, 8) OBP: 0.297, SLG: 0.422	1-3 3-H 1B		G3		SH1-4 1-2		F6			3	0	1	1	0	0	1
Bob Bailey, R (1, 5) OBP: 0.382, SLG: 0.498	F3		1B 1B 3-H 1B		IBB		K			3	1	1	1	1	1	2
Mike Jorgensen, L (1, 3) OBP: 0.338, SLG: 0.343	4-3		1B 1-2 1B		K		L6			4	0	1	0	0	1	4
John Boccabella, R (1, 2) OBP: 0.280, SLG: 0.316			P6 1-2 2-H 1B		P4			L8		4	0	1	1	0	0	2
Tim Foli, R (1, 6) OBP: 0.285, SLG: 0.281			6-3 K			P6		6-3		4	0	0	0	0	1	2
Steve Renko, R (1, 1) OBP: 0.337, SLG: 0.345			5-3	K		K		F2		3	0	0	0	0	2	0
Chuck Taylor, R (7, 1)										1	0	0	0	0	0	0
Mike Marshall, R (9, 1) OBP: 0.290, SLG: 0.241										0	0	0	0	0	0	0
Inning Stats	R: 1 E: 0 K: 0 S: 6 H: 3 LOB: 2 BB: 0 P: 6	R: 0 E: 0 K: 0 S: 3 H: 0 LOB: 0 BB: 0 P: 3	R: 3 E: 0 K: 1 S: 8 H: 3 LOB: 2 BB: 2 P: 16	R: 0 E: 0 K: 1 S: 5 H: 0 LOB: 0 BB: 0 P: 5	R: 0 E: 0 K: 1 S: 6 H: 1 LOB: 2 BB: 1 P: 10	R: 1 E: 0 K: 1 S: 6 H: 1 LOB: 1 BB: 1 P: 10	R: 0 E: 0 K: 1 S: 5 H: 0 LOB: 0 BB: 0 P: 5	R: 0 E: 0 K: 0 S: 3 H: 0 LOB: 0 BB: 0 P: 3		1B: 8 2B: 0 3B: 0 HR: 0 SF: 0 SAC: 1 DP: 0 HBP: 0						

Pittsburgh Pirates @ Montreal Expos

Jarry Park, Montreal, QB

Mon Sep 24 1973, 7:05 PM EDT

Unknown

BOTTOM

livebaseballscorecards.com

AB	31
R	5
H	8
RBI	5
BB	4
SO	5
LOB	13

WP: 0 PB: 1 SB: 3 CS: 0 PA: 36

PITCHER		IP	WLS	BF	H	R	ER	SO	BB	IBB	HBP	BLK	WP	HR	S	P	ERA	WHIP
Bob Moose, R ERA: 3.69	(1, 1)	2.2	L	14	4	4	4	0	2	0	0	0	0	0	12	20	13.50	2.250
Jim Foor, L ERA:	(3, 1)	0.0		1	1	0	0	0	0	0	0	0	0	0	1	1	∞	∞
Bob Johnson, R ERA: 3.78	(3, 1)	1.1		5	1	0	0	2	0	0	0	0	0	0	9	9	0.00	0.750
Luke Walker, L ERA: 4.57	(5, 1)	0.2		4	1	0	0	1	0	1	0	0	0	0	5	9	0.00	1.500
Chris Zachary, R ERA: 3.0	(5, 1)	1.1		6	1	1	1	1	1	0	0	0	0	0	7	11	6.75	1.500

PITCHER		IP	WLS	BF	H	R	ER	SO	BB	IBB	HBP	BLK	WP	HR	S	P	ERA	WHIP
Dave Giusti, R ERA: 2.57	(7, 1)	2.0		6	0	0	0	1	0	0	0	0	0	0	8	8	0.00	0.000

Pittsburgh Pirates @ Montreal Expos

Jarry Park, Montreal, QB

Mon Sep 24 1973, 7:05 PM EDT

Att. 20,168 - Unknown

TOP

livebaseballscorecards.com

Batter	1	2	3	4	5	6	7	8	9	AB	R	H	RBI	BB	SO	LOB
Dave Cash, R (1, 4) OBP: 0.326, SLG: 0.334	BBBB 4-0 FC4-6 BB BB	x 0-0 1-2 1B			x 0-0 ② F4		x 0-0 ② F8		x 0-0 L6-4-3 1B	4	0	2	0	1	0	0
Gene Clines, R (1, 8) OBP: 0.325, SLG: 0.329	BBBB 4-0 1-2 FC4-6 BB	x 0-0 ③ L4			BBB 4-0 PB BB		x 0-0 ③ L3		x 0-0 ②③ L6-4-3 1-2	3	0	0	0	2	0	3
Al Oliver, L (1, 3) OBP: 0.313, SLG: 0.455	x 0-0 ① FC4-6 BB 1-2f 2-3		SSS 0-3 ① K		x 0-0 ③ 1-3 1-3			x 0-0 SH1-4 1B E 1B		4	1	1	0	0	1	3
Willie Stargell, L (1, 7) OBP: 0.391, SLG: 0.666	BBBB 4-0 1-2 BB		x 0-0 ② G3			x 0-0 HR		x 0-0 SH1-4 1-2 E 1B		3	2	2	1	1	0	0
Richie Hebner, L (1, 5) OBP: 0.346, SLG: 0.480	SSS 0-3 ② K		x 0-0 ③ 4-3			SSS 0-3 ① K		x 0-0 ① SH1-4 1-2 2-3		3	0	0	0	0	2	3
Richie Zisk, R (1, 9) OBP: 0.377, SLG: 0.543	SSS 0-3 ③ K			x 0-0 ① 4-3		x 0-0 1B		x 0-0 E8 2-H 3-H 1B		4	0	2	2	0	1	3
Milt May, L (1, 2) OBP: 0.351, SLG: 0.381		x 0-0 ① L7		x 0-0 ② F8		x 0-0 ② L9		4-0 G6-4-3 IBB		3	0	0	0	1	0	1
Dal Maxvill, R (1, 6) OBP: 0.263, SLG: 0.232		x 0-0 ② 4-3		x 0-0 ③ L1		x 0-0 ③ 1-3		x 0-0 ②③ G6-4-3 1-2f		4	0	0	0	0	0	3
Nelson Briles, R (1, 1) OBP: 0.224, SLG: 0.264 Dave Giusti, R (7, 1) OBP: 0.357, SLG: 0.308		x 0-0 E4 1B			x 0-0 ① P6		SSS 0-3 ① K		x 0-0 ① L7	3 1	0 0	0 0	0 0	0 0	1 0	0 0

Inning Stats																								
	R: 0	H: 0	R: 0	H: 1	R: 0	H: 0	R: 0	H: 0	R: 0	H: 0	R: 1	H: 2	R: 0	H: 0	R: 2	H: 3	R: 0	H: 1	1B: 6	SF: 0	WP: 0	PA: 38
	E: 0	LOB: 3	E: 1	LOB: 2	E: 0	LOB: 0	E: 0	LOB: 0	E: 0	LOB: 1	E: 0	LOB: 1	E: 0	LOB: 0	E: 1	LOB: 1	E: 0	LOB: 0	2B: 0	SAC: 1	PB: 2	
	K: 2	BB: 3	K: 0	BB: 0	K: 1	BB: 0	K: 0	BB: 0	K: 0	BB: 1	K: 1	BB: 0	K: 1	BB: 0	K: 0	BB: 1	E: 0	BB: 0	3B: 0	DP: 2	SB: 0	
	S: 7	P: 19	S: 5	P: 5	S: 5	P: 5	S: 3	P: 3	S: 3	P: 7	S: 7	P: 7	S: 5	P: 5	S: 5	P: 9	K: 0	P: 3	HR: 1	HBP: 0	CS: 0	

PITCHER		IP	WLS	BF	H	R	ER	SO	BB	IBB	HBP	BLK	WP	HR	S	P	ERA	WHIP
Ernie McAnally, R ERA: 3.82	(1, 1)	7.0	L	29	3	1	1	5	4	0	0	0	0	1	35	51	1.29	1.000
Tom Walker, R ERA: 3.63	(8, 1)	2.0		9	4	2	2	0	0	1	0	0	0	0	8	12	9.00	2.000

PITCHER	IP	WLS	BF	H	R	ER	SO	BB	IBB	HBP	BLK	WP	HR	S	P	ERA	WHIP

AB	32
R	3
H	7
RBI	3
BB	5
SO	5
LOB	16

BOTTOM

Pittsburgh Pirates @ Montreal Expos

Jarry Park, Montreal, QB

Mon Sep 24 1973, 7:05 PM EDT

Att. 20,168 - Unknown

Batter	1	2	3	4	5	6	7	8	9	AB	R	H	RBI	BB	SO	LOB
Larry Lintz, S (1, 4)	5-3		1-3		5-3		BB		1B	3	0	0	0	0	0	0
Hal Breeden, R (7, PH)										0	0	0	0	1	0	0
Tony Scott, S (7, PR) (8, 8)										0	0	0	0	0	0	0
Felipe Alou, R (9, PH)									1B	1	0	1	0	0	0	0
Ron Fairly, L (1, 7)	1B		2B		4-3		1-3 2-H 1B		P1	4	0	3	0	0	0	0
Clyde Mashore, R (7, PR)										0	0	0	0	0	0	0
Pepe Frias, R (8, 4)										0	0	0	0	0	0	0
Ron Woods, R (9, PH)										1	0	0	0	0	0	1
Ken Singleton, S (1, 9)	1-2 1B		IBB		L7		BB			2	0	1	0	2	0	0
Jim Lyttle, L (1, 8)	F7		F5			2B	G3			4	0	1	0	0	0	7
Tom Walker, R (8, 1)										0	0	0	0	0	0	0
Bob Bailey, R (1, 5)	P6			1B BB		6-3		6-3		3	0	0	0	1	0	3
Mike Jorgensen, L (1, 3)		L4		L7		K		F7		4	0	0	0	0	1	2
John Boccabella, R (1, 2)		5-3		L8		F9		F7		4	0	0	0	0	0	2
Tim Foli, R (1, 6)		L8		1-2 1B			SH5-4 1B 1B		6-3	4	0	2	0	0	0	0
Ernie McAnally, R (1, 1)			K	F7			SH5-4 1-2		L4	2	0	0	0	0	1	2
Boots Day, L (7, PH) (8, 7)										1	0	0	0	0	0	0

livebaseballscorecards.com

AB	33
R	0
H	8
RBI	0
BB	4
SO	2
LOB	17

Inning Stats	1	2	3	4	5	6	7	8	9
	R: 0 E: 0 K: 0 S: 5	H: 2 LOB: 2 BB: 0 P: 5	R: 0 E: 0 K: 0 S: 3	H: 0 LOB: 0 BB: 0 P: 3	R: 0 E: 0 K: 1 S: 6	H: 1 LOB: 2 BB: 1 P: 10	R: 0 E: 0 K: 0 S: 4	H: 1 LOB: 2 BB: 1 P: 8	R: 0 E: 0 K: 0 S: 3	H: 0 LOB: 0 BB: 0 P: 3	R: 0 E: 0 K: 1 S: 6	H: 1 LOB: 1 BB: 0 P: 6	R: 0 E: 0 K: 0 S: 4	H: 2 LOB: 3 BB: 2 P: 12	R: 0 E: 0 K: 0 S: 3	H: 0 LOB: 0 BB: 0 P: 3	R: 0 E: 0 K: 0 S: 4	H: 1 LOB: 1 BB: 0 P: 4

| | | | | | | | | | |

Batter	1	2	3	4	5	6	7	8	9	AB	R	H	RBI	BB	SO	LOB
Felipe Alou, R (1, 7) OBP: 0.255, SLG: 0.320	6-3		6-3			F8	F7			4	0	0	0	0	0	3
Ron Woods, R (1, 8) OBP: 0.345, SLG: 0.312	6-3			F3		CS S E 1B		FC1-5 BB 1B		4	1	2	0	0	0	0
Bob Bailey, R (1, 5) OBP: 0.382, SLG: 0.493	K			L6		1-2 CS BB		1-2 FC1-5 BB		2	0	0	0	2	1	0
Hal Breeden, R (1, 3) OBP: 0.351, SLG: 0.531		F8		K		1-2 2-H E5		1-2 2-3f FC1-5		4	0	0	0	0	1	3
Ken Singleton, S (1, 9) OBP: 0.423, SLG: 0.480		4-0 G4-3 BB			K	K		P6		3	0	0	0	1	2	3
John Boccabella, R (1, 2) OBP: 0.278, SLG: 0.312		1-2f G4-3			1B 1B		5-3	6-3		4	0	1	0	0	0	3
Tim Foli, R (1, 6) OBP: 0.285, SLG: 0.281			6-3		F7		F7	F7		4	0	0	0	0	0	1
Pepe Frias, R (1, 4) OBP: 0.268, SLG: 0.287			2B		1-2 FC6-4 1B		1B	5-3		4	0	3	0	0	0	0
Steve Rogers, R (1, 1) OBP: 0.186, SLG: 0.128			6-3		1-2f FC6-4		1-2 1B	F5		2	0	0	0	0	0	3
Jose Morales, R (7, PH) OBP: 0.316, SLG: 0.353										1	0	1	0	0	0	0
Tony Scott, S (7, PR)										0	0	0	0	0	0	0
Mike Marshall, R (7, 1) OBP: 0.290, SLG: 0.241										0	0	0	0	0	0	0
Ron Fairly, L (9, PH) OBP: 0.423, SLG: 0.463										1	0	0	0	0	0	0
Inning Stats	R: 0 E: 0 K: 1 S: 5 H: 0 LOB: 0 BB: 0 P: 5	R: 0 E: 0 K: 0 S: 2 H: 0 LOB: 0 BB: 1 P: 6	R: 0 E: 0 K: 0 S: 4 H: 1 LOB: 1 BB: 0 P: 4	R: 0 E: 0 K: 1 S: 5 H: 0 LOB: 0 BB: 0 P: 5	R: 0 E: 0 K: 1 S: 7 H: 2 LOB: 2 BB: 0 P: 7	R: 1 E: 1 K: 1 S: 6 H: 1 LOB: 1 BB: 1 P: 10	R: 0 E: 0 K: 0 S: 5 H: 2 LOB: 2 BB: 0 P: 5	R: 0 E: 0 K: 0 S: 4 H: 1 LOB: 2 BB: 1 P: 8	R: 0 E: 0 K: 0 S: 3 H: 0 LOB: 0 BB: 0 P: 3	1B: 6 2B: 1 3B: 0 HR: 0 SF: 0 SAC: 0 DP: 1 HBP: 0						

PITCHER	IP	WLS	BF	H	R	ER	SO	BB	IBB	HBP	BLK	WP	HR	S	P	ERA	WHIP
Jerry Koosman, L (1, 1) ERA: 2.94	6.2	W	27	6	1	0	4	2	0	0	0	0	0	33	41	0.00	1.200
Tug McGraw, L (7, 1) ERA: 3.92	2.1	S	9	1	0	0	0	1	0	0	0	0	0	8	12	0.00	0.857

PITCHER	IP	WLS	BF	H	R	ER	SO	BB	IBB	HBP	BLK	WP	HR	S	P	ERA	WHIP

TOP

Montreal Expos @ New York Mets

Shea Stadium, Flushing, NY

Tue Sep 25 1973, 7:05 PM EDT

Att. 43,805 - Unknown

livebaseballscorecards.com

AB	33
R	1
H	7
RBI	0
BB	3
SO	4
LOB	16

WP: 0 PA: 36
PB: 0
SB: 1
CS: 2

Montreal Expos @ New York Mets

Shea Stadium, Flushing, NY

Tue Sep 25 1973, 7:05 PM EDT

Att. 43,805 - Unknown

BOTTOM

Batter	1	2	3	4	5	6	7	8	9	AB	R	H	RBI	BB	SO	LOB
Wayne Garrett, L (1, 5) OBP: 0.342, SLG: 0.393	P6		F8		1B		1B			4	0	2	0	0	0	0
Felix Millan, R (1, 4) OBP: 0.332, SLG: 0.354	5-3		5-3		SF7		G5-3			3	0	0	1	0	0	2
Rusty Staub, L (1, 9) OBP: 0.358, SLG: 0.417	1B		F8		6-3			6-3		4	0	1	0	0	0	1
John Milner, L (1, 3) OBP: 0.330, SLG: 0.442	K			BB		4-3		K		3	0	0	0	1	2	1
Cleon Jones, R (1, 7) OBP: 0.314, SLG: 0.386		F7		G6-4-3		HR		2B		2	1	1	1	2	0	0
Dave Schneck, L (1, 8) OBP: 0.212, SLG: 0.250		4-3		P3		4-3		1-H		3	0	0	0	0	0	2
Don Hahn, R (7, 8) OBP: 0.290, SLG: 0.296										1	0	1	0	0	0	0
Jerry Grote, R (1, 2) OBP: 0.286, SLG: 0.316		2B		G6-4-3		4-3				3	0	1	0	0	0	2
Bud Harrelson, S (1, 6) OBP: 0.350, SLG: 0.307		IBB			1B SH3-4 SF7 1B		F7			2	1	1	0	1	0	0
Jerry Koosman, R (1, 1) OBP: 0.132, SLG: 0.122		P6			SH3-4		G5-3 1B			1	0	0	0	0	0	2
Tug McGraw, R (7, 1) OBP: 0.231, SLG: 0.167							BB			0	0	0	0	1	0	0
Inning Stats	R: 0 H: 1 E: 0 LOB: 1 K: 1 BB: 0 S: 6 P: 6	R: 0 H: 1 E: 0 LOB: 2 K: 0 BB: 1 S: 4 P: 8	R: 0 H: 0 E: 0 LOB: 0 K: 0 BB: 0 S: 3 P: 3	R: 0 H: 0 E: 0 LOB: 1 K: 0 BB: 2 S: 2 P: 10	R: 1 H: 2 E: 0 LOB: 1 K: 0 BB: 0 S: 5 P: 5	R: 1 H: 1 E: 0 LOB: 0 K: 0 BB: 0 S: 4 P: 4	R: 0 H: 1 E: 0 LOB: 1 K: 0 BB: 1 S: 3 P: 7	R: 0 H: 1 E: 0 LOB: 2 K: 1 BB: 1 S: 5 P: 9		1B: 4 SF: 1 2B: 2 SAC: 1 3B: 0 DP: 2 HR: 1 HBP: 0						

livebaseballscorecards.com

AB	26
R	2
H	7
RBI	2
BB	5
SO	2
LOB	10

PITCHER		IP	WLS	BF	H	R	ER	SO	BB	IBB	HBP	BLK	WP	HR	S	P	ERA	WHIP
Steve Rogers, R ERA: 1.4	(1, 1)	6.0	L	25	5	2	2	1	2	1	0	0	0	1	24	36	3.00	1.167
Mike Marshall, R ERA: 2.86	(7, 1)	2.0		8	2	0	0	1	2	0	0	0	0	0	8	16	0.00	2.000

PITCHER	IP	WLS	BF	H	R	ER	SO	BB	IBB	HBP	BLK	WP	HR	S	P	ERA	WHIP

Batter	1	2	3	4	5	6	7	8	9	AB	R	H	RBI	BB	SO	LOB
Mike Jorgensen, L (1, 3) OBP: 0.338, SLG: 0.339	BBBB 4-0 2B 1-4-3 BB	x 0-0 E4 FC3-6		BBBB 4-0 4-3 WP BB		x 0-0 1B 1B		x 0-0 ② F8		3	1	1	0	2	0	0
Larry Lintz, S (1, 4) OBP: 0.352, SLG: 0.259	x 0-0 1-4-3 1-3 BB 2B	x 0-0 ① FC3-6 E 1-2f SF8		x 0-0 ① 4-3 1-3		x 0-0 1-2 1B		SSS 0-3 ③ K		5	2	2	0	0	1	2
Ron Fairly, L (1, 7) OBP: 0.422, SLG: 0.461 Ron Woods, R (8, 7) OBP: 0.347, SLG: 0.314 (9, 8)	x 0-0 ① 1-4-3 2-3 3-H	x 0-0 E9 1-3 1B		x 0-0 ② G3		x 0-0 ③ P6			x 0-0 S 1-3 1B 1B	4 1	0 1	1 1	1 0	0 0	0 0	4 0
Ken Singleton, S (1, 9) OBP: 0.423, SLG: 0.477	BBBB 4-0 BB PB 1B BB	IIII 4-0 IBB		SSS 0-3 ③ K			x 0-0 ① 1-3		x 0-0 ① 1-3 1-2	3	1	0	0	2	1	2
Jim Lyttle, L (1, 8) OBP: 0.303, SLG: 0.426 Felipe Alou, R (9, PH) (9, 7) OBP: 0.257, SLG: 0.322	IIII 4-0 BB 1-2 1B IBB	x 0-0 ② SF8 3-H			x 0-0 ① F7		x 0-0 HR 1B		x 0-0 CS 2-H 1B	2 1	2 0	1 1	1 1	1 0	0 0	0 0
Bob Bailey, R (1, 5) OBP: 0.382, SLG: 0.497	BBBB 4-0 1B 1-2 2-3 3-H BB	SSS 0-3 ③ K			x 0-0 ② 4-3		x 0-0 1-H HR		SSS 0-3 ②③ K 1-2	4	1	1	3	1	2	3
John Boccabella, R (1, 2) OBP: 0.275, SLG: 0.309	x 0-0 ② F9		x 0-0 ① 6-3		x 0-0 ③ F8		x 0-0 ② 5-3			4	0	0	0	0	0	3
Tim Foli, R (1, 6) OBP: 0.285, SLG: 0.281	x 0-0 1-2 2-H 3-H 1B		x 0-0 ② F9			x 0-0 ① F7	x 0-0 ③ F7			4	0	1	2	0	0	0
Balor Moore, L (1, 1) OBP: 0.123, SLG: 0.075 Jose Morales, R (3, PH) OBP: 0.300, SLG: 0.333 Bill Stoneman, R (3, 1) OBP: 0.200, SLG: 0.050 Boots Day, L (6, PH) OBP: 0.344, SLG: 0.369 Mike Marshall, R (6, 1) OBP: 0.281, SLG: 0.233	SSS 0-3 ③ K		x 0-0 ③ F8			x 0-0 ② F7		x 0-0 ① 6-3		1 1 0 1 1	0 0 0 0 0	0 0 0 0 0	0 0 0 0 0	0 0 0 0 0	1 0 0 0 0	2 0 0 0 0
Inning Stats	R: 4 E: 0 K: 1 S: 7 H: 2 LOB: 2 BB: 4 P: 23	R: 1 E: 2 K: 1 S: 7 H: 1 LOB: 2 BB: 1 P: 11	R: 0 E: 0 K: 0 S: 3 H: 0 LOB: 0 BB: 0 P: 3	R: 0 E: 0 K: 1 S: 5 H: 0 LOB: 1 BB: 1 P: 9	R: 0 E: 0 K: 0 S: 3 H: 0 LOB: 0 BB: 0 P: 3	R: 0 E: 0 K: 0 S: 5 H: 2 LOB: 2 BB: 0 P: 5	R: 2 E: 0 K: 0 S: 5 H: 2 LOB: 0 BB: 0 P: 5	R: 0 E: 0 K: 1 S: 5 H: 0 LOB: 0 BB: 0 P: 5	R: 1 E: 0 K: 1 S: 6 H: 2 LOB: 0 BB: 0 P: 6	1B: 7 2B: 1 3B: 0 HR: 1 SF: 1 SAC: 0 DP: 0 HBP: 0						

PITCHER		IP	WLS	BF	H	R	ER	SO	BB	IBB	HBP	BLK	WP	HR	S	P	ERA	WHIP
Tom Seaver, R ERA: 2.0	(1, 1)	2.0		15	3	5	4	2	3	2	0	0	0	0	14	34	18.00	3.000
Ray Sadecki, L ERA: 3.39	(3, 1)	2.0		7	0	0	0	1	1	0	0	0	1	0	8	12	0.00	0.500
Harry Parker, R ERA: 3.35	(5, 1)	3.0	L	13	4	2	2	0	0	0	0	0	0	1	13	13	6.00	1.333
Bob Miller, R ERA: 3.67	(8, 1)	1.0		3	0	0	0	1	0	0	0	0	0	0	5	5	0.00	0.000
Tug McGraw, L ERA: 3.97	(9, 1)	1.0		4	2	1	1	1	0	0	0	0	0	0	6	6	9.00	2.000

PITCHER	IP	WLS	BF	H	R	ER	SO	BB	IBB	HBP	BLK	WP	HR	S	P	ERA	WHIP

TOP

Montreal Expos @ New York Mets

Shea Stadium, Flushing, NY

Wed Sep 26 1973, 7:05 PM EDT

Att. 30,953 - Unknown

livebaseballscorecards.com

AB	35
R	8
H	9
RBI	8
BB	6
SO	5
LOB	16

WP: 1	PA: 42
PB: 1	
SB: 1	
CS: 1	

BOTTOM

Batter	1	2	3	4	5	6	7	8	9	AB	R	H	RBI	BB	SO	LOB
Wayne Garrett, L (1, 5) OBP: 0.342, SLG: 0.398	E4 FC6	1-H 2-H HR		K		SH3-4 1-2		1-3		4	1	1	3	0	1	3
Felix Millan, R (1, 4) OBP: 0.331, SLG: 0.352	FC6 FC2-6 1-2f	F9			1-3 1B HBP	6-3			K	4	1	0	0	0	1	2
Rusty Staub, L (1, 9) OBP: 0.356, SLG: 0.415	FC2-6 1-2f		F9		1-3 1-2	4-3			FC6-4 1B	5	0	1	0	0	0	3
Cleon Jones, R (1, 7) OBP: 0.312, SLG: 0.381	6-3		K		BB 1B 1B		1-3		FC6-4 1-2f	4	0	0	0	1	1	2
John Milner, L (1, 3) OBP: 0.329, SLG: 0.438		BB 1B BB	K		F8		F5		K	4	1	0	0	1	2	3
Jerry Grote, R (1, 2) OBP: 0.289, SLG: 0.319		F9		SH2-4 1B	1B 1-2 2-H 1B		4-3			4	0	2	1	0	0	1
Don Hahn, R (1, 8) OBP: 0.290, SLG: 0.296		K		SH2-4 1-2	FC4-6 1-2 2-3 1B			P4		3	0	1	0	0	1	1
Bud Harrelson, S (1, 6) OBP: 0.354, SLG: 0.311		BB 1B 1-2 HR		BB	FC4-6 1-2f			2B		2	1	1	0	2	0	3
Tom Seaver, R (1, 1) OBP: 0.216, SLG: 0.233 Lute Barnes, R (2, PH) OBP: 0.500, SLG: 0.500 Ray Sadecki, L (3, 1) OBP: 0.226, SLG: 0.290 Ed Kranepool, L (4, PH) OBP: 0.311, SLG: 0.307 Harry Parker, R (5, 1) OBP: 0.174, SLG: 0.174 Bob Miller, R (8, 1) Ken Boswell, L (8, PH) OBP: 0.298, SLG: 0.318 Tug McGraw, R (9, 1) OBP: 0.231, SLG: 0.167		1-2 2-H HR BB		P4		SH3-4 1B		K		0 1 0 1 1 0 0 1 0	0 1 0 0 0 0 0 1 0	0 1 0 0 1 0 0 1 0	0 1 0 0 0 0 0 1 0	0 0 0 0 0 0 0 1 0	0 0 0 2 0 0 0 1 0	0 0 0 0 0 0 0 1 0
Inning Stats	R: 0 E: 1 K: 0 S: 4 H: 0 LOB: 1 BB: 0 P: 4	R: 4 E: 0 K: 1 S: 7 H: 2 LOB: 0 BB: 2 P: 15	R: 0 E: 0 K: 2 S: 7 H: 0 LOB: 0 BB: 0 P: 7	R: 0 E: 0 K: 1 S: 6 H: 1 LOB: 2 BB: 1 P: 10	R: 1 E: 0 K: 0 S: 5 H: 2 LOB: 3 BB: 1 P: 10	R: 0 E: 0 K: 0 S: 4 H: 1 LOB: 1 BB: 0 P: 4	R: 0 E: 0 K: 0 S: 3 H: 0 LOB: 0 BB: 0 P: 3	R: 0 E: 0 K: 1 S: 6 H: 1 LOB: 1 BB: 0 P: 6	R: 0 E: 0 K: 2 S: 8 H: 1 LOB: 1 BB: 0 P: 8	1B: 6 2B: 1 3B: 0 HR: 1	SF: 0 SAC: 2 DP: 0 HBP: 1						

PITCHER		IP	WLS	BF	H	R	ER	SO	BB	IBB	HBP	BLK	WP	HR	S	P	ERA	WHIP
Balor Moore, L ERA: 4.52	(1, 1)	2.0		11	2	4	4	1	2	0	0	0	0	1	11	19	18.00	2.000
Bill Stoneman, R ERA: 6.87	(3, 1)	3.0		15	3	1	1	3	2	0	1	0	0	0	18	27	3.00	1.667
Mike Marshall, R ERA: 2.79	(6, 1)	4.0	W	15	3	0	0	3	0	0	0	0	0	0	21	21	0.00	0.750

PITCHER	IP	WLS	BF	H	R	ER	SO	BB	IBB	HBP	BLK	WP	HR	S	P	ERA	WHIP

Montreal Expos @ New York Mets

Shea Stadium, Flushing, NY

Wed Sep 26 1973, 7:05 PM EDT

Att. 30,953 - Unknown

livebaseballscorecards.com

AB	34
R	5
H	8
RBI	5
BB	4
SO	7
LOB	21

WP: 0 PB: 0 SB: 0 CS: 0 PA: 41

Batter	1	2	3	4	5	6	7	8	9	AB	R	H	RBI	BB	SO	LOB
Mike Jorgensen, L (1, 3) OBP: 0.335, SLG: 0.336	F7		1-3			F7		FC4-6 1B 1-2f		4	0	0	0	0	0	1
Larry Lintz, S (1, 4) OBP: 0.357, SLG: 0.261	1B S BB			L6			E 1B 1B	F7		3	1	1	0	1	0	1
Ron Fairly, L (1, 7) OBP: 0.423, SLG: 0.461	1-3 G1-4-6-3 1B			2-3			F9	1-2 1B		4	0	2	0	0	0	1
Ron Woods, R (8, PR) OBP: 0.347, SLG: 0.314										0	0	0	0	0	0	0
(8, 7)																
Ken Singleton, S (1, 9) OBP: 0.422, SLG: 0.476	G1-4-6-3 1-2f			F7			E 2B 1B 1-2	K		4	1	1	0	0	1	4
Jim Lyttle, L (1, 8) OBP: 0.301, SLG: 0.414		L8			CS BB		E3 2B 1-2 2-H		F8	3	1	0	0	1	0	1
Bob Bailey, R (1, 5) OBP: 0.379, SLG: 0.493		4-3			K 1-2		K		5-3	4	0	0	0	0	2	3
John Boccabella, R (1, 2) OBP: 0.277, SLG: 0.316		4-3			6-3		1-H 2-H 2B		2B	4	0	2	2	0	0	0
Tim Foli, R (1, 6) OBP: 0.286, SLG: 0.279			K2-3			G6-4-3 BB	K		IBB	2	0	0	0	2	2	1
Steve Renko, R (1, 1) OBP: 0.333, SLG: 0.341			K			G6-4-3 1-2f		FC4-6 1B	F9	1	0	0	0	0	1	0
Boots Day, L (6, PH) OBP: 0.342, SLG: 0.367										1	0	0	0	0	0	1
Craig Caskey, S (6, 1)										0	0	0	0	0	0	0
Mike Marshall, R (6, 1) OBP: 0.294, SLG: 0.250										2	0	1	0	0	0	2
Inning Stats	R: 0 E: 0 K: 0 S: 3 H: 1 LOB: 1 BB: 1 P: 7	R: 0 E: 0 K: 0 S: 3 H: 0 LOB: 0 BB: 0 P: 3	R: 0 E: 0 K: 2 S: 7 H: 0 LOB: 0 BB: 0 P: 7	R: 0 E: 0 K: 0 S: 3 H: 0 LOB: 0 BB: 0 P: 3	R: 0 E: 0 K: 1 S: 4 H: 0 LOB: 0 BB: 1 P: 8	R: 0 E: 0 K: 0 S: 2 H: 0 LOB: 0 BB: 1 P: 6	R: 3 E: 1 K: 2 S: 11 H: 3 LOB: 1 BB: 0 P: 11	R: 0 E: 0 K: 1 S: 7 H: 2 LOB: 2 BB: 0 P: 7	R: 0 E: 0 K: 0 S: 4 H: 1 LOB: 2 BB: 1 P: 8	1B: 5 2B: 3 3B: 0 HR: 0 SF: 0 SAC: 0 DP: 3 HBP: 0							

TOP

Montreal Expos @ Pittsburgh Pirates

Three Rivers Stadium, Pittsburgh, PA

Fri Sep 28 1973, 7:05 PM EDT

Att. 27,804 - Unknown

livebaseballscorecards.com

AB	32
R	3
H	7
RBI	2
BB	4
SO	6
LOB	15

WP: 0 PB: 0 SB: 1 CS: 1 PA: 36

PITCHER		IP	WLS	BF	H	R	ER	SO	BB	IBB	HBP	BLK	WP	HR	S	P	ERA	WHIP
Dock Ellis, R ERA: 3.05	(1, 1)	7.0	L	26	4	3	0	5	3	0	0	0	0	0	33	45	0.00	1.000
Dave Giusti, R ERA: 2.4	(8, 1)	2.0		10	3	0	0	1	0	1	0	0	0	0	11	15	0.00	1.500

PITCHER	IP	WLS	BF	H	R	ER	SO	BB	IBB	HBP	BLK	WP	HR	S	P	ERA	WHIP

Batter	1	2	3	4	5	6	7	8	9	AB	R	H	RBI	BB	SO	LOB
Dave Cash, R (1, 4) OBP: 0.329, SLG: 0.345	S S S 0-3 K ①		x 0-0 2-3 1B		x 0-0 2-H 2B 2B		x 0-0 F8 ②		x 0-0 1-3 ③	5	1	2	1	0	1	1
Gene Clines, R (1, 8) OBP: 0.327, SLG: 0.332 Dave Giusti, R (8, 1) OBP: 0.357, SLG: 0.308	S S S 0-3 K ②		x 0-0 L8 ③		x 0-0 2-H 1B 2B		x 0-0 L2-3 ③			4 0	0 0	1 0	1 0	0 0	1 0	2 0
Al Oliver, L (1, 3) OBP: 0.316, SLG: 0.463	x 0-0 F9 ③			x 0-0 2B	x 0-0 2-H 1B			x 0-0 5-3 ①		4	0	2	0	0	0	0
Willie Stargell, L (1, 7) OBP: 0.393, SLG: 0.654 Dave Augustine, R (8, PR) (9, 7) OBP: 0.333, SLG: 0.500		S S S 0-3 K ①		I I I 4-0 G5-4-3 IBB		B B B B 4-0 1B SH1-4 BB		x 0-0 FC6-4 1B		2 0	0 0	1 0	0 0	2 0	1 0	0 0
Richie Hebner, L (1, 5) OBP: 0.345, SLG: 0.480		x 0-0 P4 ②		S S S 0-3 K ①		x 0-0 1-2 SH1-4 ①		x 0-0 P6 ②		3	0	0	0	0	1	3
Richie Zisk, R (1, 9) OBP: 0.367, SLG: 0.525		S S S 0-3 K ③		x 0-0 1-2f G5-4-3 ②③		S S S 0-3 K ②		x 0-0 1-2f FC6-4 ③		4	0	0	0	0	2	4
Manny Sanguillen, R (1, 2) OBP: 0.301, SLG: 0.411			x 0-0 FC4-6 1B		x 0-0 F8 ①	I I I 4-0 1B IBB			x 0-0 L4 ①	3	0	1	0	1	0	0
Dal Maxvill, R (1, 6) OBP: 0.262, SLG: 0.237 Milt May, L (9, PH) OBP: 0.349, SLG: 0.378			x 0-0 1-2f FC4-6 1B 3-4 ①	B B B B 4-0 2B SH5-4 BB		x 0-0 1-2 2-3 ③ 1B			x 0-0 6-3 ②	2 1	1 0	1 0	0 0	1 0	0 0	1 0
Dock Ellis, S (1, 1) OBP: 0.134, SLG: 0.108 Dave Parker, L (7, PH) (8, 8) OBP: 0.305, SLG: 0.453			x 0-0 1-2 3-4 ②		x 0-0 1-2 SH5-4 ②		S S S 0-3 K ①		x 0-0 1B	1 2	0 0	0 1	0 0	0 1	0 0	1 0
Inning Stats	R: 0 E: 0 K: 2 S: 7 H: 0 LOB: 0 BB: 0 P: 7	R: 0 E: 0 K: 2 S: 7 H: 0 LOB: 0 BB: 0 P: 7	R: 0 E: 0 K: 0 S: 5 H: 2 LOB: 2 BB: 0 P: 5	R: 0 E: 0 K: 1 S: 5 H: 1 LOB: 1 BB: 1 P: 9	R: 2 E: 0 K: 0 S: 5 H: 3 LOB: 2 BB: 1 P: 9	R: 0 E: 0 K: 1 S: 5 H: 1 LOB: 2 BB: 2 P: 13	R: 0 E: 0 K: 1 S: 5 H: 0 LOB: 0 BB: 0 P: 5	R: 0 E: 0 K: 0 S: 4 H: 1 LOB: 1 BB: 0 P: 4	R: 0 E: 0 K: 0 S: 4 H: 1 LOB: 1 BB: 0 P: 4	1B: 6 2B: 3 3B: 0 HR: 0	SF: 0 SAC: 2 DP: 1 HBP: 0						

PITCHER		IP	WLS	BF	H	R	ER	SO	BB	IBB	HBP	BLK	WP	HR	S	P	ERA	WHIP
Steve Renko, R ERA: 2.81	(1, 1)	5.0		21	6	2	2	5	1	1	0	0	0	0	29	37	3.60	1.400
Craig Caskey, L ERA: 5.79	(6, 1)	0.1		2	0	0	0	0	1	0	0	0	0	0	1	5	0.00	3.000
Mike Marshall, R ERA: 2.73	(6, 1)	3.2	W	14	3	0	0	2	0	1	0	0	0	0	17	21	0.00	0.818

PITCHER	IP	WLS	BF	H	R	ER	SO	BB	IBB	HBP	BLK	WP	HR	S	P	ERA	WHIP

BOTTOM

Montreal Expos @ Pittsburgh Pirates

Three Rivers Stadium, Pittsburgh, PA

Fri Sep 28 1973, 7:05 PM EDT

Att. 27,804 - Unknown

livebaseballscorecards.com

AB	31
R	2
H	9
RBI	2
BB	4
SO	7
LOB	12

Batter	1	2	3	4	5	6	7	8	9	AB	R	H	RBI	BB	SO	LOB
Mike Jorgensen, L (1, 3) OBP: 0.336, SLG: 0.344	CS, SH3-4 1B	L6	HR			L8			P3	5	1	2	1	0	0	3
Larry Lintz, S (1, 4) OBP: 0.353, SLG: 0.261	SH3-4 1-2	BB 1B 1-2 2-3 3-H 1B	1-3			K			4-3	4	1	1	1	0	1	0
Ron Fairly, L (1, 7) OBP: 0.423, SLG: 0.459 Ron Woods, R (7, 9) OBP: 0.349, SLG: 0.316	BB 2-3 BB	1B 2B 1-2 2-3 3-H BB		1-3			L8		1B 1B	2 1	1 0	0 1	1 0	2 0	0 0	0 0
Ken Singleton, S (1, 9) OBP: 0.424, SLG: 0.476 (7, 7)	BB 1-2	2B 1B 1-2 2-H 3-H		K			L8		1B 1-2	4	0	2	2	1	1	0
Jim Lyttle, L (1, 8) OBP: 0.305, SLG: 0.422	L8	2B 1-3 2-H		K			CS 1B		G3	5	0	2	1	0	1	4
Bob Bailey, R (1, 5) OBP: 0.380, SLG: 0.492		BB, CI 1B 1B BB			K		CS 1-2	6-3		3	1	1	0	1	1	0
John Boccabella, R (1, 2) OBP: 0.275, SLG: 0.313		CI 1B, BB 1-2 BB F4			K			K		3	1	0	0	0	2	3
Tim Foli, R (1, 6) OBP: 0.286, SLG: 0.279		F7	P2		L4			1B		4	0	1	0	0	0	2
Steve Rogers, R (1, 1) OBP: 0.196, SLG: 0.122 Mike Marshall, R (6, 1) OBP: 0.286, SLG: 0.242	BB, 1B 1-2 2-3 1B BB	F4				4-3		K		2 1	1 0	0 0	0 0	1 0	0 1	0 1
Inning Stats	R: 0 E: 0 K: 0 S: 3 H: 1 LOB: 2 BB: 2 P: 11	R: 5 E: 1 K: 0 S: 8 H: 4 LOB: 3 BB: 3 P: 20	R: 1 E: 0 K: 0 S: 4 H: 1 LOB: 0 BB: 0 P: 4	R: 0 E: 0 K: 2 S: 7 H: 0 LOB: 0 BB: 0 P: 7	R: 0 E: 0 K: 2 S: 7 H: 0 LOB: 0 BB: 0 P: 7	R: 0 E: 0 K: 1 S: 5 H: 0 LOB: 0 BB: 0 P: 5	R: 0 E: 0 K: 0 S: 3 H: 1 LOB: 0 BB: 0 P: 3	R: 0 E: 0 K: 2 S: 8 H: 1 LOB: 1 BB: 0 P: 8	R: 0 E: 0 K: 0 S: 5 H: 2 LOB: 2 BB: 0 P: 5	1B: 8 2B: 1 3B: 0 HR: 1 SF: 0 SAC: 1 DP: 0 HBP: 0						

PITCHER		IP	WLS	BF	H	R	ER	SO	BB	IBB	HBP	BLK	WP	HR	S	P	ERA	WHIP
Nelson Briles, R ERA: 2.84	(1, 1)	0.0		1	1	0	0	0	0	0	0	0	0	0	1	1	∞	∞
Jim McKee, R ERA: 4.67	(1, 1)	1.2	L	10	2	4	1	0	3	0	0	0	0	0	7	19	5.40	3.000
Luke Walker, L ERA: 4.65	(2, 1)	0.0		1	0	0	0	0	1	0	0	0	0	0	0	4	∞	∞
Bob Johnson, R ERA: 3.62	(2, 1)	0.1		4	2	1	0	0	1	0	0	0	0	0	3	7	0.00	9.000
John Morlan, R ERA: 3.95	(3, 1)	2.0		7	1	1	1	2	0	0	0	0	0	1	11	11	4.50	0.500

PITCHER		IP	WLS	BF	H	R	ER	SO	BB	IBB	HBP	BLK	WP	HR	S	P	ERA	WHIP
Chris Zachary, R ERA: 3.0	(5, 1)	2.0		6	0	0	0	3	0	0	0	0	0	0	12	12	0.00	0.000
Bob Moose, R ERA: 3.54	(7, 1)	3.0		12	4	0	0	2	0	0	0	0	0	0	16	16	0.00	1.333

TOP

Montreal Expos @ Pittsburgh Pirates

Three Rivers Stadium, Pittsburgh, PA

Sat Sep 29 1973, 3:33 AM EDT

Att. 9,816 - Unknown

livebaseballscorecards.com

AB	34
R	6
H	10
RBI	6
BB	5
SO	7
LOB	13

WP: 0 PB: 0 SB: 0 CS: 2 PA: 42

Montreal Expos @ Pittsburgh Pirates

Three Rivers Stadium, Pittsburgh, PA

Sat Sep 29 1973, 3:33 AM EDT

Att. 9,816 - Unknown

BOTTOM

Batter	1	2	3	4	5	6	7	8	9	AB	R	H	RBI	BB	SO	LOB
Dave Cash, R (1, 4) OBP: 0.328, SLG: 0.342	BBBB 4-0 G6-3 BB 1B BB		SSS 0-3 ① K		x 0-0 ① 1-3		x 0-0 ① 5-3		x 0-0 ②③ G6-4-3 1-2f	4	1	0	0	1	1	1
Gene Clines, R (1, 8) OBP: 0.329, SLG: 0.336	BBBB 4-0 G6-3 1-2 BB		x 0-0 ② L9		x 0-0 G3 1B 2B		x 0-0 ② L6-3			3	1	1	0	1	0	0
Al Oliver, L (1, 3) OBP: 0.314, SLG: 0.460	x 0-0 ①② G6-3 1-2f 2-3		x 0-0 ③ G3		x 0-0 ② G3 2-3		x 0-0 ③ 3-1			4	0	0	0	0	0	3
Willie Stargell, L (1, 7) OBP: 0.397, SLG: 0.656	IIII 4-0 1B IBB			x 0-0 2B E 1B	x 0-0 3-H 1B			BBBB 4-0 BB		2	1	2	1	2	0	0
Richie Hebner, L (1, 5) OBP: 0.346, SLG: 0.482	x 0-0 1-2 3-H 1B			x 0-0 E9 1-H SF8 2B	x 0-0 ③ F9			SSS 0-3 ① K		4	1	2	1	0	1	2
Richie Zisk, R (1, 9) OBP: 0.362, SLG: 0.519	SSS 0-3 ③ K			SSS 0-3 ① K		SSS 0-3 ① K		x 0-0 ② F8		4	0	0	0	0	3	4
Milt May, L (1, 2) OBP: 0.349, SLG: 0.378		x 0-0 ① F8		x 0-0 ② SF8 3-H		x 0-0 2B		x 0-0 ③ L6		0	0	0	0	0	0	0
Manny Sanguillen, R (2, 2) OBP: 0.300, SLG: 0.412										3	0	1	1	0	0	1
Dal Maxvill, R (1, 6) OBP: 0.264, SLG: 0.236		x 0-0 ② 6-3		BBBB 4-0 BB		x 0-0 ② F9			x 0-0 G6-4-3 1B	1	0	0	0	1	0	0
Dave Parker, L (6, PH) OBP: 0.303, SLG: 0.449										1	0	0	0	0	0	1
Jackie Hernandez, R (7, 6) OBP: 0.293, SLG: 0.324										1	0	1	0	0	0	0
Nelson Briles, R (1, 1) OBP: 0.231, SLG: 0.264 Jim McKee, R (1, 1) Luke Walker, L (2, 1) OBP: 0.067, SLG: 0.067 Bob Johnson, L (2, 1) Fernando Gonzalez, R (2, PH) OBP: 1.000, SLG: 0.333 John Morlan, R (3, 1) OBP: 0.250, SLG: 0.273 Rennie Stennett, R (4, PH) OBP: 0.400, SLG: 0.556 Chris Zachary, L (5, 1) Bob Robertson, R (5, PH) OBP: 0.000, SLG: 0.000 Bob Moose, R (7, 1) OBP: 0.154, SLG: 0.148 Jim Campanis, R (9, PH) OBP: 0.200, SLG: 0.200		x 0-0 ③ 4-3		SSS 0-3 ③ K		x 0-0 ③ P6			x 0-0 ① F6	0 0 0 0 1 0 1 0 1 0	0 0 0 0 0 0 0 0 0 0	0 0 0 0 0 0 0 0 1 0	0 0 0 0 0 0 0 0 1 0	0 0 0 0 0 0 0 1 0 0	0 0 0 0 0 0 0 1 0 0	0 0 0 0 0 0 0 1 0 1
Inning Stats	R: 1 H: 1 E: 0 LOB: 2 K: 1 BB: 3 S: 5 P: 17	R: 0 H: 0 E: 0 LOB: 0 K: 0 BB: 0 S: 3 P: 3	R: 0 H: 0 E: 0 LOB: 0 K: 1 BB: 0 S: 5 P: 5	R: 2 H: 2 E: 1 LOB: 1 K: 2 BB: 1 S: 9 P: 13	R: 1 H: 2 E: 0 LOB: 1 K: 0 BB: 0 S: 5 P: 5	R: 0 H: 1 E: 0 LOB: 1 K: 1 BB: 0 S: 6 P: 6	R: 0 H: 0 E: 0 LOB: 0 K: 0 BB: 0 S: 3 P: 3	R: 0 H: 0 E: 0 LOB: 1 K: 1 BB: 1 S: 5 P: 9	R: 0 H: 1 E: 0 LOB: 0 K: 0 BB: 0 S: 3 P: 3	1B: 4 SF: 1 2B: 3 SAC: 0 3B: 0 DP: 2 HR: 0 HBP: 0						

AB	31
R	4
H	7
RBI	3
BB	5
SO	6
LOB	15

WP: 0 PA: 37
PB: 0
SB: 0
CS: 0

livebaseballscorecards.com

PITCHER		IP	WLS	BF	H	R	ER	SO	BB	IBB	HBP	BLK	WP	HR	S	P	ERA	WHIP
Steve Rogers, R ERA: 1.54	(1, 1)	5.1	W	25	6	4	3	5	3	1	0	0	0	0	31	47	5.06	1.688
Mike Marshall, R ERA: 2.67	(6, 1)	3.2	S	12	1	0	0	1	1	0	0	0	0	0	13	17	0.00	0.545

PITCHER	IP	WLS	BF	H	R	ER	SO	BB	IBB	HBP	BLK	WP	HR	S	P	ERA	WHIP

Montreal Expos @ Pittsburgh Pirates

Three Rivers Stadium, Pittsburgh, PA

Sun Sep 30 1973, 3:33 AM EDT

Att. 33,376 - Unknown

TOP

livebaseballscorecards.com

Batter	1	2	3	4	5	6	7	8	9	AB	R	H	RBI	BB	SO	LOB
Felipe Alou, R (1, 7) OBP: 0.254, SLG: 0.317	6-3		P3		P6		F7		5-3	5	0	0	0	0	0	2
Ron Woods, R (1, 8) OBP: 0.344, SLG: 0.311	4-3		1-3		F3		L8		F7	5	0	0	0	0	0	2
Bob Bailey, R (1, 5) OBP: 0.379, SLG: 0.489	BB		5-3		6-3			F8		3	0	0	0	1	0	1
Hal Breeden, R (1, 3) OBP: 0.353, SLG: 0.535	1-3 2B			6-3		L6		2B 1B 1B		4	1	2	0	0	0	0
Ken Singleton, S (1, 9) OBP: 0.425, SLG: 0.479	IBB			1B SF9 1B		F7		1-3 FC1-2 2B		3	1	2	0	1	0	0
John Boccabella, R (1, 2) OBP: 0.279, SLG: 0.318	K			SF9 1-3 1B		1B		FC1-2 2-3 3-H 1B		4	0	3	1	0	1	3
Tim Foli, R (1, 6) OBP: 0.284, SLG: 0.277		5-3		SF9 1-2 3-H		1-3		FC1-2 1-2 3-H		3	0	0	1	0	0	3
Pepe Frias, R (1, 4) OBP: 0.266, SLG: 0.284		4-3		F7			1B	K		2	0	0	0	0	0	1
Barry Foote, R (7, PH) OBP: 0.667, SLG: 1.000										1	0	1	0	0	0	0
Larry Lintz, S (7, 4) OBP: 0.351, SLG: 0.259										1	0	0	0	0	1	2
Ernie McAnally, R (1, 1) OBP: 0.190, SLG: 0.194		P4			1B		K		F8	1	0	0	0	0	0	0
Steve Renko, R (4, 1) OBP: 0.313, SLG: 0.341										0	0	0	0	0	0	0
Mike Marshall, R (4, 1) OBP: 0.242, SLG: 0.242										0	0	0	0	0	0	0
Jose Morales, R (5, PH) OBP: 0.500, SLG: 0.368										1	0	1	0	0	0	0
Craig Caskey, S (5, 1)										0	0	0	0	0	0	0
John Montague, R (5, 1)										0	0	0	0	0	0	0
Clyde Mashore, R (7, PH) OBP: 0.500, SLG: 0.500										1	0	0	0	0	1	1
Bill Stoneman, R (7, 1) OBP: 0.000, SLG: 0.000										0	0	0	0	0	0	0
Balor Moore, L (8, 1) OBP: 0.133, SLG: 0.075										0	0	0	0	0	0	0
Ron Fairly, L (9, PH) OBP: 0.422, SLG: 0.458										1	0	0	0	0	0	0
Inning Stats	R: 0 E: 0 K: 1 S: 6 H: 1 LOB: 3 BB: 2 P: 14	R: 0 E: 0 K: 0 S: 3 H: 0 LOB: 0 BB: 0 P: 3	R: 0 E: 0 K: 0 S: 3 H: 0 LOB: 0 BB: 0 P: 3	R: 1 E: 0 K: 0 S: 5 H: 2 LOB: 1 BB: 0 P: 5	R: 0 E: 0 K: 0 S: 4 H: 1 LOB: 1 BB: 0 P: 4	R: 0 E: 0 K: 0 S: 4 H: 1 LOB: 1 BB: 0 P: 4	R: 0 E: 0 K: 1 S: 6 H: 1 LOB: 1 BB: 0 P: 6	R: 1 E: 0 K: 1 S: 8 H: 3 LOB: 2 BB: 0 P: 8	R: 0 E: 0 K: 0 S: 3 H: 0 LOB: 0 BB: 0 P: 3	1B: 7 2B: 2 3B: 0 HR: 0	SF: 1 SAC: 0 DP: 0 HBP: 0						

	AB	35
	R	2
	H	9
	RBI	2
	BB	2
	SO	3
	LOB	15

WP: 0 PB: 0 SB: 0 CS: 0 PA: 38

PITCHER	IP	WLS	BF	H	R	ER	SO	BB	IBB	HBP	BLK	WP	HR	S	P	ERA	WHIP
Jim Rooker, L (1, 1) ERA: 2.85	9.0	W	38	9	2	2	3	1	1	0	0	0	0	42	50	2.00	1.111

PITCHER	IP	WLS	BF	H	R	ER	SO	BB	IBB	HBP	BLK	WP	HR	S	P	ERA	WHIP

BOTTOM

Montreal Expos @ Pittsburgh Pirates

Three Rivers Stadium, Pittsburgh, PA

Sun Sep 30 1973, 3:33 AM EDT

Att. 33,376 - Unknown

livebaseballscorecards.com

Batter	1	2	3	4	5	6	7	8	9	AB	R	H	RBI	BB	SO	LOB
Dave Cash, R (1, 4) OBP: 0.328, SLG: 0.343	6-3		K	1-3, 2-H, 1B	4-3		FC5-4, 1B			5	0	2	1	0	1	2
Gene Clines, R (1, 8) OBP: 0.328, SLG: 0.332	K			L6, 2B		H, WP, 1B, HBP	FC5-4, 1-2f			3	2	0	0	0	1	2
Dave Augustine, R (7, PH) OBP: 0.286, SLG: 0.429				L4						1	0	0	0	0	0	1
Al Oliver, L (1, 3) OBP: 0.315, SLG: 0.462	1-3			1-H, 1B, 2B		F9, 1-2		G3-6, 1B		5	1	2	1	0	0	3
				F7												
Willie Stargell, L (1, 7) OBP: 0.395, SLG: 0.651		F8	K	E1, SH5-3, 1B		IBB		G3-6, 1-2f		4	1	0	0	1	1	2
Richie Hebner, L (1, 5) OBP: 0.347, SLG: 0.480		4-3	BB, 1B, 1B, IBB	SH5-3, 2-3		F6		FC5-4, BB		2	1	0	0	2	0	2
Richie Zisk, R (1, 9) OBP: 0.366, SLG: 0.520		F8	1-2, 2-H, BB, 1B, 1B	3-H, 1B, 1B		1-2, 2-H, 1B		FC5-4, 1-2f		5	2	3	3	0	0	1
Manny Sanguillen, R (1, 2) OBP: 0.302, SLG: 0.412			1-3	1-2, 2-3, 1B, BB	1-3, 1B					3	2	1	0	1	1	2
Dal Maxvill, R (1, 6) OBP: 0.263, SLG: 0.235			L1	1-3, 2-H, 3-H, 1B, 1B	K		5-3			1	0	0	0	0	0	0
Dave Parker, L (4, PH) OBP: 0.308, SLG: 0.453										1	1	1	2	0	0	0
Jackie Hernandez, R (5, 6) OBP: 0.286, SLG: 0.315										2	0	0	0	0	1	2
Jim Rooker, R (1, 1) OBP: 0.288, SLG: 0.245			HBP	1-2, 3-H, 1B	2-H, 3-H, 1B		P2			3	0	2	3	0	0	0

	AB	35
	R	10
	H	11
	RBI	10
	BB	4
	SO	5
	LOB	17

Inning Stats	1	2	3	4	5	6	7	8	9
	R: 0 E: 0 K: 1 S: 5	H: 0 LOB: 0 BB: 0 P: 5	R: 0 E: 0 K: 0 S: 3	H: 0 LOB: 0 BB: 0 P: 3	R: 0 E: 0 K: 1 S: 5	H: 0 LOB: 1 BB: 0 P: 6	R: 6 E: 1 K: 1 S: 11	H: 5 LOB: 2 BB: 2 P: 19	R: 3 E: 1 K: 1 S: 9	H: 3 LOB: 1 BB: 0 P: 9	R: 1 E: 0 K: 1 S: 6	H: 1 LOB: 2 BB: 1 P: 11	R: 0 E: 0 K: 0 S: 4	H: 1 LOB: 1 BB: 0 P: 4	R: 0 E: 0 K: 0 S: 3	H: 1 LOB: 1 BB: 1 P: 7

| | | | | | | | | | | | | | | | |