

Montreal Expos - 1973

Batter	1	2	3	4	5	6	7	8	9	AB	R	H	RBI	BB	SO	LOB	TOP								
Ron Hunt, R OBP: 0.250, SLG: 0.250 (1, 4)			5-3		E5			1-3		4	1	1	0	0	0	2									
Tim Foli, R OBP: 0.250, SLG: 0.250 (1, 6)			K		G6-4-3			L7		4	1	1	0	0	1	3									
Mike Jorgensen, L (1, 3)	F2		F9						4-3	4	0	0	0	0	1	2									
Ron Fairly, L OBP: 0.500, SLG: 0.333 (1, 7)				F7				F7		3	0	1	1	1	0	0									
Ken Singleton, S OBP: 0.250, SLG: 0.333 Pepe Frias, R (9, 9)	SF9			F7						3	0	1	1	0	0	1									
Bob Bailey, R (1, 5)				F7				G1-6-3		0	0	0	0	0	0	0									
	K			F8					1B	4	0	0	0	0	1	2									
Jorge Roque, R (1, 8)										3	0	0	0	0	2	0									
John Boccabella, R OBP: 0.333, SLG: 0.333 (1, 2)										3	0	1	0	0	0	1									
Mike Torrez, R OBP: 0.333, SLG: 0.333 Mike Marshall, R Coco Laboy, R Pepe Mangual, R (1, 1)										3	0	1	0	0	1	0									
										0	0	0	0	0	0	0									
										0	0	0	0	0	0	0									
										0	0	0	0	0	0	0									
Inning Stats	R: 2 E: 0 K: 1 S: 8	H: 3 LOB: 1 BB: 0 P: 8	R: 0 E: 1 K: 0 S: 3	H: 0 LOB: 0 BB: 0 P: 3	R: 0 E: 0 K: 1 S: 5	H: 0 LOB: 0 BB: 0 P: 5	R: 0 E: 0 K: 0 S: 3	H: 0 LOB: 0 BB: 0 P: 3	R: 0 E: 1 K: 1 S: 7	H: 2 LOB: 2 BB: 0 P: 7	R: 0 E: 0 K: 1 S: 4	H: 0 LOB: 0 BB: 0 P: 8	R: 0 E: 0 K: 1 S: 5	H: 0 LOB: 0 BB: 0 P: 5	R: 0 E: 0 K: 1 S: 5	H: 0 LOB: 0 BB: 0 P: 5	R: 0 E: 0 K: 0 S: 4	H: 1 LOB: 1 BB: 0 P: 4	1B: 6 2B: 0 3B: 0 HR: 0	SF: 1 SAC: 0 DP: 3 HBP: 0	WP: 1 PB: 0 SB: 0 CS: 0	PA: 33			
PITCHER	IP	WLS	BF	H	R	ER	SO	BB	IBB	HBP	BLK	WP	HR	S	P	ERA	WHIP								
Fergie Jenkins, R ERA: 2.25 Bob Locker, R ERA:	(1, 1) (9, 1)	8.0 W	29 4	5 1	2 0	2 0	6 0	1 0	0 0	0 0	0 0	1 0	0 4	40 4	44	2.25 0.00	0.750 1.000								

Montreal Expos @ Chicago Cubs
Wrigley Field, Chicago, IL
Fri Apr 06 1973, 3:33 AM CST
Att: 40,273 - Sunny - 64 F

AB	31
R	2
H	6
RBI	2
BB	1
SO	6
LOB	11



Batter	1	2	3	4	5	6	7	8	9	AB	R	H	RBI	BB	SO	LOB	BOTTOM								
Rick Monday, L (1, 8)			4-3		FC4-6			FC1-6		3	0	0	1	2	0	2									
Jose Cardenal, R (1, 9)					CS			F5		3	1	0	0	1	0	2									
Billy Williams, L (1, 7)	K									4	0	0	0	0	2	3									
Joe Pepitone, L OBP: 0.500, SLG: 0.500 Cleo James, R (9, PR)					F7			E9		4	0	2	0	0	0	0									
										0	1	0	0	0	0	0									
Ron Santo, R OBP: 0.750, SLG: 0.667 Tony La Russa, R (9, PR)										3	0	2	1	1	0	1									
										0	1	0	0	0	0	0									
Glenn Beckert, R (1, 4)	5-3									3	0	0	0	1	0	3									
Randy Hundley, R (1, 2)										3	0	0	1	1	0	1									
Don Kessinger, S (1, 6)										4	0	0	0	0	1	3									
Fergie Jenkins, R Gene Hiser, L Bob Locker, S Jim Hickman, R (1, 1)										1	0	0	0	1	0	0									
										1	0	1	0	0	0	0									
										0	0	0	0	0	0	0									
										1	0	0	0	1	3										
Inning Stats	R: 1 E: 0 K: 1 S: 7	H: 2 LOB: 2 BB: 1 P: 11	R: 0 E: 0 K: 1 S: 5	H: 0 LOB: 0 BB: 0 P: 5	R: 0 E: 0 K: 0 S: 2	H: 0 LOB: 0 BB: 1 P: 6	R: 0 E: 0 K: 0 S: 3	H: 0 LOB: 1 BB: 1 P: 7	R: 0 E: 0 K: 0 S: 2	H: 0 LOB: 0 BB: 1 P: 6	R: 0 E: 1 K: 0 S: 4	H: 1 LOB: 2 BB: 0 P: 4	R: 0 E: 0 K: 0 S: 3	H: 0 LOB: 0 BB: 0 P: 3	R: 0 E: 0 K: 1 S: 6	H: 1 LOB: 1 BB: 0 P: 6	R: 2 E: 1 K: 1 S: 6	H: 1 LOB: 3 BB: 3 P: 18	1B: 5 2B: 0 3B: 0 HR: 0	SF: 0 SAC: 0 DP: 1 HBP: 0	WP: 0 PB: 0 SB: 0 CS: 1	PA: 38			
PITCHER	IP	WLS	BF	H	R	ER	SO	BB	IBB	HBP	BLK	WP	HR	S	P	ERA	WHIP								
Mike Torrez, R ERA: 1.13 Mike Marshall, R ERA:	(1, 1) (9, 1)	8.0 L	33 4	5 0	3 0	1 0	3 1	5 2	0 0	0 0	0 0	0 0	0 4	34 12	54	1.12 0.00	1.250 3.000								

Montreal Expos @ Chicago Cubs
Wrigley Field, Chicago, IL
Fri Apr 06 1973, 3:33 AM CST
Att: 40,273 - Sunny - 64 F

AB	30
R	3
H	5
RBI	3
BB	7
SO	4
LOB	18




Batter	1	2	3	4	5	6	7	8	9	AB R H RBI BB SO LOB	TOP											
Ron Hunt, R OBP: 0.286, SLG: 0.167 (1, 4)										5 1 1 0 0 1 1	Montreal Expos @ Chicago Cubs Wrigley Field, Chicago, IL Sun Apr 08 1973, 3:33 AM CST Att: 12,963 - Unknown											
Tim Foli, R OBP: 0.308, SLG: 0.250 (1, 6)										4 1 1 0 1 1 1												
Pepe Mangual, R OBP: 0.444, SLG: 0.875 (1, 7)										4 1 2 3 1 1 0												
Ron Fairly, L OBP: 0.583, SLG: 0.375 (1, 3)										2 0 1 1 2 0 2												
Ken Singleton, S OBP: 0.250, SLG: 0.111 (1, 9)										3 0 0 0 1 0 4												
Bob Bailey, R OBP: 0.091, SLG: 0.091 (1, 5)										3 0 0 0 0 1 2												
John Boccabella, R OBP: 0.250, SLG: 0.250 (1, 2)										4 0 1 0 0 1 1												
Jorge Roque, R (1, 8)										4 1 0 0 0 2 2												
Ernie McAnally, R OBP: 0.250, SLG: 0.250 (1, 1)										4 1 1 0 0 0 0												
Inning Stats	R: 2 E: 0 K: 0 S: 5	H: 2 LOB: 1 BB: 1 P: 9	R: 3 E: 1 K: 0 S: 7	H: 4 LOB: 2 BB: 1 P: 11	R: 0 E: 0 K: 1 S: 5	H: 0 LOB: 0 BB: 0 P: 5	R: 0 E: 0 K: 1 S: 6	H: 1 LOB: 2 BB: 1 P: 10	R: 0 E: 0 K: 1 S: 3	H: 0 LOB: 1 BB: 1 P: 7	R: 0 E: 0 K: 2 S: 7	H: 0 LOB: 0 BB: 1 P: 11	R: 0 E: 0 K: 0 S: 3	H: 0 LOB: 0 BB: 0 P: 7	R: 0 E: 0 K: 0 S: 3	H: 0 LOB: 0 BB: 3 P: 3	R: 0 E: 0 K: 0 S: 3	H: 0 LOB: 0 BB: 0 P: 3	1B: 6 2B: 0 3B: 0 HR: 1	SF: 0 SAC: 1 DP: 0 HBP: 0	WP: 0 PB: 0 SB: 2 CS: 0	PA: 39
PITCHER	IP WLS BF H R ER SO BB IBB HBP BLK WP HR S P ERA WHIP											IP WLS BF H R ER SO BB IBB HBP BLK WP HR S P ERA WHIP										
Burt Hooton, R ERA: 27.0 (1, 1)	1.2 L 12 5 5 5 0 2 0 0 0 0 0 1 10 18 27.00 4.200																					
Ray Burris, R ERA: (2, 1)	3.1 14 2 0 0 2 2 0 0 0 0 0 0 16 24 0.00 1.200																					
Bill Bonham, R ERA: (6, 1)	3.0 10 0 0 0 5 1 0 0 0 0 0 0 0 19 23 0.00 0.333																					
Larry Gura, L ERA: (9, 1)	1.0 3 0 0 0 0 0 0 0 0 0 0 0 0 3 3 0.00 0.000																					

Batter	1	2	3	4	5	6	7	8	9	AB R H RBI BB SO LOB	BOTTOM											
Rick Monday, L OBP: 0.308, SLG: 0.100 (1, 8)										4 0 1 0 0 2 0	Montreal Expos @ Chicago Cubs Wrigley Field, Chicago, IL Sun Apr 08 1973, 3:33 AM CST Att: 12,963 - Unknown											
Jose Cardenal, R OBP: 0.231, SLG: 0.250 (1, 9)										4 0 0 0 0 0 1												
Billy Williams, L OBP: 0.308, SLG: 0.333 (1, 7)										3 1 1 0 1 0 0												
Joe Pepitone, L OBP: 0.375, SLG: 0.375 (1, 3)										4 1 1 1 0 0 2												
Ron Santo, R OBP: 0.538, SLG: 0.455 (1, 5)										3 0 1 0 1 0 2												
Glenn Beckert, R OBP: 0.417, SLG: 0.222 (1, 4)										3 0 0 0 1 0 2												
Randy Hundley, R OBP: 0.333, SLG: 0.200 (1, 2)										4 0 2 1 0 0 2												
Don Kessinger, S OBP: 0.260, SLG: 0.100 (1, 6)										3 0 0 0 0 1 2												
Burt Hooton, R Ray Burris, R Gene Hiser, L Bill Bonham, R Adrian Garrett, L Larry Gura, S (1, 1) (2, 1) (5, PH) (6, 1) (8, PH) (9, 1)										0 0 0 0 0 0 0 1 0 0 0 0 0 1 1 0 0 0 0 0 0 0 0 0 0 0 0 0 1 0 0 0 0 0 0 0 0 0 0 0 0 0												
Inning Stats	R: 0 E: 0 K: 0 S: 4	H: 1 LOB: 2 BB: 1 P: 8	R: 0 E: 0 K: 1 S: 5	H: 0 LOB: 0 BB: 0 P: 5	R: 0 E: 0 K: 1 S: 5	H: 0 LOB: 0 BB: 0 P: 5	R: 2 E: 0 K: 0 S: 6	H: 4 LOB: 1 BB: 0 P: 6	R: 0 E: 0 K: 1 S: 5	H: 0 LOB: 0 BB: 0 P: 5	R: 0 E: 0 K: 0 S: 3	H: 0 LOB: 0 BB: 0 P: 3	R: 0 E: 0 K: 1 S: 5	H: 0 LOB: 0 BB: 0 P: 5	R: 0 E: 0 K: 1 S: 3	H: 0 LOB: 2 BB: 2 P: 11	R: 0 E: 0 K: 0 S: 3	H: 0 LOB: 0 BB: 0 P: 11	1B: 5 2B: 1 3B: 0 HR: 0	SF: 0 SAC: 0 DP: 2 HBP: 0	WP: 0 PB: 0 SB: 0 CS: 0	PA: 34
PITCHER	IP WLS BF H R ER SO BB IBB HBP BLK WP HR S P ERA WHIP											IP WLS BF H R ER SO BB IBB HBP BLK WP HR S P ERA WHIP										
Ernie McAnally, R ERA: 2.0 (1, 1)	9.0 W 34 6 2 2 4 3 0 0 0 0 0 0 39 51 2.00 1.000																					

Batter	1	2	3	4	5	6	7	8	9	AB	R	H	RBI	BB	SO	LOB	TOP					
Ron Hunt, R OBP: 0.316, SLG: 0.188 (1, 4)	F8			2B WP 1B	E6 BB BB		E BB	F8	F8	4	1	1	0	1	0	1	Montreal Expos @ Philadelphia Phillies Veterans Stadium, Philadelphia, PA Tue Apr 10 1973, 6:05 PM EST Att: 40,809 - Unknown livebaseballscores.com					
Tim Foli, R OBP: 0.389, SLG: 0.375 (1, 6)	4-3			WP 1B 2B	BB BB		F9 BB			4	1	2	1	1	0	1						
Pepe Mangual, R OBP: 0.306, SLG: 0.583 Tom Walker, R (7, 1) Coco Laboy, R (9, FH)	K			K 2-3 3-H	K		F8		K	4	0	0	0	0	3	4						
Ron Woods, R OBP: 0.600, SLG: 0.500 (7, 7)		P3		BB 1B				F8		3	1	1	1	1	0	0						
Bob Bailey, R OBP: 0.133, SLG: 0.071 (1, 5)	6-3			3-H 1B	BB			5-3		3	0	0	0	1	0	3						
Hal Breeden, R OBP: 0.250, SLG: 1.000 (1, 3)	F9			1-2 BB						4	1	1	1	0	1	2						
John Boccabella, R OBP: 0.250, SLG: 0.250 (1, 2)			F8	1-2 2-H 1B			K	HR	K	4	0	1	1	0	2	0						
Jorge Roque, R OBP: 0.067, SLG: 0.133 (1, 8)			K	F8			F9			4	1	1	0	0	1	2						
Mike Torrez, R OBP: 0.200, SLG: 0.200 Joe Gilbert, R (5, 1) Ken Singleton, S OBP: 0.214, SLG: 0.091 (7, FH) (7, 9)	F9				F8			6-3	K	2	0	0	0	0	0	0						
										2	0	0	0	0	1	1						
Inning Stats	R: 0 E: 0 K: 1 S: 5	H: 0 LOB: 0 BB: 0 P: 5	R: 0 E: 0 K: 0 S: 3	H: 0 LOB: 0 BB: 0 P: 3	R: 0 E: 0 K: 1 S: 5	H: 0 LOB: 0 BB: 0 P: 5	R: 3 E: 0 K: 2 S: 11	H: 4 LOB: 2 BB: 1 P: 15	R: 0 E: 0 K: 1 S: 6	H: 0 LOB: 0 BB: 0 P: 14	R: 0 E: 0 K: 0 S: 5	H: 0 LOB: 0 BB: 0 P: 5	R: 0 E: 1 K: 0 S: 3	H: 0 LOB: 1 BB: 1 P: 7	R: 1 E: 0 K: 1 S: 6	H: 1 LOB: 0 BB: 0 P: 6	R: 1 E: 0 K: 2 S: 9	H: 2 LOB: 1 BB: 0 P: 9	1B: 4 2B: 2 3B: 0 HR: 1	SF: 0 SAC: 0 DP: 0 HBP: 0	WP: 1 PB: 0 SB: 0 CS: 0	PA: 39
PITCHER Steve Carlton, L ERA: 4.5 (1, 1)	IP: 9.0 WLS: W BF: 39 H: 7 R: 5 ER: 5 SO: 9 BB: 4 IBB: 0 HBP: 0 BLK: 0 WP: 1 HR: 1 S: 53 P: 69 ERA: 5.00 WHIP: 1.222															PITCHER						

Batter	1	2	3	4	5	6	7	8	9	AB	R	H	RBI	BB	SO	LOB	BOTTOM			
Larry Bowa, S OBP: 0.308, SLG: 0.250 (1, 6)	5-3			E FC4-2 1B	P5					4	0	2	1	1	0	0	Montreal Expos @ Philadelphia Phillies Veterans Stadium, Philadelphia, PA Tue Apr 10 1973, 6:05 PM EST Att: 40,809 - Unknown livebaseballscores.com			
Cesar Tovar, R (1, 5) Jose Pagan, R OBP: 0.111, SLG: 0.222 (8, 5)	1-3			FC4-2 SF8	HR BB		F8		F8	3	2	0	0	1	0	2				
Willie Montanez, L OBP: 0.417, SLG: 0.600 (1, 9)	K			3-H FC4-2	HR				F9	5	1	1	2	0	2	4				
Deron Johnson, R OBP: 0.375, SLG: 0.333 (1, 3)				2-3 3-H SF8	HR					2	0	2	1	1	0	0				
Greg Luzinski, R OBP: 0.167, SLG: 0.091 (1, 7)	G6-4-3			3-H 1B	F8 BB					4	0	1	0	0	0	3				
Del Unser, L OBP: 0.500, SLG: 0.400 Bill Robinson, R OBP: 0.571, SLG: 1.167 (5, FH) (6, 8)	CS 1B			1-2 G6-4-3	FC6-4 1B					2	0	2	0	0	0	0				
Mike Ryan, R OBP: 0.286, SLG: 0.167 (1, 2)	CS			1-2 G6-4-3	FC6-4					2	0	0	0	0	0	3				
Denny Doyle, L (1, 4)				1-2 E BB	G6-4-3					3	2	1	0	1	0	3				
Steve Carlton, L OBP: 0.167, SLG: 0.167 (1, 1)				1-2 E BB	3-1					4	1	1	1	0	0	2				
				1-H 2-H E 1B						3	2	1	0	1	0	3				
Inning Stats	R: 0 E: 0 K: 1 S: 5	H: 0 LOB: 0 BB: 0 P: 5	R: 0 E: 0 K: 0 S: 3	H: 2 LOB: 0 BB: 0 P: 3	R: 4 E: 2 K: 0 S: 6	H: 2 LOB: 1 BB: 2 P: 14	R: 0 E: 0 K: 0 S: 3	H: 1 LOB: 1 BB: 1 P: 7	R: 2 E: 0 K: 0 S: 5	H: 2 LOB: 2 BB: 2 P: 13	R: 0 E: 0 K: 0 S: 3	H: 0 LOB: 1 BB: 1 P: 7	R: 0 E: 0 K: 1 S: 6	H: 1 LOB: 1 BB: 0 P: 6	R: 1 E: 1 K: 1 S: 8	H: 2 LOB: 2 BB: 0 P: 8	1B: 9 2B: 0 3B: 0 HR: 1	SF: 1 SAC: 0 DP: 2 HBP: 0	WP: 0 PB: 0 SB: 0 CS: 1	PA: 40
PITCHER Mike Torrez, R ERA: 2.92 Joe Gilbert, L ERA: Tom Walker, R ERA:	IP: 4.1 WLS: L BF: 23 H: 7 R: 6 ER: 3 SO: 1 BB: 5 IBB: 0 HBP: 0 BLK: 0 WP: 0 HR: 1 S: 20 P: 40 ERA: 6.23 WHIP: 2.769															PITCHER				

Batter	1	2	3	4	5	6	7	8	9	AB	R	H	RBI	BB	SO	LOB	TOP									
Ron Hunt, R OBP: 0.375, SLG: 0.167 (1, 4)										2	1	0	0	1	1	1	Montreal Expos @ Philadelphia Phillies Veterans Stadium, Philadelphia, PA Thu Apr 12 1973, 6:05 PM EST Att: 5,130 - Unknown									
Tim Foli, R OBP: 0.318, SLG: 0.300 (1, 6)										4	0	0	0	0	4											
Mike Jorgensen, L OBP: 0.222, SLG: 0.222 (1, 3)											5	0	2	0	0	1										
Ron Fairly, L OBP: 0.825, SLG: 0.400 Pepe Mangual, R OBP: 0.306, SLG: 0.583 (1, 7) (9, 7)											2	1	1	0	2	0										
Ken Singleton, S OBP: 0.211, SLG: 0.067 (1, 9)											4	1	0	0	1	2										
Jorge Roque, R OBP: 0.156, SLG: 0.333 (1, 8)											3	1	1	4	1	0										
Coco Laboy, R OBP: 0.200, SLG: 0.800 (1, 5)											4	1	1	1	0	1										
Terry Humphrey, R OBP: 0.167, SLG: 0.167 (1, 2)											4	0	1	0	0	1										
Balor Moore, L Mike Marshall, R OBP: 0.500, SLG: 0.500 (1, 1) (7, 1)											2	0	0	0	1	2										
1B										1	0	1	0	0	0											
Inning Stats	R: 5 E: 0 K: 0 S: 6	H: 3 LOB: 3 BB: 4 P: 23	R: 0 E: 0 K: 0 S: 3	H: 1 LOB: 2 BB: 2 P: 11	R: 0 E: 0 K: 1 S: 5	H: 0 LOB: 1 BB: 0 P: 6	R: 0 E: 0 K: 0 S: 3	H: 0 LOB: 0 BB: 0 P: 3	R: 0 E: 0 K: 1 S: 5	H: 0 LOB: 0 BB: 0 P: 5	R: 0 E: 0 K: 1 S: 6	H: 1 LOB: 1 BB: 0 P: 6	R: 0 E: 0 K: 2 S: 8	H: 1 LOB: 0 BB: 0 P: 8	R: 0 E: 0 K: 1 S: 6	H: 1 LOB: 1 BB: 0 P: 6	1B: 5 2B: 0 3B: 0 HR: 2	SF: 0 SAC: 2 DP: 1 HBP: 2	WP: 0 PB: 0 SB: 0 CS: 0	PA: 41						
PITCHER	IP WLS BF H R ER SO BB IBB HBP BLK WP HR S P ERA WHIP	IP WLS BF H R ER SO BB IBB HBP BLK WP HR S P ERA WHIP																								
Jim Lonborg, R ERA: 9.45 (1, 1)	0.2 L 9 3 5 5 0 3 0 0 0 0 0 2 5 18 67.50 9.000	Wayne Twitchell, R ERA: (1, 1)	1.1 7 1 0 0 0 3 0 0 0 0 0 0 4 16 0.00 3.000	Barry Lersch, R ERA: (3, 1)	4.0 13 0 0 0 3 0 0 1 0 0 0 0 18 19 0.00 0.000	Mac Scarce, L ERA: (7, 1)	2.0 8 2 0 0 3 0 0 0 0 0 0 0 14 14 0.00 1.000	Bill Wilson, R ERA: (9, 1)	1.0 4 1 0 0 1 0 0 0 0 0 0 0 6 6 0.00 1.000																	
Batter	1	2	3	4	5	6	7	8	9	AB	R	H	RBI	BB	SO	LOB	BOTTOM									
Larry Bowa, S OBP: 0.333, SLG: 0.250 (1, 6)										4	0	1	0	1	1	1	Montreal Expos @ Philadelphia Phillies Veterans Stadium, Philadelphia, PA Thu Apr 12 1973, 6:05 PM EST Att: 5,130 - Unknown									
Cesar Tovar, R (1, 5)										2	0	0	0	2	0	2										
Willie Montanez, L OBP: 0.412, SLG: 0.533 (1, 9)										5	0	2	1	0	3	4										
Deron Johnson, R OBP: 0.385, SLG: 0.222 (1, 3)										3	0	0	0	2	0	3										
Greg Luzinski, R OBP: 0.294, SLG: 0.333 (1, 7)											4	1	2	0	1	1										
Bill Robinson, R OBP: 0.333, SLG: 0.636 (1, 8)											5	0	0	0	1	7										
Bob Boone, R OBP: 0.444, SLG: 0.286 (1, 2)										4	1	1	1	1	0	4										
Terry Harmon, R (1, 4)										2	0	0	0	2	1	1										
Jim Lonborg, R Wayne Twitchell, R Mike Anderson, R Barry Lersch, S Jose Pagan, R Mac Scarce, L Del Unser, L Bill Wilson, R (1, 1) (1, 1) (2, PH) (3, 1) (5, PH) (7, 1) (5, PH) (9, 1)	R: 0 E: 0 K: 2 S: 7	H: 0 LOB: 1 BB: 1 P: 11	R: 2 E: 1 K: 1 S: 8	H: 2 LOB: 3 BB: 2 P: 16	R: 0 E: 0 K: 0 S: 4	H: 1 LOB: 1 BB: 0 P: 4	R: 0 E: 0 K: 2 S: 7	H: 0 LOB: 0 BB: 0 P: 7	R: 0 E: 0 K: 1 S: 5	H: 0 LOB: 2 BB: 2 P: 13	R: 0 E: 0 K: 0 S: 3	H: 0 LOB: 1 BB: 1 P: 7	R: 0 E: 0 K: 2 S: 8	H: 1 LOB: 3 BB: 2 P: 16	R: 1 E: 0 K: 0 S: 4	H: 2 LOB: 2 BB: 1 P: 9		R: 0 E: 0 K: 0 S: 3	H: 0 LOB: 0 BB: 0 P: 3	1B: 4 2B: 2 3B: 0 HR: 0	SF: 0 SAC: 0 DP: 0 HBP: 1	WP: 0 PB: 2 SB: 0 CS: 0	PA: 43			
PITCHER	IP WLS BF H R ER SO BB IBB HBP BLK WP HR S P ERA WHIP	IP WLS BF H R ER SO BB IBB HBP BLK WP HR S P ERA WHIP																								
Balor Moore, L ERA: 2.08 (7, 1)	6.0 W 30 4 2 1 1 2 2 0 1 0 0 0 0 14 23 3.00 1.333	Mike Marshall, R ERA: 2.84 (7, 1)	3.0 S 13 2 1 1 2 2 0 1 0 0 0 0 14 23 3.00 1.333																							

Batter	1	2	3	4	5	6	7	8	9	AB R H RBI BB SO LOB	TOP																
Rennie Stennett, R (1,4) OBP: 0.200, SLG: 0.273	F9		5-3 3B		4-3		SF9		4-3	4 1 1 1 0 0 0	Pittsburgh Pirates @ Montreal Expos Jarry Park, Montreal, QB Sat Apr 14 1973, 3:33 AM EST Att: 21,198 - Unknown																
Manny Sanguillen, R (1,9) OBP: 0.394, SLG: 0.667	G3-6-3 1B		5-3		F8		E8 2B		K	5 0 2 2 0 1 0																	
Al Oliver, L (1,8) OBP: 0.286, SLG: 0.421	G3-6-3 1-2		F5		F3		K		K	4 0 0 0 0 1 2																	
Willie Stargell, L (1,7) OBP: 0.429, SLG: 0.529		FC6-4 1B		G3 1B		K			K	3 0 1 0 1 2 0																	
Richie Hebner, L (1,5) OBP: 0.350, SLG: 0.556	F5			G3 1B				F3		3 0 1 0 1 0 1																	
Bob Robertson, R (1,3) OBP: 0.381, SLG: 0.438		FC6-4 BB		K		K				2 0 0 0 2 2 3																	
Milt May, L (1,2) OBP: 0.350, SLG: 0.611	FC6-4 1-2 2-3			G3			E 1B		4-3	4 1 1 0 0 0 5																	
Gene Alley, R (1,6) OBP: 0.389, SLG: 0.467	5-3			K			E8 SF9 SH3-4 E 1B		K	4 1 1 0 0 2 4																	
Nelson Briles, R (1,1) OBP: 0.200, SLG: 0.200			4-3		5-3		SH3-4			2 0 0 0 0 0 0																	
Dave Giusti, R (8,1) Vic Davallillo, L (9, PH) OBP: 0.333, SLG: 1.333									HR	0 0 0 0 0 0 0																	
										1 1 1 1 0 0 0																	
Inning Stats	R: 0 E: 0 K: 0 S: 3	H: 1 LOB: 0 BB: 0 P: 3	R: 0 E: 0 K: 0 S: 4	H: 1 LOB: 2 BB: 1 P: 8	R: 1 E: 0 K: 0 S: 4	H: 1 LOB: 0 BB: 0 P: 4	R: 0 E: 0 K: 2 S: 8	H: 0 LOB: 2 BB: 1 P: 12	R: 0 E: 0 K: 0 S: 3	H: 0 LOB: 0 BB: 0 P: 3	R: 0 E: 0 K: 2 S: 7	H: 0 LOB: 1 BB: 0 P: 11	R: 2 E: 2 K: 1 S: 8	H: 3 LOB: 1 BB: 0 P: 8	R: 0 E: 0 K: 1 S: 5	H: 0 LOB: 1 BB: 1 P: 9	R: 1 E: 0 K: 2 S: 8	H: 1 LOB: 0 BB: 0 P: 8	1B: 5 2B: 1 3B: 1 HR: 1	SF: 1 SAC: 1 DP: 1 HBP: 0	WP: 0 PB: 1 SB: 0 CS: 0	PA: 38					
PITCHER	IP WLS BF H R ER SO BB IBB HBP BLK WP HR S P ERA WHIP											PITCHER	IP WLS BF H R ER SO BB IBB HBP BLK WP HR S P ERA WHIP														
Ernie McAnally, R (1,1) ERA: 2.87	6.2	29	7	3	3	4	3	0	0	0	0	0	0	34	46	4.05	1.500										
Joe Gilbert, L (7,1) ERA:	0.1	1	0	0	0	1	0	0	0	0	0	0	0	3	3	0.00	0.000										
Tom Walker, R (8,1) ERA: 2.25	2.0	W 8	1	1	1	3	1	0	0	0	0	1	13	17	4.50	1.000											

Batter	1	2	3	4	5	6	7	8	9	AB R H RBI BB SO LOB	BOTTOM															
Ron Hunt, R (1,4) OBP: 0.393, SLG: 0.227	1-3		5-3			BB 4-3 1B		HR 1B		4 1 2 0 0 0 0	Pittsburgh Pirates @ Montreal Expos Jarry Park, Montreal, QB Sat Apr 14 1973, 3:33 AM EST Att: 21,198 - Unknown															
Tim Foli, R (1,6) OBP: 0.308, SLG: 0.417	F7		5-3			F5		HR		4 1 1 2 0 0 1																
Mike Jorgensen, L (1,3) OBP: 0.231, SLG: 0.167		BB			F9		4-3		F8	3 0 0 0 1 0 1																
Ron Fairly, L (1,7) OBP: 0.650, SLG: 0.667	4-3				G4-6-3 BB		BB		HR	2 1 1 1 2 0 1																
Ken Singleton, S (1,9) OBP: 0.217, SLG: 0.056		1-3			G4-6-3 1-2		BB		E8	3 1 0 0 1 0 1																
Jorge Roque, R (1,8) OBP: 0.174, SLG: 0.286		6-3 1B BB			F7		FC6-4 BB		E	3 2 0 0 1 0 3																
Coco Laboy, R (1,5) OBP: 0.222, SLG: 0.667		6-3				F6		K		4 0 1 1 0 1 1																
John Boccabella, R (1,2) OBP: 0.250, SLG: 0.250						F7		5-3		4 0 1 1 0 1 1																
Ernie McAnally, R (1,1) OBP: 0.167, SLG: 0.167								6-3		2 0 0 0 0 0 1																
Joe Gilbert, R (7,1) ERA:										0 0 0 0 0 0 0																
Boots Day, L (7, PH) OBP: 0.500, SLG: 0.500										1 0 0 0 0 0 0																
Tom Walker, R (8,1) ERA:										1 0 0 0 0 1 1																
Inning Stats	R: 0 E: 0 K: 0 S: 3	H: 0 LOB: 1 BB: 1 P: 7	R: 1 E: 0 K: 0 S: 4	H: 1 LOB: 1 BB: 1 P: 8	R: 0 E: 0 K: 0 S: 3	H: 0 LOB: 0 BB: 0 P: 3	R: 0 E: 0 K: 0 S: 2	H: 0 LOB: 0 BB: 1 P: 6	R: 0 E: 0 K: 0 S: 3	H: 0 LOB: 0 BB: 0 P: 3	R: 0 E: 0 K: 0 S: 4	H: 1 LOB: 3 BB: 2 P: 12	R: 0 E: 0 K: 1 S: 5	H: 0 LOB: 0 BB: 0 P: 5	R: 5 E: 2 K: 2 S: 13	H: 4 LOB: 1 BB: 0 P: 13	1B: 3 2B: 1 3B: 0 HR: 2	SF: 0 SAC: 0 DP: 1 HBP: 0	WP: 0 PB: 1 SB: 0 CS: 0	PA: 36						
PITCHER	IP WLS BF H R ER SO BB IBB HBP BLK WP HR S P ERA WHIP											PITCHER	IP WLS BF H R ER SO BB IBB HBP BLK WP HR S P ERA WHIP													
Nelson Briles, R (1,1) ERA: 3.31	7.1	L 32	5	5	4	1	5	0	0	0	0	0	2	29	4.91	1.364										
Dave Giusti, R (8,1) ERA:	0.2	4	1	1	0	2	0	0	0	0	0	0	8	8	0.00	1.500										



Batter	1	2	3	4	5	6	7	8	9	AB	R	H	RBI	BB	SO	LOB	TOP									
Rennie Stennett, R OBP: 0.194, SLG: 0.250	5-3		4-3		6-3		L6	L5		6	0	1	0	0	0	1										
Manny Sanguillen, R OBP: 0.321, SLG: 0.600	1-3		F2		F7		FC5-2-5-1	F8		6	1	1	0	0	0	3										
Al Oliver, L OBP: 0.269, SLG: 0.364	F7		BB		4-3		SF8	L5		3	0	0	1	1	0	2										
Willie Stargell, L OBP: 0.462, SLG: 0.682		E8	K				HR	F8		5	3	3	1	0	1	1										
Richie Hebner, L OBP: 0.440, SLG: 0.550	F3				G1-6-3		BB	1B		2	1	1	0	3	0	1										
Bob Robertson, R OBP: 0.423, SLG: 0.476					G1-6-3		F4	1B		5	1	3	2	0	0	2										
Milt May, L OBP: 0.400, SLG: 0.591							K	FC3-6		4	1	2	1	1	1	3										
Gene Alley, R OBP: 0.476, SLG: 0.667	1-3							FC1-6		3	1	2	3	2	0	2										
Dock Ellis, S OBP: 0.143, SLG: 0.143								HR		4	0	0	0	0	2	7										
Dave Giusti, R OBP: 1.000, SLG: 1.000	K				K		6-3	FC1-6		1	0	1	0	0	0	0										
Inning Stats	R: 0 E: 0 K: 0 S: 3	H: 0 LOB: 0 BB: 0 P: 3	R: 1 E: 1 K: 1 S: 7	H: 2 LOB: 2 BB: 1 P: 11	R: 0 E: 0 K: 1 S: 5	H: 0 LOB: 1 BB: 1 P: 9	R: 0 E: 0 K: 1 S: 5	H: 1 LOB: 2 BB: 2 P: 13	R: 0 E: 0 K: 0 S: 3	H: 0 LOB: 0 BB: 0 P: 3	R: 1 E: 0 K: 0 S: 7	H: 2 LOB: 2 BB: 1 P: 11	R: 2 E: 0 K: 0 S: 6	H: 3 LOB: 2 BB: 1 P: 10	R: 0 E: 1 K: 0 S: 5	H: 2 LOB: 2 BB: 0 P: 5	R: 4 E: 0 K: 0 S: 7	H: 4 LOB: 1 BB: 1 P: 11	1B: 11 2B: 0 3B: 1 HR: 2	SF: 1 SAC: 0 DP: 1 HBP: 0	WP: 1 PB: 1 SB: 0 CS: 0	PA: 47				
PITCHER	IP	WLS	BF	H	R	ER	SO	BB	IBB	HBP	BLK	WP	HR	S	P	ERA	WHIP									
Mike Torrez, R ERA: 3.32	(1, 1)	6.2	L	33	8	4	3	4	5	1	0	0	0	1	35	59	4.05	1.950								
Joe Gilbert, L ERA:	(7, 1)	0.1		1	0	0	0	0	0	0	0	0	0	1	1	0.00	0.000									
Mike Marshall, R ERA: 6.48	(8, 1)	2.0		13	6	4	4	0	1	0	0	0	1	1	12	16	18.00	3.500								

Pittsburgh Pirates @ Montreal Expos
Jarry Park, Montreal, QB
Sun Apr 15 1973, 3:33 AM EST
Att. 12,101 - Sunny - 55 F

AB 39
R 8
H 14
RBI 8
BB 7
SO 4
LOB 22



Batter	1	2	3	4	5	6	7	8	9	AB	R	H	RBI	BB	SO	LOB	BOTTOM									
Ron Hunt, R OBP: 0.394, SLG: 0.231	L9		CS				4-3		5-3	4	0	1	0	1	0	0										
Tim Foli, R OBP: 0.258, SLG: 0.345	6-3		K						F5	5	0	0	0	0	2	3										
Mike Jorgensen, L OBP: 0.176, SLG: 0.125	K						4-3		F3	4	0	0	0	0	1	0										
Ron Fairly, L OBP: 0.708, SLG: 0.769										1	2	1	0	3	0	0										
Ken Singleton, S OBP: 0.296, SLG: 0.143							F7			3	1	2	1	1	0	1										
Jorge Roque, R OBP: 0.185, SLG: 0.250							K		F9	3	0	0	0	0	2	5										
Coco Laboy, R OBP: 0.273, SLG: 0.600										1	0	0	0	1	0	2										
Boots Day, L OBP: 0.667, SLG: 0.667	F5								E9	1	0	1	1	0	0	0										
Pepe Frias, R										0	0	0	0	0	0	0										
Bob Bailey, R OBP: 0.168, SLG: 0.071										0	0	0	0	1	0	0										
John Boccabella, R OBP: 0.200, SLG: 0.200										4	0	0	0	0	1	6										
Mike Torrez, R OBP: 0.143, SLG: 0.143										2	0	0	0	0	2	1										
Joe Gilbert, R										0	0	0	0	0	0	0										
Ron Woods, R OBP: 0.500, SLG: 0.400										1	0	0	0	0	0	0										
Mike Marshall, R OBP: 0.500, SLG: 0.500										0	0	0	0	0	0	0										
Hai Dresden, R OBP: 0.200, SLG: 0.800										1	0	0	0	0	0	0										
Inning Stats	R: 0 E: 0 K: 1 S: 5	H: 0 LOB: 0 BB: 0 P: 5	R: 0 E: 0 K: 2 S: 7	H: 0 LOB: 2 BB: 2 P: 15	R: 0 E: 0 K: 2 S: 6	H: 0 LOB: 1 BB: 1 P: 10	R: 0 E: 0 K: 1 S: 5	H: 0 LOB: 1 BB: 1 P: 9	R: 0 E: 0 K: 2 S: 8	H: 1 LOB: 2 BB: 1 P: 12	R: 2 E: 1 K: 0 S: 4	H: 2 LOB: 1 BB: 1 P: 8	R: 0 E: 0 K: 0 S: 3	H: 0 LOB: 0 BB: 0 P: 3	R: 1 E: 0 K: 0 S: 5	H: 2 LOB: 3 BB: 1 P: 10	R: 0 E: 0 K: 0 S: 3	H: 0 LOB: 0 BB: 0 P: 3	1B: 4 2B: 2 3B: 0 HR: 0	SF: 0 SAC: 0 DP: 1 HBP: 1	WP: 1 PB: 0 SB: 0 CS: 1	PA: 38				
PITCHER	IP	WLS	BF	H	R	ER	SO	BB	IBB	HBP	BLK	WP	HR	S	P	ERA	WHIP									
Dock Ellis, R ERA: 2.76	(1, 1)	7.2	W	33	5	3	2	8	6	0	1	0	0	42	67	2.35	1.435									
Dave Giusti, R ERA:	(8, 1)	1.1	S	5	0	0	0	0	1	0	0	0	1	0	4	8	0.00	0.750								

Pittsburgh Pirates @ Montreal Expos
Jarry Park, Montreal, QB
Sun Apr 15 1973, 3:33 AM EST
Att. 12,101 - Sunny - 55 F

AB 30
R 3
H 5
RBI 2
BB 7
SO 8
LOB 18



Batter	1	2	3	4	5	6	7	8	9	AB	R	H	RBI	BB	SO	LOB	TOP			
Larry Bowa, S OBP: 0.375, SLG: 0.333 (1,6)	0-3 K		0-0 F5			0-0 1B			4-0 1B BB	3	1	0	1	1	0		Philadelphia Phillies @ Montreal Expos Jarry Park, Montreal, QB Wed Apr 18 1973, 3:33 AM EST Att: 13,728 - Unknown			
Cesar Tovar, R OBP: 0.397, SLG: 0.423 (1,5)	0-0 6-3			0-0 P6		0-0 1B			0-0 F7	4	0	1	0	0	0	1				
Willie Montanez, L OBP: 0.359, SLG: 0.412 (1,9)	4-0 BB			0-0 F8		0-0 P6			0-0 G5-3 1B	3	0	1	0	1	0	2				
Deron Johnson, R OBP: 0.273, SLG: 0.321 (1,3) Tom Hutton, L OBP: 0.571, SLG: 0.714 (9, PH)	0-3 K			0-0 F8			0-3 K		0-0 1B	3	0	0	0	0	2	1				
Greg Luzinski, R OBP: 0.237, SLG: 0.306 (1,7)		0-0 5-3			0-0 F8				0-0 G5-3	4	0	0	0	0	0	2				
Del Unser, L OBP: 0.267, SLG: 0.214 (1,8)		0-0 F3			0-0 F7					3	0	0	0	0	0	0				
Mike Ryan, R OBP: 0.365, SLG: 0.545 (1,2) Bill Robinson, R OBP: 0.350, SLG: 0.632 (8, PH) Larry Cox, R (8,2)	0-3 K				0-3 K			0-0 4-3		2	0	0	0	0	2	0				
Denny Doyle, L OBP: 0.333, SLG: 0.250 (1,4)			0-0 F3			0-0 6-3			0-0 4-3	3	0	0	0	0	0	0				
Steve Carlton, L OBP: 0.154, SLG: 0.154 (1,1)			0-0 F9			0-3 K			0-0 F3	3	0	0	0	0	1	0				
Inning Stats	R: 0 E: 0 K: 2 S: 7	H: 0 LOB: 1 BB: 1 P: 11	R: 0 E: 0 K: 1 S: 5	H: 0 LOB: 0 BB: 0 P: 5	R: 0 E: 0 K: 0 S: 3	H: 0 LOB: 0 BB: 0 P: 3	R: 0 E: 0 K: 0 S: 3	H: 0 LOB: 0 BB: 0 P: 3	R: 0 E: 0 K: 1 S: 5	H: 2 LOB: 2 BB: 0 P: 7	R: 0 E: 0 K: 1 S: 5	H: 0 LOB: 0 BB: 0 P: 5	R: 0 E: 0 K: 0 S: 3	H: 0 LOB: 0 BB: 0 P: 3	R: 1 E: 0 K: 0 S: 4	H: 2 LOB: 1 BB: 1 P: 8		1B: 4 2B: 0 3B: 0 HR: 0	SF: 0 SAC: 0 DP: 1 HBP: 0	WP: 0 PB: 0 SB: 0 CS: 0
PITCHER Steve Renko, L ERA: 1.0 (1,1)	IP: 9.0 WLS: W BF: 32 H: 4 R: 1 ER: 1 SO: 6 BB: 2 IBB: 0 HBP: 0 BLK: 0 WP: 0 HR: 0 S: 42 P: 50 ERA: 1.00 WHIP: 0.667															PITCHER				

AB	30
R	1
H	4
RBI	1
BB	2
SO	6
LOB	6



Batter	1	2	3	4	5	6	7	8	9	AB	R	H	RBI	BB	SO	LOB	BOTTOM			
Pepe Frias, R OBP: 0.250, SLG: 0.250 (1,4)	0-0 SH5-4 1B		0-0 F9			0-0 5-3			0-0 1-3	4	1	1	0	0	0	1	Philadelphia Phillies @ Montreal Expos Jarry Park, Montreal, QB Wed Apr 18 1973, 3:33 AM EST Att: 13,728 - Unknown			
Tim Foli, R OBP: 0.237, SLG: 0.306 (1,6)	0-0 SH5-4		0-3 K		0-0 5-3			0-0 F7	3	0	0	0	0	1	0					
Ron Woods, R OBP: 0.545, SLG: 0.375 (1,7)	4-0 1B BB		0-0 1B		0-0 P6			4-0 1B BB	2	1	1	0	2	0	0					
Hal Breeden, R OBP: 0.444, SLG: 0.778 (1,3)	0-0 1B		0-0 1B		0-3 K			0-0 1B	4	0	3	1	0	1	0					
Jorge Roque, R OBP: 0.257, SLG: 0.344 (1,8)	0-0 G5-4-3 1B		0-3 K			0-0 G1-4-3 1B		0-3 K	4	0	2	1	0	2	3					
Ken Singleton, S OBP: 0.314, SLG: 0.148 (1,9)	0-0 G5-4-3			0-3 K		0-0 G1-4-3			0-0 1B	3	0	0	0	0	1	3				
John Boccabella, R OBP: 0.217, SLG: 0.217 (1,2)		0-0 F8		0-0 F7			0-0 4-3 SH 1B			3	0	1	0	0	0	0				
Coco Laboy, R OBP: 0.412, SLG: 0.571 (1,5)		0-0 F7			0-0 1B		0-0 SH		1-2 1B	2	0	1	0	0	0	0				
Steve Renko, R (1,1)		0-0 1-3		0-3 K			0-0 4-3		2-3	3	0	0	0	0	1	2				
Inning Stats	R: 2 E: 0 K: 0 S: 5	H: 3 LOB: 1 BB: 1 P: 9	R: 0 E: 0 K: 0 S: 3	H: 0 LOB: 0 BB: 0 P: 3	R: 0 E: 0 K: 2 S: 9	H: 2 LOB: 2 BB: 0 P: 9	R: 0 E: 0 K: 2 S: 8	H: 1 LOB: 1 BB: 0 P: 8	R: 0 E: 0 K: 0 S: 3	H: 0 LOB: 0 BB: 0 P: 3	R: 0 E: 0 K: 1 S: 5	H: 1 LOB: 0 BB: 0 P: 5	R: 0 E: 0 K: 0 S: 4	H: 1 LOB: 1 BB: 0 P: 4	R: 0 E: 0 K: 1 S: 5	H: 1 LOB: 1 BB: 1 P: 9		1B: 9 2B: 0 3B: 0 HR: 0	SF: 0 SAC: 2 DP: 2 HBP: 0	WP: 0 PB: 0 SB: 0 CS: 0
PITCHER Steve Carlton, L ERA: 3.55 (1,1)	IP: 8.0 WLS: L BF: 32 H: 9 R: 2 ER: 2 SO: 6 BB: 2 IBB: 0 HBP: 0 BLK: 0 WP: 0 HR: 0 S: 42 P: 50 ERA: 2.25 WHIP: 1.375															PITCHER				

AB	28
R	2
H	9
RBI	2
BB	2
SO	6
LOB	9



Batter	1	2	3	4	5	6	7	8	9	AB	R	H	RBI	BB	SO	LOB	TOP					
Pepe Frias, R (1,4) OBP: 0.308, SLG: 0.385										4	0	0	0	0	1	1						
Tim Foli, R (1,6) OBP: 0.213, SLG: 0.267										4	0	1	0	0	0	1						
Mike Jorgensen, L (1,3) OBP: 0.323, SLG: 0.321										3	0	1	0	1	1	1						
Ron Fairly, L (1,7) OBP: 0.632, SLG: 0.750										2	0	0	0	2	0	1						
Ken Singleton, S (1,9) OBP: 0.326, SLG: 0.265										4	0	0	0	0	2	4						
Jorge Roque, R (1,8) OBP: 0.256, SLG: 0.325										4	0	0	0	0	2	4						
Coco Laboy, R (1,5) OBP: 0.333, SLG: 0.400										3	0	0	0	0	0	2						
Terry Humphrey, R (1,2) OBP: 0.231, SLG: 0.250										3	0	1	0	0	2	0						
Balor Moore, L (1,1) OBP: 0.200, SLG: 0.111										2	0	0	0	0	1	1						
Bob Bailey, R (8, PH) OBP: 0.176, SLG: 0.067										1	0	0	0	0	0	0						
Joe Gilbert, R (8, 1)										0	0	0	0	0	0	0						
Inning Stats	R: 0 E: 0 K: 2 S: 7	H: 0 LOB: 0 BB: 0 P: 7	R: 0 E: 0 K: 1 S: 5	H: 0 LOB: 0 BB: 0 P: 5	R: 0 E: 0 K: 0 S: 7	H: 0 LOB: 0 BB: 0 P: 7	R: 0 E: 0 K: 0 S: 4	H: 1 LOB: 1 BB: 0 P: 4	R: 0 E: 0 K: 0 S: 3	H: 0 LOB: 0 BB: 0 P: 3	R: 0 E: 0 K: 0 S: 4	H: 1 LOB: 1 BB: 0 P: 4	R: 0 E: 0 K: 2 S: 7	H: 0 LOB: 2 BB: 2 P: 15	R: 0 E: 0 K: 1 S: 5	H: 0 LOB: 0 BB: 0 P: 5	R: 0 E: 0 K: 1 S: 6	H: 1 LOB: 2 BB: 1 P: 10	1B: 1 2B: 2 3B: 0 HR: 0	SF: 0 SAC: 0 DP: 0 HBP: 0	WP: 0 PB: 0 SB: 0 CS: 0	PA: 33
PITCHER	IP	WLS	BF	H	R	ER	SO	BB	IBB	HBP	BLK	WP	HR	S	P	ERA	WHIP					
Harry Parker, R (1,1) ERA: 0.61	7.0	W	25	2	0	0	7	2	0	0	0	0	0	37	45	0.00	0.571					
Tug McGraw, L (8,1) ERA: 2.45	2.0	S	8	1	0	0	2	1	0	0	0	0	0	11	15	0.00	1.000					

Montreal Expos @ New York Mets
Shea Stadium, Flushing, NY
Sat Apr 21 1973, 3:33 AM EST
Att: 40,011 - Unknown

AB 30
R 0
H 3
RBI 0
BB 3
SO 9
LOB 15

Batter	1	2	3	4	5	6	7	8	9	AB	R	H	RBI	BB	SO	LOB	BOTTOM				
Bud Harrelson, S (1,6) OBP: 0.311, SLG: 0.250										2	1	0	0	1	0	0					
Felix Milan, R (1,4) OBP: 0.196, SLG: 0.250										3	0	1	0	0	0	2					
Willie Mays, R (1,8) OBP: 0.310, SLG: 0.059										3	0	0	0	1	1	3					
Rich Chiles, L (9,8) OBP: 0.059, SLG: 0.118										0	0	0	0	0	0	0					
Rusty Staub, L (1,9) OBP: 0.244, SLG: 0.179										1	2	0	0	3	0	2					
George Theodore, R (1,7) OBP: 0.333, SLG: 0.300										3	1	1	1	0	1	3					
John Milner, L (1,3) OBP: 0.500, SLG: 0.784										4	1	2	3	0	1	1					
Jim Fregosi, R (1,5) OBP: 0.308, SLG: 0.308										4	0	1	1	0	1	0					
Wayne Garrett, L (9,5) OBP: 0.333, SLG: 0.429										0	0	0	0	0	0	0					
Jerry Grote, R (1,2) OBP: 0.222, SLG: 0.222										4	0	0	0	0	2	2					
Harry Parker, R (1,1) OBP: 0.200, SLG: 0.200										3	0	1	0	0	1	0					
Ted Martinez, R (7, PR) OBP: 0.167, SLG: 0.167										0	0	0	0	0	0	0					
Tug McGraw, R (8,1)										0	0	0	0	0	0	0					
Inning Stats	R: 0 E: 0 K: 1 S: 6	H: 1 LOB: 2 BB: 1 P: 10	R: 0 E: 0 K: 1 S: 5	H: 0 LOB: 0 BB: 0 P: 5	R: 0 E: 0 K: 0 S: 3	H: 0 LOB: 0 BB: 0 P: 3	R: 0 E: 0 K: 1 S: 5	H: 0 LOB: 1 BB: 1 P: 9	R: 0 E: 0 K: 1 S: 8	H: 0 LOB: 0 BB: 0 P: 5	R: 3 E: 0 K: 1 S: 8	H: 3 LOB: 2 BB: 2 P: 16	R: 0 E: 1 K: 1 S: 6	H: 1 LOB: 2 BB: 0 P: 6	R: 2 E: 0 K: 1 S: 6	H: 1 LOB: 0 BB: 1 P: 10	1B: 4 2B: 2 3B: 0 HR: 1	SF: 0 SAC: 3 DP: 1 HBP: 0	WP: 0 PB: 0 SB: 0 CS: 1	PA: 35	
PITCHER	IP	WLS	BF	H	R	ER	SO	BB	IBB	HBP	BLK	WP	HR	S	P	ERA	WHIP				
Balor Moore, L (1,1) ERA: 3.76	7.0	L	30	5	3	3	6	4	0	0	0	0	0	38	54	3.86	1.286				
Joe Gilbert, L (8,1) ERA: 5.4	1.0		5	1	2	2	1	1	0	0	0	0	1	6	10	18.00	2.000				

Montreal Expos @ New York Mets
Shea Stadium, Flushing, NY
Sat Apr 21 1973, 3:33 AM EST
Att: 40,011 - Unknown


AB 27
R 5
H 6
RBI 5
BB 5
SO 7
LOB 13

Batter	1	2	3	4	5	6	7	8	9	10	AB	R	H	RBI	BB	SO	LOB	TOP	
Pepe Frias, R OBP: 0.222, SLG: 0.278 (1, 4)	F8		5-3			F6		5-3		FC5	5	0	0	0	0	0	4		
Tim Foli, R OBP: 0.231, SLG: 0.280 (1, 6)	F3			K			5-3				5	0	2	1	0	1	0		
Mike Jorgensen, L OBP: 0.306, SLG: 0.281 (1, 3)	P6			F9			L4-6	1B	5-3	F9	4	0	0	0	1	0	3		
Ron Fairly, L OBP: 0.296, SLG: 0.852 (1, 7)		HR									3	1	2	1	1	0	0		
Ron Woods, R OBP: 0.545, SLG: 0.375 (9, 7)				1-3							0	0	0	0	0	0	0		
Ken Singleton, S OBP: 0.296, SLG: 0.237 (1, 9)						F8					4	0	0	0	0	1	4		
Pepe Manguel, R OBP: 0.236, SLG: 0.438 (1, 8)		P4				F9			K	5-3	4	0	0	0	0	1	2		
Coco Laboy, R OBP: 0.296, SLG: 0.348 (1, 5)											3	0	0	0	0	2	0		
Ron Hunt, R OBP: 0.385, SLG: 0.226 (10, PH)		P4									1	0	0	0	0	0	0		
Bob Bailey, R OBP: 0.176, SLG: 0.067 (10, 5)											0	0	0	0	0	0	0		
Terry Humphrey, R OBP: 0.250, SLG: 0.267 (1, 2)						F9					3	0	1	0	0	1	0		
John Boccabella, R OBP: 0.286, SLG: 0.286 (9, 2)											1	0	1	0	0	0	0		
Jorge Roque, R OBP: 0.256, SLG: 0.325 (10, PR)											0	0	0	0	0	0	0		
Bob Stinson, S (10, 2)											0	0	0	0	0	0	0		
John Strohmayr, R (1, 1)											0	0	0	0	0	0	0		
Mike Marshall, R OBP: 0.500, SLG: 0.500 (8, 1)				4-3		F8					0	0	0	0	0	0	0		
Boots Day, L OBP: 0.600, SLG: 0.500 (10, PH)											0	1	0	0	1	0	0		
Tom Walker, R (10, 1)											0	0	0	0	0	0	0		
Inning Stats	R: 0 E: 0 K: 0 S: 3	H: 0 LOB: 0 BB: 0 P: 3	R: 1 E: 0 K: 1 S: 6	H: 1 LOB: 0 BB: 0 P: 6	R: 0 E: 0 K: 0 S: 3	H: 0 LOB: 0 BB: 0 P: 3	R: 0 E: 0 K: 1 S: 5	H: 0 LOB: 0 BB: 0 P: 5	R: 0 E: 0 K: 1 S: 5	H: 1 LOB: 1 BB: 1 P: 7	R: 0 E: 0 K: 2 S: 8	H: 1 LOB: 2 BB: 1 P: 12	R: 0 E: 0 K: 0 S: 4	H: 1 LOB: 2 BB: 1 P: 8	R: 1 E: 0 K: 0 S: 5	H: 2 LOB: 2 BB: 1 P: 9	1B: 5 2B: 1 3B: 0 HR: 1	SF: 0 SAC: 0 DP: 1 HBP: 0	WP: 1 PA: 39
PITCHER	IP	WLS	BF	H	R	ER	SO	BB	IBB	HBP	BLK	WP	HR	S	P	ERA	WHIP		
Tom Seaver, R ERA: 0.81 (1, 1)	9.0		33	4	1	1	6	2	1	0	0	1	0	42	54	1.00	0.667		
Phil Hennigan, R ERA: 3.86 (10, 1)	1.0	L	6	2	1	1	0	0	1	0	0	1	0	5	9	9.00	2.000		

Montreal Expos @ New York Mets
Shea Stadium, Flushing, NY
Sun Apr 22 1973, 3:33 AM EST
Unknown

livebaseballscores.com

AB 33
R 2
H 6
RBI 2
BB 3
SO 6
LOB 13




WP: 1 PA: 39
PB: 0
SB: 0
CS: 0

Batter	1	2	3	4	5	6	7	8	9	10	AB	R	H	RBI	BB	SO	LOB	BOTTOM	
Bud Harrelson, S OBP: 0.286, SLG: 0.227 (1, 6)	K		G3		1-3		FC5		SH5-3		4	0	0	0	1	2			
Felix Millan, R OBP: 0.216, SLG: 0.234 (1, 4)	PB				F7			5-3	P4		3	0	0	0	2	0	1		
Willie Mays, R OBP: 0.125, SLG: 0.045 (1, 8)	L8				F8			6-3			5	0	0	0	0	1	2		
Rusty Staub, L OBP: 0.260, SLG: 0.167 (1, 9)					F8			WP			3	0	0	0	2	0	1		
John Milner, L OBP: 0.471, SLG: 0.707 (1, 3)	1-3						F9				4	0	0	0	1	1	2		
Ed Kranepool, L (1, 7)		4-3			F8		G3		F9		4	0	0	0	0	2			
Jim Fregosi, R OBP: 0.364, SLG: 0.321 (1, 5)							6-3				2	1	1	0	2	0	0		
Jerry Grote, R OBP: 0.250, SLG: 0.333 (1, 2)		P3			FC5-4				SH1-3		3	0	1	0	0	0	2		
Tom Seaver, R OBP: 0.200, SLG: 0.111 (1, 1)											2	0	0	0	1	0	1		
Ken Boswell, L ERA: 8.16 OBP: 0.333, SLG: 0.333 (9, PH)		F8									1	0	1	1	0	0	0		
Phil Hennigan, R (10, 1)					1-3						0	0	0	0	0	0	0		
Inning Stats	R: 0 E: 0 K: 1 S: 5	H: 0 LOB: 1 BB: 1 P: 7	R: 0 E: 0 K: 0 S: 3	H: 0 LOB: 1 BB: 1 P: 7	R: 0 E: 0 K: 1 S: 6	H: 1 LOB: 1 BB: 0 P: 6	R: 0 E: 0 K: 0 S: 3	H: 0 LOB: 0 BB: 0 P: 3	R: 0 E: 0 K: 0 S: 4	H: 1 LOB: 2 BB: 1 P: 8	R: 0 E: 0 K: 0 S: 3	H: 0 LOB: 2 BB: 2 P: 11	R: 1 E: 0 K: 0 S: 4	H: 1 LOB: 1 BB: 1 P: 8	R: 0 E: 0 K: 1 S: 5	H: 0 LOB: 0 BB: 0 P: 5	1B: 2 2B: 1 3B: 0 HR: 0	SF: 0 SAC: 2 DP: 0 HBP: 0	WP: 2 PA: 41 PB: 1 SB: 0 CS: 0
PITCHER	IP	WLS	BF	H	R	ER	SO	BB	IBB	HBP	BLK	WP	HR	S	P	ERA	WHIP		
John Strohmayr, R ERA: (1, 1)	7.2		31	2	0	0	2	2	0	0	0	0	0	29	53	0.00	1.043		
Mike Marshall, R ERA: 8.16 (8, 1)	1.1	W	7	1	1	1	0	2	0	0	0	2	0	5	13	6.75	2.250		
Tom Walker, R ERA: 2.89 (10, 1)	1.0	S	3	0	0	0	1	0	0	0	0	0	0	5	5	0.00	0.000		

Montreal Expos @ New York Mets
Shea Stadium, Flushing, NY
Sun Apr 22 1973, 3:33 AM EST
Unknown

livebaseballscores.com

AB 31
R 1
H 3
RBI 1
BB 8
SO 3
LOB 13



WP: 2 PA: 41
PB: 1
SB: 0
CS: 0

Batter	1	2	3	4	5	6	7	8	9	AB	R	H	RBI	BB	SO	LOB	TOP			
Pepe Frias, R OBP: 0.182, SLG: 0.227 (1, 4)										4	0	0	0	0	1	1	Montreal Expos @ New York Mets Shea Stadium, Flushing, NY Sun Apr 22 1973, 3:38 AM EST Att: 27,230 - Unknown			
Tim Foli, R OBP: 0.250, SLG: 0.296 (1, 6)										4	0	2	0	0	0	0				
Mike Jorgensen, L OBP: 0.321, SLG: 0.257 Hal Breeden, R OBP: 0.400, SLG: 0.700 (6, PH) (8, 3)										3	0	0	0	0	0	1				
Ron Fairly, L OBP: 0.600, SLG: 0.767 Ron Woods, R OBP: 0.500, SLG: 0.333 (8, PH) (8, 7)										3	0	0	0	0	0	1				
Ken Singleton, S OBP: 0.333, SLG: 0.250 (1, 9)										2	1	1	0	2	0	2				
Pepe Mangual, R OBP: 0.180, SLG: 0.350 (1, 8)										4	0	0	0	0	0	3				
Coco Laboy, R OBP: 0.321, SLG: 0.348 Bob Bailey, R OBP: 0.200, SLG: 0.278 (5, PH) (5, 5)										0	0	0	0	1	0	0				
John Boccabella, R OBP: 0.281, SLG: 0.281 (1, 2)										4	0	1	0	0	0	1				
Steve Renko, R (1, 1) Pat Jarvis, R (3, 1) Joe Gilbert, R (3, 1) Ron Hunt, R OBP: 0.290, SLG: 0.250 Mike Marshall, R OBP: 0.500, SLG: 0.500 Terry Humphrey, R OBP: 0.200, SLG: 0.200 (8, PH) (8, PH)										1	0	0	0	0	1	0				
Inning Stats	R: 0 E: 0 K: 0 S: 4	H: 1 LOB: 1 BB: 0 P: 4	R: 0 E: 0 K: 0 S: 2	H: 0 LOB: 1 BB: 2 P: 10	R: 0 E: 0 K: 1 S: 5	H: 0 LOB: 0 BB: 0 P: 5	R: 0 E: 0 K: 0 S: 3	H: 0 LOB: 1 BB: 1 P: 7	R: 0 E: 0 K: 0 S: 3	H: 0 LOB: 0 BB: 0 P: 3	R: 2 E: 0 K: 0 S: 5	H: 2 LOB: 0 BB: 0 P: 5	R: 1 E: 1 K: 1 S: 8	H: 2 LOB: 2 BB: 0 P: 8	R: 0 E: 0 K: 0 S: 4	H: 1 LOB: 1 BB: 0 P: 4		1B: 5 2B: 0 3B: 0 HR: 1	SF: 0 SAC: 0 DP: 0 HBP: 0	WP: 0 PB: 0 SB: 0 CS: 1
PITCHER	IP WLS BF H R ER SO BB IBB HBP BLK WP HR S P ERA WHIP																			
Jim McAndrew, R ERA: 7.62 George Stone, L ERA: 2.25	(1, 1) 7.0 W 26 3 2 2 1 3 0 0 0 0 0 1 25 37 2.57 0.857																			
PITCHER	IP WLS BF H R ER SO BB IBB HBP BLK WP HR S P ERA WHIP																			

AB	33
R	3
H	6
RBI	2
BB	3
SO	2
LOB	13



Batter	1	2	3	4	5	6	7	8	9	AB	R	H	RBI	BB	SO	LOB	BOTTOM			
Ted Martinez, R OBP: 0.333, SLG: 0.273 (1, 6)										5	3	2	0	1	0	3	Montreal Expos @ New York Mets Shea Stadium, Flushing, NY Sun Apr 22 1973, 3:38 AM EST Att: 27,230 - Unknown			
Felix Milten, R OBP: 0.273, SLG: 0.286 Ken Boswell, L OBP: 0.400, SLG: 0.400 (6, 4)										2	1	2	0	2	0	0				
John Milner, L OBP: 0.473, SLG: 0.682 Jim Beauchamp, R OBP: 1.000, SLG: 1.000 (6, 3)										3	2	1	2	1	0	3				
Rusty Staub, L OBP: 0.273, SLG: 0.156 (1, 9)										3	0	0	0	2	0	4				
Ed Kranepool, L OBP: 0.385, SLG: 0.545 (1, 7)										5	2	3	4	0	1	3				
Wayne Garrett, L OBP: 0.300, SLG: 0.421 (1, 5)										5	0	1	1	0	1	3				
Rich Chiles, L OBP: 0.136, SLG: 0.227 (1, 8)										5	1	2	1	0	2	3				
Duffy Dyer, R OBP: 0.211, SLG: 0.143 (1, 2)										3	1	1	0	2	0	1				
Jim McAndrew, R OBP: 0.333, SLG: 0.400 George Stone, L OBP: 1.000, SLG: 1.000 (8, 1)										4	2	1	2	0	1	3				
Inning Stats	R: 0 E: 0 K: 0 S: 4	H: 1 LOB: 1 BB: 0 P: 4	R: 1 E: 0 K: 1 S: 7	H: 2 LOB: 2 BB: 1 P: 11	R: 7 E: 1 K: 0 S: 8	H: 5 LOB: 3 BB: 5 P: 28	R: 0 E: 0 K: 2 S: 8	H: 1 LOB: 1 BB: 0 P: 8	R: 2 E: 0 K: 0 S: 5	H: 2 LOB: 2 BB: 2 P: 13	R: 3 E: 1 K: 0 S: 6	H: 3 LOB: 0 BB: 0 P: 6	R: 0 E: 0 K: 2 S: 8	H: 1 LOB: 1 BB: 0 P: 8	R: 0 E: 0 K: 0 S: 3	H: 1 LOB: 0 BB: 0 P: 3		1B: 10 2B: 6 3B: 1 HR: 0	SF: 0 SAC: 0 DP: 2 HBP: 0	WP: 0 PB: 0 SB: 0 CS: 0
PITCHER	IP WLS BF H R ER SO BB IBB HBP BLK WP HR S P ERA WHIP																			
Steve Renko, R ERA: 4.63 Pat Jarvis, R ERA: 7.04 Joe Gilbert, L ERA: 7.04 Mike Marshall, R ERA: 7.5	(1, 1) 2.2 L 16 6 5 5 1 2 1 0 0 0 0 0 2 14 ∞ ∞	(3, 1) 0.0 5 2 3 3 0 2 1 0 0 0 0 0 2 14 ∞ ∞	(3, 1) 4.1 23 7 5 4 4 3 0 0 0 0 0 0 28 40 8.31 2.308	(8, 1) 1.0 3 1 0 0 0 0 0 0 0 0 0 0 3 3 0.00 1.000																



Batter	1	2	3	4	5	6	7	8	9	AB	R	H	RBI	BB	SO	LOB	TOP					
Ron Hunt, R OBP: 0.386, SLG: 0.250 (1, 5)										4	0	1	1	0	0	2						
Tim Foli, R OBP: 0.246, SLG: 0.288 (1, 6)										5	1	1	0	0	0	2						
Ron Woods, R OBP: 0.500, SLG: 0.385 (1, 9) (9, 7)										4	1	2	0	0	0	1						
Hal Breedren, R OBP: 0.308, SLG: 0.538 Boots Day, L OBP: 0.587, SLG: 0.800 (9, PH) (9, 8)										3	0	0	0	0	0	2						
Pepe Mangual, R OBP: 0.167, SLG: 0.304 Ron Fairly, L OBP: 0.609, SLG: 0.767 (9, PH) (9, 3)										3	0	0	0	0	0	2						
Jorge Roque, R OBP: 0.239, SLG: 0.302 Mike Jorgensen, L OBP: 0.282, SLG: 0.257 Bob Bailey, R OBP: 0.236, SLG: 0.278 Tom Walker, R (9, 1)										3	0	0	0	0	0	2						
John Boccabella, R OBP: 0.278, SLG: 0.306 (1, 2)										4	1	1	2	0	0	0						
Pepe Frias, R OBP: 0.231, SLG: 0.280 (1, 4)										3	1	1	2	1	0	0						
Mike Torrez, R OBP: 0.273, SLG: 0.273 Ken Singleton, S OBP: 0.327, SLG: 0.244 (9, PH) (9, 9)										2	0	1	0	0	0	0						
Inning Stats	R: 0 E: 0 K: 0 S: 4	H: 1 LOB: 1 BB: 0 P: 4	R: 0 E: 0 K: 1 S: 5	H: 0 LOB: 0 BB: 0 P: 5	R: 0 E: 0 K: 0 S: 3	H: 0 LOB: 0 BB: 0 P: 3	R: 0 E: 0 K: 0 S: 3	H: 0 LOB: 0 BB: 0 P: 3	R: 0 E: 0 K: 2 S: 7	H: 0 LOB: 0 BB: 0 P: 7	R: 0 E: 0 K: 1 S: 6	H: 1 LOB: 1 BB: 0 P: 6	R: 0 E: 0 K: 0 S: 4	H: 1 LOB: 1 BB: 0 P: 4	R: 7 E: 1 K: 0 S: 8	H: 5 LOB: 0 BB: 2 P: 16	1B: 5 2B: 3 3B: 0 HR: 0	SF: 0 SAC: 2 DP: 0 HBP: 0	WP: 0 PB: 0 SB: 0 CS: 0	PA: 38		
PITCHER	IP WLS BF H R ER SO BB IBB HBP BLK WP HR S P ERA WHIP	8.0 L 2 1 0 0 0 0 1 0 0 0 0 0 1 5 2.25 0.750	0.0 L 2 1 0 0 0 0 0 1 0 0 0 0 0 1 5 2.25 0.750	1.0 S 6 2 5 5 0 0 1 0 0 0 0 0 0 5 9 45.00 3.000																		

Montreal Expos @ Cincinnati Reds
Riverfront Stadium, Cincinnati, OH
Tue Apr 24 1973, 6:05 PM EST
Att: 9,539 - Unknown

AB	33
R	7
H	8
RBI	7
BB	3
SO	4
LOB	10



Batter	1	2	3	4	5	6	7	8	9	AB	R	H	RBI	BB	SO	LOB	BOTTOM					
Pete Rose, S OBP: 0.385, SLG: 0.394 (1, 7)										4	1	0	0	1	2	3						
Joe Morgan, L OBP: 0.447, SLG: 0.607 (1, 4)										4	1	2	0	0	1	1						
Larry Stahl, L OBP: 0.556, SLG: 0.333 (1, 9)										2	0	0	0	2	1	1						
Johnny Bench, R OBP: 0.370, SLG: 0.368 (1, 2)										4	0	1	2	0	1	1						
Tony Perez, R OBP: 0.361, SLG: 0.500 (1, 3)										3	0	0	0	1	0	2						
Cesar Geronimo, L OBP: 0.238, SLG: 0.328 (1, 8)										4	0	0	0	0	2	3						
Dave Concepcion, R OBP: 0.447, SLG: 0.659 (1, 6)										4	0	3	0	0	1	0						
Denis Menke, R OBP: 0.395, SLG: 0.294 (1, 5)										4	0	0	0	0	2	3						
Don Gullett, R OBP: 0.400, SLG: 0.200 Clay Carroll, R (9, 1) Tom Hall, L (9, 1) Joe Hague, L OBP: 0.800, SLG: 1.000 (9, PH)										1	0	0	0	2	0	0						
Inning Stats	R: 0 E: 0 K: 2 S: 6	H: 0 LOB: 1 BB: 2 P: 14	R: 0 E: 0 K: 1 S: 6	H: 1 LOB: 0 BB: 0 P: 6	R: 0 E: 0 K: 2 S: 8	H: 1 LOB: 0 BB: 0 P: 8	R: 0 E: 0 K: 0 S: 2	H: 0 LOB: 0 BB: 1 P: 6	R: 0 E: 0 K: 1 S: 5	H: 1 LOB: 1 BB: 1 P: 9	R: 0 E: 0 K: 0 S: 3	H: 0 LOB: 0 BB: 0 P: 3	R: 0 E: 0 K: 0 S: 8	H: 1 LOB: 1 BB: 0 P: 8	R: 2 E: 0 K: 0 S: 5	H: 2 LOB: 2 BB: 2 P: 13	R: 0 E: 0 K: 2 S: 7	H: 0 LOB: 1 BB: 1 P: 11	1B: 6 2B: 1 3B: 0 HR: 0	SF: 0 SAC: 0 DP: 3 HBP: 0	WP: 0 PB: 0 SB: 1 CS: 1	PA: 37
PITCHER	IP WLS BF H R ER SO BB IBB HBP BLK WP HR S P ERA WHIP	8.0 W 33 6 2 2 8 5 1 0 0 0 0 0 0 7 11 0.00 1.000	1.0 S 4 0 0 0 0 2 1 0 0 0 0 0 0 7 11 0.00 1.000																			

Montreal Expos @ Cincinnati Reds
Riverfront Stadium, Cincinnati, OH
Tue Apr 24 1973, 6:05 PM EST
Att: 9,539 - Unknown

AB	30
R	2
H	6
RBI	2
BB	7
SO	10
LOB	14



Batter	1	2	3	4	5	6	7	8	9	AB	R	H	RBI	BB	SO	LOB	TOP								
Ron Hunt, R OBP: 0.375, SLG: 0.250 (1,5)	F7		K			F2		FC1-6 1B		4	0	1	0	0	1	0	Montreal Expos @ Cincinnati Reds Riverfront Stadium, Cincinnati, OH Wed Apr 25 1973, 3:33 AM EST Att: 8,149 - Unknown								
Tim Foli, R OBP: 0.246, SLG: 0.286 (1,6)	S 1B				E6 BB 1B	6-3		FC1-6 1-2		4	1	1	0	0	0	1									
Mike Jorgensen, L OBP: 0.279, SLG: 0.237 (1,3)	K				1B 1B BB	1-3		G3		3	1	0	0	1	1	2									
Ron Fairly, L OBP: 0.600, SLG: 0.735 (1,7)	F8				1B CS 1B			4-3		4	1	2	1	0	0	1									
Ken Singleton, S OBP: 0.357, SLG: 0.289 (1,9)	F7				1B G4-6-3 1B			5-3 1B 4-3 1B		4	1	3	1	0	0	0									
Jorge Roque, R OBP: 0.240, SLG: 0.298 (1,8)	5-3				1B G4-6-3 1B			5-3 1B		4	0	1	0	0	0	4									
Terry Humphrey, R Boots Day, L OBP: 0.571, SLG: 0.667 John Boccabella, R OBP: 0.270, SLG: 0.297 (7, PH) (7, 2) (7, 2)	5-3				CS 6-3			FC4-3 FC6-4 1-2 3-H		2	0	0	0	0	0	0									
Pepe Frias, R OBP: 0.207, SLG: 0.250 Bob Bailey, R OBP: 0.227, SLG: 0.263 (9, PH) (9, PH)			L6		1-3			FC6-4 1-2		3	0	0	0	0	0	1									
Balor Moore, L OBP: 0.167, SLG: 0.091 Mike Marshall, R OBP: 0.500, SLG: 0.500 Ron Woods, R OBP: 0.471, SLG: 0.357 Tom Walker, R (8, 1) (8, 1)			K		1-3			6-3		2	0	0	0	0	0	2									
										2	0	0	0	0	0	0									
										1	0	0	0	0	0	0									
										0	0	0	0	0	0	0									
Inning Stats	R: 0 E: 0 K: 1 S: 6	H: 1 LOB: 1 BB: 0 P: 6	R: 0 E: 0 K: 0 S: 3	H: 0 LOB: 0 BB: 0 P: 3	R: 0 E: 0 K: 2 S: 7	H: 0 LOB: 0 BB: 0 P: 7	R: 2 E: 1 K: 0 S: 4	H: 2 LOB: 0 BB: 1 P: 8	R: 0 E: 0 K: 1 S: 5	H: 0 LOB: 0 BB: 0 P: 5	R: 0 E: 0 K: 0 S: 3	H: 0 LOB: 0 BB: 0 P: 3	R: 1 E: 0 K: 0 S: 5	H: 2 LOB: 1 BB: 0 P: 5	R: 0 E: 0 K: 0 S: 4	H: 1 LOB: 1 BB: 0 P: 4		R: 1 E: 0 K: 1 S: 7	H: 2 LOB: 1 BB: 0 P: 7	1B: 8 2B: 0 3B: 0 HR: 0	SF: 0 SAC: 0 DP: 1 HBP: 0	WP: 0 PB: 0 SB: 1 CS: 1	PA: 36		
PITCHER	IP WLS BF H R ER SO BB IBB HBP BLK WP HR S P ERA WHIP	8.0 W 30 6 3 2 4 1 0 0 0 0 0 0 37 41 2.25 0.875	1.0 S 5 2 1 1 1 0 0 0 0 0 0 7 7 9.00 2.000																						

AB	34
R	4
H	8
RBI	4
BB	1
SO	5
LOB	12



Batter	1	2	3	4	5	6	7	8	9	AB	R	H	RBI	BB	SO	LOB	BOTTOM							
Dave Concepcion, R OBP: 0.423, SLG: 0.604 (1,6)	BB S BB		K			6-3		E4 HR		4	1	0	0	1	1	3	Montreal Expos @ Cincinnati Reds Riverfront Stadium, Cincinnati, OH Wed Apr 25 1973, 3:33 AM EST Att: 8,149 - Unknown							
Joe Morgan, L OBP: 0.444, SLG: 0.652 (1,4)	P4		K			F9		E8 2B HR		5	1	2	3	0	1	1								
Johnny Bench, R OBP: 0.359, SLG: 0.344 (1,2)	BB BB		F9			5-3		9-2 L5		4	0	0	0	1	0	2								
Tony Perez, R OBP: 0.382, SLG: 0.500 (1,3)	1-2 2-3 BB		F7			SH BB 1B		BB BB		2	1	1	0	2	0	0								
Richie Scheinblum, S OBP: 0.313, SLG: 0.333 (1,9)	P4					SH BB 1B		G3		2	1	0	0	2	0	4								
Phil Gaetano, R OBP: 0.333, SLG: 0.273 Larry Stahl, L OBP: 0.600, SLG: 0.429 (1,7) (7, 7)	F8					SH WP 1B		SH3-4 E 1B		2	1	0	0	0	0	4								
Denis Menke, R OBP: 0.413, SLG: 0.314 (1,5)			SH5-3 BB			SF7 1B		SH3-4		1	0	1	1	1	0	0								
Cesar Geronimo, L OBP: 0.242, SLG: 0.328 (1,8)			SH5-3			SH3-4 1B		5-3		3	0	1	1	0	1	3								
Jack Billingham, R Pete Rose, S Gene Locklear, L Pedro Borbon, R (8, PH) (8, PR) (9, 1)	F9					SH3-4 1B		E IBB		2	0	0	0	0	1	3								
										0	0	0	0	1	0	0								
										0	1	0	0	0	0	0								
										0	0	0	0	0	0	0								
Inning Stats	R: 0 E: 0 K: 0 S: 3	H: 0 LOB: 3 BB: 3 P: 15	R: 0 E: 0 K: 1 S: 5	H: 0 LOB: 1 BB: 1 P: 9	R: 0 E: 0 K: 1 S: 5	H: 0 LOB: 0 BB: 0 P: 5	R: 0 E: 0 K: 2 S: 8	H: 1 LOB: 2 BB: 1 P: 12	R: 0 E: 0 K: 0 S: 3	H: 0 LOB: 0 BB: 0 P: 3	R: 3 E: 1 K: 0 S: 6	H: 2 LOB: 1 BB: 1 P: 10	R: 0 E: 1 K: 0 S: 3	H: 1 LOB: 1 BB: 1 P: 7	R: 4 E: 1 K: 0 S: 6	H: 2 LOB: 1 BB: 1 P: 10		R: 4 E: 1 K: 0 S: 6	H: 2 LOB: 1 BB: 1 P: 10	1B: 4 2B: 2 3B: 0 HR: 1	SF: 1 SAC: 4 DP: 1 HBP: 0	WP: 1 PB: 0 SB: 1 CS: 0	PA: 39	
PITCHER	IP WLS BF H R ER SO BB IBB HBP BLK WP HR S P ERA WHIP	5.1 3 26 3 3 2 4 6 0 0 0 0 0 5 9 0.00 1.200	1.2 L 7 2 4 0 0 0 1 0 0 0 0 1 6 10 0.00 2.000																					



Batter	1	2	3	4	5	6	7	8	9	AB	R	H	RBI	BB	SO	LOB	TOP							
Ron Hunt, R OBP: 0.431, SLG: 0.298 (1, 5)	0-0 WP SH2-4 1B	0-0 6-3		4-0 IBB			0-0 SH1-4 1B	4-0 1-2 BB		3	2	2	0	2	0	1								
Tim Foli, R OBP: 0.247, SLG: 0.286 (1, 6)	0-0 SH2-4 1-2		0-0 F8	0-0 SF9			0-0 SH1-4 1-2	0-0 F7		2	0	0	1	0	0	2								
Mike Jorgensen, L OBP: 0.205, SLG: 0.209 Hal Breedren, R OBP: 0.235, SLG: 0.412 (1, 3) (9, PH)	4-0 1B 2-3 BB		0-0 4-3	0-0 F9			0-0 F9		0-3 K	3	0	0	0	1	0	3								
Ron Fairly, L OBP: 0.500, SLG: 0.711 Ron Woods, R OBP: 0.455, SLG: 0.421 (1, 7) (9, PH)	0-3 K		4-0 1B BB			0-0 G4-6-3 1B	0-0 BB 1B		0-0 1B	3	0	2	1	1	1	2								
Ken Singleton, S OBP: 0.409, SLG: 0.426 (1, 9)	0-0 1-3 1B		0-0 1-2 1B			0-0 F7	4-0 1-2 BB		0-0 1-2 1B	4	0	3	1	1	0	1								
John Boccabella, R OBP: 0.277, SLG: 0.326 (1, 2)	0-3 K		0-0 L8			0-0 G4-6-3 1-2	0-0 F7		0-0 F4	5	0	0	0	0	1	9								
Jorge Roque, R OBP: 0.220, SLG: 0.255 Boots Day, L OBP: 0.444, SLG: 0.500 (1, 8) (9, PH)		0-0 1-3		0-0 6-3			0-3 K		0-0 F9	4	0	0	0	0	1	0								
Pepe Frias, R OBP: 0.270, SLG: 0.314 (1, 4)		0-0 6-3		0-0 2B SF9 1B			0-0 F9		0-0 5-3	4	1	1	0	0	0	0								
Steve Renko, R OBP: 0.286, SLG: 0.429 Bob Bailey, R OBP: 0.250, SLG: 0.250 John Strohmayer, R (1, 1) (8, PH) (8, 1)		0-0 1B		0-0 1-3 2B			0-0 6-3		4-0 BB BB	3	0	2	0	0	0	0								
Inning Stats	R: 1 E: 0 K: 2 S: 9	H: 2 LOB: 2 BB: 1 P: 13	R: 0 E: 0 K: 0 S: 4	H: 1 LOB: 1 BB: 0 P: 4	R: 0 E: 0 K: 0 S: 4	H: 1 LOB: 2 BB: 1 P: 8	R: 1 E: 0 K: 0 S: 5	H: 2 LOB: 0 BB: 0 P: 9	R: 0 E: 0 K: 1 S: 5	H: 0 LOB: 0 BB: 0 P: 5	R: 1 E: 0 K: 0 S: 5	H: 2 LOB: 2 BB: 1 P: 9	R: 0 E: 0 K: 1 S: 3	H: 0 LOB: 2 BB: 0 P: 11	R: 0 E: 0 K: 1 S: 7	H: 2 LOB: 2 BB: 0 P: 7	1B: 10 2B: 1 3B: 0 HR: 0	SF: 1 SAC: 2 DP: 1 HBP: 0	WP: 1 PB: 0 SB: 0 CS: 0	PA: 43				
PITCHER	IP WLS BF H R ER SO BB IBB HBP BLK WP HR S P ERA WHIP	IP WLS BF H R ER SO BB IBB HBP BLK WP HR S P ERA WHIP	IP WLS BF H R ER SO BB IBB HBP BLK WP HR S P ERA WHIP	IP WLS BF H R ER SO BB IBB HBP BLK WP HR S P ERA WHIP	IP WLS BF H R ER SO BB IBB HBP BLK WP HR S P ERA WHIP	IP WLS BF H R ER SO BB IBB HBP BLK WP HR S P ERA WHIP	IP WLS BF H R ER SO BB IBB HBP BLK WP HR S P ERA WHIP	IP WLS BF H R ER SO BB IBB HBP BLK WP HR S P ERA WHIP	IP WLS BF H R ER SO BB IBB HBP BLK WP HR S P ERA WHIP	IP WLS BF H R ER SO BB IBB HBP BLK WP HR S P ERA WHIP	IP WLS BF H R ER SO BB IBB HBP BLK WP HR S P ERA WHIP	IP WLS BF H R ER SO BB IBB HBP BLK WP HR S P ERA WHIP	IP WLS BF H R ER SO BB IBB HBP BLK WP HR S P ERA WHIP	IP WLS BF H R ER SO BB IBB HBP BLK WP HR S P ERA WHIP	IP WLS BF H R ER SO BB IBB HBP BLK WP HR S P ERA WHIP	IP WLS BF H R ER SO BB IBB HBP BLK WP HR S P ERA WHIP	IP WLS BF H R ER SO BB IBB HBP BLK WP HR S P ERA WHIP	IP WLS BF H R ER SO BB IBB HBP BLK WP HR S P ERA WHIP	IP WLS BF H R ER SO BB IBB HBP BLK WP HR S P ERA WHIP	IP WLS BF H R ER SO BB IBB HBP BLK WP HR S P ERA WHIP	IP WLS BF H R ER SO BB IBB HBP BLK WP HR S P ERA WHIP	IP WLS BF H R ER SO BB IBB HBP BLK WP HR S P ERA WHIP		
Ken Forsch, R ERA: 3.67 Fred Gladding, R ERA: 3.68 Mike Cosgrove, L ERA: 3.6 Jim Crawford, L ERA: 3.48 Jim York, R ERA: 2.98 (1, 1) (7, 1) (8, 1) (9, 1)	6.2 0.1 0.2 0.2 0.2	6.2 0.1 0.2 0.2 0.2	6.2 0.1 0.2 0.2 0.2	6.2 0.1 0.2 0.2 0.2	6.2 0.1 0.2 0.2 0.2	6.2 0.1 0.2 0.2 0.2	6.2 0.1 0.2 0.2 0.2	6.2 0.1 0.2 0.2 0.2	6.2 0.1 0.2 0.2 0.2	6.2 0.1 0.2 0.2 0.2	6.2 0.1 0.2 0.2 0.2	6.2 0.1 0.2 0.2 0.2	6.2 0.1 0.2 0.2 0.2	6.2 0.1 0.2 0.2 0.2	6.2 0.1 0.2 0.2 0.2	6.2 0.1 0.2 0.2 0.2	6.2 0.1 0.2 0.2 0.2	6.2 0.1 0.2 0.2 0.2	6.2 0.1 0.2 0.2 0.2	6.2 0.1 0.2 0.2 0.2	6.2 0.1 0.2 0.2 0.2	6.2 0.1 0.2 0.2 0.2	6.2 0.1 0.2 0.2 0.2	
Batter	1	2	3	4	5	6	7	8	9	AB	R	H	RBI	BB	SO	LOB	BOTTOM							
Jimmy Wynn, R OBP: 0.343, SLG: 0.556 (1, 9)	0-0 4-3		4-0 CS BB			0-0 F8	0-0 1-H 3-H HR			3	1	1	3	1	0	0								
Hector Torres, R OBP: 0.200, SLG: 0.077 (1, 6)	0-3 K		0-0 CS	0-0 E5 E		0-0 5-3	0-0 5-3			4	0	0	0	0	1	0								
Cesar Cedeno, R OBP: 0.367, SLG: 0.494 (1, 8)	0-0 S 1B			0-0 F7		0-0 5-3		0-3 K		4	0	1	0	0	1	1								
Bob Watson, R OBP: 0.400, SLG: 0.446 Tommie Agee, R OBP: 0.325, SLG: 0.324 (1, 7) (9, 7)	0-0 F9			0-0 F3			0-0 F9	0-0 6-3		4	0	0	0	0	0	2								
Lee May, R OBP: 0.190, SLG: 0.262 (1, 3)		0-0 F3		0-0 E5			0-0 F1	0-0 4-3		4	0	0	0	0	0	1								
Doug Rader, R OBP: 0.315, SLG: 0.438 (1, 5)		0-3 K		0-0 L5			0-0 HR			3	1	1	1	0	1	2								
Johnny Edwards, L OBP: 0.254, SLG: 0.383 (1, 2)		0-0 F8			0-0 F9		0-0 1B E 1B			3	1	1	0	0	0	0								
Tommy Helms, R OBP: 0.284, SLG: 0.273 (1, 4)			0-0 6-3		0-0 F4		0-0 E6 HR			3	1	0	0	0	0	1								
Ken Forsch, R ERA: 3.18 Fred Gladding, L ERA: 3.38 Bob Gallagher, L ERA: 3.25 Mike Cosgrove, L ERA: 3.48 Jim Crawford, L ERA: 3.48 Jim York, R ERA: 2.98 (1, 1) (7, 1) (8, 1) (9, 1)	7.0 7.0	7.0 7.0	7.0 7.0	7.0 7.0	7.0 7.0	7.0 7.0	7.0 7.0	7.0 7.0	7.0 7.0	7.0 7.0	7.0 7.0	7.0 7.0	7.0 7.0	7.0 7.0	7.0 7.0	7.0 7.0	7.0 7.0	7.0 7.0	7.0 7.0	7.0 7.0	7.0 7.0	7.0 7.0	7.0 7.0	7.0 7.0
Inning Stats	R: 0 E: 0 K: 1 S: 6	H: 1 LOB: 1 BB: 0 P: 6	R: 0 E: 0 K: 1 S: 5	H: 0 LOB: 0 BB: 0 P: 5	R: 0 E: 0 K: 0 S: 2	H: 0 LOB: 0 BB: 1 P: 6	R: 0 E: 0 K: 0 S: 5	H: 0 LOB: 2 BB: 0 P: 5	R: 0 E: 0 K: 0 S: 3	H: 0 LOB: 0 BB: 0 P: 3	R: 0 E: 0 K: 0 S: 3	H: 0 LOB: 0 BB: 0 P: 3	R: 5 E: 2 K: 0 S: 8	H: 4 LOB: 0 BB: 0 P: 8	R: 0 E: 0 K: 1 S: 5	H: 0 LOB: 0 BB: 0 P: 5	1B: 3 2B: 0 3B: 0 HR: 2	SF: 0 SAC: 0 DP: 0 HBP: 0	WP: 0 PB: 0 SB: 1 CS: 1	PA: 33				
PITCHER	IP WLS BF H R ER SO BB IBB HBP BLK WP HR S P ERA WHIP	IP WLS BF H R ER SO BB IBB HBP BLK WP HR S P ERA WHIP	IP WLS BF H R ER SO BB IBB HBP BLK WP HR S P ERA WHIP	IP WLS BF H R ER SO BB IBB HBP BLK WP HR S P ERA WHIP	IP WLS BF H R ER SO BB IBB HBP BLK WP HR S P ERA WHIP	IP WLS BF H R ER SO BB IBB HBP BLK WP HR S P ERA WHIP	IP WLS BF H R ER SO BB IBB HBP BLK WP HR S P ERA WHIP	IP WLS BF H R ER SO BB IBB HBP BLK WP HR S P ERA WHIP	IP WLS BF H R ER SO BB IBB HBP BLK WP HR S P ERA WHIP	IP WLS BF H R ER SO BB IBB HBP BLK WP HR S P ERA WHIP	IP WLS BF H R ER SO BB IBB HBP BLK WP HR S P ERA WHIP	IP WLS BF H R ER SO BB IBB HBP BLK WP HR S P ERA WHIP	IP WLS BF H R ER SO BB IBB HBP BLK WP HR S P ERA WHIP	IP WLS BF H R ER SO BB IBB HBP BLK WP HR S P ERA WHIP	IP WLS BF H R ER SO BB IBB HBP BLK WP HR S P ERA WHIP	IP WLS BF H R ER SO BB IBB HBP BLK WP HR S P ERA WHIP	IP WLS BF H R ER SO BB IBB HBP BLK WP HR S P ERA WHIP	IP WLS BF H R ER SO BB IBB HBP BLK WP HR S P ERA WHIP	IP WLS BF H R ER SO BB IBB HBP BLK WP HR S P ERA WHIP	IP WLS BF H R ER SO BB IBB HBP BLK WP HR S P ERA WHIP	IP WLS BF H R ER SO BB IBB HBP BLK WP HR S P ERA WHIP	IP WLS BF H R ER SO BB IBB HBP BLK WP HR S P ERA WHIP		

Montreal Expos @ Houston Astros
Astrodome, Houston, TX
Sat Apr 28 1973, 7:05 PM EST
Att: 22,165 - Dome

AB	34
R	3
H	11
RBI	3
BB	6
SO	4
LOB	20



Montreal Expos @ Houston Astros
Astrodome, Houston, TX
Sat Apr 28 1973, 7:05 PM EST
Att: 22,165 - Dome

AB	31
R	5
H	5
RBI	4
BB	1
SO	3
LOB	7



Batter	1	2	3	4	5	6	7	8	9	AB	R	H	RBI	BB	SO	LOB	TOP								
Ron Hunt, R OBP: 0.419, SLG: 0.294 (1, 5)	F8		F9		K		1B			4	0	1	0	0	1	2									
Tim Foli, R OBP: 0.234, SLG: 0.270 (1, 6)	F5			5-3		F8	F7			4	0	0	0	0	0	1									
Mike Jorgensen, L OBP: 0.283, SLG: 0.239 (1, 3)	L7			1-3		L9		G3-6 BB		3	0	1	0	1	0	0									
Ron Fairly, L OBP: 0.593, SLG: 0.714 (1, 7)		L3 1B		1-3				G3-6 1-2		4	0	2	0	0	0	2									
Ken Singleton, S OBP: 0.414, SLG: 0.474 (1, 9)	L3 1-2				L7			HR		3	1	1	1	1	0	2									
John Boccabella, R OBP: 0.275, SLG: 0.340 (1, 2)	K				F7		HR 2B	K		4	1	1	0	0	2	2									
Jorge Roque, R OBP: 0.222, SLG: 0.241 (1, 8)			5-3			F4		6-3		3	0	0	0	1	0	1									
Pepe Frias, R OBP: 0.256, SLG: 0.297 (1, 4)			K			F3		F2		2	0	0	0	0	2	1									
Boots Day, L OBP: 0.400, SLG: 0.444 (7, PH)										1	0	0	0	0	0	1									
Coco Laboy, R OBP: 0.310, SLG: 0.333 (7, 5)										1	0	0	0	0	0	0									
Mike Torrez, R OBP: 0.308, SLG: 0.385 (1, 1)								F3		2	0	1	0	0	1	1									
Hal Breeden, R OBP: 0.278, SLG: 0.611 (7, PH)										1	1	1	2	0	0	0									
Mike Marshall, R OBP: 0.333, SLG: 0.333 (7, 1)										1	0	0	0	0	0	0									
Tom Walker, R (9, 1)										0	0	0	0	0	0	0									
Inning Stats	R: 0 E: 0 K: 0 S: 3	H: 0 LOB: 0 BB: 0 P: 3	R: 0 E: 0 K: 1 S: 5	H: 1 LOB: 0 BB: 0 P: 5	R: 0 E: 0 K: 1 S: 6	H: 1 LOB: 1 BB: 0 P: 6	R: 0 E: 0 K: 0 S: 4	H: 1 LOB: 2 BB: 1 P: 8	R: 0 E: 0 K: 3 S: 9	H: 0 LOB: 1 BB: 1 P: 13	R: 0 E: 0 K: 0 S: 4	H: 1 LOB: 1 BB: 0 P: 4	R: 2 E: 0 K: 0 S: 6	H: 3 LOB: 1 BB: 0 P: 6	R: 1 E: 0 K: 1 S: 5	H: 1 LOB: 0 BB: 1 P: 9	R: 0 E: 0 K: 0 S: 3	H: 0 LOB: 0 BB: 0 P: 3	1B: 2 2B: 5 3B: 0 HR: 2	SF: 0 SAC: 0 DP: 2 HBP: 0	WP: 0 PB: 0 SB: 1 CS: 0	PA: 36			
PITCHER	IP	WLS	BF	H	R	ER	SO	BB	IBB	HBP	BLK	WP	HR	S	P	ERA	WHIP								
Don Wilson, R ERA: 4.14 (1, 1)	8.0		33	8	3	3	6	3	0	0	0	0	2	42	54	3.38	1.375								
Jim Ray, R ERA: (9, 1)	1.0	W	3	0	0	0	0	0	0	0	0	0	0	3	3	0.00	0.000								

Montreal Expos @ Houston Astros
Astrodome, Houston, TX
Sun Apr 29 1973, 4:33 AM EDT
Att: 10,539 - Dome

AB	33
R	3
H	8
RBI	3
BB	3
SO	6
LOB	13



Batter	1	2	3	4	5	6	7	8	9	AB	R	H	RBI	BB	SO	LOB	BOTTOM								
Jimmy Wynn, R OBP: 0.358, SLG: 0.554 (1, 9)	6-3 5-3 HBP		6-3			G4-6-3 1B			1B WP BB	2	1	1	0	1	0	0									
Hector Torres, R OBP: 0.167, SLG: 0.063 (1, 6)	5-3			L9		G4-6-3			F7	3	0	0	0	0	0	2									
Jimmy Stewart, S OBP: 0.333, SLG: 0.200 (9, PH)	1-2					1-2				1	0	0	0	0	0	1									
Cesar Cedeño, R OBP: 0.363, SLG: 0.483 (1, 8)	6-3 2-3			6-3			K		F8 1-3 BLK 1B	4	1	1	0	0	1	1									
Bob Watson, R OBP: 0.414, SLG: 0.523 (1, 7)		HR			HR		F9		BLK IBB BB	3	2	2	2	1	0	0									
Lee May, R OBP: 0.179, SLG: 0.246 (1, 3)		6-3			F8		K		F8	4	0	0	0	0	1	2									
Doug Rader, R OBP: 0.313, SLG: 0.422 (1, 5)		K			6-3			K	BLK IBB	3	0	0	0	1	2	0									
Johnny Edwards, L OBP: 0.258, SLG: 0.381 (1, 2)					5-3				BLK	3	0	1	0	0	0	0									
Tommie Agee, R OBP: 0.325, SLG: 0.324 (8, PH)	4-3									0	0	0	0	0	0	0									
Larry Howard, R OBP: 0.231, SLG: 0.208 (9, 2)									1B 1-2 2-3 3-H	1	0	0	0	0	1	2									
Tommy Helms, R OBP: 0.276, SLG: 0.264 (1, 4)				F8					F8	3	0	0	0	0	0	1									
Don Wilson, R OBP: 0.133, SLG: 0.200 (1, 1)				3-1						2	0	0	0	0	1	0									
Bob Gallagher, L OBP: 0.280, SLG: 0.222 (8, PH)							K		K	1	0	0	0	0	1	1									
Jim Ray, R (9, 1)										0	0	0	0	0	0	0									
Inning Stats	R: 0 E: 0 K: 0 S: 2	H: 0 LOB: 0 BB: 0 P: 3	R: 1 E: 0 K: 1 S: 6	H: 1 LOB: 0 BB: 0 P: 6	R: 0 E: 0 K: 0 S: 3	H: 0 LOB: 0 BB: 0 P: 3	R: 1 E: 0 K: 0 S: 4	H: 1 LOB: 0 BB: 0 P: 4	R: 0 E: 0 K: 0 S: 3	H: 0 LOB: 0 BB: 0 P: 3	R: 0 E: 0 K: 1 S: 5	H: 1 LOB: 0 BB: 0 P: 5	R: 0 E: 0 K: 2 S: 7	H: 0 LOB: 0 BB: 0 P: 7	R: 0 E: 0 K: 2 S: 8	H: 1 LOB: 1 BB: 0 P: 8	R: 2 E: 0 K: 1 S: 3	H: 1 LOB: 2 BB: 3 P: 15	1B: 3 2B: 0 3B: 0 HR: 2	SF: 0 SAC: 0 DP: 1 HBP: 1	WP: 1 PB: 0 SB: 0 CS: 0	PA: 34			
PITCHER	IP	WLS	BF	H	R	ER	SO	BB	IBB	HBP	BLK	WP	HR	S	P	ERA	WHIP								
Mike Torrez, R ERA: 3.0 (1, 1)	6.0		20	3	2	2	2	0	0	1	0	0	2	23	24	3.00	0.500								
Mike Marshall, R ERA: 6.91 (7, 1)	2.1	L	11	2	2	2	4	2	0	0	0	1	0	17	25	7.71	1.714								
Tom Walker, R ERA: 2.77 (9, 1)	0.1		3	0	0	0	0	0	1	0	1	0	0	1	5	0.00	0.000								

Montreal Expos @ Houston Astros
Astrodome, Houston, TX
Sun Apr 29 1973, 4:33 AM EDT
Att: 10,539 - Dome

AB	30
R	4
H	5
RBI	2
BB	3
SO	7
LOB	10



Batter	1	2	3	4	5	6	7	8	9	AB	R	H	RBI	BB	SO	LOB	TOP																				
Ron Hunt, R OBP: 0.491, SLG: 0.316 (1, 4)	L4		SH1-4			6-3 1B				2	1	1	0	1	0	0	Montreal Expos @ Atlanta Braves Atlanta Stadium, Atlanta, GA Wed May 02 1973, 7:05 PM EDT Att: 2,619 - Unknown																				
Tim Foli, R OBP: 0.221, SLG: 0.256 (1, 6)	K		F9		6-3	4-3				5	0	0	0	0	1	6																					
Mike Jorgensen, L OBP: 0.286, SLG: 0.304 (1, 3)	F9									5	0	2	2	0	0	1																					
Ron Fairly, L OBP: 0.552, SLG: 0.625 Jorge Roque, R OBP: 0.222, SLG: 0.241 (7, 8)		G3	F7		F5					3	0	0	0	1	0	2																					
Ken Singleton, S OBP: 0.392, SLG: 0.455 (1, 9)		4-3			6-3					4	1	1	0	0	1	2																					
Ron Woods, R OBP: 0.484, SLG: 0.423 (7, 7)										4	0	1	0	0	0	1																					
John Boccabella, R OBP: 0.310, SLG: 0.375 (1, 2)										3	0	2	1	0	0	0																					
Bob Bailey, R OBP: 0.313, SLG: 0.269 Coco Laboy, R OBP: 0.310, SLG: 0.333 (8, 5)										4	0	1	0	0	1	3																					
Ernie McAnally, R OBP: 0.308, SLG: 0.308 (1, 1)										4	1	2	0	0	1	1																					
Inning Stats	R: 0 E: 0 K: 1 S: 5	H: 0 LOB: 0 BB: 0 P: 5	R: 0 E: 0 K: 0 S: 5	H: 2 LOB: 2 BB: 0 P: 5	R: 1 E: 0 K: 0 S: 5	H: 2 LOB: 1 BB: 0 P: 5	R: 1 E: 0 K: 0 S: 5	H: 2 LOB: 3 BB: 0 P: 6	R: 0 E: 0 K: 1 S: 4	H: 0 LOB: 0 BB: 0 P: 8	R: 0 E: 0 K: 1 S: 5	H: 0 LOB: 0 BB: 0 P: 5	R: 0 E: 0 K: 1 S: 5	H: 0 LOB: 1 BB: 1 P: 9	1B: 9 2B: 1 3B: 0 HR: 0	SF: 1 SAC: 1 DP: 0 HBP: 1		WP: 1 PB: 0 SB: 1 CS: 0	PA: 39																		
PITCHER	IP	WLS	BF	H	R	ER	SO	BB	IBB	HBP	BLK	WP	HR	S	P	ERA	WHIP	PITCHER		IP	WLS	BF	H	R	ER	SO	BB	IBB	HBP	BLK	WP	HR	S	P	ERA	WHIP	
Pat Dobson, R ERA: 4.76 (1, 1)	6.0	L	29	10	3	3	1	0	0	1	0	0	0	30	31	4.50	1.667																				
Roric Harrison, R ERA: 0.95 (7, 1)	3.0		10	0	0	0	3	2	0	0	0	1	0	14	22	0.00	0.667																				

AB	34
R	3
H	10
RBI	3
BB	2
SO	4
LOB	16



Batter	1	2	3	4	5	6	7	8	9	AB	R	H	RBI	BB	SO	LOB	BOTTOM																				
Johnny Oates, L OBP: 0.313, SLG: 0.392 (1, 2)	None E 1B		G3	F7						4	1	1	0	0	0	1	Montreal Expos @ Atlanta Braves Atlanta Stadium, Atlanta, GA Wed May 02 1973, 7:05 PM EDT Att: 2,619 - Unknown																				
Hank Aaron, R OBP: 0.329, SLG: 0.516 (1, 9)										4	1	2	0	0	0	1																					
Darrell Evans, L OBP: 0.322, SLG: 0.544 (1, 5)										4	0	2	0	0	0	2																					
Mike Lum, L OBP: 0.275, SLG: 0.447 (1, 3)										4	0	0	0	0	0	3																					
Dusty Baker Jr., R OBP: 0.365, SLG: 0.423 (1, 8)										4	0	2	1	0	0	1																					
Ralph Carr, L OBP: 0.237, SLG: 0.247 (1, 7)										3	0	0	0	1	0	1																					
Davey Johnson, R OBP: 0.359, SLG: 0.383 (1, 4)										4	0	0	0	0	0	3																					
Sonny Jackson, L OBP: 0.143, SLG: 0.143 (1, 6)										4	0	1	0	0	0	0																					
Pat Dobson, R OBP: 0.091, SLG: 0.091 Larvell Blanks, R OBP: 0.167, SLG: 0.167 Roric Harrison, R OBP: 0.365, SLG: 0.423 Jack Pierce, L (8, PH)										2	0	1	0	0	0	1																					
Inning Stats	R: 1 E: 1 K: 0 S: 5	H: 2 LOB: 1 BB: 0 P: 4	R: 0 E: 1 K: 0 S: 4	H: 1 LOB: 1 BB: 0 P: 4	R: 1 E: 0 K: 0 S: 6	H: 3 LOB: 3 BB: 1 P: 10	R: 0 E: 0 K: 0 S: 5	H: 2 LOB: 2 BB: 0 P: 5	R: 0 E: 0 K: 0 S: 3	H: 1 LOB: 0 BB: 0 P: 3	R: 0 E: 0 K: 0 S: 3	H: 0 LOB: 0 BB: 0 P: 3	R: 0 E: 0 K: 0 S: 3	H: 0 LOB: 0 BB: 0 P: 3	R: 0 E: 0 K: 0 S: 3	H: 0 LOB: 0 BB: 0 P: 3		1B: 8 2B: 1 3B: 0 HR: 0	SF: 0 SAC: 0 DP: 1 HBP: 0	WP: 1 PB: 0 SB: 0 CS: 0	PA: 36																
PITCHER	IP	WLS	BF	H	R	ER	SO	BB	IBB	HBP	BLK	WP	HR	S	P	ERA	WHIP	PITCHER		IP	WLS	BF	H	R	ER	SO	BB	IBB	HBP	BLK	WP	HR	S	P	ERA	WHIP	
Ernie McAnally, R ERA: 2.78 (1, 1)	9.0	W	36	9	2	1	0	0	1	0	0	1	0	35	39	1.00	1.000																				



Batter	1	2	3	4	5	6	7	8	9	AB	R	H	RBI	BB	SO	LOB	TOP					
Pete Rose, S OBP: 0.382, SLG: 0.400 (1,7)	0-0 1-3	0-0 6-3		4-0 BB			0-0 4-3		0-0 1-3	4	0	0	0	1	0	1						
Joe Morgan, L OBP: 0.430, SLG: 0.558 (1,4)	4-0 WP 1B S BB	0-0 5-3		0-0 F3			0-0 F3		0-0 F8	4	1	0	0	1	0	2						
Johnny Bench, R OBP: 0.369, SLG: 0.370 (1,2)	0-0 HR 1B			0-0 4-3			4-0 G4-6-3 1B		0-0 5-3	4	1	2	1	1	0	0						
Bobby Tolan, L OBP: 0.305, SLG: 0.389 (1,8)	0-0 HR			0-0 1B 1B			0-0 G4-6-3 1-2		0-3 K	4	1	2	2	0	1	2						
Tony Perez, R OBP: 0.370, SLG: 0.453 (1,3)	0-0 F8			0-0 1B			1-0 HBP		0-0 F9	3	0	1	0	0	0	0						
Joe Hague, L OBP: 0.333, SLG: 0.308 (1,9)	0-0			0-0 F5			0-0 4-3		4-0 FC6-4 BB	3	0	1	0	0	0	3						
Cesar Geronimo, L OBP: 0.250, SLG: 0.306 (5,9)	0-0 1B			0-0 F3			0-0 2-3		0-0 FC6-4 BB	0	0	0	0	1	0	0						
Dave Concepcion, R OBP: 0.355, SLG: 0.549 (1,6)	0-0 F3			0-0 2-3			0-3 K		0-0 FC6-4 S	4	0	0	0	0	1	4						
Denis Menke, R OBP: 0.356, SLG: 0.264 (8, PH) (1,5)				0-0 F7			0-0 F9		0-0 E5	2	0	0	0	1	0	0						
Larry Stahl, L OBP: 0.015, SLG: 0.800 (8, PH) (8,5)		4-0 6-3 SH3-4 BB		0-0 F9			0-0 F4		1-2	1	0	0	0	0	0	1						
Darrel Chaney, S OBP: 0.083, SLG: 0.043 (8,5)				0-0 K			0-0 6-3		0-0	0	0	0	0	0	0	0						
Jack Billingham, R OBP: 0.056, SLG: 0.056 (1,1)				0-0 SH3-4			0-0		0-0	2	0	0	0	0	1	0						
Pedro Borbon, R OBP: 0.500, SLG: 0.500 (6, PH) (6,1)				1-2						0	0	0	0	0	0	0						
Richie Scheinblum, S OBP: 0.334, SLG: 0.316 (8, PH) (8,1)				1-2						1	0	0	0	0	2	0						
Clay Carroll, R (8,1)										0	0	0	0	0	0	0						
Inning Stats	R: 3 E: 0 K: 0 S: 6	H: 3 LOB: 1 BB: 1 P: 10	R: 0 E: 0 K: 0 S: 3	H: 0 LOB: 1 BB: 1 P: 7	R: 0 E: 0 K: 0 S: 5	H: 2 LOB: 2 BB: 0 P: 5	R: 0 E: 0 K: 1 S: 5	H: 0 LOB: 1 BB: 1 P: 9	R: 0 E: 0 K: 0 S: 3	H: 1 LOB: 1 BB: 0 P: 4	R: 0 E: 0 K: 1 S: 5	H: 0 LOB: 0 BB: 0 P: 5	R: 0 E: 0 K: 1 S: 5	H: 0 LOB: 1 BB: 1 P: 9	R: 0 E: 1 K: 0 S: 4	H: 0 LOB: 2 BB: 1 P: 8	R: 0 E: 0 K: 0 S: 3	H: 0 LOB: 0 BB: 0 P: 3	1B: 5 2B: 0 3B: 0 HR: 1	SF: 0 SAC: 1 DP: 1 HBP: 1	WP: 1 PB: 0 SB: 2 CS: 0	PA: 39
PITCHER	IP WLS BF H R ER SO BB IBB HBP BLK WP HR S P ERA WHIP																					
Mike Torrez, R ERA: 3.2 (1,1)	6.0 W 27 6 3 3 2 3 0 1 0 1 1 27 40 4.50 1.500																					
Steve Renko, R ERA: 2.91 (7,1)	3.0 S 12 0 0 0 1 2 0 0 0 0 0 0 12 20 0.00 0.667																					

Cincinnati Reds @ Montreal Expos
Jarry Park, Montreal, QB
Fri May 04 1973, 7:05 PM EDT
Att: 10,665 - Unknown

AB	32
R	3
H	6
RBI	3
BB	5
SO	3
LOB	15



Batter	1	2	3	4	5	6	7	8	9	AB	R	H	RBI	BB	SO	LOB	BOTTOM			
Ron Hunt, R OBP: 0.467, SLG: 0.333 (1,4)	0-0 G4-6-3 1B			4-0 G5-4-3 BB			0-0 4-3			3	1	2	0	1	0	0				
Tim Foli, R OBP: 0.233, SLG: 0.259 (1,6)	0-0 F7			0-0 G5-4-3 1-2			1-0 G3 1B HBP		0-0 HR 1B	3	2	1	1	0	0	2				
Mike Jorgensen, L OBP: 0.269, SLG: 0.283 (1,3)	0-0 G4-6-3 1-2			0-3 K			0-0 G3		0-0 F8	4	0	0	1	0	1	4				
Ron Fairly, L OBP: 0.563, SLG: 0.680 (1,7)				0-0 6-3			4-0 1B BB		0-0 HR	2	1	1	2	2	0	0				
Jorge Roque, R OBP: 0.222, SLG: 0.241 (9,8)							0-0 1B IBB		4-0 HR	0	0	0	0	0	0	0				
Ken Singleton, S OBP: 0.398, SLG: 0.449 (1,9)				0-0 CS 1B			0-0 F7		4-0 FC3-6 BB	3	0	1	0	1	1	4				
Ron Woods, R OBP: 0.486, SLG: 0.433 (1,8) (9,7)				0-0 F9 1-2			0-0 G5-4-3 1B		0-0 FC3-6 1-2	4	0	2	2	0	0	2				
John Boccabella, R OBP: 0.290, SLG: 0.350 (1,2)				0-0 5-3			0-0 G5-4-3 1-2		0-0 F8	4	0	0	0	0	0	5				
Bob Bailey, R OBP: 0.343, SLG: 0.345 (1,5)				0-3 K			0-0 1B HBP 2B		0-0 1B	3	1	2	0	0	1	0				
Coco Laboy, R OBP: 0.310, SLG: 0.333 (8,5)				0-3 K			0-0 1B BB		0-0 3-1	0	0	0	0	0	0	0				
Mike Torrez, R OBP: 0.286, SLG: 0.357 (1,1)				0-3 K			4-0 HBP 1B G3 BB			1	0	0	0	0	1	0				
Boots Day, L OBP: 0.417, SLG: 0.400 (6, PH) (6,1)										0	1	0	0	1	0	0				
Steve Renko, R OBP: 0.250, SLG: 0.375 (7,1)										1	0	0	0	0	0	0				
Inning Stats	R: 0 E: 0 K: 0 S: 3	H: 1 LOB: 0 BB: 0 P: 3	R: 0 E: 0 K: 0 S: 3	H: 1 LOB: 0 BB: 0 P: 3	R: 0 E: 0 K: 2 S: 7	H: 0 LOB: 0 BB: 0 P: 7	R: 0 E: 0 K: 1 S: 4	H: 0 LOB: 0 BB: 1 P: 8	R: 0 E: 0 K: 0 S: 3	H: 1 LOB: 1 BB: 1 P: 7	R: 4 E: 0 K: 1 S: 8	H: 3 LOB: 2 BB: 2 P: 17	R: 0 E: 0 K: 0 S: 3	H: 1 LOB: 0 BB: 0 P: 3	R: 2 E: 0 K: 0 S: 5	H: 2 LOB: 1 BB: 1 P: 9	1B: 7 2B: 1 3B: 0 HR: 1	SF: 0 SAC: 0 DP: 3 HBP: 1	WP: 0 PB: 0 SB: 0 CS: 1	PA: 34
PITCHER	IP WLS BF H R ER SO BB IBB HBP BLK WP HR S P ERA WHIP																			
Jack Billingham, R ERA: 3.2 (1,1)	5.1 L 22 5 4 4 3 3 0 0 0 0 0 0 23 40 6.75 1.500																			
Pedro Borbon, R ERA: 0.49 (6,1)	1.2 6 2 0 0 1 0 0 0 0 0 0 0 8 8 0.00 1.200																			
Clay Carroll, R ERA: 10.8 (8,1)	1.0 6 2 2 2 0 1 0 0 0 0 0 1 5 9 18.00 3.000																			

Cincinnati Reds @ Montreal Expos
Jarry Park, Montreal, QB
Fri May 04 1973, 7:05 PM EDT
Att: 10,665 - Unknown

AB	28
R	6
H	9
RBI	6
BB	5
SO	4
LOB	17



Batter	1	2	3	4	5	6	7	8	9	AB	R	H	RBI	BB	SO	LOB	TOP										
Pete Rose, S OBP: 0.393, SLG: 0.398 (1, 7)										3	2	1	0	2	0	3											
Dave Concepcion, R OBP: 0.346, SLG: 0.526 (1, 6)										5	1	1	0	0	1	3											
Johnny Bench, R OBP: 0.361, SLG: 0.376 (1, 2)										4	1	1	1	0	1	0											
Bobby Tolan, L OBP: 0.320, SLG: 0.387 (1, 8)										3	1	1	2	2	1	0											
Tony Perez, R OBP: 0.371, SLG: 0.462 (1, 3)										5	0	2	1	0	0	2											
Joe Hague, L OBP: 0.333, SLG: 0.400 Cesar Geronimo, L OBP: 0.244, SLG: 0.297 (1, 9)										2	0	1	1	0	0	1											
Darrel Chaney, S OBP: 0.148, SLG: 0.115 Larry Stahl, L OBP: 0.571, SLG: 0.727 Bill Plummer, R OBP: 0.286, SLG: 0.167 (8, 5)										3	0	2	0	0	0	1											
Denis Menke, R OBP: 0.371, SLG: 0.259 Richie Scheinblum, S OBP: 0.333, SLG: 0.400 Gene Locklear, L Clay Carroll, R (8, 1)										1	0	0	0	2	0	1											
Don Gullett, R OBP: 0.316, SLG: 0.143 Ed Sprague, R Joe Morgan, L OBP: 0.435, SLG: 0.558 Phil Gagliano, R OBP: 0.346, SLG: 0.261 (8, 4)										2	0	0	0	0	1	2											
Inning Stats	R: 2 E: 0 K: 0 S: 5	H: 2 LOB: 1 BB: 1 P: 9	R: 0 E: 0 K: 0 S: 3	H: 1 LOB: 2 BB: 2 P: 11	R: 0 E: 0 K: 1 S: 5	H: 0 LOB: 0 BB: 0 P: 5	R: 0 E: 0 K: 0 S: 4	H: 2 LOB: 1 BB: 0 P: 4	R: 3 E: 0 K: 0 S: 6	H: 3 LOB: 1 BB: 1 P: 10	R: 0 E: 0 K: 1 S: 5	H: 0 LOB: 0 BB: 0 P: 5	R: 0 E: 0 K: 1 S: 5	H: 0 LOB: 0 BB: 0 P: 5	R: 1 E: 0 K: 0 S: 5	H: 2 LOB: 2 BB: 1 P: 9	R: 0 E: 1 K: 1 S: 6	H: 0 LOB: 2 BB: 1 P: 10	1B: 6 2B: 4 3B: 0 HR: 0	SF: 2 SAC: 1 DP: 1 HBP: 0	WP: 0 PB: 1 SB: 1 CS: 1	PA: 42					
PITCHER	IP	WLS	BF	H	R	ER	SO	BB	IBB	HBP	BLK	WP	HR	S	P	ERA	WHIP										
Bill Stoneman, R ERA: 6.23	4.1		21	6	4	3	1	3	1	0	0	0	0	19	35	6.23	2.077										
Mike Marshall, R ERA: 5.85	0.2		4	2	1	1	0	0	0	0	0	0	0	4	4	13.50	3.000										
John Strohmayr, R ERA: 0.84	2.0		6	0	0	0	2	1	0	0	0	0	0	9	13	0.00	0.500										
Pat Jarvis, R ERA: 36.0	1.0	W	6	2	1	1	0	1	0	0	0	0	0	5	9	9.00	3.000										
Joe Gilbert, L ERA: 6.23	1.0	S	5	0	0	0	1	1	0	0	0	0	0	6	10	0.00	1.000										

Cincinnati Reds @ Montreal Expos
 Jarry Park, Montreal, QB
 Sat May 05 1973, 3:33 AM EDT
 Att: 8,623 - Unknown

AB	32
R	6
H	10
RBI	6
BB	7
SO	4
LOB	17



Batter	1	2	3	4	5	6	7	8	9	AB	R	H	RBI	BB	SO	LOB	BOTTOM										
Ron Hunt, R OBP: 0.475, SLG: 0.354 (1, 4)										5	2	3	0	0	0	0											
Tim Foli, R OBP: 0.283, SLG: 0.289 (1, 6)										5	2	3	1	0	0	1											
Ron Woods, R OBP: 0.500, SLG: 0.571 (7, 8)										5	2	3	4	0	0	1											
Hal Breeden, R OBP: 0.417, SLG: 0.783 Joe Gilbert, R (9, 1)										4	2	3	1	1	1	1											
Bob Bailey, R OBP: 0.333, SLG: 0.333 Pat Jarvis, R Ron Fairly, L OBP: 0.563, SLG: 0.680 (8, 1)										4	0	1	0	0	1	3											
Ken Singleton, S OBP: 0.391, SLG: 0.431 (1, 9)										3	0	0	0	1	0	4											
John Boccabella, R OBP: 0.303, SLG: 0.355 (1, 2)										2	0	1	2	1	0	2											
Jorge Roque, R OBP: 0.215, SLG: 0.233 Mike Jorgensen, L OBP: 0.291, SLG: 0.274 (7, 7)										2	0	0	0	0	2	2											
Bill Stoneman, R ERA: 2.88 Mike Marshall, L ERA: 5.85 Pepe Frías, S ERA: 11.74 John Strohmayr, R Coco Laboy, R OBP: 0.286, SLG: 0.328 (8, 5)										1	0	0	0	0	1	0											
Inning Stats	R: 0 E: 0 K: 0 S: 3	H: 0 LOB: 0 BB: 0 P: 3	R: 1 E: 0 K: 1 S: 7	H: 2 LOB: 1 BB: 0 P: 7	R: 0 E: 0 K: 1 S: 5	H: 1 LOB: 0 BB: 0 P: 5	R: 2 E: 0 K: 1 S: 8	H: 3 LOB: 1 BB: 0 P: 8	R: 0 E: 0 K: 0 S: 4	H: 0 LOB: 2 BB: 1 P: 13	R: 3 E: 0 K: 1 S: 9	H: 4 LOB: 2 BB: 1 P: 13	R: 2 E: 0 K: 1 S: 8	H: 3 LOB: 1 BB: 0 P: 8	R: 0 E: 0 K: 1 S: 6	H: 0 LOB: 1 BB: 0 P: 10	1B: 8 2B: 5 3B: 0 HR: 1	SF: 1 SAC: 0 DP: 1 HBP: 0	WP: 1 PB: 0 SB: 0 CS: 0	PA: 40							
PITCHER	IP	WLS	BF	H	R	ER	SO	BB	IBB	HBP	BLK	WP	HR	S	P	ERA	WHIP										
Don Gullett, L ERA: 2.88	6.1		31	11	6	6	4	2	0	0	0	0	1	37	45	8.53	2.053										
Ed Sprague, R ERA: 11.74	0.2		3	0	0	0	1	0	1	0	0	0	0	4	8	0.00	0.000										
Clay Carroll, R ERA: 11.74	1.0	L	6	3	2	2	1	0	0	0	0	0	0	8	8	18.00	3.000										

Cincinnati Reds @ Montreal Expos
 Jarry Park, Montreal, QB
 Sat May 05 1973, 3:33 AM EDT
 Att: 8,623 - Unknown

AB	36
R	8
H	14
RBI	8
BB	3
SO	6
LOB	16



Batter	1	2	3	4	5	6	7	8	9	AB	R	H	RBI	BB	SO	LOB	TOP		
Pete Rose, S OBP: 0.375, SLG: 0.378 (1,7)	F7		6-3		4-3		3-1		6-3	5	0	0	0	0	0	1	Cincinnati Reds @ Montreal Expos Jarry Park, Montreal, QB Sun May 06 1973, 3:33 AM EDT Att: 10,258 - Unknown		
Dave Concepcion, R OBP: 0.360, SLG: 0.568 (1,6)	SF9		K			1B	G3		HR	5	3	3	1	0	1	0			
Johnny Bench, R OBP: 0.354, SLG: 0.404 (1,2)	SF9				F9	K	HR		5-3	4	1	1	2	0	1	1			
Tony Perez, R OBP: 0.376, SLG: 0.457 (1,3)	BB				6-3	2B	F7			3	1	1	1	1	0	0			
Bobby Tolan, L OBP: 0.327, SLG: 0.402 (1,8)	G3				FC5-4	1B			F7	4	1	2	0	0	0	1			
Richie Scheinblum, S OBP: 0.333, SLG: 0.391 (1,9)										3	0	1	2	0	0	1			
Cesar Geronimo, L OBP: 0.253, SLG: 0.297 (6,9)					FC5-4					0	0	0	0	0	1	0		0	
Denis Menke, R OBP: 0.378, SLG: 0.250 (1,5)						SH1-4	BB		F9	2	0	0	0	2	0	1			
Darrel Chaney, S OBP: 0.167, SLG: 0.107 (1,4)						SH1-4	BB		6-3	2	0	0	0	1	1	1			
Roger Nelson, R OBP: 0.091, SLG: 0.091 (1,1)					5-3				6-3	4	0	0	0	0	1	3			
Inning Stats	R: 1 E: 0 K: 0 S: 4	H: 1 LOB: 1 BB: 1 P: 8	R: 0 E: 0 K: 1 S: 5	H: 0 LOB: 0 BB: 0 P: 5	R: 0 E: 0 K: 1 S: 5	H: 1 LOB: 1 BB: 0 P: 4	R: 0 E: 0 K: 0 S: 3	H: 0 LOB: 1 BB: 1 P: 7	R: 3 E: 0 K: 2 S: 10	H: 4 LOB: 2 BB: 2 P: 18	R: 1 E: 0 K: 0 S: 4	H: 1 LOB: 0 BB: 0 P: 4	R: 0 E: 0 K: 0 S: 3	H: 0 LOB: 1 BB: 1 P: 7	R: 1 E: 0 K: 0 S: 4	H: 1 LOB: 0 BB: 0 P: 4	1B: 5 2B: 1 3B: 0 HR: 2	SF: 1 SAC: 1 DP: 0 HBP: 0	WP: 0 PA: 39 PB: 0 SB: 3 CS: 0
PITCHER	IP	WLS	BF	H	R	ER	SO	BB	IBB	HBP	BLK	WP	HR	S	P	ERA	WHIP		
Balor Moore, L ERA: 4.57 (1,1)	5.2	L	26	6	4	4	3	4	0	0	0	0	0	28	44	6.35	1.765		
Mike Marshall, R ERA: 5.91 (6,1)	1.1		5	1	1	1	1	0	0	0	0	0	1	7	7	6.75	0.750		
John Strohmayr, R ERA: 1.42 (8,1)	2.0		8	1	1	1	0	1	0	0	0	0	1	7	11	4.50	1.000		

AB	32
R	6
H	8
RBI	6
BB	5
SO	4
LOB	9



Batter	1	2	3	4	5	6	7	8	9	AB	R	H	RBI	BB	SO	LOB	BOTTOM				
Ron Hunt, R OBP: 0.452, SLG: 0.333 (1,4)	F8	F7			4-3		P5			4	0	0	0	0	0	3	Cincinnati Reds @ Montreal Expos Jarry Park, Montreal, QB Sun May 06 1973, 3:33 AM EDT Att: 10,258 - Unknown				
Tim Foli, R OBP: 0.242, SLG: 0.277 (1,6)	P6		P6		F7				6-3	4	0	0	0	0	0	0					
Mike Jorgensen, L OBP: 0.260, SLG: 0.262 (1,3)	E		4-3		F7				K	3	0	0	0	1	1	0					
Ron Fairly, L OBP: 0.560, SLG: 0.667 (1,7)	E8				6-3				6-3	4	0	2	0	0	0	0					
Ken Singleton, S OBP: 0.385, SLG: 0.421 (1,9)	F8				4-3				3-1	4	0	1	0	0	0	2					
Ron Woods, R OBP: 0.477, SLG: 0.564 (1,8)		5-3			K		L1		1B	4	1	1	0	0	1	2					
John Boccabella, R OBP: 0.329, SLG: 0.379 (1,2)					K		G1-4-3		E	4	0	3	0	0	1	0					
Bob Bailey, R OBP: 0.302, SLG: 0.297 (1,5)	F4				6-3		G1-4-3		E4	4	0	0	1	0	0	3					
Balor Moore, L OBP: 0.250, SLG: 0.214 (1,1)					1-3				G5-4-3	1	0	0	0	1	0	0					
Mike Marshall, R OBP: 0.250, SLG: 0.250 (6,1)										0	0	0	0	0	0	0					
Boots Day, L OBP: 0.462, SLG: 0.455 (7,PH)										1	0	1	0	0	0	0					
John Strohmayr, R OBP: 0.462, SLG: 0.455 (8,1)										0	0	0	0	0	0	0					
Hal Bredren, R OBP: 0.490, SLG: 0.750 (9,PH)										1	0	0	0	0	0	2					
Inning Stats	R: 0 E: 1 K: 0 S: 4	H: 1 LOB: 2 BB: 1 P: 8	R: 0 E: 0 K: 0 S: 4	H: 1 LOB: 2 BB: 1 P: 8	R: 0 E: 0 K: 1 S: 7	H: 2 LOB: 2 BB: 0 P: 7	R: 0 E: 0 K: 1 S: 5	H: 0 LOB: 0 BB: 0 P: 5	R: 0 E: 0 K: 0 S: 3	H: 0 LOB: 0 BB: 0 P: 3	R: 0 E: 0 K: 0 S: 3	H: 0 LOB: 0 BB: 0 P: 3	R: 0 E: 0 K: 0 S: 4	H: 2 LOB: 1 BB: 0 P: 4	R: 0 E: 0 K: 0 S: 5	H: 0 LOB: 0 BB: 0 P: 5	R: 1 E: 1 K: 0 S: 5	H: 2 LOB: 1 BB: 0 P: 5	1B: 7 2B: 1 3B: 0 HR: 0	SF: 0 SAC: 0 DP: 2 HBP: 0	WP: 0 PA: 36 PB: 0 SB: 0 CS: 0
PITCHER	IP	WLS	BF	H	R	ER	SO	BB	IBB	HBP	BLK	WP	HR	S	P	ERA	WHIP				
Roger Nelson, R ERA: 2.12 (1,1)	9.0	W	36	8	1	1	3	2	0	0	0	0	0	40	48	1.00	1.111				

AB	34
R	1
H	8
RBI	1
BB	2
SO	3
LOB	12



Batter	1	2	3	4	5	6	7	8	9	AB R H RBI BB SO LOB	TOP							
Jimmy Wynn, R (1,9) OBP: 0.328, SLG: 0.504	5-3	SF7			6-3		E6		1B 3B	4 1 1 2 0 0 1	Houston Astros @ Montreal Expos Jarry Park, Montreal, QB Mon May 07 1973, 7:05 PM EDT Att: 7,021 - Unknown							
Roger Metzger, S (1,6) OBP: 0.169, SLG: 0.213	K	FC4-6			6-3		5-3		1B	5 0 1 1 0 1 4								
Cesar Cedeno, R (1,8) OBP: 0.381, SLG: 0.562	F7			F4	F6			HR	F7	5 1 1 1 0 0 1								
Bob Watson, R (1,7) OBP: 0.469, SLG: 0.602		1B 1B				5-3			4-3	4 1 2 0 0 0 0								
Lee May, R (1,3) OBP: 0.237, SLG: 0.330		1B 1B 1B		K		5-3			6-3	4 1 1 0 0 1 1								
Doug Rader, R (1,5) OBP: 0.331, SLG: 0.398		F9		F9		K			K	4 0 0 0 0 2 3								
Johnny Edwards, L (1,2) OBP: 0.282, SLG: 0.400		1B 1B SF7 1B		4-3			F7		E7 SH2-4 3B	4 2 1 1 0 0 0								
Tommy Helms, R (1,4) OBP: 0.289, SLG: 0.275		1B 1B		F6			F7 SH1-4 1B		F7	4 0 2 0 0 0 1								
Dave Roberts, L (1,1) OBP: 0.125, SLG: 0.125		FC4-6 1B		4-3			SH1-4		SH2-4	2 0 1 1 0 0 0								
Inning Stats	R: 0 E: 0 K: 1 S: 5	H: 0 LOB: 0 BB: 0 P: 5	R: 3 E: 0 K: 0 S: 8	H: 5 LOB: 2 BB: 0 P: 8	R: 0 E: 0 K: 1 S: 6	H: 1 LOB: 1 BB: 0 P: 6	R: 0 E: 0 K: 0 S: 3	H: 0 LOB: 0 BB: 0 P: 3	R: 0 E: 0 K: 1 S: 5	H: 1 LOB: 2 BB: 0 P: 5	R: 1 E: 0 K: 1 S: 6	H: 1 LOB: 0 BB: 0 P: 6	R: 2 E: 1 K: 0 S: 6	H: 2 LOB: 1 BB: 0 P: 6	1B: 7 2B: 1 3B: 1 HR: 1	SF: 1 SAC: 2 DP: 0 HBP: 0	WP: 0 PB: 0 SB: 0 CS: 0	PA: 39
PITCHER Ernie McAnally, R (1,1) ERA: 3.05	IP: 9.0 WLS: L BF: 39 H: 10 R: 6 ER: 4 SO: 4 BB: 0 IBB: 0 HBP: 0 BLK: 0 WP: 0 HR: 1 S: 47 P: 47 ERA: 4.00 WHIP: 1.111											PITCHER	IP: 9.0 WLS: W BF: 38 H: 6 R: 0 ER: 0 SO: 2 BB: 7 IBB: 0 HBP: 0 BLK: 0 WP: 0 HR: 0 S: 35 P: 63 ERA: 0.00 WHIP: 1.444					

AB	36
R	6
H	10
RBI	6
BB	0
SO	4
LOB	11



Batter	1	2	3	4	5	6	7	8	9	AB R H RBI BB SO LOB	BOTTOM							
Ron Hunt, R (1,4) OBP: 0.449, SLG: 0.342	5-3		L5						5-3	4 0 1 0 1 0 1	Houston Astros @ Montreal Expos Jarry Park, Montreal, QB Mon May 07 1973, 7:05 PM EDT Att: 7,021 - Unknown							
Tim Foli, R (1,6) OBP: 0.240, SLG: 0.273	1B		F9		K		4-3		F4	5 0 1 0 0 1 3								
Ron Woods, R (1,8) OBP: 0.479, SLG: 0.537	F7		BB		F8			1B BB		2 0 0 0 2 0 2								
Hal Breeden, R (1,3) OBP: 0.414, SLG: 0.704	FC5-4 1B		BB			K		F7		3 0 1 0 1 1 1								
Clyde Mashore, R (1,7) OBP: 0.200, SLG: 0.211	FC5-4		F6			F3		F4		4 0 0 0 0 0 5								
Ken Singleton, S (1,9) OBP: 0.411, SLG: 0.429		1B BB		FC6-4 BB					1B	1 0 1 0 3 0 0								
John Boccabella, R (1,2) OBP: 0.311, SLG: 0.357	F4		FC6-4 G6-4-3		L8			L5		4 0 0 0 0 0 5								
Bob Bailey, R (1,5) OBP: 0.319, SLG: 0.341		G6-4-3 1B		G6-4-3		6-3			2B	4 0 2 0 0 0 1								
Ernie McAnally, R (1,1) OBP: 0.250, SLG: 0.250 Terry Humphrey, R (9,PH) OBP: 0.200, SLG: 0.211	G6-4-3				6-3		5-3		F8	3 0 0 0 0 0 2 1 0 0 0 0 0 1								
Inning Stats	R: 0 E: 0 K: 0 S: 5	H: 2 LOB: 2 BB: 0 P: 5	R: 0 E: 0 K: 0 S: 3	H: 1 LOB: 1 BB: 1 P: 7	R: 0 E: 0 K: 0 S: 2	H: 0 LOB: 0 BB: 1 P: 6	R: 0 E: 0 K: 1 S: 5	H: 0 LOB: 1 BB: 1 P: 9	R: 0 E: 0 K: 1 S: 4	H: 1 LOB: 1 BB: 0 P: 4	R: 0 E: 0 K: 0 S: 4	H: 1 LOB: 2 BB: 1 P: 8	R: 0 E: 0 K: 0 S: 4	H: 1 LOB: 1 BB: 0 P: 4	1B: 4 2B: 2 3B: 0 HR: 0	SF: 0 SAC: 0 DP: 2 HBP: 0	WP: 0 PB: 0 SB: 0 CS: 0	PA: 38
PITCHER Dave Roberts, L (1,1) ERA: 2.79	IP: 9.0 WLS: W BF: 38 H: 6 R: 0 ER: 0 SO: 2 BB: 7 IBB: 0 HBP: 0 BLK: 0 WP: 0 HR: 0 S: 35 P: 63 ERA: 0.00 WHIP: 1.444											PITCHER	IP: 9.0 WLS: W BF: 38 H: 6 R: 0 ER: 0 SO: 2 BB: 7 IBB: 0 HBP: 0 BLK: 0 WP: 0 HR: 0 S: 35 P: 63 ERA: 0.00 WHIP: 1.444					



Batter	1	2	3	4	5	6	7	8	9	AB	R	H	RBI	BB	SO	LOB	TOP			
Tommie Agee, R OBP: 0.353, SLG: 0.391 (1, 9)	4-0 6-3 1B FC6-4 BB	0-0 HR		0-0 4-3			0-3 K			3	2	1	1	1	1	1				
Roger Metzger, S OBP: 0.202, SLG: 0.226 (1, 6)	0-0 FC6-4 6-3 1-2 1B	0-3 K			0-0 4-3			0-0 L9-3 1B		4	0	2	0	0	1	0				
Cesar Cedeno, R OBP: 0.377, SLG: 0.576 (1, 8)	0-0 6-3 1-2 2-3			0-0 HR			0-0 F8	0-0 L9-3 1-2		4	1	1	1	0	0	3				
Bob Watson, R OBP: 0.470, SLG: 0.595 (1, 7)	4-0 FC6-4 IBB			0-0 G6-4-3 1B			0-0 F6	0-0 L8		3	0	1	0	1	0	0				
Lee May, R OBP: 0.227, SLG: 0.315 (1, 3)	0-0 FC6-4 BB 1-2 2-3 3-4			0-0 G6-4-3			0-0 F8		0-0 6-3	4	0	0	1	0	0	3				
Doug Rader, R OBP: 0.336, SLG: 0.396 (1, 5)	4-0 1-2 BB			0-0 F9			0-0 F8		0-0 FC6-4 1B	3	0	1	0	1	0	0				
Johnny Edwards, L OBP: 0.270, SLG: 0.381 (1, 2)	0-3 K			0-0 6-3			0-0 F7		0-0 L7	4	0	0	0	0	1	4				
Tommy Helms, R OBP: 0.288, SLG: 0.274 (1, 4)		0-0 F8		0-0 SH2-4 1B			0-0 F7		0-0 FC6-4 1-2	4	0	1	0	0	0	1				
Ken Forsch, R OBP: 0.100, SLG: 0.053 (9, 1)		0-3 K		0-0 SH2-4			0-3 K			2	0	0	0	0	2	0				
Jim York, R (9, 1)				1-2						0	0	0	0	0	0	0				
Inning Stats	R: 1 E: 0 K: 1 S: 6	H: 1 LOB: 3 BB: 3 P: 18	R: 1 E: 0 K: 2 S: 8	H: 1 LOB: 0 BB: 0 P: 8	R: 1 E: 0 K: 0 S: 4	H: 2 LOB: 0 BB: 0 P: 4	R: 0 E: 0 K: 0 S: 4	H: 1 LOB: 1 BB: 0 P: 4	R: 0 E: 0 K: 0 S: 3	H: 0 LOB: 0 BB: 0 P: 3	R: 0 E: 0 K: 2 S: 7	H: 0 LOB: 0 BB: 0 P: 7	R: 0 E: 0 K: 0 S: 3	H: 1 LOB: 1 BB: 0 P: 3	R: 0 E: 0 K: 0 S: 4	H: 1 LOB: 0 BB: 0 P: 4	1B: 5 2B: 1 3B: 0 HR: 2	SF: 0 SAC: 1 DP: 2 HBP: 0	WP: 0 PB: 0 SB: 0 CS: 0	PA: 35
PITCHER Steve Renko, R ERA: 2.93 (1, 1)	IP: 9.0 WLS: W BF: 35 H: 7 R: 3 ER: 3 SO: 5 BB: 2 IBB: 1 HBP: 0 BLK: 0 WP: 0 HR: 2 S: 42 P: 54 ERA: 3.00 WHIP: 1.000															PITCHER				

Houston Astros @ Montreal Expos
Jarry Park, Montreal, QB
Tue May 08 1973, 7:05 PM EDT
Att: 5,035 - Unknown

AB	31
R	3
H	7
RBI	3
BB	3
SO	5
LOB	12



Batter	1	2	3	4	5	6	7	8	9	AB	R	H	RBI	BB	SO	LOB	BOTTOM			
Ron Hunt, R OBP: 0.441, SLG: 0.329 (1, 4)	0-3 K	1-0 G5-4-3 HBP			0-0			0-0 6-3		3	0	0	0	0	1	1				
Tim Foli, R OBP: 0.231, SLG: 0.262 (1, 6)	0-0 F4	0-0 G5-4-3 1-2			0-0 G6-4-3 1-2			0-0 F2		4	0	0	0	0	0	4				
Mike Jorgensen, L OBP: 0.247, SLG: 0.246 (1, 3)	0-3 K			0-0 L4			0-0 F4	0-0 F5		4	0	0	0	0	1	0				
Ron Fairly, L OBP: 0.557, SLG: 0.702 (1, 7)		0-0 HR	4-0 CS BB		0-0 L7			0-0 4-3		3	1	1	1	1	0	0				
Ken Singleton, S OBP: 0.414, SLG: 0.418 (1, 9)		0-0 SH2-3 E	0-3 K		0-0 BB			4-0 1B E BB		2	2	0	0	2	1	1				
Ron Woods, R OBP: 0.481, SLG: 0.523 (1, 8)		4-0 SH2-3 E BB		0-0 F7			0-0 F7	0-0 E IBB 1B		3	1	1	0	1	0	1				
John Boccabella, R OBP: 0.312, SLG: 0.347 (1, 2)		0-0 SH2-3		0-0 6-3			0-0 F8	4-0 E IBB		2	0	0	0	1	0	0				
Bob Bailey, R OBP: 0.320, SLG: 0.326 (1, 5)		4-0 E IBB		0-0 L8			0-3 K	0-0 E1		2	0	0	0	1	1	0				
Boots Day, L OBP: 0.429, SLG: 0.417 (9, PH)								1-2 2-3 3-4		1	0	0	0	0	0	2				
Steve Renko, R OBP: 0.364, SLG: 0.455 (1, 1)		0-0 E8 1B		0-0 G6-4-3 1B			0-3 K			3	0	2	2	0	1	0				
Inning Stats	R: 0 E: 0 K: 2 S: 7	H: 0 LOB: 0 BB: 0 P: 7	R: 3 E: 2 K: 0 S: 5	H: 2 LOB: 2 BB: 2 P: 14	R: 0 E: 0 K: 1 S: 4	H: 0 LOB: 1 BB: 1 P: 8	R: 0 E: 0 K: 0 S: 3	H: 0 LOB: 0 BB: 0 P: 3	R: 0 E: 0 K: 0 S: 3	H: 0 LOB: 0 BB: 1 P: 7	R: 0 E: 0 K: 2 S: 7	H: 0 LOB: 0 BB: 0 P: 7	R: 0 E: 0 K: 0 S: 3	H: 0 LOB: 0 BB: 0 P: 3	R: 1 E: 1 K: 0 S: 3	H: 1 LOB: 3 BB: 2 P: 11	1B: 3 2B: 1 3B: 0 HR: 1	SF: 0 SAC: 1 DP: 3 HBP: 1	WP: 0 PB: 0 SB: 1 CS: 1	PA: 35
PITCHER Ken Forsch, R ERA: 3.83 (1, 1)	IP: 8.1 WLS: L BF: 33 H: 4 R: 4 ER: 2 SO: 4 BB: 4 IBB: 1 HBP: 0 BLK: 0 WP: 0 HR: 1 S: 37 P: 58 ERA: 2.16 WHIP: 0.960															PITCHER				
Jim York, R ERA: 1.77 (9, 1)	0.0 L BF: 2 H: 0 R: 0 ER: 0 SO: 0 BB: 0 IBB: 1 HBP: 0 BLK: 0 WP: 0 HR: 0 S: 1 P: 5 ERA: ∞ WHIP: ∞															PITCHER				

Houston Astros @ Montreal Expos
Jarry Park, Montreal, QB
Tue May 08 1973, 7:05 PM EDT
Att: 5,035 - Unknown

AB	27
R	4
H	4
RBI	3
BB	6
SO	5
LOB	9



Batter	1	2	3	4	5	6	7	8	9	AB	R	H	RBI	BB	SO	LOB	TOP					
Ron Hunt, R OBP: 0.443, SLG: 0.329 (1,4)	6-3		G6-4-3 HBP		FC6-4			1B		3	0	1	0	0	0	1						
Tim Foli, R OBP: 0.225, SLG: 0.255 (1,6)	6-3		G6-4-3		4-3			F8		3	0	0	0	0	0	2						
Joe Gilbert, R (5,1)	6-3									0	0	0	0	0	0	0						
Hal Breedon, R OBP: 0.400, SLG: 0.679 (8,PH)										1	0	0	0	0	0	1						
John Strohmayer, R (8,1)										0	0	0	0	0	0	0						
Mike Jorgensen, L OBP: 0.259, SLG: 0.250 (1,3)	1B		F9			BB		F5		3	0	1	0	1	0	1						
Ron Fairly, L OBP: 0.554, SLG: 0.683 (1,7)	1B				F9			F9		3	0	1	0	1	0	2						
Ken Singleton, S OBP: 0.398, SLG: 0.398 (1,9)	5-3				FC3-6 BB			F3		4	0	0	0	0	0	4						
Ron Woods, R OBP: 0.446, SLG: 0.479 (1,8)		K		P3				F8		4	0	0	0	0	1	2						
John Boccabella, R OBP: 0.316, SLG: 0.385 (1,2)				6-3				F7		2	0	1	0	0	0	1						
Terry Humphrey, R OBP: 0.182, SLG: 0.190 (5,2)										2	0	0	0	0	0	0						
Bob Bailey, R OBP: 0.321, SLG: 0.311 (1,5)		K				FC6-4 BB		5-3		2	0	0	0	1	1	1						
Mike Torrez, R OBP: 0.267, SLG: 0.333 (1,1)								6-3		1	0	0	0	0	0	1						
Tom Walker, R (2,1)	1-3									0	0	0	0	0	0	0						
Boots Day, L OBP: 0.400, SLG: 0.385 (5,PH)										1	0	0	0	0	1	1						
Pepe Frias, R OBP: 0.244, SLG: 0.282 (5,6)										1	0	0	0	0	0	0						
Inning Stats	R: 0 E: 0 K: 0 S: 5	H: 2 LOB: 2 BB: 0 P: 5	R: 0 E: 0 K: 2 S: 8	H: 1 LOB: 1 BB: 0 P: 8	R: 0 E: 0 K: 0 S: 2	H: 0 LOB: 0 BB: 0 P: 3	R: 0 E: 1 K: 0 S: 3	H: 0 LOB: 1 BB: 1 P: 7	R: 0 E: 0 K: 1 S: 5	H: 0 LOB: 1 BB: 1 P: 9	R: 0 E: 0 K: 0 S: 3	H: 0 LOB: 1 BB: 1 P: 7	R: 0 E: 0 K: 0 S: 3	H: 0 LOB: 0 BB: 0 P: 3	R: 0 E: 0 K: 0 S: 4	H: 1 LOB: 1 BB: 0 P: 4	R: 0 E: 0 K: 0 S: 3	H: 0 LOB: 0 BB: 0 P: 3	1B: 3 2B: 1 3B: 0 HR: 0	SF: 0 SAC: 0 DP: 1 HBP: 1	WP: 0 PB: 0 SB: 0 CS: 0	PA: 34
PITCHER Alan Foster, R ERA: 2.35 (1,1)	IP: 9.0 WLS: W BF: 34 H: 4 R: 0 ER: 0 SO: 3 BB: 3 IBB: 0 HBP: 1 BLK: 0 WP: 0 HR: 0 S: 36 P: 49 ERA: 0.00 WHIP: 0.778															PITCHER						

Montreal Expos @ St. Louis Cardinals
 Busch Stadium, St. Louis, MO
 Fri May 11 1973, 7:05 PM CDT
 Att: 13,089 - Unknown

AB 30
 R 0
 H 4
 RBI 0
 BB 3
 SO 3
 LOB 17



Batter	1	2	3	4	5	6	7	8	9	AB	R	H	RBI	BB	SO	LOB	BOTTOM	
Lou Brock, L OBP: 0.312, SLG: 0.370 (1,7)	1B BB	F7	F5		FC6-4		SH3-4	2B 1B		4	2	1	1	1	0	2		
Jose Cruz, L OBP: 0.311, SLG: 0.442 (1,8)	1B BB	6-3			P3		F8	1B		3	2	1	0	1	0	1		
Luis Melendez, R OBP: 0.322, SLG: 0.333 (7,8)	1B BB				SF8 1B			2B		2	0	1	2	0	0	1		
Joe Torre, R OBP: 0.395, SLG: 0.402 (1,3)	1B BB	1B BB			E6 SF8 PB			1B BB		4	3	2	0	2	0	2		
Ted Simmons, S OBP: 0.282, SLG: 0.233 (1,2)	1B BB	1B BB			PB SF8 BB		5-3	K	L7	4	1	1	2	2	1	3		
Bernie Carbo, L OBP: 0.315, SLG: 0.283 (1,9)	1B BB				SF8		K	2B FC BB		2	1	1	2	2	1	0		
Ken Reitz, R OBP: 0.247, SLG: 0.297 (1,5)	L3 BB		F7		L4-6 PB IBB		1B 2B	FC6-5 2B		4	0	2	0	1	0	5		
Ray Busse, R OBP: 0.203, SLG: 0.369 (1,6)	1B BB				G3		1B IBB	K		3	0	1	1	2	1	2		
Mike Tyson, R OBP: 0.317, SLG: 0.289 (1,4)	1B BB				SH3-4 1B		1B	FC 1B FC6-5		5	1	3	2	0	0	4		
Alan Foster, R OBP: 0.500, SLG: 0.500 (1,1)	K		SH3-4		SH3-4 1B			F8 PB SH3-4 1B	FC6-5 2B	4	2	2	0	0	1	4		
Inning Stats	R: 4 E: 0 K: 1 S: 8	H: 4 LOB: 3 BB: 3 P: 20	R: 1 E: 0 K: 0 S: 4	H: 1 LOB: 2 BB: 2 P: 12	R: 0 E: 0 K: 0 S: 4	H: 1 LOB: 1 BB: 0 P: 4	R: 2 E: 1 K: 0 S: 4	H: 1 LOB: 2 BB: 3 P: 16	R: 0 E: 0 K: 1 S: 6	H: 2 LOB: 2 BB: 1 P: 10	R: 1 E: 0 K: 1 S: 7	H: 2 LOB: 1 BB: 0 P: 7	R: 4 E: 0 K: 1 S: 9	H: 3 LOB: 2 BB: 2 P: 17	1B: 12 2B: 5 3B: 0 HR: 0	SF: 1 SAC: 2 DP: 2 HBP: 0	WP: 0 PB: 2 SB: 0 CS: 0	PA: 49
PITCHER Mike Torrez, R ERA: 4.05 (1,1)	IP: 1.2 WLS: L BF: 14 H: 5 R: 5 ER: 5 SO: 1 BB: 5 IBB: 0 HBP: 0 BLK: 0 WP: 0 HR: 0 S: 11 P: 31 ERA: 27.00 WHIP: 6.000															PITCHER		
Tom Walker, R ERA: 2.93 (2,1)	2.1	12	2	2	1	0	1	2	0	0	0	9	21	3.86	1.286			
Joe Gilbert, L ERA: 5.4 (5,1)	3.0	14	5	1	1	2	0	1	0	0	0	17	21	3.00	1.667			
John Strohmayer, R ERA: 3.95 (8,1)	1.0	9	3	4	4	1	2	0	0	0	0	9	17	36.00	5.000			

Montreal Expos @ St. Louis Cardinals
 Busch Stadium, St. Louis, MO
 Fri May 11 1973, 7:05 PM CDT
 Att: 13,089 - Unknown

AB 35
 R 12
 H 15
 RBI 10
 BB 11
 SO 4
 LOB 24



Batter	1	2	3	4	5	6	7	8	9	AB	R	H	RBI	BB	SO	LOB	TOP										
Ron Hunt, R OBP: 0.431, SLG: 0.313 (1, 4)	F3		1B HBP		F7		P3		G6-4-3	4	1	0	0	0	0	2	Montreal Expos @ St. Louis Cardinals Busch Stadium, St. Louis, MO Sat May 12 1973, 7:05 PM CDT Att: 27,180 - Unknown										
Ron Woods, R OBP: 0.450, SLG: 0.460 (1, 8) (8, 7)	K		1B BB		4-3 BB			F2		2	1	0	0	2	1	0											
Ron Fairly, L OBP: 0.340, SLG: 0.656 Jorge Roque, R OBP: 0.215, SLG: 0.233 (6, PR) (8, 8)	F8		P6		4-3			1B CS 1B		4	0	1	0	0	0	3											
Ken Singleton, S OBP: 0.411, SLG: 0.407 (1, 9)		1B G4-6-3 BB	1B		F8			1B		3	1	2	2	1	0	1											
Mike Jorgensen, L OBP: 0.282, SLG: 0.257 (1, 3)		1B G4-6-3 BB	1-3		1-3			1B		2	0	1	0	2	0	1											
Bob Bailey, R OBP: 0.338, SLG: 0.304 Coco Laboy, R OBP: 0.281, SLG: 0.296 (6, 5)		1B G4-6-3 BB			G3 BB			F2		1	0	0	0	2	0	1											
Terry Humphrey, R OBP: 0.160, SLG: 0.167 Mike Marshall, R OBP: 0.400, SLG: 0.400 (6, 1)		G4-6-3			G3			1B SH3-4 1B		3	0	0	0	0	0	3											
Pepe Frias, R OBP: 0.250, SLG: 0.286 (1, 6)		P6			K			SH3-4		3	0	1	0	0	1	2											
Balor Moore, L OBP: 0.222, SLG: 0.188 John Boccabella, R OBP: 0.321, SLG: 0.368 (6, 2)			6-3		F7			G6-4-3 1B		2	0	0	0	0	0	1											
										2	0	1	0	0	1	1											
Inning Stats	R: 0 E: 0 K: 1 S: 5	H: 0 LOB: 0 BB: 0 P: 5	R: 1 E: 0 K: 0 S: 3	H: 1 LOB: 1 BB: 2 P: 11	R: 2 E: 0 K: 0 S: 4	H: 1 LOB: 1 BB: 1 P: 9	R: 0 E: 0 K: 1 S: 5	H: 0 LOB: 1 BB: 1 P: 9	R: 0 E: 0 K: 0 S: 2	H: 0 LOB: 0 BB: 1 P: 6	R: 0 E: 0 K: 1 S: 5	H: 1 LOB: 0 BB: 0 P: 5	R: 0 E: 0 K: 0 S: 4	H: 2 LOB: 2 BB: 1 P: 8	R: 0 E: 0 K: 0 S: 4	H: 2 LOB: 1 BB: 0 P: 4	1B: 7 2B: 0 3B: 0 HR: 0	SF: 0 SAC: 1 DP: 3 HBP: 1	WP: 2 PB: 0 SB: 0 CS: 2	PA: 37							
PITCHER	IP	WLS	BF	H	R	ER	SO	BB	IBB	HBP	BLK	WP	HR	S	P	ERA	WHIP										
Jim Bibby, R ERA: 9.49 (1, 1)	5.0	L	22	2	3	3	2	5	0	1	0	1	0	20	41	5.40	1.400										
Tom Murphy, R ERA: (6, 1)	2.0		6	1	0	0	1	1	0	0	0	0	0	7	11	0.00	1.000										
Wayne Granger, R ERA: 4.15 (8, 1)	2.0		9	4	0	0	0	0	1	0	0	0	0	8	12	0.00	2.000										

AB 28
R 3
H 7
RBI 2
BB 7
SO 3
LOB 18



Batter	1	2	3	4	5	6	7	8	9	AB	R	H	RBI	BB	SO	LOB	BOTTOM										
Lou Brock, L OBP: 0.308, SLG: 0.358 (1, 7)	K		S BB BB		L7		4-3		L4	4	0	0	0	1	1	3	Montreal Expos @ St. Louis Cardinals Busch Stadium, St. Louis, MO Sat May 12 1973, 7:05 PM CDT Att: 27,180 - Unknown										
Luis Melendez, R OBP: 0.333, SLG: 0.333 Wayne Granger, R (8, 1)	K		G4-6-3 BB		G6-4-3			1B		3	0	1	0	1	1	2											
Joe Torre, R OBP: 0.390, SLG: 0.390 (1, 3)	F7		K		K			1B 2B BB		3	1	0	0	1	2	3											
Ted Simmons, S OBP: 0.289, SLG: 0.252 (1, 2)		L4	G4-6-3					2B 1B		4	0	2	0	0	0	2											
Ken Reitz, R OBP: 0.248, SLG: 0.305 (1, 5)		E 2B			F8			F8		4	0	1	0	0	0	3											
Jose Cruz, L OBP: 0.318, SLG: 0.449 (1, 8)		K			CS BB			K		3	0	1	1	1	2	1											
Ray Busse, R OBP: 0.211, SLG: 0.364 Tim McCarver, L OBP: 0.275, SLG: 0.206 Mick Kelleher, R OBP: 0.333, SLG: 0.278 Ed Crosby, L OBP: 0.207, SLG: 0.296 (6, PH) (6, PH) (7, 6) (9, PH)					F9			F5		1	0	0	0	1	0	1											
Mike Tyson, R OBP: 0.311, SLG: 0.286 (1, 4)		E5			1B			G3		4	0	1	0	0	0	4											
Jim Bibby, R (1, 1)					1B					1	0	0	0	0	1	3											
Bill Stein, R OBP: 0.300, SLG: 0.222 Tom Murphy, R (6, 1)		K			G6-4-3 1B			K		1	0	1	0	0	0	0											
Bernie Carbo, L OBP: 0.321, SLG: 0.277 (7, PH) (8, 9)										1	0	0	0	1	1	0											
Inning Stats	R: 0 E: 0 K: 2 S: 7	H: 0 LOB: 0 BB: 0 P: 7	R: 0 E: 1 K: 2 S: 9	H: 1 LOB: 3 BB: 1 P: 13	R: 0 E: 0 K: 1 S: 4	H: 0 LOB: 1 BB: 2 P: 12	R: 0 E: 0 K: 0 S: 2	H: 0 LOB: 0 BB: 1 P: 6	R: 0 E: 0 K: 0 S: 5	H: 2 LOB: 2 BB: 1 P: 9	R: 0 E: 0 K: 2 S: 8	H: 1 LOB: 1 BB: 0 P: 8	R: 0 E: 0 K: 1 S: 5	H: 1 LOB: 0 BB: 0 P: 5	R: 0 E: 0 K: 0 S: 3	H: 0 LOB: 1 BB: 1 P: 7	1B: 4 2B: 3 3B: 0 HR: 0	SF: 0 SAC: 0 DP: 2 HBP: 0	WP: 0 PB: 0 SB: 1 CS: 1	PA: 37							
PITCHER	IP	WLS	BF	H	R	ER	SO	BB	IBB	HBP	BLK	WP	HR	S	P	ERA	WHIP										
Balor Moore, L ERA: 4.25 (1, 1)	5.1	W	24	5	1	1	5	5	0	0	0	0	0	29	49	1.69	1.875										
Mike Marshall, R ERA: 5.04 (6, 1)	3.2	S	13	2	0	0	3	1	0	0	0	0	0	18	22	0.00	0.818										

AB 31
R 1
H 7
RBI 1
BB 6
SO 8
LOB 24



Batter	1	2	3	4	5	6	7	8	9	AB	R	H	RBI	BB	SO	LOB	TOP				
Ron Hunt, R OBP: 0.425, SLG: 0.322 (1, 4)	6-3		F9		L6		2B			4	0	1	1	0	0	0	Montreal Expos @ St. Louis Cardinals Busch Stadium, St. Louis, MO Sun May 13 1973, 3:33 AM CDT Att: 8,471 - Unknown				
Ron Woods, R OBP: 0.422, SLG: 0.426 (1, 8) (8, 7)	F8		K			F3	3-1			4	0	0	0	0	1	1					
Ron Fairly, L OBP: 0.327, SLG: 0.627 Jorge Roque, R OBP: 0.215, SLG: 0.233 (1, 7) (8, 8)	4-3			4-3		E BB		F7		3	0	0	0	1	0	0					
Ken Singleton, S OBP: 0.423, SLG: 0.422 (1, 9)		SH BB FC4-6		1B		E6		1B		4	1	3	0	0	0	1					
Mike Jorgensen, L OBP: 0.281, SLG: 0.247 (1, 3)		FC4-6 SH 1-2 BB		F8		K		F8		3	0	0	0	1	1	4					
John Bococabella, R OBP: 0.321, SLG: 0.367 Mike Marshall, R OBP: 0.400, SLG: 0.400 (1, 2) (8, 1)		SH FC4-6		1B		5-3		F7		3	0	1	0	0	0	3					
Bob Bailey, R Clyde Mashore, R Coco Laboy, R OBP: 0.273, SLG: 0.286 (1, 5) (7, PR) (7, 5)		FC4-6 G6-4-3		F7		4-3 2B		F8		3	0	1	1	0	0	4					
Pepe Frias, R Hal Breeden, R OBP: 0.255, SLG: 0.289 OBP: 0.387, SLG: 0.655 (1, 6) (9, PH)		G6-4-3			CS 1B	4-3		P4		3	0	1	0	0	0	3					
Bill Stoneman, R Bob Stinson, S (1, 1) (8, 2)			K		K	6-3		K		3	0	0	0	0	2	3					
										1	0	0	0	0	1	0					
Inning Stats	R: 0 E: 0 K: 0 S: 3	H: 0 LOB: 0 BB: 0 P: 3	R: 1 E: 1 K: 0 S: 4	H: 1 LOB: 1 BB: 1 P: 8	R: 0 E: 0 K: 2 S: 7	H: 0 LOB: 0 BB: 0 P: 7	R: 0 E: 0 K: 0 S: 5	H: 2 LOB: 2 BB: 0 P: 5	R: 0 E: 0 K: 1 S: 5	H: 0 LOB: 1 BB: 1 P: 10	R: 1 E: 0 K: 0 S: 5	H: 2 LOB: 1 BB: 0 P: 5	R: 0 E: 0 K: 0 S: 4	H: 1 LOB: 1 BB: 0 P: 4	R: 0 E: 0 K: 1 S: 5	H: 0 LOB: 0 BB: 0 P: 5	1B: 5 2B: 3 3B: 0 HR: 0	SF: 0 SAC: 1 DP: 2 HBP: 0	WP: 0 PB: 0 SB: 0 CS: 1	PA: 36	
PITCHER	IP WLS BF H R ER SO BB IBB HBP BLK WP HR S P ERA WHIP	IP WLS BF H R ER SO BB IBB HBP BLK WP HR S P ERA WHIP	IP WLS BF H R ER SO BB IBB HBP BLK WP HR S P ERA WHIP	IP WLS BF H R ER SO BB IBB HBP BLK WP HR S P ERA WHIP	IP WLS BF H R ER SO BB IBB HBP BLK WP HR S P ERA WHIP	IP WLS BF H R ER SO BB IBB HBP BLK WP HR S P ERA WHIP	IP WLS BF H R ER SO BB IBB HBP BLK WP HR S P ERA WHIP	IP WLS BF H R ER SO BB IBB HBP BLK WP HR S P ERA WHIP	IP WLS BF H R ER SO BB IBB HBP BLK WP HR S P ERA WHIP	IP WLS BF H R ER SO BB IBB HBP BLK WP HR S P ERA WHIP	IP WLS BF H R ER SO BB IBB HBP BLK WP HR S P ERA WHIP	IP WLS BF H R ER SO BB IBB HBP BLK WP HR S P ERA WHIP	IP WLS BF H R ER SO BB IBB HBP BLK WP HR S P ERA WHIP	IP WLS BF H R ER SO BB IBB HBP BLK WP HR S P ERA WHIP	IP WLS BF H R ER SO BB IBB HBP BLK WP HR S P ERA WHIP	IP WLS BF H R ER SO BB IBB HBP BLK WP HR S P ERA WHIP	IP WLS BF H R ER SO BB IBB HBP BLK WP HR S P ERA WHIP	IP WLS BF H R ER SO BB IBB HBP BLK WP HR S P ERA WHIP	IP WLS BF H R ER SO BB IBB HBP BLK WP HR S P ERA WHIP	IP WLS BF H R ER SO BB IBB HBP BLK WP HR S P ERA WHIP	IP WLS BF H R ER SO BB IBB HBP BLK WP HR S P ERA WHIP

AB	33
R	2
H	7
RBI	2
BB	2
SO	5
LOB	19



Batter	1	2	3	4	5	6	7	8	9	AB	R	H	RBI	BB	SO	LOB	BOTTOM				
Lou Brock, L OBP: 0.306, SLG: 0.349 (1, 7)	CS BB			4-3		F8		FC1-5 1B		3	1	0	0	1	0	2	Montreal Expos @ St. Louis Cardinals Busch Stadium, St. Louis, MO Sun May 13 1973, 3:33 AM CDT Att: 8,471 - Unknown				
Jose Cruz, L OBP: 0.307, SLG: 0.431 (1, 8)	4-3			E4 1B BB		1-3		F8		4	0	0	0	0	0	3					
Joe Torre, R OBP: 0.402, SLG: 0.393 (1, 3)	F7			1B BB		BB		BB 1B		2	1	1	1	2	0	0					
Ted Simmons, S OBP: 0.304, SLG: 0.264 (1, 2)		G4-6-3 1B		1B		K		1B BB		3	0	2	0	1	1	1					
Bernie Carbo, L OBP: 0.317, SLG: 0.275 (1, 9)	F8			P4		K		1B		4	0	1	2	0	1	4					
Ken Reitz, R OBP: 0.238, SLG: 0.293 (1, 5)	G4-6-3			F7		6-3		5-3		4	0	0	0	0	0	6					
Ed Crosby, L OBP: 0.186, SLG: 0.267 Mick Kelleher, R OBP: 0.333, SLG: 0.278 (1, 6) (9, 6)			6-3		F9		L4			3	0	0	0	0	0	0					
Mike Tyson, R OBP: 0.333, SLG: 0.295 (1, 4)				CS BB		G3		FC1-5 BB 1B		2	0	1	0	1	0	0					
Bob Gibson, R OBP: 0.136, SLG: 0.100 Tim McCarver, L OBP: 0.293, SLG: 0.206 Diego Segui, R OBP: 0.293, SLG: 0.206 (1, 1) (8, PH) (9, 1)				F9		6-3		FC1-5 BB 1B		2	0	0	0	0	0	1					
										0	1	0	0	1	0	0					
										0	0	0	0	0	0	0					
Inning Stats	R: 0 E: 0 K: 0 S: 2	H: 0 LOB: 0 BB: 1 P: 6	R: 0 E: 0 K: 0 S: 3	H: 1 LOB: 0 BB: 0 P: 3	R: 0 E: 0 K: 0 S: 2	H: 0 LOB: 0 BB: 1 P: 6	R: 0 E: 0 K: 0 S: 5	H: 1 LOB: 3 BB: 1 P: 9	R: 0 E: 0 K: 1 S: 5	H: 0 LOB: 1 BB: 1 P: 9	R: 0 E: 0 K: 1 S: 5	H: 0 LOB: 0 BB: 0 P: 5	R: 0 E: 0 K: 0 S: 6	H: 3 LOB: 2 BB: 2 P: 14	R: 3 E: 0 K: 0 S: 6	H: 3 LOB: 2 BB: 2 P: 14	1B: 5 2B: 0 3B: 0 HR: 0	SF: 0 SAC: 0 DP: 1 HBP: 0	WP: 0 PB: 0 SB: 0 CS: 2	PA: 33	
PITCHER	IP WLS BF H R ER SO BB IBB HBP BLK WP HR S P ERA WHIP	IP WLS BF H R ER SO BB IBB HBP BLK WP HR S P ERA WHIP	IP WLS BF H R ER SO BB IBB HBP BLK WP HR S P ERA WHIP	IP WLS BF H R ER SO BB IBB HBP BLK WP HR S P ERA WHIP	IP WLS BF H R ER SO BB IBB HBP BLK WP HR S P ERA WHIP	IP WLS BF H R ER SO BB IBB HBP BLK WP HR S P ERA WHIP	IP WLS BF H R ER SO BB IBB HBP BLK WP HR S P ERA WHIP	IP WLS BF H R ER SO BB IBB HBP BLK WP HR S P ERA WHIP	IP WLS BF H R ER SO BB IBB HBP BLK WP HR S P ERA WHIP	IP WLS BF H R ER SO BB IBB HBP BLK WP HR S P ERA WHIP	IP WLS BF H R ER SO BB IBB HBP BLK WP HR S P ERA WHIP	IP WLS BF H R ER SO BB IBB HBP BLK WP HR S P ERA WHIP	IP WLS BF H R ER SO BB IBB HBP BLK WP HR S P ERA WHIP	IP WLS BF H R ER SO BB IBB HBP BLK WP HR S P ERA WHIP	IP WLS BF H R ER SO BB IBB HBP BLK WP HR S P ERA WHIP	IP WLS BF H R ER SO BB IBB HBP BLK WP HR S P ERA WHIP	IP WLS BF H R ER SO BB IBB HBP BLK WP HR S P ERA WHIP	IP WLS BF H R ER SO BB IBB HBP BLK WP HR S P ERA WHIP	IP WLS BF H R ER SO BB IBB HBP BLK WP HR S P ERA WHIP	IP WLS BF H R ER SO BB IBB HBP BLK WP HR S P ERA WHIP	IP WLS BF H R ER SO BB IBB HBP BLK WP HR S P ERA WHIP



Batter	1	2	3	4	5	6	7	8	9	10	AB	R	H	RBI	BB	SO	LOB	TOP				
Ron Hunt, R OBP: 0.423, SLG: 0.326 (1.4)	0-0 SH1-3 1B		0-0 FC6-4 1B			0-0 F9		0-0 6-3	0-0 F9		5	0	2	0	0	0	4	Montreal Expos @ Pittsburgh Pirates Three Rivers Stadium, Pittsburgh, PA Mon May 14 1973, 7:05 PM EDT Att: 6,327 - Unknown				
Ron Woods, R OBP: 0.412, SLG: 0.414 (1.8)	0-0 SH1-3		0-0 FC6-4 CS			0-0		0-0 FC		0-0 4-3	4	0	1	0	0	0	2					
Ron Fairly, L OBP: 0.510, SLG: 0.639 Jorge Roque, R OBP: 0.215, SLG: 0.233 (1.7)	0-0 4-3		0-0 CS	0-0 4-3		0-0 5-3		0-0 6-3		0-0	5	1	1	2	0	0	3					
Ken Singleton, S OBP: 0.405, SLG: 0.400 (1.9)	0-0 F3			0-0 4-3				0-0 4-3		0-0 4-3							2					
Mike Jorgensen, L OBP: 0.249, SLG: 0.250 (1.3)		4-0 SH2-4 BB		0-0 4-3				4-0 4-3 2B BB		0-0 2B 1B	3	1	1	0	2	1	0					
John Boccabella, R OBP: 0.322, SLG: 0.378 (1.2)	0-0 SH2-4				0-0 5-3			0-0 4-3		0-0 2B	3	0	1	0	0	0	1					
Bob Bailey, R OBP: 0.349, SLG: 0.346 (1.5)	0-0 6-3				0-0 L6			0-0		4-0 2B	3	0	1	1	1	0	1					
Pepe Frias, R OBP: 0.245, SLG: 0.277 Hal Breedon, R OBP: 0.375, SLG: 0.633 Tim Foli, R OBP: 0.223, SLG: 0.252 (1.6)	0-0 5-3				0-0 4-3			0-0 2B		0-0 IBB	2	0	0	0	0	0	1					
Steve Renko, R OBP: 0.308, SLG: 0.385 Boots Day, L OBP: 0.438, SLG: 0.429 Mike Marshall, R OBP: 0.400, SLG: 0.400 Coco Laboy, R OBP: 0.265, SLG: 0.276 Tom Walker, R (8.1)			0-3 K			0-0 6-3		0-0 FC 6-3 1B		0-0 F7	2	0	0	0	0	0	1					
Inning Stats	R: 0 E: 0 K: 0 S: 4	H: 1 LOB: 1 BB: 0 P: 4	R: 0 E: 0 K: 0 S: 3	H: 0 LOB: 1 BB: 1 P: 7	R: 0 E: 0 K: 1 S: 5	H: 1 LOB: 0 BB: 0 P: 5	R: 0 E: 0 K: 0 S: 3	H: 0 LOB: 0 BB: 0 P: 3	R: 0 E: 0 K: 0 S: 3	H: 1 LOB: 1 BB: 0 P: 4	R: 1 E: 0 K: 0 S: 4	H: 1 LOB: 1 BB: 1 P: 8	R: 1 E: 0 K: 0 S: 5	H: 1 LOB: 1 BB: 0 P: 5	R: 0 E: 0 K: 0 S: 5	H: 2 LOB: 3 BB: 1 P: 9	R: 1 E: 0 K: 1 S: 6		H: 1 LOB: 0 BB: 0 P: 6	1B: 5 2B: 2 3B: 0 HR: 1	SF: 0 SAC: 2 DP: 0 HBP: 0	WP: 0 PB: 0 SB: 0 CS: 1
PITCHER Nelson Bries, R ERA: 3.91 (1.1)	IP 10.0	WLS L	BF 41	H 8	R 3	ER 3	SO 2	BB 2	IBB 1	HBP 0	BLK 0	WP 0	HR 1	S 42	P 54	ERA 2.70	WHIP 1.000					

Batter	1	2	3	4	5	6	7	8	9	10	AB	R	H	RBI	BB	SO	LOB	BOTTOM					
Dave Cash, R OBP: 0.344, SLG: 0.381 (1.4)	0-0 5-3		0-0 CS 1B		0-0 6-3		0-0 F4			0-0 6-3	5	0	1	0	0	0	0	Montreal Expos @ Pittsburgh Pirates Three Rivers Stadium, Pittsburgh, PA Mon May 14 1973, 7:05 PM EDT Att: 6,327 - Unknown					
Manny Sanguillen, R OBP: 0.348, SLG: 0.524 (1.9)	0-0 F8		0-0 1B WP 1B		0-0 HR			0-0 G3		0-0 HBP 1B	5	2	3	1	0	0	0						
Al Oliver, L OBP: 0.341, SLG: 0.574 (1.8)	0-0 4-1		0-0 WP 1B		0-3 K			0-0 F8		1-0 HBP	4	0	1	0	0	1	0						
Wille Stargell, L OBP: 0.416, SLG: 0.704 (1.7)		0-0 P5	4-0 1B BB		0-3 K			0-0 F5		0-3 K	4	0	0	0	1	2	2						
Richie Hebner, L OBP: 0.375, SLG: 0.436 (1.5)	0-0 G3		0-3 K		0-0 F9			0-0 F8		0-0 F8	4	0	0	0	0	1	2						
Bob Robertson, R OBP: 0.420, SLG: 0.547 (1.3)		4-0 1B BB		0-0 6-3		0-0 F6		0-0 K		0-3 K	3	0	0	0	1	1	0						
Milt May, L OBP: 0.357, SLG: 0.417 Jackie Hernandez, R ERA: 4.78 (9, PR)	0-0		0-0 1B		0-0 FC6-4 1B		0-0 F9		0-0 1B		4	0	3	0	0	0	0						
Gene Alley, R OBP: 0.292, SLG: 0.338 Gene Clines, R OBP: 0.375, SLG: 0.409 Jerry McNerthey, R (10.2)	0-3 K		0-0 FC6-4 1B		0-0 FC6-4			0-0 5-3		0-0 L3	3	0	0	0	0	1	3						
Nelson Bries, R OBP: 0.188, SLG: 0.250 Vic Davallillo, L OBP: 0.179, SLG: 0.259 (10, PH)			0-3 K		0-0 F9			0-0 5-3		0-0 G3	3	0	0	0	0	1	1						
Inning Stats	R: 0 E: 0 K: 0 S: 3	H: 0 LOB: 0 BB: 0 P: 3	R: 0 E: 0 K: 1 S: 6	H: 1 LOB: 2 BB: 1 P: 10	R: 1 E: 0 K: 2 S: 9	H: 3 LOB: 2 BB: 1 P: 13	R: 0 E: 0 K: 0 S: 4	H: 1 LOB: 1 BB: 0 P: 4	R: 1 E: 0 K: 2 S: 8	H: 0 LOB: 0 BB: 0 P: 8	R: 0 E: 0 K: 0 S: 3	H: 0 LOB: 0 BB: 0 P: 3	R: 0 E: 0 K: 0 S: 3	H: 0 LOB: 0 BB: 0 P: 3	R: 0 E: 0 K: 1 S: 6	H: 1 LOB: 1 BB: 0 P: 6	R: 0 E: 0 K: 1 S: 6		H: 1 LOB: 2 BB: 0 P: 7	1B: 7 2B: 0 3B: 0 HR: 1	SF: 0 SAC: 0 DP: 0 HBP: 1	WP: 1 PB: 0 SB: 0 CS: 1	PA: 40
PITCHER Steve Renko, R ERA: 2.87 (8.1)	IP 7.0	WLS 2	BF 28	H 6	R 2	ER 2	SO 5	BB 2	IBB 0	HBP 0	BLK 0	WP 1	HR 1	S 36	P 44	ERA 2.57	WHIP 1.143						
Mike Marshall, R ERA: 4.78 (8.1)	1.0	3	0	0	0	0	0	0	0	0	0	0	0	0	3	3	0.00	0.000					
Tom Walker, R ERA: 2.6 (9.1)	2.0	W	9	2	0	0	2	0	0	1	0	0	0	0	12	13	0.00	1.000					

Batter	1	2	3	4	5	6	7	8	9	AB	R	H	RBI	BB	SO	LOB	TOP								
Lou Brock, L OBP: 0.331, SLG: 0.372 (1, 7)	0-0 BB BLK 1B		0-0 G6-4-3 1B		0-3 K			0-0 3-1		4	0	2	0	0	1	1	St. Louis Cardinals @ Montreal Expos Jarry Park, Montreal, QB Sun May 20 1973, 3:33 AM EDT Unknown								
Ted Sizemore, R OBP: 0.382, SLG: 0.387 (1, 4)	0-0 P6		0-0 G6-4-3 1-2			0-0 1B BLK G6-4-3 1B		0-0 1B		4	1	2	0	0	0	2									
Luis Melendez, R OBP: 0.309, SLG: 0.307 (1, 9)	0-0 5-3		0-3 K			0-0 G6-4-3 1B		0-0 P4		4	0	1	0	0	1	2									
Ted Simmons, S OBP: 0.340, SLG: 0.318 (1, 2)	4-0 BB BB			0-3 K		0-0 G6-4-3 1-2		0-0 1B	0-0 1B	3	0	1	0	1	1	1									
Bill Stein, R OBP: 0.321, SLG: 0.208 (1, 3)	4-0 1-2 2-3 BB			0-3 K		0-0 4-3		0-0 1B	0-0 1-2 1B	3	0	1	0	1	1	0									
Ken Reitz, R OBP: 0.297 (1, 5) Tim McCarver, L OBP: 0.277, SLG: 0.205 (9, PH)	0-3 K		0-0 L7				0-0 6-3		0-3 K	3	0	0	0	0	1	3									
Jose Cruz, L OBP: 0.316, SLG: 0.403 (1, 8)		0-0 G3			0-3 K			0-0 1-3	0-0 F3	4	0	0	0	0	1	2									
Mike Tyson, R OBP: 0.333, SLG: 0.328 (1, 6) Bernie Carbo, L OBP: 0.316, SLG: 0.255 (9, PH)	4-0 CS BB				0-3 K			0-3 K	0-3 K	2	0	0	0	1	2	0									
Bob Gibson, R OBP: 0.167, SLG: 0.095 (1, 1) Dwain Anderson, R OBP: 0.316, SLG: 0.133 (8, PH) Rich Folkers, L (8, 1)	0-0 F9 1-2				4-0 BB			0-3 K		1	0	0	0	1	0	1									
Inning Stats	R: 0 E: 0 K: 1 S: 6	H: 1 LOB: 3 BB: 2 P: 14	R: 0 E: 0 K: 0 S: 2	H: 0 LOB: 0 BB: 1 P: 6	R: 0 E: 0 K: 1 S: 5	H: 0 LOB: 0 BB: 0 P: 5	R: 0 E: 0 K: 2 S: 7	H: 0 LOB: 0 BB: 0 P: 7	R: 0 E: 0 K: 3 S: 9	H: 1 LOB: 1 BB: 1 P: 13	R: 1 E: 0 K: 0 S: 4	H: 2 LOB: 0 BB: 0 P: 4	R: 0 E: 0 K: 1 S: 5	H: 0 LOB: 0 BB: 0 P: 5	R: 0 E: 0 K: 1 S: 6	H: 1 LOB: 1 BB: 0 P: 6		R: 0 E: 0 K: 2 S: 9	H: 2 LOB: 2 BB: 0 P: 9	1B: 7 2B: 0 3B: 0 HR: 0	SF: 0 SAC: 0 DP: 2 HBP: 0	WP: 0 PB: 0 SB: 0 CS: 1	PA: 35		
PITCHER	IP	WLS	BF	H	R	ER	SO	BB	IBB	HBP	BLK	WP	HR	S	P	ERA	WHIP								
Balor Moore, L ERA: 3.81 (1, 1)	8.0	W	32	7	1	1	9	4	0	0	2	0	0	46	62	1.12	1.375								
Mike Marshall, R ERA: 5.46 (9, 1)	1.0	S	3	0	0	0	2	0	0	0	0	0	0	7	7	0.00	0.000								

AB 31
R 1
H 7
RBI 0
BB 4
SO 11
LOB 16



Batter	1	2	3	4	5	6	7	8	9	AB	R	H	RBI	BB	SO	LOB	BOTTOM								
Ron Hunt, R OBP: 0.424, SLG: 0.330 (1, 4)	0-0 P4		0-0 2B		0-0 F2		0-0 F9			4	1	1	0	0	0	0	St. Louis Cardinals @ Montreal Expos Jarry Park, Montreal, QB Sun May 20 1973, 3:33 AM EDT Unknown								
Ron Woods, R OBP: 0.407, SLG: 0.400 (1, 8)	0-3 K2-3		0-3 K		4-0 1B SF7 BB		0-0 F7			3	1	0	0	1	2	1									
Ron Fairly, L OBP: 0.505, SLG: 0.598 (1, 7)	4-0 BLK BB		0-0 F2		0-0 1-3 1B		0-0 4-3			3	0	1	0	1	0	1									
Ken Singleton, S OBP: 0.385, SLG: 0.381 (1, 9)	0-0 6-3		0-0 2B		0-0 SF7		0-0 F8			3	0	1	2	0	0	1									
Mike Jorgensen, L OBP: 0.306, SLG: 0.253 (1, 3)		1-0 HR HBP	4-0 BB		0-0 F9		0-0 4-3			2	1	0	0	1	0	1									
Bob Bailey, R OBP: 0.356, SLG: 0.400 (1, 5)		0-0 HR	0-0 4-3		0-0 SH1-3 1B		0-0 F8			4	1	2	2	0	0	2									
Terry Humphrey, R OBP: 0.148, SLG: 0.154 (1, 2)		0-0 4-3		0-3 K		0-0 SH1-3		0-0 1-2		2	0	0	0	0	1	0									
Pepe Frias, R OBP: 0.220, SLG: 0.246 (1, 6)		0-0 6-3		0-3 K		0-0 1-3		0-0 6-3		3	0	0	0	0	1	1									
Balor Moore, L OBP: 0.190, SLG: 0.158 (1, 1) Mike Marshall, R OBP: 0.333, SLG: 0.333 (9, 1)	0-0 F7		0-0 4-3		0-0 6-3					3	0	0	0	0	0	1									
Inning Stats	R: 0 E: 0 K: 1 S: 5	H: 0 LOB: 1 BB: 1 P: 9	R: 2 E: 0 K: 0 S: 4	H: 1 LOB: 0 BB: 0 P: 5	R: 1 E: 0 K: 1 S: 7	H: 2 LOB: 2 BB: 1 P: 11	R: 0 E: 0 K: 2 S: 7	H: 0 LOB: 0 BB: 0 P: 7	R: 1 E: 0 K: 0 S: 4	H: 1 LOB: 1 BB: 1 P: 8	R: 0 E: 0 K: 0 S: 4	H: 1 LOB: 0 BB: 0 P: 4	R: 0 E: 0 K: 0 S: 3	H: 0 LOB: 0 BB: 0 P: 3	R: 0 E: 0 K: 0 S: 3	H: 0 LOB: 0 BB: 0 P: 3		R: 0 E: 0 K: 0 S: 3	H: 0 LOB: 0 BB: 0 P: 3	1B: 2 2B: 2 3B: 0 HR: 1	SF: 1 SAC: 1 DP: 0 HBP: 1	WP: 0 PB: 0 SB: 0 CS: 0	PA: 33		
PITCHER	IP	WLS	BF	H	R	ER	SO	BB	IBB	HBP	BLK	WP	HR	S	P	ERA	WHIP								
Bob Gibson, R ERA: 3.34 (1, 1)	7.0	L	30	5	4	4	4	3	0	1	1	1	34	47	5.14	1.143									
Rich Folkers, L ERA: 0.82 (8, 1)	1.0		3	0	0	0	0	0	0	0	0	0	0	3	3	0.00	0.000								

AB 27
R 4
H 5
RBI 4
BB 3
SO 4
LOB 8



Batter	1	2	3	4	5	6	7	8	9	10	11	AB	R	H	RBI	BB	SO	LOB	TOP															
Rick Monday, L OBP: 0.435, SLG: 0.589 (1, 8)													5	1	3	2	1	2	2															
Glenn Beckert, R OBP: 0.373, SLG: 0.368 (1, 4)													5	0	0	0	1	0	5															
Billy Williams, L OBP: 0.353, SLG: 0.423 (1, 7)													5	0	1	1	0	0	3															
Ron Santo, R OBP: 0.431, SLG: 0.511 (1, 5)													5	0	0	0	0	1	3															
Pat Bourque, L OBP: 0.500, SLG: 0.500 (1, 3)													3	0	1	0	2	0	0															
Jose Cardenal, R OBP: 0.394, SLG: 0.479 (1, 9)													5	0	1	0	0	1	2															
Randy Hundley, R OBP: 0.280, SLG: 0.349 (1, 2)													5	1	2	0	0	1	3															
Don Kessinger, S OBP: 0.353, SLG: 0.269 (1, 6)													5	1	1	0	0	2	5															
Fergie Jenkins, R OBP: 0.317, SLG: 0.208 (9, PH)													3	0	0	0	0	3	3															
Jim Hickman, R OBP: 0.192, SLG: 0.160 (9, PR)													0	0	0	0	0	0	0															
Cleo James, R OBP: 0.192, SLG: 0.160 (9, PR)													0	0	0	0	0	0	0															
Jack Aker, R OBP: 1.000, SLG: 1.000 (11, 1)													1	0	0	0	0	0	0															
Dave LaRoche, L OBP: 1.000, SLG: 1.000 (11, 1)													0	0	0	0	0	0	0															
Inning Stats	R: 0 E: 0 K: 0 S: 4	H: 1 LOB: 1 BB: 0 P: 4	R: 0 E: 0 K: 3 S: 10	H: 1 LOB: 2 BB: 1 P: 14	R: 0 E: 0 K: 1 S: 5	H: 0 LOB: 0 BB: 0 P: 5	R: 0 E: 0 K: 0 S: 3	H: 0 LOB: 0 BB: 0 P: 3	R: 2 E: 0 K: 1 S: 7	H: 2 LOB: 1 BB: 1 P: 11	R: 0 E: 0 K: 1 S: 6	H: 1 LOB: 2 BB: 0 P: 10	R: 0 E: 0 K: 2 S: 8	H: 1 LOB: 1 BB: 0 P: 8	R: 0 E: 0 K: 1 S: 8	H: 3 LOB: 2 BB: 0 P: 8	R: 0 E: 0 K: 0 S: 3	H: 0 LOB: 0 BB: 0 P: 3	R: 0 E: 0 K: 0 S: 3	H: 0 LOB: 1 BB: 1 P: 7	1B: 9 2B: 0 3B: 0 HR: 1	SF: 0 SAC: 0 DP: 0 HBP: 0	WP: 0 PB: 0 SB: 1 CS: 0	PA: 47										
PITCHER	IP: 7.0 ERA: 2.82	WLS: 17 BF: 30	H: 6 R: 2 ER: 1 SO: 7	BB: 3 IBB: 0 HBP: 0 BLK: 0	WP: 0 HR: 0 S: 22	P: 53 ERA: 2.57 WHIP: 1.286	PITCHER														IP: 7.0 WLS: 17 BF: 30 H: 6 R: 2 ER: 1 SO: 7 BB: 3 IBB: 0 HBP: 0 BLK: 0 WP: 0 HR: 0 S: 22 P: 53 ERA: 2.57 WHIP: 1.286													

Chicago Cubs @ Montreal Expos
Jarry Park, Montreal, QB
Tue May 22 1973, 7:05 PM EDT
Att. 10,377 - Unknown - 50 F

AB	43
R	3
H	10
RBI	3
BB	4
SO	10
LOB	26



Batter	1	2	3	4	5	6	7	8	9	10	11	AB	R	H	RBI	BB	SO	LOB	BOTTOM															
Ron Hunt, R OBP: 0.422, SLG: 0.333 (1, 4)													5	1	2	0	0	1	4															
Ron Woods, R OBP: 0.396, SLG: 0.373 (1, 8)													4	0	0	0	0	0	5															
Mike Marshall, R OBP: 0.429, SLG: 0.333 (8, 1)													0	0	0	0	1	0	0															
Ron Fairly, L OBP: 0.513, SLG: 0.584 (1, 7)													4	0	2	1	2	1	0															
Ken Singleton, S OBP: 0.374, SLG: 0.395 (1, 9)													5	1	2	1	0	0	6															
Mike Jorgensen, L OBP: 0.316, SLG: 0.300 (1, 3)													5	1	3	1	0	2	1															
John Boccabella, R OBP: 0.314, SLG: 0.354 (1, 2)													5	0	1	0	0	1	2															
Bob Bailey, R OBP: 0.354, SLG: 0.441 (1, 5)													4	1	1	1	1	0	3															
Tim Foli, R OBP: 0.227, SLG: 0.248 (1, 6)													4	0	0	0	1	0	2															
Steve Renko, R OBP: 0.400, SLG: 0.500 (7, PH)													1	0	1	0	1	0	0															
Boots Day, L OBP: 0.429, SLG: 0.474 (8, 8)													2	0	0	0	0	0	0															
Inning Stats	R: 0 E: 0 K: 0 S: 4	H: 2 LOB: 1 BB: 0 P: 4	R: 0 E: 1 K: 0 S: 4	H: 2 LOB: 1 BB: 0 P: 4	R: 0 E: 0 K: 1 S: 4	H: 0 LOB: 0 BB: 1 P: 8	R: 1 E: 1 K: 1 S: 7	H: 2 LOB: 1 BB: 0 P: 7	R: 0 E: 0 K: 0 S: 6	H: 1 LOB: 1 BB: 0 P: 6	R: 1 E: 0 K: 0 S: 5	H: 1 LOB: 3 BB: 2 P: 13	R: 1 E: 0 K: 1 S: 6	H: 1 LOB: 0 BB: 0 P: 6	R: 0 E: 0 K: 0 S: 3	H: 0 LOB: 2 BB: 1 P: 8	R: 0 E: 0 K: 1 S: 5	H: 0 LOB: 1 BB: 1 P: 9	R: 1 E: 0 K: 0 S: 3	H: 2 LOB: 2 BB: 1 P: 7	1B: 7 2B: 3 3B: 0 HR: 3	SF: 0 SAC: 2 DP: 2 HBP: 1	WP: 0 PB: 0 SB: 1 CS: 1	PA: 48										
PITCHER	IP: 8.0 ERA: 3.47	WLS: 12 BF: 35	H: 10 R: 3 ER: 3 SO: 4	BB: 2 IBB: 1 HBP: 0 BLK: 0	WP: 0 HR: 3 S: 40	P: 52 ERA: 3.38 WHIP: 1.500	PITCHER														IP: 8.0 WLS: 12 BF: 35 H: 10 R: 3 ER: 3 SO: 4 BB: 2 IBB: 1 HBP: 0 BLK: 0 WP: 0 HR: 3 S: 40 P: 52 ERA: 3.38 WHIP: 1.500													

Chicago Cubs @ Montreal Expos
Jarry Park, Montreal, QB
Tue May 22 1973, 7:05 PM EDT
Att. 10,377 - Unknown - 50 F

AB	39
R	4
H	12
RBI	4
BB	6
SO	5
LOB	23



Batter	1	2	3	4	5	6	7	8	9	10	AB	R	H	RBI	BB	SO	LOB	TOP
Rick Monday, L OBP: 0.425, SLG: 0.578 (1, 8)	L8		5-3		6-3 2B		L8		K	6-3	6	0	1	0	0	1	3	Chicago Cubs @ Montreal Expos Jarry Park, Montreal, QB Wed May 23 1973, 7:05 PM EDT Att: 11,318 - Unknown - 64 F
Glenn Beckert, R OBP: 0.373, SLG: 0.369 (1, 4)	BB 1B 1B		5-3		6-3 2-3		BB 1B 1B		K		5	1	2	0	0	1	1	
Billy Williams, L OBP: 0.355, SLG: 0.414 (1, 7)	F8				6-3		BB 1B IBB		K		3	0	0	0	2	1	2	
Jim Hickman, R OBP: 0.353, SLG: 0.218 (1, 3)	BB 1B		P4			FC6-4 BB	1B BB			SH BB 1B	2	1	1	1	3	0	1	
Ron Santo, R OBP: 0.442, SLG: 0.511 (1, 5)	BB 1B		FC6-4 BB		F9	BB 1B	BB 1B			1B SH SF8 BB	2	1	1	1	3	0	1	
Jose Cardenal, R OBP: 0.385, SLG: 0.467 (1, 9)	6-3		F8		F8			K		SH FC2-6 1B	4	0	0	0	0	1	5	
Ken Rudolph, R OBP: 0.296, SLG: 0.481 (1, 2)		F3		FC6-4 1-2r	FC6-4 1-2r		5-3			FC2-6 1B	5	0	1	1	0	0	2	
Don Kessinger, S OBP: 0.348, SLG: 0.263 (1, 6)		4-3		4-3			4-3			SF8	3	0	0	1	1	0	1	
Burt Hooton, R OBP: 0.292, SLG: 0.227 (1, 1)					F2		BB 1B BB			FC2-6	2	0	0	0	0	0	0	
Gene Hiser, L OBP: 0.425, SLG: 0.429 (7, PH)		F7						K		1-2r 2-3 3-4	0	1	0	0	1	0	0	
Bob Locker, S OBP: 0.167, SLG: 0.167 (7, 1)											0	0	0	0	0	0	0	
Adrian Garrett, L OBP: 0.091, SLG: 0.364 (8, PH)											1	0	0	0	0	1	1	
Bill Bonham, R OBP: 0.222, SLG: 0.222 (8, 1)										1-2r 2-3	1	0	0	0	0	2	2	
Inning Stats	R: 0 E: 0 K: 0 S: 5	H: 2 LOB: 3 BB: 1 P: 9	R: 0 E: 0 K: 0 S: 3	H: 0 LOB: 0 BB: 0 P: 3	R: 0 E: 0 K: 0 S: 3	H: 0 LOB: 1 BB: 1 P: 7	R: 0 E: 0 K: 0 S: 4	H: 1 LOB: 1 BB: 0 P: 4	R: 0 E: 0 K: 2 S: 7	H: 0 LOB: 1 BB: 1 P: 11	R: 0 E: 0 K: 3 S: 9	H: 0 LOB: 0 BB: 0 P: 9	R: 2 E: 1 K: 0 S: 5	H: 1 LOB: 2 BB: 2 P: 13	1B: 5 2B: 1 3B: 0 HR: 0	SF: 1 SAC: 1 DP: 0 HBP: 0	WP: 0 PA: 46 PB: 0 SB: 0 CS: 0	
PITCHER	IP 8.0	WLS 36	BF 5	H 2	ER 2	SO 2	BB 7	IBB 0	HBP 0	BLK 0	WP 0	HR 0	S 32	P 64	ERA 2.25	WHIP 1.500		
Ernie McAnally, R ERA: 2.98 (1, 1)																		
Tom Walker, R ERA: 2.7 (9, 1)																		


AB	34
R	4
H	6
RBI	4
BB	10
SO	5
LOB	19




Batter	1	2	3	4	5	6	7	8	9	10	AB	R	H	RBI	BB	SO	LOB	BOTTOM	
Ron Hunt, R OBP: 0.407, SLG: 0.319 (1, 4)	E6 SH1-3		6-3	F8			P4	F9			5	0	0	0	0	0	1	Chicago Cubs @ Montreal Expos Jarry Park, Montreal, QB Wed May 23 1973, 7:05 PM EDT Att: 11,318 - Unknown - 64 F	
Ron Woods, R OBP: 0.402, SLG: 0.385 (1, 8)	SH1-3		1B BB		6-3		BB FC5-2 2B		F9		3	1	1	0	1	0	0		
Ron Fairly, L OBP: 0.508, SLG: 0.570 (1, 7)	F8		1B 1B		L4		FC5-2 BB IBB		L7		4	0	1	0	1	0	1		
Ken Singleton, S OBP: 0.396, SLG: 0.410 (1, 9)	BB		1B		1B		FC5-2 BB		1B		3	0	3	1	2	0	0		
Mike Jorgensen, L OBP: 0.311, SLG: 0.295 (1, 3)	K		G4-6-3 1B		F7		FC5-2		F9		5	0	1	0	0	1	7		
John Boccabella, R OBP: 0.300, SLG: 0.337 (1, 2)		6-3	G4-6-3 1B		F9		K			K	5	0	0	0	0	2	6		
Bob Bailey, R OBP: 0.356, SLG: 0.423 (1, 5)		FC6-4 BB		1B G4-3-6 BB		E3		K		1-3	3	1	0	0	2	1	0		
Tim Foli, R OBP: 0.234, SLG: 0.254 (1, 6)		FC6-4		G4-3-6 1B		F8		3-1 1B		6-3	5	0	2	0	0	0	2		
Ernie McAnally, R OBP: 0.190, SLG: 0.190 (1, 1)		1-3		G4-3-6		5-3		3-1			3	0	0	0	0	0	3		
Boots Day, L ERA: 1.53 (8, PH)				1-2r 3-4							1	0	0	0	0	0	1		
Tom Walker, R ERA: 3.63 (9, 1)											0	0	0	0	0	0	0		
Inning Stats	R: 0 E: 1 K: 1 S: 6	H: 0 LOB: 2 BB: 1 P: 10	R: 0 E: 0 K: 0 S: 3	H: 0 LOB: 1 BB: 1 P: 7	R: 1 E: 0 K: 0 S: 5	H: 3 LOB: 2 BB: 1 P: 9	R: 1 E: 0 K: 0 S: 3	H: 1 LOB: 0 BB: 1 P: 7	R: 0 E: 0 K: 0 S: 4	H: 1 LOB: 1 BB: 0 P: 4	R: 0 E: 0 K: 1 S: 6	H: 1 LOB: 3 BB: 2 P: 14	R: 0 E: 0 K: 0 S: 4	H: 1 LOB: 1 BB: 0 P: 6	R: 0 E: 0 K: 0 S: 5	H: 1 LOB: 0 BB: 0 P: 5	1B: 7 2B: 1 3B: 0 HR: 0	SF: 0 SAC: 1 DP: 2 HBP: 0	WP: 0 PA: 44 PB: 0 SB: 0 CS: 0
PITCHER	IP 6.0	WLS 27	BF 5	H 2	ER 2	SO 1	BB 4	IBB 0	HBP 0	BLK 0	WP 0	HR 0	S 25	P 41	ERA 3.00	WHIP 1.500			
Burt Hooton, R ERA: 4.35 (1, 1)																			
Bob Locker, R ERA: 1.53 (7, 1)																			
Bill Bonham, R ERA: 3.63 (8, 1)																			

AB	37
R	2
H	8
RBI	1
BB	6
SO	4
LOB	21



Batter	1	2	3	4	5	6	7	8	9	AB	R	H	RBI	BB	SO	LOB	TOP					
Ron Hunt, R OBP: 0.407, SLG: 0.322 (1, 4)	5-3		E5		G3-6-3		1B		2B 1B	5	1	2	1	0	0	1	Montreal Expos @ San Francisco Giants Candlestick Park, San Francisco, CA Fri May 25 1973, 10:05 PM EDT Att: 4,177 - Unknown 					
Ron Woods, R OBP: 0.392, SLG: 0.386 (1, 8)	F9		K			F7	F4		2B	5	1	1	1	0	1	4						
Ron Fairly, L OBP: 0.496, SLG: 0.546 Pepe Frias, R OBP: 0.230, SLG: 0.254 (9, PR)	6-3		L3			F5	F7		BB 2B	4	0	0	0	1	0	4						
Ken Singleton, S OBP: 0.403, SLG: 0.408 (1, 9)		1B 1B	1-3			BB		FC2-6 1B	F7	3	1	1	0	2	0	2						
Mike Jorgensen, L OBP: 0.315, SLG: 0.294 (1, 3)		S 1B 1B			F6	4-3		FC2-6 1B	FC6-4	4	0	1	0	1	0	2						
John Boccabella, R OBP: 0.304, SLG: 0.339 (1, 2)		S 1B			F6			BB 1B	6-3	5	1	2	1	0	0	3						
Bob Bailey, R Clyde Mashore, R (9, 7)		1-2 2H 1B			F6			BB 1B	K	3	0	0	0	1	1	3						
Tim Foli, R OBP: 0.242, SLG: 0.262 (1, 6)		F3			F7			1B 1B	SH3-4 1B	4	1	2	1	0	0	2						
Mike Torrez, R OBP: 0.278, SLG: 0.333 Boots Day, L OBP: 0.391, SLG: 0.429 Mike Marshall, R OBP: 0.429, SLG: 0.333 (7, 1)		6-3						F3	SH3-4	2	0	1	0	0	0	2						
										1	0	0	0	0	0	2						
										0	0	0	0	0	0	0						
Inning Stats	R: 0 E: 0 K: 0 S: 3	H: 0 LOB: 0 BB: 0 P: 3	R: 1 E: 0 K: 0 S: 5	H: 2 LOB: 2 BB: 1 P: 9	R: 0 E: 1 K: 1 S: 6	H: 0 LOB: 1 BB: 0 P: 6	R: 0 E: 0 K: 0 S: 3	H: 0 LOB: 0 BB: 0 P: 3	R: 0 E: 0 K: 0 S: 3	H: 1 LOB: 0 BB: 0 P: 3	R: 0 E: 0 K: 0 S: 3	H: 0 LOB: 1 BB: 1 P: 7	R: 1 E: 0 K: 0 S: 6	H: 3 LOB: 3 BB: 1 P: 10	R: 0 E: 0 K: 1 S: 6	H: 1 LOB: 1 BB: 0 P: 6	R: 3 E: 0 K: 0 S: 6	H: 3 LOB: 2 BB: 2 P: 14	1B: 9 2B: 1 3B: 0 HR: 0	SF: 0 SAC: 1 DP: 1 HBP: 0	WP: 2 PB: 0 SB: 3 CS: 0	PA: 42
PITCHER	IP WLS BF H R ER SO BB IBB HBP BLK WP HR S P ERA WHIP																					
Jim Barr, R ERA: 3.67 Randy Moffitt, R ERA: 1.74 (9, 1)	8.1 L 37 9 4 4 2 3 0 0 0 0 0 0 38 50 4.32 1.440																					

Batter	1	2	3	4	5	6	7	8	9	AB	R	H	RBI	BB	SO	LOB	BOTTOM					
Bobby Bonds, R OBP: 0.376, SLG: 0.556 (1, 9)	CS 1B	6-3		5-3			6-3		K	5	0	1	0	0	1	4	Montreal Expos @ San Francisco Giants Candlestick Park, San Francisco, CA Fri May 25 1973, 10:05 PM EDT Att: 4,177 - Unknown 					
Tito Fuentes, S OBP: 0.314, SLG: 0.371 (1, 4)	6-3		F5		6-3		F4			4	0	0	0	0	0	1						
Chris Speier, R OBP: 0.346, SLG: 0.434 (1, 6)	E5 1B		G3		F8		K			4	0	0	0	0	1	0						
Ed Goodson, L OBP: 0.381, SLG: 0.455 (1, 5)		1B		HR	1B			F7		3	1	2	1	1	0	0						
Gary Matthews, R OBP: 0.422, SLG: 0.517 (1, 7)	F8				1B			F8		4	0	2	0	0	0	2						
Jim Howarth, L OBP: 0.212, SLG: 0.170 Randy Moffitt, R (9, 1)		E3 1B	G3				F7		G3	4	0	0	0	0	0	1						
Dave Kingman, R OBP: 0.242, SLG: 0.435 (1, 3)		FC4-6 1B							K	4	1	3	1	0	1	0						
Dave Rader, L OBP: 0.288, SLG: 0.240 (1, 2)		FC4-6 1B			F6		F6		5-3	4	0	0	0	0	0	3						
Jim Barr, R OBP: 0.167, SLG: 0.091 Gary Thomasson, L OBP: 0.318, SLG: 0.342 (9, 8)		SH1-3			4-3					2	0	0	0	0	0	1						
										1	0	1	0	0	0	0						
										0	0	0	0	0	0	0						
Inning Stats	R: 0 E: 1 K: 0 S: 5	H: 2 LOB: 2 BB: 0 P: 5	R: 0 E: 1 K: 0 S: 5	H: 1 LOB: 2 BB: 0 P: 5	R: 1 E: 0 K: 0 S: 5	H: 2 LOB: 1 BB: 0 P: 5	R: 0 E: 0 K: 0 S: 4	H: 1 LOB: 1 BB: 0 P: 4	R: 0 E: 0 K: 0 S: 3	H: 1 LOB: 2 BB: 1 P: 7	R: 1 E: 0 K: 0 S: 4	H: 1 LOB: 0 BB: 0 P: 4	R: 0 E: 0 K: 1 S: 5	H: 0 LOB: 0 BB: 0 P: 5	R: 0 E: 0 K: 0 S: 3	H: 0 LOB: 0 BB: 0 P: 3	R: 0 E: 0 K: 2 S: 8	H: 1 LOB: 1 BB: 0 P: 8	1B: 6 2B: 1 3B: 0 HR: 2	SF: 0 SAC: 1 DP: 0 HBP: 0	WP: 0 PB: 0 SB: 0 CS: 1	PA: 37
PITCHER	IP WLS BF H R ER SO BB IBB HBP BLK WP HR S P ERA WHIP																					
Mike Torrez, R ERA: 4.29 Mike Marshall, R ERA: 4.5 (7, 1)	6.0 W 10 8 2 0 0 3 1 0 0 0 0 0 16 16 0.00 0.333																					

Batter	1	2	3	4	5	6	7	8	9	AB	R	H	RBI	BB	SO	LOB	TOP			
Ron Hunt, R OBP: 0.409, SLG: 0.336 (1, 4)	L5		F6														4 0 2 1 0 0 0			
Ron Woods, R OBP: 0.396, SLG: 0.384 John Bocabella, R OBP: 0.304, SLG: 0.339 (1, 8)	1B																3 0 1 0 1 1 2 0 0 0 0 0 0 0			
Ron Fairly, L OBP: 0.489, SLG: 0.535 John Strohmayer, R (7, 1) Tom Walker, R (8, 1) Mickey Scott, L (8, 1)	1B		G3-6-3														4 0 1 0 0 1 2 0			
Ken Singleton, S OBP: 0.392, SLG: 0.395 (1, 9)	G4-6-3																4 0 0 0 0 0 2			
Mike Jorgensen, L OBP: 0.305, SLG: 0.283 (1, 3) (7, 7)			F7														4 0 0 0 0 0 0			
Bob Bailey, R OBP: 0.366, SLG: 0.436 (1, 5)																	4 1 3 0 0 1 0			
Tim Foli, R OBP: 0.242, SLG: 0.262 (1, 6)																	4 1 1 0 0 0 2			
Terry Humphrey, R OBP: 0.172, SLG: 0.148 Boots Day, L OBP: 0.360, SLG: 0.391 (1, 2) (7, PH) (7, 8)																	1 0 0 0 1 0 0 2 0 0 0 0 1 2			
Balor Moore, L OBP: 0.174, SLG: 0.143 Bill Stoneman, R (5, 1) Hal Breeden, R OBP: 0.378, SLG: 0.714 (7, PH) (7, 3)																	2 0 0 0 0 0 2 0 0 0 0 0 0 0 2 1 1 2 0 1 0			
Inning Stats	R: 0 E: 0 K: 0 S: 3	H: 1 LOB: 1 BB: 1 P: 7	R: 0 E: 0 K: 0 S: 4	H: 1 LOB: 2 BB: 1 P: 8	R: 0 E: 0 K: 0 S: 3	H: 1 LOB: 0 BB: 0 P: 3	R: 0 E: 0 K: 0 S: 4	H: 1 LOB: 1 BB: 0 P: 4	R: 0 E: 0 K: 0 S: 4	H: 0 LOB: 0 BB: 0 P: 5	R: 3 E: 0 K: 2 S: 11	H: 4 LOB: 1 BB: 0 P: 11	R: 0 E: 0 K: 1 S: 5	H: 0 LOB: 0 BB: 0 P: 5	R: 0 E: 0 K: 1 S: 5	H: 0 LOB: 0 BB: 0 P: 5	1B: 6 2B: 3 3B: 0 HR: 0	SF: 0 SAC: 0 DP: 2 HBP: 0	WP: 1 PB: 0 SB: 1 CS: 0	PA: 36
PITCHER	IP WLS BF H R ER SO BB IBB HBP BLK WP HR S P ERA WHIP																			
Tom Bradley, R ERA: 3.89 Elias Sosa, R ERA: 1.82 (1, 1) (7, 1)	6.1 W 27 8 3 3 2 2 0 0 0 0 0 0 29 37 4.26 1.579																			
	2.2 S 9 1 0 0 3 0 0 0 0 0 1 0 15 15 0.00 0.375																			

Montreal Expos @ San Francisco Giants
Candlestick Park, San Francisco, CA
Sat May 26 1973, 6:33 AM EDT
Att: 5,038 - Unknown

AB	34
R	3
H	9
RBI	3
BB	2
SO	5
LOB	12



Batter	1	2	3	4	5	6	7	8	9	AB	R	H	RBI	BB	SO	LOB	BOTTOM			
Bobby Bonds, R OBP: 0.381, SLG: 0.559 (1, 9)	F7																4 2 2 1 1 0 1			
Tito Fuentes, S OBP: 0.316, SLG: 0.369 (1, 4)	1B																4 2 1 0 1 0 3			
Garry Maddox, R OBP: 0.404, SLG: 0.531 (1, 8)	E7																5 1 5 4 0 0 0			
Ed Goodson, L OBP: 0.381, SLG: 0.453 (1, 5)	SF9																5 0 2 1 0 2 3			
Gary Matthews, R OBP: 0.424, SLG: 0.537 (1, 7)	SF9																3 2 2 2 0 0 2			
Chris Speier, R OBP: 0.348, SLG: 0.432 (1, 6)																	3 1 1 1 1 0 2			
Dave Kingman, R OBP: 0.233, SLG: 0.417 (1, 3)	K																4 0 0 0 0 3 6			
Mike Sadek, R OBP: 0.308, SLG: 0.100 Dave Rader, L OBP: 0.232, SLG: 0.240 (1, 2) (8, PH) (9, 2)																	2 0 0 0 1 0 0 0 1 0 0 1 0 0			
Tom Bradley, R OBP: 0.143, SLG: 0.143 Elias Sosa, R OBP: 1.000, SLG: 1.000 (1, 1) (7, 1)																	3 0 1 0 0 0 1 1 1 1 1 0 0 0			
Inning Stats	R: 2 E: 1 K: 1 S: 7	H: 2 LOB: 2 BB: 2 P: 15	R: 0 E: 0 K: 0 S: 2	H: 0 LOB: 0 BB: 1 P: 6	R: 0 E: 0 K: 1 S: 5	H: 1 LOB: 0 BB: 0 P: 5	R: 1 E: 0 K: 1 S: 6	H: 1 LOB: 1 BB: 1 P: 10	R: 2 E: 0 K: 1 S: 9	H: 4 LOB: 2 BB: 0 P: 9	R: 0 E: 0 K: 0 S: 3	H: 1 LOB: 1 BB: 0 P: 3	R: 0 E: 0 K: 1 S: 5	H: 1 LOB: 1 BB: 0 P: 5	R: 5 E: 0 K: 0 S: 8	H: 5 LOB: 1 BB: 1 P: 12	1B: 12 2B: 3 3B: 1 HR: 0	SF: 1 SAC: 0 DP: 2 HBP: 0	WP: 0 PB: 0 SB: 1 CS: 3	PA: 41
PITCHER	IP WLS BF H R ER SO BB IBB HBP BLK WP HR S P ERA WHIP																			
Balor Moore, L ERA: 4.15 Bill Stoneman, R ERA: 5.29 John Strohmayer, R ERA: 6.27 Tom Walker, R ERA: 3.0 Mickey Scott, L ERA: 4.5 (1, 1) (5, 1) (7, 1) (8, 1) (8, 1)	4.0 L 20 6 3 0 0 1 4 0 0 0 0 0 10 10 0.00 1.500																			
	1.1 8 4 4 4 1 0 1 0 0 0 0 0 9 13 27.00 3.000																			
	0.1 3 2 1 1 0 0 0 0 0 0 0 0 3 3 27.00 6.000																			
	0.1 1 0 0 0 0 0 0 0 0 0 0 1 1 0.00 0.000																			

Montreal Expos @ San Francisco Giants
Candlestick Park, San Francisco, CA
Sat May 26 1973, 6:33 AM EDT
Att: 5,038 - Unknown

AB	34
R	10
H	15
RBI	10
BB	5
SO	5
LOB	18



Batter	1	2	3	4	5	6	7	8	9	AB	R	H	RBI	BB	SO	LOB	TOP					
Ron Hunt, R OBP: 0.409, SLG: 0.338 (1, 4)	5-3		6-3		FC5-4		FC6-4 1B		1B	5	0	2	0	0	0	1						
Ron Woods, R OBP: 0.397, SLG: 0.367 (1, 8)	K			6-3 1B BB	F7		FC6-4 1-2		F8	4	0	0	0	1	1	3						
Bob Bailey, R OBP: 0.364, SLG: 0.444 (1, 5)	FC6-4 BB			6-3 1-2 1B		3-1 6-3 1B		K		3	1	2	0	1	1	0						
Hal Breeden, R OBP: 0.366, SLG: 0.667 (1, 3)	FC6-4 1-2			F9		3-1 1-2 1B		5-3		4	0	1	0	0	0	3						
John Boccabella, R OBP: 0.294, SLG: 0.327 (1, 2)		5-3		6-3		3-1 1-2 2-3		6-3		4	0	0	0	0	0	4						
Ken Singleton, S OBP: 0.395, SLG: 0.394 (1, 9)	5-3			4-0 BB		6-3			HR 1B	3	1	1	1	1	0	1						
Curtis Brown, R (1, 7)	5-3			0-0 BB	F4	3-H 0-0	F3		F9	4	0	0	0	0	0	5						
Tim Foli, R OBP: 0.235, SLG: 0.254 (1, 6)			F7		6-3		F9		F6	4	0	0	0	0	0	1						
Steve Renko, R OBP: 0.389, SLG: 0.471 (1, 1)			F9				F7			3	0	1	0	0	0	0						
Mickey Scott, L (7, 1)										0	0	0	0	0	0	0						
Clyde Mashore, R OBP: 0.286, SLG: 0.667 (9, PH)					FC5-4 1B				1-H HR	1	1	1	2	0	0	0						
Inning Stats	R: 0 E: 0 K: 1 S: 5	H: 0 LOB: 1 BB: 1 P: 9	R: 0 E: 0 K: 0 S: 3	H: 0 LOB: 0 BB: 0 P: 3	R: 0 E: 0 K: 0 S: 3	H: 0 LOB: 0 BB: 0 P: 3	R: 0 E: 0 K: 0 S: 4	H: 1 LOB: 3 BB: 2 P: 12	R: 0 E: 0 K: 0 S: 4	H: 1 LOB: 1 BB: 0 P: 4	R: 1 E: 0 K: 0 S: 5	H: 2 LOB: 1 BB: 0 P: 5	R: 0 E: 0 K: 0 S: 4	H: 1 LOB: 1 BB: 0 P: 4	R: 0 E: 0 K: 1 S: 5	H: 0 LOB: 0 BB: 0 P: 5	R: 2 E: 0 K: 0 S: 6	H: 3 LOB: 1 BB: 0 P: 6	1B: 7 2B: 0 3B: 0 HR: 1	SF: 0 SAC: 0 DP: 0 HBP: 0	WP: 0 PB: 0 CS: 0	PA: 38
PITCHER Ron Bryant, L ERA: 2.38 (1, 1)	IP: 9.0 WLS: W BF: 38 H: 8 R: 3 ER: 3 SO: 2 BB: 3 IBB: 0 HBP: 0 BLK: 0 WP: 0 HR: 1 S: 39 P: 51 ERA: 3.00 WHIP: 1.222																					

Montreal Expos @ San Francisco Giants
Candlestick Park, San Francisco, CA
Sun May 27 1973, 6:33 AM EDT
Att: 9,613 - Unknown

AB 35
R 3
H 8
RBI 3
BB 3
SO 2
LOB 18



Batter	1	2	3	4	5	6	7	8	9	AB	R	H	RBI	BB	SO	LOB	BOTTOM	
Bobby Bonds, R OBP: 0.379, SLG: 0.563 (1, 9)	F5	K			SF8 3B		5-3			4	1	1	0	0	1	2		
Tito Fuentes, S OBP: 0.319, SLG: 0.378 (1, 4)	4-3			1B	SF8		1B			3	1	2	1	0	0	0		
Garry Maddox, R OBP: 0.390, SLG: 0.515 (1, 8)	F7		F8		K		F3			4	0	0	0	0	1	2		
Willie McCovey, L OBP: 0.380, SLG: 0.477 (1, 3)		F8	K		G3		1B			4	0	1	1	0	1	1		
Ed Goodson, L OBP: 0.385, SLG: 0.450 (1, 5)		PB 1B BB		1-2 1B		F8	F8			3	1	1	0	1	0	1		
Mike Phillips, L OBP: 0.333, SLG: 0.357 (8, 5)										0	0	0	0	0	0	0		
Gary Matthews, R OBP: 0.420, SLG: 0.528 (1, 7)		PB 1-2 1B 1B		F3		F9		K		4	1	1	0	0	1	2		
Chris Speier, R OBP: 0.347, SLG: 0.426 (1, 6)		K			F7		2B BB		6-3	3	1	0	0	1	1	2		
Dave Rader, L OBP: 0.303, SLG: 0.275 (1, 2)		1-2 2-3 BB		4-3		1-H 2B		HR		3	1	2	2	1	0	0		
Ron Bryant, S OBP: 0.125, SLG: 0.125 (1, 1)		1-2 2-H 3-H 1B		K		K		1-3		4	0	1	2	0	2	1		
Inning Stats	R: 0 E: 0 K: 0 S: 3	H: 2 LOB: 2 BB: 2 P: 17	R: 0 E: 0 K: 1 S: 7	H: 2 LOB: 0 BB: 0 P: 7	R: 0 E: 0 K: 1 S: 5	H: 0 LOB: 0 BB: 0 P: 5	R: 1 E: 0 K: 1 S: 6	H: 1 LOB: 0 BB: 0 P: 6	R: 1 E: 0 K: 0 S: 5	H: 1 LOB: 1 BB: 1 P: 10	R: 1 E: 0 K: 0 S: 5	H: 2 LOB: 1 BB: 0 P: 5	R: 1 E: 0 K: 1 S: 6	H: 1 LOB: 0 BB: 0 P: 6	1B: 5 2B: 2 3B: 1 HR: 1	SF: 1 SAC: 0 DP: 0 HBP: 0	WP: 0 PB: 1 CS: 0	PA: 36
PITCHER Steve Renko, R ERA: 3.33 (1, 1)	IP: 6.2 WLS: L BF: 31 H: 8 R: 5 ER: 5 SO: 6 BB: 3 IBB: 0 HBP: 0 BLK: 0 WP: 0 HR: 0 S: 40 P: 52 ERA: 6.75 WHIP: 1.650																	
Mickey Scott, L ERA: 5.4 (7, 1)	IP: 1.1 WLS: 5 BF: 1 H: 1 R: 1 ER: 1 SO: 1 BB: 0 IBB: 0 HBP: 0 BLK: 0 WP: 0 HR: 1 S: 7 P: 7 ERA: 6.75 WHIP: 0.750																	

Montreal Expos @ San Francisco Giants
Candlestick Park, San Francisco, CA
Sun May 27 1973, 6:33 AM EDT
Att: 9,613 - Unknown

AB 32
R 6
H 9
RBI 6
BB 3
SO 7
LOB 11



Batter	1	2	3	4	5	6	7	8	9	AB	R	H	RBI	BB	SO	LOB	TOP			
Ron Hunt, R OBP: 0.413, SLG: 0.338 (1, 4)										4	0	1	0	0	0	2				
Ron Woods, R OBP: 0.377, SLG: 0.396 (1, 8)										4	2	2	0	0	1	1				
Ron Fairly, L Clyde Mashore, R OBP: 0.490, SLG: 0.559 (9, PR) OBP: 0.313, SLG: 0.643										4	0	1	1	0	0	1				
Ken Singleton, S OBP: 0.393, SLG: 0.390 (1, 9)										4	0	0	1	0	2	1				
Mike Jorgensen, L OBP: 0.299, SLG: 0.277 (1, 3)										3	0	0	0	0	0	0				
John Boccabella, R OBP: 0.290, SLG: 0.315 (1, 2)										3	0	0	0	0	1	0				
Bob Bailey, R OBP: 0.377, SLG: 0.505 (1, 5)										2	0	0	0	1	2	1				
Tim Foli, R OBP: 0.252, SLG: 0.264 (1, 6)										3	0	1	0	0	0	1				
Balor Moore, L Boots Day, L Tom Walker, R OBP: 0.160, SLG: 0.130 (8, PH) OBP: 0.357, SLG: 0.360 (8, 1)										2	0	0	0	0	0	2				
Inning Stats	R: 0 E: 0 K: 1 S: 5	H: 1 LOB: 0 BB: 0 P: 5	R: 0 E: 0 K: 2 S: 7	H: 0 LOB: 0 BB: 0 P: 7	R: 0 E: 0 K: 1 S: 5	H: 0 LOB: 0 BB: 0 P: 5	R: 0 E: 0 K: 0 S: 3	H: 0 LOB: 0 BB: 0 P: 3	R: 0 E: 0 K: 1 S: 5	H: 1 LOB: 1 BB: 1 P: 7	R: 1 E: 0 K: 0 S: 4	H: 1 LOB: 0 BB: 0 P: 4	R: 0 E: 1 K: 1 S: 6	H: 0 LOB: 1 BB: 0 P: 6	R: 1 E: 0 K: 0 S: 4	H: 2 LOB: 1 BB: 0 P: 4	1B: 3 2B: 2 3B: 0 HR: 0	SF: 0 SAC: 0 DP: 2 HBP: 0	WP: 1 PB: 0 CS: 1	PA: 31
PITCHER Don Sutton, R ERA: 2.09 (1, 1)	IP: 9.0 WLS: W BF: 31	H: 5 R: 2 ER: 2 SO: 6	BB: 1 IBB: 0 HBP: 0 BLK: 0	WP: 1 HR: 0 S: 42 P: 46	ERA: 2.00 WHIP: 0.667															

Montreal Expos @ Los Angeles Dodgers
Dodger Stadium, Los Angeles, CA
Fri Jun 01 1973, 7:05 PM PDT
Att: 22,480 - Unknown

AB	30
R	2
H	5
RBI	2
BB	1
SO	6
LOB	10



Batter	1	2	3	4	5	6	7	8	9	AB	R	H	RBI	BB	SO	LOB	BOTTOM			
Davey Lopes, R OBP: 0.409, SLG: 0.393 (1, 4)										3	1	0	0	1	0	1				
Bill Buckner, L OBP: 0.306, SLG: 0.348 (1, 3)										4	1	2	0	0	1	1				
Willie Davis, L OBP: 0.332, SLG: 0.446 (1, 8)										4	0	0	1	0	0	3				
Joe Ferguson, R OBP: 0.403, SLG: 0.558 (1, 2)										1	1	0	1	2	0	0				
Manny Mota, R OBP: 0.391, SLG: 0.395 (1, 7)										2	0	1	0	0	0	0				
Ron Cey, R OBP: 0.423, SLG: 0.491 (1, 5)										2	0	0	0	2	1	1				
Willie Crawford, L OBP: 0.415, SLG: 0.467 (1, 9)										3	0	0	0	1	2	4				
Bill Russell, R OBP: 0.318, SLG: 0.370 (1, 6)										4	0	1	1	0	1	4				
Don Sutton, R OBP: 0.176, SLG: 0.100 (1, 1)										2	0	0	0	1	1	2				
Inning Stats	R: 2 E: 0 K: 0 S: 4	H: 1 LOB: 1 BB: 1 P: 8	R: 0 E: 0 K: 1 S: 5	H: 0 LOB: 0 BB: 0 P: 5	R: 0 E: 0 K: 0 S: 3	H: 0 LOB: 1 BB: 1 P: 7	R: 0 E: 0 K: 0 S: 4	H: 1 LOB: 2 BB: 1 P: 8	R: 0 E: 0 K: 1 S: 6	H: 1 LOB: 1 BB: 0 P: 6	R: 1 E: 0 K: 0 S: 6	H: 1 LOB: 2 BB: 2 P: 14	R: 0 E: 0 K: 1 S: 5	H: 0 LOB: 0 BB: 0 P: 5	R: 0 E: 0 K: 2 S: 7	H: 0 LOB: 2 BB: 2 P: 15	1B: 3 2B: 1 3B: 0 HR: 0	SF: 1 SAC: 2 DP: 0 HBP: 0	WP: 1 PB: 0 CS: 0	PA: 35
PITCHER Balor Moore, L Tom Walker, R ERA: 4.12 (8, 1) ERA: 2.79	IP: 7.0 WLS: L BF: 30	H: 4 R: 3 ER: 3 SO: 4	BB: 4 IBB: 1 HBP: 0 BLK: 0	WP: 1 HR: 0 S: 33 P: 53	ERA: 3.86 WHIP: 1.143															

Montreal Expos @ Los Angeles Dodgers
Dodger Stadium, Los Angeles, CA
Fri Jun 01 1973, 7:05 PM PDT
Att: 22,480 - Unknown

AB	25
R	3
H	4
RBI	3
BB	7
SO	6
LOB	16



Batter	1	2	3	4	5	6	7	8	9	AB	R	H	RBI	BB	SO	LOB	TOP										
Ron Hunt, R OBP: 0.407, SLG: 0.333 (1, 4)	L3	FC5-4		K				6-3		5	0	1	0	0	1	2											
Ron Woods, R OBP: 0.370, SLG: 0.382 (1, 8)	E	CS	6-3		F9	K		K		4	1	0	0	1	2	2											
Ron Fairly, L OBP: 0.393, SLG: 0.557 Clyde Mashore, R OBP: 0.313, SLG: 0.643 (6, PR) (8, 7)	E4		F8		HR		4-3	E		4	1	1	0	1	0	0											
Ken Singleton, S OBP: 0.399, SLG: 0.421 (1, 9)	K				HR		BB	K		4	2	2	2	1	2	3											
Mike Jorgensen, L OBP: 0.310, SLG: 0.273 (1, 3)	E4				K		BB			2	1	0	0	3	1	1											
John Boccabella, R OBP: 0.287, SLG: 0.310 (1, 2)	F6		1-3		4-3		BB	5-3		5	0	1	1	0	0	7											
Bob Bailey, R OBP: 0.346, SLG: 0.551 Pepe Frias, R OBP: 0.231, SLG: 0.242 (6, 4)		FC5-4		HR				F5		3	1	3	1	0	0	0											
Tim Foli, R OBP: 0.244, SLG: 0.255 (1, 6)	K		F8		G5-6-3		FC6-4	6-3		5	0	0	1	0	1	4											
Steve Renko, R OBP: 0.391, SLG: 0.429 Mike Marshall, R OBP: 0.375, SLG: 0.286 (9, 1)				K		1B	1-3	K		4	0	1	0	1	2	2											
Inning Stats	R: 1 E: 2 K: 1 S: 7	H: 0 LOB: 2 BB: 1 P: 11	R: 0 E: 0 K: 1 S: 6	H: 2 LOB: 1 BB: 0 P: 6	R: 0 E: 0 K: 0 S: 4	H: 1 LOB: 2 BB: 1 P: 8	R: 1 E: 0 K: 2 S: 8	H: 1 LOB: 0 BB: 0 P: 8	R: 2 E: 0 K: 1 S: 7	H: 2 LOB: 0 BB: 0 P: 7	R: 0 E: 0 K: 0 S: 6	H: 2 LOB: 2 BB: 1 P: 10	R: 2 E: 0 K: 0 S: 4	H: 1 LOB: 2 BB: 3 P: 16	R: 0 E: 1 K: 2 S: 8	H: 0 LOB: 3 BB: 2 P: 16	R: 0 E: 0 K: 1 S: 5	H: 0 LOB: 0 BB: 0 P: 5	1B: 5 2B: 2 3B: 0 HR: 2	SF: 0 SAC: 0 DP: 1 HBP: 0	WP: 1 PB: 1 CS: 1	PA: 46					
PITCHER	IP	WLS	BF	H	R	ER	SO	BB	IBB	HBP	BLK	WP	HR	S	P	ERA	WHIP										
Andy Messersmith, R ERA: 3.45 (1, 1)	6.1	L	32	8	6	5	6	5	0	0	0	0	2	39	59	7.11	2.053										
George Culver, R ERA: 2.86 (7, 1)	0.2		4	1	0	0	0	0	1	0	0	0	0	3	7	0.00	1.500										
Charlie Hough, R ERA: 2.11 (8, 1)	2.0		9	0	0	0	3	2	0	0	0	1	0	13	21	0.00	1.000										

Montreal Expos @ Los Angeles Dodgers
Dodger Stadium, Los Angeles, CA
Sat Jun 02 1973, 7:05 PM PDT
Att: 25,908 - Unknown

AB	37
R	6
H	9
RBI	5
BB	8
SO	9
LOB	21





Batter	1	2	3	4	5	6	7	8	9	AB	R	H	RBI	BB	SO	LOB	BOTTOM										
Davey Lopes, R OBP: 0.405, SLG: 0.388 (1, 4)	F9	G6-4-3			B2-3			5-3		4	1	1	0	0	0	1											
Bill Buckner, L OBP: 0.301, SLG: 0.342 (1, 3)	L7			4-3				L7		4	0	0	0	0	0	1											
Willie Davis, L OBP: 0.326, SLG: 0.438 (1, 8)	F9			F6				4-3		4	0	0	0	0	0	1											
Joe Ferguson, R OBP: 0.404, SLG: 0.552 (1, 2)	E			P6			L7			2	1	0	0	2	0	0											
Willie Crawford, L OBP: 0.411, SLG: 0.462 (1, 9)	E5			K			L7			4	1	1	1	0	1	1											
Ron Cey, R OBP: 0.425, SLG: 0.491 (1, 5)					1B		F3			4	0	2	2	0	0	1											
Von Joshua, L OBP: 0.415, SLG: 0.432 (1, 7)	K				1B					4	0	1	0	0	2	2											
Bill Russell, R OBP: 0.314, SLG: 0.365 (1, 6)					F9					3	0	0	0	0	1	2											
Andy Messersmith, R OBP: 0.194, SLG: 0.194 George Culver, R OBP: 0.216, SLG: 0.314 Steve Garvey, R OBP: 0.314, SLG: 0.314 Charlie Hough, R ERA: 4.06 (1, 1) (7, 1) (7, PH) (8, 1)					F7					2	0	1	0	0	0	2											
Inning Stats	R: 3 E: 1 K: 1 S: 8	H: 3 LOB: 1 BB: 1 P: 12	R: 0 E: 0 K: 1 S: 5	H: 1 LOB: 0 BB: 0 P: 5	R: 0 E: 0 K: 0 S: 3	H: 0 LOB: 0 BB: 0 P: 3	R: 0 E: 0 K: 1 S: 7	H: 2 LOB: 2 BB: 0 P: 7	R: 0 E: 0 K: 0 S: 3	H: 0 LOB: 0 BB: 0 P: 3	R: 0 E: 0 K: 0 S: 3	H: 0 LOB: 0 BB: 0 P: 3	R: 0 E: 0 K: 0 S: 3	H: 0 LOB: 0 BB: 0 P: 3	R: 0 E: 0 K: 1 S: 5	H: 0 LOB: 1 BB: 1 P: 9	1B: 6 2B: 0 3B: 0 HR: 0	SF: 0 SAC: 0 DP: 1 HBP: 0	WP: 0 PB: 0 CS: 0	PA: 34							
PITCHER	IP	WLS	BF	H	R	ER	SO	BB	IBB	HBP	BLK	WP	HR	S	P	ERA	WHIP										
Steve Renko, R ERA: 3.19 (1, 1)	8.0	W	31	6	3	2	3	2	0	0	0	0	0	35	43	2.25	1.000										
Mike Marshall, R ERA: 4.06 (9, 1)	1.0	S	3	0	0	0	1	0	0	0	0	0	0	5	5	0.00	0.000										

Montreal Expos @ Los Angeles Dodgers
Dodger Stadium, Los Angeles, CA
Sat Jun 02 1973, 7:05 PM PDT
Att: 25,908 - Unknown

AB	32
R	3
H	6
RBI	3
BB	2
SO	4
LOB	11



Batter	1	2	3	4	5	6	7	8	9	AB	R	H	RBI	BB	SO	LOB	TOP								
Sonny Jackson, L (1.7) OBP: 0.273, SLG: 0.243	0-0 G4-6-3 1B		0-3 K			0-0 4-3	0-0 E3		0-0 G3	5	0	1	0	0	1	0	Atlanta Braves @ Montreal Expos Jarry Park, Montreal, QB Wed Jun 06 1973, 7:05 PM EDT Att: 15,107 - Unknown								
Ralph Garr, L (1.9) OBP: 0.268, SLG: 0.327	0-0 G4-6-3 1-2		0-0 F7			0-0 HR 1B	0-0 4-3		4-0 1B BB	4	1	1	0	1	0	2									
Darrell Evans, L (1.5) OBP: 0.351, SLG: 0.540	0-0 2B 3B			0-0 F7		0-0 HR 1B		0-0 G3	0-0 1-3 1B	5	2	3	2	0	0	0									
Mike Lum, L (1.3) OBP: 0.340, SLG: 0.401	0-0 2B			0-0 4-3				0-0 6-3	0-0 L9	5	0	1	1	0	0	2									
Dusty Baker Jr., R (1.8) OBP: 0.329, SLG: 0.404	0-0 F4			0-0 2B		0-0 BB BB		0-0 HR BB		2	1	1	0	2	0	1									
Davey Johnson, R (1.4) OBP: 0.344, SLG: 0.413		0-0 F9		0-0 6-3		0-0 BB BB		0-0 HR		3	1	1	2	1	0	1									
Johnny Oates, L (1.2) OBP: 0.281, SLG: 0.289		0-0 F9			0-0 4-3	0-0 4-3		0-0 FC6-4 1B		4	0	1	0	0	0	2									
Marty Perez, R (1.6) OBP: 0.333, SLG: 0.323		0-0 6-3			0-0 1-3		0-0 4-3	0-0 FC6-4 1-2		4	0	0	0	0	0	1									
Phil Niekro, R (1.1) OBP: 0.176, SLG: 0.235 Danny Frisella, L (9.1)			0-0 6-3		0-3 K		0-0 6-3		0-0 F8	4	0	0	0	0	1	0									
Inning Stats	R: 1 E: 0 K: 0 S: 5	H: 3 LOB: 1 BB: 0 P: 5	R: 0 E: 0 K: 0 S: 3	H: 0 LOB: 0 BB: 0 P: 3	R: 0 E: 0 K: 1 S: 5	H: 0 LOB: 0 BB: 0 P: 5	R: 0 E: 0 K: 0 S: 4	H: 1 LOB: 1 BB: 0 P: 4	R: 0 E: 0 K: 1 S: 5	H: 0 LOB: 0 BB: 0 P: 5	R: 2 E: 0 K: 0 S: 5	H: 2 LOB: 2 BB: 2 P: 13	R: 0 E: 1 K: 0 S: 4	H: 0 LOB: 1 BB: 0 P: 4	R: 2 E: 0 K: 0 S: 5	H: 2 LOB: 1 BB: 1 P: 9	R: 0 E: 0 K: 0 S: 4	H: 1 LOB: 2 BB: 1 P: 8	1B: 4 2B: 2 3B: 1 HR: 2	SF: 0 SAC: 0 DP: 1 HBP: 0	WP: 0 PB: 0 SB: 1 CS: 0	PA: 40			
PITCHER	IP WLS BF H R ER SO BB IBB HBP BLK WP HR S P ERA WHIP																								
Mike Torrez, R (1.1) ERA: 4.08	7.0	L	29	6	3	3	2	2	0	0	0	0	0	0	1	31	39	3.86	1.143						
Mickey Scott, L (8.1) ERA: 9.0	0.2	L	5	2	2	2	0	1	0	0	0	0	0	0	1	4	8	27.00	4.500						
Tom Walker, R (8.1) ERA: 2.51	1.1		6	1	0	0	0	1	0	0	0	0	0	0	0	5	9	0.00	1.500						

Batter	1	2	3	4	5	6	7	8	9	AB	R	H	RBI	BB	SO	LOB	BOTTOM								
Ron Hunt, R (1.4) OBP: 0.395, SLG: 0.321	0-0 6-3		4-0 BB		0-0 6-3		0-0 FC4-6 1-2		0-0 F5	4	0	0	1	1	0	3	Atlanta Braves @ Montreal Expos Jarry Park, Montreal, QB Wed Jun 06 1973, 7:05 PM EDT Att: 15,107 - Unknown								
Ron Woods, R (1.8) OBP: 0.340, SLG: 0.347	0-0 3-1		0-0 FC5 2-3F			0-0 L7	0-0 F8			4	0	0	0	0	0	3									
Ron Fairly, L (1.7) OBP: 0.494, SLG: 0.567	0-0 F9			4-0 1B FC4-6 BB		0-0 1-3		0-0 3-1		3	1	0	0	1	0	0									
Ken Singleton, S (1.9) OBP: 0.408, SLG: 0.442		4-0 CS BB		0-0 FC4-6 1-3 1B		4-0 BB		0-0 F9		2	0	1	0	2	0	0									
Mike Jorgensen, L (1.3) OBP: 0.305, SLG: 0.269	0-3 K		0-3 FC4-6 F9 S		0-0 F7		0-0 G3			4	0	0	1	0	1	3									
John Boccabella, R (1.2) OBP: 0.291, SLG: 0.307 Clyde Mashore, R (9. FR) OBP: 0.300, SLG: 0.722	0-0 6-3			0-0 F9		0-1 CI 1B		4-0 4-3 BB		2	1	0	0	1	0	1									
Bob Bailey, R (1.5) OBP: 0.400, SLG: 0.561			0-0 FC5 2B		0-0 5-3		4-0 1B FC4-6 BB		0-0 4-3	3	1	1	0	1	0	2									
Tim Foli, R (1.6) OBP: 0.254, SLG: 0.265			0-0 F3		0-0 B1 1B		0-0 FC4-6 1-3 2H 1B		0-0 F8	4	0	2	1	0	0	3									
Mike Torrez, R (1.1) OBP: 0.227, SLG: 0.273 Boo Berry, L (7. PH) OBP: 0.297, SLG: 0.346 Mickey Scott, L (8.1) Tom Walker, R (8.1) Hal Brearden, R (9. PH) Pepe Frías, R (9. PH) OBP: 0.320, SLG: 0.571 OBP: 0.324, SLG: 0.234	0-0 5-3			0-0 B1		0-3 K		4-0 BB		2	0	0	0	0	0	2									
Inning Stats	R: 0 E: 0 K: 0 S: 3	H: 0 LOB: 0 BB: 0 P: 3	R: 0 E: 0 K: 1 S: 4	H: 0 LOB: 0 BB: 1 P: 8	R: 0 E: 0 K: 0 S: 4	H: 1 LOB: 2 BB: 1 P: 8	R: 1 E: 0 K: 0 S: 4	H: 1 LOB: 1 BB: 1 P: 8	R: 0 E: 0 K: 0 S: 3	H: 1 LOB: 0 BB: 0 P: 3	R: 2 E: 0 K: 1 S: 7	H: 1 LOB: 1 BB: 1 P: 11	R: 0 E: 0 K: 0 S: 3	H: 0 LOB: 0 BB: 0 P: 3	R: 0 E: 0 K: 0 S: 3	H: 0 LOB: 2 BB: 2 P: 11	1B: 3 2B: 3 3B: 0 HR: 0	SF: 0 SAC: 0 DP: 2 HBP: 0	WP: 0 PB: 0 SB: 1 CS: 1	PA: 37					
PITCHER	IP WLS BF H R ER SO BB IBB HBP BLK WP HR S P ERA WHIP																								
Phil Niekro, R (1.1) ERA: 2.63	8.0	W	33	4	3	2	2	6	0	0	0	0	0	0	0	31	55	2.25	1.250						
Danny Frisella, R (9.1) ERA: 4.5	1.0	S	4	0	0	0	0	1	0	0	0	0	0	0	3	7	0.00	1.000							

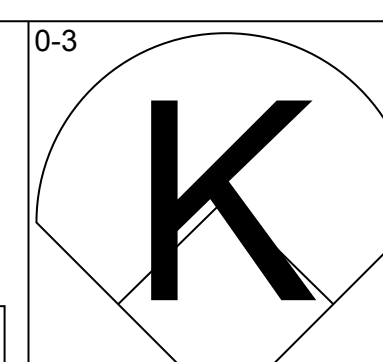
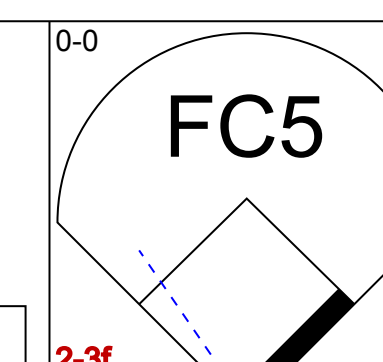
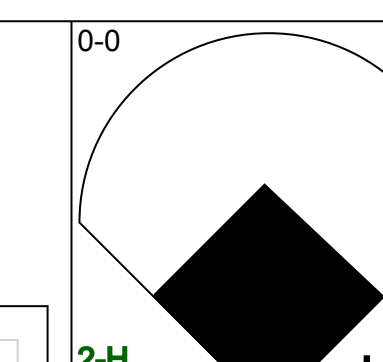
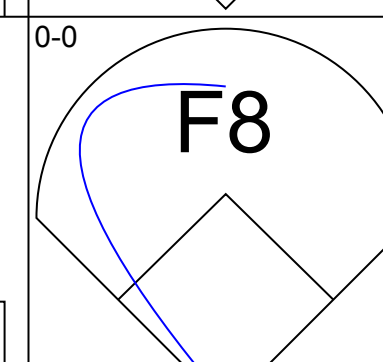
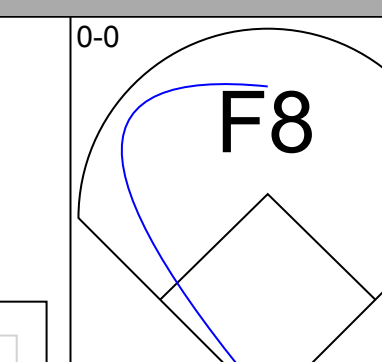
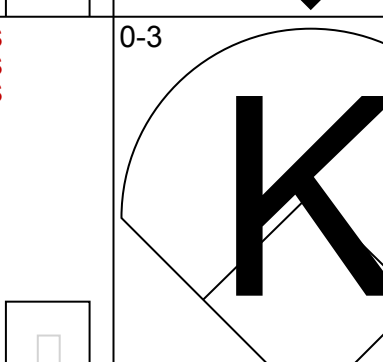
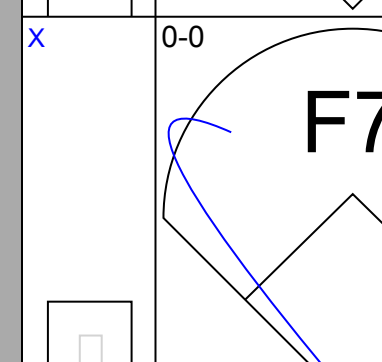
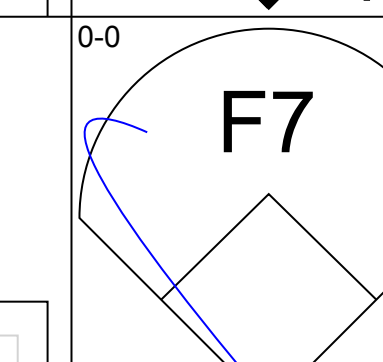
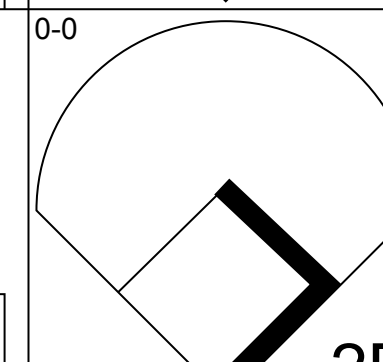
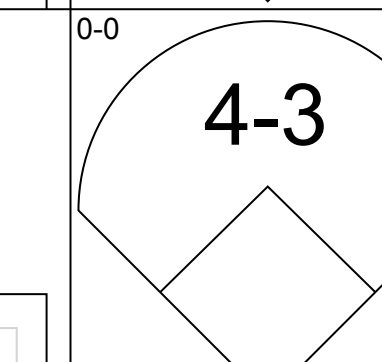
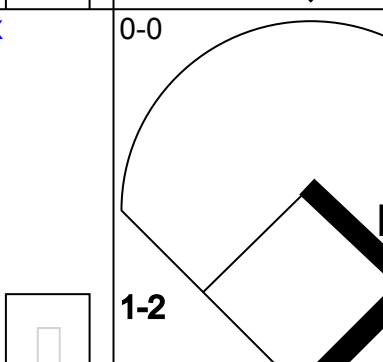
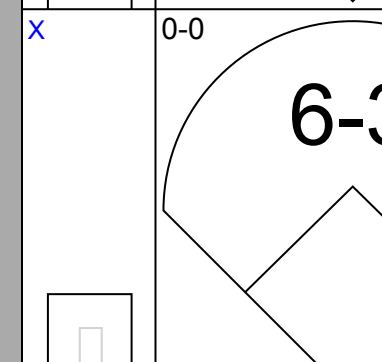
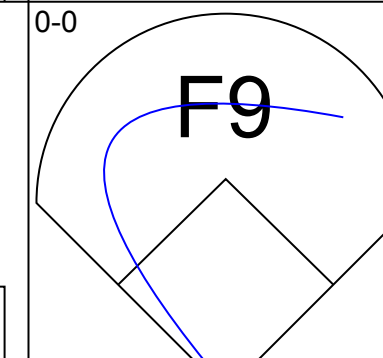
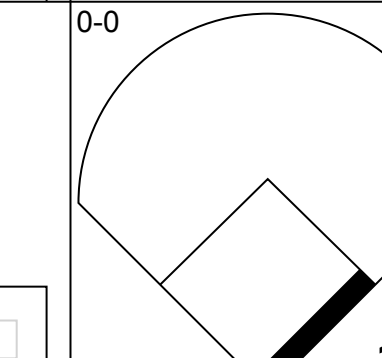
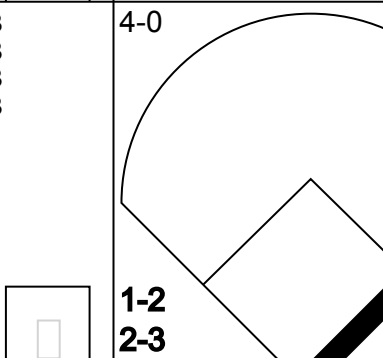
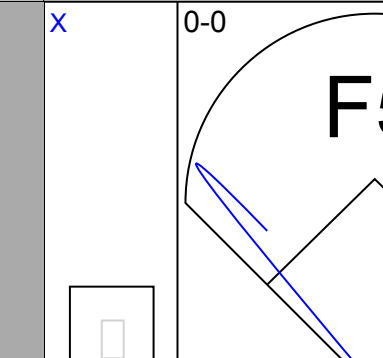
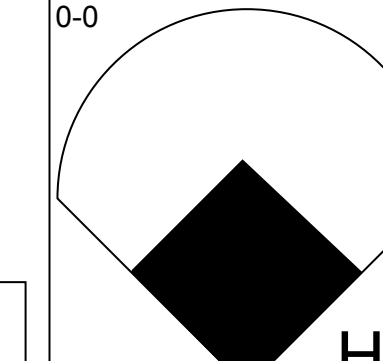
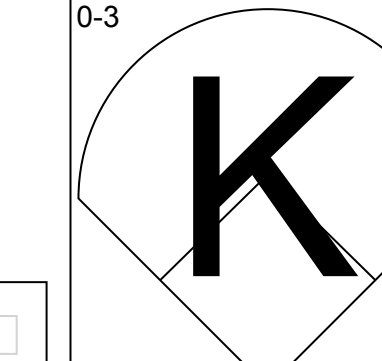
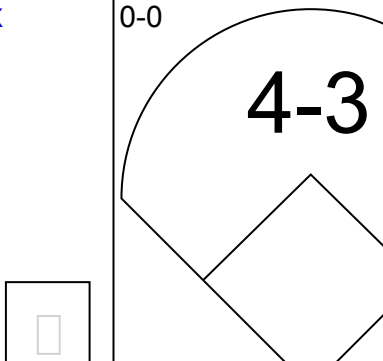
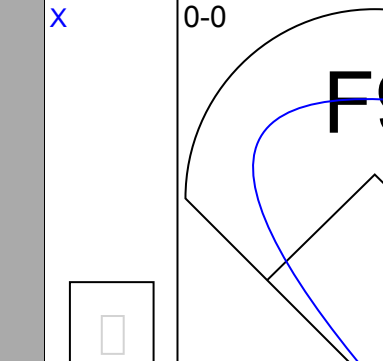

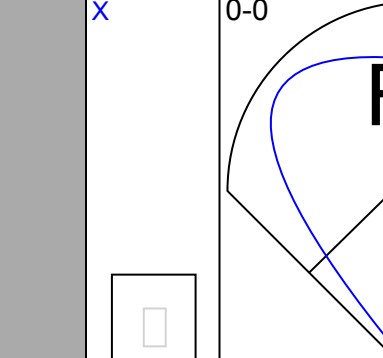
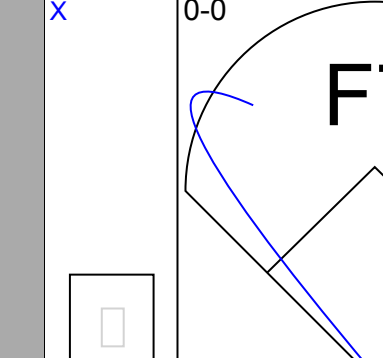
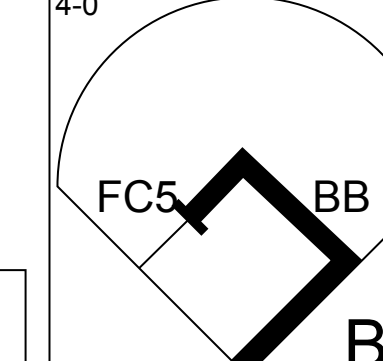
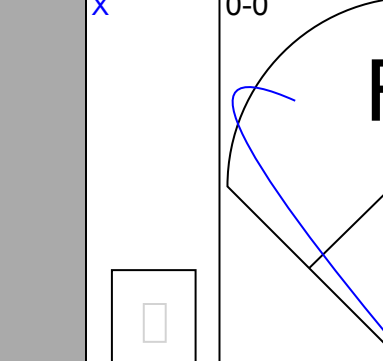
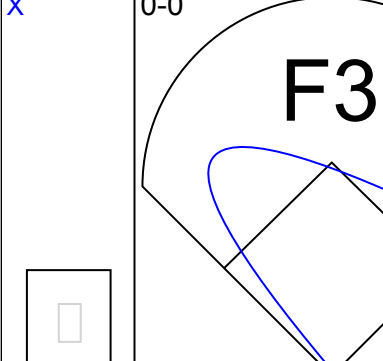
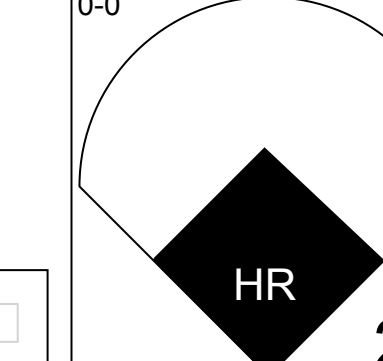
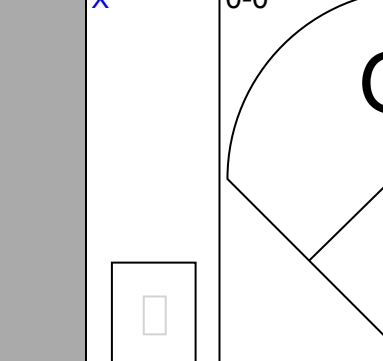
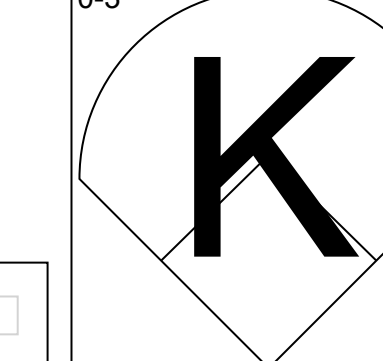

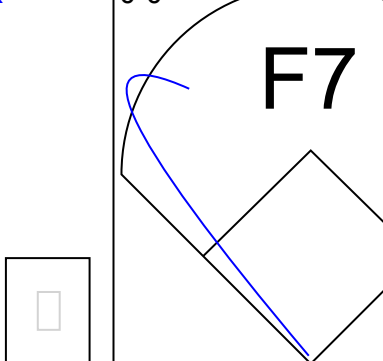
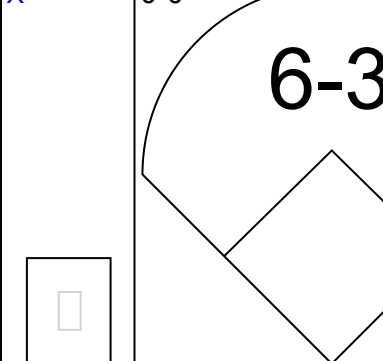
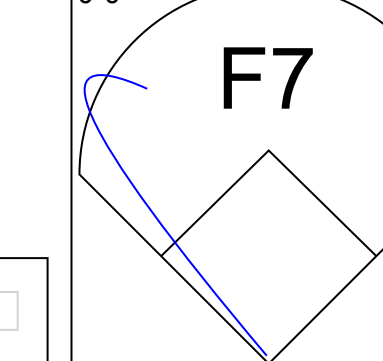
Batter	1	2	3	4	5	6	7	8	9	AB	R	H	RBI	BB	SO	LOB	TOP			
Chuck Goggin, S (1, 7) <small>OBP: 0.333, SLG: 0.389</small> Hank Aaron, R (7, PH) <small>OBP: 0.353, SLG: 0.517</small> Roric Harrison, R (7, 1)										3	0	0	0	0	2	0	Atlanta Braves @ Montreal Expos Jarry Park, Montreal, QB Thu Jun 07 1973, 7:05 PM EDT Att: 11,071 - Unknown			
Marty Perez, R (1, 6) <small>OBP: 0.332, SLG: 0.317</small>										3	0	0	0	1	0	2				
Darrell Evans, L (1, 5) <small>OBP: 0.349, SLG: 0.532</small>										3	0	0	0	1	1	1				
Dusty Baker Jr., R (1, 8) <small>OBP: 0.327, SLG: 0.401</small>										4	0	1	0	0	0	1				
Davey Johnson, R (1, 4) <small>OBP: 0.352, SLG: 0.433</small>										3	2	2	1	1	0	0				
Ralph Garr, L (1, 9) <small>OBP: 0.263, SLG: 0.321</small>										4	0	0	0	0	1	2				
Mike Lum, L (1, 3) <small>OBP: 0.344, SLG: 0.426</small>										4	1	2	1	0	0	0				
Paul Casanova, R (1, 2) <small>OBP: 0.172, SLG: 0.179</small> Dick Dietz, R (7, PH) <small>OBP: 0.436, SLG: 0.323</small> Gary Gentry, R (7, PR) <small>OBP: 0.267, SLG: 0.241</small> Johnny Oates, L (7, 2) <small>OBP: 0.280, SLG: 0.287</small>										2	0	0	0	0	0	1				
Carl Morton, R (1, 1) <small>OBP: 0.250, SLG: 0.267</small> Sonny Jackson, L (7, PH) <small>OBP: 0.291, SLG: 0.254</small> (7, 7)										1	0	1	1	1	0	0				
Inning Stats	R: 0 E: 0 K: 2 S: 7	H: 0 LOB: 0 BB: 0 P: 7	R: 0 E: 0 K: 1 S: 5	H: 0 LOB: 0 BB: 0 P: 5	R: 0 E: 0 K: 0 S: 3	H: 1 LOB: 2 BB: 1 P: 7	R: 1 E: 0 K: 1 S: 7	H: 2 LOB: 1 BB: 0 P: 7	R: 0 E: 0 K: 0 S: 5	H: 0 LOB: 1 BB: 1 P: 9	R: 2 E: 0 K: 0 S: 5	H: 2 LOB: 2 BB: 2 P: 13	R: 0 E: 0 K: 0 S: 4	H: 1 LOB: 1 BB: 0 P: 4	R: 0 E: 0 K: 1 S: 5	H: 0 LOB: 1 BB: 1 P: 9		1B: 3 2B: 1 3B: 1 HR: 1	SF: 0 SAC: 0 DP: 0 HBP: 0	WP: 0 PB: 0 SB: 0 CS: 0
PITCHER	IP WLS BF H R ER SO BB IBB HBP BLK WP HR S P ERA WHIP																			
Balor Moore, L (1, 1) <small>ERA: 4.14</small> Mike Marshall, R (7, 1) <small>ERA: 3.53</small> Tom Walker, R (9, 1) <small>ERA: 2.43</small>	6.1 L 25 4 3 3 5 3 0 0 0 0 0 1 32 44 4.26 1.105																			

AB	32
R	3
H	6
RBI	3
BB	5
SO	6
LOB	11



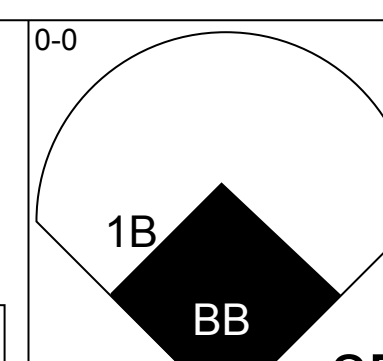
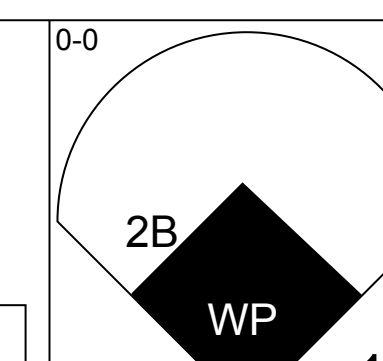
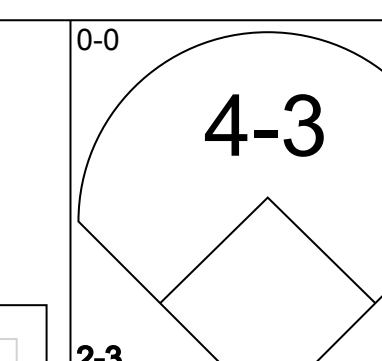
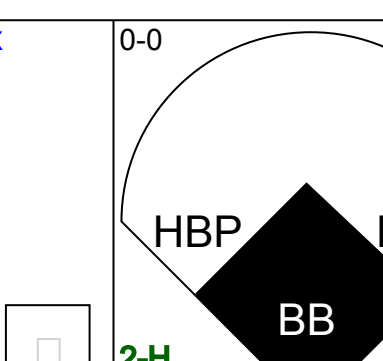
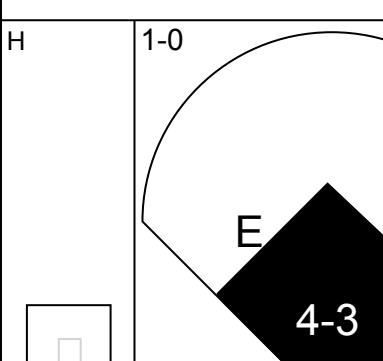
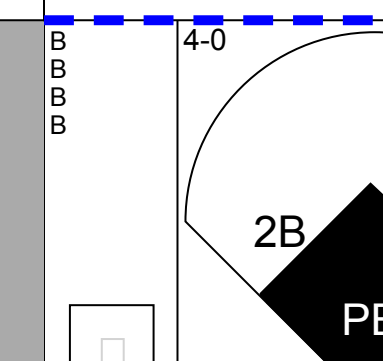
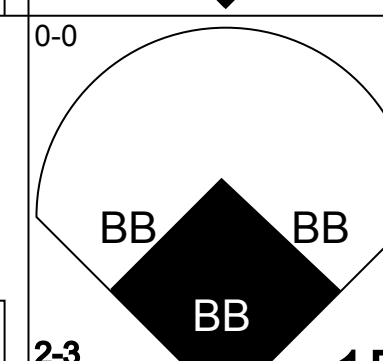
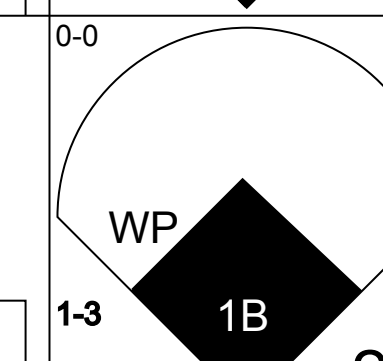
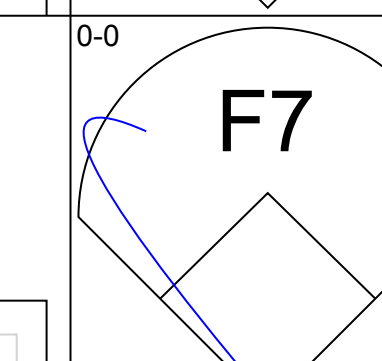
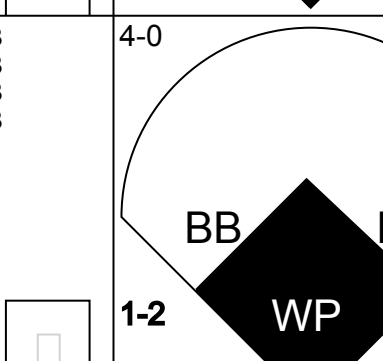
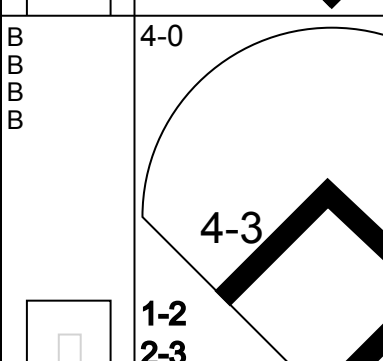
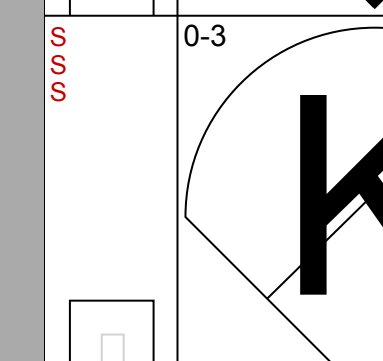
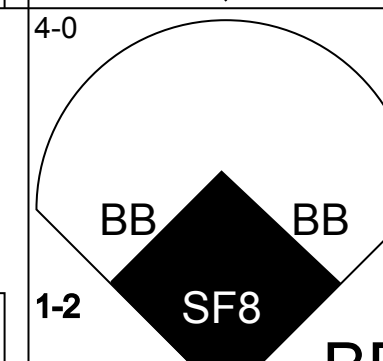
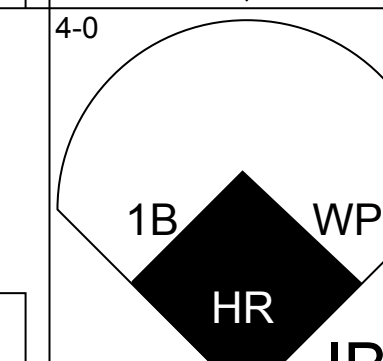
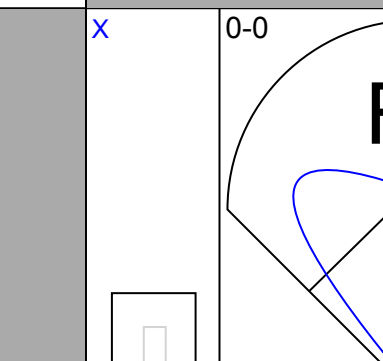
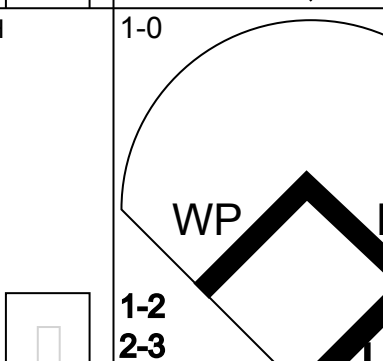
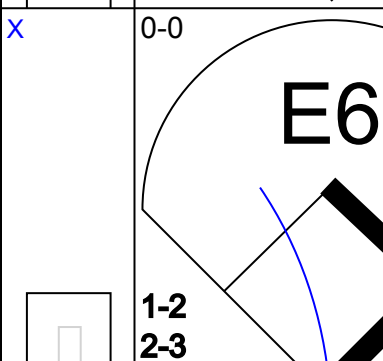

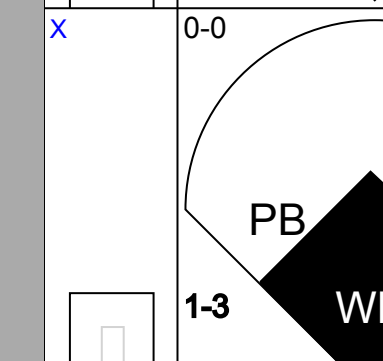
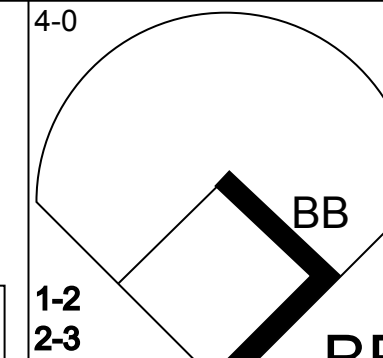
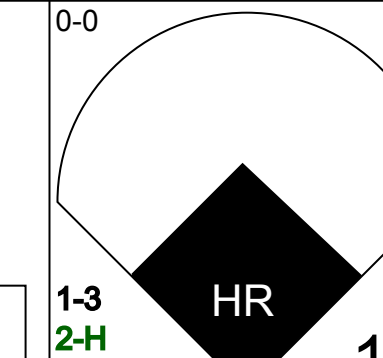
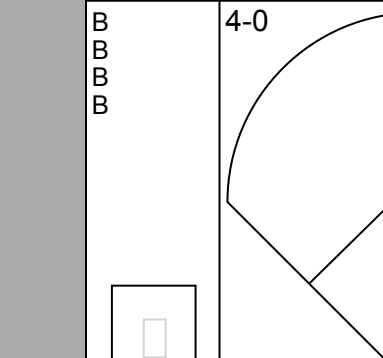
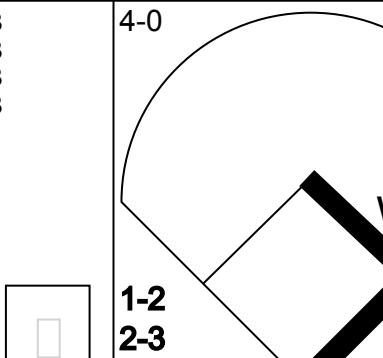
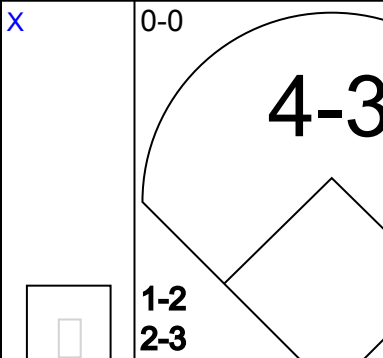
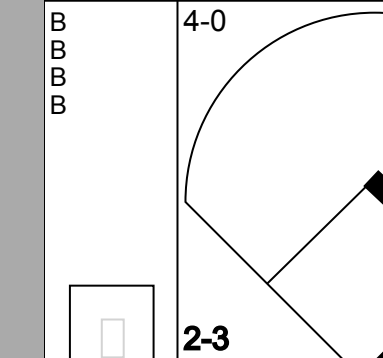
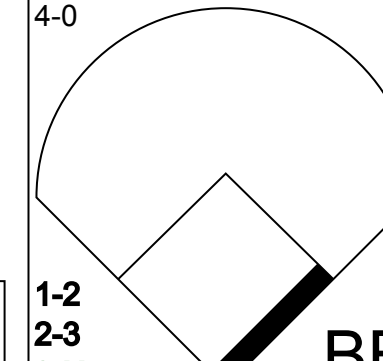
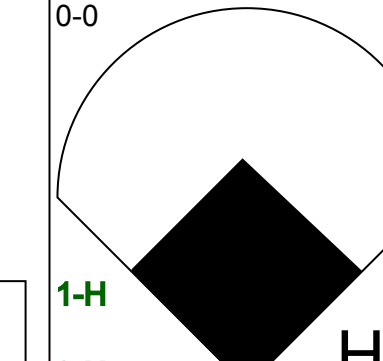
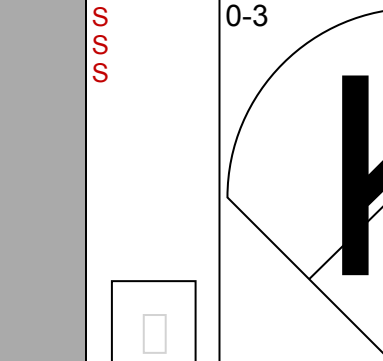
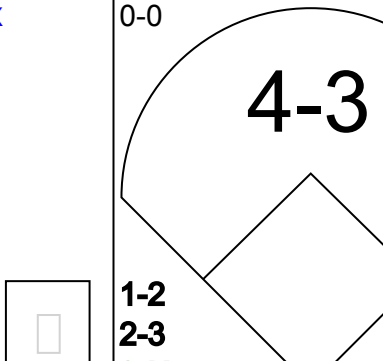
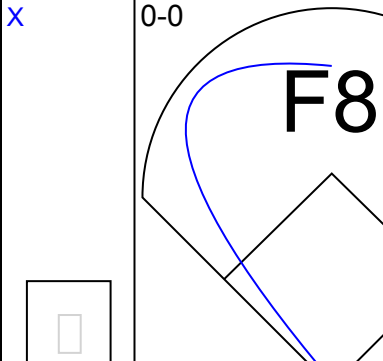
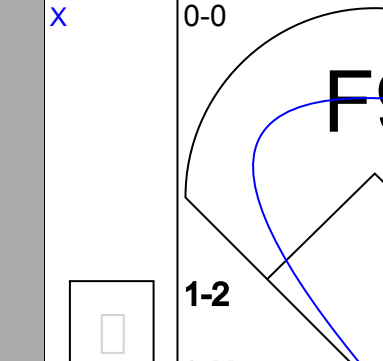
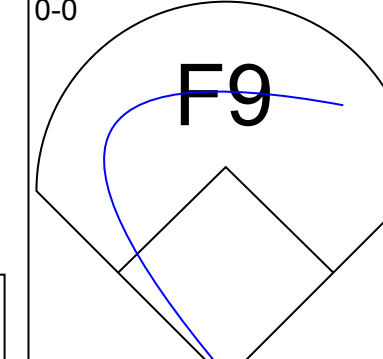
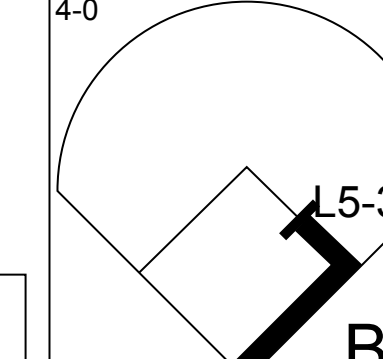
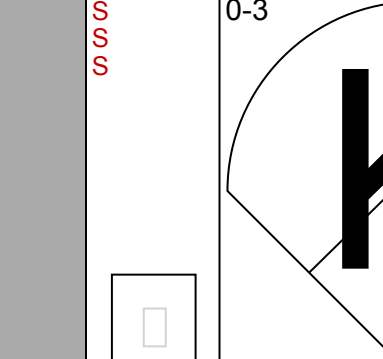
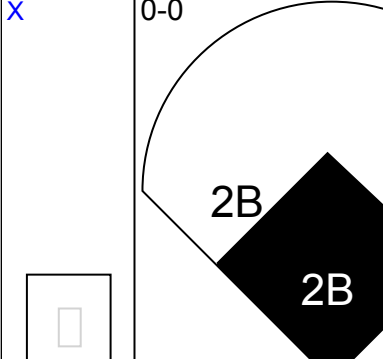
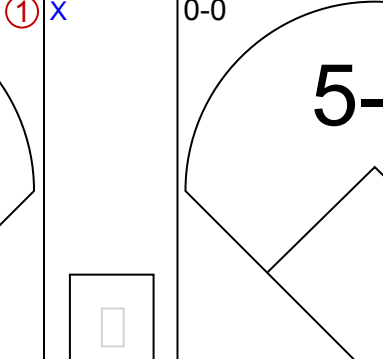
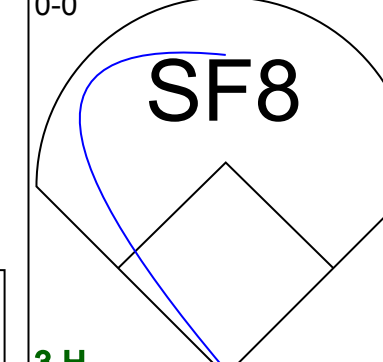
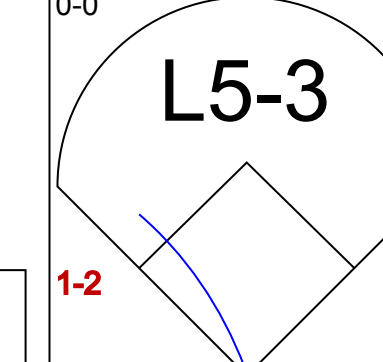
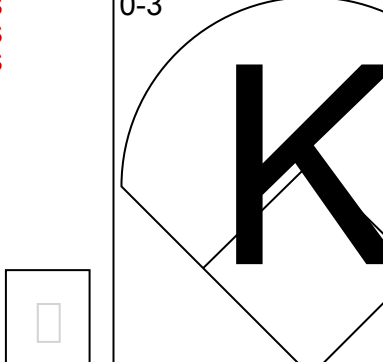
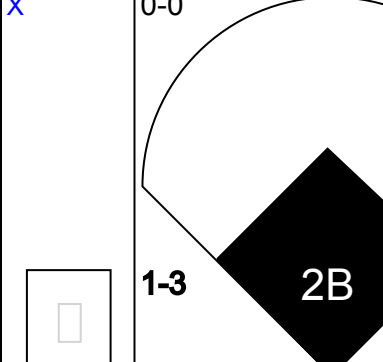
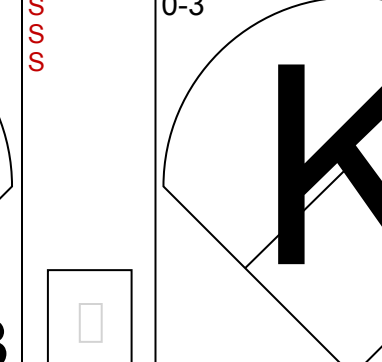
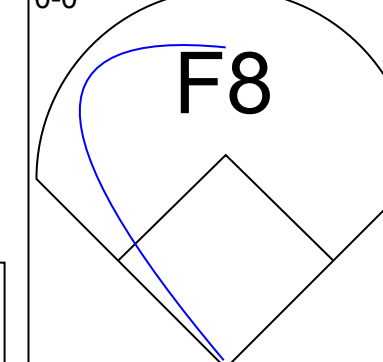
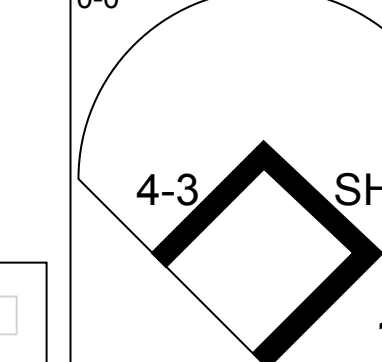
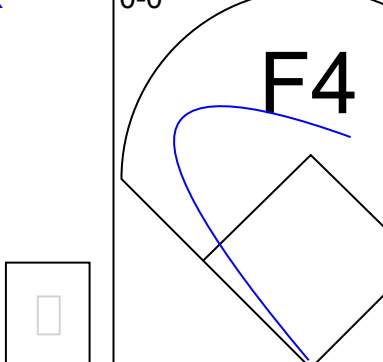
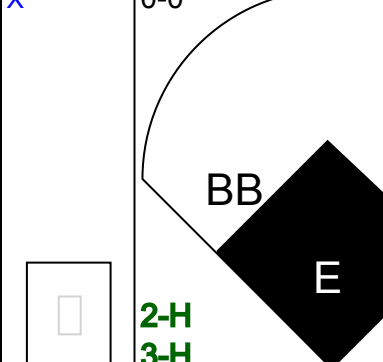
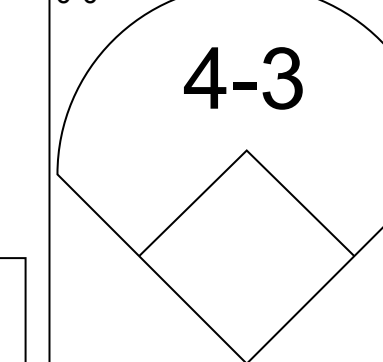
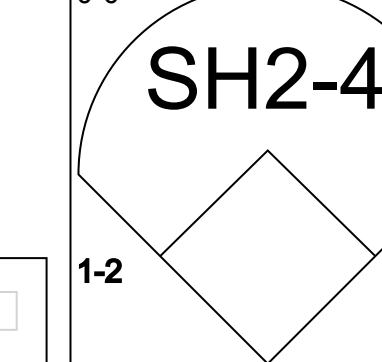
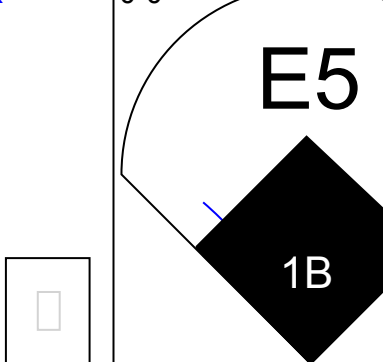
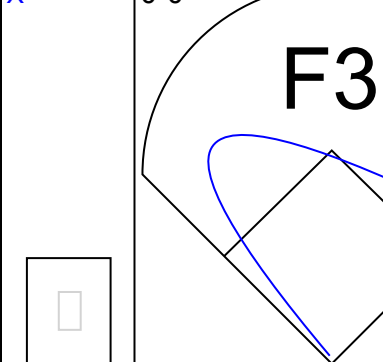
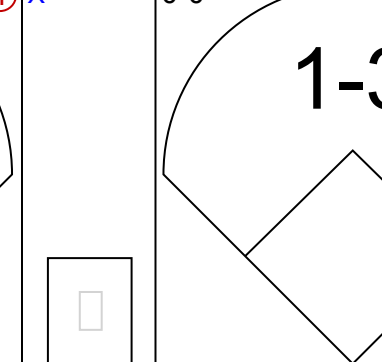
Batter	1	2	3	4	5	6	7	8	9	AB	R	H	RBI	BB	SO	LOB	BOTTOM			
Ron Hunt, R (1, 4) <small>OBP: 0.392, SLG: 0.315</small>										3	0	0	0	1	0	0	Atlanta Braves @ Montreal Expos Jarry Park, Montreal, QB Thu Jun 07 1973, 7:05 PM EDT Att: 11,071 - Unknown			
Boots Day, L (1, 8) <small>OBP: 0.382, SLG: 0.367</small>										4	0	2	0	0	1	3				
Ron Fairly, L (1, 7) <small>OBP: 0.481, SLG: 0.548</small> Tom Walker, R (9, 1)										4	0	0	0	0	0	2				
Ken Singleton, S (1, 9) <small>OBP: 0.410, SLG: 0.439</small>										3	1	1	0	1	1	0				
Mike Jorgensen, L (1, 3) <small>OBP: 0.305, SLG: 0.271</small>										3	1	1	0	0	0	0				
John Boccabella, R (1, 2) <small>OBP: 0.293, SLG: 0.305</small> Clyde Mashore, R (7, PR) <small>OBP: 0.300, SLG: 0.722</small> Terry Humphrey, R (8, 2) <small>OBP: 0.156, SLG: 1.133</small> Hal Breeden, R (9, PH) <small>OBP: 0.386, SLG: 0.560</small>										1	0	0	0	1	0	0				
Bob Bailey, R (1, 5) <small>OBP: 0.396, SLG: 0.545</small>										3	0	0	0	1	1	2				
Tim Foli, R (1, 6) <small>OBP: 0.256, SLG: 0.267</small>										3	0	1	2	0	0	1				
Balor Moore, L (1, 1) <small>OBP: 0.148, SLG: 0.120</small> Mike Marshall, R (7, 1) <small>OBP: 0.300, SLG: 0.222</small> Ron Woods, R (9, PH) <small>OBP: 0.338, SLG: 0.344</small> (9, 7)										2	0	0	0	0	0	2				
Inning Stats	R: 0 E: 0 K: 0 S: 3	H: 1 LOB: 0 BB: 0 P: 3	R: 0 E: 0 K: 0 S: 3	H: 0 LOB: 0 BB: 0 P: 3	R: 0 E: 0 K: 1 S: 5	H: 0 LOB: 0 BB: 0 P: 5	R: 2 E: 0 K: 0 S: 5	H: 2 LOB: 3 BB: 3 P: 17	R: 0 E: 0 K: 1 S: 5	H: 0 LOB: 1 BB: 1 P: 5	R: 0 E: 0 K: 1 S: 4	H: 0 LOB: 1 BB: 1 P: 8	R: 0 E: 0 K: 1 S: 6	H: 1 LOB: 1 BB: 0 P: 6	R: 0 E: 0 K: 1 S: 6	H: 1 LOB: 1 BB: 0 P: 6		1B: 5 2B: 0 3B: 0 HR: 0	SF: 0 SAC: 2 DP: 1 HBP: 0	WP: 0 PB: 0 SB: 0 CS: 1
PITCHER	IP WLS BF H R ER SO BB IBB HBP BLK WP HR S P ERA WHIP																			
Carl Morton, R (1, 1) <small>ERA: 2.99</small> Roric Harrison, R (7, 1) <small>ERA: 3.27</small>	6.0 W 23 3 2 2 2 2 1 0 0 0 0 0 0 16 20 0.00 1.000																			



Batter	1	2	3	4	5	6	7	8	9	AB	R	H	RBI	BB	SO	LOB	TOP			
Bobby Bonds, R OBP: 0.399, SLG: 0.600 (1, 9)										5	1	2	2	0	1	2	San Francisco Giants @ Montreal Expos Jarry Park, Montreal, QB Fri Jun 08 1973, 7:05 PM EDT Att: 15,137 - Unknown			
Tito Fuentes, S OBP: 0.335, SLG: 0.416 Damaso Blanco, R (7, 4)										4	0	0	0	0	1	1				
Garry Maddox, R OBP: 0.389, SLG: 0.529 (1, 8)										4	0	2	0	0	0	0				
Willie McCovey, L OBP: 0.401, SLG: 0.483 Dave Kingman, R OBP: 0.235, SLG: 0.402 (5, 3)										2	0	1	0	1	0	1				
Ed Goodson, L OBP: 0.371, SLG: 0.460 (1, 5)										4	1	1	1	0	1	4				
Gary Matthews, R OBP: 0.393, SLG: 0.453 (1, 7)										4	0	0	0	0	2	0				
Chris Speier, R OBP: 0.348, SLG: 0.412 Mike Phillips, L OBP: 0.375, SLG: 0.467 (6, 6)										2	0	0	0	1	0	0				
Dave Rader, L OBP: 0.307, SLG: 0.285 Chris Arnold, R OBP: 0.462, SLG: 0.650 (4, 2)										1	0	0	0	1	0	0				
Jim Barr, R OBP: 0.143, SLG: 0.077 Gary Thompson, L OBP: 0.170, SLG: 0.330 Charlie Williams, R OBP: 0.350 Don Carrithers, R OBP: 0.350 John Morris, R OBP: 0.184 Jim Howarth, L OBP: 0.222, SLG: 0.184 (8, 1)										0	0	0	0	0	0	1				
Inning Stats	R: 0 E: 0 K: 1 S: 6	H: 1 LOB: 1 BB: 0 P: 6	R: 1 E: 0 K: 2 S: 8	H: 1 LOB: 2 BB: 2 P: 16	R: 0 E: 0 K: 1 S: 6	H: 1 LOB: 1 BB: 0 P: 6	R: 0 E: 0 K: 0 S: 3	H: 0 LOB: 0 BB: 0 P: 3	R: 0 E: 0 K: 1 S: 7	H: 2 LOB: 3 BB: 1 P: 11	R: 0 E: 0 K: 0 S: 3	H: 0 LOB: 0 BB: 0 P: 3	R: 0 E: 0 K: 0 S: 3	H: 0 LOB: 0 BB: 0 P: 3	R: 2 E: 0 K: 1 S: 7	H: 2 LOB: 0 BB: 0 P: 7		1B: 3 2B: 2 3B: 0 HR: 2	SF: 0 SAC: 0 DP: 0 HBP: 0	WP: 0 PB: 0 SB: 0 CS: 0
PITCHER Steve Renko, R ERA: 3.16 (1, 1)	IP: 9.0 WLS: W BF: 38 H: 7 R: 3 ER: 3 SO: 7 BB: 4 IBB: 0 HBP: 0 BLK: 0 WP: 0 HR: 2 S: 48 P: 64 ERA: 3.00 WHIP: 1.222															PITCHER Steve Renko, R ERA: 3.16 (1, 1)	IP: 9.0 WLS: W BF: 38 H: 7 R: 3 ER: 3 SO: 7 BB: 4 IBB: 0 HBP: 0 BLK: 0 WP: 0 HR: 2 S: 48 P: 64 ERA: 3.00 WHIP: 1.222			

AB	34
R	3
H	7
RBI	3
BB	4
SO	7
LOB	13



Batter	1	2	3	4	5	6	7	8	9	AB	R	H	RBI	BB	SO	LOB	BOTTOM			
Ron Hunt, R OBP: 0.405, SLG: 0.331 (1, 4)										4	5	3	1	1	0	1	San Francisco Giants @ Montreal Expos Jarry Park, Montreal, QB Fri Jun 08 1973, 7:05 PM EDT Att: 15,137 - Unknown			
Boots Day, L OBP: 0.425, SLG: 0.412 (1, 8)										4	3	2	0	2	1	2				
Ron Fairly, L OBP: 0.485, SLG: 0.540 Clyde Mashore, R OBP: 0.333, SLG: 0.789 (7, 7)										2	2	0	1	2	0	2				
Ken Singleton, S OBP: 0.423, SLG: 0.440 (1, 9)										2	1	1	4	4	0	2				
Mike Jorgensen, L OBP: 0.306, SLG: 0.290 (1, 3)										5	1	1	4	1	1	7				
John Boccabella, R OBP: 0.295, SLG: 0.301 (1, 2)										5	1	1	0	1	1	5				
Bob Bailey, R OBP: 0.366, SLG: 0.544 (1, 5)										4	1	1	1	0	2	1				
Tim Foli, R OBP: 0.266, SLG: 0.278 (1, 6)										4	1	2	2	1	0	2				
Steve Renko, R OBP: 0.333, SLG: 0.360 (1, 1)										4	1	0	0	0	0	2				
Inning Stats	R: 3 E: 0 K: 0 S: 5	H: 2 LOB: 3 BB: 3 P: 17	R: 5 E: 0 K: 0 S: 6	H: 4 LOB: 0 BB: 2 P: 14	R: 0 E: 0 K: 0 S: 4	H: 1 LOB: 1 BB: 0 P: 4	R: 0 E: 0 K: 2 S: 7	H: 0 LOB: 1 BB: 1 P: 11	R: 3 E: 1 K: 1 S: 7	H: 1 LOB: 2 BB: 2 P: 16	R: 4 E: 1 K: 0 S: 7	H: 3 LOB: 3 BB: 1 P: 12	R: 0 E: 0 K: 1 S: 5	H: 0 LOB: 1 BB: 1 P: 9	R: 2 E: 0 K: 1 S: 6	H: 1 LOB: 1 BB: 2 P: 14		1B: 6 2B: 6 3B: 0 HR: 1	SF: 1 SAC: 1 DP: 1 HBP: 2	WP: 3 PB: 1 SB: 0 CS: 0
PITCHER Jim Barr, R ERA: 3.88 Charlie Williams, R ERA: 9.0 Don Carrithers, R ERA: 6.43 John Morris, L ERA: 5.4 (8, 1)	IP: 1.0 WLS: L BF: 8 H: 2 R: 3 ER: 3 SO: 0 BB: 3 IBB: 0 HBP: 0 BLK: 0 WP: 1 HR: 1 S: 17 P: 17 ERA: 135.00 WHIP: 12.000															PITCHER Jim Barr, R ERA: 3.88 Charlie Williams, R ERA: 9.0 Don Carrithers, R ERA: 6.43 John Morris, L ERA: 5.4 (8, 1)	IP: 1.0 WLS: L BF: 8 H: 2 R: 3 ER: 3 SO: 0 BB: 3 IBB: 0 HBP: 0 BLK: 0 WP: 1 HR: 1 S: 17 P: 17 ERA: 135.00 WHIP: 12.000			



Batter	1	2	3	4	5	6	7	8	9	AB	R	H	RBI	BB	SO	LOB	TOP										
Bobby Bonds, R OBP: 0.401, SLG: 0.597 (1, 9)										3	0	2	3	1	0	1	San Francisco Giants @ Montreal Expos Jarry Park, Montreal, QB Sun Jun 10 1973, 3:33 AM EDT Att: 21,738 - Unknown										
Tito Fuentes, S OBP: 0.332, SLG: 0.407 (1, 4)										5	0	0	0	1	0	6											
Garry Maddox, R OBP: 0.384, SLG: 0.520 (1, 8)										5	0	1	0	0	1	2											
Willie McCovey, L OBP: 0.415, SLG: 0.516 (8, PR)										4	1	3	1	1	0	3											
Dave Kingman, R OBP: 0.235, SLG: 0.402 (8, 3)										0	0	0	0	0	0	0											
Ed Goodson, L OBP: 0.367, SLG: 0.462 (1, 5)										5	0	2	0	0	0	4											
Gary Matthews, R OBP: 0.394, SLG: 0.458 (1, 7)										4	1	1	0	1	1	3											
Chris Speier, R OBP: 0.357, SLG: 0.416 (1, 6)										2	2	0	0	3	0	1											
Mike Sadek, R OBP: 0.333, SLG: 0.125 (7, PH)										2	1	0	0	1	0	2											
Dave Rader, L OBP: 0.316, SLG: 0.310 (7, 2)										2	1	2	1	0	0	0											
Jim Willoughby, R OBP: 0.174, SLG: 0.273 (3, 1)										0	0	0	0	0	0	0											
Elias Sosa, R OBP: 0.500, SLG: 0.333 (7, PH)										1	0	0	0	1	0	2											
Jim Howarth, L OBP: 0.232, SLG: 0.216 (7, 1)										1	0	0	1	0	0	2											
Randy Moffitt, R OBP: 0.533, SLG: 0.667 (9, PH)										1	0	1	0	0	0	0											
Chris Arnold, R OBP: 0.533, SLG: 0.667 (9, PH)										1	0	1	0	0	0	0											
Inning Stats	R: 0 E: 0 K: 0 S: 4	H: 2 LOB: 2 BB: 1 P: 8	R: 2 E: 0 K: 0 S: 4	H: 1 LOB: 1 BB: 2 P: 12	R: 1 E: 0 K: 1 S: 7	H: 2 LOB: 1 BB: 0 P: 7	R: 0 E: 0 K: 0 S: 4	H: 1 LOB: 3 BB: 1 P: 9	R: 0 E: 0 K: 0 S: 3	H: 0 LOB: 2 BB: 2 P: 11	R: 0 E: 0 K: 0 S: 3	H: 0 LOB: 2 BB: 2 P: 11	R: 2 E: 0 K: 0 S: 5	H: 2 LOB: 1 BB: 1 P: 9	R: 0 E: 0 K: 1 S: 6	H: 2 LOB: 2 BB: 0 P: 6	R: 1 E: 0 K: 0 S: 5	H: 2 LOB: 1 BB: 0 P: 5	1B: 8 2B: 2 3B: 0 HR: 2	SF: 1 SAC: 1 DP: 1 HBP: 1	WP: 0 PB: 0 SB: 0 CS: 1	PA: 47					
PITCHER	IP	WLS	BF	H	R	ER	SO	BB	IBB	HBP	BLK	WP	HR	S	P	ERA	WHIP										
Bill Stoneman, R ERA: 5.88 (1, 1)	3.2		21	6	3	3	1	4	0	1	0	0	1	18	35	7.36	2.727										
Mickey Scott, L ERA: 7.71 (4, 1)	0.2		4	0	0	0	0	2	0	0	0	0	0	2	10	0.00	3.000										
Pat Jarvis, R ERA: 20.25 (5, 1)	1.2		10	2	2	2	0	3	0	0	0	0	0	7	19	10.80	3.000										
Tom Walker, R ERA: 2.84 (7, 1)	1.1		6	2	0	0	1	0	0	0	0	0	0	8	8	0.00	1.500										
Mike Marshall, R ERA: 3.44 (8, 1)	1.2	W	6	2	1	1	0	0	0	0	0	0	1	6	6	5.40	1.200										
Batter	1	2	3	4	5	6	7	8	9	AB	R	H	RBI	BB	SO	LOB	BOTTOM										
Ron Hunt, R OBP: 0.400, SLG: 0.330 (1, 4)										5	0	0	0	0	0	5	San Francisco Giants @ Montreal Expos Jarry Park, Montreal, QB Sun Jun 10 1973, 3:33 AM EDT Att: 21,738 - Unknown										
Boots Day, L OBP: 0.460, SLG: 0.535 (1, 8)										4	1	2	2	1	0	0											
Ron Fairly, L OBP: 0.480, SLG: 0.529 (8, 3)										5	1	2	0	0	1	2											
Ken Singleton, S OBP: 0.433, SLG: 0.455 (1, 9)										2	1	1	0	2	0	2											
Mike Jorgensen, L OBP: 0.325, SLG: 0.333 (1, 3)										4	1	2	3	0	1	2											
Mike Marshall, R OBP: 0.273, SLG: 0.200 (8, 1)										0	0	0	0	0	0	0											
John Boccabella, R OBP: 0.297, SLG: 0.299 (1, 2)										3	1	1	1	1	0	1											
Bob Bailey, R OBP: 0.366, SLG: 0.541 (1, 5)										4	1	2	0	0	1	2											
Tim Foli, R OBP: 0.270, SLG: 0.278 (1, 6)										4	1	1	0	0	0	3											
Bill Stoneman, R OBP: 0.200, SLG: 0.125 (4, 1)										1	0	1	1	0	0	0											
Mickey Scott, L (4, 1)										1	0	0	0	0	0	0											
Pat Jarvis, R (5, 1)										1	0	0	0	0	1	2											
Tom Walker, R (7, 1)										0	0	0	0	0	0	0											
Ron Woods, R OBP: 0.343, SLG: 0.344 (8, 7)										0	0	0	0	1	0	0											
Inning Stats	R: 0 E: 0 K: 0 S: 4	H: 2 LOB: 1 BB: 0 P: 4	R: 2 E: 1 K: 0 S: 5	H: 3 LOB: 1 BB: 0 P: 5	R: 3 E: 0 K: 1 S: 7	H: 2 LOB: 1 BB: 2 P: 15	R: 0 E: 0 K: 0 S: 3	H: 0 LOB: 0 BB: 0 P: 3	R: 0 E: 0 K: 1 S: 5	H: 0 LOB: 1 BB: 1 P: 9	R: 0 E: 0 K: 1 S: 6	H: 1 LOB: 2 BB: 1 P: 10	R: 0 E: 0 K: 0 S: 4	H: 1 LOB: 1 BB: 0 P: 4	R: 2 E: 0 K: 1 S: 8	H: 3 LOB: 2 BB: 1 P: 12	1B: 10 2B: 1 3B: 0 HR: 1	SF: 0 SAC: 0 DP: 1 HBP: 0	WP: 1 PB: 0 SB: 0 CS: 0	PA: 39							
PITCHER	IP	WLS	BF	H	R	ER	SO	BB	IBB	HBP	BLK	WP	HR	S	P	ERA	WHIP										
Jim Willoughby, R ERA: 4.95 (1, 1)	2.1		14	7	5	4	0	2	0	0	0	0	0	18	26	0.00	0.818										
Elias Sosa, R ERA: 2.63 (3, 1)	3.2		14	1	0	0	3	2	0	0	0	0	0	18	26	0.00	0.818										
Randy Moffitt, R ERA: 2.63 (7, 1)	2.0	L	11	4	2	2	1	1	0	0	0	1	0	12	16	9.00	2.500										

Batter	1	2	3	4	5	6	7	8	9	AB	R	H	RBI	BB	SO	LOB	TOP								
Enzo Hernandez, R (1, 6) OBP: 0.292, SLG: 0.259	4-3		G3-6				FC6-4			4	0	1	1	0	0	2	San Diego Padres @ Montreal Expos Jarry Park, Montreal, QB Tue Jun 12 1973, 7:05 PM EDT Att: 12,352 - Unknown								
Johnny Grubb, L (1, 8) OBP: 0.381, SLG: 0.428	BB		5-3					4-3		3	0	0	0	1	0	1									
Leron Lee, L (1, 7) OBP: 0.335, SLG: 0.342	G6-4-3							F8		3	0	1	0	1	1	1									
Nate Colbert, R (1, 3) OBP: 0.323, SLG: 0.345	G6-4-3							K		4	0	0	0	0	2	3									
Cito Gaston, R (1, 9) OBP: 0.337, SLG: 0.442		5-3								4	1	2	0	0	0	1									
Fred Kendall, R (1, 2) OBP: 0.333, SLG: 0.369	F8									3	1	0	0	1	0	2									
Dwain Anderson, R (1, 5) OBP: 0.296, SLG: 0.136										3	1	1	0	1	1	1									
Dave Roberts, R (1, 4) OBP: 0.256, SLG: 0.345	L8									4	1	3	3	0	0	1									
Mike Caldwell, R (1, 1) OBP: 0.208, SLG: 0.174										1	0	0	0	1	1	1									
Dave Marshall, L (7, PH) OBP: 0.366, SLG: 0.383										1	0	0	0	0	0	1									
Mike Corkins, R (7, 1) OBP: 0.263, SLG: 0.529										0	0	0	0	0	0	0									
Jerry Morales, R (9, PH) OBP: 0.314, SLG: 0.408										1	0	0	0	0	0	1									
Inning Stats	R: 0 E: 0 K: 0 S: 2	H: 0 LOB: 1 BB: 2 P: 10	R: 0 E: 0 K: 0 S: 3	H: 0 LOB: 1 BB: 1 P: 7	R: 0 E: 0 K: 0 S: 2	H: 0 LOB: 0 BB: 1 P: 6	R: 0 E: 0 K: 1 S: 5	H: 1 LOB: 0 BB: 0 P: 5	R: 3 E: 0 K: 2 S: 10	H: 3 LOB: 1 BB: 1 P: 14	R: 0 E: 0 K: 0 S: 3	H: 1 LOB: 0 BB: 0 P: 3	R: 0 E: 0 K: 1 S: 6	H: 1 LOB: 1 BB: 0 P: 6	R: 0 E: 0 K: 1 S: 5	H: 0 LOB: 0 BB: 0 P: 5	R: 1 E: 0 K: 0 S: 5	H: 2 LOB: 1 BB: 0 P: 5	1B: 6 2B: 0 3B: 2 HR: 0	SF: 0 SAC: 0 DP: 4 HBP: 0	WP: 0 PB: 0 SB: 1 CS: 0	PA: 36			
PITCHER	IP	WLS	BF	H	R	ER	SO	BB	IBB	HBP	BLK	WP	HR	S	P	ERA	WHIP								
Mike Torrez, R (1, 1) ERA: 4.2	4.1		19	4	3	3	2	5	0	0	0	0	0	18	38	6.23	2.077								
Mickey Scott, L (5, 1) ERA: 6.75	0.2	W	2	0	0	0	1	0	0	0	0	0	0	4	4	0.00	0.000								
Tom Walker, R (6, 1) ERA: 2.79	4.0	S	15	4	1	1	2	0	0	0	0	0	0	19	19	2.25	1.000								

AB	31
R	4
H	8
RBI	4
BB	5
SO	5
LOB	15



Batter	1	2	3	4	5	6	7	8	9	AB	R	H	RBI	BB	SO	LOB	BOTTOM								
Ron Hunt, R (1, 4) OBP: 0.407, SLG: 0.339	F9									4	3	3	1	0	0	0	San Diego Padres @ Montreal Expos Jarry Park, Montreal, QB Tue Jun 12 1973, 7:05 PM EDT Att: 12,352 - Unknown								
Ron Woods, R (1, 8) OBP: 0.354, SLG: 0.352	BB									3	1	2	0	1	0	1									
Clyde Mashore, R (1, 7) OBP: 0.375, SLG: 0.818										3	0	2	2	0	0	1									
Mike Jorgensen, L (7, PH) OBP: 0.324, SLG: 0.331										1	0	0	0	0	0	1									
Hal Breeden, R (1, 3) OBP: 0.383, SLG: 0.547										3	1	1	0	0	0	2									
Ron Fairly, L (7, PH) OBP: 0.493, SLG: 0.529										0	0	0	0	1	0	0									
Bob Bailey, R (1, 5) OBP: 0.391, SLG: 0.560										3	1	1	2	1	0	4									
Ken Singleton, S (1, 9) OBP: 0.425, SLG: 0.444										4	0	0	0	0	0	1									
John Boccabella, R (1, 2) OBP: 0.290, SLG: 0.291										4	0	0	0	0	1	1									
Tim Foli, R (1, 6) OBP: 0.270, SLG: 0.278										4	1	1	0	0	0	0									
Mike Torrez, R (1, 1) OBP: 0.227, SLG: 0.273										0	0	0	0	0	0	0									
Mickey Scott, L (5, 1)										0	0	0	0	0	0	0									
Bob Stinson, S (5, PH)										1	0	0	0	0	0	0									
Tom Walker, R (6, 1)										1	0	0	0	0	0	0									
Inning Stats	R: 0 E: 0 K: 0 S: 3	H: 0 LOB: 1 BB: 1 P: 7	R: 0 E: 0 K: 0 S: 2	H: 0 LOB: 0 BB: 1 P: 6	R: 2 E: 0 K: 0 S: 7	H: 4 LOB: 2 BB: 0 P: 7	R: 0 E: 0 K: 0 S: 3	H: 0 LOB: 0 BB: 0 P: 3	R: 4 E: 1 K: 0 S: 7	H: 4 LOB: 0 BB: 0 P: 7	R: 0 E: 0 K: 0 S: 3	H: 0 LOB: 0 BB: 0 P: 3	R: 1 E: 1 K: 0 S: 4	H: 2 LOB: 1 BB: 1 P: 8	R: 0 E: 0 K: 1 S: 5	H: 0 LOB: 0 BB: 0 P: 5	1B: 8 2B: 1 3B: 0 HR: 1	SF: 0 SAC: 1 DP: 2 HBP: 0	WP: 0 PB: 0 SB: 0 CS: 0	PA: 35					
PITCHER	IP	WLS	BF	H	R	ER	SO	BB	IBB	HBP	BLK	WP	HR	S	P	ERA	WHIP								
Mike Caldwell, L (1, 1) ERA: 4.02	6.0	L	27	8	6	6	0	2	0	0	0	0	1	25	33	9.00	1.667								
Mike Corkins, R (7, 1) ERA: 5.54	2.0		8	2	1	0	1	0	1	0	0	0	0	9	13	0.00	1.000								



Batter	1	2	3	4	5	6	7	8	9	AB	R	H	RBI	BB	SO	LOB	TOP					
Enzo Hernandez, R (1, 6) Vicente Romo, R (7, 1)	F3		6-3		BB		BB			3	0	1	0	1	0	0	San Diego Padres @ Montreal Expos Jarry Park, Montreal, QB Wed Jun 13 1973, 7:05 PM EDT Att: 20,152 - Unknown					
Jerry Morales, R (1, 8) OBP: 0.306, SLG: 0.395	5-3		5-3				BB			4	0	0	0	0	0	3						
Dave Roberts, R (1, 4) OBP: 0.258, SLG: 0.333	BB		3-1							3	0	0	0	1	1	2						
Nate Colbert, R (1, 3) OBP: 0.326, SLG: 0.345	K									3	0	1	0	1	1	1						
Cito Gaston, R (1, 9) OBP: 0.335, SLG: 0.443			2-3							4	0	1	0	0	2	2						
Fred Kendall, R (1, 2) OBP: 0.337, SLG: 0.387										4	1	2	1	0	0	1						
Ivan Murrell, R (1, 7) Leron Lee, L (9, PH) OBP: 0.333, SLG: 0.340			5-3							3	0	0	0	0	2	2						
Dwain Anderson, R (1, 5) OBP: 0.323, SLG: 0.160										3	1	1	0	1	2	0						
Bill Greif, R (1, 1) Gene Locklear, L (7, PH) Rich Morales, R (7, 6) OBP: 0.188, SLG: 0.071 OBP: 0.300, SLG: 0.192 OBP: 0.273, SLG: 0.148			K							2	0	0	0	0	2	1						
Inning Stats	R: 0 E: 0 K: 1 S: 5	H: 0 LOB: 1 BB: 1 P: 9	R: 1 E: 0 K: 1 S: 6	H: 1 LOB: 1 BB: 1 P: 10	R: 0 E: 0 K: 0 S: 3	H: 0 LOB: 0 BB: 0 P: 3	R: 0 E: 0 K: 2 S: 8	H: 2 LOB: 1 BB: 0 P: 8	R: 0 E: 1 K: 3 S: 10	H: 0 LOB: 2 BB: 1 P: 14	R: 0 E: 0 K: 0 S: 7	H: 0 LOB: 1 BB: 1 P: 11	R: 1 E: 0 K: 0 S: 3	H: 2 LOB: 0 BB: 1 P: 7	R: 0 E: 0 K: 0 S: 3	H: 1 LOB: 0 BB: 0 P: 3		R: 0 E: 0 K: 2 S: 7	H: 0 LOB: 0 BB: 0 P: 7	1B: 4 2B: 2 3B: 1 HR: 1	SF: 0 SAC: 0 DP: 1 HBP: 0	WP: 0 PB: 1 SB: 2 CS: 1
PITCHER	IP	WLS	BF	H	R	ER	SO	BB	IBB	HBP	BLK	WP	HR	S	P	ERA	WHIP					
Balor Moore, L (1, 1) ERA: 4.05	6.0	W	28	5	2	2	9	5	0	0	0	0	1	41	61	3.00	1.667					
Mike Marshall, R (7, 1) ERA: 3.26	3.0	S	7	1	0	0	2	0	0	0	0	0	0	11	11	0.00	0.333					

AB	30
R	2
H	6
RBI	1
BB	5
SO	11
LOB	12



Batter	1	2	3	4	5	6	7	8	9	AB	R	H	RBI	BB	SO	LOB	BOTTOM				
Ron Hunt, R (1, 4) OBP: 0.408, SLG: 0.339	F8		F7							3	0	1	0	1	0	0	San Diego Padres @ Montreal Expos Jarry Park, Montreal, QB Wed Jun 13 1973, 7:05 PM EDT Att: 20,152 - Unknown				
Boots Day, L (1, 8) OBP: 0.453, SLG: 0.522	K									3	0	1	0	0	1	1					
Ron Fairly, L (1, 7) Clyde Mashore, R (6, PR) OBP: 0.489, SLG: 0.526 OBP: 0.375, SLG: 0.818										1	1	0	0	3	0	0					
Ken Singleton, S (1, 9) OBP: 0.427, SLG: 0.439										2	1	0	0	2	0	2					
Mike Jorgensen, L (1, 3) OBP: 0.328, SLG: 0.351										3	1	1	3	1	0	2					
John Boccabella, R (1, 2) OBP: 0.283, SLG: 0.284										4	0	0	0	0	0	3					
Bob Bailey, R (1, 5) OBP: 0.363, SLG: 0.547										3	0	0	0	0	1	0					
Tim Foli, R (1, 6) OBP: 0.276, SLG: 0.280										2	0	1	0	1	0	0					
Balor Moore, L (1, 1) Mike Marshall, R (7, 1) OBP: 0.138, SLG: 0.111 OBP: 0.250, SLG: 0.162										2	0	0	0	0	0	1					
Inning Stats	R: 3 E: 0 K: 1 S: 6	H: 1 LOB: 0 BB: 2 P: 14	R: 0 E: 0 K: 0 S: 3	H: 1 LOB: 0 BB: 0 P: 3	R: 0 E: 0 K: 0 S: 3	H: 0 LOB: 0 BB: 2 P: 11	R: 0 E: 0 K: 0 S: 3	H: 0 LOB: 0 BB: 0 P: 3	R: 0 E: 0 K: 0 S: 2	H: 0 LOB: 0 BB: 1 P: 6	R: 0 E: 0 K: 0 S: 3	H: 0 LOB: 0 BB: 0 P: 3	R: 0 E: 0 K: 1 S: 5	H: 0 LOB: 1 BB: 1 P: 9	R: 0 E: 0 K: 0 S: 4	H: 1 LOB: 3 BB: 2 P: 12		1B: 3 2B: 0 3B: 0 HR: 1	SF: 0 SAC: 1 DP: 1 HBP: 0	WP: 0 PB: 0 SB: 0 CS: 1	PA: 33
PITCHER	IP	WLS	BF	H	R	ER	SO	BB	IBB	HBP	BLK	WP	HR	S	P	ERA	WHIP				
Bill Greif, R (1, 1) ERA: 2.71	6.0	L	23	3	3	3	1	5	0	0	0	0	1	20	40	4.50	1.333				
Vicente Romo, R (7, 1) ERA: 2.97	2.0		10	1	0	0	1	1	2	0	0	0	0	9	21	0.00	1.000				




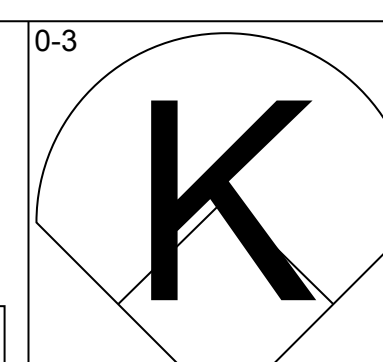
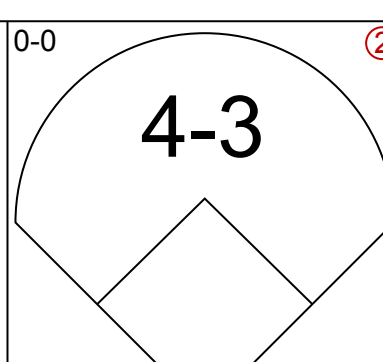
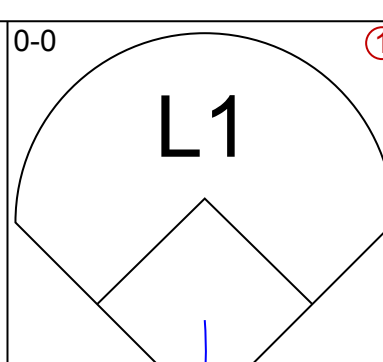
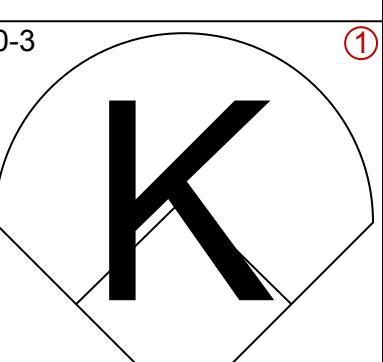
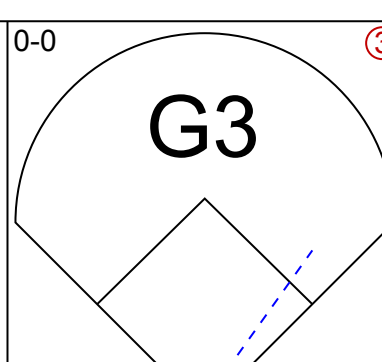
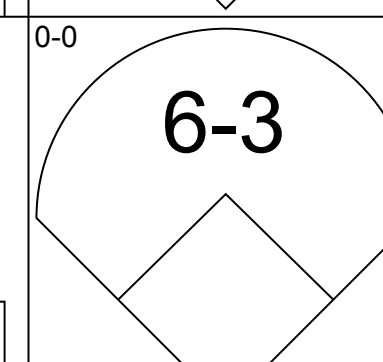
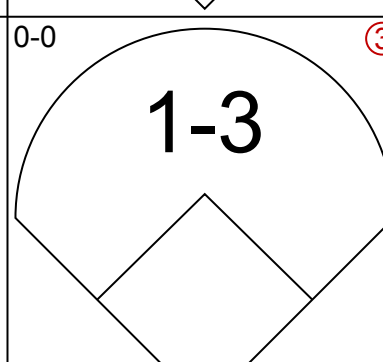
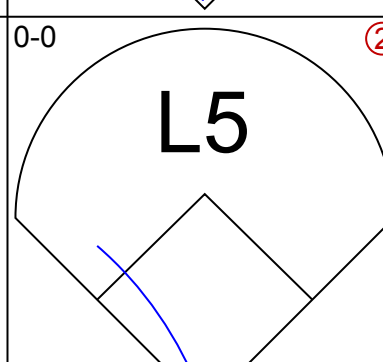
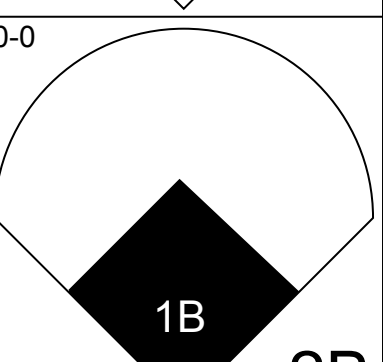
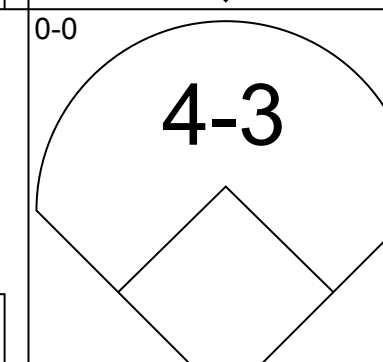
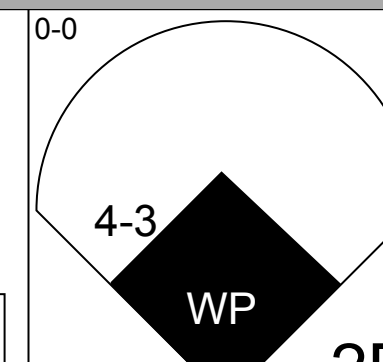
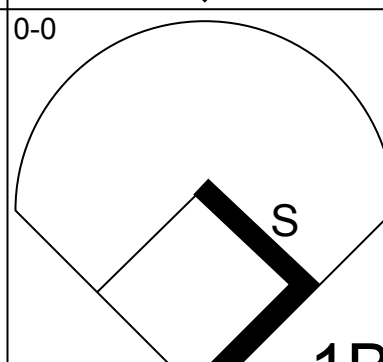
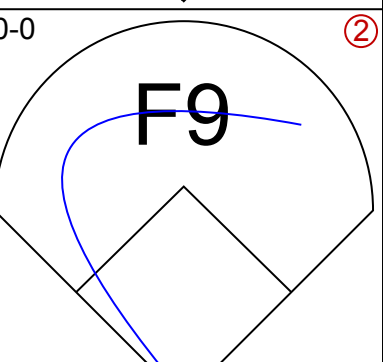
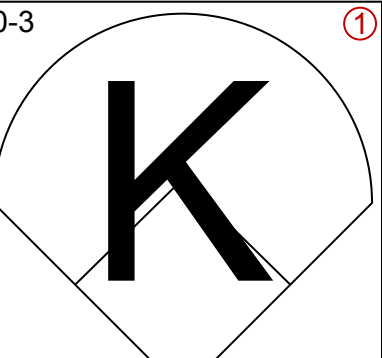

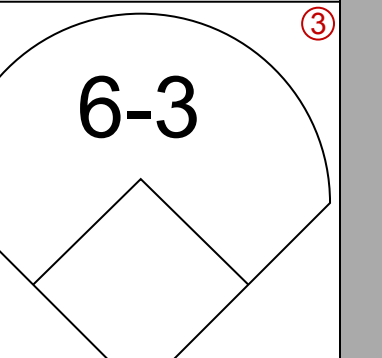
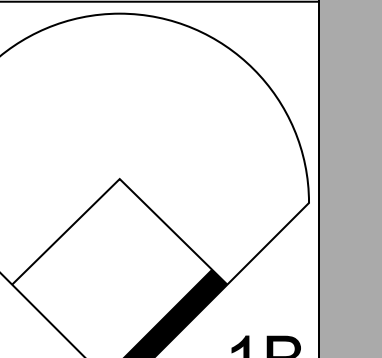
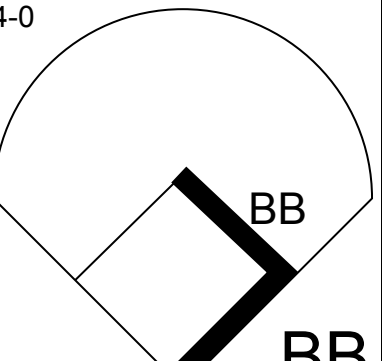
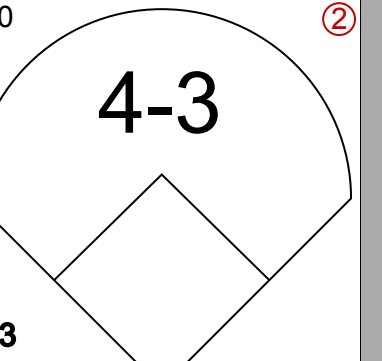
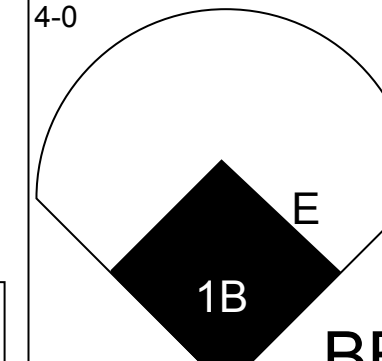
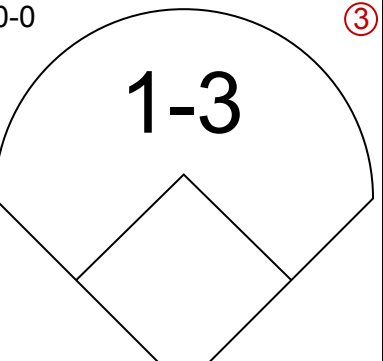
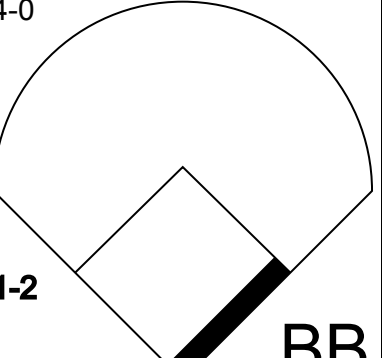
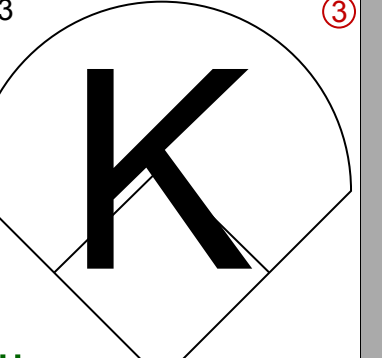
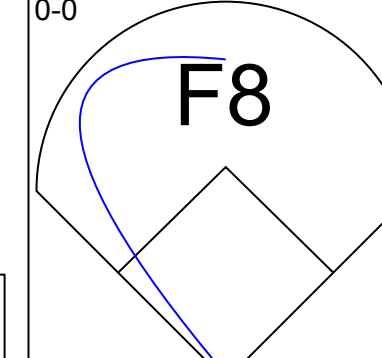
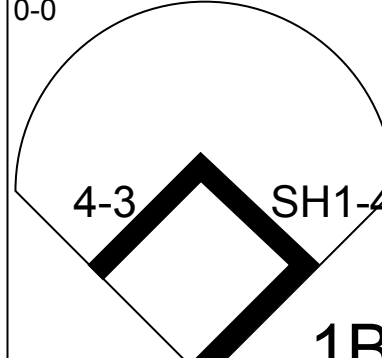
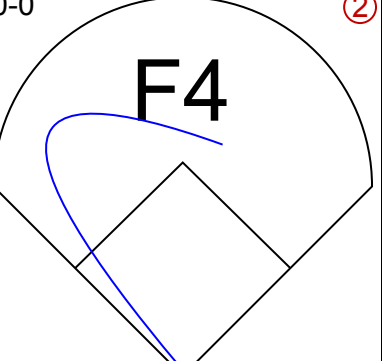
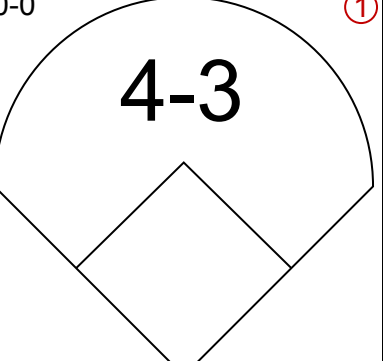
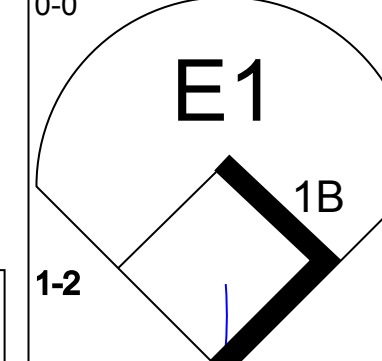
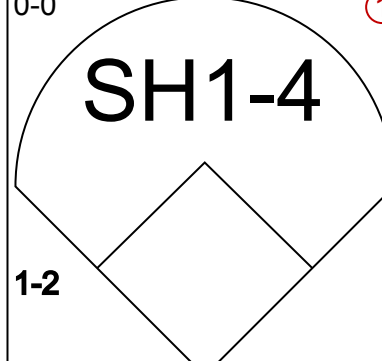
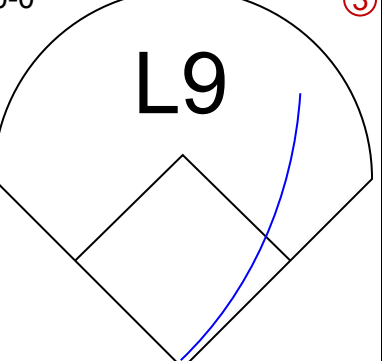
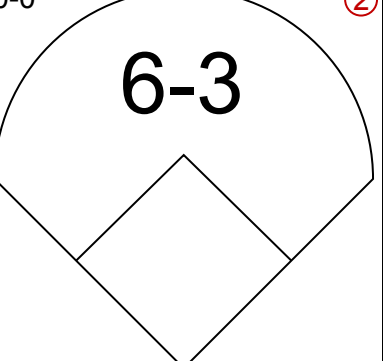
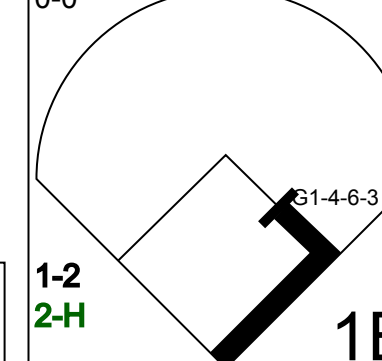
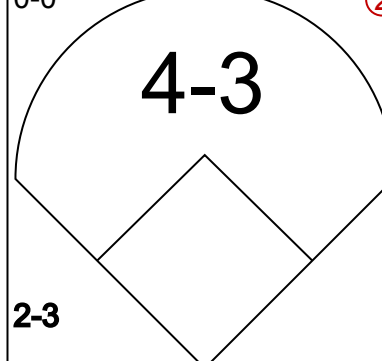

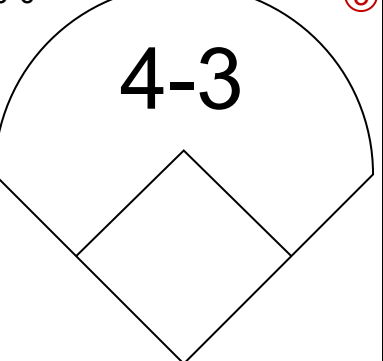
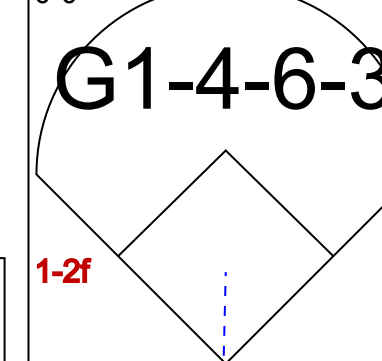
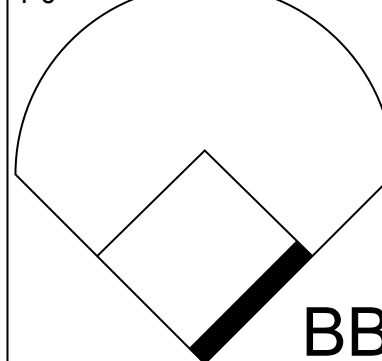
Batter	1	2	3	4	5	6	7	8	9	AB	R	H	RBI	BB	SO	LOB	TOP			
Dwain Anderson, R (1.6) OBP: 0.314, SLG: 0.172	E4 2B		5-3		F7					4	1	1	0	0	0	0	San Diego Padres @ Montreal Expos Jarry Park, Montreal, QB Thu Jun 14 1973, 7:05 PM EDT Att: 11,522 - Unknown			
Gene Locklear, L (1.7) OBP: 0.324, SLG: 0.267			4-3				5-3			4	1	2	1	0	0	1				
Jerry Morales, R (1.8) OBP: 0.304, SLG: 0.386	K			FC6-4 BB		6-3		F8		3	0	0	0	1	1	2				
Nate Colbert, R (1.3) OBP: 0.325, SLG: 0.343	F4		FC6-4					K		4	1	1	1	0	1	2				
Cito Gaston, R (1.9) OBP: 0.339, SLG: 0.447				1-3				F8		3	0	1	1	1	0	0				
Fred Kendall, R (1.2) OBP: 0.335, SLG: 0.385	F3			F7					FC6-4 1B	4	0	1	0	0	0	3				
Dave Roberts, R (1.5) OBP: 0.247, SLG: 0.319		L7		F8		5-3			FC6-4 1-2	4	0	0	0	0	2					
Rich Morales, R (1.4) OBP: 0.250, SLG: 0.133		K			6-3				K	3	0	0	0	0	2	0				
Leron Lee, L (9, PH) OBP: 0.332, SLG: 0.338									K	1	0	0	0	0	1	1				
Clay Kirby, R (1.1) Gary Ross, R (6.1) Mike Corkins, R (7.1) OBP: 0.263, SLG: 0.529 Dave Marshall, L (9, PH) OBP: 0.379, SLG: 0.375		K							K	2	0	0	0	0	2	0				
Inning Stats	R: 1 E: 1 K: 1 S: 7	H: 1 LOB: 2 BB: 1 P: 11	R: 0 E: 0 K: 2 S: 7	H: 0 LOB: 0 BB: 0 P: 7	R: 0 E: 0 K: 0 S: 3	H: 0 LOB: 1 BB: 1 P: 7	R: 0 E: 0 K: 0 S: 3	H: 0 LOB: 0 BB: 0 P: 3	R: 0 E: 0 K: 1 S: 5	H: 3 LOB: 1 BB: 0 P: 6	R: 0 E: 0 K: 2 S: 8	H: 1 LOB: 1 BB: 0 P: 8	R: 0 E: 0 K: 1 S: 5	H: 0 LOB: 0 BB: 0 P: 5	R: 0 E: 0 K: 2 S: 8	H: 1 LOB: 1 BB: 0 P: 8	1B: 4 2B: 2 3B: 0 HR: 0	SF: 0 SAC: 0 DP: 0 HBP: 0	WP: 0 PB: 0 SB: 0 CS: 0	PA: 36
PITCHER Steve Renko, R (1.1) ERA: 3.03	IP: 9.0 WLS: W BF: 36 H: 6 R: 3 ER: 2 SO: 9 BB: 2 IBB: 0 HBP: 0 BLK: 0 WP: 0 HR: 0 S: 52 P: 60 ERA: 2.00 WHIP: 0.889											PITCHER	IP: 9.0 WLS: W BF: 36 H: 6 R: 3 ER: 2 SO: 9 BB: 2 IBB: 0 HBP: 0 BLK: 0 WP: 0 HR: 0 S: 52 P: 60 ERA: 2.00 WHIP: 0.889							

AB 34
R 3
H 6
RBI 3
BB 2
SO 9
LOB 12



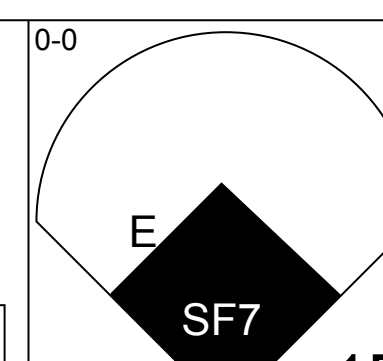
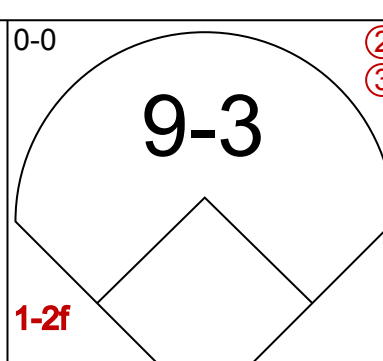
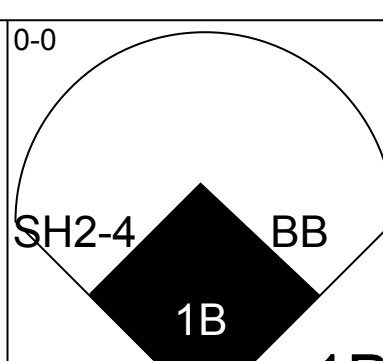
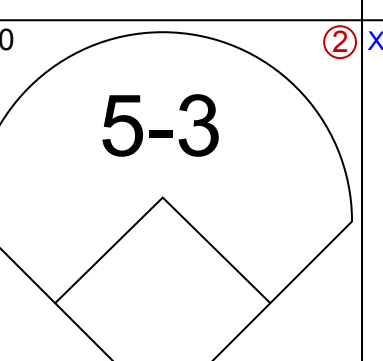
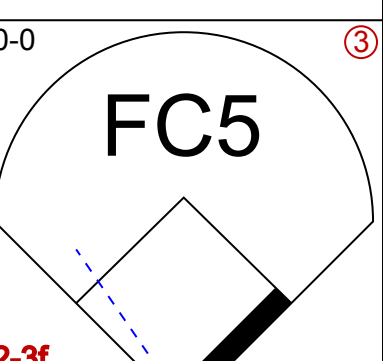
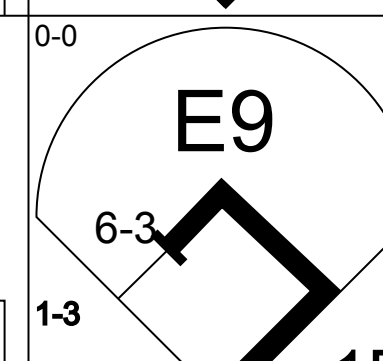
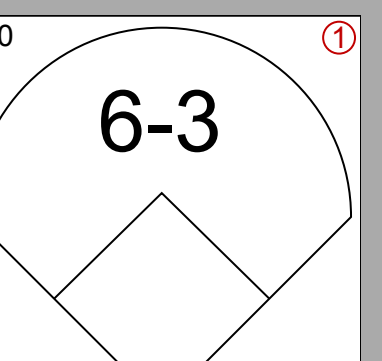
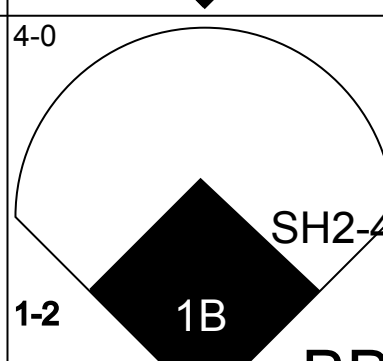
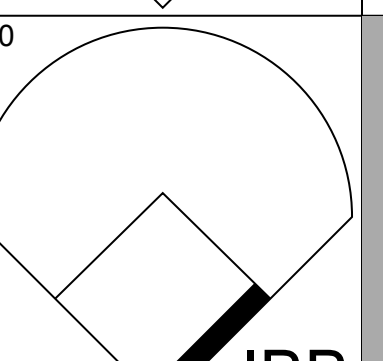
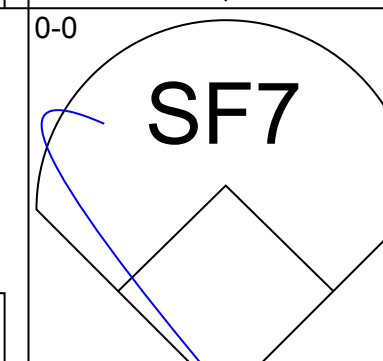
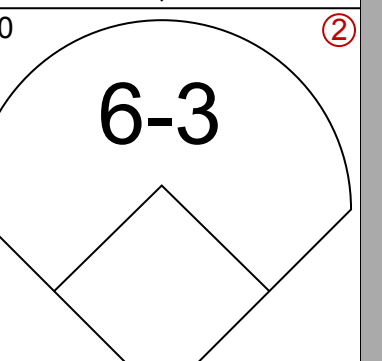
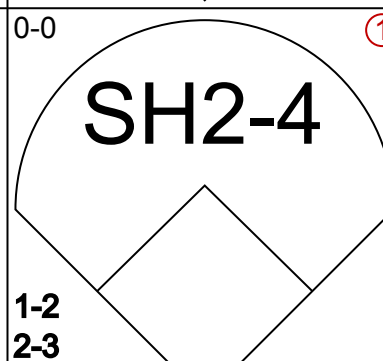
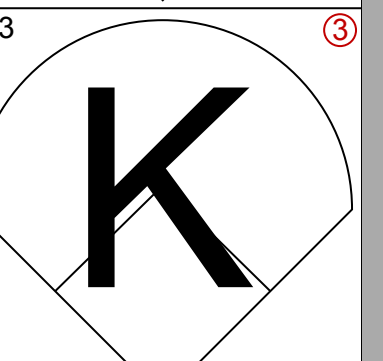
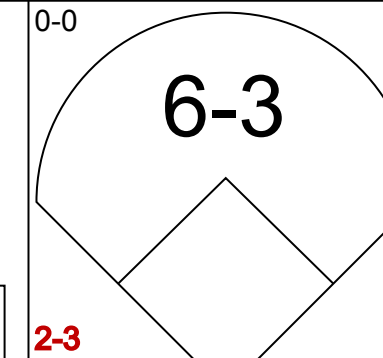
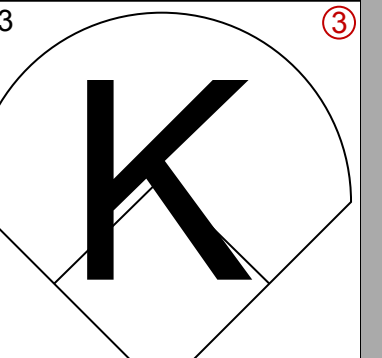
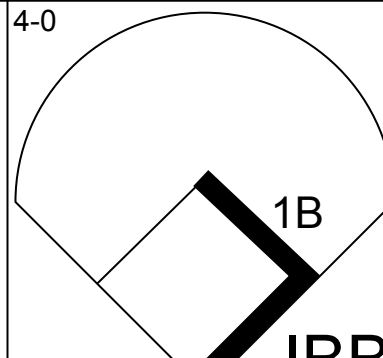
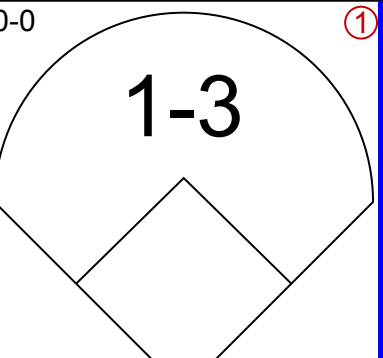
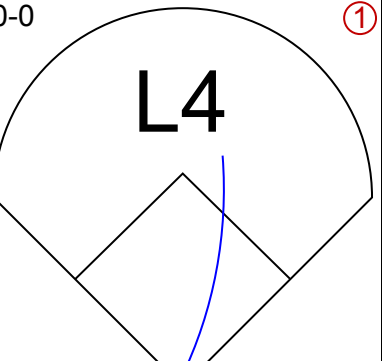
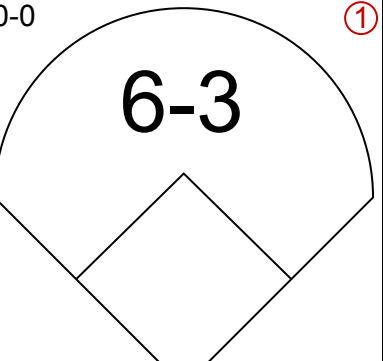
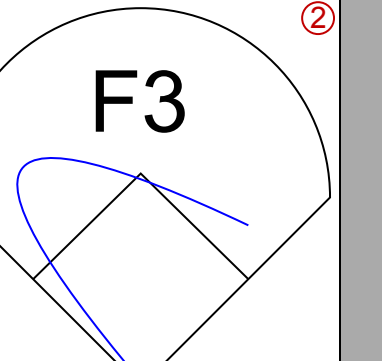
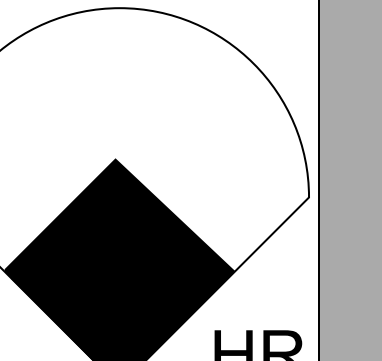
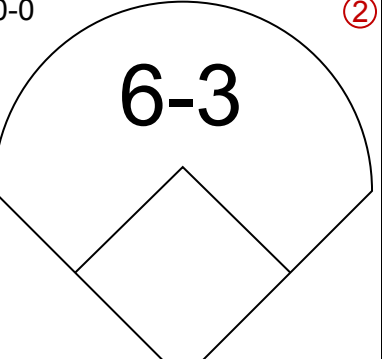
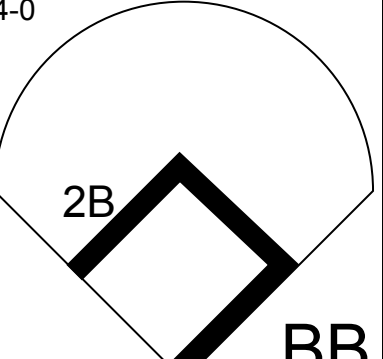
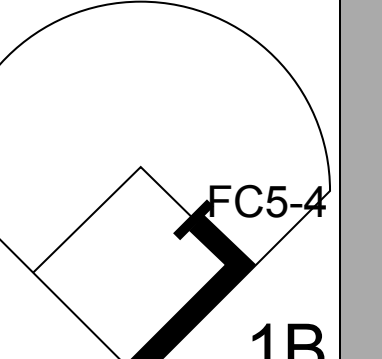

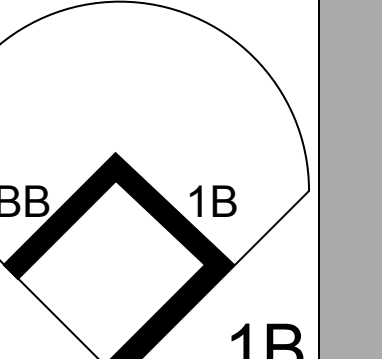

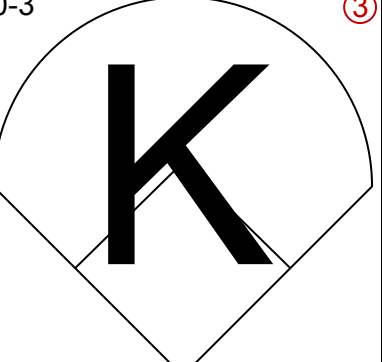
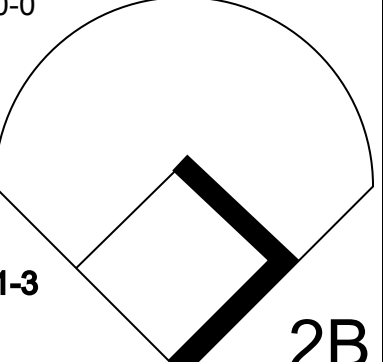
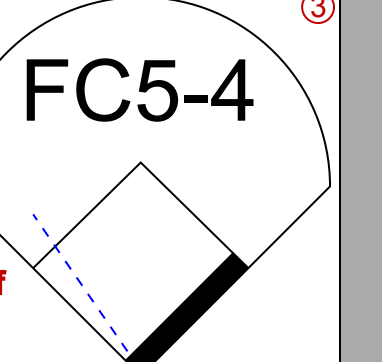

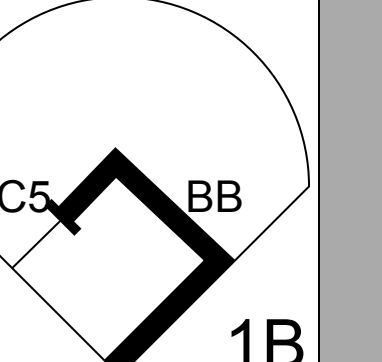

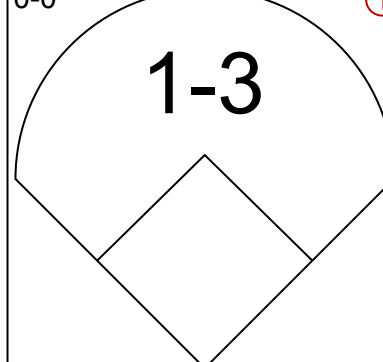
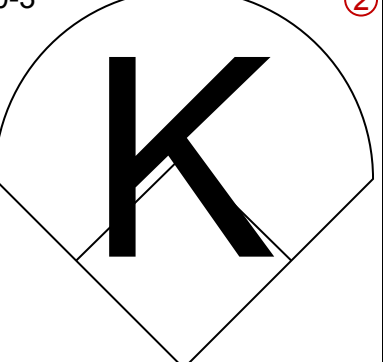
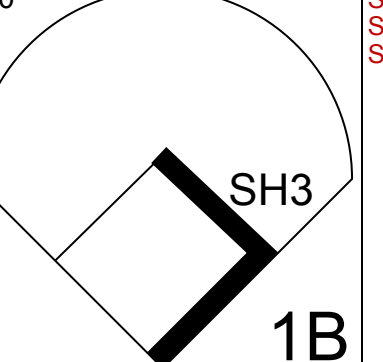

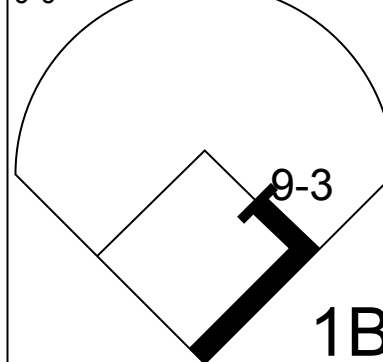
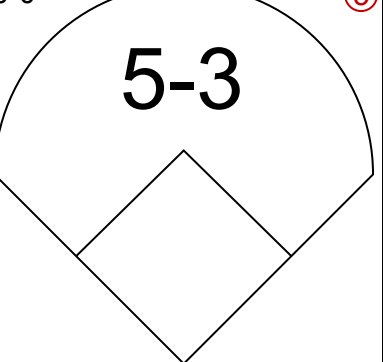
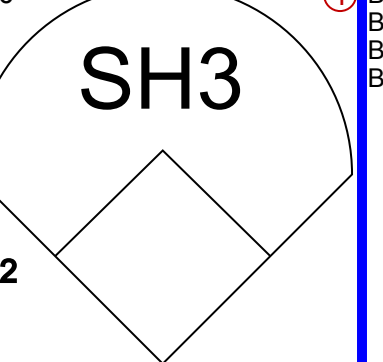
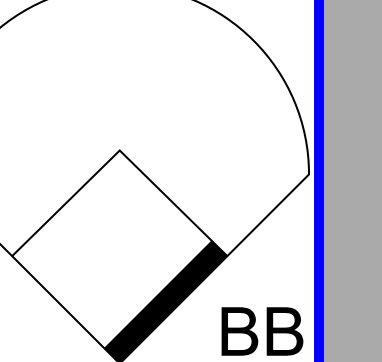
Batter	1	2	3	4	5	6	7	8	9	AB	R	H	RBI	BB	SO	LOB	BOTTOM	
Ron Hunt, R (1.4) OBP: 0.414, SLG: 0.346	E7 1B					F7		6-3		2	1	1	0	2	0	2	San Diego Padres @ Montreal Expos Jarry Park, Montreal, QB Thu Jun 14 1973, 7:05 PM EDT Att: 11,522 - Unknown	
Pepe Frias, R (7.4) OBP: 0.221, SLG: 0.231		CS BB								1	0	0	0	0	0	0		
Boots Day, L (1.8) OBP: 0.439, SLG: 0.500			CS		SH5-3 BB	4-3		K		4	1	1	1	0	2	2		
Ron Fairly, L (1.7) Clyde Mashore, R (9.7) OBP: 0.375, SLG: 0.818	L8				F8			4-3		5	1	2	0	0	0	2		
Ken Singleton, S (1.9) OBP: 0.437, SLG: 0.457							BB 1B	4-3		0	0	0	0	0	0	0		
Mike Jorgensen, L (1.3) OBP: 0.331, SLG: 0.355	6-3						BB 1B			4	0	2	1	0	1	3		
John Boccabella, R (1.2) OBP: 0.282, SLG: 0.285							BB 1B			3	0	1	2	0	1	5		
Bob Bailey, R (1.5) OBP: 0.399, SLG: 0.557							BB 1B			3	0	3	0	1	0	0		
Tim Foli, R (1.6) OBP: 0.272, SLG: 0.276							BB 1B			3	0	0	0	0	3	3		
Steve Renko, R (1.1) OBP: 0.323, SLG: 0.321							BB			3	0	0	0	1	2	2		
Inning Stats	R: 3 E: 1 K: 0 S: 7	H: 5 LOB: 2 BB: 0 P: 7	R: 0 E: 0 K: 1 S: 4	H: 0 LOB: 0 BB: 1 P: 8	R: 0 E: 0 K: 3 S: 11	H: 2 LOB: 2 BB: 0 P: 11	R: 0 E: 0 K: 2 S: 6	H: 0 LOB: 0 BB: 1 P: 10	R: 0 E: 0 K: 0 S: 4	H: 1 LOB: 3 BB: 2 P: 12	R: 0 E: 0 K: 0 S: 4	H: 3 LOB: 2 BB: 1 P: 14	R: 0 E: 0 K: 1 S: 5	H: 0 LOB: 0 BB: 0 P: 5	1B: 10 2B: 1 3B: 1 HR: 0	SF: 1 SAC: 2 DP: 0 HBP: 0	WP: 0 PB: 0 SB: 0 CS: 2	PA: 40
PITCHER Clay Kirby, R (1.1) ERA: 6.24 Gary Ross, R (6.1) ERA: 5.71 Mike Corkins, R (7.1) ERA: 5.37	IP: 5.1 WLS: L BF: 27 H: 9 R: 3 ER: 3 SO: 3 BB: 5 IBB: 0 HBP: 0 BLK: 0 WP: 0 HR: 0 S: 34 P: 54 ERA: 5.06 WHIP: 2.625											PITCHER	IP: 5.1 WLS: L BF: 27 H: 9 R: 3 ER: 3 SO: 3 BB: 5 IBB: 0 HBP: 0 BLK: 0 WP: 0 HR: 0 S: 34 P: 54 ERA: 5.06 WHIP: 2.625					



Batter	1	2	3	4	5	6	7	8	9	AB	R	H	RBI	BB	SO	LOB	TOP			
Davey Lopes, R OBP: 0.391, SLG: 0.400 (1, 4)										5	0	0	0	0	0	2	Los Angeles Dodgers @ Montreal Expos Jarry Park, Montreal, QB Fri Jun 15 1973, 7:05 PM EDT Att: 15,493 - Unknown			
Bill Buckner, L OBP: 0.297, SLG: 0.328 (1, 3)										4	1	1	0	0	0	0				
Willie Davis, L OBP: 0.338, SLG: 0.484 (1, 8)										4	1	2	0	0	0	1				
Joe Ferguson, R OBP: 0.392, SLG: 0.516 (1, 2)										4	0	1	1	0	2	2				
Willie Crawford, L OBP: 0.415, SLG: 0.460 (1, 9)										2	1	0	0	2	0	2				
Ron Cey, R OBP: 0.411, SLG: 0.461 Lee Lacy, R OBP: 0.313, SLG: 0.217 (1, 5) (9, PR)										3	0	1	0	1	1	1				
Von Joshua, L OBP: 0.318, SLG: 0.317 (1, 7)										3	0	0	0	0	0	3				
Bill Russell, R OBP: 0.302, SLG: 0.360 (1, 6)										4	0	1	1	0	0	4				
Al Downing, R OBP: 0.115, SLG: 0.080 Manny Mota, R OBP: 0.395, SLG: 0.390 George Culver, R OBP: 0.667, SLG: 0.667 Jim Brewer, L OBP: 0.241, SLG: 0.351 (1, 1) (7, PH) (7, 1) (8, 1) (9, PH)										2	0	0	0	0	1	0				
Inning Stats	R: 0 E: 0 K: 1 S: 5	H: 0 LOB: 0 BB: 0 P: 5	R: 0 E: 0 K: 1 S: 5	H: 0 LOB: 2 BB: 2 P: 13	R: 0 E: 0 K: 1 S: 5	H: 0 LOB: 0 BB: 0 P: 5	R: 1 E: 0 K: 2 S: 8	H: 1 LOB: 0 BB: 0 P: 8	R: 0 E: 0 K: 0 S: 4	H: 1 LOB: 1 BB: 0 P: 4	R: 1 E: 0 K: 0 S: 4	H: 1 LOB: 1 BB: 1 P: 8	R: 1 E: 0 K: 1 S: 7	H: 2 LOB: 1 BB: 0 P: 7	R: 0 E: 0 K: 0 S: 4	H: 1 LOB: 2 BB: 1 P: 8		1B: 4 2B: 2 3B: 0 HR: 0	SF: 0 SAC: 1 DP: 1 HBP: 0	WP: 1 PB: 0 SB: 1 CS: 0
PITCHER	IP WLS BF H R ER SO BB IBB HBP BLK WP HR S P ERA WHIP																			
Ernie McAnally, R ERA: 3.1 Mike Marshall, R ERA: 3.2 (1, 1) (9, 1)	8.0 W 32 5 3 2 6 3 0 0 0 1 0 41 53 2.25 1.000																			

AB	32
R	3
H	6
RBI	2
BB	4
SO	6
LOB	17



Batter	1	2	3	4	5	6	7	8	9	AB	R	H	RBI	BB	SO	LOB	BOTTOM	
Ron Hunt, R OBP: 0.414, SLG: 0.347 (1, 4)										5	2	2	0	0	0	5	Los Angeles Dodgers @ Montreal Expos Jarry Park, Montreal, QB Fri Jun 15 1973, 7:05 PM EDT Att: 15,493 - Unknown	
Ron Woods, R OBP: 0.360, SLG: 0.354 Ron Fairly, L OBP: 0.489, SLG: 0.521 (1, 8) (7, PH) (8, 7)										2	1	1	0	1	0	0		
Clyde Mashore, R OBP: 0.349, SLG: 0.783 Boots Day, L OBP: 0.431, SLG: 0.490 (1, 7) (7, PH) (8, 8)										1	0	0	1	0	0	0		
Hal Breeden, R OBP: 0.375, SLG: 0.518 Mike Jorgensen, L OBP: 0.331, SLG: 0.355 (1, 3) (9, 3)										3	0	0	0	1	1	1		
Bob Bailey, R OBP: 0.395, SLG: 0.570 (1, 5)										4	1	1	1	0	0	3		
Ken Singleton, S OBP: 0.442, SLG: 0.460 (1, 9)										3	0	2	2	1	0	0		
John Boccabella, R OBP: 0.287, SLG: 0.296 (1, 2)										4	0	2	0	0	1	2		
Tim Foli, R OBP: 0.271, SLG: 0.275 (1, 6)										4	0	1	0	0	2	4		
Ernie McAnally, R OBP: 0.172, SLG: 0.172 Terry Humphrey, R OBP: 0.182, SLG: 0.133 Mike Marshall, R OBP: 0.250, SLG: 0.182 (1, 1) (8, PH) (9, 1)										2	0	1	0	0	0	2		
Inning Stats	R: 1 E: 1 K: 0 S: 4	H: 2 LOB: 0 BB: 0 P: 4	R: 0 E: 0 K: 1 S: 5	H: 0 LOB: 0 BB: 0 P: 5	R: 0 E: 0 K: 1 S: 5	H: 0 LOB: 0 BB: 0 P: 5	R: 0 E: 0 K: 1 S: 6	H: 1 LOB: 2 BB: 1 P: 10	R: 2 E: 0 K: 0 S: 5	H: 2 LOB: 2 BB: 2 P: 13	R: 0 E: 0 K: 1 S: 6	H: 1 LOB: 2 BB: 1 P: 10	R: 1 E: 0 K: 1 S: 8	H: 3 LOB: 3 BB: 1 P: 12	1B: 8 2B: 2 3B: 0 HR: 1	SF: 1 SAC: 2 DP: 1 HBP: 0		WP: 0 PB: 0 SB: 0 CS: 0
PITCHER	IP WLS BF H R ER SO BB IBB HBP BLK WP HR S P ERA WHIP																	
Al Downing, L ERA: 2.88 George Culver, R ERA: 2.57 Jim Brewer, L ERA: 1.52 (1, 1) (7, 1) (8, 1)	6.0 L 25 6 3 2 3 2 1 0 0 0 0 1 10 14 3.00 1.333																	



Batter	1	2	3	4	5	6	7	8	9	AB	R	H	RBI	BB	SO	LOB	TOP																			
Davey Lopes, R OBP: 0.398, SLG: 0.398 (1,4)										1	1	0	0	3	0	1	Los Angeles Dodgers @ Montreal Expos Jarry Park, Montreal, QB Sat Jun 16 1973, 3:33 AM EDT Att: 10,187 - Unknown																			
Bill Buckner, L OBP: 0.283, SLG: 0.323 (1,3)										4	0	0	0	0	1	5																				
Willie Davis, L OBP: 0.337, SLG: 0.481 (1,8)										4	1	1	1	0	0	0																				
Joe Ferguson, R OBP: 0.391, SLG: 0.513 (1,2)										3	1	1	1	0	0	0																				
Willie Crawford, L OBP: 0.414, SLG: 0.455 (1,9)										2	1	0	0	1	0	0																				
Ron Cey, R OBP: 0.418, SLG: 0.481 (1,5)										2	2	2	3	1	0	0																				
Von Joshua, L OBP: 0.333, SLG: 0.333 (1,7)										3	0	2	0	0	1	0																				
Bill Russell, R OBP: 0.303, SLG: 0.363 (1,6)										3	0	1	1	0	0	2																				
Claude Osteen, L OBP: 0.189, SLG: 0.171 (1,1)										3	0	1	0	0	1	4																				
Inning Stats	R: 1 E: 0 K: 0 S: 3	H: 0 LOB: 0 BB: 1 P: 7	R: 1 E: 0 K: 0 S: 6	H: 3 LOB: 3 BB: 1 P: 10	R: 4 E: 1 K: 1 S: 9	H: 4 LOB: 1 BB: 1 P: 13	R: 0 E: 0 K: 0 S: 3	H: 0 LOB: 0 BB: 0 P: 3	R: 0 E: 0 K: 1 S: 6	H: 1 LOB: 2 BB: 1 P: 10	R: 0 E: 0 K: 1 S: 4	H: 0 LOB: 0 BB: 1 P: 8																								
PITCHER	IP	WLS	BF	H	R	ER	SO	BB	IBB	HBP	BLK	WP	HR	S	P	ERA	WHIP	PITCHER	IP	WLS	BF	H	R	ER	SO	BB	IBB	HBP	BLK	WP	HR	S	P	ERA	WHIP	
Bill Stoneman, R ERA: 6.89 (1,1)	2.0	L	15	6	6	6	0	3	0	0	0	0	1	12	24	27.00	4.500																			
Mickey Scott, L ERA: 4.91 (3,1)	2.0		7	1	0	0	1	0	0	0	0	0	0	9	9	0.00	0.500																			
John Strohmayr, R ERA: 5.57 (5,1)	2.0		8	1	0	0	2	2	0	0	0	0	0	10	18	0.00	1.500																			

AB 25
R 6
H 8
RBI 6
BB 5
SO 3
LOB 12



1B: 6 SF: 0
2B: 1 SAC: 0
3B: 0 DP: 0
HR: 1 HBP: 0

WP: 0 PA: 30
PB: 0
SB: 2
CS: 1

Batter	1	2	3	4	5	6	7	8	9	AB	R	H	RBI	BB	SO	LOB	BOTTOM																		
Ron Hunt, R OBP: 0.413, SLG: 0.347 (1,4)										3	1	1	0	0	0	0	Los Angeles Dodgers @ Montreal Expos Jarry Park, Montreal, QB Sat Jun 16 1973, 3:33 AM EDT Att: 10,187 - Unknown																		
Ron Woods, R OBP: 0.359, SLG: 0.361 (1,8)										3	1	1	0	0	0	1																			
Clyde Mashore, R OBP: 0.345, SLG: 0.750 (1,7)										1	0	0	1	1	1	1																			
Hal Breeden, R OBP: 0.388, SLG: 0.569 (1,3)										2	1	1	2	1	0	1																			
Bob Bailey, R OBP: 0.400, SLG: 0.566 (1,5)										1	0	0	0	2	0	1																			
Ken Singleton, S OBP: 0.441, SLG: 0.458 (1,9)										3	0	1	0	0	0	2																			
John Boccabella, R OBP: 0.299, SLG: 0.304 (1,2)										2	0	2	0	1	0	0																			
Tim Foli, R OBP: 0.270, SLG: 0.274 (1,6)										1	0	0	0	0	0	2																			
Pepe Frias, R OBP: 0.229, SLG: 0.239 (4,6)										2	0	1	0	0	0	1																			
Bill Stoneman, R OBP: 0.182, SLG: 0.111 (1,1)										1	0	0	0	0	0	2																			
Mickey Scott, L (3,1)										0	0	0	0	0	0	0																			
Terry Humphrey, R OBP: 0.176, SLG: 0.129 (4, PH)										1	0	0	0	0	0	1																			
John Strohmayr, R (5,1)										0	0	0	0	0	0	0																			
Ron Fairly, L OBP: 0.487, SLG: 0.517 (6, PH)										1	0	0	0	0	0	2																			
Inning Stats	R: 1 E: 1 K: 0 S: 4	H: 1 LOB: 1 BB: 1 P: 8	R: 0 E: 0 K: 0 S: 4	H: 2 LOB: 1 BB: 0 P: 4	R: 2 E: 0 K: 1 S: 7	H: 2 LOB: 1 BB: 1 P: 11	R: 0 E: 0 K: 0 S: 2	H: 0 LOB: 0 BB: 1 P: 6	R: 0 E: 0 K: 0 S: 3	H: 0 LOB: 1 BB: 1 P: 7	R: 0 E: 0 K: 0 S: 4	H: 2 LOB: 2 BB: 1 P: 8																							
PITCHER	IP	WLS	BF	H	R	ER	SO	BB	IBB	HBP	BLK	WP	HR	S	P	ERA	WHIP	PITCHER	IP	WLS	BF	H	R	ER	SO	BB	IBB	HBP	BLK	WP	HR	S	P	ERA	WHIP
Claude Osteen, L ERA: 3.23 (1,1)	6.0	W	27	7	3	2	1	5	0	0	0	0	1	24	44	3.00	2.000																		

AB 21
R 3
H 7
RBI 3
BB 5
SO 1
LOB 14



1B: 5 SF: 1
2B: 2 SAC: 0
3B: 0 DP: 3
HR: 1 HBP: 0

WP: 0 PA: 27
PB: 0
SB: 0
CS: 0

Batter	1	2	3	4	5	6	7	8	9	10	11	12	AB R H RBI BB SO LOB	TOP												
Davey Lopes, R OBP: 0.410, SLG: 0.402	WP G3 BB		F7 1B			L3 BB			1B 1B	BB		FC1-5	3 1 2 0 3 0 1	Los Angeles Dodgers @ Montreal Expos Jarry Park, Montreal, QB Sun Jun 17 1973, 3:33 AM EDT Alt. 25,664 - Unknown												
Bill Buckner, L OBP: 0.281, SLG: 0.320	G3		F7			L3			1B	L3		F6	6 0 1 0 0 0 6													
Willie Davis, L OBP: 0.334, SLG: 0.476	K			4-3			3-1		FC3-2 1B		F7		5 0 1 1 0 1 1													
Joe Ferguson, R OBP: 0.388, SLG: 0.504	BB			F7			6-3		K		L1		4 0 0 0 1 1 1													
Willie Crawford, L OBP: 0.413, SLG: 0.448	K			6-3					FC3-2			BB	3 0 0 0 2 1 3													
Ron Cey, R OBP: 0.413, SLG: 0.474		1-3					F8			1B G3 1B		6-3	5 1 1 0 0 1 2													
Von Joshua, L OBP: 0.324, SLG: 0.324		4-3								G3			5 1 1 0 0 0 1													
Bill Russell, R OBP: 0.301, SLG: 0.360	K								F8	K		E9 1B	5 0 1 0 0 2 1													
Don Sutton, R OBP: 0.167, SLG: 0.105			L3				4-3					SH3-4	3 0 0 0 0 0 0													
Manny Mota, R OBP: 0.399, SLG: 0.394													1 0 1 1 0 0 0													
Pete Richert, L OBP: 0.250, SLG: 0.250													0 0 0 0 0 0 0													
Jim Brewer, L OBP: 0.667, SLG: 0.667										2-H 1B			0 0 0 0 0 0 0													
Inning Stats	R: 0 E: 0 K: 2 S: 7	H: 0 LOB: 2 BB: 2 P: 15	R: 0 E: 0 K: 1 S: 5	H: 0 LOB: 0 BB: 0 P: 5	R: 0 E: 0 K: 0 S: 3	H: 1 LOB: 0 BB: 0 P: 3	R: 0 E: 0 K: 0 S: 3	H: 0 LOB: 0 BB: 1 P: 3	R: 0 E: 0 K: 1 S: 5	H: 0 LOB: 0 BB: 0 P: 5	R: 0 E: 0 K: 0 S: 3	H: 0 LOB: 1 BB: 1 P: 7	R: 0 E: 0 K: 0 S: 3	H: 0 LOB: 0 BB: 0 P: 3	R: 1 E: 0 K: 1 S: 7	H: 3 LOB: 1 BB: 0 P: 7	R: 1 E: 0 K: 1 S: 7	H: 2 LOB: 2 BB: 1 P: 11	R: 0 E: 0 K: 0 S: 3	H: 0 LOB: 1 BB: 1 P: 7	R: 1 E: 1 K: 0 S: 5	H: 2 LOB: 1 BB: 0 P: 6	1B: 8 2B: 1 3B: 0 HR: 0	SF: 0 SAC: 1 DP: 1 HBP: 0	WP: 1 PB: 0 SB: 2 CS: 0	PA: 47
PITCHER	IP WLS BF H R ER SO BB IBB HBP BLK WP HR S P ERA WHIP	PITCHER												IP WLS BF H R ER SO BB IBB HBP BLK WP HR S P ERA WHIP												
Mike Torrez, R ERA: 3.86	32 9.0	32 9.0	4 2 1 1	5 2 0 0 0	0 0 0 0	1 0 15 23	3.00 2.000																			
Mike Marshall, R ERA: 3.19	3.0 L 15	4 2 1 1	2 0 0 0	0 0 0 0	0 0 15 23	3.00 2.000																				

Batter	1	2	3	4	5	6	7	8	9	10	11	12	AB R H RBI BB SO LOB	BOTTOM														
Ron Hunt, R OBP: 0.411, SLG: 0.348	4-3 2B	F5			6-3		F4			P3		FC6-4 IBB	5 0 1 0 1 0 2	Los Angeles Dodgers @ Montreal Expos Jarry Park, Montreal, QB Sun Jun 17 1973, 3:33 AM EDT Alt. 25,664 - Unknown														
Ron Woods, R OBP: 0.358, SLG: 0.377	F4		F9		G3			G3 SH1-4 1B BB		HR	FC6-4	5 2 1 1 1 0 3																
Ron Fairly, L OBP: 0.479, SLG: 0.507													3 0 0 0 0 1 1															
Hal Breedon, R OBP: 0.391, SLG: 0.559	4-3		G3					SH1-4					1 0 0 0 1 1 0															
Mike Jorgensen, L OBP: 0.337, SLG: 0.348										BB BB			3 0 0 0 3 0 1															
Bob Bailey, R OBP: 0.404, SLG: 0.560	BB		1-3										5 0 2 1 1 1 4															
Boots Day, L OBP: 0.403, SLG: 0.455													4 0 0 0 0 1 2															
Clyde Mashore, R OBP: 0.355, SLG: 0.731		F7		K				P3	FC4-6				2 0 1 0 0 0 2															
John Boccabella, R OBP: 0.295, SLG: 0.295													5 0 0 0 1 1 4															
Tim Foli, R OBP: 0.278, SLG: 0.275		F7		K 1B				F3					3 0 1 0 2 0 1															
Mike Torrez, R ERA: 2.44													3 0 1 0 0 1 2															
Ken Singleton, S OBP: 0.439, SLG: 0.456													1 0 0 0 0 0 1															
Mike Marshall, R OBP: 0.250, SLG: 0.182													0 0 0 0 0 0 0															
Inning Stats	R: 0 E: 0 K: 0 S: 4	H: 1 LOB: 2 BB: 1 P: 8	R: 0 E: 0 K: 0 S: 4	H: 1 LOB: 2 BB: 1 P: 8	R: 0 E: 0 K: 0 S: 3	H: 0 LOB: 0 BB: 0 P: 3	R: 0 E: 0 K: 3 S: 11	H: 1 LOB: 2 BB: 0 P: 11	R: 0 E: 0 K: 0 S: 5	H: 0 LOB: 0 BB: 0 P: 5	R: 0 E: 0 K: 0 S: 4	H: 0 LOB: 1 BB: 0 P: 4	R: 0 E: 0 K: 0 S: 3	H: 0 LOB: 0 BB: 0 P: 3	R: 1 E: 0 K: 0 S: 6	H: 1 LOB: 1 BB: 1 P: 8	R: 0 E: 0 K: 0 S: 2	H: 0 LOB: 0 BB: 1 P: 6	R: 1 E: 0 K: 1 S: 6	H: 1 LOB: 2 BB: 2 P: 14	R: 0 E: 0 K: 0 S: 3	H: 0 LOB: 2 BB: 2 P: 11	R: 0 E: 0 K: 0 S: 5	H: 1 LOB: 2 BB: 2 P: 13	1B: 5 2B: 1 3B: 0 HR: 1	SF: 0 SAC: 2 DP: 2 HBP: 0	WP: 0 PB: 1 SB: 1 CS: 0	PA: 52
PITCHER	IP WLS BF H R ER SO BB IBB HBP BLK WP HR S P ERA WHIP	PITCHER												IP WLS BF H R ER SO BB IBB HBP BLK WP HR S P ERA WHIP														
Don Sutton, R ERA: 2.44	36 5 1 1 4	4 0 0 0	2 0 0 0	0 0 0 0	0 0 1 2 10	27.00 9.000																						
Pete Richert, L ERA: 1.74	0.1 4 1 1 0	2 0 0 0	0 0 0 0	0 0 1 2 10	27.00 9.000																							
Jim Brewer, L ERA: 1.39	2.2 W 12	1 0 0 2	3 1 0 0	0 0 0 12	28 10 0.00 1.500																							



Batter	1	2	3	4	5	6	7	8	9	AB	R	H	RBI	BB	SO	LOB	TOP			
Ron Hunt, R OBP: 0.408, SLG: 0.345 (1, 4)										2	0	0	0	0	0	1	Montreal Expos @ St. Louis Cardinals Busch Stadium, St. Louis, MO Mon Jun 18 1973, 7:05 PM CDT Att: 12,893 - Unknown livebaseballscores.com			
Boots Day, L OBP: 0.391, SLG: 0.439 (1, 8)										2	0	0	0	0	1	0				
Ron Fairly, L OBP: 0.479, SLG: 0.507 (1, 7)										2	0	1	0	0	0	0				
Ken Singleton, S OBP: 0.435, SLG: 0.451 (1, 9)										2	0	0	0	0	0	1				
Mike Jorgensen, L OBP: 0.333, SLG: 0.344 (1, 3)										2	0	0	0	0	1	1				
Bob Bailey, R OBP: 0.399, SLG: 0.552 (1, 5)										2	0	0	0	0	0	0				
Tim Foli, R OBP: 0.280, SLG: 0.277 Pepe Frias, R OBP: 0.229, SLG: 0.239 (5, 6)										2	0	1	0	0	0	0				
Terry Humphrey, R OBP: 0.167, SLG: 0.121 (1, 2)										2	0	0	0	0	0	1				
Balor Moore, L OBP: 0.129, SLG: 0.103 (1, 1)										2	0	0	0	0	1	1				
Inning Stats	R: 0 E: 0 K: 0 S: 3	H: 0 LOB: 0 BB: 0 P: 3	R: 0 E: 0 K: 1 S: 5	H: 0 LOB: 0 BB: 0 P: 5	R: 0 E: 0 K: 0 S: 4	H: 1 LOB: 1 BB: 0 P: 4	R: 0 E: 0 K: 1 S: 6	H: 1 LOB: 1 BB: 0 P: 6	R: 0 E: 0 K: 0 S: 3	H: 0 LOB: 0 BB: 0 P: 3	R: 0 E: 0 K: 1 S: 3	H: 0 LOB: 0 BB: 0 P: 3						1B: 2 2B: 0 3B: 0 HR: 0	SF: 0 SAC: 0 DP: 0 HBP: 0	WP: 0 PB: 0 SB: 0 CS: 0
PITCHER Rick Wise, R ERA: 2.86 (1, 1)	IP: 5.1 WLS: W BF: 18 H: 2 R: 0 ER: 0 SO: 3 BB: 0 IBB: 0 HBP: 0 BLK: 0 WP: 0 HR: 0 S: 24 P: 24 ERA: 0.00 WHIP: 0.375															PITCHER	IP: WLS: BF: H: R: ER: SO: BB: IBB: HBP: BLK: WP: HR: S: P: ERA: WHIP:			

Batter	1	2	3	4	5	6	7	8	9	AB	R	H	RBI	BB	SO	LOB	BOTTOM	
Lou Brock, L OBP: 0.351, SLG: 0.379 (1, 7)										2	0	0	0	0	1	1	Montreal Expos @ St. Louis Cardinals Busch Stadium, St. Louis, MO Mon Jun 18 1973, 7:05 PM CDT Att: 12,893 - Unknown livebaseballscores.com	
Ted Sizemore, R OBP: 0.397, SLG: 0.342 (1, 4)										2	0	0	0	0	0	1		
Joe Torre, R OBP: 0.443, SLG: 0.451 (1, 3)										2	0	0	0	0	1	0		
Ted Simmons, S OBP: 0.359, SLG: 0.388 (1, 2)										2	0	0	0	0	0	0		
Luis Melendez, R OBP: 0.303, SLG: 0.302 (1, 8)										2	0	0	0	0	1	0		
Ken Reitz, R OBP: 0.242, SLG: 0.341 (1, 5)										2	0	0	0	0	0	0		
Jose Cruz, L OBP: 0.343, SLG: 0.435 (1, 9)										2	0	0	0	0	2	0		
Mike Tyson, R OBP: 0.288, SLG: 0.310 Mick Kelleher, R OBP: 0.304, SLG: 0.250 (6, 6)										2	1	2	1	0	0	0		
Rick Wise, R OBP: 0.310, SLG: 0.324 (1, 1)										2	0	1	0	0	1	1		
Inning Stats	R: 0 E: 0 K: 1 S: 5	H: 0 LOB: 0 BB: 0 P: 5	R: 0 E: 0 K: 0 S: 3	H: 0 LOB: 0 BB: 0 P: 3	R: 1 E: 0 K: 2 S: 9	H: 2 LOB: 1 BB: 0 P: 9	R: 0 E: 0 K: 1 S: 5	H: 0 LOB: 0 BB: 0 P: 5	R: 0 E: 0 K: 2 S: 8	H: 1 LOB: 1 BB: 0 P: 8					1B: 2 2B: 0 3B: 0 HR: 1	SF: 0 SAC: 0 DP: 0 HBP: 0		WP: 0 PB: 0 SB: 0 CS: 0
PITCHER Balor Moore, L ERA: 3.92 (1, 1)	IP: 5.0 WLS: L BF: 18 H: 3 R: 1 ER: 1 SO: 6 BB: 0 IBB: 0 HBP: 0 BLK: 0 WP: 0 HR: 1 S: 30 P: 30 ERA: 1.80 WHIP: 0.600															PITCHER	IP: WLS: BF: H: R: ER: SO: BB: IBB: HBP: BLK: WP: HR: S: P: ERA: WHIP:	

Batter	1	2	3	4	5	6	7	8	9	AB	R	H	RBI	BB	SO	LOB	TOP																			
Ron Hunt, R OBP: 0.403, SLG: 0.346 (1, 4)	5-3		FC6-4		FC6-4			F3	K	5	0	1	0	0	1	1																				
Boots Day, L OBP: 0.382, SLG: 0.426 (1, 8)	4-3		4-3			6-3 SH1-4 1B		G3		4	1	1	0	0	0	2																				
Ron Fairly, L OBP: 0.482, SLG: 0.517 Clyde Mashore, R OBP: 0.395, SLG: 0.731 (6, PR) (8, 7)	F5			BB 1B		SH1-4		1B	2B	3	0	2	0	0	0	0																				
Ken Singleton, S OBP: 0.432, SLG: 0.443 (1, 9)		F8		F7		6-3		1B	BB	3	0	0	0	1	0	2																				
Mike Jorgensen, L OBP: 0.342, SLG: 0.350 (1, 3)	3-1			L3 BB		1B		1B	1B	3	0	2	2	1	0	0																				
Bob Bailey, R OBP: 0.390, SLG: 0.537 (1, 5)	K			L3		5-3		K		4	0	0	0	0	2	5																				
John Boccabella, R OBP: 0.294, SLG: 0.294 (1, 2)			G3		3-1			K	5-3 1B	4	1	1	0	0	1	0																				
Tim Foli, R OBP: 0.275, SLG: 0.271 (1, 6)			F8		F9			K	5-3	4	0	0	0	0	1	1																				
Steve Renko, R OBP: 0.353, SLG: 0.333 Mike Marshall, R OBP: 0.308, SLG: 0.250 (8, 1)			2B 1B		FC6-4 BB			6-3	2H 1B	2	0	1	0	1	0	0																				
Inning Stats	R: 0 E: 0 K: 0 S: 3	H: 0 LOB: 0 BB: 0 P: 3	R: 0 E: 0 K: 1 S: 5	H: 0 LOB: 0 BB: 0 P: 5	R: 0 E: 0 K: 0 S: 5	H: 2 LOB: 2 BB: 0 P: 5	R: 0 E: 0 K: 0 S: 3	H: 1 LOB: 1 BB: 1 P: 7	R: 0 E: 0 K: 0 S: 3	H: 0 LOB: 1 BB: 1 P: 7	R: 1 E: 0 K: 2 S: 5	H: 2 LOB: 1 BB: 0 P: 5	R: 0 E: 0 K: 2 S: 7	H: 0 LOB: 0 BB: 0 P: 7	R: 1 E: 0 K: 1 S: 6	H: 2 LOB: 2 BB: 0 P: 11	R: 1 E: 0 K: 1 S: 6	H: 2 LOB: 0 BB: 0 P: 6	1B: 7 2B: 3 3B: 0 HR: 0	SF: 0 SAC: 1 DP: 1 HBP: 0	WP: 0 PA: 37 PB: 0 SB: 0 CS: 0															
PITCHER	IP	WLS	BF	H	R	ER	SO	BB	IBB	HBP	BLK	WP	HR	S	P	ERA	WHIP	PITCHER	IP	WLS	BF	H	R	ER	SO	BB	IBB	HBP	BLK	WP	HR	S	P	ERA	WHIP	
Tom Murphy, R ERA: 2.76 (1, 1)	7.0	L	27	5	1	1	3	2	0	0	0	0	0	31	39	1.29	1.000																			
Diego Segui, R ERA: 1.54 (8, 1)	2.0	S	10	4	2	2	2	1	0	0	0	0	0	13	17	9.00	2.500																			

Montreal Expos @ St. Louis Cardinals
 Busch Stadium, St. Louis, MO
 Tue Jun 19 1973, 7:05 PM CDT
 Att: 12,346 - Unknown

AB	33
R	3
H	9
RBI	3
BB	3
SO	5
LOB	11



Batter	1	2	3	4	5	6	7	8	9	AB	R	H	RBI	BB	SO	LOB	BOTTOM																			
Lou Brock, L OBP: 0.350, SLG: 0.374 (1, 7)	K2-3		K			G3		S 1B BB		3	1	0	0	1	2	0																				
Ted Sizemore, R OBP: 0.370, SLG: 0.338 (1, 4)	K			5-3		1B BB		G4-6-3 1B BB		2	0	0	0	2	1	0																				
Joe Torre, R OBP: 0.449, SLG: 0.457 (1, 5)	P4			FC5-4 1B		1B		G4-6-3 1B		4	0	3	1	0	0	0																				
Ted Simmons, S OBP: 0.353, SLG: 0.381 (1, 2)		K		FC5-4 1-2		K		G4-6-3 1-2 2-3		4	0	0	0	0	2	5																				
Tim McCarver, L OBP: 0.353, SLG: 0.366 (1, 3)		6-3 BB		F9		F7		F7		3	0	0	0	1	0	4																				
Jose Cruz, L OBP: 0.346, SLG: 0.433 (1, 9)		6-3 1-2		S BB		S 1B		K		3	0	1	0	1	1	1																				
Luis Melendez, R OBP: 0.302, SLG: 0.301 (1, 8)		5-3		F7		F9		1B		4	0	1	0	0	0	3																				
Mick Kelleher, R OBP: 0.280, SLG: 0.227 Ed Crosby, L OBP: 0.220, SLG: 0.243 (7, PH) (8, 6)				F9		K		F7		2	0	0	0	0	1	1																				
Tom Murphy, R (1, 1)				P3		5-3		K		2	0	0	0	0	0	1																				
Bernie Carbo, L OBP: 0.296, SLG: 0.221 Diego Segui, R (8, 1)										1	0	0	0	0	1	1																				
Ken Reitz, R OBP: 0.241, SLG: 0.339 (8, PH)										0	0	0	0	0	0	0																				
Ken Reitz, R OBP: 0.241, SLG: 0.339 (8, PH)										1	0	0	0	0	0	1																				
Inning Stats	R: 0 E: 0 K: 2 S: 7	H: 0 LOB: 0 BB: 0 P: 7	R: 0 E: 0 K: 1 S: 5	H: 0 LOB: 0 BB: 0 P: 9	R: 0 E: 0 K: 0 S: 4	H: 1 LOB: 1 BB: 0 P: 4	R: 0 E: 0 K: 1 S: 5	H: 0 LOB: 1 BB: 1 P: 9	R: 0 E: 0 K: 1 S: 6	H: 1 LOB: 2 BB: 1 P: 10	R: 0 E: 0 K: 1 S: 6	H: 1 LOB: 1 BB: 0 P: 6	R: 1 E: 0 K: 0 S: 3	H: 1 LOB: 2 BB: 2 P: 11	R: 0 E: 0 K: 1 S: 6	H: 1 LOB: 1 BB: 0 P: 6	1B: 5 2B: 0 3B: 0 HR: 0	SF: 0 SAC: 0 DP: 1 HBP: 0	WP: 0 PA: 36 PB: 0 SB: 3 CS: 0																	
PITCHER	IP	WLS	BF	H	R	ER	SO	BB	IBB	HBP	BLK	WP	HR	S	P	ERA	WHIP	PITCHER	IP	WLS	BF	H	R	ER	SO	BB	IBB	HBP	BLK	WP	HR	S	P	ERA	WHIP	
Steve Renko, R ERA: 2.88 (1, 1)	7.0	W	29	3	1	1	7	5	0	0	0	0	0	38	58	1.29	1.143																			
Mike Marshall, R ERA: 3.09 (8, 1)	2.0	S	7	2	0	0	1	0	0	0	0	0	0	9	9	0.00	1.000																			

Montreal Expos @ St. Louis Cardinals
 Busch Stadium, St. Louis, MO
 Tue Jun 19 1973, 7:05 PM CDT
 Att: 12,346 - Unknown

AB	31
R	1
H	5
RBI	1
BB	5
SO	8
LOB	19



Batter	1	2	3	4	5	6	7	8	9	AB	R	H	RBI	BB	SO	LOB	TOP										
Ron Hunt, R OBP: 0.407, SLG: 0.349 (1, 4)	4-0 WP SH5-3 SF8 BB	0-0 L4		0-0 K SH5-4 1B		0-3 K		0-0 FC4-6 1B		4	1	2	0	1	1	3	Montreal Expos @ St. Louis Cardinals Busch Stadium, St. Louis, MO Wed Jun 20 1973, 7:05 PM CDT Att: 14,256 - Unknown										
Boots Day, L OBP: 0.380, SLG: 0.438 (1, 8)	0-0 SH5-3 1-2		0-0 F7	0-0 SH5-4 1-2		0-0 2B		0-0 FC4-6 1-2		3	0	1	0	0	0	1											
Ron Fairly, L OBP: 0.482, SLG: 0.513 Clyde Mashore, R OBP: 0.353, SLG: 0.690 (4, PH) (4, 7)	4-0 BB		0-0 1-3	0-3 K		0-3 K		0-0 FC3-6 1B		1	0	0	0	1	0	0											
Ken Singleton, S OBP: 0.436, SLG: 0.455 (1, 9)	0-0 SF8		0-0 BB 1B		0-0 CS 2B		0-0 1-3 1B		0-0 F9	4	1	3	1	0	0	1											
Mike Jorgensen, L OBP: 0.338, SLG: 0.341 (1, 3)	0-0 P3		4-0 1B HR BB		0-0 F5 2-3		0-0 1-3 1-2		0-0 FC3-6 BB 1-2	4	1	0	0	1	0	4											
Bob Bailey, R OBP: 0.396, SLG: 0.533 (1, 5)		0-3 K	0-0 HR 1B		4-0 FC6-4 BB		0-3 K		4-0 BB 1-2	3	1	1	1	2	2	1											
John Boccabella, R OBP: 0.302, SLG: 0.315 (1, 2)		0-0 1B	0-0 HR		0-0 FC6-4 1-2		0-0 6-3		4-0 BB 1-2 2-3	4	1	2	3	1	0	2											
Tim Foli, R OBP: 0.282, SLG: 0.276 (1, 6)		0-0 1-2 1B	4-0 FC6 BB		0-0 1-3		0-0 1-3		0-0 CS 1B	4	0	2	0	1	0	3											
Ernie McAnally, R OBP: 0.188, SLG: 0.188 Mike Marshall, R OBP: 0.286, SLG: 0.231 (7, 1)		0-3 K	0-0 FC6		0-0 2B 1B		0-0 1-3		0-0 1-2	3	0	1	0	0	1	3											
Inning Stats	R: 1 E: 0 K: 0 S: 3	H: 0 LOB: 1 BB: 2 P: 11	R: 0 E: 0 K: 2 S: 9	H: 2 LOB: 2 BB: 0 P: 9	R: 4 E: 0 K: 0 S: 6	H: 3 LOB: 1 BB: 2 P: 14	R: 0 E: 0 K: 1 S: 5	H: 1 LOB: 0 BB: 0 P: 5	R: 0 E: 0 K: 0 S: 3	H: 1 LOB: 1 BB: 1 P: 7	R: 0 E: 0 K: 2 S: 9	H: 2 LOB: 2 BB: 0 P: 9	R: 0 E: 0 K: 1 S: 6	H: 1 LOB: 1 BB: 0 P: 6	R: 0 E: 0 K: 0 S: 4	H: 2 LOB: 1 BB: 2 P: 4		R: 0 E: 0 K: 0 S: 4	H: 1 LOB: 3 BB: 2 P: 12	1B: 10 2B: 2 3B: 0 HR: 1	SF: 1 SAC: 2 DP: 0 HBP: 0	WP: 1 PB: 0 SB: 0 CS: 2	PA: 44				
PITCHER	IP	WLS	BF	H	R	ER	SO	BB	IBB	HBP	BLK	WP	HR	S	P	ERA	WHIP										
Alan Foster, R ERA: 2.89 (1, 1)	3.0	L	18	5	5	5	2	4	0	0	0	1	1	18	34	15.00	3.000										
Rich Folkers, L ERA: 0.63 (4, 1)	2.0		7	2	0	0	1	1	0	0	0	0	0	8	12	0.00	1.500										
Orlando Pena, R ERA: 3.72 (6, 1)	2.0		9	3	0	0	3	0	0	0	0	0	0	15	15	0.00	1.500										
Wayne Granger, R ERA: 4.03 (8, 1)	2.0		10	3	0	0	0	2	0	0	0	0	0	8	16	0.00	2.500										
Batter	1	2	3	4	5	6	7	8	9	AB	R	H	RBI	BB	SO	LOB	BOTTOM										
Lou Brock, L OBP: 0.348, SLG: 0.372 (1, 7)	0-0 F7		0-3 K			0-0 1-3		0-0 S 1B		4	0	1	0	0	1	1	Montreal Expos @ St. Louis Cardinals Busch Stadium, St. Louis, MO Wed Jun 20 1973, 7:05 PM CDT Att: 14,256 - Unknown										
Ted Sizemore, R OBP: 0.397, SLG: 0.335 (1, 4)	0-0 5-3			0-0 BB 1B		0-0 6-3		0-0 F7 1-2		4	0	1	0	0	0	1											
Joe Torre, R OBP: 0.441, SLG: 0.448 (1, 5)	0-0 6-3			0-0 F9		0-0 F9		0-3 K		4	0	0	0	0	1	2											
Tim McCarver, L OBP: 0.358, SLG: 0.365 (1, 3)		0-0 F7		4-0 1-2 BB		0-0 F9 FC5-4 1B		0-0 F7		3	1	1	0	1	0	1											
Ted Simmons, S OBP: 0.355, SLG: 0.383 (1, 2)		0-0 G3-6-3 1B		0-0 P3		0-0 FC5-4 1B		0-3 K		4	0	2	0	0	1	2											
Jose Cruz, L OBP: 0.340, SLG: 0.425 (1, 9)		0-0 G3-6-3		0-0 4-3		0-0 F9		0-0 4-3		4	0	0	0	0	0	5											
Luis Melendez, R OBP: 0.301, SLG: 0.300 (1, 8)			0-3 K		0-0 FC4-6 1B		0-0 FC5-4 1B		0-3 K	4	0	1	1	0	2	1											
Mick Kelleher, R OBP: 0.259, SLG: 0.208 (1, 6)				0-0 6-3		0-0 FC4-6		0-0 G6-4-3		2	0	0	0	0	0	1											
Ken Reitz, R OBP: 0.245, SLG: 0.342 (7, PH)					0-0 FC4-6		0-0 FC5-4 1B		0-0 G6-4-3	1	0	1	0	0	0	0											
Mike Tyson, R OBP: 0.288, SLG: 0.310 (7, PR)					0-0 G6-4-3		0-0 1-2 1B		0-0 F3	0	0	0	0	0	0	0											
Ed Crosby, L OBP: 0.220, SLG: 0.243 (8, 6)					0-0 G6-4-3		0-0 1-2 1B			0	0	0	0	0	0	0											
Alan Foster, R OBP: 0.258, SLG: 0.250 (3, PH)										0	0	0	0	0	0	0											
Bernie Carmona, L OBP: 0.295, SLG: 0.221 (4, 1)										0	0	0	0	0	0	0											
Rich Folkers, L (4, 1)										0	0	0	0	0	0	0											
Jim Dwyer, L OBP: 0.183, SLG: 0.083 (5, PH)										0	0	0	0	0	0	1											
Orlando Pena, R OBP: 0.288, SLG: 0.296 (6, 1)										0	0	0	0	0	0	0											
Bill Stein, R OBP: 0.205, SLG: 0.206 (7, PH)										0	0	0	0	0	0	2											
Wayne Granger, R (8, 1)										0	0	0	0	0	0	0											
Inning Stats	R: 0 E: 0 K: 0 S: 3	H: 0 LOB: 0 BB: 0 P: 3	R: 0 E: 0 K: 0 S: 3	H: 1 LOB: 0 BB: 0 P: 3	R: 0 E: 0 K: 2 S: 7	H: 0 LOB: 1 BB: 1 P: 11	R: 0 E: 0 K: 0 S: 4	H: 1 LOB: 2 BB: 1 P: 8	R: 0 E: 0 K: 0 S: 3	H: 1 LOB: 0 BB: 0 P: 3	R: 0 E: 0 K: 0 S: 3	H: 0 LOB: 0 BB: 0 P: 3	R: 1 E: 0 K: 0 S: 6	H: 3 LOB: 2 BB: 0 P: 6	R: 0 E: 0 K: 1 S: 6	H: 1 LOB: 1 BB: 0 P: 6	R: 0 E: 0 K: 2 S: 7	H: 0 LOB: 0 BB: 0 P: 7	1B: 7 2B: 0 3B: 0 HR: 0	SF: 0 SAC: 0 DP: 2 HBP: 0	WP: 0 PB: 0 SB: 1 CS: 0	PA: 34					
PITCHER	IP	WLS	BF	H	R	ER	SO	BB	IBB	HBP	BLK	WP	HR	S	P	ERA	WHIP										
Ernie McAnally, R ERA: 2.96 (1, 1)	6.2	W	26	6	1	1	2	2	0	0	0	0	0	28	36	1.35	1.200										
Mike Marshall, R ERA: 2.96 (7, 1)	2.1	S	8	1	0	0	3	0	0	0	0	0	0	14	14	0.00	0.429										

Batter	1	2	3	4	5	6	7	8	9	AB	R	H	RBI	BB	SO	LOB	TOP					
Ron Hunt, R OBP: 0.407, SLG: 0.350 (1, 4)										5	0	2	0	0	0	2						
Boots Day, L OBP: 0.388, SLG: 0.420 (1, 8)										5	1	1	0	0	0	3						
Ron Fairly, L OBP: 0.473, SLG: 0.500 (1, 7)										4	0	0	0	0	0	1						
Ken Singleton, S OBP: 0.437, SLG: 0.458 (1, 9)										3	1	1	0	1	1	0						
Mike Jorgensen, L OBP: 0.337, SLG: 0.339 (1, 3)										4	1	1	2	0	0	1						
Bob Bailey, R OBP: 0.398, SLG: 0.529 (1, 5)										3	0	1	0	1	1	1						
John Boccabella, R OBP: 0.296, SLG: 0.309 (1, 2)										4	0	0	0	0	1	5						
Tim Foli, R OBP: 0.286, SLG: 0.280 (1, 6)										4	0	2	1	0	0	0						
Bill Stoneman, R OBP: 0.167, SLG: 0.100 (5, PH)										1	0	0	0	0	1	0						
Hal Bledsoe, R OBP: 0.299, SLG: 0.550 (5, 1)										1	0	0	0	0	1	2						
Joe Gilbert, R OBP: 0.343, SLG: 0.687 (6, PH)										0	0	0	0	0	0	0						
Clyde Mashore, R OBP: 0.343, SLG: 0.687 (6, PH)										1	0	0	0	0	1	2						
Tom Walker, R OBP: 0.396, SLG: 0.374 (6, 1)										0	0	0	0	0	0	0						
Ron Woods, R OBP: 0.396, SLG: 0.374 (6, PH)										1	0	0	0	0	0	0						
Inning Stats	R: 0 E: 0 K: 0 S: 3	H: 0 LOB: 0 BB: 0 P: 3	R: 0 E: 0 K: 1 S: 5	H: 0 LOB: 1 BB: 1 P: 9	R: 0 E: 0 K: 1 S: 6	H: 1 LOB: 0 BB: 0 P: 6	R: 0 E: 0 K: 1 S: 5	H: 0 LOB: 0 BB: 0 P: 5	R: 0 E: 0 K: 2 S: 9	H: 1 LOB: 2 BB: 0 P: 9	R: 3 E: 0 K: 1 S: 9	H: 4 LOB: 2 BB: 1 P: 13	R: 0 E: 1 K: 0 S: 3	H: 0 LOB: 0 BB: 0 P: 3	R: 0 E: 0 K: 0 S: 4	H: 1 LOB: 1 BB: 0 P: 4	R: 0 E: 0 K: 0 S: 4	H: 1 LOB: 1 BB: 0 P: 4	1B: 7 2B: 2 3B: 0 HR: 0	SF: 0 SAC: 0 DP: 1 HBP: 0	WP: 2 PB: 1 SB: 1 CS: 0	PA: 38
PITCHER Bob Gibson, R ERA: 2.85 (1, 1)	IP: 9.0 WLS: W BF: 38 H: 8 R: 3 ER: 2 SO: 6 BB: 2 IBB: 0 HBP: 0 BLK: 0 WP: 2 HR: 0 S: 48 P: 56 ERA: 2.00 WHIP: 1.111															PITCHER						

Montreal Expos @ St. Louis Cardinals
 Busch Stadium, St. Louis, MO
 Thu Jun 21 1973, 3:33 AM CDT
 Att: 17,083 - Unknown

AB	36
R	3
H	8
RBI	3
BB	2
SO	6
LOB	17



Batter	1	2	3	4	5	6	7	8	9	AB	R	H	RBI	BB	SO	LOB	BOTTOM			
Lou Brock, L OBP: 0.351, SLG: 0.386 (1, 7)										4	0	2	0	0	0	1				
Jim Dwyer, L OBP: 0.100, SLG: 0.150 (1, 9)										4	2	1	0	0	0	2				
Tim McCarver, L OBP: 0.354, SLG: 0.389 (1, 3)										4	1	1	2	0	1	1				
Ken Reitz, R OBP: 0.245, SLG: 0.342 (9, 5)										0	0	0	0	0	0	0				
Joe Torre, R OBP: 0.442, SLG: 0.451 (1, 5)										3	0	1	1	1	1	0				
Ted Simmons, S OBP: 0.357, SLG: 0.383 (1, 2)										3	0	1	0	1	0	0				
Ted Sizemore, R OBP: 0.361, SLG: 0.329 (1, 4)										3	0	0	0	0	1	4				
Luis Melendez, R OBP: 0.296, SLG: 0.295 (1, 8)										3	0	0	0	0	2	0				
Mick Kelleher, R OBP: 0.267, SLG: 0.259 (1, 6)										3	0	1	0	0	0	0				
Bob Gibson, R OBP: 0.238, SLG: 0.263 (1, 1)										3	1	1	1	0	0	1				
Inning Stats	R: 2 E: 0 K: 0 S: 5	H: 3 LOB: 1 BB: 1 P: 9	R: 0 E: 0 K: 1 S: 5	H: 0 LOB: 0 BB: 0 P: 5	R: 1 E: 0 K: 1 S: 7	H: 2 LOB: 2 BB: 1 P: 11	R: 1 E: 0 K: 1 S: 6	H: 2 LOB: 1 BB: 0 P: 6	R: 0 E: 0 K: 2 S: 7	H: 0 LOB: 0 BB: 0 P: 7	R: 0 E: 0 K: 0 S: 3	H: 0 LOB: 0 BB: 0 P: 3	R: 0 E: 0 K: 0 S: 4	H: 1 LOB: 1 BB: 0 P: 4	R: 0 E: 0 K: 0 S: 3	H: 0 LOB: 0 BB: 0 P: 3	1B: 1 2B: 4 3B: 1 HR: 2	SF: 0 SAC: 0 DP: 1 HBP: 0	WP: 1 PB: 0 SB: 0 CS: 0	PA: 32
PITCHER Bill Stoneman, R ERA: 7.12 (1, 1)	IP: 4.0 WLS: L BF: 19 H: 7 R: 4 ER: 4 SO: 3 BB: 1 IBB: 1 HBP: 0 BLK: 0 WP: 1 HR: 2 S: 23 P: 31 ERA: 9.00 WHIP: 2.000															PITCHER				
Joe Gilbert, L ERA: 4.79 (5, 1)	IP: 1.0 WLS: 3 BF: 0 H: 0 R: 0 ER: 0 SO: 2 BB: 0 IBB: 0 HBP: 0 BLK: 0 WP: 0 HR: 7 S: 7 P: 7 ERA: 0.00 WHIP: 0.000															PITCHER				
Tom Walker, R ERA: 2.6 (6, 1)	IP: 3.0 WLS: 10 BF: 1 H: 1 R: 0 ER: 0 SO: 0 BB: 0 IBB: 0 HBP: 0 BLK: 0 WP: 0 HR: 10 S: 10 P: 10 ERA: 0.00 WHIP: 0.333															PITCHER				

Montreal Expos @ St. Louis Cardinals
 Busch Stadium, St. Louis, MO
 Thu Jun 21 1973, 3:33 AM CDT
 Att: 17,083 - Unknown

AB	30
R	4
H	8
RBI	4
BB	2
SO	5
LOB	9



Batter	1	2	3	4	5	6	7	8	9	AB	R	H	RBI	BB	SO	LOB	TOP			
Denny Doyle, L (1.4) OBP: 0.354, SLG: 0.312	F3	F3			6-3			1B G3-6-3 BB		3	1	0	0	1	0	2				
Del Unser, L (1.8) OBP: 0.392, SLG: 0.593	HR		F7			1B		1B G3-6-3		4	1	3	1	0	0	0				
Willie Montanez, L (1.9) OBP: 0.346, SLG: 0.386	E3 1B 6-3		K			1B G4-6-3		1B G3-6-3		4	0	1	0	0	1	1				
Greg Luzinski, R (1.7) OBP: 0.294, SLG: 0.420	6-3		5-3			K		K		4	0	0	0	0	2	3				
Tom Hutton, L (1.3) OBP: 0.374, SLG: 0.393	1B 2H			F3		G4-6-3			4-3	4	0	1	0	0	0	2				
Mike Schmidt, R (1.5) OBP: 0.344, SLG: 0.368		K		L7				K	4-0 FC6-4 BB	3	0	0	0	1	2	0				
Bob Boone, R (1.2) OBP: 0.293, SLG: 0.325		FC3-6 1B BB		6-3			5-3		FC6-4 1-2	3	0	0	0	1	0	1				
Larry Bowa, S (1.6) OBP: 0.256, SLG: 0.252					F9				P4	3	0	2	0	0	0	0				
Jose Pagan, R (9, PH) OBP: 0.153, SLG: 0.241		FC3-6 1B						1B		1	0	0	0	0	0	1				
Steve Carlton, L (1.1) OBP: 0.167, SLG: 0.174		FC3-6			4-3			F7		2	0	0	0	0	0	2				
Bill Wilson, R (6, 1)										0	0	0	0	0	0	0				
Mike Rogodzinski, L (7, PH) OBP: 0.339, SLG: 0.323										1	0	0	0	0	0	1				
Darrell Brandon, R (7, 1)										0	0	0	0	0	0	0				
Inning Stats	R: 1 E: 1 K: 0 S: 5	H: 2 LOB: 2 BB: 0 P: 5	R: 0 E: 0 K: 1 S: 6	H: 1 LOB: 2 BB: 1 P: 10	R: 0 E: 0 K: 1 S: 5	H: 0 LOB: 0 BB: 0 P: 5	R: 0 E: 0 K: 0 S: 3	H: 0 LOB: 0 BB: 0 P: 3	R: 0 E: 0 K: 1 S: 6	H: 2 LOB: 1 BB: 0 P: 6	R: 0 E: 0 K: 1 S: 6	H: 1 LOB: 1 BB: 0 P: 6	R: 1 E: 0 K: 1 S: 5	H: 1 LOB: 1 BB: 1 P: 9	R: 0 E: 0 K: 0 S: 3	H: 0 LOB: 1 BB: 1 P: 7	1B: 6 2B: 0 3B: 0 HR: 1	SF: 0 SAC: 0 DP: 2 HBP: 0	WP: 0 PB: 0 SB: 0 CS: 0	PA: 35
PITCHER Mike Torrez, R (1.1) ERA: 3.68	IP: 9.0 WLS: W BF: 35 H: 7 R: 2 ER: 2 SO: 5 BB: 3 IBB: 0 HBP: 0 BLK: 0 WP: 0 HR: 1 S: 42 P: 54 ERA: 2.00 WHIP: 1.111															PITCHER				

Philadelphia Phillies @ Montreal Expos
Jarry Park, Montreal, QB
Fri Jun 22 1973, 7:05 PM EDT
Att: 11,707 - Unknown

AB 32
R 2
H 7
RBI 1
BB 3
SO 5
LOB 13

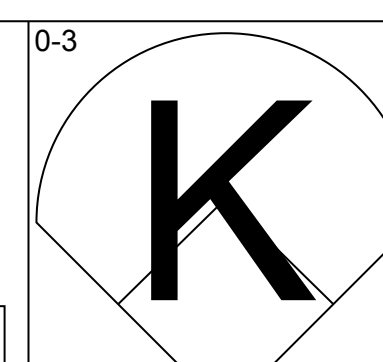
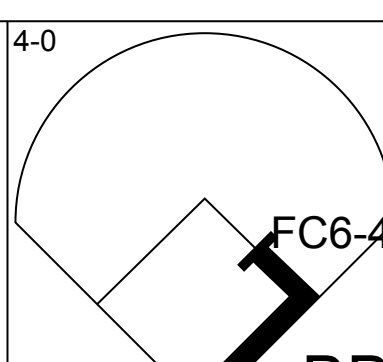
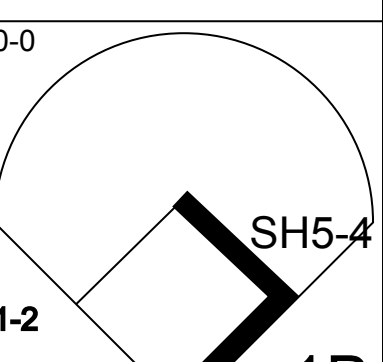
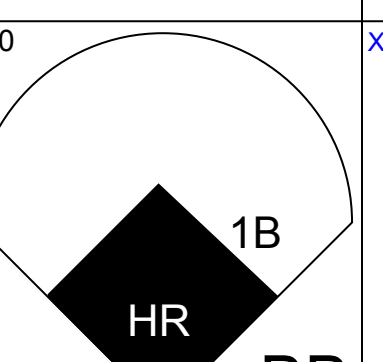
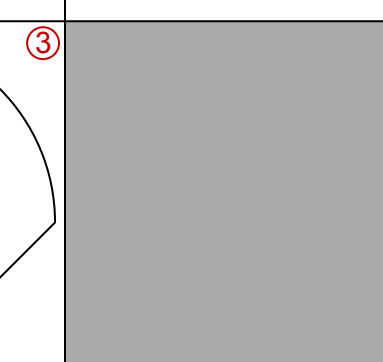
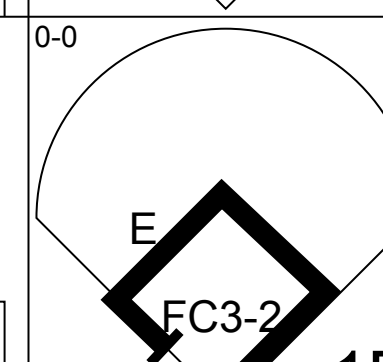
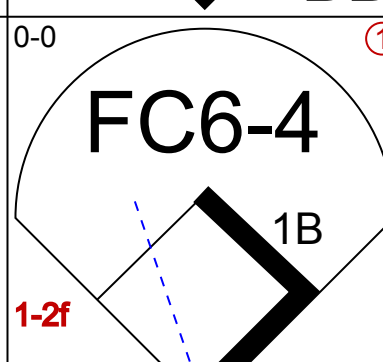
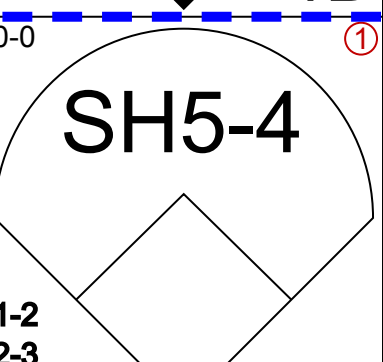
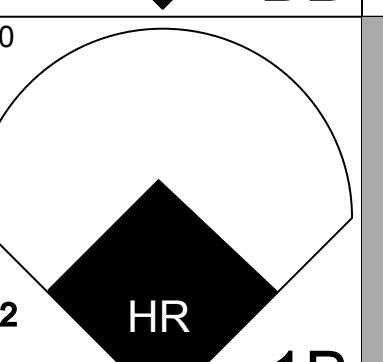
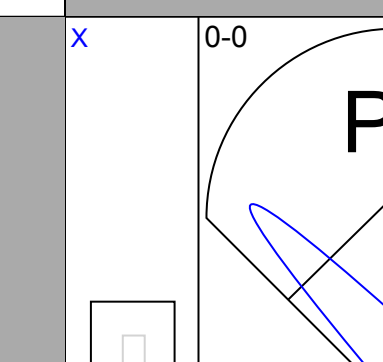
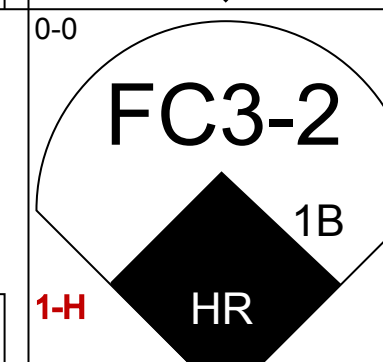
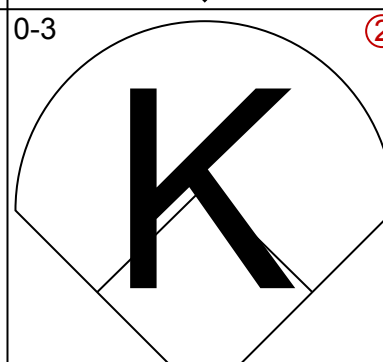
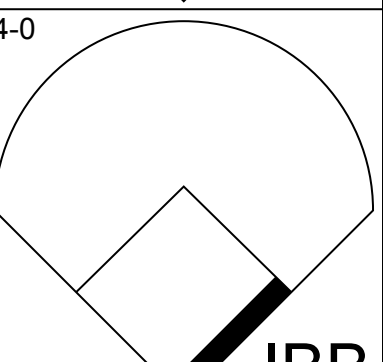
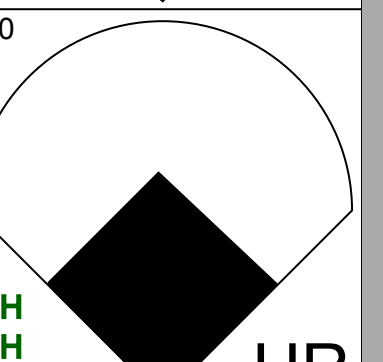
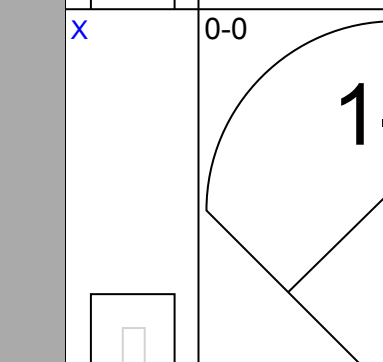
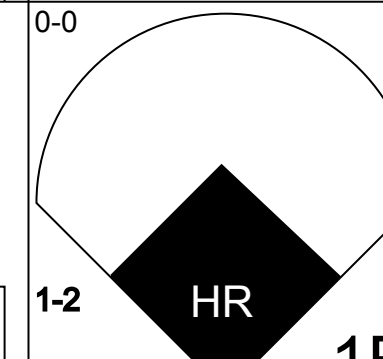
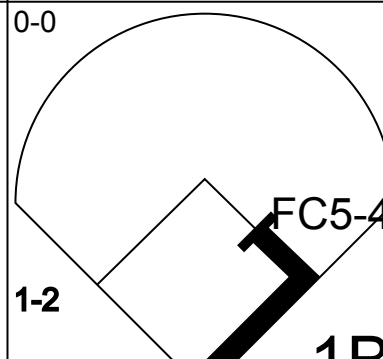
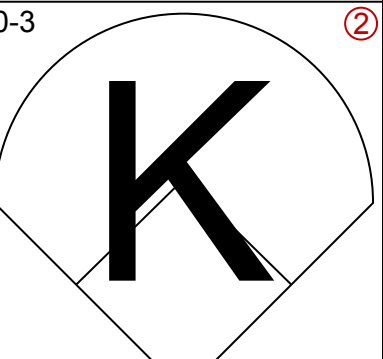

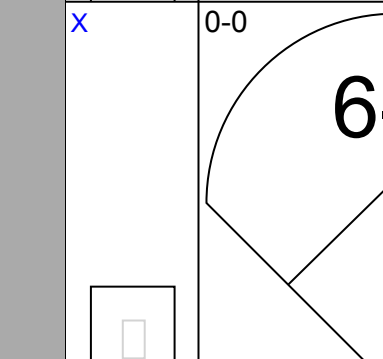
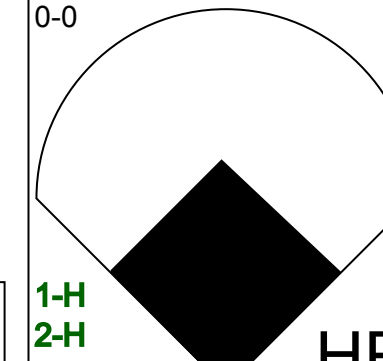
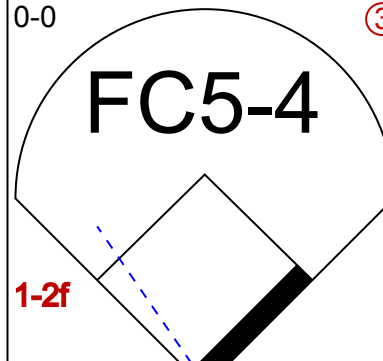
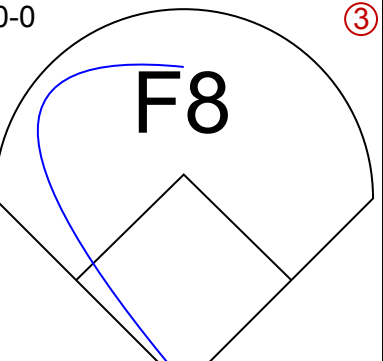
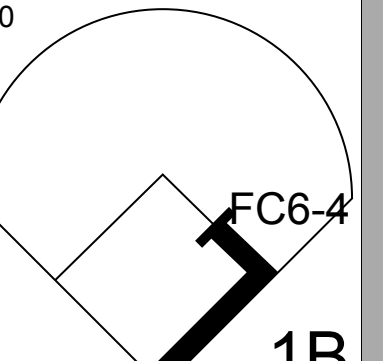
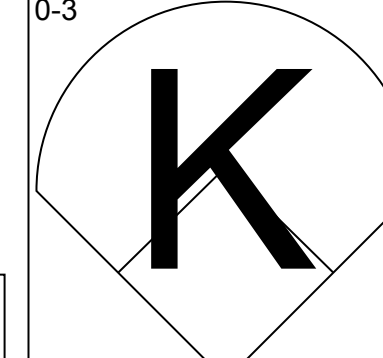
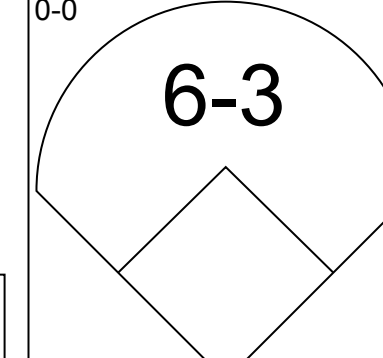
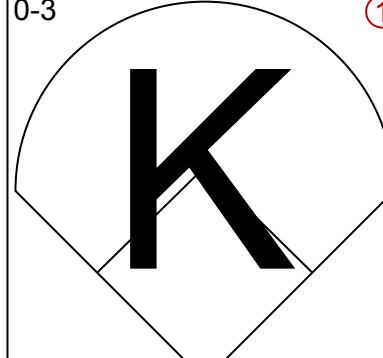

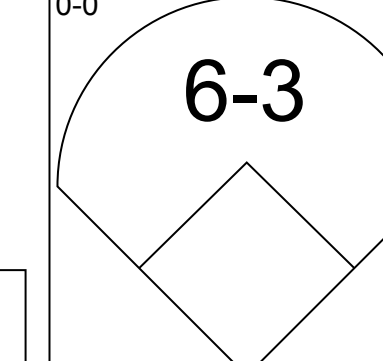
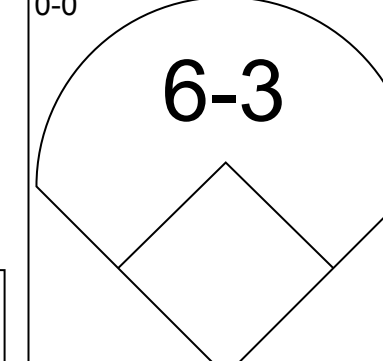
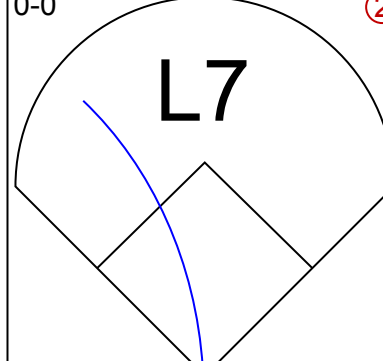

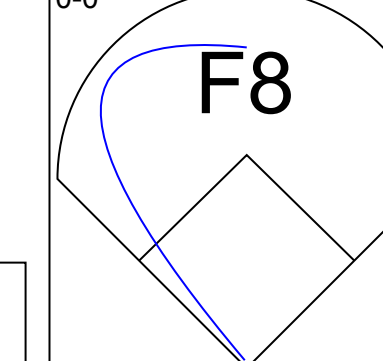
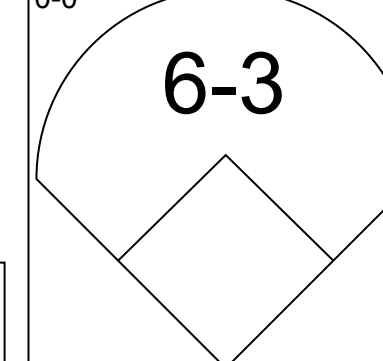
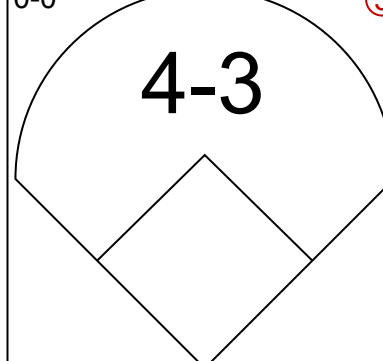
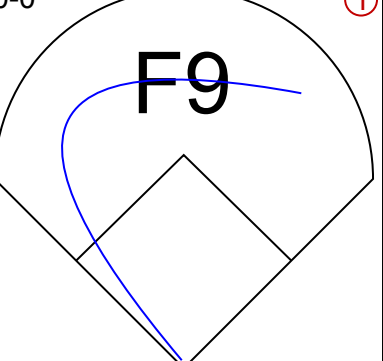

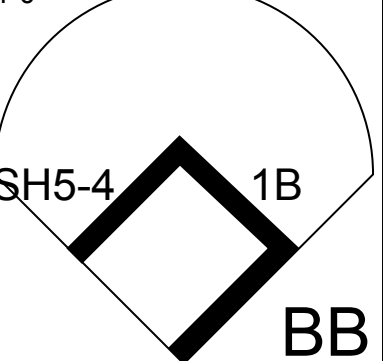
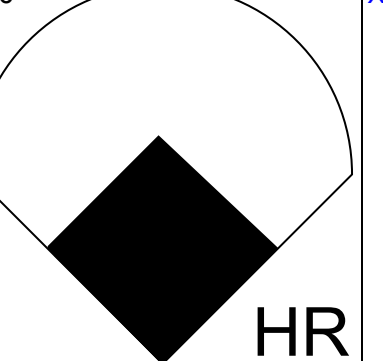
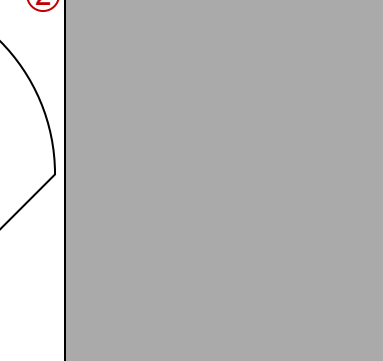


Batter	1	2	3	4	5	6	7	8	9	AB	R	H	RBI	BB	SO	LOB	BOTTOM			
Ron Hunt, R (1.4) OBP: 0.405, SLG: 0.345	5-3	6-3				SH1-4		L6		3	0	0	0	0	0	1				
Ron Woods, R (1.8) OBP: 0.364, SLG: 0.378	1B 5-3 BB		P4	L4		1B BB		1B 1-3		4	2	2	1	1	0	3				
Clyde Mashore, R (1.7) OBP: 0.350, SLG: 0.606	5-3		F9			1B BB		1B 1-3		3	1	0	0	2	0	2				
Hal Breeden, R (1.3) OBP: 0.411, SLG: 0.597										2	0	2	1	1	0	0				
Mike Jorgensen, L (6, PH) OBP: 0.340, SLG: 0.343	BB CS 1B			3B		1B BB		1B 1-3 2H		1	0	1	1	0	0	0				
Bob Bailey, R (1.5) OBP: 0.395, SLG: 0.522	BB 1B		P3		F9	F8				4	0	1	0	0	0	5				
John Boccabella, R (1.2) OBP: 0.304, SLG: 0.314				HBP 1B		FC6-4 1B		F5		3	0	2	1	1	0	2				
Ken Singleton, S (1.9) OBP: 0.438, SLG: 0.459	CS				HBP 1B	K		F3		4	0	2	0	0	1	2				
Tim Foli, R (1.6) OBP: 0.281, SLG: 0.275		1-3		F8	FC6-4			F9		4	0	0	0	0	0	5				
Mike Torrez, R (1.1) OBP: 0.241, SLG: 0.276		6-3		L6		SH1-4 1B		6-3		4	1	1	0	0	0	3				
Inning Stats	R: 1 E: 0 K: 0 S: 4	H: 2 LOB: 2 BB: 2 P: 12	R: 0 E: 0 K: 0 S: 4	H: 1 LOB: 1 BB: 0 P: 4	R: 0 E: 0 K: 0 S: 4	H: 1 LOB: 1 BB: 0 P: 4	R: 0 E: 0 K: 0 S: 5	H: 2 LOB: 3 BB: 0 P: 6	R: 1 E: 0 K: 1 S: 6	H: 1 LOB: 2 BB: 2 P: 14	R: 2 E: 0 K: 0 S: 6	H: 3 LOB: 2 BB: 1 P: 10	R: 0 E: 0 K: 0 S: 3	H: 0 LOB: 0 BB: 0 P: 3	R: 0 E: 0 K: 0 S: 3	H: 1 LOB: 0 BB: 0 P: 3	1B: 10 2B: 0 3B: 1 HR: 0	SF: 0 SAC: 1 DP: 0 HBP: 1	WP: 0 PB: 0 SB: 1 CS: 1	PA: 40
PITCHER Steve Carlton, L (1.1) ERA: 4.26	IP: 5.1 WLS: L BF: 30 H: 9 R: 4 ER: 4 SO: 4 BB: 5 IBB: 4 HBP: 1 BLK: 0 WP: 0 HR: 0 S: 26 P: 47 ERA: 6.75 WHIP: 2.625															PITCHER				
Bill Wilson, R (6, 1) ERA: 4.26	0.2	3	1	0	0	0	0	0	0	0	0	3	3	0.00	1.500					
Darrell Brandon, R (7, 1) ERA: 6.89	2.0	6	1	0	0	0	0	0	0	0	6	6	0.00	0.500						

Philadelphia Phillies @ Montreal Expos
Jarry Park, Montreal, QB
Fri Jun 22 1973, 7:05 PM EDT
Att: 11,707 - Unknown

AB 32
R 4
H 11
RBI 4
BB 5
SO 1
LOB 23

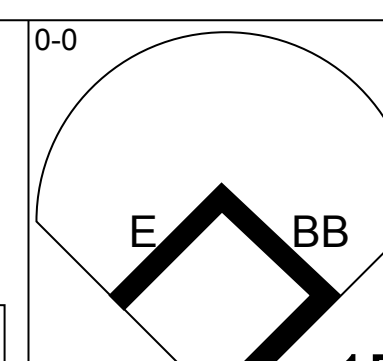
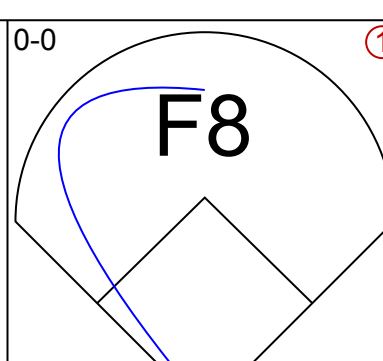
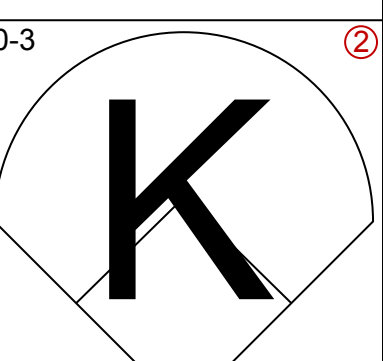
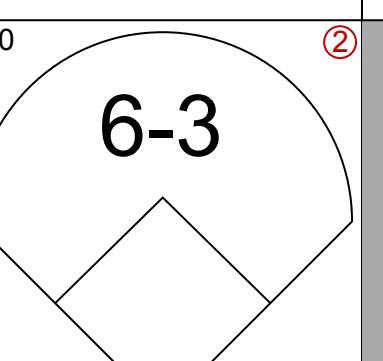
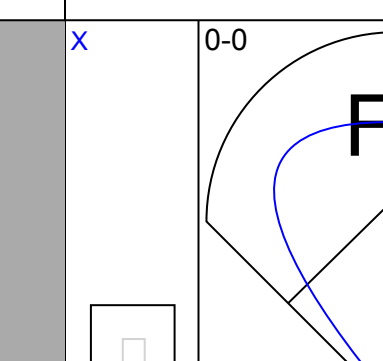
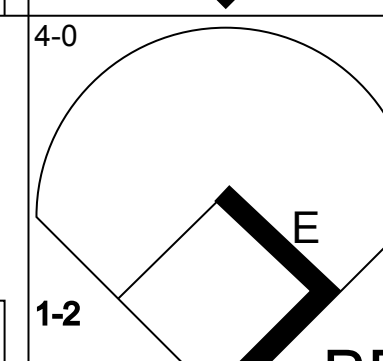
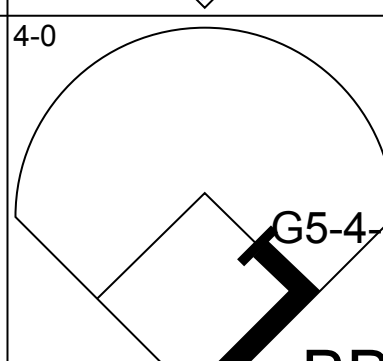
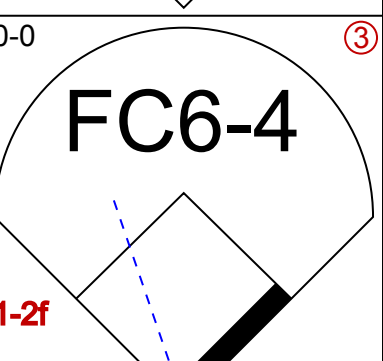
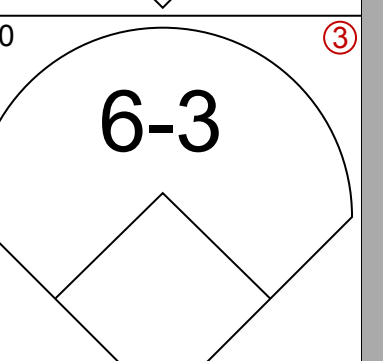
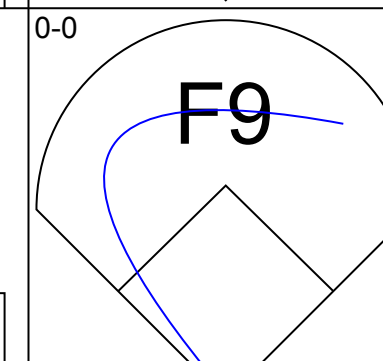
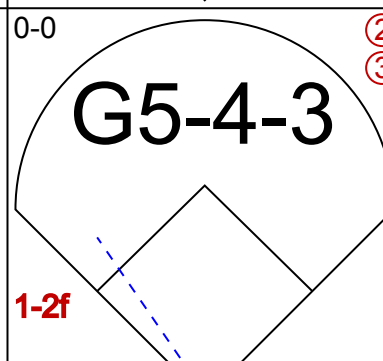
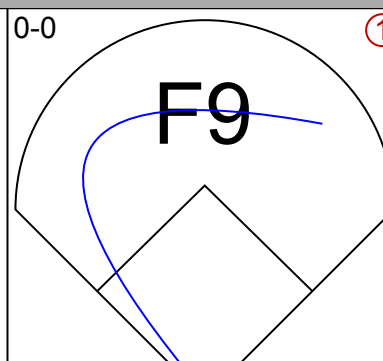
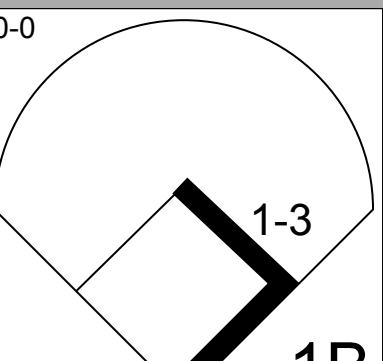
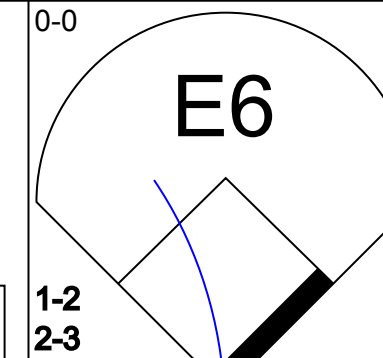
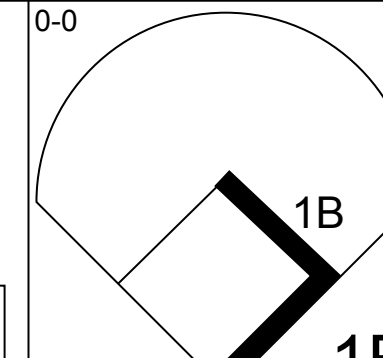
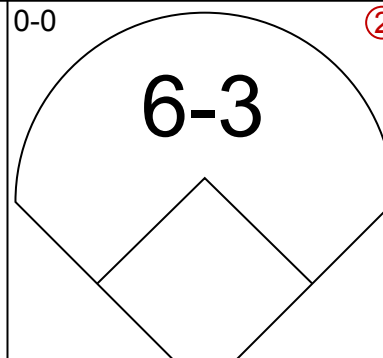
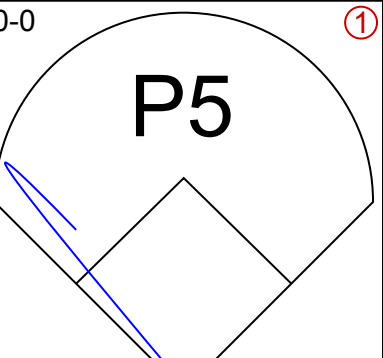
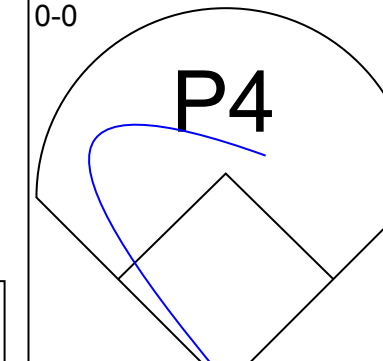
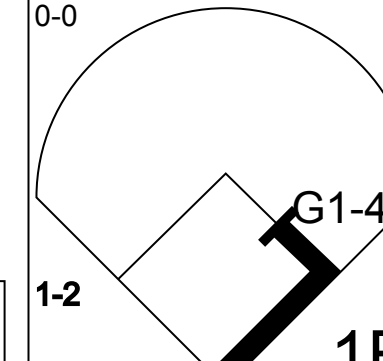
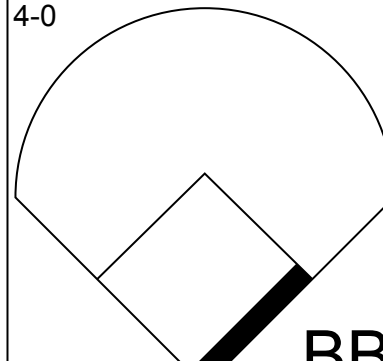
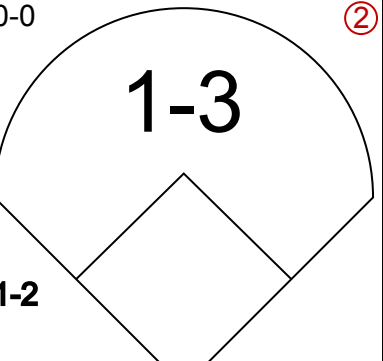
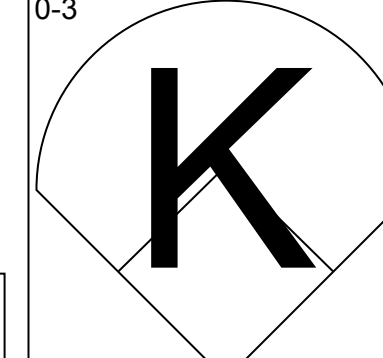
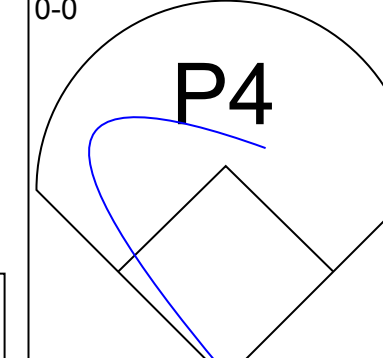
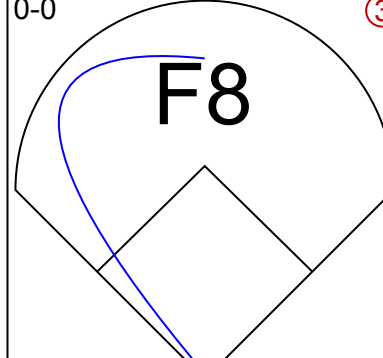
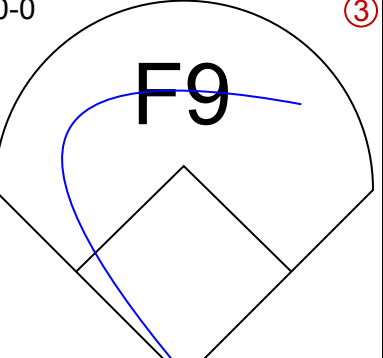
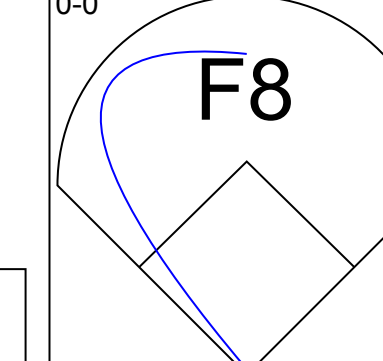
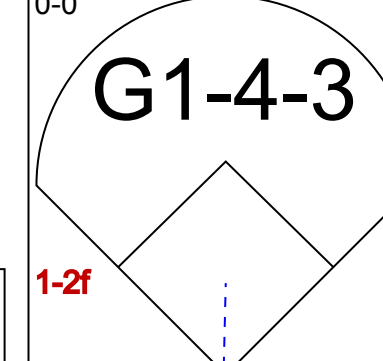
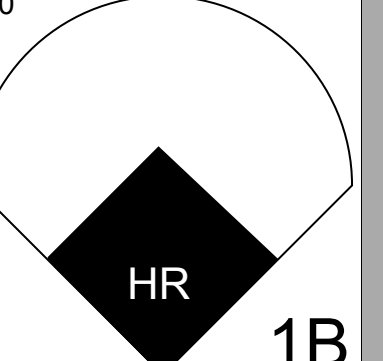
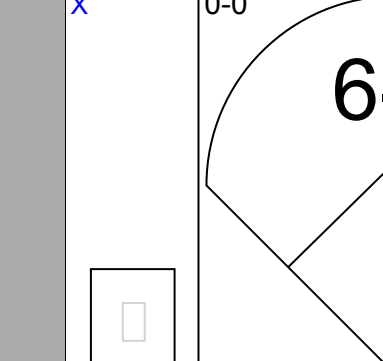
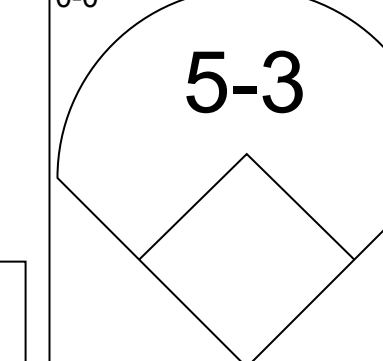
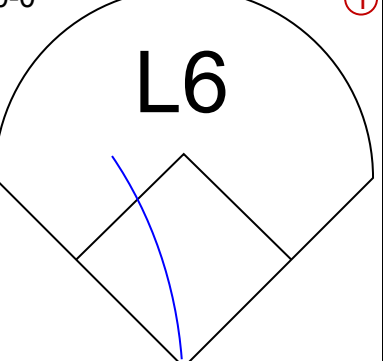
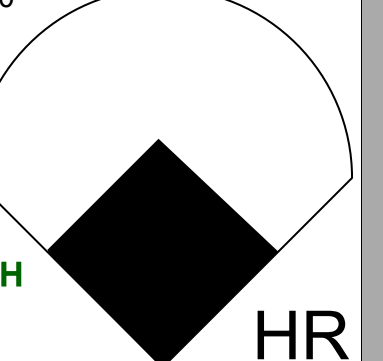
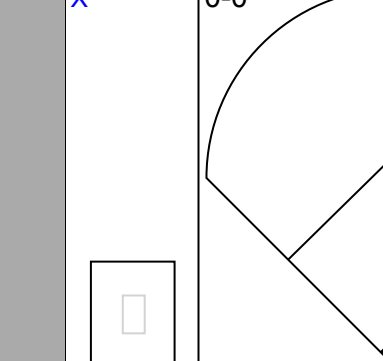
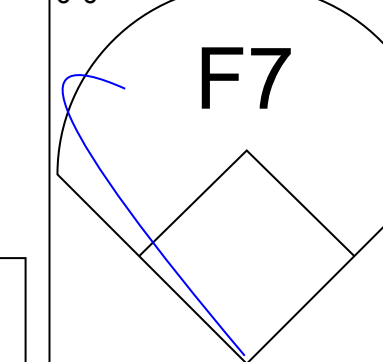
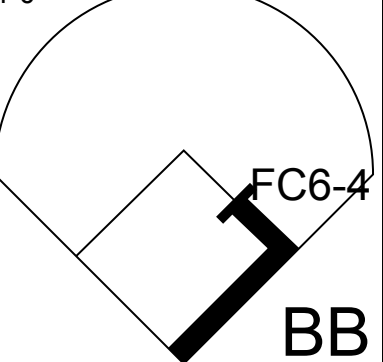
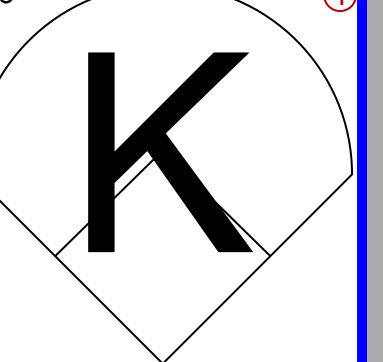
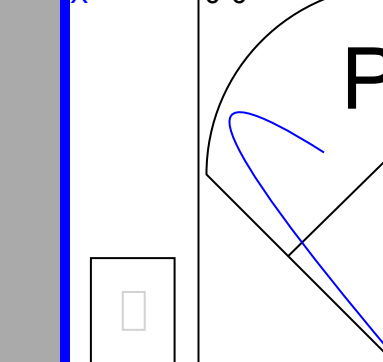


Batter	1	2	3	4	5	6	7	8	9	AB	R	H	RBI	BB	SO	LOB	TOP					
Cesar Tovar, R OBP: 0.338, SLG: 0.362 (1, 8)										3	1	1	0	2	1	0						
Terry Harmon, R OBP: 0.328, SLG: 0.276 (1, 4)										4	1	2	0	0	0	1						
Willie Montanez, L OBP: 0.347, SLG: 0.395 (1, 3)										4	2	1	3	1	1	2						
Greg Luzinski, R OBP: 0.296, SLG: 0.420 (1, 7)										5	1	2	0	0	2	3						
Mike Schmidt, R OBP: 0.347, SLG: 0.394 (1, 5)										4	1	2	3	0	0	5						
Mike Anderson, R OBP: 0.297, SLG: 0.400 (1, 9)										4	0	0	0	0	3	1						
Bob Boone, R OBP: 0.288, SLG: 0.318 (1, 2)										4	0	0	0	0	0	1						
Larry Bowa, S OBP: 0.253, SLG: 0.248 (1, 6)										4	0	0	0	0	0	0						
Ken Brett, L OBP: 0.324, SLG: 0.750 (1, 1)										3	1	1	1	1	1	0						
Inning Stats	R: 3 E: 1 K: 2 S: 10	H: 3 LOB: 0 BB: 0 P: 10	R: 0 E: 0 K: 1 S: 5	H: 0 LOB: 0 BB: 0 P: 5	R: 0 E: 0 K: 1 S: 6	H: 1 LOB: 2 BB: 1 P: 10	R: 0 E: 0 K: 0 S: 3	H: 0 LOB: 0 BB: 0 P: 3	R: 0 E: 0 K: 1 S: 6	H: 1 LOB: 3 BB: 2 P: 14	R: 0 E: 0 K: 1 S: 5	H: 0 LOB: 0 BB: 0 P: 5	R: 4 E: 0 K: 2 S: 11	H: 4 LOB: 1 BB: 1 P: 15	R: 0 E: 0 K: 0 S: 3	H: 0 LOB: 0 BB: 0 P: 3	R: 0 E: 0 K: 0 S: 3	H: 0 LOB: 0 BB: 0 P: 3	1B: 6 2B: 0 3B: 0 HR: 3	SF: 0 SAC: 1 DP: 0 HBP: 0	WP: 0 PB: 0 SB: 0 CS: 0	PA: 40
PITCHER	IP	WLS	BF	H	R	ER	SO	BB	IBB	HBP	BLK	WP	HR	S	P	ERA	WHIP					
Balor Moore, L ERA: 4.04 (1, 1)	4.0	L	19	5	3	3	4	2	0	0	0	0	1	25	33	6.75	1.750					
Tom Walker, R ERA: 3.19 (5, 1)	3.0		15	4	4	4	4	1	1	0	0	0	2	21	29	12.00	1.667					
Pat Jarvis, R ERA: 11.57 (8, 1)	2.0		6	0	0	0	0	0	0	0	0	0	0	6	6	0.00	0.000					

Philadelphia Phillies @ Montreal Expos
Jarry Park, Montreal, QB
Sat Jun 23 1973, 7:05 PM EDT
Att: 18,385 - Unknown

AB 35
R 7
H 9
RBI 7
BB 4
SO 8
LOB 13



Batter	1	2	3	4	5	6	7	8	9	AB	R	H	RBI	BB	SO	LOB	BOTTOM							
Ron Hunt, R OBP: 0.401, SLG: 0.342 (1, 4)										5	0	1	0	0	1	2								
Ron Woods, R OBP: 0.397, SLG: 0.372 (1, 8)										2	0	0	0	2	0	1								
Clyde Mashore, R OBP: 0.341, SLG: 0.568 (1, 7)										4	0	1	0	0	0	3								
Hal Breeden, R OBP: 0.403, SLG: 0.576 (1, 3)										4	0	1	0	0	0	3								
Bob Bailey, R OBP: 0.397, SLG: 0.519 (1, 5)										3	0	1	0	1	0	4								
Ken Singleton, S OBP: 0.431, SLG: 0.450 (1, 9)										4	0	0	0	0	1	7								
Tim Foli, R OBP: 0.281, SLG: 0.274 (1, 6)										4	1	1	0	0	0	2								
Terry Humphrey, R OBP: 0.200, SLG: 0.243 (1, 2)										4	1	2	2	0	0	0								
Balor Moore, L OBP: 0.125, SLG: 0.100 (1, 1)										1	0	0	0	0	0	0								
John Boccabella, R OBP: 0.303, SLG: 0.313 (7, PH)										1	0	0	0	0	1	0								
Pat Jarvis, R (8, 1)										0	0	0	0	0	0	0								
Bob Stinson, S (9, PH)										1	0	0	0	0	0	1								
Inning Stats	R: 0 E: 1 K: 1 S: 7	H: 1 LOB: 3 BB: 1 P: 11	R: 0 E: 0 K: 0 S: 3	H: 0 LOB: 0 BB: 0 P: 3	R: 0 E: 0 K: 0 S: 2	H: 0 LOB: 0 BB: 1 P: 6	R: 0 E: 0 K: 0 S: 4	H: 2 LOB: 1 BB: 0 P: 4	R: 0 E: 0 K: 1 S: 5	H: 0 LOB: 1 BB: 1 P: 9	R: 0 E: 0 K: 0 S: 3	H: 0 LOB: 1 BB: 1 P: 7	R: 2 E: 0 K: 1 S: 7	H: 2 LOB: 0 BB: 0 P: 7	R: 0 E: 0 K: 0 S: 4	H: 1 LOB: 1 BB: 0 P: 4	R: 0 E: 0 K: 0 S: 4	H: 1 LOB: 1 BB: 0 P: 4	R: 0 E: 0 K: 0 S: 4	H: 1 LOB: 1 BB: 0 P: 4	1B: 6 2B: 0 3B: 0 HR: 1	SF: 0 SAC: 0 DP: 2 HBP: 0	WP: 0 PB: 0 SB: 0 CS: 0	PA: 37
PITCHER	IP	WLS	BF	H	R	ER	SO	BB	IBB	HBP	BLK	WP	HR	S	P	ERA	WHIP							
Ken Brett, L ERA: 3.03 (1, 1)	9.0	W	37	7	2	2	3	4	0	0	0	0	1	39	55	2.00	1.222							

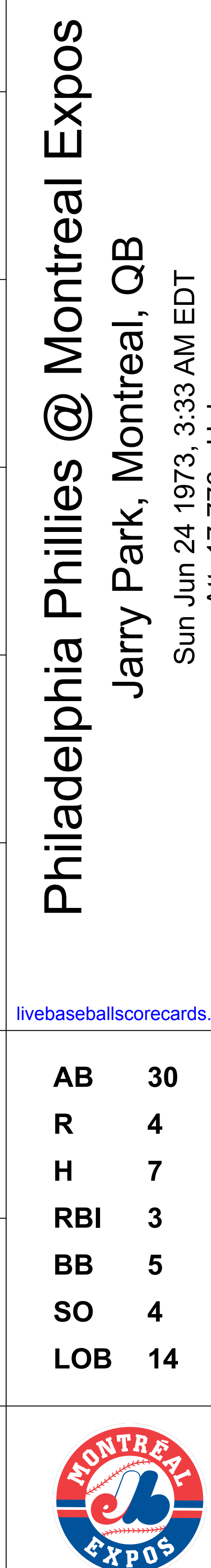
Philadelphia Phillies @ Montreal Expos
Jarry Park, Montreal, QB
Sat Jun 23 1973, 7:05 PM EDT
Att: 18,385 - Unknown

AB 33
R 2
H 7
RBI 2
BB 4
SO 3
LOB 23



Batter	1	2	3	4	5	6	7	8	9	AB	R	H	RBI	BB	SO	LOB	TOP				
Cesar Tovar, R (1, 5) OBP: 0.339, SLG: 0.374										4	2	1	1	1	1	2	Philadelphia Phillies @ Montreal Expos Jarry Park, Montreal, QB Sun Jun 24 1973, 3:33 AM EDT Att: 17,776 - Unknown				
Denny Doyle, L (1, 4) OBP: 0.348, SLG: 0.308										5	1	1	0	0	0						
Willie Montanez, L (1, 9) OBP: 0.348, SLG: 0.395 Mike Anderson, R (9, PR) OBP: 0.297, SLG: 0.400										5	0	2	0	0	2	3					
Greg Luzinski, R (1, 7) OBP: 0.294, SLG: 0.416										5	0	1	1	0	1	3					
Tom Hutton, L (1, 3) OBP: 0.375, SLG: 0.420										5	1	2	1	0	0	4					
Del Unser, L (1, 8) OBP: 0.394, SLG: 0.503										4	0	2	1	0	0						
Bob Boone, R (1, 2) OBP: 0.296, SLG: 0.338										3	1	2	1	1	0	0					
Larry Bowa, S (1, 6) OBP: 0.249, SLG: 0.244										4	0	0	0	0	0	5					
Jim Lonborg, R (1, 1) OBP: 0.118, SLG: 0.063 Bill Wilson, R (8, 1)										4	0	0	0	0	2	2					
Inning Stats	R: 0 E: 0 K: 1 S: 5	H: 0 LOB: 0 BB: 0 P: 5	R: 2 E: 0 K: 0 S: 5	H: 2 LOB: 0 BB: 0 P: 5	R: 1 E: 0 K: 1 S: 7	H: 2 LOB: 2 BB: 1 P: 11	R: 0 E: 0 K: 1 S: 7	H: 2 LOB: 2 BB: 0 P: 7	R: 1 E: 0 K: 2 S: 8	H: 2 LOB: 3 BB: 1 P: 12	R: 0 E: 0 K: 0 S: 3	H: 0 LOB: 0 BB: 0 P: 3	R: 0 E: 0 K: 0 S: 3	H: 0 LOB: 0 BB: 0 P: 3	R: 0 E: 1 K: 0 S: 4	H: 1 LOB: 2 BB: 0 P: 4		1B: 8 2B: 0 3B: 0 HR: 3	SF: 0 SAC: 0 DP: 0 HBP: 0	WP: 0 PB: 0 SB: 0 CS: 0	PA: 41
PITCHER	IP	WLS	BF	H	R	ER	SO	BB	IBB	HBP	BLK	WP	HR	S	P	ERA	WHIP				
Steve Renko, R (1, 1) ERA: 3.02	5.0	L	26	8	4	3	4	2	0	0	0	0	2	32	40	5.40	2.000				
Mickey Scott, L (6, 1) ERA: 4.92	2.0		8	2	1	1	2	0	0	0	0	0	1	12	12	4.50	1.000				
Pat Jarvis, R (8, 1) ERA: 8.1	2.0		7	1	0	0	0	0	0	0	0	0	0	7	7	0.00	0.500				

Batter	1	2	3	4	5	6	7	8	9	AB	R	H	RBI	BB	SO	LOB	BOTTOM					
Ron Hunt, R (1, 4) OBP: 0.410, SLG: 0.348										2	1	2	0	1	0	0	Philadelphia Phillies @ Montreal Expos Jarry Park, Montreal, QB Sun Jun 24 1973, 3:33 AM EDT Att: 17,776 - Unknown					
Boots Day, L (1, 8) OBP: 0.350, SLG: 0.397										4	0	0	0	0	5							
Ron Fairly, L (1, 7) OBP: 0.473, SLG: 0.497										3	1	1	0	1	0	1						
Ken Singleton, S (1, 9) OBP: 0.432, SLG: 0.463										3	1	1	3	1	0	1						
Mike Jorgensen, L (1, 3) OBP: 0.338, SLG: 0.337										3	0	0	0	1	1	1						
Bob Bailey, R (1, 5) OBP: 0.388, SLG: 0.506										4	0	0	0	0	0	2						
John Boccabella, R (1, 2) OBP: 0.305, SLG: 0.314 Mickey Scott, L (6, 1)										2	0	1	0	0	1	0						
Hal Breedon, R (7, PH) OBP: 0.410, SLG: 0.582 Pat Jarvis, R (8, PH)										0	0	0	0	0	0	0						
Ron Woods, R (9, PH) OBP: 0.371, SLG: 0.372										0	0	0	0	0	0	0						
Tim Foli, R (1, 6) OBP: 0.276, SLG: 0.269										4	0	0	0	0	1	4						
Steve Renko, R (1, 1) OBP: 0.343, SLG: 0.323 Terry Humphrey, R (6, 2) OBP: 0.209, SLG: 0.250										1	0	0	0	0	0	0						
Inning Stats	R: 0 E: 0 K: 0 S: 2	H: 0 LOB: 0 BB: 0 P: 3	R: 0 E: 0 K: 0 S: 3	H: 0 LOB: 0 BB: 0 P: 3	R: 0 E: 0 K: 1 S: 5	H: 0 LOB: 0 BB: 0 P: 5	R: 0 E: 0 K: 0 S: 2	H: 0 LOB: 1 BB: 2 P: 10	R: 0 E: 0 K: 2 S: 8	H: 1 LOB: 1 BB: 0 P: 8	R: 1 E: 0 K: 0 S: 4	H: 2 LOB: 0 BB: 0 P: 4	R: 0 E: 0 K: 0 S: 4	H: 1 LOB: 2 BB: 1 P: 8	R: 3 E: 0 K: 1 S: 8	H: 3 LOB: 1 BB: 1 P: 12	R: 0 E: 0 K: 0 S: 2	H: 0 LOB: 0 BB: 1 P: 6	1B: 6 2B: 1 3B: 0 HR: 1	SF: 0 SAC: 0 DP: 4 HBP: 1	WP: 1 PB: 0 SB: 0 CS: 0	PA: 36
PITCHER	IP	WLS	BF	H	R	ER	SO	BB	IBB	HBP	BLK	WP	HR	S	P	ERA	WHIP					
Jim Lonborg, R (1, 1) ERA: 6.02	7.2	W	32	7	4	4	4	4	0	1	0	0	1	35	52	4.70	1.435					
Bill Wilson, R (8, 1) ERA: 4.09	1.1	S	4	0	0	0	0	1	0	0	0	0	0	3	7	0.00	0.750					



Batter	1	2	3	4	5	6	7	8	9	AB	R	H	RBI	BB	SO	LOB	TOP							
Gene Clines, R OBP: 0.348, SLG: 0.385 (1, 8)										5	1	2	1	0	0	0	Pittsburgh Pirates @ Montreal Expos Jarry Park, Montreal, QB Mon Jun 25 1973, 7:05 PM EDT Unknown							
Dave Cash, R OBP: 0.332, SLG: 0.376 (1, 4)										5	1	0	0	0	0	2								
Al Oliver, L OBP: 0.302, SLG: 0.426 (1, 3)										5	0	0	0	0	2	3								
Willie Stargell, L OBP: 0.395, SLG: 0.673 Vic Davalillo, L OBP: 0.222, SLG: 0.269 (7, PR) (7, 7)										4	2	3	1	0	0	0								
Manny Sanguillen, R OBP: 0.292, SLG: 0.448 (1, 9)										5	0	0	0	0	0	5								
Richie Hebner, L OBP: 0.372, SLG: 0.482 (1, 5)										3	2	2	3	2	1	1								
Rennie Stennett, R OBP: 0.253, SLG: 0.381 (1, 6)										3	0	2	3	0	0	0								
Milt May, L OBP: 0.358, SLG: 0.413 (1, 2)										3	1	1	0	1	0	4								
Bob Johnson, L Tom Dettore, L Dave Giusti, R OBP: 0.500, SLG: 0.333 (1, 1) (4, 1) (7, 1)										2	0	0	0	0	2	2								
Inning Stats	R: 4 E: 1 K: 1 S: 10	H: 4 LOB: 2 BB: 1 P: 14	R: 0 E: 0 K: 0 S: 3	H: 0 LOB: 0 BB: 0 P: 3	R: 0 E: 0 K: 0 S: 4	H: 1 LOB: 2 BB: 1 P: 8	R: 0 E: 0 K: 1 S: 5	H: 0 LOB: 0 BB: 0 P: 5	R: 2 E: 0 K: 0 S: 5	H: 2 LOB: 3 BB: 0 P: 5	R: 1 E: 1 K: 1 S: 7	H: 2 LOB: 1 BB: 0 P: 7	R: 1 E: 0 K: 0 S: 4	H: 1 LOB: 2 BB: 1 P: 8	R: 0 E: 0 K: 0 S: 3	H: 0 LOB: 0 BB: 0 P: 3		R: 0 E: 0 K: 2 S: 8	H: 1 LOB: 1 BB: 0 P: 8	1B: 7 2B: 2 3B: 1 HR: 1	SF: 1 SAC: 1 DP: 0 HBP: 0	WP: 1 PB: 0 SB: 0 CS: 0	PA: 42	
PITCHER	IP WLS BF H R ER SO BB IBB HBP BLK WP HR S P ERA WHIP	5.0 L 25 7 6 3 2 1 1 0 0 0 0 1 27 35 5.40 1.600	6.1 1.1 8 3 2 1 1 1 0 0 0 0 1 0 9 13 6.75 3.000	7.1 0.2 2 0 0 0 0 0 0 0 0 0 0 0 2 2 0.00 0.000	8.1 2.0 7 1 0 0 2 0 0 0 0 0 0 0 11 11 0.00 0.500																			

AB	37
R	8
H	11
RBI	8
BB	3
SO	5
LOB	17



Batter	1	2	3	4	5	6	7	8	9	AB	R	H	RBI	BB	SO	LOB	BOTTOM						
Ron Hunt, R OBP: 0.410, SLG: 0.346 (1, 4)										4	1	1	0	0	0	1	Pittsburgh Pirates @ Montreal Expos Jarry Park, Montreal, QB Mon Jun 25 1973, 7:05 PM EDT Unknown						
Boots Day, L OBP: 0.341, SLG: 0.423 (1, 8)										5	1	1	1	0	3								
Ron Fairly, L OBP: 0.472, SLG: 0.497 (1, 7)										4	1	1	1	1	0	1							
Ken Singleton, S OBP: 0.435, SLG: 0.469 (1, 9)										4	2	2	1	0	1	1							
Mike Jorgensen, L OBP: 0.344, SLG: 0.341 (1, 3)										4	0	2	0	1	0	0							
Bob Bailey, R OBP: 0.389, SLG: 0.503 (1, 5)										5	0	2	1	0	0	3							
John Boccabella, R OBP: 0.298, SLG: 0.307 (1, 2)										5	0	0	1	0	1	4							
Tim Foli, R OBP: 0.271, SLG: 0.265 (1, 6)										4	0	0	0	0	1	2							
Ernie McAnally, R Bob Singleton, S Joe Gilbert, R Tom Walker, R Hal Breeden, R Mike Marshall, R OBP: 0.182, SLG: 0.182 (5, PR) (8, 1) (7, 1) (7, PR) (8, 1)										1	0	0	0	0	1	1							
Inning Stats	R: 0 E: 0 K: 0 S: 3	H: 0 LOB: 0 BB: 0 P: 3	R: 0 E: 0 K: 0 S: 3	H: 0 LOB: 0 BB: 0 P: 3	R: 0 E: 1 K: 1 S: 6	H: 0 LOB: 1 BB: 0 P: 6	R: 2 E: 0 K: 0 S: 6	H: 4 LOB: 1 BB: 0 P: 6	R: 2 E: 1 K: 0 S: 5	H: 1 LOB: 3 BB: 1 P: 11	R: 0 E: 0 K: 2 S: 7	H: 0 LOB: 2 BB: 1 P: 12	R: 2 E: 0 K: 0 S: 7	H: 4 LOB: 2 BB: 0 P: 7	R: 0 E: 0 K: 1 S: 5	H: 0 LOB: 1 BB: 1 P: 9		R: 0 E: 0 K: 0 S: 3	H: 0 LOB: 0 BB: 0 P: 3	1B: 6 2B: 2 3B: 0 HR: 1	SF: 0 SAC: 0 DP: 1 HBP: 3	WP: 0 PB: 1 SB: 0 CS: 0	PA: 43
PITCHER	IP WLS BF H R ER SO BB IBB HBP BLK WP HR S P ERA WHIP	3.1 3.1 15 4 2 2 1 2 0 3 0 0 0 17 17 5.40 1.200	4.1 2.2 18 5 4 2 2 2 0 3 0 0 0 17 28 6.75 2.625	7.1 3.0 W 10 0 0 0 1 1 0 0 0 0 0 11 15 0.00 0.333																			



Batter	1	2	3	4	5	6	7	8	9	AB	R	H	RBI	BB	SO	LOB	TOP										
Gene Clines, R (1.8) OBP: 0.345, SLG: 0.375										3	0	0	0	0	0	1	Pittsburgh Pirates @ Montreal Expos Jarry Park, Montreal, QB Mon Jun 25 1973, 7:05 PM EDT Att: 24,402 - Unknown										
Dave Cash, R (1.4) OBP: 0.331, SLG: 0.371										3	0	0	0	1	0	1											
Al Oliver, L (1.3) OBP: 0.301, SLG: 0.435										4	1	1	1	0	0	1											
Willie Stargell, L (1.7) OBP: 0.397, SLG: 0.673										3	1	1	0	1	0	1											
Vic Davallo, L (8.7) OBP: 0.222, SLG: 0.269										0	0	0	0	0	0	0											
Manny Sanguillen, R (1.9) OBP: 0.295, SLG: 0.449										4	0	2	1	0	0	1											
Richie Hebner, L (1.5) OBP: 0.374, SLG: 0.493										3	1	1	1	1	0	2											
Rennie Stennett, R (1.6) OBP: 0.253, SLG: 0.378										4	0	1	0	0	1	1											
Milt May, L (1.2) OBP: 0.353, SLG: 0.407										3	0	0	0	0	0	2											
Nelson Briles, R (1.1) OBP: 0.265, SLG: 0.394										2	0	0	0	1	1	1											
Inning Stats	R: 0 E: 0 K: 0 S: 2	H: 0 LOB: 0 BB: 0 P: 3	R: 1 E: 0 K: 0 S: 4	H: 1 LOB: 0 BB: 0 P: 4	R: 0 E: 0 K: 0 S: 3	H: 0 LOB: 0 BB: 0 P: 3	R: 1 E: 0 K: 0 S: 5	H: 2 LOB: 1 BB: 0 P: 5	R: 0 E: 0 K: 0 S: 3	H: 1 LOB: 0 BB: 1 P: 7	R: 1 E: 0 K: 0 S: 3	H: 1 LOB: 0 BB: 1 P: 7	R: 0 E: 0 K: 2 S: 7	H: 0 LOB: 1 BB: 1 P: 11	R: 0 E: 0 K: 0 S: 3	H: 0 LOB: 1 BB: 0 P: 3	1B: 3 2B: 2 3B: 0 HR: 2	SF: 0 SAC: 0 DP: 2 HBP: 1	WP: 0 PB: 0 SB: 0 CS: 2	PA: 34							
PITCHER	IP	WLS	BF	H	R	ER	SO	BB	IBB	HBP	BLK	WP	HR	S	P	ERA	WHIP										
John Strohmayr, R (1.1) ERA: 5.19	5.0	L	19	4	2	2	0	1	0	1	0	0	1	17	22	3.60	1.000										
Balor Moore, L (6.1) ERA: 4.05	2.0		8	1	1	1	2	2	0	0	0	0	1	10	18	4.50	1.500										
Mike Marshall, R (8.1) ERA: 2.82	2.0		7	1	0	0	0	1	0	0	0	0	0	6	10	0.00	1.000										

Batter	1	2	3	4	5	6	7	8	9	AB	R	H	RBI	BB	SO	LOB	BOTTOM										
Ron Hunt, R (1.4) OBP: 0.407, SLG: 0.345										4	0	1	0	0	0	3	Pittsburgh Pirates @ Montreal Expos Jarry Park, Montreal, QB Mon Jun 25 1973, 7:05 PM EDT Att: 24,402 - Unknown										
Boots Day, L (1.8) OBP: 0.337, SLG: 0.415										4	0	1	0	0	1	1											
Ron Fairly, L (1.7) OBP: 0.488, SLG: 0.488										3	0	0	0	1	1	2											
Ken Singleton, S (1.9) OBP: 0.432, SLG: 0.464										4	0	1	0	0	1	1											
Mike Jorgensen, L (1.3) OBP: 0.338, SLG: 0.333										4	0	0	0	0	1	2											
Bob Bailey, R (1.5) OBP: 0.386, SLG: 0.503										4	1	1	0	0	0	2											
Terry Humphrey, R (1.2) OBP: 0.191, SLG: 0.227										4	0	0	0	0	2	3											
Tim Foli, R (1.6) OBP: 0.275, SLG: 0.269										4	0	2	1	0	0	0											
John Strohmayr, R (1.1) OBP: 0.500, SLG: 0.333										1	0	1	0	0	0	0											
Clyde Mashore, R (5. PH) OBP: 0.306, SLG: 0.333										1	0	1	0	0	0	0											
Balor Moore, L (6.1) OBP: 0.306, SLG: 0.375										0	0	0	0	0	0	0											
Bob Stinson, S (7. PH) OBP: 0.125, SLG: 0.100										1	0	0	0	0	0	1											
Mike Marshall, R (8.1) OBP: 0.306, SLG: 0.333										0	0	0	0	0	0	0											
Hal Bredesen, R (9. PH) OBP: 0.400, SLG: 0.500										1	0	0	0	0	0	0											
Inning Stats	R: 0 E: 0 K: 1 S: 5	H: 0 LOB: 1 BB: 1 P: 9	R: 1 E: 0 K: 1 S: 8	H: 3 LOB: 2 BB: 0 P: 8	R: 0 E: 0 K: 2 S: 7	H: 0 LOB: 0 BB: 0 P: 7	R: 0 E: 0 K: 0 S: 3	H: 0 LOB: 0 BB: 0 P: 3	R: 0 E: 0 K: 0 S: 4	H: 1 LOB: 1 BB: 0 P: 4	R: 0 E: 1 K: 1 S: 7	H: 1 LOB: 2 BB: 0 P: 7	R: 0 E: 0 K: 0 S: 5	H: 3 LOB: 2 BB: 0 P: 5	R: 0 E: 0 K: 1 S: 5	H: 0 LOB: 0 BB: 0 P: 5	R: 0 E: 0 K: 0 S: 3	H: 0 LOB: 0 BB: 0 P: 3	1B: 7 2B: 1 3B: 0 HR: 0	SF: 0 SAC: 0 DP: 1 HBP: 0	WP: 0 PB: 0 SB: 0 CS: 0	PA: 36					
PITCHER	IP	WLS	BF	H	R	ER	SO	BB	IBB	HBP	BLK	WP	HR	S	P	ERA	WHIP										
Nelson Briles, R (1.1) ERA: 3.15	9.0	W	36	8	1	1	6	1	0	0	0	0	0	47	51	1.00	1.000										



Batter	1	2	3	4	5	6	7	8	9	AB	R	H	RBI	BB	SO	LOB	TOP								
Gene Clines, R OBP: 0.347, SLG: 0.376 (1, 8)	L9		L9		L3				BB	5	0	2	0	0	0	1									
Dave Cash, R OBP: 0.332, SLG: 0.369 (1, 4)	6-3				F7		F8		BB	4	0	1	0	1	0	1									
Al Oliver, L OBP: 0.299, SLG: 0.431 (1, 3)	WP		G3		E4		4-3		BB	5	1	1	0	0	0	5									
Richie Hebner, L OBP: 0.376, SLG: 0.506 (1, 5)	4-3				FC6-4					4	1	2	2	0	1	1									
Manny Sanguillen, R OBP: 0.294, SLG: 0.446 (1, 9)		4-3			FC6-4		4-3		F6	4	0	1	0	0	0	0									
Richie Zisk, R OBP: 0.232, SLG: 0.365 (1, 7)	F8				FC6-4				BB	3	1	1	1	1	0	2									
Rennie Stennett, R OBP: 0.247, SLG: 0.369 (1, 6)	F3				F9		L7		BB	4	0	0	0	0	0	3									
Mitt May, L OBP: 0.351, SLG: 0.401 (1, 2)					F5		F7		4-3	3	0	0	0	0	0	2									
Luke Walker, L OBP: 0.111, SLG: 0.111 (3, 1)									F8	1	0	0	0	0	0	1									
Steve Glass, R OBP: 0.406, SLG: 0.450 (6, 1)									F8	1	0	0	0	0	0	0									
Tom Dettore, L OBP: 0.296, SLG: 0.296 (7, PH)									F8	0	0	0	0	0	0	0									
Fernando Gonzalez, R OBP: 0.247, SLG: 0.247 (7, 1)									F8	0	0	0	0	0	0	0									
Ramon Hernandez, S OBP: 0.218, SLG: 0.254 (9, PH)									F8	1	0	0	0	0	0	0									
Vic Davallio, L OBP: 0.218, SLG: 0.254 (9, PH)									F8	0	0	0	0	0	0	0									
Inning Stats	R: 0 E: 0 K: 0 S: 4	H: 1 LOB: 1 BB: 0 P: 4	R: 0 E: 0 K: 0 S: 3	H: 0 LOB: 0 BB: 0 P: 3	R: 0 E: 0 K: 1 S: 6	H: 1 LOB: 2 BB: 0 P: 7	R: 0 E: 0 K: 0 S: 5	H: 2 LOB: 2 BB: 0 P: 5	R: 0 E: 0 K: 0 S: 3	H: 0 LOB: 0 BB: 0 P: 3	R: 3 E: 1 K: 0 S: 6	H: 2 LOB: 0 BB: 0 P: 6	R: 0 E: 0 K: 0 S: 4	H: 1 LOB: 1 BB: 0 P: 4	R: 0 E: 0 K: 1 S: 5	H: 0 LOB: 1 BB: 1 P: 9	R: 0 E: 0 K: 0 S: 4	H: 1 LOB: 2 BB: 1 P: 8	1B: 6 2B: 0 3B: 0 HR: 2	SF: 0 SAC: 0 DP: 0 HBP: 1	WP: 1 PB: 0 SB: 0 CS: 0	PA: 39			
PITCHER	IP	WLS	BF	H	R	ER	SO	BB	IBB	HBP	BLK	WP	HR	S	P	ERA	WHIP								
Bill Stoneman, R ERA: 6.54 (1, 1)	6.0	W	26	6	3	2	1	0	0	1	0	1	2	27	28	3.00	1.000								
Mike Marshall, R ERA: 2.7 (7, 1)	3.0	S	13	2	0	0	1	2	0	0	0	0	0	13	21	0.00	1.333								

Pittsburgh Pirates @ Montreal Expos
Jarry Park, Montreal, QB
Tue Jun 26 1973, 7:05 PM EDT
Att: 12,806 - Unknown

AB 36
R 3
H 8
RBI 3
BB 2
SO 2
LOB 16



Batter	1	2	3	4	5	6	7	8	9	AB	R	H	RBI	BB	SO	LOB	BOTTOM								
Ron Hunt, R OBP: 0.411, SLG: 0.347 (1, 4)	6-3								4-3	4	1	2	2	1	0	0									
Pepe Frias, R OBP: 0.229, SLG: 0.239 (9, 4)		WP								0	0	0	0	0	0	0									
Clyde Mashore, R OBP: 0.333, SLG: 0.537 (1, 7)	K								F9	3	0	0	0	0	2	3									
Ron Fairly, L OBP: 0.470, SLG: 0.488 (6, PH)	K									0	0	0	0	1	0	0									
Mike Marshall, R OBP: 0.267, SLG: 0.214 (7, 1)										1	0	0	0	0	0	0									
Ron Woods, R OBP: 0.371, SLG: 0.369 (1, 8)	F9								E6	4	1	1	1	1	1	0									
Hal Breeden, R OBP: 0.424, SLG: 0.575 (1, 3)		1B							2B	4	2	3	0	1	1	3									
Bob Bailey, R OBP: 0.396, SLG: 0.531 (1, 5)		1B							1B	4	2	3	4	1	0	2									
Ken Singleton, S OBP: 0.435, SLG: 0.468 (1, 9)		G5-3							2B	5	1	3	2	0	0	4									
John Boccabella, R OBP: 0.291, SLG: 0.299 (1, 2)		1B							1B	5	0	0	0	0	0	4									
Tim Foli, R OBP: 0.279, SLG: 0.270 (1, 6)		1B							L8	3	1	1	0	1	0	0									
Bill Stoneman, R OBP: 0.286, SLG: 0.100 (1, 1)		1B								0	1	0	0	2	0	0									
Boots Day, L OBP: 0.330, SLG: 0.405 (7, 7)		1B								2	1	0	0	0	0	1									
Inning Stats	R: 0 E: 0 K: 1 S: 5	H: 0 LOB: 0 BB: 0 P: 5	R: 4 E: 0 K: 1 S: 8	H: 4 LOB: 2 BB: 2 P: 16	R: 0 E: 1 K: 0 S: 3	H: 1 LOB: 1 BB: 1 P: 7	R: 0 E: 0 K: 0 S: 3	H: 0 LOB: 2 BB: 2 P: 11	R: 1 E: 0 K: 1 S: 7	H: 3 LOB: 1 BB: 0 P: 7	R: 2 E: 0 K: 1 S: 7	H: 2 LOB: 3 BB: 3 P: 19	R: 0 E: 0 K: 0 S: 3	H: 0 LOB: 0 BB: 0 P: 3	R: 3 E: 1 K: 0 S: 7	H: 3 LOB: 1 BB: 0 P: 7	1B: 11 2B: 2 3B: 0 HR: 1	SF: 0 SAC: 0 DP: 2 HBP: 0	WP: 1 PB: 0 SB: 0 CS: 0	PA: 43					
PITCHER	IP	WLS	BF	H	R	ER	SO	BB	IBB	HBP	BLK	WP	HR	S	P	ERA	WHIP								
Luke Walker, L ERA: 4.22 (1, 1)	2.0	L	13	5	4	4	2	2	1	0	0	0	1	15	31	8.10	2.700								
Steve Glass, R ERA: 9.44 (3, 1)	3.1		17	5	3	3	1	4	0	0	0	0	1	15	31	8.10	2.700								
Tom Dettore, R ERA: 5.4 (6, 1)	0.2		3	0	0	0	1	1	0	0	0	0	0	4	8	0.00	1.500								
Ramon Hernandez, L ERA: 2.38 (7, 1)	2.0		10	3	3	0	0	0	0	0	0	0	0	10	10	0.00	1.500								


Pittsburgh Pirates @ Montreal Expos
Jarry Park, Montreal, QB
Tue Jun 26 1973, 7:05 PM EDT
Att: 12,806 - Unknown

AB 35
R 10
H 13
RBI 9
BB 8
SO 4
LOB 17



Batter	1	2	3	4	5	6	7	8	9	AB	R	H	RBI	BB	SO	LOB	TOP					
Boots Day, L OBP: 0.326, SLG: 0.398 (1, 8)										4	0	1	0	0	1	1	Montreal Expos @ Chicago Cubs Wrigley Field, Chicago, IL Wed Jun 27 1973, 3:33 AM CDT Sunny - 76 F					
Mike Jorgensen, L OBP: 0.336, SLG: 0.328 (1, 3)										3	0	0	0	1	0	2						
Ron Fairly, L OBP: 0.475, SLG: 0.491 (1, 7)										3	0	2	0	1	0	1						
Ken Singleton, S OBP: 0.429, SLG: 0.459 (1, 9)										4	0	0	0	0	1	5						
Bob Bailey, R OBP: 0.394, SLG: 0.525 (1, 5)										4	0	1	0	0	1	4						
Tim Foli, R OBP: 0.274, SLG: 0.265 (1, 6)										4	0	0	0	0	2	3						
Terry Humphrey, R OBP: 0.176, SLG: 0.208 (1, 2)										4	0	0	0	0	0	2						
Pepe Frias, R OBP: 0.233, SLG: 0.257 (1, 4)										3	1	1	0	0	0	0						
Ron Hunt, R OBP: 0.413, SLG: 0.347 (9, PH)										0	0	0	0	0	0	0						
Balor Moore, L OBP: 0.121, SLG: 0.097 (3, 1)										1	0	0	0	0	0	0						
Tom Walker, R OBP: 0.266, SLG: 0.167 (5, PH)										0	0	0	0	0	0	0						
Bob Stinson, S OBP: 0.266, SLG: 0.167 (5, PH)										1	0	1	0	0	0	0						
Pat Jarvis, R OBP: 0.266, SLG: 0.167 (5, PH)										0	0	0	0	0	0	0						
Ron Woods, R OBP: 0.266, SLG: 0.167 (7, PH)										0	0	0	0	0	0	0						
John Strohmayr, R OBP: 0.266, SLG: 0.167 (7, PH)										0	0	0	0	0	0	0						
Hal Breeden, R OBP: 0.416, SLG: 0.568 (9, PH)										1	0	0	0	0	0	1						
Inning Stats	R: 0 E: 0 K: 1 S: 7	H: 2 LOB: 2 BB: 0 P: 7	R: 0 E: 0 K: 1 S: 5	H: 0 LOB: 0 BB: 0 P: 5	R: 0 E: 0 K: 0 S: 3	H: 0 LOB: 0 BB: 0 P: 3	R: 0 E: 0 K: 0 S: 4	H: 1 LOB: 1 BB: 0 P: 4	R: 1 E: 0 K: 0 S: 5	H: 2 LOB: 1 BB: 0 P: 5	R: 0 E: 0 K: 1 S: 6	H: 1 LOB: 0 BB: 1 P: 10	R: 0 E: 0 K: 2 S: 7	H: 0 LOB: 0 BB: 0 P: 7	R: 0 E: 0 K: 1 S: 5	H: 0 LOB: 1 BB: 1 P: 9	R: 0 E: 0 K: 0 S: 3	H: 0 LOB: 0 BB: 0 P: 4	1B: 5 2B: 1 3B: 0 HR: 0	SF: 0 SAC: 0 DP: 0 HBP: 1	WP: 0 PB: 0 SB: 0 CS: 0	PA: 36
PITCHER	IP WLS BF H R ER SO BB IBB HBP BLK WP HR S P ERA WHIP																					
Fergie Jenkins, R ERA: 3.19 (1, 1)	5.0 W 20 5 1 1 2 0 0 0 0 0 0 24 24 1.80 1.000																					
Bill Bonham, R ERA: 3.72 (6, 1)	4.0 S 16 1 0 0 4 2 0 1 0 0 0 0 21 30 0.00 0.750																					

AB 33
R 1
H 6
RBI 1
BB 2
SO 6
LOB 19



Batter	1	2	3	4	5	6	7	8	9	AB	R	H	RBI	BB	SO	LOB	BOTTOM			
Rick Monday, L OBP: 0.393, SLG: 0.522 (1, 8)										3	1	1	0	2	1	0	Montreal Expos @ Chicago Cubs Wrigley Field, Chicago, IL Wed Jun 27 1973, 3:33 AM CDT Sunny - 76 F			
Glenn Beckert, R OBP: 0.332, SLG: 0.317 (1, 4)										3	1	1	0	1	0	1				
Billy Williams, L OBP: 0.379, SLG: 0.453 (1, 7)										5	1	1	0	0	1	5				
Jose Cardenal, R OBP: 0.379, SLG: 0.481 (1, 9)										3	1	0	0	1	0	2				
Ron Santo, R OBP: 0.389, SLG: 0.472 (1, 5)										4	2	3	4	0	0	0				
Jim Hickman, R OBP: 0.347, SLG: 0.221 (1, 3)										4	0	1	0	0	3	4				
Ken Rudolph, R OBP: 0.239, SLG: 0.367 (1, 2)										4	0	2	2	0	1	1				
Don Kessinger, S OBP: 0.378, SLG: 0.344 (1, 6)										2	0	0	0	2	0	0				
Fergie Jenkins, R OBP: 0.125, SLG: 0.068 (1, 1)										2	0	0	0	0	1	4				
Gene Hiser, L OBP: 0.364, SLG: 0.304 (5, PH)										1	0	0	0	0	0	0				
Bill Bonham, R OBP: 0.125, SLG: 0.125 (6, 1)										1	0	0	0	0	0	0				
Inning Stats	R: 0 E: 0 K: 1 S: 5	H: 1 LOB: 0 BB: 0 P: 5	R: 1 E: 0 K: 1 S: 7	H: 2 LOB: 1 BB: 1 P: 11	R: 4 E: 1 K: 2 S: 11	H: 3 LOB: 2 BB: 2 P: 19	R: 1 E: 0 K: 1 S: 6	H: 1 LOB: 2 BB: 1 P: 11	R: 0 E: 0 K: 1 S: 5	H: 0 LOB: 0 BB: 0 P: 5	R: 0 E: 0 K: 1 S: 4	H: 0 LOB: 0 BB: 1 P: 8	R: 0 E: 1 K: 0 S: 4	H: 1 LOB: 1 BB: 0 P: 4	R: 0 E: 0 K: 0 S: 4	H: 1 LOB: 2 BB: 1 P: 8	1B: 6 2B: 3 3B: 0 HR: 0	SF: 0 SAC: 0 DP: 2 HBP: 1	WP: 0 PB: 0 SB: 0 CS: 0	PA: 39
PITCHER	IP WLS BF H R ER SO BB IBB HBP BLK WP HR S P ERA WHIP																			
Balor Moore, L ERA: 4.24 (1, 1)	2.1 L 13 4 4 4 2 2 0 0 0 0 0 14 23 5.40 3.000																			
Tom Walker, R ERA: 3.4 (3, 1)	1.2 11 3 2 1 3 2 0 1 0 0 0 0 14 23 5.40 3.000																			
Pat Jarvis, R ERA: 6.23 (5, 1)	2.0 6 0 0 0 2 1 0 0 0 0 0 9 13 0.00 0.500																			
John Strohmayr, R ERA: 4.82 (7, 1)	2.0 9 2 0 0 0 1 0 0 0 0 0 0 8 12 0.00 1.500																			

AB 32
R 6
H 9
RBI 6
BB 6
SO 7
LOB 17



Batter	1	2	3	4	5	6	7	8	9	AB	R	H	RBI	BB	SO	LOB	TOP					
Ron Hunt, R OBP: 0.407, SLG: 0.343 (1, 4)										3	0	0	0	1	0	3						
Boots Day, L OBP: 0.333, SLG: 0.429 (1, 8)										4	0	2	0	0	0	0						
Ron Fairly, L OBP: 0.478, SLG: 0.492 (1, 7)										4	0	1	0	0	0	3						
Ken Singleton, S OBP: 0.416, SLG: 0.449 (1, 9)										4	0	0	0	0	1	4						
Mike Jorgensen, L OBP: 0.326, SLG: 0.322 (1, 3)										4	0	0	0	0	2	3						
Bob Bailey, R OBP: 0.403, SLG: 0.567 (1, 5)										3	0	0	0	0	1	0						
John Boccabella, R OBP: 0.286, SLG: 0.293 (1, 2)										3	0	0	0	0	1	0						
Tim Foli, R OBP: 0.273, SLG: 0.263 (1, 6)										3	0	1	0	0	1	0						
Ernie McAnally, R OBP: 0.200, SLG: 0.200 Joe Gilbert, R (7, 1)										2	0	1	0	0	0	0						
Bob Stinson, S OBP: 0.333, SLG: 0.250 Tom Walker, R (8, 1)										0	0	0	0	0	0	0						
Inning Stats	R: 0 E: 0 K: 2 S: 8	H: 1 LOB: 2 BB: 1 P: 12	R: 0 E: 0 K: 0 S: 5	H: 2 LOB: 2 BB: 0 P: 5	R: 0 E: 0 K: 0 S: 3	H: 1 LOB: 0 BB: 0 P: 3	R: 0 E: 0 K: 1 S: 5	H: 0 LOB: 0 BB: 0 P: 5	R: 0 E: 0 K: 1 S: 5	H: 0 LOB: 0 BB: 0 P: 5	R: 0 E: 0 K: 0 S: 3	H: 0 LOB: 0 BB: 0 P: 3	R: 0 E: 0 K: 2 S: 7	H: 0 LOB: 0 BB: 0 P: 7	R: 0 E: 0 K: 0 S: 3	H: 1 LOB: 0 BB: 0 P: 3	R: 0 E: 0 K: 0 S: 4	H: 1 LOB: 1 BB: 0 P: 4	1B: 6 2B: 1 3B: 0 HR: 0	SF: 0 SAC: 0 DP: 2 HBP: 0	WP: 0 PB: 0 CS: 0	PA: 32
PITCHER Bob Moose, R ERA: 3.43 (1, 1)	IP: 9.0 WLS: W BF: 32 H: 6 R: 0 ER: 0 SO: 6 BB: 1 IBB: 0 HBP: 0 BLK: 0 WP: 0 HR: 0 S: 43 P: 47 ERA: 0.00 WHIP: 0.778															PITCHER						

Montreal Expos @ Pittsburgh Pirates
Three Rivers Stadium, Pittsburgh, PA
Fri Jun 29 1973, 7:05 PM EDT
Att: 26,638 - Unknown

AB	31
R	0
H	6
RBI	0
BB	1
SO	6
LOB	13



Batter	1	2	3	4	5	6	7	8	9	AB	R	H	RBI	BB	SO	LOB	BOTTOM			
Gene Clines, R OBP: 0.346, SLG: 0.373 Vic Davalillo, L OBP: 0.217, SLG: 0.259 (1, PH) (2, 9)										0	0	0	0	0	0	0				
Manny Sanguillen, R OBP: 0.302, SLG: 0.447 (1, 2)										3	2	2	1	1	0	0				
Al Oliver, L OBP: 0.313, SLG: 0.455 (1, 8)										3	0	2	2	1	0	1				
Willie Stargell, L OBP: 0.399, SLG: 0.680 Richie Zisk, R OBP: 0.246, SLG: 0.365 (8, 7)										4	0	2	1	0	1	4				
Richie Hebner, L OBP: 0.363, SLG: 0.498 (1, 5)										4	0	0	0	0	1	2				
Bob Robertson, R OBP: 0.346, SLG: 0.418 (1, 3)										4	0	0	0	0	1	0				
Rennie Stennett, R OBP: 0.247, SLG: 0.367 (1, 4)										4	0	0	0	0	1	0				
Gene Alley, R OBP: 0.308, SLG: 0.333 (1, 6)										3	1	1	0	1	0	0				
Bob Moose, R OBP: 0.189, SLG: 0.118 (1, 1)										2	0	1	0	0	1	1				
Inning Stats	R: 1 E: 0 K: 1 S: 6	H: 1 LOB: 1 BB: 1 P: 10	R: 0 E: 0 K: 2 S: 8	H: 1 LOB: 1 BB: 0 P: 8	R: 0 E: 0 K: 0 S: 3	H: 1 LOB: 2 BB: 1 P: 7	R: 0 E: 0 K: 0 S: 3	H: 0 LOB: 0 BB: 0 P: 3	R: 0 E: 0 K: 0 S: 6	H: 3 LOB: 3 BB: 0 P: 6	R: 0 E: 0 K: 0 S: 3	H: 0 LOB: 0 BB: 0 P: 3	R: 3 E: 0 K: 1 S: 8	H: 3 LOB: 1 BB: 1 P: 12	R: 0 E: 0 K: 1 S: 5	H: 0 LOB: 0 BB: 0 P: 5	1B: 8 2B: 1 3B: 0 HR: 0	SF: 0 SAC: 1 DP: 0 HBP: 0	WP: 2 PB: 0 CS: 0	PA: 35
PITCHER Ernie McAnally, R ERA: 3.27 Joe Gilbert, L ERA: 4.74 Tom Walker, R ERA: 3.31	IP: 6.1 WLS: L BF: 30 H: 9 R: 4 ER: 4 SO: 3 BB: 3 IBB: 0 HBP: 0 BLK: 0 WP: 1 HR: 0 S: 33 P: 45 ERA: 5.68 WHIP: 1.895															PITCHER				

Montreal Expos @ Pittsburgh Pirates
Three Rivers Stadium, Pittsburgh, PA
Fri Jun 29 1973, 7:05 PM EDT
Att: 26,638 - Unknown

AB	31
R	4
H	9
RBI	4
BB	3
SO	5
LOB	9



Batter	1	2	3	4	5	6	7	8	9	AB	R	H	RBI	BB	SO	LOB	TOP					
Ron Hunt, R OBP: 0.402, SLG: 0.336 (1, 4)			SH2-4 1-2		6-3				4-3	3	0	1	0	1	0	0	Montreal Expos @ Pittsburgh Pirates Three Rivers Stadium, Pittsburgh, PA Sun Jul 01 1973, 3:38 AM EDT Att: 24,984 - Unknown					
Tim Foli, R OBP: 0.287, SLG: 0.280 Pepe Frias, R OBP: 0.210, SLG: 0.231 Boots Day, L OBP: 0.336, SLG: 0.422 (1, 6) (5, 6) (9, PH)			E5 2-3				FC6-4 1-2, 2-3, 3-H		G3	3	0	1	0	0	0	2						
Ron Woods, R OBP: 0.363, SLG: 0.348 Ron Fairly, L OBP: 0.471, SLG: 0.475 (1, 8) (7, PH) (7, 7)					FC6-4 1-2		4-3			2	0	0	0	1	0	2						
Hal Breedren, R OBP: 0.394, SLG: 0.528 (1, 3)			K						6-3	4	1	1	0	1	2	3						
Bob Bailey, R OBP: 0.389, SLG: 0.539 (1, 5)			FC6 1-2						L8	5	0	1	1	0	1	4						
Ken Singleton, S OBP: 0.408, SLG: 0.462 (1, 9)		K			4-3		1-3			5	1	1	1	0	1	3						
Clyde Mashore, R OBP: 0.333, SLG: 0.460 (1, 7) (7, 8)					5-3					2	0	1	1	2	0	0						
Terry Humphrey, R OBP: 0.203, SLG: 0.207 (1, 2)					K					3	1	0	0	1	1	2						
Mike Torrez, R OBP: 0.242, SLG: 0.270 John Strimling, R OBP: 0.400, SLG: 0.250 Bob Singleton, S OBP: 0.240, SLG: 0.222 Joe Gilbert, L OBP: 0.289, SLG: 0.220 Mike Jorgensen, L OBP: 0.289, SLG: 0.220 Mike Marshall, R OBP: 0.207, SLG: 0.214 (1, 1) (4, 1) (7, PH) (7, 1) (8, PH) (8, 1)			E4 SH2-4				P3		CI FC6-4, BB	1	0	0	0	0	0	0						
Inning Stats	R: 0 E: 0 K: 0 S: 3	H: 1 LOB: 0 BB: 0 P: 3	R: 1 E: 0 K: 2 S: 8	H: 1 LOB: 1 BB: 1 P: 12	R: 0 E: 2 K: 1 S: 7	H: 0 LOB: 3 BB: 1 P: 11	R: 0 E: 0 K: 1 S: 5	H: 0 LOB: 0 BB: 0 P: 5	R: 0 E: 0 K: 0 S: 4	H: 1 LOB: 1 BB: 0 P: 4	R: 0 E: 0 K: 1 S: 5	H: 0 LOB: 0 BB: 0 P: 5	R: 1 E: 1 K: 0 S: 4	H: 0 LOB: 2 BB: 2 P: 12	R: 1 E: 0 K: 0 S: 4	H: 1 LOB: 2 BB: 2 P: 12		R: 1 E: 0 K: 0 S: 5	H: 2 LOB: 2 BB: 1 P: 9	1B: 5 2B: 0 3B: 0 HR: 1	SF: 0 SAC: 1 DP: 1 HBP: 0	WP: 1 PB: 0 CS: 0
PITCHER	IP WLS BF H R ER SO BB IBB HBP BLK WP HR S P ERA WHIP	IP WLS BF H R ER SO BB IBB HBP BLK WP HR S P ERA WHIP																				
Jim Rooker, L ERA: 3.83 (1, 1)	6.1 W 28 3 2 1 5 4 0 0 0 1 0 34 50 1.42 1.105																					
Dave Giusti, R ERA: 1.51 (7, 1)	2.2 S 14 3 2 2 0 3 0 0 0 0 1 11 23 6.75 2.250																					

AB	33
R	4
H	6
RBI	4
BB	7
SO	5
LOB	22



Batter	1	2	3	4	5	6	7	8	9	AB	R	H	RBI	BB	SO	LOB	BOTTOM			
Gene Clines, R OBP: 0.351, SLG: 0.362 (1, 8)		L4-3								4	1	2	1	1	0	0	Montreal Expos @ Pittsburgh Pirates Three Rivers Stadium, Pittsburgh, PA Sun Jul 01 1973, 3:38 AM EDT Att: 24,984 - Unknown			
Dave Cash, R OBP: 0.336, SLG: 0.370 (1, 4)			6-3						6-3	4	2	1	1	1	1	3				
Al Oliver, L OBP: 0.325, SLG: 0.474 (1, 3)							4-3			4	2	2	1	1	0	5				
Richie Hebner, L OBP: 0.366, SLG: 0.495 Fernando Gonzalez, R OBP: 0.200, SLG: 0.343 (1, 5) (2, 5)			K				6-3		F7	1	0	1	1	0	0	0				
Richie Zisk, R OBP: 0.270, SLG: 0.404 (1, 7)									F9	4	1	1	2	0	1	1				
Rennie Stennett, R OBP: 0.281, SLG: 0.375 (1, 6)			4-3	4-3			L4			4	0	1	0	0	0	3				
Vic Davallilo, L OBP: 0.215, SLG: 0.254 (1, 9)	4-3								P4	4	0	1	0	0	0	3				
Milt May, L OBP: 0.354, SLG: 0.397 (1, 2)									4-3	2	1	0	0	2	0	0				
Jim Rooker, R OBP: 0.400, SLG: 0.250 (1, 1)			K						L3	1	1	0	0	0	1	0				
Inning Stats	R: 2 E: 1 K: 0 S: 6	H: 4 LOB: 2 BB: 1 P: 10	R: 0 E: 0 K: 1 S: 5	H: 0 LOB: 0 BB: 0 P: 5	R: 1 E: 0 K: 1 S: 6	H: 1 LOB: 1 BB: 1 P: 10	R: 5 E: 0 K: 0 S: 8	H: 4 LOB: 1 BB: 1 P: 12	R: 0 E: 0 K: 1 S: 6	H: 1 LOB: 3 BB: 2 P: 14	R: 0 E: 0 K: 0 S: 4	H: 1 LOB: 1 BB: 0 P: 4	R: 0 E: 0 K: 0 S: 3	H: 0 LOB: 0 BB: 0 P: 3	R: 0 E: 0 K: 0 S: 3	H: 0 LOB: 1 BB: 1 P: 7		1B: 7 2B: 2 3B: 1 HR: 1	SF: 0 SAC: 2 DP: 0 HBP: 0	WP: 0 PB: 0 CS: 1
PITCHER	IP WLS BF H R ER SO BB IBB HBP BLK WP HR S P ERA WHIP	IP WLS BF H R ER SO BB IBB HBP BLK WP HR S P ERA WHIP																		
Mike Torrez, R ERA: 4.04 (1, 1)	3.2 L 23 9 8 7 2 2 0 0 0 0 0 11 19 0.00 1.714																			
John Strimling, R ERA: 4.45 (4, 1)	2.1 11 2 0 0 1 2 0 0 0 0 0 0 3 3 0.00 0.000																			
Joe Gilbert, L ERA: 4.29 (7, 1)	1.0 3 0 0 0 0 0 0 0 0 0 0 0 3 3 0.00 0.000																			
Mike Marshall, R ERA: 2.88 (8, 1)	1.0 4 0 0 0 0 1 0 0 0 0 0 0 3 7 0.00 1.000																			




Batter	1	2	3	4	5	6	7	8	9	AB	R	H	RBI	BB	SO	LOB	TOP			
Wayne Garrett, L (1.5) OBP: 0.326, SLG: 0.362										5	1	2	1	0	1	0	New York Mets @ Montreal Expos Jarry Park, Montreal, QB Tue Jul 03 1973, 7:05 PM EDT Att: 12,279 - Unknown			
Felix Milan, R (1.4) OBP: 0.318, SLG: 0.352										5	2	4	1	0	0	0				
George Theodore, R (1.7) OBP: 0.296, SLG: 0.290										2	1	0	0	1	0	0				
Harry Parker, R (6.1) OBP: 0.125, SLG: 0.125										0	0	0	0	0	0	0				
Ken Boswell, L (7, PH) OBP: 0.264, SLG: 0.347										1	0	0	0	0	0	2				
Phil Hennigan, R (7.1) OBP: 0.333, SLG: 0.333										0	0	0	0	0	0	2				
Jim Beauchamp, R (9, PH) OBP: 0.351, SLG: 0.333										0	0	0	0	0	0	0				
Rusty Staub, L (1.9) OBP: 0.357, SLG: 0.418										5	1	1	0	0	1	5				
John Milner, L (1.3) OBP: 0.332, SLG: 0.451										3	1	1	3	0	1	3				
Ron Hodges, L (1.2) OBP: 0.311, SLG: 0.368										4	0	1	0	0	0	1				
Don Hahn, R (1.8) OBP: 0.277, SLG: 0.326										3	0	0	0	1	2	2				
Ted Martinez, R (1.6) OBP: 0.272, SLG: 0.256										4	1	1	0	0	0	1				
Jim McAndrew, R (1.1) OBP: 0.400, SLG: 0.214										2	0	0	0	0	0	0				
Tug McGraw, R (5.1) OBP: 0.167, SLG: 0.167										0	0	0	0	0	0	0				
Jim Gosger, L (6.7) OBP: 0.304, SLG: 0.261										1	1	0	0	1	1	0				
Inning Stats	R: 1 E: 0 K: 0 S: 4	H: 2 LOB: 1 BB: 1 P: 8	R: 0 E: 0 K: 0 S: 3	H: 0 LOB: 0 BB: 0 P: 3	R: 4 E: 1 K: 2 S: 12	H: 4 LOB: 1 BB: 0 P: 12	R: 0 E: 0 K: 0 S: 3	H: 0 LOB: 0 BB: 0 P: 3	R: 0 E: 0 K: 1 S: 4	H: 0 LOB: 0 BB: 0 P: 5	R: 2 E: 1 K: 1 S: 8	H: 3 LOB: 2 BB: 1 P: 12	R: 0 E: 0 K: 0 S: 2	H: 0 LOB: 0 BB: 1 P: 6	R: 1 E: 0 K: 2 S: 8	H: 1 LOB: 1 BB: 1 P: 12	1B: 8 2B: 1 3B: 1 HR: 1	SF: 0 SAC: 0 DP: 3 HBP: 1	WP: 0 PB: 0 SB: 2 CS: 1	PA: 40
PITCHER	IP WLS BF H R ER SO BB IBB HBP BLK WP HR S P ERA WHIP																			
Ernie McAnally, R (1.1) ERA: 3.17	6.0 W 25 6 5 1 3 1 0 1 0 0 1 29 34 1.50 1.167																			
Mike Marshall, R (7.1) ERA: 2.6	3.0 S 15 4 3 2 3 3 0 0 0 0 0 0 18 30 6.00 2.333																			

AB	35
R	8
H	10
RBI	5
BB	4
SO	6
LOB	14



Batter	1	2	3	4	5	6	7	8	9	AB	R	H	RBI	BB	SO	LOB	BOTTOM			
Ron Hunt, R (1.4) OBP: 0.403, SLG: 0.338										3	2	2	1	1	0	0	New York Mets @ Montreal Expos Jarry Park, Montreal, QB Tue Jul 03 1973, 7:05 PM EDT Att: 12,279 - Unknown			
Clyde Mashore, R (7, PH) OBP: 0.328, SLG: 0.444										1	0	0	0	0	1	2				
Mike Jorgensen, L (1.3) OBP: 0.332, SLG: 0.327										5	4	2	0	1	0	2				
Ron Fairly, L (1.7) OBP: 0.477, SLG: 0.478										3	3	2	1	2	0	0				
Pepe Frias, R (6.4) OBP: 0.207, SLG: 0.228										1	0	0	0	0	0	1				
Ken Singleton, S (1.9) OBP: 0.411, SLG: 0.473										6	2	3	5	0	2	4				
Boots Day, L (1.8) OBP: 0.351, SLG: 0.457										2	1	1	0	1	0	0				
Ron Woods, R (6, PH) OBP: 0.355, SLG: 0.335										2	1	0	1	1	0	1				
Bob Bailey, R (1.5) OBP: 0.394, SLG: 0.569										6	2	4	7	0	0	1				
Tim Foli, R (1.6) OBP: 0.296, SLG: 0.290										5	2	3	1	1	1	2				
John Boccabella, R (1.2) OBP: 0.291, SLG: 0.308										5	2	3	2	0	0	4				
Ernie McAnally, R (1.1) ERA: 5.83	4.1 L 24 8 6 5 2 2 0 0 0 0 0 26 34 10.38 2.308																			
Tug McGraw, L (5.1) ERA: 6.07	1.1 11 4 7 7 2 3 1 0 0 0 0 2 11 27 47.25 5.250																			
Harry Parker, R (6.1) ERA: 3.88	0.1 1 0 0 0 0 0 0 0 0 0 0 0 1 1 0.00 0.000																			
Phil Hennigan, R (7.1) ERA: 5.88	2.0 16 9 6 6 2 1 0 0 0 0 0 2 19 23 27.00 5.000																			
Inning Stats	R: 0 E: 0 K: 0 S: 4	H: 1 LOB: 1 BB: 0 P: 4	R: 3 E: 1 K: 0 S: 7	H: 3 LOB: 1 BB: 0 P: 7	R: 0 E: 0 K: 1 S: 5	H: 0 LOB: 0 BB: 0 P: 5	R: 0 E: 0 K: 1 S: 6	H: 1 LOB: 1 BB: 0 P: 6	R: 3 E: 0 K: 0 S: 5	H: 3 LOB: 2 BB: 3 P: 17	R: 7 E: 0 K: 2 S: 11	H: 4 LOB: 0 BB: 3 P: 23	R: 5 E: 0 K: 2 S: 13	H: 6 LOB: 2 BB: 1 P: 17	R: 1 E: 0 K: 0 S: 6	H: 3 LOB: 2 BB: 0 P: 6	1B: 14 2B: 4 3B: 0 HR: 4	SF: 1 SAC: 0 DP: 1 HBP: 0	WP: 1 PB: 0 SB: 0 CS: 0	PA: 52
PITCHER	IP WLS BF H R ER SO BB IBB HBP BLK WP HR S P ERA WHIP																			


AB	44
R	19
H	21
RBI	19
BB	7
SO	6
LOB	20




Batter	1	2	3	4	5	6	7	8	9	AB	R	H	RBI	BB	SO	LOB	TOP										
Wayne Garrett, L (1.5) OBP: 0.332, SLG: 0.358										2	1	0	0	3	0	2	<p>New York Mets @ Montreal Expos Jarry Park, Montreal, QB Wed Jul 04 1973, 7:05 PM EDT Att: 15,801 - Unknown</p>										
Felix Milten, R (1.4) OBP: 0.312, SLG: 0.346										5	0	0	0	0	0	4											
Willie Mays, R (1.8) OBP: 0.274, SLG: 0.324 Don Hahn, R (7.8) OBP: 0.271, SLG: 0.319										4	1	2	1	0	0	1											
Rusty Staub, L (1.9) OBP: 0.355, SLG: 0.412										4	1	0	0	1	0	1											
George Theodore, R (1.7) OBP: 0.311, SLG: 0.327										3	1	2	3	1	1	0											
John Milner, L (1.3) OBP: 0.326, SLG: 0.441										4	0	0	0	0	1	3											
Duffy Dyer, R (1.2) OBP: 0.226, SLG: 0.229										3	1	2	1	1	0	0											
Ted Martinez, R (1.6) OBP: 0.271, SLG: 0.256										4	0	1	0	0	2	2											
Tom Seaver, R (1.1) OBP: 0.234, SLG: 0.233 Buzz Capra, R (8.1)										3	0	0	0	1	2	2											
Ray Sadecki, L (8.1) OBP: 0.222, SLG: 0.333										0	0	0	0	0	0	0											
Inning Stats	R: 3 E: 0 K: 1 S: 6	H: 1 LOB: 0 BB: 2 P: 14	R: 0 E: 0 K: 1 S: 5	H: 0 LOB: 2 BB: 13	R: 1 E: 0 K: 0 S: 5	H: 2 LOB: 2 BB: 1 P: 9	R: 0 E: 0 K: 1 S: 5	H: 0 LOB: 0 BB: 0 P: 5	R: 0 E: 0 K: 0 S: 4	H: 2 LOB: 1 BB: 0 P: 4	R: 1 E: 0 K: 2 S: 8	H: 1 LOB: 1 BB: 1 P: 12	R: 0 E: 0 K: 1 S: 5	H: 0 LOB: 0 BB: 0 P: 5	R: 0 E: 0 K: 0 S: 4	H: 1 LOB: 2 BB: 1 P: 8	R: 0 E: 0 K: 0 S: 3	H: 0 LOB: 0 BB: 0 P: 3	1B: 4 2B: 0 3B: 0 HR: 3	SF: 0 SAC: 0 DP: 1 HBP: 0	WP: 2 PB: 2 SB: 0 CS: 0	PA: 40					
PITCHER	IP	WLS	BF	H	R	ER	SO	BB	IBB	HBP	BLK	WP	HR	S	P	ERA	WHIP										
Balor Moore, L (1.1) ERA: 4.77	2.2		16	3	4	4	2	5	0	0	0	1	2	15	35	13.50	3.000										
Pat Jarvis, R (3.1) ERA: 4.11	2.1		8	2	0	0	1	0	0	0	0	1	0	10	10	0.00	0.857										
Tom Walker, R (6.1) ERA: 3.23	2.0		8	1	1	1	3	1	0	0	0	0	1	13	17	4.50	1.000										
Joe Gilbert, L (8.1) ERA: 4.09	1.0	W	5	1	0	0	0	1	0	0	0	0	0	4	8	0.00	2.000										
Mike Marshall, R (9.1) ERA: 2.77	1.0	S	3	0	0	0	0	0	0	0	0	0	0	3	3	0.00	0.000										

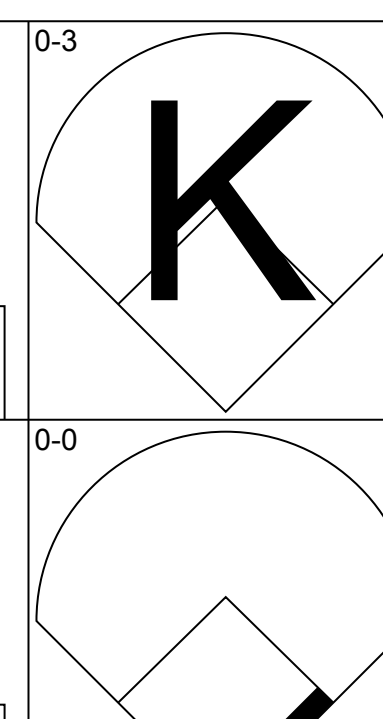
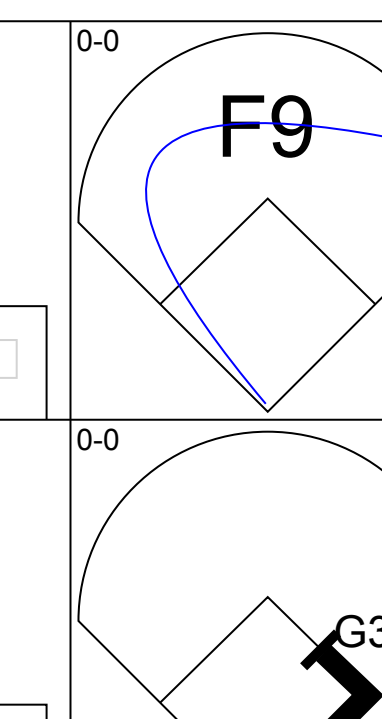
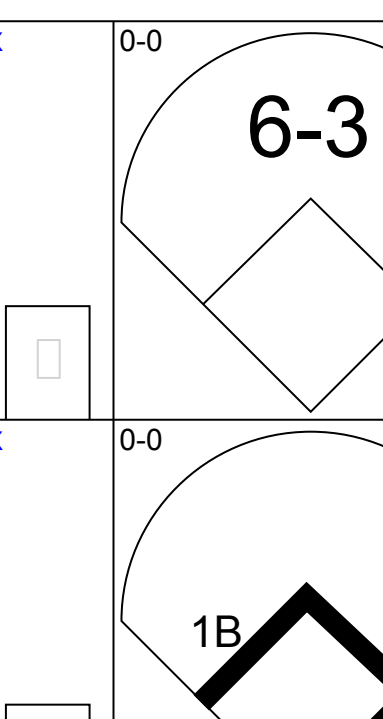
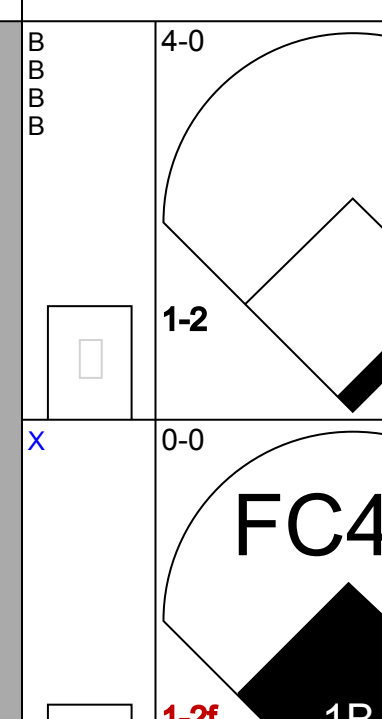
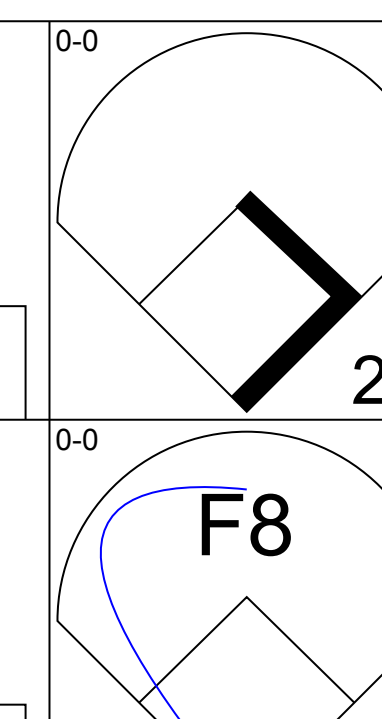
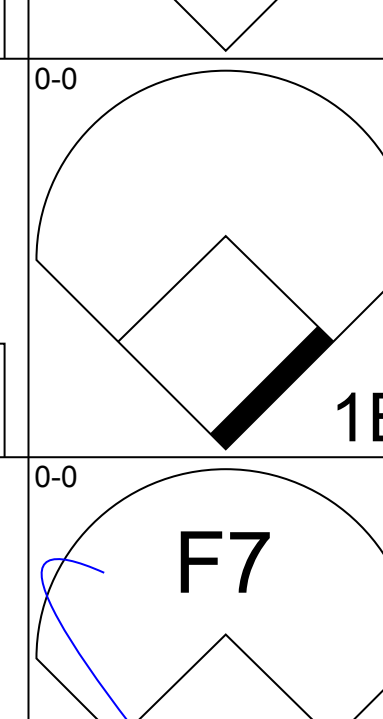
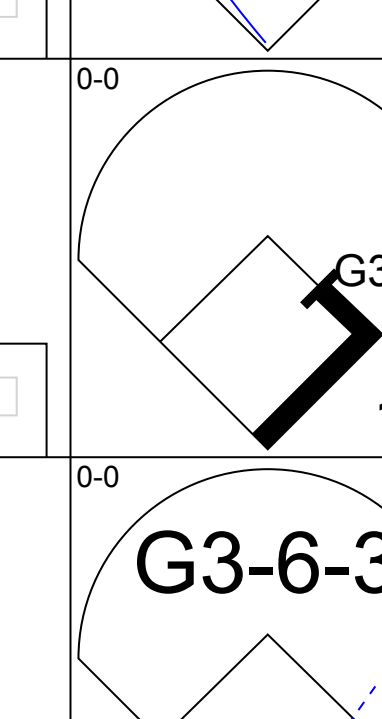
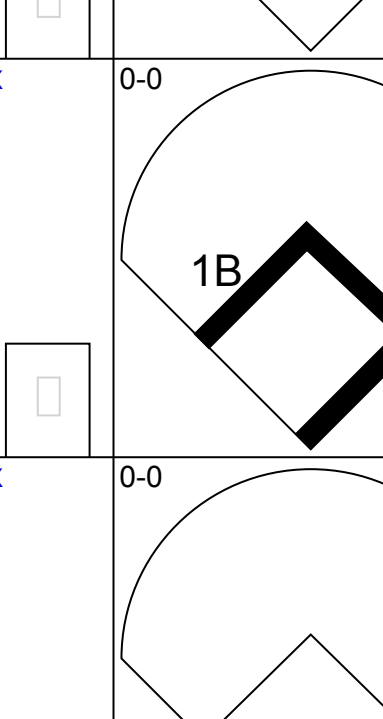
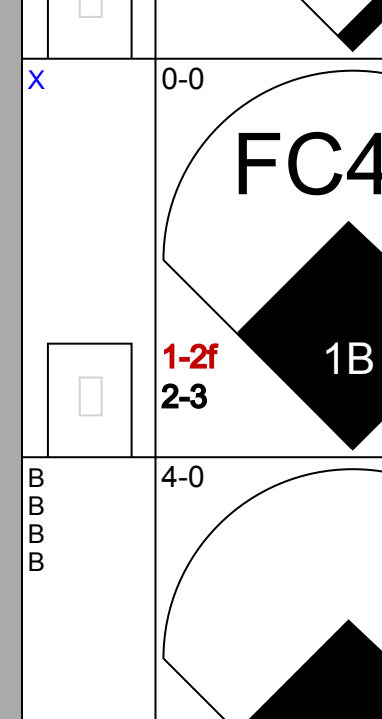
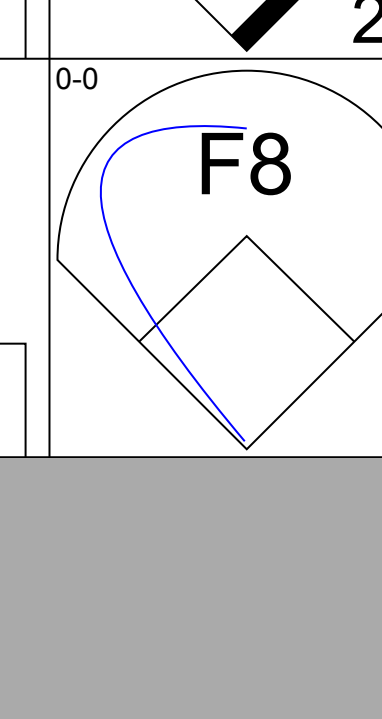
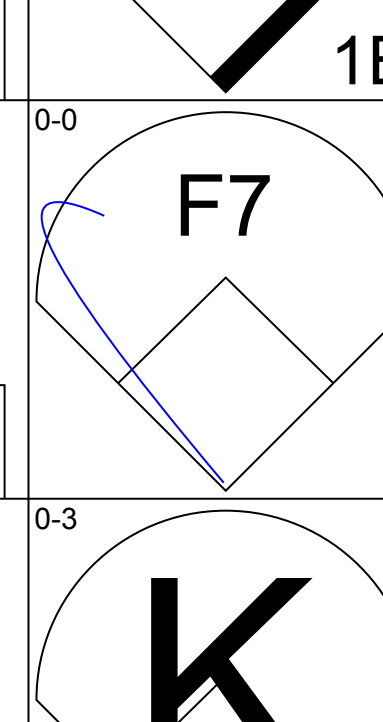
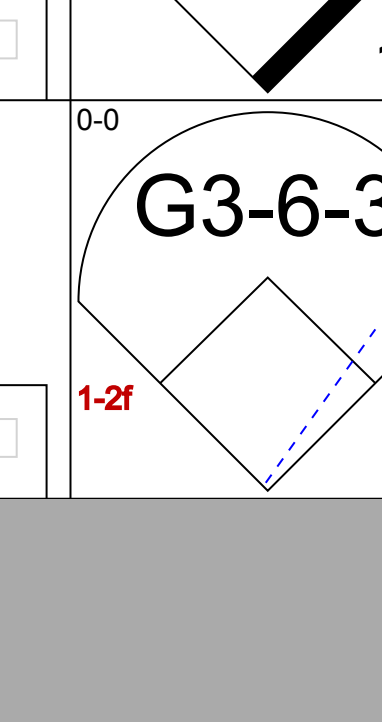
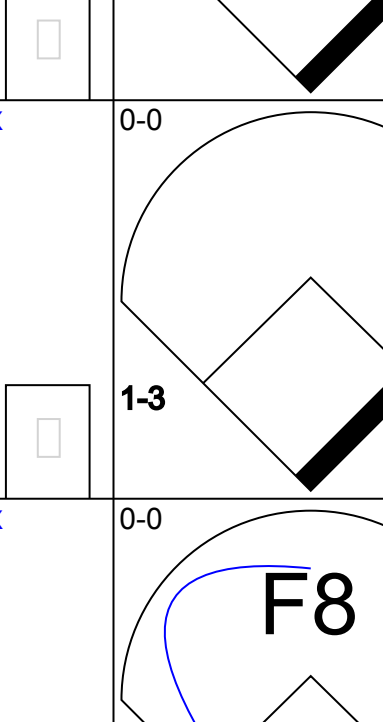
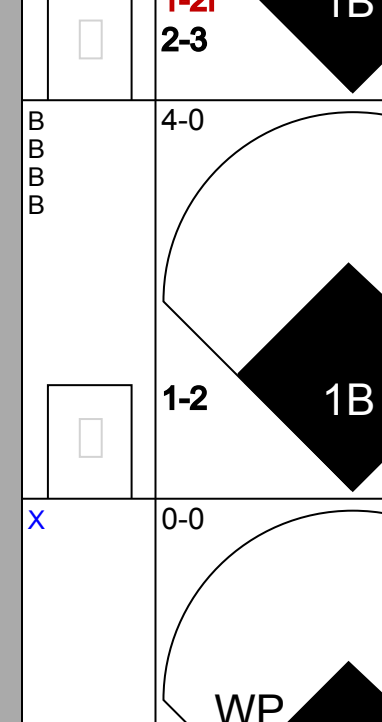

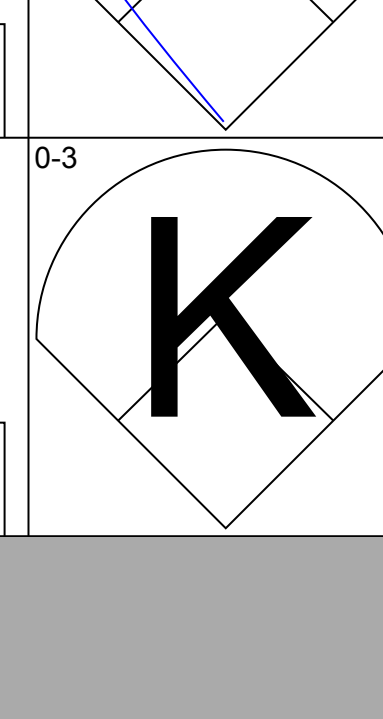
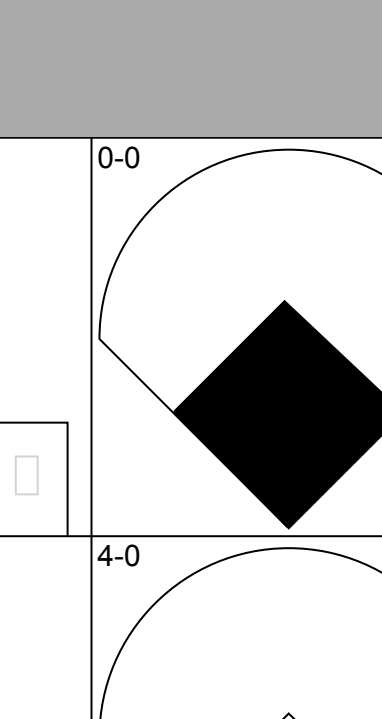
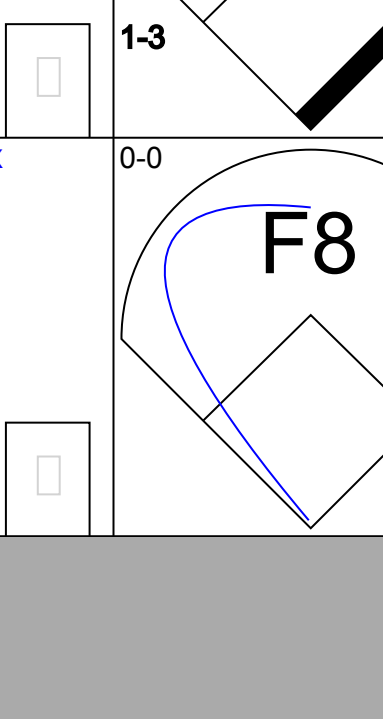
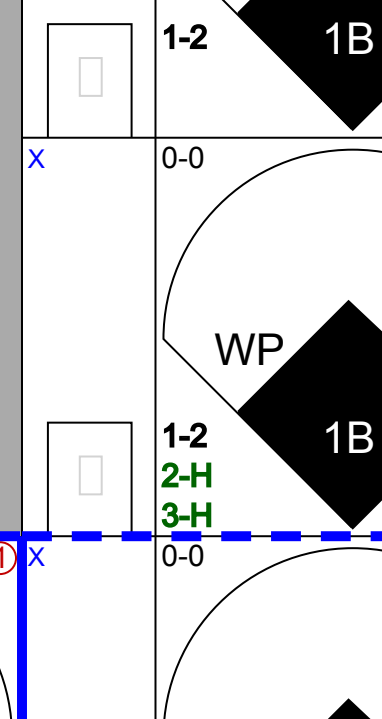

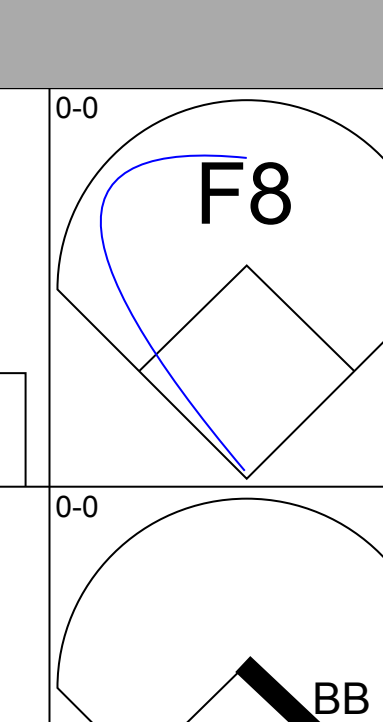
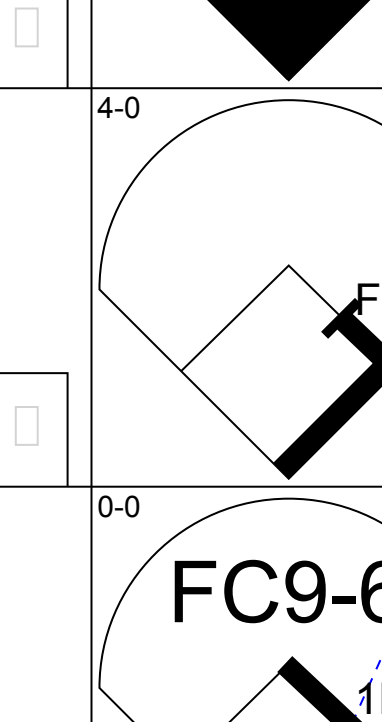

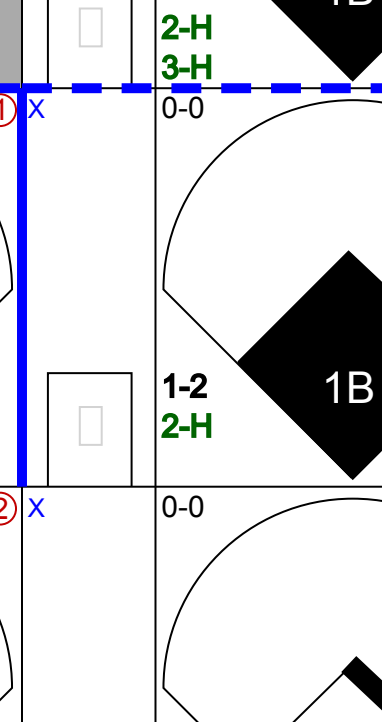

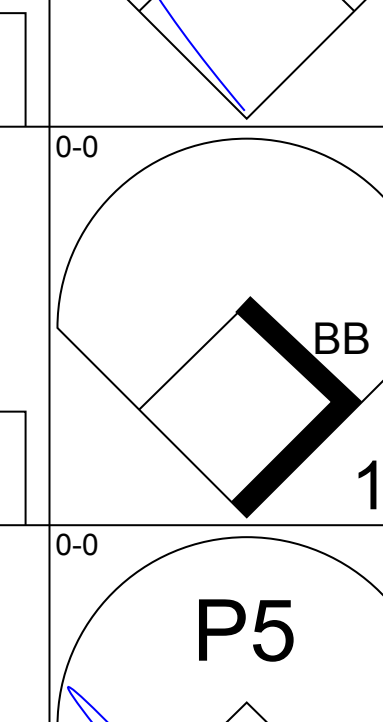
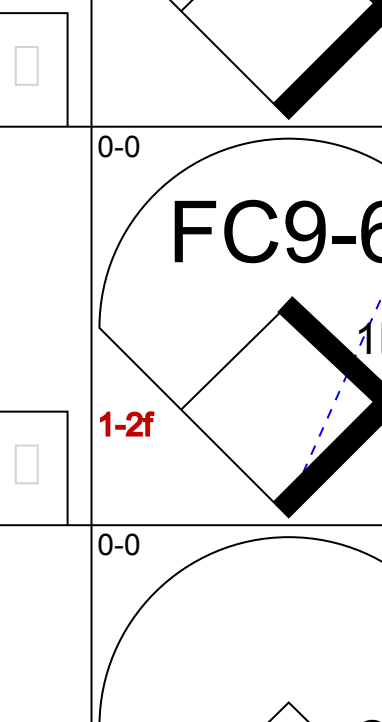

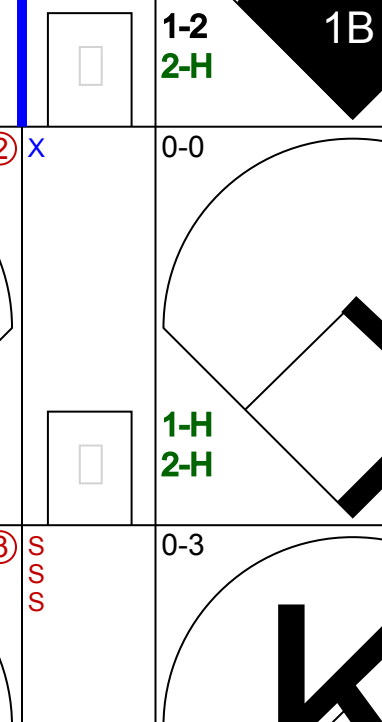

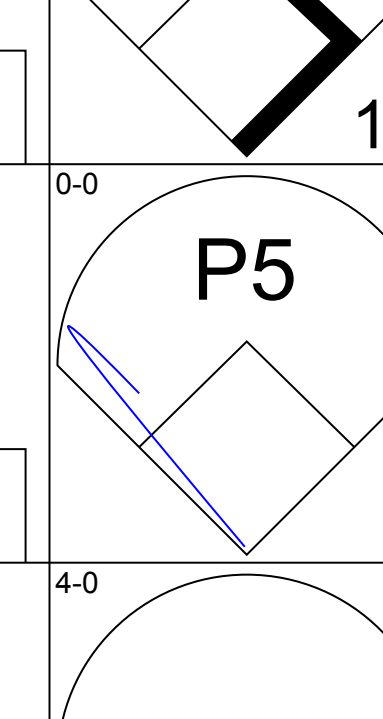
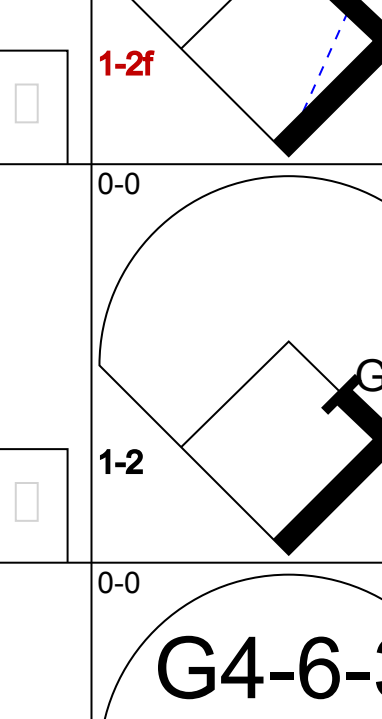

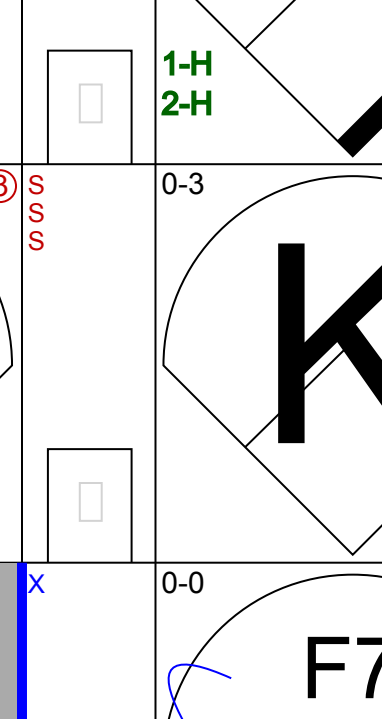

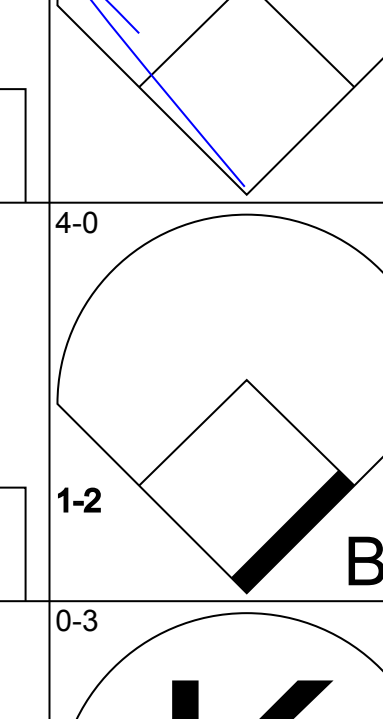
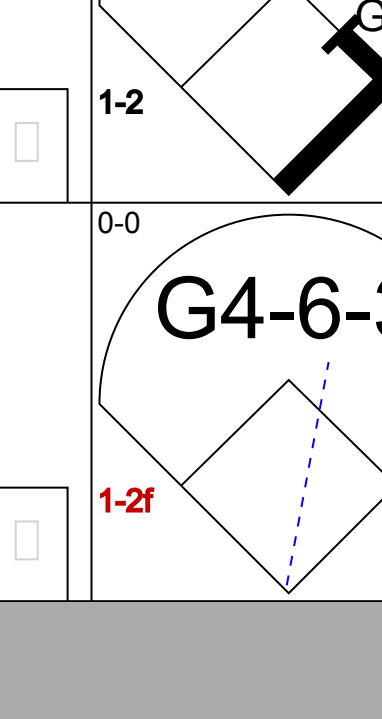

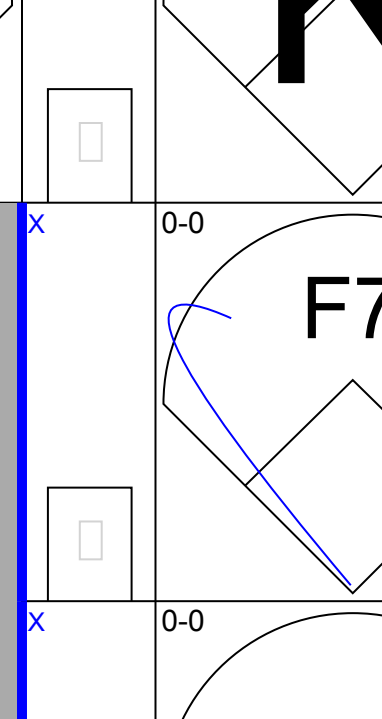
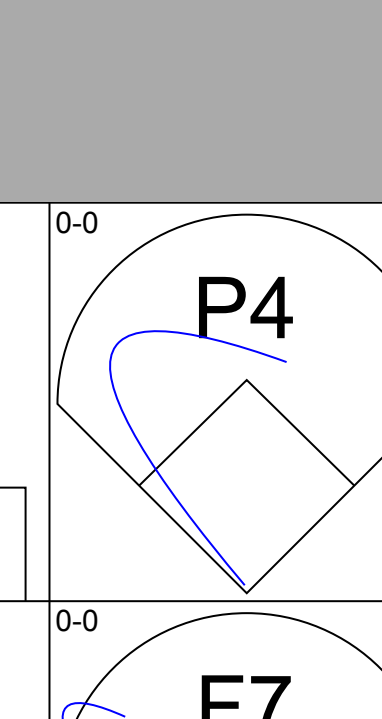

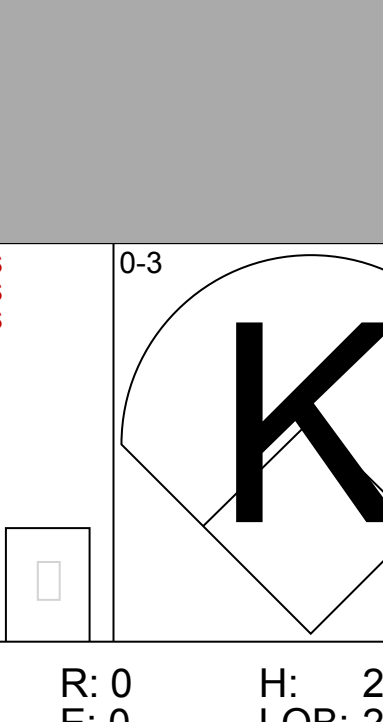
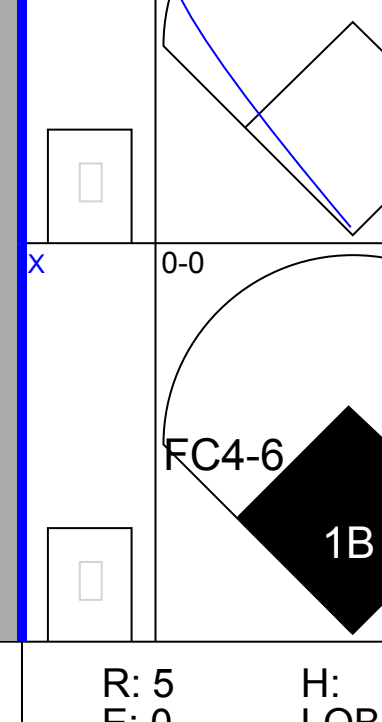
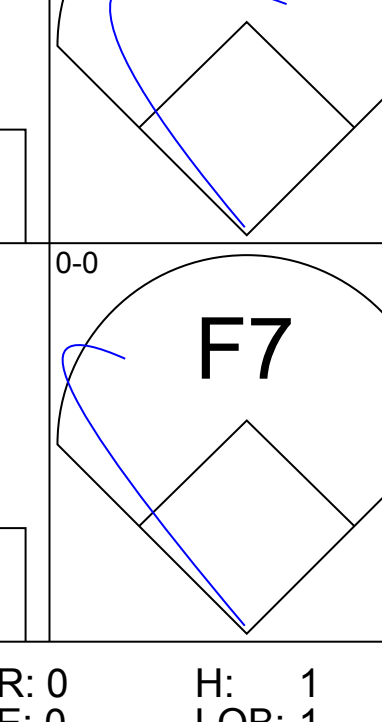
Batter	1	2	3	4	5	6	7	8	9	AB	R	H	RBI	BB	SO	LOB	BOTTOM										
Ron Hunt, R (1.4) OBP: 0.406, SLG: 0.336										2	1	0	0	2	0	0	<p>New York Mets @ Montreal Expos Jarry Park, Montreal, QB Wed Jul 04 1973, 7:05 PM EDT Att: 15,801 - Unknown</p>										
Mike Jorgensen, L (1.3) OBP: 0.337, SLG: 0.333										5	1	3	0	0	0	1											
Ron Fairly, L (1.7) OBP: 0.472, SLG: 0.468 Mike Marshall, R (9.1) OBP: 0.250, SLG: 0.200										4	0	0	0	1	0	5											
Ken Singleton, S (1.9) OBP: 0.409, SLG: 0.467										3	1	0	1	1	1	3											
Boots Day, L (1.8) OBP: 0.347, SLG: 0.459										4	1	1	1	0	1	2											
Bob Bailey, R (1.5) OBP: 0.391, SLG: 0.564										4	1	1	2	0	1	2											
Tim Foli, R (1.6) OBP: 0.299, SLG: 0.293										4	1	2	0	0	0	1											
John Boccabella, R (1.2) OBP: 0.290, SLG: 0.307										4	0	1	0	0	1	2											
Balor Moore, L (1.1) OBP: 0.118, SLG: 0.094 Pat Jarvis, R (3.1) Clyde Mashore, R (5. PH) Tom Walker, R (6.1) Hal Breaeden, R (7. PH) Joe Gilbert, R (8.1) Ron Woods, R (8. PH) OBP: 0.356, SLG: 0.357										0	0	0	0	0	0	0											
Inning Stats	R: 0 E: 0 K: 0 S: 3	H: 0 LOB: 0 BB: 0 P: 3	R: 0 E: 0 K: 1 S: 5	H: 0 LOB: 1 BB: 1 P: 9	R: 0 E: 0 K: 1 S: 5	H: 0 LOB: 1 BB: 1 P: 9	R: 0 E: 0 K: 1 S: 5	H: 0 LOB: 0 BB: 0 P: 5	R: 0 E: 0 K: 0 S: 4	H: 1 LOB: 1 BB: 0 P: 4	R: 0 E: 0 K: 1 S: 7	H: 2 LOB: 2 BB: 0 P: 7	R: 7 E: 1 K: 0 S: 10	H: 6 LOB: 2 BB: 1 P: 15	1B: 7 2B: 1 3B: 0 HR: 1	SF: 0 SAC: 0 DP: 0 HBP: 1		WP: 0 PB: 1 SB: 0 CS: 0	PA: 39								
PITCHER	IP	WLS	BF	H	R	ER	SO	BB	IBB	HBP	BLK	WP	HR	S	P	ERA	WHIP										
Tom Seaver, R (1.1) ERA: 2.09	7.1		33	6	5	4	5	4	0	0	0	0	1	39	55	4.91	1.364										
Buzz Capra, R (8.1) ERA: 5.94	0.1	L	4	2	2	1	0	0	0	1	0	0	1	3	4	27.00	6.000										
Ray Sadecki, L (8.1) ERA: 3.05	0.1		2	1	0	0	0	0	0	0	0	0	0	2	2	0.00	3.000										

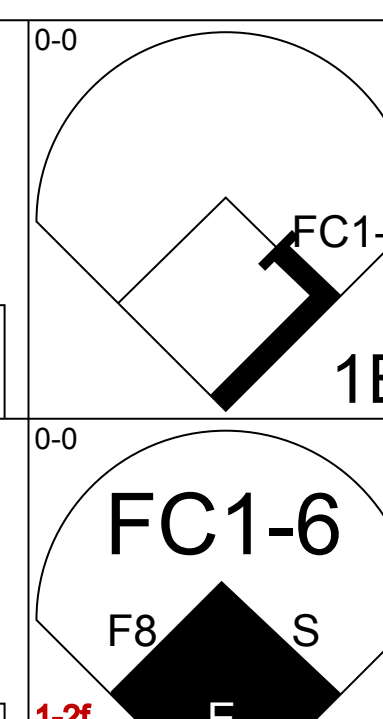
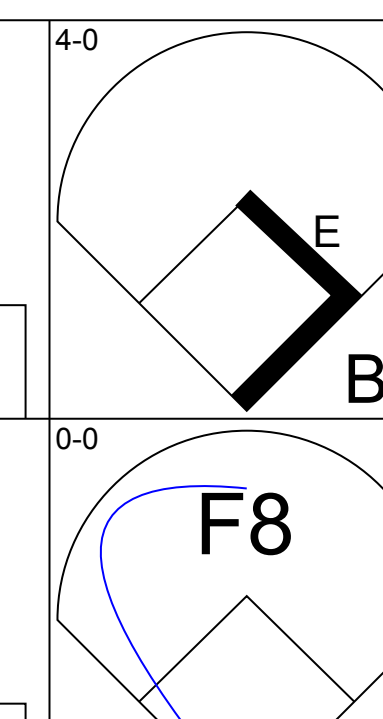
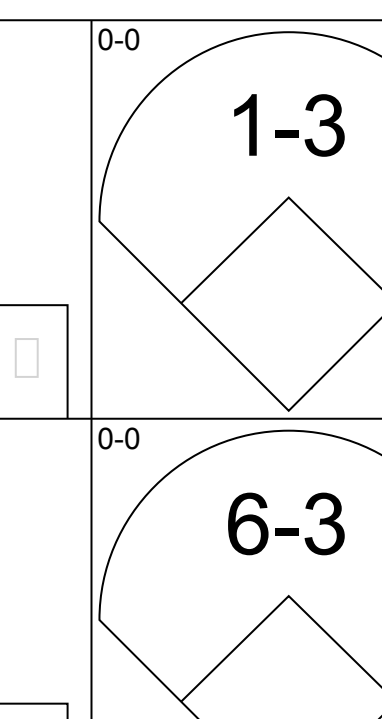


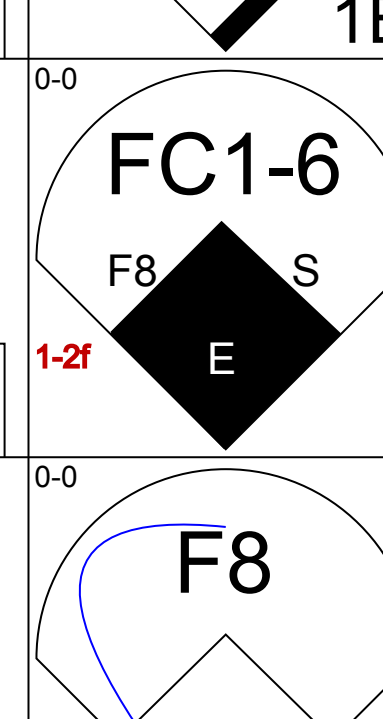
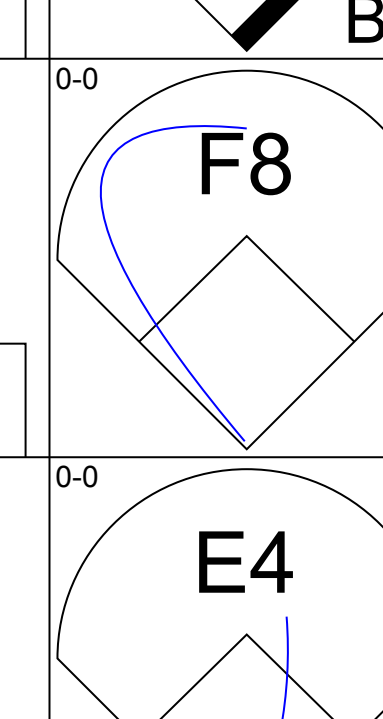
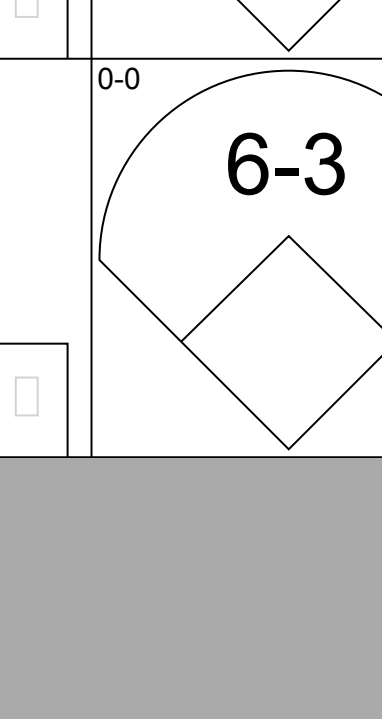
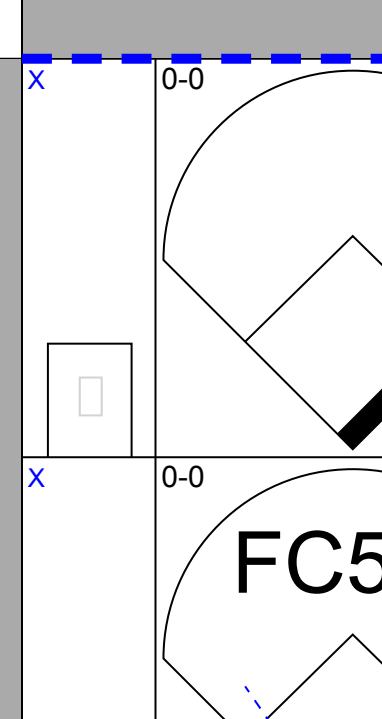

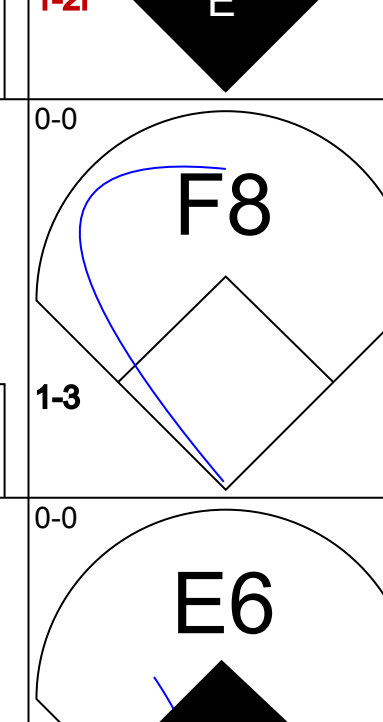
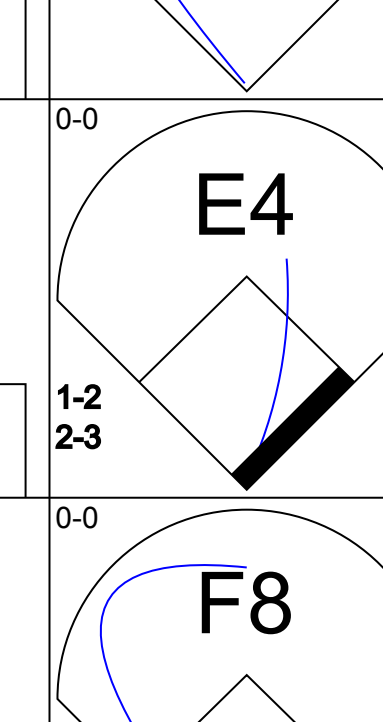
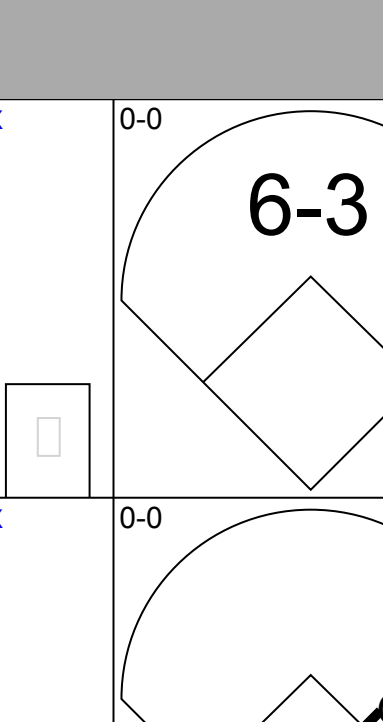
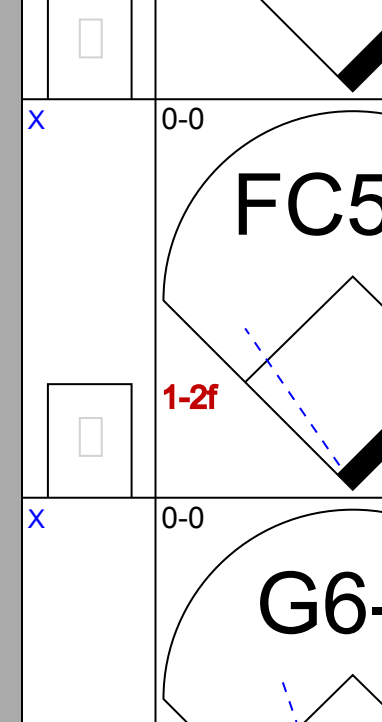
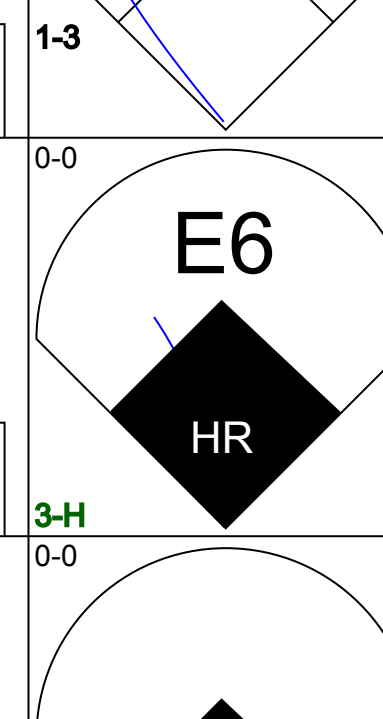
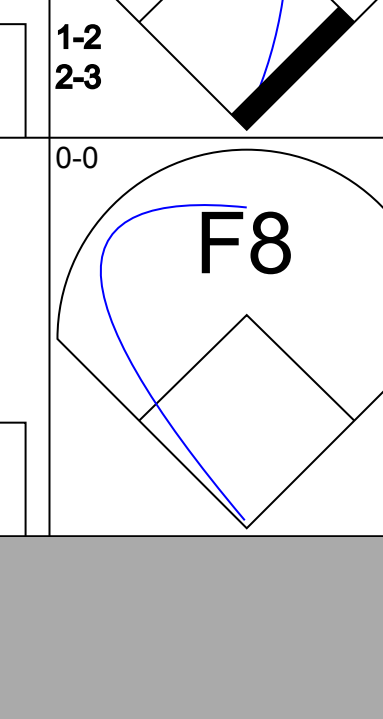
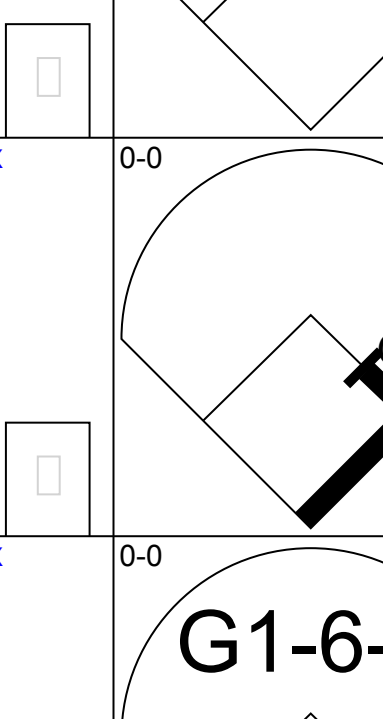
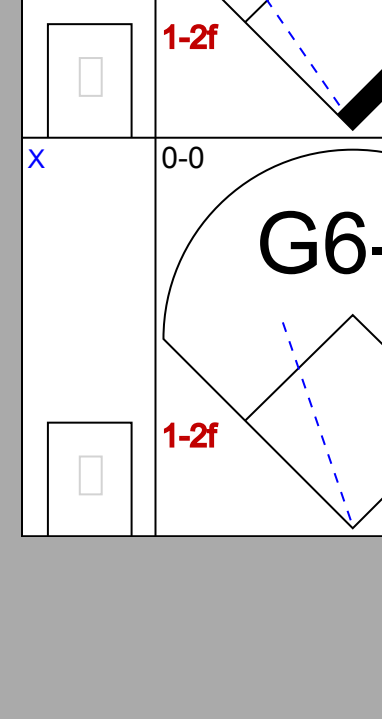
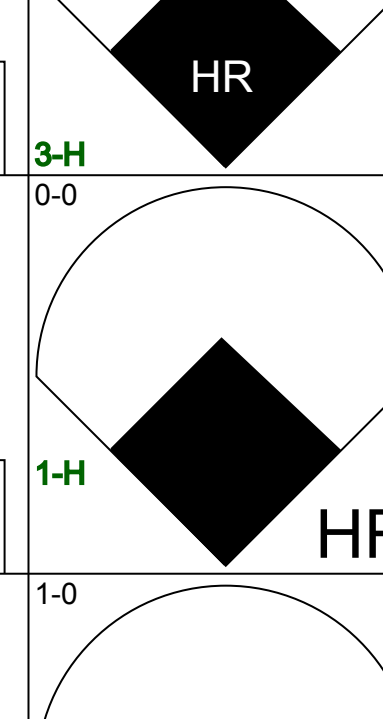
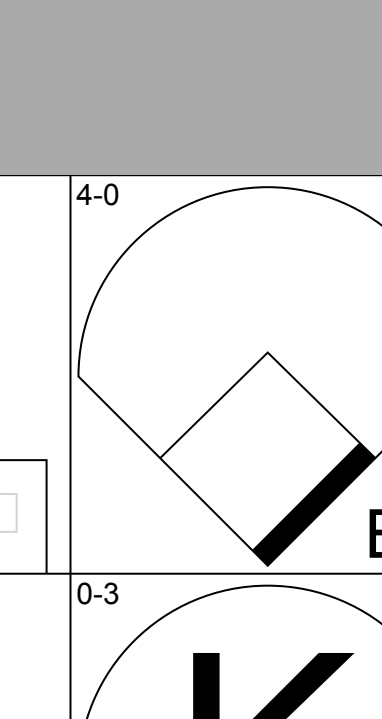
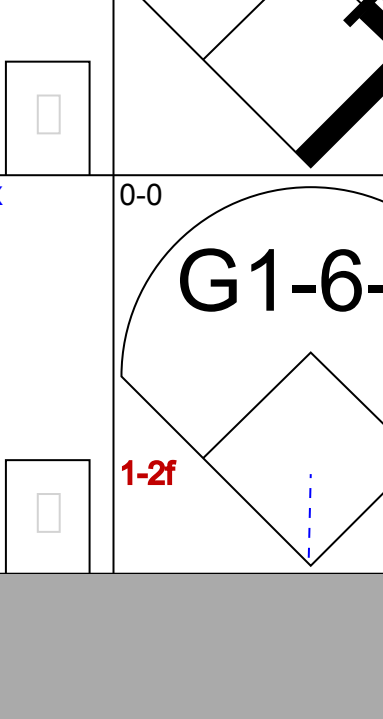
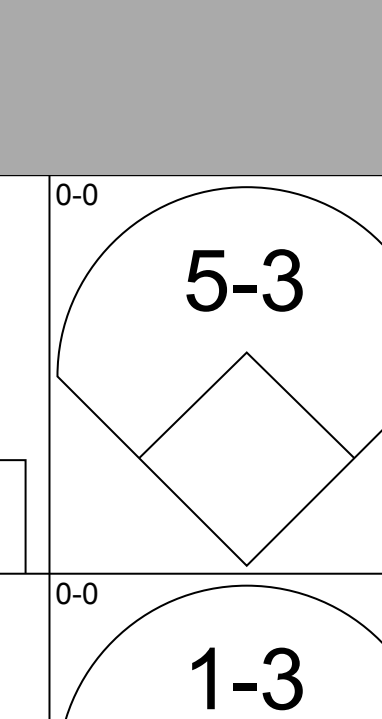
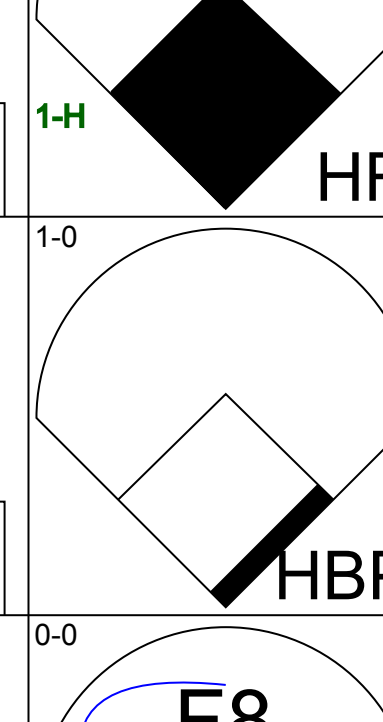
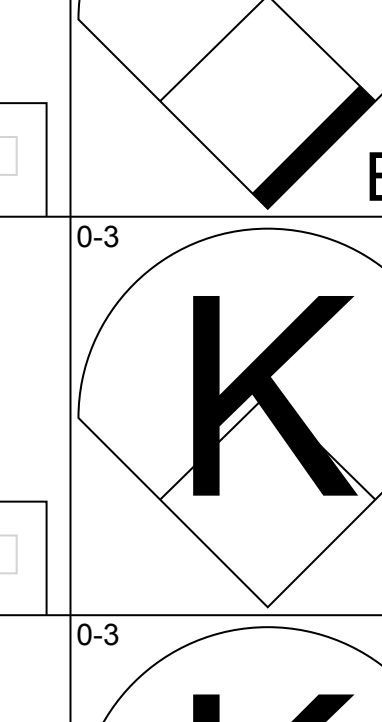
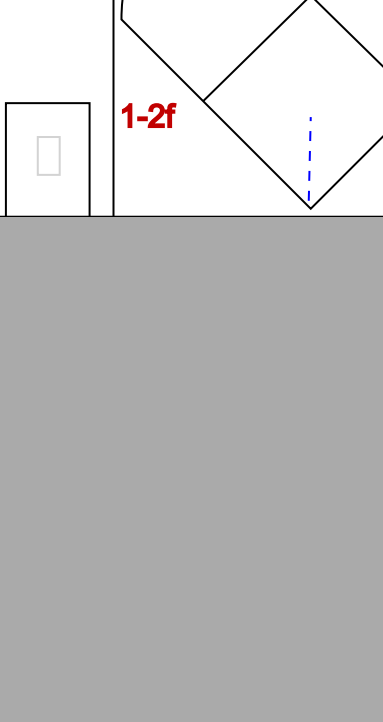
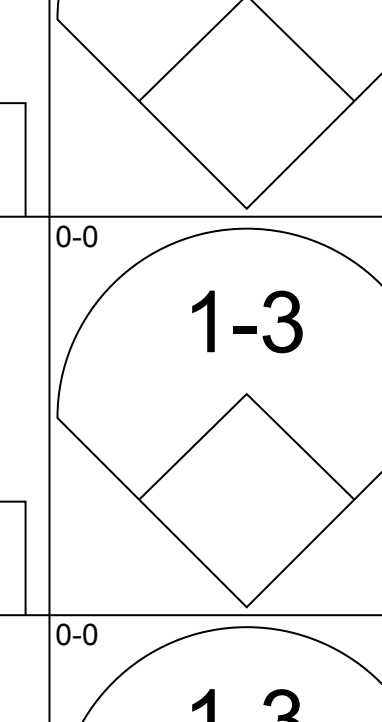
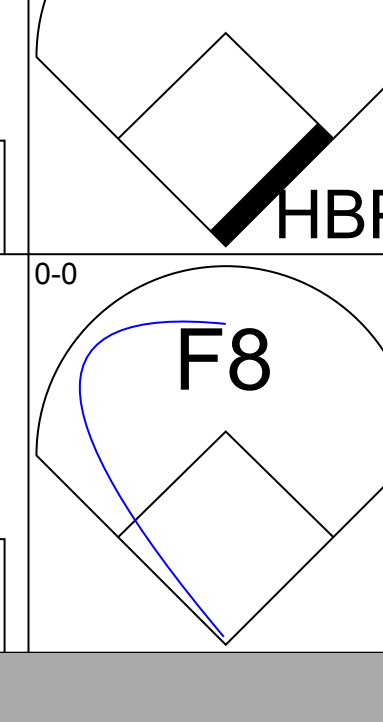
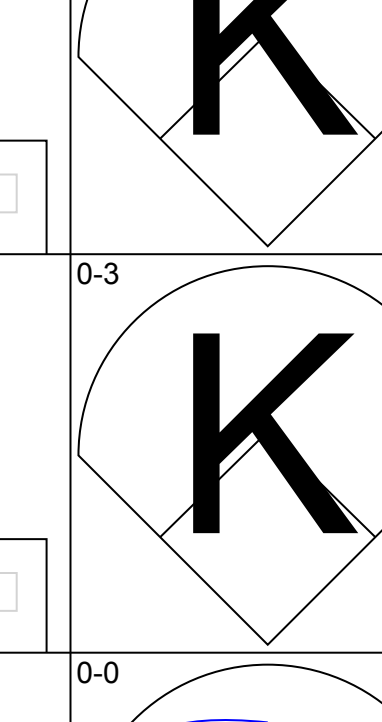

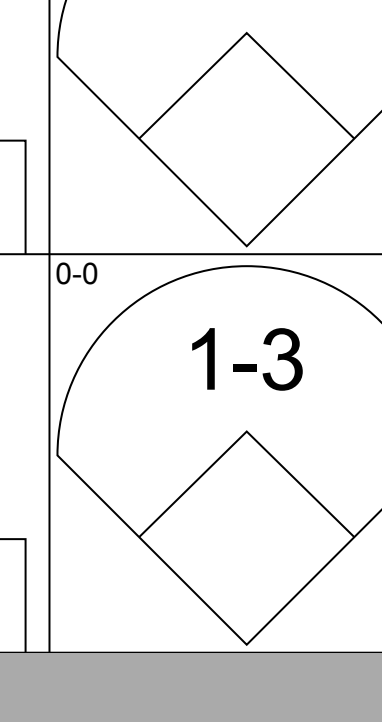
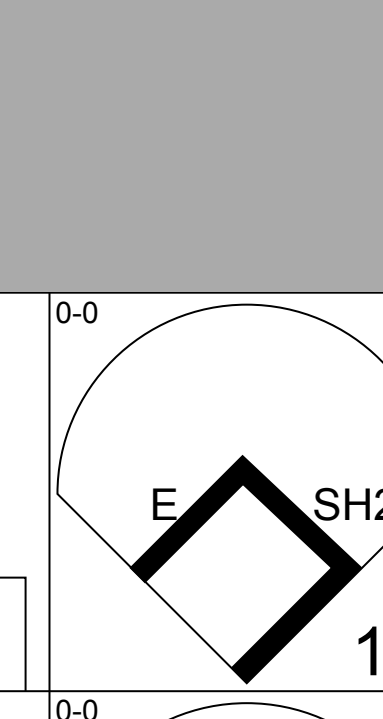
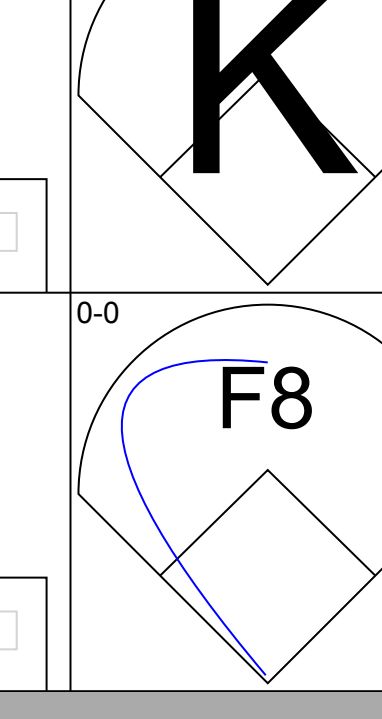

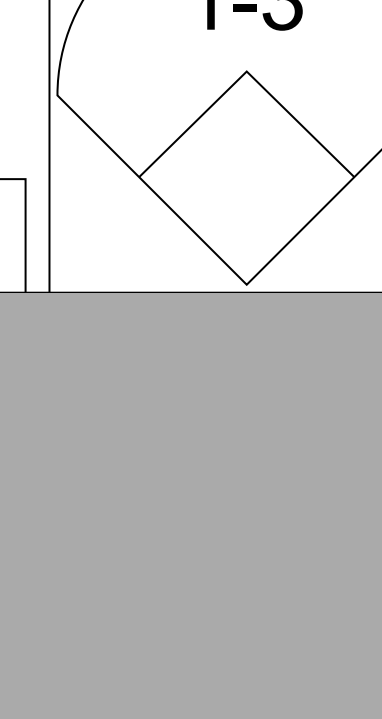
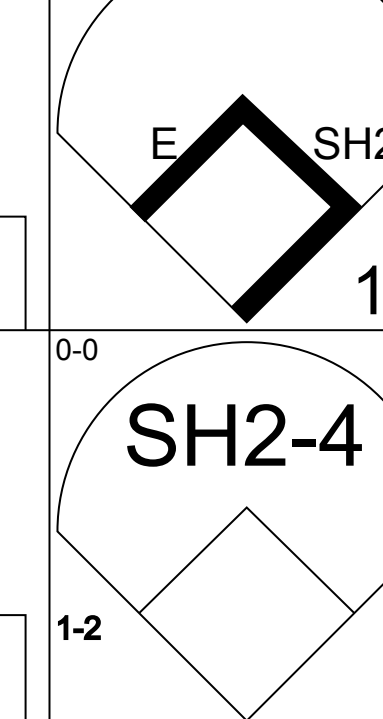
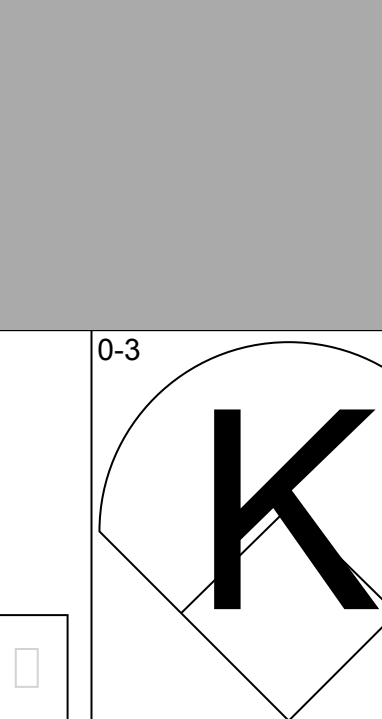


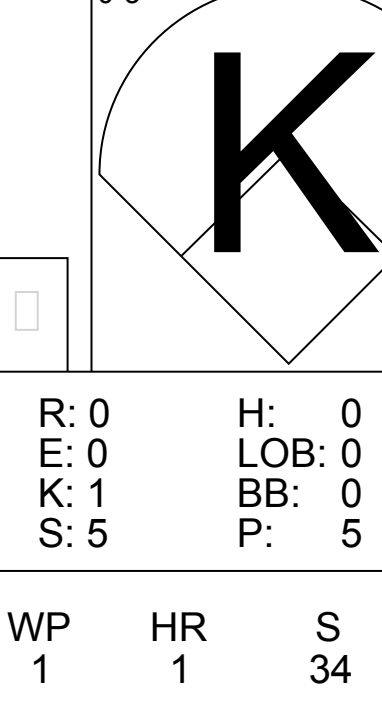
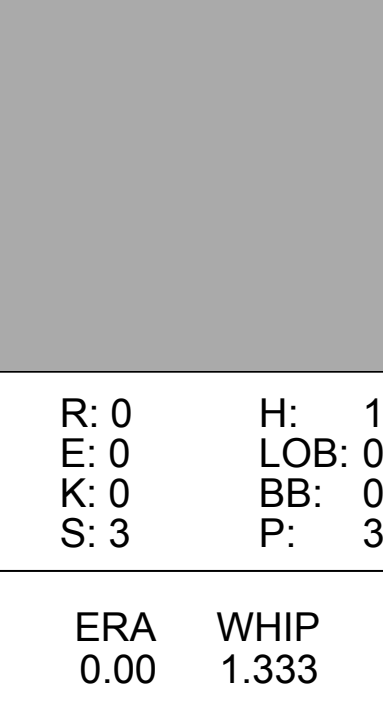
AB 33
R 5
H 7
RBI 5
BB 7
SO 6
LOB 15



AB 34
R 7
H 9
RBI 7
BB 4
SO 5
LOB 18



Batter	1	2	3	4	5	6	7	8	9	AB	R	H	RBI	BB	SO	LOB	TOP						
Willie Mays, R OBP: 0.279, SLG: 0.330 (1, 8)										4	0	1	0	1	1	0	<p>New York Mets @ Montreal Expos Jarry Park, Montreal, QB Thu Jul 05 1973, 7:05 PM EDT Att: 15,628 - Unknown</p>						
Felix Milan, R OBP: 0.317, SLG: 0.350 (1, 4)										5	1	3	0	0	0	3							
John Milner, L OBP: 0.327, SLG: 0.437 (1, 3)										4	1	1	0	1	0	2							
Rusty Staub, L OBP: 0.355, SLG: 0.422 (1, 9)										5	2	2	3	0	1	3							
Ed Kranepool, L OBP: 0.320, SLG: 0.350 George Theodore, R (7, PH) OBP: 0.322, SLG: 0.333 (7, 7)										2	0	0	0	1	0	0							
Wayne Garrett, L OBP: 0.337, SLG: 0.361 (1, 6)										4	0	2	2	1	0	1							
Ken Boswell, L OBP: 0.276, SLG: 0.352 (1, 5)										5	0	2	1	0	2	2							
Ron Hodges, L OBP: 0.317, SLG: 0.362 Duffy Dyer, R (7, PH) OBP: 0.222, SLG: 0.224 (7, 2)										1	0	0	0	1	0	2							
Jon Matlack, L OBP: 0.235, SLG: 0.103 Jim Beauchamp, R (7, PH) OBP: 0.368, SLG: 0.355 Tug McGraw, R OBP: 0.143, SLG: 0.143 (7, 1)										2	0	0	0	0	2	2							
Inning Stats	R: 0 E: 0 K: 2 S: 8	H: 1 LOB: 1 BB: 0 P: 8	R: 0 E: 0 K: 1 S: 6	H: 1 LOB: 2 BB: 1 P: 10	R: 0 E: 0 K: 0 S: 3	H: 1 LOB: 0 BB: 0 P: 3	R: 1 E: 0 K: 0 S: 4	H: 2 LOB: 1 BB: 1 P: 8	R: 0 E: 0 K: 1 S: 7	H: 2 LOB: 2 BB: 0 P: 7	R: 0 E: 0 K: 1 S: 5	H: 0 LOB: 0 BB: 0 P: 5	R: 5 E: 0 K: 1 S: 9	H: 4 LOB: 1 BB: 2 P: 17	R: 0 E: 0 K: 0 S: 4	H: 1 LOB: 1 BB: 0 P: 4		R: 1 E: 0 K: 0 S: 4	H: 1 LOB: 2 BB: 2 P: 12	1B: 11 2B: 1 3B: 0 HR: 1	SF: 0 SAC: 0 DP: 2 HBP: 0	WP: 1 PB: 0 SB: 0 CS: 0	PA: 44
PITCHER	IP WLS BF H R ER SO BB IBB HBP BLK WP HR S P ERA WHIP																						
Bill Stoneman, R ERA: 6.04 (1, 1)	5.0	L	22	7	1	1	4	2	0	0	0	0	0	0	1	28	36	1.80	1.800				
Mickey Scott, L ERA: 6.09 (6, 1)	1.2	L	9	2	4	4	1	2	0	0	0	0	0	0	0	9	17	21.60	2.400				
Mike Marshall, R ERA: 2.9 (7, 1)	2.1		13	4	2	2	1	2	0	0	0	1	0	0	13	21	7.71	2.571					

Batter	1	2	3	4	5	6	7	8	9	AB	R	H	RBI	BB	SO	LOB	BOTTOM					
Ron Hunt, R OBP: 0.409, SLG: 0.338 (1, 4)										4	0	2	0	1	0	2	<p>New York Mets @ Montreal Expos Jarry Park, Montreal, QB Thu Jul 05 1973, 7:05 PM EDT Att: 15,628 - Unknown</p>					
Tim Foli, R OBP: 0.297, SLG: 0.292 (1, 6)										5	1	1	0	0	0	4						
Ron Woods, R OBP: 0.351, SLG: 0.349 (1, 8)										4	0	0	0	0	0	4						
Hal Breeden, R OBP: 0.374, SLG: 0.490 (1, 3)										4	1	1	0	0	0	4						
Bob Bailey, R OBP: 0.393, SLG: 0.574 (1, 5)										3	1	1	2	1	0	1						
Ken Singleton, S OBP: 0.407, SLG: 0.462 (1, 9)										3	0	0	0	0	2	1						
Clyde Mashore, R OBP: 0.319, SLG: 0.424 (1, 7)										4	0	1	0	0	1	2						
John Boccabella, R OBP: 0.294, SLG: 0.308 (1, 2)										3	0	1	0	1	1	1						
Bill Stoneman, R OBP: 0.294, SLG: 0.083 Mickey Scott, L (6, 1)										1	0	0	0	0	1	0						
Mike Marshall, R OBP: 0.250, SLG: 0.200 Ron Fairly, L (8, PH) OBP: 0.470, SLG: 0.466 (8, 7)										0	0	0	0	0	0	0						
Inning Stats	R: 3 E: 1 K: 0 S: 6	H: 2 LOB: 1 BB: 0 P: 7	R: 0 E: 1 K: 0 S: 5	H: 1 LOB: 3 BB: 1 P: 9	R: 0 E: 0 K: 2 S: 7	H: 0 LOB: 1 BB: 1 P: 11	R: 0 E: 0 K: 1 S: 5	H: 0 LOB: 0 BB: 0 P: 5	R: 0 E: 0 K: 0 S: 3	H: 1 LOB: 2 BB: 1 P: 12	R: 0 E: 0 K: 0 S: 3	H: 1 LOB: 0 BB: 0 P: 3	R: 0 E: 0 K: 0 S: 3	H: 0 LOB: 0 BB: 0 P: 3	R: 0 E: 0 K: 1 S: 6	H: 1 LOB: 1 BB: 0 P: 6	1B: 6 2B: 0 3B: 0 HR: 1	SF: 0 SAC: 1 DP: 2 HBP: 1	WP: 1 PB: 0 SB: 1 CS: 0	PA: 38		
PITCHER	IP WLS BF H R ER SO BB IBB HBP BLK WP HR S P ERA WHIP																					
Jon Matlack, L ERA: 3.62 (1, 1)	6.0	W	28	5	3	3	0	3	0	0	0	0	0	0	34	47	0.00	1.333				
Tug McGraw, L ERA: 5.69 (7, 1)	3.0	S	10	2	0	0	1	0	0	0	0	0	0	12	12	0.00	0.667					

Batter	1	2	3	4	5	6	7	8	9	AB	R	H	RBI	BB	SO	LOB	TOP										
Tommie Agee, R OBP: 0.307, SLG: 0.461 (1, 9)	0-3 K	0-0 6-3	0-3 K		0-0 F9			0-0 L6		5	0	0	0	0	2	5											
Roger Metzger, S OBP: 0.314, SLG: 0.368 (1, 6)	4-0 1B BB	0-0 1-3		0-0 5-3 1B 1B		0-0 G3		0-0 1-2 3H 1B		4	1	2	1	1	0	1											
Cesar Cedeno, R OBP: 0.365, SLG: 0.540 (1, 8)	0-0 1-2 1B		0-0 E 1B	0-0 5-3 1B 1B		0-0 F8		0-3 K		5	2	3	0	0	1	2											
Bob Watson, R OBP: 0.420, SLG: 0.454 (1, 7)	0-3 K		0-0 E 1B 1B	0-0 5-3		0-3 K		0-3 K		5	1	1	0	0	3	6											
Doug Rader, R OBP: 0.328, SLG: 0.415 (1, 5)	0-0 F8		0-0 E8 1B 1B	0-3 K			0-0 F7		4-0 1B BB	4	1	1	1	1	1	4											
Lee May, R OBP: 0.301, SLG: 0.435 (1, 3)		0-0 HR	4-0 SH5-4 1B IBB	0-0 FC6-4 1B			0-0 1-3		0-0 L8	4	1	2	3	1	0	1											
Tommy Helms, R OBP: 0.333, SLG: 0.371 (1, 4)		4-0 SH1-4 E BB	0-0 SH5-4 1B	0-0 FC6-4 1B			0-0 5-3		0-0 1B	4	1	2	2	1	0	1											
Skip Jutze, R OBP: 0.325, SLG: 0.310 (8, PR)		0-0 SH1-4	0-0 SH5-4		0-0 5-3			0-0 WP 1B 1B	0-3 K	2	0	1	0	0	0	0											
Dave Roberts, L OBP: 0.132, SLG: 0.132 (8, PR)		0-0 SH1-4	0-0 SH5-4		0-0 5-3			0-0 K	0-3 K	0	1	0	0	0	0	0											
Otis Thornton, R (8, PR)		0-0 SH1-4	0-0 SH5-4		0-0 5-3			0-0 K	0-3 K	0	0	0	0	0	0	0											
Rafael Batista, L OBP: 0.286, SLG: 0.231 (9, PH)	1-2		1-2 2-3					0-0 1B	0-3 K	1	0	0	0	0	1	2											
Jerry Reuss, L OBP: 0.216, SLG: 0.231 (1, 1)		0-0 E8	0-0 5-3		0-3 K			4-0 1B BB	0-3 K	2	0	1	1	0	0	2											
Jim Ray, R OBP: 0.200, SLG: 0.200 (4, 1)		2H								1	0	0	0	0	1	0											
Jim Crawford, L OBP: 0.273, SLG: 0.364 (8, PH)										0	0	0	0	0	0	0											
Jimmy Wynn, R OBP: 0.301, SLG: 0.423 (8, PH)										0	0	0	0	0	1	0											
Jim York, R OBP: 0.222, SLG: 0.279 (8, PH)										1	0	0	0	0	1	2											
Bob Gallagher, L (8, PH)										0	0	0	0	0	0	0											
Inning Stats	R: 0 E: 0 K: 2 S: 8	H: 1 LOB: 2 BB: 1 P: 12	R: 2 E: 1 K: 0 S: 5	H: 2 LOB: 1 BB: 1 P: 9	R: 3 E: 1 K: 1 S: 9	H: 4 LOB: 2 BB: 1 P: 13	R: 2 E: 0 K: 1 S: 8	H: 3 LOB: 1 BB: 0 P: 8	R: 0 E: 0 K: 1 S: 5	H: 0 LOB: 0 BB: 0 P: 5	R: 0 E: 0 K: 1 S: 5	H: 0 LOB: 0 BB: 0 P: 5	R: 0 E: 0 K: 0 S: 3	H: 0 LOB: 0 BB: 0 P: 3	R: 1 E: 0 K: 2 S: 9	H: 2 LOB: 2 BB: 1 P: 13	R: 0 E: 0 K: 2 S: 8	H: 1 LOB: 2 BB: 1 P: 12	1B: 11 2B: 1 3B: 0 HR: 1	SF: 0 SAC: 2 DP: 0 HBP: 0	WP: 2 PB: 0 SB: 0 CS: 0	PA: 45					
PITCHER	IP	WLS	BF	H	R	ER	SO	BB	IBB	HBP	BLK	WP	HR	S	P	ERA	WHIP										
John Strohmayr, R ERA: 5.57 (1, 1)	2.0		16	7	5	5	2	2	1	0	0	0	1	17	29	22.50	4.500										
Tom Walker, R ERA: 3.43 (3, 1)	2.0	9	3	2	2	2	0	0	0	0	0	0	0	13	13	9.00	1.500										
Pat Jarvis, R ERA: 3.63 (5, 1)	2.0	W	6	0	0	0	2	0	0	0	0	0	0	10	10	0.00	0.000										
Joe Gilbert, L ERA: 4.24 (7, 1)	1.1	7	2	1	1	0	1	0	0	0	0	1	0	6	10	6.75	2.250										
Mike Marshall, R ERA: 2.85 (8, 1)	1.2	S	7	1	0	0	4	1	0	0	0	0	0	14	18	0.00	1.200										

Houston Astros @ Montreal Expos
Jarry Park, Montreal, QB
Fri Jul 06 1973, 7:05 PM EDT
Unknown

AB	38
R	8
H	13
RBI	8
BB	5
SO	10
LOB	26



Batter	1	2	3	4	5	6	7	8	9	AB	R	H	RBI	BB	SO	LOB	BOTTOM										
Ron Hunt, R OBP: 0.415, SLG: 0.342 (1, 4)	0-0 G6-4-3 1B		4-0 BB	4-0 BB		0-0 SH1-4 E 1B	0-0 5-3			3	1	2	0	2	0	0											
Tim Foli, R OBP: 0.293, SLG: 0.287 (1, 6)	0-0 G6-4-3 1-2f		0-0 F9	0-0 FC5		0-0 SH1-4				4	0	0	0	0	0	4											
Ron Woods, R OBP: 0.353, SLG: 0.343 (1, 8)	4-0 3B BB		0-3 K		4-0 G3 1B BB	0-0 6-3	0-3 K			3	2	0	1	2	2	1											
Hal Breeden, R OBP: 0.376, SLG: 0.510 (1, 3)	0-0		0-0 F9		0-0 G3	0-0 G3		0-0 G3		2	0	1	1	0	0	1											
Ron Fairly, L OBP: 0.498, SLG: 0.464 (6, PH) (6, 7)	1-H 3B		0-0 F9		1-2 G3	0-0 BB 1B 1B		0-0 G3		3	1	1	0	0	0	1											
Bob Bailey, R OBP: 0.397, SLG: 0.573 (1, 5)	0-3 K			4-0 E 1B BB	0-0 FC4-6 1B	0-0 BB BB 1B		0-3 K		4	2	2	1	1	2	1											
Pepe Frias, R OBP: 0.207, SLG: 0.228 (9, 5)					2H	1-2 HR 1B				0	0	0	0	0	0	0											
Ken Singleton, S OBP: 0.407, SLG: 0.457 (1, 9)		0-0 6-3		0-0 E4 1B 1B SF8	0-0 FC4-6 1-2f	4-0 BB BB BB		4-0 BB		3	2	0	0	2	0	2											
Clyde Mashore, R OBP: 0.324, SLG: 0.426 (1, 7)	0-3 K			0-0 SF8 1B	0-0 4-3	4-0 HR BB		0-0 4-3		2	0	1	1	0	1	0											
Mike Jorgensen, L OBP: 0.337, SLG: 0.330 (6, 3)				1-2 2H SF8 1B		1-2 2-3 3H BB				2	1	0	1	1	0	2											
John Boccabella, R OBP: 0.305, SLG: 0.342 (1, 2)		4-0 BB		0-0 FC5 SF8 1B						3	2	3	5	1	0	0											
John Strohmayr, R OBP: 0.333, SLG: 0.200 (1, 1)										1	0	0	0	0	1	1											
Tom Walker, R (3, 1)										0	0	0	0	0	0	0											
Terry Humphrey, R OBP: 0.301, SLG: 0.287 (4, PH)										0	0	0	0	0	0	0											
Pat Jarvis, R (5, 1)										0	0	0	0	0	0	0											
Boots Day, L OBP: 0.301, SLG: 0.485 (7, 1)										1	1	0	0	0	1	1											
Joe Gilbert, R (7, 1)										0	0	0	0	0	0	0											
Mike Marshall, R OBP: 0.200, SLG: 0.200 (8, 1)										0	0	0	0	0	0	0											
Inning Stats	R: 1 E: 0 K: 1 S: 6	H: 2 LOB: 1 BB: 1 P: 10	R: 0 E: 0 K: 2 S: 7	H: 0 LOB: 1 BB: 1 P: 11	R: 0 E: 0 K: 1 S: 5	H: 0 LOB: 1 BB: 1 P: 9	R: 2 E: 1 K: 0 S: 5	H: 2 LOB: 2 BB: 2 P: 13	R: 1 E: 0 K: 1 S: 4	H: 1 LOB: 0 BB: 1 P: 8	R: 3 E: 1 K: 1 S: 10	H: 5 LOB: 3 BB: 3 P: 22	R: 0 E: 0 K: 1 S: 5	H: 0 LOB: 0 BB: 0 P: 5	R: 0 E: 0 K: 1 S: 5	H: 0 LOB: 1 BB: 1 P: 9	1B: 7 2B: 0 3B: 1 HR: 2	SF: 1 SAC: 1 DP: 1 HBP: 0	WP: 0 PB: 0 SB: 0 CS: 0	PA: 43							
PITCHER	IP	WLS	BF	H	R	ER	SO	BB	IBB	HBP	BLK	WP	HR	S	P	ERA	WHIP										
Jerry Reuss, L ERA: 3.25 (1, 1)	3.2		19	4	3	2	4	5	0	0	0	0	1	11	19	27.00	3.500										
Jim Ray, R ERA: 4.05 (4, 1)	2.0	L	13	5	6	6	0	2	0	0	0	0	1	11	19	27.00	3.500										
Jim Crawford, L ERA: 3.8 (6, 1)	1.1	7	1	3	3	2	2	2	0	0	0	0	1	9	17	20.25	2.250										
Jim York, R ERA: 4.14 (8, 1)	1.0	4	0	0	0	1	1	1	0	0	0	0	0	5	9	0.00	1.000										

Houston Astros @ Montreal Expos
Jarry Park, Montreal, QB
Fri Jul 06 1973, 7:05 PM EDT
Unknown

AB	31
R	12
H	10
RBI	11
BB	10
SO	7
LOB	13



Batter	1	2	3	4	5	6	7	8	9	AB	R	H	RBI	BB	SO	LOB	TOP					
Jimmy Wynn, R OBP: 0.344, SLG: 0.421	F9		L4-3					6-3	SF7	4	0	1	1	0	0	1						
Roger Metzger, S OBP: 0.309, SLG: 0.363	1-3		F8					4-3	1-3	5	0	0	0	0	0	2						
Cesar Cedeno, R OBP: 0.360, SLG: 0.532	6-3			6-3	F6			F7		4	0	0	0	0	0	1						
Bob Watson, R OBP: 0.421, SLG: 0.455		F4		BB 2B	1B			K		4	2	2	0	0	1	0						
Doug Rader, R OBP: 0.330, SLG: 0.413		K		BB 2B	1B			5-3		2	2	0	0	2	1	0						
Lee May, R OBP: 0.304, SLG: 0.441										3	0	2	2	0	0	0						
Jim Ray, R OBP: 0.200, SLG: 0.200										0	0	0	0	0	0	0						
Jim Crawford, L OBP: 0.273, SLG: 0.364	1B									0	0	0	0	0	0	0						
Bob Gallagher, L OBP: 0.239, SLG: 0.295		1B								1	1	1	1	0	0	0						
Tommy Helms, R OBP: 0.334, SLG: 0.372										2	0	1	0	0	0	1						
Hector Torres, R OBP: 0.182, SLG: 0.100				6-3				F4		2	1	1	0	0	0	0						
Skip Jutze, R OBP: 0.320, SLG: 0.304										2	0	0	0	0	0	3						
Cecil Upshaw, R										0	0	0	0	0	0	0						
Rafael Batista, L OBP: 0.313, SLG: 0.267		FC5-4						L7		2	0	1	1	0	0	0						
Tom Griffin, R										0	0	0	0	0	0	0						
Jim York, R										0	0	0	0	1	0	0						
Otis Thornton, R				L4-3 BB				K		3	0	0	1	0	2	2						
Inning Stats	R: 0 E: 0 K: 0 S: 3	H: 0 LOB: 0 BB: 0 P: 3	R: 0 E: 0 K: 1 S: 7	H: 2 LOB: 2 BB: 0 P: 7	R: 0 E: 0 K: 0 S: 2	H: 0 LOB: 0 BB: 1 P: 6	R: 2 E: 0 K: 0 S: 5	H: 2 LOB: 1 BB: 1 P: 9	R: 0 E: 0 K: 1 S: 6	H: 1 LOB: 1 BB: 0 P: 6	R: 0 E: 0 K: 1 S: 5	H: 0 LOB: 0 BB: 0 P: 5	R: 0 E: 0 K: 1 S: 5	H: 0 LOB: 0 BB: 0 P: 5	R: 0 E: 0 K: 0 S: 3	H: 0 LOB: 0 BB: 0 P: 3	R: 4 E: 0 K: 0 S: 7	H: 4 LOB: 1 BB: 1 P: 11	1B: 8 2B: 2 3B: 0 HR: 0	SF: 1 SAC: 0 DP: 1 HBP: 0	WP: 0 PB: 0 SB: 0 CS: 0	PA: 38
PITCHER	IP WLS BF H R ER SO BB IBB HBP BLK WP HR S P ERA WHIP																					
Mike Torrez, R ERA: 4.23	(1, 1)	8.0 W 35 9 6 6 4 3 0 0 0 0 0 0 40 52 6.75 1.500																				
Mike Marshall, R ERA: 2.81	(9, 1)	1.0 S 3 0 0 0 0 0 0 0 0 0 0 0 3 3 0.00 0.000																				

Houston Astros @ Montreal Expos
 Jarry Park, Montreal, QB
 Fri Jul 06 1973, 7:05 PM EDT
 Att: 17,653 - Unknown

AB	34
R	6
H	9
RBI	6
BB	3
SO	4
LOB	10



Batter	1	2	3	4	5	6	7	8	9	AB	R	H	RBI	BB	SO	LOB	BOTTOM				
Ron Hunt, R OBP: 0.421, SLG: 0.345	CS			1B	4-3-2			1B		3	0	2	0	2	0	2					
Pepe Frias, R OBP: 0.217, SLG: 0.250		BB						BB		1	1	1	0	0	0	0					
Mike Jorgensen, L OBP: 0.337, SLG: 0.330	K	4-3						K		6	2	2	0	0	2	6					
Ron Fairly, L OBP: 0.471, SLG: 0.495										4	2	2	3	1	0	1					
Clyde Mashore, R OBP: 0.333, SLG: 0.435	4-3									1	1	1	1	0	0	0					
Ken Singleton, S OBP: 0.410, SLG: 0.461										4	3	2	0	1	0	1					
Ron Woods, R OBP: 0.351, SLG: 0.341		BB	1-3							1	0	0	0	0	0	1					
Boots Day, L OBP: 0.376, SLG: 0.464		1B								2	2	2	2	3	0	0					
Bob Bailey, R OBP: 0.401, SLG: 0.573		E								5	2	3	3	0	0	2					
Tim Foli, R OBP: 0.295, SLG: 0.293		1B								5	1	2	2	0	0	3					
Terry Humphrey, R OBP: 0.214, SLG: 0.222		5-3								5	0	2	1	0	0	4					
Mike Torrez, R OBP: 0.211, SLG: 0.237										5	0	0	0	0	1	4					
Mike Marshall, R OBP: 0.250, SLG: 0.200	1-3									0	0	0	0	0	0	0					
Inning Stats	R: 0 E: 0 K: 1 S: 5	H: 1 LOB: 0 BB: 0 P: 5	R: 4 E: 1 K: 0 S: 6	H: 3 LOB: 1 BB: 2 P: 14	R: 1 E: 0 K: 0 S: 5	H: 2 LOB: 2 BB: 1 P: 9	R: 3 E: 0 K: 0 S: 7	H: 5 LOB: 1 BB: 0 P: 7	R: 0 E: 1 K: 1 S: 6	H: 1 LOB: 1 BB: 0 P: 6	R: 4 E: 0 K: 0 S: 7	H: 4 LOB: 3 BB: 3 P: 19	R: 1 E: 1 K: 0 S: 5	H: 1 LOB: 2 BB: 1 P: 9	R: 1 E: 0 K: 1 S: 7	H: 2 LOB: 1 BB: 0 P: 7	1B: 14 2B: 4 3B: 0 HR: 2	SF: 0 SAC: 0 DP: 1 HBP: 0	WP: 3 PB: 0 SB: 0 CS: 1	PA: 49	
PITCHER	IP WLS BF H R ER SO BB IBB HBP BLK WP HR S P ERA WHIP																				
Tom Griffin, R ERA: 5.79	(1, 1)	1.1 L 8 4 4 4 0 2 0 0 0 0 0 2 12 20 15.43 3.429																			
Jim York, R ERA: 4.69	(2, 1)	2.1 14 6 4 4 0 2 0 0 0 0 0 2 12 20 15.43 3.429																			
Cecil Upshaw, R ERA: 6.04	(4, 1)	1.2 10 3 3 3 1 1 1 0 0 1 0 10 18 16.20 2.400																			
Jim Ray, R ERA: 4.39	(6, 1)	1.0 9 4 2 2 0 2 0 0 0 0 0 7 15 18.00 6.000																			
Jim Crawford, L ERA: 3.86	(7, 1)	1.2 8 2 1 1 1 0 0 0 0 0 1 0 10 10 5.40 1.200																			

Houston Astros @ Montreal Expos
 Jarry Park, Montreal, QB
 Fri Jul 06 1973, 7:05 PM EDT
 Att: 17,653 - Unknown

AB	42
R	14
H	19
RBI	12
BB	7
SO	3
LOB	24



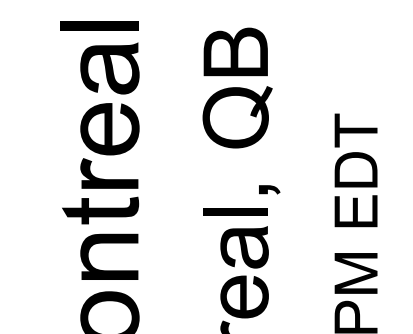
Batter	1	2	3	4	5	6	7	8	9	AB	R	H	RBI	BB	SO	LOB	TOP					
Jimmy Wynn, R (1, 9) OBP: 0.343, SLG: 0.419										4	0	1	0	0	2	2	<p>Houston Astros @ Montreal Expos</p> <p>Jarry Park, Montreal, QB</p> <p>Sat Jul 07 1973, 7:05 PM EDT</p> <p>Att: 23,693 - Unknown</p>					
Roger Metzger, S (1, 6) OBP: 0.305, SLG: 0.358										4	0	0	0	0	1	2						
Cesar Cedeno, R (1, 8) OBP: 0.359, SLG: 0.528										4	0	1	0	0	1	0						
Bob Watson, R (1, 7) OBP: 0.419, SLG: 0.462										4	1	1	1	0	2	1						
Doug Rader, R (1, 5) OBP: 0.331, SLG: 0.410										2	0	0	0	2	0	0						
Lee May, R (1, 3) OBP: 0.304, SLG: 0.440										3	0	1	0	0	0	1						
Tommy Helms, R (1, 4) OBP: 0.331, SLG: 0.368										3	0	0	0	0	0	3						
Skip Jutze, R (1, 2) OBP: 0.313, SLG: 0.297										3	0	0	0	0	0	0						
Dave Roberts, L (1, 1) OBP: 0.150, SLG: 0.150										2	0	1	0	0	1	0						
Bob Gallagher, L (8, PH) OBP: 0.255, SLG: 0.311										1	0	1	0	0	0	0						
J.R. Richard, R (8, 1) OBP: 0.100, SLG: 0.100										0	0	0	0	0	0	0						
Inning Stats	R: 0 E: 0 K: 3 S: 9	H: 0 LOB: 0 BB: 0 P: 9	R: 0 E: 0 K: 0 S: 3	H: 1 LOB: 1 BB: 1 P: 7	R: 0 E: 0 K: 1 S: 6	H: 1 LOB: 1 BB: 0 P: 6	R: 1 E: 0 K: 0 S: 4	H: 1 LOB: 0 BB: 0 P: 4	R: 0 E: 0 K: 1 S: 6	H: 1 LOB: 1 BB: 0 P: 6	R: 0 E: 0 K: 1 S: 5	H: 0 LOB: 0 BB: 1 P: 6	R: 0 E: 0 K: 0 S: 2	H: 0 LOB: 0 BB: 1 P: 6	R: 0 E: 0 K: 0 S: 4	H: 1 LOB: 1 BB: 0 P: 4	R: 0 E: 0 K: 1 S: 5	H: 0 LOB: 0 BB: 0 P: 5	1B: 5 2B: 0 3B: 0 HR: 1	SF: 0 SAC: 0 DP: 2 HBP: 0	WP: 0 PB: 0 SB: 0 CS: 1	PA: 32
PITCHER Steve Renko, R (1, 1) ERA: 2.79	IP: 9.0 WLS: W BF: 32 H: 6 R: 1 ER: 1 SO: 7 BB: 2 IBB: 0 HBP: 0 BLK: 0 WP: 0 HR: 1 S: 44 P: 52 ERA: 1.00 WHIP: 0.889															PITCHER						

Batter	1	2	3	4	5	6	7	8	9	AB	R	H	RBI	BB	SO	LOB	BOTTOM			
Ron Hunt, R (1, 4) OBP: 0.419, SLG: 0.342										3	0	0	0	1	0	2	<p>Houston Astros @ Montreal Expos</p> <p>Jarry Park, Montreal, QB</p> <p>Sat Jul 07 1973, 7:05 PM EDT</p> <p>Att: 23,693 - Unknown</p>			
Tim Foli, R (1, 6) OBP: 0.298, SLG: 0.299										4	1	2	0	0	1	0				
Ron Woods, R (1, 8) OBP: 0.354, SLG: 0.341										3	1	1	1	1	0	0				
Hal Breeden, R (1, 3) OBP: 0.383, SLG: 0.524										3	0	2	3	0	0	0				
Ron Fairly, L (8, PH) OBP: 0.469, SLG: 0.492										1	0	0	0	0	0	0				
Bob Bailey, R (1, 5) OBP: 0.395, SLG: 0.564										4	0	0	0	0	1	2				
Ken Singleton, S (1, 9) OBP: 0.411, SLG: 0.460										3	1	1	0	1	1	0				
Clyde Mashore, R (1, 7) OBP: 0.338, SLG: 0.453										2	1	1	0	0	1	0				
Mike Jorgensen, L (8, PH) OBP: 0.340, SLG: 0.330										0	0	0	0	1	0	0				
John Boccabella, R (1, 2) OBP: 0.300, SLG: 0.336										4	0	0	0	0	3	4				
Steve Renko, R (1, 1) OBP: 0.341, SLG: 0.325										3	2	3	2	0	0	0				
Inning Stats	R: 0 E: 0 K: 1 S: 5	H: 0 LOB: 0 BB: 0 P: 5	R: 0 E: 0 K: 1 S: 5	H: 1 LOB: 0 BB: 0 P: 5	R: 1 E: 0 K: 0 S: 4	H: 2 LOB: 0 BB: 0 P: 4	R: 0 E: 0 K: 0 S: 3	H: 0 LOB: 0 BB: 0 P: 3	R: 0 E: 0 K: 1 S: 5	H: 0 LOB: 0 BB: 0 P: 5	R: 3 E: 0 K: 1 S: 8	H: 3 LOB: 1 BB: 1 P: 12	R: 2 E: 0 K: 1 S: 8	H: 4 LOB: 2 BB: 1 P: 12	R: 0 E: 0 K: 2 S: 7	H: 0 LOB: 2 BB: 2 P: 15	1B: 7 2B: 3 3B: 0 HR: 0	SF: 0 SAC: 1 DP: 2 HBP: 0	WP: 0 PB: 0 SB: 0 CS: 0	PA: 35
PITCHER Dave Roberts, L (1, 1) ERA: 3.12	IP: 7.0 WLS: L BF: 30 H: 10 R: 6 ER: 6 SO: 5 BB: 2 IBB: 0 HBP: 0 BLK: 0 WP: 0 HR: 0 S: 38 P: 46 ERA: 7.71 WHIP: 1.714															PITCHER				
J.R. Richard, R (8, 1) ERA: 2.73	IP: 1.0 WLS: L BF: 5 H: 0 R: 0 ER: 0 SO: 2 BB: 2 IBB: 0 HBP: 0 BLK: 0 WP: 0 HR: 0 S: 7 P: 15 ERA: 0.00 WHIP: 2.000															PITCHER				

AB 30
R 1
H 6
RBI 1
BB 2
SO 7
LOB 9



AB 30
R 6
H 10
RBI 6
BB 4
SO 7
LOB 8



Batter	1	2	3	4	5	6	7	8	9	AB	R	H	RBI	BB	SO	LOB	TOP					
Jimmy Wynn, R (1, 9) OBP: 0.341, SLG: 0.415	F7		F4		6-3		FC3-6 1B	F3		5	0	1	0	0	0	2						
Roger Metzger, S (1, 6) OBP: 0.310, SLG: 0.360	G6-4-3 1B			4-3		HR BB	FC3-6 1-2		1B 1B	4	2	2	0	1	0	1						
Cesar Cedeno, R (1, 8) OBP: 0.363, SLG: 0.551	G6-4-3 1-2			HR		HR	F8		1B 1B	5	3	3	3	0	0	2						
Bob Watson, R (1, 7) OBP: 0.419, SLG: 0.461 Tommie Agee, R (9, PR) OBP: 0.307, SLG: 0.461		K		E6		1B SF8 1B	K		1B 1B	5	1	2	1	0	2	1						
Doug Rader, R (1, 5) OBP: 0.335, SLG: 0.421		HR		E6		SF8 E 1B 1-2	F7		1B BB	4	1	2	1	1	0	1						
Lee May, R (1, 3) OBP: 0.303, SLG: 0.443		5-3		K		E6 1-2 2-3	F8		F8	5	1	1	0	0	1	7						
Tommy Helms, R (1, 4) OBP: 0.329, SLG: 0.366		6-3		F9		F9	F7		1B 1B	5	0	1	2	0	0	6						
Skip Jutze, R (1, 2) OBP: 0.316, SLG: 0.298			5-3		6-3	SF8 2-3 3-H			1B 1B	3	0	1	2	1	0	0						
Ken Forsch, R (1, 1) OBP: 0.113, SLG: 0.098 J.R. Richard, R (7, 1) OBP: 0.100, SLG: 0.100 Jim York, R (7, 1) OBP: 0.271, SLG: 0.326 Bob Gallagher, L (8, PH) OBP: 0.214, SLG: 0.226			K		G3	F8			K	3	0	0	0	0	1	2						
Inning Stats	R: 0 E: 0 K: 0 S: 3	H: 1 LOB: 0 BB: 0 P: 3	R: 1 E: 0 K: 1 S: 6	H: 1 LOB: 0 BB: 0 P: 6	R: 0 E: 0 K: 1 S: 5	H: 0 LOB: 0 BB: 0 P: 5	R: 1 E: 2 K: 1 S: 8	H: 1 LOB: 2 BB: 0 P: 8	R: 0 E: 0 K: 0 S: 3	H: 0 LOB: 0 BB: 0 P: 3	R: 3 E: 1 K: 0 S: 7	H: 3 LOB: 2 BB: 1 P: 11	R: 0 E: 0 K: 1 S: 6	H: 1 LOB: 1 BB: 0 P: 6	R: 1 E: 0 K: 0 S: 6	H: 3 LOB: 2 BB: 2 P: 6	R: 3 E: 0 K: 1 S: 8	H: 4 LOB: 2 BB: 2 P: 16	1B: 10 2B: 0 3B: 1 HR: 3	SF: 1 SAC: 0 DP: 1 HBP: 0	WP: 0 PB: 0 SB: 0 CS: 0	PA: 45
PITCHER	IP WLS BF H R ER SO BB IBB HBP BLK WP HR S P ERA WHIP																					
Ernie McAnally, R (1, 1) ERA: 3.32	6.0	27	6	5	4	3	1	0	0	0	0	0	0	3	32	36	6.00	1.167				
Pat Jarvis, R (7, 1) ERA: 3.44	1.0	4	1	0	0	1	0	0	0	0	0	0	0	6	6	0.00	1.000					
Mike Marshall, R (8, 1) ERA: 3.16	2.0	L	14	7	4	4	1	1	1	0	0	0	0	14	22	18.00	4.000					

Houston Astros @ Montreal Expos
Jarry Park, Montreal, QB
Sun Jul 08 1973, 3:33 AM EDT
Att: 20,129 - Unknown

AB	41
R	9
H	14
RBI	9
BB	3
SO	5
LOB	24



Batter	1	2	3	4	5	6	7	8	9	AB	R	H	RBI	BB	SO	LOB	BOTTOM			
Ron Hunt, R (1, 4) OBP: 0.424, SLG: 0.345	FC9-6 1B			1B			G6-4-3 1-2			3	0	2	0	1	0	3				
Mike Jorgensen, L (1, 3) OBP: 0.337, SLG: 0.327	F8	3-1		G4-3 1B		F9		4-3		5	0	1	1	0	0	4				
Ron Fairly, L (1, 7) OBP: 0.460, SLG: 0.480 Clyde Mashore, R (9, 7) OBP: 0.338, SLG: 0.453	FC9-6 1-2		K	G4-3		L5		F3		5	0	0	0	0	1	3				
Ken Singleton, S (1, 9) OBP: 0.413, SLG: 0.458	G3		1B E BB	G3		BB 1B 1B	BB 1B 1B	FC6-4 BB		3	2	1	0	2	0	1				
Boots Day, L (1, 8) OBP: 0.388, SLG: 0.474 Ron Woods, R (8, PH) OBP: 0.352, SLG: 0.339		HR 1B	1-H 1B	E7		L9	1-2 1B 1B	FC6-4 1-2		4	2	3	0	0	0	0				
Bob Bailey, R (1, 5) OBP: 0.399, SLG: 0.575		HR	K	K		FC6-4 1B	BB 1B BB		F9	4	2	2	2	1	1	1				
Tim Foli, R (1, 6) OBP: 0.296, SLG: 0.297 Pepe Frias, R (4, 6) OBP: 0.221, SLG: 0.253		F8	F8	F8		FC6-4 1-2	BB BB 1B		E6	2	0	0	0	0	0	1				
John Boccabella, R (1, 2) OBP: 0.302, SLG: 0.332		SH1-4 BB		5-3		5-3	BB BB		G6-3	3	0	0	0	2	0	1				
Ernie McAnally, R (1, 1) OBP: 0.237, SLG: 0.237 Bob Stinson, S (6, PH) OBP: 0.273, SLG: 0.200 Pat Jarvis, R (7, 1) OBP: 0.221, SLG: 0.253 Hal Breeden, R (7, PH) OBP: 0.388, SLG: 0.524 Mike Marshall, R (8, 1) OBP: 0.350, SLG: 0.200		SH1-4		1B 1B		4-3	G6-4-3 BB			1	1	1	0	0	0	0				
Inning Stats	R: 0 E: 0 K: 0 S: 4	H: 1 LOB: 1 BB: 0 P: 4	R: 2 E: 0 K: 0 S: 5	H: 2 LOB: 2 BB: 2 P: 13	R: 1 E: 1 K: 2 S: 8	H: 1 LOB: 1 BB: 1 P: 12	R: 1 E: 0 K: 0 S: 5	H: 3 LOB: 1 BB: 0 P: 5	R: 0 E: 0 K: 0 S: 4	H: 1 LOB: 1 BB: 0 P: 4	R: 3 E: 0 K: 0 S: 3	H: 0 LOB: 3 BB: 3 P: 17	R: 0 E: 0 K: 0 S: 3	H: 0 LOB: 1 BB: 1 P: 7	R: 0 E: 1 K: 0 S: 3	H: 0 LOB: 0 BB: 0 P: 3	1B: 10 2B: 0 3B: 0 HR: 1	SF: 0 SAC: 1 DP: 3 HBP: 1	WP: 0 PB: 0 SB: 0 CS: 0	PA: 44
PITCHER	IP WLS BF H R ER SO BB IBB HBP BLK WP HR S P ERA WHIP																			
Ken Forsch, R (1, 1) ERA: 3.66	6.1	34	11	7	6	2	4	0	1	0	0	0	0	0	8	8.53	2.368			
J.R. Richard, R (7, 1) ERA: 2.73	0.0	2	0	0	0	0	2	0	0	0	0	0	0	8	8	0.00	0.000			
Jim York, R (7, 1) ERA: 4.62	0.2	1	0	0	0	0	0	0	0	0	0	1	1	1	1	0.00	0.000			
Jerry Reuss, L (8, 1) ERA: 3.21	2.0	W	7	0	0	0	1	0	0	0	0	0	6	10	0.00	0.500				

Houston Astros @ Montreal Expos
Jarry Park, Montreal, QB
Sun Jul 08 1973, 3:33 AM EDT
Att: 20,129 - Unknown


AB	35
R	7
H	11
RBI	6
BB	7
SO	2
LOB	16



Batter	1	2	3	4	5	6	7	8	9	AB	R	H	RBI	BB	SO	LOB	TOP			
Pete Rose, S OBP: 0.395, SLG: 0.402 (1, 7)	0-0 4-3		0-0 2B	0-0 BB			0-0 6-3	4-0 BB		4	1	2	1	1	0	0	Cincinnati Reds @ Montreal Expos Jarry Park, Montreal, QB Tue Jul 10 1973, 7:05 PM EDT Att: 17,094 - Unknown			
Joe Morgan, L OBP: 0.416, SLG: 0.492 (1, 4)	0-0 F9		0-0 1B	1-3 2-H 1B			4-0 E 1B	0-3 K		3	2	1	1	2	1	2				
Dan Driessen, L OBP: 0.365, SLG: 0.368 (1, 5)	0-0		0-0 1B	0-0 FC4-6 BB			0-0 E7 1B		0-0 5-3	3	0	2	1	0	0	3				
Denis Menke, R OBP: 0.375, SLG: 0.233 (4, 5)	0-0 1B		0-0 1B	0-0 FC4-6 BB			1-2 1B		0-0 5-3	2	0	0	0	0	0	1				
Johnny Bench, R OBP: 0.346, SLG: 0.457 (1, 2)	0-0 P6		0-0 P4		0-0 F9		0-0 1B		0-0 HR	5	1	2	2	0	0	2				
Tony Perez, R OBP: 0.385, SLG: 0.525 (1, 3)		0-0 5-3		0-0 FC6-4 BB 1B			0-0 K		0-0 F9	5	1	2	0	0	1	0				
Bobby Tolan, L OBP: 0.254, SLG: 0.310 (1, 8)	0-0 G3			4-0 FC6-4 BB			0-3 K		4-0	3	0	0	0	2	1	2				
Larry Stahl, L OBP: 0.338, SLG: 0.338 (1, 9)	0-3 K			0-0 FC6-4 BB			0-0 P6		0-0 F7	5	1	0	0	0	2	3				
Cesar Geronimo, L OBP: 0.215, SLG: 0.210 (9, 8)				1-2 2-3 1B			0-0 P6		0-3 K	0	0	0	0	0	0	0				
Darrel Chaney, S OBP: 0.282, SLG: 0.183 (1, 6)			0-0 G3	0-0 F7			0-3 K		4-0 SH2-4 BB	3	0	0	0	1	1	2				
Ross Grimsley, L OBP: 0.047, SLG: 0.047 (1, 1)			0-0 6-3	0-0 1B WP			0-3 K		0-0 SH2-4	3	0	1	1	0	1	0				
Don Gullett, R OBP: 0.324, SLG: 0.200 (8, 1)				1-2 3-H 1B			0-0 K		1-2	0	0	0	0	0	0	0				
Inning Stats	R: 0 E: 0 K: 0 S: 4	H: 1 LOB: 1 BB: 0 P: 4	R: 0 E: 0 K: 1 S: 5	H: 0 LOB: 0 BB: 0 P: 5	R: 2 E: 0 K: 0 S: 6	H: 3 LOB: 1 BB: 0 P: 6	R: 2 E: 0 K: 0 S: 6	H: 3 LOB: 3 BB: 2 P: 14	R: 0 E: 0 K: 2 S: 7	H: 0 LOB: 0 BB: 0 P: 7	R: 1 E: 1 K: 0 S: 5	H: 2 LOB: 2 BB: 1 P: 9	R: 0 E: 0 K: 1 S: 5	H: 0 LOB: 2 BB: 2 P: 13	R: 1 E: 0 K: 1 S: 6	H: 1 LOB: 1 BB: 1 P: 10	1B: 8 2B: 1 3B: 0 HR: 1	SF: 0 SAC: 1 DP: 0 HBP: 0	WP: 1 PB: 0 SB: 0 CS: 0	PA: 43
PITCHER	IP WLS BF H R ER SO	IP WLS BF H R ER SO	IP WLS BF H R ER SO	IP WLS BF H R ER SO	IP WLS BF H R ER SO	IP WLS BF H R ER SO	IP WLS BF H R ER SO	IP WLS BF H R ER SO	IP WLS BF H R ER SO	IP WLS BF H R ER SO	IP WLS BF H R ER SO	IP WLS BF H R ER SO	IP WLS BF H R ER SO	IP WLS BF H R ER SO	IP WLS BF H R ER SO	IP WLS BF H R ER SO	ERA WHIP	ERA WHIP		
Mike Torrez, R ERA: 4.41 (1, 1)	3.2 L 19 7 4 4 1																			
Mickey Scott, L ERA: 5.92 (4, 1)	0.1 2 0 0 0 0																			
Tom Walker, R ERA: 3.45 (5, 1)	4.0 17 2 1 1 5																			
Mike Marshall, R ERA: 3.22 (9, 1)	1.0 5 1 1 1 1																			

Batter	1	2	3	4	5	6	7	8	9	AB	R	H	RBI	BB	SO	LOB	BOTTOM					
Ron Hunt, R OBP: 0.424, SLG: 0.346 (1, 4)	0-0 6-3		0-0 F8		0-0 FC6-4 1B			0-0 P4		4	0	1	0	0	0	1	Cincinnati Reds @ Montreal Expos Jarry Park, Montreal, QB Tue Jul 10 1973, 7:05 PM EDT Att: 17,094 - Unknown					
Clyde Mashore, R OBP: 0.313, SLG: 0.414 (1, 7)	0-0 5-3			0-0 P2	0-0 FC6-4			0-0 P4		4	0	0	0	0	0	3						
Mike Marshall, R OBP: 0.250, SLG: 0.200 (9, 1)					1-2			0-0 P4		0	0	0	0	0	0	0						
Bob Bailey, R OBP: 0.393, SLG: 0.565 (1, 5)	4-0 BB			0-0 F8		0-3 K		0-0 F7		3	0	0	0	1	1	1						
Hal Breeden, R OBP: 0.385, SLG: 0.513 (1, 3)	0-3 K			0-0 6-3			0-0 P4		0-0 F9	4	0	0	0	0	1	1						
Ron Woods, R OBP: 0.355, SLG: 0.341 (1, 8)					0-0 HR 2B		0-0 P4		0-3 K	4	1	1	0	0	1	0						
Ken Singleton, S OBP: 0.411, SLG: 0.463 (1, 9)					2-H HR		0-0 5-3		0-3 K	4	1	1	2	0	1	0						
John Boccabella, R OBP: 0.300, SLG: 0.329 (1, 2)					0-0 1B SH3 1B		0-0 F8			3	0	1	0	0	0	0						
Pepe Frias, R OBP: 0.237, SLG: 0.258 (1, 6)					0-0 SH3		0-0 5-3			2	0	0	0	0	0	0						
Mike Torrez, R OBP: 0.205, SLG: 0.231 (1, 1)					0-0 F8			0-0		1	0	0	0	0	0	0						
Mickey Scott, L (4, 1)										0	0	0	0	0	0	0						
Tom Walker, R (5, 1)										1	0	0	0	0	1	1						
Ron Fairly, L OBP: 0.466, SLG: 0.485 (8, PH)										1	0	1	0	0	0	0						
Inning Stats	R: 0 E: 0 K: 1 S: 5	H: 0 LOB: 1 BB: 1 P: 9	R: 0 E: 0 K: 0 S: 3	H: 0 LOB: 0 BB: 0 P: 3	R: 0 E: 0 K: 0 S: 3	H: 0 LOB: 0 BB: 0 P: 3	R: 0 E: 0 K: 0 S: 3	H: 0 LOB: 0 BB: 0 P: 3	R: 2 E: 0 K: 1 S: 9	H: 4 LOB: 2 BB: 0 P: 9	R: 0 E: 0 K: 1 S: 5	H: 0 LOB: 0 BB: 0 P: 5	R: 0 E: 0 K: 0 S: 3	H: 0 LOB: 0 BB: 0 P: 3	R: 0 E: 0 K: 0 S: 4	H: 1 LOB: 1 BB: 0 P: 4	R: 0 E: 0 K: 2 S: 7	H: 0 LOB: 0 BB: 0 P: 7	1B: 3 2B: 1 3B: 0 HR: 1	SF: 0 SAC: 1 DP: 0 HBP: 0	WP: 0 PB: 0 SB: 0 CS: 0	PA: 33
PITCHER	IP WLS BF H R ER SO	IP WLS BF H R ER SO	IP WLS BF H R ER SO	IP WLS BF H R ER SO	IP WLS BF H R ER SO	IP WLS BF H R ER SO	IP WLS BF H R ER SO	IP WLS BF H R ER SO	IP WLS BF H R ER SO	IP WLS BF H R ER SO	IP WLS BF H R ER SO	IP WLS BF H R ER SO	IP WLS BF H R ER SO	IP WLS BF H R ER SO	IP WLS BF H R ER SO	IP WLS BF H R ER SO	ERA WHIP	ERA WHIP				
Ross Grimsley, L ERA: 2.72 (1, 1)	7.0 W 27 5 2 2 3																					
Don Gullett, L ERA: 3.93 (8, 1)	2.0 S 6 0 0 0 2																					

AB	36
R	6
H	10
RBI	6
BB	6
SO	7
LOB	15



Batter	1	2	3	4	5	6	7	8	9	AB	R	H	RBI	BB	SO	LOB	TOP										
Pete Rose, S OBP: 0.393, SLG: 0.398 (1, 7)	F7		F7			F7			G6-4-3	4	1	0	0	1	0	2	Cincinnati Reds @ Montreal Expos Jarry Park, Montreal, QB Wed Jul 11 1973, 7:05 PM EDT Att: 20,037 - Unknown										
Joe Morgan, L OBP: 0.418, SLG: 0.490 (1, 4)	BB		BB			F9			1B	3	0	1	0	2	0	1											
Dan Driessen, L OBP: 0.373, SLG: 0.370 Denis Menke, R OBP: 0.371, SLG: 0.230 (5, 5)	BB		BB			K			F8	2	0	1	0	1	1	1											
Johnny Bench, R OBP: 0.344, SLG: 0.454 (8, 2)	F7		G6-4-3							4	0	1	0	0	0	4											
Tony Perez, R OBP: 0.386, SLG: 0.521 (1, 3)	BB					E3			F9	2	1	0	0	2	0	1											
Bobby Tolan, L OBP: 0.254, SLG: 0.319 (1, 8)	K					F8			HR	4	1	1	1	0	1	6											
Darrel Chaney, S OBP: 0.319, SLG: 0.262 Larry Stahl, L OBP: 0.333, SLG: 0.333 (8, PH) (8, 9)			4-3			FC6-4			K	3	0	1	0	0	0	2											
Bill Plummer, R OBP: 0.319, SLG: 0.262 Hal King, L OBP: 0.333, SLG: 0.800 Dave Tomlin, L (8, 1)			5-3			FC4-6			K	3	0	0	1	0	1	2											
Fred Norman, S OBP: 0.116, SLG: 0.073 Ed Sprague, R (7, 1)			1-3			K				3	0	0	0	0	2	2											
Dave Concepcion, R OBP: 0.318, SLG: 0.427 (8, 6)						K			G6-4-3	1	0	1	0	0	0	0											
Inning Stats	R: 0 E: 0 K: 1 S: 5	H: 0 LOB: 3 BB: 3 P: 17	R: 0 E: 0 K: 0 S: 3	H: 0 LOB: 0 BB: 0 P: 3	R: 0 E: 0 K: 0 S: 3	H: 1 LOB: 1 BB: 1 P: 7	R: 1 E: 1 K: 1 S: 6	H: 0 LOB: 1 BB: 1 P: 10	R: 1 E: 1 K: 1 S: 7	H: 1 LOB: 2 BB: 1 P: 11	R: 0 E: 0 K: 0 S: 3	H: 0 LOB: 0 BB: 0 P: 3	R: 1 E: 0 K: 2 S: 8	H: 1 LOB: 1 BB: 0 P: 8	R: 0 E: 0 K: 0 S: 3	H: 0 LOB: 0 BB: 0 P: 3	R: 1 E: 0 K: 2 S: 8	H: 1 LOB: 0 BB: 0 P: 8	R: 0 E: 0 K: 0 S: 4	H: 2 LOB: 1 BB: 0 P: 4	1B: 5 2B: 0 3B: 0 HR: 1	SF: 0 SAC: 0 DP: 2 HBP: 0	WP: 0 PB: 0 SB: 3 CS: 0	PA: 39			
PITCHER	IP	WLS	BF	H	R	ER	SO	BB	IBB	HBP	BLK	WP	HR	S	P	ERA	WHIP										
Steve Renko, R ERA: 2.68 Mike Marshall, R ERA: 3.19	(1, 1)	8.0	W	35	4	3	1	7	6	0	0	0	0	43	67	1.12	1.250										
(9, 1)	1.0	S	4	2	0	0	0	0	0	0	0	0	0	4	4	0.00	2.000										

AB	33
R	3
H	6
RBI	2
BB	6
SO	7
LOB	22



Batter	1	2	3	4	5	6	7	8	9	AB	R	H	RBI	BB	SO	LOB	BOTTOM										
Ron Hunt, R OBP: 0.422, SLG: 0.344 (1, 4)	SH1-4		F9			L7			G3	4	0	1	0	0	0	1	Cincinnati Reds @ Montreal Expos Jarry Park, Montreal, QB Wed Jul 11 1973, 7:05 PM EDT Att: 20,037 - Unknown										
Clyde Mashore, R OBP: 0.337, SLG: 0.431 Ron Fairly, L OBP: 0.464, SLG: 0.483 (7, PH) (8, 7)	BB					PO			5-3	2	0	2	0	1	0	0											
Ron Woods, R OBP: 0.354, SLG: 0.337 (1, 8)	SH1-4		P3			PO			1B	2	0	0	0	1	0	1											
Hal Breeden, R OBP: 0.396, SLG: 0.513 Mike Jorgensen, L OBP: 0.336, SLG: 0.333 (8, 3)			F8			3B			FC6-4	0	0	0	0	0	0	0											
Bob Bailey, R OBP: 0.395, SLG: 0.575 (1, 5)	K					SF7			FC6-4	4	1	2	1	0	1	5											
Ken Singleton, S OBP: 0.410, SLG: 0.462 (1, 9)	K					6-3			SF7	3	0	1	1	0	1	4											
John Boccabella, R OBP: 0.297, SLG: 0.325 (1, 2)			6-3			F2			L8	3	0	0	0	0	0	1											
Pepe Frias, R OBP: 0.237, SLG: 0.280 (1, 6)	F3					4-3			2B	4	1	1	0	0	0	2											
Steve Renko, R OBP: 0.347, SLG: 0.341 Mike Marshall, R OBP: 0.250, SLG: 0.200 (9, 1)			6-3			4-3			G3	4	1	1	1	0	0	1											
Inning Stats	R: 0 E: 0 K: 2 S: 8	H: 1 LOB: 3 BB: 2 P: 16	R: 0 E: 0 K: 0 S: 3	H: 0 LOB: 0 BB: 0 P: 3	R: 0 E: 0 K: 0 S: 4	H: 1 LOB: 1 BB: 0 P: 4	R: 0 E: 0 K: 0 S: 4	H: 1 LOB: 1 BB: 0 P: 4	R: 0 E: 0 K: 0 S: 3	H: 1 LOB: 0 BB: 0 P: 3	R: 2 E: 0 K: 0 S: 4	H: 1 LOB: 0 BB: 1 P: 8	R: 2 E: 0 K: 0 S: 6	H: 3 LOB: 2 BB: 1 P: 10	R: 0 E: 0 K: 0 S: 4	H: 1 LOB: 1 BB: 0 P: 4		1B: 5 2B: 2 3B: 2 HR: 0	SF: 1 SAC: 2 DP: 0 HBP: 0	WP: 0 PB: 0 SB: 1 CS: 0	PA: 37						
PITCHER	IP	WLS	BF	H	R	ER	SO	BB	IBB	HBP	BLK	WP	HR	S	P	ERA	WHIP										
Fred Norman, L ERA: 3.49 Ed Sprague, R ERA: 5.66 Dave Tomlin, L ERA: 4.8	(1, 1)	6.2	L	31	8	4	4	2	3	1	0	0	0	31	47	5.40	1.650										
(7, 1)	0.1		1	0	0	0	0	0	0	0	0	0	0	1	1	0.00	0.000										
(8, 1)	1.0		4	1	0	0	0	0	0	0	0	0	0	4	4	0.00	1.000										

AB	29
R	4
H	9
RBI	4
BB	4
SO	2
LOB	17



Batter	1	2	3	4	5	6	7	8	9	AB	R	H	RBI	BB	SO	LOB	TOP			
Ron Hunt, R OBP: 0.420, SLG: 0.341 (1, 4)	4-3		2B BB		F7		F8	BB 1B		4	0	1	0	1	0	1	Montreal Expos @ Atlanta Braves Atlanta Stadium, Atlanta, GA Fri Jul 13, 1973, 7:05 PM EDT Att: 15,126 - Unknown			
Mike Jorgensen, L OBP: 0.348, SLG: 0.347 (1, 3) (8, 7)	F8		1-3 2B		E	BB	6-3	1-2 BB		3	1	1	0	2	0	0				
Ron Fairly, L OBP: 0.462, SLG: 0.474 Bill Stoneman, R OBP: 0.278, SLG: 0.077 (1, 7) (8, 1)	G3		6-3		E7	1-H 2-H		F9		4	0	0	0	1	0	4				
Ken Singleton, S OBP: 0.412, SLG: 0.468 (1, 9)		1-3							BB 4-3 BB	4	1	1	0	1	0	3				
Boots Day, L OBP: 0.403, SLG: 0.467 (1, 8)					F7		P5	E 1B HR BB	4-3 BB 1-2 BB	2	1	0	0	3	0	1				
Bob Bailey, R OBP: 0.391, SLG: 0.576 (1, 5)					F8		1B 1-4-3 1B	E9 HR 1B	F2	5	1	2	0	0	0	4				
Terry Humphrey, R Pat Jarvis, R Jim Lytle, L Tom Walker, R Hal Greenlee, R OBP: 0.408, SLG: 0.573 (1, 2) (4, 1) (6, PH) (8, 1) (8, PH) (8, 3)	F8				F9		1-4-3	1-H 3-H HR	4-3 BB	2	0	0	0	0	0	2				
Pepe Frias, R OBP: 0.252, SLG: 0.284 (1, 6)			6-3		E	1B		F9	4-3	5	1	2	1	0	0	2				
Ernie McAnally, R Mickey Scott, L Clyde Mashore, R Joe Gilbert, R Bob Stinson, S OBP: 0.237, SLG: 0.237 (2, 1) (3, PH) (3, 1) (4, 2)			F6		K		K	P6	F8	0	0	0	0	0	0	0				
Inning Stats	R: 0 E: 0 K: 0 S: 3	H: 0 LOB: 0 BB: 0 P: 3	R: 0 E: 0 K: 0 S: 3	H: 0 LOB: 1 BB: 1 P: 7	R: 0 E: 0 K: 0 S: 4	H: 1 LOB: 2 BB: 1 P: 8	R: 0 E: 0 K: 0 S: 4	H: 1 LOB: 1 BB: 0 P: 4	R: 2 E: 1 K: 1 S: 7	H: 1 LOB: 2 BB: 1 P: 11	R: 0 E: 0 K: 0 S: 3	H: 0 LOB: 1 BB: 1 P: 7	R: 0 E: 0 K: 0 S: 6	H: 3 LOB: 2 BB: 2 P: 14	R: 1 E: 0 K: 0 S: 3	H: 0 LOB: 2 BB: 3 P: 15		1B: 6 2B: 1 3B: 0 HR: 1	SF: 0 SAC: 0 DP: 0 HBP: 0	WP: 0 PA: 45 PB: 0 SB: 1 CS: 0
PITCHER	IP WLS BF H R ER SO	IP WLS BF H R ER SO	IP WLS BF H R ER SO	IP WLS BF H R ER SO	IP WLS BF H R ER SO	IP WLS BF H R ER SO	IP WLS BF H R ER SO	IP WLS BF H R ER SO	IP WLS BF H R ER SO	IP WLS BF H R ER SO	IP WLS BF H R ER SO	IP WLS BF H R ER SO	IP WLS BF H R ER SO	IP WLS BF H R ER SO	IP WLS BF H R ER SO	IP WLS BF H R ER SO		ERA WHIP	ERA WHIP	
Carl Morton, R ERA: 3.34 Danny Frisella, R ERA: 4.73 Adrian Devine, R ERA: 6.61 (1, 1) (8, 1) (9, 1)	7.0 W 33	1.0 S 6	1.0 S 6	1.0 S 6	1.0 S 6	1.0 S 6	1.0 S 6	1.0 S 6	1.0 S 6	1.0 S 6	1.0 S 6	1.0 S 6	1.0 S 6	1.0 S 6	1.0 S 6	1.0 S 6		2.57 1.571	9.00 3.000	9.00 3.000
Batter	1	2	3	4	5	6	7	8	9	AB	R	H	RBI	BB	SO	LOB		BOTTOM		
Sonny Jackson, L OBP: 0.291, SLG: 0.265 (1, 6) (8, 7)	6-3			1B 3B BB	PO	K		6-3		5	1	1	0	1	1	4		Montreal Expos @ Atlanta Braves Atlanta Stadium, Atlanta, GA Fri Jul 13, 1973, 7:05 PM EDT Att: 15,126 - Unknown		
Johnny Oates, L OBP: 0.304, SLG: 0.310 (1, 2)		G6-4-3 1B		P4		4-3		BB 1B		5	1	2	0	0	0	2				
Darrell Evans, L OBP: 0.393, SLG: 0.567 (1, 5)	P3			3B 1B		K		1B BB		4	2	1	0	1	1	1				
Mike Lum, L OBP: 0.363, SLG: 0.465 (1, 3)	F8			1B SF9	1B	1-H 2-H 3-H		2B E BB	1B 2B 1B	4	3	3	4	1	0	1				
Dusty Baker Jr., R OBP: 0.374, SLG: 0.438 (1, 8)				HR 1B	1-3 1B	G3		E7 1-H 2B	1-2 2B 1B	5	2	4	1	0	0	1				
Ralph Carr, L OBP: 0.305, SLG: 0.387 (1, 9)				HR 1B	F5		K	F8	1-H 2-H 1B 2B	5	2	2	2	0	1	3				
Norm Miller, L OBP: 0.500, SLG: 0.700 Marty Perez, R OBP: 0.297, SLG: 0.305 (1, 7) (8, 6)				HR 1B	SF9		PO 1B	G4-3 BB	G3 1B 1B	2	1	2	4	1	0	0				
Chuck Goggin, S OBP: 0.346, SLG: 0.380 (1, 4)				HR 1B	FC5-4		PO 1B	G4-3	G3 1B	5	1	3	0	0	0	3				
Carl Morton, R OBP: 0.212, SLG: 0.340 Danny Frisella, L OBP: 0.500, SLG: 0.500 Frank Tepedino, L OBP: 0.294, SLG: 0.333 Adrian Devine, R OBP: 0.333, SLG: 0.333 (1, 1) (8, 1) (6, PR) (9, 1)				4-3	F5			1B G3		3	1	1	2	0	0	2				
Inning Stats	R: 0 E: 0 K: 0 S: 4	H: 1 LOB: 1 BB: 0 P: 4	R: 5 E: 0 K: 0 S: 8	H: 6 LOB: 0 BB: 0 P: 8	R: 1 E: 0 K: 0 S: 5	H: 2 LOB: 1 BB: 0 P: 5	R: 2 E: 0 K: 0 S: 5	H: 2 LOB: 1 BB: 1 P: 9	R: 0 E: 0 K: 1 S: 6	H: 2 LOB: 1 BB: 0 P: 6	R: 0 E: 0 K: 2 S: 7	H: 0 LOB: 0 BB: 0 P: 7	R: 1 E: 1 K: 0 S: 3	H: 1 LOB: 2 BB: 2 P: 11	R: 6 E: 0 K: 0 S: 10	H: 7 LOB: 3 BB: 1 P: 14	1B: 16 2B: 2 3B: 1 HR: 2		SF: 1 SAC: 0 DP: 2 HBP: 0	WP: 0 PA: 47 PB: 0 SB: 0 CS: 0
PITCHER	IP WLS BF H R ER SO	IP WLS BF H R ER SO	IP WLS BF H R ER SO	IP WLS BF H R ER SO	IP WLS BF H R ER SO	IP WLS BF H R ER SO	IP WLS BF H R ER SO	IP WLS BF H R ER SO	IP WLS BF H R ER SO	IP WLS BF H R ER SO	IP WLS BF H R ER SO	IP WLS BF H R ER SO	IP WLS BF H R ER SO	IP WLS BF H R ER SO	IP WLS BF H R ER SO	IP WLS BF H R ER SO	ERA WHIP		ERA WHIP	
Ernie McAnally, R ERA: 3.7 Mickey Scott, L ERA: 5.17 Joe Gilbert, L ERA: 5.14 Pat Jarvis, R ERA: 3.1 Tom Walker, R ERA: 3.34 (1, 1) (2, 1) (3, 1) (4, 1) (6, 1)	1.0 L 9	1.0 L 3	1.0 L 4	1.0 L 4	1.0 L 4	1.0 L 4	1.0 L 4	1.0 L 4	1.0 L 4	1.0 L 4	1.0 L 4	1.0 L 4	1.0 L 4	1.0 L 4	1.0 L 4	1.0 L 4	45.00 6.000		0.00 1.000	16.20 3.000

Batter	1	2	3	4	5	6	7	8	9	AB	R	H	RBI	BB	SO	LOB	TOP			
Ron Hunt, R OBP: 0.418, SLG: 0.338 (1, 4)										3	0	0	0	1	0	1	Montreal Expos @ Atlanta Braves Atlanta Stadium, Atlanta, GA Sat Jul 14 1973, 7:05 PM EDT Att: 11,511 - Unknown			
Mike Jorgensen, L OBP: 0.347, SLG: 0.350 (1, 3)										4	0	1	0	0	1	2				
Ron Fairly, L OBP: 0.459, SLG: 0.470 (1, 7)										4	1	1	0	0	1	1				
Ken Singleton, S OBP: 0.410, SLG: 0.463 (1, 9)										3	0	0	0	1	1	1				
Boots Day, L OBP: 0.399, SLG: 0.460 (1, 8)										4	0	1	1	0	0	0				
Bob Bailey, R OBP: 0.393, SLG: 0.572 (1, 5)										2	0	0	0	2	0	1				
Terry Humphrey, R OBP: 0.200, SLG: 0.206 (7, PH)										2	0	0	0	0	2	0				
Jim Lyttle, L OBP: 0.667, SLG: 2.000 (7, 2)										0	0	0	0	1	0	0				
John Boccabella, R OBP: 0.295, SLG: 0.323 (7, 2)										1	0	0	0	0	0	0				
Pepe Frias, R OBP: 0.248, SLG: 0.279 (7, PH)										2	0	0	0	0	0	0				
Ron Woods, R OBP: 0.354, SLG: 0.333 (7, 1)										1	0	0	0	0	2	2				
Pat Jarvis, R (7, 1)										0	0	0	0	0	0	0				
Balor Moore, L OBP: 0.114, SLG: 0.091 (5, PH)										1	0	0	0	0	0	0				
Clyde Mashore, R OBP: 0.341, SLG: 0.425 (5, 1)										0	0	0	0	1	0	0				
Tom Walker, R (5, 1)										0	0	0	0	0	0	0				
Hal Breeden, R OBP: 0.406, SLG: 0.568 (7, PH)										1	0	0	0	0	2	2				
Larry Lintz, S (7, 6)										0	0	0	0	0	0	0				
Inning Stats	R: 0 E: 0 K: 1 S: 5	H: 0 LOB: 0 BB: 0 P: 5	R: 0 E: 0 K: 1 S: 5	H: 0 LOB: 1 BB: 1 P: 9	R: 0 E: 0 K: 1 S: 5	H: 0 LOB: 1 BB: 1 P: 9	R: 1 E: 0 K: 0 S: 4	H: 2 LOB: 1 BB: 1 P: 8	R: 0 E: 0 K: 0 S: 3	H: 0 LOB: 0 BB: 0 P: 3	R: 0 E: 0 K: 0 S: 2	H: 0 LOB: 2 BB: 2 P: 10	R: 0 E: 0 K: 0 S: 4	H: 1 LOB: 1 BB: 0 P: 4	R: 0 E: 0 K: 0 S: 3	H: 0 LOB: 0 BB: 0 P: 3	1B: 2 2B: 1 3B: 0 HR: 0	SF: 0 SAC: 0 DP: 0 HBP: 0	WP: 2 PB: 0 SB: 1 CS: 0	PA: 34
PITCHER	IP WLS BF H R ER SO BB IBB HBP BLK WP HR S P ERA WHIP																			
Roric Harrison, R ERA: 2.75 (1, 1)	6.0 W 25 2 1 1 3 6 0 0 0 1 0 25 49 1.50 1.333																			
Gary Gentry, R ERA: 3.45 (7, 1)	3.0 S 9 1 0 0 0 0 0 0 0 0 1 0 9 9 0.00 0.333																			

AB 28
R 1
H 3
RBI 1
BB 6
SO 3
LOB 12



Batter	1	2	3	4	5	6	7	8	9	AB	R	H	RBI	BB	SO	LOB	BOTTOM			
Ralph Garr, L OBP: 0.302, SLG: 0.383 (1, 9)										4	0	0	0	0	0	0	Montreal Expos @ Atlanta Braves Atlanta Stadium, Atlanta, GA Sat Jul 14 1973, 7:05 PM EDT Att: 11,511 - Unknown			
Marty Perez, R OBP: 0.303, SLG: 0.307 (1, 6)										2	1	1	0	2	0	0				
Darrell Evans, L OBP: 0.392, SLG: 0.572 (1, 5)										4	1	1	2	0	1	2				
Hank Aaron, R OBP: 0.356, SLG: 0.571 (1, 7)										3	1	1	0	0	0	1				
Sonny Jackson, L OBP: 0.291, SLG: 0.265 (9, 7)										0	0	0	0	0	0	0				
Dusty Baker Jr., R OBP: 0.374, SLG: 0.437 (1, 8)										3	1	1	0	0	0	0				
Davey Johnson, R OBP: 0.351, SLG: 0.494 (1, 4)										3	0	0	0	0	1	2				
Dick Dietz, R OBP: 0.463, SLG: 0.367 (1, 3)										3	0	1	1	0	1	0				
Frank Tepedino, L OBP: 0.294, SLG: 0.333 (9, 3)										0	0	0	0	0	0	0				
Johnny Oates, L OBP: 0.301, SLG: 0.307 (1, 2)										3	0	0	1	0	1	1				
Roric Harrison, R OBP: 0.071, SLG: 0.214 (1, 1)										2	0	0	0	0	1	1				
Gary Gentry, R OBP: 0.258, SLG: 0.233 (7, 1)										1	0	0	0	0	1	0				
Inning Stats	R: 0 E: 0 K: 1 S: 5	H: 0 LOB: 0 BB: 1 P: 9	R: 0 E: 0 K: 1 S: 5	H: 0 LOB: 0 BB: 0 P: 5	R: 0 E: 0 K: 1 S: 5	H: 0 LOB: 0 BB: 0 P: 5	R: 4 E: 0 K: 1 S: 10	H: 5 LOB: 1 BB: 0 P: 10	R: 0 E: 0 K: 0 S: 2	H: 0 LOB: 0 BB: 1 P: 6	R: 0 E: 0 K: 2 S: 7	H: 0 LOB: 0 BB: 0 P: 7	R: 0 E: 0 K: 0 S: 3	H: 0 LOB: 0 BB: 0 P: 3	R: 0 E: 0 K: 0 S: 3	H: 0 LOB: 0 BB: 0 P: 3	1B: 3 2B: 1 3B: 0 HR: 1	SF: 0 SAC: 0 DP: 1 HBP: 0	WP: 0 PB: 0 SB: 0 CS: 0	PA: 30
PITCHER	IP WLS BF H R ER SO BB IBB HBP BLK WP HR S P ERA WHIP																			
Balor Moore, L ERA: 4.93 (5, 1)	4.0 L 18 5 4 4 4 1 0 0 0 0 0 5 9 0.00 0.500																			
Tom Walker, R ERA: 3.24 (7, 1)	2.0 6 0 0 0 0 1 0 0 0 0 0 0 5 9 0.00 0.000																			
Pat Jarvis, R ERA: 2.82 (7, 1)	2.0 6 0 0 0 0 2 0 0 0 0 0 0 10 10 0.00 0.000																			

AB 28
R 4
H 5
RBI 4
BB 2
SO 6
LOB 7



Batter	1	2	3	4	5	6	7	8	9	AB	R	H	RBI	BB	SO	LOB	TOP			
Ron Hunt, R OBP: 0.416, SLG: 0.337 (1, 4)			FC1-6 			F4 		5-3 		4	0	1	0	0	0	1				
Mike Jorgensen, L OBP: 0.342, SLG: 0.344 (1, 3)	F8 		F9 			F6 			5-3 	4	0	0	0	0	0	2				
Ron Fairly, L OBP: 0.456, SLG: 0.464 (1, 7)	K 		4-3 			6-3 				3	0	0	0	1	1	2				
Ken Singleton, S OBP: 0.409, SLG: 0.460 (1, 9)	4-3 			F7 			F8 			4	0	1	0	0	0	1				
Boots Day, L OBP: 0.395, SLG: 0.454 (1, 8)		6-3 		F7 						4	0	1	0	0	0	2				
Bob Bailey, R OBP: 0.388, SLG: 0.563 (1, 5)	K 			5-3 			K 			4	0	0	0	0	3	3				
John Boccabella, R OBP: 0.296, SLG: 0.335 (1, 2)						5-3 				3	1	1	1	0	1	1				
Pepe Frias, R OBP: 0.243, SLG: 0.274 (8, PH)										2	0	0	0	0	0	0				
Hal Bredren, R OBP: 0.403, SLG: 0.563 (8, PH)						G3 				1	0	0	0	0	1	0				
Joe Gilbert, R (8, 1)										0	0	0	0	0	0	0				
Mike Torrez, R OBP: 0.225, SLG: 0.250 (3, 1)										1	0	1	0	0	0	0				
Tom Walker, R (6, 1)										1	0	0	0	0	1	0				
Mickey Scott, L OBP: 0.500, SLG: 1.333 (8, PH)										0	0	0	0	0	0	0				
Jim Lyttle, L OBP: 0.500, SLG: 1.333 (8, PH)										1	0	0	0	0	1	0				
Larry Lintz, S (8, 6)										0	0	0	0	0	0	0				
Inning Stats	R: 0 E: 0 K: 1 S: 6	H: 1 LOB: 1 BB: 0 P: 6	R: 1 E: 0 K: 1 S: 6	H: 1 LOB: 0 BB: 0 P: 6	R: 0 E: 0 K: 0 S: 4	H: 1 LOB: 1 BB: 0 P: 4	R: 0 E: 0 K: 0 S: 3	H: 0 LOB: 0 BB: 0 P: 3	R: 0 E: 0 K: 1 S: 5	H: 0 LOB: 0 BB: 0 P: 5	R: 0 E: 0 K: 2 S: 8	H: 1 LOB: 1 BB: 0 P: 8	R: 0 E: 0 K: 2 S: 7	H: 0 LOB: 0 BB: 0 P: 7	R: 0 E: 0 K: 1 S: 6	H: 1 LOB: 2 BB: 1 P: 10	1B: 4 2B: 0 3B: 0 HR: 1	SF: 0 SAC: 0 DP: 0 HBP: 0	WP: 0 PB: 0 SB: 1 CS: 0	PA: 33
PITCHER Ron Schueler, R ERA: 4.0 (1, 1)	IP: 9.0 WLS: W BF: 33 H: 5 R: 1 ER: 1 SO: 8 BB: 1 IBB: 0 HBP: 0 BLK: 0 WP: 0 HR: 1 S: 48 P: 52 ERA: 1.00 WHIP: 0.667															PITCHER				

Montreal Expos @ Atlanta Braves
Atlanta Stadium, Atlanta, GA
Sun Jul 15 1973, 7:05 PM EDT
Att: 8,620 - Unknown

AB 32
R 1
H 5
RBI 1
BB 1
SO 8
LOB 12



Batter	1	2	3	4	5	6	7	8	9	AB	R	H	RBI	BB	SO	LOB	BOTTOM			
Ralph Garr, L OBP: 0.301, SLG: 0.383 (1, 9)	F7 			E3 		F9 		1-3 		5	1	1	0	0	0	0				
Johnny Oates, L OBP: 0.300, SLG: 0.306 (1, 2)	4-3 			4-3 		G3 		4-3 		5	1	1	2	0	0	1				
Darrell Evans, L OBP: 0.393, SLG: 0.577 (1, 5)	F9 					G3 				4	1	2	0	0	0	0				
Dusty Baker Jr., R OBP: 0.373, SLG: 0.435 (1, 8)										4	1	1	1	0	0	1				
Mike Lum, L OBP: 0.358, SLG: 0.459 (7, 3)										4	0	0	0	0	0	2				
Davey Johnson, R OBP: 0.356, SLG: 0.494 (1, 4)										2	0	1	0	1	0	0				
Frank Tepedino, L OBP: 0.315, SLG: 0.400 Sonny Jackson, L OBP: 0.295, SLG: 0.271 (7, 7)										2	1	1	2	1	1	1				
Marty Perez, R OBP: 0.305, SLG: 0.307 (1, 6)										1	0	1	0	0	0	0				
Ron Schueler, R OBP: 0.185, SLG: 0.154 (1, 1)										4	1	1	0	0	2	4				
Inning Stats	R: 0 E: 0 K: 0 S: 3	H: 0 LOB: 0 BB: 0 P: 3	R: 0 E: 0 K: 1 S: 6	H: 1 LOB: 1 BB: 0 P: 6	R: 5 E: 0 K: 1 S: 10	H: 5 LOB: 3 BB: 3 P: 22	R: 0 E: 1 K: 0 S: 4	H: 1 LOB: 1 BB: 0 P: 4	R: 1 E: 0 K: 0 S: 5	H: 2 LOB: 1 BB: 0 P: 5	R: 0 E: 0 K: 0 S: 3	H: 0 LOB: 0 BB: 0 P: 3	R: 0 E: 0 K: 0 S: 4	H: 1 LOB: 2 BB: 0 P: 5	R: 0 E: 0 K: 1 S: 5	H: 0 LOB: 0 BB: 0 P: 5	1B: 7 2B: 1 3B: 1 HR: 1	SF: 0 SAC: 0 DP: 0 HBP: 1	WP: 0 PB: 0 SB: 0 CS: 1	PA: 38
PITCHER Mike Torrez, R ERA: 4.69 Tom Walker, R ERA: 3.29 Mickey Scott, L ERA: 4.58 Joe Gilbert, L ERA: 4.97	IP: 2.2 WLS: L BF: 17 H: 6 R: 5 ER: 5 SO: 1 BB: 3 IBB: 0 HBP: 0 BLK: 0 WP: 0 HR: 0 S: 16 P: 28 ERA: 16.88 WHIP: 3.375															PITCHER				

Montreal Expos @ Atlanta Braves
Atlanta Stadium, Atlanta, GA
Sun Jul 15 1973, 7:05 PM EDT
Att: 8,620 - Unknown

AB 34
R 6
H 10
RBI 6
BB 3
SO 3
LOB 11



Batter	1	2	3	4	5	6	7	8	9	AB	R	H	RBI	BB	SO	LOB	TOP								
Ron Hunt, R OBP: 0.416, SLG: 0.336 (1, 4)	4-3		1-3	F9			2B 4-3 1B	6-3		5	1	1	0	0	0	2									
Mike Jorgensen, L OBP: 0.354, SLG: 0.352 (1, 3)	FC4-6 1B		G3	BB			4-3 1B 2B	1B WP BB		3	2	2	0	2	0	0									
Ron Fairly, L OBP: 0.459, SLG: 0.459 Clyde Mashore, R OBP: 0.337, SLG: 0.419 (6, PR) (8, 7)	FC4-6 BB WP 1-2		1B BB	L8			4-3	S WP 1B		4	1	1	1	1	0	5									
Ken Singleton, S OBP: 0.408, SLG: 0.464 (1, 9)	BB 1-2 BB		1B 1-2 1B				G3	K		4	0	1	0	1	2	2									
Bob Bailey, R OBP: 0.394, SLG: 0.557 (1, 5)	1-2 2-3 BB		1-3 2-H 1B	F9			S 1B BB	K		3	1	1	1	2	1	2									
Boots Day, L OBP: 0.383, SLG: 0.438 (1, 8)	4-3		4-3				1-H 2-H 2B 1B	K		5	1	1	2	0	1	5									
Bob Stinson, S OBP: 0.300, SLG: 0.389 (1, 2)		4-3		5-3 1B BB			F6 1-H 1B 2B	3B		4	1	2	1	1	0	0									
Pepe Frias, R OBP: 0.248, SLG: 0.270 (1, 6)		F8		5-3 1B			K	F8		5	0	2	1	0	1	1									
Ernie McAnally, R OBP: 0.214, SLG: 0.214 Mike Marshall, R OBP: 0.278, SLG: 0.235 (8, 1) (1, 1)		F8		5-3			2-H 1B	F8		4	0	0	0	0	0	3									
		F8		1-2 2-3			6-3	F9		1	0	0	0	0	0	1									
Inning Stats	R: 0 E: 0 K: 0 S: 4	H: 1 LOB: 3 BB: 2 P: 12	R: 0 E: 0 K: 0 S: 3	H: 0 LOB: 0 BB: 0 P: 3	R: 1 E: 0 K: 0 S: 5	H: 2 LOB: 2 BB: 1 P: 9	R: 0 E: 0 K: 0 S: 4	H: 1 LOB: 3 BB: 2 P: 12	R: 0 E: 0 K: 1 S: 5	H: 0 LOB: 0 BB: 0 P: 5	R: 0 E: 0 K: 1 S: 5	H: 0 LOB: 0 BB: 0 P: 5	R: 5 E: 0 K: 0 S: 8	H: 5 LOB: 1 BB: 1 P: 12	R: 1 E: 0 K: 2 S: 8	H: 1 LOB: 2 BB: 1 P: 12	R: 0 E: 0 K: 1 S: 6	H: 1 LOB: 1 BB: 0 P: 6	1B: 8 2B: 2 3B: 1 HR: 0	SF: 0 SAC: 0 DP: 0 HBP: 0	WP: 2 PB: 0 SB: 2 CS: 0	PA: 45			
PITCHER	IP WLS BF H R ER SO BB IBB HBP BLK WP HR S P ERA WHIP	6.2 L 33 7 5 5 2 6 0 0 0 1 0 31 55 6.75 1.950	7.1 3 2 1 1 1 0 0 0 0 0 0 0 3 3 27.00 6.000	1.0 5 1 1 1 2 1 0 0 0 0 0 0 6 6 9.00 2.000	1.0 4 1 0 0 1 0 0 0 0 0 0 0 6 6 0.00 1.000																				

Montreal Expos @ Houston Astros
Astrodome, Houston, TX
Tue Jul 17 1973, 8:05 PM EDT
Att: 18,156 - Dome

AB 38
R 7
H 11
RBI 6
BB 7
SO 5
LOB 21



Batter	1	2	3	4	5	6	7	8	9	AB	R	H	RBI	BB	SO	LOB	BOTTOM								
Jimmy Wynn, R OBP: 0.336, SLG: 0.410 (1, 9)	F8		F8				K	6-3		4	0	0	0	0	1	0									
Roger Metzger, S OBP: 0.311, SLG: 0.359 (1, 6)	5-3 1B			L6			1B 3B	G3 WP 1B		4	1	3	0	0	0	0									
Cesar Cedeno, R OBP: 0.370, SLG: 0.538 (1, 8)	5-3 1-2			K			S 1B	G3 HBP		3	0	1	1	0	1	1									
Bob Watson, R OBP: 0.412, SLG: 0.449 Cecil Upshaw, R (8, 1) Johnny Edwards, L OBP: 0.286, SLG: 0.389 (8, PH) J.R. Richard, R OBP: 0.100, SLG: 0.100 (9, 1)	6-3			CS 1B			6-3	G3		3	0	1	0	0	0	2									
Doug Rader, R OBP: 0.329, SLG: 0.406 (7, PH) Jimmy Stewart, S OBP: 0.349, SLG: 0.222 (8, 5)			K	CS 1-2			F9	1B 1B		2	0	0	0	0	1	0									
Lee May, R OBP: 0.307, SLG: 0.455 (1, 3)		G5-4-3 BB					HR	K		3	1	1	1	1	1	1									
Tommy Helms, R OBP: 0.323, SLG: 0.365 (1, 4)		G5-4-3 1-2					G1-6-3 BB	F3		3	0	0	0	1	0	2									
Skip Jutze, R OBP: 0.305, SLG: 0.281 (1, 2)			K				G1-6-3 1-2	PB 1B		4	0	1	0	0	2	1									
Don Wilson, R OBP: 0.216, SLG: 0.260 Juan Pizarro, L (7, 1) Bob Gallagher, L OBP: 0.250, SLG: 0.300 (7, PH) (8, 7)			G3				F8	K		2	0	0	0	0	0	0									
								1-2		1	0	0	0	0	1	2									
Inning Stats	R: 0 E: 0 K: 0 S: 4	H: 1 LOB: 1 BB: 0 P: 4	R: 0 E: 0 K: 1 S: 4	H: 0 LOB: 0 BB: 1 P: 8	R: 0 E: 0 K: 1 S: 5	H: 0 LOB: 0 BB: 0 P: 5	R: 0 E: 0 K: 1 S: 5	H: 1 LOB: 0 BB: 0 P: 5	R: 1 E: 0 K: 0 S: 3	H: 1 LOB: 0 BB: 1 P: 7	R: 1 E: 0 K: 1 S: 7	H: 2 LOB: 1 BB: 0 P: 7	R: 0 E: 0 K: 2 S: 9	H: 2 LOB: 2 BB: 0 P: 9	R: 0 E: 0 K: 1 S: 6	H: 1 LOB: 2 BB: 0 P: 7	R: 0 E: 0 K: 1 S: 5	H: 0 LOB: 0 BB: 0 P: 5	1B: 6 2B: 0 3B: 1 HR: 1	SF: 0 SAC: 0 DP: 2 HBP: 1	WP: 1 PB: 1 SB: 1 CS: 1	PA: 36			
PITCHER	IP WLS BF H R ER SO BB IBB HBP BLK WP HR S P ERA WHIP	7.1 W 30 8 2 2 6 2 0 0 0 0 0 9 9 2.46 1.364	1.2 S 5 0 0 0 2 0 0 0 0 0 0 9 9 0.00 0.000																						

Montreal Expos @ Houston Astros
Astrodome, Houston, TX
Tue Jul 17 1973, 8:05 PM EDT
Att: 18,156 - Dome

AB 32
R 2
H 8
RBI 2
BB 2
SO 8
LOB 13



Batter	1	2	3	4	5	6	7	8	9	10	AB	R	H	RBI	BB	SO	LOB	TOP								
Ron Hunt, R OBP: 0.416, SLG: 0.335 (1, 4)	0-0 6-3		0-0 6-3		0-0 FC6-4			0-0 S BB 1B		1-0 FC6-4 SH2-4 WP HBP	4	1	1	0	0	0	1									
Clyde Mashore, R OBP: 0.333, SLG: 0.403 (1, 7)	0-3 K		0-3 K			0-0 5-3		4-0 S 1-2 BB		0-0 SH2-4	3	0	0	0	1	2	0									
Ron Woods, R OBP: 0.363, SLG: 0.340 (1, 8)	4-0 BB			0-0 G5-4-3 1B		0-3 K		4-0 S 1-2 2-3 IBB		4-0 FC6-4 IBB	2	0	1	0	3	1	0									
Hal Breedon, R OBP: 0.353, SLG: 0.568 Mike Jorgensen, L OBP: 0.354, SLG: 0.352 (1, 3) (10, 3)	0-0 G3		0-0 G5-4-3 1-2		0-0 HR		0-0 F8		0-0 F8	0-0 FC6-4 WP	5	1	1	1	0	0	7									
Bob Bailey, R OBP: 0.391, SLG: 0.550 (1, 5)		0-0 5-3 1B		0-0 F8		0-0 4-3		0-0 F4		0-0 6-3	5	0	1	0	0	0	4									
Ken Singleton, S OBP: 0.407, SLG: 0.471 (1, 9)		0-0 5-3 1-2			0-0 HR		0-0 F9		0-0 F9		4	1	1	1	0	0	1									
Bob Stinson, S OBP: 0.292, SLG: 0.364 (1, 2)		0-0 6-3			0-3 K		0-0 F8				4	0	1	0	0	1	1									
Pepe Frias, R OBP: 0.240, SLG: 0.261 (1, 6)		0-0 6-3			0-0 4-3		0-0 L7			0-3 1B	4	0	0	0	0	1	2									
Steve Rogers, R Steve Renko, R OBP: 0.340, SLG: 0.333 Mike Marshall, R OBP: 0.278, SLG: 0.235 (9, PH) (9, 1)			0-3 K		4-0 FC6-4 BB			0-3 K		0-3 K	2	0	0	0	1	2	0									
Inning Stats	R: 0 E: 0 K: 1 S: 5	H: 0 LOB: 1 BB: 1 P: 9	R: 0 E: 0 K: 0 S: 4	H: 1 LOB: 1 BB: 0 P: 4	R: 0 E: 0 K: 2 S: 7	H: 0 LOB: 0 BB: 7 P: 7	R: 0 E: 0 K: 0 S: 3	H: 1 LOB: 0 BB: 0 P: 3	R: 1 E: 0 K: 1 S: 6	H: 1 LOB: 1 BB: 1 P: 10	R: 1 E: 0 K: 1 S: 6	H: 1 LOB: 0 BB: 0 P: 6	R: 0 E: 0 K: 0 S: 3	H: 0 LOB: 0 BB: 0 P: 3	R: 0 E: 0 K: 1 S: 6	H: 1 LOB: 3 BB: 2 P: 14	R: 0 E: 0 K: 2 S: 8	H: 1 LOB: 1 BB: 1 P: 8	R: 1 E: 0 K: 0 S: 3	H: 0 LOB: 1 BB: 1 P: 8	1B: 4 2B: 0 3B: 0 HR: 2	SF: 0 SAC: 1 DP: 1 HBP: 1	WP: 1 PA: 41			
PITCHER	IP 9.0	WLS 36	BF 6	H 2	R 2	ER 2	SO 8	BB 3	IBB 0	HBP 0	BLK 0	WP 0	HR 2	S 48	P 64	ERA 2.00	WHIP 1.000									
Jerry Reuss, L ERA: 3.27 Cecil Upshaw, R ERA: 5.83 Juan Pizarro, L ERA: 8.1 (1, 1) (10, 1) (10, 1)	9.0	L	1	0	1	1	0	0	0	1	0	0	0	0	1	∞	∞									
Jerry Reuss, L OBP: 0.332, SLG: 0.405 (1, 9)	0-0 5-3		0-0 5-3		0-0 5-3		0-0 SF7		0-0 G3		4	0	0	1	0	0	2									
Roger Metzger, S OBP: 0.310, SLG: 0.355 (1, 6)	4-0 FC5-4 BB 1B BB		0-0 F8		0-0 E3 1B		0-0 3-1			0-3 K	4	1	0	0	1	1	0									
Cesar Cedeño, R OBP: 0.377, SLG: 0.537 (1, 8)	4-0 FC5-4 BB		4-0 S BB		0-0 1-3 1B			0-0 1-3 1B		1-0 1-3 S HBP	2	0	1	0	2	0	0									
Bob Watson, R OBP: 0.408, SLG: 0.443 (1, 7)	0-0 FC5-4 1B		0-0 6-3		0-0 6-3			0-0 6-3		0-0 1-3	5	0	0	0	0	0	6									
Lee May, R OBP: 0.311, SLG: 0.459 (1, 3)	0-0 1-3 3H 1B			0-0 2B		0-3 K		0-0 K		4-0 IBB	4	0	2	1	1	2	0									
Johnny Edwards, L OBP: 0.285, SLG: 0.386 Tommie Agee, R OBP: 0.301, SLG: 0.436 Skip Jutze, R OBP: 0.304, SLG: 0.279 (1, 2) (9, PR) (10, 2)	0-0 F8			0-0 3-1		0-0 4-3		0-0 4-3		0-0 SH3-4 1B	4	0	1	0	0	0	3									
Jimmy Stewart, S OBP: 0.326, SLG: 0.205 (1, 5)		0-0 4-3		0-0 4-3		0-0 5-3			0-0 SH3-4		3	0	0	0	0	0	1									
Tommy Helms, R OBP: 0.325, SLG: 0.367 (1, 4)		0-0 6-3		0-0 6-3			0-0 SH1-4 SF7 2B		4-0 IBB		3	1	1	0	1	0	1									
Jerry Reuss, L OBP: 0.197, SLG: 0.207 Doug Rader, R OBP: 0.328, SLG: 0.405 Cecil Upshaw, R OBP: 0.304, SLG: 0.279 (1, 1) (9, PH) (10, 1) (10, 1)	0-0 F7			0-0 6-3		0-0 6-3		0-0 SH1-4		0-0 F3	2	0	0	0	0	0	0									
Inning Stats	R: 1 E: 0 K: 0 S: 4	H: 1 LOB: 2 BB: 2 P: 12	R: 0 E: 0 K: 0 S: 3	H: 0 LOB: 0 BB: 0 P: 3	R: 0 E: 0 K: 0 S: 3	H: 1 LOB: 1 BB: 1 P: 7	R: 0 E: 0 K: 0 S: 4	H: 1 LOB: 1 BB: 0 P: 4	R: 0 E: 0 K: 1 S: 5	H: 1 LOB: 0 BB: 0 P: 5	R: 0 E: 0 K: 1 S: 5	H: 0 LOB: 0 BB: 0 P: 5	R: 1 E: 0 K: 0 S: 4	H: 1 LOB: 1 BB: 1 P: 4	R: 0 E: 0 K: 1 S: 5	H: 0 LOB: 0 BB: 0 P: 5	R: 0 E: 0 K: 0 S: 4	H: 1 LOB: 2 BB: 1 P: 8	R: 0 E: 0 K: 1 S: 5	H: 0 LOB: 2 BB: 1 P: 10	1B: 3 2B: 2 3B: 0 HR: 0	SF: 1 SAC: 2 DP: 0 HBP: 1	WP: 0 PA: 42			
PITCHER	IP 8.0	WLS 32	BF 4	H 2	R 2	ER 2	SO 2	BB 3	IBB 0	HBP 0	BLK 0	WP 0	HR 0	S 33	P 45	ERA 2.25	WHIP 0.875									
Steve Rogers, R ERA: 2.25 Mike Marshall, R ERA: 2.9 (1, 1) (9, 1)	8.0	W	10	1	0	0	1	0	0	2	1	0	0	0	9	18	0.00	0.500								

Montreal Expos @ Houston Astros
Astrodome, Houston, TX
Wed Jul 18 1973, 8:05 PM EDT
Att. 14,352 - Dome

AB	34
R	3
H	6
RBI	2
BB	5
SO	8
LOB	17



WP	1	PA	41
PB	0		
SB	2		
CS	0		

Montreal Expos @ Houston Astros
Astrodome, Houston, TX
Wed Jul 18 1973, 8:05 PM EDT
Att. 14,352 - Dome

AB	33
R	2
H	5
RBI	2
BB	5
SO	3
LOB	17



WP	0	PA	42
PB	0		
SB	2		
CS	0		

Batter	1	2	3	4	5	6	7	8	9	AB	R	H	RBI	BB	SO	LOB	TOP			
Ron Woods, R OBP: 0.361, SLG: 0.338	0-0 SH1-3 1B		0-0 F7			0-3 K		0-0 FC3-2 CS		4	0	1	0	0	1	1				
Jim Cox, R OBP: 0.417, SLG: 0.340 Larry Lintz, S	0-0 SH1-3 1-2			0-3 K		0-0 F8		0-0 CS 3-H 1-2	0-0 5-3 2B	2	0	0	0	0	1	0				
Bob Bailey, R OBP: 0.390, SLG: 0.557	0-0 F8			0-0 HR		0-0 F9			0-0 5-3 2-3	4	1	1	1	0	0	2				
Hal Breeden, R OBP: 0.383, SLG: 0.550	0-0 5-3			0-0 F8			0-0 F8		0-0 5-3	4	0	0	0	0	0	3				
Ken Singleton, S OBP: 0.405, SLG: 0.468			0-0 F7			0-0 F8		0-0 FC6-4 1B	0-3 K	4	0	1	0	0	1	2				
Clyde Mashore, R OBP: 0.333, SLG: 0.392	4-0 L8-3 BB				0-0 4-3			0-0 FC6-4 1-2		2	0	0	0	1	0	1				
Bob Stinson, S OBP: 0.296, SLG: 0.480	0-0 L8-3 1-2				0-0 HR			0-0 F8		3	1	1	1	0	0	2				
Pepe Frias, R OBP: 0.242, SLG: 0.270			0-0 F9			0-0 F9		0-0 G3 FC3-2 2B		3	0	1	0	0	0	0				
Bill Stoneman, R OBP: 0.263, SLG: 0.071 Craig Caskey, S			0-3 K			0-0 4-1		0-0 G3		1	0	0	0	0	1	0				
Ron Fairly, L OBP: 0.454, SLG: 0.457 Pat Jarvis, R								2-3		1	0	0	0	0	0	1				
										0	0	0	0	0	0	0				
Inning Stats	R: 0 E: 0 K: 0 S: 4	H: 1 LOB: 1 BB: 0 P: 4	R: 0 E: 0 K: 0 S: 2	H: 0 LOB: 0 BB: 1 P: 6	R: 0 E: 0 K: 1 S: 5	H: 0 LOB: 0 BB: 0 P: 5	R: 1 E: 0 K: 1 S: 6	H: 1 LOB: 0 BB: 0 P: 6	R: 1 E: 0 K: 0 S: 4	H: 1 LOB: 0 BB: 0 P: 4	R: 0 E: 0 K: 0 S: 5	H: 0 LOB: 0 BB: 0 P: 5	R: 0 E: 0 K: 0 S: 4	H: 1 LOB: 1 BB: 0 P: 4	R: 0 E: 0 K: 0 S: 3	H: 1 LOB: 2 BB: 0 P: 6	1B: 2 2B: 3 3B: 0 HR: 2	SF: 0 SAC: 1 DP: 1 HBP: 0	WP: 0 PB: 0 SB: 0 CS: 1	PA: 33
PITCHER	IP WLS BF H R ER SO BB IBB HBP BLK WP HR S P ERA WHIP	8.0 W 29 6 2 2 3 1 0 0 0 0 2 34 38 2.25 0.875	1.0 S 3 0 0 0 1 0 0 0 0 0 0 5 5 0.00 0.000																	

Montreal Expos @ Cincinnati Reds
Riverfront Stadium, Cincinnati, OH
Thu Jul 19 1973, 7:05 PM EDT
Att: 16,441 - Unknown

AB	30
R	2
H	6
RBI	2
BB	1
SO	4
LOB	12



Batter	1	2	3	4	5	6	7	8	9	AB	R	H	RBI	BB	SO	LOB	BOTTOM			
Pete Rose, S OBP: 0.398, SLG: 0.413	4-3			4-3						3	0	1	2	1	0	1				
Joe Morgan, L OBP: 0.417, SLG: 0.488	4-0 FC5-4 BB	2-H 3-H 1B		0-0 1B 2B		0-0 F3		0-0 G3		3	1	1	0	1	0	1				
Dan Driessen, L OBP: 0.356, SLG: 0.361	0-0 E6 1-2 FC5-4		0-0 1-3 2-H 1B		0-0 F9			0-0 2B		4	0	2	1	0	0	1				
Johnny Bench, R OBP: 0.341, SLG: 0.436	0-0 FC5-4 1-2 2-3		0-0 F8		0-0 F5			0-0 P4		4	0	0	0	0	0	4				
Hal King, L OBP: 0.261, SLG: 0.600 Denis Menke, R OBP: 0.355, SLG: 0.209	0-0 F9		0-0 1-3 2-3		0-0 1-3			0-0 P4		3	0	0	0	0	0	3				
Bobby Tolan, L OBP: 0.247, SLG: 0.306		0-0 SH5-4 1B 1B	0-0 G3		0-0 4-3			4-0 IBB		3	1	1	0	1	0	1				
Dave Concepcion, R OBP: 0.323, SLG: 0.429		0-0 F7		0-3 K		0-0 F9		0-0 F7		4	0	0	0	0	1	3				
Cesar Geronimo, L OBP: 0.219, SLG: 0.223		1-0 SH5-4 1B HBP		0-0 F7				0-0 F5		2	1	0	0	0	0	0				
Ross Grimsley, L OBP: 0.063, SLG: 0.063 Pedro Borbon, R OBP: 0.167, SLG: 0.167		0-0 SH5-4		0-0 1B				0-0 F7		2	0	1	0	0	0	0				
										0	0	0	0	0	0	0				
Inning Stats	R: 0 E: 1 K: 0 S: 4	H: 0 LOB: 2 BB: 1 P: 8	R: 2 E: 0 K: 0 S: 4	H: 2 LOB: 1 BB: 0 P: 5	R: 1 E: 0 K: 0 S: 5	H: 2 LOB: 1 BB: 0 P: 5	R: 0 E: 0 K: 1 S: 6	H: 1 LOB: 1 BB: 0 P: 6	R: 0 E: 0 K: 0 S: 3	H: 0 LOB: 0 BB: 0 P: 3	R: 0 E: 0 K: 0 S: 3	H: 0 LOB: 0 BB: 0 P: 3	R: 0 E: 0 K: 0 S: 3	H: 0 LOB: 1 BB: 1 P: 7	R: 0 E: 0 K: 0 S: 4	H: 1 LOB: 2 BB: 1 P: 8	1B: 4 2B: 2 3B: 0 HR: 0	SF: 0 SAC: 1 DP: 0 HBP: 1	WP: 0 PB: 0 SB: 1 CS: 0	PA: 34
PITCHER	IP WLS BF H R ER SO BB IBB HBP BLK WP HR S P ERA WHIP	2.1 L 13 1 0 0 1 1 0 0 0 0 0 17 21 0.00 0.429	1.0 S 5 1 0 0 0 0 1 0 0 0 0 4 8 0.00 1.000																	

Montreal Expos @ Cincinnati Reds
Riverfront Stadium, Cincinnati, OH
Thu Jul 19 1973, 7:05 PM EDT
Att: 16,441 - Unknown

AB	29
R	3
H	6
RBI	3
BB	3
SO	1
LOB	15



Batter	1	2	3	4	5	6	7	8	9	AB	R	H	RBI	BB	SO	LOB	TOP										
Larry Lintz, S OBP: 0.250, SLG: 0.250 Hal Breeden, R OBP: 0.383, SLG: 0.541	P4		FC3-6 1B		K		G4-6-3 1B		K	4	1	1	0	0	1	1	Montreal Expos @ Cincinnati Reds Riverfront Stadium, Cincinnati, OH Sat Jul 21 1973, 7:05 PM EDT Att: 30,069 - Unknown										
Mike Jorgensen, L OBP: 0.351, SLG: 0.349	F9		1B		F8		B2			4	0	1	0	0	0	1											
Ron Fairly, L OBP: 0.457, SLG: 0.457	HR		1B		3B		G4-6-3 1-2			3	2	2	1	1	0	1											
Ken Singleton, S OBP: 0.407, SLG: 0.481	HR		1B		3B				F9	3	1	2	3	1	0	0											
Boots Day, L OBP: 0.381, SLG: 0.435 Ron Woods, R OBP: 0.355, SLG: 0.332	F2		F3		K				L6	1	0	0	0	0	0	0											
Bob Bailey, R OBP: 0.383, SLG: 0.543 Mike Marshall, R OBP: 0.316, SLG: 0.235		6-3	P6						F7	3	0	0	0	1	0	3											
Bob Stinson, S OBP: 0.258, SLG: 0.414		P6			5-3				F7	4	0	0	0	0	0	1											
Jim Cox, R OBP: 0.333, SLG: 0.400 Jim Lytle, L OBP: 0.333, SLG: 0.800	F2				K				F7	3	0	1	0	0	1	0											
Steve Renko, R OBP: 0.339, SLG: 0.320 Ron Hunt, R OBP: 0.412, SLG: 0.335			FC3-6 BB		K				F3	2	0	0	0	1	1	1											
Inning Stats	R: 2 E: 0 K: 0 S: 4	H: 1 LOB: 0 BB: 1 P: 8	R: 0 E: 0 K: 0 S: 3	H: 0 LOB: 0 BB: 0 P: 3	R: 1 E: 0 K: 0 S: 5	H: 2 LOB: 2 BB: 2 P: 13	R: 0 E: 0 K: 2 S: 7	H: 0 LOB: 0 BB: 0 P: 7	R: 1 E: 0 K: 2 S: 9	H: 2 LOB: 1 BB: 0 P: 9	R: 0 E: 0 K: 0 S: 4	H: 1 LOB: 0 BB: 0 P: 4	R: 0 E: 0 K: 0 S: 3	H: 0 LOB: 0 BB: 0 P: 3	R: 0 E: 0 K: 1 S: 5	H: 0 LOB: 0 BB: 0 P: 5		R: 0 E: 0 K: 1 S: 5	H: 0 LOB: 0 BB: 0 P: 5	1B: 4 2B: 1 3B: 1 HR: 1	SF: 0 SAC: 0 DP: 1 HBP: 0	WP: 0 PB: 0 CS: 0	PA: 37				
PITCHER	IP	WLS	BF	H	R	ER	SO	BB	IBB	HBP	BLK	WP	HR	S	P	ERA	WHIP										
Roger Nelson, R ERA: 2.68	2.1		13	3	3	3	0	3	0	0	0	0	1	10	22	11.57	2.571										
Don Gullett, L ERA: 4.03	5.2	W	21	4	1	1	4	1	0	0	0	0	0	28	32	1.59	0.882										
Clay Carroll, R ERA: 4.27	1.0	S	3	0	0	0	1	0	0	0	0	0	0	5	5	0.00	0.000										

Batter	1	2	3	4	5	6	7	8	9	AB	R	H	RBI	BB	SO	LOB	BOTTOM										
Pete Rose, S OBP: 0.399, SLG: 0.415	G3-6 1B		5-3			K		1-H 2B		4	1	2	1	0	1	0	Montreal Expos @ Cincinnati Reds Riverfront Stadium, Cincinnati, OH Sat Jul 21 1973, 7:05 PM EDT Att: 30,069 - Unknown										
Joe Morgan, L OBP: 0.414, SLG: 0.479	G3-6 1-2		F8			P6		2B		3	1	0	0	1	0	1											
Dan Driessen, L OBP: 0.357, SLG: 0.364	P3		6-3			1-3		WP 1-H 2-H 2B		4	0	1	2	0	0	0											
Johnny Bench, R OBP: 0.339, SLG: 0.432		3-1 WP 1B			K			K		4	1	1	0	0	3	2											
Bobby Tolan, L OBP: 0.248, SLG: 0.304		3-1			3-1			F8		3	0	0	0	0	0	1											
Dave Concepcion, R OBP: 0.322, SLG: 0.426		P5			6-3			K		3	0	0	0	0	1	1											
Denis Menke, R OBP: 0.359, SLG: 0.216 Larry Stahl, L OBP: 0.316, SLG: 0.350 Clay Carroll, R OBP: 0.182, SLG: 0.182		4-0 WP HR BB			5-3			P4		1	1	0	0	1	0	0											
Cesar Geronimo, L OBP: 0.221, SLG: 0.243		1-H 3-H HR			3-1			K2-3		3	1	1	2	0	1	0											
Roger Nelson, R OBP: 0.077, SLG: 0.077 Don Gullett, R OBP: 0.316, SLG: 0.194 Hal King, L OBP: 0.292, SLG: 0.600 Darrel Chaney, S OBP: 0.295, SLG: 0.224		3-3 K			1-3			2B BB		1	0	0	0	0	1	0											
Inning Stats	R: 0 E: 0 K: 0 S: 3	H: 1 LOB: 0 BB: 0 P: 3	R: 3 E: 0 K: 1 S: 7	H: 2 LOB: 0 BB: 1 P: 11	R: 0 E: 0 K: 0 S: 3	H: 0 LOB: 0 BB: 0 P: 3	R: 0 E: 0 K: 1 S: 5	H: 0 LOB: 0 BB: 0 P: 5	R: 0 E: 0 K: 0 S: 3	H: 0 LOB: 0 BB: 0 P: 3	R: 0 E: 0 K: 1 S: 5	H: 0 LOB: 0 BB: 0 P: 5	R: 0 E: 0 K: 2 S: 7	H: 0 LOB: 0 BB: 0 P: 7	R: 3 E: 0 K: 2 S: 9	H: 2 LOB: 2 BB: 2 P: 17		R: 3 E: 0 K: 2 S: 9	H: 2 LOB: 2 BB: 2 P: 17	1B: 2 2B: 2 3B: 0 HR: 1	SF: 0 SAC: 0 DP: 1 HBP: 0	WP: 3 PB: 0 CS: 0	PA: 31				
PITCHER	IP	WLS	BF	H	R	ER	SO	BB	IBB	HBP	BLK	WP	HR	S	P	ERA	WHIP										
Steve Renko, R ERA: 3.07	7.2	L	30	5	6	6	6	2	1	0	0	1	0	39	51	7.04	0.913										
Mike Marshall, R ERA: 2.85	0.1		1	0	0	0	1	0	0	0	0	1	0	3	3	0.00	0.000										

AB 33
R 4
H 7
RBI 4
BB 4
SO 5
LOB 12



AB 28
R 6
H 5
RBI 5
BB 3
SO 7
LOB 5



Batter	1	2	3	4	5	6	7	8	9	AB	R	H	RBI	BB	SO	LOB	TOP
Ron Hunt, R OBP: 0.408, SLG: 0.331 (1, 4)	1-3	6-3			5-3		L6-4			4	0	0	0	0	0	5	Montreal Expos @ Cincinnati Reds Riverfront Stadium, Cincinnati, OH Sun Jul 22 1973, 3:33 AM EDT Att: 22,107 - Unknown
Mike Jorgensen, L OBP: 0.350, SLG: 0.347 (1, 3)	PB 4-3 1B		L6		G3			F5		4	0	1	0	0	0	0	
Ron Fairly, L OBP: 0.457, SLG: 0.458 (1, 7)	4-3 1-2		1-3 1B			G6-4-3 1B		G3		4	0	2	0	0	0	1	
Ken Singleton, S OBP: 0.405, SLG: 0.477 (1, 9)	2-3 BB		1-3			F8		F7		3	0	0	0	1	0	2	
Boots Day, L OBP: 0.373, SLG: 0.426 Tom Walker, R (6, 1)	P6		F7			G6-4-3			K	3	0	0	0	0	0	4	
Bill Stoneman, R OBP: 0.263, SLG: 0.071 Hal Breeden, R (9, PH) OBP: 0.381, SLG: 0.537						1-2				0	0	0	0	0	0	0	
Bob Bailey, R OBP: 0.379, SLG: 0.536 (1, 5)		L5		K				5-3		4	0	0	0	0	1	0	
Bob Stinson, S OBP: 0.314, SLG: 0.452 (1, 2)			6-3					1B 1B BB	FC6-4 BB	2	0	1	0	2	0	0	
Larry Lintz, S OBP: 0.375, SLG: 0.286 (1, 6)			F9					L6-4 1B	FC6-4	3	0	1	0	1	0	1	
Ernie McAnally, R OBP: 0.209, SLG: 0.209 Pat Jarvis, R (4, 1)			F9		4-3					1	0	0	0	0	0	2	
Ron Woods, R OBP: 0.354, SLG: 0.330 Craig Caskey, S (5, 1)								1-2 2-3 1B		1	0	0	0	0	0	0	
Jim Lytle, L OBP: 0.429, SLG: 0.833 (6, 8)							1-2 2-3 1B			1	0	1	0	0	0	0	
Inning Stats	R: 0 E: 0 K: 0 S: 4	H: 1 LOB: 2 BB: 1 P: 8	R: 0 E: 0 K: 0 S: 4	H: 1 LOB: 2 BB: 1 P: 8	R: 0 E: 0 K: 1 S: 5	H: 0 LOB: 0 BB: 0 P: 5	R: 0 E: 0 K: 0 S: 3	H: 1 LOB: 0 BB: 0 P: 3	R: 0 E: 0 K: 0 S: 4	H: 2 LOB: 2 BB: 1 P: 8	R: 0 E: 0 K: 1 S: 5	H: 0 LOB: 1 BB: 1 P: 9	1B: 5 2B: 2 3B: 0 HR: 0	SF: 0 SAC: 0 DP: 2 HBP: 0	WP: 0 PB: 1 CS: 0	PA: 35	
PITCHER Jack Billingham, R ERA: 3.02 (1, 1)	IP: 9.0 WLS: W BF: 35 H: 6 R: 0 ER: 0 SO: 2 BB: 4 IBB: 0 HBP: 0 BLK: 0 WP: 0 HR: 0 S: 35 P: 51 ERA: 0.00 WHIP: 1.111																

Batter	1	2	3	4	5	6	7	8	9	AB	R	H	RBI	BB	SO	LOB	BOTTOM	
Pete Rose, S OBP: 0.397, SLG: 0.412 (1, 7)	F8		1-3	1B	F9		F8			5	0	1	1	0	0	3	Montreal Expos @ Cincinnati Reds Riverfront Stadium, Cincinnati, OH Sun Jul 22 1973, 3:33 AM EDT Att: 22,107 - Unknown	
Darrel Chaney, S OBP: 0.301, SLG: 0.236 (8, 6)	1B PB 1B		K	K		L3 1B		F9		5	0	2	0	0	2	2		
Dan Driessen, L OBP: 0.359, SLG: 0.366 (1, 3)	1-3 1B		F7	1-2 2-3 1B		L3 1-2		F8		5	0	2	0	0	0	1		
Johnny Bench, R OBP: 0.340, SLG: 0.440 (1, 2)	P6			HR K				F3		5	1	2	1	0	1	5		
Bobby Tolan, L OBP: 0.245, SLG: 0.301 (1, 9)	L6			P4	E6 CS	3-4-3				4	0	0	0	0	0	3		
Dave Concepcion, R OBP: 0.327, SLG: 0.433 Joe Morgan, L (7, FR) OBP: 0.414, SLG: 0.479 (8, 4)		K		1B S	1-2 HR	2B		6-3 1B		4	2	3	0	0	1	0		
Denis Menke, R OBP: 0.362, SLG: 0.235 (1, 5)	F9			1-2 SH BB	2H HR			6-3		3	2	1	2	1	0	1		
Cesar Geronimo, L OBP: 0.237, SLG: 0.273 (1, 8)				SH 1B	1-2 2H 1B	3B				3	1	3	1	1	0	0		
Jack Billingham, R OBP: 0.067, SLG: 0.018 (1, 1)			K	SH 1B	1-3 2H	4-3		K		3	0	0	0	0	2	4		
Inning Stats	R: 0 E: 0 K: 0 S: 5	H: 2 LOB: 0 BB: 0 P: 5	R: 0 E: 0 K: 2 S: 8	H: 1 LOB: 0 BB: 0 P: 8	R: 0 E: 0 K: 1 S: 5	H: 0 LOB: 0 BB: 0 P: 5	R: 4 E: 1 K: 2 S: 13	H: 5 LOB: 3 BB: 1 P: 17	R: 2 E: 1 K: 0 S: 6	H: 3 LOB: 1 BB: 0 P: 6	R: 0 E: 0 K: 1 S: 6	H: 1 LOB: 2 BB: 1 P: 10	R: 0 E: 0 K: 0 S: 3	H: 0 LOB: 0 BB: 0 P: 3	1B: 9 2B: 3 3B: 1 HR: 2	SF: 0 SAC: 1 DP: 1 HBP: 0		WP: 0 PB: 1 CS: 1
PITCHER Ernie McAnally, R ERA: 3.81 Pat Jarvis, R ERA: 2.55 Craig Caskey, L ERA: 3.18 Tom Walker, R ERA: 3.28 Bill Stoneman, R ERA: 7.54	IP: 3.2 WLS: L BF: 21 H: 8 R: 4 ER: 4 SO: 4 BB: 1 IBB: 0 HBP: 0 BLK: 0 WP: 0 HR: 1 S: 28 P: 32 ERA: 9.82 WHIP: 2.455																	

AB	31
R	0
H	6
RBI	0
BB	4
SO	2
LOB	15



AB	37
R	6
H	14
RBI	5
BB	2
SO	6
LOB	19



Batter	1	2	3	4	5	6	7	8	9	AB	R	H	RBI	BB	SO	LOB	TOP					
Ron Hunt, R OBP: 0.413, SLG: 0.334 (1,4)	0-0 4-3		0-0 1B		4-0 1-2 BB		0-0 1-2 1B	4-0 G3-6 IBB		3	0	2	1	2	0	0	Montreal Expos @ Philadelphia Phillies Veterans Stadium, Philadelphia, PA Thu Jul 26 1973, 3:33 AM EDT Unknown livebaseballscorecards.com					
Clyde Mashore, R OBP: 0.317, SLG: 0.368 (1,7)	0-0 1B		0-3 K		0-0 F2		0-3 K	0-0 G3-6		5	0	1	0	0	2	8						
Ron Woods, R OBP: 0.351, SLG: 0.324 (1,8)	0-0 F7		0-0 5-3		0-0 5-3		0-3 K		4-0 FC1-6 BB	4	0	0	0	1	1	4						
Hal Breedren, R OBP: 0.377, SLG: 0.526 (8, PR) Mike Jorgensen, L OBP: 0.349, SLG: 0.346 (8, 3)	0-0 P4				0-0 F9		0-0 F8	4-0 E 2B BB	0-0 FC1-6 E 1-2	3	0	0	0	1	0	1						
Bob Bailey, R OBP: 0.376, SLG: 0.529 (1,5)		0-0 E5 G6-4-3		0-0 F7		4-0 BB		0-0 E6 2B 1B	0-0 6-3	4	1	0	0	1	0	2						
Ken Singleton, S OBP: 0.403, SLG: 0.476 (1,9)		0-0 G6-4-3 1-2		0-0 G3		0-0 L5		0-0 1B 1-3 2-H	0-0 F9	5	1	1	1	0	0	3						
John Boccabella, R OBP: 0.301, SLG: 0.337 (1,2)		0-0 2B		0-3 K			0-0 1B SH1-4 1B	4-0 SH3-4 1B IBB		3	1	2	0	1	1	0						
Pepe Frias, R OBP: 0.248, SLG: 0.276 (1,6)		0-0 5-3		0-0 F7			0-0 SH1-4	0-0 SH3-4 1B		3	0	1	2	0	0	1						
Steve Rogers, R OBP: 0.500, SLG: 0.250 (1,1)			0-3 K		4-0 BB		0-0 1B 2-3	0-0 SH3-4		2	0	1	0	1	1	0						
Inning Stats	R: 0 E: 0 K: 0 S: 4	H: 1 LOB: 1 BB: 0 P: 4	R: 0 E: 1 K: 0 S: 4	H: 1 LOB: 1 BB: 0 P: 4	R: 0 E: 0 K: 2 S: 8	H: 1 LOB: 1 BB: 0 P: 8	R: 0 E: 0 K: 0 S: 3	H: 0 LOB: 0 BB: 0 P: 3	R: 0 E: 0 K: 1 S: 5	H: 0 LOB: 2 BB: 2 P: 13	R: 0 E: 0 K: 0 S: 3	H: 0 LOB: 1 BB: 1 P: 7	R: 1 E: 0 K: 2 S: 10	H: 3 LOB: 2 BB: 0 P: 10	R: 3 E: 1 K: 0 S: 5	H: 2 LOB: 3 BB: 3 P: 17	R: 0 E: 1 K: 0 S: 3	H: 0 LOB: 1 BB: 1 P: 7	1B: 6 2B: 3 3B: 0 HR: 0	SF: 0 SAC: 2 DP: 2 HBP: 0	WP: 0 PB: 0 SB: 0 CS: 0	PA: 42
PITCHER Steve Carlton, L ERA: 4.16 (1,1)	IP: 9.0 WLS: L BF: 42	H: 8 R: 4 ER: 3 SO: 5	BB: 5 IBB: 2 HBP: 0 BLK: 0	WP: 0 HR: 0 S: 45 P: 73	ERA: 3.00 WHIP: 1.444	PITCHER										IP: 9.0 WLS: W BF: 29	H: 1 R: 0 ER: 0 SO: 3	BB: 2 IBB: 0 HBP: 0 BLK: 0	WP: 0 HR: 0 S: 33 P: 41	ERA: 0.00 WHIP: 0.333		

Batter	1	2	3	4	5	6	7	8	9	AB	R	H	RBI	BB	SO	LOB	BOTTOM					
Bill Robinson, R OBP: 0.361, SLG: 0.573 (1,9)	0-0 F8			0-0 5-3		0-0 6-3			0-0 1-3	4	0	0	0	0	0	0	Montreal Expos @ Philadelphia Phillies Veterans Stadium, Philadelphia, PA Thu Jul 26 1973, 3:33 AM EDT Unknown livebaseballscorecards.com					
Denny Doyle, L OBP: 0.323, SLG: 0.325 (1,4)	0-0 P6			0-0 4-3			0-0 F9		0-0 G3	4	0	0	0	0	0	0						
Willie Montanez, L OBP: 0.351, SLG: 0.405 (1,3)	0-0 6-3			0-3 K			0-0 3-1			3	0	0	0	0	1	0						
Greg Luzinski, R OBP: 0.330, SLG: 0.471 (1,7)		0-0 4-1			0-0 6-3		0-0 F8			3	0	0	0	0	0	0						
Del Unser, L OBP: 0.374, SLG: 0.486 (1,8)		4-0 CS BB			0-0 F8			0-3 K		2	0	0	0	1	1	0						
Jose Pagan, R OBP: 0.212, SLG: 0.292 (1,5)		0-3 K			0-0 1B			0-0 4-3		3	0	1	0	0	1	1						
Bob Boone, R OBP: 0.303, SLG: 0.339 (1,2)				0-0 5-3		0-0 F8		4-0 BB		2	0	0	0	1	0	1						
Larry Bowa, S OBP: 0.251, SLG: 0.241 (8, PH) Mike Rogodzinski, L OBP: 0.350, SLG: 0.373 (9, 6) Terry Harmon, R OBP: 0.312, SLG: 0.255 (9, 6)				0-0 P4			0-0 G3	0-0 F5		2	0	0	0	0	0	0						
Steve Carlton, L OBP: 0.162, SLG: 0.215 (8, PH) Mike Schmidt, R OBP: 0.330, SLG: 0.387 (9, PH)				0-0 4-3			0-0 4-3		0-0 F7	2	0	0	0	0	0	0						
Inning Stats	R: 0 E: 0 K: 0 S: 3	H: 0 LOB: 0 BB: 0 P: 3	R: 0 E: 0 K: 1 S: 4	H: 0 LOB: 0 BB: 1 P: 8	R: 0 E: 0 K: 0 S: 3	H: 0 LOB: 0 BB: 0 P: 3	R: 0 E: 0 K: 1 S: 5	H: 0 LOB: 0 BB: 0 P: 5	R: 0 E: 0 K: 0 S: 4	H: 1 LOB: 1 BB: 0 P: 4	R: 0 E: 0 K: 0 S: 3	H: 0 LOB: 0 BB: 0 P: 3	R: 0 E: 0 K: 0 S: 3	H: 0 LOB: 0 BB: 0 P: 3	R: 0 E: 0 K: 1 S: 5	H: 0 LOB: 1 BB: 1 P: 9	R: 0 E: 0 K: 0 S: 3	H: 0 LOB: 0 BB: 0 P: 3	1B: 1 2B: 0 3B: 0 HR: 0	SF: 0 SAC: 0 DP: 0 HBP: 0	WP: 0 PB: 0 SB: 0 CS: 1	PA: 29
PITCHER Steve Rogers, R ERA: 1.06 (1,1)	IP: 9.0 WLS: W BF: 29	H: 1 R: 0 ER: 0 SO: 3	BB: 2 IBB: 0 HBP: 0 BLK: 0	WP: 0 HR: 0 S: 33 P: 41	ERA: 0.00 WHIP: 0.333	PITCHER										IP: 9.0 WLS: W BF: 29	H: 1 R: 0 ER: 0 SO: 3	BB: 2 IBB: 0 HBP: 0 BLK: 0	WP: 0 HR: 0 S: 33 P: 41	ERA: 0.00 WHIP: 0.333		

Batter	1	2	3	4	5	6	7	8	9	AB	R	H	RBI	BB	SO	LOB	TOP					
Ron Hunt, R OBP: 0.412, SLG: 0.334 (1, 4)										4	2	3	0	1	0	0						
Mike Jorgensen, L OBP: 0.350, SLG: 0.355 (1, 3)										5	0	2	2	2	0	3						
Ken Singleton, S OBP: 0.406, SLG: 0.473 (1, 9)										3	1	0	0	2	0	4						
Ron Fairly, L OBP: 0.456, SLG: 0.452 (1, 7)										3	0	0	0	2	2	3						
Mike Marshall, R OBP: 0.350, SLG: 0.278 (9, 1)										0	0	0	0	0	0	0						
Jim Lyttle, L OBP: 0.417, SLG: 0.700 (1, 8)										3	0	0	1	1	0	1						
Bob Bailey, R OBP: 0.382, SLG: 0.528 (1, 5)										4	0	1	1	0	1	0						
Bob Stinson, S OBP: 0.333, SLG: 0.441 (1, 2)										3	0	1	0	0	0	3	AB 33					
John Boccabella, R OBP: 0.303, SLG: 0.339 (9, 2)										0	0	0	0	0	0	0	R 5					
Pepe Frias, R OBP: 0.245, SLG: 0.271 (1, 6)										2	0	0	0	0	0	1	H 8					
Boots Day, L OBP: 0.371, SLG: 0.423 (6, PH)										1	0	0	0	0	3		RBI 5					
Larry Lintz, S OBP: 0.333, SLG: 0.250 (6, 6)										1	1	0	0	0	1		BB 6					
Ernie McAnally, R OBP: 0.280, SLG: 0.200 (1, 1)										2	0	0	0	0	1	0						
Ron Wiggins, R OBP: 0.342, SLG: 0.315 (7, PH)										1	0	0	0	0	0	0						
Pat Jarvis, R OBP: 0.312, SLG: 0.315 (7, 1)										0	0	0	0	0	0	0						
Tom Walker, R OBP: 0.300, SLG: 0.553 (8, 1)										0	0	0	0	0	0	0						
Hal Breeden, R OBP: 0.333, SLG: 0.400 (9, PH)										1	0	1	1	0	0	0						
Jim Cox, R OBP: 0.333, SLG: 0.400 (9, PH)										0	1	0	0	0	0	0						
Clyde Mashore, R OBP: 0.300, SLG: 0.282 (9, 7)										0	0	0	0	0	0	0						
Inning Stats	R: 0 E: 0 K: 1 S: 5	H: 1 LOB: 1 BB: 1 P: 9	R: 0 E: 0 K: 0 S: 4	H: 1 LOB: 1 BB: 0 P: 4	R: 0 E: 0 K: 0 S: 4	H: 1 LOB: 1 BB: 0 P: 4	R: 0 E: 0 K: 1 S: 4	H: 0 LOB: 0 BB: 1 P: 8	R: 0 E: 0 K: 1 S: 5	H: 0 LOB: 0 BB: 0 P: 5	R: 2 E: 0 K: 0 S: 5	H: 2 LOB: 3 BB: 3 P: 17	R: 0 E: 0 K: 0 S: 3	H: 0 LOB: 0 BB: 1 P: 7	R: 0 E: 0 K: 0 S: 3	H: 0 LOB: 0 BB: 0 P: 3	R: 3 E: 0 K: 1 S: 8	H: 3 LOB: 2 BB: 0 P: 9	1B: 6 2B: 1 3B: 1 HR: 0	SF: 0 SAC: 0 DP: 2 HBP: 1	WP: 0 PB: 0 CS: 0	PA: 40
PITCHER	IP WLS BF H R ER SO BB IBB HBP BLK WP HR S P ERA WHIP																					
Jim Lonborg, R (1, 1)	5.1 L 24 5 2 2 3 5 0 0 0 0 0 0 25 45 3.38 1.875																					
Darrell Brandon, R (6, 1)	3.0 L 13 2 3 3 0 1 0 1 0 0 0 0 11 16 9.00 1.000																					
Mike Wallace, L (9, 1)	0.2 S 3 1 0 0 1 0 0 0 0 0 0 0 5 5 0.00 1.500																					

Montreal Expos @ Philadelphia Phillies
Veterans Stadium, Philadelphia, PA

AB 33
R 5
H 8
RBI 5
BB 6
SO 4
LOB 19



WP: 0 PA: 40
PB: 0
CS: 0

Fri Jul 27 1973, 7:05 PM EDT
Att: 18,254 - Unknown

livebaseballscorecards.com

Batter	1	2	3	4	5	6	7	8	9	AB	R	H	RBI	BB	SO	LOB	BOTTOM					
Bill Robinson, R OBP: 0.360, SLG: 0.568 (1, 5)										5	0	2	1	0	2	2						
Denny Doyle, L OBP: 0.318, SLG: 0.321 (1, 4)										5	0	1	1	0	1	3						
Willie Montanez, L OBP: 0.354, SLG: 0.407 (1, 9)										4	1	2	0	0	0	2						
Mike Schmidt, R OBP: 0.328, SLG: 0.385 (9, 5)										1	0	0	0	0	1	0						
Greg Luzinski, R OBP: 0.324, SLG: 0.461 (1, 7)										4	0	0	0	0	1	3						
Tom Hutton, L OBP: 0.364, SLG: 0.423 (1, 3)										4	1	1	2	0	0	1						
Del Unser, L OBP: 0.377, SLG: 0.498 (1, 8)										3	0	1	0	1	0	0						
Bob Boone, R OBP: 0.308, SLG: 0.345 (1, 2)										3	0	2	0	1	0	0						
Craig Robinson, R OBP: 0.250, SLG: 0.250 (1, 6)										4	1	1	0	0	0	3						
Jim Lonborg, R (1, 1)										1	1	1	0	0	0	0						
Darrell Brandon, R (6, 1)										2	0	1	0	0	1	2						
Mike Wallace, L (9, 1)										0	0	0	0	0	0	0						
Inning Stats	R: 0 E: 0 K: 1 S: 6	H: 1 LOB: 0 BB: 0 P: 6	R: 0 E: 0 K: 0 S: 3	H: 0 LOB: 0 BB: 0 P: 3	R: 1 E: 0 K: 1 S: 7	H: 2 LOB: 1 BB: 0 P: 7	R: 0 E: 0 K: 1 S: 5	H: 0 LOB: 0 BB: 0 P: 5	R: 1 E: 1 K: 0 S: 5	H: 3 LOB: 1 BB: 0 P: 5	R: 0 E: 0 K: 0 S: 4	H: 2 LOB: 2 BB: 1 P: 8	R: 0 E: 0 K: 1 S: 6	H: 1 LOB: 1 BB: 0 P: 6	R: 2 E: 0 K: 1 S: 8	H: 3 LOB: 2 BB: 1 P: 12	R: 0 E: 0 K: 1 S: 5	H: 0 LOB: 0 BB: 0 P: 5	1B: 7 2B: 4 3B: 0 HR: 1	SF: 0 SAC: 1 DP: 0 HBP: 0	WP: 2 PB: 0 CS: 0	PA: 39
PITCHER	IP WLS BF H R ER SO BB IBB HBP BLK WP HR S P ERA WHIP																					
Ernie McAnally, R (1, 1)	6.0 9 4 2 2 1 0 1 0 0 0 0 1 10 14 13.50 3.000																					
Pat Jarvis, R (7, 1)	1.1 W 2 0 0 0 1 0 0 0 0 0 0 4 4 0.00 0.000																					
Tom Walker, R (8, 1)	0.2 S 3 0 0 0 1 0 0 0 0 0 0 5 5 0.00 0.000																					
Mike Marshall, R (9, 1)	1.0 S 3 0 0 0 1 0 0 0 0 0 0 5 5 0.00 0.000																					

Montreal Expos @ Philadelphia Phillies
Veterans Stadium, Philadelphia, PA

AB 36
R 4
H 12
RBI 4
BB 2
SO 6
LOB 16



WP: 2 PA: 39
PB: 0
CS: 0

Fri Jul 27 1973, 7:05 PM EDT
Att: 18,254 - Unknown

livebaseballscorecards.com

Batter	1	2	3	4	5	6	7	8	9	AB	R	H	RBI	BB	SO	LOB	TOP					
Ron Hunt, R OBP: 0.412, SLG: 0.337 Pat Jarvis, R (5, 1)	5-3		1B		1-3		FC6-4 BB		3-1	3	1	1	0	0	0	0						
Clyde Mashore, R OBP: 0.311, SLG: 0.352 Bill Stoneman, R (7, 1) Ron Fairly, L (9, PH) Mike Jorgensen, L OBP: 0.355, SLG: 0.450	1B		FC6-4 2B		1B		FC6-4 1-2			4	1	3	1	0	0	1						
Ron Woods, R OBP: 0.341, SLG: 0.314	5-3		FC6-4 1-2		1B			F8		4	0	1	1	0	0	2						
Hal Breedren, R OBP: 0.375, SLG: 0.538	6-3		FC6-4 1-2		F8			K		4	0	0	0	0	1	3						
Bob Bailey, R OBP: 0.378, SLG: 0.521		L7			F9			5-3		4	0	0	0	0	0	0						
Ken Singleton, S OBP: 0.405, SLG: 0.471		FC4-6 1B			F9			5-3		4	0	1	0	0	0	0						
John Boccabella, R OBP: 0.303, SLG: 0.338		FC4-6 1-2			1B			P4		4	1	1	0	0	0	1						
Pepe Frias, R OBP: 0.238, SLG: 0.263		K			1-3			6-3		4	0	0	1	0	1	2						
Mike Torrez, R OBP: 0.238, SLG: 0.262 Mickey Scott, L Jim Cox, R OBP: 0.333, SLG: 0.375			K		2-3			F8		0	0	0	0	0	0	0						
										1	0	0	0	0	1	0						
										3	0	1	0	0	0	0						
Inning Stats	R: 0 E: 0 K: 0 S: 4	H: 1 LOB: 1 BB: 0 P: 4	R: 0 E: 0 K: 1 S: 6	H: 1 LOB: 1 BB: 0 P: 6	R: 1 E: 0 K: 1 S: 7	H: 2 LOB: 1 BB: 0 P: 7	R: 0 E: 0 K: 0 S: 4	H: 1 LOB: 1 BB: 0 P: 4	R: 1 E: 0 K: 0 S: 5	H: 2 LOB: 1 BB: 0 P: 5	R: 0 E: 0 K: 0 S: 3	H: 0 LOB: 0 BB: 1 P: 3	R: 0 E: 0 K: 1 S: 3	H: 0 LOB: 0 BB: 1 P: 7	R: 0 E: 0 K: 1 S: 5	H: 0 LOB: 0 BB: 0 P: 5	R: 1 E: 1 K: 0 S: 5	H: 1 LOB: 1 BB: 0 P: 5	1B: 6 2B: 2 3B: 0 HR: 0	SF: 0 SAC: 0 DP: 0 HBP: 0	WP: 0 PB: 0 SB: 0 CS: 0	PA: 37
PITCHER George Stone, L ERA: 2.66	IP: 9.0 WLS: W BF: 37 H: 8 R: 3 ER: 2 SO: 3 BB: 1 IBB: 0 HBP: 0 BLK: 0 WP: 0 HR: 0 S: 42 P: 46 ERA: 2.00 WHIP: 1.000																					

Montreal Expos @ New York Mets
Shea Stadium, Flushing, NY
Sat Jul 28 1973, 7:05 PM EDT
Att: 26,600 - Unknown

AB	36
R	3
H	8
RBI	3
BB	1
SO	3
LOB	10



Batter	1	2	3	4	5	6	7	8	9	AB	R	H	RBI	BB	SO	LOB	BOTTOM					
Wayne Garrett, L OBP: 0.340, SLG: 0.363	1B E	L9	1B		6-3		4-3			4	2	1	0	1	0	0						
Felix Milan, R OBP: 0.338, SLG: 0.373	1B HR	BB	1B		5-3		L7			4	1	2	0	1	0	0						
Rusty Staub, L OBP: 0.351, SLG: 0.435	E4 HR	BB	P5		F8		G3			4	1	0	1	1	0	4						
Cleon Jones, R OBP: 0.322, SLG: 0.399	HR	BB	1B		K		6-3			4	1	2	2	1	1	0						
John Milner, L OBP: 0.331, SLG: 0.466	HR	K	K		E		BB			4	2	2	4	1	2	5						
Ed Kranepool, L OBP: 0.307, SLG: 0.321	1-3		4-3 2B		F6		E4 1B		F8	5	2	1	0	0	0	1						
Ron Hodges, L OBP: 0.287, SLG: 0.283	F7		4-3		G3		6-3		P5	5	0	0	0	0	0	3						
Bud Harrelson, S OBP: 0.353, SLG: 0.305	1-3		1B		2B		1B			4	1	3	2	0	0	0						
George Stone, L OBP: 0.370, SLG: 0.370		L8	1B		4-3		6-3			4	1	1	1	0	0	2						
Inning Stats	R: 5 E: 1 K: 0 S: 8	H: 4 LOB: 0 BB: 0 P: 8	R: 0 E: 0 K: 1 S: 5	H: 0 LOB: 3 BB: 3 P: 17	R: 4 E: 0 K: 1 S: 10	H: 5 LOB: 2 BB: 1 P: 14	R: 0 E: 0 K: 0 S: 4	H: 1 LOB: 1 BB: 0 P: 4	R: 0 E: 0 K: 1 S: 3	H: 0 LOB: 1 BB: 0 P: 3	R: 2 E: 1 K: 1 S: 8	H: 2 LOB: 1 BB: 0 P: 8	R: 0 E: 0 K: 0 S: 3	H: 0 LOB: 0 BB: 1 P: 3	R: 0 E: 0 K: 0 S: 3	H: 0 LOB: 1 BB: 1 P: 7	R: 0 E: 0 K: 0 S: 3	H: 0 LOB: 1 BB: 0 P: 7	1B: 8 2B: 3 3B: 0 HR: 1	SF: 0 SAC: 0 DP: 0 HBP: 0	WP: 0 PB: 0 SB: 0 CS: 0	PA: 43
PITCHER Mike Torrez, R ERA: 4.81 Mickey Scott, L ERA: 5.65 Pat Jarvis, R ERA: 2.89 Bill Stoneman, R ERA: 7.33	IP: 1.2 WLS: L BF: 13 H: 4 R: 5 ER: 4 SO: 4 BB: 1 IBB: 0 HBP: 0 BLK: 0 WP: 0 HR: 1 S: 10 P: 22 ERA: 21.60 WHIP: 4.200																					

Montreal Expos @ New York Mets
Shea Stadium, Flushing, NY
Sat Jul 28 1973, 7:05 PM EDT
Att: 26,600 - Unknown

AB	38
R	11
H	12
RBI	10
BB	5
SO	3
LOB	15




Batter	1	2	3	4	5	6	7	8	9	AB	R	H	RBI	BB	SO	LOB	TOP					
Ron Hunt, R OBP: 0.416, SLG: 0.338 (1, 4)	4-0 SH1-3 BB		4-0 S BB			0-0 6-3			0-0 SH3-4 2B 1B	2	1	1	0	2	0	0						
Ron Woods, R OBP: 0.345, SLG: 0.316 (1, 8)	0-0 SH1-3		0-0 P6			0-0 1-3			0-0 SH3-4	2	0	0	0	0	0	1						
Ken Singleton, S OBP: 0.403, SLG: 0.473 (1, 9)	0-3 K			0-0 L3		0-0 5-3			0-0 1B 2B	4	0	1	1	0	1	1						
Hal Breeden, R OBP: 0.364, SLG: 0.516 Mike Jorgensen, L OBP: 0.354, SLG: 0.363 (9, PR) (9, 3)	0-0 P3			0-3 K		0-0 6-3			0-0 1B	4	0	1	0	0	1	1						
Bob Bailey, R OBP: 0.382, SLG: 0.529 (1, 5)		0-3 K		0-0 P6		0-0 6-3			4-0 1B	3	0	0	0	1	1	0						
John Boccabella, R OBP: 0.297, SLG: 0.329 (1, 2)		0-0 5-3			0-0 5-3				0-0 IBB	4	0	0	0	0	0	2						
Clyde Mashore, R OBP: 0.310, SLG: 0.340 (1, 7)		0-3 K			0-3 K				0-0 L5	3	0	0	0	0	2	0						
Pepe Frias, R OBP: 0.248, SLG: 0.262 (1, 6)			0-0 4-3		0-0 1B				0-0 4-3	3	0	1	0	0	0	0						
Steve Rogers, R OBP: 0.333, SLG: 0.143 (1, 1)			0-3 K		0-0 3-4-1				0-3 K	3	0	0	0	0	2	1						
Inning Stats	R: 0 E: 0 K: 1 S: 5	H: 0 LOB: 1 BB: 1 P: 9	R: 0 E: 0 K: 2 S: 7	H: 0 LOB: 0 BB: 0 P: 7	R: 0 E: 0 K: 1 S: 5	H: 0 LOB: 1 BB: 1 P: 9	R: 0 E: 0 K: 1 S: 5	H: 0 LOB: 0 BB: 0 P: 5	R: 0 E: 0 K: 1 S: 6	H: 1 LOB: 1 BB: 0 P: 6	R: 0 E: 0 K: 0 S: 3	H: 0 LOB: 0 BB: 0 P: 3	R: 0 E: 0 K: 0 S: 3	H: 0 LOB: 0 BB: 0 P: 3	R: 0 E: 0 K: 1 S: 5	H: 0 LOB: 0 BB: 1 P: 5	R: 1 E: 0 K: 0 S: 5	H: 3 LOB: 2 BB: 1 P: 9	1B: 3 2B: 1 3B: 0 HR: 0	SF: 0 SAC: 2 DP: 0 HBP: 0	WP: 0 PB: 0 SB: 1 CS: 0	PA: 33
PITCHER Jon Matlack, L ERA: 3.51 (1, 1)	IP: 9.0 WLS: L BF: 33 H: 4 R: 1 ER: 1 SO: 7 BB: 2 IBB: 1 HBP: 0 BLK: 0 WP: 0 HR: 0 S: 44 P: 56 ERA: 1.00 WHIP: 0.667															PITCHER	IP: 9.0 WLS: L BF: 33 H: 4 R: 1 ER: 1 SO: 7 BB: 2 IBB: 1 HBP: 0 BLK: 0 WP: 0 HR: 0 S: 44 P: 56 ERA: 1.00 WHIP: 0.667					

Montreal Expos @ New York Mets
Shea Stadium, Flushing, NY
Mon Jul 30 1973, 7:05 PM EDT
Unknown

livebaseballscores.com

AB 28
R 1
H 4
RBI 1
BB 3
SO 7
LOB 6




Batter	1	2	3	4	5	6	7	8	9	AB	R	H	RBI	BB	SO	LOB	BOTTOM					
Wayne Garrett, L OBP: 0.347, SLG: 0.365 (1, 5)	0-0 G6-3 1B		4-0 G6-3 BB		0-0 F5			0-0 F9		3	0	1	0	1	0	2						
Felix Milan, R OBP: 0.338, SLG: 0.375 (1, 4)	0-0 G6-3 1-2		0-0 G6-3 1-2		0-0 P6			0-0 CS 1B		4	0	1	0	0	0	4						
Rusty Staub, L OBP: 0.358, SLG: 0.439 (1, 9)	4-0 BB			0-0 F8		0-0 G3-6-3 1B		0-0 L4		3	0	1	0	1	0	1						
Cleon Jones, R OBP: 0.329, SLG: 0.401 (1, 8)	0-3 K			0-0 FC3-6 1B		0-3 K		0-0 G3		4	0	1	0	0	2	3						
John Milner, L OBP: 0.325, SLG: 0.457 (1, 7)		0-0 3-1		0-0 FC3-6 1-2		0-0 G3-6-3 1-2		0-0 F9		4	0	0	0	0	0	2						
Ed Kranepool, L OBP: 0.307, SLG: 0.318 (1, 3)		0-0 FC4-6 1B		0-0 1-3			0-0 F8	0-0 F7		4	0	1	0	0	0	1						
Ron Hodges, L OBP: 0.286, SLG: 0.281 (1, 2)		0-0 FC4-6 1-2			0-0 1B		0-0 G3	0-0 F6		4	0	1	0	0	0	1						
Bud Harrelson, S OBP: 0.351, SLG: 0.301 (1, 6)		0-0 FC6 1-2			0-0 1B		4-0 BB			2	0	1	0	1	0	1						
Jon Matlack, L OBP: 0.217, SLG: 0.100 (1, 1)			0-0 4-3		0-0 F5		0-3 K			3	0	0	0	0	1	3						
Inning Stats	R: 0 E: 0 K: 1 S: 5	H: 1 LOB: 1 BB: 1 P: 9	R: 0 E: 0 K: 0 S: 4	H: 1 LOB: 0 BB: 0 P: 4	R: 0 E: 0 K: 0 S: 2	H: 0 LOB: 1 BB: 1 P: 6	R: 0 E: 0 K: 0 S: 4	H: 1 LOB: 0 BB: 0 P: 4	R: 0 E: 0 K: 0 S: 5	H: 2 LOB: 2 BB: 0 P: 5	R: 0 E: 0 K: 1 S: 5	H: 1 LOB: 1 BB: 0 P: 5	R: 0 E: 0 K: 1 S: 5	H: 0 LOB: 1 BB: 1 P: 9	R: 0 E: 0 K: 0 S: 4	H: 1 LOB: 0 BB: 0 P: 4	R: 0 E: 0 K: 0 S: 3	H: 0 LOB: 0 BB: 0 P: 3	1B: 7 2B: 0 3B: 0 HR: 0	SF: 0 SAC: 0 DP: 3 HBP: 0	WP: 0 PB: 0 SB: 0 CS: 1	PA: 34
PITCHER Steve Rogers, R ERA: 0.69 (1, 1)	IP: 9.0 WLS: W BF: 34 H: 7 R: 0 ER: 0 SO: 3 BB: 3 IBB: 0 HBP: 0 BLK: 0 WP: 0 HR: 0 S: 37 P: 49 ERA: 0.00 WHIP: 1.111															PITCHER	IP: 9.0 WLS: W BF: 34 H: 7 R: 0 ER: 0 SO: 3 BB: 3 IBB: 0 HBP: 0 BLK: 0 WP: 0 HR: 0 S: 37 P: 49 ERA: 0.00 WHIP: 1.111					

Montreal Expos @ New York Mets
Shea Stadium, Flushing, NY
Mon Jul 30 1973, 7:05 PM EDT
Unknown

livebaseballscores.com

AB 31
R 0
H 7
RBI 0
BB 3
SO 3
LOB 18



Batter	1	2	3	4	5	6	7	8	9	10	AB	R	H	RBI	BB	SO	LOB	TOP							
Ron Hunt, R OBP: 0.418, SLG: 0.338 (1.4)	L5			K																					
Ron Woods, R OBP: 0.344, SLG: 0.316 Mike Marshall, R OBP: 0.333, SLG: 0.263 (7.1)	1-3			F9		SH3-4				SH1-4															
Ken Singleton, S OBP: 0.403, SLG: 0.470 (1.9)	P4					K																			
Hal Breeden, R OBP: 0.365, SLG: 0.510 (1.3)				5-3																					
Bob Bailey, R OBP: 0.350, SLG: 0.530 (1.5)																									
John Boccabella, R OBP: 0.296, SLG: 0.330 (1.2)																									
Clyde Mashore, R OBP: 0.252, SLG: 0.266 Mike Jorgensen, L OBP: 0.354, SLG: 0.366 (7.8)																									
Pepe Frias, R OBP: 0.262, SLG: 0.266 Ron Fairly, L OBP: 0.452, SLG: 0.447 (7.7)																									
Steve Renko, R OBP: 0.339, SLG: 0.321 Jim Lytle, L OBP: 0.365, SLG: 0.636 Larry Lintz, S OBP: 0.300, SLG: 0.222 (7.6)																									
Inning Stats	R: 0 E: 0 K: 0 S: 3	H: 0 LOB: 0 BB: 0 P: 3	R: 0 E: 0 K: 0 S: 3	H: 1 LOB: 0 BB: 0 P: 3	R: 0 E: 0 K: 1 S: 5	H: 0 LOB: 0 BB: 0 P: 5	R: 0 E: 0 K: 1 S: 6	H: 1 LOB: 1 BB: 0 P: 6	R: 1 E: 0 K: 2 S: 9	H: 2 LOB: 1 BB: 0 P: 9	R: 0 E: 0 K: 1 S: 5	H: 0 LOB: 3 BB: 3 P: 17	R: 1 E: 0 K: 0 S: 6	H: 3 LOB: 2 BB: 0 P: 6	R: 0 E: 0 K: 0 S: 3	H: 0 LOB: 0 BB: 0 P: 3	R: 0 E: 0 K: 0 S: 3	H: 0 LOB: 0 BB: 0 P: 3	R: 3 E: 0 K: 0 S: 4	H: 1 LOB: 1 BB: 3 P: 16	1B: 5 2B: 3 3B: 0 HR: 0	SF: 0 SAC: 2 DP: 1 HBP: 0	WP: 1 PA: 43		
PITCHER	IP WLS BF H R ER SO BB IBB HBP BLK WP HR S P ERA WHIP	IP WLS BF H R ER SO BB IBB HBP BLK WP HR S P ERA WHIP	IP WLS BF H R ER SO BB IBB HBP BLK WP HR S P ERA WHIP	IP WLS BF H R ER SO BB IBB HBP BLK WP HR S P ERA WHIP	IP WLS BF H R ER SO BB IBB HBP BLK WP HR S P ERA WHIP	IP WLS BF H R ER SO BB IBB HBP BLK WP HR S P ERA WHIP	IP WLS BF H R ER SO BB IBB HBP BLK WP HR S P ERA WHIP	IP WLS BF H R ER SO BB IBB HBP BLK WP HR S P ERA WHIP	IP WLS BF H R ER SO BB IBB HBP BLK WP HR S P ERA WHIP	IP WLS BF H R ER SO BB IBB HBP BLK WP HR S P ERA WHIP	IP WLS BF H R ER SO BB IBB HBP BLK WP HR S P ERA WHIP	IP WLS BF H R ER SO BB IBB HBP BLK WP HR S P ERA WHIP	IP WLS BF H R ER SO BB IBB HBP BLK WP HR S P ERA WHIP	IP WLS BF H R ER SO BB IBB HBP BLK WP HR S P ERA WHIP	IP WLS BF H R ER SO BB IBB HBP BLK WP HR S P ERA WHIP	IP WLS BF H R ER SO BB IBB HBP BLK WP HR S P ERA WHIP	IP WLS BF H R ER SO BB IBB HBP BLK WP HR S P ERA WHIP	IP WLS BF H R ER SO BB IBB HBP BLK WP HR S P ERA WHIP	IP WLS BF H R ER SO BB IBB HBP BLK WP HR S P ERA WHIP	IP WLS BF H R ER SO BB IBB HBP BLK WP HR S P ERA WHIP	IP WLS BF H R ER SO BB IBB HBP BLK WP HR S P ERA WHIP	IP WLS BF H R ER SO BB IBB HBP BLK WP HR S P ERA WHIP	IP WLS BF H R ER SO BB IBB HBP BLK WP HR S P ERA WHIP	IP WLS BF H R ER SO BB IBB HBP BLK WP HR S P ERA WHIP	IP WLS BF H R ER SO BB IBB HBP BLK WP HR S P ERA WHIP

Montreal Expos @ New York Mets
Shea Stadium, Flushing, NY
Mon Jul 30 1973, 7:05 PM EDT
Att: 25,960 - Unknown


AB	35
R	5
H	8
RBI	5
BB	6
SO	5
LOB	16



Batter	1	2	3	4	5	6	7	8	9	10	AB	R	H	RBI	BB	SO	LOB	BOTTOM							
Wayne Garrett, L OBP: 0.350, SLG: 0.365 (1.5)	FC6-4																								
Felix Millan, R OBP: 0.340, SLG: 0.379 (1.4)	F2																								
Rusty Staub, L OBP: 0.356, SLG: 0.436 (1.9)	F9																								
Cleon Jones, R OBP: 0.325, SLG: 0.391 (7.7)	FC6-4																								
John Milner, L OBP: 0.322, SLG: 0.452 Don Hahn, R OBP: 0.286, SLG: 0.308 (7.8)																									
Ed Kranenpool, L OBP: 0.514, SLG: 0.325 (1.3)																									
Jerry Grote, R OBP: 0.220, SLG: 0.242 (1.2)																									
Bud Harrelson, S OBP: 0.350, SLG: 0.310 (1.6)																									
Tug McGraw, R OBP: 0.091, SLG: 0.091 Harry Parker, R OBP: 0.111, SLG: 0.111 Ken Boswell, L OBP: 0.253, SLG: 0.324 Buzz Capra, R (10.1)																									
Inning Stats	R: 0 E: 0 K: 0 S: 3	H: 0 LOB: 1 BB: 1 P: 7	R: 0 E: 0 K: 0 S: 3	H: 0 LOB: 0 BB: 0 P: 3	R: 0 E: 0 K: 1 S: 5	H: 0 LOB: 1 BB: 1 P: 9	R: 1 E: 1 K: 0 S: 5	H: 1 LOB: 1 BB: 0 P: 5	R: 1 E: 1 K: 1 S: 8	H: 3 LOB: 2 BB: 0 P: 8	R: 0 E: 0 K: 1 S: 7	H: 1 LOB: 2 BB: 0 P: 7	R: 0 E: 0 K: 0 S: 3	H: 0 LOB: 0 BB: 0 P: 3	R: 0 E: 0 K: 0 S: 4	H: 1 LOB: 1 BB: 0 P: 4	R: 0 E: 0 K: 0 S: 4	H: 1 LOB: 1 BB: 0 P: 4	R: 0 E: 0 K: 0 S: 4	H: 1 LOB: 1 BB: 0 P: 4	1B: 6 2B: 1 3B: 1 HR: 0	SF: 0 SAC: 1 DP: 0 HBP: 0	WP: 1 PA: 43		
PITCHER	IP WLS BF H R ER SO BB IBB HBP BLK WP HR S P ERA WHIP	IP WLS BF H R ER SO BB IBB HBP BLK WP HR S P ERA WHIP	IP WLS BF H R ER SO BB IBB HBP BLK WP HR S P ERA WHIP	IP WLS BF H R ER SO BB IBB HBP BLK WP HR S P ERA WHIP	IP WLS BF H R ER SO BB IBB HBP BLK WP HR S P ERA WHIP	IP WLS BF H R ER SO BB IBB HBP BLK WP HR S P ERA WHIP	IP WLS BF H R ER SO BB IBB HBP BLK WP HR S P ERA WHIP	IP WLS BF H R ER SO BB IBB HBP BLK WP HR S P ERA WHIP	IP WLS BF H R ER SO BB IBB HBP BLK WP HR S P ERA WHIP	IP WLS BF H R ER SO BB IBB HBP BLK WP HR S P ERA WHIP	IP WLS BF H R ER SO BB IBB HBP BLK WP HR S P ERA WHIP	IP WLS BF H R ER SO BB IBB HBP BLK WP HR S P ERA WHIP	IP WLS BF H R ER SO BB IBB HBP BLK WP HR S P ERA WHIP	IP WLS BF H R ER SO BB IBB HBP BLK WP HR S P ERA WHIP	IP WLS BF H R ER SO BB IBB HBP BLK WP HR S P ERA WHIP	IP WLS BF H R ER SO BB IBB HBP BLK WP HR S P ERA WHIP	IP WLS BF H R ER SO BB IBB HBP BLK WP HR S P ERA WHIP	IP WLS BF H R ER SO BB IBB HBP BLK WP HR S P ERA WHIP	IP WLS BF H R ER SO BB IBB HBP BLK WP HR S P ERA WHIP	IP WLS BF H R ER SO BB IBB HBP BLK WP HR S P ERA WHIP	IP WLS BF H R ER SO BB IBB HBP BLK WP HR S P ERA WHIP	IP WLS BF H R ER SO BB IBB HBP BLK WP HR S P ERA WHIP	IP WLS BF H R ER SO BB IBB HBP BLK WP HR S P ERA WHIP	IP WLS BF H R ER SO BB IBB HBP BLK WP HR S P ERA WHIP	IP WLS BF H R ER SO BB IBB HBP BLK WP HR S P ERA WHIP

Montreal Expos @ New York Mets
Shea Stadium, Flushing, NY
Mon Jul 30 1973, 7:05 PM EDT
Att: 25,960 - Unknown

AB	39
R	2
H	8
RBI	2
BB	3
SO	4
LOB	20



Batter	1	2	3	4	5	6	7	8	9	AB	R	H	RBI	BB	SO	LOB	TOP								
Lou Brock, L OBP: 0.353, SLG: 0.369 (1, 7)	L4		E 1B		F8	F9			PB 1B	5	1	2	1	0	0	1	St. Louis Cardinals @ Montreal Expos Jarry Park, Montreal, QB Wed Aug 01 1973, 7:05 PM EDT Unknown								
Luis Melendez, R OBP: 0.313, SLG: 0.309 (9, FR)			3-H 1B						1B	0	1	0	0	0	0	0									
Ted Sizemore, R OBP: 0.375, SLG: 0.318 (1, 4)	F8		E5 1B			5-3			SH1 SF8 1B	4	1	1	1	1	0	1									
Tim McCarver, L OBP: 0.315, SLG: 0.364 (1, 3)									SH1	4	0	1	1	0	1	2									
Ken Reitz, R OBP: 0.271, SLG: 0.360 (7, 5)	K		1-3 2-H 1B		F5					0	0	0	0	0	0	0									
Ted Simmons, S OBP: 0.352, SLG: 0.425 (1, 2)		P3	G3						SF8	4	1	1	1	0	0	2									
Bernie Carbo, L OBP: 0.403, SLG: 0.428 (1, 9)	F8				F9				3-H 3-1	5	1	1	0	0	0	1									
Joe Torre, R OBP: 0.396, SLG: 0.435 (1, 5)										3	1	1	0	0	1	0									
Jose Cruz, L OBP: 0.315, SLG: 0.386 (1, 8)					P6				1B	2	1	0	1	1	1	1									
Mike Tyson, R OBP: 0.292, SLG: 0.302 (1, 6)			6-3			K			F8	4	1	1	1	0	1	2									
Rick Wise, R OBP: 0.242, SLG: 0.298 (1, 1)			F3						K	4	1	2	3	0	1	2									
Inning Stats	R: 0 E: 0 K: 1 S: 5	H: 0 LOB: 0 BB: 0 P: 5	R: 0 E: 0 K: 1 S: 5	H: 0 LOB: 0 BB: 0 P: 5	R: 2 E: 1 K: 0 S: 6	H: 2 LOB: 2 BB: 1 P: 10	R: 0 E: 0 K: 0 S: 3	H: 0 LOB: 0 BB: 0 P: 3	R: 0 E: 0 K: 1 S: 6	H: 1 LOB: 2 BB: 1 P: 10	R: 5 E: 0 K: 0 S: 7	H: 4 LOB: 0 BB: 0 P: 8	R: 0 E: 0 K: 0 S: 3	H: 0 LOB: 0 BB: 0 P: 3	R: 0 E: 0 K: 2 S: 8	H: 1 LOB: 1 BB: 0 P: 8	R: 2 E: 0 K: 0 S: 5	H: 2 LOB: 1 BB: 0 P: 5	1B: 8 2B: 1 3B: 0 HR: 1	SF: 2 SAC: 1 DP: 0 HBP: 1	WP: 0 PB: 2 SB: 1 CS: 0	PA: 41			
PITCHER	IP	WLS	BF	H	R	ER	SO	BB	IBB	HBP	BLK	WP	HR	S	P	ERA	WHIP								
Bill Stoneman, R ERA: 7.53 (1, 1)	5.1	L	27	7	7	6	3	2	0	1	0	0	1	30	39	10.12	1.688								
Mickey Scott, L ERA: 5.32 (6, 1)	0.2		2	0	0	0	0	0	0	0	0	0	0	2	2	0.00	0.000								
Tom Walker, R ERA: 3.36 (7, 1)	3.0		12	3	2	1	2	0	0	0	0	0	0	16	16	3.00	1.000								

AB	35
R	9
H	10
RBI	9
BB	2
SO	5
LOB	12




Batter	1	2	3	4	5	6	7	8	9	AB	R	H	RBI	BB	SO	LOB	BOTTOM								
Ron Hunt, R OBP: 0.418, SLG: 0.336 (1, 4)	F8		1-3		FC4 BB 1B	F3			6-3	5	1	1	0	0	0	1	St. Louis Cardinals @ Montreal Expos Jarry Park, Montreal, QB Wed Aug 01 1973, 7:05 PM EDT Unknown								
Larry Lintz, S OBP: 0.333, SLG: 0.231 (1, 6)					FC4 BB				L6	4	0	1	0	1	0	0									
Ron Fairly, L OBP: 0.455, SLG: 0.453 (1, 7)					FC4 FC4-6 1B					4	1	2	0	0	0	3									
Ken Singleton, S OBP: 0.404, SLG: 0.478 (1, 9)					2B 1B				P5	4	1	2	1	0	1	2									
Mike Jorgensen, L OBP: 0.352, SLG: 0.362 (1, 3)		F7			L7	FC4-6			F8	4	0	0	0	0	0	5									
Jim Lyttle, L OBP: 0.409, SLG: 0.684 (1, 8)		F7			F9 2B	F7			G3	4	0	1	2	0	0	2									
Bob Bailey, R OBP: 0.365, SLG: 0.528 (1, 5)									6-3	3	0	2	0	1	0	0									
John Boccabella, R OBP: 0.288, SLG: 0.321 (1, 2)									6-3	4	0	0	0	0	0	4									
Bill Stoneman, R OBP: 0.238, SLG: 0.063 (1, 1)									L4	2	0	0	0	0	1	2									
Mickey Scott, L (6, 1)										0	0	0	0	0	0	0									
Boots Day, L OBP: 0.373, SLG: 0.420 (6, PH)										1	0	0	0	0	0	1									
Tom Walker, R (7, 1)										0	0	0	0	0	0	0									
Ron Woods, R OBP: 0.342, SLG: 0.313 (9, PH)										1	0	0	0	0	0	0									
Inning Stats	R: 0 E: 0 K: 1 S: 6	H: 1 LOB: 1 BB: 0 P: 6	R: 0 E: 0 K: 0 S: 4	H: 1 LOB: 0 BB: 0 P: 4	R: 0 E: 0 K: 1 S: 5	H: 0 LOB: 0 BB: 0 P: 5	R: 2 E: 0 K: 0 S: 6	H: 3 LOB: 2 BB: 1 P: 10	R: 1 E: 0 K: 0 S: 5	H: 2 LOB: 1 BB: 1 P: 9	R: 0 E: 0 K: 0 S: 4	H: 1 LOB: 1 BB: 0 P: 4	R: 0 E: 0 K: 0 S: 4	H: 1 LOB: 0 BB: 0 P: 4	R: 0 E: 0 K: 0 S: 3	H: 0 LOB: 0 BB: 0 P: 3	R: 0 E: 0 K: 0 S: 3	H: 0 LOB: 0 BB: 0 P: 3	1B: 6 2B: 3 3B: 0 HR: 0	SF: 0 SAC: 0 DP: 0 HBP: 0	WP: 0 PB: 0 SB: 0 CS: 0	PA: 38			
PITCHER	IP	WLS	BF	H	R	ER	SO	BB	IBB	HBP	BLK	WP	HR	S	P	ERA	WHIP								
Rick Wise, R ERA: 3.04 (1, 1)	9.0	W	38	9	3	3	2	1	1	0	0	0	0	40	48	3.00	1.111								



Batter	1	2	3	4	5	6	7	8	9	AB	R	H	RBI	BB	SO	LOB	TOP			
Lou Brock, L OBP: 0.353, SLG: 0.367 (1, 7)										3	0	1	0	1	0	1	St. Louis Cardinals @ Montreal Expos Jarry Park, Montreal, QB Thu Aug 02 1973, 7:05 PM EDT Att: 13,215 - Unknown			
Ted Sizemore, R OBP: 0.374, SLG: 0.321 (1, 4)										3	0	1	0	0	1	2				
Joe Torre, R OBP: 0.389, SLG: 0.427 (1, 3)										3	0	0	0	0	0	3				
Ted Simmons, S OBP: 0.356, SLG: 0.423 (1, 2)										2	0	0	0	1	0	1				
Luis Melendez, R OBP: 0.309, SLG: 0.305 (1, 8)										3	0	0	0	0	0	1				
Ken Reitz, R OBP: 0.272, SLG: 0.360 (8, PR)										3	0	1	0	0	1	0				
Terry Hughes, R (8, 5)										0	0	0	0	0	0	0				
Bernie Carbo, L OBP: 0.394, SLG: 0.413 (1, 9)										3	0	0	0	0	1	1				
Mike Tyson, R OBP: 0.286, SLG: 0.295 (1, 6)										3	0	0	0	1	0					
Tom Murphy, R OBP: 0.238, SLG: 0.250 (1, 1)										2	0	0	0	0	0	0				
Tim McCarver, L OBP: 0.316, SLG: 0.370 (9, PH)										1	0	1	0	0	0	0				
Inning Stats	R: 0 E: 0 K: 0 S: 3	H: 1 LOB: 0 BB: 0 P: 3	R: 0 E: 0 K: 1 S: 4	H: 0 LOB: 0 BB: 1 P: 8	R: 0 E: 0 K: 1 S: 5	H: 0 LOB: 0 BB: 0 P: 5	R: 0 E: 0 K: 0 S: 3	H: 0 LOB: 0 BB: 0 P: 3	R: 0 E: 0 K: 1 S: 5	H: 0 LOB: 0 BB: 0 P: 5	R: 0 E: 0 K: 0 S: 3	H: 1 LOB: 1 BB: 1 P: 9	R: 0 E: 0 K: 0 S: 3	H: 1 LOB: 1 BB: 0 P: 3	R: 0 E: 0 K: 0 S: 3	H: 1 LOB: 0 BB: 0 P: 3	1B: 4 2B: 2 3B: 0 HR: 0	SF: 0 SAC: 0 DP: 5 HBP: 0	WP: 0 PB: 0 SB: 0 CS: 0	PA: 28
PITCHER Balor Moore, L ERA: 4.54 (1, 1)	IP: 9.0 WLS: W BF: 28 H: 4 R: 0 ER: 0 SO: 4 BB: 2 IBB: 0 HBP: 0 BLK: 0 WP: 0 HR: 0 S: 34 P: 42 ERA: 0.00 WHIP: 0.667															PITCHER				

AB 26
R 0
H 4
RBI 0
BB 2
SO 4
LOB 9



Batter	1	2	3	4	5	6	7	8	9	AB	R	H	RBI	BB	SO	LOB	BOTTOM			
Ron Hunt, R OBP: 0.422, SLG: 0.340 (1, 4)										3	2	3	0	1	0	0	St. Louis Cardinals @ Montreal Expos Jarry Park, Montreal, QB Thu Aug 02 1973, 7:05 PM EDT Att: 13,215 - Unknown			
Jim Cox, R OBP: 0.250, SLG: 0.273 (9, 4)										0	0	0	0	0	0	0				
Mike Jorgensen, L OBP: 0.350, SLG: 0.359 (1, 3)										1	0	0	0	0	0	2				
Ron Fairly, L OBP: 0.444, SLG: 0.439 (1, 7)										4	0	0	0	0	0	3				
Ron Woods, R OBP: 0.342, SLG: 0.313 (9, 7)										0	0	0	0	0	0	0				
Ken Singleton, S OBP: 0.404, SLG: 0.474 (1, 9)										3	0	1	1	1	0	1				
Jim Lyttle, L OBP: 0.367, SLG: 0.556 (1, 8)										4	0	2	1	0	0	1				
Bob Bailey, R OBP: 0.377, SLG: 0.515 (1, 5)										4	0	0	0	0	0	3				
John Boccabella, R OBP: 0.286, SLG: 0.318 (1, 2)										3	0	0	0	0	1	0				
Pepe Frias, R OBP: 0.253, SLG: 0.262 (1, 6)										2	0	0	0	0	0	0				
Balor Moore, L OBP: 0.108, SLG: 0.086 (1, 1)										2	0	0	0	0	1	1				
Inning Stats	R: 1 E: 0 K: 0 S: 5	H: 2 LOB: 1 BB: 0 P: 5	R: 0 E: 1 K: 0 S: 4	H: 0 LOB: 1 BB: 0 P: 4	R: 1 E: 0 K: 0 S: 5	H: 2 LOB: 2 BB: 1 P: 9	R: 0 E: 0 K: 1 S: 5	H: 0 LOB: 0 BB: 0 P: 5	R: 0 E: 0 K: 1 S: 2	H: 0 LOB: 1 BB: 1 P: 7	R: 0 E: 0 K: 0 S: 4	H: 1 LOB: 1 BB: 0 P: 4	R: 0 E: 0 K: 0 S: 4	H: 1 LOB: 1 BB: 0 P: 4	R: 0 E: 0 K: 0 S: 2	H: 1 LOB: 1 BB: 0 P: 4	1B: 6 2B: 0 3B: 0 HR: 0	SF: 0 SAC: 4 DP: 1 HBP: 1	WP: 0 PB: 0 SB: 1 CS: 0	PA: 33
PITCHER Tom Murphy, R ERA: 2.88 (1, 1)	IP: 8.0 WLS: L BF: 33 H: 6 R: 2 ER: 2 SO: 2 BB: 2 IBB: 0 HBP: 1 BLK: 0 WP: 0 HR: 0 S: 34 P: 43 ERA: 2.25 WHIP: 1.000															PITCHER				

AB 26
R 2
H 6
RBI 2
BB 2
SO 2
LOB 11



Batter	1	2	3	4	5	6	7	8	9	AB	R	H	RBI	BB	SO	LOB	TOP											
Rick Monday, L OBP: 0.392, SLG: 0.517 (1, 8)	0-3 K	0-0 4-3		4-0 BB		0-0 6-3		0-0 4-3		4	0	0	0	1	1	1												
Don Kessinger, S OBP: 0.345, SLG: 0.309 (1, 6)	0-0 F8		0-0 F7	0-0 2-3			4-0 2B BB		0-0 G3	4	1	0	0	1	0	1												
Jose Cardenal, R OBP: 0.386, SLG: 0.476 (1, 9)	4-0 BB BB		0-0 5-3		0-0 F9		0-0 F7		0-0 1B	4	0	1	0	1	0	1												
Billy Williams, L OBP: 0.366, SLG: 0.431 (1, 7)	4-0 1-2 BB		0-0 BB S 1B		0-0 F7		0-0 F9		0-0 F3	4	0	1	0	1	0	2												
Ron Santo, R OBP: 0.376, SLG: 0.440 (1, 5)	0-0 P6		4-0 1-2 BB IBB		0-0 BB 1B		0-0 1-H 2B		0-3 K	4	0	2	1	1	1	3												
Andre Thornton, R OBP: 0.385, SLG: 0.111 (1, 3)		0-0 1B SF8	4-0 1-2 2-3 BB		4-0 1-2 BB		0-0 F7			2	1	1	0	2	0	1												
Glenn Beckert, R OBP: 0.314, SLG: 0.291 Paul Popovich, S OBP: 0.258, SLG: 0.259 (8, 4)		0-0 F7	0-0 5-3		0-0 L8			0-0 CS 1B		4	0	1	0	0	0	6												
Randy Hundley, R OBP: 0.267, SLG: 0.363 (1, 2)		0-0 1-3 1B		0-0 CS 1B		0-0 P4		0-0 1-2 HR		4	1	3	1	0	0	0												
Rick Reuschel, R OBP: 0.140, SLG: 0.127 (1, 1)		0-0 SF8 3-H	0-3 K		0-0 4-3			0-3 K		3	0	0	1	0	2	1												
Inning Stats	R: 0 E: 0 K: 1 S: 5	H: 0 LOB: 2 BB: 2 P: 13	R: 1 E: 0 K: 0 S: 5	H: 2 LOB: 1 BB: 0 P: 5	R: 0 E: 0 K: 0 S: 4	H: 1 LOB: 3 BB: 2 P: 12	R: 0 E: 0 K: 1 S: 5	H: 1 LOB: 1 BB: 1 P: 9	R: 0 E: 0 K: 0 S: 4	H: 0 LOB: 0 BB: 0 P: 3	R: 1 E: 0 K: 0 S: 4	H: 1 LOB: 1 BB: 1 P: 8	R: 1 E: 0 K: 1 S: 6	H: 2 LOB: 0 BB: 0 P: 6	R: 0 E: 1 K: 1 S: 6	H: 1 LOB: 1 BB: 0 P: 6	1B: 7 2B: 1 3B: 0 HR: 1	SF: 1 SAC: 0 DP: 0 HBP: 0	WP: 0 PB: 0 SB: 1 CS: 2	PA: 41								
PITCHER	IP	WLS	BF	H	R	ER	SO	BB	IBB	HBP	BLK	WP	HR	S	P	ERA	WHIP											
Steve Renko, R ERA: 2.92 Pat Jarvis, R ERA: 2.7 Mike Marshall, R ERA: 2.61	(1, 1)	7.1	L	35	8	3	3	2	6	1	0	0	0	1	32	60	3.68	1.909										

Chicago Cubs @ Montreal Expos
Jarry Park, Montreal, QB
Fri Aug 03 1973, 7:05 PM EDT
Att: 18,223 - Unknown

AB	33
R	3
H	9
RBI	3
BB	7
SO	4
LOB	16



Batter	1	2	3	4	5	6	7	8	9	AB	R	H	RBI	BB	SO	LOB	BOTTOM										
Ron Hunt, R OBP: 0.418, SLG: 0.337 (1, 4)	0-0 6-3		0-3 K			0-0 F8			0-0 6-3	4	0	0	0	0	1	1											
Mike Jorgensen, L OBP: 0.352, SLG: 0.365 (1, 3)	0-0 3-1 2B		0-3 K			0-3 K			0-0 FC6-4 1B	4	0	2	0	0	2	1											
Ron Fairly, L OBP: 0.439, SLG: 0.432 (1, 7)	0-0 3-1			0-0 F9			0-0 L9		0-3 K	4	0	0	0	0	1	2											
Ken Singleton, S OBP: 0.400, SLG: 0.469 (1, 9)	0-0 6-3			0-0 4-3			0-0 5-3		0-0 FC6-4	4	0	0	0	0	0	2											
Jim Lyttle, L OBP: 0.333, SLG: 0.500 (1, 8)		0-0 4-3		0-3 K			0-3 K			3	0	0	0	0	2	0											
Bob Bailey, R OBP: 0.374, SLG: 0.510 (1, 5)		0-0 6-3			0-3 K			0-3 K		3	0	0	0	0	2	0											
John Boccabella, R OBP: 0.283, SLG: 0.315 (1, 2)		0-0 5-3			0-0 6-3			0-3 K		3	0	0	0	0	1	0											
Pepe Frias, R OBP: 0.250, SLG: 0.258 Boots Day, L OBP: 0.380, SLG: 0.428 Larry Lintz, S OBP: 0.389, SLG: 0.267 (8, PH) (8, FR) (9, 6)			0-0 1-3		0-0 4-3			0-0 1B		2	0	0	0	0	0	0											
Steve Renko, R OBP: 0.344, SLG: 0.328 Pat Jarvis, R OBP: 0.373, SLG: 0.513 Mike Marshall, R OBP: 0.333, SLG: 0.263 (8, 1) (8, PH) (9, 1)				0-0 1B		0-3 K		0-3 K		2	0	1	0	0	1	0											
Inning Stats	R: 0 E: 0 K: 0 S: 4	H: 1 LOB: 1 BB: 0 P: 4	R: 0 E: 0 K: 0 S: 3	H: 0 LOB: 0 BB: 0 P: 3	R: 0 E: 0 K: 2 S: 8	H: 1 LOB: 1 BB: 0 P: 8	R: 0 E: 0 K: 1 S: 5	H: 0 LOB: 0 BB: 0 P: 5	R: 0 E: 0 K: 1 S: 5	H: 0 LOB: 0 BB: 0 P: 5	R: 0 E: 0 K: 2 S: 7	H: 0 LOB: 0 BB: 0 P: 7	R: 0 E: 0 K: 1 S: 5	H: 0 LOB: 0 BB: 0 P: 5	R: 0 E: 0 K: 3 S: 10	H: 1 LOB: 1 BB: 0 P: 10	R: 0 E: 0 K: 1 S: 6	H: 1 LOB: 1 BB: 0 P: 6	1B: 3 2B: 1 3B: 0 HR: 0	SF: 0 SAC: 0 DP: 0 HBP: 0	WP: 0 PB: 0 SB: 0 CS: 0	PA: 31					
PITCHER	IP	WLS	BF	H	R	ER	SO	BB	IBB	HBP	BLK	WP	HR	S	P	ERA	WHIP										
Rick Reuschel, R ERA: 2.41	(1, 1)	9.0	W	31	4	0	0	11	0	0	0	0	0	53	53	0.00	0.444										

Chicago Cubs @ Montreal Expos
Jarry Park, Montreal, QB
Fri Aug 03 1973, 7:05 PM EDT
Att: 18,223 - Unknown

AB	31
R	0
H	4
RBI	0
BB	0
SO	11
LOB	7



Batter	1	2	3	4	5	6	7	8	9	AB	R	H	RBI	BB	SO	LOB	TOP						
Rick Monday, L OBP: 0.398, SLG: 0.511 (1, 8)	G1		4-3		F9		K		G6-3	5	0	0	0	0	1	4							
Don Kessinger, S OBP: 0.340, SLG: 0.305 (1, 6)	F7		4-3		F7				4-3	4	0	0	0	0	0	1							
Jose Cardenal, R OBP: 0.390, SLG: 0.479 (1, 9)										4	1	3	0	0	1	0							
Billy Williams, L OBP: 0.363, SLG: 0.426 (1, 7)	G3				K				K	4	0	0	0	0	2	3							
Ron Santo, R OBP: 0.377, SLG: 0.444 (1, 5)										4	0	2	0	0	1	1							
Andre Thornton, R OBP: 0.294, SLG: 0.077 (1, 3)										4	0	0	0	0	0	3							
Glenn Beckert, R OBP: 0.316, SLG: 0.291 (1, 4)										3	0	1	0	1	0	1							
Randy Hundley, R OBP: 0.270, SLG: 0.360 (1, 2)										2	0	0	1	2	0	0							
Fergie Jenkins, R OBP: 0.154, SLG: 0.133 (7, PH)										2	0	1	0	0	1	3							
Pat Bourque, L OBP: 0.289, SLG: 0.416 (7, PH)										1	0	0	0	0	1	0							
Ray Burris, R OBP: 0.264, SLG: 0.404 (9, PH)										0	0	0	0	0	0	0							
Adrian Garrett, L OBP: 0.264, SLG: 0.404 (9, PH)										1	0	1	0	0	0	0							
Inning Stats	R: 0 E: 0 K: 0 S: 4	H: 1 LOB: 1 BB: 0 P: 4	R: 0 E: 0 K: 1 S: 5	H: 0 LOB: 0 BB: 0 P: 5	R: 0 E: 0 K: 0 S: 4	H: 1 LOB: 1 BB: 0 P: 4	R: 1 E: 0 K: 2 S: 9	H: 2 LOB: 3 BB: 2 P: 17	R: 0 E: 0 K: 1 S: 5	H: 0 LOB: 0 BB: 0 P: 5	R: 0 E: 0 K: 0 S: 4	H: 1 LOB: 1 BB: 0 P: 4	R: 0 E: 0 K: 2 S: 7	H: 0 LOB: 0 BB: 0 P: 7	R: 0 E: 0 K: 1 S: 6	H: 1 LOB: 1 BB: 0 P: 6	R: 0 E: 0 K: 0 S: 4	H: 2 LOB: 2 BB: 1 P: 8	1B: 6 2B: 2 3B: 0 HR: 0	SF: 0 SAC: 0 DP: 1 HBP: 0	WP: 0 PB: 0 SB: 0 CS: 0	PA: 37	
PITCHER Steve Rogers, R ERA: 0.77 (1, 1)	IP: 9.0 WLS: W BF: 37 H: 8 R: 1 ER: 1 SO: 7 BB: 3 IBB: 0 HBP: 0 BLK: 0 WP: 0 HR: 0 S: 48 P: 60 ERA: 1.00 WHIP: 1.222											PITCHER Steve Rogers, R ERA: 0.77 (1, 1)	IP: 9.0 WLS: W BF: 37 H: 8 R: 1 ER: 1 SO: 7 BB: 3 IBB: 0 HBP: 0 BLK: 0 WP: 0 HR: 0 S: 48 P: 60 ERA: 1.00 WHIP: 1.222										

Chicago Cubs @ Montreal Expos
Jarry Park, Montreal, QB
Sat Aug 04 1973, 7:05 PM EDT
Att: 25,037 - Unknown - 75 F

AB	34
R	1
H	8
RBI	1
BB	3
SO	7
LOB	16



Batter	1	2	3	4	5	6	7	8	9	AB	R	H	RBI	BB	SO	LOB	BOTTOM						
Ron Hunt, R OBP: 0.420, SLG: 0.339 (1, 4)	F8		SH3-4							3	0	2	0	0	0	0							
Mike Jorgensen, L OBP: 0.347, SLG: 0.360 (1, 3)	P6		4-3		F7		F8			4	0	0	1	0	0	3							
Ron Fairly, L OBP: 0.437, SLG: 0.441 (1, 7)										4	1	1	2	0	1	2							
Ron Woods, R OBP: 0.342, SLG: 0.313 (8, 7)	G3				FC4-6		K			0	0	0	0	0	0	0							
Ken Singleton, S OBP: 0.399, SLG: 0.469 (1, 9)										4	1	1	0	0	2	1							
Jim Lyttle, L OBP: 0.378, SLG: 0.515 (1, 8)										3	2	2	0	1	1	0							
Bob Bailey, R OBP: 0.375, SLG: 0.509 (1, 5)										1	0	0	0	1	0	2							
John Boccabella, R OBP: 0.283, SLG: 0.314 (1, 2)										4	0	1	1	0	2	3							
Pepe Frias, R OBP: 0.256, SLG: 0.265 (1, 6)										4	1	2	1	0	0	2							
Steve Rogers, R OBP: 0.250, SLG: 0.100 (1, 1)										3	1	0	0	0	0	2							
Inning Stats	R: 0 E: 0 K: 0 S: 3	H: 0 LOB: 0 BB: 0 P: 3	R: 0 E: 0 K: 3 S: 9	H: 0 LOB: 1 BB: 1 P: 13	R: 3 E: 1 K: 1 S: 8	H: 2 LOB: 0 BB: 0 P: 8	R: 1 E: 0 K: 1 S: 7	H: 2 LOB: 1 BB: 0 P: 7	R: 0 E: 0 K: 0 S: 4	H: 1 LOB: 1 BB: 0 P: 4	R: 0 E: 0 K: 1 S: 6	H: 1 LOB: 1 BB: 0 P: 6	R: 2 E: 1 K: 0 S: 5	H: 2 LOB: 1 BB: 1 P: 9	R: 0 E: 0 K: 0 S: 5	H: 0 LOB: 0 BB: 0 P: 3	1B: 7 2B: 1 3B: 0 HR: 1	SF: 0 SAC: 4 DP: 0 HBP: 0	WP: 0 PB: 0 SB: 0 CS: 0	PA: 36			
PITCHER Fergie Jenkins, R ERA: 3.73 (7, 1)	IP: 6.0 WLS: L BF: 26 H: 6 R: 4 ER: 1 SO: 5 BB: 1 IBB: 0 HBP: 0 BLK: 0 WP: 0 HR: 1 S: 35 P: 39 ERA: 1.50 WHIP: 1.167											PITCHER Ray Burris, R ERA: 1.6 (7, 1)	IP: 2.0 WLS: L BF: 10 H: 3 R: 2 ER: 1 SO: 1 BB: 0 IBB: 0 HBP: 0 BLK: 0 WP: 0 HR: 0 S: 11 P: 15 ERA: 4.50 WHIP: 2.000										

Chicago Cubs @ Montreal Expos
Jarry Park, Montreal, QB
Sat Aug 04 1973, 7:05 PM EDT
Att: 25,037 - Unknown - 75 F

AB	30
R	6
H	9
RBI	5
BB	2
SO	6
LOB	15



Batter	1	2	3	4	5	6	7	8	9	AB	R	H	RBI	BB	SO	LOB	TOP			
Rick Monday, L OBP: 0.385, SLG: 0.506 (1, 8)	1-3		K		1B SF8		G6-3		K	5	1	1	0	0	2	3				
Don Kessinger, S OBP: 0.341, SLG: 0.307 (1, 6)	1B		6-3		1B			F2		4	0	2	0	0	0	1				
Jose Cardenal, R OBP: 0.388, SLG: 0.480 (1, 9)	F8		K		SF8			2B		3	0	1	1	0	1	2				
Billy Williams, L OBP: 0.364, SLG: 0.430 (1, 7)	1B FC6-4				2B		1-3	K		4	1	2	0	0	1	2				
Ron Santo, R OBP: 0.376, SLG: 0.440 (1, 5)	FC6-4				P3		4-3			3	0	0	0	1	0	3				
Gene Hiser, L OBP: 0.290, SLG: 0.281 (8, PR)								IBB		0	0	0	0	0	0	0				
Carmen Fanzone, R OBP: 0.308, SLG: 0.413 (8, 5)										0	0	0	0	0	0	0				
Andre Thornton, R OBP: 0.350, SLG: 0.200 (1, 3)		4-0			4-3			F4		2	0	1	1	1	0	0				
Jim Hickman, R OBP: 0.386, SLG: 0.329 (8, 3)					2B					1	0	0	0	0	0	2				
Glenn Beckert, R OBP: 0.313, SLG: 0.288 (1, 4)		G5-6-3			4-3					4	0	0	0	0	0	2				
Ken Rudolph, R OBP: 0.200, SLG: 0.284 (1, 2)					F7					3	0	0	0	0	0	1				
Paul Popovich, S OBP: 0.257, SLG: 0.257 (9, PH)		6-3						F5		1	0	0	0	0	0	0				
Burt Hooton, R OBP: 0.268, SLG: 0.180 (1, 1)					5-3					2	0	1	0	1	0	0				
Dave LaRoche, L OBP: 0.267, SLG: 0.500 (7, 1)										0	0	0	0	0	0	0				
Pat Bourque, L OBP: 0.294, SLG: 0.416 (9, PH)					WP			G6-3		0	0	0	0	1	0	0				
Inning Stats	R: 0 E: 0 K: 0 S: 5	H: 2 LOB: 2 BB: 0 P: 5	R: 0 E: 0 K: 0 S: 2	H: 0 LOB: 0 BB: 1 P: 6	R: 0 E: 0 K: 2 S: 7	H: 0 LOB: 1 BB: 1 P: 11	R: 1 E: 0 K: 0 S: 5	H: 2 LOB: 1 BB: 0 P: 5	R: 1 E: 0 K: 0 S: 3	H: 2 LOB: 0 BB: 0 P: 3	R: 0 E: 0 K: 0 S: 3	H: 1 LOB: 0 BB: 0 P: 3	R: 0 E: 0 K: 1 S: 6	H: 1 LOB: 2 BB: 1 P: 10	R: 0 E: 0 K: 1 S: 5	H: 0 LOB: 1 BB: 1 P: 9	1B: 5 2B: 3 3B: 0 HR: 0	SF: 1 SAC: 0 DP: 2 HBP: 0	WP: 1 PB: 0 SB: 0 CS: 0	PA: 37
PITCHER	IP WLS BF H R ER SO BB IBB HBP BLK WP HR S P ERA WHIP																			
Mike Torrez, R ERA: 4.55 (1, 1)	7.0 W 28 7 2 2 2 2 2 0 0 0 1 0 30 38 2.57 1.286																			
Mike Marshall, R ERA: 2.57 (8, 1)	2.0 S 9 1 0 0 2 1 1 0 0 0 0 0 11 19 0.00 1.000																			

Chicago Cubs @ Montreal Expos
Jarry Park, Montreal, QB
Sun Aug 05 1973, 3:33 AM EDT
Att: 31,019 - Sunny - 84 F

AB	32
R	2
H	8
RBI	2
BB	4
SO	4
LOB	16



Batter	1	2	3	4	5	6	7	8	9	AB	R	H	RBI	BB	SO	LOB	BOTTOM			
Ron Hunt, R OBP: 0.419, SLG: 0.338 (1, 4)	BB 1B		F9		K		SH3-4			2	0	0	0	0	1	1				
Mike Jorgensen, L OBP: 0.346, SLG: 0.356 (1, 3)	P6		K		E		F8			3	0	0	0	1	1	3				
Ron Fairly, L OBP: 0.437, SLG: 0.442 (1, 7)			2-3		E4					4	0	2	2	0	0	1				
Ron Woods, R OBP: 0.342, SLG: 0.313 (8, 7)	FC5				1B					0	0	0	0	0	0	0				
Ken Singleton, S OBP: 0.400, SLG: 0.467 (1, 9)					G3		6-3			2	0	0	0	2	0	2				
Jim Lytle, L OBP: 0.341, SLG: 0.459 (1, 8)	K				4-3		4-3		P6	4	0	0	0	0	1	5				
Bob Bailey, R OBP: 0.373, SLG: 0.506 (1, 5)	FC5				1B		F7		L5	4	0	1	0	0	0	3				
Bob Stinson, S OBP: 0.283, SLG: 0.366 (1, 2)			1-3		P4		F8		P3	4	0	0	0	0	0	1				
John Boccabella, R OBP: 0.283, SLG: 0.314 (9, 2)										0	0	0	0	0	0	0				
Pepe Frias, R OBP: 0.256, SLG: 0.264 (1, 6)		1-3					L6		L6	4	1	1	0	0	0	0				
Mike Torrez, R OBP: 0.261, SLG: 0.267 (1, 1)							SH3-4			1	1	0	0	1	0	0				
Boots Day, L OBP: 0.384, SLG: 0.428 (7, PH)										0	1	0	0	1	0	0				
Mike Marshall, R OBP: 0.333, SLG: 0.263 (8, 1)							SH3-4			0	0	0	0	0	0	0				
Inning Stats	R: 0 E: 0 K: 1 S: 6	H: 1 LOB: 3 BB: 1 P: 11	R: 0 E: 0 K: 0 S: 3	H: 0 LOB: 0 BB: 0 P: 3	R: 0 E: 0 K: 1 S: 5	H: 0 LOB: 0 BB: 0 P: 5	R: 0 E: 0 K: 0 S: 4	H: 1 LOB: 1 BB: 0 P: 4	R: 1 E: 1 K: 1 S: 6	H: 0 LOB: 2 BB: 2 P: 14	R: 0 E: 0 K: 0 S: 3	H: 0 LOB: 0 BB: 0 P: 3	R: 2 E: 0 K: 0 S: 5	H: 2 LOB: 2 BB: 2 P: 13	R: 0 E: 0 K: 0 S: 3	H: 0 LOB: 0 BB: 0 P: 3	1B: 4 2B: 0 3B: 0 HR: 0	SF: 0 SAC: 1 DP: 0 HBP: 1	WP: 0 PB: 0 SB: 0 CS: 0	PA: 35
PITCHER	IP WLS BF H R ER SO BB IBB HBP BLK WP HR S P ERA WHIP																			
Burt Hooton, R ERA: 4.15 (1, 1)	6.0 L 27 3 3 2 3 4 0 1 0 0 0 0 7 28 45 3.00 1.167																			
Dave LaRoche, L ERA: 5.09 (7, 1)	2.0 8 1 0 0 0 1 0 0 0 0 0 0 7 11 0.00 1.000																			

Chicago Cubs @ Montreal Expos
Jarry Park, Montreal, QB
Sun Aug 05 1973, 3:33 AM EDT
Att: 31,019 - Sunny - 84 F

AB	28
R	3
H	4
RBI	2
BB	5
SO	3
LOB	16



Batter	1	2	3	4	5	6	7	8	9	AB	R	H	RBI	BB	SO	LOB	TOP					
Rick Monday, L OBP: 0.383, SLG: 0.501 (1, 8)										4	0	0	0	1	2	1						
Don Kessinger, S OBP: 0.340, SLG: 0.307 (1, 6)										4	0	1	0	0	1	1						
Billy Williams, L OBP: 0.363, SLG: 0.428 (1, 7)										4	0	1	0	0	1	1						
Jim Hickman, R OBP: 0.388, SLG: 0.325 (1, 9)										2	1	0	0	2	1	2						
Ron Santo, R OBP: 0.374, SLG: 0.436 (1, 5)										3	0	0	0	1	1	3						
Andre Thornton, R OBP: 0.333, SLG: 0.167 (1, 3)										3	1	0	0	1	1	3						
Glenn Beckert, R OBP: 0.312, SLG: 0.291 (1, 4)										4	1	1	1	0	1	0						
Randy Hundley, R OBP: 0.273, SLG: 0.360 (1, 2)										3	0	1	2	1	1	0						
Bill Bonham, R OBP: 0.077, SLG: 0.077 (5, PH)										1	0	0	0	0	1	0						
Paul Popovich, S OBP: 0.295, SLG: 0.295 (5, PH)										1	0	0	0	0	0	0						
Larry Gura, L OBP: 0.265, SLG: 0.265 (5, PH)										0	0	0	0	0	0	0						
Jack Aker, R OBP: 0.265, SLG: 0.265 (5, PH)										0	0	0	0	0	0	0						
Carmen Fanzone, R OBP: 0.396, SLG: 0.428 (7, PH)										1	0	0	0	0	0	1						
Milt Pappas, R OBP: 0.077, SLG: 0.132 (7, PH)										0	0	0	0	0	0	0						
Pat Bourque, L OBP: 0.262, SLG: 0.413 (9, PH)										1	0	0	0	0	0	1						
Inning Stats	R: 0 E: 0 K: 1 S: 5	H: 0 LOB: 2 BB: 2 P: 13	R: 0 E: 0 K: 0 S: 3	H: 0 LOB: 0 BB: 0 P: 3	R: 0 E: 0 K: 2 S: 7	H: 0 LOB: 0 BB: 0 P: 7	R: 0 E: 0 K: 0 S: 3	H: 0 LOB: 0 BB: 0 P: 3	R: 0 E: 0 K: 3 S: 9	H: 0 LOB: 0 BB: 0 P: 9	R: 0 E: 0 K: 2 S: 7	H: 0 LOB: 0 BB: 0 P: 7	R: 3 E: 0 K: 1 S: 7	H: 2 LOB: 1 BB: 2 P: 15	R: 0 E: 0 K: 1 S: 7	H: 2 LOB: 3 BB: 1 P: 11	R: 0 E: 0 K: 0 S: 3	H: 0 LOB: 1 BB: 1 P: 7	1B: 3 2B: 1 3B: 0 HR: 0	SF: 0 SAC: 0 DP: 0 HBP: 0	WP: 0 PB: 0 SB: 0 CS: 0	PA: 37
PITCHER	IP	WLS	BF	H	R	ER	SO	BB	IBB	HBP	BLK	WP	HR	S	P	ERA	WHIP					
Balor Moore, L ERA: 4.49 (1, 1)	7.1	W	30	4	3	3	9	4	0	0	0	0	0	44	60	3.68	1.091					
Mike Marshall, R ERA: 2.53 (8, 1)	1.2	S	7	0	0	0	1	2	0	0	0	0	0	7	15	0.00	1.200					

Chicago Cubs @ Montreal Expos
Jarry Park, Montreal, QB
Mon Aug 06 1973, 3:33 AM EDT
Att: 16,101 - Overcast - 75 F

AB	31
R	3
H	4
RBI	3
BB	6
SO	10
LOB	13



Batter	1	2	3	4	5	6	7	8	9	AB	R	H	RBI	BB	SO	LOB	BOTTOM					
Ron Hunt, R OBP: 0.420, SLG: 0.339 (1, 4)										4	1	2	0	0	0	0						
Mike Jorgensen, L OBP: 0.345, SLG: 0.352 (1, 3)										3	1	0	0	1	0	1						
Ron Fairly, L OBP: 0.441, SLG: 0.448 (1, 7)										3	2	2	1	1	1	0						
Mike Marshall, R OBP: 0.333, SLG: 0.263 (8, 1)										0	0	0	0	0	0	0						
Ken Singleton, S OBP: 0.398, SLG: 0.473 (1, 9)										4	1	1	2	0	1	3						
Jim Lyttle, L OBP: 0.333, SLG: 0.512 (1, 8)										4	1	1	1	0	1	2						
Bob Bailey, R OBP: 0.375, SLG: 0.520 (1, 5)										4	1	2	3	0	1	0						
John Boccabella, R OBP: 0.279, SLG: 0.310 (1, 2)										4	0	0	0	0	0	1						
Pepe Frias, R OBP: 0.262, SLG: 0.270 (1, 6)										4	0	2	0	0	0	0						
Balor Moore, L OBP: 0.100, SLG: 0.079 (1, 1)										3	0	0	0	0	0	2						
Ron Woods, R OBP: 0.342, SLG: 0.313 (8, 7)										0	0	0	0	0	0	0						
Inning Stats	R: 3 E: 0 K: 2 S: 10	H: 3 LOB: 1 BB: 1 P: 14	R: 0 E: 1 K: 0 S: 4	H: 2 LOB: 1 BB: 0 P: 4	R: 0 E: 0 K: 1 S: 5	H: 0 LOB: 0 BB: 0 P: 5	R: 0 E: 0 K: 1 S: 5	H: 0 LOB: 0 BB: 0 P: 5	R: 0 E: 0 K: 0 S: 3	H: 0 LOB: 0 BB: 0 P: 3	R: 3 E: 0 K: 0 S: 7	H: 4 LOB: 1 BB: 0 P: 7	R: 0 E: 0 K: 0 S: 3	H: 0 LOB: 1 BB: 1 P: 7	R: 1 E: 0 K: 0 S: 4	H: 1 LOB: 0 BB: 0 P: 4	1B: 5 2B: 1 3B: 1 HR: 3	SF: 0 SAC: 0 DP: 0 HBP: 0	WP: 0 PB: 0 SB: 0 CS: 0	PA: 35		
PITCHER	IP	WLS	BF	H	R	ER	SO	BB	IBB	HBP	BLK	WP	HR	S	P	ERA	WHIP					
Bill Bonham, R ERA: 3.67 (6, 1)	5.0	L	20	5	3	3	4	1	0	0	0	0	0	27	31	5.40	1.200					
Larry Gura, L ERA: 4.82 (6, 1)	0.1		4	3	3	3	0	0	0	0	0	0	2	4	4	81.00	9.000					
Jack Aker, R ERA: 3.93 (6, 1)	0.2		3	1	0	0	0	0	0	0	0	0	0	3	3	0.00	1.500					
Milt Pappas, R ERA: 4.62 (7, 1)	2.0		8	1	1	1	0	1	0	0	0	0	1	7	11	4.50	1.000					

Chicago Cubs @ Montreal Expos
Jarry Park, Montreal, QB
Mon Aug 06 1973, 3:33 AM EDT
Att: 16,101 - Overcast - 75 F

AB	33
R	7
H	10
RBI	7
BB	2
SO	4
LOB	9



Batter	1	2	3	4	5	6	7	8	9	AB	R	H	RBI	BB	SO	LOB	TOP																					
Ron Hunt, R OBP: 0.416, SLG: 0.336 (1, 4)	F3		G4-6-3		F6			1-3		4	0	0	0	0	0	2																						
Mike Jorgensen, L OBP: 0.347, SLG: 0.354 (1, 3)	1B			1B	K			F8		4	1	2	0	0	1	0																						
Ron Fairly, L OBP: 0.436, SLG: 0.441 Ron Woods, R OBP: 0.342, SLG: 0.313 (1, 7) (9, 7)	K			K	3-1			4-3		4	0	0	0	0	2	2																						
Ken Singleton, S OBP: 0.397, SLG: 0.470 (1, 9)	F4			1B	F4			P7		4	0	1	0	0	0	1																						
Jim Lyttle, L OBP: 0.327, SLG: 0.489 (1, 8)		K						4-3		4	0	1	1	0	1	0																						
Bob Bailey, R OBP: 0.376, SLG: 0.529 (1, 5)	5-3			G6-4-3						4	1	2	1	0	0	2																						
John Boccabella, R OBP: 0.276, SLG: 0.306 (1, 2)	6-3							4-3		4	0	0	0	0	1	2																						
Pepe Frias, R OBP: 0.257, SLG: 0.265 (1, 6)			F6		3-1			F7		3	0	0	0	0	0	0																						
Steve Renko, R OBP: 0.358, SLG: 0.361 (1, 1)								4-3		3	0	2	0	0	0	0																						
Inning Stats	R: 0 E: 0 K: 1 S: 6	H: 1 LOB: 1 BB: 0 P: 6	R: 0 E: 0 K: 1 S: 5	H: 0 LOB: 0 BB: 0 P: 5	R: 0 E: 0 K: 0 S: 3	H: 1 LOB: 0 BB: 0 P: 3	R: 1 E: 0 K: 1 S: 7	H: 3 LOB: 1 BB: 0 P: 7	R: 0 E: 0 K: 1 S: 6	H: 1 LOB: 1 BB: 0 P: 6	R: 0 E: 0 K: 0 S: 5	H: 0 LOB: 0 BB: 0 P: 5	R: 1 E: 0 K: 0 S: 4	H: 1 LOB: 0 BB: 0 P: 4	R: 0 E: 0 K: 0 S: 3	H: 0 LOB: 0 BB: 0 P: 3	R: 0 E: 1 K: 0 S: 5	H: 1 LOB: 2 BB: 0 P: 5	1B: 6 2B: 1 3B: 0 HR: 1	SF: 0 SAC: 0 DP: 2 HBP: 0	WP: 0 PB: 1 SB: 2 CS: 2	PA: 34																
PITCHER	IP	WLS	BF	H	R	ER	SO	BB	IBB	HBP	BLK	WP	HR	S	P	ERA	WHIP	PITCHER				IP	WLS	BF	H	R	ER	SO	BB	IBB	HBP	BLK	WP	HR	S	P	ERA	WHIP
Tom Bradley, R ERA: 3.67 (1, 1)	8.0	L	29	7	2	2	5	0	0	0	0	0	1	39	39	2.25	0.875																					
Randy Moffitt, R ERA: 2.77 (9, 1)	1.0		5	1	0	0	0	0	0	0	0	0	0	5	5	0.00	1.000																					

Montreal Expos @ San Francisco Giants
 Candlestick Park, San Francisco, CA
 Tue Aug 07 1973, 10:05 PM EDT
 Att: 3,668 - Unknown

AB	34
R	2
H	8
RBI	2
BB	0
SO	5
LOB	9



Batter	1	2	3	4	5	6	7	8	9	AB	R	H	RBI	BB	SO	LOB	BOTTOM																					
Bobby Bonds, R OBP: 0.396, SLG: 0.577 (1, 9)	CS		K			6-3		4-3		3	0	1	0	1	1	0																						
Tito Fuentes, S OBP: 0.317, SLG: 0.362 (1, 4)	G3		K			SH3		4-3		3	0	0	0	0	1	1																						
Garry Maddox, R OBP: 0.340, SLG: 0.438 (1, 8)	5-3			F3		6-3		F8		4	0	0	0	0	0	1																						
Willie McCovey, L OBP: 0.422, SLG: 0.511 (1, 3)		HR		F9		4-0		F8		3	1	1	1	1	0	0																						
Gary Matthews, R OBP: 0.382, SLG: 0.473 (1, 7)	F3			K		F6		F9		4	0	0	0	0	1	2																						
Chris Speier, R OBP: 0.343, SLG: 0.380 (1, 6)		BB			F9			K		2	0	0	0	1	1	0																						
Mike Phillips, L OBP: 0.242, SLG: 0.267 (1, 5)		K			4-3			F5		3	0	0	0	0	1	1																						
Dave Rader, L OBP: 0.325, SLG: 0.345 (1, 2)	4-3							F9		3	0	1	0	0	0	1																						
Tom Bradley, R OBP: 0.204, SLG: 0.212 Steve Ontiveros, S (8, PH) Randy Moffitt, R OBP: 0.077, SLG: 0.077 (9, 1)			F4					K		2	0	0	0	0	1	1																						
Inning Stats	R: 0 E: 0 K: 0 S: 3	H: 1 LOB: 0 BB: 0 P: 3	R: 1 E: 0 K: 1 S: 6	H: 1 LOB: 1 BB: 1 P: 10	R: 0 E: 0 K: 2 S: 7	H: 0 LOB: 0 BB: 0 P: 7	R: 0 E: 0 K: 1 S: 5	H: 0 LOB: 0 BB: 0 P: 5	R: 0 E: 0 K: 1 S: 6	H: 1 LOB: 1 BB: 0 P: 6	R: 0 E: 0 K: 0 S: 3	H: 0 LOB: 2 BB: 2 P: 11	R: 0 E: 0 K: 1 S: 5	H: 0 LOB: 0 BB: 0 P: 5	R: 0 E: 0 K: 1 S: 5	H: 0 LOB: 0 BB: 0 P: 5	R: 0 E: 0 K: 0 S: 3	H: 0 LOB: 0 BB: 0 P: 3	1B: 1 2B: 0 3B: 1 HR: 1	SF: 0 SAC: 1 DP: 0 HBP: 0	WP: 0 PB: 0 SB: 1 CS: 1	PA: 32																
PITCHER	IP	WLS	BF	H	R	ER	SO	BB	IBB	HBP	BLK	WP	HR	S	P	ERA	WHIP	PITCHER				IP	WLS	BF	H	R	ER	SO	BB	IBB	HBP	BLK	WP	HR	S	P	ERA	WHIP
Steve Renko, R ERA: 2.81 (1, 1)	9.0	W	32	3	1	1	7	2	1	0	0	0	1	43	55	1.00	0.556																					

Montreal Expos @ San Francisco Giants
 Candlestick Park, San Francisco, CA
 Tue Aug 07 1973, 10:05 PM EDT
 Att: 3,668 - Unknown

AB	28
R	1
H	3
RBI	1
BB	3
SO	7
LOB	7



Batter	1	2	3	4	5	6	7	8	9	AB	R	H	RBI	BB	SO	LOB	TOP					
Mike Jorgensen, L (1, 3) OBP: 0.346, SLG: 0.349	0-0 4-3	0-3 K	0-0 G3	0-0 G3	0-0 G3	0-0 G3	4-0 1B FC4-6 BB	0-0 F5	4 1 0 0 1 1 1													
Ron Fairly, L (1, 7) OBP: 0.434, SLG: 0.446 Ron Woods, R (9, 7) OBP: 0.348, SLG: 0.318	0-0 F7		0-0 HR 3B	0-0 HR 3B	0-0 F9	0-0 F9	0-0 FC4-6 1B	0-0 F9	5 1 2 0 0 0 0 0 0 0 0 0 0 0													
Ken Singleton, S (1, 9) OBP: 0.399, SLG: 0.476	0-0 HR 1B		0-0 HR 1B	0-0 HR 1B	0-0 F3	0-0 F3	0-0 FC4-6	0-0 FC4-6	4 2 2 3 0 0 1													
Jim Lyttle, L (1, 8) OBP: 0.333, SLG: 0.531	0-0 HR 1B		0-0 F7	0-0 F7	0-0 F7	0-0 BB	0-0 F9	0-0 F9	3 1 1 2 1 0 1													
Bob Bailey, R (1, 5) OBP: 0.376, SLG: 0.523	0-0 1B		0-0 S BB	0-0 S BB	0-0 K	0-0 K	0-0 K	0-0 K	3 0 1 0 1 2 1													
Tim Foli, R (1, 4) OBP: 0.289, SLG: 0.290	0-0 F8		0-0 F3	0-0 F3	0-0 F3	0-0 6-3	0-0 6-3	0-0 F8	4 0 0 0 0 0 2													
Bob Stinson, S (1, 2) OBP: 0.300, SLG: 0.364		1-0 SH1-4 HBP	0-3 K	0-0 K	0-0 F9	0-0 F9	0-0 FC6-4 1B	0-0 FC6-4	3 0 1 0 0 1 1													
Pepe Frias, R (1, 6) OBP: 0.249, SLG: 0.256		0-0 SH1-4	0-0 F9	0-0 F9	0-0 G3	0-0 G3	0-0 FC6-4	0-0 FC6-4	3 0 0 0 0 0 1													
Mike Torrez, R (1, 1) OBP: 0.245, SLG: 0.250 Mike Marshall, R (7, 1) OBP: 0.318, SLG: 0.250		0-0 F3	0-0 F3	0-0 6-3	0-0 6-3	0-0 6-3	0-0 5-3	0-0 K	3 0 0 0 0 0 1 1 0 0 0 0 1 0													
Inning Stats	R: 2 E: 0 K: 0 S: 6	H: 3 LOB: 1 BB: 0 P: 6	R: 0 E: 0 K: 1 S: 5	H: 0 LOB: 1 BB: 0 P: 6	R: 2 E: 0 K: 1 S: 7	H: 2 LOB: 1 BB: 1 P: 11	R: 0 E: 0 K: 0 S: 3	H: 0 LOB: 0 BB: 0 P: 3	R: 0 E: 0 K: 0 S: 5	H: 0 LOB: 1 BB: 1 P: 9	R: 0 E: 0 K: 0 S: 3	H: 0 LOB: 0 BB: 0 P: 3	R: 1 E: 0 K: 0 S: 4	H: 1 LOB: 1 BB: 1 P: 8	R: 0 E: 0 K: 1 S: 6	H: 1 LOB: 1 BB: 0 P: 6	R: 0 E: 0 K: 1 S: 5	H: 0 LOB: 0 BB: 0 P: 5	1B: 4 2B: 0 3B: 1 HR: 2	SF: 0 SAC: 1 DP: 0 HBP: 1	WP: 0 PB: 0 SB: 1 CS: 0	PA: 38
PITCHER	IP WLS BF H R ER SO BB IBB HBP BLK WP HR S P ERA WHIP																					
Jim Barr, R (1, 1) ERA: 3.32	2.0 L 12 5 4 4 1 0 0 0 1 0 0 2 13 14 18.00 2.500																					
Don Carrithers, R (3, 1) ERA: 4.19	3.0 11 0 0 0 2 2 0 0 0 0 0 0 7 21 0.00 0.667																					
Jim Willoughby, R (6, 1) ERA: 4.82	2.0 8 1 1 1 0 1 0 0 0 0 0 0 7 11 4.50 1.000																					
Don McMahon, R (8, 1) ERA: 3.48	2.0 7 1 0 0 2 0 0 0 0 0 0 0 11 11 0.00 0.500																					

Montreal Expos @ San Francisco Giants
Candlestick Park, San Francisco, CA
Thu Aug 09 1973, 6:33 AM EDT
Att: 3,471 - Unknown

AB 33
R 5
H 7
RBI 5
BB 3
SO 5
LOB 9



Batter	1	2	3	4	5	6	7	8	9	AB	R	H	RBI	BB	SO	LOB	BOTTOM					
Garry Maddox, R (1, 8) OBP: 0.335, SLG: 0.431	0-0 F3		0-0 5-3	0-0 5-3	0-0 1-3	0-0 1-3	0-0 E SF8 1B	0-0 K	5 1 1 0 0 1 0													
Tito Fuentes, S (1, 4) OBP: 0.315, SLG: 0.356	4-0 E 1B BB		0-0 6-3	0-0 6-3	0-0 6-3	0-0 6-3	0-0 E6 1-3	0-0 5-3	4 0 0 0 1 0 1													
Bobby Bonds, R (1, 9) OBP: 0.396, SLG: 0.583	0-0 E1 1-3 1B		0-0 HR	0-0 HR	0-0 F8	0-0 F8	0-0 SF8	0-0 SF8	3 1 2 2 0 0 0													
Willie McCovey, L (1, 3) OBP: 0.428, SLG: 0.524 Dave Kingman, R (8, 3) OBP: 0.241, SLG: 0.416	4-0 IBB		0-0 4-3	0-0 4-3	0-0 4-3	0-0 BB 1B	0-0 BB 1B	0-0 1B	3 1 2 0 1 0 0 0 0 0 0 0 0 0													
Ed Goodson, L (1, 5) OBP: 0.336, SLG: 0.463	0-3 K		0-0 F8	0-0 F8	0-0 F8	0-0 F9	0-0 F9	0-3 K	4 0 0 0 0 2 6													
Gary Matthews, R (1, 7) OBP: 0.383, SLG: 0.470	0-0 6-3		0-0 5-3 1B	0-0 5-3 1B	0-0 5-3 1B	0-0 1B BB	0-0 1B BB	0-0 F9	3 0 1 0 1 0 3													
Chris Speier, R (1, 6) OBP: 0.342, SLG: 0.376		0-0 6-3	0-0 5-3	0-0 5-3	0-0 5-3	0-0 1B	0-0 1B	0-0 5-3	4 0 1 1 0 0 1													
Dave Rader, L (1, 2) OBP: 0.321, SLG: 0.341		0-0 F8	0-0 4-3	0-0 4-3	0-0 4-3	0-0 5-3	0-0 5-3	0-0 3-1	4 0 0 0 0 0 3													
Jim Barr, R (1, 1) Don Carrithers, R (3, 1) Steve Ontiveros, S (5, PH) Jim Willoughby, R (6, 1) Jim Howarth, L (7, PH) Don McMahon, R (8, 1) Gary Thomasson, L (9, PH)		0-3 K	0-0 5-3	0-0 5-3	0-0 5-3	0-0 5-3	0-0 F7	0-0 K	1 0 0 0 0 1 0 0 0 0 0 0 0 0 1 0 0 0 0 0 0 0 0 0 0 0 0 0 1 0 0 0 0 0 0 0 0 0 0 0 0 0 1 0 0 0 0 0 1 0													
Inning Stats	R: 0 E: 1 K: 1 S: 6	H: 1 LOB: 3 BB: 2 P: 14	R: 0 E: 0 K: 1 S: 5	H: 0 LOB: 0 BB: 0 P: 5	R: 1 E: 0 K: 0 S: 4	H: 1 LOB: 0 BB: 0 P: 4	R: 0 E: 0 K: 0 S: 4	H: 1 LOB: 1 BB: 0 P: 4	R: 0 E: 0 K: 0 S: 3	H: 0 LOB: 0 BB: 0 P: 3	R: 1 E: 0 K: 0 S: 5	H: 2 LOB: 2 BB: 1 P: 9	R: 1 E: 1 K: 1 S: 8	H: 2 LOB: 2 BB: 0 P: 8	R: 0 E: 0 K: 0 S: 3	H: 0 LOB: 0 BB: 0 P: 3	R: 0 E: 0 K: 2 S: 7	H: 0 LOB: 0 BB: 0 P: 7	1B: 6 2B: 0 3B: 0 HR: 1	SF: 1 SAC: 0 DP: 0 HBP: 0	WP: 0 PB: 0 SB: 0 CS: 0	PA: 38
PITCHER	IP WLS BF H R ER SO BB IBB HBP BLK WP HR S P ERA WHIP																					
Mike Torrez, R (1, 1) ERA: 4.48	6.1 W 29 6 3 2 2 2 0 0 0 0 0 1 30 42 2.84 1.263																					
Mike Marshall, R (7, 1) ERA: 2.49	2.2 S 9 1 0 0 3 0 0 0 0 0 0 0 15 15 0.00 0.375																					

Montreal Expos @ San Francisco Giants
Candlestick Park, San Francisco, CA
Thu Aug 09 1973, 6:33 AM EDT
Att: 3,471 - Unknown

AB 34
R 3
H 7
RBI 3
BB 3
SO 5
LOB 14



Batter	1	2	3	4	5	6	7	8	9	AB	R	H	RBI	BB	SO	LOB	TOP				
Mike Jorgensen, L (1, 3) OBP: 0.344, SLG: 0.344	F7		F7				4-3		F8	4	0	0	0	1	0	3	Montreal Expos @ San Diego Padres San Diego Stadium, San Diego, CA Fri Aug 10 1973, 10:05 PM EDT Att.: 4,842 - Unknown				
Larry Lintz, S (1, 6) OBP: 0.429, SLG: 0.333 Hal Breeden, R (7, PH) OBP: 0.363, SLG: 0.497 Pat Jarvis, R (7, 1)				1B			E4		6-3	3	0	2	0	0	0	1					
Ron Fairly, L (1, 7) OBP: 0.432, SLG: 0.441	4-0		F9				L8		L7	3	1	0	0	1	0	3					
Ken Singleton, S (1, 9) OBP: 0.400, SLG: 0.484							F7		F7	4	1	2	2	0	0	2					
Jim Lyttle, L (1, 8) OBP: 0.310, SLG: 0.491							F4		F9	4	0	0	0	0	0	2					
Bob Bailey, R (1, 5) OBP: 0.377, SLG: 0.521		5-3					L7			3	0	1	0	1	0	0					
John Boccabella, R (1, 2) OBP: 0.276, SLG: 0.323							K		G5-4-3	4	1	1	1	0	1	2					
Jim Cox, R (1, 4) OBP: 0.188, SLG: 0.200							K		E4	4	0	0	0	0	2	1					
Balor Moore, L (1, 1) OBP: 0.098, SLG: 0.077 Boots Day, L (5, PH) OBP: 0.386, SLG: 0.429 Bill Stoneman, R (5, 1) OBP: 0.238, SLG: 0.063 Ron Woods, R (7, PH) OBP: 0.350, SLG: 0.321 Pepe Frias, R (7, 6) OBP: 0.247, SLG: 0.254							F7		FC3-6	1	0	0	0	0	1	0					
										1	0	0	0	0	0	0					
										1	0	1	0	0	0	0					
										1	0	0	0	0	2						
Inning Stats	R: 2 E: 0 K: 0 S: 4	H: 2 LOB: 0 BB: 1 P: 8	R: 1 E: 0 K: 1 S: 6	H: 1 LOB: 0 BB: 0 P: 6	R: 0 E: 0 K: 2 S: 5	H: 2 LOB: 2 BB: 0 P: 5	R: 0 E: 0 K: 2 S: 7	H: 0 LOB: 0 BB: 0 P: 7	R: 0 E: 1 K: 0 S: 4	H: 0 LOB: 1 BB: 1 P: 8	R: 0 E: 0 K: 1 S: 2	H: 0 LOB: 0 BB: 1 P: 6	R: 0 E: 0 K: 1 S: 6	H: 1 LOB: 1 BB: 0 P: 6	R: 0 E: 0 K: 0 S: 3	H: 0 LOB: 0 BB: 0 P: 3	R: 0 E: 1 K: 0 S: 5	H: 1 LOB: 2 BB: 0 P: 5	1B: 5 2B: 0 3B: 0 HR: 2	SF: 0 SAC: 0 DP: 1 HBP: 0	WP: 0 PA: 37 PB: 0 SB: 0 CS: 1
PITCHER	IP WLS BF H R ER SO BB IBB HBP BLK WP HR S P ERA WHIP																				
Steve Arlin, R (1, 1) ERA: 4.7	8.2 W 36 7 3 3 4 3 0 0 0 0 2 41 53 3.12 1.154																				
Mike Caldwell, L (9, 1) ERA: 3.99	0.1 S 1 0 0 0 0 0 0 0 0 0 0 0 1 1 0.00 0.000																				

AB	34
R	3
H	7
RBI	3
BB	3
SO	4
LOB	17



Batter	1	2	3	4	5	6	7	8	9	AB	R	H	RBI	BB	SO	LOB	BOTTOM		
Jerry Morales, R (1, 8) OBP: 0.318, SLG: 0.400	K	FC5-4		6-3			3-1			4	0	0	0	0	1	3	Montreal Expos @ San Diego Padres San Diego Stadium, San Diego, CA Fri Aug 10 1973, 10:05 PM EDT Att.: 4,842 - Unknown		
Derrel Thomas, S (1, 6) OBP: 0.296, SLG: 0.250	K		F9			F6				4	0	1	0	0	1	0			
Dave Roberts, R (1, 5) OBP: 0.301, SLG: 0.436	F8			HR		S	K			3	1	1	0	1	1	1			
Nate Colbert, R (1, 3) OBP: 0.333, SLG: 0.406			K	F7		6-3	F6			4	0	0	0	0	1	3			
Fred Kendall, R (1, 2) OBP: 0.301, SLG: 0.372		F9				4-3			FC1-6	4	1	2	2	0	0	1			
Dave Winfield, R (1, 7) OBP: 0.357, SLG: 0.419 Johnny Grubb, L (6, 8) OBP: 0.382, SLG: 0.448									CS	1	1	0	0	1	0	0			
									FC1-6	2	0	2	0	0	0	0			
Ivan Murrell, R (1, 9) OBP: 0.200, SLG: 0.316									FC1-6	3	1	1	0	1	1	2			
Rich Morales, R (1, 4) OBP: 0.236, SLG: 0.204										4	0	0	0	0	1	5			
Steve Arlin, R (1, 1) OBP: 0.261, SLG: 0.214 Mike Caldwell, R (9, 1) OBP: 0.182, SLG: 0.156										3	0	2	2	0	1	1			
										0	0	0	0	0	0	0			
Inning Stats	R: 0 E: 0 K: 2 S: 7	H: 0 LOB: 0 BB: 0 P: 7	R: 2 E: 1 K: 1 S: 7	H: 1 LOB: 2 BB: 2 P: 15	R: 2 E: 0 K: 0 S: 5	H: 2 LOB: 0 BB: 0 P: 5	R: 0 E: 0 K: 1 S: 6	H: 1 LOB: 1 BB: 0 P: 6	R: 0 E: 0 K: 1 S: 3	H: 0 LOB: 1 BB: 1 P: 7	R: 0 E: 0 K: 1 S: 6	H: 2 LOB: 1 BB: 0 P: 6	R: 0 E: 0 K: 1 S: 6	H: 1 LOB: 1 BB: 0 P: 6	R: 0 E: 0 K: 1 S: 6	H: 2 LOB: 2 BB: 0 P: 6		1B: 6 2B: 3 3B: 0 HR: 1	SF: 0 SAC: 0 DP: 1 HBP: 0
PITCHER	IP WLS BF H R ER SO BB IBB HBP BLK WP HR S P ERA WHIP																		
Balor Moore, L (1, 1) ERA: 4.49	4.0 L 19 4 4 2 4 2 0 0 0 0 0 0 9 13 0.00 1.500																		
Bill Stoneman, R (5, 1) ERA: 7.33	2.0 8 2 0 0 1 1 0 0 0 0 0 0 9 13 0.00 1.500																		
Pat Jarvis, R (7, 1) ERA: 2.53	2.0 8 3 0 0 2 0 0 0 0 0 0 0 12 12 0.00 1.500																		

AB	32
R	4
H	9
RBI	4
BB	3
SO	7
LOB	16



Batter	1	2	3	4	5	6	7	8	9	AB	R	H	RBI	BB	SO	LOB	TOP				
Mike Jorgensen, L (1, 3) OBP: 0.343, SLG: 0.343	F8		1B		4-3		4-3			4	0	1	0	0	0	0	Montreal Expos @ San Diego Padres San Diego Stadium, San Diego, CA Sun Aug 12 1973, 6:33 AM EDT Unknown				
Larry Lintz, S (1, 6) OBP: 0.440, SLG: 0.333	F7		1B				6-3			3	0	1	0	1	0	0					
Ron Fairly, L (1, 7) OBP: 0.333, SLG: 0.440 Ron Woods, R (8, PR) OBP: 0.350, SLG: 0.321	BB		L3		K					3	0	1	0	1	1	3					
Ken Singleton, S (1, 9) OBP: 0.400, SLG: 0.481	F8			SH1-3 3B	BB					2	1	0	0	2	0	2					
Jim Lyttle, L (1, 8) OBP: 0.295, SLG: 0.464		L4		SH1-3			4-3			3	0	0	0	0	0	3					
Bob Bailey, R (1, 5) OBP: 0.378, SLG: 0.525		CS BB		1B	3B		5-3			3	1	1	1	1	0	0					
John Boccabella, R (1, 2) OBP: 0.278, SLG: 0.328		BB		2B	1B		K			4	0	2	1	0	1	0					
Pepe Frias, R (1, 4) OBP: 0.247, SLG: 0.254		BB		6-3	K		F9			4	0	1	0	0	1	2					
Steve Rogers, R (1, 1) OBP: 0.278, SLG: 0.200 Boots Day, L (9, PH) OBP: 0.383, SLG: 0.426 Mike Marshall, R (9, 1) OBP: 0.318, SLG: 0.250				5-3	K		6-3			3	0	0	0	0	1	1					
										1	0	0	0	0	0	1					
										0	0	0	0	0	0	0					
Inning Stats	R: 0 E: 0 K: 0 S: 3	H: 0 LOB: 1 BB: 1 P: 7	R: 0 E: 0 K: 0 S: 3	H: 1 LOB: 1 BB: 1 P: 7	R: 0 E: 0 K: 0 S: 4	H: 2 LOB: 1 BB: 0 P: 4	R: 2 E: 0 K: 2 S: 9	H: 2 LOB: 1 BB: 1 P: 13	R: 0 E: 0 K: 1 S: 5	H: 0 LOB: 2 BB: 2 P: 13	R: 0 E: 0 K: 0 S: 3	H: 0 LOB: 0 BB: 0 P: 3	R: 0 E: 0 K: 0 S: 3	H: 1 LOB: 1 BB: 0 P: 3	R: 0 E: 0 K: 0 S: 4	H: 1 LOB: 1 BB: 0 P: 4	1B: 5 2B: 2 3B: 1 HR: 0	SF: 0 SAC: 1 DP: 1 HBP: 0	WP: 0 PB: 0 SB: 1 CS: 2	PA: 36	
PITCHER	IP WLS BF H R ER SO BB IBB HBP BLK WP HR S P ERA WHIP	8.0 L 32 6 2 2 4 5 0 0 0 0 0 0 35 55 2.25 1.375	1.0 S 4 1 0 0 0 0 0 0 0 0 0 0 4 4 0.00 1.000																		

AB	30
R	2
H	7
RBI	2
BB	5
SO	4
LOB	12



Batter	1	2	3	4	5	6	7	8	9	AB	R	H	RBI	BB	SO	LOB	BOTTOM				
Jerry Morales, R (1, 9) OBP: 0.317, SLG: 0.402	2-3		K		F4					4	0	1	0	0	1	3	Montreal Expos @ San Diego Padres San Diego Stadium, San Diego, CA Sun Aug 12 1973, 6:33 AM EDT Unknown				
Johnny Grubb, L (1, 8) OBP: 0.378, SLG: 0.442	1-4-3		L7				1-3			4	0	0	0	0	0	1					
Dave Roberts, R (1, 5) OBP: 0.301, SLG: 0.432	F9				K					3	0	0	0	1	1	0					
Nate Colbert, R (1, 3) OBP: 0.332, SLG: 0.407					F8					4	0	1	0	0	1	1					
Leron Lee, L (1, 7) OBP: 0.304, SLG: 0.309					L7					3	0	0	0	0	1	1					
Fred Kendall, R (1, 2) OBP: 0.299, SLG: 0.368					5-3					3	0	0	0	0	0	1					
Derrel Thomas, S (1, 6) OBP: 0.297, SLG: 0.251					L8					3	0	1	0	0	0	1					
Rich Morales, R (1, 4) OBP: 0.239, SLG: 0.203 Dave Winfield, R (8, PH) OBP: 0.396, SLG: 0.429 Mike Corkins, R (9, 1) OBP: 0.273, SLG: 0.650										1	0	0	0	1	0	1					
Clay Kirby, R (1, 1) OBP: 0.128, SLG: 0.154 Gene Locklear, L (8, PH) OBP: 0.292, SLG: 0.279 Dwain Anderson, R (9, 6) OBP: 0.234, SLG: 0.137					F3					1	0	0	0	0	0	1					
										1	0	0	0	0	0	1					
										0	0	0	0	0	0	0					
Inning Stats	R: 0 E: 0 K: 0 S: 3	H: 0 LOB: 0 BB: 0 P: 3	R: 0 E: 0 K: 1 S: 6	H: 1 LOB: 0 BB: 0 P: 6	R: 0 E: 0 K: 1 S: 5	H: 0 LOB: 1 BB: 1 P: 9	R: 0 E: 0 K: 1 S: 5	H: 0 LOB: 0 BB: 0 P: 5	R: 0 E: 0 K: 0 S: 4	H: 0 LOB: 0 BB: 1 P: 8	R: 0 E: 0 K: 0 S: 3	H: 0 LOB: 0 BB: 0 P: 3	R: 0 E: 0 K: 0 S: 3	H: 2 LOB: 2 BB: 0 P: 3	R: 0 E: 0 K: 0 S: 3	H: 0 LOB: 0 BB: 0 P: 3	1B: 2 2B: 2 3B: 0 HR: 0	SF: 0 SAC: 1 DP: 0 HBP: 0	WP: 0 PB: 0 SB: 0 CS: 0	PA: 31	
PITCHER	IP WLS BF H R ER SO BB IBB HBP BLK WP HR S P ERA WHIP	8.0 W 28 4 0 0 0 2 0 0 0 0 0 0 3 3 0.00 0.750	1.0 S 3 0 0 0 0 0 0 0 0 0 0 0 3 3 0.00 0.000																		

AB	28
R	0
H	4
RBI	0
BB	2
SO	4
LOB	11



Batter	1	2	3	4	5	6	7	8	9	AB	R	H	RBI	BB	SO	LOB	TOP					
Ron Woods, R OBP: 0.350, SLG: 0.315	1-3	6-3			SH2-4		F9		WP 2B BB	3	1	0	0	1	0	1						
Bob Bailey, R OBP: 0.379, SLG: 0.519	1B HR BB			K	5-3		6-3		K	4	1	0	0	1	2	2						
Hal Breedon, R OBP: 0.367, SLG: 0.511	1B HR		6-3		5-3			HR	L5	5	2	2	1	0	0	2						
Ken Singleton, S OBP: 0.402, SLG: 0.490	1B HR		5-3				L5	BB HBP 1B	2B	5	1	3	4	0	0	0						
Ron Fairly, L OBP: 0.432, SLG: 0.438	K			P4	1B G1-2-3 1B			BB HBP	P4	4	0	1	0	0	1	1						
John Boccabella, R OBP: 0.282, SLG: 0.327	4-3			F8	1B 1B			BB		3	0	1	0	1	0	0						
Tim Foli, R OBP: 0.292, SLG: 0.293	1-3			2B 1B	1B 1B			K		4	0	2	0	0	1	3						
Pepe Frias, R OBP: 0.253, SLG: 0.261		SH1-4 BB		1-H 2B	G1-2-3			K		3	0	1	0	1	1	6						
Mike Torrez, R Steve Reinisch, R Pat Jarvis, R Pepe Mangual, R Bill Stoneman, R Boots Day, L Mickey Scott, L	SH1-4			SH2-4 1B			F8	G3		0	0	0	0	0	0	0						
Inning Stats	R: 3 E: 0 K: 1 S: 7	H: 2 LOB: 0 BB: 1 P: 11	R: 0 E: 0 K: 0 S: 3	H: 0 LOB: 1 BB: 1 P: 7	R: 0 E: 0 K: 1 S: 5	H: 0 LOB: 0 BB: 0 P: 5	R: 0 E: 0 K: 0 S: 4	H: 2 LOB: 2 BB: 0 P: 4	R: 0 E: 0 K: 0 S: 5	H: 3 LOB: 2 BB: 0 P: 5	R: 0 E: 0 K: 0 S: 3	H: 0 LOB: 0 BB: 0 P: 3	R: 1 E: 0 K: 2 S: 9	H: 2 LOB: 3 BB: 1 P: 14	R: 1 E: 0 K: 1 S: 6	H: 1 LOB: 1 BB: 1 P: 10	1B: 7 2B: 2 3B: 0 HR: 2	SF: 0 SAC: 2 DP: 1 HBP: 1	WP: 1 PB: 0 SB: 0 CS: 0	PA: 41		
PITCHER	IP WLS BF H R ER SO BB IBB HBP BLK WP HR S P ERA WHIP	IP WLS BF H R ER SO BB IBB HBP BLK WP HR S P ERA WHIP	IP WLS BF H R ER SO BB IBB HBP BLK WP HR S P ERA WHIP	IP WLS BF H R ER SO BB IBB HBP BLK WP HR S P ERA WHIP	IP WLS BF H R ER SO BB IBB HBP BLK WP HR S P ERA WHIP	IP WLS BF H R ER SO BB IBB HBP BLK WP HR S P ERA WHIP	IP WLS BF H R ER SO BB IBB HBP BLK WP HR S P ERA WHIP	IP WLS BF H R ER SO BB IBB HBP BLK WP HR S P ERA WHIP	IP WLS BF H R ER SO BB IBB HBP BLK WP HR S P ERA WHIP	IP WLS BF H R ER SO BB IBB HBP BLK WP HR S P ERA WHIP	IP WLS BF H R ER SO BB IBB HBP BLK WP HR S P ERA WHIP	IP WLS BF H R ER SO BB IBB HBP BLK WP HR S P ERA WHIP	IP WLS BF H R ER SO BB IBB HBP BLK WP HR S P ERA WHIP	IP WLS BF H R ER SO BB IBB HBP BLK WP HR S P ERA WHIP	IP WLS BF H R ER SO BB IBB HBP BLK WP HR S P ERA WHIP	IP WLS BF H R ER SO BB IBB HBP BLK WP HR S P ERA WHIP	IP WLS BF H R ER SO BB IBB HBP BLK WP HR S P ERA WHIP	IP WLS BF H R ER SO BB IBB HBP BLK WP HR S P ERA WHIP	IP WLS BF H R ER SO BB IBB HBP BLK WP HR S P ERA WHIP	IP WLS BF H R ER SO BB IBB HBP BLK WP HR S P ERA WHIP	IP WLS BF H R ER SO BB IBB HBP BLK WP HR S P ERA WHIP	IP WLS BF H R ER SO BB IBB HBP BLK WP HR S P ERA WHIP

Mon Aug 13 1973, 7:05 PM PDT
Att: 21,437 - Unknown

AB 34
R 5
H 11
RBI 5
BB 4
SO 5
LOB 18



Batter	1	2	3	4	5	6	7	8	9	AB	R	H	RBI	BB	SO	LOB	BOTTOM					
Davey Lopes, R OBP: 0.351, SLG: 0.347	G3 BB G3 HBP	K		F9			FC6-4 SH1-3 2B 1B	2-H 1B		0	0	0	0	0	0	0						
Lee Lacy, R OBP: 0.307, SLG: 0.220							SH1-3 1B	F9		4	2	2	1	0	1	2						
Bill Buckner, L OBP: 0.300, SLG: 0.342	G3 G3 BB	F8		S HR 1B			SH1-3 1B	F9		3	1	1	0	1	0	2						
Willie Davis, L OBP: 0.330, SLG: 0.462	G3		F9		F2		FC6-4 IBB	G3		4	0	0	0	1	0	4						
Steve Garvey, R OBP: 0.329, SLG: 0.418	G3 BB		5-3		K		FC6-4 E			3	1	0	0	1	1	3						
Willie Crawford, L OBP: 0.400, SLG: 0.459	G3		4-3		HR		E4 2B			4	1	2	4	0	0	2						
Joe Ferguson, R OBP: 0.388, SLG: 0.451	F9				F5		E4 BB			3	1	1	0	1	0	3						
Ron Cey, R OBP: 0.349, SLG: 0.392		F8		G6-4-3 BB BB			F9	E4		3	0	0	0	1	0	2						
Bill Russell, R OBP: 0.316, SLG: 0.351		1B BB		G6-4-3 BB			CS 1B	SH1-3 1B		2	2	2	0	2	0	0						
Claude Osteen, L OBP: 0.203, SLG: 0.194				G6-4-3			3-1	SH1-3		3	0	1	1	0	0	3						
Jim Brewer, L OBP: 0.400, SLG: 0.400		1-H 1B		1-2 2-3 3-H						0	0	0	0	0	0	0						
Inning Stats	R: 1 E: 0 K: 0 S: 3	H: 0 LOB: 3 BB: 2 P: 12	R: 1 E: 0 K: 1 S: 6	H: 1 LOB: 1 BB: 1 P: 10	R: 0 E: 0 K: 0 S: 3	H: 0 LOB: 0 BB: 0 P: 3	R: 1 E: 0 K: 0 S: 3	H: 1 LOB: 1 BB: 2 P: 11	R: 2 E: 0 K: 1 S: 7	H: 2 LOB: 0 BB: 0 P: 7	R: 0 E: 0 K: 0 S: 3	H: 1 LOB: 0 BB: 0 P: 3	R: 2 E: 1 K: 0 S: 5	H: 2 LOB: 2 BB: 2 P: 13	R: 1 E: 0 K: 0 S: 5	H: 2 LOB: 1 BB: 0 P: 5	1B: 7 2B: 1 3B: 0 HR: 1	SF: 0 SAC: 2 DP: 1 HBP: 1	WP: 0 PB: 0 SB: 1 CS: 1	PA: 39		
PITCHER	IP WLS BF H R ER SO BB IBB HBP BLK WP HR S P ERA WHIP	IP WLS BF H R ER SO BB IBB HBP BLK WP HR S P ERA WHIP	IP WLS BF H R ER SO BB IBB HBP BLK WP HR S P ERA WHIP	IP WLS BF H R ER SO BB IBB HBP BLK WP HR S P ERA WHIP	IP WLS BF H R ER SO BB IBB HBP BLK WP HR S P ERA WHIP	IP WLS BF H R ER SO BB IBB HBP BLK WP HR S P ERA WHIP	IP WLS BF H R ER SO BB IBB HBP BLK WP HR S P ERA WHIP	IP WLS BF H R ER SO BB IBB HBP BLK WP HR S P ERA WHIP	IP WLS BF H R ER SO BB IBB HBP BLK WP HR S P ERA WHIP	IP WLS BF H R ER SO BB IBB HBP BLK WP HR S P ERA WHIP	IP WLS BF H R ER SO BB IBB HBP BLK WP HR S P ERA WHIP	IP WLS BF H R ER SO BB IBB HBP BLK WP HR S P ERA WHIP	IP WLS BF H R ER SO BB IBB HBP BLK WP HR S P ERA WHIP	IP WLS BF H R ER SO BB IBB HBP BLK WP HR S P ERA WHIP	IP WLS BF H R ER SO BB IBB HBP BLK WP HR S P ERA WHIP	IP WLS BF H R ER SO BB IBB HBP BLK WP HR S P ERA WHIP	IP WLS BF H R ER SO BB IBB HBP BLK WP HR S P ERA WHIP	IP WLS BF H R ER SO BB IBB HBP BLK WP HR S P ERA WHIP	IP WLS BF H R ER SO BB IBB HBP BLK WP HR S P ERA WHIP	IP WLS BF H R ER SO BB IBB HBP BLK WP HR S P ERA WHIP	IP WLS BF H R ER SO BB IBB HBP BLK WP HR S P ERA WHIP	IP WLS BF H R ER SO BB IBB HBP BLK WP HR S P ERA WHIP

Mon Aug 13 1973, 7:05 PM PDT
Att: 21,437 - Unknown

AB 29
R 8
H 9
RBI 6
BB 7
SO 2
LOB 21



Batter	1	2	3	4	5	6	7	8	9	AB	R	H	RBI	BB	SO	LOB	TOP										
Ron Woods, R OBP: 0.354, SLG: 0.327										4	0	2	1	1	0	1											
Bob Bailey, R OBP: 0.379, SLG: 0.516										4	0	1	0	1	2	3											
Hal Breeden, R OBP: 0.369, SLG: 0.522										4	1	2	0	0	1	1											
Mike Jorgensen, L OBP: 0.343, SLG: 0.342										4	0	0	0	1	1	5											
Ken Singleton, S OBP: 0.400, SLG: 0.485										4	1	2	2	0	0	2											
Pepe Mangual, R OBP: 0.182, SLG: 0.375										4	0	1	0	0	2	2											
John Boccabella, R OBP: 0.282, SLG: 0.327										4	0	0	0	0	0	3											
Tim Foli, R OBP: 0.288, SLG: 0.289										4	0	0	0	0	0	3											
Pepe Frias, R OBP: 0.258, SLG: 0.266										4	1	2	0	0	0	0											
Balor Moore, L OBP: 0.111, SLG: 0.093										4	0	1	0	0	3	2											
Inning Stats	R: 0 E: 0 K: 0 S: 4	H: 2 LOB: 1 BB: 0 P: 4	R: 1 E: 0 K: 0 S: 4	H: 1 LOB: 0 BB: 0 P: 4	R: 0 E: 0 K: 1 S: 5	H: 0 LOB: 1 BB: 1 P: 9	R: 0 E: 0 K: 1 S: 4	H: 0 LOB: 0 BB: 1 P: 8	R: 1 E: 0 K: 2 S: 9	H: 2 LOB: 1 BB: 0 P: 9	R: 0 E: 0 K: 2 S: 8	H: 1 LOB: 1 BB: 0 P: 8	R: 0 E: 0 K: 2 S: 9	H: 2 LOB: 2 BB: 0 P: 9	R: 0 E: 0 K: 0 S: 5	H: 2 LOB: 3 BB: 1 P: 9	1B: 8 2B: 0 3B: 2 HR: 1	SF: 0 SAC: 0 DP: 1 HBP: 0	WP: 0 PB: 0 SB: 0 CS: 1	PA: 40							
PITCHER	IP	WLS	BF	H	R	ER	SO	BB	IBB	HBP	BLK	WP	HR	S	P	ERA	WHIP										
Tommy John, L ERA: 2.92	(1, 1)	7.0	29	7	3	3	7	2	0	0	0	0	1	41	49	3.86	1.286										
Doug Rau, L ERA: 3.95	(8, 1)	2.0	W	11	4	0	0	2	1	0	0	0	0	14	18	0.00	2.500										

Montreal Expos @ Los Angeles Dodgers
Dodger Stadium, Los Angeles, CA
 Tue Aug 14 1973, 7:05 PM PDT
 Att: 23,448 - Unknown

AB	37
R	3
H	11
RBI	3
BB	3
SO	9
LOB	22



Batter	1	2	3	4	5	6	7	8	9	AB	R	H	RBI	BB	SO	LOB	BOTTOM										
Davey Lopes, R OBP: 0.352, SLG: 0.347										3	0	1	0	1	0	2											
Manny Mota, R OBP: 0.378, SLG: 0.381										4	0	1	0	0	0	2											
Willie Davis, L OBP: 0.328, SLG: 0.458										4	1	0	0	0	1	3											
Joe Ferguson, R OBP: 0.369, SLG: 0.453										3	0	1	1	1	0	0											
Steve Garvey, R OBP: 0.332, SLG: 0.424										4	0	2	0	0	0	1											
Willie Crawford, L OBP: 0.397, SLG: 0.454										4	0	0	0	0	1	3											
Bill Russell, R OBP: 0.317, SLG: 0.354										4	2	2	0	0	0	1											
Jerry Royster, R										3	0	0	0	0	1	1											
Ken McMullen, R OBP: 0.292, SLG: 0.524										1	1	1	2	0	0	0											
Tommy John, R OBP: 0.185, SLG: 0.189										2	0	1	0	0	0	0											
Ron Cey, R OBP: 0.348, SLG: 0.391										1	0	0	0	0	0	0											
Von Joshua, L OBP: 0.281, SLG: 0.273										0	0	0	0	0	0	0											
Doug Rau, L OBP: 0.143, SLG: 0.143										0	0	0	0	0	0	0											
Inning Stats	R: 1 E: 0 K: 0 S: 4	H: 1 LOB: 1 BB: 1 P: 8	R: 0 E: 0 K: 0 S: 3	H: 0 LOB: 0 BB: 0 P: 3	R: 0 E: 0 K: 1 S: 6	H: 1 LOB: 1 BB: 0 P: 6	R: 0 E: 0 K: 1 S: 6	H: 1 LOB: 1 BB: 0 P: 6	R: 0 E: 0 K: 1 S: 5	H: 1 LOB: 0 BB: 0 P: 5	R: 0 E: 0 K: 0 S: 4	H: 1 LOB: 2 BB: 1 P: 8	R: 1 E: 1 K: 0 S: 4	H: 1 LOB: 1 BB: 0 P: 4	R: 0 E: 0 K: 0 S: 3	H: 1 LOB: 0 BB: 0 P: 3	R: 2 E: 0 K: 0 S: 4	H: 2 LOB: 0 BB: 0 P: 4	1B: 5 2B: 3 3B: 0 HR: 1	SF: 0 SAC: 0 DP: 3 HBP: 0	WP: 0 PB: 0 SB: 0 CS: 0	PA: 35					
PITCHER	IP	WLS	BF	H	R	ER	SO	BB	IBB	HBP	BLK	WP	HR	S	P	ERA	WHIP										
Balor Moore, L ERA: 4.4	(1, 1)	8.2	L	35	9	4	3	3	2	0	0	0	1	39	47	3.12	1.269										

Montreal Expos @ Los Angeles Dodgers
Dodger Stadium, Los Angeles, CA
 Tue Aug 14 1973, 7:05 PM PDT
 Att: 23,448 - Unknown

AB	33
R	4
H	9
RBI	3
BB	2
SO	3
LOB	13



Batter	1	2	3	4	5	6	7	8	9	AB	R	H	RBI	BB	SO	LOB	TOP			
Bernie Allen, L OBP: 0.284, SLG: 0.274 (1, 4)										5	1	1	0	0	0	2	Montreal Expos @ Los Angeles Dodgers Dodger Stadium, Los Angeles, CA Wed Aug 15 1973, 7:05 PM PDT Att: 25,982 - Unknown			
Mike Jorgensen, L OBP: 0.340, SLG: 0.338 (1, 3)										4	0	0	0	0	1					
Ron Fairly, L OBP: 0.430, SLG: 0.439 (1, 7)										4	0	1	0	0	2	0				
Ken Singleton, S OBP: 0.401, SLG: 0.486 (1, 9)										4	1	2	1	0	1	1				
Jim Lyttle, L OBP: 0.286, SLG: 0.448 Ron Woods, R OBP: 0.352, SLG: 0.324 (4, 8)										2	0	0	0	0	0	1				
Bob Bailey, R OBP: 0.378, SLG: 0.513 (1, 5)										4	0	1	0	0	1	2				
John Boccabella, R OBP: 0.284, SLG: 0.329 (1, 2)										4	0	2	0	0	0	3				
Tim Foli, R OBP: 0.288, SLG: 0.289 (1, 6)										4	0	1	1	0	0	4				
Ernie McAnally, R OBP: 0.196, SLG: 0.196 Boots Day, L OBP: 0.276, SLG: 0.417 Mike Torrez, R OBP: 0.246, SLG: 0.250 Tom Walker, R OBP: 0.343, SLG: 0.354 Hal Breeden, R OBP: 0.368, SLG: 0.520 Bill Stoneman, R OBP: 0.228, SLG: 0.303 Pepe Mangual, R OBP: 0.176, SLG: 0.364 (5, PH) (5, 1) (5, 1) (7, PH) (7, 1) (9, PH)										0	0	0	0	0	0	0				
Inning Stats	R: 0 E: 0 K: 0 S: 3	H: 0 LOB: 0 BB: 0 P: 3	R: 0 E: 0 K: 1 S: 5	H: 0 LOB: 0 BB: 0 P: 5	R: 0 E: 0 K: 0 S: 4	H: 1 LOB: 1 BB: 0 P: 4	R: 0 E: 0 K: 2 S: 8	H: 1 LOB: 1 BB: 0 P: 8	R: 0 E: 0 K: 1 S: 5	H: 0 LOB: 0 BB: 0 P: 5	R: 1 E: 1 K: 0 S: 6	H: 2 LOB: 2 BB: 0 P: 6	R: 1 E: 1 K: 1 S: 8	H: 2 LOB: 2 BB: 0 P: 8	R: 0 E: 0 K: 0 S: 4	H: 1 LOB: 1 BB: 0 P: 4		1B: 7 2B: 1 3B: 0 HR: 0	SF: 0 SAC: 1 DP: 0 HBP: 0	WP: 0 PB: 0 SB: 1 CS: 0
PITCHER	IP WLS BF H R ER SO BB IBB HBP BLK WP HR S P ERA WHIP																			
Don Sutton, R ERA: 2.22 Jim Brewer, L ERA: 1.96 (1, 1) (9, 1)	8.0 W 33 L 4 S 4	H 7 R 2 ER 1 SO 5	R 2 ER 0 SO 0	R 0 ER 0 SO 0	R 0 ER 0 SO 0	R 0 ER 0 SO 0	R 0 ER 0 SO 4	R 0 ER 0 SO 4	R 0 ER 0 SO 4	R 0 ER 0 SO 4	R 0 ER 0 SO 4	R 0 ER 0 SO 4	R 0 ER 0 SO 4	R 0 ER 0 SO 4	R 0 ER 0 SO 4	R 0 ER 0 SO 4	1.12 0.875	1.000		

AB	36
R	2
H	8
RBI	2
BB	0
SO	5
LOB	20



Batter	1	2	3	4	5	6	7	8	9	AB	R	H	RBI	BB	SO	LOB	BOTTOM			
Davey Lopes, R OBP: 0.349, SLG: 0.344 (1, 4)										4	0	0	0	0	0	3	Montreal Expos @ Los Angeles Dodgers Dodger Stadium, Los Angeles, CA Wed Aug 15 1973, 7:05 PM PDT Att: 25,982 - Unknown			
Bill Buckner, L OBP: 0.303, SLG: 0.354 (1, 7)										4	2	3	2	0	0	0				
Willie Davis, L OBP: 0.327, SLG: 0.456 (1, 8)										4	0	1	1	0	2	1				
Joe Ferguson, R OBP: 0.371, SLG: 0.455 (1, 2)										3	1	1	0	1	1	2				
Willie Crawford, L OBP: 0.395, SLG: 0.451 (1, 9)										4	1	1	0	0	0	3				
Steve Garvey, R OBP: 0.336, SLG: 0.433 (1, 3)										4	2	3	1	0	0	1				
Bill Russell, R OBP: 0.317, SLG: 0.354 (1, 6)										3	0	1	1	0	0	2				
Jerry Royster, R OBP: 0.167, SLG: 0.167 Ron Cey, R OBP: 0.350, SLG: 0.392 (8, PH) (9, 5)										3	0	1	0	0	0	2				
Don Sutton, R OBP: 0.164, SLG: 0.104 Von Joshua, L OBP: 0.287, SLG: 0.279 Jim Brewer, L OBP: 0.400, SLG: 0.400 (1, 1) (8, PH) (9, 1)										3	1	1	1	0	0	3				
Inning Stats	R: 1 E: 0 K: 0 S: 4	H: 2 LOB: 0 BB: 0 P: 4	R: 1 E: 1 K: 0 S: 5	H: 2 LOB: 1 BB: 0 P: 5	R: 0 E: 0 K: 1 S: 5	H: 0 LOB: 0 BB: 0 P: 5	R: 1 E: 0 K: 0 S: 5	H: 2 LOB: 1 BB: 0 P: 5	R: 2 E: 1 K: 0 S: 5	H: 2 LOB: 1 BB: 1 P: 9	R: 1 E: 0 K: 0 S: 5	H: 2 LOB: 1 BB: 0 P: 5	R: 0 E: 0 K: 2 S: 8	H: 1 LOB: 1 BB: 0 P: 8	R: 1 E: 0 K: 0 S: 5	H: 3 LOB: 1 BB: 0 P: 5		1B: 10 2B: 4 3B: 0 HR: 1	SF: 0 SAC: 2 DP: 3 HBP: 0	WP: 2 PB: 0 SB: 0 CS: 0
PITCHER	IP WLS BF H R ER SO BB IBB HBP BLK WP HR S P ERA WHIP																			
Ernie McAnally, R ERA: 4.06 Mike Torrez, R ERA: 4.63 Tom Walker, R ERA: 3.43 Bill Stoneman, R ERA: 7.28 (1, 1) (5, 1) (6, 1) (7, 1)	4.0 L 17 6 2 5 2 2.0 9	H 6 R 3 ER 2 SO 1	H 2 R 2 ER 2 SO 0	H 1 R 1 ER 0 SO 0	H 0 R 0 ER 0 SO 0	H 0 R 1 ER 0 SO 5	H 2 R 5 ER 18.00 SO 9	H 2 R 9 ER 9.00 SO 5	H 2 R 13 ER 4.50 SO 13	H 2 R 9 ER 6.75 SO 1.500	H 1 R 5 ER 18.00 SO 3.000	H 1 R 5 ER 9.00 SO 2.000	H 13 R 13 ER 4.50 SO 2.000	H 1 R 9 ER 6.75 SO 1.500	H 1 R 9 ER 9.00 SO 2.000	H 1 R 9 ER 6.75 SO 1.500	1B: 10 2B: 4 3B: 0 HR: 1	SF: 0 SAC: 2 DP: 3 HBP: 0	WP: 2 PB: 0 SB: 0 CS: 0	PA: 37



Batter	1	2	3	4	5	6	7	8	9	AB	R	H	RBI	BB	SO	LOB	TOP
Ralph Garr, L OBP: 0.321, SLG: 0.417 (1, 9)	0-3 K		0-0 L7		0-0 4-3		0-0 FC3-6		0-0 3B 1B	5	1	1	1	0	1	2	
Mike Lum, L OBP: 0.357, SLG: 0.480 (1, 3) (9, 7)	0-0 F8		0-3 K		0-0 F9		0-0 L8		0-0 SF8 3B	5	1	1	2	0	1	2	
Darrell Evans, L OBP: 0.409, SLG: 0.580 (1, 5)	0-0 4-3		4-0 1-2 BB		0-3 K			4-0 1-3 BB	4-0 IBB	2	0	0	0	3	1	0	
Hank Aaron, R OBP: 0.370, SLG: 0.583 Max Leon, R OBP: 0.250, SLG: 0.250 Danny Frisella, L OBP: 0.500, SLG: 0.500 (1, 7) (9, 1) (9, 1)		0-3 K	0-0 F2		0-0 HR			0-0 L1-3	0-0 SF8	4	1	1	2	0	1	3	
Dusty Baker Jr., R OBP: 0.366, SLG: 0.438 (1, 8)		4-0 1B BB		4-0 1B BB		0-0 F3		0-3 K	0-0 F6	4	1	1	2	0	1	1	
Davey Johnson, R OBP: 0.383, SLG: 0.530 (1, 4)		0-0 1B 1-H		0-0 F7		0-0 F8		0-0 E 1B		4	1	2	1	0	0	1	
Marty Perez, R OBP: 0.318, SLG: 0.333 (1, 6)		0-3 K		0-0 FC6-4 1B		0-0 4-3		0-3 K		4	0	1	0	0	2	2	
Paul Casanova, R OBP: 0.262, SLG: 0.381 Sonny Jackson, L OBP: 0.294, SLG: 0.269 Dick Dietz, R OBP: 0.472, SLG: 0.412 (1, 2) (9, PH) (9, 2)		0-0 1B		0-0 F4		0-0 FC5-4 1B		0-0 E4 1B		3	0	2	0	0	0	2	
Ron Schueler, R Adrian Devine, R Chuck Cooper, R Gary Neibauer, R Tom House, L Frank Tepedino, L OBP: 0.206, SLG: 0.182 OBP: 0.409, SLG: 0.280 OBP: 0.322, SLG: 0.353 OBP: 0.342, SLG: 0.200 OBP: 0.386, SLG: 0.420 OBP: 0.370, SLG: 0.440 (1, 1) (6, 1) (7, PH) (7, 1) (7, 1) (9, PH) (9, 3)			0-0 BB		0-0 FC6-4		0-0 FC5-4 1B		0-0 1B 3B 1B	2	0	1	0	0	0	2	
Inning Stats	R: 0 E: 0 K: 1 S: 5	H: 0 LOB: 0 BB: 0 P: 5	R: 1 E: 0 K: 2 S: 8	H: 2 LOB: 2 BB: 1 P: 12	R: 0 E: 0 K: 1 S: 6	H: 1 LOB: 2 BB: 1 P: 10	R: 0 E: 0 K: 0 S: 4	H: 1 LOB: 0 BB: 0 P: 5	R: 1 E: 0 K: 0 S: 4	H: 1 LOB: 0 BB: 0 P: 4	R: 0 E: 0 K: 0 S: 4	H: 0 LOB: 0 BB: 1 P: 8	R: 5 E: 1 K: 1 S: 10	H: 4 LOB: 1 BB: 1 P: 14	1B: 8 2B: 1 3B: 1 HR: 1	SF: 1 SAC: 0 DP: 1 HBP: 0	WP: 0 PA: 41 PB: 0 SB: 0 CS: 0
PITCHER	IP WLS BF H R ER SO BB IBB HBP BLK WP HR S P ERA WHIP	IP WLS BF H R ER SO BB IBB HBP BLK WP HR S P ERA WHIP	IP WLS BF H R ER SO BB IBB HBP BLK WP HR S P ERA WHIP	IP WLS BF H R ER SO BB IBB HBP BLK WP HR S P ERA WHIP	IP WLS BF H R ER SO BB IBB HBP BLK WP HR S P ERA WHIP	IP WLS BF H R ER SO BB IBB HBP BLK WP HR S P ERA WHIP	IP WLS BF H R ER SO BB IBB HBP BLK WP HR S P ERA WHIP	IP WLS BF H R ER SO BB IBB HBP BLK WP HR S P ERA WHIP	IP WLS BF H R ER SO BB IBB HBP BLK WP HR S P ERA WHIP	IP WLS BF H R ER SO BB IBB HBP BLK WP HR S P ERA WHIP	IP WLS BF H R ER SO BB IBB HBP BLK WP HR S P ERA WHIP	IP WLS BF H R ER SO BB IBB HBP BLK WP HR S P ERA WHIP	IP WLS BF H R ER SO BB IBB HBP BLK WP HR S P ERA WHIP	IP WLS BF H R ER SO BB IBB HBP BLK WP HR S P ERA WHIP	IP WLS BF H R ER SO BB IBB HBP BLK WP HR S P ERA WHIP	IP WLS BF H R ER SO BB IBB HBP BLK WP HR S P ERA WHIP	IP WLS BF H R ER SO BB IBB HBP BLK WP HR S P ERA WHIP
Steve Renko, R ERA: 2.74 Mike Marshall, R ERA: 2.75 Tom Walker, R ERA: 3.4	(1, 1) (8, 1) (9, 1)	(1, 1) (8, 1) (9, 1)	(1, 1) (8, 1) (9, 1)	(1, 1) (8, 1) (9, 1)	(1, 1) (8, 1) (9, 1)	(1, 1) (8, 1) (9, 1)	(1, 1) (8, 1) (9, 1)	(1, 1) (8, 1) (9, 1)	(1, 1) (8, 1) (9, 1)	(1, 1) (8, 1) (9, 1)	(1, 1) (8, 1) (9, 1)	(1, 1) (8, 1) (9, 1)	(1, 1) (8, 1) (9, 1)	(1, 1) (8, 1) (9, 1)	(1, 1) (8, 1) (9, 1)	(1, 1) (8, 1) (9, 1)	(1, 1) (8, 1) (9, 1)

Atlanta Braves @ Montreal Expos
Jarry Park, Montreal, QB
Fri Aug 17 1973, 7:05 PM EDT
Att: 23,821 - Unknown

AB 35
R 7
H 10
RBI 7
BB 5
SO 7
LOB 17



Batter	1	2	3	4	5	6	7	8	9	AB	R	H	RBI	BB	SO	LOB	BOTTOM		
Boots Day, L OBP: 0.377, SLG: 0.417 (1, 8) (8, 7)	0-0 1-3		0-0 4-3		0-3 K		0-0 WP 1B 1B		0-0 1B HBP SF7 1B	5	2	2	1	0	1	1			
Mike Jorgensen, L OBP: 0.343, SLG: 0.337 (1, 3)	0-0 F4		0-0 CS 1B		0-0 L4		0-0 1B 2B BB		1-0 BB 1B HBP 1B	3	2	1	0	1	0	0			
Ron Fairly, L OBP: 0.431, SLG: 0.439 Mike Marshall, R OBP: 0.304, SLG: 0.238 Tom Walker, R (1, 7) (8, 1) (9, 1)	0-0 1B		0-0 CS 1-2		0-0 1-3		0-0 F2 2B 1B		0-0 BB 1B 1B	4	1	2	1	0	0	0			
Pepe Mangual, R OBP: 0.200, SLG: 0.382 (9, PH)										1	1	1	0	0	0	0			
Ken Singleton, S OBP: 0.401, SLG: 0.487 (1, 9)	0-3 K		0-0 6-3		0-0 6-3		4-0 1B BB 2B		0-0 SF7	3	0	1	3	1	1	1			
Bob Bailey, R OBP: 0.378, SLG: 0.511 (1, 5)		0-0 5-3		0-3 K		0-0 1B		0-0 6-3		4	0	1	0	1	1	1			
Bernie Allen, L OBP: 0.276, SLG: 0.269 (1, 4)		0-0 3-1			0-0 F6		0-0 1-4-3		0-0 K	5	0	1	2	0	1	2			
John Boccabella, R OBP: 0.284, SLG: 0.326 (1, 2)		4-0 PB BB			0-0 6-3		0-0 6-3		0-0 5-3	3	0	0	0	1	0	0			
Tim Foli, R OBP: 0.287, SLG: 0.291 (1, 6)		0-0 4-3			0-0 E 2B		0-0 F8		0-3 K	4	1	1	0	0	1	1			
Steve Renko, R OBP: 0.356, SLG: 0.348 Hal Breeden, R OBP: 0.371, SLG: 0.533 Ron Woods, R OBP: 0.350, SLG: 0.323 (1, 1) (7, PH) (8, 8)			0-0 6-3		0-0 E6		0-0 1B 3B		0-0 5-3	2	0	0	0	0	0	0			
Inning Stats	R: 0 E: 0 K: 1 S: 6	H: 1 LOB: 1 BB: 0 P: 6	R: 0 E: 0 K: 0 S: 3	H: 0 LOB: 1 BB: 1 P: 7	R: 0 E: 0 K: 1 S: 5	H: 0 LOB: 0 BB: 0 P: 5	R: 1 E: 1 K: 1 S: 7	H: 1 LOB: 1 BB: 0 P: 7	R: 0 E: 0 K: 0 S: 4	H: 1 LOB: 2 BB: 1 P: 8	R: 4 E: 0 K: 0 S: 7	H: 4 LOB: 1 BB: 1 P: 11	R: 0 E: 0 K: 2 S: 7	H: 0 LOB: 0 BB: 0 P: 7	R: 3 E: 0 K: 0 S: 5	H: 3 LOB: 2 BB: 1 P: 10	1B: 8 2B: 2 3B: 1 HR: 0	SF: 1 SAC: 0 DP: 0 HBP: 1	WP: 1 PA: 43 PB: 1 SB: 1 CS: 1
PITCHER	IP WLS BF H R ER SO BB IBB HBP BLK WP HR S P ERA WHIP	IP WLS BF H R ER SO BB IBB HBP BLK WP HR S P ERA WHIP	IP WLS BF H R ER SO BB IBB HBP BLK WP HR S P ERA WHIP	IP WLS BF H R ER SO BB IBB HBP BLK WP HR S P ERA WHIP	IP WLS BF H R ER SO BB IBB HBP BLK WP HR S P ERA WHIP	IP WLS BF H R ER SO BB IBB HBP BLK WP HR S P ERA WHIP	IP WLS BF H R ER SO BB IBB HBP BLK WP HR S P ERA WHIP	IP WLS BF H R ER SO BB IBB HBP BLK WP HR S P ERA WHIP	IP WLS BF H R ER SO BB IBB HBP BLK WP HR S P ERA WHIP	IP WLS BF H R ER SO BB IBB HBP BLK WP HR S P ERA WHIP	IP WLS BF H R ER SO BB IBB HBP BLK WP HR S P ERA WHIP	IP WLS BF H R ER SO BB IBB HBP BLK WP HR S P ERA WHIP	IP WLS BF H R ER SO BB IBB HBP BLK WP HR S P ERA WHIP	IP WLS BF H R ER SO BB IBB HBP BLK WP HR S P ERA WHIP	IP WLS BF H R ER SO BB IBB HBP BLK WP HR S P ERA WHIP	IP WLS BF H R ER SO BB IBB HBP BLK WP HR S P ERA WHIP			
Ron Schueler, R ERA: 3.91 Adrian Devine, R ERA: 7.33 Gary Neibauer, R ERA: 6.23 Tom House, L ERA: 4.76 Max Leon, R ERA: 8.16 (1, 1) (6, 1) (7, 1) (7, 1) (9, 1)	(1, 1) (6, 1) (7, 1) (7, 1) (9, 1)	(1, 1) (6, 1) (7, 1) (7, 1) (9, 1)	(1, 1) (6, 1) (7, 1) (7, 1) (9, 1)	(1, 1) (6, 1) (7, 1) (7, 1) (9, 1)	(1, 1) (6, 1) (7, 1) (7, 1) (9, 1)	(1, 1) (6, 1) (7, 1) (7, 1) (9, 1)	(1, 1) (6, 1) (7, 1) (7, 1) (9, 1)	(1, 1) (6, 1) (7, 1) (7, 1) (9, 1)	(1, 1) (6, 1) (7, 1) (7, 1) (9, 1)	(1, 1) (6, 1) (7, 1) (7, 1) (9, 1)	(1, 1) (6, 1) (7, 1) (7, 1) (9, 1)	(1, 1) (6, 1) (7, 1) (7, 1) (9, 1)	(1, 1) (6, 1) (7, 1) (7, 1) (9, 1)	(1, 1) (6, 1) (7, 1) (7, 1) (9, 1)	(1, 1) (6, 1) (7, 1) (7, 1) (9, 1)	(1, 1) (6, 1) (7, 1) (7, 1) (9, 1)			

Atlanta Braves @ Montreal Expos
Jarry Park, Montreal, QB
Fri Aug 17 1973, 7:05 PM EDT
Att: 23,821 - Unknown

AB 36
R 8
H 11
RBI 7
BB 4
SO 5
LOB 6



Batter	1	2	3	4	5	6	7	8	9	AB	R	H	RBI	BB	SO	LOB	TOP			
Ralph Garr, L OBP: 0.322, SLG: 0.423 (1, 9)	0-0 1B S 1B	0-0 2H HR			0-0 6-3		0-3 K		0-0 1-3	5	1	2	2	0	1	4				
Mike Lum, L OBP: 0.354, SLG: 0.475 (1, 3)	0-3 K	0-0 F4			0-0 3-1			0-3 K		4	0	0	0	0	2	1				
Darrell Evans, L OBP: 0.407, SLG: 0.577 (1, 5)	0-0 2-3 1B			0-0 F8		0-0 4-3		0-0 F8		4	0	1	0	0	0	0				
Hank Aaron, R OBP: 0.372, SLG: 0.591 Sonny Jackson, L OBP: 0.294, SLG: 0.269 (8, 7)	4-0 1B			0-0 5-3		0-0 6-3		0-0 HR		3	1	1	1	1	0	0				
Dusty Baker Jr., R OBP: 0.366, SLG: 0.437 (1, 8)	0-0 F4			0-0 1-3		0-0 5-3		0-0 CS 1B		4	0	1	0	0	0	3				
Davey Johnson, R OBP: 0.361, SLG: 0.525 (1, 4)	0-3 K			0-0 5-3			0-0 F9	0-0 CS	0-0 F9	4	0	0	0	0	1	3				
Dick Dietz, R OBP: 0.477, SLG: 0.430 Paul Casanova, R OBP: 0.260, SLG: 0.379 (8, 2)		0-0 FC5-4 1B		0-0 6-3			0-0 2B		0-3 K	3	0	2	0	0	0	0				
Marty Perez, R OBP: 0.317, SLG: 0.331 (1, 6)		0-0 FC5-4 HR		0-0 6-3			0-0 F4		4-0 1B BB	3	1	0	0	1	0	2				
Carl Morton, R OBP: 0.234, SLG: 0.347 Joe Niekro, R OBP: 1.000, SLG: 1.000 (8, 1)		0-0 5-3			0-0 F3		4-0 BB		0-0 1B	2	0	0	0	1	0	1				
		1-2							1-3	1	0	1	0	0	0	0				
Inning Stats	R: 0 E: 0 K: 2 S: 9	H: 2 LOB: 3 BB: 1 P: 13	R: 2 E: 0 K: 0 S: 5	H: 2 LOB: 0 BB: 0 P: 5	R: 0 E: 0 K: 0 S: 3	H: 0 LOB: 0 BB: 0 P: 3	R: 0 E: 0 K: 0 S: 3	H: 0 LOB: 0 BB: 0 P: 3	R: 0 E: 0 K: 1 S: 6	H: 1 LOB: 2 BB: 1 P: 10	R: 1 E: 0 K: 1 S: 6	H: 2 LOB: 0 BB: 0 P: 6	R: 0 E: 0 K: 1 S: 6	H: 1 LOB: 2 BB: 1 P: 10	1B: 5 2B: 1 3B: 0 HR: 2	SF: 0 SAC: 0 DP: 0 HBP: 0	WP: 0 PA: 38 PB: 0 SB: 1 CS: 1			
PITCHER	IP	WLS	BF	H	R	ER	SO	BB	IBB	HBP	BLK	WP	HR	S	P	ERA	WHIP			
Steve Rogers, R ERA: 1.21 Mickey Scott, L ERA: 5.4	(1, 1)	8.2	L	36	8	3	3	5	2	1	0	0	0	2	43	55	3.12	1.154		
	(9, 1)	0.1		1	0	0	0	0	0	0	0	0	0	0	1	1	0.00	0.000		

Atlanta Braves @ Montreal Expos
Jarry Park, Montreal, QB
Sat Aug 18 1973, 7:05 PM EDT
Att: 25,093 - Unknown

AB 34
R 3
H 8
RBI 3
BB 3
SO 5
LOB 14



Batter	1	2	3	4	5	6	7	8	9	AB	R	H	RBI	BB	SO	LOB	BOTTOM			
Boots Day, L OBP: 0.369, SLG: 0.406 (1, 8)	0-0 6-3		0-0 L8		0-0 P1		0-0 6-3			4	0	0	0	0	0	1				
Tim Foli, R OBP: 0.290, SLG: 0.297 (1, 6)	0-3 K			0-0 1-3 1B FC5-2 1B		0-0 G3 2B		0-0 F8		4	1	2	0	0	1	0				
Ron Fairly, L OBP: 0.429, SLG: 0.437 (1, 7)	0-0 F4			0-0 FC5-2 1-3 1B		0-0 G3		0-0 G3		4	0	1	0	0	0	1				
Ken Singleton, S OBP: 0.398, SLG: 0.482 (1, 9)		0-3 K		0-0 1-3		0-0 4-3		0-0 5-3		4	0	0	1	0	1	2				
Hal Breeden, R OBP: 0.378, SLG: 0.538 (1, 3)		0-0 F5		0-0 FC5-2 HBP		0-0 BB BB		0-0 6-3 2B		2	0	1	0	1	0	0				
Bob Bailey, R OBP: 0.377, SLG: 0.507 (1, 5)		0-0 F9		0-0 FC5-2		0-0 BB BB		0-3 K		3	0	0	0	1	1	4				
Bernie Allen, L OBP: 0.263, SLG: 0.254 (1, 4)			0-0 F9		0-0 F7		0-0 4-3		0-0 6-3	4	0	0	0	0	0	6				
John Boccabella, R OBP: 0.281, SLG: 0.322 (1, 2)			0-0 1-3		0-0 F9		0-0 F7		0-0 6-3	4	0	0	0	0	0	1				
Steve Rogers, R OBP: 0.286, SLG: 0.176 Mickey Scott, L ERA: 2.09	(1, 1)	7.0	W	28	3	1	1	4	3	1	0	0	0	0	0	0				
	(8, 1)	2.0	S	7	1	0	0	1	0	0	0	0	0	0	0	0				
Inning Stats	R: 0 E: 0 K: 1 S: 5	H: 0 LOB: 0 BB: 0 P: 5	R: 0 E: 0 K: 1 S: 5	H: 0 LOB: 0 BB: 0 P: 5	R: 0 E: 0 K: 0 S: 3	H: 2 LOB: 3 BB: 1 P: 7	R: 0 E: 0 K: 0 S: 5	H: 0 LOB: 0 BB: 0 P: 6	R: 0 E: 0 K: 1 S: 5	H: 1 LOB: 2 BB: 2 P: 12	R: 0 E: 0 K: 1 S: 5	H: 0 LOB: 0 BB: 0 P: 5	R: 0 E: 0 K: 0 S: 3	H: 0 LOB: 0 BB: 0 P: 3	R: 0 E: 0 K: 1 S: 6	H: 1 LOB: 1 BB: 0 P: 6	1B: 2 2B: 2 3B: 0 HR: 0	SF: 0 SAC: 0 DP: 0 HBP: 1	WP: 0 PA: 35 PB: 0 SB: 0 CS: 0	
PITCHER	IP	WLS	BF	H	R	ER	SO	BB	IBB	HBP	BLK	WP	HR	S	P	ERA	WHIP			
Carl Morton, R ERA: 3.6 Joe Niekro, R ERA: 2.09	(1, 1)	7.0	W	28	3	1	1	4	3	1	0	0	0	0	0	0	1.29	0.857		
	(8, 1)	2.0	S	7	1	0	0	1	0	0	0	0	0	9	9	0.00	0.500			

Atlanta Braves @ Montreal Expos
Jarry Park, Montreal, QB
Sat Aug 18 1973, 7:05 PM EDT
Att: 25,093 - Unknown

AB 31
R 1
H 4
RBI 1
BB 3
SO 5
LOB 15



Batter	1	2	3	4	5	6	7	8	9	AB	R	H	RBI	BB	SO	LOB	TOP			
Ralph Garr, L OBP: 0.321, SLG: 0.422 (1, 9)	FC			4-3		3B 1B		F8		4	1	1	0	0	0	0	Atlanta Braves @ Montreal Expos Jarry Park, Montreal, QB Sun Aug 19 1973, 3:33 AM EDT Att: 21,886 - Unknown			
Marty Perez, R OBP: 0.314, SLG: 0.327 (1, 6)	K			K		F8		1-3		4	0	0	0	0	2	1				
Darrell Evans, L OBP: 0.410, SLG: 0.581 (1, 5)	K			BB S BB		1-H 3B		BB BB		2	0	1	1	2	1	0				
Dusty Baker Jr., R OBP: 0.367, SLG: 0.435 (1, 8)		K		BB BB		F8		BB BB		2	0	0	0	2	1	1				
Davey Johnson, R OBP: 0.360, SLG: 0.522 (1, 4)	F8			BB BB		L9		BB BB		3	0	0	0	1	0	3				
Dick Dietz, R OBP: 0.474, SLG: 0.422 Sonny Jackson, L OBP: 0.292, SLG: 0.267 (1, 3) (7, 7)	L1			BB BB		F9		BB BB		2	0	0	0	1	0	3				
Mike Lum, L OBP: 0.353, SLG: 0.471 (7, 3)				G5-4-3 BB		1-3		BB BB		1	0	0	0	0	0	0				
Paul Casanova, R OBP: 0.262, SLG: 0.378 Chuck Goggin, S OBP: 0.324, SLG: 0.348 (9, PH)				K		K		L3		3	0	1	0	0	2	1				
Phil Niekro, R OBP: 0.134, SLG: 0.167 Hank Aaron, R OBP: 0.371, SLG: 0.589 Gary Neibauer, R OBP: 0.500, SLG: 2.000 Joe Niekro, R OBP: 1.000, SLG: 1.000 (1, 1) (7, PH) (7, 1) (8, 1)				G5-4-3		F9		G5-4-3		2	0	0	0	0	0	1				
Inning Stats	R: 0 E: 0 K: 2 S: 7	H: 0 LOB: 0 BB: 0 P: 7	R: 0 E: 0 K: 1 S: 5	H: 0 LOB: 0 BB: 0 P: 5	R: 0 E: 0 K: 1 S: 4	H: 0 LOB: 0 BB: 1 P: 8	R: 0 E: 0 K: 1 S: 5	H: 0 LOB: 0 BB: 0 P: 5	R: 1 E: 0 K: 0 S: 5	H: 2 LOB: 1 BB: 0 P: 5	R: 0 E: 0 K: 0 S: 3	H: 1 LOB: 1 BB: 1 P: 7	R: 0 E: 0 K: 0 S: 3	H: 0 LOB: 0 BB: 0 P: 11	R: 0 E: 0 K: 1 S: 5	H: 0 LOB: 0 BB: 0 P: 5		1B: 2 2B: 0 3B: 1 HR: 0	SF: 0 SAC: 0 DP: 2 HBP: 0	WP: 0 PB: 0 SB: 1 CS: 0
PITCHER	IP WLS BF H R ER SO BB IBB HBP BLK WP HR S P ERA WHIP	6.1 W 26 3 1 1 6 5 0 0 0 0 0 0 33 53 1.42 1.263	2.2 S 9 0 0 0 1 2 0 0 0 0 0 0 9 17 0.00 0.750	PITCHER										IP WLS BF H R ER SO BB IBB HBP BLK WP HR S P ERA WHIP						

AB 28
R 1
H 3
RBI 1
BB 7
SO 7
LOB 13



Batter	1	2	3	4	5	6	7	8	9	AB	R	H	RBI	BB	SO	LOB	BOTTOM			
Ron Woods, R OBP: 0.352, SLG: 0.323 (1, 8)	F7			1B		5-3		L5-4 BB		3	0	1	0	1	0	0	Atlanta Braves @ Montreal Expos Jarry Park, Montreal, QB Sun Aug 19 1973, 3:33 AM EDT Att: 21,886 - Unknown			
Larry Lintz, S OBP: 0.424, SLG: 0.321 (1, 4)	F7			1B		B3		BB BB		3	0	1	0	1	0	0				
Bob Bailey, R OBP: 0.376, SLG: 0.506 (1, 5)	2-3			F2		1B		L5-4 BB		4	1	1	0	0	0	4				
Ken Singleton, S OBP: 0.400, SLG: 0.484 (1, 9)				1-3		CS 1B		G5-4-3 1B		3	0	2	1	0	0	0				
Hal Breeden, R OBP: 0.373, SLG: 0.530 (1, 3)	F7			K		G5-4-3		1-2 1-2		3	0	0	0	0	1	2				
Pepe Mangual, R OBP: 0.211, SLG: 0.459 (1, 7)				5-3		K		HR		3	1	1	1	0	1	0				
Tim Foli, R OBP: 0.290, SLG: 0.301 (1, 6)	F7					G3 PB 2B		F8		3	1	1	0	0	0	0				
John Boccabella, R OBP: 0.280, SLG: 0.321 Bob Stinson, S OBP: 0.288, SLG: 0.348 (1, 2) (4, 2)				5-3		G3		K		1	0	0	0	0	0	0				
Balor Moore, L OBP: 0.106, SLG: 0.089 Mike Marshall, R OBP: 0.292, SLG: 0.227 (1, 1) (7, 1)				1-3		F7		F9		2	0	0	0	0	0	0				
Inning Stats	R: 0 E: 0 K: 0 S: 3	H: 0 LOB: 0 BB: 0 P: 3	R: 1 E: 0 K: 0 S: 4	H: 1 LOB: 0 BB: 0 P: 4	R: 0 E: 0 K: 0 S: 5	H: 2 LOB: 0 BB: 0 P: 5	R: 0 E: 0 K: 1 S: 5	H: 1 LOB: 0 BB: 0 P: 5	R: 1 E: 0 K: 0 S: 4	H: 2 LOB: 0 BB: 0 P: 4	R: 0 E: 0 K: 2 S: 7	H: 0 LOB: 0 BB: 0 P: 7	R: 0 E: 0 K: 0 S: 2	H: 0 LOB: 1 BB: 2 P: 10	R: 0 E: 0 K: 1 S: 5	H: 0 LOB: 0 BB: 0 P: 5		1B: 4 2B: 4 3B: 0 HR: 1	SF: 0 SAC: 0 DP: 3 HBP: 0	WP: 0 PB: 1 SB: 0 CS: 1
PITCHER	IP WLS BF H R ER SO BB IBB HBP BLK WP HR S P ERA WHIP	6.0 L 23 7 3 2 1 0 0 0 0 0 0 1 25 3.00 1.167	1.1 6 0 0 0 2 2 0 0 0 0 0 0 8 16 0.00 1.500	0.2 1 0 0 0 0 0 0 0 0 0 0 0 1 1 0.00 0.000	PITCHER										IP WLS BF H R ER SO BB IBB HBP BLK WP HR S P ERA WHIP					



Batter	1	2	3	4	5	6	7	8	9	10	11	AB	R	H	RBI	BB	SO	LOB	TOP			
Gary Matthews, R OBP: 0.381, SLG: 0.473	F6	1B			K		HR		K		E4	6	2	3	1	0	2	0				
Tilo Fuentes, S OBP: 0.315, SLG: 0.365	1B	4-3			F7		K		K		1B	6	2	3	0	0	1	2				
Bobby Bonds, R OBP: 0.395, SLG: 0.579	1B		6-3			6-3			K2		F8	6	0	2	0	0	1	2				
Willie McCovey, L OBP: 0.430, SLG: 0.548	SF9				F7							5	0	1	1	0	1	1				
Gary Thomsson, L OBP: 0.340, SLG: 0.415			F4								FC6-4	0	0	0	0	0	0	0				
Gary Maddox, R OBP: 0.347, SLG: 0.438	1B		F7			5-3					1B	6	1	3	0	0	0	0				
Dave Kingman, R OBP: 0.236, SLG: 0.394	K					F4		S			FC6-4	5	1	0	1	1	2	5				
Mike Phillips, L OBP: 0.271, SLG: 0.343			F7		1-3						CS	5	0	3	2	0	0	0				
Dave Rader, L OBP: 0.323, SLG: 0.329		4-3				3-1					1B	3	0	1	0	2	0	1				
Tom Bradley, R OBP: 0.230, SLG: 0.224												1	0	0	0	1	0	1				
Jim Howarth, L OBP: 0.241, SLG: 0.219					F8							1	0	0	0	0	0	0				
Randy Moffitt, R OBP: 0.071, SLG: 0.071												1	0	0	0	0	1	2				
Elias Sosa, R OBP: 0.182, SLG: 0.100												1	0	0	0	0	0	2				
Don McMahon, R ERA: 2.86												0	0	0	0	0	0	0				
Inning Stats	R: 1 E: 0 K: 1 S: 8	H: 3 LOB: 2 BB: 0 P: 8	R: 0 E: 0 K: 0 S: 4	H: 1 LOB: 1 BB: 1 P: 8	R: 0 E: 0 K: 0 S: 3	H: 0 LOB: 0 BB: 0 P: 3	R: 0 E: 0 K: 1 S: 5	H: 0 LOB: 1 BB: 1 P: 9	R: 0 E: 0 K: 1 S: 6	H: 1 LOB: 1 BB: 0 P: 6	R: 0 E: 0 K: 1 S: 6	H: 1 LOB: 2 BB: 2 P: 14	R: 0 E: 0 K: 2 S: 7	H: 1 LOB: 1 BB: 0 P: 7	R: 1 E: 0 K: 1 S: 8	H: 3 LOB: 2 BB: 0 P: 8	R: 2 E: 0 K: 0 S: 6	H: 4 LOB: 1 BB: 0 P: 6	1B: 11 2B: 2 3B: 3 HR: 1	SF: 1 SAC: 0 DP: 1 HBP: 0	WP: 0 PB: 0 SB: 1 CS: 1	PA: 52
PITCHER	IP 7.2	WLS 3	BF 35	H 8	R 3	ER 3	SO 4	BB 3	IBB 1	HBP 0	BLK 0	WP 0	HR 1	S 39	P 55	ERA 3.52	WHIP 1.435					
Mike Torres, R ERA: 4.57																						
Mike Marshall, R ERA: 2.66	1.1	4	1	0	0	3	0	0	0	0	0	0	0	10	10	0.00	0.750					
Tom Walker, R ERA: 3.68	1.1	L	9	5	3	3	1	0	0	0	0	0	0	11	11	20.25	3.750					
Mickey Scott, L ERA: 5.4	1.1	1	1	0	0	0	0	0	0	0	0	0	0	1	1	∞	∞					
Pat Jarvis, R ERA: 2.86	0.2	2	1	0	0	0	0	0	0	0	0	0	0	2	2	0.00	1.500					

San Francisco Giants @ Montreal Expos
Jarry Park, Montreal, QB
Mon Aug 20 1973, 7:05 PM EDT
Att: 17,439 - Unknown

AB 46
R 6
H 16
RBI 5
BB 4
SO 8
LOB 16



Batter	1	2	3	4	5	6	7	8	9	10	11	AB	R	H	RBI	BB	SO	LOB	BOTTOM			
Boots Day, L OBP: 0.362, SLG: 0.398	F7				K		4-3		6-3		5-3	6	0	1	0	0	1	0				
Ron Fairly, L OBP: 0.428, SLG: 0.454	F7				G3						F3	6	2	2	2	0	0	1				
Ken Singleton, S OBP: 0.403, SLG: 0.485			CS		4-3							3	1	2	0	2	0	0				
Bob Bailey, R OBP: 0.375, SLG: 0.503					SH1-4						SH1-3	3	1	0	0	0	2	2				
Larry Lintz, S OBP: 0.424, SLG: 0.321	K				4-3						SH1-3	0	0	0	0	0	0	0				
Hal Breeden, R OBP: 0.375, SLG: 0.527					SH1-4							3	0	1	0	1	2	0				
Bernie Allen, L OBP: 0.272, SLG: 0.253					4-3							4	0	1	1	1	1	5				
Bob Stinson, S OBP: 0.281, SLG: 0.320					E6							4	0	0	0	1	0	4				
Tim Foli, R OBP: 0.289, SLG: 0.297												4	0	0	0	1	1	4				
Mike Torres, R ERA: 3.68												3	0	0	0	0	2	2				
Mike Marshall, R ERA: 2.66												0	0	0	0	0	0	0				
Jim Lintz, S ERA: 5.4												0	0	0	0	0	0	0				
Tom Walker, R ERA: 3.68												0	0	0	0	0	0	0				
Mickey Scott, L ERA: 5.4												0	0	0	0	0	0	0				
Pat Jarvis, R ERA: 2.86												0	0	0	0	0	0	0				
Pepe Manguerra, R ERA: 2.86												1	0	0	0	0	0	0				
Inning Stats	R: 0 E: 0 K: 1 S: 5	H: 0 LOB: 1 BB: 1 P: 9	R: 0 E: 0 K: 1 S: 6	H: 1 LOB: 1 BB: 0 P: 6	R: 0 E: 0 K: 0 S: 3	H: 1 LOB: 0 BB: 0 P: 3	R: 2 E: 1 K: 1 S: 6	H: 0 LOB: 2 BB: 2 P: 15	R: 0 E: 0 K: 1 S: 5	H: 0 LOB: 0 BB: 0 P: 5	R: 1 E: 0 K: 1 S: 8	H: 3 LOB: 2 BB: 0 P: 8	R: 0 E: 0 K: 2 S: 7	H: 0 LOB: 0 BB: 0 P: 7	R: 1 E: 0 K: 1 S: 7	H: 2 LOB: 3 BB: 2 P: 15	R: 0 E: 0 K: 0 S: 3	H: 0 LOB: 0 BB: 0 P: 3	1B: 5 2B: 0 3B: 0 HR: 2	SF: 0 SAC: 2 DP: 0 HBP: 1	WP: 0 PB: 0 SB: 0 CS: 1	PA: 48
PITCHER	IP 6.0	WLS 3	BF 25	H 7	R 2	ER 1	SO 5	BB 3	IBB 1	HBP 0	BLK 0	WP 0	HR 0	S 30	P 47	ERA 1.50	WHIP 0.833					
Tom Bradley, R ERA: 3.68																						
Randy Moffitt, R ERA: 2.62	1.1	7	3	1	1	2	0	0	0	0	0	0	0	11	11	6.75	2.250					
Elias Sosa, R ERA: 3.17	2.1	11	2	1	1	3	1	1	0	0	0	0	1	15	23	3.86	1.286					
Don McMahon, R ERA: 2.51	1.1	W	4	0	0	0	0	0	0	0	0	0	0	4	4	0.00	0.000					

San Francisco Giants @ Montreal Expos
Jarry Park, Montreal, QB
Mon Aug 20 1973, 7:05 PM EDT
Att: 17,439 - Unknown

AB 38
R 4
H 7
RBI 3
BB 6
SO 10
LOB 18




Batter	1	2	3	4	5	6	7	8	9	AB	R	H	RBI	BB	SO	LOB	TOP		
Gary Matthews, R OBP: 0.383, SLG: 0.474 (1, 7)										4	0	2	0	1	0	1	San Francisco Giants @ Montreal Expos Jarry Park, Montreal, QB Tue Aug 21 1973, 7:05 PM EDT Att: 16,137 - Unknown		
Tito Fuentes, S OBP: 0.318, SLG: 0.368 (1, 4)										4	1	3	0	0	0	2			
Bobby Bonds, R OBP: 0.395, SLG: 0.577 (1, 9)										5	0	2	0	0	1	5			
Willie McCovey, L OBP: 0.429, SLG: 0.544 (1, 3)										2	0	0	0	1	1	3			
Gary Thomasson, L OBP: 0.342, SLG: 0.412 (6, 3)										1	0	0	0	1	0	1			
Garry Maddox, R OBP: 0.346, SLG: 0.435 (1, 8)										5	1	1	0	0	0	5			
Dave Kingman, R OBP: 0.237, SLG: 0.387 (1, 5)										3	1	0	0	1	2	2			
Mike Phillips, L OBP: 0.297, SLG: 0.348 (1, 6)										2	0	1	0	2	0	0			
Dave Rader, L OBP: 0.320, SLG: 0.327 (1, 2)										2	0	0	2	0	0	2			
Ron Bryant, S OBP: 0.226, SLG: 0.158 (1, 1)										2	0	0	0	2	1	2			
Inning Stats	R: 0 E: 0 K: 2 S: 8	H: 1 LOB: 1 BB: 0 P: 8	R: 1 E: 0 K: 1 S: 5	H: 0 LOB: 1 BB: 2 P: 13	R: 0 E: 0 K: 1 S: 5	H: 2 LOB: 2 BB: 0 P: 5	R: 0 E: 0 K: 1 S: 5	H: 0 LOB: 1 BB: 1 P: 7	R: 0 E: 0 K: 1 S: 5	H: 0 LOB: 2 BB: 2 P: 13	R: 1 E: 1 K: 0 S: 4	H: 2 LOB: 1 BB: 1 P: 8	R: 1 E: 0 K: 0 S: 5	H: 2 LOB: 2 BB: 2 P: 11	1B: 9 2B: 1 3B: 0 HR: 0	SF: 2 SAC: 1 DP: 2 HBP: 0	WP: 1 PA: 41 PB: 0 SB: 1 CS: 0		
PITCHER	IP	WLS	BF	H	R	ER	SO	BB	IBB	HBP	BLK	WP	HR	S	P	ERA	WHIP		
Steve Renko, R ERA: 2.73 (1, 1)	7.1	L	34	8	3	2	5	6	0	0	0	1	0	38	62	2.46	1.909		
Mike Marshall, R ERA: 2.95 (8, 1)	0.2		2	0	0	0	0	0	0	0	0	0	0	2	2	0.00	0.000		
Ernie McAnally, R ERA: 4.03 (9, 1)	1.0		5	1	0	0	0	2	0	0	0	0	0	3	11	0.00	3.000		

Batter	1	2	3	4	5	6	7	8	9	AB	R	H	RBI	BB	SO	LOB	BOTTOM		
Ron Woods, R OBP: 0.348, SLG: 0.318 (1, 8)										4	0	0	0	0	0	1	San Francisco Giants @ Montreal Expos Jarry Park, Montreal, QB Tue Aug 21 1973, 7:05 PM EDT Att: 16,137 - Unknown		
Pepe Mangual, R OBP: 0.295, SLG: 0.429 (1, 7)										4	0	1	0	0	0	1			
Ken Singleton, S OBP: 0.404, SLG: 0.484 (1, 9)										3	1	1	0	1	2	1			
Hal Breeden, R OBP: 0.368, SLG: 0.516 (1, 3)										4	0	0	0	0	1	3			
Bob Bailey, R OBP: 0.374, SLG: 0.500 (1, 5)										4	0	1	1	0	2	1			
John Boccabella, R OBP: 0.282, SLG: 0.321 (1, 2)										3	0	1	0	0	0	1			
Mike Jorgensen, L OBP: 0.343, SLG: 0.337 (9, FR)										0	0	0	0	0	0	0			
Tim Foli, R OBP: 0.285, SLG: 0.293 (1, 6)										4	0	0	0	0	0	3			
Pepe Frias, R OBP: 0.254, SLG: 0.262 (1, 4)										3	0	0	0	0	0	0			
Steve Renko, R OBP: 0.347, SLG: 0.338 (1, 1)										2	0	0	0	0	1	0			
Mike Marshall, R OBP: 0.292, SLG: 0.227 (8, 1)										0	0	0	0	0	0	0			
Larry Lintz, S OBP: 0.441, SLG: 0.345 (6, PH)										1	0	1	0	0	0	0			
Ernie McAnally, R OBP: 0.196, SLG: 0.196 (9, 1)										0	0	0	0	0	0	0			
Inning Stats	R: 0 E: 1 K: 1 S: 6	H: 1 LOB: 1 BB: 0 P: 6	R: 0 E: 0 K: 1 S: 5	H: 0 LOB: 0 BB: 0 P: 5	R: 0 E: 0 K: 0 S: 3	H: 0 LOB: 0 BB: 0 P: 3	R: 1 E: 0 K: 0 S: 5	H: 2 LOB: 1 BB: 0 P: 5	R: 0 E: 0 K: 1 S: 5	H: 0 LOB: 0 BB: 0 P: 5	R: 0 E: 0 K: 1 S: 3	H: 0 LOB: 1 BB: 0 P: 4	R: 0 E: 0 K: 0 S: 4	H: 1 LOB: 1 BB: 0 P: 4	R: 0 E: 0 K: 2 S: 8	H: 1 LOB: 2 BB: 1 P: 12	1B: 5 2B: 0 3B: 0 HR: 0	SF: 0 SAC: 0 DP: 0 HBP: 1	WP: 0 PA: 34 PB: 0 SB: 1 CS: 0
PITCHER	IP	WLS	BF	H	R	ER	SO	BB	IBB	HBP	BLK	WP	HR	S	P	ERA	WHIP		
Ron Bryant, L ERA: 2.81 (1, 1)	9.0	W	34	5	1	1	6	1	0	1	0	0	0	44	49	1.00	0.667		

AB 30
R 3
H 9
RBI 2
BB 8
SO 5
LOB 23



AB 32
R 1
H 5
RBI 1
BB 1
SO 6
LOB 11



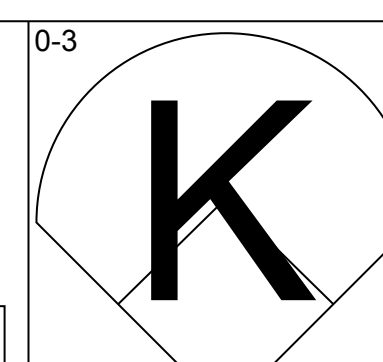
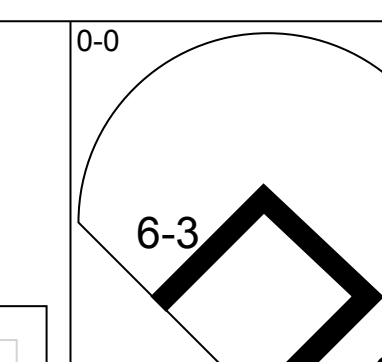
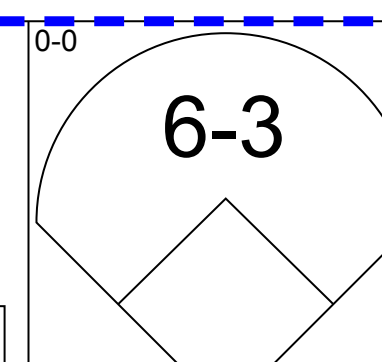
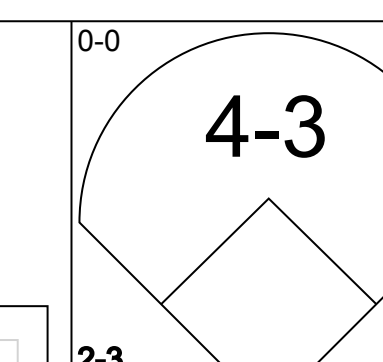
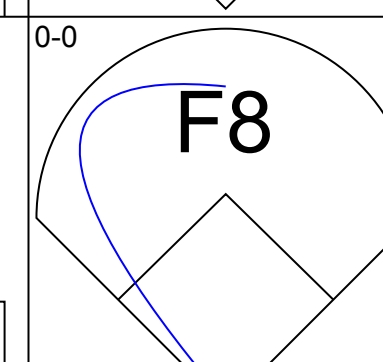
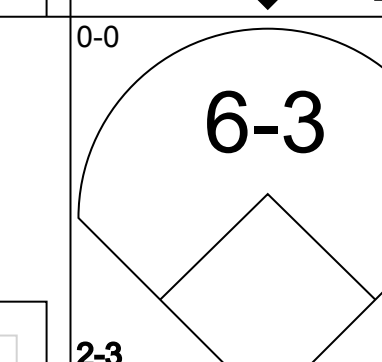
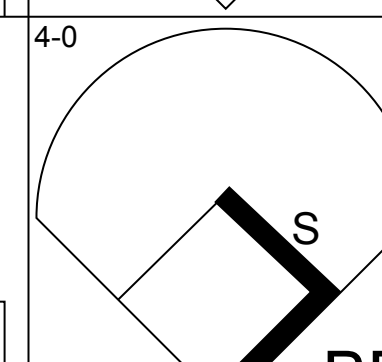
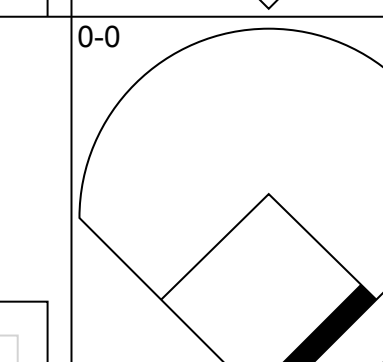
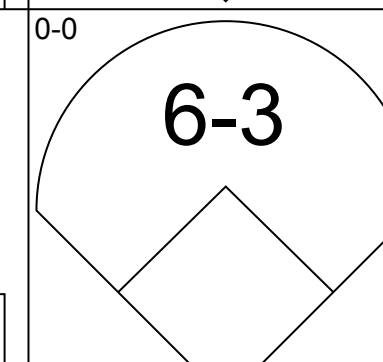
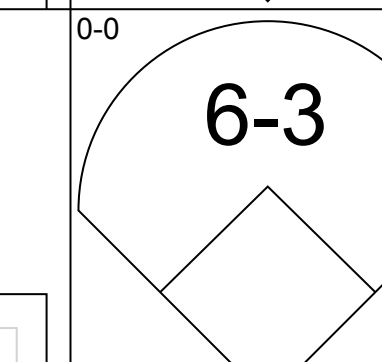
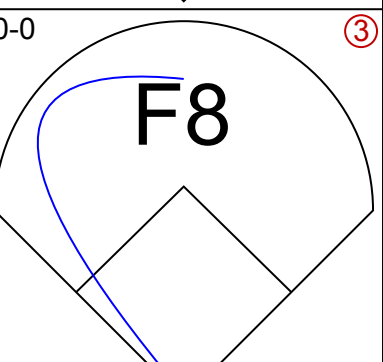
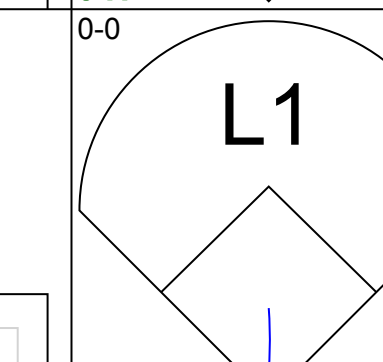
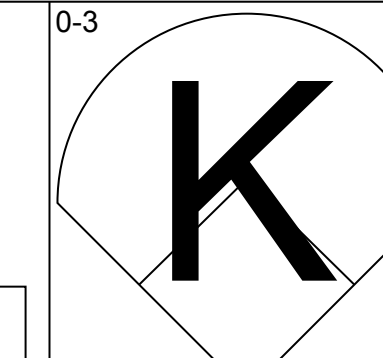
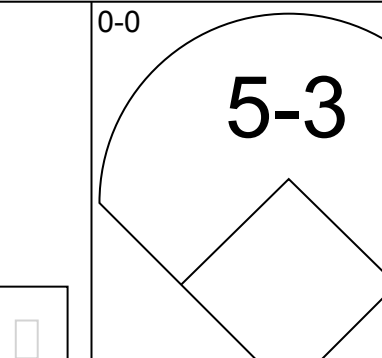
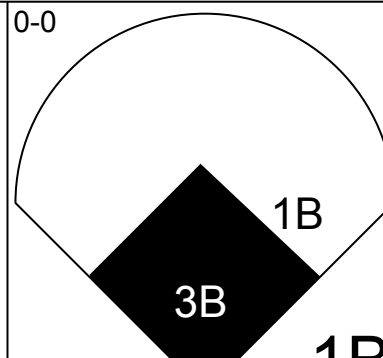
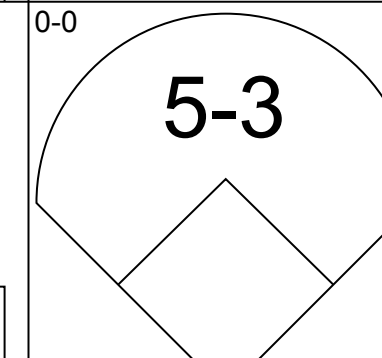
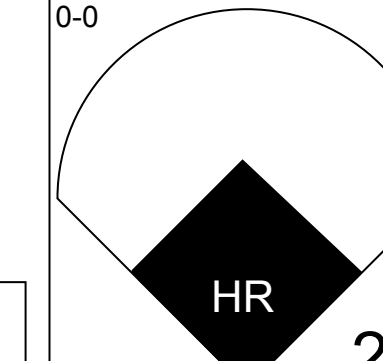
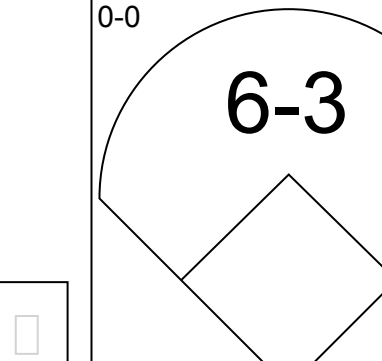
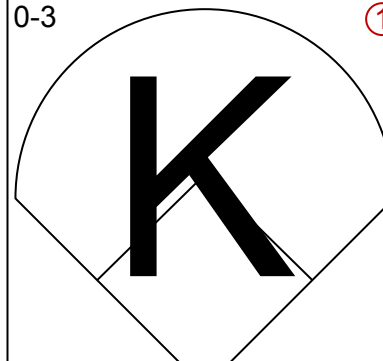
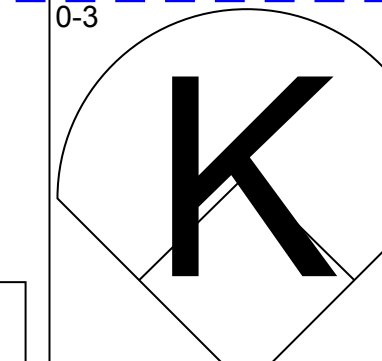
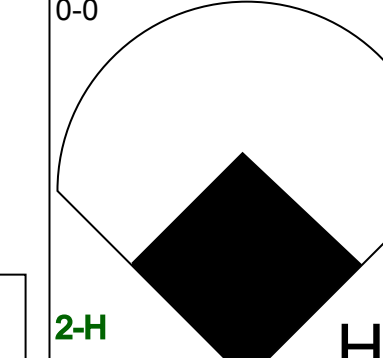
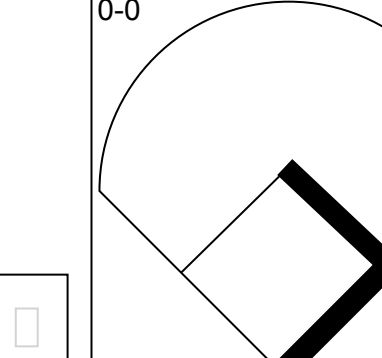
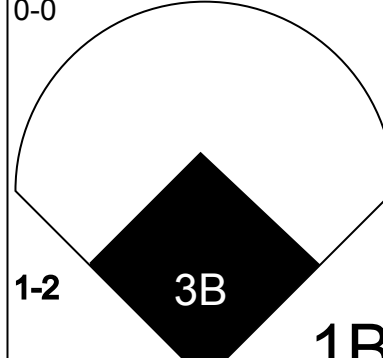
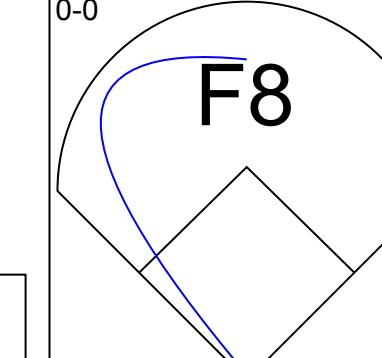
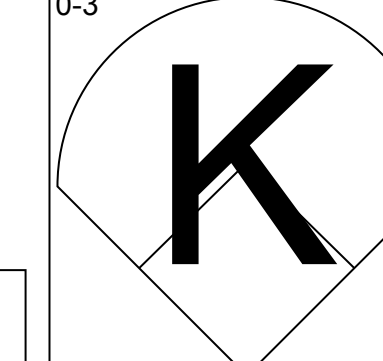
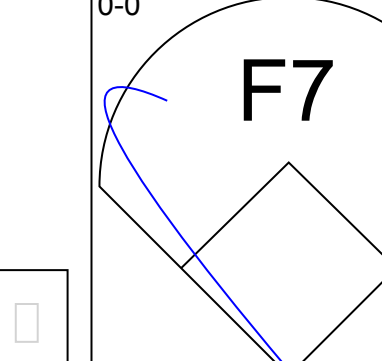
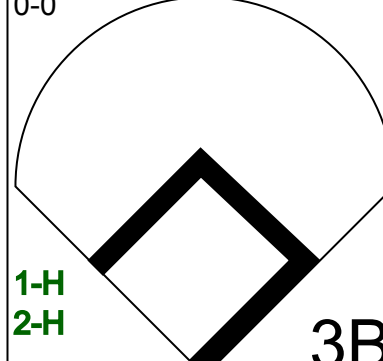
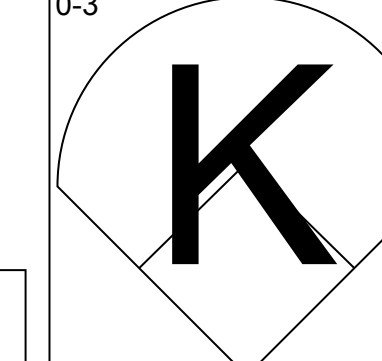
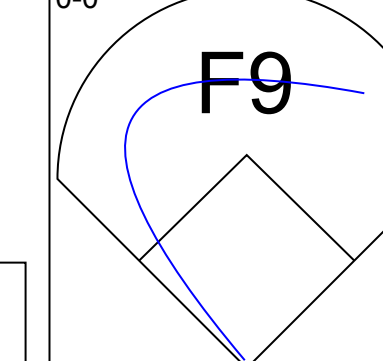
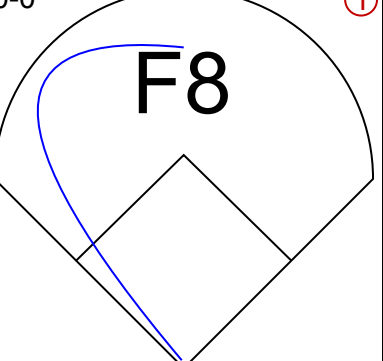
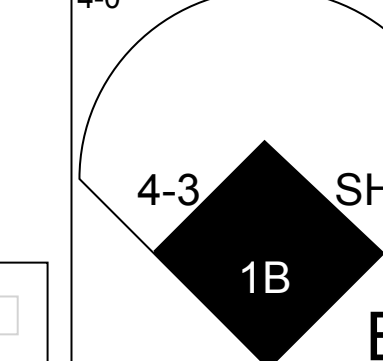
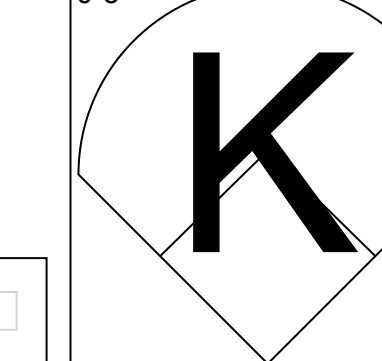
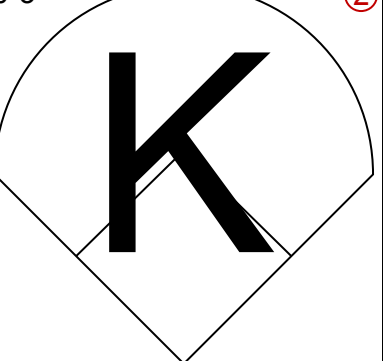
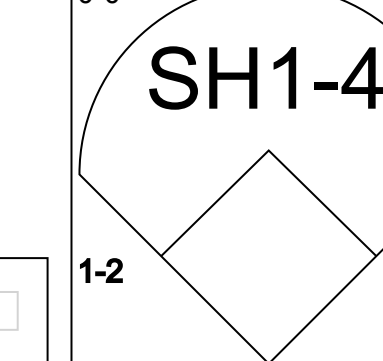
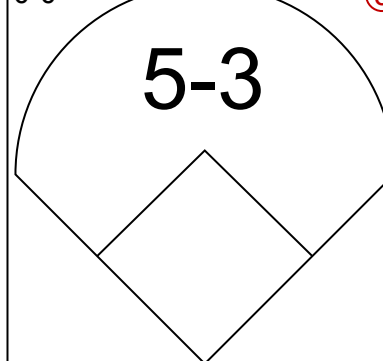
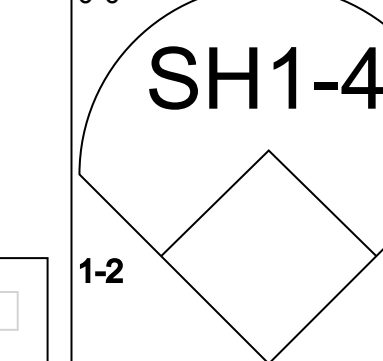
Batter	1	2	3	4	5	6	7	8	9	AB	R	H	RBI	BB	SO	LOB	TOP			
Gary Matthews, R OBP: 0.383, SLG: 0.473 (1, 7)	0-0 E 1B 1B		0-0 F9		0-0 F7		0-0 SH3-4 1B		0-0 3-1	5	1	2	1	0	0	2	San Francisco Giants @ Montreal Expos Jarry Park, Montreal, QB Wed Aug 22 1973, 7:05 PM EDT Att: 19,176 - Unknown			
Tito Fuentes, S OBP: 0.317, SLG: 0.366 (1, 4)	0-0 F7		0-0 G1		0-0 6-3		0-0 SH3-4		4-0 BB	3	0	0	0	1	0	1				
Bobby Bonds, R OBP: 0.395, SLG: 0.574 (1, 9)	0-0 4-3 1B		0-0 4-3		0-3 K		4-0 BB		0-0 5-3	4	0	1	1	1	1	2				
Willie McCovey, L OBP: 0.427, SLG: 0.540 (1, 3)	0-0 4-3 1B		0-0 F9		0-0 1B 1B		0-3 K			4	1	1	0	0	1	3				
Garry Maddox, R OBP: 0.345, SLG: 0.433 (1, 8)	0-3 K		0-0 5-3		0-0 1B 1B		0-0 6-3			4	0	1	0	0	1	1				
Chris Speier, R OBP: 0.340, SLG: 0.366 (1, 6)		0-3 K		0-0 F9		0-0 1B		0-3 K		4	0	1	1	0	2	0				
Mike Phillips, L OBP: 0.295, SLG: 0.370 (1, 5)		0-0 3-1		0-0 FC4-2 3B		0-0 3-1		0-3 K		4	0	1	0	0	1	2				
Dave Rader, L OBP: 0.324, SLG: 0.330 (1, 2)		4-0 BB		0-0 FC4-2 SH1-4 3H		0-0 SH1 1B		0-0 3-1 SH1-4 1B		3	1	2	0	1	0	1				
Jim Barr, R OBP: 0.182, SLG: 0.173 Elias Sosa, R OBP: 0.182, SLG: 0.100 (9, 1)		0-3 K		0-0 SH1-4		0-0 SH1		0-0 SH1-4		1	0	0	0	0	1	1				
Inning Stats	R: 1 E: 1 K: 1 S: 7	H: 2 LOB: 1 BB: 0 P: 7	R: 0 E: 0 K: 2 S: 7	H: 0 LOB: 1 BB: 1 P: 11	R: 0 E: 0 K: 0 S: 3	H: 0 LOB: 0 BB: 0 P: 3	R: 0 E: 0 K: 0 S: 4	H: 1 LOB: 1 BB: 0 P: 4	R: 1 E: 0 K: 1 S: 8	H: 3 LOB: 2 BB: 0 P: 8	R: 1 E: 0 K: 1 S: 7	H: 2 LOB: 2 BB: 1 P: 11	R: 0 E: 0 K: 2 S: 7	H: 0 LOB: 0 BB: 0 P: 7	R: 0 E: 0 K: 0 S: 4	H: 1 LOB: 2 BB: 1 P: 8		1B: 8 2B: 0 3B: 1 HR: 0	SF: 0 SAC: 4 DP: 0 HBP: 0	WP: 0 PB: 0 SB: 0 CS: 0
PITCHER	IP WLS BF H R ER SO BB IBB HBP BLK WP HR S P ERA WHIP	IP WLS BF H R ER SO BB IBB HBP BLK WP HR S P ERA WHIP	IP WLS BF H R ER SO BB IBB HBP BLK WP HR S P ERA WHIP	IP WLS BF H R ER SO BB IBB HBP BLK WP HR S P ERA WHIP	IP WLS BF H R ER SO BB IBB HBP BLK WP HR S P ERA WHIP	IP WLS BF H R ER SO BB IBB HBP BLK WP HR S P ERA WHIP	IP WLS BF H R ER SO BB IBB HBP BLK WP HR S P ERA WHIP	IP WLS BF H R ER SO BB IBB HBP BLK WP HR S P ERA WHIP	IP WLS BF H R ER SO BB IBB HBP BLK WP HR S P ERA WHIP	IP WLS BF H R ER SO BB IBB HBP BLK WP HR S P ERA WHIP	IP WLS BF H R ER SO BB IBB HBP BLK WP HR S P ERA WHIP	IP WLS BF H R ER SO BB IBB HBP BLK WP HR S P ERA WHIP	IP WLS BF H R ER SO BB IBB HBP BLK WP HR S P ERA WHIP	IP WLS BF H R ER SO BB IBB HBP BLK WP HR S P ERA WHIP	IP WLS BF H R ER SO BB IBB HBP BLK WP HR S P ERA WHIP	IP WLS BF H R ER SO BB IBB HBP BLK WP HR S P ERA WHIP	IP WLS BF H R ER SO BB IBB HBP BLK WP HR S P ERA WHIP			
Steve Rogers, R ERA: 1.36 Mike Marshall, R ERA: 2.6	6.1 L 28 8 3 2 4 1 0 0 0 0 0 0 35 39 2.84 1.421	2.2 S 11 1 0 0 3 2 0 0 0 0 0 0 15 23 0.00 1.125																		

AB	32
R	3
H	9
RBI	3
BB	3
SO	7
LOB	13



Batter	1	2	3	4	5	6	7	8	9	AB	R	H	RBI	BB	SO	LOB	BOTTOM			
Larry Lintz, S OBP: 0.421, SLG: 0.333 (1, 4) (8, 6)	0-0 1-3		0-0 E6		0-0 F5		0-0 4-3 1B			4	0	1	0	0	0	2	San Francisco Giants @ Montreal Expos Jarry Park, Montreal, QB Wed Aug 22 1973, 7:05 PM EDT Att: 19,176 - Unknown			
Mike Jorgensen, L OBP: 0.340, SLG: 0.333 (1, 3)	0-0 F8		0-0 F8		0-0 F8		0-0 4-3		1-2	4	0	0	0	0	0	4				
Ron Fairly, L OBP: 0.429, SLG: 0.455 (1, 7)	0-0 1B 1B		0-0 1B FC3-6 1B		0-0 G3		0-0 F5			4	2	2	0	0	0	1				
Ken Singleton, S OBP: 0.407, SLG: 0.486 (1, 9)	0-0 1B 1B		0-0 1B FC3-6 1B		0-0 6-3		0-0 L3 1B			4	0	3	0	0	0	0				
Boots Day, L OBP: 0.360, SLG: 0.394 (1, 8)	0-0 1B 1B		0-0 FC3-6		0-0 F7		0-0 F7			4	0	1	2	0	0	2				
Bernie Allen, L OBP: 0.271, SLG: 0.253 (1, 5) (8, 4)	0-0 1B 1B		0-0 F6		0-0 F5		0-0 L3		1-2	4	0	1	0	0	0	2				
Bob Stinson, S OBP: 0.282, SLG: 0.296 (1, 2)		0-0 3-1		0-0 F8		0-0 G3		0-0 1-3		4	0	0	0	0	0	1				
Tim Foli, R OBP: 0.286, SLG: 0.294 Mike Marshall, R OBP: 0.292, SLG: 0.227 Jim Lyttle, L OBP: 0.292, SLG: 0.441 Pepe Mangual, R OBP: 0.209, SLG: 0.429 (9, PR)		0-0 E SH3 1B		0-0 F9		0-0 F8		4-0 G6-4-3 BB		3	0	1	0	0	0	0				
Steve Rogers, R OBP: 0.318, SLG: 0.222 Pepe Frias, R OBP: 0.254, SLG: 0.262 Bob Bailey, R OBP: 0.372, SLG: 0.497 (7, PH)		0-0 SH3		0-0 1B		0-3 K		0-0 G6-4-3		1	0	1	0	0	0	0				
Inning Stats	R: 1 E: 0 K: 0 S: 6	H: 4 LOB: 2 BB: 0 P: 6	R: 0 E: 1 K: 0 S: 5	H: 1 LOB: 2 BB: 0 P: 5	R: 1 E: 0 K: 0 S: 5	H: 2 LOB: 1 BB: 0 P: 5	R: 0 E: 0 K: 0 S: 4	H: 1 LOB: 1 BB: 0 P: 4	R: 0 E: 0 K: 0 S: 3	H: 0 LOB: 0 BB: 0 P: 3	R: 0 E: 0 K: 1 S: 6	H: 1 LOB: 1 BB: 0 P: 6	R: 0 E: 0 K: 0 S: 3	H: 1 LOB: 0 BB: 0 P: 3	R: 0 E: 0 K: 0 S: 2	H: 0 LOB: 1 BB: 1 P: 6		1B: 10 2B: 1 3B: 0 HR: 0	SF: 0 SAC: 1 DP: 2 HBP: 0	WP: 0 PB: 0 SB: 0 CS: 0
PITCHER	IP WLS BF H R ER SO BB IBB HBP BLK WP HR S P ERA WHIP	IP WLS BF H R ER SO BB IBB HBP BLK WP HR S P ERA WHIP	IP WLS BF H R ER SO BB IBB HBP BLK WP HR S P ERA WHIP	IP WLS BF H R ER SO BB IBB HBP BLK WP HR S P ERA WHIP	IP WLS BF H R ER SO BB IBB HBP BLK WP HR S P ERA WHIP	IP WLS BF H R ER SO BB IBB HBP BLK WP HR S P ERA WHIP	IP WLS BF H R ER SO BB IBB HBP BLK WP HR S P ERA WHIP	IP WLS BF H R ER SO BB IBB HBP BLK WP HR S P ERA WHIP	IP WLS BF H R ER SO BB IBB HBP BLK WP HR S P ERA WHIP	IP WLS BF H R ER SO BB IBB HBP BLK WP HR S P ERA WHIP	IP WLS BF H R ER SO BB IBB HBP BLK WP HR S P ERA WHIP	IP WLS BF H R ER SO BB IBB HBP BLK WP HR S P ERA WHIP	IP WLS BF H R ER SO BB IBB HBP BLK WP HR S P ERA WHIP	IP WLS BF H R ER SO BB IBB HBP BLK WP HR S P ERA WHIP	IP WLS BF H R ER SO BB IBB HBP BLK WP HR S P ERA WHIP	IP WLS BF H R ER SO BB IBB HBP BLK WP HR S P ERA WHIP				
Jim Barr, R ERA: 3.47 Elias Sosa, R ERA: 3.14	8.1 S 35 10 2 2 1 0 0 0 0 0 0 1 40 0.00 0.000	0.2 S 1 0 0 0 0 0 0 0 0 0 0 1 1 0.00 0.000																		



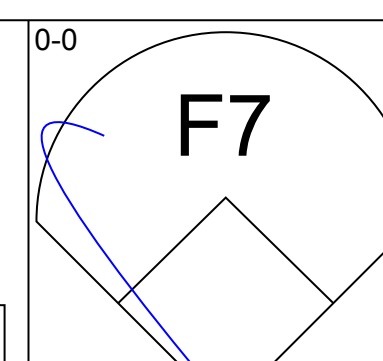
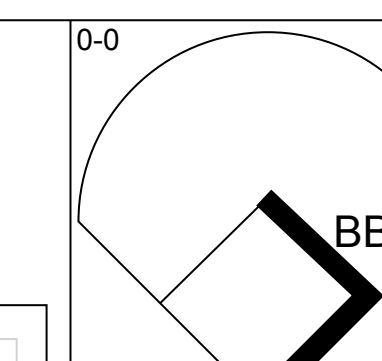
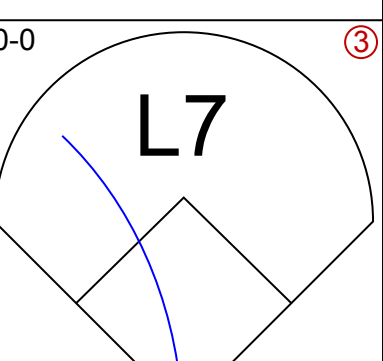
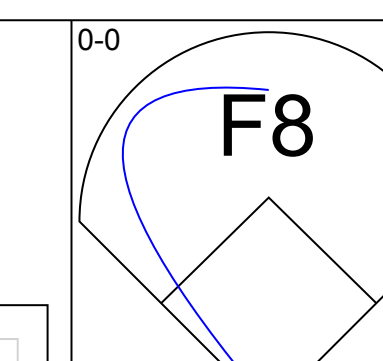
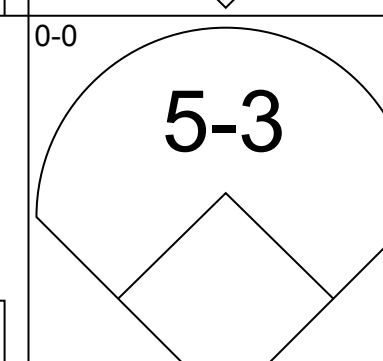
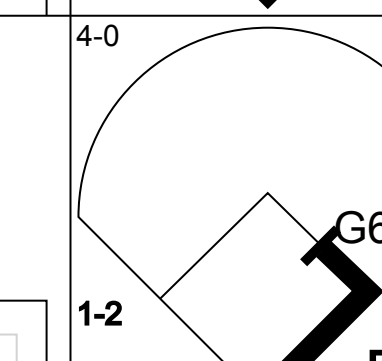
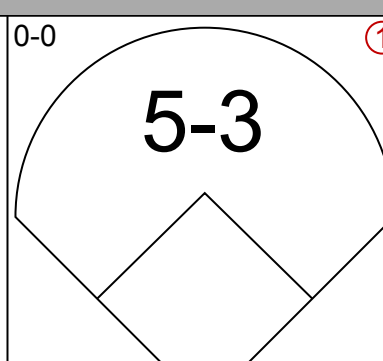
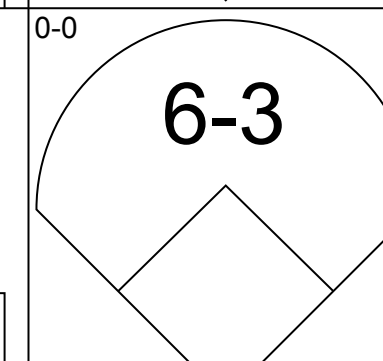
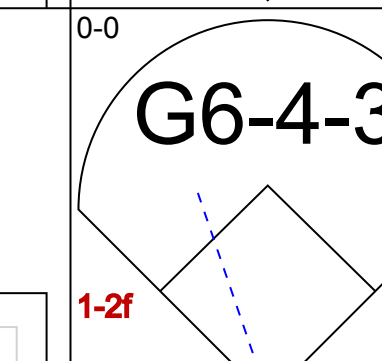
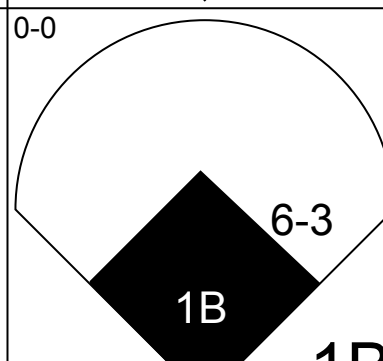
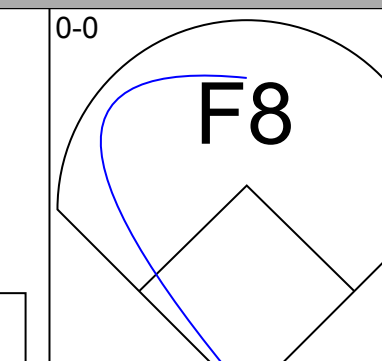
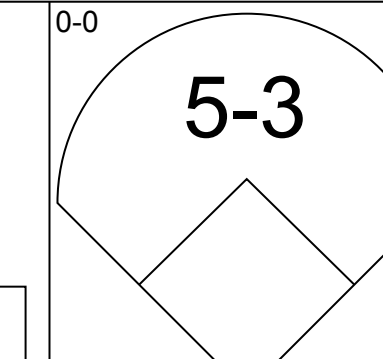
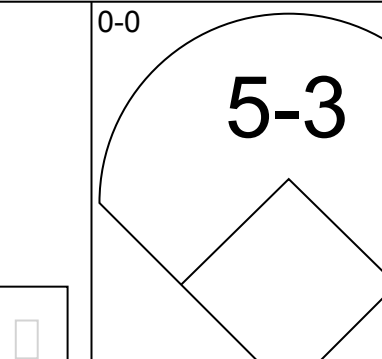
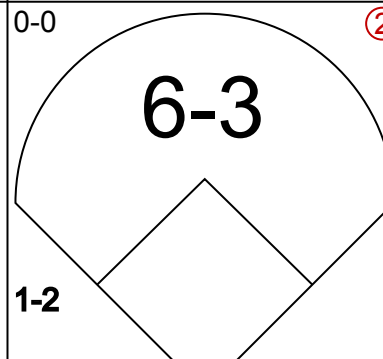
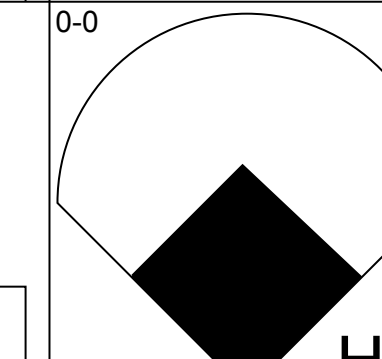
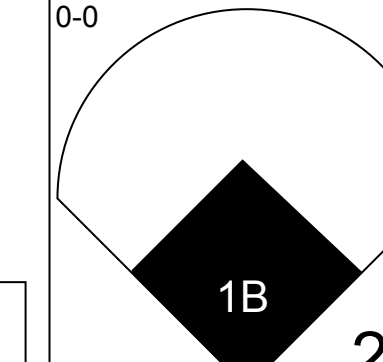
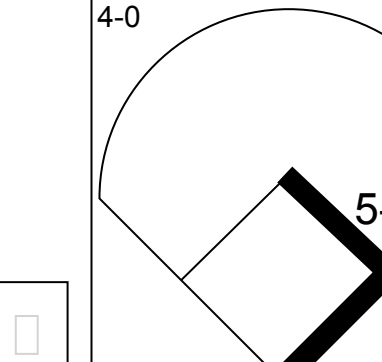
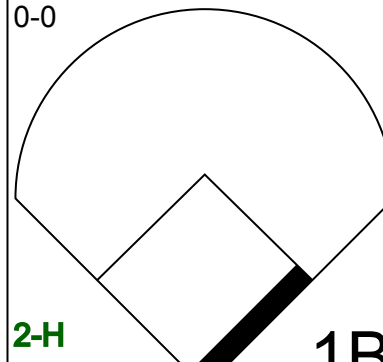
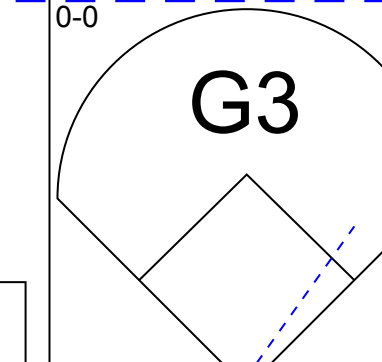
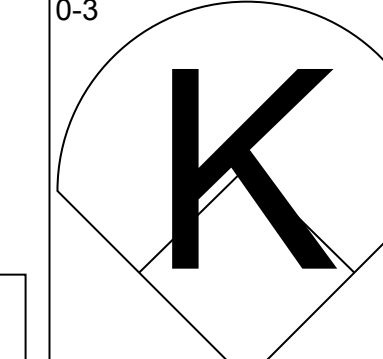
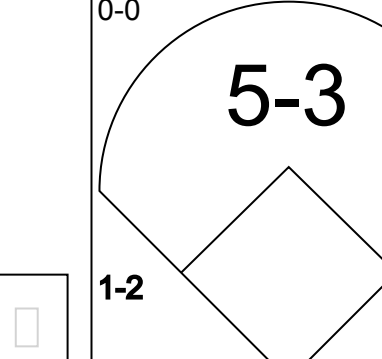
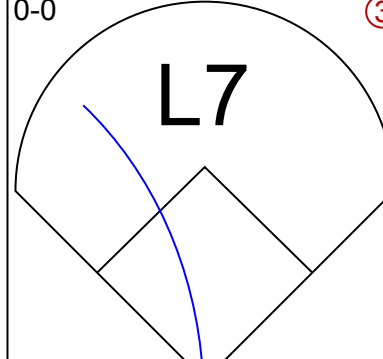
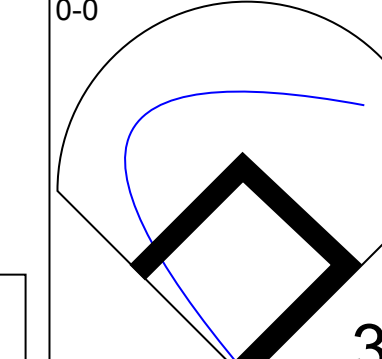
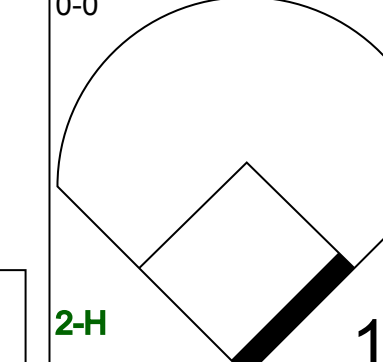
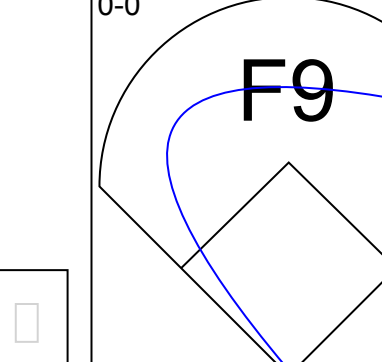

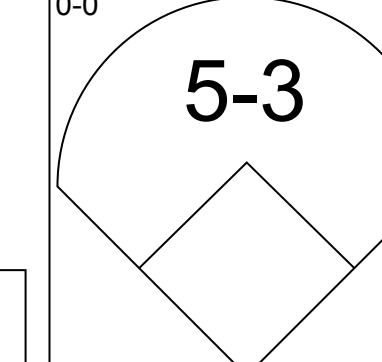
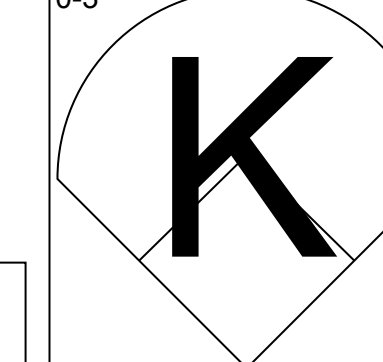
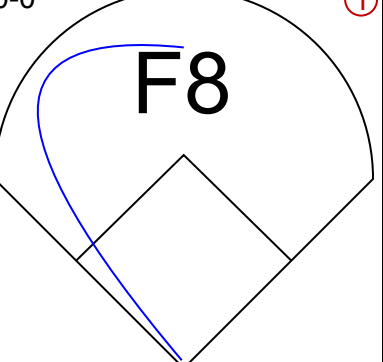
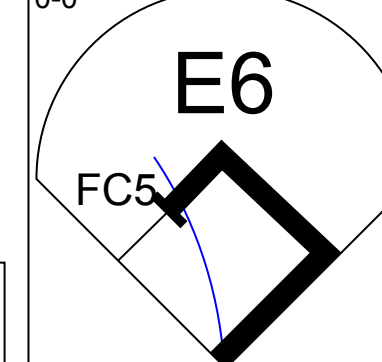
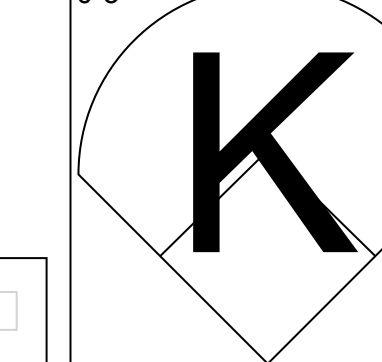
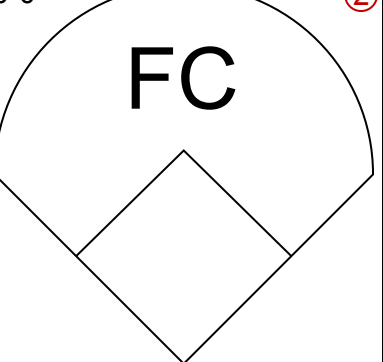
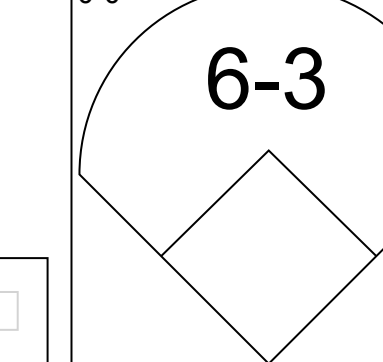
Batter	1	2	3	4	5	6	7	8	9	AB	R	H	RBI	BB	SO	LOB	TOP					
Jerry Morales, R OBP: 0.334, SLG: 0.417										5	0	2	0	0	1	1						
Derrel Thomas, S OBP: 0.305, SLG: 0.262										3	0	1	1	1	0	1						
Dave Roberts, R OBP: 0.303, SLG: 0.444										5	0	0	0	0	1	5						
Cito Gaston, R OBP: 0.299, SLG: 0.410										4	1	1	0	0	1	1						
Fred Kendall, R OBP: 0.301, SLG: 0.382										4	1	1	0	0	2	1						
Ivan Murrell, R OBP: 0.215, SLG: 0.378										4	2	3	2	0	0	0						
Dave Winfield, R OBP: 0.326, SLG: 0.419										4	0	1	2	0	2	1						
Rich Morales, R OBP: 0.232, SLG: 0.193										3	1	0	0	1	1	1						
Rich Troedson, L OBP: 0.179, SLG: 0.148										3	0	0	0	0	2	1						
Mike Caldwell, R OBP: 0.171, SLG: 0.147										0	0	0	0	0	0	0						
Inning Stats	R: 0 E: 0 K: 1 S: 5	H: 0 LOB: 0 BB: 5	R: 2 E: 0 K: 2 S: 9	H: 2 LOB: 0 BB: 0 P: 9	R: 0 E: 0 K: 1 S: 6	H: 1 LOB: 1 BB: 0 P: 6	R: 0 E: 0 K: 0 S: 4	H: 1 LOB: 1 BB: 0 P: 4	R: 0 E: 0 K: 1 S: 6	H: 1 LOB: 2 BB: 0 P: 7	R: 2 E: 0 K: 2 S: 10	H: 3 LOB: 1 BB: 0 P: 10	R: 0 E: 0 K: 1 S: 5	H: 0 LOB: 0 BB: 1 P: 9	R: 0 E: 0 K: 2 S: 7	H: 0 LOB: 0 BB: 0 P: 7	R: 1 E: 0 K: 0 S: 4	H: 1 LOB: 1 BB: 1 P: 8	1B: 4 2B: 3 3B: 1 HR: 1	SF: 0 SAC: 1 DP: 0 HBP: 1	WP: 0 PB: 0 SB: 1 CS: 0	PA: 39
PITCHER	IP WLS BF H R ER SO BB IBB HBP BLK WP HR S P ERA WHIP																					
Balor Moore, L ERA: 4.33	(1, 1) 6.0 L 27 8 4 4 7 0 0 0 1 0 0 0 0 1 40 41 6.00 1.333																					
Pat Jarvis, R ERA: 2.79	(7, 1) 1.0 4 0 0 0 1 1 0 0 0 0 0 0 5 9 0.00 1.000																					
Bill Stoneman, R ERA: 7.3	(8, 1) 1.0 4 0 1 1 2 1 0 0 0 0 0 0 7 11 9.00 1.000																					
Mike Marshall, R ERA: 2.58	(9, 1) 1.0 4 1 0 0 0 0 0 0 0 0 0 0 4 4 0.00 1.000																					

San Diego Padres @ Montreal Expos
Jarry Park, Montreal, QB
Fri Aug 24 1973, 7:05 PM EDT
Att: 14,161 - Unknown

livebaseballscores.com

AB 35
R 5
H 9
RBI 5
BB 2
SO 10
LOB 12



Batter	1	2	3	4	5	6	7	8	9	AB	R	H	RBI	BB	SO	LOB	BOTTOM					
Ron Woods, R OBP: 0.349, SLG: 0.317										4	0	1	0	1	0	0						
Tim Foli, R OBP: 0.285, SLG: 0.291										3	0	0	0	1	0	2						
Bob Bailey, R OBP: 0.371, SLG: 0.495										4	1	1	0	0	0	2						
Hal Breeden, R OBP: 0.366, SLG: 0.526										4	1	1	1	0	0	1						
Ken Singleton, S OBP: 0.409, SLG: 0.490										3	1	2	1	1	0	0						
Pepe Mangual, R OBP: 0.213, SLG: 0.457										4	0	1	0	0	1	3						
Pepe Frias, R OBP: 0.254, SLG: 0.262										4	0	1	1	0	0	2						
Terry Humphrey, R OBP: 0.192, SLG: 0.197										3	0	0	0	0	1	1						
Ron Fairly, L OBP: 0.427, SLG: 0.453										1	0	0	0	0	0	0						
Balor Moore, L OBP: 0.192, SLG: 0.085	(1, 1)									2	0	0	0	0	1	0						
Pat Jarvis, R OBP: 0.285, SLG: 0.291	(7, 1)									0	0	0	0	0	0	0						
Steve Renko, R OBP: 0.342, SLG: 0.333	(7, PH)									1	0	0	0	0	0	1						
Bill Stoneman, R OBP: 0.292, SLG: 0.063	(8, 1)									0	0	0	0	0	0	0						
Mike Marshall, R OBP: 0.302, SLG: 0.227	(9, 1)									0	0	0	0	0	0	0						
Larry Lintz, S OBP: 0.410, SLG: 0.324	(9, 4)									1	0	0	0	0	0	0						
Inning Stats	R: 0 E: 0 K: 0 S: 3	H: 0 LOB: 0 BB: 0 P: 3	R: 1 E: 0 K: 2 S: 9	H: 2 LOB: 1 BB: 0 P: 9	R: 0 E: 0 K: 1 S: 5	H: 1 LOB: 1 BB: 1 P: 9	R: 0 E: 0 K: 0 S: 3	H: 0 LOB: 1 BB: 1 P: 7	R: 0 E: 0 K: 0 S: 3	H: 0 LOB: 0 BB: 0 P: 3	R: 1 E: 0 K: 0 S: 5	H: 2 LOB: 1 BB: 0 P: 5	R: 0 E: 1 K: 0 S: 4	H: 0 LOB: 2 BB: 1 P: 8	R: 0 E: 0 K: 0 S: 5	H: 2 LOB: 1 BB: 0 P: 5	R: 0 E: 0 K: 0 S: 3	H: 0 LOB: 0 BB: 0 P: 3	1B: 4 2B: 1 3B: 1 HR: 1	SF: 0 SAC: 0 DP: 1 HBP: 0	WP: 0 PB: 0 SB: 0 CS: 0	PA: 37
PITCHER	IP WLS BF H R ER SO BB IBB HBP BLK WP HR S P ERA WHIP																					
Rich Troedson, L ERA: 4.39	(1, 1) 7.1 W 31 6 3 3 3 3 0 0 0 0 0 0 0 6 6 3.68 1.227																					
Mike Caldwell, L ERA: 3.9	(8, 1) 1.2 S 6 1 0 0 0 0 0 0 0 0 0 0 6 6 0.00 0.600																					

San Diego Padres @ Montreal Expos
Jarry Park, Montreal, QB
Fri Aug 24 1973, 7:05 PM EDT
Att: 14,161 - Unknown

livebaseballscores.com

AB 34
R 3
H 7
RBI 3
BB 3
SO 3
LOB 12



Batter	1	2	3	4	5	6	7	8	9	AB	R	H	RBI	BB	SO	LOB	TOP			
Jerry Morales, R OBP: 0.335, SLG: 0.417 (1, 7) (6, 8)	0-0 6-3		0-3 K		0-0 WP 1B		0-0 G4-6-3 1B	0-0 L7		5	1	2	0	0	1	1				
Johnny Grubb, L OBP: 0.363, SLG: 0.417 (1, 8) (6, 5)	0-0 F9			0-0 3-1	0-0 1B 1B		0-0 G4-6-3 1-2 1B	0-0 1B 1B		5	0	2	1	0	0	1				
Dave Roberts, R OBP: 0.310, SLG: 0.449 (1, 5) (6, 4)	0-0 1B			0-0 2B 1B	0-0 FC6 1B			0-0 F7 1B	0-0 1-2 2-H 1B	5	1	4	1	0	0	0				
Cito Gaston, R OBP: 0.298, SLG: 0.410 (1, 9) (6, 1)	0-0 1-2 1-3			0-0 1-H 2B	0-0 FC6 1-2 1B			0-3 K 1B	0-0 F8 1B	5	0	1	1	0	1	5				
Fred Kendall, R OBP: 0.303, SLG: 0.383 (1, 2) (6, 1)		0-0 F8		0-0 6-3		0-0 FC4-6 1B		0-0 1B 1B		4	0	2	0	0	0	1				
Derrel Thomas, S OBP: 0.307, SLG: 0.262 (1, 6) (6, 1)		0-3 K		0-0 BB	0-0 FC4-6 FC6 1-2 1B			0-0 FC5-4 1B		3	0	1	0	1	1	1				
Ivan Murrell, R OBP: 0.208, SLG: 0.366 (1, 3) (6, 1)		0-0 F8		0-0 6-3		0-0 F5		0-0 FC5-4 1-2 1B		4	0	0	0	0	0	5				
Rich Morales, R OBP: 0.229, SLG: 0.190 Frank Snook, R OBP: 0.280, SLG: 0.266 Gene Locklear, L OBP: 0.280, SLG: 0.266 (1, 4) (8, 1) (9, FH)			0-0 6-3		0-0 5-3		0-0 FC6 1-2 1B		0-0 3-1	3	0	0	0	0	0	1				
Bill Greif, R OBP: 0.170, SLG: 0.102 Vicente Romo, R OBP: 0.200, SLG: 0.143 Gary Ross, R OBP: 0.304, SLG: 0.306 (1, 1) (2, 1) (6, 1) (6, 7)			0-0 4-3		0-0 6-3		0-0 4-3		0-0 1B 1B	0	0	0	0	0	0	0				
Inning Stats	R: 0 E: 0 K: 0 S: 4	H: 1 LOB: 1 BB: 0 P: 4	R: 0 E: 0 K: 1 S: 5	H: 0 LOB: 0 BB: 0 P: 5	R: 0 E: 0 K: 1 S: 5	H: 0 LOB: 0 BB: 0 P: 5	R: 1 E: 0 K: 0 S: 6	H: 2 LOB: 2 BB: 0 P: 9	R: 1 E: 0 K: 0 S: 6	H: 3 LOB: 2 BB: 0 P: 6	R: 0 E: 0 K: 0 S: 4	H: 1 LOB: 1 BB: 0 P: 4	R: 0 E: 0 K: 1 S: 7	H: 1 LOB: 2 BB: 0 P: 7	R: 1 E: 0 K: 0 S: 6	H: 3 LOB: 2 BB: 0 P: 6	1B: 12 2B: 1 3B: 0 HR: 0	SF: 0 SAC: 0 DP: 1 HBP: 0	WP: 1 PB: 0 SB: 1 CS: 0	PA: 40
PITCHER Mike Torrez, R ERA: 4.49 (1, 1)	IP: 9.0 WLS: W BF: 40 H: 13 R: 3 ER: 3 SO: 3 BB: 1 IBB: 0 HBP: 0 BLK: 0 WP: 1 HR: 0 S: 45 P: 49 ERA: 3.00 WHIP: 1.556															PITCHER				

San Diego Padres @ Montreal Expos
Jarry Park, Montreal, QB
Sat Aug 25 1973, 7:05 PM EDT
Att: 16,183 - Unknown

AB	39
R	3
H	13
RBI	3
BB	1
SO	3
LOB	15



Batter	1	2	3	4	5	6	7	8	9	AB	R	H	RBI	BB	SO	LOB	BOTTOM			
Mike Jorgensen, L OBP: 0.337, SLG: 0.340 (1, 3) (6, 1)	0-0 4-3			0-0 F6		0-0 HR	0-3 K	0-0 F2		5	1	1	2	0	1	1				
Larry Lintz, S OBP: 0.455, SLG: 0.385 (1, 4) (6, 1)	0-0 E 1B	0-0 3-H 1B 1B		0-0 5-3		0-0 S 1B 1B	0-0 HR 1B			5	3	4	0	0	0	0				
Ron Fairly, L OBP: 0.292, SLG: 0.304 Ron Woods, R OBP: 0.349, SLG: 0.317 (1, 7) (8, 8)	0-0 E 1B	0-0 FC1-5 1B		0-0 F5		0-0 F6 1-3 1B	0-0 HR 1B			5	2	3	3	0	0	1				
Ken Singleton, S OBP: 0.411, SLG: 0.489 (1, 9) (6, 1)	0-3 K	0-0 FC1-5 1-2 1B			4-0 SH3-4 1B BB	4-0 1B BB	0-0 1B			3	2	1	0	2	1	4				
Boots Day, L OBP: 0.361, SLG: 0.391 (1, 8) (8, 7)	0-0 E 1B	0-0 5-3			4-0 1-2 1B BB	0-3 K	0-3 K			4	1	1	2	1	2	5				
Bernie Allen, L OBP: 0.281, SLG: 0.301 (1, 5) (6, 1)	0-0 F9			0-0 F6		0-0 SH3-4 1-2 2-3 1B	0-0 1B 1B		0-0 HR	4	1	2	2	0	0	1				
Bob Stinson, S OBP: 0.292, SLG: 0.304 Terry Humphrey, R OBP: 0.192, SLG: 0.197 (1, 2) (9, 2)		0-1 CI 1B SH		0-0 F8		4-0 1B IBB	0-0 1-3 2-H 1B		4-0 FC1-6 BB	2	1	1	1	2	0	0				
Tim Foli, R OBP: 0.287, SLG: 0.293 (1, 6) (6, 1)		0-0 SH 1B		0-0 E 6		0-0 1-3 2-H 1B	0-0 6-3		0-3 K	5	1	2	2	0	1	3				
Mike Torrez, R OBP: 0.214, SLG: 0.218 (1, 1) (6, 1)		0-0 SH 1B		0-3 K		0-3 K		0-0 3-1	0-0 FC1-6 1-2 1B	4	1	0	0	0	2	3				
Inning Stats	R: 2 E: 2 K: 1 S: 8	H: 3 LOB: 1 BB: 0 P: 8	R: 3 E: 2 K: 0 S: 8	H: 3 LOB: 2 BB: 0 P: 8	R: 0 E: 1 K: 1 S: 6	H: 0 LOB: 1 BB: 0 P: 6	R: 0 E: 0 K: 0 S: 3	H: 0 LOB: 0 BB: 0 P: 3	R: 2 E: 0 K: 1 S: 5	H: 1 LOB: 3 BB: 3 P: 17	R: 3 E: 0 K: 1 S: 9	H: 4 LOB: 1 BB: 1 P: 13	R: 2 E: 0 K: 2 S: 10	H: 3 LOB: 1 BB: 0 P: 10	R: 1 E: 0 K: 1 S: 6	H: 1 LOB: 1 BB: 1 P: 10	1B: 12 2B: 0 3B: 0 HR: 3	SF: 1 SAC: 2 DP: 0 HBP: 0	WP: 0 PB: 0 SB: 2 CS: 0	PA: 46
PITCHER Bill Greif, R ERA: 3.11 Vicente Romo, R ERA: 3.93 Gary Ross, R ERA: 5.49 Frank Snook, R ERA: 3.29 (1, 1) (2, 1) (6, 1) (8, 1)	IP: 1.1 WLS: L BF: 12 H: 6 R: 5 ER: 1 SO: 1 BB: 0 IBB: 0 HBP: 0 BLK: 0 WP: 0 HR: 0 S: 14 P: 14 ERA: 6.75 WHIP: 4.500															PITCHER				

San Diego Padres @ Montreal Expos
Jarry Park, Montreal, QB
Sat Aug 25 1973, 7:05 PM EDT
Att: 16,183 - Unknown

AB	37
R	13
H	15
RBI	12
BB	5
SO	7
LOB	18



Batter	1	2	3	4	5	6	7	8	9	AB	R	H	RBI	BB	SO	LOB	TOP											
Jerry Morales, R OBP: 0.340, SLG: 0.432 (1, 7)	5-3		HR			FC6-4 BB			HR 2B	3	2	1	1	0	0	0	San Diego Padres @ Montreal Expos Jarry Park, Montreal, QB Sun Aug 26 1973, 3:33 AM EDT Att: 14,129 - Unknown livebaseballscores.com											
Johnny Grubb, L OBP: 0.382, SLG: 0.424 (1, 8)	HR		K			FC6-4 1-2			L8	4	1	1	1	0	1	2												
Dave Roberts, R OBP: 0.309, SLG: 0.455 (1, 5)	6-3				F8				HR	4	1	1	2	0	0	1												
Cito Gaston, R OBP: 0.295, SLG: 0.405 (1, 9)	K				G3				K	4	0	0	0	0	2	0												
Fred Kendall, R OBP: 0.305, SLG: 0.385 (1, 2)		F7			6-3				1B	4	0	2	0	0	0	0												
Derrel Thomas, S OBP: 0.307, SLG: 0.262 (1, 4)		F7							1B	4	0	1	0	0	0	1												
Ivan Murrell, R OBP: 0.202, SLG: 0.354 (1, 3)									1B	4	0	0	0	0	1	2												
Enzo Hernandez, R OBP: 0.278, SLG: 0.243 (1, 6)			6-3						5-3	3	0	0	0	0	0	0												
Randy Jones, R OBP: 0.194, SLG: 0.167 (1, 1)			K						1-3	3	0	0	0	0	1	0												
Inning Stats	R: 1 E: 0 K: 1 S: 6	H: 1 LOB: 0 BB: 0 P: 6	R: 0 E: 0 K: 0 S: 3	H: 0 LOB: 0 BB: 0 P: 3	R: 1 E: 0 K: 2 S: 8	H: 1 LOB: 0 BB: 0 P: 8	R: 0 E: 0 K: 0 S: 3	H: 0 LOB: 0 BB: 0 P: 3	R: 0 E: 0 K: 1 S: 5	H: 0 LOB: 1 BB: 1 P: 7	R: 0 E: 0 K: 0 S: 3	H: 1 LOB: 0 BB: 0 P: 3	R: 0 E: 0 K: 0 S: 3	H: 0 LOB: 0 BB: 0 P: 3	R: 2 E: 0 K: 1 S: 9	H: 4 LOB: 2 BB: 0 P: 9	1B: 3 2B: 1 3B: 0 HR: 3	SF: 0 SAC: 0 DP: 1 HBP: 0	WP: 0 PB: 0 SB: 1 CS: 0	PA: 34								
PITCHER	IP	WLS	BF	H	R	ER	SO	BB	IBB	HBP	BLK	WP	HR	S	P	ERA	WHIP											
Steve Renko, R ERA: 2.79 (1, 1)	8.2	L	33	7	4	4	5	1	0	0	0	0	0	3	42	46	4.15	0.923										
Mike Marshall, R ERA: 2.57 (9, 1)	0.1		1	0	0	0	0	0	0	0	0	0	0	1	1	0.00	0.000											


Batter	1	2	3	4	5	6	7	8	9	AB	R	H	RBI	BB	SO	LOB	BOTTOM										
Pepe Manguat, R OBP: 0.212, SLG: 0.420 (1, 7)	1B G4-6-3 BB		F8						FC6-4	4	1	0	0	1	0	3	San Diego Padres @ Montreal Expos Jarry Park, Montreal, QB Sun Aug 26 1973, 3:33 AM EDT Att: 14,129 - Unknown livebaseballscores.com										
Ron Woods, R OBP: 0.350, SLG: 0.319 (1, 8)	G4-6-3 1-3 1B		F9						5-3	4	1	2	0	0	0	1											
Bob Bailey, R OBP: 0.368, SLG: 0.490 (1, 5)	G4-6-3 1-2 3-H				5-3				E6	4	0	0	0	0	0	1											
Hal Breeden, R OBP: 0.364, SLG: 0.520 (1, 3)	K								K	4	0	1	0	0	3	1											
Larry Lintz, S OBP: 0.455, SLG: 0.385 (8, PR)									BB	0	0	0	0	0	0	0											
Mike Jorgensen, L OBP: 0.337, SLG: 0.340 (9, 3)									1B	0	0	0	0	0	0	0											
Ken Singleton, S OBP: 0.414, SLG: 0.489 (1, 9)		6-3							BB	2	0	1	0	2	0	0											
Tim Foli, R OBP: 0.284, SLG: 0.289 (1, 6)		L3							G6-4-3	4	0	0	0	0	0	5											
Steve Renko, R OBP: 0.354, SLG: 0.361 (1, 1)									3-1	3	0	2	0	0	0	2											
Mike Marshall, R OBP: 0.292, SLG: 0.227 (9, 1)									1B	0	0	0	0	0	0	0											
Ron Fairly, L OBP: 0.429, SLG: 0.463 (9, PH)									1B	1	0	0	0	0	0	0											
Pepe Frias, R OBP: 0.258, SLG: 0.266 (1, 4)		FC6-4							SH2-4	4	0	2	0	0	0	2											
Terry Humphrey, R OBP: 0.185, SLG: 0.189 (1, 2)			K						F5	3	0	0	0	0	1	2											
Inning Stats	R: 1 E: 0 K: 1 S: 5	H: 1 LOB: 1 BB: 1 P: 9	R: 0 E: 0 K: 0 S: 4	H: 1 LOB: 1 BB: 0 P: 4	R: 0 E: 0 K: 1 S: 5	H: 0 LOB: 0 BB: 0 P: 5	R: 0 E: 0 K: 1 S: 6	H: 1 LOB: 1 BB: 0 P: 6	R: 0 E: 0 K: 0 S: 4	H: 1 LOB: 1 BB: 1 P: 4	R: 0 E: 0 K: 0 S: 3	H: 1 LOB: 2 BB: 1 P: 7	R: 0 E: 0 K: 0 S: 4	H: 1 LOB: 1 BB: 0 P: 4	R: 0 E: 0 K: 0 S: 4	H: 1 LOB: 1 BB: 0 P: 4	1B: 7 2B: 1 3B: 0 HR: 0	SF: 0 SAC: 1 DP: 2 HBP: 0	WP: 0 PB: 0 SB: 1 CS: 0	PA: 37							
PITCHER	IP	WLS	BF	H	R	ER	SO	BB	IBB	HBP	BLK	WP	HR	S	P	ERA	WHIP										
Randy Jones, L ERA: 3.03 (1, 1)	9.0	W	37	8	2	1	4	2	1	0	0	0	0	42	54	1.00	1.111										
PITCHER	IP	WLS	BF	H	R	ER	SO	BB	IBB	HBP	BLK	WP	HR	S	P	ERA	WHIP										



Batter	1	2	3	4	5	6	7	8	9	AB	R	H	RBI	BB	SO	LOB	TOP				
Davey Lopes, R OBP: 0.348, SLG: 0.345 (1, 4)										4	0	0	0	0	1	0	Los Angeles Dodgers @ Montreal Expos Jarry Park, Montreal, QB Mon Aug 27 1973, 7:05 PM EDT Att: 20,098 - Unknown				
Bill Buckner, L OBP: 0.300, SLG: 0.345 (1, 7)										3	0	0	0	1	0	0					
Willie Davis, L OBP: 0.318, SLG: 0.449 (1, 8)										4	0	1	0	0	0	1					
Joe Ferguson, R OBP: 0.372, SLG: 0.483 (1, 2)										4	0	2	0	0	0	2					
Willie Crawford, L OBP: 0.391, SLG: 0.442 (1, 9)										3	0	0	0	0	1	2					
Steve Garvey, R OBP: 0.326, SLG: 0.414 (1, 3)										2	0	0	0	1	0	1					
Bill Russell, R OBP: 0.307, SLG: 0.345 (1, 6)										3	0	0	0	0	0	1					
Ron Cey, R OBP: 0.348, SLG: 0.391 (1, 5)										3	0	0	0	0	1	0					
Andy Messersmith, R OBP: 0.220, SLG: 0.205 (1, 1)										2	0	0	0	0	0	0					
Von Joshua, L OBP: 0.297, SLG: 0.297 (8, PH)										1	0	0	0	0	1	0					
Doug Rau, L OBP: 0.143, SLG: 0.143 (8, 1)										0	0	0	0	0	0	0					
Inning Stats	R: 0 E: 0 K: 0 S: 3	H: 0 LOB: 1 BB: 1 P: 7	R: 0 E: 0 K: 0 S: 3	H: 0 LOB: 0 BB: 0 P: 3	R: 0 E: 0 K: 1 S: 5	H: 0 LOB: 0 BB: 0 P: 5	R: 0 E: 0 K: 0 S: 4	H: 1 LOB: 1 BB: 0 P: 4	R: 0 E: 0 K: 1 S: 4	H: 0 LOB: 0 BB: 1 P: 8	R: 0 E: 0 K: 0 S: 3	H: 0 LOB: 0 BB: 0 P: 3	R: 0 E: 0 K: 1 S: 6	H: 1 LOB: 1 BB: 0 P: 6	R: 0 E: 0 K: 1 S: 5	H: 0 LOB: 0 BB: 0 P: 5	R: 0 E: 0 K: 0 S: 4	H: 1 LOB: 1 BB: 0 P: 4	1B: 3 2B: 0 3B: 0 HR: 0	SF: 0 SAC: 0 DP: 1 HBP: 0	WP: 1 PA: 31 CS: 0
PITCHER Steve Rogers, R ERA: 1.2 (1, 1)	IP: 9.0 WLS: W BF: 31 H: 3 R: 0 ER: 0 SO: 4 BB: 2 IBB: 0 HBP: 0 BLK: 0 WP: 1 HR: 0 S: 37 P: 45 ERA: 0.00 WHIP: 0.556															PITCHER					

Batter	1	2	3	4	5	6	7	8	9	AB	R	H	RBI	BB	SO	LOB	BOTTOM		
Mike Jorgensen, L OBP: 0.339, SLG: 0.340 (1, 3)										3	0	1	0	1	1	1	Los Angeles Dodgers @ Montreal Expos Jarry Park, Montreal, QB Mon Aug 27 1973, 7:05 PM EDT Att: 20,098 - Unknown		
Larry Lintz, S OBP: 0.456, SLG: 0.366 (1, 4)										2	1	0	0	1	0	1			
Ron Fairly, L OBP: 0.429, SLG: 0.460 (1, 7)										2	0	0	0	2	1	2			
Pepe Mangual, R OBP: 0.272, SLG: 0.420 (6, PR) (9, 7)										0	1	0	0	0	0	0			
Ken Singleton, S OBP: 0.412, SLG: 0.487 (1, 9)										4	0	1	1	0	2	1			
Boots Day, L OBP: 0.355, SLG: 0.384 (1, 8)										3	0	0	0	0	2	2			
Ron Woods, R OBP: 0.349, SLG: 0.318 (8, PH) (9, 8)										1	0	0	0	0	0	2			
Bernie Allen, L OBP: 0.272, SLG: 0.291 (1, 5)										3	0	0	0	0	0	2			
Bob Bailey, R OBP: 0.369, SLG: 0.490 (8, PH) (9, 5)										0	1	0	0	1	0	0			
Bob Stinson, S OBP: 0.319, SLG: 0.390 (1, 2)										3	1	2	3	1	0	0			
Tim Foli, R OBP: 0.281, SLG: 0.286 (1, 6)										4	0	0	0	0	0	3			
Steve Rogers, R OBP: 0.292, SLG: 0.200 (1, 1)										2	0	0	0	0	0	0			
Inning Stats	R: 1 E: 0 K: 1 S: 6	H: 1 LOB: 2 BB: 2 P: 14	R: 1 E: 0 K: 0 S: 4	H: 1 LOB: 2 BB: 1 P: 9	R: 0 E: 0 K: 1 S: 5	H: 0 LOB: 0 BB: 0 P: 5	R: 0 E: 0 K: 1 S: 5	H: 0 LOB: 0 BB: 1 P: 9	R: 0 E: 0 K: 1 S: 5	H: 0 LOB: 0 BB: 0 P: 5	R: 0 E: 0 K: 0 S: 4	H: 1 LOB: 1 BB: 0 P: 4	R: 2 E: 0 K: 1 S: 6	H: 1 LOB: 2 BB: 2 P: 14	R: 2 E: 0 K: 1 S: 6	H: 1 LOB: 2 BB: 2 P: 14	1B: 2 2B: 1 3B: 0 HR: 1	SF: 0 SAC: 1 DP: 0 HBP: 1	WP: 0 PA: 35 CS: 0
PITCHER Andy Messersmith, R ERA: 2.81 (1, 1)	IP: 7.0 WLS: L BF: 29 H: 3 R: 2 ER: 2 SO: 5 BB: 4 IBB: 0 HBP: 1 BLK: 0 WP: 0 HR: 1 S: 34 P: 51 ERA: 2.81 WHIP: 1.000															PITCHER			
PITCHER Doug Rau, L ERA: 4.08 (8, 1)	IP: 1.0 WLS: L BF: 6 H: 1 R: 2 ER: 2 SO: 1 BB: 1 IBB: 1 HBP: 0 BLK: 0 WP: 0 HR: 0 S: 6 P: 14 ERA: 4.08 WHIP: 2.000															PITCHER			



Batter	1	2	3	4	5	6	7	8	9	AB	R	H	RBI	BB	SO	LOB	TOP										
Davey Lopes, R OBP: 0.348, SLG: 0.343 (1.4)	4-0 L1-3 BB		0-0 5-3		4-0 CS BB			0-0 5-3	0-3 K	3	0	0	0	2	1	0	Los Angeles Dodgers @ Montreal Expos Jarry Park, Montreal, QB Tue Aug 28 1973, 7:05 PM EDT Att: 19,131 - Unknown										
Bill Buckner, L OBP: 0.299, SLG: 0.343 (1.7)	0-0 L1-3		0-0 L4		0-0 F8			0-0 2B	0-0 4-3	5	1	1	0	0	0	2											
Willie Davis, L OBP: 0.317, SLG: 0.450 (1.8)	0-0 G3				0-0 G3			0-0 1B		4	1	1	1	0	1	0											
Joe Ferguson, R OBP: 0.373, SLG: 0.481 (1.2)		4-0 E BB		0-0 L8		0-0 F3		4-0 4-3 1B		2	1	0	0	2	0	0											
Steve Garvey, R OBP: 0.327, SLG: 0.423 (1.3)		0-0 E5		0-0 HR		0-0 P6		0-0 4-3		4	1	1	2	0	0	2											
Willie Crawford, L OBP: 0.392, SLG: 0.443 (1.9)		0-3 K		0-0 1B		0-0 L1		0-0 E S 1B		4	2	2	1	0	1	2											
Bill Russell, R OBP: 0.309, SLG: 0.346 (1.6)		0-3 K		0-0 1B				0-0 B5-3	0-0 FC6-4 1B	4	0	2	1	0	1	2											
Ron Cey, R OBP: 0.347, SLG: 0.389 (1.5)		0-0 5-3		0-0 1B				0-0 L6	0-0 FC6-4	4	0	1	1	0	0	3											
Claude Osteen, L OBP: 0.176, SLG: 0.167 (1.1)			0-3 K	0-3 K				0-3 K	0-3 K	4	0	0	0	0	4	2											
Inning Stats	R: 0 E: 0 K: 0 S: 2	H: 0 LOB: 0 BB: 1 P: 6	R: 0 E: 1 K: 2 S: 8	H: 0 LOB: 2 BB: 1 P: 12	R: 0 E: 0 K: 1 S: 5	H: 0 LOB: 0 BB: 0 P: 5	R: 2 E: 0 K: 2 S: 11	H: 4 LOB: 2 BB: 0 P: 11	R: 0 E: 0 K: 0 S: 3	H: 0 LOB: 0 BB: 0 P: 3	R: 0 E: 0 K: 1 S: 5	H: 0 LOB: 0 BB: 0 P: 5	R: 4 E: 0 K: 0 S: 7	H: 4 LOB: 1 BB: 1 P: 11	R: 0 E: 0 K: 2 S: 7	H: 0 LOB: 0 BB: 0 P: 7		1B: 6 2B: 2 3B: 0 HR: 1	SF: 0 SAC: 0 DP: 1 HBP: 0	WP: 0 PB: 0 SB: 1 CS: 1	PA: 38						
PITCHER	IP	WLS	BF	H	R	ER	SO	BB	IBB	HBP	BLK	WP	HR	S	P	ERA	WHIP										
Balor Moore, L ERA: 4.36 (1.1)	7.1	L	30	6	4	4	6	3	0	0	0	0	1	39	51	4.91	1.227										
Mike Marshall, R ERA: 2.67 (8.1)	1.2		8	2	2	2	2	1	0	0	0	0	0	11	15	10.80	1.800										

Batter	1	2	3	4	5	6	7	8	9	AB	R	H	RBI	BB	SO	LOB	BOTTOM										
Bob Bailey, R OBP: 0.370, SLG: 0.489 (1.5)	0-0 CS 1B		0-0 5-3			4-0 SH1-4 BB		0-0 F9		3	0	1	0	1	0	0	Los Angeles Dodgers @ Montreal Expos Jarry Park, Montreal, QB Tue Aug 28 1973, 7:05 PM EDT Att: 19,131 - Unknown										
Larry Lintz, S OBP: 0.451, SLG: 0.364 (1.4)	0-0 WP 2B		0-0 1-3		0-0 SH1-4				0-0 6-3	3	1	1	0	0	0	0											
Ron Fairly, L OBP: 0.428, SLG: 0.456 (1.7)	0-3 K		0-0 G3		4-0 G5-4-3 BB				0-0 G3	3	0	0	0	1	1	2											
Ken Singleton, S OBP: 0.411, SLG: 0.487 (1.9)	0-0 2H 2B			0-3 K		0-0 G5-4-3		0-0 F9		4	0	1	1	0	1	2											
Hal Breeden, R OBP: 0.359, SLG: 0.512 (1.3)	0-0 6-3			0-0 5-3					0-0 5-3	3	0	0	0	0	0	1											
Ron Woods, R OBP: 0.349, SLG: 0.318 (1.8)		0-0 F8		0-0 F2		0-0 G4-6-3 1B				3	0	1	0	0	0	0											
Tim Foli, R OBP: 0.278, SLG: 0.283 (1.6)		0-0 F9			0-0 6-3				0-0 G4-6-3	3	0	0	0	0	0	1											
Mike Marshall, R OBP: 0.292, SLG: 0.227 (8.1)						0-0 G4-6-3		0-0 1-2		0	0	0	0	0	0	0											
Bob Stinson, S OBP: 0.333, SLG: 0.393 (1.2)		4-0 BB			0-0 6-3				0-0 G6-4-3 1B	2	0	1	0	1	0	0											
Balor Moore, L OBP: 0.098, SLG: 0.082 (1.1)		0-0 G3			0-0 4-3				0-0 G6-4-3	2	0	0	0	0	0	1											
Pepe Frias, R OBP: 0.257, SLG: 0.265 (8.6)								0-0 G6-4-3		1	0	0	0	0	0	1											
Inning Stats	R: 1 E: 0 K: 1 S: 7	H: 3 LOB: 1 BB: 0 P: 7	R: 0 E: 0 K: 0 S: 3	H: 0 LOB: 1 BB: 1 P: 7	R: 0 E: 0 K: 1 S: 3	H: 0 LOB: 0 BB: 0 P: 3	R: 0 E: 0 K: 1 S: 5	H: 0 LOB: 0 BB: 0 P: 5	R: 0 E: 0 K: 0 S: 3	H: 0 LOB: 0 BB: 0 P: 3	R: 0 E: 0 K: 0 S: 3	H: 1 LOB: 0 BB: 0 P: 3	R: 0 E: 0 K: 0 S: 3	H: 1 LOB: 0 BB: 0 P: 3	R: 0 E: 0 K: 0 S: 3	H: 0 LOB: 0 BB: 0 P: 3	1B: 4 2B: 1 3B: 0 HR: 0	SF: 0 SAC: 1 DP: 3 HBP: 0	WP: 1 PB: 0 SB: 0 CS: 1	PA: 31							
PITCHER	IP	WLS	BF	H	R	ER	SO	BB	IBB	HBP	BLK	WP	HR	S	P	ERA	WHIP										
Claude Osteen, L ERA: 2.79 (1.1)	9.0	W	31	5	1	1	2	3	0	0	0	1	0	32	44	1.00	0.889										



Batter	1	2	3	4	5	6	7	8	9	AB	R	H	RBI	BB	SO	LOB	TOP							
Davey Lopes, R OBP: 0.347, SLG: 0.340 (1, 4)										4	1	0	0	0	0	2								
Bill Buckner, L OBP: 0.301, SLG: 0.347 (1, 7)										4	2	2	1	0	0	0								
Willie Davis, L OBP: 0.318, SLG: 0.453 (1, 8)										3	1	1	1	1	0	0								
Joe Ferguson, R OBP: 0.370, SLG: 0.477 (1, 2)										3	0	0	1	0	1	1								
Willie Crawford, L OBP: 0.389, SLG: 0.438 (1, 9)										4	0	0	0	0	1	2								
Steve Garvey, R OBP: 0.330, SLG: 0.428 (1, 3)										4	0	2	2	0	0	0								
Bill Russell, R OBP: 0.306, SLG: 0.343 (1, 6)										4	0	0	0	0	0	2								
Ron Cey, R OBP: 0.348, SLG: 0.388 (1, 5)										2	1	0	0	2	0	0								
Tommy John, R OBP: 0.210, SLG: 0.213 (1, 1)										3	0	1	0	0	0	2								
Jim Brewer, L OBP: 0.400, SLG: 0.400 (9, 1)										0	0	0	0	0	0	0								
Inning Stats	R: 3 E: 0 K: 1 S: 7	H: 2 LOB: 1 BB: 1 P: 12	R: 0 E: 0 K: 0 S: 3	H: 0 LOB: 0 BB: 0 P: 3	R: 0 E: 0 K: 1 S: 5	H: 0 LOB: 0 BB: 0 P: 5	R: 0 E: 0 K: 0 S: 3	H: 0 LOB: 0 BB: 0 P: 3	R: 2 E: 0 K: 0 S: 5	H: 2 LOB: 1 BB: 1 P: 9	R: 0 E: 0 K: 0 S: 4	H: 1 LOB: 2 BB: 1 P: 8	R: 0 E: 0 K: 0 S: 3	H: 0 LOB: 0 BB: 0 P: 3	R: 0 E: 0 K: 0 S: 4	H: 1 LOB: 1 BB: 0 P: 4	1B: 3 2B: 2 3B: 1 HR: 0	SF: 1 SAC: 1 DP: 0 HBP: 1	WP: 1 PB: 0 SB: 0 CS: 0	PA: 37				
PITCHER	IP	WLS	BF	H	R	ER	SO	BB	IBB	HBP	BLK	WP	HR	S	P	ERA	WHIP							
Mike Torrez, R ERA: 4.59 (1, 1)	6.0		27	5	5	5	2	1	2	1	0	1	0	27	40	7.50	1.000							
Ernie McNally, R ERA: 3.97 (7, 1)	2.0		6	0	0	0	0	0	0	0	0	0	0	6	6	0.00	0.000							
Tom Walker, R ERA: 3.64 (9, 1)	1.0	W	4	1	0	0	0	0	0	0	0	0	0	4	4	0.00	1.000							

Los Angeles Dodgers @ Montreal Expos
 Jarry Park, Montreal, QB
 Wed Aug 29 1973, 7:05 PM EDT
 Att: 14,178 - Unknown

AB	31
R	5
H	6
RBI	5
BB	3
SO	2
LOB	9



Batter	1	2	3	4	5	6	7	8	9	AB	R	H	RBI	BB	SO	LOB	BOTTOM							
Larry Lintz, S OBP: 0.436, SLG: 0.354 (1, 4)										4	0	1	0	0	1	0								
Ron Woods, R OBP: 0.345, SLG: 0.314 (1, 8)										4	0	0	0	0	1	1								
Pepe Mangual, R OBP: 0.250, SLG: 0.453 (1, 7)										3	2	2	0	1	0	1								
Ken Singleton, S OBP: 0.414, SLG: 0.488 (1, 9)										3	2	2	0	1	1	1								
Bob Bailey, R OBP: 0.371, SLG: 0.499 (1, 5)										4	1	2	5	0	0	1								
Hal Breeden, R OBP: 0.357, SLG: 0.507 (1, 3)										4	0	1	0	0	0	1								
Mike Jorgensen, L OBP: 0.339, SLG: 0.340 (9, FR)										0	1	0	0	0	0	0								
Tim Foli, R OBP: 0.278, SLG: 0.281 (1, 6)										3	0	0	0	1	0	1								
Bob Stinson, S OBP: 0.329, SLG: 0.375 (1, 2)										3	0	0	0	1	1	0								
Mike Torrez, R OBP: 0.211, SLG: 0.214 (5, PH)										1	0	0	0	0	0	0								
Pepe Friess, R OBP: 0.236, SLG: 0.204 (5, PH)										0	0	0	0	0	0	0								
Ernie McNally, R OBP: 0.199, SLG: 0.196 (7, 1)										0	0	0	0	0	0	0								
Ron Fairly, L OBP: 0.260, SLG: 0.450 (8, PH)										1	0	0	0	0	1	0								
Tom Walker, R OBP: 0.300, SLG: 0.380 (9, PH)										0	0	0	0	0	0	0								
Boots Day, L OBP: 0.300, SLG: 0.380 (9, PH)										1	0	1	1	0	0	0								
Inning Stats	R: 0 E: 0 K: 2 S: 7	H: 1 LOB: 0 BB: 0 P: 7	R: 0 E: 0 K: 0 S: 3	H: 1 LOB: 0 BB: 0 P: 3	R: 0 E: 0 K: 1 S: 5	H: 0 LOB: 0 BB: 0 P: 5	R: 0 E: 0 K: 1 S: 6	H: 1 LOB: 1 BB: 0 P: 6	R: 0 E: 0 K: 0 S: 3	H: 0 LOB: 0 BB: 0 P: 3	R: 2 E: 0 K: 0 S: 5	H: 2 LOB: 1 BB: 1 P: 9	R: 0 E: 0 K: 1 S: 5	H: 0 LOB: 0 BB: 0 P: 5	R: 0 E: 0 K: 0 S: 4	H: 4 LOB: 3 BB: 3 P: 17	1B: 6 2B: 2 3B: 0 HR: 1	SF: 0 SAC: 0 DP: 1 HBP: 0	WP: 0 PB: 0 SB: 0 CS: 1	PA: 37				
PITCHER	IP	WLS	BF	H	R	ER	SO	BB	IBB	HBP	BLK	WP	HR	S	P	ERA	WHIP							
Tommy John, L ERA: 2.77 (1, 1)	8.1		31	6	4	4	5	2	1	0	0	0	1	3	11	4.32	0.960							
Jim Brewer, L ERA: 2.45 (9, 1)	0.0	L	5	3	2	2	0	1	1	0	0	0	1	3	11	∞	∞							

Los Angeles Dodgers @ Montreal Expos
 Jarry Park, Montreal, QB
 Wed Aug 29 1973, 7:05 PM EDT
 Att: 14,178 - Unknown

AB	32
R	6
H	9
RBI	6
BB	4
SO	5
LOB	6



Batter	1	2	3	4	5	6	7	8	9	AB	R	H	RBI	BB	SO	LOB	TOP			
Larry Lintz, S OBP: 0.424, SLG: 0.333 (1, 4)										3	1	0	1	1	0	1				
Ron Woods, R OBP: 0.341, SLG: 0.309 (1, 8)										4	0	0	0	0	0	0				
Bob Bailey, R OBP: 0.374, SLG: 0.507 (1, 5)										5	3	3	2	0	1	0				
Hal Breedon, R OBP: 0.367, SLG: 0.542 Mike Jorgensen, L OBP: 0.339, SLG: 0.340 (9, 3)										5	2	4	4	0	0	0				
Ken Singleton, S OBP: 0.416, SLG: 0.489 (1, 9)										3	0	2	0	1	0	0				
Pepe Mangual, R OBP: 0.241, SLG: 0.436 Ron Fairly, L OBP: 0.424, SLG: 0.452 (5, PH) Mike Marshall, R OBP: 0.292, SLG: 0.227 (7, 1)										2	0	0	0	0	1	2				
Tim Foli, R OBP: 0.278, SLG: 0.280 (1, 6)										4	0	1	0	0	0	6				
Terry Humphrey, R OBP: 0.176, SLG: 0.179 (1, 2)										4	1	0	0	0	1	1				
Steve Renko, R OBP: 0.350, SLG: 0.356 Pat Jarvis, R OBP: 0.288, SLG: 0.433 Jim Lyttle, L OBP: 0.288, SLG: 0.433 Tom Walker, R OBP: 0.382, SLG: 0.391 (7, 7)										1	0	0	0	0	1	1				
Inning Stats	R: 2 E: 0 K: 0 S: 5	H: 2 LOB: 0 BB: 0 P: 5	R: 0 E: 0 K: 2 S: 8	H: 1 LOB: 1 BB: 0 P: 8	R: 2 E: 0 K: 1 S: 8	H: 3 LOB: 2 BB: 1 P: 12	R: 1 E: 1 K: 0 S: 4	H: 0 LOB: 0 BB: 0 P: 4	R: 0 E: 0 K: 0 S: 3	H: 0 LOB: 0 BB: 0 P: 3	R: 2 E: 0 K: 0 S: 6	H: 3 LOB: 1 BB: 0 P: 6	R: 0 E: 0 K: 0 S: 3	H: 1 LOB: 0 BB: 0 P: 3	R: 0 E: 0 K: 1 S: 5	H: 0 LOB: 0 BB: 0 P: 5	1B: 8 2B: 1 3B: 0 HR: 3	SF: 0 SAC: 3 DP: 2 HBP: 0	WP: 1 PB: 1 SB: 0 CS: 0	PA: 40
PITCHER	IP WLS BF H R ER SO BB IBB HBP BLK WP HR S P ERA WHIP																			
Steve Carlton, L ERA: 3.99 Darrell Brandon, R ERA: 5.0 Mac Scarce, L ERA: 2.2 George Culver, R ERA: 3.09	4.0 23 7 5 4 3 2 0 0 0 0 2 27 35 9.00 2.250																			

Montreal Expos @ Philadelphia Phillies
Veterans Stadium, Philadelphia, PA
Thu Aug 30 1973, 7:05 PM EDT
Att: 10,220 - Unknown

AB 35
R 7
H 11
RBI 7
BB 2
SO 4
LOB 15

Batter	1	2	3	4	5	6	7	8	9	AB	R	H	RBI	BB	SO	LOB	BOTTOM					
Cesar Tovar, R OBP: 0.345, SLG: 0.375 (1, 5)										5	1	1	0	0	0	1						
Denny Doyle, L OBP: 0.303, SLG: 0.304 (1, 4)										5	1	2	0	0	0	2						
Willie Montanez, L OBP: 0.329, SLG: 0.384 (1, 3)										5	1	1	2	0	0	6						
Greg Luzinski, R OBP: 0.348, SLG: 0.492 (1, 7)										5	2	3	3	0	0	2						
Bill Robinson, R OBP: 0.333, SLG: 0.561 (1, 9)										4	0	1	0	0	1	0						
Del Unser, L OBP: 0.358, SLG: 0.445 (1, 8)										3	1	0	0	1	2	2						
Bob Boone, R OBP: 0.312, SLG: 0.365 (1, 2)										4	1	1	3	0	1	1						
Craig Robinson, R OBP: 0.239, SLG: 0.299 Mike Anderson, R OBP: 0.314, SLG: 0.421 Billy Grabarkewitz, R OBP: 0.322, SLG: 0.310 (9, PH) Steve Carlton, L OBP: 0.176, SLG: 0.247 Darrell Brandon, R OBP: 0.400, SLG: 0.250 Mac Scarce, L OBP: 0.288, SLG: 0.433 Tom Hutton, L OBP: 0.386, SLG: 0.394 George Culver, R OBP: 0.207, SLG: 0.250 (9, PH)										3	0	0	0	0	1	1						
Inning Stats	R: 0 E: 0 K: 0 S: 3	H: 0 LOB: 0 BB: 0 P: 3	R: 1 E: 0 K: 1 S: 7	H: 2 LOB: 1 BB: 0 P: 7	R: 0 E: 1 K: 0 S: 4	H: 0 LOB: 1 BB: 0 P: 4	R: 2 E: 0 K: 1 S: 6	H: 1 LOB: 0 BB: 1 P: 10	R: 3 E: 0 K: 0 S: 6	H: 3 LOB: 0 BB: 0 P: 6	R: 0 E: 0 K: 0 S: 3	H: 0 LOB: 0 BB: 0 P: 3	R: 0 E: 1 K: 0 S: 5	H: 2 LOB: 2 BB: 0 P: 5	R: 0 E: 0 K: 3 S: 9	H: 0 LOB: 0 BB: 0 P: 9	R: 2 E: 1 K: 0 S: 6	H: 3 LOB: 2 BB: 0 P: 6	1B: 6 2B: 2 3B: 0 HR: 3	SF: 0 SAC: 0 DP: 0 HBP: 0	WP: 0 PB: 0 SB: 0 CS: 0	PA: 40
PITCHER	IP WLS BF H R ER SO BB IBB HBP BLK WP HR S P ERA WHIP																					
Steve Renko, R ERA: 3.0 Pat Jarvis, R ERA: 2.75 Tom Walker, R ERA: 3.59 Mike Marshall, R ERA: 2.62	4.2 22 1 0 0 0 1 0 0 0 0 0 1 25 29 11.57 1.500																					

Montreal Expos @ Philadelphia Phillies
Veterans Stadium, Philadelphia, PA
Thu Aug 30 1973, 7:05 PM EDT
Att: 10,220 - Unknown

AB 39
R 8
H 11
RBI 8
BB 1
SO 5
LOB 16

Batter	1	2	3	4	5	6	7	8	9	AB	R	H	RBI	BB	SO	LOB	TOP					
Mike Jorgensen, L (1, 3) OBP: 0.339, SLG: 0.337	F8		F8		E1		BB	BB		3	0	0	0	2	0	0	Montreal Expos @ Philadelphia Phillies Veterans Stadium, Philadelphia, PA Fri Aug 31 1973, 7:05 PM EDT Att: 14,171 - Unknown					
Larry Lintz, S (1, 4) OBP: 0.406, SLG: 0.309	L5		4-3		B1-3		BB	BB		4	0	0	0	1	1	4						
Ron Fairly, L (1, 7) Hal Breedren, R (7, PH) Ron Woods, R (7, 7) OBP: 0.426, SLG: 0.452 OBP: 0.369, SLG: 0.545 OBP: 0.340, SLG: 0.308	F7				BB		BB		4-3	2	1	1	0	1	0	0						
Ken Singleton, S (1, 9) OBP: 0.419, SLG: 0.496					CS		BB			4	2	3	1	1	0	3						
Boots Day, L (1, 8) OBP: 0.358, SLG: 0.386					HR		BB			5	1	1	0	0	1	4						
Bernie Allen, L (1, 5) OBP: 0.289, SLG: 0.333					HR		BB			4	1	2	2	1	0	1						
Bob Stinson, S (1, 2) OBP: 0.325, SLG: 0.358					F7		BB			3	0	0	0	1	0	3						
Tim Foli, R (1, 6) OBP: 0.277, SLG: 0.278					K		BB			3	0	0	0	1	1	3						
Steve Rogers, R (1, 1) OBP: 0.250, SLG: 0.167					1-3					4	0	0	1	0	2	2						
Mike Marshall, R (9, 1) OBP: 0.292, SLG: 0.227					K					0	0	0	0	0	0	0						
Inning Stats	R: 0 E: 0 K: 0 S: 3	H: 0 LOB: 0 BB: 0 P: 3	R: 0 E: 0 K: 0 S: 3	H: 0 LOB: 2 BB: 2 P: 11	R: 0 E: 0 K: 0 S: 3	H: 0 LOB: 0 BB: 0 P: 3	R: 3 E: 0 K: 1 S: 8	H: 3 LOB: 0 BB: 0 P: 8	R: 0 E: 1 K: 1 S: 5	H: 0 LOB: 1 BB: 1 P: 9	R: 1 E: 1 K: 1 S: 7	H: 1 LOB: 1 BB: 0 P: 7	R: 0 E: 0 K: 1 S: 5	H: 1 LOB: 2 BB: 2 P: 13	R: 1 E: 0 K: 1 S: 7	H: 2 LOB: 2 BB: 2 P: 15	R: 0 E: 0 K: 0 S: 4	H: 1 LOB: 2 BB: 1 P: 8	1B: 5 2B: 3 3B: 0 HR: 1	SF: 0 SAC: 1 DP: 1 HBP: 0	WP: 0 PB: 1 CS: 0	PA: 44
PITCHER	IP WLS BF H R ER SO BB IBB HBP BLK WP HR S P ERA WHIP																					
Jim Lonborg, R (1, 1) ERA: 4.93	6.1 L 29 4 4 3 4 5 0 0 0 0 0 1 32 52 4.26 1.421																					
Mac Scarce, L (7, 1) ERA: 2.17	0.2 2 1 0 0 0 0 0 0 0 0 0 0 2 2 0.00 1.500																					
George Culver, R (8, 1) ERA: 3.14	2.0 12 3 1 1 1 0 3 0 0 0 0 0 11 23 4.50 1.500																					

AB	34
R	5
H	8
RBI	4
BB	8
SO	5
LOB	20



Batter	1	2	3	4	5	6	7	8	9	AB	R	H	RBI	BB	SO	LOB	BOTTOM			
Cesar Tovar, R (1, 5) OBP: 0.348, SLG: 0.378					CS		BB			3	0	1	0	2	0	2	Montreal Expos @ Philadelphia Phillies Veterans Stadium, Philadelphia, PA Fri Aug 31 1973, 7:05 PM EDT Att: 14,171 - Unknown			
Denny Doyle, L (1, 4) OBP: 0.296, SLG: 0.300					K					4	0	0	0	0	1	4				
Willie Montanez, L (1, 3) OBP: 0.330, SLG: 0.384					K					3	0	1	0	1	1	1				
Greg Luzinski, R (1, 7) OBP: 0.349, SLG: 0.492					5-3					4	0	2	0	0	0	1				
Bill Robinson, R (1, 9) OBP: 0.332, SLG: 0.560					K					4	1	1	0	0	2	4				
Del Unser, L (1, 8) OBP: 0.356, SLG: 0.442					F7					3	1	0	0	1	1	4				
Bob Boone, R (1, 2) OBP: 0.312, SLG: 0.362					5-3					3	0	0	0	1	0	4				
Craig Robinson, R (1, 6) OBP: 0.237, SLG: 0.297					5-3					1	0	0	0	0	0	0				
Tom Hutton, L (5, PH) Terry Harmon, R (6, 6) OBP: 0.330, SLG: 0.339 OBP: 0.293, SLG: 0.246					5-3					1	0	0	0	0	0	2				
Jim Lonborg, R (1, 1) Mac Scarce, L (7, 1) Mike Rogodzinski, L (7, PH) George Culver, R (8, 1) Mike Anderson, R (9, PH) OBP: 0.189, SLG: 0.180 ERA: 1.19 OBP: 0.312, SLG: 0.418					K					2	0	1	1	0	1	0				
Inning Stats	R: 0 E: 0 K: 2 S: 6	H: 0 LOB: 0 BB: 1 P: 10	R: 0 E: 0 K: 1 S: 5	H: 0 LOB: 0 BB: 0 P: 5	R: 0 E: 0 K: 1 S: 4	H: 1 LOB: 1 BB: 0 P: 4	R: 2 E: 1 K: 0 S: 5	H: 2 LOB: 2 BB: 2 P: 13	R: 0 E: 0 K: 1 S: 7	H: 2 LOB: 2 BB: 0 P: 7	R: 0 E: 0 K: 0 S: 2	H: 0 LOB: 0 BB: 1 P: 6	R: 0 E: 0 K: 1 S: 6	H: 1 LOB: 1 BB: 1 P: 10	R: 0 E: 0 K: 0 S: 3	H: 0 LOB: 1 BB: 1 P: 7	1B: 4 2B: 2 3B: 0 HR: 0	SF: 0 SAC: 0 DP: 2 HBP: 0	WP: 0 PB: 0 CS: 1	PA: 37
PITCHER	IP WLS BF H R ER SO BB IBB HBP BLK WP HR S P ERA WHIP																			
Steve Rogers, R (1, 1) ERA: 1.19	8.0 W 34 6 2 1 6 6 0 0 0 0 0 0 3 3 1.12 1.500																			
Mike Marshall, R (9, 1) ERA: 2.6	1.0 S 3 0 0 0 0 0 0 0 0 0 0 0 3 3 0.00 0.000																			



Batter	1	2	3	4	5	6	7	8	9	AB	R	H	RBI	BB	SO	LOB	TOP									
Mike Jorgensen, L (1, 3) OBP: 0.343, SLG: 0.351										4	1	2	3	1	0	1	Montreal Expos @ Philadelphia Phillies Veterans Stadium, Philadelphia, PA Sat Sep 01 1973, 7:05 PM EDT Att: 14,217 - Unknown									
Clyde Mashore, R (1, 4) OBP: 0.304, SLG: 0.333 Larry Lintz, S (1, PH) OBP: 0.391, SLG: 0.288										0	0	0	0	0	0	0										
Ron Fairly, L (1, 7) OBP: 0.429, SLG: 0.463 Ron Woods, R (7, PR) OBP: 0.342, SLG: 0.308										3	2	2	1	1	0	1										
Ken Singleton, S (1, 9) OBP: 0.419, SLG: 0.496										4	0	1	1	1	2	3										
Bob Bailey, R (1, 5) OBP: 0.374, SLG: 0.507 Pepe Frias, R (9, 5) OBP: 0.256, SLG: 0.264										4	2	1	0	1	1	4										
Boots Day, L (1, 8) OBP: 0.362, SLG: 0.396										3	1	2	1	0	0	0										
Pepe Mangual, R (8, PH) OBP: 0.250, SLG: 0.436										0	1	0	1	1	0	0										
Bob Stinson, S (1, 2)										2	1	1	0	1	0	1										
Tim Foli, R (1, 6) OBP: 0.277, SLG: 0.276										3	1	0	1	1	0	2										
Balor Moore, L (1, 1) OBP: 0.115, SLG: 0.082 Tony Scott, S (4, PR)										0	0	0	1	0	0	0										
Pat Jarvis, R (4, 1) Mike Marshall, R (6, 1) OBP: 0.280, SLG: 0.217										0	1	0	0	0	0	0										
										1	0	0	1	0	0	1										
Inning Stats	R: 0 E: 0 K: 1 S: 5	H: 0 LOB: 1 BB: 1 P: 9	R: 3 E: 2 K: 0 S: 6	H: 2 LOB: 1 BB: 1 P: 10	R: 1 E: 0 K: 1 S: 6	H: 1 LOB: 0 BB: 0 P: 6	R: 2 E: 0 K: 0 S: 3	H: 1 LOB: 1 BB: 1 P: 8	R: 2 E: 0 K: 0 S: 4	H: 3 LOB: 0 BB: 1 P: 8	R: 0 E: 0 K: 1 S: 5	H: 0 LOB: 0 BB: 0 P: 5	R: 0 E: 0 K: 1 S: 5	H: 1 LOB: 2 BB: 1 P: 9	R: 2 E: 0 K: 0 S: 4	H: 1 LOB: 1 BB: 2 P: 12		R: 1 E: 0 K: 0 S: 2	H: 0 LOB: 1 BB: 2 P: 10	1B: 2 2B: 6 3B: 0 HR: 2	SF: 1 SAC: 2 DP: 3 HBP: 1	WP: 1 PB: 1 CS: 2	PA: 42			
PITCHER	IP WLS BF H R ER SO BB IBB HBP BLK WP HR S P ERA WHIP	IP WLS BF H R ER SO BB IBB HBP BLK WP HR S P ERA WHIP	IP WLS BF H R ER SO BB IBB HBP BLK WP HR S P ERA WHIP	IP WLS BF H R ER SO BB IBB HBP BLK WP HR S P ERA WHIP	IP WLS BF H R ER SO BB IBB HBP BLK WP HR S P ERA WHIP	IP WLS BF H R ER SO BB IBB HBP BLK WP HR S P ERA WHIP	IP WLS BF H R ER SO BB IBB HBP BLK WP HR S P ERA WHIP	IP WLS BF H R ER SO BB IBB HBP BLK WP HR S P ERA WHIP	IP WLS BF H R ER SO BB IBB HBP BLK WP HR S P ERA WHIP	IP WLS BF H R ER SO BB IBB HBP BLK WP HR S P ERA WHIP	IP WLS BF H R ER SO BB IBB HBP BLK WP HR S P ERA WHIP	IP WLS BF H R ER SO BB IBB HBP BLK WP HR S P ERA WHIP	IP WLS BF H R ER SO BB IBB HBP BLK WP HR S P ERA WHIP	IP WLS BF H R ER SO BB IBB HBP BLK WP HR S P ERA WHIP	IP WLS BF H R ER SO BB IBB HBP BLK WP HR S P ERA WHIP	IP WLS BF H R ER SO BB IBB HBP BLK WP HR S P ERA WHIP		IP WLS BF H R ER SO BB IBB HBP BLK WP HR S P ERA WHIP	IP WLS BF H R ER SO BB IBB HBP BLK WP HR S P ERA WHIP	IP WLS BF H R ER SO BB IBB HBP BLK WP HR S P ERA WHIP	IP WLS BF H R ER SO BB IBB HBP BLK WP HR S P ERA WHIP	IP WLS BF H R ER SO BB IBB HBP BLK WP HR S P ERA WHIP	IP WLS BF H R ER SO BB IBB HBP BLK WP HR S P ERA WHIP	IP WLS BF H R ER SO BB IBB HBP BLK WP HR S P ERA WHIP	IP WLS BF H R ER SO BB IBB HBP BLK WP HR S P ERA WHIP	
Wayne Twitchell, R (1, 1) ERA: 2.53	4.1 L 23 6 8 8 2 4 0 0 0 1 2 22 39 16.61 2.308	0.2 2 1 0 0 0 0 0 0 0 0 0 2 2 0.00 1.500	2.0 7 1 0 0 2 1 0 0 0 0 0 10 14 0.00 1.000	1.0 6 1 2 2 0 1 1 0 0 0 0 4 12 18.00 2.000	1.0 5 0 1 1 0 2 0 0 0 0 0 2 10 9.00 2.000																					

AB	29
R	11
H	9
RBI	10
BB	9
SO	4
LOB	17



Batter	1	2	3	4	5	6	7	8	9	AB	R	H	RBI	BB	SO	LOB	BOTTOM							
Cesar Tovar, R (1, 5) OBP: 0.345, SLG: 0.374										3	0	0	0	0	0	1	Montreal Expos @ Philadelphia Phillies Veterans Stadium, Philadelphia, PA Sat Sep 01 1973, 7:05 PM EDT Att: 14,217 - Unknown							
Barry Lersch, S (6, 1) OBP: 0.214, SLG: 0.154 Willie Montanez, L (7, PH) OBP: 0.329, SLG: 0.383 Mike Wallace, L (8, 1)										0	0	0	0	0	0	0								
Bill Wilson, R (9, 1)										4	2	2	4	0	2	0								
Billy Grabarkewitz, R (1, 4) OBP: 0.320, SLG: 0.310										4	0	0	0	0	1	0								
Mike Anderson, R (1, 9) OBP: 0.317, SLG: 0.462										4	2	2	4	0	2	0								
Greg Luzinski, R (1, 7) OBP: 0.347, SLG: 0.488										4	0	0	0	0	1	0								
Bill Robinson, R (1, 8) OBP: 0.334, SLG: 0.566										3	1	1	1	1	0	0								
Bob Boone, R (1, 2) OBP: 0.311, SLG: 0.359										3	0	0	0	1	1	1								
Mike Schmidt, R (1, 3) OBP: 0.330, SLG: 0.395										2	0	0	0	0	1	1								
Terry Harmon, R (9, 4) OBP: 0.291, SLG: 0.244										1	0	0	0	0	0	0								
Craig Robinson, R (1, 6) OBP: 0.238, SLG: 0.295										4	0	1	0	0	1	1								
Wayne Twitchell, R (1, 1) OBP: 0.104, SLG: 0.134 Ron Diorio, R (5, 1)										1	0	0	0	0	0	0								
Tom Hutton, L (5, PH) OBP: 0.358, SLG: 0.392										3	0	1	0	0	0	2								
Inning Stats	R: 2 E: 0 K: 1 S: 6	H: 1 LOB: 2 BB: 2 P: 14	R: 0 E: 0 K: 1 S: 5	H: 0 LOB: 0 BB: 0 P: 5	R: 0 E: 0 K: 1 S: 5	H: 0 LOB: 0 BB: 0 P: 5	R: 0 E: 0 K: 0 S: 3	H: 0 LOB: 0 BB: 0 P: 3	R: 0 E: 0 K: 1 S: 5	H: 0 LOB: 1 BB: 0 P: 6	R: 3 E: 0 K: 0 S: 5	H: 3 LOB: 0 BB: 1 P: 9	R: 0 E: 0 K: 0 S: 4	H: 1 LOB: 1 BB: 0 P: 4	R: 0 E: 0 K: 1 S: 5	H: 0 LOB: 0 BB: 0 P: 5		R: 0 E: 0 K: 1 S: 6	H: 1 LOB: 1 BB: 0 P: 6	1B: 3 2B: 0 3B: 0 HR: 3	SF: 0 SAC: 0 DP: 1 HBP: 1	WP: 0 PB: 0 CS: 0	PA: 36	
PITCHER	IP WLS BF H R ER SO BB IBB HBP BLK WP HR S P ERA WHIP	IP WLS BF H R ER SO BB IBB HBP BLK WP HR S P ERA WHIP	IP WLS BF H R ER SO BB IBB HBP BLK WP HR S P ERA WHIP	IP WLS BF H R ER SO BB IBB HBP BLK WP HR S P ERA WHIP	IP WLS BF H R ER SO BB IBB HBP BLK WP HR S P ERA WHIP	IP WLS BF H R ER SO BB IBB HBP BLK WP HR S P ERA WHIP	IP WLS BF H R ER SO BB IBB HBP BLK WP HR S P ERA WHIP	IP WLS BF H R ER SO BB IBB HBP BLK WP HR S P ERA WHIP	IP WLS BF H R ER SO BB IBB HBP BLK WP HR S P ERA WHIP	IP WLS BF H R ER SO BB IBB HBP BLK WP HR S P ERA WHIP	IP WLS BF H R ER SO BB IBB HBP BLK WP HR S P ERA WHIP	IP WLS BF H R ER SO BB IBB HBP BLK WP HR S P ERA WHIP	IP WLS BF H R ER SO BB IBB HBP BLK WP HR S P ERA WHIP	IP WLS BF H R ER SO BB IBB HBP BLK WP HR S P ERA WHIP	IP WLS BF H R ER SO BB IBB HBP BLK WP HR S P ERA WHIP	IP WLS BF H R ER SO BB IBB HBP BLK WP HR S P ERA WHIP		IP WLS BF H R ER SO BB IBB HBP BLK WP HR S P ERA WHIP	IP WLS BF H R ER SO BB IBB HBP BLK WP HR S P ERA WHIP	IP WLS BF H R ER SO BB IBB HBP BLK WP HR S P ERA WHIP	IP WLS BF H R ER SO BB IBB HBP BLK WP HR S P ERA WHIP	IP WLS BF H R ER SO BB IBB HBP BLK WP HR S P ERA WHIP	IP WLS BF H R ER SO BB IBB HBP BLK WP HR S P ERA WHIP	IP WLS BF H R ER SO BB IBB HBP BLK WP HR S P ERA WHIP
Balor Moore, L (1, 1) ERA: 4.39	3.0 12 3 2 2 3 2 0 0 0 0 2 16 24 6.00 1.000	2.1 11 3 3 3 1 0 0 1 0 0 2 12 13 11.57 1.286	3.2 W 13 2 0 0 2 1 0 0 0 0 0 16 20 0.00 0.818																					



Batter	1	2	3	4	5	6	7	8	9	AB	R	H	RBI	BB	SO	LOB	TOP										
Rick Monday, L OBP: 0.375, SLG: 0.469 (1, 8)										5	1	1	0	0	1	0											
Don Kessinger, S OBP: 0.355, SLG: 0.309 (1, 6)										5	1	3	0	0	0	0											
Billy Williams, L OBP: 0.372, SLG: 0.448 (1, 7)										5	0	2	2	0	1	2											
Gonzalo Marquez, L OBP: 0.353, SLG: 0.364 (1, 3)										4	0	2	0	1	0	1											
Jim Hickman, R OBP: 0.378, SLG: 0.311 (1, 9)										4	0	1	0	0	1	5											
Ron Santo, R OBP: 0.358, SLG: 0.437 (1, 5)										3	0	0	0	1	1	3											
Paul Popovich, S OBP: 0.273, SLG: 0.276 (1, 4)										4	0	0	0	0	0	6											
Randy Hundley, R OBP: 0.280, SLG: 0.342 (1, 2)										3	0	0	0	1	1	2											
Mill Pappas, R OBP: 0.287, SLG: 0.114 (7, PH)										2	0	0	0	0	1	3											
Glenn Beckert, R OBP: 0.311, SLG: 0.290 (7, PH)										1	0	0	0	0	0	0											
Dave LaRoche, L OBP: 0.329, SLG: 0.287 (7, PH)										0	0	0	0	0	0	0											
Bob Locker, R OBP: 0.259, SLG: 0.287 (7, PH)										0	0	0	0	0	0	0											
Mike Paul, L OBP: 0.379, SLG: 0.471 (7, PH)										0	0	0	0	0	0	0											
Jack Aker, R OBP: 0.270, SLG: 0.253 (8, PH)										0	0	0	0	0	0	0											
Gene Higer, L OBP: 0.270, SLG: 0.253 (8, PH)										1	0	0	0	0	0	0											
Inning Stats	R: 0 E: 0 K: 1 S: 5	H: 0 LOB: 0 BB: 0 P: 5	R: 0 E: 0 K: 1 S: 6	H: 1 LOB: 2 BB: 1 P: 10	R: 0 E: 0 K: 0 S: 4	H: 1 LOB: 1 BB: 0 P: 4	R: 0 E: 1 K: 1 S: 7	H: 1 LOB: 3 BB: 1 P: 11	R: 0 E: 0 K: 0 S: 6	H: 0 LOB: 0 BB: 0 P: 3	R: 0 E: 0 K: 0 S: 3	H: 0 LOB: 0 BB: 0 P: 3	R: 0 E: 0 K: 2 S: 9	H: 2 LOB: 2 BB: 0 P: 9	R: 2 E: 0 K: 0 S: 6	H: 3 LOB: 1 BB: 0 P: 6	1B: 7 2B: 2 3B: 0 HR: 0	SF: 0 SAC: 0 DP: 0 HBP: 0	WP: 0 PB: 0 SB: 0 CS: 0	PA: 40							
PITCHER	IP	WLS	BF	H	R	ER	SO	BB	IBB	HBP	BLK	WP	HR	S	P	ERA	WHIP										
Steve Renko, R ERA: 2.88 (1, 1)	8.0	W	34	6	0	0	6	2	1	0	0	0	0	43	55	0.00	1.000										
Mike Marshall, R ERA: 2.64 (9, 1)	1.0	S	6	3	2	2	0	0	0	0	0	0	0	6	6	18.00	3.000										

Chicago Cubs @ Montreal Expos
Jarry Park, Montreal, QB
Mon Sep 03 1973, 7:05 PM EDT
Att: 20,165 - Unknown

AB 37
R 2
H 9
RBI 2
BB 3
SO 6
LOB 22



Batter	1	2	3	4	5	6	7	8	9	AB	R	H	RBI	BB	SO	LOB	BOTTOM										
Boots Day, L OBP: 0.397, SLG: 0.389 (1, 8)										3	0	0	0	0	0	1											
Ron Woods, R OBP: 0.340, SLG: 0.313 (7, PH)										1	0	0	0	1	0	1											
Mike Jorgensen, L OBP: 0.342, SLG: 0.348 (1, 3)										3	0	0	0	1	1	0											
Ron Fairly, L OBP: 0.430, SLG: 0.465 (1, 7)										3	0	1	1	1	0	0											
Pepe Mangual, R OBP: 0.246, SLG: 0.407 (7, PR)										0	0	0	0	0	0	0											
Ken Singleton, S OBP: 0.421, SLG: 0.498 (1, 9)										3	0	1	0	1	2	3											
Bob Bailey, R OBP: 0.375, SLG: 0.509 (1, 5)										4	0	0	0	0	0	6											
Bernie Allen, L OBP: 0.293, SLG: 0.330 (1, 4)										1	1	0	0	1	0	0											
Ron Hunt, R OBP: 0.417, SLG: 0.343 (7, PH)										1	0	0	0	0	0	0											
Pepe Frias, R OBP: 0.256, SLG: 0.271 (8, 4)										1	1	1	0	0	0	0											
Bob Stinson, S OBP: 0.337, SLG: 0.375 (1, 2)										3	1	1	0	0	0	2											
Tim Foli, R OBP: 0.289, SLG: 0.289 (1, 6)										4	1	3	1	0	0	0											
Steve Renko, R OBP: 0.361, SLG: 0.382 (1, 1)										3	1	2	2	0	0	0											
Hal Breeden, R OBP: 0.378, SLG: 0.587 (8, PH)										0	0	0	0	0	0	0											
Jim Lytle, L OBP: 0.284, SLG: 0.433 (8, PH)										0	0	0	1	0	0	0											
Mike Marshall, R OBP: 0.280, SLG: 0.217 (9, 1)										0	0	0	0	0	0	0											
Inning Stats	R: 0 E: 0 K: 0 S: 3	H: 0 LOB: 0 BB: 0 P: 3	R: 0 E: 0 K: 1 S: 6	H: 0 LOB: 0 BB: 0 P: 6	R: 0 E: 0 K: 0 S: 3	H: 0 LOB: 0 BB: 0 P: 3	R: 0 E: 0 K: 1 S: 6	H: 1 LOB: 1 BB: 0 P: 6	R: 1 E: 0 K: 0 S: 4	H: 2 LOB: 1 BB: 1 P: 8	R: 0 E: 0 K: 0 S: 3	H: 1 LOB: 1 BB: 1 P: 7	R: 3 E: 0 K: 1 S: 8	H: 3 LOB: 3 BB: 3 P: 20	R: 1 E: 0 K: 0 S: 5	H: 2 LOB: 1 BB: 0 P: 5	1B: 5 2B: 4 3B: 0 HR: 0	SF: 1 SAC: 1 DP: 1 HBP: 0	WP: 0 PB: 0 SB: 0 CS: 1	PA: 37							
PITCHER	IP	WLS	BF	H	R	ER	SO	BB	IBB	HBP	BLK	WP	HR	S	P	ERA	WHIP										
Milt Pappas, R ERA: 4.48 (7, 1)	0.1	L	3	2	2	2	0	0	0	0	0	0	0	3	3	54.00	6.000										
Dave LaRoche, L ERA: 6.1 (7, 1)	0.0		1	1	0	0	0	0	0	0	0	0	0	1	1	∞	∞										
Bob Locker, R ERA: 2.52 (7, 1)	1.0		8	2	2	2	1	2	1	0	1	0	0	7	19	18.00	4.000										
Mike Paul, L ERA: 4.95 (8, 1)	0.2		2	0	0	0	0	0	0	0	0	0	0	2	2	0.00	0.000										

Chicago Cubs @ Montreal Expos
Jarry Park, Montreal, QB
Mon Sep 03 1973, 7:05 PM EDT
Att: 20,165 - Unknown

AB 30
R 5
H 9
RBI 5
BB 5
SO 3
LOB 13



Batter	1	2	3	4	5	6	7	8	9	AB	R	H	RBI	BB	SO	LOB	TOP								
Don Kessinger, S OBP: 0.332, SLG: 0.306 (1, 6)	F7		6-3			4-3		4-3		4	0	0	0	0	0	0	Chicago Cubs @ Montreal Expos Jarry Park, Montreal, QB Tue Sep 04 1973, 7:05 PM EDT Att: 18,667 - Unknown - 83 F								
Ralph LaCock, L (1, 9)	F7		4-3			4-3		4-3		4	0	0	0	0	0	0									
Billy Williams, L OBP: 0.373, SLG: 0.448 (1, 7)	F7			4-3			FC3-6 1B		FC4-6 1B	4	0	2	0	0	0	0									
Gonzalo Marquez, L OBP: 0.316, SLG: 0.324 (1, 3)		4-3		4-3		FC3-6 4-3 3B		FC4-6 1B BLK		4	2	0	0	0	0	2									
Rick Monday, L OBP: 0.376, SLG: 0.473 (1, 8)							4-3		F5	1	0	1	0	0	0	0									
Gene Hiser, L OBP: 0.263, SLG: 0.245 (4, PH) (4, 8)		P4-3 2B		F9			4-3			3	0	0	0	0	0	2									
Paul Popovich, S OBP: 0.277, SLG: 0.289 (1, 4)		P4-3			P6-3				BLK BB	4	0	2	1	0	0	1									
Carmen Fanzone, R OBP: 0.341, SLG: 0.418 (1, 5) Matt Alexander, S (9, PR)					K		FC6 BB		BLK BB	1	0	0	0	3	1	0									
Randy Hundley, R OBP: 0.279, SLG: 0.340 (1, 2)					1-3		FC6		FC6-4 IBB	2	0	0	0	0	1	2									
Glenn Beckert, R OBP: 0.300, SLG: 0.296 (7, PH) Tom Lundstedt, S (7, 2)										1	0	0	0	0	0	2									
Ron Santo, R OBP: 0.359, SLG: 0.437 (9, PH)										0	0	0	0	1	0	0									
Fergie Jenkins, R OBP: 0.188, SLG: 0.176 (1, 1)			6-3						FC6-4	2	0	0	0	0	0	0									
Rico Carty, R OBP: 0.300, SLG: 0.296 (8, PH)						6-3				1	0	0	0	0	1	0									
Bob Locker, S OBP: 0.071, SLG: 0.071 (8, 1)										0	0	0	0	0	0	0									
Jim Hickman, R OBP: 0.376, SLG: 0.309 (9, PH)										1	0	0	0	0	0	3									
Inning Stats	R: 0 E: 0 K: 0 S: 3	H: 0 LOB: 0 BB: 0 P: 3	R: 0 E: 0 K: 1 S: 6	H: 1 LOB: 2 BB: 1 P: 10	R: 0 E: 0 K: 0 S: 3	H: 0 LOB: 0 BB: 0 P: 3	R: 0 E: 0 K: 0 S: 3	H: 0 LOB: 0 BB: 0 P: 3	R: 0 E: 0 K: 1 S: 5	H: 0 LOB: 0 BB: 0 P: 5	R: 0 E: 0 K: 0 S: 3	H: 0 LOB: 0 BB: 0 P: 3	R: 1 E: 0 K: 0 S: 5	H: 2 LOB: 2 BB: 1 P: 9	R: 0 E: 0 K: 1 S: 5	H: 0 LOB: 0 BB: 0 P: 5	R: 1 E: 0 K: 0 S: 5	H: 2 LOB: 3 BB: 2 P: 13	1B: 3 2B: 1 3B: 1 HR: 0	SF: 0 SAC: 0 DP: 0 HBP: 0	WP: 1 PB: 0 SB: 0 CS: 0	PA: 36			
PITCHER	IP WLS BF H R ER SO BB IBB HBP BLK WP HR S P ERA WHIP	8.2 W 34 5 2 2 3 3 0 0 0 1 0 37 49 2.08 0.923	0.1 S 2 0 0 0 0 0 1 0 1 0 0 1 5 0.00 0.000																						

AB	32
R	2
H	5
RBI	1
BB	4
SO	3
LOB	12



Batter	1	2	3	4	5	6	7	8	9	AB	R	H	RBI	BB	SO	LOB	BOTTOM							
Boots Day, L OBP: 0.350, SLG: 0.381 (1, 8) (9, 7)	1-3			E6 G3 SH SF9	K		G3			4	1	0	0	0	1	2	Chicago Cubs @ Montreal Expos Jarry Park, Montreal, QB Tue Sep 04 1973, 7:05 PM EDT Att: 18,667 - Unknown - 83 F							
Larry Lintz, S OBP: 0.397, SLG: 0.279 (1, 4)	P4-3			SH SF9 G3	BB			BB S SF8 BB		1	1	0	0	2	0	0								
Ron Fairly, L OBP: 0.428, SLG: 0.461 (1, 7) Ron Woods, R OBP: 0.340, SLG: 0.313 (9, 8)	L9			G3	BB			K		3	0	0	1	1	1	3								
Ken Singleton, S OBP: 0.424, SLG: 0.497 (1, 9)					F2				SF8 BB IBB	1	0	0	0	3	0	3								
Mike Jorgensen, L OBP: 0.341, SLG: 0.346 (1, 3)		G3		SF9			G3		BB BB	2	0	0	1	1	0	1								
Bernie Allen, L OBP: 0.284, SLG: 0.319 (1, 5) Jim Little, L OBP: 0.279, SLG: 0.433 (8, PH) Pepe Frias, R OBP: 0.256, SLG: 0.271 (9, 5)		F8		F5			L4		SF8	3	0	0	0	0	0	2								
Bob Stinson, S OBP: 0.344, SLG: 0.387 (1, 2)				K2-3			F5			3	1	1	0	1	1	0								
Tim Foli, R OBP: 0.288, SLG: 0.288 (1, 6)				F9			P4-3		6-3	4	0	1	0	0	0	3								
Steve Rogers, R OBP: 0.226, SLG: 0.148 (1, 1) Mike Marshall, R OBP: 0.280, SLG: 0.217 (9, 1)				1-3			1-3			3	0	0	0	0	1	2								
Inning Stats	R: 0 E: 0 K: 0 S: 3	H: 0 LOB: 0 BB: 0 P: 3	R: 0 E: 0 K: 0 S: 2	H: 0 LOB: 0 BB: 1 P: 6	R: 0 E: 0 K: 1 S: 5	H: 0 LOB: 0 BB: 0 P: 5	R: 1 E: 2 K: 0 S: 5	H: 0 LOB: 2 BB: 1 P: 9	R: 1 E: 0 K: 2 S: 9	H: 2 LOB: 3 BB: 2 P: 17	R: 0 E: 0 K: 0 S: 3	H: 0 LOB: 0 BB: 0 P: 3	R: 0 E: 0 K: 0 S: 3	H: 0 LOB: 0 BB: 0 P: 3	R: 1 E: 0 K: 1 S: 5	H: 0 LOB: 3 BB: 4 P: 21		1B: 1 2B: 1 3B: 0 HR: 0	SF: 2 SAC: 1 DP: 0 HBP: 0	WP: 0 PB: 0 SB: 1 CS: 1	PA: 35			
PITCHER	IP WLS BF H R ER SO BB IBB HBP BLK WP HR S P ERA WHIP	7.0 L 28 2 2 1 3 3 1 0 0 0 0 5 21 9.00 3.000	1.0 7 0 1 1 1 3 1 0 0 0 0 0 5 21 9.00 3.000																					

AB	24
R	3
H	2
RBI	3
BB	8
SO	4
LOB	16



Batter	1	2	3	4	5	6	7	8	9	AB	R	H	RBI	BB	SO	LOB	TOP			
Wayne Garrett, L (1.5) OBP: 0.335, SLG: 0.365	0-3 K		0-3 K		0-0 4-3		0-0 1-6-3			4	0	0	0	0	2	1	<p>New York Mets @ Montreal Expos Jarry Park, Montreal, QB Sat Sep 08 1973, 7:05 PM EDT Att: 17,632 - Unknown</p>			
Felix Milan, R (1.4) OBP: 0.332, SLG: 0.361	0-0 G3-6-1 1B		0-0 G3		0-0 BB 1B		1-0 4-3 2-1 HBP			3	0	2	0	0	0	1				
Rusty Staub, L (1.9) OBP: 0.355, SLG: 0.408	0-0 G3-6-1 1-2		4-0 FC3-6 1B BB		4-0 BB 1-2 BB		0-0 4-3 1-2			2	1	0	0	2	0	2				
John Milner, L (1.7) OBP: 0.328, SLG: 0.452		0-0 P6		0-0 E4 FC3-6 1-2		0-0 3-1		0-0 4-3 2-3		4	0	0	0	0	0	4				
Ed Kranepool, L (1.3) OBP: 0.309, SLG: 0.308		4-0 FC5-4 BB		0-0 FC3-6 FC5 1B 1-2 2-3		0-0 1-3		0-0 2-1 3-H	0-0 L6	3	0	0	0	1	0	2				
Jerry Grote, R (1.2) OBP: 0.276, SLG: 0.307		0-0 FC5-4 FC6 1-2		0-0 FC5 1B 1-2 3-H		0-0 5-3			0-0 6-3	4	0	1	1	0	0	1				
Don Hahn, R (1.8) OBP: 0.293, SLG: 0.293 Ken Boswell, L (0. PH) OBP: 0.277, SLG: 0.317		0-0 FC6 1-2		0-0 FC5 1-2 2-3		0-3 K			0-0 4-3	3	0	0	0	0	1	3				
Bud Harrelson, S (1.6) OBP: 0.347, SLG: 0.306			0-0 S 1B		0-0 5-3				0-0 6-3	3	0	1	0	0	0	2				
Tom Seaver, R (1.1) OBP: 0.216, SLG: 0.244			0-3 K 1-2		0-3 K		0-0 4-3			3	0	0	0	0	2	1				
Inning Stats	R: 0 E: 0 K: 1 S: 5	H: 1 LOB: 0 BB: 0 P: 5	R: 0 E: 0 K: 0 S: 3	H: 0 LOB: 1 BB: 1 P: 7	R: 0 E: 0 K: 2 S: 8	H: 1 LOB: 0 BB: 0 P: 8	R: 1 E: 1 K: 0 S: 5	H: 1 LOB: 2 BB: 1 P: 9	R: 0 E: 0 K: 1 S: 6	H: 0 LOB: 0 BB: 0 P: 5	R: 0 E: 0 K: 0 S: 3	H: 0 LOB: 0 BB: 0 P: 3	R: 0 E: 0 K: 0 S: 2	H: 0 LOB: 1 BB: 0 P: 3	R: 0 E: 0 K: 0 S: 3	H: 0 LOB: 0 BB: 0 P: 3	1B: 4 2B: 0 3B: 0 HR: 0	SF: 0 SAC: 0 DP: 1 HBP: 1	WP: 0 PB: 0 SB: 1 CS: 0	PA: 34
PITCHER Steve Rogers, R (1.1) ERA: 1.16	IP: 9.0 WLS: W BF: 35 H: 4 R: 1 ER: 0 SO: 5 BB: 3 IBB: 0 HBP: 1 BLK: 0 WP: 0 HR: 0 S: 40 P: 53 ERA: 0.00 WHIP: 0.778																			

Batter	1	2	3	4	5	6	7	8	9	AB	R	H	RBI	BB	SO	LOB	BOTTOM			
Larry Lintz, S (1.4) OBP: 0.372, SLG: 0.258	0-3 K		0-3 K		0-0 6-3			0-0 1-3		4	0	0	0	0	2	0	<p>New York Mets @ Montreal Expos Jarry Park, Montreal, QB Sat Sep 08 1973, 7:05 PM EDT Att: 17,632 - Unknown</p>			
Ron Fairly, L (1.7) OBP: 0.431, SLG: 0.469 Ron Woods, R (0.7) OBP: 0.335, SLG: 0.306	0-0 BB 1B		0-0 HR 1B		0-3 K			0-0 HR		4	2	3	1	0	1	0				
Ken Singleton, S (1.9) OBP: 0.424, SLG: 0.499	4-0 1-2 BB		0-0 1-H HR		0-3 K			0-0 4-1		3	1	1	2	1	1	0				
Mike Jorgensen, L (1.3) OBP: 0.341, SLG: 0.353	0-0 F8		0-0 F7		0-3 K					3	0	0	0	0	1	2				
Bernie Allen, L (1.5) OBP: 0.284, SLG: 0.303	0-0 F5		0-0 F8		0-0 F9					3	0	0	0	0	0	2				
Jim Lytle, L (1.8) OBP: 0.264, SLG: 0.406		0-0 4-3		0-0 F7		0-3 K				3	0	0	0	0	1	0				
Bob Stinson, S (1.2) OBP: 0.337, SLG: 0.357		4-0 FC6-4 BB		0-0 F9		4-0 G6-4-3 BB				1	0	0	0	2	0	0				
Tim Foli, R (1.6) OBP: 0.295, SLG: 0.289		0-0 FC6-4 1-2		0-0 6-3		0-0 G6-4-3 1-2				3	0	0	0	0	0	2				
Steve Rogers, R (1.1) OBP: 0.206, SLG: 0.133		0-3 K		0-0 F9				0-0 6-3		3	0	0	0	0	1	1				
Inning Stats	R: 0 E: 0 K: 1 S: 6	H: 1 LOB: 2 BB: 1 P: 10	R: 0 E: 0 K: 1 S: 5	H: 0 LOB: 1 BB: 1 P: 9	R: 2 E: 0 K: 1 S: 7	H: 2 LOB: 0 BB: 0 P: 7	R: 0 E: 0 K: 0 S: 3	H: 0 LOB: 0 BB: 0 P: 3	R: 0 E: 0 K: 1 S: 5	H: 0 LOB: 0 BB: 0 P: 5	R: 0 E: 0 K: 2 S: 7	H: 0 LOB: 0 BB: 0 P: 7	R: 0 E: 0 K: 1 S: 4	H: 0 LOB: 0 BB: 1 P: 8	R: 1 E: 0 K: 0 S: 4	H: 1 LOB: 0 BB: 0 P: 4	1B: 2 2B: 0 3B: 0 HR: 2	SF: 0 SAC: 0 DP: 1 HBP: 0	WP: 0 PB: 0 SB: 0 CS: 0	PA: 30
PITCHER Tom Seaver, R (1.1) ERA: 1.74	IP: 8.0 WLS: L BF: 30 H: 4 R: 3 ER: 3 SO: 7 BB: 3 IBB: 0 HBP: 0 BLK: 0 WP: 0 HR: 2 S: 41 P: 53 ERA: 3.38 WHIP: 0.875																			

Batter	1	2	3	4	5	6	7	8	9	AB	R	H	RBI	BB	SO	LOB	TOP					
Bud Harrelson, S OBP: 0.345, SLG: 0.304 (1, 6)										5	1	1	1	0	0	1	New York Mets @ Montreal Expos Jarry Park, Montreal, QB Sun Sep 09 1973, 3:33 AM EDT Att: 20,743 - Unknown					
Felix Milten, R OBP: 0.332, SLG: 0.363 (1, 4)										5	0	2	1	0	1	3						
Willie Mays, R OBP: 0.303, SLG: 0.344 (1, 3)										2	0	0	0	2	1	2						
Cleon Jones, R OBP: 0.312, SLG: 0.361 (1, 7)										4	0	0	0	0	0	6						
Rusty Staub, L OBP: 0.353, SLG: 0.405 (1, 9)										4	0	0	0	0	0	1						
Jerry Grote, R OBP: 0.280, SLG: 0.305 (1, 2)										2	0	0	0	2	0	0						
Don Hahn, R OBP: 0.283, SLG: 0.293 (1, 8)										4	1	1	0	0	0	2						
Ted Martinez, R OBP: 0.291, SLG: 0.305 (1, 5)										4	1	1	0	0	1	2						
George Stone, L OBP: 0.244, SLG: 0.244 Tug McGraw, R OBP: 0.150, SLG: 0.150 (8, 1)										3	0	0	0	0	1	3						
Inning Stats	R: 0 E: 0 K: 0 S: 4	H: 1 LOB: 1 BB: 0 P: 4	R: 0 E: 0 K: 1 S: 5	H: 0 LOB: 1 BB: 1 P: 9	R: 0 E: 0 K: 2 S: 7	H: 0 LOB: 0 BB: 0 P: 7	R: 0 E: 0 K: 0 S: 2	H: 0 LOB: 0 BB: 1 P: 6	R: 2 E: 2 K: 0 S: 7	H: 2 LOB: 3 BB: 1 P: 11	R: 0 E: 0 K: 0 S: 3	H: 0 LOB: 1 BB: 1 P: 7	R: 1 E: 0 K: 1 S: 7	H: 2 LOB: 0 BB: 0 P: 7	R: 0 E: 0 K: 0 S: 3	H: 0 LOB: 0 BB: 0 P: 3	R: 0 E: 1 K: 1 S: 6	H: 0 LOB: 1 BB: 0 P: 6	1B: 4 2B: 1 3B: 0 HR: 0	SF: 0 SAC: 0 DP: 1 HBP: 0	WP: 0 PB: 0 CS: 0	PA: 38
PITCHER	IP WLS BF H R ER SO BB IBB HBP BLK WP HR S P ERA WHIP																					
Balor Moore, L ERA: 4.3 Chuck Taylor, R ERA: 1.42 John Montague, R ERA: Mike Marshall, R ERA: 2.6	(1, 1) (7, 1) (8, 1) (9, 1)	6.1 0.2 1.0 1.0	L 2 3 4	29 0 0 0	5 0 0 0	3 0 0 0	1 0 0 0	3 1 0 1	4 0 0 0	0 0 0 0	0 0 0 0	0 0 0 0	0 0 0 0	0 4 3 6	31 4 4 6	47 4 3 6	1.42 0.00 0.00 0.00	1.421 0.000 0.000 0.000				

Batter	1	2	3	4	5	6	7	8	9	AB	R	H	RBI	BB	SO	LOB	BOTTOM					
Ron Hunt, R OBP: 0.418, SLG: 0.344 Pepe Frias, R OBP: 0.262, SLG: 0.275 (6, 4)										3	0	2	0	0	0	0	New York Mets @ Montreal Expos Jarry Park, Montreal, QB Sun Sep 09 1973, 3:33 AM EDT Att: 20,743 - Unknown					
Felipe Alou, R OBP: 0.258, SLG: 0.321 (1, 7)										5	0	1	0	0	0	4						
Bob Bailey, R OBP: 0.375, SLG: 0.502 (1, 5)										4	0	1	0	1	0	3						
Hal Breeden, R OBP: 0.363, SLG: 0.554 (1, 3)										5	0	0	0	0	1	5						
Ken Singleton, S OBP: 0.422, SLG: 0.497 (1, 9)										4	0	1	0	0	0	2						
Ron Woods, R OBP: 0.334, SLG: 0.305 (1, 8)										4	0	1	0	0	0	1						
Tim Foli, R OBP: 0.297, SLG: 0.291 (1, 6)										4	0	2	0	0	0	2						
Terry Humphrey, R OBP: 0.208, SLG: 0.225 (1, 2)										4	0	3	0	0	0	0						
Balor Moore, L OBP: 0.106, SLG: 0.077 Chuck Taylor, R OBP: 0.306, SLG: 0.307 Clyde Mashore, R OBP: 0.306, SLG: 0.307 John Montague, R OBP: 0.306, SLG: 0.307 Pepe Mangual, R OBP: 0.306, SLG: 0.307 Mike Jorgensen, R OBP: 0.306, SLG: 0.307 Mike Marshall, R OBP: 0.306, SLG: 0.307 (9, 1)	(1, 1) (7, 1) (7, PH) (8, 1) (8, PH) (8, PH) (9, 1)	7.2 1.1 S	W 5	35 2	11 0	0 0	0 0	2 1	0 0	0 0	0 0	1 1	0 0	0 0	0 0	0 0						
Inning Stats	R: 0 E: 0 K: 0 S: 4	H: 1 LOB: 1 BB: 0 P: 4	R: 0 E: 0 K: 1 S: 7	H: 2 LOB: 2 BB: 0 P: 7	R: 0 E: 0 K: 0 S: 4	H: 2 LOB: 2 BB: 0 P: 4	R: 0 E: 0 K: 0 S: 5	H: 2 LOB: 0 BB: 0 P: 5	R: 0 E: 1 K: 0 S: 4	H: 1 LOB: 2 BB: 1 P: 8	R: 0 E: 0 K: 0 S: 3	H: 1 LOB: 0 BB: 0 P: 3	R: 0 E: 0 K: 1 S: 6	H: 1 LOB: 1 BB: 0 P: 6	R: 0 E: 1 K: 0 S: 6	H: 2 LOB: 3 BB: 0 P: 6	R: 0 E: 0 K: 1 S: 6	H: 2 LOB: 1 BB: 0 P: 6	1B: 12 2B: 1 3B: 0 HR: 0	SF: 0 SAC: 0 DP: 2 HBP: 0	WP: 0 PB: 0 CS: 0	PA: 40
PITCHER	IP WLS BF H R ER SO BB IBB HBP BLK WP HR S P ERA WHIP																					
George Stone, L ERA: 2.7 Tug McGraw, L ERA: 4.61	(1, 1) (8, 1)	7.2 1.1	W S	35 5	11 2	0 0	0 0	2 1	0 0	0 0	0 0	1 1	0 0	0 0	0 0	0 0						

Batter	1	2	3	4	5	6	7	8	9	AB	R	H	RBI	BB	SO	LOB	TOP								
Larry Lintz, S (1,4) OBP: 0.366, SLG: 0.257	K			E 4-3 1B		FC6-4 E 1-2	E4			4	0	1	0	0	1	1									
Ron Fairly, L (1,7) Felipe Alou, R (7,7) OBP: 0.427, SLG: 0.464 OBP: 0.258, SLG: 0.321	K			4-3		E6	P3			4	0	0	0	0	1	3									
Ken Singleton, S (1,9) OBP: 0.421, SLG: 0.495	K			K		L4			FC1-6 1B	4	0	1	0	0	2	3									
Mike Jorgensen, L (1,3) OBP: 0.339, SLG: 0.351		F8		4-3					FC1-6 PB S 1-2	4	1	1	0	0	0	2									
Jim Lyttle, L (1,8) Hal Breeden, R (8,PH) Ron Woods, R (8,8) OBP: 0.267, SLG: 0.403 OBP: 0.361, SLG: 0.551 OBP: 0.334, SLG: 0.305	4-3			4-3		4-3			FC6-2 1B	3	0	1	0	0	0	0									
Bob Bailey, R (1,5) OBP: 0.375, SLG: 0.500	6-3			5-3					FC6-2 BB 1-3 2-H 1B	4	1	1	1	0	1	1									
Bob Stinson, S (1,2) OBP: 0.343, SLG: 0.356				F9 1B					FC6-2 E BB 1-2	3	1	1	0	1	1	0									
Tim Foli, R (1,6) OBP: 0.294, SLG: 0.288				F8		6-3			FC6-2 E 1-3 1-2 2-3 3-H	4	1	0	0	0	0	3									
Steve Renko, R (1,1) Mike Marshall, R (8,1) OBP: 0.352, SLG: 0.370 OBP: 0.290, SLG: 0.241	5-3			5-3		FC6-4 1B	1-3		F7	3	0	1	1	0	0	2									
										1	0	0	0	0	0	0									
Inning Stats	R: 0 E: 0 K: 3 S: 9	H: 0 LOB: 0 BB: 0 P: 9	R: 0 E: 0 K: 0 S: 3	H: 0 LOB: 0 BB: 0 P: 3	R: 0 E: 0 K: 1 S: 3	H: 1 LOB: 0 BB: 0 P: 3	R: 0 E: 1 K: 1 S: 6	H: 1 LOB: 1 BB: 0 P: 6	R: 0 E: 0 K: 0 S: 3	H: 0 LOB: 0 BB: 0 P: 3	R: 0 E: 0 K: 0 S: 5	H: 1 LOB: 2 BB: 0 P: 5	R: 4 E: 1 K: 0 S: 7	H: 3 LOB: 1 BB: 1 P: 11	R: 0 E: 0 K: 2 S: 8	H: 1 LOB: 1 BB: 0 P: 8	R: 0 E: 0 K: 1 S: 5	H: 0 LOB: 0 BB: 0 P: 5	1B: 7 2B: 0 3B: 0 HR: 0	SF: 0 SAC: 0 DP: 0 HBP: 0	WP: 0 PB: 1 SB: 1 CS: 0	PA: 36			
PITCHER	IP	WLS	BF	H	R	ER	SO	BB	IBB	HBP	BLK	WP	HR	S	P	ERA	WHIP								
Alan Foster, R (1,1) ERA: 3.05	7.0	L	29	6	4	2	4	1	0	0	0	0	0	36	40	2.57	1.000								
Al Hrabosky, L (8,1) ERA: 1.82	0.1		2	1	0	0	0	0	0	0	0	0	0	2	2	0.00	3.000								
Diego Segui, R (8,1) ERA: 2.72	1.2		5	0	0	0	3	0	0	0	0	0	0	11	11	0.00	0.000								

Montreal Expos @ St. Louis Cardinals
 Busch Stadium, St. Louis, MO
 Tue Sep 11 1973, 7:05 PM CDT
 Att: 13,610 - Unknown

AB	35
R	4
H	7
RBI	2
BB	1
SO	7
LOB	16



Batter	1	2	3	4	5	6	7	8	9	AB	R	H	RBI	BB	SO	LOB	BOTTOM								
Lou Brock, L (1,7) OBP: 0.364, SLG: 0.391	4-3		6-3			SH1-4 1B	FC6			5	1	2	0	0	0	2									
Ted Sizemore, R (1,4) OBP: 0.352, SLG: 0.316	F8			5-3		SH1-4			F9	4	0	0	0	0	0	2									
Ted Simmons, S (1,2) OBP: 0.359, SLG: 0.428	2B			4-3						4	0	2	1	0	0	0									
Bernie Carbo, L (1,9) OBP: 0.378, SLG: 0.399	F8			F7		F8			BB BB	3	0	0	0	1	0	2									
Tim McCarver, L (1,3) Ken Reitz, R (7,5) OBP: 0.328, SLG: 0.359 OBP: 0.250, SLG: 0.329	4-3			F7		G3			BB	3	0	0	0	0	0	1									
Jose Cruz, L (1,8) OBP: 0.315, SLG: 0.392	3-1			F9					BB BB	3	0	0	0	1	1	2									
Joe Torre, R (1,5) OBP: 0.383, SLG: 0.409	F3								BB	3	0	1	0	1	0	1									
Mike Tyson, R (1,6) Bake McBride, L (7,PH) Al Hrabosky, R (8,1) Diego Segui, R (8,1) Luis Melendez, R (9,PH) OBP: 0.284, SLG: 0.303 OBP: 0.330, SLG: 0.296 OBP: 0.367, SLG: 0.296 OBP: 0.311, SLG: 0.313	K			K					L6	1	0	0	0	1	1	0									
Alan Foster, R (1,1) Matty Alou, L (7,PH) Mick Kelleher, R (8,6) Tommie Agee, R (8,PH) OBP: 0.233, SLG: 0.224 OBP: 0.330, SLG: 0.355 OBP: 0.262, SLG: 0.216 OBP: 0.296, SLG: 0.407	6-3			4-3					1-3	2	0	0	0	0	0	2									
Inning Stats	R: 0 E: 0 K: 0 S: 4	H: 1 LOB: 1 BB: 0 P: 4	R: 0 E: 0 K: 0 S: 3	H: 0 LOB: 0 BB: 0 P: 3	R: 0 E: 0 K: 1 S: 5	H: 0 LOB: 0 BB: 0 P: 5	R: 0 E: 0 K: 0 S: 3	H: 0 LOB: 0 BB: 0 P: 3	R: 0 E: 0 K: 0 S: 4	H: 1 LOB: 2 BB: 1 P: 8	R: 1 E: 0 K: 0 S: 5	H: 2 LOB: 1 BB: 0 P: 5	R: 0 E: 0 K: 0 S: 4	H: 1 LOB: 2 BB: 1 P: 8	R: 0 E: 0 K: 1 S: 5	H: 0 LOB: 2 BB: 2 P: 13	R: 0 E: 0 K: 0 S: 4	H: 1 LOB: 2 BB: 1 P: 8	1B: 4 2B: 2 3B: 0 HR: 0	SF: 0 SAC: 1 DP: 0 HBP: 0	WP: 0 PB: 0 SB: 0 CS: 0	PA: 38			
PITCHER	IP	WLS	BF	H	R	ER	SO	BB	IBB	HBP	BLK	WP	HR	S	P	ERA	WHIP								
Steve Renko, R (1,1) ERA: 2.78	7.2	W	32	5	1	1	1	3	1	0	0	0	0	30	46	1.17	1.043								
Mike Marshall, R (8,1) ERA: 2.59	1.1	S	6	1	0	0	1	1	0	0	0	0	0	7	11	0.00	1.500								

Montreal Expos @ St. Louis Cardinals
 Busch Stadium, St. Louis, MO
 Tue Sep 11 1973, 7:05 PM CDT
 Att: 13,610 - Unknown

AB	32
R	1
H	6
RBI	1
BB	5
SO	2
LOB	16



Batter	1	2	3	4	5	6	7	8	9	AB	R	H	RBI	BB	SO	LOB	TOP					
Larry Lintz, S OBP: 0.372, SLG: 0.270 (1, 4)										4	0	2	1	0	1	1	Montreal Expos @ St. Louis Cardinals Busch Stadium, St. Louis, MO Wed Sep 12 1973, 7:05 PM CDT Att: 13,121 - Unknown					
Ron Fairly, L OBP: 0.428, SLG: 0.463 Tony Scott, S (8, FR)										3	0	1	0	1	0	2						
Felipe Alou, R OBP: 0.258, SLG: 0.321 (8, 7)										0	0	0	0	0	0	0						
Ken Singleton, S OBP: 0.423, SLG: 0.495 (1, 9)										2	0	1	0	1	1	1						
Mike Jorgensen, L OBP: 0.338, SLG: 0.348 (1, 3)										3	0	0	0	1	1	4						
Jim Lyttle, L OBP: 0.253, SLG: 0.380 (1, 8)										4	0	0	0	0	0	4						
Bob Bailey, R OBP: 0.374, SLG: 0.504 (1, 5)										4	1	1	1	0	1	0						
Bob Stinson, S OBP: 0.330, SLG: 0.341 (1, 2)										4	0	0	0	0	2	0						
Tim Foli, R OBP: 0.296, SLG: 0.290 (1, 6)										4	1	2	0	0	0	0						
Steve Rogers, R OBP: 0.189, SLG: 0.121 (1, 1)										3	0	0	0	0	1	1						
Inning Stats	R: 0 E: 0 K: 2 S: 9	H: 2 LOB: 2 BB: 0 P: 9	R: 0 E: 0 K: 2 S: 7	H: 0 LOB: 0 BB: 0 P: 7	R: 0 E: 0 K: 1 S: 6	H: 1 LOB: 2 BB: 1 P: 10	R: 0 E: 0 K: 1 S: 5	H: 0 LOB: 0 BB: 0 P: 5	R: 1 E: 0 K: 1 S: 7	H: 2 LOB: 1 BB: 0 P: 7	R: 0 E: 0 K: 0 S: 3	H: 0 LOB: 0 BB: 0 P: 3	R: 0 E: 0 K: 0 S: 4	H: 1 LOB: 1 BB: 0 P: 4	R: 0 E: 0 K: 0 S: 2	H: 0 LOB: 2 BB: 2 P: 10	R: 1 E: 0 K: 0 S: 4	H: 1 LOB: 0 BB: 0 P: 4	1B: 6 2B: 0 3B: 0 HR: 1	SF: 0 SAC: 2 DP: 1 HBP: 0	WP: 0 PB: 0 SB: 2 CS: 0	PA: 36
PITCHER Rick Wise, R ERA: 3.54 (1, 1)	IP: 9.0 WLS: L BF: 36	H: 7 R: 2 ER: 2 SO: 7	BB: 2 IBB: 1 HBP: 0 BLK: 0	WP: 0 HR: 1 S: 47 P: 59	ERA: 2.00 WHIP: 1.000	PITCHER										IP: 9.0 WLS: W BF: 38	H: 6 R: 1 ER: 1 SO: 2	BB: 6 IBB: 0 HBP: 0 BLK: 0	WP: 1 HR: 0 S: 36 P: 60	ERA: 1.00 WHIP: 1.333		

AB	31
R	2
H	7
RBI	2
BB	3
SO	7
LOB	13



Batter	1	2	3	4	5	6	7	8	9	AB	R	H	RBI	BB	SO	LOB	BOTTOM			
Lou Brock, L OBP: 0.364, SLG: 0.390 (1, 7)										4	1	1	0	1	0	2	Montreal Expos @ St. Louis Cardinals Busch Stadium, St. Louis, MO Wed Sep 12 1973, 7:05 PM CDT Att: 13,121 - Unknown			
Ted Sizemore, R OBP: 0.352, SLG: 0.315 (1, 4)										4	0	1	0	1	0	0				
Ted Simmons, S OBP: 0.358, SLG: 0.429 (1, 2)										4	0	1	1	0	0	3				
Bernie Carbo, L OBP: 0.383, SLG: 0.397 (1, 9)										1	0	0	0	3	0	2				
Tim McCarver, L OBP: 0.324, SLG: 0.354 (1, 3)										4	0	0	0	0	1	5				
Jose Cruz, L OBP: 0.313, SLG: 0.388 (1, 8)										4	0	0	0	0	1	3				
Joe Torre, R OBP: 0.382, SLG: 0.407 (1, 5)										4	0	1	0	0	0	3				
Mike Tyson, R OBP: 0.284, SLG: 0.302 (1, 6)										4	0	1	0	0	0	1				
Rick Wise, R OBP: 0.253, SLG: 0.382 Matty Alou, L OBP: 0.337, SLG: 0.355 (9, PH)										2	0	1	0	1	0	0				
Inning Stats	R: 1 E: 0 K: 1 S: 7	H: 2 LOB: 3 BB: 2 P: 15	R: 0 E: 0 K: 0 S: 3	H: 0 LOB: 0 BB: 0 P: 3	R: 0 E: 0 K: 0 S: 3	H: 0 LOB: 1 BB: 1 P: 7	R: 0 E: 0 K: 0 S: 4	H: 1 LOB: 2 BB: 1 P: 8	R: 0 E: 0 K: 1 S: 5	H: 0 LOB: 0 BB: 0 P: 5	R: 0 E: 0 K: 0 S: 4	H: 2 LOB: 2 BB: 1 P: 8	R: 0 E: 0 K: 0 S: 4	H: 1 LOB: 1 BB: 0 P: 4	R: 0 E: 0 K: 0 S: 3	H: 0 LOB: 0 BB: 0 P: 3	1B: 4 2B: 2 3B: 0 HR: 0	SF: 0 SAC: 0 DP: 1 HBP: 0	WP: 1 PB: 1 SB: 1 CS: 0	PA: 38
PITCHER Steve Rogers, R ERA: 1.15 (1, 1)	IP: 9.0 WLS: W BF: 38	H: 6 R: 1 ER: 1 SO: 2	BB: 6 IBB: 0 HBP: 0 BLK: 0	WP: 1 HR: 0 S: 36 P: 60	ERA: 1.00 WHIP: 1.333	PITCHER										IP: 9.0 WLS: W BF: 38	H: 6 R: 1 ER: 1 SO: 2	BB: 6 IBB: 0 HBP: 0 BLK: 0	WP: 1 HR: 0 S: 36 P: 60	ERA: 1.00 WHIP: 1.333

AB	32
R	1
H	6
RBI	1
BB	6
SO	2
LOB	19



Batter	1	2	3	4	5	6	7	8	9	AB	R	H	RBI	BB	SO	LOB	TOP				
Billy Grabarkewitz, R OBP: 0.333, SLG: 0.327 (1, 4)	F9		5-3		P2		1-3		P3	5	0	0	0	0	0	0					
Mike Anderson, R OBP: 0.321, SLG: 0.465 (1, 9)	F3		1B 2B		1B		1B			4	1	3	0	0	0	0					
Bill Robinson, R OBP: 0.333, SLG: 0.541 (1, 8) (8, 7)	F7		P2		1B		F8			4	0	1	0	0	0	2					
Greg Luzinski, R OBP: 0.342, SLG: 0.486 Cesar Tovar, R OBP: 0.336, SLG: 0.358 (2, PR) (2, 7) (8, 5)		SH E HBP	BLK 1B		F8				K	0	0	0	0	0	0	0					
Bob Boone, R OBP: 0.320, SLG: 0.372 (1, 2)	SH E		F8		5-3				FC4-6 1B	3	0	1	0	0	0	3					
Mike Schmidt, R OBP: 0.339, SLG: 0.396 Del Unser, L OBP: 0.354, SLG: 0.437 (8, PH) (8, 8)		4-0 BB			K				FC4-6 1B	2	0	0	0	1	2	0					
Tom Hutton, L OBP: 0.348, SLG: 0.380 (1, 3)	F9		6-3		4-3				F8	4	0	0	0	0	0	3					
Larry Bowa, S OBP: 0.254, SLG: 0.244 (1, 6)	1-3				3-1				K	4	0	1	0	0	1	2					
Steve Carlton, L OBP: 0.158, SLG: 0.228 Mike Rogodzinski, L OBP: 0.321, SLG: 0.333 (9, PH)	F9		F8		G3				F7	3	0	0	0	0	0	4					
Inning Stats	R: 0 E: 0 K: 0 S: 3	H: 0 LOB: 0 BB: 0 P: 3	R: 1 E: 2 K: 0 S: 4	H: 0 LOB: 3 BB: 1 P: 9	R: 1 E: 0 K: 0 S: 5	H: 2 LOB: 1 BB: 0 P: 5	R: 0 E: 0 K: 1 S: 6	H: 1 LOB: 1 BB: 0 P: 6	R: 0 E: 0 K: 1 S: 5	H: 0 LOB: 2 BB: 0 P: 5	R: 0 E: 0 K: 0 S: 4	H: 1 LOB: 1 BB: 0 P: 4	R: 0 E: 0 K: 1 S: 6	H: 1 LOB: 1 BB: 0 P: 6	R: 0 E: 0 K: 1 S: 5	H: 0 LOB: 0 BB: 0 P: 5	1B: 5 2B: 2 3B: 0 HR: 0	SF: 0 SAC: 1 DP: 0 HBP: 1	WP: 0 PB: 0 SB: 0 CS: 0	PA: 37	
PITCHER	IP	WLS	BF	H	R	ER	SO	BB	IBB	HBP	BLK	WP	HR	S	P	ERA	WHIP				
Balor Moore, L ERA: 4.25 Chuck Taylor, R ERA: 0.79	(1, 1) (5, 1)	4.0 W	18 19	3 4	2 0	1 0	1 3	1 0	0 0	1 0	1 0	0 0	0 0	18 25	23 25	2.25 0.00	1.000 0.800				

Philadelphia Phillies @ Montreal Expos
Jarry Park, Montreal, QB
Fri Sep 14 1973, 7:05 PM EDT
Att: 13,458 - Unknown

AB 34
R 2
H 7
RBI 1
BB 1
SO 4
LOB 17



Batter	1	2	3	4	5	6	7	8	9	AB	R	H	RBI	BB	SO	LOB	BOTTOM				
Felipe Alou, R OBP: 0.258, SLG: 0.320 (1, 7)	6-3				F9		4-3			4	1	1	0	0	0	0					
Ron Woods, R OBP: 0.342, SLG: 0.307 (1, 8)	S 1B BB	E8 1B WP 1B			CS S BB		FC4-6 BB			1	1	1	1	3	0	0					
Bob Bailey, R OBP: 0.376, SLG: 0.505 (1, 5)	1B 1H				CS BB		FC4-6 1-2			3	0	2	1	1	0	1					
Hal Breeden, R OBP: 0.356, SLG: 0.542 Mike Jorgensen, L OBP: 0.338, SLG: 0.348 (8, 3)	K	P6			F5		P6			4	0	0	0	0	1	6					
Ken Singleton, S OBP: 0.421, SLG: 0.493 (1, 9)			F9		K		4-3			4	0	1	0	0	1	2					
Tim Foli, R OBP: 0.293, SLG: 0.288 (1, 6)	P4		F3		P3		1-3			4	0	0	0	0	0	2					
John Boccabella, R OBP: 0.279, SLG: 0.318 (1, 2)		5-3	4-3		E6		6-3			4	0	0	0	0	0	0					
Pepe Frias, R OBP: 0.259, SLG: 0.271 (1, 4)	F9		P2		L8					3	0	0	0	0	0	1					
Balor Moore, L OBP: 0.125, SLG: 0.077 Barry Foote, R Chuck Taylor, R (5, 1)		1B 1B BB	F8		K					0	1	0	0	1	0	0					
Inning Stats	R: 1 E: 0 K: 1 S: 7	H: 2 LOB: 2 BB: 1 P: 11	R: 2 E: 1 K: 0 S: 6	H: 3 LOB: 2 BB: 1 P: 10	R: 0 E: 0 K: 0 S: 3	H: 0 LOB: 0 BB: 0 P: 3	R: 0 E: 0 K: 1 S: 4	H: 0 LOB: 1 BB: 2 P: 12	R: 0 E: 1 K: 1 S: 6	H: 0 LOB: 1 BB: 0 P: 6	R: 0 E: 0 K: 0 S: 3	H: 0 LOB: 1 BB: 1 P: 7	R: 0 E: 0 K: 0 S: 3	H: 0 LOB: 0 BB: 0 P: 3	R: 0 E: 0 K: 1 S: 3	H: 0 LOB: 0 BB: 0 P: 3	1B: 5 2B: 0 3B: 0 HR: 0	SF: 0 SAC: 0 DP: 0 HBP: 0	WP: 1 PB: 0 SB: 2 CS: 2	PA: 34	
PITCHER	IP	WLS	BF	H	R	ER	SO	BB	IBB	HBP	BLK	WP	HR	S	P	ERA	WHIP				
Steve Carlton, L ERA: 4.01	(1, 1)	8.0 L	34 34	5 5	3 3	3 3	3 3	5 5	0 0	0 0	0 0	1 1	0 0	35 35	55	3.38 3.38	1.250 1.250				

Philadelphia Phillies @ Montreal Expos
Jarry Park, Montreal, QB
Fri Sep 14 1973, 7:05 PM EDT
Att: 13,458 - Unknown

AB 29
R 3
H 5
RBI 2
BB 5
SO 3
LOB 13



Batter	1	2	3	4	5	6	7	8	9	AB	R	H	RBI	BB	SO	LOB	TOP					
Cesar Tovar, R (1.5) OBP: 0.337, SLG: 0.359 Mike Schmidt, R (8.5) OBP: 0.360, SLG: 0.393 Tom Hutton, L (9, PH) OBP: 0.349, SLG: 0.377 Billy Grabarkewitz, R (8, PR) OBP: 0.333, SLG: 0.327	E5 FC6 1B	K			5-3		F9		BB	4	1	1	0	0	1	2	Philadelphia Phillies @ Montreal Expos Jarry Park, Montreal, QB Sun Sep 16 1973, 3:33 AM EDT Att: 18,122 - Unknown					
Denny Doyle, L (1.4) OBP: 0.321, SLG: 0.324	4-3 2-3		6-3		F7			SH1-4 E 1B	G3	5	1	1	0	0	0	3						
Willie Montanez, L (1.3) OBP: 0.323, SLG: 0.376	FC6 WP		1-3		K			SH1-4 E 1-2		3	0	0	1	0	1	0						
Greg Luzinski, R (1.7) OBP: 0.340, SLG: 0.483	K		K			F8		E6 CS 2-H		4	0	0	0	0	2	1						
Bill Robinson, R (1.9) OBP: 0.330, SLG: 0.537	K			K		P6			CS 1B	4	0	1	0	0	2	1						
Del Unser, L (1.8) OBP: 0.358, SLG: 0.435		P5		G3 1B BB			FC6-4 1B	F8 1-2 2-3		3	0	1	0	1	0	2						
Bob Boone, R (1.2) OBP: 0.320, SLG: 0.370		P3		G3 1B		FC6-4 1-2			4-3 3-1 BB	3	0	1	0	1	0	1						
Larry Bowa, S (1.6) OBP: 0.252, SLG: 0.248	E4			G3 1-2 2-3			L9		3-1	4	0	0	0	0	0	3						
Jim Lonborg, R (1.1) OBP: 0.197, SLG: 0.161 Mac Scarce, L (8.1) Ron Diorio, R (8.1) Mike Rogodzinski, L (9, PH) OBP: 0.325, SLG: 0.338				K			F8		4-3	2	0	0	0	1	1	2						
Inning Stats	R: 1 E: 1 K: 2 S: 9	H: 1 LOB: 1 BB: 0 P: 9	R: 0 E: 1 K: 1 S: 6	H: 0 LOB: 2 BB: 1 P: 10	R: 0 E: 0 K: 1 S: 5	H: 0 LOB: 0 BB: 0 P: 5	R: 0 E: 0 K: 2 S: 8	H: 1 LOB: 2 BB: 1 P: 12	R: 0 E: 0 K: 1 S: 5	H: 0 LOB: 0 BB: 0 P: 5	R: 0 E: 0 K: 0 S: 4	H: 1 LOB: 1 BB: 0 P: 4	R: 0 E: 0 K: 0 S: 3	H: 0 LOB: 0 BB: 0 P: 3	R: 1 E: 1 K: 0 S: 5	H: 2 LOB: 1 BB: 2 P: 5		R: 0 E: 0 K: 0 S: 3	H: 0 LOB: 2 BB: 2 P: 11	1B: 5 2B: 0 3B: 0 HR: 0	SF: 0 SAC: 1 DP: 0 HBP: 0	WP: 1 PB: 0 CS: 0 SB: 2
PITCHER Steve Renko, R (1.1) ERA: 2.68	IP: 9.0 WLS: W BF: 38	H: 5 R: 2 ER: 0 SO: 7	BB: 4 IBB: 0 HBP: 0 BLK: 0	WP: 1 HR: 0 S: 48 P: 64	ERA: 0.00 WHIP: 1.000	PITCHER	IP: 9.0 WLS: W BF: 38	H: 5 R: 2 ER: 0 SO: 7	BB: 4 IBB: 0 HBP: 0 BLK: 0	WP: 1 HR: 0 S: 48 P: 64	ERA: 0.00 WHIP: 1.000	PITCHER	IP: 9.0 WLS: W BF: 38	H: 5 R: 2 ER: 0 SO: 7	BB: 4 IBB: 0 HBP: 0 BLK: 0	WP: 1 HR: 0 S: 48 P: 64	ERA: 0.00 WHIP: 1.000					

Batter	1	2	3	4	5	6	7	8	9	AB	R	H	RBI	BB	SO	LOB	BOTTOM			
Larry Lintz, S (1.4) OBP: 0.372, SLG: 0.263	4-3			P6				FC2-5 1B E		3	1	0	0	1	0	2	Philadelphia Phillies @ Montreal Expos Jarry Park, Montreal, QB Sun Sep 16 1973, 3:33 AM EDT Att: 18,122 - Unknown			
Ron Fairly, L (1.7) OBP: 0.423, SLG: 0.455 Clyde Mashore, R (8, PR) OBP: 0.305, SLG: 0.327	G3			4-3		E3 G4-6-3		E 1B		4	0	1	0	0	0	2				
Ken Singleton, S (1.9) OBP: 0.419, SLG: 0.487	G3			K		G4-6-3 1-2		E4 FC5 1-3 2-H 3-H		4	0	0	1	0	1	4				
Mike Jorgensen, L (1.3) OBP: 0.341, SLG: 0.346 Felipe Alou, R (8, PH) OBP: 0.290, SLG: 0.319		F9			P4		F8	E 1B		3	0	0	0	0	0	0				
Jim Lyttle, L (1.8) OBP: 0.256, SLG: 0.378 Ron Woods, R (8, PH) OBP: 0.344, SLG: 0.310 Boots Day, L (8, PH) OBP: 0.348, SLG: 0.375		4-3			F8		FC3-6 1B	FC5 1-2 2-3 3-H		3	0	1	0	0	0	0				
Bernie Allen, L (1.5) OBP: 0.274, SLG: 0.291		P6			F8		FC3-6 1-2	4-3		4	0	0	0	0	0	3				
Bob Stinson, S (1.2) OBP: 0.357, SLG: 0.365				CS BB			BB SH3 E 1B	L8		2	1	1	0	1	0	1				
Tim Foli, R (1.6) OBP: 0.294, SLG: 0.285				P3 1-2			SH3	FC2-5 SH BB		1	0	0	0	1	0	1				
Steve Renko, R (1.1) OBP: 0.356, SLG: 0.366				K			E BB BB	SH 1B FC2-5 E		1	1	0	0	1	1	0				
Inning Stats	R: 0 E: 0 K: 0 S: 3	H: 0 LOB: 0 BB: 0 P: 3	R: 0 E: 0 K: 0 S: 3	H: 0 LOB: 0 BB: 0 P: 3	R: 0 E: 0 K: 1 S: 4	H: 0 LOB: 0 BB: 1 P: 8	R: 0 E: 0 K: 1 S: 5	H: 0 LOB: 0 BB: 0 P: 5	R: 0 E: 0 K: 0 S: 3	H: 0 LOB: 0 BB: 0 P: 3	R: 1 E: 1 K: 0 S: 4	H: 1 LOB: 2 BB: 2 P: 12	R: 0 E: 0 K: 0 S: 4	H: 1 LOB: 1 BB: 1 P: 4	R: 3 E: 3 K: 0 S: 6	H: 1 LOB: 2 BB: 2 P: 14		1B: 3 2B: 0 3B: 0 HR: 0	SF: 0 SAC: 2 DP: 1 HBP: 0	WP: 0 PB: 0 CS: 0 SB: 0
PITCHER Jim Lonborg, R (1.1) ERA: 4.67 Mac Scarce, L (8.1) ERA: 2.61 Ron Diorio, R (8.1) ERA: 0.68	IP: 7.1 WLS: L BF: 30	H: 3 R: 4 ER: 0 SO: 2	BB: 4 IBB: 0 HBP: 0 BLK: 0	WP: 0 HR: 0 S: 30 P: 46	ERA: 0.00 WHIP: 0.955	PITCHER	IP: 7.1 WLS: L BF: 30	H: 3 R: 4 ER: 0 SO: 2	BB: 4 IBB: 0 HBP: 0 BLK: 0	WP: 0 HR: 0 S: 30 P: 46	ERA: 0.00 WHIP: 0.955	PITCHER	IP: 7.1 WLS: L BF: 30	H: 3 R: 4 ER: 0 SO: 2	BB: 4 IBB: 0 HBP: 0 BLK: 0	WP: 0 HR: 0 S: 30 P: 46	ERA: 0.00 WHIP: 0.955			

Batter	1	2	3	4	5	6	7	8	9	AB	R	H	RBI	BB	SO	LOB	TOP								
Lou Brock, L OBP: 0.364, SLG: 0.389 (1, 7)	F7		1B						1-3	4	2	1	1	1	1	1	St. Louis Cardinals @ Montreal Expos Jarry Park, Montreal, QB Mon Sep 17 1973, 7:05 PM EDT Unknown								
Ted Sizemore, R OBP: 0.357, SLG: 0.325 (1, 4)	BB		1B						4-3	4	0	4	2	0	0	0									
Bake McBride, L OBP: 0.372, SLG: 0.333 (1, 8)	G5-6-3		F8						4-3	4	0	1	0	1	0	4									
Ted Simmons, S OBP: 0.354, SLG: 0.422 (1, 2)	G5-6-3		F6						4-3	5	1	2	0	0	0	5									
Joe Torre, R OBP: 0.381, SLG: 0.404 (1, 3)	6-3								SH5-3	3	0	1	0	0	1	0									
Bernie Carbo, L OBP: 0.393, SLG: 0.398 (1, 9)	K								SH5-3	3	0	1	0	1	1	1									
Ken Reitz, R OBP: 0.255, SLG: 0.332 (8, PH)	L7								BB	3	0	1	0	0	0	1									
Tim McCarver, L OBP: 0.329, SLG: 0.365 (8, 5)									P5	1	0	0	0	0	0	2									
Terry Hughes, R OBP: 0.231, SLG: 0.167 (8, 5)									1B	0	0	0	0	0	0	0									
Mike Tyson, R OBP: 0.284, SLG: 0.303 (8, PH)									1B	3	1	1	0	0	0	2									
Matty Alou, L OBP: 0.339, SLG: 0.355 (8, 6)									1B	1	0	1	1	0	0	0									
Mick Kelleher, R OBP: 0.262, SLG: 0.216 (8, 6)			1B						1B	0	0	0	0	0	0	0									
Rick Wise, R OBP: 0.253, SLG: 0.375 (9, 1)			K						6-3	4	0	1	0	0	1	3									
Al Hrabosky, R (9, 1)									1B	0	0	0	0	0	0	0									
Inning Stats	R: 0 E: 0 K: 0 S: 3	H: 1 LOB: 1 BB: 1 P: 7	R: 0 E: 0 K: 1 S: 5	H: 0 LOB: 0 BB: 0 P: 5	R: 2 E: 0 K: 1 S: 8	H: 3 LOB: 1 BB: 0 P: 8	R: 0 E: 0 K: 1 S: 6	H: 1 LOB: 1 BB: 0 P: 6	R: 0 E: 0 K: 0 S: 7	H: 2 LOB: 2 BB: 0 P: 7	R: 0 E: 0 K: 0 S: 4	H: 2 LOB: 1 BB: 0 P: 4	R: 1 E: 0 K: 0 S: 3	H: 1 LOB: 1 BB: 1 P: 7	R: 1 E: 1 K: 0 S: 5	H: 2 LOB: 2 BB: 1 P: 9	R: 0 E: 0 K: 0 S: 4	H: 2 LOB: 2 BB: 0 P: 4	1B: 12 2B: 2 HR: 0	SF: 1 SAC: 1 DP: 2 HBP: 0	WP: 0 PB: 1 SB: 2 CS: 0	PA: 40			
PITCHER	IP WLS BF H R ER SO BB IBB HBP BLK WP HR S P ERA WHIP	7.0 30 10 3 3 4 2 0 0 0 0 0 0 36 44 3.86 1.714	2.0 W 10 4 1 1 0 1 0 0 0 0 0 9 13 4.50 2.500																						

AB	35
R	4
H	14
RBI	4
BB	3
SO	4
LOB	19



Batter	1	2	3	4	5	6	7	8	9	AB	R	H	RBI	BB	SO	LOB	BOTTOM								
Larry Lintz, S OBP: 0.367, SLG: 0.262 (9, PH)	K								1B	4	0	1	0	0	2	0	St. Louis Cardinals @ Montreal Expos Jarry Park, Montreal, QB Mon Sep 17 1973, 7:05 PM EDT Unknown								
Ron Woods, R OBP: 0.346, SLG: 0.312 (9, PH)									1B	1	0	1	1	0	0	0									
Ron Fairly, L OBP: 0.421, SLG: 0.461 (1, 7)	4-3		F3						F9	4	1	1	1	0	0	1									
Ken Singleton, S OBP: 0.417, SLG: 0.484 (1, 9)	BB		K						6-3	3	0	0	0	1	1	0									
Mike Jorgensen, L OBP: 0.340, SLG: 0.345 (1, 3)	G3								6-3	4	0	1	0	0	0	1									
Bob Bailey, R OBP: 0.381, SLG: 0.505 (1, 5)			CS						6-3	3	1	2	0	1	0	0									
Jim Lyttle, L OBP: 0.267, SLG: 0.385 (9, FR)			BB						F8	4	0	2	0	0	1	2									
Tony Scott, S (9, FR)			G6-4-3						1B	0	1	0	0	0	0	0									
Bob Stinson, S OBP: 0.357, SLG: 0.398 (9, PH)			BB						F8	3	1	2	0	1	0	0									
Clyde Mashore, R OBP: 0.303, SLG: 0.324 (9, PH)			G6-4-3						1B	2	1	1	1	1	0	1									
Tim Foli, R OBP: 0.291, SLG: 0.282 (1, 6)			L4						P3	1	0	0	0	0	0	1									
Steve Rogers, R OBP: 0.179, SLG: 0.114 (7, PH)			BB						1B	2	0	0	0	0	1	1									
Hal Breeden, R OBP: 0.357, SLG: 0.542 (8, 1)			G6-4-3						K	4	0	0	0	0	1	4									
Mike Marshall, R OBP: 0.290, SLG: 0.241 (9, PH)			1-2						1B	1	1	1	1	0	0	0									
Felipe Alou, R OBP: 0.263, SLG: 0.321 (9, PH)			1-2						1B	1	1	1	1	0	0	0									
Inning Stats	R: 0 E: 0 K: 1 S: 5	H: 0 LOB: 1 BB: 1 P: 9	R: 1 E: 0 K: 1 S: 6	H: 2 LOB: 1 BB: 1 P: 10	R: 0 E: 0 K: 2 S: 7	H: 0 LOB: 0 BB: 0 P: 7	R: 0 E: 0 K: 1 S: 5	H: 1 LOB: 1 BB: 1 P: 9	R: 0 E: 0 K: 0 S: 3	H: 0 LOB: 0 BB: 0 P: 3	R: 1 E: 0 K: 0 S: 5	H: 2 LOB: 1 BB: 0 P: 5	R: 1 E: 0 K: 0 S: 5	H: 2 LOB: 1 BB: 0 P: 5	R: 0 E: 0 K: 0 S: 3	R: 2 E: 1 K: 1 S: 7	H: 3 LOB: 1 BB: 0 P: 7	1B: 8 2B: 0 HR: 2	SF: 0 SAC: 0 DP: 1 HBP: 0	WP: 1 PB: 1 SB: 1 CS: 1	PA: 37				
PITCHER	IP WLS BF H R ER SO BB IBB HBP BLK WP HR S P ERA WHIP	8.0 L 4 2 1 4 1 0 0 0 0 1 0 6 6 13.50 3.000																							

AB	34
R	5
H	10
RBI	4
BB	3
SO	6
LOB	11



Batter	1	2	3	4	5	6	7	8	9	AB	R	H	RBI	BB	SO	LOB	TOP						
Jim Lyttle, L (1,8) OBP: 0.278, SLG: 0.386 Pepe Mangual, R (9, PR) OBP: 0.250, SLG: 0.393										5	0	2	0	0	1	1	Montreal Expos @ Chicago Cubs Wrigley Field, Chicago, IL Thu Sep 20 1973, 3:33 AM CDT Att: 1,957 - Cloudy - 48 F						
Lary Lintz, S (1,4) OBP: 0.366, SLG: 0.264										4	0	2	0	1	1	2							
Ron Fairly, L (1,7) OBP: 0.424, SLG: 0.462										5	1	2	0	0	0	3							
Ken Singleton, S (1,9) OBP: 0.422, SLG: 0.479										3	0	0	0	2	2	1							
Mike Jorgensen, L (1,3) OBP: 0.341, SLG: 0.342										4	0	0	0	0	1	5							
Bob Bailey, R (1,5) OBP: 0.383, SLG: 0.505										4	2	2	2	0	1	3							
Bob Stinson, S (1,2) Tony Scott, S (8, PR) Pepe Frias, R (8, 6) OBP: 0.259, SLG: 0.276										4	1	3	0	0	0	0							
Tim Foli, R (1,6) OBP: 0.285, SLG: 0.274 Ron Woods, R (8, PH) John Boccabella, R (8, 2) OBP: 0.283, SLG: 0.317										3	0	1	1	0	0	1							
Steve Renko, R (1,1) OBP: 0.348, SLG: 0.357 Boots Day, L (7, PH) Craig Caskey, S (7, 1) Felipe Alou, R (8, PH) Chuck Taylor, R (8, 1) OBP: 0.257, SLG: 0.323										1	0	0	0	0	1	1							
Inning Stats	R: 0 E: 0 K: 0 S: 3	H: 1 LOB: 0 BB: 0 P: 3	R: 1 E: 0 K: 0 S: 5	H: 2 LOB: 1 BB: 0 P: 5	R: 0 E: 0 K: 2 S: 4	H: 1 LOB: 1 BB: 0 P: 4	R: 0 E: 0 K: 2 S: 7	H: 0 LOB: 0 BB: 0 P: 7	R: 0 E: 0 K: 1 S: 5	H: 0 LOB: 0 BB: 0 P: 5	R: 0 E: 0 K: 2 S: 9	H: 2 LOB: 3 BB: 1 P: 13	R: 1 E: 0 K: 2 S: 9	H: 2 LOB: 1 BB: 0 P: 9	R: 2 E: 0 K: 1 S: 8	H: 4 LOB: 2 BB: 1 P: 12		R: 0 E: 0 K: 1 S: 5	H: 1 LOB: 1 BB: 1 P: 9	1B: 10 2B: 2 3B: 0 HR: 1	SF: 0 SAC: 0 DP: 1 HBP: 0	WP: 0 PB: 0 SB: 0 CS: 2	PA: 40
PITCHER	IP WLS BF H R ER SO BB IBB HBP BLK WP HR S P ERA WHIP																						
Fergie Jenkins, R (1,1) ERA: 3.96 Bob Locker, R (8,1) ERA: 2.54	7.2 W 34 11 4 4 7 2 0 0 0 0 1 46 54 4.70 1.696																						
1.1 S 6 2 0 0 2 1 0 0 0 0 0 0 9 13 0.00 2.250																							

AB	37
R	4
H	13
RBI	4
BB	3
SO	9
LOB	19



Batter	1	2	3	4	5	6	7	8	9	AB	R	H	RBI	BB	SO	LOB	BOTTOM				
Rick Monday, L (1,8) OBP: 0.376, SLG: 0.479										4	3	3	0	0	1	0	Montreal Expos @ Chicago Cubs Wrigley Field, Chicago, IL Thu Sep 20 1973, 3:33 AM CDT Att: 1,957 - Cloudy - 48 F				
Don Kessinger, S (1,6) OBP: 0.325, SLG: 0.313										4	1	3	0	0	0	0					
Billy Williams, L (1,7) OBP: 0.378, SLG: 0.453										3	0	0	1	1	0	3					
Ron Santo, R (1,5) OBP: 0.354, SLG: 0.455										2	0	0	1	2	0	1					
Jose Cardenal, R (1,9) OBP: 0.377, SLG: 0.440 Gene Hiser, L (9,9) OBP: 0.256, SLG: 0.231										4	0	0	0	0	1	5					
Gonzalo Marquez, L (1,3) OBP: 0.250, SLG: 0.250										4	0	0	0	0	0	0					
Paul Popovich, S (1,4) OBP: 0.279, SLG: 0.293										2	1	1	0	1	0	0					
Randy Hundley, R (1,2) OBP: 0.282, SLG: 0.345										2	0	0	1	0	0	1					
Fergie Jenkins, R (1,1) OBP: 0.184, SLG: 0.173 Bob Locker, S (8,1) OBP: 0.067, SLG: 0.067										3	0	0	0	0	1	0					
Inning Stats	R: 1 E: 0 K: 1 S: 6	H: 2 LOB: 1 BB: 1 P: 10	R: 0 E: 0 K: 0 S: 3	H: 0 LOB: 0 BB: 0 P: 3	R: 1 E: 1 K: 0 S: 5	H: 2 LOB: 2 BB: 1 P: 9	R: 0 E: 0 K: 0 S: 3	H: 1 LOB: 0 BB: 0 P: 3	R: 2 E: 1 K: 1 S: 7	H: 2 LOB: 1 BB: 1 P: 11	R: 1 E: 0 K: 0 S: 3	H: 0 LOB: 0 BB: 1 P: 7	R: 0 E: 0 K: 1 S: 5	H: 0 LOB: 0 BB: 0 P: 5	R: 0 E: 0 K: 0 S: 3	H: 0 LOB: 0 BB: 0 P: 3		1B: 6 2B: 1 3B: 0 HR: 0	SF: 0 SAC: 1 DP: 3 HBP: 0	WP: 3 PB: 0 SB: 1 CS: 0	PA: 33
PITCHER	IP WLS BF H R ER SO BB IBB HBP BLK WP HR S P ERA WHIP																				
Steve Renko, R (1,1) ERA: 2.76 Craig Caskey, L (7,1) ERA: 4.55 Chuck Taylor, R (8,1) ERA: 1.13	6.0 L 27 7 5 4 2 0 0 0 0 0 0 5 5 6.00 0.000																				
1.0 3 0 0 0 0 0 0 0 0 0 0 3 3 0.00 0.000																					

AB	28
R	5
H	7
RBI	3
BB	4
SO	3
LOB	10



Batter	1	2	3	4	5	6	7	8	9	AB	R	H	RBI	BB	SO	LOB	TOP					
Mike Jorgensen, L (1, 3) OBP: 0.342, SLG: 0.349	F7		1B		FC6			3B		4	0	2	0	0	0	2	Montreal Expos @ Chicago Cubs Wrigley Field, Chicago, IL Fri Sep 21 1973, 3:33 AM CDT Att. 2,540 - Overcast - 70 F					
Larry Lintz, S (1, 4) OBP: 0.358, SLG: 0.255 Ron Woods, R (8, PH) OBP: 0.345, SLG: 0.311 Pepe Frias, R (8, 4) OBP: 0.259, SLG: 0.276	K		L4		F8			K		3	0	0	0	0	1	1						
Ron Fairly, L (1, 7) OBP: 0.423, SLG: 0.463	P4-3				6-3			P4-3		4	1	1	0	0	0	1						
Ken Singleton, S (1, 9) OBP: 0.421, SLG: 0.477					P4-3			K		4	0	1	0	0	1	2						
Bob Bailey, R (1, 5) OBP: 0.383, SLG: 0.504					5-3					3	0	1	1	1	0	1						
Jim Lytle, L (1, 8) OBP: 0.287, SLG: 0.391										4	0	2	0	0	1	2						
John Boccabella, R (1, 2) OBP: 0.282, SLG: 0.319										4	0	1	0	0	0	1						
Tim Foli, R (1, 6) OBP: 0.288, SLG: 0.277										3	0	2	0	0	0	0						
Steve Rogers, R (1, 1) OBP: 0.195, SLG: 0.135 Hal Breeden, R (7, PH) OBP: 0.353, SLG: 0.540 Chuck Taylor, R (7, 1)										2	0	1	0	0	0	0						
										1	0	0	0	0	0	0						
										0	0	0	0	0	0	0						
Inning Stats	R: 0 E: 0 K: 1 S: 5	H: 0 LOB: 0 BB: 0 P: 5	R: 0 E: 0 K: 0 S: 4	H: 2 LOB: 1 BB: 0 P: 4	R: 0 E: 0 K: 0 S: 4	H: 1 LOB: 1 BB: 0 P: 4	R: 0 E: 0 K: 0 S: 3	H: 0 LOB: 0 BB: 0 P: 3	R: 0 E: 0 K: 0 S: 5	H: 4 LOB: 2 BB: 0 P: 5	R: 1 E: 0 K: 0 S: 7	H: 2 LOB: 1 BB: 0 P: 7	R: 0 E: 0 K: 0 S: 3	H: 1 LOB: 0 BB: 0 P: 3	R: 0 E: 0 K: 2 S: 8	H: 1 LOB: 0 BB: 0 P: 8	R: 0 E: 0 K: 0 S: 2	H: 0 LOB: 0 BB: 1 P: 6	1B: 8 2B: 2 3B: 1 HR: 0	SF: 0 SAC: 0 DP: 2 HBP: 0	WP: 0 PB: 0 SB: 0 CS: 1	PA: 34
PITCHER	IP WLS BF H R ER SO BB IBB HBP BLK WP HR S P ERA WHIP																					
Burt Hooton, R (1, 1) ERA: 3.48	7.0 W 28 11 1 1 2 0 0 0 0 0 0 32 32 1.29 1.571																					
Bob Locker, R (8, 1) ERA: 2.49	2.0 S 6 0 0 0 2 1 0 0 0 0 0 0 9 13 0.00 0.500																					

AB	33
R	1
H	11
RBI	1
BB	1
SO	4
LOB	11



Batter	1	2	3	4	5	6	7	8	9	AB	R	H	RBI	BB	SO	LOB	BOTTOM					
Rick Monday, L (1, 8) OBP: 0.376, SLG: 0.476	F5		4-3		1-3			SH1-4		3	0	0	0	0	0	0	Montreal Expos @ Chicago Cubs Wrigley Field, Chicago, IL Fri Sep 21 1973, 3:33 AM CDT Att. 2,540 - Overcast - 70 F					
Don Kessinger, S (1, 6) OBP: 0.325, SLG: 0.314	6-3							1B		4	0	2	1	0	0	0						
Billy Williams, L (1, 7) OBP: 0.377, SLG: 0.450	F9							1B		3	0	0	0	1	0	1						
Ron Santo, R (1, 5) OBP: 0.355, SLG: 0.456										4	0	2	0	0	0	0						
Jose Cardenal, R (1, 9) OBP: 0.376, SLG: 0.439 Gene Hiser, L (8, 9) OBP: 0.254, SLG: 0.229										3	1	1	0	0	0	0						
										1	0	0	0	0	0	3						
Gonzalo Marquez, L (1, 3) OBP: 0.250, SLG: 0.294										4	1	1	1	0	0	5						
Paul Popovich, S (1, 4) OBP: 0.280, SLG: 0.294										3	0	1	0	0	0	1						
Randy Hundley, R (1, 2) OBP: 0.280, SLG: 0.342										3	0	0	0	0	2	3						
Burt Hooton, R (1, 1) OBP: 0.247, SLG: 0.134 Bob Locker, S (8, 1) OBP: 0.067, SLG: 0.067 Ken Rudolph, R (8, 2) OBP: 0.223, SLG: 0.297										2	0	0	0	0	1	2						
										0	0	0	0	0	0	0						
										0	1	0	0	1	0	0						
Inning Stats	R: 0 E: 0 K: 0 S: 3	H: 0 LOB: 0 BB: 0 P: 3	R: 1 E: 1 K: 1 S: 8	H: 2 LOB: 2 BB: 0 P: 8	R: 0 E: 0 K: 0 S: 3	H: 1 LOB: 0 BB: 0 P: 3	R: 1 E: 0 K: 0 S: 4	H: 1 LOB: 0 BB: 0 P: 4	R: 0 E: 0 K: 2 S: 7	H: 0 LOB: 0 BB: 0 P: 7	R: 0 E: 0 K: 0 S: 3	H: 0 LOB: 0 BB: 0 P: 3	R: 0 E: 0 K: 0 S: 4	H: 1 LOB: 1 BB: 0 P: 4	R: 0 E: 0 K: 0 S: 5	H: 2 LOB: 2 BB: 2 P: 13	R: 1 E: 0 K: 0 S: 5	H: 2 LOB: 3 BB: 2 P: 13	1B: 6 2B: 0 3B: 0 HR: 1	SF: 0 SAC: 1 DP: 0 HBP: 0	WP: 0 PB: 0 SB: 0 CS: 0	PA: 33
PITCHER	IP WLS BF H R ER SO BB IBB HBP BLK WP HR S P ERA WHIP																					
Steve Rogers, R (1, 1) ERA: 1.32	6.0 L 22 4 2 1 3 0 0 0 0 0 0 1 28 28 1.50 0.667																					
Chuck Taylor, R (7, 1) ERA: 1.5	2.0 11 3 1 1 0 1 1 0 0 0 0 0 9 17 4.50 2.000																					

AB	30
R	3
H	7
RBI	2
BB	2
SO	3
LOB	15



Batter	1	2	3	4	5	6	7	8	9	AB	R	H	RBI	BB	SO	LOB	TOP										
Dave Cash, R OBP: 0.323, SLG: 0.332 (1, 4)	4-3	F8			6-3		1B HR 1B		K	5	1	1	0	0	1	1	Pittsburgh Pirates @ Montreal Expos Jarry Park, Montreal, QB Sun Sep 23 1973, 3:33 AM EDT Unknown										
Dave Parker, L OBP: 0.295, SLG: 0.453 Fernando Gonzalez, R OBP: 0.281, SLG: 0.341 Ramon Hernandez, S OBP: 0.300, SLG: 0.125 (1, 8) (7, PH) (7, 1)	1B 2B		BB	4-0	3-1		K		6-3	2	1	1	0	1	0	0											
Al Oliver, L OBP: 0.314, SLG: 0.458 (1, 3)	BB 2H 1B		L8		4-3		HR 1B		G3	5	1	2	2	0	0	1											
Willie Stargell, L OBP: 0.387, SLG: 0.658 (1, 7)	1-2 BB		K		2B 2B		HR			3	2	2	3	1	1												
Richie Hebner, L OBP: 0.350, SLG: 0.488 (1, 5)	F7		F8		K		F7			4	0	0	0	0	1	4											
Richie Zisk, R OBP: 0.378, SLG: 0.541 (1, 9)	K				K		2B		K	4	0	1	1	0	3	2											
Manny Sanguillen, R OBP: 0.302, SLG: 0.419 (1, 2)		F7			P6		IBB		4-3	3	0	0	0	1	0	0											
Dal Maxvill, R OBP: 0.266, SLG: 0.237 (1, 6)		K			K		P4		K	4	0	0	0	0	3	2											
Bruce Kison, R OBP: 0.182, SLG: 0.333 Gene Clines, R OBP: 0.320, SLG: 0.325 (7, PH) (7, 8)					K		1B 1B BB		K	1	0	0	0	0	1	0											
										1	1	0	0	0	1	0											
Inning Stats	R: 1 E: 0 K: 7 S: 7	H: 2 LOB: 2 BB: 1 P: 11	R: 0 E: 0 K: 1 S: 5	H: 0 LOB: 1 BB: 0 P: 6	R: 0 E: 0 K: 1 S: 5	H: 0 LOB: 1 BB: 1 P: 9	R: 0 E: 0 K: 2 S: 7	H: 0 LOB: 0 BB: 0 P: 7	R: 0 E: 0 K: 1 S: 5	H: 0 LOB: 0 BB: 0 P: 5	R: 1 E: 0 K: 1 S: 7	H: 2 LOB: 2 BB: 1 P: 11	R: 4 E: 0 K: 2 S: 10	H: 3 LOB: 0 BB: 1 P: 14	R: 0 E: 0 K: 2 S: 7	H: 0 LOB: 0 BB: 0 P: 7	R: 0 E: 0 K: 1 S: 5	H: 0 LOB: 0 BB: 0 P: 5	1B: 3 2B: 3 3B: 0 HR: 1	SF: 0 SAC: 0 DP: 0 HBP: 1	WP: 0 PB: 0 SB: 0 CS: 0	PA: 39					
PITCHER	IP	WLS	BF	H	R	ER	SO	BB	IBB	HBP	BLK	WP	HR	S	P	ERA	WHIP										
Bill Stoneman, R ERA: 6.99 (1, 1)	6.0	L	28	5	4	4	7	3	1	1	0	0	0	37	54	6.00	1.333										
Craig Caskey, L ERA: 5.93 (7, 1)	0.2		4	2	2	2	1	0	0	0	0	0	1	6	6	27.00	3.000										
Chuck Taylor, R ERA: 1.47 (8, 1)	0.1		1	0	0	0	1	0	0	0	0	0	0	3	3	0.00	0.000										
Tom Walker, R ERA: 3.51 (8, 1)	2.0		6	0	0	0	3	0	0	0	0	0	0	12	12	0.00	0.000										

Batter	1	2	3	4	5	6	7	8	9	AB	R	H	RBI	BB	SO	LOB	BOTTOM										
Bob Bailey, R OBP: 0.382, SLG: 0.501 (1, 5)	P6				K		L8		P4	5	0	1	0	0	1	0	Pittsburgh Pirates @ Montreal Expos Jarry Park, Montreal, QB Sun Sep 23 1973, 3:33 AM EDT Unknown										
Mike Jorgensen, L OBP: 0.342, SLG: 0.347 Hal Breeden, R OBP: 0.354, SLG: 0.540 (1, 3) (7, PH) (8, 3)	G6-3 BB		FC3-6 1B		F9		1B		F7	2	0	0	0	1	0	1											
Ron Fairly, L OBP: 0.420, SLG: 0.459 Felipe Alou, R OBP: 0.256, SLG: 0.322 (1, 7) (7, PH) (9, 8)	G6-3		4-3		4-3		F4			3	0	0	0	0	0	2											
Ken Singleton, S OBP: 0.423, SLG: 0.484 (1, 9)		HR			1B 1B		P3			3	2	2	1	1	0	0											
Jim Lyttle, L OBP: 0.298, SLG: 0.400 Barry Foote, R OBP: 0.000, SLG: 1.000 Larry Lintz, S OBP: 0.358, SLG: 0.255 (1, 8) (8, PH) (9, 4)	6-3 5-3 1B		4-3		1B FC5-4 1B		1B		1B	3	1	2	0	0	0	2											
John Boccabella, R OBP: 0.281, SLG: 0.317 Boots Day, L OBP: 0.348, SLG: 0.374 Terry Humphrey, R OBP: 0.206, SLG: 0.222 (1, 2) (6, PH) (7, 2)	5-3				F7		FC5-4 1B		K	2	0	0	0	0	0	1											
Tim Foli, R OBP: 0.288, SLG: 0.277 (1, 6)	6-3				5-3		FC5-4 1B			4	0	1	1	0	0	2											
Pepe Frias, R OBP: 0.260, SLG: 0.274 Pepe Mangual, R OBP: 0.246, SLG: 0.387 (1, 4) (8, PH) (9, 7)					G3		K		K	2	0	0	0	1	1												
Bill Stoneman, R OBP: 0.206, SLG: 0.050 Craig Caskey, S OBP: 0.303, SLG: 0.313 Tom Walker, R OBP: 0.344, SLG: 0.310 (1, 1) (7, 1) (7, 1) (8, 1) (9, PH)		K			K		L8		P3	2	0	0	0	0	2	2											
										0	0	0	0	0	0	0											
										0	0	0	0	0	0	0											
										0	0	0	0	0	0	0											
										1	0	0	0	0	0	0											
Inning Stats	R: 0 E: 0 K: 0 S: 2	H: 0 LOB: 0 BB: 1 P: 6	R: 1 E: 0 K: 1 S: 7	H: 2 LOB: 2 BB: 1 P: 11	R: 0 E: 0 K: 0 S: 4	H: 1 LOB: 2 BB: 1 P: 8	R: 0 E: 0 K: 0 S: 3	H: 0 LOB: 0 BB: 0 P: 3	R: 0 E: 0 K: 2 S: 7	H: 0 LOB: 0 BB: 0 P: 7	R: 2 E: 0 K: 1 S: 8	H: 3 LOB: 1 BB: 0 P: 8	R: 0 E: 0 K: 0 S: 4	H: 1 LOB: 1 BB: 0 P: 4	R: 0 E: 0 K: 2 S: 9	H: 2 LOB: 2 BB: 0 P: 9	R: 0 E: 0 K: 0 S: 3	H: 0 LOB: 0 BB: 0 P: 3	1B: 8 2B: 0 3B: 0 HR: 1	SF: 0 SAC: 0 DP: 1 HBP: 0	WP: 0 PB: 0 SB: 1 CS: 0	PA: 38					
PITCHER	IP	WLS	BF	H	R	ER	SO	BB	IBB	HBP	BLK	WP	HR	S	P	ERA	WHIP										
Bruce Kison, R ERA: 3.09 (1, 1)	6.0	W	26	6	3	3	4	1	2	0	0	0	0	31	43	4.50	1.167										
Ramon Hernandez, L ERA: 2.47 (7, 1)	3.0	S	12	3	0	0	2	0	0	0	0	0	0	16	16	0.00	1.000										

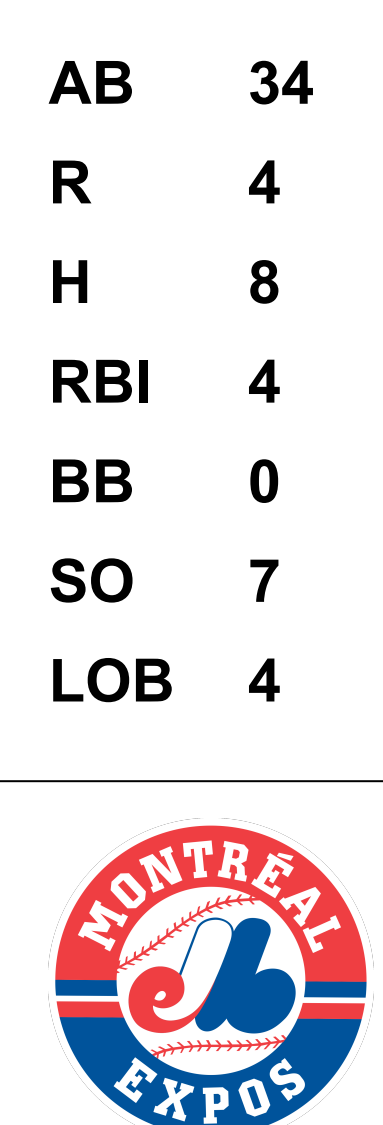


Batter	1	2	3	4	5	6	7	8	9	AB	R	H	RBI	BB	SO	LOB	TOP																			
Dave Cash, R OBP: 0.322, SLG: 0.331 (1, 4)										5	0	1	0	0	0	4	Pittsburgh Pirates @ Montreal Expos Jarry Park, Montreal, QB Sun Sep 23 1973, 3:38 AM EDT Att: 26,178 - Unknown																			
Dave Parker, L OBP: 0.301, SLG: 0.455 Dave Augustine, R OBP: 0.400, SLG: 0.600 (1, 8) (7, 8)										4	1	2	0	0	1	0																				
Al Oliver, L OBP: 0.314, SLG: 0.456 (1, 3)										4	1	1	1	0	0	1																				
Willie Stargell, L OBP: 0.388, SLG: 0.656 (1, 7)										3	2	1	0	1	1	0																				
Richie Hebner, L OBP: 0.351, SLG: 0.487 (1, 5)										3	1	1	1	1	0	0																				
Richie Zisk, R OBP: 0.377, SLG: 0.547 (1, 9)										4	1	1	4	0	0	1																				
Milt May, L OBP: 0.354, SLG: 0.386 (1, 2)										3	0	1	0	1	1	0																				
Dal Maxvill, R OBP: 0.266, SLG: 0.234 (1, 6)										3	0	0	0	1	1	1																				
Dock Ellis, S OBP: 0.136, SLG: 0.109 Dave Giusti, R OBP: 0.385, SLG: 0.333 (1, 1) (6, 1)										2	1	0	0	1	2	3																				
Inning Stats	R: 0 E: 0 K: 0 S: 3	H: 0 LOB: 0 BB: 0 P: 3	R: 1 E: 0 K: 1 S: 6	H: 1 LOB: 3 BB: 3 P: 18	R: 0 E: 0 K: 1 S: 5	H: 1 LOB: 0 BB: 0 P: 5	R: 0 E: 0 K: 1 S: 5	H: 0 LOB: 0 BB: 0 P: 5	R: 6 E: 1 K: 0 S: 7	H: 4 LOB: 0 BB: 2 P: 15	R: 0 E: 0 K: 1 S: 5	H: 0 LOB: 0 BB: 0 P: 5	R: 0 E: 0 K: 0 S: 4	H: 1 LOB: 1 BB: 0 P: 4	R: 0 E: 0 K: 0 S: 3	H: 1 LOB: 0 BB: 0 P: 3		1B: 7 2B: 0 3B: 0 HR: 1	SF: 0 SAC: 0 DP: 2 HBP: 0	WP: 1 PB: 0 SB: 0 CS: 0	PA: 38															
PITCHER	IP	WLS	BF	H	R	ER	SO	BB	IBB	HBP	BLK	WP	HR	S	P	ERA	WHIP	PITCHER		IP	WLS	BF	H	R	ER	SO	BB	IBB	HBP	BLK	WP	HR	S	P	ERA	WHIP
Mike Torrez, R ERA: 4.46 (1, 1)	4.2	L	24	6	7	7	3	3	2	0	0	1	1	25	45	13.50	1.929	Mike Marshall, R ERA: 2.9 (9, 1)		1.0		3	1	0	0	0	0	0	0	0	0	3	3	0.00	1.000	
Mickey Scott, L ERA: 5.99 (5, 1)	0.1		1	0	0	0	0	0	0	0	0	0	0	1	1	0.00	0.000																			
John Montague, R ERA: 1.5 (6, 1)	1.0		3	0	0	0	2	0	0	0	0	0	0	7	7	0.00	0.000																			
Balor Moore, L ERA: 4.36 (7, 1)	1.0		3	0	0	0	1	0	0	0	0	0	0	5	5	0.00	0.000																			
Pat Jarvis, R ERA: 3.2 (8, 1)	1.0		4	1	0	0	0	0	0	0	0	0	0	4	4	0.00	1.000																			

AB	33
R	7
H	8
RBI	6
BB	5
SO	6
LOB	11



Batter	1	2	3	4	5	6	7	8	9	AB	R	H	RBI	BB	SO	LOB	BOTTOM																			
Larry Lintz, S OBP: 0.354, SLG: 0.255 (1, 4)										4	1	1	0	0	1	0	Pittsburgh Pirates @ Montreal Expos Jarry Park, Montreal, QB Sun Sep 23 1973, 3:38 AM EDT Att: 26,178 - Unknown																			
Ron Fairly, L OBP: 0.419, SLG: 0.457 (1, 7)										4	1	1	1	0	1	0																				
Ken Singleton, S OBP: 0.422, SLG: 0.482 (1, 9)										4	0	1	0	0	0	0																				
Mike Jorgensen, L OBP: 0.339, SLG: 0.344 (1, 3)										4	0	0	1	0	1	1																				
Jim Lyttle, L OBP: 0.296, SLG: 0.424 (1, 8)										4	1	1	1	0	0	1																				
Bob Bailey, R OBP: 0.381, SLG: 0.499 (1, 5)										4	0	1	0	0	2	0																				
John Boccabella, R OBP: 0.281, SLG: 0.316 (1, 2)										4	0	1	0	0	1	1																				
Tim Foli, R OBP: 0.288, SLG: 0.284 (1, 6)										3	1	1	1	0	0	1																				
Mike Torrez, R OBP: 0.136, SLG: 0.158 Mickey Scott, L OBP: 0.324, SLG: 0.414 John Montague, R OBP: 0.325, SLG: 0.677 Bob Stinson, S OBP: 0.192, SLG: 0.241 Balor Moore, L OBP: 0.385, SLG: 0.333 Pat Jarvis, R OBP: 0.385, SLG: 0.333 Boots Day, L OBP: 0.266, SLG: 0.234 (1, 1) (5, 1) (6, 1) (7, 1) (8, 1) (8, 1) (9, 1)										1	0	1	0	0	0	0																				
Inning Stats	R: 0 E: 0 K: 0 S: 3	H: 0 LOB: 0 BB: 0 P: 3	R: 0 E: 0 K: 1 S: 5	H: 0 LOB: 0 BB: 0 P: 5	R: 1 E: 0 K: 1 S: 6	H: 2 LOB: 0 BB: 0 P: 6	R: 0 E: 0 K: 0 S: 3	H: 0 LOB: 0 BB: 0 P: 3	R: 0 E: 0 K: 1 S: 6	H: 1 LOB: 1 BB: 0 P: 6	R: 2 E: 0 K: 1 S: 8	H: 3 LOB: 1 BB: 0 P: 8	R: 0 E: 0 K: 1 S: 5	H: 0 LOB: 0 BB: 0 P: 5	R: 0 E: 0 K: 1 S: 5	H: 0 LOB: 0 BB: 0 P: 5		R: 1 E: 0 K: 1 S: 7	H: 2 LOB: 1 BB: 0 P: 7	1B: 6 2B: 0 3B: 0 HR: 2	SF: 0 SAC: 0 DP: 0 HBP: 0	WP: 0 PB: 0 SB: 1 CS: 0	PA: 34													
PITCHER	IP	WLS	BF	H	R	ER	SO	BB	IBB	HBP	BLK	WP	HR	S	P	ERA	WHIP	PITCHER		IP	WLS	BF	H	R	ER	SO	BB	IBB	HBP	BLK	WP	HR	S	P	ERA	WHIP
Dock Ellis, R ERA: 3.16 (1, 1)	5.1	W	21	6	3	3	4	0	0	0	0	0	1	29	29	5.06	1.125	Mike Marshall, R ERA: 2.9 (9, 1)		1.0		3	1	0	0	0	0	0	0	3	3	0.00	1.000			
Dave Giusti, R ERA: 2.63 (6, 1)	3.2	S	13	2	1	1	3	0	0	0	0	0	1	19	19	2.46	0.545																			



Batter	1	2	3	4	5	6	7	8	9	AB	R	H	RBI	BB	SO	LOB	TOP								
Dave Cash, R OBP: 0.323, SLG: 0.333	5-3		FC3-6 1B		SF8		1B 1-2 2-H		F4	4	0	2	2	0	0	1									
Dave Parker, L OBP: 0.297, SLG: 0.448 Gene Clines, R OBP: 0.323, SLG: 0.332	4-3		FC3-6 1-2		L4-6-3		FC5-6 1B			2	0	0	0	0	0	1									
Al Oliver, L OBP: 0.313, SLG: 0.456			G3				F7		FC5-6 1-2	5	0	1	0	0	0	7									
Willie Stargell, L OBP: 0.389, SLG: 0.660				K			L7		HR	3	1	1	1	1	1	0									
Richie Hebner, L OBP: 0.348, SLG: 0.483	F4			F5			K		4-3	4	0	0	0	0	1	2									
Richie Zisk, R OBP: 0.375, SLG: 0.543		F9		F3					6-3	4	1	1	0	0	0	0									
Manny Sanguillen, R OBP: 0.302, SLG: 0.417		K					1B 1B		F8	4	1	1	0	0	1	1									
Dal Maxvill, R OBP: 0.288, SLG: 0.236 Milt May, L OBP: 0.352, SLG: 0.385 Jackie Hernandez, R OBP: 0.288, SLG: 0.319		K					1B SF8 1B		F9	2	1	1	0	0	1	0									
Bob Moose, R Jim Foor, L Bob Johnson, R Bob Roseberry, R Luke Walker, L Chris Zachary, R Fernando Gonzalez, R Dave Glavin, R Jim Caporaso, R Dave Augustine, R			F9				L4-6-3 1B		2B 1B	1	0	0	0	0	0	0									
Inning Stats	R: 0 E: 0 K: 0 S: 4	H: 1 LOB: 2 BB: 1 P: 8	R: 0 E: 0 K: 2 S: 7	H: 0 LOB: 0 BB: 0 P: 7	R: 0 E: 0 K: 0 S: 4	H: 1 LOB: 1 BB: 0 P: 4	R: 0 E: 0 K: 1 S: 5	H: 0 LOB: 0 BB: 0 P: 5	R: 2 E: 0 K: 0 S: 5	H: 3 LOB: 0 BB: 0 P: 5	R: 0 E: 0 K: 1 S: 5	H: 0 LOB: 0 BB: 0 P: 5	R: 1 E: 0 K: 0 S: 7	H: 4 LOB: 3 BB: 0 P: 7	R: 1 E: 0 K: 0 S: 4	H: 1 LOB: 0 BB: 0 P: 4	R: 0 E: 0 K: 0 S: 5	H: 2 LOB: 3 BB: 0 P: 5	1B: 9 2B: 2 3B: 0 HR: 1	SF: 1 SAC: 0 DP: 1 HBP: 0	WP: 0 PB: 0 SB: 0 CS: 0	PA: 39			
PITCHER	IP	WLS	BF	H	R	ER	SO	BB	IBB	HBP	BLK	WP	HR	S	P	ERA	WHIP								
Steve Renko, R ERA: 2.8	(1, 1)	6.2	W	28	8	3	3	4	0	1	0	0	0	35	39	4.05	1.200								
Chuck Taylor, R ERA: 1.77	(7, 1)	2.0		10	4	1	1	0	0	0	0	0	1	10	10	4.50	2.000								
Mike Marshall, R ERA: 2.89	(9, 1)	0.1	S	1	0	0	0	0	0	0	0	0	0	1	1	0.00	0.000								

Pittsburgh Pirates @ Montreal Expos
 Jarry Park, Montreal, QB
 Mon Sep 24 1973, 7:05 PM EDT
 Unknown

AB	37
R	4
H	12
RBI	4
BB	1
SO	4
LOB	14

WP	0	PA	39
PB	0		
SB	0		
CS	0		

Batter	1	2	3	4	5	6	7	8	9	AB	R	H	RBI	BB	SO	LOB	BOTTOM								
Larry Lintz, S OBP: 0.359, SLG: 0.250	5-3		S PB 4-3 BB		L6		S 1B BB			2	2	0	0	2	0	0									
Ron Fairly, L OBP: 0.421, SLG: 0.458 Ron Woods, R OBP: 0.344, SLG: 0.310 Felipe Alou, R OBP: 0.256, SLG: 0.322			4-3 1B BB		4-3		FC5-4 1B			3	2	2	1	1	0	0									
Ken Singleton, S OBP: 0.423, SLG: 0.482			4-3				SH1-4 1B		FC5-4 1-2	4	0	2	1	0	0	2									
Jim Lyttle, L OBP: 0.297, SLG: 0.422			G3				SH1-4 1-2		F6	3	0	1	1	0	0	1									
Bob Bailey, R OBP: 0.382, SLG: 0.498	F3		1B 1B				1B IBB		K	3	1	1	1	1	1	2									
Mike Jorgensen, L OBP: 0.338, SLG: 0.343	4-3		1B 1B				K		L6	4	0	1	0	0	1	4									
John Boccabella, R OBP: 0.280, SLG: 0.316			P6				P4		L8	4	0	1	1	0	0	2									
Tim Foli, R OBP: 0.285, SLG: 0.281			6-3				K		6-3	4	0	0	0	0	1	2									
Steve Renko, R OBP: 0.337, SLG: 0.345 Chuck Taylor, R OBP: 0.290, SLG: 0.241			5-3				K		F2	3	0	0	0	0	2	0									
Inning Stats	R: 1 E: 0 K: 0 S: 6	H: 3 LOB: 2 BB: 0 P: 6	R: 0 E: 0 K: 0 S: 3	H: 0 LOB: 0 BB: 0 P: 3	R: 3 E: 0 K: 1 S: 8	H: 3 LOB: 2 BB: 2 P: 16	R: 0 E: 0 K: 1 S: 5	H: 0 LOB: 0 BB: 0 P: 5	R: 0 E: 0 K: 1 S: 6	H: 1 LOB: 2 BB: 1 P: 10	R: 1 E: 0 K: 1 S: 6	H: 1 LOB: 1 BB: 1 P: 10	R: 0 E: 0 K: 1 S: 5	H: 0 LOB: 0 BB: 0 P: 5	R: 0 E: 0 K: 0 S: 3	H: 0 LOB: 0 BB: 0 P: 3	1B: 8 2B: 0 3B: 0 HR: 0	SF: 0 SAC: 1 DP: 0 HBP: 0	WP: 0 PB: 1 SB: 3 CS: 0	PA: 36					
PITCHER	IP	WLS	BF	H	R	ER	SO	BB	IBB	HBP	BLK	WP	HR	S	P	ERA	WHIP								
Bob Moose, R ERA: 3.69	(1, 1)	2.2	L	14	4	4	4	0	2	0	0	0	0	12	20	13.50	2.250								
Jim Foor, L ERA:	(3, 1)	0.0		1	1	0	0	0	0	0	0	0	0	1	1										
Bob Johnson, R ERA: 3.78	(3, 1)	1.1		5	1	0	0	2	0	0	0	0	0	9	9	0.00	0.750								
Luke Walker, L ERA: 4.57	(5, 1)	0.2		4	1	0	0	1	0	1	0	0	0	5	9	0.00	1.500								
Chris Zachary, R ERA: 3.0	(5, 1)	1.1		6	1	1	1	1	1	0	0	0	0	7	11	6.75	1.500								

Pittsburgh Pirates @ Montreal Expos
 Jarry Park, Montreal, QB
 Mon Sep 24 1973, 7:05 PM EDT
 Unknown

AB	31
R	5
H	8
RBI	5
BB	4
SO	5
LOB	13

WP	0	PA	36
PB	1		
SB	3		
CS	0		



Batter	1	2	3	4	5	6	7	8	9	AB	R	H	RBI	BB	SO	LOB	TOP					
Dave Cash, R OBP: 0.326, SLG: 0.334 (1, 4)										4	0	2	0	1	0	0	Pittsburgh Pirates @ Montreal Expos Jarry Park, Montreal, QB Mon Sep 24 1973, 7:05 PM EDT Att: 20,168 - Unknown					
Gene Clines, R OBP: 0.325, SLG: 0.329 (1, 8)										3	0	0	0	2	0	3						
Al Oliver, L OBP: 0.313, SLG: 0.455 (1, 3)										4	1	1	0	0	1	3						
Willie Stargell, L OBP: 0.391, SLG: 0.666 (1, 7)										3	2	2	1	1	0	0						
Richie Hebner, L OBP: 0.346, SLG: 0.480 (1, 5)										3	0	0	0	0	2	3						
Richie Zisk, R OBP: 0.377, SLG: 0.543 (1, 9)										4	0	2	2	0	1	3						
Milt May, L OBP: 0.351, SLG: 0.381 (1, 2)										3	0	0	0	1	0	1						
Dal Maxvill, R OBP: 0.263, SLG: 0.232 (1, 6)										4	0	0	0	0	0	3						
Nelson Briles, R OBP: 0.224, SLG: 0.264 (1, 1)										3	0	0	0	0	1	0						
Dave Giusti, R OBP: 0.357, SLG: 0.308 (7, 1)										1	0	0	0	0	0	0						
Inning Stats	R: 0 H: 0 E: 0 K: 2 S: 7	H: 0 LOB: 3 BB: 3 P: 19	R: 0 H: 1 E: 1 K: 0 S: 5	LOB: 2 BB: 0 P: 5	R: 0 H: 0 E: 0 K: 1 S: 5	LOB: 0 BB: 0 P: 5	R: 0 H: 0 E: 0 K: 0 S: 3	H: 0 LOB: 0 BB: 0 P: 3	R: 0 H: 0 E: 0 K: 0 S: 3	H: 0 LOB: 1 BB: 1 P: 7	R: 1 H: 2 E: 0 K: 1 S: 7	H: 2 LOB: 1 BB: 0 P: 7	R: 0 H: 0 E: 0 K: 1 S: 5	H: 0 LOB: 0 BB: 0 P: 5	R: 2 H: 3 E: 1 K: 0 S: 5	H: 3 LOB: 1 BB: 1 P: 9	R: 0 H: 1 E: 0 K: 0 S: 3	H: 1 LOB: 0 BB: 0 P: 3	1B: 6 2B: 0 3B: 0 HR: 1	SF: 0 SAC: 1 DP: 2 HBP: 0	WP: 0 PB: 2 SB: 0 CS: 0	PA: 38
PITCHER	IP WLS BF H R ER SO BB IBB HBP BLK WP HR S P ERA WHIP																					
Ernie McAnally, R ERA: 3.82 (1, 1)	7.0 L 29 3 1 1 5 4 0 0 0 0 0 1 35 51 1.29 1.000																					
Tom Walker, R ERA: 3.63 (8, 1)	2.0 9 4 2 2 0 0 1 0 0 0 0 0 8 12 9.00 2.000																					

Batter	1	2	3	4	5	6	7	8	9	AB	R	H	RBI	BB	SO	LOB	BOTTOM					
Larry Lintz, S OBP: 0.350, SLG: 0.243 (1, 4)										3	0	0	0	0	0	0	Pittsburgh Pirates @ Montreal Expos Jarry Park, Montreal, QB Mon Sep 24 1973, 7:05 PM EDT Att: 20,168 - Unknown					
Hal Breeden, R OBP: 0.356, SLG: 0.540 (7, PH)										0	0	0	0	1	0	0						
Tony Scott, S (8, 8)										0	0	0	0	0	0	0						
Felipe Alou, R OBP: 0.258, SLG: 0.324 (9, PH)										1	0	1	0	0	0	0						
Ron Fairly, L OBP: 0.424, SLG: 0.464 (1, 7)										4	0	3	0	0	0	0						
Clyde Mashore, R OBP: 0.303, SLG: 0.324 (7, PR)										0	0	0	0	0	0	0						
Pepe Frias, R OBP: 0.260, SLG: 0.274 (8, 4)										0	0	0	0	0	0	0						
Ron Woods, R OBP: 0.343, SLG: 0.309 (9, PH)										1	0	0	0	0	0	1						
Ken Singleton, S OBP: 0.425, SLG: 0.483 (1, 9)										2	0	1	0	2	0	0						
Jim Little, L OBP: 0.296, SLG: 0.425 (1, 8)										4	0	1	0	0	0	7						
Tom Walker, R (8, 1)										0	0	0	0	0	0	0						
Bob Bailey, R OBP: 0.381, SLG: 0.495 (1, 5)										3	0	0	0	1	0	3						
Mike Jorgensen, L OBP: 0.335, SLG: 0.339 (1, 3)										4	0	0	0	0	1	2						
John Boccabella, R OBP: 0.278, SLG: 0.313 (1, 2)										4	0	0	0	0	0	2						
Tim Foli, R OBP: 0.287, SLG: 0.283 (1, 6)										4	0	2	0	0	0	0						
Ernie McAnally, R OBP: 0.188, SLG: 0.188 (1, 1)										2	0	0	0	0	1	2						
Boots Day, L OBP: 0.345, SLG: 0.371 (7, PH)										1	0	0	0	0	0	0						
Inning Stats	R: 0 H: 2 E: 0 K: 0 S: 5	H: 2 LOB: 2 BB: 0 P: 5	R: 0 H: 0 E: 0 K: 0 S: 3	H: 0 LOB: 0 BB: 0 P: 3	R: 0 H: 1 E: 0 K: 1 S: 6	LOB: 2 BB: 1 P: 10	R: 0 H: 1 E: 0 K: 0 S: 4	H: 1 LOB: 2 BB: 1 P: 8	R: 0 H: 0 E: 0 K: 0 S: 3	H: 0 LOB: 0 BB: 0 P: 3	R: 0 H: 1 E: 0 K: 1 S: 6	H: 1 LOB: 1 BB: 0 P: 6	R: 0 H: 2 E: 0 K: 0 S: 4	H: 2 LOB: 3 BB: 2 P: 12	R: 0 H: 0 E: 0 K: 0 S: 3	H: 0 LOB: 0 BB: 0 P: 3	R: 0 H: 1 E: 0 K: 0 S: 4	H: 1 LOB: 1 BB: 0 P: 4	1B: 6 2B: 2 3B: 0 HR: 0	SF: 0 SAC: 1 DP: 0 HBP: 0	WP: 0 PB: 0 SB: 0 CS: 0	PA: 38
PITCHER	IP WLS BF H R ER SO BB IBB HBP BLK WP HR S P ERA WHIP																					
Nelson Briles, R ERA: 2.84 (1, 1)	6.1 W 27 6 0 0 2 1 0 0 0 0 0 29 37 0.00 1.105																					
Dave Giusti, R ERA: 2.5 (7, 1)	2.2 S 11 2 0 0 0 2 0 0 0 0 0 9 17 0.00 1.500																					



Batter	1	2	3	4	5	6	7	8	9	AB	R	H	RBI	BB	SO	LOB	TOP					
Felipe Alou, R OBP: 0.255, SLG: 0.320 (1, 7)	0-0 6-3		0-0 6-3			0-0 F8	0-0 F7			4	0	0	0	0	0	3	Montreal Expos @ New York Mets Shea Stadium, Flushing, NY Tue Sep 25 1973, 7:05 PM EDT Att: 43,805 - Unknown					
Ron Woods, R OBP: 0.345, SLG: 0.312 (1, 8)	0-0 6-3			0-0 F3		0-0 CS S E 1B		0-0 FC1-5 BB 1B		4	1	2	0	0	0							
Bob Bailey, R OBP: 0.362, SLG: 0.493 (1, 5)	0-3 K			0-0 L6		4-0 CS BB 1-2		4-0 FC1-5 BB 1-2		2	0	0	0	2	1	0						
Hal Breedren, R OBP: 0.351, SLG: 0.531 (1, 3)		0-0 F8		0-3 K		0-0 E5 1-2 2H		0-0 FC1-5 1-2 2-3f		4	0	0	0	0	1	3						
Ken Singleton, S OBP: 0.423, SLG: 0.480 (1, 9)		4-0 G4-3 BB			0-3 K	0-3 K		0-0 P6		3	0	0	0	1	2	3						
John Boccabella, R OBP: 0.276, SLG: 0.312 (1, 2)	0-0 G4-3 1-2f				0-0 1B			0-0 5-3	0-0 6-3	4	0	1	0	0	0	3						
Tim Foli, R OBP: 0.285, SLG: 0.281 (1, 6)			0-0 6-3		0-0 F7		0-0 F7		0-0 F7	4	0	0	0	0	0	1						
Pepe Frias, R OBP: 0.266, SLG: 0.287 (1, 4)			0-0 2B		0-0 1B		0-0 1B		0-0 5-3	4	0	3	0	0	0	0						
Steve Rogers, R OBP: 0.186, SLG: 0.128 (1, 1)			0-0 6-3		0-0 FC6-4		0-0 1B		0-0 F5	2	0	0	0	0	0	3						
Jose Morales, R OBP: 0.316, SLG: 0.353 (7, PH)					0-0 FC6-4					1	0	1	0	0	0	0						
Tony Scott, S OBP: 0.241, SLG: 0.261 (7, PR)					1-2f					0	0	0	0	0	0	0						
Mike Marshall, R OBP: 0.290, SLG: 0.461 (7, 1)										0	0	0	0	0	0	0						
Ron Fairly, L OBP: 0.423, SLG: 0.463 (9, PH)										1	0	0	0	0	0	0						
Inning Stats	R: 0 E: 0 K: 1 S: 5	H: 0 LOB: 0 BB: 0 P: 5	R: 0 E: 0 K: 0 S: 2	H: 0 LOB: 0 BB: 1 P: 6	R: 0 E: 0 K: 0 S: 4	H: 1 LOB: 1 BB: 0 P: 4	R: 0 E: 0 K: 1 S: 5	H: 0 LOB: 0 BB: 0 P: 5	R: 0 E: 0 K: 1 S: 7	H: 2 LOB: 2 BB: 0 P: 7	R: 1 E: 1 K: 1 S: 6	H: 1 LOB: 1 BB: 1 P: 10	R: 0 E: 0 K: 0 S: 5	H: 2 LOB: 2 BB: 0 P: 5	R: 0 E: 0 K: 0 S: 4	H: 1 LOB: 2 BB: 1 P: 8	R: 0 E: 0 K: 0 S: 3	H: 0 LOB: 0 BB: 0 P: 3	1B: 6 2B: 1 3B: 0 HR: 0	SF: 0 SAC: 0 DP: 1 HBP: 0	WP: 0 PB: 0 SB: 1 CS: 2	PA: 36
PITCHER	IP WLS BF H R ER SO BB IBB HBP BLK WP HR S P ERA WHIP																					
Jerry Koosman, L ERA: 2.94 (1, 1)	6.2 W 27 6 1 0 4 2 0 0 0 0 0 33 41 0.00 1.200																					
Tug McGraw, L ERA: 3.92 (7, 1)	2.1 S 9 1 0 0 0 1 0 0 0 0 0 8 12 0.00 0.857																					

AB 33
R 1
H 7
RBI 0
BB 3
SO 4
LOB 16



Batter	1	2	3	4	5	6	7	8	9	AB	R	H	RBI	BB	SO	LOB	BOTTOM			
Wayne Garrett, L OBP: 0.342, SLG: 0.393 (1, 5)	0-0 P6		0-0 F8			0-0 1B		0-0 1B		4	0	2	0	0	0	0	Montreal Expos @ New York Mets Shea Stadium, Flushing, NY Tue Sep 25 1973, 7:05 PM EDT Att: 43,805 - Unknown			
Felix Milan, R OBP: 0.332, SLG: 0.354 (1, 4)	0-0 5-3		0-0 5-3		0-0 SF7		0-0 G5-3			3	0	0	1	0	0	2				
Rusty Staub, L OBP: 0.358, SLG: 0.417 (1, 9)	0-0 1B		0-0 F8		0-0 6-3			0-0 6-3		4	0	1	0	0	0	1				
John Milner, L OBP: 0.330, SLG: 0.442 (1, 3)	0-3 K			4-0 BB BB		0-0 4-3		0-3 K		3	0	0	0	1	2	1				
Cleon Jones, R OBP: 0.314, SLG: 0.386 (1, 7)		0-0 F7		4-0 G6-4-3 BB 1-2		0-0 HR		4-0 2B BB		2	1	1	1	2	0	0				
Dave Schneck, L OBP: 0.212, SLG: 0.250 (1, 8)		0-0 4-3		0-0 P3		0-0 4-3		0-0 2B		3	0	0	0	0	0	2				
Don Hahn, R OBP: 0.290, SLG: 0.296 (7, 8)				0-0 P3		0-0 4-3		0-0 2B		1	0	1	0	0	0	0				
Jerry Grote, R OBP: 0.286, SLG: 0.316 (1, 2)		0-0 2B		0-0 G6-4-3		0-0 4-3				3	0	1	0	0	0	2				
Bud Harrelson, S OBP: 0.350, SLG: 0.307 (1, 6)		4-0 IBB			0-0 1B SH3-4 SF7 1B		0-0 F7			2	1	1	0	1	0	0				
Jerry Koosman, R OBP: 0.132, SLG: 0.122 (1, 1)		0-0 P6		0-0 P6		0-0 SH3-4		4-0 G5-3 1B BB		1	0	0	0	0	0	2				
Tug McGraw, R OBP: 0.231, SLG: 0.167 (7, 1)					1-2					0	0	0	0	1	0	0				
Inning Stats	R: 0 E: 0 K: 1 S: 6	H: 1 LOB: 1 BB: 0 P: 6	R: 0 E: 0 K: 0 S: 4	H: 1 LOB: 2 BB: 1 P: 8	R: 0 E: 0 K: 0 S: 3	H: 0 LOB: 0 BB: 0 P: 3	R: 0 E: 0 K: 0 S: 2	H: 0 LOB: 1 BB: 2 P: 10	R: 1 E: 0 K: 0 S: 5	H: 2 LOB: 1 BB: 0 P: 5	R: 1 E: 0 K: 0 S: 4	H: 1 LOB: 0 BB: 0 P: 4	R: 0 E: 0 K: 0 S: 3	H: 1 LOB: 1 BB: 1 P: 7	R: 0 E: 0 K: 1 S: 5	H: 1 LOB: 2 BB: 1 P: 9	1B: 4 2B: 2 3B: 0 HR: 1	SF: 1 SAC: 1 DP: 2 HBP: 0	WP: 0 PB: 0 SB: 0 CS: 0	PA: 33
PITCHER	IP WLS BF H R ER SO BB IBB HBP BLK WP HR S P ERA WHIP																			
Steve Rogers, R ERA: 1.4 (1, 1)	6.0 L 25 5 2 2 1 2 0 0 0 0 0 24 36 3.00 1.167																			
Mike Marshall, R ERA: 2.86 (7, 1)	2.0 8 2 0 0 1 2 0 0 0 0 0 8 16 0.00 2.000																			

AB 26
R 2
H 7
RBI 2
BB 5
SO 2
LOB 10



Batter	1	2	3	4	5	6	7	8	9	AB	R	H	RBI	BB	SO	LOB	TOP																
Mike Jorgensen, L (1, 3) OBP: 0.338, SLG: 0.339	4-0 2B 1-4-3 BB	0-0 E4 FC3-6		4-0 4-3 WP BB		0-0 1B		0-0 F8		3	1	1	0	2	0	0																	
Larry Lintz, S (1, 4) OBP: 0.352, SLG: 0.259	0-0 1-4-3 BB	0-0 FC3-6 SF8		0-0 4-3		0-0 1B		0-3 K		5	2	2	0	0	1	2																	
Ron Fairly, L (1, 7) OBP: 0.422, SLG: 0.461	0-0 1-4-3	0-0 E9		0-0 G3		0-0 P6				4	0	1	1	0	0	4																	
Ron Woods, R (8, 7) OBP: 0.347, SLG: 0.314	0-0 2-3 3-H	0-0 1B		0-0 K						1	1	1	0	0	0	0																	
Ken Singleton, S (1, 9) OBP: 0.423, SLG: 0.477	4-0 BB 1B BB	4-0 IBB		0-3 K						3	1	0	0	2	1	2																	
Jim Lyttle, L (1, 8) OBP: 0.303, SLG: 0.426	4-0 1B IBB	0-0 SF8								2	2	1	1	1	0	0																	
Felipe Alou, R (9, PH) OBP: 0.257, SLG: 0.322	1-2 1B IBB	3-H								1	0	1	1	0	0	0																	
Bob Bailey, R (1, 5) OBP: 0.382, SLG: 0.497	4-0 1B BB	0-3 K		0-0 4-3						4	1	1	3	1	2	3																	
John Boccabella, R (1, 2) OBP: 0.275, SLG: 0.309	0-0 F9			0-0 6-3		0-0 F8		0-0 5-3		4	0	0	0	0	0	3																	
Tim Foli, R (1, 6) OBP: 0.285, SLG: 0.281	0-0 1-2 2-H 3-H			0-0 F9		0-0 F7		0-0 F7		4	0	1	2	0	0	0																	
Balor Moore, L (1, 1) OBP: 0.123, SLG: 0.075	0-3 K			0-0 F8		0-0 F7		0-0 6-3		1	0	0	0	0	1	2																	
Jose Morales, R (3, PH) OBP: 0.300, SLG: 0.333										1	0	0	0	0	0	0																	
Bill Stoneman, R (3, 1) OBP: 0.200, SLG: 0.050										0	0	0	0	0	0	0																	
Boots Day, L (6, PH) OBP: 0.344, SLG: 0.369										1	0	0	0	0	0	0																	
Mike Marshall, R (6, 1) OBP: 0.281, SLG: 0.233										1	0	0	0	0	0	0																	
Inning Stats	R: 4 E: 0 K: 1 S: 7	H: 2 LOB: 2 BB: 4 P: 23	R: 1 E: 2 K: 1 S: 7	H: 1 LOB: 2 BB: 1 P: 11	R: 0 E: 0 K: 0 S: 3	H: 0 LOB: 0 BB: 0 P: 3	R: 0 E: 0 K: 1 S: 5	H: 0 LOB: 1 BB: 1 P: 9	R: 0 E: 0 K: 0 S: 3	H: 0 LOB: 0 BB: 0 P: 3	R: 0 E: 0 K: 0 S: 5	H: 2 LOB: 2 BB: 0 P: 5	R: 2 E: 0 K: 0 S: 5	H: 2 LOB: 0 BB: 0 P: 5	R: 0 E: 0 K: 1 S: 5	H: 0 LOB: 0 BB: 0 P: 5	R: 1 E: 0 K: 1 S: 6	H: 2 LOB: 0 BB: 0 P: 6	1B: 7 2B: 1 3B: 0 HR: 1	SF: 1 SAC: 0 DP: 0 HBP: 0	WP: 1 PB: 1 SB: 1 CS: 1	PA: 42											
PITCHER	IP WLS BF H R ER SO BB IBB HBP BLK WP HR S P ERA WHIP																																
Tom Seaver, R (1, 1) ERA: 2.0	2.0	15	3	5	4	2	3	2	0	0	0	0	0	14	34	18.00	3.000																
Ray Sadecki, L (3, 1) ERA: 3.39	2.0	7	0	0	0	1	1	0	0	0	0	1	0	8	12	0.00	0.500																
Harry Parker, R (5, 1) ERA: 3.35	3.0	L	13	4	2	2	0	0	0	0	0	0	1	13	13	6.00	1.333																
Bob Miller, R (8, 1) ERA: 3.67	1.0	3	0	0	0	1	0	0	0	0	0	0	0	5	5	0.00	0.000																
Tug McCraw, L (9, 1) ERA: 3.97	1.0	4	2	1	1	1	0	0	0	0	0	0	0	6	6	9.00	2.000																
Batter	1	2	3	4	5	6	7	8	9	AB	R	H	RBI	BB	SO	LOB	BOTTOM																
Wayne Garrett, L (1, 5) OBP: 0.342, SLG: 0.398	0-0 E4 FC6	0-0 1-H 2-H HR		0-3 K		0-0 SH3-4		0-0 1-3		4	1	1	3	0	1	3																	
Felix Milan, R (1, 4) OBP: 0.331, SLG: 0.352	0-0 FC6 1-2	0-0 F9				0-0 6-3				4	1	0	0	0	1	2																	
Rusty Staub, L (1, 9) OBP: 0.356, SLG: 0.415	0-0 FC2-6 1-2			0-0 F9		0-0 1-3		0-0 4-3		5	0	1	0	0	0	3																	
Cleon Jones, R (1, 7) OBP: 0.312, SLG: 0.381	0-0 6-3			0-3 K		0-0 1B 1B BB		0-0 1-3		4	0	0	0	1	1	2																	
John Milner, L (1, 3) OBP: 0.329, SLG: 0.438		4-0 BB 1B BB		0-3 K		0-0 F8		0-0 F5		4	1	0	0	1	2	3																	
Jerry Grote, R (1, 2) OBP: 0.288, SLG: 0.319		0-0 F9		0-0 SH2-4 1B		0-0 1B 1-2 2-H		0-0 4-3		4	0	2	1	0	0	1																	
Don Hahn, R (1, 8) OBP: 0.290, SLG: 0.296		0-3 K		0-0 SH2-4		0-0 FC4-6 1B		0-0 P4		3	0	1	0	0	1	1																	
Bud Harrelson, S (1, 6) OBP: 0.354, SLG: 0.311		4-0 1B HR BB		4-0 BB		4-0 FC4-6 1-2				2	1	1	0	2	0	3																	
Tom Seaver, R (1, 1) ERA: 2.16, SLG: 0.233	2.0	11	2	4	4	1	2	0	0	0	0	0	0	0	0	0																	
Lute Starnes, R (2, PH) ERA: 4.52	3.0	15	3	1	1	3	2	0	1	0	0	0	18	27	3.00	1.667																	
Ray Sadecki, L (3, 1) ERA: 6.87	4.0	W	15	3	0	0	0	0	0	0	0	0	21	21	0.00	0.750																	
Ed Kranenbush, R (4, PH) ERA: 6.87																																	
Harry Parker, R (5, 1) ERA: 6.87																																	
Bob Miller, R (8, 1) ERA: 6.87																																	
Ken Boswell, L (9, PH) ERA: 6.87																																	
Tug McCraw, R (9, 1) ERA: 6.87																																	
Inning Stats	R: 0 E: 1 K: 0 S: 4	H: 0 LOB: 1 BB: 0 P: 4	R: 4 E: 0 K: 1 S: 7	H: 2 LOB: 0 BB: 2 P: 15	R: 0 E: 0 K: 2 S: 7	H: 0 LOB: 0 BB: 0 P: 7	R: 0 E: 0 K: 1 S: 6	H: 1 LOB: 2 BB: 1 P: 10	R: 1 E: 0 K: 0 S: 5	H: 2 LOB: 3 BB: 1 P: 10	R: 0 E: 0 K: 0 S: 4	H: 1 LOB: 1 BB: 0 P: 4	R: 0 E: 0 K: 0 S: 3	H: 0 LOB: 0 BB: 0 P: 3	R: 0 E: 0 K: 1 S: 6	H: 1 LOB: 1 BB: 0 P: 6	R: 0 E: 0 K: 2 S: 8	H: 1 LOB: 1 BB: 0 P: 8	1B: 6 2B: 1 3B: 0 HR: 1	SF: 0 SAC: 2 DP: 0 HBP: 1	WP: 0 PB: 0 SB: 0 CS: 0	PA: 41											
PITCHER	IP WLS BF H R ER SO BB IBB HBP BLK WP HR S P ERA WHIP																																
Balor Moore, L (1, 1) ERA: 4.52	2.0	15	3	1	1	3	2	0	1	0	0	0	18	27	3.00	1.667																	
Bill Stoneman, R (3, 1) ERA: 6.87	3.0	15	3	1	1	3	2	0	1	0	0	0	18	27	3.00	1.667																	
Mike Marshall, R (6, 1) ERA: 2.79	4.0	W	15	3	0	0	0	0	0	0	0	0	21	21	0.00	0.750																	

Montreal Expos @ New York Mets
Shea Stadium, Flushing, NY
Wed Sep 26 1973, 7:05 PM EDT
Att: 30,953 - Unknown


AB	35
R	8
H	9
RBI	8
BB	6
SO	5
LOB	16




Montreal Expos @ New York Mets
Shea Stadium, Flushing, NY
Wed Sep 26 1973, 7:05 PM EDT
Att: 30,953 - Unknown

AB	34
R	5
H	8
RBI	5
BB	4
SO	7
LOB	21



Batter	1	2	3	4	5	6	7	8	9	AB	R	H	RBI	BB	SO	LOB	TOP				
Felipe Alou, R OBP: 0.254, SLG: 0.317 (1, 7)	0-0 6-3		0-0 P3		0-0 P6		0-0 F7		0-0 5-3	5	0	0	0	0	0	2	Montreal Expos @ Pittsburgh Pirates Three Rivers Stadium, Pittsburgh, PA Sun Sep 30 1973, 3:33 AM EDT Att: 33,376 - Unknown 				
Ron Woods, R OBP: 0.344, SLG: 0.311 (1, 8)	0-0 4-3		0-0 1-3		0-0 F3		0-0 L8		0-0 F7	5	0	0	0	0	0	2					
Bob Bailey, R OBP: 0.379, SLG: 0.489 (1, 5)	4-0 2B BB		0-0 5-3		0-0 6-3				0-0 F8	3	0	0	0	1	0	1					
Hal Breedren, R OBP: 0.353, SLG: 0.535 (1, 3)	0-0 1-3 2B			0-0 6-3		0-0 L6		0-0 2B 1B		4	1	2	0	0	0	0					
Ken Singleton, S OBP: 0.425, SLG: 0.479 (1, 9)	4-0 IBB			0-0 1B SF9 1B		0-0 F7		0-0 1B FC1-2 2B		3	1	2	0	1	0	0					
John Boccabella, R OBP: 0.279, SLG: 0.318 (1, 2)	0-3 K			0-0 1B SF9 1-3 1B		0-0 1B		0-0 FC1-2 1B		4	0	3	1	0	1	3					
Tim Foli, R OBP: 0.284, SLG: 0.277 (1, 6)		0-0 5-3		0-0 SF9 1-2 3-H		0-0 1-3		0-0 FC1-2 1-2 3-H		3	0	0	1	0	0	3					
Pepe Frias, R OBP: 0.266, SLG: 0.284 (7, PH)		0-0 4-3		0-0 F7				0-0 K		2	0	0	0	0	0	1					
Barry Foote, R OBP: 0.697, SLG: 1.000 (7, PH)										1	0	1	0	0	0	0					
Larry Lintz, S OBP: 0.351, SLG: 0.259 (7, 4)										1	0	0	0	0	1	2					
Eric Mackay, R Steve Rennie, S Mike Marshall, R Jose Morales, R Craig Caskey, S John Montague, R Clyde Maxvill, R Bill Stoneman, R Steve Renko, R Jackie Hernandez, R John Montague, R John Rooker, R		0-0 P4			0-0 1B		0-0 K		0-0 F8	1	0	0	0	0	0	0					
Inning Stats	R: 0 E: 0 K: 1 S: 6	H: 1 LOB: 3 BB: 2 P: 14	R: 0 E: 0 K: 0 S: 3	H: 0 LOB: 0 BB: 0 P: 3	R: 0 E: 0 K: 0 S: 3	H: 0 LOB: 0 BB: 0 P: 3	R: 1 E: 0 K: 0 S: 5	H: 2 LOB: 1 BB: 0 P: 5	R: 0 E: 0 K: 0 S: 4	H: 1 LOB: 1 BB: 0 P: 4	R: 0 E: 0 K: 0 S: 4	H: 1 LOB: 1 BB: 0 P: 4	R: 0 E: 0 K: 1 S: 6	H: 1 LOB: 2 BB: 0 P: 6	R: 1 E: 0 K: 0 S: 3	H: 3 LOB: 2 BB: 0 P: 8	R: 0 E: 0 K: 0 S: 3	H: 0 LOB: 0 BB: 0 P: 3	1B: 7 2B: 2 3B: 0 HR: 0	SF: 1 SAC: 0 DP: 0 HBP: 0	WP: 0 PA: 38 CS: 0
PITCHER Jim Rooker, L ERA: 2.85 (1, 1)	IP: 9.0 WLS: W BF: 38 H: 9 R: 2 ER: 2 SO: 3 BB: 1 IBB: 1 HBP: 0 BLK: 0 WP: 0 HR: 0 S: 42 P: 50 ERA: 2.00 WHIP: 1.111															PITCHER Bill Stoneman, R ERA: 6.8 (7, 1)	IP: 1.0 WLS: L BF: 4 H: 1 R: 0 ER: 0 SO: 0 BB: 0 IBB: 0 HBP: 0 BLK: 0 WP: 0 HR: 0 S: 4 P: 4 ERA: 0.00 WHIP: 1.000				

Batter	1	2	3	4	5	6	7	8	9	AB	R	H	RBI	BB	SO	LOB	BOTTOM		
Dave Cash, R OBP: 0.328, SLG: 0.343 (1, 4)	0-0 6-3		0-3 K	0-0 1B	0-0 4-3		0-0 FC5-4 1B			5	0	2	1	0	1	2	Montreal Expos @ Pittsburgh Pirates Three Rivers Stadium, Pittsburgh, PA Sun Sep 30 1973, 3:33 AM EDT Att: 33,376 - Unknown 		
Gene Clines, R OBP: 0.328, SLG: 0.332 (1, 8)	0-3 K			0-0 L6 2B		0-0 FC5-4 1B		0-0 FC5-4 1-2		3	2	0	0	0	1	2			
Dave Augustine, R OBP: 0.286, SLG: 0.429 (7, PH)										1	0	0	0	0	0	1			
Al Oliver, L OBP: 0.315, SLG: 0.462 (1, 3)	0-0 1-3			0-0 1B 2B F7		0-0 F9 1-2		0-0 G3-6 1B		5	1	2	1	0	0	3			
Willie Stargell, L OBP: 0.395, SLG: 0.651 (1, 7)		0-0 F8		0-3 K SH5-3 1B	0-0 E1 SH5-3 1B	0-0 1B IBB		0-0 G3-6 1-2		4	1	0	0	1	1	2			
Richie Hebner, L OBP: 0.347, SLG: 0.480 (1, 5)		0-0 4-3		0-0 BB 1B IBB	0-0 SH5-3	0-0 F6		0-0 FC5-4 BB		2	1	0	0	2	0	2			
Richie Zisk, R OBP: 0.366, SLG: 0.520 (1, 9)		0-0 F8		0-0 1B 1B	0-0 1B 1B	0-0 1B 1B	0-0 1B 1-2 2-H	0-0 FC5-4 1-2		5	2	3	3	0	0	1			
Manny Sanguillen, R OBP: 0.302, SLG: 0.412 (1, 2)			0-0 1-3	0-0 1B 1B BB	0-0 1B 1B	0-0 K				3	2	1	0	1	1	2			
Dal Maxvill, R OBP: 0.263, SLG: 0.235 (1, 6)										1	0	0	0	0	0	0			
Dave Parker, L OBP: 0.308, SLG: 0.453 (4, PH)										1	1	1	2	0	0	0			
Jackie Hernandez, R OBP: 0.266, SLG: 0.315 (5, 6)				0-0 1B 1B	0-0 K			0-0 5-3		2	0	0	0	0	1	2			
Jim Rooker, R OBP: 0.288, SLG: 0.245 (1, 1)				0-0 1B 1B HBP	0-0 1B 1B	0-0 1B		0-0 P2		3	0	2	3	0	0	0			
Inning Stats	R: 0 E: 0 K: 1 S: 5	H: 0 LOB: 0 BB: 0 P: 5	R: 0 E: 0 K: 0 S: 3	H: 0 LOB: 0 BB: 0 P: 3	R: 0 E: 0 K: 1 S: 5	H: 0 LOB: 1 BB: 0 P: 6	R: 6 E: 1 K: 1 S: 11	H: 5 LOB: 2 BB: 2 P: 19	R: 3 E: 1 K: 1 S: 9	H: 3 LOB: 1 BB: 0 P: 9	R: 1 E: 0 K: 1 S: 6	H: 1 LOB: 2 BB: 1 P: 11	R: 0 E: 0 K: 0 S: 4	H: 1 LOB: 1 BB: 0 P: 4	R: 0 E: 0 K: 0 S: 3	H: 1 LOB: 1 BB: 1 P: 7	1B: 10 2B: 1 3B: 0 HR: 0	SF: 0 SAC: 1 DP: 1 HBP: 2	WP: 1 PA: 42 CS: 0
PITCHER Ernie McAnally, R ERA: 4.04 (1, 1)	IP: 3.1 WLS: L BF: 17 H: 3 R: 6 ER: 5 SO: 3 BB: 1 IBB: 1 HBP: 0 BLK: 0 WP: 0 HR: 0 S: 20 P: 29 ERA: 13.50 WHIP: 1.200															PITCHER Bill Stoneman, R ERA: 6.8 (7, 1)	IP: 1.0 WLS: L BF: 4 H: 1 R: 0 ER: 0 SO: 0 BB: 0 IBB: 0 HBP: 0 BLK: 0 WP: 0 HR: 0 S: 4 P: 4 ERA: 0.00 WHIP: 1.000		
Steve Renko, R ERA: 2.61 (4, 1)	0.0	2	2	0	0	0	0	0	0	0	0	2	2						
Mike Marshall, R ERA: 2.66 (4, 1)	0.2	2	0	0	0	0	0	0	0	0	0	2	2						
Craig Caskey, L ERA: 5.65 (5, 1)	0.1	3	1	2	1	0	0	0	0	0	0	3	3						
John Montague, R ERA: 3.52 (5, 1)	1.2	10	3	2	1	2	0	1	1	0	1	0	12	17					